

Cleveland Indians - 1988

Batter	1	2	3	4	5	6	7	8	9	AB	R	H	RBI	BB	SO	LOB	TOP										
Julio Franco, R (1,4) OBP: 0.250, SLG: 1.000	3-1 HR		1-0 6-3			2-3 K		0-1 5-3		4	1	1	1	0	1	0	Cleveland Indians @ Texas Rangers Arlington Stadium, Arlington, TX Mon Apr 04 1988, 8:05 PM EDT Att: 37,613 - Unknown - 84 F										
Willie Upshaw, L (1,3) OBP: 0.500, SLG: 1.333	0-1 F8		2-3 K			1-2 HR		4-0 BB		3	1	1	1	1	1	0											
Pat Tabler, R (1,10)	0-3 K			1-1 F9		1-2 F9		2-1 6-3		4	0	0	0	0	1	1											
Joe Carter, R (1,8) OBP: 0.750, SLG: 0.500	1-1 1B			0-1 6-3		1-0 HBP			4-1 CS BB	2	0	1	0	1	0	0											
Mel Hall, L (1,7) Carmen Castillo, R (9,PH)	0-1 5-3			0-0 F7		0-0 PO	1-0 F9		1 SAFE 0-3 K	3	0	0	0	0	0	1											
Brook Jacoby, R (1,5)		0-0 F9			3-1 3-1		1-1 F9		2-3 K	4	0	0	0	0	1	0											
Cory Snyder, R (1,9) OBP: 0.333, SLG: 1.333		1-0 F9			0-0 5-3		2-2 HR			3	1	1	1	0	0	0											
Jay Bell, R (1,6) OBP: 0.667, SLG: 0.500		3-3 K			4-1 BB		3-1 CS 1B			2	0	1	0	1	1	0											
Andy Allanson, R (1,2)			1-2 L8		2-2 L7		0-2 CS	0-1 F6		3	0	0	0	0	0	1											
Inning Stats	R: 1 E: 0 K: 1 S: 11	H: 2 LOB: 1 BB: 0 P: 15	R: 0 E: 0 K: 1 S: 5	H: 0 LOB: 0 BB: 0 P: 9	R: 0 E: 0 K: 1 S: 9	H: 0 LOB: 0 BB: 0 P: 13	R: 0 E: 0 K: 0 S: 5	H: 0 LOB: 0 BB: 0 P: 6	R: 0 E: 0 K: 0 S: 7	H: 0 LOB: 1 BB: 1 P: 16	R: 1 E: 0 K: 1 S: 9	H: 1 LOB: 0 BB: 0 P: 14	R: 1 E: 0 K: 0 S: 11	H: 2 LOB: 0 BB: 0 P: 18	R: 0 E: 0 K: 0 S: 6	H: 0 LOB: 1 BB: 1 P: 12	R: 0 E: 0 K: 2 S: 8	H: 0 LOB: 0 BB: 1 P: 14	1B: 2 2B: 0 3B: 0 HR: 3	SF: 0 SAC: 0 DP: 0 HBP: 1	WP: 0 PB: 0 SB: 0 CS: 2	PA: 35					
PITCHER	IP	WLS	BF	H	R	ER	SO	BB	IBB	HBP	BLK	WP	HR	S	P	ERA	WHIP										
Charlie Hough, R (1,1) ERA: 3.38	8.0	W	31	5	3	3	4	3	0	1	0	0	3	64	108	3.38	1.000										
Mitch Williams, L (9,1) ERA:	1.0	S	2	0	0	0	2	0	0	0	0	0	0	7	9	0.00	0.000										

AB	29
R	3
H	5
RBI	3
BB	3
SO	6
LOB	4



Batter	1	2	3	4	5	6	7	8	9	AB	R	H	RBI	BB	SO	LOB	BOTTOM										
Oddibe McDowell, L (1,8) OBP: 0.750, SLG: 0.750	0-1 L4		1-0 S 1B		3-1 CS	0-0 BLK 1B	0-2 E2 FC5-4 1B			4	0	3	0	0	0	0	Cleveland Indians @ Texas Rangers Arlington Stadium, Arlington, TX Mon Apr 04 1988, 8:05 PM EDT Att: 37,613 - Unknown - 84 F										
Scott Fletcher, R (1,6)	1-2 F7		3-2 4-3 1-2			1-3 K	1-1 FC5-4 1B			4	0	0	0	0	1	3											
Ruben Sierra, S (1,9)	0-0 4-3			2-1 1-3		3-2 3-1	4-0 FC4 IBB			3	0	0	0	1	0	1											
Larry Parrish, R (1,10)		2-1 L7		1-0 L7		2-2 BB HBP	1-1 FC4			3	0	0	0	0	0	2											
Pete O'Brien, L (1,3) OBP: 1.000, SLG: 3.000		3-2 HR		0-1 1B		4-2 1-2 BB		3-2 HR		3	2	3	2	1	0	0											
Pete Incaviglia, R (1,7) Cecil Espy, S (9,7)		1-3 K		0-0 5-3		1-3 K		2-3 K		4	0	0	0	0	3	4											
Geno Petralli, L (1,2) OBP: 0.250, SLG: 0.250		3-1 1B			0-1 G3		0-3 K	0-0 1-3		4	0	1	0	0	1	0											
Steve Buechele, R (1,5) OBP: 0.750, SLG: 0.667			0-0 S4-6-3 1B		2-1 6-3		4-2 1B BB E BB	2-2 1B		3	1	2	0	1	0	0											
Jerry Browne, S (1,4) OBP: 0.500, SLG: 0.333			1-1 G4-6-3 1B		2-1 CS 1B		4-2 E BB	1-2 G1		3	1	1	0	1	0	2											
Inning Stats	R: 0 E: 0 K: 0 S: 6	H: 0 LOB: 0 BB: 0 P: 7	R: 1 E: 0 K: 1 S: 10	H: 2 LOB: 1 BB: 0 P: 19	R: 0 E: 0 K: 0 S: 8	H: 2 LOB: 1 BB: 0 P: 12	R: 0 E: 0 K: 0 S: 6	H: 1 LOB: 1 BB: 0 P: 9	R: 0 E: 0 K: 0 S: 7	H: 1 LOB: 0 BB: 0 P: 14	R: 0 E: 0 K: 2 S: 14	H: 1 LOB: 3 BB: 1 P: 25	R: 2 E: 2 K: 1 S: 14	H: 1 LOB: 2 BB: 3 P: 28	R: 1 E: 0 K: 1 S: 14	H: 2 LOB: 1 BB: 0 P: 22	R: 1 E: 0 K: 1 S: 14	H: 2 LOB: 1 BB: 0 P: 22	1B: 8 2B: 0 3B: 0 HR: 2	SF: 0 SAC: 0 DP: 1 HBP: 1	WP: 0 PB: 0 SB: 1 CS: 1	PA: 37					
PITCHER	IP	WLS	BF	H	R	ER	SO	BB	IBB	HBP	BLK	WP	HR	S	P	ERA	WHIP										
Tom Candiotti, R (1,1) ERA: 1.42	6.1	L	28	8	3	1	4	3	0	1	1	0	1	61	104	1.42	1.737										
Chris Codiroli, R (7,1) ERA: 5.4	1.2	L	8	2	1	1	1	0	1	0	0	0	1	18	32	5.40	1.200										

AB	31
R	4
H	10
RBI	2
BB	4
SO	5
LOB	12



Batter	1	2	3	4	5	6	7	8	9	AB	R	H	RBI	BB	SO	LOB	TOP								
Julio Franco, R OBP: 0.222, SLG: 0.556 (1, 4)	F8		5-3		L8		SF7 1B		6-3	5	1	1	0	0	0	2									
Willie Upshaw, L OBP: 0.444, SLG: 0.750 (1, 3)	F7		F3		F S 2B		1-3		1B	5	1	2	0	0	0	3									
Pat Tabler, R OBP: 0.444, SLG: 0.286 (1, 10)	4-3				2B BB				FC6-4 1B	3	0	2	1	2	0	0									
Joe Carter, R OBP: 0.444, SLG: 0.500 (1, 8)		K			F7		SF7		FC6-4 1B	4	0	1	2	0	1	2									
Mel Hall, L (1, 7)		F7			F2		F8			4	0	0	0	0	0	3									
Brook Jacoby, R OBP: 0.125, SLG: 0.500 (1, 5)		K			HR		F8		L6	4	1	1	1	0	1	0									
Cory Snyder, R OBP: 0.429, SLG: 1.000 (1, 9)					BB 1B		K		F8	4	1	2	0	0	1	0									
Jay Bell, R OBP: 0.571, SLG: 0.250 (1, 6)					E 1B BB		5-3		F8	2	1	0	0	2	0	1									
Andy Allanson, R OBP: 0.143, SLG: 0.143 (1, 2)					E8 1B 1B		6-3		F7	4	0	1	1	0	1	1									
Inning Stats	R: 0 E: 0 K: 0 S: 6	H: 0 LOB: 0 BB: 0 P: 9	R: 0 E: 0 K: 2 S: 8	H: 0 LOB: 0 BB: 0 P: 10	R: 2 E: 1 K: 0 S: 8	H: 3 LOB: 2 BB: 1 P: 15	R: 1 E: 0 K: 0 S: 10	H: 2 LOB: 1 BB: 0 P: 17	R: 1 E: 0 K: 0 S: 17	H: 2 LOB: 2 BB: 1 P: 27	R: 0 E: 0 K: 2 S: 9	H: 0 LOB: 1 BB: 1 P: 18	R: 1 E: 0 K: 0 S: 10	H: 1 LOB: 1 BB: 1 P: 16	R: 0 E: 0 K: 0 S: 5	H: 0 LOB: 0 BB: 0 P: 7	R: 0 E: 0 K: 0 S: 12	H: 2 LOB: 2 BB: 0 P: 18	1B: 7 2B: 2 3B: 0 HR: 1	SF: 1 SAC: 0 DP: 0 HBP: 0	WP: 0 PB: 0 SB: 4 CS: 0	PA: 40			
PITCHER	IP	WLS	BF	H	R	ER	SO	BB	IBB	HBP	BLK	WP	HR	S	P	ERA	WHIP								
Bobby Witt, R ERA: 5.68 (1, 1)	6.1	L	30	8	5	4	4	4	0	0	0	0	1	61	103	5.68	1.895								
Jeff Russell, R ERA (7, 1)	1.2		5	0	0	0	0	0	0	0	0	0	0	12	16	0.00	0.000								
Jose Cecena, R ERA (9, 1)	1.0		5	2	0	0	0	0	0	0	0	0	0	12	18	0.00	2.000								

Cleveland Indians @ Texas Rangers
Arlington Stadium, Arlington, TX
Wed Apr 06 1988, 4:33 AM EDT
Att: 13,003 - Unknown - 75 F


AB 35
R 5
H 10
RBI 5
BB 4
SO 4
LOB 12



Batter	1	2	3	4	5	6	7	8	9	AB	R	H	RBI	BB	SO	LOB	BOTTOM								
Oddibe McDowell, L OBP: 0.500, SLG: 0.875 (1, 8)	4-3			HR	G3			K		4	1	1	1	0	1	2									
Scott Fletcher, R OBP: 0.250, SLG: 0.250 (1, 6)	E5			1B			1B	F4		4	0	2	0	0	0	0									
Ruben Sierra, S (1, 9)	6-3			F8			F7	F9		4	0	0	0	0	0	2									
Larry Parrish, R (1, 10)		K		F9			F7		K	4	0	0	0	0	2	2									
Pete O'Brien, L OBP: 0.875, SLG: 1.857 (1, 3)		CS 1B		F9			1B		2B	4	0	3	0	0	0	1									
Pete Incaviglia, R (1, 7)	F4			F3			K		F7	4	0	0	0	0	1	4									
Mike Stanley, R (1, 2)				K			K		K	4	0	0	0	0	3	1									
Steve Buechele, R OBP: 0.571, SLG: 0.400 (1, 5)				F4			1B BB		6-3	2	0	0	0	1	0	0									
Jerry Browne, S OBP: 0.429, SLG: 0.333 (1, 4)				L9			1B		K	3	0	1	0	0	1	0									
Inning Stats	R: 0 E: 1 K: 0 S: 4	H: 0 LOB: 0 BB: 0 P: 5	R: 0 E: 0 K: 1 S: 11	H: 1 LOB: 0 BB: 0 P: 17	R: 0 E: 0 K: 1 S: 7	H: 0 LOB: 0 BB: 0 P: 8	R: 1 E: 0 K: 0 S: 14	H: 2 LOB: 1 BB: 0 P: 21	R: 0 E: 0 K: 1 S: 15	H: 1 LOB: 2 BB: 1 P: 24	R: 0 E: 0 K: 1 S: 10	H: 2 LOB: 2 BB: 0 P: 16	R: 0 E: 0 K: 1 S: 6	H: 0 LOB: 0 BB: 0 P: 9	R: 0 E: 0 K: 1 S: 7	H: 0 LOB: 0 BB: 0 P: 11	R: 0 E: 0 K: 2 S: 8	H: 1 LOB: 1 BB: 0 P: 14	1B: 5 2B: 1 3B: 0 HR: 1	SF: 0 SAC: 0 DP: 0 HBP: 0	WP: 0 PB: 0 SB: 0 CS: 1	PA: 34			
PITCHER	IP	WLS	BF	H	R	ER	SO	BB	IBB	HBP	BLK	WP	HR	S	P	ERA	WHIP								
Greg Swindell, L ERA: 1.0 (1, 1)	9.0	W	34	7	1	1	8	1	0	0	0	0	1	82	125	1.00	0.889								

Cleveland Indians @ Texas Rangers
Arlington Stadium, Arlington, TX
Wed Apr 06 1988, 4:33 AM EDT
Att: 13,003 - Unknown - 75 F

AB 33
R 1
H 7
RBI 1
BB 1
SO 8
LOB 12



Batter	1	2	3	4	5	6	7	8	9	AB	R	H	RBI	BB	SO	LOB	TOP									
Julio Franco, R OBP: 0.231, SLG: 0.462										4	0	1	0	0	2	2	Cleveland Indians @ Texas Rangers Arlington Stadium, Arlington, TX Thu Apr 07 1988, 8:05 PM EDT Att: 12,251 - Unknown - 80 F									
Willie Ujshaw, L OBP: 0.308, SLG: 0.500										4	0	0	0	0	1	1										
Pat Tabler, R OBP: 0.308, SLG: 0.182										4	0	0	0	0	2	1										
Joe Carter, R OBP: 0.385, SLG: 0.333										3	1	0	0	1	2	0										
Mel Hall, L OBP: 0.091, SLG: 0.091										4	0	1	1	0	2	2										
Brook Jacoby, R OBP: 0.333, SLG: 0.667										4	2	3	0	0	0	1										
Cory Snyder, R OBP: 0.364, SLG: 1.000										4	1	1	2	0	1	2										
Jay Bell, R OBP: 0.455, SLG: 0.143										3	0	0	0	1	1	2										
Andy Allanson, R OBP: 0.182, SLG: 0.182										4	0	1	1	0	1	1										
Inning Stats	R: 0 H: 1 E: 0 K: 2 S: 10	H: 1 LOB: 2 BB: 1 P: 19	R: 1 H: 2 E: 0 K: 2 S: 10	H: 1 LOB: 1 BB: 0 P: 15	R: 0 H: 0 E: 0 K: 2 S: 7	H: 0 LOB: 0 BB: 0 P: 10	R: 0 H: 1 E: 0 K: 0 S: 7	H: 1 LOB: 1 BB: 0 P: 12	R: 0 H: 0 E: 0 K: 2 S: 10	H: 0 LOB: 0 BB: 0 P: 16	R: 0 H: 0 E: 0 K: 2 S: 9	H: 0 LOB: 0 BB: 0 P: 14	R: 2 H: 2 E: 0 K: 0 S: 10	H: 2 LOB: 0 BB: 1 P: 17	R: 1 H: 1 E: 0 K: 1 S: 12	H: 1 LOB: 1 BB: 0 P: 16	R: 0 H: 0 E: 0 K: 1 S: 7	H: 0 LOB: 0 BB: 0 P: 14	1B: 5 2B: 1 3B: 0 HR: 1	SF: 0 SAC: 0 DP: 1 HBP: 0	WP: 1 PB: 0 SB: 3 CS: 0	PA: 36				
PITCHER Jose Guzman, R ERA: 4.0	IP: 9.0 WLS: L BF: 36 H: 7 R: 4 ER: 4 SO: 12 BB: 2 IBB: 0 HBP: 0 BLK: 1 WP: 1 HR: 1 S: 82 P: 133 ERA: 4.00 WHIP: 1.000																									

AB	34
R	4
H	7
RBI	4
BB	2
SO	12
LOB	12



Batter	1	2	3	4	5	6	7	8	9	AB	R	H	RBI	BB	SO	LOB	BOTTOM								
Oddibe McDowell, L OBP: 0.333, SLG: 0.636										3	0	0	1	0	1	3	Cleveland Indians @ Texas Rangers Arlington Stadium, Arlington, TX Thu Apr 07 1988, 8:05 PM EDT Att: 12,251 - Unknown - 80 F								
Scott Fletcher, R OBP: 0.167, SLG: 0.167										4	0	0	0	0	0	5									
Ruben Sierra, S OBP: 0.167, SLG: 0.091										4	0	1	0	0	1	0									
Larry Parrish, R OBP: 0.167, SLG: 0.091										4	0	1	0	0	1	1									
Pete O'Brien, L OBP: 0.750, SLG: 1.364										4	0	2	0	0	1	1									
Pete Incaviglia, R OBP: 0.167, SLG: 0.167										4	0	0	0	0	2	3									
Mike Stanley, R OBP: 0.143, SLG: 0.143										3	1	1	0	0	1	1									
Geno Petralli, L OBP: 0.200, SLG: 0.200										1	0	0	0	0	0	0									
Steve Buechele, R OBP: 0.636, SLG: 0.556										4	0	3	0	0	1	0									
Jerry Browne, S OBP: 0.455, SLG: 0.333										3	0	1	0	1	1	1									
Inning Stats	R: 0 H: 0 E: 0 K: 0 S: 7	H: 0 LOB: 0 BB: 0 P: 12	R: 0 H: 1 E: 0 K: 2 S: 12	H: 1 LOB: 1 BB: 0 P: 20	R: 0 H: 1 E: 0 K: 0 S: 10	H: 1 LOB: 1 BB: 0 P: 14	R: 0 H: 0 E: 0 K: 2 S: 8	H: 0 LOB: 0 BB: 0 P: 14	R: 1 H: 2 E: 0 K: 0 S: 12	H: 2 LOB: 2 BB: 1 P: 22	R: 0 H: 2 E: 0 K: 1 S: 11	H: 2 LOB: 1 BB: 0 P: 17	R: 0 H: 2 E: 0 K: 2 S: 14	H: 2 LOB: 2 BB: 0 P: 24	R: 0 H: 1 E: 0 K: 0 S: 8	H: 1 LOB: 1 BB: 0 P: 15	R: 0 H: 0 E: 0 K: 2 S: 9	H: 0 LOB: 0 BB: 0 P: 11	1B: 9 2B: 0 3B: 0 HR: 0	SF: 1 SAC: 0 DP: 1 HBP: 0	WP: 0 PB: 0 SB: 0 CS: 0	PA: 36			
PITCHER John Farrell, R ERA: 1.5	IP: 6.0 WLS: W BF: 24 H: 6 R: 1 ER: 1 SO: 5 BB: 1 IBB: 0 HBP: 0 BLK: 0 WP: 0 HR: 0 S: 60 P: 99 ERA: 1.50 WHIP: 1.167																								
Chris Codiroli, R ERA: 1.93	IP: 3.0 WLS: S BF: 12 H: 3 R: 0 ER: 0 SO: 4 BB: 0 IBB: 0 HBP: 0 BLK: 0 WP: 0 HR: 0 S: 31 P: 50 ERA: 0.00 WHIP: 1.000																								



Batter	1	2	3	4	5	6	7	8	9	AB	R	H	RBI	BB	SO	LOB	TOP					
Jeff Stone, L (1,7)										3	0	0	0	1	0	1						
Billy Ripken, R (1,4)										4	0	0	0	0	1	1						
Cal Ripken Jr., R (1,6)										3	0	0	0	1	1	1						
Eddie Murray, S (1,3)										4	0	1	0	0	0	3						
Fred Lynn, L (1,8)										4	0	0	0	0	2	1						
Larry Sheets, L (1,10)										2	0	1	0	1	0	1						
Rick Schu, R (1,5)										3	0	0	0	0	0	2						
Terry Kennedy, L (1,2)										3	0	0	0	0	0	2						
Joe Orsulak, L (1,9)										3	0	1	0	0	0	0						
Inning Stats	R: 0 E: 0 K: 1 S: 10	H: 0 LOB: 1 BB: 2 P: 20	R: 0 E: 0 K: 0 S: 6	H: 0 LOB: 1 BB: 1 P: 14	R: 0 E: 0 K: 0 S: 8	H: 0 LOB: 0 BB: 0 P: 14	R: 0 E: 1 K: 1 S: 9	H: 1 LOB: 1 BB: 0 P: 12	R: 0 E: 0 K: 0 S: 7	H: 0 LOB: 0 BB: 0 P: 11	R: 0 E: 1 K: 0 S: 9	H: 0 LOB: 1 BB: 0 P: 14	R: 0 E: 0 K: 0 S: 5	H: 1 LOB: 1 BB: 0 P: 10	R: 0 E: 0 K: 0 S: 7	H: 1 LOB: 0 BB: 0 P: 7	R: 0 E: 0 K: 2 S: 8	H: 0 LOB: 0 BB: 0 P: 11	1B: 3 2B: 0 3B: 0 HR: 0	SF: 0 SAC: 0 DP: 2 HBP: 0	WP: 0 PB: 0 SB: 3 CS: 0	PA: 32
PITCHER Scott Bailes, L (1,1) ERA:	IP: 9.0 WLS: W BF: 32 H: 3 R: 0 ER: 0 SO: 4 BB: 3 IBB: 0 HBP: 0 BLK: 1 WP: 0 HR: 0 S: 69 P: 113 ERA: 0.00 WHIP: 0.667																					

Baltimore Orioles @ Cleveland Indians
Cleveland Municipal Stadium, Cleveland, OH

Fri Apr 08 1988, 7:05 PM EDT
Att: 53,738 - Unknown - 45 F

AB 29
R 0
H 3
RBI 0
BB 3
SO 4
LOB 12



Batter	1	2	3	4	5	6	7	8	9	AB	R	H	RBI	BB	SO	LOB	BOTTOM			
Julio Franco, R (1,4)										4	0	2	2	0	0	0				
Willie Upshaw, L (1,3)										3	0	0	0	1	1	1				
Pat Tabler, R (1,10)										4	0	1	0	0	0	0				
Joe Carter, R (1,8)										4	0	0	0	0	1	2				
Brook Jacoby, R (1,5)										4	0	2	0	0	0	2				
Cory Snyder, R (1,9)										4	1	2	0	0	0	3				
Mel Hall, L (1,7)										2	1	0	0	1	1	2				
Jay Bell, R (1,6)										2	1	0	0	1	0	2				
Andy Allanson, R (1,2)										2	0	1	1	1	0	0				
Inning Stats	R: 0 E: 0 K: 0 S: 3	H: 2 LOB: 2 BB: 0 P: 7	R: 0 E: 0 K: 0 S: 8	H: 2 LOB: 0 BB: 0 P: 12	R: 0 E: 0 K: 1 S: 7	H: 2 LOB: 0 BB: 0 P: 10	R: 0 E: 0 K: 0 S: 4	H: 1 LOB: 1 BB: 0 P: 6	R: 0 E: 0 K: 1 S: 6	H: 0 LOB: 0 BB: 0 P: 9	R: 0 E: 0 K: 0 S: 6	H: 0 LOB: 0 BB: 0 P: 14	R: 3 E: 0 K: 1 S: 11	H: 2 LOB: 2 BB: 3 P: 29	R: 0 E: 0 K: 0 S: 8	H: 1 LOB: 2 BB: 1 P: 16	1B: 8 2B: 0 3B: 0 HR: 0	SF: 0 SAC: 0 DP: 0 HBP: 0	WP: 0 PB: 0 SB: 1 CS: 1	PA: 33
PITCHER Mark Thurmond, L (1,1) ERA: 4.05 Doug Sisk, R (7,1) ERA:	IP: 6.2 WLS: L BF: 26 H: 6 R: 3 ER: 3 SO: 3 BB: 2 IBB: 0 HBP: 0 BLK: 0 WP: 0 HR: 0 S: 42 P: 79 ERA: 4.05 WHIP: 1.200																			

Baltimore Orioles @ Cleveland Indians
Cleveland Municipal Stadium, Cleveland, OH

Fri Apr 08 1988, 7:05 PM EDT
Att: 53,738 - Unknown - 45 F

AB 29
R 3
H 8
RBI 3
BB 4
SO 3
LOB 12



Batter	1	2	3	4	5	6	7	8	9	AB	R	H	RBI	BB	SO	LOB	TOP			
Jeff Stone, L (1, 7)	F7		G3			1-3		G4-6-3		4	0	0	0	0	0	2				
Billy Ripken, R (1, 4) OBP: 0.313, SLG: 0.267	G4-6-3 1B			5-3					F7	4	0	2	0	0	0	0				
Fred Lynn, L (1, 8) OBP: 0.071, SLG: 0.143 Carl Nichols, R (6, 2) OBP: 1.000, SLG: 1.000	G4-6-3 1-2			L8		K			1B 1B 1B	3	0	0	0	0	1	2				
Eddie Murray, S (1, 3) OBP: 0.133, SLG: 0.133 Rene Gonzales, R (7, 5) OBP: 1.000, SLG: 1.000		K		F9				L9	1B 1B 1B	3	0	0	0	0	1	0				
Cal Ripken Jr., R (1, 6) OBP: 0.250, SLG: 0.143		K			BB	5-3			1B 1B	3	0	1	0	1	1	0				
Larry Sheets, L (1, 10) OBP: 0.385, SLG: 0.273		PO 1B		F9					1B 1B	3	0	2	1	1	0	1				
Terry Kennedy, L (1, 2) OBP: 0.273, SLG: 0.273 Jim Dwyer, L (6, 9)	PO 1-2		FC5-4 1B		K	4-3			K	2	0	1	0	0	1	1				
Rick Schu, R (1, 5) OBP: 0.091, SLG: 0.273 Jim Traber, L (7, 3)			FC5-4 1-2		K			L4	L8	2	0	0	0	0	1	2				
Joe Orsulak, L (1, 9) OBP: 0.333, SLG: 0.273 (6, 8)			F7			L6		G4-6-3 BB		2	0	0	0	1	0	1				
Inning Stats	R: 0 E: 0 K: 0 S: 8	H: 1 LOB: 0 BB: 0 P: 10	R: 0 E: 0 K: 2 S: 18	H: 1 LOB: 0 BB: 0 P: 25	R: 0 E: 0 K: 0 S: 8	H: 1 LOB: 1 BB: 0 P: 10	R: 0 E: 0 K: 2 S: 10	H: 0 LOB: 1 BB: 1 P: 17	R: 0 E: 0 K: 1 S: 8	H: 1 LOB: 1 BB: 0 P: 10	R: 0 E: 0 K: 0 S: 7	H: 0 LOB: 1 BB: 1 P: 13	R: 0 E: 0 K: 0 S: 6	H: 0 LOB: 0 BB: 1 P: 12	R: 1 E: 0 K: 1 S: 16	H: 4 LOB: 3 BB: 0 P: 22	1B: 8 2B: 0 3B: 0 HR: 0	SF: 0 SAC: 0 DP: 2 HBP: 0	WP: 0 PB: 0 SB: 0 CS: 0	PA: 36
PITCHER Tom Candiotti, R (1, 1) ERA: 1.17	IP: 9.0 WLS: W BF: 35 H: 8 R: 1 ER: 1 SO: 6 BB: 3 IBB: 0 HBP: 0 BLK: 0 WP: 0 HR: 0 S: 87 P: 127 ERA: 1.00 WHIP: 1.222																			

Baltimore Orioles @ Cleveland Indians
Cleveland Municipal Stadium, Cleveland, OH

AB 32
R 1
H 8
RBI 1
BB 3
SO 6
LOB 16



WP: 0 PA: 36
PB: 0
SB: 0
CS: 0

Batter	1	2	3	4	5	6	7	8	9	AB	R	H	RBI	BB	SO	LOB	BOTTOM			
Julio Franco, R (1, 4) OBP: 0.348, SLG: 0.478	F6	BLK 1B	E 1B			L8		F9		6	2	3	1	0	0	0				
Willie Upshaw, L (1, 3) OBP: 0.435, SLG: 0.632	FC6-4 1B	E 1B 1-1H 3-H	BB 1B 1-2 2-3	F8			HR	1B BB		4	2	3	2	2	0	2				
Pat Tabler, R (1, 10) OBP: 0.391, SLG: 0.333	F8	E9 1B 1-3		F3				1B		6	0	4	2	0	0	3				
Joe Carter, R (1, 8) OBP: 0.304, SLG: 0.222	FC6-4 1-2				K2-3	K		F9		5	0	1	1	1	2	4				
Mel Hall, L (1, 7) OBP: 0.211, SLG: 0.222		BLK 1B		K		1B 2B		3-1		5	2	2	0	0	2	5				
Brook Jacoby, R (1, 5) OBP: 0.333, SLG: 0.571		L9	HR 2B		5-3	L8				5	1	1	0	0	0	5				
Cory Snyder, R (1, 9) OBP: 0.450, SLG: 1.000		BLK 1B 2B	HR	F8				E6		5	2	3	3	0	0	0				
Jay Bell, R (1, 6) OBP: 0.421, SLG: 0.154		L4	FC5-4 BB	1B 1B	5-3			F8		4	1	1	0	1	0	4				
Andy Allanson, R (1, 2) OBP: 0.316, SLG: 0.278		1B BLK 1B	FC5-4 E 1B	1B		F7		F9		5	2	2	1	0	0	1				
Inning Stats	R: 0 E: 0 K: 0 S: 8	H: 1 LOB: 1 BB: 0 P: 13	R: 5 E: 1 K: 1 S: 23	H: 7 LOB: 2 BB: 0 P: 37	R: 4 E: 1 K: 1 S: 20	H: 4 LOB: 3 BB: 3 P: 34	R: 1 E: 0 K: 0 S: 17	H: 3 LOB: 2 BB: 0 P: 23	R: 1 E: 0 K: 1 S: 12	H: 2 LOB: 1 BB: 0 P: 16	R: 1 E: 0 K: 1 S: 16	H: 2 LOB: 1 BB: 0 P: 24	R: 0 E: 0 K: 0 S: 12	H: 0 LOB: 1 BB: 0 P: 18	R: 0 E: 0 K: 0 S: 9	H: 1 LOB: 2 BB: 1 P: 21	1B: 15 2B: 3 3B: 0 HR: 2	SF: 0 SAC: 0 DP: 0 HBP: 0	WP: 0 PB: 0 SB: 0 CS: 0	PA: 49
PITCHER Mike Boddicker, R (1, 1) ERA: 11.57 Mark Williamson, R (2, 1) ERA: 54.0 Jose Bautista, R (3, 1) ERA: 7.36 Oswaldo Peraza, R (7, 1) ERA: 10.13 Tom Niedenfuer, R (8, 1) ERA:	IP: 1.2 WLS: L BF: 8 H: 4 R: 4 ER: 4 SO: 1 BB: 1 IBB: 0 HBP: 0 BLK: 0 WP: 0 HR: 1 S: 17 P: 29 ERA: 54.00 WHIP: 7.500	IP: 3.2 WLS: W BF: 19 H: 7 R: 3 ER: 3 SO: 3 BB: 1 IBB: 0 HBP: 0 BLK: 0 WP: 0 HR: 1 S: 52 P: 74 ERA: 7.36 WHIP: 2.182	IP: 1.0 WLS: W BF: 4 H: 0 R: 0 ER: 0 SO: 0 BB: 0 IBB: 0 HBP: 0 BLK: 0 WP: 0 HR: 0 S: 12 P: 18 ERA: 0.00 WHIP: 0.000	IP: 1.0 WLS: W BF: 5 H: 1 R: 0 ER: 0 SO: 0 BB: 1 IBB: 0 HBP: 0 BLK: 0 WP: 0 HR: 0 S: 9 P: 21 ERA: 0.00 WHIP: 2.000																

Baltimore Orioles @ Cleveland Indians
Cleveland Municipal Stadium, Cleveland, OH

AB 45
R 12
H 20
RBI 10
BB 4
SO 4
LOB 24



WP: 0 PA: 49
PB: 0
SB: 0
CS: 0

Sat Apr 09 1988, 7:05 PM EDT
Att: 16,401 - Unknown - 55 F

livebaseballscorecards.com

livebaseballscorecards.com

Batter	1	2	3	4	5	6	7	8	9	AB	R	H	RBI	BB	SO	LOB	TOP					
Jeff Stone, L OBP: 0.087, SLG: 0.045 Wade Rowdon, R OBP: 0.500, SLG: 0.500	L6		K		1-3			1B		3	0	0	0	0	1	1	Baltimore Orioles @ Cleveland Indians Cleveland Municipal Stadium, Cleveland, OH Mon Apr 11 1988, 7:05 PM EDT Att: 15,816 - Unknown - 48 F					
Billy Ripken, R OBP: 0.280, SLG: 0.292	6-3		K				6-3	F8		4	0	0	0	0	1	2						
Cal Ripken Jr., R OBP: 0.200, SLG: 0.091	K				5-3		E8	F8		4	0	0	0	0	1	1						
Eddie Murray, S OBP: 0.167, SLG: 0.130		K			F8		1B		5-3	4	0	1	0	0	1	0						
Fred Lynn, L OBP: 0.136, SLG: 0.182	1B				K		G3		G3	4	0	1	0	0	1	2						
Larry Sheets, L OBP: 0.381, SLG: 0.316	1B						HR		F7	4	1	2	0	0	0	0						
Rick Schu, R OBP: 0.167, SLG: 0.444	F9				HR		K			3	1	1	2	0	1	2						
Terry Kennedy, L OBP: 0.278, SLG: 0.235	K				HR		K			3	0	1	0	0	2	2						
Joe Orsulak, L OBP: 0.421, SLG: 0.444					G4-6-3				4-3	3	0	1	0	0	0	1						
Inning Stats	R: 0 E: 0 K: 1 S: 10	H: 0 LOB: 0 BB: 0 P: 12	R: 0 E: 0 K: 2 S: 18	H: 2 LOB: 2 BB: 0 P: 24	R: 0 E: 0 K: 2 S: 9	H: 1 LOB: 0 BB: 0 P: 10	R: 0 E: 0 K: 1 S: 7	H: 0 LOB: 0 BB: 0 P: 12	R: 2 E: 0 K: 0 S: 9	H: 3 LOB: 0 BB: 0 P: 15	R: 0 E: 1 K: 0 S: 7	H: 1 LOB: 1 BB: 0 P: 12	R: 0 E: 0 K: 2 S: 8	H: 0 LOB: 0 BB: 0 P: 10	R: 0 E: 0 K: 0 S: 10	H: 1 LOB: 1 BB: 0 P: 15	R: 0 E: 0 K: 0 S: 5	H: 0 LOB: 0 BB: 0 P: 7	1B: 7 2B: 0 3B: 0 HR: 1	SF: 0 SAC: 0 DP: 1 HBP: 0	WP: 0 PB: 0 SB: 0 CS: 1	PA: 33
PITCHER Greg Swindell, L ERA: 1.5	IP: 9.0 WLS: W BF: 33 H: 8 R: 2 ER: 2 SO: 8 BB: 0 IBB: 0 HBP: 0 BLK: 0 WP: 0 HR: 1 S: 83 P: 117 ERA: 2.00 WHIP: 0.889																					

Batter	1	2	3	4	5	6	7	8	9	AB	R	H	RBI	BB	SO	LOB	BOTTOM			
Julio Franco, R OBP: 0.355, SLG: 0.433	4-3		4-3		F9			BB		4	1	1	0	0	0	0	Baltimore Orioles @ Cleveland Indians Cleveland Municipal Stadium, Cleveland, OH Mon Apr 11 1988, 7:05 PM EDT Att: 15,816 - Unknown - 48 F			
Willie Upshaw, L OBP: 0.418, SLG: 0.520	F6		1-3		F7			BB		3	1	0	0	1	0	0				
Pat Tabler, R OBP: 0.387, SLG: 0.370	BB				5-3			BB		3	1	1	2	1	1	0				
Brook Jacoby, R OBP: 0.310, SLG: 0.464	5-3				1B			BB		3	1	1	0	1	0	1				
Mel Hall, L OBP: 0.348, SLG: 0.500					2B			BB		4	2	4	1	0	0	0				
Cory Snyder, R OBP: 0.464, SLG: 0.920	F4				2B			BB		3	1	1	2	1	0	3				
Dave Clark, L OBP: 0.250, SLG: 0.250	L6				4-3			BB		4	0	1	1	0	1	2				
Jay Bell, R OBP: 0.346, SLG: 0.250	4-3				F9			BB		4	0	0	0	0	1	2				
Andy Allanson, R OBP: 0.231, SLG: 0.200			4-3					K		4	0	0	0	0	1	0				
Inning Stats	R: 0 E: 0 K: 0 S: 7	H: 0 LOB: 1 BB: 1 P: 12	R: 0 E: 0 K: 0 S: 13	H: 1 LOB: 1 BB: 0 P: 17	R: 0 E: 0 K: 0 S: 4	H: 0 LOB: 0 BB: 0 P: 5	R: 2 E: 0 K: 0 S: 9	H: 3 LOB: 1 BB: 0 P: 12	R: 0 E: 0 K: 0 S: 6	H: 0 LOB: 0 BB: 0 P: 8	R: 2 E: 0 K: 1 S: 13	H: 2 LOB: 1 BB: 1 P: 21	R: 3 E: 0 K: 1 S: 14	H: 3 LOB: 2 BB: 2 P: 30	R: 0 E: 0 K: 2 S: 10	H: 0 LOB: 0 BB: 0 P: 16	1B: 5 2B: 2 3B: 2 HR: 0	SF: 0 SAC: 0 DP: 0 HBP: 0	WP: 1 PB: 0 SB: 0 CS: 2	PA: 37
PITCHER Mike Morgan, R ERA: 5.74 Doug Sisk, R ERA:	IP: 6.2 WLS: L BF: 31 H: 8 R: 7 ER: 7 SO: 2 BB: 4 IBB: 0 HBP: 0 BLK: 0 WP: 1 HR: 0 S: 61 P: 95 ERA: 9.45 WHIP: 1.800																			



Batter	1	2	3	4	5	6	7	8	9	AB	R	H	RBI	BB	SO	LOB	TOP								
Dan Gladden, R OBP: 0.407, SLG: 0.769	5-3	G3-1			E7		P3	BLK HBP		4	0	0	1	0	0	1	Minnesota Twins @ Cleveland Indians Cleveland Municipal Stadium, Cleveland, OH Tue Apr 12 1988, 7:05 PM EDT Att: 5,084 - Unknown								
Greg Gagne, R OBP: 0.292, SLG: 0.435	3-1		F8		P3		HR	K		5	1	1	2	0	1	4									
Kirby Puckett, R OBP: 0.120, SLG: 0.083	HBP BB 1B		L9		P4		F8	G6-3		5	1	1	0	0	0	3									
Kent Hrbek, L OBP: 0.158, SLG: 0.167	HBP 1B BB		P5		G4-3			1B	E3 BLK	4	1	1	0	1	0	1									
Gary Gaetti, R OBP: 0.261, SLG: 0.350	1B HBP		F8			0-1	F9	G6-3		4	0	1	0	0	0	2									
Randy Bush, L OBP: 0.400, SLG: 0.500	1B		E6 CS		P5			SH2-4 HBP 2B	IBB	4	1	2	2	1	0	1									
Tom Brunansky, R OBP: 0.455, SLG: 0.556	K			4-2 BB	G5-3			HBP BLK SH2-4 BB	K	3	1	0	0	2	2	5									
Steve Lombardozzi, R OBP: 0.313, SLG: 0.385				L5				SH2-4	K	3	0	0	0	1	2	4									
Tim Laudner, R OBP: 0.400, SLG: 0.600		G5-4-3								3	2	2	0	0	0	1									
Gene Larkin, S OBP: 0.333, SLG: 0.143										0	0	0	0	1	0	0									
Mark Davidson, R OBP: 0.200, SLG: 0.200										0	0	0	0	0	0	0									
Tom Nieto, R					E 1B			BLK HBP IBB		0	0	0	0	0	0	0									
Inning Stats	R: 2 E: 0 K: 1 S: 18	H: 2 LOB: 2 BB: 1 P: 31	R: 0 E: 0 K: 0 S: 5	H: 0 LOB: 0 BB: 1 P: 9	R: 0 E: 0 K: 0 S: 7	H: 0 LOB: 0 BB: 0 P: 10	R: 0 E: 1 K: 0 S: 9	H: 0 LOB: 1 BB: 1 P: 15	R: 1 E: 1 K: 0 S: 11	H: 1 LOB: 1 BB: 0 P: 15	R: 0 E: 0 K: 1 S: 12	H: 1 LOB: 1 BB: 0 P: 17	R: 2 E: 0 K: 0 S: 18	H: 3 LOB: 1 BB: 0 P: 26	R: 2 E: 0 K: 1 S: 15	H: 1 LOB: 2 BB: 2 P: 28	R: 0 E: 1 K: 2 S: 17	H: 0 LOB: 2 BB: 1 P: 27	1B: 5 2B: 2 3B: 0 HR: 1	SF: 0 SAC: 1 DP: 1 HBP: 2	WP: 0 PB: 0 SB: 0 CS: 1	PA: 44			
PITCHER	IP WLS BF H R ER SO BB IBB HBP BLK WP HR S P ERA WHIP	IP WLS BF H R ER SO BB IBB HBP BLK WP HR S P ERA WHIP	IP WLS BF H R ER SO BB IBB HBP BLK WP HR S P ERA WHIP	IP WLS BF H R ER SO BB IBB HBP BLK WP HR S P ERA WHIP	IP WLS BF H R ER SO BB IBB HBP BLK WP HR S P ERA WHIP	IP WLS BF H R ER SO BB IBB HBP BLK WP HR S P ERA WHIP	IP WLS BF H R ER SO BB IBB HBP BLK WP HR S P ERA WHIP	IP WLS BF H R ER SO BB IBB HBP BLK WP HR S P ERA WHIP	IP WLS BF H R ER SO BB IBB HBP BLK WP HR S P ERA WHIP	IP WLS BF H R ER SO BB IBB HBP BLK WP HR S P ERA WHIP	IP WLS BF H R ER SO BB IBB HBP BLK WP HR S P ERA WHIP	IP WLS BF H R ER SO BB IBB HBP BLK WP HR S P ERA WHIP	IP WLS BF H R ER SO BB IBB HBP BLK WP HR S P ERA WHIP	IP WLS BF H R ER SO BB IBB HBP BLK WP HR S P ERA WHIP	IP WLS BF H R ER SO BB IBB HBP BLK WP HR S P ERA WHIP	IP WLS BF H R ER SO BB IBB HBP BLK WP HR S P ERA WHIP	IP WLS BF H R ER SO BB IBB HBP BLK WP HR S P ERA WHIP	IP WLS BF H R ER SO BB IBB HBP BLK WP HR S P ERA WHIP	IP WLS BF H R ER SO BB IBB HBP BLK WP HR S P ERA WHIP	IP WLS BF H R ER SO BB IBB HBP BLK WP HR S P ERA WHIP	IP WLS BF H R ER SO BB IBB HBP BLK WP HR S P ERA WHIP	IP WLS BF H R ER SO BB IBB HBP BLK WP HR S P ERA WHIP	IP WLS BF H R ER SO BB IBB HBP BLK WP HR S P ERA WHIP	IP WLS BF H R ER SO BB IBB HBP BLK WP HR S P ERA WHIP	IP WLS BF H R ER SO BB IBB HBP BLK WP HR S P ERA WHIP

AB	35
R	7
H	8
RBI	5
BB	6
SO	5
LOB	22



Batter	1	2	3	4	5	6	7	8	9	AB	R	H	RBI	BB	SO	LOB	BOTTOM								
Julio Franco, R OBP: 0.333, SLG: 0.382	G6-3	K		1B PB BB		K		6-3		4	1	0	0	1	2	2	Minnesota Twins @ Cleveland Indians Cleveland Municipal Stadium, Cleveland, OH Tue Apr 12 1988, 7:05 PM EDT Att: 5,084 - Unknown								
Willie Upshaw, L OBP: 0.417, SLG: 0.500	F8		G3-1	E 1B		1B FC8-2 1B		G4-3		5	0	2	2	0	0	0									
Pat Tabler, R OBP: 0.389, SLG: 0.355	G1-3		G5-3	1B BB		1B		K		4	0	1	0	1	1	0									
Joe Carter, R OBP: 0.344, SLG: 0.444		G6-3		HR		FC8-2				5	1	2	1	0	0	4									
Mel Hall, L OBP: 0.357, SLG: 0.481		1B BLK 1B		PO 1B		L9		F7		5	1	2	0	0	0	1									
Brook Jacoby, R OBP: 0.333, SLG: 0.452		G1 BLK 1B		PO		K		6-3		3	1	1	0	1	1	0									
Cory Snyder, R OBP: 0.436, SLG: 0.828		G1				P6		F9		4	0	1	0	0	0	1									
Jay Bell, R OBP: 0.333, SLG: 0.250		E6 1B		WP 1B 1B		F8		F7		4	1	1	0	0	0	2									
Andy Allanson, R OBP: 0.276, SLG: 0.250								G4-3		3	1	2	0	0	0	2									
Dave Clark, L OBP: 0.200, SLG: 0.200										1	0	0	0	0	0	0									
Chris Bando, S										0	0	0	0	0	0	0									
Inning Stats	R: 0 E: 0 K: 0 S: 9	H: 0 LOB: 0 BB: 0 P: 12	R: 2 E: 1 K: 1 S: 12	H: 3 LOB: 2 BB: 0 P: 22	R: 1 E: 0 K: 0 S: 7	H: 2 LOB: 0 BB: 0 P: 14	R: 3 E: 0 K: 1 S: 14	H: 3 LOB: 2 BB: 2 P: 30	R: 0 E: 0 K: 0 S: 11	H: 1 LOB: 2 BB: 1 P: 17	R: 0 E: 0 K: 1 S: 12	H: 2 LOB: 1 BB: 0 P: 18	R: 0 E: 0 K: 0 S: 6	H: 0 LOB: 0 BB: 0 P: 9	R: 0 E: 0 K: 0 S: 6	H: 0 LOB: 0 BB: 0 P: 11	R: 0 E: 0 K: 1 S: 12	H: 1 LOB: 1 BB: 0 P: 15	1B: 10 2B: 2 3B: 0 HR: 1	SF: 0 SAC: 0 DP: 1 HBP: 0	WP: 1 PB: 1 SB: 0 CS: 0	PA: 42			
PITCHER	IP WLS BF H R ER SO BB IBB HBP BLK WP HR S P ERA WHIP	IP WLS BF H R ER SO BB IBB HBP BLK WP HR S P ERA WHIP	IP WLS BF H R ER SO BB IBB HBP BLK WP HR S P ERA WHIP	IP WLS BF H R ER SO BB IBB HBP BLK WP HR S P ERA WHIP	IP WLS BF H R ER SO BB IBB HBP BLK WP HR S P ERA WHIP	IP WLS BF H R ER SO BB IBB HBP BLK WP HR S P ERA WHIP	IP WLS BF H R ER SO BB IBB HBP BLK WP HR S P ERA WHIP	IP WLS BF H R ER SO BB IBB HBP BLK WP HR S P ERA WHIP	IP WLS BF H R ER SO BB IBB HBP BLK WP HR S P ERA WHIP	IP WLS BF H R ER SO BB IBB HBP BLK WP HR S P ERA WHIP	IP WLS BF H R ER SO BB IBB HBP BLK WP HR S P ERA WHIP	IP WLS BF H R ER SO BB IBB HBP BLK WP HR S P ERA WHIP	IP WLS BF H R ER SO BB IBB HBP BLK WP HR S P ERA WHIP	IP WLS BF H R ER SO BB IBB HBP BLK WP HR S P ERA WHIP	IP WLS BF H R ER SO BB IBB HBP BLK WP HR S P ERA WHIP	IP WLS BF H R ER SO BB IBB HBP BLK WP HR S P ERA WHIP	IP WLS BF H R ER SO BB IBB HBP BLK WP HR S P ERA WHIP	IP WLS BF H R ER SO BB IBB HBP BLK WP HR S P ERA WHIP	IP WLS BF H R ER SO BB IBB HBP BLK WP HR S P ERA WHIP	IP WLS BF H R ER SO BB IBB HBP BLK WP HR S P ERA WHIP	IP WLS BF H R ER SO BB IBB HBP BLK WP HR S P ERA WHIP	IP WLS BF H R ER SO BB IBB HBP BLK WP HR S P ERA WHIP	IP WLS BF H R ER SO BB IBB HBP BLK WP HR S P ERA WHIP	IP WLS BF H R ER SO BB IBB HBP BLK WP HR S P ERA WHIP	IP WLS BF H R ER SO BB IBB HBP BLK WP HR S P ERA WHIP



Batter	1	2	3	4	5	6	7	8	9	AB	R	H	RBI	BB	SO	LOB	TOP					
Dan Gladden, R OBP: 0.406, SLG: 0.700	F9		P9		SH3-4 2B 1B		FC4 1B BB		P9	4	1	1	0	1	0	1	Minnesota Twins @ Cleveland Indians Cleveland Municipal Stadium, Cleveland, OH Wed Apr 13 1988, 7:05 PM EDT Att: 6,010 - Unknown livebaseballscorecards.com					
Greg Gagne, R OBP: 0.393, SLG: 0.500	2B 1B		1B 1B		SH3-4		FC4 1B		WP BB	3	1	3	0	1	0	0						
Kirby Puckett, R OBP: 0.200, SLG: 0.241	1-H 2B		FC6-4 1B		2B		FC4		G6-3	5	0	3	3	0	0	3						
Gary Gaetti, R OBP: 0.222, SLG: 0.292	K		K		F7		K			4	0	0	0	0	3	7						
Gene Larkin, S OBP: 0.231, SLG: 0.091	G6-3		FC6-4		K				G3	4	0	0	0	0	1	5						
Kent Hrbek, L OBP: 0.174, SLG: 0.182		K		F7		P4			G1-3 1B	4	0	1	0	0	1	0						
Tom Brunansky, R OBP: 0.385, SLG: 0.455	L8		G6-3		G6-3		P4		G1-3	4	0	0	0	0	0	1						
Tom Nieto, R	G5-3		P3		G6-3		G6-3		G3	4	0	0	0	0	0	1						
Al Newman, S OBP: 0.375, SLG: 0.286			1B 1B BB		SH3-4 2B 1B		K		G3-1	3	1	1	0	1	1	0						
Inning Stats	R: 1 E: 0 K: 1 S: 10	H: 2 LOB: 1 BB: 0 P: 13	R: 0 E: 0 K: 1 S: 7	H: 0 LOB: 0 BB: 0 P: 9	R: 0 E: 0 K: 1 S: 14	H: 2 LOB: 3 BB: 1 P: 23	R: 0 E: 0 K: 0 S: 3	H: 0 LOB: 0 BB: 0 P: 4	R: 2 E: 0 K: 1 S: 12	H: 3 LOB: 1 BB: 0 P: 14	R: 0 E: 0 K: 0 S: 5	H: 0 LOB: 0 BB: 0 P: 9	R: 0 E: 0 K: 2 S: 9	H: 1 LOB: 2 BB: 1 P: 19	R: 0 E: 0 K: 0 S: 7	H: 1 LOB: 1 BB: 0 P: 11	R: 0 E: 0 K: 0 S: 6	H: 0 LOB: 1 BB: 1 P: 15	1B: 7 2B: 2 3B: 0 HR: 0	SF: 0 SAC: 1 DP: 0 HBP: 0	WP: 2 PB: 0 SB: 0 CS: 0	PA: 39
PITCHER	IP	WLS	BF	H	R	ER	SO	BB	IBB	HBP	BLK	WP	HR	S	P	ERA	WHIP					
Scott Bailes, L ERA: 1.76	6.1		29	8	3	3	5	2	0	0	0	0	0	56	84	4.26	1.579					
Jeff Dedmon, R ERA:	7.1	W	10	1	0	0	1	1	0	0	0	1	0	17	33	0.00	0.750					

Batter	1	2	3	4	5	6	7	8	9	AB	R	H	RBI	BB	SO	LOB	BOTTOM				
Julio Franco, R OBP: 0.325, SLG: 0.368	G5-3		F9		F9			S 1B		4	1	1	0	0	0	0	Minnesota Twins @ Cleveland Indians Cleveland Municipal Stadium, Cleveland, OH Wed Apr 13 1988, 7:05 PM EDT Att: 6,010 - Unknown livebaseballscorecards.com				
Willie Upshaw, L OBP: 0.400, SLG: 0.455	G4-3		K		F9		1B BB			3	1	0	0	1	1	0					
Joe Carter, R OBP: 0.361, SLG: 0.452	HR 1B		1B		F9		F7			4	1	2	0	0	0	2					
Ron Kittle, R OBP: 0.750, SLG: 1.500	1-H HR		P4		G6-3 1B		1B 2B 1B			4	2	3	3	0	0	1					
Mel Hall, L OBP: 0.375, SLG: 0.484	P3		G5-4-3 1B		G6-3		2B 1B			4	1	2	1	0	0	1					
Brook Jacoby, R OBP: 0.324, SLG: 0.457	G5-3		G5-4-3		G6-3		1-H 2B			4	0	1	2	0	0	1					
Cory Snyder, R OBP: 0.457, SLG: 0.800	S BB		BB		K					1	0	0	0	2	1	0					
Jay Bell, R OBP: 0.303, SLG: 0.222	K		F7		L9					3	0	0	0	0	1	2					
Andy Allanson, R OBP: 0.258, SLG: 0.233	G6-3		P5				K			2	0	0	0	0	0	1					
Dave Clark, L OBP: 0.167, SLG: 0.167										1	0	0	0	0	1	0					
Chris Bando, S ERA: 13.5										0	0	0	0	0	0	0					
Inning Stats	R: 2 E: 0 K: 0 S: 8	H: 2 LOB: 0 BB: 0 P: 12	R: 0 E: 0 K: 1 S: 8	H: 0 LOB: 1 BB: 1 P: 15	R: 0 E: 0 K: 1 S: 9	H: 1 LOB: 0 BB: 0 P: 16	R: 0 E: 0 K: 0 S: 7	H: 1 LOB: 1 BB: 1 P: 15	R: 0 E: 0 K: 0 S: 3	H: 0 LOB: 0 BB: 0 P: 7	R: 0 E: 0 K: 0 S: 6	H: 1 LOB: 0 BB: 0 P: 10	R: 0 E: 0 K: 1 S: 10	H: 0 LOB: 0 BB: 0 P: 15	R: 4 E: 0 K: 1 S: 12	H: 4 LOB: 1 BB: 1 P: 19	1B: 7 2B: 1 3B: 0 HR: 1	SF: 0 SAC: 0 DP: 2 HBP: 0	WP: 0 PB: 0 SB: 0 CS: 0	PA: 33	
PITCHER	IP	WLS	BF	H	R	ER	SO	BB	IBB	HBP	BLK	WP	HR	S	P	ERA	WHIP				
Bert Blyleven, R ERA: 2.77	7.0		26	5	2	2	3	2	0	0	0	0	0	51	90	2.57	1.000				
Juan Berenguer, R ERA: 13.5	8.1	L	7	4	4	4	1	1	0	0	0	0	0	12	19	36.00	5.000				



Batter	1	2	3	4	5	6	7	8	9	AB	R	H	RBI	BB	SO	LOB	TOP					
Randy Bush, L OBP: 0.400, SLG: 0.474 (1, 9)	1-1 G5-4-3 1B		3-2 CS 1B		1-2 4-3		0-1 G3		2-2 G3	5	0	2	0	0	0	2						
Greg Gagne, R OBP: 0.375, SLG: 0.500 (1, 6)	0-0 L9		2-0 G6-3			0-0 G4-3 SF8 2B	2-3 K			4	1	1	0	0	1	2						
Kirby Puckett, R OBP: 0.176, SLG: 0.212 (1, 8)	0-0 G5-4-3			0-0 F9		2-2 G4-3		3-2 F8		4	0	0	0	0	0	2						
Kent Hrbek, L OBP: 0.222, SLG: 0.240 (1, 3)		2-2 SH1-4 1B		1-1 BB 1B		1-2 SF8		2-2 P2		3	0	2	1	0	0	0						
Gary Gaetti, R OBP: 0.258, SLG: 0.357 (1, 5)	0-0 SH1-4 1B		1-2 1B	2-3 K		3-H 0-0 PB 2B		1-0 F9		4	0	2	0	0	1	1						
Gene Larkin, S OBP: 0.313, SLG: 0.154 (1, 10)	0-1 SH1-4		1-2 2-3	4-1 BB		1-3 K BB		0-1 BLK 1B		2	0	1	0	1	1	1						
Tom Brunansky, R OBP: 0.367, SLG: 0.400 (1, 7)	2-0 5-3			0-0 G5-3		4-1 BB		3-3 K		3	0	0	0	1	1	5						
Dwight Lowry, L (1, 2)	2-1 G3-1				1-3 K		0-0 4-3		0-0 F8	4	0	0	0	0	1	6						
Sieve Lombardozzi, R OBP: 0.263, SLG: 0.313 (1, 4)			2-2 G6-3		1-1 G5-3		3-3 K		4-2 BB	3	0	0	0	0	1	0						
Tim Laudner, R OBP: 0.455, SLG: 0.600 (9, PH)										0	0	0	0	1	0	0						
Al Newman, S OBP: 0.375, SLG: 0.286 (9, PR)										0	0	0	0	0	0	0						
Inning Stats	R: 0 E: 0 K: 0 S: 4	H: 1 LOB: 0 BB: 0 P: 5	R: 0 E: 0 K: 0 S: 9	H: 2 LOB: 2 BB: 0 P: 15	R: 0 E: 0 K: 0 S: 9	H: 1 LOB: 0 BB: 0 P: 15	R: 0 E: 0 K: 1 S: 8	H: 1 LOB: 2 BB: 1 P: 15	R: 0 E: 0 K: 1 S: 15	H: 0 LOB: 0 BB: 0 P: 11	R: 1 E: 0 K: 2 S: 15	H: 2 LOB: 3 BB: 1 P: 23	R: 0 E: 0 K: 2 S: 9	H: 0 LOB: 0 BB: 0 P: 14	R: 0 E: 0 K: 0 S: 8	H: 0 LOB: 0 BB: 0 P: 14	R: 0 E: 0 K: 1 S: 11	H: 1 LOB: 2 BB: 1 P: 20	1B: 6 2B: 2 3B: 0 HR: 0	SF: 1 SAC: 1 DP: 1 HBP: 0	WP: 0 PB: 1 SB: 0 CS: 1	PA: 37
PITCHER Tom Candiotti, R ERA: 1.11 (1, 1)	IP: 9.0 WLS: W BF: 37 H: 8 R: 1 ER: 1 SO: 6 BB: 3 IBB: 0 HBP: 0 BLK: 1 WP: 0 HR: 0 S: 81 P: 132 ERA: 1.00 WHIP: 1.222															PITCHER						

Minnesota Twins @ Cleveland Indians
Cleveland Municipal Stadium, Cleveland, OH
Thu Apr 14 1988, 7:05 PM EDT
Att: 5,570 - Overcast

AB 32
R 1
H 8
RBI 1
BB 3
SO 6
LOB 19



Batter	1	2	3	4	5	6	7	8	9	AB	R	H	RBI	BB	SO	LOB	BOTTOM			
Julio Franco, R OBP: 0.318, SLG: 0.357 (1, 4)	3-2 CS 1B			2-3 K	2-2 G6-3		0-2 F8			4	0	1	0	0	1	1				
Willie Upshaw, L OBP: 0.432, SLG: 0.528 (1, 3)	3-2 F8			1-1 G4-3		1-2 G3 S 1B	4-2 BB			3	2	2	0	1	0	1				
Pat Tabler, R OBP: 0.350, SLG: 0.314 (1, 10)	3-2 G5-3			1-1 G4-3		2-2 G3	0-3 K			4	0	0	1	0	1	3				
Joe Carter, R OBP: 0.375, SLG: 0.457 (1, 8)		1-0 P3		1-0 S 1B		1-0 S 1B	1-2 F7			4	1	2	1	0	0	0				
Mel Hall, L OBP: 0.389, SLG: 0.471 (1, 7)		3-1 G4-3		4-0 IBB		0-1 FC5-4 S 1B		0-0 F8		3	0	1	1	1	0	0				
Brook Jacoby, R OBP: 0.317, SLG: 0.421 (1, 5)		3-3 K		0-0 F7		4-2 FC5-4 BB		2-3 K		3	0	0	0	1	2	2				
Cory Snyder, R OBP: 0.447, SLG: 0.758 (1, 9)			1-2 F9		1-0 G4-3 SH1-3 1B	1-1 FC5-4				3	0	1	0	0	0	2				
Chris Bando, S (1, 2)			0-1 P5		0-0 SH1-3	2-1 F8				2	0	0	0	0	0	2				
Jay Bell, R OBP: 0.278, SLG: 0.200 (1, 6)			2-1 P3		1-2 G4-3	1-3 K				3	0	0	0	0	1	1				
Inning Stats	R: 0 E: 0 K: 0 S: 10	H: 1 LOB: 0 BB: 0 P: 18	R: 0 E: 0 K: 1 S: 6	H: 0 LOB: 0 BB: 0 P: 13	R: 0 E: 0 K: 0 S: 7	H: 0 LOB: 0 BB: 0 P: 10	R: 1 E: 0 K: 1 S: 10	H: 2 LOB: 2 BB: 1 P: 18	R: 0 E: 0 K: 0 S: 8	H: 1 LOB: 1 BB: 0 P: 12	R: 2 E: 0 K: 0 S: 17	H: 3 LOB: 2 BB: 1 P: 28	R: 0 E: 0 K: 2 S: 13	H: 0 LOB: 1 BB: 1 P: 18	R: 0 E: 0 K: 1 S: 7	H: 0 LOB: 0 BB: 0 P: 10	1B: 6 2B: 0 3B: 1 HR: 0	SF: 0 SAC: 1 DP: 0 HBP: 0	WP: 0 PB: 0 SB: 4 CS: 1	PA: 33
PITCHER Charlie Lea, R ERA: 5.56 (1, 1)	IP: 6.0 WLS: L BF: 26 H: 7 R: 3 ER: 3 SO: 2 BB: 1 IBB: 1 HBP: 0 BLK: 0 WP: 0 HR: 0 S: 58 P: 99 ERA: 4.50 WHIP: 1.333															PITCHER				
Keith Atherton, R ERA: 1.42 (7, 1)	IP: 2.0 WLS: 7 BF: 7 H: 0 R: 0 ER: 0 SO: 3 BB: 1 IBB: 0 HBP: 0 BLK: 0 WP: 0 HR: 0 S: 20 P: 28 ERA: 0.00 WHIP: 0.500															PITCHER				

Minnesota Twins @ Cleveland Indians
Cleveland Municipal Stadium, Cleveland, OH
Thu Apr 14 1988, 7:05 PM EDT
Att: 5,570 - Overcast

AB 29
R 3
H 7
RBI 3
BB 3
SO 5
LOB 12



Batter	1	2	3	4	5	6	7	8	9	AB	R	H	RBI	BB	SO	LOB	TOP								
Julio Franco , R (1, 4) OBP: 0.333, SLG: 0.341	1-2 F4		4-2 BB		4-0 CS BB		0-0 G6-3		2-2 CS	2	0	0	0	2	0	0	Cleveland Indians @ Baltimore Orioles Memorial Stadium, Baltimore, MD Fri Apr 15 1988, 7:05 PM EDT Att: 13,215 - Unknown - 40 F								
Pat Tabler , R (1, 3) OBP: 0.341, SLG: 0.308 Willie Upshaw , L (9, 3) OBP: 0.432, SLG: 0.528	3-2 G5-3		0-1 F9		0-0 1B			1-0 G6-3		4	0	1	0	0	0	2									
Joe Carter , R (1, 8) OBP: 0.364, SLG: 0.513	1-3 K		3-3 K		2-2 F2			1-2 HR		4	1	1	1	0	2	3									
Ron Kittle , R (1, 10) OBP: 0.500, SLG: 1.000 Dave Clark , L (8, PR) OBP: 0.167, SLG: 0.167		1-3 K		1-3 K		1-2 L4		0-0 1B 2B		4	0	1	0	0	2	0									
Brook Jacoby , R (1, 5) OBP: 0.333, SLG: 0.452	0-1 F9		1-2 F8		0-0 2B			1-0 G6-4-3 2H 1B		4	0	2	1	0	0	0									
Cory Snyder , R (1, 9) OBP: 0.452, SLG: 0.806	1-0 HR		4-2 1B BB		0-3 K			3-1 G6-4-3 1-2		3	1	1	1	1	1	3									
Carmen Castillo , R (1, 7) Mel Hall , L (8, 7) OBP: 0.378, SLG: 0.457	2-1 F8		0-0 FC6-4 1B		2-2 G6-3			1-3 K		3	0	1	0	0	0	1									
Jay Bell , R (1, 6) OBP: 0.275, SLG: 0.206			1-2 F9 S 1B		2-1 FC6-4 1-2			1-0 L4		4	0	1	0	0	0	2									
Andy Allanson , R (1, 2) OBP: 0.257, SLG: 0.212			2-3 K		2-0 F7			4-2 CS BB		3	0	0	0	1	1	1									
Inning Stats	R: 0 E: 0 K: 1 S: 11	H: 0 LOB: 0 BB: 0 P: 16	R: 1 E: 0 K: 1 S: 8	H: 1 LOB: 0 BB: 0 P: 12	R: 0 E: 0 K: 2 S: 17	H: 1 LOB: 2 BB: 1 P: 27	R: 0 E: 0 K: 1 S: 12	H: 1 LOB: 2 BB: 1 P: 20	R: 0 E: 0 K: 0 S: 7	H: 1 LOB: 1 BB: 0 P: 15	R: 0 E: 0 K: 0 S: 11	H: 0 LOB: 0 BB: 0 P: 14	R: 0 E: 0 K: 0 S: 5	H: 0 LOB: 0 BB: 0 P: 7	R: 2 E: 0 K: 0 S: 8	H: 3 LOB: 1 BB: 0 P: 14		R: 0 E: 0 K: 1 S: 11	H: 0 LOB: 0 BB: 1 P: 21	1B: 4 2B: 2 3B: 0 HR: 2	SF: 0 SAC: 0 DP: 1 HBP: 0	WP: 0 PB: 0 SB: 1 CS: 2	PA: 37		
PITCHER	IP	WLS	BF	H	R	ER	SO	BB	IBB	HBP	BLK	WP	HR	S	P	ERA	WHIP								
Scott McGregor , L (1, 1) ERA: 5.73	7.1	L	31	7	3	3	6	3	0	0	0	0	2	76	118	3.68	1.364								
Doug Sisk , R (8, 1) ERA:	1.2	S	5	1	0	0	1	1	0	0	0	0	0	14	28	0.00	1.200								

Batter	1	2	3	4	5	6	7	8	9	AB	R	H	RBI	BB	SO	LOB	BOTTOM								
Joe Orsulak , L (1, 9) OBP: 0.429, SLG: 0.438	2-2 G5-3		0-0 F7		2-0 BLK 1B		0-2 2B			4	0	2	0	0	0	1	Cleveland Indians @ Baltimore Orioles Memorial Stadium, Baltimore, MD Fri Apr 15 1988, 7:05 PM EDT Att: 13,215 - Unknown - 40 F								
Billy Ripken , R (1, 4) OBP: 0.244, SLG: 0.256	1-2 F7		2-1 CS 1B		2-1 4-3 1-2		0-1 G5-3			4	0	1	0	0	0	2									
Cal Ripken Jr. , R (1, 6) OBP: 0.171, SLG: 0.057	4-2 BB		3-2 F8 1-2		1-0 F7			0-3 K		3	0	0	0	1	1	1									
Eddie Murray , S (1, 3) OBP: 0.175, SLG: 0.211	3-2 G3		1-2 F7		3-2 L5			0-2 L6		4	0	0	0	0	0	1									
Fred Lynn , L (1, 8) OBP: 0.281, SLG: 0.387 Tito Landrum , R (7, 9) OBP: 0.143, SLG: 0.143		1-2 HR 1B		2-1 F4		0-0 1B		1-3 K		3	1	2	0	0	0	0									
Larry Sheets , L (1, 10) OBP: 0.343, SLG: 0.375	3-1 HR 1H		1-3 K		2-2 1B			1-2 1B		4	1	2	2	0	1	0									
Terry Kennedy , L (1, 2) OBP: 0.179, SLG: 0.148	1-1 F7		3-3 K		3-2 G1-3			0-0 F7		4	0	0	0	0	1	2									
Rick Schu , R (1, 5) OBP: 0.290, SLG: 0.464 Rene Gonzales , R (8, 5) OBP: 1.000, SLG: 1.000 Jim Traber , L (9, PH)	4-2 BB		1-3 K		1-3 K			2-2 L4		2	0	0	0	1	1	0									
Jeff Stone , L (1, 7) OBP: 0.063, SLG: 0.032	1-0 L6		2-3 K		3-2 F8			2-3 K		3	0	0	0	0	1	1									
Inning Stats	R: 0 E: 0 K: 0 S: 13	H: 0 LOB: 1 BB: 1 P: 23	R: 2 E: 1 K: 0 S: 11	H: 2 LOB: 1 BB: 1 P: 21	R: 0 E: 0 K: 0 S: 8	H: 1 LOB: 0 BB: 0 P: 14	R: 0 E: 0 K: 2 S: 10	H: 0 LOB: 0 BB: 0 P: 16	R: 0 E: 0 K: 2 S: 9	H: 1 LOB: 1 BB: 0 P: 16	R: 0 E: 0 K: 0 S: 12	H: 2 LOB: 2 BB: 0 P: 21	R: 0 E: 0 K: 0 S: 13	H: 1 LOB: 1 BB: 0 P: 18	R: 0 E: 0 K: 2 S: 10	H: 0 LOB: 0 BB: 0 P: 11		R: 0 E: 0 K: 1 S: 8	H: 0 LOB: 0 BB: 0 P: 11	1B: 5 2B: 1 3B: 0 HR: 1	SF: 0 SAC: 0 DP: 0 HBP: 0	WP: 0 PB: 0 SB: 0 CS: 1	PA: 35		
PITCHER	IP	WLS	BF	H	R	ER	SO	BB	IBB	HBP	BLK	WP	HR	S	P	ERA	WHIP								
Rich Yett , R (1, 1) ERA: 3.38	7.0	W	29	7	2	2	4	2	0	0	1	0	1	76	129	2.57	1.286								
Doug Jones , R (8, 1) ERA:	2.0	S	6	0	0	0	3	0	0	0	0	0	0	18	22	0.00	0.000								

Batter	1	2	3	4	5	6	7	8	9	AB	R	H	RBI	BB	SO	LOB	TOP					
Julio Franco, R OBP: 0.316, SLG: 0.308 (1, 4)	G3		G3-6-3 1B		4-3			F9		4	0	1	0	0	0	0	Cleveland Indians @ Baltimore Orioles Memorial Stadium, Baltimore, MD Sun Apr 17 1988, 3:33 AM EDT Att: 20,837 - Sunny - 61 F					
Willie Upshaw, L OBP: 0.415, SLG: 0.477 (1, 3)	K		G3-6-3 1-2			G6-3		G3-1		4	0	0	0	0	1	1						
Joe Carter, R OBP: 0.327, SLG: 0.447 (1, 8)				1-3			K	L5		4	0	1	0	0	1	0						
Brook Jacoby, R OBP: 0.358, SLG: 0.480 (1, 5)		1B 1B							2-2 1B	4	2	3	0	0	1	0						
Mel Hall, L OBP: 0.378, SLG: 0.488 (1, 7)		1B 1B		E9 SF9 2B			4-3 G6-3 2B		F7	4	2	3	1	0	0	1						
Cory Snyder, R OBP: 0.400, SLG: 0.690 (1, 9)		F9		SF9			4-3		K	3	0	0	1	0	1	4						
Dave Clark, L OBP: 0.364, SLG: 0.300 (1, 10)				K			4-0 G6-3 IBB			3	0	2	1	1	1	0						
Jay Bell, R OBP: 0.229, SLG: 0.167 (1, 6)		G6-4-3					G6-3		L4	4	0	0	1	0	1	5						
Andy Allanson, R OBP: 0.250, SLG: 0.189 (1, 2)			G5-3				6-3			3	0	0	0	0	1	1						
Inning Stats	R: 0 E: 0 K: 1 S: 8	H: 1 LOB: 1 BB: 0 P: 11	R: 1 E: 0 K: 0 S: 12	H: 3 LOB: 1 BB: 0 P: 16	R: 0 E: 0 K: 0 S: 6	H: 1 LOB: 0 BB: 0 P: 9	R: 2 E: 1 K: 1 S: 11	H: 2 LOB: 0 BB: 0 P: 18	R: 0 E: 0 K: 2 S: 9	H: 0 LOB: 0 BB: 0 P: 14	R: 0 E: 0 K: 2 S: 9	H: 0 LOB: 0 BB: 0 P: 13	R: 1 E: 0 K: 0 S: 9	H: 1 LOB: 1 BB: 1 P: 21	R: 0 E: 0 K: 0 S: 4	H: 0 LOB: 0 BB: 0 P: 8	R: 0 E: 0 K: 1 S: 14	H: 2 LOB: 2 BB: 0 P: 18	1B: 7 2B: 3 3B: 0 HR: 0	SF: 1 SAC: 0 DP: 2 HBP: 0	WP: 0 PB: 0 SB: 0 CS: 0	PA: 35
PITCHER	IP	WLS	BF	H	R	ER	SO	BB	IBB	HBP	BLK	WP	HR	S	P	ERA	WHIP					
Oswaldo Peraza, R ERA: 8.44 (1, 1)	4.0	L	16	7	3	2	2	0	0	0	0	0	0	37	54	4.50	1.750					
Mark Williamson, R ERA: 7.04 (5, 1)	4.0		14	1	1	1	4	0	1	0	0	0	0	31	56	2.25	0.250					
Tom Niedenfuer, R ERA: (9, 1)	1.0		5	2	0	0	1	0	0	0	0	0	0	14	18	0.00	2.000					

AB 33
R 4
H 10
RBI 4
BB 1
SO 7
LOB 12



Batter	1	2	3	4	5	6	7	8	9	AB	R	H	RBI	BB	SO	LOB	BOTTOM					
Joe Orsulak, L OBP: 0.381, SLG: 0.385 (1, 8)	G1-6-3 1B		6-3		G1-3			G4-3		4	0	1	1	0	0	2	Cleveland Indians @ Baltimore Orioles Memorial Stadium, Baltimore, MD Sun Apr 17 1988, 3:33 AM EDT Att: 20,837 - Sunny - 61 F					
Billy Ripken, R OBP: 0.280, SLG: 0.292 (1, 4)	G1-6-3 1-2		1-3			G6-3		L3		4	0	0	0	0	0	2						
Cal Ripken Jr., R OBP: 0.160, SLG: 0.047 (1, 6)	L4			G5-3			K	G5-3		4	0	0	0	0	1	0						
Eddie Murray, S OBP: 0.204, SLG: 0.239 (1, 3)		F9		BLK BB			F8		F5	3	0	0	0	1	0	0						
Fred Lynn, L OBP: 0.275, SLG: 0.342 (1, 9)		K		F9			F5		1B BB	3	0	0	0	1	1	1						
Larry Sheets, L OBP: 0.341, SLG: 0.333 (1, 10)		K		6-3			G3 HBP		1B	3	0	1	0	0	1	1						
Terry Kennedy, L OBP: 0.182, SLG: 0.156 (1, 2)			SH5-4 6-3 1B		4-3		G3		F8	4	1	1	0	0	0	3						
Rick Schu, R OBP: 0.308, SLG: 0.457 (1, 5)			SH5-4 1B						F9	3	0	2	0	1	0	2						
Jeff Stone, L OBP: 0.061, SLG: 0.031 (7, PH) Jim Traber, L (8, 7)			SH5-4 1B				4-3			1	0	0	0	0	1	1						
Inning Stats	R: 0 E: 0 K: 0 S: 4	H: 1 LOB: 0 BB: 0 P: 5	R: 0 E: 0 K: 2 S: 11	H: 0 LOB: 0 BB: 0 P: 19	R: 1 E: 0 K: 0 S: 12	H: 2 LOB: 1 BB: 0 P: 17	R: 0 E: 0 K: 0 S: 10	H: 0 LOB: 1 BB: 1 P: 19	R: 0 E: 0 K: 1 S: 11	H: 1 LOB: 1 BB: 0 P: 14	R: 0 E: 0 K: 1 S: 6	H: 0 LOB: 0 BB: 0 P: 9	R: 0 E: 0 K: 0 S: 7	H: 0 LOB: 2 BB: 1 P: 16	R: 0 E: 0 K: 0 S: 6	H: 0 LOB: 0 BB: 0 P: 9	R: 0 E: 0 K: 0 S: 6	H: 1 LOB: 2 BB: 1 P: 15	1B: 4 2B: 1 3B: 0 HR: 0	SF: 0 SAC: 1 DP: 1 HBP: 1	WP: 0 PB: 0 SB: 0 CS: 0	PA: 35
PITCHER	IP	WLS	BF	H	R	ER	SO	BB	IBB	HBP	BLK	WP	HR	S	P	ERA	WHIP					
John Farrell, R ERA: 2.61 (1, 1)	8.1	W	32	4	1	1	4	3	0	0	0	0	0	69	117	1.08	0.840					
Dan Schatzeder, L ERA: (9, 1)	0.2	S	3	1	0	0	0	0	0	0	0	0	0	4	6	0.00	1.500					

AB 30
R 1
H 5
RBI 1
BB 3
SO 4
LOB 14



Batter	1	2	3	4	5	6	7	8	9	AB	R	H	RBI	BB	SO	LOB	TOP					
Jerry Browne, S OBP: 0.422, SLG: 0.297	0-1 2B 1B	0-2 SAFE HBP 1B		4-1 BB		1-0 4-3 1-2 2-3			1-1 1B 1B	4	1	3	1	1	0	2						
Scott Fletcher, R OBP: 0.231, SLG: 0.149	1-0 F8	2-2 SAFE FC6-4 HBP 1B		3-1 5-3		0-2 5-3			0-0 F5	4	0	0	0	0	0	5						
Oddibe McDowell, L OBP: 0.196, SLG: 0.213	1-0 F8	0-3 K			1-2 4-3				2-2 1B 1-2 1B	5	0	1	0	0	1	3						
Pete Incaviglia, R OBP: 0.256, SLG: 0.184	0-0 1B 2B	0-0 FC6-4			2-2 1B				1-1 6-3	5	1	2	0	0	0	4						
Pete O'Brien, L OBP: 0.500, SLG: 0.739	4-1 1B BB		4-1 FC6-4 BB		0-1 F7				0-3 K	2	0	0	0	2	1	1						
Larry Parrish, R OBP: 0.186, SLG: 0.179	1-2 FC6-4 1B		0-0 FC6-4 G6-4-3 1-2		2-3 K				3-1 4-3	4	0	1	2	0	1	2						
Mike Stanley, R OBP: 0.323, SLG: 0.167	0-0 FC6-4 1-2		1-2 G6-4-3 1-2		0-0 F8				3-0 6-3	4	0	0	0	0	0	3						
Steve Buechele, R OBP: 0.383, SLG: 0.476		1-2 4-3		2-2 4-3		4-0 4-3 1B BB			0-0 F8	3	0	0	0	1	0	0						
Cecil Espy, S OBP: 0.300, SLG: 0.400	0-1 S 1B 2B		0-1 4-3		1-2 4-3				2-1 6-3	4	1	2	0	0	0	0						
Inning Stats	R: 2 E: 0 K: 0 S: 10	H: 3 LOB: 2 BB: 1 P: 17	R: 1 E: 0 K: 1 S: 14	H: 2 LOB: 2 BB: 0 P: 17	R: 0 E: 0 K: 0 S: 5	H: 0 LOB: 0 BB: 1 P: 10	R: 0 E: 0 K: 0 S: 9	H: 0 LOB: 1 BB: 1 P: 19	R: 0 E: 0 K: 1 S: 12	H: 1 LOB: 1 BB: 0 P: 17	R: 0 E: 0 K: 0 S: 6	H: 1 LOB: 2 BB: 1 P: 11	R: 0 E: 0 K: 1 S: 7	H: 0 LOB: 0 BB: 0 P: 10	R: 0 E: 0 K: 0 S: 4	H: 0 LOB: 0 BB: 0 P: 10	R: 0 E: 0 K: 0 S: 10	H: 2 LOB: 2 BB: 0 P: 16	1B: 7 2B: 2 3B: 0 HR: 0	SF: 0 SAC: 0 DP: 1 HBP: 1	WP: 0 PB: 0 SB: 1 CS: 0	PA: 40
PITCHER Scott Bailes, L ERA: 2.22	IP: 9.0 WLS: L BF: 40	H: 9 R: 3 ER: 3 SO: 3	BB: 4 IBB: 0 HBP: 1 BLK: 0	WP: 0 HR: 0 S: 77 P: 127	ERA: 3.00 WHIP: 1.444	PITCHER										IP: 9.0 WLS: L BF: 40	H: 9 R: 3 ER: 3 SO: 3	BB: 4 IBB: 0 HBP: 1 BLK: 0	WP: 0 HR: 0 S: 77 P: 127	ERA: 3.00 WHIP: 1.444		

Texas Rangers @ Cleveland Indians
Cleveland Municipal Stadium, Cleveland, OH
Tue Apr 19 1988, 7:05 PM EDT
Att: 5,586 - Unknown

AB	35
R	3
H	9
RBI	3
BB	4
SO	3
LOB	20



Batter	1	2	3	4	5	6	7	8	9	AB	R	H	RBI	BB	SO	LOB	BOTTOM													
Julio Franco, R OBP: 0.311, SLG: 0.291	0-0 6-3		2-1 6-3			4-0 1-3 1B BB			3-3 K	3	0	0	0	1	1	1														
Willie Upshaw, L OBP: 0.304, SLG: 0.458	1-2 F6		0-0 F5			0-0 1-2 1-3 1B			2-0 F6	4	0	1	0	0	0	1														
Pat Tabler, R OBP: 0.321, SLG: 0.277	3-2 1B			1-0 F9		0-0 1-3			4-0 1B BB	3	0	1	0	1	0	2														
Joe Carter, R OBP: 0.304, SLG: 0.412	2-2 F2			0-3 K		2-2 5-3			2-1 F8	4	0	0	0	0	1	4														
Mel Hall, L OBP: 0.367, SLG: 0.468		0-3 K		0-0 F9			0-2 F9		1-1 1B	4	0	1	0	0	1	0														
Brook Jacoby, R OBP: 0.351, SLG: 0.463		2-3 K				3-2 G5-4-3 1B			1-0 F3	4	0	1	0	0	1	2														
Cory Snyder, R OBP: 0.389, SLG: 0.652		3-1 1B			2-0 G5-4-3 1-2				0-3 K	4	0	1	0	0	1	3														
Jay Bell, R OBP: 0.216, SLG: 0.156		0-2 6-3			3-2 F9				0-3 K	3	0	0	0	0	1	1														
Andy Allanson, R OBP: 0.256, SLG: 0.225			2-2 5-3			0-0 6-3			2-1 2B	3	0	1	0	0	0	0														
Inning Stats	R: 0 E: 0 K: 0 S: 10	H: 1 LOB: 1 BB: 0 P: 16	R: 0 E: 0 K: 2 S: 12	H: 1 LOB: 0 BB: 0 P: 17	R: 0 E: 0 K: 0 S: 6	H: 0 LOB: 0 BB: 0 P: 10	R: 0 E: 0 K: 1 S: 5	H: 0 LOB: 0 BB: 0 P: 6	R: 0 E: 0 K: 0 S: 7	H: 1 LOB: 2 BB: 1 P: 15	R: 0 E: 0 K: 0 S: 7	H: 1 LOB: 1 BB: 1 P: 13	R: 0 E: 0 K: 0 S: 7	H: 0 LOB: 0 BB: 0 P: 11	R: 0 E: 0 K: 2 S: 10	H: 1 LOB: 1 BB: 0 P: 17	R: 0 E: 0 K: 1 S: 10	H: 1 LOB: 2 BB: 1 P: 18	1B: 5 2B: 1 3B: 0 HR: 0	SF: 0 SAC: 0 DP: 1 HBP: 0	WP: 0 PB: 0 SB: 0 CS: 0	PA: 34								
PITCHER Jose Guzman, R ERA: 1.57 Jose Cecena, R ERA: 1.93 Mitch Williams, L ERA: 2.84	IP: 6.0 WLS: W BF: 22	H: 4 R: 0 ER: 0 SO: 3	BB: 1 IBB: 0 HBP: 0 BLK: 0	WP: 0 HR: 0 S: 47 P: 77	ERA: 0.00 WHIP: 0.833	IP: 2.1 WLS: S BF: 10	H: 2 R: 0 ER: 0 SO: 2	BB: 1 IBB: 0 HBP: 0 BLK: 0	WP: 0 HR: 0 S: 21 P: 39	ERA: 0.00 WHIP: 1.286	IP: 0.2 WLS: S BF: 2	H: 0 R: 0 ER: 0 SO: 1	BB: 0 IBB: 0 HBP: 0 BLK: 0	WP: 0 HR: 0 S: 6 P: 7	ERA: 0.00 WHIP: 0.000	PITCHER										IP: 6.0 WLS: W BF: 22	H: 4 R: 0 ER: 0 SO: 3	BB: 1 IBB: 0 HBP: 0 BLK: 0	WP: 0 HR: 0 S: 47 P: 77	ERA: 0.00 WHIP: 0.833

Texas Rangers @ Cleveland Indians
Cleveland Municipal Stadium, Cleveland, OH
Tue Apr 19 1988, 7:05 PM EDT
Att: 5,586 - Unknown

AB	32
R	0
H	6
RBI	0
BB	2
SO	6
LOB	14



Batter	1	2	3	4	5	6	7	8	9	AB	R	H	RBI	BB	SO	LOB	TOP			
Jerry Browne, S (1, 4) OBP: 0.380, SLG: 0.262	1-3 K BB BLK		1-2 6-3		0-0 3-1		2-1 4-3		0-0 L8	5	0	0	0	0	1	2				
Oddibe McDowell, L (1, 8) OBP: 0.236, SLG: 0.255	2-3 K		2-1 1B		0-0 G4-6-3 1B			0-0 CS 1B		4	0	3	0	0	1	1				
Scott Fletcher, R (1, 6) OBP: 0.232, SLG: 0.157	1-1 1B		2-1 P5		1-0 G4-6-3 1-2			3-3 K 1-2		4	0	1	0	0	1	3				
Pete Incaviglia, R (1, 7) OBP: 0.277, SLG: 0.220	4-0 1B 1-2 2-3 BB		2-3 K		2-2 5-3			2-2 2B		3	0	1	0	1	1	1				
Pete O'Brien, L (1, 3) OBP: 0.482, SLG: 0.694	2-2 F5			2-1 F8				0-1 F9		3	0	0	0	1	0	2				
Steve Kemp, L (1, 10) OBP: 0.176, SLG: 0.176		1-1 F7		1-3 K 1B SH2-3				2-2 6-3		4	1	0	0	0	1	2				
Geno Petralli, L (1, 2) OBP: 0.217, SLG: 0.261		1-1 1B		1-2 SH2-3 1B				2-0 2B		4	0	3	0	0	0	0				
Steve Buechele, R (1, 5) OBP: 0.367, SLG: 0.455		0-3 K		0-0 SH2-3				0-3 K		2	0	0	1	0	2	2				
Ruben Sierra, S (9, PH) OBP: 0.244, SLG: 0.268				1-2 3-H				2-2 1B		1	0	1	0	0	0	0				
Curtis Wilkerson, S (9, PR)				1-2 3-H				1-1 F7		0	0	0	0	0	0	0				
Cecil Espy, S (1, 9) OBP: 0.261, SLG: 0.348		0-1 P5		1-3 K				1-1 F7		3	0	0	0	0	1	3				
Larry Parrish, R (9, PH) OBP: 0.162, SLG: 0.175									1-1 F3	1	0	0	0	0	0	1				
Inning Stats	R: 0 E: 0 K: 2 S: 12	H: 1 LOB: 2 BB: 1 P: 22	R: 0 E: 0 K: 1 S: 9	H: 1 LOB: 1 BB: 0 P: 11	R: 0 E: 0 K: 1 S: 10	H: 1 LOB: 1 BB: 0 P: 17	R: 1 E: 0 K: 2 S: 12	H: 1 LOB: 1 BB: 0 P: 17	R: 0 E: 0 K: 0 S: 3	H: 0 LOB: 0 BB: 0 P: 4	R: 0 E: 0 K: 0 S: 8	H: 1 LOB: 1 BB: 0 P: 14	R: 0 E: 0 K: 1 S: 11	H: 2 LOB: 2 BB: 1 P: 22	R: 0 E: 0 K: 0 S: 9	H: 1 LOB: 1 BB: 0 P: 14	1B: 7 2B: 3 3B: 0 HR: 0	SF: 0 SAC: 1 DP: 2 HBP: 0	WP: 1 PB: 1 SB: 0 CS: 1	PA: 37
PITCHER Tom Candiotti, R (1, 1) ERA: 1.08	IP: 9.0 WLS: W BF: 37 H: 9 R: 1 ER: 1 SO: 8 BB: 2 IBB: 0 HBP: 0 BLK: 1 WP: 1 HR: 0 S: 83 P: 133 ERA: 1.00 WHIP: 1.222															PITCHER	IP: 9.0 WLS: W BF: 37 H: 9 R: 1 ER: 1 SO: 8 BB: 2 IBB: 0 HBP: 0 BLK: 1 WP: 1 HR: 0 S: 83 P: 133 ERA: 1.00 WHIP: 1.222			

Texas Rangers @ Cleveland Indians
Cleveland Municipal Stadium, Cleveland, OH
Wed Apr 20 1988, 7:05 PM EDT
Att: 6,551 - Unknown

AB	34
R	1
H	9
RBI	1
BB	2
SO	8
LOB	17



Batter	1	2	3	4	5	6	7	8	9	AB	R	H	RBI	BB	SO	LOB	BOTTOM			
Julio Franco, R (1, 4) OBP: 0.292, SLG: 0.271	3-1 5-3			2-3 K		2-2 6-3		1-0 6-3		4	0	0	0	0	1	0				
Willie Upshaw, L (1, 3) OBP: 0.383, SLG: 0.431	2-3 K			2-3 K		2-2 6-3				3	0	0	0	0	2	0				
Pat Tabler, R (1, 10) OBP: 0.304, SLG: 0.260	1-1 F8			1-2 5-3		0-1 3-1				3	0	0	0	0	0	0				
Joe Carter, R (1, 8) OBP: 0.305, SLG: 0.426		2-1 P3			0-0 2B 2B		0-1 F7			3	1	1	0	0	0	0				
Mel Hall, L (1, 7) OBP: 0.365, SLG: 0.480		1-3 K			0-1 1B 2B		0-0 5-3			3	1	1	1	0	1	0				
Brook Jacoby, R (1, 5) OBP: 0.350, SLG: 0.456		2-0 6-3			0-1 5-3		0-2 1B			3	0	1	0	0	0	1				
Cory Snyder, R (1, 9) OBP: 0.368, SLG: 0.612			1-2 F7		1-0 6-3		0-1 4-3			3	0	0	0	0	0	2				
Jay Bell, R (1, 6) OBP: 0.222, SLG: 0.167			2-1 5-3		0-0 2H 1B			2-1 F8		3	0	1	1	0	0	0				
Andy Allanson, R (1, 2) OBP: 0.239, SLG: 0.209			0-0 P3		0-1 L6			2-2 P4		3	0	0	0	0	0	1				
Inning Stats	R: 0 E: 0 K: 1 S: 7	H: 0 LOB: 0 BB: 0 P: 13	R: 0 E: 0 K: 1 S: 6	H: 0 LOB: 0 BB: 0 P: 11	R: 0 E: 0 K: 0 S: 7	H: 0 LOB: 0 BB: 0 P: 10	R: 0 E: 0 K: 2 S: 9	H: 0 LOB: 0 BB: 0 P: 14	R: 2 E: 0 K: 0 S: 9	H: 3 LOB: 1 BB: 0 P: 10	R: 0 E: 0 K: 0 S: 8	H: 0 LOB: 0 BB: 0 P: 12	R: 0 E: 0 K: 0 S: 8	H: 1 LOB: 1 BB: 0 P: 8	R: 0 E: 0 K: 0 S: 6	H: 0 LOB: 0 BB: 0 P: 11	1B: 2 2B: 2 3B: 0 HR: 0	SF: 0 SAC: 0 DP: 0 HBP: 0	WP: 0 PB: 0 SB: 0 CS: 0	PA: 28
PITCHER Charlie Hough, R (1, 1) ERA: 2.34	IP: 8.0 WLS: L BF: 28 H: 4 R: 2 ER: 2 SO: 4 BB: 0 IBB: 0 HBP: 0 BLK: 0 WP: 0 HR: 0 S: 60 P: 89 ERA: 2.25 WHIP: 0.500															PITCHER	IP: 8.0 WLS: L BF: 28 H: 4 R: 2 ER: 2 SO: 4 BB: 0 IBB: 0 HBP: 0 BLK: 0 WP: 0 HR: 0 S: 60 P: 89 ERA: 2.25 WHIP: 0.500			

Texas Rangers @ Cleveland Indians
Cleveland Municipal Stadium, Cleveland, OH
Wed Apr 20 1988, 7:05 PM EDT
Att: 6,551 - Unknown

AB	28
R	2
H	4
RBI	2
BB	0
SO	4
LOB	4



Batter	1	2	3	4	5	6	7	8	9	AB	R	H	RBI	BB	SO	LOB	TOP					
Julio Franco, R OBP: 0.300, SLG: 0.258	1-1 HBP 1B HBP	0-0 4-3		0-0 F9	0-0 F7			4-2 1B HR BB		3	2	0	0	1	0	4	Cleveland Indians @ Minnesota Twins Hubert H. Humphrey Metrodome, Minneapolis, MN Fri Apr 22 1988, 8:05 PM EDT Att: 24,466 - Dome					
Willie Upshaw, L OBP: 0.369, SLG: 0.411	0-0 F8	2-1 4-3		2-2 4-3	1-3 K			3-2 HR 1B		5	1	1	0	0	1	2						
Joe Carter, R OBP: 0.328, SLG: 0.492	0-0 HBP 1B	1-2 1B		0-0 F8	1-2 6-3			1-2 HR		5	2	3	4	0	0	1						
Ron Kittle, R OBP: 0.385, SLG: 0.667	3-2 1B HR HBP	1-3 K		0-0 5-3	0-3 K			0-0 F4		4	1	0	0	0	2	1						
Mel Hall, L OBP: 0.368, SLG: 0.473	1-1 HR 1B		0-0 4-3	0-2 HBP 1B				2-2 P3		5	2	2	2	0	0	0						
Brook Jacoby, R OBP: 0.354, SLG: 0.443	0-1 HR 1B		2-3 K	1-2 HBP 1B				0-3 K		4	1	1	0	0	2	0						
Cory Snyder, R OBP: 0.397, SLG: 0.660	0-1 HR		1-0 1B	0-3 K				4-2 BB		4	1	2	4	1	2	2						
Jay Bell, R OBP: 0.220, SLG: 0.170	1-3 K		1-3 K	1-2 HBP 1B				2-0 F7		5	0	1	1	0	2	2						
Andy Allanson, R OBP: 0.275, SLG: 0.234	0-2 F8		0-0 PB BLK 1B	1-2 HBP				0-2 1B BB HR 1B		4	1	2	0	0	0	0						
Inning Stats	R: 6 E: 0 K: 1 S: 17	H: 4 LOB: 0 BB: 0 P: 23	R: 0 E: 0 K: 1 S: 10	H: 1 LOB: 1 BB: 0 P: 14	R: 0 E: 0 K: 2 S: 8	H: 1 LOB: 1 BB: 0 P: 12	R: 0 E: 0 K: 0 S: 6	H: 1 LOB: 1 BB: 0 P: 8	R: 1 E: 0 K: 1 S: 15	H: 2 LOB: 3 BB: 0 P: 19	R: 0 E: 0 K: 0 S: 12	H: 0 LOB: 0 BB: 0 P: 14	R: 0 E: 0 K: 0 S: 8	H: 0 LOB: 1 BB: 1 P: 14	R: 4 E: 0 K: 1 S: 21	H: 3 LOB: 0 BB: 1 P: 31	R: 0 E: 0 K: 1 S: 9	H: 0 LOB: 0 BB: 0 P: 15	1B: 10 2B: 0 3B: 0 HR: 2	SF: 0 SAC: 0 DP: 0 HBP: 4	WP: 0 PB: 1 SB: 0 CS: 0	PA: 45
PITCHER	IP WLS BF H R ER SO BB IBB HBP BLK WP HR S P ERA WHIP	IP WLS BF H R ER SO BB IBB HBP BLK WP HR S P ERA WHIP																				
Bert Blyleven, R ERA: 6.97	(1, 1) 4.2 L 27 9 7 7 5 0 0 4 1 0 1 55 75 13.50 1.929																					
Mike Mason, L ERA: 11.57	(5, 1) 2.1 11 2 3 3 2 2 0 0 0 0 0 0 30 45 11.57 1.714																					
Keith Atherton, R ERA: 1.64	(8, 1) 1.0 4 1 1 1 1 0 0 0 0 0 0 1 12 15 9.00 1.000																					
Joe Niekro, R ERA: 13.5	(9, 1) 1.0 3 0 0 0 1 0 0 0 0 0 0 0 9 15 0.00 0.000																					

AB 39
R 11
H 12
RBI 11
BB 2
SO 9
LOB 12



Batter	1	2	3	4	5	6	7	8	9	AB	R	H	RBI	BB	SO	LOB	BOTTOM					
Dan Gladden, R OBP: 0.361, SLG: 0.482	1-2 5-3		0-2 5-3		2-2 F9			BB SH3-4 1B	0-0 F4	5	0	1	1	0	0	0	Cleveland Indians @ Minnesota Twins Hubert H. Humphrey Metrodome, Minneapolis, MN Fri Apr 22 1988, 8:05 PM EDT Att: 24,466 - Dome					
Greg Gagne, R OBP: 0.321, SLG: 0.423	1-3 K		2-1 F9			1-0 2B 3B	0-0 SH3-4	1-2 2-3 K		4	1	1	0	0	2	0						
Kirby Puckett, R OBP: 0.267, SLG: 0.316	0-3 K			0-1 1B E 1B		0-2 HR 2B	0-1 5-3	0-0 P3		5	2	2	1	0	1	2						
Gary Gaetti, R OBP: 0.321, SLG: 0.440		0-1 5-3		2-1 L4		0-0 P3	4-0 BB BB			3	0	0	0	1	0	2						
Gene Larkin, S OBP: 0.457, SLG: 0.586		2-0 F8 2B		0-0 F8		1-1 HR	4-2 BB BB			3	1	2	3	1	0	1						
Tom Brunansky, R OBP: 0.286, SLG: 0.265		2-2 F8		1-1 1B		3-1 F5	2-3 K			4	0	1	1	0	1	4						
Kent Hrbek, L OBP: 0.308, SLG: 0.267		4-2 BB		1-3 K		0-0 F4		1-2 4-3		3	0	0	0	1	1	1						
Steve Lombardozzi, R OBP: 0.194, SLG: 0.188		0-0 L4			1-2 F4		0-0 1B 1B	1-2 G3		4	1	1	0	0	0	2						
Tom Nieto, R OBP: 0.111, SLG: 0.059			0-2 6-3		1-0 F7		0-1 SH3-4 BB 1B	0-3 K		4	1	1	0	0	1	0						
Inning Stats	R: 0 E: 0 K: 2 S: 10	H: 0 LOB: 0 BB: 0 P: 12	R: 0 E: 0 K: 0 S: 10	H: 1 LOB: 2 BB: 1 P: 18	R: 0 E: 0 K: 0 S: 9	H: 0 LOB: 0 BB: 0 P: 11	R: 1 E: 1 K: 1 S: 12	H: 2 LOB: 1 BB: 0 P: 16	R: 0 E: 0 K: 0 S: 7	H: 0 LOB: 0 BB: 0 P: 11	R: 3 E: 0 K: 0 S: 10	H: 3 LOB: 0 BB: 0 P: 15	R: 2 E: 0 K: 1 S: 15	H: 3 LOB: 3 BB: 2 P: 25	R: 0 E: 0 K: 1 S: 14	H: 0 LOB: 0 BB: 0 P: 16	R: 0 E: 0 K: 1 S: 5	H: 0 LOB: 0 BB: 0 P: 8	1B: 5 2B: 2 3B: 1 HR: 1	SF: 0 SAC: 1 DP: 0 HBP: 0	WP: 0 PB: 0 SB: 0 CS: 0	PA: 39
PITCHER	IP WLS BF H R ER SO BB IBB HBP BLK WP HR S P ERA WHIP	IP WLS BF H R ER SO BB IBB HBP BLK WP HR S P ERA WHIP																				
Greg Swindell, L ERA: 2.12	(1, 1) 6.0 W 27 8 0 5 3 1 0 0 0 0 0 4 61 7.50 1.500																					
Chris Codiroli, R ERA: 4.05	(7, 1) 0.2 4 1 0 0 0 1 0 0 0 0 0 0 4 8 0.00 3.000																					
Doug Jones, R ERA:	(7, 1) 2.1 S 8 0 0 0 3 1 0 0 0 0 0 27 38 0.00 0.429																					

AB 35
R 6
H 9
RBI 6
BB 3
SO 6
LOB 12



Batter	1	2	3	4	5	6	7	8	9	AB	R	H	RBI	BB	SO	LOB	TOP											
Julio Franco, R OBP: 0.307, SLG: 0.269	2-2 BB HR 1B	1-0 SAFE SAFE 1B		1-0 L8		3-1 G1-3		1-1 G5-3		5	1	2	0	0	0	3												
Pat Tabler, R OBP: 0.311, SLG: 0.245	4-0 HR BB	1-2 F9			0-3 K	0-2 G4-3		4-0 BB		3	1	0	0	2	1	4												
Joe Carter, R OBP: 0.348, SLG: 0.609	1-1 HR		2-3 K		1-1 G4-3 E	2-0 HR		1-2 G5-3		5	3	3	6	0	1	2												
Brook Jacoby, R OBP: 0.343, SLG: 0.470	2-1 HR		1-3 K		2-1 G4-3	1-2 G1-3			2-3 K	5	1	1	1	0	2	1												
Cory Snyder, R OBP: 0.388, SLG: 0.632	1-0 F9		4-2 2B BB		3-2 E9		1-0 G4-3		2-1 FC6-4 1B	4	1	1	0	1	0	0												
Carmen Castillo, R OBP: 0.385, SLG: 0.538	0-0 G6-3		2-1 2B		0-0 L5		2-1 F9		1-1 FC6-4 1B	5	0	1	1	0	0	2												
Mel Hall, L OBP: 0.355, SLG: 0.450	0-0 F7		1-3 K			0-2 BB 2B 1B		0-0 G4-3		5	1	1	0	0	2	2												
Ron Washington, R OBP: 0.500, SLG: 0.333		2-2 F9 1B		0-0 G6-3		4-2 2B HR BB		0-0 G3-1		3	1	1	0	1	0	0												
Andy Allanson, R OBP: 0.291, SLG: 0.275		2-0 F9		2-0 G5-3		0-2 HR 2B		3-1 PB 1B		4	1	2	1	0	0	1												
Inning Stats	R: 4 E: 0 K: 0 S: 10	H: 3 LOB: 0 BB: 1 P: 20	R: 0 E: 0 K: 0 S: 9	H: 2 LOB: 2 BB: 0 P: 15	R: 1 E: 0 K: 3 S: 16	H: 1 LOB: 1 BB: 1 P: 26	R: 0 E: 0 K: 0 S: 3	H: 0 LOB: 0 BB: 0 P: 6	R: 1 E: 1 K: 1 S: 11	H: 1 LOB: 1 BB: 0 P: 17	R: 4 E: 0 K: 0 S: 25	H: 3 LOB: 0 BB: 1 P: 35	R: 0 E: 0 K: 0 S: 4	H: 0 LOB: 0 BB: 0 P: 7	R: 0 E: 0 K: 0 S: 8	H: 1 LOB: 2 BB: 1 P: 17	R: 0 E: 0 K: 2 S: 10	H: 1 LOB: 1 BB: 0 P: 17	1B: 6 2B: 3 3B: 0 HR: 3	SF: 0 SAC: 0 DP: 0 HBP: 0	WP: 0 PB: 1 CS: 0	PA: 43						
PITCHER	IP	WLS	BF	H	R	ER	SO	BB	IBB	HBP	BLK	WP	HR	S	P	ERA	WHIP											
Steve Carlton, L ERA: 16.76	(1, 1)	5.0	L	27	9	9	8	4	3	0	0	0	0	2	64	103	14.40	2.400										
Joe Niekro, R ERA: 8.31	(6, 1)	4.0		16	3	1	1	2	1	0	0	0	0	1	32	57	2.25	1.000										

Cleveland Indians @ Minnesota Twins
Hubert H. Humphrey Metrodome, Minneapolis, MN

AB 39
R 10
H 12
RBI 9
BB 4
SO 6
LOB 15



WP: 0 PA: 43
PB: 1
CS: 0



Batter	1	2	3	4	5	6	7	8	9	AB	R	H	RBI	BB	SO	LOB	BOTTOM											
Dan Gladden, R OBP: 0.354, SLG: 0.492				3-2 1B 2B	0-0 G6-3			0-1 SF9		3	0	1	1	0	1	2												
Tom Herr, S OBP: 0.369, SLG: 0.296	2-2 F7			0-1 F7		2-0 L8		3-1 P5		4	0	0	0	0	0	2												
Kirby Puckett, R OBP: 0.281, SLG: 0.344	1-2 P6			1-0 F7		0-1 L8		0-2 1-1 2B		4	0	2	1	0	0	0												
Kent Hrbek, L OBP: 0.286, SLG: 0.245		0-1 F8		3-1 F7		0-0 G3-1		0-0 F9		4	0	0	0	0	0	3												
Gary Gaetti, R OBP: 0.300, SLG: 0.407		0-2 G5-3		1-0 G5-3		3-2 L5		1-1 F8		4	0	0	0	0	0	2												
Gene Larkin, S OBP: 0.436, SLG: 0.545		1-0 L7			0-2 G3-1		0-0 F8		2-1 BB 1B	4	0	1	0	0	0	0												
Randy Bush, L OBP: 0.429, SLG: 0.563			1-0 F7		2-1 P6		1-2 F8		4-2 G5-4-3 BB	3	0	0	0	1	0	0												
Greg Gagne, R OBP: 0.333, SLG: 0.429			3-3 K		2-1 1B 1B			2-2 1B SF9 1B	2-1 G5-4-3	4	1	2	0	0	1	2												
Tim Laudner, R OBP: 0.412, SLG: 0.484			2-1 G5-3		1-2 1B			1-2 1B		3	1	2	0	0	0	0												
Dwight Lowry, L					1-3 1B			1-3 2B 1B		0	0	0	0	0	0	0												
Inning Stats	R: 0 E: 0 K: 1 S: 14	H: 0 LOB: 0 BB: 0 P: 19	R: 0 E: 0 K: 0 S: 6	H: 0 LOB: 0 BB: 0 P: 7	R: 0 E: 0 K: 1 S: 6	H: 0 LOB: 0 BB: 0 P: 12	R: 0 E: 0 K: 0 S: 10	H: 2 LOB: 2 BB: 0 P: 17	R: 0 E: 0 K: 0 S: 11	H: 2 LOB: 2 BB: 0 P: 16	R: 0 E: 0 K: 0 S: 4	H: 0 LOB: 0 BB: 0 P: 6	R: 0 E: 0 K: 0 S: 10	H: 0 LOB: 0 BB: 0 P: 14	R: 2 E: 0 K: 0 S: 14	H: 3 LOB: 1 BB: 0 P: 19	R: 0 E: 0 K: 0 S: 11	H: 1 LOB: 1 BB: 1 P: 20	1B: 6 2B: 2 3B: 0 HR: 0	SF: 1 SAC: 0 DP: 1 HBP: 0	WP: 0 PB: 0 CS: 0	PA: 35						
PITCHER	IP	WLS	BF	H	R	ER	SO	BB	IBB	HBP	BLK	WP	HR	S	P	ERA	WHIP											
John Farrell, R ERA: 2.43	(1, 1)	9.0	W	35	8	2	2	2	1	0	0	0	0	0	86	130	2.00	1.000										

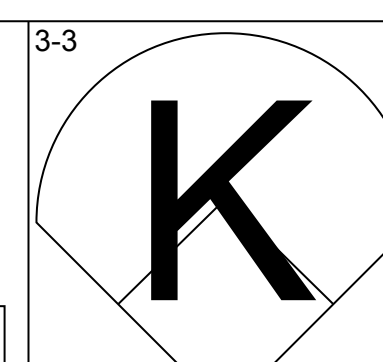
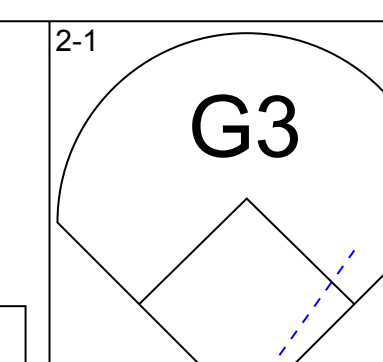
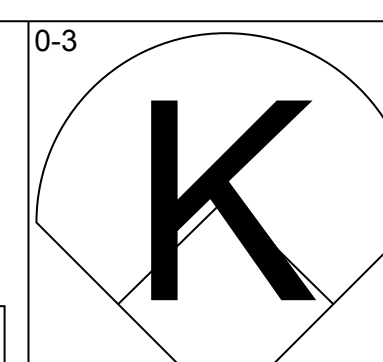
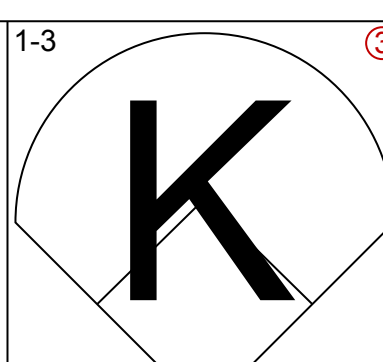
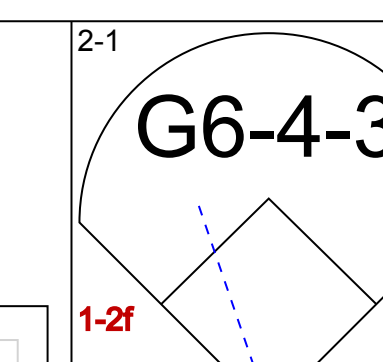
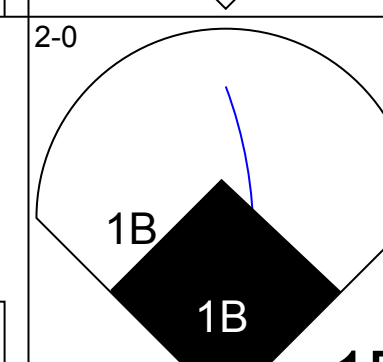
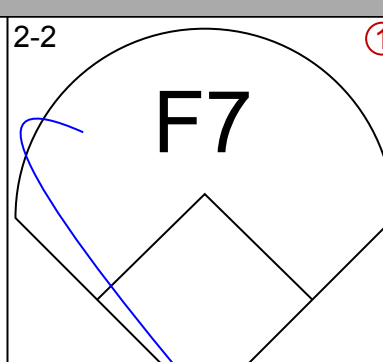
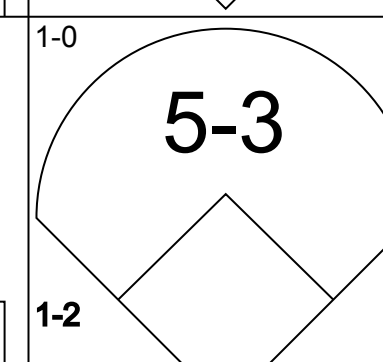
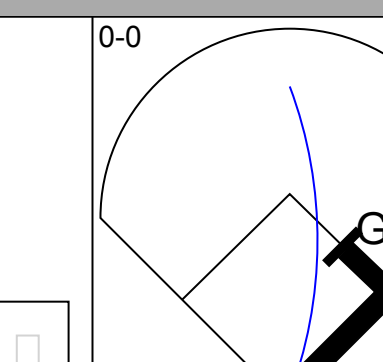
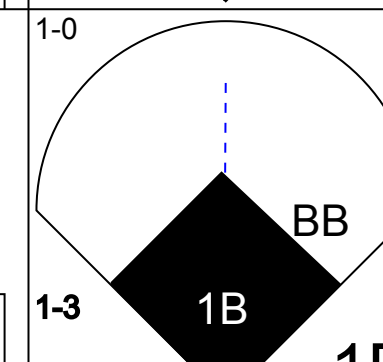
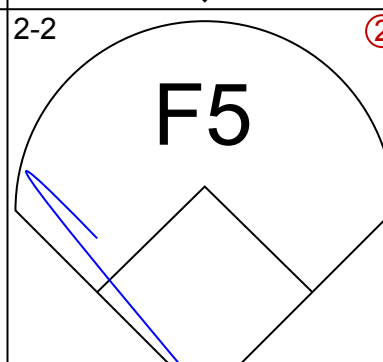
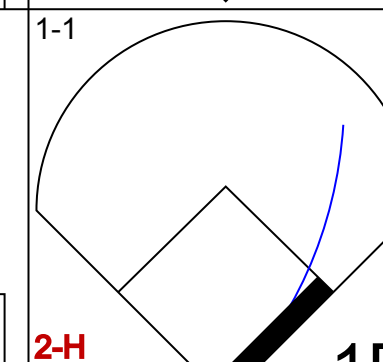
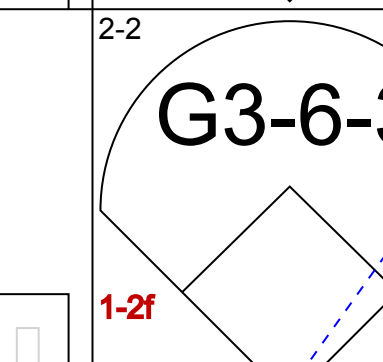
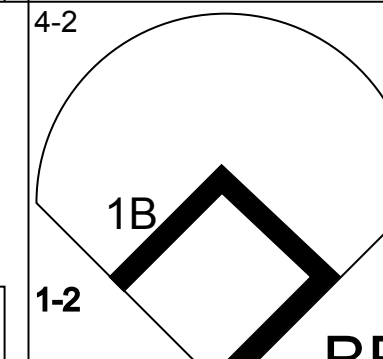
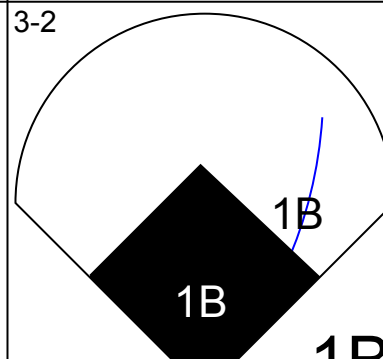
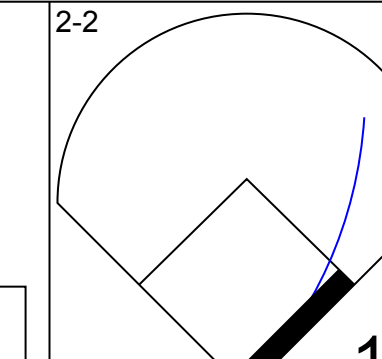
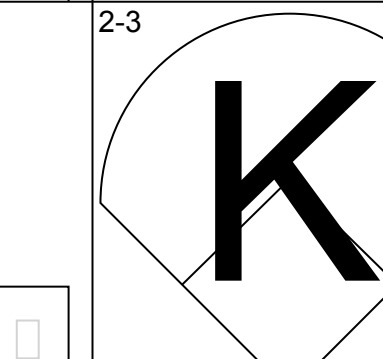
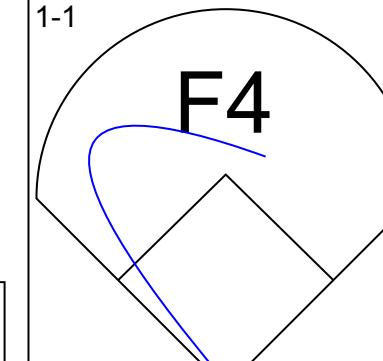
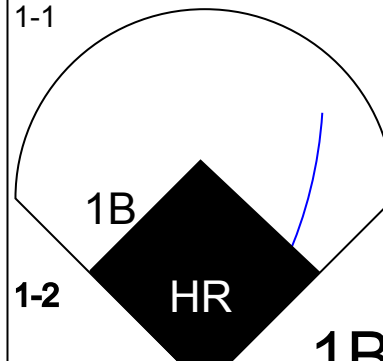
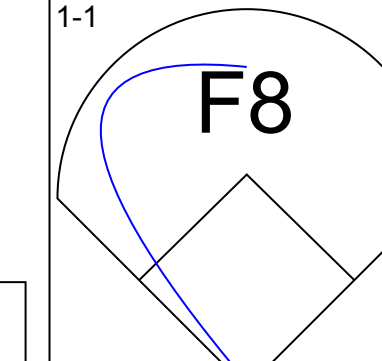
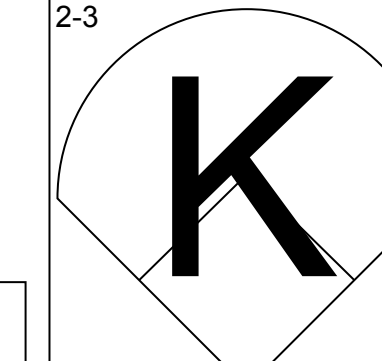
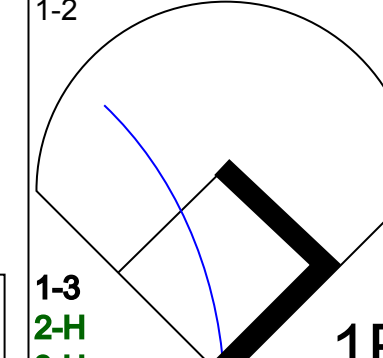
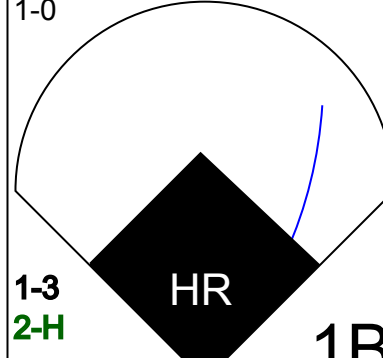
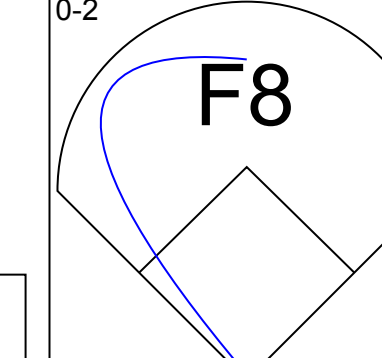
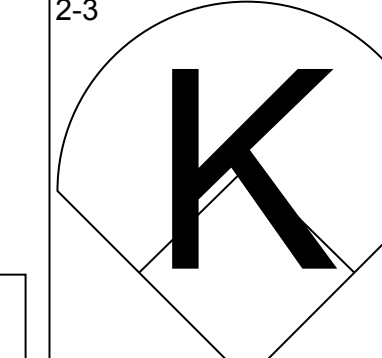
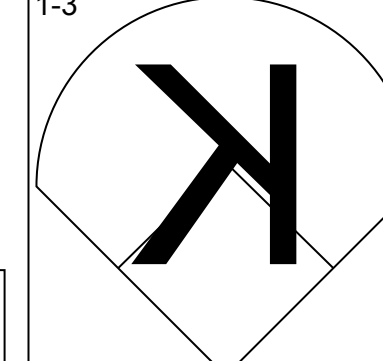
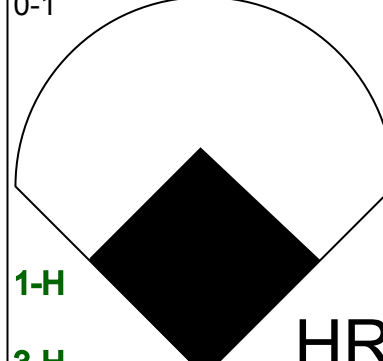
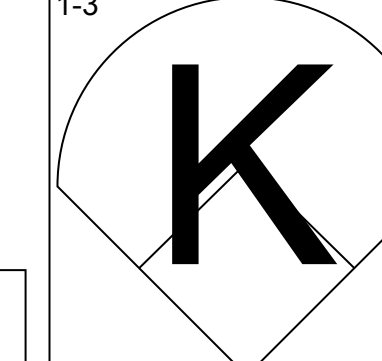
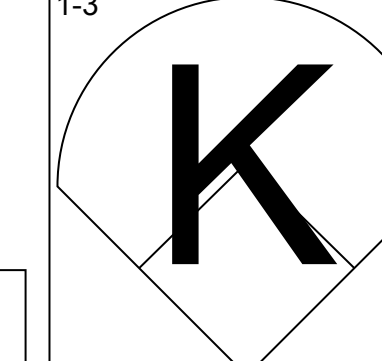
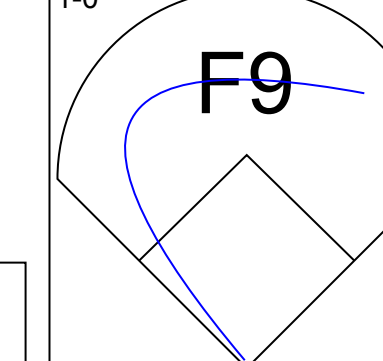
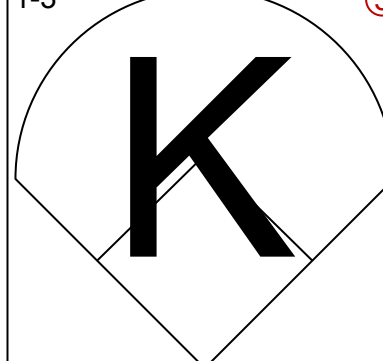
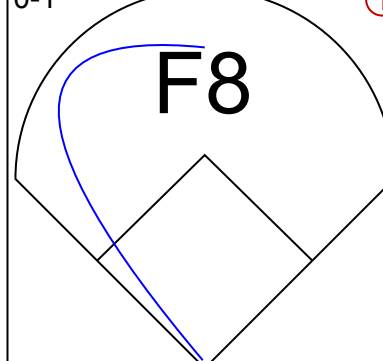
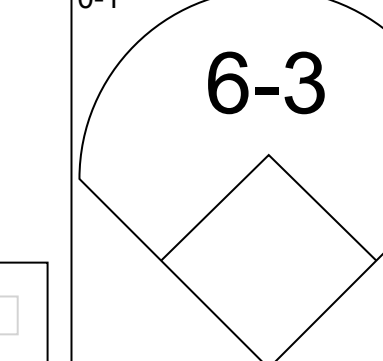
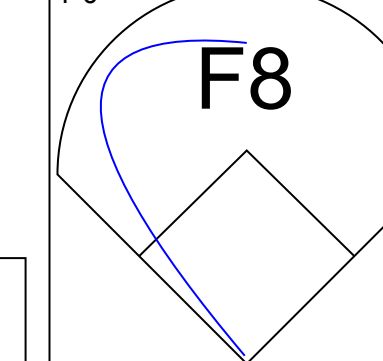
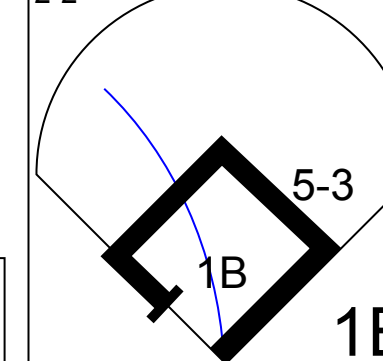
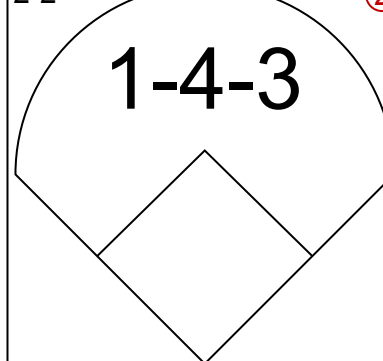
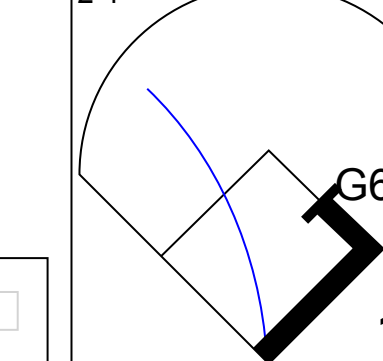
Cleveland Indians @ Minnesota Twins
Hubert H. Humphrey Metrodome, Minneapolis, MN

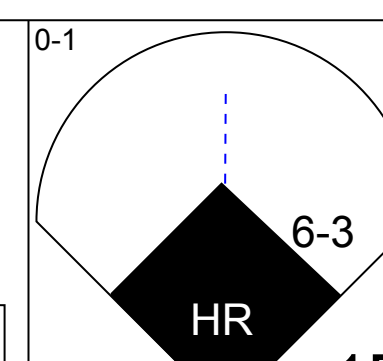
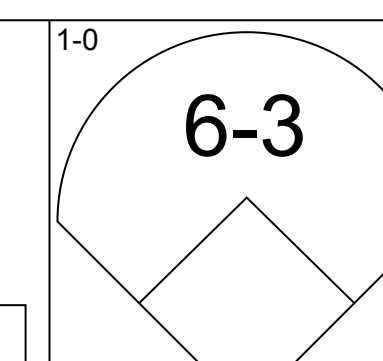
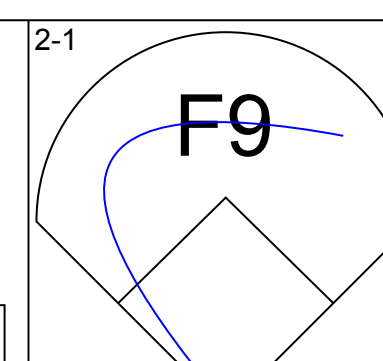
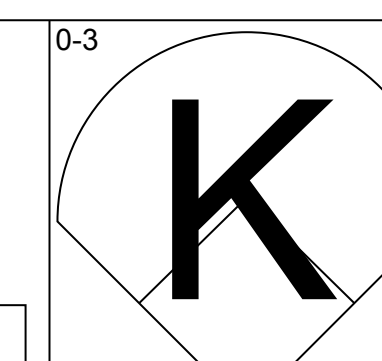
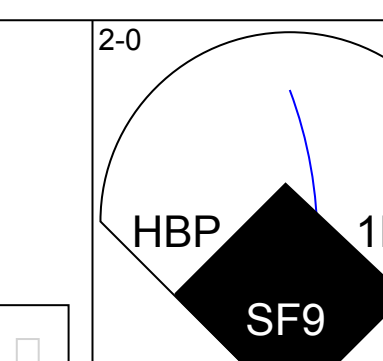
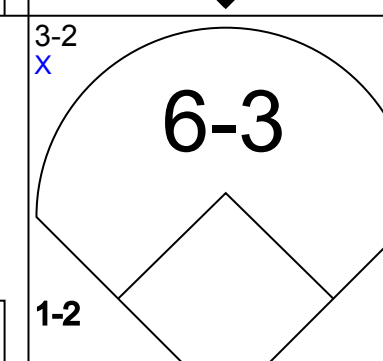
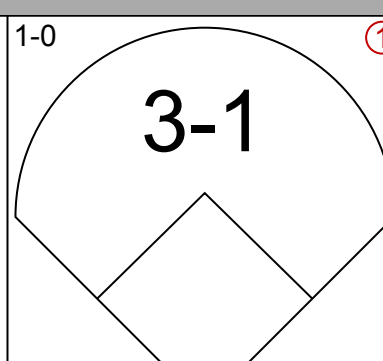
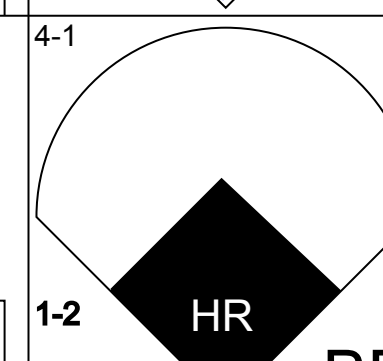
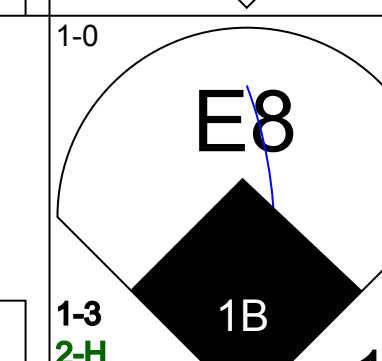
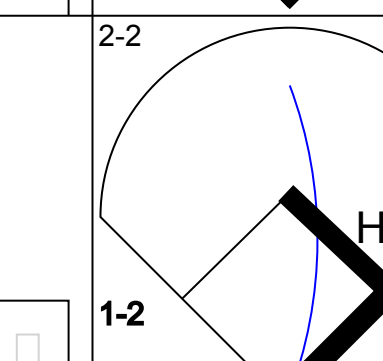
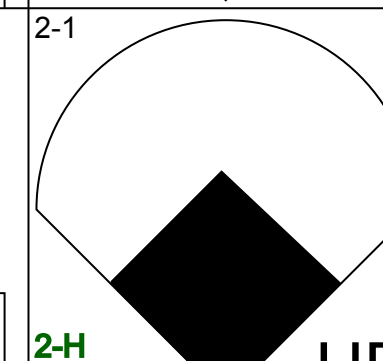
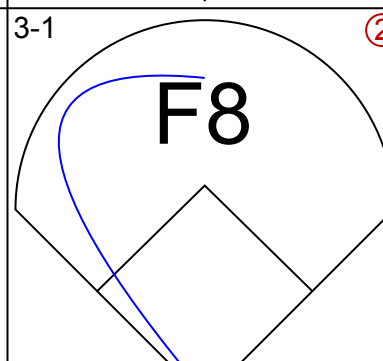
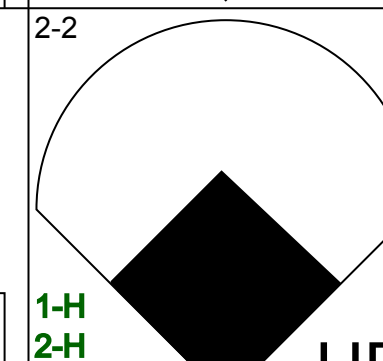
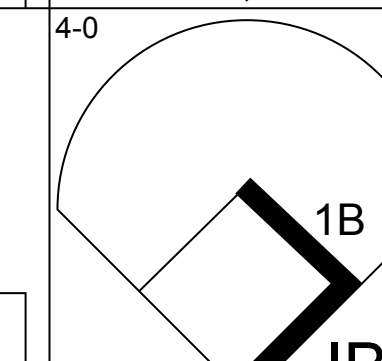
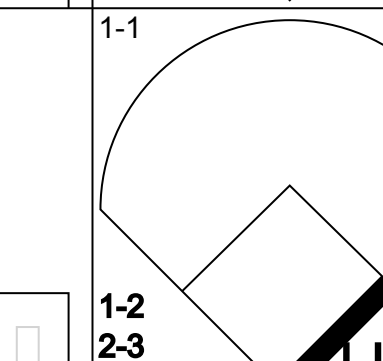
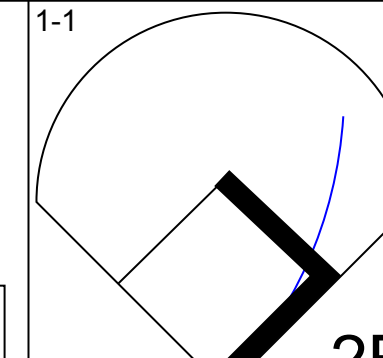
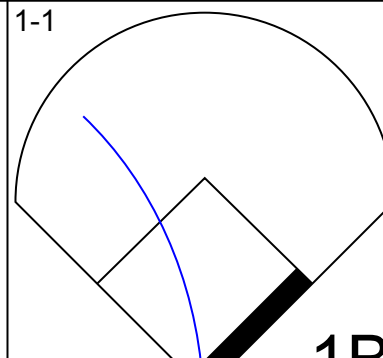
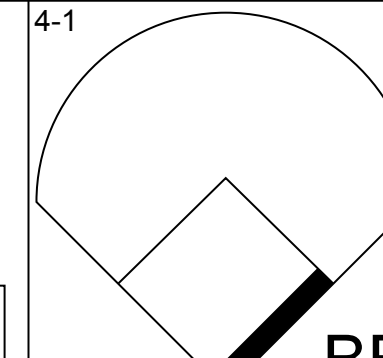
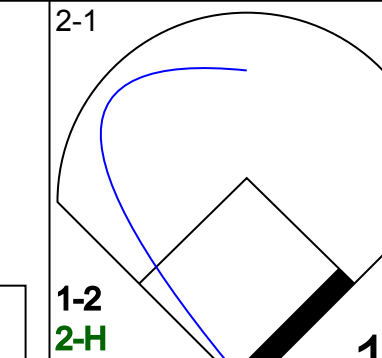
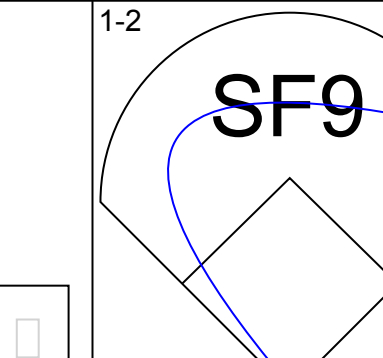
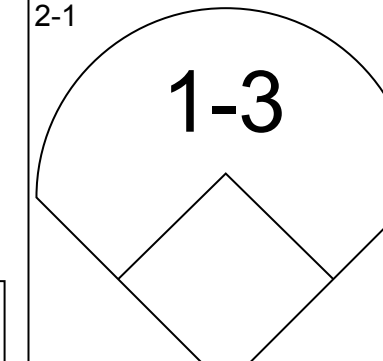
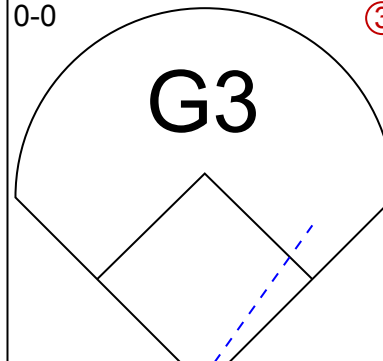
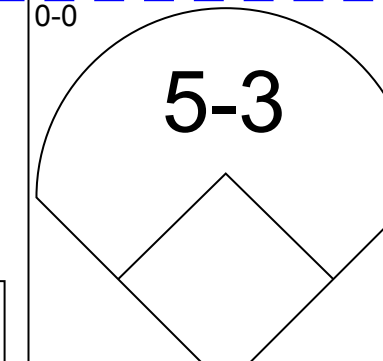
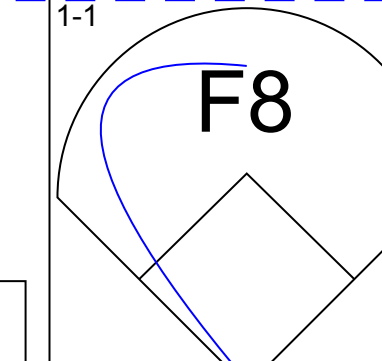
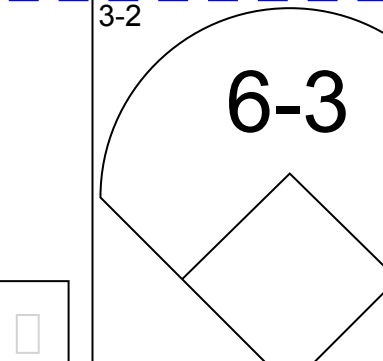
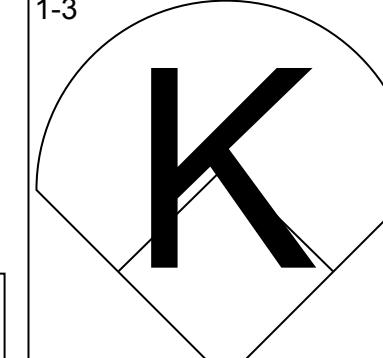
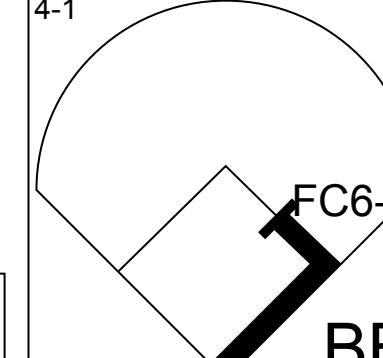
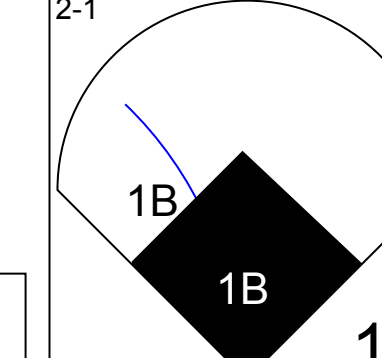
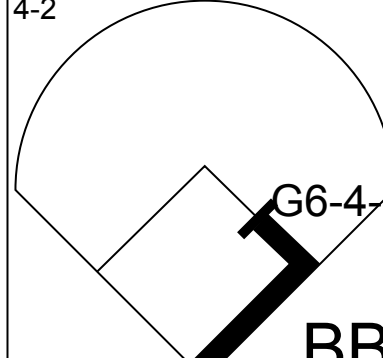
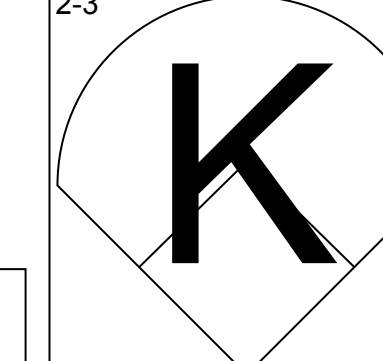
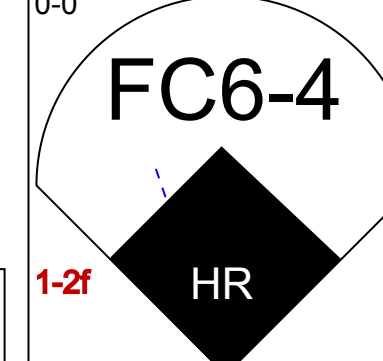
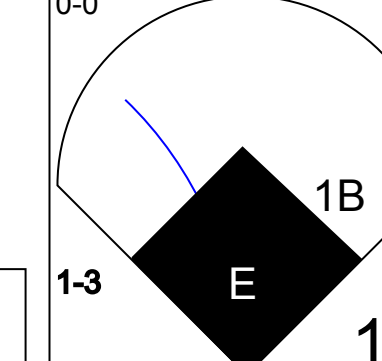
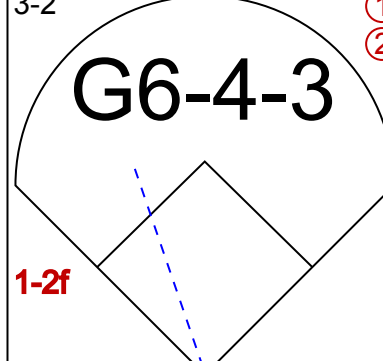
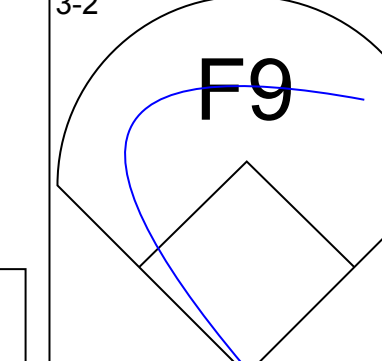
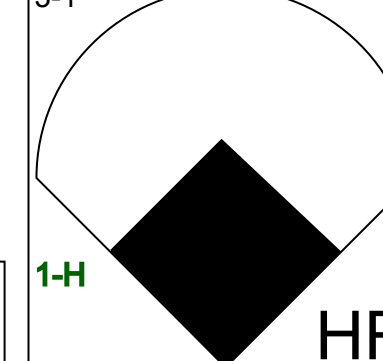
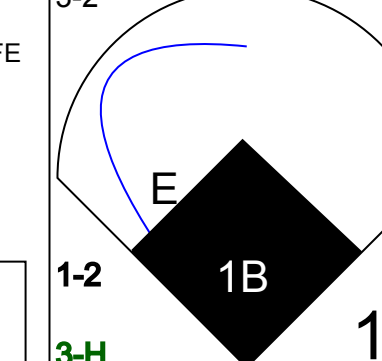
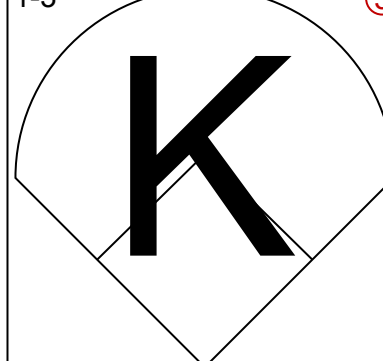
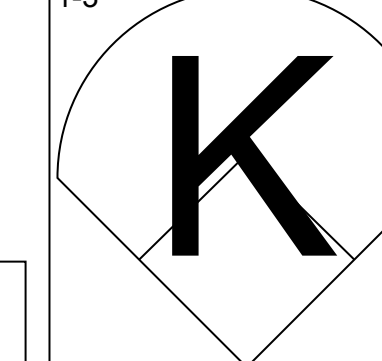
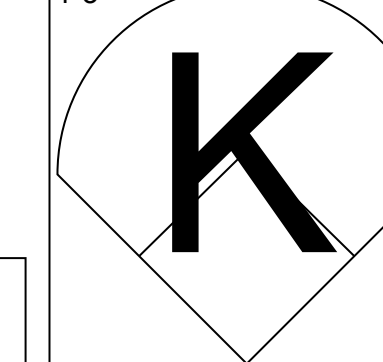
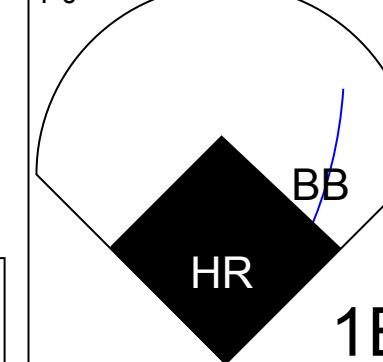
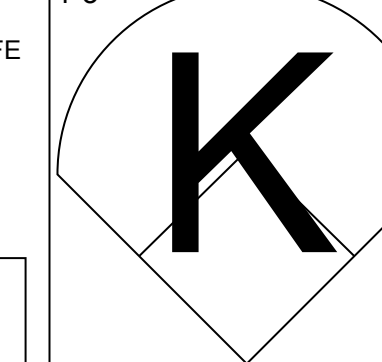
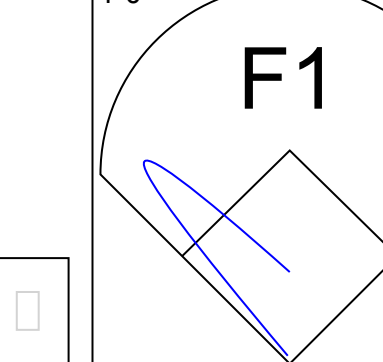
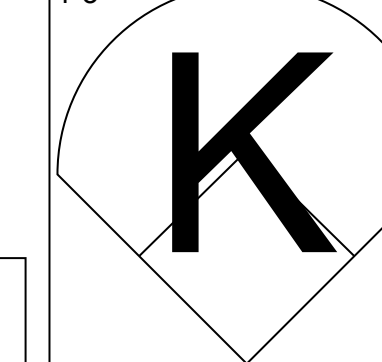
AB 33
R 2
H 8
RBI 2
BB 1
SO 2
LOB 11



WP: 0 PA: 35
PB: 0
CS: 0

Batter	1	2	3	4	5	6	7	8	9	AB	R	H	RBI	BB	SO	LOB	TOP										
Julio Franco, R OBP: 0.288, SLG: 0.250	1-2 G6-3	2-0 F8		1-1 FC4		2-0 G6-3		1-0 G4-3		5	0	0	0	0	0	3	Cleveland Indians @ Minnesota Twins Hubert H. Humphrey Metrodome, Minneapolis, MN Sun Apr 24 1988, 4:33 AM EDT Att: 46,698 - Dome - 70 F AB 35 R 7 H 9 RBI 7 BB 7 SO 9 LOB 18 										
Willie Upshaw, L OBP: 0.357, SLG: 0.443	1-2 HR	3-3 K		2-3 K			2-2 G4-3	1-0 F8		5	1	1	1	0	2	1											
Joe Carter, R OBP: 0.378, SLG: 0.632	2-2 1B			4-2 S		1-0 F7	1-2 BB	0-0 1B		4	2	3	0	1	0	0											
Brook Jacoby, R OBP: 0.347, SLG: 0.457	1-3 K		0-0 G5-3	1-2 1B		2-3 K	4-2 BB	1-2 2B	2-2 F8	4	1	1	0	1	2	2											
Mel Hall, L OBP: 0.354, SLG: 0.444	1-2 2H		1-2 F9			0-0 F8	0-3 K	0-1 P3		3	0	1	1	0	0	2											
Carmen Castillo, R (7, PH) OBP: 0.333, SLG: 0.467										2	0	0	0	0	1	3											
Cory Snyder, R OBP: 0.389, SLG: 0.600	2-3 K		4-2 1B	2-3 BB			1-3 K	1-2 2B	1-3 K	3	1	0	0	2	3	2											
Pat Tabler, R OBP: 0.323, SLG: 0.268		4-1 HR	2-1 G5-3			1-3 K	3-2 2B			3	1	1	3	1	1	3											
Chris Bando, S OBP: 0.429, SLG: 0.833		2-2 HR		4-2 FC4		1-2 BB	0-1 L7			3	1	2	2	1	0	1											
Jay Bell, R OBP: 0.222, SLG: 0.161	0-1 F7			0-0 L6		4-1 BB		2-1 G5-3		3	0	0	0	1	0	1											
Inning Stats	R: 2 E: 0 K: 2 S: 18	H: 3 LOB: 1 BB: 0 P: 26	R: 2 E: 0 K: 1 S: 10	H: 1 LOB: 0 BB: 21	R: 0 E: 0 K: 0 S: 14	H: 1 LOB: 2 BB: 25	R: 0 E: 0 K: 1 S: 10	H: 0 LOB: 1 BB: 1 P: 17	R: 0 E: 0 K: 1 S: 5	H: 0 LOB: 0 BB: 0 P: 8	R: 0 E: 0 K: 2 S: 13	H: 1 LOB: 2 BB: 1 P: 22	R: 3 E: 0 K: 1 S: 18	H: 2 LOB: 1 BB: 2 P: 32	R: 0 E: 0 K: 0 S: 4	H: 0 LOB: 0 BB: 0 P: 8	R: 0 E: 0 K: 1 S: 9	H: 1 LOB: 1 BB: 0 P: 12	1B: 5 2B: 2 3B: 0 HR: 2	SF: 0 SAC: 0 DP: 1 HBP: 0	WP: 0 PB: 0 SB: 2 CS: 0	PA: 42					
PITCHER	IP	WLS	BF	H	R	ER	SO	BB	IBB	HBP	BLK	WP	HR	S	P	ERA	WHIP										
Charlie Lea, R ERA: 6.91	3.0		16	5	4	4	3	3	0	0	0	0	2	42	72	12.00	2.667										
Juan Berenguer, R ERA: 5.29	3.1	W	15	2	2	2	4	3	0	0	0	0	0	38	64	5.40	1.500										
Mike Mason, L ERA: 12.0	0.2		4	1	1	1	1	1	0	0	0	0	0	8	15	13.50	3.000										
Keith Atherton, R ERA: 1.5	1.0		3	0	0	0	0	0	0	0	0	0	0	4	8	0.00	0.000										
Jeff Reardon, R ERA: 2.0	1.0		4	1	0	0	1	0	0	0	0	0	0	9	12	0.00	1.000										
Batter	1	2	3	4	5	6	7	8	9	AB	R	H	RBI	BB	SO	LOB	BOTTOM										
Dan Gladden, R OBP: 0.386, SLG: 0.524	1-1 FC4-6	1-1 2H	2-2 1B	1-0 2B			0-1 G4-3			4	0	3	2	1	0	0	Cleveland Indians @ Minnesota Twins Hubert H. Humphrey Metrodome, Minneapolis, MN Sun Apr 24 1988, 4:33 AM EDT Att: 46,698 - Dome - 70 F AB 39 R 13 H 15 RBI 13 BB 4 SO 2 LOB 16 										
Tom Herr, S OBP: 0.357, SLG: 0.276	1-1 FC4-6	2-1 G6-3	1-0 G4-3		4-2 2B		2-0 P5			4	1	0	0	1	0	3											
Kirby Puckett, R OBP: 0.304, SLG: 0.415	4-1 2B		2-1 G4-3	1-3 K	1-2 L4-6			2-2 HR		4	3	2	1	1	1	3											
Gary Gaetti, R OBP: 0.308, SLG: 0.424	1-1 P3		0-0 G4-3	2-2 HR	1-0 2B			0-0 P4		5	1	2	1	0	0	3											
Gene Larkin, S OBP: 0.455, SLG: 0.568	1-1 2H		4-0 HR	0-1 HR	0-0 G3			1-0 G6-3		4	2	2	2	1	0	2											
Kent Hrbek, L OBP: 0.295, SLG: 0.278	1-0 G3		0-0 HR	1-1 F9		1-2 G3-1		0-0 2B		5	1	2	1	0	0	3											
Tim Laudner, R OBP: 0.410, SLG: 0.639		0-0 F9	3-1 HR	1-1 HR		1-1 G4-3		3-3 K		5	2	2	6	0	1	1											
Greg Gagne, R OBP: 0.313, SLG: 0.400		2-2 E5	1-0 F8	0-0 F9		1-1 G6-3				4	1	0	0	0	0	0											
Mark Davidson, R OBP: 0.333, SLG: 0.444		2-1 F9	1-2 WP		0-1 BB		2-1 G6-3			4	2	2	0	0	0	1											
Inning Stats	R: 2 E: 0 K: 0 S: 10	H: 2 LOB: 1 BB: 1 P: 19	R: 1 E: 1 K: 0 S: 10	H: 1 LOB: 1 BB: 0 P: 17	R: 5 E: 0 K: 0 S: 17	H: 5 LOB: 1 BB: 1 P: 31	R: 3 E: 0 K: 1 S: 13	H: 3 LOB: 0 BB: 0 P: 18	R: 1 E: 0 K: 0 S: 9	H: 2 LOB: 2 BB: 2 P: 19	R: 0 E: 0 K: 0 S: 7	H: 0 LOB: 0 BB: 0 P: 10	R: 0 E: 0 K: 0 S: 5	H: 0 LOB: 0 BB: 0 P: 9	R: 1 E: 0 K: 1 S: 11	H: 2 LOB: 1 BB: 0 P: 17		1B: 7 2B: 6 3B: 0 HR: 3	SF: 0 SAC: 0 DP: 1 HBP: 0	WP: 1 PB: 0 SB: 0 CS: 0	PA: 43						
PITCHER	IP	WLS	BF	H	R	ER	SO	BB	IBB	HBP	BLK	WP	HR	S	P	ERA	WHIP										
Scott Bailes, L ERA: 3.71	2.1	L	15	5	5	5	0	2	0	0	0	0	2	24	46	19.29	3.000										
Rich Yeti, R ERA: 6.14	1.1		10	6	5	5	1	0	0	0	0	1	2	25	38	33.75	4.500										
Bill Laskey, R ERA: 6.75	1.1		7	2	1	1	0	2	0	0	0	0	0	10	20	6.75	3.000										
Jeff Dedmon, R ERA:	2.0		6	0	0	0	0	0	0	0	0	0	0	12	19	0.00	0.000										
Dan Schatzeder, L ERA: 2.25	1.0		5	2	1	1	1	0	0	0	0	0	1	11	17	9.00	2.000										

Batter	1	2	3	4	5	6	7	8	9	AB R H RBI BB SO LOB	TOP							
Bruce Fields, L OBP: 0.200, SLG: 0.143										5 0 0 0 0 3 2	Seattle Mariners @ Cleveland Indians Cleveland Municipal Stadium, Cleveland, OH Tue Apr 26 1988, 7:05 PM EDT Att. 6,690 - Unknown - 48 F							
Henry Cotto, R OBP: 0.463, SLG: 0.612										4 1 2 0 0 0 1								
Alvin Davis, L OBP: 0.446, SLG: 0.460										4 1 2 0 0 0 1								
Ken Phelps, L OBP: 0.527, SLG: 0.762										3 1 2 0 1 1 0								
Mike Kingery, L OBP: 0.404, SLG: 0.372										4 1 1 0 0 1 4								
Dave Valle, R OBP: 0.231, SLG: 0.283										4 1 2 3 0 1 1								
Jim Presley, R OBP: 0.275, SLG: 0.373										4 1 1 3 0 3 3								
Rey Quinones, R OBP: 0.342, SLG: 0.389										4 0 0 0 0 1 0								
Harold Reynolds, S OBP: 0.282, SLG: 0.414										4 0 2 0 0 0 0								
Inning Stats	R: 2 H: 3 E: 0 K: 2 S: 18	H: 3 LOB: 2 BB: 1 P: 31	R: 0 H: 0 E: 0 K: 0 S: 4	H: 0 LOB: 0 BB: 0 P: 8	R: 4 H: 4 E: 0 K: 1 S: 21	H: 4 LOB: 2 BB: 0 P: 14	R: 0 H: 1 E: 0 K: 1 S: 15	H: 0 LOB: 0 BB: 0 P: 19	R: 0 H: 0 E: 0 K: 1 S: 8	H: 1 LOB: 0 BB: 0 P: 13	R: 0 H: 0 E: 0 K: 3 S: 9	H: 0 LOB: 0 BB: 0 P: 14	R: 0 H: 1 E: 0 K: 0 S: 6	H: 1 LOB: 0 BB: 0 P: 10	1B: 11 2B: 0 3B: 0 HR: 1	SF: 0 SAC: 0 DP: 2 HBP: 0	WP: 0 PB: 0 SB: 0 CS: 0	PA: 37
PITCHER Tom Candiotti, R ERA: 2.13	IP: 9.0 WLS: W BF: 37 H: 12 R: 6 ER: 6 SO: 10 BB: 1 IBB: 0 HBP: 0 BLK: 0 WP: 0 HR: 1 S: 100 P: 151 ERA: 6.00 WHIP: 1.444											PITCHER	IP: WLS: BF: H: R: ER: SO: BB: IBB: HBP: BLK: WP: HR: S: P: ERA: WHIP:					

Batter	1	2	3	4	5	6	7	8	9	AB R H RBI BB SO LOB	BOTTOM									
Julio Franco, R OBP: 0.294, SLG: 0.260										5 2 2 0 0 1 4	Seattle Mariners @ Cleveland Indians Cleveland Municipal Stadium, Cleveland, OH Tue Apr 26 1988, 7:05 PM EDT Att. 6,690 - Unknown - 48 F									
Willie Upshaw, L OBP: 0.373, SLG: 0.446										4 2 2 1 1 0 1										
Joe Carter, R OBP: 0.405, SLG: 0.718										3 2 2 5 1 0 0										
Brook Jacoby, R OBP: 0.375, SLG: 0.493										3 0 3 3 1 0 0										
Mel Hall, L OBP: 0.329, SLG: 0.412										5 0 0 0 0 0 7										
Cory Snyder, R OBP: 0.416, SLG: 0.597										2 1 1 0 3 1 1										
Pat Tabler, R OBP: 0.314, SLG: 0.262										5 2 1 0 0 1 3										
Jay Bell, R OBP: 0.250, SLG: 0.233										4 2 2 3 0 2 1										
Andy Allanson, R OBP: 0.283, SLG: 0.268										5 1 1 0 0 3 4										
Inning Stats	R: 2 H: 3 E: 0 K: 1 S: 16	H: 3 LOB: 1 BB: 0 P: 25	R: 0 H: 0 E: 0 K: 2 S: 8	H: 0 LOB: 1 BB: 0 P: 13	R: 0 H: 1 E: 0 K: 0 S: 6	H: 1 LOB: 1 BB: 0 P: 11	R: 5 H: 3 E: 0 K: 0 S: 13	H: 3 LOB: 1 BB: 3 P: 33	R: 4 H: 5 E: 1 K: 2 S: 19	H: 5 LOB: 2 BB: 1 P: 33	R: 0 H: 0 E: 0 K: 1 S: 9	H: 0 LOB: 0 BB: 1 P: 17	R: 1 H: 2 E: 0 K: 0 S: 17	H: 2 LOB: 2 BB: 0 P: 27	R: 0 H: 0 E: 0 K: 2 S: 14	H: 0 LOB: 1 BB: 1 P: 23	1B: 10 2B: 1 3B: 0 HR: 3	SF: 1 SAC: 0 DP: 1 HBP: 2	WP: 0 PB: 0 SB: 0 CS: 0	PA: 45
PITCHER Mike Moore, R ERA: 6.06	IP: 3.2 WLS: L BF: 22 H: 7 R: 7 ER: 7 SO: 3 BB: 3 IBB: 0 HBP: 1 BLK: 0 WP: 0 HR: 3 S: 42 P: 81 ERA: 17.18 WHIP: 2.727											PITCHER	IP: WLS: BF: H: R: ER: SO: BB: IBB: HBP: BLK: WP: HR: S: P: ERA: WHIP:							
Bill Swift, R ERA: 5.74	(4, 1)	1.0	9	5	4	4	2	0	1	0	0	0	0	0	18	31	36.00	5.000		
Jerry Reed, R ERA: 3.09	(5, 1)	0.1	1	0	0	0	0	0	0	0	0	0	0	0	2	3	0.00	0.000		
Ed Nunez, R ERA: 7.36	(6, 1)	1.2	8	2	1	1	1	1	0	1	0	0	0	0	20	35	5.40	1.800		
Michael Jackson, R ERA: 3.0	(7, 1)	1.1	5	0	0	0	2	1	0	0	0	0	0	0	20	32	0.00	0.750		

AB 36
R 6
H 12
RBI 6
BB 1
SO 10
LOB 12



AB 36
R 12
H 14
RBI 12
BB 6
SO 8
LOB 21



Batter	1	2	3	4	5	6	7	8	9	AB	R	H	RBI	BB	SO	LOB	TOP					
Rick Renteria, R (1, 10) OBP: 0.343, SLG: 0.543 Ken Phelps, L (9, FH) OBP: 0.518, SLG: 0.744	F8		F8		E6		F8		F9	4	0	1	1	0	0	0						
Henry Cotto, R (1, 8) OBP: 0.431, SLG: 0.566	F4		F9		F8			F9		4	0	0	0	0	0	2						
Alvin Davis, L (1, 3) OBP: 0.435, SLG: 0.463	K			1B	PO		4-3	4-3		4	1	1	0	0	1	0						
Dave Valle, R (1, 2) OBP: 0.232, SLG: 0.270		F3		1B	BB		F9	F9		3	0	0	0	1	0	0						
Jim Prestley, R (1, 5) OBP: 0.298, SLG: 0.392	F9			1B	1B				2B	4	1	3	1	0	0	0						
Glenn Wilson, R (1, 9) OBP: 0.227, SLG: 0.254	K		F6						K	4	0	1	0	0	2	3						
Dave Hengel, R (1, 7)			F7		K		F4		F7	4	0	0	0	0	1	5						
Rey Quinones, R (1, 6) OBP: 0.338, SLG: 0.395			F6		G3				2B	4	1	1	1	0	0	2						
Harold Reynolds, S (1, 4) OBP: 0.303, SLG: 0.459					B1-3		L9		2B	4	1	2	1	0	0	0						
Inning Stats	R: 0 E: 0 K: 1 S: 7	H: 0 LOB: 0 BB: 0 P: 12	R: 0 E: 0 K: 1 S: 6	H: 0 LOB: 0 BB: 0 P: 6	R: 1 E: 0 K: 0 S: 14	H: 2 LOB: 1 BB: 0 P: 17	R: 1 E: 0 K: 1 S: 12	H: 2 LOB: 2 BB: 0 P: 21	R: 0 E: 1 K: 0 S: 8	H: 0 LOB: 0 BB: 0 P: 12	R: 0 E: 0 K: 0 S: 7	H: 2 LOB: 2 BB: 0 P: 11	R: 0 E: 0 K: 0 S: 6	H: 0 LOB: 0 BB: 0 P: 9	R: 0 E: 0 K: 0 S: 5	H: 0 LOB: 0 BB: 0 P: 7	R: 2 E: 0 K: 1 S: 16	H: 3 LOB: 1 BB: 0 P: 23	1B: 5 2B: 3 3B: 1 HR: 0	SF: 0 SAC: 0 DP: 0 HBP: 0	WP: 0 PB: 0 SB: 0 CS: 0	PA: 38
PITCHER	IP	WLS	BF	H	R	ER	SO	BB	IBB	HBP	BLK	WP	HR	S	P	ERA	WHIP					
Greg Swindell, L (1, 1) ERA: 2.53	8.2	W	36	9	4	4	4	1	0	0	0	0	0	79	115	4.15	1.154					
Doug Jones, R (9, 1) ERA:	0.1	S	1	0	0	0	0	0	0	0	0	0	0	2	3	0.00	0.000					

Seattle Mariners @ Cleveland Indians
Cleveland Municipal Stadium, Cleveland, OH

Wed Apr 27 1988, 3:33 AM EDT
Att. 5,244 - Overcast - 38 F

AB 36
R 4
H 9
RBI 4
BB 1
SO 4
LOB 13



Batter	1	2	3	4	5	6	7	8	9	AB	R	H	RBI	BB	SO	LOB	BOTTOM				
Julio Franco, R (1, 4) OBP: 0.289, SLG: 0.268	1-3	F8		2B		K		K		5	0	1	0	0	2	4					
Willie Upshaw, L (1, 3) OBP: 0.380, SLG: 0.485	1B	BB	F9	5-3		HR				3	1	1	3	1	0	1					
Joe Carter, R (1, 8) OBP: 0.422, SLG: 0.720	1B		1B	1B		6-3				4	1	3	0	0	0	1					
Brook Jacoby, R (1, 5) OBP: 0.381, SLG: 0.494	G5-4-3		1B	1B		5-3				4	0	2	0	0	0	2					
Cory Snyder, R (1, 9) OBP: 0.407, SLG: 0.576	G5-4-3		1B	1B		1-3		F9		4	0	1	1	0	0	4					
Ron Kittle, R (1, 10) OBP: 0.438, SLG: 0.615 Carmen Castillo, R (6, FR) OBP: 0.313, SLG: 0.438	E	BB	F8		BB	BB		K		1	0	0	0	1	0	2					
Mel Hall, L (1, 7) OBP: 0.324, SLG: 0.394	F8	F9				BB		F7		3	1	0	0	1	0	3					
Jay Bell, R (1, 6) OBP: 0.250, SLG: 0.222	E1			1-3		1B		K		3	1	0	0	1	1	1					
Andy Allanson, R (1, 2) OBP: 0.281, SLG: 0.267	5-3			5-3		HR		F9		4	1	1	2	0	0	2					
Inning Stats	R: 0 E: 0 K: 0 S: 10	H: 2 LOB: 2 BB: 1 P: 18	R: 0 E: 1 K: 0 S: 15	H: 0 LOB: 2 BB: 1 P: 25	R: 1 E: 0 K: 0 S: 10	H: 3 LOB: 2 BB: 0 P: 16	R: 0 E: 0 K: 0 S: 12	H: 1 LOB: 1 BB: 0 P: 20	R: 0 E: 0 K: 1 S: 8	H: 1 LOB: 0 BB: 0 P: 17	R: 5 E: 0 K: 1 S: 21	H: 2 LOB: 1 BB: 2 P: 36	R: 0 E: 0 K: 1 S: 6	H: 0 LOB: 0 BB: 0 P: 9	R: 0 E: 0 K: 2 S: 8	H: 0 LOB: 0 BB: 0 P: 11	1B: 7 2B: 1 3B: 0 HR: 1	SF: 0 SAC: 0 DP: 1 HBP: 1	WP: 0 PB: 0 SB: 1 CS: 1	PA: 37	
PITCHER	IP	WLS	BF	H	R	ER	SO	BB	IBB	HBP	BLK	WP	HR	S	P	ERA	WHIP				
Steve Trout, L (1, 1) ERA: 7.71	5.0	L	25	7	3	3	3	3	0	1	1	1	0	59	106	5.40	2.000				
Jerry Reed, R (6, 1) ERA: 4.3	3.0		12	2	3	3	4	1	0	0	0	0	1	31	46	9.00	1.000				

Seattle Mariners @ Cleveland Indians
Cleveland Municipal Stadium, Cleveland, OH

Wed Apr 27 1988, 3:33 AM EDT
Att. 5,244 - Overcast - 38 F

AB 32
R 6
H 9
RBI 6
BB 4
SO 4
LOB 20



Batter	1	2	3	4	5	6	7	8	9	AB	R	H	RBI	BB	SO	LOB	TOP					
Mike Kingery, L (1, 7) OBP: 0.393, SLG: 0.348	1-3 K			4-1 BB		0-0 P5		2-2 4-3		3	0	0	0	1	1	3						
Henry Cotto, R (1, 8) OBP: 0.452, SLG: 0.579	1-2 1B			2-2 G6-4-3		2-0 1B		0-0 1B		4	1	3	2	0	0	1						
Alvin Davis, L (1, 3) OBP: 0.425, SLG: 0.448	1-1 L3			2-1 F9		1-2 F8		1-2 1B		4	0	1	1	0	0	3						
Ken Phelps, L (1, 10) OBP: 0.500, SLG: 0.702		0-0 F7			2-0 1B			2-2 P7		4	0	1	0	0	0	1						
Jim Prestley, R (1, 5) OBP: 0.284, SLG: 0.373		0-0 5-3			0-1 F7			0-0 6-3		4	0	0	0	0	1	0						
Dave Valle, R (1, 2) OBP: 0.233, SLG: 0.284		2-2 3-1			2-0 5-3			1-0 2B		4	0	1	0	0	0	0						
Glenn Wilson, R (1, 9) OBP: 0.241, SLG: 0.257			2-1 P6			3-2 F3		0-0 1B		3	0	1	0	1	0	0						
Rey Quinones, R (1, 6) OBP: 0.333, SLG: 0.400			0-2 F9			0-2 1B		2-0 4-3		4	1	1	0	0	0	1						
Harold Reynolds, S (1, 4) OBP: 0.304, SLG: 0.468			0-3 K			2-2 E3		1-0 1B		3	1	1	0	0	1	1						
Inning Stats	R: 0 E: 0 K: 1 S: 9	H: 1 LOB: 0 BB: 0 P: 12	R: 0 E: 0 K: 0 S: 5	H: 0 LOB: 0 BB: 0 P: 7	R: 0 E: 0 K: 1 S: 8	H: 0 LOB: 0 BB: 1 P: 10	R: 0 E: 0 K: 0 S: 8	H: 0 LOB: 0 BB: 1 P: 16	R: 0 E: 0 K: 0 S: 4	H: 1 LOB: 0 BB: 0 P: 8	R: 1 E: 1 K: 0 S: 15	H: 2 LOB: 2 BB: 0 P: 23	R: 0 E: 0 K: 0 S: 4	H: 2 LOB: 2 BB: 0 P: 5	R: 2 E: 0 K: 0 S: 16	H: 3 LOB: 1 BB: 0 P: 23	R: 0 E: 0 K: 1 S: 8	H: 0 LOB: 1 BB: 1 P: 13	1B: 6 2B: 4 3B: 0 HR: 0	SF: 0 SAC: 0 DP: 2 HBP: 0	WP: 0 PB: 0 SB: 1 CS: 0	PA: 35
PITCHER	IP	WLS	BF	H	R	ER	SO	BB	IBB	HBP	BLK	WP	HR	S	P	ERA	WHIP					
John Farrell, R (1, 1) ERA: 2.39	8.0	L	31	9	3	2	2	1	0	0	0	0	0	69	104	2.25	1.250					
Jeff Dedmon, R (9, 1) ERA:	1.0		4	0	0	0	1	1	0	0	0	0	0	8	13	0.00	1.000					

Seattle Mariners @ Cleveland Indians
Cleveland Municipal Stadium, Cleveland, OH
Thu Apr 28 1988, 7:05 PM EDT
Att. 3,762 - Unknown - 45 F

AB 33
R 3
H 9
RBI 3
BB 2
SO 3
LOB 10



Batter	1	2	3	4	5	6	7	8	9	AB	R	H	RBI	BB	SO	LOB	BOTTOM				
Julio Franco, R (1, 4) OBP: 0.287, SLG: 0.271	1-0 L8		0-0 CS			2-1 6-3		2-2 SF9		3	0	1	1	0	0	0					
Willie Upshaw, L (1, 3) OBP: 0.373, SLG: 0.465	1-0 3-1		1-3 K			4-0 BB		3-2 F8		3	0	0	0	1	1	2					
Joe Carter, R (1, 8) OBP: 0.402, SLG: 0.684	1-0 F8		1-2 CS	0-1 F3		1-3 K		2-2 5-3		4	0	0	0	0	1	2					
Brook Jacoby, R (1, 5) OBP: 0.386, SLG: 0.519		2-1 1B		2-1 4-3		2-3 K		2-2 1-3		4	0	2	0	0	1	1					
Dave Clark, L (1, 7) OBP: 0.333, SLG: 0.231		4-2 1B		0-0 4-3		2-3 K		1-3 K2-3		3	0	0	0	1	1	1					
Cory Snyder, R (1, 9) OBP: 0.388, SLG: 0.543		2-2 F7		2-3 K		0-3 K		2-3 K		4	0	0	0	0	3	3					
Pat Tabler, R (1, 10) OBP: 0.329, SLG: 0.297		1-2 1B			3-2 B2-6			1-0 G3		3	0	2	0	0	0	0					
Jay Bell, R (1, 6) OBP: 0.240, SLG: 0.212		1-1 P4			0-1 B2-6			0-2 E6		3	1	0	0	0	0	3					
Andy Allanson, R (1, 2) OBP: 0.273, SLG: 0.258			3-2 F8			2-2 1-3		4-1 WP		2	0	0	0	0	0	0					
Chris Bando, S (8, PH) OBP: 0.500, SLG: 0.833								1-2 BB		0	0	0	0	1	0	0					
Inning Stats	R: 0 E: 0 K: 0 S: 3	H: 0 LOB: 0 BB: 0 P: 6	R: 0 E: 0 K: 0 S: 13	H: 2 LOB: 2 BB: 1 P: 23	R: 0 E: 0 K: 1 S: 9	H: 1 LOB: 0 BB: 0 P: 14	R: 0 E: 0 K: 1 S: 9	H: 1 LOB: 0 BB: 0 P: 13	R: 0 E: 0 K: 2 S: 8	H: 0 LOB: 1 BB: 1 P: 17	R: 0 E: 0 K: 2 S: 7	H: 0 LOB: 0 BB: 0 P: 9	R: 1 E: 1 K: 0 S: 13	H: 0 LOB: 1 BB: 1 P: 24	R: 0 E: 0 K: 1 S: 9	H: 0 LOB: 0 BB: 0 P: 14	1B: 2 2B: 4 3B: 0 HR: 0	SF: 1 SAC: 0 DP: 1 HBP: 0	WP: 1 PB: 0 SB: 0 CS: 1	PA: 34	
PITCHER	IP	WLS	BF	H	R	ER	SO	BB	IBB	HBP	BLK	WP	HR	S	P	ERA	WHIP				
Mike Campbell, R (1, 1) ERA: 3.75	9.0	W	33	5	1	0	7	3	0	0	0	1	0	80	134	0.00	0.889				

Seattle Mariners @ Cleveland Indians
Cleveland Municipal Stadium, Cleveland, OH
Thu Apr 28 1988, 7:05 PM EDT
Att. 3,762 - Unknown - 45 F

AB 29
R 1
H 5
RBI 1
BB 3
SO 7
LOB 12



Batter	1	2	3	4	5	6	7	8	9	AB	R	H	RBI	BB	SO	LOB	TOP								
Carney Lansford, R OBP: 0.388, SLG: 0.495	F7		1B HR	1B HR		F7	2B			5	2	3	2	0	0	0	Oakland Athletics @ Cleveland Indians Cleveland Municipal Stadium, Cleveland, OH Sat Apr 30 1988, 3:33 AM EDT Att: 25,222 - Sunny - 65 F								
Stan Javier, S OBP: 0.358, SLG: 0.441	BB		HR	SF8		4-3	6-3			3	1	1	1	1	0	1									
Jose Canseco, R OBP: 0.380, SLG: 0.573	BB		HR	6-3			2B	F8		3	2	1	3	2	0	1									
Dave Parker, L OBP: 0.320, SLG: 0.371	F8		F9	1B		1B	1B	F8		5	1	2	2	0	0	2									
Mark McGwire, R OBP: 0.378, SLG: 0.529	F7		BB	F4		1B	L7			4	1	1	0	1	0	3									
Dave Henderson, R OBP: 0.388, SLG: 0.656		L6			F4				G3	4	1	2	1	1	0	0									
Terry Steinbach, R OBP: 0.293, SLG: 0.235	K		F9		F9		K	F9		5	0	0	0	0	2	5									
Glenn Hubbard, R OBP: 0.343, SLG: 0.367									G3	3	2	1	2	1	1	0									
Doug Jennings, L OBP: 0.452, SLG: 0.500										1	0	0	0	0	0	1									
Mike Gallego, R OBP: 0.361, SLG: 0.267										0	0	0	0	0	0	0									
Walt Weiss, S OBP: 0.215, SLG: 0.190			3-1	SF8		4-3	F7		6-3	5	1	1	0	0	0	2									
Inning Stats	R: 0 E: 0 K: 0 S: 4	H: 0 LOB: 2 BB: 2 P: 13	R: 0 E: 0 K: 2 S: 9	H: 0 LOB: 0 BB: 0 P: 13	R: 3 E: 0 K: 0 S: 14	H: 3 LOB: 2 BB: 2 P: 30	R: 3 E: 0 K: 0 S: 10	H: 3 LOB: 1 BB: 1 P: 18	R: 0 E: 0 K: 0 S: 4	H: 0 LOB: 0 BB: 0 P: 5	R: 0 E: 0 K: 0 S: 7	H: 0 LOB: 0 BB: 0 P: 11	R: 5 E: 0 K: 1 S: 20	H: 5 LOB: 1 BB: 1 P: 29	R: 0 E: 0 K: 0 S: 7	H: 0 LOB: 0 BB: 0 P: 13	R: 0 E: 0 K: 0 S: 8	H: 1 LOB: 1 BB: 0 P: 11	1B: 7 2B: 3 3B: 1 HR: 1	SF: 1 SAC: 0 DP: 0 HBP: 0	WP: 0 PB: 0 SB: 0 CS: 0	PA: 45			
PITCHER	IP	WLS	BF	H	R	ER	SO	BB	IBB	HBP	BLK	WP	HR	S	P	ERA	WHIP								
Rich Yett, R ERA: 8.15	3.0	L	19	5	6	6	2	5	0	0	0	0	1	30	64	18.00	3.333								
Bill Laskey, R ERA: 6.23	3.0		12	2	2	2	0	1	0	0	1	0	0	21	33	6.00	1.000								
Jeff Dedmon, R ERA: 4.05	1.0		7	4	3	3	1	0	0	0	0	0	0	17	22	27.00	4.000								
Chris Codiroli, R ERA: 3.12	2.0		7	1	0	0	0	0	0	0	0	0	0	15	24	0.00	0.500								

AB	38
R	11
H	12
RBI	11
BB	6
SO	3
LOB	15



Batter	1	2	3	4	5	6	7	8	9	AB	R	H	RBI	BB	SO	LOB	BOTTOM								
Julio Franco, R OBP: 0.293, SLG: 0.278	G4-6-3 1B	4-3		L9		L9			1B	5	0	2	0	0	0	2	Oakland Athletics @ Cleveland Indians Cleveland Municipal Stadium, Cleveland, OH Sat Apr 30 1988, 3:33 AM EDT Att: 25,222 - Sunny - 65 F								
Willie Upshaw, L OBP: 0.394, SLG: 0.440	G4-6-3 1-2		F9	F8			CS	BB	F8	4	0	0	0	1	0	2									
Pat Tabler, R OBP: 0.338, SLG: 0.288	FC6-4 BB		FC4-6 2B	BB	F9	F7				2	1	0	0	2	0	1									
Joe Carter, R OBP: 0.407, SLG: 0.671	FC6-4 1-2		FC4-6 1B	BB	G3	K				3	0	1	0	1	1	2									
Mel Hall, L OBP: 0.333, SLG: 0.400		1B	FC4-6 2B	1B	G3	CS		L5-3 1B		4	1	2	0	0	0	3									
Brook Jacoby, R OBP: 0.380, SLG: 0.518	K		2B		F9			L5-3		4	0	1	1	0	1	3									
Cory Snyder, R OBP: 0.382, SLG: 0.521	F8		FC4-6 HBP		F8			K		3	0	0	0	0	1	1									
Jay Bell, R OBP: 0.241, SLG: 0.214	1B	1B	FC4-6		6-3			6-3		4	0	1	0	0	0	3									
Andy Allanson, R OBP: 0.286, SLG: 0.318	1B			5-3		HR		F5		4	1	2	2	0	0	0									
Inning Stats	R: 0 E: 0 K: 0 S: 5	H: 1 LOB: 1 BB: 1 P: 11	R: 1 E: 0 K: 1 S: 15	H: 3 LOB: 2 BB: 0 P: 20	R: 1 E: 0 K: 0 S: 18	H: 2 LOB: 3 BB: 1 P: 29	R: 0 E: 0 K: 0 S: 4	H: 0 LOB: 0 BB: 0 P: 6	R: 0 E: 0 K: 0 S: 9	H: 0 LOB: 1 BB: 1 P: 18	R: 1 E: 0 K: 0 S: 9	H: 1 LOB: 0 BB: 0 P: 19	R: 0 E: 0 K: 1 S: 9	H: 0 LOB: 0 BB: 1 P: 17	R: 0 E: 0 K: 1 S: 8	H: 1 LOB: 0 BB: 0 P: 11		R: 0 E: 0 K: 0 S: 8	H: 1 LOB: 1 BB: 0 P: 14	1B: 7 2B: 2 3B: 0 HR: 1	SF: 0 SAC: 0 DP: 2 HBP: 1	WP: 0 PB: 0 SB: 0 CS: 1	PA: 39		
PITCHER	IP	WLS	BF	H	R	ER	SO	BB	IBB	HBP	BLK	WP	HR	S	P	ERA	WHIP								
Bob Welch, R ERA: 5.45	6.0	W	28	7	3	3	1	3	0	1	0	0	0	60	103	4.50	1.667								
Gene Nelson, R ERA: 4.91	3.0	S	10	2	0	0	2	1	0	0	0	0	0	25	42	0.00	1.000								



Batter	1	2	3	4	5	6	7	8	9	AB	R	H	RBI	BB	SO	LOB	TOP										
Carney Lansford, R OBP: 0.380, SLG: 0.480 (1, 5)	1-1 6-3			3-2 F3		2-2 F8	3-1 L4		1-0 1B	5	1	1	0	0	0	3	Oakland Athletics @ Cleveland Indians Cleveland Municipal Stadium, Cleveland, OH Sun May 01 1988, 3:33 AM EDT Att: 29,126 - Sunny - 65 F										
Stan Javier, S OBP: 0.375, SLG: 0.453 (1, 8)	0-1 CS 1B			2-2 E6 1B		3-3 K		1-2 1B	1-2 1B	5	2	3	2	0	1	0											
Jose Canseco, R OBP: 0.361, SLG: 0.564 (1, 9)	3-3 K			2-2 CS 1B		0-3 K		0-2 F6	1-2 2B	5	1	2	2	0	2	2											
Dave Parker, L OBP: 0.314, SLG: 0.372 (1, 7)		1-2 3-1		2-2 1B			0-1 3-1	2-2 F5	1-2 F8	5	0	1	0	0	0	3											
Mark McGwire, R OBP: 0.388, SLG: 0.544 (1, 3)		2-1 G3-6-3 1B		3-2 F4			0-2 F4	0-0 1B	1-2 1B	5	1	3	2	0	0	1											
Ron Hassey, L OBP: 0.255, SLG: 0.383 (1, 2)		0-0 G3-6-3			1-2 4-3		1-1 E3 1B	0-2 4-3	1-0 1B	5	1	1	1	0	0	3											
Don Baylor, R OBP: 0.313, SLG: 0.236 (1, 10)			2-3 K		2-3 K		1-1 BB 1B			5	1	2	1	0	2	1											
Glenn Hubbard, R OBP: 0.385, SLG: 0.394 (1, 4)			2-3 K		4-0 BB		1-1 BB 1B		0-2 1B	3	1	2	0	1	1	0											
Walt Weiss, S OBP: 0.209, SLG: 0.183 (1, 6)			2-1 L8		1-0 G3		4-1 BB		0-1 F7	2	0	0	0	0	0	1											
Dave Henderson, R OBP: 0.365, SLG: 0.656 (7, PH)							1-2 2-3 BB			0	0	0	0	0	0	0											
Mike Gallego, R OBP: 0.361, SLG: 0.267 (7, 6)										0	0	0	0	0	0	0											
Doug Jennings, L OBP: 0.438, SLG: 0.478 (9, PH)										1	0	0	0	0	0	2											
Tony Phillips, S OBP: 0.395, SLG: 0.279 (9, 6)										0	0	0	0	0	0	0											
Inning Stats	R: 0 E: 0 K: 1 S: 7	H: 1 LOB: 1 BB: 0 P: 11	R: 0 E: 0 K: 0 S: 8	H: 1 LOB: 0 BB: 0 P: 11	R: 0 E: 0 K: 2 S: 11	H: 0 LOB: 0 BB: 0 P: 17	R: 1 E: 1 K: 0 S: 16	H: 2 LOB: 1 BB: 0 P: 28	R: 0 E: 0 K: 1 S: 7	H: 0 LOB: 1 BB: 1 P: 15	R: 0 E: 0 K: 2 S: 10	H: 0 LOB: 0 BB: 0 P: 15	R: 1 E: 1 K: 0 S: 14	H: 2 LOB: 3 BB: 1 P: 24	R: 0 E: 0 K: 0 S: 13	H: 2 LOB: 2 BB: 0 P: 16	R: 6 E: 0 K: 0 S: 23	H: 7 LOB: 1 BB: 0 P: 31	1B: 13 2B: 3 3B: 0 HR: 0	SF: 0 SAC: 0 DP: 2 HBP: 0	WP: 0 PB: 1 SB: 0 CS: 2	PA: 43					
PITCHER	IP	WLS	BF	H	R	ER	SO	BB	IBB	HBP	BLK	WP	HR	S	P	ERA	WHIP										
Tom Candiotti, R ERA: 1.82 (1, 1)	7.0		28	6	2	0	6	2	0	0	1	0	0	73	121	0.00	1.143										
Chris Codiroli, R ERA: 3.0 (8, 1)	0.1		2	1	0	0	0	0	0	0	0	0	0	6	7	0.00	3.000										
Dan Schatzeder, L ERA: 2.08 (8, 1)	0.1		1	0	0	0	0	0	0	0	0	0	0	3	5	0.00	0.000										
Doug Jones, R ERA: 6.48 (9, 1)	1.0	L	10	7	6	6	0	0	0	0	0	0	0	25	32	54.00	7.000										
Jeff Deadmon, R ERA: 3.66 (9, 1)	0.1		2	1	0	0	0	0	0	0	0	0	0	2	3	0.00	3.000										
Julio Franco, R OBP: 0.298, SLG: 0.284 (1, 4)	0-0 HBP 1B	2-1 CS	1-3 K	2-3 K		1-0 1B		2-3 K		5	1	2	0	0	3	5	Oakland Athletics @ Cleveland Indians Cleveland Municipal Stadium, Cleveland, OH Sun May 01 1988, 3:33 AM EDT Att: 29,126 - Sunny - 65 F										
Willie Upshaw, L OBP: 0.366, SLG: 0.450 (1, 3)	1-0 SF8 1B		2-1 L9		0-0 E	1-2 L4		1-1 F5		5	1	2	0	0	4												
Pat Tabler, R OBP: 0.341, SLG: 0.286 (1, 10)	1-0 FC5-4 HBP		0-2 5-3		2-3 K		0-2 SH1-4 BB	0-3 K		4	0	1	0	0	2	3											
Joe Carter, R OBP: 0.406, SLG: 0.651 (1, 8)	0-1 L5		2-2 L5		0-1 E8 SF9 1B		4-0 SH1-4 BB		0-1 F3	4	1	1	0	1	0	3											
Mel Hall, L OBP: 0.329, SLG: 0.395 (1, 7)	2-2 SF8		4-0 BB BB		0-0 SF9		2-1 SH1-4		1-2 L6	1	1	0	2	1	0	0											
Brook Jacoby, R OBP: 0.371, SLG: 0.494 (1, 5)	2-3 3H FC5-4		4-1 BB BB		0-0 1-3		1-2 2-3 K		0-2 1-3	4	0	0	0	1	1	4											
Cory Snyder, R OBP: 0.366, SLG: 0.494 (1, 9)		0-1 5-3		1-3 K		0-0 F8	2-1 L6			4	0	0	0	0	1	4											
Jay Bell, R OBP: 0.253, SLG: 0.219 (1, 6)		3-3 K		4-0 BB BB		0-1 F8		1-0 BLK 1B		3	0	1	0	1	1	0											
Andy Allanson, R OBP: 0.324, SLG: 0.328 (1, 2)		4-2 CS BB		4-1 BB BB		0-2 1B		4-2 BB		1	0	1	1	3	0	0											
Inning Stats	R: 1 E: 0 K: 0 S: 9	H: 2 LOB: 2 BB: 0 P: 14	R: 0 E: 0 K: 1 S: 10	H: 0 LOB: 1 BB: 1 P: 19	R: 0 E: 0 K: 1 S: 8	H: 0 LOB: 0 BB: 0 P: 11	R: 1 E: 0 K: 2 S: 11	H: 0 LOB: 4 BB: 3 P: 32	R: 2 E: 1 K: 1 S: 8	H: 2 LOB: 0 BB: 0 P: 10	R: 0 E: 0 K: 0 S: 10	H: 2 LOB: 2 BB: 0 P: 12	R: 0 E: 0 K: 1 S: 11	H: 1 LOB: 2 BB: 1 P: 21	R: 0 E: 0 K: 2 S: 13	H: 1 LOB: 2 BB: 1 P: 20		R: 0 E: 0 K: 0 S: 9	H: 0 LOB: 0 BB: 0 P: 10	1B: 7 2B: 1 3B: 0 HR: 0	SF: 2 SAC: 1 DP: 0 HBP: 1	WP: 0 PB: 0 SB: 0 CS: 1	PA: 43				
PITCHER	IP	WLS	BF	H	R	ER	SO	BB	IBB	HBP	BLK	WP	HR	S	P	ERA	WHIP										
Storm Davis, R ERA: 3.19 (1, 1)	5.2		28	6	4	3	5	5	0	1	0	0	0	94	141	4.76	1.941										
Greg Cadaret, L ERA: 3.09 (6, 1)	0.2		4	1	0	0	0	1	0	0	0	0	0	8	15	0.00	3.000										
Eric Plunk, R ERA: 3.03 (7, 1)	1.2	W	7	1	0	0	3	1	0	0	1	0	0	19	30	0.00	1.200										
Dennis Eckersley, R ERA: (9, 1)	1.0		3	0	0	0	0	0	0	0	0	0	0	9	10	0.00	0.000										
AB	R	H	RBI	BB	SO	LOB																					
31	4	8	3	7	8	23																					

Batter	1	2	3	4	5	6	7	8	9	AB	R	H	RBI	BB	SO	LOB	TOP								
Mark McLemore, S (1, 4) OBP: 0.307, SLG: 0.340 Gus Polidor, R (9, PH) OBP: 0.182, SLG: 0.182	0-1 4-3		2-3 K			2-3 K			1-2 F9	3	0	0	0	0	2	0									
Devon White, S (1, 8) OBP: 0.309, SLG: 0.379	4-1 G4-6-3 BB			2-2 6-3		0-2 1-3			0-1 FC5-4	3	0	0	0	1	0	1									
Wally Joyner, L (1, 3) OBP: 0.362, SLG: 0.404	0-1 G4-6-3 1-2			0-0 4-3					1-3 K	4	0	0	0	0	1	2									
Chili Davis, S (1, 9) OBP: 0.330, SLG: 0.455		0-3 K		0-0 4-3					1-0 F8	3	0	0	0	0	1	0									
Johnny Ray, S (1, 7) OBP: 0.436, SLG: 0.586		1-1 2B			4-1 FC5-4 BB				2-1 F4	2	0	1	0	1	0	0									
Tony Armas, R (1, 10) OBP: 0.311, SLG: 0.390		0-0 F8			0-1 L7				1-0 F7	3	0	0	0	0	0	2									
Jack Howell, L (1, 5) OBP: 0.374, SLG: 0.461		0-0 L8			1-0 F7				2-2 6-3	3	0	0	0	0	0	2									
Bob Boone, R (1, 2) OBP: 0.313, SLG: 0.322			1-2 1-3		0-2 FC5-4				0-1 4-3	3	0	0	0	0	0	1									
Dick Schofield, R (1, 6) OBP: 0.302, SLG: 0.375			1-1 6-3		0-0 L8				1-2 FC5-4 1B	3	0	1	0	0	0	0									
Inning Stats	R: 0 E: 0 K: 0 S: 5	H: 0 LOB: 0 BB: 1 P: 9	R: 0 E: 0 K: 1 S: 7	H: 1 LOB: 1 BB: 0 P: 8	R: 0 E: 0 K: 1 S: 10	H: 0 LOB: 0 BB: 0 P: 14	R: 0 E: 0 K: 0 S: 6	H: 0 LOB: 0 BB: 0 P: 8	R: 0 E: 0 K: 0 S: 7	H: 0 LOB: 1 BB: 1 P: 12	R: 0 E: 0 K: 1 S: 10	H: 0 LOB: 0 BB: 0 P: 12	R: 0 E: 0 K: 0 S: 4	H: 0 LOB: 0 BB: 0 P: 7	R: 0 E: 0 K: 0 S: 6	H: 0 LOB: 0 BB: 0 P: 9	R: 0 E: 0 K: 1 S: 12	H: 1 LOB: 1 BB: 0 P: 15	1B: 1 2B: 1 3B: 0 HR: 0	SF: 0 SAC: 0 DP: 1 HBP: 0	WP: 0 PB: 0 SB: 0 CS: 0	PA: 30			
PITCHER	IP	WLS	BF	H	R	ER	SO	BB	IBB	HBP	BLK	WP	HR	S	P	ERA	WHIP								
Greg Swindell, L (1, 1) ERA: 2.09	9.0	W	30	2	0	0	4	2	0	0	0	0	0	67	94	0.00	0.444								

California Angels @ Cleveland Indians
 Cleveland Municipal Stadium, Cleveland, OH

AB 28
 R 0
 H 2
 RBI 0
 BB 2
 SO 4
 LOB 9



WP: 0 PA: 30
 PB: 0
 SB: 0
 CS: 0

Mon May 02 1988, 7:05 PM EDT
 Att: 8,121 - Unknown - 55 F

Batter	1	2	3	4	5	6	7	8	9	AB	R	H	RBI	BB	SO	LOB	BOTTOM								
Julio Franco, R (1, 4) OBP: 0.287, SLG: 0.273	0-1 4-3		0-1 F9		0-1 6-3	2-3 K				4	0	0	0	0	1	1									
Willie Upshaw, L (1, 3) OBP: 0.361, SLG: 0.440	1-0 F8		0-0 F2		1-0 E3 1B				2-2 CS 1B	4	1	1	0	0	0	1									
Joe Carter, R (1, 8) OBP: 0.410, SLG: 0.656	2-1 F8			0-0 1B 2B	0-1 1B 1B				0-1 F9	4	1	2	0	0	0	1									
Brook Jacoby, R (1, 5) OBP: 0.386, SLG: 0.500		4-2 1B E BB		2-0 WP FC5-2 1B 2H	0-0 1B 1B				2-2 6-3 1-2	3	1	2	2	1	0	1									
Mel Hall, L (1, 7) OBP: 0.349, SLG: 0.405		1-0 E9 1H 1B		0-0 FC5-2 WP 1B 1-2	4-0 1B IBB				0-0 3-1	3	0	2	0	1	0	0									
Cory Snyder, R (1, 9) OBP: 0.351, SLG: 0.469		1-1 6-3		1-1 F4	2-3 K				1-0 6-3	4	0	0	0	0	1	5									
Dave Clark, L (1, 10) OBP: 0.316, SLG: 0.188		0-2 6-3		4-1 FC5-2 IBB 1-2 2-3	0-0 F7				1-0 6-3	3	0	0	0	1	0	3									
Andy Allanson, R (1, 2) OBP: 0.325, SLG: 0.329			3-2 CS 1B		0-0 FC5-2 1-2 2-3 3-H				1-1 5-3	3	0	1	0	0	0	3									
Jay Bell, R (1, 6) OBP: 0.256, SLG: 0.213			4-2 1B 1-2 BB		2-3 K				0-3 K	2	0	0	0	1	2	3									
Inning Stats	R: 0 E: 0 K: 0 S: 5	H: 0 LOB: 0 BB: 0 P: 8	R: 1 E: 1 K: 0 S: 9	H: 1 LOB: 1 BB: 1 P: 15	R: 0 E: 0 K: 0 S: 10	H: 1 LOB: 1 BB: 1 P: 17	R: 1 E: 0 K: 1 S: 10	H: 3 LOB: 3 BB: 1 P: 19	R: 1 E: 1 K: 1 S: 10	H: 2 LOB: 3 BB: 1 P: 17	R: 0 E: 0 K: 2 S: 8	H: 0 LOB: 0 BB: 0 P: 11	R: 0 E: 0 K: 0 S: 9	H: 1 LOB: 0 BB: 0 P: 12	R: 0 E: 0 K: 0 S: 3	H: 0 LOB: 0 BB: 0 P: 5	1B: 7 2B: 1 3B: 0 HR: 0	SF: 0 SAC: 0 DP: 0 HBP: 0	WP: 1 PB: 0 SB: 0 CS: 2	PA: 34					
PITCHER	IP	WLS	BF	H	R	ER	SO	BB	IBB	HBP	BLK	WP	HR	S	P	ERA	WHIP								
Willie Fraser, R (1, 1) ERA: 3.94	4.1	L	23	7	3	2	1	2	2	0	0	0	0	40	70	4.15	2.077								
Stu Cliburn, R (5, 1) ERA: 5.4	3.2		11	1	0	0	3	0	0	0	0	0	0	24	34	0.00	0.273								

California Angels @ Cleveland Indians
 Cleveland Municipal Stadium, Cleveland, OH

AB 30
 R 3
 H 8
 RBI 2
 BB 4
 SO 4
 LOB 18




WP: 1 PA: 34
 PB: 0
 SB: 0
 CS: 2

Mon May 02 1988, 7:05 PM EDT
 Att: 8,121 - Unknown - 55 F

Batter	1	2	3	4	5	6	7	8	9	AB	R	H	RBI	BB	SO	LOB	TOP			
Mark McLemore, S OBP: 0.319, SLG: 0.346 (1, 4)										4	2	2	0	1	0	0	California Angels @ Cleveland Indians Cleveland Municipal Stadium, Cleveland, OH Tue May 03 1988, 7:05 PM EDT Att: 6,912 - Unknown			
Bill Buckner, L OBP: 0.293, SLG: 0.222 (1, 10)										5	0	1	2	0	0	2				
Wally Joyner, L OBP: 0.364, SLG: 0.398 (9, PR)										4	0	1	0	0	0	2				
Gus Polidor, R OBP: 0.182, SLG: 0.182 (9, 5)										0	0	0	0	0	0	0				
Chili Davis, S OBP: 0.333, SLG: 0.462 (1, 9)										5	1	2	1	0	1	3				
Johnny Ray, S OBP: 0.418, SLG: 0.560 (1, 7)										4	0	0	0	0	0	3				
Jack Howell, L OBP: 0.373, SLG: 0.457 (9, PH)										3	1	1	0	0	1	0				
George Hendrick, R OBP: 0.313, SLG: 0.467 (9, 1)										4	2	2	0	0	0	0				
Devon White, S OBP: 0.317, SLG: 0.385 (1, 8)										3	0	0	1	0	0	0				
Bob Boone, R OBP: 0.299, SLG: 0.306 (9, PH)										4	1	0	1	0	0	1				
Butch Wynegar, S OBP: 0.469, SLG: 0.583 (9, 2)										1	0	1	1	0	0	0				
Dick Schofield, R OBP: 0.289, SLG: 0.357 (1, 6)										4	1	0	1	0	0	1				
Inning Stats	R: 1 E: 0 K: 0 S: 11	H: 2 LOB: 1 BB: 0 P: 16	R: 2 E: 1 K: 0 S: 10	H: 2 LOB: 0 BB: 0 P: 16	R: 0 E: 0 K: 0 S: 7	H: 0 LOB: 0 BB: 0 P: 9	R: 0 E: 0 K: 1 S: 8	H: 0 LOB: 0 BB: 0 P: 11	R: 0 E: 0 K: 0 S: 5	H: 1 LOB: 1 BB: 0 P: 11	R: 0 E: 0 K: 0 S: 10	H: 0 LOB: 0 BB: 0 P: 17	R: 0 E: 0 K: 0 S: 8	H: 1 LOB: 1 BB: 0 P: 12	R: 5 E: 0 K: 1 S: 20	H: 5 LOB: 2 BB: 1 P: 35	1B: 10 2B: 1 3B: 0 HR: 0	SF: 0 SAC: 0 DP: 0 HBP: 1	WP: 1 PB: 0 SB: 1 CS: 0	PA: 40
PITCHER	IP	WLS	BF	H	R	ER	SO	BB	IBB	HBP	BLK	WP	HR	S	P	ERA	WHIP			
John Farrell, R ERA: 2.54 (1, 1)	8.1		32	7	4	3	1	0	0	0	0	0	0	69	103	3.24	0.840			
Dan Schatzeder, L ERA: 6.23 (9, 1)	0.0	L	2	2	0	0	0	0	0	0	0	0	0	3	6	∞	∞			
Chris Codiroli, R ERA: 4.82 (9, 1)	0.1		5	2	4	4	0	1	0	1	0	1	0	7	16	108.00	9.000			
Doug Jones, R ERA: 6.23 (9, 1)	0.1		1	0	0	0	1	0	0	0	0	0	0	7	8	0.00	0.000			

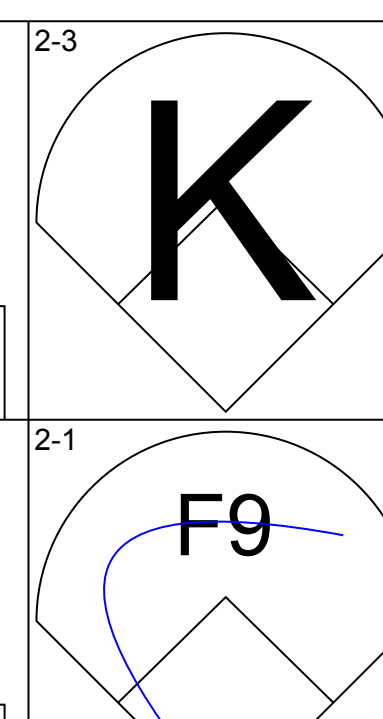
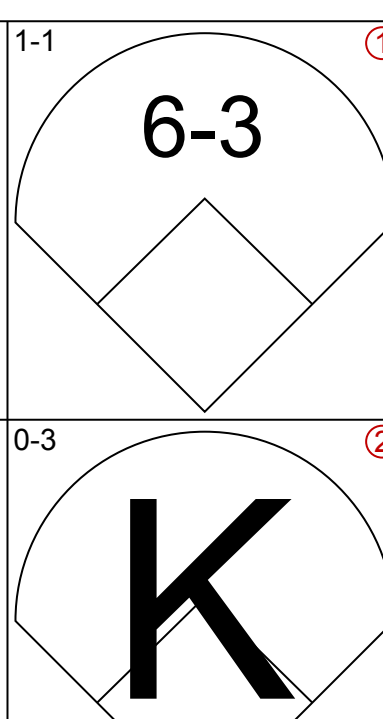
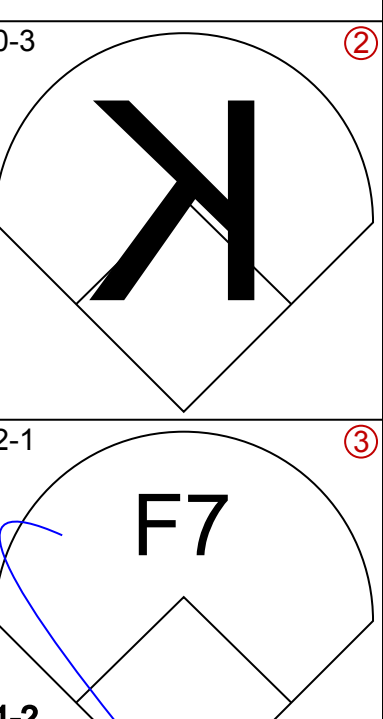
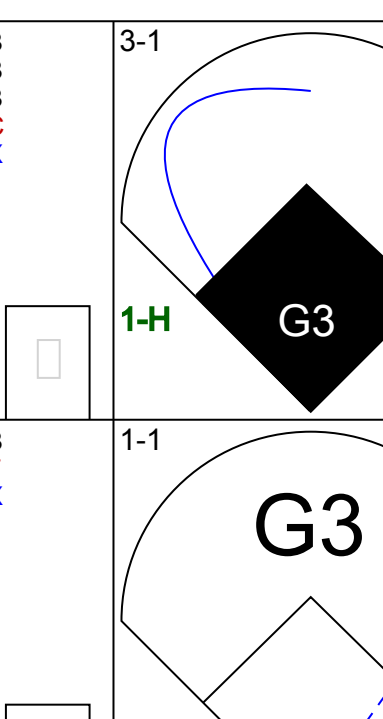
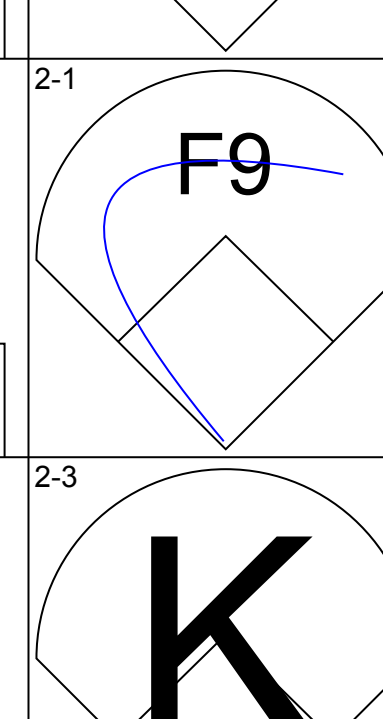
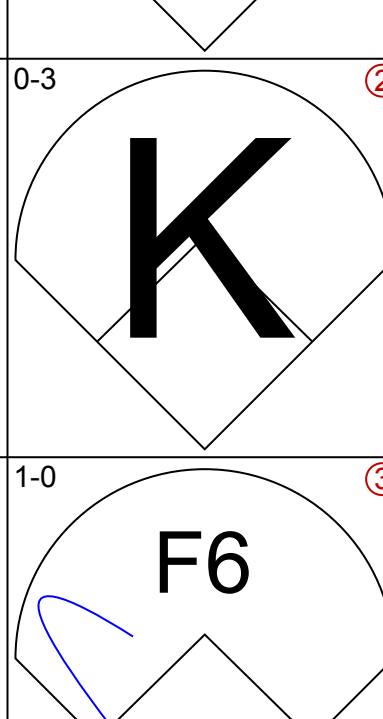
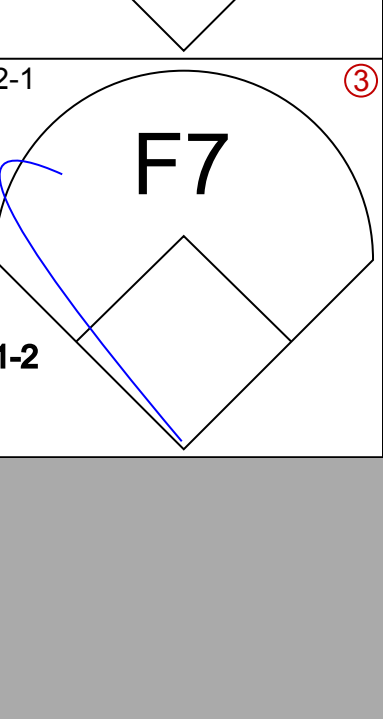
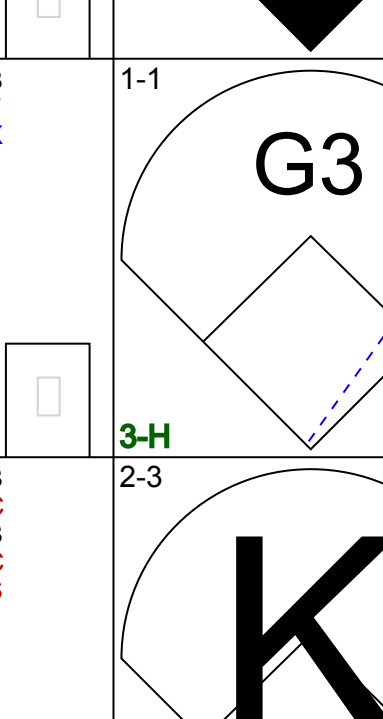
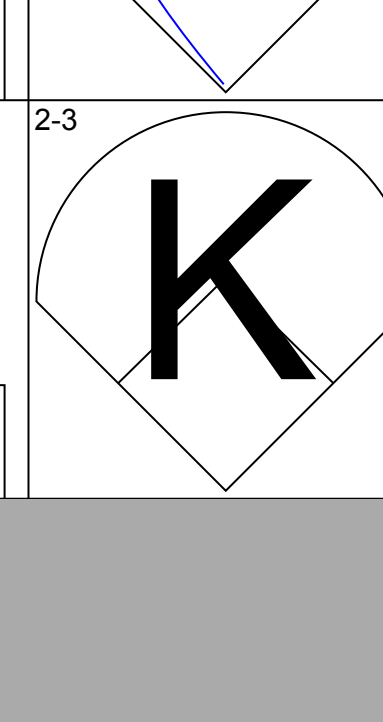
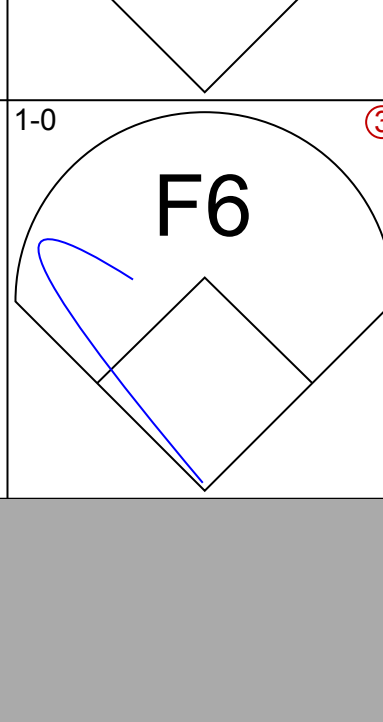
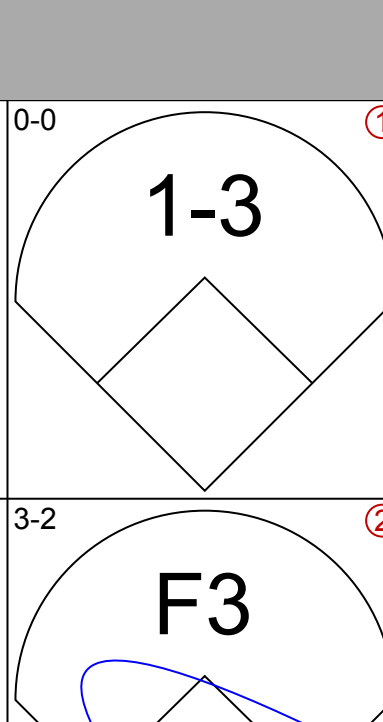
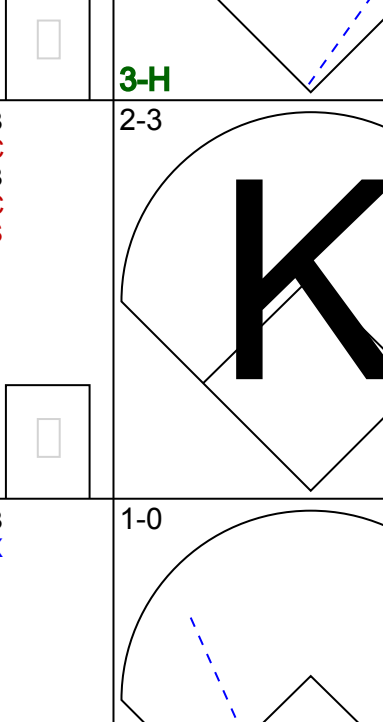
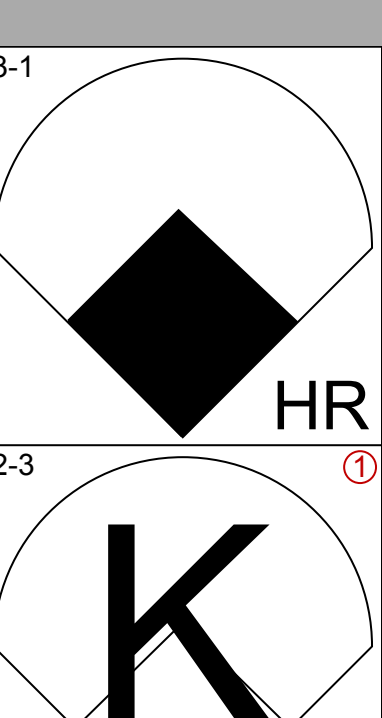
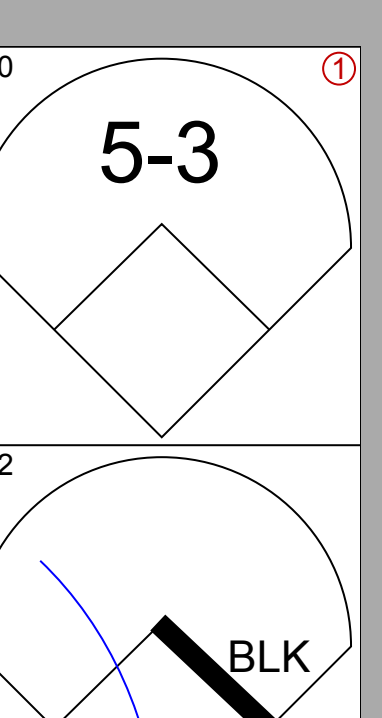
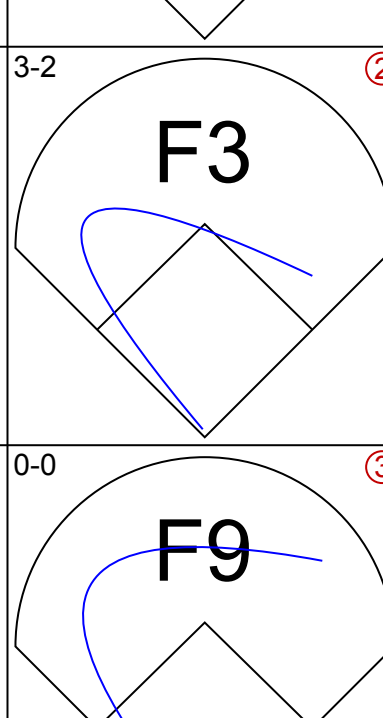
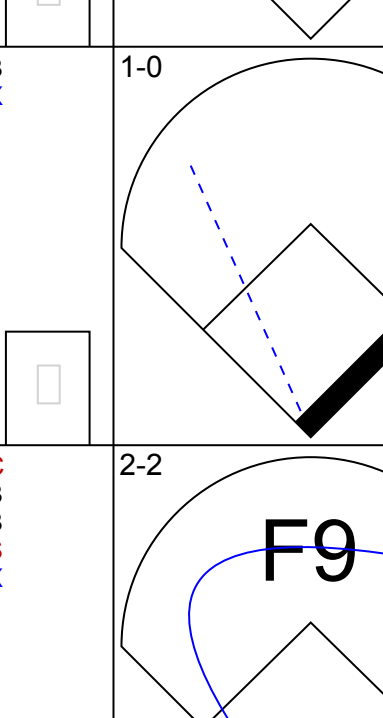

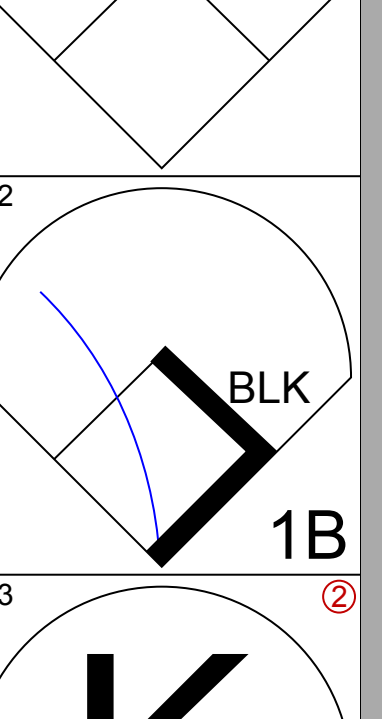
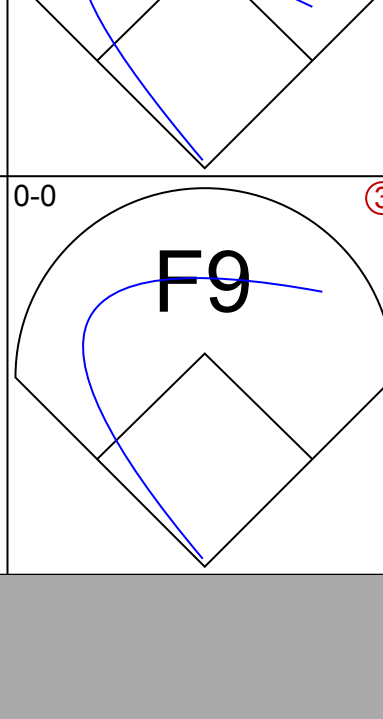
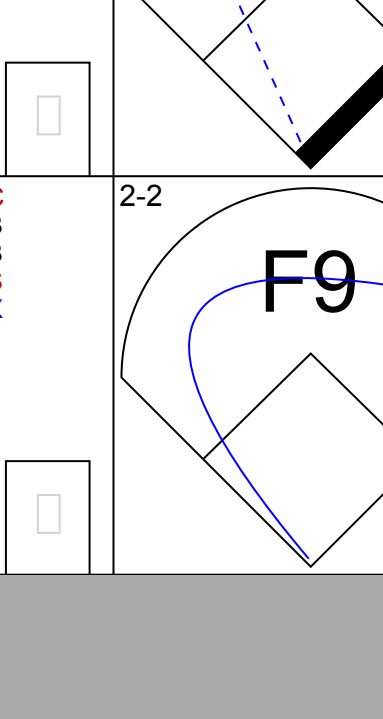
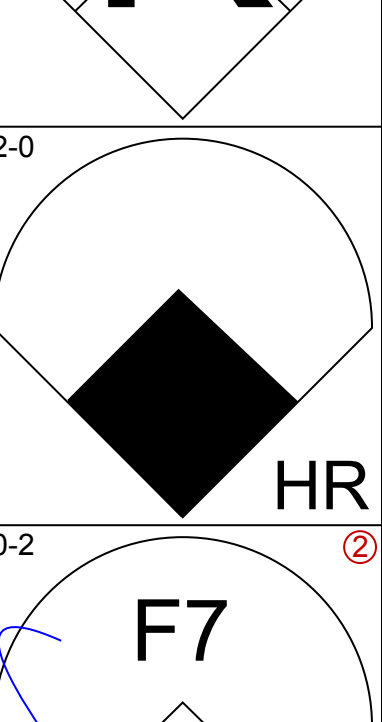
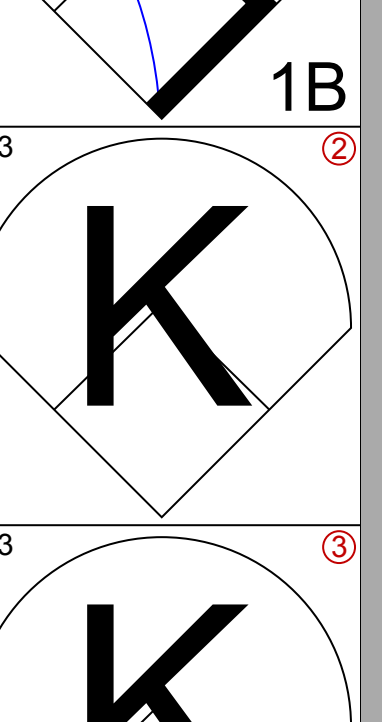




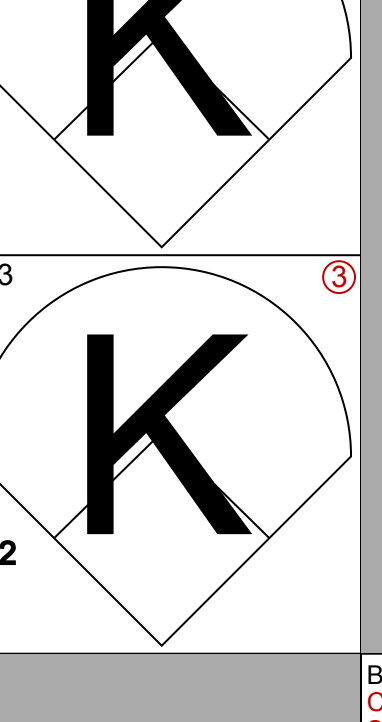


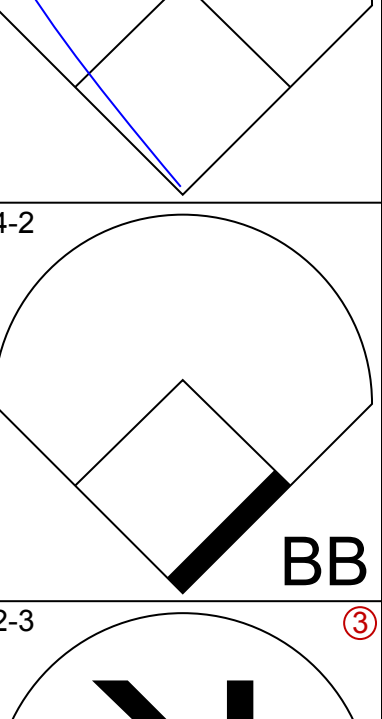






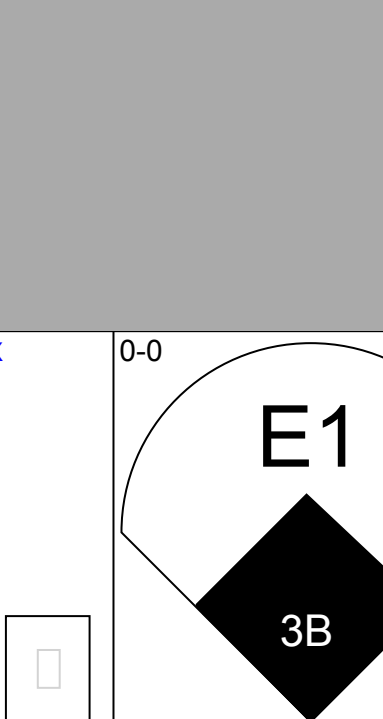
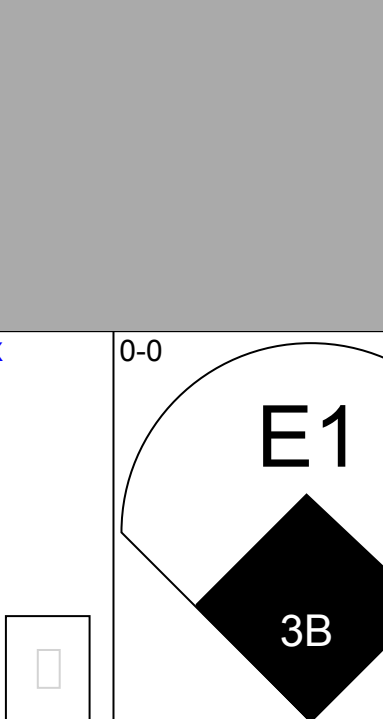
AB	38
R	8
H	11
RBI	7
BB	1
SO	2
LOB	11

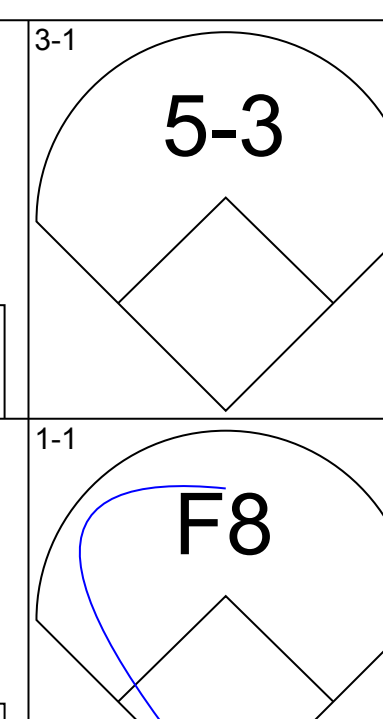
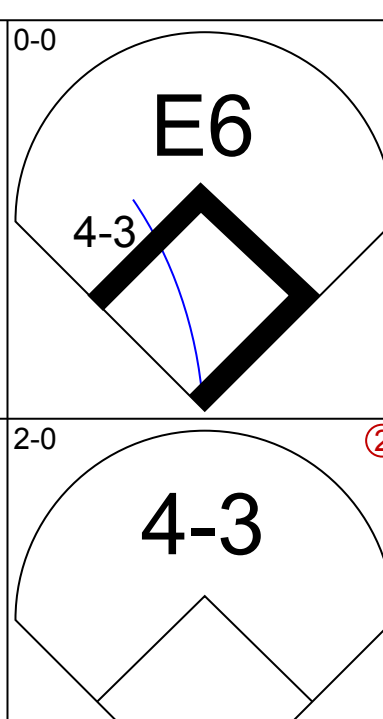
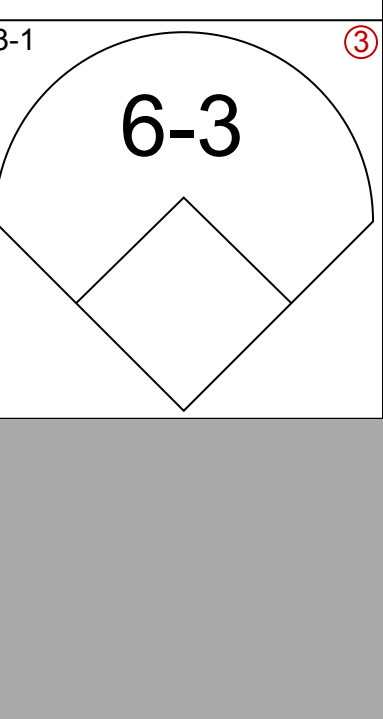
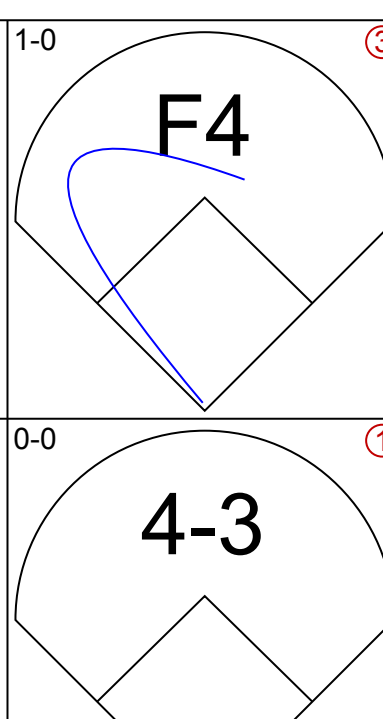
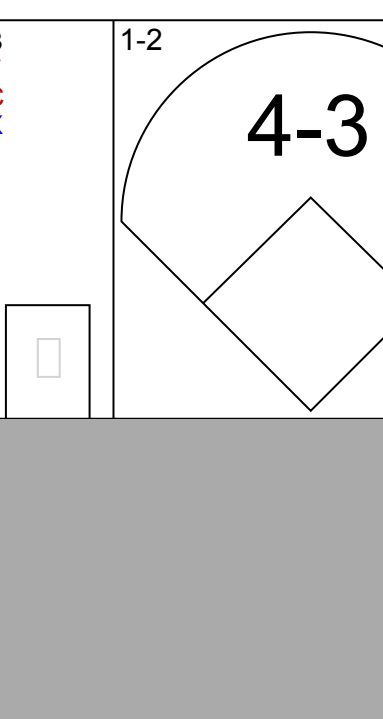
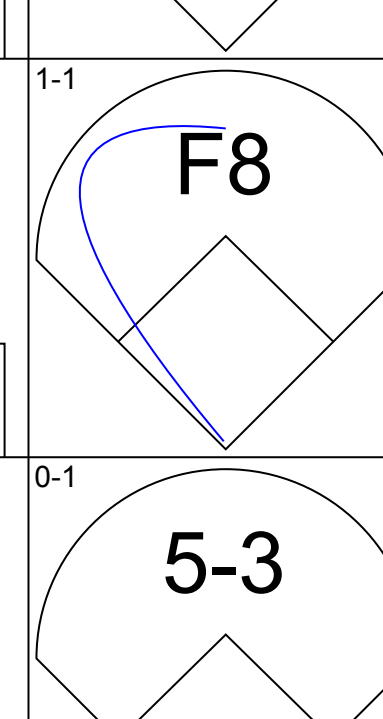
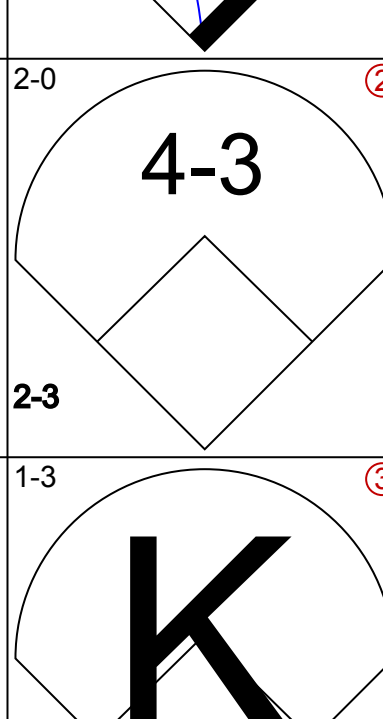
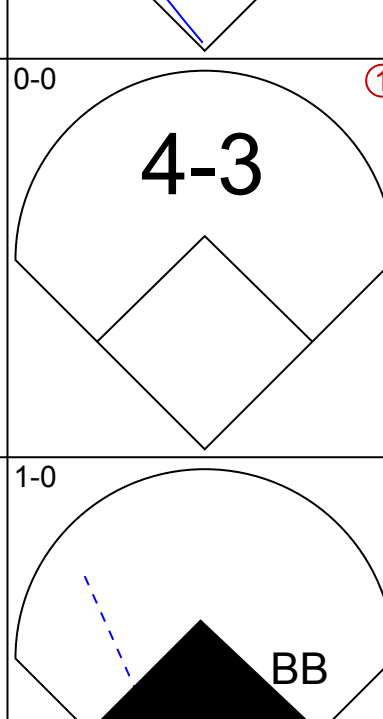

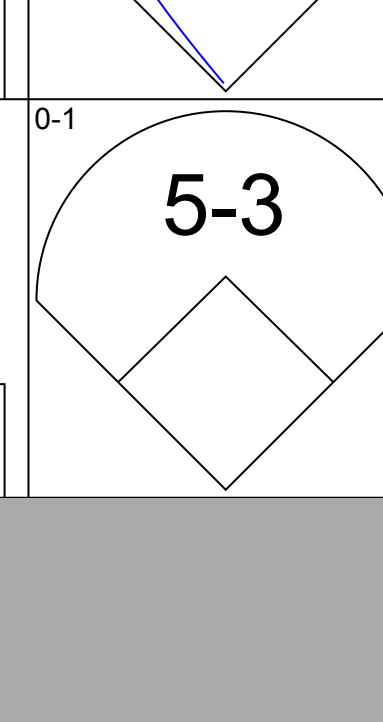
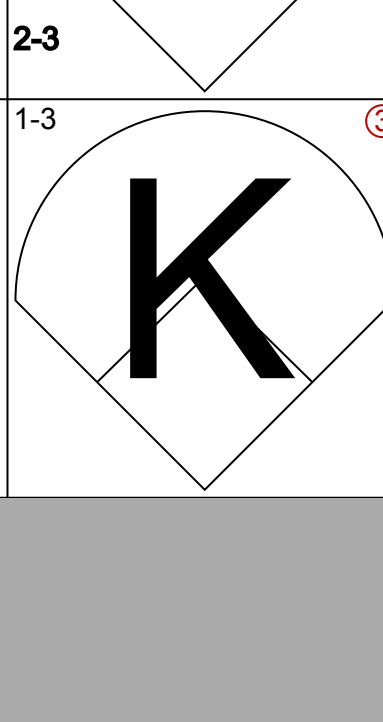
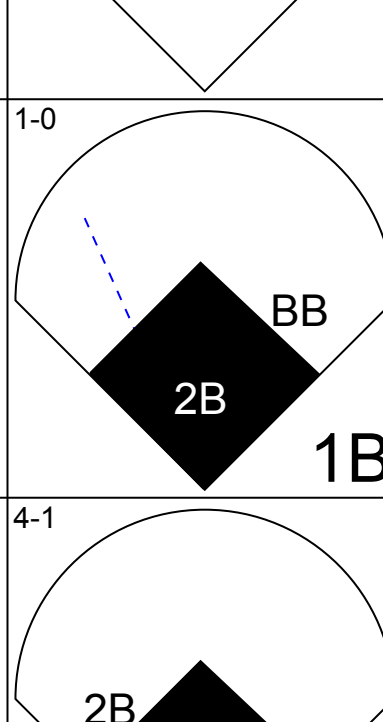

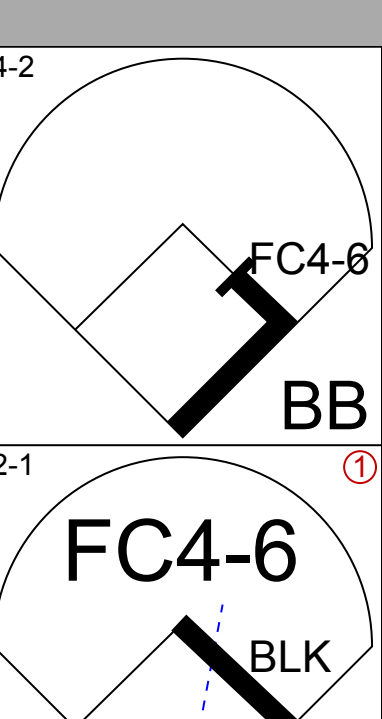
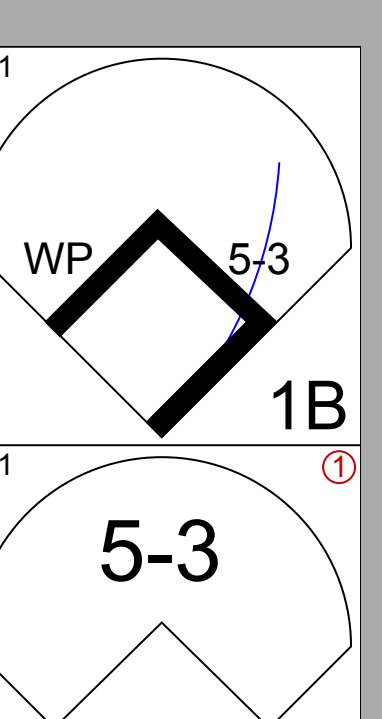
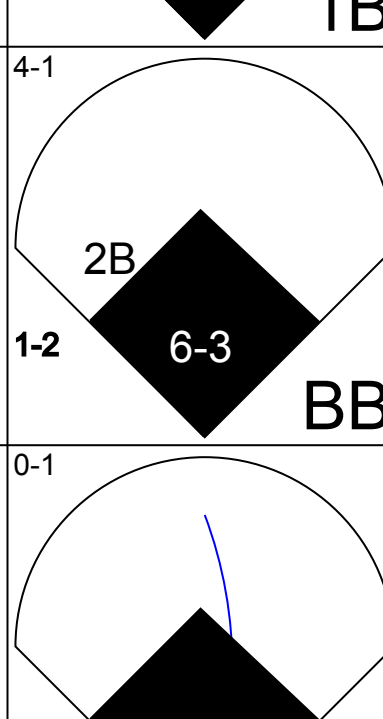
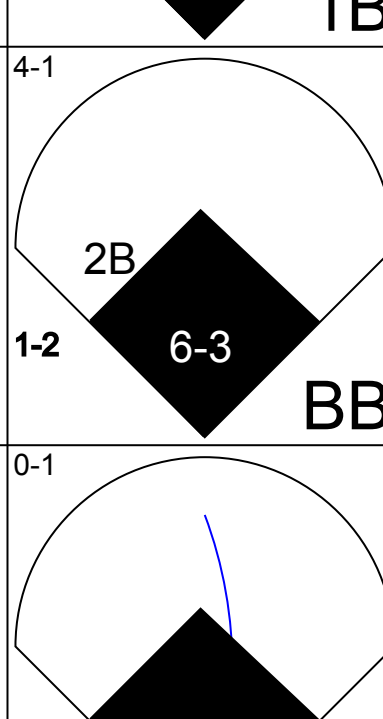


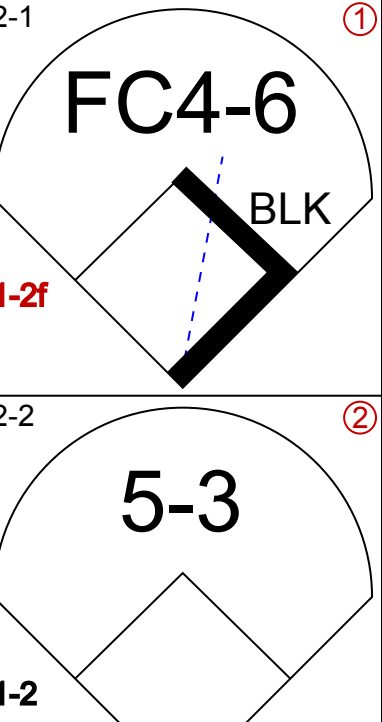
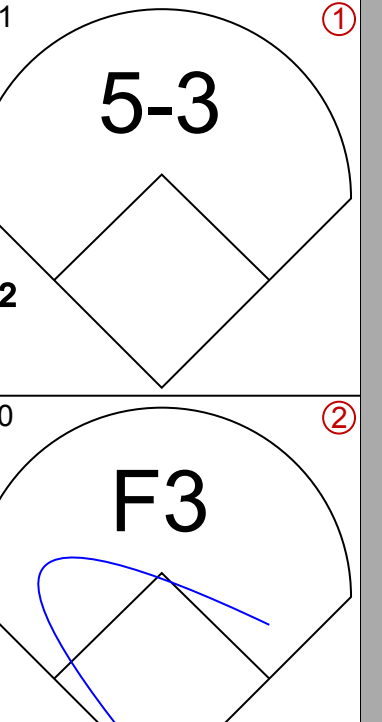
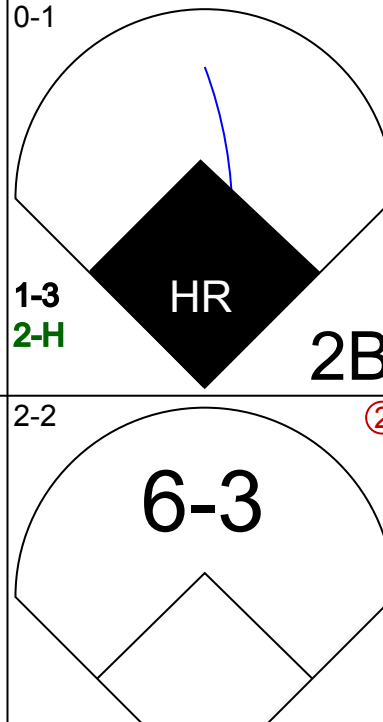


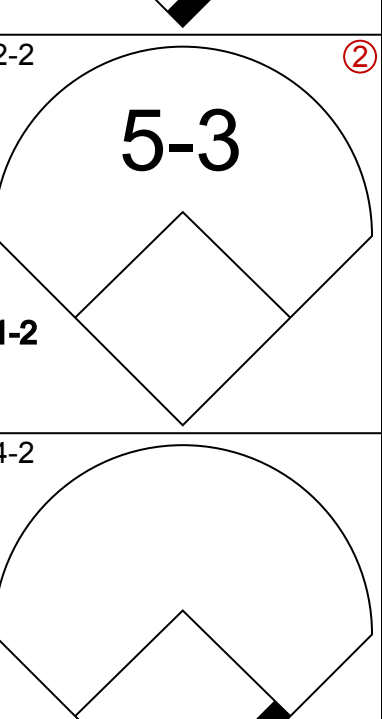
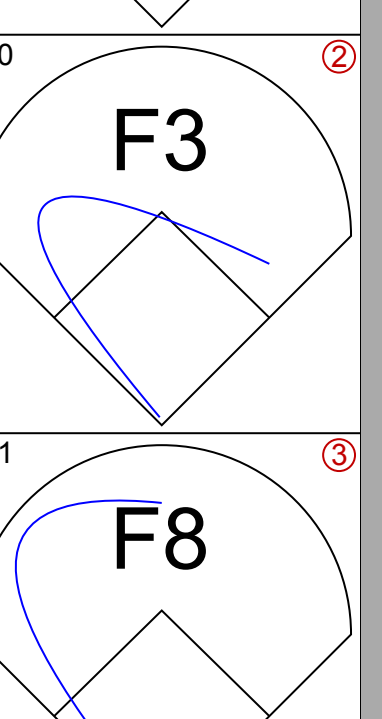
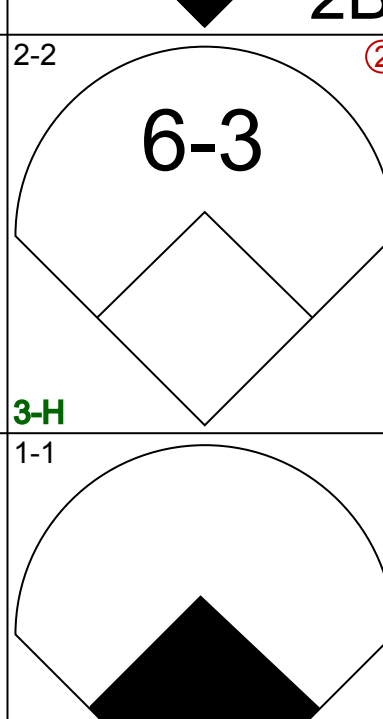
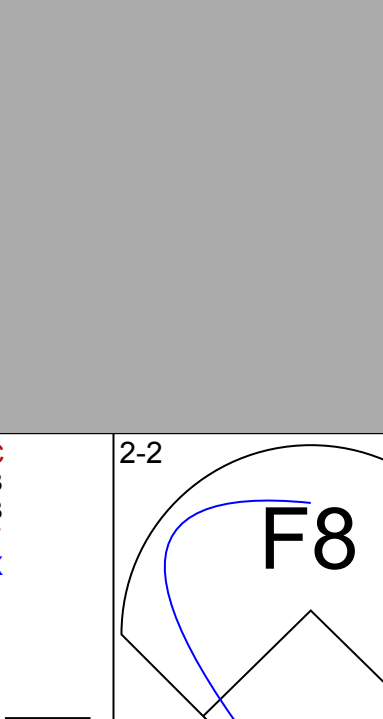
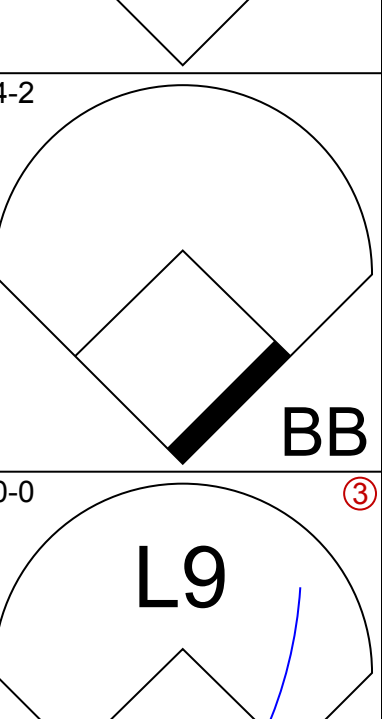
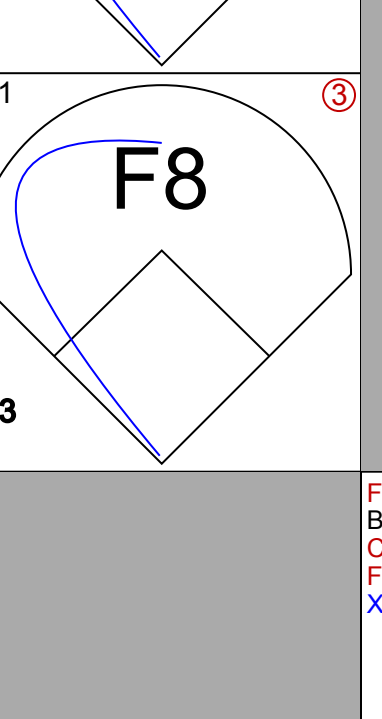
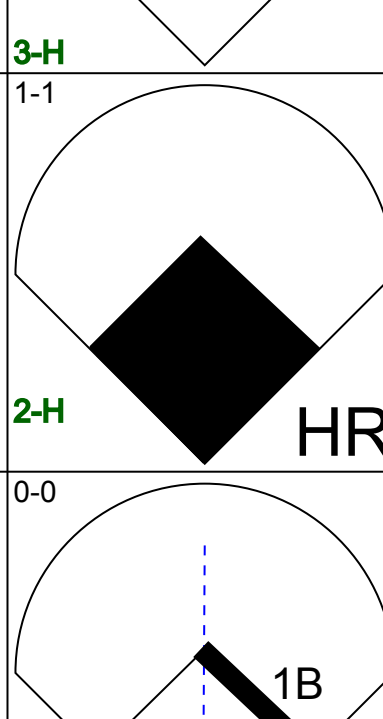
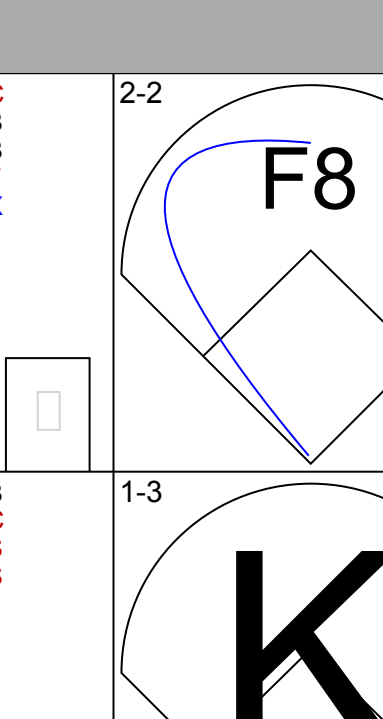
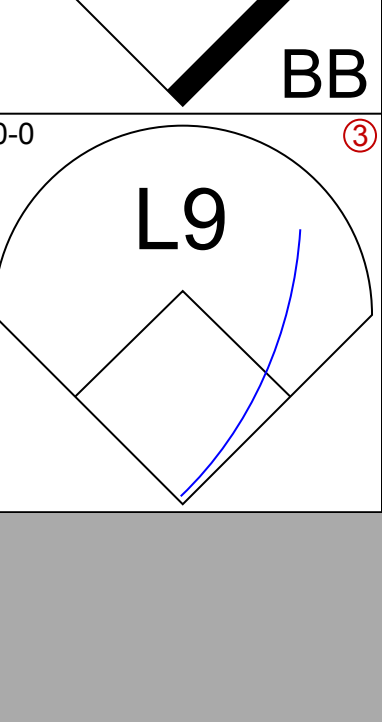

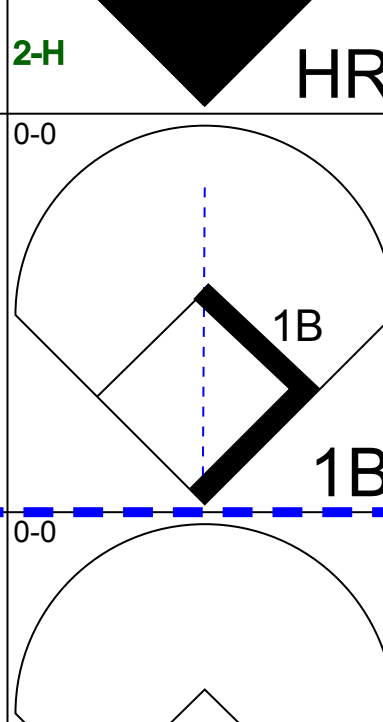
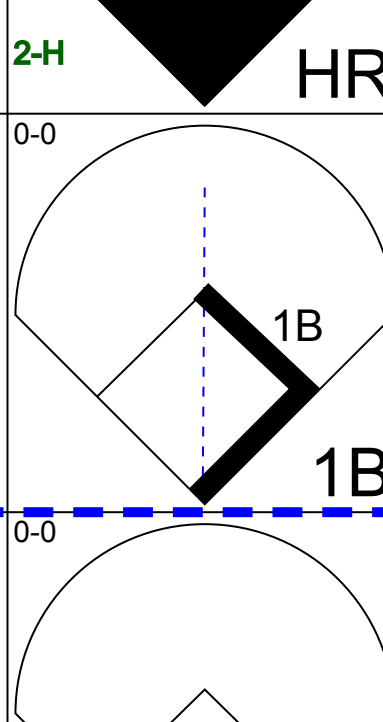
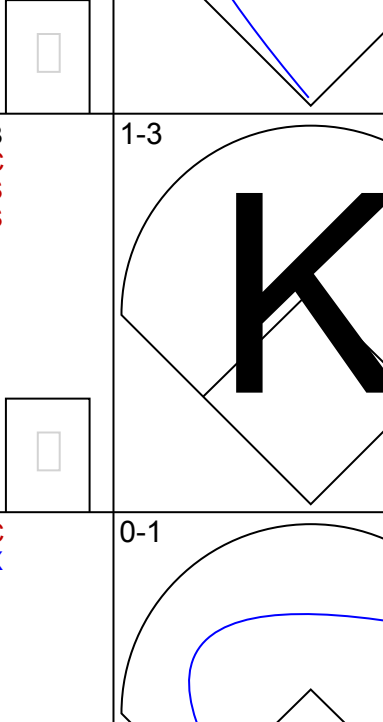
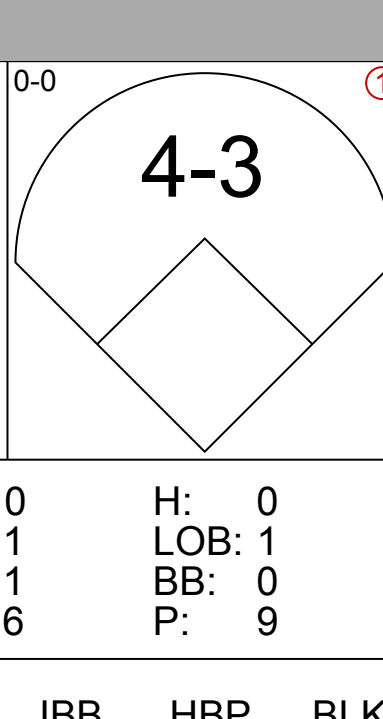
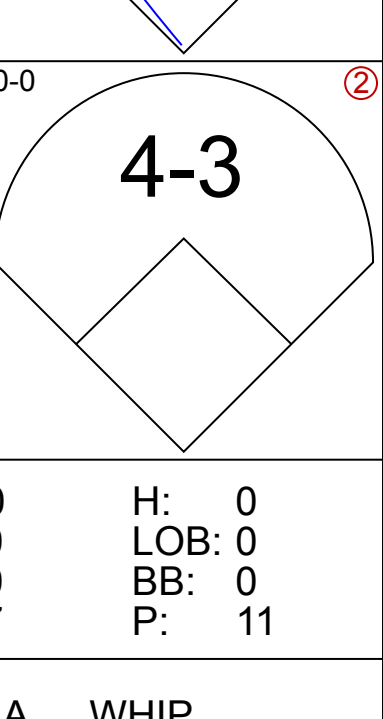
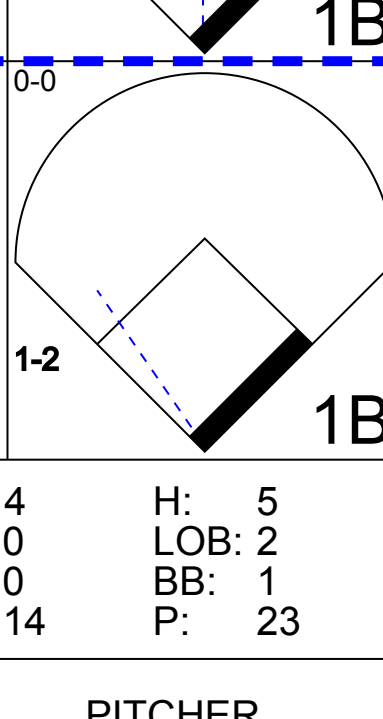
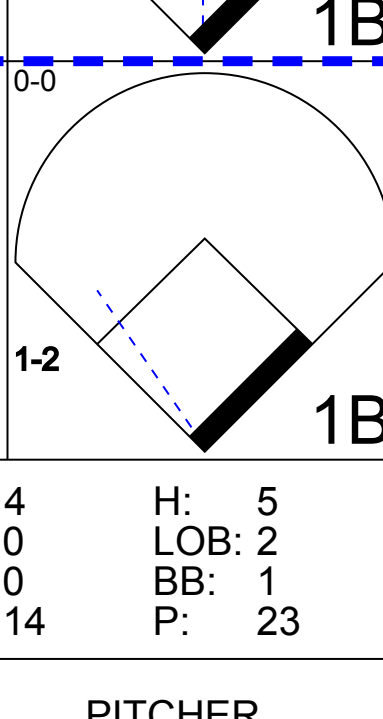
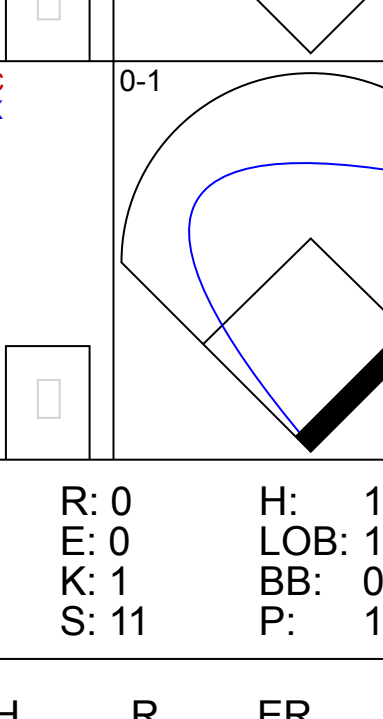


Batter	1	2	3	4	5	6	7	8	9	AB	R	H	RBI	BB	SO	LOB	BOTTOM			
Julio Franco, R OBP: 0.292, SLG: 0.272 (1, 4)										4	1	1	0	1	2	4	California Angels @ Cleveland Indians Cleveland Municipal Stadium, Cleveland, OH Tue May 03 1988, 7:05 PM EDT Att: 6,912 - Unknown			
Willie Upshaw, L OBP: 0.353, SLG: 0.427 (1, 3)										5	0	1	0	0	0	7				
Joe Carter, R OBP: 0.429, SLG: 0.663 (1, 8)										5	2	4	0	0	0	1				
Brook Jacoby, R OBP: 0.387, SLG: 0.495 (1, 5)									5	0	2	1	0	0	2					
Mel Hall, L OBP: 0.341, SLG: 0.390 (1, 7)									3	0	0	1	1	2	0					
Cory Snyder, R OBP: 0.347, SLG: 0.463 (1, 9)										1	0	0	0	0	0	1				
Carmen Castillo, R OBP: 0.368, SLG: 0.474 (2, 9)										3	0	2	1	0	0	0				
Dave Clark, L OBP: 0.304, SLG: 0.158 (1, 10)										3	0	0	0	1	0	3				
Andy Allanson, R OBP: 0.321, SLG: 0.324 (1, 2)										4	1	1	0	0	1	3				
Jay Bell, R OBP: 0.289, SLG: 0.256 (1, 6)										3	0	3	1	1	0	0				
Inning Stats	R: 2 E: 0 K: 0 S: 18	H: 3 LOB: 1 BB: 0 P: 29	R: 1 E: 0 K: 0 S: 10	H: 2 LOB: 1 BB: 1 P: 20	R: 0 E: 0 K: 1 S: 7	H: 1 LOB: 0 BB: 0 P: 10	R: 0 E: 0 K: 1 S: 13	H: 0 LOB: 2 BB: 2 P: 26	R: 1 E: 0 K: 1 S: 12	H: 3 LOB: 2 BB: 1 P: 22	R: 0 E: 0 K: 0 S: 14	H: 2 LOB: 1 BB: 0 P: 21	R: 0 E: 0 K: 1 S: 9	H: 1 LOB: 1 BB: 0 P: 11	R: 0 E: 0 K: 0 S: 6	H: 1 LOB: 0 BB: 0 P: 7	1B: 13 2B: 1 3B: 0 HR: 0	SF: 1 SAC: 0 DP: 4 HBP: 0	WP: 1 PB: 0 SB: 0 CS: 0	PA: 41
PITCHER	IP	WLS	BF	H	R	ER	SO	BB	IBB	HBP	BLK	WP	HR	S	P	ERA	WHIP			
Kirk McCaskill, R ERA: 5.4 (1, 1)	4.1		24	9	4	4	2	3	1	0	0	1	0	55	98	8.31	2.769			
Bryan Harvey, R ERA: 4.82 (5, 1)	2.2		10	3	0	0	2	0	0	0	0	0	0	26	42	0.00	1.125			
Donnie Moore, R ERA: 4.82 (8, 1)	2.0	W	7	2	0	0	1	0	0	0	0	0	0	15	18	0.00	1.000			
Donnie Moore, R ERA: 4.82 (9, 1)	2.0	W	7	2	0	0	1	0	0	0	0	0	0	15	18	0.00	1.000			

AB	36
R	4
H	14
RBI	4
BB	4
SO	5
LOB	21



Batter	1	2	3	4	5	6	7	8	9	AB	R	H	RBI	BB	SO	LOB	TOP			
Julio Franco, R OBP: 0.291, SLG: 0.290 (1, 4)										4	1	1	1	0	2	1	Cleveland Indians @ Seattle Mariners The Kingdome, Seattle, WA Wed May 04 1988, 10:05 PM EDT Att: 7,213 - Dome			
Pat Tabler, R OBP: 0.326, SLG: 0.270 (1, 3)										4	0	0	1	0	1	1				
Joe Carter, R OBP: 0.413, SLG: 0.636 (1, 8)										4	0	0	0	0	2	0				
Brook Jacoby, R OBP: 0.389, SLG: 0.525 (1, 5)										2	1	1	1	0	0	0				
Ron Washington, R OBP: 0.500, SLG: 0.490 (5, 5)										2	0	1	0	0	0	0				
Carmen Castillo, R OBP: 0.348, SLG: 0.435 (1, 9)										4	0	1	0	0	1	1				
Ron Kittle, R OBP: 0.450, SLG: 0.765 (1, 10)										4	1	2	1	0	1	1				
Cory Snyder, R OBP: 0.347, SLG: 0.463 (9, PH)										0	0	0	0	0	0	0				
Mel Hall, L OBP: 0.326, SLG: 0.372 (1, 7)										4	0	0	0	0	1	2				
Andy Allanson, R OBP: 0.321, SLG: 0.316 (1, 2)									2	0	0	0	1	1	0					
Dave Clark, L OBP: 0.292, SLG: 0.150 (9, PH)									1	0	0	0	0	1	2					
Jay Bell, R OBP: 0.290, SLG: 0.259 (1, 6)										3	1	1	0	0	1	1				
Willie Upshaw, L OBP: 0.350, SLG: 0.422 (9, PH)									1	0	0	0	0	1	2					
Inning Stats	R: 0 E: 0 K: 2 S: 10	H: 0 LOB: 0 BB: 0 P: 16	R: 2 E: 0 K: 2 S: 17	H: 2 LOB: 1 BB: 1 P: 30	R: 0 E: 0 K: 1 S: 6	H: 0 LOB: 0 BB: 0 P: 8	R: 0 E: 0 K: 2 S: 12	H: 1 LOB: 1 BB: 0 P: 17	R: 0 E: 0 K: 0 S: 5	H: 0 LOB: 0 BB: 0 P: 8	R: 0 E: 0 K: 0 S: 5	H: 0 LOB: 0 BB: 0 P: 8	R: 2 E: 1 K: 1 S: 12	H: 2 LOB: 1 BB: 0 P: 21	R: 0 E: 0 K: 2 S: 10	H: 1 LOB: 2 BB: 0 P: 17	1B: 4 2B: 0 3B: 1 HR: 2	SF: 0 SAC: 0 DP: 0 HBP: 0	WP: 1 PB: 0 SB: 0 CS: 0	PA: 36
PITCHER	IP	WLS	BF	H	R	ER	SO	BB	IBB	HBP	BLK	WP	HR	S	P	ERA	WHIP			
Mark Langston, L ERA: 4.25 (1, 1)	8.0	W	32	6	4	3	10	1	0	0	1	1	2	77	124	3.38	0.875			
Julio Solano, R ERA: 1.6 (9, 1)	1.0	S	4	1	0	0	2	0	0	0	0	0	0	10	17	0.00	1.000			

Batter	1	2	3	4	5	6	7	8	9	AB	R	H	RBI	BB	SO	LOB	BOTTOM			
Rick Renneria, R OBP: 0.289, SLG: 0.444 (1, 4)										5	0	0	0	0	0	3	Cleveland Indians @ Seattle Mariners The Kingdome, Seattle, WA Wed May 04 1988, 10:05 PM EDT Att: 7,213 - Dome			
Scott Bradley, L OBP: 0.341, SLG: 0.436 (1, 2)										4	0	0	0	0	1					
Henry Cotto, R OBP: 0.443, SLG: 0.550 (1, 8)										4	1	1	0	0	1	1				
Alvin Davis, L OBP: 0.424, SLG: 0.450 (1, 3)										2	2	2	0	2	0	0				
Mickey Brantley, R OBP: 0.266, SLG: 0.413 (1, 7)										4	1	2	2	0	0	2				
Jim Presley, R OBP: 0.274, SLG: 0.383 (1, 5)										4	0	0	1	0	1	4				
Dave Valle, R OBP: 0.233, SLG: 0.317 (1, 10)										3	1	1	2	1	0	1				
Dave Hengel, R OBP: 0.100, SLG: 0.100 (1, 9)										4	0	1	0	0	1	2				
Mario Diaz, R OBP: 0.500, SLG: 0.500 (1, 6)										4	0	2	0	0	0	0				
Inning Stats	R: 0 E: 0 K: 0 S: 6	H: 0 LOB: 0 BB: 0 P: 10	R: 0 E: 0 K: 0 S: 11	H: 0 LOB: 2 BB: 2 P: 23	R: 0 E: 1 K: 1 S: 6	H: 0 LOB: 1 BB: 0 P: 9	R: 0 E: 0 K: 0 S: 7	H: 1 LOB: 1 BB: 0 P: 10	R: 0 E: 0 K: 0 S: 7	H: 0 LOB: 0 BB: 0 P: 11	R: 4 E: 0 K: 0 S: 14	H: 5 LOB: 2 BB: 1 P: 23	R: 1 E: 0 K: 1 S: 11	H: 2 LOB: 1 BB: 0 P: 14	R: 0 E: 0 K: 1 S: 11	H: 1 LOB: 1 BB: 0 P: 15		1B: 5 2B: 2 3B: 1 HR: 1	SF: 0 SAC: 0 DP: 0 HBP: 0	WP: 1 PB: 0 SB: 0 CS: 0
PITCHER	IP	WLS	BF	H	R	ER	SO	BB	IBB	HBP	BLK	WP	HR	S	P	ERA	WHIP			
Scott Bailes, L ERA: 4.18 (1, 1)	5.2	L	26	5	4	4	1	3	0	0	1	1	1	49	83	6.35	1.412			
Bill Laskey, R ERA: 5.4 (6, 1)	2.1		11	4	1	1	2	0	0	0	1	0	0	24	32	3.86	1.714			

AB	35
R	4
H	7
RBI	4
BB	1
SO	12
LOB	11

AB	34
R	5
H	9
RBI	5
BB	3
SO	3
LOB	14




Batter	1	2	3	4	5	6	7	8	9	AB	R	H	RBI	BB	SO	LOB	TOP										
Julio Franco, R (1,4) OBP: 0.278, SLG: 0.276 Ron Washington, R (8,4) OBP: 0.417, SLG: 0.400	3-3 K		0-2 1B		2-2 F9		2-3 K		0-3 K	4	0	1	0	0	2	1											
Mel Hall, L (1,7) OBP: 0.330, SLG: 0.383	1-2 1B		2-3 K		1-0 1B 2B		2-1 1-3			4	1	2	1	0	1	1											
Joe Carter, R (1,8) OBP: 0.427, SLG: 0.642	1-0 F7		3-2 F4		0-1 1B 1B			0-0 F7		4	0	1	1	0	0	2											
Brook Jacoby, R (1,5) OBP: 0.384, SLG: 0.515	0-0 F9			2-2 6-3	0-1 1-2 1B			1-3 K		4	0	1	0	0	1	1											
Ron Kittle, R (1,10) OBP: 0.393, SLG: 0.600		2-2 F3		3-3 K	1-0 F9			0-1 F4		4	0	0	0	0	1	2											
Willie Upshaw, L (1,3) OBP: 0.348, SLG: 0.396		4-0 BB		1-2 F9		4-0 BB			2-1 F7	2	0	0	0	2	0	0											
Cory Snyder, R (1,9) OBP: 0.347, SLG: 0.482 Dave Clark, L (7,9) OBP: 0.345, SLG: 0.208		2-2 F8			2-0 SF4 3B		1-1 F4		3-1 L7	3	1	1	0	0	0	2	AB 33 R 3 H 9 RBI 3 BB 3 SO 7 LOB 13										
Chris Bando, S (1,2) OBP: 0.417, SLG: 0.667		3-2 F5			0-0 SF4		0-0 G1-6-3		1-1 1B	3	0	1	1	0	0	2											
Jay Bell, R (1,6) OBP: 0.317, SLG: 0.276			2-2 1B		4-2 WP 2B BB			2-3 K		3	1	2	0	1	1	0											
Inning Stats	R: 0 E: 0 K: 1 S: 12	H: 1 LOB: 1 BB: 0 P: 17	R: 0 E: 0 K: 0 S: 10	H: 0 LOB: 1 BB: 1 P: 21	R: 0 E: 0 K: 1 S: 14	H: 2 LOB: 1 BB: 0 P: 21	R: 0 E: 0 K: 1 S: 10	H: 0 LOB: 0 BB: 1 P: 16	R: 3 E: 0 K: 0 S: 14	H: 4 LOB: 2 BB: 1 P: 24	R: 0 E: 0 K: 0 S: 3	H: 0 LOB: 0 BB: 1 P: 8	R: 0 E: 0 K: 1 S: 11	H: 0 LOB: 0 BB: 0 P: 17	R: 0 E: 0 K: 1 S: 6	H: 0 LOB: 0 BB: 0 P: 7	R: 0 E: 0 K: 1 S: 11	H: 2 LOB: 2 BB: 0 P: 17	1B: 7 2B: 1 3B: 1 HR: 0	SF: 1 SAC: 0 DP: 1 HBP: 0	WP: 1 PB: 0 SB: 0 CS: 0	PA: 37					
PITCHER	IP	WLS	BF	H	R	ER	SO	BB	IBB	HBP	BLK	WP	HR	S	P	ERA	WHIP										
Storm Davis, R (1,1) ERA: 3.5	5.0	W	23	7	3	3	3	2	0	0	0	1	0	60	99	5.40	1.800										
Gene Nelson, R (6,1) ERA: 4.7	4.0	S	14	2	0	0	4	1	0	0	0	0	0	31	49	0.00	0.750										

Cleveland Indians @ Oakland Athletics
Oakland-Alameda County Coliseum, Oakland, CA
Sat May 07 1988, 3:33 AM PDT
Att: 22,793 - Cloudy - 57 F

livebaseballscores.com

AB 33
R 3
H 9
RBI 3
BB 3
SO 7
LOB 13




Batter	1	2	3	4	5	6	7	8	9	AB	R	H	RBI	BB	SO	LOB	BOTTOM										
Carney Lansford, R (1,5) OBP: 0.409, SLG: 0.537 Tony Phillips, S (8,5) OBP: 0.333, SLG: 0.250	0-0 G3 HR 2B	0-0 1-3 2H 1B		0-0 2-3 1B	0-1 2B 1B		0-0 FC6-4 1B			5	2	4	2	0	0	2											
Stan Javier, S (1,7) OBP: 0.360, SLG: 0.436	1-2 G3	0-0 G3		1-0 FC5-2-5-3-5	1-2 1B		1-2 HR 1B			5	1	2	1	0	0	4											
Jose Canseco, R (1,9) OBP: 0.409, SLG: 0.549 Doug Jennings, L (8,7) OBP: 0.424, SLG: 0.458	3-2 F4		1-1 FC5-4 1B				1-2 HR 1B			4	2	2	1	1	0	3											
Mark McGwire, R (1,3) OBP: 0.394, SLG: 0.541	2-0 HR		1-1 F8		0-0 HBP 2B 1B		2-3 K			5	2	2	2	0	2	3											
Dave Henderson, R (1,8) OBP: 0.414, SLG: 0.660	2-3 K		0-0 FC5-4 1B		2-1 2B 1B HBP		1-3 K		2-1 HR	4	2	1	3	0	2	1											
Ron Hassey, L (1,2) OBP: 0.299, SLG: 0.500		2-2 1B 1B	1-1 1-3 1B		0-1 1B 2B		0-0 1-3			5	2	4	2	0	0	0											
Don Baylor, R (1,10) OBP: 0.326, SLG: 0.260		0-1 1B 1B	1-3 K		1-3 1B 2B		0-1 F4		0-0 F6	5	2	2	2	0	1	3	AB 39 R 14 H 19 RBI 14 BB 3 SO 8 LOB 19										
Glenn Hubbard, R (1,4) OBP: 0.370, SLG: 0.333		0-0 1B 1B		4-0 1B SH1-3 BB	0-1 SH1-3		4-1 FC6-4 1B BB		3-3 K	2	1	1	1	2	1	0											
Mike Gallego, R (1,6) OBP: 0.340, SLG: 0.262		2-3 K		0-0 SH1-3	2-3 K		0-2 FC6-4 1B		0-0 6-3	4	0	1	0	0	2	3											
Inning Stats	R: 2 E: 0 K: 1 S: 12	H: 2 LOB: 0 BB: 0 P: 20	R: 2 E: 0 K: 1 S: 11	H: 4 LOB: 1 BB: 0 P: 15	R: 0 E: 0 K: 1 S: 10	H: 2 LOB: 2 BB: 0 P: 14	R: 0 E: 0 K: 0 S: 3	H: 1 LOB: 1 BB: 1 P: 8	R: 5 E: 0 K: 1 S: 20	H: 5 LOB: 2 BB: 1 P: 34	R: 0 E: 0 K: 2 S: 10	H: 1 LOB: 1 BB: 0 P: 13	R: 5 E: 0 K: 1 S: 20	H: 4 LOB: 0 BB: 1 P: 31	R: 0 E: 0 K: 1 S: 5	H: 0 LOB: 0 BB: 0 P: 8	1B: 13 2B: 5 3B: 0 HR: 2	SF: 0 SAC: 2 DP: 1 HBP: 1	WP: 0 PB: 0 SB: 0 CS: 0	PA: 45							
PITCHER	IP	WLS	BF	H	R	ER	SO	BB	IBB	HBP	BLK	WP	HR	S	P	ERA	WHIP										
Tom Candiotti, R (1,1) ERA: 2.39	3.1	L	19	9	4	4	3	1	0	0	0	0	0	6	13	54.00	4.500										
Chris Codiroli, R (4,1) ERA: 8.1	0.2		5	2	4	4	0	1	0	1	0	0	0	6	13	54.00	4.500										
Bill Laskey, R (5,1) ERA: 9.0	2.1		15	7	5	5	3	1	0	0	0	0	0	36	53	19.29	3.429										
Jeff Dedmon, R (7,1) ERA: 5.19	1.2		6	1	1	1	2	0	0	0	0	0	1	14	22	5.40	0.600										

Cleveland Indians @ Oakland Athletics
Oakland-Alameda County Coliseum, Oakland, CA
Sat May 07 1988, 3:33 AM PDT
Att: 22,793 - Cloudy - 57 F

livebaseballscores.com

AB 39
R 14
H 19
RBI 14
BB 3
SO 8
LOB 19



Batter	1	2	3	4	5	6	7	8	9	AB	R	H	RBI	BB	SO	LOB	TOP			
Julio Franco, R OBP: 0.277, SLG: 0.275 (1, 4)	1-1 F8		0-1 1B		0-0 FC6-4			1-2 4-3		4	0	1	0	0	0	2	Cleveland Indians @ Oakland Athletics Oakland-Alameda County Coliseum, Oakland, CA Sun May 08 1988, 3:33 AM PDT Att: 31,829 - Cloudy - 65 F			
Willie Upshaw, L OBP: 0.353, SLG: 0.404 (1, 3)	0-2 WP E		3-2 1-3			4-1 BB		3-1 6-3		3	1	1	0	1	0	2				
Joe Carter, R OBP: 0.413, SLG: 0.618 (1, 8)	1-2 F7			1-1 5-3		0-2 F8		1-1 6-3		4	0	0	0	0	0	2				
Brook Jacoby, R OBP: 0.379, SLG: 0.505 (1, 5)	1-3 K			0-1 1B		0-3 K			1-2 F8	4	0	1	0	0	2	1				
Mel Hall, L OBP: 0.318, SLG: 0.367 (1, 7)		0-1 F9		0-0 F9		2-2 6-3			0-0 E4	4	0	0	0	0	0	2				
Carmen Castillo, R OBP: 0.296, SLG: 0.370 (1, 9)		0-0 6-3		1-1 5-3			2-2 F7		0-2 F2	4	0	0	0	0	0	2				
Dave Clark, L OBP: 0.303, SLG: 0.179 (1, 10)		1-0 6-3			2-1 1-3		0-0 F7		2-3 K	4	0	0	0	0	1	1				
Andy Allanson, R OBP: 0.297, SLG: 0.289 (1, 2)			2-1 F8		0-3 K		1-0 F6			3	0	0	0	0	1	0				
Jay Bell, R OBP: 0.327, SLG: 0.281 (1, 6)			2-2 F3		4-2 FC6-4 BB			1-0 4-3 1B		2	0	1	0	1	0	0				
Inning Stats	R: 1 E: 1 K: 1 S: 12	H: 1 LOB: 0 BB: 0 P: 15	R: 0 E: 0 K: 0 S: 4	H: 0 LOB: 0 BB: 0 P: 5	R: 0 E: 0 K: 0 S: 11	H: 1 LOB: 1 BB: 0 P: 17	R: 0 E: 0 K: 0 S: 7	H: 1 LOB: 1 BB: 0 P: 9	R: 0 E: 0 K: 1 S: 8	H: 0 LOB: 1 BB: 1 P: 14	R: 0 E: 0 K: 0 S: 6	H: 0 LOB: 0 BB: 0 P: 9	R: 0 E: 0 K: 0 S: 8	H: 1 LOB: 1 BB: 0 P: 14	R: 0 E: 1 K: 1 S: 12	H: 0 LOB: 1 BB: 0 P: 15	1B: 3 2B: 1 3B: 0 HR: 0	SF: 0 SAC: 0 DP: 0 HBP: 0	WP: 1 PB: 0 SB: 0 CS: 0	PA: 34
PITCHER Dave Stewart, R ERA: 2.42 (1, 1)	IP: 9.0 WLS: W BF: 34 H: 4 R: 1 ER: 0 SO: 4 BB: 2 IBB: 0 HBP: 0 BLK: 0 WP: 1 HR: 0 S: 79 P: 115 ERA: 0.00 WHIP: 0.667															PITCHER				

Batter	1	2	3	4	5	6	7	8	9	AB	R	H	RBI	BB	SO	LOB	BOTTOM			
Tony Phillips, S OBP: 0.330, SLG: 0.263 (1, 7)	1-3 K		0-3 K			2-0 E 2B		2-2 6-3		4	1	1	0	0	2	0	Cleveland Indians @ Oakland Athletics Oakland-Alameda County Coliseum, Oakland, CA Sun May 08 1988, 3:33 AM PDT Att: 31,829 - Cloudy - 65 F			
Carney Lansford, R OBP: 0.412, SLG: 0.532 (1, 5)	0-1 F9 S 1B		4-1 BB 1B BB		0-0 E9 WP 1B 2H	0-0 F9				3	1	1	0	1	0	0				
Jose Canseco, R OBP: 0.411, SLG: 0.547 (1, 9)	2-1 F9		1-2 BB 1B		2-1 S 2B 1B 2H		0-1 F4			4	1	2	1	0	0	1				
Mark McGwire, R OBP: 0.405, SLG: 0.553 (1, 3)	1-0 L8		4-2 BB 1B		0-2 S 1B 2B 1H		0-0 WP 1B			3	1	2	1	1	0	1				
Dave Henderson, R OBP: 0.387, SLG: 0.611 (1, 8)		0-0 5-3	1-0 F8		1-3 K		1-1 F5			4	0	0	0	0	1	5				
Don Baylor, R OBP: 0.322, SLG: 0.260 (1, 10)		2-2 F9		0-0 F4		0-2 S 1B 2H		2-2 F2		4	0	1	1	0	0	1				
Glenn Hubbard, R OBP: 0.362, SLG: 0.327 (1, 4)		2-1 BB 1B		0-1 6-3		1-1 6-3		3-1 F3		4	0	1	0	0	0	1				
Orlando Mercado, R OBP: 0.250, SLG: 1.000 (1, 2)		2-3 K		1-2 F7		1-0 HR		2-3 K		4	1	1	1	0	2	1				
Mike Gallego, R OBP: 0.315, SLG: 0.239 (1, 6)			1-2 6-3		2-3 K		1-0 F7		0-0 5-3	4	0	0	0	0	1	0				
Inning Stats	R: 0 E: 0 K: 1 S: 8	H: 1 LOB: 1 BB: 0 P: 12	R: 0 E: 0 K: 1 S: 9	H: 1 LOB: 1 BB: 0 P: 15	R: 0 E: 0 K: 0 S: 15	H: 1 LOB: 3 BB: 2 P: 26	R: 0 E: 0 K: 0 S: 7	H: 0 LOB: 0 BB: 0 P: 8	R: 4 E: 1 K: 2 S: 22	H: 4 LOB: 1 BB: 0 P: 30	R: 1 E: 0 K: 0 S: 7	H: 1 LOB: 0 BB: 0 P: 11	R: 0 E: 0 K: 0 S: 9	H: 1 LOB: 1 BB: 0 P: 12	R: 0 E: 0 K: 1 S: 6	H: 0 LOB: 0 BB: 0 P: 11	1B: 6 2B: 2 3B: 0 HR: 1	SF: 0 SAC: 0 DP: 0 HBP: 0	WP: 2 PB: 0 SB: 0 CS: 0	PA: 36
PITCHER Greg Swindell, L ERA: 2.34 Chris Codiroli, R ERA: 6.75 (7, 1)	IP: 6.0 WLS: L BF: 29 H: 8 R: 5 ER: 3 SO: 5 BB: 2 IBB: 0 HBP: 0 BLK: 0 WP: 1 HR: 1 S: 68 P: 102 ERA: 4.50 WHIP: 1.667															PITCHER				

AB 32
R 1
H 4
RBI 0
BB 2
SO 4
LOB 12



AB 34
R 5
H 9
RBI 4
BB 2
SO 6
LOB 10



Batter	1	2	3	4	5	6	7	8	9	AB	R	H	RBI	BB	SO	LOB	TOP			
Julio Franco, R OBP: 0.276, SLG: 0.282 (1, 4)	F9		G6-4-3					6-3		4	0	1	0	0	0	1	Cleveland Indians @ California Angels Anaheim Stadium, Anaheim, CA Mon May 09 1988, 10:05 PM EDT Att: 22,123 - Unknown - 74 F			
Willie Upshaw, L OBP: 0.350, SLG: 0.408 (1, 3)	F7			L8		F7		2B		4	0	1	0	0	0	1				
Pat Tabler, R OBP: 0.333, SLG: 0.273 (1, 10)		BB		1B		1-3				3	0	1	0	1	1	2				
Joe Carter, R OBP: 0.400, SLG: 0.596 (1, 8)				L7		1-3				4	0	0	0	0	1	3				
Mel Hall, L OBP: 0.324, SLG: 0.373 (1, 7)		4-3								4	0	2	0	0	0	0				
Brook Jacoby, R OBP: 0.375, SLG: 0.495 (1, 5)				1B		F8				4	0	1	0	0	0	3				
Cory Snyder, R OBP: 0.337, SLG: 0.466 (1, 9)			G6-4-3							3	0	0	0	0	0	1				
Andy Allanson, R OBP: 0.301, SLG: 0.294 (1, 2)										2	0	1	0	0	0	0				
Dave Clark, L OBP: 0.294, SLG: 0.172 (8, PH)			5-3							1	0	0	0	0	0	0				
Ron Washington, R OBP: 0.417, SLG: 0.400 (8, 6)										0	0	0	0	0	0	0				
Jay Bell, R OBP: 0.330, SLG: 0.278 (1, 6)										1	0	0	0	1	1	1				
Ron Kittle, R OBP: 0.414, SLG: 0.731 (8, PH)										1	1	1	1	0	0	0				
Chris Bando, S OBP: 0.417, SLG: 0.667 (8, 2)										0	0	0	0	0	0	0				
Inning Stats	R: 0 E: 0 K: 1 S: 9	H: 0 LOB: 1 BB: 1 P: 13	R: 0 E: 0 K: 0 S: 4	H: 1 LOB: 0 BB: 0 P: 4	R: 0 E: 0 K: 0 S: 6	H: 0 LOB: 0 BB: 1 P: 13	R: 0 E: 0 K: 0 S: 8	H: 2 LOB: 2 BB: 0 P: 12	R: 0 E: 0 K: 0 S: 6	H: 1 LOB: 1 BB: 0 P: 8	R: 0 E: 0 K: 0 S: 6	H: 1 LOB: 0 BB: 0 P: 7	R: 1 E: 0 K: 1 S: 11	H: 2 LOB: 1 BB: 0 P: 17	R: 0 E: 0 K: 0 S: 9	H: 0 LOB: 0 BB: 0 P: 15	1B: 5 2B: 3 3B: 0 HR: 1	SF: 0 SAC: 0 DP: 3 HBP: 0	WP: 0 PB: 0 SB: 0 CS: 1	PA: 33
PITCHER	IP WLS BF H R ER SO BB IBB HBP BLK WP HR S P ERA WHIP																			
Dan Petry, R ERA: 4.24 (1, 1)	7.2 W 29 8 1 1 2 2 0 0 0 0 0 1 56 80 1.17 1.304																			
Bryan Harvey, R ERA: 0.59 (8, 1)	1.1 S 4 0 0 0 1 0 0 0 0 0 0 0 12 19 0.00 0.000																			

AB	31
R	1
H	8
RBI	1
BB	2
SO	3
LOB	12



Batter	1	2	3	4	5	6	7	8	9	AB	R	H	RBI	BB	SO	LOB	BOTTOM			
Brian Downing, R OBP: 0.397, SLG: 0.245 (1, 10)	G3 SF9 1B	4-3								4	1	2	1	0	0	1	Cleveland Indians @ California Angels Anaheim Stadium, Anaheim, CA Mon May 09 1988, 10:05 PM EDT Att: 22,123 - Unknown - 74 F			
Chico Walker, S OBP: 0.333, SLG: 0.333 (1, 8)	SF9 G3 1B		F7		F9					4	0	1	0	0	0	1				
Wally Joyner, L OBP: 0.370, SLG: 0.417 (1, 3)	G3									3	0	0	0	1	1	2				
Chili Davis, S OBP: 0.309, SLG: 0.431 (1, 9)	SF9									3	0	1	1	0	0	1				
Johnny Ray, S OBP: 0.390, SLG: 0.504 (1, 7)	2-3 3-H									3	0	0	0	1	0	2				
Tony Armas, R OBP: 0.286, SLG: 0.353 (9, 7)	S BB		L7							0	0	0	0	0	0	0				
Jack Howell, L OBP: 0.355, SLG: 0.417 (1, 5)	K									3	0	0	0	0	1	3				
Mark McLemore, S OBP: 0.340, SLG: 0.357 (1, 4)										3	1	3	0	0	0	0				
Bob Boone, R OBP: 0.291, SLG: 0.288 (1, 2)										2	0	0	0	0	0	2				
Dick Schofield, R OBP: 0.270, SLG: 0.324 (1, 6)										3	0	0	0	0	0	2				
Inning Stats	R: 1 E: 0 K: 1 S: 18	H: 2 LOB: 2 BB: 1 P: 30	R: 0 E: 0 K: 0 S: 7	H: 1 LOB: 1 BB: 0 P: 9	R: 0 E: 0 K: 1 S: 9	H: 1 LOB: 1 BB: 0 P: 12	R: 0 E: 0 K: 0 S: 5	H: 1 LOB: 0 BB: 0 P: 5	R: 0 E: 0 K: 0 S: 5	H: 0 LOB: 0 BB: 0 P: 9	R: 0 E: 0 K: 0 S: 6	H: 0 LOB: 1 BB: 1 P: 11	R: 1 E: 0 K: 0 S: 9	H: 2 LOB: 1 BB: 0 P: 12	R: 0 E: 0 K: 0 S: 4	H: 0 LOB: 0 BB: 0 P: 5	1B: 7 2B: 0 3B: 0 HR: 0	SF: 1 SAC: 1 DP: 1 HBP: 0	WP: 0 PB: 0 SB: 2 CS: 0	PA: 32
PITCHER	IP WLS BF H R ER SO BB IBB HBP BLK WP HR S P ERA WHIP																			
John Farrell, R ERA: 2.5 (1, 1)	8.0 L 32 7 2 2 2 2 2 0 0 0 0 0 63 93 2.25 1.125																			

AB	28
R	2
H	7
RBI	2
BB	2
SO	2
LOB	14



Batter	1	2	3	4	5	6	7	8	9	AB	R	H	RBI	BB	SO	LOB	TOP									
Julio Franco, R OBP: 0.281, SLG: 0.276 (1, 4)	0-2 1-3		2-3 K		0-1 4-3	4-2 FC6-4 BB		4-0 1B 1B IBB		3	1	0	0	2	1	1	Cleveland Indians @ California Angels Anaheim Stadium, Anaheim, CA Tue May 10 1988, 10:05 PM EDT Att: 22,519 - Unknown - 65 F									
Pat Tabler, R OBP: 0.358, SLG: 0.341 Willie Upshaw, L OBP: 0.350, SLG: 0.408 (8, 3)	3-2 1B		1-0 1B		0-1 HR	0-0 FC6-4 1-2f		1-2 1B 1-2 2-3 3-H 1B		5	1	4	3	0	0	1										
Joe Carter, R OBP: 0.408, SLG: 0.605 (1, 8)	0-2 G5-3 1-3 1B		0-1 P2		1-2 1B 2B		0-0 6-3	1-2 1-3 3-H 1-3 1B		5	1	3	2	0	0	1										
Ron Kittle, R OBP: 0.412, SLG: 0.667 (1, 10)	4-2 1-2 BB			1-2 5-3	1-0 2B 1B		0-3 K	1-2 K		4	0	1	1	1	2	2										
Brook Jacoby, R OBP: 0.376, SLG: 0.500 (1, 5)	1-0 G5-3 2-3f			1-3 K	0-0 1-3 2B		3-2 F9	3-2 1B 1B		5	1	2	0	0	1	3										
Cory Snyder, R OBP: 0.348, SLG: 0.467 (1, 9)		1-0 L8		1-0 HBP 1B	4-0 G6-4-3 IBB		0-1 G3 1B S	3-3 SAFE K		4	1	2	0	1	1	1										
Carmen Castillo, R OBP: 0.300, SLG: 0.345 Mel Hall, L OBP: 0.327, SLG: 0.375 (8, PH) (8, 7)		2-2 5-3		1-2 HBP	0-2 G6-4-3		0-3 SAFE SAFE K	2-1 1B		2	0	0	0	0	0	3										
Ron Washington, R OBP: 0.412, SLG: 0.400 (1, 6)		0-0 F9		0-3 K		2-2 F8	4-2 1B G3 1B	0-0 G6-4-3 1B		5	1	2	1	0	1	2										
Andy Allanson, R OBP: 0.296, SLG: 0.300 (1, 2)			0-1 6-3		1-0 HR 2B	1-1 1-3	1-2 2-3 G3	1-1 G6-4-3		5	1	1	0	0	0	4										
Inning Stats	R: 0 E: 0 K: 0 S: 15	H: 2 LOB: 2 BB: 1 P: 23	R: 0 E: 0 K: 0 S: 8	H: 0 LOB: 0 BB: 0 P: 11	R: 0 E: 0 K: 1 S: 8	H: 1 LOB: 1 BB: 0 P: 11	R: 0 E: 0 K: 2 S: 12	H: 1 LOB: 2 BB: 0 P: 16	R: 3 E: 0 K: 0 S: 13	H: 5 LOB: 2 BB: 1 P: 20	R: 0 E: 0 K: 1 S: 10	H: 0 LOB: 1 BB: 1 P: 17	R: 0 E: 0 K: 1 S: 9	H: 0 LOB: 0 BB: 0 P: 12	R: 3 E: 0 K: 2 S: 20	H: 4 LOB: 2 BB: 1 P: 30		R: 1 E: 0 K: 1 S: 13	H: 3 LOB: 1 BB: 0 P: 22	1B: 12 2B: 3 3B: 0 HR: 1	SF: 0 SAC: 0 DP: 3 HBP: 1	WP: 0 PB: 0 SB: 2 CS: 0	PA: 45			
PITCHER	IP	WLS	BF	H	R	ER	SO	BB	IBB	HBP	BLK	WP	HR	S	P	ERA	WHIP									
Chuck Finley, L ERA: 4.08	(1, 1)	6.0	L	29	9	3	3	3	2	1	1	0	0	1	66	98	4.50	1.833								
Ray Krawczyk, R ERA: 3.0	(7, 1)	2.0		11	4	3	3	3	0	1	0	0	0	0	29	42	13.50	2.000								
Stu Cliburn, R ERA: 6.08	(9, 1)	1.0		5	3	1	1	1	0	0	0	0	0	0	13	22	9.00	3.000								


AB	40
R	7
H	16
RBI	7
BB	4
SO	7
LOB	19




Batter	1	2	3	4	5	6	7	8	9	AB	R	H	RBI	BB	SO	LOB	BOTTOM								
Brian Downing, R OBP: 0.375, SLG: 0.226 (1, 10)	3-1 L7		1-1 F8			2-3 K			1-3 K	4	0	0	0	0	2	0	Cleveland Indians @ California Angels Anaheim Stadium, Anaheim, CA Tue May 10 1988, 10:05 PM EDT Att: 22,519 - Unknown - 65 F								
Mark McLemore, S OBP: 0.331, SLG: 0.346 (1, 4)	0-0 F8			2-2 5-3			0-1 1-3		2-1 5-3	4	0	0	0	0	0	0									
Wally Joyner, L OBP: 0.374, SLG: 0.420 (1, 3)	0-0 1B			0-1 1-3			1-0 G1		1-1 1B	4	0	2	0	0	0	0									
Chili Davis, S OBP: 0.301, SLG: 0.418 (1, 9)	1-2 L9			1-2 5-3			0-1 F9		3-3 K	4	0	0	0	0	1	2									
Johnny Ray, S OBP: 0.389, SLG: 0.500 (1, 7)		1-1 G3			1-0 F8			0-0 3-1 1B SF8 1B		3	1	1	0	0	0	0									
Tony Armas, R OBP: 0.288, SLG: 0.352 (1, 8)		1-1 F9			1-1 P4			1-2 SF8 3-1 1B		3	0	1	0	0	0	0									
Gus Polidor, R OBP: 0.250, SLG: 0.200 (1, 5)		2-2 P9			0-1 1-3			1-1 3-1		3	0	0	0	0	0	2									
Bob Boone, R OBP: 0.284, SLG: 0.280 George Hendrick, R OBP: 0.263, SLG: 0.412 Butch Wynegar, S OBP: 0.400, SLG: 0.469 (8, PH) (9, 2)			2-1 F9			0-0 4-3		1-0 SF8		2	0	0	0	0	0	0									
Dick Schofield, R OBP: 0.263, SLG: 0.315 (1, 6)			1-2 F8			0-0 P7		2-3 3-H F7		3	0	0	0	0	0	1									
Inning Stats	R: 0 E: 0 K: 0 S: 8	H: 1 LOB: 1 BB: 0 P: 12	R: 0 E: 0 K: 0 S: 8	H: 0 LOB: 0 BB: 0 P: 12	R: 0 E: 0 K: 0 S: 7	H: 0 LOB: 0 BB: 0 P: 11	R: 0 E: 0 K: 0 S: 8	H: 0 LOB: 0 BB: 0 P: 11	R: 0 E: 0 K: 1 S: 5	H: 0 LOB: 0 BB: 0 P: 7	R: 0 E: 0 K: 0 S: 5	H: 0 LOB: 0 BB: 0 P: 7	R: 0 E: 0 K: 0 S: 5	H: 0 LOB: 0 BB: 0 P: 6	R: 1 E: 0 K: 0 S: 10	H: 2 LOB: 1 BB: 0 P: 14		R: 0 E: 0 K: 2 S: 12	H: 1 LOB: 1 BB: 0 P: 19	1B: 4 2B: 0 3B: 0 HR: 0	SF: 1 SAC: 0 DP: 0 HBP: 0	WP: 0 PB: 0 SB: 0 CS: 0	PA: 31		
PITCHER	IP	WLS	BF	H	R	ER	SO	BB	IBB	HBP	BLK	WP	HR	S	P	ERA	WHIP								
Scott Bailes, L ERA: 3.48	(1, 1)	9.0	W	31	4	1	1	3	0	0	0	0	0	68	99	1.00	0.444								

AB	30
R	1
H	4
RBI	1
BB	0
SO	3
LOB	5



Batter	1	2	3	4	5	6	7	8	9	10	11	12	13	AB R H RBI BB SO LOB	TOP														
Julio Franco, R OBP: 0.291, SLG: 0.311 (1, 4)	5-3		0-1 2H 2B		2-2 1H 3B		4-2 BB			3-3 K			2-0 SH BLK 1B	5 1 3 2 1 1 0	Cleveland Indians @ California Angels Anaheim Stadium, Anaheim, CA Wed May 11 1988, 10:05 PM EDT Att. 23,713 - Unknown livebaseballscorecards.com AB 48 R 4 H 8 RBI 3 BB 2 SO 12 LOB 19 														
Wille Upshaw, L OBP: 0.336, SLG: 0.389 (1, 3)	F7		2-3 K		2-2 L8		1-0 1-3			0-3 K			3-1 SH BLK 5-3	5 0 0 0 0 2 5															
Pat Tabler, R OBP: 0.347, SLG: 0.341 (1, 10)	4-3					1-1 4-3				2-1 F7			1-1 5-3	6 1 1 0 0 1 2															
Joe Carter, R OBP: 0.397, SLG: 0.581 (1, 8)		3-2 L7			0-0 6-3		1-2 5-3		1-1 L7			2-3 K	1-4 BLK IBB	5 0 0 1 1 1 0															
Mel Hall, L OBP: 0.311, SLG: 0.355 (1, 7)		1-0 P6			3-H 0-0 G3		1-1 F7		2-2 4-3			0-0 L9	1-0 F5	6 0 0 0 0 0 2															
Brook Jacoby, R OBP: 0.366, SLG: 0.484 (1, 5)		3-2 6-3			1-3 K		1-1 2B 1B		1-2 F8			0-0 4-3	0-2 F9	6 0 1 0 0 1 2															
Cory Snyder, R OBP: 0.351, SLG: 0.474 (1, 9)			2-2 5-3		0-0 3B 1B		0-2 2B		1-3 K			0-0 B1-3		5 1 2 0 0 1 0															
Andy Attanson, R OBP: 0.291, SLG: 0.295 (1, 2)			1-0 WP 2B 1B		1-3 K		0-1 1-3		1-0 E6			2-3 K		5 1 1 0 0 2 3															
Jay Bell, R OBP: 0.321, SLG: 0.269 (1, 6)			2-3 K		2-3 K		2-2 6-3		0-0 G1-4-3			3-3 K		3 0 0 0 0 2 4															
Dave Clark, L OBP: 0.286, SLG: 0.167 (9, PH)			1-2 K											1 0 0 0 0 0 1															
Ron Washington, R OBP: 0.389, SLG: 0.375 (9, 6)														1 0 0 0 0 1 0															
Inning Stats	R: 0 E: 0 K: 0 S: 5	H: 0 LOB: 0 BB: 0 P: 6	R: 0 E: 0 K: 0 S: 11	H: 0 LOB: 0 BB: 0 P: 18	R: 1 E: 0 K: 2 S: 15	H: 2 LOB: 1 BB: 0 P: 22	R: 1 E: 1 K: 1 S: 6	H: 1 LOB: 0 BB: 0 P: 9	R: 1 E: 0 K: 2 S: 15	H: 2 LOB: 1 BB: 0 P: 22	R: 0 E: 0 K: 0 S: 7	H: 0 LOB: 0 BB: 0 P: 10	R: 0 E: 0 K: 1 S: 8	H: 0 LOB: 0 BB: 0 P: 13		R: 0 E: 1 K: 1 S: 8	H: 0 LOB: 1 BB: 0 P: 11	R: 0 E: 0 K: 2 S: 8	H: 0 LOB: 0 BB: 0 P: 13	R: 0 E: 0 K: 1 S: 5	H: 0 LOB: 0 BB: 0 P: 7	R: 0 E: 0 K: 2 S: 11	H: 0 LOB: 0 BB: 0 P: 16	R: 1 E: 1 K: 0 S: 9	H: 1 LOB: 2 BB: 1 P: 20	1B: 4 2B: 3 3B: 1 HR: 0	SF: 0 SAC: 1 DP: 0 HBP: 0	WP: 1 PB: 0 SB: 0 CS: 0	PA: 51
PITCHER	IP 10.0	WLS 39	BF 7	H 3	R 2	ER 9	SO 9	BB 1	IBB 0	HBP 0	BLK 0	WP 1	HR 0	S 98		P 147	ERA 1.80	WHIP 0.800											
Mike Witt, R ERA: 4.77	(1, 1)																												
Bryan Harvey, R ERA: 6.46	(11, 1)	3.0	L	12	1	1	0	3	0	1	0	1	0	0	25	43	0.00	0.333											

Batter	1	2	3	4	5	6	7	8	9	10	11	12	13	AB R H RBI BB SO LOB	BOTTOM													
Brian Downing, R OBP: 0.390, SLG: 0.232 (1, 10)	1B BB G3 BB	4-2 BB			1-2 SH3-4 1B		1-3 K			0-1 SH3-4			0-3 K	3 1 1 0 2 2 0	Cleveland Indians @ California Angels Anaheim Stadium, Anaheim, CA Wed May 11 1988, 10:05 PM EDT Att. 23,713 - Unknown livebaseballscorecards.com AB 44 R 3 H 7 RBI 3 BB 3 SO 12 LOB 13 													
Chico Walker, S OBP: 0.296, SLG: 0.231 (1, 8)	4-2 G3 1B BB	2-1 4-3			1-0 SH3-4		0-0 F8		0-0 4-3	0-1 F8			0-0 B1-3	4 1 0 0 1 0 2														
Wally Joyner, L OBP: 0.366, SLG: 0.408 (1, 3)	1-2 F7				1-2 K		0-0 4-3		0-0 4-3	2-3 K			0-2 1B	6 0 1 0 0 2 4														
Chili Davis, S OBP: 0.295, SLG: 0.407 (1, 9)	1-1 G3 1B				1-3 K		0-0 4-3		3-2 4-3			0-1 B1-3	0-3 K	6 1 1 0 0 2 2														
Johnny Ray, S OBP: 0.362, SLG: 0.488 (1, 7)	1-1 G3				2-0 1B		2-2 L5		2-2 P6			0-1 1-3		5 0 1 1 0 0 2														
Jack Howell, L OBP: 0.349, SLG: 0.407 (1, 5)	1-2 3H 1B				2-3 K		3-3 K		0-3 K			0-2 4-3		5 0 1 2 0 3 1														
Mark McLemore, S OBP: 0.327, SLG: 0.341 (1, 4)	1-1 L1				0-2 5-3		1-1 G3		1-2 1B			1-3 K		5 0 1 0 0 1 1														
Butch Wynegar, S OBP: 0.356, SLG: 0.405 (1, 2)		1-3 K			0-1 1-3		1-0 F9		2-2 4-3			1-3 K		5 0 0 0 0 2 1														
Dick Schofield, R OBP: 0.261, SLG: 0.310 (1, 6)		2-0 F9			2-2 6-3		2-2 P4		2-2 P4			0-1 P3		5 0 1 0 0 0 0														
Inning Stats	R: 3 E: 0 K: 0 S: 13	H: 2 LOB: 1 BB: 2 P: 24	R: 0 E: 0 K: 1 S: 8	H: 0 LOB: 1 BB: 1 P: 17	R: 0 E: 0 K: 2 S: 10	H: 1 LOB: 1 BB: 0 P: 17	R: 0 E: 0 K: 1 S: 10	H: 0 LOB: 0 BB: 0 P: 16	R: 0 E: 0 K: 1 S: 7	H: 0 LOB: 0 BB: 0 P: 11	R: 0 E: 0 K: 1 S: 5	H: 0 LOB: 0 BB: 0 P: 8	R: 0 E: 0 K: 1 S: 13	H: 1 LOB: 1 BB: 0 P: 18		R: 0 E: 0 K: 1 S: 10	H: 1 LOB: 1 BB: 0 P: 13	R: 0 E: 0 K: 2 S: 8	H: 0 LOB: 0 BB: 0 P: 8	R: 0 E: 0 K: 2 S: 8	H: 0 LOB: 0 BB: 0 P: 10	R: 0 E: 0 K: 2 S: 10	H: 1 LOB: 1 BB: 0 P: 10	1B: 7 2B: 0 3B: 0 HR: 0	SF: 0 SAC: 2 DP: 0 HBP: 0	WP: 0 PB: 0 SB: 1 CS: 0	PA: 49	
PITCHER	IP 9.0	WLS 35	BF 5	H 3	R 3	ER 7	SO 7	BB 3	IBB 0	HBP 0	BLK 0	WP 0	HR 0	S 83		P 135	ERA 3.00	WHIP 0.889										
Rich Yett, R ERA: 6.68	(1, 1)																											
Doug Jones, R ERA: 3.95	(10, 1)	4.0	W	14	2	0	0	5	0	0	0	0	0	0		36	41	0.00	0.500									

Batter	1	2	3	4	5	6	7	8	9	AB	R	H	RBI	BB	SO	LOB	TOP							
Julio Franco, R OBP: 0.303, SLG: 0.319 (1, 4)	F9		F3		1-3 2-H 1B		F9		5-3	5	0	1	1	0	0	2	Cleveland Indians @ Milwaukee Brewers Milwaukee County Stadium, Milwaukee, WI Fri May 13 1988, 8:05 PM EDT Att: 17,827 - Unknown - 56 F							
Pat Tabler, R OBP: 0.336, SLG: 0.316 (1, 3) Willie Upshaw, L OBP: 0.336, SLG: 0.389 (8, 3)	K		5-3		5-3			G6-4-3 BB		3	0	0	0	1	1	2								
Joe Carter, R OBP: 0.389, SLG: 0.554 (1, 8)	F4			F8		F8		G6-4-3 1-2 BB		4	0	0	0	0	0	1								
Brook Jacoby, R OBP: 0.353, SLG: 0.462 (1, 5) Jay Bell, R OBP: 0.294, SLG: 0.269 (8, PR) (8, 6)	E6 1B			K		F6		BB HR 1B		4	0	1	0	0	1	0								
Ron Kittle, R OBP: 0.381, SLG: 0.556 (1, 10) Dave Clark, L OBP: 0.286, SLG: 0.167 (8, PR)	F8			K				BB HR BB		2	0	0	0	2	1	1								
Cory Snyder, R OBP: 0.361, SLG: 0.529 (1, 9)	F5				1-2 1B	K		HR		4	2	2	3	0	1	2								
Carmen Castillo, R OBP: 0.294, SLG: 0.333 (1, 7) Mel Hall, L OBP: 0.309, SLG: 0.360 (8, 7)				K				K		4	0	1	0	0	3	2								
Ron Washington, R OBP: 0.346, SLG: 0.417 (1, 6) (8, 5)					F8		F7		CS 1B	4	0	1	0	0	1	3								
Andy Allanson, R OBP: 0.297, SLG: 0.311 (1, 2)			F8		1-2 1B		PB 1B		G2	4	0	2	0	0	0	1								
Inning Stats	R: 0 E: 0 K: 1 S: 8	H: 0 LOB: 0 BB: 0 P: 11	R: 0 E: 1 K: 1 S: 11	H: 1 LOB: 2 BB: 0 P: 17	R: 0 E: 0 K: 0 S: 10	H: 0 LOB: 0 BB: 0 P: 14	R: 0 E: 0 K: 2 S: 10	H: 0 LOB: 0 BB: 0 P: 11	R: 1 E: 0 K: 1 S: 16	H: 3 LOB: 2 BB: 0 P: 21	R: 0 E: 0 K: 1 S: 9	H: 0 LOB: 1 BB: 1 P: 15	R: 0 E: 0 K: 1 S: 13	H: 1 LOB: 1 BB: 0 P: 18	R: 3 E: 0 K: 1 S: 11	H: 2 LOB: 1 BB: 2 P: 22		R: 0 E: 0 K: 0 S: 6	H: 1 LOB: 0 BB: 0 P: 9	1B: 7 2B: 0 3B: 0 HR: 1	SF: 0 SAC: 0 DP: 1 HBP: 0	WP: 0 PB: 1 SB: 0 CS: 1	PA: 37	
PITCHER	IP	WLS	BF	H	R	ER	SO	BB	IBB	HBP	BLK	WP	HR	S	P	ERA	WHIP							
Teddy Higuera, L ERA: 2.47 (1, 1)	7.2	L	32	6	3	3	7	3	0	0	0	0	0	83	122	3.52	1.174							
Dan Plesac, L ERA: 2.2 (8, 1)	1.1	S	5	2	1	1	1	0	0	0	0	0	1	11	16	6.75	1.500							


Batter	1	2	3	4	5	6	7	8	9	AB	R	H	RBI	BB	SO	LOB	BOTTOM							
Paul Moltzer, R OBP: 0.386, SLG: 0.390 (1, 5)	2B SF7 1B		4-3			5-3		F7		4	1	1	0	0	0	0	Cleveland Indians @ Milwaukee Brewers Milwaukee County Stadium, Milwaukee, WI Fri May 13 1988, 8:05 PM EDT Att: 17,827 - Unknown - 56 F							
Robin Yount, R OBP: 0.317, SLG: 0.435 (1, 8)	1B		5-3			F9				4	1	2	0	0	0	0								
Glenn Braggs, R OBP: 0.321, SLG: 0.429 (1, 9)	F9		F8			F3		6-3		4	0	0	0	0	0	3								
Rob Deer, R OBP: 0.291, SLG: 0.405 (1, 7)	SF7			F6		HBP		F7		2	0	0	1	0	0	0								
Greg Brock, L OBP: 0.412, SLG: 0.376 (1, 3)	3-H			F6		F8		F6		4	0	1	1	0	0	1								
Joey Meyer, R OBP: 0.192, SLG: 0.404 (1, 10)	2-H			F9		F9		F9		4	0	0	0	0	0	2								
B.J. Surhoff, L OBP: 0.286, SLG: 0.265 (1, 2)			K		F6		F7			3	0	0	0	0	1	1								
Dale Sveum, S OBP: 0.282, SLG: 0.384 (1, 6)			K		F7			SF8 3B		3	1	1	0	0	1	0								
Jim Gantner, L OBP: 0.266, SLG: 0.279 (1, 4)			5-3		3-1			SF8 3-H		2	0	0	1	0	0	0								
Inning Stats	R: 2 E: 0 K: 0 S: 10	H: 3 LOB: 1 BB: 0 P: 17	R: 0 E: 0 K: 2 S: 9	H: 0 LOB: 0 BB: 0 P: 12	R: 0 E: 0 K: 0 S: 9	H: 0 LOB: 0 BB: 0 P: 13	R: 0 E: 0 K: 0 S: 6	H: 0 LOB: 0 BB: 0 P: 7	R: 0 E: 0 K: 0 S: 3	H: 0 LOB: 0 BB: 0 P: 4	R: 0 E: 0 K: 0 S: 7	H: 0 LOB: 0 BB: 0 P: 10	R: 0 E: 0 K: 0 S: 8	H: 0 LOB: 1 BB: 0 P: 14	R: 1 E: 0 K: 0 S: 8	H: 2 LOB: 1 BB: 0 P: 11		R: 0 E: 0 K: 0 S: 9	H: 0 LOB: 0 BB: 0 P: 13	1B: 3 2B: 1 3B: 1 HR: 0	SF: 2 SAC: 0 DP: 0 HBP: 1	WP: 0 PB: 0 SB: 0 CS: 0	PA: 33	
PITCHER	IP	WLS	BF	H	R	ER	SO	BB	IBB	HBP	BLK	WP	HR	S	P	ERA	WHIP							
Greg Swindell, L ERA: 2.48 (1, 1)	7.2	W	29	5	3	3	2	0	0	1	0	0	0	58	85	0.00	0.652							
Doug Jones, R ERA: 3.6 (8, 1)	1.1	S	4	0	0	0	0	0	0	0	0	0	0	11	16	0.00	0.000							


Batter	1	2	3	4	5	6	7	8	9	AB	R	H	RBI	BB	SO	LOB	TOP						
Julio Franco, R OBP: 0.300, SLG: 0.329										5	1	1	1	0	0	1	Cleveland Indians @ Milwaukee Brewers Milwaukee County Stadium, Milwaukee, WI Sat May 14 1988, 4:33 AM EDT Att: 40,954 - Sunny - 64 F						
Willie Upshaw, L OBP: 0.346, SLG: 0.393										4	1	2	0	1	1	1							
Pat Tabler, R OBP: 0.339, SLG: 0.316										3	1	1	2	1	1	2							
Joe Carter, R OBP: 0.389, SLG: 0.556										5	0	2	2	0	1	4							
Mel Hall, L OBP: 0.305, SLG: 0.353										5	0	1	0	0	1	2							
Brook Jacoby, R OBP: 0.340, SLG: 0.444										5	0	0	0	0	0	2							
Cory Snyder, R OBP: 0.370, SLG: 0.532										5	1	3	0	0	2	0							
Andy Allanson, R OBP: 0.304, SLG: 0.318									4	1	2	0	0	0	2								
Jay Bell, R OBP: 0.319, SLG: 0.268									4	1	1	0	0	1	3								
Inning Stats	R: 1 E: 0 K: 2 S: 13	H: 3 LOB: 2 BB: 0 P: 22	R: 0 E: 0 K: 0 S: 8	H: 1 LOB: 0 BB: 0 P: 11	R: 1 E: 0 K: 0 S: 7	H: 1 LOB: 1 BB: 1 P: 14	R: 0 E: 0 K: 1 S: 8	H: 1 LOB: 1 BB: 0 P: 15	R: 1 E: 0 K: 1 S: 11	H: 2 LOB: 1 BB: 0 P: 17	R: 3 E: 1 K: 0 S: 16	H: 3 LOB: 2 BB: 1 P: 25	R: 0 E: 1 K: 1 S: 14	H: 1 LOB: 2 BB: 0 P: 19	R: 0 E: 0 K: 1 S: 8	H: 0 LOB: 1 BB: 0 P: 10	1B: 11 2B: 1 3B: 1 HR: 0	SF: 1 SAC: 0 DP: 1 HBP: 0	WP: 1 PB: 0 SB: 1 CS: 0	PA: 43			
PITCHER	IP WLS BF H R ER SO BB IBB HBP BLK WP HR S P ERA WHIP	IP WLS BF H R ER SO BB IBB HBP BLK WP HR S P ERA WHIP																					
Mike Birkbeck, R ERA: 6.75	(1, 1)	5.0	L	23	8	3	3	4	1	0	0	0	0	0	0	0	0	0	0	47	79	5.40	1.800
Odel Jones, R ERA: 2.25	(6, 1)	0.1		6	3	3	1	0	0	0	1	0	0	0	0	0	0	0	0	14	23	27.00	9.000
Chuck Crim, R ERA: 4.26	(6, 1)	2.2		11	2	0	0	2	0	0	0	0	0	1	0	0	0	0	24	34	0.00	0.750	
Mark Clear, R ERA: 4.05	(9, 1)	1.0		3	0	0	0	1	0	0	0	0	0	0	0	0	0	0	8	10	0.00	0.000	

Batter	1	2	3	4	5	6	7	8	9	AB	R	H	RBI	BB	SO	LOB	BOTTOM						
Paul Molitor, R OBP: 0.379, SLG: 0.383										5	1	1	0	0	0	1	Cleveland Indians @ Milwaukee Brewers Milwaukee County Stadium, Milwaukee, WI Sat May 14 1988, 4:33 AM EDT Att: 40,954 - Sunny - 64 F						
Robin Yount, R OBP: 0.320, SLG: 0.430										4	0	1	0	1	1	0							
B.J. Surhoff, L OBP: 0.294, SLG: 0.275										4	1	2	0	0	0	0							
Greg Brock, L OBP: 0.407, SLG: 0.381										4	1	1	2	0	0	3							
Glenn Braggs, R OBP: 0.319, SLG: 0.418										3	0	0	0	1	0	2							
Ernest Riles, L OBP: 0.322, SLG: 0.354										4	0	3	1	0	1	3							
Dale Sveum, S OBP: 0.289, SLG: 0.414										4	1	2	1	0	2	2							
Jim Gantner, L OBP: 0.268, SLG: 0.280										3	0	1	0	0	1	2							
Rob Deer, R OBP: 0.289, SLG: 0.402										1	0	0	0	0	0	2							
Juan Castillo, S OBP: 0.136, SLG: 0.136										0	0	0	0	0	0	0							
Mike Felder, S OBP: 0.136, SLG: 0.136										3	0	0	0	0	2	3							
Inning Stats	R: 1 E: 0 K: 0 S: 10	H: 2 LOB: 1 BB: 0 P: 13	R: 0 E: 0 K: 2 S: 14	H: 1 LOB: 1 BB: 0 P: 21	R: 0 E: 0 K: 1 S: 23	H: 1 LOB: 3 BB: 2 P: 36	R: 1 E: 0 K: 0 S: 7	H: 2 LOB: 0 BB: 0 P: 8	R: 0 E: 0 K: 0 S: 6	H: 0 LOB: 0 BB: 0 P: 9	R: 0 E: 0 K: 2 S: 13	H: 1 LOB: 1 BB: 0 P: 20	R: 0 E: 0 K: 0 S: 8	H: 0 LOB: 0 BB: 0 P: 14	R: 2 E: 0 K: 1 S: 12	H: 4 LOB: 2 BB: 0 P: 18	R: 0 E: 0 K: 1 S: 7	H: 0 LOB: 0 BB: 0 P: 11	1B: 7 2B: 3 3B: 1 HR: 1	SF: 0 SAC: 2 DP: 1 HBP: 0	WP: 0 PB: 0 SB: 0 CS: 0	PA: 39	
PITCHER	IP WLS BF H R ER SO BB IBB HBP BLK WP HR S P ERA WHIP	IP WLS BF H R ER SO BB IBB HBP BLK WP HR S P ERA WHIP																					
John Farrell, R ERA: 2.8	(1, 1)	7.0	W	31	9	4	4	4	2	0	0	0	0	0	0	0	0	0	0	83	125	5.14	1.571
Chris Codiroli, R ERA: 6.57	(8, 1)	0.1		2	1	0	0	0	0	0	0	0	0	0	0	0	0	0	2	3	0.00	3.000	
Dan Schatzeder, L ERA: 6.35	(8, 1)	0.0		1	1	0	0	0	0	0	0	0	0	0	0	0	0	0	2	4	∞	∞	
Bill Laskey, R ERA: 7.59	(8, 1)	1.2	S	5	0	0	0	2	0	0	0	0	0	0	0	0	0	0	13	18	0.00	0.000	

Batter	1	2	3	4	5	6	7	8	9	AB	R	H	RBI	BB	SO	LOB	TOP								
Julio Franco, R OBP: 0.299, SLG: 0.327 (1, 4)	5-3		F8				4-3			4	0	1	1	0	0	0	Cleveland Indians @ Milwaukee Brewers Milwaukee County Stadium, Milwaukee, WI Sun May 15 1988, 4:33 AM EDT Att: 17,511 - Cloudy - 79 F								
Willie Ushaw, L OBP: 0.336, SLG: 0.379 (1, 3)	F8			1-3	F7		4-3			4	0	0	0	0	0	2									
Pat Tabler, R OBP: 0.336, SLG: 0.324 (1, 10)	F6			E6				L9		4	1	1	0	0	0	0									
Joe Carter, R OBP: 0.399, SLG: 0.619 (1, 8)				K				HR		4	3	3	3	0	1	1									
Mel Hall, L OBP: 0.295, SLG: 0.341 (1, 7)		4-3		4-3				F6		4	0	0	1	0	0	1									
Brook Jacoby, R OBP: 0.345, SLG: 0.453 (1, 5)			F9					F9		4	1	2	0	0	0	0									
Cory Snyder, R OBP: 0.359, SLG: 0.513 (1, 9)			K		L5				5-3	4	0	0	0	0	2	2									
Andy Allanson, R OBP: 0.305, SLG: 0.318 (9, PH)									F9	3	0	1	0	0	0	1									
Carmen Castillo, R OBP: 0.286, SLG: 0.224 (9, PH)										1	0	0	0	0	0	0									
Jay Bell, R OBP: 0.310, SLG: 0.260 (9, PH)				6-3					F9	3	0	0	0	0	1	2									
Ron Kittle, R OBP: 0.372, SLG: 0.541 (9, PH)					F3				F9	1	0	0	0	0	0	0									
Inning Stats	R: 0 E: 0 K: 0 S: 7	H: 0 LOB: 0 BB: 0 P: 12	R: 1 E: 0 K: 1 S: 11	H: 1 LOB: 0 BB: 0 P: 13	R: 0 E: 0 K: 0 S: 7	H: 0 LOB: 0 BB: 0 P: 11	R: 0 E: 1 K: 1 S: 15	H: 0 LOB: 1 BB: 0 P: 19	R: 1 E: 0 K: 0 S: 12	H: 3 LOB: 2 BB: 0 P: 16	R: 2 E: 0 K: 1 S: 17	H: 3 LOB: 1 BB: 0 P: 26	R: 0 E: 0 K: 1 S: 9	H: 0 LOB: 0 BB: 0 P: 14	R: 1 E: 0 K: 0 S: 7	H: 1 LOB: 0 BB: 0 P: 8	R: 0 E: 0 K: 0 S: 4	H: 0 LOB: 0 BB: 0 P: 5	1B: 3 2B: 2 3B: 1 HR: 2	SF: 0 SAC: 0 DP: 0 HBP: 0	WP: 0 PB: 0 SB: 1 CS: 0	PA: 36			
PITCHER	IP	WLS	BF	H	R	ER	SO	BB	IBB	HBP	BLK	WP	HR	S	P	ERA	WHIP								
Bill Wegman, R ERA: 3.74 (1, 1)	5.0	W	22	6	4	4	2	0	0	0	0	0	1	58	81	7.20	1.200								
Paul Mirabella, L ERA: 1.5 (6, 1)	4.0	S	14	2	1	1	2	0	0	0	0	0	1	31	43	2.25	0.500								

Batter	1	2	3	4	5	6	7	8	9	AB	R	H	RBI	BB	SO	LOB	BOTTOM								
Paul Moltzer, R OBP: 0.373, SLG: 0.371 (1, 5)	F9			F8	F9		G1-4-3			4	0	0	0	1	0	5	Cleveland Indians @ Milwaukee Brewers Milwaukee County Stadium, Milwaukee, WI Sun May 15 1988, 4:33 AM EDT Att: 17,511 - Cloudy - 79 F								
Robin Yount, R OBP: 0.329, SLG: 0.453 (1, 8)			G6-4-3					F9		4	3	2	1	0	0	2									
Glenn Braggs, R OBP: 0.314, SLG: 0.417 (1, 9)			G6-4-3					F9		5	1	1	0	0	0	2									
Rob Deer, R OBP: 0.302, SLG: 0.408 (8, 7)								F9		3	2	2	2	1	0	0									
Jim Adduci, L OBP: 0.250, SLG: 0.250 (8, 7)								F9		1	0	1	0	0	0	0									
Greg Brock, L OBP: 0.407, SLG: 0.382 (1, 3)			K					F7		5	2	2	2	0	1	2									
Joey Meyer, R OBP: 0.214, SLG: 0.455 (1, 10)			K							3	1	1	2	1	2	2									
Dale Sveum, S OBP: 0.288, SLG: 0.408 (1, 6)			K							4	0	1	2	0	3	2									
Bill Schroeder, R OBP: 0.167, SLG: 0.205 (1, 2)										4	0	0	0	0	0	2									
Jim Gantner, L OBP: 0.293, SLG: 0.294 (7, PR)										2	0	2	0	2	0	0									
Juan Castillo, S (8, 4)										0	0	0	0	0	0	0									
Inning Stats	R: 1 E: 0 K: 0 S: 6	H: 1 LOB: 0 BB: 0 P: 10	R: 0 E: 0 K: 3 S: 16	H: 0 LOB: 0 BB: 0 P: 22	R: 0 E: 0 K: 0 S: 5	H: 1 LOB: 1 BB: 1 P: 11	R: 4 E: 0 K: 1 S: 14	H: 4 LOB: 1 BB: 1 P: 22	R: 3 E: 1 K: 0 S: 18	H: 2 LOB: 3 BB: 3 P: 39	R: 1 E: 0 K: 2 S: 13	H: 2 LOB: 2 BB: 0 P: 21	R: 0 E: 0 K: 0 S: 6	H: 1 LOB: 1 BB: 0 P: 8	R: 0 E: 0 K: 0 S: 7	H: 1 LOB: 1 BB: 0 P: 14	1B: 9 2B: 1 3B: 0 HR: 2	SF: 0 SAC: 0 DP: 2 HBP: 1	WP: 0 PB: 1 SB: 4 CS: 0	PA: 41					
PITCHER	IP	WLS	BF	H	R	ER	SO	BB	IBB	HBP	BLK	WP	HR	S	P	ERA	WHIP								
Scott Bailes, L ERA: 4.2 (1, 1)	3.2	L	18	6	5	5	4	2	0	0	0	0	0	13	30	27.00	6.000								
Chris Codiroli, R ERA: 7.82 (4, 1)	0.2		7	2	3	2	0	2	0	0	0	0	0	26	41	3.38	1.500								
Jeff Dedmon, R ERA: 4.76 (5, 1)	2.2		12	3	1	1	2	1	0	1	0	0	0	7	14	0.00	1.000								
Dan Schatzeder, L ERA: 5.4 (8, 1)	1.0		4	1	0	0	0	0	0	0	0	0	0	7	14	0.00	1.000								

Batter	1	2	3	4	5	6	7	8	9	AB	R	H	RBI	BB	SO	LOB	TOP										
Daryl Boston, L (1, 8) OBP: 0.245, SLG: 0.532	4-1 L6-3 BB			4-1 4-3 BB		0-1 HR		2-1 F7		2	1	1	1	2	0	0	Chicago White Sox @ Cleveland Indians Cleveland Municipal Stadium, Cleveland, OH Tue May 17 1988, 7:05 PM EDT Att. 9,499 - Unknown - 55 F										
Ozzie Guillen, L (1, 6) OBP: 0.228, SLG: 0.238	3-1 L6-3			3-2 4-3		1-2 F7		0-2 3-1		4	0	0	0	0	0	2											
Harold Baines, L (1, 10) OBP: 0.378, SLG: 0.474	3-1 4-3			3-2 F7		0-0 G3		1-2 L8		4	0	0	0	0	0	1											
Ivan Calderon, R (1, 9) OBP: 0.286, SLG: 0.422		0-2 F2		3-3 K		3-2 F8			0-2 2B	4	0	1	0	0	1	1											
Greg Walker, L (1, 3) OBP: 0.291, SLG: 0.362	0-1 F8				1-1 L8		1-3 K		0-2 F7	4	0	0	0	0	1	1											
Dan Pasqua, L (1, 7) OBP: 0.315, SLG: 0.407	2-2 G3				1-0 1B		0-0 HR		1-3 K	4	1	2	1	0	1	1											
Kenny Williams, R (1, 5) OBP: 0.228, SLG: 0.353			0-0 B1-3		1-3 K		0-0 F7		0-0 6-3	4	0	0	0	0	1	2											
Fred Manrique, R (1, 4) OBP: 0.321, SLG: 0.510			3-2 4-3		0-0 1B		0-2 1B			3	0	2	0	0	0	0											
Ron Karkovice, R (1, 2) Mark Salas, L (7, PH) OBP: 0.350, SLG: 0.405			1-3 K		2-2 L7		3-1 F4			2	0	0	0	0	1	2											
Inning Stats	R: 0 E: 0 K: 0 S: 5	H: 0 LOB: 0 BB: 1 P: 15	R: 0 E: 0 K: 0 S: 10	H: 0 LOB: 0 BB: 0 P: 12	R: 0 E: 0 K: 1 S: 9	H: 0 LOB: 0 BB: 0 P: 13	R: 0 E: 0 K: 1 S: 16	H: 0 LOB: 1 BB: 1 P: 29	R: 0 E: 0 K: 1 S: 10	H: 2 LOB: 2 BB: 0 P: 15	R: 1 E: 0 K: 0 S: 9	H: 1 LOB: 0 BB: 0 P: 13	R: 1 E: 0 K: 1 S: 10	H: 2 LOB: 1 BB: 0 P: 14	R: 0 E: 0 K: 0 S: 8	H: 0 LOB: 0 BB: 0 P: 11		R: 0 E: 0 K: 1 S: 10	H: 1 LOB: 1 BB: 0 P: 11	1B: 2 2B: 2 3B: 1 HR: 2	SF: 0 SAC: 0 DP: 1 HBP: 0	WP: 0 PB: 0 CS: 0	PA: 34				
PITCHER	IP	WLS	BF	H	R	ER	SO	BB	IBB	HBP	BLK	WP	HR	S	P	ERA	WHIP										
Rich Yett, R (1, 1) ERA: 6.0	6.2	W	26	5	2	2	4	2	0	0	0	0	2	67	106	2.70	1.050										
Doug Jones, R (7, 1) ERA: 3.12	2.1	S	8	1	0	0	1	0	0	0	0	0	0	20	27	0.00	0.429										

Batter	1	2	3	4	5	6	7	8	9	AB	R	H	RBI	BB	SO	LOB	BOTTOM										
Julio Franco, R (1, 4) OBP: 0.298, SLG: 0.325	0-1 6-3		1-1 1B	1-0 6-3			0-0 4-3			4	1	1	0	0	0	1	Chicago White Sox @ Cleveland Indians Cleveland Municipal Stadium, Cleveland, OH Tue May 17 1988, 7:05 PM EDT Att. 9,499 - Unknown - 55 F										
Willie Upshaw, L (1, 3) OBP: 0.341, SLG: 0.383	1-1 WP		2-2 SH1-3		0-1 F4		3-1 F7			4	2	2	0	0	0	0											
Pat Tabler, R (1, 10) OBP: 0.341, SLG: 0.330	1-3 K		0-0 SF9		0-0 5-3		1-2 4-3			4	0	2	1	0	1	1											
Joe Carter, R (1, 8) OBP: 0.397, SLG: 0.620	2-0 WP		0-0 SH1-3		3-2 5-3			0-2 5-3		3	0	1	1	0	0	1											
Mel Hall, L (1, 7) OBP: 0.294, SLG: 0.341	2-1 F8		1-0 SF9		1-0 F8			3-2 WP		3	1	1	1	0	0	2											
Brook Jacoby, R (1, 5) OBP: 0.336, SLG: 0.441		1-3 K	2-0 F8			1-0 F8		1-0 6-3		4	0	0	0	0	1	2											
Cory Snyder, R (1, 9) OBP: 0.356, SLG: 0.500		3-1 E4		1-2 6-3		3-3 K		4-0 HR		3	1	0	0	1	1	0											
Andy Allanson, R (1, 2) OBP: 0.311, SLG: 0.351		0-0 F4		1-2 F4		2-1 E		1-1 HR		4	1	2	3	0	0	1											
Jay Bell, R (1, 6) OBP: 0.308, SLG: 0.269		1-3 K		0-0 2B		1-3 SAFE		2-2 5-3		4	0	1	0	0	2	2											
Inning Stats	R: 1 E: 0 K: 1 S: 10	H: 2 LOB: 1 BB: 0 P: 16	R: 0 E: 1 K: 2 S: 9	H: 0 LOB: 1 BB: 0 P: 14	R: 2 E: 0 K: 0 S: 9	H: 3 LOB: 1 BB: 0 P: 15	R: 0 E: 0 K: 0 S: 8	H: 1 LOB: 1 BB: 0 P: 11	R: 0 E: 0 K: 2 S: 10	H: 1 LOB: 1 BB: 0 P: 17	R: 0 E: 0 K: 0 S: 6	H: 0 LOB: 0 BB: 0 P: 10	R: 3 E: 0 K: 0 S: 15	H: 2 LOB: 0 BB: 1 P: 26	R: 0 E: 0 K: 0 S: 15	H: 0 LOB: 0 BB: 0 P: 10		1B: 7 2B: 2 3B: 0 HR: 1	SF: 1 SAC: 1 DP: 0 HBP: 0	WP: 3 PB: 0 SB: 1 CS: 0	PA: 36						
PITCHER	IP	WLS	BF	H	R	ER	SO	BB	IBB	HBP	BLK	WP	HR	S	P	ERA	WHIP										
Jack McDowell, R (1, 1) ERA: 5.66	8.0	L	36	10	6	6	5	0	1	0	0	3	1	74	120	6.75	1.250										

Batter	1	2	3	4	5	6	7	8	9	AB	R	H	RBI	BB	SO	LOB	TOP					
Daryl Boston, L (1, 8) OBP: 0.284, SLG: 0.529	F8		WP 1B		P6					4	0	2	0	0	0	1	Chicago White Sox @ Cleveland Indians Cleveland Municipal Stadium, Cleveland, OH Wed May 18 1988, 7:05 PM EDT Alt. 8,299 - Unknown - 55 F					
Gary Redus, R (1, 7) OBP: 0.426, SLG: 0.450	K		WP 1B		L4					4	0	1	0	0	1	2						
Harold Baines, L (1, 10) OBP: 0.375, SLG: 0.468	K		K					4-3		4	0	1	1	0	2	2						
Greg Walker, L (1, 3) OBP: 0.284, SLG: 0.352		G3	K					F7		4	0	0	0	0	2	4						
Dan Pasqua, L (1, 9) OBP: 0.313, SLG: 0.410		4-3		K					P5	4	0	1	0	0	1	0						
Kenny Williams, R (1, 5) OBP: 0.228, SLG: 0.343				5-3					F3	3	0	0	0	0	0	1						
Steve Lyons, L (8, 5) OBP: 0.280, SLG: 0.150		HBP							F7	0	0	0	0	0	0	0						
Ozzie Guillen, L (1, 6) OBP: 0.230, SLG: 0.239		P4		WP 1B					4-3	4	0	1	0	0	0	1						
Fred Manrique, R (1, 4) OBP: 0.304, SLG: 0.481			F5		F9				L7	3	0	0	0	0	0	1						
Donnie Hill, S (9, PH) OBP: 0.230, SLG: 0.232									K	1	0	0	0	0	1	0						
Ron Karkovice, R (1, 2) OBP: 0.250, SLG: 0.100			L7						F8	3	1	1	0	0	0	0						
Mark Salas, L (9, PH) OBP: 0.341, SLG: 0.395					E 1B				F3	1	0	0	0	0	0	0						
Inning Stats	R: 0 H: 0 E: 0 K: 2 S: 7	H: 0 LOB: 0 BB: 0 P: 8	R: 0 H: 0 E: 0 K: 0 S: 5	H: 0 LOB: 1 BB: 0 P: 9	R: 0 H: 2 E: 0 K: 2 S: 15	H: 2 LOB: 3 BB: 0 P: 21	R: 0 H: 1 E: 0 K: 1 S: 8	H: 1 LOB: 1 BB: 0 P: 11	R: 1 H: 2 E: 0 K: 1 S: 14	H: 2 LOB: 1 BB: 0 P: 24	R: 0 H: 0 E: 0 K: 0 S: 6	H: 0 LOB: 0 BB: 0 P: 9	R: 0 H: 1 E: 0 K: 0 S: 6	H: 1 LOB: 1 BB: 0 P: 10	R: 0 H: 1 E: 0 K: 0 S: 8	H: 1 LOB: 1 BB: 0 P: 11	R: 0 H: 0 E: 0 K: 1 S: 6	H: 0 LOB: 0 BB: 0 P: 10	1B: 6 2B: 1 3B: 0 HR: 0	SF: 0 SAC: 0 DP: 0 HBP: 1	WP: 2 PB: 0 CS: 1	PA: 36
PITCHER Tom Candiotti, R (1, 1) ERA: 2.04	IP: 9.0 WLS: W BF: 36 H: 7 R: 1 ER: 1 SO: 7 BB: 0 IBB: 0 HBP: 1 BLK: 0 WP: 2 HR: 0 S: 75 P: 113 ERA: 1.00 WHIP: 0.778																					

Batter	1	2	3	4	5	6	7	8	9	AB	R	H	RBI	BB	SO	LOB	BOTTOM			
Julio Franco, R (1, 4) OBP: 0.308, SLG: 0.342	E7 1B	L9						F9 2B		4	1	3	0	0	0	2	Chicago White Sox @ Cleveland Indians Cleveland Municipal Stadium, Cleveland, OH Wed May 18 1988, 7:05 PM EDT Alt. 8,299 - Unknown - 55 F			
Willie Upshaw, L (1, 3) OBP: 0.331, SLG: 0.371	F5		4-3		K			F9		4	0	0	0	0	1	3				
Pat Tabler, R (1, 10) OBP: 0.346, SLG: 0.324			5-3				K			2	1	0	0	2	1	0				
Joe Carter, R (1, 8) OBP: 0.394, SLG: 0.616	K		1-3				F9			4	0	1	2	0	1	2				
Mel Hall, L (1, 7) OBP: 0.286, SLG: 0.331	4-3				P6		K			4	0	0	0	0	2	3				
Brook Jacoby, R (1, 5) OBP: 0.333, SLG: 0.435		SH1-3 1B			F8		6-3			4	0	1	0	0	0	2				
Cory Snyder, R (1, 9) OBP: 0.355, SLG: 0.492		SH1-3 BB			L7					2	0	0	0	1	0	0				
Andy Allanson, R (1, 2) OBP: 0.306, SLG: 0.345		SH1-3 BB					6-3			2	0	0	0	0	1	0				
Jay Bell, R (1, 6) OBP: 0.301, SLG: 0.262							5-3			3	0	0	0	0	1	2				
Inning Stats	R: 0 H: 1 E: 1 K: 1 S: 12	H: 1 LOB: 2 BB: 1 P: 20	R: 0 H: 1 E: 0 K: 1 S: 13	H: 1 LOB: 2 BB: 1 P: 21	R: 0 H: 0 E: 0 K: 0 S: 6	H: 0 LOB: 0 BB: 0 P: 7	R: 0 H: 0 E: 0 K: 0 S: 9	H: 0 LOB: 0 BB: 0 P: 14	R: 0 H: 1 E: 0 K: 1 S: 8	H: 1 LOB: 1 BB: 0 P: 14	R: 0 H: 0 E: 0 K: 2 S: 9	H: 0 LOB: 1 BB: 0 P: 12	R: 0 H: 0 E: 0 K: 1 S: 5	H: 0 LOB: 0 BB: 0 P: 6	R: 2 H: 2 E: 0 K: 1 S: 12	H: 2 LOB: 1 BB: 1 P: 22		1B: 3 2B: 2 3B: 0 HR: 0	SF: 0 SAC: 1 DP: 0 HBP: 0	WP: 1 PB: 0 CS: 0
PITCHER Melido Perez, R (1, 1) ERA: 3.43	IP: 7.1 WLS: L BF: 31 H: 5 R: 2 ER: 2 SO: 6 BB: 3 IBB: 0 HBP: 0 BLK: 0 WP: 1 HR: 0 S: 69 P: 107 ERA: 2.46 WHIP: 1.091																			
Ricky Horton, L (8, 1) ERA: 5.17	0.1	1	0	0	0	1	0	0	0	0	0	3	4	0.00	0.000					
Bill Long, R (8, 1) ERA: 3.16	0.1	1	0	0	0	0	0	0	0	0	0	2	5	0.00	0.000					

Batter	1	2	3	4	5	6	7	8	9	AB	R	H	RBI	BB	SO	LOB	TOP		
Gary Redus, R OBP: 0.392, SLG: 0.409 (1, 7)	2-2 5-3		1-1 F8			0-1 F9			2-1 F3	4	0	0	0	0	0	0			
Dave Gallagher, R OBP: 0.455, SLG: 0.889 (1, 8)	4-2 BB			2-3 K					3-2 P6	3	0	0	0	1	2	0			
Kenny Williams, R OBP: 0.238, SLG: 0.358 (1, 9)	2-3 K		0-0 5-3						0-1 2B	4	0	2	0	0	1	1			
Harold Baines, L OBP: 0.366, SLG: 0.455 (1, 10)	0-0 L3		1-0 F8						2-1 F8	4	0	0	0	0	1	3			
Russ Morman, R OBP: 0.333, SLG: 0.500 (1, 3)		0-0 P3			2-3 K				0-0 P9	3	0	0	0	0	1	1			
Donnie Hill, S OBP: 0.281, SLG: 0.224 (1, 5)		1-3 K			0-0 F8				1-1 G6-3	3	0	0	0	0	1	0			
Fred Manrique, R OBP: 0.305, SLG: 0.463 (1, 4)		3-1 P6			2-3 K				4-2 BB	2	0	0	0	1	1	0			
Ozzie Guillen, L OBP: 0.226, SLG: 0.234 (1, 6)			1-2 P6			1-2 4-3			0-0 F7	3	0	0	0	0	0	1			
Ron Karkovics, R OBP: 0.200, SLG: 0.077 (1, 2)			0-1 G3			1-3 K			1-3 K	3	0	0	0	0	2	1			
Inning Stats	R: 0 H: 0 E: 0 K: 1 S: 10	H: 0 LOB: 1 BB: 1 P: 18	R: 0 H: 0 E: 0 K: 1 S: 6	H: 0 LOB: 0 BB: 0 P: 10	R: 0 H: 0 E: 0 K: 0 S: 8	H: 0 LOB: 0 BB: 0 P: 10	R: 0 H: 0 E: 0 K: 2 S: 5	H: 0 LOB: 0 BB: 0 P: 8	R: 0 H: 0 E: 0 K: 2 S: 7	H: 0 LOB: 0 BB: 0 P: 11	R: 0 H: 1 E: 0 K: 2 S: 11	H: 1 LOB: 1 BB: 0 P: 15	R: 0 H: 0 E: 0 K: 1 S: 9	H: 0 LOB: 1 BB: 1 P: 15	R: 0 H: 1 E: 0 K: 0 S: 9	H: 1 LOB: 1 BB: 0 P: 16	1B: 1 2B: 1 3B: 0 HR: 0	SF: 0 SAC: 0 DP: 0 HBP: 0	WP: 0 PA: 31 CS: 0
PITCHER Greg Swindell, L ERA: 2.18 (1, 1)	IP: 9.0 WLS: W BF: 31 H: 2 R: 0 ER: 0 SO: 9 BB: 2 IBB: 0 HBP: 0 BLK: 0 WP: 0 HR: 0 S: 73 P: 113 ERA: 0.00 WHIP: 0.444															PITCHER IP: WLS: BF: H: R: ER: SO: BB: IBB: HBP: BLK: WP: HR: S: P: ERA: WHIP:			

Chicago White Sox @ Cleveland Indians
Cleveland Municipal Stadium, Cleveland, OH
Thu May 19 1988, 7:05 PM EDT
Att: 10,197 - Unknown - 55 F

AB 29
R 0
H 2
RBI 0
BB 2
SO 9
LOB 7



Batter	1	2	3	4	5	6	7	8	9	AB	R	H	RBI	BB	SO	LOB	BOTTOM				
Julio Franco, R OBP: 0.307, SLG: 0.340 (1, 4)	3-2 G6-4-3 1B		2-1 F8			2-1 G1-3			1-1 4-3	4	0	1	0	0	0	0					
Pat Tabler, R OBP: 0.351, SLG: 0.324 (1, 3)	1-1 G6-4-3 1-2f		1-3 K			4-1 BB			0-0 FC4-6 1B	3	0	1	0	1	1	1					
Joe Carter, R OBP: 0.384, SLG: 0.600 (1, 8)	1-0 F7			3-1 F7		0-1 F8			0-1 FC4-6 1-2f	4	0	0	0	0	0	2					
Brook Jacoby, R OBP: 0.325, SLG: 0.424 (1, 5)		0-2 6-3		0-0 G6-3		0-0 L1-3			0-3 K	4	0	0	0	0	1	1					
Cory Snyder, R OBP: 0.359, SLG: 0.516 (1, 9)		0-0 1B 1B		0-1 G6-3					0-0 G5-3	4	1	2	1	0	0	0					
Ron Kittle, R OBP: 0.348, SLG: 0.500 (1, 10)	1 SAFE K	0-3 K		2-3 K		1-2 F7			1-2 F7 1B	3	0	0	0	0	2	1					
Carmen Castillo, R OBP: 0.342, SLG: 0.378 (1, 7)	1 SAFE 1B	2-1 1B		1-0 FC6-4 1B		1-2 1B			1-2 1B	3	0	3	0	0	0	0					
Ron Washington, R OBP: 0.310, SLG: 0.370 (1, 6)		0-0 6-3		0-2 FC6-4 FC5-4 1-2f		1-1 P5			1-1 P5	3	0	0	0	0	0	4					
Andy Allanson, R OBP: 0.299, SLG: 0.336 (1, 2)			3-3 K		1-0 FC5-4 1-2f				2-1 F8	3	0	0	0	0	1	1					
Inning Stats	R: 0 H: 1 E: 0 K: 0 S: 6	H: 2 LOB: 2 BB: 0 P: 11	R: 0 H: 0 E: 0 K: 1 S: 10	H: 0 LOB: 0 BB: 0 P: 12	R: 0 H: 0 E: 0 K: 2 S: 9	H: 0 LOB: 0 BB: 0 P: 15	R: 0 H: 0 E: 0 K: 0 S: 5	H: 0 LOB: 0 BB: 0 P: 8	R: 0 H: 1 E: 0 K: 1 S: 9	H: 1 LOB: 1 BB: 0 P: 13	R: 0 H: 0 E: 0 K: 0 S: 6	H: 0 LOB: 1 BB: 1 P: 12	R: 0 H: 1 E: 0 K: 0 S: 9	H: 1 LOB: 1 BB: 0 P: 12	R: 0 H: 1 E: 0 K: 0 S: 7	H: 1 LOB: 0 BB: 0 P: 10	R: 1 H: 1 E: 0 K: 1 S: 8	H: 1 LOB: 0 BB: 0 P: 9	1B: 6 2B: 0 3B: 0 HR: 1	SF: 0 SAC: 0 DP: 1 HBP: 0	WP: 0 PA: 32 CS: 0
PITCHER Dave LaPoint, L ERA: 1.64 (1, 1)	IP: 8.0 WLS: L BF: 2 H: 1 R: 1 ER: 1 SO: 1 BB: 0 IBB: 0 HBP: 0 BLK: 0 WP: 0 HR: 1 S: 61 P: 93 ERA: 0.00 WHIP: 0.875															PITCHER IP: WLS: BF: H: R: ER: SO: BB: IBB: HBP: BLK: WP: HR: S: P: ERA: WHIP:					
Bobby Thigpen, R ERA: 5.4 (9, 1)	0.1 L 2 1 1 1 1 0 0 0 0 0 0 1 8 9 27.00 3.000																				

Chicago White Sox @ Cleveland Indians
Cleveland Municipal Stadium, Cleveland, OH
Thu May 19 1988, 7:05 PM EDT
Att: 10,197 - Unknown - 55 F

AB 31
R 1
H 7
RBI 1
BB 1
SO 5
LOB 10



Batter	1	2	3	4	5	6	7	8	9	AB	R	H	RBI	BB	SO	LOB	TOP								
Julio Franco, R OBP: 0.314, SLG: 0.359	4-2 BB		2-2 HR		0-1 2B	0-1 L8		1-1 F7		4	3	2	1	1	0	1									
Pat Tabler, R OBP: 0.353, SLG: 0.331	0-2 2B		1-1 L9		2-2 F7		1-1 5-3		0-1 4-3	0	0	0	0	0	0	0									
Willie Upshaw, L OBP: 0.327, SLG: 0.372	1-H 2B				1-3 F7					1	0	0	0	0	0	0									
Joe Carter, R OBP: 0.387, SLG: 0.604	0-1 F7		3-2 6-3		1-0 HR		0-0 HR		0-1 6-3	5	3	3	1	0	0	1									
Brook Jacoby, R OBP: 0.325, SLG: 0.411	0-0 F8				1-3 K		0-0 F8		3-2 6-3	4	0	0	0	1	1	4									
Cory Snyder, R OBP: 0.371, SLG: 0.562	0-2 P3				4-0 HR		2-2 HR		1-1 1B	4	2	3	3	1	0	1									
Ron Kittle, R OBP: 0.340, SLG: 0.545					0-0 1B		2-H HR		3-H 1B	4	1	1	3	0	0	2									
Dave Clark, L OBP: 0.270, SLG: 0.156					0-0 P3		3-1 1-3		2-0 1-3	1	0	0	0	0	0	1									
Carmen Castillo, R OBP: 0.326, SLG: 0.341					4-2 FC6-4					3	0	0	0	1	0	0									
Mel Hall, L OBP: 0.285, SLG: 0.336					1-2 2-3					0	0	0	0	0	0	0									
Ron Washington, R OBP: 0.273, SLG: 0.323					2-2 P3		0-1 6-3		0-1 E5	4	0	0	0	0	0	3									
Andy Allanson, R OBP: 0.291, SLG: 0.333					1-2 FC6-4		1-0 F9		1-3 K	4	0	0	0	0	1	4									
Inning Stats	R: 1 E: 0 K: 0 S: 11	H: 1 LOB: 1 BB: 1 P: 15	R: 0 E: 0 K: 0 S: 7	H: 0 LOB: 0 BB: 0 P: 10	R: 1 E: 0 K: 0 S: 11	H: 1 LOB: 0 BB: 0 P: 18	R: 0 E: 0 K: 0 S: 15	H: 1 LOB: 3 BB: 2 P: 26	R: 4 E: 0 K: 1 S: 13	H: 3 LOB: 0 BB: 1 P: 20	R: 0 E: 0 K: 0 S: 5	H: 0 LOB: 0 BB: 0 P: 6	R: 2 E: 0 K: 0 S: 9	H: 2 LOB: 0 BB: 0 P: 15	R: 0 E: 1 K: 1 S: 8	H: 0 LOB: 1 BB: 0 P: 10	R: 1 E: 0 K: 0 S: 12	H: 2 LOB: 1 BB: 0 P: 17	1B: 4 2B: 3 3B: 0 HR: 3	SF: 0 SAC: 0 DP: 0 HBP: 0	WP: 0 PB: 0 SB: 3 CS: 0	PA: 42			
PITCHER	IP	WLS	BF	H	R	ER	SO	BB	IBB	HBP	BLK	WP	HR	S	P	ERA	WHIP								
Floyd Bannister, L ERA: 3.72	7.0	L	33	8	8	8	1	3	1	0	0	0	3	71	110	10.29	1.571								
Gene Garber, R ERA: 2.09	2.0		9	2	1	1	1	0	0	0	0	0	0	20	27	4.50	1.000								

Cleveland Indians @ Kansas City Royals
Royals Stadium, Kansas City, MO
Sat May 21 1988, 8:05 PM EDT
Att: 35,941 - Overcast - 71 F

AB 34
R 9
H 9
RBI 8
BB 4
SO 2
LOB 17



Batter	1	2	3	4	5	6	7	8	9	AB	R	H	RBI	BB	SO	LOB	BOTTOM								
Kurt Stillwell, S OBP: 0.333, SLG: 0.471	4-0 BB		2-1 F9			4-1 HR	1-2 1B		0-1 F9	3	1	1	0	2	0	0									
Willie Wilson, S OBP: 0.320, SLG: 0.389	1-3 K		1-1 E9			0-0 L9	1-2 1B			4	0	2	0	0	1	2									
George Brett, L OBP: 0.411, SLG: 0.568	2-0 G4-6-3		0-0 L7			2-1 F9	2-1 4-3			4	0	0	0	0	0	5									
Danny Tartabull, R OBP: 0.399, SLG: 0.592						3-1 HR	1-2 6-3		1-2 6-3	4	2	2	3	0	0	0									
Kevin Seitzer, R OBP: 0.386, SLG: 0.410						1-2 L9	3-2 4-3		1-1 5-3	4	0	1	0	0	0	0									
Bill Buckner, L OBP: 0.286, SLG: 0.354						2-3 K			0-2 5-3	4	0	1	0	0	1	1									
Bo Jackson, R OBP: 0.324, SLG: 0.514									3-0 F8	3	1	0	0	1	1	2									
Frank White, R OBP: 0.224, SLG: 0.276									2-0 P4	4	0	0	0	0	0	2									
Mike Macfarlane, R OBP: 0.354, SLG: 0.400									3-1 1-3	4	1	1	2	0	0	1									
Inning Stats	R: 0 E: 0 K: 1 S: 4	H: 0 LOB: 0 BB: 1 P: 11	R: 1 E: 0 K: 0 S: 8	H: 2 LOB: 1 BB: 0 P: 18	R: 0 E: 1 K: 0 S: 7	H: 1 LOB: 1 BB: 0 P: 13	R: 0 E: 0 K: 1 S: 12	H: 0 LOB: 0 BB: 0 P: 17	R: 0 E: 1 K: 0 S: 6	H: 0 LOB: 0 BB: 0 P: 10	R: 2 E: 0 K: 0 S: 9	H: 1 LOB: 1 BB: 1 P: 21	R: 2 E: 0 K: 0 S: 17	H: 3 LOB: 2 BB: 1 P: 27	R: 0 E: 0 K: 1 S: 12	H: 1 LOB: 1 BB: 0 P: 16	R: 0 E: 0 K: 0 S: 10	H: 0 LOB: 0 BB: 0 P: 13	1B: 5 2B: 0 3B: 0 HR: 3	SF: 0 SAC: 0 DP: 2 HBP: 0	WP: 1 PB: 0 SB: 0 CS: 0	PA: 37			
PITCHER	IP	WLS	BF	H	R	ER	SO	BB	IBB	HBP	BLK	WP	HR	S	P	ERA	WHIP								
Scott Bailes, L ERA: 4.53	6.2	W	27	5	5	5	2	3	0	0	0	0	3	55	105	6.75	1.200								
Bill Laskey, R ERA: 7.59	0.0		2	2	0	0	0	0	0	0	0	0	0	6	8	∞	∞								
Doug Jones, R ERA: 2.75	2.1	S	8	1	0	0	1	0	0	0	0	0	0	24	33	0.00	0.429								

Cleveland Indians @ Kansas City Royals
Royals Stadium, Kansas City, MO
Sat May 21 1988, 8:05 PM EDT
Att: 35,941 - Overcast - 71 F

AB 34
R 5
H 8
RBI 5
BB 3
SO 3
LOB 13



Batter	1	2	3	4	5	6	7	8	9	AB	R	H	RBI	BB	SO	LOB	TOP											
Julio Franco, R OBP: 0.318, SLG: 0.374	0-1 L4		2-2 FC5-4 BLK 1B		2-3 K		4-2 E BB		2-2 1B	4	1	1	0	1	1	2	Cleveland Indians @ Chicago White Sox Comiskey Park, Chicago, IL Mon May 23 1988, 8:05 PM EDT Att: 8,624 - Unknown - 53 F											
Willie Upshaw, L OBP: 0.312, SLG: 0.353	2-0 F9		2-2 S 1B		1-3 K		3-1 E4		1-0 F9	5	0	1	1	0	1	4												
Joe Carter, R OBP: 0.383, SLG: 0.583	1-3 K		3-2 F6			1-2 BB 1B		1-1 F3		1-3 K	5	0	1	0	0	2		5										
Cory Snyder, R OBP: 0.363, SLG: 0.536		2-0 L7		2-1 F8		4-0 BB 1B		0-0 4-3			3	0	0	0	1	0		0										
Mel Hall, L OBP: 0.294, SLG: 0.357		1-2 F7		1-2 2-3 1B		0-0 F5		2-0 1B			4	0	2	0	0	0		2										
Brook Jacoby, R OBP: 0.331, SLG: 0.406		1-2 CS 1B		0-0 2-3		0-0 F8		1-3 K			4	0	1	0	0	1		4										
Pat Tabler, R OBP: 0.354, SLG: 0.322		3-2 CS 1B		4-1 SH1-3 1B BB		1-1 F9		1-2 K		1-2 4-3	3	1	0	0	1	1		4										
Chris Bando, S OBP: 0.333, SLG: 0.500			0-0 SH1-3		2-3 K		1-0 4-3		4-0 1B BB	2	0	0	0	0	1	0		0										
Dave Clark, L OBP: 0.318, SLG: 0.194			1-2 SH1-3		0-1 K		1-1 L9		2-3 K	3	0	2	1	0	0	0		0										
Jay Bell, R OBP: 0.302, SLG: 0.265			1-1 FC5-4 1B		0-1 WP 1B					1	0	0	0	0	1	1												
Carmen Castillo, R OBP: 0.318, SLG: 0.333																												
Inning Stats	R: 0 E: 0 K: 1 S: 6	H: 0 LOB: 0 BB: 0 P: 9	R: 0 E: 0 K: 0 S: 10	H: 1 LOB: 0 BB: 0 P: 17	R: 2 E: 0 K: 0 S: 15	H: 2 LOB: 1 BB: 1 P: 27	R: 0 E: 0 K: 0 S: 9	H: 1 LOB: 1 BB: 0 P: 13	R: 0 E: 0 K: 3 S: 13	H: 1 LOB: 1 BB: 0 P: 18	R: 0 E: 0 K: 1 S: 10	H: 1 LOB: 2 BB: 1 P: 16	R: 0 E: 1 K: 0 S: 10	H: 0 LOB: 2 BB: 1 P: 19	R: 0 E: 0 K: 1 S: 9	H: 1 LOB: 1 BB: 0 P: 13	R: 0 E: 0 K: 2 S: 11	H: 1 LOB: 1 BB: 1 P: 21	1B: 8 2B: 0 3B: 0 HR: 0	SF: 0 SAC: 1 DP: 0 HBP: 0	WP: 1 PB: 0 SB: 1 CS: 1	PA: 40						
PITCHER	IP	WLS	BF	H	R	ER	SO	BB	IBB	HBP	BLK	WP	HR	S	P	ERA	WHIP											
Melido Perez, R ERA: 3.33	(1, 1)	6.2	W	28	6	2	2	5	3	0	0	1	1	0	68	111	2.70	1.350										
Ricky Horton, L ERA: 5.04	(7, 1)	0.0		1	0	0	0	0	0	0	0	0	0	0	3	5	∞	∞										
Bobby Thigpen, R ERA: 4.6	(7, 1)	2.1	S	10	2	0	0	3	1	0	0	0	0	0	22	37	0.00	1.286										

AB	34
R	2
H	8
RBI	2
BB	4
SO	8
LOB	22



Batter	1	2	3	4	5	6	7	8	9	AB	R	H	RBI	BB	SO	LOB	BOTTOM										
Dave Gallagher, R OBP: 0.450, SLG: 0.667	1-2 1B 1B		0-2 F6	1-2 F9			1-0 E4 SH1-4			4	1	1	0	0	0	1	Cleveland Indians @ Chicago White Sox Comiskey Park, Chicago, IL Mon May 23 1988, 8:05 PM EDT Att: 8,624 - Unknown - 53 F										
Kenny Williams, R OBP: 0.248, SLG: 0.350	1-0 F3		3-3 K		1-3 K		0-0 SH1-4			3	0	0	0	0	2	1											
Daryl Boston, L OBP: 0.246, SLG: 0.466							1-2 SH1-4			0	0	0	0	0	0	0											
Harold Baines, L OBP: 0.356, SLG: 0.427	0-0 1B 1B		4-0 1B BB		0-0 6-3		4-0 G3-6 1B			2	0	1	0	2	0	0											
Greg Walker, L OBP: 0.275, SLG: 0.342	3-2 1B		3-2 1B		0-2 5-3		1-0 G3-6-1			4	0	2	1	0	0	2											
Dan Pasqua, L OBP: 0.301, SLG: 0.383	2-3 K		1-1 F8			1-0 4-3		1-3 K		4	0	0	0	0	2	4											
Mark Salas, L OBP: 0.353, SLG: 0.417	2-2 G3			2-2 1B SH1-4 5-3 1B		0-1 4-3 2B 1B		2-3 K		4	2	2	0	0	1	2											
Steve Lyons, L OBP: 0.306, SLG: 0.200		1-3 K		1-0 SH1-4		1-0 4-3		2-2 1B BLK 1B		3	0	1	0	0	1	1											
Ozzie Guillen, L OBP: 0.240, SLG: 0.246		2-1 F9		2-0 5-3 1B		0-2 2B		1-2 F3		4	0	2	1	0	0	1											
Fred Manrique, R OBP: 0.271, SLG: 0.400		1-0 F7		1-1 5-3		0-2 L7				3	0	0	1	0	0	2											
Inning Stats	R: 1 E: 0 K: 1 S: 14	H: 3 LOB: 2 BB: 0 P: 23	R: 0 E: 0 K: 1 S: 6	H: 0 LOB: 0 BB: 0 P: 10	R: 0 E: 0 K: 1 S: 12	H: 1 LOB: 2 BB: 1 P: 23	R: 0 E: 0 K: 0 S: 10	H: 2 LOB: 1 BB: 0 P: 17	R: 0 E: 0 K: 1 S: 7	H: 0 LOB: 0 BB: 0 P: 8	R: 1 E: 0 K: 0 S: 10	H: 2 LOB: 1 BB: 0 P: 12	R: 0 E: 1 K: 0 S: 3	H: 0 LOB: 1 BB: 1 P: 9	R: 0 E: 0 K: 2 S: 14	H: 1 LOB: 1 BB: 0 P: 19	1B: 8 2B: 1 3B: 0 HR: 0	SF: 0 SAC: 2 DP: 1 HBP: 0	WP: 0 PB: 0 SB: 0 CS: 0	PA: 35							
PITCHER	IP	WLS	BF	H	R	ER	SO	BB	IBB	HBP	BLK	WP	HR	S	P	ERA	WHIP										
Tom Candiotti, R ERA: 2.17	(1, 1)	8.0	L	35	9	3	3	6	1	1	0	0	0	76	121	3.38	1.250										

AB	31
R	3
H	9
RBI	3
BB	2
SO	6
LOB	14




Batter	1	2	3	4	5	6	7	8	9	AB	R	H	RBI	BB	SO	LOB	TOP										
Julio Franco, R OBP: 0.315, SLG: 0.370 (1, 4)	2-1 4-3 1B		0-2 4-3 1B		2-2 4-3 1B	2-1 FC6-4 1-2			2-1 F9	5	1	1	0	0	0	1											
Pat Tabler, R OBP: 0.351, SLG: 0.320 (1, 3)	1-2 6-3		1-2 4-3		0-1 2B 1B		2-3 K			4	1	1	0	0	1	1											
Willie Upshaw, L OBP: 0.312, SLG: 0.353 (7, 3)			1-2		2-1 F8 1B		1-2 F4			4	0	2	1	0	0	1											
Joe Carter, R OBP: 0.385, SLG: 0.581 (1, 8)	1-2 1B		2-1 2H 1B		1-1 4-3 1-2		0-1 5-3			4	0	1	1	0	0	2											
Cory Snyder, R OBP: 0.360, SLG: 0.535 (1, 9)	1-0 F4		1-1 4-3 1-2		1-1 2B					4	1	1	0	0	0	1											
Brook Jacoby, R OBP: 0.330, SLG: 0.402 (1, 5)		0-0 5-3		2-1 2B 1B		1-1 F8			1-0 F9	4	1	1	0	0	0	1											
Carmen Castillo, R OBP: 0.340, SLG: 0.356 (1, 7)		1-2 S 1B		0-1 F6 1B		2-1 6-3 S 1B		1-0 F7		3	1	2	0	0	0	1											
Mel Hall, L OBP: 0.292, SLG: 0.354 (7, 7)										1	0	0	0	0	0	0											
Ron Kittle, R OBP: 0.327, SLG: 0.500 (1, 10)		3-3 K 1-2		2-3 K		3-2 6-3 1-3		3-3 K		4	0	0	0	0	3	3											
Andy Allanson, R OBP: 0.291, SLG: 0.338 (1, 2)		1-0 F3		1-0 1-H 2B		0-3 K			0-1 1-4-3	4	0	1	1	0	1	2											
Jay Bell, R OBP: 0.301, SLG: 0.265 (1, 6)			1-0 5-3	2-3 K2-3		1-2 FC6-4 3H 1B			2-1 5-3	4	0	1	1	0	1	1											
Inning Stats	R: 0 E: 0 K: 0 S: 10	H: 1 LOB: 1 BB: 0 P: 15	R: 0 E: 0 K: 1 S: 8	H: 1 LOB: 1 BB: 0 P: 13	R: 1 E: 0 K: 0 S: 11	H: 2 LOB: 1 BB: 0 P: 16	R: 1 E: 0 K: 2 S: 12	H: 2 LOB: 1 BB: 0 P: 19	R: 1 E: 0 K: 1 S: 13	H: 2 LOB: 1 BB: 0 P: 21	R: 0 E: 0 K: 1 S: 8	H: 0 LOB: 0 BB: 0 P: 11	R: 0 E: 0 K: 1 S: 5	H: 0 LOB: 0 BB: 0 P: 10	R: 0 E: 0 K: 0 S: 6	H: 0 LOB: 0 BB: 0 P: 10	1B: 8 2B: 2 3B: 0 HR: 0	SF: 0 SAC: 0 DP: 0 HBP: 0	WP: 0 PB: 0 SB: 3 CS: 0	PA: 37							
PITCHER	IP	WLS	BF	H	R	ER	SO	BB	IBB	HBP	BLK	WP	HR	S	P	ERA	WHIP										
Dave LaPoint, L ERA: 2.0 (1, 1)	6.0	L	28	10	4	4	4	0	0	0	0	0	0	65	101	6.00	1.667										
Bill Long, R ERA: 3.18 (7, 1)	3.0		9	0	0	0	2	0	0	0	0	0	0	19	31	0.00	0.000										

Cleveland Indians @ Chicago White Sox
Comiskey Park, Chicago, IL
Tue May 24 1988, 8:05 PM EDT
Att. 8,956 - Unknown - 51 F

livebaseballscorecards.com

AB 37
R 4
H 10
RBI 4
BB 0
SO 6
LOB 13




Batter	1	2	3	4	5	6	7	8	9	AB	R	H	RBI	BB	SO	LOB	BOTTOM										
Dave Gallagher, R OBP: 0.375, SLG: 0.545 (1, 8)	2-2 E6 E		0-0 5-3		2-2 F4		1-1 5-3		2-1 F9	4	1	0	0	0	0	1											
Greg Walker, L OBP: 0.273, SLG: 0.340 (9, PH)									1-3 K	1	0	0	0	0	0	1											
Gary Redus, R OBP: 0.361, SLG: 0.396 (1, 7)	0-2 L7		2-3 K		3-3 K			4-2 1B BB	1-3 K	3	1	0	0	1	2	1											
Dan Pasqua, L OBP: 0.299, SLG: 0.380 (9, PH)									1-2 K	1	0	0	0	0	1	1											
Kenny Williams, R OBP: 0.241, SLG: 0.339 (1, 10)	0-0 E4 1-3		0-0 F7		2-3 K			0-3 K		4	0	0	0	0	2	2											
Ivan Calderon, R OBP: 0.296, SLG: 0.439 (1, 9)	1-1 F6		1-1 2B		1-0 2B			2-3 K		4	0	2	0	0	1	3											
Russ Morman, R OBP: 0.300, SLG: 0.400 (1, 3)	1-0 E5 1-2 3H		2-3 K		0-1 6-3			0-1 3B 1B		4	1	1	0	0	1	3											
Fred Manrique, R OBP: 0.270, SLG: 0.420 (1, 4)	0-2 G3				0-3 K			0-1 5-3		4	0	1	2	0	1	3											
Ozzie Guillen, L OBP: 0.235, SLG: 0.240 (1, 6)		0-2 4-3		0-1 5-3		0-0 3-1		2-3 K		4	0	0	0	0	1	2											
Steve Lyons, L OBP: 0.325, SLG: 0.235 (1, 5)		1-2 CS 1B		1-2 1B		1-1 B1-3			2-2 F9	4	0	2	0	0	0	0											
Ron Karkovics, R OBP: 0.190, SLG: 0.056 (1, 2)		4-2 B		0-2 F8		0-1 F9			0-0 WP 1B	2	0	0	0	1	0	1											
Harold Baines, L OBP: 0.359, SLG: 0.430 (9, PH)										1	0	1	0	0	0	0											
Daryl Boston, L OBP: 0.246, SLG: 0.466 (9, PR)										0	0	0	0	0	0	0											
Inning Stats	R: 1 E: 3 K: 0 S: 13	H: 0 LOB: 2 BB: 0 P: 17	R: 0 E: 0 K: 0 S: 11	H: 1 LOB: 1 BB: 1 P: 16	R: 0 E: 0 K: 2 S: 9	H: 1 LOB: 1 BB: 0 P: 14	R: 0 E: 0 K: 1 S: 11	H: 1 LOB: 1 BB: 0 P: 12	R: 0 E: 0 K: 0 S: 14	H: 0 LOB: 0 BB: 0 P: 21	R: 0 E: 0 K: 0 S: 7	H: 1 LOB: 1 BB: 0 P: 8	R: 0 E: 0 K: 0 S: 6	H: 0 LOB: 0 BB: 0 P: 8	R: 2 E: 0 K: 3 S: 18	H: 2 LOB: 1 BB: 1 P: 26	R: 0 E: 0 K: 1 S: 11	H: 1 LOB: 2 BB: 0 P: 16	1B: 4 2B: 2 3B: 1 HR: 0	SF: 0 SAC: 0 DP: 0 HBP: 0	WP: 1 PB: 0 SB: 0 CS: 1	PA: 38					
PITCHER	IP	WLS	BF	H	R	ER	SO	BB	IBB	HBP	BLK	WP	HR	S	P	ERA	WHIP										
Greg Swindell, L ERA: 2.18 (1, 1)	8.1	W	36	7	3	2	8	2	0	0	0	0	0	93	128	2.16	1.080										
Doug Jones, R ERA: 2.53 (9, 1)	0.2	S	2	0	0	0	1	0	0	0	0	1	0	7	10	0.00	0.000										

Cleveland Indians @ Chicago White Sox
Comiskey Park, Chicago, IL
Tue May 24 1988, 8:05 PM EDT
Att. 8,956 - Unknown - 51 F

livebaseballscorecards.com

AB 36
R 3
H 7
RBI 2
BB 2
SO 9
LOB 18



Batter	1	2	3	4	5	6	7	8	9	AB	R	H	RBI	BB	SO	LOB	TOP										
Paul Moltitor, R OBP: 0.365, SLG: 0.373	1-0 4-3		1-0 F9			1-1 6-3		1-2 F9		4	0	0	0	0	0	1											
Juan Castillo, S OBP: 0.357, SLG: 0.357	0-2 G6-4-3 1B			1-1 6-3		0-0 4-3			0-1 F8 BB 1B	4	0	2	0	0	0	0											
Robin Yount, R OBP: 0.364, SLG: 0.463	1-1 G6-4-3 1-2			0-0 F9			3-2 F9		4-1 1-2 BB	3	0	0	0	1	0	1											
Glenn Braggs, R OBP: 0.303, SLG: 0.454		2-2 F9		0-1 HR			2-2 HR 1B		0-3 K	4	2	2	1	0	1	2											
Dale Sveum, S OBP: 0.307, SLG: 0.433		2-2 F7		1-3 K			2-2 1-H HR		1-2 F8	4	1	1	2	0	1	2											
Rob Deer, R OBP: 0.287, SLG: 0.369 B.J. Surhoff, L OBP: 0.310, SLG: 0.316	2-2 4-3				0-1 5-3		2-1 F7		0-0 L8	3	0	0	0	0	0	0											
Joey Meyer, R OBP: 0.208, SLG: 0.365			0-0 L8		0-0 1-3		2-0 6-3			3	0	0	0	0	0	0											
Bill Schroeder, R OBP: 0.192, SLG: 0.208			0-0 1-3		0-0 F7			0-1 6-3		3	0	0	0	0	0	0											
Jim Gantner, L OBP: 0.305, SLG: 0.298			1-2 1B			0-0 L1		0-1 1-3		3	0	1	0	0	0	0											
Inning Stats	R: 0 E: 0 K: 0 S: 7	H: 1 LOB: 0 BB: 0 P: 9	R: 0 E: 0 K: 1 S: 10	H: 0 LOB: 0 BB: 0 P: 16	R: 0 E: 0 K: 0 S: 8	H: 1 LOB: 1 BB: 0 P: 10	R: 1 E: 0 K: 1 S: 8	H: 1 LOB: 0 BB: 0 P: 10	R: 0 E: 0 K: 0 S: 4	H: 0 LOB: 0 BB: 0 P: 4	R: 0 E: 0 K: 0 S: 4	H: 0 LOB: 0 BB: 0 P: 5	R: 2 E: 0 K: 0 S: 12	H: 2 LOB: 0 BB: 0 P: 23	R: 0 E: 0 K: 1 S: 7	H: 0 LOB: 0 BB: 0 P: 8	R: 0 E: 0 K: 1 S: 13	H: 1 LOB: 2 BB: 1 P: 18	1B: 4 2B: 0 3B: 0 HR: 2	SF: 0 SAC: 0 DP: 1 HBP: 0	WP: 0 PB: 0 CS: 0	PA: 33					
PITCHER	IP	WLS	BF	H	R	ER	SO	BB	IBB	HBP	BLK	WP	HR	S	P	ERA	WHIP										
Scott Bailes, L ERA: 4.37	8.0	W	30	6	3	3	1	1	0	0	0	0	2	63	92	3.38	0.875										
Doug Jones, R ERA: 2.42	1.0	S	3	0	0	0	1	0	0	0	0	0	0	10	11	0.00	0.000										

Milwaukee Brewers @ Cleveland Indians
Cleveland Municipal Stadium, Cleveland, OH

AB 32
R 3
H 6
RBI 3
BB 1
SO 2
LOB 8



WP: 0 PA: 33
PB: 0
CS: 0

Fri May 27 1988, 7:05 PM EDT
Att: 37,658 - Unknown - 70 F

Batter	1	2	3	4	5	6	7	8	9	AB	R	H	RBI	BB	SO	LOB	BOTTOM										
Julio Franco, R OBP: 0.325, SLG: 0.375	2-1 3B 1B		2-1 6-3		0-3 K		2-0 S 1B			4	1	2	1	0	1	1											
Willie Upshaw, L OBP: 0.327, SLG: 0.379	1-1 1-H SF8 3B		0-3 K			2-2 G3	4-2 FC6-4 BB			3	1	1	1	1	1	0											
Joe Carter, R OBP: 0.374, SLG: 0.581	0-0 SF8 3-H			1-1 F9		0-0 HR	0-1 FC6-4 1-2			3	1	1	2	0	0	3											
Cory Snyder, R OBP: 0.355, SLG: 0.527	0-0 5-3			0-1 6-3		0-3 K		2-3 K		4	0	0	0	0	2	0											
Mel Hall, L OBP: 0.290, SLG: 0.349	3-0 E6 CS			1-0 4-3		0-1 F7		3-2 3-1		4	0	0	0	0	0	0											
Brook Jacoby, R OBP: 0.332, SLG: 0.407	2-0 CS 1-2	2-1 4-3			1-2 SH1-4 SF8 1B		1-0 5-3	1-2 1B 2B		4	2	2	0	0	0	0											
Pat Tabler, R OBP: 0.353, SLG: 0.318		2-3 K			0-0 SH1-4 1B		0-1 6-3	4-0 1B IBB		3	0	1	0	1	1	0											
Andy Allanson, R OBP: 0.297, SLG: 0.338		0-0 L5			0-0 SH1-4		1-1 BB 1B	2-2 1B 1B		3	1	2	1	0	0	0											
Jay Bell, R OBP: 0.305, SLG: 0.262			2-1 5-3		2-1 SF8 3-H		4-1 1B BB	1-0 F8		2	0	0	1	1	0	2											
Inning Stats	R: 2 E: 1 K: 0 S: 7	H: 2 LOB: 0 BB: 0 P: 15	R: 0 E: 0 K: 1 S: 6	H: 0 LOB: 0 BB: 0 P: 10	R: 0 E: 0 K: 1 S: 7	H: 0 LOB: 0 BB: 0 P: 11	R: 0 E: 0 K: 0 S: 5	H: 0 LOB: 0 BB: 0 P: 7	R: 1 E: 0 K: 1 S: 11	H: 2 LOB: 1 BB: 0 P: 13	R: 1 E: 0 K: 1 S: 10	H: 1 LOB: 0 BB: 0 P: 12	R: 1 E: 0 K: 0 S: 12	H: 2 LOB: 3 BB: 2 P: 24	R: 1 E: 0 K: 1 S: 14	H: 2 LOB: 2 BB: 1 P: 27	1B: 6 2B: 1 3B: 1 HR: 1	SF: 2 SAC: 1 DP: 0 HBP: 0	WP: 0 PB: 0 CS: 1	PA: 37							
PITCHER	IP	WLS	BF	H	R	ER	SO	BB	IBB	HBP	BLK	WP	HR	S	P	ERA	WHIP										
Mike Birkbeck, R ERA: 5.71	6.2	L	27	6	5	5	4	1	0	0	0	0	1	52	80	6.75	1.050										
Mark Clear, R ERA: 6.3	0.0		1	1	0	0	0	0	0	0	0	0	0	1	3	∞	∞										
Paul Mirabella, L ERA: 1.35	1.1		8	2	1	1	1	1	1	0	0	0	0	19	36	6.75	2.250										


Milwaukee Brewers @ Cleveland Indians
Cleveland Municipal Stadium, Cleveland, OH


AB 30
R 6
H 9
RBI 6
BB 3
SO 5
LOB 6



WP: 0 PA: 37
PB: 0
CS: 1

Fri May 27 1988, 7:05 PM EDT
Att: 37,658 - Unknown - 70 F

Batter	1	2	3	4	5	6	7	8	9	AB	R	H	RBI	BB	SO	LOB	TOP		
Ernest Riles, L OBP: 0.322, SLG: 0.351	3-1	FC4-6				F8		1-4-3		5	0	0	0	0	0	5	Milwaukee Brewers @ Cleveland Indians Cleveland Municipal Stadium, Cleveland, OH Sat May 28 1988, 7:05 PM EDT Att: 38,374 - Unknown - 75 F livebaseballscorecards.com		
B.J. Surhoff, L OBP: 0.307, SLG: 0.319	3-1		4-3		4-3		2B	1-3		5	1	1	0	0	0	1			
Robin Yount, R OBP: 0.365, SLG: 0.456	BB		4-3		BB		L7		6-3	3	0	0	0	2	0	1			
Greg Brock, L OBP: 0.388, SLG: 0.404	BB		4-3		BB		1B		4-3	3	0	1	1	2	0	0			
Glenn Braggs, R OBP: 0.301, SLG: 0.446	K2-3				K		2B		1-3	5	0	1	0	0	3	4			
Rob Deer, R OBP: 0.287, SLG: 0.366					1B		F2		K	4	1	1	0	0	2	2			
Jim Adduci, L OBP: 0.375, SLG: 0.375		6-3			1B		1B		4-3	4	0	2	0	0	0	2			
Dale Sveum, S OBP: 0.318, SLG: 0.438					1B		K		SH2-4	3	0	2	1	1	1	1			
Jim Gantner, L OBP: 0.312, SLG: 0.306					1B		1B		SH2-4	3	0	2	0	0	0	2			
Inning Stats	R: 0 E: 0 K: 1 S: 8	H: 0 LOB: 2 BB: 2 P: 20	R: 0 E: 0 K: 1 S: 10	H: 1 LOB: 2 BB: 1 P: 20	R: 0 E: 0 K: 0 S: 5	H: 0 LOB: 0 BB: 0 P: 8	R: 1 E: 0 K: 1 S: 10	H: 3 LOB: 1 BB: 0 P: 13	R: 0 E: 0 K: 1 S: 11	H: 2 LOB: 2 BB: 0 P: 15	R: 1 E: 0 K: 1 S: 12	H: 3 LOB: 2 BB: 0 P: 16	R: 0 E: 0 K: 0 S: 9	H: 1 LOB: 1 BB: 0 P: 14	R: 0 E: 0 K: 0 S: 5	H: 0 LOB: 0 BB: 0 P: 6		1B: 8 2B: 2 3B: 0 HR: 0	SF: 0 SAC: 1 DP: 1 HBP: 0
PITCHER	IP	WLS	BF	H	R	ER	SO	BB	IBB	HBP	BLK	WP	HR	S	P	ERA	WHIP		
Rich Yett, R ERA: 5.88	(1, 1)	6.1	L	31	8	2	2	5	5	0	0	0	0	59	108	2.84	2.053		
Jeff Dedmon, R ERA: 4.02	(7, 1)	2.2		10	2	0	0	1	0	0	0	0	0	21	29	0.00	0.750		

Batter	1	2	3	4	5	6	7	8	9	AB	R	H	RBI	BB	SO	LOB	BOTTOM		
Julio Franco, R OBP: 0.324, SLG: 0.372	L9			6-3			K		1-2	4	0	1	0	0	1	0	Milwaukee Brewers @ Cleveland Indians Cleveland Municipal Stadium, Cleveland, OH Sat May 28 1988, 7:05 PM EDT Att: 38,374 - Unknown - 75 F livebaseballscorecards.com		
Willie Upshaw, L OBP: 0.321, SLG: 0.372	L4			4-3			F8		F8	3	0	0	0	0	0	0			
Carmen Castillo, R OBP: 0.333, SLG: 0.348										1	0	0	0	0	0	2			
Joe Carter, R OBP: 0.367, SLG: 0.568	F8			F7			K		K	4	0	0	0	0	2	2			
Cory Snyder, R OBP: 0.349, SLG: 0.516		F5			5-3				F9	3	0	0	0	0	0	0			
Mel Hall, L OBP: 0.291, SLG: 0.344		F5			K				BB	2	0	0	0	1	1	0			
Brook Jacoby, R OBP: 0.326, SLG: 0.400		L8			4-3				F7	3	0	0	0	0	0	1			
Pat Tabler, R OBP: 0.346, SLG: 0.311				5-3			F9		5-3	3	0	0	0	0	0	1			
Andy Allanson, R OBP: 0.293, SLG: 0.333				K			K		K	2	0	0	0	0	2	0			
Dave Clark, L OBP: 0.302, SLG: 0.189										1	0	0	0	0	1	0			
Jay Bell, R OBP: 0.301, SLG: 0.258				5-3			K		1B	2	0	0	0	0	1	0			
Ron Washington, R OBP: 0.333, SLG: 0.378									1B	1	0	1	0	0	0	0			
Inning Stats	R: 0 E: 0 K: 0 S: 7	H: 0 LOB: 0 BB: 0 P: 12	R: 0 E: 0 K: 0 S: 11	H: 0 LOB: 0 BB: 0 P: 15	R: 0 E: 0 K: 1 S: 5	H: 0 LOB: 0 BB: 0 P: 6	R: 0 E: 0 K: 0 S: 5	H: 0 LOB: 0 BB: 0 P: 6	R: 0 E: 0 K: 2 S: 7	H: 0 LOB: 0 BB: 0 P: 10	R: 0 E: 0 K: 2 S: 8	H: 0 LOB: 0 BB: 0 P: 12	R: 0 E: 0 K: 0 S: 10	H: 0 LOB: 1 BB: 1 P: 16	R: 0 E: 0 K: 2 S: 14	H: 2 LOB: 2 BB: 0 P: 21	1B: 2 2B: 0 3B: 0 HR: 0	SF: 0 SAC: 0 DP: 0 HBP: 0	WP: 0 PA: 30 CS: 0
PITCHER	IP	WLS	BF	H	R	ER	SO	BB	IBB	HBP	BLK	WP	HR	S	P	ERA	WHIP		
Odell Jones, R ERA: 2.28	(1, 1)	8.1	W	27	1	0	0	7	1	0	0	0	0	69	101	0.00	0.240		
Dan Plesac, L ERA: 1.66	(9, 1)	0.2	S	3	1	0	0	1	0	0	0	0	0	9	13	0.00	1.500		

Batter	1	2	3	4	5	6	7	8	9	AB	R	H	RBI	BB	SO	LOB	TOP				
Paul Moltzer, R OBP: 0.366, SLG: 0.374 (1, 5)	1-0 4-3		0-0 FC1-5 1B	0-1 5-3		2-2 5-3			0-2 SH1-3 1H 3H SF8 1B	5	2	2	2	0	0	3					
B.J. Surhoff, L OBP: 0.299, SLG: 0.310 (1, 2)	1-2 5-3		0-1 FC1-5 1B	1-0 G3			1-2 G3		0-0 SH1-3	4	1	0	0	0	0	3					
Robin Yount, R OBP: 0.361, SLG: 0.451 (1, 8)	2-1 5-3		1-0 BB 1B		3-3 K		2-2 5-3		2-2 SF8	4	1	1	2	0	1	0					
Greg Brock, L OBP: 0.389, SLG: 0.396 (1, 3)		4-2 PB 1B SF8 BB	4-1 1B BB		3-3 K		0-0 4-3		3-H 2-0 F7	3	1	0	0	2	1	0					
Glenn Bragg, R OBP: 0.310, SLG: 0.453 (1, 9)		1-1 PB 1B BB	2-2 1B BB		0-1 CS 1B			1-1 F7		4	0	3	2	0	0	0					
Jim Adduci, L OBP: 0.250, SLG: 0.273 (1, 10)		0-2 SF8 1B	0-2 F2 1B		1 SAFE 2-2 CS 1B		0-0 G3		0-0 F7	3	0	0	1	0	0	2					
Dale Sveum, S OBP: 0.310, SLG: 0.427 (1, 6)		2-0 F7	0-1 5-3				0-0 1-3		2-2 L4	4	0	0	0	0	0	3					
Jim Cantner, L OBP: 0.323, SLG: 0.318 (1, 4)		2-3 K		2-2 FC6-4 1B			0-0 1B 1B		1-1 1B 1B 1B	4	1	3	0	0	1	1					
Mike Felder, S OBP: 0.186, SLG: 0.186 (1, 7)			0-1 FC1-5 1B	0-1 FC6-4 5-3 1B			0-0 1B 1B		1-2 1B 1B	4	1	3	0	0	0	1					
Inning Stats	R: 0 H: 0 E: 0 K: 0 S: 7	H: 0 LOB: 0 BB: 0 P: 11	R: 1 H: 1 E: 0 K: 1 S: 12	H: 1 LOB: 1 BB: 1 P: 21	R: 3 H: 4 E: 0 K: 0 S: 15	H: 4 LOB: 2 BB: 1 P: 22	R: 0 H: 1 E: 0 K: 2 S: 9	H: 1 LOB: 1 BB: 0 P: 12	R: 0 H: 1 E: 0 K: 2 S: 12	H: 1 LOB: 0 BB: 0 P: 20	R: 0 H: 2 E: 0 K: 0 S: 7	H: 2 LOB: 2 BB: 0 P: 9	R: 0 H: 0 E: 0 K: 0 S: 8	H: 0 LOB: 0 BB: 0 P: 11	R: 0 H: 0 E: 0 K: 0 S: 7	H: 0 LOB: 0 BB: 0 P: 10	R: 3 H: 3 E: 0 K: 0 S: 15	H: 3 LOB: 0 BB: 0 P: 21	1B: 12 2B: 0 3B: 0 HR: 0	SF: 2 SAC: 1 DP: 0 HBP: 0	WP: 0 PA: 41 SB: 1 CS: 2
PITCHER	IP	WLS	BF	H	R	ER	SO	BB	IBB	HBP	BLK	WP	HR	S	P	ERA	WHIP				
Tom Candiotti, R ERA: 2.6 (1, 1)	8.0	L	37	12	7	6	3	2	0	0	0	0	0	87	128	6.75	1.750				
Jeff Kaiser, L ERA: (9, 1)	1.0		3	0	0	0	0	0	0	0	0	0	0	5	9	0.00	0.000				

Milwaukee Brewers @ Cleveland Indians
Cleveland Municipal Stadium, Cleveland, OH
Sun May 29 1988, 3:33 AM EDT
Att: 27,508 - Sunny - 80 F

AB 35
R 7
H 12
RBI 7
BB 2
SO 3
LOB 13



Batter	1	2	3	4	5	6	7	8	9	AB	R	H	RBI	BB	SO	LOB	BOTTOM				
Julio Franco, R OBP: 0.327, SLG: 0.375 (1, 4)	2-2 FC6-4 1B	1-3 2-H 3-H 1B		1-2 6-3			1-2 4-3			4	0	2	2	0	0	1					
Willie Upshaw, L OBP: 0.320, SLG: 0.364 (1, 3)	0-0 F9	4-0 BB			2-1 G3		1-1 6-3			3	0	0	0	1	0	1					
Joe Carter, R OBP: 0.360, SLG: 0.556 (1, 8)	0-2 F9	0-2 F9			2-2 1-3			0-1 5-3		4	0	0	0	0	0	4					
Cory Snyder, R OBP: 0.341, SLG: 0.503 (1, 9)	0-0 FC6-4 1-2		0-0 5-3		0-0 E5			1-1 F6		4	0	0	0	0	0	1					
Mel Hall, L OBP: 0.290, SLG: 0.342 (1, 7)		2-2 FC4-6 1B	1-2 5-3		0-1 4-3			2-0 F6		4	0	1	0	0	0	1					
Brook Jacoby, R OBP: 0.320, SLG: 0.391 (1, 5)		1-0 F9	0-2 F8			0-1 6-3			1-3 K	4	0	0	0	0	1	1					
Pat Tabler, R OBP: 0.337, SLG: 0.302 (1, 10)		1-2 FC4-6 1B 1-2		2-0 6-3		3-3 K		0-1 F4		4	1	0	0	0	1	1					
Ron Washington, R OBP: 0.326, SLG: 0.366 (1, 6)		1-0 BB 1B	1-3 1B 1B		0-0 1-3			3-2 L9		4	1	1	0	0	0	0					
Andy Allanson, R OBP: 0.301, SLG: 0.336 (1, 2)		4-0 1B BB		1-0 S 1B			1-1 F7			2	0	1	0	1	0	0					
Inning Stats	R: 0 H: 1 E: 0 K: 0 S: 8	H: 3 LOB: 3 BB: 2 P: 29	R: 2 H: 0 E: 0 K: 0 S: 14	H: 3 LOB: 2 BB: 2 P: 29	R: 0 H: 0 E: 0 K: 0 S: 7	H: 0 LOB: 0 BB: 0 P: 8	R: 0 H: 1 E: 0 K: 0 S: 7	H: 1 LOB: 1 BB: 0 P: 11	R: 0 H: 0 E: 0 K: 0 S: 8	H: 0 LOB: 0 BB: 0 P: 12	R: 0 H: 0 E: 0 K: 1 S: 8	H: 0 LOB: 0 BB: 0 P: 11	R: 0 H: 0 E: 0 K: 0 S: 7	H: 0 LOB: 0 BB: 0 P: 10	R: 0 H: 0 E: 0 K: 0 S: 5	H: 0 LOB: 0 BB: 0 P: 8	R: 0 H: 0 E: 0 K: 1 S: 8	H: 0 LOB: 0 BB: 0 P: 12	1B: 5 2B: 0 3B: 0 HR: 0	SF: 0 SAC: 0 DP: 0 HBP: 0	WP: 0 PA: 35 SB: 0 CS: 0
PITCHER	IP	WLS	BF	H	R	ER	SO	BB	IBB	HBP	BLK	WP	HR	S	P	ERA	WHIP				
Tom Flier, R ERA: 1.0 (1, 1)	9.0	W	35	5	2	2	2	2	0	0	0	0	0	72	111	2.00	0.778				

Milwaukee Brewers @ Cleveland Indians
Cleveland Municipal Stadium, Cleveland, OH
Sun May 29 1988, 3:33 AM EDT
Att: 27,508 - Sunny - 80 F

AB 33
R 2
H 5
RBI 2
BB 2
SO 2
LOB 10



Batter	1	2	3	4	5	6	7	8	9	AB	R	H	RBI	BB	SO	LOB	TOP					
Kurt Stillwell, S OBP: 0.340, SLG: 0.442 (1, 6)										3	0	0	0	1	1	1	Kansas City Royals @ Cleveland Indians Cleveland Municipal Stadium, Cleveland, OH Mon May 30 1988, 3:33 AM EDT Att: 33,533 - Sunny - 84 F					
Willie Wilson, S OBP: 0.314, SLG: 0.377 (1, 8)										3	0	0	0	0	1	1						
George Brett, L OBP: 0.399, SLG: 0.555 (1, 3)										4	0	0	0	0	1	1						
Danny Tartabull, R OBP: 0.399, SLG: 0.576 (1, 9)										4	1	1	0	0	0	1						
Kevin Seitzer, R OBP: 0.381, SLG: 0.401 (1, 5)										4	0	1	0	0	1	0						
Bo Jackson, R OBP: 0.341, SLG: 0.520 (1, 7)										3	0	1	1	0	0	0						
Bill Buckner, L OBP: 0.278, SLG: 0.322 (1, 10)										3	0	0	0	0	0	2						
Mike Macfarlane, R OBP: 0.368, SLG: 0.390 (1, 2)										3	0	1	0	0	0	0						
Brad Wellman, R OBP: 0.273, SLG: 0.286 (1, 4)										3	0	0	0	0	0	1						
Inning Stats	R: 0 E: 0 K: 0 S: 6	H: 0 LOB: 1 BB: 1 P: 12	R: 0 E: 0 K: 1 S: 7	H: 0 LOB: 0 BB: 0 P: 9	R: 0 E: 0 K: 1 S: 7	H: 0 LOB: 0 BB: 0 P: 10	R: 0 E: 0 K: 1 S: 7	H: 0 LOB: 0 BB: 0 P: 11	R: 0 E: 0 K: 0 S: 4	H: 0 LOB: 0 BB: 0 P: 5	R: 0 E: 0 K: 0 S: 9	H: 0 LOB: 0 BB: 0 P: 13	R: 1 E: 0 K: 0 S: 7	H: 3 LOB: 2 BB: 0 P: 8	R: 0 E: 0 K: 0 S: 8	H: 1 LOB: 1 BB: 0 P: 10	R: 0 E: 0 K: 1 S: 6	H: 0 LOB: 0 BB: 0 P: 6	1B: 4 2B: 0 3B: 0 HR: 0	SF: 0 SAC: 1 DP: 0 HBP: 0	WP: 0 PB: 0 SB: 0 CS: 0	PA: 32
PITCHER	IP	WLS	BF	H	R	ER	SO	BB	IBB	HBP	BLK	WP	HR	S	P	ERA	WHIP					
Greg Swindell, L ERA: 2.11 (1, 1)	7.0	W	25	3	1	1	3	1	0	0	0	0	0	46	68	1.29	0.571					
Doug Jones, R ERA: 2.22 (8, 1)	2.0	S	7	1	0	0	1	0	0	0	0	0	0	14	16	0.00	0.500					

AB	30
R	1
H	4
RBI	1
BB	1
SO	4
LOB	7



Batter	1	2	3	4	5	6	7	8	9	AB	R	H	RBI	BB	SO	LOB	BOTTOM				
Julio Franco, R OBP: 0.330, SLG: 0.397 (1, 4)										4	2	2	1	0	1	1	Kansas City Royals @ Cleveland Indians Cleveland Municipal Stadium, Cleveland, OH Mon May 30 1988, 3:33 AM EDT Att: 33,533 - Sunny - 84 F				
Willie Upshaw, L OBP: 0.324, SLG: 0.364 (1, 3)										3	0	1	0	1	0	1					
Joe Carter, R OBP: 0.357, SLG: 0.550 (1, 8)										4	0	1	1	0	2	2					
Cory Snyder, R OBP: 0.339, SLG: 0.497 (1, 9)										4	0	1	0	0	1	2					
Brook Jacoby, R OBP: 0.313, SLG: 0.383 (1, 5)										4	0	0	0	0	2	3					
Carmen Castillo, R OBP: 0.353, SLG: 0.367 (1, 7)										3	2	2	0	0	0	0					
Mel Hall, L OBP: 0.290, SLG: 0.342 (8, 7)										0	0	0	0	0	0	0					
Ron Kittle, R OBP: 0.310, SLG: 0.471 (1, 10)										3	0	0	0	0	0	2					
Ron Washington, R OBP: 0.326, SLG: 0.364 (1, 6)										3	0	1	0	0	1	1					
Andy Allanson, R OBP: 0.301, SLG: 0.345 (1, 2)										2	0	1	2	0	1	0					
Inning Stats	R: 1 E: 0 K: 1 S: 11	H: 2 LOB: 1 BB: 0 P: 19	R: 1 E: 0 K: 0 S: 8	H: 2 LOB: 0 BB: 0 P: 14	R: 1 E: 0 K: 1 S: 12	H: 2 LOB: 0 BB: 0 P: 17	R: 0 E: 0 K: 1 S: 11	H: 0 LOB: 0 BB: 0 P: 16	R: 0 E: 0 K: 1 S: 9	H: 0 LOB: 0 BB: 0 P: 12	R: 0 E: 0 K: 1 S: 9	H: 1 LOB: 1 BB: 0 P: 14	R: 1 E: 0 K: 2 S: 11	H: 2 LOB: 1 BB: 0 P: 17	R: 0 E: 0 K: 1 S: 10	H: 0 LOB: 1 BB: 1 P: 16	1B: 6 2B: 2 3B: 0 HR: 1	SF: 1 SAC: 0 DP: 0 HBP: 0	WP: 2 PB: 0 SB: 3 CS: 1	PA: 33	
PITCHER	IP	WLS	BF	H	R	ER	SO	BB	IBB	HBP	BLK	WP	HR	S	P	ERA	WHIP				
Charlie Leibrandt, L ERA: 4.79 (1, 1)	6.2	L	27	9	4	4	6	0	0	0	0	1	1	68	103	5.40	1.350				
Steve Farr, R ERA: 2.61 (7, 1)	1.1		5	0	0	0	2	1	0	0	1	1	0	13	22	0.00	0.750				

AB	30
R	4
H	9
RBI	4
BB	1
SO	8
LOB	12



Batter	1	2	3	4	5	6	7	8	9	AB	R	H	RBI	BB	SO	LOB	TOP										
Bill Pecota, R OBP: 0.259, SLG: 0.320 Kurt Stillwell, S OBP: 0.345, SLG: 0.444	1-0 G4-6-3 1B		0-0 SH BB		2-2 FC5-4 1B		2-2 G4-3		4-2 BB	3	0	2	1	0	0	1	Kansas City Royals @ Cleveland Indians Cleveland Municipal Stadium, Cleveland, OH Wed Jun 01 1988, 7:05 PM EDT Alt: 8,732 - Unknown - 75 F livebaseballscorecards.com										
Willie Wilson, S OBP: 0.313, SLG: 0.378	1-3 K		0-0 F3		0-1 FC5-4 FC4-6 1-2		1-3 K		0-2 F8	5	0	0	0	0	2	8											
George Brett, L OBP: 0.396, SLG: 0.540	0-0 G4-6-3 1-2		4-1 BB 1-2 2-3 3-H		2-2 FC4-6 1-2				1-0 F8	3	0	0	1	1	0	2											
Danny Tartabull, R OBP: 0.386, SLG: 0.557		3-2 F8	0-0 G5-4-3 1-2		1-0 G5-3				0-0 BLK G4-3 2B	4	1	1	0	0	0	3											
Kevin Seitzer, R OBP: 0.379, SLG: 0.405		4-1 BB		1-0 G4-3		0-1 SF7 3B			0-2 G4-3 2H	3	1	1	1	1	0	0											
Mike Macfarlane, R OBP: 0.356, SLG: 0.379		0-0 F8		1-0 F9		2-1 SF7			1-2 G5-3	3	0	0	1	0	0	1											
Bill Buckner, L OBP: 0.274, SLG: 0.309 Brad Weisman, R OBP: 0.292, SLG: 0.304	2-1 F5			3-2 F8		3-H P4			4-1 FC6-4 BB	3	0	0	0	1	0	1											
Frank White, R OBP: 0.251, SLG: 0.281			0-1 SH BB 1B		2-2 FC1-4 1B		1-2 G6-3		1-2 FC6-4 FC4-6	4	1	2	0	0	0	1											
Jim Eisenreich, L OBP: 0.215, SLG: 0.272			3-1 BB SH 1B		1-1 FC1-4 1B		0-0 G4-3 BLK 1B		0-0 FC4-6 BB	4	1	2	0	0	0	2											
Inning Stats	R: 0 E: 0 K: 1 S: 5	H: 1 LOB: 0 BB: 0 P: 7	R: 0 E: 0 K: 0 S: 7	H: 0 LOB: 1 BB: 1 P: 16	R: 1 E: 1 K: 0 S: 8	H: 2 LOB: 2 BB: 1 P: 15	R: 0 E: 0 K: 0 S: 10	H: 0 LOB: 0 BB: 0 P: 15	R: 1 E: 0 K: 0 S: 14	H: 2 LOB: 1 BB: 0 P: 21	R: 1 E: 0 K: 0 S: 6	H: 1 LOB: 0 BB: 0 P: 10	R: 0 E: 0 K: 1 S: 10	H: 1 LOB: 1 BB: 0 P: 14	R: 1 E: 0 K: 0 S: 10	H: 1 LOB: 0 BB: 0 P: 12		R: 0 E: 0 K: 0 S: 13	H: 0 LOB: 2 BB: 2 P: 22	1B: 6 2B: 1 3B: 1 HR: 0	SF: 1 SAC: 1 DP: 2 HBP: 0	WP: 0 PB: 0 SB: 1 CS: 0	PA: 38				
PITCHER	IP	WLS	BF	H	R	ER	SO	BB	IBB	HBP	BLK	WP	HR	S	P	ERA	WHIP										
Scott Bailes, L ERA: 4.3	7.1	W	31	8	4	3	2	2	0	0	1	0	0	62	101	3.68	1.364										
Doug Jones, R ERA: 2.05	1.2	S	7	0	0	0	0	2	0	0	1	0	0	21	31	0.00	1.200										

Batter	1	2	3	4	5	6	7	8	9	AB	R	H	RBI	BB	SO	LOB	BOTTOM										
Julio Franco, R OBP: 0.330, SLG: 0.406	3-2 HR	1-0 L8			4-2 FC6-4 WP BB	1-2 G6-3				3	1	1	1	1	0	2	Kansas City Royals @ Cleveland Indians Cleveland Municipal Stadium, Cleveland, OH Wed Jun 01 1988, 7:05 PM EDT Alt: 8,732 - Unknown - 75 F livebaseballscorecards.com										
Pat Tabler, R OBP: 0.333, SLG: 0.294 Willie Upshaw, L OBP: 0.320, SLG: 0.358	1-1 F9		0-1 G4-3		3-2 F8		4-2 BB			3	0	0	0	1	0	2											
Joe Carter, R OBP: 0.347, SLG: 0.528	1-3 K		1-0 F9		4-2 FC6-4 IBB		0-0 L7			3	0	0	0	1	1	1											
Ron Kittle, R OBP: 0.317, SLG: 0.455	1-0 G6-3		3-1 1B		1-2 FC6-4		0-0 FC5		1-2 FC6-4	4	0	1	1	0	0	3											
Cory Snyder, R OBP: 0.328, SLG: 0.494		1-0 HR	0-1 F7		0-0 L6		0-1 F8			4	1	1	1	0	0	5											
Brook Jacoby, R OBP: 0.319, SLG: 0.385		4-1 SH5-3 G6-3 BB		1-0 F9		1-1 1B FC4-6 1B		0-0 FC6-4	3	2	1	0	1	0	2	2											
Carmen Castillo, R OBP: 0.345, SLG: 0.358 Mel Hall, L OBP: 0.305, SLG: 0.348	1-2 SH5-3 1B		2-1 F7		0-3 K		1-0 G1-3			3	0	1	0	0	1	1											
Andy Allanson, R OBP: 0.305, SLG: 0.342	0-0 SH5-3		2-0 P3		2-1 FC4-6 1B		0-0 F8			3	0	1	0	0	0	0											
Jay Bell, R OBP: 0.305, SLG: 0.260	1-0 G6-3				4-0 WP BB FC6-4 BB	0-0 FC4-6		3-2 L7		3	1	0	2	1	0	2											
Inning Stats	R: 1 E: 0 K: 1 S: 9	H: 1 LOB: 0 BB: 0 P: 15	R: 2 E: 0 K: 0 S: 8	H: 2 LOB: 1 BB: 1 P: 16	R: 0 E: 0 K: 0 S: 7	H: 1 LOB: 0 BB: 0 P: 11	R: 0 E: 0 K: 0 S: 4	H: 0 LOB: 0 BB: 0 P: 9	R: 1 E: 0 K: 0 S: 12	H: 0 LOB: 2 BB: 3 P: 28	R: 1 E: 0 K: 0 S: 11	H: 2 LOB: 1 BB: 0 P: 15	R: 0 E: 0 K: 0 S: 7	H: 0 LOB: 0 BB: 1 P: 11	R: 0 E: 0 K: 0 S: 5	H: 0 LOB: 0 BB: 0 P: 9		1B: 4 2B: 0 3B: 0 HR: 2	SF: 0 SAC: 1 DP: 0 HBP: 0	WP: 1 PB: 0 SB: 1 CS: 0	PA: 36						
PITCHER	IP	WLS	BF	H	R	ER	SO	BB	IBB	HBP	BLK	WP	HR	S	P	ERA	WHIP										
Floyd Bannister, L ERA: 4.02	4.1	L	20	4	4	4	1	3	0	0	0	1	0	24	37	3.38	1.615										
Dan Quisenberry, R ERA: 3.1	2.2		13	2	1	1	1	1	1	0	0	0	0	5	9	0.00	0.000										
Gene Garber, R ERA: 3.27	1.0		3	0	0	0	0	0	0	0	0	0	0	5	9	0.00	0.000										

Batter	1	2	3	4	5	6	7	8	9	AB	R	H	RBI	BB	SO	LOB	TOP			
Julio Franco, R OBP: 0.332, SLG: 0.403 (1, 4)										4	0	1	0	1	2	2	Cleveland Indians @ Detroit Tigers Tiger Stadium, Detroit, MI Fri Jun 03 1988, 7:05 PM EDT Att: 25,230 - Unknown - 65 F			
Willie Upshaw, L OBP: 0.317, SLG: 0.354 (1, 3)										5	1	1	0	0	0	2				
Joe Carter, R OBP: 0.353, SLG: 0.547 (1, 8)										4	2	2	1	0	1	0				
Brook Jacoby, R OBP: 0.321, SLG: 0.382 (1, 5)										4	1	1	0	1	0	2				
Mel Hall, L OBP: 0.313, SLG: 0.348 (1, 7)										3	1	1	0	2	0	2				
Cory Snyder, R OBP: 0.335, SLG: 0.497 (1, 9)										5	1	3	2	0	0	3				
Dave Clark, L OBP: 0.327, SLG: 0.273 (1, 10)										3	0	1	2	2	0	3				
Andy Allanson, R OBP: 0.305, SLG: 0.342 (1, 2)										3	0	1	1	0	0	1				
Jay Bell, R OBP: 0.297, SLG: 0.252 (1, 6)										4	0	0	0	0	1	4				
Inning Stats	R: 4 E: 0 K: 1 S: 20	H: 7 LOB: 2 BB: 0 P: 32	R: 2 E: 0 K: 1 S: 17	H: 3 LOB: 2 BB: 1 P: 29	R: 0 E: 0 K: 0 S: 10	H: 0 LOB: 1 BB: 1 P: 19	R: 0 E: 0 K: 0 S: 12	H: 0 LOB: 1 BB: 1 P: 18	R: 0 E: 0 K: 0 S: 10	H: 0 LOB: 2 BB: 1 P: 17	R: 0 E: 0 K: 1 S: 7	H: 0 LOB: 0 BB: 1 P: 14	R: 0 E: 0 K: 1 S: 8	H: 0 LOB: 0 BB: 0 P: 14	R: 0 E: 0 K: 0 S: 5	H: 1 LOB: 0 BB: 0 P: 6		1B: 9 2B: 2 3B: 0 HR: 1	SF: 0 SAC: 1 DP: 2 HBP: 1	WP: 0 PB: 0 SB: 1 CS: 0
PITCHER	IP WLS BF H R ER SO	IP WLS BF H R ER SO	IP WLS BF H R ER SO	IP WLS BF H R ER SO	IP WLS BF H R ER SO	IP WLS BF H R ER SO	IP WLS BF H R ER SO	IP WLS BF H R ER SO	IP WLS BF H R ER SO	IP WLS BF H R ER SO	IP WLS BF H R ER SO	IP WLS BF H R ER SO	IP WLS BF H R ER SO	IP WLS BF H R ER SO	IP WLS BF H R ER SO	IP WLS BF H R ER SO	ERA WHIP	ERA WHIP		
Walt Terrell, R ERA: 4.74 (1, 1)	0.2	8	7	4	4	0	0	0	0	0	1	16	25	54.00	10.500					
Eric King, R ERA: 2.25 (1, 1)	6.1	29	3	2	2	3	6	0	1	1	0	0	68	123	2.84	1.421				
Don Heinkel, R ERA: 2.84 (8, 1)	2.0	6	1	0	0	1	0	0	0	0	0	13	20	0.00	0.500					

Batter	1	2	3	4	5	6	7	8	9	AB	R	H	RBI	BB	SO	LOB	BOTTOM					
Gary Pettis, S OBP: 0.309, SLG: 0.276 (1, 8)										5	1	2	0	0	0	2	Cleveland Indians @ Detroit Tigers Tiger Stadium, Detroit, MI Fri Jun 03 1988, 7:05 PM EDT Att: 25,230 - Unknown - 65 F					
Lou Whitaker, L OBP: 0.413, SLG: 0.450 (1, 4)										3	0	0	0	2	0	0						
Pat Sheridan, L OBP: 0.347, SLG: 0.446 (7, PH)										3	0	0	0	0	1	2						
Jim Morrison, R OBP: 0.216, SLG: 0.284 (8, 9)										1	0	1	1	0	0	0						
Alan Trammell, R OBP: 0.371, SLG: 0.487 (1, 6)										4	0	0	0	0	0	3						
Darrell Evans, L OBP: 0.296, SLG: 0.280 (1, 3)										2	1	0	0	2	0	2						
Luis Salazar, R OBP: 0.356, SLG: 0.480 (1, 7)										4	1	1	0	0	1	1						
Matt Nokes, L OBP: 0.269, SLG: 0.418 (1, 2)										4	0	2	2	0	0	1						
Ray Knight, R OBP: 0.325, SLG: 0.337 (1, 10)										2	0	0	0	2	0	1						
Tom Brookens, R OBP: 0.336, SLG: 0.362 (1, 5)										4	0	0	0	0	1	4						
Inning Stats	R: 0 E: 0 K: 0 S: 6	H: 1 LOB: 1 BB: 1 P: 14	R: 0 E: 0 K: 0 S: 10	H: 0 LOB: 2 BB: 2 P: 23	R: 0 E: 0 K: 1 S: 8	H: 0 LOB: 0 BB: 0 P: 13	R: 2 E: 0 K: 0 S: 14	H: 2 LOB: 2 BB: 2 P: 30	R: 0 E: 0 K: 1 S: 8	H: 0 LOB: 0 BB: 0 P: 12	R: 0 E: 0 K: 0 S: 7	H: 1 LOB: 1 BB: 0 P: 12	R: 1 E: 0 K: 1 S: 16	H: 2 LOB: 2 BB: 1 P: 27	R: 0 E: 0 K: 1 S: 8	H: 0 LOB: 0 BB: 0 P: 13	R: 0 E: 0 K: 1 S: 8	H: 0 LOB: 0 BB: 0 P: 11	1B: 4 2B: 2 3B: 0 HR: 0	SF: 0 SAC: 0 DP: 1 HBP: 0	WP: 1 PB: 0 SB: 0 CS: 0	PA: 38
PITCHER	IP WLS BF H R ER SO	IP WLS BF H R ER SO	IP WLS BF H R ER SO	IP WLS BF H R ER SO	IP WLS BF H R ER SO	IP WLS BF H R ER SO	IP WLS BF H R ER SO	IP WLS BF H R ER SO	IP WLS BF H R ER SO	IP WLS BF H R ER SO	IP WLS BF H R ER SO	IP WLS BF H R ER SO	IP WLS BF H R ER SO	IP WLS BF H R ER SO	IP WLS BF H R ER SO	IP WLS BF H R ER SO	ERA WHIP	ERA WHIP				
Rich Yett, R ERA: 5.71 (7, 1)	0.0	2	1	0	0	0	1	0	0	0	0	6	11	∞	∞							
Jeff Kaiser, L ERA: 6.94 (7, 1)	0.1	1	0	0	0	0	0	0	0	0	0	1	2	0.00	0.000							
Dan Schatzeder, L ERA: 5.59 (7, 1)	2.1	7	0	0	0	2	0	0	0	0	0	18	28	0.00	0.000							

Batter	1	2	3	4	5	6	7	8	9	AB	R	H	RBI	BB	SO	LOB	TOP			
Julio Franco , R (1, 4) OBP: 0.326, SLG: 0.395	G5-3		F9		L9			G6-3		4	0	0	0	0	0	1	Cleveland Indians @ Detroit Tigers Tiger Stadium, Detroit, MI Sat Jun 04 1988, 7:05 PM EDT Att: 32,391 - Unknown - 73 F			
Willie Upshaw , L (1, 3) OBP: 0.326, SLG: 0.373	HR		BB			G5-3		BB		2	1	1	1	2	0					
Joe Carter , R (1, 8) OBP: 0.347, SLG: 0.536	G5-3		F8			F7		K		4	0	0	0	0	1	3				
Brook Jacoby , R (1, 5) OBP: 0.320, SLG: 0.384	G5-3				F8	G6-3			F8 G6-3 2B	4	1	1	0	0	0	0				
Mel Hall , L (1, 7)		F6					E5 G3-6-1 1B		F8	4	0	1	0	0	0	1				
Cory Snyder , R (1, 9) OBP: 0.333, SLG: 0.492	K				K		G3-6-1 1B		G6-3	4	0	1	1	0	2	1				
Dave Clark , L (1, 10) OBP: 0.304, SLG: 0.250	G1-3				L6		G3-6-1 1-2 2-3		G4-3	4	0	0	0	0	0	3				
Andy Allanson , R (1, 2)					F8 1B		G6-3			3	0	1	0	0	0	1				
Jay Bell , R (1, 6) OBP: 0.291, SLG: 0.246			P5			K		K		3	0	0	0	0	2	1				
Inning Stats	R: 1 E: 0 K: 0 S: 9	H: 1 LOB: 0 BB: 0 P: 14	R: 0 E: 0 K: 1 S: 8	H: 0 LOB: 0 BB: 0 P: 13	R: 0 E: 0 K: 1 S: 14	H: 1 LOB: 2 BB: 1 P: 26	R: 0 E: 0 K: 1 S: 10	H: 1 LOB: 1 BB: 0 P: 16	R: 0 E: 0 K: 0 S: 7	H: 0 LOB: 0 BB: 0 P: 12	R: 0 E: 0 K: 0 S: 8	H: 1 LOB: 1 BB: 0 P: 12	R: 0 E: 0 K: 2 S: 9	H: 0 LOB: 1 BB: 1 P: 16	R: 1 E: 0 K: 0 S: 8	H: 1 LOB: 0 BB: 0 P: 15	1B: 2 2B: 2 3B: 0 HR: 1	SF: 0 SAC: 0 DP: 1 HBP: 0	WP: 0 PB: 0 SB: 1 CS: 0	PA: 34
PITCHER Doyle Alexander , R (1, 1) ERA: 3.39	IP: 9.0 WLS: W BF: 34 H: 5 R: 2 ER: 2 SO: 5 BB: 2 IBB: 0 HBP: 0 BLK: 0 WP: 0 HR: 1 S: 80 P: 136 ERA: 2.00 WHIP: 0.778															PITCHER				

Batter	1	2	3	4	5	6	7	8	9	AB	R	H	RBI	BB	SO	LOB	BOTTOM			
Gary Pettis , S (1, 8) OBP: 0.304, SLG: 0.270	G5-3	FC4-6		B1			G3			4	0	0	0	0	0	2	Cleveland Indians @ Detroit Tigers Tiger Stadium, Detroit, MI Sat Jun 04 1988, 7:05 PM EDT Att: 32,391 - Unknown - 73 F			
Lou Whitaker , L (1, 4) OBP: 0.415, SLG: 0.465	G4-3 3B		1B E	F7		F9				4	2	2	0	0	0	0				
Pat Sheridan , L (1, 9) OBP: 0.354, SLG: 0.477	G4-3		K		HR		1B BB			3	1	1	2	1	1	1				
Alan Trammell , R (1, 6) OBP: 0.374, SLG: 0.487	P6		1B E	G1-6-3			1B			4	1	2	0	0	0	0				
Darrell Evans , L (1, 3) OBP: 0.301, SLG: 0.287		1B E	E4 1B	FC4-6 1B		F7				4	1	2	1	0	0	3				
Luis Salazar , R (1, 7) OBP: 0.353, SLG: 0.473	K		FC4-6 PO				G1-3			4	0	1	1	0	1	2				
Matt Nokes , L (1, 2) OBP: 0.281, SLG: 0.405	E3 1B		K		PO	F8		K		4	0	0	0	0	2	3				
Ray Knight , R (1, 10) OBP: 0.322, SLG: 0.333	FC4-6 1B		G6-3			K		P3		4	0	1	1	0	1	2				
Tom Brookens , R (1, 5) OBP: 0.329, SLG: 0.354	K			F9		G5-3				3	0	0	0	0	1	2				
Inning Stats	R: 1 E: 0 K: 0 S: 11	H: 1 LOB: 0 BB: 0 P: 17	R: 1 E: 1 K: 2 S: 14	H: 2 LOB: 2 BB: 0 P: 23	R: 2 E: 1 K: 2 S: 18	H: 3 LOB: 0 BB: 0 P: 32	R: 0 E: 0 K: 0 S: 6	H: 0 LOB: 0 BB: 0 P: 11	R: 1 E: 0 K: 0 S: 13	H: 2 LOB: 0 BB: 0 P: 19	R: 0 E: 0 K: 1 S: 8	H: 0 LOB: 0 BB: 0 P: 10	R: 0 E: 0 K: 0 S: 13	H: 1 LOB: 2 BB: 1 P: 20	R: 0 E: 0 K: 1 S: 8	H: 0 LOB: 0 BB: 0 P: 11	1B: 7 2B: 0 3B: 1 HR: 1	SF: 0 SAC: 0 DP: 0 HBP: 0	WP: 0 PB: 0 SB: 0 CS: 0	PA: 36
PITCHER Tom Candiotti , R (1, 1) ERA: 2.88 Jeff Dedmon , R (8, 1) ERA: 4.09	IP: 7.0 WLS: L BF: 32 H: 9 R: 5 ER: 5 SO: 5 BB: 1 IBB: 0 HBP: 0 BLK: 0 WP: 0 HR: 1 S: 83 P: 132 ERA: 6.43 WHIP: 1.429															PITCHER				

AB 32
R 2
H 5
RBI 2
BB 2
SO 5
LOB 11



AB 34
R 5
H 9
RBI 5
BB 1
SO 6
LOB 15



WP: 0
PB: 0
SB: 0
CS: 0

Batter	1	2	3	4	5	6	7	8	9	AB	R	H	RBI	BB	SO	LOB	TOP			
Julio Franco , R (1, 4) OBP: 0.321, SLG: 0.388	F9		G6-3			K		K		4	0	0	0	0	2	0	Cleveland Indians @ Detroit Tigers Tiger Stadium, Detroit, MI Sun Jun 05 1988, 3:33 AM EDT Att: 31,665 - Cloudy - 81 F			
Willie Upshaw , L (1, 3) OBP: 0.330, SLG: 0.400	HR		K			2B		F8		4	1	2	1	0	1	0				
Joe Carter , R (1, 8) OBP: 0.345, SLG: 0.531	K				G5-4-3 1B	K		F4		4	0	1	0	0	2	1				
Brook Jacoby , R (1, 5) OBP: 0.318, SLG: 0.396	HR				G5-4-3 1-2	K		F8		4	1	1	1	0	1	2				
Mel Hall , L (1, 7) OBP: 0.306, SLG: 0.345	K				G1-3			F8		3	0	0	0	0	1	0				
Cory Snyder , R (1, 9) OBP: 0.328, SLG: 0.484			F9			G6-3		K		3	0	0	0	0	1	0				
Dave Clark , L (1, 10) OBP: 0.322, SLG: 0.280								K		2	0	1	0	1	1	0				
Ron Washington , R (1, 6) OBP: 0.306, SLG: 0.340								K		3	0	0	0	0	1	2				
Andy Allanson , R (1, 2) OBP: 0.301, SLG: 0.335			F8			F9		F7		3	0	0	0	0	0	1				
Inning Stats	R: 2 H: 2 E: 0 K: 2 S: 17	H: 2 LOB: 0 BB: 0 P: 29	R: 0 H: 0 E: 0 K: 0 S: 8	H: 0 LOB: 0 BB: 1 P: 15	R: 0 H: 0 E: 0 K: 1 S: 5	H: 0 LOB: 0 BB: 0 P: 9	R: 0 H: 1 E: 0 K: 0 S: 7	H: 1 LOB: 0 BB: 0 P: 10	R: 0 H: 1 E: 0 K: 3 S: 11	H: 1 LOB: 1 BB: 0 P: 18	R: 0 H: 0 E: 0 K: 2 S: 7	H: 0 LOB: 0 BB: 0 P: 8	R: 0 H: 0 E: 0 K: 2 S: 10	H: 0 LOB: 0 BB: 0 P: 12	R: 0 H: 0 E: 0 K: 0 S: 5	H: 0 LOB: 0 BB: 0 P: 8	1B: 1 2B: 2 3B: 0 HR: 2	SF: 0 SAC: 0 DP: 2 HBP: 0	WP: 0 PB: 0 SB: 0 CS: 0	PA: 31
PITCHER Jeff Robinson , R (1, 1) ERA: 4.22	IP: 9.0 WLS: W BF: 31 H: 5 R: 2 ER: 2 SO: 10 BB: 1 IBB: 0 HBP: 0 BLK: 0 WP: 0 HR: 2 S: 79 P: 123 ERA: 2.00 WHIP: 0.667															PITCHER				

Batter	1	2	3	4	5	6	7	8	9	AB	R	H	RBI	BB	SO	LOB	BOTTOM			
Gary Pettis , S (1, 8) OBP: 0.310, SLG: 0.278	CS 1B	1B 2B 1B		L9		P3		BB 1B 1B		5	1	3	2	0	0	0	Cleveland Indians @ Detroit Tigers Tiger Stadium, Detroit, MI Sun Jun 05 1988, 3:33 AM EDT Att: 31,665 - Cloudy - 81 F			
Lou Whitaker , L (1, 4) OBP: 0.415, SLG: 0.463	K	2B F8-2 1B		K		K		BB 1B		5	0	2	1	0	3	1				
Luis Salazar , R (1, 7) OBP: 0.369, SLG: 0.496	1B	1B 2B		1B		1B		SF8		4	0	4	3	0	0	0				
Alan Trammell , R (1, 6) OBP: 0.379, SLG: 0.487	1B	1B		1B		F8		F8		4	0	2	0	1	0	3				
Chet Lemon , R (1, 9) OBP: 0.348, SLG: 0.420	K	F8-2		P2				L9		4	0	0	0	1	1	7				
Larry Hemendon , R (1, 10) OBP: 0.310, SLG: 0.381		G6-3						BB		3	0	1	0	1	1	0				
Jim Walewander , S (7, FR) OBP: 0.286, SLG: 0.429				G6-3 G6-3 1B		K				0	0	0	0	0	0	0				
Darrell Evans , L (8, PH) OBP: 0.299, SLG: 0.285								G5-4-3 BB		1	0	0	0	0	1	3				
Ray Knight , R (1, 3) OBP: 0.328, SLG: 0.339		1B 1B 1B		G6-3		G5-4-3				4	1	2	0	0	0	2				
Tom Brookens , R (1, 5) OBP: 0.333, SLG: 0.366		1B 1B 1B		G6-3		F8		SH 1B 2B		4	2	2	0	0	0	2				
Mike Heath , R (1, 2) OBP: 0.250, SLG: 0.217		1B 1B 2B 1B		G6-3		G5-3		SH 1B SF8		3	2	1	0	0	0	2				
Inning Stats	R: 0 H: 3 E: 0 K: 2 S: 16	H: 6 LOB: 2 BB: 1 P: 25	R: 4 H: 6 E: 0 K: 0 S: 11	H: 1 LOB: 1 BB: 0 P: 10	R: 0 H: 2 E: 0 K: 1 S: 11	H: 2 LOB: 2 BB: 0 P: 16	R: 0 H: 1 E: 0 K: 1 S: 8	H: 1 LOB: 1 BB: 0 P: 10	R: 0 H: 1 E: 0 K: 1 S: 11	H: 1 LOB: 1 BB: 0 P: 17	R: 0 H: 0 E: 0 K: 0 S: 7	H: 0 LOB: 1 BB: 1 P: 14	R: 2 H: 3 E: 0 K: 1 S: 16	H: 3 LOB: 3 BB: 1 P: 26	R: 0 H: 0 E: 0 K: 0 S: 5	H: 0 LOB: 0 BB: 0 P: 8	1B: 15 2B: 3 3B: 0 HR: 0	SF: 1 SAC: 1 DP: 2 HBP: 0	WP: 0 PB: 0 SB: 0 CS: 1	PA: 42
PITCHER Greg Swindell , L (1, 1) ERA: 2.51	IP: 7.0 WLS: L BF: 38 H: 17 R: 6 ER: 6 SO: 5 BB: 1 IBB: 0 HBP: 0 BLK: 0 WP: 0 HR: 0 S: 78 P: 121 ERA: 7.71 WHIP: 2.571															PITCHER				
Jeff Dedmon , R (8, 1) ERA: 3.93	0.2	3	0	0	0	0	1	0	0	0	0	6	11	0.00	1.500					
Bud Black , L (8, 1) ERA: 4.84	0.1	1	0	0	0	1	0	0	0	0	0	3	6	0.00	0.000					

Batter	1	2	3	4	5	6	7	8	9	AB	R	H	RBI	BB	SO	LOB	TOP										
Tony Fernandez, S OBP: 0.303, SLG: 0.338 (1, 6)	L9	FC4-6-3-2							F9	4	0	0	1	1	0	3	Toronto Blue Jays @ Cleveland Indians Cleveland Municipal Stadium, Cleveland, OH Mon Jun 06 1988, 7:05 PM EDT Att: 9,550 - Unknown - 78 F										
Lloyd Moseby, L OBP: 0.376, SLG: 0.428 (1, 8)	CS				G6-4-3		L8		K	3	0	0	0	2	1	2											
Rance Mulliniks, L OBP: 0.412, SLG: 0.531 (1, 10)	BB				HBP		L8			3	0	2	0	1	0	1											
Fred McGriff, L OBP: 0.448, SLG: 0.631 (1, 3)	2B				F6		1B			4	0	1	0	0	1	4											
Kelly Gruber, R OBP: 0.357, SLG: 0.523 (1, 5)	F7				F7		1B			3	1	1	1	0	2	2											
Ernie Whitt, L OBP: 0.307, SLG: 0.275 (1, 2)	1B				HBP		K			4	1	2	0	0	1	2											
Rick Leach, L OBP: 0.320, SLG: 0.326 (1, 7)	1B				5-3		1B			4	0	1	0	0	0	1											
Jesse Barfield, R OBP: 0.250, SLG: 0.322 (1, 9)	1B				4-3		F8			4	0	1	0	0	0	1											
Nelson Liriano, S OBP: 0.245, SLG: 0.281 (1, 4)	F3				6-3		G5-4-3			4	0	1	0	0	0	1											
Inning Stats	R: 0 E: 0 K: 0 S: 7	H: 1 LOB: 1 BB: 1 P: 13	R: 2 E: 0 K: 0 S: 13	H: 4 LOB: 1 BB: 0 P: 20	R: 0 E: 0 K: 0 S: 9	H: 0 LOB: 0 BB: 0 P: 18	R: 0 E: 0 K: 0 S: 4	H: 0 LOB: 0 BB: 0 P: 7	R: 0 E: 0 K: 1 S: 10	H: 2 LOB: 2 BB: 1 P: 18	R: 0 E: 0 K: 1 S: 9	H: 1 LOB: 2 BB: 1 P: 15	R: 0 E: 0 K: 2 S: 8	H: 0 LOB: 0 BB: 0 P: 10	R: 1 E: 0 K: 1 S: 14	H: 1 LOB: 0 BB: 0 P: 19	1B: 7 2B: 2 3B: 0 HR: 2	SF: 0 SAC: 0 DP: 3 HBP: 1	WP: 0 PB: 0 SB: 0 CS: 1	PA: 38							
PITCHER	IP	WLS	BF	H	R	ER	SO	BB	IBB	HBP	BLK	WP	HR	S	P	ERA	WHIP										
John Farrell, R ERA: 2.96 (1, 1)	6.2	W	30	9	2	2	1	4	0	1	0	0	1	54	94	2.70	1.950										
Doug Jones, R ERA: 2.22 (7, 1)	2.1	S	8	1	1	1	4	0	0	0	0	0	1	25	33	3.86	0.429										

Batter	1	2	3	4	5	6	7	8	9	AB	R	H	RBI	BB	SO	LOB	BOTTOM										
Julio Franco, R OBP: 0.318, SLG: 0.385 (1, 4)	K									2	0	0	0	0	1	0	Toronto Blue Jays @ Cleveland Indians Cleveland Municipal Stadium, Cleveland, OH Mon Jun 06 1988, 7:05 PM EDT Att: 9,550 - Unknown - 78 F										
Domingo Ramos, R (4, 4)					4-3					2	0	0	0	0	2												
Willie Upshaw, L OBP: 0.328, SLG: 0.393 (1, 3)	BB				4-3					3	0	0	0	1	0	1											
Joe Carter, R OBP: 0.339, SLG: 0.521 (1, 8)	FC3-6				F4					4	1	0	0	0	0	1											
Brook Jacoby, R OBP: 0.330, SLG: 0.424 (1, 5)	BB				HR					3	2	3	2	1	0	0											
Ron Kittle, R OBP: 0.328, SLG: 0.439 (1, 10)	F8				BB					2	1	0	0	2	0	2											
Cory Snyder, R OBP: 0.327, SLG: 0.484 (1, 9)	5-3				F7					4	0	1	1	0	0	1											
Carmen Castillo, R OBP: 0.333, SLG: 0.345 (1, 7)	G3				F6					2	0	0	0	0	0	1											
Mel Hall, L OBP: 0.309, SLG: 0.343 (6, PH) (7, 7)					F6					1	1	0	0	1	0	0											
Ron Washington, R OBP: 0.321, SLG: 0.340 (1, 6)	F7				SH3-4					3	1	1	1	0	0	0											
Andy Allanson, R OBP: 0.297, SLG: 0.331 (1, 2)	L8				SH3-4					2	0	0	0	0	0	3											
Inning Stats	R: 1 E: 0 K: 1 S: 10	H: 1 LOB: 1 BB: 1 P: 20	R: 0 E: 0 K: 0 S: 10	H: 0 LOB: 0 BB: 0 P: 13	R: 0 E: 0 K: 0 S: 5	H: 0 LOB: 0 BB: 0 P: 9	R: 1 E: 0 K: 0 S: 8	H: 1 LOB: 1 BB: 1 P: 17	R: 0 E: 0 K: 0 S: 5	H: 1 LOB: 1 BB: 0 P: 8	R: 4 E: 0 K: 0 S: 7	H: 1 LOB: 3 BB: 3 P: 25	R: 0 E: 0 K: 0 S: 7	H: 1 LOB: 0 BB: 0 P: 12	R: 0 E: 0 K: 0 S: 5	H: 0 LOB: 0 BB: 0 P: 8	1B: 2 2B: 2 3B: 0 HR: 1	SF: 0 SAC: 1 DP: 0 HBP: 1	WP: 0 PB: 0 SB: 0 CS: 0	PA: 35							
PITCHER	IP	WLS	BF	H	R	ER	SO	BB	IBB	HBP	BLK	WP	HR	S	P	ERA	WHIP										
Mike Flanagan, L ERA: 4.84 (1, 1)	5.1	L	24	4	5	5	1	4	5	0	0	0	0	42	81	8.44	1.500										
Mark Eichhorn, R ERA: 4.23 (6, 1)	2.2		11	1	1	1	0	0	1	1	2	0	0	15	31	3.38	0.375										

Batter	1	2	3	4	5	6	7	8	9	AB	R	H	RBI	BB	SO	LOB	TOP					
Tony Fernandez, S OBP: 0.300, SLG: 0.333	L8		4-3			5-3		SH1-3		3	0	0	0	0	0	1						
Lloyd Moseby, L OBP: 0.371, SLG: 0.419	F7						K	F7		4	0	0	0	0	1	1						
Jesse Barfield, R OBP: 0.244, SLG: 0.314	P6				P4		F8	G1		4	0	0	0	0	0	1						
George Bell, R OBP: 0.331, SLG: 0.489		F3			6-3		E4		1-3	4	1	0	0	0	0	0						
Fred McGriff, L OBP: 0.444, SLG: 0.620		K				F7	1B	F6		3	1	0	0	0	1	0						
Kelly Gruber, R OBP: 0.355, SLG: 0.517		P3				F8	E	5-3		4	1	1	1	0	0	0						
Cecil Fielder, R OBP: 0.273, SLG: 0.417			6-3			F7	E7			3	0	1	2	0	0	0						
Pat Borders, R OBP: 0.263, SLG: 0.490			6-3			P4	F8			3	0	0	0	0	0	1						
Manuel Lee, S OBP: 0.246, SLG: 0.262			E6			L6		E6		3	0	1	0	0	0	0						
Inning Stats	R: 0 E: 0 K: 0 S: 4	H: 0 LOB: 0 BB: 0 P: 9	R: 0 E: 0 K: 1 S: 8	H: 0 LOB: 0 BB: 0 P: 12	R: 0 E: 1 K: 0 S: 5	H: 0 LOB: 1 BB: 0 P: 9	R: 0 E: 0 K: 0 S: 5	H: 0 LOB: 0 BB: 0 P: 7	R: 0 E: 0 K: 0 S: 3	H: 0 LOB: 0 BB: 0 P: 3	R: 0 E: 0 K: 0 S: 5	H: 0 LOB: 0 BB: 0 P: 6	R: 3 E: 2 K: 1 S: 13	H: 2 LOB: 1 BB: 0 P: 22	R: 0 E: 1 K: 0 S: 8	H: 1 LOB: 1 BB: 0 P: 11	R: 0 E: 0 K: 0 S: 5	H: 0 LOB: 0 BB: 0 P: 7	1B: 3 2B: 0 3B: 0 HR: 0	SF: 0 SAC: 1 DP: 0 HBP: 1	WP: 0 PB: 0 SB: 0 CS: 0	PA: 33
PITCHER Scott Bailes, L ERA: 3.79	IP: 9.0 WLS: W BF: 33 H: 3 R: 3 ER: 0 SO: 2 BB: 0 IBB: 0 HBP: 1 BLK: 0 WP: 0 HR: 0 S: 56 P: 86 ERA: 0.00 WHIP: 0.333															PITCHER						

Toronto Blue Jays @ Cleveland Indians
Cleveland Municipal Stadium, Cleveland, OH

AB 31
R 3
H 3
RBI 3
BB 0
SO 2
LOB 4



WP: 0 PA: 33
PB: 0
SB: 0
CS: 0

Batter	1	2	3	4	5	6	7	8	9	AB	R	H	RBI	BB	SO	LOB	BOTTOM					
Julio Franco, R OBP: 0.317, SLG: 0.387	F9		4-3			F8				4	0	1	0	0	0	0						
Domingo Ramos, R	2B						6-3			0	0	0	0	0	0	0						
Willie Upshaw, L OBP: 0.322, SLG: 0.384	F9		3-1			F5		4-3		4	0	0	0	0	0	1						
Joe Carter, R OBP: 0.333, SLG: 0.511	F3		K			F9		6-3		4	0	0	0	0	1	1						
Brook Jacoby, R OBP: 0.329, SLG: 0.421	F9				F9	1B		K		4	1	1	0	0	1	1						
Mel Hall, L OBP: 0.314, SLG: 0.354	F8					1B				3	1	2	0	0	0	0						
Carmen Castillo, R OBP: 0.345, SLG: 0.357						1B		F9		1	1	1	0	0	0	0						
Cory Snyder, R OBP: 0.325, SLG: 0.495	1-3				F9					4	1	1	2	0	0	3						
Dave Clark, L OBP: 0.339, SLG: 0.302						1B				3	0	2	1	0	1	1						
Ron Washington, R OBP: 0.321, SLG: 0.340	K									3	0	1	1	0	1	1						
Andy Allanson, R OBP: 0.298, SLG: 0.349					L5					3	1	1	1	0	0	1						
Inning Stats	R: 0 E: 0 K: 0 S: 7	H: 1 LOB: 1 BB: 0 P: 11	R: 0 E: 0 K: 1 S: 7	H: 1 LOB: 1 BB: 0 P: 10	R: 1 E: 0 K: 1 S: 10	H: 1 LOB: 0 BB: 0 P: 16	R: 2 E: 0 K: 0 S: 6	H: 4 LOB: 1 BB: 0 P: 6	R: 0 E: 0 K: 0 S: 5	H: 0 LOB: 0 BB: 0 P: 6	R: 0 E: 0 K: 1 S: 10	H: 1 LOB: 1 BB: 0 P: 17	R: 0 E: 0 K: 0 S: 6	H: 0 LOB: 0 BB: 0 P: 9	R: 0 E: 0 K: 1 S: 5	H: 0 LOB: 0 BB: 0 P: 9	R: 2 E: 0 K: 0 S: 6	H: 2 LOB: 0 BB: 0 P: 8	1B: 6 2B: 2 3B: 0 HR: 2	SF: 0 SAC: 0 DP: 0 HBP: 0	WP: 0 PB: 0 SB: 0 CS: 0	PA: 33
PITCHER Todd Stottlemyre, R ERA: 5.1	IP: 7.0 WLS: L BF: 28 H: 8 R: 3 ER: 3 SO: 3 BB: 0 IBB: 0 HBP: 0 BLK: 0 WP: 0 HR: 1 S: 51 P: 75 ERA: 3.86 WHIP: 1.143															PITCHER						
David Weils, L ERA: 3.71	IP: 1.0 WLS: L BF: 5 H: 2 R: 2 ER: 2 SO: 1 BB: 0 IBB: 0 HBP: 0 BLK: 0 WP: 0 HR: 1 S: 11 P: 17 ERA: 18.00 WHIP: 2.000															PITCHER						

Toronto Blue Jays @ Cleveland Indians
Cleveland Municipal Stadium, Cleveland, OH

AB 33
R 5
H 10
RBI 5
BB 0
SO 4
LOB 9



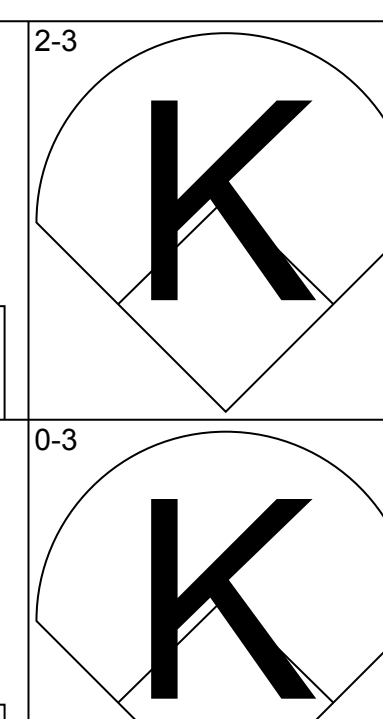
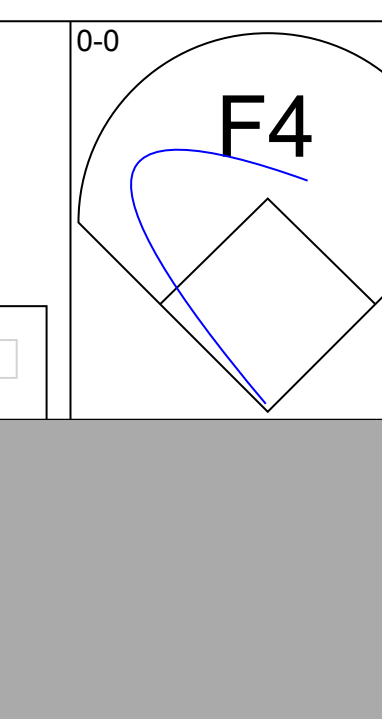
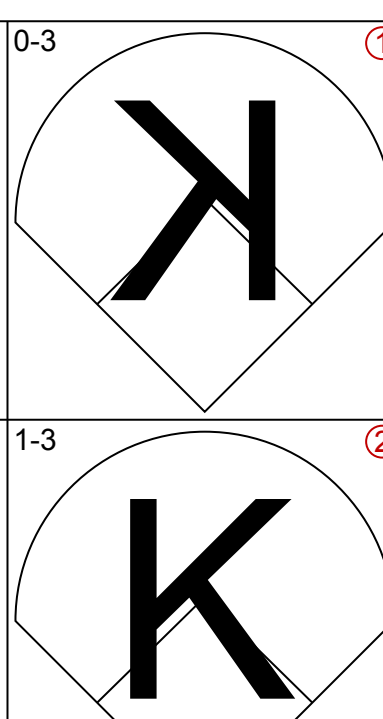
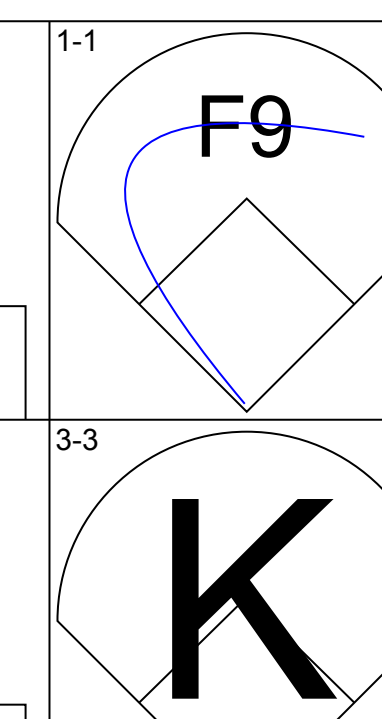
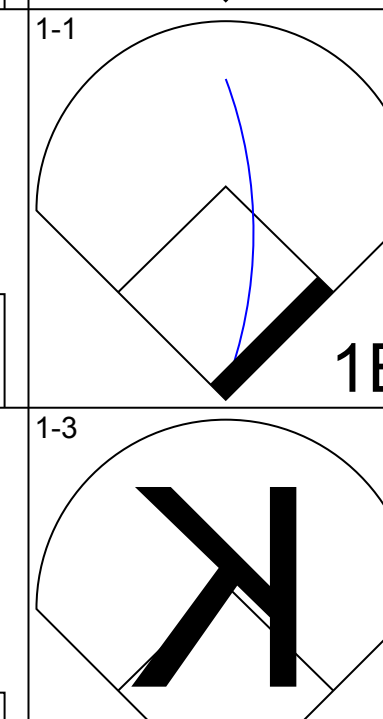
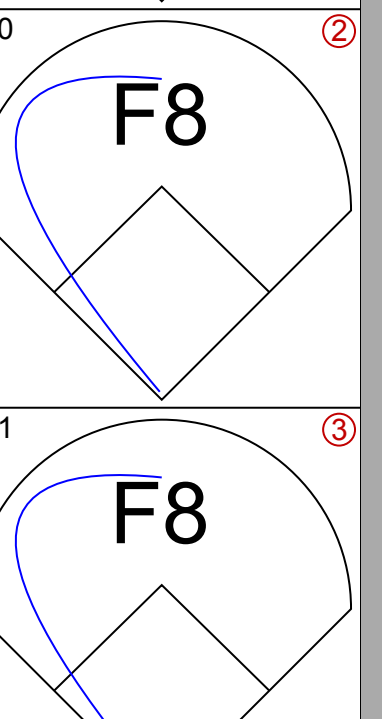
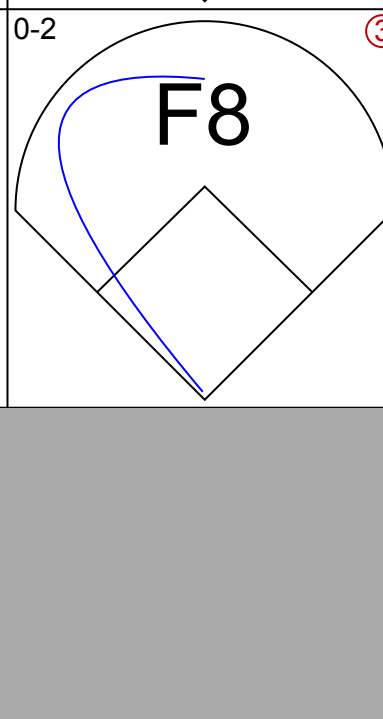




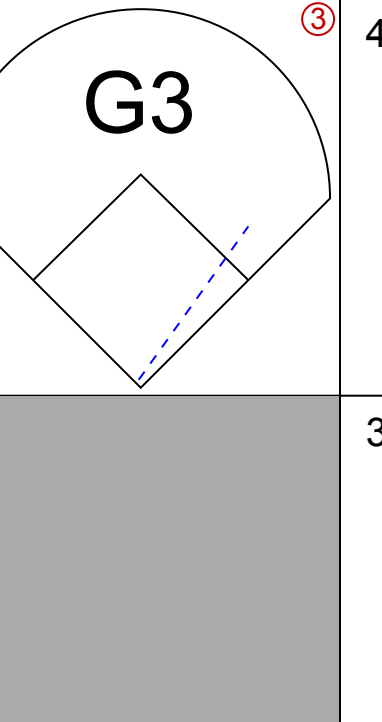


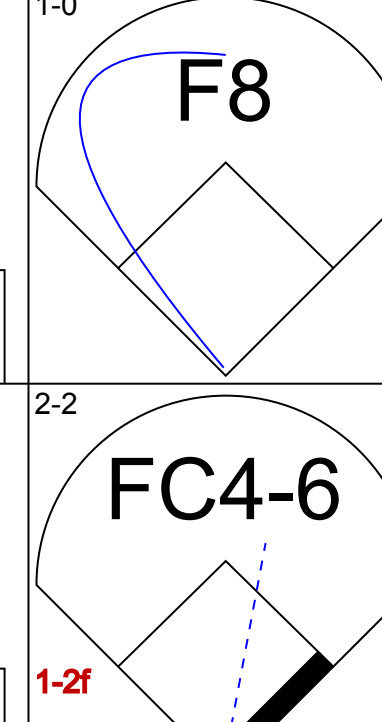

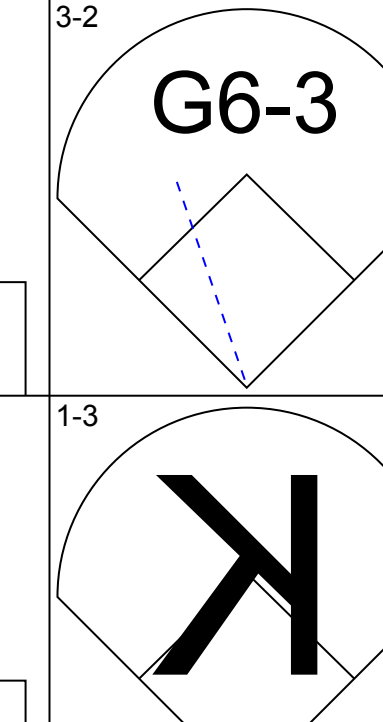
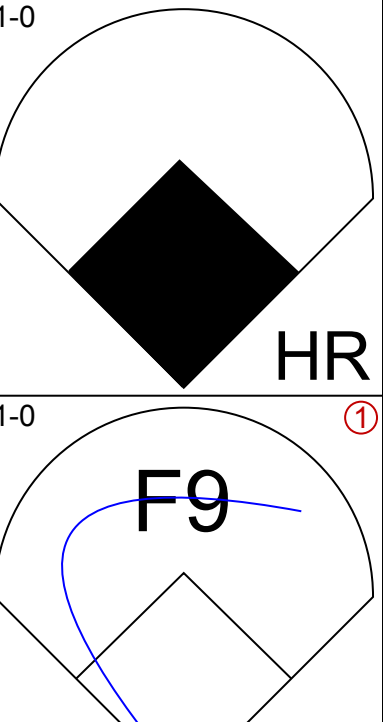
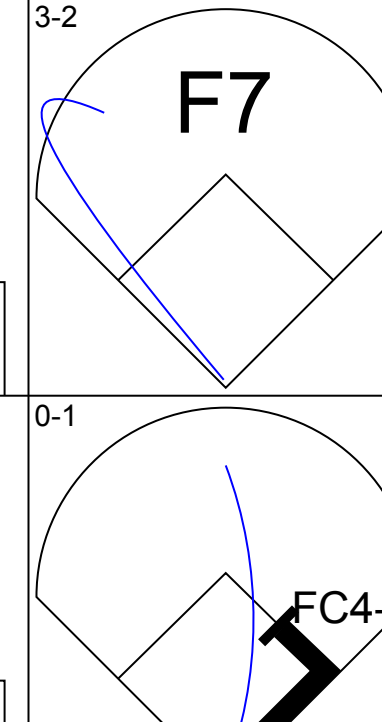
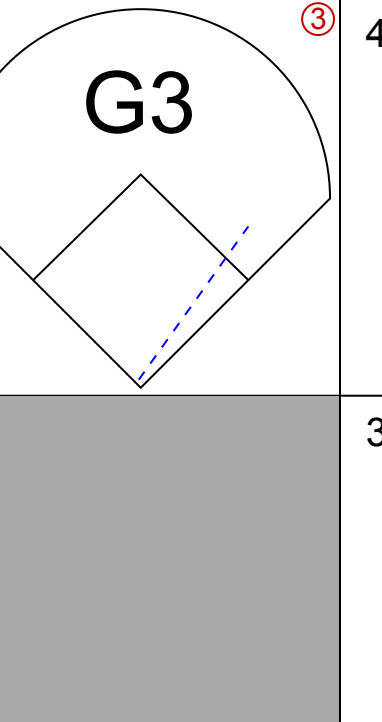

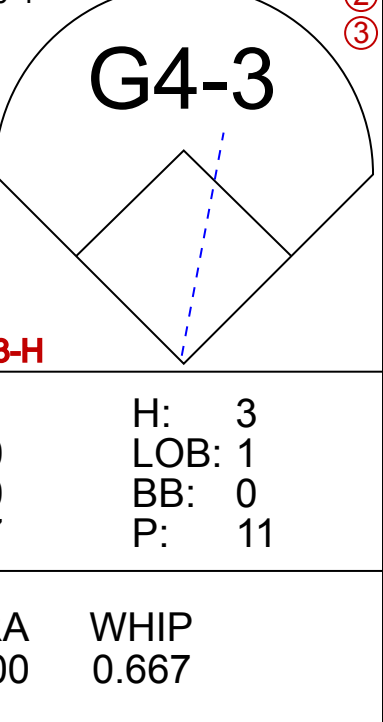

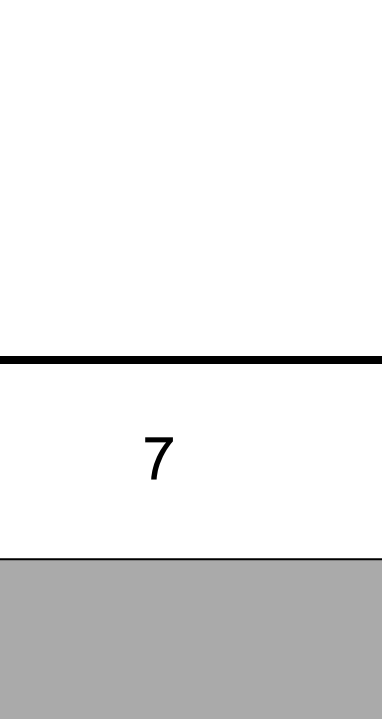
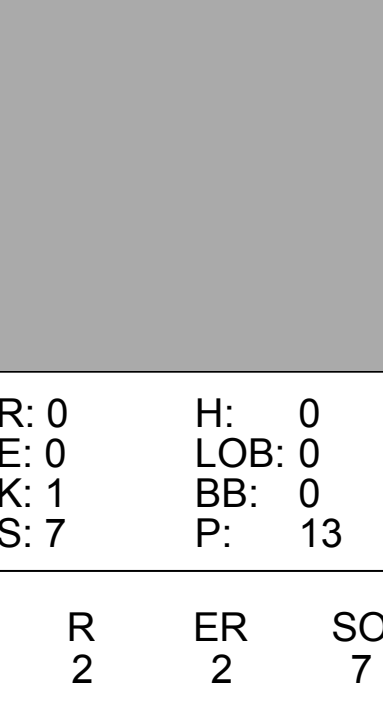
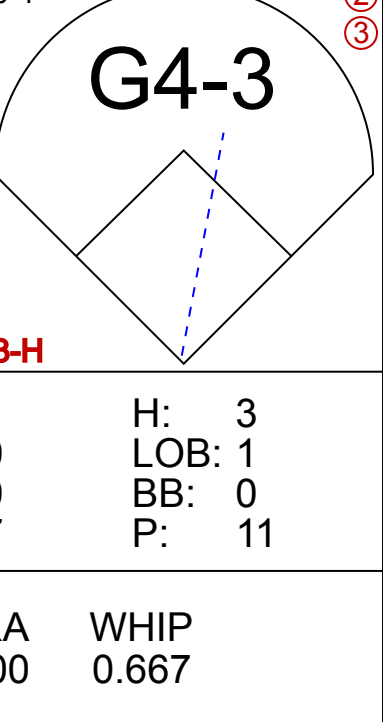
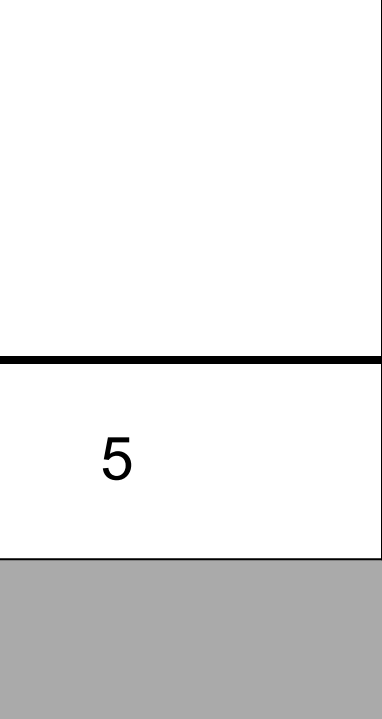

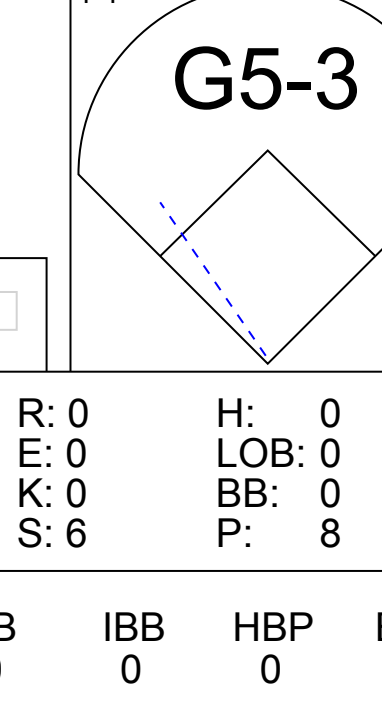
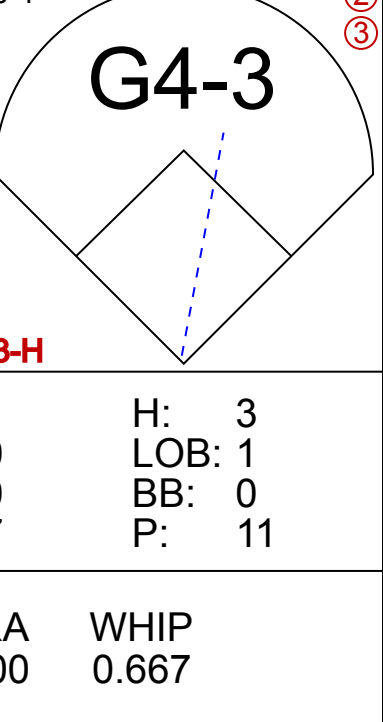

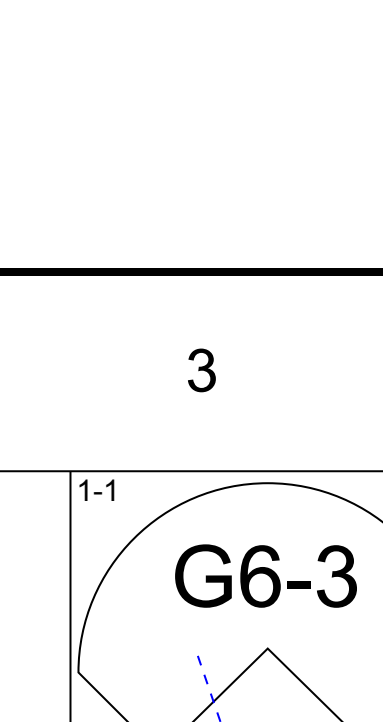
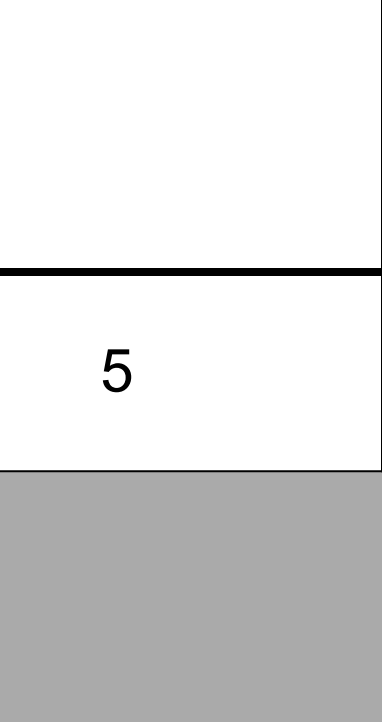
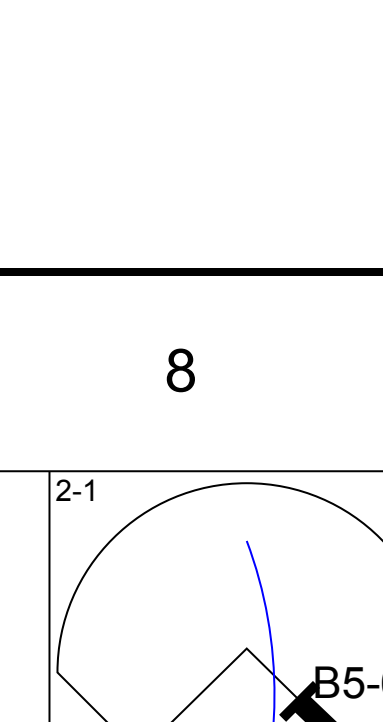
WP: 0 PA: 33
PB: 0
SB: 0
CS: 0

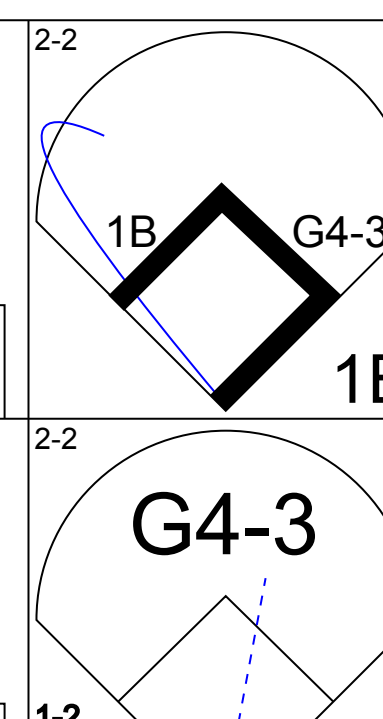
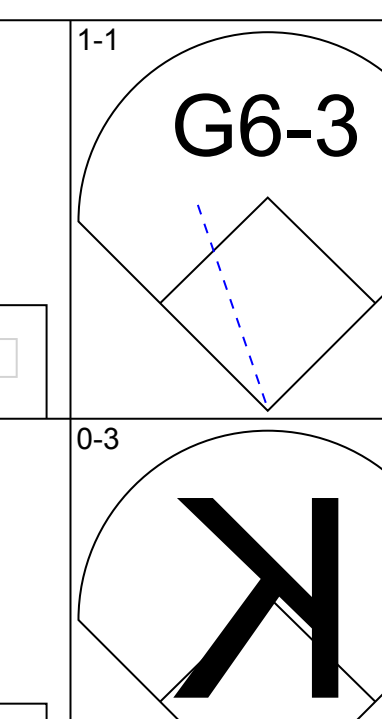
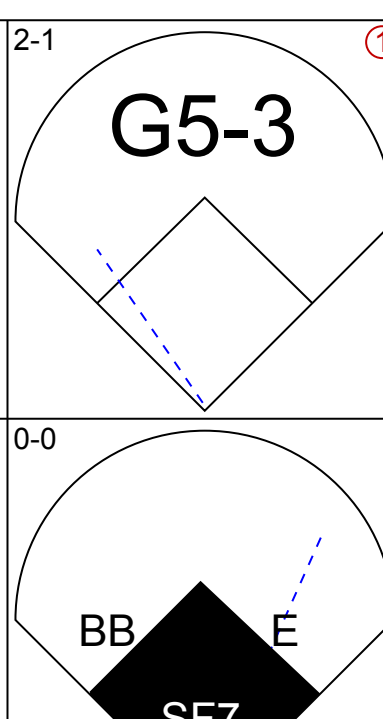
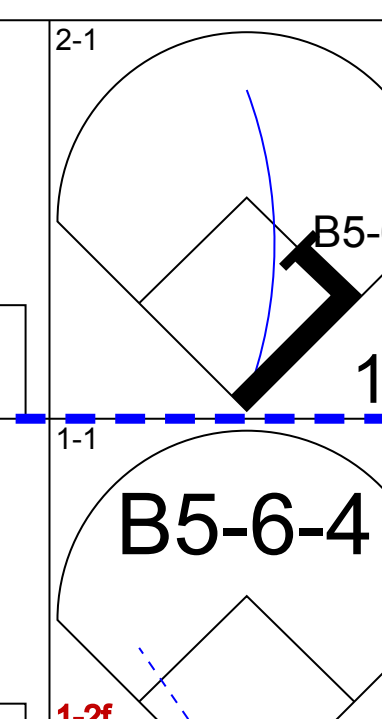
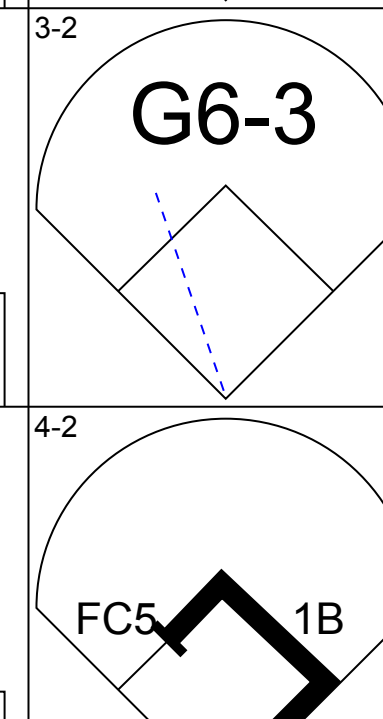
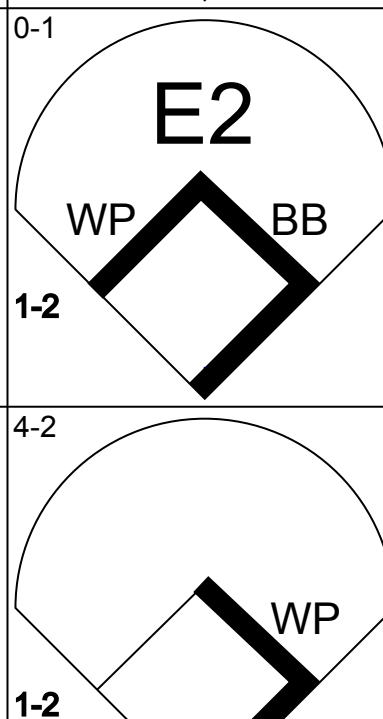
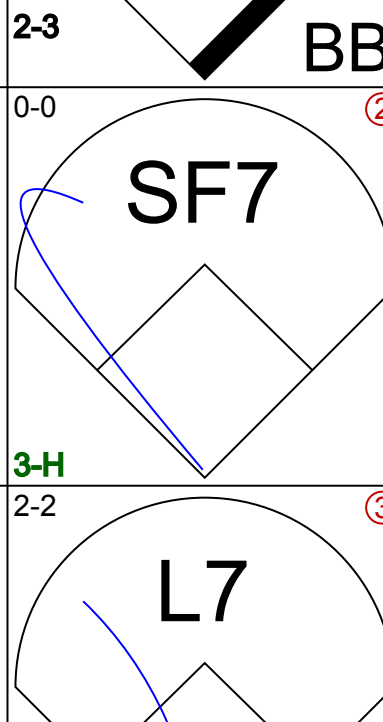
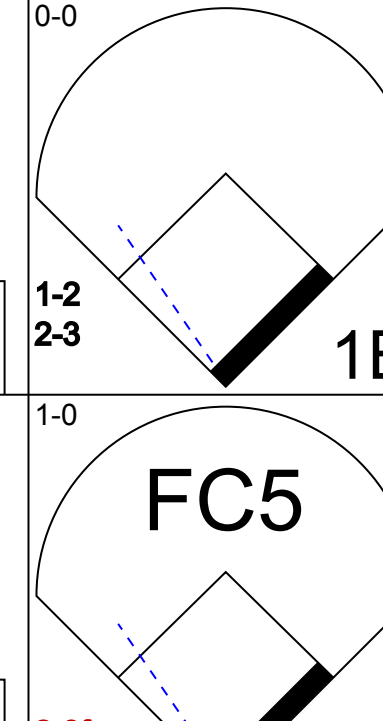

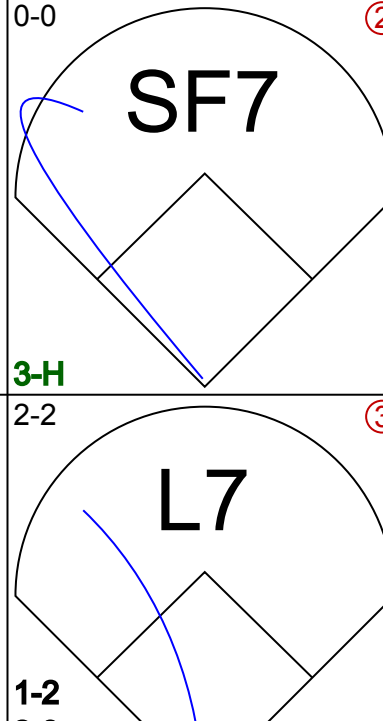





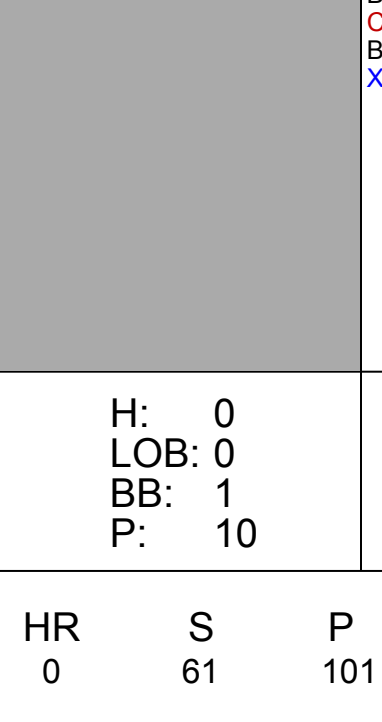

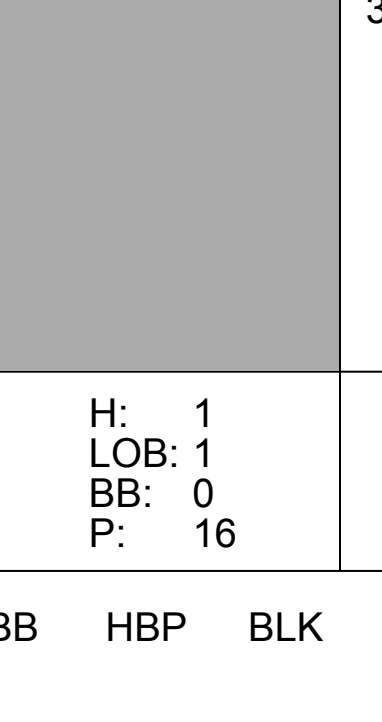




Batter	1	2	3	4	5	6	7	8	9	AB	R	H	RBI	BB	SO	LOB	TOP				
Gary Pettis, S OBP: 0.312, SLG: 0.281 (1, 8)	K2-3		FC5-4					K		5	0	2	2	2	0	2	Detroit Tigers @ Cleveland Indians Cleveland Municipal Stadium, Cleveland, OH Thu Jun 09 1988, 7:05 PM EDT Att: 17,375 - Unknown - 62 F				
Lou Whitaker, L OBP: 0.432, SLG: 0.437 (1, 4)	G4-3		F8							4	0	1	0	0	0	2					
Pat Sheridan, L OBP: 0.375, SLG: 0.541 (1, 7)	L8		G4-3					K2-6-2		4	0	1	0	0	1	2					
Alan Trammell, R OBP: 0.387, SLG: 0.498 (1, 6)										3	0	0	0	1	1	1					
Darrell Evans, L OBP: 0.304, SLG: 0.297 (1, 3)										3	0	0	0	1	0	1					
Jim Walewander, S OBP: 0.286, SLG: 0.429 (9, PR)										0	1	0	0	0	0	0					
Mike Heath, R OBP: 0.253, SLG: 0.264 (9, 2)										0	0	0	0	0	0	0					
Chet Lemon, R OBP: 0.353, SLG: 0.421 (1, 9)										4	2	1	0	0	0	1					
Matt Nokes, L OBP: 0.253, SLG: 0.391 (1, 2)										3	0	1	1	0	1	0					
Luis Salazar, R OBP: 0.351, SLG: 0.469 (9, PH)										1	1	1	1	0	0	0					
Ray Knight, R OBP: 0.321, SLG: 0.339 (1, 10)										4	1	2	0	0	0	3					
Tom Brookens, R OBP: 0.341, SLG: 0.375 (1, 5)										4	1	2	2	0	0	2					
Inning Stats	R: 0 E: 0 K: 1 S: 9	H: 0 LOB: 0 BB: 0 P: 12	R: 1 E: 0 K: 0 S: 11	H: 1 LOB: 1 BB: 1 P: 19	R: 0 E: 0 K: 0 S: 9	H: 1 LOB: 1 BB: 0 P: 11	R: 0 E: 0 K: 0 S: 8	H: 0 LOB: 0 BB: 0 P: 9	R: 1 E: 0 K: 0 S: 7	H: 2 LOB: 1 BB: 0 P: 10	R: 0 E: 0 K: 1 S: 14	H: 1 LOB: 1 BB: 0 P: 19	R: 0 E: 0 K: 2 S: 8	H: 1 LOB: 1 BB: 0 P: 11	R: 4 E: 0 K: 0 S: 15	H: 4 LOB: 2 BB: 1 P: 23	1B: 9 2B: 4 3B: 0 HR: 0	SF: 0 SAC: 0 DP: 2 HBP: 0	WP: 0 PB: 0 SB: 1 CS: 1	PA: 37	
PITCHER	IP	WLS	BF	H	R	ER	SO	BB	IBB	HBP	BLK	WP	HR	S	P	ERA	WHIP				
Tom Candiotti, R ERA: 3.0 (1, 1)	8.1	L	33	8	4	4	5	2	0	0	0	0	0	78	114	4.32	1.200				
Dan Schatzeder, L ERA: 6.52 (9, 1)	0.0		1	1	0	0	0	0	0	0	0	0	0	2	4	∞	∞				
Bill Laskey, R ERA: 7.3 (9, 1)	0.2		3	2	2	2	0	0	0	0	0	0	0	8	9	27.00	3.000				

Batter	1	2	3	4	5	6	7	8	9	AB	R	H	RBI	BB	SO	LOB	BOTTOM					
Willie Upshaw, L OBP: 0.316, SLG: 0.372 (1, 3)	G4-3		P5							3	0	0	0	0	0	0	Detroit Tigers @ Cleveland Indians Cleveland Municipal Stadium, Cleveland, OH Thu Jun 09 1988, 7:05 PM EDT Att: 17,375 - Unknown - 62 F					
Domingo Ramos, R OBP: 0.200, SLG: 0.200 (1, 4)	6-3									4	0	1	1	0	0	1						
Julio Franco, R OBP: 0.324, SLG: 0.393 (1, 10)	F8									4	0	3	1	0	0	0						
Mel Hall, L OBP: 0.303, SLG: 0.341 (8, PH)										3	0	0	0	0	2	2						
Carmen Castillo, R OBP: 0.356, SLG: 0.368 (9, 7)										1	0	1	0	0	0	0						
Brook Jacoby, R OBP: 0.318, SLG: 0.405 (1, 5)										4	0	0	0	0	3	3						
Cory Snyder, R OBP: 0.323, SLG: 0.500 (9, 8)										4	0	1	0	0	0	0						
Dave Clark, L OBP: 0.314, SLG: 0.279 (1, 7)										4	0	0	0	0	0	1						
Andy Allanson, R OBP: 0.310, SLG: 0.360 (1, 2)										4	1	3	0	0	0	0						
Jay Bell, R OBP: 0.290, SLG: 0.246 (1, 6)										4	1	1	0	0	0	2						
Inning Stats	R: 0 E: 0 K: 0 S: 6	H: 0 LOB: 0 BB: 0 P: 11	R: 0 E: 0 K: 1 S: 10	H: 1 LOB: 1 BB: 0 P: 15	R: 0 E: 0 K: 0 S: 5	H: 0 LOB: 0 BB: 0 P: 7	R: 0 E: 0 K: 2 S: 13	H: 1 LOB: 1 BB: 0 P: 19	R: 0 E: 0 K: 0 S: 10	H: 1 LOB: 1 BB: 0 P: 14	R: 0 E: 0 K: 1 S: 9	H: 2 LOB: 1 BB: 0 P: 14	R: 0 E: 0 K: 0 S: 7	H: 0 LOB: 0 BB: 0 P: 9	R: 2 E: 0 K: 1 S: 15	H: 4 LOB: 2 BB: 0 P: 22	R: 0 E: 0 K: 0 S: 9	H: 1 LOB: 1 BB: 0 P: 12	1B: 10 2B: 0 3B: 0 HR: 0	SF: 0 SAC: 1 DP: 0 HBP: 0	WP: 0 PB: 0 SB: 1 CS: 0	PA: 36
PITCHER	IP	WLS	BF	H	R	ER	SO	BB	IBB	HBP	BLK	WP	HR	S	P	ERA	WHIP					
Doyle Alexander, R ERA: 3.31 (1, 1)	7.2		30	2	2	2	4	0	0	0	0	0	0	70	103	2.35	1.043					
Willie Hernandez, L ERA: 2.15 (8, 1)	0.0		1	1	0	0	0	0	0	0	0	0	0	2	3	∞	∞					
Mike Henneman, R ERA: 1.54 (8, 1)	1.1	W	5	1	0	0	1	0	0	0	0	0	0	12	17	0.00	0.750					

AB	35
R	6
H	11
RBI	6
BB	2
SO	5
LOB	13



Batter	1	2	3	4	5	6	7	8	9	AB	R	H	RBI	BB	SO	LOB	TOP									
Gary Pettis, S OBP: 0.307, SLG: 0.276 (1, 8)										4	0	0	0	0	2	0	Detroit Tigers @ Cleveland Indians Cleveland Municipal Stadium, Cleveland, OH Fri Jun 10 1988, 7:05 PM EDT Att: 71,188 - Unknown - 60 F									
Tom Brookens, R OBP: 0.333, SLG: 0.365 (1, 5)										4	0	0	0	0	3	0										
Luis Salazar, R OBP: 0.348, SLG: 0.463 (1, 7)										4	0	1	0	0	0	0										
Alan Trammell, R OBP: 0.385, SLG: 0.507 (1, 6)										4	1	1	1	0	1	1										
Chet Lemon, R OBP: 0.351, SLG: 0.433 (1, 9)										4	1	1	1	0	0	0										
Lary Hemdon, R OBP: 0.321, SLG: 0.386 (1, 10)										3	0	1	0	0	1	0										
Ray Knight, R OBP: 0.321, SLG: 0.339 (1, 3)										3	0	1	0	0	0	1										
Mike Heath, R OBP: 0.256, SLG: 0.280 (1, 2)										3	0	1	0	0	0	1										
Jim Walewander, S OBP: 0.250, SLG: 0.375 (1, 4)										3	0	0	0	0	0	2										
Inning Stats	R: 0 E: 0 K: 3 S: 13	H: 1 LOB: 1 BB: 0 P: 17	R: 0 E: 0 K: 1 S: 7	H: 0 LOB: 0 BB: 0 P: 13	R: 0 E: 0 K: 0 S: 6	H: 0 LOB: 0 BB: 0 P: 8	R: 0 E: 0 K: 0 S: 4	H: 0 LOB: 0 BB: 0 P: 5	R: 1 E: 0 K: 0 S: 7	H: 3 LOB: 1 BB: 0 P: 11	R: 0 E: 0 K: 2 S: 10	H: 0 LOB: 0 BB: 0 P: 11	R: 1 E: 0 K: 0 S: 11	H: 2 LOB: 1 BB: 0 P: 17	R: 0 E: 0 K: 1 S: 10	H: 0 LOB: 0 BB: 0 P: 15	R: 0 E: 0 K: 0 S: 11	H: 0 LOB: 0 BB: 0 P: 12	1B: 3 2B: 1 3B: 0 HR: 2	SF: 0 SAC: 0 DP: 0 HBP: 0	WP: 0 PB: 0 SB: 0 CS: 1	PA: 32				
PITCHER Greg Swindell, L ERA: 2.47 (1, 1)	IP: 9.0 WLS: L BF: 32	H: 6 R: 2 ER: 2 SO: 7	BB: 0 IBB: 0 HBP: 0 BLK: 0	WP: 0 HR: 2 S: 79 P: 109	ERA: 2.00 WHIP: 0.667											ERA: 2.00 WHIP: 0.667										

Batter	1	2	3	4	5	6	7	8	9	AB	R	H	RBI	BB	SO	LOB	BOTTOM			
Domingo Ramos, R OBP: 0.286, SLG: 0.286 (1, 4)										4	0	2	0	0	0	0	Detroit Tigers @ Cleveland Indians Cleveland Municipal Stadium, Cleveland, OH Fri Jun 10 1988, 7:05 PM EDT Att: 71,188 - Unknown - 60 F			
Ron Washington, R OBP: 0.305, SLG: 0.321 (8, FR)										4	1	1	0	0	1	2				
Willie Upshaw, L OBP: 0.315, SLG: 0.369 (1, 3)										4	0	0	0	0	1	3				
Joe Carter, R OBP: 0.331, SLG: 0.500 (1, 8)										4	0	0	0	0	1	3				
Brook Jacoby, R OBP: 0.325, SLG: 0.404 (1, 5)										1	0	0	0	3	1	0				
Mel Hall, L OBP: 0.307, SLG: 0.346 (1, 7)										3	0	2	1	0	0	1				
Cory Snyder, R OBP: 0.317, SLG: 0.490 (1, 9)										4	0	0	0	0	0	7				
Dave Clark, L OBP: 0.297, SLG: 0.262 (1, 10)										4	0	0	0	0	3	1				
Andy Allanson, R OBP: 0.316, SLG: 0.362 (1, 2)										2	0	1	0	0	0	0				
Jay Bell, R OBP: 0.285, SLG: 0.241 (1, 6)										3	0	0	0	0	0	2				
Inning Stats	R: 0 E: 0 K: 0 S: 13	H: 2 LOB: 3 BB: 1 P: 25	R: 0 E: 0 K: 0 S: 4	H: 0 LOB: 0 BB: 0 P: 8	R: 0 E: 0 K: 2 S: 8	H: 0 LOB: 0 BB: 0 P: 10	R: 0 E: 0 K: 0 S: 6	H: 0 LOB: 0 BB: 1 P: 10	R: 1 E: 1 K: 0 S: 12	H: 1 LOB: 2 BB: 1 P: 20	R: 0 E: 0 K: 1 S: 7	H: 1 LOB: 0 BB: 0 P: 10	R: 0 E: 0 K: 0 S: 5	H: 1 LOB: 1 BB: 0 P: 9	R: 0 E: 0 K: 2 S: 10	H: 1 LOB: 1 BB: 0 P: 16	1B: 6 2B: 0 3B: 0 HR: 0	SF: 1 SAC: 0 DP: 3 HBP: 1	WP: 2 PB: 0 SB: 0 CS: 1	PA: 35
PITCHER Jeff Robinson, R ERA: 3.8 (1, 1)	IP: 7.0 WLS: W BF: 28	H: 5 R: 1 ER: 0 SO: 4	BB: 3 IBB: 0 HBP: 0 BLK: 0	WP: 1 HR: 0 S: 61 P: 101	ERA: 0.00 WHIP: 1.143											ERA: 0.00 WHIP: 1.143				
Willie Hernandez, L ERA: 2.1 (8, 1)	IP: 0.2 WLS: S BF: 1	H: 0 R: 0 ER: 0 SO: 0	BB: 0 IBB: 0 HBP: 0 BLK: 0	WP: 0 HR: 0 S: 2 P: 3	ERA: 0.00 WHIP: 0.000											ERA: 0.00 WHIP: 0.000				
Mike Henneman, R ERA: 1.46 (8, 1)	IP: 1.1 WLS: S BF: 5	H: 1 R: 0 ER: 0 SO: 2	BB: 0 IBB: 0 HBP: 0 BLK: 0	WP: 1 HR: 0 S: 11 P: 18	ERA: 0.00 WHIP: 0.750											ERA: 0.00 WHIP: 0.750				

Batter	1	2	3	4	5	6	7	8	9	AB	R	H	RBI	BB	SO	LOB	TOP										
Gary Pettis, S OBP: 0.315, SLG: 0.291 (1, 8)										5	1	3	2	1	0	2	Detroit Tigers @ Cleveland Indians Cleveland Municipal Stadium, Cleveland, OH Sat Jun 11 1988, 3:33 AM EDT Att: 26,978 - Sunny - 60 F										
Lou Whitaker, L OBP: 0.400, SLG: 0.433 (1, 4)										6	0	2	2	0	1	4											
Pat Sheridan, L OBP: 0.365, SLG: 0.525 Tom Brookens, R OBP: 0.335, SLG: 0.367 (6, 5)										3	0	0	1	0	0	1											
Alan Trammell, R OBP: 0.383, SLG: 0.502 Jim Walewander, S OBP: 0.240, SLG: 0.390 (8, PH)										4	1	1	0	0	0	1											
Darrell Evans, L OBP: 0.307, SLG: 0.291 (1, 3)										3	0	0	0	2	0	2											
Chet Lemon, R OBP: 0.357, SLG: 0.431 (1, 9)										3	2	1	0	2	0	3											
Matt Nokes, L OBP: 0.390, SLG: 0.390 Ray Knight, R OBP: 0.319, SLG: 0.336 Mike Heath, R OBP: 0.253, SLG: 0.276 (7, PH)										3	1	1	0	0	0	1											
Luis Salazar, R OBP: 0.350, SLG: 0.461 (6, 7)										5	2	2	2	0	0	1											
Dave Bergman, L OBP: 0.339, SLG: 0.302 (1, 10)										4	2	2	1	1	0	1											
Inning Stats	R: 1 E: 0 K: 0 S: 17	H: 2 LOB: 2 BB: 1 P: 27	R: 1 E: 0 K: 1 S: 25	H: 2 LOB: 1 BB: 0 P: 36	R: 0 E: 0 K: 0 S: 8	H: 0 LOB: 0 BB: 0 P: 11	R: 0 E: 0 K: 0 S: 10	H: 1 LOB: 1 BB: 0 P: 14	R: 0 E: 0 K: 0 S: 8	H: 0 LOB: 0 BB: 0 P: 12	R: 3 E: 1 K: 0 S: 21	H: 4 LOB: 2 BB: 1 P: 28	R: 6 E: 1 K: 0 S: 18	H: 4 LOB: 1 BB: 2 P: 40	R: 0 E: 0 K: 1 S: 12	H: 0 LOB: 1 BB: 1 P: 17		R: 0 E: 0 K: 0 S: 7	H: 0 LOB: 1 BB: 1 P: 12	1B: 11 2B: 1 3B: 1 HR: 0	SF: 0 SAC: 0 DP: 0 HBP: 0	WP: 1 PB: 0 SB: 0 CS: 0	PA: 47				
PITCHER	IP	WLS	BF	H	R	ER	SO	BB	IBB	HBP	BLK	WP	HR	S	P	ERA	WHIP										
John Farrell, R ERA: 3.25	5.2	L	27	8	5	5	1	2	0	0	0	0	0	86	124	7.94	1.765										
Bud Black, L ERA: 5.47	0.2	6	3	3	3	0	0	0	1	0	0	0	0	8	18	40.50	4.500										
Jeff Dedmon, R ERA: 3.79	0.2	6	2	3	0	0	0	1	0	0	0	0	1	13	26	0.00	4.500										
Bill Laskey, R ERA: 6.75	1.0	4	0	0	0	0	1	1	0	0	0	0	0	12	17	0.00	1.000										
Dan Schatzeder, L ERA: 5.91	1.0	4	0	0	0	0	0	1	0	0	0	0	0	7	12	0.00	1.000										
Batter	1	2	3	4	5	6	7	8	9	AB	R	H	RBI	BB	SO	LOB	BOTTOM										
Julio Franco, R OBP: 0.320, SLG: 0.388 Domingo Ramos, R OBP: 0.250, SLG: 0.250 (7, PH)										3	0	0	0	0	1	1	Detroit Tigers @ Cleveland Indians Cleveland Municipal Stadium, Cleveland, OH Sat Jun 11 1988, 3:33 AM EDT Att: 26,978 - Sunny - 60 F										
Willie Upshaw, L OBP: 0.318, SLG: 0.398 (1, 3)										4	1	2	2	0	0	0											
Joe Carter, R OBP: 0.333, SLG: 0.500 Dan Schatzeder, L ERA: 5.91 (9, 1)										4	0	2	0	0	0	1											
Brook Jacoby, R OBP: 0.324, SLG: 0.405 (1, 5)										4	0	1	0	0	0	2											
Mel Hall, L OBP: 0.306, SLG: 0.344 (9, 8)										4	1	1	0	0	0	3											
Cory Snyder, R OBP: 0.316, SLG: 0.485 (1, 9)										4	0	1	0	0	0	2											
Dave Clark, L OBP: 0.321, SLG: 0.279 (9, 7)										3	0	2	1	1	0	1											
Andy Allanson, R OBP: 0.312, SLG: 0.358 Chris Bando, S OBP: 0.234, SLG: 0.429 (7, PH)										2	0	0	0	0	0	2											
Ron Washington, R OBP: 0.317, SLG: 0.333 (1, 6)										4	1	2	0	0	0	0											
Inning Stats	R: 0 E: 0 K: 0 S: 11	H: 0 LOB: 0 BB: 0 P: 17	R: 0 E: 0 K: 0 S: 5	H: 1 LOB: 1 BB: 0 P: 5	R: 1 E: 1 K: 0 S: 13	H: 1 LOB: 1 BB: 0 P: 19	R: 1 E: 0 K: 0 S: 7	H: 3 LOB: 1 BB: 0 P: 11	R: 0 E: 0 K: 0 S: 6	H: 0 LOB: 0 BB: 0 P: 10	R: 0 E: 0 K: 0 S: 8	H: 1 LOB: 0 BB: 0 P: 9	R: 0 E: 0 K: 0 S: 9	H: 2 LOB: 2 BB: 0 P: 13	R: 0 E: 0 K: 0 S: 9	H: 2 LOB: 1 BB: 0 P: 12		R: 0 E: 0 K: 0 S: 10	H: 1 LOB: 1 BB: 1 P: 17	1B: 8 2B: 1 3B: 1 HR: 1	SF: 0 SAC: 0 DP: 3 HBP: 0	WP: 0 PB: 0 SB: 0 CS: 0	PA: 37				
PITCHER	IP	WLS	BF	H	R	ER	SO	BB	IBB	HBP	BLK	WP	HR	S	P	ERA	WHIP										
Jack Morris, R ERA: 4.32	7.0	W	28	8	2	1	0	0	0	0	0	0	0	59	84	1.29	1.143										
Eric King, R ERA: 2.7	2.0	9	3	1	1	0	0	1	0	0	0	0	1	19	29	4.50	2.000										

Batter	1	2	3	4	5	6	7	8	9	AB	R	H	RBI	BB	SO	LOB	TOP									
Julio Franco, R OBP: 0.327, SLG: 0.404	5-3		SF8		6-3	4-3			FC5-4 1B	4	0	1	1	0	0	2	Cleveland Indians @ Toronto Blue Jays Exhibition Stadium, Toronto, ON Mon Jun 13 1988, 7:05 PM EDT Att: 31,133 - Unknown - 75 F									
Willie Upshaw, L OBP: 0.317, SLG: 0.398	4-3		L1		2B		F5	FC5-4 1B	5	1	2	0	0	0	0											
Joe Carter, R OBP: 0.329, SLG: 0.500	L8			K2-3	K		F8	FC5-4 HBP	5	0	0	0	0	2	3											
Ron Kittle, R OBP: 0.355, SLG: 0.500		6-3		1B 2B HBP					3	2	2	2	0	0	0											
Brook Jacoby, R OBP: 0.324, SLG: 0.400	F8			2B	5-3				4	1	1	0	1	0	4											
Mel Hall, L OBP: 0.313, SLG: 0.356	K			1B					4	1	2	2	0	1	1											
Cory Snyder, R OBP: 0.314, SLG: 0.491			1B 6-3	HR			F9	K	4	2	2	2	0	1	1											
Ron Washington, R OBP: 0.324, SLG: 0.353			6-3 SF8	4-3			E3	L6	4	1	2	0	0	0	0											
Andy Allanson, R OBP: 0.301, SLG: 0.344			6-3	5-3			E3	F9	4	0	0	1	0	0	3											
Inning Stats	R: 0 E: 0 K: 0 S: 7	H: 0 LOB: 0 BB: 0 P: 12	R: 0 E: 0 K: 1 S: 6	H: 0 LOB: 0 BB: 0 P: 11	R: 2 E: 0 K: 0 S: 12	H: 2 LOB: 0 BB: 0 P: 15	R: 4 E: 0 K: 1 S: 17	H: 3 LOB: 0 BB: 0 P: 28	R: 1 E: 0 K: 0 S: 13	H: 2 LOB: 1 BB: 0 P: 19	R: 0 E: 1 K: 0 S: 10	H: 2 LOB: 2 BB: 0 P: 14	R: 1 E: 0 K: 0 S: 9	H: 1 LOB: 1 BB: 1 P: 14	R: 0 E: 0 K: 1 S: 6	H: 0 LOB: 0 BB: 0 P: 8	R: 0 E: 0 K: 0 S: 8	H: 2 LOB: 2 BB: 0 P: 12	1B: 7 2B: 4 3B: 0 HR: 2	SF: 1 SAC: 0 DP: 1 HBP: 2	WP: 0 PB: 0 SB: 0 CS: 0	PA: 41				
PITCHER	IP	WLS	BF	H	R	ER	SO	BB	IBB	HBP	BLK	WP	HR	S	P	ERA	WHIP									
Jim Clancy, R ERA: 5.02	(1, 1)	5.0	L	23	7	7	7	3	0	0	1	0	0	1	55	85	12.60	1.400								
Duane Ward, R ERA: 2.09	(6, 1)	2.0		10	3	1	1	0	1	0	0	0	0	1	19	28	4.50	2.000								
Tom Henke, R ERA: 2.6	(8, 1)	1.0		3	0	0	0	1	0	0	0	0	0	6	8	0.00	0.000									
Mark Eichhorn, R ERA: 3.86	(9, 1)	1.0		5	2	0	0	0	0	0	1	0	0	0	8	12	0.00	2.000								

Batter	1	2	3	4	5	6	7	8	9	AB	R	H	RBI	BB	SO	LOB	BOTTOM									
Tony Fernandez, S OBP: 0.309, SLG: 0.340	5-3		3-4-1		E6 S BB		K		1B	5	0	1	0	0	1	1	Cleveland Indians @ Toronto Blue Jays Exhibition Stadium, Toronto, ON Mon Jun 13 1988, 7:05 PM EDT Att: 31,133 - Unknown - 75 F									
Lloyd Moseby, L OBP: 0.369, SLG: 0.407	K		4-3		BB		WP HR BB		K	3	1	0	0	2	2	2										
Rance Mulliniks, L OBP: 0.437, SLG: 0.587										1	1	1	1	0	0	0										
Cecil Fielder, R OBP: 0.293, SLG: 0.456										3	1	2	2	0	1	3										
Manuel Lee, S OBP: 0.253, SLG: 0.310										1	0	0	0	0	1	2										
George Bell, R OBP: 0.311, SLG: 0.455	5-3			L8	SF8		6-3			3	0	0	1	0	0	1										
Fred McGriff, L OBP: 0.425, SLG: 0.592		5-3		FC6-4 HR	G3			K	4	1	0	0	0	1	3											
Kelly Gruber, R OBP: 0.348, SLG: 0.509		K		HR			K	K	4	1	1	2	0	3	0											
Ernie Whitt, L OBP: 0.307, SLG: 0.281		1B			1B		L4	F7	4	0	2	0	0	0	0											
Sil Campusano, R OBP: 0.276, SLG: 0.342			F7				5-3		K	3	0	0	0	0	1	2										
Rick Leach, L OBP: 0.320, SLG: 0.319										1	0	0	0	0	1	0										
Nelson Liriano, S OBP: 0.265, SLG: 0.285			5-3		BB SF8 BB		F7		1B 1B	3	1	1	0	1	0	0										
Inning Stats	R: 1 E: 0 K: 1 S: 17	H: 1 LOB: 0 BB: 0 P: 25	R: 0 E: 0 K: 1 S: 12	H: 1 LOB: 0 BB: 0 P: 19	R: 0 E: 0 K: 0 S: 7	H: 0 LOB: 0 BB: 0 P: 11	R: 2 E: 0 K: 1 S: 17	H: 3 LOB: 1 BB: 0 P: 24	R: 1 E: 1 K: 1 S: 17	H: 0 LOB: 2 BB: 2 P: 29	R: 0 E: 0 K: 1 S: 6	H: 0 LOB: 0 BB: 0 P: 8	R: 2 E: 0 K: 2 S: 13	H: 1 LOB: 0 BB: 1 P: 23	R: 0 E: 0 K: 2 S: 10	H: 0 LOB: 0 BB: 0 P: 15	R: 0 E: 0 K: 3 S: 14	H: 2 LOB: 2 BB: 0 P: 21	1B: 5 2B: 0 3B: 0 HR: 3	SF: 1 SAC: 0 DP: 0 HBP: 0	WP: 1 PB: 0 SB: 1 CS: 0	PA: 39				
PITCHER	IP	WLS	BF	H	R	ER	SO	BB	IBB	HBP	BLK	WP	HR	S	P	ERA	WHIP									
Rich Yett, R ERA: 5.45	(1, 1)	1.0		4	1	1	1	1	0	0	0	0	0	1	17	25	9.00	1.000								
Bud Black, L ERA: 5.64	(2, 1)	5.2	W	26	5	5	4	5	3	0	0	0	0	2	69	109	6.35	1.412								
Doug Jones, R ERA: 2.01	(7, 1)	2.1	S	9	2	0	0	5	0	0	0	0	0	27	41	0.00	0.857									



Batter	1	2	3	4	5	6	7	8	9	AB	R	H	RBI	BB	SO	LOB	TOP								
Julio Franco, R OBP: 0.322, SLG: 0.398 (1, 4)	1-0 1-3		0-0 4-3		0-2 F9		1-0 F9			4	0	0	0	0	0	0									
Willie Upshaw, L OBP: 0.316, SLG: 0.392 (1, 3)	1-1 6-3		2-2 3-1		0-0 1-3			4-0 L5-3 BB		3	0	0	0	1	0	0									
Joe Carter, R OBP: 0.324, SLG: 0.492 (1, 8)	2-2 F9			1-1 F7		3-2 F8		2-2 L5-3 1-2		4	0	0	0	0	0	1									
Ron Kittle, R OBP: 0.375, SLG: 0.618 (1, 10)		2-0 F9		1-2 HR		0-1 HR		0-1 2B		4	2	3	2	0	0	0									
Brook Jacoby, R OBP: 0.327, SLG: 0.402 (1, 5)		2-2 1B 1B		0-1 BB 1B		0-0 5-3		2-3 K		4	0	2	0	0	1	1									
Mel Hall, L OBP: 0.321, SLG: 0.360 (1, 7)		2-0 1B 1-3 1B		4-2 1-2 BB		1-2 1B		2-2 4-3		3	0	2	0	1	0	0									
Cory Snyder, R OBP: 0.308, SLG: 0.482 (1, 9)		2-3 K		0-0 P2		0-1 5-3		0-2 F9		4	0	0	0	0	1	5									
Ron Washington, R OBP: 0.311, SLG: 0.338 (9, PH)		0-1 F4		0-0 P3			1-1 F9		1-2 1-3	3	0	0	0	0	0	4									
Dave Clark, L OBP: 0.313, SLG: 0.271 (9, PH)										1	0	0	0	0	0	0									
Chris Bando, S OBP: 0.250, SLG: 0.353 (1, 2)			1-1 F5		2-1 6-3		2-1 4-3			3	0	0	0	0	0	0									
Inning Stats	R: 0 E: 0 K: 0 S: 6	H: 0 LOB: 0 BB: 0 P: 10	R: 0 E: 0 K: 1 S: 10	H: 2 LOB: 2 BB: 0 P: 18	R: 0 E: 0 K: 0 S: 6	H: 0 LOB: 0 BB: 0 P: 9	R: 1 E: 0 K: 0 S: 15	H: 2 LOB: 2 BB: 1 P: 21	R: 0 E: 0 K: 0 S: 6	H: 0 LOB: 0 BB: 0 P: 8	R: 1 E: 0 K: 0 S: 13	H: 2 LOB: 1 BB: 0 P: 17	R: 0 E: 0 K: 0 S: 5	H: 0 LOB: 0 BB: 0 P: 9	R: 0 E: 0 K: 1 S: 8	H: 1 LOB: 1 BB: 1 P: 16	R: 0 E: 0 K: 0 S: 9	H: 0 LOB: 0 BB: 0 P: 12	1B: 4 2B: 2 3B: 0 HR: 2	SF: 0 SAC: 0 DP: 1 HBP: 0	WP: 0 PB: 0 SB: 0 CS: 0	PA: 35			
PITCHER	IP	WLS	BF	H	R	ER	SO	BB	IBB	HBP	BLK	WP	HR	S	P	ERA	WHIP								
Todd Stottlemyre, R ERA: 4.68 (1, 1)	7.2		31	7	2	2	1	2	0	0	0	0	2	66	103	2.35	1.174								
Duane Ward, R ERA: 2.03 (8, 1)	1.1	W	4	0	0	0	1	0	0	0	0	0	0	12	17	0.00	0.000								

Cleveland Indians @ Toronto Blue Jays
Exhibition Stadium, Toronto, ON
Tue Jun 14 1988, 7:05 PM EDT
Att: 31,433 - Unknown - 89 F

AB 33
R 2
H 7
RBI 2
BB 2
SO 2
LOB 11



Batter	1	2	3	4	5	6	7	8	9	AB	R	H	RBI	BB	SO	LOB	BOTTOM								
Tony Fernandez, S OBP: 0.304, SLG: 0.335 (1, 6)	3-2 F7		1-2 5-3		0-0 1-3		2-0 FC1-6-5-4 2-3			4	0	0	0	0	0	2									
Lloyd Moseby, L OBP: 0.371, SLG: 0.406 (1, 8)	1-0 F5		4-2 CS BB			2-2 4-3		0-0 4-3 BLK 2B 1B		3	1	1	0	1	0	0									
Rance Mulliniks, L OBP: 0.431, SLG: 0.575 (1, 10)	0-0 G3		2-1 CS 1-2		1-0 1-3		2-0 1B 1B		1-0 4-3	4	0	1	0	0	0	1									
George Bell, R OBP: 0.318, SLG: 0.463 (1, 7)		3-3 K 1B		1-0 BB 1B		1-1 1B 1-2 1B		0-1 BB SF9 2B		4	1	3	1	0	1	0									
Fred McGriff, L OBP: 0.426, SLG: 0.585 (1, 3)		3-2 L3		4-2 1-2 BB		2-3 K		4-0 BB BB		2	0	0	0	2	1	2									
Kelly Gruber, R OBP: 0.351, SLG: 0.507 (1, 5)		3-2 S 1B		0-3 K		3-2 6-3		4-0 1-2 2-3 BB		3	0	1	0	1	1	4									
Ernie Whitt, L OBP: 0.312, SLG: 0.304 (1, 2)		4-1 BB 1-2 BB		1-2 G3			1-2 HR	1-0 SF9		2	1	1	2	1	0	2									
Rick Leach, L OBP: 0.320, SLG: 0.312 (7, PR)		0-1 F7			1-2 G3		4-0 SH2-4 BB	1-3 K		2	0	0	0	1	0	2									
Sil Campusano, R OBP: 0.273, SLG: 0.338 (8, 9)										1	0	0	0	0	1	2									
Nelson Liriano, S OBP: 0.262, SLG: 0.281 (1, 4)			0-1 B5-3		1-1 F6		1-1 SH2-4			2	0	0	0	0	0	0									
Inning Stats	R: 0 E: 0 K: 0 S: 6	H: 0 LOB: 0 BB: 0 P: 10	R: 0 E: 0 K: 1 S: 12	H: 1 LOB: 2 BB: 1 P: 25	R: 0 E: 0 K: 0 S: 12	H: 0 LOB: 0 BB: 1 P: 19	R: 0 E: 0 K: 1 S: 11	H: 1 LOB: 2 BB: 1 P: 18	R: 0 E: 0 K: 0 S: 6	H: 0 LOB: 0 BB: 0 P: 8	R: 0 E: 0 K: 0 S: 14	H: 2 LOB: 2 BB: 0 P: 24	R: 1 E: 0 K: 0 S: 7	H: 1 LOB: 1 BB: 1 P: 15	R: 2 E: 0 K: 1 S: 8	H: 2 LOB: 2 BB: 2 P: 19	R: 0 E: 0 K: 0 S: 9	H: 0 LOB: 0 BB: 0 P: 12	1B: 5 2B: 2 3B: 0 HR: 1	SF: 1 SAC: 1 DP: 1 HBP: 0	WP: 0 PB: 0 SB: 1 CS: 1	PA: 36			
PITCHER	IP	WLS	BF	H	R	ER	SO	BB	IBB	HBP	BLK	WP	HR	S	P	ERA	WHIP								
Tom Candiotti, R ERA: 3.03 (1, 1)	8.0	L	35	7	3	3	4	6	0	0	0	0	1	76	138	3.38	1.625								

Cleveland Indians @ Toronto Blue Jays
Exhibition Stadium, Toronto, ON
Tue Jun 14 1988, 7:05 PM EDT
Att: 31,433 - Unknown - 89 F

AB 27
R 3
H 7
RBI 3
BB 6
SO 4
LOB 15



Batter	1	2	3	4	5	6	7	8	9	AB	R	H	RBI	BB	SO	LOB	TOP				
Julio Franco, R OBP: 0.325, SLG: 0.397	4-1 FC4-6 BB		1-1 5-3			2-1 1B		2-0 6-3		3	0	1	0	1	0	0					
Willie Upshaw, L OBP: 0.319, SLG: 0.409	1-0 FC4-6 1-2			1-1 HR		2-0 4-3			0-2 2B	4	2	2	1	0	0	1					
Joe Carter, R OBP: 0.323, SLG: 0.492	1-1 5-3			1-1 P6			2-1 F9		0-1 1B	4	1	1	1	0	0	1					
Ron Kittle, R OBP: 0.381, SLG: 0.606	3-3 K			1-3 K			4-2 BLK 1B BB		1-2 BB BLK	3	0	1	1	1	2	1					
Brook Jacoby, R OBP: 0.326, SLG: 0.399		2-2 F8		0-0 6-3			2-1 BLK 1B		1-3 K	4	0	1	0	0	1	1					
Mel Hall, L OBP: 0.315, SLG: 0.353		1-2 G3			3-1 F9		3-3 K		1-1 F8	4	0	0	0	0	1	3					
Cory Snyder, R OBP: 0.307, SLG: 0.475		2-3 K			1-3 K		1-0 F8		4-2 BB BB	3	0	0	0	1	2	2					
Andy Allanson, R OBP: 0.300, SLG: 0.339			3-2 6-3		2-1 F3			0-0 5-3	4-2 BB	3	0	0	0	1	0	0					
Domingo Ramos, R OBP: 0.211, SLG: 0.211			1-1 3-1			1-3 K		0-1 F8	0-0 F9	3	0	0	0	0	1	0					
Dave Clark, L OBP: 0.309, SLG: 0.268										1	0	0	0	0	0	3					
Inning Stats	R: 0 E: 0 K: 1 S: 7	H: 0 LOB: 1 BB: 1 P: 16	R: 0 E: 0 K: 1 S: 9	H: 0 LOB: 0 BB: 0 P: 14	R: 0 E: 0 K: 0 S: 7	H: 0 LOB: 0 BB: 0 P: 12	R: 1 E: 0 K: 1 S: 8	H: 1 LOB: 0 BB: 0 P: 11	R: 0 E: 0 K: 1 S: 9	H: 0 LOB: 0 BB: 0 P: 15	R: 0 E: 0 K: 1 S: 13	H: 1 LOB: 2 BB: 1 P: 25	R: 0 E: 0 K: 0 S: 4	H: 0 LOB: 0 BB: 0 P: 6	R: 2 E: 0 K: 1 S: 20	H: 3 LOB: 3 BB: 2 P: 31	1B: 4 2B: 1 3B: 0 HR: 1	SF: 0 SAC: 0 DP: 0 HBP: 0	WP: 0 PB: 0 SB: 1 CS: 0	PA: 36	
PITCHER	IP	WLS	BF	H	R	ER	SO	BB	IBB	HBP	BLK	WP	HR	S	P	ERA	WHIP				
Dave Stieb, R ERA: 2.62	7.0	W	25	3	1	1	6	2	0	0	1	0	1	60	105	1.29	0.714				
Mark Eichhorn, R ERA: 4.09	2.0		11	3	2	2	1	2	0	0	1	0	0	24	37	9.00	2.500				

Cleveland Indians @ Toronto Blue Jays
Exhibition Stadium, Toronto, ON
Wed Jun 15 1988, 3:33 AM EDT
Att: 45,472 - Sunny - 88 F

AB	32
R	3
H	6
RBI	3
BB	4
SO	7
LOB	12



Batter	1	2	3	4	5	6	7	8	9	AB	R	H	RBI	BB	SO	LOB	BOTTOM				
Tony Fernandez, S OBP: 0.313, SLG: 0.349	1-2 F8			4-2 1B HBP BB	0-1 2B		1-2 E9	0-1 P4		4	1	3	4	1	0	0					
Nelson Liriano, S OBP: 0.260, SLG: 0.280		2-H 3-H 1B			3-H 2B		1-H 3-H 2B			1	0	0	0	0	0	2					
Kelly Gruber, R OBP: 0.352, SLG: 0.500	0-1 4-3			2-2 1B HBP		4-2 BB	0-0 F9			3	0	0	1	1	0	1					
Rance Mulliniks, L OBP: 0.431, SLG: 0.575		6-3		1-2 2-3 3-H HBP						0	0	0	0	0	0	0					
Cecil Fielder, R OBP: 0.313, SLG: 0.548	3-3 K		1-2 HR	1-2 1B		0-0 F9		2-1 HR		5	2	3	3	0	1	1					
George Bell, R OBP: 0.317, SLG: 0.460		2-0 HR	1-2 1-3	0-2 P3		0-3 K		4-0 HR		4	1	1	0	0	1	4					
Rick Leach, L OBP: 0.327, SLG: 0.312		HR 1B		1-2 1B				BB HR		0	1	0	0	1	0	0					
Fred McGriff, L OBP: 0.430, SLG: 0.614		2-2 HR	4-1 HR	0-3 K		2-1 G3		0-1 HR		4	2	2	4	1	1	4					
Pat Borders, R OBP: 0.276, SLG: 0.486		1-H HR	0-0 G4-6-3 BB	0-3 K			3-1 F9 1B	2-1 L9		5	2	2	0	0	0	1					
Jesse Barfield, R OBP: 0.244, SLG: 0.317		SH5-3 1B 1B		1-2 HBP 3B			2-1 F3	4-2 HBP		4	2	2	0	0	0	1					
Sil Campusano, R OBP: 0.283, SLG: 0.357		SH5-3 1B 1B		0-1 1-3			0-0 E	1-3 K		4	2	2	0	0	1	2					
Manuel Lee, S OBP: 0.275, SLG: 0.347		1-2 2-3 F9		4-2 HBP BB 1B		1-0 2B	0-0 F9	0-2 1B		4	2	2	1	1	0	4					
Inning Stats	R: 0 E: 0 K: 1 S: 8	H: 5 LOB: 1 BB: 0 P: 20	R: 4 E: 0 K: 0 S: 13	H: 5 LOB: 0 BB: 0 P: 14	R: 1 E: 0 K: 0 S: 8	H: 1 LOB: 0 BB: 1 P: 14	R: 2 E: 0 K: 1 S: 22	H: 2 LOB: 3 BB: 2 P: 33	R: 2 E: 0 K: 0 S: 7	H: 3 LOB: 1 BB: 0 P: 8	R: 0 E: 0 K: 1 S: 8	H: 0 LOB: 1 BB: 1 P: 14	R: 3 E: 1 K: 0 S: 10	H: 3 LOB: 0 BB: 0 P: 16	R: 3 E: 0 K: 1 S: 17	H: 3 LOB: 2 BB: 1 P: 30	1B: 8 2B: 3 3B: 2 HR: 4	SF: 0 SAC: 1 DP: 1 HBP: 2	WP: 0 PB: 0 SB: 0 CS: 0	PA: 46	
PITCHER	IP	WLS	BF	H	R	ER	SO	BB	IBB	HBP	BLK	WP	HR	S	P	ERA	WHIP				
Greg Swindell, L ERA: 2.83	2.1	L	14	6	5	5	1	1	0	0	0	0	0	28	45	19.29	3.000				
Jeff Dedmon, R ERA: 4.39	3.2		18	5	4	4	2	3	0	1	0	0	0	38	56	9.82	2.182				
Dan Schatzeder, L ERA: 7.82	2.0		14	6	6	4	1	1	0	1	0	0	2	27	46	18.00	3.500				

Cleveland Indians @ Toronto Blue Jays
Exhibition Stadium, Toronto, ON
Wed Jun 15 1988, 3:33 AM EDT
Att: 45,472 - Sunny - 88 F


AB	38
R	15
H	17
RBI	13
BB	5
SO	4
LOB	20



Batter	1	2	3	4	5	6	7	8	9	AB	R	H	RBI	BB	SO	LOB	TOP					
Wayne Tolleson, S (1,4) OBP: 0.371, SLG: 0.375 Bobby Meacham, S (4,4) OBP: 0.300, SLG: 0.277	1-0 3-1		0-2 5-3			4-1 1B 1-2 SF7 HBP		0-3 K		2 1	0 1	0 1	0 0	0 0	0 1	0 0						
Don Mattingly, L (1,3) OBP: 0.487	1-3 K			0-0 L6		0-1 1B 1-3 2-H		2-2 F8		4	1	1	1	0	1	0						
Claudell Washington, L (1,7) OBP: 0.329, SLG: 0.433	1-2 CS 1B			2-3 K		0-0 SF7		0-1 1-3		3	0	1	1	0	1	0						
Jack Clark, R (1,10) OBP: 0.394, SLG: 0.460	2-1 CS 1-2	1-3 K		0-1 F9		0-3 K			2-1 5-3	4	0	0	0	0	2	1						
Mike Pagliarulo, L (1,5) OBP: 0.279, SLG: 0.373		1-2 FC6-4 1B		1-1 4-3		2-1 FC5-4 1B		1-2 2B		4	0	3	1	0	0	0						
Dave Winfield, R (1,9) OBP: 0.437, SLG: 0.610 Jose Cruz, L (8,9) OBP: 0.308, SLG: 0.271		1-3 K		2-3 K		0-0 FC5-4 1-2		2-1 F7		3	0	0	0	0	2	2						
Jay Buhner, R (1,8) OBP: 0.293, SLG: 0.404		0-1 FC6-4 1-2		1-1 HBP		1-3 K		2-1 FC5-4 HBP		2	0	0	0	0	1	1						
Rafael Santana, R (1,6) OBP: 0.294, SLG: 0.304			2-1 6-3		0-3 K		0-0 L7		0-0 FC5-4 1-2	4	0	0	0	0	1	3						
Joel Skinner, R (1,2) OBP: 0.252, SLG: 0.338			0-3 K		1-2 HBP 1B		2-1 6-3			3	1	1	0	0	1	0						
Inning Stats	R: 0 E: 0 K: 1 S: 10	H: 1 LOB: 0 BB: 0 P: 14	R: 0 E: 0 K: 2 S: 11	H: 1 LOB: 1 BB: 0 P: 14	R: 0 E: 0 K: 1 S: 8	H: 0 LOB: 0 BB: 0 P: 10	R: 0 E: 0 K: 1 S: 6	H: 0 LOB: 0 BB: 0 P: 8	R: 0 E: 0 K: 2 S: 9	H: 0 LOB: 1 BB: 0 P: 13	R: 3 E: 0 K: 1 S: 13	H: 3 LOB: 1 BB: 0 P: 20	R: 0 E: 0 K: 1 S: 6	H: 0 LOB: 0 BB: 0 P: 9	R: 0 E: 0 K: 1 S: 8	H: 0 LOB: 0 BB: 0 P: 10	R: 0 E: 0 K: 0 S: 9	H: 1 LOB: 2 BB: 0 P: 16	1B: 5 2B: 1 3B: 0 HR: 0	SF: 1 SAC: 0 DP: 0 HBP: 3	WP: 0 PB: 0 SB: 0 CS: 1	PA: 36
PITCHER Tom Candiotti, R (1,1) ERA: 3.03	IP: 9.0 WLS: W BF: 35 H: 6 R: 3 ER: 3 SO: 10 BB: 0 IBB: 0 HBP: 3 BLK: 0 WP: 0 HR: 0 S: 80 P: 114 ERA: 3.00 WHIP: 0.667															PITCHER						

New York Yankees @ Cleveland Indians
Cleveland Municipal Stadium, Cleveland, OH
Sun Jun 19 1988, 3:33 AM EDT
Att: 49,912 - Sunny - 90 F

AB 31
R 3
H 6
RBI 3
BB 0
SO 10
LOB 8



Batter	1	2	3	4	5	6	7	8	9	AB	R	H	RBI	BB	SO	LOB	BOTTOM					
Julio Franco, R (1,4) OBP: 0.328, SLG: 0.392	3-1 2B 1B	1-0 L8		2-2 F9		0-0 WP BB 1B	0-0 F8			5	1	2	1	0	0	2						
Willie Upshaw, L (1,3) OBP: 0.323, SLG: 0.408	3-1 2B		2-1 S HBP		2-0 L9	4-1 WP BB	4-1 BB			2	1	1	0	2	0	0						
Joe Carter, R (1,8) OBP: 0.333, SLG: 0.523	2-1 4-3 1B 2B		0-1 F7		0-0 HR	4-1 FC6-4 BB	1-2 P6			4	2	2	3	1	0	2						
Ron Kittle, R (1,10) OBP: 0.361, SLG: 0.614	0-0 L7		1-3 K		0-0 F9	0-0 FC6-4 1-2	1-2 F9			5	0	0	0	0	1	6						
Mel Hall, L (1,7) OBP: 0.309, SLG: 0.341	0-0 4-3 2-3		3-2 4-3		0-0 F7		4-2 2B BB	1-3 K		4	1	0	0	1	1	2						
Brook Jacoby, R (1,5) OBP: 0.325, SLG: 0.400	0-0 FC6 1B			4-2 BB BB		1-0 L9	0-0 BB BB	2-2 5-3		4	1	2	1	1	0	0						
Ron Washington, R (1,6) OBP: 0.322, SLG: 0.346	0-2 FC6 1-2			0-2 B3		0-0 6-3	4-2 BB HR BB	0-3 K		4	1	0	0	1	1	2						
Dave Clark, L (1,9) OBP: 0.326, SLG: 0.299		1-0 G3		4-0 BB		0-1 1B 1B	4-0 HR BB			2	2	1	1	2	0	0						
Andy Allanson, R (1,2) OBP: 0.299, SLG: 0.350		2-1 F9		1-3 K		2-1 1B 1B	1-2 WP 1B			4	2	2	4	0	1	2						
Inning Stats	R: 3 E: 0 K: 0 S: 12	H: 4 LOB: 1 BB: 0 P: 20	R: 0 E: 0 K: 0 S: 4	H: 0 LOB: 0 BB: 0 P: 8	R: 0 E: 0 K: 1 S: 9	H: 0 LOB: 1 BB: 0 P: 15	R: 0 E: 0 K: 1 S: 11	H: 0 LOB: 2 BB: 2 P: 22	R: 1 E: 0 K: 0 S: 4	H: 1 LOB: 0 BB: 0 P: 6	R: 2 E: 0 K: 0 S: 10	H: 3 LOB: 3 BB: 2 P: 21	R: 5 E: 0 K: 0 S: 17	H: 2 LOB: 1 BB: 4 P: 36	R: 0 E: 0 K: 2 S: 10	H: 0 LOB: 0 BB: 0 P: 13	R: 0 E: 0 K: 2 S: 10	H: 0 LOB: 0 BB: 0 P: 13	1B: 5 2B: 3 3B: 0 HR: 2	SF: 0 SAC: 0 DP: 0 HBP: 1	WP: 1 PB: 0 SB: 1 CS: 0	PA: 43
PITCHER Richard Dotson, R (1,1) ERA: 3.85 Tim Stoddard, R (6,1) ERA: 7.5 Charles Hudson, R (7,1) ERA: 3.74 Neil Allen, R (8,1) ERA: 2.7	IP: 5.2 WLS: L BF: 27 H: 7 R: 6 ER: 6 SO: 2 BB: 2 IBB: 0 HBP: 1 BLK: 0 WP: 1 HR: 0 S: 46 P: 80 ERA: 9.53 WHIP: 21.000															PITCHER						

New York Yankees @ Cleveland Indians
Cleveland Municipal Stadium, Cleveland, OH
Sun Jun 19 1988, 3:33 AM EDT
Att: 49,912 - Sunny - 90 F

AB 34
R 11
H 10
RBI 10
BB 8
SO 4
LOB 16



Batter	1	2	3	4	5	6	7	8	9	AB	R	H	RBI	BB	SO	LOB	TOP					
Spike Owen, S OBP: 0.327, SLG: 0.412	G3-1			G4-3	K		F7	F8		5	0	0	0	1	1	2						
Marty Barrett, R OBP: 0.338, SLG: 0.351		BB			FC6-4		F9		G1-3	5	2	1	0	1	0	4						
Dwight Evans, R OBP: 0.359, SLG: 0.411										6	3	3	1	0	0	3						
Mike Greenwell, L OBP: 0.449, SLG: 0.579										5	3	4	3	1	0	2						
Ellis Burks, R OBP: 0.332, SLG: 0.530										4	1	1	1	2	0	1						
Jim Rice, R OBP: 0.332, SLG: 0.338										5	1	3	4	0	0	2						
Rich Gedman, L OBP: 0.217, SLG: 0.211										5	0	1	0	0	2	4						
Jody Reed, R OBP: 0.361, SLG: 0.305										3	0	1	1	1	0	1						
Pat Dodson, L OBP: 0.250, SLG: 0.364										4	0	1	0	1	1	3						
Inning Stats	R: 4 E: 0 K: 1 S: 20	H: 4 LOB: 1 BB: 1 P: 29	R: 0 E: 0 K: 0 S: 11	H: 1 LOB: 2 BB: 1 P: 20	R: 1 E: 1 K: 0 S: 10	H: 1 LOB: 1 BB: 0 P: 15	R: 1 E: 0 K: 0 S: 12	H: 1 LOB: 2 BB: 2 P: 24	R: 0 E: 0 K: 1 S: 14	H: 1 LOB: 2 BB: 1 P: 20	R: 2 E: 0 K: 1 S: 16	H: 3 LOB: 2 BB: 1 P: 30	R: 2 E: 0 K: 1 S: 13	H: 3 LOB: 2 BB: 1 P: 23	R: 0 E: 0 K: 0 S: 8	H: 0 LOB: 0 BB: 0 P: 13	R: 0 E: 0 K: 0 S: 9	H: 1 LOB: 1 BB: 0 P: 13	1B: 11 2B: 2 3B: 1 HR: 1	SF: 1 SAC: 0 DP: 0 HBP: 0	WP: 2 PB: 0 SB: 1 CS: 0	PA: 50
PITCHER	IP	WLS	BF	H	R	ER	SO	BB	IBB	HBP	BLK	WP	HR	S	P	ERA	WHIP					
Rick Rodriguez, R ERA: 12.27	3.2	L	22	7	6	5	1	3	0	0	0	1	0	46	75	12.27	2.727					
Bud Black, L ERA: 5.21	3.0		19	6	4	4	2	4	0	0	0	0	1	45	80	12.00	3.333					
Jon Perlman, R ERA: 0.75	2.1		9	2	0	0	1	0	0	0	0	1	0	22	32	0.00	0.857					

Boston Red Sox @ Cleveland Indians
Cleveland Municipal Stadium, Cleveland, OH

Tue Jun 21 1988, 7:05 PM EDT
Att: 26,681 - Unknown - 93 F

AB 42
R 10
H 15
RBI 10
BB 7
SO 4
LOB 22



Batter	1	2	3	4	5	6	7	8	9	AB	R	H	RBI	BB	SO	LOB	BOTTOM					
Julio Franco, R OBP: 0.340, SLG: 0.402	F9			L9						4	1	2	0	1	0	1						
Willie Upshaw, L OBP: 0.318, SLG: 0.396										4	1	1	0	1	0	4						
Joe Carter, R OBP: 0.339, SLG: 0.528										4	1	2	3	1	0	1						
Ron Kittle, R OBP: 0.364, SLG: 0.620										4	1	1	0	1	2	3						
Cory Snyder, R OBP: 0.314, SLG: 0.498										5	0	2	1	0	1	1						
Mel Hall, L OBP: 0.311, SLG: 0.343										5	1	2	1	0	0	1						
Brook Jacoby, R OBP: 0.324, SLG: 0.396										5	0	0	0	0	3	4						
Ron Washington, R OBP: 0.341, SLG: 0.357										3	0	2	0	0	1	1						
Andy Allanson, R OBP: 0.297, SLG: 0.351										4	1	1	1	0	1	3						
Inning Stats	R: 2 E: 0 K: 2 S: 13	H: 2 LOB: 0 BB: 0 P: 18	R: 2 E: 0 K: 2 S: 17	H: 3 LOB: 2 BB: 2 P: 35	R: 0 E: 0 K: 0 S: 10	H: 1 LOB: 1 BB: 0 P: 17	R: 0 E: 0 K: 0 S: 7	H: 1 LOB: 1 BB: 0 P: 9	R: 0 E: 0 K: 0 S: 8	H: 0 LOB: 0 BB: 1 P: 13	R: 0 E: 0 K: 0 S: 8	H: 0 LOB: 1 BB: 0 P: 12	R: 2 E: 1 K: 1 S: 15	H: 4 LOB: 2 BB: 0 P: 23	R: 0 E: 0 K: 2 S: 11	H: 2 LOB: 3 BB: 1 P: 21	R: 0 E: 0 K: 1 S: 9	H: 0 LOB: 0 BB: 0 P: 11	1B: 11 2B: 1 3B: 0 HR: 1	SF: 0 SAC: 0 DP: 1 HBP: 1	WP: 1 PB: 0 SB: 0 CS: 0	PA: 44
PITCHER	IP	WLS	BF	H	R	ER	SO	BB	IBB	HBP	BLK	WP	HR	S	P	ERA	WHIP					
Jeff Sellers, R ERA: 5.14	1.2		5	4	4	4	0	2	0	0	1	1	0	29	50	21.60	4.200					
Bob Stanley, R ERA: 4.25	5.0	W	21	6	2	2	0	1	0	1	0	1	0	46	72	3.60	1.400					
Lee Smith, R ERA: 3.13	2.1	S	10	2	0	0	4	1	0	0	0	0	0	23	37	0.00	1.286					

Boston Red Sox @ Cleveland Indians
Cleveland Municipal Stadium, Cleveland, OH

Tue Jun 21 1988, 7:05 PM EDT
Att: 26,681 - Unknown - 93 F

AB 38
R 6
H 13
RBI 6
BB 4
SO 8
LOB 19




Batter	1	2	3	4	5	6	7	8	9	AB	R	H	RBI	BB	SO	LOB	TOP								
Wade Boggs, L (1, 5) OBP: 0.375, SLG: 0.464	L5		K		2B		K			4	0	1	0	0	2	1	Boston Red Sox @ Cleveland Indians Cleveland Municipal Stadium, Cleveland, OH Wed Jun 22 1988, 7:05 PM EDT Att: 18,843 - Unknown - 92 F livebaseballscorecards.com								
Jody Reed, R (1, 4) OBP: 0.355, SLG: 0.290	F7		5-3		F8			FC6-4 BB		3	0	0	0	1	0	3									
Dwight Evans, R (1, 9) OBP: 0.358, SLG: 0.406	6-3			FC6-4 BB		P5		FC6-4 1B 1-2		3	0	0	0	1	0	1									
Mike Greenwell, L (1, 7)		P4		K		FC4-6 1B		1-3 1B		4	0	2	0	0	1	1									
Ellis Burks, R (1, 8) OBP: 0.383, SLG: 0.520	5-3		K		FC4-6 1-2		1-3			4	0	0	0	0	1	3									
Jim Rice, R (1, 10) OBP: 0.331, SLG: 0.333		BB		FC6-4 1-2		F8			3-1	3	0	0	0	1	0	2									
Rich Gedman, L (1, 2) Kevin Romine, R (9, PR) OBP: 0.275, SLG: 0.263 OBP: 0.188, SLG: 0.194	6-3		G3				HR		1-1 1B	4	1	2	1	0	0	1									
Spike Owen, S (1, 6) OBP: 0.320, SLG: 0.401			B4-3		K		F8		K	4	0	0	0	0	2	1									
Pat Dodson, L (1, 3) Todd Benzinger, S (9, PH) OBP: 0.275, SLG: 0.356 OBP: 0.292, SLG: 0.398		WP BB		2B BB			K		K	1	0	0	0	2	1	0									
										1	0	0	0	0	1	1									
Inning Stats	R: 0 E: 0 K: 0 S: 8	H: 0 LOB: 0 BB: 0 P: 11	R: 0 E: 0 K: 0 S: 7	H: 0 LOB: 1 BB: 1 P: 15	R: 0 E: 0 K: 1 S: 10	H: 0 LOB: 1 BB: 1 P: 17	R: 0 E: 0 K: 2 S: 10	H: 0 LOB: 1 BB: 1 P: 18	R: 0 E: 0 K: 1 S: 11	H: 1 LOB: 2 BB: 1 P: 18	R: 0 E: 0 K: 0 S: 5	H: 1 LOB: 1 BB: 0 P: 7	R: 1 E: 0 K: 2 S: 11	H: 1 LOB: 0 BB: 0 P: 13	R: 0 E: 0 K: 0 S: 7	H: 1 LOB: 1 BB: 0 P: 14	R: 0 E: 0 K: 2 S: 11	H: 1 LOB: 1 BB: 0 P: 14	1B: 3 2B: 1 3B: 0 HR: 1	SF: 0 SAC: 0 DP: 0 HBP: 0	WP: 1 PB: 0 SB: 0 CS: 0	PA: 36			
PITCHER	IP	WLS	BF	H	R	ER	SO	BB	IBB	HBP	BLK	WP	HR	S	P	ERA	WHIP								
John Farrell, R (1, 1) ERA: 3.12	8.0	W	32	4	1	1	6	5	0	0	0	1	1	69	113	1.12	1.125								
Doug Jones, R (9, 1) ERA: 1.87	1.0	S	4	1	0	0	2	0	0	0	0	0	0	11	14	0.00	1.000								

Batter	1	2	3	4	5	6	7	8	9	AB	R	H	RBI	BB	SO	LOB	BOTTOM								
Julio Franco, R (1, 4) OBP: 0.349, SLG: 0.422	FC4-6 1B		S 1B		1B		CS			4	1	4	1	0	0	0	Boston Red Sox @ Cleveland Indians Cleveland Municipal Stadium, Cleveland, OH Wed Jun 22 1988, 7:05 PM EDT Att: 18,843 - Unknown - 92 F livebaseballscorecards.com								
Willie Upshaw, L (1, 3) OBP: 0.313, SLG: 0.390	FC4-6 1B 1-2		K		F8			F8		4	0	0	0	0	1	3									
Joe Carter, R (1, 8) OBP: 0.338, SLG: 0.524	F7		K		K			S 1B		4	1	1	0	0	2	3									
Cory Snyder, R (1, 9) OBP: 0.313, SLG: 0.494	1-1 1B		2-3				P6	K		4	0	1	0	0	1	2									
Mel Hall, L (1, 7) OBP: 0.310, SLG: 0.338	F8			F8		F7		1B IBB		3	0	0	0	1	0	2									
Brook Jacoby, R (1, 5) OBP: 0.330, SLG: 0.413		1B		HR		F8		1-2 2-H 1B		4	1	3	2	0	0	0									
Ron Washington, R (1, 6) OBP: 0.326, SLG: 0.341	F8		6-3				F7	K		4	0	0	0	0	1	3									
Dave Clark, L (1, 10) OBP: 0.315, SLG: 0.288	F8		4-3				K			3	0	0	0	0	1	1									
Andy Allanson, R (1, 2) OBP: 0.297, SLG: 0.348	4-3		K				CS BB			2	0	0	0	1	1	1									
Inning Stats	R: 0 E: 0 K: 0 S: 11	H: 2 LOB: 2 BB: 0 P: 17	R: 0 E: 0 K: 0 S: 5	H: 1 LOB: 1 BB: 0 P: 6	R: 0 E: 0 K: 2 S: 10	H: 1 LOB: 0 BB: 0 P: 14	R: 1 E: 0 K: 0 S: 10	H: 1 LOB: 0 BB: 0 P: 16	R: 0 E: 0 K: 2 S: 11	H: 1 LOB: 1 BB: 0 P: 15	R: 0 E: 0 K: 0 S: 7	H: 0 LOB: 0 BB: 0 P: 11	R: 0 E: 0 K: 1 S: 7	H: 0 LOB: 1 BB: 1 P: 11	R: 2 E: 0 K: 2 S: 16	H: 3 LOB: 2 BB: 1 P: 24		R: 0 E: 0 K: 2 S: 11	H: 3 LOB: 2 BB: 1 P: 24	1B: 7 2B: 0 3B: 0 HR: 2	SF: 0 SAC: 0 DP: 0 HBP: 0	WP: 0 PB: 0 SB: 2 CS: 1	PA: 35		
PITCHER	IP	WLS	BF	H	R	ER	SO	BB	IBB	HBP	BLK	WP	HR	S	P	ERA	WHIP								
Oil Can Boyd, R (1, 1) ERA: 5.28	7.1	L	30	8	3	3	5	8	3	3	5	0	2	66	98	3.68	1.227								
Wes Gardner, R (8, 1) ERA: 1.88	0.2		4	1	0	0	2	0	1	0	0	0	0	11	16	0.00	1.500								

Batter	1	2	3	4	5	6	7	8	9	AB	R	H	RBI	BB	SO	LOB	TOP											
Julio Franco, R OBP: 0.353, SLG: 0.425	2-2 1B SF9	3-2 1B		0-2 5-3			3-3 1-2 K		1-0 1B	5	1	3	0	0	1	1												
Willie Upshaw, L OBP: 0.320, SLG: 0.393	0-1 SAFE SAFE 1B	4-2 1B			0-1 1-3		0-0 1B		0-1 F8	3	1	2	0	1	0	0												
Carmen Castillo, R OBP: 0.329, SLG: 0.338	1-3 2B SF9	1-2 2-3 BB					1-3 1B		2-3 1B	1	0	0	0	0	0	0												
Domingo Ramos, R OBP: 0.211, SLG: 0.211	1-3 2B SF9	1-2 2-3 BB					1-3 1B		2-3 1B	0	0	0	0	0	0	0												
Joe Carter, R OBP: 0.332, SLG: 0.516	0-1 SF9	0-2 5-3			2-1 P4		1-3 K		1-1 F7	4	0	0	1	0	1	6												
Cory Snyder, R OBP: 0.308, SLG: 0.486	2-3 3-H K			1-2 5-3		1-0 F7			2-2 F7	4	0	0	0	0	1	1												
Mel Hall, L OBP: 0.317, SLG: 0.363	2-2 2B			1-0 HR		1-1 4-3			0-0 1B	4	1	3	2	0	0	0												
Brook Jacoby, R OBP: 0.325, SLG: 0.407	0-1 L1			0-0 P4		3-2 F9			0-0 P4	4	0	0	0	0	0	2												
Ron Washington, R OBP: 0.333, SLG: 0.348		1-2 1B		1-0 F8		1-0 1B			0-3 K	4	0	2	0	0	1	1												
Dave Clark, L OBP: 0.316, SLG: 0.289		3-2 1B		3-2 4-3		2-3 K			1-1 F8	3	0	1	0	0	1	1												
Ron Kittle, R OBP: 0.361, SLG: 0.613		1-2 1B		4-3		1-1 K			1-1 F8	1	0	0	0	0	0	0												
Andy Allanson, R OBP: 0.296, SLG: 0.343		1-2 F8		2-2 3-1		1-1 E6			4-1 F8 1B BB	3	0	0	0	1	0	1												
Inning Stats	R: 2 E: 0 K: 1 S: 17	H: 3 LOB: 1 BB: 0 P: 23	R: 0 E: 0 K: 0 S: 20	H: 3 LOB: 3 BB: 1 P: 32	R: 1 E: 0 K: 0 S: 6	H: 1 LOB: 0 BB: 0 P: 9	R: 0 E: 0 K: 0 S: 9	H: 0 LOB: 0 BB: 0 P: 14	R: 0 E: 0 K: 1 S: 5	H: 1 LOB: 1 BB: 0 P: 16	R: 0 E: 1 K: 2 S: 9	H: 1 LOB: 1 BB: 0 P: 14	R: 0 E: 0 K: 1 S: 8	H: 1 LOB: 1 BB: 0 P: 10	R: 0 E: 0 K: 0 S: 8	H: 1 LOB: 2 BB: 1 P: 15	1B: 9 2B: 2 3B: 0 HR: 1	SF: 1 SAC: 0 DP: 1 HBP: 0	WP: 0 PB: 0 SB: 0 CS: 1	PA: 39								
PITCHER	IP	WLS	BF	H	R	ER	SO	BB	IBB	HBP	BLK	WP	HR	S	P	ERA	WHIP											
Rick Rhoden, R ERA: 4.76	(1, 1)	8.0		34	10	3	3	5	1	0	0	0	0	1	83	126	3.38	1.375										
Dave Righetti, L ERA: 3.74	(9, 1)	1.0	W	5	1	0	0	0	1	0	0	0	0	0	8	15	0.00	2.000										

Cleveland Indians @ New York Yankees
Yankee Stadium, Bronx, NY
Thu Jun 23 1988, 7:05 PM EDT
Att: 31,341 - Unknown - 82 F


AB 36
R 3
H 11
RBI 3
BB 2
SO 5
LOB 15



Batter	1	2	3	4	5	6	7	8	9	AB	R	H	RBI	BB	SO	LOB	BOTTOM											
Randy Velarde, R OBP: 0.231, SLG: 0.417	2-0 F8			1-0 6-3		1-1 5-3		3-2 4-3		4	0	0	0	0	0	0												
Don Mattingly, L OBP: 0.388, SLG: 0.471	0-1 3-1			1-2 E8 2B		0-1 4-3			0-1 4-3	4	1	1	0	0	0	0												
Dave Winfield, R OBP: 0.437, SLG: 0.613	3-3 K			2-1 2B		2-1 HR 2B			2-1 F7 1B	4	2	3	1	0	1	0												
Jack Clark, R OBP: 0.403, SLG: 0.460		4-2 BB		1-0 F9		0-1 F6			2-2 F7	3	0	0	0	1	0	3												
Gary Ward, R OBP: 0.292, SLG: 0.271		0-0 G6-4-3		1-2 F9		3-2 HR			3-2 1B	4	1	2	3	0	0	2												
Jay Buhner, R OBP: 0.250, SLG: 0.339		1-0 F8			3-1 6-3		2-1 4-3			2	0	0	0	0	0	0												
Claudell Washington, L OBP: 0.329, SLG: 0.429										1	0	0	0	0	0	0												
Mike Pagliarulo, L OBP: 0.281, SLG: 0.377				0-1 1B		1-0 G3			0-1 6-3	3	0	1	0	0	0	0												
Rafael Santana, R OBP: 0.294, SLG: 0.301				1-0 G1-4-6-3		1-1 6-3			0-2 1-3	3	0	0	0	0	0	1												
Joel Skinner, R OBP: 0.242, SLG: 0.322				2-3 K		1-0 F9			1-3 K	3	0	0	0	0	2	0												
Inning Stats	R: 0 E: 0 K: 1 S: 6	H: 0 LOB: 0 BB: 0 P: 11	R: 0 E: 0 K: 0 S: 5	H: 0 LOB: 0 BB: 1 P: 10	R: 0 E: 0 K: 1 S: 6	H: 1 LOB: 0 BB: 0 P: 9	R: 1 E: 1 K: 0 S: 10	H: 2 LOB: 1 BB: 0 P: 16	R: 0 E: 0 K: 0 S: 5	H: 0 LOB: 0 BB: 0 P: 10	R: 0 E: 0 K: 0 S: 5	H: 0 LOB: 0 BB: 0 P: 7	R: 2 E: 0 K: 0 S: 12	H: 2 LOB: 0 BB: 0 P: 19	R: 0 E: 0 K: 1 S: 10	H: 0 LOB: 0 BB: 0 P: 14	R: 1 E: 0 K: 0 S: 11	H: 2 LOB: 1 BB: 0 P: 18	1B: 4 2B: 2 3B: 0 HR: 1	SF: 0 SAC: 0 DP: 2 HBP: 0	WP: 0 PB: 0 SB: 0 CS: 0	PA: 32						
PITCHER	IP	WLS	BF	H	R	ER	SO	BB	IBB	HBP	BLK	WP	HR	S	P	ERA	WHIP											
Scott Bailes, L ERA: 4.57	(1, 1)	6.1		23	5	3	3	2	1	0	0	0	0	0	25	38	4.26	0.947										
Jon Perlman, R ERA: 1.26	(7, 1)	2.1	L	9	2	1	1	1	0	0	0	0	0	25	38	3.86	0.857											

Cleveland Indians @ New York Yankees
Yankee Stadium, Bronx, NY
Thu Jun 23 1988, 7:05 PM EDT
Att: 31,341 - Unknown - 82 F

AB 31
R 4
H 7
RBI 4
BB 1
SO 3
LOB 6



Batter	1	2	3	4	5	6	7	8	9	AB	R	H	RBI	BB	SO	LOB	TOP			
Julio Franco, R OBP: 0.354, SLG: 0.435	4-3	FC6-4		HR		1B		K		5	2	2	1	0	1	1	Cleveland Indians @ New York Yankees Yankee Stadium, Bronx, NY Fri Jun 24 1988, 7:05 PM EDT Att: 38,049 - Unknown - 73 F			
Willie Upshaw, L OBP: 0.321, SLG: 0.391	1B		1-3	4-3		1B	BB	K		4	1	1	0	1	1	0				
Joe Carter, R OBP: 0.330, SLG: 0.511	5-3		HR	F7		K		F6		5	1	1	0	0	1	3				
Ron Kittle, R OBP: 0.372, SLG: 0.643	1B		HR		F8			K		5	1	3	4	0	1	0				
Cory Snyder, R OBP: 0.310, SLG: 0.486	1B		F7		F3			F7		4	0	1	0	1	0	2				
Mel Hall, L OBP: 0.319, SLG: 0.364	F6		3-1		E6			1B		5	0	2	0	0	0	3				
Brook Jacoby, R OBP: 0.323, SLG: 0.403		F6		3B	F5			F9		5	1	1	0	0	0	4				
Ron Washington, R OBP: 0.330, SLG: 0.365		6-3		SF8	F2			F7		4	1	1	1	0	0	3				
Andy Allanson, R OBP: 0.296, SLG: 0.343			SF8			L7		F4		3	0	1	1	0	0	1				
Inning Stats	R: 1 E: 0 K: 0 S: 14	H: 2 LOB: 2 BB: 1 P: 25	R: 0 E: 0 K: 0 S: 8	H: 1 LOB: 1 BB: 0 P: 11	R: 2 E: 0 K: 0 S: 7	H: 2 LOB: 0 BB: 0 P: 12	R: 3 E: 0 K: 0 S: 13	H: 3 LOB: 0 BB: 0 P: 26	R: 0 E: 1 K: 0 S: 9	H: 1 LOB: 2 BB: 0 P: 13	R: 0 E: 0 K: 0 S: 6	H: 1 LOB: 1 BB: 0 P: 8	R: 0 E: 0 K: 2 S: 7	H: 0 LOB: 0 BB: 0 P: 12	R: 0 E: 0 K: 1 S: 11	H: 1 LOB: 1 BB: 0 P: 15	1B: 9 2B: 1 3B: 1 HR: 2	SF: 1 SAC: 0 DP: 0 HBP: 0	WP: 1 PB: 0 SB: 2 CS: 0	PA: 43
PITCHER	IP	WLS	BF	H	R	ER	SO	BB	IBB	HBP	BLK	WP	HR	S	P	ERA	WHIP			
Richard Dotson, R ERA: 4.12	3.1	L	19	8	6	6	0	1	0	0	0	1	2	38	67	16.20	2.700			
Tim Stoddard, R ERA: 7.57	2.0		10	2	1	1	0	1	0	0	0	0	0	19	32	4.50	1.500			
Steve Shields, R ERA: 4.05	3.2		14	3	0	0	4	0	0	0	0	0	0	29	42	0.00	0.818			

Batter	1	2	3	4	5	6	7	8	9	AB	R	H	RBI	BB	SO	LOB	BOTTOM			
Roberto Kelly, R OBP: 0.269, SLG: 0.375	HR	F8	6-3			5-3		5-3		5	1	1	1	0	0	2	Cleveland Indians @ New York Yankees Yankee Stadium, Bronx, NY Fri Jun 24 1988, 7:05 PM EDT Att: 38,049 - Unknown - 73 F			
Claudell Washington, L OBP: 0.330, SLG: 0.429	HR	BLK	4-3	K		K		F8		5	1	2	0	0	2	0				
Don Mattingly, L OBP: 0.384, SLG: 0.479	1B	4-3		L8		3-1		4-3		5	1	1	2	0	0	1				
Mike Pagliarulo, L OBP: 0.280, SLG: 0.374	1B	K		L9		K		4-3		5	1	1	0	0	2	1				
Jose Cruz, L OBP: 0.296, SLG: 0.250	FC4-6		F6		6-3		BB			1	0	0	0	1	0	0				
Jack Clark, R OBP: 0.402, SLG: 0.458	BB						1B	K		3	0	1	0	0	1	0				
Gary Ward, R OBP: 0.306, SLG: 0.275	FC4-6	L9	1B	1B	5-3	1B	FC4	BB		2	1	1	0	2	0	2				
Don Slaught, R OBP: 0.342, SLG: 0.642	1B		K		5-3		K			4	0	1	1	0	2	4				
Rafael Santana, R OBP: 0.299, SLG: 0.303	L9					FC4				2	0	1	0	1	0	2				
Dave Winfield, R OBP: 0.436, SLG: 0.610			1B							1	0	0	0	0	0	2				
Randy Velarde, R OBP: 0.231, SLG: 0.417			1B							0	0	0	0	0	0	0				
Bobby Meacham, S OBP: 0.302, SLG: 0.280	K		E7		F7			B5-3		4	0	1	1	0	1	4				
Inning Stats	R: 4 E: 0 K: 1 S: 19	H: 5 LOB: 2 BB: 1 P: 37	R: 0 E: 0 K: 1 S: 8	H: 1 LOB: 1 BB: 0 P: 11	R: 1 E: 1 K: 1 S: 13	H: 2 LOB: 2 BB: 1 P: 23	R: 0 E: 0 K: 1 S: 8	H: 0 LOB: 0 BB: 0 P: 13	R: 0 E: 0 K: 1 S: 6	H: 1 LOB: 2 BB: 1 P: 15	R: 0 E: 0 K: 2 S: 15	H: 1 LOB: 2 BB: 1 P: 26	R: 0 E: 0 K: 0 S: 6	H: 0 LOB: 0 BB: 0 P: 8	R: 0 E: 0 K: 1 S: 10	H: 0 LOB: 0 BB: 0 P: 15	1B: 8 2B: 0 3B: 0 HR: 2	SF: 0 SAC: 0 DP: 0 HBP: 0	WP: 0 PB: 0 SB: 1 CS: 0	PA: 41
PITCHER	IP	WLS	BF	H	R	ER	SO	BB	IBB	HBP	BLK	WP	HR	S	P	ERA	WHIP			
Tom Candiotti, R ERA: 3.33	0.0		4	4	4	0	0	1	0	0	0	0	0	12	25	∞	∞			
Brad Havens, L ERA: 3.69	5.0	W	22	5	1	1	4	2	0	0	1	0	0	42	74	1.80	1.400			
Bud Black, L ERA: 5.91	1.2		7	1	0	0	3	1	0	0	0	0	0	23	37	0.00	1.200			
Doug Jones, R ERA: 1.75	2.1	S	7	0	0	0	1	0	0	0	0	0	0	19	26	0.00	0.000			

Batter	1	2	3	4	5	6	7	8	9	AB	R	H	RBI	BB	SO	LOB	TOP				
Julio Franco, R OBP: 0.352, SLG: 0.433	1-2 4-3		1-2 FC6		2-0 4-3			2-1 FC5-4 1B		4	0	1	0	0	0	2					
Willie Upshaw, L OBP: 0.320, SLG: 0.388	2-1 E4		1-1 G4-6-3			2-3 K		0-0 FC5-4 1B		4	0	1	0	0	1	1					
Joe Carter, R OBP: 0.326, SLG: 0.504	2-1 5-3			1-0 L8		2-1 6-3		2-2 FC5-4		4	0	0	0	0	0	3					
Ron Kittle, R OBP: 0.368, SLG: 0.627	1-3 K			0-1 FC6-4 1B		0-3 K		0-0 F7		4	0	1	0	0	2	3					
Cory Snyder, R OBP: 0.309, SLG: 0.482		0-0 G6-3 1B 2B		1-3 K			0-1 5-3		1-2 F7	4	1	1	0	0	1	1					
Brook Jacoby, R OBP: 0.322, SLG: 0.401		1-0 G6-3 1B		3-1 FC6-4			2-0 6-3		2-2 F3	4	0	1	0	0	0	1					
Carmen Castillo, R OBP: 0.324, SLG: 0.333		1-2 G6-3			1-2 5-3		0-0 FC6 1B		2-3 K	4	0	1	0	0	1	2	AB 34				
Ron Washington, R OBP: 0.330, SLG: 0.374		0-1 3-H 2B			1-1 F7		0-2 FC6			3	0	1	1	0	0	1	R 1				
Andy Allanson, R OBP: 0.296, SLG: 0.343			0-2 FC6 1B		2-2 E5			2-3 K		3	0	1	0	0	1	0	H 8				
Inning Stats	R: 0 E: 1 K: 1 S: 11	H: 0 LOB: 1 BB: 0 P: 17	R: 1 E: 0 K: 0 S: 7	H: 3 LOB: 1 BB: 0 P: 9	R: 0 E: 0 K: 0 S: 9	H: 1 LOB: 0 BB: 0 P: 10	R: 0 E: 0 K: 1 S: 9	H: 1 LOB: 1 BB: 0 P: 14	R: 0 E: 0 K: 0 S: 8	H: 0 LOB: 0 BB: 0 P: 12	R: 0 E: 0 K: 0 S: 7	H: 1 LOB: 1 BB: 0 P: 9	R: 0 E: 0 K: 1 S: 10	H: 2 LOB: 2 BB: 0 P: 16	R: 0 E: 0 K: 1 S: 10	H: 0 LOB: 0 BB: 0 P: 15	1B: 7 2B: 1 3B: 0 HR: 0	SF: 0 SAC: 0 DP: 2 HBP: 0	WP: 0 SB: 0 CS: 0	PA: 34	
PITCHER	IP	WLS	BF	H	R	ER	SO	BB	IBB	HBP	BLK	WP	HR	S	P	ERA	WHIP				
Tommy John, L ERA: 3.27	7.1	W	29	8	1	1	5	0	0	0	0	0	0	66	96	1.23	1.091				
Cecilio Guante, R ERA: 2.48	8.1	S	5	0	0	0	1	0	0	0	0	0	0	14	21	0.00	0.000				

Cleveland Indians @ New York Yankees
Yankee Stadium, Bronx, NY
Sat Jun 25 1988, 7:05 PM EDT
Att: 38,202 - Unknown - 80 F


AB 34
R 1
H 8
RBI 1
BB 0
SO 6
LOB 14



Batter	1	2	3	4	5	6	7	8	9	AB	R	H	RBI	BB	SO	LOB	BOTTOM				
Roberto Kelly, R OBP: 0.264, SLG: 0.362	2-2 F3		0-0 6-3		1-1 S 1B		3-3 K	0-0 FC6-4		5	0	1	0	0	1	2					
Willie Randolph, R OBP: 0.294, SLG: 0.274	3-2 4-3		1-2 F8		4-2 1B		2-1 1B			3	0	1	0	1	0	0					
Don Mattingly, L OBP: 0.382, SLG: 0.475	2-0 L9		2-2 HR 1B		2-2 F8		3-2 P6			4	1	1	0	0	0	3					
Jack Clark, R OBP: 0.404, SLG: 0.473		2-1 2B 6-3 1B	2-2 HR 1B		1-3 K		0-0 P4			4	2	2	2	0	1	3					
Dave Winfield, R OBP: 0.440, SLG: 0.621		2-2 6-3 2B	3-1 E7 1B		3-1 F5			1-1 3-1 2B		4	1	3	0	0	0	2					
Gary Ward, R OBP: 0.297, SLG: 0.265	1-2 F9		1-3 K			1-2 L9		2-2 3-1		4	0	0	0	0	1	4					
Don Slaught, R OBP: 0.435, SLG: 0.627		1-0 6-3		1-0 FC1-6 1B		0-1 F8		2-1 P4		4	0	1	1	0	0	2					
Mike Pagliarulo, L OBP: 0.286, SLG: 0.375				1-2 FC1-6 1B		0-0 1B		4-0 1B		2	0	1	0	2	0	1					
Rafael Santana, R OBP: 0.298, SLG: 0.302		1-2 6-3		0-1 G6-4-3		0-0 L9		0-0 FC6-4 1B		4	0	1	1	0	0	4					
Inning Stats	R: 0 E: 0 K: 0 S: 7	H: 0 LOB: 0 BB: 0 P: 14	R: 1 E: 0 K: 0 S: 14	H: 2 LOB: 2 BB: 1 P: 25	R: 2 E: 1 K: 1 S: 17	H: 3 LOB: 1 BB: 0 P: 26	R: 0 E: 0 K: 0 S: 6	H: 1 LOB: 0 BB: 0 P: 8	R: 0 E: 0 K: 0 S: 12	H: 1 LOB: 2 BB: 1 P: 23	R: 0 E: 0 K: 0 S: 8	H: 1 LOB: 1 BB: 0 P: 9	R: 0 E: 0 K: 1 S: 11	H: 1 LOB: 1 BB: 0 P: 19	R: 0 E: 0 K: 0 S: 9	H: 2 LOB: 2 BB: 1 P: 18	1B: 8 2B: 2 3B: 0 HR: 1	SF: 0 SAC: 0 DP: 1 HBP: 0	WP: 0 SB: 1 CS: 0	PA: 37	
PITCHER	IP	WLS	BF	H	R	ER	SO	BB	IBB	HBP	BLK	WP	HR	S	P	ERA	WHIP				
Greg Swindell, L ERA: 3.24	6.0	L	27	8	3	3	2	0	0	0	0	0	0	64	105	4.50	1.667				
Jon Perlman, R ERA: 1.65	7.1		10	3	1	1	1	0	1	0	0	0	0	20	37	4.50	1.500				

Cleveland Indians @ New York Yankees
Yankee Stadium, Bronx, NY
Sat Jun 25 1988, 7:05 PM EDT
Att: 38,202 - Unknown - 80 F

AB 34
R 4
H 11
RBI 4
BB 3
SO 3
LOB 21



Batter	1	2	3	4	5	6	7	8	9	AB	R	H	RBI	BB	SO	LOB	TOP										
Julio Franco, R OBP: 0.350, SLG: 0.427 (1, 4)										4	0	0	0	1	2	4	Cleveland Indians @ New York Yankees Yankee Stadium, Bronx, NY Sun Jun 26 1988, 3:33 AM EDT Att: 53,037 - Cloudy - 73 F										
Willie Upshaw, L OBP: 0.315, SLG: 0.382 (1, 3)										4	0	0	0	0	0	1											
Joe Carter, R OBP: 0.322, SLG: 0.497 (1, 8)										4	0	0	0	0	0	1											
Ron Kittle, R OBP: 0.355, SLG: 0.604 (1, 10)										4	0	0	0	0	1	1											
Mel Hall, L OBP: 0.317, SLG: 0.362 (1, 7)										4	1	1	0	0	1	0											
Brook Jacoby, R OBP: 0.325, SLG: 0.400 (1, 5)										3	1	1	0	1	0	1											
Cory Snyder, R OBP: 0.315, SLG: 0.498 (1, 9)										4	1	3	2	0	0	0											
Andy Allanson, R OBP: 0.300, SLG: 0.342 (1, 2)										3	0	1	0	1	0	2											
Jay Bell, R OBP: 0.292, SLG: 0.247 (7, PH)										2	0	1	1	0	1	2											
Ron Washington, R OBP: 0.324, SLG: 0.366 (7, 6)										2	0	0	0	0	0	1											
Inning Stats	R: 0 E: 0 K: 1 S: 7	H: 0 LOB: 0 BB: 0 P: 9	R: 1 E: 0 K: 2 S: 20	H: 3 LOB: 3 BB: 1 P: 34	R: 0 E: 0 K: 0 S: 6	H: 0 LOB: 0 BB: 0 P: 7	R: 0 E: 0 K: 1 S: 10	H: 1 LOB: 2 BB: 1 P: 15	R: 0 E: 0 K: 0 S: 9	H: 0 LOB: 1 BB: 1 P: 19	R: 0 E: 0 K: 0 S: 3	H: 0 LOB: 0 BB: 0 P: 6	R: 0 E: 0 K: 1 S: 8	H: 0 LOB: 0 BB: 0 P: 12	R: 0 E: 0 K: 1 S: 7	H: 0 LOB: 0 BB: 0 P: 10	R: 2 E: 0 K: 0 S: 9	H: 3 LOB: 1 BB: 0 P: 14	1B: 6 2B: 0 3B: 0 HR: 1	SF: 0 SAC: 0 DP: 0 HBP: 0	WP: 0 PB: 0 SB: 0 CS: 0	PA: 37					
PITCHER	IP	WLS	BF	H	R	ER	SO	BB	IBB	HBP	BLK	WP	HR	S	P	ERA	WHIP										
Charles Hudson, R ERA: 3.61 (1, 1)	5.0		22	4	1	1	4	3	0	0	0	0	0	52	84	1.80	1.400										
Neil Allen, R ERA: 3.22 (6, 1)	3.1		13	3	2	2	1	0	0	0	0	0	1	23	35	5.40	0.900										
Dave Righetti, L ERA: 3.67 (9, 1)	0.2	W	2	0	0	0	0	0	0	0	0	0	0	4	7	0.00	0.000										

Batter	1	2	3	4	5	6	7	8	9	AB	R	H	RBI	BB	SO	LOB	BOTTOM										
Roberto Kelly, R OBP: 0.260, SLG: 0.365 (1, 8)										5	0	1	1	0	1	2	Cleveland Indians @ New York Yankees Yankee Stadium, Bronx, NY Sun Jun 26 1988, 3:33 AM EDT Att: 53,037 - Cloudy - 73 F										
Claudell Washington, L OBP: 0.341, SLG: 0.442 (1, 7)										5	0	4	1	0	0	2											
Don Mattingly, L OBP: 0.376, SLG: 0.466 (1, 3)										4	0	0	0	0	0	3											
Jack Clark, R OBP: 0.398, SLG: 0.464 (1, 10)										4	0	0	0	0	2	3											
Dave Winfield, R OBP: 0.437, SLG: 0.613 (1, 9)										3	1	0	0	1	1	0											
Mike Pagliaro, L OBP: 0.286, SLG: 0.376 (1, 5)										4	1	1	0	0	1	1											
Rafael Santana, R OBP: 0.306, SLG: 0.315 (1, 6)										4	1	3	1	0	0	0											
Joel Skinner, R OBP: 0.242, SLG: 0.315 (1, 2)										3	0	0	1	1	1	3											
Rickey Henderson, R OBP: 0.408, SLG: 0.446 (9, PR)										0	1	0	0	0	0	0											
Bobby Meacham, S OBP: 0.308, SLG: 0.282 (1, 4)										3	0	1	0	1	1	1											
Inning Stats	R: 0 E: 0 K: 2 S: 12	H: 1 LOB: 1 BB: 0 P: 21	R: 1 E: 1 K: 1 S: 11	H: 1 LOB: 1 BB: 1 P: 22	R: 0 E: 1 K: 1 S: 8	H: 1 LOB: 2 BB: 0 P: 13	R: 2 E: 0 K: 0 S: 15	H: 3 LOB: 2 BB: 1 P: 26	R: 0 E: 0 K: 0 S: 7	H: 0 LOB: 0 BB: 0 P: 9	R: 0 E: 0 K: 1 S: 8	H: 1 LOB: 1 BB: 0 P: 11	R: 0 E: 0 K: 1 S: 9	H: 1 LOB: 1 BB: 0 P: 15	R: 0 E: 0 K: 1 S: 11	H: 0 LOB: 0 BB: 0 P: 16	R: 1 E: 0 K: 0 S: 8	H: 2 LOB: 3 BB: 1 P: 16	1B: 6 2B: 6 3B: 0 HR: 0	SF: 0 SAC: 0 DP: 2 HBP: 0	WP: 0 PB: 0 SB: 2 CS: 1	PA: 38					
PITCHER	IP	WLS	BF	H	R	ER	SO	BB	IBB	HBP	BLK	WP	HR	S	P	ERA	WHIP										
Rick Rodriguez, R ERA: 8.59 (4, 1)	3.2	L	19	4	1	1	3	1	0	0	0	0	0	44	68	1.80	1.000										

Batter	1	2	3	4	5	6	7	8	9	AB	R	H	RBI	BB	SO	LOB	TOP										
Julio Franco, R OBP: 0.348, SLG: 0.433	0-1 4-3	2-0 FC6-4		0-3 K		0-0 HR		1-2 6-3		5	1	1	1	0	1	5											
Mel Hall, L OBP: 0.327, SLG: 0.371	0-1 1B		0-0 1B	1-0 1B		0-2 6-3		1-1 G6-4-3 1B		5	0	4	1	0	0	0											
Joe Carter, R OBP: 0.320, SLG: 0.495	2-1 F9		1-3 K	1-2 3-H 0-0 L8		0-2 2B		0-0 G6-4-3 1-2		5	0	1	0	0	1	5											
Ron Kittle, R OBP: 0.349, SLG: 0.586	1-1 F9		2-3 K		1-1 F7	0-0 6-3			0-0 1B	5	0	1	0	0	1	3											
Brook Jacoby, R OBP: 0.326, SLG: 0.398		4-2 E BB BB	3-2 F8		3-2 1B 2B 1B	0-0 6-3			1-2 P3	4	1	1	0	1	0	3											
Cory Snyder, R OBP: 0.317, SLG: 0.494		4-1 E BB		0-1 6-3	0-0 2B 1-2 G3 1B		1-3 K		1-3 K	4	1	1	0	1	2	1											
Willie Upshaw, L OBP: 0.320, SLG: 0.390	0-1 P4			0-0 2B 1B	0-0 G3 1-3 2-H 2B		3-2 1B		1-0 P2	5	1	3	1	0	0	3											
Ron Washington, R OBP: 0.321, SLG: 0.371	1-1 E1 FC6-4		3-2 1B 2B	1-1 G3		3-1 F8				4	1	1	1	0	0	4											
Andy Allanson, R OBP: 0.299, SLG: 0.341	0-2 P4			0-0 2-3 3-H 1B	0-0 L6		1-0 P4			4	0	1	1	0	0	5											
Inning Stats	R: 0 E: 0 K: 0 S: 8	H: 1 LOB: 1 BB: 0 P: 11	R: 0 E: 1 K: 0 S: 11	H: 0 LOB: 3 BB: 2 P: 22	R: 0 E: 0 K: 2 S: 11	H: 1 LOB: 1 BB: 0 P: 17	R: 2 E: 0 K: 1 S: 12	H: 4 LOB: 2 BB: 0 P: 16	R: 2 E: 0 K: 0 S: 10	H: 3 LOB: 1 BB: 0 P: 15	R: 1 E: 0 K: 0 S: 10	H: 2 LOB: 1 BB: 0 P: 10	R: 0 E: 0 K: 1 S: 12	H: 1 LOB: 1 BB: 0 P: 20	R: 0 E: 0 K: 0 S: 7	H: 1 LOB: 0 BB: 0 P: 9	R: 0 E: 0 K: 1 S: 8	H: 1 LOB: 1 BB: 0 P: 11	1B: 10 2B: 3 3B: 0 HR: 1	SF: 0 SAC: 0 DP: 1 HBP: 0	WP: 0 PB: 0 SB: 0 CS: 0	PA: 43					
PITCHER	IP	WLS	BF	H	R	ER	SO	BB	IBB	HBP	BLK	WP	HR	S	P	ERA	WHIP										
Oil Can Boyd, R ERA: 5.46	5.1		30	11	5	5	3	2	0	0	0	0	1	60	89	8.44	2.438										
Dennis Lamp, R ERA: 3.27	2.2	W	9	2	0	0	1	0	0	0	0	0	0	21	31	0.00	0.750										
Lee Smith, R ERA: 3.03	1.0		4	1	0	0	1	0	0	0	0	0	0	8	11	0.00	1.000										

Cleveland Indians @ Boston Red Sox
Fenway Park, Boston, MA
Mon Jun 27 1988, 7:05 PM EDT
Att: 33,318 - Unknown - 68 F

AB 41
R 5
H 14
RBI 5
BB 2
SO 5
LOB 29



Batter	1	2	3	4	5	6	7	8	9	AB	R	H	RBI	BB	SO	LOB	BOTTOM										
Wade Boggs, L OBP: 0.369, SLG: 0.455	3-2 HBP 2B 1B	3-2 G4-6-3		4-2 BB		4-2 1B 1B BB	0-1 L7			3	2	1	0	2	0	2											
Marty Barrett, R OBP: 0.350, SLG: 0.360	2-1 2B SF9 HBP		0-0 2B 4-3 1B	1-0 L6		0-0 1B 1B 1B	1-2 F9			4	3	2	0	0	0	1											
Dwight Evans, R OBP: 0.362, SLG: 0.419	3-0 1-3 2-H 2B		1-1 4-3 1B 2B		3-1 5-3	1-3 K	2-1 1B		2-1 1B	5	1	3	1	0	1	2											
Mike Greenwell, L OBP: 0.444, SLG: 0.594	0-1 L3		2-1 4-3		1-1 3B	2-2 1B 2B 1B	1-1 F8		1-1 F8	5	1	2	2	0	0	4											
Ellis Burks, R OBP: 0.390, SLG: 0.523	2-2 SF9		2-1 6-3 1B		0-3 K	1-2 2B 1-2 1B	3-1 F8		2-1 F8	4	0	2	3	0	1	2											
Jim Rice, R OBP: 0.340, SLG: 0.352	3-H 3-2 P4		3-H 3-2 6-3 2B		3-2 6-3	1-0 2B				4	0	1	1	0	0	3											
Todd Benzinger, S OBP: 0.292, SLG: 0.394		0-0 4-3	1-1 F7			0-1 SH3-4 1B	0-3 K			4	1	1	0	0	0	3											
Rich Gedman, L OBP: 0.245, SLG: 0.250		1-1 BB HBP		0-0 F8		0-1 SH3-4	0-3 K			2	0	0	0	0	1	0											
Jody Reed, R OBP: 0.358, SLG: 0.333		4-0 G4-6-3 BB		1-3 K		3-1 HR	2-1 5-3			3	1	1	2	1	1	0											
Inning Stats	R: 2 E: 0 K: 0 S: 15	H: 2 LOB: 1 BB: 0 P: 28	R: 0 E: 0 K: 0 S: 7	H: 0 LOB: 1 BB: 1 P: 15	R: 2 E: 0 K: 0 S: 14	H: 3 LOB: 1 BB: 0 P: 22	R: 0 E: 0 K: 1 S: 8	H: 0 LOB: 1 BB: 1 P: 14	R: 0 E: 0 K: 1 S: 10	H: 1 LOB: 1 BB: 0 P: 17	R: 5 E: 0 K: 1 S: 21	H: 6 LOB: 2 BB: 1 P: 35	R: 0 E: 0 K: 1 S: 7	H: 0 LOB: 0 BB: 0 P: 9	R: 0 E: 0 K: 0 S: 9	H: 1 LOB: 1 BB: 0 P: 15	1B: 8 2B: 3 3B: 1 HR: 1	SF: 1 SAC: 1 DP: 1 HBP: 2	WP: 0 PB: 0 SB: 0 CS: 0	PA: 41							
PITCHER	IP	WLS	BF	H	R	ER	SO	BB	IBB	HBP	BLK	WP	HR	S	P	ERA	WHIP										
John Farrell, R ERA: 3.43	5.1	L	27	8	6	6	2	2	0	2	0	0	1	59	104	10.12	1.875										
Jon Peilman, R ERA: 3.24	0.1		5	3	2	2	1	1	0	0	0	0	0	12	20	54.00	12.000										
Don Gordon, R ERA:	2.1		9	2	1	1	1	0	0	0	0	0	0	20	31	3.86	0.857										

Cleveland Indians @ Boston Red Sox
Fenway Park, Boston, MA
Mon Jun 27 1988, 7:05 PM EDT
Att: 33,318 - Unknown - 68 F

AB 34
R 9
H 13
RBI 9
BB 3
SO 4
LOB 17



Batter	1	2	3	4	5	6	7	8	9	AB	R	H	RBI	BB	SO	LOB	TOP					
Julio Franco, R OBP: 0.343, SLG: 0.427 (1, 4)	F9			K		6-3		3-1		4	0	0	0	0	1	0						
Mel Hall, L OBP: 0.326, SLG: 0.373 (1, 7) (7, 8)	F9			2B		F3		6-3		4	0	1	0	0	0	0						
Joe Carter, R OBP: 0.317, SLG: 0.490 Dave Clark, L OBP: 0.323, SLG: 0.298 (1, 8) (7, 7)	6-3			F8		F8		BB 1B		3	0	0	0	0	0	1						
Ron Kittle, R OBP: 0.338, SLG: 0.565 (1, 10)		K		F9		F3		F8		4	0	0	0	0	1	2						
Cory Snyder, R OBP: 0.323, SLG: 0.511 (1, 9)	F9				HR			2B		3	1	2	1	1	0	0						
Brook Jacoby, R OBP: 0.325, SLG: 0.394 (1, 5)	F9				6-3			BB PO		3	0	0	0	1	1	2						
Willie Upshaw, L OBP: 0.321, SLG: 0.387 (1, 3)				L4				F9		2	0	0	0	1	0	2						
Ron Washington, R OBP: 0.313, SLG: 0.361 (1, 6)				K		K		6-3		3	0	0	0	0	2	1						
Andy Allanson, R OBP: 0.295, SLG: 0.336 (1, 2)				F8		5-3		5-3		3	0	0	0	0	0	1						
Inning Stats	R: 0 E: 0 K: 0 S: 4	H: 0 LOB: 0 BB: 0 P: 4	R: 0 E: 0 K: 1 S: 6	H: 0 LOB: 0 BB: 0 P: 8	R: 0 E: 0 K: 1 S: 8	H: 0 LOB: 0 BB: 0 P: 13	R: 0 E: 0 K: 1 S: 9	H: 1 LOB: 1 BB: 0 P: 15	R: 1 E: 0 K: 1 S: 11	H: 1 LOB: 1 BB: 1 P: 17	R: 0 E: 0 K: 0 S: 4	H: 0 LOB: 0 BB: 0 P: 7	R: 0 E: 0 K: 0 S: 9	H: 1 LOB: 1 BB: 1 P: 17	R: 0 E: 0 K: 0 S: 8	H: 0 LOB: 0 BB: 0 P: 13	R: 0 E: 0 K: 1 S: 14	H: 1 LOB: 2 BB: 1 P: 20	1B: 1 2B: 2 3B: 0 HR: 1	SF: 0 SAC: 0 DP: 0 HBP: 0	WP: 0 PB: 0 SB: 0 CS: 0	PA: 34
PITCHER	IP	WLS	BF	H	R	ER	SO	BB	IBB	HBP	BLK	WP	HR	S	P	ERA	WHIP					
Wes Gardner, R ERA: 1.49 Lee Smith, R ERA: 2.95 (1, 1) (8, 1)	7.0	W	25	3	1	1	4	2	0	0	0	0	1	51	81	1.29	0.714					
PITCHER	IP	WLS	BF	H	R	ER	SO	BB	IBB	HBP	BLK	WP	HR	S	P	ERA	WHIP					

Cleveland Indians @ Boston Red Sox
Fenway Park, Boston, MA
Tue Jun 28 1988, 7:05 PM EDT
Att: 34,661 - Unknown - 76 F

AB 30
R 1
H 4
RBI 1
BB 3
SO 5
LOB 9



Batter	1	2	3	4	5	6	7	8	9	AB	R	H	RBI	BB	SO	LOB	BOTTOM					
Wade Boggs, L OBP: 0.367, SLG: 0.454 (1, 5)	L1	E3 3B		F5				G5-4-3 1B		5	1	2	0	0	0	2						
Marty Barrett, R OBP: 0.351, SLG: 0.367 (1, 4)	FC6-4 1B	HR 3B		5-3				G5-4-3 1-2		5	1	2	2	0	1	3						
Dwight Evans, R OBP: 0.363, SLG: 0.429 (1, 9)	FC6-4 BB	HR		F9				3-1		3	1	1	2	1	0	0						
Mike Greenwell, L OBP: 0.445, SLG: 0.596 (1, 7)	FC6-4 1-2 2-3	F9						FC6-4 2B		4	0	2	0	0	0	2						
Ellis Burks, R OBP: 0.388, SLG: 0.516 (1, 8)	L7			FC5-4 2B				FC6-4 BB		3	1	0	0	1	0	3						
Jim Rice, R OBP: 0.342, SLG: 0.359 (1, 10)				5-3				FC6-4 BB		4	0	2	1	0	0	2						
Todd Benzinger, S OBP: 0.291, SLG: 0.382 (1, 3)	FC1-4-6 E	L8		P4				BB		3	1	0	0	1	0	2						
Rick Cerone, R OBP: 0.392, SLG: 0.427 (1, 2)	E6 3B			FC2-6 1B				F9		4	1	1	0	0	0	4						
Jody Reed, R OBP: 0.341, SLG: 0.314 (1, 6)	K			FC2-6 1-2				5-3		4	0	0	0	0	1	3						
Inning Stats	R: 0 E: 0 K: 0 S: 14	H: 1 LOB: 2 BB: 1 P: 26	R: 5 E: 2 K: 1 S: 20	H: 3 LOB: 0 BB: 0 P: 26	R: 0 E: 0 K: 0 S: 6	H: 0 LOB: 0 BB: 0 P: 8	R: 0 E: 0 K: 0 S: 9	H: 1 LOB: 1 BB: 0 P: 13	R: 1 E: 0 K: 0 S: 9	H: 2 LOB: 1 BB: 0 P: 15	R: 0 E: 0 K: 1 S: 8	H: 1 LOB: 0 BB: 0 P: 11	R: 0 E: 0 K: 0 S: 16	H: 1 LOB: 3 BB: 2 P: 27	R: 0 E: 0 K: 0 S: 10	H: 1 LOB: 0 BB: 0 P: 12	1B: 6 2B: 2 3B: 1 HR: 1	SF: 0 SAC: 0 DP: 1 HBP: 0	WP: 0 PB: 0 SB: 0 CS: 0	PA: 38		
PITCHER	IP	WLS	BF	H	R	ER	SO	BB	IBB	HBP	BLK	WP	HR	S	P	ERA	WHIP					
Scott Bailes, L ERA: 4.36 Don Gordon, R ERA: (1, 1) (7, 1)	6.1	L	32	9	6	1	2	2	0	0	0	0	0	18	24	0.00	1.200					
PITCHER	IP	WLS	BF	H	R	ER	SO	BB	IBB	HBP	BLK	WP	HR	S	P	ERA	WHIP					

Cleveland Indians @ Boston Red Sox
Fenway Park, Boston, MA
Tue Jun 28 1988, 7:05 PM EDT
Att: 34,661 - Unknown - 76 F

AB 35
R 6
H 10
RBI 5
BB 3
SO 2
LOB 21



Batter	1	2	3	4	5	6	7	8	9	AB	R	H	RBI	BB	SO	LOB	TOP			
Julio Franco, R OBP: 0.342, SLG: 0.423	4-1 6-3 1B BB		2-2 L9			1-2 F9		0-2 E4 1B		3	1	0	0	1	0	0				
Mel Hall, L OBP: 0.328, SLG: 0.376	0-2 6-3		0-0 F8			1-2 1B		1-2 FC6-4 1B		4	0	2	0	0	0	1				
Carmen Castillo, R OBP: 0.333, SLG: 0.342	1-2 E S 2-H 1B			1-0 F9 1B		2-3 K		1-2 FC6-4 1-2		4	0	2	1	0	1	3				
Ron Kittle, R OBP: 0.328, SLG: 0.546	2-3 K			0-1 F9		2-3 K			2-3 K	4	0	0	0	0	3	3				
Willie Upshaw, L OBP: 0.316, SLG: 0.381	2-3 K			1-2 F7			3-2 6-3		3-2 4-3	4	0	0	0	0	1	2				
Brook Jacoby, R OBP: 0.321, SLG: 0.389		2-2 4-3		3-3 K			3-3 K		1-0 5-3	4	0	0	0	0	2	1				
Cory Snyder, R OBP: 0.320, SLG: 0.506		0-0 F9			0-0 F7		1-3 K			3	0	0	0	0	1	0				
Andy Allanson, R OBP: 0.291, SLG: 0.332		3-3 K			0-3 K			1-1 4-3		3	0	0	0	0	2	0				
Jay Bell, R OBP: 0.287, SLG: 0.242			1-3 K		3-2 F4			2-3 K		3	0	0	0	0	2	0				
Inning Stats	R: 1 H: 1 E: 1 K: 2 S: 15	H: 1 LOB: 1 BB: 1 P: 24	R: 0 H: 0 E: 0 K: 1 S: 10	LOB: 0 BB: 0 P: 15	R: 0 H: 0 E: 0 K: 1 S: 8	LOB: 0 BB: 0 P: 11	R: 0 H: 1 E: 0 K: 1 S: 10	LOB: 1 BB: 0 P: 15	R: 0 H: 0 E: 0 K: 2 S: 14	LOB: 1 BB: 0 P: 20	R: 0 H: 0 E: 0 K: 2 S: 9	LOB: 0 BB: 0 P: 16	R: 0 H: 1 E: 1 K: 1 S: 14	LOB: 2 BB: 0 P: 19	R: 0 H: 0 E: 0 K: 1 S: 7	LOB: 0 BB: 0 P: 13	1B: 4 2B: 0 3B: 0 HR: 0	SF: 0 SAC: 0 DP: 0 HBP: 0	WP: 0 PB: 0 SB: 1 CS: 0	PA: 33
PITCHER	IP	WLS	BF	H	R	ER	SO	BB	IBB	HBP	BLK	WP	HR	S	P	ERA	WHIP			
Roger Clemens, R ERA: 2.44	7.0	W	25	3	1	1	10	1	0	0	0	0	0	73	111	1.29	0.571			
Lee Smith, R ERA: 2.7	2.0	S	8	1	0	0	2	0	0	0	0	0	0	21	32	0.00	0.500			

Cleveland Indians @ Boston Red Sox
Fenway Park, Boston, MA
Wed Jun 29 1988, 7:05 PM EDT
Att: 35,035 - Unknown


AB 32
R 1
H 4
RBI 1
BB 1
SO 12
LOB 10



Batter	1	2	3	4	5	6	7	8	9	AB	R	H	RBI	BB	SO	LOB	BOTTOM			
Wade Boggs, L OBP: 0.365, SLG: 0.451	1-2 FC3-6 1B	2-1 FC6 1-2		3-2 G3		0-1 G6-4-3 1-2				4	0	1	0	0	0	5				
Marty Barrett, R OBP: 0.356, SLG: 0.372	1-2 FC3-6 1B		2-1 3-1 1B HR	3-2 1B		0-0 F4				4	1	3	1	0	0	0				
Dwight Evans, R OBP: 0.365, SLG: 0.430	2-2 F6		1-0 1-2 HR	3-H F2		0-1 1B				4	1	2	0	0	0	3				
Mike Greenwell, L OBP: 0.439, SLG: 0.587	3-0 FC3-6 1-2 2-3		1-0 3-1 1B		1-2 F2		0-0 F9			4	0	0	0	0	0	5				
Ellis Burks, R OBP: 0.386, SLG: 0.524	3-2 F6		2-1 HR	3-2 F8		1-3 K				4	1	1	3	0	1	3				
Jim Rice, R OBP: 0.344, SLG: 0.365		2-2 G3 2B	2-2 F9		3-2 4-3			1-1 SH1-3 2B 1B		4	0	2	0	0	0	0				
Kevin Romine, R OBP: 0.188, SLG: 0.194										0	1	0	0	0	0	0				
Todd Benzinger, S OBP: 0.283, SLG: 0.371		2-1 6-3	1-2 F9			2-2 F6		0-0 SH1-3		3	0	0	0	0	0	1				
Rich Gedman, L OBP: 0.265, SLG: 0.293		2-0 G3		2-2 SH5-3 1B 2B		0-0 1B 1B		2-2 6-3 2-H 2B		4	1	3	1	0	0	1				
Spike Owen, S OBP: 0.330, SLG: 0.407		4-1 FC6 BB		0-1 SH5-3 2-3		1-1 1B 1B		2-1 6-3 2-3		2	0	1	0	1	0	2				
Inning Stats	R: 0 H: 2 E: 0 K: 0 S: 17	H: 1 LOB: 2 BB: 0 P: 27	R: 0 H: 1 E: 0 K: 0 S: 9	LOB: 1 BB: 1 P: 21	R: 3 H: 3 E: 0 K: 0 S: 12	LOB: 0 BB: 0 P: 21	R: 1 H: 2 E: 0 K: 0 S: 16	LOB: 1 BB: 0 P: 24	R: 0 H: 2 E: 0 K: 0 S: 8	LOB: 1 BB: 0 P: 11	R: 0 H: 1 E: 0 K: 1 S: 7	LOB: 0 BB: 0 P: 8	R: 1 H: 2 E: 0 K: 0 S: 9	LOB: 1 BB: 0 P: 14	R: 0 H: 0 E: 0 K: 0 S: 11	LOB: 0 BB: 0 P: 18	1B: 9 2B: 3 3B: 0 HR: 1	SF: 0 SAC: 2 DP: 1 HBP: 0	WP: 0 PB: 0 SB: 1 CS: 0	PA: 36
PITCHER	IP	WLS	BF	H	R	ER	SO	BB	IBB	HBP	BLK	WP	HR	S	P	ERA	WHIP			
Tom Candiotti, R ERA: 3.51	4.0	L	21	8	4	4	0	1	0	0	0	0	0	54	93	9.00	2.250			
Brad Havens, L ERA: 3.12	2.2		10	3	0	0	0	0	0	0	0	0	0	23	33	0.00	1.125			
Jon Perlman, R ERA: 3.5	1.1		5	2	1	1	1	0	0	0	0	0	0	12	18	6.75	1.500			

Cleveland Indians @ Boston Red Sox
Fenway Park, Boston, MA
Wed Jun 29 1988, 7:05 PM EDT
Att: 35,035 - Unknown

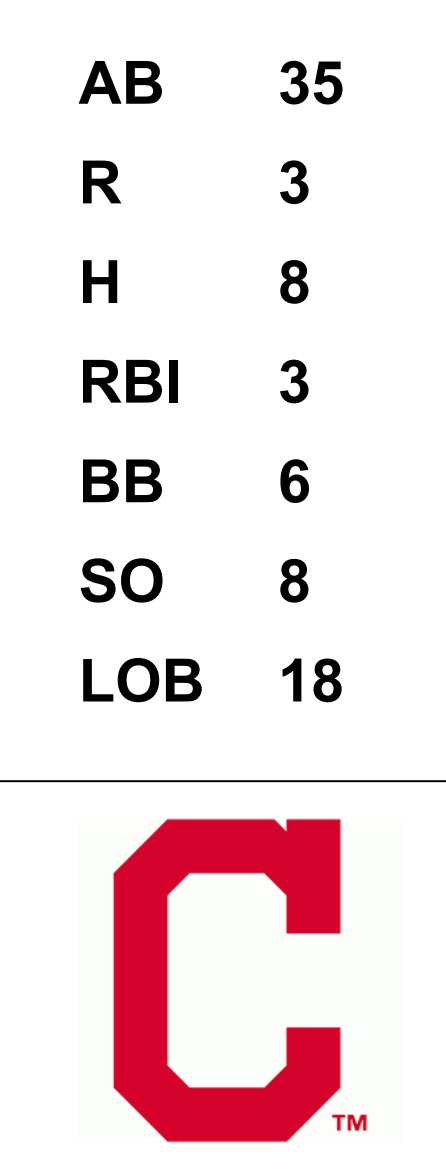
AB 33
R 5
H 13
RBI 5
BB 1
SO 1
LOB 20



Batter	1	2	3	4	5	6	7	8	9	AB	R	H	RBI	BB	SO	LOB	TOP					
Harold Reynolds, S (1,4) OBP: 0.322, SLG: 0.388	G6-3		FC4-6	BB		SH5-4		SH1-4		3	0	1	2	0	0	1	Seattle Mariners @ Cleveland Indians Cleveland Municipal Stadium, Cleveland, OH Fri Jul 01 1988, 7:05 PM EDT Att: 45,785 - Unknown - 72 F					
Henry Cotto, R (1,8) OBP: 0.312, SLG: 0.358	S		G5-3	1B		CS		SH5-3		3	0	2	2	1	0	1						
Mickey Brantley, R (1,7) OBP: 0.179, SLG: 0.477										3	0	0	0	0	3	4						
Mike Kingery, L (6,PH) OBP: 0.326, SLG: 0.295	K									2	0	0	0	0	1	1						
Steve Balboni, R (1,3) OBP: 0.203, SLG: 0.304	K									5	1	2	0	0	2	1						
Glenn Wilson, R (1,9) OBP: 0.298, SLG: 0.339		K								5	1	1	0	0	1	1						
Jim Presley, R (1,5) OBP: 0.269, SLG: 0.344		L4								4	2	2	0	1	1	0						
Dave Hengel, R (1,10) OBP: 0.179, SLG: 0.298										2	0	0	0	0	2	3						
Ken Phelps, L (6,PH) OBP: 0.417, SLG: 0.512	K									2	2	1	2	1	0	1						
Scott Bradley, L (1,2) OBP: 0.275, SLG: 0.317										5	3	4	2	0	0	0						
Mario Diaz, R (1,6) OBP: 0.625, SLG: 0.625										4	2	3	1	0	0	1						
Inning Stats	R: 0 E: 0 K: 2 S: 14	H: 1 LOB: 1 BB: 0 P: 21	R: 0 E: 0 K: 2 S: 12	H: 0 LOB: 0 BB: 0 P: 17	R: 0 E: 0 K: 0 S: 7	H: 1 LOB: 1 BB: 0 P: 13	R: 4 E: 0 K: 3 S: 22	H: 5 LOB: 3 BB: 2 P: 40	R: 0 E: 0 K: 1 S: 8	H: 1 LOB: 0 BB: 0 P: 14	R: 3 E: 0 K: 1 S: 12	H: 3 LOB: 1 BB: 1 P: 18	R: 0 E: 0 K: 0 S: 9	H: 1 LOB: 1 BB: 0 P: 15	R: 2 E: 0 K: 0 S: 11	H: 2 LOB: 0 BB: 0 P: 17	R: 2 E: 0 K: 1 S: 10	H: 2 LOB: 0 BB: 0 P: 14	1B: 15 2B: 1 3B: 0 HR: 1	SF: 0 SAC: 3 DP: 2 HBP: 0	WP: 1 PB: 0 SB: 3 CS: 1	PA: 44
PITCHER	IP	WLS	BF	H	R	ER	SO	BB	IBB	HBP	BLK	WP	HR	S	P	ERA	WHIP					
Greg Swindell, L (1,1) ERA: 3.44	3.2	L	20	7	4	4	6	2	0	0	0	0	0	52	85	9.82	2.455					
Don Gordon, R (4,1) ERA: 4.29	2.1		10	4	3	3	3	1	0	0	1	0	0	23	38	11.57	2.143					
Rick Rodriguez, R (7,1) ERA: 9.58	3.0		14	5	4	4	1	0	0	0	0	1	1	30	46	12.00	1.667					

Batter	1	2	3	4	5	6	7	8	9	AB	R	H	RBI	BB	SO	LOB	BOTTOM				
Julio Franco, R (1,4) OBP: 0.345, SLG: 0.422	HR									1	2	0	0	2	0	0	Seattle Mariners @ Cleveland Indians Cleveland Municipal Stadium, Cleveland, OH Fri Jul 01 1988, 7:05 PM EDT Att: 45,785 - Unknown - 72 F				
Domingo Ramos, R (6,4) OBP: 0.238, SLG: 0.286	BB	BB								2	0	1	0	0	1	1					
Willie Upshaw, L (1,3) OBP: 0.321, SLG: 0.381	K	BB								3	0	1	0	2	2	2					
Joe Carter, R (1,8) OBP: 0.321, SLG: 0.500	HR	1B								4	1	2	3	1	0	2					
Ron Kittle, R (1,10) OBP: 0.324, SLG: 0.528	1B	K								4	0	0	0	0	3	6					
Brook Jacoby, R (1,5) OBP: 0.319, SLG: 0.385	P5									5	0	1	0	0	1	1					
Cory Snyder, R (1,9) OBP: 0.321, SLG: 0.504	1B									5	0	2	0	0	0	1					
Carmen Castillo, R (1,7) OBP: 0.333, SLG: 0.333	F9									2	0	0	0	1	1	3					
Mel Hall, L (7,PH) OBP: 0.327, SLG: 0.374										1	0	0	0	0	0	0					
Andy Allanson, R (1,2) OBP: 0.288, SLG: 0.328										3	0	0	0	0	0	2					
Chris Bando, S (8,PH) OBP: 0.238, SLG: 0.333	G5-3									1	0	0	0	0	0	0					
Jay Bell, R (1,6) OBP: 0.287, SLG: 0.248	F8									4	0	1	0	0	0	0					
Inning Stats	R: 2 E: 0 K: 1 S: 12	H: 2 LOB: 2 BB: 1 P: 22	R: 1 E: 0 K: 1 S: 16	H: 1 LOB: 2 BB: 2 P: 28	R: 0 E: 0 K: 1 S: 10	H: 1 LOB: 1 BB: 0 P: 12	R: 0 E: 0 K: 0 S: 8	H: 1 LOB: 2 BB: 1 P: 17	R: 0 E: 0 K: 1 S: 14	H: 1 LOB: 2 BB: 1 P: 24	R: 0 E: 0 K: 0 S: 5	H: 0 LOB: 0 BB: 0 P: 10	R: 0 E: 0 K: 2 S: 10	H: 1 LOB: 1 BB: 0 P: 14	R: 0 E: 0 K: 1 S: 10	H: 1 LOB: 1 BB: 0 P: 13	1B: 5 2B: 2 3B: 0 HR: 1	SF: 0 SAC: 0 DP: 0 HBP: 1	WP: 0 PB: 0 SB: 2 CS: 0	PA: 42	
PITCHER	IP	WLS	BF	H	R	ER	SO	BB	IBB	HBP	BLK	WP	HR	S	P	ERA	WHIP				
Mark Langston, L (1,1) ERA: 4.03	5.1	W	29	6	3	3	4	6	0	0	1	0	0	62	113	5.06	2.250				
Michael Jackson, R (6,1) ERA: 2.15	3.2	S	13	2	0	0	4	0	0	0	0	0	0	32	45	0.00	0.545				

AB	38
R	11
H	16
RBI	9
BB	3
SO	10
LOB	14



Batter	1	2	3	4	5	6	7	8	9	AB	R	H	RBI	BB	SO	LOB	TOP					
Harold Reynolds, S OBP: 0.323, SLG: 0.387 (1, 4)	L4		F8					HR	P8	4	1	1	0	1	0	1						
Henry Cotto, R OBP: 0.314, SLG: 0.363 (1, 8)	L8			G5-3	K			HR	F9	5	2	2	0	0	1	3						
Scott Bradley, L OBP: 0.288, SLG: 0.308 (1, 2)	L8			G5-3		G5-3		P6		4	0	0	0	0	0	3						
Ken Phelps, L OBP: 0.418, SLG: 0.517 (1, 10)			G4-3				K	K		4	1	2	1	0	2	2						
Steve Balboni, R OBP: 0.205, SLG: 0.328 (1, 3)	G4-3			G6-4-3			P2	HR		4	1	1	3	0	0	2						
Glenn Wilson, R OBP: 0.294, SLG: 0.333 (1, 9)	L5				P2		G6-3	G4-3		4	0	0	0	0	0	0						
Jim Presley, R OBP: 0.266, SLG: 0.339 (1, 5)	F7				G6-3		G6-3		L9	4	0	0	0	0	0	0						
Greg Briley, L OBP: 0.267, SLG: 0.400 (1, 7)			F8							4	2	3	0	0	0	0						
Mario Diaz, R OBP: 0.583, SLG: 0.583 (1, 6)			P3							4	0	2	2	0	1	1						
Inning Stats	R: 0 E: 0 K: 0 S: 8	H: 0 LOB: 0 BB: 0 P: 11	R: 1 E: 0 K: 0 S: 11	H: 1 LOB: 0 BB: 0 P: 15	R: 0 E: 0 K: 0 S: 9	H: 0 LOB: 0 BB: 0 P: 11	R: 1 E: 0 K: 0 S: 7	H: 2 LOB: 0 BB: 0 P: 13	R: 1 E: 0 K: 1 S: 12	H: 2 LOB: 2 BB: 1 P: 20	R: 0 E: 0 K: 1 S: 9	H: 0 LOB: 0 BB: 0 P: 14	R: 0 E: 0 K: 1 S: 8	H: 1 LOB: 1 BB: 0 P: 12	R: 3 E: 0 K: 1 S: 13	H: 3 LOB: 0 BB: 0 P: 20	R: 1 E: 0 K: 0 S: 10	H: 2 LOB: 1 BB: 0 P: 14	1B: 6 2B: 4 3B: 0 HR: 1	SF: 0 SAC: 0 DP: 1 HBP: 0	WP: 0 PB: 0 SB: 0 CS: 0	PA: 38
PITCHER	IP	WLS	BF	H	R	ER	SO	BB	IBB	HBP	BLK	WP	HR	S	P	ERA	WHIP					
John Farrell, R ERA: 3.65 Doug Jones, R ERA: 1.93	(1, 1)	7.2	W	32	9	6	6	4	1	0	0	1	74	113	7.04	1.304						
(8, 1)	1.1	S	6	2	1	1	0	0	0	0	0	0	0	13	17	6.75	1.500					

Seattle Mariners @ Cleveland Indians
Cleveland Municipal Stadium, Cleveland, OH
Sat Jul 02 1988, 7:05 PM EDT
Att: 18,096 - Unknown - 92 F

AB 37
R 7
H 11
RBI 6
BB 1
SO 4
LOB 12



Batter	1	2	3	4	5	6	7	8	9	AB	R	H	RBI	BB	SO	LOB	BOTTOM					
Ron Washington, R OBP: 0.317, SLG: 0.363 (1, 6)	G3			G6-3		G3-1		G1-3		5	2	2	1	0	0	2						
Willie Upshaw, L OBP: 0.322, SLG: 0.376 (1, 3)	G3			P5		G4-3		PB	WP	3	1	0	0	2	0	2						
Joe Carter, R OBP: 0.328, SLG: 0.505 (1, 8)						F8				3	1	2	2	2	0	0						
Ron Kittle, R OBP: 0.333, SLG: 0.540 (1, 10)			SF8				K			3	1	2	2	1	1	0						
Mel Hall, L OBP: 0.325, SLG: 0.368 (1, 7)	G4-3		F9				K	L9		4	1	0	0	1	1	6						
Cory Snyder, R OBP: 0.323, SLG: 0.504 (1, 9)			F8							4	0	2	1	0	0	1						
Brook Jacoby, R OBP: 0.318, SLG: 0.384 (1, 5)			G5-3		L8			F8		4	1	1	2	0	0	1						
Domingo Ramos, R OBP: 0.280, SLG: 0.304 (1, 4)			F8					SF8		2	2	1	1	0	0	0						
Andy Allanson, R OBP: 0.292, SLG: 0.336 (1, 2)							G6-3	SH5-3		3	1	2	0	0	0	0						
Inning Stats	R: 1 E: 0 K: 0 S: 4	H: 2 LOB: 1 BB: 1 P: 11	R: 0 E: 0 K: 0 S: 5	H: 0 LOB: 0 BB: 0 P: 9	R: 3 E: 0 K: 0 S: 11	H: 3 LOB: 1 BB: 1 P: 18	R: 1 E: 0 K: 0 S: 6	H: 2 LOB: 1 BB: 0 P: 11	R: 4 E: 0 K: 0 S: 14	H: 4 LOB: 0 BB: 1 P: 25	R: 0 E: 0 K: 0 S: 4	H: 0 LOB: 0 BB: 0 P: 8	R: 0 E: 0 K: 2 S: 10	H: 1 LOB: 1 BB: 0 P: 17	R: 1 E: 0 K: 0 S: 18	H: 0 LOB: 3 BB: 3 P: 37	1B: 9 2B: 3 3B: 0 HR: 0	SF: 2 SAC: 1 DP: 1 HBP: 1	WP: 1 PB: 2 SB: 0 CS: 0	PA: 41		
PITCHER	IP	WLS	BF	H	R	ER	SO	BB	IBB	HBP	BLK	WP	HR	S	P	ERA	WHIP					
Bill Swift, R ERA: 3.98 Ed Nunez, R ERA: 7.98 Jerry Reed, R ERA: 3.99 Rod Scurry, L ERA: 1.69	(1, 1)	3.1	L	17	6	5	5	0	0	0	0	0	0	22	43	13.50	2.400					
(4, 1)	0.2		7	4	4	4	0	0	1	0	0	0	0	11	21	54.00	6.000					
(5, 1)	3.0		10	2	0	0	2	0	0	0	0	0	0	21	35	0.00	0.667					
(8, 1)	1.0		7	0	1	1	0	3	0	1	1	1	0	18	37	9.00	3.000					

Seattle Mariners @ Cleveland Indians
Cleveland Municipal Stadium, Cleveland, OH
Sat Jul 02 1988, 7:05 PM EDT
Att: 18,096 - Unknown - 92 F

AB 31
R 10
H 12
RBI 9
BB 6
SO 2
LOB 12



Batter	1	2	3	4	5	6	7	8	9	AB	R	H	RBI	BB	SO	LOB	TOP								
Harold Reynolds, S OBP: 0.328, SLG: 0.397 (1, 4)	F8		F8			G4-3 PB FC4-2 1B				5	0	3	1	0	0	1	Seattle Mariners @ Cleveland Indians Cleveland Municipal Stadium, Cleveland, OH Sun Jul 03 1988, 3:33 AM EDT Att: 19,397 - Sunny - 76 F								
Rey Quinones, R OBP: 0.296, SLG: 0.435 (1, 10)	K				G4-3	FC5				4	0	1	1	1	1	3									
Mickey Brantley, R OBP: 0.293, SLG: 0.472 (1, 7)	G6-3		P3		FC4-2					5	0	1	0	0	0	4									
Steve Balboni, R OBP: 0.205, SLG: 0.331 (1, 3)		K			G1-3	G6-3				5	0	1	0	0	1	2									
Glenn Wilson, R OBP: 0.300, SLG: 0.339 (1, 9)										5	2	3	0	0	0	2									
Jim Prestley, R OBP: 0.271, SLG: 0.339 (1, 5)										3	2	1	0	2	0	2									
Henry Cotto, R OBP: 0.317, SLG: 0.363 (1, 8)										3	2	1	0	1	1	3									
Dave Valle, R OBP: 0.286, SLG: 0.378 (1, 2)										3	0	1	2	0	1	2									
Mario Diaz, R OBP: 0.563, SLG: 0.667 (1, 6)										3	1	2	3	0	0	2									
Inning Stats	R: 0 E: 0 K: 1 S: 7	H: 0 LOB: 0 BB: 0 P: 9	R: 0 E: 0 K: 1 S: 5	H: 1 LOB: 0 BB: 0 P: 9	R: 2 E: 0 K: 1 S: 19	H: 3 LOB: 1 BB: 0 P: 30	R: 1 E: 0 K: 0 S: 10	H: 2 LOB: 2 BB: 1 P: 19	R: 0 E: 0 K: 0 S: 6	H: 1 LOB: 1 BB: 0 P: 10	R: 2 E: 0 K: 0 S: 9	H: 4 LOB: 2 BB: 0 P: 15	R: 0 E: 0 K: 0 S: 4	H: 1 LOB: 0 BB: 0 P: 5	R: 2 E: 0 K: 0 S: 15	H: 1 LOB: 2 BB: 3 P: 30	R: 0 E: 0 K: 1 S: 11	H: 1 LOB: 1 BB: 0 P: 16	1B: 9 2B: 4 3B: 1 HR: 0	SF: 1 SAC: 2 DP: 2 HBP: 0	WP: 0 PB: 1 SB: 0 CS: 0	PA: 43			
PITCHER	IP	WLS	BF	H	R	ER	SO	BB	IBB	HBP	BLK	WP	HR	S	P	ERA	WHIP								
Bud Black, L ERA: 5.4 (1, 1)	5.0		22	7	3	3	3	1	0	0	0	0	0	47	77	5.40	1.600								
Jon Perlman, R ERA: 4.34 (6, 1)	0.2	L	5	3	2	2	0	0	0	0	0	0	0	5	9	27.00	4.500								
Don Gordon, R ERA: 5.4 (6, 1)	2.0		10	3	2	2	0	2	0	0	0	0	0	18	32	9.00	2.500								
Brad Havens, L ERA: 2.89 (8, 1)	1.1		6	1	0	0	1	1	0	0	0	0	0	16	25	0.00	1.500								

AB	36
R	7
H	14
RBI	7
BB	4
SO	4
LOB	21



Batter	1	2	3	4	5	6	7	8	9	AB	R	H	RBI	BB	SO	LOB	BOTTOM								
Julio Franco, R OBP: 0.344, SLG: 0.419 (1, 4)	L9		G3 3B 1B							4	1	1	0	0	0	1	Seattle Mariners @ Cleveland Indians Cleveland Municipal Stadium, Cleveland, OH Sun Jul 03 1988, 3:33 AM EDT Att: 19,397 - Sunny - 76 F								
Willie Upshaw, L OBP: 0.325, SLG: 0.378 (1, 3)	L3		G3							4	1	2	0	0	0	1									
Joe Carter, R OBP: 0.330, SLG: 0.515 (1, 8)	P4		HR							4	2	2	1	0	0	1									
Ron Kittle, R OBP: 0.331, SLG: 0.554 (1, 10)		K	HR							4	1	1	2	0	2	1									
Mel Hall, L OBP: 0.324, SLG: 0.368 (1, 7)			G3							3	1	1	1	0	1	0									
Cory Snyder, R OBP: 0.319, SLG: 0.496 (1, 9)			G5-3							4	0	0	0	0	2	1									
Ron Washington, R OBP: 0.315, SLG: 0.359 (1, 5)										4	0	1	1	0	1	0									
Andy Allanson, R OBP: 0.289, SLG: 0.332 (1, 2)										3	0	0	0	0	2	1									
Dave Clark, L OBP: 0.320, SLG: 0.294 (9, PH)			K							1	0	0	0	0	1	0									
Jay Bell, R OBP: 0.287, SLG: 0.245 (1, 6)			K							2	0	0	0	1	2	0									
Brook Jacoby, R OBP: 0.317, SLG: 0.382 (9, PH)										1	0	0	0	0	0	0									
Inning Stats	R: 0 E: 0 K: 0 S: 11	H: 2 LOB: 1 BB: 0 P: 14	R: 1 E: 0 K: 2 S: 16	H: 2 LOB: 1 BB: 0 P: 21	R: 3 E: 0 K: 1 S: 17	H: 3 LOB: 0 BB: 0 P: 26	R: 0 E: 0 K: 2 S: 10	H: 0 LOB: 0 BB: 0 P: 15	R: 0 E: 0 K: 1 S: 8	H: 1 LOB: 1 BB: 0 P: 10	R: 0 E: 0 K: 1 S: 7	H: 0 LOB: 0 BB: 0 P: 11	R: 0 E: 0 K: 0 S: 10	H: 0 LOB: 1 BB: 1 P: 16	R: 2 E: 0 K: 2 S: 10	H: 2 LOB: 0 BB: 0 P: 12	R: 0 E: 0 K: 2 S: 8	H: 0 LOB: 0 BB: 0 P: 11	1B: 5 2B: 1 3B: 1 HR: 1	SF: 1 SAC: 0 DP: 0 HBP: 0	WP: 1 PB: 0 SB: 1 CS: 0	PA: 36			
PITCHER	IP	WLS	BF	H	R	ER	SO	BB	IBB	HBP	BLK	WP	HR	S	P	ERA	WHIP								
Scott Bankhead, R ERA: 2.98 (1, 1)	6.0	W	24	6	4	4	7	0	0	0	0	0	1	69	97	6.00	1.000								
Michael Jackson, R ERA: 2.43 (7, 1)	1.1		7	2	2	2	1	1	0	0	0	1	0	15	22	13.50	2.250								
Mike Schooler, R ERA: 3.18 (8, 1)	1.2	S	5	0	0	0	3	0	0	0	0	0	0	13	17	0.00	0.000								

AB	34
R	6
H	8
RBI	5
BB	1
SO	11
LOB	6



Batter	1	2	3	4	5	6	7	8	9	10	11	12	13	14	15	16	AB	R	H	RBI	BB	SO	LOB	TOP								
Carney Lansford, R OBP: 0.380, SLG: 0.431 (1, 5)																	7	1	4	1	0	0	2									
Luis Polonia, L OBP: 0.333, SLG: 0.308 (1, 7)																	7	0	1	1	0	3	6									
Jose Canseco, R OBP: 0.384, SLG: 0.541 (1, 10)																	6	0	0	0	1	1	5									
Mark McGwire, R OBP: 0.344, SLG: 0.454 (1, 3)																	7	1	2	1	0	2	1									
Ron Hassey, L OBP: 0.302, SLG: 0.401 (1, 2)																	5	0	0	0	0	1	1									
Terry Steinbach, R OBP: 0.291, SLG: 0.361 (13, PH)																6	0	0	0	1	3	1										
Dave Henderson, R OBP: 0.360, SLG: 0.538 (1, 8)																6	0	0	0	1	3	1										
Stan Javier, S OBP: 0.323, SLG: 0.353 (1, 9)																	7	1	4	1	0	1	1									
Glenn Hubbard, R OBP: 0.314, SLG: 0.264 (1, 4)																	6	1	1	0	0	1	3									
Walt Weiss, S OBP: 0.298, SLG: 0.287 (1, 6)																	4	0	0	0	2	0	3									
Inning Stats	R: 0 E: 0 K: 0 S: 6	H: 1 LOB: 0 BB: 0 P: 6	R: 0 E: 0 K: 0 S: 7	H: 1 LOB: 2 BB: 1 P: 14	R: 0 E: 0 K: 1 S: 7	H: 1 LOB: 1 BB: 0 P: 13	R: 0 E: 0 K: 2 S: 11	H: 1 LOB: 1 BB: 0 P: 17	R: 2 E: 1 K: 0 S: 6	H: 3 LOB: 0 BB: 0 P: 9	R: 0 E: 0 K: 3 S: 9	H: 0 LOB: 0 BB: 0 P: 11	R: 0 E: 0 K: 0 S: 3	H: 0 LOB: 0 BB: 0 P: 5	R: 0 E: 1 K: 0 S: 5	H: 1 LOB: 1 BB: 0 P: 8	R: 0 E: 0 K: 1 S: 11	H: 0 LOB: 1 BB: 1 P: 18	R: 0 E: 0 K: 1 S: 6	H: 0 LOB: 0 BB: 0 P: 7	R: 0 E: 0 K: 1 S: 12	H: 1 LOB: 2 BB: 1 P: 17	R: 0 E: 0 K: 1 S: 9	H: 0 LOB: 0 BB: 0 P: 6	R: 0 E: 0 K: 1 S: 6	H: 0 LOB: 0 BB: 0 P: 8	R: 2 E: 1 K: 0 S: 13	H: 2 LOB: 1 BB: 0 P: 15	1B: 10 2B: 0 3B: 0 HR: 2	SF: 0 SAC: 2 DP: 3 HBP: 0	WP: 0 PB: 0 SB: 1 CS: 0	PA: 63
PITCHER	IP 9.0	WLS 36	BF 9	H 2	R 2	ER 0	SO 6	BB 2	IBB 0	HBP 0	BLK 0	WP 0	HR 0	ER 0	SO 107	P 67	ERA 2.00	WHIP 1.222														
Tom Candiotti, R ERA: 3.44 (1, 1)																																
Doug Jones, R ERA: 1.79 (10, 1)																																
Brad Havens, L ERA: 3.18 (13, 1)																																

Oakland Athletics @ Cleveland Indians
Cleveland Municipal Stadium, Cleveland, OH
Mon Jul 04 1988; 3:33 AM EDT
Att: 20,891 - Sunny - 85 F

AB 57
R 12
H 4
RBI 4
BB 4
SO 12
LOB 23



Batter	1	2	3	4	5	6	7	8	9	10	11	12	13	14	15	16	AB	R	H	RBI	BB	SO	LOB	BOTTOM												
Julio Franco, R OBP: 0.344, SLG: 0.418 (1, 4)																	6	1	2	0	0	1	3													
Dave Clark, L OBP: 0.316, SLG: 0.291 (13, 9)																	1	0	0	0	0	1	3													
Willie Upshaw, L OBP: 0.321, SLG: 0.372 (1, 3)																	7	0	1	1	0	2	7													
Joe Carter, R OBP: 0.323, SLG: 0.508 (1, 8)																	6	0	1	1	1	0	1													
Ron Kittle, R OBP: 0.327, SLG: 0.541 (1, 10)																	5	0	1	0	0	2	2													
Carmen Castillo, R OBP: 0.325, SLG: 0.325 (11, PR)																	2	0	0	0	0	0	0													
Mel Hall, L OBP: 0.319, SLG: 0.369 (1, 7)																	7	0	1	0	0	3	1													
Cory Snyder, R OBP: 0.320, SLG: 0.493 (1, 9)																	4	0	1	0	1	0	2													
Domingo Ramos, R OBP: 0.298, SLG: 0.292 (13, 4)																	1	0	0	0	0	0	0													
Brook Jacoby, R OBP: 0.318, SLG: 0.381 (1, 5)																	4	0	1	0	1	2	3													
Jay Bell, R OBP: 0.286, SLG: 0.244 (12, PR)																	1	0	0	0	0	0	0													
Ron Washington, R OBP: 0.302, SLG: 0.344 (13, 5)																	5	0	0	0	0	1	2													
Andy Allanson, R OBP: 0.294, SLG: 0.331 (1, 2)																	4	1	1	0	2	1	0													
Inning Stats	R: 0 E: 0 K: 1 S: 14	H: 1 LOB: 1 BB: 1 P: 24	R: 0 E: 0 K: 1 S: 10	H: 0 LOB: 0 BB: 0 P: 12	R: 1 E: 0 K: 1 S: 9	H: 2 LOB: 1 BB: 0 P: 12	R: 0 E: 0 K: 1 S: 9	H: 1 LOB: 2 BB: 1 P: 17	R: 0 E: 0 K: 0 S: 8	H: 0 LOB: 0 BB: 0 P: 12	R: 0 E: 0 K: 2 S: 8	H: 0 LOB: 0 BB: 0 P: 13	R: 0 E: 0 K: 1 S: 12	H: 0 LOB: 1 BB: 0 P: 20	R: 1 E: 1 K: 0 S: 11	H: 2 LOB: 1 BB: 0 P: 16	R: 0 E: 0 K: 1 S: 10	H: 1 LOB: 1 BB: 0 P: 13	R: 0 E: 0 K: 0 S: 5	H: 0 LOB: 0 BB: 0 P: 7	R: 0 E: 0 K: 0 S: 9	H: 1 LOB: 2 BB: 0 P: 18	R: 0 E: 0 K: 1 S: 13	H: 1 LOB: 2 BB: 1 P: 23	R: 0 E: 0 K: 0 S: 6	H: 0 LOB: 0 BB: 0 P: 12	R: 0 E: 0 K: 2 S: 10	H: 0 LOB: 3 BB: 2 P: 19	R: 0 E: 0 K: 1 S: 6	H: 0 LOB: 0 BB: 0 P: 10	R: 0 E: 0 K: 2 S: 9	H: 0 LOB: 0 BB: 0 P: 11	1B: 8 2B: 1 3B: 0 HR: 0	SF: 0 SAC: 3 DP: 1 HBP: 0	WP: 0 PB: 0 SB: 2 CS: 2	PA: 62
PITCHER	IP 9.0	WLS 35	BF 7	H 2	R 2	ER 0	SO 8	BB 3	IBB 0	HBP 0	BLK 0	WP 0	HR 0	ER 0	SO 139	P 91	ERA 2.00	WHIP 1.111																		
Bob Welch, R ERA: 3.29 (10, 1)																																				
Jim Cozi, R ERA: 4.3 (10, 1)																																				
Greg Cadaret, L ERA: 2.87 (12, 1)																																				
Dennis Eckersley, R ERA: 1.95 (16, 1)																																				

Oakland Athletics @ Cleveland Indians
Cleveland Municipal Stadium, Cleveland, OH
Mon Jul 04 1988; 3:33 AM EDT
Att: 20,891 - Sunny - 85 F

AB 53
R 2
H 9
RBI 2
BB 6
SO 14
LOB 24



Batter	1	2	3	4	5	6	7	8	9	AB R H RBI BB SO LOB	TOP									
Carney Lansford, R OBP: 0.378, SLG: 0.429	0-1 G4-3 1B		0-0 F8			0-1 G4-3			2-1 G5-3	4 0 1 0 0 0 0	Oakland Athletics @ Cleveland Indians Cleveland Municipal Stadium, Cleveland, OH Tue Jul 05 1988, 3:33 AM EDT Sunny - 92 F livebaseballscorecards.com									
Dave Henderson, R OBP: 0.356, SLG: 0.533	1 SAFE 2-3 K		1-1 P9			1-1 G1-3			3-2 1B	4 0 1 0 0 1 1										
Jose Canseco, R OBP: 0.380, SLG: 0.534	2-2 G4-3		1-0 G5-3			2-2 F9			1-0 F8	4 0 0 0 0 0 2										
Mark McGwire, R OBP: 0.340, SLG: 0.447	3-3 K			1-0 F7			0-0 F7		1-1 P4	4 0 0 0 0 1 2										
Terry Steinbach, R OBP: 0.285, SLG: 0.353		2-1 F8		1-1 G6-3			3-2 G6-3			3 0 0 0 0 0 0										
Don Baylor, R OBP: 0.297, SLG: 0.293		1-1 BB 1B		0-0 G5-3			1-0 P8			3 0 1 0 0 0 0										
Stan Javier, S OBP: 0.327, SLG: 0.357		0-0 BB 1B			1-3 K			0-1 L4-3 1B		3 0 2 0 0 1 0										
Mike Gallego, R OBP: 0.282, SLG: 0.277		4-1 G5-4-3 BB			1-1 F8			3-2 F2		2 0 0 0 1 0 1										
Walt Weiss, S OBP: 0.292, SLG: 0.283		0-0 G5-4-3			1-1 G1-3			3-2 L4-3		3 0 0 0 0 0 4										
Inning Stats	R: 0 E: 0 K: 2 S: 14	H: 1 LOB: 1 BB: 0 P: 21	R: 0 E: 0 K: 0 S: 7	H: 2 LOB: 2 BB: 1 P: 14	R: 0 E: 0 K: 0 S: 4	H: 0 LOB: 0 BB: 0 P: 6	R: 0 E: 0 K: 1 S: 7	H: 0 LOB: 0 BB: 0 P: 10	R: 0 E: 0 K: 0 S: 8	H: 0 LOB: 0 BB: 0 P: 11	R: 0 E: 0 K: 0 S: 6	H: 0 LOB: 0 BB: 0 P: 10	R: 0 E: 0 K: 0 S: 8	H: 1 LOB: 0 BB: 0 P: 14	R: 0 E: 0 K: 0 S: 8	H: 1 LOB: 1 BB: 0 P: 15	1B: 5 2B: 1 3B: 0 HR: 0	SF: 0 SAC: 0 DP: 2 HBP: 0	WP: 0 PB: 0 SB: 1 CS: 0	PA: 31
PITCHER Scott Bailes, L ERA: 3.98	IP: 9.0 WLS: W BF: 31 H: 5 R: 0 ER: 0 SO: 3 BB: 1 IBB: 0 HBP: 0 BLK: 0 WP: 0 HR: 0 S: 66 P: 107 ERA: 0.00 WHIP: 0.667											PITCHER								

Batter	1	2	3	4	5	6	7	8	9	AB R H RBI BB SO LOB	BOTTOM							
Julio Franco, R OBP: 0.343, SLG: 0.416	0-2 G5-3		2-1 L6		2-2 3B 1B	2-0 P4				4 1 1 0 0 0 1	Oakland Athletics @ Cleveland Indians Cleveland Municipal Stadium, Cleveland, OH Tue Jul 05 1988, 3:33 AM EDT Sunny - 92 F livebaseballscorecards.com							
Willie Upshaw, L OBP: 0.320, SLG: 0.371	2-3 K		0-1 BB 1B		1 SAFE 0-3 K	1-3 K				4 0 1 0 0 3 1								
Joe Carter, R OBP: 0.331, SLG: 0.514	2-1 1B		0-0 F7		2-2 1-H 3B	1-0 F8				4 0 2 1 0 0 1								
Ron Kittle, R OBP: 0.325, SLG: 0.529	0-0 P7		4-2 BB		0-0 G4-3	2-2 P7				3 0 0 0 1 0 2								
Mel Hall, L OBP: 0.318, SLG: 0.367		0-0 P8	2-0 P8			1-0 HR 1B		0-1 F6		4 1 1 0 0 0 2								
Cory Snyder, R OBP: 0.323, SLG: 0.502		4-1 2B BB		1-3 K	0-0 1-H HR	0-2 F8		0-2 F8		3 1 1 2 1 1 0								
Brook Jacoby, R OBP: 0.315, SLG: 0.376		1-3 K		1-0 F3		2-2 L9		1-1 P8		4 0 0 0 0 1 1								
Ron Washington, R OBP: 0.311, SLG: 0.360		2-2 2B		1-2 F9		1-1 1B				3 0 2 0 0 0 0								
Andy Allanson, R OBP: 0.291, SLG: 0.327		1-0 P6			0-0 G6-3	0-0 F3				3 0 0 0 0 0 3								
Inning Stats	R: 0 E: 0 K: 1 S: 10	H: 1 LOB: 1 BB: 0 P: 14	R: 0 E: 0 K: 1 S: 10	H: 1 LOB: 2 BB: 1 P: 18	R: 0 E: 0 K: 1 S: 10	H: 0 LOB: 0 BB: 0 P: 13	R: 1 E: 0 K: 1 S: 11	H: 2 LOB: 1 BB: 0 P: 15	R: 2 E: 0 K: 0 S: 9	H: 3 LOB: 1 BB: 0 P: 15	R: 0 E: 0 K: 1 S: 7	H: 0 LOB: 0 BB: 0 P: 11	R: 0 E: 0 K: 0 S: 7	H: 0 LOB: 0 BB: 0 P: 8	1B: 5 2B: 1 3B: 1 HR: 1	SF: 0 SAC: 0 DP: 0 HBP: 0	WP: 0 PB: 0 SB: 0 CS: 0	PA: 34
PITCHER Dave Stewart, R ERA: 3.53	IP: 8.0 WLS: L BF: 34 H: 8 R: 3 ER: 3 SO: 5 BB: 2 IBB: 0 HBP: 0 BLK: 0 WP: 0 HR: 1 S: 73 P: 111 ERA: 3.38 WHIP: 1.250											PITCHER						

AB 30
R 0
H 5
RBI 0
BB 1
SO 3
LOB 10



AB 32
R 3
H 8
RBI 3
BB 2
SO 5
LOB 11



Batter	1	2	3	4	5	6	7	8	9	AB	R	H	RBI	BB	SO	LOB	TOP				
Carney Lansford, R OBP: 0.380, SLG: 0.429	1-0 FC6-4 1B	1-1 F8		0-2 FC4-6 1B		2-1 F7			2-2 5-3	5	1	2	0	0	0	0					
Mike Gallego, R OBP: 0.284, SLG: 0.286	1-1 6-3	2-3 K		1-0 FC4-6 1B			1-2 FC5-4 1B		1-2 6-3	4	0	1	0	0	1	2					
Ron Hassey, L OBP: 0.308, SLG: 0.401	1-2			1-2						1	0	0	0	0	0	0					
Jose Canseco, R OBP: 0.361, SLG: 0.529	4-2 FC6-4 1B	0-2		3-0 F6			3-1 FC5-4			3	1	1	0	1	0	2					
Mark McGwire, R OBP: 0.343, SLG: 0.444	0-2 FC6-4 1B	1-3 K			4-1 E BB		1-2 K			3	0	1	0	1	2	2					
Dave Henderson, R OBP: 0.357, SLG: 0.528	0-0 FC6-4 1B		1-2 PB BB G6-4-3 1B		1-1 F8		1-2 F6			4	2	1	1	0	0	4					
Terry Steinbach, R OBP: 0.289, SLG: 0.350	3-2 1B	3-2 3B	4-2 G6-4-3 BB		2-2 E6			1-2 5-3		3	1	1	1	1	0	1					
Stan Javier, S OBP: 0.331, SLG: 0.363	1-2 3B	1-2 3B	3-1 G6-4-3		0-1 G6-4-3			1-3 K		4	1	1	1	0	1	3					
Walt Weiss, S OBP: 0.287, SLG: 0.286	2-1 1-H 3-H 3B		3-3 K		0-2 1-3			0-0 1-3		4	0	1	2	0	1	0					
Luis Polonia, L OBP: 0.303, SLG: 0.279	2-3 K		0-0 4-3		0-2 4-3			1-2 6-3		4	0	0	0	0	1	1					
Inning Stats	R: 5 E: 0 K: 1 S: 27	H: 5 LOB: 1 BB: 1 P: 40	R: 0 E: 0 K: 2 S: 15	H: 1 LOB: 1 BB: 0 P: 19	R: 1 E: 0 K: 1 S: 12	H: 1 LOB: 0 BB: 1 P: 23	R: 0 E: 0 K: 0 S: 7	H: 1 LOB: 1 BB: 0 P: 11	R: 0 E: 0 K: 0 S: 8	H: 0 LOB: 0 BB: 0 P: 10	R: 0 E: 0 K: 1 S: 13	H: 1 LOB: 1 BB: 0 P: 18	R: 0 E: 0 K: 1 S: 7	H: 0 LOB: 0 BB: 0 P: 9	R: 0 E: 0 K: 0 S: 9	H: 0 LOB: 0 BB: 0 P: 13	1B: 8 2B: 0 3B: 1 HR: 0	SF: 0 SAC: 0 DP: 2 HBP: 0	WP: 0 PB: 1 SB: 0 CS: 0	PA: 38	
PITCHER	IP	WLS	BF	H	R	ER	SO	BB	IBB	HBP	BLK	WP	HR	S	P	ERA	WHIP				
Greg Swindell, L ERA: 3.63	(1, 1)	6.0	28	8	6	5	4	3	0	0	0	0	0	77	118	7.50	1.833				
Don Gordon, R ERA: 3.97	(7, 1)	3.0	W	10	1	0	0	2	0	0	0	0	0	29	40	0.00	0.333				

Oakland Athletics @ Cleveland Indians
Cleveland Municipal Stadium, Cleveland, OH
Wed Jul 06 1988, 7:05 PM EDT
Att: 16,317 - Unknown - 95 F

AB 35
R 6
H 9
RBI 5
BB 3
SO 6
LOB 15



Batter	1	2	3	4	5	6	7	8	9	AB	R	H	RBI	BB	SO	LOB	BOTTOM				
Julio Franco, R OBP: 0.351, SLG: 0.417	3-2 1B	0-3 K		4-2 FC4-6 BB			4-1 1B BB	0-1 5-3		3	1	1	0	2	1	2					
Terry Francona, L OBP: 0.286, SLG: 0.429	3-1 F8		2-1 G3	0-1 FC4-6			2-1 1B IHR			4	1	1	0	0	0	2					
Joe Carter, R OBP: 0.335, SLG: 0.514	2-1 BLK 1B		1-2 2B 1B		2-2 F6		1-3 K			4	1	2	0	0	1	2					
Cory Snyder, R OBP: 0.327, SLG: 0.502	0-1 L6		1-2 F4		0-0 F8		0-0 IHR 1B			4	1	1	1	0	0	2					
Mel Hall, L OBP: 0.320, SLG: 0.382		3-2 4-3	0-0 1B 2B		0-1 5-3		1-0 IHR			4	2	2	3	0	0	0					
Brook Jacoby, R OBP: 0.314, SLG: 0.377		3-2 E 2B	1-0 FC6-4 1B		1-3 K		1-0 1-3			4	1	2	2	0	1	0					
Ron Washington, R OBP: 0.302, SLG: 0.344		0-1 F9	0-1 FC6-4		1-2 F6			1-0 6-3 SH2-4 HBP		3	0	0	0	0	2						
Willie Upshaw, L OBP: 0.320, SLG: 0.370		1-1 E2 1B		3-1 F7		2-2 4-3		2-0 SH2-4		3	1	1	1	0	0	0					
Andy Allanson, R OBP: 0.290, SLG: 0.325		0-1 1B		0-0 1-3			1-1 6-3	0-0 6-3		4	0	1	1	0	0	1					
Inning Stats	R: 0 E: 0 K: 0 S: 9	H: 2 LOB: 1 BB: 0 P: 17	R: 2 E: 1 K: 1 S: 16	H: 3 LOB: 1 BB: 0 P: 23	R: 2 E: 0 K: 0 S: 17	H: 3 LOB: 1 BB: 0 P: 23	R: 0 E: 0 K: 0 S: 7	H: 0 LOB: 0 BB: 1 P: 14	R: 0 E: 0 K: 1 S: 11	H: 0 LOB: 0 BB: 0 P: 15	R: 4 E: 0 K: 1 S: 11	H: 3 LOB: 0 BB: 1 P: 21	R: 0 E: 0 K: 0 S: 4	H: 0 LOB: 1 BB: 0 P: 7	1B: 8 2B: 2 3B: 0 HR: 1	SF: 0 SAC: 1 DP: 0 HBP: 1	WP: 0 PB: 0 SB: 0 CS: 0	PA: 37			
PITCHER	IP	WLS	BF	H	R	ER	SO	BB	IBB	HBP	BLK	WP	HR	S	P	ERA	WHIP				
Todd Burns, R ERA: 2.76	(1, 1)	5.0	23	8	4	4	1	1	0	0	1	0	0	60	90	7.20	1.800				
Rick Honeycutt, L ERA: 4.47	(6, 1)	2.0	L	10	3	4	4	2	1	0	0	0	0	22	36	18.00	2.000				
Jeff Shaver, R ERA:	(8, 1)	1.0		4	0	0	0	0	0	0	1	0	0	4	7	0.00	0.000				

Oakland Athletics @ Cleveland Indians
Cleveland Municipal Stadium, Cleveland, OH
Wed Jul 06 1988, 7:05 PM EDT
Att: 16,317 - Unknown - 95 F

AB 33
R 8
H 11
RBI 8
BB 2
SO 3
LOB 11



Batter	1	2	3	4	5	6	7	8	9	AB	R	H	RBI	BB	SO	LOB	TOP								
Devon White, S (1, 8) OBP: 0.279, SLG: 0.355	1-0 HR		2-3 K	1-3 K			0-1 2B 1B		1-2 1-3	5	2	2	1	0	2	4	California Angels @ Cleveland Indians Cleveland Municipal Stadium, Cleveland, OH Sun Jul 10 1988, 3:33 AM EDT Att: 20,050 - Cloudy - 95 F								
Johnny Ray, S (1, 4) OBP: 0.344, SLG: 0.421	3-1 F9		1-1 G4-3 2-H 1B	1-0 4-3			2-1 1B 1-3 SF9 2B		1-0 F9	5	1	2	1	0	0	3									
Brian Downing, R (1, 10) OBP: 0.368, SLG: 0.427	1-2 HR		1-0 G4-3 1-2		1-2 L7		0-2 G6-4-3 1B			4	1	2	2	0	0	1									
Chili Davis, S (1, 9) OBP: 0.324, SLG: 0.456	4-2 G5-4-3 BB			0-2 HR 1B	0-0		2-3 3-H 2-0 SF9			2	1	2	1	1	0	0									
Tony Armas, R (1, 7) OBP: 0.298, SLG: 0.388	2-2 G5-4-3 1-2			0-2 HR 1B	1-3 K		3-H 1-2 G6-4-3			4	1	1	2	0	1	3									
George Hendrick, R (1, 3) Wally Joyner, L (7, 3) OBP: 0.241, SLG: 0.299 OBP: 0.340, SLG: 0.391		2-2 L3 1B		2-2 FC1-5 1B		0-0 F8		0-0 6-3		3	0	2	0	0	0	0									
Bob Boone, R (1, 2) OBP: 0.322, SLG: 0.373	1-0 F8			2-1 1B FC1-5 1B		1-0		0-1 L8		4	0	2	0	0	0	1									
Doug Davis, R (1, 5) Jack Howell, L (6, PH) OBP: 0.341, SLG: 0.391		0-2 L3		0-1 FC1-5 1B		4-0		2-0 L9		2	0	0	0	0	0	3									
Gus Polidor, R (1, 6) OBP: 0.220, SLG: 0.208			1-0 1B 2B	2-1 1-2 2-3 1B		0-2 G1-6-3		1-0 F8		4	1	2	0	0	0	2									
Inning Stats	R: 2 E: 0 K: 0 S: 11	H: 2 LOB: 0 BB: 1 P: 22	R: 0 E: 0 K: 0 S: 7	H: 1 LOB: 0 BB: 0 P: 10	R: 1 E: 0 K: 1 S: 7	H: 2 LOB: 0 BB: 0 P: 12	R: 2 E: 0 K: 1 S: 19	H: 5 LOB: 3 BB: 0 P: 27	R: 0 E: 0 K: 1 S: 8	H: 1 LOB: 1 BB: 0 P: 10	R: 0 E: 0 K: 0 S: 6	H: 1 LOB: 1 BB: 1 P: 11	R: 2 E: 0 K: 0 S: 11	H: 3 LOB: 0 BB: 0 P: 16	R: 0 E: 0 K: 0 S: 4	H: 0 LOB: 0 BB: 0 P: 6		R: 0 E: 0 K: 0 S: 5	H: 0 LOB: 0 BB: 0 P: 8	1B: 9 2B: 5 3B: 0 HR: 3	SF: 1 SAC: 0 DP: 6 HBP: 0	WP: 0 PB: 0 SB: 0 CS: 1	PA: 38		
PITCHER	IP	WLS	BF	H	R	ER	SO	BB	IBB	HBP	BLK	WP	HR	S	P	ERA	WHIP								
Scott Bailes, L (1, 1) ERA: 4.29	3.0	L	16	9	5	5	1	1	0	0	0	0	3	36	59	15.00	3.333								
John Farrell, R (4, 1) ERA: 3.57	4.0		16	6	2	2	2	0	1	0	0	0	0	33	49	4.50	1.500								
Brad Havens, L (8, 1) ERA: 2.86	2.0		6	0	0	0	0	0	0	0	0	0	0	9	14	0.00	0.000								

Batter	1	2	3	4	5	6	7	8	9	AB	R	H	RBI	BB	SO	LOB	BOTTOM								
Julio Franco, R (1, 4) OBP: 0.360, SLG: 0.423	2-2 2B 1B		0-1 1-3	0-0 F9		2-2 L9		2-2 L8		5	0	1	0	0	0	2	California Angels @ Cleveland Indians Cleveland Municipal Stadium, Cleveland, OH Sun Jul 10 1988, 3:33 AM EDT Att: 20,050 - Cloudy - 95 F								
Terry Francona, L (1, 10) OBP: 0.385, SLG: 0.560	0-2 1-3 2B		0-0 HR	4-3		4-0 F8 1B SF9 BB		0-0 1B		4	2	3	1	1	0	0									
Joe Carter, R (1, 8) OBP: 0.334, SLG: 0.504	3-2 F3		1-2 F9	4-1 1B BB		2-2 1-2 2B		1-0 F8		4	1	1	0	1	0	3									
Mel Hall, L (1, 7) OBP: 0.328, SLG: 0.398	2-2 F6		3-2 2B	0-0 1-2 1B		0-0 F8		2-1 1-2 1B		5	0	3	0	0	0	4									
Cory Snyder, R (1, 9) OBP: 0.322, SLG: 0.485	2-2 L7		4-2 BB	2-3 K		2-2 SF9		1-3 K		3	0	0	1	1	2	6									
Willie Upshaw, L (1, 3) OBP: 0.316, SLG: 0.374		3-2 4-3 SF9 2B	1-2 L9	0-0 3-1		0-0 3-1		0-0 1-H 2B		5	2	2	1	0	0	4									
Ron Washington, R (1, 5) OBP: 0.294, SLG: 0.345		0-2 4-3		1-3 K		0-0 6-3		1-1 WP 2B		5	0	1	1	0	1	1									
Andy Allanson, R (1, 2) OBP: 0.291, SLG: 0.324		0-2 SF9		3-2 1B		3-3 K		2-2 4-3		3	0	1	1	1	1	0									
Jay Bell, R (1, 6) Domingo Ramos, R (6, PH) OBP: 0.275, SLG: 0.234 OBP: 0.314, SLG: 0.323		3-H 2-3 K		1-3 K		1-2 1B		2-3 K		2	0	0	0	0	2	1									
								1-2 2-3 K		2	0	1	0	0	1	2									
Inning Stats	R: 0 E: 0 K: 0 S: 25	H: 2 LOB: 2 BB: 0 P: 34	R: 1 E: 0 K: 1 S: 15	H: 1 LOB: 0 BB: 0 P: 20	R: 1 E: 0 K: 0 S: 17	H: 2 LOB: 2 BB: 1 P: 26	R: 0 E: 0 K: 2 S: 11	H: 1 LOB: 1 BB: 0 P: 16	R: 0 E: 0 K: 1 S: 8	H: 1 LOB: 2 BB: 1 P: 15	R: 0 E: 0 K: 1 S: 10	H: 1 LOB: 1 BB: 0 P: 16	R: 3 E: 0 K: 1 S: 13	H: 3 LOB: 2 BB: 2 P: 28	R: 0 E: 0 K: 1 S: 11	H: 2 LOB: 0 BB: 0 P: 17	R: 0 E: 0 K: 0 S: 8	H: 0 LOB: 0 BB: 0 P: 13	1B: 7 2B: 5 3B: 0 HR: 1	SF: 2 SAC: 0 DP: 0 HBP: 0	WP: 1 PB: 0 SB: 0 CS: 0	PA: 44			
PITCHER	IP	WLS	BF	H	R	ER	SO	BB	IBB	HBP	BLK	WP	HR	S	P	ERA	WHIP								
Willie Fraser, R (1, 1) ERA: 5.71	6.0	W	28	8	2	2	5	2	0	0	0	0	0	10	19	40.50	6.000								
Sherman Corbett, L (7, 1) ERA: 5.4	0.2		6	3	3	3	0	1	0	0	0	0	0	10	19	40.50	6.000								
Greg Minton, R (7, 1) ERA: 4.23	2.1	S	10	2	0	0	2	1	0	0	0	1	0	22	39	0.00	1.286								

Batter	1	2	3	4	5	6	7	8	9	AB	R	H	RBI	BB	SO	LOB	TOP			
Julio Franco, R OBP: 0.361, SLG: 0.432	0-2 6-3		3-1 HR			2-3 K			0-0 1B	4	1	2	1	0	1	0				
Terry Francona, L OBP: 0.345, SLG: 0.500 Paul Zuvella, R (9, PH)	0-2 G3		0-3 K			2-2 5-3			1-0 F9	3	0	0	0	0	1	0				
Joe Carter, R OBP: 0.331, SLG: 0.499	3-2 F9				0-0 F8			1-0 F7	1-1 F8	4	0	0	0	0	0	1				
Ron Kittle, R OBP: 0.317, SLG: 0.517		3-3 K			2-3 K			3-3 K		3	0	0	0	0	3	0				
Cory Snyder, R OBP: 0.320, SLG: 0.481		1-3 K			0-0 F8			0-0 F9		3	0	0	0	0	1	0				
Brook Jacoby, R OBP: 0.312, SLG: 0.373		2-2 1B			0-1 5-3			1-2 F9		3	0	1	0	0	0	0				
Ron Washington, R OBP: 0.288, SLG: 0.338		2-3 K			0-2 5-3			0-0 5-3		3	0	0	0	0	1	1				
Domingo Ramos, R OBP: 0.289, SLG: 0.294			0-0 L3		2-3 K			1-1 F9		3	0	0	0	0	1	0				
Andy Allanson, R OBP: 0.292, SLG: 0.325			1-0 1B		1-0 6-3			1-1 F7		3	0	1	0	0	0	0				
Inning Stats	R: 0 E: 0 K: 0 S: 9	H: 0 LOB: 0 BB: 0 P: 12	R: 0 E: 0 K: 3 S: 13	H: 1 LOB: 1 BB: 0 P: 21	R: 1 E: 0 K: 1 S: 7	H: 2 LOB: 0 BB: 0 P: 11	R: 0 E: 0 K: 1 S: 6	H: 0 LOB: 0 BB: 0 P: 8	R: 0 E: 0 K: 1 S: 8	H: 0 LOB: 0 BB: 0 P: 10	R: 0 E: 0 K: 1 S: 6	H: 0 LOB: 0 BB: 0 P: 10	R: 0 E: 0 K: 0 S: 8	H: 0 LOB: 0 BB: 0 P: 10	R: 0 E: 0 K: 0 S: 6	H: 1 LOB: 1 BB: 0 P: 9	1B: 3 2B: 0 3B: 0 HR: 1	SF: 0 SAC: 0 DP: 0 HBP: 0	WP: 0 PB: 0 SB: 0 CS: 1	PA: 30
PITCHER Mark Langston, L ERA: 3.77	IP: 9.0 WLS: W BF: 30 H: 4 R: 1 ER: 1 SO: 8 BB: 0 IBB: 0 HBP: 0 BLK: 0 WP: 0 HR: 1 S: 71 P: 104 ERA: 1.00 WHIP: 0.444																			

Cleveland Indians @ Seattle Mariners
The Kingdome, Seattle, WA
Thu Jul 14, 1988, 10:05 PM EDT
Att. 9,277 - Dome - 72 F


AB 30
R 1
H 4
RBI 1
BB 0
SO 8
LOB 3



Batter	1	2	3	4	5	6	7	8	9	AB	R	H	RBI	BB	SO	LOB	BOTTOM			
Harold Reynolds, S OBP: 0.321, SLG: 0.384	3-1 F8		0-3 K		1-0 F9		1-0 F3			4	0	0	0	0	1	3				
Rey Quinones, R OBP: 0.298, SLG: 0.425	1-3 K		3-2 CS	2-3 K	2-0 F4			0-0 2B		4	0	1	0	0	2	1				
Mickey Brantley, R OBP: 0.285, SLG: 0.459	2-2 HR			1-2 2B		0-0 F4		3-2 6-3		4	2	2	1	0	0	1				
Steve Balboni, R OBP: 0.234, SLG: 0.377	3-3 K			0-3 K		0-0 1B		2-2 F6		4	0	1	0	0	2	2				
Dave Valle, R OBP: 0.293, SLG: 0.401		0-1 4-3		1-0 2B		1-0 F2		4-2 BB		3	1	1	0	1	0	1				
John Rabb, R OBP: 0.300, SLG: 0.500		2-1 F6		0-2 WP		1-2 F9		3-2 F6		4	0	1	2	0	0	3				
Jim Prestley, R OBP: 0.274, SLG: 0.337		1-3 K		2-3 K			0-1 1B			3	0	1	0	0	2	1				
Henry Cotto, R OBP: 0.312, SLG: 0.366			0-1 CS		0-0 5-3		1-3 K			3	0	1	0	0	1	1				
Mario Diaz, R OBP: 0.500, SLG: 0.560			0-1 F8		2-2 1B		1-1 F9			3	0	1	0	0	0	2				
Inning Stats	R: 1 E: 0 K: 2 S: 11	H: 1 LOB: 0 BB: 0 P: 20	R: 0 E: 0 K: 1 S: 7	H: 0 LOB: 0 BB: 0 P: 10	R: 0 E: 0 K: 1 S: 11	H: 1 LOB: 0 BB: 0 P: 13	R: 2 E: 0 K: 3 S: 21	H: 3 LOB: 1 BB: 0 P: 27	R: 0 E: 0 K: 0 S: 6	H: 1 LOB: 1 BB: 0 P: 11	R: 0 E: 0 K: 0 S: 6	H: 1 LOB: 1 BB: 0 P: 8	R: 0 E: 0 K: 1 S: 8	H: 1 LOB: 1 BB: 0 P: 11	R: 0 E: 0 K: 0 S: 13	H: 1 LOB: 2 BB: 1 P: 25	1B: 5 2B: 3 3B: 0 HR: 1	SF: 0 SAC: 0 DP: 0 HBP: 0	WP: 1 PB: 0 SB: 0 CS: 1	PA: 34
PITCHER Greg Swindell, L ERA: 3.62	IP: 8.0 WLS: L BF: 33 H: 9 R: 3 ER: 3 SO: 8 BB: 1 IBB: 0 HBP: 0 BLK: 0 WP: 1 HR: 1 S: 83 P: 125 ERA: 3.38 WHIP: 1.250																			

Cleveland Indians @ Seattle Mariners
The Kingdome, Seattle, WA
Thu Jul 14, 1988, 10:05 PM EDT
Att. 9,277 - Dome - 72 F

AB 32
R 3
H 9
RBI 3
BB 1
SO 8
LOB 15



Batter	1	2	3	4	5	6	7	8	9	AB	R	H	RBI	BB	SO	LOB	TOP										
Julio Franco, R OBP: 0.359, SLG: 0.429 (1,4)	F9			K		2B	6-3		K	5	1	1	0	0	2	0	Cleveland Indians @ Seattle Mariners The Kingdome, Seattle, WA Fri Jul 15 1988, 10:05 PM EDT Att. 9,593 - Dome - 72 F										
Terry Francona, L OBP: 0.324, SLG: 0.455 (1,10)	K			4-3		2B	4-3		K	5	1	1	0	0	2	0											
Joe Carter, R OBP: 0.330, SLG: 0.499 (1,8)	F9			6-3		HR				4	1	1	1	0	1	0											
Cory Snyder, R OBP: 0.316, SLG: 0.475 (1,9)		K			K				K	4	0	0	0	0	4	2											
Mel Hall, L OBP: 0.333, SLG: 0.401 (1,7)		K			BB	HR			1B	3	1	2	0	1	1	0											
Brook Jacoby, R OBP: 0.317, SLG: 0.387 (1,5)		K			BB	HR			1B	4	1	3	4	0	1	0											
Willie Upshaw, L OBP: 0.319, SLG: 0.373 (1,3)				CS		F9			F9	3	0	1	0	1	0	2											
Andy Allanson, R OBP: 0.292, SLG: 0.322 (8, PH)										2	0	0	0	1	1	4											
Ron Kittle, R OBP: 0.315, SLG: 0.514 (8, PH)										1	0	0	0	0	1	2											
Chris Bando, S OBP: 0.208, SLG: 0.286 (8,2)										0	0	0	0	0	0	0											
Paul Zuvella, R (1,6)									1-3	4	0	0	0	0	1	5											
Inning Stats	R: 0 E: 0 K: 1 S: 6	H: 0 LOB: 0 BB: 0 P: 6	R: 0 E: 0 K: 3 S: 9	H: 0 LOB: 0 BB: 0 P: 14	R: 0 E: 0 K: 2 S: 11	H: 1 LOB: 0 BB: 0 P: 14	R: 0 E: 0 K: 1 S: 6	H: 0 LOB: 0 BB: 0 P: 7	R: 0 E: 0 K: 1 S: 14	H: 2 LOB: 3 BB: 1 P: 27	R: 5 E: 0 K: 1 S: 16	H: 4 LOB: 1 BB: 2 P: 31	R: 0 E: 0 K: 1 S: 9	H: 0 LOB: 0 BB: 0 P: 12	R: 0 E: 0 K: 2 S: 12	H: 2 LOB: 2 BB: 0 P: 16	R: 0 E: 0 K: 2 S: 7	H: 0 LOB: 0 BB: 0 P: 9	1B: 7 2B: 1 3B: 0 HR: 1	SF: 0 SAC: 0 DP: 0 HBP: 0	WP: 0 PB: 0 SB: 0 CS: 1	PA: 38					
PITCHER	IP	WLS	BF	H	R	ER	SO	BB	IBB	HBP	BLK	WP	HR	S	P	ERA	WHIP										
Mike Moore, R ERA: 4.35 (1,1)	5.0		21	6	3	3	8	1	0	0	0	0	0	53	82	5.40	1.400										
Michael Jackson, R ERA: 2.99 (6,1)	2.1	W	12	3	2	2	3	1	1	0	0	0	1	25	39	7.71	1.714										
Mike Schooler, R ERA: 4.02 (8,1)	1.2	S	5	0	0	0	3	0	0	0	0	0	0	12	15	0.00	0.000										

Batter	1	2	3	4	5	6	7	8	9	AB	R	H	RBI	BB	SO	LOB	BOTTOM										
Harold Reynolds, S OBP: 0.322, SLG: 0.384 (1,4)	K		K			2B				3	0	1	0	0	2	0	Cleveland Indians @ Seattle Mariners The Kingdome, Seattle, WA Fri Jul 15 1988, 10:05 PM EDT Att. 9,593 - Dome - 72 F										
Ken Phelps, L OBP: 0.427, SLG: 0.533 (6, PH)					1B					1	0	1	2	0	0	0											
Mario Diaz, R OBP: 0.519, SLG: 0.560 (7,4)										0	0	0	1	1	0	0											
Rey Quinones, R OBP: 0.300, SLG: 0.427 (1,6)					6-3					4	0	1	0	1	1	6											
Mickey Brantley, R OBP: 0.284, SLG: 0.458 (1,8)										5	1	1	0	0	1	5											
Alvin Davis, L OBP: 0.393, SLG: 0.504 (1,10)	F6									2	0	0	0	2	1	2											
Henry Cotto, R OBP: 0.310, SLG: 0.364 (7, PR)										1	1	0	0	0	0	0											
Scott Bradley, L OBP: 0.287, SLG: 0.319 (1,9)										3	0	0	0	0	0	3											
Glenn Wilson, R OBP: 0.289, SLG: 0.326 (8,9)										1	0	0	0	0	0	0											
Steve Balboni, R OBP: 0.245, SLG: 0.400 (1,3)										4	2	2	1	1	0	0											
Dave Valle, R OBP: 0.296, SLG: 0.493 (1,2)										4	2	2	2	0	0	1											
Jim Presley, R OBP: 0.280, SLG: 0.345 (1,5)										4	1	3	1	0	1	1											
Greg Briley, L OBP: 0.357, SLG: 0.520 (1,7)										2	1	1	1	2	0	1											
Inning Stats	R: 0 E: 0 K: 2 S: 13	H: 0 LOB: 1 BB: 1 P: 19	R: 1 E: 0 K: 0 S: 11	H: 2 LOB: 1 BB: 0 P: 19	R: 0 E: 0 K: 1 S: 13	H: 1 LOB: 2 BB: 1 P: 22	R: 1 E: 0 K: 0 S: 13	H: 4 LOB: 2 BB: 0 P: 18	R: 0 E: 0 K: 1 S: 7	H: 0 LOB: 0 BB: 0 P: 12	R: 2 E: 0 K: 1 S: 10	H: 2 LOB: 1 BB: 1 P: 20	R: 4 E: 0 K: 1 S: 17	H: 3 LOB: 3 BB: 4 P: 38	R: 0 E: 0 K: 0 S: 5	H: 0 LOB: 0 BB: 0 P: 9	1B: 7 2B: 4 3B: 0 HR: 1	SF: 0 SAC: 1 DP: 0 HBP: 0	WP: 0 PB: 0 SB: 1 CS: 2	PA: 42							
PITCHER	IP	WLS	BF	H	R	ER	SO	BB	IBB	HBP	BLK	WP	HR	S	P	ERA	WHIP										
John Farrell, R ERA: 3.97 (1,1)	5.2		27	8	4	4	5	3	0	0	0	0	0	63	104	6.35	1.941										
Don Gordon, R ERA: 3.24 (6,1)	0.1		3	2	1	1	0	0	0	0	0	0	0	5	8	27.00	6.000										
Brad Havens, L ERA: 3.77 (7,1)	0.1	L	4	1	1	1	0	1	1	0	0	0	0	7	15	27.00	6.000										
Rick Rodriguez, R ERA: 5.66 (7,1)	1.2		8	1	2	2	1	1	1	0	0	0	0	14	30	10.80	1.200										



Batter	1	2	3	4	5	6	7	8	9	AB	R	H	RBI	BB	SO	LOB	TOP					
Ron Washington, R OBP: 0.289, SLG: 0.357	F7		1-3		L9			E4	L6	5	1	1	0	0	0	1						
Terry Francona, L OBP: 0.326, SLG: 0.429	G4-3		WP 1B		E2			4-3	G3	5	0	2	0	0	0	1						
Julio Franco, R OBP: 0.356, SLG: 0.424	G4-3		K			6-3		5-3		4	1	1	1	0	1	1						
Joe Carter, R OBP: 0.330, SLG: 0.508		1B G6-3 1B		5-3		K		5-3		4	1	1	0	0	1	1						
Mel Hall, L OBP: 0.336, SLG: 0.398		G6-3 1B		4-3		F9		1B 1B		3	1	1	0	1	0	0						
Brook Jacoby, R OBP: 0.312, SLG: 0.381	G6-3			1-3			6-3	1B		4	0	1	1	0	0	1						
Willie Upshaw, L OBP: 0.326, SLG: 0.378		BB			6-3 E 1B		6-3	1B		3	1	2	1	1	0	0						
Carmen Castillo, R OBP: 0.322, SLG: 0.357	F7				6-3			K		4	1	1	1	0	1	4						
Cory Snyder, R OBP: 0.315, SLG: 0.472					1-3			K		0	0	0	0	0	0	0						
Chris Bando, S OBP: 0.188, SLG: 0.214			F7		E E BB			F8	G3	3	1	0	0	1	0	0						
Inning Stats	R: 0 E: 0 K: 0 S: 5	H: 0 LOB: 0 BB: 0 P: 7	R: 1 E: 0 K: 0 S: 10	H: 2 LOB: 1 BB: 1 P: 20	R: 0 E: 0 K: 1 S: 11	H: 1 LOB: 1 BB: 0 P: 18	R: 0 E: 0 K: 0 S: 5	H: 0 LOB: 0 BB: 0 P: 6	R: 2 E: 2 K: 0 S: 9	H: 2 LOB: 1 BB: 1 P: 19	R: 0 E: 0 K: 1 S: 6	H: 0 LOB: 0 BB: 0 P: 8	R: 1 E: 0 K: 0 S: 7	H: 1 LOB: 0 BB: 0 P: 10	R: 3 E: 1 K: 1 S: 15	H: 4 LOB: 2 BB: 1 P: 27	R: 0 E: 0 K: 0 S: 5	H: 0 LOB: 0 BB: 0 P: 5	1B: 8 2B: 1 3B: 0 HR: 1	SF: 0 SAC: 0 DP: 1 HBP: 0	WP: 1 PB: 0 SB: 1 CS: 0	PA: 38
PITCHER	IP	WLS	BF	H	R	ER	SO	BB	IBB	HBP	BLK	WP	HR	S	P	ERA	WHIP					
Bill Swift, R ERA: 4.07	(1, 1)	7.1	L	30	8	6	5	2	2	0	0	0	1	1	57	94	6.14	1.364				
Michael Jackson, R ERA: 2.57	(8, 1)	0.1		1	0	0	0	0	0	0	0	0	0	1	2	6	0.00	0.000				
Gene Walter, L ERA: 4.24	(8, 1)	0.0		1	0	0	0	0	1	0	0	0	0	2	6	∞	∞					
Jerry Reed, R ERA: 3.81	(8, 1)	1.1		6	2	1	1	1	0	0	0	0	0	13	19	6.75	1.500					

Cleveland Indians @ Seattle Mariners
The Kingdome, Seattle, WA
Sun Jul 17 1988, 6:33 AM EDT
Att: 9,779 - Dome - 72 F

AB 35
R 7
H 10
RBI 4
BB 3
SO 3
LOB 9



Batter	1	2	3	4	5	6	7	8	9	AB	R	H	RBI	BB	SO	LOB	BOTTOM					
Harold Reynolds, S OBP: 0.322, SLG: 0.382	B3	K		1B		B1		G6-3		5	0	1	0	0	1	3						
Ray Quinones, R OBP: 0.295, SLG: 0.418	5-3		K	K		5-3			2B WP 1B	5	1	1	0	0	2	1						
Mickey Brantley, R OBP: 0.291, SLG: 0.462	1B		5-3		CS 1B				WP 2B	5	0	4	0	0	0	0						
Alvin Davis, L OBP: 0.395, SLG: 0.498	1B		2B 2B	BB	1B		P7		F9	4	2	2	0	1	0	3						
Ken Phelps, L OBP: 0.435, SLG: 0.543	P3		2B	2B	1B				K	4	1	3	0	0	0	2						
John Rabb, R OBP: 0.300, SLG: 0.500					2B					0	0	0	0	0	0	0						
Steve Balboni, R OBP: 0.244, SLG: 0.390			2B	2B	1B				K	1	0	0	0	0	1	1						
Scott Bradley, L OBP: 0.301, SLG: 0.341		BB 1B		2B	2B				3-1	4	0	3	3	0	0	1						
Dave Valle, R OBP: 0.291, SLG: 0.397	F7		K		5-3			G6-3		4	0	0	0	0	1	7						
Glenn Wilson, R OBP: 0.285, SLG: 0.320	F8			F3	6-3			6-3		4	0	0	0	0	0	3						
Greg Briley, L OBP: 0.384, SLG: 0.464		BB	G3			L8			G6-3 BB	2	0	0	0	2	0	0						
Inning Stats	R: 0 E: 0 K: 0 S: 12	H: 2 LOB: 2 BB: 0 P: 16	R: 0 E: 0 K: 1 S: 9	H: 1 LOB: 1 BB: 1 P: 19	R: 2 E: 0 K: 2 S: 20	H: 2 LOB: 1 BB: 1 P: 34	R: 0 E: 0 K: 1 S: 11	H: 1 LOB: 0 BB: 0 P: 15	R: 1 E: 0 K: 0 S: 11	H: 4 LOB: 2 BB: 0 P: 18	R: 0 E: 0 K: 0 S: 5	H: 0 LOB: 0 BB: 0 P: 5	R: 0 E: 0 K: 0 S: 8	H: 2 LOB: 2 BB: 0 P: 13	R: 0 E: 0 K: 0 S: 4	H: 0 LOB: 0 BB: 1 P: 9	R: 1 E: 0 K: 1 S: 10	H: 2 LOB: 1 BB: 0 P: 17	1B: 10 2B: 4 3B: 0 HR: 0	SF: 0 SAC: 0 DP: 2 HBP: 1	WP: 1 PB: 0 SB: 0 CS: 1	PA: 42
PITCHER	IP	WLS	BF	H	R	ER	SO	BB	IBB	HBP	BLK	WP	HR	S	P	ERA	WHIP					
Tom Candiotti, R ERA: 3.58	(1, 1)	4.1		24	10	3	3	4	2	0	0	0	0	60	96	6.23	2.769					
Don Gordon, R ERA: 3.1	(5, 1)	3.2	W	15	4	1	1	0	1	0	1	0	0	23	39	2.46	1.364					
Doug Jones, R ERA: 2.17	(9, 1)	1.0	S	3	0	0	0	1	0	0	0	0	1	7	11	0.00	0.000					

Cleveland Indians @ Seattle Mariners
The Kingdome, Seattle, WA
Sun Jul 17 1988, 6:33 AM EDT
Att: 9,779 - Dome - 72 F

AB 38
R 4
H 14
RBI 3
BB 3
SO 5
LOB 21



Batter	1	2	3	4	5	6	7	8	9	AB	R	H	RBI	BB	SO	LOB	TOP					
Ron Washington, R OBP: 0.282, SLG: 0.348	0-1 5-3		2-3 K		2-2 F4		0-0 1-3			4	0	0	0	0	1	2						
Terry Francona, L OBP: 0.296, SLG: 0.391	1-2 F6		0-0 L7			2-2 G3		0-1 5-3		4	0	0	0	0	0	0						
Julio Franco, R OBP: 0.355, SLG: 0.422	2-1 F8		2-1 1B			0-1 6-3		0-1 F7		4	0	1	0	0	0	0						
Joe Carter, R OBP: 0.329, SLG: 0.506		2-0 F8	2-0 6-3			1-2 1B		0-0 F8		4	0	1	0	0	0	1						
Mel Hall, L OBP: 0.335, SLG: 0.396		3-2 E 1B		0-0 F6		0-0 4-3		2-1 F7		4	1	1	0	0	0	1						
Brook Jacoby, R OBP: 0.314, SLG: 0.380		1-0 F9		0-0 G1-4-3 1B			3-1 F9		4-0 BB	3	0	1	0	1	0	1						
Cory Snyder, R OBP: 0.314, SLG: 0.469		1-2 E5 1B		1-0 G1-4-3 1B			1-2 F9 1B		0-2 L7	4	1	1	0	0	0	2						
Willie Upshaw, L OBP: 0.326, SLG: 0.379		3-2 2H 1B		1-0 4-3			0-1 1B		3-2 F9	4	0	2	1	0	0	1						
Chris Bando, S OBP: 0.171, SLG: 0.194		1-0 4-3		1-1 L7			1-0 F9			3	0	0	0	0	0	3						
Inning Stats	R: 0 E: 0 K: 0 S: 7	H: 0 LOB: 0 BB: 0 P: 10	R: 2 E: 1 K: 0 S: 13	H: 2 LOB: 1 BB: 0 P: 24	R: 0 E: 0 K: 1 S: 8	H: 1 LOB: 1 BB: 0 P: 14	R: 0 E: 0 K: 0 S: 3	H: 1 LOB: 0 BB: 0 P: 4	R: 0 E: 0 K: 0 S: 6	H: 0 LOB: 0 BB: 0 P: 10	R: 0 E: 0 K: 0 S: 10	H: 1 LOB: 1 BB: 0 P: 13	R: 0 E: 0 K: 0 S: 10	H: 2 LOB: 2 BB: 0 P: 15	R: 0 E: 0 K: 0 S: 5	H: 0 LOB: 0 BB: 0 P: 5	R: 0 E: 0 K: 0 S: 8	H: 0 LOB: 1 BB: 1 P: 17	1B: 7 2B: 0 3B: 0 HR: 0	SF: 0 SAC: 0 DP: 1 HBP: 0	WP: 0 PB: 0 SB: 0 CS: 0	PA: 35
PITCHER Todd Burns, R ERA: 2.11	IP: 9.0 WLS: W BF: 35 H: 7 R: 2 ER: 0 SO: 1 BB: 1 IBB: 0 HBP: 0 BLK: 0 WP: 0 HR: 0 S: 70 P: 112 ERA: 0.00 WHIP: 0.889											PITCHER	IP: 9.0 WLS: W BF: 35 H: 7 R: 2 ER: 0 SO: 1 BB: 1 IBB: 0 HBP: 0 BLK: 0 WP: 0 HR: 0 S: 70 P: 112 ERA: 0.00 WHIP: 0.889									

Cleveland Indians @ Oakland Athletics
Oakland-Alameda County Coliseum, Oakland, CA
Mon Jul 18 1988, 7:05 PM PDT
Att: 27,849 - Unknown - 69 F

AB	34
R	2
H	7
RBI	1
BB	1
SO	1
LOB	11



Batter	1	2	3	4	5	6	7	8	9	AB	R	H	RBI	BB	SO	LOB	BOTTOM			
Stan Javier, S OBP: 0.332, SLG: 0.354	0-1 L4-3-4 1B		3-2 BB 1B	2-0 1B		2-2 BLK 1B		3-2 1B		5	2	5	0	0	0	0				
Dave Henderson, R OBP: 0.346, SLG: 0.500	2-2 L4-3-4 1-2		1-2 F9	1-0 1B		2-3 K		1-1 L9		5	0	1	0	0	1	6				
Jose Canseco, R OBP: 0.385, SLG: 0.539	0-0 HR		4-0 1B BB	2-1 F9		1-2 2H 3H 1B		1-2 1B		3	2	2	3	1	0	2				
Mark McGwire, R OBP: 0.342, SLG: 0.445	2-2 F3		4-1 1B BB		0-0 F8		2-3 K			3	1	0	1	1	1	1				
Carney Lansford, R OBP: 0.362, SLG: 0.410		3-1 5-3	1-1 1B		2-2 F8		1-0 F8			4	0	1	1	0	0	0				
Don Baylor, R OBP: 0.296, SLG: 0.289		1-0 6-3	1-0 FC6 1B		1-1 1B		3-3 K			4	0	2	2	0	1	0				
Terry Steinbach, R OBP: 0.281, SLG: 0.337		1-0 F8	0-2 FC6 1B		0-0 5-3		2-0 5-3			4	0	0	0	0	0	3				
Glenn Hubbard, R OBP: 0.311, SLG: 0.258			3-2 6-3		0-0 L9		2-0 5-3		1-1 CS 1B	4	0	1	0	0	0	0				
Mike Gallego, R OBP: 0.274, SLG: 0.271			0-0 1B BB		1-1 3-1		2-1 BLK 1B		3-3 K	4	2	2	0	0	1	1				
Inning Stats	R: 1 E: 0 K: 0 S: 12	H: 2 LOB: 0 BB: 0 P: 16	R: 0 E: 0 K: 0 S: 4	H: 0 LOB: 0 BB: 0 P: 9	R: 4 E: 0 K: 0 S: 17	H: 4 LOB: 2 BB: 2 P: 34	R: 0 E: 0 K: 0 S: 7	H: 2 LOB: 2 BB: 0 P: 13	R: 0 E: 0 K: 0 S: 8	H: 1 LOB: 1 BB: 0 P: 11	R: 2 E: 0 K: 2 S: 17	H: 3 LOB: 1 BB: 0 P: 28	R: 0 E: 0 K: 1 S: 5	H: 0 LOB: 0 BB: 0 P: 11	R: 0 E: 0 K: 1 S: 11	H: 2 LOB: 1 BB: 0 P: 19	1B: 13 2B: 2 3B: 0 HR: 1	SF: 0 SAC: 0 DP: 2 HBP: 0	WP: 0 PB: 0 SB: 0 CS: 1	PA: 38
PITCHER Scott Bailes, L ERA: 4.65 Bill Laskey, R ERA: 6.0 Brad Havens, L ERA: 3.64	IP: 5.1 WLS: L BF: 28 H: 11 R: 7 ER: 7 SO: 7 BB: 2 IBB: 0 HBP: 0 BLK: 0 WP: 0 HR: 1 S: 15 P: 26 ERA: 0.00 WHIP: 0.600											PITCHER	IP: 5.1 WLS: L BF: 28 H: 11 R: 7 ER: 7 SO: 7 BB: 2 IBB: 0 HBP: 0 BLK: 0 WP: 0 HR: 1 S: 15 P: 26 ERA: 0.00 WHIP: 0.600							

Cleveland Indians @ Oakland Athletics
Oakland-Alameda County Coliseum, Oakland, CA
Mon Jul 18 1988, 7:05 PM PDT
Att: 27,849 - Unknown - 69 F

AB	36
R	7
H	14
RBI	7
BB	2
SO	4
LOB	13



Batter	1	2	3	4	5	6	7	8	9	AB	R	H	RBI	BB	SO	LOB	TOP										
Julio Franco, R (1, 4) OBP: 0.359, SLG: 0.425	1-2 CS 1B		0-2 4-3			1-0 1B		2-2 1B		4	0	3	0	0	0	0											
Terry Francona, L (1, 3) OBP: 0.275, SLG: 0.360	2-1 F7		0-2 4-3			1-2 F6		0-0 F7		4	0	0	0	0	0	3											
Joe Carter, R (1, 8) OBP: 0.326, SLG: 0.500	0-2 L7			0-1 5-3		1-2 F3			0-2 F7	4	0	0	0	0	0	1											
Ron Kittle, R (1, 10) OBP: 0.318, SLG: 0.536		0-2 FC6-4 SF9 2B		0-3 K		2-3 K			0-3 K	4	1	1	0	0	3	1											
Mel Hall, L (1, 7) OBP: 0.337, SLG: 0.407		2-1 FC6-4 1B		1-3 K			3-3 K		1-2 HR	4	1	2	1	0	2	0											
Cory Snyder, R (1, 9) OBP: 0.314, SLG: 0.466		1-2 FC6-4			1-3 K		2-3 K		0-0 1B	4	0	1	0	0	2	2											
Brook Jacoby, R (1, 5) OBP: 0.314, SLG: 0.380		2-2 SF9			1-0 1B		1-3 K		0-3 K	3	0	1	1	0	2	1											
Chris Bando, S (1, 2) OBP: 0.184, SLG: 0.206		3-H 0-0 F7			2-1 F7			1-0 G4-6-3 1B		3	0	1	0	0	0	2											
Paul Zuvella, R (1, 6) OBP: 0.184, SLG: 0.206			0-1 G1		2-3 K			3-2 G4-6-3 1B		3	0	0	0	0	1	2											
Inning Stats	R: 0 E: 0 K: 0 S: 9	H: 1 LOB: 0 BB: 0 P: 11	R: 1 E: 0 K: 0 S: 12	H: 2 LOB: 1 BB: 0 P: 17	R: 0 E: 0 K: 0 S: 8	H: 0 LOB: 0 BB: 0 P: 8	R: 0 E: 0 K: 2 S: 8	H: 0 LOB: 0 BB: 0 P: 9	R: 0 E: 0 K: 1 S: 11	H: 1 LOB: 1 BB: 0 P: 17	R: 0 E: 0 K: 3 S: 9	H: 0 LOB: 0 BB: 0 P: 15	R: 0 E: 0 K: 0 S: 9	H: 2 LOB: 1 BB: 0 P: 15	R: 1 E: 0 K: 2 S: 14	H: 2 LOB: 1 BB: 0 P: 15	1B: 7 2B: 1 3B: 0 HR: 1	SF: 1 SAC: 0 DP: 1 HBP: 0	WP: 0 PB: 0 SB: 0 CS: 1	PA: 34							
PITCHER	IP	WLS	BF	H	R	ER	SO	BB	IBB	HBP	BLK	WP	HR	S	P	ERA	WHIP										
Bob Welch, R (1, 1) ERA: 3.41	8.0	W	29	7	1	1	8	0	0	0	0	0	0	78	109	1.12	0.875										
Dennis Eckerstley, R (9, 1) ERA: 1.58	1.0	S	5	2	1	1	2	0	0	0	0	0	1	14	15	9.00	2.000										

Cleveland Indians @ Oakland Athletics
Oakland-Alameda County Coliseum, Oakland, CA
Tue Jul 19 1988, 3:33 AM PDT
Sunny - 70 F

AB	33
R	2
H	9
RBI	2
BB	0
SO	10
LOB	12



Batter	1	2	3	4	5	6	7	8	9	AB	R	H	RBI	BB	SO	LOB	BOTTOM										
Stan Javier, S (1, 7) OBP: 0.334, SLG: 0.356	1-3 K		0-1 HR 1B		3-1 1B		0-1 4-3			4	1	2	0	0	1	1											
Dave Henderson, R (1, 8) OBP: 0.348, SLG: 0.511	3-2 HR 1B		0-0 1-H HR		1-2 F7			1-3 K		4	2	2	2	0	1	1											
Jose Canseco, R (1, 9) OBP: 0.384, SLG: 0.536	1-3 K		0-1 S 1B		2-1 1-3			0-3 K		4	0	1	0	0	2	2											
Mark McGwire, R (1, 3) OBP: 0.341, SLG: 0.451	0-0 1-H HR		2-0 F8			2-3 K		0-0 4-3		4	1	1	2	0	1	1											
Carney Lansford, R (1, 5) OBP: 0.360, SLG: 0.406	0-0 5-3		2-2 F9			0-0 1-3				3	0	0	0	0	0	1											
Don Baylor, R (1, 10) OBP: 0.291, SLG: 0.284		1-0 6-3		1-0 5-3		1-1 F2				3	0	0	0	0	0	0											
Ron Hassey, L (1, 2) OBP: 0.290, SLG: 0.374		0-0 1-3		0-0 4-3			0-0 FC5-4 1B			3	0	1	0	0	0	0											
Glenn Hubbard, R (1, 4) OBP: 0.306, SLG: 0.253		0-3 K		0-0 G3			1-3 K			3	0	0	0	0	2	1											
Walt Weiss, S (1, 6) OBP: 0.296, SLG: 0.306			1-3 K		1-0 6-3		0-0 FC5-4			3	0	0	0	0	1	1											
Inning Stats	R: 2 E: 0 K: 2 S: 12	H: 2 LOB: 0 BB: 0 P: 17	R: 0 E: 0 K: 1 S: 5	H: 0 LOB: 0 BB: 0 P: 6	R: 2 E: 0 K: 1 S: 14	H: 3 LOB: 1 BB: 0 P: 19	R: 0 E: 0 K: 0 S: 3	H: 0 LOB: 0 BB: 0 P: 4	R: 0 E: 0 K: 0 S: 8	H: 1 LOB: 1 BB: 0 P: 15	R: 0 E: 0 K: 1 S: 6	H: 0 LOB: 0 BB: 0 P: 9	R: 0 E: 0 K: 1 S: 8	H: 1 LOB: 1 BB: 0 P: 9	R: 0 E: 0 K: 2 S: 9	H: 0 LOB: 0 BB: 0 P: 10	1B: 5 2B: 0 3B: 0 HR: 2	SF: 0 SAC: 0 DP: 0 HBP: 0	WP: 0 PB: 0 SB: 1 CS: 0	PA: 31							
PITCHER	IP	WLS	BF	H	R	ER	SO	BB	IBB	HBP	BLK	WP	HR	S	P	ERA	WHIP										
Greg Swindell, L (1, 1) ERA: 3.67	8.0	L	31	7	4	4	8	0	0	0	0	0	2	65	89	4.50	0.875										

Cleveland Indians @ Oakland Athletics
Oakland-Alameda County Coliseum, Oakland, CA
Tue Jul 19 1988, 3:33 AM PDT
Sunny - 70 F

AB	31
R	4
H	7
RBI	4
BB	0
SO	8
LOB	8



Batter	1	2	3	4	5	6	7	8	9	AB	R	H	RBI	BB	SO	LOB	TOP										
Ron Washington, R OBP: 0.280, SLG: 0.339	4-0 SF8 BB		1-3 K	1-3 K		1-2 G4-3		2-2 F9		4	1	0	0	1	2	1											
Terry Francona, L OBP: 0.296, SLG: 0.358	2-0 SF8 1-H		4-1 1B 2B BB	3-2 G6-3		0-0 1B		2-2 F9		3	1	1	1	1	0	0											
Julio Franco, R OBP: 0.359, SLG: 0.425	3-3 K		0-1 2B 1B		1-0 L6	0-1 G5-3			2-1 1B 1B	5	1	2	0	0	1	1											
Joe Carter, R OBP: 0.329, SLG: 0.499	4-2 FC5 BB		1-2 F3		4-1 2B 1B BB		0-0 F7		0-2 1B 1B	3	1	1	0	2	0	3											
Mel Hall, L OBP: 0.335, SLG: 0.407	1-1 FC5 1-3		1-0 1B 2B		1-0 F8		2-3 K		1-3 K	5	0	1	2	0	2	4											
Cory Snyder, R OBP: 0.318, SLG: 0.470		1-1 F9	4-2 1B BB		0-2 1B 2B		0-2 E 1B		0-3 K	4	1	2	0	1	1	2											
Willie Upshaw, L OBP: 0.329, SLG: 0.380		0-1 G4-3	1-1 1B		2-1 1B		0-0 E4 FC5-4		1-3 K	5	0	2	3	0	1	3											
Brook Jacoby, R OBP: 0.310, SLG: 0.375		0-0 F7	1-3 K		2-3 2-H 3-H 1-3 K		1-1 FC5-4			4	0	0	0	0	2	6											
Chris Bando, S OBP: 0.190, SLG: 0.189			4-1 1B 2B BB		2-1 F5		1-2 F8		1-0 F8	3	1	0	0	1	0	0											
Inning Stats	R: 1 E: 0 K: 1 S: 10	H: 0 LOB: 1 BB: 2 P: 24	R: 0 E: 0 K: 0 S: 5	H: 0 LOB: 0 BB: 0 P: 6	R: 3 E: 0 K: 2 S: 21	H: 3 LOB: 3 BB: 3 P: 38	R: 0 E: 0 K: 1 S: 9	H: 0 LOB: 0 BB: 0 P: 15	R: 2 E: 0 K: 1 S: 12	H: 2 LOB: 1 BB: 1 P: 22	R: 0 E: 0 K: 0 S: 13	H: 1 LOB: 1 BB: 0 P: 15	R: 0 E: 1 K: 1 S: 10	H: 1 LOB: 2 BB: 0 P: 13	R: 0 E: 0 K: 3 S: 15	H: 2 LOB: 0 BB: 0 P: 19	1B: 7 2B: 2 3B: 0 HR: 0	SF: 1 SAC: 0 DP: 0 HBP: 0	WP: 0 PB: 0 SB: 2 CS: 0	PA: 43							
PITCHER	IP	WLS	BF	H	R	ER	SO	BB	IBB	HBP	BLK	WP	HR	S	P	ERA	WHIP										
Rich Bordi, R ERA: 4.7	2.2		14	2	4	3	2	4	0	0	0	0	0	29	55	10.12	2.250										
Eric Plunk, R ERA: 2.82	1.2		8	1	1	1	2	2	0	0	0	0	0	18	35	5.40	1.800										
Greg Cadaret, L ERA: 3.02	1.1	W	7	3	1	1	1	0	0	0	0	0	0	21	28	6.75	2.250										
Gene Nelson, R ERA: 3.75	2.1		9	1	0	0	1	0	0	0	0	0	0	19	27	0.00	0.429										
Dennis Eckersley, R ERA: 1.54	1.0	S	5	2	0	0	3	0	0	0	0	0	0	15	19	0.00	2.000										

Cleveland Indians @ Oakland Athletics
Oakland-Alameda County Coliseum, Oakland, CA
Tue Jul 19 1988, 7:05 PM PDT
Att: 17,299 - Sunny - 65 F

AB 36
R 6
H 9
RBI 6
BB 6
SO 9
LOB 20



Batter	1	2	3	4	5	6	7	8	9	AB	R	H	RBI	BB	SO	LOB	BOTTOM										
Luis Polonia, L OBP: 0.356, SLG: 0.376	2-1 G1-4-3 1B				3-2 S 3B 1B	2-0 F9		0-0 F8		3	1	2	0	0	0	0											
Carney Lansford, R OBP: 0.358, SLG: 0.404		G1-3								2	0	0	0	0	0	2											
Stan Javier, S OBP: 0.336, SLG: 0.364	1-1 G1-4-3 1-2		1-0 G1		3-2 1-H SF8 3B	1-2 G6-3		1-2 1B		5	1	2	1	0	0	2											
Jose Canseco, R OBP: 0.384, SLG: 0.537	4-0 1B 2B BB		1-0 G6-3		0-1 SF8 3-H		1-0 S 2B	1-2 G5-3 2-3		3	2	1	1	1	0	2											
Mark McGwire, R OBP: 0.343, SLG: 0.461	3-1 2B 1B		1-0 G6-3		0-1 HR		2-2 G1-6-3			4	2	2	1	0	0	1											
Dave Henderson, R OBP: 0.350, SLG: 0.513	1-1 1B 2B		3-1 F9		4-2 1B BB		1-3 K			3	1	1	1	1	1	1											
Terry Steinbach, R OBP: 0.291, SLG: 0.343	2-0 2B 1B				0-0 G4-3	0-0 1B		4-1 3B BB		3	2	2	2	1	0	0											
Tony Phillips, S OBP: 0.314, SLG: 0.280	2-2 1-H				3-2 G6-3	1-2 P4		1-1 1-H 2-H		4	0	2	3	0	0	2											
Mike Gallego, R OBP: 0.274, SLG: 0.276	0-1 G1				3-1 G6-3			0-0 P1		4	0	1	0	0	0	2											
Walt Weiss, S OBP: 0.296, SLG: 0.305		0-0 F9			3-2 G3	2-2 G4-3		1-0 G5-3 1B		4	0	1	0	0	0	1											
Inning Stats	R: 4 E: 0 K: 0 S: 14	H: 5 LOB: 1 BB: 1 P: 29	R: 0 E: 0 K: 0 S: 4	H: 0 LOB: 0 BB: 0 P: 7	R: 0 E: 0 K: 0 S: 4	H: 0 LOB: 0 BB: 0 P: 9	R: 0 E: 0 K: 0 S: 7	H: 0 LOB: 0 BB: 0 P: 13	R: 3 E: 0 K: 0 S: 20	H: 4 LOB: 2 BB: 1 P: 34	R: 0 E: 0 K: 0 S: 12	H: 1 LOB: 1 BB: 0 P: 20	R: 2 E: 0 K: 1 S: 12	H: 2 LOB: 1 BB: 1 P: 21	R: 0 E: 0 K: 0 S: 8	H: 2 LOB: 1 BB: 0 P: 11	1B: 7 2B: 4 3B: 2 HR: 1	SF: 1 SAC: 0 DP: 2 HBP: 0	WP: 0 PB: 0 SB: 2 CS: 0	PA: 39							
PITCHER	IP	WLS	BF	H	R	ER	SO	BB	IBB	HBP	BLK	WP	HR	S	P	ERA	WHIP										
Rick Rodriguez, R ERA: 6.84	4.1		20	7	6	6	0	1	0	0	0	0	1	8	12	27.00	9.000										
Don Gordon, R ERA: 3.49	0.1	L	4	2	1	1	0	1	0	0	0	0	0	35	56	5.40	1.800										
Brad Havens, L ERA: 3.82	3.1		15	5	2	2	1	1	0	0	0	0	0	0	0	5.40	1.800										

Cleveland Indians @ Oakland Athletics
Oakland-Alameda County Coliseum, Oakland, CA
Tue Jul 19 1988, 7:05 PM PDT
Att: 17,299 - Sunny - 65 F

AB 35
R 9
H 14
RBI 9
BB 3
SO 1
LOB 13



Batter	1	2	3	4	5	6	7	8	9	AB	R	H	RBI	BB	SO	LOB	TOP					
Ron Washington, R OBP: 0.272, SLG: 0.329	F4		4-3	5-3		6-3			K	5	0	0	0	0	1	3						
Terry Francona, L OBP: 0.292, SLG: 0.328	G3		F7		4-3		6-3		F7	5	0	0	0	0	0	0						
Julio Franco, R OBP: 0.361, SLG: 0.424	4-3		BB 2B		F3					3	1	1	0	1	0	0						
Joe Carter, R OBP: 0.331, SLG: 0.497		F2	BB 2B		S 1B		F3			3	1	1	0	1	0	1						
Mel Hall, L OBP: 0.334, SLG: 0.408	F9		1-H 2-H 2B		L9		F8			4	0	1	2	0	0	2						
Cory Snyder, R OBP: 0.320, SLG: 0.473	1B 2B		F4		1B		F4			4	1	2	0	0	0	1						
Brook Jacoby, R OBP: 0.315, SLG: 0.378	1B BB			4-3 1B		6-3				3	1	2	0	1	0	0						
Willie Upshaw, L OBP: 0.328, SLG: 0.378	1B 1B		4-3		K		F6			4	1	1	1	0	1	3						
Chris Bando, S OBP: 0.196, SLG: 0.195	2-H 3-H 1B		K		P5		3-1			4	0	1	2	0	1	3						
Inning Stats	R: 0 H: 0 E: 0 K: 0 S: 3	H: 0 LOB: 0 BB: 0 P: 6	R: 3 H: 3 E: 0 K: 0 S: 13	H: 3 LOB: 1 BB: 1 P: 20	R: 2 H: 2 E: 0 K: 0 S: 18	H: 2 LOB: 1 BB: 1 P: 30	R: 0 H: 1 E: 0 K: 1 S: 6	H: 1 LOB: 1 BB: 0 P: 6	R: 0 H: 1 E: 0 K: 1 S: 11	H: 1 LOB: 2 BB: 0 P: 17	R: 0 H: 2 E: 0 K: 1 S: 15	H: 2 LOB: 2 BB: 0 P: 21	R: 0 H: 0 E: 0 K: 0 S: 6	H: 0 LOB: 0 BB: 1 P: 11	R: 0 H: 0 E: 0 K: 0 S: 9	H: 0 LOB: 0 BB: 0 P: 12	R: 0 H: 0 E: 0 K: 1 S: 14	H: 0 LOB: 0 BB: 0 P: 19	1B: 7 2B: 2 3B: 0 HR: 0	SF: 0 SAC: 0 DP: 0 HBP: 0	WP: 0 PB: 0 SB: 1 CS: 0	PA: 38
PITCHER Dave Stewart, R ERA: 3.45	IP: 9.0 WLS: L BF: 38	H: 9 R: 5 ER: 5 SO: 3	BB: 3 IBB: 0 HBP: 0 BLK: 0	WP: 0 HR: 0 S: 95 P: 142	ERA: 5.00 WHIP: 1.333	PITCHER										IP: 9.0 WLS: L BF: 38	H: 9 R: 5 ER: 5 SO: 3	BB: 3 IBB: 0 HBP: 0 BLK: 0	WP: 0 HR: 0 S: 95 P: 142	ERA: 5.00 WHIP: 1.333		

Cleveland Indians @ Oakland Athletics
Oakland-Alameda County Coliseum, Oakland, CA

AB 35
R 5
H 9
RBI 5
BB 3
SO 3
LOB 13



Wed Jul 20 1988, 3:33 AM PDT
Att: 27,439 - Sunny - 66 F

Batter	1	2	3	4	5	6	7	8	9	AB	R	H	RBI	BB	SO	LOB	BOTTOM					
Luis Polonia, L OBP: 0.347, SLG: 0.367	K		K		FC4-6		6-3 E 1B		4-3	5	1	1	0	0	2	3						
Stan Javier, S OBP: 0.330, SLG: 0.358	K		K		K		F7		K	5	0	0	0	0	4	5						
Jose Canseco, R OBP: 0.383, SLG: 0.534	F7		K			1B 1B	6-3			4	1	1	1	0	1	3						
Mark McGwire, R OBP: 0.342, SLG: 0.458		K		K		F8	E2 1B			4	0	1	1	0	2	1						
Ron Hassey, L OBP: 0.290, SLG: 0.371	FC6-4 1B		G3		F7		4-3			4	0	1	0	0	0	2						
Terry Steinbach, R OBP: 0.295, SLG: 0.364	F7		HR		1B 1B		F8			4	1	2	1	0	0	1						
Tony Phillips, S OBP: 0.311, SLG: 0.279	FC6-4		K		K		1-3 1B		1-3	4	0	1	1	0	1	1						
Mike Gallego, R OBP: 0.276, SLG: 0.278			1B		K		F8			2	0	1	0	0	1	0						
Dave Henderson, R OBP: 0.349, SLG: 0.511			1B							1	0	0	0	0	0	2						
Glenn Hubbard, R OBP: 0.306, SLG: 0.253			1B							0	0	0	0	0	0	0						
Carney Lansford, R OBP: 0.357, SLG: 0.493			1B							1	0	0	0	0	1	0						
Walt Weiss, S OBP: 0.302, SLG: 0.313			1B		FC4-6 BB		1B 6-3 2B		K	3	1	2	0	1	1	0						
Inning Stats	R: 0 H: 0 E: 0 K: 2 S: 9	H: 1 LOB: 1 BB: 0 P: 13	R: 0 H: 1 E: 0 K: 1 S: 7	H: 1 LOB: 0 BB: 0 P: 12	R: 0 H: 2 E: 0 K: 3 S: 14	H: 2 LOB: 2 BB: 0 P: 20	R: 1 H: 1 E: 0 K: 2 S: 14	H: 1 LOB: 0 BB: 0 P: 21	R: 0 H: 0 E: 0 K: 2 S: 12	H: 0 LOB: 1 BB: 1 P: 19	R: 1 H: 3 E: 0 K: 0 S: 14	H: 3 LOB: 2 BB: 0 P: 23	R: 2 H: 3 E: 1 K: 0 S: 12	H: 3 LOB: 1 BB: 0 P: 19	R: 0 H: 0 E: 0 K: 1 S: 7	H: 0 LOB: 0 BB: 0 P: 11	R: 0 H: 0 E: 0 K: 2 S: 8	H: 0 LOB: 0 BB: 0 P: 11	1B: 8 2B: 1 3B: 0 HR: 1	SF: 0 SAC: 0 DP: 0 HBP: 0	WP: 0 PB: 0 SB: 0 CS: 0	PA: 38
PITCHER John Farrell, R ERA: 4.03	IP: 6.2 WLS: W BF: 30	H: 9 R: 4 ER: 4 SO: 10	BB: 1 IBB: 0 HBP: 0 BLK: 0	WP: 0 HR: 1 S: 78 P: 120	ERA: 5.40 WHIP: 1.500	PITCHER										IP: 6.2 WLS: W BF: 30	H: 9 R: 4 ER: 4 SO: 10	BB: 1 IBB: 0 HBP: 0 BLK: 0	WP: 0 HR: 1 S: 78 P: 120	ERA: 5.40 WHIP: 1.500		
Doug Jones, R ERA: 2.06	IP: 2.1 WLS: S BF: 8	H: 1 R: 0 ER: 0 SO: 3	BB: 0 IBB: 0 HBP: 0 BLK: 0	WP: 0 HR: 0 S: 19 P: 29	ERA: 0.00 WHIP: 0.429	PITCHER										IP: 2.1 WLS: S BF: 8	H: 1 R: 0 ER: 0 SO: 3	BB: 0 IBB: 0 HBP: 0 BLK: 0	WP: 0 HR: 0 S: 19 P: 29	ERA: 0.00 WHIP: 0.429		

Cleveland Indians @ Oakland Athletics
Oakland-Alameda County Coliseum, Oakland, CA

AB 37
R 4
H 10
RBI 4
BB 1
SO 13
LOB 18



Wed Jul 20 1988, 3:33 AM PDT
Att: 27,439 - Sunny - 66 F

Batter	1	2	3	4	5	6	7	8	9	AB	R	H	RBI	BB	SO	LOB	TOP								
Julio Franco, R OBP: 0.361, SLG: 0.427	2-1 6-3		0-1 G3-6-3			0-0 HR		2-1 4-3	2-0 2B	5	1	2	2	0	0	1	Cleveland Indians @ California Angels Anaheim Stadium, Anaheim, CA Fri Jul 22 1988, 10:05 PM EDT Att: 27,403 - Unknown - 80 F								
Willie Upshaw, L OBP: 0.332, SLG: 0.389	2-1 1B		3-2 F5			0-0 HR		4-2 1B	0-2 G3	4	1	2	2	1	0	1									
Joe Carter, R OBP: 0.330, SLG: 0.495	0-2 F3			0-2 5-3		2-0 5-3		0-2 1B		4	0	1	0	0	0	1									
Ron Kittle, R OBP: 0.316, SLG: 0.529	1-0 1B			0-1 5-3		1-1 F2		2-3 K		4	0	1	0	0	1	2									
Mel Hall, L OBP: 0.330, SLG: 0.403	2-3 K			1-1 E4		2-1 F9		3-1 L7		4	0	0	0	0	1	4									
Cory Snyder, R OBP: 0.322, SLG: 0.473		2-1 G6-3 1B		1-3 K			1-1 E5		0-1 1B 2B	4	1	2	0	0	1	1									
Brook Jacoby, R OBP: 0.314, SLG: 0.376		2-3 K			1-3 K		0-0 5-3		0-0 1B 2B	4	1	1	0	0	2	2									
Chris Bando, S OBP: 0.180, SLG: 0.178		1-2 G6-3			2-1 F8		1-1 P6		0-0 P5	4	0	0	0	0	0	4									
Paul Zuvella, R OBP: 0.091, SLG: 0.091 Terry Francona, L OBP: 0.259, SLG: 0.322			1-2 G3-6-3 1B		3-1 5-3		2-1 6-3		1-2 F8	3	0	1	0	0	0	1									
Inning Stats	R: 0 E: 0 K: 1 S: 15	H: 2 LOB: 2 BB: 0 P: 22	R: 0 E: 0 K: 1 S: 11	H: 1 LOB: 0 BB: 0 P: 16	R: 0 E: 0 K: 0 S: 10	H: 1 LOB: 0 BB: 0 P: 14	R: 0 E: 1 K: 1 S: 10	H: 0 LOB: 1 BB: 0 P: 12	R: 0 E: 0 K: 0 S: 7	H: 0 LOB: 0 BB: 0 P: 13	R: 2 E: 0 K: 0 S: 7	H: 2 LOB: 0 BB: 0 P: 12	R: 0 E: 1 K: 0 S: 12	H: 0 LOB: 1 BB: 0 P: 11	R: 0 E: 0 K: 1 S: 12	H: 1 LOB: 2 BB: 1 P: 23	R: 2 E: 0 K: 0 S: 12	H: 3 LOB: 1 BB: 0 P: 15	1B: 8 2B: 1 3B: 0 HR: 1	SF: 0 SAC: 0 DP: 2 HBP: 0	WP: 0 PB: 0 SB: 0 CS: 0	PA: 38			
PITCHER	IP	WLS	BF	H	R	ER	SO	BB	IBB	HBP	BLK	WP	HR	S	P	ERA	WHIP								
Terry Clark, R ERA: 1.33	7.1	W	30	7	2	2	4	1	0	0	0	0	1	74	113	2.46	1.091								
Bryan Harvey, R ERA: 2.41	1.2		8	3	2	2	1	0	0	0	0	0	0	17	25	10.80	1.800								

AB	37
R	4
H	10
RBI	4
BB	1
SO	5
LOB	19



Batter	1	2	3	4	5	6	7	8	9	AB	R	H	RBI	BB	SO	LOB	BOTTOM								
Devon White, S OBP: 0.282, SLG: 0.346	0-1 1B 2B	2-1 3-1		0-0 G3		3-2 F8		1-3 K2-3		5	1	1	0	0	1	1	Cleveland Indians @ California Angels Anaheim Stadium, Anaheim, CA Fri Jul 22 1988, 10:05 PM EDT Att: 27,403 - Unknown - 80 F								
Johnny Ray, S OBP: 0.345, SLG: 0.422	2-1 2B 4-3	1-0 1B			1-0 6-3	2-0 HR				4	2	3	2	0	0	0									
Wally Joyner, L OBP: 0.341, SLG: 0.396	1-2 4-3 2B	2-2 F8			0-1 E 1B	0-0 2B				4	2	3	1	0	0	1									
Chili Davis, S OBP: 0.328, SLG: 0.455	0-1 4-3		0-0 4-3 G1-4-3 1B		2-2 E1 1B 1B	3-1 F7				4	1	1	1	0	0	3									
Jim Eppard, L OBP: 0.389, SLG: 0.375	1-1 4-3		0-1 G1-4-3		1-1 1B		4-1 G3-6-3 BB			3	0	1	1	1	0	2									
Jack Howell, L OBP: 0.339, SLG: 0.402	3-0 2B		0-1 4-3		3-0 1B		2-1 G3-6-3			4	0	2	2	0	0	2									
Thad Bosley, L OBP: 0.231, SLG: 0.171	3-0 5-3		1-2 4-3		1-2 K		1-1 6-3			4	0	0	0	0	1	4									
Bob Boone, R OBP: 0.341, SLG: 0.388		1-2 3-1 4-3 1B		3-1 4-3		0-2 4-3		3-2 P4		4	1	1	0	0	0	2									
Dick Schofield, R OBP: 0.296, SLG: 0.321		2-1 4-3		1-1 1-3		0-0 L9		1-2 F8		4	0	0	0	0	0	1									
Inning Stats	R: 3 E: 0 K: 0 S: 15	H: 4 LOB: 1 BB: 0 P: 24	R: 1 E: 0 K: 0 S: 11	H: 2 LOB: 0 BB: 0 P: 19	R: 0 E: 0 K: 0 S: 8	H: 1 LOB: 1 BB: 0 P: 9	R: 0 E: 0 K: 0 S: 5	H: 0 LOB: 0 BB: 0 P: 9	R: 2 E: 0 K: 1 S: 16	H: 3 LOB: 2 BB: 0 P: 23	R: 1 E: 0 K: 0 S: 8	H: 2 LOB: 1 BB: 0 P: 16	R: 0 E: 0 K: 0 S: 5	H: 0 LOB: 0 BB: 1 P: 12	R: 0 E: 0 K: 1 S: 9	H: 0 LOB: 0 BB: 0 P: 14	1B: 7 2B: 4 3B: 0 HR: 1	SF: 0 SAC: 0 DP: 1 HBP: 0	WP: 0 PB: 0 SB: 1 CS: 0	PA: 37					
PITCHER	IP	WLS	BF	H	R	ER	SO	BB	IBB	HBP	BLK	WP	HR	S	P	ERA	WHIP								
Tom Candiotti, R ERA: 3.78	4.1	L	22	8	6	5	0	0	0	0	0	0	1	45	70	10.38	1.846								
Brad Havens, L ERA: 3.89	1.2		9	4	1	1	1	0	0	0	0	0	1	18	30	5.40	2.400								
Rick Rodriguez, R ERA: 6.33	2.0		6	0	0	0	1	1	0	0	0	0	0	14	26	0.00	0.500								



Batter	1	2	3	4	5	6	7	8	9	AB	R	H	RBI	BB	SO	LOB	TOP								
Julio Franco, R OBP: 0.364, SLG: 0.429	1-1 S BB 1B	2-1 FC5-4 1B		2-0 F9		1-1 5-3			2-2 FC3 1B	5	1	3	0	0	0	0									
Domingo Ramos, R OBP: 0.317, SLG: 0.306	4-1 1B	0-1 F9		2-1		1-1 F9			2-1 FC3	2	1	1	0	1	0	1									
Willie Upshaw, L OBP: 0.330, SLG: 0.387	1-2 SF9 BB								1-2 FC3	2	0	0	0	0	0	1									
Joe Carter, R OBP: 0.329, SLG: 0.491	3-2 SF9 1B	0-0 FC5-4		0-1 F9		2-2 5-3			1-0 L5	5	1	1	1	0	0	3									
Ron Kittle, R OBP: 0.329, SLG: 0.532	2-1 SF9		0-0 2B SF9		2-2 P6					3	1	2	1	0	0	1									
Cory Snyder, R OBP: 0.326, SLG: 0.480	1-1 BB 1B		0-1 SF9 1-3		0-0 FC5-4 1B				3-2 1-3	4	0	3	1	0	0	1									
Brook Jacoby, R OBP: 0.314, SLG: 0.374	4-1 FC6-4 BB		1-1 SF9		0-0 FC5-4 G6-4-3			2-3 K		2	0	0	1	1	1	1									
Carmen Castillo, R OBP: 0.319, SLG: 0.345	1-3 K		2-3 3-H 4-0 HBP BB		1-0 G6-4-3			2-3 K		3	0	0	0	1	2	3									
Chris Bando, S OBP: 0.185, SLG: 0.167	0-0 FC6-4		1-2 L4-3 HBP		2-0 3-1			1-3 K		3	0	0	0	0	1	2									
Paul Zuvella, R OBP: 0.071, SLG: 0.071		3-1 F8		1-2 L4-3		0-0 3-1			0-3 K	3	0	0	0	0	0	3									
Mel Hall, L OBP: 0.329, SLG: 0.402										1	0	0	0	0	1	0									
Inning Stats	R: 3 E: 0 K: 1 S: 18	H: 3 LOB: 2 BB: 2 P: 34	R: 0 E: 0 K: 0 S: 7	H: 1 LOB: 1 BB: 0 P: 12	R: 1 E: 0 K: 0 S: 10	H: 2 LOB: 2 BB: 1 P: 17	R: 0 E: 0 K: 0 S: 9	H: 1 LOB: 1 BB: 0 P: 15	R: 0 E: 0 K: 0 S: 3	H: 1 LOB: 0 BB: 0 P: 4	R: 0 E: 0 K: 0 S: 4	H: 0 LOB: 0 BB: 0 P: 7	R: 0 E: 0 K: 0 S: 10	H: 1 LOB: 1 BB: 0 P: 16	R: 0 E: 0 K: 3 S: 9	H: 0 LOB: 0 BB: 0 P: 14	R: 0 E: 0 K: 1 S: 9	H: 1 LOB: 1 BB: 0 P: 14	1B: 9 2B: 2 3B: 0 HR: 0	SF: 2 SAC: 0 DP: 2 HBP: 1	WP: 0 PB: 0 SB: 1 CS: 0	PA: 39			
PITCHER	IP	WLS	BF	H	R	ER	SO	BB	IBB	HBP	BLK	WP	HR	S	P	ERA	WHIP								
Chuck Finley, L ERA: 4.56	(1, 1)	1.0	8	3	3	3	1	2	0	0	0	0	0	18	34	27.00	5.000								
Stu Cliburn, R ERA: 3.95	(2, 1)	6.0	W	24	6	1	1	0	1	0	1	0	0	43	71	1.50	1.167								
Greg Minton, R ERA: 3.78	(8, 1)	2.0	S	7	1	0	0	4	0	0	0	0	0	18	28	0.00	0.500								

Cleveland Indians @ California Angels
Anaheim Stadium, Anaheim, CA

Sat Jul 23 1988, 10:05 PM EDT
Att: 34,977 - Unknown - 80 F

AB 33
R 4
H 10
RBI 4
BB 3
SO 5
LOB 16



Batter	1	2	3	4	5	6	7	8	9	AB	R	H	RBI	BB	SO	LOB	BOTTOM								
Devon White, S OBP: 0.286, SLG: 0.360	2-0 HR	2-2 5-3			2-1 6-3		3-1 4-3 S 1B			4	2	2	1	0	0	0									
Johnny Ray, S OBP: 0.335, SLG: 0.417	2-1 F9		1-0 6-3		0-2 6-3		2-2 4-3		1-3	4	0	0	0	0	0	1									
Brian Downing, R OBP: 0.374, SLG: 0.443	4-2 1B BB		0-2 FC4-6 1B		3-2 HR		1-2 3-H 2-2 F9			3	2	3	2	1	0	0									
Wally Joyner, L OBP: 0.340, SLG: 0.394	0-0 1B 1B		1-2 FC4-6		1-1 3-1		1-2 F9			4	1	1	0	0	0	2									
Chili Davis, S OBP: 0.330, SLG: 0.455	0-1 FC3-6 CS 1B		3-2 F9		2-1 CS 1B		3-2 F9			4	0	2	1	0	0	1									
Tony Armas, R OBP: 0.287, SLG: 0.371	3-1 FC3-6 1B			0-1 F8		3-2 5-3 1B		1-1 1B		4	0	3	1	0	0	0									
Dick Schofield, R OBP: 0.295, SLG: 0.320	0-1 FC3-6			1-0 F7		0-1 5-3		2-1 1B		4	0	1	0	0	0	3									
Bob Boone, R OBP: 0.339, SLG: 0.385	1-2 CS	2-1 5-3		0-0 1B		2-2 5-3		1-1 G5-4-3 1B		4	0	1	0	0	0	3									
Gus Polidor, R OBP: 0.200, SLG: 0.189		2-2 3-1		0-0 L8			2-3 K			2	0	0	0	0	0	1									
Jack Howell, L OBP: 0.338, SLG: 0.401										1	0	0	0	0	1	0									
Inning Stats	R: 3 E: 0 K: 0 S: 17	H: 4 LOB: 1 BB: 1 P: 29	R: 0 E: 0 K: 0 S: 8	H: 0 LOB: 0 BB: 0 P: 14	R: 0 E: 1 K: 0 S: 10	H: 1 LOB: 1 BB: 0 P: 15	R: 0 E: 0 K: 0 S: 5	H: 1 LOB: 1 BB: 0 P: 6	R: 1 E: 0 K: 0 S: 10	H: 1 LOB: 0 BB: 0 P: 16	R: 0 E: 0 K: 0 S: 14	H: 2 LOB: 1 BB: 0 P: 20	R: 1 E: 0 K: 1 S: 14	H: 2 LOB: 1 BB: 0 P: 24	R: 0 E: 0 K: 0 S: 8	H: 2 LOB: 1 BB: 0 P: 14	1B: 10 2B: 1 3B: 0 HR: 2	SF: 0 SAC: 0 DP: 1 HBP: 0	WP: 0 PB: 0 SB: 1 CS: 2	PA: 36					
PITCHER	IP	WLS	BF	H	R	ER	SO	BB	IBB	HBP	BLK	WP	HR	S	P	ERA	WHIP								
Scott Bailes, L ERA: 4.76	(1, 1)	5.0		23	8	4	4	0	1	0	0	0	0	52	84	7.20	1.800								
Don Gordon, R ERA: 3.42	(6, 1)	3.0	L	12	5	1	1	1	0	0	0	0	0	34	54	3.00	1.667								

Cleveland Indians @ California Angels
Anaheim Stadium, Anaheim, CA

Sat Jul 23 1988, 10:05 PM EDT
Att: 34,977 - Unknown - 80 F

AB 34
R 5
H 13
RBI 5
BB 1
SO 1
LOB 11



Batter	1	2	3	4	5	6	7	8	9	AB	R	H	RBI	BB	SO	LOB	TOP					
Ron Washington, R OBP: 0.276, SLG: 0.351	1-1 6-3 1B	1-0 HR		0-0 F9		1-1 L8		1-2 SF9		4	1	2	2	0	0	0						
Terry Francona, L OBP: 0.254, SLG: 0.313	0-0 6-3	2-2 L9		1-2 F7		0-1 6-3		2-1 1-2 1B		5	0	1	0	0	0	1						
Julio Franco, R OBP: 0.304, SLG: 0.430	1-1 FC6 HBP		3-1 B1-3	1-1 2B		3-2 F8		2-2 F8		4	0	1	0	0	0	2						
Joe Carter, R OBP: 0.327, SLG: 0.490	1-3 K		1-2 P6	0-2 1-3		0-0 P7		0-0 E7 1B 2B		5	1	1	0	0	1	3						
Mel Hall, L OBP: 0.330, SLG: 0.411	1-0 FC6 1-2		1-1 HR		0-1 L6		1-0 F9	1-1 G5-4-3 1B		5	1	2	2	0	0	2						
Cory Snyder, R OBP: 0.330, SLG: 0.483		2-2 2B 1B	4-1 2B BB		2-2 L6		2-1 4-3 1B 2B	0-0 G5-4-3 1-2		4	3	2	0	1	0	1						
Willie Upshaw, L OBP: 0.333, SLG: 0.396		3-1 4-3 1-H SF8 2B	3-1 1-H 1B 2B		0-1 1B		1-0 4-3	0-3 K		5	2	3	2	0	1	1						
Brook Jacoby, R OBP: 0.316, SLG: 0.376		1-2 4-3	1-0 1B		0-0 F8		0-2 1B SF9 1B			4	1	2	2	0	0	2						
Chris Bando, S OBP: 0.190, SLG: 0.176		3-1 SF8	0-0 G3		2-0 F8		0-1 1-3 1B			3	0	1	1	0	0	1						
Inning Stats	R: 0 E: 0 K: 1 S: 8	H: 1 LOB: 2 BB: 0 P: 12	R: 3 E: 0 K: 0 S: 14	H: 3 LOB: 0 BB: 0 P: 26	R: 3 E: 0 K: 0 S: 13	H: 3 LOB: 1 BB: 1 P: 26	R: 0 E: 0 K: 0 S: 10	H: 1 LOB: 1 BB: 0 P: 12	R: 0 E: 0 K: 0 S: 5	H: 0 LOB: 0 BB: 0 P: 8	R: 0 E: 0 K: 0 S: 5	H: 0 LOB: 0 BB: 0 P: 9	R: 2 E: 0 K: 0 S: 16	H: 4 LOB: 2 BB: 0 P: 24	R: 1 E: 1 K: 1 S: 7	H: 2 LOB: 0 BB: 0 P: 8	1B: 8 2B: 5 3B: 0 HR: 2	SF: 2 SAC: 0 DP: 1 HBP: 1	WP: 0 PB: 0 SB: 0 CS: 0	PA: 43		
PITCHER	IP WLS BF H R ER SO BB IBB HBP BLK WP HR S P ERA WHIP	IP WLS BF H R ER SO BB IBB HBP BLK WP HR S P ERA WHIP	IP WLS BF H R ER SO BB IBB HBP BLK WP HR S P ERA WHIP	IP WLS BF H R ER SO BB IBB HBP BLK WP HR S P ERA WHIP	IP WLS BF H R ER SO BB IBB HBP BLK WP HR S P ERA WHIP	IP WLS BF H R ER SO BB IBB HBP BLK WP HR S P ERA WHIP	IP WLS BF H R ER SO BB IBB HBP BLK WP HR S P ERA WHIP	IP WLS BF H R ER SO BB IBB HBP BLK WP HR S P ERA WHIP	IP WLS BF H R ER SO BB IBB HBP BLK WP HR S P ERA WHIP	IP WLS BF H R ER SO BB IBB HBP BLK WP HR S P ERA WHIP	IP WLS BF H R ER SO BB IBB HBP BLK WP HR S P ERA WHIP	IP WLS BF H R ER SO BB IBB HBP BLK WP HR S P ERA WHIP	IP WLS BF H R ER SO BB IBB HBP BLK WP HR S P ERA WHIP	IP WLS BF H R ER SO BB IBB HBP BLK WP HR S P ERA WHIP	IP WLS BF H R ER SO BB IBB HBP BLK WP HR S P ERA WHIP	IP WLS BF H R ER SO BB IBB HBP BLK WP HR S P ERA WHIP	IP WLS BF H R ER SO BB IBB HBP BLK WP HR S P ERA WHIP	IP WLS BF H R ER SO BB IBB HBP BLK WP HR S P ERA WHIP	IP WLS BF H R ER SO BB IBB HBP BLK WP HR S P ERA WHIP	IP WLS BF H R ER SO BB IBB HBP BLK WP HR S P ERA WHIP	IP WLS BF H R ER SO BB IBB HBP BLK WP HR S P ERA WHIP	IP WLS BF H R ER SO BB IBB HBP BLK WP HR S P ERA WHIP
Willie Fraser, R ERA: 6.26	(1, 1)	4.0	L	22	8	6	6	1	1	0	0	1	0	0	0	0	0	2	45	76	13.50	2.250
Sherman Corbett, L ERA: 4.24	(5, 1)	3.1		14	4	2	2	0	0	0	0	0	0	0	0	0	0	0	26	38	5.40	1.200
Donnie Moore, R ERA: 4.85	(8, 1)	1.2		7	3	1	1	1	0	0	0	0	0	0	0	0	0	0	15	21	5.40	1.800

Cleveland Indians @ California Angels
Anaheim Stadium, Anaheim, CA
Sun Jul 24 1988, 6:33 AM EDT
Att: 31,015 - Sunny

AB 39
R 9
H 15
RBI 9
BB 1
SO 2
LOB 13



Batter	1	2	3	4	5	6	7	8	9	AB	R	H	RBI	BB	SO	LOB	BOTTOM					
Devon White, S OBP: 0.285, SLG: 0.370	3-3 K		1-3 K			3-1 HR		0-2 F8		4	1	1	1	0	2	0						
Thad Bosley, L OBP: 0.231, SLG: 0.171										0	0	0	0	0	0	0						
Johnny Ray, S OBP: 0.335, SLG: 0.415	1-2 1B SF9		1-0 F7			2-2 P3		0-2 P8		4	1	1	0	0	0	0						
Brian Downing, R OBP: 0.372, SLG: 0.440	2-2 1-3 1B			3-3 K		1-2 6-3			1-3 K	4	0	1	0	0	2	0						
Chili Davis, S OBP: 0.332, SLG: 0.457	0-1 SF9			2-0 F8		2-2 1B			1-2 WP 1B	3	0	2	1	0	0	0						
George Hendrick, R OBP: 0.237, SLG: 0.287	0-0 F7			1-3 K		1-1 F8			1-2 1-3	4	0	0	0	0	1	3						
Tony Armas, R OBP: 0.283, SLG: 0.365		0-1 F9			0-0 5-3		1-1 F8		0-0 P6	4	0	0	0	0	0	1						
Darrell Miller, R OBP: 0.359, SLG: 0.379		1-0 P3			1-2 1B		3-2 6-3			3	0	1	0	0	0	0						
Dick Schofield, R OBP: 0.293, SLG: 0.317		1-0 F8			2-2 F7		2-2 6-3			3	0	0	0	0	0	1						
Jack Howell, L OBP: 0.336, SLG: 0.398			1-3 K			1-3 K			2-3 K	2	0	0	0	0	2	1						
Gus Polidor, R OBP: 0.196, SLG: 0.185										1	0	0	0	0	1	0						
Inning Stats	R: 1 E: 0 K: 1 S: 12	H: 2 LOB: 1 BB: 0 P: 18	R: 0 E: 0 K: 0 S: 4	H: 0 LOB: 0 BB: 0 P: 6	R: 0 E: 0 K: 2 S: 7	H: 0 LOB: 0 BB: 0 P: 10	R: 0 E: 0 K: 2 S: 12	H: 0 LOB: 0 BB: 0 P: 18	R: 0 E: 0 K: 1 S: 11	H: 1 LOB: 1 BB: 0 P: 15	R: 1 E: 0 K: 0 S: 16	H: 2 LOB: 1 BB: 0 P: 25	R: 0 E: 0 K: 0 S: 10	H: 0 LOB: 0 BB: 0 P: 16	R: 0 E: 0 K: 1 S: 10	H: 0 LOB: 0 BB: 0 P: 12	R: 0 E: 0 K: 1 S: 10	H: 1 LOB: 1 BB: 0 P: 13	1B: 5 2B: 0 3B: 0 HR: 1	SF: 1 SAC: 0 DP: 0 HBP: 0	WP: 1 PB: 0 SB: 0 CS: 0	PA: 33
PITCHER	IP WLS BF H R ER SO BB IBB HBP BLK WP HR S P ERA WHIP	IP WLS BF H R ER SO BB IBB HBP BLK WP HR S P ERA WHIP	IP WLS BF H R ER SO BB IBB HBP BLK WP HR S P ERA WHIP	IP WLS BF H R ER SO BB IBB HBP BLK WP HR S P ERA WHIP	IP WLS BF H R ER SO BB IBB HBP BLK WP HR S P ERA WHIP	IP WLS BF H R ER SO BB IBB HBP BLK WP HR S P ERA WHIP	IP WLS BF H R ER SO BB IBB HBP BLK WP HR S P ERA WHIP	IP WLS BF H R ER SO BB IBB HBP BLK WP HR S P ERA WHIP	IP WLS BF H R ER SO BB IBB HBP BLK WP HR S P ERA WHIP	IP WLS BF H R ER SO BB IBB HBP BLK WP HR S P ERA WHIP	IP WLS BF H R ER SO BB IBB HBP BLK WP HR S P ERA WHIP	IP WLS BF H R ER SO BB IBB HBP BLK WP HR S P ERA WHIP	IP WLS BF H R ER SO BB IBB HBP BLK WP HR S P ERA WHIP	IP WLS BF H R ER SO BB IBB HBP BLK WP HR S P ERA WHIP	IP WLS BF H R ER SO BB IBB HBP BLK WP HR S P ERA WHIP	IP WLS BF H R ER SO BB IBB HBP BLK WP HR S P ERA WHIP	IP WLS BF H R ER SO BB IBB HBP BLK WP HR S P ERA WHIP	IP WLS BF H R ER SO BB IBB HBP BLK WP HR S P ERA WHIP	IP WLS BF H R ER SO BB IBB HBP BLK WP HR S P ERA WHIP	IP WLS BF H R ER SO BB IBB HBP BLK WP HR S P ERA WHIP	IP WLS BF H R ER SO BB IBB HBP BLK WP HR S P ERA WHIP	IP WLS BF H R ER SO BB IBB HBP BLK WP HR S P ERA WHIP
Greg Swindell, L ERA: 3.57	(1, 1)	9.0	W	33	6	2	2	8	0	0	0	0	0	0	0	0	1	1	92	133	2.00	0.667

Cleveland Indians @ California Angels
Anaheim Stadium, Anaheim, CA
Sun Jul 24 1988, 6:33 AM EDT
Att: 31,015 - Sunny

AB 32
R 2
H 6
RBI 2
BB 0
SO 8
LOB 6



Batter	1	2	3	4	5	6	7	8	9	AB	R	H	RBI	BB	SO	LOB	TOP			
Joe Orsulak L (1,9) OBP: 0.324, SLG: 0.354	2-2 G6-4-3 1B		2-1 F8			3-2 FC5-4 1B		2-2 2B		4	0	3	0	0	0	2	Baltimore Orioles @ Cleveland Indians Cleveland Municipal Stadium, Cleveland, OH Wed Jul 27 1988, 7:05 PM EDT Att: 20,445 - Unknown - 81 F			
Billy Ripken R (1,4) OBP: 0.256, SLG: 0.260	1-0 G6-4-3 1-2f		0-2 L6			1-2 FC5-4 1-2f		2-3 K		4	0	0	0	0	1	5				
Cal Ripken Jr. R (1,6) OBP: 0.390, SLG: 0.446	1-3 K					2-2 F3		3-1 P5		4	0	0	0	0	1	2				
Eddie Murray S (1,3) OBP: 0.340, SLG: 0.421		1-2 4-3						0-3 K		4	1	1	0	0	1	1				
Jim Traber L (1,10) OBP: 0.266, SLG: 0.352		4-2 G6-3 BB						2-1 HR		3	1	1	2	1	0	0				
Larry Sheets L (1,7) OBP: 0.311, SLG: 0.321		1-2 G6-3 1-2f						1-1 HR		4	0	0	0	0	1	1				
Ken Gerhart R (1,8) OBP: 0.254, SLG: 0.370								1-2 F7		4	0	1	0	0	0	0				
Terry Kennedy L (1,2) OBP: 0.237, SLG: 0.247								0-0 G3		3	0	1	0	0	0	1				
Rick Schu R (1,5) OBP: 0.309, SLG: 0.364								1-2 1B		3	0	1	0	0	1	1				
Inning Stats	R: 0 E: 0 K: 1 S: 8	H: 1 LOB: 0 BB: 0 P: 12	R: 0 E: 0 K: 0 S: 11	H: 0 LOB: 0 BB: 1 P: 17	R: 0 E: 0 K: 0 S: 9	H: 2 LOB: 2 BB: 0 P: 11	R: 0 E: 0 K: 0 S: 6	H: 0 LOB: 0 BB: 0 P: 9	R: 0 E: 0 K: 1 S: 12	H: 1 LOB: 1 BB: 0 P: 20	R: 2 E: 0 K: 0 S: 11	H: 3 LOB: 1 BB: 0 P: 16	R: 0 E: 0 K: 0 S: 11	H: 1 LOB: 1 BB: 0 P: 18	R: 0 E: 0 K: 0 S: 6	H: 0 LOB: 0 BB: 0 P: 11	1B: 6 2B: 1 3B: 0 HR: 1	SF: 0 SAC: 0 DP: 2 HBP: 0	WP: 0 PB: 0 SB: 0 CS: 0	PA: 34
PITCHER Tom Candiotti, R (1,1) ERA: 3.88	IP: 9.0 WLS: W BF: 34 H: 8 R: 2 ER: 2 SO: 5 BB: 1 IBB: 0 HBP: 0 BLK: 0 WP: 0 HR: 1 S: 82 P: 126 ERA: 2.00 WHIP: 1.000															PITCHER				

Batter	1	2	3	4	5	6	7	8	9	AB	R	H	RBI	BB	SO	LOB	BOTTOM			
Ron Washington R (1,6) OBP: 0.282, SLG: 0.350	0-0 1B 2B		4-1 1B 2B							4	2	2	1	1	0	2	Baltimore Orioles @ Cleveland Indians Cleveland Municipal Stadium, Cleveland, OH Wed Jul 27 1988, 7:05 PM EDT Att: 20,445 - Unknown - 81 F			
Terry Francona L (1,10) OBP: 0.299, SLG: 0.365	0-0 2B HR		0-0 P5							5	3	3	0	0	0	2				
Julio Franco R (1,4) OBP: 0.368, SLG: 0.441	2-2 HR		2-0 2B							5	2	3	5	0	0	1				
Domingo Ramos R (8,4) OBP: 0.317, SLG: 0.306	1-3 3H		1-3 2B							0	0	0	0	0	0	0				
Joe Carter R (1,8) OBP: 0.322, SLG: 0.489	1-0 HR		0-2 6-3							5	1	1	3	0	0	2				
Mel Hall L (1,7) OBP: 0.333, SLG: 0.415	3-2 F5		0-0 F8							5	1	1	1	0	0	1				
Carmen Castillo R (9,7) OBP: 0.319, SLG: 0.345			2H 2B							0	0	0	0	0	0	0				
Cory Snyder R (1,9) OBP: 0.330, SLG: 0.487	1-2 E7		1-0 1B WP							5	1	1	1	0	0	1				
Willie Upshaw L (1,3) OBP: 0.337, SLG: 0.401	1-0 F9		4-2 FC4-6 BB							3	0	1	0	1	0	1				
Brook Jacoby R (1,5) OBP: 0.314, SLG: 0.370	3-1 F7		0-1 FC4-6 2B							3	1	0	0	1	0	2				
Chris Bando S (1,2) OBP: 0.227, SLG: 0.224			0-0 4-3 2B							4	1	2	0	0	1	2				
Inning Stats	R: 4 E: 1 K: 0 S: 15	H: 4 LOB: 1 BB: 0 P: 26	R: 5 E: 0 K: 1 S: 22	H: 6 LOB: 2 BB: 1 P: 38	R: 2 E: 0 K: 0 S: 9	H: 2 LOB: 1 BB: 1 P: 16	R: 1 E: 0 K: 0 S: 8	H: 1 LOB: 1 BB: 1 P: 12	R: 0 E: 0 K: 0 S: 6	H: 0 LOB: 0 BB: 0 P: 10	R: 0 E: 0 K: 0 S: 7	H: 0 LOB: 0 BB: 0 P: 13	R: 0 E: 0 K: 0 S: 9	H: 1 LOB: 1 BB: 0 P: 12	R: 0 E: 0 K: 0 S: 16	H: 0 LOB: 0 BB: 0 P: 21	1B: 8 2B: 5 3B: 0 HR: 1	SF: 0 SAC: 0 DP: 0 HBP: 0	WP: 1 PB: 0 SB: 0 CS: 0	PA: 42
PITCHER Jose Bautista, R (1,1) ERA: 4.81	IP: 1.1 WLS: L BF: 11 H: 6 R: 6 ER: 6 SO: 0 BB: 0 IBB: 0 HBP: 0 BLK: 0 WP: 0 HR: 1 S: 23 P: 37 ERA: 40.50 WHIP: 4.500															PITCHER				
Mike Morgan R (2,1) ERA: 5.55	2.2 7 6 6 1 3 0 0 0 0 1 0 31 55 20.25 3.750																			
Mark Thurmond L (5,1) ERA: 5.28	3.0 10 1 0 0 0 0 0 0 0 0 0 22 35 0.00 0.333																			
Don Aase R (8,1) ERA: 5.88	1.0 3 0 0 0 0 0 0 0 0 0 0 16 21 0.00 0.000																			

AB 33
R 2
H 8
RBI 2
BB 1
SO 5
LOB 13



AB 39
R 12
H 14
RBI 11
BB 3
SO 1
LOB 14




Batter	1	2	3	4	5	6	7	8	9	AB	R	H	RBI	BB	SO	LOB	TOP										
Pete Stanicek, S OBP: 0.315, SLG: 0.315 (1, 7)	F9	1-2 1B					F8		G4-3	5	1	2	1	0	0	0	Baltimore Orioles @ Cleveland Indians Cleveland Municipal Stadium, Cleveland, OH Thu Jul 28, 1988, 7:05 PM EDT Att: 14,808 - Unknown - 85 F										
Billy Ripken, R OBP: 0.255, SLG: 0.259 (1, 4)	G5-3		G5-3		G6-3			F8	5	0	1	1	0	0	0												
Cal Ripken Jr., R OBP: 0.388, SLG: 0.452 (1, 6)	F9		P3			G6-3		HR	4	1	1	1	0	0	0												
Eddie Murray, S OBP: 0.341, SLG: 0.430 (1, 3)		F9	E5			HR		L6	4	1	2	1	0	0	0												
Mickey Tettleton, S OBP: 0.305, SLG: 0.477 (1, 2)		G5-3	1B			1B		FC5-4	3	1	3	0	1	0	0												
Ken Gerhart, R OBP: 0.249, SLG: 0.362 (1, 8)	G5-3				F9	K		FC5-4	4	0	0	0	0	1	3												
Jim Traber, L OBP: 0.270, SLG: 0.355 (1, 10)	1B		P3			G1-3		1B	4	1	2	1	0	0	1												
Rene Gonzales, R OBP: 0.269, SLG: 0.301 (1, 5)	1B		F7			F8		F3	4	0	1	0	0	0	2												
Joe Orsulak, L OBP: 0.323, SLG: 0.352 (1, 9)	1B		G4-1			P4		G4-3	4	0	1	0	0	0	0												
Inning Stats	R: 0 E: 0 K: 0 S: 5	H: 0 LOB: 0 BB: 0 P: 8	R: 2 E: 0 K: 0 S: 12	H: 4 LOB: 2 BB: 1 P: 23	R: 0 E: 1 K: 0 S: 10	H: 2 LOB: 2 BB: 0 P: 17	R: 0 E: 0 K: 0 S: 9	H: 0 LOB: 0 BB: 0 P: 16	R: 0 E: 0 K: 0 S: 8	H: 0 LOB: 0 BB: 0 P: 13	R: 1 E: 0 K: 0 S: 11	H: 2 LOB: 1 BB: 0 P: 21	R: 1 E: 0 K: 0 S: 7	H: 2 LOB: 1 BB: 0 P: 14	R: 1 E: 0 K: 0 S: 10	H: 3 LOB: 2 BB: 0 P: 19	R: 0 E: 0 K: 0 S: 7	H: 0 LOB: 0 BB: 0 P: 8	1B: 11 2B: 0 3B: 0 HR: 2	SF: 0 SAC: 0 DP: 0 HBP: 0	WP: 0 PB: 0 SB: 1 CS: 0	PA: 38					
PITCHER	IP	WLS	BF	H	R	ER	SO	BB	IBB	HBP	BLK	WP	HR	S	P	ERA	WHIP										
Scott Bailes, L ERA: 4.78 (1, 1)	7.0	L	29	10	4	4	1	1	0	0	0	0	1	62	112	5.14	1.571										
Don Gordon, R ERA: 3.7 (8, 1)	0.2		5	3	1	1	0	0	0	0	0	0	1	7	15	13.50	4.500										
Bill Laskey, R ERA: 5.51 (8, 1)	1.1		4	0	0	0	0	0	0	0	0	0	0	10	12	0.00	0.000										


Batter	1	2	3	4	5	6	7	8	9	AB	R	H	RBI	BB	SO	LOB	BOTTOM										
Ron Washington, R OBP: 0.276, SLG: 0.342 (1, 6)	F7		G6-3			G5-3		G5-4-3	4	0	0	0	0	0	1	Baltimore Orioles @ Cleveland Indians Cleveland Municipal Stadium, Cleveland, OH Thu Jul 28, 1988, 7:05 PM EDT Att: 14,808 - Unknown - 85 F											
Terry Francona, L OBP: 0.284, SLG: 0.346 (1, 7)	F7				K	L7		G4-3	4	0	0	0	0	1	1												
Julio Franco, R OBP: 0.367, SLG: 0.438 (1, 4)	G5-3				G2-3	G6-3		G5-3	3	0	0	0	1	0	0												
Joe Carter, R OBP: 0.324, SLG: 0.489 (1, 8)		K			G2-3	G1-3		1B	4	1	2	0	0	1	0												
Mel Hall, L OBP: 0.332, SLG: 0.413 (1, 10)	F9				G2-3	K		1B	4	1	1	0	0	1	2												
Brook Jacoby, R OBP: 0.319, SLG: 0.374 (1, 5)	1B				F9	FC6-4		1B	4	0	3	1	0	0	2												
Willie Upshaw, L OBP: 0.333, SLG: 0.396 (1, 3)	F7				G4-3	F7		F7	4	0	0	0	0	0	5												
Carmen Castillo, R OBP: 0.326, SLG: 0.352 (1, 9)			CS		E5	FC6-4		1B	4	0	2	1	0	0	2												
Chris Bando, S OBP: 0.232, SLG: 0.217 (8, PR)			K		G3-6-1	G5-4-3		L6	2	0	0	0	1	1	2												
Dan Firova, R (9, 2)									0	0	0	0	0	0	0												
Ron Kittle, R OBP: 0.318, SLG: 0.528 (9, PH)									1	0	0	0	0	0	2												
Inning Stats	R: 0 E: 0 K: 0 S: 8	H: 1 LOB: 1 BB: 0 P: 12	R: 0 E: 0 K: 1 S: 12	H: 1 LOB: 1 BB: 0 P: 16	R: 0 E: 0 K: 1 S: 6	H: 1 LOB: 0 BB: 0 P: 7	R: 0 E: 0 K: 1 S: 13	H: 1 LOB: 2 BB: 1 P: 22	R: 0 E: 1 K: 0 S: 6	H: 0 LOB: 0 BB: 0 P: 10	R: 0 E: 0 K: 0 S: 6	H: 0 LOB: 0 BB: 0 P: 9	R: 0 E: 0 K: 1 S: 13	H: 1 LOB: 2 BB: 0 P: 17	R: 0 E: 0 K: 0 S: 5	H: 0 LOB: 1 BB: 1 P: 10	R: 2 E: 0 K: 0 S: 14	H: 4 LOB: 2 BB: 0 P: 18	1B: 8 2B: 0 3B: 0 HR: 0	SF: 0 SAC: 0 DP: 2 HBP: 0	WP: 0 PB: 1 SB: 0 CS: 1	PA: 36					
PITCHER	IP	WLS	BF	H	R	ER	SO	BB	IBB	HBP	BLK	WP	HR	S	P	ERA	WHIP										
Oswaldo Peraza, R ERA: 5.94 (1, 1)	8.1	W	33	7	2	2	4	2	0	0	0	0	0	76	112	2.16	1.080										
Tom Niedenfuer, R ERA: 2.96 (9, 1)	0.2	S	3	1	0	0	0	0	0	0	0	0	0	7	9	0.00	1.500										

AB	37
R	5
H	13
RBI	5
BB	1
SO	1
LOB	6

AB	34
R	2
H	8
RBI	2
BB	2
SO	4
LOB	17



Batter	1	2	3	4	5	6	7	8	9	AB	R	H	RBI	BB	SO	LOB	TOP	
Dan Gladden, R OBP: 0.320, SLG: 0.414	F9		G6-3			G5-3		G6-3		4	0	0	0	0	0	0	Minnesota Twins @ Cleveland Indians Cleveland Municipal Stadium, Cleveland, OH Fri Jul 29 1988, 7:05 PM EDT Att: 20,179 - Unknown - 85 F AB 32 R 0 H 5 RBI 0 BB 1 SO 5 LOB 11 	
Steve Lombardozzi, R OBP: 0.322, SLG: 0.913	BB 1B		G5-3			F9			P3	4	0	1	0	0	0			
Kirby Puckett, R OBP: 0.375, SLG: 0.550	SAFE 1B		G1-3			G1-3			2B	4	0	2	0	0	0			
Gary Gaetti, R OBP: 0.359, SLG: 0.559	1-2 2-3 BB								1B	3	0	1	0	1	1			
Gene Larkin, S OBP: 0.369, SLG: 0.379	K					G6-3		G6-3	F9	4	0	0	0	0	1			
Brian Harper, R OBP: 0.382, SLG: 0.475	G4-3					P5			F8	4	0	1	0	0	0			
Tim Laudner, R OBP: 0.309, SLG: 0.418			G6-3			L8				3	0	0	0	0	0			
Mark Davidson, R OBP: 0.326, SLG: 0.384			G5-3			K			K	3	0	0	0	0	2			
Greg Gagne, R OBP: 0.306, SLG: 0.426			G1-3			K			G6-3	3	0	0	0	0	1			
Inning Stats	R: 0 H: 2 E: 0 K: 1 S: 18	H: 2 LOB: 3 BB: 1 P: 26	R: 0 H: 0 E: 0 K: 0 S: 6	H: 0 LOB: 0 BB: 0 P: 9	R: 0 H: 0 E: 0 K: 0 S: 4	H: 0 LOB: 0 BB: 0 P: 5	R: 0 H: 0 E: 0 K: 2 S: 13	H: 0 LOB: 0 BB: 0 P: 17	R: 0 H: 1 E: 0 K: 1 S: 7	H: 1 LOB: 1 BB: 0 P: 12	R: 0 H: 0 E: 0 K: 1 S: 5	H: 0 LOB: 0 BB: 0 P: 7	R: 0 H: 2 E: 0 K: 0 S: 7	H: 2 LOB: 2 BB: 0 P: 9	1B: 4 2B: 1 3B: 0 HR: 0	SF: 0 SAC: 0 DP: 0 HBP: 0	WP: 0 PB: 0 SB: 0 CS: 0	PA: 33
PITCHER Greg Swindell, L ERA: 3.37	IP: 9.0 WLS: W BF: 33 H: 5 R: 0 ER: 0 SO: 5 BB: 1 IBB: 0 HBP: 0 BLK: 0 WP: 0 HR: 0 S: 72 P: 101 ERA: 0.00 WHIP: 0.667																	

Batter	1	2	3	4	5	6	7	8	9	AB	R	H	RBI	BB	SO	LOB	BOTTOM		
Ron Washington, R OBP: 0.276, SLG: 0.346	F9		K			F9				4	1	1	1	0	1	0	Minnesota Twins @ Cleveland Indians Cleveland Municipal Stadium, Cleveland, OH Fri Jul 29 1988, 7:05 PM EDT Att: 20,179 - Unknown - 85 F AB 31 R 7 H 10 RBI 7 BB 1 SO 4 LOB 7 		
Terry Francona, L OBP: 0.282, SLG: 0.341	K		G4-3			G4-3				4	0	1	1	0	1				
Julio Franco, R OBP: 0.366, SLG: 0.436	K		G6-3			HR			G5-4-3	4	1	1	0	0	1				
Joe Carter, R OBP: 0.323, SLG: 0.494						1B			G1	4	1	1	2	0	0				
Mel Hall, L OBP: 0.337, SLG: 0.420						HR			F9	4	2	3	0	0	0				
Ron Kittle, R OBP: 0.328, SLG: 0.549						HR			1B	3	1	2	2	0	0				
Willie Upshaw, L OBP: 0.332, SLG: 0.392						HR			1B	3	0	0	0	1	0				
Brook Jacoby, R OBP: 0.318, SLG: 0.373									F9	3	1	1	1	0	1				
Chris Bando, S OBP: 0.225, SLG: 0.210									F9	2	0	0	0	0	0				
Inning Stats	R: 0 H: 0 E: 0 K: 2 S: 7	H: 1 LOB: 2 BB: 1 P: 23	R: 0 H: 0 E: 0 K: 1 S: 12	H: 0 LOB: 0 BB: 0 P: 15	R: 2 H: 2 E: 0 K: 0 S: 11	H: 2 LOB: 0 BB: 0 P: 17	R: 0 H: 0 E: 0 K: 0 S: 6	H: 0 LOB: 0 BB: 0 P: 13	R: 2 H: 2 E: 0 K: 0 S: 9	H: 2 LOB: 0 BB: 0 P: 15	R: 2 H: 3 E: 0 K: 0 S: 9	H: 3 LOB: 0 BB: 0 P: 14	R: 0 H: 2 E: 0 K: 1 S: 11	H: 2 LOB: 2 BB: 0 P: 17	1B: 6 2B: 2 3B: 0 HR: 2	SF: 1 SAC: 1 DP: 1 HBP: 1		WP: 0 PB: 0 SB: 0 CS: 0	PA: 35
PITCHER Bert Blyleven, R ERA: 5.47 Jim Winn, R ERA: 3.86 Mark Portugal, R ERA: 4.71	IP: 6.1 WLS: L BF: 28 H: 7 R: 3 ER: 0 SO: 7 BB: 1 IBB: 0 HBP: 0 BLK: 0 WP: 0 HR: 2 S: 59 P: 99 ERA: 9.95 WHIP: 1.263																		

Batter	1	2	3	4	5	6	7	8	9	AB	R	H	RBI	BB	SO	LOB	TOP	
John Moses, S (1, 7) OBP: 0.347, SLG: 0.395	4-1 1B HR BB	3-3 SAFE K		2-2 G4-3			4-2 CS BB			2	1	0	0	2	1	3		
Randy Bush, L (1, 9) OBP: 0.377, SLG: 0.484	1-2 FC1-6 1B		0-1 F9		2-0 F7		0-1 CS			3	0	1	0	0	0	0		
Kirby Puckett, R (1, 8) OBP: 0.372, SLG: 0.546	0-0 FC1-6 HR		1-3 K		0-0 1-3					3	1	0	0	0	1	2		
Kent Hrbek, L (1, 3) OBP: 0.370, SLG: 0.500	1-3 K		0-0 P6		1-2 G3					3	0	0	0	0	1	2		
Gary Gaetti, R (1, 5) OBP: 0.359, SLG: 0.566	1-1 HR			1-1 F8		1-2 L7				3	1	1	3	0	0	0		
Gene Larkin, S (1, 10) OBP: 0.388, SLG: 0.379	0-0 L3			2-2 1B E		1-0 F9				3	1	1	0	0	0	0		
Brian Harper, R (1, 2) OBP: 0.370, SLG: 0.458		0-0 6-3		0-1 F8		1-1 5-3				3	0	0	0	0	0	1		
Steve Lombardozzi, R (1, 4) OBP: 0.322, SLG: 0.313		2-3 K		2-0 1B E			2-3 K			3	0	1	0	0	2	0		
Al Newman, S (1, 6) OBP: 0.324, SLG: 0.270	2-2 S 1B		2-2 E6		2-1 G1-3					3	0	1	0	0	0	1		
Inning Stats	R: 3 H: 2 E: 0 K: 1 S: 9	H: 2 LOB: 0 BB: 1 P: 15	R: 0 H: 1 E: 0 K: 2 S: 10	LOB: 1 BB: 0 P: 17	R: 0 H: 0 E: 0 K: 1 S: 7	LOB: 0 BB: 0 P: 8	R: 1 H: 2 E: 1 K: 0 S: 15	H: 2 LOB: 2 BB: 0 P: 24	R: 0 H: 0 E: 0 K: 0 S: 5	LOB: 0 BB: 0 P: 8	R: 0 H: 0 E: 0 K: 1 S: 7	LOB: 0 BB: 1 P: 10	R: 0 H: 0 E: 0 K: 1 S: 9	LOB: 0 BB: 1 P: 17				
PITCHER Rod Nichols, R (1, 1) ERA: 3.86	IP: 7.0 WLS: L BF: 28	H: 5 R: 4 ER: 3 SO: 5	BB: 2 IBB: 0 HBP: 0 BLK: 0	WP: 0 HR: 1 S: 62 P: 99	ERA: 3.86 WHIP: 1.000											1B: 4 2B: 0 3B: 0 HR: 1	SF: 0 SAC: 0 DP: 0 HBP: 0	WP: 0 PA: 29 CS: 1

Minnesota Twins @ Cleveland Indians
Cleveland Municipal Stadium, Cleveland, OH

Sat Jul 30 1988, 3:33 AM EDT
Att: 22,733 - Cloudy - 92 F

AB 26
R 4
H 5
RBI 3
BB 2
SO 5
LOB 9



Batter	1	2	3	4	5	6	7	8	9	AB	R	H	RBI	BB	SO	LOB	BOTTOM	
Ron Washington, R (1, 6) OBP: 0.272, SLG: 0.340	1-2 F8		1-1 L4			2-2 F7				3	0	0	0	0	0	1		
Domingo Ramos, R (1, 3) OBP: 0.318, SLG: 0.308	2-3 K			0-0 G6-3 1B		0-1 F9				3	0	1	0	0	1	1		
Julio Franco, R (1, 4) OBP: 0.366, SLG: 0.438	3-2 5-3			0-2 G6-3		0-0 1B 2B				3	0	1	1	0	0	1		
Joe Carter, R (1, 8) OBP: 0.323, SLG: 0.500		1-2 P3		2-2 HR		2-1 G4-3				3	1	1	1	0	0	1		
Ron Kittle, R (1, 10) OBP: 0.323, SLG: 0.539		2-2 P3		1-1 P3			2-0 P2			3	0	0	0	0	0	0		
Cory Snyder, R (1, 9) OBP: 0.332, SLG: 0.492		2-2 1B			1-1 P2		1-0 2B			3	0	2	0	0	0	0		
Carmen Castillo, R (1, 7) OBP: 0.316, SLG: 0.340		0-0 F8			1-1 G4-3		0-1 L4			3	0	0	0	0	0	2		
Brook Jacoby, R (1, 5) OBP: 0.316, SLG: 0.370			1-3 K		1-0 G1-3		1-3 K			3	0	0	0	0	2	1		
Chris Bando, S (1, 2) OBP: 0.233, SLG: 0.206			2-2 L7			4-0 2B BB				1	1	0	0	1	0	0		
Inning Stats	R: 0 H: 0 E: 0 K: 1 S: 10	H: 0 LOB: 0 BB: 0 P: 16	R: 0 H: 1 E: 0 K: 0 S: 11	LOB: 1 BB: 0 P: 16	R: 0 H: 0 E: 0 K: 1 S: 10	LOB: 0 BB: 0 P: 14	R: 1 H: 2 E: 0 K: 0 S: 11	H: 2 LOB: 0 BB: 0 P: 14	R: 0 H: 0 E: 0 K: 0 S: 5	LOB: 0 BB: 0 P: 8	R: 1 H: 1 E: 0 K: 0 S: 10	LOB: 1 BB: 1 P: 18	R: 0 H: 1 E: 0 K: 1 S: 7	LOB: 1 BB: 0 P: 11				
PITCHER Allan Anderson, L (1, 1) ERA: 2.87	IP: 7.0 WLS: W BF: 26	H: 5 R: 2 ER: 2 SO: 3	BB: 1 IBB: 0 HBP: 0 BLK: 0	WP: 0 HR: 1 S: 64 P: 97	ERA: 2.57 WHIP: 0.857											1B: 2 2B: 2 3B: 0 HR: 1	SF: 0 SAC: 0 DP: 1 HBP: 0	WP: 0 PA: 26 CS: 0

Minnesota Twins @ Cleveland Indians
Cleveland Municipal Stadium, Cleveland, OH


Sat Jul 30 1988, 3:33 AM EDT
Att: 22,733 - Cloudy - 92 F

AB 25
R 2
H 5
RBI 2
BB 1
SO 3
LOB 7




Batter	1	2	3	4	5	6	7	8	9	AB	R	H	RBI	BB	SO	LOB	TOP								
Dan Gladden, R OBP: 0.324, SLG: 0.419 Mark Davidson, R OBP: 0.326, SLG: 0.384	F8		2B		E7 1B	FC3-6 1B	F8			5	1	3	1	0	0	1	Minnesota Twins @ Cleveland Indians Cleveland Municipal Stadium, Cleveland, OH Sun Jul 31 1988, 3:33 AM EDT Att: 24,045 - Sunny - 79 F								
Randy Bush, L OBP: 0.377, SLG: 0.480	G5-4-3 HBP		G6-3		P5	FC3-6 1B	G3			4	0	1	0	0	0	3									
Kirby Puckett, R OBP: 0.369, SLG: 0.541 John Moses, S OBP: 0.352, SLG: 0.400	G5-4-3				K	K	FC3-6 1B			4	1	0	1	0	2	3									
Kent Hrbek, L OBP: 0.374, SLG: 0.500 Eric Bullock, L (7, 7)					F8					2	2	1	0	2	0	0									
Gary Gaetti, R OBP: 0.360, SLG: 0.565 Al Newman, S OBP: 0.321, SLG: 0.267					P5					4	2	2	1	0	0	1									
Gene Larkin, S OBP: 0.374, SLG: 0.389					F7					4	2	3	2	1	0	0									
Tim Laudner, R OBP: 0.310, SLG: 0.430					F9					5	2	2	3	0	0	2									
Steve Lombardozi, R OBP: 0.315, SLG: 0.305					L5					5	0	0	1	0	0	1									
Greg Gagne, R OBP: 0.305, SLG: 0.433					B1-3					4	2	1	1	0	0	2									
Inning Stats	R: 0 E: 0 K: 0 S: 6	H: 0 LOB: 0 BB: 0 P: 12	R: 0 E: 0 K: 0 S: 11	H: 2 LOB: 1 BB: 0 P: 17	R: 0 E: 0 K: 0 S: 10	H: 1 LOB: 1 BB: 0 P: 16	R: 0 E: 0 K: 1 S: 6	H: 0 LOB: 0 BB: 0 P: 6	R: 3 E: 1 K: 1 S: 16	H: 3 LOB: 1 BB: 1 P: 26	R: 9 E: 2 K: 0 S: 31	H: 7 LOB: 1 BB: 2 P: 55	R: 0 E: 1 K: 0 S: 5	H: 0 LOB: 0 BB: 0 P: 8	R: 0 E: 0 K: 0 S: 3	H: 1 LOB: 0 BB: 0 P: 4		R: 0 E: 0 K: 0 S: 3	H: 0 LOB: 0 BB: 0 P: 4	1B: 9 2B: 3 3B: 0 HR: 2	SF: 0 SAC: 0 DP: 2 HBP: 1	WP: 0 PB: 0 SB: 0 CS: 0	PA: 44		
PITCHER	IP	WLS	BF	H	R	ER	SO	BB	IBB	HBP	BLK	WP	HR	S	P	ERA	WHIP	PITCHER							
John Farrell, R ERA: 4.22	5.0	L	24	8	6	6	2	2	0	0	0	0	2	54	89	10.80	2.000								
Bill Laskey, R ERA: 6.06	0.0		2	1	0	0	0	0	0	0	0	0	0	6	9	∞	∞								
Don Gordon, R ERA: 5.04	0.2	7	4	6	5	0	1	0	0	0	1	0	0	17	31	67.50	7.500								
Rick Rodriguez, R ERA: 5.83	2.1	8	1	0	0	0	0	0	0	0	0	0	0	11	15	0.00	0.429								
Brad Havens, L ERA: 3.79	1.0	3	0	0	0	0	0	0	0	0	0	0	0	3	4	0.00	0.000								
Batter	1	2	3	4	5	6	7	8	9	AB	R	H	RBI	BB	SO	LOB	BOTTOM								
Ron Washington, R OBP: 0.273, SLG: 0.337 Paul Zuvella, R OBP: 0.063, SLG: 0.063	K		L9			BB 1B	FC6-4		P6	2	1	0	0	1	1	0	Minnesota Twins @ Cleveland Indians Cleveland Municipal Stadium, Cleveland, OH Sun Jul 31 1988, 3:33 AM EDT Att: 24,045 - Sunny - 79 F								
Terry Francona, L OBP: 0.303, SLG: 0.360	1B					BB 1B	F7			4	1	3	0	0	0	1									
Julio Franco, R OBP: 0.372, SLG: 0.439	G4-6-3 1B					BB 1B				1	1	1	0	3	0	0									
Joe Carter, R OBP: 0.321, SLG: 0.496 Carmen Castillo, R OBP: 0.323, SLG: 0.358	G4-6-3					P4	P3			3	0	0	0	0	0	7									
Mel Hall, L OBP: 0.336, SLG: 0.418						G3-6-3				4	0	1	3	0	0	3									
Cory Snyder, R OBP: 0.329, SLG: 0.486										4	0	0	1	0	1	2									
Willie Upshaw, L OBP: 0.332, SLG: 0.391										4	0	1	0	0	1	2									
Brook Jacoby, R OBP: 0.313, SLG: 0.367 Domingo Ramos, R OBP: 0.311, SLG: 0.300						L8				3	0	0	0	0	0	1									
Chris Bando, S OBP: 0.234, SLG: 0.197						K2-3				3	0	0	0	1	1	1									
Inning Stats	R: 0 E: 0 K: 1 S: 11	H: 2 LOB: 0 BB: 0 P: 16	R: 0 E: 0 K: 0 S: 4	H: 0 LOB: 0 BB: 0 P: 9	R: 0 E: 0 K: 1 S: 7	H: 0 LOB: 0 BB: 0 P: 9	R: 0 E: 0 K: 0 S: 4	H: 1 LOB: 1 BB: 1 P: 10	R: 0 E: 0 K: 0 S: 6	H: 1 LOB: 1 BB: 0 P: 7	R: 2 E: 0 K: 2 S: 13	H: 2 LOB: 2 BB: 2 P: 28	R: 0 E: 0 K: 0 S: 7	H: 0 LOB: 1 BB: 1 P: 12	R: 2 E: 0 K: 0 S: 14	H: 1 LOB: 0 BB: 0 P: 21		R: 0 E: 0 K: 0 S: 7	H: 0 LOB: 0 BB: 0 P: 12	1B: 6 2B: 1 3B: 0 HR: 0	SF: 0 SAC: 0 DP: 2 HBP: 0	WP: 0 PB: 0 SB: 0 CS: 0	PA: 37		
PITCHER	IP	WLS	BF	H	R	ER	SO	BB	IBB	HBP	BLK	WP	HR	S	P	ERA	WHIP	PITCHER							
Freddie Toliver, R ERA: 4.24	5.1	W	23	6	2	2	2	3	0	0	0	0	0	39	68	3.38	1.688								
Mark Portugal, R ERA: 4.73	3.2	S	14	1	2	2	2	2	0	0	0	0	0	34	56	4.91	0.818								

AB 40
R 12
H 14
RBI 10
BB 3
SO 2
LOB 15



AB 32
R 4
H 7
RBI 4
BB 5
SO 4
LOB 18



Batter	1	2	3	4	5	6	7	8	9	AB	R	H	RBI	BB	SO	LOB	TOP										
Ron Washington, R (1, 6) Mel Hall, L (9, PH) OBP: 0.277, SLG: 0.340 OBP: 0.334, SLG: 0.413	1-1 F8 1B	0-1 1B		1-2 4-3			2-2 G6-4-3 1B		1-2 4-3	4	0	2	0	0	0	1											
Julio Franco, R (1, 4) OBP: 0.372, SLG: 0.438	0-0 1B F3 1B	0-0 4-3			1-1 3-1		1-0 G6-4-3 1B			4	1	1	0	0	0	2											
Joe Carter, R (1, 8) OBP: 0.324, SLG: 0.496	2-2 E 1-3 1B			3-0 L7		1-0 1B		1-1 F8		4	0	2	0	0	0	0											
Ron Kittle, R (1, 10) OBP: 0.326, SLG: 0.536	2-2 F3 1-3 3-H			2-1 FC5-4 HBP		0-0 F3		1-1 1B		3	0	1	0	0	0	2											
Cory Snyder, R (1, 9) OBP: 0.325, SLG: 0.484	1-0 L8			1-1 F8		1-1 4-3		1-1 F8		4	0	0	0	0	0	4											
Brook Jacoby, R (1, 5) OBP: 0.310, SLG: 0.362		0-0 L7		2-2 FC5-4 1-2		0-0 L7		1-1 F8		4	0	0	0	0	0	2											
Carmen Castillo, R (1, 7) OBP: 0.317, SLG: 0.350		1-0 F4		1-1 F8		0-0 6-3			2-1 F6	4	0	0	0	0	0	0											
Domingo Ramos, R (1, 3) Terry Francona, L (9, PH) OBP: 0.308, SLG: 0.283 OBP: 0.287, SLG: 0.341		4-2 HR BB		1-2 6-3		0-1 5-3			1-1 F8	2	1	0	0	1	0	0											
Ron Tingley, R (1, 2) Willie Upshaw, L (9, PH) OBP: 0.667, SLG: 1.667 OBP: 0.332, SLG: 0.393		1-0 HR		1-1 1B			1-1 F2		0-0 2B	3	1	2	2	0	0	0											
Inning Stats	R: 1 E: 1 K: 0 S: 12	H: 2 LOB: 1 BB: 0 P: 18	R: 2 E: 0 K: 0 S: 10	H: 2 LOB: 1 BB: 1 P: 16	R: 0 E: 0 K: 0 S: 7	H: 0 LOB: 1 BB: 0 P: 15	R: 0 E: 0 K: 0 S: 10	H: 1 LOB: 1 BB: 0 P: 14	R: 0 E: 0 K: 0 S: 6	H: 0 LOB: 0 BB: 0 P: 4	R: 0 E: 0 K: 0 S: 6	H: 1 LOB: 0 BB: 0 P: 10	R: 0 E: 0 K: 0 S: 8	H: 1 LOB: 1 BB: 0 P: 12	R: 0 E: 0 K: 0 S: 8	H: 1 LOB: 1 BB: 0 P: 12	1B: 7 2B: 1 3B: 0 HR: 1	SF: 0 SAC: 0 DP: 1 HBP: 1	WP: 0 PB: 0 SB: 1 CS: 0	PA: 37							
PITCHER	IP	WLS	BF	H	R	ER	SO	BB	IBB	HBP	BLK	WP	HR	S	P	ERA	WHIP										
Jeff Ballard, L (1, 1) ERA: 5.21	7.0	W	29	7	3	2	0	1	0	1	0	0	1	55	86	2.57	1.143										
Tom Niedenfuer, R (8, 1) ERA: 2.63	2.0		8	2	0	0	0	0	0	0	0	0	0	16	24	0.00	1.000										

Cleveland Indians @ Baltimore Orioles
Memorial Stadium, Baltimore, MD
Wed Aug 03 1988, 7:05 PM EDT
Att: 15,546 - Unknown - 89 F


AB	35
R	3
H	9
RBI	2
BB	1
SO	0
LOB	12



Batter	1	2	3	4	5	6	7	8	9	AB	R	H	RBI	BB	SO	LOB	BOTTOM										
Joe Orsulak, L (1, 7) OBP: 0.329, SLG: 0.349	2-2 F9 1B	4-0 1B FC5 BB		0-0 F9	4-2 S BB		0-0 F8			3	1	0	0	2	0	0											
Brady Anderson, L (1, 8) OBP: 0.305, SLG: 0.299	1-2 L9	2-1 F8 FC5 1B		0-1 L9	0-3 K 1-2 2-3			0-0 F8		5	0	1	2	0	1	2											
Cal Ripken Jr., R (1, 6) OBP: 0.391, SLG: 0.470	4-2 1B BB	0-1 FC5 1-2 3-H		4-2 HR BB		3-2 E 1B		2-1 F9		3	1	1	1	2	0	1											
Eddie Murray, S (1, 10) OBP: 0.342, SLG: 0.436	0-0 1B	0-2 F8		1-1 HR		3-1 E5 1B		2-1 F2		5	1	2	2	0	0	3											
Jim Traber, L (1, 3) OBP: 0.255, SLG: 0.330	3-1 F5	2-2 F8		2-3 K		1-3 K				4	0	0	0	0	2	6											
Larry Sheets, L (1, 9) Ken Gerhart, R (7, 9) OBP: 0.313, SLG: 0.341 OBP: 0.256, SLG: 0.371		1-2 HR		4-3		0-0 SH1-3 1B		0-0 F8		4	2	2	1	0	0	2											
Terry Kennedy, L (1, 2) OBP: 0.240, SLG: 0.266		0-1 SH1-4 1B		0-0 HR		0-0 SH1-3 1B		1-3 K		3	2	2	1	0	1	2											
Rick Schu, R (1, 5) OBP: 0.310, SLG: 0.373		0-0 SH1-4 1B		1-3		0-1 5-3			0-1 F7	4	1	1	0	0	0	1											
Billy Ripken, R (1, 4) OBP: 0.259, SLG: 0.259		1-0 SH1-4 1B		1-3 K		2-1 S 2-H 1B		2-2 5-3		3	0	1	1	0	1	0											
Inning Stats	R: 0 E: 0 K: 0 S: 12	H: 1 LOB: 2 BB: 1 P: 22	R: 4 E: 0 K: 0 S: 18	H: 4 LOB: 2 BB: 1 P: 28	R: 1 E: 0 K: 1 S: 7	H: 1 LOB: 0 BB: 0 P: 9	R: 2 E: 0 K: 1 S: 10	H: 1 LOB: 0 BB: 1 P: 17	R: 1 E: 0 K: 1 S: 12	H: 2 LOB: 2 BB: 1 P: 18	R: 0 E: 1 K: 2 S: 14	H: 1 LOB: 2 BB: 0 P: 22	R: 0 E: 0 K: 0 S: 6	H: 0 LOB: 0 BB: 0 P: 8	R: 0 E: 0 K: 0 S: 5	H: 0 LOB: 0 BB: 0 P: 9	1B: 7 2B: 0 3B: 0 HR: 3	SF: 0 SAC: 2 DP: 0 HBP: 0	WP: 0 PB: 0 SB: 2 CS: 0	PA: 40							
PITCHER	IP	WLS	BF	H	R	ER	SO	BB	IBB	HBP	BLK	WP	HR	S	P	ERA	WHIP										
Rick Rodriguez, R (1, 1) ERA: 7.09	3.2	L	22	7	7	7	1	3	0	0	0	0	0	3	44	7.18	2.727										
Brad Havens, L (4, 1) ERA: 3.6	4.1		18	3	1	1	4	1	0	0	0	0	0	40	62	2.08	0.923										

Cleveland Indians @ Baltimore Orioles
Memorial Stadium, Baltimore, MD
Wed Aug 03 1988, 7:05 PM EDT
Att: 15,546 - Unknown - 89 F


AB	34
R	8
H	10
RBI	8
BB	4
SO	5
LOB	17




Batter	1	2	3	4	5	6	7	8	9	AB	R	H	RBI	BB	SO	LOB	TOP										
Julio Franco, R OBP: 0.369, SLG: 0.434 (1, 4)	0-1 1-3 K		1-3 K			2-1 F9			0-2 6-3	4	0	0	0	0	1	3	Cleveland Indians @ Baltimore Orioles Memorial Stadium, Baltimore, MD Thu Aug 04 1988, 7:05 PM EDT Att: 21,543 - Unknown - 89 F										
Willie Upshaw, L OBP: 0.329, SLG: 0.389 (1, 3)	0-3 K			1-1 F9		0-1 1-3			0-0 G3	4	0	0	0	0	1	2											
Joe Carter, R OBP: 0.322, SLG: 0.492 (1, 8)	0-0 F8			1-1 F4			3-1 F9		2-1 L6	4	0	0	0	0	0	1											
Ron Kittle, R OBP: 0.332, SLG: 0.538 (1, 10)		1-1 G5-4-3 1B		2-1 6-3			2-2 G1-6-3 1B			3	0	2	0	0	0	0											
Mel Hall, L OBP: 0.332, SLG: 0.410 (1, 7)		0-0 F5			1-1 6-3		2-2 G1-6-3 1-2			3	0	0	0	0	0	2											
Cory Snyder, R OBP: 0.323, SLG: 0.480 (1, 9)		1-0 G5-4-3 1-2			0-0 5-3			1-0 6-3		3	0	0	0	0	0	1											
Brook Jacoby, R OBP: 0.308, SLG: 0.360 (1, 5)			1-1 F8		1-1 F4			0-0 6-3		3	0	0	0	0	0	0											
Chris Bando, S OBP: 0.217, SLG: 0.181 (1, 2)			1-3 K			2-3 K		0-2 4-3		3	0	0	0	0	2	0											
Ron Washington, R OBP: 0.287, SLG: 0.350 (1, 6)			0-2 1B			1-0 1B		2-2 G3 6-3 1B		3	0	3	0	0	0	0											
Inning Stats	R: 0 E: 0 K: 1 S: 7	H: 0 LOB: 0 BB: 0 P: 7	R: 0 E: 0 K: 0 S: 4	H: 1 LOB: 0 BB: 0 P: 6	R: 0 E: 0 K: 2 S: 14	H: 1 LOB: 1 BB: 0 P: 17	R: 0 E: 0 K: 0 S: 6	H: 0 LOB: 0 BB: 0 P: 10	R: 0 E: 0 K: 0 S: 5	H: 0 LOB: 0 BB: 0 P: 7	R: 0 E: 0 K: 1 S: 8	H: 1 LOB: 1 BB: 0 P: 13	R: 0 E: 0 K: 0 S: 8	H: 1 LOB: 0 BB: 0 P: 15	R: 0 E: 0 K: 0 S: 5	H: 0 LOB: 0 BB: 0 P: 6	R: 0 E: 0 K: 0 S: 11	H: 1 LOB: 1 BB: 0 P: 15	1B: 5 2B: 0 3B: 0 HR: 0	SF: 0 SAC: 0 DP: 2 HBP: 0	WP: 0 PB: 0 SB: 0 CS: 0	PA: 30					
PITCHER	IP	WLS	BF	H	R	ER	SO	BB	IBB	HBP	BLK	WP	HR	S	P	ERA	WHIP										
Dave Schmidt, R ERA: 3.65 (1, 1)	6.1	W	21	3	0	0	4	0	0	0	0	0	0	46	65	0.00	0.474										
Doug Sisk, R ERA: 2.73 (7, 1)	2.2		9	2	0	0	0	0	0	0	0	0	0	22	31	0.00	0.750										

Batter	1	2	3	4	5	6	7	8	9	AB	R	H	RBI	BB	SO	LOB	BOTTOM										
Pete Stanicek, S OBP: 0.312, SLG: 0.298 (1, 7)	2-2 6-3	2-2 G3			1-3 K	2-3 K				4	0	0	0	0	2	1	Cleveland Indians @ Baltimore Orioles Memorial Stadium, Baltimore, MD Thu Aug 04 1988, 7:05 PM EDT Att: 21,543 - Unknown - 89 F										
Brady Anderson, L OBP: 0.304, SLG: 0.298 (1, 8)	0-0 F9		2-0 F7		1-3 K		1-2 E S 1B			4	0	1	0	0	1	0											
Cal Ripken Jr., R OBP: 0.392, SLG: 0.469 (1, 6)	3-2 6-3		2-2 1B		4-2 E 2B BB		1 SAFE 3-3 1 SAFE 1-3 K			3	1	1	0	1	1	1											
Eddie Murray, S OBP: 0.343, SLG: 0.435 (1, 10)		4-1 PB 1B BB 6-3	1-2 1B		0-1 E6 2B		2-2 2-3			3	2	1	0	1	0	2											
Mickey Tettleton, S OBP: 0.304, SLG: 0.458 (1, 2)		0-0 E PB 1B 1B	1-0 F6		1-1 1B 1H 2H 2B		1-2 L3			4	1	2	2	0	0	3											
Larry Sheets, L OBP: 0.312, SLG: 0.340 (1, 3)		3-3 K	2-3 K		0-1 1B			0-0 1-3		4	0	1	0	0	2	4											
Jim Traber, L OBP: 0.255, SLG: 0.330 (9, 3)		1-2 2-3 K			2-3 1B					0	0	0	0	0	0	0											
Ken Gerhart, R OBP: 0.312, SLG: 0.367 (1, 9)		1-1 6-3			0-0 B1-3		0-1 F9		0-0 L4 1B	2	0	0	1	0	0	1											
Joe Orsulak, L OBP: 0.331, SLG: 0.350 (5, PH) (6, 9)										2	0	1	0	0	0	2											
Rick Schu, R OBP: 0.309, SLG: 0.367 (1, 5)		0-0 E6 1B E		1-1 L8		0-3 K		4-2 1-2 BB		3	1	0	0	1	1	1											
Billy Ripken, R OBP: 0.259, SLG: 0.259 (1, 4)		1 SAFE 1 SAFE 1 SAFE 1 SAFE E8 1H 3H 1B		2-2 5-3		0-2 5-3		0-0 L4 2-3		4	0	1	1	0	0	2											
Inning Stats	R: 0 E: 0 K: 0 S: 7	H: 0 LOB: 0 BB: 0 P: 12	R: 3 E: 2 K: 1 S: 14	H: 2 LOB: 1 BB: 1 P: 26	R: 0 E: 0 K: 1 S: 13	H: 2 LOB: 2 BB: 0 P: 21	R: 0 E: 0 K: 0 S: 6	H: 0 LOB: 0 BB: 0 P: 9	R: 2 E: 1 K: 2 S: 16	H: 2 LOB: 2 BB: 1 P: 23	R: 0 E: 0 K: 2 S: 10	H: 0 LOB: 0 BB: 0 P: 12	R: 0 E: 0 K: 1 S: 14	H: 1 LOB: 1 BB: 0 P: 21	R: 0 E: 0 K: 0 S: 5	H: 1 LOB: 1 BB: 1 P: 9	1B: 7 2B: 2 3B: 0 HR: 0	SF: 0 SAC: 0 DP: 1 HBP: 0	WP: 0 PB: 1 SB: 2 CS: 0	PA: 36							
PITCHER	IP	WLS	BF	H	R	ER	SO	BB	IBB	HBP	BLK	WP	HR	S	P	ERA	WHIP										
Greg Swindell, L ERA: 3.27 (1, 1)	4.2	L	24	6	5	0	4	2	0	0	0	0	0	54	89	0.00	1.714										
Bill Laskey, R ERA: 5.03 (5, 1)	3.1		12	2	0	0	3	1	0	0	0	0	0	31	44	0.00	0.900										

AB 30
R 0
H 5
RBI 0
BB 0
SO 4
LOB 9



AB 33
R 5
H 8
RBI 4
BB 3
SO 7
LOB 17



1B: 7 **SF:** 0
2B: 2 **SAC:** 0
3B: 0 **DP:** 1
HR: 0 **HBP:** 0

Batter	1	2	3	4	5	6	7	8	9	AB	R	H	RBI	BB	SO	LOB	TOP				
Julio Franco, R OBP: 0.370, SLG: 0.434	G4-3		S		G3-6			G4-3		4	0	2	0	0	0	0	Cleveland Indians @ Texas Rangers Arlington Stadium, Arlington, TX Fri Aug 05 1988, 8:05 PM EDT Att: 21,527 - Unknown - 95 F				
Willie Upshaw, L OBP: 0.328, SLG: 0.387	G4-3		K		G3-6			2B SF8	1B	4	1	1	0	0	1	3					
Joe Carter, R OBP: 0.325, SLG: 0.496					G1-3			SF8	2B	4	1	3	0	0	0	1					
Ron Kittle, R OBP: 0.330, SLG: 0.534	F7				HR			SF8		3	1	1	1	0	0	1					
Cory Snyder, R OBP: 0.327, SLG: 0.489					HR			G5-3		3	1	2	3	1	0	1					
Brook Jacoby, R OBP: 0.305, SLG: 0.356	G6-4-3				L8			G5-3		4	0	0	0	0	0	2					
Carmen Castillo, R OBP: 0.306, SLG: 0.337	G6-3				G5-3			F7		4	0	0	0	0	1	0					
Andy Allanson, R OBP: 0.289, SLG: 0.319					P3			G3-1		3	0	0	0	0	1	0					
Terry Francona, L OBP: 0.294, SLG: 0.337					G1-3			G6-3		1	0	0	0	0	0	0					
Paul Zuvella, R OBP: 0.105, SLG: 0.105					G3-6					3	0	1	0	0	0	0					
Inning Stats	R: 0 E: 0 K: 0 S: 9	H: 1 LOB: 1 BB: 0 P: 19	R: 0 E: 0 K: 0 S: 7	H: 1 LOB: 0 BB: 0 P: 7	R: 0 E: 0 K: 1 S: 8	H: 1 LOB: 1 BB: 0 P: 14	R: 3 E: 0 K: 0 S: 8	H: 3 LOB: 0 BB: 0 P: 13	R: 0 E: 0 K: 0 S: 4	H: 0 LOB: 0 BB: 0 P: 10	R: 0 E: 0 K: 2 S: 8	H: 0 LOB: 0 BB: 0 P: 10	R: 1 E: 0 K: 0 S: 11	H: 2 LOB: 1 BB: 0 P: 18	R: 0 E: 0 K: 0 S: 6	H: 0 LOB: 0 BB: 0 P: 8	1B: 8 2B: 1 3B: 0 HR: 1	SF: 1 SAC: 0 DP: 3 HBP: 0	WP: 0 PB: 0 SB: 1 CS: 0	PA: 35	
PITCHER	IP WLS BF H R ER SO BB IBB HBP BLK WP HR S P ERA WHIP	7.1 W 30 10 4 4 3 3 1 0 0 0 0 1 58 95 4.91 1.500	1.2 S 5 0 0 0 0 0 0 0 0 0 0 0 11 15 0.00 0.000																		

AB	33
R	4
H	10
RBI	4
BB	1
SO	3
LOB	8



Batter	1	2	3	4	5	6	7	8	9	AB	R	H	RBI	BB	SO	LOB	BOTTOM				
Oddibe McDowell, L OBP: 0.301, SLG: 0.324	G6-3		BB		G3			F9		5	2	2	0	0	0	3	Cleveland Indians @ Texas Rangers Arlington Stadium, Arlington, TX Fri Aug 05 1988, 8:05 PM EDT Att: 21,527 - Unknown - 95 F				
Scott Fletcher, R OBP: 0.357, SLG: 0.321	G6-3		HR		HBP			CS		2	1	0	0	1	0	1					
Pete O'Brien, L OBP: 0.361, SLG: 0.429	FC3		HR		L7			P3		3	2	0	0	1	0	3					
Ruben Sierra, S OBP: 0.282, SLG: 0.408			SF7		L7			G5-3		3	0	1	3	0	0	0					
Pete Incaviglia, R OBP: 0.328, SLG: 0.504	K		HR		FC3-6			G5-3		4	1	2	3	0	1	0					
Geno Petralli, L OBP: 0.381, SLG: 0.414			G3-1		FC3-6			3B	1B	4	1	1	0	0	0	1					
Steve Buechele, R OBP: 0.358, SLG: 0.438			F9		P6			SH3	3B	3	1	1	1	1	0	1					
Jim Sundberg, R OBP: 0.305, SLG: 0.329	K		G6-3		K			SH3		3	0	0	1	0	2	1					
Curtis Wilkerson, S OBP: 0.374, SLG: 0.392	F7		E6		CS			E7		4	0	2	0	0	0	1					
Inning Stats	R: 2 E: 0 K: 1 S: 13	H: 2 LOB: 0 BB: 0 P: 23	R: 0 E: 0 K: 1 S: 9	H: 0 LOB: 1 BB: 1 P: 14	R: 4 E: 0 K: 0 S: 14	H: 2 LOB: 0 BB: 2 P: 29	R: 0 E: 1 K: 0 S: 10	H: 1 LOB: 2 BB: 0 P: 18	R: 0 E: 0 K: 1 S: 6	H: 1 LOB: 0 BB: 0 P: 11	R: 0 E: 0 K: 0 S: 5	H: 0 LOB: 0 BB: 0 P: 9	R: 2 E: 1 K: 0 S: 14	H: 2 LOB: 1 BB: 0 P: 20	R: 0 E: 0 K: 0 S: 6	H: 0 LOB: 0 BB: 0 P: 11		1B: 7 2B: 0 3B: 1 HR: 1	SF: 1 SAC: 1 DP: 0 HBP: 1	WP: 0 PB: 0 SB: 1 CS: 1	PA: 38
PITCHER	IP WLS BF H R ER SO BB IBB HBP BLK WP HR S P ERA WHIP	6.0 L 28 7 6 6 3 3 0 0 0 0 0 5 60 107 9.00 1.667	1.0 3 0 0 0 0 0 0 0 0 0 0 0 5 9 0.00 0.000	1.0 6 2 2 2 0 0 0 0 0 0 0 0 14 20 18.00 2.000																	

AB	31
R	8
H	9
RBI	8
BB	3
SO	3
LOB	11



Batter	1	2	3	4	5	6	7	8	9	AB	R	H	RBI	BB	SO	LOB	TOP			
Julio Franco, R OBP: 0.369, SLG: 0.433	1-2 G6-3	1-0 G6-3		0-2 FC4			2-2 CS			4	0	1	0	0	0	2				
Terry Francona, L OBP: 0.303, SLG: 0.354	1-2 PB 2B		1-1 L9		1-0 G4-6-3		0-0 CS	0-0 G1-3		4	2	3	0	0	0	0				
Joe Carter, R OBP: 0.323, SLG: 0.492	1 SAFE 3-3 K		2-3 K		0-3 K			1-2 F8		4	0	0	0	0	3	3				
Mel Hall, L OBP: 0.331, SLG: 0.411	0-0 2B		2-2 G3-1		0-0 G4-6-3			0-0 G1-3		4	1	1	1	0	0	2				
Cory Snyder, R OBP: 0.331, SLG: 0.497	0-0 2B			2-1 G3-1 HR			1-0 G5-3	1-1 2B		4	1	3	2	0	0	0				
Willie Upshaw, L OBP: 0.325, SLG: 0.383	2-3 K		0-0 G3-1		0-0 G6-3			0-2 L7		4	0	0	0	0	1	2				
Brook Jacoby, R OBP: 0.304, SLG: 0.363		1-3 K		2-1 HR				3-2 G6-3		4	1	1	2	0	1	0				
Andy Allanson, R OBP: 0.292, SLG: 0.321		1-2 2B		0-1 FC4			1-3 K	0-0 G4-3		4	0	2	0	0	1	0				
Paul Zuvella, R OBP: 0.136, SLG: 0.182	3-1 2B		2-1 F8		0-1 F9					3	0	1	0	0	0	1				
Inning Stats	R: 2 E: 0 K: 2 S: 16	H: 3 LOB: 1 BB: 0 P: 23	R: 0 E: 0 K: 1 S: 9	H: 2 LOB: 1 BB: 0 P: 15	R: 0 E: 0 K: 1 S: 9	H: 0 LOB: 0 BB: 0 P: 14	R: 2 E: 0 K: 0 S: 13	H: 3 LOB: 1 BB: 0 P: 19	R: 0 E: 0 K: 1 S: 5	H: 0 LOB: 0 BB: 0 P: 9	R: 0 E: 0 K: 1 S: 9	H: 1 LOB: 0 BB: 0 P: 12	R: 1 E: 0 K: 0 S: 7	H: 2 LOB: 1 BB: 0 P: 9	R: 0 E: 0 K: 0 S: 7	H: 0 LOB: 0 BB: 0 P: 10	1B: 7 2B: 4 3B: 0 HR: 1	SF: 0 SAC: 0 DP: 1 HBP: 0	WP: 0 PB: 1 SB: 0 CS: 1	PA: 36
PITCHER Charlie Hough, R ERA: 3.28	IP: 9.0 WLS: L BF: 35 H: 12 R: 5 ER: 5 SO: 6 BB: 0 IBB: 0 HBP: 0 BLK: 0 WP: 0 HR: 1 S: 79 P: 117 ERA: 5.00 WHIP: 1.333															PITCHER				

Cleveland Indians @ Texas Rangers
Arlington Stadium, Arlington, TX
Sat Aug 06 1988, 8:05 PM EDT
Att: 31,003 - Unknown - 101 F

AB 35
R 5
H 12
RBI 5
BB 0
SO 6
LOB 10



Batter	1	2	3	4	5	6	7	8	9	AB	R	H	RBI	BB	SO	LOB	BOTTOM			
Oddibe McDowell, L OBP: 0.303, SLG: 0.325	0-1 S 1B		0-1 L8		2-3 K		1-0 G3-6-3		1-2 G3-1	5	1	2	0	0	1	4				
Scott Fletcher, R OBP: 0.358, SLG: 0.320	1 SAFE 0-1 F9		1-0 F9		3-1 1B		1-2 G3-6-3		2-0 FC4-6 HBP	4	0	1	0	0	0	2				
Pete O'Brien, L OBP: 0.383, SLG: 0.427	0-0 L9		3-1 FC4-6		0-0 F7			4-2 1B		4	1	1	0	1	0	4				
Bob Brower, R OBP: 0.297, SLG: 0.287								1-2 BB	1-2 FC4-6	0	0	0	0	0	0	0				
Ruben Sierra, S OBP: 0.281, SLG: 0.404	4-1 E BB		1-3 K		1-0 F8			0-0 F8	1-1 G4-3	4	1	0	0	1	1	5				
Pete Incaviglia, R OBP: 0.330, SLG: 0.504	2-2 E8		2-2 FC4-6		0-3 K			3-2 1B		4	0	2	1	0	1	2				
Geno Petralli, L OBP: 0.383, SLG: 0.416	0-2 F8			1-0 SH1-4			1-0 F7	2-0 1B		4	0	2	1	0	0	1				
Jim Steels, L OBP: 0.189, SLG: 0.212										0	0	0	0	0	0	0				
Jim Sundberg, R OBP: 0.305, SLG: 0.329								1-3 2H		0	0	0	0	0	0	0				
Cecil Espy, S OBP: 0.292, SLG: 0.367		1-1 FC5-4		0-0 SH1-4			3-1 F8	1-2 F8		4	0	2	0	0	0	2				
Steve Buechele, R OBP: 0.355, SLG: 0.434		0-0 FC5-4		2-1 SH1-4			2-1 F7	3-3 K		3	0	0	0	0	1	3				
Curtis Wilkerson, S OBP: 0.372, SLG: 0.390		0-0 F7		2-0 FC5-2-5			0-0 L4		1-1 FC4-6	4	0	1	0	0	0	3				
Inning Stats	R: 2 E: 1 K: 0 S: 13	H: 2 LOB: 1 BB: 1 P: 18	R: 0 E: 0 K: 0 S: 6	H: 1 LOB: 1 BB: 0 P: 7	R: 0 E: 0 K: 1 S: 9	H: 1 LOB: 1 BB: 0 P: 16	R: 0 E: 0 K: 1 S: 8	H: 2 LOB: 2 BB: 0 P: 15	R: 0 E: 0 K: 1 S: 7	H: 1 LOB: 0 BB: 0 P: 11	R: 0 E: 0 K: 0 S: 5	H: 0 LOB: 0 BB: 0 P: 11	R: 0 E: 0 K: 1 S: 16	H: 1 LOB: 2 BB: 1 P: 29	R: 0 E: 0 K: 0 S: 8	H: 1 LOB: 2 BB: 0 P: 15	1B: 11 2B: 0 3B: 0 HR: 0	SF: 0 SAC: 1 DP: 1 HBP: 1	WP: 0 PB: 0 SB: 1 CS: 0	PA: 40
PITCHER John Farrell, R ERA: 4.15	IP: 7.0 WLS: W BF: 30 H: 8 R: 3 ER: 2 SO: 3 BB: 2 IBB: 0 HBP: 0 BLK: 0 WP: 0 HR: 2 S: 56 P: 92 ERA: 2.57 WHIP: 1.429															PITCHER				
Doug Jones, R ERA: 2.24	(8, 1) IP: 2.0 WLS: S BF: 10 H: 3 R: 0 ER: 0 SO: 1 BB: 0 IBB: 0 HBP: 1 BLK: 0 WP: 0 HR: 0 S: 21 P: 37 ERA: 0.00 WHIP: 1.500															PITCHER				

Cleveland Indians @ Texas Rangers
Arlington Stadium, Arlington, TX
Sat Aug 06 1988, 8:05 PM EDT
Att: 31,003 - Unknown - 101 F

AB 36
R 3
H 11
RBI 2
BB 2
SO 4
LOB 26



Batter	1	2	3	4	5	6	7	8	9	AB	R	H	RBI	BB	SO	LOB	TOP			
Julio Franco, R OBP: 0.366, SLG: 0.429 (1, 4)										4	0	0	0	0	2	4				
Terry Francona, L OBP: 0.301, SLG: 0.350 (1, 10)										4	0	1	0	0	0	1				
Joe Carter, R OBP: 0.320, SLG: 0.487 (1, 8)										4	0	0	0	0	1	3				
Mel Hall, L OBP: 0.327, SLG: 0.406 (1, 7)										4	0	0	0	0	0	1				
Cory Snyder, R OBP: 0.330, SLG: 0.495 (1, 9)										4	0	1	0	0	1	1				
Willie Upshaw, L OBP: 0.323, SLG: 0.380 (1, 3)										3	0	0	0	0	1	1				
Brook Jacoby, R OBP: 0.304, SLG: 0.362 (1, 5)										3	0	1	0	0	0	0				
Andy Allanson, R OBP: 0.292, SLG: 0.321 (1, 2)										3	0	1	0	0	0	0				
Paul Zuvella, R OBP: 0.167, SLG: 0.174 (1, 6)										1	0	0	0	1	1	2				
Ron Washington, R OBP: 0.290, SLG: 0.358 (8, 6)										1	0	1	0	0	0	0				
Inning Stats	R: 0 H: 0 E: 0 K: 2 S: 9	H: 0 LOB: 0 BB: 0 P: 11	R: 0 H: 1 E: 0 K: 1 S: 12	H: 1 LOB: 0 BB: 0 P: 14	R: 0 H: 2 E: 0 K: 1 S: 12	H: 2 LOB: 1 BB: 0 P: 16	R: 0 H: 0 E: 0 K: 0 S: 9	H: 0 LOB: 0 BB: 0 P: 12	R: 0 H: 0 E: 0 K: 1 S: 6	H: 0 LOB: 2 BB: 1 P: 16	R: 0 H: 0 E: 0 K: 0 S: 7	H: 0 LOB: 0 BB: 0 P: 10	R: 0 H: 1 E: 0 K: 0 S: 8	H: 1 LOB: 1 BB: 0 P: 11	R: 0 H: 1 E: 0 K: 1 S: 7	H: 1 LOB: 1 BB: 0 P: 11	1B: 4 2B: 1 3B: 0 HR: 0	SF: 0 SAC: 0 DP: 1 HBP: 0	WP: 0 PB: 0 SB: 0 CS: 1	PA: 33
PITCHER Jose Guzman, R ERA: 3.34 (1, 1)	IP: 9.0 WLS: W BF: 32 H: 5 R: 0 ER: 0 SO: 6 BB: 1 IBB: 0 HBP: 0 BLK: 0 WP: 0 HR: 0 S: 79 P: 111 ERA: 0.00 WHIP: 0.667																			

Cleveland Indians @ Texas Rangers
Arlington Stadium, Arlington, TX
Sun Aug 07 1988, 8:05 PM EDT
Att: 17,089 - Unknown - 100 F

AB	31
R	0
H	5
RBI	0
BB	1
SO	6
LOB	13



Batter	1	2	3	4	5	6	7	8	9	AB	R	H	RBI	BB	SO	LOB	BOTTOM			
Cecil Espy, S OBP: 0.291, SLG: 0.375 (1, 8)										4	1	1	0	0	0	0				
Scott Fletcher, R OBP: 0.355, SLG: 0.317 (1, 6)										4	0	0	0	0	2	1				
Pete O'Brien, L OBP: 0.361, SLG: 0.426 (1, 3)										3	0	1	1	0	0	0				
Ruben Sierra, S OBP: 0.279, SLG: 0.401 (1, 9)										3	0	0	0	0	0	2				
Pete Incaviglia, R OBP: 0.332, SLG: 0.504 (1, 7)										2	1	1	0	1	0	1				
Geno Petralli, L OBP: 0.382, SLG: 0.415 (1, 10)										3	0	1	0	0	1	1				
Steve Buechele, R OBP: 0.352, SLG: 0.430 (1, 5)										3	0	0	1	0	1	1				
Jim Sundberg, R OBP: 0.296, SLG: 0.318 (1, 2)										3	0	0	0	0	0	1				
Curtis Wilkerson, S OBP: 0.367, SLG: 0.384 (1, 4)										3	0	0	0	0	0	0				
Inning Stats	R: 0 H: 0 E: 1 K: 1 S: 14	H: 0 LOB: 1 BB: 0 P: 21	R: 1 H: 1 E: 0 K: 0 S: 12	H: 1 LOB: 0 BB: 1 P: 18	R: 0 H: 0 E: 0 K: 0 S: 5	H: 0 LOB: 0 BB: 0 P: 8	R: 0 H: 1 E: 0 K: 1 S: 7	H: 1 LOB: 0 BB: 0 P: 11	R: 0 H: 0 E: 0 K: 1 S: 10	H: 0 LOB: 0 BB: 0 P: 17	R: 1 H: 2 E: 0 K: 0 S: 11	H: 2 LOB: 1 BB: 0 P: 14	R: 0 H: 0 E: 0 K: 0 S: 6	H: 0 LOB: 0 BB: 0 P: 12	R: 0 H: 0 E: 0 K: 1 S: 5	H: 0 LOB: 0 BB: 0 P: 8	1B: 3 2B: 0 3B: 1 HR: 0	SF: 0 SAC: 0 DP: 0 HBP: 0	WP: 0 PB: 0 SB: 0 CS: 1	PA: 29
PITCHER Rich Yett, R ERA: 5.25 (7, 1)	IP: 6.0 WLS: L BF: 23 H: 4 R: 2 ER: 2 SO: 3 BB: 1 IBB: 0 HBP: 0 BLK: 0 WP: 0 HR: 0 S: 59 P: 89 ERA: 3.00 WHIP: 0.833																			
Scott Bailes, L ERA: 4.87 (7, 1)	IP: 2.0 WLS: L BF: 6 H: 0 R: 0 ER: 0 SO: 1 BB: 0 IBB: 0 HBP: 0 BLK: 0 WP: 0 HR: 0 S: 11 P: 20 ERA: 0.00 WHIP: 0.000																			

Cleveland Indians @ Texas Rangers
Arlington Stadium, Arlington, TX
Sun Aug 07 1988, 8:05 PM EDT
Att: 17,089 - Unknown - 100 F

AB	28
R	2
H	4
RBI	2
BB	1
SO	4
LOB	7



Batter	1	2	3	4	5	6	7	8	9	AB	R	H	RBI	BB	SO	LOB	TOP										
Ron Washington, R (1,4) OBP: 0.294, SLG: 0.365	G5-3			7-4-3 1B		F7		2B		4	0	2	0	0	0	2	Cleveland Indians @ Minnesota Twins Hubert H. Humphrey Metrodome, Minneapolis, MN Mon Aug 08 1988, 8:05 PM EDT Att: 36,316 - Dome										
Willie Upshaw, L (1,3) OBP: 0.325, SLG: 0.379 Andy Allanson, R (8,2) OBP: 0.292, SLG: 0.321	G3			7-4-3 1B		P5		BB		3	0	1	0	1	0	2											
Joe Carter, R (1,8) OBP: 0.317, SLG: 0.483	L5			7-4-3 1-2 2-3f		P4		K		4	0	0	0	0	1	6											
Ron Kittle, R (1,10) OBP: 0.328, SLG: 0.545		L8			G5-3		HR		K	4	1	1	1	0	1	0											
Carmen Castillo, R (1,9) OBP: 0.304, SLG: 0.361		G6-3			HR		L7		F9	4	1	1	1	0	0	0											
Brook Jacoby, R (1,5) OBP: 0.302, SLG: 0.359		K			G6-3		K		F8	4	0	0	0	0	2	0											
Mel Hall, L (1,7) OBP: 0.327, SLG: 0.405				3-1 1B	G5-3		G3-1			3	0	1	0	0	0	0											
Ron Tingley, R (1,2) OBP: 0.400, SLG: 1.000 Terry Francoeur, L (8,PH) OBP: 0.306, SLG: 0.356				2-3 K		E6 1B		G5-4-3 1B		2	0	0	0	0	1	1											
Paul Zuvella, R (1,6) OBP: 0.185, SLG: 0.192		L7				0-1 1B		G5-4-3		3	0	1	0	0	0	1											
Inning Stats	R: 0 E: 0 K: 0 S: 6	H: 0 LOB: 0 BB: 0 P: 10	R: 0 E: 0 K: 1 S: 8	H: 0 LOB: 0 BB: 0 P: 10	R: 0 E: 0 K: 1 S: 10	H: 1 LOB: 0 BB: 0 P: 17	R: 0 E: 0 K: 0 S: 4	H: 2 LOB: 0 BB: 0 P: 5	R: 1 E: 0 K: 0 S: 8	H: 1 LOB: 0 BB: 0 P: 15	R: 0 E: 1 K: 0 S: 13	H: 1 LOB: 2 BB: 0 P: 19	R: 1 E: 0 K: 1 S: 11	H: 1 LOB: 0 BB: 0 P: 17	R: 0 E: 0 K: 1 S: 18	H: 2 LOB: 2 BB: 1 P: 29	R: 0 E: 0 K: 1 S: 9	H: 0 LOB: 0 BB: 0 P: 15	1B: 5 2B: 1 3B: 1 HR: 2	SF: 0 SAC: 0 DP: 1 HBP: 0	WP: 0 PB: 0 SB: 0 CS: 1	PA: 33					
PITCHER	IP	WLS	BF	H	R	ER	SO	BB	IBB	HBP	BLK	WP	HR	S	P	ERA	WHIP										
Allan Anderson, L (1,1) ERA: 2.75	6.1	W	23	6	2	2	2	0	0	0	0	0	2	53	82	2.84	0.947										
Juan Berenguer, R (7,1) ERA: 3.22	1.1		6	2	0	0	1	1	0	0	0	0	0	20	34	0.00	2.250										
Jeff Reardon, R (8,1) ERA: 2.94	1.1	S	4	0	0	0	2	0	0	0	0	0	0	14	21	0.00	0.000										

Batter	1	2	3	4	5	6	7	8	9	AB	R	H	RBI	BB	SO	LOB	BOTTOM										
Dan Gladden, R (1,7) OBP: 0.321, SLG: 0.407	K			G3-6-1 1B		G3-1		FC6-4 1B		5	1	3	1	0	1	1	Cleveland Indians @ Minnesota Twins Hubert H. Humphrey Metrodome, Minneapolis, MN Mon Aug 08 1988, 8:05 PM EDT Att: 36,316 - Dome										
Randy Bush, L (1,9) OBP: 0.386, SLG: 0.453 Mark Davidson, R (8,9) OBP: 0.317, SLG: 0.355	K		G3-6-1		F8		G1-3	FC6-4		4	0	0	0	0	1	2											
Kirby Puckett, R (1,8) OBP: 0.364, SLG: 0.540	L6						G4-3			4	2	2	1	0	0	0											
Kent Hrbek, L (1,10) OBP: 0.380, SLG: 0.503		K								3	0	0	0	1	2	2											
Gary Gaetti, R (1,5) OBP: 0.351, SLG: 0.554		P3								4	1	2	2	0	1	1											
Gene Larkin, S (1,3) OBP: 0.375, SLG: 0.400		HBP								3	2	2	2	0	0	1											
Brian Harper, R (1,2) OBP: 0.387, SLG: 0.520		1B								4	1	4	0	0	0	0											
Steve Lombardozzi, R (1,4) OBP: 0.321, SLG: 0.315		L4								2	0	0	1	1	1	3											
Greg Gagne, R (1,6) OBP: 0.302, SLG: 0.441										4	0	0	0	0	1	4											
Inning Stats	R: 0 E: 0 K: 2 S: 7	H: 1 LOB: 2 BB: 0 P: 9	R: 0 E: 0 K: 1 S: 12	H: 1 LOB: 0 BB: 0 P: 19	R: 0 E: 0 K: 1 S: 8	H: 1 LOB: 0 BB: 0 P: 11	R: 3 E: 0 K: 1 S: 16	H: 4 LOB: 1 BB: 0 P: 21	R: 2 E: 0 K: 0 S: 19	H: 3 LOB: 1 BB: 0 P: 25	R: 0 E: 0 K: 0 S: 5	H: 1 LOB: 1 BB: 1 P: 10	R: 0 E: 0 K: 1 S: 11	H: 0 LOB: 1 BB: 1 P: 17	R: 2 E: 0 K: 0 S: 13	H: 3 LOB: 1 BB: 0 P: 21	R: 0 E: 0 K: 0 S: 9	H: 0 LOB: 0 BB: 0 P: 15	1B: 8 2B: 4 3B: 1 HR: 1	SF: 1 SAC: 0 DP: 2 HBP: 1	WP: 0 PB: 0 SB: 1 CS: 0	PA: 38					
PITCHER	IP	WLS	BF	H	R	ER	SO	BB	IBB	HBP	BLK	WP	HR	S	P	ERA	WHIP										
Chris Codiroli, R (1,1) ERA: 8.15	4.2	L	23	9	5	5	6	0	0	0	0	0	1	57	78	9.64	1.929										
Don Gordon, R (5,1) ERA: 4.05	2.1		9	1	0	0	1	2	0	0	0	0	0	21	34	0.00	1.286										
Bill Laskey, R (8,1) ERA: 5.66	1.0		6	3	2	2	0	0	0	0	0	0	0	13	21	18.00	3.000										



Batter	1	2	3	4	5	6	7	8	9	AB	R	H	RBI	BB	SO	LOB	TOP										
Julio Franco, R OBP: 0.366, SLG: 0.427 (1, 4)	4-0 1B 1B BB		0-1 G4-3 1B		0-3 K	1-0 L9			0-1 F9	4	0	1	0	1	1	2											
Terry Francona, L OBP: 0.321, SLG: 0.377 (1, 7)	0-1 1B		3-2 G4-3 1-2		2-2 1B		1-0 2B		0-2 F7	5	0	3	0	0	0	1											
Joe Carter, R OBP: 0.316, SLG: 0.480 (1, 8)	3-1 1B		0-1 G6-3		1-3 K		0-0 G6-3		0-1 F8	5	0	1	0	0	1	4											
Mel Hall, L OBP: 0.327, SLG: 0.404 (1, 9)	0-0 F7		0-0 F7			1-2 2B HR 1B		0-0 P6		4	1	1	0	0	0	5											
Ron Kittle, R OBP: 0.327, SLG: 0.544 (1, 10)	2-3 K			1-3 K		1-1 HR 2B		1-2 P4		4	1	1	0	0	2	4											
Willie Upshaw, L OBP: 0.329, SLG: 0.390 (1, 3)	0-3 K2-1-3			4-2 G5-4-3 BB		0-1 HR		0-2 1B		3	1	2	3	1	1	3											
Brook Jacoby, R OBP: 0.299, SLG: 0.355 (1, 5)		2-3 K		1-2 G5-4-3		2-H 3-H 2-0 F9		1-0 P2		4	0	0	0	0	1	2											
Andy Allanson, R OBP: 0.289, SLG: 0.317 (1, 2)	1-0 P6				2-2 G4-3	1-0 L6		1-3 K		4	0	0	0	0	1	1											
Paul Zuvella, R OBP: 0.233, SLG: 0.241 (1, 6)		2-1 G6-3			2-2 1B	0-1 1B		1-0 F7		3	0	2	0	0	0	0											
Carmen Castillo, R OBP: 0.301, SLG: 0.359 (8, PH)										1	0	0	0	0	0	1											
Ron Washington, R OBP: 0.294, SLG: 0.365 (8, 6)										0	0	0	0	0	0	0											
Inning Stats	R: 0 H: 2 E: 0 K: 2 S: 11	H: 2 LOB: 3 BB: 1 P: 20	R: 0 H: 0 E: 0 K: 1 S: 6	H: 0 LOB: 0 BB: 0 P: 11	R: 0 H: 1 E: 0 K: 0 S: 8	H: 0 LOB: 0 BB: 1 P: 14	R: 0 H: 2 E: 0 K: 2 S: 19	H: 2 LOB: 2 BB: 0 P: 26	R: 3 H: 4 E: 0 K: 0 S: 13	H: 4 LOB: 1 BB: 0 P: 19	R: 0 H: 1 E: 0 K: 0 S: 6	H: 1 LOB: 1 BB: 0 P: 8	R: 0 H: 1 E: 0 K: 1 S: 12	H: 1 LOB: 1 BB: 0 P: 15	R: 0 H: 0 E: 0 K: 0 S: 7	H: 0 LOB: 0 BB: 0 P: 7	1B: 8 2B: 2 3B: 0 HR: 1	SF: 0 SAC: 0 DP: 1 HBP: 0	WP: 0 PB: 0 SB: 0 CS: 0	PA: 39							
PITCHER	IP	WLS	BF	H	R	ER	SO	BB	IBB	HBP	BLK	WP	HR	S	P	ERA	WHIP										
Freddie Toliver, R ERA: 4.02 (1, 1)	6.0	W	28	9	3	3	6	2	0	0	0	0	1	65	101	4.50	1.833										
Keith Atherton, R ERA: 3.53 (7, 1)	2.0		8	2	0	0	1	0	0	0	0	0	0	18	23	0.00	1.000										
Jeff Reardon, R ERA: 2.89 (9, 1)	1.0	S	3	0	0	0	0	0	0	0	0	0	0	7	7	0.00	0.000										

Cleveland Indians @ Minnesota Twins
Hubert H. Humphrey Metrodome, Minneapolis, MN
Tue Aug 09 1988, 8:05 PM EDT
Att: 37,860 - Dome

AB 37
R 3
H 11
RBI 3
BB 2
SO 7
LOB 23



Batter	1	2	3	4	5	6	7	8	9	AB	R	H	RBI	BB	SO	LOB	BOTTOM										
Dan Gladden, R OBP: 0.325, SLG: 0.410 (1, 7)	3-2 P6		2-2 S 1B		3-2 1B		0-0 F8-3 1B			4	1	3	0	0	0	0											
Steve Lombardozzi, R OBP: 0.316, SLG: 0.399 (1, 4)	1-3 K		1-0 L5		2-3 K		0-0 F8			4	0	0	0	0	2	3											
Kirby Puckett, R OBP: 0.363, SLG: 0.538 (1, 8)	2-2 HR 1B		1-3 K		0-0 P9		0-2 F8-3			4	1	1	0	0	1	3											
Gary Gaetti, R OBP: 0.352, SLG: 0.560 (1, 5)	2-0 HR		4-1 1B		1-0 F8			2-2 P6		3	1	1	2	1	0	1											
Gene Larkin, S OBP: 0.376, SLG: 0.404 (1, 10)	0-0 5-3		0-1 1B		0-0 E8 1B 2B		1-2 F7			4	1	2	1	0	0	0											
Kent Hrbek, L OBP: 0.381, SLG: 0.503 (1, 3)		3-2 1B		3-2 P2		1-0 G4-3 SH5-4 1B		1-2 F9		4	0	2	1	0	0	0											
Tim Laudner, R OBP: 0.317, SLG: 0.425 (1, 2)		3-2 P7		3-0 G5-3		0-0 SH5-4				2	0	0	0	0	0	1											
John Christensen, R OBP: 0.333, SLG: 0.667 (1, 9)		2-3 K		1-2 2B		1-2 G4-3				3	0	1	0	0	1	2											
Mark Davidson, R OBP: 0.317, SLG: 0.355 (9, 9)										0	0	0	0	0	0	0											
Al Newman, S OBP: 0.315, SLG: 0.259 (1, 6)		2-2 F7		2-3 K		1-0 L9				3	0	0	0	0	1	3											
Inning Stats	R: 2 H: 2 E: 0 K: 1 S: 12	H: 2 LOB: 0 BB: 0 P: 20	R: 0 H: 1 E: 0 K: 1 S: 13	H: 1 LOB: 0 BB: 0 P: 23	R: 1 H: 2 E: 0 K: 1 S: 13	H: 2 LOB: 1 BB: 1 P: 20	R: 0 H: 1 E: 0 K: 1 S: 12	H: 1 LOB: 1 BB: 0 P: 21	R: 0 H: 1 E: 0 K: 0 S: 9	H: 2 LOB: 1 BB: 0 P: 10	R: 0 H: 1 E: 0 K: 0 S: 5	H: 1 LOB: 0 BB: 0 P: 5	R: 0 H: 0 E: 0 K: 0 S: 9	H: 0 LOB: 0 BB: 0 P: 13	R: 0 H: 0 E: 0 K: 0 S: 7	H: 0 LOB: 0 BB: 0 P: 10	1B: 7 2B: 3 3B: 0 HR: 1	SF: 0 SAC: 1 DP: 1 HBP: 0	WP: 0 PB: 0 SB: 1 CS: 0	PA: 33							
PITCHER	IP	WLS	BF	H	R	ER	SO	BB	IBB	HBP	BLK	WP	HR	S	P	ERA	WHIP										
Greg Swindell, L ERA: 3.33 (1, 1)	8.0	L	33	10	4	4	5	1	0	0	0	0	1	80	126	4.50	1.375										

Cleveland Indians @ Minnesota Twins
Hubert H. Humphrey Metrodome, Minneapolis, MN
Tue Aug 09 1988, 8:05 PM EDT
Att: 37,860 - Dome

AB 31
R 4
H 10
RBI 4
BB 1
SO 5
LOB 13



Batter	1	2	3	4	5	6	7	8	9	AB	R	H	RBI	BB	SO	LOB	TOP					
Julio Franco, R OBP: 0.368, SLG: 0.436										5	2	3	2	0	1	1	Cleveland Indians @ Minnesota Twins Hubert H. Humphrey Metrodome, Minneapolis, MN Wed Aug 10 1988, 8:05 PM EDT Att: 43,480 - Dome					
Willie Upshaw, L OBP: 0.327, SLG: 0.386										4	0	0	0	0	0	1						
Joe Carter, R OBP: 0.315, SLG: 0.478										4	0	1	0	0	0	2						
Ron Kittle, R OBP: 0.325, SLG: 0.538										4	0	1	1	0	2	2						
Carmen Castillo, R OBP: 0.299, SLG: 0.348										3	0	0	0	1	1	4						
Brook Jacoby, R OBP: 0.301, SLG: 0.355										3	1	1	0	1	0	1						
Mel Hall, L OBP: 0.323, SLG: 0.399										4	0	0	0	0	0	3						
Andy Allanson, R OBP: 0.285, SLG: 0.312										4	0	0	0	0	1	3						
Paul Zuvella, R OBP: 0.265, SLG: 0.250										3	1	1	1	1	0	0						
Inning Stats	R: 0 E: 0 K: 1 S: 10	H: 2 LOB: 2 BB: 0 P: 13	R: 0 E: 0 K: 1 S: 7	H: 0 LOB: 0 BB: 0 P: 12	R: 1 E: 0 K: 0 S: 12	H: 2 LOB: 2 BB: 0 P: 16	R: 1 E: 0 K: 1 S: 9	H: 1 LOB: 1 BB: 1 P: 16	R: 0 E: 0 K: 0 S: 10	H: 0 LOB: 0 BB: 0 P: 16	R: 0 E: 0 K: 0 S: 9	H: 0 LOB: 1 BB: 1 P: 13	R: 2 E: 0 K: 1 S: 9	H: 1 LOB: 0 BB: 1 P: 18	R: 0 E: 0 K: 0 S: 7	H: 1 LOB: 1 BB: 0 P: 11	R: 0 E: 0 K: 0 S: 4	H: 0 LOB: 0 BB: 0 P: 5	1B: 6 2B: 0 3B: 0 HR: 1	SF: 0 SAC: 0 DP: 0 HBP: 1	WP: 0 PB: 0 SB: 0 CS: 0	PA: 38
PITCHER	IP	WLS	BF	H	R	ER	SO	BB	IBB	HBP	BLK	WP	HR	S	P	ERA	WHIP					
Frank Viola, L ERA: 2.43	(1, 1)	7.0	W	31	6	4	4	5	3	0	1	0	0	1	66	104	5.14	1.286				
Juan Berenguer, R ERA: 3.18	(8, 1)	1.0		4	1	0	0	0	0	0	0	0	0	0	7	11	0.00	1.000				
German Gonzalez, R ERA:	(9, 1)	1.0		3	0	0	0	0	0	0	0	0	0	0	4	5	0.00	0.000				

Batter	1	2	3	4	5	6	7	8	9	AB	R	H	RBI	BB	SO	LOB	BOTTOM					
Dan Gladden, R OBP: 0.328, SLG: 0.420										5	3	3	1	0	0	0	Cleveland Indians @ Minnesota Twins Hubert H. Humphrey Metrodome, Minneapolis, MN Wed Aug 10 1988, 8:05 PM EDT Att: 43,480 - Dome					
Randy Bush, L OBP: 0.380, SLG: 0.455										3	0	1	1	0	0	1						
John Christensen, R OBP: 0.500, SLG: 0.750										1	0	1	0	0	0	0						
Mark Davidson, R OBP: 0.314, SLG: 0.351									2	2	1	1	2	0	0	0						
Kirby Puckett, R OBP: 0.366, SLG: 0.538									1	0	0	0	0	0	0	0						
John Moses, S OBP: 0.338, SLG: 0.391									2	2	1	1	2	0	0	0						
Kent Hrbek, L OBP: 0.382, SLG: 0.514									3	1	2	3	0	1	2							
Gary Gaetti, R OBP: 0.349, SLG: 0.555									4	1	0	0	0	0	0	5						
Al Newman, S OBP: 0.315, SLG: 0.259									0	0	0	0	0	0	0	0						
Gene Larkin, S OBP: 0.375, SLG: 0.401									3	0	0	0	1	0	3							
Tim Laudner, R OBP: 0.316, SLG: 0.422									4	1	1	2	0	0	1							
Greg Gagne, R OBP: 0.304, SLG: 0.445									4	1	2	2	0	1	1							
Steve Lombardozzi, R OBP: 0.311, SLG: 0.303									4	0	0	0	0	2	4							
Inning Stats	R: 1 E: 0 K: 0 S: 10	H: 2 LOB: 1 BB: 0 P: 21	R: 0 E: 0 K: 0 S: 7	H: 0 LOB: 0 BB: 0 P: 9	R: 0 E: 0 K: 1 S: 7	H: 0 LOB: 0 BB: 0 P: 10	R: 2 E: 0 K: 0 S: 10	H: 1 LOB: 0 BB: 1 P: 17	R: 2 E: 1 K: 1 S: 12	H: 3 LOB: 2 BB: 1 P: 24	R: 0 E: 0 K: 1 S: 8	H: 0 LOB: 1 BB: 1 P: 14	R: 5 E: 1 K: 1 S: 19	H: 5 LOB: 2 BB: 0 P: 29	R: 0 E: 0 K: 0 S: 8	H: 0 LOB: 0 BB: 0 P: 10	1B: 6 2B: 3 3B: 0 HR: 2	SF: 1 SAC: 0 DP: 0 HBP: 0	WP: 0 PB: 0 SB: 3 CS: 0	PA: 39		
PITCHER	IP	WLS	BF	H	R	ER	SO	BB	IBB	HBP	BLK	WP	HR	S	P	ERA	WHIP					
Rod Nichols, R ERA: 7.27	(1, 1)	4.1	L	21	6	5	5	2	1	0	0	0	0	1	43	76	4.50	2.000				
Brad Havens, L ERA: 3.64	(5, 1)	2.0		10	3	3	1	2	1	0	0	0	0	1	21	35	4.50	2.000				
Don Gordon, R ERA: 3.97	(7, 1)	0.2		5	2	2	0	0	0	0	0	0	0	9	13	0.00	3.000					
Doug Jones, R ERA: 2.19	(8, 1)	1.0		3	0	0	0	0	0	0	0	0	0	8	10	0.00	0.000					

AB	34
R	4
H	7
RBI	4
BB	3
SO	5
LOB	17



Batter	1	2	3	4	5	6	7	8	9	AB	R	H	RBI	BB	SO	LOB	TOP								
Cecil Espy, S OBP: 0.278, SLG: 0.355 (1, 8)	G6-3		L7			E3 SH1		F7	E6	5	0	0	0	0	0	1	Texas Rangers @ Cleveland Indians Cleveland Municipal Stadium, Cleveland, OH Thu Aug 11 1988, 7:05 PM EDT Att: 10,703 - Unknown - 78 F								
Scott Fletcher, R OBP: 0.355, SLG: 0.317 (1, 6)	G6-3		K			SH1		1B	G4-3	4	0	1	0	0	1	1									
Pete O'Brien, L OBP: 0.357, SLG: 0.415 (1, 3)	L8		L9			G4-3		G1-3		4	0	0	0	0	0	3									
Ruben Sierra, S OBP: 0.279, SLG: 0.401 (1, 9)		L4		F8		P6			F7	4	0	0	0	0	0	1									
Pete Incaviglia, R OBP: 0.331, SLG: 0.501 (1, 7)		BB 1B		F8			F9		K	4	1	1	0	0	1	0									
Geno Petralli, L OBP: 0.380, SLG: 0.412 (1, 2)		BB 1B		F8			G3		E6 FC6 1B	3	1	0	0	1	0	0									
Larry See, R OBP: 0.244, SLG: 0.231 (1, 10)				L7					E6 FC6 1B	2	0	0	0	0	1	2									
Oddibe McDowell, L (7, PH) OBP: 0.307, SLG: 0.330 (7, PH)							K		E FC6 1B	2	1	1	0	0	1	0									
Curtis Wilkerson, S OBP: 0.376, SLG: 0.397 (1, 4)				P8					FC6 E	4	1	2	1	0	0	2									
Jeff Kunkel, R OBP: 0.244, SLG: 0.400 (1, 5)									E FC6 1B	2	0	0	0	0	0	2									
Steve Buechele, R OBP: 0.348, SLG: 0.421 (7, 5)				G4-3					E1 E	2	1	0	0	0	0	1									
Inning Stats	R: 0 E: 0 K: 0 S: 4	H: 0 LOB: 0 BB: 0 P: 6	R: 1 E: 0 K: 1 S: 15	H: 2 LOB: 2 BB: 1 P: 27	R: 0 E: 0 K: 1 S: 12	H: 0 LOB: 0 BB: 0 P: 17	R: 0 E: 0 K: 0 S: 8	H: 0 LOB: 0 BB: 0 P: 14	R: 0 E: 0 K: 0 S: 7	H: 0 LOB: 0 BB: 0 P: 10	R: 0 E: 1 K: 0 S: 7	H: 0 LOB: 1 BB: 0 P: 10	R: 0 E: 0 K: 1 S: 8	H: 0 LOB: 0 BB: 0 P: 16	R: 0 E: 0 K: 0 S: 15	H: 2 LOB: 2 BB: 0 P: 23	R: 4 E: 3 K: 1 S: 20	H: 1 LOB: 1 BB: 0 P: 25	1B: 5 2B: 0 3B: 0 HR: 0	SF: 0 SAC: 1 DP: 0 HBP: 0	WP: 0 PB: 0 SB: 0 CS: 0	PA: 38			
PITCHER	IP	WLS	BF	H	R	ER	SO	BB	IBB	HBP	BLK	WP	HR	S	P	ERA	WHIP								
John Farrell, R ERA: 4.03 (1, 1)	7.0		25	2	1	1	3	1	0	0	0	0	0	61	100	1.29	0.429								
Doug Jones, R ERA: 2.11 (8, 1)	2.0	L	13	3	4	0	1	0	0	0	0	0	0	35	48	0.00	1.500								
Doug Jones, R ERA: 2.11 (9, 1)	2.0	L	13	3	4	0	1	0	0	0	0	0	0	35	48	0.00	1.500								

AB 36
R 5
H 5
RBI 1
BB 1
SO 4
LOB 13



Batter	1	2	3	4	5	6	7	8	9	AB	R	H	RBI	BB	SO	LOB	BOTTOM								
Julio Franco, R OBP: 0.369, SLG: 0.438 (1, 4)	G4-3				P9		SH1-4			4	0	2	0	0	0	0	Texas Rangers @ Cleveland Indians Cleveland Municipal Stadium, Cleveland, OH Thu Aug 11 1988, 7:05 PM EDT Att: 10,703 - Unknown - 78 F								
Terry Francona, L OBP: 0.313, SLG: 0.367 (1, 7)				1B					2B	3	0	0	0	0	0	2									
Carmen Castillo, R (7, PH) OBP: 0.305, SLG: 0.363 (8, 7)	G1-3		L7		B2				SF7	1	0	1	2	0	0	0									
Doug Jones, R (9, 1)										0	0	0	0	0	0	0									
Ron Kittle, R (9, PH) OBP: 0.324, SLG: 0.538 (9, PH)							2B			0	0	0	1	0	0	0									
Joe Carter, R OBP: 0.314, SLG: 0.473 (1, 8)	G6-3		L7			FC5-4 BB		F3	F7	4	0	0	0	1	0	3									
Mel Hall, L OBP: 0.320, SLG: 0.395 (1, 10) (9, 7)		G6-3		G6-3		P7		F8		4	0	0	0	0	0	1									
Cory Snyder, R OBP: 0.329, SLG: 0.495 (1, 9)		F8			2B	FC5-4 S		K		4	0	1	0	0	1	1									
Willie Upshaw, L OBP: 0.328, SLG: 0.387 (1, 3)					K	G4-3			1B	4	0	2	0	0	1	2									
Brook Jacoby, R OBP: 0.302, SLG: 0.355 (1, 5)									G4-3	3	1	1	0	1	0	2									
Andy Allanson, R OBP: 0.284, SLG: 0.311 (1, 2)					K		E3 SH1-4 1B 2B		G5-3	4	1	1	0	0	1	3									
Paul Zuvella, R OBP: 0.257, SLG: 0.242 (1, 6)					SH3-4					1	0	0	0	0	0	0									
Ron Washington, R (7, PH) OBP: 0.300, SLG: 0.368 (8, 6)					SH3-4				2B SF7 HBP	1	2	1	1	0	0	0									
Inning Stats	R: 0 E: 0 K: 0 S: 5	H: 1 LOB: 1 BB: 0 P: 10	R: 0 E: 0 K: 0 S: 8	H: 1 LOB: 1 BB: 0 P: 11	R: 0 E: 0 K: 2 S: 11	H: 1 LOB: 2 BB: 1 P: 22	R: 0 E: 0 K: 0 S: 6	H: 0 LOB: 0 BB: 1 P: 8	R: 0 E: 0 K: 0 S: 9	H: 0 LOB: 1 BB: 1 P: 17	R: 3 E: 1 K: 0 S: 9	H: 3 LOB: 0 BB: 0 P: 14	R: 0 E: 0 K: 1 S: 8	H: 1 LOB: 1 BB: 0 P: 12	R: 1 E: 0 K: 0 S: 10	H: 1 LOB: 1 BB: 0 P: 11	1B: 6 2B: 3 3B: 0 HR: 0	SF: 1 SAC: 2 DP: 0 HBP: 1	WP: 0 PB: 0 SB: 1 CS: 0	PA: 39					
PITCHER	IP	WLS	BF	H	R	ER	SO	BB	IBB	HBP	BLK	WP	HR	S	P	ERA	WHIP								
Charlie Hough, R ERA: 3.22 (1, 1)	6.0		26	5	2	2	2	2	0	0	0	0	0	55	86	3.00	1.167								
Craig McMurtry, R ERA: 2.53 (7, 1)	0.1		2	1	0	0	0	0	0	0	0	0	0	3	4	0.00	3.000								
Mitch Williams, L ERA: 4.65 (7, 1)	2.0	W	9	3	2	1	1	0	0	1	0	0	0	15	22	4.50	1.500								
Dale Mohorcic, R ERA: 3.94 (9, 1)	0.2	S	2	0	0	0	0	0	0	0	0	0	0	5	5	0.00	0.000								

AB 33
R 4
H 9
RBI 4
BB 2
SO 3
LOB 14



Batter	1	2	3	4	5	6	7	8	9	AB	R	H	RBI	BB	SO	LOB	TOP				
Oddibe McDowell, L OBP: 0.308, SLG: 0.335 (1, 8)										5	1	2	1	0	0	1	Texas Rangers @ Cleveland Indians Cleveland Municipal Stadium, Cleveland, OH Fri Aug 12, 1988, 7:05 PM EDT Att: 20,754 - Sunny - 90 F				
Scott Fletcher, R OBP: 0.355, SLG: 0.316 (1, 6)										4	0	1	0	1	0	1					
Pete O'Brien, L OBP: 0.356, SLG: 0.413 (1, 3)										4	0	1	0	0	0	3					
Ruben Sierra, S OBP: 0.281, SLG: 0.401 (1, 9)										3	1	1	1	1	0	3					
Pete Incaviglia, R OBP: 0.328, SLG: 0.496 (1, 7)										4	0	0	0	0	2	3					
Geno Petralli, L OBP: 0.382, SLG: 0.418 (1, 2)										4	0	2	1	0	0	1					
Cecil Espy, S OBP: 0.272, SLG: 0.348 (1, 10)										4	0	0	0	0	2	3					
Steve Buechele, R OBP: 0.347, SLG: 0.417 (1, 5)										3	0	0	0	1	1						
Curtis Wilkerson, S OBP: 0.378, SLG: 0.399 (1, 4)										4	1	2	0	0	0	2					
Inning Stats	R: 1 E: 0 K: 0 S: 10	H: 1 LOB: 1 BB: 1 P: 20	R: 0 E: 0 K: 0 S: 6	H: 0 LOB: 0 BB: 0 P: 12	R: 0 E: 0 K: 0 S: 8	H: 1 LOB: 1 BB: 0 P: 10	R: 1 E: 0 K: 1 S: 13	H: 1 LOB: 2 BB: 2 P: 25	R: 0 E: 0 K: 0 S: 5	H: 1 LOB: 1 BB: 0 P: 21	R: 1 E: 0 K: 2 S: 16	H: 4 LOB: 2 BB: 0 P: 29	R: 0 E: 0 K: 1 S: 11	H: 1 LOB: 1 BB: 0 P: 17	R: 0 E: 0 K: 0 S: 5	H: 0 LOB: 0 BB: 0 P: 6		1B: 7 2B: 2 3B: 0 HR: 0	SF: 0 SAC: 0 DP: 0 HBP: 0	WP: 0 PB: 0 SB: 4 CS: 0	PA: 38
PITCHER	IP	WLS	BF	H	R	ER	SO	BB	IBB	HBP	BLK	WP	HR	S	P	ERA	WHIP				
Rich Yett, R ERA: 5.06 (1, 1)	6.1	W	27	5	3	2	4	3	0	0	0	0	0	62	108	2.84	1.263				
Scott Bailes, L ERA: 4.96 (7, 1)	0.1		3	3	0	0	0	0	0	0	0	0	0	6	11	0.00	9.000				
Don Gordon, R ERA: 3.72 (7, 1)	2.1	S	8	1	0	0	1	0	0	0	0	0	0	19	29	0.00	0.429				

Batter	1	2	3	4	5	6	7	8	9	AB	R	H	RBI	BB	SO	LOB	BOTTOM				
Julio Franco, R OBP: 0.370, SLG: 0.438 (1, 4)										5	0	2	1	0	1	1	Texas Rangers @ Cleveland Indians Cleveland Municipal Stadium, Cleveland, OH Fri Aug 12, 1988, 7:05 PM EDT Att: 20,754 - Sunny - 90 F				
Terry Francona, L OBP: 0.316, SLG: 0.368 (1, 10)										5	0	2	0	0	0	2					
Joe Carter, R OBP: 0.316, SLG: 0.474 (1, 8)										4	2	2	0	0	0	3					
Mel Hall, L OBP: 0.323, SLG: 0.400 (1, 7)										3	0	2	1	0	0	2					
Cory Snyder, R OBP: 0.329, SLG: 0.491 (1, 9)										3	1	0	0	1	1	6					
Willie Upshaw, L OBP: 0.333, SLG: 0.389 (1, 3)										3	0	2	2	1	1	0					
Brook Jacoby, R OBP: 0.302, SLG: 0.352 (1, 5)										3	1	0	0	1	1	3					
Andy Allanson, R OBP: 0.283, SLG: 0.310 (1, 2)										1	0	0	0	0	0	0					
Ron Tingley, R OBP: 0.375, SLG: 0.750 (4, PH) (5, 2)										3	0	1	0	0	1	2					
Paul Zuvella, R OBP: 0.256, SLG: 0.243 (1, 6)										4	2	1	0	0	1	1					
Inning Stats	R: 0 E: 1 K: 0 S: 7	H: 1 LOB: 2 BB: 0 P: 10	R: 0 E: 0 K: 1 S: 5	H: 0 LOB: 0 BB: 1 P: 12	R: 1 E: 0 K: 0 S: 12	H: 3 LOB: 2 BB: 0 P: 18	R: 2 E: 2 K: 1 S: 13	H: 2 LOB: 1 BB: 0 P: 21	R: 1 E: 0 K: 0 S: 5	H: 3 LOB: 1 BB: 0 P: 18	R: 0 E: 1 K: 1 S: 7	H: 1 LOB: 1 BB: 0 P: 14	R: 2 E: 1 K: 1 S: 7	H: 2 LOB: 1 BB: 2 P: 19	R: 0 E: 0 K: 2 S: 11	H: 0 LOB: 0 BB: 0 P: 12	1B: 11 2B: 1 3B: 0 HR: 0	SF: 0 SAC: 1 DP: 1 HBP: 0	WP: 0 PB: 0 SB: 0 CS: 3	PA: 39	
PITCHER	IP	WLS	BF	H	R	ER	SO	BB	IBB	HBP	BLK	WP	HR	S	P	ERA	WHIP				
Jose Guzman, R ERA: 3.38 (1, 1)	6.0	L	30	11	5	3	3	1	0	0	0	0	0	58	94	4.50	2.000				
Ed Yarde Berg, L ERA: 1.84 (7, 1)	0.1		3	1	1	0	0	0	1	0	0	0	0	3	8	0.00	3.000				
Dale Mohorcic, R ERA: 3.8 (7, 1)	1.2		5	0	0	0	3	0	1	0	0	0	0	14	22	0.00	0.000				

AB	35
R	3
H	9
RBI	3
BB	3
SO	5
LOB	18



AB	34
R	6
H	12
RBI	4
BB	3
SO	6
LOB	20



Batter	1	2	3	4	5	6	7	8	9	AB	R	H	RBI	BB	SO	LOB	TOP							
Oddibe McDowell, L (1, 8) OBP: 0.318, SLG: 0.344 Bob Brower, R (5, 7) OBP: 0.301, SLG: 0.282										4	3	4	0	0	0	0								
Scott Fletcher, R (1, 6) OBP: 0.381, SLG: 0.321 Larry See, R (5, 5) OBP: 0.250, SLG: 0.200										3	3	3	0	1	0	0								
Pete O'Brien, L (1, 3) OBP: 0.357, SLG: 0.416 Jim Steels, L (6, 3) OBP: 0.185, SLG: 0.208										4	1	2	2	0	0	4								
Ruben Sierra, S (1, 9) OBP: 0.284, SLG: 0.413										5	2	3	5	0	0	1								
Geno Petralli, L (1, 5) OBP: 0.384, SLG: 0.425 Jeff Kunkel, R (2, PH) OBP: 0.233, SLG: 0.382										1	1	1	1	0	0	0								
Pete Incaviglia, R (1, 10) OBP: 0.328, SLG: 0.495										5	0	2	1	0	0	1								
Cecil Espy, S (1, 7) OBP: 0.275, SLG: 0.346										4	0	1	0	1	1	1								
Curtis Wilkerson, S (1, 4) OBP: 0.375, SLG: 0.397										4	0	1	1	0	0	1								
Jim Sundberg, R (1, 2) OBP: 0.287, SLG: 0.337										5	1	1	1	0	1	4								
Inning Stats	R: 4 E: 1 K: 0 S: 10	H: 3 LOB: 0 BB: 1 P: 19	R: 2 E: 0 K: 1 S: 17	H: 5 LOB: 2 BB: 0 P: 24	R: 0 E: 0 K: 0 S: 7	H: 0 LOB: 1 BB: 1 P: 15	R: 3 E: 0 K: 1 S: 18	H: 4 LOB: 1 BB: 0 P: 21	R: 0 E: 0 K: 0 S: 12	H: 2 LOB: 2 BB: 0 P: 19	R: 2 E: 0 K: 1 S: 15	H: 3 LOB: 2 BB: 0 P: 21	R: 0 E: 0 K: 0 S: 4	H: 0 LOB: 0 BB: 0 P: 4	R: 0 E: 0 K: 1 S: 7	H: 0 LOB: 0 BB: 0 P: 9	R: 1 E: 0 K: 0 S: 8	H: 1 LOB: 0 BB: 0 P: 13	1B: 13 2B: 3 3B: 0 HR: 2	SF: 1 SAC: 0 DP: 0 HBP: 0	WP: 0 PB: 0 SB: 2 CS: 2	PA: 48		
PITCHER	IP	WLS	BF	H	R	ER	SO	BB	IBB	HBP	BLK	WP	HR	S	P	ERA	WHIP							
Chris Codiroli, R (1, 1) ERA: 9.31	1.2	L	10	5	5	4	0	1	0	0	0	0	0	1	29	43	21.60	3.600						
Brad Havens, L (2, 1) ERA: 4.33	1.2		12	6	4	4	1	1	0	0	0	0	0	1	29	43	21.60	4.200						
Bill Laskey, R (4, 1) ERA: 5.18	3.2		18	6	2	1	2	0	0	0	0	0	0	0	37	51	2.46	1.636						
Scott Bailes, L (8, 1) ERA: 4.85	2.0		7	1	1	1	1	0	0	0	0	0	1	15	22	4.50	0.500							

Texas Rangers @ Cleveland Indians
Cleveland Municipal Stadium, Cleveland, OH
Sat Aug 13 1988, 3:33 AM EDT
Att: 11,069 - Sunny - 92 F

AB	44
R	12
H	18
RBI	11
BB	2
SO	4
LOB	17



Batter	1	2	3	4	5	6	7	8	9	AB	R	H	RBI	BB	SO	LOB	BOTTOM							
Julio Franco, R (1, 4) OBP: 0.371, SLG: 0.442 Ron Washington, R (8, 4) OBP: 0.299, SLG: 0.367										3	2	2	0	0	0	0								
Terry Francona, L (1, 10) OBP: 0.322, SLG: 0.373										4	0	2	0	0	1	1								
Joe Carter, R (1, 8) OBP: 0.314, SLG: 0.470 Carmen Castillo, R (8, 9) OBP: 0.303, SLG: 0.360										3	0	0	0	0	2	3								
Mel Hall, L (1, 7) OBP: 0.324, SLG: 0.404										4	1	2	2	0	0	2								
Cory Snyder, R (1, 9) OBP: 0.326, SLG: 0.487										3	0	0	1	0	0	2								
Willie Upshaw, L (1, 3) OBP: 0.332, SLG: 0.390										4	0	1	0	0	0	0								
Brook Jacoby, R (1, 5) OBP: 0.302, SLG: 0.350										3	0	0	0	1	0	1								
Ron Tingley, R (1, 2) OBP: 0.250, SLG: 0.500										4	0	0	0	0	2	2								
Paul Zuvella, R (1, 6) OBP: 0.238, SLG: 0.225										3	0	0	0	0	0	1								
Inning Stats	R: 1 E: 0 K: 1 S: 11	H: 2 LOB: 1 BB: 0 P: 18	R: 0 E: 0 K: 1 S: 7	H: 0 LOB: 0 BB: 0 P: 13	R: 0 E: 0 K: 0 S: 4	H: 0 LOB: 0 BB: 0 P: 6	R: 1 E: 0 K: 1 S: 11	H: 1 LOB: 0 BB: 0 P: 16	R: 0 E: 0 K: 0 S: 6	H: 0 LOB: 0 BB: 0 P: 9	R: 1 E: 0 K: 1 S: 13	H: 2 LOB: 1 BB: 0 P: 16	R: 0 E: 0 K: 1 S: 10	H: 1 LOB: 1 BB: 0 P: 16	R: 0 E: 0 K: 0 S: 14	H: 1 LOB: 1 BB: 0 P: 22	R: 0 E: 0 K: 0 S: 5	H: 0 LOB: 1 BB: 1 P: 10	1B: 4 2B: 3 3B: 0 HR: 0	SF: 1 SAC: 0 DP: 0 HBP: 0	WP: 3 PB: 0 SB: 0 CS: 0	PA: 35		
PITCHER	IP	WLS	BF	H	R	ER	SO	BB	IBB	HBP	BLK	WP	HR	S	P	ERA	WHIP							
Jeff Russell, R (1, 1) ERA: 3.88	7.0	W	27	6	3	3	5	0	0	0	0	0	0	0	62	94	3.86	0.857						
Craig McMurtry, R (8, 1) ERA: 2.75	1.0		4	1	0	0	0	0	0	0	0	1	0	14	22	0.00	1.000							
Mitch Williams, L (9, 1) ERA: 4.56	1.0		4	0	0	0	0	1	0	0	0	0	0	5	10	0.00	1.000							

Texas Rangers @ Cleveland Indians
Cleveland Municipal Stadium, Cleveland, OH
Sat Aug 13 1988, 3:33 AM EDT
Att: 11,069 - Sunny - 92 F

AB	33
R	3
H	7
RBI	3
BB	1
SO	5
LOB	13



Batter	1	2	3	4	5	6	7	8	9	AB	R	H	RBI	BB	SO	LOB	TOP										
Oddibe McDowell, L (1, 8) OBP: 0.317, SLG: 0.343	3-2 F8			1-2 4-3		0-2 4-3		2-1 1B		4	0	1	0	0	0	0	Texas Rangers @ Cleveland Indians Cleveland Municipal Stadium, Cleveland, OH Sun Aug 14 1988, 3:33 AM EDT Att: 19,628 - Overcast - 90 F										
Scott Fletcher, R (1, 6) OBP: 0.362, SLG: 0.321	2-2 5-3			4-0 1B 1B		1-0 L5		1-2 1B		3	0	1	0	1	0												
Ruben Sierra, S (1, 9) OBP: 0.286, SLG: 0.416	1-1 F8			1-2 1B		1-1 2B		1-2 F8		4	0	2	0	0	0	2											
Pete O'Brien, L (1, 3) OBP: 0.356, SLG: 0.415		0-0 F3		1-0 1B		1-3 K		1-1 F9		4	0	1	0	0	1	3											
Pete Incaviglia, R (1, 7) OBP: 0.325, SLG: 0.489		1-3 K		3-3 K			1-3 K		0-0 4-3	4	0	0	0	0	3	3											
Mike Stanley, R (1, 2) OBP: 0.312, SLG: 0.284		0-0 F8		1-2 F8			4-0 BB		0-0 4-3	2	0	0	0	1	0	3											
Cecil Espy, S (9, PH) OBP: 0.274, SLG: 0.345										1	0	0	0	0	0	0											
Larry See, R (1, 10) OBP: 0.200, SLG: 0.158			3-2 F8		0-1 6-3		3-3 K		0-0 F8	4	0	0	0	0	1	1											
Steve Buechele, R (1, 5) OBP: 0.347, SLG: 0.416			1-1 L5		0-0 G5-4-3		0-0 F9			3	0	1	0	0	0	1											
Curtis Wilkerson, S (1, 4) OBP: 0.372, SLG: 0.393			0-0 F9		0-1 G5-4-3			2-1 4-3		2	0	0	0	0	0	1											
Bob Brower, R (8, PH) OBP: 0.259, SLG: 0.290					1-2 K					1	0	0	0	0	0	0											
Jeff Kunkel, R (8, 4) OBP: 0.233, SLG: 0.382										0	0	0	0	0	0	0											
Inning Stats	R: 0 E: 0 K: 0 S: 12	H: 0 LOB: 0 BB: 0 P: 18	R: 0 E: 0 K: 1 S: 5	H: 0 LOB: 0 BB: 0 P: 6	R: 0 E: 0 K: 0 S: 8	H: 2 LOB: 3 BB: 1 P: 12	R: 0 E: 0 K: 1 S: 13	H: 1 LOB: 0 BB: 0 P: 24	R: 0 E: 0 K: 1 S: 9	H: 1 LOB: 1 BB: 0 P: 12	R: 0 E: 0 K: 2 S: 15	H: 0 LOB: 1 BB: 1 P: 23	R: 0 E: 0 K: 0 S: 12	H: 2 LOB: 2 BB: 0 P: 19	R: 0 E: 0 K: 0 S: 3	H: 0 LOB: 0 BB: 0 P: 3	1B: 5 2B: 1 3B: 0 HR: 0	SF: 0 SAC: 0 DP: 1 HBP: 0	WP: 0 PB: 0 SB: 0 CS: 0	PA: 34							
PITCHER	IP	WLS	BF	H	R	ER	SO	BB	IBB	HBP	BLK	WP	HR	S	P	ERA	WHIP										
Greg Swindell, L (1, 1) ERA: 3.19	7.1	W	29	6	0	0	5	2	0	0	0	0	0	74	112	0.00	1.091										
Doug Jones, R (8, 1) ERA: 2.05	1.2	S	5	0	0	0	0	0	0	0	0	0	0	8	10	0.00	0.000										

AB	32
R	0
H	6
RBI	0
BB	2
SO	5
LOB	14



Batter	1	2	3	4	5	6	7	8	9	AB	R	H	RBI	BB	SO	LOB	BOTTOM										
Julio Franco, R (1, 4) OBP: 0.371, SLG: 0.440	0-1 F9		2-0 1B		1-0 F8			2-3 K		4	0	1	0	0	1	2	Texas Rangers @ Cleveland Indians Cleveland Municipal Stadium, Cleveland, OH Sun Aug 14 1988, 3:33 AM EDT Att: 19,628 - Overcast - 90 F										
Terry Francona, L (1, 10) OBP: 0.326, SLG: 0.377	1-0 6-3		1-3 K		1-0 E9		1-3 1B	2-2 G6-4-3		4	0	2	1	0	1	1											
Joe Carter, R (1, 8) OBP: 0.313, SLG: 0.467	2-2 6-3			4-0 S F8 PB BB	0-3 K		0-3 K	1-1 G6-4-3		3	1	0	0	1	1	3											
Mel Hall, L (1, 7) OBP: 0.322, SLG: 0.401		3-2 L4		1-1 F8		1-0 F7				3	0	0	0	0	0	1											
Cory Snyder, R (1, 9) OBP: 0.323, SLG: 0.484		1-0 F3		0-3 K		2-3 K				3	0	0	0	0	2	1											
Willie Upshaw, L (1, 3) OBP: 0.330, SLG: 0.387		3-1 F9		1-2 F6		0-0 3-1				3	0	0	0	0	0	0											
Brook Jacoby, R (1, 5) OBP: 0.304, SLG: 0.358			0-1 HR		4-1 FC3-6 BB		1-1 F3			2	1	1	1	1	0	0											
Andy Allanson, R (1, 2) OBP: 0.281, SLG: 0.307			1-2 F8		0-0 FC3-6 F8 BB 1B		1-3 K			3	1	0	0	0	1	1											
Paul Zuvella, R (1, 6) OBP: 0.244, SLG: 0.214			1-3 K		4-0 E 1B BB		0-0 F8			2	0	0	0	1	1	0											
Inning Stats	R: 0 E: 0 K: 0 S: 8	H: 0 LOB: 0 BB: 0 P: 11	R: 0 E: 0 K: 0 S: 7	H: 0 LOB: 0 BB: 0 P: 14	R: 1 E: 0 K: 2 S: 13	H: 2 LOB: 1 BB: 0 P: 18	R: 1 E: 0 K: 1 S: 8	H: 0 LOB: 0 BB: 1 P: 14	R: 1 E: 1 K: 1 S: 7	H: 1 LOB: 2 BB: 2 P: 17	R: 0 E: 0 K: 1 S: 5	H: 0 LOB: 0 BB: 0 P: 8	R: 0 E: 0 K: 1 S: 6	H: 0 LOB: 0 BB: 0 P: 8	R: 0 E: 0 K: 1 S: 9	H: 1 LOB: 0 BB: 0 P: 14		1B: 3 2B: 0 3B: 0 HR: 1	SF: 0 SAC: 0 DP: 1 HBP: 0	WP: 0 PB: 1 SB: 1 CS: 0	PA: 30						
PITCHER	IP	WLS	BF	H	R	ER	SO	BB	IBB	HBP	BLK	WP	HR	S	P	ERA	WHIP										
Bobby Witt, R (1, 1) ERA: 4.2	8.0	L	30	4	3	2	7	3	0	0	0	0	1	63	104	2.25	0.875										



Batter	1	2	3	4	5	6	7	8	9	AB	R	H	RBI	BB	SO	LOB	TOP		
Paul Moltzer, R (1, 10) OBP: 0.388, SLG: 0.460	1-0 E 2B		1-0 6-3		3-0 4-3			1-0 1B G1 2B	1-2 1-3	5	2	2	0	0	0	1			
Jeffrey Leonard, R (1, 7) OBP: 0.280, SLG: 0.361	1-0 E7 1B FC4-6 2H		1-2 F9			3-2 4-3 FC1-6-4 2B		2-1 1B G1 1B	0-1 1B	5	3	4	1	0	0	0			
Robin Yount, R (1, 8) OBP: 0.361, SLG: 0.449 Mike Felder, S (6, 8)	1-1 FC4-6 2-3 1B			2-1 4-3		1-2 4-3		2-2 G1 1-2 3H 2-2	1-3 K	3	0	1	0	0	0	1			
Greg Brock, L (1, 3) OBP: 0.348, SLG: 0.332 Joey Meyer, R (6, 3)	0-1 FC4-6 1-2 3H 1B			0-2 5-3		4-0 FC1-6-4 BB		3-2 1B 2B 1B		2	0	0	1	1	0	1			
Rob Deer, R (1, 9) OBP: 0.319, SLG: 0.425	1-3 K			3-2 1B		0-0 FC1-6-4 1-2 3H 1-2		3-2 1B 2B 1B		4	1	2	1	0	1	2			
B.J. Surhoff, L (1, 5) OBP: 0.288, SLG: 0.308	2-2 CS 1-2			0-0 F7		1-2 G3		1-0 F7		4	0	0	0	0	0	4			
Dale Sveum, S (1, 6)		1-1 4-3		1-1 F7			2-2 F7	0-1 1H 2H 2B		4	0	1	2	0	0	0			
Jim Cantner, L (1, 4) OBP: 0.315, SLG: 0.337 Juan Castillo, S (7, 4)		2-2 F8		0-0 F7		1-2 F9		2-3 K		3	0	0	0	0	0	0			
Charlie O'Brien, R (1, 2) OBP: 0.258, SLG: 0.330			1-2 F6		2-2 2B		1-1 F7		0-0 F6	4	0	1	0	0	0	0			
Inning Stats	R: 2 E: 1 K: 1 S: 11	H: 3 LOB: 0 BB: 0 P: 17	R: 0 E: 0 K: 0 S: 8	H: 0 LOB: 0 BB: 0 P: 13	R: 0 E: 0 K: 0 S: 9	H: 1 LOB: 1 BB: 0 P: 15	R: 0 E: 0 K: 0 S: 7	H: 1 LOB: 1 BB: 0 P: 13	R: 1 E: 0 K: 0 S: 10	H: 1 LOB: 1 BB: 1 P: 19	R: 0 E: 0 K: 0 S: 12	H: 0 LOB: 0 BB: 0 P: 16	R: 4 E: 0 K: 1 S: 21	H: 5 LOB: 1 BB: 0 P: 34	R: 0 E: 0 K: 1 S: 9	H: 1 LOB: 1 BB: 0 P: 11	1B: 7 2B: 5 3B: 0 HR: 0	SF: 0 SAC: 0 DP: 0 HBP: 0	WP: 0 PA: 40 CS: 1
PITCHER	IP WLS BF H R ER SO BB IBB HBP BLK WP HR S P ERA WHIP	IP WLS BF H R ER SO BB IBB HBP BLK WP HR S P ERA WHIP																	
John Farrell, R (1, 1) ERA: 4.07	7.1 W 30 8 5 4 1 1 0 0 0 0 0 74 117 4.91 1.227																		
Don Gordon, R (8, 1) ERA: 4.14	0.1 4 3 2 2 0 0 0 0 0 0 0 0 11 17 54.00 9.000																		
Brad Havens, L (8, 1) ERA: 4.2	1.1 5 1 0 0 2 0 0 0 0 0 0 0 12 16 0.00 0.750																		

Milwaukee Brewers @ Cleveland Indians
Cleveland Municipal Stadium, Cleveland, OH
Wed Aug 17 1988, 7:05 PM EDT
Att: 7,593 - Unknown

AB 38
R 7
H 12
RBI 7
BB 1
SO 3
LOB 12

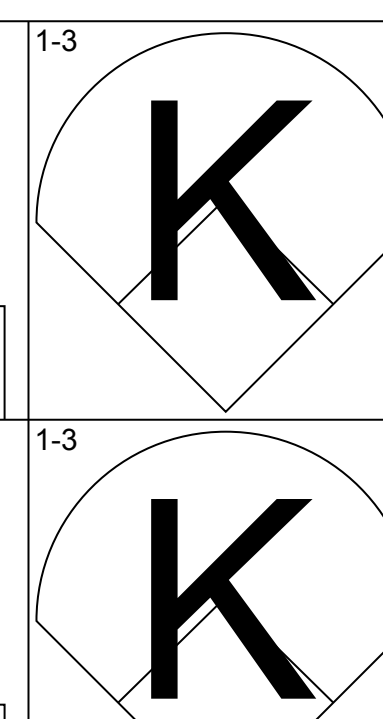
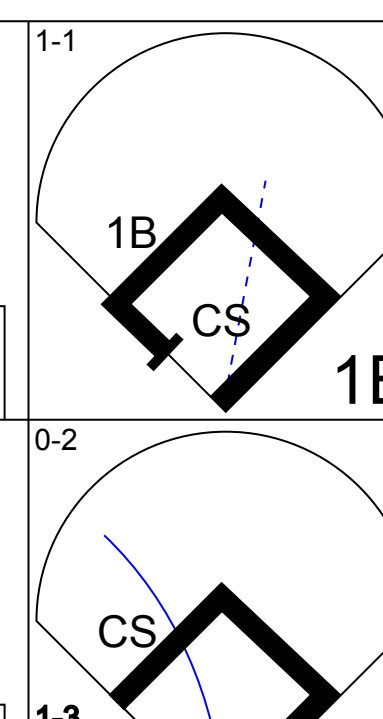
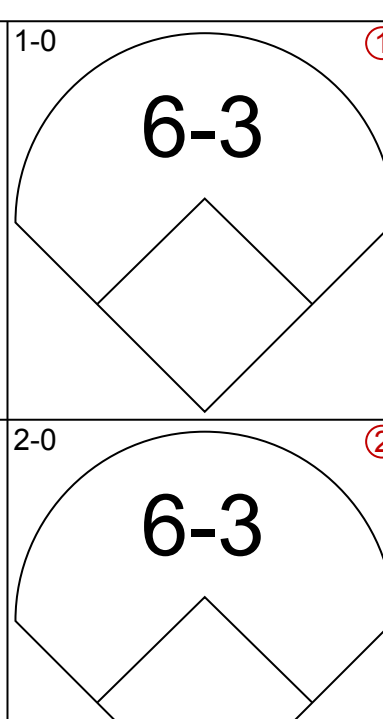
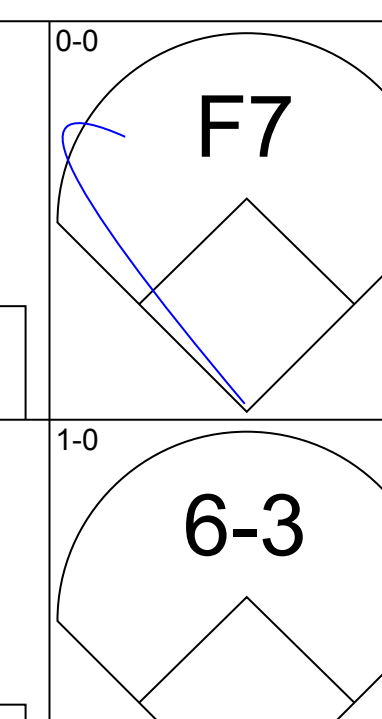
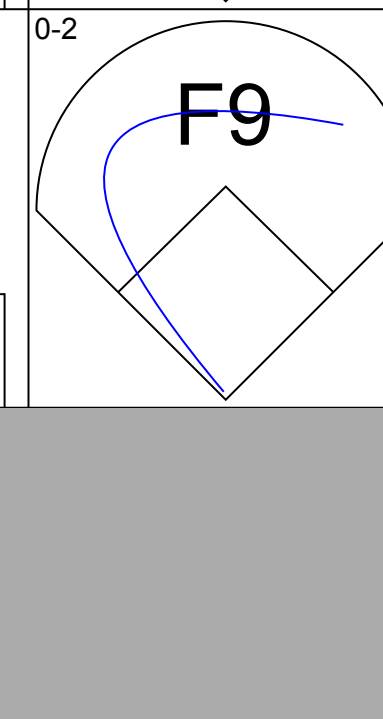
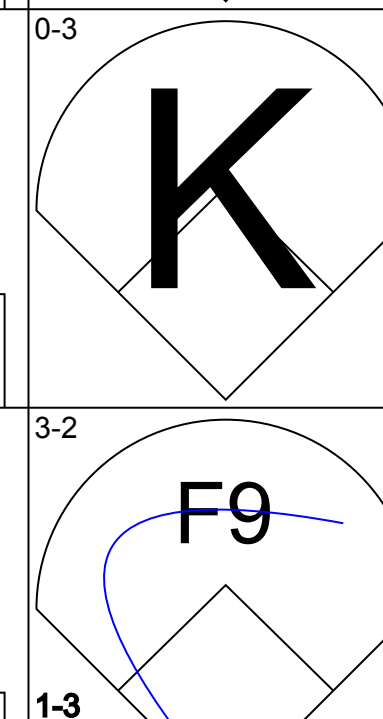
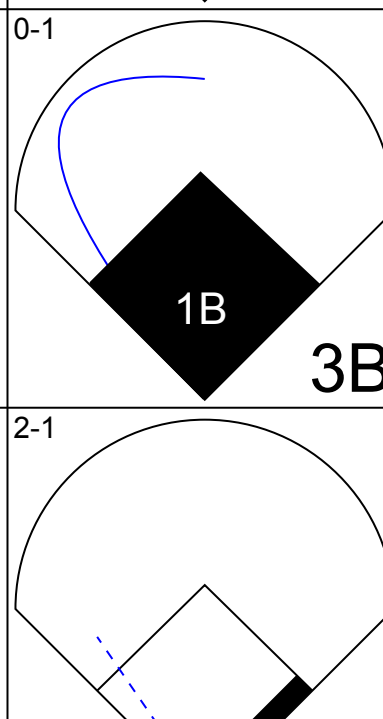



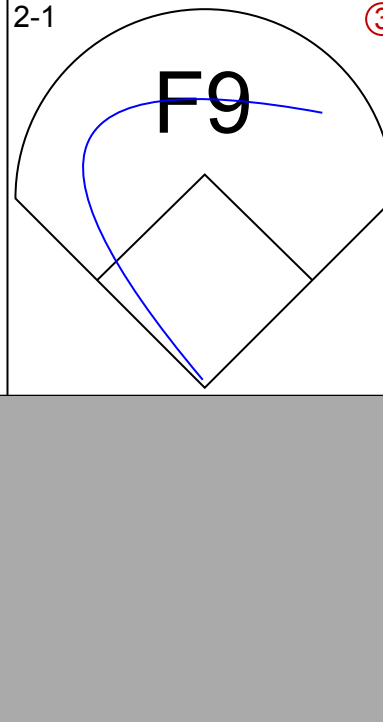
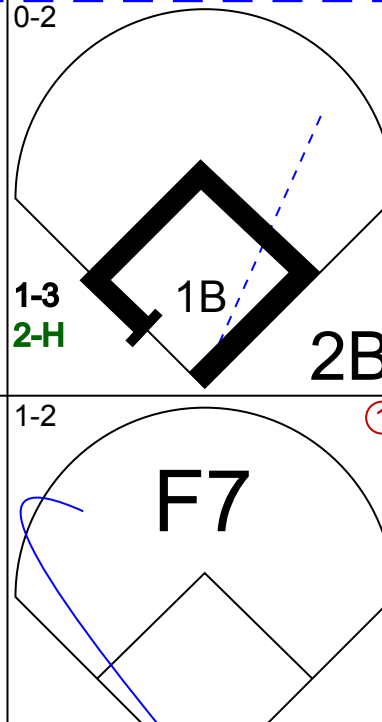
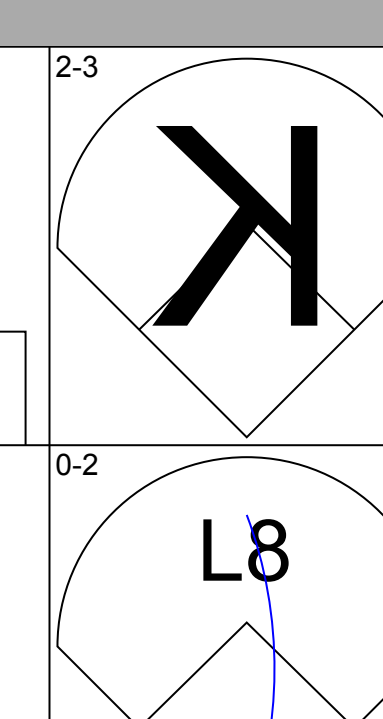
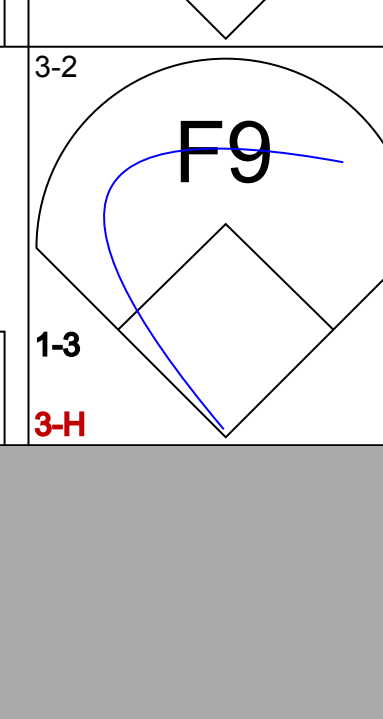
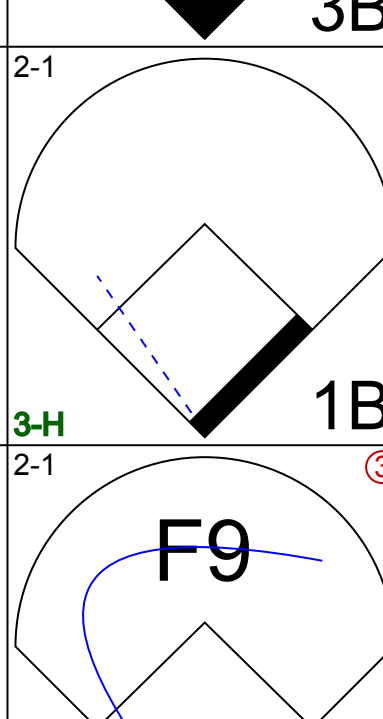
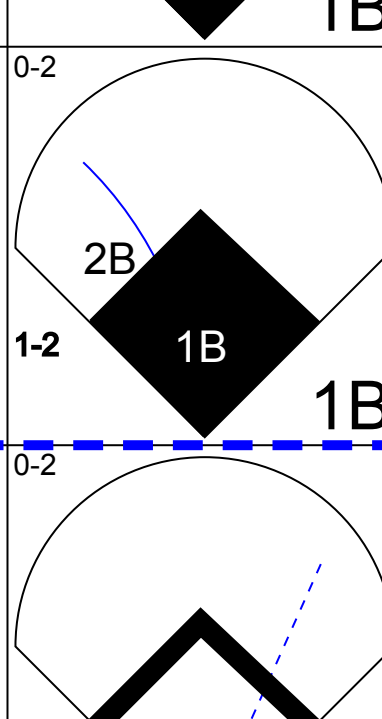
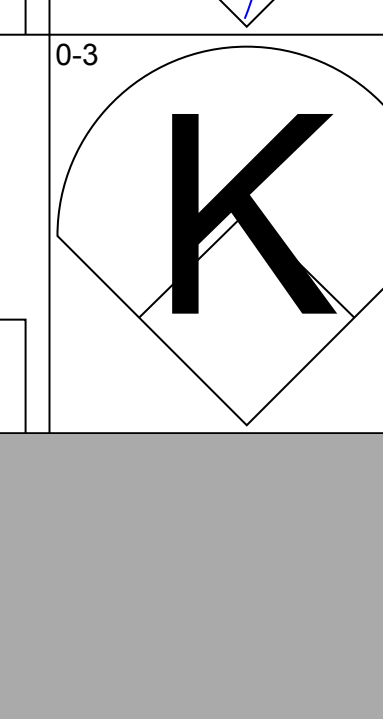
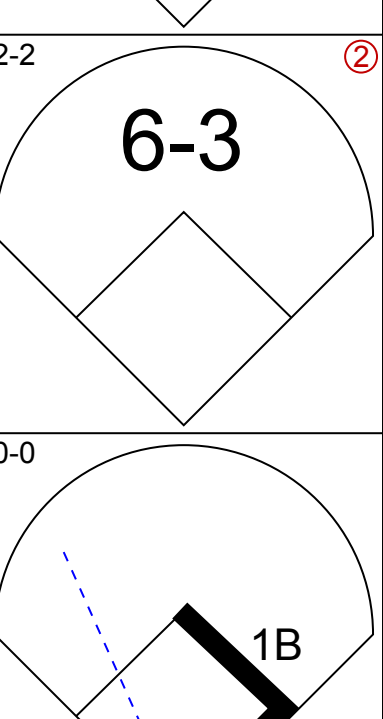

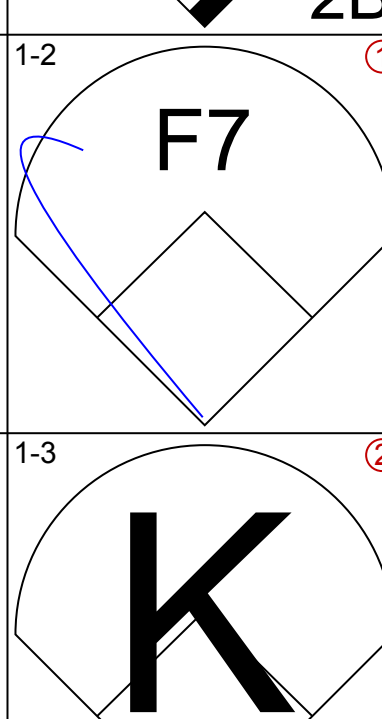
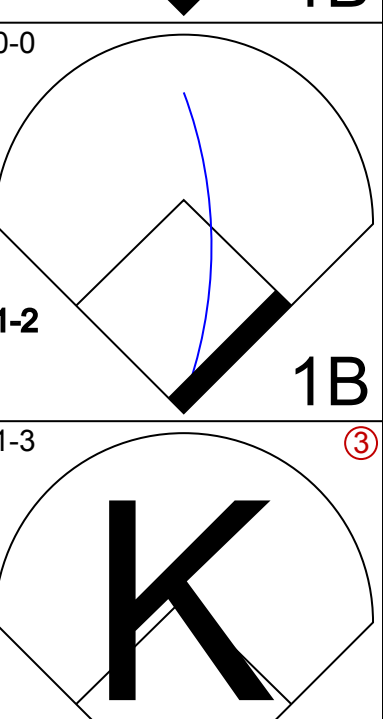
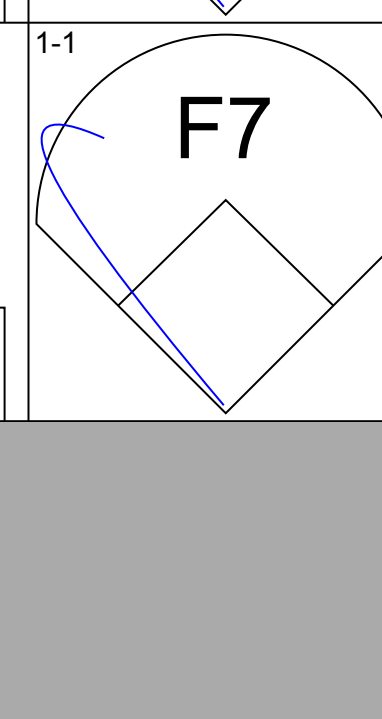
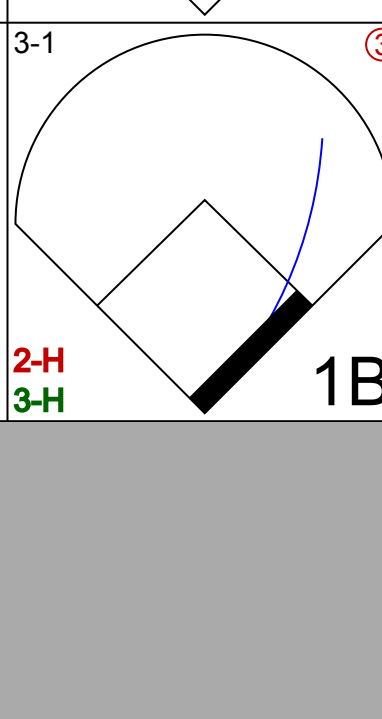

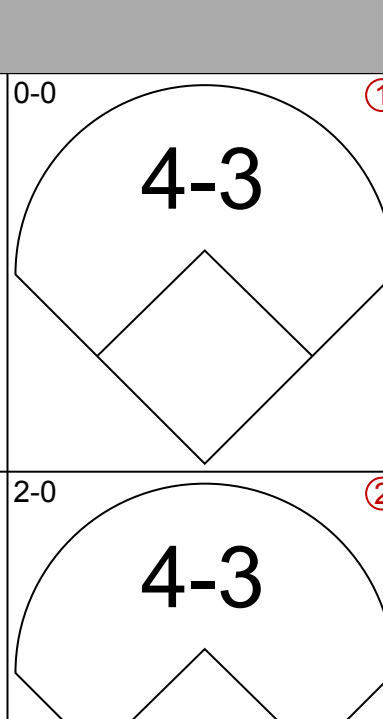
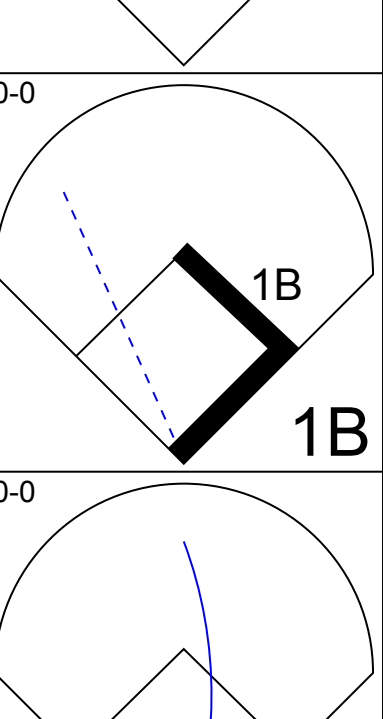
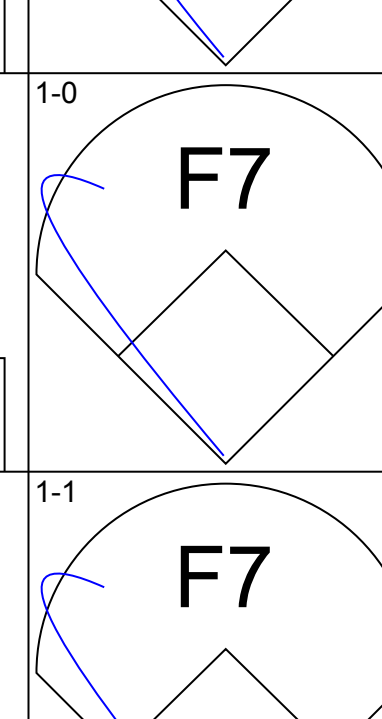
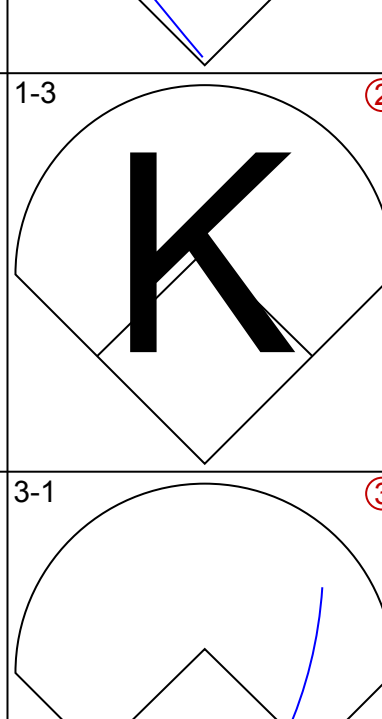
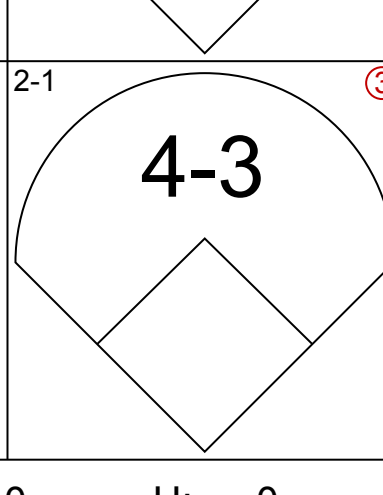
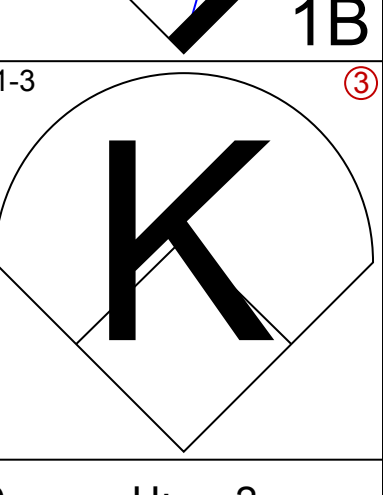



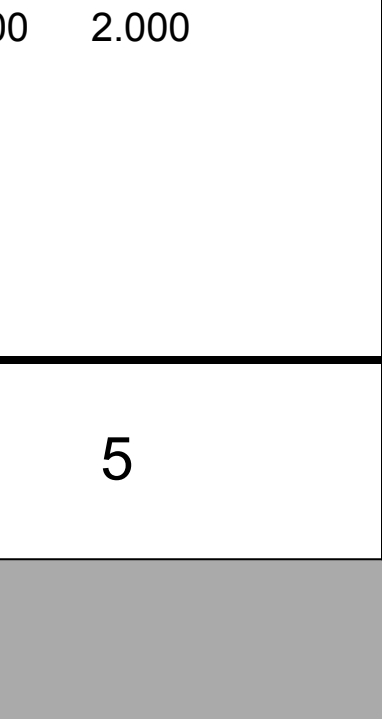
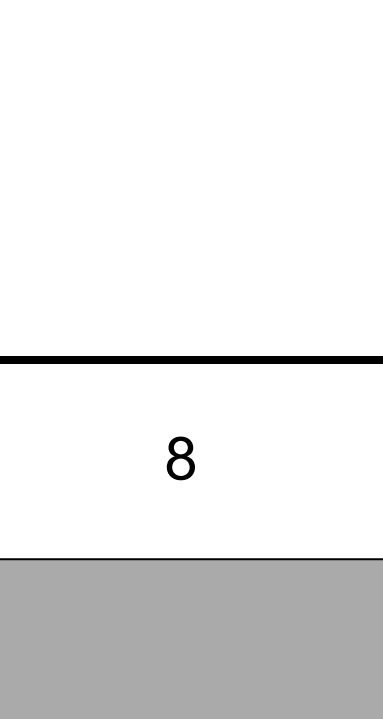


Batter	1	2	3	4	5	6	7	8	9	AB	R	H	RBI	BB	SO	LOB	BOTTOM		
Terry Francona, L (1, 10) OBP: 0.341, SLG: 0.377	0-2 1-3			0-2 1-2 1B	4-0 FC5 IBB		1-3 K			3	0	1	1	2	1	0			
Houston Jimenez, R (1, 4) OBP: 0.100, SLG: 0.100	1-3 K			1-1 F9	1-1 FC5		0-0 F7			5	0	0	1	0	1	7			
Joe Carter, R (1, 8) OBP: 0.317, SLG: 0.481	1-0 HR				0-1 K SF8		3-2 1B			4	2	3	3	0	1	0			
Mel Hall, L (1, 7) OBP: 0.324, SLG: 0.413	0-3 K			2-2 F8			0-2 4-3			5	1	1	0	0	1	3			
Cory Snyder, R (1, 9) OBP: 0.327, SLG: 0.499		0-2 1B BB 1B		2-3 K	1-2 BB 1B 2H		0-0 HR		1-3 K	5	3	3	2	0	2	0			
Willie Upshaw, L (1, 3) OBP: 0.338, SLG: 0.392		0-0 BB BB 1B		0-0 3-1	4-1 BB 1B BB		1-0 FC6-4 BB 1B		0-0 S 1B	4	2	3	0	1	0	0			
Brook Jacoby, R (1, 5) OBP: 0.310, SLG: 0.356		1-3 K		1-1 FC5-4 1B	4-0 1B 2B BB		4-0 FC6-4 BB		0-1 F9	3	1	1	0	2	1	3			
Andy Allanson, R (1, 2) OBP: 0.284, SLG: 0.308		4-1 BB BB SAFE SAFE 1B		1-3 K	2-0 2B FC5 1B		0-0 FC6-4 G4-6-3		2-3 K	4	1	1	2	1	2	4			
Paul Zuvella, R (1, 6) OBP: 0.245, SLG: 0.224		4-1 BB 1B		1-1 FC5-4 1B	1-1 FC5 SF8 2B		1-1 G4-6-3			3	1	1	2	1	0	3			
Inning Stats	R: 1 E: 0 K: 2 S: 10	H: 1 LOB: 0 BB: 0 P: 12	R: 2 E: 0 K: 1 S: 14	H: 2 LOB: 2 BB: 3 P: 29	R: 1 E: 0 K: 1 S: 9	H: 1 LOB: 0 BB: 0 P: 13	R: 0 E: 0 K: 1 S: 12	H: 2 LOB: 2 BB: 0 P: 16	R: 0 E: 0 K: 1 S: 22	H: 4 LOB: 2 BB: 3 P: 43	R: 1 E: 0 K: 0 S: 5	H: 2 LOB: 1 BB: 1 P: 11	R: 0 E: 0 K: 1 S: 11	H: 1 LOB: 1 BB: 0 P: 15	R: 0 E: 0 K: 2 S: 9	H: 1 LOB: 1 BB: 0 P: 12	1B: 9 2B: 2 3B: 0 HR: 3	SF: 1 SAC: 0 DP: 2 HBP: 0	WP: 0 PA: 44 CS: 0
PITCHER	IP WLS BF H R ER SO BB IBB HBP BLK WP HR S P ERA WHIP	IP WLS BF H R ER SO BB IBB HBP BLK WP HR S P ERA WHIP																	
Mike Birkbeck, R (1, 1) ERA: 4.52	4.1 L 25 8 8 8 6 5 0 0 0 0 1 25 45 10.12 2.250																		
Odel Jones, R (5, 1) ERA: 4.22	2.2 15 5 3 3 1 1 1 0 0 0 0 1 25 45 10.12 2.250																		
Chuck Crim, R (8, 1) ERA: 2.58	1.0 4 1 0 0 2 0 0 0 0 0 0 0 9 12 0.00 1.000																		

Milwaukee Brewers @ Cleveland Indians
Cleveland Municipal Stadium, Cleveland, OH
Wed Aug 17 1988, 7:05 PM EDT
Att: 7,593 - Unknown

AB 36
R 11
H 14
RBI 11
BB 7
SO 9
LOB 20

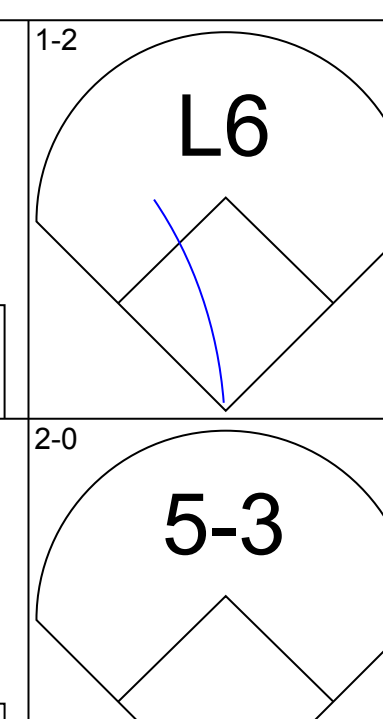
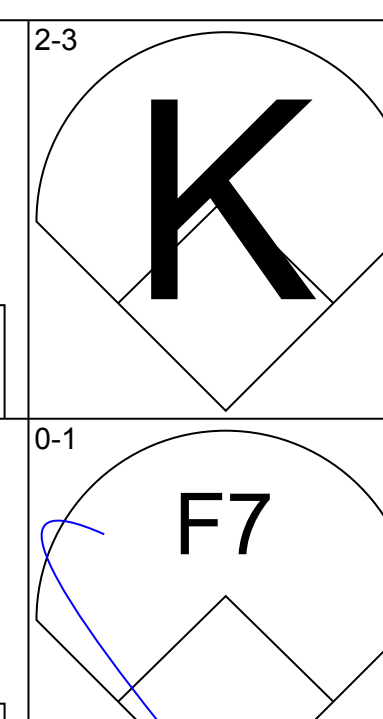
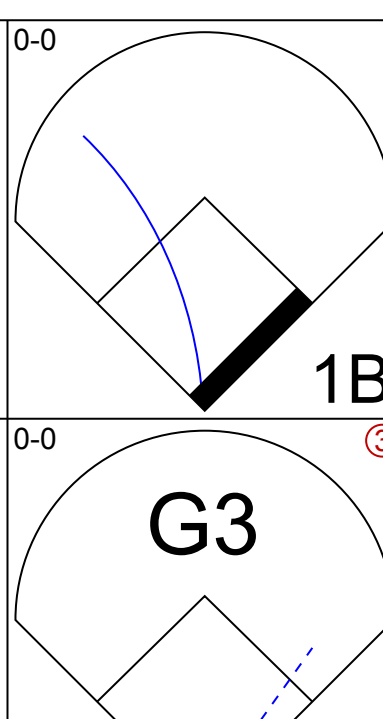
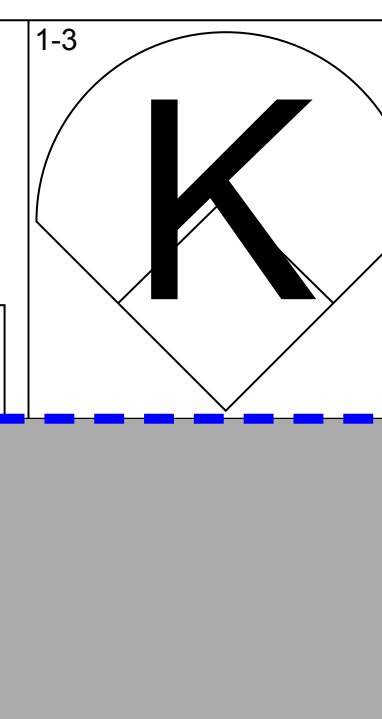
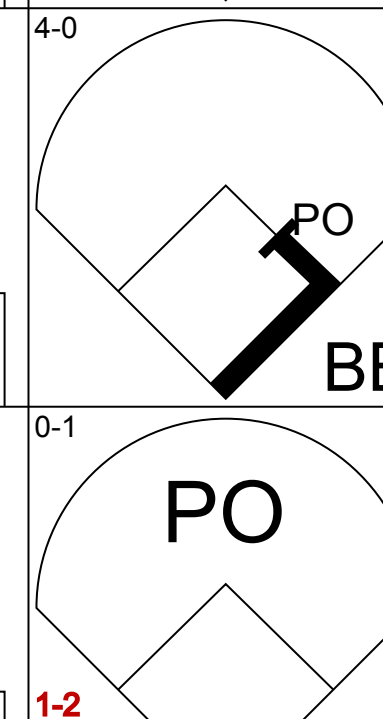
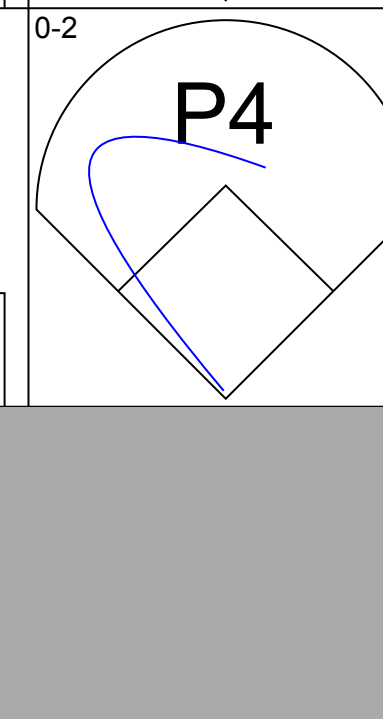

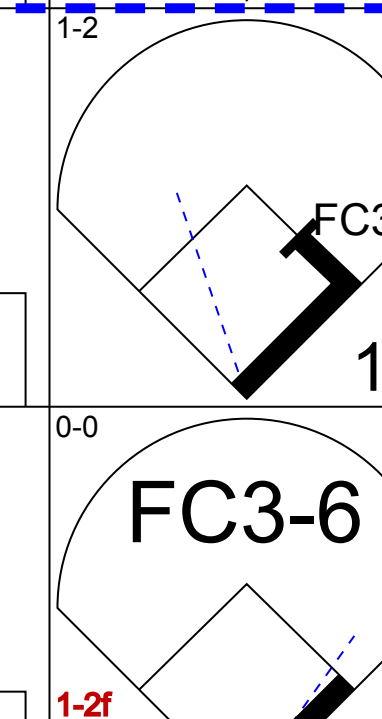


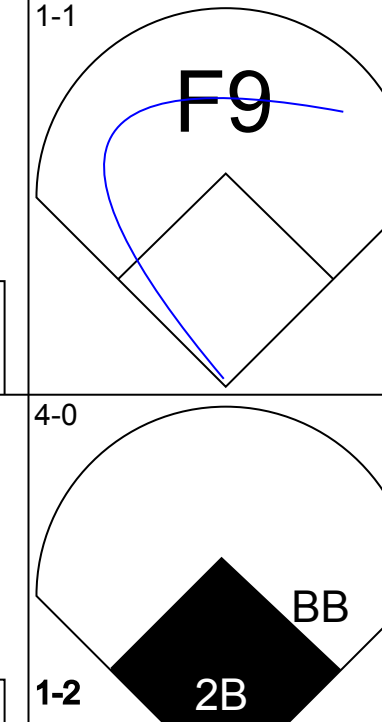



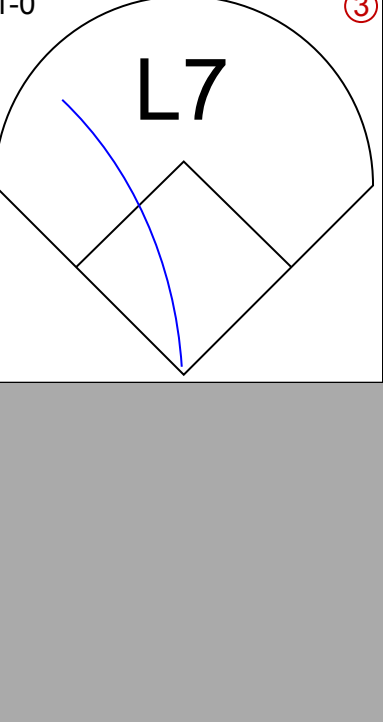
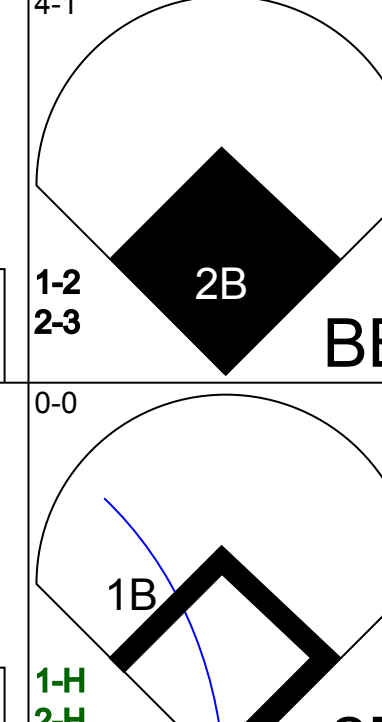

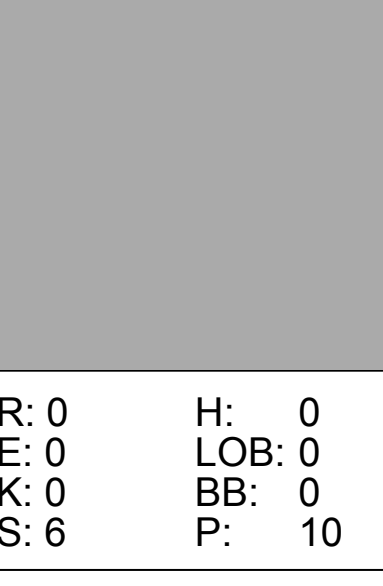
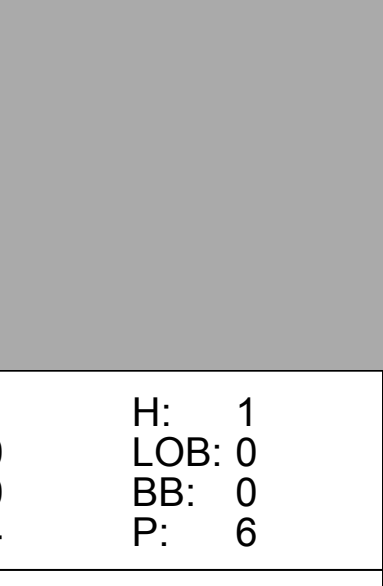
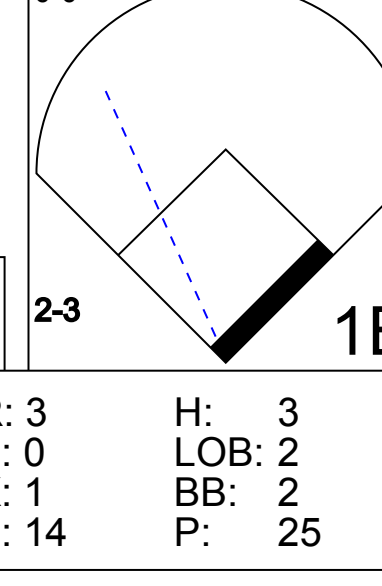
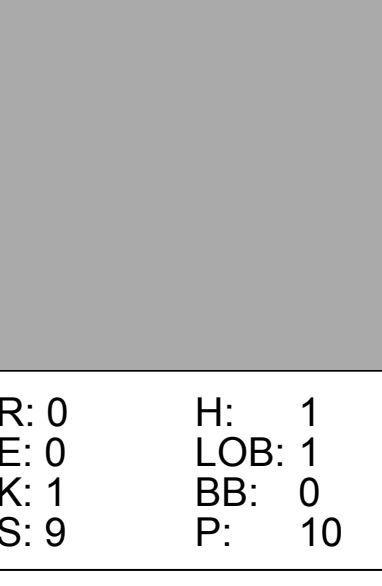

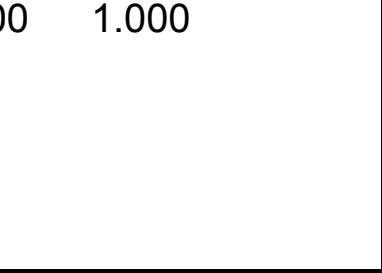






Batter	1	2	3	4	5	6	7	8	9	AB	R	H	RBI	BB	SO	LOB	TOP		
Paul Moltzer, R OBP: 0.387, SLG: 0.458 (1, 5)										4	0	1	0	0	1	0			
Jeffrey Leonard, R OBP: 0.280, SLG: 0.360 (1, 7)										4	0	1	0	0	1	0			
Robin Yount, R OBP: 0.362, SLG: 0.454 (1, 8)										4	2	2	0	0	1	2			
Rob Deer, R OBP: 0.321, SLG: 0.426 (1, 9)										4	1	2	1	0	1	2			
B.J. Surhoff, L OBP: 0.288, SLG: 0.310 (1, 2)										4	0	1	1	0	0	1			
Joey Meyer, R OBP: 0.286, SLG: 0.405 (1, 10)										3	0	0	0	0	1	0			
Greg Brock, L OBP: 0.347, SLG: 0.331 (9, FH)										1	0	0	0	0	0	2			
Jim Adduci, L OBP: 0.256, SLG: 0.368 (1, 3)										4	0	1	0	0	1	2			
Jim Gantner, L OBP: 0.317, SLG: 0.339 (1, 4)										4	0	2	1	0	0	0			
Dale Sveum, S OBP: 0.266, SLG: 0.342 (1, 6)										3	0	0	0	0	1	2			
Inning Stats	R: 0 H: 0 E: 0 K: 2 S: 11	H: 0 LOB: 0 BB: 0 P: 13	R: 0 H: 0 E: 0 K: 2 S: 10	H: 0 LOB: 0 BB: 0 P: 12	R: 0 H: 0 E: 0 K: 0 S: 4	H: 2 LOB: 1 BB: 0 P: 8	R: 0 H: 2 E: 0 K: 1 S: 15	H: 2 LOB: 2 BB: 0 P: 13	R: 1 H: 2 E: 0 K: 0 S: 8	H: 2 LOB: 1 BB: 0 P: 15	R: 0 H: 0 E: 0 K: 0 S: 5	H: 0 LOB: 0 BB: 0 P: 9	R: 0 H: 0 E: 0 K: 0 S: 3	H: 0 LOB: 0 BB: 0 P: 4	R: 2 H: 4 E: 0 K: 1 S: 16	H: 4 LOB: 2 BB: 0 P: 22	1B: 8 2B: 1 3B: 1 HR: 0	SF: 0 SAC: 0 DP: 0 HBP: 0	WP: 0 PA: 35 CS: 2
PITCHER	IP	WLS	BF	H	R	ER	SO	BB	IBB	HBP	BLK	WP	HR	S	P	ERA	WHIP		
Rich Yett, R ERA: 4.9 (1, 1)	8.0	W	31	8	3	3	6	0	0	0	0	0	0	71	99	3.38	1.000		
Doug Jones, R ERA: 2.1 (9, 1)	1.0	S	4	2	0	0	1	0	0	0	0	0	0	11	16	0.00	2.000		

Milwaukee Brewers @ Cleveland Indians
Cleveland Municipal Stadium, Cleveland, OH
Thu Aug 18 1988, 7:05 PM EDT
Att: 6,732 - Unknown - 70 F

AB 35
R 3
H 10
RBI 3
BB 0
SO 7
LOB 11



Batter	1	2	3	4	5	6	7	8	9	AB	R	H	RBI	BB	SO	LOB	BOTTOM		
Terry Francona, L OBP: 0.341, SLG: 0.376 (1, 10)										3	0	1	0	0	1	0			
Ron Kittle, R OBP: 0.322, SLG: 0.535 (7, FH)										1	0	0	0	0	1	2			
Houston Jimenez, R OBP: 0.071, SLG: 0.071 (1, 4)										4	0	0	0	0	0	1			
Joe Carter, R OBP: 0.318, SLG: 0.480 (1, 8)										3	0	1	0	1	0	0			
Mel Hall, L OBP: 0.326, SLG: 0.416 (1, 7)										4	2	2	0	0	0	1			
Cory Snyder, R OBP: 0.324, SLG: 0.494 (1, 9)										4	0	0	0	0	1	3			
Willie Upshaw, L OBP: 0.338, SLG: 0.391 (1, 3)										1	1	0	1	1	0	0			
Brook Jacoby, R OBP: 0.310, SLG: 0.354 (1, 5)										2	1	0	0	1	0	0			
Andy Allanson, R OBP: 0.285, SLG: 0.311 (1, 2)										3	0	1	3	0	0	0			
Paul Zuvella, R OBP: 0.250, SLG: 0.231 (1, 6)										3	0	1	0	0	0	0			
Inning Stats	R: 0 H: 0 E: 0 K: 0 S: 8	H: 0 LOB: 1 BB: 1 P: 15	R: 0 H: 0 E: 0 K: 0 S: 6	H: 0 LOB: 0 BB: 0 P: 10	R: 0 H: 0 E: 0 K: 0 S: 5	H: 0 LOB: 0 BB: 0 P: 5	R: 1 H: 1 E: 0 K: 0 S: 4	H: 1 LOB: 0 BB: 0 P: 6	R: 0 H: 1 E: 0 K: 0 S: 5	H: 1 LOB: 1 BB: 0 P: 5	R: 3 H: 3 E: 0 K: 1 S: 14	H: 3 LOB: 2 BB: 2 P: 25	R: 0 H: 1 E: 0 K: 1 S: 9	H: 1 LOB: 1 BB: 0 P: 10	1B: 4 2B: 2 3B: 0 HR: 0	SF: 1 SAC: 0 DP: 0 HBP: 0	WP: 0 PA: 33 CS: 0		
PITCHER	IP	WLS	BF	H	R	ER	SO	BB	IBB	HBP	BLK	WP	HR	S	P	ERA	WHIP		
Bill Wegman, R ERA: 3.8 (1, 1)	6.2	L	27	5	4	4	1	3	0	0	0	0	0	45	70	5.40	1.200		
Juan Nieves, L ERA: 5.35 (7, 1)	0.1		1	0	0	0	1	0	0	0	0	0	0	5	6	0.00	0.000		
Mark Clear, R ERA: 2.89 (8, 1)	1.0		4	1	0	0	1	0	0	0	0	0	0	9	10	0.00	1.000		

Milwaukee Brewers @ Cleveland Indians
Cleveland Municipal Stadium, Cleveland, OH
Thu Aug 18 1988, 7:05 PM EDT
Att: 6,732 - Unknown - 70 F

AB 28
R 4
H 6
RBI 4
BB 3
SO 3
LOB 7



Batter	1	2	3	4	5	6	7	8	9	AB	R	H	RBI	BB	SO	LOB	TOP					
Willie Wilson, S OBP: 0.293, SLG: 0.352 (1, 8)	G4-3		G4-3			G5-3		K		4	0	0	0	0	1	2						
Kurt Stillwell, S OBP: 0.333, SLG: 0.420 (1, 6)	P6			G4-3		F9		F8		4	0	0	0	0	0	1						
George Brett, L OBP: 0.403, SLG: 0.545 (1, 3)	G4-3			G1-3		G3-1			E6 1B	4	0	0	0	0	0	0						
Pat Tabler, R OBP: 0.348, SLG: 0.344 Jim Eisenreich, L OBP: 0.210, SLG: 0.248 (9, PR)		F9		G6-3			2B		0-2 1B	0	1	0	0	0	0	0						
Danny Tartabull, R OBP: 0.357, SLG: 0.481 (1, 9)		K			K		G6-4-3 1B		1-2 1B	4	0	1	1	0	3	2						
Frank White, R OBP: 0.293, SLG: 0.382 (1, 4)	G3				F8		G6-4-3 1-2		G4-3 1-2	4	0	0	0	0	0	3						
Bo Jackson, R OBP: 0.290, SLG: 0.465 (1, 7)			K			HR				3	1	1	1	0	2	0						
Jamie Quirk, L OBP: 0.338, SLG: 0.403 Brad Wellman, R OBP: 0.271, SLG: 0.254 Larry Owen, R OBP: 0.300, SLG: 0.205 (8, PH)			G5-3 BB			HBP		F3		0	0	0	0	1	0	0						
Bill Pecota, R OBP: 0.216, SLG: 0.272 (1, 5)			G5-3 1-2		G5-3					1	0	0	0	0	0	0						
Inning Stats	R: 0 E: 0 K: 0 S: 15	H: 0 LOB: 0 BB: 0 P: 22	R: 0 E: 0 K: 1 S: 8	H: 0 LOB: 0 BB: 1 P: 13	R: 0 E: 0 K: 1 S: 8	H: 0 LOB: 1 BB: 1 P: 14	R: 0 E: 0 K: 0 S: 8	H: 0 LOB: 0 BB: 0 P: 11	R: 1 E: 0 K: 1 S: 11	H: 1 LOB: 0 BB: 0 P: 19	R: 0 E: 0 K: 0 S: 6	H: 0 LOB: 0 BB: 0 P: 10	R: 1 E: 0 K: 1 S: 10	H: 2 LOB: 0 BB: 0 P: 16	R: 0 E: 0 K: 1 S: 7	H: 1 LOB: 1 BB: 0 P: 10	R: 0 E: 1 K: 1 S: 13	H: 1 LOB: 2 BB: 0 P: 16	1B: 3 2B: 1 3B: 0 HR: 1	SF: 0 SAC: 0 DP: 2 HBP: 1	WP: 0 PB: 0 SB: 0 CS: 0	PA: 33
PITCHER	IP	WLS	BF	H	R	ER	SO	BB	IBB	HBP	BLK	WP	HR	S	P	ERA	WHIP					
Tom Candiotti, R ERA: 3.62 (1, 1)	5.0	W	18	1	1	1	3	1	0	1	0	0	1	50	79	1.80	0.400					
Scott Bailes, L ERA: 4.79 (6, 1)	3.0		12	3	1	1	2	0	0	0	0	0	0	26	41	3.00	1.000					
Doug Jones, R ERA: 2.07 (9, 1)	1.0	S	3	1	0	0	1	0	0	0	0	0	0	10	11	0.00	1.000					

Kansas City Royals @ Cleveland Indians
Cleveland Municipal Stadium, Cleveland, OH
Fri Aug 19 1988, 7:05 PM EDT
Att: 13,098 - Cloudy


AB 27
R 2
H 3
RBI 2
BB 1
SO 6
LOB 10



Batter	1	2	3	4	5	6	7	8	9	AB	R	H	RBI	BB	SO	LOB	BOTTOM					
Julio Franco, R OBP: 0.372, SLG: 0.441 (1, 4)	K		G5-3		E 2B 1B		1B			4	1	2	0	0	1	0						
Terry Francona, L OBP: 0.331, SLG: 0.365 (1, 10)	K		F9		F7 1-2 2-3		F7			4	0	0	0	0	1	3						
Joe Carter, R OBP: 0.320, SLG: 0.482 (1, 8)	G5-3		1B		2-H 3-H 2B			G6-3		4	0	2	2	0	0	0						
Mel Hall, L OBP: 0.325, SLG: 0.415 (1, 7)		3B 1B	G5-3		G3			G4-3		4	1	1	0	0	0	2						
Cory Snyder, R OBP: 0.326, SLG: 0.498 (1, 9)		FC5-4 3B		K		F9				3	1	1	1	1	1	0						
Willie Upshaw, L OBP: 0.338, SLG: 0.391 (1, 3)		FC5-4 BB	G6-3		G6-3		G5-4-3 1B	G4-3		3	0	1	0	1	0	1						
Brook Jacoby, R OBP: 0.308, SLG: 0.352 (1, 5)		K	G5-3		G5-4-3 1-2					3	0	0	0	0	1	3						
Andy Allanson, R OBP: 0.282, SLG: 0.308 (1, 2)		FC5-4 1-2			F4			G6-3		3	0	0	1	0	0	1						
Paul Zuvella, R OBP: 0.254, SLG: 0.236 (1, 6)		G6-3 3-H			E 1B 2B			G5-3		3	1	1	0	0	0	1						
Inning Stats	R: 0 E: 0 K: 2 S: 8	H: 0 LOB: 0 BB: 0 P: 11	R: 2 E: 0 K: 1 S: 13	H: 2 LOB: 1 BB: 1 P: 21	R: 0 E: 0 K: 0 S: 8	H: 1 LOB: 0 BB: 0 P: 8	R: 0 E: 0 K: 1 S: 9	H: 0 LOB: 0 BB: 0 P: 13	R: 2 E: 1 K: 0 S: 12	H: 3 LOB: 1 BB: 0 P: 21	R: 0 E: 0 K: 0 S: 6	H: 1 LOB: 0 BB: 0 P: 8	R: 0 E: 0 K: 0 S: 9	H: 1 LOB: 1 BB: 0 P: 12	R: 0 E: 0 K: 0 S: 6	H: 0 LOB: 1 BB: 1 P: 11	1B: 6 2B: 1 3B: 1 HR: 0	SF: 0 SAC: 0 DP: 1 HBP: 0	WP: 0 PB: 0 SB: 0 CS: 0	PA: 33		
PITCHER	IP	WLS	BF	H	R	ER	SO	BB	IBB	HBP	BLK	WP	HR	S	P	ERA	WHIP					
Bret Saberhagen, R ERA: 3.78 (1, 1)	8.0	L	33	8	4	4	4	2	0	0	0	0	0	71	105	4.50	1.250					

Kansas City Royals @ Cleveland Indians
Cleveland Municipal Stadium, Cleveland, OH
Fri Aug 19 1988, 7:05 PM EDT
Att: 13,098 - Cloudy

AB 31
R 4
H 8
RBI 4
BB 2
SO 4
LOB 11



Batter	1	2	3	4	5	6	7	8	9	AB	R	H	RBI	BB	SO	LOB	TOP
Julio Franco, R OBP: 0.369, SLG: 0.435 (1, 4)										5	1	1	0	0	0	2	Cleveland Indians @ Milwaukee Brewers Milwaukee County Stadium, Milwaukee, WI Mon Aug 22 1988, 8:05 PM EDT Att: 16,801 - Unknown - 79 F
Terry Francona, L OBP: 0.336, SLG: 0.367 (1, 10)										5	0	3	0	0	0	1	
Joe Carter, R OBP: 0.319, SLG: 0.476 (1, 8)										4	0	1	0	0	0	3	
Mel Hall, L OBP: 0.320, SLG: 0.408 (1, 7)										4	0	0	1	0	0	3	
Cory Snyder, R OBP: 0.321, SLG: 0.488 Carmen Castillo, R OBP: 0.296, SLG: 0.358 (5, 9)										2	0	0	0	0	0	1	
Willie Upshaw, L OBP: 0.340, SLG: 0.392 (1, 3)										4	0	2	0	0	2	1	
Brook Jacoby, R OBP: 0.308, SLG: 0.352 (1, 5)										4	1	2	1	0	0	1	
Andy Allanson, R OBP: 0.286, SLG: 0.311 (1, 2)										4	0	2	1	0	0	1	
Paul Zuvella, R OBP: 0.279, SLG: 0.254 Ron Kittle, R OBP: 0.324, SLG: 0.547 (9, PH)										3	0	0	0	0	0	1	
										1	0	1	0	0	0	0	
Inning Stats	R: 1 E: 0 K: 0 S: 5	H: 2 LOB: 1 BB: 0 P: 5	R: 0 E: 0 K: 0 S: 3	H: 1 LOB: 0 BB: 0 P: 3	R: 0 E: 0 K: 0 S: 5	H: 2 LOB: 2 BB: 0 P: 5	R: 1 E: 0 K: 1 S: 7	H: 2 LOB: 1 BB: 0 P: 7	R: 0 E: 0 K: 0 S: 4	H: 1 LOB: 1 BB: 0 P: 4	R: 0 E: 0 K: 0 S: 4	H: 1 LOB: 1 BB: 0 P: 4	R: 0 E: 0 K: 0 S: 4	H: 2 LOB: 1 BB: 0 P: 4	1B: 10 2B: 3 3B: 0 HR: 0	SF: 0 SAC: 0 DP: 1 HBP: 0	WP: 0 PA: 38 PB: 0 SB: 0 CS: 0
PITCHER	IP WLS BF H R ER SO BB IBB HBP BLK WP HR S P ERA WHIP																
Mike Birkbeck, R ERA: 4.51 (1, 1)	6.0 W 26 9 3 3 2 0 0 0 0 0 0 30 30 4.50 1.500																
Chuck Cim, R ERA: 2.55 (7, 1)	3.0 S 12 4 0 0 0 0 0 0 0 0 0 12 12 0.00 1.333																

Batter	1	2	3	4	5	6	7	8	9	AB	R	H	RBI	BB	SO	LOB	BOTTOM		
Paul Molitor, R OBP: 0.384, SLG: 0.455 (1, 5)										5	1	1	2	0	0	2	Cleveland Indians @ Milwaukee Brewers Milwaukee County Stadium, Milwaukee, WI Mon Aug 22 1988, 8:05 PM EDT Att: 16,801 - Unknown - 79 F		
Jeffrey Leonard, R OBP: 0.282, SLG: 0.366 (1, 7)										4	1	2	1	0	0	0			
Robin Yount, R OBP: 0.368, SLG: 0.462 (1, 8)										3	0	1	1	1	0	0			
Greg Brock, L OBP: 0.345, SLG: 0.327 (1, 3)										4	0	1	0	0	0	3			
B.J. Surhoff, L OBP: 0.293, SLG: 0.313 (1, 2)										4	1	1	0	0	1	1			
Joey Meyer, R OBP: 0.300, SLG: 0.439 Mike Felder, S OBP: 0.188, SLG: 0.190 (6, FR)										2	1	1	0	1	0	0			
Jim Adduci, L OBP: 0.244, SLG: 0.350 (1, 9)										4	0	0	0	0	1	3			
Jim Gantner, L OBP: 0.318, SLG: 0.336 (1, 4)										3	1	1	0	1	0	0			
Dale Sveum, S OBP: 0.265, SLG: 0.340 (1, 6)										4	1	2	3	0	0	0			
Inning Stats	R: 0 E: 0 K: 0 S: 3	H: 0 LOB: 0 BB: 0 P: 3	R: 2 E: 0 K: 1 S: 8	H: 3 LOB: 2 BB: 1 P: 12	R: 0 E: 0 K: 0 S: 3	H: 0 LOB: 0 BB: 0 P: 3	R: 0 E: 0 K: 0 S: 3	H: 0 LOB: 0 BB: 0 P: 3	R: 1 E: 0 K: 0 S: 5	H: 2 LOB: 1 BB: 0 P: 5	R: 4 E: 0 K: 0 S: 7	H: 4 LOB: 2 BB: 2 P: 15	R: 0 E: 0 K: 0 S: 3	H: 0 LOB: 0 BB: 0 P: 3	R: 0 E: 0 K: 0 S: 3	H: 0 LOB: 0 BB: 0 P: 3		1B: 6 2B: 4 3B: 0 HR: 0	SF: 0 SAC: 0 DP: 0 HBP: 0
PITCHER	IP WLS BF H R ER SO BB IBB HBP BLK WP HR S P ERA WHIP																		
John Farrell, R ERA: 4.28 (1, 1)	5.2 L 28 9 7 7 2 0 0 0 0 0 0 30 38 4.28 1.941																		
Brad Havens, L ERA: 4.08 (6, 1)	1.1 6 1 0 0 0 0 0 1 0 0 0 0 5 9 0.00 0.750																		
Don Gordon, R ERA: 3.86 (8, 1)	1.0 3 0 0 0 0 0 0 0 0 0 0 0 3 3 0.00 0.000																		


Batter	1	2	3	4	5	6	7	8	9	AB	R	H	RBI	BB	SO	LOB	TOP										
Julio Franco, R (1,4) OBP: 0.370, SLG: 0.436 Houston Jimenez, R (9,4) OBP: 0.071, SLG: 0.071	F9		F3		SF9		E		BB	3	1	1	1	1	0	1	Cleveland Indians @ Milwaukee Brewers Milwaukee County Stadium, Milwaukee, WI Tue Aug 23 1988, 8:05 PM EDT Att: 16,499 - Unknown - 80 F										
Terry Francona, L (1,10) OBP: 0.338, SLG: 0.371	L6		L4		SF8		E9		G4-6-3	4	1	2	1	0	0	1											
Joe Carter, R (1,8) OBP: 0.320, SLG: 0.480	K				F7		S		F4	5	1	2	1	0	1	2											
Mel Hall, L (1,7) OBP: 0.324, SLG: 0.411			F8						G4-6-3	4	0	2	1	1	0	2											
Carmen Castillo, R (1,9) OBP: 0.295, SLG: 0.355			S		F7		K		6-3	4	0	1	0	0	1	4											
Willie Upshaw, L (1,3) OBP: 0.338, SLG: 0.388			K		4-3				6-3	4	0	0	0	0	1	3											
Brook Jacoby, R (1,5) OBP: 0.307, SLG: 0.350			6-3						F5	3	1	0	0	1	0	1											
Andy Allanson, R (1,2) OBP: 0.288, SLG: 0.314					SH1-4		K		K	4	1	2	0	0	2	0											
Paul Zuvella, R (1,6) OBP: 0.282, SLG: 0.273			SH1-4						F2	3	1	1	1	0	0	0											
Inning Stats	R: 0 E: 0 K: 1 S: 5	H: 0 LOB: 0 BB: 0 P: 5	R: 0 E: 0 K: 1 S: 6	H: 1 LOB: 1 BB: 0 P: 6	R: 0 E: 0 K: 0 S: 4	H: 1 LOB: 1 BB: 0 P: 4	R: 0 E: 0 K: 0 S: 4	H: 1 LOB: 1 BB: 0 P: 4	R: 3 E: 0 K: 1 S: 8	H: 3 LOB: 2 BB: 2 P: 16	R: 0 E: 0 K: 1 S: 5	H: 0 LOB: 0 BB: 0 P: 5	R: 3 E: 1 K: 0 S: 7	H: 4 LOB: 1 BB: 0 P: 7	R: 0 E: 0 K: 1 S: 5	H: 0 LOB: 0 BB: 0 P: 5		R: 0 E: 0 K: 0 S: 3	H: 1 LOB: 1 BB: 1 P: 7	1B: 6 2B: 5 3B: 0 HR: 0	SF: 2 SAC: 1 DP: 1 HBP: 0	WP: 0 PA: 40 SB: 0 CS: 0					
PITCHER	IP	WLS	BF	H	R	ER	SO	BB	IBB	HBP	BLK	WP	HR	S	P	ERA	WHIP										
Bill Wegman, R (1,1) ERA: 4.0	6.1	L	30	9	6	6	4	1	1	0	0	0	0	36	44	8.53	1.579										
Juan Nieves, L (7,1) ERA: 4.85	2.2		10	2	0	0	1	1	0	0	0	0	0	11	15	0.00	1.125										

Batter	1	2	3	4	5	6	7	8	9	AB	R	H	RBI	BB	SO	LOB	BOTTOM										
Paul Moltzer, R (1,5) OBP: 0.385, SLG: 0.456	F8		S			BB			L9	3	1	1	0	1	0	0	Cleveland Indians @ Milwaukee Brewers Milwaukee County Stadium, Milwaukee, WI Tue Aug 23 1988, 8:05 PM EDT Att: 16,499 - Unknown - 80 F										
Jeffrey Leonard, R (1,7) OBP: 0.282, SLG: 0.365	F3		K						6-3	4	0	1	0	0	1	1											
Robin Yount, R (1,8) OBP: 0.367, SLG: 0.461	L6		K							3	0	1	1	0	1	1											
Greg Brock, L (1,3) OBP: 0.347, SLG: 0.327			FC4-6		1-3				4-3	3	0	1	0	1	0	1											
B.J. Surhoff, L (1,2) OBP: 0.290, SLG: 0.309			K		F8				F6	4	0	0	0	0	1	2											
Joey Meyer, R (1,10) OBP: 0.303, SLG: 0.438 Juan Castillo, S (9, FR) OBP: 0.253, SLG: 0.226			FC4-6		6-3				F8	3	0	1	0	1	0	0											
Jim Adduci, L (1,9) OBP: 0.244, SLG: 0.369			FC4-6		4-3				4-3	4	1	1	0	0	0	3											
Jim Gantner, L (1,4) OBP: 0.315, SLG: 0.333			FC6		6-3				G3	4	0	0	1	0	1	4											
Dale Sveum, S (1,6) OBP: 0.265, SLG: 0.340			6-3						F7	3	0	1	0	0	0	0											
Inning Stats	R: 0 E: 0 K: 0 S: 3	H: 0 LOB: 0 BB: 0 P: 3	R: 0 E: 0 K: 1 S: 6	H: 1 LOB: 2 BB: 1 P: 10	R: 0 E: 0 K: 2 S: 7	H: 0 LOB: 1 BB: 1 P: 11	R: 0 E: 0 K: 0 S: 3	H: 0 LOB: 0 BB: 0 P: 3	R: 0 E: 0 K: 0 S: 3	H: 1 LOB: 1 BB: 0 P: 3	R: 1 E: 0 K: 0 S: 4	H: 2 LOB: 1 BB: 1 P: 8	R: 1 E: 0 K: 0 S: 4	H: 1 LOB: 0 BB: 0 P: 4	R: 0 E: 0 K: 0 S: 4	H: 1 LOB: 1 BB: 0 P: 4		R: 0 E: 0 K: 1 S: 6	H: 1 LOB: 2 BB: 0 P: 6	1B: 5 2B: 1 3B: 1 HR: 0	SF: 1 SAC: 0 DP: 0 HBP: 0	WP: 0 PA: 35 SB: 0 CS: 1					
PITCHER	IP	WLS	BF	H	R	ER	SO	BB	IBB	HBP	BLK	WP	HR	S	P	ERA	WHIP										
Rich Yett, R (1,1) ERA: 4.73	7.0	W	27	5	2	2	3	3	0	0	0	0	0	30	42	2.57	1.143										
Don Gordon, R (8,1) ERA: 3.67	2.0		8	2	0	0	1	0	0	0	1	0	0	10	10	0.00	1.000										

Batter	1	2	3	4	5	6	7	8	9	AB	R	H	RBI	BB	SO	LOB	TOP										
Julio Franco, R (1, 4) OBP: 0.370, SLG: 0.435 Houston Jimenez, R (3, 4) OBP: 0.059, SLG: 0.059	4-1 2B SF7 BB	2-3 K			3-3 K		1-2 6-3		0-0 E3 1B SH	1	1	0	0	1	1	0											
Terry Francona, L (1, 10) OBP: 0.335, SLG: 0.374	0-1 1B 2B		4-3			1-2 6-3	0-1 F7		0-1 SH 1B SF9	4	2	1	0	0	0	0											
Joe Carter, R (1, 8) OBP: 0.323, SLG: 0.490	1-1 SF7		0-0 L8			1-0 2B 2B			3-1 SF9 PB 1B	4	2	3	3	0	0	0											
Mel Hall, L (1, 7) OBP: 0.324, SLG: 0.412	0-0 F8 1B 2H		2-0 3-1			0-0 F8			2-2 SF9 1B 2H	4	1	2	2	0	0	1											
Carmen Castillo, R (1, 9) OBP: 0.306, SLG: 0.372	0-1 1B			2-2 L3 1B		1-2 WP 2H 2B			0-1 F8	5	0	3	1	0	1	2											
Willie Upshaw, L (1, 3) OBP: 0.336, SLG: 0.385	0-1 F8			2-0 L3 1B		4-0 BB IBB			1-2 F6	4	0	0	0	1	1	5											
Brook Jacoby, R (1, 5) OBP: 0.309, SLG: 0.348	1-3 K			2-3 K		4-1 FC6-4 BB			4-2 1B BB	2	0	0	0	2	2	2											
Andy Allanson, R (1, 2) OBP: 0.288, SLG: 0.313		0-2 L3			1-2 6-3	0-1 FC6-4			3-2 1B	4	0	1	1	0	0	3											
Paul Zuvella, R (1, 6) OBP: 0.267, SLG: 0.257	0-1 F4				1-2 6-3				0-0 L6	4	0	0	0	0	0	2											
Inning Stats	R: 2 E: 0 K: 1 S: 13	H: 3 LOB: 2 BB: 1 P: 19	R: 0 E: 0 K: 1 S: 8	H: 0 LOB: 0 BB: 0 P: 10	R: 0 E: 0 K: 0 S: 4	H: 0 LOB: 0 BB: 0 P: 6	R: 0 E: 0 K: 1 S: 7	H: 1 LOB: 0 BB: 0 P: 13	R: 0 E: 0 K: 0 S: 11	H: 0 LOB: 0 BB: 0 P: 16	R: 1 E: 0 K: 0 S: 11	H: 2 LOB: 3 BB: 2 P: 22	R: 0 E: 0 K: 0 S: 8	H: 0 LOB: 0 BB: 0 P: 11	R: 2 E: 0 K: 0 S: 15	H: 3 LOB: 2 BB: 1 P: 26	R: 2 E: 2 K: 2 S: 17	H: 1 LOB: 1 BB: 0 P: 26	1B: 6 2B: 4 3B: 0 HR: 1	SF: 2 SAC: 1 DP: 1 HBP: 0	WP: 1 PB: 1 CS: 1	PA: 42					
PITCHER	IP	WLS	BF	H	R	ER	SO	BB	IBB	HBP	BLK	WP	HR	S	P	ERA	WHIP										
Tom Filer, R (1, 1) ERA: 4.11	7.0	L	29	6	3	3	4	2	1	0	0	1	0	62	97	3.86	1.143										
Chuck Cnm, R (8, 1) ERA: 2.73	1.0		7	3	2	2	0	1	0	0	0	0	1	15	26	18.00	4.000										
Odell Jones, R (9, 1) ERA: 3.89	1.0		6	1	2	0	2	0	0	0	0	0	0	17	26	0.00	1.000										

Cleveland Indians @ Milwaukee Brewers
Milwaukee County Stadium, Milwaukee, WI
Wed Aug 24 1988, 4:33 AM EDT
Att: 16,322 - Sunny - 80 F


AB 35
R 7
H 10
RBI 7
BB 4
SO 6
LOB 15



Batter	1	2	3	4	5	6	7	8	9	AB	R	H	RBI	BB	SO	LOB	BOTTOM										
Paul Molitor, R (1, 5) OBP: 0.389, SLG: 0.459	2-2 1B S 1B		4-1 CS BB		0-1 1B		0-1 S 1B		0-3 K	4	1	3	0	1	1	1											
Jeffrey Leonard, R (1, 7) OBP: 0.279, SLG: 0.360	0-3 K		1-3 K		2-3 K		1-3 K		1-3 K	5	0	0	0	0	5	6											
Robin Yount, R (1, 8) OBP: 0.370, SLG: 0.462	0-0 4-3 1B			2-2 6-3	4-0 G6-4-3 IBB		4-1 BB			2	0	1	0	2	0	0											
Greg Brock, L (1, 3) OBP: 0.347, SLG: 0.325	2-2 4-3			4-2 FC3-6 1B BB	1-0 G6-4-3		0-0 F8			2	1	0	0	1	0	4											
Joey Meyer, R (7, PH) OBP: 0.303, SLG: 0.438										0	0	0	0	0	0	0											
B.J. Surhoff, L (7, PH) OBP: 0.289, SLG: 0.309										1	0	0	0	0	0	2											
Rob Deer, R (1, 10) OBP: 0.320, SLG: 0.426	1-3 1-1			2-0 E9 FC3-6		3-1 5-3			0-3 K	4	0	0	0	0	1	2											
Jim Adduci, L (1, 9) OBP: 0.244, SLG: 0.364		3-2 L7		1-1 FC3-6 1B		1-0 4-3 1B 1B			0-0 L5	4	0	1	0	0	0	2											
Charlie O'Brien, R (1, 2) OBP: 0.265, SLG: 0.330		2-2 5-3		2-2 1B		2-1 4-3			0-3 K	4	0	1	1	0	1	1											
Jim Gantner, L (1, 4) OBP: 0.316, SLG: 0.334		1-2 F8		1-2 4-3		3-2 4-3			0-0 FC3-6 1B	4	0	2	0	0	0	2											
Dale Sveum, S (1, 6) OBP: 0.265, SLG: 0.341			1-1 6-3		0-0 1B 2B				1-2 FC3-6	4	0	1	0	0	0	1											
Inning Stats	R: 1 E: 0 K: 1 S: 12	H: 2 LOB: 1 BB: 0 P: 17	R: 0 E: 0 K: 0 S: 10	H: 0 LOB: 0 BB: 0 P: 16	R: 0 E: 0 K: 1 S: 6	H: 0 LOB: 0 BB: 1 P: 12	R: 1 E: 1 K: 0 S: 14	H: 1 LOB: 2 BB: 1 P: 27	R: 0 E: 0 K: 1 S: 7	H: 2 LOB: 2 BB: 1 P: 13	R: 0 E: 0 K: 0 S: 9	H: 2 LOB: 2 BB: 0 P: 18	R: 0 E: 0 K: 2 S: 8	H: 0 LOB: 0 BB: 0 P: 8	R: 0 E: 0 K: 2 S: 13	H: 1 LOB: 1 BB: 0 P: 15	1B: 8 2B: 1 3B: 0 HR: 0	SF: 0 SAC: 0 DP: 1 HBP: 0	WP: 0 PB: 0 SB: 3 CS: 1	PA: 38							
PITCHER	IP	WLS	BF	H	R	ER	SO	BB	IBB	HBP	BLK	WP	HR	S	P	ERA	WHIP										
Tom Candiotti, R (1, 1) ERA: 3.54	6.0	W	26	7	2	1	3	2	1	0	0	0	0	58	103	1.50	1.500										
Scott Bailes, L (7, 1) ERA: 4.75	0.2		4	1	0	0	1	1	0	0	0	0	0	7	12	0.00	3.000										
Doug Jones, R (7, 1) ERA: 1.99	2.1	S	8	1	0	0	4	0	0	0	0	0	0	22	24	0.00	0.429										

Cleveland Indians @ Milwaukee Brewers
Milwaukee County Stadium, Milwaukee, WI
Wed Aug 24 1988, 4:33 AM EDT
Att: 16,322 - Sunny - 80 F

AB 34
R 2
H 9
RBI 1
BB 4
SO 8
LOB 21



Batter	1	2	3	4	5	6	7	8	9	AB	R	H	RBI	BB	SO	LOB	TOP								
Julio Franco, R (1, 4) OBP: 0.370, SLG: 0.435	G6-3		G1-2-3			E9		G6-3		5	0	2	1	0	0	3	Cleveland Indians @ Chicago White Sox Comiskey Park, Chicago, IL Fri Aug 26 1988, 8:05 PM EDT Att: 13,334 - Unknown - 72 F livebaseballscorecards.com								
Terry Francona, L (1, 10) OBP: 0.322, SLG: 0.369	G4-3		K			E8		F8		5	1	1	0	0	1	2									
Joe Carter, R (1, 8) Cory Snyder, R (7, 9) OBP: 0.323, SLG: 0.489	HR		F8			F5		L6		4	1	1	1	0	0	2									
Mel Hall, L (1, 7) (7, 8) OBP: 0.330, SLG: 0.414	BB		FC5-4			SF9		PO		1	2	1	1	3	0	0									
Carmen Castillo, R (1, 9) (7, 7) OBP: 0.302, SLG: 0.366	P5		FC5-4			L7		K		5	0	1	0	0	1	4									
Willie Upshaw, L (1, 3) OBP: 0.341, SLG: 0.384										1	1	0	0	4	0	2									
Brook Jacoby, R (1, 5) OBP: 0.312, SLG: 0.348	G4-3									3	1	1	1	2	0	2									
Andy Allanson, R (1, 2) OBP: 0.289, SLG: 0.312	F7									4	1	1	2	1	0	5									
Paul Zuvella, R (1, 6) OBP: 0.263, SLG: 0.253	L8									5	0	1	0	0	1	7									
Inning Stats	R: 1 E: 0 K: 0 S: 11	H: 1 LOB: 1 BB: 1 P: 21	R: 0 E: 0 K: 0 S: 11	H: 0 LOB: 1 BB: 1 P: 16	R: 0 E: 0 K: 1 S: 8	H: 1 LOB: 2 BB: 1 P: 15	R: 0 E: 0 K: 0 S: 6	H: 2 LOB: 2 BB: 1 P: 13	R: 1 E: 1 K: 0 S: 11	H: 1 LOB: 0 BB: 0 P: 18	R: 2 E: 1 K: 0 S: 7	H: 1 LOB: 1 BB: 2 P: 20	R: 2 E: 0 K: 1 S: 9	H: 1 LOB: 2 BB: 3 P: 23	R: 0 E: 0 K: 0 S: 7	H: 1 LOB: 0 BB: 0 P: 11		R: 1 E: 0 K: 1 S: 8	H: 2 LOB: 2 BB: 1 P: 15	1B: 9 2B: 0 3B: 0 HR: 1	SF: 1 SAC: 0 DP: 1 HBP: 0	WP: 0 PB: 0 SB: 2 CS: 0	PA: 46		
PITCHER	IP	WLS	BF	H	R	ER	SO	BB	IBB	HBP	BLK	WP	HR	S	P	ERA	WHIP								
Jack McDowell, R (1, 1) ERA: 4.0	6.1	L	31	6	5	3	1	7	0	0	0	0	1	55	108	4.26	2.053								
Barry Jones, R (7, 1) ERA: 3.3	2.2	S	14	4	2	2	2	2	1	0	0	0	0	23	44	6.75	2.250								

Batter	1	2	3	4	5	6	7	8	9	AB	R	H	RBI	BB	SO	LOB	BOTTOM								
Dave Gallagher, R (1, 7) (9, 9) OBP: 0.332, SLG: 0.383	K									4	2	3	1	0	1	0	Cleveland Indians @ Chicago White Sox Comiskey Park, Chicago, IL Fri Aug 26 1988, 8:05 PM EDT Att: 13,334 - Unknown - 72 F livebaseballscorecards.com								
Dan Pasqua, L (9, PH) OBP: 0.305, SLG: 0.414			1B							1	0	0	0	0	0	1									
Steve Lyons, L (1, 8) OBP: 0.310, SLG: 0.368	BB		P5							5	1	3	0	0	0	3									
Harold Baines, L (1, 10) Russ Morman, R (9, PR) OBP: 0.354, SLG: 0.406 OBP: 0.282, SLG: 0.250	1B									4	0	3	5	1	0	1									
Carlton Fisk, R (1, 2) OBP: 0.376, SLG: 0.581	BB		1B							0	0	0	0	0	0	0									
Mike Diaz, R (1, 3) OBP: 0.314, SLG: 0.245	F3		F7							5	0	0	0	0	0	7									
Mike Diaz, R (1, 3) OBP: 0.314, SLG: 0.245	P4									4	0	0	0	0	0	3									
Kenny Williams, R (1, 9) OBP: 0.238, SLG: 0.297										3	0	0	0	0	2	0									
Daryl Boston, L (8, PH) (9, 7) OBP: 0.276, SLG: 0.474	K									1	0	0	0	0	0	0									
Fred Manrique, R (1, 4) OBP: 0.280, SLG: 0.371										4	0	0	0	0	0	0									
Ozzie Guillen, L (1, 6) OBP: 0.287, SLG: 0.306	G3									4	0	0	0	0	0	0									
Donnie Hill, S (1, 5) OBP: 0.284, SLG: 0.235	G1-3									3	2	1	0	1	0	0									
Inning Stats	R: 0 E: 0 K: 1 S: 11	H: 1 LOB: 2 BB: 1 P: 20	R: 0 E: 0 K: 1 S: 11	H: 0 LOB: 0 BB: 0 P: 17	R: 0 E: 0 K: 1 S: 13	H: 2 LOB: 2 BB: 0 P: 18	R: 0 E: 0 K: 0 S: 6	H: 0 LOB: 0 BB: 0 P: 10	R: 2 E: 0 K: 0 S: 11	H: 2 LOB: 1 BB: 1 P: 17	R: 0 E: 0 K: 1 S: 10	H: 0 LOB: 0 BB: 0 P: 15	R: 3 E: 0 K: 0 S: 15	H: 4 LOB: 1 BB: 0 P: 21	R: 0 E: 0 K: 0 S: 8	H: 0 LOB: 0 BB: 0 P: 10	R: 1 E: 0 K: 0 S: 13	H: 1 LOB: 1 BB: 1 P: 19	1B: 7 2B: 3 3B: 0 HR: 0	SF: 0 SAC: 0 DP: 0 HBP: 0	WP: 0 PB: 0 SB: 0 CS: 0	PA: 40			
PITCHER	IP	WLS	BF	H	R	ER	SO	BB	IBB	HBP	BLK	WP	HR	S	P	ERA	WHIP								
Greg Swindell, L (1, 1) ERA: 3.39	6.1	S	30	9	5	5	4	2	0	0	0	0	0	73	113	7.11	1.737								
Doug Jones, R (7, 1) ERA: 2.05	2.2	S	10	1	1	1	0	1	0	0	0	0	0	25	34	3.38	0.750								

Batter	1	2	3	4	5	6	7	8	9	AB	R	H	RBI	BB	SO	LOB	TOP			
Julio Franco, R OBP: 0.368, SLG: 0.431 (1, 4)	F9		G6-4-3		G6-4-3			6-3		4	0	0	0	0	0	3	Cleveland Indians @ Chicago White Sox Comiskey Park, Chicago, IL Sat Aug 27 1988, 8:05 PM EDT Att: 18,056 - Unknown			
Willie Ujshaw, L OBP: 0.338, SLG: 0.380 (1, 3)	F5		3-1		F7			G3		4	0	0	0	0	0	1				
Cory Snyder, R OBP: 0.320, SLG: 0.485 (1, 8)	F9				F9			F8		4	0	0	0	0	0	0				
Ron Kittle, R OBP: 0.327, SLG: 0.549 (1, 10)		6-3		E BB	L4			2B		3	1	1	0	1	0	0				
Carmen Castillo, R OBP: 0.301, SLG: 0.362 (1, 9)		3-1 1B 1B		F5	L4			F8		4	0	1	0	0	0	2				
Brook Jacoby, R OBP: 0.315, SLG: 0.352 (1, 5)		3-1 1B		E4			6-3 G3 BB	4-3 2H 2B		3	0	2	1	1	0	1				
Mel Hall, L OBP: 0.327, SLG: 0.410 (1, 7)		3-1		F9			G3	4-3		4	0	0	0	0	0	6				
Andy Allanson, R OBP: 0.289, SLG: 0.311 (1, 2)		5-3			G6-4-3 1B 1B		6-3	F9		4	0	1	0	0	0	4				
Paul Zuvella, R OBP: 0.277, SLG: 0.269 (1, 6)			G6-4-3 1B		1-2 1B		4-3			3	0	2	0	0	0	1				
Inning Stats	R: 0 E: 0 K: 0 S: 3	H: 0 LOB: 0 BB: 0 P: 3	R: 0 E: 0 K: 0 S: 5	H: 2 LOB: 2 BB: 0 P: 5	R: 0 E: 0 K: 0 S: 3	H: 1 LOB: 0 BB: 0 P: 3	R: 0 E: 1 K: 0 S: 4	H: 0 LOB: 2 BB: 1 P: 8	R: 0 E: 0 K: 0 S: 3	H: 0 LOB: 0 BB: 0 P: 3	R: 0 E: 0 K: 0 S: 3	H: 0 LOB: 1 BB: 1 P: 7	R: 0 E: 0 K: 0 S: 3	H: 0 LOB: 0 BB: 0 P: 3	R: 1 E: 0 K: 0 S: 5	H: 2 LOB: 1 BB: 0 P: 5	1B: 5 2B: 2 3B: 0 HR: 0	SF: 0 SAC: 0 DP: 2 HBP: 0	WP: 0 PB: 0 SB: 0 CS: 0	PA: 35
PITCHER Jerry Reuss, L ERA: 3.87 (1, 1)	IP: 9.0 WLS: W BF: 35 H: 7 R: 1 ER: 1 SO: 0 BB: 2 IBB: 0 HBP: 0 BLK: 0 WP: 0 HR: 0 S: 33 P: 41 ERA: 1.00 WHIP: 1.000															PITCHER IP: WLS: BF: H: R: ER: SO: BB: IBB: HBP: BLK: WP: HR: S: P: ERA: WHIP:				

AB	33
R	1
H	7
RBI	1
BB	2
SO	0
LOB	18



Batter	1	2	3	4	5	6	7	8	9	AB	R	H	RBI	BB	SO	LOB	BOTTOM			
Dave Gallagher, R OBP: 0.343, SLG: 0.394 (1, 8)	CS 1B	2H 3H 1B			SH2-4 1B	1H 1B				4	1	4	2	0	0	0	Cleveland Indians @ Chicago White Sox Comiskey Park, Chicago, IL Sat Aug 27 1988, 8:05 PM EDT Att: 18,056 - Unknown			
Donnie Hill, S OBP: 0.285, SLG: 0.242 (1, 5)	F9		4-3 2B		SH2-4	F9				3	0	1	0	0	0	2				
Harold Baines, L OBP: 0.355, SLG: 0.406 (1, 10)	4-0 BB		4-3		2B 1B	4-3				3	0	1	1	1	0	2				
Dan Pasqua, L OBP: 0.305, SLG: 0.415 (1, 9)	F8		G3		1-3 2B	F8				4	0	1	0	0	0	2				
Daryl Boston, L OBP: 0.276, SLG: 0.468 (1, 7)		K	4-3		4-0 IBB	3-1				3	0	0	0	1	1	1				
Mike Diaz, R OBP: 0.311, SLG: 0.245 (1, 3)		BB 1B			F9	K				4	1	1	0	0	1	3				
Mark Salas, L OBP: 0.308, SLG: 0.339 (1, 2)	F7				G3	G3				4	0	1	0	0	0	4				
Ozzie Guillen, L OBP: 0.287, SLG: 0.304 (1, 6)	4-0 BB	1B BB			L9	4-3				3	1	0	0	1	0	1				
Fred Manrique, R OBP: 0.283, SLG: 0.370 (1, 4)	1-3 2H 1B 1B				F4	S 1B HBP				3	1	1	1	0	1	1				
Inning Stats	R: 0 E: 0 K: 0 S: 3	H: 1 LOB: 1 BB: 1 P: 7	R: 2 E: 0 K: 1 S: 7	H: 3 LOB: 2 BB: 1 P: 11	R: 0 E: 0 K: 0 S: 4	H: 1 LOB: 1 BB: 0 P: 4	R: 0 E: 0 K: 0 S: 4	H: 1 LOB: 1 BB: 0 P: 4	R: 1 E: 0 K: 1 S: 8	H: 3 LOB: 3 BB: 1 P: 12	R: 1 E: 0 K: 0 S: 4	H: 1 LOB: 1 BB: 0 P: 5	R: 0 E: 0 K: 0 S: 3	H: 0 LOB: 0 BB: 0 P: 3	R: 0 E: 0 K: 1 S: 5	H: 0 LOB: 0 BB: 0 P: 5	1B: 8 2B: 2 3B: 0 HR: 0	SF: 0 SAC: 1 DP: 0 HBP: 1	WP: 0 PB: 0 SB: 1 CS: 1	PA: 36
PITCHER John Farrell, R ERA: 4.34 Brad Havens, L ERA: 3.89 (1, 1) (6, 1)	IP: 5.2 WLS: L BF: 29 H: 10 R: 4 ER: 4 SO: 2 BB: 2 IBB: 1 HBP: 1 BLK: 0 WP: 0 HR: 0 S: 29 P: 42 ERA: 6.35 WHIP: 2.118															PITCHER IP: WLS: BF: H: R: ER: SO: BB: IBB: HBP: BLK: WP: HR: S: P: ERA: WHIP:				

AB	31
R	4
H	10
RBI	4
BB	3
SO	3
LOB	16



Batter	1	2	3	4	5	6	7	8	9	AB	R	H	RBI	BB	SO	LOB	TOP			
Julio Franco, R OBP: 0.364, SLG: 0.426	G3-1			G6-4-3			F8		G4-3	5	0	1	0	0	0	1	Cleveland Indians @ Kansas City Royals Royals Stadium, Kansas City, MO Mon Aug 29 1988, 8:05 PM EDT Att: 29,002 - Unknown - 74 F			
Terry Francona, L OBP: 0.339, SLG: 0.382		2B	P2				F7			4	1	2	0	1	0	2				
Joe Carter, R OBP: 0.321, SLG: 0.490		2B	F8				F8		K	5	1	1	0	0	1	4				
Mel Hall, L OBP: 0.327, SLG: 0.409		2B						F3		4	1	1	2	0	1	2				
Cory Snyder, R OBP: 0.325, SLG: 0.494	K			6-3						4	0	2	0	0	1	1				
Willie Upshaw, L OBP: 0.340, SLG: 0.382		2B								4	0	2	1	0	1	1				
Brook Jacoby, R OBP: 0.315, SLG: 0.351										3	0	1	0	1	0	2				
Andy Allanson, R OBP: 0.286, SLG: 0.308										4	0	0	0	0	1	5				
Paul Zuvella, R OBP: 0.297, SLG: 0.291										4	0	2	0	0	0	0				
Inning Stats	R: 3 E: 0 K: 1 S: 12	H: 3 LOB: 2 BB: 2 P: 26	R: 0 E: 0 K: 1 S: 16	H: 2 LOB: 2 BB: 0 P: 25	R: 0 E: 0 K: 1 S: 12	H: 1 LOB: 1 BB: 0 P: 18	R: 0 E: 0 K: 0 S: 7	H: 2 LOB: 1 BB: 0 P: 12	R: 0 E: 0 K: 0 S: 4	H: 0 LOB: 0 BB: 0 P: 6	R: 0 E: 0 K: 0 S: 6	H: 0 LOB: 0 BB: 0 P: 8	R: 0 E: 0 K: 1 S: 10	H: 2 LOB: 2 BB: 0 P: 13	R: 0 E: 0 K: 1 S: 13	H: 1 LOB: 1 BB: 0 P: 21		1B: 9 2B: 4 3B: 0 HR: 0	SF: 0 SAC: 0 DP: 2 HBP: 0	WP: 0 PB: 0 SB: 0 CS: 0
PITCHER	IP	WLS	BF	H	R	ER	SO	BB	IBB	HBP	BLK	WP	HR	S	P	ERA	WHIP			
Bret Saberhagen, R ERA: 3.71	(1, 1)	8.0	W	35	11	3	3	4	2	0	0	0	0	72	116	3.38	1.625			
Steve Farr, R ERA: 2.19	(9, 1)	1.0	S	4	1	0	0	1	0	0	0	0	0	13	21	0.00	1.000			
Batter	1	2	3	4	5	6	7	8	9	AB	R	H	RBI	BB	SO	LOB	BOTTOM			
Willie Wilson, S OBP: 0.293, SLG: 0.347	G6-3									3	1	0	0	1	0	3	Cleveland Indians @ Kansas City Royals Royals Stadium, Kansas City, MO Mon Aug 29 1988, 8:05 PM EDT Att: 29,002 - Unknown - 74 F			
Kurt Stillwell, S OBP: 0.324, SLG: 0.402										3	0	0	0	0	0	0				
Kevin Seitzer, R OBP: 0.382, SLG: 0.416										4	1	2	1	0	0	0				
George Brett, L OBP: 0.403, SLG: 0.545										4	0	2	0	0	0	0				
Pat Tabler, R OBP: 0.354, SLG: 0.358										4	0	0	1	0	0	3				
Danny Tartabull, R OBP: 0.372, SLG: 0.508										3	3	2	2	1	0	0				
Frank White, R OBP: 0.280, SLG: 0.361										4	0	0	1	0	1	1				
Bo Jackson, R OBP: 0.285, SLG: 0.475										1	0	0	0	2	0	0				
Jamie Quirk, L OBP: 0.325, SLG: 0.411										3	0	1	1	0	0	1				
Inning Stats	R: 0 E: 0 K: 0 S: 7	H: 0 LOB: 0 BB: 0 P: 13	R: 0 E: 0 K: 0 S: 10	H: 0 LOB: 0 BB: 0 P: 16	R: 0 E: 0 K: 1 S: 9	H: 0 LOB: 1 BB: 1 P: 19	R: 0 E: 0 K: 0 S: 6	H: 0 LOB: 0 BB: 0 P: 7	R: 0 E: 0 K: 0 S: 8	H: 2 LOB: 1 BB: 0 P: 13	R: 1 E: 1 K: 0 S: 7	H: 1 LOB: 0 BB: 0 P: 12	R: 4 E: 0 K: 0 S: 12	H: 3 LOB: 0 BB: 1 P: 20	R: 4 E: 0 K: 0 S: 12	H: 3 LOB: 0 BB: 1 P: 20		1B: 5 2B: 1 3B: 0 HR: 1	SF: 0 SAC: 1 DP: 1 HBP: 0	WP: 1 PB: 0 SB: 0 CS: 0
PITCHER	IP	WLS	BF	H	R	ER	SO	BB	IBB	HBP	BLK	WP	HR	S	P	ERA	WHIP			
Rich Yett, R ERA: 4.57	(1, 1)	7.0	L	3	2	0	0	0	4	0	0	0	0	4	5	0.00	6.000			
Scott Bailes, L ERA: 4.95	(8, 1)	0.1	L	3	2	0	0	0	0	0	0	0	0	4	5	0.00	6.000			
Don Gordon, R ERA: 3.8	(8, 1)	0.2	L	3	3	3	0	0	0	0	0	0	1	7	10	40.50	1.500			

Batter	1	2	3	4	5	6	7	8	9	AB	R	H	RBI	BB	SO	LOB	TOP										
Julio Franco, R OBP: 0.362, SLG: 0.423 (1, 4)	4-1 1B WP BB		2-2 P3		1-3 K		2-0 4-3		2-1 FC5-2	4	1	0	0	1	1	3	Cleveland Indians @ Kansas City Royals Royals Stadium, Kansas City, MO Tue Aug 30 1988, 8:05 PM EDT Att: 23,437 - Unknown - 75 F										
Terry Francona, L OBP: 0.335, SLG: 0.377 (1, 10)	0-0 F7		2-2 1B		0-0 L3		1-0 F9	0-2 F7	5	0	1	0	0	0	3												
Joe Carter, R OBP: 0.321, SLG: 0.488 (1, 8)	1-2 WP 1B		1-0 P4		0-1 F8		1-2 F7		4	1	1	0	0	0	1												
Mel Hall, L OBP: 0.328, SLG: 0.412 (1, 7)	3-1 2H 3-H 1B		1-2 4-3		1-0 F3		0-0 2B		4	0	2	1	0	0	1												
Cory Snyder, R OBP: 0.326, SLG: 0.495 (1, 9)	0-3 K		0-0 2B		4-2 BB		2-1 F7		3	0	1	0	1	1	2												
Willie Upshaw, L OBP: 0.339, SLG: 0.381 (1, 3)	0-3 K		1-0 P5		0-0 F9		3-2 1B 2B		4	1	1	0	0	1	3												
Brook Jacoby, R OBP: 0.315, SLG: 0.353 (1, 5)		2-2 6-3 2B		1-3 K		1-0 F9		2-2 F3	4	0	1	0	0	1	2												
Andy Allanson, R OBP: 0.285, SLG: 0.307 (1, 2)		1-1 6-3		2-1 F7		2-2 F9		1-1 2B 1B	4	1	1	0	0	0	2												
Paul Zuvella, R OBP: 0.305, SLG: 0.311 (1, 6)		1-3 K		2-1 E5 L3		2-2 1B		2-2 FC5-2 2B	4	0	2	2	0	1	0												
Inning Stats	R: 2 E: 0 K: 2 S: 15	H: 2 LOB: 1 BB: 1 P: 23	R: 0 E: 0 K: 1 S: 8	H: 1 LOB: 0 BB: 0 P: 12	R: 0 E: 0 K: 0 S: 11	H: 1 LOB: 1 BB: 0 P: 17	R: 0 E: 0 K: 1 S: 7	H: 1 LOB: 1 BB: 0 P: 11	R: 0 E: 0 K: 0 S: 6	H: 0 LOB: 1 BB: 1 P: 9	R: 0 E: 0 K: 0 S: 9	H: 1 LOB: 1 BB: 0 P: 16	R: 0 E: 0 K: 0 S: 7	H: 1 LOB: 1 BB: 0 P: 11	R: 2 E: 0 K: 0 S: 17	H: 3 LOB: 1 BB: 0 P: 27	1B: 6 2B: 5 3B: 0 HR: 0	SF: 0 SAC: 0 DP: 1 HBP: 0	WP: 1 PB: 0 SB: 1 CS: 0	PA: 38							
PITCHER	IP	WLS	BF	H	R	ER	SO	BB	IBB	HBP	BLK	WP	HR	S	P	ERA	WHIP										
Ted Power, R ERA: 5.84 (1, 1)	8.0	L	32	7	2	2	5	2	0	0	0	1	0	69	110	2.25	1.125										
Jerry Don Gleason, L ERA: 3.0 (9, 1)	0.1		3	2	2	2	0	0	0	0	0	0	0	8	14	54.00	6.000										
Steve Farr, R ERA: 2.17 (9, 1)	0.2		3	1	0	0	0	0	0	0	0	0	0	9	13	0.00	1.500										

Batter	1	2	3	4	5	6	7	8	9	AB	R	H	RBI	BB	SO	LOB	BOTTOM										
Willie Wilson, S OBP: 0.292, SLG: 0.345 (1, 8)	2-3 K		2-2 S 1B	3-1			0-1 4-3		0-3 K	5	0	1	0	0	2	2	Cleveland Indians @ Kansas City Royals Royals Stadium, Kansas City, MO Tue Aug 30 1988, 8:05 PM EDT Att: 23,437 - Unknown - 75 F										
Kevin Seitzer, R OBP: 0.381, SLG: 0.415 (1, 5)	0-0 1B		1-0 F8		2-1 F9		2-2 4-3			4	0	1	0	0	0	1											
George Brett, L OBP: 0.402, SLG: 0.541 (1, 3)	2-0 F7		4-0 1-2 BB		1-1 4-3		2-0 F9			3	0	0	0	1	0	1											
Pat Tabler, R OBP: 0.351, SLG: 0.355 (1, 10)	1-0 P4		2-2 6-3		1-2 E5		1-1 F8			4	0	0	0	0	0	3											
Danny Tartabull, R OBP: 0.371, SLG: 0.505 (1, 9)		4-2 FC6-4 BB		2-1 L4		1-0 F7		0-0 F9		3	0	0	0	1	0	1											
Frank White, R OBP: 0.282, SLG: 0.362 (1, 4)	0-0 FC6-4 CS		2-1 F9		1-2 SH1-3 1B		0-0 1B			4	0	2	0	0	0	1											
Bo Jackson, R OBP: 0.269, SLG: 0.476 Jim Eisenreich, L OBP: 0.216, SLG: 0.253 (6, 7)	4-2 BB		0-1 BB		0-1 SH1-3		1-3 K			1	1	1	0	1	0	0											
Jamie Quirk, L OBP: 0.326, SLG: 0.405 Bill Buckner, L OBP: 0.273, SLG: 0.324 (9, PH)	0-1 6-3		4-1 1B BB		2-1 4-3		0-0 4-3			2	0	0	0	1	0	2											
Bill Pecota, R OBP: 0.230, SLG: 0.264 (1, 6)			2-1 P3		2-1 1-2 2H 1B		0-3 K		2-2 5-3	4	0	1	1	0	1	1											
Inning Stats	R: 0 E: 0 K: 1 S: 6	H: 1 LOB: 1 BB: 0 P: 11	R: 0 E: 0 K: 0 S: 7	H: 0 LOB: 2 BB: 2 P: 15	R: 0 E: 0 K: 0 S: 9	H: 1 LOB: 2 BB: 1 P: 20	R: 1 E: 0 K: 0 S: 12	H: 2 LOB: 1 BB: 1 P: 24	R: 0 E: 0 K: 0 S: 8	H: 0 LOB: 1 BB: 0 P: 13	R: 0 E: 0 K: 1 S: 9	H: 1 LOB: 1 BB: 0 P: 12	R: 0 E: 0 K: 0 S: 6	H: 0 LOB: 0 BB: 0 P: 10	R: 0 E: 0 K: 1 S: 7	H: 1 LOB: 1 BB: 0 P: 9	R: 0 E: 0 K: 1 S: 7	H: 0 LOB: 0 BB: 0 P: 9	1B: 6 2B: 0 3B: 0 HR: 0	SF: 0 SAC: 1 DP: 0 HBP: 0	WP: 0 PB: 0 SB: 2 CS: 1	PA: 37					
PITCHER	IP	WLS	BF	H	R	ER	SO	BB	IBB	HBP	BLK	WP	HR	S	P	ERA	WHIP										
Tom Candiotti, R ERA: 3.47 (1, 1)	6.0	W	27	5	1	1	2	4	0	0	0	0	0	51	95	1.50	1.500										
Brad Havens, L ERA: 3.66 (7, 1)	3.0	S	10	1	0	0	2	0	0	0	0	0	0	20	28	0.00	0.333										

AB	36
R	4
H	10
RBI	3
BB	2
SO	5
LOB	17



Batter	1	2	3	4	5	6	7	8	9	AB	R	H	RBI	BB	SO	LOB	TOP			
Julio Franco, R OBP: 0.360, SLG: 0.419 (1, 4)	0-0 6-3		2-2 F8		3-1 4-1			1-1 L4		4	0	0	0	0	0	4	Cleveland Indians @ Kansas City Royals Royals Stadium, Kansas City, MO Wed Aug 31 1988, 8:05 PM EDT Att: 20,615 - Unknown - 85 F			
Willie Upshaw, L OBP: 0.339, SLG: 0.380 (1, 3)	0-0 F8		1-3 K			1-2 F7		0-1 1B		4	0	1	0	0	1	1				
Joe Carter, R OBP: 0.320, SLG: 0.486 (1, 8)	3-2 6-3			0-1 6-3		1-1 1B		1-0 F7		4	0	1	0	0	0	2				
Ron Kittle, R OBP: 0.329, SLG: 0.560 (1, 10)		1-1 6-3		1-0 F8		1-2 1B		1-3 K		4	0	1	0	0	1	2				
Cory Snyder, R OBP: 0.326, SLG: 0.493 (1, 9)		2-2 G3 1B		1-1 F9		3-2 G6-4-3 1B		1-3 K		4	0	1	0	0	1	2				
Brook Jacoby, R OBP: 0.312, SLG: 0.350 (1, 5)		2-2 G3 1B		0-0 2-3			0-0 4-3		0-1 4-3	4	0	0	0	0	0	1				
Carmen Castillo, R OBP: 0.297, SLG: 0.357 (1, 7)		2-1 6-3		0-0 1B 1B			3-3 K		0-0 F8	4	0	1	0	0	1	1				
Andy Allanson, R OBP: 0.288, SLG: 0.308 (1, 2)			4-0 F8 SH1-4 BB		0-1 1B		2-2 4-3			2	0	1	0	1	0	0				
Paul Zuvella, R OBP: 0.309, SLG: 0.315 (1, 6)			0-0 SH1-4		2-1 F8-7			0-0 1B 1B		2	0	1	0	0	0	2				
Inning Stats	R: 0 H: 0 E: 0 K: 0 S: 7	H: 0 LOB: 0 BB: 0 P: 10	R: 0 H: 1 E: 0 K: 0 S: 12	LOB: 1 BB: 0 P: 19	R: 0 H: 0 E: 0 K: 1 S: 10	LOB: 1 BB: 1 P: 17	R: 0 H: 0 E: 0 K: 0 S: 5	H: 0 LOB: 0 BB: 0 P: 7	R: 0 H: 2 E: 0 K: 0 S: 8	LOB: 2 BB: 0 P: 13	R: 0 H: 2 E: 0 K: 1 S: 9	H: 0 LOB: 0 BB: 0 P: 14	R: 0 H: 2 E: 0 K: 1 S: 9	LOB: 2 BB: 0 P: 12	R: 0 H: 0 E: 0 K: 1 S: 6	H: 0 LOB: 0 BB: 0 P: 7	1B: 7 2B: 0 3B: 0 HR: 0	SF: 0 SAC: 1 DP: 1 HBP: 0	WP: 0 PB: 0 SB: 0 CS: 0	PA: 34
PITCHER Charlie Leibrandt, L ERA: 3.39 (1, 1)	IP: 9.0 WLS: W BF: 34 H: 7 R: 0 ER: 0 SO: 4 BB: 1 IBB: 0 HBP: 0 BLK: 0 WP: 0 HR: 0 S: 78 P: 117 ERA: 0.00 WHIP: 0.889																			

Batter	1	2	3	4	5	6	7	8	9	AB	R	H	RBI	BB	SO	LOB	BOTTOM			
Willie Wilson, S OBP: 0.292, SLG: 0.344 (1, 8)	0-3 K		1-3 K			0-0 F8		0-0 CS 1B		4	0	1	0	0	2	1	Cleveland Indians @ Kansas City Royals Royals Stadium, Kansas City, MO Wed Aug 31 1988, 8:05 PM EDT Att: 20,615 - Unknown - 85 F			
Kevin Seitzer, R OBP: 0.378, SLG: 0.411 (1, 5)	0-1 L9			1-2 6-3		1-0 P4		1-3 K		4	0	0	0	0	1	1				
George Brett, L OBP: 0.401, SLG: 0.538 (1, 10)	2-2 4-3			4-2 6-3 BB		1-3 K		2-1 F9		3	0	0	0	1	1	1				
Pat Tabler, R OBP: 0.350, SLG: 0.354 (1, 3)		0-2 P3		1-2 6-3			0-0 1B			3	0	1	0	0	0	1				
Brad Wellman, R OBP: 0.296, SLG: 0.260 (9, 6)				1-3 6-3			0-0 1B			0	0	0	0	0	0	0				
Danny Tartabull, R OBP: 0.371, SLG: 0.504 (1, 9)		1-1 L3		1-1 5-3			2-2 SH1 1B			3	1	1	0	0	0	1				
Frank White, R OBP: 0.281, SLG: 0.360 (1, 4)		1-0 3-1			0-2 F8		0-0 FC5-2-5-1 SH1 1B			3	0	0	0	0	0	2				
Bo Jackson, R OBP: 0.289, SLG: 0.473 (1, 7)			3-3 K		1-3 K		1-3 SH1 IBB			2	0	0	0	1	2	0				
Bill Pecota, R OBP: 0.243, SLG: 0.271 (1, 6)			4-1 S BB		2-2 1B		1-0 SH1			1	0	1	1	1	0	0				
Larry Owen, R OBP: 0.290, SLG: 0.200 (1, 2)			0-3 K		1-2 P4		1-2 2-3 3-H 0-3 K			3	0	0	0	0	2	4				
Inning Stats	R: 0 H: 0 E: 0 K: 1 S: 10	H: 0 LOB: 0 BB: 0 P: 12	R: 0 H: 0 E: 0 K: 0 S: 6	LOB: 0 BB: 0 P: 8	R: 0 H: 0 E: 0 K: 3 S: 14	LOB: 1 BB: 1 P: 22	R: 0 H: 0 E: 0 K: 0 S: 11	H: 0 LOB: 1 BB: 1 P: 18	R: 0 H: 1 E: 0 K: 1 S: 13	LOB: 1 BB: 0 P: 17	R: 0 H: 0 E: 0 K: 1 S: 6	LOB: 0 BB: 0 P: 8	R: 1 H: 2 E: 0 K: 1 S: 10	LOB: 2 BB: 1 P: 17	R: 0 H: 1 E: 0 K: 1 S: 7	LOB: 0 BB: 0 P: 9	1B: 4 2B: 0 3B: 0 HR: 0	SF: 0 SAC: 1 DP: 0 HBP: 0	WP: 0 PB: 0 SB: 1 CS: 1	PA: 30
PITCHER Greg Swindell, L ERA: 3.3 (1, 1)	IP: 8.0 WLS: L BF: 30 H: 4 R: 1 ER: 1 SO: 8 BB: 2 IBB: 1 HBP: 0 BLK: 0 WP: 0 HR: 0 S: 77 P: 111 ERA: 1.12 WHIP: 0.750																			


AB	32
R	0
H	7
RBI	0
BB	1
SO	4
LOB	15




AB	26
R	1
H	4
RBI	1
BB	3
SO	8
LOB	11



WP	0
PB	0
SB	0
CS	1

Batter	1	2	3	4	5	6	7	8	9	10	11	12	13	AB R H RBI BB SO LOB	TOP						
Steve Lyons, L OBP: 0.305, SLG: 0.362 (1, 8)	F5		F5				G6-3			G4-3		G4-6-3		6 1 1 0 0 0 1	<p>Chicago White Sox @ Cleveland Indians Cleveland Municipal Stadium, Cleveland, OH</p> <p>livebaseballscorecards.com</p> <p>AB 45 R 3 H 9 RBI 3 BB 3 SO 5 LOB 17</p> 						
Donnie Hill, S OBP: 0.284, SLG: 0.284 Fred Manrique, R OBP: 0.283, SLG: 0.367 (1, 4)	BB		FC3-2					P6		G5-3		G6-3		3 0 1 1 1 0 0 2 0 0 0 0 0 0							
Harold Barnes, L OBP: 0.350, SLG: 0.396 Dave Gallagher, R OBP: 0.332, SLG: 0.387 (1, 10)	F6		FC3-2					F8			SH1-4		G6-3	5 0 1 0 0 0 2 1 0 1 0 0 0 0							
Carlton Fisk, R OBP: 0.390, SLG: 0.591 (1, 2)	1B		L6								SH1-4		K	4 0 1 0 0 0 1 2							
Daryl Boston, L OBP: 0.275, SLG: 0.452 (1, 7)	F7		P6										K	4 0 0 0 2 1 5							
Mike Diaz, R OBP: 0.303, SLG: 0.248 (1, 3)														5 1 1 0 0 0 2 3							
Kenny Williams, R OBP: 0.237, SLG: 0.323 Dan Pasqua, L OBP: 0.350, SLG: 0.404 (11, PH)	F8													4 1 1 2 0 1 1 1 0 0 0 0 0 2							
Ozzie Guillen, L OBP: 0.286, SLG: 0.300 (1, 6)			G1-3											5 0 1 0 0 0 0							
Carlos Martinez, R OBP: 0.200, SLG: 0.200 (1, 5)	P5		G6-3											5 0 1 0 0 0 1							
Inning Stats	R: 0 E: 0 K: 0 S: 11	H: 1 LOB: 2 BB: 1 P: 16	R: 0 E: 0 K: 1 S: 7	H: 1 LOB: 1 BB: 11	R: 1 E: 0 K: 0 S: 13	H: 2 LOB: 1 BB: 22	R: 2 E: 0 K: 0 S: 9	H: 2 LOB: 0 BB: 10	R: 0 E: 0 K: 0 S: 2	H: 0 LOB: 0 BB: 1 P: 8	R: 0 E: 0 K: 0 S: 8	H: 0 LOB: 0 BB: 0 P: 12	R: 0 E: 0 K: 2 S: 13	H: 1 LOB: 2 BB: 1 P: 16		R: 0 E: 0 K: 2 S: 13	H: 1 LOB: 1 BB: 0 P: 16	1B: 7 2B: 1 3B: 1 HR: 1	SF: 0 SAC: 1 DP: 2 HBP: 1	W/P: 0 PB: 0 SB: 1 CS: 0	PA: 50
PITCHER	IP WLS BF H R ER SO BB IBB HBP BLK WP HR S P ERA WHIP																				
Rod Nichols, R ERA: 6.09 Don Gordon, R ERA: 3.47 Doug Jones, R ERA: 1.97	6.0 4.0 3.0	WLS 25 W	H 6 2	R 3 0	ER 3 0	SO 1 1	BB 2 0	IBB 0 1	HBP 0 0	BLK 0 0	WP 0 0	HR 1 0	S 48 33	P 78 46		ERA 4.50 0.00	WHIP 1.333 0.250				

Batter	1	2	3	4	5	6	7	8	9	10	11	12	13	AB R H RBI BB SO LOB	BOTTOM								
Julio Franco, R OBP: 0.364, SLG: 0.423 (1, 4)	G6-3		1B				1B							7 2 5 1 0 0 0	<p>Chicago White Sox @ Cleveland Indians Cleveland Municipal Stadium, Cleveland, OH</p> <p>livebaseballscorecards.com</p> <p>AB 53 R 4 H 16 RBI 4 BB 2 SO 4 LOB 28</p> 								
Andy Allanson, R OBP: 0.291, SLG: 0.311 (1, 2)	G5-3		1B				L8							7 0 3 2 0 1 2									
Joe Carter, R OBP: 0.320, SLG: 0.487 (1, 8)	2B		K				L8							6 0 2 0 0 2 4									
Ron Kittle, R OBP: 0.552, SLG: 0.552 Ron Washington, R OBP: 0.296, SLG: 0.363 (1, 10)	G6-3		G6-3				1B							3 0 0 0 1 1 5 2 0 0 0 0 0 2									
Brook Jacoby, R OBP: 0.311, SLG: 0.347 (1, 5)	G4-3													6 1 1 0 0 0 3									
Luis Medina, R OBP: 0.667, SLG: 0.667 Willie Upshaw, L OBP: 0.339, SLG: 0.380 (8, PH)	G4-6-3													3 0 2 0 0 0 0 3 0 1 0 0 0 2									
Mel Hall, L OBP: 0.327, SLG: 0.412 Cory Snyder, R OBP: 0.325, SLG: 0.492 (13, 9)	G4-6-3		F5											5 0 1 0 0 0 4 1 0 0 0 0 0 2									
Paul Zuvella, R OBP: 0.310, SLG: 0.309 Terry Francona, L OBP: 0.339, SLG: 0.381 Houston Jimenez, R OBP: 0.053, SLG: 0.053 (9, 6)			SH1-3											2 1 0 0 1 0 1 1 0 1 1 0 0 0 2 0 0 0 0 0 1									
Scott Jordan, R (1, 9) Dave Clark, L OBP: 0.304, SLG: 0.276 (8, 9)	SH1-3													1 0 0 0 0 0 0 4 0 0 0 0 0 2									
Inning Stats	R: 0 E: 0 K: 0 S: 8	H: 1 LOB: 1 BB: 0 P: 12	R: 0 E: 0 K: 0 S: 9	H: 1 LOB: 0 BB: 0	R: 1 E: 0 K: 1 S: 7	H: 3 LOB: 2 BB: 14	R: 0 E: 0 K: 0 S: 7	H: 0 LOB: 0 BB: 0 P: 12	R: 0 E: 0 K: 0 S: 7	H: 1 LOB: 1 BB: 0 P: 14	R: 1 E: 0 K: 2 S: 10	H: 2 LOB: 2 BB: 1 P: 16	R: 0 E: 0 K: 2 S: 11	H: 1 LOB: 1 BB: 0 P: 13		R: 0 E: 1 K: 0 S: 10	H: 1 LOB: 2 BB: 0 P: 13	R: 1 E: 0 K: 0 S: 10	H: 2 LOB: 1 BB: 0 P: 13	1B: 14 2B: 2 3B: 0 HR: 0	SF: 0 SAC: 1 DP: 1 HBP: 0	W/P: 0 PB: 0 SB: 2 CS: 0	PA: 56
PITCHER	IP WLS BF H R ER SO BB IBB HBP BLK WP HR S P ERA WHIP																						
Jerry Reuss, L ERA: 3.86 Barry Jones, R ERA: 3.15 Bobby Thigpen, R ERA: 3.15 Dwain Gooden, R ERA: 3.66 Ken Patterson, L ERA: 5.4	5.0 2.0 2.0 2.1 1.1	WLS 23 7 10 10 L	H 8 1 2 6	R 2 0 0 1	ER 2 0 1 0	SO 2 1 2 0	BB 1 0 0 0	IBB 0 0 0 0	HBP 0 0 0 0	BLK 0 0 0 0	WP 0 0 0 0	HR 0 14 29 17 16	S 51 26 29 26 21	P 72 26 29 26 21		ERA 3.60 0.00 4.50 0.00 6.75	WHIP 1.800 0.500 2.000 0.857 1.500						

Batter	1	2	3	4	5	6	7	8	9	AB	R	H	RBI	BB	SO	LOB	TOP					
Dave Gallagher, R (1, 8) OBP: 0.335, SLG: 0.386	F7		FC5-4 BB		1-3			CS 1B		3	0	1	0	1	0	0						
Kenny Williams, R (1, 9) OBP: 0.237, SLG: 0.337	HR		FC5-4 BLK			L5		K		4	1	1	1	0	1	3						
Harold Baines, L (1, 10) OBP: 0.348, SLG: 0.396	4-3		SF9			2-3			F7	3	0	0	1	0	0	0						
Carlton Fisk, R (1, 2) OBP: 0.383, SLG: 0.578	K		4-3			K			F6	4	0	0	0	0	2	1						
Mike Diaz, R (1, 3) OBP: 0.310, SLG: 0.258 Daryl Boston, L (7, PR) OBP: 0.274, SLG: 0.450		L9				SH1-4 1B			K	3	0	2	0	0	0	0						
Russ Morman, R (1, 7) OBP: 0.256, SLG: 0.225		K				SH1-4 1-2				2	0	0	0	0	2	1						
Carlos Martinez, R (1, 5) OBP: 0.250, SLG: 0.250		1B				K				3	0	1	0	0	2	2						
Fred Manrique, R (1, 4) OBP: 0.281, SLG: 0.363		F7								3	0	0	0	0	1	3						
Ozzie Guillen, L (1, 6) OBP: 0.286, SLG: 0.300			FC5-4 BB SF9 1B			4-3			F9	3	1	1	0	0	0	0						
Inning Stats	R: 1 E: 0 K: 1 S: 11	H: 1 LOB: 0 BB: 0 P: 18	R: 0 E: 0 K: 1 S: 12	H: 1 LOB: 1 BB: 0 P: 20	R: 1 E: 0 K: 0 S: 8	H: 1 LOB: 1 BB: 1 P: 15	R: 0 E: 0 K: 2 S: 8	H: 1 LOB: 0 BB: 0 P: 13	R: 0 E: 0 K: 0 S: 8	H: 0 LOB: 0 BB: 0 P: 15	R: 0 E: 0 K: 1 S: 6	H: 0 LOB: 2 BB: 0 P: 8	R: 0 E: 0 K: 2 S: 10	H: 1 LOB: 0 BB: 0 P: 14	R: 0 E: 0 K: 1 S: 6	H: 1 LOB: 1 BB: 0 P: 10	R: 0 E: 0 K: 1 S: 8	H: 0 LOB: 0 BB: 0 P: 10	1B: 5 2B: 1 3B: 0 HR: 1	SF: 1 SAC: 1 DP: 1 HBP: 0	WP: 0 PB: 0 CS: 1	PA: 32
PITCHER	IP	WLS	BF	H	R	ER	SO	BB	IBB	HBP	BLK	WP	HR	S	P	ERA	WHIP					
Bud Black, L (1, 1) ERA: 5.05	7.0		26	5	2	2	7	1	0	0	1	0	1	63	103	2.57	0.857					
Brad Havens, L (8, 1) ERA: 3.52	2.0	W	6	1	0	0	2	0	0	0	0	0	0	14	20	0.00	0.500					

Chicago White Sox @ Cleveland Indians
Cleveland Municipal Stadium, Cleveland, OH
Sun Sep 04 1988, 3:33 AM EDT
Cloudy - 60 F

AB	29
R	2
H	6
RBI	2
BB	1
SO	9
LOB	10



Batter	1	2	3	4	5	6	7	8	9	AB	R	H	RBI	BB	SO	LOB	BOTTOM					
Julio Franco, R (1, 4) OBP: 0.362, SLG: 0.420	1-3		L9			4-6-3		F9		4	0	0	0	0	0	2						
Terry Francona, L (1, 10) OBP: 0.337, SLG: 0.378	6-3				F8	1B		F9		4	1	1	0	0	0	0						
Joe Carter, R (1, 8) OBP: 0.322, SLG: 0.487	6-3				F4	1B		WP S 1B		4	0	2	0	0	0	0						
Mel Hall, L (1, 7) OBP: 0.327, SLG: 0.418 Carmen Castillo, R (8, PH) OBP: 0.295, SLG: 0.354		3-1			HR	F6		K		3	1	1	1	0	0	2						
Willie Upshaw, L (1, 3) OBP: 0.339, SLG: 0.379 Luis Medina, R (8, PH) OBP: 0.500, SLG: 0.500		4-3			L9			5-3		3	0	1	1	0	0	0						
Brook Jacoby, R (1, 5) OBP: 0.308, SLG: 0.344		K				6-3		K		4	0	0	0	0	2	2						
Dave Clark, L (1, 9) OBP: 0.311, SLG: 0.312					BB	F7		4-3		3	1	1	1	1	0	0						
Ron Tingley, R (1, 2) OBP: 0.300, SLG: 0.389					F9	FC6-4 BB		F3		2	0	0	0	1	0	1						
Paul Zuvella, R (1, 6) OBP: 0.311, SLG: 0.309					F9	FC6-4		1B		3	0	1	0	0	0	2						
Inning Stats	R: 0 E: 0 K: 0 S: 6	H: 0 LOB: 0 BB: 0 P: 9	R: 0 E: 0 K: 1 S: 11	H: 0 LOB: 0 BB: 0 P: 16	R: 0 E: 0 K: 0 S: 7	H: 0 LOB: 1 BB: 1 P: 13	R: 1 E: 0 K: 0 S: 14	H: 1 LOB: 0 BB: 0 P: 20	R: 0 E: 0 K: 0 S: 9	H: 0 LOB: 1 BB: 1 P: 18	R: 1 E: 0 K: 1 S: 13	H: 3 LOB: 2 BB: 0 P: 15	R: 0 E: 0 K: 0 S: 13	H: 1 LOB: 1 BB: 0 P: 20	R: 0 E: 0 K: 1 S: 11	H: 1 LOB: 0 BB: 0 P: 16	R: 1 E: 0 K: 0 S: 3	H: 1 LOB: 0 BB: 0 P: 7	1B: 5 2B: 0 3B: 0 HR: 2	SF: 0 SAC: 0 DP: 0 HBP: 0	WP: 1 PB: 0 CS: 0	PA: 34
PITCHER	IP	WLS	BF	H	R	ER	SO	BB	IBB	HBP	BLK	WP	HR	S	P	ERA	WHIP					
Melido Perez, R (1, 1) ERA: 4.13	7.1		30	6	2	2	2	2	0	0	0	0	0	80	119	2.46	1.091					
Steve Rosenberg, L (8, 1) ERA: 3.98	0.1		1	0	0	0	1	0	0	0	0	0	0	3	5	0.00	0.000					
Barry Jones, R (8, 1) ERA: 3.25	0.2	L	3	1	1	1	0	0	0	0	0	1	1	4	10	13.50	1.500					

Chicago White Sox @ Cleveland Indians
Cleveland Municipal Stadium, Cleveland, OH
Sun Sep 04 1988, 3:33 AM EDT
Cloudy - 60 F

AB	32
R	3
H	7
RBI	3
BB	2
SO	3
LOB	11



Batter	1	2	3	4	5	6	7	8	9	AB	R	H	RBI	BB	SO	LOB	TOP					
Dave Gallagher, R (1, 8) OBP: 0.340, SLG: 0.394	F8		4-3		1B		1-2		2B	5	1	3	0	0	0	0						
Steve Lyons, L (1, 5) OBP: 0.308, SLG: 0.370	6-3		E4		1B		G3		2B	5	1	3	1	0	0	2						
Harold Baines, L (1, 10) OBP: 0.346, SLG: 0.398	F8		F8		4-3		1-3		2B	5	0	1	1	0	0	5						
Carlos Martinez, R (9, PR) OBP: 0.250, SLG: 0.250	F8		F8		4-3		1-3		1B	0	1	0	0	0	0	0						
Dan Pasqua, L (1, 9) OBP: 0.300, SLG: 0.402		K			G3-6-3		K		4-3	2	0	0	0	1	2	0						
Kenny Williams, R (8, PH) OBP: 0.240, SLG: 0.335					1B				1B	1	1	0	0	1	0	1						
Mark Salas, L (1, 2) OBP: 0.314, SLG: 0.345		1B			G3-6-3		K		2B	3	0	2	0	0	1	0						
Carlton Fisk, R (8, PH) OBP: 0.384, SLG: 0.577		1B			1-2				1B	2	1	1	1	0	1	1						
Daryl Boston, L (1, 7) OBP: 0.273, SLG: 0.449	F7		G3-6-3		1-2		2B		F9	5	0	1	0	0	0	6						
Mike Diaz, R (1, 3) OBP: 0.265, SLG: 0.265		1B			1-3		F7		2B	4	0	2	0	0	1	2						
Russ Morman, R (8, PR) OBP: 0.273, SLG: 0.268		1B			K				1B	1	0	1	1	0	0	0						
Ozzie Guillen, L (1, 6) OBP: 0.286, SLG: 0.300	G3				G3		F5		1B	4	0	1	1	0	0	2						
Donnie Hill, S (1, 4) OBP: 0.302, SLG: 0.284					L9		6-3			4	0	1	0	0	1	2						
Fred Manrique, R (9, 4) OBP: 0.281, SLG: 0.363			K							0	0	0	0	0	0	0						
Inning Stats	R: 0 E: 0 K: 0 S: 10	H: 0 LOB: 0 BB: 0 P: 15	R: 0 E: 0 K: 1 S: 11	H: 2 LOB: 2 BB: 0 P: 17	R: 0 E: 1 K: 1 S: 13	H: 1 LOB: 1 BB: 0 P: 19	R: 0 E: 0 K: 1 S: 9	H: 1 LOB: 1 BB: 1 P: 14	R: 0 E: 0 K: 2 S: 7	H: 2 LOB: 2 BB: 0 P: 10	R: 0 E: 0 K: 0 S: 9	H: 1 LOB: 1 BB: 0 P: 12	R: 0 E: 0 K: 0 S: 11	H: 2 LOB: 2 BB: 0 P: 19	R: 1 E: 0 K: 1 S: 15	H: 2 LOB: 2 BB: 1 P: 22	R: 4 E: 0 K: 0 S: 10	H: 5 LOB: 2 BB: 0 P: 11	1B: 10 2B: 5 3B: 1 HR: 0	SF: 0 SAC: 0 DP: 1 HBP: 0	WP: 0 PB: 0 CS: 0	PA: 43
PITCHER	IP	WLS	BF	H	R	ER	SO	BB	IBB	HBP	BLK	WP	HR	S	P	ERA	WHIP					
Rich Yett, R (1, 1) ERA: 4.3	6.1		28	9	0	0	5	1	0	0	0	0	0	67	102	0.00	1.579					
Scott Bailes, L (7, 1) ERA: 4.59	0.2		3	0	1	1	0	1	0	0	0	0	0	3	8	13.50	1.500					
Doug Jones, R (8, 1) ERA: 2.42	1.1	L	10	6	4	4	1	0	0	0	0	0	0	22	25	27.00	4.500					
Brad Havens, L (9, 1) ERA: 3.48	0.2		2	1	0	0	0	0	0	0	0	0	0	3	4	0.00	1.500					

Chicago White Sox @ Cleveland Indians
Cleveland Municipal Stadium, Cleveland, OH

AB 41
R 5
H 16
RBI 5
BB 2
SO 6
LOB 21



WP: 0 PA: 43
PB: 0
CS: 0

Sun Sep 04 1988, 3:38 AM EDT
Att: 11,979 - Cloudy - 58 F

livebaseballscorecards.com

Batter	1	2	3	4	5	6	7	8	9	AB	R	H	RBI	BB	SO	LOB	BOTTOM					
Julio Franco, R (1, 4) OBP: 0.361, SLG: 0.419	F9		6-3		6-3			SH3-4		4	0	1	0	0	0	3						
Terry Francona, L (1, 10) OBP: 0.337, SLG: 0.377	5-3				G6-4-3		4-3	SH3-4		3	0	1	0	0	0	0						
Joe Carter, R (1, 8) OBP: 0.321, SLG: 0.491	F8		G6-4-3		1-2		HR	F9		4	1	1	1	0	0	2						
Mel Hall, L (1, 7) OBP: 0.326, SLG: 0.416	F8		1-3		1-3		F9			3	0	0	0	1	0	0						
Willie Upshaw, L (1, 3) OBP: 0.338, SLG: 0.378	2-3				1B		L9	IBB		4	1	1	0	0	0	2						
Brook Jacoby, R (1, 5) OBP: 0.308, SLG: 0.344	K				2B		L5		F8	4	0	1	0	0	1	0						
Dave Clark, L (1, 9) OBP: 0.336, SLG: 0.361					6-3					4	0	4	1	0	0	0						
Andy Allanson, R (1, 2) OBP: 0.288, SLG: 0.307			F8		G3		6-3		K	4	0	0	0	0	1	5						
Paul Zuvella, R (1, 6) OBP: 0.302, SLG: 0.300			6-3				6-3			3	0	0	0	0	1	4						
Ron Kittle, R (9, PH) OBP: 0.326, SLG: 0.549			6-3		K		6-3		F9	1	0	0	0	0	0	1						
Inning Stats	R: 0 E: 0 K: 0 S: 7	H: 0 LOB: 0 BB: 0 P: 11	R: 0 E: 0 K: 1 S: 8	H: 0 LOB: 0 BB: 0 P: 14	R: 0 E: 0 K: 0 S: 12	H: 1 LOB: 1 BB: 0 P: 19	R: 0 E: 0 K: 0 S: 3	H: 1 LOB: 0 BB: 0 P: 5	R: 1 E: 0 K: 1 S: 12	H: 3 LOB: 2 BB: 0 P: 21	R: 1 E: 0 K: 0 S: 6	H: 1 LOB: 0 BB: 0 P: 7	R: 0 E: 0 K: 0 S: 12	H: 1 LOB: 1 BB: 0 P: 16	R: 0 E: 0 K: 0 S: 10	H: 1 LOB: 2 BB: 1 P: 19	R: 0 E: 0 K: 1 S: 8	H: 1 LOB: 1 BB: 0 P: 9	1B: 6 2B: 2 3B: 0 HR: 1	SF: 0 SAC: 1 DP: 1 HBP: 0	WP: 0 PB: 0 CS: 0	PA: 36
PITCHER	IP	WLS	BF	H	R	ER	SO	BB	IBB	HBP	BLK	WP	HR	S	P	ERA	WHIP					
Bill Long, R (1, 1) ERA: 4.3	8.0		32	8	2	2	2	0	1	0	0	0	0	70	112	2.25	1.000					
Bobby Thigpen, R (9, 1) ERA: 3.11	1.0	S	4	1	0	0	1	0	0	0	0	0	0	8	9	0.00	1.000					

Chicago White Sox @ Cleveland Indians
Cleveland Municipal Stadium, Cleveland, OH

AB 34
R 2
H 9
RBI 2
BB 1
SO 3
LOB 17



WP: 0 PA: 36
PB: 0
CS: 0

Sun Sep 04 1988, 3:38 AM EDT
Att: 11,979 - Cloudy - 58 F

livebaseballscorecards.com

Batter	1	2	3	4	5	6	7	8	9	AB	R	H	RBI	BB	SO	LOB	TOP					
Ron Washington, R (1, 5) OBP: 0.300, SLG: 0.363	1-2 FC6-4 1B		2-2 HR HBP		0-0 5-3		2-1 F8			3	1	1	0	0	0	2	Cleveland Indians @ New York Yankees Yankee Stadium, Bronx, NY Mon Sep 05 1988, 3:33 AM EDT Att: 27,884 - Overcast - 79 F					
Willie Upshaw, L (1, 3) OBP: 0.341, SLG: 0.387	2-1 FC6-4 1B		1-0 HR		4-2 S BB		3-2 G6-3			3	1	2	1	1	0	2						
Julio Franco, R (1, 4) OBP: 0.360, SLG: 0.416	2-2 FC6-4 S		4-2 1B BB		3-3 K		3-2 F7			3	0	0	1	1	1	2						
Joe Carter, R (1, 8) OBP: 0.321, SLG: 0.489	1-0 5-3		0-1 1B		1-1 F8		0-0 F7			4	0	1	0	0	0	1						
Mel Hall, L (1, 7) OBP: 0.324, SLG: 0.412	3-2 F9			2-0 L6		2-2 1-3		3-1 P4		4	0	0	0	0	0	1						
Ron Kittle, R (1, 10) OBP: 0.325, SLG: 0.543		2-0 G3-6-3 1B		1-1 G6-3		0-0 G6-3		0-0 F7		4	0	1	0	0	0	0						
Dave Clark, L (1, 9) Carmen Castillo, R (0, PH) OBP: 0.345, SLG: 0.370 OBP: 0.293, SLG: 0.352		0-1 G3-6-3		0-0 1B		0-1 FC5-6 SH 1B		0-3 K		3	0	2	0	0	0	1						
Andy Allanson, R (1, 2) OBP: 0.286, SLG: 0.304		1-1 F9		0-1 F8		0-1 SH FC5-6		2-3 K		3	0	0	0	0	1	1						
Paul Zuvella, R (1, 6) OBP: 0.294, SLG: 0.291			2-2 F5		0-0 F7		0-0 FC5-6			3	0	0	0	0	0	2						
Inning Stats	R: 1 E: 0 K: 0 S: 13	H: 2 LOB: 1 BB: 0 P: 22	R: 0 E: 0 K: 0 S: 5	H: 1 LOB: 0 BB: 0 P: 8	R: 1 E: 0 K: 0 S: 13	H: 2 LOB: 2 BB: 1 P: 22	R: 0 E: 0 K: 0 S: 6	H: 1 LOB: 1 BB: 0 P: 9	R: 0 E: 0 K: 1 S: 8	H: 0 LOB: 1 BB: 1 P: 15	R: 0 E: 0 K: 0 S: 6	H: 0 LOB: 0 BB: 0 P: 9	R: 0 E: 1 K: 0 S: 10	H: 1 LOB: 2 BB: 0 P: 15	R: 0 E: 0 K: 0 S: 7	H: 0 LOB: 0 BB: 0 P: 13		R: 0 E: 0 K: 2 S: 7	H: 0 LOB: 0 BB: 0 P: 9	1B: 6 2B: 0 3B: 0 HR: 1	SF: 0 SAC: 1 DP: 1 HBP: 1	WP: 0 PB: 0 SB: 2 CS: 0
PITCHER	IP WLS BF H R ER SO	IP WLS BF H R ER SO	IP WLS BF H R ER SO	IP WLS BF H R ER SO	IP WLS BF H R ER SO	IP WLS BF H R ER SO	IP WLS BF H R ER SO	IP WLS BF H R ER SO	IP WLS BF H R ER SO	IP WLS BF H R ER SO	IP WLS BF H R ER SO	IP WLS BF H R ER SO	IP WLS BF H R ER SO	IP WLS BF H R ER SO	IP WLS BF H R ER SO	IP WLS BF H R ER SO	IP WLS BF H R ER SO	IP WLS BF H R ER SO	IP WLS BF H R ER SO	ERA WHIP	ERA WHIP	ERA WHIP
Rick Rhoden, R (1, 1) ERA: 4.34	8.0 W 32	7 2 2 1	2 0 0 0	0 0 0 0	0 0 0 0	0 0 0 0	0 0 0 0	0 0 0 0	0 0 0 0	0 0 0 0	0 0 0 0	0 0 0 0	0 0 0 0	0 0 0 0	0 0 0 0	0 0 0 0	0 0 0 0	0 0 0 0	0 0 0 0	2.25 1.125	2.25 1.125	
Dave Righetti, L (0, 1) ERA: 3.63	1.0 3 0 0	0 0 0 2	0 0 0 0	0 0 0 0	0 0 0 0	0 0 0 0	0 0 0 0	0 0 0 0	0 0 0 0	0 0 0 0	0 0 0 0	0 0 0 0	0 0 0 0	0 0 0 0	0 0 0 0	0 0 0 0	0 0 0 0	0 0 0 0	0 0 0 0	0.00 0.000	0.00 0.000	

AB	31
R	2
H	7
RBI	2
BB	2
SO	3
LOB	12



Batter	1	2	3	4	5	6	7	8	9	AB	R	H	RBI	BB	SO	LOB	BOTTOM					
Rickey Henderson, R (1, 7) OBP: 0.389, SLG: 0.393	1-3 K		2-2 6-3		0-3 K		1-1 FC4 S 1B			4	1	0	1	0	2	1	Cleveland Indians @ New York Yankees Yankee Stadium, Bronx, NY Mon Sep 05 1988, 3:33 AM EDT Att: 27,884 - Overcast - 79 F					
Willie Randolph, R (1, 4) OBP: 0.339, SLG: 0.330	1-1 P5		1-2 F7		1-0 F8		4-2 1B BB			3	1	0	0	1	0	0						
Don Mattingly, L (1, 3) OBP: 0.360, SLG: 0.465	2-3 K		0-1 1B		2-0 G6-3		1-0 1B HR 1B			4	1	2	1	0	1	0						
Dave Winfield, R (1, 9) OBP: 0.409, SLG: 0.557		2-2 G4-6-3 1B		0-2 4-3		1-1 G4-6-3 1B		1-3 HR 1B		4	1	3	1	0	0	1						
Ken Phelps, L (1, 10) OBP: 0.411, SLG: 0.552	2-1 F2		2-1 F8		2-1 F8		1-0 G4-6-3		1-1 HR	4	1	1	3	0	0	2						
Mike Pagliaro, L (1, 5) OBP: 0.280, SLG: 0.363	1-2 G4-6-3		3-2 HR		3-2 F8		2-0 F8		3-3 K	4	1	1	1	0	1	2						
Gary Ward, R (1, 8) Randy Velarde, R (0, 6) OBP: 0.288, SLG: 0.265 OBP: 0.245, SLG: 0.367			0-2 F9		1-2 F9		2-1 SH1-4 BLK FC4 1B			3	1	1	0	0	0	0						
Don Slaught, R (1, 2) OBP: 0.352, SLG: 0.475			1-2 P4		3-2 P4		0-0 SH1-4			2	0	1	0	0	0	0						
Rafael Santana, R (1, 6) Jack Clark, R (0, PH) Roberto Kelly, R (0, PR) OBP: 0.288, SLG: 0.301 OBP: 0.379, SLG: 0.439 OBP: 0.272, SLG: 0.364			2-1 F8		0-1 P6		4-1 FC4 BB			2	0	0	0	0	0	0						
Inning Stats	R: 0 E: 0 K: 2 S: 9	H: 0 LOB: 0 BB: 0 P: 13	R: 0 E: 0 K: 0 S: 8	H: 1 LOB: 0 BB: 0 P: 13	R: 0 E: 0 K: 0 S: 8	H: 0 LOB: 0 BB: 0 P: 11	R: 0 E: 0 K: 0 S: 11	H: 1 LOB: 1 BB: 0 P: 14	R: 1 E: 0 K: 1 S: 14	H: 2 LOB: 1 BB: 0 P: 23	R: 0 E: 0 K: 1 S: 5	H: 0 LOB: 0 BB: 0 P: 8	R: 0 E: 0 K: 0 S: 4	H: 1 LOB: 0 BB: 0 P: 8	R: 6 E: 0 K: 1 S: 19	H: 4 LOB: 1 BB: 2 P: 38		R: 0 E: 0 K: 2 S: 9	H: 0 LOB: 0 BB: 0 P: 13	1B: 6 2B: 0 3B: 1 HR: 2	SF: 0 SAC: 1 DP: 2 HBP: 0	WP: 0 PB: 0 SB: 2 CS: 0
PITCHER	IP WLS BF H R ER SO	IP WLS BF H R ER SO	IP WLS BF H R ER SO	IP WLS BF H R ER SO	IP WLS BF H R ER SO	IP WLS BF H R ER SO	IP WLS BF H R ER SO	IP WLS BF H R ER SO	IP WLS BF H R ER SO	IP WLS BF H R ER SO	IP WLS BF H R ER SO	IP WLS BF H R ER SO	IP WLS BF H R ER SO	IP WLS BF H R ER SO	IP WLS BF H R ER SO	IP WLS BF H R ER SO	IP WLS BF H R ER SO	IP WLS BF H R ER SO	IP WLS BF H R ER SO	ERA WHIP	ERA WHIP	ERA WHIP
Tom Candiotti, R (1, 1) ERA: 3.39	7.0 L 5	1 3 3 0	2 0 0 1	0 0 0 0	0 0 0 0	0 0 0 0	0 0 0 0	0 0 0 0	0 0 0 0	0 0 0 0	0 0 0 0	0 0 0 0	0 0 0 0	0 0 0 0	0 0 0 0	0 0 0 0	0 0 0 0	0 0 0 0	0 0 0 0	40.50 4.500	40.50 4.500	
Don Gordon, R (0, 1) ERA: 3.99	0.2 1 0 0	0 0 0 0	0 0 0 0	0 0 0 0	0 0 0 0	0 0 0 0	0 0 0 0	0 0 0 0	0 0 0 0	0 0 0 0	0 0 0 0	0 0 0 0	0 0 0 0	0 0 0 0	0 0 0 0	0 0 0 0	0 0 0 0	0 0 0 0	0 0 0 0	∞ ∞	∞ ∞	
Scott Bailes, L (0, 1) ERA: 4.96	0.0 3 2 3	0 3 3 1	0 0 0 0	0 0 0 0	0 0 0 0	0 0 0 0	0 0 0 0	0 0 0 0	0 0 0 0	0 0 0 0	0 0 0 0	0 0 0 0	0 0 0 0	0 0 0 0	0 0 0 0	0 0 0 0	0 0 0 0	0 0 0 0	0 0 0 0	81.00 6.000	81.00 6.000	
Jeff Dedmon, R (0, 1) ERA: 5.46	0.1 2 3 3	0 3 3 1	0 0 0 0	0 0 0 0	0 0 0 0	0 0 0 0	0 0 0 0	0 0 0 0	0 0 0 0	0 0 0 0	0 0 0 0	0 0 0 0	0 0 0 0	0 0 0 0	0 0 0 0	0 0 0 0	0 0 0 0	0 0 0 0	0 0 0 0	0 0 0 0	0 0 0 0	

AB	30
R	7
H	9
RBI	7
BB	2
SO	4
LOB	7



Batter	1	2	3	4	5	6	7	8	9	AB	R	H	RBI	BB	SO	LOB	TOP								
Julio Franco, R OBP: 0.364, SLG: 0.419 (1, 4)										1	0	1	0	3	0	0									
Andy Allanson, R OBP: 0.265, SLG: 0.304 (1, 2)										4	0	1	0	0	0	4									
Joe Carter, R OBP: 0.318, SLG: 0.485 (1, 8)										4	0	0	0	0	2	3									
Ron Kittle, R OBP: 0.324, SLG: 0.552 (1, 10)										4	1	1	1	0	1	1									
Carmen Castillo, R OBP: 0.289, SLG: 0.347 (6, PH)										2	0	0	0	0	1	0									
Mel Hall, L OBP: 0.324, SLG: 0.412 (6, 7)										2	0	1	0	0	0	0									
Brook Jacoby, R OBP: 0.306, SLG: 0.341 (1, 5)										4	0	0	0	0	1	1									
Reggie Williams, R (1, 7)										2	0	0	0	0	0	1									
Dave Clark, L OBP: 0.348, SLG: 0.373 (7, PH)										2	0	1	0	0	0	0									
Luis Medina, R OBP: 0.500, SLG: 0.500 (9, PH)										2	0	1	0	0	0	0									
Willie Upshaw, L OBP: 0.342, SLG: 0.387 (9, 3)										0	0	0	0	1	0	0									
Paul Zuvella, R OBP: 0.286, SLG: 0.283 (1, 6)										3	0	0	0	0	1	2									
Inning Stats	R: 0 E: 0 K: 1 S: 16	H: 1 LOB: 1 BB: 0 P: 21	R: 0 E: 1 K: 0 S: 4	H: 0 LOB: 0 BB: 0 P: 8	R: 0 E: 0 K: 1 S: 12	H: 1 LOB: 2 BB: 1 P: 22	R: 1 E: 0 K: 2 S: 12	H: 1 LOB: 0 BB: 0 P: 18	R: 0 E: 0 K: 1 S: 6	H: 0 LOB: 1 BB: 1 P: 12	R: 0 E: 0 K: 0 S: 8	H: 1 LOB: 1 BB: 0 P: 13	R: 0 E: 0 K: 0 S: 6	H: 2 LOB: 2 BB: 1 P: 15	R: 0 E: 0 K: 1 S: 7	H: 0 LOB: 0 BB: 0 P: 9	R: 0 E: 0 K: 0 S: 6	H: 0 LOB: 1 BB: 1 P: 14	1B: 4 2B: 1 3B: 0 HR: 1	SF: 0 SAC: 2 DP: 1 HBP: 0	WP: 0 PB: 0 SB: 0 CS: 0	PA: 36			
PITCHER	IP	WLS	BF	H	R	ER	SO	BB	IBB	HBP	BLK	WP	HR	S	P	ERA	WHIP								
Al Leiter, L ERA: 3.78 (1, 1)	5.0	L	20	3	1	1	5	2	0	0	0	0	1	50	81	1.80	1.000								
Neil Allen, R ERA: 4.03 (6, 1)	4.0		16	3	0	0	1	1	1	0	0	0	0	27	51	0.00	1.000								

Cleveland Indians @ New York Yankees
Yankee Stadium, Bronx, NY
Tue Sep 06 1988, 7:05 PM EDT
Att: 22,055 - Unknown - 65 F

AB 30
R 1
H 6
RBI 1
BB 4
SO 6
LOB 12

Batter	1	2	3	4	5	6	7	8	9	AB	R	H	RBI	BB	SO	LOB	BOTTOM								
Rickey Henderson, R OBP: 0.388, SLG: 0.391 (1, 7)										3	0	0	0	1	0	1									
Willie Randolph, R OBP: 0.335, SLG: 0.326 (1, 4)										4	0	0	0	0	1	1									
Don Mattingly, L OBP: 0.359, SLG: 0.464 (1, 3)										4	0	1	0	0	1	0									
Dave Winfield, R OBP: 0.407, SLG: 0.554 (1, 9)										3	0	0	0	1	2	2									
Jack Clark, R OBP: 0.378, SLG: 0.435 (1, 10)										3	0	0	0	1	1	1									
Don Slaught, R OBP: 0.348, SLG: 0.470 (1, 2)										3	0	0	0	0	2	3									
Gary Ward, R OBP: 0.284, SLG: 0.261 (1, 8)										3	0	0	0	0	1	0									
Luis Aguayo, R OBP: 0.320, SLG: 0.348 (1, 5)										3	0	2	0	0	0	0									
Rafael Santana, R OBP: 0.286, SLG: 0.299 (1, 6)										3	0	0	0	0	0	2									
Inning Stats	R: 0 E: 0 K: 1 S: 8	H: 0 LOB: 0 BB: 0 P: 15	R: 0 E: 0 K: 2 S: 10	H: 0 LOB: 0 BB: 0 P: 17	R: 0 E: 0 K: 1 S: 7	H: 1 LOB: 0 BB: 0 P: 10	R: 0 E: 0 K: 1 S: 14	H: 1 LOB: 3 BB: 2 P: 26	R: 0 E: 0 K: 0 S: 8	H: 1 LOB: 1 BB: 0 P: 13	R: 0 E: 0 K: 1 S: 9	H: 0 LOB: 1 BB: 1 P: 19	R: 0 E: 0 K: 1 S: 9	H: 0 LOB: 0 BB: 0 P: 13	R: 0 E: 0 K: 0 S: 6	H: 0 LOB: 0 BB: 0 P: 8	R: 0 E: 0 K: 1 S: 7	H: 0 LOB: 0 BB: 0 P: 10	1B: 2 2B: 1 3B: 0 HR: 0	SF: 0 SAC: 0 DP: 1 HBP: 0	WP: 0 PB: 0 SB: 0 CS: 0	PA: 32			
PITCHER	IP	WLS	BF	H	R	ER	SO	BB	IBB	HBP	BLK	WP	HR	S	P	ERA	WHIP								
Greg Swindell, L ERA: 3.16 (1, 1)	9.0	W	32	3	0	0	8	3	0	0	0	0	0	78	131	0.00	0.667								

Cleveland Indians @ New York Yankees
Yankee Stadium, Bronx, NY
Tue Sep 06 1988, 7:05 PM EDT
Att: 22,055 - Unknown - 65 F

AB 29
R 0
H 3
RBI 0
BB 3
SO 8
LOB 10

Batter	1	2	3	4	5	6	7	8	9	AB	R	H	RBI	BB	SO	LOB	TOP								
Julio Franco, R OBP: 0.363, SLG: 0.417 (1, 4)	2-1 5-3		1-1 SF8 1B	1-0 FC4-6 1B		0-0 4-3			0-2 G6-4-3	5	2	1	0	0	0	2									
Andy Allanson, R OBP: 0.297, SLG: 0.305 (1, 2)	1-1 F8		0-0 E5 1B	1-1 1B 1-2 1B		3-2 L9			0-0 6-3	5	0	2	0	0	0	0									
Joe Carter, R OBP: 0.321, SLG: 0.488 (1, 8)	2-0 2B		4-0 IBB	0-0 1B 1-3 2-H			1-1 F7			3	0	2	1	1	0	0									
Ron Kittle, R OBP: 0.318, SLG: 0.544 (1, 10)	2-2 P4		0-0 SF8		0-0 F8		2-3 K			3	0	0	1	0	1	1									
Carmen Castillo, R OBP: 0.288, SLG: 0.344 (1, 9)		1-3 K	3-H F7		0-1 1B 6-3 1B		1-2 5-3			4	0	1	0	0	1	2									
Mel Hall, L OBP: 0.324, SLG: 0.412 (9, 7)										0	0	0	0	0	0	0									
Brook Jacoby, R OBP: 0.305, SLG: 0.340 (1, 5)		1-3 K		2-1 FC4-6 1B	3-2 6-3			0-0 G6-3		4	0	1	0	0	1	1									
Reggie Williams, R OBP: 0.167, SLG: 0.167 (9, 9)		2-3 K		0-0 FC4-6 HR	0-2 FC5-4 1B			1-3 K2-3		4	1	1	0	0	2	1									
Luis Medina, R OBP: 0.500, SLG: 1.100 (1, 3)			1-1 HR	0-0 HR	0-1 FC5-4			0-3 K		4	2	2	3	0	1	2									
Willie Upshaw, L OBP: 0.342, SLG: 0.387 (8, 3)				1-H HR	1-2 FC5-4					0	0	0	0	0	0	0									
Paul Zuvella, R OBP: 0.293, SLG: 0.284 (1, 6)			2-1 5-3	2-0 FC4-6 1B		0-1 L9			4-1 G6-4-3 BB	3	0	1	0	1	0	0									
Inning Stats	R: 0 E: 0 K: 0 S: 9	H: 1 LOB: 1 BB: 0 P: 16	R: 0 E: 0 K: 3 S: 9	H: 0 LOB: 0 BB: 0 P: 13	R: 2 E: 1 K: 0 S: 10	H: 3 LOB: 2 BB: 1 P: 20	R: 3 E: 0 K: 0 S: 9	H: 5 LOB: 2 BB: 0 P: 15	R: 0 E: 0 K: 0 S: 12	H: 2 LOB: 2 BB: 0 P: 15	R: 0 E: 0 K: 1 S: 6	H: 0 LOB: 0 BB: 0 P: 9	R: 0 E: 0 K: 1 S: 9	H: 0 LOB: 0 BB: 0 P: 13	R: 0 E: 0 K: 2 S: 7	H: 0 LOB: 0 BB: 0 P: 8	R: 0 E: 0 K: 0 S: 5	H: 0 LOB: 0 BB: 1 P: 9	1B: 8 2B: 1 3B: 0 HR: 2	SF: 1 SAC: 0 DP: 1 HBP: 0	WP: 0 PB: 0 SB: 0 CS: 0	PA: 38			
PITCHER	IP	WLS	BF	H	R	ER	SO	BB	IBB	HBP	BLK	WP	HR	S	P	ERA	WHIP								
Tommy John, L ERA: 4.38 (1, 1)	4.0	L	21	9	5	5	3	0	1	0	0	0	2	37	64	11.25	2.250								
Scott Nielsen, R ERA: 6.86 (5, 1)	0.2		4	2	0	0	0	0	0	0	0	0	0	10	13	0.00	3.000								
Steve Shields, R ERA: 4.35 (5, 1)	4.1		13	0	0	0	3	1	0	0	0	0	0	29	41	0.00	0.231								

Cleveland Indians @ New York Yankees
Yankee Stadium, Bronx, NY
Wed Sep 07 1988, 7:05 PM EDT
Att: 30,023 - Unknown - 69 F

AB 35
R 5
H 11
RBI 5
BB 2
SO 6
LOB 9



Batter	1	2	3	4	5	6	7	8	9	AB	R	H	RBI	BB	SO	LOB	BOTTOM								
Rickey Henderson, R OBP: 0.388, SLG: 0.391 (1, 7)	1-3 K		1-1 S 1B		3-1 F8		2-0 6-3		2-2 FC4-6 1B	5	1	2	0	0	1	2									
Claudell Washington, L OBP: 0.364, SLG: 0.454 (1, 8)	4-1 BB		0-0 F7		1-2 G4-3		2-2 1B		1-1 FC4-6	4	0	1	2	1	0	3									
Don Mattingly, L OBP: 0.355, SLG: 0.459 (1, 3)	0-1 F8		2-0 F9		0-2 F9		2-1 F9		2-0 L3	5	0	0	0	0	0	5									
Dave Winfield, R OBP: 0.410, SLG: 0.555 (1, 9)	4-1 BB		0-1 CS 1B		1-3 K		1-2 1B			3	0	2	2	1	1	0									
Jack Clark, R OBP: 0.377, SLG: 0.432 (1, 10)	1-3 K		1-0 CS		0-0 F9		3-1 WP BB		1-3 K	3	0	0	0	1	2	3									
Mike Pagliaro, L OBP: 0.277, SLG: 0.360 (1, 5)		2-2 4-3		0-1 F8		1-0 P5		0-0 L8		4	0	0	0	0	0	2									
Willie Randolph, R OBP: 0.337, SLG: 0.328 (1, 4)		0-0 F8		0-0 1B			2-2 5-3		0-2 1B	4	0	2	0	0	0	0									
Joel Skinner, R OBP: 0.246, SLG: 0.308 (1, 2)		0-2 P4		2-3 K			2-1 6-3 1B		3-2 G3	2	0	0	0	0	1	1									
Hal Morris, L ERA: 3.97 (7, PH)										1	1	1	0	0	0	0									
Bob Geren, R ERA: 3.46 (8, PH)										0	0	0	0	0	0	0									
Ken Phelps, L OBP: 0.348, SLG: 0.470 (9, 2)										1	0	0	0	0	2	0									
Don Slaught, R OBP: 0.348, SLG: 0.470 (9, 2)										0	0	0	0	0	0	0									
Rafael Santana, R OBP: 0.290, SLG: 0.302 (1, 6)			4-2 F9 1B		2-1 1B		1-2 6-3 1B		0-1 6-3	3	2	2	0	1	0	0									
Inning Stats	R: 0 E: 0 K: 2 S: 10	H: 0 LOB: 2 BB: 2 P: 20	R: 0 E: 0 K: 0 S: 9	H: 0 LOB: 0 BB: 0 P: 11	R: 2 E: 0 K: 0 S: 9	H: 2 LOB: 0 BB: 1 P: 17	R: 0 E: 0 K: 1 S: 7	H: 1 LOB: 0 BB: 0 P: 9	R: 0 E: 0 K: 0 S: 7	H: 1 LOB: 0 BB: 0 P: 13	R: 0 E: 0 K: 1 S: 8	H: 0 LOB: 1 BB: 1 P: 13	R: 2 E: 0 K: 0 S: 15	H: 3 LOB: 1 BB: 0 P: 26	R: 0 E: 0 K: 1 S: 15	H: 2 LOB: 2 BB: 0 P: 20	R: 0 E: 0 K: 0 S: 10	H: 1 LOB: 1 BB: 0 P: 15	1B: 10 2B: 0 3B: 0 HR: 0	SF: 0 SAC: 0 DP: 0 HBP: 0	WP: 1 PB: 0 SB: 1 CS: 1	PA: 40			
PITCHER	IP	WLS	BF	H	R	ER	SO	BB	IBB	HBP	BLK	WP	HR	S	P	ERA	WHIP								
Rod Nichols, R ERA: 6.02 (1, 1)	6.1	W	27	6	4	4	4	4	0	0	0	0	1	3	3	0.00	0.000								
Don Gordon, R ERA: 3.97 (7, 1)	0.1		1	0	0	0	0	0	0	0	0	0	0	1	3	0.00	0.000								
Brad Havens, L ERA: 3.46 (7, 1)	0.1		2	1	0	0	0	0	0	0	0	0	0	5	9	0.00	3.000								
Doug Jones, R ERA: 2.36 (8, 1)	2.0	S	9	3	0	0	1	0	0	0	0	0	0	25	35	0.00	1.500								

Cleveland Indians @ New York Yankees
Yankee Stadium, Bronx, NY
Wed Sep 07 1988, 7:05 PM EDT
Att: 30,023 - Unknown - 69 F

AB 35
R 4
H 10
RBI 4
BB 4
SO 5
LOB 18



Batter	1	2	3	4	5	6	7	8	9	AB	R	H	RBI	BB	SO	LOB	TOP										
Julio Franco, R OBP: 0.363, SLG: 0.416 (1, 4)	0-0 4-3		0-2 1-3		4-0 G4-6-3 BB		2-1 4-3 1B		2-1 6-3	4	1	1	1	1	0	0	Cleveland Indians @ Boston Red Sox Fenway Park, Boston, MA Fri Sep 09 1988, 7:05 PM EDT Att: 33,349 - Unknown - 71 F										
Terry Francona, L OBP: 0.353, SLG: 0.372 (1, 10)	1-0 F3		1-1 1B		1-2 2-3 G4-6-3		0-1 4-3		0-1 6-3	5	0	1	0	0	0	4											
Joe Carter, R OBP: 0.324, SLG: 0.490 (1, 8)	0-1 2B		1-1 F8		1-2 2-3 4-1 BB		1-2 4-3 1B		0-0 F7	4	0	2	2	1	0	1											
Mel Hall, L OBP: 0.322, SLG: 0.409 (1, 7)	1-0 F8			0-2 F3	0-3 K		0-1 F9			4	0	0	0	0	1	4											
Dave Clark, L OBP: 0.345, SLG: 0.377 (1, 9)		2-2 F9		1-0 2B		2-3 K	1-1 F3			4	0	1	0	0	1	1											
Brook Jacoby, R OBP: 0.307, SLG: 0.341 (1, 5)		3-2 1B		0-0 F8		1-1 F9		0-0 1B		4	0	2	0	0	0	1											
Willie Upshaw, L OBP: 0.340, SLG: 0.383 (1, 3)		3-3 K		0-1 5-3		0-1 4-1		1-0 F7		4	0	0	0	0	1	3											
Andy Allanson, R OBP: 0.289, SLG: 0.307 (1, 2)		3-1 1-3		2-0 BB G4-6-3 1B		1-0 BB 1B	1-1 F9			4	2	2	0	0	0	2											
Jay Bell, R OBP: 0.281, SLG: 0.241 (1, 6)			1-3 K		1-0 G4-6-3 BB 1B		0-2 4-3 1B		3-3 K	3	1	2	0	0	1	0											
Ron Kittle, R OBP: 0.317, SLG: 0.542 (8, PH)							1-2 1B			1	0	0	0	0	1	1											
Paul Zuvella, R OBP: 0.293, SLG: 0.284 (8, 6)							1-2 1B			0	0	0	0	0	0	0											
Inning Stats	R: 0 E: 0 K: 0 S: 5	H: 1 LOB: 1 BB: 0 P: 7	R: 0 E: 0 K: 1 S: 12	H: 1 LOB: 1 BB: 0 P: 23	R: 0 E: 0 K: 1 S: 12	H: 1 LOB: 1 BB: 0 P: 15	R: 0 E: 0 K: 0 S: 8	H: 0 LOB: 0 BB: 0 P: 11	R: 3 E: 0 K: 0 S: 15	H: 4 LOB: 1 BB: 0 P: 20	R: 0 E: 0 K: 1 S: 7	H: 1 LOB: 1 BB: 0 P: 12	R: 0 E: 0 K: 0 S: 5	H: 0 LOB: 0 BB: 0 P: 7	1B: 9 2B: 2 3B: 0 HR: 0	SF: 0 SAC: 0 DP: 1 HBP: 0	WP: 0 PA: 39 PB: 0 SB: 1 CS: 0										
PITCHER	IP	WLS	BF	H	R	ER	SO	BB	IBB	HBP	BLK	WP	HR	S	P	ERA	WHIP										
Mike Boddicker, R ERA: 3.88 (1, 1)	6.0	W	27	8	3	3	4	2	0	0	0	0	0	58	91	4.50	1.667										
Dennis Lamp, R ERA: 3.31 (7, 1)	0.1		3	2	1	1	0	0	0	0	0	0	0	7	10	27.00	6.000										
Bob Stanley, R ERA: 3.26 (7, 1)	0.2		3	1	0	0	0	0	0	0	0	0	0	5	6	0.00	1.500										
Lee Smith, R ERA: 2.99 (8, 1)	2.0	S	6	0	0	0	1	0	0	0	0	0	0	11	18	0.00	0.000										

Batter	1	2	3	4	5	6	7	8	9	AB	R	H	RBI	BB	SO	LOB	BOTTOM										
Wade Boggs, L OBP: 0.365, SLG: 0.486 (1, 5)	4-2 1B E BB		0-1 HR	3-1 BB 2B		4-2 CS BB		1-3 K		3	2	2	1	2	1	0	Cleveland Indians @ Boston Red Sox Fenway Park, Boston, MA Fri Sep 09 1988, 7:05 PM EDT Att: 33,349 - Unknown - 71 F										
Marty Barrett, R OBP: 0.326, SLG: 0.334 (1, 4)	0-0 F6		0-1 6-3	4-0 BB BB		3-3 K		1-2 K		3	0	0	0	1	1	2											
Dwight Evans, R OBP: 0.378, SLG: 0.477 (1, 9)	2-1 1-2 E 1B		4-1 BB	4-2 1-2 2-3 3-H BB		1-1 HR				2	2	2	2	2	0	0											
Mike Greenwell, L OBP: 0.429, SLG: 0.550 (1, 7)	2-1 E6 1-H 2-H 3B		2-2 F6	1-0 F7		2-1 F3				4	1	1	2	0	0	4											
Ellis Burks, R OBP: 0.367, SLG: 0.489 (1, 8)	1-1 F2		1-1 5-3		4-1 4-3 BB		1-1 4-3			3	0	0	0	1	0	1											
Todd Benzinger, S OBP: 0.297, SLG: 0.449 (1, 3)	2-2 F7			0-1 F3	1-0 F8		2-1 1B			4	0	1	0	0	0	1											
Larry Parrish, R OBP: 0.271, SLG: 0.361 (1, 10)		0-1 F7		0-0 F8	1-0 4-3		0-0 F6			4	0	0	0	0	0	2											
Jody Reed, R OBP: 0.382, SLG: 0.379 (1, 6)		2-0 F7		1-0 1B 2B	2-0 F8		0-0 5-3			4	1	1	0	0	0	1											
Rich Gedman, L OBP: 0.272, SLG: 0.353 (1, 2)		2-1 3-1		1-0 2B BB 1B		1-3 K		1-2 4-3		4	1	1	1	0	1	0											
Inning Stats	R: 3 E: 1 K: 0 S: 14	H: 2 LOB: 0 BB: 1 P: 25	R: 0 E: 0 K: 0 S: 5	H: 0 LOB: 0 BB: 0 P: 9	R: 1 E: 0 K: 0 S: 10	H: 1 LOB: 1 BB: 1 P: 17	R: 2 E: 0 K: 0 S: 10	H: 3 LOB: 3 BB: 2 P: 24	R: 0 E: 0 K: 2 S: 12	H: 0 LOB: 1 BB: 1 P: 20	R: 1 E: 0 K: 0 S: 9	H: 2 LOB: 1 BB: 0 P: 15	R: 0 E: 0 K: 1 S: 9	H: 0 LOB: 0 BB: 0 P: 11	1B: 3 2B: 3 3B: 1 HR: 2	SF: 0 SAC: 0 DP: 1 HBP: 0		WP: 0 PA: 37 PB: 0 SB: 0 CS: 1									
PITCHER	IP	WLS	BF	H	R	ER	SO	BB	IBB	HBP	BLK	WP	HR	S	P	ERA	WHIP										
Rich Yett, R ERA: 4.57 (1, 1)	3.2	L	19	6	6	5	0	2	0	0	0	0	0	19	44	0.00	1.714										
Mike Walker, R ERA: (4, 1)	2.1		10	0	0	0	2	4	0	0	0	0	0	19	44	0.00	1.714										
Don Gordon, R ERA: 4.07 (7, 1)	1.0		5	2	1	1	0	0	0	0	0	0	1	9	15	9.00	2.000										
Scott Bailes, L ERA: 4.92 (8, 1)	1.0		3	0	0	0	1	0	0	0	0	0	0	9	11	0.00	0.000										

AB 37
R 4
H 11
RBI 3
BB 2
SO 5
LOB 17




AB 31
R 7
H 8
RBI 6
BB 6
SO 3
LOB 11



Batter	1	2	3	4	5	6	7	8	9	AB	R	H	RBI	BB	SO	LOB	TOP			
Julio Franco, R OBP: 0.361, SLG: 0.413 (1, 4)	6-3			F9		K			F9	4	0	0	0	0	1	0				
Willie Upshaw, L OBP: 0.337, SLG: 0.380 (1, 3)	3-1			K			4-3		4-3	4	0	0	0	0	1	0				
Joe Carter, R OBP: 0.322, SLG: 0.487 (1, 8)	F4			F6			2-3			3	0	0	0	0	0	0				
Mel Hall, L OBP: 0.320, SLG: 0.406 (1, 7)		1-3			4-3					3	0	0	0	0	0	0				
Carmen Castillo, R OBP: 0.283, SLG: 0.338 (1, 10)		F2			6-3				F8	3	0	0	0	0	0	0				
Dave Clark, L OBP: 0.352, SLG: 0.380 (1, 9)		6-3			BB				1B	2	0	1	0	1	0	0				
Brook Jacoby, R OBP: 0.305, SLG: 0.339 (1, 5)			6-3		K				K	3	0	0	0	0	2	2				
Ron Tingley, R OBP: 0.273, SLG: 0.350 (8, PH)			F8						K	2	0	0	0	0	0	0				
Terry Francona, L OBP: 0.332, SLG: 0.370 (8, 2)						F9				1	0	0	0	0	1	1				
Tom Lampkin, L (8, 2)										0	0	0	0	0	0	0				
Paul Zuvella, R OBP: 0.288, SLG: 0.279 (9, PH)			F8						F8	2	0	0	0	0	0	0				
Rod Allen, R (9, PH)										1	0	0	0	0	0	0				
Inning Stats	R: 0 E: 0 K: 0 S: 4	H: 0 LOB: 0 BB: 0 P: 6	R: 0 E: 0 K: 0 S: 5	H: 0 LOB: 0 BB: 0 P: 6	R: 0 E: 0 K: 0 S: 5	H: 0 LOB: 0 BB: 0 P: 8	R: 0 E: 0 K: 1 S: 7	H: 0 LOB: 1 BB: 1 P: 10	R: 0 E: 0 K: 1 S: 6	H: 0 LOB: 0 BB: 0 P: 12	R: 0 E: 0 K: 0 S: 6	H: 0 LOB: 0 BB: 0 P: 11	R: 0 E: 0 K: 2 S: 11	H: 1 LOB: 0 BB: 0 P: 13	R: 0 E: 0 K: 0 S: 7	H: 0 LOB: 0 BB: 0 P: 7	1B: 1 2B: 0 3B: 0 HR: 0	SF: 0 SAC: 0 DP: 0 HBP: 0	WP: 0 PB: 0 SB: 0 CS: 0	PA: 29
PITCHER Roger Clemens, R ERA: 2.86 (1, 1)	IP: 9.0 WLS: W BF: 29 H: 1 R: 0 ER: 0 SO: 5 BB: 1 IBB: 0 HBP: 0 BLK: 0 WP: 0 HR: 0 S: 57 P: 86 ERA: 0.00 WHIP: 0.222															PITCHER				

Cleveland Indians @ Boston Red Sox
Fenway Park, Boston, MA
Sat Sep 10 1988, 3:33 AM EDT
Att: 34,099 - Sunny


AB 28
R 0
H 1
RBI 0
BB 1
SO 5
LOB 3



Batter	1	2	3	4	5	6	7	8	9	AB	R	H	RBI	BB	SO	LOB	BOTTOM			
Wade Boggs, L OBP: 0.366, SLG: 0.486 (1, 5)	F7	FC6-4 HBP		SH5-4 E 1B	5-3			SH1-3 3B 1B		4	2	2	0	0	0	1				
Marty Barrett, R OBP: 0.325, SLG: 0.332 (1, 4)	F9	FC6-4 1-2		SH5-4		F9		SH1-3		3	0	0	0	0	0	3				
Dwight Evans, R OBP: 0.383, SLG: 0.487 (1, 9)	BB		1B 2B	E7 WP 1B		1B		2B 3B		4	2	4	2	1	0	0				
Mike Greenwell, L OBP: 0.425, SLG: 0.545 (1, 7)	4-3		K	6-3		F8		F5		5	0	0	0	0	1	5				
Ellis Burks, R OBP: 0.370, SLG: 0.492 (1, 8)		1-3	WP 1B	4-2 1B		F8		2B		4	0	2	1	1	0	1				
Jim Rice, R OBP: 0.333, SLG: 0.397 (1, 10)		1B 1B	K	F8		F9		F9		5	1	1	0	0	1	5				
Larry Parrish, R OBP: 0.271, SLG: 0.360 (1, 3)		K			1-3					3	0	1	1	0	1	1				
Todd Benzinger, S OBP: 0.296, SLG: 0.448 (6, 3)			WP 1B							1	0	0	0	0	0	0				
Jody Reed, R OBP: 0.387, SLG: 0.388 (1, 6)		E 2H 1B	5-3							4	0	3	1	0	0	2				
Rick Cerone, R OBP: 0.347, SLG: 0.386 (1, 2)		E9 1B		E6 SH5-4 1B		F4		1-3		4	1	1	0	0	0	2				
Inning Stats	R: 0 E: 0 K: 0 S: 5	H: 3 LOB: 3 BB: 1 P: 10	R: 1 E: 1 K: 1 S: 14	H: 3 LOB: 3 BB: 0 P: 23	R: 1 E: 0 K: 2 S: 15	H: 3 LOB: 2 BB: 0 P: 26	R: 2 E: 2 K: 0 S: 12	H: 2 LOB: 2 BB: 1 P: 23	R: 0 E: 0 K: 0 S: 6	H: 1 LOB: 1 BB: 0 P: 10	R: 0 E: 0 K: 0 S: 8	H: 1 LOB: 0 BB: 0 P: 13	R: 0 E: 0 K: 0 S: 12	H: 1 LOB: 1 BB: 0 P: 20	R: 2 E: 0 K: 0 S: 9	H: 3 LOB: 1 BB: 0 P: 14	1B: 10 2B: 3 3B: 1 HR: 0	SF: 0 SAC: 2 DP: 0 HBP: 1	WP: 3 PB: 0 SB: 0 CS: 0	PA: 42
PITCHER Bud Black, L ERA: 5.14 (1, 1)	IP: 4.0 WLS: L BF: 24 H: 8 R: 4 ER: 3 SO: 3 BB: 2 IBB: 0 HBP: 1 BLK: 1 WP: 3 HR: 0 S: 46 P: 82 ERA: 6.75 WHIP: 2.500															PITCHER				
Don Gordon, R ERA: 4.15 (5, 1)	3.1 15 5 2 2 0 0 0 0 0 0 0 32 53 5.40 1.500																			
Brad Havens, L ERA: 3.42 (8, 1)	0.2 3 1 0 0 0 0 0 0 0 0 0 3 4 0.00 1.500																			

Cleveland Indians @ Boston Red Sox
Fenway Park, Boston, MA
Sat Sep 10 1988, 3:33 AM EDT
Att: 34,099 - Sunny

AB 37
R 6
H 14
RBI 5
BB 2
SO 3
LOB 20



Batter	1	2	3	4	5	6	7	8	9	AB	R	H	RBI	BB	SO	LOB	TOP										
Willie Upshaw, L OBP: 0.338, SLG: 0.381	1-3 K			0-0 F2		1-2 1B		1-0 CS 1B		4	0	2	1	0	1	0	Cleveland Indians @ Boston Red Sox Fenway Park, Boston, MA Sun Sep 11 1988, 3:33 AM EDT Att: 33,154 - Cloudy - 74 F										
Andy Allanson, R OBP: 0.295, SLG: 0.304	3-2 F3			0-3 K		2-2 F9		3-3 K		4	0	0	0	0	2	2											
Joe Carter, R OBP: 0.323, SLG: 0.496	2-2 F3			2-0 F8			0-1 HR		3-0 1B 3B	4	2	2	1	0	0	0											
Mel Hall, L OBP: 0.321, SLG: 0.407 Reggie Williams, R OBP: 0.167, SLG: 0.167		1-1 6-3			0-0 4-3		2-1 FC4-6 1B		1-2 FC5-4 1B	4	0	2	1	0	0	0											
Ron Kittle, R OBP: 0.312, SLG: 0.532		1-1 F9			1-3 K		1-3 K		1-3 K	4	0	0	0	0	3	2											
Dave Clark, L OBP: 0.348, SLG: 0.402		0-0 4-3			2-1 HR		3-1 FC4-6 1-2f		2-2 FC5-4 1B 1-2f	4	1	1	1	0	0	2											
Eddie Williams, R OBP: 0.250, SLG: 0.250			1-2 F9		0-2 F5		0-0 F4		0-2 1B	4	0	1	0	0	0	1											
Jay Bell, R OBP: 0.278, SLG: 0.238 Terry Francoona, L OBP: 0.335, SLG: 0.374 Paul Zuvella, R OBP: 0.286, SLG: 0.277			1-2 F8			1-0 F7		2-2 SH3-4 1B	0-1 F2	2	0	0	0	0	0	0											
Houston Jimenez, R OBP: 0.048, SLG: 0.048			1-2 3-1			0-0 6-3		1-1 SH3-4		2	0	0	0	0	0	0											
Inning Stats	R: 0 E: 0 K: 1 S: 13	H: 0 LOB: 0 BB: 0 P: 19	R: 0 E: 0 K: 0 S: 5	H: 0 LOB: 0 BB: 0 P: 7	R: 0 E: 0 K: 0 S: 12	H: 0 LOB: 0 BB: 0 P: 15	R: 0 E: 0 K: 1 S: 5	H: 0 LOB: 0 BB: 0 P: 7	R: 1 E: 0 K: 1 S: 10	H: 1 LOB: 0 BB: 0 P: 13	R: 0 E: 0 K: 0 S: 11	H: 1 LOB: 1 BB: 0 P: 14	R: 1 E: 0 K: 1 S: 11	H: 2 LOB: 1 BB: 0 P: 16	R: 1 E: 0 K: 1 S: 12	H: 2 LOB: 1 BB: 0 P: 19		R: 1 E: 0 K: 1 S: 19	H: 3 LOB: 2 BB: 0 P: 26	1B: 6 2B: 1 3B: 1 HR: 2	SF: 0 SAC: 1 DP: 1 HBP: 0	WP: 0 PB: 0 SB: 0 CS: 1	PA: 35				
PITCHER	IP	WLS	BF	H	R	ER	SO	BB	IBB	HBP	BLK	WP	HR	S	P	ERA	WHIP										
Wes Gardner, R ERA: 3.41	(1, 1)	6.0	22	4	2	2	3	0	0	0	0	0	2	60	81	3.00	0.667										
Bob Stanley, R ERA: 3.31	(7, 1)	1.1	L	5	1	1	1	0	0	0	0	0	0	14	20	6.75	0.750										
Lee Smith, R ERA: 3.04	(8, 1)	1.2		8	4	1	1	2	0	0	0	0	0	24	35	5.40	2.400										

AB	34
R	4
H	9
RBI	4
BB	0
SO	6
LOB	9



Batter	1	2	3	4	5	6	7	8	9	AB	R	H	RBI	BB	SO	LOB	BOTTOM										
Wade Boggs, L OBP: 0.463, SLG: 0.482	3-2 4-3		1-2 F7			2-0 F4		2-2 F8		4	0	0	0	0	0	1	Cleveland Indians @ Boston Red Sox Fenway Park, Boston, MA Sun Sep 11 1988, 3:33 AM EDT Att: 33,154 - Cloudy - 74 F										
Spike Owen, S OBP: 0.327, SLG: 0.372	2-2 F3		0-2 4-3			0-1 F3		1-2 F9		4	0	0	0	0	0	1											
Dwight Evans, R OBP: 0.382, SLG: 0.485	1-0 F8			2-1 6-3		0-1 1B			1-1 F9	4	0	1	0	0	0	0											
Mike Greenwell, L OBP: 0.429, SLG: 0.549		0-0 4-3 1B 2B		1-0 FC5-4 1B		4-0 1B		1-2 BB	1-0 1B	3	1	3	0	1	0	0											
Ellis Burks, R OBP: 0.367, SLG: 0.487		2-1 F4		0-2 FC5-4 PO		2-2 F7		3-3 K	2-2 1B	4	0	0	0	0	1	5											
Todd Benzinger, S OBP: 0.296, SLG: 0.445		1-1 4-3		1-1 PO		1-1 F7		2-3 K	2-1 1B	4	0	1	0	0	1	1											
Larry Parrish, R OBP: 0.271, SLG: 0.359		1-2 FC4-6 1B			1-2 4-3		0-0 5-3		0-0 5-3	4	0	1	1	0	0	2											
Jody Reed, R OBP: 0.383, SLG: 0.384		3-H FC4-6			0-1 5-3		2-1 F5			3	0	0	0	0	0	1											
Rich Gedman, L OBP: 0.276, SLG: 0.369 Randy Kutcher, R OBP: 0.125, SLG: 0.125 Rick Cerone, R OBP: 0.347, SLG: 0.386			2-0 F9			3-1 HR		1-1 CS 1B		3	1	2	1	0	0	0											
Inning Stats	R: 0 E: 0 K: 0 S: 7	H: 2 LOB: 1 BB: 0 P: 13	R: 1 E: 0 K: 0 S: 12	H: 2 LOB: 1 BB: 0 P: 17	R: 0 E: 0 K: 0 S: 7	H: 0 LOB: 0 BB: 0 P: 10	R: 0 E: 0 K: 0 S: 8	H: 1 LOB: 0 BB: 0 P: 11	R: 0 E: 0 K: 0 S: 8	H: 0 LOB: 0 BB: 0 P: 10	R: 1 E: 0 K: 0 S: 10	H: 2 LOB: 2 BB: 1 P: 21	R: 0 E: 0 K: 1 S: 7	H: 0 LOB: 0 BB: 0 P: 11	R: 0 E: 0 K: 0 S: 10	H: 1 LOB: 1 BB: 0 P: 14		R: 0 E: 0 K: 1 S: 9	H: 2 LOB: 2 BB: 0 P: 16	1B: 6 2B: 1 3B: 0 HR: 1	SF: 0 SAC: 0 DP: 0 HBP: 0	WP: 0 PB: 0 SB: 0 CS: 1	PA: 35				
PITCHER	IP	WLS	BF	H	R	ER	SO	BB	IBB	HBP	BLK	WP	HR	S	P	ERA	WHIP										
Tom Candiotti, R ERA: 3.36	(1, 1)	7.0	W	26	5	2	2	1	0	0	0	0	0	59	93	2.57	0.857										
Doug Jones, R ERA: 2.3	(8, 1)	2.0	S	8	3	0	0	1	0	0	0	0	0	19	30	0.00	1.500										

AB	33
R	2
H	8
RBI	2
BB	1
SO	2
LOB	11




Batter	1	2	3	4	5	6	7	8	9	AB R H RBI BB SO LOB	TOP										
Rickey Henderson, R OBP: 0.385, SLG: 0.388	3-2 S 1B		1-1 G5-4-3 1B			1-2 F7		3-3 K	3-2 E1	5 0 2 0 0 1 1	New York Yankees @ Cleveland Indians Cleveland Municipal Stadium, Cleveland, OH Mon Sep 12 1988, 7:05 PM EDT Att: 11,426 - Unknown - 68 F										
Willie Randolph, R OBP: 0.337, SLG: 0.324 Claudell Washington, L OBP: 0.358, SLG: 0.457	1-2 SAFE L6		0-0 G5-4-3 1-2			0-0 1-3			L6 K	4 0 0 0 0 0 2 1 0 0 0 0 1 2											
Don Mattingly, L OBP: 0.351, SLG: 0.453	1-0 F8		2-3 K			0-3 K			0-1 WP HR 1B	4 1 1 0 0 2 1											
Dave Winfield, R OBP: 0.408, SLG: 0.547	0-3 K			1-1 G4-3		0-0 G6-3			4-2 HR BB	3 1 0 0 1 1 1											
Jack Clark, R OBP: 0.378, SLG: 0.446		1-0 F8		1-2 F8		0-1 1B			1-0 HR	4 1 2 3 0 0 0											
Gary Ward, R OBP: 0.293, SLG: 0.282		1-2 1B 1B		2-2 P3		2-3 K			1-H 2-H 5-3	4 1 1 0 0 1 1											
Luis Aguayo, R OBP: 0.319, SLG: 0.359		0-0 1B 1B			1-3 K				1-0 HR	4 1 2 1 0 1 1											
Joel Skinner, R OBP: 0.250, SLG: 0.325		0-0 G5-4-3 1B			0-0 G4-3			2-1 F8	1-2 HR	4 1 2 2 0 0 0											
Rafael Santana, R OBP: 0.286, SLG: 0.296 Roberto Kelly, R OBP: 0.272, SLG: 0.364		0-1 G5-4-3			0-2 G6-3			1-2 6-3	2-1 E 1B	4 0 1 0 0 0 2 0 0 0 0 0 0 0											
Inning Stats	R: 0 E: 0 K: 1 S: 11	H: 1 LOB: 1 BB: 0 P: 16	R: 1 E: 0 K: 0 S: 8	H: 3 LOB: 1 BB: 0 P: 10	R: 0 E: 0 K: 1 S: 7	H: 0 LOB: 0 BB: 0 P: 10	R: 0 E: 0 K: 0 S: 9	H: 0 LOB: 0 BB: 0 P: 13	R: 0 E: 0 K: 1 S: 7	H: 1 LOB: 1 BB: 0 P: 11	R: 0 E: 0 K: 1 S: 9	H: 0 LOB: 0 BB: 0 P: 15	R: 5 E: 1 K: 1 S: 28	H: 5 LOB: 2 BB: 1 P: 48	1B: 8 2B: 0 3B: 0 HR: 3	SF: 0 SAC: 0 DP: 2 HBP: 0	WP: 1 PB: 0 SB: 1 CS: 1	PA: 38			
PITCHER	IP WLS BF H R ER SO BB IBB HBP BLK WP HR S P ERA WHIP											IP WLS BF H R ER SO BB IBB HBP BLK WP HR S P ERA WHIP									
Greg Swindell, L ERA: 3.24	(1, 1) 8.2 W 34 9 5 5 6 1 0 0 0 1 2 77 115 5.19 1.154																				
Brad Havens, L ERA: 3.59	(9, 1) 0.0 2 2 1 1 0 0 0 0 0 0 1 9 12 ∞ ∞																				
Doug Jones, R ERA: 2.29	(9, 1) 0.1 S 2 0 0 0 1 0 0 0 0 0 0 8 13 0.00 0.000																				


AB	37
R	6
H	11
RBI	6
BB	1
SO	7
LOB	11



Batter	1	2	3	4	5	6	7	8	9	AB R H RBI BB SO LOB	BOTTOM										
Julio Franco, R OBP: 0.361, SLG: 0.415 Houston Jimenez, R OBP: 0.048, SLG: 0.048	2-1 G4-3		2-2 1B 2B	2-2 S 1B		3-2 F3		2-0 F8		5 2 2 0 0 0 0 0 0 0 0 0 0 0	New York Yankees @ Cleveland Indians Cleveland Municipal Stadium, Cleveland, OH Mon Sep 12 1988, 7:05 PM EDT Att: 11,426 - Unknown - 68 F										
Andy Allanson, R OBP: 0.287, SLG: 0.302	4-0 2B BB		1-0 1B E HBP	0-1 F8		0-0 F2		2-3 K		3 2 0 0 1 1 1											
Cory Snyder, R OBP: 0.328, SLG: 0.496	0-0 1-H 2B		1-1 E7 2B 1B	2-3 K		0-0 1B		0-0 F9		5 1 3 2 0 1 1											
Ron Kittle, R OBP: 0.319, SLG: 0.534	0-3 K		2-2 2B SF8 HBP	0-2 1-H HR 1B		0-2 1B		1-2 1B		3 2 2 1 0 1 1											
Luis Medina, R OBP: 0.429, SLG: 1.071 Willie Upshaw, L OBP: 0.338, SLG: 0.381	0-3 K		2-3 K	0-2 1-H HR		1-3 K				4 1 1 2 0 3 5 0 0 0 0 0 0 0											
Brook Jacoby, R OBP: 0.305, SLG: 0.341		1-3 K	0-1 2B	1-0 6-3		3-1 F7				4 0 1 1 0 1 0											
Carmen Castillo, R OBP: 0.288, SLG: 0.344		1-2 P3	4-0 IBB		0-1 F3		0-0 2B			3 0 1 0 1 0 0											
Jay Bell, R OBP: 0.278, SLG: 0.240		1-1 1B	1-2 SF8		2-3 K		1-3 K			3 0 1 1 0 2 1											
Scott Jordan, R		3-3 K	3-H G6-3		1-0 P6		1-2 F9			4 0 0 0 0 1 4											
Inning Stats	R: 1 E: 0 K: 2 S: 9	H: 1 LOB: 1 BB: 1 P: 15	R: 0 E: 0 K: 2 S: 12	H: 1 LOB: 1 BB: 0 P: 18	R: 4 E: 1 K: 1 S: 21	H: 3 LOB: 2 BB: 1 P: 37	R: 3 E: 0 K: 1 S: 15	H: 3 LOB: 0 BB: 0 P: 20	R: 0 E: 0 K: 1 S: 7	H: 0 LOB: 0 BB: 0 P: 10	R: 0 E: 0 K: 1 S: 12	H: 2 LOB: 2 BB: 0 P: 16	R: 0 E: 0 K: 1 S: 9	H: 1 LOB: 1 BB: 0 P: 14	R: 0 E: 0 K: 1 S: 5	H: 0 LOB: 0 BB: 0 P: 9	1B: 6 2B: 4 3B: 0 HR: 1	SF: 1 SAC: 0 DP: 0 HBP: 2	WP: 0 PB: 0 SB: 1 CS: 0	PA: 39	
PITCHER	IP WLS BF H R ER SO BB IBB HBP BLK WP HR S P ERA WHIP											IP WLS BF H R ER SO BB IBB HBP BLK WP HR S P ERA WHIP									
Tommy John, L ERA: 4.68	(1, 1) 3.2 L 22 7 7 7 6 1 1 2 0 0 0 1 37 85 2.08 0.923																				
Charles Hudson, R ERA: 4.37	(4, 1) 4.1 17 4 1 1 4 0 0 0 0 0 1 37 54 2.08 0.923																				




Batter	1	2	3	4	5	6	7	8	9	AB R H RBI BB SO LOB	TOP																
Rickey Henderson, R OBP: 0.387, SLG: 0.388 (1, 7)	0-0 1-3		3-2 2-H S E 1B		4-1 1-2 G6-4-3 BB		1-2 5-3		4-2 PB S BB	3 1 1 1 2 0 0	New York Yankees @ Cleveland Indians Cleveland Municipal Stadium, Cleveland, OH Tue Sep 13 1988, 7:05 PM EDT Att: 8,455 - Unknown - 60 F AB 35 R 5 H 9 RBI 4 BB 4 SO 4 LOB 21 																
Claudell Washington, L OBP: 0.356, SLG: 0.454 (1, 8)	0-1 F7		1-3 K		0-0 G6-4-3		0-2		1-1 F5	5 0 1 0 0 1 4																	
Don Mattingly, L OBP: 0.348, SLG: 0.449 (1, 3)	2-2 G3		0-1 6-3 2-H		2-0 G6-3		3-2 4-3		3-2 F9 1-3	5 0 0 0 0 0 3																	
Dave Winfield, R OBP: 0.412, SLG: 0.551 (1, 9)		2-2 F9 BLK 1B		4-1 F9 BB BB		1-1 1B 2B		2-2 FC6-4 1B		3 1 3 0 1 0 0																	
Jack Clark, R OBP: 0.375, SLG: 0.442 Roberto Kelly, R OBP: 0.272, SLG: 0.364 (8, PR)	0-0 P4		2-3 K		1-0 P4		1-1 FC6-4 HR		1-1 FC6-4 HR	4 0 0 0 0 1 4 0 1 0 0 0 0 0																	
Mike Pagliarulo, L OBP: 0.275, SLG: 0.349 Luis Aguayo, R OBP: 0.322, SLG: 0.376 (8, PH)	2-2 F9 1-3		2-2 F9		4-2 1-2 BB		0-2 P4		2-0 HR 1-H	2 0 0 0 1 0 2 1 1 1 2 0 0 0																	
Willie Randolph, R OBP: 0.337, SLG: 0.323 (1, 4)	2-1 6-3		0-0 F9		1-2 2-3 1B		1-2		1-0 F8	4 0 1 1 0 0 4																	
Don Slaught, R OBP: 0.339, SLG: 0.455 (1, 2)			1-2 F9		0-1 5-3		2-2 P4		1-0 5-3	4 0 0 0 0 0 4																	
Rafael Santana, R OBP: 0.288, SLG: 0.301 (1, 6)			1-0 1B 2B		0-1 G6-4-3 BB 1B		3-3 K		3-3 K	4 1 2 0 0 2 0																	
Inning Stats	R: 0 E: 0 K: 0 S: 6	H: 0 LOB: 0 BB: 0 P: 8	R: 0 E: 0 K: 0 S: 9	H: 1 LOB: 1 BB: 0 P: 15	R: 2 E: 0 K: 1 S: 18	H: 2 LOB: 0 BB: 0 P: 23	R: 0 E: 0 K: 1 S: 11	H: 0 LOB: 2 BB: 2 P: 21	R: 0 E: 0 K: 0 S: 5	H: 1 LOB: 1 BB: 1 P: 11		R: 1 E: 0 K: 0 S: 13	H: 2 LOB: 1 BB: 0 P: 18	R: 0 E: 0 K: 1 S: 13	H: 1 LOB: 0 BB: 0 P: 20	R: 2 E: 0 K: 0 S: 8	H: 2 LOB: 1 BB: 0 P: 15	R: 0 E: 0 K: 1 S: 14	H: 0 LOB: 1 BB: 1 P: 25	1B: 6 2B: 2 HR: 1	SF: 0 SAC: 0 DP: 1 HBP: 0	WP: 0 PB: 1 SB: 3 CS: 0	PA: 39				
PITCHER	IP WLS BF H R ER SO BB IBB HBP BLK WP HR S P ERA WHIP											PITCHER	IP WLS BF H R ER SO BB IBB HBP BLK WP HR S P ERA WHIP														
Rod Nichols, R ERA: 5.63 (1, 1)	6.0	26	6	3	2	2	3	0	0	0	1	0	0	62	96	3.00	1.500										
Don Gordon, R ERA: 4.22 (7, 1)	1.1	6	2	1	1	1	0	0	0	0	0	0	0	18	28	6.75	1.500										
Scott Bailes, L ERA: 4.93 (8, 1)	1.2	L	7	1	1	1	1	0	0	0	0	0	1	17	32	5.40	1.200										

Batter	1	2	3	4	5	6	7	8	9	AB R H RBI BB SO LOB	BOTTOM																
Julio Franco, R OBP: 0.362, SLG: 0.416 (1, 4)	1-0 G4-3		1-1 F9		1-1 2B 2B		2-2 1B 1B		2-3 K	5 1 2 0 0 1 1	New York Yankees @ Cleveland Indians Cleveland Municipal Stadium, Cleveland, OH Tue Sep 13 1988, 7:05 PM EDT Att: 8,455 - Unknown - 60 F AB 37 R 4 H 11 RBI 4 BB 0 SO 3 LOB 11 																
Reggie Williams, R OBP: 0.333, SLG: 0.556 Mel Hall, L OBP: 0.323, SLG: 0.408 (7, PH)	1-2 F5		0-0 HR		0-1 2B 2B		2-1 1-3 1B		1-3 1B	3 1 2 1 0 0 0 1 0 1 0 0 0 0																	
Joe Carter, R OBP: 0.323, SLG: 0.500 (1, 8)	1-1 P5		0-1 HR		1-1 F8		2-0 F7		2-0 F7	4 1 1 2 0 0 3																	
Cory Snyder, R OBP: 0.329, SLG: 0.496 (1, 9)		3-2 FC5-4 1B		0-1 5-3		0-0 FC5-4 1B		1-0 5-3		4 0 2 0 0 0 0																	
Rod Allen, R (1, 10)		1-3 K		1-2 F9		0-2 L8		3-2 F7		3 0 0 0 0 1 2 1 0 0 0 0 0 0																	
Dave Clark, L OBP: 0.346, SLG: 0.398 (8, PH)		0-1 FC5-4		2-1 L5		0-0 FC5-4		0-2 F8		4 0 0 0 0 0 2																	
Brook Jacoby, R OBP: 0.302, SLG: 0.338 (1, 5)		2-3 K2-3		0-0 HR		3-2 P4		3-1 F8 1B		4 1 2 1 0 1 2 0 0 0 0 0 0 0																	
Andy Allanson, R OBP: 0.285, SLG: 0.299 Carmen Castillo, R OBP: 0.287, SLG: 0.342 (9, PH)			0-1 F9		2-2 6-3		0-0 F8		1-0 F8	3 0 0 0 0 0 0 1 0 0 0 0 0 1																	
Jay Bell, R OBP: 0.274, SLG: 0.236 Ron Kittle, R OBP: 0.321, SLG: 0.536 Paul Zuvella, R OBP: 0.286, SLG: 0.277 (9, PR)			0-0 F8		1-1 G3-1		1-2 5-3		3-1 1B	3 0 0 0 0 0 0 1 0 1 0 0 0 0 0 0 0 0 0 0 0																	
Inning Stats	R: 0 E: 0 K: 0 S: 6	H: 0 LOB: 0 BB: 0 P: 9	R: 0 E: 0 K: 2 S: 14	H: 1 LOB: 1 BB: 0 P: 20	R: 0 E: 0 K: 0 S: 5	H: 0 LOB: 0 BB: 0 P: 6	R: 2 E: 0 K: 0 S: 11	H: 2 LOB: 0 BB: 0 P: 14	R: 2 E: 0 K: 0 S: 12	H: 3 LOB: 1 BB: 0 P: 17		R: 0 E: 0 K: 0 S: 9	H: 1 LOB: 1 BB: 0 P: 12	R: 0 E: 0 K: 0 S: 7	H: 2 LOB: 2 BB: 0 P: 18	R: 0 E: 0 K: 0 S: 7	H: 0 LOB: 0 BB: 0 P: 11	R: 0 E: 0 K: 1 S: 8	H: 2 LOB: 1 BB: 0 P: 17	1B: 6 2B: 3 HR: 2	SF: 0 SAC: 0 DP: 0 HBP: 0	WP: 0 PB: 0 SB: 0 CS: 0	PA: 37				
PITCHER	IP WLS BF H R ER SO BB IBB HBP BLK WP HR S P ERA WHIP											PITCHER	IP WLS BF H R ER SO BB IBB HBP BLK WP HR S P ERA WHIP														
Ron Guidry, L ERA: 3.59 (1, 1)	4.2	20	6	4	4	2	0	0	0	0	0	0	0	29	44	0.00	0.900										
Neil Allen, R ERA: 3.97 (5, 1)	3.1	W	13	3	0	0	0	0	0	0	0	0	0	8	17	0.00	2.000										
Dave Righetti, L ERA: 3.64 (9, 1)	1.0	S	4	2	0	0	1	0	0	0	0	0	0	8	17	0.00	2.000										

Batter	1	2	3	4	5	6	7	8	9	AB	R	H	RBI	BB	SO	LOB	TOP					
Rickey Henderson, R OBP: 0.390, SLG: 0.389	(1, 7) 3-3 K	(1, 7) 0-0 F8		(1, 7) 0-0 2B		(1, 7) 4-2 G3 S BB	(1, 7) 4-2 BB		(1, 7) 4-1 BB	3	1	1	1	3	1	0	New York Yankees @ Cleveland Indians Cleveland Municipal Stadium, Cleveland, OH Wed Sep 14 1988, 7:05 PM EDT Att: 12,478 - Unknown - 68 F livebaseballscorecards.com					
Claudell Washington, L OBP: 0.354, SLG: 0.450	(1, 8) 2-2 HR 1B		(1, 8) 1-0 L8	(1, 8) 0-1 L1		(1, 8) 2-2 G3 BB	(1, 8) 0-0 4-1		(1, 8) 0-2 6-3	6	1	1	0	0	0	8						
Don Mattingly, L OBP: 0.348, SLG: 0.448	(1, 3) 2-1 HR 1B		(1, 3) 3-1 F8	(1, 3) 4-2 FC6-4 BB		(1, 3) 0-0 SF9		(1, 3) 2-2 G3		3	1	1	1	1	0	0						
Dave Winfield, R OBP: 0.414, SLG: 0.559	(1, 10) 1-2 HR		(1, 10) 3-3 K	(1, 10) 3-1 FC6-4 BB		(1, 10) 3-2 1B		(1, 10) 2-0		5	1	3	3	0	1	3						
Jack Clark, R OBP: 0.375, SLG: 0.440	(1, 9) 2-2 FC5-4 1B			(1, 9) 4-0 2B BB	(1, 9) 1-0 F4	(1, 9) 1-3 K		(1, 9) 2-3 2B		4	1	1	0	1	2	2						
Roberto Kelly, R OBP: 0.272, SLG: 0.364										0	0	0	0	0	0	0						
Mike Pagliarulo, L OBP: 0.275, SLG: 0.349	(1, 5) 0-2 FC5-4 1-2		(1, 5) 0-1 F8 SH 2B	(1, 5) 1-0 4-3		(1, 5) 0-3 K	(1, 5) 2-0 4-3			5	1	1	1	0	1	2						
Willie Randolph, R OBP: 0.340, SLG: 0.323	(1, 4) 1-0 L7		(1, 4) 3-2 F8	(1, 4) 4-1 2B BB		(1, 4) 4-0 1B BB		(1, 4) 1-1 SH1-4 1B		3	0	1	0	2	0	2						
Joel Skinner, R OBP: 0.255, SLG: 0.333		(1, 2) 2-3 K		(1, 2) 0-0 SH 1B 2B	(1, 2) 0-0 2B	(1, 2) 2-2 BB		(1, 2) 0-1 SH1-4		3	1	2	1	0	1	0						
Rafael Santana, R OBP: 0.287, SLG: 0.300	(1, 6) 2-1 F8		(1, 6) 3-1 2B 1B	(1, 6) 1-2 F8		(1, 6) 2-0 F7		(1, 6) 3-2 6-3		5	0	1	0	0	0	5						
Inning Stats	R: 3 E: 0 K: 1 S: 24	H: 4 LOB: 1 BB: 0 P: 35	R: 0 E: 0 K: 1 S: 6	H: 0 LOB: 0 BB: 0 P: 10	R: 0 E: 0 K: 1 S: 6	H: 0 LOB: 0 BB: 0 P: 13	R: 3 E: 0 K: 0 S: 16	H: 3 LOB: 3 BB: 2 P: 33	R: 0 E: 0 K: 0 S: 8	H: 1 LOB: 1 BB: 1 P: 15	R: 1 E: 0 K: 1 S: 12	H: 1 LOB: 1 BB: 2 P: 22	R: 0 E: 0 K: 1 S: 10	H: 1 LOB: 1 BB: 2 P: 22	R: 0 E: 0 K: 1 S: 11	H: 1 LOB: 1 BB: 0 P: 19	R: 0 E: 0 K: 0 S: 13	H: 1 LOB: 2 BB: 1 P: 21	1B: 7 2B: 4 3B: 0 HR: 1	SF: 1 SAC: 2 DP: 0 HBP: 0	WP: 0 PB: 0 SB: 2 CS: 0	PA: 47
PITCHER	IP WLS BF H R ER SO BB IBB HBP BLK WP HR S P ERA WHIP																					
Rich Yett, R ERA: 4.91	(1, 1) 3.1 L 18 6 6 6 3 1 0 0 0 0 1 45 77 16.20 2.100																					
Brad Havens, L ERA: 3.49	(4, 1) 4.0 22 5 1 1 2 5 0 0 0 0 0 44 84 2.25 2.500																					
Jeff Dedmon, R ERA: 5.16	(8, 1) 1.2 7 1 0 0 1 1 0 0 0 0 0 17 29 0.00 1.200																					

Batter	1	2	3	4	5	6	7	8	9	AB	R	H	RBI	BB	SO	LOB	BOTTOM					
Julio Franco, R OBP: 0.362, SLG: 0.415	(1, 4) 0-1 F9		(1, 4) 3-2 1B		(1, 4) 4-2 2B BB	(1, 4) 1-0 FC4-6 1-2		(1, 4) 2-2 F8		4	1	1	0	1	0	3	New York Yankees @ Cleveland Indians Cleveland Municipal Stadium, Cleveland, OH Wed Sep 14 1988, 7:05 PM EDT Att: 12,478 - Unknown - 68 F livebaseballscorecards.com					
Mel Hall, L OBP: 0.321, SLG: 0.408	(1, 7) 1-0 3-1		(1, 7) 0-0 F6		(1, 7) 0-0 2B	(1, 7) 2-1 F9		(1, 7) 0-0 F9		5	0	1	2	0	0	1						
Joe Carter, R OBP: 0.322, SLG: 0.496	(1, 8) 4-0 S BB		(1, 8) 0-0 F4		(1, 8) 1-1 F5	(1, 8) 1-0 1-3		(1, 8) 1-1 5-3		4	0	0	0	1	0	2						
Cory Snyder, R OBP: 0.328, SLG: 0.492	(1, 9) 1-1 5-3 1-2		(1, 9) 1-2 G1		(1, 9) 2-2 F8	(1, 9) 2-1 1B		(1, 9) 0-1 F4		5	0	1	0	0	0	2						
Luis Medina, R OBP: 0.455, SLG: 1.000		(1, 3) 2-0 F9		(1, 3) 4-2 G3 BLK BB		(1, 3) 2-1 FC5-4 PB 1B HBP	(1, 3) 1-3 K			2	1	0	0	1	1	1						
Dave Clark, L OBP: 0.344, SLG: 0.393	(1, 10) 1-2 3-1		(1, 10) 2-2 G3		(1, 10) 1-3 K		(1, 10) 1-2 FC4-6 1B			4	0	1	0	0	1	2						
Brook Jacoby, R OBP: 0.302, SLG: 0.336	(1, 5) 2-0 F9		(1, 5) 2-3 K		(1, 5) 4-2 FC5-4 BB	(1, 5) 1-2 1B		(1, 5) 1-1 FC4-6 WP 1B SF8 1-2		3	1	0	0	1	1	2						
Andy Allanson, R OBP: 0.287, SLG: 0.301	(1, 2) 3-1 F8		(1, 2) 1-0 FC4-6 1B		(1, 2) 1-1 FC5-4 1B	(1, 2) 1-1 1B		(1, 2) 1-0 WP 1B		4	0	2	0	0	0	2						
Jay Bell, R OBP: 0.279, SLG: 0.260	(1, 6) 1-1 FC4-6 1B		(1, 6) 1-1 HR		(1, 6) 2-2 FC4-6 1B	(1, 6) 0-0 FC4-6 1B		(1, 6) 3-2 SF8		3	2	2	2	0	0	1						
Willie Upshaw, L OBP: 0.338, SLG: 0.381	(8, PH) 0-0 FC4-6 2B				(8, PH) 1-2 2B	(8, PH) 1-2 1B				0	0	0	1	0	0	0						
Paul Zuvella, R OBP: 0.286, SLG: 0.277	(9, 6) 1-2 2B							(9, 6) 1-2 2H		0	0	0	0	0	0	0						
Inning Stats	R: 0 E: 0 K: 0 S: 5	H: 0 LOB: 1 BB: 1 P: 11	R: 0 E: 0 K: 0 S: 5	H: 0 LOB: 0 BB: 0 P: 10	R: 1 E: 0 K: 1 S: 9	H: 2 LOB: 1 BB: 0 P: 16	R: 0 E: 0 K: 1 S: 14	H: 0 LOB: 1 BB: 1 P: 23	R: 2 E: 0 K: 0 S: 12	H: 2 LOB: 1 BB: 1 P: 22	R: 1 E: 0 K: 1 S: 10	H: 1 LOB: 2 BB: 1 P: 19	R: 0 E: 0 K: 1 S: 9	H: 1 LOB: 1 BB: 0 P: 15	R: 1 E: 0 K: 0 S: 12	H: 2 LOB: 1 BB: 0 P: 20	R: 0 E: 0 K: 0 S: 5	H: 0 LOB: 0 BB: 0 P: 6	1B: 6 2B: 1 3B: 0 HR: 1	SF: 1 SAC: 0 DP: 0 HBP: 1	WP: 1 PB: 1 SB: 1 CS: 0	PA: 40
PITCHER	IP WLS BF H R ER SO BB IBB HBP BLK WP HR S P ERA WHIP																					
Richard Dotson, R ERA: 5.27	(1, 1) 5.1 W 25 4 4 4 2 4 0 0 0 0 1 51 95 6.75 1.500																					
Dale Mohorovic, R ERA: 4.46	(6, 1) 3.2 S 15 4 1 1 1 0 0 0 0 0 1 0 30 47 2.46 1.091																					

AB 37
R 7
H 12
RBI 7
BB 7
SO 6
LOB 22



AB 34
R 5
H 8
RBI 5
BB 4
SO 3
LOB 16



Batter	1	2	3	4	5	6	7	8	9	AB	R	H	RBI	BB	SO	LOB	TOP					
Julio Franco, R OBP: 0.361, SLG: 0.413 (1, 4)										3	0	0	0	1	0	3	Cleveland Indians @ Toronto Blue Jays Exhibition Stadium, Toronto, ON Thu Sep 15 1988, 7:05 PM EDT Att: 28,544 - Unknown					
Reggie Williams, R OBP: 0.250, SLG: 0.417 (1, 7) Mel Hall, L OBP: 0.321, SLG: 0.407 (9, PH)										3	0	0	0	0	1	3						
Joe Carter, R OBP: 0.320, SLG: 0.494 (1, 8)										3	0	0	0	0	0	1						
Cory Snyder, R OBP: 0.326, SLG: 0.489 (1, 9)										3	0	0	0	0	1	0						
Luis Medina, R OBP: 0.400, SLG: 0.870 (1, 3)										3	0	0	0	0	1	0						
Brook Jacoby, R OBP: 0.304, SLG: 0.338 (1, 5)										3	0	2	0	0	0	0						
Carmen Castillo, R OBP: 0.281, SLG: 0.335 (1, 10)										3	0	0	0	0	0	2						
Ron Tingley, R OBP: 0.240, SLG: 0.304 (1, 2)										3	0	0	0	0	1	0						
Jay Bell, R OBP: 0.286, SLG: 0.273 (1, 6) Terry Francona, L OBP: 0.338, SLG: 0.377 (9, PH)										2	0	2	0	0	0	0						
Inning Stats	R: 0 E: 0 K: 1 S: 5	H: 0 LOB: 0 BB: 1 P: 12	R: 0 E: 0 K: 0 S: 10	H: 1 LOB: 1 BB: 0 P: 13	R: 0 E: 0 K: 0 S: 7	H: 1 LOB: 0 BB: 0 P: 12	R: 0 E: 0 K: 2 S: 8	H: 0 LOB: 0 BB: 0 P: 11	R: 0 E: 0 K: 1 S: 7	H: 1 LOB: 0 BB: 0 P: 9	R: 0 E: 0 K: 0 S: 6	H: 0 LOB: 0 BB: 0 P: 10	R: 0 E: 0 K: 0 S: 7	H: 0 LOB: 0 BB: 0 P: 9	R: 0 E: 0 K: 0 S: 6	H: 0 LOB: 0 BB: 0 P: 8		R: 0 E: 0 K: 1 S: 6	H: 1 LOB: 0 BB: 0 P: 9	1B: 4 2B: 2 3B: 0 HR: 0	SF: 0 SAC: 0 DP: 4 HBP: 0	WP: 0 PB: 0 SB: 0 CS: 0
PITCHER Jeff Musselman, L ERA: 2.96 Tom Henke, R ERA: 2.92	IP: 8.0 WLS: W BF: 26	H: 4 R: 0 ER: 0 SO: 4	BB: 1 IBB: 0 HBP: 0 BLK: 0	WP: 0 HR: 0 S: 56 P: 84	ERA: 0.00 WHIP: 0.625	IP: 1.0 WLS: S BF: 3	H: 1 R: 0 ER: 0 SO: 1	BB: 0 IBB: 0 HBP: 0 BLK: 0	WP: 0 HR: 0 S: 6 P: 9	ERA: 0.00 WHIP: 1.000												

AB 28
R 0
H 5
RBI 0
BB 1
SO 5
LOB 9



Batter	1	2	3	4	5	6	7	8	9	AB	R	H	RBI	BB	SO	LOB	BOTTOM								
Tony Fernandez, S OBP: 0.338, SLG: 0.382 (1, 6)										3	0	1	1	1	0	0	Cleveland Indians @ Toronto Blue Jays Exhibition Stadium, Toronto, ON Thu Sep 15 1988, 7:05 PM EDT Att: 28,544 - Unknown								
Lloyd Moseby, L OBP: 0.350, SLG: 0.372 (1, 8)										2	1	0	0	2	0	2									
Fred McGriff, L OBP: 0.380, SLG: 0.572 (1, 3)										4	0	1	1	0	2	3									
George Bell, R OBP: 0.310, SLG: 0.451 (1, 7)										4	0	1	0	0	0	1									
Ernie Whitt, L OBP: 0.344, SLG: 0.398 (1, 2)										3	1	1	0	0	0	1									
Rance Mulliniks, L OBP: 0.399, SLG: 0.489 (1, 10) Pat Borders, R OBP: 0.281, SLG: 0.467 (8, PH) Rick Leach, L OBP: 0.330, SLG: 0.339 (8, PH)										1	0	1	0	2	0	0									
Jesse Barfield, R OBP: 0.305, SLG: 0.436 (1, 9)										0	0	0	0	0	0	0									
Kelly Gruber, R OBP: 0.324, SLG: 0.437 (1, 5)										3	0	0	1	0	1	3									
Nelson Liriano, S OBP: 0.273, SLG: 0.311 (1, 4)										3	1	1	0	0	0	3									
Inning Stats	R: 1 E: 0 K: 0 S: 17	H: 1 LOB: 1 BB: 1 P: 28	R: 0 E: 0 K: 1 S: 11	H: 1 LOB: 0 BB: 0 P: 16	R: 0 E: 0 K: 1 S: 6	H: 0 LOB: 0 BB: 1 P: 11	R: 0 E: 0 K: 1 S: 11	H: 0 LOB: 1 BB: 1 P: 21	R: 1 E: 0 K: 2 S: 12	H: 2 LOB: 1 BB: 0 P: 18	R: 0 E: 0 K: 0 S: 5	H: 0 LOB: 0 BB: 1 P: 15	R: 0 E: 0 K: 1 S: 8	H: 1 LOB: 1 BB: 0 P: 11	1B: 5 2B: 2 3B: 0 HR: 0	SF: 0 SAC: 1 DP: 1 HBP: 0		WP: 1 PB: 0 SB: 3 CS: 0	PA: 34						
PITCHER Mike Walker, R ERA: 3.24 Scott Bailes, L ERA: 4.89 Don Gordon, R ERA: 4.17	IP: 6.0 WLS: L BF: 27	H: 6 R: 3 ER: 3 SO: 5	BB: 4 IBB: 0 HBP: 0 BLK: 0	WP: 0 HR: 0 S: 68 P: 116	ERA: 4.50 WHIP: 1.667	IP: 1.1 WLS: 5 BF: 5	H: 1 R: 0 ER: 0 SO: 0	BB: 1 IBB: 0 HBP: 0 BLK: 0	WP: 0 HR: 0 S: 8 P: 18	ERA: 0.00 WHIP: 1.500	IP: 0.2 WLS: 2 BF: 0	H: 0 R: 0 ER: 0 SO: 1	BB: 0 IBB: 0 HBP: 0 BLK: 0	WP: 1 HR: 0 S: 5 P: 8	ERA: 0.00 WHIP: 0.000										

AB 28
R 3
H 7
RBI 3
BB 5
SO 6
LOB 17



Batter	1	2	3	4	5	6	7	8	9	10	AB	R	H	RBI	BB	SO	LOB	TOP						
Julio Franco, R OBP: 0.359, SLG: 0.409 (1, 4)	1-3		K		6-3	3-1			6-3 F7 BB	K	5	0	0	0	1	2	7							
Reggie Williams, R OBP: 0.200, SLG: 0.333 Mel Hall, L OBP: 0.322, SLG: 0.406 (7, PH)	4-3		FC5 2B E		6-3		2B 1B BB		F7		3	1	0	0	0	0	2							
Joe Carter, R OBP: 0.324, SLG: 0.504 (1, 8)	1B		E 2B		3B		1B 2B		6-3		5	0	4	1	0	0	1							
Cory Snyder, R OBP: 0.327, SLG: 0.487 (1, 9)	F9		E6		K		1B		IBB		4	0	1	1	1	1	3							
Luis Medina, R OBP: 0.345, SLG: 0.741 Willie Upshaw, L OBP: 0.337, SLG: 0.380 (9, PH)		6-3	K			5-3			K		4	0	0	0	0	2	3							
Brook Jacoby, R OBP: 0.303, SLG: 0.337 (1, 5)	K				6-3		1B 1B		K		5	0	1	0	0	2	1							
Carmen Castillo, R OBP: 0.281, SLG: 0.333 Dave Clark, L OBP: 0.348, SLG: 0.398 (10, PH)	F4				L8		1B 1B		F3		4	0	1	0	0	0	0							
Andy Allanson, R OBP: 0.290, SLG: 0.304 Terry Francona, L OBP: 0.337, SLG: 0.375 Ron Tingley, R OBP: 0.231, SLG: 0.292 (8, 2)			FC5 1B		1B		L8		K2-3		3	0	2	0	0	0	2							
Jay Bell, R OBP: 0.290, SLG: 0.278 Ron Kittle, R OBP: 0.324, SLG: 0.536 Paul Zuvella, R OBP: 0.286, SLG: 0.277 (10, PR)			FC5 2B 1B		K		1B		4-3		4	1	2	0	0	1	1							
Inning Stats	R: 0 E: 0 K: 0 S: 9	H: 1 LOB: 1 BB: 0 P: 11	R: 0 E: 0 K: 1 S: 5	H: 0 LOB: 0 BB: 0 P: 7	R: 2 E: 1 K: 2 S: 14	H: 3 LOB: 2 BB: 0 P: 21	R: 0 E: 0 K: 1 S: 7	H: 1 LOB: 1 BB: 0 P: 11	R: 0 E: 0 K: 1 S: 13	H: 1 LOB: 1 BB: 0 P: 21	R: 0 E: 0 K: 1 S: 10	H: 3 LOB: 3 BB: 0 P: 16	R: 1 E: 0 K: 2 S: 18	H: 2 LOB: 1 BB: 1 P: 27	R: 0 E: 0 K: 1 S: 6	H: 0 LOB: 0 BB: 0 P: 8	R: 0 E: 0 K: 1 S: 7	H: 0 LOB: 2 BB: 2 P: 17	R: 0 E: 0 K: 2 S: 14	H: 1 LOB: 2 BB: 1 P: 25	1B: 9 2B: 2 3B: 1 HR: 0	SF: 0 SAC: 0 DP: 0 HBP: 0	WP: 0 PB: 0 SB: 0 CS: 0	PA: 46
PITCHER	IP	WLS	BF	H	R	ER	SO	BB	IBB	HBP	BLK	WP	HR	S	P	ERA	WHIP							
Mike Flanagan, L ERA: 4.22	(1, 1)	5.2	27	9	2	1	5	0	0	0	0	0	0	55	83	1.59	1.588							
Duane Ward, R ERA: 3.31	(6, 1)	3.0	13	2	1	1	3	2	1	0	0	0	0	30	51	3.00	1.333							
Tony Castillo, L ERA: 1.46	(9, 1)	0.1	1	0	0	0	1	0	0	0	0	0	0	4	5	0.00	0.000							
Tom Henke, R ERA: 2.88	(10, 1)	1.0	W	5	1	0	0	2	1	0	0	0	0	14	25	0.00	2.000							

Cleveland Indians @ Toronto Blue Jays
Exhibition Stadium, Toronto, ON
Fri Sep 16 1988, 7:05 PM EDT
Att: 30,276 - Unknown - 55 F

AB 42
R 3
H 12
RBI 2
BB 4
SO 11
LOB 24



Batter	1	2	3	4	5	6	7	8	9	10	AB	R	H	RBI	BB	SO	LOB	BOTTOM						
Tony Fernandez, S OBP: 0.339, SLG: 0.381 Nelson Limano, S OBP: 0.273, SLG: 0.311 (10, 4)	G3		K		2B 1B		G3		FC4-2 IBB		4	0	1	0	1	1	1							
Lloyd Moseby, L OBP: 0.349, SLG: 0.370 (1, 8)	S 1B		K		F7		E6 BB		E4 FC4-2		5	0	1	0	0	1	3							
Fred McGriff, L OBP: 0.360, SLG: 0.572 (1, 3)	F8		3-1		2B		1-3 BB		FC4-2		4	0	1	0	1	0	4							
George Bell, R OBP: 0.311, SLG: 0.455 (1, 7)	F3		HR		F9		1-3 BB		6-3		4	1	1	1	1	0	6							
Ernie Whitt, L OBP: 0.344, SLG: 0.396 Cecil Fielder, R OBP: 0.301, SLG: 0.452 Rick Leach, L OBP: 0.329, SLG: 0.337 Sal Butera, R OBP: 0.246, SLG: 0.350 Pat Borders, R OBP: 0.286, SLG: 0.471 (10, PH)		4-2	1B E BB		4-3		F7		1-3		2	1	0	0	1	0	0							
Rancos Mulliniks, L OBP: 0.399, SLG: 0.484 (1, 10)	L7				F7		4-3		IBB		3	0	0	0	2	0	1							
Jesse Barfield, R OBP: 0.301, SLG: 0.431 (1, 9)	K		K		K		K		F3		5	0	0	0	0	3	6							
Kelly Gruber, R OBP: 0.327, SLG: 0.441 (1, 5)	E9 3B 1B		F2		F2		6-3		FC4-2 1B		5	1	3	1	0	0	0							
Manuel Lee, S OBP: 0.333, SLG: 0.364 (10, 6)	3B				6-3		L8		SH5-4		3	0	1	1	0	0	0							
Inning Stats	R: 0 E: 0 K: 0 S: 9	H: 1 LOB: 1 BB: 1 P: 13	R: 2 E: 1 K: 2 S: 13	H: 2 LOB: 2 BB: 1 P: 25	R: 1 E: 0 K: 1 S: 7	H: 1 LOB: 0 BB: 0 P: 10	R: 0 E: 0 K: 1 S: 8	H: 0 LOB: 0 BB: 0 P: 11	R: 0 E: 0 K: 0 S: 12	H: 2 LOB: 2 BB: 0 P: 19	R: 0 E: 0 K: 1 S: 8	H: 0 LOB: 0 BB: 0 P: 14	R: 0 E: 0 K: 0 S: 9	H: 0 LOB: 0 BB: 0 P: 14	R: 0 E: 1 K: 0 S: 9	H: 1 LOB: 3 BB: 1 P: 15	R: 0 E: 1 K: 0 S: 10	H: 2 LOB: 2 BB: 1 P: 18	1B: 5 2B: 2 3B: 1 HR: 1	SF: 0 SAC: 1 DP: 0 HBP: 0	WP: 0 PB: 0 SB: 1 CS: 0	PA: 44		
PITCHER	IP	WLS	BF	H	R	ER	SO	BB	IBB	HBP	BLK	WP	HR	S	P	ERA	WHIP							
Tom Candiotti, R ERA: 3.38	(1, 1)	7.0	28	6	3	3	5	2	0	0	0	0	0	66	106	3.86	1.000							
Scott Bailes, L ERA: 4.87	(8, 1)	0.1	3	0	0	0	0	2	0	0	0	0	0	3	13	0.00	6.000							
Don Gordon, R ERA: 4.18	(8, 1)	2.0	L	13	3	1	1	1	2	0	0	0	0	25	45	4.50	2.000							

Cleveland Indians @ Toronto Blue Jays
Exhibition Stadium, Toronto, ON
Fri Sep 16 1988, 7:05 PM EDT
Att: 30,276 - Unknown - 55 F

AB 37
R 4
H 9
RBI 3
BB 6
SO 5
LOB 23



Batter	1	2	3	4	5	6	7	8	9	AB	R	H	RBI	BB	SO	LOB	TOP					
Julio Franco, R (1, 4) OBP: 0.361, SLG: 0.415	G6-3			1B BB FC5-2		G6-3			G5-3	4	0	1	0	0	0	0	Cleveland Indians @ Toronto Blue Jays Exhibition Stadium, Toronto, ON Sun Sep 18 1988, 3:33 AM EDT Att: 34,422 - Sunny - 74 F livebaseballscorecards.com					
Willie Upshaw, L (1, 3) OBP: 0.338, SLG: 0.382	P5			FC5-2 1B BB		F8			2B	3	0	1	0	1	0							
Joe Carter, R (1, 8) OBP: 0.321, SLG: 0.498	F8			FC5-2 1B		G3-1			K	4	0	1	0	0	1							
Mel Hall, L (1, 10) OBP: 0.321, SLG: 0.405		F2		F8			G4-6-3 1B		G3-1	4	0	1	0	0	4							
Cory Snyder, R (1, 9) OBP: 0.329, SLG: 0.490		G3-6-1 BB		FC5-2			K			2	0	0	0	1	1							
Dave Clark, L (1, 7) OBP: 0.348, SLG: 0.390	G3-6-1			L8			G4-6-3			3	0	0	0	0	5							
Brook Jacoby, R (1, 5) OBP: 0.301, SLG: 0.333			F7		F8			G5-3		3	0	0	0	0	0							
Andy Allanson, R (1, 2) OBP: 0.292, SLG: 0.306			K		F8			L7		3	0	0	0	0	1							
Jay Bell, R (1, 6) OBP: 0.294, SLG: 0.287			G6-3		K			F8		3	0	0	0	0	1							
Inning Stats	R: 0 E: 0 K: 0 S: 9	H: 0 LOB: 0 BB: 0 P: 14	R: 0 E: 0 K: 0 S: 6	H: 0 LOB: 0 BB: 1 P: 13	R: 0 E: 0 K: 1 S: 7	H: 0 LOB: 0 BB: 0 P: 13	R: 0 E: 0 K: 0 S: 11	H: 2 LOB: 3 BB: 1 P: 17	R: 0 E: 0 K: 1 S: 6	H: 0 LOB: 0 BB: 0 P: 11	R: 0 E: 0 K: 0 S: 8	H: 0 LOB: 0 BB: 0 P: 12	R: 0 E: 0 K: 1 S: 6	H: 1 LOB: 0 BB: 0 P: 7	R: 0 E: 0 K: 0 S: 4	H: 0 LOB: 0 BB: 0 P: 6		R: 0 E: 0 K: 1 S: 10	H: 1 LOB: 1 BB: 0 P: 14	1B: 3 2B: 1 3B: 0 HR: 0	SF: 0 SAC: 0 DP: 2 HBP: 0	WP: 0 PB: 0 CS: 0
PITCHER Dave Stieb, R (1, 1) ERA: 3.33	IP: 9.0 WLS: W BF: 31 H: 4 R: 0 ER: 0 SO: 4 BB: 2 IBB: 0 HBP: 0 BLK: 0 WP: 0 HR: 0 S: 67 P: 107 ERA: 0.00 WHIP: 0.667															PITCHER						
Batter	1	2	3	4	5	6	7	8	9	AB	R	H	RBI	BB	SO	LOB	BOTTOM					
Tony Fernandez, S (1, 6) OBP: 0.338, SLG: 0.379	F7			F7	1-2 2-3 HBP		F8			3	0	0	0	0	0	0	Cleveland Indians @ Toronto Blue Jays Exhibition Stadium, Toronto, ON Sun Sep 18 1988, 3:33 AM EDT Att: 34,422 - Sunny - 74 F livebaseballscorecards.com					
Lloyd Moseby, L (1, 8) OBP: 0.346, SLG: 0.369	G6-3			2B		F7			K	4	1	1	0	0	1	3						
Fred McGriff, L (1, 3) OBP: 0.379, SLG: 0.569	F7			2B 2H		G3-1			1-3	4	0	1	1	0	0	3						
George Bell, R (1, 7) OBP: 0.308, SLG: 0.452		P4		FC1-6-5			WP 2B		F8	4	1	1	0	0	0	1						
Ernie Whitt, L (1, 2) OBP: 0.343, SLG: 0.402		F3		K		G4-3	2H			4	1	1	1	0	1	1						
Rance Mulliniks, L (1, 10) OBP: 0.398, SLG: 0.484		G4-3				K		F9 2B		4	0	1	0	0	1	0						
Jesse Barfield, R (1, 9) OBP: 0.301, SLG: 0.433			G6-3		1B 3B		F9			3	1	1	0	0	0	1						
Kelly Gruber, R (1, 5) OBP: 0.328, SLG: 0.439			F9		HBP 1B		L3			3	0	1	1	0	0	1						
Manuel Lee, S (1, 4) OBP: 0.335, SLG: 0.365			K		HBP 1B		G4-3			3	0	1	0	0	1	0						
Inning Stats	R: 0 E: 0 K: 0 S: 4	H: 0 LOB: 0 BB: 0 P: 6	R: 0 E: 0 K: 0 S: 7	H: 0 LOB: 0 BB: 0 P: 14	R: 0 E: 0 K: 1 S: 8	H: 0 LOB: 0 BB: 0 P: 11	R: 1 E: 0 K: 1 S: 13	H: 2 LOB: 1 BB: 0 P: 17	R: 1 E: 0 K: 0 S: 9	H: 3 LOB: 3 BB: 0 P: 14	R: 1 E: 0 K: 1 S: 17	H: 2 LOB: 1 BB: 0 P: 24	R: 0 E: 0 K: 1 S: 10	H: 0 LOB: 0 BB: 0 P: 12	R: 1 E: 0 K: 0 S: 9	H: 1 LOB: 0 BB: 0 P: 13		1B: 2 2B: 4 3B: 1 HR: 1	SF: 0 SAC: 0 DP: 0 HBP: 1	WP: 1 PB: 0 CS: 0	PA: 33	
PITCHER Rod Nichols, R (1, 1) ERA: 5.47	IP: 8.0 WLS: L BF: 33 H: 8 R: 4 ER: 4 SO: 4 BB: 0 IBB: 0 HBP: 1 BLK: 0 WP: 1 HR: 1 S: 77 P: 111 ERA: 4.50 WHIP: 1.000															PITCHER						

Batter	1	2	3	4	5	6	7	8	9	AB	R	H	RBI	BB	SO	LOB	TOP			
Julio Franco, R OBP: 0.363, SLG: 0.415 (1, 4)	4-1 BB 4-3	1-2 F7			3-2 4-3		0-1 L9			3	0	0	0	1	0	2				
Willie Upshaw, L OBP: 0.335, SLG: 0.377 (1, 3)	2-2 4-3		1-1 F6		4-2 CS BB			3-1 F9		3	0	0	0	1	0	1				
Joe Carter, R OBP: 0.319, SLG: 0.495 Scott Jordan, R (8, 8)	0-0 F7		2-1 F4		1-3 K			0-2 2B		4	0	1	0	0	1	2				
Mel Hall, L OBP: 0.318, SLG: 0.400 (1, 10)	1-3 K		2-1 G3			1-1 F2		0-1 F8		4	0	0	0	0	1	1				
Cory Snyder, R OBP: 0.332, SLG: 0.498 (1, 9)		2-2 G6-4-3 BB 2B 1B		1-3 K		1-0 G1 2B			0-2 4-3	4	1	2	0	0	1	0				
Dave Clark, L OBP: 0.348, SLG: 0.385 (1, 7)		4-2 G6-4-3 BB 1 SAFE		1-0 F8		2-1 G1			1-3 K	3	0	0	0	1	1	1				
Eddie Williams, R OBP: 0.200, SLG: 0.200 Ron Kittle, R OBP: 0.323, SLG: 0.533 Brook Jacoby, R OBP: 0.301, SLG: 0.333 (9, 5)		1-2 G6-4-3 1B 1-2 2-3		1-0 1B		0-3 K			2-3 K	3	0	1	0	0	1	3				
Andy Allanson, R OBP: 0.296, SLG: 0.308 (1, 2)		4-1 2B BB		0-1 1B					2-0 F9	2	0	1	0	1	0	0				
Paul Zuvella, R OBP: 0.285, SLG: 0.284 (1, 6)		1-1 1-3 3H 2B		1-1 1-3					1-1 3-1	3	0	1	1	0	0	2				
Inning Stats	R: 0 E: 0 K: 1 S: 12	H: 0 LOB: 1 BB: 1 P: 19	R: 1 E: 0 K: 0 S: 17	H: 2 LOB: 2 BB: 2 P: 30	R: 0 E: 0 K: 0 S: 6	H: 0 LOB: 0 BB: 0 P: 11	R: 0 E: 0 K: 1 S: 9	H: 2 LOB: 2 BB: 0 P: 13	R: 0 E: 0 K: 1 S: 13	H: 1 LOB: 1 BB: 0 P: 13	R: 0 E: 0 K: 0 S: 5	H: 0 LOB: 0 BB: 0 P: 8	R: 0 E: 0 K: 2 S: 8	H: 1 LOB: 0 BB: 0 P: 11	R: 0 E: 0 K: 0 S: 10	H: 0 LOB: 0 BB: 0 P: 13	1B: 3 2B: 3 3B: 0 HR: 0	SF: 0 SAC: 0 DP: 1 HBP: 0	WP: 0 PB: 0 SB: 0 CS: 1	PA: 34
PITCHER Jack Morris, R ERA: 4.23 (1, 1)	IP: 9.0 WLS: W BF: 34 H: 6 R: 1 ER: 1 SO: 6 BB: 4 IBB: 0 HBP: 0 BLK: 0 WP: 0 HR: 0 S: 89 P: 139 ERA: 1.00 WHIP: 1.111															PITCHER				

Cleveland Indians @ Detroit Tigers
Tiger Stadium, Detroit, MI
Tue Sep 20 1988, 7:05 PM EDT
Att: 14,593 - Unknown - 60 F

AB 30
R 1
H 6
RBI 1
BB 4
SO 6
LOB 12



Batter	1	2	3	4	5	6	7	8	9	AB	R	H	RBI	BB	SO	LOB	BOTTOM					
Dave Bergman, L OBP: 0.380, SLG: 0.413 Ray Knight, R OBP: 0.270, SLG: 0.287 (8, 3)	1-1 FC4-6 1B		0-0 F8			3-2 5-3		0-0 F3		3	0	1	0	0	0	0						
Dwayne Murphy, L OBP: 0.384, SLG: 0.390 Luis Salazar, R OBP: 0.305, SLG: 0.389 (8, 4)	0-1 FC4-6 1-2		2-3 K			3-2 FC5-4 1B		4-0 BB BB		3	0	1	0	0	1	1						
Alan Trammell, R OBP: 0.376, SLG: 0.471 (1, 6)	2-1 F9			0-0 5-3		3-1 FC5-4 1-2 2-3		4-2 BB BB		3	0	0	0	1	0	2						
Fred Lynn, L OBP: 0.305, SLG: 0.478 (1, 7)	0-0 F2			1-0 G3		0-1 F6		1-0 4-3		4	0	0	0	0	0	5						
Matt Nokes, L OBP: 0.303, SLG: 0.411 Mike Heath, R OBP: 0.316, SLG: 0.379 (7, 2)		1-3 K		3-1 F6			0-1 F9		1-0 6-3	2	0	0	0	0	1	0						
Darrell Evans, L OBP: 0.338, SLG: 0.372 Scott Lusader, L OBP: 0.125, SLG: 0.286 (9, 10)		4-2 BB			0-1 HR		1-0 F5		1-1 HR 1B	3	1	2	1	1	0	0						
Chet Lemon, R OBP: 0.347, SLG: 0.428 (1, 9)		0-2 F6			0-0 G1		1-0 5-3		3-1 HR	4	1	1	2	0	0	1						
Tom Brookens, R OBP: 0.316, SLG: 0.358 (1, 5)		1-2 6-3			2-1 L7			1-1 F9		3	0	0	0	0	0	1						
Jim Walewander, S OBP: 0.258, SLG: 0.259 Larry Herndon, R OBP: 0.311, SLG: 0.327 Gary Pettis, S OBP: 0.285, SLG: 0.278 (8, 8)			0-0 F8		0-0 B1-3			3-2 BB S 1B		2	0	0	0	0	0	0						
Inning Stats	R: 0 E: 0 K: 0 S: 7	H: 1 LOB: 1 BB: 0 P: 10	R: 0 E: 0 K: 1 S: 13	H: 0 LOB: 1 BB: 1 P: 19	R: 0 E: 0 K: 1 S: 5	H: 0 LOB: 0 BB: 0 P: 7	R: 0 E: 0 K: 0 S: 4	H: 0 LOB: 0 BB: 0 P: 8	R: 1 E: 0 K: 0 S: 6	H: 1 LOB: 0 BB: 0 P: 8	R: 0 E: 0 K: 0 S: 11	H: 1 LOB: 1 BB: 0 P: 20	R: 0 E: 0 K: 0 S: 4	H: 0 LOB: 0 BB: 0 P: 6	R: 0 E: 0 K: 0 S: 10	H: 1 LOB: 3 BB: 2 P: 23	R: 2 E: 0 K: 0 S: 5	H: 2 LOB: 1 BB: 0 P: 10	1B: 4 2B: 0 3B: 0 HR: 2	SF: 0 SAC: 0 DP: 0 HBP: 0	WP: 0 PB: 0 SB: 1 CS: 0	PA: 34
PITCHER John Farrell, R ERA: 4.26 Brad Havens, L ERA: 3.59 Don Gordon, R ERA: 4.13 Scott Bailes, L ERA: 4.97 (7, 1)	IP: 6.0 WLS: 6 BF: 22 H: 3 R: 1 ER: 0 SO: 1 BB: 0 IBB: 0 HBP: 0 BLK: 0 WP: 0 HR: 1 S: 46 P: 72 ERA: 1.50 WHIP: 0.667															PITCHER						

Cleveland Indians @ Detroit Tigers
Tiger Stadium, Detroit, MI
Tue Sep 20 1988, 7:05 PM EDT
Att: 14,593 - Unknown - 60 F

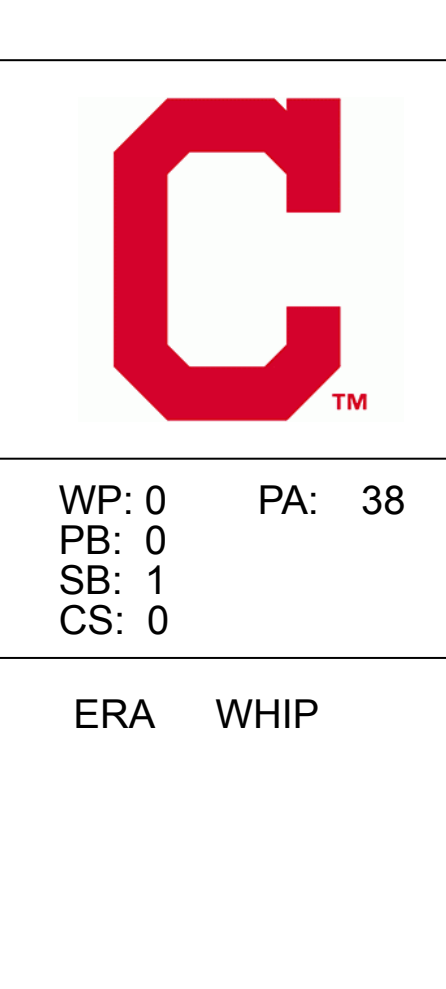
AB 31
R 3
H 6
RBI 3
BB 3
SO 2
LOB 11



Batter	1	2	3	4	5	6	7	8	9	AB	R	H	RBI	BB	SO	LOB	TOP											
Tony Fernandez, S OBP: 0.332, SLG: 0.372	2-2 SH1-3 1B		1-1 G6-3			1-2 G3		2-2 G6-3	0-0 G3	5	0	1	0	0	0	4	Toronto Blue Jays @ Cleveland Indians Cleveland Municipal Stadium, Cleveland, OH Fri Sep 23 1988, 7:05 PM EDT Att. 7,995 - Unknown - 60 F											
Lloyd Moseby, L OBP: 0.343, SLG: 0.369	1 SAFE 2-1 SH1-3			2-2 4-3		0-0 2-3 3-H 1B		2-1 F6		3	0	1	1	0	0	0												
Jesse Barfield, R OBP: 0.303, SLG: 0.429	1-2 F7			1-3 K		1 SAFE 3-2 F8		0-1 F8		4	0	0	0	0	1	2												
George Bell, R OBP: 0.304, SLG: 0.452 Rob Ducey, L OBP: 0.297, SLG: 0.345	2-3 K			0-0 G4-3			1-1 HR		0-1 F9	4	1	1	1	0	1	1												
Pat Borders, R OBP: 0.295, SLG: 0.469		0-3 K			2-0 G6-3		2-2 WP 2B 1B		2-2 1B 1B 1B	4	2	2	0	0	1	0												
Fred McGriff, L OBP: 0.377, SLG: 0.564		1-3 K			2-2 G3-1		2-3 K		1-0 1B 1B 1B	4	0	1	0	0	2	1												
Kelly Gruber, R OBP: 0.328, SLG: 0.436		3-3 K2-3			0-0 G5-3		1-1 2B		0-0 1B 1-2 2-3 1B	4	0	2	1	0	1	0												
Cecil Fielder, R OBP: 0.296, SLG: 0.442 Alexis Infante, R OBP: 0.250, SLG: 0.182			2-3 K			1-3 K		1-3 K		0-0 1-2 2-3 3-H 1B	4	0	1	1	0	3		1										
Manuel Lee, S OBP: 0.334, SLG: 0.366			0-1 G4-3			2-2 G3 1B 2B		1-0 G4-3		4	1	1	0	0	1	4												
Inning Stats	R: 0 E: 0 K: 1 S: 11	H: 1 LOB: 1 BB: 0 P: 18	R: 0 E: 0 K: 3 S: 10	H: 0 LOB: 0 BB: 0 P: 14	R: 0 E: 0 K: 1 S: 7	H: 0 LOB: 0 BB: 0 P: 10	R: 0 E: 0 K: 1 S: 14	H: 0 LOB: 0 BB: 0 P: 17	R: 0 E: 0 K: 0 S: 5	H: 0 LOB: 0 BB: 0 P: 9	R: 1 E: 0 K: 1 S: 15	H: 2 LOB: 1 BB: 0 P: 22	R: 2 E: 0 K: 2 S: 15	H: 3 LOB: 1 BB: 0 P: 23	R: 0 E: 0 K: 0 S: 8	H: 0 LOB: 0 BB: 0 P: 12		R: 1 E: 0 K: 1 S: 12	H: 4 LOB: 3 BB: 0 P: 15	1B: 7 2B: 2 3B: 0 HR: 1	SF: 0 SAC: 1 DP: 0 HBP: 0	WP: 1 PB: 0 SB: 1 CS: 0	PA: 37					
PITCHER	IP	WLS	BF	H	R	ER	SO	BB	IBB	HBP	BLK	WP	HR	S	P	ERA	WHIP											
Greg Swindell, L ERA: 3.31	(1, 1)	8.1	L	35	10	4	4	9	0	0	0	0	1	1	93	136	4.32	1.200										
Don Gordon, R ERA: 4.06	(9, 1)	0.2		2	0	0	0	1	0	0	0	0	0	0	4	4	0.00	0.000										

Batter	1	2	3	4	5	6	7	8	9	AB	R	H	RBI	BB	SO	LOB	BOTTOM											
Julio Franco, R OBP: 0.363, SLG: 0.413	2-2 G6-3		2-0 1B		1-0 FC4-6 1B		1 SAFE 4-1 FC4-6 BB		1-1 F8	4	0	2	0	1	0	2	Toronto Blue Jays @ Cleveland Indians Cleveland Municipal Stadium, Cleveland, OH Fri Sep 23 1988, 7:05 PM EDT Att. 7,995 - Unknown - 60 F											
Reggie Williams, R OBP: 0.200, SLG: 0.280 Willie Upshaw, L OBP: 0.334, SLG: 0.375	0-3 K		0-0 F6		1-0 FC4-6 1-2 1B		1-0 FC4-6 1-2 1B		3-2 L8	4	0	0	0	0	1	4												
Joe Carter, R OBP: 0.319, SLG: 0.493	2-1 G6-3			1-1 G4-3	3-1 F9				2-1 G3 S 1B	4	0	1	0	0	0	1												
Cory Snyder, R OBP: 0.331, SLG: 0.495		0-1 G4-3		4-2 1B 1B BB		2-2 G6-3		1 SAFE 0-3 K		3	1	0	0	1	1	1												
Carmen Castillo, R OBP: 0.287, SLG: 0.345 Mel Hall, L OBP: 0.319, SLG: 0.400	2-1 L4 2B			0-1 1B 1-3 1B		2-3 K		3-2 G3		3	0	2	0	0	1	0												
Brook Jacoby, R OBP: 0.299, SLG: 0.331 Terry Francona, L OBP: 0.335, SLG: 0.372 Eddie Williams, R OBP: 0.200, SLG: 0.200	0-0 L4			0-0 1B		1-0 F9		1-2 G6-3		3	0	1	1	0	0	1												
Luis Medina, R OBP: 0.342, SLG: 0.714			3-2 HR		2-2 F9		3-3 K		1-3 K	4	1	1	1	0	2	2												
Andy Allanson, R OBP: 0.298, SLG: 0.317			1-2 G5-3		1-3 K		3-2 F9		3-1 E6 1B	4	0	0	0	0	1	2												
Jay Bell, R OBP: 0.293, SLG: 0.286 Dave Clark, L OBP: 0.354, SLG: 0.389	1-0 G1-3				1-0 G4-3				0-2 1B	3	0	1	0	0	0	0												
Inning Stats	R: 0 E: 0 K: 1 S: 10	H: 0 LOB: 0 BB: 0 P: 14	R: 0 E: 0 K: 0 S: 5	H: 1 LOB: 0 BB: 0 P: 7	R: 1 E: 0 K: 0 S: 9	H: 2 LOB: 1 BB: 0 P: 16	R: 1 E: 0 K: 1 S: 15	H: 2 LOB: 2 BB: 1 P: 23	R: 0 E: 0 K: 1 S: 7	H: 0 LOB: 0 BB: 0 P: 12	R: 0 E: 0 K: 1 S: 10	H: 1 LOB: 2 BB: 1 P: 22	R: 0 E: 0 K: 1 S: 12	H: 1 LOB: 1 BB: 0 P: 18	R: 0 E: 1 K: 1 S: 13	H: 1 LOB: 2 BB: 0 P: 21		1B: 7 2B: 2 3B: 0 HR: 1	SF: 0 SAC: 0 DP: 1 HBP: 0	WP: 0 PB: 0 SB: 1 CS: 0	PA: 38							
PITCHER	IP	WLS	BF	H	R	ER	SO	BB	IBB	HBP	BLK	WP	HR	S	P	ERA	WHIP											
Jimmy Key, L ERA: 3.53	(1, 1)	7.0	W	29	7	2	2	4	2	0	0	0	0	0	61	105	2.57	1.286										
Duane Ward, R ERA: 3.23	(8, 1)	1.1		7	2	0	0	2	0	0	0	0	0	20	30	0.00	1.500											
Tom Henke, R ERA: 2.91	(9, 1)	0.2	S	2	0	0	0	0	0	0	0	0	0	5	9	0.00	0.000											

AB	36
R	4
H	10
RBI	4
BB	0
SO	10
LOB	13



Batter	1	2	3	4	5	6	7	8	9	AB	R	H	RBI	BB	SO	LOB	TOP			
Tony Fernandez, S (1, 6) OBP: 0.332, SLG: 0.371	L7		L4		1-3			G5-3 1B		4	0	1	0	0	0	0	Toronto Blue Jays @ Cleveland Indians Cleveland Municipal Stadium, Cleveland, OH Sat Sep 24 1988, 7:05 PM EDT Att: 8,157 - Unknown - 55 F			
Kelly Gruber, R (1, 5) OBP: 0.327, SLG: 0.435	K		F9					G5-3 1B		4	0	1	0	0	1	1				
Ernie Whitt, L (1, 2) OBP: 0.348, SLG: 0.396										1	0	0	0	3	0	1				
George Bell, R (1, 7) Sil Campusano, R (9, 7) OBP: 0.294, SLG: 0.362	6-3		F9							4	0	0	0	0	0	4				
Fred McGriff, L (1, 3) OBP: 0.378, SLG: 0.564										0	0	0	0	0	0	0				
Rance Mulliniks, L (1, 10) OBP: 0.389, SLG: 0.472	K									2	0	0	0	0	1	0				
Jesse Barfield, R (1, 9) Rick Leach, L (5, 9) OBP: 0.333, SLG: 0.342										2	0	1	0	0	0	0				
Rob Ducey, L (1, 8) OBP: 0.265, SLG: 0.344										3	0	1	1	0	0	1				
Manuel Lee, S (1, 4) OBP: 0.333, SLG: 0.365										4	0	1	0	0	1	1				
Inning Stats	R: 0 H: 0 E: 0 K: 1 S: 17	H: 0 LOB: 1 BB: 1 P: 26	R: 0 H: 3 E: 0 K: 1 S: 11	LOB: 2 BB: 0 P: 17	R: 0 H: 0 E: 0 K: 0 S: 6	LOB: 1 BB: 1 P: 14	R: 0 H: 0 E: 0 K: 0 S: 7	LOB: 0 BB: 0 P: 13	R: 0 H: 0 E: 0 K: 0 S: 10	H: 1 LOB: 0 BB: 0 P: 11	R: 0 H: 2 E: 0 K: 0 S: 7	H: 1 LOB: 1 BB: 0 P: 10	R: 0 H: 1 E: 0 K: 0 S: 8	H: 2 LOB: 2 BB: 1 P: 17	R: 1 H: 2 E: 0 K: 1 S: 13	H: 0 LOB: 0 BB: 0 P: 16	1B: 9 2B: 1 3B: 0 HR: 0	SF: 1 SAC: 2 DP: 1 HBP: 0	WP: 0 PB: 0 SB: 0 CS: 0	PA: 36
PITCHER Rod Nichols, R (1, 1) ERA: 4.83	IP: 9.0 WLS: L BF: 36 H: 9 R: 1 ER: 1 SO: 3 BB: 3 IBB: 0 HBP: 0 BLK: 0 WP: 0 HR: 0 S: 86 P: 137 ERA: 1.00 WHIP: 1.333																			

Batter	1	2	3	4	5	6	7	8	9	AB	R	H	RBI	BB	SO	LOB	BOTTOM			
Julio Franco, R (1, 4) OBP: 0.364, SLG: 0.413	G3									3	0	1	0	1	1	0	Toronto Blue Jays @ Cleveland Indians Cleveland Municipal Stadium, Cleveland, OH Sat Sep 24 1988, 7:05 PM EDT Att: 8,157 - Unknown - 55 F			
Dave Clark, L (1, 10) OBP: 0.344, SLG: 0.378	K									4	0	0	0	0	1	2				
Joe Carter, R (1, 8) OBP: 0.318, SLG: 0.491	F8									3	0	0	0	0	1	0				
Cory Snyder, R (1, 9) OBP: 0.329, SLG: 0.492										3	0	0	0	0	1	0				
Mel Hall, L (1, 7) OBP: 0.317, SLG: 0.398										3	0	0	0	0	0	0				
Luis Medina, R (1, 3) OBP: 0.341, SLG: 0.676										2	0	0	0	0	1	0				
Eddie Williams, R (1, 5) Terry Francona, L (6, PH) Brook Jacoby, R (9, 5) OBP: 0.299, SLG: 0.331										2	0	0	0	0	1	0				
Andy Allanson, R (1, 2) OBP: 0.298, SLG: 0.316										1	0	0	0	0	0	1				
Paul Zuvella, R (1, 6) Willie Upshaw, L (9, PH) OBP: 0.333, SLG: 0.374										1	0	0	0	0	0	0				
Inning Stats	R: 0 H: 0 E: 0 K: 1 S: 8	H: 0 LOB: 0 BB: 0 P: 13	R: 0 H: 0 E: 0 K: 1 S: 8	LOB: 0 BB: 0 P: 12	R: 0 H: 0 E: 0 K: 1 S: 11	LOB: 0 BB: 1 P: 18	R: 0 H: 0 E: 0 K: 1 S: 9	LOB: 0 BB: 1 P: 13	R: 0 H: 0 E: 0 K: 1 S: 12	H: 0 LOB: 0 BB: 0 P: 15	R: 0 H: 0 E: 0 K: 1 S: 8	H: 0 LOB: 0 BB: 0 P: 11	R: 0 H: 0 E: 0 K: 0 S: 10	H: 0 LOB: 1 BB: 0 P: 17	R: 0 H: 1 E: 0 K: 1 S: 13	H: 0 LOB: 0 BB: 0 P: 21	1B: 1 2B: 0 3B: 0 HR: 0	SF: 0 SAC: 0 DP: 1 HBP: 1	WP: 0 PB: 0 SB: 0 CS: 1	PA: 29
PITCHER Dave Stieb, R (1, 1) ERA: 3.18	IP: 9.0 WLS: W BF: 29 H: 1 R: 0 ER: 0 SO: 8 BB: 2 IBB: 0 HBP: 1 BLK: 0 WP: 0 HR: 0 S: 84 P: 127 ERA: 0.00 WHIP: 0.333																			

Batter	1	2	3	4	5	6	7	8	9	AB	R	H	RBI	BB	SO	LOB	TOP								
Tony Fernandez, S (1, 6) OBP: 0.334, SLG: 0.376	1-1 4-3 2B		0-3 K		0-0 2B		1-1 E 1B		1-1 4-3	5	1	3	1	0	1	1	Toronto Blue Jays @ Cleveland Indians Cleveland Municipal Stadium, Cleveland, OH Sun Sep 25 1988, 3:33 AM EDT Att: 7,915 - Sunny - 61 F								
Kelly Gruber, R (1, 5) OBP: 0.325, SLG: 0.432	2-2 4-3 2-3		1-1 F9		0-2 5-3		0-2 6-3 1-2			4	0	0	0	0	0	4									
Ernie Whitt, L (1, 2) OBP: 0.350, SLG: 0.397	1-3 K			0-0 1B 1B		2-2 1B	0-2 E6 2-H			4	0	2	0	0	1	1									
George Bell, R (1, 7) OBP: 0.300, SLG: 0.446	1-3 K			1-0 F7		1-2 F9	0-0 F3			4	0	0	0	0	1	4									
Fred McGriff, L (1, 3) OBP: 0.377, SLG: 0.561		1-0 F7		0-1 1B 1-2 1B		2-3 K	1-3 K			4	0	1	0	0	2	1									
Rance Mulliniks, L (1, 10) OBP: 0.388, SLG: 0.471 Pat Borders, R (8, FH) OBP: 0.293, SLG: 0.466		1-2 1-3		2-0 1-2 2-3 1B		0-2 F6	0-0 L7			3	0	1	0	0	0	1									
Rick Leach, L (1, 9) OBP: 0.332, SLG: 0.350		2-3 K		2-0 G4-6-3 1-2 1B			1-0 1B 3B	1-3 K		4	1	1	0	0	2	3									
Rob Ducey, L (1, 8) OBP: 0.263, SLG: 0.333			0-0 4-3		0-1 4-3		3-2 1B 4-3 1B	1-3 K		4	1	1	1	0	1	0									
Manuel Lee, S (1, 4) OBP: 0.333, SLG: 0.365 Nelson Liriano, S (7, 4) OBP: 0.279, SLG: 0.316			3-2 1B		0-0 F7		3-H 0-1 4-3 1-2	2-0 6-3		3	0	1	0	0	0	1									
Inning Stats	R: 0 H: 1 E: 0 K: 2 S: 11	H: 1 LOB: 1 BB: 0 P: 16	R: 0 H: 0 E: 0 K: 1 S: 9	H: 0 LOB: 0 BB: 0 P: 13	R: 0 H: 1 E: 0 K: 1 S: 10	H: 1 LOB: 1 BB: 0 P: 14	R: 0 H: 3 E: 0 K: 0 S: 6	H: 3 LOB: 2 BB: 0 P: 11	R: 0 H: 1 E: 0 K: 0 S: 7	H: 1 LOB: 1 BB: 0 P: 7	R: 0 H: 1 E: 0 K: 1 S: 14	H: 1 LOB: 1 BB: 0 P: 19	R: 3 H: 3 E: 1 K: 0 S: 16	H: 3 LOB: 1 BB: 0 P: 21	R: 0 H: 0 E: 0 K: 2 S: 7	H: 0 LOB: 0 BB: 0 P: 9		R: 0 H: 0 E: 0 K: 1 S: 6	H: 0 LOB: 0 BB: 0 P: 10	1B: 7 2B: 2 3B: 1 HR: 0	SF: 0 SAC: 0 DP: 1 HBP: 0	WP: 0 PB: 0 SB: 4 CS: 0	PA: 37		
PITCHER	IP	WLS	BF	H	R	ER	SO	BB	IBB	HBP	BLK	WP	HR	S	P	ERA	WHIP								
Rich Yett, R (1, 1) ERA: 4.79	6.0		26	9	2	2	5	0	0	0	0	0	0	62	89	3.00	1.500								
Don Gordon, R (7, 1) ERA: 3.99	1.0		5	1	1	0	0	0	0	0	0	0	0	11	12	0.00	1.000								
Scott Bailes, L (8, 1) ERA: 4.9	2.0	W	6	0	0	0	3	0	0	0	0	0	0	13	19	0.00	0.000								

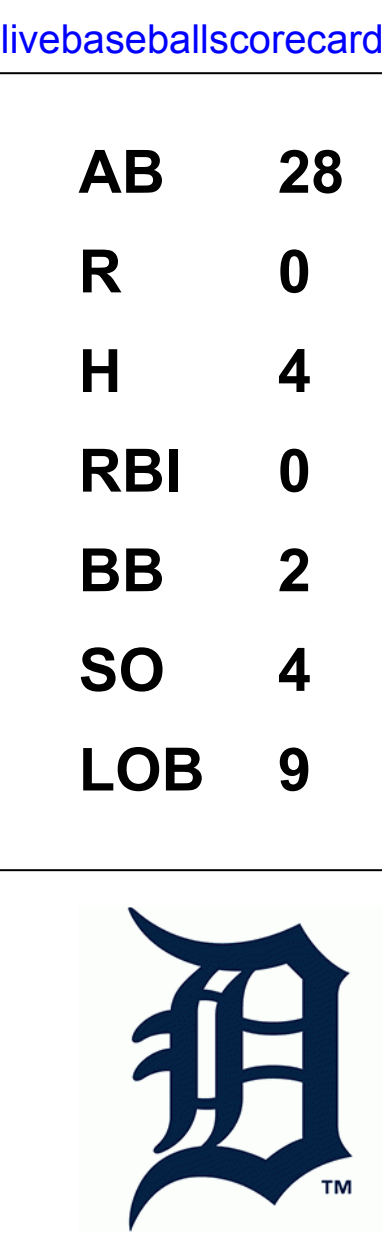
Batter	1	2	3	4	5	6	7	8	9	AB	R	H	RBI	BB	SO	LOB	BOTTOM								
Julio Franco, R (1, 4) OBP: 0.364, SLG: 0.413	3-3 K	3-2 S 1B			1-1 6-3		1-3 K 1-2		2-2 1B	5	0	2	1	0	2	1	Toronto Blue Jays @ Cleveland Indians Cleveland Municipal Stadium, Cleveland, OH Sun Sep 25 1988, 3:33 AM EDT Att: 7,915 - Sunny - 61 F								
Dave Clark, L (1, 10) OBP: 0.353, SLG: 0.386	1-2 1B	2-2 G3 1-2 1B			1-0 G5-4-3 1B			1-1 4-3 1-2 1B	1-1 1B	5	0	3	1	0	0	2									
Joe Carter, R (1, 8) OBP: 0.317, SLG: 0.488	0-3 K	2-3 K			0-2 G5-4-3 1-2 1B			2-2 CS S HBP		3	0	0	0	0	2	4									
Cory Snyder, R (1, 9) OBP: 0.328, SLG: 0.489	1-0 4-3		1-3 K		1-3 K		1-3 K	4-2 E 1-3 BB		3	0	0	0	1	2	1									
Mel Hall, L (1, 7) OBP: 0.316, SLG: 0.397		2-2 S 1B	2-2 3-1		1-2 G3		1-2 G3	3-1 E4	1-3 1B	4	1	1	0	0	0	1									
Luis Medina, R (1, 3) OBP: 0.318, SLG: 0.625 Willie Upshaw, L (8, FH) OBP: 0.333, SLG: 0.373		0-3 K	1-3 K		1-3 K		1-3 K	1-3 K		3	0	0	0	0	3	1									
Eddie Williams, R (1, 5) OBP: 0.200, SLG: 0.200 Terry Francona, L (9, FH) OBP: 0.332, SLG: 0.368		2-2 1B 1-H 1B			1-2 1-3		2-0 F7		1-1 G3	3	1	1	1	0	0	0									
Andy Allanson, R (1, 2) OBP: 0.300, SLG: 0.316		0-0 1B 1-3 1B			2-3 K		3-1 F8		4-1 1B 1B BB	3	2	1	0	1	1	0									
Jay Bell, R (1, 6) OBP: 0.296, SLG: 0.291		0-1 1B 1-2 3-H 1B			2-3 K		0-1 K		2-3 K	4	0	2	1	0	2	1									
Inning Stats	R: 0 H: 1 E: 0 K: 2 S: 11	H: 5 LOB: 2 BB: 0 P: 36	R: 0 H: 0 E: 0 K: 2 S: 10	H: 0 LOB: 0 BB: 0 P: 14	R: 0 H: 0 E: 0 K: 2 S: 10	H: 0 LOB: 0 BB: 0 P: 15	R: 0 H: 1 E: 0 K: 0 S: 6	H: 1 LOB: 0 BB: 0 P: 8	R: 0 H: 0 E: 0 K: 2 S: 9	H: 0 LOB: 0 BB: 0 P: 12	R: 0 H: 1 E: 0 K: 1 S: 9	H: 1 LOB: 1 BB: 0 P: 15	R: 0 H: 0 E: 1 K: 1 S: 13	H: 0 LOB: 2 BB: 1 P: 23	R: 1 H: 2 E: 0 K: 1 S: 11	H: 2 LOB: 2 BB: 1 P: 21		1B: 10 2B: 0 3B: 0 HR: 0	SF: 0 SAC: 0 DP: 1 HBP: 1	WP: 0 PB: 0 SB: 4 CS: 1	PA: 38				
PITCHER	IP	WLS	BF	H	R	ER	SO	BB	IBB	HBP	BLK	WP	HR	S	P	ERA	WHIP								
Jim Clancy, R (1, 1) ERA: 4.47	1.1		10	6	3	3	3	0	0	0	0	0	0	26	38	20.25	4.500								
John Cerutti, L (2, 1) ERA: 3.23	5.1		17	2	0	0	7	0	0	0	0	0	0	50	73	0.00	0.375								
Duane Ward, R (7, 1) ERA: 3.25	2.0	L	11	2	1	1	3	2	0	1	0	0	0	28	49	4.50	2.000								

AB	37
R	3
H	10
RBI	2
BB	0
SO	8
LOB	16



Batter	1	2	3	4	5	6	7	8	9	AB	R	H	RBI	BB	SO	LOB	TOP					
Dave Bergman, L (1, 3) OBP: 0.378, SLG: 0.404	0-2 4-3		1-2 G3-6-3			0-1 G4-6-3 1B		0-0 4-3		4	0	1	0	0	0	2						
Dwayne Murphy, L (1, 8) OBP: 0.379, SLG: 0.388	3-2 F8		1-1 4-3			2-3 K		2-2 F7		4	0	0	0	0	1	1						
Fred Lynn, L (1, 7) OBP: 0.303, SLG: 0.479	4-1 BB			2-2 F3		2-1 G4-6-3 1-2		0-1 F3		3	0	0	0	1	0	1						
Darrell Evans, L (1, 10) OBP: 0.343, SLG: 0.390	3-3 K			3-2 4-3			2-1 1-3		1-3 K	4	0	0	0	0	2	1						
Matt Nokes, L (1, 2) OBP: 0.312, SLG: 0.426		2-2 F7		2-2 1B			2-0 4-3			3	0	1	0	0	0	0						
Pat Sheridan, L (1, 9) OBP: 0.338, SLG: 0.401		0-1 1B		0-1 4-3			0-0 F8			3	0	1	0	0	0	1						
Tom Brookens, R (1, 5) OBP: 0.307, SLG: 0.347 (8, 6)		1-0 F9			1-1 F8			1-1 SH3-4 1B		3	0	1	0	0	0	1	AB 28 R 0 H 4 RBI 0 BB 2 SO 4 LOB 9					
Torey Lovullo, S (1, 4) OBP: 0.333, SLG: 0.647		1-3 K			2-2 G1-3			1-0 SH3-4		2	0	0	0	0	1	1						
Jim Walewander, S (1, 6) OBP: 0.251, SLG: 0.238 Ray Knight, R (8, PH) OBP: 0.288, SLG: 0.284 (8, 5)			4-0 BB		2-2 4-3			0-0 6-3		1	0	0	0	1	0	0						
Inning Stats	R: 0 E: 0 K: 1 S: 11	H: 0 LOB: 1 BB: 1 P: 21	R: 0 E: 0 K: 1 S: 10	H: 1 LOB: 0 BB: 0 P: 14	R: 0 E: 0 K: 0 S: 5	H: 0 LOB: 0 BB: 1 P: 11	R: 0 E: 0 K: 0 S: 15	H: 1 LOB: 1 BB: 0 P: 22	R: 0 E: 0 K: 0 S: 9	H: 0 LOB: 0 BB: 0 P: 14	R: 0 E: 0 K: 1 S: 7	H: 1 LOB: 0 BB: 0 P: 11	R: 0 E: 0 K: 0 S: 4	H: 0 LOB: 0 BB: 0 P: 8	R: 0 E: 0 K: 0 S: 5	H: 1 LOB: 1 BB: 0 P: 7	R: 0 E: 0 K: 1 S: 10	H: 0 LOB: 0 BB: 0 P: 13	1B: 4 2B: 0 3B: 0 HR: 0	SF: 0 SAC: 1 DP: 2 HBP: 0	WP: 0 PB: 0 SB: 0 CS: 0	PA: 31
PITCHER Tom Candiotti, R (1, 1) ERA: 3.22	IP: 9.0 WLS: W BF: 31 H: 4 R: 0 ER: 0 SO: 4 BB: 2 IBB: 0 HBP: 0 BLK: 0 WP: 0 HR: 0 S: 76 P: 121 ERA: 0.00 WHIP: 0.667															PITCHER						

Detroit Tigers @ Cleveland Indians
Cleveland Municipal Stadium, Cleveland, OH
Tue Sep 27 1988, 7:05 PM EDT
Att. 4,626 - Unknown - 75 F



Batter	1	2	3	4	5	6	7	8	9	AB	R	H	RBI	BB	SO	LOB	BOTTOM					
Julio Franco, R (1, 4) OBP: 0.364, SLG: 0.415	3-2 3B	4-1 1-2 BB		2-2 6-3			1-1 L8			3	0	1	0	1	0	1						
Reggie Williams, R (1, 7) OBP: 0.207, SLG: 0.379	1-3 K	0-1 6-3			3-2 F6			2-2 HR		4	1	1	1	0	1	4						
Joe Carter, R (1, 8) OBP: 0.317, SLG: 0.487	2-2 L3		2-2 1-3		0-1 F9			0-1 F4		4	0	0	0	0	0	1						
Cory Snyder, R (1, 9) OBP: 0.331, SLG: 0.495	2-3 K		0-2 1B		2-3 K			0-0 HR 1B		4	1	2	0	0	2	1						
Carmen Castillo, R (1, 10) OBP: 0.287, SLG: 0.360		1-3 K	0-0 F3		1-1 F9			0-2 HR 1B		4	1	1	2	0	1	1						
Luis Medina, R (1, 3) OBP: 0.313, SLG: 0.591		2-0 1B 1B	1 SAFE 0-3 K		2-1 6-3			0-0 L5		4	1	1	0	0	1	1						
Brook Jacoby, R (1, 5) OBP: 0.298, SLG: 0.330	1-0 1B 1-2 1B			2-2 F8		0-0 5-3		0-2 F8		4	0	1	0	0	0	0	AB 32 R 4 H 9 RBI 4 BB 2 SO 5 LOB 10					
Andy Allanson, R (1, 2) OBP: 0.304, SLG: 0.320		2-2 1B		0-0 1B			1-1 5-3			3	0	2	1	0	0	0						
Paul Zuvella, R (1, 6) OBP: 0.275, SLG: 0.268		1-3 2H 1B	4-1 BB BB		3-2 F8		2-1 F6			2	0	0	0	1	0	1						
Inning Stats	R: 0 E: 0 K: 2 S: 12	H: 1 LOB: 1 BB: 0 P: 20	R: 1 E: 0 K: 1 S: 12	H: 3 LOB: 3 BB: 2 P: 26	R: 0 E: 0 K: 1 S: 11	H: 1 LOB: 1 BB: 0 P: 13	R: 0 E: 0 K: 0 S: 11	H: 1 LOB: 1 BB: 0 P: 18	R: 0 E: 0 K: 1 S: 8	H: 0 LOB: 0 BB: 0 P: 13	R: 0 E: 0 K: 0 S: 5	H: 0 LOB: 0 BB: 0 P: 8	R: 0 E: 0 K: 0 S: 6	H: 0 LOB: 0 BB: 0 P: 10	R: 3 E: 0 K: 0 S: 14	H: 3 LOB: 0 BB: 0 P: 16	R: 0 E: 0 K: 0 S: 10	H: 0 LOB: 0 BB: 0 P: 16	1B: 6 2B: 0 3B: 1 HR: 2	SF: 0 SAC: 0 DP: 0 HBP: 0	WP: 0 PB: 0 SB: 0 CS: 0	PA: 34
PITCHER Frank Tanana, L (1, 1) ERA: 4.27 Willie Hernandez, L (8, 1) ERA: 3.29	IP: 7.1 WLS: L BF: 32 H: 9 R: 4 ER: 4 SO: 4 BB: 2 IBB: 0 HBP: 0 BLK: 0 WP: 0 HR: 2 S: 75 P: 120 ERA: 4.91 WHIP: 1.500															PITCHER						

Detroit Tigers @ Cleveland Indians
Cleveland Municipal Stadium, Cleveland, OH
Tue Sep 27 1988, 7:05 PM EDT
Att. 4,626 - Unknown - 75 F



Batter	1	2	3	4	5	6	7	8	9	AB	R	H	RBI	BB	SO	LOB	TOP				
Tom Brookens, R OBP: 0.307, SLG: 0.347 (1, 5)										4	0	1	0	0	0	1	Detroit Tigers @ Cleveland Indians Cleveland Municipal Stadium, Cleveland, OH Wed Sep 28 1988, 7:05 PM EDT Alt: 5,262 - Unknown - 55 F				
Luis Salazar, R OBP: 0.306, SLG: 0.386 (1, 6)										2	1	1	0	2	0	1					
Fred Lynn, L OBP: 0.302, SLG: 0.478 Dwayne Murphy, L OBP: 0.374, SLG: 0.382 (1, 8) (4, 8)										1	0	0	1	0	0	1					
Chet Lemon, R OBP: 0.343, SLG: 0.417 (1, 9)										4	1	1	0	0	0	1					
Ray Knight, R OBP: 0.267, SLG: 0.283 (1, 3)									4	0	1	0	0	1	1						
Larry Hemdon, R OBP: 0.313, SLG: 0.325 Pat Sheridan, L OBP: 0.339, SLG: 0.400 (1, 7) (9, PH)										3	0	1	0	0	2	1					
Darrell Evans, L OBP: 0.342, SLG: 0.388 (1, 10)										4	0	1	0	0	0	2					
Mike Heath, R OBP: 0.315, SLG: 0.376 Matt Nokes, L OBP: 0.314, SLG: 0.427 Scott Lusader, L OBP: 0.111, SLG: 0.250 (1, 2) (9, PH) (9, PH)										3	0	1	0	0	0	0					
Jim Walewander, S OBP: 0.249, SLG: 0.235 Dave Bergman, L OBP: 0.377, SLG: 0.403 (1, 4) (9, PH)										2	0	0	0	0	1	0					
Inning Stats	R: 0 E: 0 K: 0 S: 17	H: 1 LOB: 1 BB: 0 P: 25	R: 0 E: 0 K: 1 S: 6	H: 0 LOB: 0 BB: 0 P: 7	R: 0 E: 0 K: 1 S: 7	H: 0 LOB: 0 BB: 0 P: 11	R: 1 E: 1 K: 0 S: 5	H: 1 LOB: 0 BB: 0 P: 6	R: 0 E: 0 K: 1 S: 9	H: 0 LOB: 1 BB: 1 P: 17	R: 0 E: 0 K: 1 S: 11	H: 1 LOB: 1 BB: 0 P: 20	R: 0 E: 0 K: 0 S: 7	H: 1 LOB: 2 BB: 1 P: 13	R: 1 E: 0 K: 1 S: 17	H: 3 LOB: 2 BB: 0 P: 25		1B: 8 2B: 0 3B: 0 HR: 0	SF: 1 SAC: 1 DP: 1 HBP: 0	WP: 0 PB: 0 SB: 1 CS: 0	PA: 36
PITCHER	IP	WLS	BF	H	R	ER	SO	BB	IBB	HBP	BLK	WP	HR	S	P	ERA	WHIP				
Greg Swindell, L ERA: 3.2 (1, 1)	8.0	W	30	5	1	0	4	1	1	0	0	0	0	67	108	0.00	0.750				
Doug Jones, R ERA: 2.31 (9, 1)	1.0	S	6	3	1	1	1	0	0	0	0	0	0	17	25	9.00	3.000				

Batter	1	2	3	4	5	6	7	8	9	AB	R	H	RBI	BB	SO	LOB	BOTTOM				
Julio Franco, R OBP: 0.364, SLG: 0.414 (1, 4)										4	0	1	0	0	0	3	Detroit Tigers @ Cleveland Indians Cleveland Municipal Stadium, Cleveland, OH Wed Sep 28 1988, 7:05 PM EDT Alt: 5,262 - Unknown - 55 F				
Mel Hall, L OBP: 0.314, SLG: 0.391 (1, 7)										3	1	0	1	1	0	1					
Joe Carter, R OBP: 0.318, SLG: 0.486 (1, 8)										3	0	1	1	0	0	1					
Dave Clark, L OBP: 0.348, SLG: 0.374 (1, 10)										4	0	1	2	0	0	1					
Cory Snyder, R OBP: 0.330, SLG: 0.492 (1, 9)										3	0	0	0	1	0	0					
Willie Upshaw, L OBP: 0.330, SLG: 0.369 (1, 3)										4	0	1	0	0	1	3					
Brook Jacoby, R OBP: 0.296, SLG: 0.328 (1, 5)										4	0	0	0	0	2	4					
Andy Allanson, R OBP: 0.306, SLG: 0.322 (1, 2)										3	2	2	0	0	0	0					
Paul Zuvella, R OBP: 0.280, SLG: 0.274 (1, 6)										1	1	1	0	0	0	0					
Inning Stats	R: 0 E: 0 K: 0 S: 4	H: 0 LOB: 0 BB: 0 P: 6	R: 0 E: 0 K: 0 S: 11	H: 1 LOB: 1 BB: 0 P: 18	R: 1 E: 0 K: 0 S: 10	H: 2 LOB: 1 BB: 0 P: 19	R: 0 E: 0 K: 0 S: 7	H: 0 LOB: 0 BB: 0 P: 11	R: 0 E: 0 K: 1 S: 11	H: 1 LOB: 1 BB: 0 P: 16	R: 0 E: 0 K: 0 S: 6	H: 1 LOB: 0 BB: 0 P: 7	R: 0 E: 0 K: 1 S: 7	H: 0 LOB: 0 BB: 0 P: 14	R: 3 E: 1 K: 1 S: 15	H: 2 LOB: 3 BB: 2 P: 32		1B: 7 2B: 0 3B: 0 HR: 0	SF: 0 SAC: 2 DP: 1 HBP: 1	WP: 0 PB: 0 SB: 0 CS: 0	PA: 34
PITCHER	IP	WLS	BF	H	R	ER	SO	BB	IBB	HBP	BLK	WP	HR	S	P	ERA	WHIP				
Walt Terrell, R ERA: 3.97 (1, 1)	7.1	L	31	7	4	3	2	0	1	1	0	0	0	66	110	3.68	0.955				
Willie Hernandez, L ERA: 3.25 (8, 1)	0.2		3	0	0	0	1	0	1	0	0	0	0	5	13	0.00	0.000				

Batter	1	2	3	4	5	6	7	8	9	AB	R	H	RBI	BB	SO	LOB	TOP					
Wade Boggs, L (1,5) OBP: 0.476, SLG: 0.491 Ed Romero, R (8,5) OBP: 0.297, SLG: 0.304	4-3		1B BB	1B		E6	1B WP SF7		6-3	4	2	2	0	1	0	1	Boston Red Sox @ Cleveland Indians Cleveland Municipal Stadium, Cleveland, OH Thu Sep 29 1988, 7:05 PM EDT Att: 5,879 - Unknown - 57 F					
Marty Barrett, R (1,4) OBP: 0.327, SLG: 0.335	L1		F7	P6		F9	1B			5	0	1	1	0	0	6						
Dwight Evans, R (1,9) OBP: 0.376, SLG: 0.493 Kevin Romine, R (7,9) OBP: 0.275, SLG: 0.301	BB		1B 1B	2B BB		FC5	SF7			1	2	0	1	3	0	2						
Mike Greenwell, L (1,7) OBP: 0.418, SLG: 0.534 Randy Kutcher, R (8,7) OBP: 0.125, SLG: 0.125	G3		1B	2B		F7	4-3			4	2	1	1	1	0	2						
Todd Benzinger, S (1,3)		4-3	2B	1B		4-3	SH3-4	F9		4	1	1	1	0	0	0						
Ellis Burks, R (1,8) OBP: 0.367, SLG: 0.476 Carlos Quintana, R (8,9) OBP: 0.600, SLG: 0.500	5-3		2B	1B		P1	BB 1B	F9		5	1	2	4	0	0	0						
Jim Rice, R (1,10) OBP: 0.329, SLG: 0.400	F8		F9			K	2B	F9		5	1	1	1	0	1	1						
Jody Reed, R (1,6) OBP: 0.386, SLG: 0.382			1B 1B	FC5 1B		5-3	2B WP	5-3		4	2	2	0	1	0	0						
Rich Gedman, L (1,2) OBP: 0.284, SLG: 0.375	F8		F8	L8		E	WP 1B	F9		5	1	2	2	0	0	2						
Inning Stats	R: 0 E: 0 K: 0 S: 9	H: 0 LOB: 1 BB: 1 P: 15	R: 0 E: 0 K: 0 S: 6	H: 0 LOB: 0 BB: 0 P: 9	R: 5 E: 0 K: 0 S: 27	H: 5 LOB: 1 BB: 1 P: 42	R: 0 E: 0 K: 0 S: 18	H: 2 LOB: 2 BB: 0 P: 27	R: 0 E: 0 K: 0 S: 6	H: 0 LOB: 0 BB: 0 P: 11	R: 0 E: 1 K: 1 S: 12	H: 1 LOB: 2 BB: 0 P: 19	R: 7 E: 0 K: 0 S: 23	H: 4 LOB: 1 BB: 4 P: 46	R: 0 E: 0 K: 0 S: 5	H: 0 LOB: 0 BB: 0 P: 8		R: 0 E: 0 K: 0 S: 5	H: 0 LOB: 0 BB: 0 P: 7	1B: 10 2B: 2 3B: 0 HR: 0	SF: 1 SAC: 1 DP: 0 HBP: 0	WP: 1 PB: 0 SB: 0 CS: 0
PITCHER	IP	WLS	BF	H	R	ER	SO	BB	IBB	HBP	BLK	WP	HR	S	P	ERA	WHIP					
Rod Nichols, R (1,1) ERA: 5.06	6.0	L	29	8	5	5	1	2	0	0	0	0	0	78	123	7.50	1.667					
Mike Walker, R (7,1) ERA: 7.27	0.1		5	2	4	4	0	2	0	0	0	0	0	9	17	108.00	12.000					
Don Gordon, R (7,1) ERA: 4.4	0.2		6	2	3	3	0	1	1	0	0	1	0	14	29	40.50	4.500					
Brad Havens, L (8,1) ERA: 3.36	1.0		3	0	0	0	0	0	0	0	0	0	0	5	8	0.00	0.000					
Jeff Dedmon, R (9,1) ERA: 4.54	1.0		3	0	0	0	0	0	0	0	0	0	0	5	7	0.00	0.000					

AB	38
R	12
H	12
RBI	11
BB	6
SO	1
LOB	14



Batter	1	2	3	4	5	6	7	8	9	AB	R	H	RBI	BB	SO	LOB	BOTTOM					
Julio Franco, R (1,4) OBP: 0.362, SLG: 0.411 Ron Washington, R (8,4) OBP: 0.303, SLG: 0.366	5-3			6-3		6-3			1B	3	0	0	0	0	0	1	Boston Red Sox @ Cleveland Indians Cleveland Municipal Stadium, Cleveland, OH Thu Sep 29 1988, 7:05 PM EDT Att: 5,879 - Unknown - 57 F					
Terry Francona, L (1,3) OBP: 0.329, SLG: 0.364	F8			F8			BB	1B	1-3	4	0	1	0	0	0	0						
Joe Carter, R (1,8) OBP: 0.316, SLG: 0.484 Scott Jordan, R (8,8)	6-3			4-3			F8		K	3	0	0	0	0	0	1						
Dave Clark, L (1,10) OBP: 0.341, SLG: 0.367			K			4-1			K	3	0	0	0	0	2	1						
Cory Snyder, R (1,9) OBP: 0.330, SLG: 0.490 Reggie Williams, R (7, PR) OBP: 0.207, SLG: 0.379	F9			5-3			FC6-4	BB		2	0	0	0	1	0	0						
Mel Hall, L (1,7) OBP: 0.312, SLG: 0.389	F9			6-3			FC6-4			3	0	0	0	0	0	2						
Andy Allanson, R (1,2) OBP: 0.305, SLG: 0.321 Tom Lampkin, L (8,2)			5-3			6-3			3-1	2	0	0	0	0	0	0						
Brook Jacoby, R (1,5) OBP: 0.297, SLG: 0.328 Eddie Williams, R (9,5) OBP: 0.222, SLG: 0.176			1-3				1B		L9	3	0	1	0	0	0	0						
Jay Bell, R (1,6) OBP: 0.289, SLG: 0.282			5-3			F9			F9	3	0	0	0	0	0	1						
Inning Stats	R: 0 E: 0 K: 0 S: 7	H: 0 LOB: 0 BB: 0 P: 8	R: 0 E: 0 K: 1 S: 9	H: 0 LOB: 0 BB: 0 P: 14	R: 0 E: 0 K: 0 S: 6	H: 0 LOB: 0 BB: 0 P: 10	R: 0 E: 0 K: 0 S: 5	H: 0 LOB: 0 BB: 0 P: 7	R: 0 E: 0 K: 0 S: 6	H: 0 LOB: 0 BB: 0 P: 7	R: 0 E: 0 K: 0 S: 7	H: 1 LOB: 1 BB: 0 P: 13	R: 0 E: 0 K: 1 S: 13	H: 1 LOB: 2 BB: 1 P: 21	R: 0 E: 0 K: 0 S: 4	H: 0 LOB: 0 BB: 0 P: 5		R: 0 E: 0 K: 1 S: 5	H: 1 LOB: 0 BB: 0 P: 7	1B: 3 2B: 0 3B: 0 HR: 0	SF: 0 SAC: 0 DP: 0 HBP: 0	WP: 0 PB: 0 SB: 0 CS: 0
PITCHER	IP	WLS	BF	H	R	ER	SO	BB	IBB	HBP	BLK	WP	HR	S	P	ERA	WHIP					
Mike Boddicker, R (1,1) ERA: 3.42	9.0	W	30	3	0	0	3	1	0	0	0	0	0	62	92	0.00	0.444					

AB	29
R	0
H	3
RBI	0
BB	1
SO	3
LOB	6



Batter	1	2	3	4	5	6	7	8	9	AB	R	H	RBI	BB	SO	LOB	TOP										
Wade Boggs, L (1, 5) OBP: 0.376, SLG: 0.490	G6-3			L6		G6-4-3 1B		BB		3	1	1	0	1	0	0	Boston Red Sox @ Cleveland Indians Cleveland Municipal Stadium, Cleveland, OH Fri Sep 30 1988, 7:05 PM EDT Att: 15,497 - Unknown - 63 F										
Marty Barrett, R (1, 4) OBP: 0.328, SLG: 0.335	G5-3			E BB		G6-4-3 1B		P3		3	0	1	0	1	0	1											
Dwight Evans, R (1, 9) OBP: 0.375, SLG: 0.490	G4-3			G4-6-3 HBP		G6-4-3 1-2 2-3		K		3	0	0	0	0	1	3											
Mike Greenwell, L (1, 7)			F7	G4-6-3 1-2		G6-4-3 1B		G3		4	0	1	1	0	0	3											
Todd Benzinger, S (1, 3)			L9		G3-1	G3		F9		4	0	0	0	0	0	1											
Ellis Burks, R (1, 8) OBP: 0.367, SLG: 0.481			P7		HR			K		4	1	2	1	0	1	0											
Jim Rice, R (1, 10) OBP: 0.329, SLG: 0.399			L7		5-3			BB		3	0	1	0	0	0	0											
Randy Kutcher, R (7, PR) OBP: 0.125, SLG: 0.125								BB		0	0	0	0	0	0	0											
Larry Parrish, R (9, PH) OBP: 0.271, SLG: 0.361								BB		0	0	0	0	1	0	0											
Kevin Romine, R (9, PR) OBP: 0.275, SLG: 0.301								BB		0	0	0	0	0	0	0											
Jody Reed, R (1, 6) OBP: 0.384, SLG: 0.380			F2		1B		L7	F8		4	0	1	0	0	0	3											
Rich Gedman, L (1, 2) OBP: 0.280, SLG: 0.370			P6		4-3		F9	F7		4	0	0	0	0	0	4											
Inning Stats	R: 0 E: 0 K: 0 S: 7	H: 0 LOB: 0 BB: 0 P: 12	R: 0 E: 0 K: 0 S: 5	H: 0 LOB: 0 BB: 0 P: 8	R: 0 E: 0 K: 0 S: 6	H: 0 LOB: 0 BB: 0 P: 9	R: 0 E: 1 K: 0 S: 7	H: 0 LOB: 1 BB: 1 P: 16	R: 1 E: 0 K: 0 S: 13	H: 2 LOB: 1 BB: 0 P: 21	R: 1 E: 0 K: 0 S: 11	H: 3 LOB: 1 BB: 0 P: 14	R: 0 E: 0 K: 1 S: 10	H: 1 LOB: 1 BB: 0 P: 16	R: 0 E: 0 K: 1 S: 8	H: 0 LOB: 1 BB: 1 P: 14	R: 0 E: 0 K: 0 S: 16	H: 1 LOB: 2 BB: 1 P: 25	1B: 6 2B: 0 3B: 0 HR: 1	SF: 0 SAC: 0 DP: 2 HBP: 1	WP: 0 PB: 0 SB: 0 CS: 0	PA: 36					
PITCHER	IP	WLS	BF	H	R	ER	SO	BB	IBB	HBP	BLK	WP	HR	S	P	ERA	WHIP										
Rich Yett, R (1, 1) ERA: 4.62	8.1	W	33	7	2	2	2	2	0	1	0	0	1	76	121	2.16	1.080										
Doug Jones, R (9, 1) ERA: 2.3	0.2	S	3	0	0	0	0	1	0	0	0	0	0	7	14	0.00	1.500										

AB	32
R	2
H	7
RBI	2
BB	3
SO	2
LOB	15



Batter	1	2	3	4	5	6	7	8	9	AB	R	H	RBI	BB	SO	LOB	BOTTOM										
Julio Franco, R (1, 4) OBP: 0.361, SLG: 0.409	2B BB	F4			6-3		F7			3	1	0	0	1	0	2	Boston Red Sox @ Cleveland Indians Cleveland Municipal Stadium, Cleveland, OH Fri Sep 30 1988, 7:05 PM EDT Att: 15,497 - Unknown - 63 F										
Terry Francona, L (1, 3) OBP: 0.327, SLG: 0.367	1B 2B		G3		6-3		L4			4	1	1	1	0	0	1											
Joe Carter, R (1, 8) OBP: 0.316, SLG: 0.481	L3		K		4-0 IBB		G3			3	0	0	0	1	1	1											
Cory Snyder, R (1, 9) OBP: 0.328, SLG: 0.486	K		F4		F3			K		4	0	0	0	0	2	3											
Mel Hall, L (1, 7) OBP: 0.311, SLG: 0.388	1B CS			F7		G4-3		P4		4	1	1	1	0	0	0											
Carmen Castillo, R (1, 10) OBP: 0.297, SLG: 0.386	CS			1B CS		HR		K		4	1	3	1	0	1	0											
Brook Jacoby, R (1, 5) OBP: 0.299, SLG: 0.332	CS	G4-3		1B G3-6-1		G3		2B		3	0	2	0	0	0	0											
Tom Lampkin, L (1, 2) Andy Allanson, R (7, 2) OBP: 0.305, SLG: 0.321				G3-6-1		G3		G3		2	0	0	0	1	0	3											
Paul Zuvella, R (1, 6) OBP: 0.281, SLG: 0.291		F8						F9		3	0	1	0	0	0	2											
Inning Stats	R: 3 E: 0 K: 1 S: 10	H: 3 LOB: 0 BB: 1 P: 18	R: 0 E: 0 K: 0 S: 8	H: 0 LOB: 1 BB: 1 P: 13	R: 0 E: 0 K: 1 S: 10	H: 0 LOB: 0 BB: 0 P: 12	R: 0 E: 0 K: 0 S: 14	H: 2 LOB: 1 BB: 0 P: 21	R: 0 E: 0 K: 0 S: 8	H: 1 LOB: 2 BB: 1 P: 14	R: 1 E: 0 K: 0 S: 10	H: 2 LOB: 1 BB: 0 P: 14	R: 0 E: 0 K: 0 S: 8	H: 0 LOB: 0 BB: 0 P: 13	R: 0 E: 0 K: 2 S: 9	H: 0 LOB: 0 BB: 0 P: 11		R: 0 E: 0 K: 0 S: 16	H: 0 LOB: 0 BB: 0 P: 25	1B: 4 2B: 2 3B: 1 HR: 1	SF: 0 SAC: 0 DP: 1 HBP: 0	WP: 0 PB: 0 SB: 0 CS: 2	PA: 34				
PITCHER	IP	WLS	BF	H	R	ER	SO	BB	IBB	HBP	BLK	WP	HR	S	P	ERA	WHIP										
Roger Clemens, R (1, 1) ERA: 2.93	8.0	L	33	8	4	4	4	2	1	0	0	0	1	77	116	4.50	1.250										



Batter	1	2	3	4	5	6	7	8	9	AB	R	H	RBI	BB	SO	LOB	TOP				
Jody Reed, R OBP: 0.380, SLG: 0.376 (1, 4)	6-3		F7		F7			5-3		4	0	0	0	0	0	1					
Spike Owen, S OBP: 0.329, SLG: 0.375 (1, 6)	4-3 2B		3-1			F7			G6-4-3 BB	4	0	2	0	0	0	0					
Dwight Evans, R OBP: 0.376, SLG: 0.488 (1, 10)	4-3 2-3			FC3-6 BB		6-3			4-2 G6-4-3 BB	2	0	0	0	2	0	1					
Mike Greenwell, L OBP: 0.416, SLG: 0.531 (1, 7)	F4			FC3-6 FC4		5-3			1-2 G6-4-3	2	0	0	0	0	0	2					
Randy Kutcher, R OBP: 0.111, SLG: 0.111 (4, PR)									1-2 2-3	1	0	0	0	0	0	0					
Larry Parrish, R OBP: 0.270, SLG: 0.360 (9, PH)									1-2 2-3	1	0	0	0	0	0	2					
Todd Benzinger, S OBP: 0.293, SLG: 0.426 (1, 3)		1-2 1B		FC4				G3	2-1 L3	4	0	1	0	0	0	2					
Kevin Romine, R OBP: 0.285, SLG: 0.289 (1, 8)	F9			F8				K		3	0	0	0	0	1	2					
Rick Cerone, R OBP: 0.325, SLG: 0.359 (1, 2)						4-3		F8		3	0	0	0	0	1	1					
Ed Romero, R OBP: 0.286, SLG: 0.292 (1, 5)						5-3			2-2 5-3	3	0	0	0	0	1	1					
Carlos Quintana, R OBP: 0.500, SLG: 0.333 (1, 9)									1-3 K	2	0	0	0	1	2	0					
Inning Stats	R: 0 H: 1 E: 0 K: 0 S: 10	H: 1 LOB: 1 BB: 0 P: 16	R: 0 H: 1 E: 0 K: 2 S: 10	H: 1 LOB: 1 BB: 0 P: 14	R: 0 H: 0 E: 0 K: 1 S: 5	H: 0 LOB: 0 BB: 0 P: 8	R: 0 H: 0 E: 0 K: 0 S: 9	H: 0 LOB: 1 BB: 1 P: 16	R: 0 H: 0 E: 0 K: 0 S: 5	H: 0 LOB: 0 BB: 0 P: 12	R: 0 H: 0 E: 0 K: 1 S: 5	H: 0 LOB: 0 BB: 0 P: 8	R: 0 H: 0 E: 0 K: 1 S: 14	H: 0 LOB: 0 BB: 0 P: 20	R: 0 H: 1 E: 0 K: 0 S: 11	H: 1 LOB: 1 BB: 1 P: 19	1B: 2 2B: 1 3B: 0 HR: 0	SF: 0 SAC: 0 DP: 1 HBP: 0	WP: 0 PB: 0 SB: 0 CS: 0	PA: 32	
PITCHER	IP	WLS	BF	H	R	ER	SO	BB	IBB	HBP	BLK	WP	HR	S	P	ERA	WHIP				
John Farrell, R ERA: 4.24 (1, 1)	8.0	W	30	3	0	0	5	3	0	0	0	0	0	70	114	0.00	0.750				
Doug Jones, R ERA: 2.27 (9, 1)	1.0	S	2	0	0	0	0	0	0	0	0	0	0	8	11	0.00	0.000				

Boston Red Sox @ Cleveland Indians
Cleveland Municipal Stadium, Cleveland, OH

Sat Oct 01 1988, 3:33 AM EDT
Att: 14,972 - Sunny - 78 F



AB 29
R 0
H 3
RBI 0
BB 3
SO 5
LOB 12

Batter	1	2	3	4	5	6	7	8	9	AB	R	H	RBI	BB	SO	LOB	BOTTOM				
Ron Washington, R OBP: 0.299, SLG: 0.361 (1, 4)	K			K		K				3	0	0	0	0	3	1					
Andy Allanson, R OBP: 0.303, SLG: 0.319 (1, 2)	K			K			F2			3	0	0	0	0	2	0					
Joe Carter, R OBP: 0.314, SLG: 0.479 (1, 8)	F6			6-3			F9			3	0	0	0	0	0	0					
Scott Jordan, R (8, 8)										0	0	0	0	0	0	0					
Cory Snyder, R OBP: 0.326, SLG: 0.483 (1, 9)		4-3			L8		L8			3	0	0	0	0	0	0					
Dave Clark, L OBP: 0.335, SLG: 0.359 (1, 7)		K			K			F6		3	0	0	0	0	2	0					
Luis Medina, R OBP: 0.314, SLG: 0.638 (1, 3)		K			L7					3	1	1	1	0	1	0					
Rod Allen, R (1, 10)				6-3		L4			F3	3	0	0	0	0	0	0					
Eddie Williams, R OBP: 0.238, SLG: 0.200 (1, 5)				K		6-3			1-1	3	0	1	0	0	1	0					
Jay Bell, R OBP: 0.289, SLG: 0.280 (1, 6)				K					2-3 1B	2	0	0	0	1	2	1					
Inning Stats	R: 0 H: 0 E: 0 K: 2 S: 10	H: 0 LOB: 0 BB: 0 P: 16	R: 0 H: 0 E: 0 K: 2 S: 10	H: 0 LOB: 0 BB: 0 P: 14	R: 0 H: 0 E: 0 K: 2 S: 11	H: 0 LOB: 0 BB: 0 P: 15	R: 0 H: 0 E: 0 K: 2 S: 9	H: 0 LOB: 0 BB: 0 P: 12	R: 0 H: 0 E: 0 K: 1 S: 8	H: 0 LOB: 0 BB: 0 P: 13	R: 0 H: 0 E: 0 K: 1 S: 13	H: 0 LOB: 1 BB: 1 P: 22	R: 0 H: 0 E: 0 K: 0 S: 7	H: 0 LOB: 0 BB: 0 P: 9	R: 1 H: 2 E: 0 K: 1 S: 9	H: 2 LOB: 1 BB: 0 P: 15	1B: 1 2B: 0 3B: 0 HR: 1	SF: 0 SAC: 0 DP: 0 HBP: 0	WP: 0 PB: 0 SB: 0 CS: 0	PA: 27	
PITCHER	IP	WLS	BF	H	R	ER	SO	BB	IBB	HBP	BLK	WP	HR	S	P	ERA	WHIP				
Jeff Sellers, R ERA: 4.83 (1, 1)	7.1	L	24	1	1	1	10	1	0	0	0	0	0	6	10	0.00	1.500				
Mike Smithson, R ERA: 5.97 (8, 1)	0.2		3	1	0	0	1	0	0	0	0	0	0	6	10	0.00	1.500				

Boston Red Sox @ Cleveland Indians
Cleveland Municipal Stadium, Cleveland, OH

Sat Oct 01 1988, 3:33 AM EDT
Att: 14,972 - Sunny - 78 F



AB 26
R 1
H 2
RBI 1
BB 1
SO 11
LOB 2

Batter	1	2	3	4	5	6	7	8	9	AB	R	H	RBI	BB	SO	LOB	TOP								
Spike Owen, S OBP: 0.324, SLG: 0.370 (1, 6)	L1			G3		G3		K		4	0	0	0	0	1	1	Boston Red Sox @ Cleveland Indians Cleveland Municipal Stadium, Cleveland, OH Sun Oct 02 1988, 3:33 AM EDT Att: 10,456 - Cloudy - 65 F								
Marty Barrett, R OBP: 0.330, SLG: 0.337 Larry Parrish, R OBP: 0.270, SLG: 0.360 (1, 4) (6, 3)	F8			HR		1B		F9		3	1	2	1	0	0	0									
Dwight Evans, R OBP: 0.275, SLG: 0.487 Kevin Romine, R OBP: 0.259, SLG: 0.282 (1, 9) (4, 9)	F5			F8		K		F9		2	0	0	0	0	1	1									
Jim Rice, R OBP: 0.330, SLG: 0.406 (1, 10)		F8		HR		1-3			E9	4	2	2	2	0	0	1									
Todd Benzinger, S OBP: 0.293, SLG: 0.425 (1, 3) (6, 7)	G3			4-1				4-3		4	1	1	1	0	0	0									
Ellis Burks, R OBP: 0.367, SLG: 0.481 (1, 8)	F8					F8		2B		4	0	1	0	0	1	0									
Rich Gedman, L OBP: 0.279, SLG: 0.368 Rick Cerone, R OBP: 0.326, SLG: 0.360 Carlos Quintana, R OBP: 0.500, SLG: 0.333 (9, FR)				4-3		F1		K		2	0	0	0	0	0	0									
Ed Romero, R OBP: 0.272, SLG: 0.280 (1, 5) (6, 4)				6-3		K		SF9		3	0	0	1	0	1	1									
Randy Kutcher, R OBP: 0.167, SLG: 0.250 (1, 7) (6, 5)				G3				K		3	1	1	0	0	1	1									
Inning Stats	R: 0 E: 0 K: 0 S: 10	H: 0 LOB: 0 BB: 0 P: 16	R: 0 E: 0 K: 0 S: 4	H: 0 LOB: 0 BB: 0 P: 5	R: 0 E: 0 K: 0 S: 8	H: 0 LOB: 0 BB: 0 P: 11	R: 2 E: 0 K: 0 S: 11	H: 2 LOB: 0 BB: 0 P: 20	R: 0 E: 0 K: 1 S: 8	H: 0 LOB: 0 BB: 0 P: 13	R: 1 E: 0 K: 1 S: 10	H: 2 LOB: 1 BB: 0 P: 14	R: 1 E: 0 K: 2 S: 12	H: 2 LOB: 1 BB: 0 P: 15	R: 0 E: 0 K: 1 S: 7	H: 0 LOB: 0 BB: 0 P: 10		R: 1 E: 1 K: 1 S: 11	H: 2 LOB: 1 BB: 0 P: 15	1B: 5 2B: 2 3B: 0 HR: 1	SF: 1 SAC: 0 DP: 0 HBP: 0	WP: 0 PB: 0 SB: 0 CS: 0	PA: 35		
PITCHER	IP	WLS	BF	H	R	ER	SO	BB	IBB	HBP	BLK	WP	HR	S	P	ERA	WHIP								
Tom Candiotti, R ERA: 3.28 Bud Black, L ERA: 5.0	(1, 1) (8, 1)	7.0 S	27 8	6 2	4 1	4 1	4 2	0 0	0 0	0 0	0 0	0 0	1 0	63 18	94 25	5.14 4.50	0.857 1.000								
Batter	1	2	3	4	5	6	7	8	9	AB	R	H	RBI	BB	SO	LOB	BOTTOM								
Terry Francona, L OBP: 0.324, SLG: 0.363 Rod Allen, R OBP: 0.091, SLG: 0.182 (5, FH)	4-3		1-3		1B	F9				2	0	0	0	0	0	0	Boston Red Sox @ Cleveland Indians Cleveland Municipal Stadium, Cleveland, OH Sun Oct 02 1988, 3:33 AM EDT Att: 10,456 - Cloudy - 65 F								
Andy Allanson, R OBP: 0.305, SLG: 0.323 (1, 2)	4-3			3B	1B	F8				4	1	2	0	0	0	0									
Dave Clark, L OBP: 0.333, SLG: 0.359 (1, 9)	6-3			3B	SF9	4-3				3	1	1	1	0	0	0									
Luis Medina, R OBP: 0.309, SLG: 0.608 (1, 3)		WP		K	L5	F4				4	0	1	0	0	1	3									
Mel Hall, L OBP: 0.312, SLG: 0.392 Reggie Williams, R OBP: 0.226, SLG: 0.387 (6, FH)	F6			1B	3B	K				2	1	1	2	0	0	1									
Brook Jacoby, R OBP: 0.300, SLG: 0.335 Eddie Williams, R OBP: 0.227, SLG: 0.190 (6, FR)	L6			1B	G3	5-3				3	0	2	2	0	0	1									
Ron Washington, R OBP: 0.298, SLG: 0.363 (1, 4)	K			G3	1B	2B				4	0	1	0	0	1	3									
Paul Zuvella, R OBP: 0.275, SLG: 0.285 Joe Carter, R OBP: 0.314, SLG: 0.478 Jay Bell, R OBP: 0.289, SLG: 0.280 (8, FH) (9, 6)	4-3			K	K	F8				3	0	0	0	0	2	2									
Scott Jordan, R OBP: 0.111, SLG: 0.111 (1, 8)	F9				K	1B				3	0	1	1	0	1	0									
Inning Stats	R: 0 E: 0 K: 0 S: 8	H: 0 LOB: 0 BB: 0 P: 13	R: 0 E: 0 K: 1 S: 10	H: 1 LOB: 1 BB: 0 P: 13	R: 0 E: 0 K: 0 S: 6	H: 0 LOB: 0 BB: 0 P: 7	R: 3 E: 0 K: 2 S: 15	H: 4 LOB: 1 BB: 0 P: 24	R: 1 E: 0 K: 1 S: 11	H: 2 LOB: 1 BB: 0 P: 16	R: 2 E: 0 K: 1 S: 16	H: 3 LOB: 2 BB: 0 P: 22	R: 0 E: 0 K: 0 S: 6	H: 0 LOB: 0 BB: 0 P: 7	R: 0 E: 0 K: 1 S: 11	H: 1 LOB: 1 BB: 0 P: 15		1B: 6 2B: 4 3B: 1 HR: 0	SF: 1 SAC: 0 DP: 0 HBP: 0	WP: 1 PB: 0 SB: 0 CS: 0	PA: 35				
PITCHER	IP	WLS	BF	H	R	ER	SO	BB	IBB	HBP	BLK	WP	HR	S	P	ERA	WHIP								
Mike Boddicker, R ERA: 3.39 Dennis Lamp, R ERA: 3.49 Bruce Hurst, L ERA: 3.66 Tom Bolton, L ERA: 4.75 Bob Stanley, R ERA: 3.19	(1, 1) (3, 1) (5, 1) (6, 1) (7, 1)	2.0 L	10 10	4 3	3 3	3 2	2 2	0 0	0 0	0 0	0 0	0 0	0 0	21 16	31 22	13.50 9.00 18.00 0.00	2.000 2.000 3.000 0.000								
Lee Smith, R ERA: 2.8 (8, 1)	1.0		4	1	0	0	1	0	0	0	0	0	0	0	1	0.00	1.000								