

Cleveland Indians - 1989

Batter	1	2	3	4	5	6	7	8	9	AB R H RBI BB SO LOB	TOP											
Gus Polidor, R (1, 5) Mike Felder, S (9, PH) OBP: 1.000, SLG: 1.000	0-0 F7			1-1 G2-3		1-2 FC5-4			1-1 SH1-3 1B	3 0 0 0 0 0 1 1 0 1 0 0 0 0												
Gary Sheffield, R (1, 6)	0-3 K			0-2 P4		1-0 F8			1-0 SH1-3	3 0 0 0 0 0 1 1												
Robin Yount, R (1, 8)	0-3 K			2-0 F9			1-0 F9		1-2 G5-3	4 0 0 0 0 0 1 1												
Rob Deer, R (1, 9) OBP: 0.250, SLG: 0.250		1-3 K			0-0 1B FC6-4 1B		2-3 K		1-3 K	4 1 1 0 0 0 3 1												
Glenn Braggs, R (1, 7) OBP: 0.667, SLG: 0.667		0-0 G6-3			2-1 1B FC6-4 1B		1-1 1B			3 0 2 0 0 0 0 0												
Terry Francona, L (1, 3)		1-1 G4-3			1-0 FC6-4 CS		2-1 G4-1			3 0 0 1 0 0 0 2												
Joey Meyer, R (1, 10)			1-3 K		0-0 F9			0-3 K		3 0 0 0 0 0 2 1												
B.J. Surhoff, L (1, 2)			0-1 G3		0-1 CS	0-0 P4		1-0 F8		3 0 0 0 0 0 0 0												
Jim Gantner, L (1, 4) OBP: 0.333, SLG: 0.333			2-2 L9		1-1 FC5-4 1B			1-2 F8		3 0 1 0 0 0 0 0												
<b>Inning Stats</b>	R: 0 E: 0 K: 2 S: 7	H: 0 LOB: 0 BB: 0 P: 7	R: 0 E: 0 K: 1 S: 6	H: 0 LOB: 0 BB: 0 P: 8	R: 0 E: 0 K: 1 S: 9	H: 0 LOB: 0 BB: 0 P: 12	R: 0 E: 0 K: 0 S: 7	H: 0 LOB: 0 BB: 0 P: 10	R: 1 E: 0 K: 0 S: 6	H: 2 LOB: 0 BB: 0 P: 9	R: 0 E: 0 K: 0 S: 7	H: 1 LOB: 1 BB: 0 P: 10	R: 0 E: 0 K: 1 S: 8	H: 1 LOB: 1 BB: 0 P: 14	R: 0 E: 0 K: 1 S: 7	H: 0 LOB: 0 BB: 0 P: 9	R: 0 E: 0 K: 1 S: 9	H: 1 LOB: 1 BB: 0 P: 13	1B: 5 2B: 0 3B: 0 HR: 0	SF: 0 SAC: 1 DP: 0 HBP: 0	WP: 0 PB: 0 SB: 0 CS: 1	PA: 32
<b>PITCHER</b>	IP WLS BF H R ER SO BB IBB HBP BLK WP HR S P ERA WHIP																					
Greg Swindell, L (1, 1) ERA: 1.08	8.1 W 29 5 1 1 6 0 0 0 0 0 0 0 60 84 1.08 0.600																					
Doug Jones, R (9, 1) ERA:	0.2 S 2 0 0 0 1 0 0 0 0 0 0 0 6 8 0.00 0.000																					

Milwaukee Brewers @ Cleveland Indians  
Cleveland Municipal Stadium, Cleveland, OH  
Mon Apr 03 1989, 3:33 AM EDT  
Att. 40,618 - Unknown

AB	30
R	1
H	5
RBI	1
BB	0
SO	7
LOB	7



Batter	1	2	3	4	5	6	7	8	9
<b>Oddibe McDowell, L</b> OBP: 0.250, SLG: 0.500 (1, 7) X	0-0 F9 ①		1-0 2B ②		0-0 L4 ②		1-3 K ③		
<b>Jerry Browne, S</b> (1, 4) B B C X	2-1 F7 ②		0-2 P6 ③		4-1 BB ③			0-1 F8 ①	
<b>Joe Carter, R</b> OBP: 0.250, SLG: 0.250 (1, 8) B X	1-0 G5-3 ③			1-0 FC4-6 1B	1-3 K ③			0-0 F8 ②	
<b>Pete O'Brien, L</b> OBP: 0.250, SLG: 0.250 (1, 3) S B X		1-2 G4-3 ①		1-0 FC4-6 1B ①		1-2 L3 ①		3-2 FC5-4 1B	
<b>Cory Snyder, R</b> OBP: 0.250, SLG: 0.250 (1, 9) F X		0-1 L1-3 1B		0-1 L5 ②		2-3 K ②		2-1 FC5-4 ③	
<b>Dave Clark, L</b> OBP: 0.667, SLG: 0.667 (1, 10) X		0-0 L1-3 ② ③		3-1 1B		2-1 1B			
<b>Brook Jacoby, R</b> (1, 5) C B X			1-1 G6-3 ①	3-3 K ③		3-1 G1-3 ③			
<b>Andy Allanson, R</b> (1, 2) X			0-0 E5 1B 2B		1-2 G6-3 ①		0-0 F8 ①		
<b>Felix Fermin, R</b> OBP: 0.667, SLG: 0.667 (1, 6) B X			1-0 2B 1B		1-0 BB 1B		0-1 F9 ②		

AB	R	H	RBI	BB	SO	LOB
4	0	1	2	0	1	1
3	0	0	0	1	0	0
4	0	1	0	0	1	2
4	0	1	0	0	0	1
4	0	1	0	0	1	2
3	0	2	0	0	0	1
3	0	0	0	0	1	3
3	1	0	0	0	0	0
3	1	2	0	0	0	0


**BOTTOM**

**Milwaukee Brewers @ Cleveland Indians**  
Cleveland Municipal Stadium, Cleveland, OH

Mon Apr 03 1989, 3:33 AM EDT  
Att. 40,618 - Unknown

livebaseballscorecards.com

<b>AB</b>	<b>31</b>
<b>R</b>	<b>2</b>
<b>H</b>	<b>8</b>
<b>RBI</b>	<b>2</b>
<b>BB</b>	<b>1</b>
<b>SO</b>	<b>4</b>
<b>LOB</b>	<b>10</b>



WP: 0	PA: 32
PB: 0	
SB: 0	
CS: 0	

Inning Stats	R: 0	H: 0	E: 0	K: 0	S: 4	R: 0	H: 1	E: 0	K: 0	S: 6	R: 2	H: 2	E: 1	K: 0	S: 8	R: 0	H: 2	E: 0	K: 1	S: 9	R: 0	H: 1	E: 0	K: 1	S: 9	R: 0	H: 1	E: 0	K: 1	S: 10	R: 0	H: 1	E: 0	K: 1	S: 6	R: 0	H: 1	E: 0	K: 0	S: 9		
	0	0	0	0	7	0	1	0	0	7	2	2	1	0	11	0	2	0	1	17	0	1	0	2	1	16	0	1	0	18	0	0	0	7	0	1	0	14	0	1	0	14

PITCHER	IP	WLS	BF	H	R	ER	SO	BB	IBB	HBP	BLK	WP	HR	S	P	ERA	WHIP
<b>Don August, R</b> ERA: 1.13 (1, 1)	8.0	L	32	8	2	1	4	1	0	0	0	0	0	61	97	1.12	1.125

Batter	1	2	3	4	5	6	7	8	9	AB R H RBI BB SO LOB	TOP	
Gus Polidor, R (1, 5) C B X	1-1 G3		1-2 G6-3			0-0 G4-3		0-0 F8		4 0 0 0 0 0 0	<b>Milwaukee Brewers @ Cleveland Indians</b> <b>Cleveland Municipal Stadium, Cleveland, OH</b> Thu Apr 06 1989, 3:33 AM EDT Att. 4,905 - Sunny - 50 F <a href="http://livebaseballscorecards.com">livebaseballscorecards.com</a>	
Gary Sheffield, R (1, 6) OBP: 0.286, SLG: 0.714 B X	1-0 G4-3		2-2 1B			0-2 G6-3		2-0 HR		4 1 2 1 0 0 0		
Robin Yount, R (1, 8) OBP: 0.250, SLG: 0.625 C B S C	1-3 K		0-0 L6			2-1 2B		1-0 2B 3B		4 1 2 0 0 1 1		
Rob Deer, R (1, 7) OBP: 0.500, SLG: 0.625 B B B X C		3-1 2B FC5-2 1B		2-0 CS 1B		1-1 F8		1-0 3-H 1B 2B		4 1 3 1 0 0 1		
Glenn Braggs, R (1, 9) OBP: 0.571, SLG: 0.714 B T X		1-1 S 2B		1-1 SAFE 1-2 F7			1-0 G6-3	2-1 2-H 1B		4 0 2 1 0 0 1		
Dave Engle, R (1, 3) OBP: 0.333, SLG: 0.667 Terry Francona, L (8, PH) (8, 3) B T X		1-1 FC5-2		1-1 G4-3			1-1 L3-6 2B	2-2 F7		3 0 1 0 0 0 2 1 0 0 0 0 0 1		
Joey Meyer, R (1, 10) Mike Felder, S (7, PR) OBP: 0.500, SLG: 0.500 C T B T B B T B		3-3 K 2-3		0-1 F7			4-0 BB		2-2 G6-3	2 0 0 0 1 1 2 1 0 0 0 0 0 0		
B.J. Surhoff, L (1, 2) C B B X		2-1 G4-3		2-0 G3-1			0-0 L3-6		1-1 F7	4 0 0 0 0 0 4		
Jim Gantner, L (1, 4) OBP: 0.143, SLG: 0.143 X			0-0 F7		0-0 G1-3			1-2 G3	0-0 F7	4 0 0 0 0 0 0		
<b>Inning Stats</b>	R: 0 E: 0 K: 1 S: 6 H: 0 LOB: 0 BB: 0 P: 9	R: 0 E: 0 K: 1 S: 14 H: 2 LOB: 2 BB: 0 P: 24	R: 0 E: 0 K: 0 S: 10 H: 1 LOB: 1 BB: 0 P: 13	R: 0 E: 0 K: 0 S: 5 H: 1 LOB: 0 BB: 0 P: 9	R: 0 E: 0 K: 0 S: 4 H: 0 LOB: 0 BB: 0 P: 6	R: 0 E: 0 K: 0 S: 10 H: 1 LOB: 1 BB: 0 P: 13	R: 0 E: 0 K: 0 S: 4 H: 1 LOB: 1 BB: 1 P: 10	R: 3 E: 0 K: 0 S: 13 H: 4 LOB: 1 BB: 0 P: 22	R: 0 E: 0 K: 0 S: 6 H: 0 LOB: 0 BB: 0 P: 9	1B: 4 2B: 5 3B: 1 HR: 1 SF: 0 SAC: 0 DP: 1 HBP: 0		WP: 0 PB: 0 SB: 2 CS: 1 PA: 36
<b>PITCHER</b>	IP WLS BF H R ER SO BB IBB HBP BLK WP HR S P ERA WHIP											
Bud Black, L (1, 1) ERA: 2.35	7.2 L 30 8 2 2 2 1 0 0 0 0 0 1 59 94 2.35 1.174											
Keith Atherton, R (8, 1) ERA:	0.0 2 2 1 1 0 0 0 0 0 0 0 0 3 6 ∞ ∞											
Scott Bailes, L (8, 1) ERA:	1.1 4 0 0 0 0 0 0 0 0 0 0 0 0 10 15 0.00 0.000											

Batter	1	2	3	4	5	6	7	8	9	AB R H RBI BB SO LOB	BOTTOM
<b>Oddibe McDowell, L</b> (1, 7) OBP: 0.250, SLG: 0.375 	2-2 <b>L6</b> 		1-2 <b>G6-4-3</b> <b>1B</b> 			0-0 <b>P4</b> 			2-2 <b>L9</b> 	4 0 1 0 0 0 0	<b>Milwaukee Brewers @ Cleveland Indians</b> Cleveland Municipal Stadium, Cleveland, OH Thu Apr 06 1989, 3:33 AM EDT Att. 4,905 - Sunny - 50 F  <b>AB 29</b> <b>R 0</b> <b>H 3</b> <b>RBI 0</b> <b>BB 0</b> <b>SO 3</b> <b>LOB 6</b>  
<b>Jerry Browne, S</b> (1, 4) OBP: 0.250, SLG: 0.143 	0-0 <b>HBP</b> <b>1B</b> 		1-0 <b>G6-4-3</b> <b>1-2f</b> 			3-2 <b>G6-3</b> 		2-3 <b>K</b> 	4 0 1 0 0 1 1		
<b>Joe Carter, R</b> (1, 8) OBP: 0.250, SLG: 0.143 	1-1 <b>FC5-4</b> <b>HBP</b> 			1-1 <b>P6</b> 		0-0 <b>G5-3</b> 		0-0 <b>B1</b> 	3 0 0 0 0 0 0		
<b>Pete O'Brien, L</b> (1, 3) OBP: 0.143, SLG: 0.143 	0-0 <b>F8</b> 			0-0 <b>G4-3</b> 			1-0 <b>G5-3</b> 		3 0 0 0 0 0 2		
<b>Cory Snyder, R</b> (1, 9) OBP: 0.286, SLG: 0.429 	2-2 <b>FC5-4</b> <b>1-2f</b> 			0-1 			2-1 <b>G1-3</b> 		3 0 1 0 0 0 2		
<b>Dave Clark, L</b> (1, 10) OBP: 0.333, SLG: 0.333 			1-2 <b>G4-3</b> 		0-1 <b>G3-1</b> 			1-2 <b>G4-3</b> 	3 0 0 0 0 0 1		
<b>Brook Jacoby, R</b> (1, 5) 			0-0 <b>G6-3</b> 		1-0 <b>F9</b> 			1-0 <b>F7</b> 	3 0 0 0 0 0 0		
<b>Andy Allanson, R</b> (1, 2) 			0-3 <b>K</b> 			1-2 <b>G5-3</b> 		2-2 <b>F8</b> 	3 0 0 0 0 1 0		
<b>Felix Fermin, R</b> (1, 6) OBP: 0.400, SLG: 0.400 <b>Luis Aguayo, R</b> (8, PH) (9, 6) 			0-0 <b>G4-3</b> 		0-2 <b>G1-3</b> 			0-3 <b>K</b> 	2 0 0 0 0 0 0 1 0 0 0 0 1 0		
<b>Inning Stats</b>	R: 0 H: 1 E: 0 LOB: 2 K: 0 BB: 0 S: 9 P: 14	R: 0 H: 0 E: 0 LOB: 0 K: 1 BB: 0 S: 7 P: 8	R: 0 H: 1 E: 0 LOB: 0 K: 0 BB: 0 S: 5 P: 7	R: 0 H: 1 E: 0 LOB: 1 K: 0 BB: 0 S: 7 P: 8	R: 0 H: 0 E: 0 LOB: 0 K: 0 BB: 0 S: 7 P: 9	R: 0 H: 0 E: 0 LOB: 0 K: 0 BB: 0 S: 5 P: 8	R: 0 H: 0 E: 0 LOB: 0 K: 0 BB: 0 S: 6 P: 10	R: 0 H: 0 E: 0 LOB: 0 K: 1 BB: 0 S: 7 P: 10	R: 0 H: 0 E: 0 LOB: 0 K: 1 BB: 0 S: 9 P: 13	1B: 2 SF: 0 2B: 1 SAC: 0 3B: 0 DP: 1 HR: 0 HBP: 1	WP: 0 PA: 30 PB: 0 SB: 0 CS: 0
<b>PITCHER</b> <b>Chris Bosio, R</b> (1, 1) ERA:	IP 9.0 WLS W BF 30 H 3 R 0 ER 0 SO 3		BB 0 IBB 0 HBP 1 BLK 0	WP 0 HR 0 S 62 P 87	ERA 0.00 WHIP 0.333	<b>PITCHER</b>	IP WLS BF H R ER SO BB IBB HBP BLK WP HR S P ERA WHIP				

Batter	1	2	3	4	5	6	7	8	9	AB R H RBI BB SO LOB	TOP											
<b>Oddibe McDowell, L</b> (1, 7) OBP: 0.231, SLG: 0.250	4-2 1B HR BB	0-3 K			1-2 P4		2-3 K		3-1 F8	4 1 0 0 1 2 2	<b>Cleveland Indians @ New York Yankees</b> Yankee Stadium, Bronx, NY Fri Apr 07 1989, 3:33 AM EDT Att. 55,655 - Overcast - 50 F											
<b>Jerry Browne, S</b> (1, 4) OBP: 0.308, SLG: 0.250	2-2 1B HR		3-1 1B		2-2 G5-3		1-0 B2		2-2 L8	5 1 2 0 0 0 1												
<b>Joe Carter, R</b> (1, 8) OBP: 0.385, SLG: 0.583	2-0 1B HR		0-0 P4		0-0 E 1B 1B		0-1 BB 1B SF8 1B		2-2 F8	5 2 3 3 0 0 2												
<b>Pete O'Brien, L</b> (1, 3) OBP: 0.182, SLG: 0.182	0-2 G4-3		0-2 P4		0-3 K		1-1 BB 1B		1-2 1B	4 0 1 0 0 1 2												
<b>Cory Snyder, R</b> (1, 9) OBP: 0.273, SLG: 0.364	0-3 K		1-2 G4-3		1-0 E5 1B		0-3 K			4 0 1 0 0 2 3												
<b>Luis Medina, R</b> (1, 10) <b>Dave Clark, L</b> (8, PH) OBP: 0.429, SLG: 0.333	0-3 K		1-3 K		3-3 K		4-2 BB 1B		1-2 2-3 BB	3 0 0 0 0 3 2 0 0 0 0 1 0 0												
<b>Brook Jacoby, R</b> (1, 5)		3-3 K	4-1 CS BB		4-2 BB		2-2 SF8		3-H F9	1 0 0 1 2 1 0												
<b>Andy Allanson, R</b> (1, 2)		1-0 G3	3-3 K		2-3 K		3-2 F9			4 0 0 0 0 2 6												
<b>Felix Fermin, R</b> (1, 6) OBP: 0.444, SLG: 0.444		0-0 1B			2-2 G4-3		2-1 G4-3		1-0 WP 1B	4 0 2 0 0 0 0												
<b>Inning Stats</b>	R: 3 E: 0 K: 2 S: 16	H: 2 LOB: 0 BB: 1 P: 24	R: 0 E: 0 K: 2 S: 9	H: 1 LOB: 1 BB: 0 P: 13	R: 0 E: 0 K: 0 S: 10	H: 1 LOB: 1 BB: 1 P: 14	R: 0 E: 0 K: 2 S: 9	H: 0 LOB: 1 BB: 1 P: 17	R: 0 E: 0 K: 0 S: 11	H: 0 LOB: 0 BB: 0 P: 16		R: 0 E: 1 K: 3 S: 15	H: 2 LOB: 3 BB: 1 P: 25	R: 0 E: 0 K: 1 S: 6	H: 0 LOB: 0 BB: 0 P: 11	R: 1 E: 0 K: 1 S: 21	H: 2 LOB: 2 BB: 1 P: 31	R: 0 E: 0 K: 0 S: 9	H: 1 LOB: 1 BB: 0 P: 17	1B: 8 2B: 1 3B: 0 HR: 1	SF: 1 SAC: 0 DP: 1 HBP: 0	WP: 1 PB: 0 SB: 0 CS: 1
<b>PITCHER</b>	IP WLS BF H R ER SO BB IBB HBP BLK WP HR S P ERA WHIP												IP WLS BF H R ER SO BB IBB HBP BLK WP HR S P ERA WHIP									
<b>John Candelaria, L</b> (1, 1) ERA: 5.14	7.0 L 31 8 4 4 10 3 0 0 0 0 1 80 125 5.14 1.571																					
<b>Lance McCullers, R</b> (8, 1) ERA: 2.7	2.0 8 1 0 0 1 1 0 0 0 0 1 0 26 43 0.00 1.000																					

<b>AB</b>	34
<b>R</b>	4
<b>H</b>	9
<b>RBI</b>	4
<b>BB</b>	4
<b>SO</b>	11
<b>LOB</b>	18



Batter	1	2	3	4	5	6	7	8	9	AB	R	H	RBI	BB	SO	LOB
Rickey Henderson, R OBP: 0.471, SLG: 0.385 (1, 7)	3-3 K ①		2-1 G5-3 ③		0-0 G6-3 ③			3-1 G5-3 ②		4	0	0	0	0	0	1
Steve Sax, R OBP: 0.176, SLG: 0.375 (1, 4)	1-0 G6-3 ②			2-1 G4-3 ①		1-1 G5-3 ①		3-1 L9 ③		4	0	0	0	0	0	0
Don Mattingly, L (1, 10)	0-1 P6 ③			4-2 BB 1B BB		1-1 P4 ②			2-2 F9 ①	3	0	0	0	1	0	0
Ken Phelps, L OBP: 0.333, SLG: 0.200 (1, 3)			3-1 F8 ①	0-1 P2 ②		1-2 1B		4-1 2B 2B BB	3	1	1	0	1	0	1	
Mel Hall, L OBP: 0.429, SLG: 0.571 (1, 9)			1-2 G3 ②	0-0 BB 1B		0-0 P3 ③		3-1 2B 2B	4	1	2	0	0	0	1	
Mike Pagliarulo, L Tom Brookens, R OBP: 0.154, SLG: 0.167 (1, 5) (9, PH)			0-0 F7 ③	4-2 BB		2-1 G5-3 ①		3-3 K ②	2	0	0	0	1	0	0	
Jamie Quirk, L OBP: 0.500, SLG: 0.333 Don Slaught, R OBP: 0.091, SLG: 0.182 (1, 2) (9, PH)			1-0 FC5-4 1B	3-1 G3 ③		1-0 G3 ②		3-2 1B 2B	3	0	1	0	0	0	3	
Alvaro Espinoza, R OBP: 0.231, SLG: 0.231 Steve Balboni, R OBP: 0.182, SLG: 0.182 Stan Jefferson, S OBP: 0.250, SLG: 0.250 (1, 6) (9, PH) (9, PR)			1-2 FC5-4 1-2f		0-1 G5-3 ①		0-2 G3 ③	1-2 FC6-4 1B	3	0	0	0	0	0	1	
Roberto Kelly, R OBP: 0.286, SLG: 0.571 (1, 8)			0-3 K ②		1-1 F9 ②		0-3 K ①	1-1 FC6-4 1-2f	4	0	0	0	0	2	3	

Inning Stats	R: 0	H: 0	R: 0	H: 0	R: 0	H: 1	R: 0	H: 0	R: 0	H: 1	R: 0	H: 0	R: 0	H: 0	R: 2	H: 3	1B: 4	SF: 0
	E: 0	LOB: 0	E: 0	LOB: 0	E: 0	LOB: 1	E: 0	LOB: 0	E: 0	LOB: 1	E: 0	LOB: 0	E: 0	LOB: 0	E: 0	LOB: 2	2B: 2	SAC: 0
	K: 1	BB: 0	K: 0	BB: 0	K: 1	BB: 0	K: 0	BB: 0	K: 0	BB: 0	K: 1	BB: 0	K: 1	BB: 0	K: 1	BB: 1	3B: 0	DP: 0
	S: 6	P: 10	S: 6	P: 10	S: 9	P: 13	S: 13	P: 6	S: 8	P: 11	S: 6	P: 9	S: 7	P: 13	S: 19	P: 36	HR: 0	HBP: 0

PITCHER	IP	WLS	BF	H	R	ER	SO	BB	IBB	HBP	BLK	WP	HR	S	P	ERA	WHIP
Rich Yett, R ERA: 2.16 (1, 1)	8.1	W	32	4	2	2	3	3	0	0	0	0	0	66	113	2.16	0.840
Jesse Orosco, L ERA: (9, 1)	0.1		2	1	0	0	1	0	0	0	0	0	0	7	13	0.00	3.000
Doug Jones, R ERA: (9, 1)	0.1	S	2	1	0	0	0	0	0	0	0	0	0	6	8	0.00	3.000

**BOTTOM**

**Cleveland Indians @ New York Yankees**  
Yankee Stadium, Bronx, NY

Fri Apr 07 1989, 3:33 AM EDT  
Att. 55,655 - Overcast - 50 F

livebaseballscorecards.com

<b>AB</b>	<b>33</b>
<b>R</b>	<b>2</b>
<b>H</b>	<b>6</b>
<b>RBI</b>	<b>2</b>
<b>BB</b>	<b>3</b>
<b>SO</b>	<b>4</b>
<b>LOB</b>	<b>12</b>



WP	PA	ERA	WHIP
0	36		
0			
0			

Batter	1	2	3	4	5	6	7	8	9	AB	R	H	RBI	BB	SO	LOB	TOP								
<b>Oddibe McDowell, L</b> (1, 7) OBP: 0.167, SLG: 0.176	3-3 K		2-3 K		2-3 K	1-0 FC4-6		2-1 G1-6-3		5	0	0	0	0	3	4									
<b>Jerry Browne, S</b> (1, 4) OBP: 0.222, SLG: 0.176	1-2 F8		1-3 K		0-0 F8	2-2 F8		2-2 G4-3		5	0	0	0	0	1	3									
<b>Joe Carter, R</b> (1, 8) OBP: 0.333, SLG: 0.471	1-2 P5			3-1 G3		0-0 BLK 1B		0-1 G5-3		5	1	1	0	0	0	0									
<b>Pete O'Brien, L</b> (1, 3) OBP: 0.375, SLG: 0.375		1-2 1B		0-1 G4-3		1 SAFE BB 1B		0-1 1B		5	3	4	1	0	0	0									
<b>Pat Keedy, R</b> (9, 3)						1 SAFE BB 1B			2-1 HR	0	0	0	0	0	0	0									
<b>Cory Snyder, R</b> (1, 9) OBP: 0.313, SLG: 0.563		2-3 K		1-3 K		2-3 K		1-2 SF8 1B		5	2	2	2	0	3	2									
<b>Luis Medina, R</b> (1, 10) OBP: 0.375, SLG: 0.429		2-3 K			1-0 F8	4-2 BB E		0-1 1B		4	1	2	1	1	1	1									
<b>Brook Jacoby, R</b> (1, 5) OBP: 0.333, SLG: 0.111					4-2 2B 1B	4-1 E 1B		0-0 SF8		2	2	1	1	2	0	1									
<b>Andy Allanson, R</b> (1, 2) OBP: 0.133, SLG: 0.200		0-3 K			2-2 1B	1-1 E3 1B		0-0 G5-3		5	2	2	1	0	1	4									
<b>Felix Fermin, R</b> (1, 6) OBP: 0.615, SLG: 0.583			4-2 CS BB		1-1 1B	0-0 FC4-6 1B		0-1 G1-6-3 1B		3	0	3	4	1	0	0									
<b>Inning Stats</b>	R: 0 E: 0 K: 1 S: 9	H: 0 LOB: 0 BB: 0 P: 14	R: 0 E: 0 K: 3 S: 15	H: 2 LOB: 2 BB: 0 P: 20	R: 0 E: 0 K: 2 S: 9	H: 0 LOB: 0 BB: 1 P: 16	R: 0 E: 0 K: 1 S: 7	H: 0 LOB: 0 BB: 0 P: 11	R: 2 E: 0 K: 1 S: 12	H: 2 LOB: 1 BB: 1 P: 22	R: 5 E: 1 K: 1 S: 19	H: 4 LOB: 1 BB: 2 P: 34	R: 2 E: 0 K: 0 S: 11	H: 3 LOB: 1 BB: 0 P: 12	R: 0 E: 0 K: 0 S: 7	H: 1 LOB: 0 BB: 0 P: 11	R: 2 E: 0 K: 0 S: 10	H: 3 LOB: 1 BB: 0 P: 19	1B: 12 2B: 2 3B: 0 HR: 1	SF: 1 SAC: 0 DP: 1 HBP: 0	WP: 0 PB: 0 SB: 0 CS: 1	PA: 44			
<b>PITCHER</b>	IP	WLS	BF	H	R	ER	SO	BB	IBB	HBP	BLK	WP	HR	S	P	ERA	WHIP								
<b>Al Leiter, L</b> (1, 1) ERA: 10.13	5.1	L	25	6	6	6	9	4	0	0	1	0	0	63	105	10.12	1.875								
<b>Dale Mohoric, R</b> (6, 1) ERA: 6.0	1.0		8	5	3	2	0	0	0	0	0	0	0	17	22	18.00	5.000								
<b>Lee Guetterman, L</b> (7, 1) ERA:	1.2		5	1	0	0	0	0	0	0	0	0	0	9	13	0.00	0.600								
<b>Richard Dotson, R</b> (9, 1) ERA: 12.0	1.0		6	3	2	2	0	0	0	0	0	0	1	10	19	18.00	3.000								

**Cleveland Indians @ New York Yankees**  
 Yankee Stadium, Bronx, NY  
 Sat Apr 08 1989, 7:05 PM EDT  
 Att. 20,369 - Unknown - 50 F

<b>AB</b>	<b>39</b>
<b>R</b>	<b>11</b>
<b>H</b>	<b>15</b>
<b>RBI</b>	<b>10</b>
<b>BB</b>	<b>4</b>
<b>SO</b>	<b>9</b>
<b>LOB</b>	<b>15</b>





Batter	1	2	3	4	5	6	7	8	9	AB	R	H	RBI	BB	SO	LOB	BOTTOM
--------	---	---	---	---	---	---	---	---	---	----	---	---	-----	----	----	-----	--------

Rickey Henderson, R <small>OBP: 0.476, SLG: 0.375</small> <small>(1, 7)</small>	3-2 P3 <small>①</small>			4-0 G4-6-3 BB		1-1 F8 <small>①</small>		0-1 G4-6-3 1B		3	0	1	0	1	0	0	
Steve Sax, R <small>OBP: 0.190, SLG: 0.500</small> <small>(1, 4)</small>	1-2 G4-3 <small>②</small>			1-2 G4-6-3 1-2f <small>②</small>		2-1 HR		1-2 G4-6-3 1-2f <small>②</small>		4	1	1	1	0	0	2	
Don Mattingly, L <small>OBP: 0.375, SLG: 0.429</small> <small>(1, 3)</small>	1-2 G6-3 <small>③</small>			2-0 1B		3-2 2B		0-2 L3 <small>③</small>		4	0	2	0	0	0	0	
Steve Balboni, R <small>OBP: 0.133, SLG: 0.133</small> <small>(1, 10)</small>		1-0 G1-3 <small>①</small>		2-2 F8 <small>③</small>		3-3 K <small>②</small>		2-2 G1-3 <small>①</small>		4	0	0	0	0	1	2	
Gary Ward, R <small>OBP: 0.250, SLG: 0.273</small> <small>(1, 9)</small>		3-3 K <small>②</small>			2-3 K <small>①</small>		2-0 L9 <small>③</small>		0-3 K <small>②</small>		4	0	0	0	0	3	1
Don Slaught, R <small>OBP: 0.200, SLG: 0.400</small> <small>(1, 2)</small>		1-1 G6-3 <small>③</small>			3-2 1B <small>①</small>		1-1 3B <small>①</small>		2-3 K <small>③</small>		4	0	2	0	0	1	0
Tom Brookens, R <small>OBP: 0.188, SLG: 0.200</small> <small>(1, 5)</small> <small>(8, 6)</small>			0-0 F9 <small>①</small>		3-2 FC3-6 1B <small>①</small>		1-3 K <small>①</small>		3 0 1 0 0 1 1		3	0	1	0	0	1	1
Alvaro Espinoza, R <small>OBP: 0.200, SLG: 0.200</small> Stan Jefferson, S <small>OBP: 0.200, SLG: 0.200</small> (7, PH) Mike Pagliarulo, L <small>(8, 5)</small>			1-1 L9 <small>②</small>		1-3 K <small>②</small>		2-3 K <small>②</small>		2 0 0 0 0 1 2		2	0	0	0	0	1	2
Roberto Kelly, R <small>OBP: 0.235, SLG: 0.471</small> <small>(1, 8)</small>			1-2 F9 <small>③</small>		2-2 FC3-6 1-2f <small>③</small>		1-1 F8 <small>③</small>		1 0 0 0 0 1 1		1	0	0	0	0	1	1
									0 0 0 0 0 0 0		0	0	0	0	0	0	0
									3 0 0 0 0 0 3		3	0	0	0	0	0	3

Inning Stats	R: 0	H: 0	E: 0	K: 0	S: 11	R: 0	H: 0	E: 0	K: 1	S: 6	R: 0	H: 0	E: 0	K: 0	S: 6	R: 0	H: 1	E: 0	K: 0	S: 8	R: 0	H: 2	E: 0	K: 2	S: 20	R: 1	H: 2	E: 0	K: 1	S: 11	R: 0	H: 1	E: 0	K: 2	S: 11	R: 0	H: 1	E: 0	K: 0	S: 8	R: 0	H: 0	E: 0	K: 2	S: 10	1B: 4	SF: 0	2B: 1	SAC: 0	3B: 1	DP: 2	HR: 1	HBP: 0	WP: 0	PA: 33	PB: 0	SB: 0	CS: 0
--------------	------	------	------	------	-------	------	------	------	------	------	------	------	------	------	------	------	------	------	------	------	------	------	------	------	-------	------	------	------	------	-------	------	------	------	------	-------	------	------	------	------	------	------	------	------	------	-------	-------	-------	-------	--------	-------	-------	-------	--------	-------	--------	-------	-------	-------

PITCHER	IP	WLS	BF	H	R	ER	SO	BB	IBB	HBP	BLK	WP	HR	S	P	ERA	WHIP	PITCHER	IP	WLS	BF	H	R	ER	SO	BB	IBB	HBP	BLK	WP	HR	S	P	ERA	WHIP														
Greg Swindell, L <small>ERA: 1.17</small> <small>(1, 1)</small>	7.0	W	27	6	1	1	6	1	0	0	0	0	1	73	121	1.29	1.000																																
Brad Havens, L <small>ERA:</small> <small>(8, 1)</small>	2.0		6	1	0	0	2	0	0	0	0	0	0	18	23	0.00	0.500																																

## Cleveland Indians @ New York Yankees

Yankee Stadium, Bronx, NY

Sat Apr 08 1989, 7:05 PM EDT  
Att: 20,369 - Unknown - 50 F

AB	32
R	1
H	7
RBI	1
BB	1
SO	8
LOB	12



Batter	1	2	3	4	5	6	7	8	9	AB R H RBI BB SO LOB	TOP									
Oddibe McDowell, L (1, 7) OBP: 0.217, SLG: 0.227	1-1 G4-3		1-1 G4-6-3 1B		1-1 FC6-4 1B	2-1 L4-3			3-2 G3	5 0 2 0 0 0 2										
Jerry Browne, S (1, 4) OBP: 0.174, SLG: 0.136	1-2 G1-3		0-0 G4-6-3		1-2 FC6-4 FC5-4			0-1 G6-3	1-2 F9	5 0 0 0 0 0 3										
Joe Carter, R (1, 8) OBP: 0.318, SLG: 0.400	2-0 F7			4-2 1B BB	2-2 FC5-4 BB			0-3 K		3 1 0 0 1 1 1										
Pete O'Brien, L (1, 3) OBP: 0.450, SLG: 0.579		2-1 G4-3		2-1 1B E 1B	4-1 BB			2-1 HR		3 2 2 1 1 0 0										
Cory Snyder, R (1, 9) OBP: 0.250, SLG: 0.450		1-1 F8		2-2 P6	2-2 L8			1-0 L7		4 0 0 0 0 0 4										
Luis Medina, R (1, 10) OBP: 0.417, SLG: 0.455		0-1 1B		0-3 K		0-1 CS 1B		2-3 K		4 0 2 0 0 2 2										
Brook Jacoby, R (1, 5) OBP: 0.316, SLG: 0.154		2-2 G4-3		0-0 E S 1B	1-2 S 1B	3-2 G5-3		2-3 K		4 1 1 1 0 1 2										
Andy Allanson, R (1, 2) OBP: 0.211, SLG: 0.316			1-2 CS 1B	2-0 E5 S	3-2 2B			3-3 K		4 0 2 0 0 1 1										
Felix Fermin, R (1, 6) OBP: 0.588, SLG: 0.500			4-2 1B BB	1-1 G1-3		4-1 BB		2-1 G6-3		2 0 0 0 2 0 1										
<b>Inning Stats</b>	R: 0 E: 0 K: 0 S: 6	H: 0 LOB: 0 BB: 0 P: 10	R: 0 E: 0 K: 0 S: 9	H: 1 LOB: 1 BB: 0 P: 14	R: 0 E: 0 K: 0 S: 9	H: 2 LOB: 1 BB: 1 P: 15	R: 3 E: 1 K: 1 S: 14	H: 2 LOB: 1 BB: 1 P: 25	R: 0 E: 0 K: 0 S: 13	H: 2 LOB: 2 BB: 1 P: 25	R: 1 E: 0 K: 1 S: 9	H: 1 LOB: 0 BB: 0 P: 12	R: 0 E: 0 K: 3 S: 11	H: 0 LOB: 0 BB: 0 P: 18	R: 0 E: 0 K: 0 S: 8	H: 0 LOB: 0 BB: 0 P: 14	1B: 7 2B: 1 3B: 0 HR: 1	SF: 0 SAC: 0 DP: 1 HBP: 0	WP: 0 PB: 0 SB: 2 CS: 2	PA: 38
<b>PITCHER</b>	IP WLS BF H R ER SO BB IBB HBP BLK WP HR S P ERA WHIP																			
Tommy John, L (1, 1) ERA: 2.57	7.0 L 32 9 4 2 2 4 0 0 0 0 0 1 74 124 2.57 1.857																			
Lance McCullers, R (8, 1) ERA: 2.08	1.0 3 0 0 0 3 0 0 0 0 0 0 0 11 18 0.00 0.000																			
Dave Righetti, L (9, 1) ERA: 9.0	1.0 3 0 0 0 0 0 0 0 0 0 0 0 8 14 0.00 0.000																			

Cleveland Indians @ New York Yankees  
 Yankee Stadium, Bronx, NY  
 Sun Apr 09 1989, 3:33 AM EDT  
 Att. 25,328 - Cloudy - 50 F

livebaseballscorecards.com

AB	34
R	4
H	9
RBI	2
BB	4
SO	5
LOB	16



Batter	1	2	3	4	5	6	7	8	9	AB R H RBI BB SO LOB
Rickey Henderson, R (1, 7) OBP: 0.500, SLG: 0.450	2-1 SH1-3 2B		4-0 S 1B BB			1-2 BLK 1B		3-1 E4 1B 2B	1-1 F9	4 2 2 0 1 0 2
Steve Sax, R (1, 4) OBP: 0.250, SLG: 0.522	1-0 SH1-3 2-3		3-2 1-H 1B			2-0 L8 1-2		0-1 2B 1-3 2-H 1B		3 0 2 2 0 0 1
Don Mattingly, L (1, 3) OBP: 0.333, SLG: 0.455	2-2 P3				0-1 G3-1	1-0 G3-1		1-1 2B 1-3 3-H		4 0 1 1 0 0 2
Ken Phelps, L (1, 10) OBP: 0.222, SLG: 0.125 Steve Balboni, R (8, PH) OBP: 0.188, SLG: 0.133	2-3 K				3-2 G4-3		1-0 F8	4-0 IBB		3 0 0 0 0 1 1 0 0 0 0 0 1 0 0
Mel Hall, L (1, 9) OBP: 0.400, SLG: 0.444 Gary Ward, R (8, PH) OBP: 0.250, SLG: 0.273 Jamie Quirk, L (8, PH) OBP: 0.400, SLG: 0.250 Tom Brookens, R (9, 6) OBP: 0.188, SLG: 0.200		1-1 L7			2-3 K		4-2 G1-3 BB	0-3 K		2 0 0 0 1 1 0 0 0 0 0 0 0 0 1 0 0 0 0 1 3 0 0 0 0 0 0 0
Mike Pagliarulo, L (1, 5)		3-3 K				2-0 F8	1-2 G1-3	1-2 L9		4 0 0 0 0 1 4
Don Slaught, R (1, 2) OBP: 0.158, SLG: 0.316		1-3 K				1-2 G6-3	1-0 G5-3		0-3 K	4 0 0 0 0 2 1
Alvaro Espinoza, R (1, 6) OBP: 0.176, SLG: 0.176 Stan Jefferson, S (8, PH) OBP: 0.143, SLG: 0.143 (9, 9)			0-0 F7			1-0 F8		2-3 K	0-3 K	2 0 0 0 0 0 0 2 0 0 0 0 2 0
Roberto Kelly, R (1, 8) OBP: 0.333, SLG: 0.500			2-1 L9				1-2 1B 1B	4-1 E 1B BB	1-0 1B	3 1 2 0 1 0 0

Inning Stats	R: 0 E: 0 K: 1 S: 9	H: 1 LOB: 1 BB: 0 P: 16	R: 0 E: 0 K: 2 S: 13	H: 0 LOB: 0 BB: 0 P: 18	R: 1 E: 0 K: 0 S: 6	H: 1 LOB: 1 BB: 1 P: 15	R: 0 E: 0 K: 1 S: 8	H: 0 LOB: 0 BB: 0 P: 13	R: 0 E: 0 K: 0 S: 5	H: 0 LOB: 0 BB: 0 P: 9	R: 0 E: 0 K: 0 S: 8	H: 2 LOB: 1 BB: 0 P: 13	R: 0 E: 0 K: 0 S: 7	H: 0 LOB: 1 BB: 1 P: 14	R: 2 E: 1 K: 2 S: 20	H: 2 LOB: 3 BB: 2 P: 35	R: 0 E: 0 K: 2 S: 10	H: 1 LOB: 1 BB: 0 P: 12	1B: 5 2B: 2 3B: 0 HR: 0	SF: 0 SAC: 1 DP: 0 HBP: 0	
PITCHER	IP	WLS	BF	H	R	ER	SO	BB	IBB	HBP	BLK	WP	HR	S	P	ERA	WHIP	WP	PA	ERA	WHIP
Tom Candiotti, R (1, 1) ERA: 1.29	7.0		25	4	1	1	4	2	0	0	1	0	0	56	98	1.29	0.857	0	37		
Keith Atherton, R (8, 1) ERA: 54.0	0.1		4	1	2	1	1	1	0	0	0	0	0	8	17	27.00	6.000	0			
Scott Bailes, L (8, 1) ERA:	0.0		2	1	0	0	0	0	1	0	0	0	0	2	7	∞	∞	0			
Doug Jones, R (8, 1) ERA:	1.2	S	6	1	0	0	3	0	0	0	0	0	0	20	23	0.00	0.600	0			

**BOTTOM**

**Cleveland Indians @ New York Yankees**  
 Yankee Stadium, Bronx, NY

Sun Apr 09 1989, 3:33 AM EDT  
 Att. 25,328 - Cloudy - 50 F

livebaseballscorecards.com

AB	32
R	3
H	7
RBI	3
BB	4
SO	8
LOB	14



Batter	1	2	3	4	5	6	7	8	9	AB R H RBI BB SO LOB	TOP											
<b>Oddibe McDowell, L</b> (1, 7) OBP: 0.185, SLG: 0.192	2-1 F7		1-0 F9			3-2 G3		2-3 K		4 0 0 0 0 1 1												
<b>Jerry Browne, S</b> (1, 4) OBP: 0.222, SLG: 0.192	1-3 K			3-1 G6-3		2-1 HR 1B		0-2 1B		4 1 2 0 0 1 0												
<b>Joe Carter, R</b> (1, 8) OBP: 0.308, SLG: 0.500	1-3 K			3-1 P4		1 SAFE 3-1 HR		1-0 G6-3		4 1 1 2 0 1 1												
<b>Pete O'Brien, L</b> (1, 3) OBP: 0.375, SLG: 0.478		0-2 P5		2-1 G4-3		2-2 F9			2-2 P5	4 0 0 0 0 0 0												
<b>Cory Snyder, R</b> (1, 9) OBP: 0.250, SLG: 0.417		1-3 K			3-3 K	1-1 CS 1B			1-2 G5-3	4 0 1 0 0 2 0												
<b>Dave Clark, L</b> (1, 10) OBP: 0.455, SLG: 0.444		0-2 L7			4-2 2B BB	1-2 CS 1-2	0-0 F7		0-1 2B	3 0 1 0 1 0 0												
<b>Brook Jacoby, R</b> (1, 5) OBP: 0.304, SLG: 0.235			2-3 K		1 SAFE 2-2 2B		2-0 F8		1-3 K	4 0 1 0 0 2 1												
<b>Andy Allanson, R</b> (1, 2) OBP: 0.227, SLG: 0.318			1-0 CS 1B		1-2 P6		0-2 F7			3 0 1 0 0 0 2												
<b>Felix Fermin, R</b> (1, 6) OBP: 0.579, SLG: 0.467			4-2 BB		0-0 G1-3			2-2 G5-3		1 0 0 0 1 0 2												
<b>Luis Aguayo, R</b> (8, PH) (8, 6)										1 0 0 0 0 0 0												
<b>Inning Stats</b>	R: 0 E: 0 K: 2 S: 8	H: 0 LOB: 0 BB: 0 P: 12	R: 0 E: 0 K: 1 S: 9	H: 0 LOB: 0 BB: 0 P: 10	R: 0 E: 0 K: 1 S: 8	H: 1 LOB: 1 BB: 1 P: 16	R: 0 E: 0 K: 0 S: 6	H: 0 LOB: 0 BB: 0 P: 14	R: 0 E: 0 K: 1 S: 12	H: 1 LOB: 2 BB: 1 P: 22	R: 2 E: 0 K: 0 S: 16	H: 3 LOB: 0 BB: 0 P: 27	R: 0 E: 0 K: 0 S: 5	H: 0 LOB: 0 BB: 0 P: 7	R: 0 E: 0 K: 1 S: 13	H: 1 LOB: 1 BB: 0 P: 18	R: 0 E: 0 K: 1 S: 13	H: 1 LOB: 1 BB: 0 P: 17	1B: 4 2B: 2 3B: 0 HR: 1	SF: 0 SAC: 0 DP: 0 HBP: 0	WP: 0 PB: 0 SB: 0 CS: 2	PA: 35
<b>PITCHER</b>	IP WLS BF H R ER SO BB IBB HBP BLK WP HR S P ERA WHIP																					
<b>Mike Boddicker, R</b> (1, 1) ERA: 5.63	5.2 W 23 5 2 2 5 2 0 0 0 0 0 1 56 98 3.18 1.235																					
<b>Mike Smithson, R</b> (6, 1) ERA: 3.12	3.1 S 11 2 0 0 2 0 0 0 0 0 0 0 34 45 0.00 0.600																					

**Cleveland Indians @ Boston Red Sox**  
**Fenway Park, Boston, MA**  
 Mon Apr 10 1989, 3:33 AM EDT  
 Att. 32,909 - Unknown - 45 F

<b>AB</b>	32
<b>R</b>	2
<b>H</b>	7
<b>RBI</b>	2
<b>BB</b>	2
<b>SO</b>	7
<b>LOB</b>	7



Batter	1	2	3	4	5	6	7	8	9
Wade Boggs, L OBP: 0.517, SLG: 0.480 (1, 5)	1-1 E6 CS		3-2 PB BB 1B		2-1 G1-3	2-2 2B G1-2-3 1B		4-2 SH1-4 BB	
Marty Barrett, R OBP: 0.360, SLG: 0.381 (1, 4)	3-2 G5-3 1-2		4-1 L7-4 1B 1-2 BB		4-0 BB 1B BB	3-1 1-3 2B 3-H		0-0 SH1-4 1-2	
Ellis Burks, R OBP: 0.345, SLG: 0.538 (1, 8)	2-2 HBP		3-2 1-2 2-H 1B		4-2 1-2 1B BB	4-0 IBB		0-0 F8	
Mike Greenwell, L OBP: 0.483, SLG: 0.739 (1, 7)	3-2 F8		0-0 F7		1-1 F8	1-2 G1-2-3 3-H		4-0 IBB	
Jim Rice, R OBP: 0.286, SLG: 0.429 (1, 10)		0-0 F9	0-1 L7-4 2-3		0-0 1-2 2-H 1B		0-1 F8	0-0 F8	
Dwight Evans, R OBP: 0.286, SLG: 0.250 (1, 9)		2-1 1B 2B		3-1 P3	0-0 P4		1-1 G6-3		
Nick Esasky, R OBP: 0.385, SLG: 0.583 (1, 3)		1-0 G5-3		0-1 G4-3 1B		0-0 HR	2-0 2B		
Rich Gedman, L OBP: 0.176, SLG: 0.125 (1, 2)		1-1 2-H 1B		1-1 G4-3 1-2		2-3 K	4-2 BB		
Jody Reed, R OBP: 0.208, SLG: 0.136 (1, 6)		2-1 G5-3		2-3 K		4-0 1B 2B BB	3-2 G1-3		


Inning Stats	R: 0 E: 1 K: 0 S: 13	H: 0 LOB: 1 BB: 0 P: 22	R: 1 E: 0 K: 0 S: 8	H: 2 LOB: 1 BB: 0 P: 14	R: 1 E: 0 K: 0 S: 11	H: 2 LOB: 1 BB: 1 P: 21	R: 0 E: 0 K: 1 S: 10	H: 1 LOB: 1 BB: 0 P: 16	R: 1 E: 0 K: 0 S: 8	H: 1 LOB: 2 BB: 2 P: 19	R: 2 E: 0 K: 1 S: 14	H: 3 LOB: 2 BB: 2 P: 29	R: 0 E: 0 K: 0 S: 12	H: 1 LOB: 2 BB: 1 P: 22	R: 0 E: 0 K: 0 S: 5	H: 0 LOB: 2 BB: 2 P: 13
1B: 6 2B: 4 3B: 0 HR: 1	SF: 0 SAC: 1 DP: 2 HBP: 1	WP: 0 PB: 1 SB: 0 CS: 1	PA: 41	ERA: 5.40 WHIP: 1.800	ERA: 9.00 WHIP: 3.500	ERA: 0.00 WHIP: 0.000										

PITCHER	IP	WLS	BF	H	R	ER	SO	BB	IBB	HBP	BLK	WP	HR	S	P	ERA	WHIP
Joe Skalski, R ERA: 5.4 (1, 1)	5.0	L	24	6	3	3	1	3	0	0	0	0	0	50	92	5.40	1.800
Brad Havens, L ERA: 4.5 (6, 1)	2.0		13	4	2	2	1	3	1	0	0	0	1	28	57	9.00	3.500
Keith Atherton, R ERA: 13.5 (8, 1)	1.0		4	0	0	0	0	0	1	0	0	0	0	3	7	0.00	0.000

**BOTTOM**

**Cleveland Indians @ Boston Red Sox**  
 Fenway Park, Boston, MA  
 Mon Apr 10 1989, 3:33 AM EDT  
 Att: 32,909 - Unknown - 45 F

AB 31  
 R 5  
 H 10  
 RBI 5  
 BB 8  
 SO 2  
 LOB 22



AB	R	H	RBI	BB	SO	LOB
4	1	2	0	1	0	0
2	1	1	1	2	0	1
2	0	1	1	2	0	1
4	0	0	0	1	0	8
5	0	1	1	0	0	4
4	1	1	0	0	0	2
4	1	3	1	0	0	1
3	0	1	1	1	1	1
3	1	0	0	1	1	4

Batter	1	2	3	4	5	6	7	8	9	AB R H RBI BB SO LOB	TOP											
<b>Oddibe McDowell, L</b> (1, 7) OBP: 0.188, SLG: 0.167	0-2 F8		0-0 F9		1-2 F9		4-2 G4-6-3 BB	2-2 G3		4 0 0 0 1 0 3												
<b>Jerry Browne, S</b> (1, 4) OBP: 0.219, SLG: 0.194	1-2 G5-4-3 1B		1-1 F4		1-2 F8		1-2 G4-6-3 1-2f		0-0 G4-3	5 0 1 0 0 0 2												
<b>Joe Carter, R</b> (1, 8) OBP: 0.323, SLG: 0.464	0-0 G5-4-3 1-2f		2-1 G2-3		1-1 F9			4-2 PB 1B BB	1-1 1B 1B	4 2 1 0 1 0 2												
<b>Pete O'Brien, L</b> (1, 3) OBP: 0.483, SLG: 0.520		4-1 HR BB		4-0 HR BB		3-1 FC5-4 1B		1 SAFE 4-2 1B 1B BB	1-1 1B 1B	2 3 2 0 3 0 0												
<b>Cory Snyder, R</b> (1, 9) OBP: 0.345, SLG: 0.690		2-1 HR		0-1 HR		1-2 FC5-4 2B SF9 1-2f		1-2 1B 1B BB	1-0 1B	5 4 4 6 0 0 1												
<b>Dave Clark, L</b> (1, 10) OBP: 0.500, SLG: 0.833		2-3 K		1-1 HR		0-0 SF9 2B		4-2 PB 1B BB	1-3 K	3 1 2 1 0 1 0 1 0 0 0 1 1 2												
<b>Luis Medina, R</b> (8, PH) OBP: 0.429, SLG: 0.417																						
<b>Brook Jacoby, R</b> (1, 5) OBP: 0.286, SLG: 0.238		0-0 G5-3		1-1 F4		3-2 SF9		1-1 PB 1B	2-2 F9	4 0 1 3 0 0 2												
<b>Andy Allanson, R</b> (1, 2) OBP: 0.192, SLG: 0.269		0-0 F8		0-0 G6-3		2-2 G4-3		1-2 2-H 3-H 1B		4 0 0 0 0 1 3												
<b>Felix Fermin, R</b> (1, 6) OBP: 0.522, SLG: 0.389			4-1 BB		1-1 G4-3		2-2 G4-3	2-0 K		3 0 0 0 1 0 2												
<b>Inning Stats</b>	R: 0 E: 0 K: 0 S: 10	H: 1 LOB: 0 BB: 0 P: 11	R: 2 E: 0 K: 1 S: 8	H: 1 LOB: 0 BB: 1 P: 16	R: 0 E: 0 K: 0 S: 6	H: 0 LOB: 1 BB: 1 P: 13	R: 3 E: 0 K: 0 S: 9	H: 2 LOB: 0 BB: 1 P: 16	R: 0 E: 0 K: 0 S: 8	H: 0 LOB: 0 BB: 0 P: 11	R: 1 E: 0 K: 0 S: 12	H: 2 LOB: 1 BB: 0 P: 21	R: 0 E: 0 K: 0 S: 11	H: 0 LOB: 0 BB: 1 P: 18	R: 3 E: 0 K: 1 S: 18	H: 2 LOB: 2 BB: 3 P: 37	R: 1 E: 0 K: 1 S: 12	H: 3 LOB: 2 BB: 0 P: 18	1B: 7 2B: 1 3B: 0 HR: 3	SF: 1 SAC: 0 DP: 2 HBP: 0	WP: 0 PB: 2 SB: 0 CS: 0	PA: 43
<b>PITCHER</b>	IP WLS BF H R ER SO BB IBB HBP BLK WP HR S P ERA WHIP																					
<b>Oil Can Boyd, R</b> (1, 1) ERA: 11.25	3.0 L 15 4 5 5 1 3 0 0 0 0 0 3 28 49 15.00 2.333																					
<b>Wes Gardner, R</b> (4, 1) ERA: 9.0	3.1 13 2 1 1 0 1 0 0 0 0 0 0 33 53 2.70 0.900																					
<b>Bob Stanley, R</b> (7, 1) ERA: 5.87	0.2 4 1 3 3 0 2 0 0 0 0 0 0 10 20 40.50 4.500																					
<b>Rob Murphy, L</b> (8, 1) ERA: 3.38	0.0 1 0 0 0 0 1 0 0 0 0 0 0 2 6 ∞ ∞																					
<b>Dennis Lamp, R</b> (8, 1) ERA: 3.38	2.0 10 4 1 1 2 0 0 0 0 0 0 0 21 33 4.50 2.000																					

**Cleveland Indians @ Boston Red Sox**  
**Fenway Park, Boston, MA**  
 Wed Apr 12 1989, 3:33 AM EDT  
 Att. 19,210 - Sunny

[livebaseballscorecards.com](http://livebaseballscorecards.com)

AB	35
R	10
H	11
RBI	10
BB	7
SO	3
LOB	17



Batter	1	2	3	4	5	6	7	8	9	AB	R	H	RBI	BB	SO	LOB
Wade Boggs, L (1, 5) OBP: 0.500, SLG: 0.483	4-0 2B G4-6-3 BB		1-1 SH3 1-H 1B 2B		2-0 G3		2-3 K		1-0 L8	4	2	1	1	1	1	1
Marty Barrett, R (1, 4) OBP: 0.414, SLG: 0.520	2-2 G4-6-3 1-3 2B		0-0 SH3 2-3		0-2 G4-3			1-1 1B 1B	0-0 2B	4	0	3	0	0	0	0
Ellis Burks, R (1, 8) OBP: 0.353, SLG: 0.516	2-2 G4-6-3 1B		3-1 F4		2-0 F6			1-0 1B 1-2 1B	0-1 G6-3	5	0	2	1	0	0	2
Mike Greenwell, L (1, 7) OBP: 0.441, SLG: 0.643	2-1 G4-6-3 1-2f 2-3 3-H		1-1 2B 1B		2-0 G4-3			0-0 F8	3-1 P6	5	1	1	1	0	0	5
Jim Rice, R (1, 10) OBP: 0.344, SLG: 0.500	2-3 K		2-0 1-H 2B		2-2 FC6-4 1B			1-0 1-2 2-3 1B		4	0	3	1	0	1	1
Dwight Evans, R (1, 9) OBP: 0.281, SLG: 0.250		1-1 G4-6-3 1B	2-3 K		1-2 F7			0-2 P5		4	0	1	0	0	1	5
Nick Esasky, R (1, 3) OBP: 0.333, SLG: 0.500		1-3 K		3-2 F7		0-0 FC6-4 1-2f		2-3 K		4	0	0	0	0	2	5
Rich Gedman, L (1, 2) OBP: 0.190, SLG: 0.300		0-2 G4-6-3 1-2f		0-0 G1-3			0-2 F6		0-0 HR	4	1	1	1	0	0	1
Jody Reed, R (1, 6) OBP: 0.231, SLG: 0.130 Danny Heep, L (7, PH) Ed Romero, R (8, 6) OBP: 1.000, SLG: 1.000			4-1 2B BB		1-0 F7		2-2 F7		0-1 2B G6-3 1B	1	1	0	0	1	0	0
										1	0	0	0	0	0	0
										1	1	1	0	0	0	0

Inning Stats	R: 1	H: 2	E: 0	K: 1	S: 14	H: 2	LOB: 1	BB: 1	P: 26	R: 0	H: 1	E: 0	K: 1	S: 8	R: 0	H: 3	E: 0	K: 1	S: 13	R: 0	H: 0	E: 0	K: 0	S: 5	R: 0	H: 1	E: 0	K: 0	S: 5	R: 0	H: 0	E: 0	K: 1	S: 8	R: 0	H: 3	E: 0	K: 1	S: 10	R: 0	H: 3	E: 0	K: 1	S: 11	R: 2	H: 3	E: 0	K: 0	S: 9	1B: 8	SF: 0	2B: 4	SAC: 1	3B: 0	DP: 2	HR: 1	HBP: 0	WP: 0	PA: 40
--------------	------	------	------	------	-------	------	--------	-------	-------	------	------	------	------	------	------	------	------	------	-------	------	------	------	------	------	------	------	------	------	------	------	------	------	------	------	------	------	------	------	-------	------	------	------	------	-------	------	------	------	------	------	-------	-------	-------	--------	-------	-------	-------	--------	-------	--------

PITCHER	IP	WLS	BF	H	R	ER	SO	BB	IBB	HBP	BLK	WP	HR	S	P	ERA	WHIP
Bud Black, L (1, 1) ERA: 4.15	5.1	W	23	7	4	4	3	2	0	0	0	0	0	49	88	6.75	1.688
Keith Atherton, R (6, 1) ERA: 7.2	3.2	S	17	6	2	2	2	0	0	0	0	0	1	34	48	4.91	1.636

BOTTOM

Cleveland Indians @ Boston Red Sox  
Fenway Park, Boston, MA  
Wed Apr 12 1989, 3:33 AM EDT  
Att. 19,210 - Sunny

livebaseballscorecards.com

AB	37
R	6
H	13
RBI	5
BB	2
SO	5
LOB	20



Batter	1	2	3	4	5	6	7	8	9	AB R H RBI BB SO LOB	TOP
<b>Oddibe McDowell, L</b> (1, 7) OBP: 0.167, SLG: 0.147	2-2 G4-3		2-2 G4-3		3-2 E7 FC6-4			2-3 K		4 0 0 0 0 1 2	
<b>Jerry Browne, S</b> (1, 4) OBP: 0.222, SLG: 0.200	0-3 K		1-1 1B		3-2 FC6-4			1-2 P2		4 0 1 1 0 1 2	
<b>Joe Carter, R</b> (1, 8) OBP: 0.286, SLG: 0.406	2-3 K		0-0 F7		1-3 K			1-0 G3-1		4 0 0 0 0 2 3	
<b>Pete O'Brien, L</b> (1, 3) OBP: 0.515, SLG: 0.536		1-2 1B F8-2		4-2 G6-4-3 BB		0-0 F7		0-0 FC3-6 1B		3 0 2 0 1 0 0	
<b>Cory Snyder, R</b> (1, 9) OBP: 0.333, SLG: 0.636		1-2 SAFE 1B BB		0-0 G6-4-3		2-1 G6-3		0-0 F9		4 0 1 0 0 0 2	
<b>Dave Clark, L</b> (1, 10) OBP: 0.444, SLG: 0.667		4-2 1B BB		0-0 G3		3-2 F8		0-0 FC3-6		3 0 0 0 1 0 1	
<b>Brook Jacoby, R</b> (1, 5) OBP: 0.281, SLG: 0.208		1-3 K			4-2 E BB FC6-4 BB		1-3 K	0-2 F8		3 1 0 0 1 2 4	
<b>Andy Allanson, R</b> (1, 2) OBP: 0.207, SLG: 0.250		0-0 F8-2			4-0 FC6-4 E BB		0-3 K			2 0 0 0 1 1 3	
<b>Felix Fermin, R</b> (1, 6) OBP: 0.462, SLG: 0.333			2-2 G5-3		1-3 K		0-3 K			3 0 0 0 0 2 2	
<b>Inning Stats</b>	R: 0 E: 0 K: 2 S: 9 H: 0 LOB: 0 BB: 0 P: 13	R: 0 E: 0 K: 1 S: 14 H: 2 LOB: 2 BB: 1 P: 21	R: 0 E: 0 K: 0 S: 10 H: 1 LOB: 1 BB: 0 P: 15	R: 0 E: 0 K: 0 S: 4 H: 0 LOB: 0 BB: 1 P: 8	R: 1 E: 1 K: 2 S: 17 H: 0 LOB: 2 BB: 2 P: 33	R: 0 E: 0 K: 0 S: 7 H: 0 LOB: 0 BB: 0 P: 12	R: 0 E: 0 K: 3 S: 9 H: 0 LOB: 0 BB: 0 P: 10	R: 0 E: 0 K: 1 S: 10 H: 0 LOB: 0 BB: 0 P: 14	R: 0 E: 0 K: 0 S: 6 H: 1 LOB: 1 BB: 0 P: 6	1B: 4 2B: 1 3B: 0 HR: 0 SF: 0 SAC: 0 DP: 2 HBP: 0	WP: 0 PB: 0 SB: 0 CS: 0 PA: 34
<b>PITCHER</b>	IP WLS BF H R ER SO BB IBB HBP BLK WP HR S P ERA WHIP										
<b>Roger Clemens, R</b> (1, 1) ERA: 2.05	7.0 W 27 3 1 0 8 4 0 0 0 0 0 70 112 0.00 1.000										
<b>Mike Smithson, R</b> (8, 1) ERA: 2.53	2.0 7 1 0 0 1 0 0 0 0 0 0 0 16 20 0.00 0.500										

**Cleveland Indians @ Boston Red Sox**  
**Fenway Park, Boston, MA**  
 Thu Apr 13 1989, 3:33 AM EDT  
 Att: 18,518 - Unknown

[livebaseballscorecards.com](http://livebaseballscorecards.com)

AB	30
R	1
H	4
RBI	1
BB	4
SO	9
LOB	19





Batter	1	2	3	4	5	6	7	8	9
Wade Boggs, L OBP: 0.500, SLG: 0.529 (1, 5)	2-2 2B BB 1B	1-1 2B 1B	0-1 G4-3		1-1 SF7	1-1 2B		1-2 L1-3	
Marty Barrett, R OBP: 0.471, SLG: 0.655 (1, 4)	2-2 BB 1-3 2B	0-0 1-H 2B		1-1 G6-3	0-0 2B	4-2 BB			
Ellis Burks, R OBP: 0.385, SLG: 0.500 Randy Kutcher, R (8, 8)	4-2 BB 2-3 3-H	0-0 F9		0-2 BB 1B	4-2 BB	0-0 FC5			
Mike Greenwell, L OBP: 0.410, SLG: 0.576 (1, 7)	3-3 K		1-3 K	0-0 1-2 BB 1B	0-0 G4-3		1-0 F8		
Jim Rice, R OBP: 0.351, SLG: 0.472 (1, 10)	0-0 F7		4-0 1B 2B BB	0-0 F9		0-0 BB 1B	1-2 P6		
Dwight Evans, R OBP: 0.324, SLG: 0.375 (1, 9)		3-2 G1-3	0-0 1-2 2B 1B	4-0 1-2 2-3 BB		0-0 F8	0-0 HR		
Nick Esasky, R OBP: 0.343, SLG: 0.469 (1, 3)		0-0 F7	2-0 2B 1-2 2-3 1B	1-1 P3		4-1 E 2B BB	0-0 G6-3		
Rich Gedman, L OBP: 0.231, SLG: 0.333 (1, 2)		4-2 BB 1B BB	1-3 K		1-1 SH1-4 SF7 2B	0-0 E3 2B FC5		0-0 P5	
Jody Reed, R OBP: 0.300, SLG: 0.231 (1, 6)		4-0 1B 2B BB	2-1 1-3 2-H 3-H 2B		1-0 SH1-4	3-3 K		1-1 L1-3 1B	

Inning Stats	R: 0	H: 2	E: 0	LOB: 2	K: 1	BB: 1	S: 16	R: 3	H: 2	E: 0	LOB: 1	K: 0	BB: 2	S: 10	R: 2	H: 3	E: 0	LOB: 2	K: 2	BB: 1	S: 13	R: 0	H: 2	E: 0	LOB: 3	K: 0	BB: 1	S: 9	R: 1	H: 2	E: 0	LOB: 2	K: 0	BB: 1	S: 9	R: 2	H: 2	E: 1	LOB: 3	K: 1	BB: 2	S: 12	R: 1	H: 1	E: 0	LOB: 0	K: 0	BB: 0	S: 6	R: 0	H: 1	E: 0	LOB: 0	K: 0	BB: 0	S: 6	R: 0	H: 1	E: 0	LOB: 0	K: 0	BB: 0	S: 6
--------------	------	------	------	--------	------	-------	-------	------	------	------	--------	------	-------	-------	------	------	------	--------	------	-------	-------	------	------	------	--------	------	-------	------	------	------	------	--------	------	-------	------	------	------	------	--------	------	-------	-------	------	------	------	--------	------	-------	------	------	------	------	--------	------	-------	------	------	------	------	--------	------	-------	------

PITCHER	IP	WLS	BF	H	R	ER	SO	BB	IBB	HBP	BLK	WP	HR	S	P	ERA	WHIP
Rich Yett, R ERA: 5.91 (1, 1)	2.1	L	16	6	5	5	2	4	0	0	0	0	0	31	61	19.29	4.286
Scott Bailes, L ERA: 1.93 (3, 1)	3.1		21	7	3	1	2	3	0	0	0	0	0	35	59	2.70	3.000
Brad Havens, L ERA: 5.06 (6, 1)	1.1		6	1	1	1	0	1	0	0	0	0	1	9	15	6.75	1.500
Jesse Orosco, L ERA: (8, 1)	1.0		3	1	0	0	0	0	0	0	0	0	0	6	8	0.00	1.000


**AB R H RBI BB SO LOB**

**BOTTOM**

**Cleveland Indians @ Boston Red Sox**  
**Fenway Park, Boston, MA**  
 Thu Apr 13 1989, 3:33 AM EDT  
 Att. 18,518 - Unknown

livebaseballscorecards.com

**AB 36**  
**R 9**  
**H 15**  
**RBI 8**  
**BB 8**  
**SO 4**  
**LOB 25**



**WP: 0 PA: 46**  
**PB: 0**  
**SB: 0**  
**CS: 0**

Batter	1	2	3	4	5	6	7	8	9	AB R H RBI BB SO LOB	TOP
<b>Oddibe McDowell, L</b> (1, 7) <small>OBP: 0.179, SLG: 0.162</small> <b>Luis Aguayo, R</b> (9, PH)										3 0 1 0 0 0 0 1 0 0 0 0 1 0	<b>Cleveland Indians @ Milwaukee Brewers</b> Milwaukee County Stadium, Milwaukee, WI Fri Apr 14 1989, 8:05 PM EDT Att. 9,533 - Unknown
<b>Jerry Browne, S</b> (1, 4) <small>OBP: 0.244, SLG: 0.231</small>										4 1 2 1 0 2 0	
<b>Joe Carter, R</b> (1, 8) <small>OBP: 0.300, SLG: 0.389</small>										4 0 1 0 0 1 2	
<b>Pete O'Brien, L</b> (1, 3) <small>OBP: 0.500, SLG: 0.516</small>										3 1 1 1 1 0 3	
<b>Cory Snyder, R</b> (1, 9) <small>OBP: 0.351, SLG: 0.611</small>										3 0 1 1 1 1 3	
<b>Dave Clark, L</b> (1, 10) <small>OBP: 0.409, SLG: 0.579</small>										4 0 1 1 0 1 2	
<b>Brook Jacoby, R</b> (1, 5) <small>OBP: 0.278, SLG: 0.185</small>										3 0 0 0 1 1 1	
<b>Andy Allanson, R</b> (1, 2) <small>OBP: 0.242, SLG: 0.258</small>										3 0 1 0 1 0 2	
<b>Felix Fermin, R</b> (1, 6) <small>OBP: 0.448, SLG: 0.333</small> <b>Pat Keedy, R</b> (8, PH) (8, 6)										3 2 1 0 0 0 2 1 0 0 0 0 1 1	
<b>Inning Stats</b>	R: 0 H: 0 E: 0 LOB: 0 K: 2 BB: 0 S: 7 P: 11	R: 0 H: 1 E: 0 LOB: 2 K: 0 BB: 2 S: 6 P: 18	R: 1 H: 1 E: 1 LOB: 2 K: 0 BB: 0 S: 11 P: 16	R: 0 H: 0 E: 0 LOB: 0 K: 1 BB: 0 S: 9 P: 12	R: 1 H: 2 E: 0 LOB: 0 K: 0 BB: 0 S: 9 P: 14	R: 1 H: 1 E: 0 LOB: 2 K: 2 BB: 2 S: 11 P: 22	R: 1 H: 2 E: 1 LOB: 2 K: 0 BB: 0 S: 8 P: 13	R: 0 H: 1 E: 0 LOB: 1 K: 1 BB: 0 S: 7 P: 11	R: 0 H: 1 E: 0 LOB: 1 K: 2 BB: 0 S: 10 P: 13	1B: 9 SF: 2 2B: 1 SAC: 1 3B: 0 DP: 2 HR: 0 HBP: 1	WP: 1 PA: 40 PB: 0 SB: 1 CS: 0
<b>PITCHER</b> <b>Mike Birkbeck, R</b> (1, 1) <small>ERA: 3.0</small> <b>Mark Knudson, R</b> (7, 1) <small>ERA:</small> <b>Dan Plesac, L</b> (8, 1) <small>ERA:</small>	IP WLS BF H R ER SO BB IBB HBP BLK WP HR S P ERA WHIP 6.0 0 27 5 3 2 5 3 1 1 0 1 0 53 93 3.00 1.333 1.2 W 8 3 1 0 0 0 0 0 0 0 0 0 0 12 21 0.00 1.800 1.1 S 5 1 0 0 0 3 0 0 0 0 0 0 0 13 16 0.00 0.750	<b>PITCHER</b> IP WLS BF H R ER SO BB IBB HBP BLK WP HR S P ERA WHIP									

livebaseballscorecards.com

<b>AB</b>	<b>32</b>
<b>R</b>	<b>4</b>
<b>H</b>	<b>9</b>
<b>RBI</b>	<b>4</b>
<b>BB</b>	<b>4</b>
<b>SO</b>	<b>8</b>
<b>LOB</b>	<b>16</b>



Batter	1	2	3	4	5	6	7	8	9
<b>Paul Molitor, R</b> OBP: 0.400, SLG: 1.000 (1, 10)	1-1 F9	2-3 K			4-2 BB		2-3 K	2-1 HR	
<b>Gary Sheffield, R</b> OBP: 0.200, SLG: 0.333 <b>Bill Spiers, L</b> OBP: 0.154, SLG: 0.083 (1, 5) (9, 6)	0-0 2B		1-0 F8		1-0 F9		4-2 3B	2-2 G6-3	
<b>Robin Yount, R</b> OBP: 0.333, SLG: 0.500 (1, 8)	1-0 G6-3		3-1 F9			1-2 1B	3-1 E		
<b>Rob Deer, R</b> OBP: 0.406, SLG: 0.621 (1, 9)	4-1 BB		3-3 K			1-0 P6	3-3 K		
<b>Glenn Braggs, R</b> OBP: 0.355, SLG: 0.429 <b>Mike Felder, S</b> OBP: 0.417, SLG: 0.300 (1, 7) (8, 7)	2-3 K			1-0 G5-3		1-0 1B	1-2 E5		
<b>Dave Engle, R</b> OBP: 0.400, SLG: 0.800 <b>Terry Francona, L</b> OBP: 0.100, SLG: 0.100 (1, 3) (8, 3)		1-2 P4		3-1 G5-3		1-3 K	0-1 F8		
<b>Gus Polidor, R</b> OBP: 0.130, SLG: 0.174 (1, 6) (9, 5)		1-2 E6		2-2 G6-3		2-2 S		1-0 G5-3	
<b>Charlie O'Brien, R</b> OBP: 0.500, SLG: 0.667 (1, 2)		1-2 G3			1-1 G4-3	2-2 2B		4-0 HR	
<b>Juan Castillo, S</b> <b>Jim Gantner, L</b> OBP: 0.217, SLG: 0.304 (1, 4) (6, PH) (7, 4)		0-2 G3			3-3 K	1-1 F7		0-0 G4-1	

AB	R	H	RBI	BB	SO	LOB
4	1	1	2	1	2	1
4	1	1	0	1	0	1
0	0	0	0	0	0	0
4	2	2	1	0	0	1
3	0	0	0	1	2	2
4	1	1	0	0	1	2
0	0	0	0	0	0	0
4	0	0	0	0	1	3
0	0	0	0	0	0	0
4	2	1	1	0	0	0
3	1	2	1	0	0	0
2	0	0	1	0	1	1
2	0	0	0	0	0	2

**BOTTOM**

**Cleveland Indians @ Milwaukee Brewers**  
Milwaukee County Stadium, Milwaukee, WI

Fri Apr 14 1989, 8:05 PM EDT  
Att. 9,533 - Unknown

livebaseballscores.com

<b>AB</b>	<b>34</b>
<b>R</b>	<b>8</b>
<b>H</b>	<b>8</b>
<b>RBI</b>	<b>6</b>
<b>BB</b>	<b>3</b>
<b>SO</b>	<b>7</b>
<b>LOB</b>	<b>13</b>



1B: 3	SF: 0	WP: 0	PA: 38
2B: 3	SAC: 0	PB: 0	
3B: 1	DP: 0	SB: 2	
HR: 1	HBP: 1	CS: 0	

Inning Stats		R: 0	H: 1	E: 0	K: 1	S: 9	R: 1	H: 1	E: 1	K: 1	S: 17	R: 0	H: 0	E: 0	K: 1	S: 6	R: 0	H: 0	E: 0	K: 0	S: 6	R: 0	H: 0	E: 0	K: 1	S: 10	R: 3	H: 4	E: 0	K: 1	S: 18	R: 2	H: 1	E: 1	K: 2	S: 17	R: 2	H: 1	E: 0	K: 0	S: 7
PITCHER		IP	WLS	BF	H	R	ER	SO	BB	IBB	HBP	BLK	WP	HR	S	P	ERA	WHIP	PITCHER		IP	WLS	BF	H	R	ER	SO	BB	IBB	HBP	BLK	WP	HR	S	P	ERA	WHIP				
<b>Greg Swindell, L</b> ERA: 2.14		5.2		26	6	4	3	5	2	0	0	0	0	0	64	107	4.76	1.412	<b>Joe Skalski, R</b> ERA: 6.75		1.2	L	9	1	3	2	2	1	0	1	0	0	0	20	39	10.80	1.200				
<b>Brad Havens, L</b> ERA: 6.0		0.2		3	1	1	1	0	0	0	0	0	0	1	6	10	13.50	1.500	<b>Brad Havens, L</b> ERA: 6.0		0.2		3	1	1	1	0	0	0	0	0	1	6	10	13.50	1.500					

Batter	1	2	3	4	5	6	7	8	9	AB R H RBI BB SO LOB	TOP
Oddibe McDowell, L (1, 7) OBP: 0.209, SLG: 0.175	0-2 G1-3		4-0 BB			0-1 2B G4-3 1B		2-1 G1-3		3 1 1 0 1 0 0	<b>Cleveland Indians @ Milwaukee Brewers</b> <b>Milwaukee County Stadium, Milwaukee, WI</b> Sat Apr 15 1989, 4:33 AM EDT Att. 19,043 - Sunny - 52 F
Luis Aguayo, R (1, 4) (8, 6)	0-3 K		1-1 P4		1-2 F8		0-3 K		4 0 0 0 0 2 2		
Joe Carter, R (1, 8) OBP: 0.318, SLG: 0.450	2-0 2B			0-0 F8		0-1 G4-3 1-3 2B		1-1 F7	4 0 2 0 0 0 0		
Pete O'Brien, L (1, 3) OBP: 0.500, SLG: 0.514	0-3 K			0-0 WP 1B		1-1 G4-3		0-0 1B BLK 1B	4 0 2 1 0 1 2		
Cory Snyder, R (1, 9) OBP: 0.341, SLG: 0.575		3-2 L6		0-1 P5		1-3 K		3-1 G1-6-3 1B	4 0 1 0 0 1 2		
Dave Clark, L (1, 10) OBP: 0.346, SLG: 0.478		0-3 K		2-3 K 1-2			0-0 G4-3	1-0 G1-6-3 1-2f	4 0 0 0 0 2 3		
Pat Keedy, R (1, 5)		1-3 K			1-0 F8		0-0 G6-3		3 0 0 0 0 1 0		
Joel Skinner, R (1, 2)			0-3 K		1-3 K		0-0 G6-3		3 0 0 0 0 2 0		
Felix Fermin, R (1, 6) OBP: 0.419, SLG: 0.308 Jerry Browne, S (8, PH) OBP: 0.238, SLG: 0.225 (8, 4)			0-1 B1-3		0-0 F9		1-2 L9		2 0 0 0 0 0 0 1 0 0 0 0 0 0		
<b>Inning Stats</b>	R: 0 H: 1 E: 0 LOB: 1 K: 2 BB: 0 S: 10 P: 12	R: 0 H: 0 E: 0 LOB: 0 K: 2 BB: 0 S: 10 P: 14	R: 0 H: 0 E: 0 LOB: 1 K: 1 BB: 1 S: 7 P: 12	R: 0 H: 1 E: 0 LOB: 1 K: 1 BB: 0 S: 7 P: 9	R: 0 H: 0 E: 0 LOB: 0 K: 1 BB: 0 S: 5 P: 7	R: 1 H: 2 E: 0 LOB: 1 K: 1 BB: 0 S: 12 P: 15	R: 0 H: 0 E: 0 LOB: 0 K: 0 BB: 0 S: 3 P: 3	R: 0 H: 0 E: 0 LOB: 0 K: 0 BB: 0 S: 8 P: 11	R: 0 H: 2 E: 0 LOB: 1 K: 0 BB: 0 S: 6 P: 11	1B: 4 SF: 0 2B: 2 SAC: 0 3B: 0 DP: 1 HR: 0 HBP: 0	WP: 1 PA: 33 PB: 0 SB: 0 CS: 0
<b>PITCHER</b>	IP WLS BF H R ER SO BB IBB HBP BLK WP HR S P ERA WHIP										
Chris Bosio, R (1, 1) ERA: 1.85	8.1 W 32 6 1 1 9 1 0 0 1 0 0 67 92 1.08 0.840										
Chuck Crim, R (9, 1) ERA: 7.5	0.2 S 1 0 0 0 0 0 0 0 0 0 0 0 1 2 0.00 0.000										

AB	32
R	1
H	6
RBI	1
BB	1
SO	9
LOB	9



Batter	1	2	3	4	5	6	7	8	9	AB	R	H	RBI	BB	SO	LOB
<b>Paul Molitor, R</b> OBP: 0.444, SLG: 0.750 (1, 10)	3-1 CS 1B	0-2 G6-3 1B			2-2 G5-3		0-1 G5-3			4	0	2	1	0	0	0
<b>B.J. Surhoff, L</b> OBP: 0.172, SLG: 0.115 (1, 2)	3-1 G3 1-2	0-0 G6-3 1-2f			3-3 K		4-0 BB			3	0	0	0	1	1	4
<b>Gary Sheffield, R</b> OBP: 0.207, SLG: 0.296 (1, 5)	4-1 FC6-4 BB				1-0 G5-3		1-2 G4-3			3	0	0	0	1	1	1
<b>Robin Yount, R</b> OBP: 0.324, SLG: 0.472 (1, 8)	0-1 FC6-4 1-2f				2-2 E5 PB		0-1 HR 1B		1-0 G5-3	4	1	1	0	0	0	1
<b>Rob Deer, R</b> OBP: 0.417, SLG: 0.788 (1, 9)		2-3 K			1-0 P6		1-1 HR 1-H		2-1 HR	4	2	2	3	0	1	1
<b>Glenn Braggs, R</b> OBP: 0.343, SLG: 0.406 (1, 7)		1-1 BB 1B E 1B			2-3 K		1-3 K		3-3 K	4	1	1	0	0	3	1
<b>Mike Felder, S</b> OBP: 0.417, SLG: 0.300 (9, 7)					1-2 K					0	0	0	0	0	0	0
<b>Terry Francona, L</b> OBP: 0.125, SLG: 0.125 (1, 3)		0-0 E BB 1B 1B			0-0 G4-3		2-3 K2-3		1-1 P2	4	1	1	0	0	1	0
<b>Bill Spiers, L</b> OBP: 0.188, SLG: 0.071 (1, 6)		4-2 1B E 1B BB			2-0 P9		1-3 K			2	0	0	0	1	1	0
<b>Jim Gantner, L</b> OBP: 0.192, SLG: 0.269 (1, 4)		0-0 E6 1B			0-2 G1-3		1-2 G4-3			3	0	0	1	0	0	2

Inning Stats	R: 0	H: 1	E: 0	LOB: 1	K: 0	S: 7	P: 17	R: 2	H: 3	E: 1	LOB: 2	K: 1	BB: 1	S: 13	P: 20	R: 0	H: 0	E: 1	LOB: 1	K: 2	BB: 0	S: 10	P: 16	R: 0	H: 0	E: 0	LOB: 0	K: 0	BB: 0	S: 6	P: 8	R: 0	H: 0	E: 0	LOB: 0	K: 1	BB: 0	S: 7	P: 13	R: 2	H: 2	E: 0	LOB: 0	K: 3	BB: 0	S: 13	P: 18	R: 0	H: 0	E: 0	LOB: 1	K: 0	BB: 1	S: 8	P: 14	R: 1	H: 1	E: 0	LOB: 0	K: 1	BB: 0	S: 8	P: 15
--------------	------	------	------	--------	------	------	-------	------	------	------	--------	------	-------	-------	-------	------	------	------	--------	------	-------	-------	-------	------	------	------	--------	------	-------	------	------	------	------	------	--------	------	-------	------	-------	------	------	------	--------	------	-------	-------	-------	------	------	------	--------	------	-------	------	-------	------	------	------	--------	------	-------	------	-------

PITCHER	IP	WLS	BF	H	R	ER	SO	BB	IBB	HBP	BLK	WP	HR	S	P	ERA	WHIP
<b>Tom Candiotti, R</b> ERA: 3.6 (1, 1)	8.0	L	34	7	5	5	8	3	0	0	0	0	2	72	121	5.62	1.250

**BOTTOM**

**Cleveland Indians @ Milwaukee Brewers**  
Milwaukee County Stadium, Milwaukee, WI

Sat Apr 15 1989, 4:33 AM EDT  
Att: 19,043 - Sunny - 52 F

AB	31
R	5
H	7
RBI	5
BB	3
SO	8
LOB	10



WP: 0	PA: 34
PB: 1	
SB: 0	
CS: 1	

Batter	1	2	3	4	5	6	7	8	9	10	AB R H RBI BB SO LOB	TOP												
Jerry Browne, S OBP: 0.234, SLG: 0.222 (1, 4) C X	0-1 F7	3-1 CS	2-2 F8	2-0 L7		0-0 G1-3			2-2 1B		5 0 1 0 0 0 4	<b>Cleveland Indians @ Milwaukee Brewers</b> <b>Milwaukee County Stadium, Milwaukee, WI</b> Sun Apr 16 1989, 4:33 AM EDT Att. 18,547 - Unknown												
Oddibe McDowell, L OBP: 0.208, SLG: 0.159 (1, 8) B S X	2-1 F8		4-1 BB		2-1 G4-3		0-1 G4-3		3-1 G6-3		4 0 0 0 1 0 2													
Joe Carter, R OBP: 0.347, SLG: 0.455 (1, 10) F X	0-1 HR 1B		2-0 F7		0-0 F7		0-0 1B		4-0 G4-6-3 IBB		4 1 2 0 1 0 1													
Pete O'Brien, L OBP: 0.489, SLG: 0.564 (1, 3) B S X	1-2 HR		3-1 L6		4-1 2B BB		0-1 F8		0-1 G4-6-3		4 2 1 2 1 0 5													
Cory Snyder, R OBP: 0.326, SLG: 0.556 (1, 9) X	0-0 E6			2-1 F8	1-0 1-H 2B		0-0 L9			0-0 G4-3	5 0 1 1 0 0 1													
Dave Clark, L OBP: 0.355, SLG: 0.464 (1, 7) B S X	2-3 K		1-2 E 1B	1-0 F8			0-2 G4-3		0-2 G5-3 1B		5 0 2 0 0 1 2													
Brook Jacoby, R OBP: 0.293, SLG: 0.219 (1, 5)		2-0 F8		1-2 E 1B		0-0 G4-3 SH3-4 1B		1-0 F9		1-0 G5-3	5 0 2 0 0 0 1													
Andy Allanson, R OBP: 0.216, SLG: 0.229 (1, 2) C B X		1-1 G5-3		0-1 E6		0-1 SH3-4		1-0 G5-3		0-1 F8	4 0 0 0 0 0 3													
Felix Fermin, R OBP: 0.429, SLG: 0.333 (1, 6) B S X		3-2 CS 1B		2-2 L9		0-1 G4-3			3-2 1B		4 0 2 0 0 0 4													
<b>Inning Stats</b>	R: 2 E: 1 K: 1 S: 15	H: 2 LOB: 1 BB: 0 P: 20	R: 0 E: 0 K: 10 S: 10	H: 1 LOB: 0 BB: 0 P: 19	R: 0 E: 0 K: 0 S: 8	H: 0 LOB: 1 BB: 1 P: 18	R: 0 E: 1 K: 0 S: 16	H: 2 LOB: 3 BB: 0 P: 24	R: 1 E: 0 K: 0 S: 6	H: 1 LOB: 1 BB: 1 P: 14	R: 0 E: 0 K: 0 S: 6		H: 1 LOB: 1 BB: 0 P: 6	R: 0 E: 0 K: 0 S: 6	H: 1 LOB: 1 BB: 0 P: 6	R: 0 E: 0 K: 0 S: 5	H: 0 LOB: 0 BB: 0 P: 7	R: 0 E: 0 K: 0 S: 12	H: 2 LOB: 2 BB: 1 P: 24	R: 0 E: 0 K: 0 S: 7	H: 1 LOB: 1 BB: 0 P: 8	1B: 9 2B: 1 3B: 0 HR: 1	SF: 0 SAC: 1 DP: 1 HBP: 0	WP: 0 PB: 0 SB: 2 CS: 1
<b>PITCHER</b>	IP WLS BF H R ER SO BB IBB HBP BLK WP HR S P ERA WHIP																							
Bryan Clutterbuck, R ERA: 4.5 (1, 1)	4.0	19	5	2	2	1	1	0	0	0	0	0	0	0	49	81	4.50	1.500						
Mark Knudson, R ERA: 1.35 (5, 1)	4.0	18	5	1	1	0	1	0	0	0	0	0	0	31	46	2.25	1.500							
Paul Mirabella, L ERA: 6.0 (9, 1)	1.0	3	0	0	0	0	0	1	0	0	0	0	0	4	11	0.00	0.000							
Chuck Crim, R ERA: 6.43 (10, 1)	1.0	W 4	1	0	0	0	0	0	0	0	0	0	0	7	8	0.00	1.000							

AB	40
R	3
H	11
RBI	3
BB	3
SO	1
LOB	23



livebaseballscorecards.com

BOTTOM

Cleveland Indians @ Milwaukee Brewers  
Milwaukee County Stadium, Milwaukee, WI

Sun Apr 16 1989, 4:33 AM EDT  
Att: 18,547 - Unknown

livebaseballscorecards.com



AB R H RBI BB SO LOB

4 0 0 0 1 1 0

5 1 2 0 0 0 1  
0 1 0 0 0 0 0

5 0 2 0 0 0 3

5 1 2 0 0 1 4

1 1 0 0 4 1 0

4 0 3 3 1 1 1

2 0 1 0 0 0 2  
2 0 0 0 0 0 2

2 0 0 1 0 0 0

4 0 0 0 0 0 3

AB 34  
R 4  
H 10  
RBI 4  
BB 6  
SO 4  
LOB 16

1B: 9 SF: 1  
2B: 2 SAC: 1  
3B: 0 DP: 2  
HR: 0 HBP: 0

WP: 0 PA: 42  
PB: 1  
SB: 0  
CS: 2

Batter	1	2	3	4	5	6	7	8	9	10
Paul Molitor, R (1, 10) OBP: 0.357, SLG: 0.500	G5-3		K		FC3-6 BB	G6-3			F9	
B.J. Surhoff, L (1, 2) OBP: 0.206, SLG: 0.161 Mike Felder, S (10, PR) OBP: 0.417, SLG: 0.300	E 1B		P4		FC3-6 PB 1B 1-2f 1B		P5		2B 1B	
Gary Sheffield, R (1, 5) OBP: 0.235, SLG: 0.313	E4 G6-4-3 1-2		FC5-4 1B		F7		CS 1B		P6	
Robin Yount, R (1, 8) OBP: 0.333, SLG: 0.488	G6-4-3 1-2f		FC5-4 1-2f		PB 1B		K 1-2		1B 1-3 2B	
Rob Deer, R (1, 9) OBP: 0.463, SLG: 0.765		K		G4-3 SF7 BB	1B BB		CS BB		1B IBB	
Glenn Braggs, R (1, 7) OBP: 0.400, SLG: 0.444		SH1-3 1B BB		SF7 G4-3 1B	FC6 1B		K 1-2		1B 1-2 2-3 3-H	
Terry Francona, L (1, 3) OBP: 0.154, SLG: 0.154 Dave Engle, R (5, PH) OBP: 0.333, SLG: 0.667 (6, 3)		SH1-3 1B		G4-3	FC6		G6-3			
Bill Spiers, L (1, 6) OBP: 0.158, SLG: 0.063		SH1-3		SF7		B1-3		F8		
Jim Gantner, L (1, 4) OBP: 0.167, SLG: 0.233		G3		G1-3		G4-3		G4-3		

Inning Stats	R: 0	H: 1	E: 1	K: 0	S: 9	R: 0	H: 1	E: 0	K: 1	S: 9	R: 0	H: 1	E: 0	K: 1	S: 9	R: 1	H: 1	E: 0	K: 0	S: 10	R: 2	H: 2	E: 0	K: 0	S: 13	R: 0	H: 0	E: 0	K: 0	S: 4	R: 0	H: 1	E: 0	K: 1	S: 7	R: 0	H: 0	E: 0	K: 1	S: 7	R: 0	H: 0	E: 0	K: 0	S: 7	R: 1	H: 3	E: 0	K: 0	S: 7	R: 0	H: 0	E: 0	K: 0	S: 7
	LOB: 1	BB: 0	P: 14	LOB: 2	BB: 1	P: 14	LOB: 1	BB: 0	P: 15	LOB: 1	BB: 0	P: 16	LOB: 2	BB: 2	P: 27	LOB: 0	BB: 0	P: 5	LOB: 1	BB: 0	P: 13	LOB: 0	BB: 1	P: 16	LOB: 0	BB: 0	P: 13	LOB: 3	BB: 1	P: 16	LOB: 3	BB: 1	P: 16	LOB: 0	BB: 0	P: 13	LOB: 0	BB: 0	P: 13	LOB: 3	BB: 3	P: 16	LOB: 0	BB: 1	P: 16										

PITCHER	IP	WLS	BF	H	R	ER	SO	BB	IBB	HBP	BLK	WP	HR	S	P	ERA	WHIP
John Farrell, R (1, 1) ERA: 5.79	4.2		24	6	3	3	2	4	0	0	0	0	0	48	83	5.79	2.143
Scott Bailes, L (5, 1) ERA: 1.29	2.1		8	1	0	0	1	1	0	0	0	0	0	14	26	0.00	0.857
Keith Atherton, R (8, 1) ERA: 6.14	2.1	L	9	2	1	1	1	0	1	0	0	0	0	18	38	3.86	0.857
Jesse Orosco, L (10, 1) ERA:	0.0		1	1	0	0	0	0	0	0	0	0	0	2	2	∞	∞

Batter	1	2	3	4	5	6	7	8	9	AB R H RBI BB SO LOB	TOP		
Wade Boggs, L (1, 5) OBP: 0.450, SLG: 0.481	1-1 1-3		1-2 1-3	2-2 1B		0-2 G6-4-3		4-1 BB		4 0 1 1 1 0 2	<b>Boston Red Sox @ Cleveland Indians</b> <b>Cleveland Municipal Stadium, Cleveland, OH</b> Wed Apr 19 1989, 7:05 PM EDT Att. 6,182 - Unknown - 50 F		
Marty Barrett, R (1, 4) OBP: 0.358, SLG: 0.489	0-2 4-3		0-0 5-3	2-0 5-3		1-0 6-3		0-0 4-3		5 0 0 0 0 0 5			
Ellis Burks, R (1, 8) OBP: 0.379, SLG: 0.449	1-1 L6			4-1 1B BB	0-0 5-3		3-1 L7		4-2 S BB	3 1 0 0 2 0 0			
Mike Greenwell, L (1, 7) OBP: 0.411, SLG: 0.571		2-0 4-3		1-0 BB 1B	1-1 1B		0-0 F9		0-1 L8	5 1 2 0 0 0 1			
Jim Rice, R (1, 10) OBP: 0.333, SLG: 0.423		0-1 F7		0-1 BB 1B	2-2 P4		0-0 5-3		1-1 5-3	5 1 1 0 0 0 2			
Dwight Evans, R (1, 9) Randy Kutcher, R (8, 9) OBP: 0.396, SLG: 0.489		1-1 HR 1B		4-1 2B 4-3 BB	1-3 K		0-0 F8		1-0 F8	3 2 1 1 1 1 1 1 0 0 0 0 0 1			
Nick Esasky, R (1, 3) OBP: 0.362, SLG: 0.535		1-0 HR		2-1 4-3 1B 2B		0-0 BB BB G6-4-3 1B		1-0 BB 1B 1B		4 3 4 4 0 0 0			
Jody Reed, R (1, 6) OBP: 0.370, SLG: 0.263		1-2 6-3		3-1 F5		4-1 G6-4-3 BB BB		2-2 BB BB 1B		3 0 1 0 1 0 2			
Rick Cerone, R (1, 2) OBP: 0.500, SLG: 0.571			0-0 L7	3-1 4-3		4-2 G6-4-3 BB		0-3 K		3 0 0 1 1 1 3			
<b>Inning Stats</b>	R: 0 H: 0 E: 0 LOB: 0 K: 0 BB: 0 S: 7 P: 9	R: 2 H: 2 E: 0 LOB: 0 K: 0 BB: 0 S: 9 P: 14	R: 0 H: 0 E: 0 LOB: 0 K: 0 BB: 0 S: 5 P: 6	R: 5 H: 4 E: 0 LOB: 1 K: 0 BB: 2 S: 15 P: 36	R: 0 H: 1 E: 0 LOB: 1 K: 1 BB: 0 S: 9 P: 13	R: 1 H: 1 E: 0 LOB: 1 K: 0 BB: 2 S: 9 P: 18	R: 0 H: 0 E: 0 LOB: 0 K: 0 BB: 0 S: 4 P: 7	R: 0 H: 2 E: 0 LOB: 3 K: 1 BB: 1 S: 10 P: 17	R: 0 H: 0 E: 0 LOB: 1 K: 0 BB: 1 S: 7 P: 13	1B: 8 SF: 0 2B: 1 SAC: 0 3B: 0 DP: 1 HR: 1 HBP: 0		WP: 0 PA: 42 PB: 0 SB: 1 CS: 0	
<b>PITCHER</b>	IP WLS BF H R ER SO BB IBB HBP BLK WP HR S P ERA WHIP											<b>PITCHER</b>	IP WLS BF H R ER SO BB IBB HBP BLK WP HR S P ERA WHIP
Bud Black, L (1, 1) ERA: 7.31	3.0 L 16 5 7 7 0 2 0 0 0 0 0 1 28 47 21.00 2.333												
Scott Bailes, L (4, 1) ERA: 1.64	4.0 16 3 1 1 1 2 0 0 0 0 0 0 30 56 2.25 1.250												
Doug Jones, R (8, 1) ERA:	1.0 6 2 0 0 0 1 1 0 0 0 0 0 10 17 0.00 3.000												
Jesse Orosco, L (9, 1) ERA:	1.0 4 0 0 0 0 0 1 0 0 0 0 0 7 13 0.00 1.000												

livebaseballscorecards.com

AB	36
R	8
H	10
RBI	7
BB	6
SO	2
LOB	17





Batter	1	2	3	4	5	6	7	8	9	AB R H RBI BB SO LOB
Jerry Browne, S (1, 4) OBP: 0.212, SLG: 0.204	3-2 4-3	1-1 1-3			2-1 F7		1-0 SF7		1-1 F8	4 0 0 1 0 0 2
Felix Fermin, R (1, 6) OBP: 0.425, SLG: 0.343	0-2 1B		1-2 5-3			0-0 1-3	3-H 1-2 1B		1-1 FC4-6	5 0 2 0 0 0 1
Joe Carter, R (1, 8) OBP: 0.333, SLG: 0.429	0-0 F7		1-2 4-3			0-0 1B	2-0 F8		1-0 FC6-4	5 0 1 0 0 0 3
Pete O'Brien, L (1, 3) OBP: 0.490, SLG: 0.571	4-1 BB		2-2 4-3			2-0 F9		0-1 SF9		3 1 1 0 1 0 1
Cory Snyder, R (1, 9) OBP: 0.320, SLG: 0.531	2-2 F8			2-1 F8		0-0 1B		2-3 K		4 0 1 0 0 1 3
Dave Clark, L (1, 10) OBP: 0.353, SLG: 0.452		3-2 2B		0-0 L7		0-0 L6		1-2 E		3 1 1 0 0 0 2
Luis Medina, R (8, PH) OBP: 0.467, SLG: 0.462								2-3 1B		1 0 1 0 0 0 0
Brook Jacoby, R (1, 5) OBP: 0.289, SLG: 0.314		1-3 K		3-3 K			3-2 HR	1-2 SF9		3 1 1 2 0 2 1
Oddibe McDowell, L (1, 7) OBP: 0.216, SLG: 0.191			1-3 K		1-2 F8		1-2 SF7	3-H K		3 1 1 0 0 1 1
Pat Keedy, R (8, PH) (9, 7)							6-3 2B			1 0 0 0 0 1 1
Andy Allanson, R (1, 2) OBP: 0.244, SLG: 0.263		0-2 2B			0-0 F9		2-2 6-3		4-2 FC4-6	3 0 1 1 1 0 1

Inning Stats	R: 0	H: 1	E: 0	K: 0	S: 11	R: 1	H: 2	E: 0	K: 2	S: 15	R: 0	H: 0	E: 0	K: 0	S: 9	R: 0	H: 0	E: 0	K: 1	S: 6	R: 0	H: 2	E: 0	K: 0	S: 5	R: 2	H: 3	E: 0	K: 0	S: 16	R: 1	H: 2	E: 1	K: 2	S: 14	R: 0	H: 0	E: 0	K: 0	S: 8	1B: 6	SF: 2	2B: 3	SAC: 0	3B: 0	DP: 0	HR: 1	HBP: 0	WP: 0	PA: 39												
PITCHER	IP	WLS	BF	H	R	ER	SO	BB	IBB	HBP	BLK	WP	HR	S	P	ERA	WHIP													PITCHER	IP	WLS	BF	H	R	ER	SO	BB	IBB	HBP	BLK	WP	HR	S	P	ERA	WHIP															
Roger Clemens, R (1, 1) ERA: 2.48	7.0		30	8	3	3	3	1	0	0	0	0	1	68	107	3.86	1.286																																													
Rob Murphy, L (8, 1) ERA: 3.68	2.0		9	2	1	1	2	1	0	0	0	0	0	22	35	4.50	1.500																																													

**BOTTOM**

**Boston Red Sox @ Cleveland Indians**  
**Cleveland Municipal Stadium, Cleveland, OH**

Wed Apr 19 1989, 7:05 PM EDT  
 Att. 6,182 - Unknown - 50 F

AB	35
R	4
H	10
RBI	4
BB	2
SO	5
LOB	16



WP: 0	PA: 39
PB: 0	SB: 0
CS: 0	

livebaseballscorecards.com

Batter	1	2	3	4	5	6	7	8	9	AB R H RBI BB SO LOB
Wade Boggs, L (1, 5) OBP: 0.415, SLG: 0.439	2-2 G6-3		0-0 F8		2-3 K		3-2 L7		1-0 G5-3	5 0 0 0 0 1 2
Marty Barrett, R (1, 4) OBP: 0.351, SLG: 0.471	0-0 P4		0-0 1B		1-1 G4-3			1-0 F8		4 0 1 0 0 0 0
Ellis Burks, R (1, 8) OBP: 0.371, SLG: 0.423	3-3 K		3-3 K			4-2 S BB		2-2 F7		3 0 0 0 1 2 2
Mike Greenwell, L (1, 7) OBP: 0.433, SLG: 0.623		0-2 1B		0-1 HR 2B		2-0 F8		1-0 HR 2B		4 2 3 0 0 0 1
Jim Rice, R (1, 10) OBP: 0.328, SLG: 0.464		0-1 F8		2-0 P3		2-2 P3		0-0 HR		4 1 1 2 0 0 3
Dwight Evans, R (1, 9) OBP: 0.386, SLG: 0.531		1-0 P2		0-0 6-3		3-2 G6-3		2-1 HR		4 1 1 1 0 0 3
Nick Esasky, R (1, 3) OBP: 0.353, SLG: 0.574		0-0 F7		2-1 HR			3-3 K	0-0 F8		4 1 1 2 0 1 1
Rich Gedman, L (1, 2) OBP: 0.206, SLG: 0.290			1-3 K2-3	2-2 P3			0-0 E7 1B		2-0 P2	4 0 1 0 0 1 0
Ed Romero, R (1, 6) OBP: 0.400, SLG: 0.400			0-1 1B		0-0 G6-3		2-2 F9		1-0 G5-3	4 0 1 0 0 0 1

Inning Stats	R: 0 E: 0 K: 1 S: 7	H: 0 LOB: 0 BB: 0 P: 12	R: 0 E: 0 K: 0 S: 7	H: 1 LOB: 1 BB: 0 P: 8	R: 0 E: 0 K: 2 S: 13	H: 2 LOB: 2 BB: 0 P: 17	R: 2 E: 0 K: 0 S: 9	H: 2 LOB: 0 BB: 0 P: 15	R: 0 E: 0 K: 1 S: 7	H: 0 LOB: 0 BB: 0 P: 10	R: 0 E: 0 K: 0 S: 10	H: 0 LOB: 1 BB: 1 P: 21	R: 0 E: 1 K: 1 S: 14	H: 1 LOB: 1 BB: 0 P: 22	R: 3 E: 0 K: 0 S: 9	H: 3 LOB: 0 BB: 0 P: 15	R: 0 E: 0 K: 0 S: 3	H: 0 LOB: 0 BB: 0 P: 7	1B: 4 2B: 2 3B: 0 HR: 3	SF: 0 SAC: 0 DP: 0 HBP: 0	WP: 0 PB: 0 SB: 1 CS: 0	PA: 37
--------------	------------------------------	----------------------------------	------------------------------	---------------------------------	-------------------------------	----------------------------------	------------------------------	----------------------------------	------------------------------	----------------------------------	-------------------------------	----------------------------------	-------------------------------	----------------------------------	------------------------------	----------------------------------	------------------------------	---------------------------------	----------------------------------	------------------------------------	----------------------------------	--------


PITCHER	IP	WLS	BF	H	R	ER	SO	BB	IBB	HBP	BLK	WP	HR	S	P	ERA	WHIP
Rich Yett, R (1, 1) ERA: 5.4	7.2	L	32	8	4	4	5	1	0	0	0	0	2	73	115	4.70	1.174
Keith Atherton, R (8, 1) ERA: 6.23	1.1		5	1	1	1	0	0	0	0	0	0	1	6	12	6.75	0.750

**TOP**

**Boston Red Sox @ Cleveland Indians**  
Cleveland Municipal Stadium, Cleveland, OH

Thu Apr 20 1989, 3:33 AM EDT  
Att. 7,236 - Overcast

<b>AB</b>	<b>36</b>
<b>R</b>	<b>5</b>
<b>H</b>	<b>9</b>
<b>RBI</b>	<b>5</b>
<b>BB</b>	<b>1</b>
<b>SO</b>	<b>5</b>
<b>LOB</b>	<b>13</b>



Batter	1	2	3	4	5	6	7	8	9	AB	R	H	RBI	BB	SO	LOB
Jerry Browne, S OBP: 0.193, SLG: 0.185 (1, 4)	1-2 L3		1-1 F8			1-2 P4		1-2 G4-3	3-3 K	5	0	0	0	0	1	1
Felix Fermin, R OBP: 0.400, SLG: 0.325 (1, 6)	0-0 G6-3			0-2 F8		1-1 1B		3-2 G4-3	0-1 G4-3	5	0	1	0	0	0	1
Joe Carter, R OBP: 0.345, SLG: 0.423 (1, 8)	3-3 K			4-2 E S BB		1-1 P3		0-1 1B 1B		3	1	1	0	1	1	1
Pete O'Brien, L OBP: 0.491, SLG: 0.587 (1, 3)		1-0 G4-3 2B		2-1 L3		1-0 P5		0-0 1B 2B		4	1	2	0	0	0	2
Cory Snyder, R OBP: 0.315, SLG: 0.509 (1, 9)		0-0 F7		3-3 K			0-1 P7	2-2 2B 1B		4	0	1	1	0	1	2
Dave Clark, L OBP: 0.368, SLG: 0.486 (1, 10)		1-0 G4-3			3-1 G3		0-0 1B 1B	1-2 2B		4	0	2	1	0	0	1
Brook Jacoby, R OBP: 0.306, SLG: 0.333 (1, 5)		2-3 K			0-1 1B		2-2 1B 1B	1-3 2B		4	0	2	0	0	2	3
Oddibe McDowell, L OBP: 0.236, SLG: 0.216 (1, 7)			0-1 G5-3 1B		0-0 L8		1-3 K		2-1 1B	4	0	2	0	0	1	3
Andy Allanson, R OBP: 0.227, SLG: 0.244 Mike Young, S (9, PH)			1 SAFE 0-2 G5-3		0-0 F9		0-0 F9		3-3 K	3	0	0	0	0	0	4

Inning Stats	R: 0	H: 0	E: 0	K: 1	S: 8	R: 0	H: 1	E: 0	K: 1	S: 6	R: 0	H: 1	E: 0	K: 0	S: 8	R: 0	H: 0	E: 0	K: 1	S: 12	R: 0	H: 1	E: 0	K: 0	S: 6	R: 0	H: 1	E: 0	K: 1	S: 8	R: 0	H: 2	E: 0	K: 1	S: 11	R: 2	H: 4	E: 0	K: 1	S: 21	R: 0	H: 1	E: 0	K: 2	S: 10	1B: 9	SF: 0	2B: 2	SAC: 0	3B: 0	DP: 0	HR: 0	HBP: 0	WP: 0	PA: 38
--------------	------	------	------	------	------	------	------	------	------	------	------	------	------	------	------	------	------	------	------	-------	------	------	------	------	------	------	------	------	------	------	------	------	------	------	-------	------	------	------	------	-------	------	------	------	------	-------	-------	-------	-------	--------	-------	-------	-------	--------	-------	--------

PITCHER	IP	WLS	BF	H	R	ER	SO	BB	IBB	HBP	BLK	WP	HR	S	P	ERA	WHIP
Oil Can Boyd, R ERA: 6.28 (1, 1)	6.1	W	25	6	0	0	3	1	0	0	0	0	0	54	81	0.00	1.105
Bob Stanley, R ERA: 5.56 (7, 1)	1.1		8	4	2	2	1	0	0	0	0	0	0	23	31	13.50	3.000
Lee Smith, R ERA: 16.2 (8, 1)	1.1	S	5	1	0	0	3	0	0	0	0	0	0	13	22	0.00	0.750

BOTTOM

Boston Red Sox @ Cleveland Indians  
Cleveland Municipal Stadium, Cleveland, OH

Thu Apr 20 1989, 3:33 AM EDT  
Att. 7,236 - Overcast

livebaseballscorecards.com

AB	37
R	2
H	11
RBI	2
BB	1
SO	7
LOB	19



Batter	1	2	3	4	5	6	7	8	9	AB R H RBI BB SO LOB	TOP	
Rickey Henderson, R OBP: 0.420, SLG: 0.393 (1, 7)	1-0 F8	0-0 F8			4-2 BB		2-2 1-3 1B		1-2 2B	4 0 2 0 1 0 2		
Steve Sax, R OBP: 0.292, SLG: 0.410 (1, 4)	1-0 S E 1B		0-0 F8		0-1 F9		0-2 F8		3-2 L1	5 1 1 0 0 0 4		
Don Mattingly, L OBP: 0.327, SLG: 0.302 (1, 3)	1-2 L9		1-1 G4-3		2-1 F9			0-1 HR 2B		4 1 1 0 0 0 2		
Steve Balboni, R OBP: 0.191, SLG: 0.267 (1, 10) Ken Phelps, L OBP: 0.333, SLG: 0.438 (8, PH)	1-1 F9 1-H		2-2 P6		0-2 P6			1-1 2-H HR		3 0 0 0 0 0 0 1 1 1 2 0 0 0		
Don Slaught, R OBP: 0.264, SLG: 0.442 (1, 2)		0-0 F8		0-1 L9-3 1B		1-2 G6-3		0-3 K		4 0 1 0 0 1 0		
Bob Brower, R OBP: 0.421, SLG: 0.500 (1, 9)		4-2 1B 1B BB		1-0 L9-3 1-2		1-2 E6 CS		1-3 K		3 1 0 0 1 1 1		
Tom Brookens, R OBP: 0.250, SLG: 0.297 (1, 5)		1-0 1B 1-3 1B		3-2 HR		1-2 CS 1-2	2-2 F9	2-2 G4-3		4 1 2 1 0 0 0		
Alvaro Espinoza, R OBP: 0.311, SLG: 0.275 (1, 6) Wayne Tolleson, S OBP: 0.111, SLG: 0.111 (9, PH)		0-0 1B 1-2 3-H 1B		1-1 G1-3			0-2 1B 1B		3-2 G4-3	3 0 2 1 0 0 0 1 0 0 0 0 0 0		
Roberto Kelly, R OBP: 0.377, SLG: 0.469 (1, 8) Mel Hall, L OBP: 0.273, SLG: 0.250 (9, PH)		2-3 K		1-3 K			1-3 K		1-2 P5	3 0 0 0 0 3 3 1 0 0 0 0 0 0		
<b>Inning Stats</b>	R: 1 E: 0 K: 0 S: 7 H: 1 LOB: 0 BB: 0 P: 11	R: 1 E: 0 K: 1 S: 9 H: 2 LOB: 2 BB: 1 P: 16	R: 0 E: 0 K: 0 S: 6 H: 0 LOB: 0 BB: 0 P: 9	R: 1 E: 0 K: 0 S: 9 H: 2 LOB: 0 BB: 0 P: 14	R: 0 E: 0 K: 1 S: 11 H: 0 LOB: 1 BB: 1 P: 18	R: 0 E: 1 K: 0 S: 12 H: 0 LOB: 0 BB: 0 P: 16	R: 0 E: 0 K: 1 S: 16 H: 2 LOB: 2 BB: 0 P: 21	R: 2 E: 0 K: 2 S: 17 H: 2 LOB: 0 BB: 0 P: 21	R: 0 E: 0 K: 0 S: 12 H: 1 LOB: 1 BB: 0 P: 20	1B: 6 2B: 3 3B: 0 HR: 2 SF: 0 SAC: 0 DP: 1 HBP: 0	WP: 0 PB: 0 SB: 1 CS: 1 PA: 39	
<b>PITCHER</b> Greg Swindell, L ERA: 2.57 (1, 1) Doug Jones, R ERA: 1.59 (8, 1)	IP 7.0 WLS W BF 8 H 2 R 1 ER 1 SO 3 BB 0 IBB 0 HBP 0 BLK 0 WP 0 HR 1 S 72 P 107 ERA 3.86 WHIP 1.429											<b>PITCHER</b> IP 2.0 WLS W BF 8 H 2 R 1 ER 1 SO 2 BB 0 IBB 0 HBP 0 BLK 0 WP 0 HR 1 S 27 P 39 ERA 4.50 WHIP 1.000

**New York Yankees @ Cleveland Indians**  
Cleveland Municipal Stadium, Cleveland, OH

Fri Apr 21 1989, 7:05 PM EDT  
Att. 14,793 - Unknown

livebaseballscorecards.com

AB	36
R	5
H	10
RBI	4
BB	2
SO	5
LOB	12



BOTTOM

New York Yankees @ Cleveland Indians  
Cleveland Municipal Stadium, Cleveland, OH

livebaseballscorecards.com

AB 32  
R 6  
H 10  
RBI 6  
BB 1  
SO 4  
LOB 19



WP: 1 PA: 36  
PB: 0  
SB: 0  
CS: 0

ERA WHIP

AB	R	H	RBI	BB	SO	LOB	
3	1	0	0	1	0	4	
3	0	0	0	0	1	3	
4	2	2	1	0	1	0	
4	0	1	1	0	1	1	
3	1	2	2	0	0	0	
3	1	1	0	0	0	1	
1	0	0	0	0	0	2	
3	1	2	0	0	0	0	
3	0	1	1	0	0	1	
1	0	0	0	0	1	3	
4	0	1	1	0	0	4	
1B: 6	SF: 0	2B: 3	SAC: 1	3B: 0	DP: 1	HR: 1	HBP: 2

Batter	1	2	3	4	5	6	7	8	9						
Luis Aguayo, R (1, 4)	4-2 SH1-3 BB		1-1 L7		0-1 G5-3		0-0 FC6-2								
Felix Fermin, R (1, 6)	0-0 SH1-3		2-2 G6-3			2-1 F9	3-3 K								
Pete O'Brien, L (1, 3)	1-2 HR		2-2 P5			2-3 K		3-1 WP							
Joe Carter, R (1, 8)	1-3 K			1-1 G6-3		2-2 F9		1-0 F8							
Cory Snyder, R (1, 9)	0-1 HR			1-0 G6-4-3 HBP			1-0 G6-3	1-1 HBP							
Luis Medina, R (1, 10)	1-2 G6-3			1-1 G6-4-3			1-1 1B	1-0 F8							
Mike Young, S (8, PH)															
Brook Jacoby, R (1, 5)		3-2 G6-3			1-0 2B		1-1 2B	3-1 1B							
Pat Keedy, R (1, 7)		1-2 L8			1-0 P3		1-1 1B	2-3 K							
Oddibe McDowell, L (7, PR)							1-3 FC6-2								
Andy Allanson, R (1, 2)		1-2 F7			2-0 F8		0-0 FC6-2	0-0 F9							
Inning Stats	R: 3 H: 2 E: 0 K: 1 S: 18	H: 2 LOB: 0 BB: 1 P: 25	R: 0 H: 0 E: 0 K: 0 S: 9	H: 0 LOB: 0 BB: 0 P: 14	R: 0 H: 0 E: 0 K: 0 S: 10	H: 0 LOB: 0 BB: 0 P: 15	R: 0 H: 0 E: 0 K: 0 S: 4	H: 1 LOB: 1 BB: 0 P: 7	R: 0 H: 0 E: 0 K: 1 S: 8	H: 0 LOB: 0 BB: 0 P: 14	R: 2 H: 4 E: 0 K: 1 S: 12	H: 3 LOB: 3 BB: 0 P: 19	R: 1 H: 3 E: 0 K: 1 S: 11	H: 3 LOB: 3 BB: 0 P: 22	
PITCHER	IP WLS BF H R ER SO BB IBB HBP BLK WP HR S P ERA WHIP														
Al Leiter, L (1, 1)	6.1 27 7 5 5 2 1 0 0 0 0 1 62 96 7.11 1.263														
Dale Mohorcic, R (7, 1)	1.0 7 3 1 1 1 0 0 1 0 1 0 11 23 9.00 3.000														
Lance McCullers, R (8, 1)	0.2 2 0 0 0 1 0 0 0 0 0 0 4 6 0.00 0.000														

Fri Apr 21 1989, 7:05 PM EDT  
Att. 14,793 - Unknown

Batter	1	2	3	4	5	6	7	8	9	AB R H RBI BB SO LOB	TOP											
Rickey Henderson, R OBP: 0.419, SLG: 0.383 (1, 7)	2-2 BB 1B		2-2 F9 1-3	4-1 1B BB		2-2 G6-3			3-2 F8	4 0 1 0 1 0 2												
Steve Sax, R OBP: 0.329, SLG: 0.431 (1, 4)	4-1 S BB		1-1 S 1B	2-1 1B		1-2 G1-3			0-0 1B	4 0 3 1 1 0 1												
Don Mattingly, L OBP: 0.316, SLG: 0.292 (1, 3)	2-3 K		1-0 BB 1B	3-2 F7			1-2 L9		1-1 G4-3	5 0 1 0 0 1 5												
Ken Phelps, L OBP: 0.409, SLG: 0.444 (1, 10)	4-1 BB		4-1 BB		1-3 K		2-1 G4-3-6 1B			2 0 1 0 2 1 0												
Mel Hall, L OBP: 0.269, SLG: 0.292 (1, 9)	0-0 G3-1		1-0 G1-3		2-0 G3 2B		1-1 G4-3-6			4 0 1 0 0 0 6												
Mike Pagliarulo, L OBP: 0.125, SLG: 0.045 Tom Brookens, R OBP: 0.244, SLG: 0.289 (8, 5)		1-1 G1-3		1-0 L7	2-1 G3			2-3 K		3 0 0 0 0 0 1 1 0 0 0 0 1 0												
Jamie Quirk, L OBP: 0.308, SLG: 0.182 Don Slaught, R OBP: 0.278, SLG: 0.442 (8, 2)		3-3 K		0-0 F7	1-3 K			4-0 G1-6-3 BB		3 0 0 0 0 2 1 0 0 0 0 1 0 0												
Alvaro Espinoza, R OBP: 0.306, SLG: 0.273 (1, 6)		2-3 K		1-2 PB 1B		1-2 G6-3		2-1 G1-6-3		4 1 1 0 0 1 1												
Roberto Kelly, R OBP: 0.368, SLG: 0.472 (1, 8)			1-3 K F9 BLK	1-2 E5 1B PB		2-2 2B		2-3 K		4 0 1 0 0 2 1												
Inning Stats	R: 0 E: 0 K: 1 S: 9	H: 1 LOB: 2 BB: 2 P: 21	R: 0 E: 0 K: 2 S: 8	H: 0 LOB: 0 BB: 0 P: 14	R: 0 E: 0 K: 1 S: 12	H: 2 LOB: 3 BB: 1 P: 22	R: 1 E: 1 K: 0 S: 14	H: 2 LOB: 3 BB: 1 P: 26	R: 0 E: 0 K: 2 S: 9	H: 1 LOB: 1 BB: 0 P: 15	R: 0 E: 0 K: 0 S: 13	H: 1 LOB: 1 BB: 0 P: 19	R: 0 E: 0 K: 0 S: 7	H: 1 LOB: 0 BB: 0 P: 11	R: 0 E: 0 K: 1 S: 7	H: 0 LOB: 0 BB: 1 P: 15	R: 0 E: 0 K: 1 S: 13	H: 1 LOB: 1 BB: 0 P: 19	1B: 7 2B: 2 3B: 0 HR: 0	SF: 0 SAC: 0 DP: 2 HBP: 0	WP: 0 PB: 2 SB: 2 CS: 0	PA: 39
PITCHER	IP WLS BF H R ER SO BB IBB HBP BLK WP HR S P ERA WHIP																					
Tom Candiotti, R ERA: 2.57 Scott Bailes, L ERA: 1.29	(1, 1) 6.0 W 29 7 1 0 6 4 0 0 1 0 0 65 117 0.00 1.833	(7, 1) 3.0 W 10 2 0 0 2 1 0 0 0 0 0 27 45 0.00 1.000																				

New York Yankees @ Cleveland Indians  
Cleveland Municipal Stadium, Cleveland, OH

AB 34  
R 1  
H 9  
RBI 1  
BB 5  
SO 8  
LOB 18



Sat Apr 22 1989, 3:33 AM EDT  
Att. 16,607 - Unknown

livebaseballscorecards.com

Batter	1	2	3	4	5	6	7	8	9	AB R H RBI BB SO LOB
Luis Aguayo, R (1, 4) F S X	0-2 G5-3		0-0 G6-3 1-2f			0-1 G4-3	4-2 BB BB 1-2 2-3 3-H			3 0 0 1 1 0 1
Felix Fermin, R (1, 6) OBP: 0.365, SLG: 0.283 C B B X	2-1 G3			3-2 G6-3		1-0 G4-3	4-2 BB BB 1-2 2-3 3-H			3 0 0 1 1 0 0
Pete O'Brien, L (1, 3) OBP: 0.492, SLG: 0.593 B B C X	2-2 G6-3			2-2 1B		0-0 1B	1-2 L6			4 0 2 0 0 0 3
Joe Carter, R (1, 8) OBP: 0.318, SLG: 0.383 C X		0-1 L8		2-3 K		2-1 G3		1-3 K		4 0 0 0 0 2 2
Cory Snyder, R (1, 9) OBP: 0.371, SLG: 0.576 B C X		1-1 CS 1B		1-0 G3			3-1 BB FC1-2 1B	4-2 G6-3 BB		3 0 2 0 1 0 1
Luis Medina, R (1, 10) OBP: 0.364, SLG: 0.350 B SAFE SAFE SAFE SAFE		3-3 K 1-2			2-1 G6-3		1-3 K	3-1 G6-3 1-2f		4 0 0 0 0 2 3
Brook Jacoby, R (1, 5) OBP: 0.339, SLG: 0.378 B X			1-0 G5-3		1-1 G1-3		1-0 FC1-2 BB 1B			3 1 1 0 0 0 0
Pat Keedy, R (1, 7) OBP: 0.364, SLG: 0.500 Oddibe McDowell, L (8, 7) OBP: 0.232, SLG: 0.212 C B B X		2-2 E 2B			2-1 FC4 1B		4-1 BB FC1-2 BB			2 2 2 0 1 0 0 0 0 0 0 0 0 0
Joel Skinner, R (1, 2) B C X		1-1 E6 G6-3 2-H			2-2 FC4 1-2f		0-1 FC1-2 BB BB			3 0 0 0 0 0 4

Inning Stats	R: 0	H: 0	E: 0	K: 0	S: 8	R: 0	H: 1	E: 0	K: 1	S: 8	R: 1	H: 1	E: 1	K: 0	S: 7	R: 0	H: 1	E: 0	K: 1	S: 12	R: 0	H: 1	E: 0	K: 0	S: 10	R: 0	H: 1	E: 0	K: 0	S: 6	R: 2	H: 2	E: 0	K: 1	S: 16	R: 0	H: 0	E: 0	K: 1	S: 8
	0	0	0	0	12	0	1	0	1	12	1	1	1	0	11	0	1	0	1	20	0	1	0	0	17	0	1	0	0	9	0	2	0	1	34	0	0	0	1	16

PITCHER	IP	WLS	BF	H	R	ER	SO	BB	IBB	HBP	BLK	WP	HR	S	P	ERA	WHIP
Tommy John, L (1, 1) ERA: 4.61	6.2	L	28	7	3	2	3	2	0	0	0	0	0	62	105	2.70	1.350
Lance McCullers, R (7, 1) ERA: 2.84	0.0		1	0	0	0	0	1	0	0	0	0	0	2	6	∞	∞
Lee Guetterman, L (7, 1) ERA:	1.1		4	0	0	0	1	1	0	0	0	0	0	11	20	0.00	0.750

**BOTTOM**

**New York Yankees @ Cleveland Indians**  
**Cleveland Municipal Stadium, Cleveland, OH**  
 Sat Apr 22 1989, 3:33 AM EDT  
 Att. 16,607 - Unknown

AB	29
R	3
H	7
RBI	2
BB	4
SO	4
LOB	14



WP	PA	ERA	WHIP
0	33		

Batter	1	2	3	4	5	6	7	8	9	AB R H RBI BB SO LOB	TOP											
Rickey Henderson, R OBP: 0.418, SLG: 0.391 (1, 7)	3-3 K		3-2 F9			4-2 G4-3 2B	3-2 F7	2-1 2B		4 1 1 1 1 1 1												
Steve Sax, R OBP: 0.320, SLG: 0.414 (1, 4)	2-2 S 1B		1-2 G6-3			1-2 G4-3	1-1 G4-3	1-2 G6-3		5 0 1 0 0 0 4												
Don Mattingly, L OBP: 0.323, SLG: 0.288 (1, 3)	1-1 F8			1-1 P6		4-0 2B BB	1-2 1B		2-2 P6	4 1 1 0 1 0 1												
Ken Phelps, L OBP: 0.407, SLG: 0.409 (1, 10)	2-1 F7			1-3 K		4-2 2B SF7 BB	0-1 1B		0-0 F9	4 1 1 0 1 1 1												
Mel Hall, L OBP: 0.323, SLG: 0.357 (1, 9)		2-2 P2		2-2 1B		0-0 1B 2B	2-1 L7		4-1 BB	4 1 2 2 1 0 2												
Mike Pagliarulo, L OBP: 0.115, SLG: 0.042 Tom Brookens, R OBP: 0.250, SLG: 0.275 (6, PH) (6, 5)		0-0 F7		0-0 F7		4-0 1B IBB		0-0 F8	1-3 K	2 0 0 0 0 0 1 2 0 0 0 1 1 1												
Jamie Quirk, L OBP: 0.267, SLG: 0.154 Don Slaught, R OBP: 0.286, SLG: 0.453 (6, PH) (6, 2)		0-0 F7			3-1 F8	0-0 SF7		1-0 1B 2B 1B		2 0 0 0 0 0 0 1 1 1 1 0 0 0												
Alvaro Espinoza, R OBP: 0.340, SLG: 0.298 (1, 6)			4-0 F9 S BB		2-1 G4-3	0-2 FC6-4 1B		0-0 2B 1B		3 0 2 1 1 0 0												
Bob Brower, R OBP: 0.348, SLG: 0.400 (1, 8)			3-3 K		1-2 G4-3	1-1 FC6-4		1-1 P3		4 0 0 0 0 1 5												
<b>Inning Stats</b>	R: 0 E: 0 K: 1 S: 14	H: 1 LOB: 1 BB: 0 P: 22	R: 0 E: 0 K: 0 S: 6	H: 0 LOB: 0 BB: 0 P: 8	R: 0 E: 0 K: 1 S: 12	H: 0 LOB: 1 BB: 1 P: 23	R: 0 E: 0 K: 1 S: 9	H: 1 LOB: 1 BB: 0 P: 13	R: 0 E: 0 K: 0 S: 7	H: 0 LOB: 0 BB: 0 P: 13	R: 4 E: 0 K: 0 S: 17	H: 2 LOB: 2 BB: 4 P: 35	R: 0 E: 0 K: 0 S: 12	H: 2 LOB: 2 BB: 0 P: 19	R: 1 E: 0 K: 0 S: 11	H: 3 LOB: 2 BB: 0 P: 16	R: 0 E: 0 K: 1 S: 9	H: 0 LOB: 1 BB: 1 P: 16	1B: 7 2B: 2 3B: 0 HR: 0	SF: 1 SAC: 0 DP: 0 HBP: 0	WP: 0 PB: 0 SB: 3 CS: 0	PA: 42
<b>PITCHER</b>	IP WLS BF H R ER SO BB IBB HBP BLK WP HR S P ERA WHIP																					
John Farrell, R ERA: 6.3 (1, 1)	5.1 L 23 3 4 4 3 4 0 0 0 0 0 0 58 102 6.75 1.312																					
Brad Havens, L ERA: 4.7 (6, 1)	1.2 9 3 0 0 0 0 0 1 0 0 0 0 19 31 0.00 1.800																					
Keith Atherton, R ERA: 6.52 (8, 1)	1.0 6 3 1 1 0 0 0 0 0 0 0 0 11 16 9.00 3.000																					
Jesse Orosco, L ERA: (9, 1)	1.0 4 0 0 0 0 1 1 0 0 0 0 0 9 16 0.00 1.000																					

**New York Yankees @ Cleveland Indians**  
Cleveland Municipal Stadium, Cleveland, OH

Sun Apr 23 1989, 3:33 AM EDT  
Att. 22,128 - Sunny - 50 F

AB	35
R	5
H	9
RBI	5
BB	6
SO	4
LOB	16





Batter	1	2	3	4	5	6	7	8	9	AB R H RBI BB SO LOB
<b>Jerry Browne, S</b> (1, 4) OBP: 0.213, SLG: 0.193	4-1 G3-6-3 BB			1-1 FC5-4 1B		2-2 P4		3-2 FC6-4 BB 1B		3 0 1 0 1 0 1
<b>Felix Fermin, R</b> (1, 6) OBP: 0.358, SLG: 0.277	2-2 B2			0-1 P6		4-2 BLK BB		0-0 BB 1-2 1B		1 0 0 0 0 0 1 2 0 1 0 1 0 1
<b>Luis Aguayo, R</b> (4, 6) OBP: 0.222, SLG: 0.067	1-0 G3-6-3 1-2f			1-1 FC5-4 1-2f		4-1 BB		4-2 BB 1-2 2-3 BB		2 0 0 0 2 0 2
<b>Pete O'Brien, L</b> (1, 3) OBP: 0.493, SLG: 0.571				3-3 K		2-2 P2		0-3 K		4 0 0 0 0 2 6
<b>Joe Carter, R</b> (1, 8) OBP: 0.300, SLG: 0.359		1-0 L8								
<b>Cory Snyder, R</b> (1, 9) OBP: 0.348, SLG: 0.540		1-3 K			1-1 F9		3-1 F7		3-3 K	4 0 0 0 0 2 0
<b>Dave Clark, L</b> (1, 10) OBP: 0.341, SLG: 0.447		3-2 L9			1-1 G3		0-1 G4-3		1-1 1B	3 0 0 0 0 0 0 1 0 1 0 0 0 0
<b>Luis Medina, R</b> (9, PH) OBP: 0.391, SLG: 0.381					4-0 BB		0-0 F9		1-0 F9	3 0 0 0 1 0 1
<b>Brook Jacoby, R</b> (1, 5) OBP: 0.333, SLG: 0.354			1-0 F9		3-2 F8		4-1 FC3-6 BB		3-2 G6-3	2 0 0 0 1 0 1 1 0 0 0 0 0 1
<b>Oddibe McDowell, L</b> (1, 7) OBP: 0.237, SLG: 0.204				1-0 L9						
<b>Mike Young, S</b> (9, PH)				2-2 L6		3-1 F8		2-2 FC3-6 FC6-4 1-2f		3 0 0 0 0 0 1
<b>Andy Allanson, R</b> (1, 2) OBP: 0.216, SLG: 0.229										

Inning Stats	R: 0	H: 0	E: 0	K: 0	S: 5	R: 0	H: 0	E: 0	K: 1	S: 7	R: 0	H: 0	E: 0	K: 0	S: 11	R: 0	H: 1	E: 0	K: 1	S: 11	R: 0	H: 0	E: 0	K: 0	S: 5	R: 0	H: 0	E: 0	K: 0	S: 14	R: 0	H: 0	E: 0	K: 1	S: 16	R: 0	H: 1	E: 0	K: 1	S: 10	R: 0	H: 1	E: 0	K: 1	S: 10	1B: 3	2B: 0	3B: 0	HR: 0	SF: 0	SAC: 0	DP: 1	HBP: 0
	0	0	0	0	5	0	0	0	1	7	0	0	0	0	11	0	1	0	1	11	0	0	0	0	5	0	0	0	0	14	0	0	0	0	16	0	0	0	0	14	0	1	0	1	10	3	0	0	0				

**BOTTOM**

**New York Yankees @ Cleveland Indians**  
**Cleveland Municipal Stadium, Cleveland, OH**

<b>AB</b>	<b>29</b>
<b>R</b>	<b>0</b>
<b>H</b>	<b>3</b>
<b>RBI</b>	<b>0</b>
<b>BB</b>	<b>6</b>
<b>SO</b>	<b>4</b>
<b>LOB</b>	<b>15</b>



<b>WP: 0</b>	<b>PA: 35</b>
<b>PB: 0</b>	
<b>SB: 0</b>	
<b>CS: 0</b>	
<b>ERA</b>	<b>WHIP</b>

Sun Apr 23 1989, 3:33 AM EDT  
 Att: 22,128 - Sunny - 50 F

[livebaseballscorecards.com](http://livebaseballscorecards.com)

PITCHER	IP	WLS	BF	H	R	ER	SO	BB	IBB	HBP	BLK	WP	HR	S	P	ERA	WHIP
<b>Andy Hawkins, R</b> (1, 1) ERA: 5.96	7.2	W	29	2	0	0	2	5	0	0	1	0	0	68	125	0.00	0.913
<b>Dave Righetti, L</b> (8, 1) ERA: 7.27	1.1		6	1	0	0	2	1	0	0	0	0	0	16	28	0.00	1.500

Batter	1	2	3	4	5	6	7	8	9	AB R H RBI BB SO LOB	TOP	
Rickey Henderson, R OBP: 0.417, SLG: 0.391 (1, 7)	F9		E	S CS 1B			F9		G6-3	5 0 2 2 0 0 1		
Steve Sax, R OBP: 0.338, SLG: 0.419 (1, 4)	G6-3		E6	1-2 2-H 3-H 1B			S 1B		BB E BB	4 1 2 1 1 0 1		
Don Mattingly, L OBP: 0.313, SLG: 0.268 (1, 3)	G4-3		L8	CS 2-H 1B			F9		E BB	4 0 0 0 1 0 3		
Steve Balboni, R OBP: 0.180, SLG: 0.250 Ken Phelps, L OBP: 0.379, SLG: 0.375 (7, PH)	G4-3		G4-3	G6-3			G4-3		E7	3 0 0 0 0 0 0 2 0 0 0 0 0 2		
Don Slaught, R OBP: 0.295, SLG: 0.439 (1, 2)			BLK BB	BB 1B			L9		L5	4 1 1 0 1 0 2		
Bob Brower, R OBP: 0.308, SLG: 0.348 Mel Hall, L OBP: 0.313, SLG: 0.345 (8, PH) (8, 9)			P3	F9			G6-3		G3	3 0 0 0 0 0 2 1 0 0 0 0 0 0		
Wayne Tolleson, S OBP: 0.154, SLG: 0.083 (1, 5)			L4-3	1B BB			G5-3		L1	3 1 0 0 1 0 1		
Alvaro Espinoza, R OBP: 0.351, SLG: 0.314 (1, 6)			G6-3	CI 1B			1B		F9	4 1 2 1 0 0 0		
Roberto Kelly, R OBP: 0.367, SLG: 0.482 (1, 8)			K	CI 1B			G5-3		BB E 2B	3 2 1 0 0 1 1		
<b>Inning Stats</b>	R: 0 H: 0 E: 0 LOB: 0 K: 0 BB: 0 S: 11 P: 17	R: 0 H: 0 E: 0 LOB: 1 K: 0 BB: 1 S: 9 P: 17	R: 0 H: 1 E: 1 LOB: 2 K: 1 BB: 0 S: 13 P: 19	R: 4 H: 4 E: 1 LOB: 1 K: 0 BB: 1 S: 16 P: 29	R: 0 H: 0 E: 0 LOB: 0 K: 0 BB: 0 S: 6 P: 10	R: 0 H: 1 E: 0 LOB: 1 K: 0 BB: 0 S: 9 P: 12	R: 0 H: 1 E: 0 LOB: 1 K: 0 BB: 0 S: 11 P: 18	R: 0 H: 0 E: 0 LOB: 0 K: 0 BB: 0 S: 7 P: 11	R: 2 H: 1 E: 1 LOB: 2 K: 0 BB: 2 S: 13 P: 27	1B: 7 SF: 0 2B: 1 SAC: 0 3B: 0 DP: 0 HR: 0 HBP: 0	WP: 0 PA: 42 PB: 0 SB: 2 CS: 1	
<b>PITCHER</b>	IP WLS BF H R ER SO BB IBB HBP BLK WP HR S P ERA WHIP											
Bud Black, L ERA: 6.55 (1, 1)	6.0 L 27 6 4 3 1 2 0 0 0 0 0 0 64 104 4.50 1.333											
Keith Atherton, R ERA: 5.11 (7, 1)	2.2 11 2 2 0 0 1 0 0 0 0 0 0 25 45 0.00 1.125											
Jesse Orosco, L ERA: (9, 1)	0.1 3 0 0 0 0 1 0 0 0 0 0 0 6 11 0.00 3.000											

New York Yankees @ Cleveland Indians  
Cleveland Municipal Stadium, Cleveland, OH

Mon Apr 24 1989, 7:05 PM EDT  
Att. 13,720 - Unknown - 44 F

livebaseballscorecards.com

AB	36
R	6
H	8
RBI	4
BB	4
SO	1
LOB	13



Batter	1	2	3	4	5	6	7	8	9	AB	R	H	RBI	BB	SO	LOB
Jerry Browne, S OBP: 0.212, SLG: 0.194 (1, 4)	F9		B5-3		F9		F9		G5-3	5	0	1	1	0	0	2
Luis Aguayo, R OBP: 0.182, SLG: 0.053 (1, 6)	P2		F7		P3		L1-4			4	0	0	0	0	0	2
Pete O'Brien, L OBP: 0.493, SLG: 0.567 (1, 3)	FC5-4 1B			G3	G3-1			1B F8 1B		4	0	2	0	0	0	0
Joe Carter, R OBP: 0.284, SLG: 0.338 (1, 8)	FC5-4 1-2f			G6-3		F9		F8 1-2		4	0	0	0	0	0	2
Cory Snyder, R OBP: 0.357, SLG: 0.537 (1, 9)		P3		HR 1B		F8		G6-4-3 1B 2-3		4	1	2	0	0	0	0
Luis Medina, R OBP: 0.370, SLG: 0.480 (1, 7)		L8		HR		G5-3		G6-4-3 1-2f		4	1	1	2	0	0	2
Brook Jacoby, R OBP: 0.359, SLG: 0.373 (1, 5)			BB		E5 FC5-4 1B		FC5-6 BB 1B		G5-3 BB 1B	3	0	2	0	1	0	0
Mike Young, S OBP: 0.286, SLG: 0.167 (1, 10)		G5-3			1-2 1B		FC5-6 1B BB		L9	3	1	1	0	1	0	2
Joel Skinner, R Pat Keedy, R (9, PH) OBP: 0.417, SLG: 0.500 (1, 2)			G6-3	FC5			FC5-6 L1-4 1B		BB	3	0	0	0	0	0	4
										0	0	0	0	1	0	0

Inning Stats	R: 0	H: 1	E: 0	K: 0	S: 9	LOB: 1	BB: 0	P: 17	R: 0	H: 0	E: 0	K: 0	S: 4	LOB: 1	BB: 1	P: 14	R: 0	H: 0	E: 0	K: 0	S: 3	LOB: 0	BB: 0	P: 3	R: 2	H: 3	E: 1	K: 0	S: 12	LOB: 2	BB: 0	P: 18	R: 0	H: 0	E: 0	K: 0	S: 6	LOB: 0	BB: 0	P: 9	R: 0	H: 0	E: 0	K: 0	S: 4	LOB: 0	BB: 0	P: 7	R: 1	H: 2	E: 0	K: 0	S: 11	LOB: 1	BB: 1	P: 17	R: 0	H: 2	E: 0	K: 0	S: 9	LOB: 1	BB: 0	P: 14	R: 0	H: 1	E: 0	K: 0	S: 4	LOB: 1	BB: 1	P: 10	1B: 8	SF: 0	2B: 1	SAC: 0	3B: 0	DP: 3	HR: 1	HBP: 0	WP: 0	PA: 37
PITCHER	IP	WLS	BF	H	R	ER	SO	BB	IBB	HBP	BLK	WP	HR	S	P	ERA	WHIP																																																																	
Dave LaPoint, L ERA: 4.94 (1, 1)	6.0	W	26	5	3	3	0	2	0	0	0	0	0	41	75	4.50	1.167																																																																	
Lee Guetterman, L ERA: (7, 1)	2.1		10	4	0	0	0	1	0	0	0	0	0	20	33	0.00	2.143																																																																	
Dave Righetti, L ERA: 6.75 (9, 1)	0.2	S	1	0	0	0	0	0	0	0	0	0	0	1	1	0.00	0.000																																																																	

BOTTOM

New York Yankees @ Cleveland Indians  
Cleveland Municipal Stadium, Cleveland, OH

Mon Apr 24 1989, 7:05 PM EDT  
Att: 13,720 - Unknown - 44 F

livebaseballscorecards.com

AB	34
R	3
H	9
RBI	3
BB	3
SO	0
LOB	14



Batter	1	2	3	4	5	6	7	8	9	AB R H RBI BB SO LOB	TOP																									
<b>Cecil Espy, S</b> (1, 8) OBP: 0.329, SLG: 0.361	1-3 	0-2 G6-3 		2-3 	2-0 SF9-5-6-1 		0-0 G1-3 			4 0 0 2 0 2 2																										
<b>Scott Fletcher, R</b> (1, 6) OBP: 0.438, SLG: 0.385	0-0 	2-1 G6-3 		3-3 		1-0 F9 		2-1 F7 		5 1 2 0 0 1 1																										
<b>Rafael Palmeiro, L</b> (1, 3) OBP: 0.392, SLG: 0.464	2-2 6-3 	2-2 G6-3 			0-0 BB 1B 	0-1 1B 1B 		0-0 WP 1B 2B 		5 2 3 0 0 0 2																										
<b>Ruben Sierra, S</b> (1, 9) OBP: 0.423, SLG: 0.696	1-2 1B 1B 		0-1 L6 		2-2 F7 	2-3 		1-0 G6-4-3 1B 		5 0 2 2 0 1 2																										
<b>Julio Franco, R</b> (1, 4) OBP: 0.347, SLG: 0.431	0-1 		2-2 G1-3 		4-0 BB 1B BB 	1-0 1B 1B 		1-0 G6-4-3 1-2f 		4 1 2 0 1 0 1																										
<b>Geno Petralli, L</b> (1, 2) OBP: 0.333, SLG: 0.282	3-3 		0-2 G6-3 		4-0 1B 1B 2B BB 	1-0 1-2 2-H 		2-1 F8 		2 0 0 0 0 1 2 2 1 1 0 1 0 0																										
<b>Jim Sundberg, R</b> (5, PH) OBP: 0.346, SLG: 0.429																																				
<b>Pete Incaviglia, R</b> (1, 7) OBP: 0.293, SLG: 0.449		3-2 		2-1 	1-0 1-2 2-H 2-H 3-H 1B 1B 		2-3 		3-2 	5 3 4 2 0 1 0	AB 41 R 11 H 19 RBI 11 BB 3 SO 7 LOB 13																									
<b>Rick Leach, L</b> (1, 10) OBP: 0.316, SLG: 0.421		0-2 WP 3B 2B 		3-2 G5-3 	0-1 1-2 2-3 2B 1B 		2-1 G5-3 		2-3 	2 1 1 1 0 0 1 3 1 1 0 0 1 1																										
<b>Mike Stanley, R</b> (5, PH) OBP: 0.267, SLG: 0.083																																				
<b>Steve Buechele, R</b> (1, 5) OBP: 0.352, SLG: 0.419		2-0 G6-3 3B 		3-2 2-H 1B 	1-0 SF9-5-6-1 2B 		4-2 BB 		0-0 P3 	4 1 3 4 1 0 1																										
<b>Inning Stats</b>	R: 1 E: 0 K: 2 S: 16	H: 3 LOB: 2 BB: 0 P: 23	R: 3 E: 0 K: 0 S: 17	H: 4 LOB: 0 BB: 0 P: 26	R: 0 E: 0 K: 0 S: 8	H: 0 LOB: 0 BB: 0 P: 10	R: 1 E: 0 K: 2 S: 18	H: 2 LOB: 1 BB: 0 P: 31	R: 5 E: 0 K: 0 S: 9	H: 4 LOB: 0 BB: 2 P: 23	R: 0 E: 0 K: 1 S: 9	H: 3 LOB: 2 BB: 0 P: 14	R: 0 E: 0 K: 1 S: 11	H: 0 LOB: 1 BB: 1 P: 19	R: 1 E: 0 K: 0 S: 5	H: 2 LOB: 0 BB: 0 P: 9	R: 0 E: 0 K: 1 S: 12	H: 1 LOB: 1 BB: 0 P: 19	1B: 13 2B: 5 3B: 2 HR: 0	SF: 1 SAC: 0 DP: 3 HBP: 0	WP: 2 PB: 0 SB: 1 CS: 0	PA: 45														
<b>PITCHER</b>	IP WLS BF H R ER SO BB IBB HBP BLK WP HR S P ERA WHIP																																			
<b>Rich Yett, R</b> (1, 1) ERA: 6.86	1.1		11	7	4	4	2	0	0	0	0	1	0	30	44	27.00	5.250																			
<b>Scott Bailes, L</b> (2, 1) ERA: 3.71	3.0	L	14	4	5	5	2	2	0	0	0	0	0	34	62	15.00	2.000																			
<b>Brad Havens, L</b> (5, 1) ERA: 4.38	4.2		20	8	2	2	3	1	0	0	0	1	0	41	68	3.86	1.929																			

Texas Rangers @ Cleveland Indians  
Cleveland Municipal Stadium, Cleveland, OH  
Tue Apr 25 1989, 7:05 PM EDT  
Att. 6,585 - Unknown

livebaseballscorecards.com



Batter	1	2	3	4	5	6	7	8	9	AB	R	H	RBI	BB	SO	LOB
<b>Oddibe McDowell, L</b> OBP: 0.250, SLG: 0.220 (1, 7)	3-2 1B 2B 1B	2-1 SH3-4 1B 1B		0-2 B4-3		1-0 P6			3-2 F7	5	2	2	0	0	0	0
<b>Jerry Browne, S</b> OBP: 0.229, SLG: 0.212 (1, 4)	0-0 2B 1B 1B	0-0 SH3-4 1B 1B		3-3 K		3-3 K			2-1 1B	4	1	2	0	0	2	0
<b>Joe Carter, R</b> OBP: 0.278, SLG: 0.329 (1, 8)	0-0 F9 1B 2B	0-0 CS 1B 2-H 3-H			0-2 F8			1-2 G5-3	1-2 G5-3	5	0	1	2	0	0	3
<b>Pete O'Brien, L</b> OBP: 0.507, SLG: 0.587 (1, 3)	0-0 1B 2B	2-0 G3			4-2 2B BB			0-2 G5-4-3 1B		3	2	2	1	1	0	1
<b>Cory Snyder, R</b> OBP: 0.365, SLG: 0.529 (1, 9)	2-2 WP 1B		2-3 K		4-0 2B BB			1-1 G5-4-3		3	1	1	2	1	1	1
<b>Dave Clark, L</b> OBP: 0.333, SLG: 0.415 (1, 10)	4-1 WP BB		0-0 G6-3		1-1 F8			0-3 K		3	0	0	0	1	1	2
<b>Brook Jacoby, R</b> OBP: 0.368, SLG: 0.389 (1, 5)	2-3 K BB		4-2 FC5-4 BB		0-0 2B			2-1 L8		3	0	1	2	1	1	2
<b>Andy Allanson, R</b> OBP: 0.200, SLG: 0.212 (1, 2)	3-3 K 1-2 2-3		0-0 FC5-4		0-1 F9			3-1 G5-3		4	0	0	0	0	1	4
<b>Felix Fermin, R</b> OBP: 0.351, SLG: 0.260 (1, 6)		4-1 SH3-4 1B BB		0-0 G4-3		0-2 G4-3			0-2 G1-3	3	1	0	0	1	0	0

Inning Stats	R: 3	H: 4	E: 0	K: 2	S: 19	LOB: 2	BB: 1	P: 33	R: 2	H: 2	E: 0	K: 0	S: 6	LOB: 0	BB: 1	P: 14	R: 0	H: 0	E: 0	K: 1	S: 9	LOB: 1	BB: 1	P: 15	R: 0	H: 0	E: 0	K: 1	S: 7	LOB: 0	BB: 0	P: 10	R: 2	H: 1	E: 0	K: 0	S: 12	LOB: 1	BB: 2	P: 21	R: 0	H: 0	E: 0	K: 1	S: 7	LOB: 0	BB: 0	P: 11	R: 0	H: 1	E: 0	K: 0	S: 9	LOB: 0	BB: 0	P: 11	R: 0	H: 0	E: 0	K: 1	S: 7	LOB: 0	BB: 0	P: 12	R: 0	H: 0	E: 0	K: 1	S: 12	LOB: 1	BB: 0	P: 18	1B: 7	SF: 0	2B: 2	SAC: 1	3B: 0	DP: 1	HR: 0	HBP: 0	WP: 1	PA: 39
--------------	------	------	------	------	-------	--------	-------	-------	------	------	------	------	------	--------	-------	-------	------	------	------	------	------	--------	-------	-------	------	------	------	------	------	--------	-------	-------	------	------	------	------	-------	--------	-------	-------	------	------	------	------	------	--------	-------	-------	------	------	------	------	------	--------	-------	-------	------	------	------	------	------	--------	-------	-------	------	------	------	------	-------	--------	-------	-------	-------	-------	-------	--------	-------	-------	-------	--------	-------	--------

PITCHER	IP	WLS	BF	H	R	ER	SO	BB	IBB	HBP	BLK	WP	HR	S	P	ERA	WHIP
<b>Bobby Witt, R</b> ERA: 4.5 (1, 1)	5.0	W	26	7	7	7	4	5	0	0	0	1	0	53	93	12.60	2.400
<b>Brad Ansborg, R</b> ERA: 3.77 (6, 1)	4.0	S	13	2	0	0	2	0	0	0	0	0	0	35	52	0.00	0.500

BOTTOM

Texas Rangers @ Cleveland Indians  
Cleveland Municipal Stadium, Cleveland, OH

Tue Apr 25 1989, 7:05 PM EDT  
Att. 6,585 - Unknown

livebaseballscorecards.com

AB	33
R	7
H	9
RBI	7
BB	5
SO	6
LOB	13



Batter	1	2	3	4	5	6	7	8	9	10	AB	R	H	RBI	BB	SO	LOB	TOP								
<b>Cecil Espy, S</b> OBP: 0.321, SLG: 0.351 (1, 8)	2-2 G4-3 1B		1-2 G6-3			1-3 K		1-3 K		1-3 K	5	1	1	0	0	3	2									
<b>Scott Fletcher, R</b> OBP: 0.424, SLG: 0.371 (1, 6)	0-2 G4-3 1-2			1-2 L6		0-2 G6-3		1-0 1B		1-1 G5-3	5	0	1	0	0	0	3									
<b>Rafael Palmeiro, L</b> OBP: 0.398, SLG: 0.458 (1, 3)	2-2 CS 2-H 1B			1-1 L4				4-2 BB 1B BB		1-2 F9	3	1	1	1	1	0	1									
<b>Ruben Sierra, S</b> OBP: 0.415, SLG: 0.667 (1, 9)	3-3 K 1-2			2-2 L6				4-2 1B 1-2 BB		0-1 G6-3	3	0	0	0	1	1	1									
<b>Julio Franco, R</b> OBP: 0.354, SLG: 0.435 (1, 4)			1-2 G4-3			1-2 F8		0-1 1-2 2-H 1B		2-2 G5-4-3 1B	4	0	2	1	0	0	0									
<b>Pete Incaviglia, R</b> OBP: 0.278, SLG: 0.425 (1, 7)			1-3 K			1-3 K		2-1 F7		2-2 G5-4-3 1-2f	4	0	0	0	0	2	3									
<b>Mike Stanley, R</b> OBP: 0.222, SLG: 0.067 <b>Jeff Stone, L</b> OBP: 0.200, SLG: 0.200 (10, PH)			2-3 K			3-3 K		1-3 K			3	0	0	0	0	3	2									
<b>Steve Buechele, R</b> OBP: 0.347, SLG: 0.424 (1, 5)			0-1 G1-3			1-0 F6		1-0 F7			4	1	1	0	0	0	2									
<b>Jim Sundberg, R</b> OBP: 0.345, SLG: 0.458 <b>Geno Petralli, L</b> OBP: 0.348, SLG: 0.325 (10, PH)			2-3 K			0-0 2B		0-1 F7			3	0	1	0	0	1	0									
										1-0 2B	1	0	1	1	0	0	0									
<b>Inning Stats</b>	R: 1 E: 0 K: 1 S: 15	H: 2 LOB: 0 BB: 0 P: 22	R: 0 E: 0 K: 2 S: 13	H: 0 LOB: 0 BB: 0 P: 17	R: 0 E: 0 K: 1 S: 9	H: 0 LOB: 0 BB: 0 P: 12	R: 0 E: 0 K: 2 S: 11	H: 0 LOB: 0 BB: 0 P: 15	R: 0 E: 0 K: 2 S: 9	H: 0 LOB: 0 BB: 0 P: 14	R: 0 E: 0 K: 1 S: 8	H: 1 LOB: 1 BB: 0 P: 10	R: 1 E: 0 K: 1 S: 15	H: 1 LOB: 2 BB: 2 P: 27	R: 0 E: 0 K: 1 S: 9	H: 1 LOB: 1 BB: 0 P: 12	R: 0 E: 0 K: 0 S: 9	H: 1 LOB: 0 BB: 0 P: 13	R: 1 E: 0 K: 1 S: 10	H: 2 LOB: 1 BB: 0 P: 15	1B: 5 2B: 3 3B: 0 HR: 0	SF: 0 SAC: 0 DP: 1 HBP: 0	WP: 0 PB: 0 SB: 0 CS: 1	PA: 38		
<b>PITCHER</b> <b>Greg Swindell, L</b> ERA: 2.5 <b>Doug Jones, R</b> ERA: 2.35	IP 8.0	WLS 30	BF 30	H 5	R 2	ER 2	SO 9	BB 2	IBB 0	HBP 0	BLK 0	WP 0	HR 0	S 89	P 129	ERA 2.25	WHIP 0.875									
	IP 2.0	WLS L	BF 8	H 3	R 1	ER 1	SO 1	BB 0	IBB 0	HBP 0	BLK 0	WP 0	HR 0	S 19	P 28	ERA 4.50	WHIP 1.500									

Texas Rangers @ Cleveland Indians  
Cleveland Municipal Stadium, Cleveland, OH

Wed Apr 26 1989, 3:33 AM EDT  
Att. 5,457 - Sunny - 50 F

livebaseballscorecards.com

AB 36  
R 3  
H 8  
RBI 3  
BB 2  
SO 10  
LOB 14



Texas Rangers @ Cleveland Indians  
 Cleveland Municipal Stadium, Cleveland, OH

Wed Apr 26 1989, 3:33 AM EDT  
 Att: 5,457 - Sunny - 50 F

livebaseballscorecards.com

AB 36  
 R 2  
 H 7  
 RBI 1  
 BB 5  
 SO 6  
 LOB 24



WP: 1 PA: 43  
 FB: 0  
 SB: 2  
 CS: 1

Batter	1	2	3	4	5	6	7	8	9	10	AB	R	H	RBI	BB	SO	LOB
Oddibe McDowell, L (1.7) OBP: 0.261, SLG: 0.210	F6		F6 FC4-6 HBP		G3-1		F9 BB		F7		3	0	0	0	1	0	0
Jerry Browne, S (1.4) OBP: 0.253, SLG: 0.239	FC5-4 1B		FC4-6		1B 1B		F9		1B		5	0	3	0	0	0	4
Joe Carter, R (1.8) OBP: 0.274, SLG: 0.321	FC5-4 S		F6		1B		F7		G4-3		5	0	1	0	0	0	6
Pete O'Brien, L (1.3) OBP: 0.488, SLG: 0.574	F9		F9		G3		FC5-4 WP 2B		F9		5	1	1	0	0	0	5
Cory Snyder, R (1.9) OBP: 0.354, SLG: 0.500	K		F9 G6-3 BB		K		K		K		4	0	0	0	1	4	1
Luis Medina, R (1.10) OBP: 0.367, SLG: 0.444 Dave Clark, L (8. PH) OBP: 0.340, SLG: 0.405	FC6-4 BB		G6-3		F8		F8		FC5-4 BB		2	0	0	0	1	0	1
Brook Jacoby, R (1.5) OBP: 0.347, SLG: 0.362 Pat Keedy, R (8. PR) OBP: 0.417, SLG: 0.500	K		F9		F4		F4		FC5-4 WP 1B		4	0	0	0	0	1	4
Joel Skinner, R (1.2) OBP: 0.083, SLG: 0.167 Mike Young, S (8. PH) OBP: 0.375, SLG: 0.286 Andy Allanson, R (9.2) OBP: 0.200, SLG: 0.212	FC6-4 1-2f		G6-3		G4-3 2B		G4-3 2B		CS 1B		3	0	1	0	0	0	2
Felix Fermin, R (1.6) OBP: 0.344, SLG: 0.245	FC4-6 HBP BB		L9		G4-3 2-3		G4-3		G3-1		1	0	1	1	0	0	0

Inning Stats	R: 0	H: 1	E: 0	K: 0	S: 9	R: 0	H: 0	E: 0	K: 2	S: 10	R: 0	H: 0	E: 0	K: 0	S: 8	R: 0	H: 0	E: 0	K: 0	S: 9	R: 0	H: 2	E: 0	K: 0	S: 16	R: 0	H: 0	E: 0	K: 1	S: 6	R: 0	H: 1	E: 0	K: 0	S: 10	R: 2	H: 2	E: 0	K: 1	S: 14	R: 0	H: 1	E: 0	K: 0	S: 14	R: 0	H: 1	E: 0	K: 2	S: 8	R: 0	H: 0	E: 0	K: 2	S: 8	1B: 5	SF: 0	2B: 2	3B: 0	HR: 0	WP: 1	PA: 43
--------------	------	------	------	------	------	------	------	------	------	-------	------	------	------	------	------	------	------	------	------	------	------	------	------	------	-------	------	------	------	------	------	------	------	------	------	-------	------	------	------	------	-------	------	------	------	------	-------	------	------	------	------	------	------	------	------	------	------	-------	-------	-------	-------	-------	-------	--------

PITCHER	IP	WLS	BF	H	R	ER	SO	BB	IBB	HBP	BLK	WP	HR	S	P	ERA	WHIP
Jamie Moyer, L (1.1) ERA: 2.28	6.1		28	4	0	0	3	4	0	1	0	0	0	63	113	0.00	1.263
Kenny Rogers, L (7.1) ERA: 1.17	0.1		1	0	0	0	0	0	0	0	0	0	0	2	5	0.00	0.000
Cecilio Guante, R (7.1) ERA: 3.38	0.2		4	1	2	2	1	1	0	0	0	0	0	9	19	27.00	3.000
Jeff Russell, R (8.1) ERA:	2.2	W	9	2	0	0	2	0	0	0	0	1	0	30	43	0.00	0.750

Batter	1	2	3	4	5	6	7	8	9	AB R H RBI BB SO LOB	TOP	
<b>Oddibe McDowell, L</b> (1, 7) OBP: 0.270, SLG: 0.269	1-1 G3		2-0 P5		0-0 CS 1B		3-2 1-H 3-H HR		1-1 F8	5 1 2 3 0 0 3	<b>Cleveland Indians @ Minnesota Twins</b> Hubert H. Humphrey Metrodome, Minneapolis, MN Fri Apr 28 1989, 8:05 PM EDT Att. 30,972 - Dome	
<b>Jerry Browne, S</b> (1, 4) OBP: 0.263, SLG: 0.280	2-1 F8		0-0 HR		0-1 SAFE F8		0-0 4-3		4-0 BB	4 1 1 3 1 0 1		
<b>Joe Carter, R</b> (1, 8) OBP: 0.270, SLG: 0.325	0-1 F7		0-0 E 2B		0-0 SAFE SAFE SAFE 6-3		1-2 F3		1-1 F8	5 1 1 0 0 0 3		
<b>Pete O'Brien, L</b> (1, 3) OBP: 0.464, SLG: 0.542		2-2 3-1	3-3 K			0-0 F4				4 0 0 0 0 1 1		
<b>Cory Snyder, R</b> (1, 9) OBP: 0.337, SLG: 0.474		1-2 F6	0-0 E5			3-3 K				4 0 0 0 0 2 0		
<b>Luis Medina, R</b> (1, 10) OBP: 0.324, SLG: 0.387		2-3 K	0-1 F8			1-1 F4				4 0 0 0 0 2 1		
<b>Brook Jacoby, R</b> (1, 5) OBP: 0.355, SLG: 0.387			2-1 BB E 1B 1B		1-1 L5		0-0 1B 1B 2B			4 2 2 0 0 1 0		
<b>Andy Allanson, R</b> (1, 2) OBP: 0.237, SLG: 0.250			2-1 E BB HR 1B		0-0 F7		0-1 1B HR 1B		0-1 SH3 1B	4 2 3 0 0 0 0		
<b>Felix Fermin, R</b> (1, 6) OBP: 0.359, SLG: 0.255			4-0 E HR BB		1-2 F9		3-2 1-3 3-H HR 1B		0-0 SH3	2 2 1 1 1 0 0		
<b>Inning Stats</b>	R: 0 E: 0 K: 0 S: 6 H: 0 LOB: 0 BB: 0 P: 9	R: 0 E: 0 K: 1 S: 14 H: 0 LOB: 0 BB: 0 P: 19	R: 5 E: 2 K: 1 S: 13 H: 4 LOB: 1 BB: 1 P: 26	R: 0 E: 0 K: 0 S: 6 H: 0 LOB: 0 BB: 0 P: 8	R: 0 E: 0 K: 1 S: 4 H: 1 LOB: 0 BB: 0 P: 4	R: 0 E: 0 K: 1 S: 7 H: 0 LOB: 0 BB: 0 P: 11	R: 4 E: 0 K: 0 S: 16 H: 4 LOB: 0 BB: 0 P: 26	R: 0 E: 0 K: 3 S: 11 H: 0 LOB: 0 BB: 0 P: 17	R: 0 E: 0 K: 0 S: 7 H: 1 LOB: 2 BB: 1 P: 13	1B: 6 2B: 2 3B: 0 HR: 2 SF: 0 SAC: 1 DP: 0 HBP: 0		WP: 0 PB: 0 SB: 0 CS: 1 PA: 39
<b>PITCHER</b>	IP WLS BF H R ER SO BB IBB HBP BLK WP HR S P ERA WHIP											
<b>Shane Rawley, L</b> (1, 1) ERA: 4.33	6.0 L 26 7 7 6 3 1 0 0 0 0 0 1 53 80 9.00 1.333											
<b>Juan Berenguer, R</b> (7, 1) ERA: 2.35	3.0 13 3 2 2 3 1 0 0 0 0 0 1 31 53 6.00 1.333											

<b>AB</b>	36
<b>R</b>	9
<b>H</b>	10
<b>RBI</b>	7
<b>BB</b>	2
<b>SO</b>	6
<b>LOB</b>	9





Batter	1	2	3	4	5	6	7	8	9	AB R H RBI BB SO LOB
Dan Gladden, R (1, 7) OBP: 0.301, SLG: 0.348	0-0 E HR 1B	1-1 F9			0-0 1-3		3-3 K		0-0 1B 1B	5 1 2 0 0 1 2
Wally Backman, S (1, 4) OBP: 0.341, SLG: 0.363	0-1 L6 1-2		0-3 K		0-0 G3		1-0 F7		0-1 L4-3 1B	5 0 1 1 0 1 1
Kirby Puckett, R (1, 8) OBP: 0.405, SLG: 0.613	0-2 6-3		1-0 F8 2B		0-0 HR		1-0 2B		1-0 L4-3 1-2	5 2 3 1 0 0 3
Kent Hrbek, L (1, 3) OBP: 0.343, SLG: 0.532	4-1 HR BB		2-2 F8 2-3		0-0 1B 2B		0-0 2B		1-2 5-3	4 2 2 1 1 0 2
Gary Gaetti, R (1, 5) OBP: 0.336, SLG: 0.532	3-2 HR		3-2 F5		1-0 1B		0-3 K			4 1 2 4 0 1 2
Randy Bush, L (1, 9) OBP: 0.261, SLG: 0.415	3-2 F4		1-0 G3		0-0 P2		2-3 K		2-3 K	4 0 0 0 0 1 0
Gene Larkin, S (1, 10) OBP: 0.356, SLG: 0.385		0-1 G3	0-1 4-3		2-3 K2-3		2-2 1B		2-2 1B	4 0 1 0 0 1 0
Tim Laudner, R (1, 2) OBP: 0.205, SLG: 0.167		1-0 6-3	2-3 K		1-1 1B		1-0 F7		1-0 F7	3 0 1 0 0 1 0
John Moses, S (8, PH) OBP: 0.419, SLG: 0.423										1 0 0 0 0 0 1
Brian Harper, R (9, 2) OBP: 0.385, SLG: 0.545										0 0 0 0 0 0 0
Greg Gagne, R (1, 6) OBP: 0.295, SLG: 0.328		0-0 1B			0-0 G3 2B		0-0 5-3		0-0 4-3	3 1 2 0 0 0 1
Jim Dwyer, L (8, PH) OBP: 0.200, SLG: 0.077										1 0 0 0 0 0 1
Al Newman, S (9, 6) OBP: 0.211, SLG: 0.263										0 0 0 0 0 0 0

Inning Stats	R: 3 E: 1 K: 0 S: 16	H: 2 LOB: 0 BB: 1 P: 26	R: 0 E: 0 K: 0 S: 6	H: 1 LOB: 1 BB: 0 P: 8	R: 0 E: 0 K: 1 S: 10	H: 0 LOB: 0 BB: 0 P: 9	R: 3 E: 0 K: 0 S: 6	H: 4 LOB: 1 BB: 0 P: 7	R: 0 E: 0 K: 1 S: 8	H: 1 LOB: 1 BB: 0 P: 11	R: 1 E: 0 K: 2 S: 12	H: 2 LOB: 1 BB: 0 P: 17	R: 0 E: 0 K: 1 S: 9	H: 1 LOB: 1 BB: 0 P: 14	R: 0 E: 0 K: 0 S: 8	H: 2 LOB: 1 BB: 0 P: 10	1B: 7 2B: 6 3B: 0 HR: 2	SF: 0 SAC: 0 DP: 1 HBP: 0
--------------	-------------------------------	----------------------------------	------------------------------	---------------------------------	-------------------------------	---------------------------------	------------------------------	---------------------------------	------------------------------	----------------------------------	-------------------------------	----------------------------------	------------------------------	----------------------------------	------------------------------	----------------------------------	----------------------------------	------------------------------------

PITCHER	IP	WLS	BF	H	R	ER	SO	BB	IBB	HBP	BLK	WP	HR	S	P	ERA	WHIP
Tom Candiotti, R (1, 1) ERA: 4.0	6.0	W	27	9	6	6	3	1	0	0	0	0	2	52	77	9.00	1.667
Keith Atherton, R (7, 1) ERA: 5.14	1.2		8	3	1	1	3	0	0	0	0	0	0	20	30	5.40	1.800
Doug Jones, R (8, 1) ERA: 2.0	1.1	S	5	2	0	0	0	0	0	0	0	0	9	11	0.00	1.500	

BOTTOM

Cleveland Indians @ Minnesota Twins  
 Hubert H. Humphrey Metrodome, Minneapolis, MN  
 Fri Apr 28 1989, 8:05 PM EDT  
 Att. 30,972 - Dome

livebaseballscores.com

AB	39
R	7
H	14
RBI	7
BB	1
SO	6
LOB	13



WP: 0	PA: 40
PB: 0	
SB: 0	
CS: 0	

Batter	1	2	3	4	5	6	7	8	9	AB R H RBI BB SO LOB	TOP											
<b>Oddibe McDowell, L</b> (1, 7) OBP: 0.291, SLG: 0.306	0-0 G6-3 WP 1B	1-1 E1			1-1 1B 2B		1-0 1B FC5 1B	2-3 K		5 3 3 0 0 1 3												
<b>Jerry Browne, S</b> (1, 4) OBP: 0.259, SLG: 0.275	1-2 G6-3	2-3 K			0-0 2B 1B		0-0 FC5 1B		1-3 K	5 0 1 0 0 2 5												
<b>Joe Carter, R</b> (1, 8) OBP: 0.287, SLG: 0.341	1-1 CS 1B				0-3 K		0-2 1B		1-1 1B	5 0 3 1 0 1 2												
<b>Pete O'Brien, L</b> (1, 3) OBP: 0.472, SLG: 0.592	1-0 3-H 2B				1-1 1-H 3-H 2B		1-1 SF7		2-1 G3	4 0 3 2 0 0 0												
<b>Cory Snyder, R</b> (1, 9) OBP: 0.322, SLG: 0.451	0-3 K				1-1 L7		0-1 G5-3			4 0 0 0 0 2 5												
<b>Luis Medina, R</b> (1, 10) OBP: 0.316, SLG: 0.457		0-0 HR			1-3 K		0-0 G6-3		1-3 K	4 1 1 1 0 2 1												
<b>Brook Jacoby, R</b> (1, 5) OBP: 0.350, SLG: 0.379		2-0 G5-3			1-0 L7		1-3 K		2-2 1B FC1-2 1B	4 0 1 0 0 1 0												
<b>Andy Allanson, R</b> (1, 2) OBP: 0.254, SLG: 0.267		0-1 E 1B			0-1 F9		3-1 G5-3		0-1 WP FC1-2 1B	4 0 2 0 0 0 0												
<b>Felix Fermin, R</b> (1, 6) OBP: 0.353, SLG: 0.254		1-0 F8			0-2 G6-3		1-2 FC5 1B 1B		0-0 FC1-2	4 0 1 0 0 0 3												
<b>Inning Stats</b>	R: 1 E: 0 K: 1 S: 10	H: 3 LOB: 1 BB: 0 P: 13	R: 1 E: 1 K: 1 S: 12	H: 2 LOB: 2 BB: 0 P: 18	R: 0 E: 0 K: 2 S: 12	H: 1 LOB: 1 BB: 0 P: 19	R: 0 E: 0 K: 0 S: 6	H: 0 LOB: 0 BB: 0 P: 7	R: 1 E: 0 K: 1 S: 10	H: 3 LOB: 1 BB: 0 P: 13	R: 0 E: 0 K: 1 S: 6	H: 0 LOB: 0 BB: 0 P: 10	R: 1 E: 0 K: 0 S: 13	H: 3 LOB: 2 BB: 0 P: 16	R: 0 E: 0 K: 2 S: 14	H: 2 LOB: 2 BB: 0 P: 19	R: 0 E: 0 K: 1 S: 7	H: 1 LOB: 0 BB: 0 P: 11	1B: 10 2B: 4 3B: 0 HR: 1	SF: 1 SAC: 0 DP: 0 HBP: 0	WP: 2 PB: 0 SB: 0 CS: 1	PA: 40
<b>PITCHER</b>	IP WLS BF H R ER SO BB IBB HBP BLK WP HR S P ERA WHIP																					
<b>Frank Viola, L</b> (1, 1) ERA: 5.26	7.0 L 32 12 4 4 6 0 0 0 0 1 1 69 96 5.14 1.714																					
<b>German Gonzalez, R</b> (8, 1) ERA: 1.69	1.0 5 2 0 0 2 0 0 0 0 1 0 14 19 0.00 2.000																					
<b>Jeff Reardon, R</b> (9, 1) ERA: 5.4	1.0 3 1 0 0 1 0 0 0 0 0 0 7 11 0.00 1.000																					

**Cleveland Indians @ Minnesota Twins**  
 Hubert H. Humphrey Metrodome, Minneapolis, MN  
 Sat Apr 29 1989, 8:05 PM EDT  
 Att. 49,653 - Unknown

[livebaseballscorecards.com](http://livebaseballscorecards.com)

<b>AB</b>	39
<b>R</b>	4
<b>H</b>	15
<b>RBI</b>	4
<b>BB</b>	0
<b>SO</b>	9
<b>LOB</b>	19



Batter	1	2	3	4	5	6	7	8	9	AB	R	H	RBI	BB	SO	LOB
Dan Gladden, R OBP: 0.312, SLG: 0.356 (1, 7)	0-0 F7		1-0 L9		2-1 1B			1-0 FC4-8 1B		4	0	2	0	0	0	2
Wally Backman, S OBP: 0.337, SLG: 0.357 (1, 4)	1-0 G4-3		3-2 FC4 1B		0-0 G4-3			2-1 FC4-6 1-2f		4	0	1	1	0	0	2
Randy Bush, L OBP: 0.240, SLG: 0.378 (1, 9)	1-0 P6		2-3 K					1-0 P4		4	0	0	0	0	1	3
Kirby Puckett, R OBP: 0.398, SLG: 0.595 (1, 8)		0-0 FC5-4 1B	0-0 FC4 1-2f					0-0 L8		4	0	1	0	0	0	3
Gary Gaetti, R OBP: 0.321, SLG: 0.506 (1, 5)		0-0 FC5-4 1-2f		0-1 F7				0-0 G5-3		4	0	0	0	0	1	1
Gene Larkin, S OBP: 0.338, SLG: 0.362 (1, 3)		1-1 F7		2-2 G1-3				0-1 G4-3		4	0	0	0	0	1	1
Jim Dwyer, L OBP: 0.263, SLG: 0.067 (1, 10)		0-1 P6		1-1 F9				4-2 BB		2	0	0	0	2	0	1
Tim Laudner, R OBP: 0.214, SLG: 0.179 (1, 2)			1-2 1B 1B					1-1 P5		3	1	1	0	0	0	1
Al Newman, S OBP: 0.250, SLG: 0.263 (9, PH)								1-2 BB		0	0	0	0	1	0	0
Greg Gagne, R OBP: 0.297, SLG: 0.328 (1, 6)			1-1 1B 1B					0-2 F8		3	0	1	0	0	1	1
Kent Hrbek, L OBP: 0.338, SLG: 0.524 (9, PH)								0-0 G4-3		1	0	0	0	0	0	2

Inning Stats	R: 0	H: 0	E: 0	K: 0	S: 3	R: 0	H: 1	E: 0	K: 0	S: 6	R: 1	H: 3	E: 0	K: 1	S: 14	R: 0	H: 0	E: 0	K: 0	S: 7	R: 0	H: 1	E: 0	K: 0	S: 5	R: 0	H: 0	E: 0	K: 0	S: 3	R: 0	H: 0	E: 0	K: 1	S: 10	R: 0	H: 0	E: 0	K: 1	S: 10	R: 0	H: 1	E: 0	K: 0	S: 5	R: 0	H: 1	E: 0	K: 2	S: 13	R: 0	H: 0	E: 0	K: 2	S: 13	1B: 6	SF: 0	2B: 0	SAC: 0	3B: 0	DP: 0	HR: 0	HBP: 0	WP: 0	PA: 36
--------------	------	------	------	------	------	------	------	------	------	------	------	------	------	------	-------	------	------	------	------	------	------	------	------	------	------	------	------	------	------	------	------	------	------	------	-------	------	------	------	------	-------	------	------	------	------	------	------	------	------	------	-------	------	------	------	------	-------	-------	-------	-------	--------	-------	-------	-------	--------	-------	--------

PITCHER	IP	WLS	BF	H	R	ER	SO	BB	IBB	HBP	BLK	WP	HR	S	P	ERA	WHIP
John Farrell, R ERA: 3.86 (1, 1)	8.2	W	34	6	1	1	4	2	0	0	0	0	0	61	96	1.04	0.923
Doug Jones, R ERA: 1.93 (9, 1)	0.1	S	2	0	0	0	0	1	0	0	0	0	0	5	9	0.00	3.000

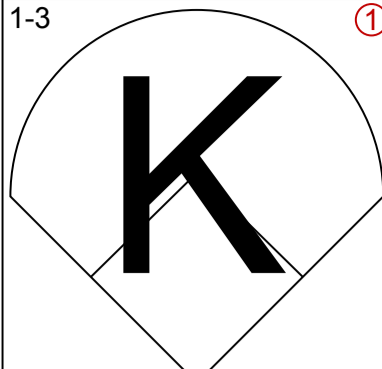
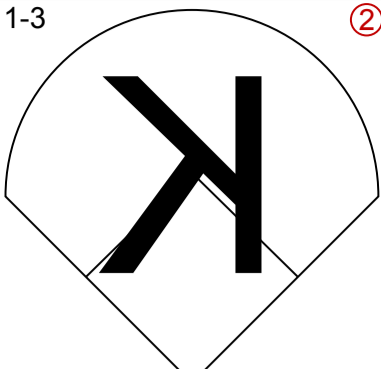
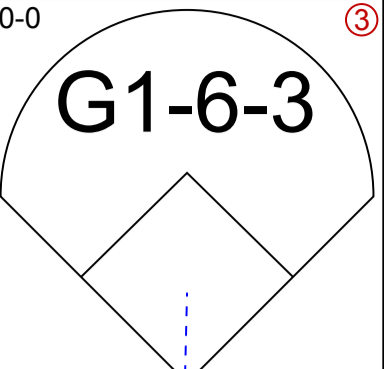
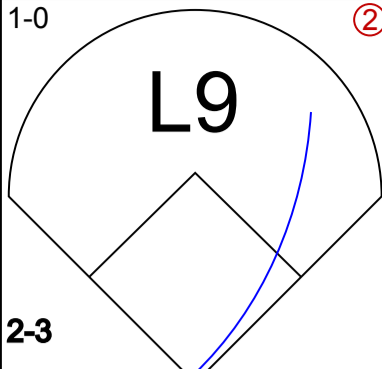
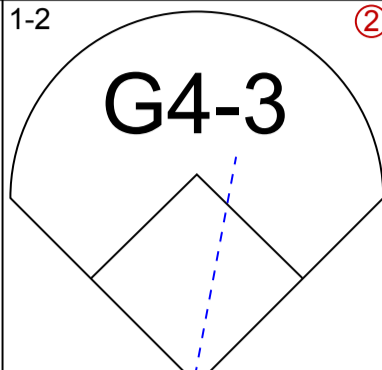
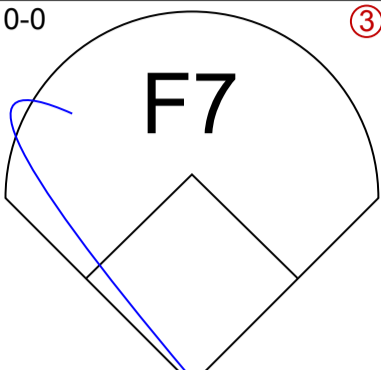
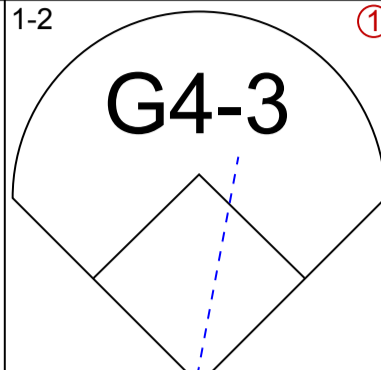
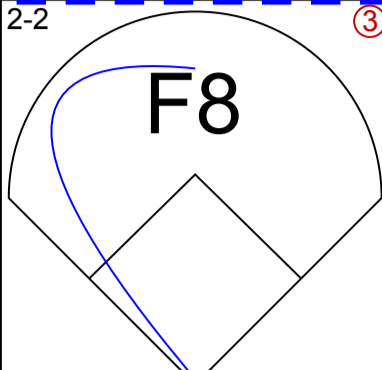
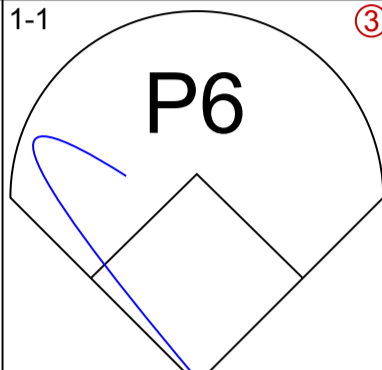
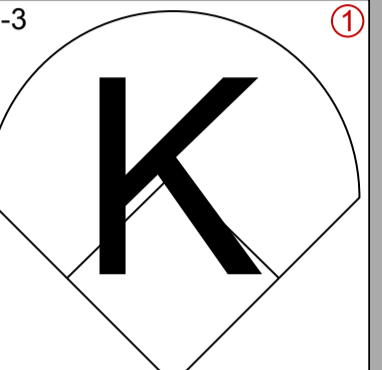
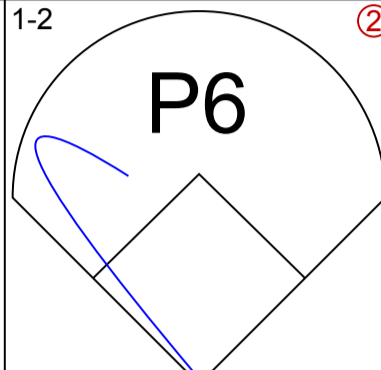
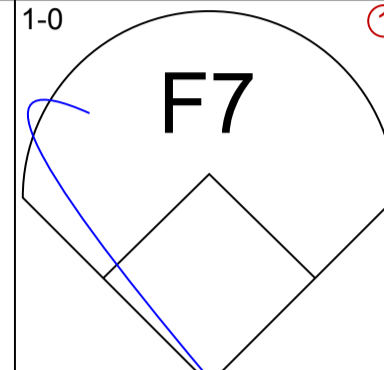
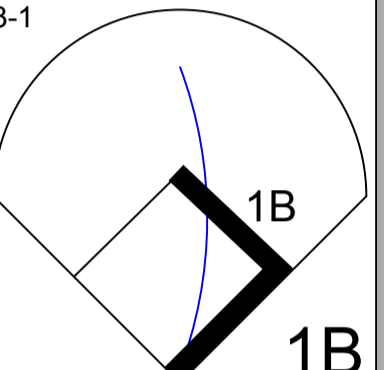
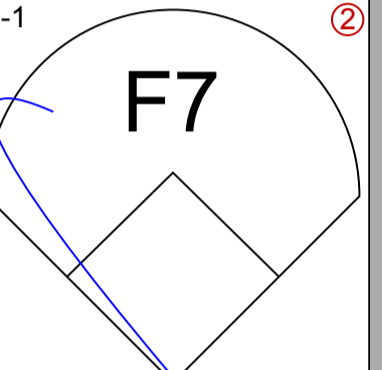
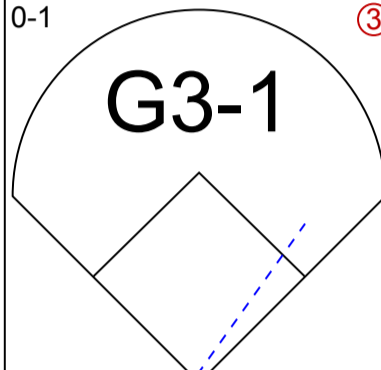
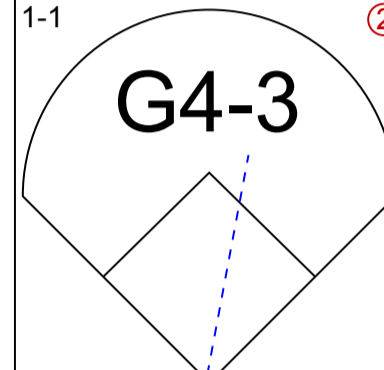
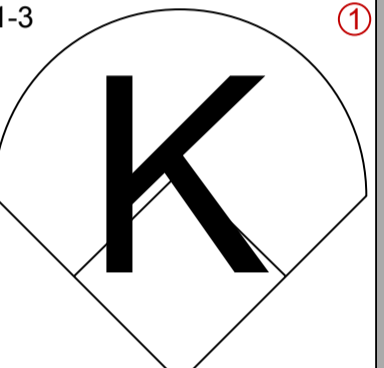
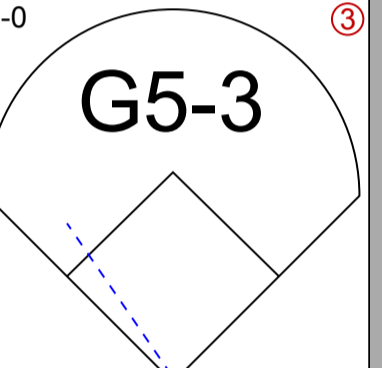
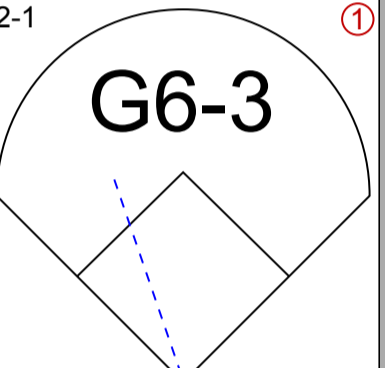
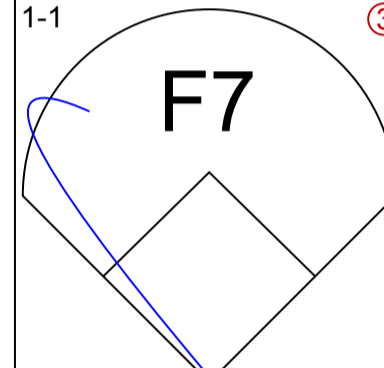
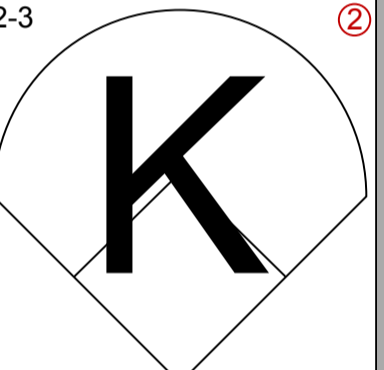
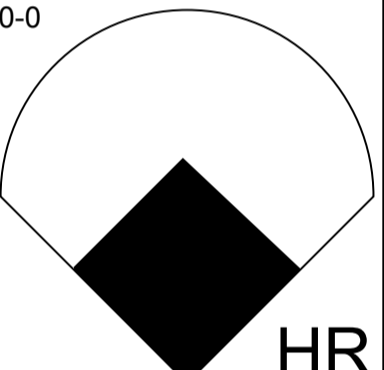
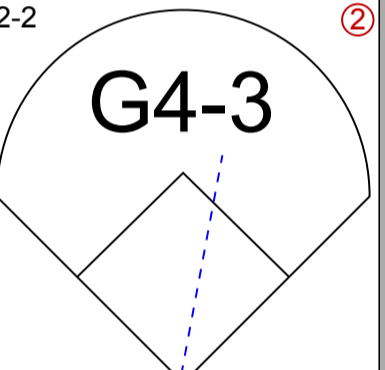
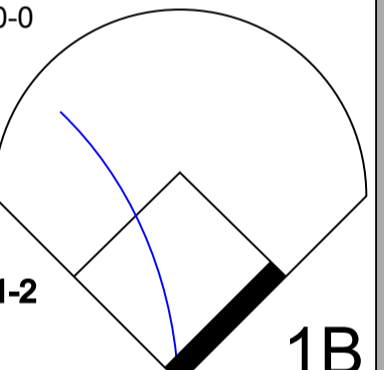
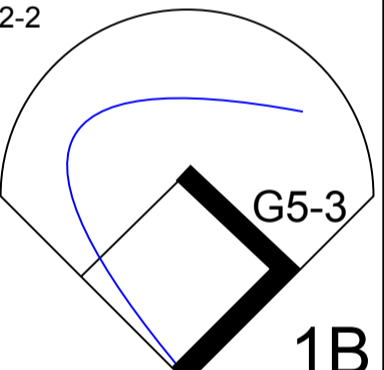
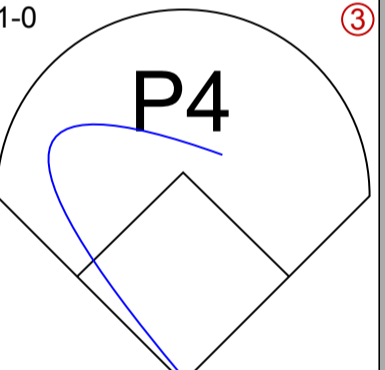
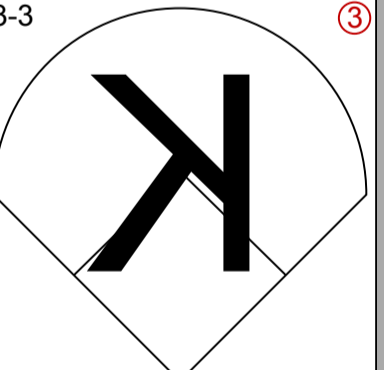
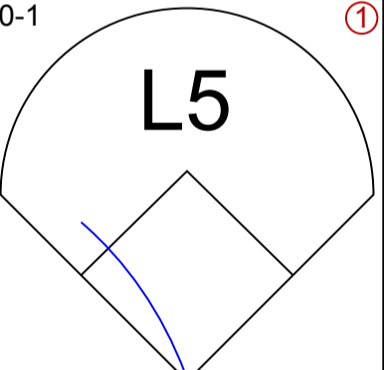
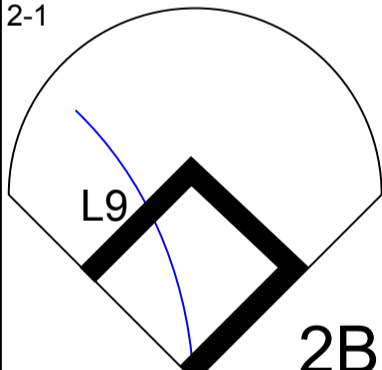
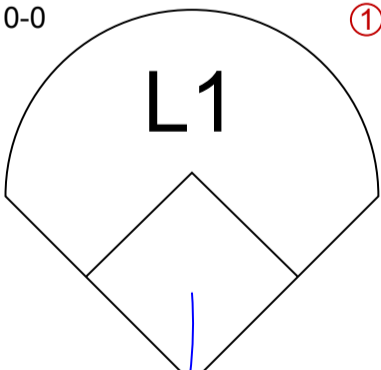
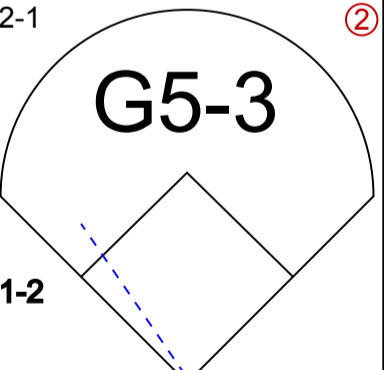
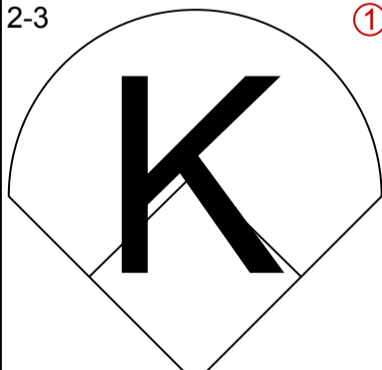
**BOTTOM**

**Cleveland Indians @ Minnesota Twins**  
**Hubert H. Humphrey Metrodome, Minneapolis, MN**  
 Sat Apr 29 1989, 8:05 PM EDT  
 Att. 49,653 - Unknown

livebaseballscorecards.com

<b>AB</b>	<b>33</b>
<b>R</b>	<b>1</b>
<b>H</b>	<b>6</b>
<b>RBI</b>	<b>1</b>
<b>BB</b>	<b>3</b>
<b>SO</b>	<b>4</b>
<b>LOB</b>	<b>17</b>



Batter	1	2	3	4	5	6	7	8	9	AB R H RBI BB SO LOB	TOP											
<b>Oddibe McDowell, L</b> (1, 7) OBP: 0.277, SLG: 0.289	1-3 		1-3 		0-0 			1-0 		4 0 0 0 0 2 2	<b>Cleveland Indians @ Minnesota Twins</b> Hubert H. Humphrey Metrodome, Minneapolis, MN Sun Apr 30 1989, 4:33 AM EDT Att. 26,644 - Unknown <a href="http://livebaseballscorecards.com">livebaseballscorecards.com</a>											
<b>Jerry Browne, S</b> (1, 4) OBP: 0.247, SLG: 0.262	1-2 		0-0 			1-2 		2-2 	4 0 0 0 0 0 1													
<b>Joe Carter, R</b> (1, 8) OBP: 0.276, SLG: 0.326	1-1 			2-3 		1-2 		1-0 	4 0 0 0 0 1 0													
<b>Pete O'Brien, L</b> (1, 3) OBP: 0.462, SLG: 0.575		3-1 		2-1 		0-1 		1-1 	4 0 1 0 0 0 0													
<b>Cory Snyder, R</b> (1, 9) OBP: 0.308, SLG: 0.430	1-3 		0-0 			2-1 		1-1 	4 0 0 0 0 1 1													
<b>Dave Clark, L</b> (1, 10) OBP: 0.340, SLG: 0.467		2-3 		0-0 		2-2 			3 1 1 1 0 1 1													
<b>Brook Jacoby, R</b> (1, 5) OBP: 0.361, SLG: 0.391		0-0 		2-2 		1-0 			3 0 2 0 0 0 0													
<b>Andy Allanson, R</b> (1, 2) OBP: 0.258, SLG: 0.286		3-3 		0-1 		2-1 			3 0 1 0 0 1 3													
<b>Felix Fermin, R</b> (1, 6) OBP: 0.343, SLG: 0.246			0-0 		2-1 		2-3 		2 0 0 0 0 0 1													
<b>Mike Young, S</b> (8, PH) OBP: 0.333, SLG: 0.250									1 0 0 0 0 1 1													
<b>Luis Aguayo, R</b> (8, 6) OBP: 0.182, SLG: 0.053									0 0 0 0 0 0 0													
<b>Inning Stats</b>	R: 0 E: 0 K: 1 S: 8	H: 0 LOB: 0 BB: 0 P: 11	R: 0 E: 0 K: 3 S: 12	H: 2 LOB: 2 BB: 0 P: 21	R: 0 E: 0 K: 1 S: 5	H: 0 LOB: 0 BB: 0 P: 6	R: 0 E: 0 K: 1 S: 6	H: 0 LOB: 0 BB: 0 P: 10	R: 1 E: 0 K: 0 S: 9	H: 2 LOB: 1 BB: 0 P: 13	R: 0 E: 0 K: 0 S: 8	H: 0 LOB: 0 BB: 0 P: 10	R: 0 E: 0 K: 0 S: 6	H: 0 LOB: 0 BB: 0 P: 11	R: 0 E: 0 K: 1 S: 12	H: 1 LOB: 1 BB: 0 P: 19	R: 0 E: 0 K: 0 S: 5	H: 0 LOB: 0 BB: 0 P: 8	1B: 3 2B: 1 3B: 0 HR: 1	SF: 0 SAC: 0 DP: 0 HBP: 0	WP: 0 PB: 0 SB: 0 CS: 0	PA: 32
<b>PITCHER</b>	IP WLS BF H R ER SO BB IBB HBP BLK WP HR S P ERA WHIP																					
<b>Roy Smith, R</b> (1, 1) ERA: 3.75	7.2 W 28 5 1 1 7 0 0 0 0 0 1 60 93 1.17 0.652																					
<b>Jeff Reardon, R</b> (8, 1) ERA: 4.66	1.1 S 4 0 0 0 0 0 0 0 0 0 0 0 11 16 0.00 0.000																					

**Cleveland Indians @ Minnesota Twins**  
 Hubert H. Humphrey Metrodome, Minneapolis, MN

<b>AB</b>	<b>32</b>
<b>R</b>	<b>1</b>
<b>H</b>	<b>5</b>
<b>RBI</b>	<b>1</b>
<b>BB</b>	<b>0</b>
<b>SO</b>	<b>7</b>
<b>LOB</b>	<b>10</b>



Batter	1	2	3	4	5	6	7	8	9	AB	R	H	RBI	BB	SO	LOB	BOTTOM				
<b>Dan Gladden, R</b> OBP: 0.309, SLG: 0.351 (1, 7)	0-1 <b>G1-3</b> 		2-2 <b>P8</b> 		0-1 <b>F8</b> 		0-0 <b>S</b> 1B 			4	0	1	0	0	0	0					
<b>Al Newman, S</b> OBP: 0.292, SLG: 0.304 (1, 4)	0-0 <b>G6-3</b> 		2-1 <b>G5-3</b> 		0-1 <b>1B</b> 		1-2 <b>FC6-5</b> 1B 			4	0	2	1	0	0	0					
<b>Kirby Puckett, R</b> OBP: 0.391, SLG: 0.578 (1, 8)	2-0 <b>1B</b> 			1-2 <b>G6-3</b> 		0-0 <b>F9</b> 		0-0 <b>FC6-5</b> 		4	0	1	0	0	0	2					
<b>Gary Gaetti, R</b> OBP: 0.318, SLG: 0.494 (1, 5)	0-1 <b>G6-3</b> 			1-1 <b>G5-3</b> 		0-1 <b>G4-3</b> 1B 		3-2 <b>F7</b> 		4	0	1	0	0	0	1					
<b>Gene Larkin, S</b> OBP: 0.333, SLG: 0.356 (1, 3)		3-1 <b>P4</b> 		0-0 <b>1B</b> 1B 		1-1 <b>G4-3</b> 		0-1 <b>F9</b> 		4	1	1	0	0	0	1					
<b>Carmen Castillo, R</b> OBP: 0.444, SLG: 0.594 <b>Randy Bush, L</b> OBP: 0.240, SLG: 0.378 (8, PR)		3-2 <b>F8</b> 		1-0 <b>1B</b> 1B 		0-0 <b>G5-3</b> 		3-2 <b>1B</b> 		4	0	2	0	0	0	1					
<b>Brian Harper, R</b> OBP: 0.395, SLG: 0.568 (1, 2)		2-0 <b>2B</b> 		0-0 <b>1B</b> 		1-0 <b>L7</b> 		2-2 <b>G3-1</b> 		4	0	2	1	0	0	2					
<b>Greg Gagne, R</b> OBP: 0.299, SLG: 0.328 (1, 6)		0-2 <b>G5-3</b> 		0-0 <b>G6-3</b> 			1-1 <b>S</b> 1B 1B 			3	1	1	0	0	0	3					
<b>John Moses, S</b> OBP: 0.382, SLG: 0.379 (1, 9)			1-0 <b>L9</b> 		0-0 <b>F8</b> 		1-0 <b>B3</b> 			3	0	0	0	0	0	1					
<b>Inning Stats</b>	R: 0 E: 0 K: 0 S: 6	H: 1 LOB: 1 BB: 0 P: 8	R: 0 E: 0 K: 0 S: 9	H: 1 LOB: 1 BB: 0 P: 17	R: 0 E: 0 K: 0 S: 6	H: 0 LOB: 0 BB: 0 P: 11	R: 1 E: 0 K: 0 S: 10	H: 3 LOB: 2 BB: 0 P: 13	R: 0 E: 0 K: 0 S: 6	H: 1 LOB: 1 BB: 0 P: 8	R: 1 E: 0 K: 0 S: 8	H: 3 LOB: 1 BB: 0 P: 11	R: 0 E: 0 K: 0 S: 15	H: 1 LOB: 1 BB: 0 P: 23	1B: 10 2B: 1 3B: 0 HR: 0			SF: 0 SAC: 0 DP: 0 HBP: 0	WP: 0 PB: 0 SB: 2 CS: 0	PA: 34	
<b>PITCHER</b> <b>Bud Black, L</b> ERA: 5.4 (1, 1)	IP: 8.0 WLS: L BF: 34 H: 11 R: 2 ER: 2 SO: 0	BB: 0 IBB: 0 HBP: 0 BLK: 0	WP: 0 HR: 0 S: 66 P: 97	ERA: 2.25 WHIP: 1.375	<b>PITCHER</b>	IP: 0.0 WLS: 0 BF: 0 H: 0 R: 0 ER: 0 SO: 0	BB: 0 IBB: 0 HBP: 0 BLK: 0	WP: 0 HR: 0 S: 0 P: 0	ERA: 0 WHIP: 0												

Cleveland Indians @ Minnesota Twins  
 Hubert H. Humphrey Metrodome, Minneapolis, MN

Sun Apr 30 1989, 4:33 AM EDT  
 Att. 26,644 - Unknown

livebaseballscorecards.com

<b>AB</b>	<b>34</b>
<b>R</b>	<b>2</b>
<b>H</b>	<b>11</b>
<b>RBI</b>	<b>2</b>
<b>BB</b>	<b>0</b>
<b>SO</b>	<b>0</b>
<b>LOB</b>	<b>11</b>



Batter	1	2	3	4	5	6	7	8	9	AB	R	H	RBI	BB	SO	LOB	TOP					
<b>Oddibe McDowell, L</b> (1, 7) OBP: 0.292, SLG: 0.288	F5		E3 S G4-3 2B				SF8 SH1-4 BB	G5-3	L8-1-4 1B	4	2	1	2	2	0	2						
<b>Jerry Browne, S</b> (1, 4) OBP: 0.255, SLG: 0.284	K		G4-3				SF8	BB 2B	1B	4	1	2	4	0	1	1						
<b>Joe Carter, R</b> (1, 8) OBP: 0.288, SLG: 0.337	G5-3		G3-1 2B				SF8 IBB	BB IBB	L8-1-4	3	0	1	2	2	0	2						
<b>Pete O'Brien, L</b> (1, 3) OBP: 0.459, SLG: 0.554		F5	G3-1				K	BB BB		3	0	0	0	2	1	3						
<b>Cory Snyder, R</b> (1, 9) OBP: 0.323, SLG: 0.427		3B 1B	L9				F4	BB BB		3	1	1	1	2	0	3						
<b>Dave Clark, L</b> (1, 10) OBP: 0.321, SLG: 0.438		K					F8	BB BB		3	0	0	0	0	1	1						
<b>Luis Medina, R</b> (7, PH) OBP: 0.300, SLG: 0.432								BB BB		2	0	0	0	0	2	5						
<b>Brook Jacoby, R</b> (1, 5) OBP: 0.386, SLG: 0.438							F8			4	2	3	1	1	0	0						
<b>Andy Allanson, R</b> (1, 2) OBP: 0.254, SLG: 0.279							F9			5	1	1	0	0	1	3						
<b>Felix Fermin, R</b> (1, 6) OBP: 0.373, SLG: 0.266							SH1-4 SF8 1B			3	4	2	0	2	0	2						
<b>Inning Stats</b>	R: 0 E: 0 K: 1 S: 9	H: 0 LOB: 0 BB: 0 P: 11	R: 1 E: 0 K: 2 S: 11	H: 2 LOB: 1 BB: 0 P: 16	R: 2 E: 1 K: 0 S: 12	H: 1 LOB: 1 BB: 1 P: 21	R: 0 E: 0 K: 0 S: 9	H: 0 LOB: 0 BB: 0 P: 14	R: 1 E: 0 K: 0 S: 9	H: 1 LOB: 2 BB: 2 P: 17	R: 0 E: 0 K: 0 S: 6	H: 1 LOB: 0 BB: 0 P: 9	R: 2 E: 0 K: 2 S: 9	H: 1 LOB: 2 BB: 3 P: 27	R: 3 E: 0 K: 1 S: 18	H: 3 LOB: 3 BB: 3 P: 35	R: 2 E: 0 K: 0 S: 11	H: 2 LOB: 1 BB: 2 P: 25	1B: 8 2B: 3 3B: 1 HR: 0	SF: 2 SAC: 1 DP: 2 HBP: 0	WP: 2 PB: 1 SB: 1 CS: 0	PA: 48
<b>PITCHER</b>	IP	WLS	BF	H	R	ER	SO	BB	IBB	HBP	BLK	WP	HR	S	P	ERA	WHIP					
<b>Bobby Witt, R</b> (1, 1) ERA: 4.8	6.0	L	28	6	6	4	3	4	0	0	0	0	0	57	93	6.00	1.667					
<b>Kenny Rogers, L</b> (7, 1) ERA: 3.38	2.0		14	3	3	3	3	2	3	0	0	2	0	26	57	13.50	2.500					
<b>Drew Hall, L</b> (9, 1) ERA: 3.6	1.0		6	2	2	2	0	2	0	0	0	0	0	11	25	18.00	4.000					

**Cleveland Indians @ Texas Rangers**  
Arlington Stadium, Arlington, TX  
Mon May 01 1989, 8:05 PM EDT  
Att: 30,192 - Unknown

[livebaseballscorecards.com](http://livebaseballscorecards.com)

<b>AB</b>	34
<b>R</b>	11
<b>H</b>	11
<b>RBI</b>	10
<b>BB</b>	11
<b>SO</b>	6
<b>LOB</b>	22



Batter	1	2	3	4	5	6	7	8	9	AB	R	H	RBI	BB	SO	LOB
<b>Cecil Espy, S</b> OBP: 0.314, SLG: 0.337 (1, 8) C C X	0-2 L7 ①		0-3 K ③		0-0 F8 ②		0-0 S 1B			4	0	1	0	0	1	1
<b>Scott Fletcher, R</b> OBP: 0.394, SLG: 0.318 (1, 6) B F F X	2-2 G6-3 ②			4-1 BB BB	2-1 G5-3 ③		1-2 F9 ③			3	0	0	0	1	0	2
<b>Rafael Palmeiro, L</b> OBP: 0.396, SLG: 0.471 (1, 3) B X	1-0 F4 ③			1-3 K ①		1-1 G3 ①		1-2 G7 ①		4	0	0	0	0	1	1
<b>Ruben Sierra, S</b> OBP: 0.360, SLG: 0.563 (1, 9) B X		1-0 F9 ①		0-0 F8 ②		1-2 BB 1B		0-0 G3 ②		4	0	1	0	0	0	1
<b>Julio Franco, R</b> OBP: 0.392, SLG: 0.512 (1, 4) B F F X		1-2 BB 1B		4-2 BB BB	1-2 BB	4-2 BB 1B		0-2 1B		2	0	2	0	2	0	0
<b>Pete Incaviglia, R</b> OBP: 0.304, SLG: 0.410 (1, 7) 1 SAFE B F F B		4-1 BB 1-2		0-1 P5 ③		2-0 F5 ②		3-2 F3 ③		3	0	0	0	1	0	5
<b>Geno Petralli, L</b> OBP: 0.339, SLG: 0.321 (1, 2) X		0-0 G4-3 ③			0-0 L8 ①	0-0 F7 ③			1-2 G4-3 ①	4	0	0	0	0	0	3
<b>Steve Buechele, R</b> OBP: 0.344, SLG: 0.400 (1, 5) <b>Rick Leach, L</b> OBP: 0.323, SLG: 0.400 (9, PH)			2-0 G6-3 ①		2-0 3B 1B		0-0 G5-3 ①		3-2 F8 ②	3	1	1	0	0	0	0
<b>Jeff Stone, L</b> OBP: 0.167, SLG: 0.333 (1, 10) X			0-0 F9 ②		2-1 3B 1H		1-2 G4-3 ②		0-0 G6-3 ③	1	0	0	0	0	0	0

Inning Stats	R: 0	H: 0	E: 0	K: 0	S: 7	R: 0	H: 1	E: 0	K: 0	S: 6	R: 0	H: 0	E: 0	K: 1	S: 5	R: 0	H: 0	E: 0	K: 1	S: 9	R: 1	H: 2	E: 0	K: 0	S: 7	R: 0	H: 1	E: 0	K: 0	S: 12	R: 0	H: 1	E: 0	K: 0	S: 13	R: 0	H: 1	E: 0	K: 0	S: 13	R: 0	H: 0	E: 0	K: 0	S: 9	R: 0	H: 0	E: 0	K: 0	S: 9	R: 0	H: 0	E: 0	K: 0	S: 13	R: 0	H: 0	E: 0	K: 0	S: 13	1B: 5	2B: 0	3B: 1	SF: 0	SAC: 0	DP: 0	HBP: 0	WP: 0	PB: 0	SB: 1	CS: 0	PA: 36
--------------	------	------	------	------	------	------	------	------	------	------	------	------	------	------	------	------	------	------	------	------	------	------	------	------	------	------	------	------	------	-------	------	------	------	------	-------	------	------	------	------	-------	------	------	------	------	------	------	------	------	------	------	------	------	------	------	-------	------	------	------	------	-------	-------	-------	-------	-------	--------	-------	--------	-------	-------	-------	-------	--------

PITCHER	IP	WLS	BF	H	R	ER	SO	BB	IBB	HBP	BLK	WP	HR	S	P	ERA	WHIP
<b>Rich Yett, R</b> ERA: 5.76 (1, 1)	5.1	W	23	4	1	1	2	4	0	0	0	0	0	44	76	1.69	1.500
<b>Keith Atherton, R</b> ERA: 4.08 (6, 1)	3.2	S	13	2	0	0	0	0	0	0	0	0	0	37	49	0.00	0.545


**BOTTOM**

**Cleveland Indians @ Texas Rangers**  
Arlington Stadium, Arlington, TX

Mon May 01 1989, 8:05 PM EDT  
Att. 30,192 - Unknown

livebaseballscorecards.com

<b>AB</b>	<b>32</b>
<b>R</b>	<b>1</b>
<b>H</b>	<b>6</b>
<b>RBI</b>	<b>1</b>
<b>BB</b>	<b>4</b>
<b>SO</b>	<b>2</b>
<b>LOB</b>	<b>13</b>



Batter	1	2	3	4	5	6	7	8	9	AB R H RBI BB SO LOB	TOP							
<b>Oddibe McDowell, L</b> (1, 7) OBP: 0.287, SLG: 0.282	2-0 2B SF4 1B		2-3 K		2-0 P6		1-1 E9 G3 1B	1-3 K		5 2 1 0 0 2 0	<b>Cleveland Indians @ Texas Rangers</b> Arlington Stadium, Arlington, TX Tue May 02 1989, 8:05 PM EDT Att. 12,772 - Unknown							
<b>Jerry Browne, S</b> (1, 4) OBP: 0.263, SLG: 0.293	2-1 1-3 2B		3-2 G3-1		1-0 F8		1-0 G3	4-0 BB		4 0 1 0 1 0 1								
<b>Joe Carter, R</b> (1, 8) OBP: 0.294, SLG: 0.343	2-1 SF4		2-2 F9			2-1 E7 1B HR 1B	3-2 1B 1B	2-1 F8		4 2 2 2 0 0 1								
<b>Pete O'Brien, L</b> (1, 3) OBP: 0.476, SLG: 0.558	4-1 BB			4-2 L4-6 1B BB		3-1 HR 1B	2-2 BB 1B	2-1 F7		3 2 2 0 2 0 1								
<b>Cory Snyder, R</b> (1, 9) OBP: 0.337, SLG: 0.468	3-3 K			2-2 1B 1-2 1B		0-0 HR	2-2 1B BB		0-2 G5-3	5 2 3 4 0 1 2								
<b>Luis Medina, R</b> (1, 10) OBP: 0.279, SLG: 0.400 <b>Mike Young, S</b> (7, PH) OBP: 0.364, SLG: 0.222	2-3 K			0-1 L4-6		1-1 P3	4-1 1B BB		1-2 G5-3	3 0 0 0 0 1 4 1 0 0 0 1 0 0								
<b>Brook Jacoby, R</b> (1, 5) OBP: 0.398, SLG: 0.434		0-0 G6-3		0-2 1-3 1B		4-2 CS BB	3-3 K		4-2 FC6-4 BB	3 0 1 0 2 1 3								
<b>Andy Allanson, R</b> (1, 2) OBP: 0.263, SLG: 0.278		2-3 K		1-3 K		4-0 BB	0-1 1B		0-0 FC6-4	4 0 1 2 1 2 3								
<b>Felix Fermin, R</b> (1, 6) OBP: 0.354, SLG: 0.250		0-1 F8			1-0 F8	0-0 G4-3	1-0 F9			4 0 0 0 0 0 3								
<b>Inning Stats</b>	R: 1 E: 0 K: 2 S: 12	H: 2 LOB: 2 BB: 1 P: 27	R: 0 E: 0 K: 1 S: 6	H: 0 LOB: 0 BB: 0 P: 8	R: 0 E: 0 K: 1 S: 14	H: 2 LOB: 2 BB: 1 P: 20	R: 0 E: 0 K: 0 S: 3	H: 3 LOB: 1 BB: 2 P: 25	R: 4 E: 1 K: 1 S: 22	H: 4 LOB: 2 BB: 1 P: 38	R: 0 E: 0 K: 1 S: 8	H: 0 LOB: 1 BB: 1 P: 17	R: 0 E: 0 K: 0 S: 10	H: 0 LOB: 1 BB: 1 P: 15	1B: 9 2B: 2 3B: 0 HR: 1	SF: 1 SAC: 0 DP: 1 HBP: 0	WP: 0 PB: 0 SB: 0 CS: 1	PA: 44
<b>PITCHER</b>	IP WLS BF H R ER SO BB IBB HBP BLK WP HR S P ERA WHIP																	
<b>Jamie Moyer, L</b> (1, 1) ERA: 3.0	5.1 L 25 7 4 4 5 3 0 0 0 0 1 58 103 6.75 1.875																	
<b>Cecilio Guante, R</b> (6, 1) ERA: 2.81	1.1 10 4 4 1 1 2 0 0 0 0 0 22 41 6.75 4.500																	
<b>Kenny Rogers, L</b> (7, 1) ERA: 3.0	1.1 5 0 0 0 1 1 0 0 0 0 0 9 19 0.00 0.750																	
<b>Brad Arnsberg, R</b> (9, 1) ERA: 3.06	1.0 4 0 0 0 0 1 0 0 0 0 0 10 15 0.00 1.000																	

<b>AB</b>	36
<b>R</b>	8
<b>H</b>	11
<b>RBI</b>	8
<b>BB</b>	7
<b>SO</b>	7
<b>LOB</b>	18



livebaseballscorecards.com



Batter	1	2	3	4	5	6	7	8	9	AB	R	H	RBI	BB	SO	LOB
<b>Cecil Espy, S</b> OBP: 0.321, SLG: 0.343 (1, 8)	0-0 CS 1B 1B		2-2 G4-3			2-2 G4-3		2-2 FC5-4 1B		4	0	2	0	0	0	0
<b>Rafael Palmeiro, L</b> OBP: 0.400, SLG: 0.473 (1, 3)	1-1 1-2 1B			0-0 G4-3		1-1 1B		1-1 FC5-4 1-2f 3-H		4	0	2	1	0	0	1
<b>Pete Incaviglia, R</b> OBP: 0.292, SLG: 0.391 (1, 7)	1-3 K 2-3			0-3 K		1-3 K		2-2 L5		4	0	0	0	0	3	4
<b>Ruben Sierra, S</b> OBP: 0.346, SLG: 0.538 (1, 9)	0-3 K			2-1 F7		1-1 L8			2-2 F9	4	0	0	0	0	1	2
<b>Julio Franco, R</b> OBP: 0.376, SLG: 0.489 (1, 4)		0-1 F9			3-3 K		1-2 G5-3		1-3 K	4	0	0	0	0	2	0
<b>Buddy Bell, R</b> OBP: 0.250, SLG: 0.273 (1, 10)		3-0 F8			0-2 HR 2B		1-2 G6		4-1 DI BB	3	1	1	0	1	0	0
<b>Jeff Stone, L</b> OBP: 0.167, SLG: 0.333 (9, PR)										0	0	0	0	0	0	0
<b>Steve Buechele, R</b> OBP: 0.340, SLG: 0.429 (1, 5)		3-2 F9			1-0 HR		0-1 G1-3		1-3 K	4	1	1	2	0	1	1
<b>Jim Sundberg, R</b> OBP: 0.344, SLG: 0.481 (1, 2)			1-2 G6-3		1-0 F8		2-0 1B FC5-4 2B			3	1	1	0	0	0	0
<b>Jeff Kunkel, R</b> OBP: 0.267, SLG: 0.333 (1, 6)			1-2 G6-3		1-3 K		3-1 L8			3	0	0	0	0	1	1

Inning Stats	R: 0	H: 2	E: 0	K: 2	S: 9	R: 0	H: 0	E: 0	K: 0	S: 6	R: 0	H: 0	E: 0	K: 0	S: 9	R: 0	H: 0	E: 0	K: 1	S: 7	R: 2	H: 2	E: 0	K: 2	S: 11	R: 0	H: 1	E: 0	K: 1	S: 10	R: 0	H: 0	E: 0	K: 0	S: 8	R: 1	H: 2	E: 0	K: 0	S: 11	R: 0	H: 0	E: 0	K: 2	S: 10	R: 0	H: 0	E: 0	K: 2	S: 10	1B: 4	2B: 2	3B: 0	HR: 1	SF: 0	SAC: 0	DP: 0	HBP: 0	WP: 0	PA: 34
<b>PITCHER</b>	IP	WLS	BF	H	R	ER	SO	BB	IBB	HBP	BLK	WP	HR	S	P	ERA	WHIP																																											
<b>Greg Swindell, L</b> ERA: 2.7 (1, 1)	7.1	W	28	7	3	3	6	0	0	0	0	0	0	66	100	3.68	0.955																																											
<b>Jesse Orosco, L</b> ERA: (8, 1)	1.2		6	0	0	0	2	1	0	0	0	0	0	15	26	0.00	0.600																																											

**BOTTOM**

**Cleveland Indians @ Texas Rangers**  
Arlington Stadium, Arlington, TX  
Tue May 02 1989, 8:05 PM EDT  
Att. 12,772 - Unknown

livebaseballscores.com

<b>AB</b>	<b>33</b>
<b>R</b>	<b>3</b>
<b>H</b>	<b>7</b>
<b>RBI</b>	<b>3</b>
<b>BB</b>	<b>1</b>
<b>SO</b>	<b>8</b>
<b>LOB</b>	<b>9</b>



Batter 1 2 3 4 5 6 7 8 9 AB R H RBI BB SO LOB TOP


<b>Jim Eisenreich, L</b> OBP: 0.365, SLG: 0.509 (1, 8) B X	1-0 G6-3 1B		4-0 S 1B S BB		1-1 1-3		1-1 G1-3		3 1 0 0 1 0 0
<b>Kevin Seitzer, R</b> OBP: 0.357, SLG: 0.369 (1, 5) X	0-0 G3-1 1B		2-1 G6-3 1-2		1-1 F9		1-1 G4-3		4 0 1 0 0 0 1
<b>Luis de los Santos, R</b> OBP: 0.333, SLG: 0.333 (1, 3) B SAFE C SAFE P SAFE S X	2-2 G3-1 1-2		1-1 L6-4 1B 2-H 1B		1-3 K		2-3 K		4 0 1 1 0 2 1
<b>Danny Tartabull, R</b> OBP: 0.423, SLG: 0.412 (1, 9) S C B S	1-3 K		1-1 1-2 1B		2-0 5-3		2-3 K		4 0 1 0 0 2 1
<b>Pat Tabler, R</b> OBP: 0.346, SLG: 0.311 (1, 10) C X		0-1 6-3	0-2 L6-4 2-3		2-2 F9		1-2 1B		4 0 1 0 0 0 2
<b>Bo Jackson, R</b> OBP: 0.320, SLG: 0.602 (1, 7) B C C B X		2-3 K		0-1 CS 1B		1-0 L8		1-1 F8	4 0 1 0 0 1 1
<b>Mike Macfarlane, R</b> OBP: 0.217, SLG: 0.273 (1, 2) <b>Bill Buckner, L</b> OBP: 0.278, SLG: 0.314 (9, PH)		2-0 E6	1 SAFE B 1 SAFE S 1 SAFE C SAFE S B	2-3 1 SAFE S K		0-0 4-3		1-1 F9	3 0 0 0 0 1 1 1 0 0 0 0 0 1
<b>Frank White, R</b> OBP: 0.314, SLG: 0.364 (1, 4) S B F B X		2-2 G6-3	1 SAFE B 1 SAFE C SAFE X	1-1 G1-3 1-2		2-0 FC4-6 1B			3 0 1 0 0 0 2
<b>Kurt Stillwell, S</b> OBP: 0.235, SLG: 0.270 (1, 6) B X			1-0 HR		0-1 L8		2-1 FC4-6 1-2f		3 1 1 1 0 0 1

<b>Inning Stats</b>	R: 0 H: 1 E: 0 LOB: 1 K: 1 BB: 0 S: 9 P: 12	R: 0 H: 0 E: 1 LOB: 1 K: 1 BB: 0 S: 9 P: 15	R: 2 H: 3 E: 0 LOB: 1 K: 0 BB: 1 S: 10 P: 19	R: 0 H: 1 E: 0 LOB: 0 K: 1 BB: 0 S: 7 P: 10	R: 0 H: 0 E: 0 LOB: 0 K: 0 BB: 0 S: 6 P: 8	R: 0 H: 0 E: 0 LOB: 0 K: 1 BB: 0 S: 7 P: 12	R: 0 H: 1 E: 0 LOB: 1 K: 0 BB: 0 S: 5 P: 10	R: 0 H: 0 E: 0 LOB: 0 K: 1 BB: 0 S: 8 P: 12	R: 0 H: 1 E: 0 LOB: 1 K: 1 BB: 0 S: 11 P: 16	1B: 6 SF: 0 2B: 1 SAC: 0 3B: 0 DP: 1 HR: 1 HBP: 0	WP: 0 PA: 34 PB: 0 SB: 2 CS: 1
---------------------	---	---	--	---	--	---	---	---	--	---	--------------------------------

<b>PITCHER</b> <b>Tom Candiotti, R</b> ERA: 3.5 (1, 1)	IP WLS BF H R ER SO BB IBB HBP BLK WP HR S P ERA WHIP	9.0 W 34 7 2 2 6 1 0 0 0 0 1 72 114 2.00 0.889
--	---	--

**Kansas City Royals @ Cleveland Indians**  
Cleveland Municipal Stadium, Cleveland, OH  
Wed May 03 1989, 7:05 PM EDT  
Att: 8,090 - Sunny - 54 F

<b>AB</b>	<b>33</b>
<b>R</b>	<b>2</b>
<b>H</b>	<b>7</b>
<b>RBI</b>	<b>2</b>
<b>BB</b>	<b>1</b>
<b>SO</b>	<b>6</b>
<b>LOB</b>	<b>11</b>



<b>PITCHER</b>	IP WLS BF H R ER SO BB IBB HBP BLK WP HR S P ERA WHIP
----------------	---

Batter	1	2	3	4	5	6	7	8	9	AB	R	H	RBI	BB	SO	LOB	BOTTOM			
<b>Oddibe McDowell, L</b> (1, 7) OBP: 0.283, SLG: 0.270	4-1 1B SF8 BB	1-0 P5		0-0 G3		1-1 G4-3		2-1 F9		4	1	0	0	1	0	3	<b>Kansas City Royals @ Cleveland Indians</b> <b>Cleveland Municipal Stadium, Cleveland, OH</b> Wed May 03 1989, 7:05 PM EDT Att. 8,090 - Sunny - 54 F			
<b>Jerry Browne, S</b> (1, 4) OBP: 0.272, SLG: 0.305	2-2 SAFE P3		1-2 SH5-3 2B	4-0 E BB		1-3 K				3	2	1	0	1	1	1				
<b>Joe Carter, R</b> (1, 8) OBP: 0.295, SLG: 0.343	3-2 SAFE 1B 1-3 1B		0-0 SH5-3	1-0 E6		1-3 K				3	0	1	0	0	1	0				
<b>Pete O'Brien, L</b> (1, 3) OBP: 0.458, SLG: 0.539	0-2 SF8		0-1 G3	0-0 G3-1				2-1 G6-3		3	0	0	1	0	0	2				
<b>Cory Snyder, R</b> (1, 9) OBP: 0.352, SLG: 0.490	2-2 SAFE 1B		1-2 2B		0-0 FC6-4 E 1B		1-3 K			4	0	3	1	0	1	0				
<b>Pat Keedy, R</b> (1, 10) OBP: 0.313, SLG: 0.357	1-3 K		1-3 K		2-2 E5 FC6-4		1-0 F7			4	0	0	0	0	2	4				
<b>Brook Jacoby, R</b> (1, 5) OBP: 0.392, SLG: 0.463		2-1 HR		1-1 P5		0-3 K		1-0 P6		4	1	1	1	0	1	2				
<b>Andy Allanson, R</b> (1, 2) OBP: 0.275, SLG: 0.289		2-2 P4		0-2 G3 1B WP 1B		3-1 FC6-4 FC3-6		0-1 G3 1B		4	1	2	0	0	0	2				
<b>Felix Fermin, R</b> (1, 6) OBP: 0.349, SLG: 0.250		2-1 1-3		0-0 WP G3 E 1B		0-1 FC3-6		0-0 G3		4	1	1	0	0	0	3				
<b>Inning Stats</b>	R: 1 E: 0 K: 1 S: 23	H: 2 LOB: 2 BB: 1 P: 34	R: 1 E: 0 K: 0 S: 8	H: 1 LOB: 0 BB: 0 P: 15	R: 1 E: 0 K: 1 S: 13	H: 2 LOB: 1 BB: 0 P: 16	R: 3 E: 1 K: 0 S: 9	H: 2 LOB: 1 BB: 1 P: 15	R: 0 E: 1 K: 1 S: 11	H: 1 LOB: 2 BB: 0 P: 16	R: 0 E: 0 K: 2 S: 8	H: 0 LOB: 0 BB: 0 P: 11	R: 0 E: 0 K: 1 S: 7	H: 0 LOB: 0 BB: 0 P: 11	R: 0 E: 0 K: 0 S: 6	H: 1 LOB: 1 BB: 0 P: 9	1B: 6 2B: 2 3B: 0 HR: 1	SF: 1 SAC: 1 DP: 0 HBP: 0	WP: 1 PB: 0 SB: 0 CS: 0	PA: 37
<b>PITCHER</b>	IP WLS BF H R ER SO	IP WLS BF H R ER SO	IP WLS BF H R ER SO	IP WLS BF H R ER SO	IP WLS BF H R ER SO	IP WLS BF H R ER SO	IP WLS BF H R ER SO	IP WLS BF H R ER SO	IP WLS BF H R ER SO	IP WLS BF H R ER SO	IP WLS BF H R ER SO	IP WLS BF H R ER SO	IP WLS BF H R ER SO	IP WLS BF H R ER SO	IP WLS BF H R ER SO	IP WLS BF H R ER SO	ERA WHIP	ERA WHIP		
<b>Charlie Leibrandt, L</b> (1, 1) ERA: 3.26	4.0 L	24	8	6	4	2	2	0	0	0	0	0	0	0	0	0	9.00	2.500		
<b>Luis Aquino, R</b> (5, 1) ERA: 0.56	4.0	13	1	0	0	4	0	0	0	0	0	0	0	0	0	0.00	0.250			

livebaseballscorecards.com

<b>AB</b>	<b>33</b>
<b>R</b>	<b>6</b>
<b>H</b>	<b>9</b>
<b>RBI</b>	<b>3</b>
<b>BB</b>	<b>2</b>
<b>SO</b>	<b>6</b>
<b>LOB</b>	<b>17</b>



Batter	1	2	3	4	5	6	7	8	9	AB R H RBI BB SO LOB	TOP											
Willie Wilson, S (1, 8) OBP: 0.276, SLG: 0.230	2-3 K		1-2 6-3			4-0 1-2 BB			2-2 E3 1B G4-6-3	3 1 0 0 1 1 0	<b>Kansas City Royals @ Cleveland Indians</b> Cleveland Municipal Stadium, Cleveland, OH Thu May 04 1989, 3:33 AM EDT Att. 6,757 - Unknown <a href="http://livebaseballscorecards.com">livebaseballscorecards.com</a>											
Kevin Seitzer, R (1, 5) OBP: 0.353, SLG: 0.364	1-1 G1			2-2 F9		2-2 F9		0-1 G4-6-3 1B	4 0 1 0 0 0 2													
Jim Eisenreich, L (1, 9) OBP: 0.343, SLG: 0.475	2-2 G4-3			0-0 E1 G5-4-3		2-3 K		0-0 G4-6-3 1-2f 3-H	4 0 0 0 0 1 3													
Danny Tartabull, R (1, 10) OBP: 0.407, SLG: 0.393		2-3 K		0-0 G5-4-3 1-2f		1-1 P4		0-1 G6-3	4 0 0 0 0 1 1													
Bill Buckner, L (1, 3) OBP: 0.256, SLG: 0.289		0-1 G3-1			1-0 G1-3		2-2 G4-3		3 0 0 0 0 0 0													
Bo Jackson, R (1, 7) OBP: 0.311, SLG: 0.583		1-0 E6 S			3-3 K		0-0 G6-3		3 0 0 0 0 1 0													
Bob Boone, R (1, 2) OBP: 0.373, SLG: 0.361		2-1 L5 1-2			1-0 G6-3			2-1 G1	3 0 0 0 0 0 1													
Brad Wellman, R (1, 4) OBP: 0.281, SLG: 0.233			1-0 G4-3			1-1 G6-3		3-2 G6-3	3 0 0 0 0 0 0													
Kurt Stillwell, S (1, 6) OBP: 0.239, SLG: 0.262			3-2 F8			4-2 F9 BB BB		0-1 G3	2 0 0 0 1 0 0													
<b>Inning Stats</b>	R: 0 E: 0 K: 1 S: 8	H: 0 LOB: 0 BB: 0 P: 13	R: 0 E: 1 K: 1 S: 8	H: 0 LOB: 1 BB: 0 P: 13	R: 0 E: 0 K: 0 S: 8	H: 0 LOB: 0 BB: 0 P: 13	R: 0 E: 1 K: 0 S: 6	H: 0 LOB: 0 BB: 0 P: 8	R: 0 E: 0 K: 1 S: 5	H: 0 LOB: 0 BB: 0 P: 10		R: 0 E: 0 K: 1 S: 10	H: 0 LOB: 2 BB: 2 P: 23	R: 0 E: 0 K: 0 S: 6	H: 0 LOB: 0 BB: 0 P: 9	R: 0 E: 0 K: 0 S: 7	H: 0 LOB: 0 BB: 0 P: 12	R: 1 E: 1 K: 0 S: 8	H: 1 LOB: 0 BB: 0 P: 10	1B: 1 2B: 0 3B: 0 HR: 0	SF: 0 SAC: 0 DP: 2 HBP: 0	WP: 0 PB: 0 SB: 1 CS: 0
<b>PITCHER</b>	IP WLS BF H R ER SO BB IBB HBP BLK WP HR S P ERA WHIP																					
John Farrell, R (1, 1) ERA: 2.7	8.0 W 29 1 1 0 4 2 0 0 0 0 0 0 63 108 0.00 0.375																					
Doug Jones, R (9, 1) ERA: 1.74	1.0 S 2 0 0 0 0 0 0 0 0 0 0 0 3 3 0.00 0.000																					

**Kansas City Royals @ Cleveland Indians**  
 Cleveland Municipal Stadium, Cleveland, OH

Thu May 04 1989, 3:33 AM EDT  
 Att. 6,757 - Unknown

AB	29
R	1
H	1
RBI	0
BB	2
SO	4
LOB	7



Batter	1	2	3	4	5	6	7	8	9	AB	R	H	RBI	BB	SO	LOB
<b>Oddibe McDowell, L</b> (1, 7) OBP: 0.272, SLG: 0.258 C B F S	1-3 		0-0 			1-0 		2-2 		4	0	0	0	0	1	2
<b>Jerry Browne, S</b> (1, 4) OBP: 0.271, SLG: 0.303 F B X	1-2 		1-0 			0-0 		1-1 		4	1	1	1	0	0	1
<b>Joe Carter, R</b> (1, 8) OBP: 0.302, SLG: 0.377 B X	1-0 		2-0 			1-2 		1-0 		4	1	2	2	0	0	1
<b>Pete O'Brien, L</b> (1, 3) OBP: 0.441, SLG: 0.516 X		0-0 		3-2 		2-1 		1-1 		4	0	0	0	0	0	1
<b>Cory Snyder, R</b> (1, 9) OBP: 0.343, SLG: 0.475 C B T C		1-3 		1-2 			0-3 			3	0	0	0	0	2	0
<b>Dave Clark, L</b> (1, 10) OBP: 0.321, SLG: 0.420 B T B B T C T		4-2 		3-2 			1-1 			2	0	0	0	1	0	0
<b>Brook Jacoby, R</b> (1, 5) OBP: 0.390, SLG: 0.451 B B B B S		4-2 		2-2 		1-0 				2	0	0	0	1	0	1
<b>Andy Allanson, R</b> (1, 2) OBP: 0.277, SLG: 0.291 X	0-0 			0-0 				1-2 		3	1	1	0	0	0	2
<b>Felix Fermin, R</b> (1, 6) OBP: 0.353, SLG: 0.257 C B T C			1-2 		3-2 			0-0 		2	0	1	0	0	0	0

Inning Stats	R: 0	H: 0	E: 0	K: 1	S: 7	R: 0	H: 0	E: 0	K: 1	S: 11	R: 0	H: 1	E: 0	K: 0	S: 7	R: 0	H: 0	E: 0	K: 0	S: 11	R: 0	H: 0	E: 0	K: 0	S: 8	R: 0	H: 1	E: 1	K: 1	S: 6	R: 3	H: 3	E: 0	K: 0	S: 12	R: 0	H: 0	E: 0	K: 0	S: 7
	0	0	0	1	7	0	0	0	0	11	0	0	0	0	7	0	0	0	0	11	0	0	0	0	8	0	1	1	0	6	3	3	0	0	12	0	3	0	0	18

PITCHER	IP	WLS	BF	H	R	ER	SO	BB	IBB	HBP	BLK	WP	HR	S	P	ERA	WHIP
<b>Bret Saberhagen, R</b> (1, 1) ERA: 3.35	8.0	L	31	5	3	3	3	2	0	0	0	0	1	70	110	3.38	0.875

**BOTTOM**

**Kansas City Royals @ Cleveland Indians**  
 Cleveland Municipal Stadium, Cleveland, OH

Thu May 04 1989, 3:33 AM EDT  
 Att. 6,757 - Unknown

AB	28
R	3
H	5
RBI	3
BB	2
SO	3
LOB	8

1B:	4	SF:	0	WP:	0	PA:	31
2B:	0	SAC:	1	PB:	0		
3B:	0	DP:	1	SB:	0		
HR:	1	HBP:	0	CS:	0		

Batter	1	2	3	4	5	6	7	8	9	10	11	12	AB R H RBI BB SO LOB	TOP												
Dan Gladden, R OBP: 0.321, SLG: 0.376	(1, 7) F8 P3		(1, 2) F8 2-3		(1, 3) F8 4-3		(1, 4) BB 4-0			(1, 2) K 1-3		(1, 2) 1B 0-0	5 0 1 1 1 1 1	<b>Minnesota Twins @ Cleveland Indians</b> <b>Cleveland Municipal Stadium, Cleveland, OH</b> Fri May 05 1989, 7:05 PM EDT Att: 7,889 - Unknown												
Greg Gagne, R OBP: 0.299, SLG: 0.321	(1, 6) F8 3-2		(1, 3) F8 4-3		(1, 2) F8 5-3		(1, 3) F8 6-3			(1, 0) FC6-4 1B		(1, 2) 5-3	6 0 1 0 0 0 4													
Kirby Puckett, R OBP: 0.372, SLG: 0.529	(1, 8) L9 1-1			(1, 0) L6		(1, 2) F8 5-3		(1, 1) F8 4-3		(1, 0) FC6-4 1B		(1, 2) 5-3	5 0 0 0 0 0 1													
Gene Larkin, S OBP: 0.320, SLG: 0.366		(1, 3) BB 4-1		(1, 1) 1B 0-1		(1, 0) F8 2B		(1, 2) F8				(1, 1) F8	4 0 2 0 1 0 0													
Brian Harper, R OBP: 0.316, SLG: 0.490		(1, 2) P3 3-1		(1, 1) F9 0-1		(1, 0) F8 2B		(1, 2) F8				(1, 2) P4	4 0 0 0 0 0 3													
Jim Dwyer, L OBP: 0.345, SLG: 0.360													1 0 0 0 0 0 0													
Tim Laudner, R OBP: 0.245, SLG: 0.200													0 0 0 0 0 0 0													
Gary Gaetti, R OBP: 0.306, SLG: 0.476		(1, 5) F6 2-2		(1, 3) F9 3-0		(1, 1) SH3-4 1B		(1, 0) G4-6-3 1B				(1, 3) K	5 1 2 0 0 1 2													
Kent Hrbek, L OBP: 0.345, SLG: 0.514		(1, 10) 5-3 0-0			(1, 2) 4-3		(1, 2) PB 1B		(1, 0) G4-6-3 1B			(1, 0) 1B 2B	5 0 2 0 0 0 2													
Randy Bush, L OBP: 0.286, SLG: 0.393						(1, 2) SH3-4 1B							0 1 0 0 0 0 0													
Carmen Castillo, R OBP: 0.450, SLG: 0.694				(1, 0) 6-3		(1, 2) SH3-4 HR		(1, 1) SH3-4		(1, 2) F7		(1, 3) K	2 1 1 1 0 0 0													
John Moses, S OBP: 0.342, SLG: 0.344						(1, 2) K 2B		(1, 3) K					2 0 0 0 0 1 1													
Al Newman, S OBP: 0.276, SLG: 0.294			(1, 1) F8 2B		(1, 2) F8		(1, 3) K 2B			(1, 3) K		(1, 2) F4	5 0 1 0 0 2 2													
<b>Inning Stats</b>	R: 0 E: 0 K: 0 S: 7	H: 0 LOB: 0 BB: 0 P: 14	R: 0 E: 0 K: 0 S: 7	H: 0 LOB: 1 BB: 1 P: 16	R: 0 E: 0 K: 0 S: 9	H: 1 LOB: 1 BB: 0 P: 14	R: 0 E: 0 K: 0 S: 6	H: 1 LOB: 1 BB: 0 P: 9	R: 1 E: 0 K: 0 S: 12	H: 1 LOB: 0 BB: 0 P: 17	R: 0 E: 0 K: 0 S: 12	H: 1 LOB: 1 BB: 0 P: 16	R: 0 E: 0 K: 0 S: 4	H: 0 LOB: 0 BB: 0 P: 8	R: 0 E: 0 K: 0 S: 5	H: 1 LOB: 0 BB: 0 P: 7	R: 0 E: 0 K: 2 S: 10	H: 1 LOB: 1 BB: 0 P: 14	R: 0 E: 0 K: 1 S: 9	H: 0 LOB: 0 BB: 0 P: 14	R: 1 E: 0 K: 1 S: 11	H: 2 LOB: 1 BB: 0 P: 15	1B: 6 2B: 3 3B: 0 HR: 1	SF: 0 SAC: 1 DP: 1 HBP: 0	WP: 0 PA: 47	
<b>PITCHER</b>	IP WLS BF H R ER SO BB IBB HBP BLK WP HR S P ERA WHIP																									
Bud Black, L ERA: 4.66	(1, 1) 6.2 27 6 2 1 1 1 0 0 0 0 0 65 104 1.35 1.050																									
Keith Atherton, R ERA: 3.79	(7, 1) 1.1 5 0 0 0 0 1 0 0 0 0 0 6 15 0.00 0.750																									
Jesse Orosco, L ERA:	(9, 1) 2.0 7 2 0 0 2 0 0 0 0 0 0 15 21 0.00 1.000																									
Doug Jones, R ERA: 2.19	(11, 1) 2.0 L 8 2 1 1 2 0 0 0 0 0 0 20 29 4.50 1.000																									

AB	44
R	3
H	10
RBI	2
BB	2
SO	5
LOB	16



livebaseballscorecards.com

Batter	1	2	3	4	5	6	7	8	9	10	11	12	AB R H RBI BB SO LOB
<b>Oddibe McDowell, L</b> OBP: 0.284, SLG: 0.265 (1, 7)	1-1 PB SH5-3 1B		3-2 1B			1-0 F7	1-0 F8			4-2 FC1-5 BB		0-1 B1	5 0 2 0 1 0 3
<b>Jerry Browne, S</b> OBP: 0.268, SLG: 0.298 (1, 4)	1-1 SH5-3 1-2		0-0 4-3			1-2 G6-4-3 1B		0-1 L5		0-0 FC1-5 1-2 2-3f		1-1 F7	5 0 1 0 0 0 3
<b>Joe Carter, R</b> OBP: 0.287, SLG: 0.357 (1, 8)	1-1 L5 2-3			0-0 6-3		0-0 G6-4-3 1-2f		3-0 F8		0-1 F4		1-3 K	6 0 0 0 0 1 4
<b>Pete O'Brien, L</b> OBP: 0.422, SLG: 0.490 (1, 3)	2-2 4-3			3-2 F9		0-0 3-1		2-3 K		0-0 P4			5 0 0 0 0 1 3
<b>Cory Snyder, R</b> OBP: 0.327, SLG: 0.453 (1, 9)		2-3 K		0-1 1-3		3-2 F9		1-2 F7		1-0 P5			5 0 0 0 0 1 0
<b>Dave Clark, L</b> OBP: 0.361, SLG: 0.509 (1, 10)		3-2 G6-4-3 1B		2-2 4-3		2-2 1B BB 1B		1-1 HR		2-0 BB 1B			5 2 4 1 0 0 0
<b>Brook Jacoby, R</b> OBP: 0.400, SLG: 0.453 (1, 5)		2-1 G6-4-3 1-2f		0-0 1B		2-1 BB 1B 1B		1-1 F7		4-2 SAFE 1-2 BB			4 0 2 0 1 0 1
<b>Andy Allanson, R</b> OBP: 0.273, SLG: 0.286 (1, 2)			1-1 P3		1-3 K		3-2 BB 1B 1-2 2-3 3H BB		1-2 6-3		1-3 K		5 0 1 0 0 2 3
<b>Felix Fermin, R</b> OBP: 0.356, SLG: 0.269 (1, 6)			3-1 5-3		0-0 1-3		4-2 BB		0-2 FC1-5 2B		1-2 P2		4 0 1 1 1 0 3


Inning Stats	R: 0	H: 1	E: 0	LOB: 1	K: 0	P: 14	R: 0	H: 1	E: 0	LOB: 0	K: 1	P: 16	R: 0	H: 1	E: 0	LOB: 1	K: 0	P: 15	R: 0	H: 0	E: 0	LOB: 0	K: 0	P: 10	R: 0	H: 1	E: 0	LOB: 1	K: 1	P: 13	R: 0	H: 1	E: 0	LOB: 0	K: 0	P: 7	R: 1	H: 3	E: 0	LOB: 3	K: 0	P: 33	R: 0	H: 0	E: 0	LOB: 0	K: 1	P: 11	R: 1	H: 1	E: 0	LOB: 0	K: 0	P: 15	R: 0	H: 1	E: 0	LOB: 2	K: 1	P: 20	R: 0	H: 0	E: 0	LOB: 0	K: 1	P: 9	1B: 9	SF: 0	2B: 1	SAC: 1	3B: 0	DP: 2	HR: 1	HBP: 0	WP: 0	PA: 48
	S: 9	BB: 0	S: 9	BB: 0	S: 8	BB: 0	S: 7	BB: 0	S: 10	BB: 0	S: 5	BB: 0	S: 18	BB: 0	S: 11	BB: 1	S: 11	BB: 1	S: 11	BB: 1	S: 11	BB: 1	S: 7	BB: 0	1B: 9	SF: 0	2B: 1	SAC: 1	3B: 0	DP: 2	HR: 1	HBP: 0	WP: 0	PA: 48																																										

PITCHER	IP	WLS	BF	H	R	ER	SO	BB	IBB	HBP	BLK	WP	HR	S	P	ERA	WHIP
<b>Roy Smith, R</b> ERA: 3.23 (1, 1)	6.2		25	7	1	1	2	0	0	0	0	0	0	57	91	1.35	1.050
<b>Juan Berenguer, R</b> ERA: 3.5 (7, 1)	0.0		2	1	0	0	0	1	0	0	0	0	0	8	15	∞	∞
<b>Gary Wayne, L</b> ERA: 4.24 (7, 1)	1.1		4	0	0	0	1	0	0	0	0	0	0	7	13	0.00	0.000
<b>Jeff Reardon, R</b> ERA: 4.61 (9, 1)	2.0		9	2	1	1	0	1	0	0	0	0	1	22	30	4.50	1.500
<b>German Gonzalez, R</b> ERA: 2.77 (11, 1)	2.0	W	8	1	0	0	2	1	0	0	0	0	0	18	29	0.00	1.000

**MINNESOTA TWINS @ CLEVELAND INDIANS**  
**Cleveland Municipal Stadium, Cleveland, OH**  
 Fri May 05 1989, 7:05 PM EDT  
 Att. 7,889 - Unknown

livebaseballscorecards.com

AB	44
R	2
H	11
RBI	2
BB	3
SO	5
LOB	20



Batter	1	2	3	4	5	6	7	8	9	AB R H RBI BB SO LOB	TOP												
Dan Gladden, R (1, 7) OBP: 0.306, SLG: 0.362	0-1 G6-3		2-3 K		3-2 P6		0-0 G4-3		3-2 SF9	4 0 0 1 0 1 1													
Al Newman, S (1, 4) OBP: 0.250, SLG: 0.263 Kent Hrbek, L (9, PH) OBP: 0.353, SLG: 0.560 Wally Backman, S (9, 4) OBP: 0.327, SLG: 0.330	2-3 K		0-0 G6-3			1-3 K	0-1 F9		2-1 HR	4 0 0 0 0 2 1 1 1 1 1 0 0 0 0 0 0 0 0 0 0													
Kirby Puckett, R (1, 8) OBP: 0.356, SLG: 0.505	1-2 G4-3			2-0 G6-3		0-1 G6-3		0-0 G4-3	0-1 G6-3	5 0 0 0 0 0 0													
Gary Gaetti, R (1, 5) OBP: 0.310, SLG: 0.472		0-0 G1-3		2-3 K		0-1 BB 1B		1-2 BB 1B	0-3 K	5 0 2 0 0 2 0													
Carmen Castillo, R (1, 9) OBP: 0.455, SLG: 0.667		0-0 F9		4-1 BB		2-1 BB 1B		2-2 P2		3 0 1 0 1 0 1													
Gene Larkin, S (1, 3) OBP: 0.346, SLG: 0.372		1-0 1B		4-1 BB		1-2 BB		4-2 BB	1-2 BB	1 0 1 0 3 0 0													
Brian Harper, R (1, 2) OBP: 0.300, SLG: 0.463 Randy Bush, L (8, PH) OBP: 0.286, SLG: 0.393 John Moses, S (8, PH) OBP: 0.333, SLG: 0.333 Francisco Oliveras, R (8, 1)		1-0 P4		2-2 L3		0-1 P4		2-0 L7		3 0 0 0 0 0 6 0 0 0 0 0 0 0 1 0 0 0 0 0 2 0 0 0 0 0 0 0													
Tim Laudner, R (1, 10) OBP: 0.283, SLG: 0.388 (8, 2)			3-2 2B		1-3 K		2-2 HR		2-1 HR	4 2 3 2 0 1 0													
Greg Gagne, R (1, 6) OBP: 0.297, SLG: 0.341			1-1 G5-3		3-3 K		0-0 F8		2-2 SF9 3B	4 1 1 0 0 1 1													
<b>Inning Stats</b>	R: 0 E: 0 K: 1 S: 9	H: 0 LOB: 0 BB: 0 P: 12	R: 0 E: 0 K: 0 S: 4	H: 1 LOB: 1 BB: 0 P: 6	R: 0 E: 0 K: 1 S: 10	H: 1 LOB: 1 BB: 0 P: 16	R: 0 E: 0 K: 1 S: 9	H: 0 LOB: 2 BB: 2 P: 23	R: 0 E: 0 K: 2 S: 11	H: 0 LOB: 0 BB: 0 P: 18	R: 0 E: 0 K: 1 S: 14	H: 2 LOB: 3 BB: 1 P: 21	R: 1 E: 0 K: 0 S: 7	H: 1 LOB: 0 BB: 0 P: 9	R: 0 E: 0 K: 0 S: 12	H: 1 LOB: 2 BB: 1 P: 21	R: 3 E: 0 K: 1 S: 15	H: 3 LOB: 0 BB: 0 P: 24	1B: 4 2B: 1 3B: 1 HR: 3	SF: 1 SAC: 0 DP: 0 HBP: 0	WP: 0 PB: 0 SB: 0 CS: 0	PA: 40	
<b>PITCHER</b>	IP WLS BF H R ER SO BB IBB HBP BLK WP HR S P ERA WHIP																						
Greg Swindell, L (1, 1) ERA: 2.5	7.0		29	5	1	1	6	3	0	0	0	0	1	64	105	1.29	1.143						
Keith Atherton, R (8, 1) ERA: 3.66	0.2		4	1	0	0	0	1	0	0	0	0	0	11	18	0.00	3.000						
Jesse Orosco, L (8, 1) ERA: 2.35	0.1		3	2	2	2	0	0	0	0	0	0	1	6	12	54.00	6.000						
Doug Jones, R (9, 1) ERA: 2.7	1.0	W	4	1	1	1	1	0	0	0	0	0	1	10	15	9.00	1.000						

Minnesota Twins @ Cleveland Indians  
Cleveland Municipal Stadium, Cleveland, OH  
Sun May 07 1989, 3:33 AM EDT  
Unknown

livebaseballscorecards.com

AB	35
R	4
H	9
RBI	4
BB	4
SO	7
LOB	12





Batter	1	2	3	4	5	6	7	8	9	AB	R	H	RBI	BB	SO	LOB
<b>Oddibe McDowell, L</b> (1, 7) OBP: 0.283, SLG: 0.257	2-3 <b>K</b>		2-1 <b>G4-3</b>	4-0 <b>BB</b>		0-3 <b>K</b>				3	0	0	0	1	2	3
<b>Jerry Browne, S</b> (1, 4) OBP: 0.259, SLG: 0.287	0-1 <b>L6</b>		0-1 <b>G4-3</b>	0-0 <b>P8</b>			1-1 <b>G4-3</b>			4	0	0	0	0	0	4
<b>Joe Carter, R</b> (1, 8) OBP: 0.286, SLG: 0.353	2-2 <b>L5</b>		1-0 <b>1B</b>		1-2 <b>F7</b>		1-0 <b>F8</b>			4	0	1	1	0	0	0
<b>Cory Snyder, R</b> (1, 9) OBP: 0.316, SLG: 0.436		0-0 <b>G5-3</b>	0-1 <b>F7</b>		1-2 <b>F9</b>		1-3 <b>K</b>			4	0	0	0	0	1	1
<b>Pete O'Brien, L</b> (1, 3) OBP: 0.417, SLG: 0.510		3-2 <b>HR</b>		2-2 <b>P5</b>	2-1 <b>G3</b>		1-0 <b>G3</b>			4	1	1	1	0	0	0
<b>Luis Medina, R</b> (1, 10) OBP: 0.283, SLG: 0.395		3-3 <b>K</b>		2-3 <b>K</b>		1-2 <b>G1-6-3</b>		0-1 <b>G5-3</b>		3	0	1	0	0	2	0
<b>Mike Young, S</b> (8, PH) OBP: 0.417, SLG: 0.300										1	0	1	0	0	0	0
<b>Brook Jacoby, R</b> (1, 5) OBP: 0.404, SLG: 0.489		1-0 <b>HR</b>		2-0 <b>1B</b>		2-2 <b>G1-6-3</b>		2-2 <b>G5-3</b>		4	2	2	1	0	0	2
<b>Andy Allanson, R</b> (1, 2) OBP: 0.286, SLG: 0.291		3-2 <b>G6-3</b>		1-2 <b>1B</b>		4-1 <b>1B</b>				2	0	1	0	1	0	0
<b>Dave Clark, L</b> (9, PH) OBP: 0.371, SLG: 0.571				1-2 <b>1B</b>				2-2 <b>HR</b>		1	1	1	1	0	0	0
<b>Felix Fermin, R</b> (1, 6) OBP: 0.376, SLG: 0.288			4-1 <b>G4-3</b>	1-2 <b>1B</b>		1-1 <b>1B</b>				2	1	2	1	1	0	0

Inning Stats	R: 0	H: 0	E: 0	K: 1	S: 8	LOB: 0	BB: 0	P: 12	R: 2	H: 2	E: 0	K: 1	S: 12	LOB: 0	BB: 0	P: 22	R: 1	H: 1	E: 0	K: 0	S: 8	LOB: 1	BB: 1	P: 15	R: 1	H: 3	E: 0	K: 1	S: 14	LOB: 3	BB: 1	P: 26	R: 0	H: 0	E: 0	K: 0	S: 8	LOB: 0	BB: 0	P: 12	R: 0	H: 2	E: 0	K: 1	S: 13	LOB: 2	BB: 1	P: 21	R: 0	H: 0	E: 0	K: 1	S: 6	LOB: 0	BB: 0	P: 9	R: 0	H: 1	E: 0	K: 0	S: 7	LOB: 0	BB: 0	P: 9	R: 1	H: 1	E: 0	K: 0	S: 3	LOB: 0	BB: 0	P: 5	1B: 7	SF: 0	2B: 0	SAC: 0	3B: 0	DP: 1	HR: 3	HBP: 0	WP: 0	PA: 35
--------------	------	------	------	------	------	--------	-------	-------	------	------	------	------	-------	--------	-------	-------	------	------	------	------	------	--------	-------	-------	------	------	------	------	-------	--------	-------	-------	------	------	------	------	------	--------	-------	-------	------	------	------	------	-------	--------	-------	-------	------	------	------	------	------	--------	-------	------	------	------	------	------	------	--------	-------	------	------	------	------	------	------	--------	-------	------	-------	-------	-------	--------	-------	-------	-------	--------	-------	--------

PITCHER	IP	WLS	BF	H	R	ER	SO	BB	IBB	HBP	BLK	WP	HR	S	P	ERA	WHIP
<b>Allan Anderson, L</b> (1, 1) ERA: 4.34	6.0		28	8	4	4	4	3	0	0	0	0	2	63	108	6.00	1.833
<b>Francisco Oliveras, R</b> (7, 1) ERA: 1.5	2.0	L	7	2	1	1	1	0	0	0	0	0	1	16	23	4.50	1.000
<b>Francisco Oliveras, R</b> (8, 1) ERA: 1.5	2.0	L	7	2	1	1	1	0	0	0	0	0	1	16	23	4.50	1.000

**MINNESOTA TWINS @ CLEVELAND INDIANS**  
**CLEVELAND MUNICIPAL STADIUM, CLEVELAND, OH**  
 Sun May 07 1989, 3:33 AM EDT  
 Unknown

<b>AB</b>	<b>32</b>
<b>R</b>	<b>5</b>
<b>H</b>	<b>10</b>
<b>RBI</b>	<b>5</b>
<b>BB</b>	<b>3</b>
<b>SO</b>	<b>5</b>
<b>LOB</b>	<b>10</b>



Batter	1	2	3	4	5	6	7	8	9	AB R H RBI BB SO LOB	TOP					
<b>Wally Backman, S</b> (1, 4) <small>OBP: 0.327, SLG: 0.323</small> <b>Greg Gagne, R</b> (7, PH) <small>OBP: 0.293, SLG: 0.337</small> (7, 6)	1-1 			4-1 	3-3 		0-0 			2 0 0 0 1 1 2 1 0 0 0 0 0 2						
<b>John Moses, S</b> (1, 7) <small>OBP: 0.326, SLG: 0.324</small> (8, 8)	0-0 			0-0 		1-2 		0-0 		4 0 1 0 0 0 1						
<b>Kirby Puckett, R</b> (1, 8) <small>OBP: 0.344, SLG: 0.487</small> <b>Jim Dwyer, L</b> (8, 9) <small>OBP: 0.345, SLG: 0.360</small>	1-0 			0-0 		0-1 		0-0 		4 0 0 0 0 0 3 0 0 0 0 0 0 0						
<b>Kent Hrbek, L</b> (1, 10) <small>OBP: 0.337, SLG: 0.532</small>		0-0 		1-3 		1-0 		0-0 		4 0 0 0 0 1 2						
<b>Gary Gaetti, R</b> (1, 5) <small>OBP: 0.299, SLG: 0.455</small>			1-3 	2-3 			1-2 		1-2 	4 0 0 0 0 2 2						
<b>Randy Bush, L</b> (1, 9) <small>OBP: 0.299, SLG: 0.417</small> (8, 7)		2-1 			2-0 		0-1 		0-0 	4 1 2 0 0 0 0						
<b>Gene Larkin, S</b> (1, 3) <small>OBP: 0.355, SLG: 0.368</small> <b>Brian Harper, R</b> (8, 3) <small>OBP: 0.295, SLG: 0.455</small>			4-2 	4-2 		1-0 		0-0 		1 0 0 0 2 0 1 1 0 0 0 0 0 0						
<b>Tim Laudner, R</b> (1, 2) <small>OBP: 0.286, SLG: 0.373</small>			1-3 	2-1 		4-0 				2 0 0 0 1 1 3						
<b>Al Newman, S</b> (1, 6) <small>OBP: 0.256, SLG: 0.268</small> (7, 4)			0-1 	0-1 		1-2 				3 0 1 1 0 0 3						
<b>Inning Stats</b>	R: 0 H: 0 E: 1 LOB: 0 K: 0 BB: 0 S: 4 P: 6	R: 0 H: 0 E: 0 LOB: 0 K: 1 BB: 0 S: 6 P: 9	R: 0 H: 0 E: 0 LOB: 0 K: 1 BB: 1 S: 8 P: 13	R: 0 H: 1 E: 0 LOB: 2 K: 2 BB: 1 S: 10 P: 17	R: 0 H: 1 E: 0 LOB: 2 K: 1 BB: 1 S: 10 P: 21	R: 0 H: 0 E: 0 LOB: 0 K: 0 BB: 0 S: 6 P: 8	R: 1 H: 2 E: 0 LOB: 2 K: 0 BB: 1 S: 10 P: 17	R: 0 H: 0 E: 0 LOB: 0 K: 0 BB: 0 S: 3 P: 3	R: 0 H: 0 E: 0 LOB: 0 K: 0 BB: 0 S: 5 P: 6	1B: 3 SF: 0 2B: 2 SAC: 0 3B: 0 DP: 2 HR: 0 HBP: 0	WP: 0 PA: 34 PB: 0 SB: 0 CS: 0					
<b>PITCHER</b> <b>Rich Yetz, R</b> (1, 1) <small>ERA: 4.83</small> <b>Scott Bailes, L</b> (7, 1) <small>ERA: 3.44</small> <b>Brad Havens, L</b> (9, 1) <small>ERA: 4.05</small>	IP WLS BF H R ER SO BB IBB HBP BLK WP HR S P ERA WHIP 6.2 W 27 4 1 1 5 4 0 0 0 0 0 0 53 90 1.35 1.200						<b>PITCHER</b> IP WLS BF H R ER SO BB IBB HBP BLK WP HR S P ERA WHIP 1.1 4 0 0 0 0 0 0 0 0 0 0 0 4 4 0.00 0.000									

Minnesota Twins @ Cleveland Indians  
 Cleveland Municipal Stadium, Cleveland, OH  
 Sun May 07 1989, 3:38 AM EDT  
 Att. 11,357 - Overcast

[livebaseballscorecards.com](http://livebaseballscorecards.com)

AB	30
R	1
H	4
RBI	1
BB	4
SO	5
LOB	19



Batter	1	2	3	4	5	6	7	8	9
<b>Oddibe McDowell, L</b> OBP: 0.286, SLG: 0.248 (1, 7)	4-2 SH1-3 S 2B BB	4-1 BB		3-2 F9	3-3 K 3-H		1-2 F9 2-3	0-1 F8	
<b>Jerry Browne, S</b> OBP: 0.273, SLG: 0.295 (1, 4)	3-2 SH1-3 2B 1B	0-3 K		0-0 F7		4-2 1B G4-6-3 BB	2-1 1B		
<b>Joe Carter, R</b> OBP: 0.292, SLG: 0.358 (1, 8)	0-0 SH1-3 1-2 2-3		3-2 1B BB 1B	2-0 P6		0-1 G4-6-3 2B 1B	1-1 F7		
<b>Cory Snyder, R</b> OBP: 0.320, SLG: 0.443 (1, 9)	2-1 2B		0-1 P4		1-0 HR 1B	0-0 E5 G4-6-3	3-2 F8		
<b>Pete O'Brien, L</b> OBP: 0.416, SLG: 0.500 (1, 3)	0-3 K		0-1 BB BB FC5-2 1B		4-2 HR BB	1-2 G4-6-3	1-2 L7		
<b>Brook Jacoby, R</b> OBP: 0.421, SLG: 0.505 (1, 5)	4-2 BB		4-1 FC5-2 BB 1-2 BB		0-0 P3	3-1 2B	2-1 WP 1B		
<b>Dave Clark, L</b> OBP: 0.388, SLG: 0.610 (1, 10)	3-2 G3-1		4-2 FC5-2 BB		2-1 HR	2-3 K	4-1 1B BB		
<b>Joel Skinner, R</b> OBP: 0.294, SLG: 0.471 (1, 2)		0-0 G3-6-3 1B	0-1 FC5-2		1-0 G3 WP 2B		0-2 2B 2B	0-0 1-2 2-H 1B	
<b>Felix Fermin, R</b> OBP: 0.367, SLG: 0.294 (1, 6)		2-2 G3-6-3	0-1 F9		2-2 G3		0-0 F9 WP 2B	0-1 F9	

Inning Stats	R: 2 E: 0 K: 1 S: 20	H: 2 LOB: 2 BB: 2 P: 36	R: 0 E: 0 K: 1 S: 8	H: 1 LOB: 1 BB: 1 P: 14	R: 1 E: 0 K: 0 S: 15	H: 2 LOB: 3 BB: 2 P: 26	R: 0 E: 0 K: 0 S: 5	H: 0 LOB: 0 BB: 0 P: 10	R: 4 E: 0 K: 1 S: 15	H: 3 LOB: 0 BB: 1 P: 28	R: 2 E: 1 K: 1 S: 14	H: 2 LOB: 1 BB: 1 P: 24	R: 2 E: 0 K: 0 S: 15	H: 3 LOB: 1 BB: 0 P: 22	R: 1 E: 0 K: 0 S: 11	H: 2 LOB: 2 BB: 1 P: 18
--------------	-------------------------------	----------------------------------	------------------------------	----------------------------------	-------------------------------	----------------------------------	------------------------------	----------------------------------	-------------------------------	----------------------------------	-------------------------------	----------------------------------	-------------------------------	----------------------------------	-------------------------------	----------------------------------

PITCHER	IP	WLS	BF	H	R	ER	SO	BB	IBB	HBP	BLK	WP	HR	S	P	ERA	WHIP
<b>Freddie Toliver, R</b> ERA: 7.66 (1, 1)	2.1	L	16	5	3	3	2	5	0	0	0	0	0	39	72	11.57	4.286
<b>Juan Berenguer, R</b> ERA: 4.79 (3, 1)	2.2		12	3	4	4	1	1	0	0	0	1	1	24	42	13.50	1.500
<b>Gary Wayne, L</b> ERA: 5.89 (6, 1)	1.1		10	5	4	4	1	1	0	0	0	1	0	23	36	27.00	4.500
<b>German Gonzalez, R</b> ERA: 2.63 (7, 1)	0.2		2	0	0	0	0	0	0	0	0	0	0	6	10	0.00	0.000
<b>Dan Gladden, R</b> ERA: 9.0 (8, 1)	1.0		6	2	1	1	0	1	0	0	0	1	0	11	18	9.00	3.000

AB R H RBI BB SO LOB

4	1	0	0	2	1	3
4	2	2	0	1	1	1
4	2	2	0	0	0	1
5	1	2	2	0	0	4
4	1	1	0	1	1	3
3	1	2	1	2	0	2
3	1	1	4	2	1	3
5	2	4	1	0	0	3
5	1	1	1	0	0	7

1B: 9	SF: 0	WP: 3	PA: 46
2B: 5	SAC: 1	PB: 0	
3B: 0	DP: 2	SB: 1	
HR: 1	HBP: 0	CS: 0	

**Minnesota Twins @ Cleveland Indians**  
Cleveland Municipal Stadium, Cleveland, OH  
Sun May 07 1989, 3:38 AM EDT  
Att. 11,357 - Overcast

AB	37
R	12
H	15
RBI	9
BB	8
SO	4
LOB	27



PITCHER	IP	WLS	BF	H	R	ER	SO	BB	IBB	HBP	BLK	WP	HR	S	P	ERA	WHIP
---------	----	-----	----	---	---	----	----	----	-----	-----	-----	----	----	---	---	-----	------

Batter	1	2	3	4	5	6	7	8	9	AB R H RBI BB SO LOB	TOP	
Oddibe McDowell, L (1, 7) OBP: 0.276, SLG: 0.239	1-3 K			0-1 B3		2-2 F8		1-1 B1-3		4 0 0 0 0 1 0		
Jerry Browne, S (1, 4) OBP: 0.264, SLG: 0.284	0-1 G1			1-3 K		2-2 F7		1-3 K		4 0 0 0 0 2 0		
Joe Carter, R (1, 8) OBP: 0.306, SLG: 0.379	0-2 F8			0-0 1B			1-0 F9 2B		0-2 FC4-6 1B	4 0 3 0 0 0 0		
Cory Snyder, R (1, 9) OBP: 0.310, SLG: 0.429		0-2 G5-3		0-3 K			0-2 F9		0-1 L7	4 0 0 0 0 1 3		
Pete O'Brien, L (1, 3) OBP: 0.419, SLG: 0.495		1-1 F9			0-1 1B SF8 1B		4-0 WP IBB		0-0 FC4-6	3 1 1 0 1 0 1		
Brook Jacoby, R (1, 5) OBP: 0.415, SLG: 0.495		2-3 K			0-0 G4-6-3 1B		3-3 K		0-2 G6-3	4 0 1 0 0 2 3		
Dave Clark, L (1, 10) OBP: 0.386, SLG: 0.600			0-0 G6-3		1-0 SF8		4-0 IBB			1 0 0 1 1 0 0		
Andy Allanson, R (1, 2) OBP: 0.277, SLG: 0.281			3-2 F9		3-H G4-6-3		0-0 G4-3			3 0 0 0 0 0 4		
Felix Fermin, R (1, 6) OBP: 0.356, SLG: 0.284			2-3 K			0-0 G6-3		0-1 G4-3		3 0 0 0 0 1 0		
<b>Inning Stats</b>	R: 0 H: 0 E: 0 LOB: 0 K: 1 BB: 0 S: 8 P: 9	R: 0 H: 0 E: 0 LOB: 0 K: 1 BB: 0 S: 8 P: 11	R: 0 H: 0 E: 0 LOB: 0 K: 1 BB: 0 S: 9 P: 14	R: 0 H: 1 E: 0 LOB: 1 K: 2 BB: 0 S: 10 P: 11	R: 1 H: 2 E: 0 LOB: 0 K: 0 BB: 0 S: 7 P: 8	R: 0 H: 0 E: 0 LOB: 0 K: 0 BB: 0 S: 10 P: 14	R: 0 H: 1 E: 0 LOB: 3 K: 1 BB: 2 S: 8 P: 20	R: 0 H: 0 E: 0 LOB: 0 K: 1 BB: 0 S: 7 P: 9	R: 0 H: 1 E: 0 LOB: 1 K: 0 BB: 0 S: 9 P: 9	1B: 4 SF: 1 2B: 1 SAC: 0 3B: 0 DP: 1 HR: 0 HBP: 0	WP: 1 PA: 33 PB: 0 SB: 0 CS: 0	
<b>PITCHER</b> Bret Saberhagen, R (1, 1) ERA: 3.0	IP WLS BF H R ER SO BB IBB HBP BLK WP HR S P ERA WHIP	9.0 W 33 5 1 1 7 0 2 0 0 1 0 76 105 1.00 0.556										

Cleveland Indians @ Kansas City Royals  
 Royals Stadium, Kansas City, MO  
 Tue May 09 1989, 8:05 PM EDT  
 Att. 22,634 - Unknown - 62 F

AB	30
R	1
H	5
RBI	1
BB	2
SO	7
LOB	11



WP: 1	PA: 33
PB: 0	
SB: 0	
CS: 0	

Batter	1	2	3	4	5	6	7	8	9
Willie Wilson, S OBP: 0.255, SLG: 0.212 (1, 8)	1-2 G6-3		2-2 G3			0-0 G4-3 1B		0-0 SH BB WP SF9	
Kevin Seitzer, R OBP: 0.360, SLG: 0.361 (1, 5)	2-2 1B		3-2 1B			1-1 G4-3 1-2		4-1 BB 1-2 2-3 IBB	
Luis de los Santos, R OBP: 0.269, SLG: 0.269 (1, 3)	0-1 F7		1-3 K			2-2 F8		0-1 L6	
Danny Tartabull, R OBP: 0.424, SLG: 0.441 (1, 9)	1-0 G5-3				2-2 G6-3		0-0 F8	4-0 BB 1-2 2-3 3-H	
Jim Eisenreich, L OBP: 0.342, SLG: 0.458 (1, 10)					0-0 G3-1		4-2 1B SF9	0-0 SF9	
Pat Tabler, R OBP: 0.333, SLG: 0.305 (8, PH)							BB	3-H	
Bo Jackson, R OBP: 0.333, SLG: 0.611 (1, 7)					1-0 G5-3		2-1 1B	3-3 K	
Bob Boone, R OBP: 0.344, SLG: 0.329 (1, 2)							0-1 SF9		
Bill Buckner, L OBP: 0.244, SLG: 0.282 (7, PH)							3-H		
Rey Palacios, R (8, 2)									
Frank White, R OBP: 0.267, SLG: 0.304 (1, 4)							1-3 1B		
Kurt Stillwell, S OBP: 0.253, SLG: 0.299 (1, 6)							2-1 L5		
								0-0 WP SH BB 1B	

Inning Stats	R: 0 E: 0 K: 10 S: 10	H: 1 LOB: 1 BB: 0 P: 14	R: 0 E: 0 K: 7 S: 7	H: 1 LOB: 1 BB: 0 P: 11	R: 0 E: 0 K: 12 S: 12	H: 1 LOB: 1 BB: 0 P: 18	R: 0 E: 0 K: 5 S: 5	H: 0 LOB: 0 BB: 0 P: 8	R: 0 E: 0 K: 4 S: 4	H: 0 LOB: 0 BB: 0 P: 8	R: 0 E: 0 K: 8 S: 8	H: 1 LOB: 0 BB: 0 P: 11	R: 1 E: 0 K: 11 S: 11	H: 1 LOB: 1 BB: 1 P: 18	R: 2 E: 0 K: 9 S: 9	H: 1 LOB: 2 BB: 2 P: 20
--------------	--------------------------------	----------------------------------	------------------------------	----------------------------------	--------------------------------	----------------------------------	------------------------------	---------------------------------	------------------------------	---------------------------------	------------------------------	----------------------------------	--------------------------------	----------------------------------	------------------------------	----------------------------------

PITCHER	IP	WLS	BF	H	R	ER	SO	BB	IBB	HBP	BLK	WP	HR	S	P	ERA	WHIP
Tom Candiotti, R ERA: 3.53 (1, 1)	7.1	L	31	6	3	3	1	2	1	0	0	1	0	62	101	3.68	1.091
Jesse Orosco, L ERA: 2.25 (8, 1)	0.1		1	0	0	0	0	0	0	0	0	0	0	1	1	0.00	0.000
Keith Atherton, R ERA: 3.6 (8, 1)	0.1		1	0	0	0	1	0	0	0	0	0	0	3	6	0.00	0.000

AB R H RBI BB SO LOB

3	1	1	0	0	0	0
3	0	2	0	1	0	1
4	0	0	0	0	1	5
3	0	0	1	1	0	1
2	1	1	0	1	0	0
0	0	0	1	0	0	0
4	0	1	0	0	1	3
2	0	0	0	0	0	1
0	0	0	1	0	0	0
0	0	0	0	0	0	0
3	0	0	0	0	0	2
3	1	1	0	0	0	0

AB	R	H	RBI	BB	SO	LOB
27	3	6	3	3	2	13

WP: 1 PA: 33  
PB: 0  
SB: 0  
CS: 0

**Cleveland Indians @ Kansas City Royals**  
 Royals Stadium, Kansas City, MO  
 Tue May 09 1989, 8:05 PM EDT  
 Att: 22,634 - Unknown - 62 F

livebaseballscorecards.com



Batter	1	2	3	4	5	6	7	8	9	AB R H RBI BB SO LOB	TOP						
Jerry Browne, S (1, 4) OBP: 0.262, SLG: 0.281	0-1 6-3		1-1 1B	0-0 G1		0-0 G5-3			2-1 G6-3	5 0 1 0 0 0 2							
Felix Fermin, R (1, 6) OBP: 0.362, SLG: 0.293 Mike Young, S (9, PH) OBP: 0.385, SLG: 0.273	1-2 1-3		1-1 B3		0-0 F8 1B 1B				1-2 G5-3	4 0 2 0 0 0 2 1 0 0 0 0 0 0							
Joe Carter, R (1, 8) OBP: 0.297, SLG: 0.367	0-1 G6-3		1-1 F7		1-1 P5				1-2 P4	4 0 0 0 0 0 4							
Cory Snyder, R (1, 9) OBP: 0.315, SLG: 0.431		1-2 S 1B		0-3 K		0-0 F8 1B			0-2 FC6-4 1-2f	4 0 2 0 0 1 1							
Pete O'Brien, L (1, 3) OBP: 0.414, SLG: 0.496		1-0 F8		1-0 HR 2B		1-0 F8 1-2 2-3			0-2 G4-3	4 1 1 0 0 0 4							
Brook Jacoby, R (1, 5) OBP: 0.418, SLG: 0.520		2-3 K		3-1 HR 2-H		4-0 IBB			0-3 K	3 1 1 2 1 2 1							
Luis Medina, R (1, 10) OBP: 0.286, SLG: 0.391 Dave Clark, L (8, PH) OBP: 0.380, SLG: 0.590		2-3 K		1-2 1B 1B		1-3 K			2-3 K	3 0 1 0 0 2 4 1 0 0 0 0 1 0							
Andy Allanson, R (1, 2) OBP: 0.276, SLG: 0.280			0-2 G4-3		0-1 F7				2-0 F9	4 0 1 0 0 0 0							
Oddibe McDowell, L (1, 7) OBP: 0.276, SLG: 0.239			2-1 1B S 1B		0-2 F7				0-0 G6-3	4 0 1 0 0 0 2							
<b>Inning Stats</b>	R: 0 E: 0 K: 0 S: 7 H: 0 LOB: 0 BB: 0 P: 8	R: 0 E: 0 K: 2 S: 14 H: 1 LOB: 1 BB: 0 P: 20	R: 0 E: 0 K: 0 S: 12 H: 2 LOB: 2 BB: 0 P: 17	R: 2 E: 0 K: 1 S: 18 H: 4 LOB: 2 BB: 0 P: 23	R: 0 E: 0 K: 1 S: 9 H: 2 LOB: 3 BB: 1 P: 16	R: 0 E: 0 K: 0 S: 5 H: 0 LOB: 0 BB: 0 P: 6	R: 0 E: 0 K: 0 S: 11 H: 1 LOB: 1 BB: 0 P: 12	R: 0 E: 0 K: 2 S: 8 H: 0 LOB: 0 BB: 0 P: 12	R: 0 E: 0 K: 0 S: 6 H: 0 LOB: 0 BB: 0 P: 9	1B: 8 2B: 1 3B: 0 HR: 1 SF: 0 SAC: 0 DP: 0 HBP: 0	WP: 0 PB: 0 SB: 2 CS: 0 PA: 38						
<b>PITCHER</b>	IP WLS BF H R ER SO BB IBB HBP BLK WP HR S P ERA WHIP																
Floyd Bannister, L (1, 1) ERA: 4.5	6.0	29	10	2	2	4	0	1	0	0	0	0	1	66	91	3.00	1.667
Jeff Montgomery, R (7, 1) ERA: 2.7	2.0	W	6	0	0	0	2	0	0	0	0	0	0	18	23	0.00	0.000
Steve Farr, R (9, 1) ERA: 0.84	1.0	S	3	0	0	0	0	0	0	0	0	0	0	6	9	0.00	0.000

**Cleveland Indians @ Kansas City Royals**  
**Royals Stadium, Kansas City, MO**  
 Wed May 10 1989, 8:05 PM EDT  
 Att: 25,983 - Unknown

[livebaseballscorecards.com](http://livebaseballscorecards.com)

<b>AB</b>	37
<b>R</b>	2
<b>H</b>	10
<b>RBI</b>	2
<b>BB</b>	1
<b>SO</b>	6
<b>LOB</b>	20



Batter	1	2	3	4	5	6	7	8	9
Willie Wilson, S OBP: 0.255, SLG: 0.213 (1, 8)	0-0 B3		0-0 4-3		2-2 G4-3		2-2 1B		
Kevin Seitzer, R OBP: 0.364, SLG: 0.365 (1, 5)	1-0 4-3		2-1 1B		3-2 1B		1-1 L9		
Pat Tabler, R OBP: 0.330, SLG: 0.302 (1, 3)	3-2 G6-3		0-0 1B		2-3 K		0-0 L5		
Danny Tartabull, R OBP: 0.411, SLG: 0.425 (1, 9)		1-1 G5-3	1-2 FC6-4		1-3 K		1-3 K		
Gary Thurman, R OBP: 0.313, SLG: 0.267 (9, 9)									
Bill Buckner, L OBP: 0.244, SLG: 0.279 (1, 10)		1-2 G4-3		1-1 1B		0-0 F7		1-0 P4	
Bo Jackson, R OBP: 0.323, SLG: 0.590 (1, 7)				2-0 4-3		0-0 4-3		1-3 K	
Bob Boone, R OBP: 0.344, SLG: 0.321 (1, 2)			2-2 G5-3	2-0 1-3		4-0 1B			
Rey Palacios, R (7, PR)									
Frank White, R OBP: 0.272, SLG: 0.309 (1, 4)			0-0 1B	0-3 K		0-0 SH3-4			
Kurt Stillwell, S OBP: 0.267, SLG: 0.313 (1, 6)			2-2 1B		1-1 G4-3		1-1 1B		

Inning Stats	R: 0	H: 0	R: 0	H: 0	R: 2	H: 4	R: 0	H: 1	R: 0	H: 0	R: 1	H: 2	R: 0	H: 0
	E: 0	LOB: 0	E: 0	LOB: 0	E: 0	LOB: 2	E: 0	LOB: 1	E: 0	LOB: 0	E: 0	LOB: 2	E: 0	LOB: 0
	K: 0	BB: 0	K: 1	BB: 0	K: 0	BB: 0	K: 1	BB: 0	K: 1	BB: 0	K: 0	BB: 1	K: 2	BB: 0
	S: 5	P: 9	S: 10	P: 14	S: 14	P: 21	S: 8	P: 13	S: 17	P: 25	S: 9	P: 17	S: 7	P: 10

PITCHER	IP	WLS	BF	H	R	ER	SO	BB	IBB	HBP	BLK	WP	HR	S	P	ERA	WHIP
John Farrell, R ERA: 2.86 (1, 1)	8.0	L	33	8	3	3	6	1	0	0	0	0	0	75	115	3.38	1.125

AB R H RBI BB SO LOB

4	0	1	1	0	0	1
4	0	2	1	0	0	2
4	0	1	0	0	1	3
4	0	0	0	0	2	2
0	0	0	0	0	0	0
4	0	1	0	0	0	0
4	0	0	0	0	2	1

2	0	0	0	1	0	1
0	1	0	0	0	0	0
2	1	1	0	0	1	1
3	1	2	1	0	0	0

1B: 8	SF: 0
2B: 0	SAC: 1
3B: 0	DP: 0
HR: 0	HBP: 0

WP: 0	PA: 33
PB: 1	
SB: 0	
CS: 0	

**Cleveland Indians @ Kansas City Royals**  
**Royals Stadium, Kansas City, MO**  
 Wed May 10 1989, 8:05 PM EDT  
 Att. 25,983 - Unknown

livebaseballscorecards.com

AB	31
R	3
H	8
RBI	3
BB	1
SO	6
LOB	11



Batter	1	2	3	4	5	6	7	8	9	AB R H RBI BB SO LOB	TOP											
<b>Kenny Williams, R</b> (1, 8) OBP: 0.232, SLG: 0.327	2-2 G3 BLK 2B		1-0 F8			0-0 G6-3	0-3 K		0-3 K	5 1 1 0 0 2 2												
<b>Chet Lemon, R</b> (1, 9) OBP: 0.434, SLG: 0.293	3-3 K			3-3 K		2-2 1B 1B	3-2 G6-3			4 1 1 0 0 2 1												
<b>Lou Whitaker, L</b> (1, 4) OBP: 0.379, SLG: 0.477	0-0 G3 2-3			0-0 G4-3		1-1 1B HR		0-1 F9		4 1 0 0 0 0 2												
<b>Alan Trammell, R</b> (1, 6) OBP: 0.341, SLG: 0.301	1-1 G6-3 3-H			4-2 2B BB		0-1 HR 1B		0-1 G5-3		3 2 1 1 1 0 0												
<b>Keith Moreland, R</b> (1, 10) OBP: 0.313, SLG: 0.371			1-1 L8		1-0 2B 1-H	2-0 HR		2-3 K		4 1 2 4 0 1 0												
<b>Gary Ward, R</b> (1, 7) OBP: 0.309, SLG: 0.314			1-3 K		1-1 B1	3-1 1B		2-3 K		4 0 1 0 0 2 0												
<b>Chris Brown, R</b> (1, 5) OBP: 0.217, SLG: 0.244			1-3 K		2-2 G4-3	0-0 F9		0-0 E 1B		4 0 1 0 0 1 1												
<b>Mike Heath, R</b> (1, 2) OBP: 0.385, SLG: 0.375			4-2 G1-4-3 BB		3-2 1B	3-2 P4		1-1 E6 1-2		3 0 1 0 1 0 2												
<b>Torey Lovullo, S</b> (1, 3) OBP: 0.240, SLG: 0.179			0-1 G1-4-3		0-0 F8		0-1 F8		1-3 K	4 0 0 0 0 1 4 0 0 0 0 0 0 0												
<b>Dave Bergman, L</b> (9, 3) OBP: 0.365, SLG: 0.343																						
<b>Inning Stats</b>	R: 1 E: 0 K: 1 S: 12	H: 1 LOB: 0 BB: 0 P: 18	R: 0 E: 0 K: 2 S: 8	H: 0 LOB: 0 BB: 0 P: 11	R: 0 E: 0 K: 0 S: 5	H: 0 LOB: 0 BB: 1 P: 10	R: 1 E: 0 K: 1 S: 11	H: 1 LOB: 1 BB: 1 P: 19	R: 0 E: 0 K: 0 S: 10	H: 1 LOB: 1 BB: 0 P: 16	R: 4 E: 1 K: 0 S: 15	H: 4 LOB: 1 BB: 0 P: 26	R: 0 E: 0 K: 1 S: 8	H: 0 LOB: 0 BB: 0 P: 11	R: 0 E: 0 K: 1 S: 8	H: 0 LOB: 0 BB: 0 P: 10	R: 0 E: 1 K: 3 S: 12	H: 1 LOB: 2 BB: 0 P: 16	1B: 5 2B: 2 3B: 0 HR: 1	SF: 0 SAC: 0 DP: 1 HBP: 0	WP: 0 PB: 0 SB: 0 CS: 0	PA: 37
<b>PITCHER</b>	IP WLS BF H R ER SO BB IBB HBP BLK WP HR S P ERA WHIP																					
<b>Bud Black, L</b> (1, 1) ERA: 5.14	5.1 L 23 6 6 5 4 2 0 0 0 0 0 1 55 88 8.44 1.500																					
<b>Keith Atherton, R</b> (6, 1) ERA: 3.32	1.2 6 1 0 0 1 0 0 0 0 0 0 0 14 23 0.00 0.600																					
<b>Rich Yett, R</b> (8, 1) ERA: 4.54	2.0 8 1 0 0 4 0 0 0 0 0 0 0 20 26 0.00 0.500																					

Detroit Tigers @ Cleveland Indians  
Cleveland Municipal Stadium, Cleveland, OH

Fri May 12 1989, 7:05 PM EDT  
Att. 19,866 - Unknown - 49 F

livebaseballscorecards.com

AB	35
R	6
H	8
RBI	5
BB	2
SO	9
LOB	12





Batter	1	2	3	4	5	6	7	8	9	AB R H RBI BB SO LOB
--------	---	---	---	---	---	---	---	---	---	----------------------

<b>Oddibe McDowell, L</b> (1, 7) <small>OBP: 0.282, SLG: 0.248</small> 										4 1 2 1 0 0 0
<b>Jerry Browne, S</b> (1, 4) <small>OBP: 0.261, SLG: 0.280</small> 										4 1 1 0 0 1 0
<b>Joe Carter, R</b> (1, 8) <small>OBP: 0.303, SLG: 0.386</small> 										4 0 2 2 0 1 0
<b>Pete O'Brien, L</b> (1, 3) <small>OBP: 0.409, SLG: 0.483</small> 										3 0 0 0 1 0 1
<b>Cory Snyder, R</b> (1, 9) <small>OBP: 0.306, SLG: 0.417</small> 										4 0 0 0 0 1 2
<b>Dave Clark, L</b> (1, 10) <small>OBP: 0.365, SLG: 0.563</small> 										3 0 0 0 0 2 2
<b>Brook Jacoby, R</b> (1, 5) <small>OBP: 0.416, SLG: 0.510</small> 										2 0 0 0 1 0 0
<b>Andy Allanson, R</b> (1, 2) <small>OBP: 0.267, SLG: 0.271</small> 										3 0 0 0 0 0 1
<b>Felix Fermin, R</b> (1, 6) <small>OBP: 0.361, SLG: 0.295</small> 										3 1 1 0 0 0 0

Inning Stats	R: 0 H: 0 E: 0 K: 2 S: 13	H: 0 LOB: 0 BB: 0 P: 17	R: 0 H: 0 E: 0 K: 1 S: 6	H: 0 LOB: 0 BB: 0 P: 8	R: 0 H: 0 E: 0 K: 0 S: 8	H: 0 LOB: 0 BB: 0 P: 11	R: 2 H: 3 E: 0 K: 1 S: 13	H: 3 LOB: 1 BB: 1 P: 22	R: 1 H: 2 E: 0 K: 0 S: 8	H: 2 LOB: 0 BB: 0 P: 10	R: 0 H: 1 E: 0 K: 0 S: 11	H: 1 LOB: 0 BB: 0 P: 15	R: 0 H: 0 E: 0 K: 1 S: 9	H: 0 LOB: 1 BB: 1 P: 16	R: 0 H: 0 E: 0 K: 0 S: 8	H: 0 LOB: 0 BB: 0 P: 12	R: 0 H: 0 E: 0 K: 0 S: 4	H: 0 LOB: 0 BB: 0 P: 4	1B: 5 SF: 0 2B: 1 SAC: 0 3B: 1 DP: 2 HR: 0 HBP: 0
--------------	---------------------------	-------------------------	--------------------------	------------------------	--------------------------	-------------------------	---------------------------	-------------------------	--------------------------	-------------------------	---------------------------	-------------------------	--------------------------	-------------------------	--------------------------	-------------------------	--------------------------	------------------------	--

PITCHER	<b>Jack Morris, R</b> (1, 1) <small>ERA: 3.78</small>	IP: 9.0 WLS: W BF: 32 H: 6 R: 3 ER: 3 SO: 5 BB: 2 IBB: 0 HBP: 0 BLK: 0 WP: 1 HR: 0 S: 80 P: 115 ERA: 3.00 WHIP: 0.889
---------	--	---

**BOTTOM**

**Detroit Tigers @ Cleveland Indians**  
 Cleveland Municipal Stadium, Cleveland, OH  
 Fri May 12 1989, 7:05 PM EDT  
 Att: 19,866 - Unknown - 49 F

<b>AB</b>	<b>30</b>
<b>R</b>	<b>3</b>
<b>H</b>	<b>6</b>
<b>RBI</b>	<b>3</b>
<b>BB</b>	<b>2</b>
<b>SO</b>	<b>5</b>
<b>LOB</b>	<b>6</b>



WP: 1 PA: 33	PB: 1	SB: 1	CS: 1
--------------	-------	-------	-------

[livebaseballscorecards.com](http://livebaseballscorecards.com)

Batter	1	2	3	4	5	6	7	8	9	AB R H RBI BB SO LOB	TOP
<b>Kenny Williams, R</b> (1, 8) OBP: 0.224, SLG: 0.315	0-0 B1		2-3 K		1-1 L8			1-3 K		4 0 0 0 0 2 0	<b>Detroit Tigers @ Cleveland Indians</b> <b>Cleveland Municipal Stadium, Cleveland, OH</b> Sat May 13 1989, 3:33 AM EDT Att. 16,272 - Cloudy - 50 F
<b>Chet Lemon, R</b> (1, 9) OBP: 0.418, SLG: 0.279	1-1 P3		2-1 F9		3-3 K			0-0 F9		4 0 0 0 0 1 0	
<b>Lou Whitaker, L</b> (1, 4) OBP: 0.368, SLG: 0.461	0-2 G6-3		0-2 G1-3					2-3 K		4 0 0 0 0 1 0	
<b>Alan Trammell, R</b> (1, 6) OBP: 0.344, SLG: 0.304 <b>Al Pedrique, R</b> (6, PH) OBP: 0.182, SLG: 0.190 (6, 6)		2-1 F9		1-1 1B 1B		1-2 G3-1		2-2 G5-3	2 0 1 0 0 0 0 2 0 0 0 0 0 0		
<b>Keith Moreland, R</b> (1, 10) OBP: 0.324, SLG: 0.379		1-2 1B SF9 1B		2-2 1-2 1B		1-3 K		3-2 F9	4 1 2 0 0 1 0		
<b>Gary Ward, R</b> (1, 7) OBP: 0.305, SLG: 0.309		1-1 1B 1-3 1B		1-3 K			2-2 P4	2-3 K	4 0 1 0 0 2 2		
<b>Chris Brown, R</b> (1, 5) OBP: 0.204, SLG: 0.234		0-0 SF9		2-3 K			2-2 L9		2 0 0 1 0 1 2		
<b>Mike Heath, R</b> (1, 2) OBP: 0.414, SLG: 0.407		3-H 2-1 1-3 1B		1-1 F9			0-2 1B		3 0 2 0 0 0 2		
<b>Torey Lovullo, S</b> (1, 3) OBP: 0.233, SLG: 0.172		0-0 F9			0-0 F8		1-2 G4-3		3 0 0 0 0 0 3		
<b>Inning Stats</b>	R: 0 E: 0 K: 0 S: 6 H: 0 LOB: 0 BB: 0 P: 7	R: 1 E: 0 K: 0 S: 12 H: 3 LOB: 2 BB: 0 P: 18	R: 0 E: 0 K: 1 S: 8 H: 0 LOB: 0 BB: 0 P: 12	R: 0 E: 0 K: 2 S: 13 H: 2 LOB: 2 BB: 0 P: 20	R: 0 E: 0 K: 1 S: 6 H: 0 LOB: 0 BB: 0 P: 10	R: 0 E: 0 K: 0 S: 12 H: 1 LOB: 1 BB: 0 P: 17	R: 0 E: 0 K: 2 S: 8 H: 0 LOB: 0 BB: 0 P: 11	R: 0 E: 0 K: 1 S: 11 H: 0 LOB: 0 BB: 0 P: 18	1B: 6 2B: 0 3B: 0 HR: 0 SF: 1 SAC: 0 DP: 0 HBP: 0	WP: 0 PB: 0 SB: 0 CS: 0 PA: 33	
<b>PITCHER</b> <b>Greg Swindell, L</b> (1, 1) ERA: 2.28	IP: 9.0 WLS: W BF: 33 H: 6 R: 1 ER: 1 SO: 8 BB: 0 IBB: 0 HBP: 0 BLK: 0 WP: 0 HR: 0 S: 84 P: 123 ERA: 1.00 WHIP: 0.667										

AB	32
R	1
H	6
RBI	1
BB	0
SO	8
LOB	9



livebaseballscorecards.com

Batter	1	2	3	4	5	6	7	8	9
<b>Oddibe McDowell, L</b> (1, 7) OBP: 0.289, SLG: 0.273	2-3 K		1-0 1-2 3-H 1B		2-0 1B 3B	1-1 L1			
<b>Jerry Browne, S</b> (1, 4) OBP: 0.261, SLG: 0.279	2-2 F7		0-0 P5		3-2 1B 1B 3-H		1-1 F9		
<b>Joe Carter, R</b> (1, 8) OBP: 0.295, SLG: 0.375	1-0 F8		2-3 K		1-3 K		0-0 F8		
<b>Pete O'Brien, L</b> (1, 3) OBP: 0.397, SLG: 0.467		0-1 L1		0-0 F8	2-1 F9		2-2 G4-3		
<b>Cory Snyder, R</b> (1, 9) OBP: 0.304, SLG: 0.412		1-2 P5		1-2 G6-3	0-2 1B		2-1 F9		
<b>Dave Clark, L</b> (1, 10) OBP: 0.359, SLG: 0.544		0-1 F8		1-0 1B 1B	3-3 K		1-1 F9		
<b>Brook Jacoby, R</b> (1, 5) OBP: 0.426, SLG: 0.514			2-1 1B 1B	1-1 1B 1B		0-0 F8	4-2 BB		
<b>Andy Allanson, R</b> (1, 2) OBP: 0.267, SLG: 0.270			2-0 P2	2-1 SAFE 1B		0-3 K	1-2 L1		
<b>Felix Fermin, R</b> (1, 6) OBP: 0.369, SLG: 0.306			0-0 1B 1B	1-2 G6-3		3-2 1B			

Inning Stats	R: 0	H: 0	E: 0	K: 1	S: 7	R: 0	H: 0	E: 0	K: 0	S: 7	R: 1	H: 3	E: 0	K: 1	S: 9	R: 1	H: 3	E: 0	K: 2	S: 19	R: 0	H: 1	E: 0	K: 1	S: 10	R: 0	H: 0	E: 0	K: 0	S: 6	R: 0	H: 0	E: 0	K: 0	S: 12	
	LOB: 0	BB: 0	P: 12	LOB: 0	BB: 0	P: 8	LOB: 2	BB: 0	P: 16	LOB: 2	BB: 0	P: 23	LOB: 1	BB: 0	P: 14	LOB: 0	BB: 0	P: 9	LOB: 1	BB: 1	P: 20	LOB: 0	BB: 0	P: 20	LOB: 1	BB: 1	P: 20	LOB: 0	SF: 0	SAC: 0	DP: 0	HBP: 0	1B: 9	2B: 0	3B: 1	HR: 0

PITCHER	IP	WLS	BF	H	R	ER	SO	BB	IBB	HBP	BLK	WP	HR	S	P	ERA	WHIP
<b>Doyle Alexander, R</b> (1, 1) ERA: 3.53	8.0	L	35	10	3	3	5	1	0	0	0	0	0	87	132	3.38	1.375

BOTTOM																	
AB	R	H	RBI	BB	SO	LOB											
4	1	2	1	0	1	1											
4	0	1	1	0	0	2											
4	0	0	0	0	2	3											
4	0	0	0	0	0	1											
4	0	1	0	0	0	0											
4	1	1	0	0	1	2											
3	1	2	0	1	0	0											
4	0	1	1	0	1	2											
3	0	2	0	0	0	2											
WP: 0	PA: 35																
PB: 0	CS: 0																
SB: 0																	
HR: 0																	
PITCHER	IP	WLS	BF	H	R	ER	SO	BB	IBB	HBP	BLK	WP	HR	S	P	ERA	WHIP

**Detroit Tigers @ Cleveland Indians**  
 Cleveland Municipal Stadium, Cleveland, OH

Sat May 13 1989, 3:33 AM EDT  
 Att. 16,272 - Cloudy - 50 F

AB	34
R	3
H	10
RBI	3
BB	1
SO	5
LOB	13



WP: 0	PA: 35
PB: 0	
SB: 0	
CS: 0	

Batter	1	2	3	4	5	6	7	8	9	AB R H RBI BB SO LOB	TOP
Pat Sheridan, L (1, 8) OBP: 0.300, SLG: 0.354	0-1 G1-3		1-2 G4-3			3-3 K		1-0 P5		4 0 0 0 0 1 0	
Chet Lemon, R (1, 9) OBP: 0.404, SLG: 0.267	1-2 G2-3			2-3 K		2-2 F7			2-2 G6-3	4 0 0 0 0 1 0	
Lou Whitaker, L (1, 4) OBP: 0.371, SLG: 0.462	0-0 L3			2-3 K			0-0 G4-3 1B WP 1B		2-1 PB BB SF8 1B	4 2 2 0 0 1 0	
Keith Moreland, R (1, 10) OBP: 0.347, SLG: 0.391		2-2 G4-6-3 1B		3-2 G5-3			0-1 WP G4-3 1-2 1B		4-0 PB 1-2 1B BB	3 1 2 0 1 0 0	
Fred Lynn, L (1, 7) OBP: 0.298, SLG: 0.260		0-1 G4-6-3 1-2f			2-1 F9		1-0 F7		2-2 SF8	3 0 0 1 0 0 3	
Matt Nokes, L (1, 2) OBP: 0.309, SLG: 0.440		2-1 1B			0-0 F7		0-1 G4-3		0-1 1B 2-H 1B	4 0 2 1 0 0 2	
Dave Bergman, L (1, 3) OBP: 0.372, SLG: 0.352		1-1 G4-3			2-1 1B		3-2 P6		1-1 1-2 1B	4 0 2 0 0 0 2	
Chris Brown, R (1, 5) OBP: 0.189, SLG: 0.216			1-1 G1-3		1-1 F9			0-0 G6-3	1-2 G1-3	4 0 0 0 0 0 3	
Mike Brumley, S (1, 6) OBP: 0.281, SLG: 0.345			3-2 G4-3			2-2 G6-3		2-3 K		3 0 0 0 0 1 0	
<b>Inning Stats</b>	R: 0 H: 0 E: 0 LOB: 0 K: 0 BB: 0 S: 9 P: 10	R: 0 H: 2 E: 0 LOB: 1 K: 0 BB: 0 S: 9 P: 14	R: 0 H: 0 E: 0 LOB: 0 K: 2 BB: 0 S: 10 P: 15	R: 0 H: 0 E: 0 LOB: 0 K: 2 BB: 0 S: 10 P: 17	R: 0 H: 1 E: 0 LOB: 1 K: 0 BB: 0 S: 7 P: 12	R: 0 H: 0 E: 0 LOB: 0 K: 1 BB: 0 S: 10 P: 17	R: 1 H: 2 E: 0 LOB: 1 K: 0 BB: 0 S: 10 P: 14	R: 0 H: 0 E: 0 LOB: 0 K: 1 BB: 0 S: 6 P: 9	R: 2 H: 3 E: 0 LOB: 2 K: 0 BB: 1 S: 17 P: 29	1B: 8 SF: 1 2B: 0 SAC: 0 3B: 0 DP: 1 HR: 0 HBP: 0	WP: 1 PA: 35 PB: 1 SB: 0 CS: 0
<b>PITCHER</b> Tom Candiotti, R (1, 1) ERA: 3.46 Doug Jones, R (9, 1) ERA: 2.63	IP WLS BF H R ER SO BB IBB HBP BLK WP HR S P ERA WHIP	8.2 W 34 8 3 3 4 1 0 0 0 1 0 83 131 3.12 1.038	0.1 1 0 0 0 0 0 0 0 0 0 0 5 6 0.00 0.000								

Detroit Tigers @ Cleveland Indians  
Cleveland Municipal Stadium, Cleveland, OH

Sun May 14 1989, 3:33 AM EDT  
Att. 13,906 - Overcast - 46 F

livebaseballscorecards.com

AB	33
R	3
H	8
RBI	2
BB	1
SO	4
LOB	10



Batter	1	2	3	4	5	6	7	8	9
<b>Oddibe McDowell, L</b> OBP: 0.293, SLG: 0.278 (1, 7)	2-2 F7		0-3 K		0-0 E 1B	1-0 1B		1-0 G4-3	
<b>Jerry Browne, S</b> OBP: 0.266, SLG: 0.284 (1, 4)	1-1 S 2B 1B		0-3 K		1-2 F9	1-3 K		0-2 1B	
<b>Joe Carter, R</b> OBP: 0.298, SLG: 0.383 (1, 8)	2-2 1-H HR 2B		3-2 L7		1-0 E9 FC5-2 1B	1-2 F9		1-2 F9	
<b>Cory Snyder, R</b> OBP: 0.308, SLG: 0.415 (1, 9)	3-3 K			0-1 G4-3 1B 2B	1-1 FC5-2 E		1-1 FC5 BB HBP	2-0 F9	
<b>Pete O'Brien, L</b> OBP: 0.407, SLG: 0.504 (1, 3)	1-1 2-H HR			1-1 G4-3	1-0 E5 2B		4-1 FC5 BB		
<b>Brook Jacoby, R</b> OBP: 0.414, SLG: 0.495 (1, 5)	2-0 F9			2-3 K	0-0 G5-3		1-3 K		
<b>Luis Medina, R</b> OBP: 0.283, SLG: 0.380 (1, 10)		1-1 G3		2-0 HBP 1B		0-2 F8	2-2 FC5		
<b>Andy Allanson, R</b> OBP: 0.275, SLG: 0.265 (1, 2)		3-2 L8		2-2 3-H 1B		4-2 1B BB	1-2 P2		
<b>Felix Fermin, R</b> OBP: 0.374, SLG: 0.314 (1, 6)		0-0 G5-3		0-1 L4		1-0 1B 1B		0-0 G4-3 1B	

Inning Stats	R: 3	H: 3	LOB: 3	E: 0	K: 1	S: 16	R: 0	H: 0	LOB: 0	E: 0	K: 0	S: 6	R: 0	H: 0	LOB: 0	E: 0	K: 2	S: 10	R: 1	H: 2	LOB: 2	E: 0	K: 1	S: 13	R: 2	H: 3	LOB: 1	E: 2	K: 0	S: 9	R: 1	H: 2	LOB: 2	E: 0	K: 1	S: 17	R: 0	H: 0	LOB: 2	E: 0	K: 1	S: 11	R: 1	H: 2	LOB: 1	E: 0	K: 0	S: 10		

PITCHER	IP	WLS	BF	H	R	ER	SO	BB	IBB	HBP	BLK	WP	HR	S	P	ERA	WHIP
<b>Paul Gibson, L</b> ERA: 6.46 (1, 1)	4.1	L	21	7	6	6	4	0	0	1	0	0	1	50	77	12.46	1.615
<b>Ramon Pena, R</b> ERA: 3.75 (5, 1)	2.2		14	3	1	1	2	2	0	1	0	0	0	32	51	3.38	1.875
<b>Frank Williams, R</b> ERA: 3.47 (8, 1)	1.0		5	2	1	1	0	0	0	0	0	0	0	10	14	9.00	2.000

**AB R H RBI BB SO LOB**

**5 1 2 1 0 1 1**

**5 1 2 1 0 2 3**

**5 1 2 2 0 0 3**

**4 2 1 0 0 1 3**

**3 1 2 3 1 0 1**

**4 0 0 0 0 2 4**

**4 0 1 1 0 0 2**

**2 1 0 0 1 0 2**

**4 1 2 0 0 0 2**

**AB 36**

**R 8**

**H 12**

**RBI 8**

**BB 2**

**SO 6**

**LOB 21**

**WP: 0 PA: 40**

**PB: 0**

**SB: 2**

**CS: 0**

**WP: 0**

**PA: 40**

**ERA**

**WHIP**


**livebaseballscorecards.com**

**DETROIT TIGERS @ CLEVELAND INDIANS**

**CLEVELAND MUNICIPAL STADIUM, CLEVELAND, OH**

**SUN MAY 14 1989, 3:33 AM EDT**

**ATT. 13,906 - OVERCAST - 46 F**



Batter	1	2	3	4	5	6	7	8	9	AB R H RBI BB SO LOB	TOP
Oddibe McDowell, L (1, 7) OBP: 0.292, SLG: 0.277	3-2 P4		2-0 L4			3-2 2B	2-0 G3-1			4 1 1 0 0 0 1	<b>Cleveland Indians @ Toronto Blue Jays</b> Exhibition Stadium, Toronto, ON Mon May 15 1989, 7:05 PM EDT Att. 22,330 - Sunny
Jerry Browne, S (1, 4) OBP: 0.272, SLG: 0.304	1-2 G6-3				1-0 1B	0-1 G6-3		0-0 G4-3	4 1 2 1 0 0 0		
Joe Carter, R (1, 8) OBP: 0.290, SLG: 0.372	0-1 G1-3				0-3 K	0-0 G6-3		2-0 G6-3	4 0 0 0 0 1 2		
Cory Snyder, R (1, 9) OBP: 0.306, SLG: 0.410		2-1 G5-3			1-2 G1-3	2-1 G4-3		2-2 L6	4 0 1 1 0 0 0		
Pete O'Brien, L (1, 3) OBP: 0.403, SLG: 0.492		2-2 G4-3			1-1 G1-3	4-1 FC5-4		1-1 G5-3	3 0 0 0 1 0 2		
Brook Jacoby, R (1, 5) OBP: 0.401, SLG: 0.478		1-0 G5-3			0-2 G6-3	0-0 FC5-4		2-2 G1-3	4 0 0 0 0 0 3		
Luis Medina, R (1, 10) OBP: 0.281, SLG: 0.426			0-0 F9			1-2 G5-3	0-0 HR	0-1 L9	4 1 1 1 0 0 0		
Andy Allanson, R (1, 2) OBP: 0.277, SLG: 0.267			2-1 FC4-6			3-2 G6-3	2-1 F8		3 0 1 0 0 0 0		
Felix Fermin, R (1, 6) OBP: 0.364, SLG: 0.305			0-1 FC4-6			1-0 G1-3	2-1 G5-3		3 0 0 0 0 0 1		
<b>Inning Stats</b>	R: 0 H: 0 E: 0 LOB: 0 K: 0 BB: 0 S: 10 P: 14	R: 0 H: 0 E: 0 LOB: 0 K: 0 BB: 0 S: 6 P: 11	R: 0 H: 1 E: 0 LOB: 1 K: 0 BB: 0 S: 6 P: 10	R: 0 H: 2 E: 0 LOB: 2 K: 1 BB: 0 S: 14 P: 17	R: 0 H: 0 E: 0 LOB: 0 K: 0 BB: 0 S: 7 P: 12	R: 2 H: 2 E: 0 LOB: 1 K: 0 BB: 1 S: 10 P: 19	R: 1 H: 1 E: 0 LOB: 0 K: 0 BB: 0 S: 6 P: 12	R: 0 H: 0 E: 0 LOB: 0 K: 0 BB: 0 S: 5 P: 9	R: 0 H: 0 E: 0 LOB: 0 K: 0 BB: 0 S: 7 P: 10	1B: 3 SF: 0 2B: 2 SAC: 0 3B: 0 DP: 0 HR: 1 HBP: 0	WP: 0 PA: 34 PB: 0 SB: 0 CS: 0
<b>PITCHER</b> Jimmy Key, L (1, 1) ERA: 2.96	IP WLS BF H R ER SO BB IBB HBP BLK WP HR S P ERA WHIP										

<b>AB</b>	33
<b>R</b>	3
<b>H</b>	6
<b>RBI</b>	3
<b>BB</b>	1
<b>SO</b>	1
<b>LOB</b>	9



livebaseballscorecards.com

Batter	1	2	3	4	5	6	7	8	9	AB	R	H	RBI	BB	SO	LOB
Junior Felix, S OBP: 0.341, SLG: 0.500 (1, 9)	2-1 E S 1B		0-0 B5		2-1 L8		1-0 G6-3			4	1	1	0	0	0	1
Tony Fernandez, S OBP: 0.300, SLG: 0.344 (1, 6)	0-1 F8		1-0 P6		0-0 P4		1-1 F7			4	0	0	0	0	0	2
Kelly Gruber, R OBP: 0.376, SLG: 0.420 (1, 5)	2-0 P6			0-1 HR 1B	0-0 P5			1-1 L5		4	1	1	0	0	0	1
George Bell, R OBP: 0.314, SLG: 0.414 (1, 7)	1-2 3-H 1B			0-0 HR		2-2 F8		1-1 G4-6-3 1B		4	1	3	3	0	0	0
Fred McGriff, L OBP: 0.391, SLG: 0.543 (1, 3)	0-0 L7			0-0 HR 1B		3-2 2B		3-2 G4-6-3 1-2f		4	1	2	0	0	0	2
Lloyd Moseby, L OBP: 0.277, SLG: 0.273 (1, 8)		2-0 P2		0-0 HR		2-0 P6				3	1	1	2	0	0	1
Ernie Whitt, L OBP: 0.368, SLG: 0.408 (1, 2)		1-1 F7		4-0 G4-6-3 BB		1-3 K				2	0	0	0	1	1	1
Rance Mulliniks, L OBP: 0.268, SLG: 0.241 (1, 10)		1-2 L7		0-2 G4-6-3 1-2f			3-1 2B			2	0	0	0	0	0	1
Bob Brenly, R OBP: 0.302, SLG: 0.316 (7, PH)										1	0	1	0	0	0	0
Tom Lawless, R OBP: 0.290, SLG: 0.192 (7, PR)										0	0	0	0	0	0	0
Nelson Liriano, S OBP: 0.297, SLG: 0.373 (1, 4)			0-0 B1-3	1-2 F8			1-0 B2			3	0	0	0	0	0	1

Inning Stats	R: 1	H: 2	E: 0	LOB: 1	K: 0	P: 14	R: 0	H: 0	E: 0	LOB: 0	K: 0	P: 10	R: 0	H: 0	E: 0	LOB: 0	K: 0	P: 4	R: 4	H: 4	E: 0	LOB: 0	K: 0	P: 16	R: 0	H: 0	E: 0	LOB: 0	K: 1	P: 19	R: 0	H: 1	E: 0	LOB: 1	K: 0	P: 12	R: 0	H: 1	E: 0	LOB: 0	K: 0	P: 14	
	S: 9	BB: 0	S: 6	BB: 0	S: 3	BB: 0	S: 11	BB: 0	S: 4	S: 11	BB: 0	S: 6	S: 6	BB: 0	S: 9	BB: 0	S: 9	BB: 0	S: 11	BB: 0	S: 4	BB: 0	S: 6	BB: 0	S: 11	BB: 0	S: 6	BB: 0	S: 9	BB: 0	S: 12	BB: 0	S: 9	BB: 0	S: 14	BB: 0	S: 9	BB: 0	S: 14	BB: 0	S: 9	BB: 0	S: 14

PITCHER	IP	WLS	BF	H	R	ER	SO	BB	IBB	HBP	BLK	WP	HR	S	P	ERA	WHIP
John Farrell, R ERA: 3.38 (1, 1)	5.1	L	23	7	5	4	0	1	0	0	0	0	2	40	62	6.75	1.500
Scott Bailes, L ERA: 3.15 (6, 1)	1.2		6	1	0	0	1	0	0	0	0	0	0	10	19	0.00	0.600
Tim Stoddard, R ERA: (8, 1)	0.1		2	1	0	0	0	0	0	0	0	0	0	4	6	0.00	3.000
Jesse Orosco, L ERA: 2.08 (8, 1)	0.2		1	0	0	0	0	0	0	0	0	0	0	5	8	0.00	0.000


**BOTTOM**

**Cleveland Indians @ Toronto Blue Jays**  
Exhibition Stadium, Toronto, ON

Mon May 15 1989, 7:05 PM EDT  
Att. 22,330 - Sunny

AB	31
R	5
H	9
RBI	5
BB	1
SO	1
LOB	10

[livebaseballscorecards.com](http://livebaseballscorecards.com)



WP	PA	1B	SF	2B	SAC	3B	DP	HR	HBP
0	32	5	0	2	0	0	2	2	0

Batter	1	2	3	4	5	6	7	8	9	AB R H RBI BB SO LOB	TOP																									
<b>Jerry Browne, S</b> (1, 4) OBP: 0.276, SLG: 0.303	2-1 G5-3	0-0 2B 1B		1-2 G6-3			0-3 K		4-2 SH5-4 1B BB	4 1 1 2 1 1 0																										
<b>Oddibe McDowell, L</b> (1, 7) OBP: 0.297, SLG: 0.278	1-0 G4-3	4-2 2B BB		1-3 K			2-2 BLK 1B		0-1 SH5-4	3 1 1 0 1 1 0																										
<b>Joe Carter, R</b> (1, 8) OBP: 0.300, SLG: 0.378	1-1 L7	0-1 2B			4-2 S BB		0-0 P4		4-2 1B BB	3 0 1 2 2 0 1																										
<b>Cory Snyder, R</b> (1, 9) OBP: 0.309, SLG: 0.406		G6-3			1-3 SAFE K		0-0 SAFE F9		1-2 SAFE 1B	4 0 1 0 1 1 2																										
<b>Pete O'Brien, L</b> (1, 3) OBP: 0.409, SLG: 0.523		HR			2-1 G4-3			0-2	4-0 IBB	4 1 2 1 1 0 3																										
<b>Brook Jacoby, R</b> (1, 5) OBP: 0.387, SLG: 0.458		G5-3		1-3 K			3-1 P4		3-3 K	5 0 0 0 0 3 5																										
<b>Luis Medina, R</b> (1, 10) OBP: 0.300, SLG: 0.439		1B E 1B		3-1 G4-3 1B			1-3 K		1-3 K	3 1 2 0 0 1 0																										
<b>Mark Salas, L</b> (8, PH)										1 0 0 0 0 1 1	<b>AB 34</b>																									
<b>Joel Skinner, R</b> (1, 2) OBP: 0.300, SLG: 0.450		2-0 1B E 1B		3-2 G4-3			2-3 K		4-0 IBB	3 1 1 0 0 1 1	<b>R 6</b>																									
<b>Dave Clark, L</b> (8, PH) OBP: 0.367, SLG: 0.544										0 0 0 0 1 0 0	<b>H 9</b>																									
<b>Andy Allanson, R</b> (8, 2) OBP: 0.277, SLG: 0.267		1-2 1B E 1B		1-2f						0 0 0 0 0 0 0	<b>RBI 5</b>																									
<b>Felix Fermin, R</b> (1, 6) OBP: 0.352, SLG: 0.294		1-0 E6 1B					1-2 L9		3-2 G4-3	4 1 0 0 0 0 3	<b>BB 7</b>																									
<b>Inning Stats</b>	R: 0 E: 0 K: 0 S: 5	H: 0 LOB: 0 BB: 0 P: 9	R: 6 E: 1 K: 0 S: 15	H: 5 LOB: 2 BB: 2 P: 32	R: 0 E: 0 K: 1 S: 12	H: 1 LOB: 0 BB: 0 P: 19	R: 0 E: 0 K: 1 S: 10	H: 0 LOB: 0 BB: 0 P: 14	R: 0 E: 0 K: 2 S: 9	H: 0 LOB: 0 BB: 0 P: 13	R: 0 E: 0 K: 1 S: 8	H: 1 LOB: 1 BB: 0 P: 10	R: 0 E: 0 K: 2 S: 13	H: 1 LOB: 2 BB: 1 P: 24	R: 0 E: 0 K: 1 S: 17	H: 1 LOB: 3 BB: 3 P: 33	1B: 6 2B: 2 3B: 0 HR: 1	SF: 0 SAC: 1 DP: 1 HBP: 0	WP: 0 PB: 0 SB: 3 CS: 0	PA: 42																
<b>PITCHER</b>	IP WLS BF H R ER SO BB IBB HBP BLK WP HR S P ERA WHIP																																			
<b>John Cerutti, L</b> (1, 1) ERA: 2.66	1.2		12	5	6	1	0	1	0	0	0	0	1	18	33	5.40	3.600																			
<b>David Wells, L</b> (2, 1) ERA: 3.33	5.1		20	3	0	0	6	2	0	0	1	0	0	57	90	0.00	0.938																			
<b>Tom Henke, R</b> (8, 1) ERA: 6.94	1.1	W	7	0	0	0	2	2	1	0	0	0	0	19	38	0.00	1.500																			
<b>Duane Ward, R</b> (9, 1) ERA: 3.58	0.2	S	3	1	0	0	1	0	1	0	0	0	0	7	15	0.00	1.500																			

**Cleveland Indians @ Toronto Blue Jays**  
Exhibition Stadium, Toronto, ON  
Tue May 16 1989, 7:05 PM EDT  
Att. 23,214 - Unknown - 65 F

<b>AB</b>	<b>34</b>
<b>R</b>	<b>6</b>
<b>H</b>	<b>9</b>
<b>RBI</b>	<b>5</b>
<b>BB</b>	<b>7</b>
<b>SO</b>	<b>9</b>
<b>LOB</b>	<b>16</b>





Batter	1	2	3	4	5	6	7	8	9	AB R H RBI BB SO LOB	BOTTOM
--------	---	---	---	---	---	---	---	---	---	----------------------	--------

<b>Junior Felix, S</b> <small>OBP: 0.311, SLG: 0.452</small> (1, 9) X	0-0 <b>G4-3</b> 	1-2 <b>G3-1</b> 			2-2 <b>P2</b> 	0-3 <b>K</b> 				4 0 0 0 0 1 3	<b>Cleveland Indians @ Toronto Blue Jays</b> Exhibition Stadium, Toronto, ON Tue May 16 1989, 7:05 PM EDT Att: 23,214 - Unknown - 65 F <a href="http://livebaseballscorecards.com">livebaseballscorecards.com</a>
<b>Tony Fernandez, S</b> <small>OBP: 0.284, SLG: 0.324</small> (1, 6) B X	1-0 <b>F7</b> 		1-0 <b>G4-3</b> 		1-1 <b>G4-3</b> 		0-1 <b>F7</b> 			4 0 0 0 0 0 1	
<b>Kelly Gruber, R</b> <small>OBP: 0.380, SLG: 0.440</small> (1, 5) B X	1-0  <b>2B</b>		2-1 <b>G6-3</b> 		2-0 <b>G6-3</b> 	2B 	1-2 <b>P3</b> 			4 1 2 0 0 0 0	
<b>George Bell, R</b> <small>OBP: 0.305, SLG: 0.402</small> (1, 7) C X	0-1 <b>F9</b> 		1-0 <b>L7</b> 		3-2 <b>G6-3</b> 	2-3 	1-2 <b>G6-3</b> 			4 0 0 0 0 0 2	
<b>Fred McGriff, L</b> <small>OBP: 0.394, SLG: 0.556</small> (1, 3) X		0-0 <b>WP</b> <b>G1-4-3</b> 		1-1 <b>G5-3</b> 		0-0 <b>G3-1</b> 	2B 	2-3 <b>K</b> 		4 2 2 1 0 1 0	
<b>Lloyd Moseby, L</b> <small>OBP: 0.283, SLG: 0.298</small> (1, 8) B B B B B B B B		4-1 <b>G1-4-3</b> 		3-1 <b>F8</b> 		1-2 <b>G3-1</b> 	2B 	1-0 		3 2 1 1 1 0 1	
<b>Ernie Whitt, L</b> <small>OBP: 0.374, SLG: 0.405</small> (1, 2) B B B B B B B B		3-2 <b>F7</b> 		0-1 <b>G4-3</b> 		4-2 	2B 	0-2 	1B 	3 1 1 0 1 0 2	
<b>Rance Mulliniks, L</b> <small>OBP: 0.273, SLG: 0.247</small> <b>Bob Brenly, R</b> <small>OBP: 0.311, SLG: 0.325</small> (6, PH) B B B B B B B B		0-1 <b>G1-4-3</b> 		1-2 <b>E9</b> 		0-0 	1B 	2-2 <b>P2</b> 		2 0 1 1 0 0 1 2 1 1 1 0 0 1	
<b>Nelson Liriano, S</b> <small>OBP: 0.307, SLG: 0.390</small> (1, 4) C B B B B B B B		1-1 <b>WP</b> 		1-2 <b>P5</b> 		0-0 	1B 			3 0 2 3 0 0 1	

Inning Stats	R: 0 E: 0 K: 5 S: 5	H: 1 LOB: 1 BB: 0 P: 7	R: 2 E: 0 K: 13 S: 13	H: 2 LOB: 1 BB: 1 P: 22	R: 0 E: 0 K: 4 S: 4	H: 0 LOB: 0 BB: 0 P: 8	R: 0 E: 0 K: 6 S: 6	H: 0 LOB: 0 BB: 0 P: 10	R: 0 E: 1 K: 11 S: 11	H: 1 LOB: 1 BB: 0 P: 16	R: 4 E: 0 K: 1 S: 17	H: 4 LOB: 1 BB: 1 P: 27	R: 0 E: 0 K: 8 S: 8	H: 0 LOB: 0 BB: 0 P: 10	R: 1 E: 0 K: 11 S: 11	H: 2 LOB: 0 BB: 0 P: 16	1B: 4 2B: 5 3B: 0 HR: 1	SF: 0 SAC: 0 DP: 0 HBP: 0	WP: 2 PB: 0 SB: 1 CS: 1	PA: 35 ERA WHIP
--------------	------------------------------	---------------------------------	--------------------------------	----------------------------------	------------------------------	---------------------------------	------------------------------	----------------------------------	--------------------------------	----------------------------------	-------------------------------	----------------------------------	------------------------------	----------------------------------	--------------------------------	----------------------------------	----------------------------------	------------------------------------	----------------------------------	-----------------------

PITCHER	IP	WLS	BF	H	R	ER	SO	BB	IBB	HBP	BLK	WP	HR	S	P	ERA	WHIP
<b>Rich Yett, R</b> <small>ERA: 4.85</small>	(1, 1)	5.1	23	6	4	4	0	1	0	0	0	2	0	46	75	6.75	1.312
<b>Scott Bailes, L</b> <small>ERA: 3.98</small>	(6, 1)	0.1	4	2	2	2	0	1	0	0	0	0	0	7	12	54.00	9.000
<b>Keith Atherton, R</b> <small>ERA: 3.38</small>	(6, 1)	2.1	8	2	1	1	2	0	0	0	0	0	1	22	29	3.86	0.857



**Cleveland Indians @ Toronto Blue Jays**  
 Exhibition Stadium, Toronto, ON  
 Wed May 17 1989, 7:05 PM EDT  
 Att. 24,406 - Unknown - 70 F

AB	32
R	6
H	6
RBI	6
BB	4
SO	4
LOB	5



WP:	0	PA:	36
PB:	0		
SB:	1		
CS:	1		

AB	R	H	RBI	BB	SO	LOB
3	1	1	1	1	0	1
3	1	1	2	1	0	1
4	1	1	3	0	0	2
3	0	0	0	1	1	0
4	0	0	0	0	3	1
4	0	0	0	0	0	0
3	1	0	0	1	0	0
4	1	1	0	0	0	0
4	1	2	0	0	0	0
1B:	5	SF:	0			
2B:	0	SAC:	0			
3B:	0	DP:	0			
HR:	1	HBP:	0			

Batter	1	2	3	4	5	6	7	8	9										
<b>Oddibe McDowell, L</b> (1, 7) OBP: 0.303, SLG: 0.279	1-0 P4		1-1 HR 1B	3-1 4-3			4-2 BB												
<b>Jerry Browne, S</b> (1, 4) OBP: 0.282, SLG: 0.303	1-2 P8		0-0 HR 1B		4-0 CS BB		0-0 F9												
<b>Joe Carter, R</b> (1, 8) OBP: 0.299, SLG: 0.395	2-2 P6		1-2 HR		1 SAFE 1 SAFE 1 SAFE 1 SAFE F9		0-1 5-3												
<b>Pete O'Brien, L</b> (1, 3) OBP: 0.405, SLG: 0.511		2-0 G3-1	3-2 P5		4-1 BB		0-3 K												
<b>Cory Snyder, R</b> (1, 9) OBP: 0.301, SLG: 0.395		0-3 K	1-3 K		0-3 K		0-1 5-3												
<b>Dave Clark, L</b> (1, 10) OBP: 0.349, SLG: 0.514		0-0 1-3	0-2 1-3		1-1 4-3		0-0 F7												
<b>Brook Jacoby, R</b> (1, 5) OBP: 0.384, SLG: 0.446			4-0 1B 1B 1B BB	0-0 F7		0-2 F9		2-1 F7											
<b>Andy Allanson, R</b> (1, 2) OBP: 0.276, SLG: 0.266			1-1 1B 1B 1B	2-2 F8		1-1 5-3		0-2 6-3											
<b>Felix Fermin, R</b> (1, 6) OBP: 0.357, SLG: 0.301			1-1 1B 1B	1-0 S 1B			0-0 5-3		0-1 4-3										
<b>Inning Stats</b>	R: 0 H: 0 E: 0 K: 0 S: 9 H: 0 LOB: 0 BB: 0 P: 13	R: 0 H: 0 E: 0 K: 1 S: 5 H: 0 LOB: 0 BB: 0 P: 7	R: 6 H: 5 E: 0 K: 1 S: 21 H: 5 LOB: 0 BB: 1 P: 33	R: 0 H: 1 E: 0 K: 0 S: 8 H: 1 LOB: 1 BB: 0 P: 14	R: 0 H: 0 E: 0 K: 1 S: 7 H: 0 LOB: 1 BB: 2 P: 16	R: 0 H: 0 E: 0 K: 0 S: 7 H: 0 LOB: 0 BB: 0 P: 9	R: 0 H: 0 E: 0 K: 0 S: 6 H: 0 LOB: 1 BB: 1 P: 10	R: 0 H: 0 E: 0 K: 1 S: 6 H: 0 LOB: 0 BB: 0 P: 6	R: 0 H: 0 E: 0 K: 0 S: 7 H: 0 LOB: 0 BB: 0 P: 9										
<b>PITCHER</b>	IP WLS BF H R ER SO BB IBB HBP BLK WP HR S P ERA WHIP																		
<b>Dave Stieb, R</b> (1, 1) ERA: 5.72	2.0 L 12 5 6 6 1 1 0 0 0 0 1 24 38 27.00 3.000																		
<b>DeWayne Buice, R</b> (3, 1) ERA:	4.0 14 1 0 0 2 2 0 0 0 0 0 33 54 0.00 0.750																		
<b>Frank Wills, R</b> (7, 1) ERA:	3.0 10 0 0 0 1 1 0 0 0 0 0 19 25 0.00 0.333																		

livebaseballscores.com

Batter	1	2	3	4	5	6	7	8	9	AB R H RBI BB SO LOB	BOTTOM
<b>Junior Felix, S</b> OBP: 0.320, SLG: 0.500 (1, 9) S X	0-1 B1		1-0 5-3		4-2 BB			0-0 HR	0-3 K	4 1 1 1 1 1 2	<b>Cleveland Indians @ Toronto Blue Jays</b> Exhibition Stadium, Toronto, ON Wed May 17 1989, 7:05 PM EDT Att. 24,406 - Unknown - 70 F
<b>Tony Fernandez, S</b> OBP: 0.278, SLG: 0.315 (1, 6) B C B C X	2-2 4-3			2-1 P4	1-3 K			1-0 L3	1-1 P5	5 0 1 0 0 1 4	
<b>Kelly Gruber, R</b> OBP: 0.376, SLG: 0.429 (1, 5) C B X	1-1 F8			4-2 FC5-4 BB		1-0 E5 BLK 1B		1-1 L3		3 1 0 0 1 0 1	
<b>George Bell, R</b> OBP: 0.303, SLG: 0.393 (1, 7) X		0-0 5-3		1-1 FC5-4		0-0 F9		4-1 1B BB		3 0 0 0 1 0 2	
<b>Fred McGriff, L</b> OBP: 0.396, SLG: 0.555 (1, 3) C T B B B F		2-3 K		1-2 1-3		1-1 G5-4-3 1B		2-0 1B		4 0 2 1 0 1 1	
<b>Pat Borders, R</b> OBP: 0.239, SLG: 0.303 (1, 10) X <b>Rance Mulliniks, L</b> OBP: 0.270, SLG: 0.244 (8, PH) C B B B X		2-2 F9			1-2 WP BB 1B	1-2 G5-4-3		3-1 G3		3 0 1 0 0 0 1 1 0 0 0 0 0 2	
<b>Lloyd Moseby, L</b> OBP: 0.288, SLG: 0.306 (1, 8) B F B B X			3-1 F7		4-2 WP BB		1-0 F8		1-2 1B SF7 2B	3 1 1 0 1 0 0	
<b>Bob Brenly, R</b> OBP: 0.292, SLG: 0.302 (1, 2) C B X <b>Ernie Whitt, L</b> OBP: 0.380, SLG: 0.413 (9, PH) X		1-1 6-3			0-0 P9		2-2 1-3		1-1 1B	3 0 0 0 0 0 2 1 0 1 0 0 0 0	
<b>Nelson Liriano, S</b> OBP: 0.305, SLG: 0.389 (1, 4) B X			1-0 1B		1-3 K		3-3 K		1-1 SF7	3 0 1 1 0 2 2	

Inning Stats	R: 0 E: 0 K: 0 S: 7	H: 0 LOB: 0 BB: 0 P: 10	R: 0 E: 0 K: 1 S: 8	H: 0 LOB: 0 BB: 0 P: 12	R: 0 E: 0 K: 0 S: 6	H: 1 LOB: 1 BB: 0 P: 12	R: 0 E: 0 K: 0 S: 10	H: 0 LOB: 1 BB: 1 P: 18	R: 0 E: 0 K: 2 S: 15	H: 1 LOB: 3 BB: 2 P: 26	R: 1 E: 1 K: 0 S: 7	H: 1 LOB: 0 BB: 0 P: 10	R: 0 E: 0 K: 1 S: 7	H: 0 LOB: 0 BB: 0 P: 13	R: 1 E: 0 K: 0 S: 8	H: 3 LOB: 2 BB: 1 P: 19	R: 1 E: 0 K: 1 S: 13	H: 2 LOB: 1 BB: 0 P: 17	1B: 6 2B: 2 3B: 0 HR: 1	SF: 1 SAC: 0 DP: 2 HBP: 0	WP: 1 PB: 0 SB: 0 CS: 0	PA: 38 ERA WHIP	
<b>PITCHER</b>	IP	WLS	BF	H	R	ER	SO	BB	IBB	HBP	BLK	WP	HR	S	P	ERA	WHIP					ERA	WHIP
<b>Bud Black, L</b> ERA: 4.59 (1, 1)	7.0	W	29	5	2	1	4	3	0	0	1	1	0	62	104	1.29	1.143						
<b>Tim Stoddard, R</b> ERA: (8, 1)	0.2		2	0	0	0	0	1	0	0	0	0	0	3	8	0.00	1.500						
<b>Jesse Orosco, L</b> ERA: 2.08 (8, 1)	0.0		1	1	0	0	0	0	0	0	0	0	0	1	3	∞	∞						
<b>Doug Jones, R</b> ERA: 3.0 (8, 1)	1.1	S	6	2	1	1	1	0	0	0	0	0	0	15	22	6.75	1.500						



**Cleveland Indians @ Baltimore Orioles**  
**Memorial Stadium, Baltimore, MD**  
 Thu May 18 1989, 7:05 PM EDT  
 Att. 23,576 - Unknown

AB	36
R	2
H	8
RBI	2
BB	4
SO	2
LOB	16



AB R H RBI BB SO LOB

4	1	2	0	1	0	1
4	0	1	0	1	0	1
4	1	1	1	1	0	4
5	0	1	1	0	1	4
4	0	1	0	0	0	2
4	0	0	0	0	0	1
3	0	1	0	1	0	0
3	0	1	0	0	0	1
1	0	0	0	0	1	1
0	0	0	0	0	0	0
4	0	0	0	0	0	1

Batter	1	2	3	4	5	6	7	8	9	10
<b>Oddibe McDowell, L</b> (1, 7) OBP: 0.312, SLG: 0.286	0-0 1B S 1B		4-0 F8 S BB		1-2 P5		0-0 P6			2-1 F8 BLK 1B
<b>Jerry Browne, S</b> (1, 4) OBP: 0.286, SLG: 0.302	0-0 1B 1B		1-0 F8			1-1 F7		0-1 G1-3		4-0 1-2 IBB
<b>Joe Carter, R</b> (1, 8) OBP: 0.302, SLG: 0.410	0-0 P3		4-0 S BB			0-0 HR		1-1 F8		0-1 F8
<b>Pete O'Brien, L</b> (1, 3) OBP: 0.399, SLG: 0.500	3-0 G5-4-3 1B		2-3 K			0-0 P4		0-0 F9		1-0 F7
<b>Cory Snyder, R</b> (1, 9) OBP: 0.300, SLG: 0.397	0-1 G5-4-3		0-0 F7			3-1 2B		2-2 P3		
<b>Dave Clark, L</b> (1, 10) OBP: 0.333, SLG: 0.487		0-0 G4-3	2-2 L8			2-2 P6		3-1 G4-3		
<b>Brook Jacoby, R</b> (1, 5) OBP: 0.387, SLG: 0.444		0-0 G4-3 1B	0-0 G4-3			2-1 G5-3		4-2 BB		
<b>Andy Allanson, R</b> (1, 2) OBP: 0.277, SLG: 0.277 <b>Mark Salas, L</b> (9, PH)		1-1 G4-3	2-1 G1-3			2-2 F8 2B		0-3 K		
<b>Joel Skinner, R</b> (9, 2) OBP: 0.300, SLG: 0.450										
<b>Felix Fermin, R</b> (1, 6) OBP: 0.346, SLG: 0.291			0-0 G3			1-0 G4-3		0-0 F8		2-2 G6-3

Inning Stats	R: 1 E: 0 K: 0 S: 6	H: 3 LOB: 1 BB: 0 P: 9	R: 0 E: 0 K: 0 S: 4	H: 1 LOB: 0 BB: 0 P: 5	R: 0 E: 0 K: 1 S: 5	H: 0 LOB: 2 BB: 2 P: 16	R: 0 E: 0 K: 0 S: 5	H: 0 LOB: 0 BB: 0 P: 7	R: 0 E: 0 K: 0 S: 9	H: 2 LOB: 1 BB: 0 P: 15	R: 0 E: 0 K: 0 S: 7	H: 1 LOB: 1 BB: 0 P: 11	R: 0 E: 0 K: 0 S: 5	H: 0 LOB: 0 BB: 0 P: 6	R: 0 E: 0 K: 1 S: 11	H: 0 LOB: 1 BB: 1 P: 20	R: 0 E: 0 K: 0 S: 8	H: 1 LOB: 2 BB: 1 P: 17	1B: 5 2B: 2 3B: 0 HR: 1	SF: 0 SAC: 0 DP: 2 HBP: 0
--------------	------------------------------	---------------------------------	------------------------------	---------------------------------	------------------------------	----------------------------------	------------------------------	---------------------------------	------------------------------	----------------------------------	------------------------------	----------------------------------	------------------------------	---------------------------------	-------------------------------	----------------------------------	------------------------------	----------------------------------	----------------------------------	------------------------------------

PITCHER	IP	WLS	BF	H	R	ER	SO	BB	IBB	HBP	BLK	WP	HR	S	P	ERA	WHIP
<b>Bob Milacki, R</b> (1, 1) ERA: 4.47	9.1		37	8	2	2	2	3	0	0	0	0	1	66	111	1.93	1.179
<b>Kevin Hickey, L</b> (10, 1) ERA: 2.38	0.0		1	0	0	0	0	0	1	0	1	0	0	4	4	∞	∞
<b>Mark Williamson, R</b> (10, 1) ERA: 4.94	0.2	W	2	0	0	0	0	0	0	0	0	0	0	3	4	0.00	0.000

WP: 0	PA: 40
PB: 0	
SB: 3	
CS: 0	

BOTTOM

Cleveland Indians @ Baltimore Orioles  
Memorial Stadium, Baltimore, MD  
Thu May 18 1989, 7:05 PM EDT  
Att: 23,576 - Unknown

livebaseballscorecards.com

AB 37  
R 3  
H 9  
RBI 3  
BB 4  
SO 5  
LOB 14



AB R H RBI BB SO LOB

4	1	0	0	1	0	1
5	1	1	0	0	0	1
4	0	3	1	1	0	0
4	0	0	0	1	1	3
5	0	2	1	0	0	1
4	1	2	0	0	0	2
3	0	0	0	1	1	1
4	0	0	0	0	3	3
4	0	1	1	0	0	2
1B: 6	SF: 0	2B: 2	SAC: 0	3B: 1	DP: 0	HR: 0
3B: 1	DP: 0	DP: 0	HBP: 0			

Batter	1	2	3	4	5	6	7	8	9	10
Brady Anderson, L OBP: 0.348, SLG: 0.417 (1, 8)	G4-3		F7			F9	F7			F9 S 1B BB
Phil Bradley, R OBP: 0.359, SLG: 0.470 (1, 7)	G5-3			G5-3		1B 3B		G6-3		F9
Cal Ripken Jr., R OBP: 0.371, SLG: 0.424 (1, 6)	1B			1B 1B		3-H 1B		G6-3		1B IBB IBB
Randy Milligan, R OBP: 0.357, SLG: 0.424 (1, 3)	G6-3			F9		G3		K		1B IBB
Bob Melvin, R OBP: 0.400, SLG: 0.405 (1, 2)			F9	FC6-4 1B		G6-3			G6-3	1-2 2-3 3-H 1B
Mike Devereaux, R OBP: 0.333, SLG: 0.396 (1, 10)			P6	FC6-4			S S 2B 1B		2B	
Craig Worthington, R OBP: 0.294, SLG: 0.308 (1, 5)			G5-3			K	1 SAFE 1 SAFE 1 SAFE 1 SAFE	G1-3		2B
Steve Finley, L OBP: 0.288, SLG: 0.364 (1, 9)			K			K		K		P2
Billy Ripken, R OBP: 0.333, SLG: 0.348 (1, 4)			G6-3			F8		2B		L1

Inning Stats	R: 0	H: 1	E: 0	K: 0	S: 12	R: 0	H: 0	E: 0	K: 0	S: 5	R: 0	H: 0	E: 1	K: 1	S: 9	R: 0	H: 2	E: 0	K: 0	S: 9	R: 0	H: 0	E: 0	K: 2	S: 7	R: 1	H: 2	E: 0	K: 0	S: 14	R: 1	H: 2	E: 0	K: 1	S: 12	R: 0	H: 0	E: 0	K: 1	S: 12	R: 0	H: 1	E: 0	K: 0	S: 8	R: 1	H: 1	E: 0	K: 0	S: 6	1B: 6	SF: 0	2B: 2	SAC: 0	3B: 1	DP: 0	HR: 0	WP: 0	PA: 41										
	LOB: 1	BB: 0				LOB: 0	BB: 0				LOB: 0	BB: 0				LOB: 2	BB: 0				LOB: 0	BB: 0				LOB: 1	BB: 0				LOB: 2	BB: 1				LOB: 0	BB: 0				LOB: 2	BB: 1				LOB: 3	BB: 3				LOB: 0	BB: 0				LOB: 3	BB: 3												

PITCHER	IP	WLS	BF	H	R	ER	SO	BB	IBB	HBP	BLK	WP	HR	S	P	ERA	WHIP
Greg Swindell, L ERA: 2.24 (1, 1)	9.0		36	8	2	2	5	0	1	0	0	0	0	88	121	2.00	0.889
Keith Atherton, R ERA: 3.7 (10, 1)	0.1	L	5	1	1	1	0	1	2	0	0	0	0	6	22	27.00	6.000

Batter	1	2	3	4	5	6	7	8	9	AB R H RBI BB SO LOB	TOP		
<b>Oddibe McDowell, L</b> (1, 7) OBP: 0.311, SLG: 0.285	0-1 F7		3-2 G1-3		1-1 G1-3			0-0 G3 SH5-3 1B		4 0 1 0 0 0 0			
<b>Jerry Browne, S</b> (1, 4) OBP: 0.280, SLG: 0.296	1-1 G4-3		2-1 F7			2-1 F7		0-0 SH5-3 1-2		3 0 0 0 0 0 0			
<b>Joe Carter, R</b> (1, 8) OBP: 0.301, SLG: 0.403	0-1 F9			0-1 F9		0-1 G4-3		4-0 G3 IBB		3 0 0 0 1 0 0			
<b>Pete O'Brien, L</b> (1, 3) OBP: 0.389, SLG: 0.486		1-1 F9		2-0 L8		2-1 F8		3-1 G3 1-2 2-3		4 0 0 0 0 0 2			
<b>Dave Clark, L</b> (1, 9) OBP: 0.352, SLG: 0.494		1-0 HR 1B		0-0 1B		4-0 HR BB		2-3 K		3 2 2 0 1 1 2			
<b>Brook Jacoby, R</b> (1, 5) OBP: 0.396, SLG: 0.500		2-0 HR 1-H		0-0 1-2 1B		1 SAFE 0-0 1-H HR		3-3 K		4 2 3 4 0 1 0			
<b>Mark Salas, L</b> (1, 10) OBP: 0.167, SLG: 0.167		1-1 L4-3 1B		0-0 F9		2-2 G4-3		2-2 F9		4 0 1 0 0 0 2			
<b>Andy Allanson, R</b> (1, 2) OBP: 0.268, SLG: 0.267		2-0 L4-3 1-2		3-2 P4		1-1 F8		2-3 K		4 0 0 0 0 1 1			
<b>Felix Fermin, R</b> (1, 6) OBP: 0.338, SLG: 0.283			2-1 F7		1-0 F8		0-0 G4-3			3 0 0 0 0 0 0			
<b>Inning Stats</b>	R: 0 E: 0 K: 0 S: 6 H: 0 LOB: 0 BB: 0 P: 7	R: 2 E: 0 K: 0 S: 7 H: 3 LOB: 0 BB: 0 P: 14	R: 0 E: 0 K: 0 S: 8 H: 0 LOB: 0 BB: 0 P: 15	R: 0 E: 0 K: 0 S: 6 H: 2 LOB: 2 BB: 0 P: 8	R: 0 E: 0 K: 0 S: 6 H: 0 LOB: 0 BB: 0 P: 11	R: 0 E: 0 K: 0 S: 6 H: 0 LOB: 0 BB: 0 P: 10	R: 2 E: 0 K: 0 S: 7 H: 1 LOB: 0 BB: 1 P: 14	R: 0 E: 0 K: 1 S: 7 H: 1 LOB: 2 BB: 1 P: 16	R: 0 E: 0 K: 2 S: 10 H: 0 LOB: 0 BB: 0 P: 17	1B: 5 2B: 1 3B: 0 HR: 2 SF: 0 SAC: 1 DP: 1 HBP: 0	WP: 0 PB: 0 SB: 0 CS: 0 PA: 35		
<b>PITCHER</b>	IP WLS BF H R ER SO BB IBB HBP BLK WP HR S P ERA WHIP											<b>PITCHER</b>	IP WLS BF H R ER SO BB IBB HBP BLK WP HR S P ERA WHIP
<b>Jose Bautista, R</b> (1, 1) ERA: 5.03	7.0 L 27 6 4 4 0 1 0 0 0 0 0 2 46 79 5.14 1.000												
<b>Mark Thurmond, L</b> (8, 1) ERA: 3.52	1.0 5 1 0 0 1 0 1 0 0 0 0 7 16 0.00 1.000												
<b>Gregg Olson, R</b> (9, 1) ERA: 2.92	1.0 3 0 0 0 2 0 0 0 0 0 0 10 17 0.00 0.000												

**Cleveland Indians @ Baltimore Orioles**  
**Memorial Stadium, Baltimore, MD**  
 Fri May 19 1989, 7:05 PM EDT  
 Att: 21,933 - Unknown

[livebaseballscorecards.com](http://livebaseballscorecards.com)

<b>AB</b>	32
<b>R</b>	4
<b>H</b>	7
<b>RBI</b>	4
<b>BB</b>	2
<b>SO</b>	3
<b>LOB</b>	7



Batter	1	2	3	4	5	6	7	8	9	AB R H RBI BB SO LOB
Joe Orsulak, L OBP: 0.355, SLG: 0.451 (1, 9)	3-1 G5-4-3 1B 2B 1B		1-0 G6-3 1B			1-3 K		2-1 1B BB 1B		4 1 3 0 0 1 0
Phil Bradley, R OBP: 0.363, SLG: 0.467 (1, 7)	0-1 G5-4-3 1-2 1B		1-3 K			2-2 L7		4-1 1B 1-2 BB		3 0 1 0 1 1 1
Cal Ripken Jr., R OBP: 0.368, SLG: 0.419 (1, 6)	1-0 G5-4-3 1-2f 2-3		0-1 G6-3 1-2f			0-1 F9		0-2 1-2 2-3 1B		4 0 1 0 0 0 3
Jim Traber, L OBP: 0.250, SLG: 0.268 (1, 10)	0-1 2B			2-3 K			2-1 G6-3	2-3 K		4 0 1 1 0 2 3
Randy Milligan, R OBP: 0.351, SLG: 0.403 (1, 3)	4-0 BB			2-3 K			0-0 P3	2-3 K		3 0 0 0 1 2 0
Bob Melvin, R OBP: 0.388, SLG: 0.391 (1, 2)	1-0 F8			1-0 G6-3			1-2 FC6 1B	1-1 G6-3		4 0 1 0 0 0 2
Steve Finley, L OBP: 0.270, SLG: 0.339 (1, 8)			1-1 F7			1-3 K	1-1 FC6 1-2f	0-0 P2		4 0 0 0 0 1 1
Craig Worthington, R OBP: 0.288, SLG: 0.301 (1, 5)			3-3 K			0-1 G1-3		1-2 G6-3		3 0 0 0 0 1 0
Billy Ripken, R OBP: 0.321, SLG: 0.333 (1, 4)			1-1 G4-3			1-2 G6-3		3-3 K		3 0 0 0 0 1 0

Inning Stats	R: 1	H: 3	E: 0	K: 0	S: 8	LOB: 2	BB: 1	P: 17	R: 0	H: 0	E: 0	K: 1	S: 7	LOB: 0	BB: 0	P: 12	R: 0	H: 1	E: 0	K: 2	S: 7	LOB: 0	BB: 0	P: 8	R: 0	H: 0	E: 0	K: 1	S: 6	LOB: 0	BB: 0	P: 10	R: 0	H: 0	E: 0	K: 1	S: 8	LOB: 0	BB: 0	P: 11	R: 0	H: 1	E: 0	K: 0	S: 8	LOB: 1	BB: 0	P: 12	R: 0	H: 2	E: 0	K: 2	S: 16	LOB: 3	BB: 1	P: 28	R: 0	H: 0	E: 0	K: 1	S: 6	LOB: 0	BB: 0	P: 9	1B: 6	2B: 1	3B: 0	HR: 0	SF: 0	SAC: 0	DP: 2	HBP: 0	WP: 0	PB: 0	SB: 0	CS: 0	PA: 34
--------------	------	------	------	------	------	--------	-------	-------	------	------	------	------	------	--------	-------	-------	------	------	------	------	------	--------	-------	------	------	------	------	------	------	--------	-------	-------	------	------	------	------	------	--------	-------	-------	------	------	------	------	------	--------	-------	-------	------	------	------	------	-------	--------	-------	-------	------	------	------	------	------	--------	-------	------	-------	-------	-------	-------	-------	--------	-------	--------	-------	-------	-------	-------	--------

PITCHER	IP	WLS	BF	H	R	ER	SO	BB	IBB	HBP	BLK	WP	HR	S	P	ERA	WHIP
Tom Candiotti, R ERA: 3.17 (1, 1)	7.2	W	29	6	1	1	7	2	0	0	0	0	0	62	102	1.17	1.043
Doug Jones, R ERA: 2.76 (8, 1)	1.1	S	5	1	0	0	2	0	0	0	0	0	0	12	17	0.00	0.750

**BOTTOM**

**Cleveland Indians @ Baltimore Orioles**  
**Memorial Stadium, Baltimore, MD**  
 Fri May 19 1989, 7:05 PM EDT  
 Att. 21,933 - Unknown

AB	32
R	1
H	7
RBI	1
BB	2
SO	9
LOB	10



WP	HR	S	P	ERA	WHIP
0	0	0	0	0.00	0.750

Batter	1	2	3	4	5	6	7	8	9	AB R H RBI BB SO LOB	TOP
<b>Oddibe McDowell, L</b> (1, 7) OBP: 0.303, SLG: 0.277	1-2 B1-3		0-0 G3-1		1-0 L7			2-0 F9		4 0 0 0 0 0 1	
<b>Jerry Browne, S</b> (1, 4) OBP: 0.286, SLG: 0.308	0-1 G5-3		1-0 1B			0-1 F7		3-1 1B 2B		4 0 2 0 0 0 0	
<b>Joe Carter, R</b> (1, 8) OBP: 0.305, SLG: 0.405	1-1 1B		2-2 F9			1-1 F9		0-0 1B		4 0 2 1 0 0 1	
<b>Pete O'Brien, L</b> (1, 3) OBP: 0.380, SLG: 0.473	2-2 P4		2-2 F7			1-1 G3		2-2 G3		4 0 0 0 0 0 4	
<b>Brook Jacoby, R</b> (1, 5) OBP: 0.392, SLG: 0.500		1-0 G4-3 2B		1-0 G1-3			2-0 G6-3		2-3 K	4 0 1 0 0 1 0	
<b>Luis Medina, R</b> (1, 9) OBP: 0.281, SLG: 0.410		2-1 G4-3		3-2 L9			2-3 K		0-3 K	4 0 0 0 0 2 1	
<b>Mike Young, S</b> (1, 10) OBP: 0.294, SLG: 0.200		1-3 K		0-0 L7			0-0 G3-1		1-0 G3	4 0 0 0 0 1 1	
<b>Andy Allanson, R</b> (1, 2) OBP: 0.278, SLG: 0.265		4-0 FC4-6 BB			0-0 G6-3			4-1 2B 1B BB		1 1 0 0 2 0 0	
<b>Felix Fermin, R</b> (1, 6) OBP: 0.331, SLG: 0.276		1-1 FC4-6			2-1 L9			0-0 F9		3 0 0 0 0 0 3	
<b>Inning Stats</b>	R: 0 H: 1 E: 0 LOB: 1 K: 0 BB: 0 S: 10 P: 14	R: 0 H: 1 E: 0 LOB: 2 K: 1 BB: 1 S: 8 P: 17	R: 0 H: 1 E: 0 LOB: 1 K: 0 BB: 0 S: 10 P: 15	R: 0 H: 0 E: 0 LOB: 0 K: 0 BB: 0 S: 7 P: 11	R: 0 H: 0 E: 0 LOB: 0 K: 0 BB: 0 S: 4 P: 7	R: 0 H: 0 E: 0 LOB: 0 K: 0 BB: 0 S: 6 P: 8	R: 0 H: 0 E: 0 LOB: 0 K: 1 BB: 0 S: 7 P: 11	R: 1 H: 2 E: 0 LOB: 2 K: 0 BB: 1 S: 9 P: 20	R: 0 H: 0 E: 0 LOB: 0 K: 2 BB: 0 S: 8 P: 11	1B: 3 SF: 0 2B: 2 SAC: 0 3B: 0 DP: 0 HR: 0 HBP: 0	WP: 0 PA: 34 PB: 0 SB: 1 CS: 0
<b>PITCHER</b>	IP WLS BF H R ER SO BB IBB HBP BLK WP HR S P ERA WHIP										
<b>Jeff Ballard, L</b> (1, 1) ERA: 2.19	7.2 W 29 4 1 1 2 2 0 0 0 0 0 0 57 97 1.17 0.783										
<b>Gregg Olson, R</b> (8, 1) ERA: 2.77	1.1 5 1 0 0 2 0 0 0 0 0 0 0 12 17 0.00 0.750										

Cleveland Indians @ Baltimore Orioles  
 Memorial Stadium, Baltimore, MD  
 Sat May 20 1989, 7:05 PM EDT  
 Att: 30,372 - Unknown

livebaseballscorecards.com

AB	32
R	1
H	5
RBI	1
BB	2
SO	4
LOB	11





Batter	1	2	3	4	5	6	7	8	9
<b>Brady Anderson, L</b> (1, 8) OBP: 0.345, SLG: 0.412	2-1 G1-3		0-1 F8			2-1 F7	2-0 1B		
<b>Phil Bradley, R</b> (1, 7) OBP: 0.354, SLG: 0.454	0-1 G6-3		2-1 G4-3			1-3 K	1-0 FC1-6-5		
<b>Cal Ripken Jr., R</b> (1, 6) OBP: 0.359, SLG: 0.408	2-3 K				0-3 K	3-2 L7		0-0 G4-3	
<b>Mickey Tettleton, S</b> (1, 2)		2-3 K		0-1 G2-3			4-1 1B BB	1-3 K	
<b>Joe Orsulak, L</b> (1, 9)		0-0 3B 1B		4-1 CS BB			0-0 E9 1B SF9 1B	4-1 BB BB	
<b>Randy Milligan, R</b> (1, 3) OBP: 0.359, SLG: 0.431		1-0 SF8 3B		1-1 CS	0-0 G6-3		2-2 G6-3	4-1 BB BB	
<b>Larry Sheets, L</b> (1, 10) OBP: 0.263, SLG: 0.260		1-0 SF8			1-3 K		4-0 SF9 1B IBB	1-2 L6	
<b>Steve Finley, L</b> (7, PR) OBP: 0.270, SLG: 0.339									
<b>Mike Devereaux, R</b> (8, PH) OBP: 0.328, SLG: 0.389									
<b>Craig Worthington, R</b> (1, 5) OBP: 0.296, SLG: 0.310		2-2 G6-3			1-1 1B		2-2 1B FC1-6-5 1B		
<b>Billy Ripken, R</b> (1, 4) OBP: 0.309, SLG: 0.324			1-2 L9		0-1 G5-3		0-0 SF9		

AB	R	H	RBI	BB	SO	LOB
4	0	1	1	0	0	0
4	0	0	0	0	1	2
4	0	0	0	0	2	0
3	1	0	0	1	2	0
2	2	2	0	2	0	0
3	1	1	1	1	0	2
1	0	0	1	1	1	0
0	1	0	0	0	0	0
1	0	0	0	0	0	2
3	0	2	1	0	0	0
2	0	0	1	0	0	1

WP	HR	S	P	ERA	WHIP
0	0	60	98	7.11	1.105
0	0	3	6	0.00	1.500
0	0	11	21	0.00	2.000

1B	2B	3B	HR	SF	SAC	DP	HBP
5	0	1	0	2	0	0	0
0	0	0	0	0	0	0	0
0	0	0	0	0	0	0	0

WP	PA
0	35

**Cleveland Indians @ Baltimore Orioles**  
**Memorial Stadium, Baltimore, MD**  
 Sat May 20 1989, 7:05 PM EDT  
 Att. 30,372 - Unknown

livebaseballscorecards.com

AB	27
R	5
H	6
RBI	5
BB	5
SO	6
LOB	7



Inning Stats	R	H	E	K	S	R	H	E	K	S	R	H	E	K	S	R	H	E	K	S	R	H	E	K	S
	0	0	0	1	7	2	2	0	1	10	0	0	0	0	7	0	0	0	1	12	0	0	0	0	0
	0	0	0	1	7	0	0	0	1	10	0	0	0	0	7	0	0	0	1	10	0	0	0	0	0
	0	0	0	1	7	3	3	1	1	29	0	0	0	0	11	0	0	0	2	29	0	0	0	0	0

PITCHER	IP	WLS	BF	H	R	ER	SO	BB	IBB	HBP	BLK	WP	HR	S	P	ERA	WHIP
<b>John Farrell, R</b> (1, 1) ERA: 3.88	6.1	L	26	5	5	5	5	2	1	0	0	0	0	60	98	7.11	1.105
<b>Tim Stoddard, R</b> (7, 1) ERA:	0.2		3	1	0	0	0	0	0	0	0	0	0	3	6	0.00	1.500
<b>Jesse Orosco, L</b> (8, 1) ERA: 1.86	1.0		5	0	0	0	1	2	0	0	0	0	0	11	21	0.00	2.000

Batter	1	2	3	4	5	6	7	8	9	AB R H RBI BB SO LOB
--------	---	---	---	---	---	---	---	---	---	----------------------

<b>Oddibe McDowell, L</b> (1, 7) <small>OBP: 0.302, SLG: 0.276</small>	3-2 <b>G6-3</b> 		1-0 <b>E</b> 1B 1B		0-0 <b>G3-6-1</b> 1-2f 		2-3 <b>K</b> 		4 1 1 0 0 1 2
<b>Jerry Browne, S</b> (1, 4) <small>OBP: 0.297, SLG: 0.319</small>	0-1 <b>1B</b> <b>1B</b> 		1-2 <b>E</b> 1B 1-3 2-H <b>1B</b>		1-1 <b>1B</b> <b>1B</b> 		1-3 <b>K</b> 		4 0 3 1 0 1 1
<b>Joe Carter, R</b> (1, 8) <small>OBP: 0.309, SLG: 0.407</small>	2-1 <b>1B</b> 1-2 <b>1B</b> 		0-3 <b>K</b> 		2-2 <b>1B</b> 1-2 <b>1B</b> 		2-2 <b>G3-1</b> 		4 0 2 0 0 1 2
<b>Pete O'Brien, L</b> (1, 3) <small>OBP: 0.371, SLG: 0.460</small>	2-0 <b>P5</b> 		0-0 <b>L9</b> 1-2 3-H 		1-0 <b>F7</b> 		0-0 <b>F8</b> 		4 0 0 0 0 0 5
<b>Dave Clark, L</b> (1, 9) <small>OBP: 0.347, SLG: 0.482</small>	1-1 <b>F7</b> 		1-3 <b>K</b> 		0-0 <b>G4-3</b> 		2-1 <b>1B</b> 		4 0 1 0 0 1 3
<b>Brook Jacoby, R</b> (1, 5) <small>OBP: 0.389, SLG: 0.493</small>		0-1 <b>P7-6</b> 		2-3 <b>K</b> 		0-1 <b>CS</b> <b>1B</b> 		3-3 <b>K</b> 	4 0 1 0 0 2 1
<b>Mark Salas, L</b> (1, 10) <small>OBP: 0.100, SLG: 0.100</small>		2-2 <b>G3-1</b> 		3-1 <b>L3</b> 		3-3 <b>K</b> 1-2 		2-3 <b>K</b> 	4 0 0 0 0 2 1
<b>Joel Skinner, R</b> (1, 2) <small>OBP: 0.292, SLG: 0.458</small>		1-0 <b>F9</b> 		1-2 <b>F8</b> 		0-1 <b>2B</b> 		3-2 <b>G5-3</b> 	4 0 1 0 0 0 0
<b>Felix Fermin, R</b> (1, 6) <small>OBP: 0.329, SLG: 0.276</small>			1-2 <b>E5</b> <b>1B</b> <b>1B</b> 		0-0 <b>G3-6-1</b> <b>1B</b> 		1-3 <b>K</b> 	0-1 <b>G3</b> 	4 1 1 0 0 1 1

**Cleveland Indians @ Baltimore Orioles**  
 Memorial Stadium, Baltimore, MD  
 Sun May 21 1989, 3:33 AM EDT  
 Att. 35,428 - Sunny - 79 F

AB	36
R	2
H	10
RBI	1
BB	0
SO	9
LOB	16



Inning Stats	R: 0	H: 2	R: 0	H: 0	R: 2	H: 2	R: 0	H: 0	R: 0	H: 3	R: 0	H: 1	R: 0	H: 1	R: 0	H: 1	R: 0	H: 0	
E: 0	LOB: 2	E: 0	LOB: 0	E: 2	LOB: 1	E: 0	LOB: 0	E: 0	LOB: 2	E: 0	LOB: 1	E: 0	LOB: 1	E: 0	LOB: 1	E: 0	LOB: 0	E: 0	LOB: 0
K: 0	BB: 0	K: 0	BB: 0	K: 2	BB: 0	K: 1	BB: 0	K: 3	BB: 0	K: 1	BB: 0	K: 3	BB: 0	K: 1	BB: 0	K: 1	BB: 0	K: 1	BB: 0
S: 10	P: 18	S: 6	P: 9	S: 15	P: 19	S: 9	P: 15	S: 9	P: 13	S: 7	P: 10	S: 13	P: 17	S: 9	P: 16	S: 11	P: 16	S: 11	P: 16

PITCHER	IP	WLS	BF	H	R	ER	SO	BB	IBB	HBP	BLK	WP	HR	S	P	ERA	WHIP
<b>Brian Holton, R</b> (1, 1) <small>ERA: 4.05</small>	6.0	L	25	8	2	0	4	0	0	0	0	0	0	56	84	0.00	1.333
<b>Mark Williamson, R</b> (7, 1) <small>ERA: 4.39</small>	3.0		11	2	0	0	5	0	0	0	0	0	0	33	49	0.00	0.667

WP: 0	PA: 36
PB: 0	
SB: 0	
CS: 1	

PITCHER	IP	WLS	BF	H	R	ER	SO	BB	IBB	HBP	BLK	WP	HR	S	P	ERA	WHIP
---------	----	-----	----	---	---	----	----	----	-----	-----	-----	----	----	---	---	-----	------

Batter	1	2	3	4	5	6	7	8	9	AB	R	H	RBI	BB	SO	LOB
<b>Brady Anderson, L</b> OBP: 0.337, SLG: 0.401 (1, 8) C B B X	2-1 F8 ①		1-0 F8 ②		0-0 B3 ②			2-1 FC3 ①		4	0	0	0	0	0	3
<b>Steve Finley, L</b> OBP: 0.258, SLG: 0.323 <b>Phil Bradley, R</b> OBP: 0.352, SLG: 0.451 (8, PH) (9, 7) C X	0-1 B4-3 ②		3-1 P6 ③		2-2 F7 ③			1-2 G3 ②		3	0	0	0	0	0	2
<b>Cal Ripken Jr., R</b> OBP: 0.351, SLG: 0.397 (1, 6) B F X	1-1 L6 ③				0-0 P8 ①			1-0 G6-3 ③		1	0	0	0	0	0	1
<b>Mickey Tettleton, S</b> OBP: 0.277, SLG: 0.458 (1, 2) B B X		2-1 G3-1 ①		1-2 FC3-6 1B ②		2-2 F7 ②		0-1 G3 ①		4	0	1	0	0	0	0
<b>Joe Orsulak, L</b> OBP: 0.369, SLG: 0.442 (1, 7) (9, 9) B B C C B B X		3-2 G3-1 ②		2-2 FC3-6 2B 1-2f ②		2-2 P7 ③		0-3 K ②		4	0	0	0	0	1	1
<b>Randy Milligan, R</b> OBP: 0.378, SLG: 0.456 (1, 3) B B B B B B X		4-1 S BB ③		2-2 S 1 SAFE B 1 SAFE B 1 SAFE S X		1-3 2B ③		0-0 G6-4-3 1B ③		3	0	2	0	1	0	0
<b>Larry Sheets, L</b> OBP: 0.258, SLG: 0.255 <b>Bob Melvin, R</b> OBP: 0.380, SLG: 0.383 (1, 10) (7, PH) B B C X		3-1 G4-3 ③		0-0 G3 ③				1-0 G6-4-3 ① ②		2	0	0	0	0	0	3
<b>Craig Worthington, R</b> OBP: 0.297, SLG: 0.310 (1, 5) B B X			2-1 1B ①		1-1 G6-3 ①			2-0 G1-3 ③		3	0	1	0	0	0	0
<b>Billy Ripken, R</b> OBP: 0.321, SLG: 0.329 (1, 4) 1 SAFE L 1 SAFE C B B 1 SAFE S			1-3 K ①		4-2 BB ③			1-2 G3 FC3 1B ③		2	0	1	0	1	1	1

Inning Stats	R: 0	H: 0	E: 0	K: 0	S: 6	R: 0	H: 0	E: 0	K: 0	S: 9	R: 0	H: 1	E: 0	K: 1	S: 8	R: 0	H: 2	E: 0	K: 0	S: 12	R: 0	H: 0	E: 0	K: 0	S: 9	R: 0	H: 1	E: 0	K: 0	S: 3	R: 0	H: 1	E: 0	K: 0	S: 12	R: 0	H: 0	E: 0	K: 1	S: 6	1B: 4	SF: 0	2B: 1	SAC: 0	3B: 0	DP: 1	HR: 0	HBP: 0	WP: 0	PA: 33
	0	0	0	0	6	0	0	0	0	9	0	1	0	1	8	0	2	0	0	12	0	0	0	0	0	0	1	0	1	0	0	3	0	0	0	12	0	0	0	6	4	0	1	0	0	0	0	0	33	

PITCHER	IP	WLS	BF	H	R	ER	SO	BB	IBB	HBP	BLK	WP	HR	S	P	ERA	WHIP
<b>Rich Yett, R</b> ERA: 4.2 (1, 1)	6.0	W	23	3	0	0	1	2	0	0	0	0	0	53	92	0.00	0.833
<b>Scott Bailes, L</b> ERA: 3.74 (7, 1)	1.1		5	2	0	0	0	0	0	0	0	0	0	9	16	0.00	1.500
<b>Doug Jones, R</b> ERA: 2.5 (8, 1)	1.2	S	5	0	0	0	1	0	0	0	0	0	0	12	14	0.00	0.000

**BOTTOM**

**Cleveland Indians @ Baltimore Orioles**  
Memorial Stadium, Baltimore, MD

Sun May 21 1989, 3:33 AM EDT  
Att. 35,428 - Sunny - 79 F

livebaseballscorecards.com

<b>AB</b>	<b>31</b>
<b>R</b>	<b>0</b>
<b>H</b>	<b>5</b>
<b>RBI</b>	<b>0</b>
<b>BB</b>	<b>2</b>
<b>SO</b>	<b>2</b>
<b>LOB</b>	<b>13</b>



Batter	1	2	3	4	5	6	7	8	9	AB R H RBI BB SO LOB	TOP											
<b>Oddibe McDowell, L</b> (1, 7) OBP: 0.310, SLG: 0.306	1-1 B2-3	0-0 HR		3-1 G4-6-3 1B		3-1 G4-3			0-1 G6-3 1B	5 1 3 2 0 0 0												
<b>Felix Fermin, R</b> (1, 6) OBP: 0.317, SLG: 0.265	0-0 G6-3	1-0 G4-3		1-0 G4-6-3 1-2f			0-0 F8		2-2 G6-3 1-2	5 0 0 0 0 0 2												
<b>Pete O'Brien, L</b> (1, 3) OBP: 0.378, SLG: 0.481	4-2 BB		3-1 HR	3-0 FC6-4 1B			2-0 G3		2-2 G4-3	4 1 2 1 1 0 1												
<b>Joe Carter, R</b> (1, 8) OBP: 0.308, SLG: 0.404	1-0 P4		1-1 S 2B 1B	2-0 FC6-4 1-2f			0-1 G5-3			4 1 1 0 0 0 2												
<b>Dave Clark, L</b> (1, 9) OBP: 0.333, SLG: 0.460		0-2 G1-3	3-2 G6-3 1-2		1-2 P4			1-1 G4-3		4 0 0 0 0 0 1												
<b>Brook Jacoby, R</b> (1, 5) OBP: 0.398, SLG: 0.525		3-2 HR	0-1 3B 2B		4-2 G4-6-3 BB			3-1 G6-3		3 2 2 2 1 0 0												
<b>Mark Salas, L</b> (1, 10) OBP: 0.286, SLG: 0.643		1-2 HR	3-2 3B		2-1 G4-6-3 1-2f			0-1 1B		4 1 3 2 0 0 1												
<b>Joel Skinner, R</b> (1, 2) OBP: 0.250, SLG: 0.393		0-0 G1-3	3-3 K			2-3 K		1-0 P3		4 0 0 0 0 2 2												
<b>Luis Aguayo, R</b> (1, 4) OBP: 0.192, SLG: 0.045		4-2 HR BB	0-0 P4			1-2 P3			0-0 G6-3	3 1 0 0 1 0 1												
<b>Inning Stats</b>	R: 0 E: 0 K: 0 S: 6	H: 0 LOB: 1 BB: 1 P: 12	R: 4 E: 0 K: 0 S: 14	H: 3 LOB: 0 BB: 1 P: 23	R: 3 E: 0 K: 1 S: 18	H: 4 LOB: 1 BB: 0 P: 31	R: 0 E: 0 K: 0 S: 5	H: 2 LOB: 1 BB: 0 P: 14	R: 0 E: 0 K: 0 S: 9	H: 0 LOB: 0 BB: 1 P: 16	R: 0 E: 0 K: 1 S: 12	H: 0 LOB: 0 BB: 0 P: 18	R: 0 E: 0 K: 0 S: 4	H: 0 LOB: 0 BB: 0 P: 6	R: 0 E: 0 K: 0 S: 7	H: 1 LOB: 1 BB: 0 P: 12	R: 0 E: 0 K: 0 S: 9	H: 1 LOB: 1 BB: 0 P: 13	1B: 5 2B: 1 3B: 1 HR: 4	SF: 0 SAC: 0 DP: 2 HBP: 0	WP: 0 PB: 0 SB: 1 CS: 0	PA: 39
<b>PITCHER</b>	IP WLS BF H R ER SO BB IBB HBP BLK WP HR S P ERA WHIP																					
<b>Jack Morris, R</b> (1, 1) ERA: 4.94	2.1 L 15 6 7 7 0 2 0 0 0 0 0 4 30 52 27.00 3.429																					
<b>Randy Bockus, R</b> (3, 1) ERA:	4.2 16 3 0 0 2 1 0 0 0 0 0 0 38 68 0.00 0.857																					
<b>Frank Williams, R</b> (8, 1) ERA: 2.9	2.0 8 2 0 0 0 0 0 0 0 0 0 0 16 25 0.00 1.000																					

**Cleveland Indians @ Detroit Tigers**  
Tiger Stadium, Detroit, MI  
Mon May 22 1989, 7:05 PM EDT  
Att. 13,702 - Unknown - 73 F

[livebaseballscorecards.com](http://livebaseballscorecards.com)

<b>AB</b>	36
<b>R</b>	7
<b>H</b>	11
<b>RBI</b>	7
<b>BB</b>	3
<b>SO</b>	2
<b>LOB</b>	10



BOTTOM

Cleveland Indians @ Detroit Tigers

Tiger Stadium, Detroit, MI

Mon May 22 1989, 7:05 PM EDT

Att: 13,702 - Unknown - 73 F

livebaseballscorecards.com

AB	35
R	3
H	9
RBI	3
BB	1
SO	4
LOB	20



WP:	0	PA:	37
PB:	0		
SB:	0		
CS:	0		

AB R H RBI BB SO LOB

4 1 1 0 1 0 1

3 1 0 0 0 1 4

4 0 1 1 0 1 1

4 0 1 0 0 0 3

4 0 2 2 0 0 0

3 0 0 0 0 1 2

1 0 0 0 0 1 2

4 0 2 0 0 0 2

4 1 1 0 0 0 2

3 0 1 0 0 0 2

1 0 0 0 0 0 1

1B: 9 SF: 0

2B: 0 SAC: 0

3B: 0 DP: 2

HR: 0 HBP: 1

1B: 9 SF: 0

2B: 0 SAC: 0

3B: 0 DP: 2

HR: 0 HBP: 1

1B: 9 SF: 0

2B: 0 SAC: 0

3B: 0 DP: 2

HR: 0 HBP: 1

1B: 9 SF: 0

2B: 0 SAC: 0

3B: 0 DP: 2

HR: 0 HBP: 1

1B: 9 SF: 0

2B: 0 SAC: 0

3B: 0 DP: 2

HR: 0 HBP: 1

1B: 9 SF: 0

2B: 0 SAC: 0

3B: 0 DP: 2

HR: 0 HBP: 1

1B: 9 SF: 0

2B: 0 SAC: 0

3B: 0 DP: 2

HR: 0 HBP: 1

1B: 9 SF: 0

2B: 0 SAC: 0

3B: 0 DP: 2

HR: 0 HBP: 1

1B: 9 SF: 0

2B: 0 SAC: 0

3B: 0 DP: 2

HR: 0 HBP: 1

1B: 9 SF: 0

2B: 0 SAC: 0

3B: 0 DP: 2

HR: 0 HBP: 1

1B: 9 SF: 0

2B: 0 SAC: 0

3B: 0 DP: 2

HR: 0 HBP: 1

1B: 9 SF: 0

2B: 0 SAC: 0

3B: 0 DP: 2

HR: 0 HBP: 1

1B: 9 SF: 0

2B: 0 SAC: 0

3B: 0 DP: 2

HR: 0 HBP: 1

1B: 9 SF: 0

2B: 0 SAC: 0

3B: 0 DP: 2

HR: 0 HBP: 1

1B: 9 SF: 0

2B: 0 SAC: 0

3B: 0 DP: 2

HR: 0 HBP: 1

1B: 9 SF: 0

2B: 0 SAC: 0

3B: 0 DP: 2

HR: 0 HBP: 1

1B: 9 SF: 0

2B: 0 SAC: 0

3B: 0 DP: 2

HR: 0 HBP: 1

1B: 9 SF: 0

2B: 0 SAC: 0

3B: 0 DP: 2

HR: 0 HBP: 1

1B: 9 SF: 0

2B: 0 SAC: 0

3B: 0 DP: 2

HR: 0 HBP: 1

1B: 9 SF: 0

2B: 0 SAC: 0

3B: 0 DP: 2

HR: 0 HBP: 1

1B: 9 SF: 0

2B: 0 SAC: 0

3B: 0 DP: 2

HR: 0 HBP: 1

1B: 9 SF: 0

2B: 0 SAC: 0

3B: 0 DP: 2

HR: 0 HBP: 1

1B: 9 SF: 0

2B: 0 SAC: 0

3B: 0 DP: 2

HR: 0 HBP: 1

1B: 9 SF: 0

2B: 0 SAC: 0

3B: 0 DP: 2

HR: 0 HBP: 1

1B: 9 SF: 0

2B: 0 SAC: 0

3B: 0 DP: 2

HR: 0 HBP: 1

1B: 9 SF: 0

2B: 0 SAC: 0

3B: 0 DP: 2

HR: 0 HBP: 1

1B: 9 SF: 0

2B: 0 SAC: 0

3B: 0 DP: 2

HR: 0 HBP: 1

1B: 9 SF: 0

2B: 0 SAC: 0

3B: 0 DP: 2

HR: 0 HBP: 1

1B: 9 SF: 0

2B: 0 SAC: 0

3B: 0 DP: 2

HR: 0 HBP: 1

1B: 9 SF: 0

2B: 0 SAC: 0

3B: 0 DP: 2

HR: 0 HBP: 1

1B: 9 SF: 0

2B: 0 SAC: 0

3B: 0 DP: 2

HR: 0 HBP: 1

1B: 9 SF: 0

2B: 0 SAC: 0

3B: 0 DP: 2

HR: 0 HBP: 1

1B: 9 SF: 0

2B: 0 SAC: 0

3B: 0 DP: 2

HR: 0 HBP: 1

1B: 9 SF: 0

2B: 0 SAC: 0

3B: 0 DP: 2

HR: 0 HBP: 1

1B: 9 SF: 0

2B: 0 SAC: 0

3B: 0 DP: 2

HR: 0 HBP: 1

1B: 9 SF: 0

2B: 0 SAC: 0

3B: 0 DP: 2

HR: 0 HBP: 1

1B: 9 SF: 0

2B: 0 SAC: 0

3B: 0 DP: 2

HR: 0 HBP: 1

1B: 9 SF: 0

2B: 0 SAC: 0

3B: 0 DP: 2

HR: 0 HBP: 1

1B: 9 SF: 0

2B: 0 SAC: 0

3B: 0 DP: 2

HR: 0 HBP: 1

1B: 9 SF: 0

2B: 0 SAC: 0

3B: 0 DP: 2

HR: 0 HBP: 1

1B: 9 SF: 0

2B: 0 SAC: 0

3B: 0 DP: 2

HR: 0 HBP: 1

1B: 9 SF: 0

2B: 0 SAC: 0

3B: 0 DP: 2

HR: 0 HBP: 1

1B: 9 SF: 0

2B: 0 SAC: 0

3B: 0 DP: 2

HR: 0 HBP: 1

1B: 9 SF: 0

2B: 0 SAC: 0

3B: 0 DP: 2

HR: 0 HBP: 1

1B: 9 SF: 0

2B: 0 SAC: 0

3B: 0 DP: 2

HR: 0 HBP: 1

1B: 9 SF: 0

2B: 0 SAC: 0

3B: 0 DP: 2

HR: 0 HBP: 1

1B: 9 SF: 0

2B: 0 SAC: 0

3B: 0 DP: 2

HR: 0 HBP: 1

1B: 9 SF: 0

2B: 0 SAC: 0

3B: 0 DP: 2

HR: 0 HBP: 1

1B: 9 SF: 0

2B: 0 SAC: 0

3B: 0 DP: 2

HR: 0 HBP: 1

1B: 9 SF: 0

2B: 0 SAC: 0

3B: 0 DP: 2

HR: 0 HBP: 1

1B: 9 SF: 0

2B: 0 SAC: 0

3B: 0 DP: 2

HR: 0 HBP: 1

1B: 9 SF: 0

2B: 0 SAC: 0

3B: 0 DP: 2

HR: 0 HBP: 1

1B: 9 SF: 0

2B: 0 SAC: 0

3B: 0 DP: 2

HR: 0 HBP: 1

1B: 9 SF: 0

2B: 0 SAC: 0

3B: 0 DP: 2

HR: 0 HBP: 1

1B: 9 SF: 0

2B: 0 SAC: 0

3B: 0 DP: 2

HR: 0 HBP: 1

1B: 9 SF: 0

2B: 0 SAC: 0

3B: 0 DP: 2

HR: 0 HBP: 1

1B: 9 SF: 0

2B: 0 SAC: 0

3B: 0 DP: 2

HR: 0 HBP: 1

1B: 9 SF: 0

2B: 0 SAC: 0

3B: 0 DP: 2

HR: 0 HBP: 1

1B: 9 SF: 0

2B: 0 SAC: 0

3B: 0 DP: 2

HR: 0 HBP: 1

1B: 9 SF: 0

2B: 0 SAC: 0

3B: 0 DP: 2

HR: 0 HBP: 1

1B: 9 SF: 0

2B: 0 SAC: 0

3B: 0 DP: 2

HR: 0 HBP: 1

1B: 9 SF: 0

2B: 0 SAC: 0

3B: 0 DP: 2

HR: 0 HBP: 1

1B: 9 SF: 0

2B: 0 SAC: 0

Batter	1	2	3	4	5	6	7	8	9	AB R H RBI BB SO LOB	TOP											
<b>Oddibe McDowell, L</b> (1, 7) OBP: 0.303, SLG: 0.298	2-0 G3			0-0 B1-3		2-0 G1-3		0-0 B1-3		4 0 0 0 0 0 2	<b>Cleveland Indians @ Detroit Tigers</b> Tiger Stadium, Detroit, MI Tue May 23 1989, 7:05 PM EDT Att. 13,141 - Unknown - 69 F											
<b>Luis Aguayo, R</b> (1, 4) OBP: 0.200, SLG: 0.115	1-1 P6			3-2 P8			0-2 1B 2B	0-0 L9		4 1 1 0 0 0 1												
<b>Pete O'Brien, L</b> (1, 3) OBP: 0.375, SLG: 0.475	3-2 G4-3			2-0 G4-3			0-0 2B 1B		1-1 F8	4 0 1 0 0 0 0												
<b>Joe Carter, R</b> (1, 8)		3-2 F9			1-3 K		1-0 2B		0-0 WP 3B	4 1 2 1 0 1 0												
<b>Dave Clark, L</b> (1, 9)		1-0 L3			1-1 G3		1-3 K		4-1 WP BB	3 0 0 0 1 1 2												
<b>Brook Jacoby, R</b> (1, 5)		0-3 K			0-1 P8		1-3 K		3-3 K	4 0 0 0 0 3 3												
<b>Mark Salas, L</b> (1, 10)			2-1 F9			3-2 G6-3 2B		0-0 F8		2-1 F8		4 0 1 0 0 0 3										
<b>Joel Skinner, R</b> (1, 2)			0-0 G5-3			2-1 G6-3			1-3 K	3 0 0 0 0 1 1												
<b>Felix Fermin, R</b> (1, 6)			2-2 G6-3			0-0 G6-3		1-0 B1-3 1B		3 0 1 0 0 0 1												
<b>Inning Stats</b>	R: 0 E: 0 K: 0 S: 6	H: 0 LOB: 0 BB: 0 P: 12	R: 0 E: 0 K: 1 S: 8	H: 0 LOB: 0 BB: 0 P: 12	R: 0 E: 0 K: 0 S: 6	H: 0 LOB: 0 BB: 0 P: 10	R: 0 E: 0 K: 0 S: 5	H: 0 LOB: 0 BB: 0 P: 10	R: 0 E: 0 K: 1 S: 8	H: 0 LOB: 0 BB: 0 P: 10	R: 0 E: 0 K: 2 S: 10	H: 1 LOB: 1 BB: 0 P: 17	R: 1 E: 0 K: 2 S: 12	H: 3 LOB: 2 BB: 0 P: 15	R: 0 E: 0 K: 1 S: 6	H: 1 LOB: 1 BB: 0 P: 8	R: 1 E: 0 K: 1 S: 9	H: 1 LOB: 1 BB: 1 P: 19	1B: 2 2B: 3 3B: 1 HR: 0	SF: 0 SAC: 0 DP: 0 HBP: 0	WP: 1 PB: 0 SB: 0 CS: 0	PA: 34
<b>PITCHER</b> <b>Mike Trujillo, R</b> (1, 1) ERA: 4.15	IP: 9.0 WLS: W BF: 34 H: 6 R: 2 ER: 2 SO: 6 BB: 1 IBB: 0 HBP: 0 BLK: 0 WP: 1 HR: 0 S: 70 P: 113 ERA: 2.00 WHIP: 0.778											<b>PITCHER</b>	IP: 9.0 WLS: W BF: 34 H: 6 R: 2 ER: 2 SO: 6 BB: 1 IBB: 0 HBP: 0 BLK: 0 WP: 1 HR: 0 S: 70 P: 113 ERA: 2.00 WHIP: 0.778									

livebaseballscorecards.com

<b>AB</b>	<b>33</b>
<b>R</b>	<b>2</b>
<b>H</b>	<b>6</b>
<b>RBI</b>	<b>1</b>
<b>BB</b>	<b>1</b>
<b>SO</b>	<b>6</b>
<b>LOB</b>	<b>13</b>



Batter	1	2	3	4	5	6	7	8	9
<b>Gary Pettis, S</b> OBP: 0.306, SLG: 0.258 (1, 8) X	0-0 F9 ①		4-2 S BB	1-1 1B		1-0 F7 ③			
<b>Chet Lemon, R</b> OBP: 0.385, SLG: 0.328 (1, 9) C S S	1-3 K ②		0-1 1B 3B	0-0 F9 ③			2-0 E 2B		
<b>Lou Whitaker, L</b> OBP: 0.398, SLG: 0.538 (1, 4) C B B C B	4-2 FC6-4 BB		1-1 G1-3 ②		2-3 K ①		1-2 E9 1B		
<b>Alan Trammell, R</b> OBP: 0.329, SLG: 0.314 (1, 6) C X	0-1 FC6-4 ③		0-0 2B 1B		2-2 G4-3 ②		0-1 E6 1B		
<b>Keith Moreland, R</b> OBP: 0.369, SLG: 0.412 (1, 3) C X		0-1 L7	3-1 1B 2B		4-2 BB		1-0 G4-6-3 ②		
<b>Gary Ward, R</b> OBP: 0.290, SLG: 0.338 (1, 10) C X		0-1 HR	1-2 1B 1B		1-0 L3 ③		3-2 G6-3 ③		
<b>Kenny Williams, R</b> OBP: 0.231, SLG: 0.306 (1, 7) C X		0-1 F7	0-0 CS 1B			0-1 G6-3 ①		0-0 G3	
<b>Mike Heath, R</b> OBP: 0.396, SLG: 0.533 (1, 2) C B X		1-1 F4 ③	1-0 CS 1B	0-0 G6-3 ①		2-1 2B		1-3 K ②	
<b>Rick Schu, R</b> OBP: 0.273, SLG: 0.200 (1, 5) S B C F B X			2-3 K ①	2-1 G5-3 ②		3-1 F9 ②		2-0 F7 ③	

Inning Stats	R: 0	H: 0	E: 0	K: 1	S: 8	R: 1	H: 1	E: 0	K: 0	S: 8	R: 5	H: 5	E: 0	K: 1	S: 18	R: 0	H: 0	E: 0	K: 1	S: 12	R: 0	H: 1	E: 0	K: 0	S: 7	R: 1	H: 2	E: 2	K: 0	S: 11	R: 0	H: 0	E: 0	K: 1	S: 5
	0	0	0	1	8	1	1	0	0	8	5	5	0	1	18	0	0	0	1	12	0	1	0	0	7	1	2	0	0	11	0	0	0	1	5


PITCHER	IP	WLS	BF	H	R	ER	SO	BB	IBB	HBP	BLK	WP	HR	S	P	ERA	WHIP
<b>Greg Swindell, L</b> ERA: 2.92 (1, 1)	2.2	L	15	5	6	6	2	2	0	0	0	0	1	33	50	20.25	2.625
<b>Tim Stoddard, R</b> ERA: 1.29 (3, 1)	5.1		21	5	1	1	2	1	0	0	0	0	0	42	71	1.69	1.125

**BOTTOM**

**Cleveland Indians @ Detroit Tigers**  
Tiger Stadium, Detroit, MI  
Tue May 23 1989, 7:05 PM EDT  
Att: 13,141 - Unknown - 69 F

AB	R	H	RBI	BB	SO	LOB
3	1	1	0	1	0	1
4	2	2	1	0	1	1
3	0	1	0	1	1	1
4	1	1	1	0	0	2
3	1	1	1	1	0	2
4	2	2	2	0	0	2
4	0	1	1	0	0	0
4	0	1	0	0	1	0
4	0	0	0	0	1	1

AB	33
R	7
H	10
RBI	6
BB	3
SO	4
LOB	10



1B:	5	SF:	0	WP:	0	PA:	37
2B:	3	SAC:	0	PB:	0		
3B:	1	DP:	1	SB:	1		
HR:	1	HBP:	0	CS:	1		

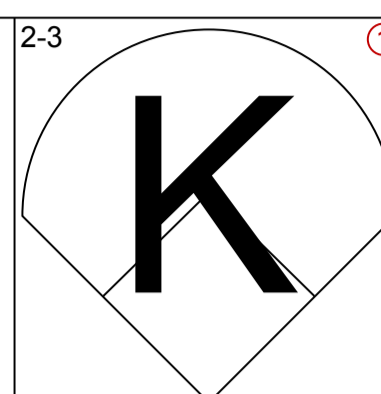
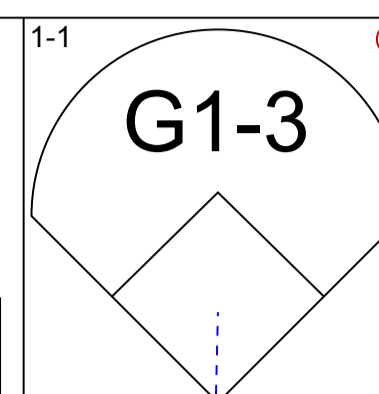
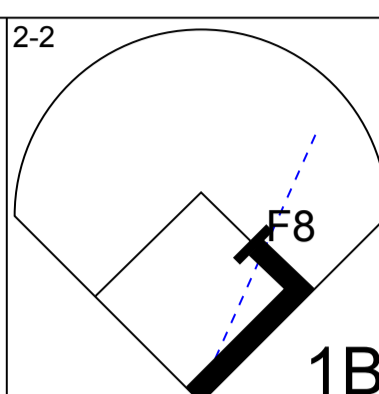
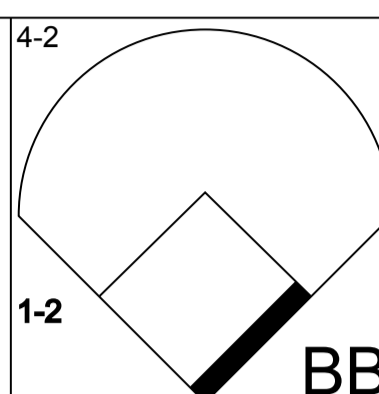
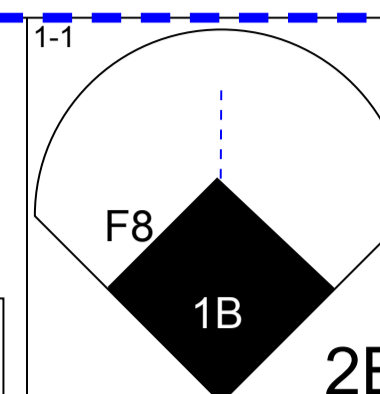
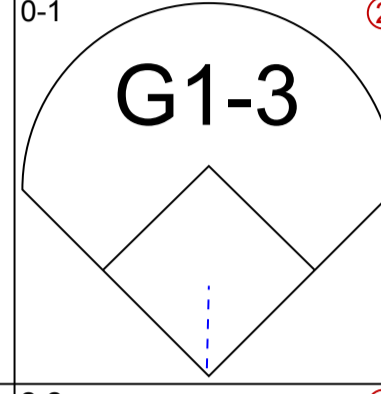

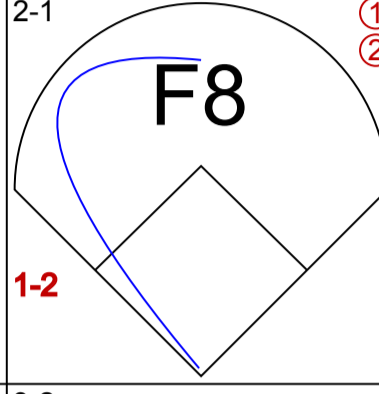
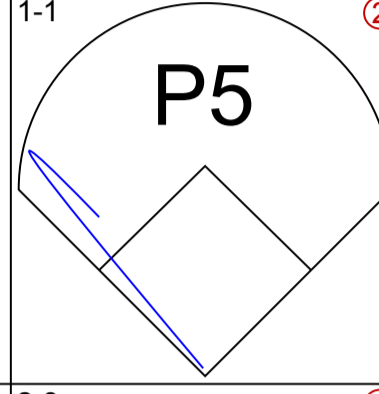
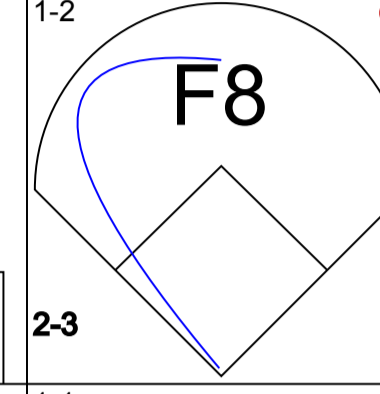
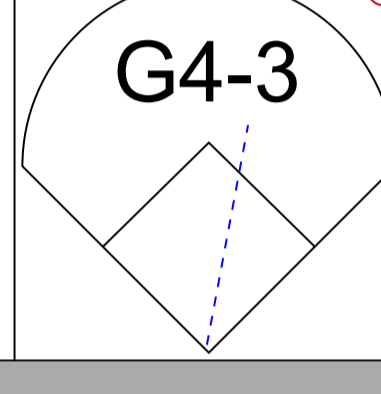
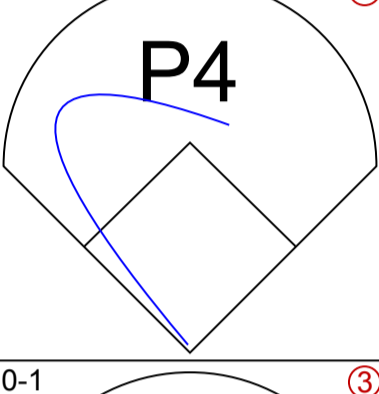
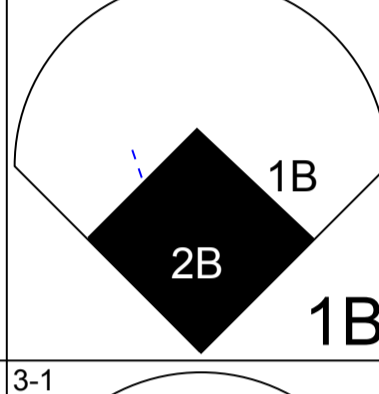
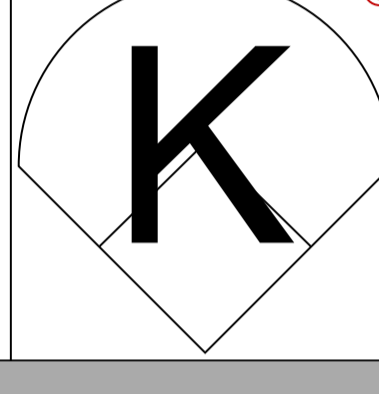
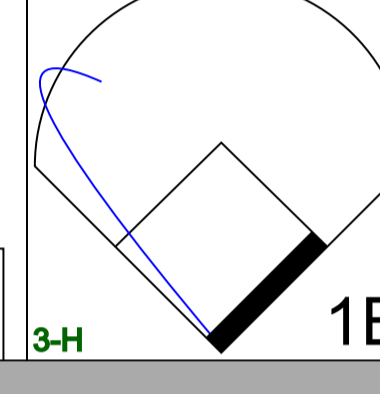
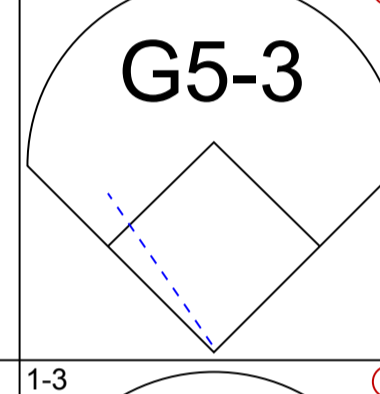
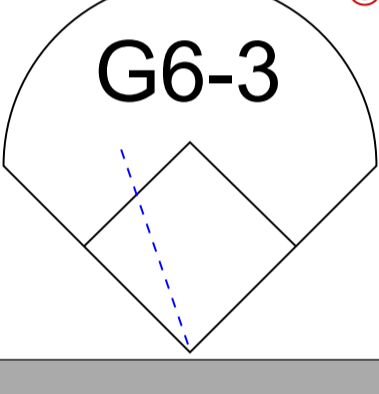
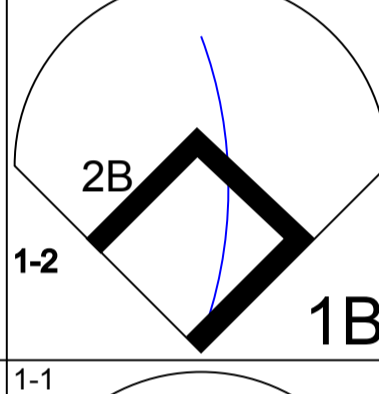
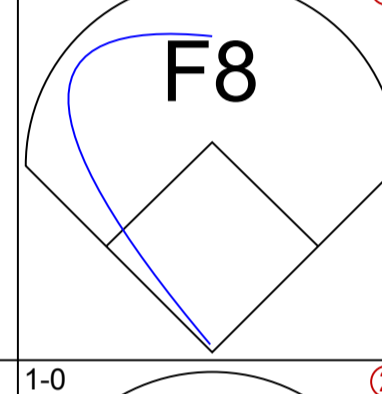
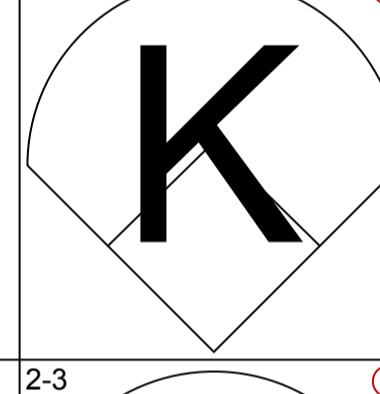
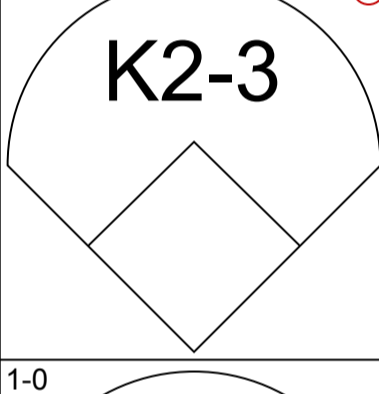
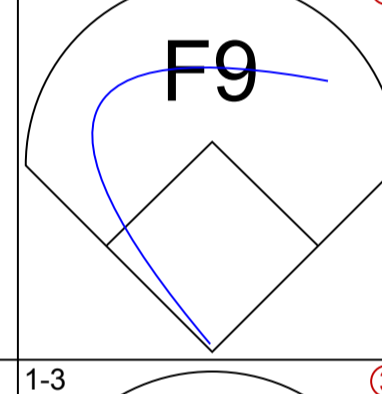
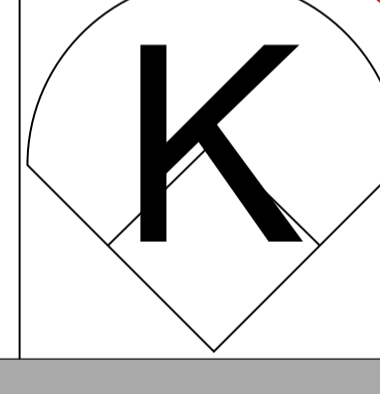
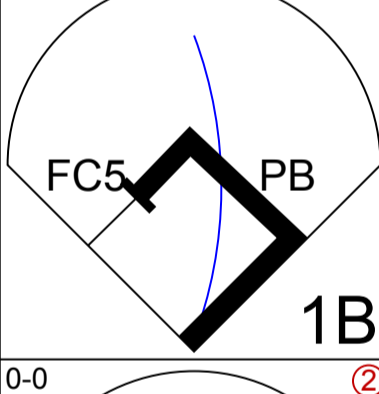
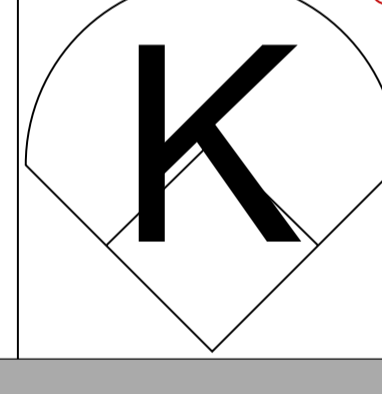
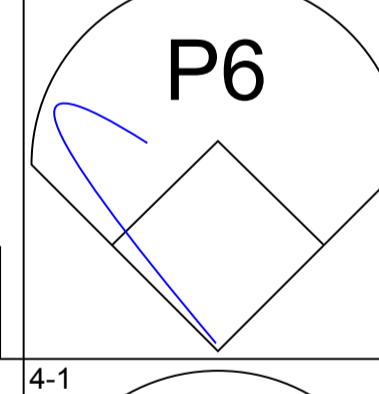
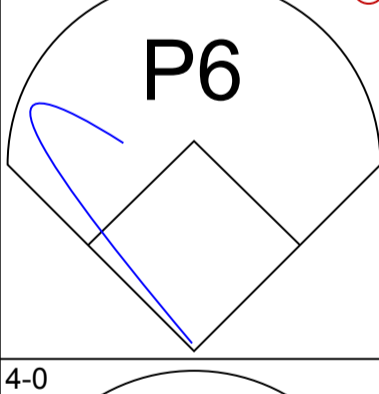
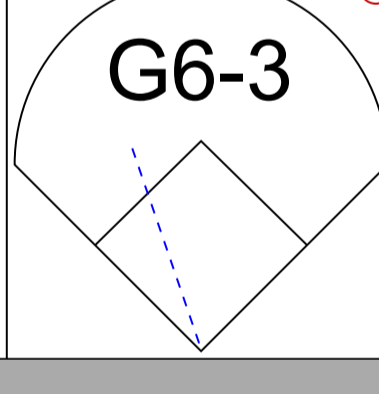
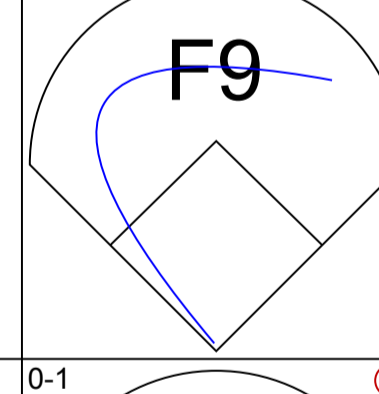
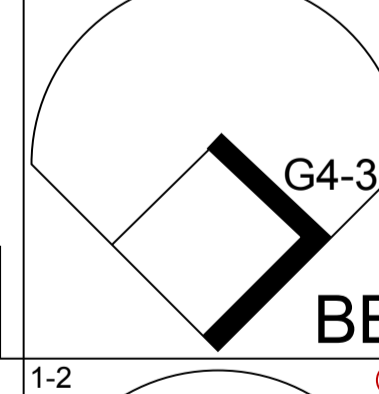
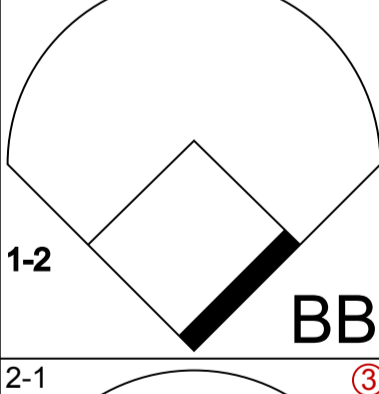
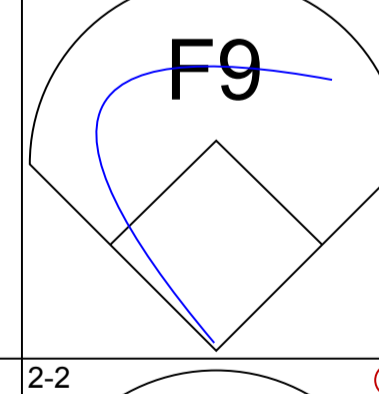
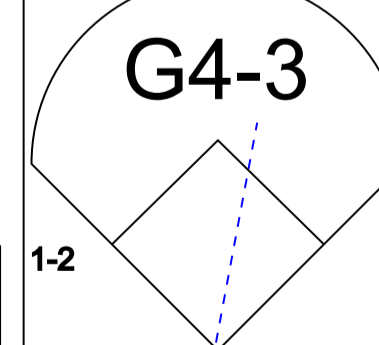
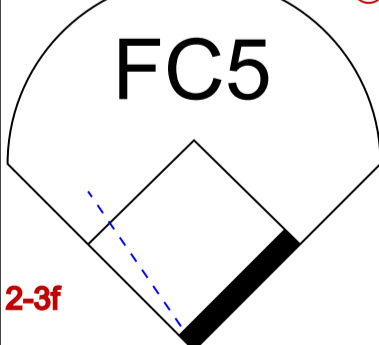
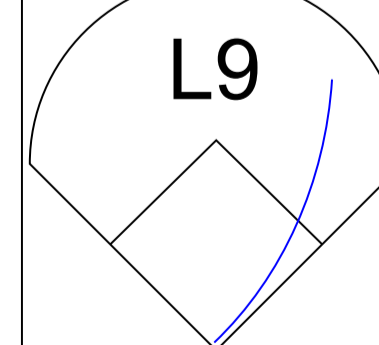
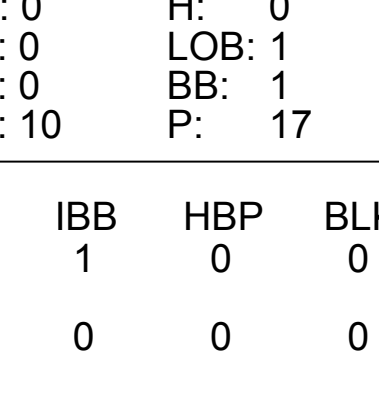
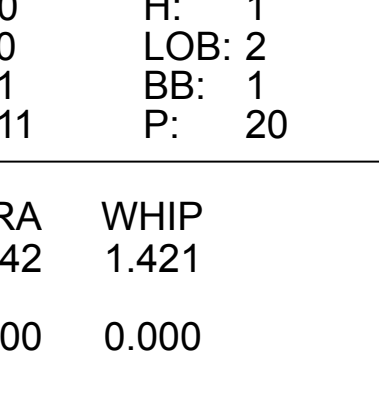
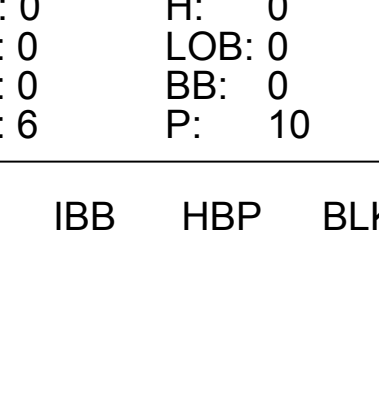
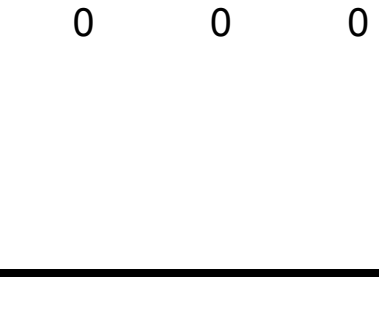
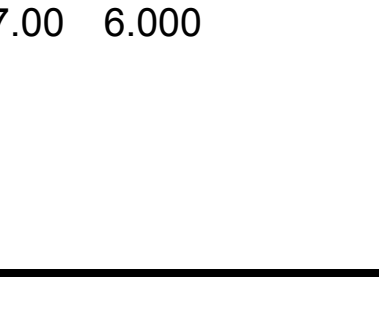

livebaseballscorecards.com

Batter	1	2	3	4	5	6	7	8	9	10	AB R H RBI BB SO LOB	TOP												
<b>Oddibe McDowell, L</b> OBP: 0.301, SLG: 0.295 (1, 7)	1-0 P2		2-1 CS 1-3 1B		0-0 B3			0-3 K		0-0 L4	5 0 1 0 0 1 2	<b>Cleveland Indians @ Detroit Tigers</b> Tiger Stadium, Detroit, MI Wed May 24 1989, 7:05 PM EDT Att. 14,352 - Unknown - 79 F												
<b>Luis Aguayo, R</b> OBP: 0.176, SLG: 0.103 (1, 4)	3-2 F9		0-0 SF8			0-0 B5-3		1-2 G5-3			3 0 0 1 0 0 0													
<b>Joe Carter, R</b> OBP: 0.306, SLG: 0.413 (1, 8)	2-3 K		2-1 CS 1-2	2-1 F8		1-0 P5		1-2 G5-3			4 0 0 0 0 1 0													
<b>Pete O'Brien, L</b> OBP: 0.378, SLG: 0.469 (1, 3)		4-1 WP S BB		2-3 K2-3		2-0 G4-3		4-0 BB			2 0 0 0 2 1 0													
<b>Cory Snyder, R</b> OBP: 0.299, SLG: 0.394 (1, 9) (10, 6)	1-1 P4		0-1 1B			1-0 G5-3		1-3 K			4 0 1 0 0 1 2													
<b>Brook Jacoby, R</b> OBP: 0.385, SLG: 0.500 (1, 5)	0-3 K		0-1 F8 1B			4-1 FC4-6 BB		0-0 P4			3 0 0 0 1 1 3													
<b>Mark Salas, L</b> OBP: 0.273, SLG: 0.545 (1, 10)	2-2 F8 1-3			2-0 G4-3 SH1-4 1B		1-1 FC4-6 1-2f		1-0 F8			4 0 1 0 0 0 2													
<b>Andy Allanson, R</b> OBP: 0.281, SLG: 0.269 (1, 2) <b>Dave Clark, L</b> OBP: 0.330, SLG: 0.444 (10, PH) <b>Luis Medina, R</b> OBP: 0.292, SLG: 0.410 (10, 9)			1-1 FC1-6 1B		1-1 SH1-4 1-2		0-0 P4		4-0 BB		2 0 1 0 0 0 1 0 0 0 0 0 0 0 0 0 0 0 1 0 0													
<b>Felix Fermin, R</b> OBP: 0.311, SLG: 0.261 (1, 6) <b>Mike Young, S</b> OBP: 0.278, SLG: 0.188 (10, PH) <b>Joel Skinner, R</b> OBP: 0.226, SLG: 0.355 (10, 2)			0-2 FC1-6 1B 1-2f SF8		2-0 G4-3 2-3		2-1 G4-3		0-3 K		3 1 0 0 0 0 2 1 0 0 0 0 1 1 0 0 0 0 0 0 0													
<b>Inning Stats</b>	R: 0 E: 0 K: 1 S: 8	H: 0 LOB: 0 BB: 0 P: 14	R: 0 E: 0 K: 1 S: 9	H: 0 LOB: 1 BB: 1 P: 16	R: 1 E: 0 K: 0 S: 10	H: 2 LOB: 0 BB: 0 P: 14	R: 0 E: 0 K: 1 S: 9	H: 1 LOB: 1 BB: 0 P: 13	R: 0 E: 0 K: 0 S: 5	H: 0 LOB: 0 BB: 0 P: 10	R: 0 E: 0 K: 0 S: 3		H: 0 LOB: 0 BB: 0 P: 6	R: 0 E: 0 K: 0 S: 5	H: 0 LOB: 1 BB: 1 P: 11	R: 0 E: 0 K: 1 S: 8	H: 0 LOB: 0 BB: 0 P: 11	R: 0 E: 0 K: 1 S: 8	H: 0 LOB: 1 BB: 1 P: 14	R: 0 E: 0 K: 1 S: 5	H: 0 LOB: 1 BB: 1 P: 10	1B: 4 2B: 0 3B: 0 HR: 0	SF: 1 SAC: 1 DP: 0 HBP: 0	WP: 1 PB: 0 SB: 1 CS: 1
<b>PITCHER</b>	IP WLS BF H R ER SO BB IBB HBP BLK	IP WLS BF H R ER SO BB IBB HBP BLK	IP WLS BF H R ER SO BB IBB HBP BLK	IP WLS BF H R ER SO BB IBB HBP BLK	IP WLS BF H R ER SO BB IBB HBP BLK	IP WLS BF H R ER SO BB IBB HBP BLK	IP WLS BF H R ER SO BB IBB HBP BLK	IP WLS BF H R ER SO BB IBB HBP BLK	IP WLS BF H R ER SO BB IBB HBP BLK	IP WLS BF H R ER SO BB IBB HBP BLK	IP WLS BF H R ER SO BB IBB HBP BLK	IP WLS BF H R ER SO BB IBB HBP BLK	IP WLS BF H R ER SO BB IBB HBP BLK	IP WLS BF H R ER SO BB IBB HBP BLK	IP WLS BF H R ER SO BB IBB HBP BLK	IP WLS BF H R ER SO BB IBB HBP BLK	IP WLS BF H R ER SO BB IBB HBP BLK	IP WLS BF H R ER SO BB IBB HBP BLK	IP WLS BF H R ER SO BB IBB HBP BLK	ERA WHIP	ERA WHIP			
<b>Doyle Alexander, R</b> ERA: 3.06 (1, 1)	7.0	26	4	1	1	3	2	0	0	0	0	1.29	0.857											
<b>Mike Henneman, R</b> ERA: 3.21 (8, 1)	2.1	8	0	0	0	2	1	0	0	0	0	0.00	0.429											
<b>Willie Hernandez, L</b> ERA: 5.82 (10, 1)	0.2	3	0	0	0	1	1	0	0	0	0	0.00	1.500											

AB	31
R	1
H	4
RBI	1
BB	4
SO	6
LOB	13





Batter	1	2	3	4	5	6	7	8	9	10	AB	R	H	RBI	BB	SO	LOB
<b>Gary Pettis, S</b> OBP: 0.341, SLG: 0.314 (1, 8)											4	1	2	0	1	1	1
<b>Fred Lynn, L</b> OBP: 0.286, SLG: 0.260 (1, 7)											5	0	0	0	0	1	4
<b>Lou Whitaker, L</b> OBP: 0.398, SLG: 0.534 (1, 4)											5	1	2	1	0	1	2
<b>Alan Trammell, R</b> OBP: 0.327, SLG: 0.312 (1, 6)											4	0	1	0	0	0	0
<b>Keith Moreland, R</b> OBP: 0.364, SLG: 0.416 (1, 10)											4	0	1	1	0	2	0
<b>Matt Nokes, L</b> OBP: 0.297, SLG: 0.402 (1, 2)											3	0	1	0	1	2	0
<b>Chet Lemon, R</b> OBP: 0.375, SLG: 0.317 (1, 9)											4	0	0	0	0	0	4
<b>Dave Bergman, L</b> OBP: 0.355, SLG: 0.305 (1, 3)											1	0	0	0	2	0	0
<b>Gary Ward, R</b> OBP: 0.286, SLG: 0.333 (9, PH)											1	0	0	0	0	0	0
<b>Al Pedrique, R</b> OBP: 0.257, SLG: 0.273 (10, 5)											0	0	0	0	0	0	0
<b>Rick Schu, R</b> OBP: 0.267, SLG: 0.214 (1, 5) (10, 3)											4	0	1	0	0	0	3

<b>Inning Stats</b>	R: 0 E: 0 K: 1 S: 8	H: 0 LOB: 0 BB: 0 P: 12	R: 0 E: 0 K: 2 S: 9	H: 0 LOB: 0 BB: 0 P: 14	R: 0 E: 0 K: 0 S: 10	H: 0 LOB: 1 BB: 1 P: 17	R: 0 E: 0 K: 1 S: 7	H: 0 LOB: 0 BB: 0 P: 10	R: 0 E: 0 K: 1 S: 11	H: 1 LOB: 2 BB: 1 P: 20	R: 1 E: 0 K: 0 S: 16	H: 4 LOB: 3 BB: 1 P: 32	R: 0 E: 0 K: 1 S: 11	H: 1 LOB: 2 BB: 1 P: 19	R: 0 E: 0 K: 1 S: 5	H: 0 LOB: 0 BB: 0 P: 7	R: 0 E: 0 K: 0 S: 6	H: 0 LOB: 0 BB: 0 P: 10	R: 1 E: 0 K: 0 S: 7	H: 2 LOB: 1 BB: 0 P: 10	1B: 6 2B: 2 3B: 0 HR: 0	SF: 0 SAC: 0 DP: 0 HBP: 0	WP: 0 PB: 1 SB: 0 CS: 0	PA: 39
---------------------	------------------------------	----------------------------------	------------------------------	----------------------------------	-------------------------------	----------------------------------	------------------------------	----------------------------------	-------------------------------	----------------------------------	-------------------------------	----------------------------------	-------------------------------	----------------------------------	------------------------------	---------------------------------	------------------------------	----------------------------------	------------------------------	----------------------------------	----------------------------------	------------------------------------	----------------------------------	--------

PITCHER	IP	WLS	BF	H	R	ER	SO	BB	IBB	HBP	BLK	WP	HR	S	P	ERA	WHIP
<b>Tom Candiotti, R</b> ERA: 3.0 (1, 1)	6.1		28	6	1	1	5	3	1	0	0	0	0	66	115	1.42	1.421
<b>Jesse Orosco, L</b> ERA: 1.32 (7, 1)	2.2		8	0	0	0	2	0	0	0	0	0	0	17	26	0.00	0.000
<b>Scott Bailes, L</b> ERA: 4.09 (10, 1)	0.1	L	3	2	1	1	0	0	0	0	0	0	0	7	10	27.00	6.000

**BOTTOM**

**Cleveland Indians @ Detroit Tigers**  
**Tiger Stadium, Detroit, MI**  
 Wed May 24 1989, 7:05 PM EDT  
 Att. 14,352 - Unknown - 79 F

[livebaseballscorecards.com](http://livebaseballscorecards.com)

<b>AB</b>	<b>35</b>
<b>R</b>	<b>2</b>
<b>H</b>	<b>8</b>
<b>RBI</b>	<b>2</b>
<b>BB</b>	<b>4</b>
<b>SO</b>	<b>7</b>
<b>LOB</b>	<b>14</b>



Batter	1	2	3	4	5	6	7	8	9	AB R H RBI BB SO LOB	TOP											
<b>Oddibe McDowell, L</b> (1, 7) OBP: 0.303, SLG: 0.294	1-2 G4-3		1-0 1B		4-2 1B BB	1-2 B5-3			2-2 G3	4 1 1 0 1 0 1												
<b>Luis Aguayo, R</b> (1, 4) OBP: 0.231, SLG: 0.152	0-0 G4-3		0-3 K		0-0 1B 1B		1-0 FC6-4 BB HBP		0-1 1B 1B	4 0 2 0 0 1 1												
<b>Joe Carter, R</b> (1, 8) OBP: 0.308, SLG: 0.415	2-2 2B		1-2 F9		1-3 K		4-1 FC6-4 BB		3-2 P3	4 0 1 0 1 1 5												
<b>Cory Snyder, R</b> (1, 9) OBP: 0.296, SLG: 0.388	2-3 K			0-0 B6-3	2-3 K		0-0 FC6-4 G6-4-3		0-1 1B	5 0 1 0 0 2 6												
<b>Pete O'Brien, L</b> (1, 3) OBP: 0.383, SLG: 0.473		1-2 FC5-4 1B		2-0 HR 1B	0-0 FC6-4 1B		0-0 G6-4-3		1-2 F7	5 1 3 2 0 0 4												
<b>Brook Jacoby, R</b> (1, 5) OBP: 0.382, SLG: 0.513		2-1 FC5-4		1-0 HR	1-2 FC6-4			2-1 G6-3		4 1 1 2 0 0 3												
<b>Luis Medina, R</b> (1, 10) OBP: 0.279, SLG: 0.391 <b>Mike Young, S</b> (8, PH) OBP: 0.316, SLG: 0.412		0-3 K		1-2 G6-3		2-3 K		2-0 HR		3 0 0 0 0 2 1 1 1 1 1 0 0 0												
<b>Andy Allanson, R</b> (1, 2) OBP: 0.275, SLG: 0.262 <b>Mark Salas, L</b> (8, PH) OBP: 0.261, SLG: 0.522		1-2 G1-3		1-3 K		1-1 F5		2-2 P2		3 0 0 0 0 1 1 1 0 0 0 0 0 0												
<b>Felix Fermin, R</b> (1, 6) OBP: 0.318, SLG: 0.270 <b>Dave Clark, L</b> (8, PH) OBP: 0.327, SLG: 0.440			1-1 F4		1-2 1B BB 1B		1-1 1B		1-0 G4-3	3 1 2 0 0 0 0 1 0 0 0 0 0 0												
<b>Inning Stats</b>	R: 0 E: 0 K: 1 S: 11	H: 1 LOB: 1 BB: 0 P: 16	R: 0 E: 0 K: 1 S: 12	H: 1 LOB: 1 BB: 0 P: 16	R: 0 E: 0 K: 1 S: 9	H: 1 LOB: 1 BB: 0 P: 12	R: 2 E: 0 K: 1 S: 10	H: 2 LOB: 0 BB: 0 P: 15	R: 2 E: 0 K: 2 S: 19	H: 3 LOB: 2 BB: 1 P: 28	R: 0 E: 0 K: 1 S: 12	H: 1 LOB: 1 BB: 0 P: 17	R: 0 E: 0 K: 0 S: 3	H: 0 LOB: 1 BB: 1 P: 8	R: 1 E: 0 K: 0 S: 7	H: 1 LOB: 0 BB: 0 P: 14	R: 0 E: 0 K: 0 S: 18	H: 2 LOB: 2 BB: 0 P: 24	1B: 9 2B: 1 3B: 0 HR: 2	SF: 0 SAC: 0 DP: 1 HBP: 1	WP: 0 PB: 0 SB: 0 CS: 0	PA: 41
<b>PITCHER</b>	IP WLS BF H R ER SO BB IBB HBP BLK WP HR S P ERA WHIP																					
<b>Frank Tanana, L</b> (1, 1) ERA: 3.61	6.0 W 28 9 4 4 7 1 0 0 0 0 1 73 104 6.00 1.667																					
<b>Frank Williams, R</b> (7, 1) ERA: 2.94	2.2 12 3 1 1 0 1 0 1 0 0 1 23 40 3.38 1.500																					
<b>Willie Hernandez, L</b> (9, 1) ERA: 5.71	0.1 S 1 0 0 0 0 0 0 0 0 0 0 5 6 0.00 0.000																					

**Cleveland Indians @ Detroit Tigers**  
**Tiger Stadium, Detroit, MI**  
 Thu May 25 1989, 3:33 AM EDT  
 Att. 20,594 - Cloudy - 73 F

[livebaseballscorecards.com](http://livebaseballscorecards.com)

<b>AB</b>	<b>38</b>
<b>R</b>	<b>5</b>
<b>H</b>	<b>12</b>
<b>RBI</b>	<b>5</b>
<b>BB</b>	<b>2</b>
<b>SO</b>	<b>7</b>
<b>LOB</b>	<b>22</b>



Batter	1	2	3	4	5	6	7	8	9
<b>Gary Pettis, S</b> OBP: 0.356, SLG: 0.410 (1, 8)	0-1 2B 3B	0-3 K	0-1 G5-3			1-0 SH1-4 2-3		2-1 G4-3 2B	
<b>Fred Lynn, L</b> OBP: 0.296, SLG: 0.274 <b>Kenny Williams, R</b> OBP: 0.226, SLG: 0.299 (4, PH) (5, 7)	2-1 HR 2B		1-2 1B 2B HBP	3-2 F9		1-2 P3		0-0 G4-3 2-3	
<b>Lou Whitaker, L</b> OBP: 0.403, SLG: 0.550 (1, 4)	2-2 HR		4-2 1B 2B BB	1-1 L7		0-0 G6-3		4-2 BB	
<b>Alan Trammell, R</b> OBP: 0.335, SLG: 0.324 (1, 6)	1-2 G6-3 L8-2 2B		3-1 2B 2B 1B	1-0 G6-3		4-0 HR BB		1-1 F8	
<b>Keith Moreland, R</b> OBP: 0.369, SLG: 0.423 (1, 10)	1-0 G6-3 2-3		1-2 2B 2B	4-2 BB		0-1 L9			
<b>Matt Nokes, L</b> OBP: 0.303, SLG: 0.425 (1, 2)	0-0 L8-2 3-H		1-3 2-H 3-H 2-2 2B HBP	3-3 K		1-1 HR			
<b>Pat Sheridan, L</b> OBP: 0.293, SLG: 0.345 <b>Chet Lemon, R</b> OBP: 0.374, SLG: 0.326 (3, PH) (4, 9)		2-1 G3-1	0-1 2B	1-3 2-H 3-H 2B	1-3 K	0-0 G5-3			
<b>Dave Bergman, L</b> OBP: 0.340, SLG: 0.291 (1, 3)		0-2 F6	0-0 F7	0-3 K		0-1 F7			
<b>Rick Schu, R</b> OBP: 0.316, SLG: 0.294 (1, 5)		4-2 BB	1-1 F4			0-0 SH1-4 2B		1-0 P3	

Inning Stats	R: 3	H: 4	E: 0	LOB: 0	K: 0	P: 19	R: 0	H: 0	E: 0	LOB: 1	K: 1	P: 19	R: 4	H: 3	E: 0	LOB: 2	K: 0	P: 33	R: 0	H: 0	E: 0	LOB: 1	K: 3	P: 20	R: 0	H: 1	E: 0	LOB: 1	K: 0	P: 8	R: 2	H: 1	E: 0	LOB: 0	K: 0	P: 12	R: 0	H: 1	E: 0	LOB: 2	K: 0	P: 17
	S: 13	BB: 0	S: 13	BB: 1	S: 13	BB: 1	S: 21	BB: 1	S: 8	BB: 0	S: 12	BB: 1	S: 6	BB: 0	S: 7	BB: 1	S: 9	BB: 1	S: 13	BB: 0	S: 12	BB: 1	S: 6	BB: 0	S: 7	BB: 1	S: 9	BB: 1	S: 17	BB: 1	S: 12	BB: 1	S: 7	BB: 1	S: 9	BB: 1	S: 17	BB: 1	S: 9	BB: 1	S: 17	

PITCHER	IP	WLS	BF	H	R	ER	SO	BB	IBB	HBP	BLK	WP	HR	S	P	ERA	WHIP
<b>John Farrell, R</b> ERA: 5.03 (1, 1)	2.0	L	14	6	7	7	1	2	0	1	0	0	1	37	58	31.50	4.000
<b>Scott Bailes, L</b> ERA: 3.81 (3, 1)	4.0		17	2	1	1	3	2	0	1	0	0	0	36	58	2.25	1.000
<b>Keith Atherton, R</b> ERA: 3.71 (7, 1)	2.0		9	2	1	1	0	1	0	0	0	0	1	16	25	4.50	1.500

**AB R H RBI BB SO LOB**

4	1	2	0	0	1	3
1	2	1	1	0	0	0
3	0	0	0	0	0	2
3	2	1	2	2	0	1
4	2	2	0	1	0	2
3	1	1	2	1	0	2
3	1	1	2	0	1	2
1	0	0	0	0	0	0
3	0	1	2	0	1	1
4	0	0	0	0	1	3
3	0	1	0	1	0	2


**AB 32**  
**R 9**  
**H 10**  
**RBI 9**  
**BB 5**  
**SO 4**  
**LOB 18**

**WP: 0** **PA: 40**  
**PB: 0**  
**SB: 0**  
**CS: 0**

**WP: 0** **PA: 40**  
**PB: 0**  
**SB: 0**  
**CS: 0**

**WP: 0** **PA: 40**  
**PB: 0**  
**SB: 0**  
**CS: 0**

**Cleveland Indians @ Detroit Tigers**  
Tiger Stadium, Detroit, MI  
Thu May 25 1989, 3:33 AM EDT  
Att. 20,594 - Cloudy - 73 F



Batter	1	2	3	4	5	6	7	8	9	AB R H RBI BB SO LOB	TOP											
Brady Anderson, L (1, 8) OBP: 0.337, SLG: 0.399	2-0 P7		4-0 G3-1 S 2B BB	3-2 L4			3-2 F7		2-3 K	4 1 0 0 1 1 1												
Phil Bradley, R (1, 7) OBP: 0.357, SLG: 0.444	2-2 F9		1 SAFE 3-2 1 SAFE 1 SAFE G3-1 1-3		0-0 G6-3		2-0 FC6-4 1B		1-2 G6-3	5 0 1 0 0 0 1												
Cal Ripken Jr., R (1, 6) OBP: 0.351, SLG: 0.384	4-2 BB 1B BB		1-1 2B		2-1 F8		0-1 FC6-4 1-2f		4-1 BB	3 1 1 1 2 0 1												
Mickey Tettleton, S (1, 2) OBP: 0.293, SLG: 0.493	4-2 1B 1-2 BB		3-H 4-2 2B BB		2-1 F8		0-0 F8		1-1 F8	3 0 0 0 2 0 2												
Joe Orsulak, L (1, 9) OBP: 0.381, SLG: 0.432	0-0 1-3 2-H 1B		0-1 L7			0-0 1B 1B		1-3 K		4 1 2 1 0 1 2												
Randy Milligan, R (1, 3) OBP: 0.392, SLG: 0.475	2-3 K		2-3 K			1 SAFE 3-2 1 SAFE 1 SAFE 1 SAFE 1 SAFE FC5 1-3 1B 1B		0-0 1B 2B		4 1 2 0 0 2 4												
Larry Sheets, L (1, 10) OBP: 0.280, SLG: 0.325		0-1 G4-3		0-2 HR		0-0 G5-3 FC5 1-2 1B		4-0 1B IBB		3 1 2 2 1 0 0												
Steve Finley, L (8, PR) OBP: 0.294, SLG: 0.323										0 0 0 0 0 0 0												
Craig Worthington, R (1, 5) OBP: 0.291, SLG: 0.298		1-3 K		0-2 G4-3		2-2 FC5		0-2 G6-4-3 1B		4 0 1 1 0 1 2												
Billy Ripken, R (1, 4) OBP: 0.323, SLG: 0.378		1-2 6-3		3-1 L4 1B		0-0 G5-3		1-1 G6-4-3		4 0 1 0 0 0 4												
<b>Inning Stats</b>	R: 1 E: 0 K: 1 S: 15	H: 1 LOB: 2 BB: 2 P: 29	R: 0 E: 0 K: 1 S: 9	H: 0 LOB: 0 BB: 0 P: 11	R: 1 E: 0 K: 1 S: 14	H: 1 LOB: 2 BB: 2 P: 28	R: 1 E: 0 K: 0 S: 12	H: 2 LOB: 0 BB: 0 P: 18	R: 0 E: 0 K: 0 S: 5	H: 0 LOB: 0 BB: 0 P: 9	R: 1 E: 0 K: 0 S: 15	H: 3 LOB: 1 BB: 0 P: 19	R: 0 E: 0 K: 0 S: 7	H: 1 LOB: 1 BB: 0 P: 12	R: 1 E: 0 K: 1 S: 9	H: 2 LOB: 1 BB: 1 P: 15	R: 0 E: 0 K: 1 S: 10	H: 0 LOB: 1 BB: 1 P: 18	1B: 7 2B: 3 3B: 0 HR: 1	SF: 0 SAC: 0 DP: 3 HBP: 0	WP: 0 PB: 0 SB: 1 CS: 0	PA: 40
<b>PITCHER</b>	IP WLS BF H R ER SO BB IBB HBP BLK WP HR S P ERA WHIP																					
Rich Yett, R (1, 1) ERA: 4.5	5.0 L 24 6 4 4 3 4 0 0 0 0 0 1 63 105 7.20 2.000																					
Tim Stoddard, R (6, 1) ERA: 1.64	4.0 16 4 1 1 2 1 1 0 0 0 0 33 54 2.25 1.250																					

Baltimore Orioles @ Cleveland Indians  
Cleveland Municipal Stadium, Cleveland, OH

livebaseballscorecards.com

AB	34
R	5
H	10
RBI	5
BB	6
SO	5
LOB	17



Fri May 26 1989, 7:05 PM EDT  
Att. 20,515 - Unknown

Batter	1	2	3	4	5	6	7	8	9
<b>Oddibe McDowell, L</b> (1, 7) <small>OBP: 0.302, SLG: 0.289</small>	1-0 <b>L8</b>			4-2 <b>F9 1B BB</b>		1-0 <b>G4-3</b>		0-1 <b>F8</b>	
<b>Luis Aguayo, R</b> (1, 4) <small>OBP: 0.238, SLG: 0.167</small> <b>Mark Salas, L</b> (8, PH) <small>OBP: 0.250, SLG: 0.500</small> <b>Jerry Browne, S</b> (9, 4) <small>OBP: 0.297, SLG: 0.319</small>	0-0 <b>F7</b>			1-0 <b>G6-4-3 1B</b>		3-2 <b>G5-3</b>		2-3 <b>K</b>	
<b>Joe Carter, R</b> (1, 8) <small>OBP: 0.302, SLG: 0.406</small>	2-1 <b>G5-3</b>			1-1 <b>F9</b>		0-0 <b>P5</b>		2-3 <b>K</b>	
<b>Cory Snyder, R</b> (1, 9) <small>OBP: 0.295, SLG: 0.384</small>				0-0 <b>G6-4-3 1B</b>		1-0 <b>F8</b>		2-2 <b>F8</b>	
<b>Pete O'Brien, L</b> (1, 3) <small>OBP: 0.381, SLG: 0.467</small>				1-2 <b>G6-4-3 1-2f</b>		1-1 <b>HR 1B</b>		1-1 <b>P6</b>	
<b>Brook Jacoby, R</b> (1, 5) <small>OBP: 0.381, SLG: 0.529</small>				2-1 <b>F9</b>		1-0 <b>HR</b>		0-1 <b>P6</b>	
<b>Mike Young, S</b> (1, 10) <small>OBP: 0.318, SLG: 0.400</small>				1-1 <b>G6-3</b>		0-0 <b>F8</b>		2-0 <b>F8 1B 1B</b>	
<b>Andy Allanson, R</b> (1, 2) <small>OBP: 0.284, SLG: 0.272</small>				3-2 <b>P4</b>		0-1 <b>CS 1B</b>		1-1 <b>1-2 1B</b>	
<b>Felix Fermin, R</b> (1, 6) <small>OBP: 0.314, SLG: 0.266</small> <b>Luis Medina, R</b> (8, PH) <small>OBP: 0.279, SLG: 0.391</small> <b>Dave Clark, L</b> (8, PH) <small>OBP: 0.324, SLG: 0.435</small>				2-2 <b>G1-3</b>		1-1 <b>F9 1-2</b>		2-3 <b>K</b>	

Inning Stats	R: 0	H: 0	E: 0	K: 0	S: 4	R: 0	H: 1	E: 0	K: 0	S: 6	R: 0	H: 0	E: 0	K: 0	S: 9	R: 0	H: 1	E: 0	K: 0	S: 6	R: 2	H: 3	E: 0	K: 0	S: 8	R: 0	H: 0	E: 0	K: 0	S: 5	R: 0	H: 0	E: 0	K: 0	S: 4	R: 0	H: 2	E: 0	K: 2	S: 11	R: 0	H: 0	E: 0	K: 1	S: 8
	LOB: 0	BB: 0	P: 7	LOB: 0	BB: 0	P: 11	LOB: 1	BB: 1	P: 12	LOB: 0	BB: 0	LOB: 0	BB: 0	P: 11	LOB: 0	BB: 0	LOB: 0	BB: 0	P: 9	LOB: 0	BB: 0	LOB: 2	BB: 0	P: 18	LOB: 0	BB: 0	P: 13	1B: 6	SF: 0	2B: 0	SAC: 0	3B: 0	DP: 2	HR: 1	HBP: 0										

PITCHER	IP	WLS	BF	H	R	ER	SO	BB	IBB	HBP	BLK	WP	HR	S	P	ERA	WHIP
<b>Jeff Ballard, L</b> (1, 1) <small>ERA: 2.24</small>	7.0	W	26	7	2	2	0	1	0	0	0	0	1	45	77	2.57	1.143
<b>Gregg Olson, R</b> (8, 1) <small>ERA: 2.48</small>	2.0	S	6	0	0	0	3	0	0	0	0	0	0	16	25	0.00	0.000

**BOTTOM**

**Baltimore Orioles @ Cleveland Indians**  
**Cleveland Municipal Stadium, Cleveland, OH**

Fri May 26 1989, 7:05 PM EDT  
 Att. 20,515 - Unknown

[livebaseballscorecards.com](http://livebaseballscorecards.com)

<b>AB</b>	<b>31</b>
<b>R</b>	<b>2</b>
<b>H</b>	<b>7</b>
<b>RBI</b>	<b>2</b>
<b>BB</b>	<b>1</b>
<b>SO</b>	<b>3</b>
<b>LOB</b>	<b>12</b>



WP: 0	PA: 32
PB: 0	
SB: 0	
CS: 1	

Batter	1	2	3	4	5	6	7	8	9	AB R H RBI BB SO LOB	TOP			
Brady Anderson, L (1, 8) OBP: 0.333, SLG: 0.389	0-3 K		0-0 F8		0-0 G1-6-3		0-0 1-3		4-0 BB	4 0 0 0 1 1 1				
Phil Bradley, R (1, 7) OBP: 0.364, SLG: 0.446	0-0 L5		0-0 FC6-4 1B			0-0 1B WP		4-0 HR BB	0-3 K	4 2 2 0 1 1 1				
Cal Ripken Jr., R (1, 6) OBP: 0.354, SLG: 0.386	0-0 BB WP 1B		0-3 K			0-0 G6-3 WP 1B		0-0 F9		4 1 2 0 0 1 2				
Mickey Tettleton, S (1, 10) OBP: 0.305, SLG: 0.514	4-0 WP 1-2 BB		0-0 FC6-4			4-0 G6-3 1-2 3-H BB		0-0 HR		2 1 1 2 2 0 1				
Randy Milligan, R (1, 3) OBP: 0.386, SLG: 0.488 Jim Traber, L (9, 3) OBP: 0.255, SLG: 0.286	0-0 5-3 1-3 2-H			0-0 3-1		0-0 G6-3 1-2f 2-3		0-0 3B		4 0 1 0 0 0 3 0 0 0 0 0 0 0				
Bob Melvin, R (1, 2) OBP: 0.345, SLG: 0.333		0-0 P4		0-0 5-3		0-0 6-3		0-0 6-3-2		4 0 0 0 0 0 2				
Mike Devereaux, R (1, 9) OBP: 0.351, SLG: 0.493		0-0 FC2-5 BLK 1B		0-0 5-3			0-0 5-3 S SF9 1B	0-0 F7		4 1 2 0 0 0 1				
Craig Worthington, R (1, 5) OBP: 0.284, SLG: 0.290		0-0 FC2-5 1-3			0-0 6-3		0-0 5-3		0-0 6-3	4 0 0 0 0 0 2				
Billy Ripken, R (1, 4) OBP: 0.320, SLG: 0.370		0-0 F7			4-0 G1-6-3 BB		0-0 SF9 3-H		0-0 P5	2 0 0 1 1 0 1				
<b>Inning Stats</b>	R: 1 E: 0 K: 1 S: 6 H: 1 LOB: 1 BB: 1 P: 10	R: 0 E: 0 K: 0 S: 4 H: 1 LOB: 1 BB: 0 P: 4	R: 0 E: 0 K: 1 S: 6 H: 1 LOB: 1 BB: 0 P: 6	R: 0 E: 0 K: 0 S: 3 H: 0 LOB: 0 BB: 0 P: 3	R: 0 E: 0 K: 0 S: 2 H: 0 LOB: 0 BB: 1 P: 6	R: 1 E: 0 K: 0 S: 4 H: 2 LOB: 1 BB: 1 P: 8	R: 1 E: 0 K: 0 S: 4 H: 1 LOB: 0 BB: 0 P: 4	R: 2 E: 0 K: 0 S: 5 H: 2 LOB: 1 BB: 1 P: 9	R: 0 E: 0 K: 1 S: 5 H: 0 LOB: 1 BB: 1 P: 9	1B: 6 2B: 0 3B: 1 HR: 1 SF: 1 SAC: 0 DP: 2 HBP: 0	WP: 3 PB: 0 SB: 1 CS: 0 PA: 38			
<b>PITCHER</b>	IP WLS BF H R ER SO BB IBB HBP BLK WP HR S P ERA WHIP												<b>PITCHER</b>	IP WLS BF H R ER SO BB IBB HBP BLK WP HR S P ERA WHIP
Bud Black, L (1, 1) ERA: 4.26	7.0 L 29 6 4 4 2 4 0 0 0 1 2 0 29 45 5.14 1.429													
Keith Atherton, R (8, 1) ERA: 4.0	0.1 3 2 1 1 0 0 0 0 0 0 0 1 3 3 27.00 6.000													
Jesse Orosco, L (8, 1) ERA: 1.17	1.2 6 0 0 0 0 1 1 0 0 0 0 0 7 11 0.00 0.600													

**Baltimore Orioles @ Cleveland Indians**  
**Cleveland Municipal Stadium, Cleveland, OH**  
 Sat May 27 1989, 7:05 PM EDT  
 Att. 13,260 - Unknown

livebaseballscorecards.com

AB	32
R	5
H	8
RBI	3
BB	5
SO	3
LOB	14



Batter	1	2	3	4	5	6	7	8	9	AB R H RBI BB SO LOB
Oddibe McDowell, L (1, 7) OBP: 0.296, SLG: 0.282	0-0 3-1		0-0 4-3		0-0 3-1			0-0 3-1		4 0 0 0 0 0 2
Jerry Browne, S (1, 4) OBP: 0.295, SLG: 0.317	0-3 K		0-0 L6-3 1B			0-0 G3		0-0 1-3		4 0 1 0 0 1 1
Joe Carter, R (1, 8) OBP: 0.301, SLG: 0.403	0-0 BLK 1B		0-0 L6-3 1-2			0-3 K		0-0 1-3		4 0 1 0 0 1 1
Pete O'Brien, L (1, 3) OBP: 0.378, SLG: 0.468	0-0 F9 1-2			0-0 F8		0-0 F8		0-0 2B		4 0 1 0 0 0 1
Cory Snyder, R (1, 9) OBP: 0.294, SLG: 0.387		0-0 G5-3 2B		0-0 F5			0-3 K	0-0 5-3		4 1 1 0 0 1 1
Dave Clark, L (1, 10) OBP: 0.312, SLG: 0.417		0-3 K		0-0 G3			0-0 F7	0-0 P5		4 0 0 0 0 1 2
Brook Jacoby, R (1, 5) OBP: 0.386, SLG: 0.526		4-0 G5-3 BB			4-0 5-3 BB		0-3 K			1 0 0 0 2 1 0
Joel Skinner, R (1, 2) OBP: 0.212, SLG: 0.333		0-0 G5-3			0-3 K			0-0 3-1		2 0 0 1 0 1 2
Mark Salas, L (8, PH) OBP: 0.240, SLG: 0.480 (9, 2)		1-2 2-H								1 0 0 0 0 0 0
Felix Fermin, R (1, 6) OBP: 0.308, SLG: 0.260		0-0 5-3			0-0 5-3 1-2			0-0 E6 3-1		3 0 0 0 0 0 2

**BOTTOM**

**Baltimore Orioles @ Cleveland Indians**  
**Cleveland Municipal Stadium, Cleveland, OH**  
 Sat May 27 1989, 7:05 PM EDT  
 Att. 13,260 - Unknown

[livebaseballscorecards.com](http://livebaseballscorecards.com)

<b>AB</b>	<b>31</b>
<b>R</b>	<b>1</b>
<b>H</b>	<b>4</b>
<b>RBI</b>	<b>1</b>
<b>BB</b>	<b>2</b>
<b>SO</b>	<b>6</b>
<b>LOB</b>	<b>12</b>



Inning Stats															1B: 2	SF: 0	WP: 0	PA: 33	
R: 0	H: 1	R: 1	H: 1	R: 0	H: 1	R: 0	H: 0	R: 0	H: 0	R: 0	H: 0	R: 0	H: 1	R: 0	H: 1	1B: 2	SF: 0	WP: 0	PA: 33
E: 0	LOB: 1	E: 0	LOB: 1	E: 0	LOB: 0	E: 0	LOB: 0	E: 0	LOB: 0	E: 0	LOB: 0	E: 0	LOB: 1	E: 0	LOB: 1	2B: 3	SAC: 0	PB: 0	
K: 1	BB: 0	K: 1	BB: 1	K: 0	BB: 0	K: 0	BB: 0	K: 1	BB: 1	K: 2	BB: 0	K: 0	BB: 0	K: 0	BB: 0	3B: 0	DP: 1	SB: 0	
S: 6	P: 6	S: 6	P: 10	S: 3	P: 3	S: 3	P: 3	S: 5	P: 9	S: 7	P: 7	S: 4	P: 4	S: 4	P: 4	HR: 0	HBP: 0	CS: 0	

PITCHER	IP	WLS	BF	H	R	ER	SO	BB	IBB	HBP	BLK	WP	HR	S	P	ERA	WHIP
Dave Schmidt, R (1, 1) ERA: 4.97	5.0	W	19	3	1	1	3	2	0	0	1	0	0	23	31	1.80	1.000
Mark Huismann, R (6, 1) ERA:	4.0	S	14	1	0	0	3	0	0	0	0	0	0	20	20	0.00	0.250

PITCHER	IP	WLS	BF	H	R	ER	SO	BB	IBB	HBP	BLK	WP	HR	S	P	ERA	WHIP
---------	----	-----	----	---	---	----	----	----	-----	-----	-----	----	----	---	---	-----	------

Batter	1	2	3	4	5	6	7	8	9	AB R H RBI BB SO LOB	TOP
Mike Devereaux, R (1, 8) OBP: 0.359, SLG: 0.486	1-1 F9		4-2 BB			3-1 FC3-6 1B		1-2 L6		3 0 1 0 1 0 1	
Phil Bradley, R (1, 7) OBP: 0.356, SLG: 0.435	1-3 K		3-1 P4			1-0 FC3-6 1-2f		1-2 CS	0-1 L3	4 0 0 0 0 1 3	
Cal Ripken Jr., R (1, 6) OBP: 0.352, SLG: 0.383	1-1 L4				3-3 K	1-0 P8			0-0 FC6-4 1B	4 0 1 0 0 1 1	
Mickey Tettleton, S (1, 10)		4-1 G6-3 BB			2-2 G6-3		4-1 1B FC5-2 BB		1-0 F9	2 0 0 0 2 0 1	
Randy Milligan, R (1, 3) OBP: 0.381, SLG: 0.477		1-2 F9			2-0 F9		0-0 FC5-2 1B		0-0 FC6-4 1-2f	4 0 1 0 0 0 2	
Bob Melvin, R (1, 2) OBP: 0.328, SLG: 0.316		2-2 G6-3 1-2f			2-2 G5-3		1-0 FC5-2 G6-3			3 0 0 0 0 0 3	
Joe Orsulak, L (1, 9) OBP: 0.370, SLG: 0.418			1-0 F8		3-2 P6		3-2 G6-3 1-2f			3 0 0 0 0 0 2	
Craig Worthington, R (1, 5) OBP: 0.279, SLG: 0.284			0-2 G4-3		1-1 G6-3			0-1 G6-3		3 0 0 0 0 0 0	
Billy Ripken, R (1, 4) OBP: 0.330, SLG: 0.372			4-1 BB BB			2-1 F9		0-0 CS 1B		2 0 1 0 1 0 0	
<b>Inning Stats</b>	R: 0 E: 0 K: 1 S: 7 H: 0 LOB: 0 BB: 0 P: 10	R: 0 E: 0 K: 0 S: 8 H: 0 LOB: 0 BB: 1 P: 15	R: 0 E: 0 K: 0 S: 9 H: 0 LOB: 2 BB: 2 P: 21	R: 0 E: 0 K: 1 S: 7 H: 0 LOB: 0 BB: 0 P: 14	R: 0 E: 0 K: 0 S: 8 H: 0 LOB: 0 BB: 0 P: 14	R: 0 E: 0 K: 0 S: 6 H: 1 LOB: 1 BB: 0 P: 13	R: 0 E: 0 K: 0 S: 6 H: 1 LOB: 1 BB: 1 P: 14	R: 0 E: 0 K: 0 S: 8 H: 1 LOB: 0 BB: 0 P: 10	R: 0 E: 0 K: 0 S: 5 H: 1 LOB: 1 BB: 0 P: 6	1B: 4 2B: 0 3B: 0 HR: 0 SF: 0 SAC: 0 DP: 2 HBP: 0	WP: 0 PB: 0 SB: 0 CS: 1 PA: 33
<b>PITCHER</b> Greg Swindell, L (1, 1) ERA: 2.59	IP: 9.0 WLS: W BF: 32 H: 4 R: 0 ER: 0 SO: 2 BB: 4 IBB: 0 HBP: 0 BLK: 0 WP: 0 HR: 0 S: 64 P: 117 ERA: 0.00 WHIP: 0.889										

**Baltimore Orioles @ Cleveland Indians**  
**Cleveland Municipal Stadium, Cleveland, OH**

livebaseballscorecards.com

AB	28
R	0
H	4
RBI	0
BB	4
SO	2
LOB	13



Sun May 28 1989, 3:33 AM EDT  
 Att: 33,918 - Unknown



Batter	1	2	3	4	5	6	7	8	9	AB R H RBI BB SO LOB
Oddibe McDowell, L (1, 7) OBP: 0.291, SLG: 0.278	2-1 P4		0-3 K			0-0 G4-6-3			2-0 SH5-4	3 0 0 0 0 1 1
Jerry Browne, S (1, 4) OBP: 0.294, SLG: 0.321	1-2 2B			0-3 K		0-3 K			1-1 G6-3	4 0 1 0 0 2 1
Joe Carter, R (1, 8) OBP: 0.305, SLG: 0.402	2-0 G5-3			4-0 BB			1-2 F8		1-1 1B	3 0 1 1 1 0 1
Pete O'Brien, L (1, 3) OBP: 0.373, SLG: 0.460	2-2 L7			1-2 P5			1-1 F8		3-H	3 0 0 0 0 0 2
Cory Snyder, R (1, 9) OBP: 0.289, SLG: 0.380		3-2 P3		1-0 P5			1-1 F9			3 0 0 0 0 0 1
Mark Salas, L (1, 10) OBP: 0.214, SLG: 0.429		0-0 P6		2-3 K				3-3 K		3 0 0 0 0 2 0
Brook Jacoby, R (1, 5) OBP: 0.380, SLG: 0.516		2-3 K		1-0 F7				0-1 P3		3 0 0 0 0 1 0
Andy Allanson, R (1, 2) OBP: 0.277, SLG: 0.266			0-0 F7		1-0 G5-3			3-2 F8		3 0 0 0 0 0 0
Felix Fermin, R (1, 6) OBP: 0.315, SLG: 0.264			1-1 F9			0-0 G4-6-3			4-2 1B	2 1 1 0 1 0 0

Inning Stats	R: 0	H: 1	E: 0	LOB: 1	K: 0	BB: 0	S: 12	R: 0	H: 0	E: 0	LOB: 0	K: 1	BB: 0	S: 10	R: 0	H: 0	E: 0	LOB: 0	K: 1	BB: 0	S: 6	R: 0	H: 0	E: 0	LOB: 1	K: 1	BB: 1	S: 8	R: 0	H: 0	E: 0	LOB: 0	K: 1	BB: 0	S: 5	R: 0	H: 1	E: 0	LOB: 0	K: 1	BB: 0	S: 5	R: 0	H: 0	E: 0	LOB: 0	K: 0	BB: 0	S: 8	R: 0	H: 0	E: 0	LOB: 0	K: 1	BB: 0	S: 8	R: 1	H: 1	E: 0	LOB: 1	K: 0	BB: 1	S: 7	1B: 2	SF: 0	2B: 1	SAC: 1	3B: 0	DP: 1	HR: 0	HBP: 0	WP: 0	PA: 30
--------------	------	------	------	--------	------	-------	-------	------	------	------	--------	------	-------	-------	------	------	------	--------	------	-------	------	------	------	------	--------	------	-------	------	------	------	------	--------	------	-------	------	------	------	------	--------	------	-------	------	------	------	------	--------	------	-------	------	------	------	------	--------	------	-------	------	------	------	------	--------	------	-------	------	-------	-------	-------	--------	-------	-------	-------	--------	-------	--------

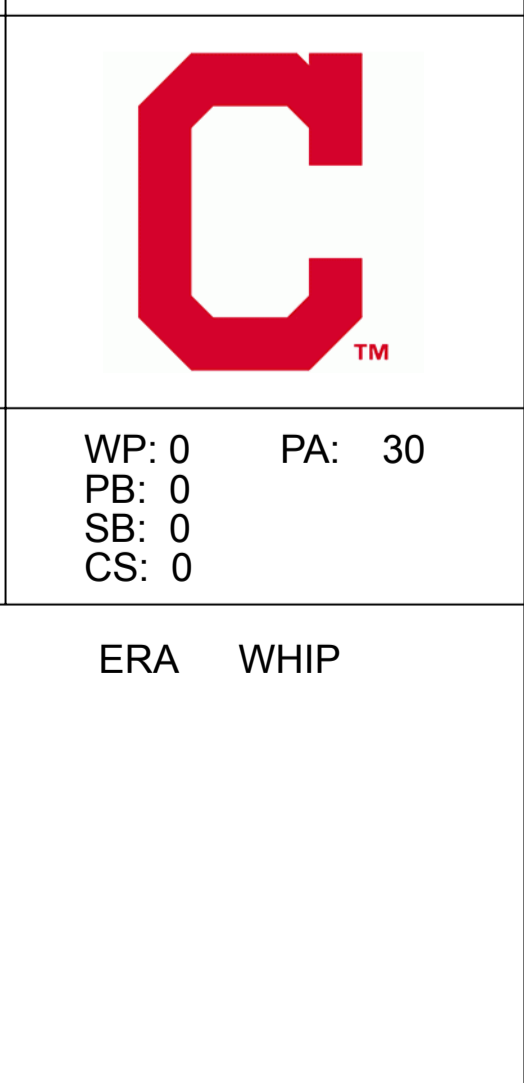
PITCHER	IP	WLS	BF	H	R	ER	SO	BB	IBB	HBP	BLK	WP	HR	S	P	ERA	WHIP
Bob Milacki, R (1, 1) ERA: 4.03	8.0	L	27	2	1	1	6	2	0	0	0	0	0	65	100	1.12	0.500
Mark Williamson, R (9, 1) ERA: 3.86	0.2		3	1	0	0	0	0	0	0	0	0	0	5	9	0.00	1.500

**BOTTOM**

**Baltimore Orioles @ Cleveland Indians**  
Cleveland Municipal Stadium, Cleveland, OH

Sun May 28 1989, 3:33 AM EDT  
Att. 33,918 - Unknown

AB	27
R	1
H	3
RBI	1
BB	2
SO	6
LOB	6



Batter	1	2	3	4	5	6	7	8	9	AB R H RBI BB SO LOB	TOP
<b>Junior Felix, S</b> (1, 9) OBP: 0.305, SLG: 0.404 <b>Rob Ducey, L</b> (4, 9) OBP: 0.314, SLG: 0.262	0-1 G3-1		0-0 L9 BLK G4-3 1B		1-1 L4		2-3 K2-3		0-2 G4-3	2 1 1 0 0 0 0 3 0 0 0 0 1 2	
<b>Tony Fernandez, S</b> (1, 6) OBP: 0.256, SLG: 0.342	1-2 F8		2-1 L9 1-3		0-1 G4-3		0-0 F9			4 0 0 0 0 0 2	
<b>Kelly Gruber, R</b> (1, 5) OBP: 0.363, SLG: 0.457	1-1 1B PB 1B		0-2 G4-3		2-1 F7			2-1 G4-3 G6-3 1B		4 1 2 1 0 0 0	
<b>George Bell, R</b> (1, 7) OBP: 0.316, SLG: 0.426	0-2 PB 1-3 1B		3-H 1-1 G6-3		1-0 F8			3-2 G6-3 1-2		4 0 1 0 0 0 1	
<b>Fred McGriff, L</b> (1, 3) OBP: 0.396, SLG: 0.556	4-2 1-2 3-H BB			1-1 S 1B		1-1 F9		0-0 G4-3 2-3		3 0 1 0 1 0 1	
<b>Lloyd Moseby, L</b> (1, 8) OBP: 0.301, SLG: 0.331	0-1 F9			3-2 SAFE F8 SAFE 1B		1-1 B1-3		2-2 G3		4 0 0 0 0 0 4	
<b>Ernie Whitt, L</b> (1, 2) OBP: 0.418, SLG: 0.547			1-1 G4-3		1-2 F9		2-1 G4-3		0-1 G5-4-3 1B	4 0 1 0 0 0 1	
<b>Rance Mulliniks, L</b> (1, 10) OBP: 0.282, SLG: 0.243			1-0 F9		4-1 SAFE 1-2 BB		1-1 E8 3B 1B		0-2 G5-4-3 1-2f	3 1 1 0 1 0 1	
<b>Nelson Liriano, S</b> (1, 4) OBP: 0.342, SLG: 0.434			2-2 G3-1		2-3 K		3-2 2-H 3B		4-2 BB	3 0 1 1 1 1 2	
<b>Inning Stats</b>	R: 1 H: 2 E: 0 LOB: 2 K: 0 BB: 1 S: 14 P: 20	R: 0 H: 0 E: 0 LOB: 0 K: 0 BB: 0 S: 6 P: 10	R: 1 H: 1 E: 0 LOB: 0 K: 0 BB: 0 S: 8 P: 11	R: 0 H: 1 E: 0 LOB: 2 K: 1 BB: 1 S: 13 P: 24	R: 0 H: 0 E: 0 LOB: 0 K: 0 BB: 0 S: 6 P: 9	R: 0 H: 0 E: 0 LOB: 0 K: 0 BB: 0 S: 5 P: 8	R: 1 H: 2 E: 1 LOB: 1 K: 1 BB: 0 S: 19 P: 27	R: 0 H: 1 E: 0 LOB: 1 K: 0 BB: 0 S: 10 P: 17	R: 0 H: 1 E: 0 LOB: 1 K: 0 BB: 1 S: 12 P: 16	1B: 7 SF: 0 2B: 0 SAC: 0 3B: 1 DP: 1 HR: 0 HBP: 0	WP: 0 PA: 37 PB: 1 SB: 1 CS: 0
<b>PITCHER</b> <b>Tom Candiotti, R</b> (1, 1) ERA: 2.96 <b>Doug Jones, R</b> (8, 1) ERA: 2.25	IP WLS BF H R ER SO BB IBB HBP BLK WP HR S P ERA WHIP	7.0 W 29 6 3 2 2 2 0 0 0 1 0 0 71 109 2.57 1.143	2.0 S 8 2 0 0 0 0 1 0 0 0 0 0 22 33 0.00 1.500								

Toronto Blue Jays @ Cleveland Indians  
 Cleveland Municipal Stadium, Cleveland, OH  
 Mon May 29 1989, 3:33 AM EDT  
 Att. 19,947 - Cloudy

livebaseballscorecards.com

AB	34
R	3
H	8
RBI	2
BB	3
SO	2
LOB	14



Batter	1	2	3	4	5	6	7	8	9	AB	R	H	RBI	BB	SO	LOB
Jerry Browne, S OBP: 0.304, SLG: 0.337 (1, 4)	0-1 L7	2-0 1B			1-2 G4-3 2B		0-0 BB 1B			4	1	3	2	0	0	0
Oddibe McDowell, L OBP: 0.296, SLG: 0.279 (1, 7)	4-2 S 1B BB	1-1 F8			0-0 G4-3		0-0 BB 1B			3	1	1	0	1	0	3
Joe Carter, R OBP: 0.308, SLG: 0.409 (1, 8)	1-0 FC5-4 1B	1-3 K			1-1 2B		0-3 K			4	0	2	2	0	2	5
Cory Snyder, R OBP: 0.283, SLG: 0.371 (1, 9)	0-1 FC5-4 FC4-6 1-2f		3-3 K		0-2 F8		0-3 K			4	0	0	0	0	2	5
Pete O'Brien, L OBP: 0.370, SLG: 0.453 (1, 3)	0-0 FC4-6 1-2f		0-0 G4-3		3-0 G3-1		4-1 BB			3	0	0	1	1	0	2
Brook Jacoby, R OBP: 0.377, SLG: 0.509 (1, 5)		1-0 FC1-5 1B	1-0 G5-3		1-1 G6-3		2-3 K			4	0	1	0	0	1	3
Luis Medina, R OBP: 0.286, SLG: 0.394 (1, 10)		2-1 1B FC1-5 1B		3-3 K		1-1 G4-3		0-2 G1-3		2	1	1	0	0	1	0
Mike Young, S OBP: 0.292, SLG: 0.364 (6, PH)		1-2 1B								2	0	0	0	0	0	0
Andy Allanson, R OBP: 0.270, SLG: 0.258 (1, 2)		0-2 FC1-5 1B		1-3 K		1-2 G1-3		2-1 L3		4	1	0	0	0	1	2
Felix Fermin, R OBP: 0.319, SLG: 0.270 (1, 6)		1-2 1B		0-1 G4-3			0-1 1B BB 1B		0-3 K	4	1	2	0	0	1	0

Inning Stats	R: 1	H: 1	E: 0	K: 0	S: 9	H: 1	LOB: 1	BB: 1	P: 14	R: 2	H: 4	E: 0	K: 1	S: 15	H: 0	LOB: 0	BB: 0	P: 23	R: 0	H: 0	E: 0	K: 1	S: 5	H: 0	LOB: 0	BB: 0	P: 9	R: 0	H: 0	E: 0	K: 2	S: 9	H: 0	LOB: 0	BB: 0	P: 13	R: 1	H: 2	E: 0	K: 0	S: 11	H: 0	LOB: 1	BB: 0	P: 16	R: 0	H: 0	E: 0	K: 0	S: 7	H: 0	LOB: 0	BB: 0	P: 10	R: 1	H: 3	E: 0	K: 3	S: 15	H: 0	LOB: 3	BB: 1	P: 21	R: 0	H: 0	E: 0	K: 1	S: 8	H: 0	LOB: 0	BB: 0	P: 10
1B: 8	SF: 0	2B: 2	SAC: 0	3B: 0	DP: 0	HR: 0	HBP: 0	WP: 0	PA: 36																																																															

PITCHER	IP	WLS	BF	H	R	ER	SO	BB	IBB	HBP	BLK	WP	HR	S	P	ERA	WHIP
Mike Flanagan, L ERA: 4.25 (1, 1)	2.0	L	12	5	3	3	1	1	0	0	0	0	0	24	37	13.50	3.000
Frank Wills, R ERA: 1.42 (3, 1)	5.0		21	5	2	2	6	1	0	0	0	0	0	47	69	3.60	1.200
David Wells, L ERA: 2.84 (8, 1)	1.0		3	0	0	0	1	0	0	0	0	0	0	8	10	0.00	0.000

BOTTOM

Toronto Blue Jays @ Cleveland Indians  
Cleveland Municipal Stadium, Cleveland, OH

Mon May 29 1989, 3:33 AM EDT  
Att: 19,947 - Cloudy

livebaseballscorecards.com

AB	34
R	5
H	10
RBI	5
BB	2
SO	8
LOB	20



Batter	1	2	3	4	5	6	7	8	9	AB R H RBI BB SO LOB	TOP													
Nelson Liriano, S (1, 4) OBP: 0.340, SLG: 0.425	1-0 B1-3		1-0 F8					1-2 G3-1		3 0 0 0 1 0 0														
Tony Fernandez, S (1, 6) OBP: 0.248, SLG: 0.331	0-0 F8			1-3 K	1-3 SAFE K			2-3 K		4 0 0 0 0 3 2														
Kelly Gruber, R (1, 5) OBP: 0.355, SLG: 0.446	1-3 K			2-1 6-3			0-0 6-3		0-2 4-3	4 0 0 0 0 1 0														
George Bell, R (1, 7) OBP: 0.309, SLG: 0.417		1-2 P3		2-1 P5			2-3 K		2-2 6-3	4 0 0 0 0 1 0														
Fred McGriff, L (1, 3) OBP: 0.398, SLG: 0.566		2-2 G3 2B			0-0 SH2-3 1B		0-3 K		1-2 3-1	4 1 2 0 0 1 0														
Lloyd Moseby, L (1, 8) OBP: 0.297, SLG: 0.327		3-2 G3			0-1 SH2-3			1-0 3-1		2 0 0 0 0 0 1														
Ernie Whitt, L (1, 2) OBP: 0.416, SLG: 0.541		2-3		0-1 4-3			1-2 1B 1B	2-0 F7		3 1 1 1 0 0 1														
Rance Mulliniks, L (1, 10) OBP: 0.283, SLG: 0.246			1-0 F9		1-1 1B 1B		1-0 L9			3 0 1 0 0 0 0														
Rob Ducey, L (1, 9) OBP: 0.315, SLG: 0.266			0-3 K		0-1 1B			2-2 6-3		3 0 1 1 0 1 0														
<b>Inning Stats</b>	R: 0 E: 0 K: 1 S: 5	H: 0 LOB: 0 BB: 0 P: 7	R: 0 E: 0 K: 0 S: 11	H: 1 LOB: 1 BB: 0 P: 17	R: 0 E: 0 K: 1 S: 5	H: 0 LOB: 0 BB: 0 P: 7	R: 0 E: 0 K: 1 S: 7	H: 0 LOB: 0 BB: 0 P: 12	R: 2 E: 0 K: 1 S: 14	H: 4 LOB: 2 BB: 1 P: 21	R: 0 E: 0 K: 2 S: 7	H: 0 LOB: 0 BB: 0 P: 9	R: 0 E: 0 K: 0 S: 3	H: 0 LOB: 0 BB: 0 P: 7	R: 0 E: 0 K: 1 S: 11	H: 0 LOB: 0 BB: 0 P: 16	R: 0 E: 0 K: 0 S: 11	H: 0 LOB: 0 BB: 0 P: 14	R: 0 E: 0 K: 0 S: 11	H: 0 LOB: 0 BB: 0 P: 14	1B: 3 2B: 2 3B: 0 HR: 0	SF: 0 SAC: 1 DP: 0 HBP: 0	WP: 0 PB: 0 SB: 0 CS: 0	PA: 32
<b>PITCHER</b> John Farrell, R (1, 1) ERA: 4.55	IP: 9.0 WLS: W BF: 32 H: 5 R: 2 ER: 2 SO: 7 BB: 1 IBB: 0 HBP: 0 BLK: 0 WP: 0 HR: 0 S: 74 P: 110 ERA: 2.00 WHIP: 0.667											<b>PITCHER</b>	IP: 9.0 WLS: W BF: 32 H: 5 R: 2 ER: 2 SO: 7 BB: 1 IBB: 0 HBP: 0 BLK: 0 WP: 0 HR: 0 S: 74 P: 110 ERA: 2.00 WHIP: 0.667											

Toronto Blue Jays @ Cleveland Indians  
Cleveland Municipal Stadium, Cleveland, OH

Tue May 30 1989, 7:05 PM EDT  
Att: 6,204 - Unknown - 70 F

livebaseballscorecards.com

AB	30
R	2
H	5
RBI	2
BB	1
SO	7
LOB	4



Batter	1	2	3	4	5	6	7	8	9	AB	R	H	RBI	BB	SO	LOB
Jerry Browne, S OBP: 0.314, SLG: 0.349 (1, 4)	4-1 FC4-6 BB		0-1 G1-3		0-1 SF8 1B 2B		1-1 G4-3 1B			3	1	2	1	1	0	0
Oddibe McDowell, L OBP: 0.295, SLG: 0.276 (1, 7)	1-2 FC4-6 1-2f		4-2 S BB		3-2 SF8		2-2 G4-3			2	0	0	2	1	0	2
Joe Carter, R OBP: 0.312, SLG: 0.408 (1, 8)	0-2 F8		3-3 K		3-H HR 1B		4-0 G4-6-3 BB			3	1	1	1	1	1	2
Pete O'Brien, L OBP: 0.373, SLG: 0.467 (1, 3)	1-0 F7				1-1 HR		1-2 G4-6-3			3	1	1	2	1	0	3
Cory Snyder, R OBP: 0.277, SLG: 0.363 (1, 9)			3-3 K		1-1 G6-4-3 1-2f		1-2 P3			4	0	0	0	0	2	1
Dave Clark, L OBP: 0.310, SLG: 0.404 (1, 10)			4-0 1B WP BB		1-2 L8		1-3 K			3	0	0	0	1	1	0
Brook Jacoby, R OBP: 0.379, SLG: 0.515 (1, 5)			0-1 1B WP 1B		3-2 1B 2B 2B		1-0 6-3			4	1	2	0	0	1	0
Andy Allanson, R OBP: 0.264, SLG: 0.252 (1, 2)			3-2 F9 1-2 3-H		3-3 K		2-0 F7			3	0	0	0	0	1	3
Felix Fermin, R OBP: 0.325, SLG: 0.284 (1, 6)			3-2 6-3		0-0 2B SF8 1B		0-1 1B G4-3 2B			3	2	2	0	0	0	0

Inning Stats	R: 0	H: 0	E: 0	K: 0	S: 8	R: 0	H: 1	E: 0	K: 1	S: 10	R: 0	H: 0	E: 0	K: 1	S: 10	R: 0	H: 0	E: 0	K: 0	S: 5	R: 5	H: 5	E: 0	K: 1	S: 22	R: 0	H: 0	E: 0	K: 1	S: 6	R: 1	H: 2	E: 0	K: 0	S: 10	R: 0	H: 0	E: 0	K: 2	S: 11	1B: 4	2B: 3	3B: 0	HR: 1	SF: 1	SAC: 0	DP: 2	HBP: 0	WP: 1	PB: 0	SB: 1	CS: 0	PA: 34
--------------	------	------	------	------	------	------	------	------	------	-------	------	------	------	------	-------	------	------	------	------	------	------	------	------	------	-------	------	------	------	------	------	------	------	------	------	-------	------	------	------	------	-------	-------	-------	-------	-------	-------	--------	-------	--------	-------	-------	-------	-------	--------

PITCHER	IP	WLS	BF	H	R	ER	SO	BB	IBB	HBP	BLK	WP	HR	S	P	ERA	WHIP
Alex Sanchez, R ERA: 3.38 (1, 1)	4.2	L	20	4	3	3	3	4	0	0	0	1	0	47	88	5.79	1.714
DeWayne Buice, R ERA: 7.88 (5, 1)	1.2		9	4	3	3	1	0	0	0	0	0	1	21	30	16.20	2.400
Duane Ward, R ERA: 2.95 (7, 1)	1.2		5	0	0	0	2	1	0	0	0	0	0	14	22	0.00	0.600

**BOTTOM**

**Toronto Blue Jays @ Cleveland Indians**  
Cleveland Municipal Stadium, Cleveland, OH

Tue May 30 1989, 7:05 PM EDT  
Att. 6,204 - Unknown - 70 F

livebaseballscorecards.com

AB	28
R	6
H	8
RBI	6
BB	5
SO	6
LOB	11



Batter	1	2	3	4	5	6	7	8	9	AB R H RBI BB SO LOB	TOP																
Junior Felix, S (1, 9) OBP: 0.300, SLG: 0.394	1-1 G4-3		0-1 G5-3 2B 1B	0-0 L7			2-3 K		3-3 K	5 1 1 0 0 2 2																	
Tony Fernandez, S (1, 6) OBP: 0.246, SLG: 0.333	0-0 B1-3		1-1 G5-3 SF7 2B	2-0 G4-3			1-0 F9		0-2 L3	5 1 1 0 0 0 2																	
Kelly Gruber, R (1, 5) OBP: 0.353, SLG: 0.441	1-0 F9		1-1 G5-3		0-0 WP 1B		0-0 G6-3			4 0 1 1 0 0 1																	
George Bell, R (1, 7) OBP: 0.308, SLG: 0.432		0-1 HR	0-2 SF7		2-2 P6			1-0 L3		3 1 1 2 0 0 1																	
Fred McGriff, L (1, 3) OBP: 0.395, SLG: 0.564		2-0 P7	2-0 1B 2B		1-3 K			0-0 G4-3		4 1 1 0 0 1 1																	
Lloyd Moseby, L (1, 8) OBP: 0.302, SLG: 0.337		1-3 K	0-1 2-H 1B		0-0 F8			1-1 2B		4 0 2 1 0 1 1																	
Ernie Whitt, L (1, 2) OBP: 0.414, SLG: 0.532		4-2 1B BB	1-0 L9		1-0 F9			2-2 F9		2 0 0 0 1 0 1																	
Pat Borders, R (8, PH) OBP: 0.238, SLG: 0.314										0 0 0 0 0 0 0	AB 35																
Rob Ducey, L (8, PH) OBP: 0.311, SLG: 0.262										1 0 0 0 0 0 1	R 4																
Bob Brenly, R (8, 2) OBP: 0.266, SLG: 0.276										0 0 0 0 0 0 0	H 10																
Rance Mulliniks, L (1, 10) OBP: 0.298, SLG: 0.256		3-2 1B		2-1 L6		4-1 G6-4-3 BB			0-2 1B	3 0 2 0 1 0 0	RBI 4																
Nelson Liriano, S (1, 4) OBP: 0.337, SLG: 0.427		1-0 F7		2-2 2B		1-1 G6-4-3			2-2 F8	4 0 1 0 0 0 4	BB 2																
											SO 4																
											LOB 14																
<b>Inning Stats</b>	R: 0 E: 0 K: 0 S: 4	H: 0 LOB: 0 BB: 0 P: 6	R: 1 E: 0 K: 1 S: 15	H: 2 LOB: 2 BB: 1 P: 26	R: 3 E: 0 K: 0 S: 13	H: 4 LOB: 1 BB: 0 P: 18	R: 0 E: 0 K: 0 S: 7	H: 1 LOB: 1 BB: 0 P: 13	R: 0 E: 0 K: 1 S: 8	H: 1 LOB: 1 BB: 0 P: 11	R: 0 E: 0 K: 0 S: 4	H: 0 LOB: 0 BB: 1 P: 10	R: 0 E: 0 K: 1 S: 6	H: 0 LOB: 0 BB: 0 P: 9	R: 0 E: 0 K: 0 S: 7	H: 1 LOB: 1 BB: 0 P: 11	R: 0 E: 0 K: 1 S: 14	H: 1 LOB: 1 BB: 0 P: 19	1B: 5 2B: 4 3B: 0 HR: 1	SF: 1 SAC: 0 DP: 1 HBP: 0	WP: 1 PB: 0 SB: 0 CS: 0	PA: 38					
<b>PITCHER</b>	IP WLS BF H R ER SO BB IBB HBP BLK WP HR S P ERA WHIP																										
Rich Yett, R (1, 1) ERA: 4.96	2.2		15	6	4	4	1	1	0	0	0	0	1	31	48	13.50	2.625										
Bud Black, L (3, 1) ERA: 3.99	4.1	W	15	2	0	0	2	1	0	0	0	1	0	26	45	0.00	0.692										
Jesse Orosco, L (8, 1) ERA: 1.13	0.2		3	1	0	0	0	0	0	0	0	0	0	4	6	0.00	1.500										
Doug Jones, R (8, 1) ERA: 2.11	1.1	S	5	1	0	0	1	0	0	0	0	0	0	17	24	0.00	0.750										

Toronto Blue Jays @ Cleveland Indians  
Cleveland Municipal Stadium, Cleveland, OH

Wed May 31 1989, 7:05 PM EDT  
Att. 12,890 - Unknown - 75 F

livebaseballscorecards.com





Batter	1	2	3	4	5	6	7	8	9	AB R H RBI BB SO LOB	TOP		
Jerry Browne, S (1, 4) OBP: 0.325, SLG: 0.363	1-1 L8	4-1 BB			0-0 G6-3 HR 1B	0-1 1B		4-1 BB		3 1 2 1 2 0 0	<b>Cleveland Indians @ Oakland Athletics</b> <b>Oakland-Alameda County Coliseum, Oakland, CA</b> Fri Jun 02 1989, 7:05 PM PDT Att. 28,052 - Unknown - 57 F		
Oddibe McDowell, L (1, 7) OBP: 0.287, SLG: 0.268	3-3 K	1-2 F8			2-1 G6-3	3-2 F7		3-3 K		5 0 0 0 0 2 7			
Joe Carter, R (1, 8) OBP: 0.317, SLG: 0.440	3-1 L9			0-1 F6	3-2 HR	0-1 F8		4-1 BB		4 1 1 2 1 0 2			
Cory Snyder, R (1, 9) OBP: 0.284, SLG: 0.380		1-0 HR		0-0 L9	1-1 PB 1B		0-3 K	0-0 F8		5 1 2 1 0 1 2			
Pete O'Brien, L (1, 3) OBP: 0.376, SLG: 0.466		4-1 WP BB BB		1-0 F8	2-0 F9		1-3 K	2-2 F6		4 1 0 0 1 1 1			
Brook Jacoby, R (1, 5) OBP: 0.387, SLG: 0.512		2-0 P3		4-1 1B BB	4-1 1B IBB		1-0 1B E 1B	1-2 G4-6-3 1B		3 1 2 0 2 0 1			
Dave Clark, L (1, 10) OBP: 0.314, SLG: 0.404		0-0 F8		0-1 G4-6-3 1B	1-3 K		0-2 E 1B	2-0 G4-6-3		5 0 2 0 0 1 4			
Andy Allanson, R (1, 2) OBP: 0.265, SLG: 0.255		4-1 BB BB BB		0-3 K		2-1 G6-3	0-1 E8			3 0 0 0 1 1 3			
Felix Fermin, R (1, 6) OBP: 0.324, SLG: 0.280		4-2 BB BB		2-1 G4-6-3		2-1 1B		0-0 G1-3		3 0 1 0 1 0 2			
<b>Inning Stats</b>	R: 0 E: 0 K: 1 S: 7 H: 0 LOB: 0 BB: 0 P: 14	R: 2 E: 0 K: 0 S: 11 H: 1 LOB: 3 BB: 4 P: 31	R: 0 E: 0 K: 0 S: 4 H: 0 LOB: 0 BB: 0 P: 5	R: 0 E: 0 K: 1 S: 8 H: 1 LOB: 1 BB: 1 P: 14	R: 2 E: 0 K: 1 S: 14 H: 3 LOB: 2 BB: 1 P: 27	R: 0 E: 0 K: 0 S: 15 H: 2 LOB: 2 BB: 0 P: 22	R: 1 E: 1 K: 2 S: 12 H: 2 LOB: 2 BB: 0 P: 14	R: 0 E: 0 K: 1 S: 8 H: 0 LOB: 2 BB: 2 P: 18	R: 0 E: 0 K: 0 S: 8 H: 1 LOB: 0 BB: 0 P: 13	1B: 8 2B: 0 3B: 0 HR: 2 SF: 0 SAC: 0 DP: 2 HBP: 0	WP: 2 PB: 1 SB: 1 CS: 0 PA: 43		
<b>PITCHER</b>	IP WLS BF H R ER SO BB IBB HBP BLK WP HR S P ERA WHIP											<b>PITCHER</b>	IP WLS BF H R ER SO BB IBB HBP BLK WP HR S P ERA WHIP
Mike Moore, R (1, 1) ERA: 2.29	4.1 L 22 5 4 4 2 5 0 0 0 1 2 39 79 8.31 2.308												
Greg Cadaret, L (5, 1) ERA: 2.61	1.1 7 2 0 0 1 0 1 0 0 0 0 18 32 0.00 1.500												
Gene Nelson, R (6, 1) ERA: 2.08	3.1 14 3 1 0 3 2 0 0 0 0 0 30 47 0.00 1.500												

livebaseballscorecards.com

**AB 35**  
**R 5**  
**H 10**  
**RBI 4**  
**BB 8**  
**SO 6**  
**LOB 22**





Batter	1	2	3	4	5	6	7	8	9	AB	R	H	RBI	BB	SO	LOB
Lance Blankenship, R (1, 9) OBP: 0.314, SLG: 0.424	2-1 S 1B E 1B	0-1 L5			1-0 1B		2-1 F9		1-3 K	5	1	2	0	0	1	2
Carney Lansford, R (1, 5) OBP: 0.418, SLG: 0.466 Glenn Hubbard, R (6, 4) OBP: 0.373, SLG: 0.490	0-0 S 1B 1B		0-1 G3		0-0 G6-3			1-1 F8		3	1	1	0	0	0	1
Dave Henderson, R (1, 8) OBP: 0.356, SLG: 0.445	3-3 K 1-2 2-H		0-1 P3			1-0 F8		1-1 2B SF8 1B		4	1	1	0	0	1	1
Mark McGwire, R (1, 3) OBP: 0.317, SLG: 0.500	4-0 1B 2-3 BB		2-2 F9			4-2 2B BB		1-2 SF8 2B		2	0	1	0	2	0	0
Terry Steinbach, R (1, 2) OBP: 0.394, SLG: 0.448	1-3 K			3-3 K		3-1 F9		0-1 SF8		3	0	0	1	0	2	3
Billy Beane, R (1, 10) OBP: 0.276, SLG: 0.368 Dave Parker, L (8, PH) OBP: 0.296, SLG: 0.431	0-0 2-3-4 1-2 3-H 1B			0-0 G4-3-6 1B		0-1 2B		2-3 3-H 2-3 K		3	0	3	1	0	0	0
Tony Phillips, S (1, 4) OBP: 0.380, SLG: 0.397 (6, 5)	2-2 2-3-4 1-2	0-0 G6-3		1-2 G4-3-6 1-2f		3-2 G4-3			2-2 2B	4	0	1	0	0	0	3
Stan Javier, S (1, 7) OBP: 0.342, SLG: 0.356			0-1 G6-3		2-2 G5-3		1-0 F4		2-0 F7	4	0	0	0	0	0	1
Mike Gallego, R (1, 6) OBP: 0.350, SLG: 0.390 Luis Polonia, L (9, PH) OBP: 0.297, SLG: 0.354			1-0 1B		0-0 F8		2-2 F9		1-1 F7	3	0	1	0	0	0	0

Inning Stats	R: 2	H: 3	E: 1	K: 2	S: 13	LOB: 2	BB: 1	P: 25	R: 0	H: 1	E: 0	K: 0	S: 6	LOB: 1	BB: 0	P: 7	R: 0	H: 0	E: 0	K: 0	S: 7	LOB: 0	BB: 0	P: 9	R: 0	H: 1	E: 0	K: 1	S: 11	LOB: 0	BB: 0	P: 15	R: 0	H: 1	E: 0	K: 0	S: 8	LOB: 1	BB: 0	P: 11	R: 0	H: 1	E: 0	K: 0	S: 10	LOB: 2	BB: 1	P: 21	R: 0	H: 0	E: 0	K: 0	S: 7	LOB: 0	BB: 0	P: 12	R: 1	H: 2	E: 0	K: 1	S: 13	LOB: 1	BB: 0	P: 18	R: 0	H: 1	E: 0	K: 1	S: 11	LOB: 1	BB: 0	P: 17	1B: 7	2B: 3	3B: 0	HR: 0	SF: 1	SAC: 0	DP: 1	HBP: 0	WP: 0	PA: 37
--------------	------	------	------	------	-------	--------	-------	-------	------	------	------	------	------	--------	-------	------	------	------	------	------	------	--------	-------	------	------	------	------	------	-------	--------	-------	-------	------	------	------	------	------	--------	-------	-------	------	------	------	------	-------	--------	-------	-------	------	------	------	------	------	--------	-------	-------	------	------	------	------	-------	--------	-------	-------	------	------	------	------	-------	--------	-------	-------	-------	-------	-------	-------	-------	--------	-------	--------	-------	--------

PITCHER	IP	WLS	BF	H	R	ER	SO	BB	IBB	HBP	BLK	WP	HR	S	P	ERA	WHIP
Greg Swindell, L (1, 1) ERA: 2.68	7.1	W	32	9	3	3	3	2	0	0	0	0	0	70	111	3.68	1.500
Doug Jones, R (8, 1) ERA: 1.96	1.2	S	6	1	0	0	2	0	0	0	0	0	0	16	24	0.00	0.600

**BOTTOM**

**Cleveland Indians @ Oakland Athletics**  
**Oakland-Alameda County Coliseum, Oakland, CA**  
 Fri Jun 02 1989, 7:05 PM PDT  
 Att: 28,052 - Unknown - 57 F

AB	34
R	3
H	10
RBI	2
BB	2
SO	5
LOB	13



Batter	1	2	3	4	5	6	7	8	9	AB R H RBI BB SO LOB	TOP											
Jerry Browne, S (1, 4) OBP: 0.318, SLG: 0.355	0-3 K		0-1 G6-3		0-3 K			0-0 G6-4-3 1-2f		4 0 0 0 0 2 3	<b>Cleveland Indians @ Oakland Athletics</b> <b>Oakland-Alameda County Coliseum, Oakland, CA</b> Sat Jun 03 1989, 3:33 AM PDT Att. 35,466 - Sunny - 63 F											
Oddibe McDowell, L (1, 7) OBP: 0.286, SLG: 0.268	3-2 F7		1-2 G4-3			2-3 K			1-0 1B	4 0 1 0 0 1 0												
Joe Carter, R (1, 8) OBP: 0.320, SLG: 0.441	0-0 1B			1-1 G4-3 1B		1-3 K			3-1 F4 1B	4 0 2 0 0 1 1												
Cory Snyder, R (1, 9) OBP: 0.279, SLG: 0.372	1-2 G1-3			1-1 F7 1-2		0-1 F8			1-3 K	4 0 0 0 0 1 3												
Pete O'Brien, L (1, 3) OBP: 0.375, SLG: 0.464		3-2 G4-6-3 1B		1-2 G4-3 2-3			1-0 F6		1-3 K	3 0 1 0 0 0 1												
Luis Medina, R (8, 3) OBP: 0.267, SLG: 0.366										1 0 0 0 0 1 1												
Brook Jacoby, R (1, 5) OBP: 0.386, SLG: 0.509		0-2 G4-6-3 1B			3-2 P5		0-2 F4			3 0 1 0 0 0 0												
Dave Clark, L (1, 10) OBP: 0.306, SLG: 0.393		2-2 G4-6-3 1-2f 2-3			2-3 K		1-2 G4-3			3 0 0 0 0 1 2												
Andy Allanson, R (1, 2) OBP: 0.288, SLG: 0.259		0-1 F9			0-1 1B 1B			1-3 K		2 0 1 0 0 0 1												
Mark Salas, L (8, PH) OBP: 0.207, SLG: 0.414										1 0 0 0 0 1 0												
Felix Fermin, R (1, 6) OBP: 0.330, SLG: 0.287			0-2 G4-3		0-2 1B			2-2 G6-4-3 1B		3 0 2 0 0 0 0												
<b>Inning Stats</b>	R: 0 E: 0 K: 1 S: 11	H: 1 LOB: 1 BB: 0 P: 15	R: 0 E: 0 K: 0 S: 13	H: 2 LOB: 1 BB: 0 P: 18	R: 0 E: 0 K: 0 S: 8	H: 0 LOB: 0 BB: 0 P: 9	R: 0 E: 0 K: 0 S: 7	H: 1 LOB: 0 BB: 0 P: 10	R: 0 E: 0 K: 2 S: 15	H: 2 LOB: 2 BB: 0 P: 20	R: 0 E: 0 K: 2 S: 9	H: 0 LOB: 0 BB: 0 P: 12	R: 0 E: 0 K: 0 S: 9	H: 0 LOB: 0 BB: 0 P: 11	R: 0 E: 0 K: 1 S: 7	H: 1 LOB: 0 BB: 0 P: 10	R: 0 E: 0 K: 2 S: 9	H: 1 LOB: 1 BB: 0 P: 15	1B: 8 2B: 0 3B: 0 HR: 0	SF: 0 SAC: 0 DP: 2 HBP: 0	WP: 0 PB: 0 SB: 1 CS: 0	PA: 32
<b>PITCHER</b>	IP WLS BF H R ER SO BB IBB HBP BLK WP HR S P ERA WHIP																					
Bob Welch, R (1, 1) ERA: 2.93	8.0 W 28 7 0 0 6 0 0 0 0 0 0 0 79 105 0.00 0.875																					
Eric Plunk, R (9, 1) ERA: 2.11	1.0 4 1 0 0 2 0 0 0 0 0 0 0 9 15 0.00 1.000																					

livebaseballscorecards.com

<b>AB</b>	<b>32</b>
<b>R</b>	<b>0</b>
<b>H</b>	<b>8</b>
<b>RBI</b>	<b>0</b>
<b>BB</b>	<b>0</b>
<b>SO</b>	<b>8</b>
<b>LOB</b>	<b>12</b>



Batter	1	2	3	4	5	6	7	8	9
<b>Stan Javier, S</b> <small>OBP: 0.338, SLG: 0.350</small> (1, 9) <small>(9, 8)</small>	F7		K	G3-1		G5-4-3 1B		K	
<b>Dave Henderson, R</b> <small>OBP: 0.353, SLG: 0.439</small> <b>Lance Blankenship, R</b> <small>OBP: 0.314, SLG: 0.424</small> (1, 8) <small>(9, 9)</small>	G6-3		1B 1B		G5-3	G5-4-3 1-2f		P3	
<b>Dave Parker, L</b> <small>OBP: 0.300, SLG: 0.432</small> (1, 10)	1B		1B 1B		L9			G4-3	
<b>Mark McGwire, R</b> <small>OBP: 0.327, SLG: 0.507</small> (1, 3)	F7		1B 1B		1B			E 1B	
<b>Terry Steinbach, R</b> <small>OBP: 0.397, SLG: 0.449</small> (1, 7)		F8	1B 1B		K			E 1B	
<b>Ron Hassey, L</b> <small>OBP: 0.252, SLG: 0.347</small> (1, 2)		FC6 1B	1B 1B		K			F8	
<b>Glenn Hubbard, R</b> <small>OBP: 0.365, SLG: 0.472</small> (1, 4)		K	F8			S 1B 1B		E4 1-3 2-H	
<b>Tony Phillips, S</b> <small>OBP: 0.377, SLG: 0.393</small> (1, 5)	FC6 1-2f			G3-1		S 1B 1B		L7	
<b>Mike Gallego, R</b> <small>OBP: 0.348, SLG: 0.386</small> (1, 6)			G2-3	B5-3		1-H 2-H 1B 1B		G5-3	

Inning Stats	R: 0	H: 1	E: 0	K: 0	S: 11	LOB: 1	BB: 0	P: 17	R: 0	H: 1	E: 0	K: 1	S: 10	LOB: 1	BB: 0	P: 18	R: 3	H: 5	E: 0	K: 1	S: 17	LOB: 2	BB: 0	P: 24	R: 0	H: 0	E: 0	K: 0	S: 6	LOB: 0	BB: 0	P: 7	R: 0	H: 1	E: 0	K: 1	S: 9	LOB: 1	BB: 0	P: 16	R: 3	H: 4	E: 0	K: 1	S: 12	LOB: 0	BB: 0	P: 18	R: 1	H: 2	E: 1	K: 0	S: 10	LOB: 2	BB: 0	P: 17	R: 0	H: 0	E: 0	K: 1	S: 7	LOB: 0	BB: 0	P: 11
--------------	------	------	------	------	-------	--------	-------	-------	------	------	------	------	-------	--------	-------	-------	------	------	------	------	-------	--------	-------	-------	------	------	------	------	------	--------	-------	------	------	------	------	------	------	--------	-------	-------	------	------	------	------	-------	--------	-------	-------	------	------	------	------	-------	--------	-------	-------	------	------	------	------	------	--------	-------	-------

1B: 14	SF: 0	WP: 0	PA: 38
2B: 0	SAC: 0	PB: 0	
3B: 0	DP: 1	SB: 2	
HR: 0	HBP: 0	CS: 0	

PITCHER	IP	WLS	BF	H	R	ER	SO	BB	IBB	HBP	BLK	WP	HR	S	P	ERA	WHIP
<b>Tom Candiotti, R</b> <small>ERA: 3.45</small> (1, 1)	5.1	L	27	11	6	6	4	0	0	0	0	0	0	62	96	10.12	2.062
<b>Tim Stoddard, R</b> <small>ERA: 1.54</small> (6, 1)	0.2		2	1	0	0	0	0	0	0	0	0	0	3	4	0.00	1.500
<b>Keith Atherton, R</b> <small>ERA: 3.86</small> (7, 1)	1.0		6	2	1	0	0	0	0	0	0	0	0	10	17	0.00	2.000
<b>Scott Bailes, L</b> <small>ERA: 3.67</small> (8, 1)	1.0		3	0	0	0	1	0	0	0	0	0	0	7	11	0.00	0.000

**BOTTOM**

**Cleveland Indians @ Oakland Athletics**  
**Oakland-Alameda County Coliseum, Oakland, CA**  
 Sat Jun 03 1989, 3:33 AM PDT  
 Att: 35,466 - Sunny - 63 F

livebaseballscorecards.com

<b>AB</b>	<b>38</b>
<b>R</b>	<b>7</b>
<b>H</b>	<b>14</b>
<b>RBI</b>	<b>6</b>
<b>BB</b>	<b>0</b>
<b>SO</b>	<b>5</b>
<b>LOB</b>	<b>12</b>



Batter	1	2	3	4	5	6	7	8	9	AB R H RBI BB SO LOB	TOP	
Jerry Browne, S (1, 4) OBP: 0.322, SLG: 0.354	0-1 G6-3		4-2 BB			2-1 F7		1-2 1B		3 0 1 0 1 0 0	<b>Cleveland Indians @ Oakland Athletics</b> <b>Oakland-Alameda County Coliseum, Oakland, CA</b> Sun Jun 04 1989, 3:33 AM PDT Att. 34,610 - Overcast - 65 F	
Oddibe McDowell, L (1, 7) OBP: 0.286, SLG: 0.267	0-1 B1-3		0-0 L9			0-1 1B		3-1 F8		4 0 1 0 0 0 3		
Joe Carter, R (1, 8) OBP: 0.315, SLG: 0.433	1-1 G4-3		2-3 K			1-0 F8		2-2 F4		4 0 0 0 0 1 4		
Cory Snyder, R (1, 9) OBP: 0.273, SLG: 0.364					0-1 F8		0-1 F8		0-1 F9	4 0 0 0 0 1 2		
Pete O'Brien, L (1, 3) OBP: 0.377, SLG: 0.467					1-0 F9		3-1 FC1-6-5 2B		1-1 G6-3	3 0 1 0 1 0 0		
Brook Jacoby, R (1, 5) OBP: 0.379, SLG: 0.497					2-0 F9		0-0 FC1-6-5 2-3		1-2 L8	4 0 0 0 0 0 2		
Dave Clark, L (1, 10) OBP: 0.298, SLG: 0.382 Dave Hengel, R (9, PH)					0-0 F7		2-1 L8		2-2 G5-3	3 0 0 0 0 0 2 1 0 0 0 0 0 0		
Andy Allanson, R (1, 2) OBP: 0.276, SLG: 0.262 Joel Skinner, R (7, 2) OBP: 0.212, SLG: 0.333			2-1 L9 SH1-4 1B		1-0 L8		1-0 HBP			2 0 1 0 0 0 0 0 0 0 0 0 0 0		
Felix Fermin, R (1, 6) OBP: 0.326, SLG: 0.283			0-0 SH1-4		2-2 G1-3		1-0 G4-3			2 0 0 0 0 0 2		
<b>Inning Stats</b>	R: 0 H: 0 E: 0 LOB: 0 K: 0 BB: 0 S: 6 P: 7	R: 0 H: 0 E: 0 LOB: 1 K: 1 BB: 1 S: 13 P: 23	R: 0 H: 1 E: 0 LOB: 2 K: 1 BB: 1 S: 9 P: 17	R: 0 H: 0 E: 0 LOB: 0 K: 0 BB: 0 S: 4 P: 7	R: 0 H: 0 E: 0 LOB: 0 K: 0 BB: 0 S: 6 P: 9	R: 0 H: 1 E: 0 LOB: 1 K: 0 BB: 0 S: 7 P: 10	R: 0 H: 1 E: 0 LOB: 2 K: 0 BB: 0 S: 6 P: 13	R: 0 H: 1 E: 0 LOB: 1 K: 0 BB: 0 S: 11 P: 17	R: 0 H: 0 E: 0 LOB: 0 K: 0 BB: 0 S: 8 P: 12	1B: 3 SF: 0 2B: 1 SAC: 1 3B: 0 DP: 0 HR: 0 HBP: 1		WP: 0 PA: 34 PB: 0 SB: 0 CS: 0
<b>PITCHER</b>	IP WLS BF H R ER SO BB IBB HBP BLK WP HR S P ERA WHIP											
Dave Stewart, R (1, 1) ERA: 3.15	7.0 W 27 3 0 0 2 2 0 1 0 0 0 0 51 86 0.00 0.714											
Todd Burns, R (8, 1) ERA: 1.7	1.0 4 1 0 0 0 0 0 0 0 0 0 0 11 17 0.00 1.000											
Rick Honeycutt, L (9, 1) ERA: 2.22	1.0 3 0 0 0 0 0 0 0 0 0 0 0 8 12 0.00 0.000											

livebaseballscorecards.com

<b>AB</b>	<b>30</b>
<b>R</b>	<b>0</b>
<b>H</b>	<b>4</b>
<b>RBI</b>	<b>0</b>
<b>BB</b>	<b>2</b>
<b>SO</b>	<b>2</b>
<b>LOB</b>	<b>15</b>



Batter	1	2	3	4	5	6	7	8	9
Luis Polonia, L OBP: 0.302, SLG: 0.358 (1, 7)	G1-3		2B 1B	1B		K			
Dave Henderson, R OBP: 0.346, SLG: 0.430 (1, 8)	G6-3		G6-3		L6		G5-3		
Dave Parker, L OBP: 0.308, SLG: 0.441 (1, 10)	1B		2B		BB		F9		
Mark McGwire, R OBP: 0.327, SLG: 0.503 (1, 3)	K		F8		1B		1B		
Billy Beane, R OBP: 0.288, SLG: 0.379 (7, PH)									
Terry Steinbach, R OBP: 0.388, SLG: 0.438 (1, 2)		L3	G6-3		K		F8		
Tony Phillips, S OBP: 0.367, SLG: 0.382 (1, 5)		F8		K	K		G6-3		
Stan Javier, S OBP: 0.335, SLG: 0.348 (1, 9)		F8		K		S 1B	K		
Lance Blankenship, R OBP: 0.333, SLG: 0.432 (1, 4)			SH 1B	1B	1B	K	K		
Mike Gallego, R OBP: 0.350, SLG: 0.388 (1, 6)			SH 1B	G6-3	1B	F9			

Inning Stats	R: 0	H: 1	E: 0	K: 1	S: 15	LOB: 1	BB: 0	P: 22
	R: 0	H: 0	E: 0	K: 0	S: 5	LOB: 0	BB: 0	P: 9
	R: 3	H: 3	E: 0	K: 0	S: 15	LOB: 1	BB: 0	P: 23
	R: 1	H: 3	E: 0	K: 2	S: 16	LOB: 2	BB: 0	P: 24
	R: 0	H: 1	E: 0	K: 2	S: 12	LOB: 2	BB: 1	P: 22
	R: 0	H: 1	E: 0	K: 2	S: 10	LOB: 1	BB: 0	P: 12
	R: 0	H: 1	E: 0	K: 0	S: 5	LOB: 1	BB: 0	P: 6
	R: 0	H: 0	E: 0	K: 2	S: 10	LOB: 0	BB: 0	P: 14

PITCHER	IP	WLS	BF	H	R	ER	SO	BB	IBB	HBP	BLK	WP	HR	S	P	ERA	WHIP
John Farrell, R ERA: 4.62 (1, 1)	7.0	L	32	10	4	4	7	1	0	0	0	0	0	78	118	5.14	1.571
Jesse Orosco, L ERA: 1.06 (8, 1)	1.0		3	0	0	0	2	0	0	0	0	0	0	10	14	0.00	0.000

**AB R H RBI BB SO LOB**


**BOTTOM**

**Cleveland Indians @ Oakland Athletics**  
Oakland-Alameda County Coliseum, Oakland, CA

Sun Jun 04 1989, 3:33 AM PDT  
Att. 34,610 - Overcast - 65 F

livebaseballscorecards.com

**AB 33**  
**R 4**  
**H 10**  
**RBI 4**  
**BB 1**  
**SO 9**  
**LOB 12**



WP: 0 PA: 35  
PB: 0  
SB: 1  
CS: 0

Batter	1	2	3	4	5	6	7	8	9	AB R H RBI BB SO LOB	TOP											
Jerry Browne, S (1, 4) OBP: 0.319, SLG: 0.366	0-1 HR		0-0 G6-3	2-1 F7		0-1 FC1-5 G3-1		0-2 FC6-4 1-2f		5 1 1 1 0 0 3												
Felix Fermin, R (1, 6) OBP: 0.323, SLG: 0.281	1-2 G3-1		0-2 G5-3		0-0 F9	1-0 G3-1		2-2 1B		5 0 1 0 0 0 1												
Pete O'Brien, L (1, 3) OBP: 0.378, SLG: 0.477	1-1 G4-3		4-2 1B HR BB		0-0 HR	2-2 P5		0-0 L8		4 2 1 1 1 0 2												
Joe Carter, R (1, 8) OBP: 0.317, SLG: 0.437	2-1 F9		1-2 HR 1B		1-2 E7 1B 2B		1-2 L5		0-0 P4	5 2 2 0 0 0 1												
Cory Snyder, R (1, 9) OBP: 0.276, SLG: 0.380		0-0 WP G3 SF7 1B	1-0 HR		0-3 K		0-0 F9		0-0 G6-3	5 2 2 3 0 1 2												
Mark Salas, L (1, 10) OBP: 0.212, SLG: 0.394		2-1 G3	1-1 G6-3		2-1 1B 1B		0-2 F9			4 0 1 1 0 0 1												
Brook Jacoby, R (1, 5) OBP: 0.381, SLG: 0.495		4-0 BB		0-0 F9	1-1 1B		0-0 F8			3 0 1 0 1 0 0												
Oddibe McDowell, L (1, 7) OBP: 0.281, SLG: 0.263		1-2 SF7		2-2 G3	0-1 F7		1-1 F9			3 0 0 1 0 0 2												
Joel Skinner, R (1, 2) OBP: 0.270, SLG: 0.405		1-0 G6-3		0-0 1B		3-1 FC1-5 2B		2-2 FC6-4 1B		4 0 3 0 0 0 1												
<b>Inning Stats</b>	R: 1 E: 0 K: 0 S: 9	H: 1 LOB: 0 BB: 0 P: 13	R: 1 E: 0 K: 0 S: 7	H: 1 LOB: 1 BB: 1 P: 15	R: 3 E: 0 K: 0 S: 12	H: 2 LOB: 0 BB: 1 P: 19	R: 0 E: 0 K: 0 S: 8	H: 1 LOB: 1 BB: 0 P: 12	R: 2 E: 1 K: 1 S: 16	H: 4 LOB: 2 BB: 0 P: 20	R: 0 E: 0 K: 0 S: 10	H: 1 LOB: 1 BB: 0 P: 16	R: 0 E: 0 K: 0 S: 7	H: 0 LOB: 0 BB: 0 P: 8	R: 0 E: 0 K: 0 S: 9	H: 1 LOB: 1 BB: 0 P: 12	R: 0 E: 0 K: 0 S: 6	H: 1 LOB: 1 BB: 0 P: 8	1B: 7 2B: 2 3B: 0 HR: 3	SF: 1 SAC: 0 DP: 0 HBP: 0	WP: 1 PB: 0 SB: 0 CS: 0	PA: 41
<b>PITCHER</b>	IP WLS BF H R ER SO BB IBB HBP BLK WP HR S P ERA WHIP												<b>PITCHER</b>	IP WLS BF H R ER SO BB IBB HBP BLK WP HR S P ERA WHIP								
Mike Witt, R (1, 1) ERA: 4.96	4.1 L 22 7 7 7 0 2 0 0 0 0 1 3 41 65 14.54 2.077																					
Willie Fraser, R (5, 1) ERA: 3.38	4.2 19 5 0 0 1 0 0 0 0 0 0 0 43 58 0.00 1.071																					

Cleveland Indians @ California Angels  
Anaheim Stadium, Anaheim, CA  
Mon Jun 05 1989, 10:05 PM EDT  
Att. 24,188 - Unknown

livebaseballscorecards.com

AB	38
R	7
H	12
RBI	7
BB	2
SO	1
LOB	13



Batter	1	2	3	4	5	6	7	8	9	AB	R	H	RBI	BB	SO	LOB
<b>Brian Downing, R</b> OBP: 0.367, SLG: 0.403 (1, 10)	0-1 WP 3B 1B		1-2 P6		1-1 F9			2-3 K		4	1	1	0	0	1	1
<b>Dante Bichette, R</b> OBP: 0.236, SLG: 0.347 (1, 9)	3-2 G6-3 1-2		0-0 P6			1-0 1B 1B		3-2 G6-3		4	0	1	0	0	0	1
<b>Johnny Ray, S</b> OBP: 0.314, SLG: 0.371 (1, 4)	2-1 SF8 3B			3-1 L5		2-2 SAFE P4		0-1 P3		4	1	1	1	0	0	1
<b>Devon White, S</b> OBP: 0.336, SLG: 0.523 (1, 8)	2-1 SF8		3-2 G6-3 3B		2-1 G6-4-3 1B			0-0 G6-3		3	1	2	1	0	0	0
<b>Chili Davis, S</b> OBP: 0.327, SLG: 0.404 (1, 7)	3-1 G1-3		1-1 G6-3		0-2 G6-4-3			2-1 F8		4	0	0	1	0	0	2
<b>Lance Parrish, R</b> OBP: 0.348, SLG: 0.444 (1, 2)		0-3 K	1-1 F9		0-0 P5			0-0 P2		4	0	0	0	0	1	0
<b>Bill Schroeder, R</b> OBP: 0.286, SLG: 0.547 <b>Wally Joyner, L</b> OBP: 0.309, SLG: 0.328 (1, 3) (3, 3)		1-3 K		0-0 P6		2-2 F7				1	0	0	0	0	1	0
<b>Dick Schofield, R</b> OBP: 0.308, SLG: 0.333 (1, 6)		1-1 F9		1-2 G6-3		1-0 1B				3	0	1	0	0	0	0
<b>Jack Howell, L</b> OBP: 0.302, SLG: 0.336 (1, 5)			3-2 G4-3		4-2 BB		1-1 G6-3			2	0	0	0	1	0	1

Inning Stats	R: 2	H: 2	E: 0	LOB: 0	K: 0	S: 11	P: 19	R: 0	H: 0	E: 0	LOB: 0	K: 2	S: 9	P: 11	R: 0	H: 0	E: 0	LOB: 0	K: 0	S: 9	R: 1	H: 1	E: 0	LOB: 0	K: 0	S: 9	R: 0	H: 0	E: 0	LOB: 1	K: 0	S: 9	R: 0	H: 2	E: 0	LOB: 1	K: 0	S: 7	R: 0	H: 0	E: 0	LOB: 0	K: 1	S: 9	R: 0	H: 0	E: 0	LOB: 0	K: 0	S: 4	1B: 4	SF: 1	2B: 0	SAC: 0	3B: 2	DP: 1	HR: 0	HBP: 0	WP: 1	PA: 33
<b>Bud Black, L</b> ERA: 3.87 (1, 1)	IP	WLS	BF	H	R	ER	SO	BB	IBB	HBP	BLK	WP	HR	S	P	ERA	WHIP																																											
	9.0	W	33	6	3	3	3	1	0	0	0	1	0	76	120	3.00	0.778																																											


**BOTTOM**

**Cleveland Indians @ California Angels**  
Anaheim Stadium, Anaheim, CA

Mon Jun 05 1989, 10:05 PM EDT  
Att. 24,188 - Unknown

livebaseballscorecards.com

<b>AB</b>	<b>31</b>
<b>R</b>	<b>3</b>
<b>H</b>	<b>6</b>
<b>RBI</b>	<b>3</b>
<b>BB</b>	<b>1</b>
<b>SO</b>	<b>3</b>
<b>LOB</b>	<b>6</b>



Batter	1	2	3	4	5	6	7	8	9	AB R H RBI BB SO LOB	TOP		
Jerry Browne, S (1, 4) OBP: 0.327, SLG: 0.371	3-1 G1-4-3		1-1 G4-3 1B		1-2 1B		1-1 SH5-4		4-2 BB	3 0 2 0 1 0 0			
Felix Fermin, R (1, 6) OBP: 0.316, SLG: 0.274 Dave Clark, L (9, PH) OBP: 0.296, SLG: 0.378	2-0 G4-3		0-2 G4-3		1-0 G3		0-3 K		1-3 K	4 0 0 0 0 1 5 1 0 0 0 0 1 1			
Pete O'Brien, L (1, 3) OBP: 0.378, SLG: 0.478	2-0 G4-3			1-2 G4-3		1-1 G4-3 1B 2B	4-0 IBB		3-3 K	4 1 1 0 1 1 1			
Joe Carter, R (1, 8) OBP: 0.311, SLG: 0.429		1-1 G6-3		3-1 F7		1-1 G5-3	1-1 F8			4 0 0 0 0 0 3			
Cory Snyder, R (1, 9) OBP: 0.285, SLG: 0.392		0-1 1B		0-1 2B		1-2 G4-3		1-1 G3-4-1 1B		4 0 3 0 0 0 1			
Mark Salas, L (1, 10) OBP: 0.243, SLG: 0.405		1-2 G6-4-3 1B		1-1 G3		0-0 BB 1B		1-0 G3-4-1		4 0 2 1 0 0 2			
Brook Jacoby, R (1, 5) OBP: 0.379, SLG: 0.486		0-2 G6-4-3			1-3 K	4-2 BB		0-3 K		3 0 0 0 1 2 3			
Oddibe McDowell, L (1, 7) OBP: 0.280, SLG: 0.263			0-1 CS 1B		0-0 G4-3	2-0 F7		1-1 L6-3		4 0 1 0 0 0 3			
Joel Skinner, R (1, 2) OBP: 0.317, SLG: 0.425			2-2 SAFE 1B 1B		1-0 1B		4-2 SH5-4 BB		0-3 K	3 0 2 0 1 1 0			
<b>Inning Stats</b>	R: 0 E: 0 K: 0 S: 4 H: 0 LOB: 0 BB: 0 P: 11	R: 0 E: 0 K: 0 S: 13 H: 2 LOB: 1 BB: 0 P: 15	R: 0 E: 0 K: 0 S: 12 H: 3 LOB: 1 BB: 0 P: 15	R: 0 E: 0 K: 0 S: 10 H: 1 LOB: 1 BB: 0 P: 15	R: 0 E: 0 K: 1 S: 9 H: 2 LOB: 2 BB: 0 P: 13	R: 1 E: 0 K: 0 S: 12 H: 2 LOB: 2 BB: 1 P: 21	R: 0 E: 0 K: 1 S: 10 H: 0 LOB: 2 BB: 2 P: 20	R: 0 E: 0 K: 1 S: 9 H: 1 LOB: 1 BB: 0 P: 12	R: 0 E: 0 K: 3 S: 13 H: 0 LOB: 1 BB: 1 P: 21	1B: 9 2B: 2 3B: 0 HR: 0 SF: 0 SAC: 1 DP: 2 HBP: 0	WP: 0 PB: 0 SB: 0 CS: 1 PA: 39		
<b>PITCHER</b>	IP WLS BF H R ER SO BB IBB HBP BLK WP HR S P ERA WHIP											<b>PITCHER</b>	IP WLS BF H R ER SO BB IBB HBP BLK WP HR S P ERA WHIP
Dan Petry, R (1, 1) ERA: 3.57	5.0 W 21 9 1 1 1 0 0 0 0 0 0 0 50 72 1.80 1.800												
Greg Minton, R (6, 1) ERA: 1.22	3.0 14 2 0 0 2 2 1 0 0 0 0 0 29 50 0.00 1.333												
Bryan Harvey, R (9, 1) ERA: 3.5	1.0 S 4 0 0 0 3 1 0 0 0 0 0 0 13 21 0.00 1.000												

Cleveland Indians @ California Angels  
Anaheim Stadium, Anaheim, CA

Tue Jun 06 1989, 10:05 PM EDT  
Att. 22,586 - Unknown

livebaseballscorecards.com

AB	34
R	1
H	11
RBI	1
BB	4
SO	6
LOB	19







Batter	1	2	3	4	5	6	7	8	9	AB R H RBI BB SO LOB	TOP									
Jerry Browne, S (1, 4) OBP: 0.321, SLG: 0.363	1-1 F8		0-1 FC5-4 BB 1B 1-2f		0-0 F8		2-1 F9			4 0 0 0 0 0 1										
Felix Fermin, R (1, 6) OBP: 0.325, SLG: 0.285	1-2 G4-3		1-0 BB 1-2 1B		2-1 1B			0-0 1B		4 0 3 0 0 0 0										
Pete O'Brien, L (1, 3) OBP: 0.376, SLG: 0.471	0-0 F9		4-0 BB 1-2 2-3		2-0 F9			1-2 F7		3 0 0 0 1 0 1										
Joe Carter, R (1, 8) OBP: 0.306, SLG: 0.422		1-0 P4	0-1 L5			1-3 K		0-2 G5-3		4 0 0 0 0 1 3										
Cory Snyder, R (1, 9) OBP: 0.280, SLG: 0.385		1-2 G1-3		0-3 K		2-3 K		0-0 P3		4 0 0 0 0 2 0										
Brook Jacoby, R (1, 5) OBP: 0.381, SLG: 0.489		4-0 FC6-4 BB		0-0 2B		0-0 L9		2-0 P9		3 0 1 0 1 0 0										
Luis Medina, R (1, 10) OBP: 0.266, SLG: 0.400		1-1 FC6-4 1-2f		0-3 K			1-2 HR		1-3 K	4 1 1 1 0 2 2	AB 32 R 1 H 5 RBI 1 BB 2 SO 8 LOB 8									
Dave Hengel, R (1, 7)			1-3 K		1-3 K					3 0 0 0 0 3 1										
Andy Allanson, R (1, 2) OBP: 0.270, SLG: 0.257			2-2 E6 FC5-4		1-0 P4			0-0 L5		3 0 0 0 0 0 0										
<b>Inning Stats</b>	R: 0 E: 0 K: 0 S: 6	H: 0 LOB: 0 BB: 0 P: 8	R: 0 E: 0 K: 0 S: 6	H: 0 LOB: 1 BB: 1 P: 13	R: 0 E: 1 K: 1 S: 13	H: 1 LOB: 3 BB: 1 P: 21	R: 0 E: 0 K: 3 S: 10	H: 1 LOB: 1 BB: 0 P: 11	R: 0 E: 0 K: 2 S: 11	H: 0 LOB: 0 BB: 0 P: 14	R: 1 E: 0 K: 1 S: 9	H: 1 LOB: 0 BB: 0 P: 13	R: 0 E: 0 K: 0 S: 9	H: 1 LOB: 0 BB: 0 P: 10	R: 0 E: 0 K: 1 S: 5	H: 0 LOB: 0 BB: 0 P: 8	1B: 3 2B: 1 3B: 0 HR: 1	SF: 0 SAC: 0 DP: 0 HBP: 0	WP: 0 PB: 0 SB: 0 CS: 0	PA: 34
<b>PITCHER</b> Chuck Finley, L (1, 1) ERA: 1.88	IP 9.0 WLS L BF 34 H 5 R 1 ER 1 SO 8 BB 2 IBB 0 HBP 0 BLK 0 WP 0 HR 1 S 74 P 108 ERA 1.00 WHIP 0.778											<b>PITCHER</b>	IP WLS BF H R ER SO BB IBB HBP BLK WP HR S P ERA WHIP							

Cleveland Indians @ California Angels  
Anaheim Stadium, Anaheim, CA  
Wed Jun 07 1989, 10:05 PM EDT  
Att. 26,536 - Unknown

livebaseballscorecards.com



Batter	1	2	3	4	5	6	7	8	9	AB	R	H	RBI	BB	SO	LOB
<b>Brian Downing, R</b> OBP: 0.359, SLG: 0.389 (1, 10) B C X	1-1 F9 ①		1-1 F9 ③					1-2 G6-3 ③		4	0	0	0	0	1	1
<b>Glenn Hoffman, R</b> OBP: 0.328, SLG: 0.370 (1, 5) C B F X	1-2 G6-3 ②			0-1 F9 ①		0-0 F7 ②			1-0 P8 ①	4	0	0	0	0	0	0
<b>Johnny Ray, S</b> OBP: 0.317, SLG: 0.367 (1, 4) X	0-0 G4-3 ③			1-0 P6 ②		4-2 BB			0-0 L8 ②	3	0	0	0	1	0	0
<b>Devon White, S</b> OBP: 0.333, SLG: 0.513 (1, 8) B X B C T B		2-2 L9 ①		3-2 1B		0-2 G1-3 ③			1-3 K ③	4	0	1	0	0	1	1
<b>Lance Parrish, R</b> OBP: 0.337, SLG: 0.429 (1, 2) C S T B		0-3 K ②		1 SAFE 0-3 K ③			2-3 K ①			3	0	0	0	0	3	1
<b>Chili Davis, S</b> OBP: 0.318, SLG: 0.392 (1, 7) X B S		1-1 G6-3 ③			0-3 K ①		2-2 G1-3 ②			3	0	0	0	0	1	0
<b>Wally Joyner, L</b> OBP: 0.314, SLG: 0.330 (1, 3) C B F B B B B				4-2 BB 1B		0-1 FC6-4 1B		1-1 F7 ③		2	0	1	0	1	0	0
<b>Dante Bichette, R</b> OBP: 0.229, SLG: 0.337 (1, 9) C X				0-1 F9 ①		0-3 K ②		0-3 K ①		3	0	0	0	0	2	2
<b>Kent Anderson, R</b> OBP: 0.318, SLG: 0.278 (1, 6) X				0-0 L9 ②		0-1 FC6-4 1-2f		0-3 K ②		3	0	0	0	0	1	2

**BOTTOM**

**Cleveland Indians @ California Angels**  
**Anaheim Stadium, Anaheim, CA**  
 Wed Jun 07 1989, 10:05 PM EDT  
 Att. 26,536 - Unknown

livebaseballscorecards.com

<b>AB</b>	<b>29</b>
<b>R</b>	<b>0</b>
<b>H</b>	<b>2</b>
<b>RBI</b>	<b>0</b>
<b>BB</b>	<b>2</b>
<b>SO</b>	<b>9</b>
<b>LOB</b>	<b>7</b>



Inning Stats	R: 0	H: 0	E: 0	LOB: 0	K: 0	S: 6	P: 8	R: 0	H: 0	E: 0	LOB: 0	K: 1	S: 8	P: 11	R: 0	H: 0	E: 0	LOB: 1	K: 0	S: 9	R: 0	H: 1	E: 0	LOB: 1	K: 1	S: 9	R: 0	H: 1	E: 0	LOB: 1	K: 2	S: 10	R: 0	H: 0	E: 0	LOB: 0	K: 1	S: 10	R: 0	H: 0	E: 0	LOB: 0	K: 1	S: 9	R: 0	H: 0	E: 0	LOB: 0	K: 2	S: 10	R: 0	H: 0	E: 0	LOB: 0	K: 1	S: 6	R: 0	H: 0	E: 0	LOB: 0	K: 1	S: 8	1B: 2	2B: 0	3B: 0	HR: 0	SF: 0	SAC: 0	DP: 0	HBP: 0	WP: 0	PA: 31
<b>PITCHER</b> <b>Greg Swindell, L</b> ERA: 2.43 (1, 1)	IP	WLS	BF	H	R	ER	SO	BB	IBB	HBP	BLK	WP	HR	S	P	ERA	WHIP																																																							
	9.0	W	31	2	0	0	9	2	0	0	0	0	0	78	106	0.00	0.444																																																							

ERA WHIP

Batter	1	2	3	4	5	6	7	8	9	AB R H RBI BB SO LOB	TOP																		
<b>Harold Reynolds, S</b> (1, 4) <small>OBP: 0.362, SLG: 0.387</small> <b>Henry Cotto, R</b> (5, 7) <small>OBP: 0.315, SLG: 0.359</small>	1-1 G4-3		1-1 G3		0-0 G4-3		0-2 1B		0-3 K	3 0 0 0 0 0 2 2 0 1 0 0 1 2																			
<b>Greg Briley, L</b> (1, 7) <small>OBP: 0.372, SLG: 0.405</small>	1-1 L4			1-1 G3-1	1-1 G4-3		2-3 SAFE K		2-2 P8	5 0 0 0 0 1 4																			
<b>Alvin Davis, L</b> (1, 3) <small>OBP: 0.422, SLG: 0.510</small>	3-2 G3-1			2-2 P6		0-1 1B 1B		3-2 G3-1		4 0 1 0 0 0 0																			
<b>Jeffrey Leonard, R</b> (1, 10) <small>OBP: 0.329, SLG: 0.474</small>		2-0 P3		0-0 HR		2-1 F8		1-2 F8		4 1 1 1 0 0 1																			
<b>Ken Griffey Jr., L</b> (1, 8) <small>OBP: 0.340, SLG: 0.479</small>		1-0 F8		2-2 F8		2-2 1-2 1B		0-3 K		4 0 1 0 0 1 0																			
<b>Jim Presley, R</b> (1, 5) <small>OBP: 0.321, SLG: 0.414</small>		1-1 G3			4-2 1B 2B BB	1-3 K		1-1 1B 2B		3 2 1 0 1 1 2																			
<b>Scott Bradley, L</b> (1, 2) <small>OBP: 0.315, SLG: 0.402</small> <b>Darnell Coles, R</b> (9, PH) <small>OBP: 0.266, SLG: 0.317</small>			4-0 FC5-4 BB		0-0 2B 1B	3-2 F7		1-2 1B 2-3 1B		2 1 1 0 1 0 2 1 0 1 0 0 0 0																			
<b>Jay Buhner, R</b> (1, 9) <small>OBP: 0.321, SLG: 0.741</small>			3-2 FC5-4 1-2f		1-0 G4-3 1-H 2-H 2B		3-3 K	0-2 SH1-3 1B		4 0 2 3 0 1 1																			
<b>Omar Vizquel, S</b> (1, 6) <small>OBP: 0.252, SLG: 0.260</small>			0-2 F8		0-1 F9		1-2 P6	0-1 SH1-3		3 0 0 0 0 0 2																			
<b>Inning Stats</b>	R: 0 E: 0 K: 0 S: 7	H: 0 LOB: 0 BB: 0 P: 12	R: 0 E: 0 K: 0 S: 4	H: 0 LOB: 0 BB: 0 P: 8	R: 0 E: 0 K: 0 S: 9	H: 0 LOB: 1 BB: 1 P: 17	R: 1 E: 0 K: 0 S: 9	H: 1 LOB: 0 BB: 0 P: 14	R: 2 E: 0 K: 0 S: 9	H: 2 LOB: 1 BB: 1 P: 15	R: 0 E: 0 K: 1 S: 14	H: 2 LOB: 2 BB: 0 P: 22	R: 0 E: 0 K: 2 S: 14	H: 1 LOB: 1 BB: 0 P: 20	R: 0 E: 0 K: 1 S: 9	H: 0 LOB: 0 BB: 0 P: 13	R: 1 E: 0 K: 1 S: 18	H: 3 LOB: 2 BB: 0 P: 22	1B: 6 2B: 2 3B: 0 HR: 1	SF: 0 SAC: 1 DP: 0 HBP: 0	WP: 0 PB: 0 SB: 0 CS: 0	PA: 38							
<b>PITCHER</b>	IP WLS BF H R ER SO BB IBB HBP BLK WP HR S P ERA WHIP																												
<b>Tom Candiotti, R</b> (1, 1) <small>ERA: 3.55</small> <b>Tim Stoddard, R</b> (6, 1) <small>ERA: 1.38</small> <b>Jesse Orosco, L</b> (7, 1) <small>ERA: 1.47</small> <b>Doug Jones, R</b> (9, 1) <small>ERA: 1.88</small>	5.1	W	23	5	3	3	0	2	0	0	0	0	0	1	46	78	5.06	1.312											
	1.1		5	1	0	0	2	0	0	0	0	0	0	0	17	25	0.00	0.750											
	1.1		5	1	1	1	2	0	0	0	0	0	0	0	14	21	6.75	0.750											
	1.0	S	5	2	0	0	1	0	0	0	0	0	0	0	16	19	0.00	2.000											

Seattle Mariners @ Cleveland Indians  
Cleveland Municipal Stadium, Cleveland, OH

Fri Jun 09 1989, 7:05 PM EDT  
Att. 59,671 - Unknown - 69 F

livebaseballscorecards.com

AB	35
R	4
H	9
RBI	4
BB	2
SO	5
LOB	16





Batter	1	2	3	4	5	6	7	8	9	AB R H RBI BB SO LOB	TOP
<b>Greg Briley, L</b> (1, 4) OBP: 0.354, SLG: 0.381 	1-3 		0-0 F9 		1-2 L8 		2-0 F9 		1-2 FC6-4 	5 0 0 0 0 1 2	
<b>Henry Cotto, R</b> (1, 7) OBP: 0.320, SLG: 0.388 	0-0 F9 		2-0 1-2 1B 			3-2 F8 		1-2 HR 		4 1 2 1 0 0 0	
<b>Alvin Davis, L</b> (1, 3) OBP: 0.418, SLG: 0.500 	4-2 BB 		0-0 F7 			3-2 F9 		0-0 P4 		3 0 0 0 1 0 2	
<b>Jeffrey Leonard, R</b> (1, 10) OBP: 0.328, SLG: 0.470 	1-1 E5 		1-0 F8 			0-0 BB 1B 		0-1 G5-3 		4 1 1 0 0 0 3	
<b>Ken Griffey Jr., L</b> (1, 8) OBP: 0.338, SLG: 0.472 	3-1 L3 			0-0 G6-3 		4-2 BB 1B 		2-2 F7 		3 0 0 0 1 0 2	
<b>Jim Presley, R</b> (1, 5) OBP: 0.325, SLG: 0.432 		2-2 G5-3 		0-1 G6-3 		1-1 BB 1B 		2-2 HR 		4 1 2 2 0 0 0	
<b>Jay Buhner, R</b> (1, 9) OBP: 0.313, SLG: 0.667 		4-1 CS BB 		3-2 G5-3 		2-2 G1-3 		1-3 K 		3 0 0 0 1 1 2	
<b>Scott Bradley, L</b> (1, 2) OBP: 0.304, SLG: 0.386 	1-1 P6 				1-0 F7 		0-0 F9 		3-2 P7 	4 0 0 0 0 0 1	
<b>Omar Vizquel, S</b> (1, 6) OBP: 0.259, SLG: 0.261 			0-1 BB 1B 		0-2 L3 		2-2 G4-3 		4-0 FC6-4 BB 	3 0 1 0 1 0 0	
<b>Inning Stats</b>	R: 0 H: 0 E: 1 LOB: 2 K: 1 BB: 1 S: 10 P: 19	R: 0 H: 0 E: 0 LOB: 0 K: 0 BB: 1 S: 6 P: 13	R: 0 H: 2 E: 0 LOB: 2 K: 0 BB: 0 S: 6 P: 9	R: 0 H: 0 E: 0 LOB: 0 K: 0 BB: 0 S: 6 P: 9	R: 0 H: 0 E: 0 LOB: 0 K: 0 BB: 0 S: 7 P: 9	R: 1 H: 2 E: 0 LOB: 2 K: 0 BB: 1 S: 16 P: 29	R: 0 H: 0 E: 0 LOB: 0 K: 0 BB: 0 S: 5 P: 9	R: 1 H: 1 E: 0 LOB: 0 K: 0 BB: 0 S: 9 P: 12	R: 1 H: 1 E: 0 LOB: 1 K: 1 BB: 1 S: 14 P: 25	1B: 4 SF: 0 2B: 0 SAC: 0 3B: 0 DP: 0 HR: 2 HBP: 0	WP: 0 PA: 37 PB: 0 SB: 0 CS: 1
<b>PITCHER</b> <b>John Farrell, R</b> (1, 1) ERA: 4.44 <b>Jesse Orosco, L</b> (9, 1) ERA: 1.45	IP WLS BF H R ER SO BB IBB HBP BLK WP HR S P ERA WHIP 8.2 L 36 6 3 3 2 4 0 0 0 0 0 2 76 130 3.12 1.154 0.1 1 0 0 0 0 0 0 0 0 0 0 0 3 4 0.00 0.000	<b>PITCHER</b> IP WLS BF H R ER SO BB IBB HBP BLK WP HR S P ERA WHIP									

Seattle Mariners @ Cleveland Indians  
 Cleveland Municipal Stadium, Cleveland, OH  
 Sat Jun 10 1989, 3:33 AM EDT  
 Att. 11,480 - Unknown

livebaseballscorecards.com

AB	33
R	3
H	6
RBI	3
BB	4
SO	2
LOB	12





Batter	1	2	3	4	5	6	7	8	9	AB R H RBI BB SO LOB	TOP
Henry Cotto, R OBP: 0.323, SLG: 0.405 (1, 8) C F B B X (7, 7)	2-2 G6-3 1B 3B		0-0 1B 3B		1-2 G6-3 1B	2-1 1B 1B		0-1 P5		5 2 2 1 0 0 0	
Darnell Coles, R OBP: 0.270, SLG: 0.318 Ken Griffey Jr., L OBP: 0.336, SLG: 0.469 (1, 7) C B B F F X (7, 8)	2-2 G5-3 1B		2-0 F8 1B 3-H 1B		1-1 G6-3 1B BB	4-2 1B BB		2-2 P6	3 0 1 1 1 0 0 1 0 0 0 0 0 0		
Alvin Davis, L OBP: 0.423, SLG: 0.500 (1, 3) B F B B X	3-1 G4-3 1B		2-0 1B 1-2 1B		4-1 BB 1-3 2-H 1B	2-0 1B		3-1 P6	4 0 2 1 1 0 0		
Jeffrey Leonard, R OBP: 0.321, SLG: 0.459 (1, 10) B B B X		2-1 L8	0-0 F8 2-3		0-0 F7 3	1-0 F7 3		0-0 G6-3 3	5 0 0 0 0 0 5		
Jim Presley, R OBP: 0.318, SLG: 0.423 (1, 5) C B B X		1-2 L6	2-3 K			0-1 L9 1	1-0 P2 1		4 0 0 0 0 1 2		
Jay Buhner, R OBP: 0.333, SLG: 0.636 (1, 9) C B B X		2-2 1B		2-0 E5 FC6-4 BB		1-2 E6 1B HR	4-1 CS BB		3 1 1 0 1 0 0		
Greg Briley, L OBP: 0.350, SLG: 0.368 (1, 4) C B B X		1-3 K		4-2 FC6-4 1-2 BB		2-2 L9 2	3-1 G5-3 2 3		3 0 0 0 1 1 3		
Omar Vizquel, S OBP: 0.265, SLG: 0.268 (1, 6) C B X			1-1 FC6-5 BLK 1B	1-2 FC6-4 G5-4-3 1-2f 2-3		2-2 HR 1B		1-1 G3-1 1	4 1 2 0 0 0 2		
Bill McGuire, R OBP: 0.182, SLG: 0.455 (1, 2) C B L L X			1-2 FC6-5 3B 1-3	1-1 G5-4-3 2 3		1-0 HR 1-H 2-H		2-3 K 2	4 2 1 3 0 1 3		
<b>Inning Stats</b>	R: 0 E: 0 K: 0 S: 10 H: 0 LOB: 0 BB: 0 P: 17	R: 0 E: 0 K: 1 S: 11 H: 1 LOB: 1 BB: 0 P: 17	R: 2 E: 0 K: 1 S: 13 H: 4 LOB: 2 BB: 0 P: 21	R: 0 E: 1 K: 0 S: 8 H: 0 LOB: 1 BB: 1 P: 16	R: 0 E: 0 K: 0 S: 8 H: 0 LOB: 1 BB: 1 P: 14	R: 4 E: 1 K: 0 S: 22 H: 4 LOB: 2 BB: 1 P: 37	R: 0 E: 0 K: 0 S: 4 H: 0 LOB: 0 BB: 1 P: 12	R: 0 E: 0 K: 1 S: 8 H: 0 LOB: 0 BB: 0 P: 11	R: 0 E: 0 K: 0 S: 6 H: 0 LOB: 0 BB: 0 P: 11	1B: 7 2B: 0 3B: 1 HR: 1 SF: 0 SAC: 0 DP: 1 HBP: 0	WP: 0 PB: 0 SB: 1 CS: 1 PA: 40
<b>PITCHER</b>	IP WLS BF H R ER SO BB IBB HBP BLK WP HR S P ERA WHIP	IP WLS BF H R ER SO BB IBB HBP BLK WP HR S P ERA WHIP	IP WLS BF H R ER SO BB IBB HBP BLK WP HR S P ERA WHIP	IP WLS BF H R ER SO BB IBB HBP BLK WP HR S P ERA WHIP	IP WLS BF H R ER SO BB IBB HBP BLK WP HR S P ERA WHIP	IP WLS BF H R ER SO BB IBB HBP BLK WP HR S P ERA WHIP	IP WLS BF H R ER SO BB IBB HBP BLK WP HR S P ERA WHIP	IP WLS BF H R ER SO BB IBB HBP BLK WP HR S P ERA WHIP	IP WLS BF H R ER SO BB IBB HBP BLK WP HR S P ERA WHIP	IP WLS BF H R ER SO BB IBB HBP BLK WP HR S P ERA WHIP	IP WLS BF H R ER SO BB IBB HBP BLK WP HR S P ERA WHIP
Bud Black, L ERA: 3.83 (1, 1)	5.2 L 27 7 5 2 2 2 0 0 0 0 1 64 105 3.18 1.588										
Tim Stoddard, R ERA: 2.08 (6, 1)	0.0 3 2 1 1 0 1 0 0 0 0 0 0 7 15 ∞ ∞										
Keith Atherton, R ERA: 3.56 (6, 1)	2.1 7 0 0 0 1 1 0 0 0 0 0 0 13 25 0.00 0.429										
Scott Bailes, L ERA: 3.54 (9, 1)	1.0 3 0 0 0 0 0 0 0 0 0 0 0 6 11 0.00 0.000										

Seattle Mariners @ Cleveland Indians  
Cleveland Municipal Stadium, Cleveland, OH  
Sun Jun 11 1989, 3:33 AM EDT  
Att: 25,390 - Unknown

livebaseballscorecards.com

AB	36
R	6
H	9
RBI	6
BB	4
SO	3
LOB	15





Batter	1	2	3	4	5	6	7	8	9	AB R H RBI BB SO LOB
Jerry Browne, S (1, 4) OBP: 0.325, SLG: 0.362	1-2 G6-3		2-1 1B		1-1 G3-1		4-2 G6-4-3 BB		1-1 G4-3	4 0 1 0 1 0 1
Felix Fermin, R (1, 6) OBP: 0.317, SLG: 0.271	1-3		2-2 G1-3		1-1 G4-3		0-1 G6-4-3			4 0 0 0 0 1 3
Pete O'Brien, L (1, 3) OBP: 0.386, SLG: 0.491	1-1 1B			3-2 HR		2-0 G6-3 1B 2B		0-1 1B		4 2 4 1 0 0 0
Joe Carter, R (1, 8) OBP: 0.315, SLG: 0.436	1-2 G1-3			0-1 CS 1B		0-1 G6-3		0-1 G6-3 1B		4 0 2 0 0 0 2
Cory Snyder, R (1, 9) OBP: 0.265, SLG: 0.367		1-3 K		1-3 K		1-2 P6		0-3 K		4 0 0 0 0 3 4
Mark Salas, L (1, 10) OBP: 0.289, SLG: 0.405		1-0 F9		2-2 2B		4-1 1B BB		1-2 G6-3		3 0 1 0 1 0 2
Brook Jacoby, R (1, 5) OBP: 0.370, SLG: 0.467		3-1 G5-3		1-1 G1-3		2-2 FC6 1B			2-2 G6-3	4 0 1 1 0 0 1
Oddibe McDowell, L (1, 7) OBP: 0.287, SLG: 0.272			4-0 FC5-4 BB		0-1 G3-1 1B		0-1 FC6		3-1 G4-3 PB 2B	3 1 2 0 1 0 2
Joel Skinner, R (1, 2) OBP: 0.295, SLG: 0.395			2-1 FC5-4 1B		2-3 K				0-2 G4-3	3 0 0 0 0 2 2
Dave Clark, L (9, PH) OBP: 0.299, SLG: 0.375			1-2f		1-2 K				2-3	1 0 0 0 0 0 1

Inning Stats	R: 0	H: 1	E: 0	K: 1	S: 11	R: 0	H: 0	E: 0	K: 1	S: 9	R: 0	H: 1	E: 1	K: 0	S: 8	R: 1	H: 3	E: 0	K: 1	S: 15	R: 0	H: 1	E: 0	K: 1	S: 10	R: 1	H: 2	E: 0	K: 1	S: 12	R: 0	H: 0	E: 0	K: 1	S: 7	R: 0	H: 2	E: 0	K: 1	S: 10	R: 1	H: 1	E: 0	K: 0	S: 12	1B: 7	2B: 3	3B: 0	HR: 1	SF: 0	SAC: 0	DP: 2	HBP: 0	WP: 0	PB: 1	SB: 1	CS: 1	PA: 37
--------------	------	------	------	------	-------	------	------	------	------	------	------	------	------	------	------	------	------	------	------	-------	------	------	------	------	-------	------	------	------	------	-------	------	------	------	------	------	------	------	------	------	-------	------	------	------	------	-------	-------	-------	-------	-------	-------	--------	-------	--------	-------	-------	-------	-------	--------

PITCHER	IP	WLS	BF	H	R	ER	SO	BB	IBB	HBP	BLK	WP	HR	S	P	ERA	WHIP
Brian Holman, R (1, 1) ERA: 4.73	5.2	W	24	7	2	2	4	2	0	0	0	0	1	60	96	3.18	1.588
Gene Harris, R (6, 1) ERA: 4.0	3.1	S	13	4	1	0	2	1	0	0	0	0	0	34	49	0.00	1.500

BOTTOM

Seattle Mariners @ Cleveland Indians  
Cleveland Municipal Stadium, Cleveland, OH

Sun Jun 11 1989, 3:33 AM EDT  
Att. 25,390 - Unknown

livebaseballscorecards.com

AB	34
R	3
H	11
RBI	2
BB	3
SO	6
LOB	18



Batter	1	2	3	4	5	6	7	8	9	AB R H RBI BB SO LOB	TOP	
Jerry Browne, S (1, 4) OBP: 0.332, SLG: 0.369	1-1 G1-6-3 1B		1-1 1B				0-1 F8-6-3 1-2			4 0 3 0 0 0 1		
Felix Fermin, R (1, 6) OBP: 0.311, SLG: 0.266	1-0 G1-6-3 1-2f		2-2 G6-3			1-1 G4-3		0-0 B5-3		4 0 0 0 0 0 4		
Pete O'Brien, L (1, 3) OBP: 0.384, SLG: 0.491	1-2 G4-3			1-1 2B		1-1 P2		1-1 P3		4 0 1 0 0 0 0		
Joe Carter, R (1, 8) OBP: 0.311, SLG: 0.429		3-2 F8		0-0 F7		3-2 G5-3		2-3 K		4 0 0 0 0 1 1		
Brook Jacoby, R (1, 5) OBP: 0.364, SLG: 0.458		2-2 G6-3		3-2 F9		1-2 F7		0-0 G6-3		4 0 0 0 0 0 1		
Luis Medina, R (1, 10) OBP: 0.259, SLG: 0.375 Dave Clark, L (9, PH) OBP: 0.297, SLG: 0.372		3-2 F7		2-3 K			0-3 K		1-3 K	3 0 0 0 0 2 1 1 0 0 0 0 1 0		
Cory Snyder, R (1, 9) OBP: 0.269, SLG: 0.383			0-1 HR			2-3 K		1-1 WP 2B 1B		4 2 2 1 0 1 0		
Dave Hengel, R (1, 7) OBP: 0.273, SLG: 0.300			2-2 P3			0-0 CI FC4-6 1B 2B		1-0 1B 2B		2 1 1 1 0 0 0		
Joel Skinner, R (1, 2) OBP: 0.298, SLG: 0.391			1-3 K			1-2 FC4-6 1B		0-0 F8-6-3 1B		3 0 1 1 0 1 1		
<b>Inning Stats</b>	R: 0 E: 0 K: 0 S: 7 H: 1 LOB: 0 BB: 0 P: 10	R: 0 E: 0 K: 0 S: 10 H: 0 LOB: 0 BB: 0 P: 18	R: 1 E: 0 K: 1 S: 14 H: 2 LOB: 1 BB: 0 P: 20	R: 0 E: 0 K: 1 S: 10 H: 1 LOB: 1 BB: 0 P: 16	R: 0 E: 1 K: 1 S: 12 H: 1 LOB: 2 BB: 0 P: 16	R: 0 E: 0 K: 0 S: 8 H: 0 LOB: 0 BB: 0 P: 13	R: 2 E: 0 K: 1 S: 9 H: 3 LOB: 0 BB: 0 P: 11	R: 0 E: 0 K: 1 S: 6 H: 0 LOB: 0 BB: 0 P: 9	R: 0 E: 0 K: 1 S: 5 H: 0 LOB: 0 BB: 0 P: 6	1B: 5 2B: 3 3B: 0 HR: 1 SF: 0 SAC: 0 DP: 2 HBP: 0	WP: 1 PB: 0 SB: 0 CS: 0 PA: 34	
<b>PITCHER</b>	IP WLS BF H R ER SO BB IBB HBP BLK WP HR S P ERA WHIP											
Steve Rosenberg, L (1, 1) ERA: 3.88	6.1 W 27 8 3 3 4 0 0 0 0 1 1 68 102 4.26 1.263											
Donn Pall, R (7, 1) ERA: 3.47	1.2 4 0 0 0 1 0 0 0 0 0 0 8 11 0.00 0.000											
Bobby Thigpen, R (9, 1) ERA: 4.94	1.0 S 3 0 0 0 1 0 0 0 0 0 0 5 6 0.00 0.000											

**Cleveland Indians @ Chicago White Sox**  
**Comiskey Park, Chicago, IL**  
 Mon Jun 12 1989, 8:05 PM EDT  
 Att: 9,587 - Unknown - 70 F

AB	33
R	3
H	8
RBI	3
BB	0
SO	6
LOB	9



livebaseballscorecards.com


Batter	1	2	3	4	5	6	7	8	9
<b>Dave Gallagher, R</b> OBP: 0.375, SLG: 0.344 (1, 8)	4-1 2B BB	1-2 G6-3		1 SAFE 3-2 FC6-4 1-H 1B		0-1 F9			
<b>Fred Manrique, R</b> OBP: 0.379, SLG: 0.469 (1, 4)	1-0 HBP 1B 2B	0-1 G4-3		2-2 FC6-4 BB 1-2f		0-2 G5-3			
<b>Harold Baines, L</b> OBP: 0.430, SLG: 0.505 (1, 10)	4-2 HBP 1B BB	2-3 K		4-0 FC6-4 1-2 BB		0-0 L6			
<b>Carlton Fisk, R</b> OBP: 0.294, SLG: 0.373 (1, 2)	2-2 1B 1-2 2-3 HBP		0-0 G6-3 2B	0-1 FC6-4 1-2f		0-0 L6			
<b>Ivan Calderon, R</b> OBP: 0.326, SLG: 0.434 (1, 9)	0-0 1B 1-2 2-H 3-H 1B		3-2 F9		0-0 G6-4-3 1B		3-2 L7		
<b>Greg Walker, L</b> OBP: 0.245, SLG: 0.284 (1, 3)	0-0 1B 1-1 2-H 2-H 1B		3-2 G6-3 2-3		0-0 G6-4-3 1-2f		0-0 F8		
<b>Dan Pasqua, L</b> OBP: 0.326, SLG: 0.380 (1, 7)	0-3 K		1-0 F8		1-1 G4-3		0-1 G3-1		
<b>Carlos Martinez, R</b> OBP: 0.319, SLG: 0.386 (1, 5)	0-0 1-2 1B			0-0 FC3-6 1B		1-1 G6-3			
<b>Ozzie Guillen, L</b> OBP: 0.254, SLG: 0.280 (1, 6)	0-0 L6			0-0 FC3-6 1-2f 1B		0-0 G4-3			

AB	R	H	RBI	BB	SO	LOB
3	1	1	1	1	0	0
4	1	1	1	0	0	1
2	1	0	0	2	1	0
3	1	1	0	0	0	2
4	0	2	2	0	0	1
4	0	1	1	0	0	2
4	0	0	0	0	1	2
3	0	2	0	0	0	0
3	1	0	0	0	0	3

**BOTTOM**


**Cleveland Indians @ Chicago White Sox**  
Comiskey Park, Chicago, IL  
Mon Jun 12 1989, 8:05 PM EDT  
Att. 9,587 - Unknown - 70 F

<b>AB</b>	<b>30</b>
<b>R</b>	<b>5</b>
<b>H</b>	<b>8</b>
<b>RBI</b>	<b>5</b>
<b>BB</b>	<b>3</b>
<b>SO</b>	<b>2</b>
<b>LOB</b>	<b>11</b>



Inning Stats	R	H	E	K	S	LOB	BB	P	R	H	E	K	S	LOB	BB	P	1B	2B	3B	HR	SF	SAC	DP	HBP	WP	PA
	4	4	0	16	27	2	2	11	0	0	0	8	11	0	0	0	6	2	0	0	0	0	1	0	34	
	0	0	0	1	17	0	0	11	0	1	0	0	20	0	0	0	0	0	0	0	0	0	0	0	0	
	0	0	0	0	10	0	0	5	0	0	0	0	5	0	0	0	0	0	0	0	0	0	0	0	0	
	0	0	0	0	6	0	0	6	0	0	0	0	6	0	0	0	0	0	0	0	0	0	0	0	0	

PITCHER	IP	WLS	BF	H	R	ER	SO	BB	IBB	HBP	BLK	WP	HR	S	P	ERA	WHIP
<b>Rich Yett, R</b> ERA: 5.19	(1, 1)	0.0	5	2	4	4	0	2	0	1	0	0	0	10	21	∞	∞
<b>Scott Bailes, L</b> ERA: 3.09	(1, 1)	7.0	26	6	1	1	2	1	0	0	0	0	0	49	70	1.29	1.000
<b>Jesse Orosco, L</b> ERA: 1.37	(8, 1)	1.0	3	0	0	0	0	0	0	0	0	0	0	12	15	0.00	0.000

Batter	1	2	3	4	5	6	7	8	9	AB R H RBI BB SO LOB	TOP											
<b>Jerry Browne, S</b> (1, 4) OBP: 0.338, SLG: 0.380	1-1 L8 1B 2B	1-3 K	4-1 BB BB 1-2 2-3 3-H		1-2 3B 2B		2-1 G6-3			4 2 2 1 1 1 2												
<b>Oddibe McDowell, L</b> (1, 7) OBP: 0.293, SLG: 0.286	3-2 F8		1B BB		2-1 3B 2-H		0-0 G6-3			4 1 2 2 1 0 1												
<b>Joe Carter, R</b> (1, 8) OBP: 0.312, SLG: 0.428	1-2 L8 2-3		1B BB F9		1-2 L4			2-2 1B G6-3 1B		5 2 2 0 0 0 5												
<b>Pete O'Brien, L</b> (1, 3) OBP: 0.388, SLG: 0.491	1-2 1B 3-H		1B BB FC4-6	0-1 F7	0-1 P5			1-1 G6-3 1B 1-3		4 1 2 1 1 0 1												
<b>Cory Snyder, R</b> (1, 9) OBP: 0.268, SLG: 0.379	0-2 F8		1B BB P6	0-2 1B SF8 1B		2-2 G5-3		0-1 G6-3 1-2f 3-H		5 1 1 0 0 0 5												
<b>Dave Clark, L</b> (1, 10) OBP: 0.316, SLG: 0.390		3-2 1B 1B	0-0 FC4-6 1B 1-3 2-H 3-H	1-1 1B 1-3		1-1 G1 1B		1-1 G3-1		5 0 4 2 0 0 0												
<b>Brook Jacoby, R</b> (1, 5) OBP: 0.361, SLG: 0.454		2-1 SAFE 1B 1-2	0-1 FC4-6 BB HBP 1-2f BB	1-1 SF8		0-0 G1		0-0 L7		4 1 1 2 0 0 2	AB 39 R 9 H 15 RBI 8 BB 4 SO 1 LOB 23											
<b>Andy Allanson, R</b> (1, 2) OBP: 0.266, SLG: 0.248		2-1 SAFE P3	2-2 BB BB HBP 1-2	0-2 G3		2-2 G6-3		0-0 G6-3 1B		4 1 1 0 0 0 4												
<b>Felix Fermin, R</b> (1, 6) OBP: 0.308, SLG: 0.260		0-2 L9	4-2 BB BB BB 1-2 2-3		0-1 G1-3		0-0 G2-3		1-2 G6-3 1-2f	4 0 0 0 1 0 3												
<b>Inning Stats</b>	R: 1 E: 0 K: 0 S: 17	H: 2 LOB: 1 BB: 0 P: 23	R: 0 E: 0 K: 1 S: 14	H: 2 LOB: 2 BB: 0 P: 22	R: 5 E: 0 K: 0 S: 15	H: 3 LOB: 3 BB: 4 P: 37	R: 1 E: 0 K: 0 S: 14	H: 2 LOB: 1 BB: 0 P: 16	R: 1 E: 0 K: 0 S: 12	H: 2 LOB: 1 BB: 0 P: 16	R: 0 E: 0 K: 0 S: 10	H: 1 LOB: 1 BB: 0 P: 15	R: 0 E: 0 K: 0 S: 4	H: 0 LOB: 0 BB: 0 P: 6	R: 1 E: 0 K: 0 S: 9	H: 2 LOB: 0 BB: 0 P: 13	R: 0 E: 0 K: 0 S: 5	H: 1 LOB: 0 BB: 0 P: 6	1B: 12 2B: 2 3B: 1 HR: 0	SF: 1 SAC: 0 DP: 2 HBP: 1	WP: 0 PB: 0 SB: 1 CS: 0	PA: 45
<b>PITCHER</b>	IP WLS BF H R ER SO BB IBB HBP BLK WP HR S P ERA WHIP																					
<b>Adam Peterson, R</b> (1, 1) ERA: 19.29	2.1 L 15 7 5 5 1 1 0 0 0 0 0 0 37 58 19.29 3.429																					
<b>Tom McCarthy, R</b> (3, 1) ERA: 3.82	6.2 30 8 4 4 0 3 0 1 0 0 0 0 63 96 5.40 1.650																					

**Cleveland Indians @ Chicago White Sox**  
Comiskey Park, Chicago, IL  
Tue Jun 13 1989, 8:05 PM EDT  
Att. 10,264 - Unknown

livebaseballscorecards.com

Batter	1	2	3	4	5	6	7	8	9	AB	R	H	RBI	BB	SO	LOB
<b>Dave Gallagher, R</b> OBP: 0.372, SLG: 0.341 (1, 8)	1-1 G3		1-0 G6-4-3			1-1 1B		1-2 FC5-4 WP 1B 2B	2-1 G5-3	5	1	1	0	0	0	4
<b>Fred Manrique, R</b> OBP: 0.374, SLG: 0.460 (1, 4) (8, 6)	2-2 L9		2-2 G4-3			1-1 G6-3		1-0 2B WP 1B		4	1	1	0	0	0	1
<b>Harold Baines, L</b> OBP: 0.429, SLG: 0.500 <b>Dan Pasqua, L</b> OBP: 0.333, SLG: 0.403 (1, 10) (8, PH)	4-2 1B BB			1-3 K			0-0 F8	2-2 1B 2B		2	0	0	0	1	1	0
<b>Carlton Fisk, R</b> OBP: 0.319, SLG: 0.444 (1, 2)	0-0 E3 1B			0-1 P3			1-0 HR	2-1 HR 1B		4	2	3	2	0	0	0
<b>Ivan Calderon, R</b> OBP: 0.326, SLG: 0.433 <b>Daryl Boston, L</b> OBP: 0.303, SLG: 0.310 (1, 9) (7, PR) (8, 9)		1-2 G5-3		2-2 L7			1-1 FC4-6 1B	1-0 HR		3	0	1	0	0	0	0
<b>Carlos Martinez, R</b> OBP: 0.327, SLG: 0.385 (1, 7)		4-2 G4-6-3 BB		1-0 G6-3 1B			1-2 F8	0-0 F8		3	0	1	0	1	0	1
<b>Greg Walker, L</b> OBP: 0.235, SLG: 0.272 (1, 3)		2-0 G4-6-3		2-2 G6-3			2-2 FC4-6		1-2 E4 G6-3	4	0	0	0	0	0	3
<b>Eddie Williams, R</b> OBP: 0.351, SLG: 0.351 (1, 5)			1-1 G6-4-3 1B		2-1 P3			1-2 L8	1-1 G6-3	4	0	1	0	0	0	1
<b>Ozzie Guillen, L</b> OBP: 0.255, SLG: 0.282 <b>Steve Lyons, L</b> OBP: 0.300, SLG: 0.285 (1, 6) (8, 4)			1-2 G6-4-3 1B		0-1 G5-3			1-1 FC5-4 1B	0-2 P5	2	0	1	0	0	0	0
										2	0	1	0	0	0	1

Inning Stats	R: 0	H: 1	E: 1	K: 0	S: 9	LOB: 2	BB: 1	P: 16	R: 0	H: 0	E: 0	K: 0	S: 6	LOB: 0	BB: 1	P: 13	R: 0	H: 2	E: 0	K: 0	S: 10	LOB: 1	BB: 0	P: 15	R: 0	H: 0	E: 0	K: 1	S: 8	LOB: 0	BB: 0	P: 11	R: 0	H: 1	E: 0	K: 0	S: 7	LOB: 0	BB: 0	P: 12	R: 1	H: 2	E: 0	K: 0	S: 10	LOB: 1	BB: 0	P: 15	R: 5	H: 5	E: 0	K: 0	S: 20	LOB: 0	BB: 0	P: 29	R: 0	H: 0	E: 1	K: 0	S: 11	LOB: 1	BB: 0	P: 15	1B: 9	SF: 0	2B: 1	SAC: 0	3B: 0	DP: 3	HR: 2	HBP: 0	WP: 1	PA: 37
--------------	------	------	------	------	------	--------	-------	-------	------	------	------	------	------	--------	-------	-------	------	------	------	------	-------	--------	-------	-------	------	------	------	------	------	--------	-------	-------	------	------	------	------	------	--------	-------	-------	------	------	------	------	-------	--------	-------	-------	------	------	------	------	-------	--------	-------	-------	------	------	------	------	-------	--------	-------	-------	-------	-------	-------	--------	-------	-------	-------	--------	-------	--------

PITCHER	IP	WLS	BF	H	R	ER	SO	BB	IBB	HBP	BLK	WP	HR	S	P	ERA	WHIP
<b>Greg Swindell, L</b> ERA: 2.6 (1, 1)	7.2	W	30	10	4	4	1	2	0	0	0	1	1	72	112	4.70	1.565
<b>Keith Atherton, R</b> ERA: 4.11 (8, 1)	0.1		4	2	2	2	0	0	0	0	0	0	1	8	12	54.00	6.000
<b>Doug Jones, R</b> ERA: 1.8 (9, 1)	1.0	S	3	0	0	0	0	0	0	0	0	0	0	7	10	0.00	0.000

**BOTTOM**

**Cleveland Indians @ Chicago White Sox**  
Comiskey Park, Chicago, IL  
Tue Jun 13 1989, 8:05 PM EDT  
Att. 10,264 - Unknown

<b>AB</b>	<b>35</b>
<b>R</b>	<b>6</b>
<b>H</b>	<b>12</b>
<b>RBI</b>	<b>6</b>
<b>BB</b>	<b>2</b>
<b>SO</b>	<b>1</b>
<b>LOB</b>	<b>11</b>



PITCHER	IP	WLS	BF	H	R	ER	SO	BB	IBB	HBP	BLK	WP	HR	S	P	ERA	WHIP
---------	----	-----	----	---	---	----	----	----	-----	-----	-----	----	----	---	---	-----	------

Batter	1	2	3	4	5	6	7	8	9	AB R H RBI BB SO LOB
Jerry Browne, S (1, 4) OBP: 0.340, SLG: 0.382	2-1 G5-3		1-0 1B			1-1 E G4-3 1B		1-2 F8		4 0 2 0 0 0 1
Oddibe McDowell, L (1, 7) OBP: 0.289, SLG: 0.281	2-2 G4-3		1-0 G3			1-0 G4-3		1-1 P5		4 0 0 0 0 0 3
Joe Carter, R (1, 8) OBP: 0.308, SLG: 0.421	1-0 L4				0-0 P3	0-1 E5			1-1 P6	4 0 0 0 0 0 1
Cory Snyder, R (1, 9) OBP: 0.267, SLG: 0.374		1-2 P2			1-1 F8	0-0 P6			4-0 E SF4 BB	3 1 0 0 1 0 2
Pete O'Brien, L (1, 3) OBP: 0.382, SLG: 0.482		2-2 P4			2-2 P6				2-2 E6	4 0 0 0 0 0 1
Brook Jacoby, R (1, 5) OBP: 0.359, SLG: 0.452		1-1 1B				0-1 F7			0-0 SF4	3 0 1 1 0 0 1
Luis Medina, R (1, 10) OBP: 0.258, SLG: 0.361		1-2 F9			4-2 BB G6-4-3 BB	0-1 G5-3			1-3 K	3 0 0 0 1 1 2
Andy Allanson, R (1, 2) OBP: 0.262, SLG: 0.244			2-2 G4-3		0-1 G6-4-3			2-2 G6-3		3 0 0 0 0 0 1
Felix Fermin, R (1, 6) OBP: 0.309, SLG: 0.258			1-1 F8			0-0 G6-3		4-0 BB		2 0 0 0 1 0 0

Inning Stats	R: 0 E: 0 K: 0 S: 6	H: 0 LOB: 0 BB: 0 P: 11	R: 0 E: 0 K: 0 S: 11	H: 1 LOB: 1 BB: 0 P: 16	R: 0 E: 0 K: 0 S: 7	H: 1 LOB: 1 BB: 0 P: 12	R: 0 E: 0 K: 0 S: 9	H: 0 LOB: 0 BB: 0 P: 12	R: 0 E: 0 K: 0 S: 11	H: 0 LOB: 0 BB: 1 P: 15	R: 0 E: 1 K: 0 S: 7	H: 1 LOB: 2 BB: 0 P: 9	R: 0 E: 1 K: 0 S: 8	H: 0 LOB: 0 BB: 0 P: 10	R: 0 E: 0 K: 0 S: 9	H: 0 LOB: 1 BB: 1 P: 17	R: 1 E: 2 K: 1 S: 10	H: 0 LOB: 1 BB: 1 P: 18	1B: 3 2B: 0 3B: 0 HR: 0	SF: 1 SAC: 0 DP: 2 HBP: 0
--------------	------------------------------	----------------------------------	-------------------------------	----------------------------------	------------------------------	----------------------------------	------------------------------	----------------------------------	-------------------------------	----------------------------------	------------------------------	---------------------------------	------------------------------	----------------------------------	------------------------------	----------------------------------	-------------------------------	----------------------------------	----------------------------------	------------------------------------

**TOP**

**Cleveland Indians @ Chicago White Sox**  
Comiskey Park, Chicago, IL

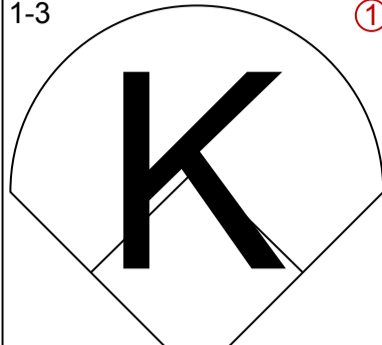
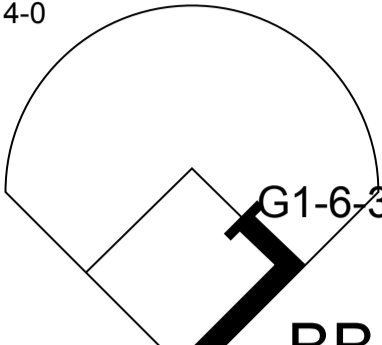
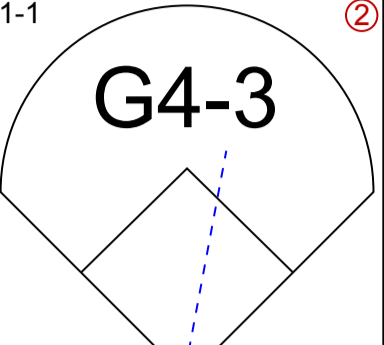
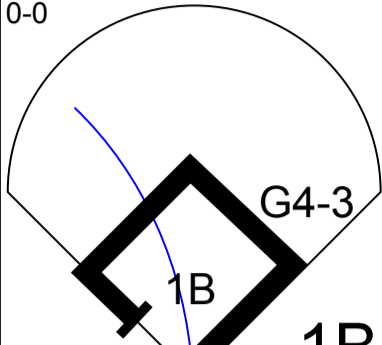
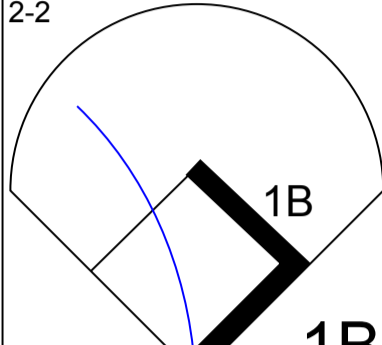
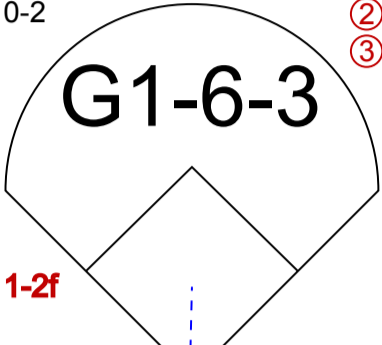
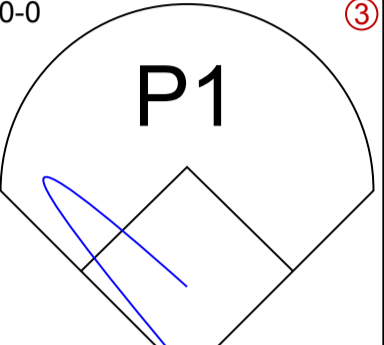
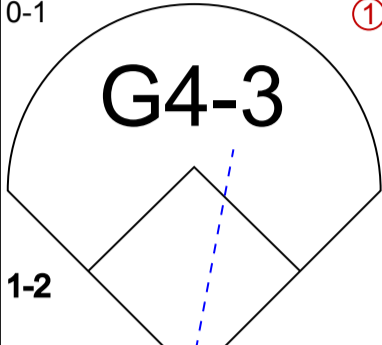
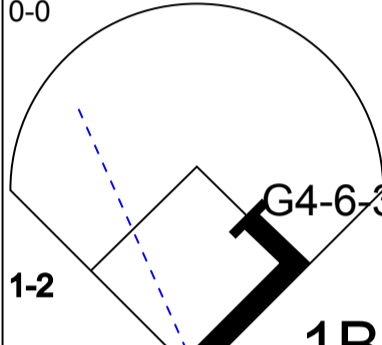
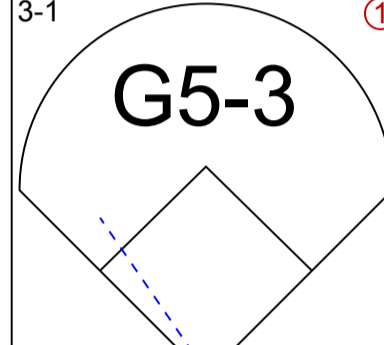
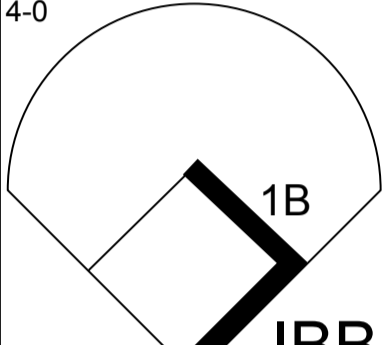
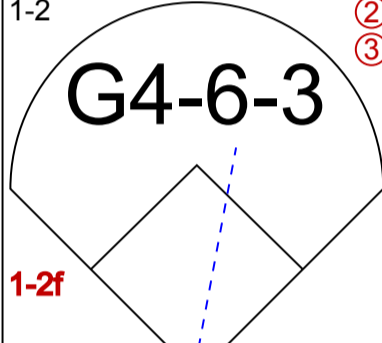
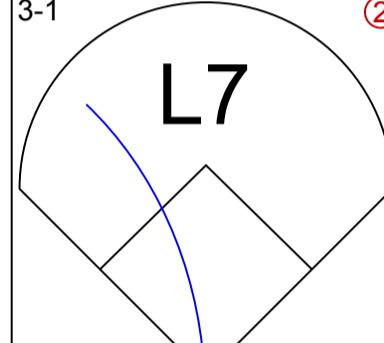
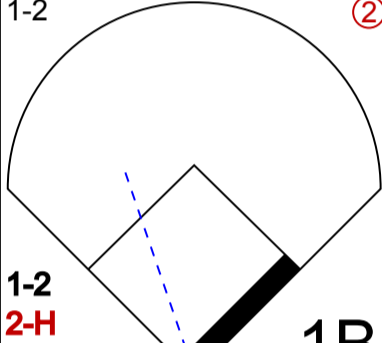
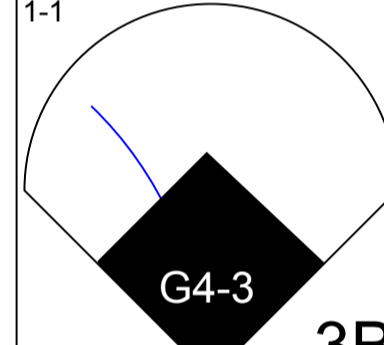
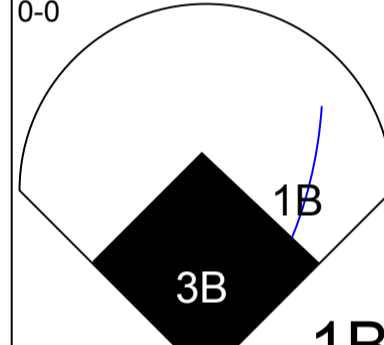
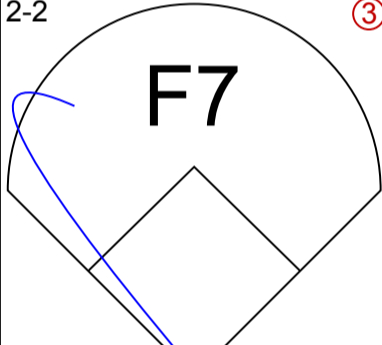
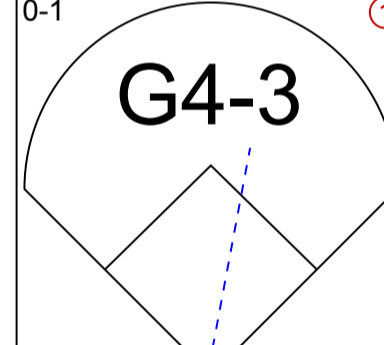
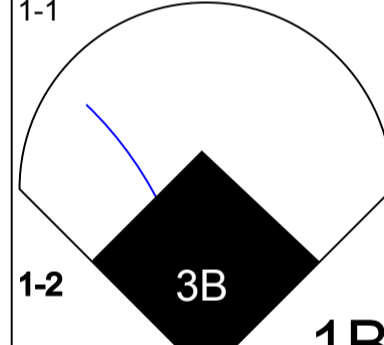

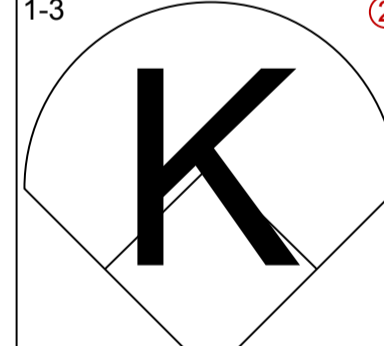
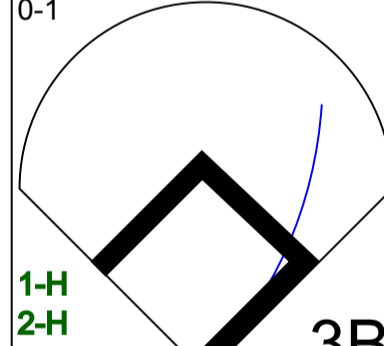

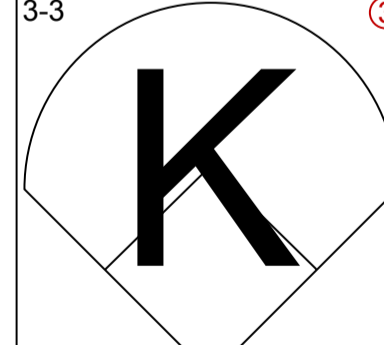
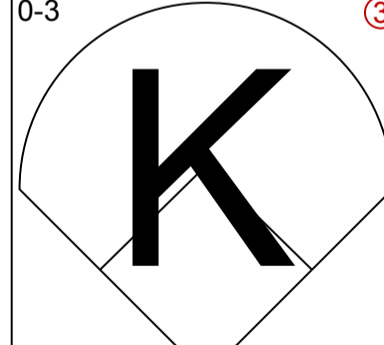

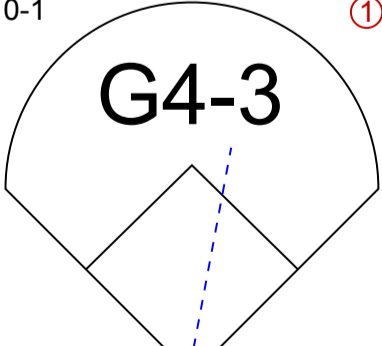
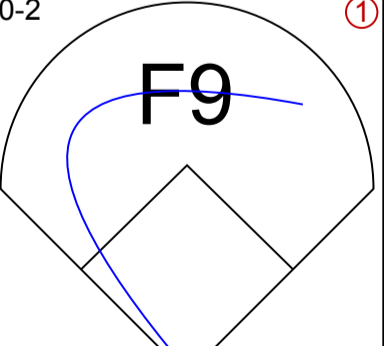

Wed Jun 14 1989, 8:05 PM EDT  
Att: 8,993 - Unknown - 60 F

AB	30
R	1
H	3
RBI	1
BB	3
SO	1
LOB	12



PITCHER	IP	WLS	BF	H	R	ER	SO	BB	IBB	HBP	BLK	WP	HR	S	P	ERA	WHIP
Jerry Reuss, L (1, 1) ERA: 5.45	7.0	W	25	3	0	0	0	1	0	0	0	0	0	59	85	0.00	0.571
Bobby Thigpen, R (8, 1) ERA: 4.64	2.0	S	9	0	1	0	1	2	0	0	0	0	0	19	35	0.00	1.000

WP	PA
0	34

Batter	1	2	3	4	5	6	7	8	9
<b>Dave Gallagher, R</b> OBP: 0.373, SLG: 0.341 (1, 8)	1-3 		4-0 BB 		1-1 G4-3 			0-0 	
<b>Steve Lyons, L</b> OBP: 0.299, SLG: 0.284 (1, 4)	2-2 		0-2 G1-6-3 		0-0 P1 			0-1 G4-3 	
<b>Harold Baines, L</b> OBP: 0.430, SLG: 0.498 (1, 10)	0-0 				3-1 G5-3 			4-0 	
<b>Carlton Fisk, R</b> OBP: 0.316, SLG: 0.433 (1, 2)	1-2 G4-6-3 				3-1 L7 			1-2 	
<b>Dan Pasqua, L</b> OBP: 0.352, SLG: 0.440 (1, 9)		1-1 			0-0 			4-1 	
<b>Greg Walker, L</b> OBP: 0.238, SLG: 0.274 (1, 3)		0-1 G4-3 			1-1 			2-2 G1-3 	
<b>Daryl Boston, L</b> OBP: 0.304, SLG: 0.344 (1, 7)		1-3 			0-1 			0-0 G4-3 	
<b>Carlos Martinez, R</b> OBP: 0.317, SLG: 0.372 (1, 5)		3-3 			0-3 			2-0 G6-3 	
<b>Ozzie Guillen, L</b> OBP: 0.253, SLG: 0.279 (1, 6)			0-1 G4-3 		0-2 F9 			1-2 G3-1 	

Inning Stats	R: 0 E: 0 K: 1 S: 12	H: 2 LOB: 1 BB: 0 P: 16	R: 1 E: 0 K: 2 S: 10	H: 1 LOB: 0 BB: 0 P: 15	R: 0 E: 0 K: 0 S: 5	H: 0 LOB: 0 BB: 1 P: 9	R: 2 E: 0 K: 1 S: 12	H: 3 LOB: 1 BB: 0 P: 19	R: 0 E: 0 K: 0 S: 6	H: 0 LOB: 0 BB: 0 P: 7	R: 0 E: 0 K: 1 S: 10	H: 0 LOB: 1 BB: 1 P: 20	R: 0 E: 0 K: 0 S: 5	H: 0 LOB: 0 BB: 0 P: 8	R: 0 E: 0 K: 0 S: 9	H: 2 LOB: 2 BB: 1 P: 16
--------------	-------------------------------	----------------------------------	-------------------------------	----------------------------------	------------------------------	---------------------------------	-------------------------------	----------------------------------	------------------------------	---------------------------------	-------------------------------	----------------------------------	------------------------------	---------------------------------	------------------------------	----------------------------------

PITCHER	IP	WLS	BF	H	R	ER	SO	BB	IBB	HBP	BLK	WP	HR	S	P	ERA	WHIP
<b>Tom Candiotti, R</b> ERA: 3.55 (1, 1)	7.2	L	31	8	3	3	5	2	1	0	0	0	0	66	105	3.52	1.304
<b>Jesse Orosco, L</b> ERA: 1.35 (8, 1)	0.1		1	0	0	0	0	0	0	0	0	0	0	3	5	0.00	0.000

**BOTTOM**

**Cleveland Indians @ Chicago White Sox**  
Comiskey Park, Chicago, IL

Wed Jun 14 1989, 8:05 PM EDT  
Att. 8,993 - Unknown - 60 F

AB	R	H	RBI	BB	SO	LOB
3	0	1	0	1	1	0
4	0	1	0	0	0	2
3	0	1	0	1	1	0
4	0	1	0	0	0	2
3	2	2	0	1	0	2
3	1	1	1	0	0	1
3	0	1	2	0	1	0
3	0	0	0	0	2	1
3	0	0	0	0	0	0

<b>AB</b>	29
<b>R</b>	3
<b>H</b>	8
<b>RBI</b>	3
<b>BB</b>	3
<b>SO</b>	5
<b>LOB</b>	8



WP	PA
0	32

WP	PA	ERA	WHIP
0	32		

Batter	1	2	3	4	5	6	7	8	9	AB R H RBI BB SO LOB	TOP																
<b>Kurt Stillwell, S</b> (1, 6) OBP: 0.338, SLG: 0.368	1-1 P4		1-2 G4-3		0-0 L7		2-2 F9		2-2 G6-3 1B	5 0 1 0 0 0 1																	
<b>Kevin Seitzer, R</b> (1, 5) OBP: 0.381, SLG: 0.356	4-0 FC6-4 BB		1-0 L9		2-1 L9		0-3 K		0-0 G6-3 1-2f	4 0 0 0 1 1 2																	
<b>George Brett, L</b> (1, 10) OBP: 0.347, SLG: 0.333	3-1 P5			2-2 G3 1B	1-2 P4			4-0 2B BB	3-2 1B	4 2 2 0 1 0 2																	
<b>Bo Jackson, R</b> (1, 7) OBP: 0.316, SLG: 0.538	1-1 FC6-4 1-2f			0-0 G3 1B		0-1 1B SF7 1B		1-2 2B 1B	1-3 K	5 2 3 0 0 1 2																	
<b>Jim Eisenreich, L</b> (1, 8) OBP: 0.344, SLG: 0.440		0-0 G3 2B		1-0 G3		2-2 F7		0-3 K		4 0 1 0 0 1 5																	
<b>Bill Buckner, L</b> (1, 3) OBP: 0.255, SLG: 0.294		1-2 G3		3-1 G3		0-1 1B		1-2 1B G4-3 2B		4 0 2 3 0 0 2																	
<b>Bill Pecota, R</b> (8, PR) OBP: 0.267, SLG: 0.385		2-3		2-3 3-H		2-3 1B		1-H 2-H		0 1 0 0 0 0 0																	
<b>Matt Winters, L</b> (1, 9) OBP: 0.429, SLG: 0.471		0-0 P4		4-1 BB		3-1 SF7		1-1 G4-3 1B		2 0 1 1 1 0 1																	
<b>Rey Palacios, R</b> (8, PR) OBP: 0.282, SLG: 0.272		1-3 K		2-1 G5-3		0-3 K		2-3 G4-3		0 0 0 0 0 0 0																	
<b>Frank White, R</b> (1, 4) OBP: 0.287, SLG: 0.293								1-1 G4-3		3 0 0 0 0 0 2 4																	
<b>Pat Tabler, R</b> (8, PH) OBP: 0.319, SLG: 0.279								1-2 3-H		1 0 0 1 0 0 2																	
<b>Brad Wellman, R</b> (8, 4) OBP: 0.282, SLG: 0.272										0 0 0 0 0 0 0																	
<b>Mike Macfarlane, R</b> (1, 2) OBP: 0.246, SLG: 0.254			2-2 G6-3		0-1 WP 1B		0-0 P5	0-0 L8		4 0 1 0 0 0 2																	
<b>Inning Stats</b>	R: 0 E: 0 K: 0 S: 6	H: 0 LOB: 1 BB: 1 P: 15	R: 0 E: 0 K: 1 S: 10	H: 1 LOB: 1 BB: 0 P: 12	R: 0 E: 0 K: 0 S: 7	H: 0 LOB: 0 BB: 0 P: 11	R: 1 E: 0 K: 0 S: 10	H: 2 LOB: 2 BB: 1 P: 22	R: 0 E: 0 K: 0 S: 8	H: 1 LOB: 1 BB: 0 P: 11	R: 1 E: 0 K: 1 S: 12	H: 2 LOB: 1 BB: 0 P: 17	R: 0 E: 0 K: 1 S: 9	H: 0 LOB: 0 BB: 0 P: 11	R: 3 E: 0 K: 1 S: 14	H: 3 LOB: 2 BB: 1 P: 22	R: 0 E: 0 K: 1 S: 14	H: 2 LOB: 1 BB: 0 P: 20	1B: 9 2B: 2 3B: 0 HR: 0	SF: 1 SAC: 0 DP: 1 HBP: 0	WP: 1 PB: 0 SB: 1 CS: 0	PA: 40					
<b>PITCHER</b>	IP WLS BF H R ER SO BB IBB HBP BLK WP HR S P ERA WHIP																										
<b>John Farrell, R</b> (1, 1) ERA: 4.39	7.0		30	6	3	3	3	3	0	0	0	1	0	62	103	3.86	1.286										
<b>Doug Jones, R</b> (8, 1) ERA: 2.42	1.0	L	6	3	2	2	1	0	0	0	0	0	0	14	18	18.00	3.000										
<b>Jesse Orosco, L</b> (9, 1) ERA: 1.29	1.0		4	2	0	0	1	0	0	0	0	0	0	14	20	0.00	2.000										

**Kansas City Royals @ Cleveland Indians**  
Cleveland Municipal Stadium, Cleveland, OH

Thu Jun 15 1989, 7:05 PM EDT  
Att: 3,661 - Unknown - 67 F

AB	36
R	5
H	11
RBI	5
BB	3
SO	5
LOB	23





Batter	1	2	3	4	5	6	7	8	9	AB	R	H	RBI	BB	SO	LOB
Jerry Browne, S OBP: 0.341, SLG: 0.380 (1, 4)	2-2 F8	1-2 E 1B		0-0 F7			1-1 G4-3	4-0 IBB		4	1	1	0	1	0	0
Oddibe McDowell, L OBP: 0.291, SLG: 0.277 (1, 7)	4-1 2B BB	3-3 K			0-0 F8		4-1 G4-3 BB	2-1 F8		3	1	0	0	2	1	5
Joe Carter, R OBP: 0.309, SLG: 0.425 (1, 8)	1-1 PB 1B 1-H	2-2 E5 WP 1B 1-H 2-H			0-1 F7		1-1 G4-3		0-2 F8	5	1	2	1	0	0	1
Pete O'Brien, L OBP: 0.386, SLG: 0.481 (1, 3)	1-1 1B 1B 2-H	2-2 P3			0-1 F7		4-2 BB		4-2 BB	3	0	1	1	2	0	1
Cory Snyder, R OBP: 0.266, SLG: 0.374 (1, 9)	1-2 P3		1-3 K			0-1 2B	1-2 F7		1-2 P4	5	0	1	0	0	1	4
Mark Salas, L OBP: 0.300, SLG: 0.391 (1, 10)	0-1 1B		1-0 F7			1-3 K		4-1 FC4-6 BB	0-3 K2-3	4	0	1	0	1	2	2
Brook Jacoby, R OBP: 0.357, SLG: 0.446 (1, 5)	3-2 P4		1-2 G4-3			4-0 IBB		0-1 F9		3	0	0	0	1	0	3
Andy Allanson, R OBP: 0.263, SLG: 0.245 (1, 2)		1-1 FC1-6 1B		0-2 G5-3		0-1 F7		0-0 FC4-6 PB 1B 1-2f		3	0	1	0	0	0	2
Dave Clark, L OBP: 0.313, SLG: 0.387 (8, PH)										1	0	0	0	0	0	1
Joel Skinner, R OBP: 0.298, SLG: 0.391 (9, 2)										0	0	0	0	0	0	0
Felix Fermin, R OBP: 0.308, SLG: 0.257 (1, 6)		0-1 FC1-6 1B 1B E 1-2f		2-2 G4-3		1-3 K		0-2 PB 1B		4	1	1	0	0	1	3

Inning Stats	R: 2	H: 3	E: 0	LOB: 2	K: 0	P: 17	R: 2	H: 3	E: 1	LOB: 1	K: 1	P: 25	R: 0	H: 0	E: 0	LOB: 0	K: 1	BB: 0	S: 8	R: 0	H: 0	E: 0	LOB: 0	K: 0	BB: 0	S: 13	R: 0	H: 1	E: 0	LOB: 2	K: 2	BB: 1	P: 16	R: 0	H: 0	E: 0	LOB: 2	K: 0	BB: 2	P: 22	R: 0	H: 1	E: 0	LOB: 3	K: 0	BB: 2	P: 19	R: 0	H: 0	E: 0	LOB: 1	K: 1	BB: 1	P: 17	1B: 6	SF: 0	2B: 2	SAC: 0	3B: 0	DP: 0	HR: 0	HBP: 0
--------------	------	------	------	--------	------	-------	------	------	------	--------	------	-------	------	------	------	--------	------	-------	------	------	------	------	--------	------	-------	-------	------	------	------	--------	------	-------	-------	------	------	------	--------	------	-------	-------	------	------	------	--------	------	-------	-------	------	------	------	--------	------	-------	-------	-------	-------	-------	--------	-------	-------	-------	--------

PITCHER	IP	WLS	BF	H	R	ER	SO	BB	IBB	HBP	BLK	WP	HR	S	P	ERA	WHIP
Bret Saberhagen, R ERA: 2.87 (1, 1)	7.0	W	32	7	4	3	4	3	1	0	0	1	0	80	123	3.86	1.429
Jeff Montgomery, R ERA: 1.77 (8, 1)	1.0		6	1	0	0	0	1	1	0	0	0	0	9	19	0.00	2.000
Steve Farr, R ERA: 2.03 (9, 1)	1.0	S	4	0	0	0	1	1	0	0	0	0	0	12	17	0.00	1.000

BOTTOM

Kansas City Royals @ Cleveland Indians  
Cleveland Municipal Stadium, Cleveland, OH

Thu Jun 15 1989, 7:05 PM EDT  
Att. 3,661 - Unknown - 67 F

livebaseballscorecards.com

AB	35
R	4
H	8
RBI	2
BB	7
SO	5
LOB	22



WP: 1	PA: 42
PB: 2	
SB: 0	
CS: 0	

Batter	1	2	3	4	5	6	7	8	9	AB R H RBI BB SO LOB	TOP
<b>Jim Eisenreich, L</b> (1, 8) OBP: 0.342, SLG: 0.436 										4 0 1 0 0 0 2	<b>Kansas City Royals @ Cleveland Indians</b> Cleveland Municipal Stadium, Cleveland, OH Fri Jun 16 1989, 7:05 PM EDT Att. 11,916 - Unknown - 67 F
<b>Kevin Seitzer, R</b> (1, 5) OBP: 0.379, SLG: 0.351 										3 0 0 0 1 1 1	
<b>George Brett, L</b> (1, 10) OBP: 0.336, SLG: 0.321 										4 0 0 0 0 0 3	
<b>Bo Jackson, R</b> (1, 7) OBP: 0.315, SLG: 0.534 										4 0 1 0 0 2 0	
<b>Pat Tabler, R</b> (1, 9) OBP: 0.317, SLG: 0.278 <b>Bill Pecota, R</b> (9, PR) OBP: 0.267, SLG: 0.385 (9, 9)										4 0 1 0 0 0 1 0 0 0 0 0 0 0	
<b>Bob Boone, R</b> (1, 2) OBP: 0.355, SLG: 0.363 <b>Bret Saberhagen, R</b> (9, PR) <b>Mike Macfarlane, R</b> (9, 2) OBP: 0.246, SLG: 0.254										4 0 1 0 0 1 1 0 0 0 0 0 0 0 0 0 0 0 0 0 0	
<b>Frank White, R</b> (1, 4) OBP: 0.287, SLG: 0.288										3 0 0 0 1 1 1	
<b>Brad Wellman, R</b> (1, 6) OBP: 0.284, SLG: 0.274 <b>Kurt Stillwell, S</b> (9, PH) OBP: 0.336, SLG: 0.366 (9, 6)										3 0 1 0 0 0 0 1 0 0 0 0 0 2	
<b>Rey Palacios, R</b> (1, 3) OBP: 0.176, SLG: 0.133										3 0 1 0 0 0 1	
<b>Inning Stats</b>	R: 0 H: 0 E: 0 LOB: 0 K: 1 BB: 0 S: 9 P: 14	R: 0 H: 1 E: 0 LOB: 1 K: 2 BB: 0 S: 10 P: 16	R: 0 H: 1 E: 0 LOB: 2 K: 0 BB: 1 S: 16 P: 26	R: 0 H: 0 E: 0 LOB: 0 K: 1 BB: 0 S: 9 P: 13	R: 0 H: 1 E: 0 LOB: 1 K: 0 BB: 0 S: 10 P: 15	R: 0 H: 1 E: 0 LOB: 1 K: 0 BB: 0 S: 10 P: 16	R: 0 H: 0 E: 0 LOB: 0 K: 1 BB: 0 S: 7 P: 11	R: 0 H: 1 E: 0 LOB: 1 K: 0 BB: 0 S: 12 P: 19	R: 0 H: 1 E: 0 LOB: 2 K: 0 BB: 1 S: 10 P: 17	1B: 5 SF: 0 2B: 1 SAC: 0 3B: 0 DP: 0 HR: 0 HBP: 0	WP: 0 PA: 35 PB: 0 SB: 1 CS: 0
<b>PITCHER</b> <b>Bud Black, L</b> (1, 1) ERA: 3.45	IP WLS BF H R ER SO BB IBB HBP BLK WP HR S P ERA WHIP 9.0 W 35 6 0 0 5 2 0 0 0 0 0 0 93 147 0.00 0.889	<b>PITCHER</b> IP WLS BF H R ER SO BB IBB HBP BLK WP HR S P ERA WHIP									

livebaseballscorecards.com

AB	33
R	0
H	6
RBI	0
BB	2
SO	5
LOB	12



Batter	1	2	3	4	5	6	7	8	9	AB R H RBI BB SO LOB
Jerry Browne, S (1, 4) OBP: 0.346, SLG: 0.379	0-1 G4-3 1B		2-1 F7		0-0 F7		4-2 BB		4-0 BB IBB	3 0 1 0 2 0 1
Dave Clark, L (1, 7) OBP: 0.309, SLG: 0.374	1-0 G4-3 1-2		0-1 L3		2-2 F9 1-2		1-2 G3-1		4-0 BB BB	4 0 0 0 1 0 4
Joe Carter, R (1, 8) OBP: 0.304, SLG: 0.417	1-1 F9		0-0 F7			1-1 F8		1-1 F7	1-0 F7	5 0 0 0 0 0 4
Pete O'Brien, L (1, 3) OBP: 0.394, SLG: 0.483	0-3 K			2-2 1B		3-2 E5 1B		4-1 2B BB	4-0 BB 1-2 2-3 3-H	3 0 2 1 2 1 1
Cory Snyder, R (1, 9) OBP: 0.266, SLG: 0.377		1-0 L7		1-3 K		1-0 E5 1-3		0-0 2B		4 0 1 0 0 1 2
Mark Salas, L (1, 10) OBP: 0.296, SLG: 0.367 Oddibe McDowell, L (8, PR) OBP: 0.291, SLG: 0.277		1-1 G3-1		0-1 F9		1-0 F8		4-0 G5-3 IBB		3 0 0 0 1 0 2 0 0 0 0 0 0 0
Brook Jacoby, R (1, 5) OBP: 0.355, SLG: 0.442		1-0 E 1B		2-1 G5-3			0-0 E5 SH5-3	0-2 G5-3 1-2f		4 0 1 0 0 0 4
Luis Aguayo, R (1, 6) OBP: 0.267, SLG: 0.184		1-0 E9 1-3 1B			1-3 K		0-0 SH5-3 1-2		2-1 BB SH1-4 BB HBP	2 1 1 0 0 1 0
Joel Skinner, R (1, 2) OBP: 0.300, SLG: 0.375		1-3 K			4-1 S BB		2-2 G1-3		0-0 SH1-4 1-2	2 0 0 0 1 1 3

Inning Stats	R: 0 E: 0 K: 1 S: 8	H: 1 LOB: 1 BB: 0 P: 10	R: 0 E: 1 K: 1 S: 8	H: 2 LOB: 2 BB: 0 P: 13	R: 0 E: 0 K: 0 S: 5	H: 0 LOB: 0 BB: 0 P: 7	R: 0 E: 0 K: 1 S: 10	H: 1 LOB: 1 BB: 0 P: 15	R: 0 E: 0 K: 1 S: 8	H: 0 LOB: 1 BB: 1 P: 15	R: 0 E: 1 K: 0 S: 7	H: 1 LOB: 1 BB: 0 P: 13	R: 0 E: 1 K: 0 S: 11	H: 0 LOB: 2 BB: 1 P: 18	R: 0 E: 0 K: 0 S: 7	H: 1 LOB: 3 BB: 2 P: 16	R: 1 E: 0 K: 0 S: 3	H: 0 LOB: 3 BB: 3 P: 18	1B: 5 2B: 1 3B: 0 HR: 0	SF: 0 SAC: 2 DP: 1 HBP: 1
--------------	------------------------------	----------------------------------	------------------------------	----------------------------------	------------------------------	---------------------------------	-------------------------------	----------------------------------	------------------------------	----------------------------------	------------------------------	----------------------------------	-------------------------------	----------------------------------	------------------------------	----------------------------------	------------------------------	----------------------------------	----------------------------------	------------------------------------

PITCHER	IP	WLS	BF	H	R	ER	SO	BB	IBB	HBP	BLK	WP	HR	S	P	ERA	WHIP
Luis Aquino, R (1, 1) ERA: 2.41	6.0		24	5	0	0	4	1	0	0	0	0	0	46	73	0.00	1.000
Terry Leach, R (7, 1) ERA: 3.34	2.1	L	13	1	1	1	0	2	2	1	0	0	0	20	42	3.86	1.286
Tom Gordon, R (9, 1) ERA: 2.52	0.1		3	0	0	0	0	2	0	0	0	0	0	1	10	0.00	6.000

BOTTOM

Kansas City Royals @ Cleveland Indians  
Cleveland Municipal Stadium, Cleveland, OH

Fri Jun 16 1989, 7:05 PM EDT  
Att: 11,916 - Unknown - 67 F

livebaseballscorecards.com

AB	30
R	1
H	6
RBI	1
BB	7
SO	4
LOB	21



WP: 0	PA: 40
PB: 0	
SB: 1	
CS: 0	

Kansas City Royals @ Cleveland Indians  
 Cleveland Municipal Stadium, Cleveland, OH

Sat Jun 17 1989, 7:05 PM EDT  
 Att: 17,040 - Unknown

AB	32
R	3
H	6
RBI	3
BB	2
SO	3
LOB	8



WP:	0	PA:	34
PB:	0		
SB:	0		
CS:	0		

Batter	1	2	3	4	5	6	7	8	9	AB	R	H	RBI	BB	SO	LOB
Kurt Stillwell, S (1, 6) OBP: 0.330, SLG: 0.359	F7	L8			G5-3			F9		4	0	0	0	0	0	0
Kevin Seitzer, R (1, 5) OBP: 0.381, SLG: 0.354	F9		G3-6-3 1B		1B			G6-3		4	0	2	0	0	0	0
George Brett, L (1, 10) OBP: 0.333, SLG: 0.318	1B		G3-6-3 1-2f		F8			F7		4	0	1	0	0	0	2
Bo Jackson, R (1, 7) OBP: 0.310, SLG: 0.525	K		L4			K			K	4	0	0	0	0	3	1
Pat Tabler, R (1, 9) OBP: 0.317, SLG: 0.279 Bill Buckner, L (9, PH) OBP: 0.252, SLG: 0.291			G4-3 G6-3 1B 1B		F8			F9	P3	3	1	1	0	0	0	0
Jim Eisenreich, L (1, 8) OBP: 0.345, SLG: 0.434		G6-3 G4-3 HR 1B			G4-3			G3	FC4-6 BB	3	1	1	0	1	0	0
Bob Boone, R (1, 2) OBP: 0.354, SLG: 0.359 Matt Winters, L (9, PH) OBP: 0.409, SLG: 0.444		G4-3			FC6 BB			P4	FC4-6 1-2f	2	0	0	0	1	0	2
Frank White, R (1, 4) OBP: 0.282, SLG: 0.282		G6-3			FC6			F9		3	0	0	1	0	0	2
Rey Palacios, R (1, 3) OBP: 0.200, SLG: 0.333		HR			G6-3			P3		3	1	1	2	0	0	0

Inning Stats	R: 0 E: 0 K: 1 S: 10	H: 1 LOB: 1 BB: 0 P: 16	R: 3 E: 0 K: 0 S: 13	H: 3 LOB: 0 BB: 0 P: 19	R: 0 E: 0 K: 0 S: 5	H: 1 LOB: 0 BB: 0 P: 8	R: 0 E: 0 K: 0 S: 6	H: 0 LOB: 1 BB: 1 P: 11	R: 0 E: 0 K: 0 S: 11	H: 1 LOB: 1 BB: 0 P: 13	R: 0 E: 0 K: 1 S: 6	H: 0 LOB: 0 BB: 0 P: 8	R: 0 E: 0 K: 0 S: 5	H: 0 LOB: 0 BB: 0 P: 6	R: 0 E: 0 K: 0 S: 7	H: 0 LOB: 0 BB: 0 P: 10	R: 0 E: 0 K: 1 S: 7	H: 0 LOB: 1 BB: 1 P: 11	1B: 5 2B: 0 3B: 0 HR: 1	SF: 0 SAC: 0 DP: 1 HBP: 0
--------------	-------------------------------	----------------------------------	-------------------------------	----------------------------------	------------------------------	---------------------------------	------------------------------	----------------------------------	-------------------------------	----------------------------------	------------------------------	---------------------------------	------------------------------	---------------------------------	------------------------------	----------------------------------	------------------------------	----------------------------------	----------------------------------	------------------------------------

PITCHER	IP	WLS	BF	H	R	ER	SO	BB	IBB	HBP	BLK	WP	HR	S	P	ERA	WHIP
Scott Bailes, L (1, 1) ERA: 3.14	8.0	W	30	6	3	3	2	1	0	0	0	0	1	63	91	3.38	0.875
Doug Jones, R (9, 1) ERA: 2.33	1.0	S	4	0	0	0	1	1	0	0	0	0	0	7	11	0.00	1.000

Batter	1	2	3	4	5	6	7	8	9	AB R H RBI BB SO LOB
Jerry Browne, S OBP: 0.345, SLG: 0.386 (1, 4)	1-0 G4-3		0-0 P6		1-2 G3			2-2 3B		4 0 1 0 0 0 1
Dave Clark, L OBP: 0.315, SLG: 0.386 (1, 7)	2-1 HR 1B		0-0 1B 2B		1-3 K			2-3 K		4 2 2 0 0 2 1
Joe Carter, R OBP: 0.307, SLG: 0.429 (1, 8)	1-0 HR		0-0 WP 1B		1-2 F8			0-1 G6-3		4 1 2 4 0 0 1
Pete O'Brien, L OBP: 0.391, SLG: 0.477 (1, 3)	1-2 G4-3		2-0 F8		1-1 G3			4-0 IBB		3 0 0 0 1 0 1
Cory Snyder, R OBP: 0.262, SLG: 0.370 (1, 9)	0-0 G6-3		0-3 K		1-2 G6-3			1-3 K		4 0 0 0 0 2 3
Mark Salas, L OBP: 0.298, SLG: 0.365 (1, 10)		0-0 G3		1-1 G1-3 1B		1-3 K				3 0 1 0 0 1 0
Luis Aguayo, R OBP: 0.250, SLG: 0.171 (1, 5)		0-1 G5-3		0-1 G1-3		0-3 K				3 0 0 0 0 1 1
Joel Skinner, R OBP: 0.283, SLG: 0.353 (1, 2)		1-0 G6-3		1-3 K		0-0 B2-3				3 0 0 0 0 1 1
Felix Fermin, R OBP: 0.308, SLG: 0.259 (1, 6)			3-2 2B 1B 1B		0-0 G6-3		0-0 G6-3			3 1 1 0 0 0 1

Inning Stats	R: 2 E: 0 K: 0 S: 8	H: 2 LOB: 0 BB: 0 P: 13	R: 0 E: 0 K: 0 S: 4	H: 0 LOB: 0 BB: 0 P: 5	R: 2 E: 0 K: 1 S: 10	H: 3 LOB: 1 BB: 0 P: 15	R: 0 E: 0 K: 1 S: 8	H: 1 LOB: 1 BB: 0 P: 10	R: 0 E: 0 K: 1 S: 10	H: 0 LOB: 0 BB: 0 P: 13	R: 0 E: 0 K: 1 S: 5	H: 0 LOB: 0 BB: 0 P: 5	R: 0 E: 0 K: 2 S: 12	H: 1 LOB: 2 BB: 1 P: 21	1B: 4 2B: 1 3B: 1 HR: 1	SF: 0 SAC: 0 DP: 0 HBP: 0
--------------	------------------------------	----------------------------------	------------------------------	---------------------------------	-------------------------------	----------------------------------	------------------------------	----------------------------------	-------------------------------	----------------------------------	------------------------------	---------------------------------	-------------------------------	----------------------------------	----------------------------------	------------------------------------

**BOTTOM**

**Kansas City Royals @ Cleveland Indians**  
**Cleveland Municipal Stadium, Cleveland, OH**

AB	31
R	4
H	7
RBI	4
BB	1
SO	7
LOB	10



WP: 1	PA: 32
PB: 0	SB: 0
CS: 0	

PITCHER	IP	WLS	BF	H	R	ER	SO	BB	IBB	HBP	BLK	WP	HR	S	P	ERA	WHIP
Mark Gubicza, R ERA: 2.56 (1, 1)	8.0	L	32	7	4	4	7	0	1	0	0	1	1	65	93	4.50	0.875

Sat Jun 17 1989, 7:05 PM EDT  
Att. 17,040 - Unknown

[livebaseballscorecards.com](http://livebaseballscorecards.com)

Batter	1	2	3	4	5	6	7	8	9	AB R H RBI BB SO LOB	TOP												
<b>Kurt Stillwell, S</b> OBP: 0.329, SLG: 0.356 (1, 6) B C C B X	2-2 1B 1B	0-1 L9			1-2 G6-3		1-3 K			4 0 1 0 0 1 3													
<b>Kevin Seitzer, R</b> OBP: 0.386, SLG: 0.357 (1, 5) B X	2-0 1-2 1B		4-2 BB		3-2 G4-6-3 1B		3-2 SAFE G3-1			3 0 2 0 1 0 1													
<b>George Brett, L</b> OBP: 0.323, SLG: 0.307 (1, 10) X	0-0 P4		1-3 K		0-0 G4-6-3 1-2f			2-2 F8		4 0 0 0 0 1 4													
<b>Bo Jackson, R</b> OBP: 0.309, SLG: 0.533 (1, 7) S S S	0-3 K		2-3 K			0-0 HR		2-3 K		4 1 1 1 0 3 3													
<b>Pat Tabler, R</b> OBP: 0.316, SLG: 0.278 (1, 9) B B X	2-0 F8		1-1 F9		2-2 G6-4-3 1B			3-1 L8		4 0 1 0 0 0 3													
<b>Jim Eisenreich, L</b> OBP: 0.348, SLG: 0.441 (1, 8) X		0-0 G4-3 2B		0-0 FC5-4 1B		2-2 F7		3-1 F8		4 0 2 0 0 0 1													
<b>Mike Macfarlane, R</b> OBP: 0.232, SLG: 0.239 (1, 2) C B B X		1-2 G6-3		0-0 FC5-4 FC3-6 1-2f		1-1 G6-4-3 1-2f		1-3 K		4 0 0 0 0 1 3													
<b>Bill Buckner, L</b> OBP: 0.252, SLG: 0.290 (1, 3) <b>Rey Palacios, R</b> OBP: 0.200, SLG: 0.333 (9, PR) C B X		0-2 G4-3		2-1 FC3-6 FC6-4 1-2f			0-0 G4-3		2-1 1B	4 0 1 0 0 0 2 0 0 0 0 0 0 0													
<b>Brad Wellman, R</b> OBP: 0.297, SLG: 0.279 (1, 4) <b>Bob Boone, R</b> OBP: 0.353, SLG: 0.357 (9, PH) M B B B B S S B X		4-2 BB		1-2 FC6-4 1-2f			0-0 1B		2-2 F8	2 0 1 0 1 0 1 1 0 0 0 0 0 1													
<b>Inning Stats</b>	R: 0 E: 0 K: 1 S: 9	H: 2 LOB: 2 BB: 0 P: 15	R: 0 E: 0 K: 0 S: 14	H: 1 LOB: 2 BB: 1 P: 19	R: 0 E: 0 K: 2 S: 11	H: 0 LOB: 1 BB: 1 P: 19	R: 0 E: 0 K: 0 S: 9	H: 1 LOB: 1 BB: 0 P: 12	R: 0 E: 0 K: 0 S: 8	H: 1 LOB: 0 BB: 0 P: 12	R: 1 E: 0 K: 0 S: 14	H: 2 LOB: 0 BB: 0 P: 19	R: 0 E: 0 K: 1 S: 9	H: 1 LOB: 1 BB: 0 P: 13	R: 0 E: 0 K: 1 S: 9	H: 0 LOB: 0 BB: 0 P: 16	R: 0 E: 0 K: 1 S: 11	H: 1 LOB: 1 BB: 0 P: 19	1B: 7 2B: 1 3B: 0 HR: 1	SF: 0 SAC: 0 DP: 2 HBP: 0	WP: 0 PB: 0 SB: 0 CS: 0	PA: 36	
<b>PITCHER</b> <b>Greg Swindell, L</b> ERA: 2.47 (1, 1)	IP 9.0	WLS W	BF 36	H 9	R 1	ER 1	SO 6	BB 2	IBB 0	HBP 0	BLK 0	WP 0	HR 1	S 94	P 144	ERA 1.00	WHIP 1.222						<b>PITCHER</b> IP WLS BF H R ER SO BB IBB HBP BLK WP HR S P ERA WHIP

**Kansas City Royals @ Cleveland Indians**  
Cleveland Municipal Stadium, Cleveland, OH

Sun Jun 18 1989, 3:33 AM EDT  
Att. 28,928 - Unknown

[livebaseballscorecards.com](http://livebaseballscorecards.com)

<b>AB</b>	<b>34</b>
<b>R</b>	<b>1</b>
<b>H</b>	<b>9</b>
<b>RBI</b>	<b>1</b>
<b>BB</b>	<b>2</b>
<b>SO</b>	<b>6</b>
<b>LOB</b>	<b>22</b>



Batter	1	2	3	4	5	6	7	8	9	AB	R	H	RBI	BB	SO	LOB
Jerry Browne, S OBP: 0.344, SLG: 0.383 (1, 4)	1-0 G4-3		0-1 L7		1-1 SAFE F8		3-2 WP S 1B			4	0	1	0	0	0	2
Dave Clark, L OBP: 0.313, SLG: 0.382 (1, 7)	0-1 G5-4-3 1B		1-2 P5		1-0 SAFE F9		2-3 SAFE K			4	0	1	0	0	1	3
Joe Carter, R OBP: 0.306, SLG: 0.426 (1, 8)	1-1 G5-4-3 1-2f		1-2 1B		0-3 SAFE K		2-3 SAFE K			4	0	1	0	0	2	3
Pete O'Brien, L OBP: 0.389, SLG: 0.471 (1, 3)		0-0 F7	2-1 G6-3		4-2 HR BB		3-1 G6-3			3	1	0	0	1	0	2
Cory Snyder, R OBP: 0.265, SLG: 0.377 (1, 9)		0-0 1B 2B		2-1 S G3 1B		1-0 F9		1-3 K		4	1	2	0	0	1	1
Mark Salas, L OBP: 0.311, SLG: 0.429 (1, 10)		1-1 P6		0-0 G3		2-2 SAFE HR		2-2 S 1B		4	1	2	2	0	0	2
Oddibe McDowell, L OBP: 0.291, SLG: 0.277 (8, PR)				1-2 1B		1-H				0	1	0	0	0	0	0
Brook Jacoby, R OBP: 0.358, SLG: 0.441 (1, 5)		0-1 2-H 1B		2-3 K		0-0 L8		4-1 SAFE 1B IBB		3	0	1	1	1	1	1
Joel Skinner, R OBP: 0.281, SLG: 0.345 (1, 2)		0-0 L5		2-2 G5-3		0-2 G4-3		2-2 1-3 2-H 1B		4	0	1	1	0	0	2
Felix Fermin, R OBP: 0.311, SLG: 0.263 (1, 6)			1-2 1B S 1B		1-0 1B		1-3 K		1-2 G6-3	4	0	2	0	0	1	3

Inning Stats	R: 0	H: 1	E: 0	K: 0	S: 5	R: 1	H: 2	E: 0	K: 0	S: 7	R: 0	H: 2	E: 0	K: 0	S: 14	R: 0	H: 1	E: 0	K: 1	S: 9	R: 0	H: 1	E: 0	K: 1	S: 8	R: 2	H: 1	E: 0	K: 0	S: 12	R: 0	H: 1	E: 0	K: 3	S: 15	R: 1	H: 2	E: 0	K: 1	S: 15	1B: 9	2B: 1	3B: 0	HR: 1	SF: 0	SAC: 0	DP: 1	HBP: 0	WP: 1	PB: 0	SB: 4	CS: 0	PA: 36
--------------	------	------	------	------	------	------	------	------	------	------	------	------	------	------	-------	------	------	------	------	------	------	------	------	------	------	------	------	------	------	-------	------	------	------	------	-------	------	------	------	------	-------	-------	-------	-------	-------	-------	--------	-------	--------	-------	-------	-------	-------	--------

PITCHER	IP	WLS	BF	H	R	ER	SO	BB	IBB	HBP	BLK	WP	HR	S	P	ERA	WHIP
Kevin Appier, R ERA: 4.96 (1, 1)	6.0	L	26	8	3	3	2	1	0	0	0	0	1	55	78	4.50	1.500
Jeff Montgomery, R ERA: 1.91 (7, 1)	2.0		10	3	1	1	4	0	1	0	0	1	0	30	51	4.50	1.500

BOTTOM

Kansas City Royals @ Cleveland Indians  
Cleveland Municipal Stadium, Cleveland, OH

Sun Jun 18 1989, 3:33 AM EDT  
Att. 28,928 - Unknown

livebaseballscorecards.com

AB	34
R	4
H	11
RBI	4
BB	2
SO	6
LOB	19



Batter	1	2	3	4	5	6	7	8	9	AB R H RBI BB SO LOB	TOP	
Wally Backman, S (1, 4) OBP: 0.335, SLG: 0.305 Al Newman, S (9, 4) OBP: 0.358, SLG: 0.274	1-1 G3		1-1 B1-3	1-1 G4-3			1-0 B5-3		1-2 G4-3	5 0 0 0 0 0 1 0 0 0 0 0 0 0		
Dan Gladden, R (1, 7) OBP: 0.321, SLG: 0.361	2-1 P6		0-0 1B	1-1 F8			1-0 FC4-6 1B		2-2 HR	5 2 3 1 0 0 1		
Kirby Puckett, R (1, 8) OBP: 0.384, SLG: 0.478	3-2 BLK 1B		4-1 1B 2B BB				0-0 FC4-6 BB 1B		0-1 1B 1B	4 2 2 0 1 0 1		
Jim Dwyer, L (1, 10) OBP: 0.446, SLG: 0.432	1-3 K 1-2		0-0 2B 1B				1-0 FC6-4 1B		2-1 1B 1B	5 2 4 1 0 1 1		
Gary Gaetti, R (1, 5) OBP: 0.296, SLG: 0.460		1-2 BB 1B	0-0 F8				2-2 P5		2-2 1B 1B	4 1 2 1 1 0 3		
Randy Bush, L (1, 3) OBP: 0.361, SLG: 0.542 Gene Larkin, S (7, PH) OBP: 0.332, SLG: 0.296		4-2 1B BB	2-1 1-H 2-H 2B				0-2 FC6-4		0-0 F8	2 0 1 2 1 0 1 2 0 0 0 0 1 5		
Carmen Castillo, R (1, 9) OBP: 0.342, SLG: 0.554 John Moses, S (8, 9) OBP: 0.346, SLG: 0.392		0-1 P2	0-0 P3				3-3 K		3-1 F9	4 0 0 0 0 1 3 1 0 1 1 0 0 0		
Brian Harper, R (1, 2) OBP: 0.331, SLG: 0.423		1-1 1-3 2-H 1B		1-1 G4-3 SH2-3 1B			2-3 K		0-1 F9	5 0 2 1 0 1 2		
Greg Gagne, R (1, 6) OBP: 0.288, SLG: 0.383		2-1 P5		0-0 SH2-3			0-1 G5-3		1-3 K	3 0 0 0 0 1 1		
<b>Inning Stats</b>	R: 0 H: 1 E: 0 LOB: 1 K: 1 BB: 0 S: 13 P: 20	R: 1 H: 2 E: 0 LOB: 1 K: 0 BB: 1 S: 12 P: 20	R: 3 H: 3 E: 0 LOB: 1 K: 0 BB: 1 S: 9 P: 16	R: 0 H: 1 E: 0 LOB: 1 K: 0 BB: 0 S: 7 P: 10	R: 0 H: 1 E: 0 LOB: 1 K: 0 BB: 0 S: 12 P: 17	R: 0 H: 0 E: 0 LOB: 0 K: 2 BB: 0 S: 13 P: 18	R: 0 H: 2 E: 0 LOB: 3 K: 1 BB: 1 S: 10 P: 18	R: 0 H: 0 E: 0 LOB: 0 K: 1 BB: 0 S: 7 P: 11	R: 3 H: 5 E: 0 LOB: 2 K: 0 BB: 0 S: 18 P: 25	1B: 13 SF: 0 2B: 1 SAC: 1 3B: 0 DP: 0 HR: 1 HBP: 0	WP: 0 PA: 44 PB: 0 SB: 1 CS: 0	
<b>PITCHER</b>	IP WLS BF H R ER SO BB IBB HBP BLK WP HR S P ERA WHIP											
Tom Candiotti, R (1, 1) ERA: 3.67	6.2 L 32 10 4 4 3 3 3 0 0 1 0 0 73 114 5.40 1.950											
Jesse Orosco, L (7, 1) ERA: 1.21	1.1 4 0 0 0 2 0 0 0 0 0 0 0 10 16 0.00 0.000											
Tim Stoddard, R (9, 1) ERA: 4.05	0.1 5 4 3 3 0 0 0 0 0 0 0 1 13 20 81.00 12.000											
Keith Atherton, R (9, 1) ERA: 4.02	0.2 3 1 0 0 0 0 0 0 0 0 0 0 5 5 0.00 1.500											

Minnesota Twins @ Cleveland Indians  
Cleveland Municipal Stadium, Cleveland, OH  
Tue Jun 20 1989, 7:05 PM EDT  
Att: 16,384 - Unknown

AB	40
R	7
H	15
RBI	7
BB	3
SO	5
LOB	19



livebaseballscorecards.com



Batter	1	2	3	4	5	6	7	8	9	AB	R	H	RBI	BB	SO	LOB
Jerry Browne, S OBP: 0.342, SLG: 0.389 (1, 4)	3-2 1B 3B		1-0 G6-3		2-2 G3-1			1-2 P4		4	1	1	0	0	0	1
Danny Sheaffer, R OBP: 0.250, SLG: 0.250 (1, 10)	1-1 G4-3		2-2 G5-3		1-1 F7			1-0 1-3 1B		4	0	1	0	0	0	1
Joe Carter, R OBP: 0.302, SLG: 0.420 (1, 8)	0-0 G5-3		2-1 L9				0-3 K	2-2 P6		4	0	0	0	0	1	3
Pete O'Brien, L OBP: 0.388, SLG: 0.465 (1, 3)	4-0 1B BB			2-0 F9		3-2 F7		2-2 F8		3	0	0	0	1	0	2
Cory Snyder, R OBP: 0.273, SLG: 0.394 (1, 9)	1-2 1-2 3-H 1B			1-2 HR		3-2 G4-3			0-1 HR 1B	4	2	3	2	0	0	0
Brook Jacoby, R OBP: 0.356, SLG: 0.438 (1, 5)	2-1 F7			1-1 FC6-4 1B			3-1 L6		1-3 K	4	0	1	0	0	1	3
Dave Hengel, R OBP: 0.214, SLG: 0.231 (1, 7)		0-1 G5-3		0-0 F7			0-0 F9		2-1 HR	3	0	0	0	0	0	1
Oddibe McDowell, L (9, PH) OBP: 0.294, SLG: 0.293										1	1	1	2	0	0	0
Andy Allanson, R OBP: 0.258, SLG: 0.241 (1, 2)		2-2 G6-3		2-0 FC6-4 1-2f			1-1 L8		1-2 G4-3	3	0	0	0	0	0	1
Mark Salas, L (9, PH) OBP: 0.306, SLG: 0.421										1	0	0	0	0	0	0
Felix Fermin, R OBP: 0.310, SLG: 0.263 (1, 6)		1-1 G6-3			1-1 G5-3			0-1 1B 1B	1-2 P9	4	0	1	0	0	0	0

Inning Stats	R: 1	H: 2	E: 0	K: 12	S: 12	LOB: 2	BB: 1	P: 23	R: 0	H: 0	E: 0	K: 8	S: 8	LOB: 0	BB: 0	P: 11	R: 0	H: 0	E: 0	K: 7	S: 7	LOB: 0	BB: 0	P: 12	R: 1	H: 2	E: 0	K: 8	S: 8	LOB: 1	BB: 0	P: 14	R: 0	H: 0	E: 0	K: 7	S: 7	LOB: 0	BB: 0	P: 11	R: 0	H: 0	E: 0	K: 10	S: 10	LOB: 0	BB: 0	P: 16	R: 0	H: 0	E: 0	K: 5	S: 5	LOB: 0	BB: 0	P: 9	R: 0	H: 2	E: 0	K: 16	S: 16	LOB: 2	BB: 0	P: 22	R: 2	H: 2	E: 0	K: 15	S: 15	LOB: 0	BB: 0	P: 20	1B: 5	2B: 0	3B: 1	HR: 2	SF: 0	SAC: 0	DP: 0	HBP: 0	WP: 0	PB: 0	SB: 0	CS: 0	PA: 36
--------------	------	------	------	-------	-------	--------	-------	-------	------	------	------	------	------	--------	-------	-------	------	------	------	------	------	--------	-------	-------	------	------	------	------	------	--------	-------	-------	------	------	------	------	------	--------	-------	-------	------	------	------	-------	-------	--------	-------	-------	------	------	------	------	------	--------	-------	------	------	------	------	-------	-------	--------	-------	-------	------	------	------	-------	-------	--------	-------	-------	-------	-------	-------	-------	-------	--------	-------	--------	-------	-------	-------	-------	--------

PITCHER	IP	WLS	BF	H	R	ER	SO	BB	IBB	HBP	BLK	WP	HR	S	P	ERA	WHIP
Allan Anderson, L (1, 1) ERA: 3.82	7.1	W	29	6	2	2	1	1	0	0	0	0	1	64	105	2.46	0.955
Jeff Reardon, R (8, 1) ERA: 4.65	1.2	S	7	2	2	2	1	0	0	0	0	0	1	24	33	10.80	1.200

**MINNESOTA TWINS @ CLEVELAND INDIANS**  
**CLEVELAND MUNICIPAL STADIUM, CLEVELAND, OH**  
 Tue Jun 20 1989, 7:05 PM EDT  
 Att. 16,384 - Unknown

AB	35
R	4
H	8
RBI	4
BB	1
SO	2
LOB	12



Batter	1	2	3	4	5	6	7	8	9	AB R H RBI BB SO LOB	TOP	
<b>Wally Backman, S</b> (1, 4) OBP: 0.331, SLG: 0.302 <b>Al Newman, S</b> (8, 4) OBP: 0.358, SLG: 0.274	1-1  SH1-3 1B	1-1  G1-3	2-3  K			1-0  G1-4-3		1-3  K		5 1 1 0 0 2 4 0 0 0 0 0 0 0		
<b>Dan Gladden, R</b> (1, 7) OBP: 0.327, SLG: 0.367	0-0  SH1-3	0-0  HBP 1B		1-1  G6-3		1-0  1B		3-2  1B		4 2 3 1 0 0 0		
<b>Kirby Puckett, R</b> (1, 8) OBP: 0.391, SLG: 0.482	0-0  BB 1B	1-1  HBP		0-0  FC6-4 1B		2-0  1B		1-2  F8		4 1 3 1 0 0 1		
<b>Jim Dwyer, L</b> (1, 10) OBP: 0.452, SLG: 0.435	4-2  F8 1B BB	0-0  G3		2-1  FC6-4 1B		1-0  1B		2-1  1B		4 0 2 2 1 0 3		
<b>Gary Gaetti, R</b> (1, 5) OBP: 0.294, SLG: 0.455	2-1  F8 1B		1-2  P6		1-0  F7		0-2  P4		0-2  P6		5 0 1 1 0 0 4	
<b>Randy Bush, L</b> (1, 3) OBP: 0.363, SLG: 0.534	2-0  F8		2-1  BB 1B		0-0  F9		4-0  SH3-4 BB		0-0  F7		4 0 1 0 1 0 2	
<b>Greg Gagne, R</b> (1, 6) OBP: 0.283, SLG: 0.376	2-0  P3		1-3  K		0-0  G6-3		2-1  SH3-4		1-1  F9		4 0 0 0 0 1 3	
<b>John Moses, S</b> (1, 9) OBP: 0.355, SLG: 0.390		0-0  G6-3	4-1  BB BB		0-0  F7		4-1  G6-3 BB		2-2  CS 1B		3 0 1 0 2 0 0	
<b>Tim Laudner, R</b> (1, 2) OBP: 0.287, SLG: 0.297		2-1  E6 1B G1-3	4-2  BB		1-0  F8		3-2  G6-3		1-2  CS		3 1 0 0 1 0 2	
<b>Inning Stats</b>	R: 2 H: 3 E: 0 LOB: 2 K: 0 BB: 1 S: 12 P: 23	R: 1 H: 1 E: 1 LOB: 2 K: 0 BB: 0 S: 8 P: 12	R: 0 H: 1 E: 0 LOB: 3 K: 2 BB: 2 S: 15 P: 29	R: 0 H: 1 E: 0 LOB: 1 K: 0 BB: 0 S: 6 P: 10	R: 0 H: 0 E: 0 LOB: 0 K: 0 BB: 0 S: 3 P: 3	R: 1 H: 3 E: 0 LOB: 2 K: 0 BB: 0 S: 8 P: 14	R: 0 H: 0 E: 0 LOB: 1 K: 0 BB: 2 S: 6 P: 19	R: 1 H: 2 E: 0 LOB: 1 K: 1 BB: 0 S: 16 P: 23	R: 0 H: 1 E: 0 LOB: 0 K: 0 BB: 0 S: 10 P: 13	1B: 12 SF: 0 2B: 0 SAC: 2 3B: 0 DP: 1 HR: 0 HBP: 1	WP: 0 PA: 45 PB: 0 SB: 1 CS: 1	
<b>PITCHER</b> <b>John Farrell, R</b> (1, 1) ERA: 4.41 <b>Rich Yett, R</b> (6, 1) ERA: 5.06	IP WLS BF H R ER SO BB IBB HBP BLK 5.2 L 31 9 4 3 2 3 0 1 0	IP WLS BF H R ER SO BB IBB HBP BLK 3.1 13 3 1 1 1 2 0 0 0	IP WLS BF H R ER SO BB IBB HBP BLK 0 0 35 58 2.70 1.500	<b>PITCHER</b> IP WLS BF H R ER SO BB IBB HBP BLK 0 0 35 58 2.70 1.500	IP WLS BF H R ER SO BB IBB HBP BLK 0 0 35 58 2.70 1.500	IP WLS BF H R ER SO BB IBB HBP BLK 0 0 35 58 2.70 1.500	IP WLS BF H R ER SO BB IBB HBP BLK 0 0 35 58 2.70 1.500	IP WLS BF H R ER SO BB IBB HBP BLK 0 0 35 58 2.70 1.500	ERA WHIP 4.76 2.118 2.70 1.500	ERA WHIP 4.76 2.118 2.70 1.500		

Minnesota Twins @ Cleveland Indians  
 Cleveland Municipal Stadium, Cleveland, OH  
 Wed Jun 21 1989, 7:05 PM EDT  
 Att. 8,632 - Unknown

livebaseballscorecards.com

AB	36
R	5
H	12
RBI	5
BB	5
SO	3
LOB	19



Batter	1	2	3	4	5	6	7	8	9	AB	R	H	RBI	BB	SO	LOB
Jerry Browne, S (1, 4) OBP: 0.336, SLG: 0.382	2-2 F9		1-0 G4-3		0-2 FC4-6		2-2 L5-3		1-2 F9	5	0	0	0	0	0	4
Danny Sheaffer, R (1, 10) OBP: 0.250, SLG: 0.143 Dave Clark, L (9, PH) OBP: 0.311, SLG: 0.379	0-2 G6-3		4-2 BB		0-1 L6		1-3 K		2-1 P2	3	0	0	0	1	1	1
Joe Carter, R (1, 8) OBP: 0.304, SLG: 0.417	3-2 L7		1-3 K			4-0 BB 1B BB		4-0 BB BB		2	0	0	0	2	1	1
Cory Snyder, R (1, 9) OBP: 0.272, SLG: 0.404		2-2 HR		0-0 G6-3		2-3 K		1-3 K		4	1	1	1	0	2	2
Pete O'Brien, L (1, 3) OBP: 0.392, SLG: 0.465		4-2 BB		2-1 F7		0-0 BB 1B		4-2 G6-4-3 BB		2	0	1	0	2	0	0
Brook Jacoby, R (1, 5) OBP: 0.354, SLG: 0.439		1-1 L7		1-2 E6 2B		2-2 F9		0-2 G6-4-3		4	0	1	0	0	0	5
Dave Hengel, R (1, 7) OBP: 0.188, SLG: 0.200 Oddibe McDowell, L (6, PH) OBP: 0.295, SLG: 0.292		2-0 F8		2-2 G6-3		4-1 BB		1-2 2-3 BB		2	0	0	0	0	0	2
Joel Skinner, R (1, 2) OBP: 0.288, SLG: 0.351 Mark Salas, L (6, PH) OBP: 0.313, SLG: 0.424		2-2 F9			2-2 FC4-6 1B		1-2 P2		3-2 BB 1B	2	0	1	0	0	0	1
Felix Fermin, R (1, 6) OBP: 0.314, SLG: 0.264			1-1 F9		1-2 F7		3-2 L5-3 1B		4-2 BB	3	0	1	0	1	0	1

Inning Stats	R: 0	H: 0	E: 0	K: 0	S: 9	R: 1	H: 1	E: 0	K: 0	S: 12	R: 0	H: 0	E: 0	K: 1	S: 8	R: 0	H: 1	E: 1	K: 0	S: 9	R: 0	H: 1	E: 0	K: 0	S: 11	R: 0	H: 1	E: 0	K: 1	S: 13	R: 0	H: 1	E: 0	K: 1	S: 13	R: 0	H: 0	E: 0	K: 1	S: 8	R: 0	H: 1	E: 0	K: 0	S: 14	1B: 4	2B: 2	3B: 0	HR: 1	SF: 0	SAC: 0	DP: 2	HBP: 0	WP: 0	PB: 0	SB: 0	CS: 0	PA: 38
--------------	------	------	------	------	------	------	------	------	------	-------	------	------	------	------	------	------	------	------	------	------	------	------	------	------	-------	------	------	------	------	-------	------	------	------	------	-------	------	------	------	------	------	------	------	------	------	-------	-------	-------	-------	-------	-------	--------	-------	--------	-------	-------	-------	-------	--------

PITCHER	IP	WLS	BF	H	R	ER	SO	BB	IBB	HBP	BLK	WP	HR	S	P	ERA	WHIP
Shane Rawley, L (1, 1) ERA: 4.23	5.1	W	23	4	1	1	2	3	0	0	0	0	1	53	90	1.69	1.312
Juan Berenguer, R (6, 1) ERA: 3.24	2.0		9	1	0	0	2	3	0	0	0	0	0	27	49	0.00	2.000
Randy St. Claire, R (8, 1) ERA:	1.2	S	6	1	0	0	0	1	0	0	0	0	0	17	28	0.00	1.200

**MINNESOTA TWINS @ CLEVELAND INDIANS**  
**CLEVELAND MUNICIPAL STADIUM, CLEVELAND, OH**  
 Wed Jun 21 1989, 7:05 PM EDT  
 Att. 8,632 - Unknown

AB	31
R	1
H	6
RBI	1
BB	7
SO	4
LOB	22



Batter	1	2	3	4	5	6	7	8	9	AB R H RBI BB SO LOB	TOP																										
Al Newman, S OBP: 0.351, SLG: 0.267 (1, 4)	2-1 G5-3		0-0 F7			2-2 P6	0-2 G6-3		0-1 SH5-3	4 0 0 0 0 0 1																											
Dan Gladden, R OBP: 0.329, SLG: 0.373 (1, 7)	0-0 1B		1-1 G6-3			3-1 G6-3 WP	1-1 F8		0-1 SF9	4 1 2 1 0 0 1																											
Kirby Puckett, R OBP: 0.388, SLG: 0.477 (1, 8)	0-0 F9			2-2 G6-3		0-2 G6-3		0-3 K	0-0 1B	5 0 1 1 0 1 1																											
Gary Gaetti, R OBP: 0.293, SLG: 0.450 (1, 5)	2-1 F8			0-0 G6-3		0-0 P4		1-2 1B	0-1 G5-3	5 0 1 0 0 0 3																											
Carmen Castillo, R OBP: 0.355, SLG: 0.586 Jeff Reardon, R (9, 1)				2-1 P4			0-0 1B	1-2 1B		4 1 3 0 0 0 0 0 0 0 0 0 0 0																											
Brian Harper, R OBP: 0.336, SLG: 0.425 (1, 2)					1-2 G6-4-3 1B		0-1 1B	0-3 K		4 1 2 1 0 1 3																											
Greg Gagne, R OBP: 0.286, SLG: 0.379 (1, 6)					0-0 G6-4-3 1B		2-1 1B	1-2 F7		4 2 2 0 0 0 3																											
Gene Larkin, S OBP: 0.339, SLG: 0.317 Wally Backman, S OBP: 0.331, SLG: 0.302 Randy Bush, L OBP: 0.363, SLG: 0.534 (9, 3)					1-2 HR		2-2 P5		2-2 2B	3 1 2 1 0 0 2 0 1 0 0 0 0 0 0 0 0 0 0 0 0																											
Tim Laudner, R OBP: 0.301, SLG: 0.348 John Moses, S OBP: 0.355, SLG: 0.390 (9, 9)					0-0 L7		3-1 HR		1-1 SH5-3	4 1 3 4 0 0 0 0 1 0 0 0 0 0																											
<b>Inning Stats</b>	R: 0 E: 0 K: 0 S: 6	H: 1 LOB: 1 BB: 0 P: 10	R: 1 E: 0 K: 0 S: 10	H: 3 LOB: 0 BB: 0 P: 15	R: 0 E: 0 K: 0 S: 5	H: 1 LOB: 0 BB: 0 P: 7	R: 0 E: 0 K: 0 S: 6	H: 0 LOB: 0 BB: 0 P: 10	R: 1 E: 0 K: 0 S: 9	H: 2 LOB: 0 BB: 0 P: 11	R: 1 E: 0 K: 0 S: 9	H: 1 LOB: 0 BB: 0 P: 14	R: 4 E: 0 K: 0 S: 15	H: 4 LOB: 0 BB: 0 P: 23	R: 0 E: 0 K: 2 S: 17	H: 2 LOB: 2 BB: 0 P: 20	R: 2 E: 0 K: 0 S: 11	H: 2 LOB: 2 BB: 0 P: 14	1B: 10 2B: 4 3B: 1 HR: 2	SF: 1 SAC: 1 DP: 3 HBP: 1	WP: 1 PB: 0 SB: 1 CS: 2	PA: 41															
<b>PITCHER</b>	IP WLS BF H R ER SO BB IBB HBP BLK WP HR S P ERA WHIP																																				
Bud Black, L ERA: 3.79 (1, 1)	6.0		25	11	6	6	0	0	0	0	0	1	1	50	74	9.00	1.833																				
Keith Atherton, R ERA: 4.26 (7, 1)	0.1		2	1	1	1	0	0	0	0	0	0	1	5	10	27.00	3.000																				
Jesse Orosco, L ERA: 1.88 (7, 1)	1.2	L	9	3	2	2	2	0	0	1	0	0	0	26	33	10.80	1.800																				
Doug Jones, R ERA: 2.25 (9, 1)	1.0		4	1	0	0	0	0	0	0	0	0	0	7	7	0.00	1.000																				

Minnesota Twins @ Cleveland Indians  
Cleveland Municipal Stadium, Cleveland, OH

Thu Jun 22 1989, 7:05 PM EDT  
Att. 8,892 - Unknown

livebaseballscorecards.com

AB	37
R	9
H	16
RBI	8
BB	0
SO	2
LOB	14



Batter	1	2	3	4	5	6	7	8	9	AB	R	H	RBI	BB	SO	LOB
Jerry Browne, S (1, 4) OBP: 0.341, SLG: 0.390	3-2 CS 1B	2-0 P7		1-0 G3 1-H 2B		2-2 2B 1B		1-2 P4		5	1	3	1	0	0	2
Oddibe McDowell, L (1, 7) OBP: 0.293, SLG: 0.294	3-1 G3 1-2	2-3 K		1-0 G3 2-3		1-1 2B 1B		0-1 B4-3		5	1	1	1	0	1	4
Joe Carter, R (1, 8) OBP: 0.306, SLG: 0.431	1-2 G2-3		1-1 HR	0-2 G5-3		2-2 F9 2B		1-2 P9		5	1	2	3	0	0	1
Pete O'Brien, L (1, 3) OBP: 0.396, SLG: 0.464		4-2 1B 2B BB	0-0 1B		3-1 P5	3-1 F9		2-0 G6-4-3 HBP		3	1	1	0	1	0	1
Cory Snyder, R (1, 9) OBP: 0.271, SLG: 0.400		0-0 2B 1B	2-2 F7		0-1 G4-3	2-3 K2-3		0-0 G6-4-3		5	1	1	0	0	1	3
Mark Salas, L (1, 10) OBP: 0.328, SLG: 0.468		0-0 1B 2B	2-2 P1		1-1 2B			0-1 L1-3		3	1	2	1	0	0	1
Dave Hengel, R (7, PH) OBP: 0.176, SLG: 0.188		1-3 2-H 1B								1	0	0	0	0	0	0
Brook Jacoby, R (1, 5) OBP: 0.353, SLG: 0.435		1-0 1B 1B	1-2 F7		0-1 G6-3			0-3 K		4	0	1	1	0	1	2
Joel Skinner, R (1, 2) OBP: 0.286, SLG: 0.344		2-1 P9			2-2 G5-3			2-2 1B 2B		4	1	1	0	0	0	2
Felix Fermin, R (1, 6) OBP: 0.317, SLG: 0.268		1-1 1B			1-2 2B 1B			0-1 B3		4	1	2	1	0	0	1

Inning Stats	R: 0	H: 1	E: 0	K: 0	S: 12	H: 1	LOB: 0	BB: 0	P: 18	R: 3	H: 4	E: 0	K: 1	S: 14	R: 1	H: 2	E: 0	K: 0	S: 13	R: 1	H: 2	E: 0	K: 0	S: 11	R: 0	H: 1	E: 0	K: 0	S: 8	R: 3	H: 4	E: 0	K: 1	S: 17	R: 0	H: 0	E: 0	K: 1	S: 8	R: 0	H: 0	E: 0	K: 0	S: 8	R: 0	H: 0	E: 0	K: 0	S: 4	R: 0	H: 0	E: 0	K: 0	S: 7	1B: 8	2B: 5	3B: 0	HR: 1	SF: 0	SAC: 0	DP: 1	HBP: 1	WP: 0	PB: 0	SB: 0	CS: 1	PA: 41
--------------	------	------	------	------	-------	------	--------	-------	-------	------	------	------	------	-------	------	------	------	------	-------	------	------	------	------	-------	------	------	------	------	------	------	------	------	------	-------	------	------	------	------	------	------	------	------	------	------	------	------	------	------	------	------	------	------	------	------	-------	-------	-------	-------	-------	--------	-------	--------	-------	-------	-------	-------	--------

PITCHER	IP	WLS	BF	H	R	ER	SO	BB	IBB	HBP	BLK	WP	HR	S	P	ERA	WHIP
Roy Smith, R (1, 1) ERA: 4.11	3.2		20	9	5	5	1	1	0	0	0	0	1	47	76	12.27	2.727
Lee Tunnell, R (4, 1) ERA: 6.0	1.2		10	5	3	3	0	0	0	0	0	0	0	23	32	16.20	3.000
Gary Wayne, L (6, 1) ERA: 3.66	2.2	W	8	0	0	0	2	0	0	0	0	0	0	21	32	0.00	0.000
Jeff Reardon, R (9, 1) ERA: 4.5	1.0	S	3	0	0	0	0	0	0	1	0	0	0	4	7	0.00	0.000

BOTTOM

Minnesota Twins @ Cleveland Indians  
Cleveland Municipal Stadium, Cleveland, OH

Thu Jun 22 1989, 7:05 PM EDT  
Att. 8,892 - Unknown

livebaseballscorecards.com

AB	39
R	8
H	14
RBI	8
BB	1
SO	3
LOB	17



Batter	1	2	3	4	5	6	7	8	9	AB R H RBI BB SO LOB	TOP
Jerry Browne, S (1, 4) OBP: 0.343, SLG: 0.393	1-1 2B		1-1 E4			0-3 K		4-2 BB		3 0 1 0 1 1 0	<b>Cleveland Indians @ Texas Rangers</b> Arlington Stadium, Arlington, TX Fri Jun 23 1989, 8:05 PM EDT Att. 25,490 - Unknown - 88 F
Danny Sheaffer, R (1, 10) OBP: 0.167, SLG: 0.091	3-2 G6-3		1-2 F8			0-0 G3-1		2-1 G3		4 0 0 0 0 0 3	
Joe Carter, R (1, 8) OBP: 0.302, SLG: 0.425	3-2 G5-3		3-2 F7			0-2 F8			1-1 F9	4 0 0 0 0 0 2	
Cory Snyder, R (1, 9) OBP: 0.271, SLG: 0.395	4-0 BB				0-0 F8		0-2 F9		0-2 F8	3 0 0 0 1 0 0	
Pete O'Brien, L (1, 3) OBP: 0.397, SLG: 0.464	2-2 P5				0-3 K		2-2 1B		3-2 1B	4 0 2 0 0 1 2	
Brook Jacoby, R (1, 5) OBP: 0.351, SLG: 0.432					2-1 P5		0-0 L7		3-3 K	4 0 1 0 0 1 2	
Dave Hengel, R (1, 7) OBP: 0.150, SLG: 0.158					1-1 F8		1-1 F7			3 0 0 0 0 0 2	
Joel Skinner, R (1, 2) OBP: 0.273, SLG: 0.328					0-1 G3-1				0-2 G5-3	3 0 0 0 0 0 0	
Felix Fermin, R (1, 6) OBP: 0.313, SLG: 0.265					1-2 L8				0-1 G6-3	3 0 0 0 0 0 0	
<b>Inning Stats</b>	R: 0 H: 1 E: 0 LOB: 2 K: 0 BB: 1 S: 14 P: 27	R: 0 H: 1 E: 0 LOB: 0 K: 0 BB: 0 S: 6 P: 10	R: 0 H: 0 E: 1 LOB: 1 K: 0 BB: 0 S: 13 P: 18	R: 0 H: 0 E: 0 LOB: 0 K: 1 BB: 0 S: 6 P: 8	R: 0 H: 0 E: 0 LOB: 0 K: 0 BB: 0 S: 8 P: 10	R: 0 H: 0 E: 0 LOB: 0 K: 1 BB: 0 S: 7 P: 7	R: 0 H: 1 E: 0 LOB: 1 K: 0 BB: 0 S: 9 P: 12	R: 0 H: 0 E: 0 LOB: 1 K: 0 BB: 1 S: 10 P: 16	R: 0 H: 1 E: 0 LOB: 1 K: 1 BB: 0 S: 11 P: 18	1B: 3 SF: 0 2B: 1 SAC: 0 3B: 0 DP: 1 HR: 0 HBP: 0	WP: 0 PA: 33 PB: 0 SB: 0 CS: 0
<b>PITCHER</b> Mike Jeffcoat, L (1, 1) ERA: 2.51	IP WLS BF H R ER SO BB IBB HBP BLK WP HR S P ERA WHIP										

AB	31
R	0
H	4
RBI	0
BB	2
SO	3
LOB	11



Batter	1	2	3	4	5	6	7	8	9	AB R H RBI BB SO LOB
--------	---	---	---	---	---	---	---	---	---	----------------------

<b>Cecil Espy, S</b> OBP: 0.304, SLG: 0.336 (1, 8)	0-0 HR	1-1 F9			0-0 6-3	2-2 F9				4 1 1 1 0 0 4
<b>Sammy Sosa, R</b> OBP: 0.233, SLG: 0.367 (1, 7)	1-0 2B	2-2 CS	1-2 G5-3		1-3 K		0-3 K			4 1 1 0 0 2 0
<b>Rafael Palmeiro, L</b> OBP: 0.388, SLG: 0.450 (1, 3)	2-2 L9		1-2 G1-3		0-0 G3-1		2-1 F7			4 0 0 0 0 0 1
<b>Ruben Sierra, S</b> OBP: 0.371, SLG: 0.585 (1, 9)	2-2 2B		4-1 BB		1-0 1B		0-1 G4-3			3 1 2 1 1 0 0
<b>Julio Franco, R</b> OBP: 0.409, SLG: 0.529 (1, 4)	1-1 F9		2-0 2B		1-2 1B		0-0 SH1-3			4 0 3 0 0 0 1
<b>Mike Stanley, R</b> OBP: 0.244, SLG: 0.150 (1, 10)	1-2 F9		1-1 F8		0-0 G6-4-3		0-0 SH1-3			3 0 0 0 0 0 4
<b>Steve Buechele, R</b> OBP: 0.302, SLG: 0.358 (1, 5)		0-0 F9		1-3 K		1-1 2B		2-3 K		4 1 2 0 0 2 1
<b>Jim Sundberg, R</b> OBP: 0.330, SLG: 0.395 (1, 2)		3-2 G4-3		2-2 L5		4-1 BB		4-1 BB		2 0 0 0 2 0 1
<b>Jeff Kunkel, R</b> OBP: 0.284, SLG: 0.447 (1, 6)		0-2 FC1		3-1 F8		0-0 2B		0-0 FC6-4		4 0 1 1 0 0 3

Inning Stats	R: 2	H: 3	E: 0	K: 0	S: 17	R: 0	H: 1	E: 1	K: 0	S: 11	R: 0	H: 1	E: 0	K: 0	S: 10	R: 0	H: 0	E: 0	K: 1	S: 9	R: 0	H: 0	E: 0	K: 1	S: 5	R: 2	H: 4	E: 0	K: 0	S: 13	R: 0	H: 0	E: 0	K: 1	S: 9	R: 0	H: 1	E: 0	K: 1	S: 7	1B: 4	2B: 5	3B: 0	HR: 1	SF: 0	SAC: 1	DP: 1	HBP: 0	WP: 0	PB: 0	SB: 0	CS: 1	PA: 37
--------------	------	------	------	------	-------	------	------	------	------	-------	------	------	------	------	-------	------	------	------	------	------	------	------	------	------	------	------	------	------	------	-------	------	------	------	------	------	------	------	------	------	------	-------	-------	-------	-------	-------	--------	-------	--------	-------	-------	-------	-------	--------

PITCHER	IP	WLS	BF	H	R	ER	SO	BB	IBB	HBP	BLK	WP	HR	S	P	ERA	WHIP
<b>Scott Bailes, L</b> ERA: 3.51 (1, 1)	5.2	L	26	8	4	4	2	2	0	0	0	0	1	61	97	6.35	1.765
<b>Tim Stoddard, R</b> ERA: 3.45 (6, 1)	2.1		10	2	0	0	2	1	0	0	0	0	0	20	30	0.00	1.286

**BOTTOM**

**Cleveland Indians @ Texas Rangers**  
Arlington Stadium, Arlington, TX  
Fri Jun 23 1989, 8:05 PM EDT  
Att: 25,490 - Unknown - 88 F

[livebaseballscorecards.com](http://livebaseballscorecards.com)

<b>AB</b>	<b>32</b>
<b>R</b>	<b>4</b>
<b>H</b>	<b>10</b>
<b>RBI</b>	<b>3</b>
<b>BB</b>	<b>3</b>
<b>SO</b>	<b>4</b>
<b>LOB</b>	<b>15</b>



Batter	1	2	3	4	5	6	7	8	9	AB R H RBI BB SO LOB	TOP
Jerry Browne, S (1, 4) OBP: 0.338, SLG: 0.387	3-3 K		3-2 P4			2-2 L8		2-1 G3		4 0 0 0 0 1 0	
Dave Clark, L (1, 7) OBP: 0.303, SLG: 0.368	2-3 K			1-2 G4-3		3-3 K		1-2 G4-3		4 0 0 0 0 2 0	
Joe Carter, R (1, 8) OBP: 0.308, SLG: 0.460	0-3 K2-3			1-2 HR		3-1 HR		2-2 HR		4 3 3 3 0 1 0	
Pete O'Brien, L (1, 3) OBP: 0.395, SLG: 0.473		3-2 P4		1-0 HR		2-3 K		0-0 G4-3		4 1 1 1 0 1 0	
Cory Snyder, R (1, 9) OBP: 0.270, SLG: 0.404		2-3 K		1-3 K			1-2 L9		0-0 HR	4 1 1 1 0 2 0	
Mark Salas, L (1, 10) OBP: 0.329, SLG: 0.453		4-2 BB		2-2 L9			1-1 F9		1-0 F9	2 0 0 0 1 0 0 1 0 0 0 0 0 0	
Dave Hengel, R (9, PH) OBP: 0.143, SLG: 0.150											
Brook Jacoby, R (1, 5) OBP: 0.350, SLG: 0.427		1-1 L8			0-3 K		4-0 HR BB		1-3 K	3 1 0 0 1 2 1	AB 33 R 7 H 6 RBI 7 BB 2 SO 10 LOB 1
Andy Allanson, R (1, 2) OBP: 0.258, SLG: 0.259			2-3 K		0-1 L8		1-0 HR		2-2 P6	4 1 1 2 0 1 0	
Felix Fermin, R (1, 6) OBP: 0.309, SLG: 0.261			1-1 G1-3		2-1 L9		1-2 G5-3			3 0 0 0 0 0 0	
<b>Inning Stats</b>	R: 0 H: 0 E: 0 LOB: 0 K: 3 BB: 0 S: 12 P: 17	R: 0 H: 0 E: 0 LOB: 1 K: 1 BB: 1 S: 11 P: 21	R: 0 H: 0 E: 0 LOB: 0 K: 1 BB: 0 S: 12 P: 18	R: 2 H: 2 E: 0 LOB: 0 K: 1 BB: 0 S: 14 P: 20	R: 0 H: 0 E: 0 LOB: 0 K: 1 BB: 0 S: 7 P: 9	R: 1 H: 1 E: 0 LOB: 0 K: 2 BB: 0 S: 13 P: 23	R: 2 H: 1 E: 0 LOB: 0 K: 0 BB: 1 S: 10 P: 18	R: 1 H: 1 E: 0 LOB: 0 K: 1 BB: 0 S: 9 P: 14	R: 1 H: 1 E: 0 LOB: 0 K: 1 BB: 0 S: 8 P: 12	1B: 0 SF: 0 2B: 0 SAC: 0 3B: 0 DP: 0 HR: 6 HBP: 0	WP: 0 PA: 35 PB: 0 SB: 0 CS: 0
<b>PITCHER</b>	IP WLS BF H R ER SO BB IBB HBP BLK WP HR S P ERA WHIP										
Charlie Hough, R (1, 1) ERA: 5.19	7.2 L 30 5 6 6 9 2 0 0 0 0 0 5 87 139 7.04 0.913										
Kenny Rogers, L (8, 1) ERA: 2.7	1.1 5 1 1 1 1 0 0 0 0 0 0 1 9 13 6.75 0.750										

Cleveland Indians @ Texas Rangers  
Arlington Stadium, Arlington, TX

Sat Jun 24 1989, 8:05 PM EDT  
Att. 39,496 - Unknown - 88 F

livebaseballscorecards.com





BOTTOM

Cleveland Indians @ Texas Rangers  
Arlington Stadium, Arlington, TX  
Sat Jun 24 1989, 8:05 PM EDT  
Att: 39,496 - Unknown - 88 F

livebaseballscorecards.com

AB	37
R	3
H	12
RBI	3
BB	2
SO	7
LOB	17



WP:	0	PA:	40
PB:	0		
SB:	0		
CS:	2		

AB R H RBI BB SO LOB

5	0	0	0	0	1	2
5	0	4	0	0	0	0
5	0	1	0	0	0	4
4	2	3	1	0	1	2
4	0	1	1	0	0	3
3	0	0	0	1	1	1
2	0	0	0	1	0	0
1	0	0	0	0	0	1
0	0	0	0	0	0	0
3	0	1	0	0	2	3
1	0	0	0	0	1	0
4	1	2	1	0	1	1

1B:	8	SF:	0
2B:	1	SAC:	0
3B:	1	DP:	0
HR:	2	HBP:	0

Batter	1	2	3	4	5	6	7	8	9
Cecil Espy, S OBP: 0.298, SLG: 0.329 (1, 8)	1-3 K2-3		0-1 FC5-4		0-2 G6-3		3-2 F7		0-0 P6
Sammy Sosa, R OBP: 0.314, SLG: 0.429 (1, 7)	2-2 F8		1-2 CS	1-1 CS 1B	0-0 1B		0-0 1B		0-0 1B
Rafael Palmeiro, L OBP: 0.385, SLG: 0.446 (1, 3)	2-2 L8			1-2 L8 1-2	0-0 1B		0-0 F9		1-0 G4-3
Ruben Sierra, S OBP: 0.376, SLG: 0.604 (1, 9)		0-1 HR		1-1 2B 1B	0-3 K			0-0 3B	
Julio Franco, R OBP: 0.407, SLG: 0.528 (1, 4)		1-2 L9		2-0 BB 2B 1-H	0-0 L9			2-1 G1-3	
Steve Buechele, R OBP: 0.302, SLG: 0.353 (1, 5)		1-1 G6-3		4-1 BB BB		3-2 L9		1-3 K	
Jim Sundberg, R OBP: 0.330, SLG: 0.386 (1, 2)		3-2 F7		4-1 BB BB		0-1 L8		1-1 G4-3	
Rick Leach, L OBP: 0.376, SLG: 0.397 (8, PH)				1-2 BB					
Chad Kreuter, S OBP: 0.197, SLG: 0.203 (9, 2)				2-3 K		2-3 K			
Mike Stanley, R OBP: 0.250, SLG: 0.163 (1, 10)			2-2 FC5-4 1B						2-3 K
Geno Petrali, L OBP: 0.363, SLG: 0.432 (9, PH)									
Jeff Kunkel, R OBP: 0.293, SLG: 0.483 (1, 6)			0-3 K		3-2 HR		1-0 G6-3		3-2 1B

Inning Stats	R: 0	H: 0	E: 0	K: 1	S: 11	R: 1	H: 1	E: 0	K: 0	S: 10	R: 0	H: 1	E: 0	K: 1	S: 11	R: 1	H: 3	E: 0	K: 1	S: 13	R: 1	H: 3	E: 0	K: 1	S: 14	R: 0	H: 0	E: 0	K: 1	S: 10	R: 0	H: 1	E: 0	K: 0	S: 7	R: 0	H: 1	E: 0	K: 1	S: 9	R: 0	H: 2	E: 0	K: 1	S: 10	1B: 8	2B: 1	3B: 1	HR: 2	SF: 0	SAC: 0	DP: 0	HBP: 0	WP: 0	PA: 40
--------------	------	------	------	------	-------	------	------	------	------	-------	------	------	------	------	-------	------	------	------	------	-------	------	------	------	------	-------	------	------	------	------	-------	------	------	------	------	------	------	------	------	------	------	------	------	------	------	-------	-------	-------	-------	-------	-------	--------	-------	--------	-------	--------

PITCHER	IP	WLS	BF	H	R	ER	SO	BB	IBB	HBP	BLK	WP	HR	S	P	ERA	WHIP
Greg Swindell, L ERA: 2.55 (1, 1)	7.0	W	31	10	3	3	5	2	0	0	0	0	0	77	117	3.86	1.714
Doug Jones, R ERA: 2.1 (8, 1)	2.0	S	8	2	0	0	2	0	0	0	0	0	0	18	28	0.00	1.000

Batter	1	2	3	4	5	6	7	8	9	AB R H RBI BB SO LOB	TOP											
Jerry Browne, S (1, 4) OBP: 0.333, SLG: 0.381	0-0 F8			1-1 G4-3		3-2 G4-3			1-2 FC4-6 HR	4 1 0 0 0 0 2												
Dave Clark, L (1, 7) OBP: 0.301, SLG: 0.386	1-3 K			0-0 G4-3			0-0 G3-1		0-2 HR	4 1 1 2 0 1 0												
Joe Carter, R (1, 8) OBP: 0.304, SLG: 0.454	2-0 G5-3			0-3 K			1-0 P4		2-3 K	4 0 0 0 0 2 0												
Pete O'Brien, L (1, 3) OBP: 0.390, SLG: 0.465			0-3 K		0-0 G4-3		3-3 K		1-2 G4-1	4 0 0 0 0 2 0												
Cory Snyder, R (1, 9) OBP: 0.268, SLG: 0.400		2-2 G6-3			2-2 F8			0-1 F9		3 0 0 0 0 0 0												
Mark Salas, L (1, 10) OBP: 0.315, SLG: 0.433		1-0 G3			2-2 F9			0-2 F8		3 0 0 0 0 0 0												
Brook Jacoby, R (1, 5) OBP: 0.353, SLG: 0.432			2-3 K			4-2 SH3-4 BB		3-2 2B		2 0 1 0 1 1 0												
Andy Allanson, R (1, 2) OBP: 0.257, SLG: 0.257			1-0 P3			0-0 SH3-4		2-3 K		1 0 0 0 0 0 0												
Oddibe McDowell, L (8, PH) OBP: 0.292, SLG: 0.293						1-2				1 0 0 0 0 1 1												
Joel Skinner, R (8, 2) OBP: 0.273, SLG: 0.328										0 0 0 0 0 0 0												
Felix Fermin, R (1, 6) OBP: 0.309, SLG: 0.262			1-1 G4-3			0-3 K			0-1 FC4-6 1B	3 0 1 0 0 1 1												
<b>Inning Stats</b>	R: 0 E: 0 K: 1 S: 5	H: 0 LOB: 0 BB: 0 P: 8	R: 0 E: 0 K: 1 S: 8	H: 0 LOB: 0 BB: 0 P: 11	R: 0 E: 0 K: 1 S: 6	H: 0 LOB: 0 BB: 0 P: 10	R: 0 E: 0 K: 1 S: 6	H: 0 LOB: 0 BB: 0 P: 7	R: 0 E: 0 K: 0 S: 8	H: 0 LOB: 0 BB: 0 P: 12	R: 0 E: 0 K: 1 S: 9	H: 0 LOB: 1 BB: 1 P: 16	R: 0 E: 0 K: 1 S: 5	H: 0 LOB: 0 BB: 0 P: 9	R: 0 E: 0 K: 1 S: 12	H: 1 LOB: 1 BB: 0 P: 17	R: 2 E: 0 K: 1 S: 17	H: 2 LOB: 0 BB: 0 P: 21	1B: 1 2B: 1 3B: 0 HR: 1	SF: 0 SAC: 1 DP: 0 HBP: 0	WP: 0 PB: 0 SB: 0 CS: 0	PA: 31
<b>PITCHER</b>	IP WLS BF H R ER SO BB IBB HBP BLK WP HR S P ERA WHIP																					
Nolan Ryan, R (1, 1) ERA: 2.96	8.1 W 29 3 2 2 7 1 0 0 0 0 1 67 99 2.16 0.480																					
Jeff Russell, R (9, 1) ERA: 1.99	0.2 S 2 0 0 0 1 0 0 0 0 0 0 9 12 0.00 0.000																					

Cleveland Indians @ Texas Rangers  
Arlington Stadium, Arlington, TX  
Sun Jun 25 1989, 8:05 PM EDT  
Att. 23,606 - Unknown - 88 F

AB	29
R	2
H	3
RBI	2
BB	1
SO	8
LOB	4





Batter	1	2	3	4	5	6	7	8	9	AB R H RBI BB SO LOB	TOP											
Jerry Browne, S OBP: 0.336, SLG: 0.381 (1, 4)	4-2 S 1B BB	2-2 G4-3		0-0 2-H 1B			0-0 SH1-3		0-0 F9	3 1 1 0 1 0 2												
Oddibe McDowell, L OBP: 0.289, SLG: 0.289 Dave Hengel, R OBP: 0.130, SLG: 0.136 (1, 7) (5, 7)	3-1 F8		0-1 G3		1-3 K		3-2 F9		0-0 F9	3 0 0 0 0 1 1 2 0 0 0 0 0 3												
Joe Carter, R OBP: 0.300, SLG: 0.448 (1, 8)	3-3 K 1-2		1-3 K		3-2 F8		0-1 P3			4 0 0 0 0 2 2												
Pete O'Brien, L OBP: 0.392, SLG: 0.464 (1, 3)	0-0 2-H 1B		2-2 G3		3-0 FC6-4 HBP			2-3 K		3 1 1 1 0 1 0												
Cory Snyder, R OBP: 0.267, SLG: 0.398 (1, 9)	2-2 2-H 1B			1-3 K	2-2 FC6-4			0-0 F9		4 0 1 1 0 1 1												
Dave Clark, L OBP: 0.306, SLG: 0.385 (1, 10)	0-0 1-2 1B		4-2 1B BB			1-3 K		1-2 L7		3 1 1 0 1 1 0												
Brook Jacoby, R OBP: 0.352, SLG: 0.429 (1, 5)	1-1 G5-3		0-0 E 1B SH1-3		0-0 F8		0-0 F8		0-1 G6-3	4 1 1 0 0 0 2	AB 33 R 4 H 9 RBI 4 BB 2 SO 8 LOB 11											
Joel Skinner, R OBP: 0.286, SLG: 0.338 (1, 2)		0-1 G6-3		1-1 E7 SH1-3 1B		2-3 K			0-0 1B	4 0 2 1 0 1 0												
Felix Fermin, R OBP: 0.313, SLG: 0.267 (1, 6)		0-3 K		0-0 SH1-3			1-1 SH1-3 1B		1-1 1B	3 0 2 1 0 1 0												
<b>Inning Stats</b>	R: 2 E: 0 K: 1 S: 15	H: 3 LOB: 2 BB: 1 P: 28	R: 0 E: 0 K: 1 S: 10	H: 0 LOB: 0 BB: 0 P: 12	R: 0 E: 0 K: 1 S: 11	H: 0 LOB: 0 BB: 0 P: 14	R: 2 E: 1 K: 1 S: 11	H: 3 LOB: 2 BB: 1 P: 17	R: 0 E: 0 K: 1 S: 15	H: 0 LOB: 1 BB: 0 P: 24	R: 0 E: 0 K: 2 S: 8	H: 0 LOB: 0 BB: 0 P: 11	R: 0 E: 0 K: 0 S: 8	H: 1 LOB: 1 BB: 0 P: 12	R: 0 E: 0 K: 1 S: 8	H: 0 LOB: 0 BB: 0 P: 11	R: 0 E: 0 K: 0 S: 7	H: 2 LOB: 2 BB: 0 P: 8	1B: 9 2B: 0 3B: 0 HR: 0	SF: 0 SAC: 2 DP: 0 HBP: 1	WP: 0 PB: 0 SB: 1 CS: 0	PA: 38
<b>PITCHER</b>	IP WLS BF H R ER SO BB IBB HBP BLK WP HR S P ERA WHIP																					
Bobby Witt, R ERA: 6.23 (1, 1)	0.2 L 6 3 2 2 1 1 0 0 0 0 0 0 13 25 27.00 6.000																					
Gary Mielke, R ERA: 2.6 (1, 1)	3.1 13 3 2 2 3 1 0 0 0 0 0 0 34 46 5.40 1.200																					
Drew Hall, L ERA: 4.87 (5, 1)	2.1 9 1 0 0 3 0 0 1 0 0 0 0 26 39 0.00 0.429																					
Cecilio Guante, R ERA: 3.8 (7, 1)	2.2 10 2 0 0 1 0 0 0 0 0 0 0 20 27 0.00 0.750																					

Cleveland Indians @ Texas Rangers  
Arlington Stadium, Arlington, TX  
Mon Jun 26 1989, 8:05 PM EDT  
Att. 17,676 - Unknown

livebaseballscorecards.com



BOTTOM

Cleveland Indians @ Texas Rangers  
Arlington Stadium, Arlington, TX  
Mon Jun 26 1989, 8:05 PM EDT  
Att. 17,676 - Unknown

livebaseballscorecards.com

AB	32
R	3
H	7
RBI	3
BB	1
SO	3
LOB	9



WP:	0	PA:	35
PB:	0	SB:	0
CS:	0		

AB R H RBI BB SO LOB

4 0 2 0 0 0 0

4 0 0 0 0 2 4

4 0 1 1 0 0 0

3 1 1 0 0 0 0

4 0 1 0 0 0 1

0 0 0 0 0 0 0

2 0 0 0 0 0 1

1 0 0 0 0 0 0

4 1 1 1 0 0 1

4 1 1 1 0 0 1

2 0 0 0 1 1 1

1B: 6 SF: 0  
2B: 1 SAC: 1  
3B: 0 DP: 0  
HR: 0 HBP: 1

Batter	1	2	3	4	5	6	7	8	9
<b>Cecil Espy, S</b> (1, 8) OBP: 0.304, SLG: 0.335	2-2 F6		0-2 L9		0-0 1B		0-1 E5		
<b>Sammy Sosa, R</b> (1, 7) OBP: 0.262, SLG: 0.357	0-3 K		2-0 G6-3		0-3 K		0-2 G5-3		
<b>Rafael Palmeiro, L</b> (1, 3) OBP: 0.385, SLG: 0.442	1-0 F7			0-0 G4-3	2-1 1B			1-1 G6-3	
<b>Ruben Sierra, S</b> (1, 9) OBP: 0.379, SLG: 0.607		1-2 SH1-3 G4-3 HBP		2-2 FC6-4 1B		1-0 G4-3		0-1 F9	
<b>Julio Franco, R</b> (1, 4) OBP: 0.410, SLG: 0.522		0-0 G4-3 SH1-3 1B		0-1 FC6-4 1-2f		1-0 G6-3		2-2 G6-3	
<b>Geno Petralli, L</b> (1, 2) OBP: 0.360, SLG: 0.426		0-1 SH1-3		1-0 P2		0-0 G4-3		1-1 G4-3	
<b>Chad Kreuter, S</b> (4, PH) OBP: 0.191, SLG: 0.197									
<b>Mike Stanley, R</b> (9, PH) OBP: 0.245, SLG: 0.159		1-2 2-3							
<b>Rick Leach, L</b> (1, 10) OBP: 0.362, SLG: 0.387		2-2 G4-3 2-3 3-H			1-0 1B 2B		0-2 G3		1-1 G1-3
<b>Steve Buechele, R</b> (1, 5) OBP: 0.304, SLG: 0.351		2-2 F7			2-1 1B 1B		0-0 F8		2-2 G6-3
<b>Jeff Kunkel, R</b> (1, 6) OBP: 0.296, SLG: 0.468			1-1 G6-3		2-3 K		4-2 E 1B BB		

Inning Stats	R: 0	H: 0	E: 0	K: 1	S: 7	R: 1	H: 1	E: 0	K: 0	S: 12	R: 0	H: 0	E: 0	K: 0	S: 6	R: 0	H: 1	E: 0	K: 0	S: 7	R: 2	H: 4	E: 0	K: 2	S: 12	R: 0	H: 0	E: 0	K: 0	S: 3	R: 0	H: 1	E: 1	K: 0	S: 11	R: 0	H: 0	E: 0	K: 0	S: 7	R: 0	H: 0	E: 0	K: 0	S: 8	R: 0	H: 0	E: 0	K: 0	S: 8	1B: 6	SF: 0	2B: 1	SAC: 1	3B: 0	DP: 0	HR: 0	HBP: 1
--------------	------	------	------	------	------	------	------	------	------	-------	------	------	------	------	------	------	------	------	------	------	------	------	------	------	-------	------	------	------	------	------	------	------	------	------	-------	------	------	------	------	------	------	------	------	------	------	------	------	------	------	------	-------	-------	-------	--------	-------	-------	-------	--------

PITCHER	IP	WLS	BF	H	R	ER	SO	BB	IBB	HBP	BLK	WP	HR	S	P	ERA	WHIP
<b>John Farrell, R</b> (1, 1) ERA: 4.39	6.2	W	27	6	3	3	3	1	0	1	0	0	0	53	80	4.05	1.050
<b>Doug Jones, R</b> (7, 1) ERA: 1.95	2.1	S	8	1	0	0	0	0	0	0	0	0	0	20	27	0.00	0.429

PITCHER	IP	WLS	BF	H	R	ER	SO	BB	IBB	HBP	BLK	WP	HR	S	P	ERA	WHIP
---------	----	-----	----	---	---	----	----	----	-----	-----	-----	----	----	---	---	-----	------

Batter	1	2	3	4	5	6	7	8	9	10	AB	R	H	RBI	BB	SO	LOB
Dick Schofield, R OBP: 0.255, SLG: 0.268 (1, 6)	1-2 G5-3		1-1 L4		2-2 F8			1-1 E8 1B		1-1 L9	5	0	1	0	0	0	0
Johnny Ray, S OBP: 0.303, SLG: 0.360 (1, 4)	4-1 BB		1-2 1B		2-1 P6			0-2 F8		2-2 G4-3	4	0	1	0	1	0	1
Devon White, S OBP: 0.304, SLG: 0.459 (1, 8)	1-2 F7		1-2 P4			3-2 G6-3		1-3 K		1-2 F8	5	0	0	0	0	1	3
Wally Joyner, L OBP: 0.336, SLG: 0.375 (1, 3)	1 SAFE 2-2 F7			0-1 G3		1-2 G6-3			0-1 G6-3			4	0	0	0	0	1
Brian Downing, R OBP: 0.372, SLG: 0.441 (1, 10)		2-3 K		2-2 G6-3		2-1 G5-3			4-1 1B BB			3	0	0	0	1	1
Chili Davis, S OBP: 0.314, SLG: 0.391 (1, 7)		0-0 HR		0-2 1B			1-2 G6-3		0-3 K			4	1	2	1	0	1
Tony Armas, R OBP: 0.370, SLG: 0.577 (1, 9)		2-2 F8		1-0 1B FC5-4			1-3 K		2-2 1B			4	0	2	0	0	1
Lance Parrish, R OBP: 0.314, SLG: 0.397 (1, 2)		0-0 G6-3		1-1 1B FC5-4			2-2 F9		2-2 F7			4	0	0	0	0	4
Jack Howell, L OBP: 0.323, SLG: 0.405 (1, 5)			0-0 P6		0-0 P3			2-1 L4		1-1 HR	4	1	1	1	0	0	0

Inning Stats	R: 0	H: 0	E: 0	K: 0	S: 11	LOB: 1	BB: 1	P: 19	R: 1	H: 1	E: 0	K: 1	S: 9	LOB: 0	BB: 0	P: 13	R: 0	H: 1	E: 0	K: 0	S: 9	LOB: 1	BB: 0	P: 12	R: 0	H: 2	E: 0	K: 0	S: 11	LOB: 2	BB: 0	P: 15	R: 0	H: 0	E: 0	K: 0	S: 6	LOB: 0	BB: 0	P: 10	R: 0	H: 0	E: 0	K: 0	S: 9	LOB: 0	BB: 0	P: 15	R: 0	H: 0	E: 0	K: 1	S: 13	LOB: 0	BB: 0	P: 17	R: 0	H: 1	E: 1	K: 1	S: 11	LOB: 1	BB: 0	P: 15	R: 0	H: 1	E: 0	K: 1	S: 13	LOB: 2	BB: 1	P: 21	R: 1	H: 1	E: 0	K: 0	S: 12	LOB: 0	BB: 0	P: 17	1B: 5	SF: 0	2B: 0	SAC: 0	3B: 0	DP: 0	HR: 2	HBP: 0	WP: 0	PA: 39
--------------	------	------	------	------	-------	--------	-------	-------	------	------	------	------	------	--------	-------	-------	------	------	------	------	------	--------	-------	-------	------	------	------	------	-------	--------	-------	-------	------	------	------	------	------	--------	-------	-------	------	------	------	------	------	--------	-------	-------	------	------	------	------	-------	--------	-------	-------	------	------	------	------	-------	--------	-------	-------	------	------	------	------	-------	--------	-------	-------	------	------	------	------	-------	--------	-------	-------	-------	-------	-------	--------	-------	-------	-------	--------	-------	--------

PITCHER	IP	WLS	BF	H	R	ER	SO	BB	IBB	HBP	BLK	WP	HR	S	P	ERA	WHIP
Bud Black, L ERA: 3.61 (1, 1)	7.1		28	5	1	1	2	1	0	0	0	0	1	72	108	1.23	0.818
Jesse Orosco, L ERA: 2.3 (8, 1)	1.2		7	1	0	0	2	1	0	0	0	0	0	20	29	0.00	1.200
Neil Allen, R ERA: 9.0 (10, 1)	1.0	L	4	1	1	1	0	0	0	0	0	0	1	12	17	9.00	1.000


**TOP**

**California Angels @ Cleveland Indians**  
Cleveland Municipal Stadium, Cleveland, OH

Tue Jun 27 1989, 7:05 PM EDT  
Att. 17,281 - Unknown

[livebaseballscorecards.com](http://livebaseballscorecards.com)

<b>AB</b>	<b>37</b>
<b>R</b>	<b>2</b>
<b>H</b>	<b>7</b>
<b>RBI</b>	<b>2</b>
<b>BB</b>	<b>2</b>
<b>SO</b>	<b>4</b>
<b>LOB</b>	<b>10</b>



BOTTOM

California Angels @ Cleveland Indians  
Cleveland Municipal Stadium, Cleveland, OH

Tue Jun 27 1989, 7:05 PM EDT  
Att: 17,281 - Unknown

livebaseballscorecards.com

AB	37
R	1
H	9
RBI	1
BB	3
SO	8
LOB	19



WP	2	PA	41
PB	0		
SB	0		
CS	0		

AB R H RBI BB SO LOB

5	1	3	0	0	0	2
1	0	1	0	0	0	0
3	0	1	0	1	1	1
4	0	1	0	1	1	3
4	0	1	1	0	0	2
5	0	0	0	0	3	6
4	0	1	0	0	3	2
4	0	0	0	0	0	1
4	0	1	0	0	0	1
2	0	0	0	1	0	1
1	0	0	0	0	0	0
0	0	0	0	0	0	0

1B	8	SF	1
2B	1	SAC	0
3B	0	DP	1
HR	0	HBP	0

Batter	1	2	3	4	5	6	7	8	9	10														
Jerry Browne, S OBP: 0.340, SLG: 0.385 (1, 4)																								
Oddibe McDowell, L OBP: 0.292, SLG: 0.292 (1, 7)																								
Dave Hengel, R OBP: 0.185, SLG: 0.160 (2, 7)																								
Joe Carter, R OBP: 0.302, SLG: 0.446 (1, 8)																								
Pete O'Brien, L OBP: 0.389, SLG: 0.461 (1, 3)																								
Cory Snyder, R OBP: 0.263, SLG: 0.391 (1, 9)																								
Dave Clark, L OBP: 0.305, SLG: 0.388 (1, 10)																								
Brook Jacoby, R OBP: 0.347, SLG: 0.422 (1, 5)																								
Joel Skinner, R OBP: 0.284, SLG: 0.333 (1, 2)																								
Felix Fermin, R OBP: 0.314, SLG: 0.265 (1, 6)																								
Mark Salas, L OBP: 0.311, SLG: 0.426 (9, PH)																								
Luis Aguayo, R OBP: 0.250, SLG: 0.171 (10, 6)																								
Inning Stats	R: 1 E: 0 K: 1 S: 10	H: 3 LOB: 2 BB: 0 P: 13	R: 0 E: 0 K: 0 S: 7	H: 1 LOB: 0 BB: 0 P: 10	R: 0 E: 0 K: 1 S: 16	H: 2 LOB: 2 BB: 0 P: 21	R: 0 E: 0 K: 0 S: 11	H: 1 LOB: 1 BB: 1 P: 20	R: 0 E: 0 K: 1 S: 10	H: 0 LOB: 0 BB: 0 P: 14	R: 0 E: 0 K: 2 S: 8	H: 0 LOB: 0 BB: 0 P: 13	R: 0 E: 0 K: 1 S: 14	H: 1 LOB: 2 BB: 1 P: 22	R: 0 E: 0 K: 1 S: 8	H: 0 LOB: 0 BB: 0 P: 12	R: 0 E: 0 K: 0 S: 7	H: 0 LOB: 0 BB: 0 P: 10	R: 0 E: 0 K: 1 S: 12	H: 1 LOB: 2 BB: 1 P: 21	1B: 8 2B: 1 3B: 0 HR: 0	SF: 1 SAC: 0 DP: 1 HBP: 0	WP: 2 PB: 0 SB: 0 CS: 0	PA: 41
PITCHER	IP	WLS	BF	H	R	ER	SO	BB	IBB	HBP	BLK	WP	HR	S	P	ERA	WHIP							
Bert Blyleven, R ERA: 2.3 (1, 1)	6.2		29	8	1	1	5	2	0	0	0	0	0	73	108	1.35	1.500							
Rich Monteleone, R ERA: 0.59 (7, 1)	2.1	W	8	1	0	0	2	0	0	0	0	1	0	20	29	0.00	0.429							
Bryan Harvey, R ERA: 3.51 (10, 1)	1.0	S	4	0	0	0	1	1	0	0	0	1	0	10	19	0.00	1.000							

Batter	1	2	3	4	5	6	7	8	9	AB R H RBI BB SO LOB	TOP	
Dick Schofield, R (1, 6) OBP: 0.255, SLG: 0.267	0-0 F7			2-1 G6-3		2-2 G4-3			3-2 FC6-4 1B	4 0 1 0 0 0 0		
Johnny Ray, S (1, 4) OBP: 0.302, SLG: 0.358	0-3 K			3-1 E S 1B			1-2 P3		1-0 F7	4 0 1 0 0 1 1		
Devon White, S (1, 8) OBP: 0.301, SLG: 0.453	2-3 K			0-0 L7			2-2 G5-3		0-2 FC6-4 1B 1-2f	4 0 0 0 0 1 2		
Wally Joyner, L (1, 3) OBP: 0.338, SLG: 0.376			0-1 F8				0-0 FC6-4 1B		0-1 FC6-4 1B 1-3	4 0 2 0 0 1 1		
Brian Downing, R (1, 10) OBP: 0.370, SLG: 0.438			0-2 P2		2-2 FC6-4 1B		1-1 FC6-4 1-2f		0-0 L6	4 0 1 0 0 0 3		
Chili Davis, S (1, 7) OBP: 0.310, SLG: 0.386			0-0 G3		0-1 FC6-4 1-2f G6-3			0-1 G4-3		3 0 0 0 0 0 1		
Tony Armas, R (1, 9) OBP: 0.400, SLG: 0.690			0-0 G6-4-3 1B		0-2 G6-3 1-2f			1-1 HR		3 1 2 1 0 0 1		
Lance Parrish, R (1, 2) OBP: 0.310, SLG: 0.392			3-2 G6-4-3 1-2f			2-1 L7		2-2 P4		3 0 0 0 0 0 1		
Jack Howell, L (1, 5) OBP: 0.319, SLG: 0.399			1-0 L3			3-1 F8		1-0 P5		3 0 0 0 0 0 0		
<b>Inning Stats</b>	R: 0 E: 0 K: 2 S: 7 H: 0 LOB: 0 BB: 0 P: 9	R: 0 E: 0 K: 0 S: 6 H: 0 LOB: 0 BB: 0 P: 6	R: 0 E: 0 K: 0 S: 6 H: 1 LOB: 0 BB: 0 P: 10	R: 0 E: 0 K: 1 S: 8 H: 1 LOB: 1 BB: 0 P: 15	R: 0 E: 0 K: 0 S: 8 H: 1 LOB: 0 BB: 0 P: 10	R: 0 E: 0 K: 0 S: 8 H: 0 LOB: 0 BB: 0 P: 15	R: 0 E: 0 K: 0 S: 9 H: 1 LOB: 1 BB: 0 P: 13	R: 1 E: 0 K: 0 S: 8 H: 1 LOB: 0 BB: 0 P: 12	R: 0 E: 0 K: 0 S: 13 H: 2 LOB: 2 BB: 0 P: 17	1B: 6 2B: 0 3B: 0 HR: 1 SF: 0 SAC: 0 DP: 2 HBP: 0	WP: 0 PB: 0 SB: 1 CS: 0 PA: 32	
<b>PITCHER</b>	IP WLS BF H R ER SO BB IBB HBP BLK WP HR S P ERA WHIP											
Scott Bailes, L (1, 1) ERA: 3.18	8.0 W 27 5 1 1 3 0 0 0 0 0 0 1 60 90 1.12 0.625											
Doug Jones, R (9, 1) ERA: 1.89	1.0 S 5 2 0 0 0 0 0 0 0 0 0 0 13 17 0.00 2.000											

California Angels @ Cleveland Indians  
Cleveland Municipal Stadium, Cleveland, OH  
Wed Jun 28 1989, 7:05 PM EDT  
Att. 11,211 - Sunny

livebaseballscorecards.com

AB	32
R	1
H	7
RBI	1
BB	0
SO	3
LOB	10





Batter	1	2	3	4	5	6	7	8	9
<b>Jerry Browne, S</b> OBP: 0.342, SLG: 0.386 (1, 4)	1-1 PB SH5-4 1B	1-2 F9			1-1 G6-3			0-0 WP G5-3 1-2 1B	
<b>Danny Sheaffer, R</b> OBP: 0.133, SLG: 0.071 (1, 7)	1-1 SH5-4 1-2		1-0 F9			0-2 G5-3		1-2 G5-3 1-2 2-3	
<b>Joe Carter, R</b> OBP: 0.298, SLG: 0.440 (1, 8)	1-3 K 2-3		1-0 F9			0-0 F7		2-1 F8 2-3 3-H	
<b>Pete O'Brien, L</b> OBP: 0.388, SLG: 0.457 (1, 3)	4-0 1B BB		0-0 L8			2-1 P2			
<b>Cory Snyder, R</b> OBP: 0.264, SLG: 0.390 (1, 9)	0-1 1-3 3-H 1B			2-3 K			2-2 F9		
<b>Brook Jacoby, R</b> OBP: 0.344, SLG: 0.417 (1, 10)			0-0 F9		1-2 L6		1-2 P2		
<b>Luis Aguayo, R</b> OBP: 0.235, SLG: 0.159 (1, 5)			0-3 K		2-2 F9		0-0 P6		
<b>Joel Skinner, R</b> OBP: 0.286, SLG: 0.324 (1, 2)			4-1 BB BB		0-0 F9			2-2 G4-3	
<b>Felix Fermin, R</b> OBP: 0.318, SLG: 0.267 (1, 6)			4-2 1-2 BB		0-0 G6-3			0-1 G5-3 WP 1B 1B	

Inning Stats	R: 1	H: 2	E: 0	LOB: 2	K: 1	P: 18	R: 0	H: 0	E: 0	LOB: 2	K: 1	P: 20	R: 0	H: 0	E: 0	LOB: 0	K: 0	P: 5	R: 0	H: 0	E: 0	LOB: 0	K: 0	P: 5	R: 0	H: 0	E: 0	LOB: 0	K: 0	P: 9	R: 0	H: 0	E: 0	LOB: 0	K: 0	P: 10	R: 1	H: 2	E: 0	LOB: 1	K: 0	P: 16		
	11	18	11	20	11	20	11	20	11	20	11	20	11	20	11	20	11	20	11	20	11	20	11	20	11	20	11	20	11	20	11	20	11	20	11	20	11	20	11	20	11	20	11	20

PITCHER	IP	WLS	BF	H	R	ER	SO	BB	IBB	HBP	BLK	WP	HR	S	P	ERA	WHIP
<b>Jim Abbott, L</b> ERA: 3.86 (1, 1)	7.2	L	29	4	2	2	3	3	0	0	0	0	0	62	94	2.35	0.913
<b>Willie Fraser, R</b> ERA: 3.44 (8, 1)	0.1		1	0	0	0	0	0	0	0	0	1	0	2	4	0.00	0.000

**BOTTOM**

AB	R	H	RBI	BB	SO	LOB
4	1	2	0	0	0	2
3	0	0	0	0	0	2
4	0	0	0	0	1	2
2	0	0	0	1	0	0
3	0	1	1	0	1	0
3	0	0	0	0	0	0
3	0	0	0	0	1	0
2	0	0	0	1	0	0
2	1	1	0	1	0	0

<b>AB</b>	<b>26</b>
<b>R</b>	<b>2</b>
<b>H</b>	<b>4</b>
<b>RBI</b>	<b>1</b>
<b>BB</b>	<b>3</b>
<b>SO</b>	<b>3</b>
<b>LOB</b>	<b>6</b>



WP	PA
1	30

livebaseballscorecards.com

**California Angels @ Cleveland Indians**  
**Cleveland Municipal Stadium, Cleveland, OH**  
 Wed Jun 28 1989, 7:05 PM EDT  
 Att. 11,211 - Sunny

Batter	1	2	3	4	5	6	7	8	9	AB R H RBI BB SO LOB	TOP
Rickey Henderson, R OBP: 0.404, SLG: 0.367 (1, 7)	2-2 CS 1B		2-2 F9		4-2 S 1B 1-2 2-3 1B BB		0-0 F9	0-1 L9		4 1 1 0 1 0 1	
Tony Phillips, S OBP: 0.377, SLG: 0.390 (1, 4)	2-2 L8		3-1 3B		3-2 SF8		2-1 G5-3		1-1 F7	4 0 1 1 0 0 1	
Dave Henderson, R OBP: 0.323, SLG: 0.375 (1, 8)	2-2 1-2 1B		3-1 L9		2-0 1-2 1B		1-1 2B 1B		1-0 P5	5 1 3 1 0 0 1	
Mark McGwire, R OBP: 0.331, SLG: 0.480 (1, 3)	2-3 K			0-0 L5	1-2 1-2 2-H 1B		1-1 1-3 1B 2B		2-3 K	5 1 2 1 0 2 1	
Carney Lansford, R OBP: 0.411, SLG: 0.431 (1, 5)		1-1 BLK 1B		1-0 F9	1-1 FC6-4 1-2f		2-2 2-H 3-H 1B			4 0 2 2 0 0 2	
Terry Steinbach, R OBP: 0.357, SLG: 0.404 (1, 10)		0-3 K		1-1 F8		1-2 G4-3 SH1-4 1B		1-3 K		4 0 1 0 0 2 2	
Lance Blankenship, R OBP: 0.232, SLG: 0.299 (1, 9)		1-0 L5			2-3 K	1-1 SH1-4		1-0 F8		3 0 0 0 0 1 1	
Ron Hassey, L OBP: 0.283, SLG: 0.385 (1, 2)		1-0 F9			1-0 BB 1B SF8 1B	0-1 G4-3		0-0 G5-3		4 1 1 0 0 0 2	
Mike Gallego, R OBP: 0.336, SLG: 0.352 (1, 6)			1-1 G5-3		1-2 SF8 1B 1B	2-3 K		4-2 BB		3 1 1 0 1 1 1	
<b>Inning Stats</b>	R: 0 H: 2 E: 0 LOB: 1 K: 1 BB: 0 S: 14 P: 21	R: 0 H: 1 E: 0 LOB: 1 K: 1 BB: 0 S: 7 P: 10	R: 0 H: 1 E: 0 LOB: 1 K: 0 BB: 0 S: 10 P: 19	R: 0 H: 0 E: 0 LOB: 0 K: 0 BB: 0 S: 4 P: 6	R: 3 H: 4 E: 0 LOB: 2 K: 1 BB: 1 S: 23 P: 38	R: 0 H: 1 E: 0 LOB: 1 K: 1 BB: 0 S: 12 P: 16	R: 2 H: 3 E: 0 LOB: 1 K: 1 BB: 0 S: 13 P: 20	R: 0 H: 0 E: 0 LOB: 1 K: 0 BB: 1 S: 7 P: 12	R: 0 H: 0 E: 0 LOB: 0 K: 1 BB: 0 S: 8 P: 12	1B: 10 SF: 1 2B: 1 SAC: 1 3B: 1 DP: 0 HR: 0 HBP: 0	WP: 0 PA: 40 PB: 0 SB: 1 CS: 1
<b>PITCHER</b>	IP WLS BF H R ER SO BB IBB HBP BLK WP HR S P ERA WHIP										
Greg Swindell, L ERA: 2.77 (1, 1)	6.2 L 31 11 5 5 4 1 0 0 0 1 0 0 77 121 6.75 1.800										
Tim Stoddard, R ERA: 2.84 (7, 1)	2.1 9 1 0 0 2 1 0 0 0 0 0 0 21 33 0.00 0.857										

Oakland Athletics @ Cleveland Indians  
Cleveland Municipal Stadium, Cleveland, OH  
Fri Jun 30 1989, 7:05 PM EDT  
Att. 27,435 - Unknown - 64 F

livebaseballscorecards.com

AB	36
R	5
H	12
RBI	5
BB	2
SO	6
LOB	12



Batter	1	2	3	4	5	6	7	8	9	AB R H RBI BB SO LOB
Jerry Browne, S OBP: 0.350, SLG: 0.393 (1, 4)	3-2 2B		4-0 BB	0-0 P5			4-2 BB		0-0 1B	3 0 2 0 2 0 3
Dave Clark, L OBP: 0.302, SLG: 0.377 (1, 7)	1-0 L3		4-2 BB 1B	1-1 G4-6-3			0-1 FC4-6		1-3 K	4 0 0 0 1 1 7
Joe Carter, R OBP: 0.299, SLG: 0.441 (1, 8)	0-0 L7		0-0 L9				1-1 L9		4-1 BB	4 0 1 0 1 0 3
Pete O'Brien, L OBP: 0.385, SLG: 0.453 (1, 3)	1-3 K		2-2 BB 1B			0-0 F7	2-1 F8		0-2 F7	5 0 1 0 0 1 6
Cory Snyder, R OBP: 0.263, SLG: 0.386 (1, 9)		2-3 K	4-2 BB			1-3 K		2-3 K		3 0 0 0 1 3 1
Mark Salas, L OBP: 0.295, SLG: 0.403 (1, 10)		1-1 G6-3	1-2 P6			0-1 G3		1-0 P4		4 0 0 0 0 0 4
Brook Jacoby, R OBP: 0.346, SLG: 0.418 (1, 5)		0-1 BB 1B		0-1 1B 1B		3-1 P6		3-2 G4-3		4 0 2 0 0 0 0
Joel Skinner, R OBP: 0.309, SLG: 0.338 (1, 2)		4-0 BB	1-0 1B	1-2 1B		3-3 K		2-2 BB 1B		3 0 2 0 1 1 0
Felix Fermin, R OBP: 0.317, SLG: 0.267 (1, 6)		0-0 L9		0-0 G4-6-3		1-1 G5-3		3-2 F9		4 0 1 0 0 0 3

Inning Stats	R: 0	H: 1	E: 0	K: 1	S: 10	R: 0	H: 1	E: 0	K: 1	S: 9	R: 0	H: 1	E: 0	K: 0	S: 12	R: 0	H: 3	E: 0	K: 0	S: 7	R: 0	H: 1	E: 0	K: 1	S: 8	R: 0	H: 0	E: 0	K: 1	S: 7	R: 0	H: 0	E: 0	K: 0	S: 8	R: 0	H: 0	E: 0	K: 1	S: 7	R: 0	H: 0	E: 0	K: 1	S: 7	R: 0	H: 2	E: 0	K: 1	S: 19	1B: 7	2B: 2	3B: 0	HR: 0	SF: 0	SAC: 0	DP: 1	HBP: 0	WP: 1	PB: 0	SB: 0	CS: 1	PA: 40
--------------	------	------	------	------	-------	------	------	------	------	------	------	------	------	------	-------	------	------	------	------	------	------	------	------	------	------	------	------	------	------	------	------	------	------	------	------	------	------	------	------	------	------	------	------	------	------	------	------	------	------	-------	-------	-------	-------	-------	-------	--------	-------	--------	-------	-------	-------	-------	--------

PITCHER	IP	WLS	BF	H	R	ER	SO	BB	IBB	HBP	BLK	WP	HR	S	P	ERA	WHIP
Bob Welch, R ERA: 2.66 (1, 1)	5.0	W	24	7	0	0	3	4	0	0	0	0	0	46	76	0.00	2.200
Gene Nelson, R ERA: 3.05 (6, 1)	3.2		15	2	0	0	3	2	0	0	0	1	0	38	68	0.00	1.091
Rick Honeycutt, L ERA: 1.98 (9, 1)	0.1	S	1	0	0	0	0	0	0	0	0	0	0	3	3	0.00	0.000

BOTTOM

Oakland Athletics @ Cleveland Indians  
Cleveland Municipal Stadium, Cleveland, OH

Fri Jun 30 1989, 7:05 PM EDT  
Att: 27,435 - Unknown - 64 F

livebaseballscorecards.com

AB	34
R	0
H	9
RBI	0
BB	6
SO	6
LOB	27



Oakland Athletics @ Cleveland Indians  
Cleveland Municipal Stadium, Cleveland, OH

Sat Jul 01 1989, 7:05 PM EDT  
Att. 18,826 - Unknown

livebaseballscorecards.com

AB	35
R	6
H	9
RBI	4
BB	6
SO	4
LOB	13



WP:	0	PA:	41
PB:	1		
SB:	1		
CS:	0		

Batter	1	2	3	4	5	6	7	8	9	AB	R	H	RBI	BB	SO	LOB
Tony Phillips, S OBP: 0.377, SLG: 0.397 (1, 7) (6, 6)	1-3 K		2-1 G4-3		4-1 1B BB	1-0 L8		0-0 3B		4	1	1	0	1	1	1
Dave Henderson, R OBP: 0.321, SLG: 0.372 (1, 8) (6, 6)	2-2 G1-3		3-2 F8		1-3 K	2-2 2-H 1B		2-3 K		5	0	1	1	0	2	2
Dave Parker, L OBP: 0.310, SLG: 0.446 (1, 10) (6, 6)	2-2 F8		2-1 1B		2-2 1B 1B	1-2 F8			1-1 G3-1	5	0	2	0	0	0	1
Mark McGwire, R OBP: 0.332, SLG: 0.476 (1, 3) (6, 6)		4-2 BB PB 1B BB		0-0 P6		1-0 1-2 3-H 1B		0-0 F9	2-2 P6	4	1	1	1	1	0	1
Carney Lansford, R OBP: 0.407, SLG: 0.424 (1, 5) (6, 6)		4-2 1B BB G6-3 BB		2-2 F8	2-0 L9		3-1 P4		1-1 G1-3	4	1	0	0	1	0	2
Glenn Hubbard, R OBP: 0.333, SLG: 0.374 (1, 4) (6, 6)		4-2 G6-3 1B BB		1-1 P6		2-1 G4-3 1B 2B	4-2 BB			2	1	1	0	2	0	0
Terry Steinbach, R OBP: 0.359, SLG: 0.406 (1, 2) (6, 6)		2-2 G6-3 1B		0-0 FC6-4 1B		1-1 G4-3	1-2 G5-3			4	0	2	1	0	0	2
Stan Javier, S OBP: 0.331, SLG: 0.341 (1, 9) (6, 6)		1-0 G6-3		1-2 FC6-4		4-2 1B E BB		3-1 F8		3	1	0	0	1	0	3
Mike Gallego, R OBP: 0.333, SLG: 0.349 Rickey Henderson, R OBP: 0.404, SLG: 0.368 (6, PH) (6, 7)		0-0 F8		0-0 F8		0-0 E8 1B		0-3 K		2	0	0	0	0	0	1
										2	1	1	1	0	1	0

Batter	1	2	3	4	5	6	7	8	9
Tony Phillips, S OBP: 0.377, SLG: 0.397 (1, 7) (6, 6)	1-3 K		2-1 G4-3		4-1 1B BB	1-0 L8		0-0 3B	
Dave Henderson, R OBP: 0.321, SLG: 0.372 (1, 8) (6, 6)	2-2 G1-3		3-2 F8		1-3 K	2-2 2-H 1B		2-3 K	
Dave Parker, L OBP: 0.310, SLG: 0.446 (1, 10) (6, 6)	2-2 F8		2-1 1B		2-2 1B 1B	1-2 F8			1-1 G3-1
Mark McGwire, R OBP: 0.332, SLG: 0.476 (1, 3) (6, 6)		4-2 BB PB 1B BB		0-0 P6		1-0 1-2 3-H 1B		0-0 F9	2-2 P6
Carney Lansford, R OBP: 0.407, SLG: 0.424 (1, 5) (6, 6)		4-2 1B BB G6-3 BB		2-2 F8	2-0 L9		3-1 P4		1-1 G1-3
Glenn Hubbard, R OBP: 0.333, SLG: 0.374 (1, 4) (6, 6)		4-2 G6-3 1B BB		1-1 P6		2-1 G4-3 1B 2B	4-2 BB		
Terry Steinbach, R OBP: 0.359, SLG: 0.406 (1, 2) (6, 6)		2-2 G6-3 1B		0-0 FC6-4 1B		1-1 G4-3	1-2 G5-3		
Stan Javier, S OBP: 0.331, SLG: 0.341 (1, 9) (6, 6)		1-0 G6-3		1-2 FC6-4		4-2 1B E BB		3-1 F8	
Mike Gallego, R OBP: 0.333, SLG: 0.349 Rickey Henderson, R OBP: 0.404, SLG: 0.368 (6, PH) (6, 7)		0-0 F8		0-0 F8		0-0 E8 1B		0-3 K	

Inning Stats	R: 0	H: 0	E: 0	K: 1	S: 9	P: 14	R: 2	H: 1	E: 0	K: 0	S: 17	P: 32	R: 0	H: 1	E: 0	K: 0	S: 8	P: 15	R: 0	H: 1	E: 0	K: 0	S: 10	P: 14	R: 1	H: 2	E: 0	K: 1	S: 10	P: 20	R: 3	H: 3	E: 0	K: 0	S: 14	P: 25	R: 0	H: 0	E: 0	K: 0	S: 9	P: 17	R: 0	H: 1	E: 0	K: 2	S: 10	P: 15	R: 0	H: 0	E: 0	K: 0	S: 7	P: 11	1B: 7	2B: 1	3B: 1	HR: 0	SF: 0	SAC: 0	DP: 1	HBP: 0	WP: 0	PA: 41
--------------	------	------	------	------	------	-------	------	------	------	------	-------	-------	------	------	------	------	------	-------	------	------	------	------	-------	-------	------	------	------	------	-------	-------	------	------	------	------	-------	-------	------	------	------	------	------	-------	------	------	------	------	-------	-------	------	------	------	------	------	-------	-------	-------	-------	-------	-------	--------	-------	--------	-------	--------

PITCHER	IP	WLS	BF	H	R	ER	SO	BB	IBB	HBP	BLK	WP	HR	S	P	ERA	WHIP
Tom Candiotti, R ERA: 3.8 (1, 1)	1.0		5	0	2	2	1	2	0	0	0	0	0	14	27	18.00	2.000
Rich Yett, R ERA: 5.14 (2, 1)	4.1	L	22	7	4	3	1	3	0	0	0	0	0	47	82	6.23	2.308
Scott Bailes, L ERA: 3.14 (6, 1)	0.2		3	1	0	0	0	0	0	0	0	0	0	7	11	0.00	1.500
Jesse Orosco, L ERA: 2.15 (7, 1)	2.0		8	1	0	0	2	1	0	0	0	0	0	19	32	0.00	1.000
Doug Jones, R ERA: 1.83 (9, 1)	1.0		3	0	0	0	0	0	0	0	0	0	0	7	11	0.00	0.000

PITCHER	IP	WLS	BF	H	R	ER	SO	BB	IBB	HBP	BLK	WP	HR	S	P	ERA	WHIP
---------	----	-----	----	---	---	----	----	----	-----	-----	-----	----	----	---	---	-----	------

**BOTTOM**

**Oakland Athletics @ Cleveland Indians**  
**Cleveland Municipal Stadium, Cleveland, OH**

Sat Jul 01 1989, 7:05 PM EDT  
 Att. 18,826 - Unknown

livebaseballscorecards.com

<b>AB</b>	<b>35</b>
<b>R</b>	<b>4</b>
<b>H</b>	<b>10</b>
<b>RBI</b>	<b>4</b>
<b>BB</b>	<b>3</b>
<b>SO</b>	<b>7</b>
<b>LOB</b>	<b>16</b>



WP: 1	PA: 38
PB: 1	
SB: 0	
CS: 0	

AB R H RBI BB SO LOB

4	0	0	0	1	1	1
3	1	2	0	0	0	0
2	0	0	0	0	1	2
4	1	1	2	0	1	2
3	1	0	0	1	1	0
3	1	1	0	0	2	0
0	0	0	0	1	0	0
4	0	2	0	0	0	3
4	0	2	2	0	1	2
0	0	0	0	0	0	0
3	0	1	0	0	0	3
1	0	0	0	0	0	1
4	0	1	0	0	0	2

Batter	1	2	3	4	5	6	7	8	9
Jerry Browne, S OBP: 0.347, SLG: 0.387 (1, 4)	1-3 <b>K</b>		0-1 <b>G2-3</b>		2-2 <b>G6-3</b>		2-2 <b>G1-3</b>		4-1 <b>G6-4-3</b> <b>BB</b>
Oddibe McDowell, L OBP: 0.296, SLG: 0.297 Cory Snyder, R OBP: 0.262, SLG: 0.383 (7, PH) (8, 9)	1-2 <b>G3</b>		0-1 <b>HR</b> <b>1B</b>		0-1 <b>1B</b>		3-3 <b>K</b>		2-0 <b>G6-4-3</b> <b>1-2f</b>
Joe Carter, R OBP: 0.299, SLG: 0.448 (1, 8)	1-2 <b>P4</b>		0-0 <b>HR</b>		1-0 <b>L8</b>		1-3 <b>K</b>		
Pete O'Brien, L OBP: 0.384, SLG: 0.448 (1, 3)		2-2 <b>G4-3</b>	2-3 <b>K</b>		2-0 <b>P5</b>			4-2 <b>FC5-4</b> <b>FC6-4</b> <b>BB</b>	
Dave Clark, L OBP: 0.302, SLG: 0.383 Luis Aguayo, R OBP: 0.250, SLG: 0.159 (8, PH) (1, 10)		2-1 <b>1B</b> <b>2B</b>	2-3 <b>K</b>		0-3 <b>K</b>			4-2 <b>FC5-4</b> <b>BB</b>	
Brad Komminsk, R OBP: 0.500, SLG: 0.500 (8, 7) (1, 9)		2-1 <b>P4</b>		0-1 <b>G4-3</b> <b>1B</b>		1-1 <b>1B</b> <b>1B</b>		2-2 <b>FC5-4</b> <b>FC6-4</b> <b>1-2f</b> <b>2-3</b>	
Brook Jacoby, R OBP: 0.348, SLG: 0.419 Danny Sheaffer, R OBP: 0.133, SLG: 0.071 (8, PR) (9, 5)		1-0 <b>1B</b> <b>2-H</b> <b>1B</b>		1-3 <b>K</b>		3-2 <b>1B</b> <b>1B</b>		1-1 <b>FC6-4</b> <b>1-2f</b> <b>3-H</b>	
Andy Allanson, R OBP: 0.258, SLG: 0.259 Mark Salas, L OBP: 0.291, SLG: 0.397 (8, PH) (9, 2)		2-2 <b>G4-3</b> <b>1-2</b> <b>1B</b>		0-0 <b>G4-3</b> <b>1-2f</b>		2-2 <b>G1-3</b>		2-2 <b>G4-3</b>	
Felix Fermin, R OBP: 0.316, SLG: 0.266 (1, 6)		0-2 <b>F9</b>			0-0 <b>G4-3</b>		2-2 <b>WP</b> <b>G1-3</b> <b>1B</b>		0-1 <b>G4-3</b>

Inning Stats	R: 0 E: 0 K: 10 S: 10	H: 0 LOB: 0 BB: 0 P: 13	R: 1 E: 0 K: 0 S: 14	H: 3 LOB: 2 BB: 0 P: 23	R: 2 E: 0 K: 2 S: 11	H: 2 LOB: 0 BB: 0 P: 15	R: 0 E: 0 K: 1 S: 6	H: 1 LOB: 0 BB: 0 P: 7	R: 0 E: 0 K: 0 S: 7	H: 1 LOB: 1 BB: 0 P: 10	R: 0 E: 0 K: 1 S: 12	H: 2 LOB: 2 BB: 0 P: 20	R: 0 E: 0 K: 2 S: 17	H: 1 LOB: 1 BB: 0 P: 25	R: 1 E: 0 K: 0 S: 14	H: 0 LOB: 1 BB: 2 P: 27	R: 0 E: 0 K: 0 S: 4	H: 0 LOB: 0 BB: 1 P: 10	1B: 8 2B: 1 3B: 0 HR: 1	SF: 0 SAC: 0 DP: 2 HBP: 0	WP: 1 PB: 1 SB: 0 CS: 0	PA: 38
--------------	--------------------------------	----------------------------------	-------------------------------	----------------------------------	-------------------------------	----------------------------------	------------------------------	---------------------------------	------------------------------	----------------------------------	-------------------------------	----------------------------------	-------------------------------	----------------------------------	-------------------------------	----------------------------------	------------------------------	----------------------------------	----------------------------------	------------------------------------	----------------------------------	--------

PITCHER	IP	WLS	BF	H	R	ER	SO	BB	IBB	HBP	BLK	WP	HR	S	P	ERA	WHIP
Mike Moore, R ERA: 2.35 (1, 1)	5.2	W	25	9	3	3	5	0	0	0	0	0	1	57	83	4.76	1.588
Jim Corsi, R ERA: 2.76 (6, 1)	0.2		3	1	0	0	0	0	0	0	0	0	0	12	18	0.00	1.500
Rick Honeycutt, L ERA: 2.16 (7, 1)	0.2		4	0	1	1	2	2	0	0	0	1	0	13	25	13.50	3.000
Todd Burns, R ERA: 1.71 (8, 1)	2.0	S	6	0	0	0	0	1	0	0	0	0	0	13	24	0.00	0.500

Batter	1	2	3	4	5	6	7	8	9	AB R H RBI BB SO LOB	TOP
Rickey Henderson, R OBP: 0.410, SLG: 0.385 (1, 7) C B B X	2-1 HR		1-1 E 1B		0-0 G6-3 2B 1B		4-0 FC4-6 BB	0-0 G6-3 1-2f		4 3 3 1 1 0 2	
Tony Phillips, S OBP: 0.374, SLG: 0.393 (1, 5) X	0-0 P6		1-2 F8		0-0 G6-3		0-0 FC4-6 HR		0-1 BB 2B 1B	5 2 1 0 0 0 3	
Dave Parker, L OBP: 0.313, SLG: 0.461 Glenn Hubbard, R OBP: 0.331, SLG: 0.370 (1, 10) B F B X	2-1 L7		2-1 G5-3		2-2 E 2B		1-1 HR		1-2 F9	4 2 2 4 0 0 0 1 0 0 0 0 0 1	
Ron Hassey, L OBP: 0.303, SLG: 0.384 (1, 2) B B F B X	4-2 FC5-4 BB		2-2 G5-3		0-0 E6 L8-4 1B		1-1 G1-3		4-2 2B SF8 BB	3 1 1 0 2 0 0	
Terry Steinbach, R OBP: 0.360, SLG: 0.410 (1, 9) B F X (5, 3)	1-1 FC5-4 1-2f				0-0 F8		0-1 L8-4 1B		1-0 1-3 2-H 2B	5 0 2 1 0 0 2	
Jamie Quirk, L OBP: 0.212, SLG: 0.233 Dave Henderson, R OBP: 0.318, SLG: 0.369 (1, 3) (5, 8)		0-0 L8			1-0 HR		0-0 G6-3	1-2 F9	1-0 SF8	2 1 1 1 0 0 0 2 0 0 1 0 0 1	
Lance Blankenship, R OBP: 0.243, SLG: 0.306 (1, 4)		2-1 G6-3			0-0 1B 1B		2-1 G5-3		0-1 FC5-4 1B	5 0 2 0 0 0 1	
Stan Javier, S OBP: 0.329, SLG: 0.339 (1, 8) (5, 9)		1-1 L7			0-0 1-2 1B		0-0 F9		1-0 FC5-4 1B	4 0 1 0 0 0 1	
Mike Gallego, R OBP: 0.341, SLG: 0.354 (1, 6)			2-1 1B E 1B		3-2 G5-3		4-2 FC4-6 BB HR BB	1-2 G6-3 1B		3 2 2 0 1 0 1	
<b>Inning Stats</b>	R: 1 E: 0 K: 0 S: 10 H: 1 LOB: 1 BB: 1 P: 19	R: 0 E: 0 K: 0 S: 5 H: 0 LOB: 0 BB: 0 P: 8	R: 2 E: 1 K: 0 S: 14 H: 2 LOB: 0 BB: 0 P: 22	R: 1 E: 0 K: 0 S: 7 H: 3 LOB: 1 BB: 0 P: 11	R: 2 E: 1 K: 0 S: 7 H: 3 LOB: 0 BB: 0 P: 10	R: 0 E: 0 K: 0 S: 4 H: 0 LOB: 0 BB: 0 P: 6	R: 3 E: 0 K: 0 S: 12 H: 2 LOB: 1 BB: 2 P: 23	R: 0 E: 0 K: 0 S: 8 H: 2 LOB: 1 BB: 0 P: 10	R: 2 E: 0 K: 0 S: 11 H: 2 LOB: 1 BB: 1 P: 18	1B: 10 2B: 3 3B: 0 HR: 3 SF: 1 SAC: 0 DP: 2 HBP: 0	WP: 0 PB: 0 SB: 1 CS: 0 PA: 43
<b>PITCHER</b>	IP WLS BF H R ER SO BB IBB HBP BLK WP HR S P ERA WHIP	IP WLS BF H R ER SO BB IBB HBP BLK WP HR S P ERA WHIP	IP WLS BF H R ER SO BB IBB HBP BLK WP HR S P ERA WHIP	IP WLS BF H R ER SO BB IBB HBP BLK WP HR S P ERA WHIP	IP WLS BF H R ER SO BB IBB HBP BLK WP HR S P ERA WHIP	IP WLS BF H R ER SO BB IBB HBP BLK WP HR S P ERA WHIP	IP WLS BF H R ER SO BB IBB HBP BLK WP HR S P ERA WHIP	IP WLS BF H R ER SO BB IBB HBP BLK WP HR S P ERA WHIP	IP WLS BF H R ER SO BB IBB HBP BLK WP HR S P ERA WHIP	IP WLS BF H R ER SO BB IBB HBP BLK WP HR S P ERA WHIP	IP WLS BF H R ER SO BB IBB HBP BLK WP HR S P ERA WHIP
John Farrell, R ERA: 4.47 (1, 1)	4.1 L										
Steve Davis, L ERA: 11.25 (5, 1)	4.0										
Tim Stoddard, R ERA: 2.75 (9, 1)	0.2										

Oakland Athletics @ Cleveland Indians  
Cleveland Municipal Stadium, Cleveland, OH

Sun Jul 02 1989, 3:33 AM EDT  
Att. 22,549 - Sunny - 76 F

livebaseballscorecards.com

AB	38
R	11
H	15
RBI	8
BB	4
SO	0
LOB	12



Batter	1	2	3	4	5	6	7	8	9	AB	R	H	RBI	BB	SO	LOB
--------	---	---	---	---	---	---	---	---	---	----	---	---	-----	----	----	-----

<b>Jerry Browne, S</b> <small>(1, 4)</small> <small>OBP: 0.345, SLG: 0.388</small>	3-2 <b>G6-3</b> 		2-2  <b>2B</b>		2-1 <b>F7</b> 		1-2 <b>G4-3</b> 		2-2 <b>E6</b> 	5	0	1	0	0	0	2	
<b>Luis Aguayo, R</b> <small>(1, 5)</small> <small>OBP: 0.246, SLG: 0.167</small>	2-0 <b>F7</b> 		1-1 <b>L7</b> 		0-1 <b>G6-4-3</b> 		0-0  <b>1B</b>		0-0 <b>SF9</b> 	4	0	1	1	0	0	2	
<b>Pete O'Brien, L</b> <small>(1, 3)</small> <small>OBP: 0.384, SLG: 0.448</small>	3-0 <b>F7</b> 			0-0  <b>1B</b>  <b>2B</b>		4-2  <b>2B</b>		3-1 <b>L8</b> 	1-0 <b>F7</b> 	4	2	1	0	1	0	2	
<b>Joe Carter, R</b> <small>(1, 8)</small> <small>OBP: 0.295, SLG: 0.442</small>		0-0 <b>F7</b> 		1-0 <b>F8</b> 		1-2 <b>F7</b> 		1-1 <b>F9</b> 		4	0	0	0	0	0	2	
<b>Dave Clark, L</b> <small>(1, 7)</small> <small>OBP: 0.318, SLG: 0.394</small>		4-2  <b>BB</b>		4-2  <b>1B</b>  <b>BB</b>		1-0  <b>1B</b>  <b>2B</b>		4-0  <b>FC5-4</b>  <b>BB</b>		1	0	1	1	3	0	0	
<b>Brad Komminsk, R</b> <small>(1, 9)</small> <small>OBP: 0.500, SLG: 0.500</small>		1-1 <b>F9</b> 		0-1  <b>1B</b>		1-0  <b>1B</b>		3-2 <b>FC5-4</b> 		4	0	2	1	0	0	2	
<b>Mark Salas, L</b> <small>(1, 10)</small> <small>OBP: 0.277, SLG: 0.377</small>		1-3 <b>K</b> 		2-2 <b>P4</b> 		0-3  <b>K</b>		1-0 <b>P4</b> 		4	0	0	0	0	2	6	
<b>Joel Skinner, R</b> <small>(1, 2)</small> <small>OBP: 0.306, SLG: 0.333</small>			1-1 <b>G6-3</b> 	1-3 <b>K</b> 		1-3 <b>K</b> 			2-2  <b>FC1-6</b>  <b>1B</b>	4	0	1	0	0	2	4	
<b>Felix Fermin, R</b> <small>(1, 6)</small> <small>OBP: 0.316, SLG: 0.267</small> <b>Danny Sheaffer, R</b> <small>(9, PH)</small> <small>OBP: 0.125, SLG: 0.067</small>			2-2 <b>G6-3</b> 		2-2  <b>G6-4-3</b>  <b>1B</b>		1-0 <b>F8</b> 		0-1 <b>FC1-6</b>  <b>SF9</b>	3	0	1	0	0	0	0	0
										1	1	0	0	0	0	1	

<b>Inning Stats</b>	R: 0 E: 0 K: 0 S: 6	H: 0 LOB: 0 BB: 0 P: 14	R: 0 E: 0 K: 1 S: 11	H: 0 LOB: 1 BB: 1 P: 17	R: 0 E: 0 K: 0 S: 11	H: 1 LOB: 1 BB: 0 P: 17	R: 1 E: 0 K: 1 S: 12	H: 2 LOB: 2 BB: 1 P: 20	R: 0 E: 0 K: 0 S: 7	H: 1 LOB: 0 BB: 0 P: 11	R: 1 E: 0 K: 2 S: 13	H: 2 LOB: 2 BB: 1 P: 21	R: 0 E: 0 K: 0 S: 7	H: 1 LOB: 1 BB: 0 P: 12	R: 0 E: 0 K: 0 S: 6	H: 0 LOB: 1 BB: 1 P: 15	R: 1 E: 1 K: 0 S: 10	H: 1 LOB: 1 BB: 0 P: 15	1B: 5 2B: 3 3B: 0 HR: 0	SF: 1 SAC: 0 DP: 1 HBP: 0	WP: 0 PB: 0 SB: 0 CS: 0	PA: 39
---------------------	------------------------------	----------------------------------	-------------------------------	----------------------------------	-------------------------------	----------------------------------	-------------------------------	----------------------------------	------------------------------	----------------------------------	-------------------------------	----------------------------------	------------------------------	----------------------------------	------------------------------	----------------------------------	-------------------------------	----------------------------------	----------------------------------	------------------------------------	----------------------------------	--------

PITCHER		IP	WLS	BF	H	R	ER	SO	BB	IBB	HBP	BLK	WP	HR	S	P	ERA	WHIP
<b>Storm Davis, R</b>	<small>(1, 1)</small>	7.0	W	30	7	2	2	4	3	0	0	0	0	0	67	112	2.57	1.429
<b>Bill Dawley, R</b>	<small>(8, 1)</small>	2.0		9	1	1	0	0	1	0	0	0	0	0	16	30	0.00	1.000

**BOTTOM**

**Oakland Athletics @ Cleveland Indians**  
 Cleveland Municipal Stadium, Cleveland, OH

Sun Jul 02 1989, 3:33 AM EDT  
 Att. 22,549 - Sunny - 76 F

<b>AB</b>	<b>34</b>
<b>R</b>	<b>3</b>
<b>H</b>	<b>8</b>
<b>RBI</b>	<b>3</b>
<b>BB</b>	<b>4</b>
<b>SO</b>	<b>4</b>
<b>LOB</b>	<b>21</b>

WP	HR	S	P	ERA	WHIP
0	0	0	0	0.00	1.000

Batter	1	2	3	4	5	6	7	8	9	AB R H RBI BB SO LOB	TOP	
Dave Gallagher, R OBP: 0.360, SLG: 0.356 (1, 8) X	0-0 1B 2B		0-0 4-3		0-0 6-3			0-0 F9		4 1 1 0 0 0 0		
Fred Manrique, R OBP: 0.325, SLG: 0.401 (1, 4) X	0-0 G4-6-3 2-H 1B		0-0 6-3		0-0 G5-4-3 1B			0-0 P5		4 0 2 1 0 0 0		
Harold Baines, L OBP: 0.415, SLG: 0.500 (1, 10) X	0-0 G4-6-3 1-2f		0-3 K		0-0 F6			0-0 2B		4 0 1 0 0 1 2		
Ivan Calderon, R OBP: 0.319, SLG: 0.454 (1, 9) X	0-0 5-3			0-0 F4		0-0 G5-4-3 1-2f		0-0 6-3		4 0 0 0 0 0 2		
Carlton Fisk, R OBP: 0.358, SLG: 0.484 (1, 2) X		0-0 E6 FC6-4		0-0 F8			0-0 5-3	0-0 F9		4 0 0 0 0 0 1		
Dan Pasqua, L OBP: 0.338, SLG: 0.470 (1, 7) X		0-0 FC6-4 1-2f 1B		0-0 HR			0-0 1B CS 1B	0-0 F8		4 1 2 1 0 0 2		
Russ Morman, R OBP: 0.625, SLG: 0.714 (1, 3) X		0-0 1-2 1B		0-3 K			0-0 CS 1B			3 0 2 0 0 1 0		
Eddie Williams, R OBP: 0.341, SLG: 0.358 (1, 5) X		0-3 K			0-0 4-3		0-3 K			3 0 0 0 0 2 4		
Ozzie Guillen, L OBP: 0.254, SLG: 0.284 (1, 6) X		0-0 P2			0-0 F7			0-3 K		3 0 0 0 0 1 2		
<b>Inning Stats</b>	R: 1 E: 0 K: 0 S: 4 H: 2 LOB: 0 BB: 0 P: 4	R: 0 E: 1 K: 1 S: 7 H: 1 LOB: 2 BB: 0 P: 7	R: 0 E: 0 K: 1 S: 5 H: 0 LOB: 0 BB: 0 P: 5	R: 1 E: 0 K: 1 S: 6 H: 1 LOB: 0 BB: 0 P: 6	R: 0 E: 0 K: 0 S: 3 H: 0 LOB: 0 BB: 0 P: 3	R: 0 E: 0 K: 0 S: 3 H: 1 LOB: 0 BB: 0 P: 3	R: 0 E: 0 K: 1 S: 6 H: 2 LOB: 1 BB: 0 P: 6	R: 0 E: 0 K: 1 S: 5 H: 0 LOB: 0 BB: 0 P: 5	R: 0 E: 0 K: 0 S: 4 H: 1 LOB: 1 BB: 0 P: 4	1B: 5 2B: 2 3B: 0 HR: 1 SF: 0 SAC: 0 DP: 2 HBP: 0	WP: 0 PB: 0 SB: 0 CS: 2	PA: 33
<b>PITCHER</b>	IP WLS BF H R ER SO BB IBB HBP BLK WP HR S P ERA WHIP											
Bud Black, L ERA: 3.51 (1, 1)	8.0 W 29 7 2 2 5 0 0 0 0 0 1 39 39 2.25 0.875											
Doug Jones, R ERA: 1.78 (9, 1)	1.0 S 4 1 0 0 0 0 0 0 0 0 0 4 4 0.00 1.000											

Chicago White Sox @ Cleveland Indians  
Cleveland Municipal Stadium, Cleveland, OH

Mon Jul 03 1989, 7:05 PM EDT  
Att. 53,046 - Cloudy - 72 F

AB	33
R	2
H	8
RBI	2
BB	0
SO	5
LOB	13





Batter	1	2	3	4	5	6	7	8	9
Jerry Browne, S (1, 4) OBP: 0.350, SLG: 0.390	0-0 6-3		4-0 2B BB			0-0 SH1-4 1B		0-0 2B SH1-4 1B	
Dion James, L (1, 7) OBP: 0.357, SLG: 0.326	0-0 F7		0-0 1-H 2B			0-0 SH1-4		0-0 SH1-4	
Joe Carter, R (1, 10) OBP: 0.295, SLG: 0.443	0-0 P2		0-0 P3			0-0 5-3		0-0 1B FC4-6 2B	
Cory Snyder, R (1, 9) OBP: 0.261, SLG: 0.381		0-0 5-3		0-0 F4		0-0 6-3		0-0 2-3 3-H 1B	
Pete O'Brien, L (1, 3) OBP: 0.385, SLG: 0.447		0-0 S 1B		4-0 G5-4-3 BB			0-0 6-3	0-0 FC4-6 FC6-4	
Brad Komminsk, R (1, 8) OBP: 0.333, SLG: 0.333		0-0 F7		0-0 G5-4-3 1-2f		0-3 K		0-0 FC6-4	
Luis Aguayo, R (1, 5) OBP: 0.250, SLG: 0.160		0-3 K 1-2			0-0 F7		4-0 BB		
Andy Allanson, R (1, 2) OBP: 0.255, SLG: 0.256			0-0 4-3		0-0 F9		0-3 K		
Dave Clark, L (7, PH) OBP: 0.316, SLG: 0.391									
Joel Skinner, R (8, 2) OBP: 0.306, SLG: 0.333									
Felix Fermin, R (1, 6) OBP: 0.316, SLG: 0.268			0-0 5-3		0-0 F8			0-0 SH1-4 2B 1B	

Inning Stats	R: 0	H: 0	E: 0	K: 0	S: 3	R: 0	H: 1	E: 0	K: 1	S: 6	R: 1	H: 1	E: 0	K: 0	S: 4	R: 0	H: 0	E: 0	K: 0	S: 2	R: 0	H: 0	E: 0	K: 0	S: 3	R: 0	H: 1	E: 0	K: 2	S: 7	R: 3	H: 4	E: 0	K: 0	S: 7
	0	0	0	0	3	0	1	0	1	6	1	1	0	0	8	0	0	0	1	6	0	0	0	0	0	3	0	1	0	11	4	1	0	1	7

PITCHER	IP	WLS	BF	H	R	ER	SO	BB	IBB	HBP	BLK	WP	HR	S	P	ERA	WHIP
Steve Rosenberg, L (1, 1) ERA: 4.54	6.2		25	3	1	1	2	3	0	0	0	0	0	26	38	1.35	0.900
Shawn Hillegas, R (7, 1) ERA: 5.66	0.2	L	4	2	2	2	1	0	0	0	0	0	0	6	6	27.00	3.000
Bobby Thigpen, R (8, 1) ERA: 4.39	0.2		4	2	1	1	0	0	0	0	0	0	0	4	4	13.50	3.000

AB R H RBI BB SO LOB

3	2	2	0	1	0	0
2	0	1	1	0	0	0
4	1	1	1	0	0	2
4	0	1	1	0	0	1
3	0	1	1	1	0	1
4	0	0	0	0	1	3
2	0	0	0	1	1	1
2	0	0	0	0	0	0
1	0	0	0	0	1	1
0	0	0	0	0	0	0
3	1	1	0	0	0	0

AB	28
R	4
H	7
RBI	4
BB	3
SO	3
LOB	9



**Chicago White Sox @ Cleveland Indians**  
 Cleveland Municipal Stadium, Cleveland, OH

Mon Jul 03 1989, 7:05 PM EDT  
 Att: 53,046 - Cloudy - 72 F

WP	PA
0	33

WP	PA	ERA	WHIP
0	33		

Batter	1	2	3	4	5	6	7	8	9	AB R H RBI BB SO LOB	TOP											
<b>Dave Gallagher, R</b> (1, 8) OBP: 0.356, SLG: 0.352	0-0 F8		0-0 L3			0-0 F4		0-0 F8		4 0 0 0 0 0 1												
<b>Steve Lyons, L</b> (1, 5) OBP: 0.328, SLG: 0.323	0-0 G4-6-3 1B			0-0 4-3		0-0 F9			0-0 SH3-4 1B	4 0 2 0 0 0 0												
<b>Fred Manrique, R</b> (1, 4) OBP: 0.319, SLG: 0.394	0-0 G4-6-3 1-2f			0-0 F6			0-3 K		0-0 SH3-4 1-2	3 0 0 0 0 1 1												
<b>Ivan Calderon, R</b> (1, 9) OBP: 0.318, SLG: 0.452 (4, 3)		0-0 G6-4-3 1B		0-0 6-3			0-0 F9		0-0 F8	4 0 1 0 0 0 1												
<b>Carlton Fisk, R</b> (1, 2) OBP: 0.355, SLG: 0.476		0-0 G6-4-3 1-2f			0-0 5-3		0-0 HR 1B		0-0 4-3	4 1 1 0 0 0 2												
<b>Dan Pasqua, L</b> (1, 7) OBP: 0.344, SLG: 0.496 (4, 9)		0-0 F9					1-0 HR 1-H			3 1 2 2 0 0 0												
<b>Greg Walker, L</b> (1, 10) OBP: 0.295, SLG: 0.340			0-0 SH1-3 1B		0-0 F6		0-0 P2			3 0 1 0 0 0 1												
<b>Russ Morman, R</b> (1, 3) OBP: 0.625, SLG: 0.714 <b>Daryl Boston, L</b> (4, 7) OBP: 0.287, SLG: 0.349			0-0 SH1-3 1-2		0-0 4-3			0-3 K		0 0 0 0 0 0 0 2 0 0 0 0 1 1												
<b>Ozzie Guillen, L</b> (1, 6) OBP: 0.251, SLG: 0.282			0-3 K			0-0 G3		0-0 4-3		3 0 0 0 0 1 1												
<b>Inning Stats</b>	R: 0 E: 0 K: 0 S: 3	H: 1 LOB: 0 BB: 0 P: 3	R: 0 E: 0 K: 0 S: 3	H: 1 LOB: 0 BB: 0 P: 3	R: 0 E: 0 K: 1 S: 6	H: 1 LOB: 1 BB: 0 P: 6	R: 0 E: 0 K: 0 S: 3	H: 0 LOB: 0 BB: 0 P: 3	R: 0 E: 0 K: 0 S: 4	H: 1 LOB: 1 BB: 0 P: 4	R: 0 E: 0 K: 0 S: 3	H: 0 LOB: 0 BB: 0 P: 3	R: 2 E: 0 K: 1 S: 7	H: 2 LOB: 0 BB: 0 P: 8	R: 0 E: 0 K: 1 S: 5	H: 0 LOB: 0 BB: 0 P: 5	R: 0 E: 0 K: 0 S: 4	H: 1 LOB: 1 BB: 0 P: 4	1B: 6 2B: 0 3B: 0 HR: 1	SF: 0 SAC: 2 DP: 2 HBP: 0	WP: 0 PB: 0 SB: 0 CS: 0	PA: 32
<b>PITCHER</b>	IP WLS BF H R ER SO BB IBB HBP BLK WP HR S P ERA WHIP																					
<b>Scott Bailes, L</b> (1, 1) ERA: 3.08	7.0 W 25 6 2 2 2 0 0 0 0 0 0 1 29 30 2.57 0.857																					
<b>Jesse Orosco, L</b> (8, 1) ERA: 2.08	1.0 3 0 0 0 1 0 0 0 0 0 0 0 5 5 0.00 0.000																					
<b>Doug Jones, R</b> (9, 1) ERA: 1.73	1.0 S 4 1 0 0 0 0 0 0 0 0 0 0 4 4 0.00 1.000																					

Chicago White Sox @ Cleveland Indians  
Cleveland Municipal Stadium, Cleveland, OH

Tue Jul 04 1989, 3:33 AM EDT  
Att: 8,319 - Unknown - 70 F

AB	30
R	2
H	7
RBI	2
BB	0
SO	3
LOB	8



livebaseballscorecards.com

Batter	1	2	3	4	5	6	7	8	9	AB	R	H	RBI	BB	SO	LOB
Jerry Browne, S OBP: 0.355, SLG: 0.389 (1, 4) BBB	4-0 S 2B BB	0-3 K			4-0 S HR BB		4-0 BB			1	2	0	0	3	1	1
Luis Aguayo, R OBP: 0.250, SLG: 0.222 (1, 5) X	0-0 1-3 1-2		0-0 6-3		0-0 1-H HR		0-0 G5-3 2-3f			4	1	1	2	0	0	3
Dion James, L OBP: 0.350, SLG: 0.318 (1, 7) X	0-0 4-3 2-3		0-0 6-3		0-0 4-1			0-0 G3		4	0	0	0	0	0	1
Joe Carter, R OBP: 0.294, SLG: 0.443 (1, 10) X	0-0 2B		0-0 F6			0-0 4-3		0-0 4-3		4	0	1	1	0	0	0
Pete O'Brien, L OBP: 0.384, SLG: 0.443 (1, 3) BBB	4-0 BB		0-3 K		0-0 F8			0-0 3-1		3	0	0	0	1	1	0
Cory Snyder, R OBP: 0.262, SLG: 0.381 (1, 9) X	0-0 F8		0-0 F7		0-0 1B					3	0	1	0	0	0	2
Brad Komminsk, R OBP: 0.333, SLG: 0.333 (1, 8) X		0-0 G3 1B		0-0 F4		0-0 5-3 1-2				3	0	1	0	0	0	1
Joel Skinner, R OBP: 0.307, SLG: 0.333 (1, 2) S		0-3 K			0-0 F7		0-0 G5-3 SH1-4 1B			3	0	1	0	0	1	1
Felix Fermin, R OBP: 0.314, SLG: 0.266 (1, 6) X		0-0 G3			0-0 4-3		0-0 SH1-4			2	0	0	0	0	0	1

Inning Stats	R: 1	H: 1	E: 0	LOB: 2	K: 0	S: 4	P: 12	R: 0	H: 1	E: 0	LOB: 1	K: 2	BB: 0	S: 8	P: 8	R: 0	H: 0	E: 0	LOB: 0	K: 0	BB: 0	S: 3	P: 3	R: 0	H: 0	E: 0	LOB: 0	K: 1	BB: 0	S: 5	P: 5	R: 2	H: 1	E: 0	LOB: 0	K: 0	BB: 1	S: 4	P: 8	R: 0	H: 1	E: 0	LOB: 1	K: 0	BB: 0	S: 4	P: 4	R: 0	H: 1	E: 0	LOB: 1	K: 0	BB: 1	S: 3	P: 7	R: 0	H: 0	E: 0	LOB: 0	K: 0	BB: 0	S: 3	P: 3
--------------	------	------	------	--------	------	------	-------	------	------	------	--------	------	-------	------	------	------	------	------	--------	------	-------	------	------	------	------	------	--------	------	-------	------	------	------	------	------	--------	------	-------	------	------	------	------	------	--------	------	-------	------	------	------	------	------	--------	------	-------	------	------	------	------	------	--------	------	-------	------	------

PITCHER	IP	WLS	BF	H	R	ER	SO	BB	IBB	HBP	BLK	WP	HR	S	P	ERA	WHIP
Melido Perez, R ERA: 5.89 (1, 1)	6.1	L	28	5	3	3	3	4	0	0	0	0	1	30	46	4.26	1.421
Donn Pall, R ERA: 2.92 (7, 1)	1.2		4	0	0	0	0	0	0	0	0	0	0	4	4	0.00	0.000


**BOTTOM**

**Chicago White Sox @ Cleveland Indians**  
Cleveland Municipal Stadium, Cleveland, OH


Tue Jul 04 1989, 3:33 AM EDT  
Att. 8,319 - Unknown - 70 F

livebaseballscorecards.com

AB	27
R	3
H	5
RBI	3
BB	4
SO	3
LOB	10



WP: 0	PA: 32
PB: 0	
SB: 3	
CS: 0	

Batter	1	2	3	4	5	6	7	8	9	AB R H RBI BB SO LOB	TOP											
<b>Dave Gallagher, R</b> (1, 8) OBP: 0.359, SLG: 0.350	4-2 SH1-3 BB		4-1 BB		1 SAFE 4-0 BB BB BB BB	4-0 BB BB	3-3 K		0-1 G6-3	2 0 0 0 3 1 1												
<b>Steve Lyons, L</b> (1, 5) OBP: 0.324, SLG: 0.319	0-0 SH1-3		0-0 F9		1-1 FC6-4	1-2 BB		2-3 K		3 0 0 0 0 1 4												
<b>Harold Baines, L</b> (1, 10) OBP: 0.410, SLG: 0.493	1-1 L1-3		2-3 K			2-0 F7		2-2 G4-3		4 0 0 0 0 1 3												
<b>Ivan Calderon, R</b> (1, 9) OBP: 0.320, SLG: 0.452	0-0 F9			0-0 L7		1-0 L8 1B		2-2 HR 1B		4 1 2 0 0 0 1												
<b>Carlton Fisk, R</b> (1, 2) OBP: 0.359, SLG: 0.500		1-3 K		0-2 G4-3		0-0 1B		1-0 HR		4 1 2 2 0 1 0												
<b>Dan Pasqua, L</b> (1, 7) OBP: 0.335, SLG: 0.482		1-0 L4		2-0 F9		0-0 L8		1-3 K		4 0 0 0 0 1 2												
<b>Greg Walker, L</b> (1, 3) OBP: 0.288, SLG: 0.331		1-3 K			0-1 F9	0-0 L8		0-0 G4-3		4 0 0 0 0 1 2												
<b>Fred Manrique, R</b> (1, 4) OBP: 0.319, SLG: 0.392 <b>Daryl Boston, L</b> (9, PH) OBP: 0.284, SLG: 0.345			0-0 F8		1-1 BB 1B		2-2 F7		1-1 G5-3	3 0 1 0 0 0 0 1 0 0 0 0 0 0	AB 33 R 2 H 7 RBI 2 BB 3 SO 6 LOB 14											
<b>Ozzie Guillen, L</b> (1, 6) OBP: 0.254, SLG: 0.284			0-0 S 1B		1-2 F8		0-0 F7		1-0 1B	4 0 2 0 0 0 1												
<b>Inning Stats</b>	R: 0 E: 0 K: 0 S: 8	H: 0 LOB: 1 BB: 1 P: 13	R: 0 E: 0 K: 2 S: 8	H: 0 LOB: 0 BB: 0 P: 11	R: 0 E: 0 K: 1 S: 7	H: 1 LOB: 2 BB: 1 P: 13	R: 0 E: 0 K: 0 S: 5	H: 0 LOB: 0 BB: 0 P: 7	R: 0 E: 0 K: 0 S: 9	H: 1 LOB: 2 BB: 1 P: 16	R: 0 E: 0 K: 0 S: 5	H: 2 LOB: 2 BB: 0 P: 8	R: 0 E: 0 K: 1 S: 8	H: 0 LOB: 0 BB: 0 P: 13	R: 2 E: 0 K: 2 S: 17	H: 2 LOB: 0 BB: 0 P: 25	R: 0 E: 0 K: 0 S: 6	H: 1 LOB: 1 BB: 0 P: 8	1B: 6 2B: 0 3B: 0 HR: 1	SF: 0 SAC: 1 DP: 0 HBP: 0	WP: 0 PB: 0 SB: 1 CS: 0	PA: 37
<b>PITCHER</b>	IP WLS BF H R ER SO BB IBB HBP BLK WP HR S P ERA WHIP																					
<b>Greg Swindell, L</b> (1, 1) ERA: 2.75	7.2 W 32 6 2 2 5 3 0 0 0 0 0 1 64 102 2.35 1.174																					
<b>Jesse Orosco, L</b> (8, 1) ERA: 2.05	0.1 1 0 0 0 1 0 0 0 0 0 0 0 3 4 0.00 0.000																					
<b>Doug Jones, R</b> (9, 1) ERA: 1.69	1.0 S 4 1 0 0 0 0 0 0 0 0 0 0 6 8 0.00 1.000																					

**Chicago White Sox @ Cleveland Indians**  
**Cleveland Municipal Stadium, Cleveland, OH**  
 Wed Jul 05 1989, 7:05 PM EDT  
 Att. 11,476 - Unknown - 75 F

[livebaseballscorecards.com](http://livebaseballscorecards.com)

Batter	1	2	3	4	5	6	7	8	9	AB R H RBI BB SO LOB
--------	---	---	---	---	---	---	---	---	---	----------------------

<b>Jerry Browne, S</b> <small>OBP: 0.354, SLG: 0.391</small> <small>(1, 4)</small> 										4 1 1 0 0 0 1
<b>Dion James, L</b> <small>OBP: 0.348, SLG: 0.317</small> <small>(1, 10)</small> 										4 0 1 0 0 0 0
<b>Joe Carter, R</b> <small>OBP: 0.291, SLG: 0.438</small> <small>(1, 7)</small> 										4 1 0 1 0 1 1
<b>Cory Snyder, R</b> <small>OBP: 0.265, SLG: 0.383</small> <small>(1, 9)</small> 										4 1 2 0 0 0 0
<b>Pete O'Brien, L</b> <small>OBP: 0.385, SLG: 0.443</small> <small>(1, 3)</small> 										4 0 2 0 0 1 2
<b>Brad Komminsk, R</b> <small>OBP: 0.368, SLG: 0.500</small> <small>(1, 8)</small> 										3 1 1 3 0 0 3
<b>Luis Aguayo, R</b> <small>OBP: 0.254, SLG: 0.228</small> <small>(1, 5)</small> 										3 0 1 0 0 0 0
<b>Andy Allanson, R</b> <small>OBP: 0.257, SLG: 0.257</small> <small>(1, 2)</small> 										3 0 1 0 0 0 2
<b>Felix Fermin, R</b> <small>OBP: 0.310, SLG: 0.263</small> <small>(1, 6)</small> 										3 0 0 0 0 0 1

Inning Stats	R: 4	H: 4	E: 0	K: 20	LOB: 0	BB: 0	P: 24	R: 0	H: 0	E: 0	K: 9	LOB: 0	BB: 0	P: 13	R: 0	H: 2	E: 0	K: 6	LOB: 2	BB: 0	P: 9	R: 0	H: 1	E: 0	K: 5	LOB: 1	BB: 0	P: 9	R: 0	H: 0	E: 0	K: 9	LOB: 0	BB: 0	P: 10	R: 0	H: 1	E: 0	K: 8	LOB: 1	BB: 0	P: 11	R: 0	H: 0	E: 0	K: 5	LOB: 0	BB: 0	P: 6	R: 0	H: 1	E: 0	K: 7	LOB: 1	BB: 0	P: 11
--------------	------	------	------	-------	--------	-------	-------	------	------	------	------	--------	-------	-------	------	------	------	------	--------	-------	------	------	------	------	------	--------	-------	------	------	------	------	------	--------	-------	-------	------	------	------	------	--------	-------	-------	------	------	------	------	--------	-------	------	------	------	------	------	--------	-------	-------

PITCHER	IP	WLS	BF	H	R	ER	SO	BB	IBB	HBP	BLK	WP	HR	S	P	ERA	WHIP
Jerry Reuss, L <small>ERA: 5.54</small> (1, 1)	7.0	L	29	8	4	4	1	0	0	1	0	0	1	62	82	5.14	1.143
Ken Patterson, L <small>ERA: 4.8</small> (8, 1)	1.0		4	1	0	0	1	0	0	0	0	0	7	11	0.00	1.000	

**BOTTOM**

**Chicago White Sox @ Cleveland Indians**  
**Cleveland Municipal Stadium, Cleveland, OH**  
 Wed Jul 05 1989, 7:05 PM EDT  
 Att: 11,476 - Unknown - 75 F

AB	32
R	4
H	9
RBI	4
BB	0
SO	2
LOB	10



1B:	7	SF:	0	WP:	0	PA:	33
2B:	1	SAC:	0	PB:	0		
3B:	0	DP:	1	SB:	0		
HR:	1	HBP:	1	CS:	0		

Batter	1	2	3	4	5	6	7	8	9	10	11	12	AB R H RBI BB SO LOB	TOP													
Jerry Browne, S OBP: 0.356, SLG: 0.391 (1, 4)	2-2 1B 1B	3-0 PO 1-2	0-1 G1-3		4-2 BB			3-2 P3		0-1 G6-3		1-1 2B 1B	5 1 2 0 1 0 0	<b>Cleveland Indians @ Seattle Mariners</b> The Kingdom, Seattle, WA Fri Jul 07 1989, 10:05 PM EDT Att: 12,096 - Dome													
Dion James, L OBP: 0.347, SLG: 0.323 (1, 10)	0-0 B1		2-1 G4-3		2-0 P5			2-2 P6		2-2 1B		1-1 2B 1B 1-H	6 0 2 1 0 0 3														
Joe Carter, R OBP: 0.289, SLG: 0.433 (1, 7) (9, 8)	1-1 1B		0-3 K		0-0 P2			1-2 P3		2-1 F8		0-0 B1-3	6 0 1 0 0 1 4														
Cory Snyder, R OBP: 0.270, SLG: 0.383 (1, 9)	1-3 K			4-2 S SF8 BB G4-3			0-0 G5-3		0-0 L8 SH3-4 1B		1-0 CS 1B	1-3 K	5 2 2 0 1 2 3														
Pete O'Brien, L OBP: 0.385, SLG: 0.441 (1, 3)	1-0 F8		2-1 G4-3		0-1 G4-3			0-0 SH3-4		0-0 SH3-4		3-2 1B BB 1B	4 0 1 0 1 0 3														
Brad Komminsk, R OBP: 0.318, SLG: 0.450 Pete Dalena, L (9, PH) Danny Sheaffer, R OBP: 0.167, SLG: 0.063 (9, 5)		2-2 P2		3-2 SF8		3-2 G6-3		1-2 L8		1-2 L8		4-1 1B BB	1-3 K		2 0 0 1 0 0 0 1 0 0 0 0 0 1 1 0 0 0 1 1 2												
Luis Aguayo, R OBP: 0.243, SLG: 0.217 Dave Clark, L OBP: 0.324, SLG: 0.399 (9, PH) (9, 7)		1-3 K		1-1 F9			2-1 G1-3		0-0 1B		2-2 1B		2-2 1B		3 0 0 0 0 1 0 2 0 2 1 0 0 0												
Andy Allanson, R OBP: 0.260, SLG: 0.272 (1, 2)		0-1 1B 3B		2-2 SH1-4 1B		2-0 P9		2-0 P5		1-2 P5		0-3 K	5 1 2 0 0 1 4														
Felix Fermin, R OBP: 0.310, SLG: 0.263 (1, 6)		0-1 PO 1B		0-0 SH1-4		0-1 G4-3				1-2 P4		0-3 K	4 0 1 1 0 1 3														
<b>Inning Stats</b>	R: 0 E: 0 K: 1 S: 10	H: 2 LOB: 2 BB: 0 P: 15	R: 1 E: 0 K: 1 S: 10	H: 2 LOB: 0 BB: 0 P: 16	R: 0 E: 0 K: 1 S: 7	H: 0 LOB: 0 BB: 1 P: 9	R: 1 E: 0 K: 0 S: 10	H: 0 LOB: 0 BB: 1 P: 20	R: 0 E: 0 K: 0 S: 9	H: 1 LOB: 1 BB: 1 P: 17	R: 0 E: 0 K: 0 S: 6	H: 0 LOB: 0 BB: 0 P: 9	R: 0 E: 0 K: 0 S: 9		H: 0 LOB: 0 BB: 0 P: 15	R: 1 E: 0 K: 0 S: 8	H: 2 LOB: 1 BB: 0 P: 11	R: 0 E: 0 K: 0 S: 10	H: 1 LOB: 1 BB: 0 P: 15	R: 0 E: 0 K: 2 S: 14	H: 3 LOB: 3 BB: 1 P: 24	R: 1 E: 0 K: 2 S: 11	H: 2 LOB: 2 BB: 1 P: 20	1B: 11 2B: 1 3B: 1 HR: 0	SF: 1 SAC: 2 DP: 0 HBP: 0	WP: 0 PB: 0 SB: 1 CS: 1	PA: 52
<b>PITCHER</b>	IP WLS BF H R ER SO BB IBB HBP BLK WP HR S P ERA WHIP																										
Randy Johnson, L ERA: 4.55 (1, 1)	8.1		6	3	3	3	2	0	0	0	0	0	0		0	68	112	3.24	0.960								
Mike Schooler, R ERA: 1.65 (9, 1)	0.2	3	1	0	0	0	0	0	0	0	0	0	0	6	9	0.00	1.500										
Keith Comstock, L ERA: (10, 1)	1.1	8	4	0	0	0	1	0	0	0	0	0	0	18	33	0.00	3.750										
Michael Jackson, R ERA: 4.18 (11, 1)	1.2	L 8	2	1	1	4	0	1	0	0	0	0	0	17	26	5.40	1.200										

livebaseballscorecards.com

AB	44
R	4
H	13
RBI	4
BB	4
SO	7
LOB	23



Batter	1	2	3	4	5	6	7	8	9	10	11	12	AB	R	H	RBI	BB	SO	LOB									
<b>Harold Reynolds, S</b> OBP: 0.358, SLG: 0.379 (1, 4)	4-2 1B BB		0-0 SF8		0-0 S 1B	4-1 BB			2-1 FC3-6 1B	0-1 P4			3	1	2	2	2	0	3									
<b>Greg Briley, L</b> OBP: 0.341, SLG: 0.430 (1, 7)	0-0 P7		2-0 F7		3-2 BB S 1B	2-0 P3			1-0 FC3-6		0-0 B2-3		3	0	1	1	0	0	1									
<b>Henry Cotto, R</b> OBP: 0.308, SLG: 0.391 (6, PH) (7, 7)					1-H				1-2f				3	0	0	0	0	0	3									
<b>Alvin Davis, L</b> OBP: 0.423, SLG: 0.464 (1, 3)	0-2 1-3 1B		4-1 BB		4-0 1-2 BB IBB			3-1 P5	2-1 P9		0-2 FC1-4 1B		4	0	2	0	2	0	1									
<b>Jeffrey Leonard, R</b> OBP: 0.318, SLG: 0.446 (1, 10)	2-3 K		0-0 P6		1-1 P5			1-1 1B	1-3 K		0-1 FC1-4		6	0	1	0	0	2	7									
<b>Ken Griffey Jr., L</b> OBP: 0.345, SLG: 0.474 (1, 8)	2-3 K				4-0 P7 FC6-4 BB			0-0 P5		2-2 1B FC4-2	2-2 G4-3		5	0	1	0	1	1	4									
<b>Darnell Coles, R</b> OBP: 0.295, SLG: 0.357 (1, 9)		1-2 P4		2-2 F9	0-1 FC6-4		1-1 SAFE L8			0-0 FC4-2 HBP 1B		4-1 SH1-4 BB	5	0	1	0	1	0	4									
<b>Edgar Martinez, R</b> OBP: 0.320, SLG: 0.331 (1, 5)		2-1 P6		2-2 F8		2-1 F7		1-2 F8		1-0 FC4-2 HBP		0-1 SH1-4	4	0	0	0	0	0	0									
<b>Scott Bradley, L</b> OBP: 0.306, SLG: 0.368 (1, 2)		0-1 F7			1-2 1B 2B	0-0 BB 1B		0-1 G4-3		1-0 FC4-2		1-3 K	6	1	2	0	0	1	4									
<b>Omar Vizquel, S</b> OBP: 0.296, SLG: 0.289 <b>Bruce Fields, L</b> (12, PH)			0-0 SF8 3B		0-0 L7	1-0 P5		0-0 L8		0-1 L6		2-3 K	5	1	1	0	0	0	5									
<b>Inning Stats</b>	R: 0 E: 0 K: 2 S: 13	H: 1 LOB: 2 BB: 1 P: 21	R: 0 E: 0 K: 0 S: 7	H: 0 LOB: 0 BB: 0 P: 10	R: 1 E: 0 K: 0 S: 5	H: 1 LOB: 1 BB: 1 P: 11	R: 0 E: 0 K: 0 S: 13	H: 0 LOB: 0 BB: 0 P: 17	R: 2 E: 0 K: 0 S: 14	H: 3 LOB: 3 BB: 2 P: 26	R: 0 E: 0 K: 0 S: 6	H: 1 LOB: 2 BB: 1 P: 15	R: 0 E: 0 K: 0 S: 7	H: 1 LOB: 1 BB: 0 P: 12	R: 0 E: 0 K: 0 S: 6	H: 0 LOB: 0 BB: 0 P: 7	R: 0 E: 0 K: 1 S: 10	H: 1 LOB: 1 BB: 0 P: 15	R: 0 E: 0 K: 0 S: 9	H: 2 LOB: 3 BB: 0 P: 13	R: 0 E: 0 K: 0 S: 9	H: 1 LOB: 1 BB: 0 P: 11	R: 0 E: 0 K: 2 S: 9	H: 0 LOB: 1 BB: 1 P: 16	1B: 9 2B: 1 3B: 1 HR: 0	SF: 1 SAC: 1 DP: 0 HBP: 1	WP: 0 PB: 0 SB: 3 CS: 0	PA: 54

PITCHER	IP	WLS	BF	H	R	ER	SO	BB	IBB	HBP	BLK	WP	HR	S	P	ERA	WHIP
<b>John Farrell, R</b> ERA: 4.49 (1, 1)	5.2		28	6	3	3	2	4	1	0	0	0	0	57	97	4.76	1.765
<b>Steve Davis, L</b> ERA: 8.44 (6, 1)	1.1		5	1	0	0	0	0	0	0	0	0	0	8	15	0.00	0.750
<b>Jesse Orosco, L</b> ERA: 1.95 (8, 1)	1.2		6	1	0	0	0	0	0	0	0	0	0	11	17	0.00	0.600
<b>Doug Jones, R</b> ERA: 1.55 (9, 1)	3.1	W	15	3	0	0	3	1	0	1	0	0	0	32	45	0.00	1.200

BOTTOM

**Cleveland Indians @ Seattle Mariners**  
The Kingdom, Seattle, WA  
Fri Jul 07 1989, 10:05 PM EDT  
Att: 12,096 - Dome

[livebaseballscorecards.com](http://livebaseballscorecards.com)

AB	45
R	3
H	11
RBI	3
BB	6
SO	5
LOB	33



Batter	1	2	3	4	5	6	7	8	9	10	11	AB R H RBI BB SO LOB	TOP												
Jerry Browne, S OBP: 0.360, SLG: 0.388 (1, 4)	4-0 HR BB		4-0 F8 BB		4-1 1B BB	0-1 G4-3			1-1 SH3		3-2 G1-3	2 1 0 0 3 0 2													
Dion James, L OBP: 0.356, SLG: 0.351 (1, 7)	2-1 HR		0-0 F8		1-1 FC5-4 1B		0-1 G1-3		4-0 2B IBB		1-2 FC1-4 2B	5 1 3 2 1 0 2													
Joe Carter, R OBP: 0.287, SLG: 0.431 (1, 8)	1-0 F9		1-3 K		0-1 P5		1-2 F8		3-2 2B		2-1 FC1-4 WP	6 0 1 1 0 1 5													
Pete O'Brien, L OBP: 0.390, SLG: 0.440 (1, 3)	2-2 P5		4-0 IBB		1-0 P4		0-0 1B		4-0 G6-4-3 IBB		4-0 FC6-4 IBB	3 0 1 0 3 0 2													
Cory Snyder, R OBP: 0.265, SLG: 0.375 (1, 9)	2-3 K		0-1 F8		1-1 FC5-4		2-3 K		2-1 G6-4-3		0-0 FC6-4	6 0 0 0 0 2 11													
Dave Clark, L OBP: 0.326, SLG: 0.399 (1, 10)		1-0 P6		3-2 G4-3		3-2 G6-3 SH5-3 1B		1-0 CS 1B		1-0 G4-3		5 0 2 0 0 0 0													
Luis Aguayo, R OBP: 0.230, SLG: 0.203 (1, 5)		0-3 K		1-0 P4		0-0 SH5-3		1-1 F7		2-0 F9		4 0 0 0 0 1 1													
Andy Allanson, R OBP: 0.269, SLG: 0.277 (1, 2)		0-1 G5-3		1-0 FC6-4 1B		4-0 G6-3 BB		3-1 G6-3		2-0 1B		4 0 2 0 1 0 1													
Felix Fermin, R OBP: 0.311, SLG: 0.265 (1, 6)			0-0 F8 BB 1B		1-1 FC6-4		0-1 G6-3		2-2 SH3 2B 1B		1-0 G1-3	5 1 2 0 0 0 4													
<b>Inning Stats</b>	R: 2 E: 0 K: 1 S: 11	H: 1 LOB: 0 BB: 1 P: 22	R: 0 E: 0 K: 1 S: 6	H: 0 LOB: 0 BB: 0 P: 7	R: 0 E: 0 K: 1 S: 8	H: 1 LOB: 3 BB: 2 P: 17	R: 0 E: 0 K: 0 S: 8	H: 1 LOB: 1 BB: 0 P: 14	R: 0 E: 0 K: 0 S: 8	H: 1 LOB: 2 BB: 1 P: 15	R: 0 E: 0 K: 1 S: 9	H: 1 LOB: 1 BB: 0 P: 12	R: 0 E: 0 K: 0 S: 6	H: 1 LOB: 0 BB: 0 P: 10	R: 1 E: 0 K: 0 S: 11	H: 2 LOB: 2 BB: 2 P: 27	R: 0 E: 0 K: 0 S: 4	H: 1 LOB: 1 BB: 0 P: 10	R: 0 E: 0 K: 0 S: 9	H: 1 LOB: 2 BB: 1 P: 19	1B: 8 2B: 2 3B: 0 HR: 1	SF: 0 SAC: 2 DP: 1 HBP: 0	WP: 1 PB: 0 SB: 0 CS: 1	PA: 50	
<b>PITCHER</b>	IP WLS BF H R ER SO BB IBB HBP BLK WP HR S P ERA WHIP	IP WLS BF H R ER SO BB IBB HBP BLK WP HR S P ERA WHIP											IP WLS BF H R ER SO BB IBB HBP BLK WP HR S P ERA WHIP												
Brian Holman, R ERA: 4.35 (1, 1)	8.1	W	40	9	3	3	4	4	3	0	0	0	0	0	1	73	135	3.24	1.560						
Bill Swift, R ERA: 5.94 (9, 1)	2.2	W	10	2	0	0	0	0	1	0	0	1	0	15	33	0.00	0.750								

Cleveland Indians @ Seattle Mariners  
The Kingdome, Seattle, WA  
Sat Jul 08 1989, 10:05 PM EDT  
Att. 15,229 - Dome

livebaseballscorecards.com

AB	40
R	3
H	11
RBI	3
BB	8
SO	4
LOB	28





BOTTOM

Cleveland Indians @ Seattle Mariners  
The Kingdome, Seattle, WA  
Sat Jul 08 1989, 10:05 PM EDT  
Att. 15,229 - Dome

livebaseballscorecards.com

AB	39
R	4
H	8
RBI	4
BB	3
SO	6
LOB	19



WP:	0	PA:	42
PB:	0		
SB:	0		
CS:	1		

AB	R	H	RBI	BB	SO	LOB
5	0	1	0	0	1	3
5	1	1	0	0	0	1
2	0	0	0	2	0	0
1	1	0	0	0	1	1
5	0	1	0	0	1	2
4	1	3	2	1	0	0
5	0	0	1	0	0	5
4	1	2	1	0	0	1
4	0	0	0	0	2	3
2	0	0	0	0	0	3
2	0	0	0	0	1	0
1B:	5	SF:	0			
2B:	1	SAC:	0			
3B:	0	DP:	0			
HR:	2	HBP:	0			

Batter	1	2	3	4	5	6	7	8	9	10	11
Harold Reynolds, S (1, 4) OBP: 0.355, SLG: 0.376	1-0 CS 1B			1-0 G5-3	0-0 FC5 2-3f			1-0 F8		1-3 K	
Henry Cotto, R (1, 8) OBP: 0.305, SLG: 0.386	0-2 SAFE SAFE 1-2			0-2 G1-3		1-1 L9		2-1 F8			0-0 2B FC4-6 1B
Alvin Davis, L (1, 10) OBP: 0.425, SLG: 0.460 Greg Briley, L (9, PR) OBP: 0.339, SLG: 0.427	1-0 F7			4-2 FC6-4 BB		1-1 G1-3			4-2 HR BB		0-3 K
Jeffrey Leonard, R (1, 7) OBP: 0.317, SLG: 0.445		0-0 G5-3		2-0 FC6-4 1-2f		2-2 L6			1-3 K		0-0 1-3 2B
Darnell Coles, R (1, 9) OBP: 0.304, SLG: 0.374		2-0 F9 1B			2-2 1B E FC5-2 1B		1-1 F8		2-1 1-H HR		4-0 FC4-6 IBB
Dave Valle, R (1, 2) OBP: 0.342, SLG: 0.439		2-0 F9 1-2			0-1 E5 FC5-2 1B 1-2		0-0 G6-3		0-0 P3		0-2 FC4-6 1-2f 3-H
Jim Presley, R (1, 3) OBP: 0.315, SLG: 0.416			0-1 F9		1-2 FC5 FC5-2 1B 1-2 2-3		1-2 HR		3-2 F8		
Edgar Martinez, R (1, 5) OBP: 0.311, SLG: 0.321			2-3 K		2-1 L6		3-3 K			0-0 F8	
Omar Vizquel, S (1, 6) OBP: 0.293, SLG: 0.286 Dave Cochrane, S (8, PH) OBP: 0.324, SLG: 0.362 (9, 6)			2-2 G3-1		2-2 FC5-2 1-2 2-3 3-H			1-0 F8		2-3 K	

PITCHER	IP	WLS	BF	H	R	ER	SO	BB	IBB	HBP	BLK	WP	HR	S	P	ERA	WHIP
Bud Black, L (1, 1) ERA: 3.43	8.0		30	5	2	2	2	2	0	0	0	0	1	63	104	2.25	0.875
Jesse Orosco, L (9, 1) ERA: 2.31	2.2	L	12	3	2	2	4	0	1	0	0	0	1	25	38	6.75	1.125

Inning Stats	R	H	E	K	S	R	H	E	K	S	R	H	E	K	S	R	H	E	K	S
	0	1	0	0	5	0	0	0	0	8	0	0	0	0	7	0	0	0	0	14
	0	1	0	0	3	0	0	0	0	12	0	0	0	0	7	0	0	0	0	22
	0	0	0	0	7	0	0	0	0	14	0	0	0	0	12	0	0	0	0	16
	0	0	0	0	7	0	0	0	0	8	0	0	0	0	8	0	0	0	0	10
	0	0	0	0	7	1	0	0	0	12	0	0	0	0	12	0	0	0	0	12

Batter	1	2	3	4	5	6	7	8	9	10	11
Harold Reynolds, S (1, 4) OBP: 0.355, SLG: 0.376	1-0 CS 1B			1-0 G5-3	0-0 FC5 2-3f			1-0 F8		1-3 K	
Henry Cotto, R (1, 8) OBP: 0.305, SLG: 0.386	0-2 SAFE SAFE 1-2			0-2 G1-3		1-1 L9		2-1 F8			0-0 2B FC4-6 1B
Alvin Davis, L (1, 10) OBP: 0.425, SLG: 0.460 Greg Briley, L (9, PR) OBP: 0.339, SLG: 0.427	1-0 F7			4-2 FC6-4 BB		1-1 G1-3			4-2 HR BB		0-3 K
Jeffrey Leonard, R (1, 7) OBP: 0.317, SLG: 0.445		0-0 G5-3		2-0 FC6-4 1-2f		2-2 L6			1-3 K		0-0 1-3 2B
Darnell Coles, R (1, 9) OBP: 0.304, SLG: 0.374		2-0 F9 1B			2-2 1B E FC5-2 1B		1-1 F8		2-1 1-H HR		4-0 FC4-6 IBB
Dave Valle, R (1, 2) OBP: 0.342, SLG: 0.439		2-0 F9 1-2			0-1 E5 FC5-2 1B 1-2		0-0 G6-3		0-0 P3		0-2 FC4-6 1-2f 3-H
Jim Presley, R (1, 3) OBP: 0.315, SLG: 0.416			0-1 F9		1-2 FC5 FC5-2 1B 1-2 2-3		1-2 HR		3-2 F8		
Edgar Martinez, R (1, 5) OBP: 0.311, SLG: 0.321			2-3 K		2-1 L6		3-3 K			0-0 F8	
Omar Vizquel, S (1, 6) OBP: 0.293, SLG: 0.286 Dave Cochrane, S (8, PH) OBP: 0.324, SLG: 0.362 (9, 6)			2-2 G3-1		2-2 FC5-2 1-2 2-3 3-H			1-0 F8		2-3 K	

Batter	1	2	3	4	5	6	7	8	9	AB R H RBI BB SO LOB	TOP																													
Jerry Browne, S (1, 4) OBP: 0.362, SLG: 0.390	1-1 FC3-2 1B		3-2 1B		2-2 G6-3 1-2f			1-1 P5		4 0 2 0 0 0 2																														
Dion James, L (1, 7) OBP: 0.359, SLG: 0.354	3-2 FC3-2 1-3 1B		0-0 CS 1-3 1B			2-1 G3-1		1-0 G3-1		4 0 2 0 0 0 0																														
Pete O'Brien, L (1, 3) OBP: 0.386, SLG: 0.434	2-1 FC3-2 1-2 3-H		3-0 G3-1 1-2			1-2 L9		0-0 L8		4 0 0 0 0 0 4																														
Joe Carter, R (1, 8) OBP: 0.284, SLG: 0.427	2-0 F9			0-0 F9		0-0 F9		0-0 F7		4 0 0 0 0 0 2																														
Dave Clark, L (1, 9) OBP: 0.321, SLG: 0.392	3-2 G4-3			2-0 F8			2-3 K			3 0 0 0 0 1 2																														
Pete Dalena, L (1, 10)			3-2 F7		1-3 K		1-3 K			3 0 0 0 0 2 0																														
Luis Aguayo, R (1, 5) OBP: 0.234, SLG: 0.209			0-1 F8		1-2 1B		1-3 K			3 0 1 0 0 1 0																														
Joel Skinner, R (1, 2) OBP: 0.308, SLG: 0.333			2-3 K		0-0 G6-3 1-3 1B			0-1 G4-3		3 0 1 0 0 1 0																														
Felix Fermin, R (1, 6) OBP: 0.308, SLG: 0.262			1-1 G4-3		2-3 K			2-2 G1-3		3 0 0 0 0 1 2																														
<b>Inning Stats</b>	R: 0 E: 0 K: 0 S: 11	H: 2 LOB: 2 BB: 0 P: 22	R: 0 E: 0 K: 1 S: 11	H: 0 LOB: 0 BB: 0 P: 16	R: 0 E: 0 K: 0 S: 8	H: 2 LOB: 1 BB: 0 P: 15	R: 0 E: 0 K: 1 S: 5	H: 0 LOB: 0 BB: 0 P: 8	R: 0 E: 0 K: 1 S: 11	H: 2 LOB: 1 BB: 0 P: 16	R: 0 E: 0 K: 0 S: 6	H: 0 LOB: 0 BB: 0 P: 9	R: 0 E: 0 K: 3 S: 9	H: 0 LOB: 0 BB: 0 P: 13	R: 0 E: 0 K: 0 S: 8	H: 0 LOB: 0 BB: 0 P: 11	R: 0 E: 0 K: 0 S: 3	H: 0 LOB: 0 BB: 0 P: 4	1B: 6 2B: 0 3B: 0 HR: 0	SF: 0 SAC: 0 DP: 1 HBP: 0	WP: 0 PB: 0 SB: 0 CS: 1	PA: 31																		
<b>PITCHER</b> Scott Bankhead, R (1, 1) ERA: 2.73	IP 9.0	WLS W	BF 31	H 6	R 0	ER 0	SO 6	BB 0	IBB 0	HBP 0	BLK 0	WP 0	HR 0	S 72	P 114	ERA 0.00	WHIP 0.667						<b>PITCHER</b>	IP 9.0	WLS W	BF 31	H 6	R 0	ER 0	SO 6	BB 0	IBB 0	HBP 0	BLK 0	WP 0	HR 0	S 72	P 114	ERA 0.00	WHIP 0.667

Cleveland Indians @ Seattle Mariners  
The Kingdome, Seattle, WA  
Sun Jul 09 1989, 6:33 AM EDT  
Att. 14,022 - Dome

livebaseballscorecards.com

AB 31  
R 0  
H 6  
RBI 0  
BB 0  
SO 6  
LOB 12





Batter	1	2	3	4	5	6	7	8	9	10	11	AB R H RBI BB SO LOB	TOP														
<b>Cecil Espy, S</b> (1, 8) OBP: 0.308, SLG: 0.319	1-0 1B		1-2 G6-4-3 1B		0-2 L4-3 1B			0-1 F9			1B	6 1 5 3 0 0 0															
<b>Sammy Sosa, R</b> (1, 10) OBP: 0.247, SLG: 0.312	1-3 K		1-0 G6-4-3		1-2 L4-3			2-3 K			1B	4 0 0 0 0 2 3															
<b>Jack Daugherty, S</b> (11, PH) OBP: 0.417, SLG: 0.455			1-2f		1-2						6-3	2 0 0 0 0 1 3															
<b>Rafael Palmeiro, L</b> (1, 3) OBP: 0.366, SLG: 0.405	1-2 G3				0-2 F8			2-2 F8		0-1 L4	F9	5 0 0 0 0 0 1															
<b>Ruben Sierra, S</b> (1, 9) OBP: 0.375, SLG: 0.580					0-1 F8			0-0 6-3		1-2 FC6-4 1B	F9	4 2 2 0 1 0 0															
<b>Julio Franco, R</b> (1, 4) OBP: 0.396, SLG: 0.495					0-2 F9			2-2 F9		0-0 FC6-4	1B	5 1 2 2 0 0 1															
<b>Pete Incaviglia, R</b> (1, 7) OBP: 0.263, SLG: 0.378								0-0 FC6-5 2B		2-2 F8	1B	5 1 2 2 0 1 2															
<b>Steve Buechele, R</b> (1, 5) OBP: 0.293, SLG: 0.368					1-1 FC6-5 1B			0-2 F3		1-3 K	E6 1B	5 2 0 0 0 2 3															
<b>Jeff Kunkel, R</b> (1, 6) OBP: 0.312, SLG: 0.466					4-2 1B			1-1 6-3		0-3 K	1B	4 2 1 1 1 2 1															
<b>Jim Sundberg, R</b> (1, 2) OBP: 0.328, SLG: 0.352					1-2 1B			1-2 5-3		1-3 K	1B	3 0 1 1 0 0 0															
<b>Thad Bosley, L</b> (10, PH) OBP: 0.167, SLG: 0.167					1-1 L4						E 1B	1 0 0 0 0 1 0															
<b>Chad Kreuter, S</b> (10, 2) OBP: 0.209, SLG: 0.184					1-2 1B						BB	0 0 0 0 1 0 0															
<b>Inning Stats</b>	R: 0 E: 0 K: 1 S: 7	H: 1 LOB: 0 BB: 0 P: 10	R: 1 E: 0 K: 3 S: 15	H: 2 LOB: 1 BB: 0 P: 21	R: 0 E: 0 K: 0 S: 6	H: 1 LOB: 0 BB: 0 P: 9	R: 0 E: 0 K: 0 S: 8	H: 0 LOB: 0 BB: 0 P: 8	R: 2 E: 0 K: 0 S: 16	H: 3 LOB: 1 BB: 1 P: 25	R: 0 E: 0 K: 0 S: 7	H: 0 LOB: 0 BB: 0 P: 11	R: 0 E: 0 K: 1 S: 8	H: 0 LOB: 0 BB: 0 P: 11	R: 0 E: 0 K: 0 S: 9	H: 1 LOB: 1 BB: 0 P: 12	R: 0 E: 0 K: 3 S: 10	H: 0 LOB: 0 BB: 0 P: 12	R: 6 E: 2 K: 1 S: 29	H: 5 LOB: 2 BB: 2 P: 49	1B: 11 2B: 3 3B: 0 HR: 0	SF: 0 SAC: 0 DP: 2 HBP: 0	WP: 0 PB: 0 SB: 2 CS: 0	PA: 47			
<b>PITCHER</b>	IP	WLS	BF	H	R	ER	SO	BB	IBB	HBP	BLK	WP	HR	S	P	ERA	WHIP										
<b>Bud Black, L</b> (1, 1) ERA: 3.45	7.0		26	7	3	3	4	1	0	0	0	0	0	66	93	3.86	1.143										
<b>Jesse Orosco, L</b> (8, 1) ERA: 2.23	1.1		5	1	0	0	1	0	0	0	0	0	0	13	17	0.00	0.750										
<b>Doug Jones, R</b> (9, 1) ERA: 1.49	1.2		5	0	0	0	3	0	0	0	0	0	0	14	18	0.00	0.000										
<b>Rod Nichols, R</b> (11, 1) ERA: 40.5	0.2	L	8	4	6	3	1	1	0	0	0	0	0	20	33	40.50	7.500										
<b>Keith Atherton, R</b> (11, 1) ERA: 4.22	0.1		3	1	0	0	0	1	0	0	0	0	0	9	16	0.00	6.000										

Texas Rangers @ Cleveland Indians  
Cleveland Municipal Stadium, Cleveland, OH  
Thu Jul 13 1989, 7:05 PM EDT  
Att. 11,300 - Unknown

livebaseballscorecards.com

AB	44
R	9
H	13
RBI	9
BB	3
SO	9
LOB	14



Batter	1	2	3	4	5	6	7	8	9	10	11	AB R H RBI BB SO LOB	BOTTOM																		
<b>Jerry Browne, S</b> OBP: 0.366, SLG: 0.395 (1, 4)	2-1 S 1B		0-0 SH1-3 1-2	2-1 2B			2-1 4-3		4-1 BB			3 1 2 0 1 0 0	<b>Texas Rangers @ Cleveland Indians</b> Cleveland Municipal Stadium, Cleveland, OH Thu Jul 13 1989, 7:05 PM EDT Att. 11,300 - Unknown <a href="http://livebaseballscorecards.com">livebaseballscorecards.com</a>																		
<b>Dion James, L</b> OBP: 0.357, SLG: 0.352 (1, 7)	1-1 F7		0-2 F5	2-2 4-3			2-1 1B		0-3 K			4 0 1 0 0 0 4																			
<b>Brad Komminsk, R</b> OBP: 0.304, SLG: 0.429 (9, PH) (10, 8)												1 0 0 0 0 1 1																			
<b>Joe Carter, R</b> OBP: 0.283, SLG: 0.422 (1, 8) (10, 7)	1-0 F8 1-2		4-1 1B BB			0-2 F9	1-2 F9		1-3 K			4 0 0 0 1 1 2																			
<b>Pete O'Brien, L</b> OBP: 0.386, SLG: 0.433 (1, 3)	0-0 1B		0-0 1B			3-2 F9	0-2 P2		2-2 F8			5 0 2 2 0 0 1																			
<b>Dave Clark, L</b> OBP: 0.319, SLG: 0.385 (1, 10)	3-2 4-3		3-2 G3			4-2 BB	1-2 F7		1-2 1B			3 0 0 0 1 0 3																			
<b>Paul Zuvella, R</b> OBP: 1.000, SLG: 1.000 (10, PH)												1 0 1 0 0 0 0																			
<b>Cory Snyder, R</b> OBP: 0.261, SLG: 0.369 (1, 9)		1-3 K		1-0 P3		1-3 K	1-3 K		0-3 K			5 0 0 0 0 4 2																			
<b>Brook Jacoby, R</b> OBP: 0.346, SLG: 0.414 (1, 5)		2-2 F9		4-2 1B FC4-6 BB		0-0 6-3	1-0 1-3		4-2 G4-6-3 BB			3 1 0 0 1 0 0																			
<b>Luis Aguayo, R</b> OBP: 0.244, SLG: 0.209 (9, 5)												0 0 0 0 1 0 0																			
<b>Joel Skinner, R</b> OBP: 0.309, SLG: 0.333 (1, 2)		1-3 K		0-1 FC4-6 1B		2-3 K		2-3 K	0-2 G4-6-3			3 0 1 0 0 2 0																			
<b>Pete Dalena, L</b> (9, PH) <b>Andy Allanson, R</b> OBP: 0.267, SLG: 0.275 (10, 2)									1-2f			1 0 0 0 0 1 0																			
<b>Felix Fermin, R</b> OBP: 0.306, SLG: 0.258 (1, 6)			4-0 SH1-3 1B BB	0-0 FC4-6 2B		1-0 F9		0-2 4-3	0-2 6-3			1 0 0 0 0 0 1																			
<b>Inning Stats</b>	R: 1 E: 0 K: 0 S: 11	H: 2 LOB: 1 BB: 0 P: 18	R: 0 E: 0 K: 2 S: 9	H: 0 LOB: 0 BB: 0 P: 13	R: 1 E: 0 K: 0 S: 11	H: 1 LOB: 2 BB: 2 P: 22	R: 1 E: 0 K: 0 S: 12	H: 2 LOB: 2 BB: 1 P: 21	R: 0 E: 0 K: 1 S: 13	H: 0 LOB: 1 BB: 1 P: 20	R: 0 E: 0 K: 1 S: 5	H: 0 LOB: 0 BB: 0 P: 8	R: 0 E: 0 K: 1 S: 10	H: 1 LOB: 1 BB: 0 P: 15	R: 0 E: 0 K: 1 S: 7	H: 0 LOB: 0 BB: 0 P: 10	R: 0 E: 0 K: 2 S: 11	H: 0 LOB: 1 BB: 1 P: 17	R: 0 E: 0 K: 2 S: 13	H: 1 LOB: 1 BB: 0 P: 17	R: 0 E: 0 K: 0 S: 9	H: 0 LOB: 0 BB: 1 P: 13	1B: 6 2B: 1 3B: 0 HR: 0	SF: 0 SAC: 1 DP: 1 HBP: 0	WP: 0 PB: 0 SB: 1 CS: 0	PA: 45					
<b>PITCHER</b>	IP WLS BF H R ER SO BB IBB HBP BLK WP HR S P ERA WHIP																														
<b>Bobby Witt, R</b> ERA: 5.4 (1, 1)	8.2	37	6	3	3	6	5	0	0	0	0	0	0	86	141	3.12	1.269														
<b>Kenny Rogers, L</b> ERA: 2.61 (9, 1)	1.0	4	1	0	0	2	0	0	0	0	0	0	0	13	17	0.00	1.000														
<b>Jeff Russell, R</b> ERA: 1.85 (10, 1)	0.1	W	1	0	0	0	1	0	0	0	0	0	0	3	3	0.00	0.000														
<b>Gary Mielke, R</b> ERA: 2.75 (11, 1)	1.0	3	0	0	0	0	1	0	0	0	0	0	0	9	13	0.00	1.000														

**Texas Rangers @ Cleveland Indians**  
 Cleveland Municipal Stadium, Cleveland, OH

Thu Jul 13 1989, 7:05 PM EDT  
 Att. 11,300 - Unknown

AB 38  
 R 3  
 H 7  
 RBI 3  
 BB 6  
 SO 9  
 LOB 15



Batter	1	2	3	4	5	6	7	8	9	AB R H RBI BB SO LOB	TOP														
<b>Cecil Espy, S</b> (1, 8) OBP: 0.307, SLG: 0.316	4-1 WP S 1B BB	1-3 K	1-3 K	3-1 5-3			0-1 1-3			3 1 0 0 1 1 1															
<b>Jeff Kunkel, R</b> (1, 6) OBP: 0.303, SLG: 0.453	1-3 K	0-2 F8			0-1 6-3		3-3 K			4 0 0 0 0 2 2															
<b>Rafael Palmeiro, L</b> (1, 3) OBP: 0.368, SLG: 0.404	1-0 1B BB	4-2 FC4-6 BB			0-1 L9		1-0 6-3			3 1 1 1 1 0 0															
<b>Ruben Sierra, S</b> (1, 9) OBP: 0.371, SLG: 0.573	1-1 F7	2-1 FC4-6			3-3 K		1-2 3-1			4 0 0 0 0 1 3															
<b>Julio Franco, R</b> (1, 4) OBP: 0.397, SLG: 0.494	4-0 1B E BB		0-1 3-1		1-1 4-3 5-3 1B		0-1 F9			3 2 1 0 1 0 0															
<b>Pete Incaviglia, R</b> (1, 7) OBP: 0.267, SLG: 0.377	0-1 1B E BB		3-2 6-3		4-1 5-3 4-3 BB		0-3 K			3 1 1 1 1 1 0															
<b>Rick Leach, L</b> (1, 10) OBP: 0.337, SLG: 0.358	0-1 E6 1B		1-3 K		3-2 4-3		1-2 2-3 F7			4 0 0 0 0 1 3															
<b>Steve Buechele, R</b> (1, 5) OBP: 0.292, SLG: 0.366	0-0 1B			0-1 6-3		0-0 5-3		0-0 F4		4 0 1 2 0 0 1															
<b>Chad Kreuter, S</b> (1, 2) OBP: 0.213, SLG: 0.190		1-2 BB 1B		0-3 K		2-2 F7		1-1 4-3		3 0 1 0 0 1 1															
<b>Jack Daugherty, S</b> (9, PH) OBP: 0.385, SLG: 0.417										1 0 0 0 0 0 0															
<b>Inning Stats</b>	R: 4 E: 1 K: 1 S: 12	H: 3 LOB: 2 BB: 2 P: 23	R: 0 E: 0 K: 1 S: 16	H: 1 LOB: 2 BB: 1 P: 24	R: 0 E: 0 K: 1 S: 11	H: 0 LOB: 0 BB: 0 P: 15	R: 0 E: 0 K: 1 S: 8	H: 0 LOB: 0 BB: 0 P: 11	R: 0 E: 0 K: 1 S: 7	H: 0 LOB: 0 BB: 0 P: 10	R: 1 E: 0 K: 0 S: 14	H: 1 LOB: 1 BB: 1 P: 24	R: 0 E: 0 K: 1 S: 6	H: 0 LOB: 0 BB: 0 P: 10	R: 0 E: 0 K: 1 S: 8	H: 0 LOB: 0 BB: 0 P: 9	R: 0 E: 0 K: 0 S: 6	H: 0 LOB: 0 BB: 0 P: 8	1B: 5 2B: 0 3B: 0 HR: 0	SF: 0 SAC: 0 DP: 0 HBP: 0	WP: 1 PB: 0 SB: 1 CS: 0	PA: 36			
<b>PITCHER</b>	IP	WLS	BF	H	R	ER	SO	BB	IBB	HBP	BLK	WP	HR	S	P	ERA	WHIP								
<b>John Farrell, R</b> (1, 1) ERA: 4.49	6.0		27	5	5	3	5	4	0	0	0	1	0	68	107	4.50	1.500								
<b>Jesse Orosco, L</b> (7, 1) ERA: 2.17	1.0	W	3	0	0	0	1	0	0	0	0	0	0	6	10	0.00	0.000								
<b>Doug Jones, R</b> (8, 1) ERA: 1.42	2.0	S	6	0	0	0	1	0	0	0	0	0	0	14	17	0.00	0.000								

Texas Rangers @ Cleveland Indians  
Cleveland Municipal Stadium, Cleveland, OH

Fri Jul 14 1989, 7:05 PM EDT  
Att. 14,511 - Unknown - 70 F

livebaseballscorecards.com

AB	32
R	5
H	5
RBI	4
BB	4
SO	7
LOB	11



Batter	1	2	3	4	5	6	7	8	9	AB	R	H	RBI	BB	SO	LOB
Jerry Browne, S OBP: 0.364, SLG: 0.396 (1, 4)	2-1 F9		1-0 F8	0-3 K		0-0 F8		1-2 2B		5	1	1	0	0	1	4
Paul Zuvella, R OBP: 0.500, SLG: 1.167 (1, 5)	1-1 5-3		1-1 HR	0-1 5-3		1-3 K		0-1 1B 2B		5	2	2	2	0	1	4
Dion James, L OBP: 0.358, SLG: 0.350 (1, 10)	2-3 K		0-0 F7		0-1 B2-3		1-0 SF7 1B	4-1 1B BB		4	2	1	0	1	1	0
Joe Carter, R OBP: 0.284, SLG: 0.430 (1, 7)		0-0 PB S 1B		2-3 K HR	0-0 HR		1-3 K	0-0 5-3		5	3	2	1	0	2	3
Pete O'Brien, L OBP: 0.386, SLG: 0.429 (1, 3)		3-2 P5		2-3 K	1-2 G3		4-0 SF7 IBB	4-0 1B 2B IBB		3	1	0	0	2	1	2
Brad Komminsk, R OBP: 0.393, SLG: 0.609 (1, 8)		4-2 PB PB BB		0-0 HR	4-2 S BB		0-2 SF7	1-1 2B 1B		2	2	2	5	2	0	0
Dave Clark, L OBP: 0.327, SLG: 0.399 (1, 9)		3-3 K		3-1 BB 2B	1-3 K		4-0 IBB	1-1 1B 2B		4	0	2	2	1	2	3
Andy Allanson, R OBP: 0.271, SLG: 0.271 (1, 2)		2-0 F7		1-0 BB HBP		4-0 BB	0-3 K	0-2 L7		3	0	0	0	1	1	4
Felix Fermin, R OBP: 0.305, SLG: 0.255 (1, 6)			1-3 K	4-1 BB		3-1 F8		1-1 F3		3	0	0	0	1	1	1

Inning Stats	R: 0	H: 0	E: 0	K: 1	S: 8	LOB: 0	BB: 0	P: 13	R: 1	H: 1	E: 0	K: 1	S: 12	LOB: 1	BB: 1	P: 24	R: 1	H: 1	E: 0	K: 1	S: 7	LOB: 0	BB: 0	P: 10	R: 2	H: 2	E: 0	K: 3	S: 17	LOB: 3	BB: 1	P: 29	R: 1	H: 1	E: 0	K: 1	S: 12	LOB: 1	BB: 1	P: 18	R: 0	H: 0	E: 0	K: 1	S: 6	LOB: 1	BB: 1	P: 14	R: 1	H: 1	E: 1	K: 2	S: 11	LOB: 2	BB: 2	P: 21	R: 5	H: 4	E: 0	K: 0	S: 16	LOB: 1	BB: 2	P: 28
1B: 3	SF: 1	2B: 4	SAC: 0	3B: 0	DP: 0	HR: 3	HBP: 1	WP: 1	PA: 44	1B: 3	PB: 3	SB: 3	CS: 0																																																			

PITCHER	IP	WLS	BF	H	R	ER	SO	BB	IBB	HBP	BLK	WP	HR	S	P	ERA	WHIP
Charlie Hough, R ERA: 4.95 (1, 1)	5.0		26	5	5	4	7	4	0	1	0	1	3	56	98	7.20	1.800
Cecilio Guante, R ERA: 3.7 (6, 1)	2.1	L	12	3	3	2	3	0	2	0	0	0	0	24	40	7.71	1.286
Drew Hall, L ERA: 4.68 (8, 1)	0.0		1	0	0	0	0	1	0	0	0	0	0	1	5	∞	∞
Gary Mielke, R ERA: 3.54 (8, 1)	0.2		5	2	3	3	0	0	1	0	0	0	0	8	14	40.50	3.000

BOTTOM

Texas Rangers @ Cleveland Indians  
Cleveland Municipal Stadium, Cleveland, OH

Fri Jul 14 1989, 7:05 PM EDT  
Att: 14,511 - Unknown - 70 F

livebaseballscorecards.com

AB	34
R	11
H	10
RBI	10
BB	8
SO	10
LOB	21



Batter	1	2	3	4	5	6	7	8	9	AB R H RBI BB SO LOB	TOP											
<b>Cecil Espy, S</b> (1, 8) OBP: 0.307, SLG: 0.316 <b>Jack Daugherty, S</b> (5, 7) OBP: 0.357, SLG: 0.385	0-3 K		1-1 P4		1-2 CS 1B			1-3 K		3 0 1 1 0 1 1 1 0 0 0 0 1 0												
<b>Sammy Sosa, R</b> (1, 10) OBP: 0.235, SLG: 0.296	1-3 K			2-3 SAFE 1B	2-2 F7			0-0 F8		4 0 0 0 0 2 2												
<b>Rafael Palmeiro, L</b> (1, 3) OBP: 0.367, SLG: 0.404 <b>Mike Stanley, R</b> (9, PH) OBP: 0.259, SLG: 0.173	2-2 G1-3			3-1 1B		1-1 F9			3-3 K	3 0 1 0 0 0 0 1 0 0 0 0 1 0												
<b>Ruben Sierra, S</b> (1, 9) OBP: 0.370, SLG: 0.570		0-0 F7		0-1 1B		1-1 F9			1-1 P6	4 0 1 0 0 0 0												
<b>Julio Franco, R</b> (1, 4) OBP: 0.392, SLG: 0.488		2-1 F8		1-3 1B		0-0 L3			2-2 F8	4 0 0 0 0 1 2												
<b>Pete Incaviglia, R</b> (1, 7) OBP: 0.264, SLG: 0.372 (5, 8)		2-3 K		0-3 K			0-0 L6			3 0 0 0 0 2 2												
<b>Steve Buechele, R</b> (1, 5) OBP: 0.292, SLG: 0.366			0-0 1B		1-2 P4		1-0 P9			3 0 1 0 0 0 0												
<b>Jeff Kunkel, R</b> (1, 6) OBP: 0.303, SLG: 0.446			2-3 K		4-2 2B 1B BB		2-3 K			2 1 0 0 1 2 1												
<b>Jim Sundberg, R</b> (1, 2) OBP: 0.328, SLG: 0.360			2-2 F9		0-1 1B		2-1 L7			3 0 1 0 0 0 1												
<b>Inning Stats</b>	R: 0 E: 0 K: 2 S: 12	H: 0 LOB: 0 BB: 0 P: 15	R: 0 E: 0 K: 1 S: 8	H: 0 LOB: 0 BB: 0 P: 12	R: 0 E: 0 K: 1 S: 9	H: 1 LOB: 1 BB: 0 P: 14	R: 0 E: 0 K: 3 S: 13	H: 2 LOB: 2 BB: 0 P: 19	R: 1 E: 0 K: 0 S: 14	H: 2 LOB: 1 BB: 1 P: 22	R: 0 E: 0 K: 0 S: 5	H: 0 LOB: 0 BB: 0 P: 7	R: 0 E: 0 K: 1 S: 5	H: 0 LOB: 0 BB: 0 P: 8	R: 0 E: 0 K: 1 S: 6	H: 0 LOB: 0 BB: 0 P: 9	R: 0 E: 0 K: 1 S: 11	H: 0 LOB: 0 BB: 0 P: 17	1B: 4 2B: 1 3B: 0 HR: 0	SF: 0 SAC: 0 DP: 0 HBP: 0	WP: 0 PB: 0 SB: 0 CS: 1	PA: 32
<b>PITCHER</b> <b>Greg Swindell, L</b> (1, 1) ERA: 2.64	IP: 9.0 WLS: W BF: 32 H: 5 R: 1 ER: 1 SO: 10 BB: 1 IBB: 0 HBP: 0 BLK: 0 WP: 0 HR: 0 S: 83 P: 123 ERA: 1.00 WHIP: 0.667																				<b>PITCHER</b> IP: WLS: BF: H: R: ER: SO: BB: IBB: HBP: BLK: WP: HR: S: P: ERA: WHIP	

Texas Rangers @ Cleveland Indians  
Cleveland Municipal Stadium, Cleveland, OH

Sat Jul 15 1989, 7:05 PM EDT  
Att: 28,952 - Unknown

livebaseballscorecards.com

AB	31
R	1
H	5
RBI	1
BB	1
SO	10
LOB	9





Batter	1	2	3	4	5	6	7	8	9	AB R H RBI BB SO LOB	BOTTOM
Jerry Browne, S OBP: 0.367, SLG: 0.400 (1, 4)	1-1 2B	4-0 1B BB		2-3 1-2 K		2-2 1-2 2-H 2B 1B		1-0 F3		4 2 2 1 1 1 1	<b>Texas Rangers @ Cleveland Indians</b> <b>Cleveland Municipal Stadium, Cleveland, OH</b> Sat Jul 15 1989, 7:05 PM EDT Att. 28,952 - Unknown
Paul Zuvella, R OBP: 0.364, SLG: 0.727 (1, 5)	2-3 K	0-0 1-2 1B			2-2 L9	0-2 F6		0-0 F8		5 0 1 0 0 1 3	
Dion James, L OBP: 0.359, SLG: 0.348 (1, 10)	4-1 2B BB	1-2 G6-3			2-3 K	1-2 2B 1-2 2-3 1B		2-3 K		4 1 1 0 1 2 2	
Joe Carter, R OBP: 0.289, SLG: 0.444 (1, 7)	1-2 1-1 2-H 2-H 1B 2B		0-3 K		2-1 WP 3B	1-2 1-3 2-H 3-H 2B				4 1 3 4 0 1 0	
Pete O'Brien, L OBP: 0.390, SLG: 0.429 (1, 3)	3-2 1B 1B		1-1 G4-3		4-2 BB	4-0 IBB				2 1 1 0 2 0 0	
Albert Belle, R OBP: 0.250, SLG: 0.250 (1, 9)	1-1 S 1B		0-3 K		3-1 P4	1-0 L8				4 0 1 1 0 1 4	
Brad Komminsk, R OBP: 0.375, SLG: 0.538 (1, 8)	3-3 K			0-0 F8		4-2 SH3-4 1B BB	2-3 K2-3			3 1 0 0 1 2 1	
Andy Allanson, R OBP: 0.271, SLG: 0.268 (1, 2)			1-3 K		4-1 S BB	0-1 SH3-4	2-2 F8			2 0 0 0 1 1 0	
Felix Fermin, R OBP: 0.305, SLG: 0.253 (1, 6)			1-1 G6-3		3-2 L8	4-2 1B 1B 2B BB	2-3 K			3 1 0 0 1 1 1	

Inning Stats	R: 3	H: 4	E: 0	LOB: 1	K: 2	P: 35	R: 0	H: 1	E: 0	LOB: 2	K: 1	P: 16	R: 0	H: 0	E: 0	LOB: 0	K: 2	P: 9	R: 0	H: 0	E: 0	LOB: 1	K: 1	P: 17	R: 1	H: 1	E: 0	LOB: 1	K: 1	P: 26	R: 3	H: 3	E: 0	LOB: 3	K: 2	P: 40	R: 0	H: 0	E: 0	LOB: 0	K: 2	P: 19	R: 0	H: 0	E: 0	LOB: 0	K: 1	P: 8	1B: 5	2B: 3	3B: 1	HR: 0	SF: 0	SAC: 1	DP: 0	HBP: 0	WP: 1	PB: 0	SB: 2	CS: 0	PA: 39
--------------	------	------	------	--------	------	-------	------	------	------	--------	------	-------	------	------	------	--------	------	------	------	------	------	--------	------	-------	------	------	------	--------	------	-------	------	------	------	--------	------	-------	------	------	------	--------	------	-------	------	------	------	--------	------	------	-------	-------	-------	-------	-------	--------	-------	--------	-------	-------	-------	-------	--------

PITCHER	IP	WLS	BF	H	R	ER	SO	BB	IBB	HBP	BLK	WP	HR	S	P	ERA	WHIP
Nolan Ryan, R ERA: 3.27 (1, 1)	5.1	L	28	7	7	7	7	6	0	0	0	1	0	68	123	11.81	2.438
Gary Mielke, R ERA: 3.48 (6, 1)	0.1		1	0	0	0	0	0	0	0	0	0	0	3	3	0.00	0.000
Drew Hall, L ERA: 4.68 (6, 1)	0.0		1	1	0	0	0	0	0	0	0	0	0	5	6	∞	∞
Cecilio Guante, R ERA: 3.67 (6, 1)	0.1		3	1	0	0	0	0	1	0	0	0	0	5	11	0.00	3.000
Kenny Rogers, L ERA: 2.48 (7, 1)	2.0		6	0	0	0	3	0	0	0	0	0	0	18	27	0.00	0.000

AB	31
R	7
H	9
RBI	6
BB	7
SO	10
LOB	12



PITCHER	IP	WLS	BF	H	R	ER	SO	BB	IBB	HBP	BLK	WP	HR	S	P	ERA	WHIP
---------	----	-----	----	---	---	----	----	----	-----	-----	-----	----	----	---	---	-----	------

Batter	1	2	3	4	5	6	7	8	9	AB R H RBI BB SO LOB	TOP																									
Sammy Sosa, R (1, 8) OBP: 0.241, SLG: 0.313 Cecil Espy, S (4, PH) OBP: 0.311, SLG: 0.320 (4, 8)	3-2 FC1 1B 2B	3-1 F8		0-0 1-3 1B		1-1 S 1B			2-3 K	2 1 1 0 0 0 1 3 0 2 0 0 1 0																										
Rafael Palmeiro, L (1, 3) OBP: 0.365, SLG: 0.401	2-2 FC1 HR 2-3 1B	1-0 L7		0-1 G3-1		2-3 K 1-2			1-1 L1	5 1 1 0 0 1 4																										
Julio Franco, R (1, 4) OBP: 0.391, SLG: 0.485 Rick Leach, L (9, PH) OBP: 0.335, SLG: 0.355	0-0 FC1 HR 2-3 3-H		2-2 F9		0-1 S 1B		2-2 F9		1-0 F7	4 1 1 1 0 0 1 1 0 0 0 0 0 0																										
Ruben Sierra, S (1, 9) OBP: 0.366, SLG: 0.563	3-2 L7		0-1 G4-3		2-3 K		1-2 G1-3			4 0 0 0 0 1 3																										
Pete Incaviglia, R (1, 7) OBP: 0.267, SLG: 0.399	2-2 HR 1-H 3-H		0-0 HR		2-3 K 1-2		1-0 L1-3			4 2 2 4 0 1 1																										
Mike Stanley, R (1, 10) OBP: 0.250, SLG: 0.167 Jack Daugherty, S (5, PH) OBP: 0.375, SLG: 0.357	1-0 L9		2-2 G6-3		4-2 FC6-4 BB			0-1 F8		2 0 0 0 0 0 0 1 0 0 0 1 0 0																										
Steve Buechele, R (1, 5) OBP: 0.292, SLG: 0.368	0-0 P4		1-1 G5-3		0-0 FC6-4 1-2f			2-2 G4-3 2B		4 0 1 0 0 0 2																										
Jeff Kunkel, R (1, 6) OBP: 0.302, SLG: 0.441		3-2 1B		2-3 K		3-2 F8		1-2 G4-3		4 0 1 0 0 1 1																										
Chad Kreuter, S (1, 2) OBP: 0.217, SLG: 0.185 Thad Bosley, L (8, PH) OBP: 0.154, SLG: 0.154 Jim Sundberg, R (8, 2) OBP: 0.328, SLG: 0.360		1-2 P4		4-2 1B BB		0-0 P6		0-0 L8		2 0 0 0 1 0 1 1 0 0 0 0 0 1 0 0 0 0 0 0 0																										
<b>Inning Stats</b>	R: 4 E: 0 K: 0 S: 15	H: 3 LOB: 0 BB: 0 P: 26	R: 0 E: 0 K: 0 S: 12	H: 1 LOB: 1 BB: 0 P: 20	R: 1 E: 0 K: 0 S: 9	H: 1 LOB: 0 BB: 0 P: 13	R: 0 E: 0 K: 1 S: 13	H: 1 LOB: 2 BB: 1 P: 20	R: 0 E: 0 K: 1 S: 9	H: 1 LOB: 1 BB: 0 P: 15	R: 0 E: 0 K: 0 S: 7	H: 0 LOB: 0 BB: 0 P: 11	R: 0 E: 0 K: 0 S: 9	H: 1 LOB: 1 BB: 0 P: 12	R: 0 E: 0 K: 1 S: 6	H: 0 LOB: 0 BB: 0 P: 10	1B: 5 2B: 2 3B: 0 HR: 2	SF: 0 SAC: 0 DP: 0 HBP: 0	WP: 0 PB: 0 SB: 2 CS: 0	PA: 39																
<b>PITCHER</b>	IP WLS BF H R ER SO BB IBB HBP BLK WP HR S P ERA WHIP																																			
Scott Bailes, L (1, 1) ERA: 3.82	3.0		15	5	5	5	0	0	0	0	0	0	2	36	59	15.00	1.667																			
Rich Yett, R (4, 1) ERA: 5.07	2.2	W	13	3	0	0	3	2	0	0	0	0	0	31	50	0.00	1.875																			
Jesse Orosco, L (6, 1) ERA: 2.09	1.1		4	0	0	0	1	0	0	0	0	0	0	10	16	0.00	0.000																			
Keith Atherton, R (8, 1) ERA: 3.97	2.0		7	1	0	0	1	0	0	0	0	0	0	15	22	0.00	0.500																			

Texas Rangers @ Cleveland Indians  
Cleveland Municipal Stadium, Cleveland, OH

Sun Jul 16 1989, 3:33 AM EDT  
Att. 22,095 - Sunny - 73 F

livebaseballscorecards.com

AB	37
R	5
H	9
RBI	5
BB	2
SO	5
LOB	15



Batter	1	2	3	4	5	6	7	8	9
<b>Jerry Browne, S</b> OBP: 0.366, SLG: 0.399 (1, 4)									
<b>Paul Zuvella, R</b> OBP: 0.353, SLG: 0.533 (1, 5)									
<b>Dion James, L</b> OBP: 0.364, SLG: 0.351 (1, 10)									
<b>Joe Carter, R</b> OBP: 0.293, SLG: 0.448 (1, 7)									
<b>Pete O'Brien, L</b> OBP: 0.390, SLG: 0.427 (1, 3)									
<b>Albert Belle, R</b> OBP: 0.333, SLG: 0.444 (1, 9)									
<b>Brad Komminsk, R</b> OBP: 0.405, SLG: 0.633 (1, 8)									
<b>Joel Skinner, R</b> OBP: 0.323, SLG: 0.340 (1, 2)									
<b>Felix Fermin, R</b> OBP: 0.303, SLG: 0.252 (1, 6)									

Inning Stats	R: 6 E: 1 K: 1 S: 26	H: 4 LOB: 2 BB: 2 P: 41	R: 0 E: 1 K: 2 S: 12	H: 1 LOB: 2 BB: 0 P: 22	R: 0 E: 0 K: 0 S: 8	H: 1 LOB: 1 BB: 0 P: 15	R: 0 E: 0 K: 0 S: 9	H: 1 LOB: 1 BB: 0 P: 11	R: 0 E: 0 K: 0 S: 8	H: 2 LOB: 2 BB: 0 P: 12	R: 5 E: 1 K: 0 S: 14	H: 3 LOB: 2 BB: 4 P: 38	R: 0 E: 0 K: 2 S: 10	H: 1 LOB: 1 BB: 0 P: 13	R: 0 E: 0 K: 1 S: 12	H: 1 LOB: 1 BB: 0 P: 12
--------------	-------------------------------	----------------------------------	-------------------------------	----------------------------------	------------------------------	----------------------------------	------------------------------	----------------------------------	------------------------------	----------------------------------	-------------------------------	----------------------------------	-------------------------------	----------------------------------	-------------------------------	----------------------------------

PITCHER	IP	WLS	BF	H	R	ER	SO	BB	IBB	HBP	BLK	WP	HR	S	P	ERA	WHIP
<b>Kevin Brown, R</b> ERA: 3.14 (1, 1)	5.0	L	31	9	8	5	3	4	0	1	0	0	0	66	112	9.00	2.600
<b>Drew Hall, L</b> ERA: 5.4 (6, 1)	0.0		2	1	0	0	0	1	0	0	0	0	0	3	8	∞	∞
<b>Gary Mielke, R</b> ERA: 3.57 (6, 1)	2.0		10	3	3	3	2	1	0	0	0	0	1	18	32	13.50	2.000
<b>Jeff Russell, R</b> ERA: 1.8 (8, 1)	1.0		4	1	0	0	1	0	0	0	0	0	0	12	12	0.00	1.000

**BOTTOM**

AB	R	H	RBI	BB	SO	LOB
6	1	2	1	0	0	4
4	1	0	0	1	1	6
4	2	2	0	1	0	2
4	2	2	1	1	1	1
4	2	1	1	1	0	3
5	1	2	2	0	2	6
4	2	2	4	1	2	3
4	0	2	1	1	0	0
5	0	1	1	0	0	5

**Texas Rangers @ Cleveland Indians**  
Cleveland Municipal Stadium, Cleveland, OH

Sun Jul 16 1989, 3:33 AM EDT  
Att. 22,095 - Sunny - 73 F

**AB 40**  
**R 11**  
**H 14**  
**RBI 11**  
**BB 6**  
**SO 6**  
**LOB 30**

**WP: 0** **PA: 47**  
**PB: 1**  
**SB: 0**  
**CS: 0**

**1B: 11** **SF: 0**  
**2B: 2** **SAC: 0**  
**3B: 0** **DP: 0**  
**HR: 1** **HBP: 1**

**WP: 0** **PA: 47**  
**PB: 1**  
**SB: 0**  
**CS: 0**

**WP: 0** **PA: 47**  
**PB: 1**  
**SB: 0**  
**CS: 0**



WP	HR	S	P	ERA	WHIP
0	0	0	0	0.00	1.000

Batter	1	2	3	4	5	6	7	8	9	AB R H RBI BB SO LOB	TOP																
<b>Jerry Browne, S</b> (1, 4) OBP: 0.367, SLG: 0.402	1-2 2B	1-2 2B		2-1 G6-3			3-2 F7		2-2 G5-3	5 1 2 0 0 0 1																	
<b>Paul Zuvella, R</b> (1, 5) OBP: 0.286, SLG: 0.421	0-3 K	1-0 L4-6			2-2 G4-3		2-2 L4			4 0 0 0 0 1 4																	
<b>Dion James, L</b> (1, 10) OBP: 0.370, SLG: 0.357	2-0 G3-1 2B				4-2 BLK BB		4-2 G5-4-3 BB	2-2 G4-3		2 1 1 1 2 0 0																	
<b>Joe Carter, R</b> (1, 7) OBP: 0.290, SLG: 0.443	0-1 G3-1				0-0 L7		0-0 G5-4-3	1-3 K		4 0 0 0 0 1 3																	
<b>Pete O'Brien, L</b> (1, 3) OBP: 0.394, SLG: 0.429	2-0 G3-1 1B				4-1 BLK BB		2-2 G3-1	3-2 1B		3 0 2 1 1 0 0																	
<b>Albert Belle, R</b> (1, 9) OBP: 0.231, SLG: 0.308	3-2 P3				1-2 L6		0-1 P3	2-3 K		4 0 0 0 0 1 4																	
<b>Brad Komminsk, R</b> (1, 8) OBP: 0.415, SLG: 0.636					2-1 F8		0-0 2B		0-1 P4	3 0 1 0 1 0 2																	
<b>Andy Allanson, R</b> (1, 2) OBP: 0.268, SLG: 0.264							3-3 K		0-1 2B	3 0 0 0 0 1 2																	
<b>Pete Dalena, L</b> (9, PH) OBP: 0.167, SLG: 0.333										1 0 1 0 0 0 0																	
<b>Felix Fermin, R</b> (1, 6) OBP: 0.303, SLG: 0.253									2-0 F8	3 0 1 0 0 0 0																	
<b>Dave Clark, L</b> (9, PH) OBP: 0.325, SLG: 0.397										1 0 0 0 0 0 1																	
<b>Inning Stats</b>	R: 2 E: 0 K: 1 S: 13	H: 3 LOB: 1 BB: 0 P: 21	R: 0 E: 0 K: 0 S: 14	H: 2 LOB: 2 BB: 1 P: 21	R: 0 E: 0 K: 0 S: 13	H: 0 LOB: 2 BB: 2 P: 24	R: 0 E: 0 K: 0 S: 5	H: 0 LOB: 0 BB: 0 P: 7	R: 0 E: 0 K: 0 S: 6	H: 0 LOB: 0 BB: 1 P: 12	R: 0 E: 0 K: 1 S: 11	H: 1 LOB: 1 BB: 0 P: 16	R: 0 E: 0 K: 0 S: 9	H: 0 LOB: 0 BB: 0 P: 15	R: 0 E: 0 K: 2 S: 14	H: 1 LOB: 1 BB: 0 P: 22	R: 0 E: 0 K: 0 S: 8	H: 1 LOB: 1 BB: 0 P: 12	1B: 4 2B: 5 3B: 0 HR: 0	SF: 0 SAC: 0 DP: 2 HBP: 0	WP: 0 PB: 0 SB: 0 CS: 0	PA: 37					
<b>PITCHER</b>	IP WLS BF H R ER SO BB IBB HBP BLK WP HR S P ERA WHIP																										
<b>Mike Dyer, R</b> (1, 1) ERA: 10.8	3.0		16	5	2	2	1	3	0	0	1	0	0	40	66	6.00	2.667										
<b>Juan Berenguer, R</b> (4, 1) ERA: 3.36	5.0	W	17	2	0	0	3	1	0	0	0	0	0	45	72	0.00	0.600										
<b>Jeff Reardon, R</b> (9, 1) ERA: 4.57	1.0	S	4	1	0	0	0	0	0	0	0	0	0	8	12	0.00	1.000										

**Cleveland Indians @ Minnesota Twins**  
 Hubert H. Humphrey Metrodome, Minneapolis, MN  
 Mon Jul 17 1989, 8:05 PM EDT  
 Att. 21,004 - Dome

<b>AB</b>	<b>33</b>
<b>R</b>	<b>2</b>
<b>H</b>	<b>8</b>
<b>RBI</b>	<b>2</b>
<b>BB</b>	<b>4</b>
<b>SO</b>	<b>4</b>
<b>LOB</b>	<b>17</b>



livebaseballscorecards.com

Batter	1	2	3	4	5	6	7	8	9
<b>Al Newman, S</b> OBP: 0.337, SLG: 0.288 (1, 4) C B X	1-1 G3 ①		3-3 K ③			1-1 G6-3 ②		2-2 1B 1B	
<b>Randy Bush, L</b> OBP: 0.331, SLG: 0.440 (1, 7) B F X (9, 9)	1-1 G3-1 ②			1-1 P4 ①		1-1 G1-3 ③		0-0 1B 1B	
<b>Kirby Puckett, R</b> OBP: 0.384, SLG: 0.483 (1, 8) X	0-0 G6-3 ③			2-0 G6-3 ②			0-0 SH FC6-5 1B	0-0 1B 1B	
<b>Kent Hrbek, L</b> OBP: 0.363, SLG: 0.522 (1, 3)			0-3 K ①	1-1 L4 ③			1 SAFE X SH FC6-5 1-3	0-0 1B 1B	
<b>Gary Gaetti, R</b> OBP: 0.290, SLG: 0.441 (1, 5)			3-3 K ②		0-0 G3 1B		0-0 FC6-5 1B	2-3 K ②	
<b>Gene Larkin, S</b> OBP: 0.345, SLG: 0.319 (1, 9) <b>Doug Baker, S</b> OBP: 0.538, SLG: 0.636 (9, 6)			2-1 F8 ③		1-1 P5 ①		1-2 L9 ②	0-1 L9 ③	
<b>Jim Dwyer, L</b> OBP: 0.404, SLG: 0.395 (1, 10) <b>Carmen Castillo, R</b> (7, PH) OBP: 0.320, SLG: 0.510			0-2 G3-1 ①		2-0 G3 ②		0-0 1B 1B		
<b>Brian Harper, R</b> OBP: 0.343, SLG: 0.429 (1, 2)			3-1 F8 ②		0-0 F8 ③		3-2 P3 ③		
<b>Greg Gagne, R</b> OBP: 0.286, SLG: 0.375 (1, 6) <b>John Moses, S</b> (8, PH) OBP: 0.345, SLG: 0.371 (9, 7)			2-2 2B ①			1-0 G6-3 ①		1-3 K ①	

AB	R	H	RBI	BB	SO	LOB
4	1	1	0	0	1	1
4	1	1	0	0	0	0
4	2	2	1	0	0	0
3	1	1	3	0	1	0
4	0	1	1	0	2	1
4	0	0	0	0	0	2
0	0	0	0	0	0	0
2	0	0	0	0	0	1
1	0	1	0	0	0	0
3	0	0	0	0	0	3
2	0	1	0	0	0	0
1	0	0	0	0	1	0

AB	R	H	RBI	BB	SO	LOB
32	5	8	5	0	5	8

Inning Stats	R: 0	H: 0	E: 0	K: 0	S: 5	H: 0	LOB: 0	BB: 0	P: 7	R: 0	H: 0	E: 0	K: 2	S: 9	H: 0	LOB: 0	BB: 0	P: 14	R: 0	H: 1	E: 0	K: 1	S: 11	H: 0	LOB: 1	BB: 0	P: 19	R: 0	H: 0	E: 0	K: 0	S: 5	H: 0	LOB: 0	BB: 0	P: 9	R: 0	H: 1	E: 0	K: 0	S: 5	H: 0	LOB: 1	BB: 0	P: 8	R: 1	H: 2	E: 1	K: 0	S: 10	H: 2	LOB: 2	BB: 0	P: 14	R: 4	H: 4	E: 0	K: 2	S: 15	H: 4	LOB: 0	BB: 0	P: 20
<b>PITCHER</b>	IP	WLS	BF	H	R	ER	SO	BB	IBB	HBP	BLK	WP	HR	S	P	ERA	WHIP																																														
<b>Tom Candiotti, R</b> ERA: 3.59 (1, 1)	6.0		20	2	0	0	3	0	0	0	0	0	0	40	65	0.00	0.333																																														
<b>Jesse Orosco, L</b> ERA: 2.04 (7, 1)	1.0		6	2	1	0	0	0	0	0	0	0	0	10	14	0.00	2.000																																														
<b>Doug Jones, R</b> ERA: 2.18 (8, 1)	1.0	L	7	4	4	4	2	0	0	0	0	0	1	15	20	36.00	4.000																																														

**Minnesota Twins**  
**Cleveland Indians @ Minnesota Twins**  
 Hubert H. Humphrey Metrodome, Minneapolis, MN  
 Mon Jul 17 1989, 8:05 PM EDT  
 Att. 21,004 - Dome

WP: 0 PA: 33  
 PB: 0  
 SB: 0  
 CS: 0



livebaseballscores.com

Batter	1	2	3	4	5	6	7	8	9	AB R H RBI BB SO LOB	TOP
Jerry Browne, S (1, 4) OBP: 0.368, SLG: 0.403	1-1 G4-6-3 1B		0-3 K		1-3 K			0-0 1B		4 0 2 0 0 2 0	<b>Cleveland Indians @ Minnesota Twins</b> Hubert H. Humphrey Metrodome, Minneapolis, MN Tue Jul 18 1989, 8:05 PM EDT Att. 24,016 - Dome
Paul Zuvella, R (1, 5) OBP: 0.240, SLG: 0.348	1-2 P4		3-3 K			2-1 G1-3		2-1 F9		4 0 0 0 0 1 2	
Pete O'Brien, L (1, 3) OBP: 0.390, SLG: 0.424	1-2 G4-6-3 1-2f		2-3 K			0-0 G4-3		2-0 G4-3		4 0 0 0 0 1 2	
Joe Carter, R (1, 7) OBP: 0.295, SLG: 0.462		2-2 2B 1B		2-1 HR		0-1 IHR		1-3 K		4 3 3 2 0 1 0	
Brook Jacoby, R (1, 10) OBP: 0.345, SLG: 0.410		4-2 2B BB		1-3 K		1-0 G6-3		2-2 G6-3		3 1 0 0 1 1 0	
Albert Belle, R (1, 9) OBP: 0.176, SLG: 0.235		1-3 K		3-2 G6-3		0-0 F8		1-1 G6-3		4 0 0 0 0 1 2	
Brad Komminsk, R (1, 8) OBP: 0.386, SLG: 0.583		1-3 K		0-3 K		3-3 K		3-3 K		3 0 0 0 0 3 2	
Joel Skinner, R (1, 2) OBP: 0.324, SLG: 0.351		2-1 1-H 2-H 2B		3-2 G6-3		2-1 G5-3		2-1 G5-3		3 0 1 2 0 0 0	
Felix Fermin, R (1, 6) OBP: 0.300, SLG: 0.250		0-0 G6-3		1-3 K		0-0 G3-1		0-0 G3-1		3 0 0 0 0 1 1	
<b>Inning Stats</b>	R: 0 H: 1 E: 0 LOB: 0 K: 0 BB: 0 S: 8 P: 11	R: 2 H: 2 E: 0 LOB: 1 K: 2 BB: 1 S: 16 P: 26	R: 0 H: 0 E: 0 LOB: 0 K: 3 BB: 0 S: 10 P: 15	R: 1 H: 1 E: 0 LOB: 0 K: 2 BB: 0 S: 12 P: 18	R: 0 H: 0 E: 0 LOB: 0 K: 2 BB: 0 S: 10 P: 15	R: 1 H: 1 E: 0 LOB: 0 K: 0 BB: 0 S: 6 P: 9	R: 0 H: 0 E: 0 LOB: 0 K: 1 BB: 0 S: 7 P: 12	R: 0 H: 1 E: 0 LOB: 1 K: 0 BB: 0 S: 5 P: 9	R: 0 H: 0 E: 0 LOB: 0 K: 1 BB: 0 S: 9 P: 13	1B: 3 SF: 0 2B: 1 SAC: 0 3B: 0 DP: 1 HR: 2 HBP: 0	WP: 0 PA: 33 PB: 0 SB: 0 CS: 0
<b>PITCHER</b>	IP WLS BF H R ER SO BB IBB HBP BLK WP HR S P ERA WHIP										
Frank Viola, L (1, 1) ERA: 3.55	9.0 W 33 6 4 4 11 1 0 0 0 0 1 83 128 4.00 0.778										
Frank Viola, L (9, 1) ERA: 3.55	9.0 W 33 6 4 4 11 1 0 0 0 0 0 1 83 128 4.00 0.778										

livebaseballscorecards.com

<b>AB</b>	32
<b>R</b>	4
<b>H</b>	6
<b>RBI</b>	4
<b>BB</b>	1
<b>SO</b>	11
<b>LOB</b>	9



Batter	1	2	3	4	5	6	7	8	9	AB	R	H	RBI	BB	SO	LOB
<b>Al Newman, S</b> (1, 4) OBP: 0.335, SLG: 0.290	3-3 <b>K</b>		1-0 <b>G1-3</b>		2-2 <b>G5-3</b>		0-0 <b>1B</b> <b>2B</b>		2-1 <b>G1-3</b>	5	1	1	0	0	1	0
<b>Gene Larkin, S</b> (1, 9) OBP: 0.355, SLG: 0.332	1-0 <b>2B</b> <b>FC3</b> <b>1B</b>		0-0 <b>1B</b>		1-2 <b>WP</b> <b>G5-3</b> <b>1B</b>		1-0 <b>2-H</b> <b>1B</b>		0-0 <b>IBB</b> <b>SF7</b> <b>1B</b>	5	2	5	1	0	0	0
<b>Kirby Puckett, R</b> (1, 8) OBP: 0.381, SLG: 0.482	1-2 <b>FC3</b> <b>FC6-4</b> <b>2B</b>		2-3 <b>K</b>		0-0 <b>G5-3</b>		1-1 <b>L6</b>		0-0 <b>FC6</b> <b>IBB</b>	5	1	1	0	0	1	4
<b>Gary Gaetti, R</b> (1, 5) OBP: 0.289, SLG: 0.436	3-2 <b>FC3</b> <b>FC6-4</b> <b>2-3</b> <b>3-H</b>		0-0 <b>G1-3</b>		3-2 <b>F8</b>			0-2 <b>E6</b> <b>SH3-4</b> <b>1B</b>	4-0 <b>1-2</b> <b>2-3</b> <b>IBB</b>	4	1	0	1	1	0	3
<b>Carmen Castillo, R</b> (1, 7) OBP: 0.314, SLG: 0.500 <b>Frank Viola, L</b> (9, 1) <b>Jim Dwyer, L</b> (9, PH) OBP: 0.402, SLG: 0.395	0-0 <b>FC6-4</b> <b>WP</b> <b>E6</b> <b>1-2</b> <b>3-H</b>			0-3 <b>K</b>		2-3 <b>K</b>		1-0 <b>SH3-4</b>	0-1 <b>SF7</b> <b>3-H</b>	3	0	0	1	0	2	1
<b>Brian Harper, R</b> (1, 10) OBP: 0.346, SLG: 0.436 <b>Doug Baker, S</b> (8, PR) (9, 6)	2-2 <b>E6</b> <b>1-H</b>		1-2 <b>2B</b>		0-0 <b>P3</b>		0-0 <b>P3</b>	1-1 <b>1B</b> <b>1B</b> <b>2-H</b>		4	0	2	1	0	0	1
<b>Kent Hrbek, L</b> (1, 3) OBP: 0.355, SLG: 0.509		0-0 <b>L7</b>		0-0 <b>F7</b>		1-1 <b>F7</b>		0-0 <b>P4</b>		4	0	0	0	0	0	2
<b>Tim Laudner, R</b> (1, 2) OBP: 0.292, SLG: 0.346		1-1 <b>G5-3</b>		4-0 <b>BB</b>		0-0 <b>G6-3</b>		0-0 <b>G6-3</b>	1-2 <b>1B</b>	3	0	1	0	1	0	0
<b>Greg Gagne, R</b> (1, 6) OBP: 0.283, SLG: 0.371 <b>Randy Bush, L</b> (8, PH) (9, 7)		0-0 <b>P3</b>		3-3 <b>K</b>		2-2 <b>F8</b>		3-2 <b>P6</b>		3	0	0	0	0	1	2
										1	0	0	0	0	0	2

Inning Stats	R: 2	H: 2	E: 1	K: 1	S: 15	LOB: 2	BB: 0	P: 25	R: 0	H: 0	E: 0	K: 0	S: 4	R: 0	H: 1	E: 0	K: 1	S: 6	R: 0	H: 1	E: 0	K: 2	S: 11	R: 0	H: 1	E: 0	K: 0	S: 10	R: 0	H: 0	E: 0	K: 1	S: 7	R: 1	H: 2	E: 0	K: 0	S: 8	R: 1	H: 2	E: 1	K: 0	S: 11	R: 1	H: 1	E: 1	K: 0	S: 6	1B: 7	2B: 3	3B: 0	HR: 0	SF: 1	SAC: 1	DP: 0	HBP: 0	WP: 2	PB: 0	SB: 0	CS: 0	PA: 41
--------------	------	------	------	------	-------	--------	-------	-------	------	------	------	------	------	------	------	------	------	------	------	------	------	------	-------	------	------	------	------	-------	------	------	------	------	------	------	------	------	------	------	------	------	------	------	-------	------	------	------	------	------	-------	-------	-------	-------	-------	--------	-------	--------	-------	-------	-------	-------	--------

PITCHER	IP	WLS	BF	H	R	ER	SO	BB	IBB	HBP	BLK	WP	HR	S	P	ERA	WHIP
<b>Bud Black, L</b> (1, 1) ERA: 3.47	7.1		33	8	4	3	5	1	0	0	0	2	0	67	104	3.68	1.227
<b>Jesse Orosco, L</b> (8, 1) ERA: 2.03	0.1		1	0	0	0	0	0	0	0	0	0	0	1	1	0.00	0.000
<b>Doug Jones, R</b> (8, 1) ERA: 2.14	1.0	L	7	2	1	0	0	0	1	0	0	0	0	10	19	0.00	2.000


**BOTTOM**

**Cleveland Indians @ Minnesota Twins**  
 Hubert H. Humphrey Metrodome, Minneapolis, MN

Tue Jul 18 1989, 8:05 PM EDT  
 Att. 24,016 - Dome

livebaseballscorecards.com

<b>AB</b>	<b>37</b>
<b>R</b>	<b>5</b>
<b>H</b>	<b>10</b>
<b>RBI</b>	<b>5</b>
<b>BB</b>	<b>2</b>
<b>SO</b>	<b>5</b>
<b>LOB</b>	<b>15</b>



Batter	1	2	3	4	5	6	7	8	9	AB R H RBI BB SO LOB	TOP																
Jerry Browne, S OBP: 0.363, SLG: 0.397 (1, 4)	2-3 K	2-2 F9		1-0 G4-3			0-1 F8		0-1 F9	5 0 0 0 0 1 2																	
Paul Zuvella, R OBP: 0.233, SLG: 0.321 (1, 6)	2-3 K		1-2 G4-3			1-3 K	1-3 K		0-0 2B SF8 1B	5 1 1 0 0 3 0																	
Pete O'Brien, L OBP: 0.392, SLG: 0.428 (1, 3)	0-0 HR 1B		4-2 HR BB			0-0 F9	3-1 G6-3		2-0 1B 2B	4 2 2 1 1 0 0																	
Joe Carter, R OBP: 0.301, SLG: 0.491 (1, 7)	1-0 HR 1-H		1-2 HR			4-0 S BB		0-0 HR	1-1 SF8 3-H	3 3 3 6 1 0 0																	
Brook Jacoby, R OBP: 0.343, SLG: 0.407 Dion James, L OBP: 0.365, SLG: 0.352 (1, 10) (5, PH)	3-1 F9		2-2 G6-3			2-1 P9		1-0 G4-3	2-1 G3	2 0 0 0 0 0 0 3 0 0 0 0 0 2																	
Albert Belle, R OBP: 0.238, SLG: 0.524 (1, 9)		1-2 F8	0-1 L5			2-2 HR		2-0 3B		4 1 2 1 0 0 0																	
Brad Komminsk, R OBP: 0.375, SLG: 0.550 (1, 8)		1-2 3B 1B		1-3 K		0-1 F7		1-1 G4-3		4 1 1 0 0 1 1	AB 36 R 10 H 11 RBI 10 BB 3 SO 6 LOB 6																
Luis Aguayo, R OBP: 0.244, SLG: 0.239 (1, 5)		0-1 1-H SF7 3B		1-1 G4-3		2-3 K		3-2 G5-3		4 1 1 1 0 1 1																	
Andy Allanson, R OBP: 0.272, SLG: 0.266 (1, 2)		1-2 SF7 3-H		2-2 1B		0-1 G1-3			4-1 1B 2B BB	2 1 1 1 1 0 0																	
Inning Stats	R: 2 E: 0 K: 2 S: 12	H: 2 LOB: 0 BB: 0 P: 20	R: 2 E: 0 K: 0 S: 17	H: 2 LOB: 0 BB: 0 P: 22	R: 2 E: 0 K: 0 S: 13	H: 1 LOB: 0 BB: 1 P: 21	R: 0 E: 0 K: 1 S: 10	H: 1 LOB: 1 BB: 0 P: 15	R: 0 E: 0 K: 1 S: 7	H: 0 LOB: 1 BB: 1 P: 14	R: 1 E: 0 K: 1 S: 11	H: 1 LOB: 0 BB: 0 P: 15	R: 0 E: 0 K: 1 S: 8	H: 0 LOB: 0 BB: 0 P: 12	R: 1 E: 0 K: 0 S: 8	H: 2 LOB: 1 BB: 0 P: 15	R: 2 E: 0 K: 0 S: 9	H: 2 LOB: 1 BB: 1 P: 18	1B: 4 2B: 1 3B: 2 HR: 4	SF: 2 SAC: 0 DP: 0 HBP: 0	WP: 0 PB: 0 SB: 1 CS: 0	PA: 41					
PITCHER	IP	WLS	BF	H	R	ER	SO	BB	IBB	HBP	BLK	WP	HR	S	P	ERA	WHIP										
Allan Anderson, L ERA: 4.31 (1, 1)	3.0	L	15	5	6	6	2	1	0	0	0	0	2	42	63	18.00	2.000										
Randy St. Claire, R ERA: 4.91 (4, 1)	3.0		12	2	1	1	3	1	0	0	0	0	1	28	44	3.00	1.000										
German Gonzalez, R ERA: 3.43 (7, 1)	2.0		8	2	1	1	1	0	0	0	0	0	1	16	27	4.50	1.000										
Gary Wayne, L ERA: 3.75 (9, 1)	1.0		6	2	2	2	0	1	0	0	0	0	0	9	18	18.00	3.000										

Cleveland Indians @ Minnesota Twins  
 Hubert H. Humphrey Metrodome, Minneapolis, MN  
 Wed Jul 19 1989, 8:05 PM EDT  
 Att. 22,504 - Dome

livebaseballscorecards.com







Batter	1	2	3	4	5	6	7	8	9	AB R H RBI BB SO LOB	TOP											
<b>Jerry Browne, S</b> (1, 4) OBP: 0.366, SLG: 0.401	1-0 G4-3		2-2 1B			0-3 K	1-0 CS	0-1 2B	4-0 IBB	4 1 2 0 1 1 0												
<b>Felix Fermin, R</b> (1, 6) OBP: 0.302, SLG: 0.256	3-2 1B		1-0 F9			0-0 G6-3		1-1 2B	1-0 G4-3	5 0 2 1 0 0 4												
<b>Dion James, L</b> (1, 10) OBP: 0.360, SLG: 0.345	0-2 P4				0-3 K	1-0 G1-3		0-0 P6		4 0 0 0 0 1 2												
<b>Joe Carter, R</b> (1, 7) OBP: 0.300, SLG: 0.488	1-3 K				1-2 P3		0-0 1B	0-1 F9		4 1 1 0 0 1 2												
<b>Pete O'Brien, L</b> (1, 3) OBP: 0.391, SLG: 0.426					0-1 G4-1		2-0 1B	0-0 F8		4 1 1 0 0 0 1												
<b>Albert Belle, R</b> (1, 9) OBP: 0.260, SLG: 0.560					1-1 G6-3		1-1 1B	1-1 G1-3		4 1 2 1 0 0 0												
<b>Brad Komminsk, R</b> (1, 8) OBP: 0.404, SLG: 0.568					0-2 1B		2-2 CS	1-1 G1-3		4 0 3 1 0 0 0												
<b>Luis Aguayo, R</b> (1, 5) OBP: 0.233, SLG: 0.230					1-0 F9		2-1 SF8	1-1 G1-3		3 0 0 1 0 0 3												
<b>Andy Allanson, R</b> (1, 2) OBP: 0.267, SLG: 0.261					3-1 G6-3		0-0 F9	2-3 K		4 0 0 0 0 2 4												
<b>Inning Stats</b>	R: 0 E: 0 K: 1 S: 13	H: 1 LOB: 1 BB: 0 P: 18	R: 0 E: 0 K: 0 S: 12	H: 0 LOB: 0 BB: 0 P: 17	R: 0 E: 0 K: 1 S: 10	H: 1 LOB: 1 BB: 0 P: 15	R: 0 E: 0 K: 1 S: 13	H: 0 LOB: 0 BB: 0 P: 14	R: 0 E: 1 K: 0 S: 9	H: 1 LOB: 1 BB: 0 P: 13	R: 0 E: 0 K: 1 S: 5	H: 0 LOB: 0 BB: 0 P: 6	R: 3 E: 0 K: 0 S: 10	H: 4 LOB: 0 BB: 0 P: 18	R: 1 E: 0 K: 0 S: 8	H: 2 LOB: 1 BB: 0 P: 9	R: 0 E: 0 K: 1 S: 10	H: 2 LOB: 3 BB: 1 P: 20	1B: 8 2B: 3 3B: 0 HR: 0	SF: 1 SAC: 0 DP: 0 HBP: 0	WP: 0 PB: 0 SB: 0 CS: 1	PA: 39
<b>PITCHER</b> <b>Bret Saberhagen, R</b> (1, 1) ERA: 2.69 <b>Terry Leach, R</b> (9, 1) ERA: 4.17	IP 8.0	WLS L	BF 32	H 9	R 4	ER 4	SO 4	BB 0	IBB 0	HBP 0	BLK 0	WP 0	HR 0	S 80	P 110	ERA 4.50	WHIP 1.125					

**Cleveland Indians @ Kansas City Royals**  
**Royals Stadium, Kansas City, MO**  
 Thu Jul 20 1989, 8:05 PM EDT  
 Att. 38,595 - Sunny

AB	36
R	4
H	11
RBI	4
BB	1
SO	5
LOB	16



livebaseballscorecards.com

Batter	1	2	3	4	5	6	7	8	9	AB	R	H	RBI	BB	SO	LOB
Willie Wilson, S OBP: 0.290, SLG: 0.300 (1, 8)	2-3 K			3-3 K	2-0 F9			0-0 B5-3		4	0	0	0	0	2	3
Kevin Seitzer, R OBP: 0.395, SLG: 0.335 (1, 5)	4-2 CS BB			4-1 BB BB				2-3 K		2	0	0	0	2	2	1
George Brett, L OBP: 0.338, SLG: 0.416 (1, 3)	0-1 F8			3-1 F7						3	0	0	0	1	1	2
Bo Jackson, R OBP: 0.308, SLG: 0.520 (1, 7)		0-1 CS 1B		4-0 BB						3	0	1	0	1	2	1
Mike Macfarlane, R OBP: 0.253, SLG: 0.305 (1, 10)		0-0 F8		2-2 G5-3						3	0	0	0	0	0	3
Bill Buckner, L OBP: 0.250, SLG: 0.275 (9, PH)										1	0	0	0	0	0	1
Danny Tartabull, R OBP: 0.355, SLG: 0.428 (1, 9)		1 SAFE 3-1 F8			0-1 G4-3 2B					2	0	1	0	0	0	1
Matt Winters, L OBP: 0.379, SLG: 0.417 (5, PR)										2	0	0	0	0	0	1
(6, 9)																
Bob Boone, R OBP: 0.359, SLG: 0.352 (1, 2)		2-2 CS	2-1 G6-3		2-2 G4-3					3	0	0	0	0	0	1
Frank White, R OBP: 0.295, SLG: 0.292 (1, 4)			1-0 P2		4-1 F9 BB					1	0	0	0	2	0	0
Bill Pecota, R OBP: 0.273, SLG: 0.525 (1, 6)				1-3 K						2	0	0	0	0	1	3
Pat Tabler, R OBP: 0.336, SLG: 0.303 (8, PH)					0-1 F9					1	0	0	0	0	0	1
Brad Wellman, R OBP: 0.273, SLG: 0.281 (9, 6)					1-2					0	0	0	0	0	0	0

Inning Stats	R: 0	H: 0	E: 0	K: 1	S: 7	R: 0	H: 1	E: 0	K: 0	S: 8	R: 0	H: 0	E: 0	K: 1	S: 6	R: 0	H: 0	E: 0	K: 1	S: 13	R: 0	H: 1	E: 0	K: 0	S: 9	R: 0	H: 0	E: 0	K: 3	S: 9	R: 0	H: 0	E: 0	K: 0	S: 5	R: 0	H: 0	E: 0	K: 1	S: 7	R: 0	H: 0	E: 0	K: 1	S: 10	1B: 1	SF: 0	2B: 1	SAC: 0	3B: 0	DP: 0	HR: 0	HBP: 0	WP: 0	PA: 34
PITCHER	IP	WLS	BF	H	R	ER	SO	BB	IBB	HBP	BLK	WP	HR	S	P	ERA	WHIP																																						
Greg Swindell, L ERA: 2.51 (1, 1)	7.0	W	25	2	0	0	6	4	0	0	0	0	0	57	104	0.00	0.857																																						
Jesse Orosco, L ERA: 1.98 (8, 1)	1.0		5	0	0	0	1	2	0	0	0	0	0	9	21	0.00	2.000																																						
Doug Jones, R ERA: 2.09 (9, 1)	1.0		3	0	0	0	1	0	0	0	0	0	0	8	13	0.00	0.000																																						

BOTTOM

Cleveland Indians @ Kansas City Royals  
Royals Stadium, Kansas City, MO

Thu Jul 20 1989, 8:05 PM EDT  
Att. 38,595 - Sunny

livebaseballscorecards.com

AB	27
R	0
H	2
RBI	0
BB	6
SO	8
LOB	18



Batter	1	2	3	4	5	6	7	8	9	AB R H RBI BB SO LOB	TOP	
<b>Jerry Browne, S</b> (1, 4) OBP: 0.368, SLG: 0.402	2-2 P4		0-1 G4-6-3 1B		2-2 P6			2-2 1B		4 0 2 0 0 0 0	<b>Cleveland Indians @ Kansas City Royals</b> <b>Royals Stadium, Kansas City, MO</b> Fri Jul 21 1989, 8:05 PM EDT Att: 38,274 - Unknown	
<b>Felix Fermin, R</b> (1, 6) OBP: 0.302, SLG: 0.254 <b>Pete Dalena, L</b> (8, PH) OBP: 0.143, SLG: 0.286 <b>Luis Aguayo, R</b> (8, 6) OBP: 0.233, SLG: 0.230	4-1 G3 BB		2-1 G4-6-3 1-2f		1-0 G4-3			1-2 P6		2 0 0 0 1 0 1 1 0 0 0 0 0 1 0 0 0 0 0 0 0		
<b>Dion James, L</b> (1, 10) OBP: 0.358, SLG: 0.341	1-2 G3 1-2			4-1 1B FC5-2 BB		1-0 F7		1-1 L7		3 0 0 0 1 0 2		
<b>Joe Carter, R</b> (1, 7) OBP: 0.300, SLG: 0.486	1-1 G6-3			0-1 P4		0-1 CS 1B		1-3 SAFE SAFE SAFE K		4 0 1 0 0 1 3		
<b>Pete O'Brien, L</b> (1, 3) OBP: 0.395, SLG: 0.433		0-1 2B		0-0 1B FC5-2 1B		0-1 F7		2-1 1B 1B		4 1 3 0 0 0 1		
<b>Albert Belle, R</b> (1, 9) OBP: 0.310, SLG: 0.536		0-0 F8		1-1 FC5-2 1B 1-2 2-3		1-0 CS 1-2	4-2 L5-3 BB	2-1 F8		3 0 1 0 1 0 2		
<b>Brad Komminsk, R</b> (1, 8) OBP: 0.382, SLG: 0.532 <b>Dave Clark, L</b> (9, PH) OBP: 0.328, SLG: 0.400		0-1 F8		3-1 FC5-2 1-2 2-H 3-Hf		0-1 L5-3 1-2	0-1 L5-3	1-0 G6-4-3 1B 1-3		3 0 0 1 0 0 4 1 0 1 0 0 0 0		
<b>Brook Jacoby, R</b> (1, 5) OBP: 0.342, SLG: 0.404		2-3 K		0-0 G1-3		1-0 1B		0-0 G6-4-3 1-2f		4 0 1 0 0 1 5		
<b>Joel Skinner, R</b> (1, 2) OBP: 0.314, SLG: 0.340			2-3 K		1-0 G5-3		3-2 G1-3			3 0 0 0 0 1 1		
<b>Inning Stats</b>	R: 0 E: 0 K: 0 S: 9 H: 0 LOB: 1 BB: 1 P: 17	R: 0 E: 0 K: 1 S: 10 H: 1 LOB: 1 BB: 0 P: 12	R: 0 E: 0 K: 1 S: 8 H: 1 LOB: 0 BB: 0 P: 12	R: 1 E: 0 K: 0 S: 9 H: 2 LOB: 2 BB: 1 P: 17	R: 0 E: 0 K: 0 S: 5 H: 0 LOB: 0 BB: 0 P: 9	R: 0 E: 0 K: 0 S: 5 H: 1 LOB: 0 BB: 0 P: 7	R: 0 E: 0 K: 0 S: 9 H: 1 LOB: 1 BB: 1 P: 17	R: 0 E: 0 K: 1 S: 14 H: 1 LOB: 1 BB: 0 P: 19	R: 0 E: 0 K: 0 S: 6 H: 2 LOB: 1 BB: 0 P: 11	1B: 8 2B: 2 3B: 0 HR: 0 SF: 0 SAC: 0 DP: 3 HBP: 0		WP: 0 PB: 0 SB: 0 CS: 1 PA: 36
<b>PITCHER</b> <b>Luis Aquino, R</b> (1, 1) ERA: 2.93 <b>Jeff Montgomery, R</b> (8, 1) ERA: 1.48	IP WLS BF H R ER SO BB IBB HBP BLK WP HR S P ERA WHIP	7.0 W 27 6 1 1 2 3 0 0 0 0 0 0 55 91 1.29 1.286	2.0 S 8 3 0 0 1 0 0 0 0 0 0 0 20 30 0.00 1.500	<b>PITCHER</b> IP WLS BF H R ER SO BB IBB HBP BLK WP HR S P ERA WHIP								

livebaseballscorecards.com

<b>AB</b>	<b>32</b>
<b>R</b>	<b>1</b>
<b>H</b>	<b>9</b>
<b>RBI</b>	<b>1</b>
<b>BB</b>	<b>3</b>
<b>SO</b>	<b>3</b>
<b>LOB</b>	<b>20</b>



Batter	1	2	3	4	5	6	7	8	9
Willie Wilson, S OBP: 0.297, SLG: 0.309 (1, 8)	2-2 FC6-4 1B	3-2 SAFE SF8 1-2 3-H			0-0 1B	0-0 SAFE L6		1-2 1-H 3-H 1B	
Kevin Seitzer, R OBP: 0.395, SLG: 0.336 (1, 5)	0-2 FC6-4 1B	2-1 F8			2-0 L7		1-0 E6 SH1-4	2-2 1-2 1B	
George Brett, L OBP: 0.336, SLG: 0.412 (1, 3)	0-1 FC6-4		1-1 P6		2-2 1-H 1B		1-1 SAFE SH1-4	1-0 F9	
Rey Palacios, R OBP: 0.216, SLG: 0.265 (5, 3)	1-2f 2-3				2-2 1-2 1B		1-2 F9	0-0 F9	
Bo Jackson, R OBP: 0.309, SLG: 0.518 (1, 7)	1-3 K		2-2 1B		2-2 1-2 1B		1-0 F9	0-0 F9	
Pat Tabler, R OBP: 0.335, SLG: 0.302 (1, 10)	1-0 F9		0-0 G6-4-3 1B		0-1 L8		2-3 K		
Bob Boone, R OBP: 0.361, SLG: 0.352 (1, 2)		4-2 2B G4-3 BB	2-0 G6-4-3		0-0 G4-3			1-2 1B G3	
Frank White, R OBP: 0.294, SLG: 0.296 (1, 4)		2-1 SAFE G4-3 SF8 2B		2-2 G1-3		2-3 K		2-2 G3	
Matt Winters, L OBP: 0.371, SLG: 0.392 (1, 9)		0-1 G4-3		1-3 K		1-0 G3-1		4-0 1B 1B IBB	
Bill Pecota, R OBP: 0.298, SLG: 0.512 (1, 6)		4-1 SF8		1-0 P6		2-1 HBP		1-2 1-3 2-H 1B	
Bill Buckner, L OBP: 0.255, SLG: 0.280 (8, PH)									
Brad Wellman, R OBP: 0.273, SLG: 0.281 (8, PR)									

Inning Stats	R: 0 E: 0 K: 1 S: 13	H: 2 LOB: 2 BB: 0 P: 17	R: 2 E: 0 K: 0 S: 14	H: 1 LOB: 1 BB: 2 P: 29	R: 0 E: 0 K: 0 S: 10	H: 2 LOB: 1 BB: 0 P: 15	R: 0 E: 0 K: 1 S: 7	H: 0 LOB: 0 BB: 0 P: 11	R: 1 E: 0 K: 0 S: 12	H: 3 LOB: 2 BB: 0 P: 18	R: 0 E: 0 K: 1 S: 7	H: 0 LOB: 1 BB: 0 P: 12	R: 0 E: 1 K: 1 S: 10	H: 0 LOB: 1 BB: 0 P: 13	R: 3 E: 0 K: 0 S: 19	H: 4 LOB: 2 BB: 1 P: 31
--------------	-------------------------------	----------------------------------	-------------------------------	----------------------------------	-------------------------------	----------------------------------	------------------------------	----------------------------------	-------------------------------	----------------------------------	------------------------------	----------------------------------	-------------------------------	----------------------------------	-------------------------------	----------------------------------

PITCHER	IP	WLS	BF	H	R	ER	SO	BB	IBB	HBP	BLK	WP	HR	S	P	ERA	WHIP
Scott Bailes, L ERA: 3.96 (1, 1)	4.1	L	22	8	3	3	2	2	0	0	0	0	0	53	87	6.23	2.308
Rich Yett, R ERA: 5.11 (5, 1)	3.0		13	1	2	2	2	0	1	1	0	0	0	27	42	6.00	0.333
Jesse Orosco, L ERA: 2.2 (8, 1)	0.0		2	2	1	1	0	0	0	0	0	0	0	6	8	∞	∞
Keith Atherton, R ERA: 3.89 (8, 1)	0.2		3	1	0	0	0	0	0	0	0	0	0	6	9	0.00	1.500

**BOTTOM**


**Cleveland Indians @ Kansas City Royals**  
**Royals Stadium, Kansas City, MO**

Fri Jul 21 1989, 8:05 PM EDT  
Att. 38,274 - Unknown

AB	R	H	RBI	BB	SO	LOB
4	1	3	3	0	0	1
5	0	2	0	0	0	2
2	0	0	0	0	0	2
2	0	1	1	0	0	2
5	0	2	0	0	1	5
4	0	1	0	0	1	5
3	2	1	0	1	0	4
4	1	1	0	0	1	1
3	1	0	1	1	1	1
1	0	0	0	1	0	0
1	0	1	1	0	0	0
0	1	0	0	0	0	0

AB	34
R	6
H	12
RBI	6
BB	3
SO	4
LOB	23

WP: 0 PA: 40  
PB: 0  
SB: 2  
CS: 0



1B	2B	3B	HR	SF	SAC	DP	HBP
11	1	0	0	1	1	1	1

Batter	1	2	3	4	5	6	7	8	9	AB R H RBI BB SO LOB	TOP											
Jerry Browne, S (1, 4) OBP: 0.364, SLG: 0.398	0-1 L1		2-1 L1-3		2-0 G6-3			3-3 K		4 0 0 0 0 1 0												
Felix Fermin, R (1, 6) OBP: 0.305, SLG: 0.255	1-2 E5 BB 1B		4-0 BB			0-2 L1-3		0-0 1B 1B		3 0 1 0 1 0 0												
Dion James, L (1, 10) OBP: 0.364, SLG: 0.348	0-1 BB 1-2 1B		1-2 F9			1-0 1B		2-0 1-2 1B		4 0 3 0 0 0 1												
Joe Carter, R (1, 7) OBP: 0.300, SLG: 0.482	4-2 G6-3 1-2 2-3 BB		1-1 P3			1-2 P3		0-1 F9		3 0 0 0 1 0 4												
Pete O'Brien, L (1, 3) OBP: 0.393, SLG: 0.431	0-0 G6-3 1-2f			2-2 G4-3		1-0 L3			0-1 2B 1B	4 1 1 0 0 0 4												
Albert Belle, R (1, 9) OBP: 0.273, SLG: 0.469		1-2 P6		1-1 G3		1-0 P3			1-3 K	4 0 0 0 0 1 1												
Brad Komminsk, R (1, 8) OBP: 0.373, SLG: 0.510		1-0 1B		2-1 G5-3		0-3 K			3-2 P6	4 0 1 0 0 1 1												
Brook Jacoby, R (1, 5) OBP: 0.341, SLG: 0.406		0-0 F8			0-0 G5-3		3-3 K		1-0 1-H 2B	4 0 1 1 0 1 1												
Andy Allanson, R (1, 2) OBP: 0.263, SLG: 0.257		0-1 G5-3			1-2 G6-3			1-2 G6-3	2-3 K	3 0 0 0 0 0 1												
Dave Clark, L (9, PH) OBP: 0.327, SLG: 0.398										1 0 0 0 0 1 1												
Joel Skinner, R (9, 2) OBP: 0.314, SLG: 0.340										0 0 0 0 0 0 0												
<b>Inning Stats</b>	R: 0 E: 1 K: 0 S: 10	H: 1 LOB: 2 BB: 1 P: 15	R: 0 E: 0 K: 0 S: 7	H: 1 LOB: 1 BB: 0 P: 9	R: 0 E: 0 K: 0 S: 7	H: 0 LOB: 1 BB: 1 P: 15	R: 0 E: 0 K: 0 S: 7	H: 0 LOB: 0 BB: 0 P: 12	R: 0 E: 0 K: 0 S: 6	H: 0 LOB: 0 BB: 0 P: 9	R: 0 E: 0 K: 2 S: 8	H: 1 LOB: 1 BB: 0 P: 11	R: 0 E: 0 K: 2 S: 8	H: 0 LOB: 0 BB: 0 P: 12	R: 0 E: 0 K: 1 S: 14	H: 2 LOB: 2 BB: 0 P: 20	R: 1 E: 0 K: 2 S: 14	H: 2 LOB: 1 BB: 0 P: 21	1B: 6 2B: 1 3B: 0 HR: 0	SF: 0 SAC: 0 DP: 1 HBP: 0	WP: 0 PB: 0 SB: 0 CS: 0	PA: 36
<b>PITCHER</b>	IP WLS BF H R ER SO BB IBB HBP BLK WP HR S P ERA WHIP																					
Tom Gordon, R (1, 1) ERA: 2.83	8.2 L 35 7 1 1 4 2 0 0 0 0 0 0 78 119 1.04 1.038																					
Steve Farr, R (9, 1) ERA: 3.96	0.1 1 0 0 0 1 0 0 0 0 0 0 0 3 5 0.00 0.000																					

Cleveland Indians @ Kansas City Royals  
Royals Stadium, Kansas City, MO  
Sat Jul 22 1989, 8:05 PM EDT  
Att: 38,606 - Overcast - 77 F

livebaseballscorecards.com

AB	34
R	1
H	7
RBI	1
BB	2
SO	5
LOB	14





Batter	1	2	3	4	5	6	7	8	9	AB R H RBI BB SO LOB	TOP											
Jerry Browne, S (1, 4) OBP: 0.364, SLG: 0.399	2-2 G5-3		1-1 G6-3		1-2 SH3 1B 2B	0-0 L3	1-1 G3		2-1 FC5-4 1B	6 1 2 0 0 0 2												
Felix Fermin, R (1, 6) OBP: 0.309, SLG: 0.261	0-0 HR 1B		1-3 K		2-0 SH3	1-1 FC4-6 1B		3-1 2B 1B	2-2 FC5-4 2B	5 3 3 0 0 1 2												
Dion James, L (1, 10) OBP: 0.375, SLG: 0.375	1-1 HR			4-0 FC4-6 BB	2-0 BB 1B	0-0 FC4-6 1-2f		1-1 2B 1B HBP	1-1 2B	5 3 4 5 1 0 1												
Joe Carter, R (1, 7) OBP: 0.300, SLG: 0.481	1-2 G6-3			0-0 P2	0-1 P5		4-2 1B 3B BB	2-2 HBP G4-6-3 2B	0-1 P4	5 2 1 1 1 0 3												
Pete O'Brien, L (1, 3) OBP: 0.395, SLG: 0.429	0-1 G1-3			1-0 FC4-6 1B 1-2f	4-2 1B HR BB		0-0 3B 1B	4-0 G4-6-3 HBP IBB	0-1 F9	4 3 1 0 2 0 2												
Albert Belle, R (1, 9) OBP: 0.342, SLG: 0.543		2-3 K		4-2 1B BB E	0-0 HR 1B		1-1 2B 3B	1-0 G4-6-3 HBP		3 3 2 4 1 1 0												
Brad Komminsk, R (1, 8) OBP: 0.375, SLG: 0.571		0-0 G5-3		2-2 E3 1B	1-2 HR		0-0 2B	1-0 G4-6-3		5 1 2 4 0 0 4												
Brook Jacoby, R (1, 5) OBP: 0.338, SLG: 0.402		0-0 G5-3		1-1 1B	0-0 F9		3-1 G6-3	0-0 G4-3		5 0 1 2 0 0 2												
Joel Skinner, R (1, 2) OBP: 0.318, SLG: 0.330			2-1 G5-3	2-2 G4-3		4-2 L3 BB	0-3 K		4-1 FC5-4 1B 2B BB	3 1 0 0 2 1 3												
<b>Inning Stats</b>	R: 2 E: 0 K: 0 S: 11	H: 2 LOB: 0 BB: 0 P: 15	R: 0 E: 0 K: 1 S: 5	H: 0 LOB: 0 BB: 0 P: 7	R: 0 E: 0 K: 1 S: 7	H: 0 LOB: 0 BB: 0 P: 11	R: 2 E: 1 K: 0 S: 12	H: 1 LOB: 2 BB: 2 P: 26	R: 5 E: 0 K: 0 S: 19	H: 4 LOB: 0 BB: 1 P: 29	R: 0 E: 0 K: 0 S: 6	H: 1 LOB: 1 BB: 1 P: 11	R: 3 E: 0 K: 1 S: 13	H: 3 LOB: 1 BB: 1 P: 22	R: 3 E: 0 K: 0 S: 16	H: 3 LOB: 1 BB: 1 P: 28	R: 2 E: 0 K: 0 S: 14	H: 2 LOB: 1 BB: 1 P: 23	1B: 9 2B: 5 3B: 1 HR: 2	SF: 0 SAC: 1 DP: 2 HBP: 1	WP: 0 PB: 0 SB: 0 CS: 0	PA: 50
<b>PITCHER</b>	IP WLS BF H R ER SO BB IBB HBP BLK WP HR S P ERA WHIP																					
Mark Gubicza, R (1, 1) ERA: 2.96	4.2 L 24 6 8 6 2 3 0 0 0 0 0 1 48 81 11.57 1.929																					
Terry Leach, R (5, 1) ERA: 4.72	1.1 10 5 4 4 0 2 0 0 0 0 0 1 18 29 27.00 5.250																					
Steve Crawford, R (7, 1) ERA: 6.23	2.0 10 3 3 3 1 0 1 1 0 0 0 0 23 39 13.50 1.500																					
Steve Farr, R (9, 1) ERA: 4.34	1.0 6 2 2 2 0 1 0 0 0 0 0 0 14 23 18.00 3.000																					

Cleveland Indians @ Kansas City Royals  
Royals Stadium, Kansas City, MO  
Sun Jul 23 1989, 4:33 AM EDT  
Att: 33,991 - Unknown

AB	41
R	17
H	16
RBI	16
BB	7
SO	3
LOB	19



livebaseballscorecards.com



Batter	1	2	3	4	5	6	7	8	9	AB	R	H	RBI	BB	SO	LOB
Willie Wilson, S OBP: 0.298, SLG: 0.307 (1, 8)	4-1 E FC5-2-1-6-5 BB	2-3 K		2-2 BB 1B		0-0 1B		1-1 F9		4	0	2	1	1	1	1
Kevin Seitzer, R OBP: 0.393, SLG: 0.334 (1, 7)	3-1 L3 1-3		0-1 1B 1B	4-2 1-2 BB		1-1 G5-3		2-2 1B		4	0	2	0	1	0	2
Luis de los Santos, R OBP: 0.268, SLG: 0.282 (1, 3)	0-1 FC5-2-1-6-5 HR		1-3 K	1-3 K			0-1 G6-3	0-0 L4		5	1	0	0	0	2	5
Pat Tabler, R OBP: 0.334, SLG: 0.318 (1, 10)	2-2 HR		0-0 F9		2-2 G6-4-3 1B		2-1 BB 2B		0-1 F8	5	1	3	2	0	0	1
Frank White, R OBP: 0.296, SLG: 0.295 (1, 4)	1-2 G4-3		1-2 1B		0-0 G6-4-3		4-1 BB BB		0-0 G5-3	4	0	1	0	1	0	1
Mike Macfarlane, R OBP: 0.257, SLG: 0.320 (1, 2)		0-0 WP SF8 2B		0-0 G5-3		3-2 F7		4-0 BB		2	1	1	0	0	0	2
Bob Boone, R OBP: 0.360, SLG: 0.349 (4, 2)								1-2 2-3 BB		2	0	0	0	1	0	0
Matt Winters, L OBP: 0.348, SLG: 0.414 (1, 9)		2-3 K		2-2 G3		1-2 HR		0-1 P3		4	1	1	1	0	1	4
Rey Palacios, R OBP: 0.200, SLG: 0.250 (1, 5)		2-1 SF8		1-1 F8		3-3 K		3-1 P5		2	0	0	1	0	1	0
George Brett, L OBP: 0.333, SLG: 0.409 (7, PH)										1	0	0	0	0	0	3
Brad Wellman, R OBP: 0.269, SLG: 0.276 (8, 6)										0	0	0	0	0	0	0
Bill Pecota, R OBP: 0.314, SLG: 0.556 (8, 5)		1-0 1B		0-2 1B 3B		0-1 L9		2-2 F9		4	1	2	0	0	0	0

Inning Stats	R: 2	H: 1	E: 1	LOB: 0	K: 0	S: 11	R: 1	H: 2	E: 0	LOB: 1	K: 2	S: 13	R: 0	H: 2	E: 0	LOB: 2	K: 1	S: 10	R: 1	H: 2	E: 0	LOB: 2	K: 1	S: 17	R: 0	H: 1	E: 0	LOB: 0	K: 0	S: 7	R: 1	H: 2	E: 0	LOB: 1	K: 1	S: 12	R: 0	H: 1	E: 0	LOB: 3	K: 0	S: 9	R: 0	H: 1	E: 0	LOB: 1	K: 0	S: 10	R: 0	H: 0	E: 0	LOB: 0	K: 0	S: 4	1B: 7	SF: 1	2B: 2	SAC: 0	3B: 1	DP: 1	HR: 2	HBP: 0	WP: 1	PA: 42
--------------	------	------	------	--------	------	-------	------	------	------	--------	------	-------	------	------	------	--------	------	-------	------	------	------	--------	------	-------	------	------	------	--------	------	------	------	------	------	--------	------	-------	------	------	------	--------	------	------	------	------	------	--------	------	-------	------	------	------	--------	------	------	-------	-------	-------	--------	-------	-------	-------	--------	-------	--------

PITCHER	IP	WLS	BF	H	R	ER	SO	BB	IBB	HBP	BLK	WP	HR	S	P	ERA	WHIP
Bud Black, L ERA: 3.65 (1, 1)	5.2		28	10	5	5	5	2	0	0	0	1	2	68	106	7.94	2.118
Rich Yett, R ERA: 5.06 (6, 1)	0.2		5	1	0	0	0	2	0	0	0	0	0	7	18	0.00	4.500
Steve Davis, L ERA: 8.22 (7, 1)	1.2		6	1	0	0	0	0	0	0	0	0	0	14	22	0.00	0.600
Keith Atherton, R ERA: 3.79 (9, 1)	1.0		3	0	0	0	0	0	0	0	0	0	0	4	4	0.00	0.000

BOTTOM

Cleveland Indians @ Kansas City Royals  
 Royals Stadium, Kansas City, MO  
 Sun Jul 23 1989, 4:33 AM EDT  
 Att. 33,991 - Unknown

livebaseballscorecards.com

AB	37
R	5
H	12
RBI	5
BB	4
SO	5
LOB	19



Batter	1	2	3	4	5	6	7	8	9	AB R H RBI BB SO LOB	TOP											
Steve Sax, R (1, 4) OBP: 0.367, SLG: 0.385	1-1 1B SF9 1B		3-2 P6		0-2 SH1-3 1B 2B	1-3 K		1-2 FC6-4		5 2 2 0 0 1 3												
Alvaro Espinoza, R (1, 6) OBP: 0.298, SLG: 0.309	1-0 SF9 1B		2-1 FC4 1B		0-0 SH1-3		0-0 G6-3 1B		1-2 G6-3	4 0 3 0 0 0 0												
Don Mattingly, L (1, 10) OBP: 0.348, SLG: 0.446	1-1 P4		0-1 FC4		2-1 P3		0-0 G6-3		0-2 L8	5 0 0 0 0 0 5												
Mel Hall, L (1, 7) OBP: 0.317, SLG: 0.456 Don Slaught, R (9, PH) OBP: 0.339, SLG: 0.415	0-0 SF9			1-2 HBP 1B	1-1 1B		4-0 IBB		1-3 K	2 1 2 2 1 0 0 1 0 0 0 0 1 0												
Steve Balboni, R (1, 3) OBP: 0.306, SLG: 0.506	2-3 K			2-1 1B HBP	0-0 F7		0-1 P6			3 0 0 0 0 1 4												
Jesse Barfield, R (1, 9) OBP: 0.350, SLG: 0.421				2-3 K		0-0 G5-3	1-3 K			4 0 0 0 0 3 4												
Tom Brookens, R (1, 5) OBP: 0.275, SLG: 0.340				0-2 1B		0-1 L4		1-3 K		4 0 1 1 0 1 0												
Bob Geren, R (1, 2) OBP: 0.406, SLG: 0.523				0-3 K		1-1 E1 1B		2-1 P4		4 0 1 0 0 1 2												
Roberto Kelly, R (1, 8) OBP: 0.383, SLG: 0.447			1-2 F9	1-2 P6		4-1 BB		0-0 FC6-4 1B		3 0 1 0 1 0 2												
Inning Stats	R: 1 E: 0 K: 1 S: 10	H: 2 LOB: 1 BB: 0 P: 15	R: 0 E: 0 K: 1 S: 8	H: 0 LOB: 0 BB: 0 P: 10	R: 0 E: 0 K: 0 S: 10	H: 1 LOB: 1 BB: 0 P: 16	R: 1 E: 0 K: 2 S: 17	H: 2 LOB: 2 BB: 0 P: 23	R: 1 E: 0 K: 0 S: 9	H: 2 LOB: 1 BB: 0 P: 12	R: 0 E: 1 K: 1 S: 12	H: 1 LOB: 2 BB: 1 P: 18	R: 0 E: 0 K: 1 S: 7	H: 1 LOB: 2 BB: 1 P: 12	R: 0 E: 0 K: 1 S: 10	H: 1 LOB: 1 BB: 0 P: 14	R: 0 E: 0 K: 1 S: 10	H: 0 LOB: 0 BB: 0 P: 12	1B: 9 2B: 1 3B: 0 HR: 0	SF: 1 SAC: 1 DP: 0 HBP: 1	WP: 0 PB: 0 SB: 0 CS: 0	PA: 40
PITCHER	IP WLS BF H R ER SO BB IBB HBP BLK WP HR S P ERA WHIP																					
John Farrell, R (1, 1) ERA: 4.13	7.0 W 33 9 3 3 6 1 1 1 0 0 0 73 106 3.86 1.429																					
Jesse Orosco, L (8, 1) ERA: 2.09	2.0 7 1 0 0 2 0 0 0 0 0 0 20 26 0.00 0.500																					

New York Yankees @ Cleveland Indians  
Cleveland Municipal Stadium, Cleveland, OH

Mon Jul 24 1989, 7:05 PM EDT  
Att. 23,794 - Sunny - 83 F

livebaseballscorecards.com

AB 35  
R 3  
H 10  
RBI 3  
BB 2  
SO 8  
LOB 20



Batter	1	2	3	4	5	6	7	8	9
Jerry Browne, S OBP: 0.364, SLG: 0.399 (1, 4)	1-1 G6-3 1B		1-1 E 1B		1-2 G4-3	2-1 L8		1-1 G4-6-3 1B	
Felix Fermin, R OBP: 0.307, SLG: 0.263 (1, 6)	1-2 G3 2B		2-1 E6 G3-6-3 1-3		1-2 G5-3		0-1 G4-3	0-1 G4-6-3 1-2f	
Dion James, L OBP: 0.373, SLG: 0.370 (1, 10)	1-1 G3		0-0 G3-6-3 1-2f		2-2 G4-3		4-1 1B HR BB		
Joe Carter, R OBP: 0.304, SLG: 0.491 (1, 7)	3-2 F7			0-0 1B FC5-2 1B		0-0 HR	1-0 HR 1B		
Pete O'Brien, L OBP: 0.396, SLG: 0.428 (1, 3)		2-2 F9		0-0 1B FC5-2 1B		0-1 L4	4-0 HR IBB		
Albert Belle, R OBP: 0.333, SLG: 0.590 (1, 9)		2-3 K		3-2 FC5-2 1B 1-2 3-H		1-0 F7	1-1 HR		
Brad Komminsk, R OBP: 0.382, SLG: 0.559 (1, 8)		2-2 1B		2-0 F8		2-1 E6 1B 1B	4-0 G4-6-3 BB		
Brook Jacoby, R OBP: 0.340, SLG: 0.404 (1, 5)		1-3 K		0-0 1B 1-3 2-H		1-0 1B 1B	0-0 G4-6-3		
Andy Allanson, R OBP: 0.263, SLG: 0.257 (1, 2)			0-0 F8	2-2 F7		1-2 1B 1-2 2-H		1-2 G6-3	

Inning Stats	R: 0 E: 0 K: 10 S: 10	H: 1 LOB: 1 BB: 0 P: 16	R: 0 E: 0 K: 2 S: 13	H: 1 LOB: 1 BB: 0 P: 20	R: 0 E: 1 K: 0 S: 6	H: 1 LOB: 1 BB: 0 P: 9	R: 1 E: 0 K: 0 S: 10	H: 3 LOB: 2 BB: 0 P: 17	R: 0 E: 0 K: 0 S: 11	H: 0 LOB: 0 BB: 0 P: 15	R: 2 E: 1 K: 0 S: 12	H: 3 LOB: 2 BB: 0 P: 19	R: 4 E: 0 K: 0 S: 7	H: 2 LOB: 0 BB: 3 P: 21	R: 0 E: 0 K: 0 S: 7	H: 1 LOB: 0 BB: 0 P: 9
--------------	--------------------------------	----------------------------------	-------------------------------	----------------------------------	------------------------------	---------------------------------	-------------------------------	----------------------------------	-------------------------------	----------------------------------	-------------------------------	----------------------------------	------------------------------	----------------------------------	------------------------------	---------------------------------

PITCHER	IP	WLS	BF	H	R	ER	SO	BB	IBB	HBP	BLK	WP	HR	S	P	ERA	WHIP
Clay Parker, R ERA: 3.69 (1, 1)	5.2		27	9	3	2	2	0	0	0	0	0	1	60	92	3.18	1.588
Lee Guetterman, L ERA: 3.19 (6, 1)	0.2	L	5	1	3	3	0	1	1	0	0	0	0	6	17	40.50	3.000
Eric Plunk, R ERA: 2.59 (7, 1)	1.2		6	2	1	1	0	1	0	0	0	0	1	10	17	5.40	1.800

AB R H RBI BB SO LOB

5	0	2	0	0	0	2
5	0	1	0	0	0	2
3	1	0	0	1	0	3
4	2	3	1	0	0	1
3	2	1	0	1	0	0
4	1	1	4	0	1	2
3	1	1	0	1	0	2
4	0	2	1	0	1	2
4	0	1	1	0	0	2

AB	35
R	7
H	12
RBI	7
BB	3
SO	2
LOB	16



WP	0	PA	38
PB	0		
SB	0		
CS	0		

**New York Yankees @ Cleveland Indians**  
 Cleveland Municipal Stadium, Cleveland, OH  
 Mon Jul 24 1989, 7:05 PM EDT  
 Att. 23,794 - Sunny - 83 F

livebaseballscorecards.com

Batter	1	2	3	4	5	6	7	8	9	AB R H RBI BB SO LOB	TOP											
Steve Sax, R OBP: 0.372, SLG: 0.393 (1, 4)	1-2 SH1-3 G3 1B		1-2 FC6-5-4 2B	0-1 1-3 2-H 1B		2-2 E S 1B		2-2 G6-3		5 1 4 1 0 0 0												
Alvaro Espinoza, R OBP: 0.294, SLG: 0.305 (1, 6)	2-1 SH1-3 1-3		0-0 FC6-5-4 2-3 3-H	0-1 F9 1-2		2-2 G6-3 1-3		0-0 G6-3		4 0 0 1 0 0 4												
Don Mattingly, L OBP: 0.348, SLG: 0.453 (1, 10)	0-0 G3 3-H		1-0 F8		1-1 G3-1		0-0 HR		0-0 FC6-4 1B	5 1 2 2 0 0 1												
Steve Balboni, R OBP: 0.308, SLG: 0.497 (1, 3)	4-1 FC6-4 BB		1-3 K		4-2 FC1-6 BB		3-3 K		1-2 FC6-4 1B 1-2f	3 0 0 0 2 2 2												
Jesse Barfield, R OBP: 0.353, SLG: 0.433 (1, 9)	2-1 FC6-4 1-2f			2-1 HR	3-1 FC1-6 1B 1-2f		1-0 WP G6-3 1B		2-2 1-2 1B	5 1 3 1 0 0 2												
Tom Brookens, R OBP: 0.273, SLG: 0.335 (1, 5)		1-1 F9		1-1 F8	0-0 1-2 1B		1-1 G6-3		0-0 F8	5 0 1 0 0 0 3												
Don Slaught, R OBP: 0.340, SLG: 0.410 (1, 2)		0-0 G5-3		4-2 1B BB	2-2 P4		4-2 FC4 BB		3-3 K	3 1 0 0 2 1 4												
Luis Polonia, L OBP: 0.326, SLG: 0.371 (1, 7)		1-2 G4-3		1-1 1B 1-2 1B		1-0 G4-3		1-1 FC4 1-2f		4 0 1 0 0 0 2												
Roberto Kelly, R OBP: 0.381, SLG: 0.444 (1, 8)			2-2 2B FC6-5-4 1B	2-1 F8		0-0 F8		0-0 B2-3		4 1 1 0 0 0 2												
<b>Inning Stats</b>	R: 1 E: 0 K: 0 S: 10	H: 1 LOB: 1 BB: 1 P: 18	R: 0 E: 0 K: 0 S: 6	H: 0 LOB: 0 BB: 0 P: 8	R: 1 E: 0 K: 1 S: 12	H: 2 LOB: 1 BB: 0 P: 17	R: 2 E: 0 K: 0 S: 16	H: 3 LOB: 2 BB: 1 P: 26	R: 0 E: 0 K: 0 S: 12	H: 1 LOB: 2 BB: 1 P: 22	R: 0 E: 0 K: 0 S: 8	H: 1 LOB: 1 BB: 0 P: 13	R: 1 E: 0 K: 1 S: 11	H: 2 LOB: 2 BB: 1 P: 21	R: 0 E: 0 K: 0 S: 5	H: 0 LOB: 0 BB: 0 P: 7	R: 0 E: 0 K: 1 S: 13	H: 2 LOB: 2 BB: 0 P: 19	1B: 9 2B: 1 3B: 0 HR: 2	SF: 0 SAC: 1 DP: 0 HBP: 0	WP: 1 PB: 0 SB: 3 CS: 0	PA: 43
<b>PITCHER</b>	IP WLS BF H R ER SO BB IBB HBP BLK WP HR S P ERA WHIP											<b>PITCHER</b>	IP WLS BF H R ER SO BB IBB HBP BLK WP HR S P ERA WHIP									
Greg Swindell, L ERA: 2.69 (1, 1)	3.2 L 19 6 4 4 1 2 0 0 0 0 1 42 67 9.82 2.182																					
Rich Yett, R ERA: 4.96 (4, 1)	3.1 16 4 1 1 1 2 0 0 0 0 1 33 58 2.70 1.800																					
Keith Atherton, R ERA: 3.68 (8, 1)	1.0 3 0 0 0 0 0 0 0 0 0 0 5 7 0.00 0.000																					
Steve Davis, L ERA: 7.27 (9, 1)	1.0 5 2 0 0 0 1 0 0 0 0 0 13 19 0.00 2.000																					

**New York Yankees @ Cleveland Indians**  
Cleveland Municipal Stadium, Cleveland, OH

Tue Jul 25 1989, 7:05 PM EDT  
Att: 40,496 - Unknown

livebaseballscorecards.com

AB	38
R	5
H	12
RBI	5
BB	4
SO	3
LOB	20



Batter	1	2	3	4	5	6	7	8	9	AB R H RBI BB SO LOB
Jerry Browne, S OBP: 0.363, SLG: 0.396 (1, 4)	0-1 L6		4-0 BB BB		0-2 F8			3-1 G4-3		3 0 0 0 1 0 0
Felix Fermin, R OBP: 0.307, SLG: 0.260 (1, 6)	4-1 G4-6-3 BB		0-1 F9		1-3 K			0-2 G6-3		3 0 0 0 1 1 2
Dion James, L OBP: 0.375, SLG: 0.370 (1, 10)	1-2 G4-6-3 1-2f		4-2 FC6-4 BB		2-3 K			1-0 1B		3 0 1 0 1 1 1
Joe Carter, R OBP: 0.301, SLG: 0.486 (1, 7)			1-1 FC6-4 1-2f		1-2 F8			0-1 P4		4 0 0 0 0 0 4
Pete O'Brien, L OBP: 0.397, SLG: 0.429 (1, 3)		1-1 1B		1-1 1B		3-2 G3		1-0 L9		4 1 2 0 0 0 0
Albert Belle, R OBP: 0.326, SLG: 0.548 (1, 9)		2-3 K		0-3 K		2-0 P9		4-2 BB		3 0 0 0 1 2 2
Brad Komminsk, R OBP: 0.361, SLG: 0.524 (1, 8)		1-1 F9		3-2 P1		1-1 P2		2-1 F8		4 0 0 0 0 0 3
Brook Jacoby, R OBP: 0.339, SLG: 0.401 (1, 5)			3-2 L7	0-1 1B		1-0 L5		0-1 P3		4 0 1 1 0 0 1
Andy Allanson, R OBP: 0.264, SLG: 0.263 (1, 2)			1-1 BB 2B	0-0 P4		2-3 K				3 0 1 0 0 1 1


Inning Stats	R: 0 E: 0 K: 0 S: 6	H: 0 LOB: 0 BB: 1 P: 11	R: 0 E: 0 K: 1 S: 10	H: 1 LOB: 1 BB: 0 P: 15	R: 0 E: 0 K: 0 S: 11	H: 1 LOB: 3 BB: 2 P: 24	R: 1 E: 0 K: 1 S: 13	H: 2 LOB: 1 BB: 0 P: 17	R: 0 E: 0 K: 2 S: 10	H: 0 LOB: 0 BB: 0 P: 13	R: 0 E: 0 K: 0 S: 8	H: 0 LOB: 0 BB: 0 P: 14	R: 0 E: 0 K: 1 S: 6	H: 0 LOB: 0 BB: 0 P: 10	R: 0 E: 0 K: 0 S: 9	H: 1 LOB: 1 BB: 0 P: 13	R: 0 E: 0 K: 0 S: 7	H: 0 LOB: 1 BB: 1 P: 14	1B: 4 2B: 1 3B: 0 HR: 0	SF: 0 SAC: 0 DP: 1 HBP: 0	WP: 0 PB: 1 SB: 0 CS: 0	PA: 35
PITCHER Andy Hawkins, R ERA: 4.13 (1, 1)	IP 9.0 WLS W BF 35 H 5 R 1 ER 0 SO 5 BB 4 IBB 0 HBP 0 BLK 0 WP 0 HR 0 S 80 P 131 ERA 0.00 WHIP 1.000																					

**BOTTOM**

**New York Yankees @ Cleveland Indians**  
Cleveland Municipal Stadium, Cleveland, OH

livebaseballscorecards.com

AB	31
R	1
H	5
RBI	1
BB	4
SO	5
LOB	14



Tue Jul 25 1989, 7:05 PM EDT  
Att. 40,496 - Unknown

Batter	1	2	3	4	5	6	7	8	9	AB R H RBI BB SO LOB	TOP																									
Steve Sax, R (1, 4) OBP: 0.370, SLG: 0.390	0-1 G6-3		0-2 P6		2-1 G6-3		0-1 1B 2B 1B		2-2 E5	5 1 1 0 0 0 1																										
Alvaro Espinoza, R (1, 6) OBP: 0.297, SLG: 0.308 Ken Phelps, L (9, PH) OBP: 0.352, SLG: 0.369	0-1 1B		0-3 K		0-0 F8		0-2 2B 1B		0-1 F7	4 1 2 1 0 1 1 1 0 0 0 0 0 1																										
Don Mattingly, L (1, 10) OBP: 0.347, SLG: 0.453	1-2 E4		0-1 P2		0-1 G3-1		0-0 2B		1-1 L9	5 0 1 2 0 0 3																										
Steve Balboni, R (1, 3) OBP: 0.301, SLG: 0.484	2-3 K			2-3 K		2-3 K	2-2 G5-3		0-2 F8	5 0 0 0 0 3 5																										
Jesse Barfield, R (1, 9) OBP: 0.354, SLG: 0.432 (7, 8)	3-2 F8			1-0 1B 2B 1B		2-3 K		4-0 SH1-4 HR BB		3 2 1 0 1 1 2																										
Tom Brookens, R (1, 5) OBP: 0.274, SLG: 0.335		2-1 G1-3		1-1 2B 1B		0-3 K		0-0 SH1-4		3 1 1 0 0 1 0																										
Don Slaught, R (1, 2) OBP: 0.339, SLG: 0.411		0-1 F9		0-0 2B			0-1 G4-3		1-3 K	4 0 1 2 0 1 1																										
Luis Polonia, L (1, 7) OBP: 0.325, SLG: 0.379		1-1 G4-3		2-1 P5			1-0 B1-3		0-1 HR	4 1 1 2 0 0 1																										
Roberto Kelly, R (1, 8) OBP: 0.384, SLG: 0.444 Mel Hall, L (7, PR) OBP: 0.316, SLG: 0.453 (7, 9)			1-1 HBP	0-2 P4			0-0 1B 1B		1-0 L8	2 0 1 0 0 0 1 1 1 0 0 0 0 0																										
<b>Inning Stats</b>	R: 0 E: 1 K: 1 S: 14	H: 1 LOB: 2 BB: 0 P: 20	R: 0 E: 0 K: 0 S: 6	H: 0 LOB: 0 BB: 0 P: 9	R: 0 E: 0 K: 1 S: 11	H: 0 LOB: 1 BB: 0 P: 12	R: 2 E: 0 K: 1 S: 12	H: 3 LOB: 1 BB: 0 P: 18	R: 0 E: 0 K: 0 S: 5	H: 0 LOB: 0 BB: 0 P: 7	R: 0 E: 0 K: 3 S: 9	H: 0 LOB: 0 BB: 0 P: 13	R: 3 E: 0 K: 0 S: 14	H: 4 LOB: 2 BB: 0 P: 17	R: 2 E: 0 K: 1 S: 7	H: 1 LOB: 0 BB: 1 P: 13	R: 0 E: 1 K: 0 S: 12	H: 0 LOB: 1 BB: 0 P: 15	1B: 6 2B: 2 3B: 0 HR: 1	SF: 0 SAC: 1 DP: 0 HBP: 1	WP: 0 PB: 0 SB: 1 CS: 0	PA: 40														
<b>PITCHER</b>	IP WLS BF H R ER SO BB IBB HBP BLK WP HR S P ERA WHIP																																			
Scott Bailes, L (1, 1) ERA: 4.18	6.2		29	7	5	5	6	0	0	1	0	0	0	66	89	6.75	1.050																			
Jesse Orosco, L (7, 1) ERA: 2.09	0.0		1	1	0	0	0	0	0	0	0	0	1	1	∞	∞																				
Doug Jones, R (7, 1) ERA: 2.31	2.1	W	10	1	2	2	1	1	0	0	0	0	1	23	34	7.71	0.857																			

New York Yankees @ Cleveland Indians  
Cleveland Municipal Stadium, Cleveland, OH

Wed Jul 26 1989, 7:05 PM EDT  
Att: 21,374 - Unknown

livebaseballscorecards.com

AB	37
R	7
H	9
RBI	7
BB	1
SO	7
LOB	16





Batter	1	2	3	4	5	6	7	8	9	AB R H RBI BB SO LOB	TOP
Wade Boggs, L (1, 5) OBP: 0.433, SLG: 0.467	1-2 G5-3		0-1 G4-3		4-0 FC6-4 IBB			3-2 G3		3 0 0 0 1 0 0	Boston Red Sox @ Cleveland Indians Cleveland Municipal Stadium, Cleveland, OH Fri Jul 28 1989, 7:05 PM EDT Sunny
Jody Reed, R (1, 4) OBP: 0.350, SLG: 0.339	0-2 2B E 1B		1-3 K		2-2 FC6-4 1-2f			0-0 G4-3		4 1 1 0 0 1 2	
Kevin Romine, R (1, 8) OBP: 0.367, SLG: 0.434	1-0 E2 2B 1-H		1-3 K			1-0 L8		1-0 P4		4 1 1 0 0 1 0	
Mike Greenwell, L (1, 7) OBP: 0.374, SLG: 0.454	0-0 WP 2B 2-H			3-2 L4		2-1 F8		1-1 L9		4 0 1 1 0 0 0	
Danny Heep, L (1, 9) OBP: 0.354, SLG: 0.359	1-2 F8 2-3			2-2 P4		2-1 F7		3-2 L9		4 0 0 0 0 0 1	
Nick Esasky, R (1, 3) OBP: 0.332, SLG: 0.464	1-1 F8			3-2 F8			0-0 G5-3			3 0 0 0 0 0 1	
Jim Rice, R (1, 10) OBP: 0.278, SLG: 0.342		1-0 G6-3			0-0 G6-3		0-0 L7			3 0 0 0 0 0 0	
Luis Rivera, R (1, 6) OBP: 0.318, SLG: 0.380		1-0 L8-4-3 1B			1-0 S 1B		1-0 G5-3			3 0 2 0 0 0 0	
Rick Cerone, R (1, 2) OBP: 0.350, SLG: 0.353		0-1 L8-4-3 1-2			1-3 K 1-2			1-0 F9		3 0 0 0 0 1 2	
<b>Inning Stats</b>	R: 2 H: 3 E: 1 LOB: 1 K: 0 BB: 0 S: 13 P: 17	R: 0 H: 1 E: 0 LOB: 0 K: 0 BB: 0 S: 4 P: 6	R: 0 H: 0 E: 0 LOB: 0 K: 2 BB: 0 S: 9 P: 11	R: 0 H: 0 E: 0 LOB: 0 K: 0 BB: 0 S: 11 P: 19	R: 0 H: 1 E: 0 LOB: 2 K: 1 BB: 1 S: 8 P: 16	R: 0 H: 0 E: 0 LOB: 0 K: 0 BB: 0 S: 5 P: 10	R: 0 H: 0 E: 0 LOB: 0 K: 0 BB: 0 S: 3 P: 4	R: 0 H: 0 E: 0 LOB: 0 K: 0 BB: 0 S: 5 P: 9	R: 0 H: 0 E: 0 LOB: 0 K: 0 BB: 0 S: 6 P: 11	1B: 3 SF: 0 2B: 3 SAC: 0 3B: 0 DP: 1 HR: 0 HBP: 0	WP: 1 PA: 32 PB: 0 SB: 1 CS: 0
<b>PITCHER</b> Tom Candiotti, R (1, 1) ERA: 3.18	IP WLS BF H R ER SO BB IBB HBP BLK WP HR S P ERA WHIP										

AB	31
R	2
H	5
RBI	1
BB	1
SO	3
LOB	6





Batter	1	2	3	4	5	6	7	8	9
<b>Jerry Browne, S</b> OBP: 0.372, SLG: 0.402 (1, 4)	4-2 G4-3 S G4-3 BB		3-2 E4 G6-3 1-3 1B		0-0 G4-3 SH1-4 1B		1-2 G3		
<b>Felix Fermin, R</b> OBP: 0.303, SLG: 0.256 (1, 6)	3-2 G4-3 1-3		0-2 G6-3 1-2f 3-H		1-0 SH1-4 1-2		1-1 CS HBP		
<b>Dion James, L</b> OBP: 0.371, SLG: 0.363 (1, 10)	1-0 G4-3 3-H		3-2 BB 1B		3-2 G4-3 2-3		2-3 K 1-2		
<b>Joe Carter, R</b> OBP: 0.302, SLG: 0.480 (1, 7)	3-3 K		4-0 BB 1B		0-1 F7		0-0 G5-3		
<b>Pete O'Brien, L</b> OBP: 0.398, SLG: 0.435 (1, 3)		1-1 1B	0-0 G4-3		1-1 G5-3		1-1 L3		
<b>Albert Belle, R</b> OBP: 0.345, SLG: 0.531 (1, 9)		1-0 F8		3-3 K		1-3 K	2-2 F9		
<b>Brad Komminsk, R</b> OBP: 0.363, SLG: 0.493 (1, 8)		0-3 K		4-2 BB		4-2 BB			
<b>Brook Jacoby, R</b> OBP: 0.341, SLG: 0.400 (1, 5)		3-2 F8		1-1 F9		1-3 K			
<b>Luis Aguayo, R</b> OBP: 0.230, SLG: 0.227 (9, 5)									
<b>Andy Allanson, R</b> OBP: 0.269, SLG: 0.282 (1, 2)			2-0 E G6-3 1B 1B		1-3 K		1-1 HR		

AB	R	H	RBI	BB	SO	LOB
3	1	2	0	1	0	0
2	0	0	0	0	0	2
4	0	1	1	0	1	2
3	0	0	0	1	1	1
4	0	1	0	0	0	2
4	0	0	0	0	2	1
1	0	0	0	2	1	1
3	0	0	0	0	1	3
0	0	0	0	0	0	0
3	2	2	1	0	1	1

**BOTTOM**

**Boston Red Sox @ Cleveland Indians**  
**Cleveland Municipal Stadium, Cleveland, OH**  
 Fri Jul 28 1989, 7:05 PM EDT  
 Sunny

[livebaseballscorecards.com](http://livebaseballscorecards.com)

<b>AB</b>	<b>27</b>
<b>R</b>	<b>3</b>
<b>H</b>	<b>6</b>
<b>RBI</b>	<b>2</b>
<b>BB</b>	<b>4</b>
<b>SO</b>	<b>7</b>
<b>LOB</b>	<b>13</b>



Inning Stats	R: 1	H: 0	E: 0	K: 1	S: 9	R: 0	H: 1	E: 0	K: 1	S: 12	R: 1	H: 3	E: 1	K: 0	S: 16	R: 0	H: 0	E: 0	K: 2	S: 13	R: 0	H: 1	E: 0	K: 0	S: 7	R: 0	H: 0	E: 0	K: 2	S: 13	R: 1	H: 1	E: 0	K: 1	S: 9	R: 0	H: 0	E: 0	K: 0	S: 7	R: 0	H: 0	E: 0	K: 0	S: 7					
<b>PITCHER</b> <b>Roger Clemens, R</b> ERA: 3.21 (1, 1)	IP	WLS	BF	H	R	ER	SO	BB	IBB	HBP	BLK	WP	HR	S	P	ERA	WHIP																																	
	8.0	L	33	6	3	3	7	4	0	1	0	0	1	86	141	3.38	1.250																																	

WP	PA
0	33

Batter	1	2	3	4	5	6	7	8	9	AB R H RBI BB SO LOB	TOP	
Wade Boggs, L (1, 5) OBP: 0.434, SLG: 0.467	0-1 F7		0-0 1B			0-0 G6-4-3 1B		1-1 F7		4 0 2 0 0 0 0		
Kevin Romine, R (1, 8) OBP: 0.356, SLG: 0.421	1-0 F9		0-0 F8			0-3 K			0-0 G4-3	4 0 0 0 0 1 2		
Danny Heep, L (1, 9) OBP: 0.364, SLG: 0.390	2-2 1B					0-1 G6-4-3 1-2f			0-0 HR	4 1 3 1 0 0 1		
Mike Greenwell, L (1, 7) Randy Kutcher, R (9, PR) OBP: 0.372, SLG: 0.452 OBP: 0.287, SLG: 0.352	0-3 K					1-2 L8			1-1 E4 1B	4 0 1 0 0 1 2 0 0 0 0 0 0 0		
Dwight Evans, R (1, 10) OBP: 0.392, SLG: 0.452						3-2 FC5-4 1-2f			1-1 E4 1B 1-3	4 0 1 0 0 1 2		
Nick Esasky, R (1, 3) OBP: 0.332, SLG: 0.461						3-1 F9			0-0 1B 1-3	4 0 1 0 0 0 2		
Luis Rivera, R (1, 6) OBP: 0.310, SLG: 0.370						0-3 K			2-3 K	4 0 0 0 0 4 3		
Rich Gedman, L (1, 2) OBP: 0.272, SLG: 0.277						0-1 F7			0-1 P4	3 0 0 0 0 0 0		
Ed Romero, R (1, 4) Jody Reed, R (8, PH) OBP: 0.260, SLG: 0.248 OBP: 0.349, SLG: 0.338						1-2 G5-3			2-2 L7	2 0 0 0 0 0 0 1 0 0 0 0 0 0		
<b>Inning Stats</b>	R: 0 H: 1 E: 0 LOB: 1 K: 1 BB: 0 S: 9 P: 12	R: 0 H: 0 E: 0 LOB: 0 K: 2 BB: 0 S: 8 P: 9	R: 0 H: 1 E: 0 LOB: 1 K: 0 BB: 0 S: 7 P: 8	R: 0 H: 1 E: 0 LOB: 1 K: 0 BB: 0 S: 10 P: 19	R: 0 H: 0 E: 0 LOB: 0 K: 1 BB: 0 S: 12 P: 12	R: 0 H: 1 E: 0 LOB: 0 K: 1 BB: 0 S: 6 P: 6	R: 0 H: 1 E: 0 LOB: 1 K: 1 BB: 0 S: 14 P: 20	R: 0 H: 0 E: 0 LOB: 0 K: 0 BB: 0 S: 8 P: 11	R: 1 H: 3 E: 1 LOB: 2 K: 1 BB: 0 S: 11 P: 15	1B: 7 SF: 0 2B: 0 SAC: 0 3B: 0 DP: 1 HR: 1 HBP: 0	WP: 0 PA: 34 PB: 0 SB: 0 CS: 0	
<b>PITCHER</b>	IP WLS BF H R ER SO BB IBB HBP BLK WP HR S P ERA WHIP											
Rod Nichols, R (1, 1) ERA: 4.0	8.1 W 30 6 1 1 6 0 0 0 0 0 0 1 76 99 1.08 0.720											
Doug Jones, R (9, 1) ERA: 2.28	0.2 S 4 2 0 0 1 0 0 0 0 0 0 0 9 13 0.00 3.000											

**Boston Red Sox @ Cleveland Indians**  
Cleveland Municipal Stadium, Cleveland, OH

Fri Jul 28 1989, 7:05 PM EDT  
Att: 35,792 - Unknown

livebaseballscorecards.com

AB	34
R	1
H	8
RBI	1
BB	0
SO	7
LOB	12



Batter	1	2	3	4	5	6	7	8	9
Jerry Browne, S OBP: 0.373, SLG: 0.400 (1, 4)	0-2 F7		1 SAFE 4-1 1 SAFE 1-2 BB		2-2 G5-3		4-0 1B IBB		
Felix Fermin, R OBP: 0.303, SLG: 0.255 (1, 6)	3-2 G3		1-1 L9		0-0 G4-3		2-2 1B 1-2 2-H		
Dion James, L OBP: 0.373, SLG: 0.367 (1, 10)	2-2 F7			1-3 K		4-1 F8 HBP BB		1-0 2B	
Joe Carter, R OBP: 0.304, SLG: 0.479 (1, 7)		0-0 P6		3-2 G4-6-3 1B		1 SAFE 2-1 1 SAFE F8 HBP		0-1 P2	
Pete O'Brien, L OBP: 0.394, SLG: 0.430 (1, 3)		0-3 K		0-0 G4-6-3		0-0 F8		1-1 F8	
Albert Belle, R OBP: 0.339, SLG: 0.509 (1, 9)		3-2 G6-3			2-0 HR 1B	1-3 K		0-1 G5-3	
Brad Komminsk, R OBP: 0.373, SLG: 0.542 (1, 8)			0-0 L8		2-0 HR		1-1 SH1-4 1B		
Luis Aguayo, R OBP: 0.236, SLG: 0.234 (1, 5)			2-1 BB 1B		0-3 K		0-0 SH1-4		
Joel Skinner, R OBP: 0.316, SLG: 0.336 (1, 2)			3-3 1 SAFE K		0-1 F7		1-3 K		

Inning Stats	R: 0	H: 0	E: 0	K: 0	S: 11	R: 0	H: 0	E: 0	K: 1	S: 8	R: 0	H: 1	E: 0	K: 1	S: 13	R: 0	H: 1	E: 0	K: 1	S: 9	R: 2	H: 2	E: 0	K: 1	S: 10	R: 0	H: 0	E: 0	K: 1	S: 9	R: 0	H: 2	E: 0	K: 1	S: 10	R: 0	H: 1	E: 0	K: 0	S: 7	
	0	0	0	0	16	0	0	0	1	11	0	1	0	1	13	0	1	0	0	0	9	2	2	0	1	10	0	0	0	1	15	0	2	0	1	18	0	1	0	0	9


PITCHER	IP	WLS	BF	H	R	ER	SO	BB	IBB	HBP	BLK	WP	HR	S	P	ERA	WHIP
Wes Gardner, R ERA: 6.42 (1, 1)	7.0	L	29	6	2	2	6	2	1	1	0	0	1	70	112	2.57	1.143
Joe Price, L ERA: 4.78 (8, 1)	0.2		3	1	0	0	0	0	0	0	0	0	0	5	7	0.00	1.500
Dennis Lamp, R ERA: 3.49 (8, 1)	0.1		1	0	0	0	0	0	0	0	0	0	0	2	2	0.00	0.000

**BOTTOM**

**Boston Red Sox @ Cleveland Indians**  
Cleveland Municipal Stadium, Cleveland, OH

Fri Jul 28 1989, 7:05 PM EDT  
Att. 35,792 - Unknown

AB	28
R	2
H	7
RBI	2
BB	3
SO	6
LOB	12



1B	2B	3B	HR	SF	SAC	DP	HBP	WP	HR	S	P	ERA	WHIP
5	1	0	1	0	1	1	1	0	0	0	0	0	0

Batter	1	2	3	4	5	6	7	8	9	AB R H RBI BB SO LOB	TOP	
Wade Boggs, L (1, 5) OBP: 0.431, SLG: 0.464	1-1 G6-3		0-0 BB 1B	0-0 P5		3-2 G4-3		1-2 F8		5 1 1 0 0 0 2		
Jody Reed, R (1, 4) OBP: 0.352, SLG: 0.343	1-2 G5-3		4-2 WP 1B BB	0-1 P4		2-1 FC6-4 1B		2-1 F9 2B		4 0 2 0 1 0 1		
Kevin Romine, R (1, 8) OBP: 0.358, SLG: 0.420	0-0 G3-1		0-0 WP 1B		1-0 FC3-6 1B		1-1 FC6-4		2-2 F9	5 0 2 1 0 0 2		
Mike Greenwell, L (1, 7) OBP: 0.372, SLG: 0.451 Randy Kutcher, R (5, PR) OBP: 0.282, SLG: 0.346 (5, 7)		1-2 BB 1B G1-3 1B	0-0 F7		2-2 FC3-6 BB HR		1-0 G5-3		3-1 L1	3 1 1 0 0 0 3 2 1 0 0 0 0 1		
Dwight Evans, R (1, 9) OBP: 0.392, SLG: 0.449		0-1 G1-3 BB 1B	0-3 K		4-0 HR BB		0-1 G6-3		1-1 F9	4 1 1 0 1 1 3		
Nick Esasky, R (1, 3) OBP: 0.336, SLG: 0.470		4-2 SAFE G1-3 BB	4-2		2-1 HR		3-2 G4-3			2 1 1 3 2 0 0		
Jim Rice, R (1, 10) OBP: 0.276, SLG: 0.346		3-3 K	1-0 F9		1-0 G1-3			0-0 2B		4 0 1 0 0 1 7		
Luis Rivera, R (1, 6) OBP: 0.308, SLG: 0.367		2-2 G1-3		0-1 1B		0-0 L3		2-2 F7		4 0 1 1 0 0 4		
Rick Cerone, R (1, 2) OBP: 0.342, SLG: 0.344		2-3 K		1-3 K		2-3 K		2-2 F9		4 0 0 0 0 3 4		
<b>Inning Stats</b>	R: 0 H: 0 E: 0 LOB: 0 K: 0 BB: 0 S: 7 P: 9	R: 1 H: 2 E: 0 LOB: 2 K: 2 BB: 1 S: 20 P: 32	R: 1 H: 2 E: 0 LOB: 3 K: 1 BB: 2 S: 12 P: 21	R: 0 H: 1 E: 0 LOB: 1 K: 1 BB: 0 S: 8 P: 9	R: 3 H: 2 E: 0 LOB: 1 K: 0 BB: 1 S: 8 P: 18	R: 0 H: 1 E: 0 LOB: 1 K: 1 BB: 0 S: 12 P: 20	R: 0 H: 0 E: 0 LOB: 0 K: 0 BB: 0 S: 6 P: 10	R: 0 H: 1 E: 0 LOB: 1 K: 0 BB: 0 S: 15 P: 20	R: 0 H: 1 E: 0 LOB: 1 K: 0 BB: 0 S: 10 P: 18	1B: 7 SF: 0 2B: 2 SAC: 0 3B: 0 DP: 0 HR: 1 HBP: 0	WP: 1 PA: 41 PB: 0 SB: 0 CS: 0	
<b>PITCHER</b>	IP WLS BF H R ER SO BB IBB HBP BLK WP HR S P ERA WHIP											
Bud Black, L (1, 1) ERA: 3.85	4.1 L 24 7 5 5 4 4 0 0 0 1 1 53 86 10.38 2.538											
Steve Olin, R (5, 1) ERA:	2.2 9 1 0 0 1 0 0 0 0 0 0 20 33 0.00 0.375											
Keith Atherton, R (8, 1) ERA: 3.49	2.0 8 2 0 0 0 0 0 0 0 0 0 25 38 0.00 1.000											

**Boston Red Sox @ Cleveland Indians**  
**Cleveland Municipal Stadium, Cleveland, OH**  
 Sat Jul 29 1989, 3:33 AM EDT  
 Att. 26,146 - Sunny

[livebaseballscorecards.com](http://livebaseballscorecards.com)

AB	37
R	5
H	10
RBI	5
BB	4
SO	5
LOB	27



Batter	1	2	3	4	5	6	7	8	9	AB	R	H	RBI	BB	SO	LOB
Jerry Browne, S OBP: 0.372, SLG: 0.398 (1, 4)	3-2 F8		0-0 F8		2-1 1B			0-1 F9		4	0	1	0	0	0	1
Felix Fermin, R OBP: 0.302, SLG: 0.253 (1, 6)	4-0 BB		0-1 G1-3		2-2 L4			0-2 G4-3		3	0	0	0	1	0	2
Dion James, L OBP: 0.371, SLG: 0.363 (1, 10)	2-1 L8			4-0 G1-3 1B BB		1-2 G4-3		0-3 K		3	0	0	0	1	1	1
Joe Carter, R OBP: 0.301, SLG: 0.475 (1, 7)	0-2 L8			0-2 L5		1-3 K		0-1 P3		4	0	0	0	0	1	2
Pete O'Brien, L OBP: 0.393, SLG: 0.428 (1, 3)		1-1 P5		0-0 G1-3 1B		1-0 P4		1-1 G5-3		4	0	1	0	0	0	0
Albert Belle, R OBP: 0.323, SLG: 0.482 (1, 9)		0-0 F8		1-2 SAFE G1-3		3-2 G4-3				3	0	0	0	0	0	2
Brad Komminsk, R OBP: 0.360, SLG: 0.520 (1, 8)		1-2 F7		2-2 P4		1-3 K				3	0	0	0	0	1	2
Brook Jacoby, R OBP: 0.341, SLG: 0.397 (1, 5)			4-2 FC6-4 BB		2-0 F8		0-0 G5-3			2	0	0	0	1	0	0
Joel Skinner, R OBP: 0.308, SLG: 0.327 (1, 2)			0-2 FC6-4		0-0 G5-3		2-2 F7			3	0	0	0	0	0	1

Inning Stats	R: 0	H: 0	E: 0	K: 0	S: 8	R: 0	H: 0	E: 0	K: 0	S: 6	R: 0	H: 0	E: 0	K: 0	S: 10	R: 0	H: 1	E: 0	K: 0	S: 10	R: 0	H: 1	E: 0	K: 0	S: 9	R: 0	H: 0	E: 0	K: 1	S: 9	R: 0	H: 0	E: 0	K: 1	S: 7	R: 0	H: 0	E: 0	K: 0	S: 10	R: 0	H: 0	E: 0	K: 1	S: 7	R: 0	H: 0	E: 0	K: 1	S: 8
	LOB: 1	BB: 1	LOB: 0	BB: 0	P: 17	LOB: 0	BB: 0	LOB: 0	BB: 0	P: 8	LOB: 1	BB: 1	LOB: 2	BB: 1	P: 17	LOB: 1	BB: 0	LOB: 0	BB: 0	P: 15	LOB: 0	BB: 0	LOB: 0	BB: 0	P: 12	LOB: 0	BB: 0	LOB: 0	BB: 0	P: 11	LOB: 0	BB: 0	LOB: 0	BB: 0	P: 12	LOB: 0	BB: 0	LOB: 0	BB: 0	P: 12	LOB: 0	BB: 0	LOB: 0	BB: 0	P: 8					
	1B: 2	2B: 0	3B: 0	HR: 0	SF: 0	1B: 0	2B: 0	3B: 0	HR: 0	SF: 0	1B: 0	2B: 0	3B: 0	HR: 0	SF: 0	1B: 0	2B: 0	3B: 0	HR: 0	SF: 0	1B: 0	2B: 0	3B: 0	HR: 0	SF: 0	1B: 0	2B: 0	3B: 0	HR: 0	SF: 0	1B: 0	2B: 0	3B: 0	HR: 0	SF: 0	1B: 0	2B: 0	3B: 0	HR: 0	SF: 0	1B: 0	2B: 0	3B: 0	HR: 0	SF: 0					
	WP: 0	PB: 0	SB: 0	CS: 0	PA: 32	WP: 0	PB: 0	SB: 0	CS: 0	PA: 32	WP: 0	PB: 0	SB: 0	CS: 0	PA: 32	WP: 0	PB: 0	SB: 0	CS: 0	PA: 32	WP: 0	PB: 0	SB: 0	CS: 0	PA: 32	WP: 0	PB: 0	SB: 0	CS: 0	PA: 32	WP: 0	PB: 0	SB: 0	CS: 0	PA: 32	WP: 0	PB: 0	SB: 0	CS: 0	PA: 32	WP: 0	PB: 0	SB: 0	CS: 0	PA: 32					


**BOTTOM**

**Boston Red Sox @ Cleveland Indians**  
Cleveland Municipal Stadium, Cleveland, OH

Sat Jul 29 1989, 3:33 AM EDT  
Att. 26,146 - Sunny

[livebaseballscorecards.com](http://livebaseballscorecards.com)

<b>AB</b>	<b>29</b>
<b>R</b>	<b>0</b>
<b>H</b>	<b>2</b>
<b>RBI</b>	<b>0</b>
<b>BB</b>	<b>3</b>
<b>SO</b>	<b>3</b>
<b>LOB</b>	<b>11</b>



PITCHER	IP	WLS	BF	H	R	ER	SO	BB	IBB	HBP	BLK	WP	HR	S	P	ERA	WHIP
Mike Smithson, R ERA: 4.77 (1, 1)	8.0	W	29	2	0	0	2	3	0	0	0	0	0	69	106	0.00	0.625
Rob Murphy, L ERA: 2.34 (9, 1)	1.0		3	0	0	0	1	0	0	0	0	0	0	7	8	0.00	0.000

Batter	1	2	3	4	5	6	7	8	9	AB R H RBI BB SO LOB	TOP		
Wade Boggs, L (1, 5) OBP: 0.435, SLG: 0.465	1-1 FC5-4 1B		3-1 2B 1B	4-1 BB	3-1 F7			4-1 BB		3 1 2 0 2 0 2			
Jody Reed, R (1, 4) OBP: 0.353, SLG: 0.345	0-0 F7		1-0 1B 2B	3-2 F7		4-1 G6-3 BB		1-0 F7		4 1 1 0 1 0 4			
Kevin Romine, R (1, 8) OBP: 0.352, SLG: 0.412	1-2 FC5-4 1-2f		0-3 K		2-2 1B E 1B	3-2 SAFE G6-3		1-2 G5-3		5 1 1 0 0 1 5			
Danny Heep, L (1, 7) OBP: 0.367, SLG: 0.393 Randy Kutcher, R (8, 7) OBP: 0.280, SLG: 0.343	0-2 F7		2-1 1B 2-H 3-H		0-0 PB 1B 1B	1-2 G6-3		0-1 G1-3		4 1 2 2 0 0 2 1 0 0 0 0 0 0			
Dwight Evans, R (1, 9) OBP: 0.388, SLG: 0.442		3-2 F8	2-2 F7		0-0 F7	0-0 G6-3		1-2 F9		5 0 0 0 0 0 4			
Nick Esasky, R (1, 3) OBP: 0.334, SLG: 0.466		1-3 K	3-2 1B		2-2 E5 PB E 1-2 3-H		1-2 F9	2-1 F8		5 1 1 0 0 1 1			
Jim Rice, R (1, 10) OBP: 0.286, SLG: 0.356		4-0 1B BB		0-0 SH3-4 2B	3-2 E6 1-H 2-H 1B		2-1 L9			3 0 2 1 1 0 0			
Luis Rivera, R (1, 6) OBP: 0.309, SLG: 0.366		1-2 1B		1-1 SH3-4	1-3 K		1-0 F7			3 0 1 0 0 1 1			
Rich Gedman, L (1, 2) OBP: 0.272, SLG: 0.273		2-3 K		1-2 G4-3	4-1 BB			1-1 G3-1		3 0 0 0 1 1 3			
Inning Stats	R: 0 E: 0 K: 0 S: 9 H: 1 LOB: 1 BB: 0 P: 11	R: 0 E: 0 K: 2 S: 15 H: 1 LOB: 2 BB: 1 P: 26	R: 2 E: 0 K: 1 S: 14 H: 4 LOB: 2 BB: 0 P: 25	R: 0 E: 0 K: 0 S: 11 H: 1 LOB: 2 BB: 1 P: 20	R: 3 E: 2 K: 1 S: 18 H: 3 LOB: 2 BB: 1 P: 33	R: 0 E: 0 K: 0 S: 9 H: 0 LOB: 1 BB: 1 P: 17	R: 0 E: 0 K: 0 S: 6 H: 0 LOB: 0 BB: 0 P: 10	R: 0 E: 0 K: 0 S: 7 H: 0 LOB: 1 BB: 1 P: 14	R: 0 E: 0 K: 0 S: 8 H: 0 LOB: 0 BB: 0 P: 11	1B: 8 2B: 2 3B: 0 HR: 0 SF: 0 SAC: 1 DP: 0 HBP: 0	WP: 0 PB: 1 SB: 0 CS: 0 PA: 42		
PITCHER	IP WLS BF H R ER SO BB IBB HBP BLK WP HR S P ERA WHIP											PITCHER	IP WLS BF H R ER SO BB IBB HBP BLK WP HR S P ERA WHIP
John Farrell, R (1, 1) ERA: 4.2	4.1 L 25 10 5 3 3 2 0 0 0 0 0 0 61 101 6.23 2.769												
Steve Davis, L (5, 1) ERA: 5.11	3.2 14 0 0 0 1 3 0 0 0 0 0 0 28 55 0.00 0.818												
Jesse Orosco, L (9, 1) ERA: 2.05	1.0 3 0 0 0 0 0 0 0 0 0 0 0 8 11 0.00 0.000												

Boston Red Sox @ Cleveland Indians  
Cleveland Municipal Stadium, Cleveland, OH

Sun Jul 30 1989, 3:33 AM EDT  
Att: 25,022 - Unknown

livebaseballscorecards.com

AB	36
R	5
H	10
RBI	3
BB	5
SO	4
LOB	22



Batter	1	2	3	4	5	6	7	8	9	AB	R	H	RBI	BB	SO	LOB
Jerry Browne, S OBP: 0.372, SLG: 0.397 (1, 4)	1-1 SH1-4 1B	4-1 1B BB	2-1 FC6-4 1-2f			3-1 G3		0-3 K		4	1	1	0	1	1	5
Felix Fermin, R OBP: 0.302, SLG: 0.253 (1, 6)	0-1 SH1-4 1-2	1-0 1B 1-2 2-3			0-2 G4-3	0-0 F8			1-2 G4-3	4	0	1	0	0	0	0
Dion James, L OBP: 0.375, SLG: 0.371 (1, 10)	1-2 G6-3 2-H 1B	0-1 P6			1-1 1B		0-0 G4-3		0-2 2B	5	0	3	1	0	0	3
Joe Carter, R OBP: 0.298, SLG: 0.469 (1, 7)	3-2 G6-3 2-3		1-3 K	1 SAFE 1 SAFE	0-1 F8		1-2 L7		2-3 K	5	0	0	0	0	2	3
Pete O'Brien, L OBP: 0.391, SLG: 0.423 (1, 3)	4-0 IBB		2-0 L8		1-0 G3		1-1 G3-1		2-2 G3	4	0	0	0	1	0	2
Albert Belle, R OBP: 0.318, SLG: 0.483 (1, 9)	1-3 K		0-1 1B 2B			3-2 G6-3		2-3 K		4	1	1	0	0	2	2
Brad Komminsk, R OBP: 0.367, SLG: 0.526 (1, 8)		2-1 G6-3	4-2 1B BB			1-2 L7		1-2 1B 2B		3	0	1	0	1	0	0
Brook Jacoby, R OBP: 0.346, SLG: 0.405 (1, 5)		3-1 1B 2B	3-2 BB 1B	1-3 2-H		0-0 L8		2-0 1B		4	0	3	1	0	0	0
Andy Allanson, R OBP: 0.270, SLG: 0.280 (1, 2)		0-2 F7	4-2 FC6-4 BB				1-3 K		1-3 K	2	0	0	0	1	1	1
Cory Snyder, R OBP: 0.260, SLG: 0.368 (8, PH)										1	0	0	0	0	1	2
Joel Skinner, R OBP: 0.308, SLG: 0.327 (9, 2)										0	0	0	0	0	0	0

Inning Stats	R: 1	H: 2	E: 0	K: 1	S: 13	H: 2	LOB: 2	BB: 1	P: 23	R: 0	H: 2	E: 0	K: 0	S: 11	R: 1	H: 2	E: 0	K: 1	S: 16	R: 0	H: 1	E: 0	K: 0	S: 8	R: 0	H: 0	E: 0	K: 0	S: 8	R: 0	H: 0	E: 0	K: 1	S: 8	R: 0	H: 2	E: 0	K: 3	S: 14	R: 0	H: 1	E: 0	K: 1	S: 14	1B: 6	SF: 0	2B: 4	SAC: 1	3B: 0	DP: 0	HR: 0	HBP: 0
--------------	------	------	------	------	-------	------	--------	-------	-------	------	------	------	------	-------	------	------	------	------	-------	------	------	------	------	------	------	------	------	------	------	------	------	------	------	------	------	------	------	------	-------	------	------	------	------	-------	-------	-------	-------	--------	-------	-------	-------	--------

PITCHER	IP	WLS	BF	H	R	ER	SO	BB	IBB	HBP	BLK	WP	HR	S	P	ERA	WHIP
Mike Boddicker, R ERA: 4.24 (1, 1)	3.0		19	6	2	2	2	3	1	0	0	0	0	40	76	6.00	3.000
Dennis Lamp, R ERA: 3.32 (4, 1)	3.0	W	10	1	0	0	1	0	0	0	0	0	0	24	34	0.00	0.333
Rob Murphy, L ERA: 2.24 (7, 1)	3.0	S	12	3	0	0	4	0	0	0	0	0	0	34	47	0.00	1.000

**BOTTOM**

**Boston Red Sox @ Cleveland Indians**  
Cleveland Municipal Stadium, Cleveland, OH

Sun Jul 30 1989, 3:33 AM EDT  
Att. 25,022 - Unknown

livebaseballscorecards.com

AB	36
R	2
H	10
RBI	2
BB	4
SO	7
LOB	18



WP: 0	PA: 41
PB: 0	
SB: 0	
CS: 0	

Batter	1	2	3	4	5	6	7	8	9	AB R H RBI BB SO LOB	TOP											
Jerry Browne, S (1, 4) OBP: 0.369, SLG: 0.393	0-0 F4		0-0 5-3		0-0 5-3		0-0 4-3			4 0 0 0 0 0 4	<b>Cleveland Indians @ Milwaukee Brewers</b> <b>Milwaukee County Stadium, Milwaukee, WI</b> Mon Jul 31 1989, 8:05 PM EDT Att. 17,434 - Unknown - 78 F <a href="http://livebaseballscorecards.com">livebaseballscorecards.com</a>											
Luis Aguayo, R (1, 6) OBP: 0.226, SLG: 0.222	0-0 5-3		0-0 B1-3			0-0 F8		0-0 5-3		4 0 0 0 0 0 1												
Brad Komminsk, R (1, 8) OBP: 0.362, SLG: 0.512	0-0 6-3			0-3 K2-3		0-3 K		0-0 FC6-4 1B		4 0 1 0 0 2 0												
Joe Carter, R (1, 7) OBP: 0.297, SLG: 0.469		0-3 K		0-0 F8		0-0 2B		0-0 FC6-4 1-2f		4 0 1 0 0 1 1												
Pete O'Brien, L (1, 3) OBP: 0.387, SLG: 0.419		0-0 F7		0-3 K		0-0 F7		0-0 G3		4 0 0 0 0 1 2												
Albert Belle, R (1, 10) OBP: 0.343, SLG: 0.532		4-0 S BB			0-0 HR		4-0 1B BB		0-0 5-3	2 1 1 1 2 0 0												
Cory Snyder, R (1, 9) OBP: 0.260, SLG: 0.367		0-3 K 1-2			0-0 CS 1B		0-0 F8		0-3 K	4 0 1 0 0 2 2												
Brook Jacoby, R (1, 5) OBP: 0.348, SLG: 0.410			0-0 4-3 2B		0-0 F9 1-2		0-0 1B		0-0 F8	4 0 2 0 0 0 1												
Joel Skinner, R (1, 2) OBP: 0.309, SLG: 0.336			0-0 4-3		0-0 2B		0-3 K			3 0 1 0 0 1 3												
<b>Inning Stats</b>	R: 0 E: 0 K: 0 S: 3	H: 0 LOB: 0 BB: 0 P: 3	R: 0 E: 0 K: 2 S: 7	H: 0 LOB: 1 BB: 1 P: 11	R: 0 E: 0 K: 0 S: 4	H: 1 LOB: 1 BB: 0 P: 4	R: 0 E: 0 K: 2 S: 7	H: 0 LOB: 0 BB: 0 P: 7	R: 1 E: 0 K: 0 S: 5	H: 3 LOB: 1 BB: 0 P: 5	R: 0 E: 0 K: 1 S: 6	H: 1 LOB: 1 BB: 0 P: 6	R: 0 E: 0 K: 1 S: 6	H: 1 LOB: 2 BB: 1 P: 10	R: 0 E: 0 K: 0 S: 4	H: 1 LOB: 1 BB: 0 P: 4	R: 0 E: 0 K: 1 S: 5	H: 0 LOB: 0 BB: 0 P: 5	1B: 3 2B: 3 3B: 0 HR: 1	SF: 0 SAC: 0 DP: 0 HBP: 0	WP: 0 PB: 0 SB: 1 CS: 1	PA: 35
<b>PITCHER</b>	IP WLS BF H R ER SO BB IBB HBP BLK WP HR S P ERA WHIP																					
Teddy Higuera, L (1, 1) ERA: 3.23	6.0 W 24 5 1 1 5 2 0 0 0 0 0 1 32 40 1.50 1.167																					
Chuck Crim, R (7, 1) ERA: 3.07	3.0 S 11 2 0 0 2 0 0 0 0 0 0 0 15 15 0.00 0.667																					





Batter	1	2	3	4	5	6	7	8	9
Paul Molitor, R OBP: 0.375, SLG: 0.423 (1, 5)	0-0 CS 1B		0-0 F7			4-0 FC6-4 BB	0-0 1B		
Gus Polidor, R OBP: 0.237, SLG: 0.264 (1, 4)	0-0 F8 1-2			0-0 5-3		0-0 FC6-4 1B	0-0 1B		
Glenn Braggs, R OBP: 0.307, SLG: 0.384 (1, 7)	0-0 6-3			0-0 5-3		0-0 1-3	0-0 6-3		
Robin Yount, R OBP: 0.392, SLG: 0.520 (1, 8)		0-0 HR		0-0 5-3		4-0 1B IBB		0-0 2B	
Greg Brock, L OBP: 0.363, SLG: 0.444 (1, 3)		1-0 HBP			0-0 4-3	0-0 1B		0-0 2B	
Joey Meyer, R OBP: 0.258, SLG: 0.349 (1, 10)		0-0 FC5-4 G6-4-3		0-0 5-3		0-0 F8		0-0 P6	
Charlie O'Brien, R OBP: 0.323, SLG: 0.361 (1, 2)		0-0 G6-4-3		0-0 3-1			0-0 4-3	0-0 1-3	
Mike Felder, S OBP: 0.309, SLG: 0.314 (1, 9)			0-0 F9			0-0 1B FC6-4	0-0 6-3 WP 1B	0-0 1-3	
Bill Spiers, L OBP: 0.317, SLG: 0.302 (1, 6)			0-3 K			0-0 FC6-4 1B	0-0 6-3		

Inning Stats	R: 0	H: 1	E: 0	K: 0	S: 3	LOB: 0	BB: 0	P: 3
	R: 1	H: 1	E: 0	K: 0	S: 3	LOB: 0	BB: 0	P: 4
	R: 0	H: 0	E: 0	K: 1	S: 5	LOB: 0	BB: 0	P: 5
	R: 0	H: 0	E: 0	K: 0	S: 3	LOB: 0	BB: 0	P: 3
	R: 0	H: 0	E: 0	K: 0	S: 3	LOB: 0	BB: 0	P: 3
	R: 3	H: 3	E: 0	K: 0	S: 6	LOB: 2	BB: 2	P: 14
	R: 1	H: 3	E: 0	K: 0	S: 6	LOB: 2	BB: 0	P: 6
	R: 1	H: 2	E: 0	K: 0	S: 5	LOB: 1	BB: 0	P: 5

PITCHER	IP	WLS	BF	H	R	ER	SO	BB	IBB	HBP	BLK	WP	HR	S	P	ERA	WHIP
Scott Bailes, L ERA: 4.32 (1, 1)	5.2	L	23	5	4	4	1	1	1	1	0	0	1	22	31	6.35	1.059
Steve Olin, R ERA: 3.6 (6, 1)	2.1		12	5	2	2	0	0	0	0	0	1	0	12	12	7.71	2.143

**BOTTOM**

**Cleveland Indians @ Milwaukee Brewers**  
Milwaukee County Stadium, Milwaukee, WI


Mon Jul 31 1989, 8:05 PM EDT  
Att: 17,434 - Unknown - 78 F

AB	R	H	RBI	BB	SO	LOB
3	0	2	1	1	0	0
4	1	1	1	0	0	3
4	0	0	1	0	0	3
3	2	2	1	1	0	0
3	0	2	2	0	0	0
4	0	0	0	0	0	4
4	0	0	0	0	0	2
4	2	2	0	0	0	1
3	1	1	0	0	1	1

livebaseballscores.com

AB	32
R	6
H	10
RBI	6
BB	2
SO	1
LOB	14

WP: 1 PA: 35  
PB: 0  
SB: 0  
CS: 1



Batter	1	2	3	4	5	6	7	8	9	AB R H RBI BB SO LOB	TOP											
<b>Jerry Browne, S</b> (1, 4) OBP: 0.368, SLG: 0.390	2-3 <b>K</b>		4-2 <b>E</b> BB			0-2 <b>G5-3</b>		1-1 <b>E5</b> CS		3 0 0 0 1 1 0												
<b>Felix Fermin, R</b> (1, 6) OBP: 0.298, SLG: 0.250	0-1 <b>G6-3</b>		1-0 <b>FC3</b>			0-2 <b>G4-3</b>		3-1 <b>CS</b> 1-2	2-2 <b>L9</b>	4 0 0 0 0 0 1												
<b>Dion James, L</b> (1, 10) OBP: 0.371, SLG: 0.367 <b>Cory Snyder, R</b> (9, PH) OBP: 0.259, SLG: 0.366	2-2 <b>G4-3</b>		1-2 <b>G3-1</b>			1-1 <b>G1-3</b>			0-1 <b>G5-3</b>	3 0 0 0 0 0 2 1 0 0 0 0 0 0												
<b>Joe Carter, R</b> (1, 7) OBP: 0.297, SLG: 0.474		0-0 <b>G6-3</b>		1-2 <b>F9</b>			2-2 <b>HR</b>		0-3 <b>K</b>	4 1 1 1 0 1 0												
<b>Pete O'Brien, L</b> (1, 3) OBP: 0.384, SLG: 0.415		1-3 <b>K</b>		0-1 <b>G6-3</b>			0-0 <b>G6-3</b>			3 0 0 0 0 1 0												
<b>Albert Belle, R</b> (1, 9) OBP: 0.329, SLG: 0.508		0-0 <b>F8</b>		0-0 <b>F8</b>			3-3 <b>K</b>			3 0 0 0 0 1 0												
<b>Brad Komminsk, R</b> (1, 8) OBP: 0.351, SLG: 0.494			1-0 <b>F7</b>			0-1 <b>L6</b>		3-2 <b>F9</b>		3 0 0 0 0 0 0												
<b>Brook Jacoby, R</b> (1, 5) OBP: 0.345, SLG: 0.406			0-0 <b>G5-3</b>			1-1 <b>G5-3</b>			0-0 <b>F8</b>	3 0 0 0 0 0 0												
<b>Andy Allanson, R</b> (1, 2) OBP: 0.271, SLG: 0.281			1-1 <b>S</b> FC3 1B			3-2 <b>G6-3</b>			1-0 <b>L8</b>	3 1 1 0 0 0 0												
<b>Inning Stats</b>	R: 0 E: 0 K: 1 S: 8	H: 0 LOB: 0 BB: 0 P: 12	R: 0 E: 0 K: 1 S: 5	H: 0 LOB: 0 BB: 0 P: 6	R: 1 E: 1 K: 0 S: 11	H: 1 LOB: 2 BB: 1 P: 19	R: 0 E: 0 K: 0 S: 9	H: 0 LOB: 0 BB: 0 P: 10	R: 0 E: 0 K: 0 S: 7	H: 0 LOB: 0 BB: 0 P: 11	R: 0 E: 0 K: 0 S: 8	H: 0 LOB: 0 BB: 0 P: 9	R: 1 E: 0 K: 1 S: 11	H: 1 LOB: 0 BB: 0 P: 19	R: 0 E: 1 K: 0 S: 5	H: 0 LOB: 0 BB: 0 P: 10	R: 0 E: 0 K: 1 S: 8	H: 0 LOB: 0 BB: 0 P: 10	1B: 1 2B: 0 3B: 0 HR: 1	SF: 0 SAC: 0 DP: 0 HBP: 0	WP: 0 PB: 0 SB: 1 CS: 1	PA: 32
<b>PITCHER</b>	IP WLS BF H R ER SO BB IBB HBP BLK WP HR S P ERA WHIP																					
<b>Jaime Navarro, R</b> (1, 1) ERA: 2.59	8.0 W 28 2 2 1 3 1 0 0 0 0 0 1 64 96 1.12 0.375																					
<b>Dan Plesac, L</b> (9, 1) ERA: 2.55	1.0 S 3 0 0 0 1 0 0 0 0 0 0 0 8 10 0.00 0.000																					

**Cleveland Indians @ Milwaukee Brewers**  
Milwaukee County Stadium, Milwaukee, WI

Tue Aug 01 1989, 8:05 PM EDT  
Att. 22,396 - Unknown - 81 F

<b>AB</b>	<b>30</b>
<b>R</b>	<b>2</b>
<b>H</b>	<b>2</b>
<b>RBI</b>	<b>1</b>
<b>BB</b>	<b>1</b>
<b>SO</b>	<b>4</b>
<b>LOB</b>	<b>3</b>



Batter	1	2	3	4	5	6	7	8	9	AB	R	H	RBI	BB	SO	LOB
<b>Paul Molitor, R</b> OBP: 0.376, SLG: 0.422 (1, 5) BB BB BB	4-0 1B G5-3 BB		1-0 G6-3		0-1 1B		2-2 F9 1-2			3	1	1	0	1	0	1
<b>Jim Gantner, L</b> OBP: 0.303, SLG: 0.305 (1, 4) SAFE SAFE SAFE	0-1 F8 G5-3 1B		0-0 F7		1-0 L6			1-1 2B 2B 1B		4	1	2	0	0	0	1
<b>Rob Deer, R</b> OBP: 0.323, SLG: 0.479 (1, 9) SAFE SAFE SAFE	1-2 G5-3		2-2 G1-3			4-2 FC5-4 BB		2-2 2B 2B		3	1	1	1	1	0	1
<b>Robin Yount, R</b> OBP: 0.391, SLG: 0.520 (1, 8) SAFE SAFE SAFE	1-1 F8		0-1 G6-3		2-2 FC5-4 G1-3 S 1-2f		1-2 1B 2B		4	1	1	2	0	0	2	2
<b>Greg Brock, L</b> OBP: 0.370, SLG: 0.445 (1, 3) BB BB BB	4-1 BB		0-0 1B		0-2 G1-3		4-0 1B FC3-2 IBB		2	0	1	0	2	0	1	
<b>Glenn Braggs, R</b> OBP: 0.306, SLG: 0.383 (1, 7) SAFE SAFE SAFE	1-1 L9		0-1 F8		2-1 G6-3		0-0 FC3-2 CS 1B		4	0	1	1	0	0	4	
<b>B.J. Surhoff, L</b> OBP: 0.275, SLG: 0.323 (1, 2) BB BB BB		1-1 G6-3		1-0 G5-3		0-2 F8		0-0 E5 CS FC3-2		4	0	0	0	0	0	3
<b>Mike Felder, S</b> OBP: 0.303, SLG: 0.306 (1, 10) SAFE SAFE SAFE		1-2 G4-3		2-2 F9		2-1 F7		1-1 FC3-2		4	0	0	0	0	0	3
<b>Bill Spiers, L</b> OBP: 0.315, SLG: 0.296 (1, 6) SAFE SAFE SAFE		0-0 G1-3		1-3 K		4-0 S BB		0-3 K 2-3 3-H		3	0	0	0	1	2	3

Inning Stats	R: 1	H: 1	E: 0	K: 0	S: 11	LOB: 2	BB: 2	P: 22	R: 0	H: 0	E: 0	K: 0	S: 6	LOB: 0	BB: 0	P: 8	R: 0	H: 1	E: 0	K: 0	S: 6	LOB: 1	BB: 0	P: 7	R: 0	H: 1	E: 0	K: 1	S: 10	LOB: 1	BB: 0	P: 14	R: 0	H: 0	E: 0	K: 0	S: 12	LOB: 1	BB: 1	P: 20	R: 0	H: 0	E: 0	K: 0	S: 8	LOB: 1	BB: 1	P: 16	R: 3	H: 4	E: 1	K: 1	S: 16	LOB: 2	BB: 1	P: 25
--------------	------	------	------	------	-------	--------	-------	-------	------	------	------	------	------	--------	-------	------	------	------	------	------	------	--------	-------	------	------	------	------	------	-------	--------	-------	-------	------	------	------	------	-------	--------	-------	-------	------	------	------	------	------	--------	-------	-------	------	------	------	------	-------	--------	-------	-------

PITCHER	IP	WLS	BF	H	R	ER	SO	BB	IBB	HBP	BLK	WP	HR	S	P	ERA	WHIP
<b>Ed Wojna, R</b> ERA: 1.29 (1, 1)	7.0		28	3	1	1	1	4	0	0	0	0	0	59	96	1.29	1.000
<b>Doug Jones, R</b> ERA: 2.81 (8, 1)	0.0	L	5	4	3	3	0	0	1	0	0	0	0	10	18	∞	∞
<b>Jesse Orosco, L</b> ERA: 2.0 (8, 1)	1.0		3	0	0	0	1	0	0	0	0	0	0	6	7	0.00	0.000


**BOTTOM**

**Cleveland Indians @ Milwaukee Brewers**  
Milwaukee County Stadium, Milwaukee, WI

Tue Aug 01 1989, 8:05 PM EDT  
Att: 22,396 - Unknown - 81 F

AB	31
R	4
H	7
RBI	4
BB	5
SO	2
LOB	19

livebaseballscores.com



WP	HR	S	P	ERA	WHIP
0	0	0	0	0	0

Batter	1	2	3	4	5	6	7	8	9	AB R H RBI BB SO LOB	TOP
Jerry Browne, S OBP: 0.369, SLG: 0.398 (1, 4)	2-2 G1-3 1B		0-0 HR			1-2 G4-3		0-1 F9		4 1 2 1 0 0 0	
Dion James, L OBP: 0.373, SLG: 0.369 Brad Komminsk, R OBP: 0.351, SLG: 0.494 (9, PR) (9, 8)	0-0 G1-3 1-2		0-1 G4-3			2-1 FC5-4 1B		1-2 G3 1B		4 0 2 0 0 0 1 0 0 0 0 0 0 0	
Joe Carter, R OBP: 0.297, SLG: 0.472 (1, 8) (9, 7)	2-3 K SAFE				1-0 CS 1B	1-3 SAFE K		2-1 SAFE P3		4 0 1 0 0 2 3	
Pete O'Brien, L OBP: 0.381, SLG: 0.411 (1, 3)	0-1 G3-1				2-3 SAFE K	0-2 SAFE FC5-4 1-2f		0-0 G3		4 0 0 0 0 1 4	
Dave Clark, L OBP: 0.320, SLG: 0.389 (1, 10)			1-3 K		3-3 SAFE K 1-2		0-3 K		0-1 G4-3	4 0 0 0 0 3 2	
Albert Belle, R OBP: 0.329, SLG: 0.529 (1, 9)			0-0 G3			1-2 3B		0-0 G5-3		3 0 1 0 0 0 0	
Brook Jacoby, R OBP: 0.342, SLG: 0.402 (1, 5)			1-2 G5-3			2-3 K		2-2 G2-3		3 0 0 0 0 1 1	
Andy Allanson, R OBP: 0.267, SLG: 0.277 (1, 2)			1-2 G5-3			2-3 K		1-3 K		3 0 0 0 0 2 1	
Felix Fermin, R OBP: 0.296, SLG: 0.248 (1, 6)			0-2 G1-3			0-0 G4-3		0-1 G6-3		3 0 0 0 0 0 1	
<b>Inning Stats</b>	R: 0 E: 0 K: 1 S: 10 H: 1 LOB: 1 BB: 0 P: 14	R: 0 E: 0 K: 1 S: 7 H: 0 LOB: 0 BB: 0 P: 9	R: 1 E: 0 K: 0 S: 9 H: 1 LOB: 0 BB: 0 P: 10	R: 0 E: 0 K: 2 S: 7 H: 1 LOB: 1 BB: 0 P: 13	R: 0 E: 0 K: 2 S: 11 H: 1 LOB: 1 BB: 0 P: 16	R: 0 E: 0 K: 1 S: 13 H: 1 LOB: 1 BB: 0 P: 17	R: 0 E: 0 K: 1 S: 7 H: 0 LOB: 0 BB: 0 P: 9	R: 0 E: 0 K: 1 S: 7 H: 0 LOB: 0 BB: 0 P: 8	R: 0 E: 0 K: 0 S: 9 H: 1 LOB: 1 BB: 0 P: 12	1B: 4 2B: 1 3B: 1 HR: 1 SF: 0 SAC: 0 DP: 1 HBP: 0	WP: 0 PB: 0 SB: 0 CS: 1 PA: 32
<b>PITCHER</b> Chris Bosio, R ERA: 2.69 (1, 1)	IP 9.0 WLS L BF 32 H 6 R 1 ER 1 SO 9 BB 0 IBB 0 HBP 0 BLK 0 WP 0 HR 1 S 80 P 108 ERA 1.00 WHIP 0.667	<b>PITCHER</b> IP WLS BF H R ER SO BB IBB HBP BLK WP HR S P ERA WHIP									

Cleveland Indians @ Milwaukee Brewers  
Milwaukee County Stadium, Milwaukee, WI

Wed Aug 02 1989, 4:33 AM EDT  
Att. 25,813 - Sunny

livebaseballscorecards.com

AB 32  
R 1  
H 6  
RBI 1  
BB 0  
SO 9  
LOB 13



BOTTOM

Cleveland Indians @ Milwaukee Brewers  
Milwaukee County Stadium, Milwaukee, WI  
Wed Aug 02 1989, 4:33 AM EDT  
Att. 25,813 - Sunny

livebaseballscorecards.com

AB 34  
R 0  
H 6  
RBI 0  
BB 2  
SO 9  
LOB 20



WP: 0 PA: 36  
PB: 0  
SB: 1  
CS: 0

AB R H RBI BB SO LOB

4 0 0 0 0 1 3

4 0 2 0 0 0 1

4 0 0 0 0 0 2

4 0 1 0 0 2 1

2 0 1 0 2 1 0

4 0 0 0 0 1 6

4 0 1 0 0 1 4

1 0 0 0 0 0 0

2 0 1 0 0 0 0

1 0 0 0 0 0 0

3 0 0 0 0 3 3

1 0 0 0 0 0 0

1B: 6 SF: 0  
2B: 0 SAC: 0  
3B: 0 DP: 0  
HR: 0 HBP: 0

Batter	1	2	3	4	5	6	7	8	9
Paul Molitor, R OBP: 0.373, SLG: 0.418 (1, 5)	2-1 G6-3 ①		2-2 F9 ②		2-3 K2-3 ③		0-1 G6-3 ③		
Jim Gantner, L OBP: 0.305, SLG: 0.307 (1, 4)	2-1 G6-3 ②		2-1 F7 ③			0-0 1B 1B 1B		2-1 BB 1B	
Rob Deer, R OBP: 0.320, SLG: 0.474 (1, 10)	3-1 F8 ③			2-0 G5-3 ①		1 SAFE 2-2 P6 ①		1-2 P4 ①	
Robin Yount, R OBP: 0.390, SLG: 0.517 (1, 8)		1-3 K ①		2-3 K ②		0-1 1B 1-2 1B		1-2 F9 ②	
Greg Brock, L OBP: 0.377, SLG: 0.446 (1, 3)		4-2 BB		1-3 K2-3 ③		2-0 FC4-6 1-2 2-3 1B		4-0 BB 1-2 BB	
Glenn Braggs, R OBP: 0.303, SLG: 0.379 (1, 7)		0-0 F7 ②			1-0 F9 ①	3-3 K ②		0-0 F9 ③	
Charlie O'Brien, R OBP: 0.320, SLG: 0.357 (1, 2)		0-1 G4-3 ③			3-2 1B 1B	1-2 FC4-6 1-2f 1B		3-3 K ①	
Mike Felder, S OBP: 0.301, SLG: 0.305 (1, 9)			3-2 E4 S		1-2 1B		2-2 F7 ①		0-2 P3 ②
Terry Francona, L OBP: 0.259, SLG: 0.335 (5, PH) (6, 9)					1-2 1B				
Joey Meyer, R OBP: 0.255, SLG: 0.345 (9, PH)									
Bill Spiers, L OBP: 0.310, SLG: 0.290 (1, 6)			3-3 K ①		1-3 K ②		2-3 K ②		1-1 P3 ③
Gus Polidor, R OBP: 0.235, SLG: 0.261 (9, PH)									

Inning Stats	R: 0	H: 0	E: 0	LOB: 0	K: 0	S: 6	P: 13	R: 0	H: 0	E: 0	LOB: 1	K: 1	S: 9	R: 0	H: 0	E: 1	LOB: 1	K: 1	S: 14	R: 0	H: 0	E: 0	LOB: 0	K: 2	S: 7	R: 0	H: 2	E: 0	LOB: 2	K: 2	S: 14	R: 0	H: 3	E: 0	LOB: 3	K: 1	S: 13	R: 0	H: 0	E: 0	LOB: 0	K: 1	S: 8	R: 0	H: 1	E: 0	LOB: 2	K: 0	S: 10	R: 0	H: 0	E: 0	LOB: 0	K: 1	S: 8	R: 0	H: 0	E: 0	LOB: 0	K: 1	S: 8	R: 0	H: 0	E: 0	LOB: 0	K: 1	S: 8	R: 0	H: 0	E: 0	LOB: 0	K: 1	S: 8	R: 0	H: 0	E: 0	LOB: 0	K: 1	S: 8
--------------	------	------	------	--------	------	------	-------	------	------	------	--------	------	------	------	------	------	--------	------	-------	------	------	------	--------	------	------	------	------	------	--------	------	-------	------	------	------	--------	------	-------	------	------	------	--------	------	------	------	------	------	--------	------	-------	------	------	------	--------	------	------	------	------	------	--------	------	------	------	------	------	--------	------	------	------	------	------	--------	------	------	------	------	------	--------	------	------

PITCHER	IP	WLS	BF	H	R	ER	SO	BB	IBB	HBP	BLK	WP	HR	S	P	ERA	WHIP
Tom Candiotti, R ERA: 2.99 (1, 1)	8.0	W	33	6	0	0	8	2	0	0	0	0	0	81	135	0.00	1.000
Jesse Orosco, L ERA: 1.96 (9, 1)	1.0	S	3	0	0	0	1	0	0	0	0	0	0	8	12	0.00	0.000

PITCHER	IP	WLS	BF	H	R	ER	SO	BB	IBB	HBP	BLK	WP	HR	S	P	ERA	WHIP
---------	----	-----	----	---	---	----	----	----	-----	-----	-----	----	----	---	---	-----	------

Batter	1	2	3	4	5	6	7	8	9	AB R H RBI BB SO LOB	TOP											
<b>Jerry Browne, S</b> (1, 4) OBP: 0.372, SLG: 0.399	1-1 1B		4-1 1B 2B BB	0-0 SF8			3-1 G6-3		4-2 BB	2 1 1 1 2 0 0												
<b>Pete O'Brien, L</b> (1, 3) OBP: 0.379, SLG: 0.411	0-0 L7		2-2 1B 2B	2-2 G4-3			3-2 G6-3		2-0 P5	5 1 1 0 0 0 5												
<b>Joe Carter, R</b> (1, 7) OBP: 0.296, SLG: 0.469	1-3 K		4-0 1B IBB		1-1 L1			2-2 G5-3		3 0 0 0 1 1 1												
<b>Cory Snyder, R</b> (1, 9) OBP: 0.259, SLG: 0.364	1-3 K		2-0 1B G6-4-3		1-0 G5-3			1-3 K		4 0 1 2 0 2 1												
<b>Albert Belle, R</b> (1, 10) OBP: 0.313, SLG: 0.500		1-0 G6-3	0-0 G6-4-3		1-3 K			1-0 G4-3		4 0 0 0 0 1 2												
<b>Brook Jacoby, R</b> (1, 5) OBP: 0.341, SLG: 0.400		1-0 F9		2-2 1B SF8 1B			3-2 G5-3		0-0 G6-3	4 1 1 0 0 0 0												
<b>Brad Komminsk, R</b> (1, 8) OBP: 0.366, SLG: 0.500		4-2 BB		0-0 SF8 1B 1B			0-0 G5-3		2-0 2B 1B	3 1 2 0 1 0 0												
<b>Joel Skinner, R</b> (1, 2) OBP: 0.307, SLG: 0.342	1-3 K		2-0 F9		0-1 G1-3			0-0 G4-3 2B		4 0 1 1 0 1 3												
<b>Felix Fermin, R</b> (1, 6) OBP: 0.295, SLG: 0.248			1-1 G1-3	2-2 1B			0-0 G6-3		3-2 G4-3	4 0 1 0 0 0 1												
<b>Inning Stats</b>	R: 0 E: 0 K: 2 S: 9	H: 1 LOB: 1 BB: 0 P: 12	R: 0 E: 0 K: 1 S: 8	H: 0 LOB: 1 BB: 1 P: 15	R: 2 E: 0 K: 0 S: 8	H: 2 LOB: 1 BB: 2 P: 21	R: 1 E: 0 K: 0 S: 15	H: 3 LOB: 2 BB: 0 P: 23	R: 0 E: 0 K: 1 S: 6	H: 0 LOB: 0 BB: 0 P: 9	R: 0 E: 0 K: 0 S: 8	H: 0 LOB: 0 BB: 0 P: 11	R: 0 E: 0 K: 0 S: 7	H: 0 LOB: 0 BB: 0 P: 13	R: 0 E: 0 K: 1 S: 9	H: 0 LOB: 0 BB: 0 P: 13	R: 1 E: 0 K: 0 S: 16	H: 2 LOB: 2 BB: 1 P: 27	1B: 6 2B: 2 3B: 0 HR: 0	SF: 1 SAC: 0 DP: 1 HBP: 0	WP: 0 PB: 0 SB: 0 CS: 0	PA: 38
<b>PITCHER</b>	IP WLS BF H R ER SO BB IBB HBP BLK WP HR S P ERA WHIP																					
<b>Tom Bolton, L</b> (1, 1) ERA: 4.32	8.1 L 35 8 4 4 5 2 1 0 0 0 0 0 73 122 4.32 1.200																					
<b>Lee Smith, R</b> (9, 1) ERA: 4.26	0.2 3 0 0 0 0 1 0 0 0 0 0 0 13 22 0.00 1.500																					

**Cleveland Indians @ Boston Red Sox**  
**Fenway Park, Boston, MA**  
 Thu Aug 03 1989, 7:05 PM EDT  
 Att: 33,992 - Unknown

livebaseballscorecards.com

<b>AB</b>	<b>33</b>
<b>R</b>	<b>4</b>
<b>H</b>	<b>8</b>
<b>RBI</b>	<b>4</b>
<b>BB</b>	<b>4</b>
<b>SO</b>	<b>5</b>
<b>LOB</b>	<b>13</b>



Batter	1	2	3	4	5	6	7	8	9	AB	R	H	RBI	BB	SO	LOB
Ellis Burks, R OBP: 0.345, SLG: 0.462 (1, 8)	0-0 B1-3		4-2 1B BB		1-1 F7		3-2 BB 1B	1-2 G4-3		4	0	1	0	1	0	2
Jody Reed, R OBP: 0.352, SLG: 0.346 (1, 4)	1-1 G5-3		2-1 1B 1B		1-0 1B		4-1 BB		0-0 P4	4	0	2	0	1	0	0
Wade Boggs, L OBP: 0.443, SLG: 0.484 (1, 5)	2-1 2B		2-2 1B		2-1 F7		0-2 L4		2-0 F8	5	0	2	0	0	0	3
Danny Heep, L OBP: 0.379, SLG: 0.405 (1, 7)	1-2 F7		2-1 G6-4-3			1-1 1B		0-0 HR 2B	2-1 1B	5	1	3	0	0	0	4
Nick Esasky, R OBP: 0.342, SLG: 0.493 (1, 3)		0-0 1B		2-0 1B		0-1 F7		0-1 HR	3-3 K	5	1	3	2	0	1	2
Kevin Romine, R OBP: 0.335, SLG: 0.381 (1, 9)		2-2 L9		0-2 F9		1-1 F8		0-3 K		4	0	0	0	0	1	3
Jim Rice, R OBP: 0.276, SLG: 0.344 (1, 10)		0-2 P3		0-0 F9		0-2 F9		0-3 K		3	0	0	0	0	0	3
Randy Kutcher, R OBP: 0.276, SLG: 0.336 (8, PH)										1	0	0	0	0	1	0
Luis Rivera, R OBP: 0.324, SLG: 0.407 (1, 6)		0-1 F8		1-3 K			1-1 B3	0-0 1B		4	0	1	0	0	1	2
Rick Cerone, R OBP: 0.348, SLG: 0.373 (1, 2)			3-1 G6-3		1-1 F9		1-0 F8	0-0 1B		4	0	1	0	0	0	0
Ed Romero, R OBP: 0.260, SLG: 0.248 (8, PR)								1-2 1B		0	0	0	0	0	0	0
Rich Gedman, L OBP: 0.273, SLG: 0.274 (9, 2)										0	0	0	0	0	0	0

Inning Stats	R: 0	H: 1	R: 0	H: 1	R: 0	H: 2	R: 0	H: 1	R: 0	H: 1	R: 0	H: 1	R: 2	H: 4	R: 0	H: 1
	E: 0	LOB: 1	E: 0	LOB: 1	E: 0	LOB: 2	E: 0	LOB: 1	E: 0	LOB: 1	E: 0	LOB: 1	E: 0	LOB: 2	E: 0	LOB: 2
	K: 0	BB: 0	K: 0	BB: 0	K: 0	BB: 1	K: 1	BB: 0	K: 0	BB: 0	K: 0	BB: 0	K: 2	BB: 1	K: 1	BB: 0
	S: 8	P: 12	S: 9	P: 11	S: 12	P: 25	S: 8	P: 11	S: 7	P: 12	S: 9	P: 11	S: 10	P: 19	S: 15	P: 16

PITCHER	IP	WLS	BF	H	R	ER	SO	BB	IBB	HBP	BLK	WP	HR	S	P	ERA	WHIP
Rod Nichols, R ERA: 3.38 (1, 1)	7.0	W	32	10	2	2	1	2	0	0	0	0	1	66	104	2.57	1.714
Doug Jones, R ERA: 2.7 (8, 1)	2.0	S	9	3	0	0	3	0	0	0	0	0	0	20	28	0.00	1.500

**BOTTOM**

**Cleveland Indians @ Boston Red Sox**  
**Fenway Park, Boston, MA**  
 Thu Aug 03 1989, 7:05 PM EDT  
 Att. 33,992 - Unknown

[livebaseballscorecards.com](http://livebaseballscorecards.com)

<b>AB</b>	<b>39</b>
<b>R</b>	<b>2</b>
<b>H</b>	<b>13</b>
<b>RBI</b>	<b>2</b>
<b>BB</b>	<b>2</b>
<b>SO</b>	<b>4</b>
<b>LOB</b>	<b>19</b>



WP	PA
0	41
PB: 0	
SB: 0	
CS: 0	

Batter	1	2	3	4	5	6	7	8	9	AB R H RBI BB SO LOB	TOP		
<b>Jerry Browne, S</b> (1, 4) OBP: 0.372, SLG: 0.398	1-1 P5	0-1 L8			1-1 G3		1-1 G5-3 1B		4-0 IBB	4 0 1 0 1 0 0			
<b>Dion James, L</b> (1, 7) OBP: 0.371, SLG: 0.367	0-1 G4-3		1-1 1B		0-1 G6-3		2-1 G5-3		1-3 K	4 0 1 0 0 0 1 1 0 0 0 0 1 3			
<b>Luis Aguayo, R</b> (9, PH) OBP: 0.223, SLG: 0.220													
<b>Joe Carter, R</b> (1, 8) OBP: 0.298, SLG: 0.470	4-2 BB		0-0 G6-3			0-0 1B 2B	1-3 K2-3			3 1 1 0 1 1 1			
<b>Pete O'Brien, L</b> (1, 3) OBP: 0.376, SLG: 0.407	1-0 P6		1-1 L9			0-0 G3-1		1-2 G4-3		4 0 0 0 0 0 2			
<b>Cory Snyder, R</b> (1, 9) OBP: 0.262, SLG: 0.364		4-1 HR BB			3-3 K	1-0 1B 2-H 1B		3-3 K		3 1 1 1 1 2 0			
<b>Albert Belle, R</b> (1, 10) OBP: 0.310, SLG: 0.526		1-0 1-H HR			2-1 G5-3	0-1 L9		1-3 K		4 1 1 2 0 1 1			
<b>Brook Jacoby, R</b> (1, 5) OBP: 0.348, SLG: 0.420		1-1 HR			2-2 1B	0-0 1-2 1B			1-1 G3-1 2B	4 1 4 1 0 0 0 0 0 0 0 0 0 0			
<b>Brad Komminsk, R</b> (9, PR) OBP: 0.366, SLG: 0.500													
<b>Andy Allanson, R</b> (1, 2) OBP: 0.263, SLG: 0.272	1-1 P3		1-2 L7			0-1 G6-3			1-0 G6-3	4 0 0 0 0 0 4			
<b>Felix Fermin, R</b> (1, 6) OBP: 0.292, SLG: 0.245		1-0 L9			0-0 L4		1-2 G5-3		1-2 G3-1 2-3	4 0 0 0 0 0 1			
<b>Inning Stats</b>	R: 0 E: 0 K: 0 S: 7 H: 0 LOB: 1 BB: 1 P: 13	R: 3 E: 0 K: 0 S: 9 H: 2 LOB: 0 BB: 1 P: 17	R: 0 E: 0 K: 0 S: 5 H: 1 LOB: 0 BB: 0 P: 7	R: 0 E: 0 K: 1 S: 14 H: 1 LOB: 1 BB: 0 P: 22	R: 0 E: 0 K: 0 S: 5 H: 0 LOB: 0 BB: 0 P: 6	R: 1 E: 0 K: 0 S: 8 H: 3 LOB: 2 BB: 0 P: 9	R: 0 E: 0 K: 1 S: 13 H: 1 LOB: 1 BB: 0 P: 16	R: 0 E: 0 K: 2 S: 9 H: 0 LOB: 0 BB: 0 P: 14	R: 0 E: 0 K: 1 S: 9 H: 1 LOB: 3 BB: 1 P: 17	1B: 5 2B: 2 3B: 0 HR: 2 SF: 0 SAC: 0 DP: 0 HBP: 0	WP: 0 PB: 0 SB: 0 CS: 0 PA: 38		
<b>PITCHER</b>	IP WLS BF H R ER SO BB IBB HBP BLK WP HR S P ERA WHIP											<b>PITCHER</b>	IP WLS BF H R ER SO BB IBB HBP BLK WP HR S P ERA WHIP
<b>Mike Boddicker, R</b> (1, 1) ERA: 4.26	8.0 L 34 9 4 4 4 2 0 0 0 0 0 2 72 107 4.50 1.375												
<b>Rob Murphy, L</b> (9, 1) ERA: 2.25	1.0 4 0 0 0 1 0 1 0 0 0 0 7 14 0.00 0.000												

**Cleveland Indians @ Boston Red Sox**  
 Fenway Park, Boston, MA  
 Fri Aug 04 1989, 7:05 PM EDT  
 Att: 34,154 - Unknown

livebaseballscorecards.com

**AB 35**  
**R 4**  
**H 9**  
**RBI 4**  
**BB 3**  
**SO 5**  
**LOB 13**





Batter	1	2	3	4	5	6	7	8	9	AB R H RBI BB SO LOB
Ellis Burks, R OBP: 0.346, SLG: 0.459 (1, 8)	1-3 K		0-0 L4			3-1 BB 1B	4-1 FC6-4 BB		3-2 G5-3	4 0 1 0 1 1 2
Jody Reed, R OBP: 0.351, SLG: 0.344 (1, 4)	2-1 G3-1		1-1 G5-3			4-1 1-2 BB	1-0 SF7			2 0 0 1 1 0 2
Wade Boggs, L OBP: 0.439, SLG: 0.479 (1, 5)	1-2 G6-3			1-1 L7		1-0 F7	1-2 FC6-4			4 0 0 0 0 0 4
Nick Esasky, R OBP: 0.342, SLG: 0.490 (1, 3)		0-0 P3		1-0 F8		3-0 F8		1-1 FC5-4 1B		4 0 1 0 0 0 2
Kevin Romine, R OBP: 0.327, SLG: 0.371 (1, 7)		0-1 G1-3		2-1 G1-3			1-2 G4-3	2-2 FC5-4		4 0 0 0 0 0 1
Danny Heep, L OBP: 0.376, SLG: 0.401 (1, 10)		2-0 F9			3-3 K		2-1 2B 1B	2-2 F8		4 1 1 0 0 1 1
Luis Rivera, R OBP: 0.328, SLG: 0.411 (1, 6)			4-0 L1-3 1B BB		2-3 K		0-0 1B 2B	3-3 K		3 1 1 0 1 2 1
Rick Cerone, R OBP: 0.351, SLG: 0.376 (1, 2)			0-1 L1-3 1B		0-0 P6		0-0 2B SF7 1B		2-3 K	4 1 2 2 0 1 0
Randy Kutcher, R OBP: 0.276, SLG: 0.342 (1, 9)			2-2 L1-3			2-2 F8	0-1 F9		0-1 F9	4 0 1 0 0 0 2

Inning Stats	R: 0 E: 0 K: 1 S: 8	H: 0 LOB: 0 BB: 0 P: 12	R: 0 E: 0 K: 0 S: 4	H: 0 LOB: 0 BB: 0 P: 6	R: 0 E: 0 K: 0 S: 8	H: 1 LOB: 2 BB: 1 P: 15	R: 0 E: 0 K: 0 S: 5	H: 0 LOB: 0 BB: 0 P: 9	R: 0 E: 0 K: 2 S: 9	H: 0 LOB: 0 BB: 0 P: 14	R: 0 E: 0 K: 0 S: 9	H: 1 LOB: 2 BB: 1 P: 22	R: 3 E: 0 K: 0 S: 14	H: 4 LOB: 2 BB: 1 P: 23	R: 0 E: 0 K: 1 S: 14	H: 1 LOB: 1 BB: 0 P: 22	R: 0 E: 0 K: 1 S: 11	H: 0 LOB: 0 BB: 0 P: 16	1B: 5 2B: 2 3B: 0 HR: 0	SF: 1 SAC: 0 DP: 0 HBP: 0	WP: 0 PB: 0 SB: 0 CS: 0	PA: 37
--------------	------------------------------	----------------------------------	------------------------------	---------------------------------	------------------------------	----------------------------------	------------------------------	---------------------------------	------------------------------	----------------------------------	------------------------------	----------------------------------	-------------------------------	----------------------------------	-------------------------------	----------------------------------	-------------------------------	----------------------------------	----------------------------------	------------------------------------	----------------------------------	--------

PITCHER	IP	WLS	BF	H	R	ER	SO	BB	IBB	HBP	BLK	WP	HR	S	P	ERA	WHIP
Bud Black, L ERA: 3.87 (1, 1)	6.1	W	26	5	3	3	3	2	0	0	0	0	0	50	88	4.26	1.105
Keith Atherton, R ERA: 3.49 (7, 1)	0.0		1	1	0	0	0	0	0	0	0	0	0	2	2	∞	∞
Jesse Orosco, L ERA: 1.89 (7, 1)	1.2		7	1	0	0	1	1	0	0	0	0	0	19	33	0.00	1.200
Doug Jones, R ERA: 2.65 (9, 1)	1.0	S	3	0	0	0	1	0	0	0	0	0	0	11	16	0.00	0.000

**BOTTOM**

**Cleveland Indians @ Boston Red Sox**  
 Fenway Park, Boston, MA  
 Fri Aug 04 1989, 7:05 PM EDT  
 Att. 34,154 - Unknown

[livebaseballscorecards.com](http://livebaseballscorecards.com)

<b>AB</b>	<b>33</b>
<b>R</b>	<b>3</b>
<b>H</b>	<b>7</b>
<b>RBI</b>	<b>3</b>
<b>BB</b>	<b>3</b>
<b>SO</b>	<b>5</b>
<b>LOB</b>	<b>15</b>



Batter	1	2	3	4	5	6	7	8	9	AB R H RBI BB SO LOB	TOP
<b>Jerry Browne, S</b> (1, 4) OBP: 0.369, SLG: 0.394 <b>Luis Aguayo, R</b> (8, 4) OBP: 0.223, SLG: 0.220	2-2 		1-0 		1-3 		1-1 			4 0 0 0 0 1 1 0 0 0 0 0 0 0	<b>Cleveland Indians @ Boston Red Sox</b> Fenway Park, Boston, MA Sat Aug 05 1989, 3:33 AM EDT Att: 34,090 - Cloudy
<b>Dion James, L</b> (1, 7) OBP: 0.370, SLG: 0.365 (8, 3)	1-2 		0-0 			1-1 		0-1 		4 1 1 0 0 0 1	
<b>Joe Carter, R</b> (1, 8) OBP: 0.297, SLG: 0.468 <b>Brad Komminsk, R</b> (8, 8) OBP: 0.366, SLG: 0.500	0-0 		2-0 			0-0 		2-2 		4 0 1 0 0 0 1 0 0 0 0 0 0 0	
<b>Pete O'Brien, L</b> (1, 3) OBP: 0.375, SLG: 0.405 <b>Albert Belle, R</b> (8, 7) OBP: 0.310, SLG: 0.526		1-2 		0-1 		0-1 		1-2 		4 1 1 0 0 0 2 0 0 0 0 0 0 0	
<b>Cory Snyder, R</b> (1, 9) OBP: 0.259, SLG: 0.361		0-0 		0-0 		0-0 		1-3 		3 0 0 1 0 1 2	
<b>Dave Clark, L</b> (1, 10) OBP: 0.324, SLG: 0.388		2-2 		0-1 		3-H 		1-1 		3 0 1 1 1 0 1	
<b>Brook Jacoby, R</b> (1, 5) OBP: 0.350, SLG: 0.421		2-2 		0-0 		0-1 		1-1 		4 0 2 0 0 0 3	
<b>Andy Allanson, R</b> (1, 2) OBP: 0.259, SLG: 0.267		2-2 		3-2 		1-3 		1-0 		4 0 0 0 0 1 3	
<b>Felix Fermin, R</b> (1, 6) OBP: 0.293, SLG: 0.246			2-2 		0-0 		0-1 			3 0 1 0 0 0 0	
<b>Inning Stats</b>	R: 0 H: 0 E: 0 LOB: 0 K: 0 BB: 0 S: 10 P: 13	R: 1 H: 2 E: 1 LOB: 1 K: 0 BB: 0 S: 14 P: 21	R: 0 H: 1 E: 0 LOB: 1 K: 0 BB: 0 S: 6 P: 11	R: 0 H: 1 E: 0 LOB: 1 K: 0 BB: 0 S: 6 P: 6	R: 0 H: 0 E: 0 LOB: 0 K: 1 BB: 0 S: 7 P: 11	R: 1 H: 2 E: 0 LOB: 2 K: 0 BB: 1 S: 8 P: 13	R: 0 H: 0 E: 0 LOB: 0 K: 1 BB: 0 S: 7 P: 9	R: 0 H: 0 E: 0 LOB: 0 K: 0 BB: 0 S: 8 P: 11	R: 0 H: 1 E: 0 LOB: 1 K: 1 BB: 0 S: 8 P: 12	1B: 7 SF: 1 2B: 0 SAC: 0 3B: 0 DP: 0 HR: 0 HBP: 0	
<b>PITCHER</b> <b>Mike Smithson, R</b> (1, 1) ERA: 4.47 <b>Dennis Lamp, R</b> (8, 1) ERA: 3.05	IP WLS BF H R ER SO BB IBB HBP BLK WP HR S P ERA WHIP 7.0 W 28 6 2 1 2 0 1 0 0 0 0 0 58 84 1.29 0.857 2.0 7 1 0 0 1 0 0 0 0 0 0 0 16 23 0.00 0.500	<b>PITCHER</b> IP WLS BF H R ER SO BB IBB HBP BLK WP HR S P ERA WHIP									

livebaseballscorecards.com

AB	33
R	2
H	7
RBI	2
BB	1
SO	3
LOB	14




Batter	1	2	3	4	5	6	7	8	9
Wade Boggs, L OBP: 0.441, SLG: 0.486 (1, 5)	1-0 L8 ①		4-1 1B BB		2-2 F8 ②		HR		
Marty Barrett, R OBP: 0.319, SLG: 0.333 (1, 10)	2-3 K ②		0-1 1B 1-2		2-1 1B 1-2		G6-3 FC6-5		
Ellis Burks, R OBP: 0.350, SLG: 0.459 (1, 8)	1-1 1B ③		2-3 K ②		2-1 1B 1-3 2-H		4-0 2B BB	1-2 G5-3 ①	
Danny Heep, L OBP: 0.384, SLG: 0.439 Kevin Romine, R OBP: 0.325, SLG: 0.369 (7, PR) (8, 7)		1-2 2B ①	0-0 G3-1 ③		2-1 HR	1 SAFE X	0-0 2B 2B	2-2 G4-3 ②	
Nick Esasky, R OBP: 0.340, SLG: 0.485 (1, 3)		2-1 L7 ①		2-3 K ①		1-2 P4	4-0 2B 3B IBB	2-0 F8 ③	
Luis Rivera, R OBP: 0.326, SLG: 0.413 (1, 6)		0-0 G5-3 ②		1-2 P9 ②		0-0 G6-3 ②	0-2 3B 2B 1-3 2-H 3-H		
Jody Reed, R OBP: 0.355, SLG: 0.354 (1, 4)		4-2 BB		1-0 G5-3 ③		3-1 HR	4-0 3B BB		
Randy Kutcher, R OBP: 0.275, SLG: 0.355 (1, 9)		1-1 L6 ③			1-0 G6-3 ①	1-0 F9 ③	1-1 1B 3B 1-H 2-H 3-H		
Rich Gedman, L OBP: 0.277, SLG: 0.279 (1, 2)			1-2 F8 ①		2-2 1B 1B		G4-3		

AB	R	H	RBI	BB	SO	LOB
4	1	2	1	1	0	1
5	0	2	0	0	1	2
4	1	2	1	1	1	2
4	1	3	1	0	0	2
1	1	0	0	0	0	0
4	1	0	0	1	1	1
4	1	1	2	0	0	1
2	2	1	1	2	0	0
4	1	1	3	0	0	2
4	1	2	1	0	0	0

**BOTTOM**

**Cleveland Indians @ Boston Red Sox**  
 Fenway Park, Boston, MA  
 Sat Aug 05 1989, 3:33 AM EDT  
 Att: 34,090 - Cloudy

AB	36
R	10
H	14
RBI	10
BB	5
SO	3
LOB	11



Inning	R	H	E	K	S	P	IP	WLS	BF	H	R	ER	SO	BB	IBB	HBP	BLK	WP	HR	S	P	ERA	WHIP
1	0	1	0	1	10		6.2	L	30	9	5	5	3	3	0	0	0	0	3	68	115	6.75	1.800
2	0	1	0	0	10		0.0		2	1	0	0	0	0	1	0	0	0	0	1	5	∞	∞
3	0	1	0	0	10		0.1		6	4	5	5	0	1	0	0	0	0	0	11	18	135.00	15.000
4	0	1	0	0	10		1.0		3	0	0	0	0	0	0	0	0	0	7	12	0.00	0.000	

PITCHER	IP	WLS	BF	H	R	ER	SO	BB	IBB	HBP	BLK	WP	HR	S	P	ERA	WHIP
John Farrell, R ERA: 4.32 (1, 1)	6.2	L	30	9	5	5	3	3	0	0	0	0	3	68	115	6.75	1.800
Steve Davis, L ERA: 6.57 (7, 1)	0.0		2	1	0	0	0	0	1	0	0	0	0	1	5	∞	∞
Keith Atherton, R ERA: 4.15 (7, 1)	0.1		6	4	5	5	0	1	0	0	0	0	0	11	18	135.00	15.000
Rich Yett, R ERA: 4.9 (8, 1)	1.0		3	0	0	0	0	0	0	0	0	0	0	7	12	0.00	0.000

WP	HR	S	P	ERA	WHIP
0	0	0	0	0	0

Batter	1	2	3	4	5	6	7	8	9	AB R H RBI BB SO LOB
--------	---	---	---	---	---	---	---	---	---	----------------------

<b>Dion James, L</b> (1, 7) <small>OBP: 0.371, SLG: 0.365</small> <b>Cory Snyder, R</b> (8, PH) <small>OBP: 0.258, SLG: 0.360</small> (8, 9)	0-0 G1-4-3	2-2 FC3-6 1B		2-2 G4-3		4-0 G5-4-3 BB		1-2 P4		3 0 1 0 1 0 0 1 0 0 0 0 0 1
	2-2 1B 1B	1-0 FC3-6 1B		1-0 G6-3		0-0 G5-4-3		0-0 FC5-4		5 1 2 0 0 0 3

<b>Luis Aguayo, R</b> (1, 4) <small>OBP: 0.232, SLG: 0.230</small>	0-0 1B 1B	1-2 FC3-6			1-1 G3 1B		2-2 G6-3		3-3 K	5 2 2 0 0 1 2
	1-3 1B 1B	1-1 P3			0-1 G3		2-2 2B		3-3 K	0 1 0 0 0 0 0 4 0 1 0 0 1 3

<b>Pete O'Brien, L</b> (1, 3) <small>OBP: 0.375, SLG: 0.405</small>	2-1 1B 1B		2-3 K		0-0 G3		4-0 IBB		3-3 K	3 0 1 2 1 1 1 1 0 0 0 0 1 0
	1-1 1B HBP			2-0 F9		2-1 1B		1-3 K		4 0 1 1 0 1 4

<b>Joe Carter, R</b> (1, 8) <small>OBP: 0.299, SLG: 0.468</small> <b>Brad Komminsk, R</b> (1, 8) <small>OBP: 0.362, SLG: 0.500</small>	2-1 1B 1B			0-0 P6		0-0 P2		2-2 FC1-6 1B		4 0 2 1 0 1 3
	1-1 1B HBP			1-2 L9		0-0 P2		0-0 FC1-6 1B		4 0 1 0 0 1 3

<b>Dave Clark, L</b> (1, 10) <small>OBP: 0.327, SLG: 0.387</small> <b>Jerry Browne, S</b> (9, PH) <small>OBP: 0.368, SLG: 0.393</small>	0-1 F9		2-0 F9		2-1 P6		3-3 K		3-3 K	4 0 1 1 0 1 4
	1-3 2-H 3-H			0-0 P6		2-1 P6		1-3 K		4 0 2 1 0 1 3

<b>Albert Belle, R</b> (1, 9) <small>OBP: 0.307, SLG: 0.513</small> (8, 7)	1-1 1B 1B		0-0 L9		0-0 P2		2-2 FC1-6 1B		2-2 FC1-6 1B	4 0 1 0 0 1 3
	1-1 1B 1B			1-2 L9		0-0 P2		0-0 FC1-6 1B		4 0 1 0 0 1 3

<b>Brook Jacoby, R</b> (1, 5) <small>OBP: 0.351, SLG: 0.425</small>	1-3 K		1-2 L9		1-2 L9		2-2 FC1-6 1B		2-2 FC1-6 1B	4 0 1 0 0 1 3
	1-1 1B 1B			1-2 L9		1-2 L9		0-0 FC1-6 1B		4 0 1 0 0 1 3

<b>Andy Allanson, R</b> (1, 2) <small>OBP: 0.259, SLG: 0.267</small>	1-3 K		1-2 L9		1-2 L9		2-2 FC1-6 1B		2-2 FC1-6 1B	4 0 1 0 0 1 3
	1-3 K			1-2 L9		1-2 L9		0-0 FC1-6 1B		4 0 1 0 0 1 3

<b>Felix Fermin, R</b> (1, 6) <small>OBP: 0.292, SLG: 0.246</small>			0-0 G5-3		3-2 G4-3		1-2 1B		0-0 FC1-6 1B	4 0 1 0 0 0 1
				0-0 G5-3		3-2 G4-3		1-2 1B		0-0 FC1-6 1B

Inning Stats	R: 3 E: 0 K: 1 S: 20	H: 4 LOB: 2 BB: 0 P: 27	R: 0 E: 0 K: 0 S: 11	H: 2 LOB: 2 BB: 0 P: 16	R: 0 E: 0 K: 1 S: 8	H: 1 LOB: 1 BB: 0 P: 13	R: 0 E: 0 K: 0 S: 8	H: 0 LOB: 0 BB: 0 P: 14	R: 1 E: 0 K: 0 S: 9	H: 2 LOB: 1 BB: 0 P: 14	R: 0 E: 0 K: 0 S: 5	H: 1 LOB: 1 BB: 1 P: 10	R: 0 E: 0 K: 2 S: 14	H: 1 LOB: 2 BB: 1 P: 26	R: 0 E: 0 K: 0 S: 9	H: 1 LOB: 1 BB: 0 P: 12	R: 0 E: 0 K: 3 S: 12	H: 0 LOB: 0 BB: 0 P: 21	1B: 10 2B: 2 3B: 0 HR: 0	SF: 0 SAC: 0 DP: 1 HBP: 1	WP: 0 PB: 0 SB: 0 CS: 0	PA: 41
--------------	-------------------------------	----------------------------------	-------------------------------	----------------------------------	------------------------------	----------------------------------	------------------------------	----------------------------------	------------------------------	----------------------------------	------------------------------	----------------------------------	-------------------------------	----------------------------------	------------------------------	----------------------------------	-------------------------------	----------------------------------	-----------------------------------	------------------------------------	----------------------------------	--------

PITCHER	IP	WLS	BF	H	R	ER	SO	BB	IBB	HBP	BLK	WP	HR	S	P	ERA	WHIP
<b>Roger Clemens, R</b> (1, 1) <small>ERA: 3.37</small>	0.1		4	2	3	3	0	0	0	1	0	0	0	8	11	81.00	6.000
<b>Dennis Lamp, R</b> (1, 1) <small>ERA: 2.97</small>	4.2		21	7	1	1	2	0	0	0	0	0	0	48	73	1.93	1.500
<b>Bob Stanley, R</b> (6, 1) <small>ERA: 5.46</small>	2.1		11	3	0	0	2	1	1	0	0	0	0	23	42	0.00	1.714
<b>Rob Murphy, L</b> (8, 1) <small>ERA: 2.2</small>	1.2	W	5	0	0	0	3	0	0	0	0	0	0	17	27	0.00	0.000

TOP

**Cleveland Indians @ Boston Red Sox**  
 Fenway Park, Boston, MA  
 Sun Aug 06 1989, 3:33 AM EDT  
 Att: 33,935 - Unknown

livebaseballscorecards.com

AB	38
R	4
H	12
RBI	4
BB	2
SO	7
LOB	21



Batter	1	2	3	4	5	6	7	8	9
Wade Boggs, L (1, 5) OBP: 0.441, SLG: 0.486	2-1 G6-3		2-2 3B 1B		1-2 F7		2-1 1B		
Marty Barrett, R (1, 10) OBP: 0.314, SLG: 0.327	0-0 G6-3		0-3 K		0-1 G5-3		0-0 F8		
Ellis Burks, R (1, 8) OBP: 0.356, SLG: 0.481	4-1 BB		1-0 1B 3B		1-1 F7		3-2 HR		
Danny Heep, L (1, 7) OBP: 0.387, SLG: 0.440	1-0 G4-3		1-2 WP 1B 1B		1-2 1B 1B 1B		2-2 G3-1		
Kevin Romine, R (9, 7) OBP: 0.325, SLG: 0.369			3-H						
Nick Esasky, R (1, 3) OBP: 0.344, SLG: 0.487		0-0 BLK 1B	4-2 WP 1B BB		1-0 1B CS 1B		0-0 P2		
Luis Rivera, R (1, 6) OBP: 0.335, SLG: 0.437		1-0 P9	2-0 CS 1B		1-0 CS 1B		1-0 HR		
Jody Reed, R (1, 4) OBP: 0.356, SLG: 0.358		3-1 G6-3	1-1 CS	2-2 G6-4-3 1B		2-0 P6	0-1 2B		
Rick Cerone, R (1, 2) OBP: 0.344, SLG: 0.368		0-0 G5-3		0-1 G6-4-3		1-2 P6	3-2 G1-3		
Randy Kutcher, R (1, 9) OBP: 0.269, SLG: 0.347			1-1 G4-3	2-1 G6-3		1-1 G4-3			

AB	R	H	RBI	BB	SO	LOB
4	1	2	0	0	0	0
4	0	0	0	0	1	2
3	2	2	2	1	0	0
4	1	2	1	0	0	1
0	0	0	0	0	0	0
3	1	2	0	1	0	0
4	1	3	3	0	0	1
4	0	2	0	0	0	3
4	0	0	0	0	0	3
3	0	0	0	0	0	0

**BOTTOM**

**Cleveland Indians @ Boston Red Sox**  
**Fenway Park, Boston, MA**  
 Sun Aug 06 1989, 3:33 AM EDT  
 Att. 33,935 - Unknown

livebaseballscorecards.com

<b>AB</b>	<b>33</b>
<b>R</b>	<b>6</b>
<b>H</b>	<b>13</b>
<b>RBI</b>	<b>6</b>
<b>BB</b>	<b>2</b>
<b>SO</b>	<b>1</b>
<b>LOB</b>	<b>10</b>



1B: 9	SF: 0
2B: 1	SAC: 0
3B: 1	DP: 1
HR: 2	HBP: 0

WP: 1	PA: 36
PB: 0	
SB: 0	
CS: 3	

Inning Stats	R: 0	H: 0	E: 0	K: 5	S: 5	H: 0	LOB: 1	BB: 1	P: 12	R: 0	H: 1	E: 0	K: 0	S: 5	R: 0	H: 4	E: 0	K: 1	S: 16	R: 0	H: 1	E: 0	K: 0	S: 7	R: 0	H: 0	E: 0	K: 0	S: 8	R: 0	H: 3	E: 0	K: 0	S: 8	R: 0	H: 1	E: 0	K: 0	S: 8	R: 2	H: 3	E: 0	K: 0	S: 14
<b>PITCHER</b>	<b>IP</b>	<b>WLS</b>	<b>BF</b>	<b>H</b>	<b>R</b>	<b>ER</b>	<b>SO</b>	<b>BB</b>	<b>IBB</b>	<b>HBP</b>	<b>BLK</b>	<b>WP</b>	<b>HR</b>	<b>S</b>	<b>P</b>	<b>ERA</b>	<b>WHIP</b>																											
Ed Wojna, R (1, 1) ERA: 3.75	5.0		23	8	4	4	1	2	0	0	1	1	0	46	77	7.20	2.000																											
Rich Yett, R (6, 1) ERA: 4.78	2.0		6	2	0	0	0	0	0	0	0	0	0	11	17	0.00	1.000																											
Jesse Orosco, L (8, 1) ERA: 2.22	1.0	L	6	3	2	2	0	0	0	0	0	0	2	14	23	18.00	3.000																											

WP	HR	S	P	ERA	WHIP
1	0	0	0	7.20	2.000
0	0	0	0	0.00	1.000
0	0	0	0	18.00	3.000

Batter	1	2	3	4	5	6	7	8	9	AB R H RBI BB SO LOB	TOP		
Tommy Hinzo, S (1, 4) C BB X	2-1 L8 ①		2-2 L5 ②			0-1 F7 ②			1-0 L9 ①	4 0 0 0 0 0 1	<b>Cleveland Indians @ New York Yankees</b> Yankee Stadium, Bronx, NY Mon Aug 07 1989, 7:05 PM EDT Att. 21,794 - Unknown - 75 F		
Pete O'Brien, L (1, 3) OBP: 0.372, SLG: 0.401 C BB BB C BB BB X	3-3 K ②		1-2 L8 ③			2-1 G5-3 ③			0-0 G6-3 ②	4 0 0 0 0 1 1			
Joe Carter, R (1, 7) OBP: 0.296, SLG: 0.464 B BB S BB T BB X	3-2 G6-3 ③				1-0 F8 ①		0-0 G6-3 ①		2-2 G6-3 ③	4 0 0 0 0 0 1			
Albert Belle, R (1, 10) OBP: 0.308, SLG: 0.500 S BB T BB T BB S		4-2 FC4-6 BB ①		3-1 P3 ②			2-2 G1-3 ②			2 0 0 0 1 0 0			
Cory Snyder, R (1, 9) OBP: 0.256, SLG: 0.356 B BB C BB X		2-2 FC4-6 BB 1-2f ①		1-3 K ③			2-1 G4-3 ③			3 0 0 0 0 1 1			
Brook Jacoby, R (1, 5) OBP: 0.354, SLG: 0.426 F BB F SAFE BB BB B		4-2 SAFE 1-2 BB ①			0-0 F8 ①			2-2 G6-4-3 1B ①		2 0 1 0 1 0 0			
Brad Komminsk, R (1, 8) OBP: 0.352, SLG: 0.484 C BB F C BB F		2-3 K ②			2-0 F9 ②			2-3 K ①		3 0 0 0 0 2 3			
Joel Skinner, R (1, 2) OBP: 0.300, SLG: 0.333 B BB T BB X		2-2 G6-3 ③			2-3 K ③			2-1 G6-4-3 1-2f ② ③		3 0 0 0 0 1 3			
Luis Aguayo, R (1, 6) OBP: 0.235, SLG: 0.244 Felix Fermin, R (9, PR) OBP: 0.292, SLG: 0.246 C BB C			1-3 K ①			1-0 P6 ①			0-0 2B ①	3 0 1 0 0 1 0 0 0 0 0 0 0 0			
<b>Inning Stats</b>	R: 0 H: 0 E: 0 LOB: 0 K: 1 BB: 0 S: 9 P: 17	R: 0 H: 0 E: 0 LOB: 2 K: 1 BB: 2 S: 15 P: 29	R: 0 H: 0 E: 0 LOB: 0 K: 1 BB: 0 S: 9 P: 13	R: 0 H: 0 E: 0 LOB: 0 K: 1 BB: 0 S: 6 P: 11	R: 0 H: 0 E: 0 LOB: 0 K: 1 BB: 0 S: 6 P: 10	R: 0 H: 0 E: 0 LOB: 0 K: 0 BB: 0 S: 5 P: 8	R: 0 H: 0 E: 0 LOB: 0 K: 0 BB: 0 S: 6 P: 10	R: 0 H: 1 E: 0 LOB: 0 K: 1 BB: 0 S: 9 P: 15	R: 0 H: 1 E: 0 LOB: 1 K: 0 BB: 0 S: 6 P: 9	1B: 1 SF: 0 2B: 1 SAC: 0 3B: 0 DP: 1 HR: 0 HBP: 0		WP: 0 PA: 30 PB: 0 SB: 0 CS: 0	
<b>PITCHER</b>	IP WLS BF H R ER SO BB IBB HBP BLK WP HR S P ERA WHIP											<b>PITCHER</b>	IP WLS BF H R ER SO BB IBB HBP BLK WP HR S P ERA WHIP
Greg Cadaret, L (1, 1) ERA: 3.19	9.0 W 30 2 0 0 6 2 0 0 0 0 0 0 0 71 122 0.00 0.444												
Greg Cadaret, L (9, 1) ERA: 3.19	9.0 W 30 2 0 0 6 2 0 0 0 0 0 0 0 71 122 0.00 0.444												

livebaseballscorecards.com

AB	28
R	0
H	2
RBI	0
BB	2
SO	6
LOB	10



Batter	1	2	3	4	5	6	7	8	9
Steve Sax, R OBP: 0.373, SLG: 0.396 (1, 4)	0-1 S G4-3 1B		0-0 SH5-3 1-2	1-2 G6-3 1-2			4-0 CS BB	0-1 WP 1B 2-H 3-H	
Alvaro Espinoza, R OBP: 0.305, SLG: 0.321 (1, 6)	0-1 G4-3 1-2		1-1 F9 1-2		0-0 G5-3		1-3 K 1-2	0-1 WP 1B	
Don Mattingly, L OBP: 0.344, SLG: 0.465 Greg Cadaret, L (9, 1)	1-1 2-H 1B		2-2 F9		1-0 G4-3		2-1 E7	0-3 K	
Steve Balboni, R OBP: 0.296, SLG: 0.469 (9, 3)	2-0 F8			4-1 1B 2B BB	3-3 K		0-3 K	1-3 K 1-2 2-3	
Jesse Barfield, R OBP: 0.355, SLG: 0.446 (1, 9)	0-3 K			0-0 F8		0-3 K		2-1 F8 1B 2B	
Mel Hall, L OBP: 0.316, SLG: 0.434 (1, 7)		2-0 G6-3 1B		2-2 2B 1B		4-1 3B BB		4-1 1B 2B BB	
Bob Geren, R OBP: 0.396, SLG: 0.527 (1, 2)		0-0 G6-3 1-2		1-0 G4-3 1B 2B 1-H 2-H		0-0 P6		0-0 F8 2-3	
Randy Velarde, R OBP: 0.303, SLG: 0.419 (1, 5)		1-3 K		3-1 G4-3 2-3		2-1 1-H 3B		2-2 2B 1B 1B 1-2 3-H	
Roberto Kelly, R OBP: 0.399, SLG: 0.474 (1, 8)			1-1 SH5-3 1B	3-2 S 1B 3-H		2-1 G1-3		2-0 1B 2B 1-3 2-H	

AB	R	H	RBI	BB	SO	LOB
3	1	2	2	1	0	1
5	0	1	0	0	1	3
5	0	1	1	0	1	3
0	0	0	0	0	0	0
4	1	0	0	1	3	4
4	1	1	0	0	2	2
2	3	2	0	2	0	0
4	1	1	2	0	0	4
4	1	2	2	0	1	1
4	1	3	2	0	0	1

**BOTTOM**

**Cleveland Indians @ New York Yankees**  
**Yankee Stadium, Bronx, NY**  
 Mon Aug 07 1989, 7:05 PM EDT  
 Att: 21,794 - Unknown - 75 F

AB	35
R	9
H	13
RBI	9
BB	4
SO	8
LOB	19



Inning Stats	R	H	E	K	S	R	H	E	K	S	R	H	E	K	S	R	H	E	K	S	R	H	E	K	S	R	H	E	K	S					
	1	2	0	1	10	0	1	0	1	5	0	1	0	1	8	3	3	0	1	14	0	0	1	1	0	0	1	1	0	15	4	5	0	2	30

PITCHER	IP	WLS	BF	H	R	ER	SO	BB	IBB	HBP	BLK	WP	HR	S	P	ERA	WHIP
Scott Bailes, L ERA: 4.53 (1, 1)	5.2	L	26	8	5	5	4	2	0	0	0	0	0	49	83	7.94	1.765
Steve Davis, L ERA: 7.98 (6, 1)	2.1		14	5	4	4	4	2	0	0	0	1	0	29	49	15.43	3.000

WP	PA
1	40

WP	HR	S	P	ERA	WHIP
0	0	1	1		

Batter	1	2	3	4	5	6	7	8	9	AB R H RBI BB SO LOB	TOP											
Tommy Hinzo, S (1, 4) CBBBS	3-3 K		4-2 BB		1-1 F9		2-3 K		1-2 G1	4 0 0 0 1 2 2	<b>Cleveland Indians @ New York Yankees</b> Yankee Stadium, Bronx, NY Tue Aug 08 1989, 7:05 PM EDT Att. 25,192 - Unknown - 70 F											
Pete O'Brien, L (1, 3) OBP: 0.371, SLG: 0.400 BCC	1-3 K		0-0 F7		3-1 BLK 1B		2-3 K			4 0 1 0 0 2 1												
Joe Carter, R (1, 7) OBP: 0.296, SLG: 0.464 BFFBFB	3-2 P3			0-1 HR 2B	0-1 F8		1-3 K2-3			4 1 1 0 0 1 1												
Cory Snyder, R (1, 9) OBP: 0.256, SLG: 0.364 X		0-0 G5-3		1-1 HR 2-H	0-0 G5-3		3-3 K			4 1 1 2 0 1 1												
Brook Jacoby, R (1, 5) OBP: 0.353, SLG: 0.426 X		0-0 G5-3		0-3 K		1-1 F8		0-0 1B G5-3 2B		4 1 1 0 0 1 0												
Albert Belle, R (1, 10) OBP: 0.326, SLG: 0.523 X		0-0 2B		2-1 1B G3 1B		2-3 K		0-1 G5-3 BB 1B		4 0 3 0 0 1 0												
Brad Komminsk, R (1, 8) OBP: 0.348, SLG: 0.469 BBBBS		3-3 K		1-1 G3		2-3 K		4-0 G5-3 BB		3 0 0 0 1 2 2												
Andy Allanson, R (1, 2) OBP: 0.260, SLG: 0.268 Dion James, L (9, PH) OBP: 0.370, SLG: 0.364 Joel Skinner, R (9, 2) OBP: 0.300, SLG: 0.333			1-2 F8	1-0 1B		0-0 F9		0-0 G5-3		3 0 1 0 0 0 0 1 0 0 1 0 0 2 0 0 0 0 0 0 0												
Felix Fermin, R (1, 6) OBP: 0.289, SLG: 0.243 BFX			1-1 F8	0-0 G4-3		0-1 G3		2-2 G1-3		4 0 0 0 0 0 4												
<b>Inning Stats</b>	R: 0 E: 0 K: 2 S: 11	H: 0 LOB: 0 BB: 0 P: 18	R: 0 E: 0 K: 1 S: 6	H: 1 LOB: 1 BB: 0 P: 9	R: 0 E: 0 K: 0 S: 10	H: 0 LOB: 1 BB: 1 P: 16	R: 2 E: 0 K: 1 S: 13	H: 4 LOB: 2 BB: 0 P: 18	R: 0 E: 0 K: 0 S: 7	H: 1 LOB: 1 BB: 0 P: 11	R: 0 E: 0 K: 2 S: 11	H: 0 LOB: 0 BB: 0 P: 16	R: 0 E: 0 K: 1 S: 6	H: 0 LOB: 0 BB: 0 P: 8	R: 0 E: 0 K: 3 S: 11	H: 0 LOB: 0 BB: 0 P: 17	R: 1 E: 0 K: 0 S: 11	H: 2 LOB: 2 BB: 1 P: 18	1B: 4 2B: 3 3B: 0 HR: 1	SF: 0 SAC: 0 DP: 0 HBP: 0	WP: 0 PB: 0 SB: 0 CS: 0	PA: 37
<b>PITCHER</b>	IP WLS BF H R ER SO BB IBB HBP BLK WP HR S P ERA WHIP																					
Chuck Cary, L (1, 1) ERA: 2.28	8.0 L 33 8 3 3 10 1 0 0 1 0 0 1 78 116 3.38 1.125																					
Eric Plunk, R (9, 1) ERA: 2.4	0.0 1 0 0 0 0 1 0 0 0 0 0 0 4 ∞ ∞																					
Lee Guetterman, L (9, 1) ERA: 3.11	1.0 3 0 0 0 0 0 0 0 0 0 0 0 8 11 0.00 0.000																					

livebaseballscorecards.com

AB	35
R	3
H	8
RBI	3
BB	2
SO	10
LOB	13





Batter	1	2	3	4	5	6	7	8	9	AB R H RBI BB SO LOB
Steve Sax, R (1, 4) OBP: 0.372, SLG: 0.395	1-1 G6-3			2-1 L7		2-1 G5-3			1-2 1B	4 0 1 0 0 0 0
Wayne Tolleson, S (1, 5) OBP: 0.246, SLG: 0.206	1-0 G3			1-0 1B			1-2 G1-3		3-3 1B	4 0 1 0 0 1 1
Don Mattingly, L (1, 3) OBP: 0.342, SLG: 0.461	1-1 G3-1			1-2 P8			3-1 G3-1		0-1 F9	4 0 0 0 0 0 2
Mel Hall, L (1, 7) OBP: 0.311, SLG: 0.426			1-1 L6	2-0 G6-3			2-1 P3		1-0 G3	4 0 0 0 0 0 2
Jesse Barfield, R (1, 9) OBP: 0.353, SLG: 0.442			1-2 F7		3-3 K			2-2 G5-3		3 0 0 0 0 1 0
Ken Phelps, L (1, 10) OBP: 0.348, SLG: 0.372			2-2 F7		4-1 BB			1-1 1B		2 1 1 0 1 0 0
Bob Geren, R (1, 2) OBP: 0.388, SLG: 0.516			1-3 K		0-2 G5-4-3			4-1 1B		2 0 0 0 0 1 1
Luis Polonia, L (8, PH) OBP: 0.340, SLG: 0.398					1-2f			1-2 BB		0 0 0 0 1 0 0
Don Slaught, R (9, 2) OBP: 0.331, SLG: 0.401								BB		0 0 0 0 0 0 0
Alvaro Espinoza, R (1, 6) OBP: 0.305, SLG: 0.321			1-2 P4					2-1 1B		3 0 1 1 0 0 0
Roberto Kelly, R (1, 8) OBP: 0.395, SLG: 0.469			2-2 G6-3					0-1 G1-6-3		3 0 0 0 0 0 2

Inning Stats	R: 0	H: 0	E: 0	LOB: 0	K: 0	BB: 0	S: 5	P: 8	R: 0	H: 0	E: 0	LOB: 0	K: 1	BB: 0	S: 8	P: 12	R: 0	H: 1	E: 0	LOB: 1	K: 0	BB: 0	S: 7	P: 13	R: 0	H: 0	E: 0	LOB: 0	K: 1	BB: 1	S: 8	P: 15	R: 0	H: 0	E: 0	LOB: 0	K: 0	BB: 0	S: 5	P: 8	R: 0	H: 0	E: 0	LOB: 0	K: 0	BB: 0	S: 8	P: 14	R: 1	H: 2	E: 0	LOB: 1	K: 0	BB: 1	S: 12	P: 21	R: 0	H: 1	E: 0	LOB: 1	K: 1	BB: 0	S: 12	P: 17	1B: 4	SF: 0	2B: 0	SAC: 0	3B: 0	DP: 2	HR: 0	HBP: 0	WP: 0	PA: 31
--------------	------	------	------	--------	------	-------	------	------	------	------	------	--------	------	-------	------	-------	------	------	------	--------	------	-------	------	-------	------	------	------	--------	------	-------	------	-------	------	------	------	--------	------	-------	------	------	------	------	------	--------	------	-------	------	-------	------	------	------	--------	------	-------	-------	-------	------	------	------	--------	------	-------	-------	-------	-------	-------	-------	--------	-------	-------	-------	--------	-------	--------

PITCHER	IP	WLS	BF	H	R	ER	SO	BB	IBB	HBP	BLK	WP	HR	S	P	ERA	WHIP
Tom Candiotti, R (1, 1) ERA: 2.9	7.1	W	25	2	1	1	2	2	0	0	0	0	0	61	101	1.23	0.545
Doug Jones, R (8, 1) ERA: 2.57	1.2	S	6	2	0	0	1	0	0	0	0	0	0	16	23	0.00	1.200

**BOTTOM**

**Cleveland Indians @ New York Yankees**  
**Yankee Stadium, Bronx, NY**  
 Tue Aug 08 1989, 7:05 PM EDT  
 Att: 25,192 - Unknown - 70 F

[livebaseballscorecards.com](http://livebaseballscorecards.com)

<b>AB</b>	<b>29</b>
<b>R</b>	<b>1</b>
<b>H</b>	<b>4</b>
<b>RBI</b>	<b>1</b>
<b>BB</b>	<b>2</b>
<b>SO</b>	<b>3</b>
<b>LOB</b>	<b>8</b>



Batter	1	2	3	4	5	6	7	8	9	AB R H RBI BB SO LOB	TOP	
Dion James, L (1, 7) OBP: 0.375, SLG: 0.376 Brad Komminsk, R (9, PH) OBP: 0.354, SLG: 0.485 (9, 8)	1-1 CS 1B		1-0 FC6-4 1B 2B 1-2f 3-H		1-1 2B 2B		1-1 1B 2B		0-0 2-H 2B	4 2 3 1 0 0 1 1 0 1 1 0 0 0		
Brook Jacoby, R (1, 5) OBP: 0.356, SLG: 0.432	3-3 K 1-2		1-2 2B 1B		2-1 HR 2B		0-0 FC1-4 1B		0-1 F8	5 1 3 2 0 1 2		
Joe Carter, R (1, 8) OBP: 0.299, SLG: 0.473 (9, 7)	1-0 F8		2-1 2B		0-1 HR		1-2 FC1-4 1-2f		4-0 IBB	4 1 2 3 1 0 2		
Pete O'Brien, L (1, 3) OBP: 0.367, SLG: 0.395		1-1 G5-3	1-0 G1-3		2-1 F8		2-0 G4-3		1-2 G3	5 0 0 0 0 0 6		
Cory Snyder, R (1, 6) OBP: 0.253, SLG: 0.360		2-3 K		1-0 G5-3	0-0 G1-3			1-3 K		4 0 0 0 0 2 0		
Albert Belle, R (1, 10) OBP: 0.313, SLG: 0.500		3-2 G5-3		0-2 G5-3		1-3 K		2-3 K		4 0 0 0 0 2 0		
Dave Clark, L (1, 9) OBP: 0.326, SLG: 0.389			2-1 G4-3 FC6-4 2B	1-2 G4-3		1-0 G4-3		2-3 K		4 1 1 0 0 1 0		
Joel Skinner, R (1, 2) OBP: 0.299, SLG: 0.325			2-2 G4-3		0-1 L9	0-0 G4-3		4-2 SH1-4 2B BB		3 1 0 0 1 0 1		
Felix Fermin, R (1, 4) OBP: 0.292, SLG: 0.244			1-1 FC6-4 HBP		1-0 2B 2B 1B		1-1 G4-3		0-0 SH1-4	2 1 1 0 0 0 0		
<b>Inning Stats</b>	R: 0 H: 1 E: 0 LOB: 0 K: 1 BB: 0 S: 11 P: 16	R: 0 H: 0 E: 0 LOB: 0 K: 1 BB: 0 S: 9 P: 15	R: 2 H: 3 E: 0 LOB: 2 K: 0 BB: 0 S: 15 P: 25	R: 0 H: 0 E: 0 LOB: 0 K: 0 BB: 0 S: 9 P: 11	R: 4 H: 4 E: 0 LOB: 0 K: 0 BB: 0 S: 12 P: 18	R: 0 H: 0 E: 0 LOB: 0 K: 1 BB: 0 S: 5 P: 7	R: 0 H: 2 E: 0 LOB: 2 K: 0 BB: 0 S: 9 P: 14	R: 0 H: 0 E: 0 LOB: 0 K: 3 BB: 0 S: 11 P: 16	R: 1 H: 1 E: 0 LOB: 2 K: 0 BB: 2 S: 13 P: 22	1B: 4 SF: 0 2B: 7 SAC: 1 3B: 0 DP: 1 HR: 1 HBP: 1	WP: 0 PA: 40 PB: 0 SB: 0 CS: 1	
<b>PITCHER</b>	IP WLS BF H R ER SO BB IBB HBP BLK WP HR S P ERA WHIP											
Andy Hawkins, R (1, 1) ERA: 4.58	4.1 L 21 8 6 6 2 0 0 1 0 0 0 1 53 80 12.46 1.846											
Clay Parker, R (5, 1) ERA: 3.97	2.1 9 2 0 0 1 0 0 0 0 0 0 0 16 23 0.00 0.857											
Lee Guetterman, L (7, 1) ERA: 3.1	0.1 1 0 0 0 0 0 0 0 0 0 0 0 1 3 0.00 0.000											
Lance McCullers, R (8, 1) ERA: 5.46	1.0 3 0 0 0 3 0 0 0 0 0 0 0 11 16 0.00 0.000											
Dave Righetti, L (9, 1) ERA: 2.66	1.0 6 1 1 1 0 1 1 0 0 0 0 0 13 22 9.00 2.000											

Cleveland Indians @ New York Yankees  
 Yankee Stadium, Bronx, NY  
 Wed Aug 09 1989, 7:05 PM EDT  
 Att. 31,121 - Unknown - 70 F

livebaseballscorecards.com

AB	36
R	7
H	11
RBI	7
BB	2
SO	6
LOB	12



Batter	1	2	3	4	5	6	7	8	9	AB R H RBI BB SO LOB
Steve Sax, R OBP: 0.375, SLG: 0.396 (1, 4)	2-1 CS 1B		4-2 BB 1-2 L3		2-1 F8		2-2 G6-3		0-1 1B	4 0 2 0 1 0 0
Luis Polonia, L OBP: 0.335, SLG: 0.392 (1, 7)	1-1 G6-3 1-2		1-1 L3 1-2		1-0 B1-3		1-1 G5-3		3-2 G5-3	5 0 0 0 0 0 4
Don Mattingly, L OBP: 0.345, SLG: 0.465 (1, 3)	1-1 1B			1-1 1B 2B	1-0 1B		1-1 G6-3			4 1 3 0 0 0 0
Mel Hall, L OBP: 0.310, SLG: 0.423 (1, 9)	1-1 F8			0-0 BB 1B 2-H	0-0 G4-3		2-2 G3			4 1 1 1 0 0 2
Ken Phelps, L OBP: 0.351, SLG: 0.394 (1, 10)		2-2 P5		3-1 BB FC6-5 1B		2-2 HR	2-1 G4-3			4 2 2 1 0 0 0
Bob Geren, R OBP: 0.392, SLG: 0.510 (1, 2)		2-2 G5-3		4-1 FC6-5 BB 1-2 2-3		1-3 K	2-0 FC6-4 1B			3 0 1 0 1 1 0
Wayne Tolleson, S OBP: 0.246, SLG: 0.200 (1, 5)		0-0 G4-3		4-2 FC6-5 BB 1-2 2-3 3-H		1-1 G6-3	2-1 FC6-4 1-2f			3 0 0 1 1 0 1
Alvaro Espinoza, R OBP: 0.305, SLG: 0.320 (1, 6)			2-0 G6-3	0-0 FC6-5 G1-6-3 1-2 2-3f 3-H		1-0 1B		0-2 L6		4 0 1 1 0 0 2
Roberto Kelly, R OBP: 0.393, SLG: 0.464 (1, 8)			4-0 S BB	1-0 G1-6-3 1-2f		2-0 G5-3		1-3 K		3 0 0 0 1 1 3

Inning Stats	R: 0 E: 0 K: 0 S: 8	H: 2 LOB: 1 BB: 0 P: 13	R: 0 E: 0 K: 0 S: 8	H: 0 LOB: 0 BB: 0 P: 12	R: 0 E: 0 K: 0 S: 6	H: 0 LOB: 1 BB: 2 P: 17	R: 3 E: 0 K: 0 S: 10	H: 3 LOB: 1 BB: 2 P: 23	R: 0 E: 0 K: 0 S: 5	H: 1 LOB: 1 BB: 0 P: 9	R: 1 E: 0 K: 1 S: 11	H: 2 LOB: 1 BB: 0 P: 18	R: 0 E: 0 K: 0 S: 9	H: 0 LOB: 0 BB: 0 P: 13	R: 0 E: 0 K: 0 S: 8	H: 1 LOB: 1 BB: 0 P: 16	R: 0 E: 0 K: 1 S: 14	H: 1 LOB: 1 BB: 0 P: 18	1B: 8 2B: 2 3B: 0 HR: 1	SF: 0 SAC: 0 DP: 2 HBP: 0	WP: 0 PB: 0 SB: 1 CS: 1	PA: 38
--------------	------------------------------	----------------------------------	------------------------------	----------------------------------	------------------------------	----------------------------------	-------------------------------	----------------------------------	------------------------------	---------------------------------	-------------------------------	----------------------------------	------------------------------	----------------------------------	------------------------------	----------------------------------	-------------------------------	----------------------------------	----------------------------------	------------------------------------	----------------------------------	--------

PITCHER	IP	WLS	BF	H	R	ER	SO	BB	IBB	HBP	BLK	WP	HR	S	P	ERA	WHIP
Rod Nichols, R ERA: 4.15 (1, 1)	5.2	W	26	8	4	4	1	4	0	0	0	0	1	47	89	6.35	2.118
Steve Olin, R ERA: 2.16 (6, 1)	3.1	S	12	2	0	0	1	0	0	0	0	0	0	32	50	0.00	0.600

**BOTTOM**

**Cleveland Indians @ New York Yankees**  
**Yankee Stadium, Bronx, NY**  
 Wed Aug 09 1989, 7:05 PM EDT  
 Att: 31,121 - Unknown - 70 F

livebaseballscores.com

AB	34
R	4
H	10
RBI	4
BB	4
SO	2
LOB	12



Batter	1	2	3	4	5	6	7	8	9	AB R H RBI BB SO LOB	TOP											
<b>Paul Molitor, R</b> OBP: 0.363, SLG: 0.403 (1, 5) X	0-0 S 1B 2B 1B	2-1 F9		1-2 F8 2-3		0-0 F4		1-0 G6-3 1B		5 1 2 0 0 0 2												
<b>Jim Gantner, L</b> OBP: 0.320, SLG: 0.334 (1, 4) B X	1-1 S 2B 1B		0-1 SH2-3 S 1B 1B		4-2 1B 2B BB	0-1 1B		0-2 G6-3 1-2f		4 3 3 0 1 0 1												
<b>Glenn Braggs, R</b> OBP: 0.302, SLG: 0.382 (1, 7) B B S X	2-1 P3		2-1 SH2-3 1-3		0-0 2B SF8 1B	1-3 K		0-0 4-3 1B 1B		4 2 2 0 0 1 3												
<b>Robin Yount, R</b> OBP: 0.392, SLG: 0.518 (1, 8) B B B C B	4-1 2B 2-3 BB		1-2 CS 1B 3-H		0-0 SF8 1B 2B 1-3 2-H	1-1 1B SF8 1B		0-0 1B 4-3 1B		4 3 4 2 1 0 0												
<b>Greg Brock, L</b> OBP: 0.368, SLG: 0.434 (1, 3) S F B S	1-3 K		1-1 5-3 1-2		1-1 F4	1-0 1B 1B		2-1 4-3 1-2 2-3		5 1 1 0 0 1 8												
<b>Joey Meyer, R</b> OBP: 0.281, SLG: 0.390 (1, 10) C S B F B X	2-2 2B			2-2 FC6-5 1B 1B	0-1 SF8	2-2 SF8		4-0 1B IBB		2 0 2 5 1 0 0 0 0 0 0 0 0 0												
<b>Greg Vaughn, R</b> (9, PR) C S B F B X																						
<b>Charlie O'Brien, R</b> OBP: 0.324, SLG: 0.352 (1, 2) B F B X	1-2 6-3		1-2 F8	1-2 F8	2-2 FC4 1B 3-H	0-2 1B		1-1 1B 1-2 2-3 3-H		5 0 3 3 0 0 2												
<b>Mike Felder, S</b> OBP: 0.300, SLG: 0.307 (1, 9) C B X		1-1 F8		0-1 S FC6-5 1B 1-2	2-1 FC4	1-0 4-3		1-1 L3		5 0 1 0 0 0 4												
<b>Gus Polidor, R</b> OBP: 0.224, SLG: 0.240 (1, 6) B F B X		1-2 6-3		0-0 FC6-5 1-2 2-3f		0-0 F9		1-1 F4	1-0 F8	5 0 0 0 0 0 5												
<b>Inning Stats</b>	R: 3 E: 0 K: 1 S: 16	H: 3 LOB: 1 BB: 1 P: 27	R: 0 E: 0 K: 0 S: 7	H: 0 LOB: 0 BB: 0 P: 11	R: 1 E: 0 K: 0 S: 9	H: 2 LOB: 0 BB: 0 P: 13	R: 0 E: 0 K: 0 S: 13	H: 2 LOB: 2 BB: 0 P: 17	R: 3 E: 0 K: 0 S: 15	H: 3 LOB: 1 BB: 1 P: 24	R: 0 E: 0 K: 1 S: 7	H: 1 LOB: 1 BB: 0 P: 8	R: 2 E: 0 K: 0 S: 10	H: 3 LOB: 0 BB: 0 P: 15	R: 0 E: 0 K: 0 S: 6	H: 1 LOB: 0 BB: 0 P: 8	R: 1 E: 0 K: 0 S: 9	H: 3 LOB: 3 BB: 1 P: 18	1B: 16 2B: 2 3B: 0 HR: 0	SF: 2 SAC: 1 DP: 1 HBP: 0	WP: 0 PB: 0 SB: 4 CS: 1	PA: 45
<b>PITCHER</b>	IP WLS BF H R ER SO BB IBB HBP BLK WP HR S P ERA WHIP																					
<b>Bud Black, L</b> ERA: 4.11 (1, 1)	4.0 L 21 8 6 6 1 2 0 0 0 0 0 0 49 76 13.50 2.500																					
<b>Rich Yett, R</b> ERA: 4.93 (5, 1)	3.0 14 6 3 3 1 0 0 0 0 0 0 0 28 39 9.00 2.000																					
<b>Kevin Wickander, L</b> ERA: 4.5 (8, 1)	2.0 10 4 1 1 0 0 0 1 0 0 0 0 15 26 4.50 2.000																					

**Milwaukee Brewers @ Cleveland Indians**  
**Cleveland Municipal Stadium, Cleveland, OH**  
 Thu Aug 10 1989, 7:05 PM EDT  
 Att. 15,506 - Unknown - 72 F

<b>AB</b>	<b>39</b>
<b>R</b>	<b>10</b>
<b>H</b>	<b>18</b>
<b>RBI</b>	<b>10</b>
<b>BB</b>	<b>3</b>
<b>SO</b>	<b>2</b>
<b>LOB</b>	<b>25</b>



Batter	1	2	3	4	5	6	7	8	9	AB	R	H	RBI	BB	SO	LOB
Jerry Browne, S OBP: 0.368, SLG: 0.393 (1, 10)	3-1 L7 1B	1-0 F9 1B			0-1 HR 1B	3-2 1B		1-1 4-3		5	1	2	0	0	0	1
Pete O'Brien, L OBP: 0.365, SLG: 0.392 (1, 3)	0-0 1B 1B		2-1 L9 1B		0-1 L8 1B	2-3 K			0-0 F8 1B	5	0	1	0	0	1	3
Joe Carter, R OBP: 0.300, SLG: 0.473 (1, 7)	1-0 1B 1B		2-3 K		1-2 F8 1B		1-1 F8 1B SF7 1B		1-3 K	5	1	2	0	0	2	1
Cory Snyder, R OBP: 0.258, SLG: 0.372 (1, 6)	1-3 K		0-2 1B 1B		0-2 HR		1-1 F8 1B		3-3 K	5	1	3	2	0	2	2
Brook Jacoby, R OBP: 0.360, SLG: 0.434 (1, 5)	4-2 1B BB		0-0 1B 1B		1-0 1B 1B		1-0 F8 1B 1-2 2-3			3	0	2	0	1	0	2
Albert Belle, R OBP: 0.311, SLG: 0.495 (1, 9)	1-3 K		1-1 4-3		0-1 1B		1-0 SF7 1B 3-H			3	0	1	1	0	1	5
Brad Komminsk, R OBP: 0.342, SLG: 0.466 (1, 8)		0-0 L7 1B		3-3 K		2-3 K		1-0 F7 1B		4	0	0	0	0	2	1
Joel Skinner, R OBP: 0.290, SLG: 0.315 (1, 2)		0-0 F4 1B		0-3 K		2-2 4-3		0-0 5-3		4	0	0	0	0	1	0
Felix Fermin, R OBP: 0.294, SLG: 0.245 (1, 4)		0-2 1B		0-0 F9 1B		4-2 1B BB		1-1 L9		3	0	1	0	1	0	0

Inning Stats	R: 0	H: 2	E: 0	K: 2	S: 13	H: 2	LOB: 3	BB: 1	P: 23	R: 0	H: 1	E: 0	K: 0	S: 7	H: 2	LOB: 1	BB: 0	P: 8	R: 0	H: 2	E: 0	K: 1	S: 13	H: 2	LOB: 2	BB: 0	P: 18	R: 0	H: 0	E: 0	K: 2	S: 8	H: 0	LOB: 0	BB: 0	P: 11	R: 2	H: 4	E: 0	K: 0	S: 15	H: 1	LOB: 2	BB: 1	P: 28	R: 1	H: 2	E: 0	K: 0	S: 7	H: 0	LOB: 1	BB: 0	P: 12	R: 0	H: 0	E: 0	K: 2	S: 5	H: 0	LOB: 0	BB: 0	P: 7	R: 0	H: 0	E: 0	K: 2	S: 7	H: 0	LOB: 0	BB: 0	P: 11	1B: 11	SF: 1	2B: 0	SAC: 0	3B: 0	DP: 0	HR: 1	HBP: 0	WP: 0	PA: 40
--------------	------	------	------	------	-------	------	--------	-------	-------	------	------	------	------	------	------	--------	-------	------	------	------	------	------	-------	------	--------	-------	-------	------	------	------	------	------	------	--------	-------	-------	------	------	------	------	-------	------	--------	-------	-------	------	------	------	------	------	------	--------	-------	-------	------	------	------	------	------	------	--------	-------	------	------	------	------	------	------	------	--------	-------	-------	--------	-------	-------	--------	-------	-------	-------	--------	-------	--------

PITCHER	IP	WLS	BF	H	R	ER	SO	BB	IBB	HBP	BLK	WP	HR	S	P	ERA	WHIP
Teddy Higuera, L ERA: 3.12 (1, 1)	5.2		28	10	2	2	6	2	0	0	0	0	1	67	99	3.18	2.118
Tony Fossas, L ERA: 4.36 (6, 1)	1.1		6	2	1	1	1	0	0	0	0	0	0	11	18	6.75	1.500
Don August, R ERA: 5.49 (8, 1)	2.0		6	0	0	0	2	0	0	0	0	0	0	12	18	0.00	0.000

BOTTOM

Milwaukee Brewers @ Cleveland Indians  
 Cleveland Municipal Stadium, Cleveland, OH  
 Thu Aug 10 1989, 7:05 PM EDT  
 Att: 15,506 - Unknown - 72 F

AB	37
R	3
H	12
RBI	3
BB	2
SO	9
LOB	15



WP	HR	S	P	ERA	WHIP
0	0	0	0	0	0

Batter	1	2	3	4	5	6	7	8	9	AB R H RBI BB SO LOB	TOP	
<b>Paul Molitor, R</b> OBP: 0.364, SLG: 0.402 (1, 5) <i>M</i> S	0-3 <b>K</b> <i>S</i>		0-1 <b>1-3</b> <i>L</i>		4-2 <b>BB</b> <i>B</i>		2-1 <b>1B</b> <i>C</i>			3 0 1 0 1 1 1		
<b>Jim Gantner, L</b> OBP: 0.317, SLG: 0.331 (1, 4) <i>B</i> X	1-0 <b>F8</b> <i>S</i>		1-3 <b>K</b> <i>S</i>		0-1 <b>4-3</b> <i>F</i>		1-2 <b>F7</b> <i>X</i>			4 0 0 0 0 1 3		
<b>Glenn Braggs, R</b> OBP: 0.300, SLG: 0.378 (1, 7) <i>B</i> F X	1-1 <b>5-3</b> <i>X</i>			2-1 <b>L8</b> <i>B</i>		0-3 <b>K</b> <i>S</i>		3-2 <b>4-3</b> <i>S</i>		4 0 0 0 0 1 0		
<b>Robin Yount, R</b> OBP: 0.395, SLG: 0.518 (1, 8) <i>B</i> B B		4-0 <b>FC6-4</b> <b>BB</b> <i>B</i>		2-1 <b>1B</b> <b>1B</b> <i>B</i>		1-1 <b>6-3</b> <i>C</i>		4-1 <b>BB</b> <i>B</i>		2 0 1 0 2 0 0		
<b>Greg Brock, L</b> OBP: 0.370, SLG: 0.436 (1, 3) <i>B</i> X		1-0 <b>F7</b> <i>X</i>		0-1 <b>1B</b> <b>1B</b> <i>F</i>		0-0 <b>1B</b> <b>1B</b> <i>X</i>		1-3 <b>K</b> <i>F</i>		4 0 2 0 0 1 2		
<b>Joey Meyer, R</b> OBP: 0.280, SLG: 0.385 (1, 10) <i>C</i> X		0-1 <b>F9</b> <i>X</i>		0-3 <b>K</b> <i>S</i>		0-0 <b>1B</b> <i>X</i>		1-3 <b>K</b> <i>S</i>		4 0 1 0 0 2 4		
<b>B.J. Surhoff, L</b> OBP: 0.278, SLG: 0.325 (1, 2) <i>C</i> B X		1-1 <b>FC6-4</b> <b>1-2</b> <i>X</i>		0-1 <b>P6</b> <i>F</i>		0-0 <b>G3</b> <i>X</i>		0-2 <b>L9</b> <i>C</i>		4 0 0 0 0 0 5		
<b>Mike Felder, S</b> OBP: 0.299, SLG: 0.306 (1, 9) <i>S</i> B B B B			3-2 <b>S</b> <b>1B</b> <i>S</i>		0-0 <b>F8</b> <i>X</i>		1-2 <b>4-3</b> <i>B</i>		3-3 <b>K</b> <i>S</i>	4 0 1 0 0 1 0		
<b>Bill Spiers, L</b> OBP: 0.301, SLG: 0.287 (1, 6) <i>C</i> B B B B			2-3 <b>K</b> <b>1-2</b> <i>S</i>		0-3 <b>K</b> <i>C</i>		0-0 <b>B4</b> <i>X</i>		0-3 <b>K</b> <i>S</i>	4 0 0 0 0 3 1		
<b>Inning Stats</b>	R: 0 E: 0 K: 1 S: 6 H: 0 LOB: 0 BB: 0 P: 8	R: 0 E: 0 K: 0 S: 5 H: 0 LOB: 1 BB: 1 P: 11	R: 0 E: 0 K: 2 S: 14 H: 1 LOB: 1 BB: 0 P: 20	R: 0 E: 0 K: 1 S: 12 H: 2 LOB: 2 BB: 0 P: 16	R: 0 E: 0 K: 1 S: 8 H: 0 LOB: 1 BB: 1 P: 12	R: 0 E: 0 K: 1 S: 8 H: 2 LOB: 2 BB: 0 P: 9	R: 0 E: 0 K: 0 S: 10 H: 1 LOB: 1 BB: 0 P: 14	R: 0 E: 0 K: 2 S: 11 H: 0 LOB: 1 BB: 1 P: 20	R: 0 E: 0 K: 2 S: 9 H: 0 LOB: 0 BB: 0 P: 12	1B: 6 2B: 0 3B: 0 HR: 0 SF: 0 SAC: 0 DP: 0 HBP: 0	WP: 0 PB: 0 SB: 1 CS: 0 PA: 36	
<b>PITCHER</b> <b>John Farrell, R</b> ERA: 4.05 (1, 1)	IP: 9.0 WLS: W BF: 36 H: 6 R: 0 ER: 0 SO: 10 BB: 3 IBB: 0 HBP: 0 BLK: 0 WP: 0 HR: 0 S: 83 P: 122 ERA: 0.00 WHIP: 1.000											<b>PITCHER</b> IP WLS BF H R ER SO BB IBB HBP BLK WP HR S P ERA WHIP

**Milwaukee Brewers @ Cleveland Indians**  
Cleveland Municipal Stadium, Cleveland, OH

Fri Aug 11 1989, 7:05 PM EDT  
Sunny - 76 F

[livebaseballscorecards.com](http://livebaseballscorecards.com)

<b>AB</b>	<b>33</b>
<b>R</b>	<b>0</b>
<b>H</b>	<b>6</b>
<b>RBI</b>	<b>0</b>
<b>BB</b>	<b>3</b>
<b>SO</b>	<b>10</b>
<b>LOB</b>	<b>16</b>





Batter	1	2	3	4	5	6	7	8	9	AB R H RBI BB SO LOB
<b>Paul Molitor, R</b> (1, 10) OBP: 0.366, SLG: 0.405	3-1 SH1-3 4-3 2B		1-1 1B SF8 1B	1-3 K	4-2 1-2 BB		2-0 4-3		2-2 1-3	5 2 2 0 1 1 0
<b>Jim Gantner, L</b> (1, 4) OBP: 0.320, SLG: 0.332	0-1 SH1-3 2-3		1-0 SF8 1B 1B	0-0 E7 1B	0-0 F7			4-2 1B SF7 BB	1-2 3-1	4 2 2 0 1 0 3
<b>Terry Francona, L</b> (1, 9) OBP: 0.253, SLG: 0.322	2-1 4-3		0-0 1B SF8 SH1 1B	0-3 K			0-1 4-3	2-0 2B FC5-2 1B		4 1 1 1 0 1 1 1 0 1 0 0 0 0
<b>Glenn Braggs, R</b> (6, 7) OBP: 0.301, SLG: 0.379	2-1 L8		3-0 SF8				0-2 F8	1-0 SF7		3 0 0 2 0 0 0
<b>Robin Yount, R</b> (1, 8) OBP: 0.391, SLG: 0.515	2-1 L8		1-2 2-3 3-H SF8				1-0 6-3	0-0 FC5-2 1-3 2B		2 2 1 0 3 0 0
<b>Greg Brock, L</b> (1, 3) OBP: 0.378, SLG: 0.441			1-2 SH1 1B IBB				4-0 2B BB	4-1 2B BB		2 0 2 1 0 0 0 3 1 2 1 0 0 2
<b>Greg Vaughn, R</b> (1, 7) OBP: 1.000, SLG: 1.500			3-2 3-1 2B				2-2 2B 1B	0-0 FC5-2 S		3 0 1 3 1 1 2
<b>Mike Felder, S</b> (3, PR) OBP: 0.304, SLG: 0.317			1-2 2-3 3-H SH1 1B				1-2 2B 1B	1-2 FC5-2 S		4 0 0 0 1 1 6
<b>Charlie O'Brien, R</b> (1, 2) OBP: 0.329, SLG: 0.359			0-1 SH1				2-0 1B 2B	4-1 K		5 0 1 0 0 1 2
<b>Bill Spiers, L</b> (1, 6) OBP: 0.299, SLG: 0.280			1-2 2-3 3-H L8				2-2 F7	1-3 K		
<b>Gus Polidor, R</b> (1, 5) OBP: 0.223, SLG: 0.239			3-1 L8				1-1 G1	1-3 K		
<b>Gus Polidor, R</b> (1, 5) OBP: 0.223, SLG: 0.239			1-1 4-3				0-3 K		1-2 6-3	


TOP	
AB	36
R	8
H	13
RBI	8
BB	7
SO	5
LOB	16

Inning Stats	
R: 1	H: 1
E: 0	LOB: 0
K: 0	BB: 0
S: 8	P: 15
R: 0	H: 1
E: 0	LOB: 2
K: 0	BB: 1
S: 10	P: 19
R: 3	H: 4
E: 0	LOB: 2
K: 0	BB: 1
S: 12	P: 24
R: 0	H: 1
E: 1	LOB: 1
K: 2	BB: 0
S: 9	P: 11
R: 2	H: 3
E: 0	LOB: 3
K: 0	BB: 2
S: 15	P: 31
R: 1	H: 1
E: 0	LOB: 1
K: 1	BB: 1
S: 11	P: 16
R: 0	H: 0
E: 0	LOB: 0
K: 1	BB: 0
S: 6	P: 9
R: 1	H: 2
E: 0	LOB: 3
K: 1	BB: 2
S: 14	P: 27
R: 0	H: 0
E: 0	LOB: 0
K: 0	BB: 0
S: 9	P: 13
1B: 8	SF: 2
2B: 5	SAC: 2
3B: 0	DP: 0
HR: 0	HBP: 0
WP: 0	PA: 47
PB: 1	
SB: 1	
CS: 0	

PITCHER																	
<b>Ed Wojna, R</b> (1, 1) ERA: 6.06	IP	WLS	BF	H	R	ER	SO	BB	IBB	HBP	BLK	WP	HR	S	P	ERA	WHIP
<b>Kevin Wickander, L</b> (5, 1) ERA: 3.38	0.2		5	2	0	0	0	1	0	0	0	0	0	10	20	0.00	4.500
<b>Steve Olin, R</b> (6, 1) ERA: 2.61	2.0		8	1	1	1	2	1	0	0	0	0	0	17	25	4.50	1.000
<b>Jesse Orosco, L</b> (8, 1) ERA: 2.36	1.0		7	2	1	1	1	1	1	0	0	0	0	14	27	9.00	3.000
<b>Rod Nichols, R</b> (9, 1) ERA: 3.97	1.0		3	0	0	0	0	0	0	0	0	0	0	9	13	0.00	0.000

**Milwaukee Brewers @ Cleveland Indians**  
Cleveland Municipal Stadium, Cleveland, OH

Fri Aug 11 1989, 7:05 PM EDT  
Att. 47,795 - Unknown - 72 F







Batter	1	2	3	4	5	6	7	8	9	AB R H RBI BB SO LOB	TOP	
Paul Molitor, R (1, 5) OBP: 0.366, SLG: 0.405	L9		1B SF7 E 1B		G6-3		FC4-6 1B		G6-3	5 1 2 0 0 0 0		
Jim Gantner, L (1, 4) OBP: 0.321, SLG: 0.333	G1-3		1-3 SF7 3B 1B		1B		FC4-6 1B		F7	5 2 2 0 0 0 2		
Greg Vaughn, R (1, 7) OBP: 0.500, SLG: 0.800 Glenn Braggs, R (7, PR) OBP: 0.301, SLG: 0.379	K		SF7		L7		1B 1B			3 0 1 2 0 1 1 0 0 0 0 0 0 0		
Robin Yount, R (1, 8) OBP: 0.394, SLG: 0.521		1B WP SF9-3 1B	2-H 3B		G1-3		FC4 1B			4 1 3 2 0 0 1		
Greg Brock, L (1, 3) OBP: 0.376, SLG: 0.437		1-2 SF9-3 1B	P3			F7	FC4			4 0 1 0 0 0 3		
Joey Meyer, R (1, 10) OBP: 0.270, SLG: 0.374		SF9-3 1B		E5		F9		G6-3		3 0 0 1 0 0 0		
Charlie O'Brien, R (1, 2) OBP: 0.327, SLG: 0.356		1-1 1B		G6-4-3		G6-3		K		4 0 1 0 0 1 1		
Mike Felder, S (1, 9) OBP: 0.307, SLG: 0.320		G4-3		1B			FC4-6 1B 1B		K	4 1 2 0 0 1 1		
Bill Spiers, L (1, 6) OBP: 0.293, SLG: 0.274			G4-3	L6			L9		G4-3	4 0 0 0 0 0 2		
<b>Inning Stats</b>	R: 0 H: 0 E: 0 LOB: 0 K: 1 BB: 0 S: 8 P: 13	R: 1 H: 3 E: 0 LOB: 1 K: 0 BB: 0 S: 14 P: 22	R: 2 H: 3 E: 1 LOB: 1 K: 0 BB: 0 S: 9 P: 13	R: 0 H: 1 E: 1 LOB: 1 K: 0 BB: 0 S: 4 P: 6	R: 0 H: 1 E: 0 LOB: 1 K: 0 BB: 0 S: 6 P: 13	R: 0 H: 0 E: 0 LOB: 0 K: 0 BB: 0 S: 9 P: 12	R: 2 H: 4 E: 0 LOB: 2 K: 0 BB: 0 S: 14 P: 17	R: 0 H: 0 E: 0 LOB: 0 K: 2 BB: 0 S: 8 P: 9	R: 0 H: 0 E: 0 LOB: 0 K: 0 BB: 0 S: 6 P: 7	1B: 11 SF: 2 2B: 1 SAC: 0 3B: 1 DP: 2 HR: 0 HBP: 0	WP: 1 PA: 38 PB: 0 SB: 0 CS: 0	
<b>PITCHER</b>	IP WLS BF H R ER SO BB IBB HBP BLK WP HR S P ERA WHIP											
Scott Bailes, L (1, 1) ERA: 4.68	6.2 L 30 11 5 5 1 0 0 0 0 0 1 0 58 90 6.75 1.650											
Rich Yett, R (7, 1) ERA: 4.93	0.0 1 1 0 0 0 0 0 0 0 0 0 0 2 2 ∞ ∞											
Jesse Orosco, L (7, 1) ERA: 2.29	1.1 4 0 0 0 2 0 0 0 0 0 0 0 12 13 0.00 0.000											
Doug Jones, R (9, 1) ERA: 2.53	1.0 3 0 0 0 0 0 0 0 0 0 0 0 6 7 0.00 0.000											

Milwaukee Brewers @ Cleveland Indians  
Cleveland Municipal Stadium, Cleveland, OH

Sat Aug 12 1989, 7:05 PM EDT  
Att. 21,325 - Unknown - 72 F

AB	36
R	5
H	12
RBI	5
BB	0
SO	3
LOB	11



Batter	1	2	3	4	5	6	7	8	9	AB	R	H	RBI	BB	SO	LOB
Jerry Browne, S OBP: 0.372, SLG: 0.392 (1, 4)	2-2 1B E 1B	2-1 G4-3		1-1 G4-3			4-2 FC5-4 BB			3	1	1	0	1	0	3
Dion James, L OBP: 0.375, SLG: 0.375 (1, 7)	2-1 E 1-3 1B		1-1 G4-3		3-1 F8		0-1 P7			4	0	1	0	0	0	1
Joe Carter, R OBP: 0.302, SLG: 0.488 (1, 8)	0-3 K		2-2 P5		2-1 F7		0-1 FC5-4 1-2f			4	0	0	0	0	1	3
Cory Snyder, R OBP: 0.259, SLG: 0.375 (1, 9)	0-3 K		4-0 BB		0-0 F8			0-1 G6-3		3	0	0	0	1	1	2
Pete O'Brien, L OBP: 0.364, SLG: 0.387 (1, 3)	1-1 E7 1-3 3-H		1-0 G1-6-3		4-1 G4-6-3 1B BB			0-0 G1-3		3	0	0	0	1	0	2
Brook Jacoby, R OBP: 0.361, SLG: 0.431 (1, 5)	2-0 P4			0-0 FC4-6 1B		0-0 G4-6-3 1B		0-2 G6-3		4	0	2	0	0	0	2
Albert Belle, R OBP: 0.288, SLG: 0.455 (1, 10)		2-2 L5		1-0 FC4-6 2B 1-2f		0-2 G4-6-3		0-3 K		4	0	0	0	0	1	3
Joel Skinner, R OBP: 0.284, SLG: 0.308 (1, 2)		1-2 G3		1-1 P4		3-1 F7		2-0 F8		3	0	0	0	0	0	2
Dave Clark, L OBP: 0.326, SLG: 0.408 (9, PH)										1	0	0	0	0	0	0
Felix Fermin, R OBP: 0.294, SLG: 0.249 (1, 6)		2-1 1B		0-0 1-3 2B			0-2 L6		1-0 G3	3	0	2	0	0	0	0
Brad Komminsk, R OBP: 0.336, SLG: 0.457 (9, PH)										1	0	0	0	0	0	0

Inning Stats	R: 1	H: 2	R: 0	H: 1	R: 0	H: 0	R: 0	H: 0	R: 0	H: 1	R: 0	H: 0	R: 0	H: 0	R: 0	H: 0	R: 0	H: 0	R: 0	H: 0	R: 0	H: 0	1B: 5	SF: 0	WP: 0	PA: 36	
E: 1	LOB: 2	E: 0	LOB: 1	E: 0	LOB: 0	E: 0	LOB: 0	E: 0	LOB: 1	E: 0	LOB: 0	E: 0	LOB: 0	E: 0	LOB: 0	E: 0	LOB: 0	E: 0	LOB: 0	E: 0	LOB: 0	E: 0	LOB: 0	2B: 1	SAC: 0	PB: 0	
K: 2	BB: 0	K: 0	BB: 0	K: 0	BB: 1	K: 0	BB: 0	K: 0	BB: 1	K: 0	BB: 0	K: 0	BB: 0	K: 0	BB: 0	K: 1	BB: 0	K: 0	BB: 0	K: 0	BB: 0	K: 0	BB: 0	3B: 0	DP: 1	SB: 0	
S: 14	P: 21	S: 11	P: 18	S: 6	P: 14	S: 7	P: 10	S: 5	P: 10	S: 7	P: 14	S: 11	P: 15	S: 6	P: 6	S: 5	P: 8	S: 5	P: 8	S: 5	P: 8	S: 5	P: 8	HR: 0	HBP: 0	CS: 0	

PITCHER	IP	WLS	BF	H	R	ER	SO	BB	IBB	HBP	BLK	WP	HR	S	P	ERA	WHIP	PITCHER	IP	WLS	BF	H	R	ER	SO	BB	IBB	HBP	BLK	WP	HR	S	P	ERA	WHIP		
Chris Bosio, R ERA: 2.46 (1, 1)	9.0	W	36	6	1	0	3	3	0	0	0	0	0	72	116	0.00	1.000																				

BOTTOM

Milwaukee Brewers @ Cleveland Indians  
Cleveland Municipal Stadium, Cleveland, OH

Sat Aug 12 1989, 7:05 PM EDT  
Att: 21,325 - Unknown - 72 F

livebaseballscorecards.com

AB	33
R	1
H	6
RBI	0
BB	3
SO	3
LOB	18



Batter	1	2	3	4	5	6	7	8	9	10	AB R H RBI BB SO LOB	TOP														
Paul Molitor, R OBP: 0.365, SLG: 0.402 (1, 5)	0-1 G5-3	1-3 K		0-0 1B			1-2 G6-3		1-0 L6		5 0 1 1 0 1 2															
Jim Gantner, L OBP: 0.322, SLG: 0.335 (1, 4)	2-1 FC6-4 HBP		1-0 L4	2-3 K			3-2 F7		1-0 SH SF9	2B	4 1 1 0 0 1 1															
Glenn Braggs, R OBP: 0.303, SLG: 0.380 (1, 7)	0-0 F9		1-0 G6-3		2-1 G4-6-3 1B		0-0 G4-3 BLK 1B		0-0 SH WP G4-3	2-3	4 1 2 0 0 0 1															
Robin Yount, R OBP: 0.392, SLG: 0.519 (1, 8)	2-1 FC6-4		0-1 1B		0-0 L7		0-1 L7		0-1 SF9		4 0 1 1 0 0 3															
Greg Brock, L OBP: 0.369, SLG: 0.428 (1, 3)		1-3 K	0-0 G4-3		0-0 G4-6-3		3-2 G4-3		0-2 G4-3	1-2	5 0 0 0 0 1 4															
Terry Francona, L OBP: 0.257, SLG: 0.324 (1, 10)		1-3 K		0-0 WP G4-3 1B		0-0 F7		0-1 1B	2-0 F8	2-3	5 1 2 1 0 1 1															
B.J. Surhoff, L OBP: 0.280, SLG: 0.330 (1, 2)		3-2 1B BLK 1B		1-1 F8		1-2 S L3-5 2B		0-0 G4-3			4 1 2 0 0 0 2															
Mike Felder, S OBP: 0.311, SLG: 0.324 (1, 9)		3-2 1B		2-2 G4-3 WP 1B		1-2 L3-5			1-2 F9		4 1 2 0 0 0 1															
Bill Spiers, L OBP: 0.292, SLG: 0.274 (1, 6)		1-0 1B		2-2 G4-3		2-3 K			1-1 G4-3		4 0 1 2 0 1 1															
<b>Inning Stats</b>	R: 0 E: 0 K: 0 S: 6	H: 0 LOB: 1 BB: 0 P: 10	R: 1 E: 0 K: 3 S: 18	H: 3 LOB: 2 BB: 0 P: 28	R: 0 E: 0 K: 0 S: 5	H: 1 LOB: 1 BB: 0 P: 7	R: 2 E: 0 K: 1 S: 14	H: 3 LOB: 1 BB: 0 P: 21	R: 0 E: 0 K: 0 S: 4	H: 1 LOB: 0 BB: 0 P: 6	R: 0 E: 0 K: 0 S: 7	H: 1 LOB: 0 BB: 0 P: 9	R: 0 E: 0 K: 1 S: 11	H: 0 LOB: 0 BB: 0 P: 17	R: 1 E: 0 K: 0 S: 9	H: 2 LOB: 1 BB: 0 P: 12	R: 0 E: 0 K: 0 S: 7	H: 0 LOB: 0 BB: 0 P: 10	R: 1 E: 1 K: 0 S: 10	H: 1 LOB: 1 BB: 0 P: 13	1B: 10 2B: 3 3B: 0 HR: 0	SF: 1 SAC: 1 DP: 2 HBP: 1	WP: 2 PB: 0 SB: 1 CS: 0	PA: 42		
<b>PITCHER</b>	IP WLS BF H R ER SO BB IBB HBP BLK WP HR S P ERA WHIP	IP WLS BF H R ER SO BB IBB HBP BLK WP HR S P ERA WHIP											IP WLS BF H R ER SO BB IBB HBP BLK WP HR S P ERA WHIP													
Tom Candiotti, R ERA: 2.97 (1, 1)	9.0	37	11	4	4	5	0	0	0	0	1	0	10	13	4.00	1.222										
Doug Jones, R ERA: 2.64 (10, 1)	1.0	5	1	1	1	0	0	0	0	0	1	0	10	13	9.00	1.000										

Milwaukee Brewers @ Cleveland Indians  
Cleveland Municipal Stadium, Cleveland, OH

Sun Aug 13 1989, 3:33 AM EDT  
Att. 22,344 - Unknown

AB	39
R	5
H	12
RBI	5
BB	0
SO	5
LOB	16



Batter	1	2	3	4	5	6	7	8	9	10	AB	R	H	RBI	BB	SO	LOB
Jerry Browne, S OBP: 0.374, SLG: 0.404 (1, 4)	G6-3		1-0 2B		0-1 1-3 3-H 1B			0-1 HR		1-2 F7	5	1	3	3	0	0	0
Dion James, L OBP: 0.370, SLG: 0.368 (1, 7) (10, 3)	G4-3		1-1 F8		2-0 G6-4-3			1-2 G5-3		1-2 F9	5	0	0	0	0	0	3
Joe Carter, R OBP: 0.301, SLG: 0.485 (1, 8) (10, 7)	G4-3		1-1 G5-3				1-0 G1-4-3 1B	2-2 G5-3		0-3 K	5	0	1	0	0	1	1
Cory Snyder, R OBP: 0.257, SLG: 0.371 (1, 9)		1-1 G5-3		1-1 G5-3			1-2 G1-4-3	2-2 L5			4	0	0	0	0	0	1
Pete O'Brien, L OBP: 0.367, SLG: 0.389 (1, 3) Tommy Hinzo, S (9, PR) Joel Skinner, R OBP: 0.284, SLG: 0.308 (10, 2)		4-0 G5-3 BB		0-3 K			1-1 1B		3-2 1B SF7 1B		3	0	2	0	1	1	0
Brook Jacoby, R OBP: 0.357, SLG: 0.426 (1, 5)		2-1 G5-3		2-1 G5-3			0-0 L9		2-2 F8		4	0	0	0	0	0	3
Dave Clark, L OBP: 0.326, SLG: 0.404 (1, 10) Albert Belle, R OBP: 0.295, SLG: 0.461 (9, PH)		0-0 G4-3		4-2 1B G6-3 1B BB			2-1 G3		0-0 1-3 1B		2	1	0	0	1	0	1
Andy Allanson, R OBP: 0.265, SLG: 0.267 (1, 2) Brad Komminsk, R OBP: 0.333, SLG: 0.457 (9, PH) (10, 8)			2-1 SH1-4 2B 1B		3-2 G6-3		2-3 K		3-1 SF7		3	1	1	0	0	1	1
Felix Fermin, R OBP: 0.295, SLG: 0.250 (1, 6)			0-0 SH1-4		1-0 1B 1B		0-0 G4-3		3-H G6-3		3	0	1	0	0	0	1

Inning Stats	R: 0	H: 0	E: 0	K: 0	S: 8	R: 0	H: 0	E: 0	K: 0	S: 5	R: 1	H: 2	E: 0	K: 0	S: 8	R: 0	H: 0	E: 0	K: 1	S: 8	R: 1	H: 2	E: 0	K: 0	S: 9	R: 0	H: 2	E: 0	K: 0	S: 7	R: 0	H: 0	E: 0	K: 1	S: 6	R: 1	H: 1	E: 0	K: 0	S: 11	R: 1	H: 2	E: 0	K: 0	S: 12	R: 0	H: 0	E: 0	K: 1	S: 11	R: 0	H: 0	E: 0	K: 1	S: 13	1B: 7	SF: 1	2B: 1	SAC: 1	3B: 0	DP: 2	HR: 1	HBP: 0	WP: 0	PA: 39
--------------	------	------	------	------	------	------	------	------	------	------	------	------	------	------	------	------	------	------	------	------	------	------	------	------	------	------	------	------	------	------	------	------	------	------	------	------	------	------	------	-------	------	------	------	------	-------	------	------	------	------	-------	------	------	------	------	-------	-------	-------	-------	--------	-------	-------	-------	--------	-------	--------

PITCHER	IP	WLS	BF	H	R	ER	SO	BB	IBB	HBP	BLK	WP	HR	S	P	ERA	WHIP
Tom Filer, R ERA: 2.73 (1, 1)	6.0		24	6	2	2	1	2	0	0	0	0	0	45	78	3.00	1.333
Chuck Crim, R ERA: 3.16 (7, 1)	2.0		7	1	1	1	1	0	0	0	0	0	1	17	26	4.50	0.500
Dan Plesac, L ERA: 2.68 (9, 1)	2.0	W	8	2	1	1	1	0	0	0	0	0	0	23	34	4.50	1.000

**Milwaukee Brewers @ Cleveland Indians**  
**Cleveland Municipal Stadium, Cleveland, OH**

Sun Aug 13 1989, 3:33 AM EDT  
Att: 22,344 - Unknown

AB 35  
R 4  
H 9  
RBI 4  
BB 2  
SO 3  
LOB 11



Batter	1	2	3	4	5	6	7	8	9	AB R H RBI BB SO LOB	TOP									
Jerry Browne, S (1, 4) OBP: 0.373, SLG: 0.402	1-1 G6-3		1-0 SH1-3		1-3 K		1-1 L5		0-0 BB 1B	4 0 1 0 0 1 2	<b>Cleveland Indians @ Oakland Athletics</b> <b>Oakland-Alameda County Coliseum, Oakland, CA</b> Tue Aug 15 1989, 7:05 PM PDT Att. 28,459 - Unknown - 68 F <a href="http://livebaseballscorecards.com">livebaseballscorecards.com</a>									
Brook Jacoby, R (1, 5) OBP: 0.360, SLG: 0.429	2-3 K		1-2 S 1B		0-0 FC5-4 1B		2-0 1-H 2B	4-2 G6-4-3 BB	4 0 2 2 1 1 1											
Dion James, L (1, 7) OBP: 0.372, SLG: 0.371	1-2 FC4-6 1B		3-3 K		1-2 FC6 1B		0-3 K	0-0 P5	3 0 2 0 0 1 1											
Brad Komminsk, R (7, PH) OBP: 0.331, SLG: 0.453									1 0 0 0 0 1 1											
Dave Clark, L (9, PH) OBP: 0.324, SLG: 0.402									1 0 0 0 0 0 3											
Joe Carter, R (1, 8) OBP: 0.298, SLG: 0.480	1-2 FC4-6 1-2f		1-1 L9		0-0 FC6 1-2f		2-1 F7	1-1 G6-4-3 1-2f	5 0 0 0 0 0 8											
Pete O'Brien, L (1, 3) OBP: 0.368, SLG: 0.389		0-0 F7		4-2 FC6-4 BB		2-1 G3-1	1-2 1B		3 0 1 0 1 0 0											
Cory Snyder, R (1, 9) OBP: 0.254, SLG: 0.367		1-0 L7		0-1 P6		1-2 L8	1-3 K		4 0 0 0 0 1 2											
Mike Young, S (1, 10) OBP: 0.321, SLG: 0.333		4-0 BB		0-0 FC6-4 1-2f		4-2 BB	0-1 F8		2 0 0 0 2 0 2											
Joel Skinner, R (1, 2) OBP: 0.278, SLG: 0.301		0-3 K		3-3 K		0-1 G4-3	0-1 P3		3 0 0 0 0 2 3											
Albert Belle, R (8, PH) OBP: 0.292, SLG: 0.456									1 0 0 0 0 0 1											
Andy Allanson, R (8, 2) OBP: 0.265, SLG: 0.267									0 0 0 0 0 0 0											
Felix Fermin, R (1, 6) OBP: 0.301, SLG: 0.261			1-2 SH1-3 1B		2-2 FC5-4 1B		0-2 2B 1B	1-1 BB 1B	4 2 4 0 0 0 0											
<b>Inning Stats</b>	R: 0 E: 0 K: 1 S: 16	H: 1 LOB: 1 BB: 0 P: 21	R: 0 E: 0 K: 1 S: 5	H: 0 LOB: 1 BB: 1 P: 10	R: 1 E: 0 K: 1 S: 13	H: 2 LOB: 1 BB: 0 P: 20	R: 0 E: 0 K: 1 S: 8	H: 0 LOB: 1 BB: 1 P: 15	R: 0 E: 0 K: 1 S: 12	H: 2 LOB: 2 BB: 0 P: 16	R: 1 E: 0 K: 1 S: 11	H: 2 LOB: 1 BB: 0 P: 16	R: 0 E: 0 K: 1 S: 10	H: 1 LOB: 1 BB: 0 P: 12	R: 0 E: 0 K: 0 S: 9	H: 2 LOB: 2 BB: 1 P: 15	1B: 8 2B: 2 3B: 0 HR: 0	SF: 0 SAC: 1 DP: 1 HBP: 0	WP: 0 PB: 0 SB: 2 CS: 0	PA: 40
<b>PITCHER</b>	IP WLS BF H R ER SO BB IBB HBP BLK WP HR S P ERA WHIP																			
Storm Davis, R (1, 1) ERA: 4.74	6.0 W 26 5 1 1 5 3 0 0 0 0 0 0 63 98 1.50 1.333																			
Todd Burns, R (7, 1) ERA: 2.21	0.1 3 2 1 1 0 0 0 0 0 0 0 0 6 9 27.00 6.000																			
Rick Honeycutt, L (7, 1) ERA: 2.2	1.1 5 1 0 0 2 0 0 0 0 0 0 0 13 17 0.00 0.750																			
Dennis Eckersley, R (8, 1) ERA: 1.03	1.1 S 6 2 0 0 0 1 0 0 0 0 0 0 11 17 0.00 2.250																			

Cleveland Indians @ Oakland Athletics  
Oakland-Alameda County Coliseum, Oakland, CA

Tue Aug 15 1989, 7:05 PM PDT  
Att. 28,459 - Unknown - 68 F

livebaseballscorecards.com

AB	35
R	2
H	10
RBI	2
BB	4
SO	7
LOB	24



Batter	1	2	3	4	5	6	7	8	9	AB	R	H	RBI	BB	SO	LOB
Rickey Henderson, R OBP: 0.416, SLG: 0.403 (1, 7)	3-1 HR		4-2 G5-3 S BB	1-3 K		0-3 K 1-2				3	1	1	1	1	2	2
Carney Lansford, R OBP: 0.412, SLG: 0.416 (1, 5)	4-0 1B BB		4-1 G5-3 1-2 BB		0-0 HR 1B		2-1 S 1B			2	1	2	0	2	0	0
Jose Canseco, R OBP: 0.329, SLG: 0.554 Stan Javier, S OBP: 0.315, SLG: 0.322 (1, 9) (8, 9)	0-0 1B		0-1 G5-3 1-2 2-3		2-2 HR 1-H		0-3 K			4	1	2	2	0	1	3
Dave Parker, L OBP: 0.314, SLG: 0.443 (1, 10)	1-3 K		0-0 G6-3 1B		0-0 F7		4-1 G6-3 1-2 IBB			3	0	1	0	1	1	2
Mark McGwire, R OBP: 0.340, SLG: 0.442 (1, 3)	1-3 K		0-0 G6-3 1-2f		3-3 K		2-2 G6-3 1-2f			4	0	0	0	0	2	7
Dave Henderson, R OBP: 0.320, SLG: 0.367 (1, 8)	1-2 G4-3			2-2 2B 2B		0-0 L8		1-1 G6-3		4	1	1	0	0	0	2
Ron Hassey, L OBP: 0.306, SLG: 0.359 Terry Steinbach, R OBP: 0.345, SLG: 0.390 (1, 2) (8, PH) (9, 2)		1-0 G5-3		2-1 2B 2-H		2-2 SH1-3 E HBP		2-0 F9		2	1	1	1	0	0	0
Tony Phillips, S OBP: 0.341, SLG: 0.343 (1, 4)		1-0 P5		0-0 P4		1-0 SH1-3		0-0 P4		3	0	0	0	0	0	1
Walt Weiss, S OBP: 0.288, SLG: 0.326 (1, 6)		2-2 F7		3-2 L9		0-0 E8 CS 1B				3	0	1	0	0	0	1

Inning Stats	R: 1	H: 2	E: 0	K: 2	S: 13	H: 2	LOB: 2	BB: 1	P: 23	R: 0	H: 0	E: 0	K: 0	S: 5	R: 0	H: 1	E: 0	K: 0	S: 8	R: 1	H: 2	E: 0	K: 1	S: 12	R: 2	H: 2	E: 0	K: 1	S: 11	R: 1	H: 1	E: 1	K: 1	S: 8	R: 0	H: 1	E: 0	K: 1	S: 9	R: 0	H: 0	E: 0	K: 0	S: 4	1B: 5	SF: 0	2B: 2	3B: 0	HR: 2	SAC: 1	DP: 2	HBP: 1	WP: 0	PB: 0	SB: 2	CS: 1	PA: 35
--------------	------	------	------	------	-------	------	--------	-------	-------	------	------	------	------	------	------	------	------	------	------	------	------	------	------	-------	------	------	------	------	-------	------	------	------	------	------	------	------	------	------	------	------	------	------	------	------	-------	-------	-------	-------	-------	--------	-------	--------	-------	-------	-------	-------	--------

PITCHER	IP	WLS	BF	H	R	ER	SO	BB	IBB	HBP	BLK	WP	HR	S	P	ERA	WHIP
Rod Nichols, R ERA: 4.5 (1, 1)	5.1	L	27	8	5	4	4	3	0	1	0	0	2	54	92	6.75	2.062
Steve Olin, R ERA: 2.25 (6, 1)	1.2		5	1	0	0	2	0	1	0	0	0	0	12	20	0.00	0.600
Jesse Orosco, L ERA: 2.25 (8, 1)	1.0		3	0	0	0	0	0	0	0	0	0	0	4	7	0.00	0.000


**BOTTOM**

**Cleveland Indians @ Oakland Athletics**  
Oakland-Alameda County Coliseum, Oakland, CA

Tue Aug 15 1989, 7:05 PM PDT  
Att: 28,459 - Unknown - 68 F

livebaseballscorecards.com

<b>AB</b>	<b>29</b>
<b>R</b>	<b>5</b>
<b>H</b>	<b>9</b>
<b>RBI</b>	<b>4</b>
<b>BB</b>	<b>4</b>
<b>SO</b>	<b>6</b>
<b>LOB</b>	<b>18</b>



Batter	1	2	3	4	5	6	7	8	9	AB	R	H	RBI	BB	SO	LOB	TOP										
Jerry Browne, S OBP: 0.372, SLG: 0.400 (1, 4)	2-3 K	2-1 G3		0-1 G3-1		2-1 WP 1B		0-2 L8		5	0	1	0	0	1	5											
Brook Jacoby, R OBP: 0.363, SLG: 0.434 (1, 5)	2-2 WP 2B		3-2 L1		0-0 WP G1-3 1B	1-1 F8		1-1 BB 1B		5	1	3	1	0	0	2											
Dion James, L OBP: 0.376, SLG: 0.376 Brad Komminsk, R OBP: 0.331, SLG: 0.453 (1, 7) (8, PR) (8, 8)	2-3 K		1-2 2B		0-3 K		0-1 E G6-3 1B	4-2 1B BB		4	1	2	0	1	2	2											
Joe Carter, R OBP: 0.298, SLG: 0.477 (1, 8) (8, 7)	2-3 K		1-1 G5-3		1-0 G1-3		1-0 SAFE G6-3 1B	0-1 S 1B		5	0	1	3	0	1	3											
Pete O'Brien, L OBP: 0.368, SLG: 0.387 (1, 3)		0-0 2B SF8 1B	2-1 G5-3		4-2 WP BB		0-0 L9	2-0 F7		4	1	1	0	1	0	3											
Cory Snyder, R OBP: 0.253, SLG: 0.368 (1, 9)		2-2 SF8 G6-3 2B		1-0 F8	1-2 F3		1-0 G6-3		0-0 G6-3	5	1	1	0	0	0	2											
Mike Young, S OBP: 0.303, SLG: 0.286 (1, 10)		4-0 G6-3 SF8 BB		0-3 K		0-0 F5		1-0 F8	1-0 G4-3	4	0	0	0	1	1	0											
Andy Allanson, R OBP: 0.271, SLG: 0.275 (1, 2)		1-0 SF8		2-2 BB 1B		1-2 CS 1B		1-2 BB 1B	2-3 K	4	1	3	1	0	1	0											
Felix Fermin, R OBP: 0.306, SLG: 0.264 (1, 6)		0-0 G6-3		4-1 BB		0-0 WP 1B		0-0 BB 1B		3	1	2	1	1	0	1											
<b>Inning Stats</b>	R: 0 E: 0 K: 3 S: 16	H: 1 LOB: 1 BB: 0 P: 24	R: 2 E: 0 K: 0 S: 8	H: 2 LOB: 1 BB: 1 P: 17	R: 0 E: 0 K: 0 S: 11	H: 1 LOB: 1 BB: 0 P: 18	R: 0 E: 0 K: 1 S: 10	H: 1 LOB: 2 BB: 1 P: 17	R: 0 E: 0 K: 1 S: 11	H: 1 LOB: 2 BB: 1 P: 17	R: 0 E: 0 K: 0 S: 10	H: 3 LOB: 2 BB: 0 P: 14	R: 1 E: 1 K: 0 S: 5	H: 1 LOB: 0 BB: 0 P: 7	R: 3 E: 0 K: 0 S: 16	H: 4 LOB: 3 BB: 1 P: 25	R: 0 E: 0 K: 1 S: 5	H: 0 LOB: 0 BB: 0 P: 8	1B: 11 2B: 3 3B: 0 HR: 0	SF: 1 SAC: 0 DP: 0 HBP: 0	WP: 3 PB: 0 SB: 1 CS: 1	PA: 44					
<b>PITCHER</b>	IP	WLS	BF	H	R	ER	SO	BB	IBB	HBP	BLK	WP	HR	S	P	ERA	WHIP										
Mike Moore, R ERA: 2.4 (1, 1)	5.2		28	9	2	2	5	3	0	0	0	2	0	64	104	3.18	2.118										
Gene Nelson, R ERA: 4.3 (6, 1)	0.1		2	1	1	0	0	0	0	0	0	1	0	4	5	0.00	3.000										
Rick Honeycutt, L ERA: 2.57 (7, 1)	1.2	L	9	3	3	3	0	1	0	0	0	0	0	16	25	16.20	2.400										
Jim Corsi, R ERA: 2.27 (8, 1)	1.1		5	1	0	0	1	0	0	0	0	0	0	8	13	0.00	0.750										

Cleveland Indians @ Oakland Athletics  
Oakland-Alameda County Coliseum, Oakland, CA

Wed Aug 16 1989, 7:05 PM PDT  
Att. 29,502 - Unknown - 62 F

livebaseballscorecards.com

AB	39
R	6
H	14
RBI	6
BB	4
SO	6
LOB	18





Batter	1	2	3	4	5	6	7	8	9	AB	R	H	RBI	BB	SO	LOB
Rickey Henderson, R OBP: 0.416, SLG: 0.400 (1, 7)	1-0 F3		4-1 BB	3-2 G2-3		4-2 BB		2-3 K		3	0	0	0	2	1	3
Carney Lansford, R OBP: 0.409, SLG: 0.414 (1, 5)	1-0 L8		0-0 F8		3-1 1B	1-0 G6-3			1-3 K	5	1	1	0	0	1	3
Jose Canseco, R OBP: 0.333, SLG: 0.538 (1, 10)	0-2 F5		4-1 BB		1-0 F8				1-3 K	4	0	1	0	1	1	0
Mark McGwire, R OBP: 0.343, SLG: 0.446 (1, 3)		2-1 L9	1-1 F7		2-2 F8			4-2 BB	1-3 K	4	1	2	1	1	1	2
Terry Steinbach, R OBP: 0.344, SLG: 0.388 (1, 2)		2-2 L9		2-1 E7	0-3 K			0-0 L8		4	1	1	0	0	1	4
Dave Henderson, R OBP: 0.318, SLG: 0.363 (1, 8)		0-1 G6-3		1-2 E4	2-2 F8			1-2 F8		4	0	0	1	0	0	4
Billy Beane, R OBP: 0.275, SLG: 0.353 Stan Javier, S OBP: 0.313, SLG: 0.320 (1, 9) (5, PH) (6, 9)		2-1 1B		0-0 G5-4-3	2-3 K			3-1 G5-3		2	0	1	0	0	0	1
Walt Weiss, S OBP: 0.288, SLG: 0.324 (1, 6)		0-3 K		2-1 1B		0-2 G4-3		0-0 G4-3		4	0	1	0	0	1	1
Mike Gallego, R OBP: 0.329, SLG: 0.338 (1, 4)			2-2 G5-3	1-0 1B		2-2 BB		4-2 BB		3	0	2	0	1	0	0

Inning Stats	R: 0	H: 0	E: 0	K: 0	S: 6	R: 1	H: 2	E: 0	K: 1	S: 14	R: 0	H: 0	E: 0	K: 0	S: 8	R: 1	H: 3	E: 0	K: 2	S: 15	R: 0	H: 1	E: 0	K: 0	S: 11	R: 0	H: 0	E: 0	K: 0	S: 7	R: 0	H: 0	E: 0	K: 1	S: 12	R: 0	H: 0	E: 0	K: 3	S: 11	R: 0	H: 0	E: 0	K: 3	S: 14	1B: 8	2B: 1	3B: 0	HR: 0	SF: 0	SAC: 0	DP: 2	HBP: 0	WP: 0	PB: 0	SB: 1	CS: 0	PA: 40
--------------	------	------	------	------	------	------	------	------	------	-------	------	------	------	------	------	------	------	------	------	-------	------	------	------	------	-------	------	------	------	------	------	------	------	------	------	-------	------	------	------	------	-------	------	------	------	------	-------	-------	-------	-------	-------	-------	--------	-------	--------	-------	-------	-------	-------	--------

PITCHER	IP	WLS	BF	H	R	ER	SO	BB	IBB	HBP	BLK	WP	HR	S	P	ERA	WHIP
Bud Black, L ERA: 4.18 (1, 1)	4.0		22	8	3	3	1	2	0	0	0	0	0	46	80	6.75	2.500
Steve Olin, R ERA: 1.8 (5, 1)	3.0	W	11	1	0	0	2	2	0	0	0	0	0	27	44	0.00	1.000
Doug Jones, R ERA: 2.55 (8, 1)	2.0	S	7	0	0	0	4	1	0	0	0	0	0	23	35	0.00	0.500

BOTTOM

Cleveland Indians @ Oakland Athletics  
Oakland-Alameda County Coliseum, Oakland, CA

Wed Aug 16 1989, 7:05 PM PDT  
Att: 29,502 - Unknown - 62 F

livebaseballscorecards.com

AB	35
R	3
H	9
RBI	2
BB	5
SO	7
LOB	20



Batter	1	2	3	4	5	6	7	8	9	AB R H RBI BB SO LOB	TOP	
Jerry Browne, S (1, 4) OBP: 0.371, SLG: 0.400	1-2 F6		3-2 F7		0-1 1B			1-0 SH1-4		3 0 1 0 0 0 1		
Brook Jacoby, R (1, 5) OBP: 0.360, SLG: 0.430	3-2 G6-3		2-0 F9		0-1 F8			1-1 G6-3		4 0 0 0 0 0 3		
Dion James, L (1, 7) OBP: 0.374, SLG: 0.375	3-1 1B			1-1 F7		1-2 G4-3		3-2 G3		4 0 1 0 0 0 1		
Joe Carter, R (1, 8) OBP: 0.295, SLG: 0.473	0-3 K			0-3 K		2-0 F7		0-2 F9		4 0 0 0 0 2 1		
Pete O'Brien, L (1, 3) OBP: 0.367, SLG: 0.386		0-1 G4-3		0-0 1B		0-1 G6-3		2-0 F6		4 0 1 0 0 0 0		
Cory Snyder, R (1, 9) OBP: 0.253, SLG: 0.365		1-3 K		4-2 1B			1-3 K	2-1 G5-3		3 0 0 0 1 2 0		
Mike Young, S (1, 10) OBP: 0.306, SLG: 0.290		1-3 K		1-2 BB			0-0 CS 1B			3 0 1 0 0 1 2		
Andy Allanson, R (1, 2) OBP: 0.272, SLG: 0.276			1-2 SH3 1B		0-0 L8		0-3 K			3 0 1 0 0 1 1		
Felix Fermin, R (1, 6) OBP: 0.307, SLG: 0.265			0-0 SH3		0-1 F9		2-1 CS	1-1 G6-3 SH1-4 1B		2 0 1 0 0 0 0		
<b>Inning Stats</b>	R: 0 H: 1 E: 0 LOB: 1 K: 1 BB: 0 S: 16 P: 23	R: 0 H: 0 E: 0 LOB: 0 K: 2 BB: 0 S: 8 P: 10	R: 0 H: 1 E: 0 LOB: 1 K: 0 BB: 0 S: 8 P: 14	R: 0 H: 1 E: 0 LOB: 2 K: 1 BB: 1 S: 12 P: 19	R: 0 H: 1 E: 0 LOB: 1 K: 0 BB: 0 S: 7 P: 7	R: 0 H: 0 E: 0 LOB: 0 K: 0 BB: 0 S: 6 P: 9	R: 0 H: 1 E: 0 LOB: 0 K: 2 BB: 0 S: 11 P: 14	R: 0 H: 1 E: 0 LOB: 1 K: 0 BB: 0 S: 9 P: 14	R: 0 H: 0 E: 0 LOB: 0 K: 0 BB: 0 S: 6 P: 10	1B: 6 SF: 0 2B: 0 SAC: 2 3B: 0 DP: 0 HR: 0 HBP: 0	WP: 0 PA: 34 PB: 0 SB: 1 CS: 1	
<b>PITCHER</b>	IP WLS BF H R ER SO BB IBB HBP BLK WP HR S P ERA WHIP											
Bob Welch, R (1, 1) ERA: 3.07	8.0 W 30 6 0 0 6 1 0 0 0 0 0 0 77 110 0.00 0.875											
Dennis Eckersley, R (9, 1) ERA: 1.0	1.0 S 3 0 0 0 0 0 0 0 0 0 0 0 6 10 0.00 0.000											

Cleveland Indians @ Oakland Athletics  
Oakland-Alameda County Coliseum, Oakland, CA

Thu Aug 17 1989, 3:33 AM PDT  
Att. 35,071 - Sunny - 61 F

AB	30
R	0
H	6
RBI	0
BB	1
SO	6
LOB	9



Batter	1	2	3	4	5	6	7	8	9
<b>Stan Javier, S</b> OBP: 0.309, SLG: 0.316 (1, 7)	1-0 G4-3		3-3 K		0-3 K			1-2 L7	
<b>Carney Lansford, R</b> OBP: 0.408, SLG: 0.412 (1, 5)	2-2 F8			1-0 G6-3		1-1 G5-3		2-2 1B	
<b>Jose Canseco, R</b> OBP: 0.330, SLG: 0.524 (1, 9)	3-2 F3			1-1 FC6-4 1B		1-3 K		1-3 K	
<b>Dave Parker, L</b> OBP: 0.312, SLG: 0.439 (1, 10)		0-3 K		2-1 FC6-4 WP		1-3 K			
<b>Mark McGwire, R</b> OBP: 0.341, SLG: 0.442 (1, 3)		3-3 K		2-1 F2		2-3 K			
<b>Dave Henderson, R</b> OBP: 0.318, SLG: 0.370 (1, 8)		0-3 K			1-2 HR		0-3 K		
<b>Ron Hassey, L</b> OBP: 0.302, SLG: 0.354 (1, 2)			2-1 G3-1		0-1 G6-3		0-1 F5		
<b>Walt Weiss, S</b> OBP: 0.282, SLG: 0.318 (1, 6)			0-3 K		1-1 F7		0-0 L7		
<b>Mike Gallego, R</b> OBP: 0.335, SLG: 0.340 (1, 4)			4-1 BB		4-2 BB		0-0 1B		

Inning Stats		R: 0	H: 0	R: 0	H: 0	R: 0	H: 0	R: 0	H: 0	R: 0	H: 2	R: 0	H: 2
E: 0		LOB: 0		E: 0		LOB: 0		E: 0		LOB: 0		E: 0	
K: 0		BB: 0		K: 3		BB: 0		K: 2		BB: 0		K: 1	
S: 9		P: 15		S: 10		P: 13		S: 7		P: 13		S: 11	
PITCHER		IP	WLS	BF	H	R	ER	SO	BB	IBB	HBP	BLK	WP
<b>John Farrell, R</b> ERA: 3.9 (1, 1)		8.0	L	30	4	1	1	11	2	0	0	0	1
ERA		WHIP	IP	WLS	BF	H	R	ER	SO	BB	IBB	HBP	BLK
1.12		0.750											

**BOTTOM**

**Cleveland Indians @ Oakland Athletics**  
Oakland-Alameda County Coliseum, Oakland, CA

Thu Aug 17 1989, 3:33 AM PDT  
Att: 35,071 - Sunny - 61 F

AB	R	H	RBI	BB	SO	LOB
4	0	0	0	0	2	3
4	0	1	0	0	0	0
4	0	1	0	0	2	2
3	0	0	0	0	2	1
3	0	0	0	0	2	1
3	1	1	1	0	2	0
3	0	0	0	0	0	0
3	0	0	0	0	1	0
1	0	1	0	2	0	0

AB	28
R	1
H	4
RBI	1
BB	2
SO	11
LOB	7

WP: 1 PA: 30  
PB: 0  
SB: 0  
CS: 0



Batter	1	2	3	4	5	6	7	8	9	AB R H RBI BB SO LOB	TOP
--------	---	---	---	---	---	---	---	---	---	----------------------	-----

<b>Jerry Browne, S</b> OBP: 0.377, SLG: 0.409 (1, 4)	1-2 WP 1B	0-0 SH5-3		0-1 HR		4-1 1B BB			4-2 SH3-4 BB	2 2 2 1 2 0 0	
<b>Felix Fermin, R</b> OBP: 0.311, SLG: 0.268 (1, 6)	4-1 1B BB	1-1 G6-3		0-0 FC5-4 1B		0-1 1-2 2-H 1B			0-2 SH3-4	3 1 2 1 1 0 1	
<b>Brook Jacoby, R</b> OBP: 0.358, SLG: 0.425 (1, 5)	2-3 K	2-2 G4-3		0-0 FC5-4 1-2f		2-3 K			4-0 BB	4 0 0 0 1 2 6	
<b>Joe Carter, R</b> OBP: 0.294, SLG: 0.471 (1, 3) (8, 8)	0-1 1B 1-2 3-H 1B		0-1 P6		2-2 F5			1-0 G5-3	1-3 K	5 0 1 1 0 1 2	
<b>Mike Young, S</b> OBP: 0.293, SLG: 0.278 (1, 10)	0-0 1-3 2-H 1B		0-2 G5-3		0-0 G5-3			0-3 K	1-3 K	5 0 1 1 0 2 2	
<b>Albert Belle, R</b> OBP: 0.291, SLG: 0.449 (1, 7)	0-2 P4		2-0 1B		0-0 F7			3-3 K		4 0 1 0 0 1 2	
<b>Cory Snyder, R</b> OBP: 0.251, SLG: 0.361 (1, 9)	2-3 K		0-3 K			1-1 P3			1-3 K	4 0 0 0 0 3 3	

<b>Brad Komminsk, R</b> OBP: 0.331, SLG: 0.468 <b>Pete O'Brien, L</b> OBP: 0.367, SLG: 0.385 (8, 3) (8, 3)		1-0 1B 3B		3-2 P4		3-3 K			3-3 K	3 1 1 0 0 1 0 1 0 0 0 0 1 0	
<b>Andy Allanson, R</b> OBP: 0.276, SLG: 0.284 <b>Dave Clark, L</b> OBP: 0.323, SLG: 0.400 <b>Joel Skinner, R</b> OBP: 0.278, SLG: 0.301 (1, 2) (8, PH) (8, 2)		1-1 G6-3 SH5-3 1B 3-H		2-2 L6-3		0-2 1B 2B			2-2 G1-3	3 1 2 1 0 0 0 1 0 0 0 0 0 0 0 0 0 0 0 0 0	

Inning Stats	R: 2 E: 0 K: 2 S: 17	H: 3 LOB: 2 BB: 1 P: 26	R: 1 E: 0 K: 0 S: 9	H: 2 LOB: 1 BB: 0 P: 14	R: 0 E: 0 K: 1 S: 9	H: 1 LOB: 1 BB: 0 P: 11	R: 1 E: 0 K: 0 S: 10	H: 2 LOB: 1 BB: 0 P: 15	R: 0 E: 0 K: 0 S: 5	H: 0 LOB: 0 BB: 0 P: 7	R: 1 E: 0 K: 2 S: 15	H: 2 LOB: 2 BB: 1 P: 25	R: 0 E: 0 K: 2 S: 7	H: 0 LOB: 0 BB: 0 P: 11	R: 0 E: 0 K: 2 S: 10	H: 0 LOB: 0 BB: 0 P: 16	R: 0 E: 0 K: 2 S: 11	H: 0 LOB: 2 BB: 2 P: 21	1B: 7 2B: 1 3B: 1 HR: 1	SF: 0 SAC: 2 DP: 0 HBP: 0	WP: 2 PB: 0 SB: 0 CS: 0	PA: 41
--------------	-------------------------------	----------------------------------	------------------------------	----------------------------------	------------------------------	----------------------------------	-------------------------------	----------------------------------	------------------------------	---------------------------------	-------------------------------	----------------------------------	------------------------------	----------------------------------	-------------------------------	----------------------------------	-------------------------------	----------------------------------	----------------------------------	------------------------------------	----------------------------------	--------

PITCHER	IP	WLS	BF	H	R	ER	SO	BB	IBB	HBP	BLK	WP	HR	S	P	ERA	WHIP	PITCHER	IP	WLS	BF	H	R	ER	SO	BB	IBB	HBP	BLK	WP	HR	S	P	ERA	WHIP	
<b>Jim Abbott, L</b> ERA: 3.93 (1, 1)	5.2		29	10	5	5	4	2	0	0	0	1	1	61	92	7.94	2.118																			
<b>Greg Minton, R</b> ERA: 3.0 (6, 1)	1.1	W	4	0	0	0	3	0	0	0	0	0	0	11	17	0.00	0.000																			
<b>Bryan Harvey, R</b> ERA: 3.02 (8, 1)	2.0	S	8	0	0	0	4	2	0	0	0	0	0	21	37	0.00	1.000																			

Cleveland Indians @ California Angels  
Anaheim Stadium, Anaheim, CA  
Fri Aug 18 1989, 10:05 PM EDT  
Att: 52,286 - Unknown

AB	35
R	5
H	10
RBI	5
BB	4
SO	11
LOB	16



Batter	1	2	3	4	5	6	7	8	9	AB R H RBI BB SO LOB
Devon White, S OBP: 0.299, SLG: 0.411 (1, 8)	G6-3		HR		E4 G4-3 1B		K			4 2 1 2 0 1 0
Claudell Washington, L OBP: 0.322, SLG: 0.437 (1, 10)	K		K		F9		1B 3B			4 1 1 0 0 2 1
Johnny Ray, S OBP: 0.336, SLG: 0.374 (1, 4)	BLK 1B		HR		G4-3		1B			4 1 3 2 0 0 1
Wally Joyner, L OBP: 0.344, SLG: 0.412 (1, 3)	L9		G3		1B BB		K			3 1 0 0 1 1 2
Chili Davis, S OBP: 0.329, SLG: 0.436 (1, 7)		BB	K		1B		P8			3 0 1 2 1 1 1
Tony Armas, R OBP: 0.295, SLG: 0.494 (1, 9)	L8			K		G5-3		K		4 0 0 0 0 2 1
Lance Parrish, R OBP: 0.322, SLG: 0.428 (1, 2)	K			FC4-6 1B		L4-3		K		4 0 1 0 0 2 1
Jack Howell, L OBP: 0.319, SLG: 0.433 (1, 5)	G3			FC4-6 1-2f		2B		K		4 0 1 0 0 1 2
Kent Anderson, R OBP: 0.275, SLG: 0.243 (1, 6)			HR BB		F7		G6-3			2 1 0 0 1 0 2

Inning Stats	R: 0 E: 0 K: 1 S: 12	H: 1 LOB: 1 BB: 0 P: 19	R: 0 E: 0 K: 1 S: 10	H: 0 LOB: 1 BB: 1 P: 18	R: 3 E: 0 K: 2 S: 14	H: 2 LOB: 0 BB: 1 P: 27	R: 0 E: 1 K: 1 S: 12	H: 1 LOB: 1 BB: 0 P: 17	R: 2 E: 1 K: 0 S: 18	H: 1 LOB: 1 BB: 1 P: 30	R: 0 E: 0 K: 0 S: 9	H: 1 LOB: 1 BB: 0 P: 11	R: 1 E: 0 K: 2 S: 12	H: 2 LOB: 1 BB: 0 P: 18	R: 0 E: 0 K: 3 S: 10	H: 0 LOB: 0 BB: 0 P: 14	1B: 4 2B: 1 3B: 1 HR: 2	SF: 0 SAC: 0 DP: 0 HBP: 0	WP: 0 PB: 0 SB: 2 CS: 0	PA: 35
--------------	-------------------------------	----------------------------------	-------------------------------	----------------------------------	-------------------------------	----------------------------------	-------------------------------	----------------------------------	-------------------------------	----------------------------------	------------------------------	----------------------------------	-------------------------------	----------------------------------	-------------------------------	----------------------------------	----------------------------------	------------------------------------	----------------------------------	--------

PITCHER	IP	WLS	BF	H	R	ER	SO	BB	IBB	HBP	BLK	WP	HR	S	P	ERA	WHIP
Tom Candiotti, R ERA: 3.04 (1, 1)	5.0		23	5	5	3	5	3	0	0	1	0	2	66	111	5.40	1.600
Steve Olin, R ERA: 2.2 (6, 1)	1.1	L	7	3	1	1	1	0	0	0	0	0	0	17	21	6.75	2.250
Jesse Orosco, L ERA: 2.18 (7, 1)	1.2		5	0	0	0	4	0	0	0	0	0	0	14	22	0.00	0.000

**BOTTOM**

**Cleveland Indians @ California Angels**  
**Anaheim Stadium, Anaheim, CA**

Fri Aug 18 1989, 10:05 PM EDT  
 Att. 52,286 - Unknown

livebaseballscorecards.com

<b>AB</b>	<b>32</b>
<b>R</b>	<b>6</b>
<b>H</b>	<b>8</b>
<b>RBI</b>	<b>6</b>
<b>BB</b>	<b>3</b>
<b>SO</b>	<b>10</b>
<b>LOB</b>	<b>11</b>



Batter	1	2	3	4	5	6	7	8	9	AB R H RBI BB SO LOB	TOP									
<b>Jerry Browne, S</b> (1, 4) OBP: 0.376, SLG: 0.406	1-2 G4-3		1-1 G3			0-2 G4-3		4-2 1B BB		3 0 0 0 1 0 0										
<b>Brook Jacoby, R</b> (1, 5) OBP: 0.359, SLG: 0.426	0-0 G5-3			2-2 G5-3			0-1 1B 1B	3-2 1-2 2-H 1B		4 1 2 1 0 0 0										
<b>Dion James, L</b> (1, 7) OBP: 0.376, SLG: 0.376	2-3 K			0-0 G6-4-3 1B			1-0 FC3-6 1-2 G5-3 1B	2-3 K		4 1 2 0 0 2 2										
<b>Joe Carter, R</b> (1, 8) OBP: 0.296, SLG: 0.477		1-0 HR		1-1 G6-4-3 1-2f			0-1 1-2 2-H FC3-6 1B	3-1 G6-3		4 1 2 2 0 0 3										
<b>Pete O'Brien, L</b> (1, 3) OBP: 0.364, SLG: 0.382			0-0 G3		0-1 G4-3		2-2 FC3-6 1-2f 2-3 G5-3	1-0 G4-3		4 0 0 0 0 0 2										
<b>Albert Belle, R</b> (1, 9) OBP: 0.281, SLG: 0.432		0-3 K		1-2 F8			0-0 G5-3	1-1 G3-1		4 0 0 1 0 1 1										
<b>Dave Clark, L</b> (1, 10) OBP: 0.322, SLG: 0.397		3-3 K		0-0 G6-3			2-2 G4-3	0-1 1B		4 0 1 0 0 1 1										
<b>Joel Skinner, R</b> (1, 2) OBP: 0.279, SLG: 0.297			1-2 G5-3			4-0 G4-6-3 BB		1-3 K	1-3 K	2 0 0 0 1 1 0 1 0 0 0 0 1 1										
<b>Mike Young, S</b> (9, PH) OBP: 0.286, SLG: 0.270																				
<b>Felix Fermin, R</b> (1, 6) OBP: 0.311, SLG: 0.269			0-1 G4-3			1-2 G4-6-3 1-2f		3-2 BB 1B		3 1 1 0 0 0 1										
<b>Inning Stats</b>	R: 0 E: 0 K: 1 S: 7	H: 0 LOB: 0 BB: 0 P: 10	R: 1 E: 0 K: 2 S: 9	H: 1 LOB: 0 BB: 0 P: 13	R: 0 E: 0 K: 0 S: 7	H: 0 LOB: 0 BB: 0 P: 9	R: 0 E: 0 K: 0 S: 6	H: 1 LOB: 0 BB: 0 P: 9	R: 0 E: 0 K: 0 S: 6	H: 0 LOB: 0 BB: 0 P: 7	R: 2 E: 0 K: 0 S: 12	H: 3 LOB: 1 BB: 0 P: 17	R: 1 E: 0 K: 2 S: 18	H: 2 LOB: 2 BB: 1 P: 34	R: 0 E: 0 K: 1 S: 8	H: 1 LOB: 1 BB: 0 P: 11	1B: 7 2B: 0 3B: 0 HR: 1	SF: 0 SAC: 0 DP: 2 HBP: 0	WP: 0 PB: 0 SB: 0 CS: 0	PA: 35
<b>PITCHER</b>	IP WLS BF H R ER SO BB IBB HBP BLK WP HR S P ERA WHIP																			
<b>Bert Blyleven, R</b> (1, 1) ERA: 2.46	7.1 W 28 6 4 4 4 2 0 0 0 0 0 1 62 93 4.91 1.091																			
<b>Greg Minton, R</b> (8, 1) ERA: 2.92	1.2 S 7 2 0 0 2 0 0 0 0 0 0 0 18 29 0.00 1.200																			

**Cleveland Indians @ California Angels**  
**Anaheim Stadium, Anaheim, CA**  
 Sat Aug 19 1989, 10:05 PM EDT  
 Att: 40,574 - Unknown

livebaseballscorecards.com

AB	33
R	4
H	8
RBI	4
BB	2
SO	6
LOB	11





Batter	1	2	3	4	5	6	7	8	9	AB R H RBI BB SO LOB	TOP	
<b>Jerry Browne, S</b> (1, 4) OBP: 0.376, SLG: 0.406 C B X	2-1 G6-4-3 1B		1-2 L9			4-0 G5-3 BB		0-0 G4-3		3 0 1 0 1 0 0		
<b>Brook Jacoby, R</b> (1, 5) OBP: 0.356, SLG: 0.421 X	0-0 G6-4-3 1-2f		1-1 F9			1-0 G5-3		2-0 F8		4 0 0 0 0 0 2		
<b>Dion James, L</b> (1, 7) OBP: 0.374, SLG: 0.375 B B C X	2-1 1B			1-2 F8		0-2 L7		0-2 G5-3		4 0 1 0 0 0 1		
<b>Joe Carter, R</b> (1, 8) OBP: 0.294, SLG: 0.473 1 SAFE B X	1-0 P2			2-3 K		2-3 K		0-1 G3-1		4 0 0 0 0 2 2		
<b>Pete O'Brien, L</b> (1, 3) OBP: 0.364, SLG: 0.381 X		0-0 G5-3 1B		3-0 L8			3-2 F8			3 0 1 0 0 0 0		
<b>Albert Belle, R</b> (1, 9) OBP: 0.274, SLG: 0.421 C B B X		3-2 G5-3 1-2			1-3 K		0-0 F8			3 0 0 0 0 1 1		
<b>Dave Clark, L</b> (1, 10) OBP: 0.318, SLG: 0.391 B C C C		2-3 K2-3			0-0 L7		0-0 F8			3 0 0 0 0 1 1		
<b>Joel Skinner, R</b> (1, 2) OBP: 0.282, SLG: 0.300 <b>Paul Zuvella, R</b> (8, PH) OBP: 0.226, SLG: 0.310 (8, 6)		2-3 K			1-0 1B			1-3 K		2 0 1 0 0 1 1 1 0 0 0 0 1 0		
<b>Felix Fermin, R</b> (1, 6) OBP: 0.310, SLG: 0.267 <b>Cory Snyder, R</b> (8, PH) OBP: 0.250, SLG: 0.360 <b>Andy Allanson, R</b> (8, 2) OBP: 0.276, SLG: 0.284			0-2 G4-3			1-0 G3		3-3 K		2 0 0 0 0 0 1 1 0 0 0 0 1 0 0 0 0 0 0 0 0		
<b>Inning Stats</b>	R: 0 H: 2 E: 0 LOB: 1 K: 0 BB: 0 S: 6 P: 11	R: 0 H: 1 E: 0 LOB: 1 K: 2 BB: 0 S: 11 P: 18	R: 0 H: 0 E: 0 LOB: 0 K: 0 BB: 0 S: 10 P: 12	R: 0 H: 0 E: 0 LOB: 0 K: 1 BB: 0 S: 11 P: 17	R: 0 H: 1 E: 0 LOB: 1 K: 1 BB: 0 S: 6 P: 9	R: 0 H: 0 E: 0 LOB: 1 K: 1 BB: 1 S: 7 P: 14	R: 0 H: 0 E: 0 LOB: 0 K: 0 BB: 0 S: 5 P: 8	R: 0 H: 0 E: 0 LOB: 0 K: 2 BB: 0 S: 7 P: 11	R: 0 H: 0 E: 0 LOB: 0 K: 0 BB: 0 S: 6 P: 8	1B: 4 SF: 0 2B: 0 SAC: 0 3B: 0 DP: 1 HR: 0 HBP: 0	WP: 0 PA: 31 PB: 0 SB: 0 CS: 0	
<b>PITCHER</b> <b>Kirk McCaskill, R</b> (1, 1) ERA: 2.83	IP WLS BF H R ER SO BB IBB HBP BLK WP HR S P ERA WHIP	9.0 W 31 4 0 0 7 1 0 0 0 0 0 0 69 108 0.00 0.556										

Cleveland Indians @ California Angels  
Anaheim Stadium, Anaheim, CA  
Sun Aug 20 1989, 6:33 AM EDT  
Att. 32,640 - Sunny

livebaseballscorecards.com

AB 30  
R 0  
H 4  
RBI 0  
BB 1  
SO 7  
LOB 9





Batter	1	2	3	4	5	6	7	8	9	AB	R	H	RBI	BB	SO	LOB
<b>Devon White, S</b> (1, 8) OBP: 0.300, SLG: 0.408	1-1 P7			2-2 1B		1-3 K				3	0	1	0	0	1	0
<b>Kent Anderson, R</b> (1, 6) OBP: 0.282, SLG: 0.246	2-2 L9			2-2 1B			2-2 E5			3	1	1	0	0	0	0
<b>Johnny Ray, S</b> (1, 4) OBP: 0.338, SLG: 0.376	1-1 P2			0-0 P4			1-0 SH2-3			2	0	0	0	0	0	2
<b>Wally Joyner, L</b> (1, 3) OBP: 0.343, SLG: 0.416		0-2 P6		2-2 F9-6-4			3-0 SF8			2	0	0	1	0	0	2
<b>Chili Davis, S</b> (1, 7) OBP: 0.330, SLG: 0.441		2-2 F8		1-2	0-0 F9		3-H 1-2 F9			3	0	0	0	0	0	0
<b>Tony Armas, R</b> (1, 9) OBP: 0.290, SLG: 0.484		1-2 P6			1-1 G5-3			0-2 G5-3		3	0	0	0	0	0	0
<b>Brian Downing, R</b> (1, 10) OBP: 0.360, SLG: 0.400			2-2 F9		0-0 G5-3			0-1 G5-3		3	0	0	0	0	0	0
<b>Bobby Rose, R</b> (1, 5) OBP: 0.429, SLG: 0.923			3-3 K			2-2 L9		0-1		3	0	1	0	0	1	0
<b>John Orton, R</b> (1, 2) OBP: 0.338, SLG: 0.376			2-1 G6-3			1-3 K		3-3		3	0	0	0	0	2	1

Inning Stats	R: 0 H: 0 E: 0 K: 8	H: 0 LOB: 0 BB: 0 P: 12	R: 0 H: 0 E: 0 K: 9	H: 0 LOB: 0 BB: 0 P: 12	R: 0 H: 0 E: 0 K: 8	H: 2 LOB: 1 BB: 0 P: 18	R: 0 H: 0 E: 0 K: 4	H: 0 LOB: 0 BB: 0 P: 5	R: 0 H: 0 E: 0 K: 10	H: 0 LOB: 0 BB: 0 P: 14	R: 1 H: 0 E: 1 K: 8	H: 0 LOB: 0 BB: 0 P: 15	R: 0 H: 1 E: 0 K: 12	H: 1 LOB: 1 BB: 0 P: 15	1B: 2 2B: 1 3B: 1 HR: 0	SF: 1 SAC: 1 DP: 1 HBP: 0
--------------	---------------------	-------------------------	---------------------	-------------------------	---------------------	-------------------------	---------------------	------------------------	----------------------	-------------------------	---------------------	-------------------------	----------------------	-------------------------	-------------------------	---------------------------

PITCHER	IP	WLS	BF	H	R	ER	SO	BB	IBB	HBP	BLK	WP	HR	S	P	ERA	WHIP
<b>Bud Black, L</b> (1, 1) ERA: 3.98	8.0	L	27	3	1	0	4	0	0	0	0	0	0	71	106	0.00	0.375

**BOTTOM**

**Cleveland Indians @ California Angels**  
**Anaheim Stadium, Anaheim, CA**

Sun Aug 20 1989, 6:33 AM EDT  
 Att. 32,640 - Sunny

livebaseballscorecards.com

<b>AB</b>	<b>25</b>
<b>R</b>	<b>1</b>
<b>H</b>	<b>3</b>
<b>RBI</b>	<b>1</b>
<b>BB</b>	<b>0</b>
<b>SO</b>	<b>4</b>
<b>LOB</b>	<b>5</b>



WP: 0	PA: 27
PB: 0	SB: 0
CS: 0	

Batter	1	2	3	4	5	6	7	8	9	10	AB	R	H	RBI	BB	SO	LOB
Harold Reynolds, S OBP: 0.352, SLG: 0.356 (1, 4)	1-2 P5		1-1 G3-1		0-0 G4-3		2-1 1B 1-2 1B		2-2 F8		5	0	1	0	0	0	1
Greg Britley, L OBP: 0.352, SLG: 0.478 (1, 7)	2-2 1B FC6-4 HBP		2-0 G3		2-1 E4		2-1 1-3 2-H 1B		2-3 K		4	1	1	1	0	1	0
Alvin Davis, L OBP: 0.444, SLG: 0.513 Jeffrey Leonard, R OBP: 0.298, SLG: 0.416 (1, 10) (10, PR)	0-1 SAFE FC6-4 1-3 1B		3-2 F8		2-0 G4-3		2-1 SAFE G1-3		2-2 1B		5	0	2	0	0	0	3
Darnell Coles, R OBP: 0.304, SLG: 0.382 (1, 3)	0-2 FC6-4 1B 1-2 3-H		2-2 P3		0-0 F8		3-3 K		2-1 F8		5	0	0	1	0	1	2
Ken Griffey Jr., L OBP: 0.349, SLG: 0.451 (1, 8)	2-2 SAFE 1-2 1B		3-2 G5-3 1B		1-0 G4-3		3-3 K		0-3 K		5	0	2	0	0	2	1
Jay Buhner, R OBP: 0.356, SLG: 0.567 (1, 9)	3-3 K		1-0 G5-3 1-2		1-0 P3		3-3 K				4	0	0	0	0	2	3
Jim Presley, R OBP: 0.276, SLG: 0.379 (1, 5)		1-0 F8		4-1 BB		3-1 P6		1-3 K		3	0	0	0	1	1	0	
Dave Valle, R OBP: 0.320, SLG: 0.357 (1, 2)		3-3 K		2-3 K		2-0 G6-3		2-1 G5-3		4	0	0	0	0	2	2	
Omar Vizquel, S OBP: 0.282, SLG: 0.277 (1, 6)		0-1 F7		3-1 G4-3		1-1 1B 1B		1-2 1B		4	1	2	0	0	0	0	

<b>Inning Stats</b>	R: 1 E: 0 K: 1 S: 21	H: 2 LOB: 2 BB: 0 P: 29	R: 0 E: 0 K: 1 S: 6	H: 0 LOB: 0 BB: 0 P: 10	R: 0 E: 0 K: 0 S: 6	H: 0 LOB: 0 BB: 0 P: 12	R: 0 E: 0 K: 1 S: 12	H: 1 LOB: 2 BB: 1 P: 24	R: 0 E: 1 K: 0 S: 6	H: 0 LOB: 1 BB: 0 P: 13	R: 0 E: 0 K: 0 S: 3	H: 0 LOB: 0 BB: 0 P: 5	R: 1 E: 0 K: 0 S: 12	H: 3 LOB: 2 BB: 0 P: 23	R: 0 E: 0 K: 3 S: 12	H: 0 LOB: 0 BB: 0 P: 21	R: 0 E: 0 K: 1 S: 19	H: 1 LOB: 1 BB: 0 P: 25	R: 0 E: 0 K: 2 S: 13	H: 1 LOB: 1 BB: 0 P: 19	1B: 8 2B: 0 3B: 0 HR: 0	SF: 0 SAC: 0 DP: 0 HBP: 1	WP: 0 PB: 0 SB: 0 CS: 0	PA: 41
---------------------	-------------------------------	----------------------------------	------------------------------	----------------------------------	------------------------------	----------------------------------	-------------------------------	----------------------------------	------------------------------	----------------------------------	------------------------------	---------------------------------	-------------------------------	----------------------------------	-------------------------------	----------------------------------	-------------------------------	----------------------------------	-------------------------------	----------------------------------	----------------------------------	------------------------------------	----------------------------------	--------

PITCHER	IP	WLS	BF	H	R	ER	SO	BB	IBB	HBP	BLK	WP	HR	S	P	ERA	WHIP
John Farrell, R ERA: 3.85 (1, 1)	6.2		29	6	2	2	3	1	0	1	0	0	0	64	112	2.70	1.050
Jesse Orosco, L ERA: 2.25 (7, 1)	1.1		4	0	0	0	3	0	0	0	0	0	0	14	25	0.00	0.000
Doug Jones, R ERA: 2.47 (9, 1)	2.0	W	8	2	0	0	3	0	0	0	0	0	0	32	44	0.00	1.000


**TOP**

## Seattle Mariners @ Cleveland Indians

Cleveland Municipal Stadium, Cleveland, OH

Tue Aug 22 1989, 7:05 PM EDT  
Att: 12,565 - Cloudy - 76 F

<b>AB</b>	<b>39</b>
<b>R</b>	<b>2</b>
<b>H</b>	<b>8</b>
<b>RBI</b>	<b>2</b>
<b>BB</b>	<b>1</b>
<b>SO</b>	<b>9</b>
<b>LOB</b>	<b>12</b>



# Seattle Mariners @ Cleveland Indians

## Cleveland Municipal Stadium, Cleveland, OH

Tue Aug 22 1989, 7:05 PM EDT  
 Att. 12,565 - Cloudy - 76 F

[livebaseballscorecards.com](http://livebaseballscorecards.com)

**AB** 32  
**R** 3  
**H** 9  
**RBI** 3  
**BB** 7  
**SO** 11  
**LOB** 29



WP: 0 PA: 45  
 PB: 0  
 SB: 0  
 CS: 1

Batter	1	2	3	4	5	6	7	8	9	10	AB	R	H	RBI	BB	SO	LOB
<b>Jerry Browne, S</b> OBP: 0.383, SLG: 0.413 (1, 4)	3-2 SH 1B	0-0 G6-4-3 1B			1-0 SH1-3 2B		4-2 HBP SH1-4 BB	1-1 CS	0-0 SH1 1B		4	0	4	1	1	0	0
<b>Felix Fermin, R</b> OBP: 0.309, SLG: 0.267 (1, 6)	0-1 SH	0-1 G6-4-3			1-1 SH1-3		1-2 SH1-4		0-1 SH1		1	0	0	0	0	0	2
<b>Dion James, L</b> OBP: 0.375, SLG: 0.371 (1, 7)	0-0 F8				0-2 G6-3		4-0 HBP IBB		4-0 FC5-4 IBB		3	0	0	0	2	0	3
<b>Joe Carter, R</b> OBP: 0.293, SLG: 0.469 (1, 3)	1-2 F8				0-0 L5		1-1 HBP		1-3 K		4	0	0	0	0	1	5
<b>Dave Clark, L</b> OBP: 0.314, SLG: 0.386 (1, 10)	2-0 G4-3				1-2 G3		2-3 K		0-1 FC5-4		3	0	0	0	0	1	2
<b>Cory Snyder, R</b> OBP: 0.249, SLG: 0.358 (7, PH)							2-3 K		1-2 FC5-4		2	0	0	0	0	1	5
<b>Brook Jacoby, R</b> OBP: 0.358, SLG: 0.423 (1, 5)		2-2 2B			4-1 BB		4-2 1B BB		0-0 F8		3	1	1	0	2	1	3
<b>Albert Belle, R</b> OBP: 0.287, SLG: 0.432 (1, 9)		0-0 1B 2B			2-3 K		1-0 1B		4-2 CS BB		4	1	2	1	1	2	1
<b>Brad Komminsk, R</b> OBP: 0.333, SLG: 0.491 (1, 8)		2-2 1B			1-3 K		2-3 K		2-3 K		5	1	2	1	0	3	4
<b>Andy Allanson, R</b> OBP: 0.277, SLG: 0.282 (1, 2)		4-2 1B BB			2-3 K		1-3 K		1-2 F7		2	0	0	0	1	2	3
<b>Mike Young, S</b> OBP: 0.279, SLG: 0.263 (8, PH)											1	0	0	0	0	0	1
<b>Joel Skinner, R</b> OBP: 0.282, SLG: 0.300 (9, 2)											0	0	0	0	0	0	0

Inning Stats	R: 0	H: 1	E: 0	K: 0	S: 11	R: 2	H: 4	E: 0	K: 0	S: 13	R: 0	H: 0	E: 0	K: 0	S: 6	R: 0	H: 0	E: 0	K: 3	S: 13	R: 0	H: 1	E: 0	K: 0	S: 7	R: 0	H: 0	E: 0	K: 1	S: 11	R: 0	H: 0	E: 0	K: 1	S: 9	R: 0	H: 1	E: 0	K: 1	S: 8	R: 1	H: 1	E: 0	K: 2	S: 8	R: 0	H: 1	E: 0	K: 0	S: 10	1B: 5	SF: 0	2B: 3	SAC: 4	3B: 0	DP: 1	HR: 1	HBP: 1	WP: 0	PA: 45
--------------	------	------	------	------	-------	------	------	------	------	-------	------	------	------	------	------	------	------	------	------	-------	------	------	------	------	------	------	------	------	------	-------	------	------	------	------	------	------	------	------	------	------	------	------	------	------	------	------	------	------	------	-------	-------	-------	-------	--------	-------	-------	-------	--------	-------	--------

PITCHER	IP	WLS	BF	H	R	ER	SO	BB	IBB	HBP	BLK	WP	HR	S	P	ERA	WHIP
<b>Scott Bankhead, R</b> ERA: 3.35 (1, 1)	6.0		28	7	2	2	6	4	0	0	0	0	0	67	110	3.00	1.833
<b>Michael Jackson, R</b> ERA: 3.61 (7, 1)	0.1		3	0	0	0	0	0	1	1	0	0	0	4	10	0.00	0.000
<b>Keith Comstock, L</b> ERA: 3.5 (7, 1)	0.1		1	0	0	0	1	0	0	0	0	0	0	3	5	0.00	0.000
<b>Jerry Reed, R</b> ERA: 3.0 (7, 1)	1.2		7	1	0	0	1	1	1	0	0	0	0	13	25	0.00	1.200
<b>Mike Schooler, R</b> ERA: 2.15 (9, 1)	1.1	L	5	1	1	1	3	0	0	0	0	0	1	13	16	6.75	0.750

Batter	1	2	3	4	5	6	7	8	9	AB R H RBI BB SO LOB	TOP
Harold Reynolds, S (1, 4) OBP: 0.350, SLG: 0.353	0-1 G1-3	2-0 G1-3			2-1 B1			0-1 G4-3		4 0 0 0 0 0 1	
Greg Briley, L (1, 7) OBP: 0.351, SLG: 0.475	2-2 1B SF8 1B		3-2 P8			2-2 G3-1		1-3 K		4 1 1 0 0 1 0	
Alvin Davis, L (1, 3) OBP: 0.443, SLG: 0.511	1-2 1-3 SF8 E 1B		0-1 G3			2-1 L3		1-1 G1-3		4 1 1 0 0 0 0	
Jeffrey Leonard, R (1, 10) OBP: 0.300, SLG: 0.423	1-0 SF8 1-2 3-H		0-0 G5-3			4-1 BB			0-0 HR	2 1 1 2 1 0 0	
Ken Griffey Jr., L (1, 8) OBP: 0.345, SLG: 0.446	1-0 E3 2-H			1-1 P5		1-0 G4-3			0-3 K	4 0 0 0 0 1 1	
Jay Buhner, R (1, 9) OBP: 0.352, SLG: 0.553	2-3 K		0-1 P9				0-0 CS 1B 1B		2-0 F8	4 0 1 0 0 1 1	
Scott Bradley, L (1, 2) Dave Valle, R (9, PH) OBP: 0.336, SLG: 0.394 OBP: 0.323, SLG: 0.360			3-3 K		1-0 F7		0-0 CS 1B		0-0 FC6-4 1B	3 0 1 0 0 0 1 0 1 0 1 0 0 0 0 0	
Jim Presley, R (1, 5) OBP: 0.273, SLG: 0.375			2-3 K			2-3 K		2-3 K	1-1 FC6-4	4 0 0 0 0 3 3	
Omar Vizquel, S (1, 6) Darnell Coles, R (7, PH) Mario Diaz, R (7, 6) OBP: 0.283, SLG: 0.279 OBP: 0.304, SLG: 0.382 OBP: 0.200, SLG: 0.196			2-1 BLK 1B			2-1 G3-1		0-0 F8		2 0 1 0 0 0 0 1 0 0 0 0 0 1 0 0 0 0 0 0 0	
Inning Stats	R: 2 H: 2 E: 1 LOB: 1 K: 1 BB: 0 S: 13 P: 20	R: 0 H: 1 E: 0 LOB: 1 K: 2 BB: 0 S: 12 P: 21	R: 0 H: 0 E: 0 LOB: 0 K: 0 BB: 0 S: 6 P: 9	R: 0 H: 0 E: 0 LOB: 0 K: 0 BB: 0 S: 5 P: 7	R: 0 H: 0 E: 0 LOB: 0 K: 1 BB: 0 S: 7 P: 13	R: 0 H: 0 E: 0 LOB: 1 K: 0 BB: 1 S: 8 P: 17	R: 0 H: 2 E: 0 LOB: 1 K: 1 BB: 0 S: 6 P: 8	R: 0 H: 0 E: 0 LOB: 0 K: 1 BB: 0 S: 7 P: 9	R: 1 H: 2 E: 0 LOB: 1 K: 1 BB: 0 S: 8 P: 11	1B: 6 SF: 1 2B: 0 SAC: 0 3B: 0 DP: 0 HR: 1 HBP: 0	WP: 0 PA: 35 PB: 0 SB: 0 CS: 2
PITCHER	IP WLS BF H R ER SO BB IBB HBP BLK WP HR S P ERA WHIP										
Tom Candiotti, R (1, 1) ERA: 2.97	7.0 W 27 5 2 1 5 1 0 0 0 1 0 0 57 95 1.29 0.857										
Jesse Orosco, L (8, 1) ERA: 2.34	1.2 7 2 1 1 2 0 0 0 0 0 1 13 17 5.40 1.200										
Doug Jones, R (9, 1) ERA: 2.45	0.1 S 1 0 0 0 0 0 0 0 0 0 0 2 3 0.00 0.000										

Seattle Mariners @ Cleveland Indians  
Cleveland Municipal Stadium, Cleveland, OH  
Wed Aug 23 1989, 7:05 PM EDT  
Att. 9,618 - Unknown

livebaseballscorecards.com

AB 33  
R 3  
H 7  
RBI 2  
BB 1  
SO 7  
LOB 7



Batter	1	2	3	4	5	6	7	8	9	AB R H RBI BB SO LOB	
Jerry Browne, S OBP: 0.386, SLG: 0.415 (1, 4)	1-0 G6-4-3 1B		1-2 G6-3 1B		3-2 G6-3		4-0 1B FC6-4 IBB			3 1 2 0 1 0 0	
Felix Fermin, R OBP: 0.308, SLG: 0.266 (1, 6)	0-1 G6-4-3 1-2f		1-2 G6-3		0-3 K		0-0 FC6-4 1B			4 0 1 1 0 1 2	
Dion James, L OBP: 0.371, SLG: 0.366 (1, 7)	2-2 G4-3		1-2 G4-3			2-2 G3-1	0-0 FC6-4			4 0 0 1 0 0 2	
Joe Carter, R OBP: 0.293, SLG: 0.470 (1, 3)		1-1 P3		0-0 G6		1-2 1B 2B	1-3 K			4 1 1 0 0 1 1	
Dave Clark, L OBP: 0.313, SLG: 0.383 (1, 10)		0-0 F8		1-3 K 1B		0-1 2-H 1B		2-0 G5-3		4 0 1 1 0 1 0	
Brook Jacoby, R OBP: 0.360, SLG: 0.424 (1, 5)		1-0 WP 2B 1B		2-0 G6-4-3 1B		1-1 F7		2-1 G5-3		4 1 2 0 0 0 1	
Albert Belle, R OBP: 0.286, SLG: 0.434 (1, 9)		3-2 1-H 2B		0-0 G6-4-3 1-2f		2-2 F7		2-3 K		4 0 1 1 0 1 3	
Brad Komminsk, R OBP: 0.341, SLG: 0.491 (1, 8)		1-3 K			1-2 1B S		4-1 1B SH1-4 BB			2 2 1 0 1 1 1	
Andy Allanson, R OBP: 0.278, SLG: 0.284 (1, 2)			2-0 F8		0-1 1B		0-1 SH1-4			2 0 1 1 0 0 0	
Inning Stats	R: 0 H: 1 E: 0 LOB: 0 K: 0 BB: 0 S: 6 P: 9	R: 1 H: 2 E: 0 LOB: 1 K: 1 BB: 0 S: 11 P: 17	R: 0 H: 1 E: 0 LOB: 1 K: 0 BB: 0 S: 13 P: 17	R: 0 H: 1 E: 0 LOB: 1 K: 1 BB: 0 S: 7 P: 10	R: 1 H: 2 E: 0 LOB: 0 K: 1 BB: 0 S: 12 P: 16	R: 1 H: 2 E: 0 LOB: 1 K: 0 BB: 0 S: 15 P: 19	R: 2 H: 1 E: 0 LOB: 1 K: 1 BB: 2 S: 10 P: 19	R: 0 H: 0 E: 0 LOB: 0 K: 1 BB: 0 S: 6 P: 12		1B: 8 SF: 0 2B: 2 SAC: 1 3B: 0 DP: 2 HR: 0 HBP: 0	
PITCHER	IP WLS BF H R ER SO BB IBB HBP BLK WP HR S P ERA WHIP										
Mike Dunne, R ERA: 5.38 (1, 1)	6.0 L 26 9 4 4 3 1 0 0 0 0 0 65 93 6.00 1.667										
Bill Swift, R ERA: 5.05 (7, 1)	2.0 8 1 1 1 2 0 1 0 0 0 0 15 26 4.50 0.500										

BOTTOM

Seattle Mariners @ Cleveland Indians  
Cleveland Municipal Stadium, Cleveland, OH

Wed Aug 23 1989, 7:05 PM EDT  
Att. 9,618 - Unknown

livebaseballscores.com

AB	31
R	5
H	10
RBI	5
BB	2
SO	5
LOB	10



WP: 3	PA: 34
PB: 0	
SB: 1	
CS: 0	

Batter	1	2	3	4	5	6	7	8	9	AB R H RBI BB SO LOB	TOP											
<b>Darnell Coles, R</b> OBP: 0.307, SLG: 0.384 (1, 7) C B F X (6, 5)	2-2 G6-4-3 1B		0-1 1B		2-2 F8		1-2 1B		0-1 G6-3	5 0 3 0 0 0 2												
<b>Ken Griffey Jr., L</b> OBP: 0.341, SLG: 0.439 (1, 8) F B S	1-3 K		2-1 F8		0-1 L6		2-3 K		0-2 P4	5 0 0 0 0 2 6												
<b>Alvin Davis, L</b> OBP: 0.443, SLG: 0.509 (1, 3) B X	1-0 G6-4-3 1-2f			2-1 2B E 1B		4-2 2B BB		2-2 F7		3 1 1 0 1 0 3												
<b>Jeffrey Leonard, R</b> OBP: 0.297, SLG: 0.419 (1, 10) B B B B B X		3-1 F9		1-2 L8		0-1 F9		2-2 F8		4 0 0 0 0 0 2												
<b>Jay Buhner, R</b> OBP: 0.367, SLG: 0.612 (1, 9) C B T B X		1-2 HR		0-0 E 1-3 2B		0-0 2B		2-3 K		4 1 3 1 0 1 0												
<b>Dave Valle, R</b> OBP: 0.318, SLG: 0.354 (1, 2) B X		1-0 G5-3		2-1 E5 2-3 3-H		0-0 G5-3		1-3 K		4 0 0 0 0 1 3												
<b>Jim Presley, R</b> OBP: 0.272, SLG: 0.373 (1, 5) C B X		1-1 G5-3		1-3 K		3-2 G4-3			2-2 FC3-6 1B	2 0 0 0 0 1 2 2 0 1 0 0 0 2												
<b>Greg Briley, L</b> OBP: 0.352, SLG: 0.475 (6, PH) (6, 7)											<b>AB 36</b>											
<b>Mario Diaz, R</b> OBP: 0.193, SLG: 0.189 (1, 4) B X			1-0 F8		0-0 F8		2-1 G4-3		1-0 FC3-6 G6-3 1B 1-2f	2 0 0 0 0 0 2 2 0 0 0 0 0 1	<b>R 2</b>											
<b>Harold Reynolds, S</b> OBP: 0.348, SLG: 0.352 (7, PH) (7, 4)											<b>H 9</b>											
<b>Omar Vizquel, S</b> OBP: 0.284, SLG: 0.277 (1, 6) B C X			1-1 G4-3		1-1 G5-3		4-1 1B BB		0-1 G6-3 1B	2 0 0 0 1 0 0 1 0 1 0 0 0 0	<b>RBI 1</b>											
<b>Scott Bradley, L</b> OBP: 0.339, SLG: 0.396 (9, PH)											<b>BB 2</b>											
<b>Inning Stats</b>	R: 0 E: 0 K: 1 S: 7	H: 1 LOB: 0 BB: 0 P: 11	R: 1 E: 0 K: 0 S: 8	H: 1 LOB: 0 BB: 0 P: 14	R: 0 E: 0 K: 0 S: 7	H: 1 LOB: 1 BB: 0 P: 11	R: 1 E: 1 K: 1 S: 12	H: 2 LOB: 2 BB: 0 P: 18	R: 0 E: 0 K: 0 S: 8	H: 0 LOB: 0 BB: 0 P: 11	R: 0 E: 0 K: 0 S: 10	H: 1 LOB: 2 BB: 1 P: 17	R: 0 E: 0 K: 1 S: 13	H: 1 LOB: 2 BB: 1 P: 24	R: 0 E: 0 K: 2 S: 9	H: 0 LOB: 0 BB: 0 P: 14	R: 0 E: 0 K: 0 S: 12	H: 2 LOB: 2 BB: 0 P: 15	1B: 6 2B: 2 3B: 0 HR: 1	SF: 0 SAC: 0 DP: 1 HBP: 0	WP: 0 PB: 0 SB: 0 CS: 0	PA: 38
<b>PITCHER</b>	IP WLS BF H R ER SO BB IBB HBP BLK WP HR S P ERA WHIP																					
<b>Steve Davis, L</b> ERA: 6.41 (1, 1)	5.0 W 21 5 2 1 2 1 0 0 0 0 0 1 45 72 1.80 1.200																					
<b>Steve Olin, R</b> ERA: 1.83 (6, 1)	3.1 15 4 0 0 3 1 0 0 0 0 0 0 35 57 0.00 1.500																					
<b>Doug Jones, R</b> ERA: 2.43 (9, 1)	0.2 S 2 0 0 0 0 0 0 0 0 0 0 0 6 6 0.00 0.000																					

Seattle Mariners @ Cleveland Indians  
Cleveland Municipal Stadium, Cleveland, OH

Thu Aug 24 1989, 3:33 AM EDT  
Att: 12,726 - Unknown

livebaseballscorecards.com



Batter	1	2	3	4	5	6	7	8	9
<b>Jerry Browne, S</b> OBP: 0.386, SLG: 0.418 (1, 4)	4-0 F9 HBP BB	2-2 L9			1-1 1B 3B	1-0 P6		1-3 K 1-2	
<b>Felix Fermin, R</b> OBP: 0.308, SLG: 0.264 (1, 6)	3-1 BB HBP F9-2 HBP		3-1 F9		2-2 G1-3	0-0 G6-3			
<b>Dion James, L</b> OBP: 0.367, SLG: 0.362 (1, 7)	1-1 F9		1-1 B1-3		2-1 G6-3		3-2 F8		
<b>Joe Carter, R</b> OBP: 0.294, SLG: 0.469 (1, 3)	1-2 BB HBP		1-1 L9		1-0 1B 1B		0-3 K		
<b>Dave Clark, L</b> OBP: 0.316, SLG: 0.382 (1, 10)	4-2 BB			1-2 G1-3	1-1 1B		2-0 G4-3		
<b>Brook Jacoby, R</b> OBP: 0.359, SLG: 0.425 (1, 5)	2-2 F9-2		0-3 K		2-0 E5		0-0 L9 2B		
<b>Albert Belle, R</b> OBP: 0.277, SLG: 0.421 (1, 9)		1-0 F7		0-0 G1-3	1-3 K		0-1 L9		
<b>Brad Komminsk, R</b> OBP: 0.353, SLG: 0.533 (1, 8)		2-2 2B			0-0 1B 3B 2B	3-1 SF8 3B	1-1 G6-3		
<b>Andy Allanson, R</b> OBP: 0.281, SLG: 0.285 (1, 2)		1-3 K			1-2 3B 1B	0-0 SF8	4-1 BB		

Inning Stats	R: 1	H: 0	E: 0	K: 0	S: 11	LOB: 2	BB: 2	P: 26
	R: 0	H: 1	E: 0	K: 1	S: 11	LOB: 1	BB: 0	P: 17
	R: 0	H: 0	E: 0	K: 0	S: 6	LOB: 0	BB: 0	P: 11
	R: 0	H: 0	E: 0	K: 1	S: 7	LOB: 0	BB: 0	P: 8
	R: 3	H: 5	E: 1	K: 1	S: 21	LOB: 3	BB: 0	P: 32
	R: 1	H: 1	E: 0	K: 0	S: 5	LOB: 0	BB: 0	P: 9
	R: 0	H: 0	E: 0	K: 1	S: 9	LOB: 0	BB: 0	P: 14
	R: 0	H: 1	E: 0	K: 1	S: 10	LOB: 2	BB: 1	P: 16

PITCHER	IP	WLS	BF	H	R	ER	SO	BB	IBB	HBP	BLK	WP	HR	S	P	ERA	WHIP
<b>Clint Zavaras, R</b> ERA: 4.96 (1, 1)	4.2	L	23	6	4	4	2	2	0	0	0	0	0	51	86	7.71	1.714
<b>Jerry Reed, R</b> ERA: 3.06 (5, 1)	1.1		6	1	1	1	1	0	0	0	0	0	0	10	17	6.75	0.750
<b>Keith Comstock, L</b> ERA: 3.32 (7, 1)	1.0		3	0	0	0	1	0	0	0	0	0	0	9	14	0.00	0.000
<b>Tom Niedenfuer, R</b> ERA: 6.99 (8, 1)	1.0		5	1	0	0	1	1	0	0	0	0	0	10	16	0.00	2.000

AB R H RBI BB SO LOB

4	2	1	2	1	1	3
3	0	0	0	0	0	1
4	0	0	0	0	0	3
3	0	1	1	0	1	0
3	0	1	1	1	0	0
4	0	1	0	0	1	5
4	0	0	0	0	1	4
4	2	3	0	0	0	1
2	1	1	1	1	1	1

<b>AB</b>	<b>31</b>
<b>R</b>	<b>5</b>
<b>H</b>	<b>8</b>
<b>RBI</b>	<b>5</b>
<b>BB</b>	<b>3</b>
<b>SO</b>	<b>5</b>
<b>LOB</b>	<b>18</b>



WP	HR	S	P	ERA	WHIP
0	0	1	37		

**Seattle Mariners @ Cleveland Indians**  
**Cleveland Municipal Stadium, Cleveland, OH**  
 Thu Aug 24 1989, 3:33 AM EDT  
 Att. 12,726 - Unknown

livebaseballscorecards.com

Batter	1	2	3	4	5	6	7	8	9	AB R H RBI BB SO LOB	TOP																
Lance Johnson, L (1, 7) OBP: 0.424, SLG: 0.467	0-2 S G3 SF8 1B		1-2 FC6-4 1B		2-3 K		0-0 SH5-4 1-2		0-3 K	4 1 2 0 0 2 1																	
Scott Fletcher, R (1, 6) OBP: 0.336, SLG: 0.294	3-2 G3 1-2		0-0 P5			1-0 P6	1-3 K		1-1 F8	5 0 0 0 0 1 5																	
Ivan Calderon, R (1, 3) OBP: 0.339, SLG: 0.453	2-1 SF8 2-H		1-2 FC6-4 1-2f			0-1 G3-6-3 1B	4-2 BB			2 0 1 1 1 0 1																	
Carlton Fisk, R (1, 2) OBP: 0.350, SLG: 0.486	1-0 F7			0-0 F8		2-2 G3-6-3 1-2f	1-2 F9			4 0 0 0 0 0 3																	
Greg Walker, L (1, 10) OBP: 0.288, SLG: 0.340		1-1 L6		2-0 P6			4-2 1B BB	0-2 F7		2 0 0 0 1 0 0																	
Daryl Boston, L (7, PR) OBP: 0.304, SLG: 0.351										1 1 0 0 0 0 0																	
Carlos Martinez, R (1, 5) OBP: 0.339, SLG: 0.404		0-1 G1-3		2-1 1B			0-0 1B SH	0-1 G6-3		4 1 2 0 0 0 0																	
Steve Lyons, L (1, 4) OBP: 0.309, SLG: 0.318		4-2 BB		0-0 F8			2-2 SH 1B 1-2 2-H	2-1 F9		3 1 1 1 1 0 1																	
Sammy Sosa, R (1, 9) OBP: 0.277, SLG: 0.354		1-2 F8			1-0 G6-3		1-1 SH 1B		0-2 G6-3 1B	3 1 1 0 0 0 1																	
Dave Gallagher, R (1, 8) OBP: 0.330, SLG: 0.314			0-1 F8		1-2 G5-3		0-0 SH5-4 1B 2-H 3-H		0-1 G6-3	4 0 1 2 0 0 1																	
<b>Inning Stats</b>	R: 1 E: 0 K: 0 S: 9	H: 1 LOB: 0 BB: 0 P: 15	R: 0 E: 0 K: 0 S: 15	H: 0 LOB: 1 BB: 1 P: 21	R: 0 E: 0 K: 0 S: 11	H: 1 LOB: 1 BB: 0 P: 13	R: 0 E: 0 K: 0 S: 5	H: 1 LOB: 1 BB: 0 P: 9	R: 0 E: 0 K: 1 S: 7	H: 0 LOB: 0 BB: 0 P: 11	R: 0 E: 0 K: 0 S: 7	H: 1 LOB: 0 BB: 0 P: 10	R: 4 E: 1 K: 1 S: 19	H: 3 LOB: 2 BB: 2 P: 32	R: 0 E: 0 K: 0 S: 8	H: 0 LOB: 0 BB: 0 P: 10	R: 0 E: 0 K: 1 S: 10	H: 1 LOB: 1 BB: 0 P: 11	1B: 8 2B: 0 3B: 0 HR: 0	SF: 1 SAC: 2 DP: 1 HBP: 0	WP: 0 PB: 0 SB: 1 CS: 0	PA: 38					
<b>PITCHER</b>	IP WLS BF H R ER SO BB IBB HBP BLK WP HR S P ERA WHIP																										
Rod Nichols, R (1, 1) ERA: 5.5	6.0		25	6	4	4	1	2	0	0	0	0	0	60	91	6.00	1.333										
Jesse Orosco, L (7, 1) ERA: 2.26	2.0	L	9	1	1	0	1	1	0	0	0	0	0	21	30	0.00	1.000										
Rich Yett, R (9, 1) ERA: 4.8	1.0		4	1	0	0	1	0	0	0	0	0	0	10	11	0.00	1.000										

Chicago White Sox @ Cleveland Indians  
Cleveland Municipal Stadium, Cleveland, OH

livebaseballscorecards.com

AB	32
R	5
H	8
RBI	4
BB	3
SO	3
LOB	13



Fri Aug 25 1989, 7:05 PM EDT  
Att. 20,033 - Unknown - 72 F



Batter	1	2	3	4	5	6	7	8	9	AB R H RBI BB SO LOB	BOTTOM																																																																																																					
<b>Jerry Browne, S</b> (1, 4) OBP: 0.385, SLG: 0.415	0-1 G1-3		0-0 SH1-3	4-0 IBB			2-2 G1-3		2-3 K	3 0 0 0 1 1 0	<p><b>Chicago White Sox @ Cleveland Indians</b>  <b>Cleveland Municipal Stadium, Cleveland, OH</b></p> <p>Fri Aug 25 1989, 7:05 PM EDT  Att: 20,033 - Unknown - 72 F</p> <p><a href="http://livebaseballscorecards.com">livebaseballscorecards.com</a></p> <table border="1"> <tr><td><b>AB</b></td><td><b>33</b></td></tr> <tr><td><b>R</b></td><td><b>4</b></td></tr> <tr><td><b>H</b></td><td><b>7</b></td></tr> <tr><td><b>RBI</b></td><td><b>3</b></td></tr> <tr><td><b>BB</b></td><td><b>3</b></td></tr> <tr><td><b>SO</b></td><td><b>6</b></td></tr> <tr><td><b>LOB</b></td><td><b>14</b></td></tr> </table> <p></p>	<b>AB</b>	<b>33</b>	<b>R</b>	<b>4</b>	<b>H</b>	<b>7</b>	<b>RBI</b>	<b>3</b>	<b>BB</b>	<b>3</b>	<b>SO</b>	<b>6</b>	<b>LOB</b>	<b>14</b>																																																																																							
<b>AB</b>	<b>33</b>																																																																																																															
<b>R</b>	<b>4</b>																																																																																																															
<b>H</b>	<b>7</b>																																																																																																															
<b>RBI</b>	<b>3</b>																																																																																																															
<b>BB</b>	<b>3</b>																																																																																																															
<b>SO</b>	<b>6</b>																																																																																																															
<b>LOB</b>	<b>14</b>																																																																																																															
<b>Felix Fermin, R</b> (1, 6) OBP: 0.305, SLG: 0.262	2-1 F9		2-2 G1-3	0-1 G4-3			0-0 F8			4 0 0 0 0 0 3																																																																																																						
<b>Dion James, L</b> (1, 7) OBP: 0.365, SLG: 0.361	1-1 G4-3		2-1 1B				1-2 G3-1			4 0 1 1 0 1 0																																																																																																						
<b>Joe Carter, R</b> (1, 3) OBP: 0.294, SLG: 0.467		1-2 1B	0-0 P5				0-1 F9		3-3 K	4 0 1 0 0 1 1																																																																																																						
<b>Dave Clark, L</b> (1, 10) OBP: 0.319, SLG: 0.385		1-0 F7		2-2 WP 1B			3-3 K	1-2 1B		4 1 2 0 0 1 1																																																																																																						
<b>Brook Jacoby, R</b> (1, 5) OBP: 0.358, SLG: 0.422		1-0 F8		2-0 G5-3		4-2 BB		2-2 P3		3 0 0 0 1 0 3																																																																																																						
<b>Albert Belle, R</b> (1, 9) OBP: 0.270, SLG: 0.408		1-1 G6-3		1-3 K			1-3 K	1-0 L8		4 0 0 0 0 2 4																																																																																																						
<b>Brad Komminsk, R</b> (1, 8) OBP: 0.357, SLG: 0.528			4-2 SH1-3 1B BB	3-1 S 1B			0-1 P6		0-2 F7	3 2 1 1 1 0 1																																																																																																						
<b>Andy Allanson, R</b> (1, 2) OBP: 0.285, SLG: 0.289			0-1 E SH1-3 1B	1-0 1B			1-2 F9		3-2 F7	3 1 2 1 0 0 1																																																																																																						
<b>Mike Young, S</b> (9, PH) OBP: 0.273, SLG: 0.256			1-2 1B	1-H 1B						1 0 0 0 0 0 0																																																																																																						
<b>Inning Stats</b>	R: 0 H: 0 E: 0 K: 0 S: 6		R: 0 H: 1 E: 0 K: 0 S: 7		R: 2 H: 2 E: 1 K: 0 S: 11		R: 2 H: 3 E: 0 K: 1 S: 12		R: 0 H: 0 E: 0 K: 2 S: 10		R: 0 H: 0 E: 0 K: 0 S: 7		R: 0 H: 1 E: 0 K: 1 S: 10		R: 0 H: 0 E: 0 K: 1 S: 11		1B: 7 2B: 0 3B: 0 HR: 0	SF: 0 SAC: 1 DP: 0 HBP: 0	WP: 1 PB: 0 SB: 1 CS: 0	PA: 37																																																																																												
<b>PITCHER</b>	<table border="1"> <thead> <tr> <th>PITCHER</th> <th>IP</th> <th>WLS</th> <th>BF</th> <th>H</th> <th>R</th> <th>ER</th> <th>SO</th> <th>BB</th> <th>IBB</th> <th>HBP</th> <th>BLK</th> <th>WP</th> <th>HR</th> <th>S</th> <th>P</th> <th>ERA</th> <th>WHIP</th> </tr> </thead> <tbody> <tr> <td><b>Richard Dotson, R</b> (1, 1) ERA: 5.2</td> <td>7.1</td> <td>W</td> <td>32</td> <td>7</td> <td>4</td> <td>2</td> <td>5</td> <td>2</td> <td>1</td> <td>0</td> <td>0</td> <td>1</td> <td>0</td> <td>71</td> <td>116</td> <td>2.46</td> <td>1.227</td> </tr> <tr> <td><b>Bobby Thigpen, R</b> (8, 1) ERA: 3.82</td> <td>1.2</td> <td>S</td> <td>5</td> <td>0</td> <td>0</td> <td>0</td> <td>1</td> <td>0</td> <td>0</td> <td>0</td> <td>0</td> <td>0</td> <td>0</td> <td>15</td> <td>23</td> <td>0.00</td> <td>0.000</td> </tr> </tbody> </table>											PITCHER	IP	WLS	BF	H	R	ER	SO	BB	IBB	HBP	BLK	WP	HR	S	P	ERA	WHIP	<b>Richard Dotson, R</b> (1, 1) ERA: 5.2	7.1	W	32	7	4	2	5	2	1	0	0	1	0	71	116	2.46	1.227	<b>Bobby Thigpen, R</b> (8, 1) ERA: 3.82	1.2	S	5	0	0	0	1	0	0	0	0	0	0	15	23	0.00	0.000	<table border="1"> <thead> <tr> <th>PITCHER</th> <th>IP</th> <th>WLS</th> <th>BF</th> <th>H</th> <th>R</th> <th>ER</th> <th>SO</th> <th>BB</th> <th>IBB</th> <th>HBP</th> <th>BLK</th> <th>WP</th> <th>HR</th> <th>S</th> <th>P</th> <th>ERA</th> <th>WHIP</th> </tr> </thead> <tbody> <tr> <td></td> <td></td> <td></td> <td></td> <td></td> <td></td> <td></td> <td></td> <td></td> <td></td> <td></td> <td></td> <td></td> <td></td> <td></td> <td></td> <td></td> <td></td> </tr> </tbody> </table>											PITCHER	IP	WLS	BF	H	R	ER	SO	BB	IBB	HBP	BLK	WP	HR	S	P	ERA	WHIP																		
PITCHER	IP	WLS	BF	H	R	ER	SO	BB	IBB	HBP	BLK	WP	HR	S	P	ERA	WHIP																																																																																															
<b>Richard Dotson, R</b> (1, 1) ERA: 5.2	7.1	W	32	7	4	2	5	2	1	0	0	1	0	71	116	2.46	1.227																																																																																															
<b>Bobby Thigpen, R</b> (8, 1) ERA: 3.82	1.2	S	5	0	0	0	1	0	0	0	0	0	0	15	23	0.00	0.000																																																																																															
PITCHER	IP	WLS	BF	H	R	ER	SO	BB	IBB	HBP	BLK	WP	HR	S	P	ERA	WHIP																																																																																															

Batter	1	2	3	4	5	6	7	8	9	AB R H RBI BB SO LOB	TOP											
Lance Johnson, L (1, 7) OBP: 0.408, SLG: 0.446	1-2 E6 CS		1-1 F8		2-0 1B		0-2 G6-3		1-3 K	5 0 1 0 0 1 1												
Scott Fletcher, R (1, 6) OBP: 0.339, SLG: 0.303	2-2 G5-3 1-2			1-0 1B 2B	2-0 2B		2-0 F8		3-1 1B	5 1 3 1 0 0 2												
Ivan Calderon, R (1, 10) OBP: 0.340, SLG: 0.455	3-2 G6-3			0-1 SH3 WP 1B	1-0 F8		1-0 F8 2B		2-3 K	5 0 2 2 0 1 2												
Carlton Fisk, R (1, 2) OBP: 0.344, SLG: 0.477		1-1 G6-3		2-2 E1 SH3 1-2		0-0 G6-3		0-1 L6	0-0 P3	5 0 0 0 0 0 3												
Carlos Martinez, R (1, 5) OBP: 0.342, SLG: 0.407		1-2 G5-3 1B		0-0 SH3 1-2 2-3		1-2 E7 1B		0-0 FC5-4 1B		3 0 2 0 0 0 0												
Sammy Sosa, R (1, 9) OBP: 0.276, SLG: 0.350		1-1 G5-3		3-2 L1		2-0 1B		1-1 FC5-4 1B		4 1 1 0 0 0 4												
Russ Morman, R (1, 3) OBP: 0.320, SLG: 0.273		2-1 F8		2-2 G4-3		3-1 F9		1-1 FC4-6 1B		4 0 1 1 0 0 5												
Steve Lyons, L (1, 4) OBP: 0.308, SLG: 0.320			2-1 F8		0-1 1B 2B 2B		0-0 F8		2-0 FC4-6 1-2f	4 1 1 0 0 0 3												
Dave Gallagher, R (1, 8) OBP: 0.330, SLG: 0.316			1-0 L4		1-1 B3		1-2 2B		2-1 G1-3	4 1 1 0 0 0 2												
<b>Inning Stats</b>	R: 0 E: 1 K: 0 S: 9	H: 0 LOB: 0 BB: 0 P: 15	R: 0 E: 0 K: 0 S: 11	H: 1 LOB: 1 BB: 0 P: 16	R: 0 E: 0 K: 0 S: 5	H: 0 LOB: 0 BB: 0 P: 9	R: 1 E: 1 K: 0 S: 15	H: 2 LOB: 2 BB: 0 P: 23	R: 1 E: 0 K: 0 S: 7	H: 3 LOB: 1 BB: 0 P: 13	R: 0 E: 1 K: 0 S: 9	H: 1 LOB: 2 BB: 0 P: 15	R: 1 E: 0 K: 0 S: 11	H: 2 LOB: 1 BB: 0 P: 15	R: 1 E: 0 K: 2 S: 9	H: 2 LOB: 1 BB: 0 P: 15	R: 0 E: 0 K: 2 S: 9	H: 1 LOB: 1 BB: 0 P: 15	1B: 7 2B: 5 3B: 0 HR: 0	SF: 0 SAC: 1 DP: 0 HBP: 0	WP: 1 PB: 0 SB: 1 CS: 1	PA: 40
<b>PITCHER</b>	IP WLS BF H R ER SO BB IBB HBP BLK WP HR S P ERA WHIP																					
Bud Black, L (1, 1) ERA: 3.98	6.2 L 30 9 3 3 0 0 0 0 0 0 1 0 65 104 4.05 1.350																					
Steve Olin, R (7, 1) ERA: 2.14	1.1 6 2 1 1 0 0 0 0 0 0 0 0 10 16 6.75 1.500																					
Jesse Orosco, L (9, 1) ERA: 2.23	1.0 4 1 0 0 0 2 0 0 0 0 0 0 9 15 0.00 1.000																					

Chicago White Sox @ Cleveland Indians  
Cleveland Municipal Stadium, Cleveland, OH

Sat Aug 26 1989, 7:05 PM EDT  
Att: 14,469 - Unknown

livebaseballscorecards.com

AB 39  
R 4  
H 12  
RBI 4  
BB 0  
SO 2  
LOB 22



Batter	1	2	3	4	5	6	7	8	9	AB R H RBI BB SO LOB
Jerry Browne, S OBP: 0.387, SLG: 0.417 (1, 4)	2-2 SH1-4 1B		0-0 F7 ②		0-0 S 1B		0-2 1-2 1B		0-0 FC6-4 WP 1-2f	5 0 3 0 0 0 1
Felix Fermin, R OBP: 0.306, SLG: 0.268 (1, 6)	0-0 SH1-4 1-2		0-1 1B 3B		0-2 F8 ②		2-3 K ③		2-3 K ③ 1-2	2 1 1 0 0 0 1 1 0 0 0 0 1 2 1 0 0 0 0 1 1
Brad Komminsk, R OBP: 0.361, SLG: 0.524 (1, 8)	0-0 F8 ②		1-0 WP 1B 3-H		2-3 K ③ 1-2		2-3 K ③ 1-2	4-2 HR BB		3 1 1 1 1 1 2
Joe Carter, R OBP: 0.293, SLG: 0.464 (1, 3)	4-2 BB		2-3 K ③ 1-2		0-0 P2 ①		1-2 F7 ①			3 0 0 0 1 1 2
Brook Jacoby, R OBP: 0.357, SLG: 0.428 (1, 5)	2-3 K ③			1-1 G3-1 ①		0-3 K ②		1-2 HR 1-H		4 1 1 2 0 2 2
Cory Snyder, R OBP: 0.249, SLG: 0.355 (1, 9)		1-0 G5-3 ①		4-2 BB		2-0 F7 ③		0-3 K ②		3 0 0 0 1 1 0
Albert Belle, R OBP: 0.262, SLG: 0.396 (1, 7)		1-1 F7 ②		2-2 F9 ②		0-0 G5-3 ①		1-3 K2-3 ③		4 0 0 0 0 1 1
Mike Young, S OBP: 0.292, SLG: 0.262 (1, 10)		1-0 P8 ③		2-3 K ③		1-1 1B HBP		0-0 FC1-6 1B		3 0 1 0 0 1 1
Andy Allanson, R OBP: 0.283, SLG: 0.287 (1, 2)			2-1 F8 ①		2-3 K ①		1-3 K ②		0-0 FC1-6 FC6-4 1-2f	2 0 0 0 0 1 0 1 0 0 0 0 1 1 1 0 0 0 0 0 1

Inning Stats	R: 0 E: 0 K: 1 S: 12	H: 1 LOB: 2 BB: 1 P: 20	R: 0 E: 0 K: 0 S: 4	H: 0 LOB: 0 BB: 0 P: 7	R: 1 E: 0 K: 1 S: 9	H: 2 LOB: 1 BB: 0 P: 14	R: 0 E: 0 K: 1 S: 11	H: 0 LOB: 1 BB: 1 P: 20	R: 0 E: 0 K: 2 S: 10	H: 1 LOB: 1 BB: 0 P: 14	R: 0 E: 0 K: 1 S: 5	H: 0 LOB: 0 BB: 0 P: 7	R: 0 E: 0 K: 2 S: 13	H: 1 LOB: 2 BB: 0 P: 17	R: 2 E: 0 K: 2 S: 16	H: 1 LOB: 0 BB: 1 P: 23	R: 0 E: 0 K: 1 S: 8	H: 1 LOB: 1 BB: 0 P: 10	1B: 5 2B: 0 3B: 1 HR: 1	SF: 0 SAC: 1 DP: 0 HBP: 1	WP: 2 PB: 0 SB: 1 CS: 0	PA: 38
--------------	-------------------------------	----------------------------------	------------------------------	---------------------------------	------------------------------	----------------------------------	-------------------------------	----------------------------------	-------------------------------	----------------------------------	------------------------------	---------------------------------	-------------------------------	----------------------------------	-------------------------------	----------------------------------	------------------------------	----------------------------------	----------------------------------	------------------------------------	----------------------------------	--------

PITCHER	IP	WLS	BF	H	R	ER	SO	BB	IBB	HBP	BLK	WP	HR	S	P	ERA	WHIP
Steve Rosenberg, L ERA: 4.79 (1, 1)	6.0	W	24	4	1	1	6	2	0	0	0	1	0	51	82	1.50	1.000
Donn Pall, R ERA: 3.04 (7, 1)	2.0		10	2	2	2	4	1	0	1	0	0	1	29	40	9.00	1.500
Bobby Thigpen, R ERA: 3.76 (9, 1)	1.0	S	4	1	0	0	1	0	0	0	0	1	0	8	10	0.00	1.000

**BOTTOM**

**Chicago White Sox @ Cleveland Indians**  
Cleveland Municipal Stadium, Cleveland, OH

Sat Aug 26 1989, 7:05 PM EDT  
Att. 14,469 - Unknown

AB	33
R	3
H	7
RBI	3
BB	3
SO	11
LOB	15



livebaseballscorecards.com

Batter	1	2	3	4	5	6	7	8	9	AB R H RBI BB SO LOB	TOP		
Lance Johnson, L (1, 7) OBP: 0.395, SLG: 0.429	0-0 B3	1-2 G3-1	3-2 1B		1-2 P6			0-0 L9		5 0 1 0 0 0 4			
Scott Fletcher, R (1, 6) OBP: 0.337, SLG: 0.300	0-3 K		HBP	G3-4-1		2-2 G5-3		0-1 G5-3		4 1 0 0 0 1 1			
Ivan Calderon, R (1, 10) OBP: 0.338, SLG: 0.452	1-2 G6-3		1-2 F8	1-1 G3		0-0 G6-3 1B		3-2 F8		5 0 1 0 0 0 1			
Carlos Martinez, R (1, 5) OBP: 0.347, SLG: 0.415		0-0 1B 1B 2B	1-2 1B 2B 1B	1-1 G5-3		0-0 G6-3 1-2f		2-2 1B		5 2 3 0 0 0 1			
Greg Walker, L (1, 3) OBP: 0.294, SLG: 0.345		0-1 BB 1B 1B 2-3	0-2 2B HR 1B 3-H	0-0 G4-3		0-0 2B 1B		1-3 K		5 2 3 1 0 1 1			
Sammy Sosa, R (1, 9) OBP: 0.282, SLG: 0.361		0-3 K	0-0 HR 2B 1-3 2-H		2-1 S 1B		1-3 K		2-3 K	5 2 2 1 0 3 4			
Steve Lyons, L (1, 4) OBP: 0.312, SLG: 0.324		0-0 BB 1B	4-0 HR IBB		2-0 G6-3		0-1 1-H 2B		2-0 F8	4 1 2 2 1 0 2			
Ron Karkovice, R (1, 2) OBP: 0.317, SLG: 0.418		4-2 BB	3-1 HR		1-2 FC5-4 1B		1-3 K			3 1 2 5 1 1 1			
Dave Gallagher, R (1, 8) OBP: 0.328, SLG: 0.313	0-1 F8		2-1 F8		0-1 FC5-4		3-2 L4			4 0 0 0 0 0 5			
<b>Inning Stats</b>	R: 0 E: 0 K: 1 S: 7 H: 0 LOB: 0 BB: 0 P: 8	R: 1 E: 0 K: 1 S: 15 H: 3 LOB: 3 BB: 1 P: 20	R: 6 E: 0 K: 0 S: 23 H: 5 LOB: 1 BB: 1 P: 44	R: 0 E: 0 K: 0 S: 5 H: 0 LOB: 0 BB: 0 P: 7	R: 1 E: 0 K: 0 S: 11 H: 2 LOB: 1 BB: 0 P: 17	R: 0 E: 0 K: 0 S: 6 H: 1 LOB: 0 BB: 0 P: 8	R: 1 E: 0 K: 2 S: 12 H: 2 LOB: 1 BB: 0 P: 17	R: 0 E: 0 K: 0 S: 6 H: 0 LOB: 0 BB: 0 P: 9	R: 0 E: 0 K: 2 S: 12 H: 1 LOB: 1 BB: 0 P: 19	1B: 10 2B: 3 3B: 0 HR: 1 SF: 0 SAC: 0 DP: 1 HBP: 1	WP: 0 PB: 0 SB: 1 CS: 0 PA: 43		
<b>PITCHER</b>	IP WLS BF H R ER SO BB IBB HBP BLK WP HR S P ERA WHIP											<b>PITCHER</b>	IP WLS BF H R ER SO BB IBB HBP BLK WP HR S P ERA WHIP
John Farrell, R (1, 1) ERA: 4.18	2.1 L 17 7 7 7 2 1 1 1 0 0 1 37 56 27.00 3.429												
Ed Wojna, R (3, 1) ERA: 5.57	4.2 19 6 2 2 2 0 0 0 0 0 0 42 65 3.86 1.286												
Rich Yett, R (8, 1) ERA: 4.7	2.0 7 1 0 0 2 0 0 0 0 0 0 18 28 0.00 0.500												

Chicago White Sox @ Cleveland Indians  
Cleveland Municipal Stadium, Cleveland, OH

Sun Aug 27 1989, 3:33 AM EDT  
Att. 24,835 - Sunny - 83 F

livebaseballscorecards.com

AB	40
R	9
H	14
RBI	9
BB	2
SO	6
LOB	20



**BOTTOM**

**Chicago White Sox @ Cleveland Indians**  
 Cleveland Municipal Stadium, Cleveland, OH

Sun Aug 27 1989, 3:33 AM EDT  
 Att. 24,835 - Sunny - 83 F

livebaseballscorecards.com

<b>AB</b>	<b>36</b>
<b>R</b>	<b>3</b>
<b>H</b>	<b>8</b>
<b>RBI</b>	<b>1</b>
<b>BB</b>	<b>2</b>
<b>SO</b>	<b>9</b>
<b>LOB</b>	<b>17</b>



AB R H RBI BB SO LOB

5	1	1	0	0	0	2
2	0	0	0	1	0	0
2	0	1	0	0	0	2
3	0	1	0	1	2	0
4	1	1	0	0	2	4
4	0	1	0	0	2	5
4	1	1	1	0	0	1
4	0	1	0	0	0	1
2	0	0	0	0	1	1
2	0	0	0	0	2	1
4	0	1	0	0	0	0

1B: 5 SF: 0  
 2B: 2 SAC: 0  
 3B: 0 DP: 0  
 HR: 1 HBP: 0

WP: 0 PA: 38  
 PB: 0  
 SB: 0  
 CS: 0

Batter	1	2	3	4	5	6	7	8	9
<b>Jerry Browne, S</b> (1, 4) OBP: 0.385, SLG: 0.415	1-2 G6-3		0-1 1B BB E 1B		0-1 F8			2-2 G3	1-2 G2-3
<b>Felix Fermin, R</b> (1, 6) OBP: 0.306, SLG: 0.267	0-0 G5-3		4-1 E 1-2 BB		2-1 G5-3			2-2 BB 1B	2-1 P3
<b>Paul Zuvella, R</b> (8, 6) OBP: 0.235, SLG: 0.313									
<b>Brad Komminsk, R</b> (1, 8) OBP: 0.365, SLG: 0.519	3-3 K		1-2 E2 1-3 2-H 1B			2-3 K		4-2 1-2 BB	
<b>Joe Carter, R</b> (1, 3) OBP: 0.293, SLG: 0.465		1-1 F9 E 2B	1-3 K			1-0 G5-3		1-3 K	
<b>Brook Jacoby, R</b> (1, 5) OBP: 0.356, SLG: 0.428		0-0 F9 2-3	1-3 K			1-0 2B		2-3 K	
<b>Cory Snyder, R</b> (1, 9) OBP: 0.249, SLG: 0.362		0-0 E6 3-H		0-0 G5-3		2-2 F9			0-1 HR
<b>Mike Young, S</b> (1, 10) OBP: 0.288, SLG: 0.261		2-2 F8		1-0 F9			1-0 G6-3		0-0 G2-3 1B 1B
<b>Albert Belle, R</b> (1, 7) OBP: 0.259, SLG: 0.390				0-3 K			1-3 K		2-3 K
<b>Dave Clark, L</b> (6, 7) OBP: 0.315, SLG: 0.379		0-0 G1-3							
<b>Andy Allanson, R</b> (1, 2) OBP: 0.283, SLG: 0.287			2-2 P2		2-2 L5		1-2 F8		0-0 G2-3 1B

Inning Stats	R: 0	H: 0	E: 0	K: 1	S: 7	R: 1	H: 1	E: 1	K: 0	S: 8	R: 1	H: 2	E: 1	K: 2	S: 15	R: 0	H: 0	E: 0	K: 1	S: 5	R: 0	H: 0	E: 0	K: 0	S: 8	R: 0	H: 1	E: 0	K: 1	S: 10	R: 0	H: 0	E: 0	K: 1	S: 7	R: 0	H: 1	E: 0	K: 2	S: 15	R: 1	H: 3	E: 0	K: 1	S: 13	1B: 5	SF: 0	2B: 2	SAC: 0	3B: 0	DP: 0	HR: 1	HBP: 0	WP: 0	PA: 38
--------------	------	------	------	------	------	------	------	------	------	------	------	------	------	------	-------	------	------	------	------	------	------	------	------	------	------	------	------	------	------	-------	------	------	------	------	------	------	------	------	------	-------	------	------	------	------	-------	-------	-------	-------	--------	-------	-------	-------	--------	-------	--------

PITCHER	IP	WLS	BF	H	R	ER	SO	BB	IBB	HBP	BLK	WP	HR	S	P	ERA	WHIP
<b>Greg Hibbard, L</b> (1, 1) ERA: 3.15	7.0		27	4	2	0	6	1	0	0	0	0	0	60	90	0.00	0.714
<b>Shawn Hillegas, R</b> (8, 1) ERA: 4.79	1.0		5	1	0	0	2	1	0	0	0	0	0	15	26	0.00	2.000
<b>Ken Patterson, L</b> (9, 1) ERA: 4.7	1.0		6	3	1	1	1	0	0	0	0	0	1	13	18	9.00	3.000

PITCHER	IP	WLS	BF	H	R	ER	SO	BB	IBB	HBP	BLK	WP	HR	S	P	ERA	WHIP
---------	----	-----	----	---	---	----	----	----	-----	-----	-----	----	----	---	---	-----	------

Batter	1	2	3	4	5	6	7	8	9	AB R H RBI BB SO LOB	TOP														
Phil Bradley, R (1, 7) OBP: 0.363, SLG: 0.414	1-0 2B		2-2 HBP		1-0 F9			2-3 K		3 0 1 0 0 1 0															
Jim Traber, L (1, 3) OBP: 0.285, SLG: 0.318	2-2 F7		0-0 FC3			2-2 P5		1-1 P5		4 0 0 0 0 0 3															
Cal Ripken Jr., R (1, 6) OBP: 0.324, SLG: 0.412	0-2 F7		0-2 G6-4-3			1-0 G4-3		0-1 1B		4 1 1 0 0 0 4															
Joe Orsulak, L (1, 9) OBP: 0.355, SLG: 0.435	2-0 G4-3			1-1 F9		0-0 1B		1-2 1B		4 0 2 1 0 0 1															
Mike Devereaux, R (1, 8) OBP: 0.333, SLG: 0.381		3-1 G5-3		2-3 K		3-2 G5-3		2-2 F9		4 0 0 0 0 1 2															
Larry Sheets, L (1, 10) OBP: 0.305, SLG: 0.368		2-1 HBP		3-2 1B		0-0 F7		0-0 SH1-4		3 0 2 0 0 0 0															
Stan Jefferson, S (9, PR) OBP: 0.214, SLG: 0.366			0-1 HBP					1-1 1B		0 0 0 0 0 0 0															
Bob Melvin, R (1, 2) OBP: 0.302, SLG: 0.324		0-1 G5-4-3		2-0 G1-3		1-1 F8		1-1 SH1-4		3 0 0 0 0 0 2															
Tim Hulett, R (1, 5) OBP: 0.259, SLG: 0.320			3-3 K		2-1 F8		4-1 BB	2-1 G6-3		3 0 0 0 1 1 2															
Rene Gonzales, R (1, 4) OBP: 0.263, SLG: 0.250			0-0 HBP		1-2 G3-1		0-0 B2-3	0-0 G5-3		4 0 1 0 0 0 3															
<b>Inning Stats</b>	R: 0 E: 0 K: 0 S: 9	H: 1 LOB: 1 BB: 0 P: 14	R: 0 E: 0 K: 0 S: 5	H: 0 LOB: 0 BB: 0 P: 10	R: 0 E: 0 K: 1 S: 10	H: 1 LOB: 2 BB: 0 P: 15	R: 0 E: 0 K: 1 S: 9	H: 1 LOB: 1 BB: 0 P: 17	R: 0 E: 0 K: 0 S: 6	H: 0 LOB: 0 BB: 0 P: 10	R: 0 E: 0 K: 0 S: 8	H: 1 LOB: 1 BB: 0 P: 14	R: 0 E: 0 K: 0 S: 5	H: 0 LOB: 1 BB: 1 P: 10	R: 1 E: 0 K: 1 S: 14	H: 2 LOB: 1 BB: 0 P: 20	R: 0 E: 0 K: 0 S: 6	H: 1 LOB: 2 BB: 0 P: 9	1B: 5 2B: 2 3B: 0 HR: 0	SF: 0 SAC: 1 DP: 2 HBP: 2	WP: 0 PB: 0 SB: 1 CS: 0	PA: 36			
<b>PITCHER</b>	IP WLS BF H R ER SO BB IBB HBP BLK WP HR S P ERA WHIP																								
Tom Candiotti, R (1, 1) ERA: 2.85	7.0	27	4	0	0	2	1	0	2	0	0	52	90	0.00	0.714										
Doug Jones, R (8, 1) ERA: 2.49	2.0	9	3	1	1	1	0	0	0	0	0	20	29	4.50	1.500										

Baltimore Orioles @ Cleveland Indians  
Cleveland Municipal Stadium, Cleveland, OH  
Tue Aug 29 1989, 7:05 PM EDT  
Att: 10,035 - Unknown

AB	32
R	1
H	7
RBI	1
BB	1
SO	3
LOB	17



Batter	1	2	3	4	5	6	7	8	9	AB	R	H	RBI	BB	SO	LOB
Jerry Browne, S (1, 4) OBP: 0.384, SLG: 0.416	1-2 L7		2-1 F7		1-1 SH1 2B		0-0 G3-4-3-4-3			4	0	1	0	0	0	2
Felix Fermin, R (1, 6) OBP: 0.309, SLG: 0.268	4-2 1B BB		0-0 1B 1B		0-1 SH1 2-3		0-0 G4-3			2	1	1	0	1	0	1
Dion James, L (1, 10) OBP: 0.361, SLG: 0.355	1-1 F7		1-0 F8		1-1 F9			2-1 F7		4	0	0	0	0	0	3
Joe Carter, R (1, 7) OBP: 0.295, SLG: 0.465	0-1 1-2 1B		0-2 1-2 1B		0-0 G4-3			0-3 K		4	0	2	0	0	1	1
Pete O'Brien, L (1, 3) OBP: 0.365, SLG: 0.381	1-3 K		0-1 1-2 2-H 1B		4-2 G1-6-3 BB			1-0 P6		3	0	1	1	1	1	2
Brook Jacoby, R (1, 5) OBP: 0.355, SLG: 0.426		0-1 L8	1-3 K		0-0 G1-6-3			1-2 HR 1B		4	0	1	0	0	1	3
Paul Zuvella, R (9, PR) OBP: 0.235, SLG: 0.313					1-2 F9				1-2 L7	0	1	0	0	0	0	0
Cory Snyder, R (1, 9) OBP: 0.249, SLG: 0.363		0-0 2B			1-1 F9				2-1 L7	4	0	1	0	0	0	1
Brad Komminsk, R (1, 8) OBP: 0.368, SLG: 0.541		0-0 G5-3			2-1 G5-3			1-1 S 1B	2-0 HR	4	1	2	2	0	0	1
Andy Allanson, R (1, 2) OBP: 0.283, SLG: 0.285		3-1 G4-3			1-0 P4			4-2 B 1-2 BB		2	0	0	0	1	0	1

Inning Stats	R: 0	H: 1	E: 0	LOB: 2	K: 1	BB: 1	S: 14	R: 0	H: 1	E: 0	LOB: 1	K: 0	BB: 0	S: 6	R: 1	H: 3	E: 0	LOB: 2	K: 1	BB: 0	S: 12	R: 0	H: 0	E: 0	LOB: 0	K: 0	BB: 0	S: 7	R: 0	H: 1	E: 0	LOB: 1	K: 0	BB: 0	S: 7	R: 0	H: 0	E: 0	LOB: 0	K: 0	BB: 1	S: 6	R: 0	H: 1	E: 0	LOB: 1	K: 0	BB: 1	S: 10	R: 0	H: 0	E: 0	LOB: 0	K: 1	BB: 0	S: 6	R: 2	H: 2	E: 0	LOB: 1	K: 0	BB: 0	S: 9	1B: 6	SF: 0	2B: 2	SAC: 1	3B: 0	DP: 2	HR: 1	HBP: 0	WP: 0	PA: 35
--------------	------	------	------	--------	------	-------	-------	------	------	------	--------	------	-------	------	------	------	------	--------	------	-------	-------	------	------	------	--------	------	-------	------	------	------	------	--------	------	-------	------	------	------	------	--------	------	-------	------	------	------	------	--------	------	-------	-------	------	------	------	--------	------	-------	------	------	------	------	--------	------	-------	------	-------	-------	-------	--------	-------	-------	-------	--------	-------	--------

PITCHER	IP	WLS	BF	H	R	ER	SO	BB	IBB	HBP	BLK	WP	HR	S	P	ERA	WHIP
Pete Harnisch, R (1, 1) ERA: 4.52	8.1	L	35	9	3	3	3	3	0	0	0	0	1	77	115	3.24	1.440

**BOTTOM**

**Baltimore Orioles @ Cleveland Indians**  
Cleveland Municipal Stadium, Cleveland, OH

Tue Aug 29 1989, 7:05 PM EDT  
Att. 10,035 - Unknown

livebaseballscorecards.com

AB	31
R	3
H	9
RBI	3
BB	3
SO	3
LOB	15



Batter	1	2	3	4	5	6	7	8	9	AB R H RBI BB SO LOB	TOP									
<b>Phil Bradley, R</b> OBP: 0.366, SLG: 0.419 (1, 7)										4 1 2 2 1 0 0	<b>Baltimore Orioles @ Cleveland Indians</b> <b>Cleveland Municipal Stadium, Cleveland, OH</b> Wed Aug 30 1989, 7:05 PM EDT Att. 13,020 - Sunny <a href="http://livebaseballscorecards.com">livebaseballscorecards.com</a>									
<b>Stan Jefferson, S</b> OBP: 0.202, SLG: 0.345 (1, 9)										5 0 0 0 0 1 4										
<b>Cal Ripken Jr., R</b> OBP: 0.323, SLG: 0.409 (1, 6)										4 1 0 0 1 0 1										
<b>Keith Moreland, R</b> OBP: 0.339, SLG: 0.380 (1, 10)										4 1 1 2 0 0 0										
<b>Randy Milligan, R</b> OBP: 0.405, SLG: 0.461 (1, 3)										3 1 1 0 1 0 0										
<b>Mike Devereaux, R</b> OBP: 0.332, SLG: 0.379 (1, 8)										4 1 1 0 0 1 1										
<b>Bob Melvin, R</b> OBP: 0.297, SLG: 0.318 (1, 2)										4 0 0 0 0 0 3										
<b>Tim Hulett, R</b> OBP: 0.323, SLG: 0.379 (1, 5)										4 1 3 2 0 0 0										
<b>Rene Gonzales, R</b> OBP: 0.262, SLG: 0.257 (1, 4)										4 1 1 1 0 0 2										
<b>Inning Stats</b>	R: 7 E: 0 K: 0 S: 31	H: 6 LOB: 1 BB: 2 P: 46	R: 0 E: 0 K: 0 S: 8	H: 0 LOB: 0 BB: 0 P: 11	R: 0 E: 0 K: 0 S: 6	H: 1 LOB: 1 BB: 0 P: 10	R: 0 E: 1 K: 0 S: 7	H: 0 LOB: 0 BB: 0 P: 11	R: 0 E: 0 K: 1 S: 9	H: 1 LOB: 2 BB: 1 P: 17	R: 0 E: 0 K: 0 S: 12	H: 1 LOB: 1 BB: 0 P: 15	R: 0 E: 0 K: 0 S: 10	H: 0 LOB: 0 BB: 0 P: 19	R: 0 E: 0 K: 0 S: 6	H: 0 LOB: 0 BB: 0 P: 7	1B: 6 2B: 4 3B: 0 HR: 0	SF: 0 SAC: 0 DP: 1 HBP: 0	WP: 0 PB: 0 SB: 2 CS: 0	PA: 39
<b>PITCHER</b>	IP WLS BF H R ER SO BB IBB HBP BLK WP HR S P ERA WHIP																			
<b>Greg Swindell, L</b> ERA: 3.03 (1, 1)	0.2 L 8 4 6 6 0 2 0 0 0 0 0 0 23 37 81.00 9.000																			
<b>Rod Nichols, R</b> ERA: 4.89 (1, 1)	6.1 25 5 1 1 2 1 0 0 0 0 0 0 57 84 1.42 0.947																			
<b>Steve Olin, R</b> ERA: 1.96 (8, 1)	2.0 6 0 0 0 0 0 0 0 0 0 0 0 16 26 0.00 0.000																			

AB	36
R	7
H	9
RBI	7
BB	3
SO	2
LOB	11





Batter	1	2	3	4	5	6	7	8	9	AB	R	H	RBI	BB	SO	LOB
Jerry Browne, S OBP: 0.381, SLG: 0.412 (1, 4)	3-1 G1-3		1-0 F9		0-0 G6-3		1-0 F9			4	0	0	0	0	0	1
Felix Fermin, R OBP: 0.309, SLG: 0.268 (1, 6)	1-1		0-2 G5-3			1-2 G4-3		3-2 F8		3	0	1	0	0	0	0
Dion James, L OBP: 0.360, SLG: 0.354 (8, PH)	1B									1	0	0	0	0	0	0
Paul Zuvella, R OBP: 0.235, SLG: 0.313 (9, 6)										0	0	0	0	0	0	0
Brad Komminsk, R OBP: 0.359, SLG: 0.526 (1, 8)	0-0 F7			1-1 L5		0-0 G1-3		2-3 K		4	0	0	0	0	1	1
Joe Carter, R OBP: 0.292, SLG: 0.461 (1, 7)	1-2 L9			0-0 F8		0-2 G4-3		0-0 L7		4	0	0	0	0	0	1
Pete O'Brien, L OBP: 0.364, SLG: 0.380 (1, 3)		3-1		2-1 G4-3			2-0 G4-1		2-2 G4-3	4	0	1	0	0	0	0
Brook Jacoby, R OBP: 0.352, SLG: 0.422 (1, 5)		2-1		2-0 G6-3			1-0 E5		2-1 G5-3	4	0	0	0	0	0	1
Cory Snyder, R OBP: 0.249, SLG: 0.365 (1, 9)		0-0		0-1 HR			2-2 FC6-4		0-3 K	4	2	1	0	0	1	2
Albert Belle, R OBP: 0.267, SLG: 0.439 (1, 10)		0-3		0-0 HR			2-2 HR			3	2	2	4	0	1	1
Andy Allanson, R OBP: 0.284, SLG: 0.285 (1, 2)			3-2 F9		3-1 P3		0-0 1B			3	0	1	0	0	0	0

Inning Stats	R: 0	H: 1	E: 0	K: 0	S: 8	R: 0	H: 1	E: 0	K: 1	S: 8	R: 0	H: 0	E: 0	K: 0	S: 7	R: 2	H: 2	E: 0	K: 0	S: 7	R: 0	H: 0	E: 0	K: 0	S: 7	R: 2	H: 2	E: 1	K: 0	S: 13	R: 0	H: 0	E: 0	K: 1	S: 10	R: 0	H: 0	E: 0	K: 1	S: 8	1B: 3	SF: 0	2B: 1	SAC: 0	3B: 0	DP: 0	HR: 2	HBP: 0	WP: 0	PA: 34
PITCHER	IP	WLS	BF	H	R	ER	SO	BB	IBB	HBP	BLK	WP	HR	S	P	ERA	WHIP																																	
Jeff Ballard, L ERA: 3.54 (1, 1)	7.0	W	28	6	4	2	1	0	0	0	0	0	2	55	86	2.57	0.857																																	
Gregg Olson, R ERA: 2.04 (8, 1)	2.0	S	6	0	0	0	2	0	0	0	0	0	0	18	27	0.00	0.000																																	

**BOTTOM**

**Baltimore Orioles @ Cleveland Indians**  
**Cleveland Municipal Stadium, Cleveland, OH**

Wed Aug 30 1989, 7:05 PM EDT  
 Att. 13,020 - Sunny

livebaseballscorecards.com

AB	34
R	4
H	6
RBI	4
BB	0
SO	3
LOB	7



Batter	1	2	3	4	5	6	7	8	9	AB R H RBI BB SO LOB	TOP											
Phil Bradley, R (1, 7) OBP: 0.365, SLG: 0.417	3-2 P9		1-2 G1-6-3			3-2 S 1B		1-2 P3		4 0 1 0 0 0 2												
Stan Jefferson, S (1, 8) OBP: 0.204, SLG: 0.341	0-3 K		0-3 K			0-1 F8			0-0 F8 1B 1B	4 0 1 0 0 2 1												
Cal Ripken Jr., R (1, 6) OBP: 0.324, SLG: 0.409	2-1 E 1B			1-1 P3		1-2 F7			0-1 BB 1B	4 0 2 0 0 0 1												
Joe Orsulak, L (1, 9) OBP: 0.351, SLG: 0.430	0-2 E3 1-3			0-2 P4			0-0 L6		1-1 F7	4 0 0 0 0 0 3												
Larry Sheets, L (1, 10) OBP: 0.301, SLG: 0.362	0-3 K			2-2 P6			3-2 P9		1-0 F8 2-3	4 0 0 0 0 1 4												
Craig Worthington, R (1, 5) OBP: 0.338, SLG: 0.387		0-2 G4-3			1-1 F8		1-2 G5-3		4-1 FC6-4 BB	3 0 0 0 1 0 0												
Jim Traber, L (1, 3) OBP: 0.280, SLG: 0.312		2-3 K			2-2 G3-1			1-0 P8	1-1 FC6-4 1-2	4 0 0 0 0 1 3												
Tim Hulett, R (1, 4) OBP: 0.324, SLG: 0.355		2-2 G6-3			2-1 G6-3			4-1 BB		2 0 0 0 1 0 0												
Jamie Quirk, L (1, 2) OBP: 0.250, SLG: 0.241			0-1 G1-6-3 1B			1-0 P9		1-3 K		3 0 1 0 0 1 1												
<b>Inning Stats</b>	R: 0 E: 1 K: 2 S: 15	H: 1 LOB: 2 BB: 0 P: 20	R: 0 E: 0 K: 1 S: 11	H: 0 LOB: 0 BB: 0 P: 15	R: 0 E: 0 K: 1 S: 8	H: 1 LOB: 0 BB: 0 P: 9	R: 0 E: 0 K: 0 S: 10	H: 0 LOB: 0 BB: 0 P: 13	R: 0 E: 0 K: 0 S: 7	H: 0 LOB: 0 BB: 0 P: 12	R: 0 E: 0 K: 0 S: 10	H: 1 LOB: 1 BB: 0 P: 15	R: 0 E: 0 K: 0 S: 11	H: 0 LOB: 0 BB: 0 P: 15	R: 0 E: 0 K: 1 S: 10	H: 0 LOB: 1 BB: 1 P: 17	R: 0 E: 0 K: 0 S: 9	H: 2 LOB: 3 BB: 1 P: 16	1B: 5 2B: 0 3B: 0 HR: 0	SF: 0 SAC: 0 DP: 1 HBP: 0	WP: 0 PB: 0 SB: 1 CS: 0	PA: 34
<b>PITCHER</b> John Farrell, R (1, 1) ERA: 3.96	IP: 9.0 WLS: W BF: 34 H: 5 R: 0 ER: 0 SO: 5 BB: 2 IBB: 0 HBP: 0 BLK: 0 WP: 0 HR: 0 S: 91 P: 132 ERA: 0.00 WHIP: 0.778											<b>PITCHER</b>	IP: 9.0 WLS: W BF: 34 H: 5 R: 0 ER: 0 SO: 5 BB: 2 IBB: 0 HBP: 0 BLK: 0 WP: 0 HR: 0 S: 91 P: 132 ERA: 0.00 WHIP: 0.778									

**Baltimore Orioles @ Cleveland Indians**  
Cleveland Municipal Stadium, Cleveland, OH

Thu Aug 31 1989, 7:05 PM EDT  
Att: 9,735 - Unknown - 80 F

livebaseballscorecards.com

AB	32
R	0
H	5
RBI	0
BB	2
SO	5
LOB	15



Batter	1	2	3	4	5	6	7	8	9
<b>Jerry Browne, S</b> OBP: 0.385, SLG: 0.416 (1, 4)	2-2 SH3 1B		1-1 P3		0-0 HR 1B	0-0 1-3 2-H 1B		0-0 HR 1B	
<b>Felix Fermin, R</b> OBP: 0.307, SLG: 0.267 (1, 6)	0-0 SH3 1-2		0-0 G6-3		0-0 SH3 1-2	1-0 4-3		0-1 SF7	
<b>Joe Carter, R</b> OBP: 0.295, SLG: 0.473 (1, 7)	4-0 BB			1-2 HR	0-2 HR 2-H	0-1 P3		2-3 K	
<b>Pete O'Brien, L</b> OBP: 0.364, SLG: 0.387 (1, 3)	0-0 L9			0-1 1B 1B	2-2 G3		0-0 F7	0-0 HR 1-H	
<b>Brook Jacoby, R</b> OBP: 0.355, SLG: 0.432 (1, 5)	0-1 F9			1-0 1B 1-3 1B	1-2 3B		1-1 1B 2B	1-3 K	
<b>Cory Snyder, R</b> OBP: 0.249, SLG: 0.363 (1, 9)		0-0 G6-3		1-1 L6-4 1-2 1B 3-H	1-1 P3		2-3 K		
<b>Brad Komminsk, R</b> OBP: 0.369, SLG: 0.529 (1, 8)		1-3 K		0-0 S 1-2 2-H 1B		4-2 1B BB	1-2 2-H 1B		
<b>Albert Belle, R</b> OBP: 0.266, SLG: 0.434 (1, 10)		0-0 G4-3		0-0 L6-4 2-3		2-2 1B 4-3 1B	0-3 K		
<b>Andy Allanson, R</b> OBP: 0.283, SLG: 0.282 (1, 2)			3-2 P4	2-1 P3 1-2		2-2 P4		4-2 1B SF7 BB	

Inning Stats	R: 0	H: 1	E: 0	K: 0	S: 7	LOB: 2	BB: 1	P: 13
	R: 0	H: 0	E: 0	K: 1	S: 5 <td>LOB: 0</td> <td>BB: 0</td> <td>P: 6 </td>	LOB: 0	BB: 0	P: 6
	R: 0	H: 0	E: 0	K: 0	S: 8 <td>LOB: 0</td> <td>BB: 0</td> <td>P: 12 </td>	LOB: 0	BB: 0	P: 12
	R: 3	H: 5	E: 0	K: 0	S: 12 <td>LOB: 1</td> <td>BB: 0</td> <td>P: 17 </td>	LOB: 1	BB: 0	P: 17
	R: 2	H: 3	E: 0	K: 0	S: 15 <td>LOB: 1</td> <td>BB: 0</td> <td>P: 19 </td>	LOB: 1	BB: 0	P: 19
	R: 2	H: 2	E: 0	K: 0	S: 14 <td>LOB: 1</td> <td>BB: 1</td> <td>P: 22 </td>	LOB: 1	BB: 1	P: 22
	R: 1	H: 2	E: 0	K: 2	S: 12 <td>LOB: 1</td> <td>BB: 0</td> <td>P: 16 </td>	LOB: 1	BB: 0	P: 16
	R: 3	H: 2	E: 0	K: 2	S: 12 <td>LOB: 0</td> <td>BB: 1</td> <td>P: 19 </td>	LOB: 0	BB: 1	P: 19

PITCHER	IP	WLS	BF	H	R	ER	SO	BB	IBB	HBP	BLK	WP	HR	S	P	ERA	WHIP
<b>Dave Johnson, R</b> ERA: 3.86 (1, 1)	3.0	L	16	6	3	3	1	1	0	0	0	0	1	29	43	9.00	2.333
<b>Dave Schmidt, R</b> ERA: 5.27 (4, 1)	2.0		8	3	2	2	0	0	0	0	0	0	1	18	24	9.00	1.500
<b>Mark Thurmond, L</b> ERA: 3.63 (6, 1)	2.0		11	4	3	3	2	1	0	0	0	0	0	26	38	13.50	2.500
<b>Brian Holton, R</b> ERA: 4.19 (8, 1)	1.0		6	2	3	3	2	1	0	0	0	0	1	12	19	27.00	3.000

AB R H RBI BB SO LOB

5	2	4	1	0	0	0
2	0	0	2	0	0	1
4	2	2	3	1	1	2
5	2	2	2	0	0	2
5	2	3	0	0	1	2
4	0	1	1	0	1	2
3	1	2	2	1	1	0
4	1	1	0	0	1	3
3	1	0	0	1	0	3

WP	HR	S	P	ERA	WHIP
0	0	0	41		

**Baltimore Orioles @ Cleveland Indians**  
Cleveland Municipal Stadium, Cleveland, OH

livebaseballscorecards.com

AB	35
R	11
H	15
RBI	11
BB	3
SO	5
LOB	15



Thu Aug 31 1989, 7:05 PM EDT  
Att. 9,735 - Unknown - 80 F

Batter	1	2	3	4	5	6	7	8	9	10	11	12	AB	R	H	RBI	BB	SO	LOB	TOP					
<b>Jerry Browne, S</b> OBP: 0.383, SLG: 0.414 (1, 4)	G1-3		G6-3		F9			K			FC3-6 SH1-4 1B		5	0	1	0	0	1	0	<b>Cleveland Indians @ Detroit Tigers</b> Tiger Stadium, Detroit, MI Fri Sep 01 1989, 7:05 PM EDT Att: 14,576 - Unknown					
<b>Felix Fermin, R</b> OBP: 0.304, SLG: 0.264 (1, 6)	L6		G6-3			G4-3			F9		SH1-4		4	0	0	0	0	0	0						
<b>Joe Carter, R</b> OBP: 0.298, SLG: 0.479 (1, 7) (9, 9)					G6-3			K		HR	FC3-6 IBB		4	1	2	1	1	1	0						
<b>Pete O'Brien, L</b> OBP: 0.363, SLG: 0.383 (1, 3)						K			P8		FC3-6		4	0	0	0	1	1	2						
<b>Brook Jacoby, R</b> OBP: 0.356, SLG: 0.431 (1, 5) <b>Tommy Hinzo, S</b> (9, PR) <b>Luis Aguayo, R</b> OBP: 0.233, SLG: 0.242 (9, 5)	L7							G1-3			FC6-4 BB		3	0	1	0	1	0	2						
<b>Cory Snyder, R</b> OBP: 0.252, SLG: 0.363 (1, 9) <b>Dion James, L</b> OBP: 0.358, SLG: 0.352 (9, PH) (9, 7)			K						FC6-4				1	0	0	0	2	1	0						
<b>Brad Komminsk, R</b> OBP: 0.358, SLG: 0.510 (1, 8)			K						CS BB				2	0	0	0	0	0	1						
<b>Albert Belle, R</b> OBP: 0.258, SLG: 0.419 (1, 10)			K										5	0	0	0	0	3	3						
<b>Andy Allanson, R</b> OBP: 0.282, SLG: 0.280 (1, 2) <b>Mike Young, S</b> OBP: 0.283, SLG: 0.255 (8, PH) <b>Joel Skinner, R</b> OBP: 0.276, SLG: 0.294 (8, 2)								G5-3			F7		2	0	0	0	0	1	1						
<b>Frank Tanana, L</b> ERA: 3.5 (1, 1) <b>Mike Henneman, R</b> ERA: 3.96 (9, 1) <b>Paul Gibson, L</b> ERA: 4.18 (11, 1)													5	0	0	0	0	1	1						
<b>Andy Allanson, R</b> OBP: 0.282, SLG: 0.280 (1, 2) <b>Mike Young, S</b> OBP: 0.283, SLG: 0.255 (8, PH) <b>Joel Skinner, R</b> OBP: 0.276, SLG: 0.294 (8, 2)			G1-3										2	0	0	0	0	0	0						
<b>Inning Stats</b>	R: 0 E: 0 K: 0 S: 14	H: 1 LOB: 2 BB: 1 P: 23	R: 0 E: 0 K: 3 S: 12	H: 0 LOB: 0 BB: 0 P: 18	R: 0 E: 0 K: 0 S: 9	H: 0 LOB: 0 BB: 0 P: 13	R: 0 E: 0 K: 2 S: 12	H: 1 LOB: 2 BB: 1 P: 23	R: 0 E: 0 K: 0 S: 6	H: 0 LOB: 0 BB: 0 P: 9	R: 0 E: 0 K: 1 S: 8	H: 0 LOB: 0 BB: 0 P: 14	R: 0 E: 0 K: 1 S: 8	H: 0 LOB: 0 BB: 0 P: 12	R: 0 E: 0 K: 1 S: 7	H: 0 LOB: 0 BB: 0 P: 11	R: 0 E: 0 K: 1 S: 9	H: 1 LOB: 2 BB: 1 P: 18	R: 0 E: 1 K: 0 S: 7		H: 0 LOB: 1 BB: 0 P: 9	1B: 3 2B: 0 3B: 0 HR: 1	SF: 0 SAC: 1 DP: 0 HBP: 0	WP: 0 PB: 0 SB: 1 CS: 1	PA: 45
<b>PITCHER</b>	IP WLS BF H R ER SO BB IBB HBP BLK WP HR S P ERA WHIP																								
<b>Frank Tanana, L</b> ERA: 3.5 (1, 1) <b>Mike Henneman, R</b> ERA: 3.96 (9, 1) <b>Paul Gibson, L</b> ERA: 4.18 (11, 1)	8.2 7 32 3 1 1 8 4 0 0 0 0 1 137 1.04 0.808																								

AB	39
R	1
H	4
RBI	1
BB	5
SO	10
LOB	12



Batter	1	2	3	4	5	6	7	8	9	10	11	12	AB R H RBI BB SO LOB
Gary Pettis, S OBP: 0.372, SLG: 0.308 (1, 8) X	0-0 B3		2-1 G6-3			4-2 CS BB		4-2 FC5-4 BB		0-3 K		1-2 1B	4 0 1 1 2 1 0
Alan Trammell, R OBP: 0.297, SLG: 0.309 (1, 6) B X	1-0 F8		3-2 G5-3			1-1 BB 1B		1-2 FC5-4 S			0-0 B1-3		5 1 1 0 0 0 1
Lou Whitaker, L OBP: 0.359, SLG: 0.471 (1, 4) X	0-0 G4-3			1-1 F7		1-2 F9		2-0 L8			0-2 F8		5 0 0 0 0 0 2
Gary Ward, R OBP: 0.310, SLG: 0.406 (1, 3)		1-1 P4		0-0 2B		4-1 1B BB		2-3 K			1-2 F8		4 0 1 0 1 1 1
Chet Lemon, R OBP: 0.327, SLG: 0.346 (1, 9)		1-1 BB 1B		2-2 G6-3		1-0 1B		1-1 G6-3				0-3 K	5 0 2 1 0 1 1
Rick Schu, R OBP: 0.280, SLG: 0.341 (1, 10)		1 SAFE 2-0 P5		2-2 G6-3		3-2 G4-3		2-3 K				4-0 BB 1B	3 0 0 0 0 0 4
Fred Lynn, L OBP: 0.315, SLG: 0.332 (9, PH)													1 0 0 0 1 1 0
Mike Brumley, S OBP: 0.274, SLG: 0.267 (12, PR)													0 1 0 0 0 0 0
Mike Heath, R OBP: 0.319, SLG: 0.433 (1, 2)		1 SAFE 1-2 BB			0-1 G6-3			1-1 F8				0-1 BB 1B	4 0 1 0 1 0 0
Kenny Williams, R OBP: 0.254, SLG: 0.297 (1, 7)								2-3 K				4-0 BB 1B	4 0 0 0 0 3 2
Dave Bergman, L OBP: 0.327, SLG: 0.357 (12, PH)												1-2 BB 1B	0 0 0 0 1 0 0
Doug Strange, S OBP: 0.237, SLG: 0.232 (1, 5)			1-2 G6-3			1-1 G4-3		2-1 G6-3				2-3 K	5 0 0 0 0 1 3

Inning Stats	R: 0	H: 0	E: 0	K: 3	S: 3	R: 0	H: 1	E: 0	K: 1	S: 8	R: 0	H: 0	E: 0	K: 0	S: 8	R: 0	H: 1	E: 0	K: 0	S: 10	R: 0	H: 0	E: 0	K: 0	S: 7	R: 1	H: 2	E: 0	K: 0	S: 14	R: 0	H: 0	E: 0	K: 1	S: 7	R: 0	H: 0	E: 0	K: 1	S: 10	R: 0	H: 0	E: 0	K: 1	S: 7	R: 0	H: 0	E: 0	K: 2	S: 8	R: 0	H: 0	E: 0	K: 0	S: 7	R: 1	H: 2	E: 0	K: 2	S: 11	1B: 5	2B: 1	3B: 0	HR: 0	SF: 0	DP: 0	HBP: 0	WP: 0	PB: 0	SB: 1	CS: 1	PA: 46
--------------	------	------	------	------	------	------	------	------	------	------	------	------	------	------	------	------	------	------	------	-------	------	------	------	------	------	------	------	------	------	-------	------	------	------	------	------	------	------	------	------	-------	------	------	------	------	------	------	------	------	------	------	------	------	------	------	------	------	------	------	------	-------	-------	-------	-------	-------	-------	-------	--------	-------	-------	-------	-------	--------


PITCHER	IP	WLS	BF	H	R	ER	SO	BB	IBB	HBP	BLK	WP	HR	S	P	ERA	WHIP
Bud Black, L ERA: 3.86 (1, 1)	8.0		31	4	1	1	3	4	0	0	0	0	0	67	119	1.12	1.000
Steve Olin, R ERA: 1.93 (9, 1)	0.1		1	0	0	0	0	0	0	0	0	0	0	2	3	0.00	0.000
Jesse Orosco, L ERA: 2.13 (9, 1)	2.2		8	0	0	0	3	0	0	0	0	0	0	20	26	0.00	0.000
Doug Jones, R ERA: 2.6 (12, 1)	0.2	L	6	2	1	1	2	1	1	0	0	0	0	11	22	13.50	4.500

**TOP**

**Cleveland Indians @ Detroit Tigers**  
Tiger Stadium, Detroit, MI

Fri Sep 01 1989, 7:05 PM EDT  
Att. 14,576 - Unknown

AB	R	H	RBI	BB	SO	LOB
40	2	6	2	6	8	14



AB	R	H	RBI	BB	SO	LOB
40	2	6	2	6	8	14

Batter	1	2	3	4	5	6	7	8	9	AB R H RBI BB SO LOB	TOP											
Jerry Browne, S (1, 4) OBP: 0.380, SLG: 0.410	1-1 F7		1-3 K		0-0 FC3-6 FC6-4 1-2f		3-2 L8		1-2 G4-3	5 0 0 0 0 1 3	<p><b>Cleveland Indians @ Detroit Tigers</b></p> <p>Tiger Stadium, Detroit, MI</p> <p>Sat Sep 02 1989, 3:33 AM EDT</p> <p>Att. 17,207 - Sunny - 73 F</p>											
Felix Fermin, R (1, 6) OBP: 0.301, SLG: 0.262 Dave Clark, L (9, PH) OBP: 0.313, SLG: 0.378	1-1 G6-3		1-1 G1-3		0-0 FC6-4 1-2f		1-2 F8		2-1 G3-1	4 0 0 0 0 0 3 1 0 0 0 0 0 0												
Dion James, L (1, 10) OBP: 0.366, SLG: 0.363	4-0 FC6-4 BB		1-1 2-H 1B		0-0 FC6-4 BB 1B		3-2 L8 2B		1-2 HBP 1B	4 1 4 1 1 0 0												
Joe Carter, R (1, 7) OBP: 0.297, SLG: 0.475 Tommy Hinzo, S (9, PR)	0-1 FC6-4 1-2f		0-1 G6-3		1-1 P3		2-1 L8 2-3		2-1 HBP	4 0 0 0 0 0 4 0 0 0 0 0 0 0												
Pete O'Brien, L (1, 3) OBP: 0.365, SLG: 0.393		1-0 HR		1-1 G1-3		4-2 FC6-4 BB 1-2		0-1 FC4-6 E 2B	2-0 F8	4 2 2 2 1 0 2												
Brook Jacoby, R (1, 5) OBP: 0.355, SLG: 0.428		0-0 F8		2-1 G6-3		0-0 FC6-4 1-2f 2-3		3-H FC4-6 BB 2B		3 0 0 0 1 0 2												
Brad Komminsk, R (1, 8) OBP: 0.349, SLG: 0.497		3-3 K		3-3 K		0-1 F7		2-1 FC4-6 E WP 1-2f 2-3		4 0 0 0 0 2 4												
Albert Belle, R (1, 9) OBP: 0.258, SLG: 0.414		3-3 K		1-2 FC3-6 1B		1-3 K		3-2 E4 FC6-4 1-3 3-H		4 0 1 0 0 2 1												
Andy Allanson, R (1, 2) OBP: 0.285, SLG: 0.285 Mike Young, S (8, PH) OBP: 0.278, SLG: 0.250 Joel Skinner, R (8, 2) OBP: 0.276, SLG: 0.294			3-1 1B 2B		3-1 F7 SAFE		4-2 BB		2-2 FC6-4 1-2f	2 1 1 0 1 0 1 1 0 0 0 0 0 2 0 0 0 0 0 0 0												
<b>Inning Stats</b>	R: 0 E: 0 K: 0 S: 6	H: 0 LOB: 1 BB: 1 P: 12	R: 1 E: 0 K: 2 S: 8	H: 1 LOB: 0 BB: 0 P: 15	R: 1 E: 0 K: 1 S: 11	H: 2 LOB: 1 BB: 0 P: 17	R: 0 E: 0 K: 1 S: 7	H: 0 LOB: 0 BB: 0 P: 13	R: 0 E: 0 K: 0 S: 10	H: 1 LOB: 1 BB: 0 P: 14	R: 0 E: 0 K: 1 S: 9	H: 1 LOB: 2 BB: 1 P: 14	R: 0 E: 0 K: 1 S: 12	H: 0 LOB: 1 BB: 1 P: 21	R: 2 E: 1 K: 0 S: 20	H: 2 LOB: 2 BB: 1 P: 36	R: 0 E: 0 K: 0 S: 11	H: 1 LOB: 2 BB: 0 P: 19	1B: 4 2B: 3 3B: 0 HR: 1	SF: 0 SAC: 0 DP: 0 HBP: 1	WP: 1 PB: 0 SB: 0 CS: 0	PA: 41
<b>PITCHER</b>	IP WLS BF H R ER SO BB IBB HBP BLK WP HR S P ERA WHIP																					
Jeff Robinson, R (1, 1) ERA: 4.5	7.1 W 32 7 4 3 5 3 0 0 0 0 1 70 118 3.68 1.364																					
Jeff Robinson, R (8, 1) ERA: 4.5	7.1 W 32 7 4 3 5 3 0 0 0 0 0 1 70 118 3.68 1.364																					
Frank Williams, R (8, 1) ERA: 2.98	0.2 4 0 0 0 0 1 0 0 0 1 0 13 24 0.00 1.500																					
Mike Henneman, R (9, 1) ERA: 3.91	1.0 5 1 0 0 0 0 0 0 1 0 0 0 11 19 0.00 1.000																					

livebaseballscorecards.com

AB	36
R	4
H	8
RBI	3
BB	4
SO	5
LOB	22



Batter	1	2	3	4	5	6	7	8	9
<b>Gary Pettis, S</b> (1, 8) OBP: 0.377, SLG: 0.313 <b>Scott Lusader, L</b> (9, 8) OBP: 0.260, SLG: 0.277									
<b>Alan Trammell, R</b> (1, 6) OBP: 0.296, SLG: 0.308									
<b>Chet Lemon, R</b> (1, 10) OBP: 0.328, SLG: 0.353 (8, 9)									
<b>Gary Ward, R</b> (1, 9) OBP: 0.310, SLG: 0.413 <b>Rob Richie, L</b> (7, PH) OBP: 0.333, SLG: 0.333 <b>Jeff Robinson, R</b> (8, 1) <b>Frank Williams, R</b> (8, 1) <b>Mike Henneman, R</b> (9, 1)									
<b>Rick Schu, R</b> (1, 5) OBP: 0.280, SLG: 0.339									
<b>Mike Heath, R</b> (1, 2) OBP: 0.318, SLG: 0.430									
<b>Kenny Williams, R</b> (1, 7) OBP: 0.262, SLG: 0.296									
<b>Dave Bergman, L</b> (1, 3) OBP: 0.332, SLG: 0.358									
<b>Mike Brumley, S</b> (1, 4) OBP: 0.273, SLG: 0.266									

Inning Stats	R: 2	H: 2	E: 0	K: 0	S: 10	LOB: 0	BB: 1	P: 18	R: 0	H: 0	E: 0	K: 0	S: 6	LOB: 0	BB: 1	P: 13	R: 0	H: 1	E: 0	K: 1	S: 6	LOB: 1	BB: 0	P: 10	R: 6	H: 6	E: 0	K: 0	S: 25	LOB: 1	BB: 1	P: 45	R: 0	H: 0	E: 0	K: 2	S: 11	LOB: 0	BB: 0	P: 14	R: 0	H: 0	E: 0	K: 0	S: 4	LOB: 0	BB: 1	P: 10	R: 0	H: 1	E: 1	K: 1	S: 13	LOB: 2	BB: 1	P: 19	R: 2	H: 1	E: 1	K: 1	S: 13	LOB: 0	BB: 2	P: 30
--------------	------	------	------	------	-------	--------	-------	-------	------	------	------	------	------	--------	-------	-------	------	------	------	------	------	--------	-------	-------	------	------	------	------	-------	--------	-------	-------	------	------	------	------	-------	--------	-------	-------	------	------	------	------	------	--------	-------	-------	------	------	------	------	-------	--------	-------	-------	------	------	------	------	-------	--------	-------	-------

PITCHER	IP	WLS	BF	H	R	ER	SO	BB	IBB	HBP	BLK	WP	HR	S	P	ERA	WHIP
Steve Davis, L (1, 1) ERA: 7.83	3.1	L	17	6	6	6	1	3	0	0	0	0	0	30	59	16.20	2.700
Rich Yett, R (4, 1) ERA: 4.87	0.1		4	3	2	2	0	0	0	0	0	0	0	13	20	54.00	9.000
Ed Wojna, R (4, 1) ERA: 5.18	3.1		13	1	1	1	4	3	0	0	0	0	0	32	56	2.70	1.200
Steve Olin, R (8, 1) ERA: 1.85	1.0		4	1	1	0	1	1	0	0	0	0	0	11	24	0.00	2.000

**AB R H RBI BB SO LOB**

**4 1 3 2 1 0 1**  
**0 0 0 0 0 0 0**

**5 2 1 1 0 1 2**

**4 0 2 2 0 2 1**

**3 1 1 0 0 0 2**  
**0 0 0 0 1 0 0**  
**0 0 0 0 0 0 0**  
**0 0 0 0 0 0 0**  
**0 0 0 0 0 0 0**

**4 0 1 1 0 1 0**

**4 1 1 0 0 1 2**

**1 2 0 0 3 1 0**

**2 2 1 1 2 0 1**

**4 1 1 1 0 0 3**

**AB 31**  
**R 10**  
**H 11**  
**RBI 8**  
**BB 7**  
**SO 6**  
**LOB 12**

**WP: 0 PA: 38**  
**PB: 0**  
**SB: 2**  
**CS: 0**

**WP: 0**  
**PA: 38**  
**ERA**  
**WHIP**

**Cleveland Indians @ Detroit Tigers**  
**Tiger Stadium, Detroit, MI**  
 Sat Sep 02 1989, 3:33 AM EDT  
 Att. 17,207 - Sunny - 73 F

livebaseballscorecards.com

Batter	1	2	3	4	5	6	7	8	9	AB R H RBI BB SO LOB	TOP	
Jerry Browne, S OBP: 0.382, SLG: 0.413 (1, 4)	1-2 1B 2B	4-0 BB			1-0 1B 1B		1-1 G3-1			3 1 2 0 1 0 0		
Felix Fermin, R OBP: 0.302, SLG: 0.262 Paul Zuvella, R OBP: 0.229, SLG: 0.303 (7, PH) (7, 6)	1-2 WP FC6-4 1B	2-2 G6-3			3-3 K		0-1 L9			3 1 1 0 0 1 2 1 0 0 0 0 0 0		
Dion James, L OBP: 0.365, SLG: 0.361 (1, 10)	1-3 K				1-0 F7		0-2 1B			4 0 1 0 0 1 2		
Joe Carter, R OBP: 0.297, SLG: 0.473 (1, 7)	1-0 FC6-4 WP 1B				1-2 G6-3		0-3 K			4 0 1 1 0 1 2		
Pete O'Brien, L OBP: 0.364, SLG: 0.390 (1, 3)	4-0 FC6-4 1B IBB				0-1 P5		1-2 L9			3 0 0 0 1 0 0		
Brook Jacoby, R OBP: 0.354, SLG: 0.429 (1, 5)	0-1 FC6-4				2-3 K		0-0 1B 2B			4 0 1 1 0 1 2		
Cory Snyder, R OBP: 0.254, SLG: 0.364 (1, 9)	0-0 G5-3				0-0 G1-3		1-1 G6-4-3 1B			4 0 2 0 0 0 2		
Brad Komminsk, R OBP: 0.341, SLG: 0.484 (1, 8)					0-1 P6		2-0 G6-4-3			4 0 0 0 0 0 2		
Andy Allanson, R OBP: 0.285, SLG: 0.295 (1, 2)					1-1 G5-3		0-0 HR			4 1 1 1 0 0 0		
<b>Inning Stats</b>	R: 2 H: 3 E: 0 LOB: 2 K: 1 BB: 1 S: 15 P: 23	R: 0 H: 0 E: 0 LOB: 1 K: 0 BB: 1 S: 7 P: 17	R: 0 H: 0 E: 0 LOB: 0 K: 0 BB: 0 S: 9 P: 11	R: 0 H: 0 E: 0 LOB: 0 K: 1 BB: 0 S: 6 P: 8	R: 0 H: 2 E: 0 LOB: 2 K: 2 BB: 0 S: 12 P: 17	R: 0 H: 2 E: 0 LOB: 1 K: 0 BB: 0 S: 7 P: 11	R: 1 H: 1 E: 0 LOB: 0 K: 0 BB: 0 S: 7 P: 8	R: 0 H: 0 E: 0 LOB: 0 K: 0 BB: 0 S: 7 P: 12	R: 0 H: 1 E: 0 LOB: 0 K: 0 BB: 0 S: 4 P: 5	1B: 6 SF: 0 2B: 2 SAC: 0 3B: 0 DP: 1 HR: 1 HBP: 0	WP: 1 PA: 36 PB: 0 SB: 0 CS: 0	
<b>PITCHER</b> Jack Morris, R ERA: 4.9 (1, 1)	IP WLS BF H R ER SO BB IBB HBP BLK WP HR S P ERA WHIP	9.0 W 36 9 3 3 4 1 1 0 0 1 1 74 112 3.00 1.111										

Cleveland Indians @ Detroit Tigers  
Tiger Stadium, Detroit, MI  
Sun Sep 03 1989, 3:33 AM EDT  
Att. 18,130 - Sunny - 72 F

livebaseballscorecards.com

AB 34  
R 3  
H 9  
RBI 3  
BB 2  
SO 4  
LOB 12





Batter	1	2	3	4	5	6	7	8	9
Gary Pettis, S OBP: 0.373, SLG: 0.309 (1, 8)	K		G1-3	G6-4-3		G3		P5	
Alan Trammell, R OBP: 0.299, SLG: 0.313 Mike Brumley, S OBP: 0.276, SLG: 0.269 (1, 6) (7, 6)	G3 E 2B		G5-3			FC3-6 1B	L6	1B HR 1B	
Lou Whitaker, L OBP: 0.357, SLG: 0.468 (1, 4)	G3		G4-1			FC3-6 BB 1-2f	F8	HR 1B	
Fred Lynn, L OBP: 0.322, SLG: 0.355 Kenny Williams, R OBP: 0.262, SLG: 0.296 (1, 7) (9, 7)	E1 E					1B 3B BB	HR	HR	
Dave Bergman, L OBP: 0.333, SLG: 0.359 (1, 3)	E3 1-H					3B 1B	1B	L6	
Rob Richie, L OBP: 0.318, SLG: 0.421 (1, 10)	G4-3					HR 3B	P4	G4-3	
Scott Lusader, L OBP: 0.296, SLG: 0.360 (1, 9)			K2-3			HR		FC3-6 1B	
Doug Strange, S OBP: 0.224, SLG: 0.225 (1, 5)			G1-3			L8		FC3-6 1B WP	
Mike Heath, R OBP: 0.321, SLG: 0.431 (1, 2)			K			G6-4-3 1B		P2 1B 1B	

Inning Stats	R: 2	H: 1	E: 2	K: 1	S: 11	LOB: 1	BB: 0	P: 18	R: 0	H: 0	E: 0	K: 2	S: 8	LOB: 0	BB: 0	P: 11	R: 0	H: 0	E: 0	K: 0	S: 6	LOB: 0	BB: 0	P: 10	R: 4	H: 4	E: 0	K: 0	S: 11	LOB: 4	BB: 1	P: 20	R: 0	H: 1	E: 0	K: 1	S: 11	LOB: 1	BB: 1	P: 18	R: 1	H: 2	E: 0	K: 0	S: 14	LOB: 1	BB: 0	P: 22	R: 5	H: 5	E: 0	K: 0	S: 21	LOB: 0	BB: 0	P: 29
--------------	------	------	------	------	-------	--------	-------	-------	------	------	------	------	------	--------	-------	-------	------	------	------	------	------	--------	-------	-------	------	------	------	------	-------	--------	-------	-------	------	------	------	------	-------	--------	-------	-------	------	------	------	------	-------	--------	-------	-------	------	------	------	------	-------	--------	-------	-------

PITCHER	IP	WLS	BF	H	R	ER	SO	BB	IBB	HBP	BLK	WP	HR	S	P	ERA	WHIP
Tom Candiotti, R ERA: 3.0 (1, 1)	3.1	L	18	5	6	4	3	1	0	0	0	0	1	34	56	10.80	1.800
Rich Yett, R ERA: 4.95 (4, 1)	4.0		18	5	3	3	2	2	0	0	0	1	1	44	70	6.75	1.750
Steve Olin, R ERA: 2.88 (8, 1)	0.2		5	3	3	3	0	0	0	0	0	0	1	12	16	40.50	4.500

AB R H RBI BB SO LOB

5	0	0	0	0	1	3
3	1	2	0	0	0	0
2	1	1	0	0	0	0
5	1	1	1	0	0	2
3	4	2	4	2	0	0
0	0	0	0	0	0	0
5	1	2	0	0	1	2
4	1	1	2	0	0	4
3	1	2	2	1	1	0
4	1	0	0	0	1	2
4	1	2	1	0	1	1

AB	R	H	RBI	BB	SO	LOB
38	12	13	10	3	5	14



Cleveland Indians @ Detroit Tigers  
Tiger Stadium, Detroit, MI  
Sun Sep 03 1989, 3:33 AM EDT  
Att. 18,130 - Sunny - 72 F

livebaseballscorecards.com

AB	R	H	RBI	BB	SO	LOB
38	12	13	10	3	5	14

WP	PA
1	41



Batter	1	2	3	4	5	6	7	8	9	AB R H RBI BB SO LOB
Mike Devereaux, R (1, 8) OBP: 0.337, SLG: 0.382	1-2 E 2B	1 SAFE 3-2 F9		1-0 1-2 1B			1-1 G6-3			4 1 2 0 0 0 1
Phil Bradley, R (1, 7) OBP: 0.363, SLG: 0.410	4-2 E G4-3 BB		0-0 HR 1B	2-2 G6-3			1-3 K			3 2 1 0 1 1 2
Cal Ripken Jr., R (1, 6) OBP: 0.320, SLG: 0.409	1-0 P6		2-0 1-H HR		2-3 K			0-3 K		4 1 1 2 0 2 2
Keith Moreland, R (1, 10) OBP: 0.335, SLG: 0.375	3-2 E5 G4-3 1B		2-1 L5		1-1 G6-3			0-1 G3		4 0 1 1 0 0 0
Randy Milligan, R (1, 3) OBP: 0.398, SLG: 0.449	1-0 G4-3		0-0 G4-3		2-2 F9			1-1 G5-3		4 0 0 1 0 0 1
Craig Worthington, R (1, 5) OBP: 0.336, SLG: 0.380	2-3 3-H 1-1 F8		1-2 G6-3		0-0 P4			0-0 P5		4 0 0 0 0 0 1
Bob Melvin, R (1, 2) OBP: 0.287, SLG: 0.308		1-2 F9		0-0 F8		0-1 G5-3		1-1 F9		4 0 0 0 0 0 0
Tim Hulett, R (1, 4) OBP: 0.341, SLG: 0.439		1-1 1B		2-2 1B 1B		3-3 K		2-2 HR		4 1 3 1 0 1 0
Stan Jefferson, S (1, 9) OBP: 0.208, SLG: 0.327		0-2 F9		0-2 P5			1-2 G4-3			3 0 0 0 0 0 2

Inning Stats	R: 2	H: 2	E: 1	LOB: 1	K: 0	S: 14	R: 0	H: 1	E: 0	LOB: 1	K: 0	S: 12	R: 2	H: 2	E: 0	LOB: 0	K: 0	S: 8	R: 0	H: 2	E: 0	LOB: 2	K: 0	S: 11	R: 0	H: 0	E: 0	LOB: 0	K: 1	S: 9	R: 0	H: 0	E: 0	LOB: 0	K: 1	S: 6	R: 0	H: 0	E: 0	LOB: 0	K: 1	S: 8	R: 0	H: 0	E: 0	LOB: 0	K: 1	S: 7	R: 1	H: 1	E: 0	LOB: 0	K: 0	S: 10	1B: 5	SF: 0	2B: 1	SAC: 0	3B: 0	DP: 0	HR: 2	HBP: 0	WP: 0	PA: 35
--------------	------	------	------	--------	------	-------	------	------	------	--------	------	-------	------	------	------	--------	------	------	------	------	------	--------	------	-------	------	------	------	--------	------	------	------	------	------	--------	------	------	------	------	------	--------	------	------	------	------	------	--------	------	------	------	------	------	--------	------	-------	-------	-------	-------	--------	-------	-------	-------	--------	-------	--------

PITCHER	IP	WLS	BF	H	R	ER	SO	BB	IBB	HBP	BLK	WP	HR	S	P	ERA	WHIP
Greg Swindell, L (1, 1) ERA: 3.18	3.2		18	6	4	4	0	1	0	0	0	0	1	41	64	9.82	1.909
Rod Nichols, R (4, 1) ERA: 4.56	5.0	L	17	2	1	1	4	0	0	0	0	0	1	44	62	1.80	0.400


**BOTTOM**

**Cleveland Indians @ Baltimore Orioles**  
**Memorial Stadium, Baltimore, MD**

Mon Sep 04 1989, 7:05 PM EDT  
Att: 32,875 - Unknown - 73 F

livebaseballscorecards.com

<b>AB</b>	<b>34</b>
<b>R</b>	<b>5</b>
<b>H</b>	<b>8</b>
<b>RBI</b>	<b>5</b>
<b>BB</b>	<b>1</b>
<b>SO</b>	<b>4</b>
<b>LOB</b>	<b>9</b>



Batter	1	2	3	4	5	6	7	8	9	AB R H RBI BB SO LOB	TOP											
Jerry Browne, S (1, 4) OBP: 0.383, SLG: 0.412	2-2 F9		1-0 1B		0-0 F9			2-1 G5-3	1-3 K	5 0 1 0 0 1 2												
Felix Fermin, R (1, 6) OBP: 0.298, SLG: 0.259	0-0 G4-3		0-3 K		1-2 G6-3			2-2 1B		3 0 0 0 0 1 1												
Dave Clark, L (8, PH) OBP: 0.315, SLG: 0.379										1 0 1 0 0 0 0												
Paul Zuvella, R (8, PR) OBP: 0.222, SLG: 0.294										0 0 0 0 0 0 0												
Dion James, L (1, 10) OBP: 0.367, SLG: 0.363	1-0 1B		1-0 1B			1-0 P5		1-0 L8		4 0 2 0 0 0 1												
Joe Carter, R (1, 7) OBP: 0.295, SLG: 0.470	2-1 P4		0-3 K			1-0 G1-6-3 1B		2-0 1B		4 0 2 0 0 1 3												
Pete O'Brien, L (1, 3) OBP: 0.362, SLG: 0.387		0-0 1B			3-1 G6-3			1-3 K		4 0 1 0 0 1 3												
Cory Snyder, R (1, 9) OBP: 0.261, SLG: 0.379		0-0 F8			0-1 HR			1-3 K		4 1 1 1 0 1 1												
Brook Jacoby, R (1, 5) OBP: 0.350, SLG: 0.422		2-3 K			0-0 G5-3			1-0 E4 BB		4 0 0 0 0 1 1												
Tommy Hinzo, S (9, PR)										0 0 0 0 0 0 0												
Brad Komminsk, R (1, 8) OBP: 0.348, SLG: 0.471		1-3 K			1-1 P3			4-0 BB		2 0 0 0 2 1 1												
Andy Allanson, R (1, 2) OBP: 0.283, SLG: 0.293			2-0 F8			2-2 F7		1-0 P5		3 0 0 0 0 0 1												
Mike Young, S (9, PH) OBP: 0.286, SLG: 0.260										1 0 0 0 0 0 2												
<b>Inning Stats</b>	R: 0 E: 0 K: 0 S: 7	H: 1 LOB: 1 BB: 0 P: 12	R: 0 E: 0 K: 2 S: 8	H: 1 LOB: 1 BB: 0 P: 11	R: 0 E: 0 K: 2 S: 9	H: 2 LOB: 2 BB: 0 P: 13	R: 1 E: 0 K: 0 S: 7	H: 1 LOB: 0 BB: 0 P: 11	R: 0 E: 0 K: 0 S: 8	H: 0 LOB: 0 BB: 0 P: 11	R: 0 E: 0 K: 0 S: 4	H: 1 LOB: 0 BB: 0 P: 6	R: 0 E: 0 K: 0 S: 7	H: 0 LOB: 1 BB: 1 P: 11	R: 0 E: 0 K: 1 S: 12	H: 2 LOB: 2 BB: 0 P: 20	R: 0 E: 1 K: 2 S: 8	H: 0 LOB: 2 BB: 1 P: 16	1B: 7 2B: 0 3B: 0 HR: 1	SF: 0 SAC: 0 DP: 1 HBP: 0	WP: 0 PB: 0 SB: 0 CS: 0	PA: 37
<b>PITCHER</b>	IP WLS BF H R ER SO BB IBB HBP BLK WP HR S P ERA WHIP																					
Bob Milacki, R (1, 1) ERA: 3.97	7.1 W 29 7 1 1 4 1 0 0 0 0 0 1 55 84 1.23 1.091																					
Gregg Olson, R (8, 1) ERA: 1.95	1.2 S 8 1 0 0 3 1 0 0 0 0 0 0 15 27 0.00 1.200																					

Cleveland Indians @ Baltimore Orioles  
 Memorial Stadium, Baltimore, MD  
 Tue Sep 05 1989, 7:05 PM EDT  
 Att: 19,985 - Unknown

livebaseballscorecards.com

AB	35
R	1
H	8
RBI	1
BB	2
SO	7
LOB	16



Batter	1	2	3	4	5	6	7	8	9
Phil Bradley, R (1, 7) OBP: 0.364, SLG: 0.410	3-3 K	4-2 1-2 BB			2-2 1B 1B		1-3 K		
Steve Finley, L (1, 9) OBP: 0.300, SLG: 0.316	1-1 G6-3	0-3 K			1-2 F9		3-1 E 1B		
Cal Ripken Jr., R (1, 6) OBP: 0.323, SLG: 0.418	0-0 HR				1-2 1-3 1B		1-1 E6 1-H 2B		
Larry Sheets, L (1, 10) OBP: 0.300, SLG: 0.360 Brady Anderson, L (7, PR) OBP: 0.327, SLG: 0.315	4-2 WP 1B BB				0-1 F8		0-2 K		
Craig Worthington, R (1, 5) OBP: 0.338, SLG: 0.381	2-2 WP 1-2 1B				0-0 F9		3-H 1-2 G4-3		
Mike Devereaux, R (1, 8) OBP: 0.333, SLG: 0.377	2-3 K 1-2 2-3				2-3 K		1-3 K		
Jim Traber, L (1, 3) OBP: 0.274, SLG: 0.305					2-3 K		1-1 E3 1-2		
Bob Melvin, R (1, 2) OBP: 0.283, SLG: 0.303					1-0 G5-3		0-1 G6-3		
Tim Hulett, R (1, 4) OBP: 0.340, SLG: 0.419					0-1 F9		1-1 P3		

Inning Stats	R: 1	H: 2	E: 0	K: 2	S: 14	H: 2	LOB: 2	BB: 1	P: 26	R: 0	H: 0	E: 0	K: 3	S: 16	H: 0	LOB: 0	BB: 0	P: 6	R: 0	H: 0	E: 0	K: 0	S: 6	H: 0	LOB: 0	BB: 0	P: 6	R: 0	H: 2	E: 0	K: 1	S: 17	H: 1	LOB: 1	BB: 0	P: 10	R: 2	H: 3	E: 1	K: 1	S: 17	H: 0	LOB: 0	BB: 0	P: 16					

PITCHER	IP	WLS	BF	H	R	ER	SO	BB	IBB	HBP	BLK	WP	HR	S	P	ERA	WHIP
John Farrell, R (1, 1) ERA: 3.97	6.2	L	31	8	3	3	10	3	0	0	0	1	1	84	128	4.05	1.650
Steve Olin, R (7, 1) ERA: 2.73	1.1		4	0	0	0	2	0	0	0	0	0	0	15	20	0.00	0.000

AB R H RBI BB SO LOB

3	0	1	0	1	2	0
4	1	1	0	0	1	3
4	2	3	2	0	0	0
3	0	1	1	1	1	2
0	0	0	0	0	0	0
4	0	2	0	0	0	1
4	0	0	0	0	4	3
4	0	0	0	0	2	1
4	0	0	0	0	2	1
2	0	0	0	1	0	0

AB	R	H	RBI	BB	SO	LOB
32	3	8	3	3	12	11

WP	HR	S	P	ERA	WHIP
1	1	15	20	0.00	0.000

**Cleveland Indians @ Baltimore Orioles**  
**Memorial Stadium, Baltimore, MD**  
 Tue Sep 05 1989, 7:05 PM EDT  
 Att. 19,985 - Unknown

livebaseballscorecards.com

AB	R	H	RBI	BB	SO	LOB
32	3	8	3	3	12	11



WP	HR	S	P	ERA	WHIP
1	1	15	20	0.00	0.000

Batter	1	2	3	4	5	6	7	8	9	AB R H RBI BB SO LOB	TOP		
Jerry Browne, S (1, 4) OBP: 0.382, SLG: 0.409 Tommy Hinzo, S (8, PH) (8, 4)	0-0 F7		0-3 K		4-0 F8 BLK S BB	0-3 K		0-0 4-3		3 1 0 0 1 2 1 1 0 0 0 0 0 0			
Paul Zuvella, R (1, 6) OBP: 0.293, SLG: 0.359	0-0 HR 1B		0-0 1B 1B		0-0 F8 1-3	0-0 1B 1B		0-0 1B		5 3 4 0 0 0 1			
Dion James, L (1, 10) OBP: 0.369, SLG: 0.375	0-0 HR 1-H		0-0 1B 1B		0-0 1-3	0-0 1B 1B		0-0 F9 1-2 2-H		5 2 3 3 0 0 2			
Joe Carter, R (1, 7) OBP: 0.299, SLG: 0.474 Dave Clark, L (6, 7) OBP: 0.314, SLG: 0.377	0-3 K		0-0 1B 1B		0-0 2B 3-H	0-0 1B 2-H				4 0 3 2 0 1 0 1 0 0 0 0 0 0			
Pete O'Brien, L (1, 3) OBP: 0.361, SLG: 0.385	0-0 6-3		0-0 1B G6-4-3 1-3 2-H		0-0 4-3	0-3 K		0-0 F9		5 0 1 1 0 1 3			
Cory Snyder, R (1, 9) OBP: 0.262, SLG: 0.386		0-0 F8	0-0 G6-4-3 1-2f			0-0 HR		0-0 K G5-4-3 1B		5 1 2 1 0 1 2			
Brook Jacoby, R (1, 5) OBP: 0.347, SLG: 0.418 Luis Aguayo, R (7, 5) OBP: 0.233, SLG: 0.242		0-3 K		0-0 4-3		0-0 4-3		0-0 G5-4-3 1-2f		4 0 0 0 0 1 1 0 0 0 0 0 0 0	AB 40 R 9 H 15 RBI 8 BB 2 SO 8 LOB 11		
Brad Komminsk, R (1, 8) OBP: 0.351, SLG: 0.488		4-0 BB		0-3 K		0-0 HR		0-0 5-3		3 1 1 1 1 1 0			
Joel Skinner, R (1, 2) OBP: 0.276, SLG: 0.293		0-0 F8		0-3 K		0-0 1B 1B		0-0 F4		4 1 1 0 0 1 1			
<b>Inning Stats</b>	R: 2 H: 2 E: 0 LOB: 0 K: 1 BB: 0 S: 7 P: 7	R: 0 H: 0 E: 0 LOB: 1 K: 1 BB: 1 S: 5 P: 9	R: 2 H: 4 E: 0 LOB: 1 K: 1 BB: 0 S: 8 P: 8	R: 0 H: 0 E: 0 LOB: 0 K: 2 BB: 0 S: 7 P: 7	R: 1 H: 1 E: 0 LOB: 1 K: 0 BB: 1 S: 4 P: 8	R: 4 H: 6 E: 0 LOB: 2 K: 2 BB: 0 S: 13 P: 13	R: 0 H: 1 E: 0 LOB: 0 K: 0 BB: 0 S: 3 P: 3	R: 0 H: 1 E: 0 LOB: 1 K: 0 BB: 0 S: 4 P: 4	R: 0 H: 0 E: 0 LOB: 0 K: 1 BB: 0 S: 5 P: 5	1B: 11 SF: 0 2B: 1 SAC: 0 3B: 0 DP: 2 HR: 3 HBP: 0	WP: 0 PA: 42 PB: 0 SB: 1 CS: 0		
<b>PITCHER</b>	IP WLS BF H R ER SO BB IBB HBP BLK WP HR S P ERA WHIP											<b>PITCHER</b>	IP WLS BF H R ER SO BB IBB HBP BLK WP HR S P ERA WHIP
Curt Schilling, R (1, 1) ERA: 15.43	2.1 L 14 6 4 4 3 1 0 0 0 0 0 1 19 23 15.43 3.000											Brian Holton, R (9, 1) ERA: 4.08	1.0 3 0 0 0 1 0 0 0 0 0 0 5 5 0.00 0.000
Ben McDonald, R (3, 1) ERA: 3.38	2.2 9 1 1 1 2 1 0 0 0 1 0 0 12 16 3.38 0.750												
Dave Schmidt, R (6, 1) ERA: 5.42	0.2 8 6 4 4 1 0 0 0 0 0 0 2 10 10 54.00 9.000												
Mark Thurmond, L (6, 1) ERA: 3.59	0.1 1 0 0 0 1 0 0 0 0 0 0 0 3 3 0.00 0.000												
Mickey Weston, R (7, 1) ERA: 6.3	2.0 7 2 0 0 0 0 0 0 0 0 0 0 7 7 0.00 1.000												

Cleveland Indians @ Baltimore Orioles  
 Memorial Stadium, Baltimore, MD  
 Wed Sep 06 1989, 7:05 PM EDT  
 Att: 29,405 - Unknown

livebaseballscorecards.com



Batter	1	2	3	4	5	6	7	8	9	AB R H RBI BB SO LOB
Mike Devereaux, R OBP: 0.332, SLG: 0.375 (1, 8)	0-0 F9		0-0 BB 2-3 1B			0-0 F8		0-0 F9		4 0 1 0 0 0 2
Phil Bradley, R OBP: 0.364, SLG: 0.408 Butch Davis, R (7, 7)	0-0 F4		4-0 BB 1-2 BB			0-0 F8		0-0 1-3		2 0 0 0 1 0 0 1 0 0 0 0 0 2
Cal Ripken Jr., R OBP: 0.321, SLG: 0.415 (1, 6)	0-0 P3		0-0 F7			0-0 6-3		0-0 F7		4 0 0 0 0 0 3
Keith Moreland, R OBP: 0.333, SLG: 0.373 Mickey Tettleton, S OBP: 0.379, SLG: 0.518 (7, PH)		0-0 6-3		0-0 L6		0-0 6-3		0-3 K		2 0 0 0 0 0 0 2 0 0 0 0 1 0
Randy Milligan, R OBP: 0.395, SLG: 0.443 (1, 3)		0-0 6-3		0-0 F8		0-0 L4		0-0 5-3		4 0 0 0 0 0 0
Craig Worthington, R OBP: 0.335, SLG: 0.378 Juan Bell, R (8, 4)		0-0 6-3		0-0 F9		0-0 5-3				3 0 0 0 0 0 0 0 0 0 0 0 0 0
Bob Melvin, R OBP: 0.283, SLG: 0.303 Jamie Quirk, L OBP: 0.242, SLG: 0.232 (8, PR)			0-0 5-3		0-3 K			0-0 1B 1B		3 0 1 0 0 1 0 0 0 0 0 0 0 0
Tim Hulett, R OBP: 0.340, SLG: 0.435 (8, 5)			0-0 1B 2B		0-0 F8			0-0 P2		3 0 1 0 0 0 1
Stan Jefferson, S OBP: 0.212, SLG: 0.327 (1, 9)			0-0 F9		0-3 K			0-0 1B		3 0 1 0 0 1 1

Inning Stats	R: 0 E: 0 K: 0 S: 3	H: 0 LOB: 0 BB: 0 P: 3	R: 0 E: 0 K: 0 S: 3	H: 0 LOB: 0 BB: 0 P: 3	R: 0 E: 0 K: 0 S: 5	H: 2 LOB: 3 BB: 1 P: 9	R: 0 E: 0 K: 0 S: 3	H: 0 LOB: 0 BB: 0 P: 3	R: 0 E: 0 K: 2 S: 7	H: 0 LOB: 0 BB: 0 P: 7	R: 0 E: 0 K: 0 S: 3	H: 0 LOB: 0 BB: 0 P: 3	R: 0 E: 0 K: 0 S: 5	H: 2 LOB: 2 BB: 0 P: 5	R: 0 E: 0 K: 1 S: 5	H: 0 LOB: 0 BB: 0 P: 5	1B: 3 2B: 1 3B: 0 HR: 0	SF: 0 SAC: 0 DP: 0 HBP: 0	WP: 0 PB: 0 SB: 0 CS: 0	PA: 32
PITCHER Bud Black, L ERA: 3.68 (1, 1)	IP 9.0	WLS W	BF 32	H 4	R 0	ER 0	SO 3	BB 1	IBB 0	HBP 0	BLK 0	WP 0	HR 0	S 37	P 41	ERA 0.00	WHIP 0.556			
PITCHER	IP	WLS	BF	H	R	ER	SO	BB	IBB	HBP	BLK	WP	HR	S	P	ERA	WHIP			

**BOTTOM**

**Cleveland Indians @ Baltimore Orioles**  
**Memorial Stadium, Baltimore, MD**

Wed Sep 06 1989, 7:05 PM EDT  
 Att. 29,405 - Unknown

livebaseballscores.com

<b>AB</b>	<b>31</b>
<b>R</b>	<b>0</b>
<b>H</b>	<b>4</b>
<b>RBI</b>	<b>0</b>
<b>BB</b>	<b>1</b>
<b>SO</b>	<b>3</b>
<b>LOB</b>	<b>9</b>



Batter	1	2	3	4	5	6	7	8	9	AB R H RBI BB SO LOB	TOP		
Lloyd Moseby, L (1, 8) OBP: 0.303, SLG: 0.359 Junior Felix, S (7, 8) OBP: 0.312, SLG: 0.388	0-1 HR	4-1 1B 1-2 2B BB	1-1 1B 1-2 WP 1B		2-0 FC6-4 2-H 1B		4-2 WP BLK BB		3-1 F7	3 3 3 2 2 0 0 1 0 0 0 0 0 2			
Mookie Wilson, S (1, 9) OBP: 0.275, SLG: 0.349 Rob Ducey, L (7, 9) OBP: 0.300, SLG: 0.254	2-1 G3 1B	0-0 1-2 2B 1B	0-2 WP 1-3 2-H 1B		0-0 FC6-4 1-2		1-3 K		1-1 P6	5 2 3 1 0 1 2 1 0 0 0 0 0 2			
George Bell, R (1, 7) OBP: 0.334, SLG: 0.469 Glenallen Hill, R (7, 7) OBP: 0.353, SLG: 0.500	2-1 G3 1-2	0-0 1-1 2B	1-1 G4-3 2-3 3-H			1-0 L7	1-0 P4 1-2		1-0 1-3 2-H 1B	5 0 1 3 0 0 3 1 0 1 1 0 0 0			
Fred McGriff, L (1, 3) OBP: 0.402, SLG: 0.573 John Olerud, L (8, 3) OBP: 0.500, SLG: 0.500	4-2 1B BB	1-1 P5		3-2 G3		2-2 G3-1	3-2 G3 2-3		0-3 K	4 0 0 0 1 0 2 1 0 0 0 0 1 2			
Ernie Whitt, L (1, 2) OBP: 0.360, SLG: 0.437 Greg Myers, L (7, 2) OBP: 0.146, SLG: 0.154	2-2 P3	2-1 F9		2-2 P4		2-2 3B 1B		1-3 K		4 1 1 0 0 0 3 1 0 0 0 0 1 0			
Tony Fernandez, S (1, 6) OBP: 0.278, SLG: 0.368 Alexis Infante, R (7, 6) OBP: 0.250, SLG: 0.250	2-2 1-2 2-H 1B		2-3 K	1-2 G3-4-1		2-1 1-H 1B 3B		1-2 G5-3		4 1 2 2 0 1 0 1 0 0 0 0 0 0			
Kelly Gruber, R (1, 5) OBP: 0.328, SLG: 0.447 Manuel Lee, S (8, 6) OBP: 0.299, SLG: 0.343	1-0 F7		2-0 G4-3 1B 2B		0-0 G6-3	0-1 1B 1B		1-3 K		5 1 2 1 0 1 2 0 0 0 0 0 0 0			
Rance Mulliniks, L (1, 10) OBP: 0.319, SLG: 0.328 Ozzie Virgil, R (9, PH) OBP: 0.500, SLG: 1.000		2-3 K	1-1 G4-3		4-1 PB G2 1B BB	1-0 1-2 1B			3-2 WP 1B 2B	3 1 1 0 1 1 1 1 1 1 0 0 0 0			
Nelson Liriano, S (1, 4) OBP: 0.329, SLG: 0.368		1-2 1B 2B 1B	1-1 1B 1B		0-1 G2 1-2	2-1 G3-1			4-2 1B WP BB	4 2 2 1 1 0 3			
<b>Inning Stats</b>	R: 2 H: 3 E: 0 LOB: 2 K: 0 BB: 1 S: 15 P: 28	R: 3 H: 3 E: 0 LOB: 1 K: 1 BB: 1 S: 13 P: 23	R: 3 H: 4 E: 0 LOB: 1 K: 1 BB: 0 S: 16 P: 24	R: 0 H: 0 E: 0 LOB: 0 K: 0 BB: 0 S: 11 P: 17	R: 1 H: 1 E: 0 LOB: 1 K: 0 BB: 1 S: 6 P: 12	R: 2 H: 4 E: 0 LOB: 2 K: 0 BB: 0 S: 14 P: 24	R: 0 H: 0 E: 0 LOB: 1 K: 1 BB: 1 S: 12 P: 21	R: 0 H: 0 E: 0 LOB: 0 K: 2 BB: 0 S: 11 P: 14	R: 1 H: 2 E: 0 LOB: 2 K: 1 BB: 1 S: 17 P: 29	1B: 12 SF: 0 2B: 3 SAC: 0 3B: 1 DP: 0 HR: 1 HBP: 0	WP: 3 PA: 49 PB: 1 SB: 0 CS: 0		
<b>PITCHER</b>	IP WLS BF H R ER SO BB IBB HBP BLK WP HR S P ERA WHIP											<b>PITCHER</b>	IP WLS BF H R ER SO BB IBB HBP BLK WP HR S P ERA WHIP
Tom Candiotti, R (1, 1) ERA: 3.23	1.1 L 12 6 5 5 1 2 0 0 0 0 0 1 24 44 33.75 6.000											Scott Bailes, L (9, 1) ERA: 4.72	1.0 6 2 1 1 1 1 0 0 0 0 0 18 28 20.25 3.000
Steve Davis, L (2, 1) ERA: 8.51	1.1 8 4 3 3 1 0 0 0 0 0 0 0 18 28 20.25 3.000												
Ed Wojna, R (3, 1) ERA: 4.73	2.1 9 1 1 0 0 1 0 0 0 0 1 0 19 32 0.00 0.857												
Neil Allen, R (6, 1) ERA: 13.5	1.0 7 4 2 2 0 0 0 0 0 0 0 0 14 24 18.00 4.000												
Rudy Seanez, R (7, 1) ERA:	2.0 7 0 0 0 3 1 0 0 1 1 0 23 35 0.00 0.500												

Toronto Blue Jays @ Cleveland Indians  
Cleveland Municipal Stadium, Cleveland, OH

AB	44
R	12
H	17
RBI	11
BB	5
SO	6
LOB	22



Thu Sep 07 1989, 7:05 PM EDT  
Att: 6,098 - Unknown - 70 F

livebaseballscorecards.com



Toronto Blue Jays @ Cleveland Indians  
Cleveland Municipal Stadium, Cleveland, OH

Thu Sep 07 1989, 7:05 PM EDT  
Att. 6,098 - Unknown - 70 F

Summary statistics: AB 35, R 4, H 9, RBI 4, BB 0, SO 7, LOB 7



Pitcher statistics: WP: 0, PA: 35, ERA, WHIP

Main scorecard table with columns for batter, pitch count, score, and inning stats. Includes player names like Jerry Browne, Paul Zuvella, and Cory Snyder.

Pitcher statistics table for both teams, including names like John Cerutti, Jim Acker, and Jose Antonio Nunez.

Final inning stats and totals for both teams.

Batter	1	2	3	4	5	6	7	8	9	AB R H RBI BB SO LOB	TOP														
Lloyd Moseby, L (1, 8) OBP: 0.304, SLG: 0.362	0-3 K	1-3 K			3-2 SH3 SF7 2B		2-3 K		0-2 1B	5 1 2 0 0 3 4															
Mookie Wilson, S (1, 9) OBP: 0.275, SLG: 0.347	4-2 BB		0-0 L7		1-0 SH3		1-2 G3-1		1-0 F8	3 0 0 0 1 0 3															
George Bell, R (1, 7) OBP: 0.334, SLG: 0.474	0-0 F9		2-0 L7		0-2 SF7			0-1 HR		3 1 1 2 0 0 1															
Fred McGriff, L (1, 3) OBP: 0.401, SLG: 0.569	2-3 K		0-0 G3		3-3 K			4-0 FC6-4 BB		3 0 0 0 1 2 1															
Ernie Whitt, L (1, 2) OBP: 0.359, SLG: 0.435		2-2 FC3-6 1B		2-0 P4		1-1 P2		2-3 K		4 0 1 0 0 1 1															
Tony Fernandez, S (1, 6) OBP: 0.278, SLG: 0.367		0-1 FC3-6 BB		1-1 G4-3		0-0 CS 1B		0-1 FC6-4 1-2f		4 0 1 0 0 0 2															
Kelly Gruber, R (1, 5) OBP: 0.328, SLG: 0.444		4-1 SAFE BB		1-1 F7		1-0 F9 1-2		0-0 F8		3 0 0 0 1 0 2															
Rance Mulliniks, L (1, 10) OBP: 0.320, SLG: 0.327 Ozzie Virgil, R (7, PH) OBP: 0.867, SLG: 1.000 Tom Lawless, R (7, PR) OBP: 0.273, SLG: 0.233 Lee Mazzilli, S (9, PH) OBP: 0.396, SLG: 0.406		1-3 K		4-1 HR BB		4-2 S BB		2-3 K		1 1 0 0 1 1 2 0 0 0 0 1 0 0 0 0 0 0 0 0 0 1 0 0 0 0 1 0															
Nelson Liriano, S (1, 4) OBP: 0.330, SLG: 0.375		4-1 BB		0-0 HR		3-1 F8		1-1 B4-3		3 1 1 2 1 0 1															
Inning Stats	R: 0 E: 0 K: 2 S: 13	H: 0 LOB: 1 BB: 1 P: 19	R: 0 E: 0 K: 2 S: 14	H: 1 LOB: 3 BB: 2 P: 26	R: 0 E: 0 K: 0 S: 3	H: 0 LOB: 0 BB: 0 P: 5	R: 0 E: 0 K: 0 S: 5	H: 0 LOB: 0 BB: 0 P: 9	R: 3 E: 0 K: 1 S: 13	H: 2 LOB: 0 BB: 1 P: 24	R: 0 E: 0 K: 0 S: 4	H: 1 LOB: 0 BB: 0 P: 6	R: 0 E: 0 K: 1 S: 10	H: 0 LOB: 2 BB: 1 P: 20	R: 1 E: 0 K: 1 S: 8	H: 1 LOB: 1 BB: 1 P: 14	R: 0 E: 0 K: 1 S: 9	H: 1 LOB: 1 BB: 0 P: 13	1B: 3 2B: 1 3B: 0 HR: 2	SF: 1 SAC: 1 DP: 0 HBP: 0	WP: 0 PB: 0 SB: 2 CS: 1	PA: 38			
PITCHER	IP	WLS	BF	H	R	ER	SO	BB	IBB	HBP	BLK	WP	HR	S	P	ERA	WHIP								
Rod Nichols, R (1, 1) ERA: 4.56	6.0		25	4	3	3	5	4	0	0	0	0	1	52	89	4.50	1.333								
Jesse Orosco, L (7, 1) ERA: 2.22	1.2		8	1	1	1	2	2	0	0	0	0	1	17	33	5.40	1.800								
Doug Jones, R (8, 1) ERA: 2.55	1.1	W	5	1	0	0	1	0	0	0	0	0	0	10	14	0.00	0.750								

Toronto Blue Jays @ Cleveland Indians  
Cleveland Municipal Stadium, Cleveland, OH

livebaseballscorecards.com

AB	30
R	4
H	6
RBI	4
BB	6
SO	8
LOB	17



Fri Sep 08 1989, 7:05 PM EDT  
Att. 13,489 - Unknown - 78 F

Batter	1	2	3	4	5	6	7	8	9
Jerry Browne, S OBP: 0.378, SLG: 0.407 (1, 4)	0-1 G6-3	2-2 G6-3		1-0 P4		1-3 K		1-1 PB 1B 2B	
Paul Zuvella, R OBP: 0.313, SLG: 0.435 Pete O'Brien, L OBP: 0.363, SLG: 0.386 (6, PH) (7, 3)	2-1 BB 1B 1B	1-1 P5			0-2 G5-3	4-0 BB		3-1 2-H 1B	
Joe Carter, R OBP: 0.296, SLG: 0.468 (1, 8) (8, 7)	0-1 F8		0-0 F9		4-2 SH5-3 BB	0-3 K		0-3 K	
Denny Gonzalez, R OBP: 0.429, SLG: 0.571 (1, 10)	1-0 SAFE BB 1-2 1B 1B		1-2 L1-3		0-0 SH5-3		3-3 K		
Cory Snyder, R OBP: 0.263, SLG: 0.382 (1, 9)	4-2 1B 1-2 2-3 1B BB		4-0 S BB		3-1 L7		0-0 G1-3		
Brook Jacoby, R OBP: 0.351, SLG: 0.423 (1, 5)	2-0 1B 1-3 2-H 3-H 1B		4-2 SAFE FC5-4 BB		1-2 F7		0-0 1B		
Albert Belle, R OBP: 0.263, SLG: 0.419 Brad Komminsk, R OBP: 0.344, SLG: 0.476 (1, 7) (8, 8)	1-1 1-3 3-H 1B		0-0 FC5-4		0-0 1B 1B		0-2 G1-3		
Mark Higgins, R OBP: 0.250, SLG: 0.250 Tommy Hinzo, S (6, PR) Andy Allanson, R OBP: 0.286, SLG: 0.296 (1, 3) (7, 2)	1-3 K		2-0 L9		1 SAFE 2-2 SAFE SAFE SAFE		1-3 K2-1-3		
Joel Skinner, R OBP: 0.272, SLG: 0.289 Dion James, L OBP: 0.371, SLG: 0.377 Felix Fermin, R OBP: 0.298, SLG: 0.259 (1, 2) (6, PH) (7, 6)		2-2 F7		3-2 G1-3		1-0 BB 1-2 3-H 1B		1-1 G3	

Inning Stats	R: 3	H: 4	E: 0	K: 1	S: 16	LOB: 2	BB: 1	P: 27	R: 0	H: 0	E: 0	K: 0	S: 10	LOB: 0	BB: 0	P: 15	R: 0	H: 0	E: 0	K: 0	S: 8	LOB: 2	BB: 2	P: 17	R: 0	H: 0	E: 0	K: 0	S: 5	LOB: 0	BB: 0	P: 11	R: 1	H: 3	E: 0	K: 2	S: 15	LOB: 3	BB: 1	P: 24	R: 0	H: 1	E: 0	K: 1	S: 12	LOB: 1	BB: 0	P: 15	R: 1	H: 2	E: 0	K: 2	S: 12	LOB: 1	BB: 0	P: 18
--------------	------	------	------	------	-------	--------	-------	-------	------	------	------	------	-------	--------	-------	-------	------	------	------	------	------	--------	-------	-------	------	------	------	------	------	--------	-------	-------	------	------	------	------	-------	--------	-------	-------	------	------	------	------	-------	--------	-------	-------	------	------	------	------	-------	--------	-------	-------

PITCHER	IP	WLS	BF	H	R	ER	SO	BB	IBB	HBP	BLK	WP	HR	S	P	ERA	WHIP
Mike Flanagan, L ERA: 4.11 (1, 1)	5.1		26	6	4	4	1	4	0	0	0	0	0	55	96	6.75	1.875
Jim Acker, R ERA: 2.54 (6, 1)	2.1	L	11	3	1	1	4	1	0	0	0	0	0	26	38	3.86	1.714
David Wells, L ERA: 2.53 (8, 1)	0.1		2	1	0	0	1	0	0	0	0	0	0	5	8	0.00	3.000

**BOTTOM**

**Toronto Blue Jays @ Cleveland Indians**  
Cleveland Municipal Stadium, Cleveland, OH

livebaseballscorecards.com

AB	33
R	5
H	10
RBI	5
BB	5
SO	6
LOB	13



WP: 0	PA: 39
PB: 1	
SB: 1	
CS: 0	

Fri Sep 08 1989, 7:05 PM EDT  
Att: 13,489 - Unknown - 78 F

Batter	1	2	3	4	5	6	7	8	9	10	11	12	13	14	15	16	AB	R	H	RBI	BB	SO	LOB	TOP												
Mookie Wilson, S (1, 8) OBP: 0.279, SLG: 0.348 (6, 9) (14, 7)	1-2 1B SF9 BB	1 SAFE 3-3 K		1-0 1B 2-H		0-1 G3-1			1-1 WP SH 1B		4-0 BB		3-2 F7		1-3 K	7 1 3 1 1 2 3																				
Manuel Lee, S (1, 4) OBP: 0.302, SLG: 0.341 Nelson Liriano, S (9, PH) OBP: 0.333, SLG: 0.374 (9, 4)	4-0 1B 1-2 BB		2-3 K	1-2 G4-3			4-0 G4-6-3 1B BB		2-0 SH WP 1B		0-2 P6		4-1 WP S BB		4-1 1B BB	2 2 0 0 2 1 2 1 1 0 0 2 0 1																				
George Bell, R (1, 7) OBP: 0.335, SLG: 0.473 Junior Felix, S (14, 9) OBP: 0.311, SLG: 0.387	2-0 1B 1-2 2-3 1B		0-2 1B		0-1 G5-3		1-2 G4-6-3 1B		1-3 K		1-2 P4		1-3 SAFE K		1-2 K	7 0 3 0 0 2 4 1 0 0 0 0 0 2																				
Fred McGriff, L (1, 3) OBP: 0.399, SLG: 0.564	0-0 SF9		1-3 K		2-3 K		1-2 G4-6-3 1B		4-0 G4-3 IBB				0-0 G4-3		2-3 K	6 0 1 3 1 3 4																				
Kelly Gruber, R (1, 5) OBP: 0.324, SLG: 0.439	0-0 F8		1-2 L8		0-3 K		0-2 FC6-4 1B		2-2 G4-3				0-3 K		0-2 L4	8 0 1 1 0 2 8																				
Tony Fernandez, S (1, 6) OBP: 0.276, SLG: 0.364	2-1 E8 1B			0-0 P2		2-2 G6-3		2-0 FC6-4		2-0 F8			1-1 F7		1-0 G5-3	7 0 1 1 0 0 1																				
Pat Borders, R (1, 2) OBP: 0.293, SLG: 0.349 Ernie Whitt, L (13, PH) OBP: 0.357, SLG: 0.433 (13, 2)	1-3 K			4-0 BB 1B BB		2-2 F8		0-0 G5-3		2-3 K			0-3 K		2-1 F9	4 1 0 0 1 2 2 2 0 0 0 0 1 0																				
Ozzie Virgil, R (1, 10) OBP: 0.600, SLG: 0.667 Lee Mazzilli, S (6, PH) OBP: 0.396, SLG: 0.427		0-3 K		4-1 SAFE 1B BB		3-2 HR		4-1 G4-6-3 BB		1-2 G1-3			2-1 P5		2-3 K	1 0 0 0 1 1 0 4 1 1 1 1 1 0																				
Glenallen Hill, R (1, 9) OBP: 0.368, SLG: 0.471 Lloyd Moseby, L (6, PH) OBP: 0.305, SLG: 0.363 (6, 8)		4-2 CS BB		0-0 P9		1-2 2B		1-2 G4-6-3		1-2 G4-6-3			0-1 P5		2-1 G4-3	1 0 0 0 1 0 2 4 1 1 0 1 0 1																				
<b>Inning Stats</b>	R: 2 E: 1 K: 1 S: 12	H: 3 LOB: 2 BB: 1 P: 22	R: 0 E: 0 K: 2 S: 12	H: 0 LOB: 0 BB: 1 P: 19	R: 0 E: 0 K: 2 S: 17	H: 1 LOB: 1 BB: 0 P: 21	R: 1 E: 0 K: 0 S: 8	H: 1 LOB: 2 BB: 2 P: 18	R: 0 E: 0 K: 2 S: 8	H: 0 LOB: 0 BB: 0 P: 10	R: 1 E: 0 K: 0 S: 15	H: 2 LOB: 1 BB: 0 P: 23	R: 1 E: 0 K: 0 S: 11	H: 2 LOB: 1 BB: 1 P: 19	R: 0 E: 0 K: 1 S: 5	H: 0 LOB: 0 BB: 1 P: 10	R: 0 E: 0 K: 1 S: 10	H: 1 LOB: 2 BB: 1 P: 20	R: 0 E: 0 K: 1 S: 7	H: 0 LOB: 0 BB: 0 P: 12	R: 0 E: 0 K: 1 S: 9	H: 0 LOB: 1 BB: 1 P: 14	R: 0 E: 0 K: 2 S: 12	H: 0 LOB: 1 BB: 1 P: 22	R: 0 E: 0 K: 2 S: 6	H: 0 LOB: 0 BB: 0 P: 9	R: 0 E: 1 K: 2 S: 16	H: 1 LOB: 2 BB: 2 P: 30	1B: 9 2B: 1 3B: 0 HR: 1	SF: 1 SAC: 1 DP: 3 HBP: 0	WP: 2 PB: 0 SB: 2 CS: 1	PA: 68				
<b>PITCHER</b>	IP 4.0	WLS 20	BF 5	H 3	R 3	ER 3	SO 5	BB 4	IBB 0	HBP 0	BLK 0	WP 0	HR 0	S 49	P 80	ERA 6.75	WHIP 2.250																			
Greg Swindell, L ERA: 3.27	(1, 1)																																			
Rich Yett, R ERA: 5.03	(5, 1)																																			
Jesse Orosco, L ERA: 2.19	(7, 1)																																			
Steve Olin, R ERA: 2.51	(7, 1)																																			
Doug Jones, R ERA: 2.41	(10, 1)																																			
<b>PITCHER</b>	IP 2.2	WLS L	BF 13	H 1	R 2	ER 0	SO 4	BB 3	IBB 0	HBP 0	BLK 0	WP 1	HR 0	S 33	P 60	ERA 0.00	WHIP 1.500																			
Jeff Kaiser, L ERA: 14.1	(14, 1)																																			
Ed Wojna, R ERA: 4.67	(16, 1)																																			


Toronto Blue Jays @ Cleveland Indians  
Cleveland Municipal Stadium, Cleveland, OH

livebaseballscorecards.com

AB 55  
R 7  
H 11  
RBI 7  
BB 11  
SO 15  
LOB 30



Sat Sep 09 1989, 7:05 PM EDT  
Att. 15,154 - Unknown

Batter	1	2	3	4	5	6	7	8	9	10	11	12	13	14	15	16	AB	R	H	RBI	BB	SO	LOB	BOTTOM													
Jerry Browne, S OBP: 0.379, SLG: 0.409 (1, 4)	1-0 L3 1B		0-0 G6-3 HR 1B		0-2 F9		1-1 F8		0-2 G4-3			3-2 L7		0-0 2B			7	1	3	0	0	0	2	<b>Toronto Blue Jays @ Cleveland Indians</b> Cleveland Municipal Stadium, Cleveland, OH Sat Sep 09 1989, 7:05 PM EDT Att. 15,154 - Unknown  <b>AB 57</b> <b>R 5</b> <b>H 11</b> <b>RBI 5</b> <b>BB 4</b> <b>SO 14</b> <b>LOB 21</b>  													
Paul Zuvella, R OBP: 0.294, SLG: 0.408 (1, 6)	0-1 L3		2-2 G6-3		0-0 G4-3			0-0 G4-3		0-1 G6-3			2-2 FC6-2 HBP	0-2 G5-3			3	0	0	0	0	2															
Felix Fermin, R OBP: 0.297, SLG: 0.257 (8, 6)	1-2		1-2														3	0	0	0	0	1															
Joe Carter, R OBP: 0.299, SLG: 0.480 (1, 8) (10, 7)	2-1 1B		1-2 HR			1-0 F8		1-2 HR		1-3 K			0-1 FC6-2 1B				7	2	4	3	0	1	0														
Denny Gonzalez, R OBP: 0.400, SLG: 0.500 (1, 10)	3-1 L6		2-2 HR			2-2 G6-3		4-0 CS BB		2-3 K			4-0 FC3-2 FC6-2 1B				3	0	1	0	0	0	1														
Dave Clark, L OBP: 0.316, SLG: 0.377 (8, PH)																	0	0	0	0	1	0	0														
Tommy Hinzo, S (8, PR)																	0	0	0	0	0	0	0														
Mike Young, S OBP: 0.288, SLG: 0.250 (10, PH)			1B														2	0	0	0	1	1	0														
Cory Snyder, R OBP: 0.262, SLG: 0.381 (1, 9)																	7	1	1	0	0	3	5														
Brook Jacoby, R OBP: 0.352, SLG: 0.430 (1, 5)																																					
Brad Komminsk, R OBP: 0.339, SLG: 0.467 (9, PR) (10, 8)																																					
Albert Belle, R OBP: 0.263, SLG: 0.415 (1, 7)																																					
Luis Aguayo, R OBP: 0.234, SLG: 0.253 (10, 5)																																					
Mark Higgins, R OBP: 0.167, SLG: 0.167 (1, 3)																																					
Dion James, L OBP: 0.370, SLG: 0.376 (7, PH)																																					
Joel Skinner, R OBP: 0.272, SLG: 0.289 (8, 2)																																					
Beau Alired, L (9, PH)																																					
Tom Magrann, R (10, 2)																																					
Andy Allanson, R OBP: 0.284, SLG: 0.294 (1, 2)																																					
Pete O'Brien, L OBP: 0.361, SLG: 0.383 (8, 3)																																					
<b>Inning Stats</b>	R: 0 E: 0 K: 0 S: 7	H: 2 LOB: 1 BB: 0 P: 13	R: 0 E: 0 K: 1 S: 11	H: 1 LOB: 1 BB: 0 P: 17	R: 2 E: 0 K: 0 S: 20	H: 3 LOB: 1 BB: 0 P: 28	R: 0 E: 0 K: 1 S: 5	H: 0 LOB: 0 BB: 0 P: 7	R: 0 E: 0 K: 2 S: 8	H: 0 LOB: 0 BB: 0 P: 11	R: 1 E: 0 K: 1 S: 16	H: 1 LOB: 1 BB: 1 P: 22	R: 0 E: 0 K: 2 S: 15	H: 0 LOB: 2 BB: 2 P: 24	R: 0 E: 0 K: 2 S: 10	H: 0 LOB: 0 BB: 0 P: 13	R: 0 E: 0 K: 1 S: 7	H: 0 LOB: 0 BB: 0 P: 11	R: 0 E: 0 K: 1 S: 11	H: 1 LOB: 3 BB: 1 P: 21	R: 0 E: 0 K: 1 S: 10	H: 1 LOB: 1 BB: 0 P: 12	R: 0 E: 0 K: 1 S: 13	H: 0 LOB: 0 BB: 0 P: 17	R: 0 E: 0 K: 1 S: 6	H: 0 LOB: 0 BB: 0 P: 9	1B: 6 2B: 3 3B: 0 HR: 3	SF: 0 SAC: 0 DP: 1 HBP: 1	WP: 0 PB: 0 SB: 1 CS: 1	PA: 62							
<b>PITCHER</b>	IP WLS BF H R ER SO BB IBB HBP BLK WP HR S P ERA WHIP																	IP WLS BF H R ER SO BB IBB HBP BLK WP HR S P ERA WHIP																			
Jimmy Key, L ERA: 3.76 (1, 1)	6.0	25	8	4	1	4	2	0	0	0	0	0	0	0	0	0	2	58	85	6.00	1.333																
Duane Ward, R ERA: 3.52 (7, 1)	2.1	10	1	1	1	4	3	0	0	0	0	0	0	0	0	0	1	33	50	3.86	1.714																
Tom Henke, R ERA: 1.97 (9, 1)	3.2	11	0	0	0	5	0	0	0	0	0	0	0	0	0	0	0	30	44	0.00	0.000																
Frank Willis, R ERA: 4.21 (13, 1)	4.0	16	2	0	0	3	0	1	1	0	0	0	0	0	0	0	0	40	59	0.00	0.500																

Batter	1	2	3	4	5	6	7	8	9	10	AB R H RBI BB SO LOB	TOP																			
Lloyd Moseby, L (1, 8) OBP: 0.310, SLG: 0.364	4-2 S BB	0-1 FC3-6 2B E 1-2 2-3		2-2 1B 1B		4-2 G4-3 S BB		2-2 S 1B		2-3 K	4 1 2 0 2 1 3																				
Nelson Liriano, S (1, 4) OBP: 0.333, SLG: 0.377	0-3 K	1-2 E 1-3 2B		1-0 1B 1-2		3-1 G4-3		1-2 F9			5 1 2 1 0 1 3																				
George Bell, R (1, 10) OBP: 0.332, SLG: 0.469	0-2 P6 1-2	0-2 E6 2-H 3-H		0-2 P3		0-0 F9			2-2 F7		5 0 0 0 0 0 4																				
Fred McGriff, L (1, 3) OBP: 0.398, SLG: 0.560	4-1 BB	3-2 P6			2-2 F8		2-1 P5		0-0 G6-3		4 0 0 0 1 0 1																				
Ernie Whitt, L (1, 2) OBP: 0.355, SLG: 0.429	0-2 P2		0-2 F9		1-2 BB 1B		1-3 K		2-2 F7		5 0 1 0 0 1 2																				
Tony Fernandez, S (1, 6) OBP: 0.279, SLG: 0.368		0-0 1B 1B 2B	1-1 F7		1-1 F8		1-0 S 1B			1-2 G5-3 1B	5 2 3 0 0 0 1																				
Kelly Gruber, R (1, 5) OBP: 0.325, SLG: 0.437		1-1 FC3-6 2B 1B 2-3	0-0 P4		4-2 BB		2-2 F9			0-0 G5-3	4 1 1 0 1 0 2																				
Glenallen Hill, R (1, 7) OBP: 0.348, SLG: 0.429 Lee Mazzilli, S (10, PH) OBP: 0.400, SLG: 0.432 Tom Lawless, R (10, PR) OBP: 0.273, SLG: 0.233 Rob Ducey, L (10, 7) OBP: 0.300, SLG: 0.254		1-0 FC3-6 1B 1-2 3-H		1-2 F7		0-3 K		1-1 F8		1-1 CS 1B 2-H	4 0 1 1 0 1 2 1 0 1 1 0 0 0 0 0 0 0 0 0 0 0 0 0 0 0 0 0																				
Junior Felix, S (1, 9) OBP: 0.310, SLG: 0.385		1-3 K		2-3 K		0-0 B4-3		1-3 K		3-1 1B 1-2	5 0 1 0 0 3 2																				
<b>Inning Stats</b>	R: 0 E: 0 K: 1 S: 15	H: 0 LOB: 2 BB: 2 P: 23	R: 4 E: 1 K: 1 S: 18	H: 4 LOB: 1 BB: 0 P: 25	R: 0 E: 0 K: 0 S: 6	H: 0 LOB: 0 BB: 0 P: 7	R: 0 E: 0 K: 1 S: 15	H: 2 LOB: 2 BB: 0 P: 21	R: 0 E: 0 K: 1 S: 13	H: 1 LOB: 2 BB: 1 P: 21	R: 0 E: 0 K: 0 S: 6	H: 0 LOB: 1 BB: 1 P: 13	R: 0 E: 0 K: 1 S: 10	H: 1 LOB: 1 BB: 0 P: 16	R: 0 E: 0 K: 1 S: 13	H: 1 LOB: 1 BB: 0 P: 18	R: 0 E: 0 K: 0 S: 11	H: 0 LOB: 0 BB: 0 P: 15	R: 1 E: 0 K: 1 S: 12	H: 3 LOB: 1 BB: 0 P: 19	1B: 10 2B: 2 3B: 0 HR: 0	SF: 0 SAC: 0 DP: 0 HBP: 0	WP: 0 PB: 0 SB: 4 CS: 1	PA: 46							
<b>PITCHER</b>	IP WLS BF H R ER SO BB IBB HBP BLK WP HR S P ERA WHIP												IP WLS BF H R ER SO BB IBB HBP BLK WP HR S P ERA WHIP																		
John Farrell, R (1, 1) ERA: 3.87	9.0	L	3	2	1	1	0	0	0	0	0	0	0	0	0	0	6	8	27.00	6.000											
Steve Olin, R (10, 1) ERA: 2.79	0.1		2	1	0	0	0	0	0	0	0	0	0	0	0	0	6	11	0.00	1.500											
Jesse Orosco, L (10, 1) ERA: 2.17	0.2		2	1	0	0	1	0	0	0	0	0	0	0	0	0	6	11	0.00	1.500											

Toronto Blue Jays @ Cleveland Indians  
Cleveland Municipal Stadium, Cleveland, OH  
Sun Sep 10 1989, 3:33 AM EDT  
Att. 12,045 - Unknown

livebaseballscorecards.com

AB 42  
R 5  
H 12  
RBI 3  
BB 4  
SO 7  
LOB 20



Toronto Blue Jays @ Cleveland Indians  
Cleveland Municipal Stadium, Cleveland, OH

Sun Sep 10 1989, 3:33 AM EDT  
Att: 12,045 - Unknown

livebaseballscorecards.com

AB	37
R	4
H	9
RBI	4
BB	3
SO	10
LOB	18



WP	0	PA	44
PB	0		
SB	0		
CS	0		

AB	R	H	RBI	BB	SO	LOB
4	2	2	0	0	0	1
2	0	0	0	0	1	0
0	0	0	0	0	0	0
1	0	1	0	0	0	0
0	0	0	0	0	0	0
3	1	3	4	2	0	0
5	0	0	0	0	2	6
5	0	1	0	0	0	4
3	0	0	0	1	1	2
5	0	0	0	0	4	2
5	0	0	0	0	2	2
3	1	2	0	0	0	1
1	0	0	0	0	0	0

Batter	1	2	3	4	5	6	7	8	9	10															
Jerry Browne, S OBP: 0.381, SLG: 0.410 (1, 4)	1-2 SH1-3 1B	1-1 F7			3-2 SH3-4 E HBP		0-0 G4-3		1-1 2B 1B																
Tommy Hinzo, S (1, 6)	1-0 SH1-3		1-0 G1-3		1-1 SH3-4		0-3 K		0-0 2B																
Felix Fermin, R OBP: 0.297, SLG: 0.257 (8, 6)																									
Beau Alford, L OBP: 0.500, SLG: 0.667 (9, PH)																									
Joel Skinner, R OBP: 0.272, SLG: 0.289 (10, 2)																									
Dion James, L OBP: 0.378, SLG: 0.389 (1, 10)	1-1 FC5-4 2-H 1B		0-1 HR		0-0 E9 2-H 3-H 1B		4-1 BB		4-0 FC4 IBB																
Joe Carter, R OBP: 0.297, SLG: 0.476 (1, 7)	0-0 FC5-4 1B 1-2f		0-3 K		0-0 P6		1-1 F8		1-3 K																
Pete O'Brien, L OBP: 0.359, SLG: 0.381 (1, 3)	1-1 1-3 1B		3-1 G4-3		3-1 G4-3			2-1 G4-3	0-0 FC4 1-2f																
Brook Jacoby, R OBP: 0.352, SLG: 0.427 (1, 5)	1-0 F9		1-3 K			1-0 FC6-4 HBP		4-2 BB		0-1 G6-3															
Cory Snyder, R OBP: 0.259, SLG: 0.376 (10, 6)		0-3 K	0-3 K			0-0 F8		0-3 K		1-3 K															
Brad Komminsk, R OBP: 0.330, SLG: 0.453 (1, 8)		1-2 P4	0-1 P6			2-2 F7		2-3 K		2-3 K															
Andy Allanson, R OBP: 0.288, SLG: 0.298 (1, 2)																									
Dave Clark, L OBP: 0.315, SLG: 0.376 (9, PH) (10, 9)		0-1 1B			3-2 SH3-4 E HBP 1B		0-1 FC6-4 1-2f		1-2 G1-3																
Inning Stats	R: 1 E: 0 K: 0 S: 10	H: 3 LOB: 2 BB: 0 P: 15	R: 0 E: 0 K: 1 S: 10	H: 1 LOB: 1 BB: 0 P: 12	R: 1 E: 0 K: 1 S: 8	H: 1 LOB: 0 BB: 0 P: 12	R: 0 E: 0 K: 2 S: 8	H: 0 LOB: 0 BB: 0 P: 9	R: 2 E: 1 K: 0 S: 12	H: 2 LOB: 1 BB: 0 P: 22	R: 0 E: 0 K: 0 S: 7	H: 0 LOB: 1 BB: 0 P: 10	R: 0 E: 0 K: 1 S: 7	H: 0 LOB: 1 BB: 1 P: 12	R: 0 E: 0 K: 2 S: 10	H: 0 LOB: 1 BB: 1 P: 18	R: 0 E: 0 K: 1 S: 10	H: 2 LOB: 3 BB: 1 P: 17	R: 0 E: 0 K: 2 S: 8	H: 0 LOB: 0 BB: 0 P: 11	1B: 7 2B: 1 3B: 0 HR: 1	SF: 0 SAC: 2 DP: 0 HBP: 2			
PITCHER	IP	WLS	BF	H	R	ER	SO	BB	IBB	HBP	BLK	WP	HR	S	P	ERA	WHIP								
Dave Stieb, R ERA: 3.54 (1, 1)	7.0		31	7	4	4	5	1	0	2	0	0	1	62	92	5.14	1.143								
Jim Acker, R ERA: 2.48 (8, 1)	3.0	W	13	2	0	0	5	1	1	0	0	0	0	28	46	0.00	1.000								

BOTTOM

Batter	1	2	3	4	5	6	7	8	9	AB R H RBI BB SO LOB	TOP	
Gary Pettis, S OBP: 0.377, SLG: 0.313 (1, 8) F S F X	1-2 G6-3 ①		1-0 G1-6-3 ② ③ 1-2f			1-2 FC6-4 1B		0-1 G4-3 ②		4 0 1 0 0 0 1		
Mike Heath, R OBP: 0.318, SLG: 0.417 (1, 2) B S C B X	2-2 P3 ②			1-0 1B 1B		0-0 F9 ①		2-0 F8 ③		4 0 1 0 0 0 1		
Kenny Williams, R OBP: 0.272, SLG: 0.304 (1, 9) C X	0-1 2B			1-3 K ①		0-0 FC6-4 1-2f			1-0 P2 ①	4 0 1 0 0 1 2		
Gary Ward, R OBP: 0.308, SLG: 0.415 (1, 7) X	0-0 L1 ③			2-0 1B 1-3 1B		0-0 F9 ③			1-3 K ②	4 0 1 0 0 1 2		
Rick Schu, R OBP: 0.294, SLG: 0.354 (1, 5) B X				4-2 BB ③		0-0 SH5-4 1B ①			2-1 L4-3 ③	3 0 1 0 1 0 0		
Dave Bergman, L OBP: 0.337, SLG: 0.363 (1, 3) C T O C X				2-2 G1-3 ③		0-0 SH5-4 1-2 ①				2 0 0 0 0 0 2		
Mike Brumley, S OBP: 0.264, SLG: 0.269 (1, 6) C B T T F X				1-3 K ③		2-3 K ①				3 0 0 0 0 2 1		
Doug Strange, S OBP: 0.280, SLG: 0.275 (1, 4) M B C F B X				2-2 G5-3 ①		2-2 P5 ②				3 0 0 0 0 0 1		
Jeff Datz, R (1, 10) B B B B				4-0 G1-6-3 BB ③		0-0 P3 ③				2 0 0 0 1 0 0		
<b>Inning Stats</b>	R: 0 H: 1 E: 0 LOB: 1 K: 0 BB: 0 S: 9 P: 12	R: 0 H: 0 E: 0 LOB: 0 K: 1 BB: 0 S: 8 P: 10	R: 0 H: 0 E: 0 LOB: 0 K: 0 BB: 1 S: 5 P: 12	R: 0 H: 2 E: 0 LOB: 2 K: 1 BB: 1 S: 11 P: 21	R: 0 H: 0 E: 0 LOB: 0 K: 1 BB: 0 S: 10 P: 14	R: 0 H: 1 E: 0 LOB: 1 K: 0 BB: 0 S: 6 P: 7	R: 0 H: 1 E: 0 LOB: 1 K: 0 BB: 0 S: 7 P: 8	R: 0 H: 0 E: 0 LOB: 0 K: 0 BB: 0 S: 5 P: 9	R: 0 H: 0 E: 0 LOB: 0 K: 1 BB: 0 S: 7 P: 11	1B: 4 SF: 0 2B: 1 SAC: 1 3B: 0 DP: 1 HR: 0 HBP: 0	WP: 0 PA: 32 PB: 0 SB: 0 CS: 0	
<b>PITCHER</b> Bud Black, L ERA: 3.51 (1, 1)	IP WLS BF H R ER SO BB IBB HBP BLK WP HR S P ERA WHIP	9.0 W 32 5 0 0 4 2 0 0 0 0 0 0 68 104 0.00 0.778										

**Detroit Tigers @ Cleveland Indians**  
 Cleveland Municipal Stadium, Cleveland, OH

Tue Sep 12 1989, 7:05 PM EDT  
 Att: 5,523 - Unknown - 66 F

AB	29
R	0
H	5
RBI	0
BB	2
SO	4
LOB	10



livebaseballscorecards.com



Batter	1	2	3	4	5	6	7	8	9	AB	R	H	RBI	BB	SO	LOB
Jerry Browne, S OBP: 0.380, SLG: 0.409 (1, 4)	2-2 G4-3		0-1 F7		3-1 P4			1-0 CS 2-H 1B		4	0	1	1	0	0	2
Dion James, L OBP: 0.375, SLG: 0.386 (1, 7) Denny Gonzalez, R OBP: 0.455, SLG: 0.500 (8, PH) Brad Komminsk, R OBP: 0.330, SLG: 0.453 (9, 8)	3-2 G4-3		2-3 K			1-0 L5		2-2 HBP		3	0	0	0	0	1	1
Joe Carter, R OBP: 0.295, SLG: 0.473 (1, 8) (9, 7)	3-2 P7			2-2 G1-3		1-2 P3		1-0 F7		4	0	0	0	0	0	1
Albert Belle, R OBP: 0.258, SLG: 0.407 (1, 10)		0-0 P6		1-0 G6-3		0-0 F9				3	0	0	0	0	0	0
Pete O'Brien, L OBP: 0.361, SLG: 0.383 (1, 3)		1-2 G5-3 1B		2-2 1B			2-1 F8			3	0	2	0	0	0	0
Brook Jacoby, R OBP: 0.350, SLG: 0.424 (1, 5)		2-2 G5-3 1-2		2-1 F8			3-3 K			3	0	0	0	0	1	2
Cory Snyder, R OBP: 0.259, SLG: 0.378 (1, 9)		0-0 G6-3			3-2 G6-3 2B		0-1 G6-3			3	0	1	0	0	0	1
Joel Skinner, R OBP: 0.273, SLG: 0.289 (1, 2) Tommy Hinzo, S (8, PR) Tom Magrann, R (9, 2)			0-0 G4-3		2-1 G6-3			1-2 SH3-4 1B		3	0	1	0	0	0	1
Felix Fermin, R OBP: 0.298, SLG: 0.258 (1, 6)			1-0 1B		1-2 G6-3 2-3			0-0 SH3-4		2	0	1	0	0	0	1
<b>Inning Stats</b>	R: 0 E: 0 K: 0 S: 11	H: 0 LOB: 0 BB: 0 P: 19	R: 0 E: 0 K: 0 S: 8	H: 1 LOB: 1 BB: 0 P: 11	R: 0 E: 0 K: 1 S: 7	H: 1 LOB: 1 BB: 0 P: 10	R: 0 E: 0 K: 0 S: 10	H: 1 LOB: 1 BB: 0 P: 17	R: 0 E: 0 K: 0 S: 5	H: 0 LOB: 0 BB: 0 P: 7	R: 0 E: 0 K: 1 S: 8	H: 0 LOB: 0 BB: 0 P: 13	R: 1 E: 0 K: 0 S: 10	H: 2 LOB: 1 BB: 0 P: 15	1B: 5 2B: 1 3B: 0 HR: 0	SF: 0 SAC: 1 DP: 0 HBP: 1

**BOTTOM**

**Detroit Tigers @ Cleveland Indians**  
Cleveland Municipal Stadium, Cleveland, OH

Tue Sep 12 1989, 7:05 PM EDT  
Att. 5,523 - Unknown - 66 F

[livebaseballscorecards.com](http://livebaseballscorecards.com)

<b>AB</b>	<b>28</b>
<b>R</b>	<b>1</b>
<b>H</b>	<b>6</b>
<b>RBI</b>	<b>1</b>
<b>BB</b>	<b>0</b>
<b>SO</b>	<b>2</b>
<b>LOB</b>	<b>9</b>



PITCHER	IP	WLS	BF	H	R	ER	SO	BB	IBB	HBP	BLK	WP	HR	S	P	ERA	WHIP
Frank Tanana, L ERA: 3.57 (1, 1)	8.0	L	30	6	1	1	2	0	0	1	0	0	0	70	112	1.12	0.750

WP: 0	PA: 30
PB: 0	
SB: 0	
CS: 1	

Batter	1	2	3	4	5	6	7	8	9	AB R H RBI BB SO LOB	TOP									
<b>Gary Pettis, S</b> OBP: 0.377, SLG: 0.314 (1, 8)	2-1 S PB 1B		0-0 1B SF7 1B		0-1 G6-3		1-1 G3	3-3 K		5 2 2 0 0 1 1										
<b>Dave Bergman, L</b> OBP: 0.335, SLG: 0.361 (1, 3)	1-1 F7		0-1 F8		2-1 G5-3		1-2 P6	0-0 G4-3 SH1-3 1B	5 0 1 0 0 0 3											
<b>Lou Whitaker, L</b> OBP: 0.369, SLG: 0.482 (1, 4)	4-1 PB 1-2 BB		2-2 S 1-3 2-H 1B		0-0 1B 1B		4-1 BB 1B BB	0-0 SH1-3	2 0 2 1 2 0 0											
<b>Fred Lynn, L</b> OBP: 0.322, SLG: 0.366 (1, 7)	2-3 K		0-0 SF7		0-0 1-3 1B		0-1 BB 1-2 1B	1-0 G4-3	4 0 2 1 0 1 2											
<b>Matt Nokes, L</b> OBP: 0.298, SLG: 0.380 <b>Gary Ward, R</b> OBP: 0.310, SLG: 0.413 (1, 10) (7, PH)	3-3 K		3-1 G3		0-0 G4-3		4-1 BB 1-2 2-3 BB	2-3 K	3 0 0 0 0 1 4 1 0 0 0 1 1 1											
<b>Scott Lusader, L</b> OBP: 0.325, SLG: 0.361 <b>Kenny Williams, R</b> OBP: 0.271, SLG: 0.303 (1, 9) (7, PH) (7, 9)		1-3 K		1-1 G4-3		1-1 G4-3	0-3 K		3 0 0 0 0 1 0 1 0 0 0 0 1 3											
<b>Mike Heath, R</b> OBP: 0.317, SLG: 0.415 (1, 2)		1-0 B2		2-0 P4		0-2 G4-3		3-2 G3 G3 1B	4 0 1 0 0 0 0		AB 36 R 3 H 11 RBI 2 BB 3 SO 6 LOB 18									
<b>Doug Strange, S</b> OBP: 0.285, SLG: 0.281 (1, 5)		1-1 G4-3		0-0 FC6 1B		2-2 E S 1B		0-1 G3	4 0 2 0 0 0 1											
<b>Mike Brumley, S</b> OBP: 0.264, SLG: 0.269 (1, 6)			2-2 1B 1B	1-0 FC6		2-1 G4-3		0-0 G3	4 1 1 0 0 0 3											
<b>Inning Stats</b>	R: 1 E: 0 K: 2 S: 11	H: 1 LOB: 1 BB: 1 P: 23	R: 0 E: 0 K: 1 S: 6	H: 0 LOB: 0 BB: 0 P: 9	R: 2 E: 0 K: 0 S: 15	H: 3 LOB: 1 BB: 0 P: 22	R: 0 E: 0 K: 0 S: 5	H: 1 LOB: 1 BB: 0 P: 9	R: 0 E: 0 K: 0 S: 7	H: 2 LOB: 2 BB: 0 P: 9	R: 0 E: 0 K: 1 S: 12	H: 1 LOB: 3 BB: 2 P: 22	R: 0 E: 0 K: 1 S: 9	H: 1 LOB: 1 BB: 0 P: 15	R: 0 E: 0 K: 1 S: 6	H: 1 LOB: 1 BB: 0 P: 9	1B: 11 2B: 0 3B: 0 HR: 0	SF: 1 SAC: 1 DP: 0 HBP: 0	WP: 0 PB: 2 SB: 3 CS: 0	PA: 41
<b>PITCHER</b>	IP WLS BF H R ER SO BB IBB HBP BLK WP HR S P ERA WHIP																			
<b>Tom Candiotti, R</b> ERA: 3.21 (1, 1)	6.2 L 31 9 3 2 3 2 0 0 0 0 0 0 62 101 2.70 1.650																			
<b>Jeff Kaiser, L</b> ERA: (7, 1)	0.0 1 0 0 0 0 1 0 0 0 0 0 0 1 5 ∞ ∞																			
<b>Steve Olin, R</b> ERA: 2.67 (7, 1)	1.1 5 1 0 0 2 0 0 0 0 0 0 0 12 18 0.00 0.750																			
<b>Jesse Orosco, L</b> ERA: 2.14 (9, 1)	1.0 4 1 0 0 1 0 0 0 0 0 0 0 6 9 0.00 1.000																			

Detroit Tigers @ Cleveland Indians  
Cleveland Municipal Stadium, Cleveland, OH

Wed Sep 13 1989, 7:05 PM EDT  
Att. 5,068 - Unknown - 63 F

livebaseballscorecards.com



Batter	1	2	3	4	5	6	7	8	9	AB	R	H	RBI	BB	SO	LOB
Jerry Browne, S OBP: 0.377, SLG: 0.406 (1, 4)	2-3 K		0-0 G4-3		0-0 G6-3		1-2 F7			4	0	0	1	0	1	1
Dion James, L OBP: 0.371, SLG: 0.382 (1, 7)	1-1 F9			0-2 G1	3-1 G4-3			2-3 K		4	0	0	0	0	1	1
Joe Carter, R OBP: 0.295, SLG: 0.470 (1, 8)	4-1 BB			3-2 F7		0-0 F7		0-1 G6-3		3	0	0	0	1	0	0
Pete O'Brien, L OBP: 0.362, SLG: 0.384 (1, 3)	0-0 P4			1-1 WP 1B		1-2 1B 1B		0-1 F8		4	0	2	0	0	0	1
Brook Jacoby, R OBP: 0.349, SLG: 0.421 (1, 5)		0-0 G6-3		4-1 BB		1-2 L5			3-2 P3	3	0	0	0	1	0	1
Dave Clark, L OBP: 0.314, SLG: 0.373 (1, 10)		2-1 G3-1		1-2 G4-3		2-0 1B			1-1 G3-1	4	0	1	0	0	0	2
Cory Snyder, R OBP: 0.259, SLG: 0.377 (1, 9)		3-2 G1-3			2-1 1B G6-3 1B		0-3 K		2-2 L9	4	1	1	0	0	1	2
Joel Skinner, R OBP: 0.276, SLG: 0.292 (1, 2)			2-3 K		1-1 WP 1B			1-3 K		2	0	1	0	0	1	0
Beau Allred, L OBP: 0.400, SLG: 0.500 (7, PH)					1-3 1B					1	0	0	0	0	1	0
Tom Magrann, R (8, 2)										0	0	0	0	0	0	0
Felix Fermin, R OBP: 0.297, SLG: 0.257 (1, 6)			0-1 F9		3-2 L4			2-3 K		2	0	0	0	0	0	2
Mike Young, S OBP: 0.283, SLG: 0.245 (7, PH)					1-2 1B					1	0	0	0	0	1	0
Luis Aguayo, R OBP: 0.234, SLG: 0.253 (8, 6)										0	0	0	0	0	0	0

Inning Stats	R: 0	H: 0	E: 0	K: 1	S: 7	R: 0	H: 0	E: 0	K: 0	S: 6	R: 0	H: 0	E: 0	K: 1	S: 7	R: 0	H: 1	E: 0	K: 0	S: 13	R: 1	H: 2	E: 0	K: 0	S: 10	R: 0	H: 2	E: 0	K: 1	S: 13	R: 0	H: 0	E: 0	K: 2	S: 10	R: 0	H: 0	E: 0	K: 1	S: 7	R: 0	H: 0	E: 0	K: 0	S: 8	R: 0	H: 0	E: 0	K: 0	S: 14	R: 0	H: 0	E: 0	K: 0	S: 14
	LOB: 1	BB: 1	LOB: 0	BB: 0	P: 14	LOB: 0	BB: 0	LOB: 0	BB: 0	P: 11	LOB: 2	BB: 1	LOB: 1	BB: 0	P: 19	LOB: 2	BB: 0	LOB: 2	BB: 0	P: 17	LOB: 0	BB: 0	LOB: 0	BB: 0	P: 14	LOB: 0	BB: 0	LOB: 0	BB: 0	P: 9	LOB: 0	BB: 0	LOB: 0	BB: 0	P: 9	LOB: 0	BB: 0	LOB: 0	BB: 0	P: 14	LOB: 0	BB: 0	LOB: 0	BB: 0	P: 14										
	1B: 5	2B: 0	3B: 0	HR: 0	SF: 0	1B: 5	2B: 0	3B: 0	HR: 0	SF: 0	1B: 5	2B: 0	3B: 0	HR: 0	SF: 0	1B: 5	2B: 0	3B: 0	HR: 0	SF: 0	1B: 5	2B: 0	3B: 0	HR: 0	SF: 0	1B: 5	2B: 0	3B: 0	HR: 0	SF: 0	1B: 5	2B: 0	3B: 0	HR: 0	SF: 0	1B: 5	2B: 0	3B: 0	HR: 0	SF: 0	1B: 5	2B: 0	3B: 0	HR: 0	SF: 0										
	WP: 2	PB: 0	SB: 0	CS: 0	PA: 34	WP: 2	PB: 0	SB: 0	CS: 0	PA: 34	WP: 2	PB: 0	SB: 0	CS: 0	PA: 34	WP: 2	PB: 0	SB: 0	CS: 0	PA: 34	WP: 2	PB: 0	SB: 0	CS: 0	PA: 34	WP: 2	PB: 0	SB: 0	CS: 0	PA: 34	WP: 2	PB: 0	SB: 0	CS: 0	PA: 34	WP: 2	PB: 0	SB: 0	CS: 0	PA: 34	WP: 2	PB: 0	SB: 0	CS: 0	PA: 34										
PITCHER Jack Morris, R ERA: 4.69 (1, 1)	IP: 9.0	WLS: 1	BF: 34	H: 5	R: 1	ER: 1	SO: 6	BB: 2	IBB: 0	HBP: 0	BLK: 0	WP: 2	HR: 0	S: 81	P: 129	ERA: 1.00	WHIP: 0.778																																						

BOTTOM

Detroit Tigers @ Cleveland Indians  
Cleveland Municipal Stadium, Cleveland, OH

Wed Sep 13 1989, 7:05 PM EDT  
Att. 5,068 - Unknown - 63 F

livebaseballscorecards.com

AB	32
R	1
H	5
RBI	1
BB	2
SO	6
LOB	10



Batter	1	2	3	4	5	6	7	8	9	AB R H RBI BB SO LOB	TOP
<b>Gary Pettis, S</b> (1, 8) OBP: 0.376, SLG: 0.314	0-0 1B		2-3 P6		3-2 P6			0-0 G4-3		4 0 1 0 0 1 1	<b>Detroit Tigers @ Cleveland Indians</b> <b>Cleveland Municipal Stadium, Cleveland, OH</b> Thu Sep 14 1989, 7:05 PM EDT Att: 7,300 - Cloudy - 50 F
<b>Dave Bergman, L</b> (1, 3) OBP: 0.337, SLG: 0.360	2-2 1B		1-0 P6		0-0 F9			4-1 BB		3 0 1 0 1 0 0	
<b>Lou Whitaker, L</b> (1, 4) OBP: 0.368, SLG: 0.480	1-3 K			1-1 FC3-6 1B		0-3 K		2-2 P3		4 0 1 0 0 2 3	
<b>Fred Lynn, L</b> (1, 7) OBP: 0.321, SLG: 0.364	0-3 K			0-0 FC3-6 1-2f		2-2 G4-3		2-2 G6-4-3 1B		4 0 1 0 0 1 3	
<b>Matt Nokes, L</b> (1, 10) OBP: 0.298, SLG: 0.380 <b>Gary Ward, R</b> (9, PH) OBP: 0.309, SLG: 0.412	3-2 P6			1-2 F7			0-1 1B	0-1 G6-4-3 1-2f		3 0 1 0 0 0 3 1 0 0 0 0 0 1	
<b>Scott Lusader, L</b> (1, 9) OBP: 0.313, SLG: 0.347 <b>Kenny Williams, R</b> (9, PH) OBP: 0.274, SLG: 0.305		1-3 K		3-3 K		2-2 F8		0-1 1B		3 0 0 0 0 2 2 1 0 1 0 0 0 0	
<b>Mike Heath, R</b> (1, 2) OBP: 0.317, SLG: 0.416		1-0 F9		2-1 SH3 2B		0-0 F8		2-3 K		4 0 1 0 0 1 2	
<b>Doug Strange, S</b> (1, 5) OBP: 0.281, SLG: 0.277		2-3 K		1-1 SH3		0-0 F7				2 0 0 0 0 1 1	
<b>Mike Brumley, S</b> (1, 6) OBP: 0.260, SLG: 0.265			1-3 K		2-3 K			0-3 K		3 0 0 0 0 3 1	
<b>Inning Stats</b>	R: 0 H: 2 E: 0 LOB: 2 K: 2 BB: 0 S: 14 P: 20	R: 0 H: 0 E: 0 LOB: 0 K: 2 BB: 0 S: 7 P: 11	R: 0 H: 0 E: 0 LOB: 0 K: 2 BB: 0 S: 7 P: 11	R: 0 H: 1 E: 0 LOB: 1 K: 1 BB: 0 S: 10 P: 15	R: 0 H: 1 E: 0 LOB: 1 K: 1 BB: 0 S: 10 P: 18	R: 0 H: 0 E: 0 LOB: 0 K: 1 BB: 0 S: 9 P: 11	R: 0 H: 1 E: 0 LOB: 1 K: 0 BB: 0 S: 8 P: 9	R: 0 H: 0 E: 0 LOB: 1 K: 1 BB: 1 S: 8 P: 14	R: 0 H: 2 E: 0 LOB: 1 K: 1 BB: 0 S: 11 P: 15	1B: 6 SF: 0 2B: 1 SAC: 1 3B: 0 DP: 1 HR: 0 HBP: 0	WP: 0 PA: 34 PB: 0 SB: 0 CS: 0
<b>PITCHER</b>	IP WLS BF H R ER SO BB IBB HBP BLK WP HR S P ERA WHIP										
<b>Rod Nichols, R</b> (1, 1) ERA: 3.98	7.2 W 29 5 0 0 10 1 0 0 0 0 0 0 70 104 0.00 0.783										
<b>Jesse Orosco, L</b> (8, 1) ERA: 2.1	1.1 S 5 2 0 0 1 0 0 0 0 0 0 0 14 20 0.00 1.500										

livebaseballscorecards.com

<b>AB</b>	32
<b>R</b>	0
<b>H</b>	7
<b>RBI</b>	0
<b>BB</b>	1
<b>SO</b>	11
<b>LOB</b>	17



Batter	1	2	3	4	5	6	7	8	9
<b>Jerry Browne, S</b> OBP: 0.376, SLG: 0.406 (1, 4)	2-2 WP SF7 2B	1-1 F9			1-1 SAFE 1-2 1-3		3-2 G4-3		
<b>Dion James, L</b> OBP: 0.370, SLG: 0.380 (1, 10)	0-3 K		2-2 F8		0-0 L4			0-0 HR 1B	
<b>Joe Carter, R</b> OBP: 0.294, SLG: 0.474 (1, 7)	3-2 E5 SF7 1B WP		2-2 F7		0-1 G6-3			2-1 HR	
<b>Pete O'Brien, L</b> OBP: 0.364, SLG: 0.384 (1, 3)	4-0 1B 1-2 2-3 IBB		4-2 BB		0-0 F8			2-0 CS 1B	
<b>Brook Jacoby, R</b> OBP: 0.349, SLG: 0.425 (1, 5)	3-2 SF7 2-3 3-H		1-0 F7		0-0 K 3B			3-2 F9	
<b>Cory Snyder, R</b> OBP: 0.259, SLG: 0.376 (1, 9)	1-1 1-2 3-H 1B		0-3 K		0-3 K			1-2 P4	
<b>Brad Komminsk, R</b> OBP: 0.330, SLG: 0.451 (1, 8)	3-3 K		3-1 CS 1B		3-3 K			3-2 CS 1-2	
<b>Joel Skinner, R</b> OBP: 0.271, SLG: 0.287 (1, 2)		2-1 P6	1-2 E5 CS 1-2		1-0 G4-3			1-0 G4-3	
<b>Felix Fermin, R</b> OBP: 0.297, SLG: 0.257 (1, 6)		1-3 K	1-0 CS 1-2		2-1 1-3 1B			0-1 G6-3	

Inning Stats	R: 2	H: 2	E: 1	K: 2	S: 23	LOB: 2	BB: 1	P: 39
	R: 0	H: 0	E: 0	K: 1	S: 8	LOB: 0	BB: 0	P: 12
	R: 0	H: 0	E: 0	K: 0	S: 10	LOB: 1	BB: 1	P: 19
	R: 0	H: 1	E: 1	K: 1	S: 8	LOB: 0	BB: 0	P: 13
	R: 0	H: 1	E: 0	K: 2	S: 7	LOB: 1	BB: 0	P: 10
	R: 0	H: 0	E: 0	K: 0	S: 6	LOB: 0	BB: 0	P: 10
	R: 2	H: 3	E: 0	K: 0	S: 13	LOB: 0	BB: 0	P: 24

PITCHER	IP	WLS	BF	H	R	ER	SO	BB	IBB	HBP	BLK	WP	HR	S	P	ERA	WHIP
<b>Kevin Ritz, R</b> ERA: 3.56 (1, 1)	7.0	L	28	5	2	0	6	1	1	0	0	1	0	70	114	0.00	0.857
<b>Paul Gibson, L</b> ERA: 4.29 (8, 1)	1.0		5	3	2	2	0	0	0	0	0	0	1	13	24	18.00	3.000

AB R H RBI BB SO LOB

4	1	1	0	0	0	1
4	1	1	0	0	1	2
4	2	1	2	0	0	2
2	0	1	0	2	0	0
3	0	1	1	0	0	2
4	0	1	1	0	2	2
3	0	1	0	0	2	3
3	0	0	0	0	0	1
3	0	1	0	0	1	0

<b>AB</b>	<b>30</b>
<b>R</b>	<b>4</b>
<b>H</b>	<b>8</b>
<b>RBI</b>	<b>4</b>
<b>BB</b>	<b>2</b>
<b>SO</b>	<b>6</b>
<b>LOB</b>	<b>13</b>



WP	HR	S	P	ERA	WHIP
1	0	0	35		
0	0	0			
0	0	0			
1	0	0			

**Detroit Tigers @ Cleveland Indians**  
**Cleveland Municipal Stadium, Cleveland, OH**  
 Thu Sep 14 1989, 7:05 PM EDT  
 Att. 7,300 - Cloudy - 50 F

livebaseballscorecards.com

Batter	1	2	3	4	5	6	7	8	9	AB R H RBI BB SO LOB	TOP												
Jerry Browne, S (1, 4) OBP: 0.377, SLG: 0.409	3-1 F9		1-0 2B		1-1 SH1-3		1-0 WP 1B		0-2 F7	4 0 2 0 0 0 1	<b>Cleveland Indians @ Toronto Blue Jays</b> SkyDome, Toronto, ON Fri Sep 15 1989, 7:05 PM EDT Att: 49,444 - Unknown												
Denny Gonzalez, R (1, 10) OBP: 0.357, SLG: 0.385 Beau Allred, L (7, PH) OBP: 0.429, SLG: 0.500	2-3 K		3-3 K		0-2 G5-3		2-1 WP 1B		1-3 K	3 0 0 1 0 2 2 2 0 1 0 0 1 1													
Joe Carter, R (1, 7) OBP: 0.294, SLG: 0.473 Mike Young, S (2, 7) OBP: 0.266, SLG: 0.228	1-3 K			2-2 G6-3	0-0 F8		0-3 K		0-0 G4-3	1 0 0 0 0 1 0 4 0 0 0 0 1 4													
Pete O'Brien, L (1, 3) OBP: 0.362, SLG: 0.381		1-0 P6		2-0 P6		1-3 K	2-1 G1-3			4 0 0 0 0 1 2													
Brook Jacoby, R (1, 5) OBP: 0.348, SLG: 0.423		1-0 G4-3		1-1 FC5-4 1B		2-3 K		1-1 G4-3		4 0 1 0 0 1 0													
Cory Snyder, R (1, 9) OBP: 0.259, SLG: 0.374		1-2 E7		3-1 FC5-4 1-2f		4-1 1B BB		0-0 F9		3 0 0 0 1 0 1													
Joel Skinner, R (1, 2) OBP: 0.282, SLG: 0.304		1-1 L9			1-2 2B 2B	2-0 1-2 1B		2-2 1B		4 1 3 0 0 0 1													
Brad Komminsk, R (1, 8) OBP: 0.332, SLG: 0.458 Dion James, L (6, PH) OBP: 0.369, SLG: 0.378 (6, 8)			1-1 G6-3		0-2 SH1-3 G5-3 2B	3-2 G4-3		0-0 G1-3		2 1 1 1 0 0 0 2 0 0 0 0 0 3													
Felix Fermin, R (1, 6) OBP: 0.298, SLG: 0.259 Dave Clark, L (7, PH) OBP: 0.313, SLG: 0.372 Luis Aguayo, R (7, 6) OBP: 0.241, SLG: 0.271			1-2 G4-3		1-1 SH1-3 1B		3-1 F8		1-1 2B	2 0 1 0 0 0 0 1 0 0 0 0 0 0 1 0 1 0 0 0 0													
<b>Inning Stats</b>	R: 0 E: 0 K: 2 S: 8	H: 0 LOB: 0 BB: 0 P: 14	R: 0 E: 1 K: 0 S: 7	H: 0 LOB: 1 BB: 0 P: 11	R: 0 E: 0 K: 1 S: 9	H: 1 LOB: 1 BB: 0 P: 15	R: 0 E: 0 K: 0 S: 8	H: 1 LOB: 1 BB: 0 P: 16	R: 2 E: 0 K: 0 S: 14	H: 3 LOB: 1 BB: 0 P: 17		R: 0 E: 0 K: 2 S: 13	H: 1 LOB: 2 BB: 1 P: 25	R: 0 E: 0 K: 1 S: 10	H: 2 LOB: 2 BB: 0 P: 18	R: 0 E: 0 K: 0 S: 7	H: 1 LOB: 1 BB: 0 P: 10	R: 0 E: 0 K: 1 S: 10	H: 1 LOB: 1 BB: 0 P: 12	1B: 6 2B: 4 3B: 0 HR: 0	SF: 0 SAC: 1 DP: 0 HBP: 0	WP: 1 PB: 0 SB: 0 CS: 0	PA: 39
<b>PITCHER</b>	IP WLS BF H R ER SO BB IBB HBP BLK WP HR S P ERA WHIP												IP WLS BF H R ER SO BB IBB HBP BLK WP HR S P ERA WHIP										
Jimmy Key, L (1, 1) ERA: 3.74	5.2 W 25 6 2 2 5 1 0 0 0 0 0 56 92 3.18 1.235																						
Jim Acker, R (6, 1) ERA: 2.43	0.2 4 2 0 0 0 0 0 0 0 0 0 8 17 0.00 3.000																						
David Wells, L (7, 1) ERA: 2.48	1.2 6 1 0 0 1 0 0 0 0 0 1 0 12 17 0.00 0.600																						
Tom Henke, R (9, 1) ERA: 2.03	1.0 S 4 1 0 0 1 0 0 0 0 0 0 0 10 12 0.00 1.000																						

livebaseballscorecards.com

AB	37
R	2
H	10
RBI	2
BB	1
SO	7
LOB	15



Batter	1	2	3	4	5	6	7	8	9
<b>Mookie Wilson, S</b> OBP: 0.277, SLG: 0.343 (1, 8)	0-1 P3	0-2 G6-3		3-1 P3		1-2 L8		2-0 G5-3	
<b>Tom Lawless, R</b> OBP: 0.282, SLG: 0.234 (1, 5)	0-2 L8		1-1 BB 1B	3-2 L7		4-1 1B 1B		3-2 F8	
<b>George Bell, R</b> OBP: 0.330, SLG: 0.470 (1, 7)	1-0 HR		0-1 F8		0-0 F9	0-2 1B 1B			
<b>Fred McGriff, L</b> OBP: 0.404, SLG: 0.560 (1, 3)	4-2 HR BB		4-2 FC6-4 BB		0-0 L8 1B	2-0 1-2 1B			
<b>Ozzie Virgil, R</b> OBP: 0.600, SLG: 1.000 (1, 10)	0-1 HR		2-3 K		4-1 1B BB	2-1 F9			
<b>Tony Fernandez, S</b> OBP: 0.281, SLG: 0.373 (1, 6)	1-0 2B		3-0 FC6-4		2-0 L8		0-0 G1-6-3 1B		
<b>Pat Borders, R</b> OBP: 0.292, SLG: 0.355 (1, 2)	1-1 L7			2-0 G4-3 2B	3-0 1-2 1B		0-0 P3		
<b>Manuel Lee, S</b> OBP: 0.297, SLG: 0.335 (1, 4)		1-0 P3		0-2 G4-3	0-0 G4-3		0-0 G1-6-3		
<b>Glenallen Hill, R</b> OBP: 0.344, SLG: 0.400 <b>Junior Felix, S</b> OBP: 0.308, SLG: 0.383 (6, PH) (7, 9)		2-1 P4		1-2 S 1B		1-1 G4-3	0-3 K		

AB	R	H	RBI	BB	SO	LOB
5	0	0	0	0	0	2
4	1	1	0	1	0	2
4	1	2	1	0	0	1
2	2	2	1	2	0	0
3	1	1	2	1	1	4
4	0	2	0	0	0	4
4	0	2	1	0	0	2
4	0	0	0	0	0	4
2	0	1	0	0	0	0
2	0	0	0	0	1	0

**BOTTOM**

**Cleveland Indians @ Toronto Blue Jays**  
**SkyDome, Toronto, ON**  
 Fri Sep 15 1999, 7:05 PM EDT  
 Att. 49,444 - Unknown

<b>AB</b>	<b>34</b>
<b>R</b>	<b>5</b>
<b>H</b>	<b>11</b>
<b>RBI</b>	<b>5</b>
<b>BB</b>	<b>4</b>
<b>SO</b>	<b>2</b>
<b>LOB</b>	<b>19</b>



1B: 7	SF: 0
2B: 2	SAC: 0
3B: 0	DP: 1
HR: 2	HBP: 0

WP: 0	PA: 38
PB: 0	
SB: 1	
CS: 0	

Inning Stats	R	H	E	K	S	IP	WLS	BF	H	R	ER	SO	BB	IBB	HBP	BLK	WP	HR	S	P	ERA	WHIP
<b>Greg Swindell, L</b> ERA: 3.4 (1, 1)	3	3	0	14	25	4.2	L	25	8	4	4	1	3	0	0	0	0	2	54	92	7.71	2.357
<b>Ed Wojna, R</b> ERA: 4.82 (6, 1)	0	1	0	0	1	1.0		5	1	1	1	0	1	0	0	0	0	0	10	16	9.00	2.000
<b>Scott Bailes, L</b> ERA: 4.61 (7, 9)	0	0	0	0	0	2.1		8	2	0	0	1	0	0	0	0	0	0	14	23	0.00	0.857

PITCHER	IP	WLS	BF	H	R	ER	SO	BB	IBB	HBP	BLK	WP	HR	S	P	ERA	WHIP
<b>Greg Swindell, L</b>	4.2	L	25	8	4	4	1	3	0	0	0	0	2	54	92	7.71	2.357
<b>Ed Wojna, R</b>	1.0		5	1	1	1	0	1	0	0	0	0	0	10	16	9.00	2.000
<b>Scott Bailes, L</b>	2.1		8	2	0	0	1	0	0	0	0	0	0	14	23	0.00	0.857

Batter	1	2	3	4	5	6	7	8	9	10	11	AB R H RBI BB SO LOB	TOP										
Jerry Browne, S OBP: 0.374, SLG: 0.405 (1, 4)	F8		K		F7		F8		K2-3			5 0 0 0 0 2 0	<b>Cleveland Indians @ Toronto Blue Jays</b> SkyDome, Toronto, ON Sat Sep 16 1989, 3:33 AM EDT Att. 49,218 - Dome - 70 F										
Dion James, L OBP: 0.374, SLG: 0.379 (1, 8)	G3-1		1B BB		1B		BB					2 0 1 0 3 0 0											
Joe Carter, R OBP: 0.295, SLG: 0.477 (1, 10)	HR		L5		1B		K					5 1 2 1 0 1 3											
Pete O'Brien, L OBP: 0.363, SLG: 0.381 Tommy Hinzo, S OBP: 0.143, SLG: 0.143 (1, 3) (8, PR) (8, 3)	G6-3		1B		F7		CS BB					3 0 1 0 1 0 1 0 0 0 0 0 0 0 1 0 0 0 0 1 1											
Brook Jacoby, R OBP: 0.347, SLG: 0.421 Brad Komminsk, R OBP: 0.332, SLG: 0.458 Luis Aguayo, R OBP: 0.241, SLG: 0.271 (1, 5) (11, PR) (11, 6)			K		F8							5 0 1 0 0 1 3 0 0 0 0 0 0 0 0 0 0 0 0 0 0											
Dave Clark, L OBP: 0.312, SLG: 0.382 (1, 9) (11, 7)	HR				G6-3		F9					4 1 1 1 0 1 1											
Beau Alled, L OBP: 0.455, SLG: 0.556 Cory Snyder, R OBP: 0.258, SLG: 0.373 (1, 7) (11, PH) (11, 9)	F8		F8		2B		BB					3 0 1 0 1 1 1 1 0 0 0 0 0 1											
Andy Allanson, R OBP: 0.290, SLG: 0.297 (1, 2)	1B		G1-3		P4							4 0 1 0 1 0 2											
Felix Fermin, R OBP: 0.295, SLG: 0.256 Denny Gonzalez, R OBP: 0.333, SLG: 0.357 (1, 6) (11, PH) (11, 5)	G5-3		F9				L7					4 0 0 0 0 0 2 1 0 0 0 0 0 2											
<b>Inning Stats</b>	R: 1 E: 0 K: 0 S: 12	H: 1 LOB: 0 BB: 0 P: 16	R: 1 E: 0 K: 1 S: 13	H: 2 LOB: 1 BB: 0 P: 19	R: 0 E: 0 K: 1 S: 10	H: 1 LOB: 2 BB: 1 P: 19	R: 0 E: 0 K: 0 S: 10	H: 1 LOB: 1 BB: 0 P: 14	R: 0 E: 0 K: 0 S: 7	H: 0 LOB: 1 BB: 1 P: 14	R: 0 E: 0 K: 2 S: 9	H: 0 LOB: 1 BB: 1 P: 16		R: 0 E: 0 K: 1 S: 6	H: 0 LOB: 0 BB: 0 P: 8	R: 0 E: 0 K: 1 S: 7	H: 0 LOB: 0 BB: 1 P: 14	R: 0 E: 0 K: 0 S: 6	H: 1 LOB: 2 BB: 1 P: 14	1B: 5 2B: 1 3B: 0 HR: 2	SF: 0 SAC: 1 DP: 0 HBP: 0	WP: 1 PB: 0 SB: 0 CS: 1	PA: 45
<b>PITCHER</b>	IP WLS BF H R ER SO BB IBB HBP BLK WP HR S P ERA WHIP																						
Dave Stieb, R ERA: 3.52 (1, 1)	6.2		29	7	2	2	2	3	0	0	0	0	0	0	2	64	103	2.70	1.500				
Duane Ward, R ERA: 3.63 (7, 1)	3.2		13	1	0	0	5	2	0	0	0	1	0	29	46	0.00	0.818						
David Wells, L ERA: 2.45 (11, 1)	0.2	W	3	0	0	0	0	0	1	0	0	0	0	4	12	0.00	0.000						

AB	38
R	2
H	8
RBI	2
BB	6
SO	7
LOB	17



livebaseballscorecards.com



Batter	1	2	3	4	5	6	7	8	9	10	11	AB R H RBI BB SO LOB	BOTTOM
Lloyd Moseby, L (1, 8) OBP: 0.304, SLG: 0.354	G4-3		F9				F7			G4-3		4 0 0 0 1 0 2	Cleveland Indians @ Toronto Blue Jays SkyDome, Toronto, ON Sat Sep 16 1989, 3:33 AM EDT Att. 49,218 - Dome - 70 F
Mookie Wilson, S (1, 7) OBP: 0.274, SLG: 0.339	K		L8				K			F7		5 0 0 0 0 3 5	
George Bell, R (1, 10) OBP: 0.331, SLG: 0.471	G6-3											5 2 2 0 0 1 0	
Fred McGriff, L (1, 3) OBP: 0.404, SLG: 0.557			F8									3 0 0 0 2 1 0	
Ernie Whitt, L (1, 2) OBP: 0.350, SLG: 0.422												2 0 0 0 0 0 0	
Pat Borders, R (6, PH) OBP: 0.289, SLG: 0.351												2 0 0 0 0 1 2	
Alexis Infante, R (11, PH) OBP: 0.250, SLG: 0.250												0 0 0 0 0 0 0	
Tony Fernandez, S (1, 6) OBP: 0.282, SLG: 0.382												4 1 2 2 0 0 2	
Rance Mulliniks, L (1, 5) OBP: 0.320, SLG: 0.325												2 0 0 0 0 0 1	
Ozzie Virgil, R (6, PH) OBP: 0.600, SLG: 1.000												0 0 0 0 0 0 0	
Lee Mazzilli, S (6, PH) OBP: 0.393, SLG: 0.417												1 0 0 0 0 0 1	
Tom Lawless, R (7, 5) OBP: 0.278, SLG: 0.231												1 0 0 0 0 0 0	
Nelson Liriano, S (1, 4) OBP: 0.333, SLG: 0.378												4 0 1 0 0 0 1	
Junior Felix, S (1, 9) OBP: 0.310, SLG: 0.387												3 0 1 0 1 2 1	

Inning Stats	R: 0	H: 0	R: 1	H: 1	R: 0	H: 1	R: 0	H: 0	R: 1	H: 1	R: 0	H: 1	R: 0	H: 0	R: 0	H: 0	R: 0	H: 0	R: 1	H: 1	1B: 1	SF: 1	WP: 0	PA: 42			
	E: 0	LOB: 0	E: 0	LOB: 0	E: 0	LOB: 0	E: 0	LOB: 0	E: 0	LOB: 1	E: 0	LOB: 1	E: 0	LOB: 0	E: 0	LOB: 0	E: 0	LOB: 0	E: 2	LOB: 3	2B: 3	SAC: 1	PB: 0				
	K: 1	BB: 0	K: 0	BB: 0	K: 0	BB: 0	K: 1	BB: 2	K: 0	BB: 1	K: 3	BB: 0	K: 0	BB: 0	K: 1	BB: 0	K: 0	BB: 0	K: 0	BB: 1	3B: 1	DP: 0	SB: 0				
	S: 7	P: 12	S: 7	P: 12	S: 6	P: 10	S: 5	P: 10	S: 8	P: 17	S: 9	P: 15	S: 8	P: 12	S: 7	P: 8	S: 5	P: 13	S: 5	P: 13	HR: 1	HBP: 0	CS: 0				
PITCHER	IP	WLS	BF	H	R	ER	SO	BB	IBB	HBP	BLK	WP	HR	S	P	ERA	WHIP										
John Farrell, R (1, 1) ERA: 3.86	5.0		22	4	2	2	2	3	0	0	0	0	1	43	80	3.60	1.400										
Jeff Kaiser, L (6, 1) ERA:	0.2		2	0	0	0	0	0	0	0	0	0	0	6	10	0.00	0.000										
Steve Olin, R (6, 1) ERA: 2.64	0.1		2	1	0	0	0	0	0	0	0	0	0	4	6	0.00	3.000										
Jesse Orosco, L (7, 1) ERA: 2.05	1.2		5	0	0	0	4	0	0	0	0	0	0	14	23	0.00	0.000										
Doug Jones, R (8, 1) ERA: 2.33	2.1	L	11	1	1	0	2	0	1	0	0	0	0	23	39	0.00	0.429										



Batter	1	2	3	4	5	6	7	8	9	10	AB R H RBI BB SO LOB	TOP										
Tommy Hinzo, S (1, 4) Jerry Browne, S (10, PH) OBP: 0.375, SLG: 0.405	0-2 F7		0-1 G6-3		2-2 G6-3		3-3 K			4-2 G6-3 BB	4 0 0 0 0 1 4 0 0 0 0 0 1 0 0	<b>Cleveland Indians @ Toronto Blue Jays</b> SkyDome, Toronto, ON Sun Sep 17 1989, 3:33 AM EDT Att. 49,501 - Unknown										
Dion James, L (1, 8) OBP: 0.374, SLG: 0.379	1-1 L6			0-2 1B		1-1 1B		0-0 P2	0-0 G6-3	0-0 G6-3	5 0 2 0 0 0 1											
Joe Carter, R (1, 10) OBP: 0.295, SLG: 0.475	2-1 P2			2-3 SAFE K		0-0 P2		4-1 BB K BB			3 0 0 0 0 1 1 2											
Pete O'Brien, L (1, 3) OBP: 0.360, SLG: 0.378		1-2 G3		1-2 SAFE P4		1-2 F9		2-3 SAFE K			4 0 0 0 0 1 3											
Brook Jacoby, R (1, 5) OBP: 0.344, SLG: 0.417		1-0 G5-3		0-0 G5-3		1-0 SAFE F7		3-3 K			4 0 0 0 0 1 2											
Cory Snyder, R (1, 9) OBP: 0.256, SLG: 0.369		1-1 F9			2-3 K		0-0 L7		3-2 P4		4 0 0 0 0 1 0											
Albert Belle, R (1, 7) OBP: 0.269, SLG: 0.429			4-2 BB K		0-1 HR		2-1 L7		1-2 1B		3 1 2 1 1 0 0											
Joel Skinner, R (1, 2) Dave Clark, L (9, PH) Andy Allanson, R (9, 2) OBP: 0.277, SLG: 0.299 OBP: 0.311, SLG: 0.381 OBP: 0.290, SLG: 0.297			2-3 SAFE K		0-0 G3		1-0 E5 1B		3-1 SAFE G3-1		3 0 0 0 0 1 1 1 0 0 0 0 0 1 0 0 0 0 0 0 0											
Felix Fermin, R (1, 6) OBP: 0.299, SLG: 0.259			0-2 1B		4-2 E S BB		2-0 1B			3-2 G1-3	3 0 2 0 1 0 0											
<b>Inning Stats</b>	R: 0 E: 0 K: 0 S: 7	H: 0 LOB: 0 BB: 0 P: 10	R: 0 E: 0 K: 0 S: 7	H: 0 LOB: 0 BB: 0 P: 10	R: 0 E: 0 K: 1 S: 11	H: 1 LOB: 1 BB: 1 P: 17	R: 0 E: 0 K: 1 S: 14	H: 1 LOB: 1 BB: 0 P: 16	R: 1 E: 0 K: 1 S: 13	H: 1 LOB: 1 BB: 1 P: 21	R: 0 E: 0 K: 0 S: 7		H: 1 LOB: 1 BB: 0 P: 10	R: 0 E: 0 K: 1 S: 5	H: 0 LOB: 0 BB: 1 P: 11	R: 0 E: 0 K: 1 S: 11	H: 1 LOB: 1 BB: 0 P: 21	R: 0 E: 0 K: 0 S: 8	H: 0 LOB: 0 BB: 1 P: 15	1B: 5 2B: 0 3B: 0 HR: 1	SF: 0 SAC: 0 DP: 1 HBP: 0	WP: 0 PB: 0 SB: 1 CS: 0
<b>PITCHER</b>	IP WLS BF H R ER SO BB IBB HBP BLK WP HR S P ERA WHIP																					
Todd Stottlemyre, R (1, 1) ERA: 3.8	7.0	28	5	1	1	4	2	0	0	0	0	0	0	68	101	1.29	1.000					
Jim Acker, R (8, 1) ERA: 2.37	3.0	10	1	0	0	2	2	0	0	0	0	0	0	24	47	0.00	1.000					

livebaseballscores.com

AB 34  
R 1  
H 6  
RBI 1  
BB 4  
SO 6  
LOB 14



Batter	1	2	3	4	5	6	7	8	9	10	AB	R	H	RBI	BB	SO	LOB
Mookie Wilson, S OBP: 0.278, SLG: 0.342 (1, 8)	P3		G6-3			SH5-4 1B		FC5-4 1B		1B 1B	5	0	3	0	0	0	0
Tom Lawless, R OBP: 0.289, SLG: 0.235 (1, 5)	S BB			P6		SH5-4 1-2		FC5-4 1B		P2	3	0	1	0	1	0	2
George Bell, R OBP: 0.330, SLG: 0.468 (1, 7)	G6-3			F7		G1-4-3		FC5-4		1B	5	0	1	0	0	0	4
Fred McGriff, L OBP: 0.404, SLG: 0.556 (1, 3)	F7			FC5-4 1B		F7		K		1B	5	0	2	1	0	1	4
Ozzie Virgil, R OBP: 0.429, SLG: 0.600 (1, 10)			F7		FC5-4			G5-3		P4	4	0	0	0	0	0	3
Tony Fernandez, S OBP: 0.282, SLG: 0.381 (1, 6)			F7		L6			S 1B		G6-3	4	1	1	0	0	0	0
Pat Borders, R OBP: 0.286, SLG: 0.347 (1, 2)			F6		E5			E5 1B		P5	3	0	0	0	0	0	1
Junior Felix, S OBP: 0.310, SLG: 0.387 (7, PR)					K			K 1B		F8	0	0	0	0	0	0	0
Ernie Whitt, L OBP: 0.349, SLG: 0.421 (8, 2)					L7			K 1B			1	0	0	0	0	0	0
Manuel Lee, S OBP: 0.297, SLG: 0.333 (1, 4)			G5-3		K			K 1B			4	0	1	1	0	1	1
Glenallen Hill, R OBP: 0.333, SLG: 0.382 (1, 9)			L7		K			K 1B		E6 1B	4	1	1	0	0	1	2

Inning Stats	R: 0	H: 0	E: 0	K: 5	S: 5	R: 0	H: 0	E: 0	K: 8	S: 8	R: 0	H: 0	E: 0	K: 6	S: 6	R: 0	H: 1	E: 1	K: 1	S: 9	R: 0	H: 1	E: 0	K: 6	S: 6	R: 1	H: 2	E: 1	K: 1	S: 15	R: 0	H: 2	E: 0	K: 1	S: 14	R: 0	H: 0	E: 0	K: 10	S: 10	R: 1	H: 3	E: 1	K: 15	S: 15	1B: 10	SF: 0	2B: 0	3B: 0	HR: 0	WP: 0	PA: 40
	0	1	0	5	5	0	0	0	8	8	0	1	0	0	6	6	0	1	1	1	9	0	1	0	0	6	6	1	2	1	15	0	2	0	1	14	0	0	0	10	10	1	3	0	0	0	0	0	0	40		

PITCHER	IP	WLS	BF	H	R	ER	SO	BB	IBB	HBP	BLK	WP	HR	S	P	ERA	WHIP
Bud Black, L ERA: 3.43 (1, 1)	7.0		29	7	1	1	2	1	0	0	0	0	0	62	99	1.29	1.143
Steve Olin, R ERA: 2.61 (8, 1)	0.1		1	0	0	0	0	0	0	0	0	0	0	2	3	0.00	0.000
Jesse Orosco, L ERA: 2.03 (8, 1)	0.2		2	0	0	0	1	0	0	0	0	0	0	6	9	0.00	0.000
Scott Bailes, L ERA: 4.56 (9, 1)	1.1	L	6	1	1	0	0	0	0	0	0	0	0	18	29	0.00	0.750
Rich Yett, R ERA: 5.03 (10, 1)	0.0		1	1	0	0	0	0	0	0	0	0	0	1	1	∞	∞

**BOTTOM**

**Cleveland Indians @ Toronto Blue Jays**  
 SkyDome, Toronto, ON  
 Sun Sep 17 1989, 3:33 AM EDT  
 Att: 49,501 - Unknown

livebaseballscorecards.com

AB	38
R	2
H	10
RBI	2
BB	1
SO	3
LOB	17



WP: 0	PA: 40
PB: 0	
SB: 2	
CS: 0	

Batter	1	2	3	4	5	6	7	8	9	10	AB R H RBI BB SO LOB	TOP																
Rickey Henderson, R OBP: 0.410, SLG: 0.402 (1, 7) C C B B X	2-2 1B 1B		1-1 6-3 ①		2-2 F3 ③		2-1 1B 2-3		4-2 E S BB		4 1 2 0 1 0 1																	
Carney Lansford, R OBP: 0.399, SLG: 0.407 (1, 5) (10, 3) B B X	2-0 S 1B 1-2 1B		2-2 L7 ②			1-0 6-3 ①	2-2 F8 ③		3-3 K ③		5 0 1 0 0 1 3																	
Jose Canseco, R OBP: 0.344, SLG: 0.563 (1, 9) C X	0-1 S 1-2 2-H 1B		1-2 L9 ③			3-2 2B		0-2 5-3 ①		1-3 K ①	5 0 2 1 0 1 0																	
Dave Parker, L OBP: 0.305, SLG: 0.436 Scott Hemond, R (8, PR) C B S Ken Phelps, L OBP: 0.342, SLG: 0.374 Lance Blankenship, R OBP: 0.272, SLG: 0.284 (10, PR) S	3-3 K 1-2 2-3 ①			1-2 L6 ①		0-1 L8 ②		4-2 E BB		4-0 1B BB	3 0 0 0 1 1 3 0 0 0 0 0 0 0 0 0 0 0 1 0 0 0 1 0 0 0 0 0																	
Mark McGwire, R OBP: 0.338, SLG: 0.445 Walt Weiss, S (10, PR) S (10, 6)	2-3 K ②			1-3 K ②		0-0 L9 ③		0-1 F9 ②		1-0 1B 1-2 1B	5 0 1 0 0 2 4 0 1 0 0 0 0 0																	
Dave Henderson, R OBP: 0.316, SLG: 0.376 (1, 8) F B F X	1-2 F8 ③			3-3 K ③			1-0 E S 2B 1B	1-1 E6 1-2		0-1 1B 1-3 2-H 1B	5 1 2 1 0 1 3																	
Terry Steinbach, R OBP: 0.326, SLG: 0.368 (1, 2)		2-3 K ①			1-0 L8 ①		3-3 K 1-3 ①	1-1 5-3 ③		1-0 P3 ②	5 0 0 0 0 2 5																	
Tony Phillips, S OBP: 0.347, SLG: 0.350 (1, 4) (10, 5) C B B X		2-1 4-3 ②			0-0 1B 1B		0-0 1B 2B		3-2 4-3 ①	0-0 FC6-4 1B	5 0 3 2 0 0 0																	
Mike Gallego, R OBP: 0.334, SLG: 0.335 (1, 6) (10, 4) C X		0-1 F4 ③			2-1 1B 1-3 1B		2-1 L7 ②		2-3 K ②	2-1 FC6-4 ③	5 0 1 0 0 1 3																	
<b>Inning Stats</b>	R: 1 E: 0 K: 2 S: 15	H: 3 LOB: 2 BB: 0 P: 25	R: 0 E: 0 K: 1 S: 7	H: 0 LOB: 0 BB: 0 P: 11	R: 0 E: 0 K: 0 S: 9	H: 0 LOB: 0 BB: 0 P: 13	R: 0 E: 0 K: 2 S: 9	H: 0 LOB: 0 BB: 0 P: 14	R: 0 E: 0 K: 0 S: 7	H: 2 LOB: 1 BB: 0 P: 12	R: 0 E: 0 K: 0 S: 7	H: 1 LOB: 1 BB: 0 P: 11	R: 1 E: 1 K: 1 S: 12	H: 3 LOB: 2 BB: 0 P: 22	R: 0 E: 1 K: 0 S: 14	H: 0 LOB: 2 BB: 1 P: 20	R: 0 E: 0 K: 2 S: 11	H: 0 LOB: 1 BB: 1 P: 23	R: 2 E: 0 K: 1 S: 11	H: 3 LOB: 2 BB: 1 P: 19	1B: 10 2B: 2 3B: 0 HR: 0	SF: 0 SAC: 0 DP: 0 HBP: 0	WP: 0 PB: 0 SB: 4 CS: 0	PA: 45				
<b>PITCHER</b> Tom Candiotti, R ERA: 3.17 Steve Olin, R ERA: 3.0	IP 8.0	WLS L	BF 34	H 9	R 2	ER 2	SO 6	BB 1	IBB 0	HBP 0	BLK 0	WP 0	HR 0	S 80	P 128	ERA 2.25	WHIP 1.250											

Oakland Athletics @ Cleveland Indians  
Cleveland Municipal Stadium, Cleveland, OH  
Mon Sep 18 1989, 7:05 PM EDT  
Att: 5,931 - Unknown

AB	42
R	4
H	12
RBI	4
BB	3
SO	9
LOB	22



Batter	1	2	3	4	5	6	7	8	9	10	AB	R	H	RBI	BB	SO	LOB
Jerry Browne, S OBP: 0.372, SLG: 0.401 (1, 4)	L7	FC6			F8		F7			L8	5	0	0	0	0	0	2
Dion James, L OBP: 0.372, SLG: 0.377 (1, 8)	F9		K		1B		F8			F7	5	0	1	0	0	1	0
Joe Carter, R OBP: 0.295, SLG: 0.478 (1, 10)	1B BB		HR		L9				L6	K	4	1	1	1	1	1	1
Pete O'Brien, L OBP: 0.361, SLG: 0.379 (1, 3)	FC5-4 1B		4-3			BB BB L8-2 1B			1-3		4	0	2	0	0	0	0
Albert Belle, R OBP: 0.263, SLG: 0.420 (1, 7)	FC5-4		6-3			K			L5		4	0	0	0	0	1	3
Brook Jacoby, R OBP: 0.347, SLG: 0.424 (1, 5)		BB BB			K					HR	2	1	1	1	2	1	0
Cory Snyder, R OBP: 0.256, SLG: 0.367 (1, 9)		K			K					K	3	0	0	0	1	3	1
Andy Allanson, R OBP: 0.290, SLG: 0.295 (1, 2)					F4				4-3		2	0	0	0	1	0	3
Dave Clark, L OBP: 0.310, SLG: 0.379 (9, PH)		FC6				L8-2					1	0	0	0	0	0	0
Joel Skinner, R OBP: 0.277, SLG: 0.299 (10, 2)		BB									0	0	0	0	0	0	0
Felix Fermin, R OBP: 0.298, SLG: 0.258 (1, 6)		L8			P4					K	2	0	0	0	0	2	
Beau Alired, L OBP: 0.417, SLG: 0.500 (7, PH)										K	1	0	0	0	0	1	0
Luis Aguayo, R OBP: 0.239, SLG: 0.268 (8, 6)										K	1	0	0	0	0	1	0

Inning Stats	R: 0	H: 1	E: 0	K: 0	S: 7	R: 0	H: 0	E: 0	K: 1	S: 9	R: 1	H: 1	E: 0	K: 1	S: 10	R: 0	H: 0	E: 0	K: 2	S: 10	R: 0	H: 1	E: 0	K: 0	S: 8	R: 0	H: 1	E: 0	K: 1	S: 8	R: 0	H: 0	E: 0	K: 0	S: 6	R: 1	H: 1	E: 0	K: 2	S: 15	R: 0	H: 0	E: 0	K: 1	S: 10	R: 0	H: 0	E: 0	K: 1	S: 10	1B: 3	SF: 0	2B: 1	3B: 0	HR: 2	WP: 0	PA: 39
	LOB: 2	BB: 1	P: 13	LOB: 0	BB: 2	LOB: 0	BB: 2	LOB: 0	BB: 0	P: 22	LOB: 1	BB: 0	LOB: 0	BB: 0	P: 13	LOB: 0	BB: 0	LOB: 0	BB: 0	P: 15	LOB: 1	BB: 0	LOB: 0	BB: 0	P: 10	LOB: 0	BB: 2	LOB: 0	BB: 0	P: 17	LOB: 0	BB: 0	LOB: 0	BB: 0	P: 7	LOB: 0	BB: 0	LOB: 0	BB: 0	P: 18	LOB: 0	BB: 0	LOB: 0	BB: 0	P: 13	LOB: 0	SAC: 0	DP: 1	HBP: 0								

PITCHER	IP	WLS	BF	H	R	ER	SO	BB	IBB	HBP	BLK	WP	HR	S	P	ERA	WHIP
Dave Stewart, R ERA: 3.41 (1, 1)	8.0		32	4	1	1	6	5	0	0	0	0	1	66	107	1.12	1.125
Dennis Eckersley, R ERA: 1.6 (9, 1)	2.0	W	7	1	1	1	3	0	0	0	0	0	1	25	31	4.50	0.500

**BOTTOM**

**Oakland Athletics @ Cleveland Indians**  
**Cleveland Municipal Stadium, Cleveland, OH**

Mon Sep 18 1989, 7:05 PM EDT  
 Att. 5,931 - Unknown

livebaseballscorecards.com

<b>AB</b>	<b>34</b>
<b>R</b>	<b>2</b>
<b>H</b>	<b>5</b>
<b>RBI</b>	<b>2</b>
<b>BB</b>	<b>5</b>
<b>SO</b>	<b>9</b>
<b>LOB</b>	<b>12</b>



Oakland Athletics @ Cleveland Indians  
 Cleveland Municipal Stadium, Cleveland, OH

Tue Sep 19 1989, 7:05 PM EDT  
 Att. 6,085 - Unknown

AB	34
R	5
H	9
RBI	5
BB	6
SO	9
LOB	13



Batter	1	2	3	4	5	6	7	8	9	AB	R	H	RBI	BB	SO	LOB									
Rickey Henderson, R OBP: 0.409, SLG: 0.398 (1, 7)	K			F8	6-3	K		IBB		4	0	0	0	1	2	3									
Carney Lansford, R OBP: 0.399, SLG: 0.407 (1, 5)	K			2B	1B		L8	SF8		4	1	2	1	0	1	0									
Jose Canseco, R OBP: 0.350, SLG: 0.567 (1, 9)	K			2B	1B		SF8	L8		4	2	2	1	1	1	2									
Dave Parker, L OBP: 0.306, SLG: 0.438 (1, 10)		4-1		1B	2B		1B		3-1	5	1	2	1	0	0	2									
Mark McGwire, R OBP: 0.335, SLG: 0.442 (1, 3)		F8				5-3	SF8		L4	4	0	0	1	0	1	1									
Dave Henderson, R OBP: 0.315, SLG: 0.374 (1, 8)		6-3		1B		F7	F8		6-3	5	0	1	1	0	0	1									
Terry Steinbach, R OBP: 0.330, SLG: 0.368 (1, 2)			L5	1-2	BB		BB	BB	SF8	2	1	1	0	2	0	0									
Tony Phillips, S OBP: 0.349, SLG: 0.353 (1, 4)			B1-3		K		BB	BB	SF8	3	0	1	0	1	1	2									
Mike Gallego, R OBP: 0.332, SLG: 0.333 (1, 6)						K			K	2	0	0	0	0	2	0									
Ken Phelps, L OBP: 0.345, SLG: 0.374 (6, PH)										0	0	0	0	1	0	0									
Walt Weiss, S OBP: 0.295, SLG: 0.318 (6, PR)										1	0	0	0	0	1	2									
<b>Inning Stats</b>	R: 0 E: 0 K: 3 S: 12	H: 0 LOB: 0 BB: 0 P: 16	R: 0 E: 0 K: 0 S: 7	H: 0 LOB: 0 BB: 0 P: 10	R: 0 E: 0 K: 1 S: 10	H: 0 LOB: 0 BB: 0 P: 13	R: 3 E: 0 K: 2 S: 16	H: 4 LOB: 2 BB: 1 P: 27	R: 0 E: 0 K: 1 S: 8	H: 1 LOB: 2 BB: 1 P: 16	R: 0 E: 0 K: 1 S: 9	H: 0 LOB: 3 BB: 3 P: 25	R: 1 E: 0 K: 0 S: 12	H: 2 LOB: 1 BB: 0 P: 21	R: 1 E: 0 K: 1 S: 11	H: 2 LOB: 2 BB: 1 P: 22	R: 0 E: 0 K: 0 S: 7	H: 0 LOB: 0 BB: 0 P: 11	1B: 6 2B: 3 3B: 0 HR: 0	SF: 2 SAC: 0 DP: 0 HBP: 0	WP: 0 PB: 0 SB: 0 CS: 0	PA: 42			
<b>PITCHER</b>	IP	WLS	BF	H	R	ER	SO	BB	IBB	HBP	BLK	WP	HR	S	P	ERA	WHIP								
Rod Nichols, R ERA: 4.18 (1, 1)	3.2	L	16	4	3	3	5	1	0	0	0	0	0	42	63	7.36	1.364								
Steve Davis, L ERA: 8.06 (4, 1)	1.1		6	1	0	0	2	1	0	0	0	0	0	11	19	0.00	1.500								
Rich Yett, R ERA: 5.0 (6, 1)	0.2		5	0	0	0	0	3	0	0	0	0	0	6	20	0.00	4.500								
Rudy Seanez, R ERA: (6, 1)	0.1		1	0	0	0	1	0	0	0	0	0	0	3	5	0.00	0.000								
Neil Allen, R ERA: 15.0 (7, 1)	1.0		6	3	2	2	0	0	0	0	0	0	0	16	27	18.00	3.000								
<b>PITCHER</b>	IP	WLS	BF	H	R	ER	SO	BB	IBB	HBP	BLK	WP	HR	S	P	ERA	WHIP								
Scott Bailes, L ERA: 4.47 (8, 1)	2.0		8	1	0	0	1	0	1	0	0	0	0	14	27	0.00	0.500								

livebaseballscorecards.com

Batter	1	2	3	4	5	6	7	8	9	AB R H RBI BB SO LOB
Jerry Browne, S OBP: 0.371, SLG: 0.399 (1, 4)	4-2 FC6-4-5 4-3 BB		1-2 G3			0-0 4-3		1-1 4-3		3 0 0 0 1 0 1
Dion James, L OBP: 0.369, SLG: 0.373 (1, 8)	0-0 4-3		0-1 G3			1-0 E4		1-1 6-3		4 0 0 1 0 0 1
Joe Carter, R OBP: 0.294, SLG: 0.475 (1, 10)	2-1 FC6-4-5				2-0 F6	2-3 K			0-3 K	4 0 0 0 0 2 2
Pete O'Brien, L OBP: 0.359, SLG: 0.376 (1, 3)	2-2 G3				1-1 4-3	3-3 K			2-2 4-3	4 0 0 0 0 1 2
Brook Jacoby, R OBP: 0.344, SLG: 0.421 (1, 5)					1-1 4-3				1-1 6-3	4 0 0 0 0 1 0
Albert Belle, R OBP: 0.265, SLG: 0.418 (1, 7)					1-2 1-3				1-2 F4	3 0 1 0 0 0 0
Cory Snyder, R OBP: 0.257, SLG: 0.367 (1, 9)					1-1 F9				2-1 1B	3 0 1 0 0 1 1
Joel Skinner, R OBP: 0.274, SLG: 0.295 (1, 2)					0-0 G3				1-2 1-3	2 0 0 0 0 0 1
Dave Clark, L OBP: 0.309, SLG: 0.378 (7, PH)										1 0 0 0 0 0 1
Tom Magrann, R (8, 2)										0 0 0 0 0 0 0
Felix Fermin, R OBP: 0.297, SLG: 0.257 (1, 6)					2-1 4-3				2-3 K	2 1 0 0 0 0 0
Beau Allred, L OBP: 0.385, SLG: 0.455 (8, PH)						0-0 E9				1 0 0 0 0 1 0
Paul Zuvella, R OBP: 0.294, SLG: 0.408 (9, 6)										0 0 0 0 0 0 0

Inning Stats	R: 0	H: 0	E: 0	K: 8	S: 8	R: 0	H: 1	E: 0	K: 2	S: 9	R: 0	H: 0	E: 0	K: 0	S: 7	R: 0	H: 0	E: 0	K: 0	S: 5	R: 0	H: 0	E: 0	K: 0	S: 6	R: 1	H: 0	E: 2	K: 2	S: 11	R: 0	H: 1	E: 0	K: 0	S: 12	R: 0	H: 0	E: 0	K: 1	S: 7	R: 0	H: 0	E: 0	K: 1	S: 9	1B: 2	2B: 0	3B: 0	HR: 0	SF: 0	SAC: 0	DP: 0	HBP: 0	WP: 0	PB: 0	SB: 0	CS: 0	PA: 32
--------------	------	------	------	------	------	------	------	------	------	------	------	------	------	------	------	------	------	------	------	------	------	------	------	------	------	------	------	------	------	-------	------	------	------	------	-------	------	------	------	------	------	------	------	------	------	------	-------	-------	-------	-------	-------	--------	-------	--------	-------	-------	-------	-------	--------

PITCHER	IP	WLS	BF	H	R	ER	SO	BB	IBB	HBP	BLK	WP	HR	S	P	ERA	WHIP
Mike Moore, R ERA: 2.56 (1, 1)	8.0	W	29	2	1	0	5	1	0	0	0	0	0	65	105	0.00	0.375
Gene Nelson, R ERA: 3.48 (9, 1)	1.0		3	0	0	0	1	0	0	0	0	0	0	9	12	0.00	0.000

BOTTOM

Oakland Athletics @ Cleveland Indians  
Cleveland Municipal Stadium, Cleveland, OH

livebaseballscorecards.com

AB	31
R	1
H	2
RBI	1
BB	1
SO	6
LOB	9



Tue Sep 19 1989, 7:05 PM EDT  
Att. 6,085 - Unknown

Batter	1	2	3	4	5	6	7	8	9	AB R H RBI BB SO LOB	TOP											
Rickey Henderson, R OBP: 0.412, SLG: 0.406 (1, 7)	2-1 HR		3-1 G6-3			4-2 SF9 BB	4-2 SF8 BB		1-2 CS 1B	3 3 2 1 2 0 0												
Carney Lansford, R OBP: 0.397, SLG: 0.404 (1, 5)	2-0 F9		1-1 G5-3			4-2 1B BB	0-0 F9		3-3 K	4 1 0 0 1 1 2												
Jose Canseco, R OBP: 0.342, SLG: 0.558 (1, 9) Stan Javier, S OBP: 0.317, SLG: 0.320 (9, 9)	1-0 G6-3			2-1 F8		1-0 SF9	3-1 SF8		1-3 K	3 0 0 2 0 1 0 0 0 0 0 0 0 0												
Mark McGwire, R OBP: 0.336, SLG: 0.441 (1, 3)	0-3 K			1-2 G5-3		0-0 1B 3B	4-2 FC5-4 BB			3 1 1 0 1 1 0												
Dave Henderson, R OBP: 0.316, SLG: 0.375 (1, 8)		1-1 WP 1B		1-3 K		1-2 3B BB	2-1 FC5-4			4 2 2 1 0 1 1												
Dave Parker, L OBP: 0.307, SLG: 0.437 (1, 10)		2-0 1B			1-2 G4-3	4-2 3B BB		0-3 K		3 1 1 1 1 1 0												
Terry Steinbach, R OBP: 0.327, SLG: 0.365 (1, 2)		3-1 FC3-5-4			1-1 G1-3	0-3 K		0-0 F4		4 0 0 0 0 1 4												
Tony Phillips, S OBP: 0.352, SLG: 0.360 (1, 4)		0-1 G1-6-3			0-2 1B	3-2 3B		4-1 BB		3 0 2 3 1 0 1												
Mike Gallego, R OBP: 0.329, SLG: 0.329 (1, 6)			0-0 G6-3		1-3 K	2-2 G4-3		3-1 F3		4 0 0 0 0 1 3												
<b>Inning Stats</b>	R: 1 E: 0 K: 1 S: 7	H: 1 LOB: 0 BB: 0 P: 12	R: 1 E: 0 K: 0 S: 7	H: 2 LOB: 0 BB: 0 P: 13	R: 0 E: 0 K: 0 S: 5	H: 0 LOB: 0 BB: 0 P: 9	R: 0 E: 0 K: 1 S: 10	H: 0 LOB: 0 BB: 0 P: 14	R: 0 E: 0 K: 1 S: 12	H: 1 LOB: 1 BB: 0 P: 15	R: 5 E: 0 K: 1 S: 20	H: 3 LOB: 1 BB: 3 P: 39	R: 1 E: 0 K: 0 S: 10	H: 0 LOB: 1 BB: 2 P: 23	R: 0 E: 0 K: 1 S: 7	H: 0 LOB: 1 BB: 1 P: 14	R: 0 E: 0 K: 2 S: 11	H: 1 LOB: 0 BB: 0 P: 16	1B: 6 2B: 1 3B: 1 HR: 1	SF: 2 SAC: 0 DP: 2 HBP: 0	WP: 1 PB: 0 SB: 4 CS: 1	PA: 39
<b>PITCHER</b>	IP WLS BF H R ER SO BB IBB HBP BLK WP HR S P ERA WHIP												<b>PITCHER</b>	IP WLS BF H R ER SO BB IBB HBP BLK WP HR S P ERA WHIP								
Greg Swindell, L ERA: 3.55 (1, 1)	5.1 L 22 5 5 5 3 2 0 0 0 1 1 47 78 8.44 1.312												Doug Jones, R ERA: 2.3 (9, 1)	1.0 3 1 0 0 2 0 0 0 0 0 0 11 16 0.00 1.000								
Steve Olin, R ERA: 3.51 (6, 1)	0.1 3 1 0 0 1 1 0 0 0 0 0 8 13 0.00 6.000																					
Jeff Kaiser, L ERA: (6, 1)	0.1 2 1 2 2 0 0 0 0 0 0 0 6 11 54.00 3.000																					
Rudy Seanez, R ERA: 2.7 (7, 1)	1.0 5 0 1 1 0 2 0 0 0 0 0 10 23 9.00 2.000																					
Jesse Orosco, L ERA: 2.0 (8, 1)	1.0 4 0 0 0 0 1 1 0 0 0 0 7 14 0.00 1.000																					

Oakland Athletics @ Cleveland Indians  
Cleveland Municipal Stadium, Cleveland, OH

Wed Sep 20 1989, 7:05 PM EDT  
Att: 6,186 - Unknown - 64 F

livebaseballscorecards.com

AB	31
R	8
H	8
RBI	8
BB	6
SO	7
LOB	11





Batter	1	2	3	4	5	6	7	8	9	AB R H RBI BB SO LOB
Jerry Browne, S (1, 4) OBP: 0.373, SLG: 0.400	2-2 SH3-4 1B		1-0 G4-6-3 1B		0-0 E4 1B SF8		4-2 1B 1B BB		1-1 F5	4 2 2 1 1 0 0
Felix Fermin, R (1, 6) Cory Snyder, R (7, PH) Paul Zuvella, R (8, 6) OBP: 0.298, SLG: 0.258 OBP: 0.256, SLG: 0.366 OBP: 0.288, SLG: 0.400	0-0 SH3-4 1-2		0-2 G4-6-3 1-2f		0-0 CS 1B		1-3 K		0-3 K	2 0 1 0 0 0 1 1 0 0 0 0 1 3 1 0 0 0 0 1 0
Joe Carter, R (1, 7) OBP: 0.295, SLG: 0.478	1-3 K			0-0 2B	1-1 SF8		0-0 1B 1B			3 1 2 3 0 1 1
Albert Belle, R (1, 9) OBP: 0.269, SLG: 0.420	0-0 F9			2-3 K	3-2 CS	3-2	G5-4-3 1B 1-2 2-H			4 0 2 1 0 1 2
Pete O'Brien, L (1, 3) OBP: 0.358, SLG: 0.377		2-2 G3		0-1 2B		2-2 F9	3-2 G5-3			4 0 1 1 0 0 3
Brook Jacoby, R (1, 5) OBP: 0.342, SLG: 0.417		0-1 G6-3		2-1 G5-3		0-1 G5-4-3 1-2f		2-1 L5		4 0 0 0 0 0 2
Dave Clark, L (1, 10) Denny Gonzalez, R (7, PH) Beau Allred, L (8, PH) OBP: 0.310, SLG: 0.376 OBP: 0.375, SLG: 0.400 OBP: 0.357, SLG: 0.417		1-3 K		4-2 BB			1-1 FC6-4 1B	1-3 K		1 0 0 0 0 1 0 1 0 1 0 0 0 0 1 0 0 0 0 1 0
Brad Komminsk, R (1, 8) OBP: 0.330, SLG: 0.453			2-2 E 1B S	3-1 L7			1-1 FC6-4 1B BB	1-0 F9		4 2 1 0 0 0 3
Joel Skinner, R (1, 2) Tom Magrann, R (2, 2) Mark Higgins, R (7, PH) Andy Allanson, R (8, 2) OBP: 0.274, SLG: 0.295 OBP: 0.125, SLG: 0.125 OBP: 0.289, SLG: 0.294			2-0 F9		1-3 K		1-1 E6 1B BB		0-1 F7	0 0 0 0 0 0 0 2 0 0 0 0 1 1 1 1 0 0 0 0 1 1 0 0 0 0 0 0

Inning Stats	R: 0	H: 1	E: 0	LOB: 1	K: 1	S: 8	P: 11	R: 0	H: 0	E: 0	LOB: 0	K: 1	S: 8	P: 11	R: 1	H: 2	E: 0	LOB: 0	K: 0	S: 8	P: 13	R: 1	H: 2	E: 1	LOB: 2	K: 1	S: 12	P: 23	R: 1	H: 1	E: 1	LOB: 0	K: 1	S: 9	P: 14	R: 0	H: 1	E: 0	LOB: 0	K: 0	S: 10	P: 15	R: 3	H: 3	E: 1	LOB: 2	K: 1	S: 23	P: 37	R: 0	H: 0	E: 0	LOB: 0	K: 1	S: 6	P: 10	R: 0	H: 0	E: 0	LOB: 0	K: 1	S: 7	P: 8	1B: 8	SF: 1	2B: 2	SAC: 1	3B: 0	DP: 2	HR: 0	HBP: 0	WP: 0	PA: 39
--------------	------	------	------	--------	------	------	-------	------	------	------	--------	------	------	-------	------	------	------	--------	------	------	-------	------	------	------	--------	------	-------	-------	------	------	------	--------	------	------	-------	------	------	------	--------	------	-------	-------	------	------	------	--------	------	-------	-------	------	------	------	--------	------	------	-------	------	------	------	--------	------	------	------	-------	-------	-------	--------	-------	-------	-------	--------	-------	--------

PITCHER	IP	WLS	BF	H	R	ER	SO	BB	IBB	HBP	BLK	WP	HR	S	P	ERA	WHIP
Storm Davis, R (1, 1) ERA: 4.44	5.0		22	7	3	2	4	1	0	0	0	0	0	50	80	3.60	1.600
Rick Honeycutt, L (6, 1) ERA: 2.45	1.1		6	1	3	0	0	1	0	0	0	0	0	13	22	0.00	1.500
Todd Burns, R (7, 1) ERA: 2.16	0.1		3	2	0	0	1	0	0	0	0	0	0	10	14	0.00	6.000
Matt Young, L (7, 1) ERA: 5.6	0.1		1	0	0	0	0	0	0	0	0	0	0	5	8	0.00	0.000
Gene Nelson, R (8, 1) ERA: 3.44	1.0		3	0	0	0	1	0	0	0	0	0	0	6	10	0.00	0.000

**BOTTOM**

**Oakland Athletics @ Cleveland Indians**  
Cleveland Municipal Stadium, Cleveland, OH

Wed Sep 20 1989, 7:05 PM EDT  
Att. 6,186 - Unknown - 64 F

livebaseballscorecards.com

AB	34
R	6
H	10
RBI	6
BB	2
SO	7
LOB	17



PITCHER	IP	WLS	BF	H	R	ER	SO	BB	IBB	HBP	BLK	WP	HR	S	P	ERA	WHIP
Dennis Eckersley, R (9, 1) ERA: 1.57	1.0		3	0	0	0	1	0	0	0	0	0	0	7	8	0.00	0.000

Batter	1	2	3	4	5	6	7	8	9	10	11	12	13	14	15	16	17	AB	R	H	RBI	BB	SO	LOB	TOP									
<b>Brian Downing, R</b> (1, 10) OBP: 0.358, SLG: 0.415 <b>Mark McLemore, S</b> (15, PR) OBP: 0.286, SLG: 0.278	0-3 <b>K</b>		1-2 <b>F9</b>		1-3 <b>K</b>			1-0 <b>1-3</b>	2-1 <b>1B</b>			3-1 <b>HBP</b>		1-0 <b>6-3</b> <b>1B</b>		1-3 <b>K</b>	6	0	2	2	0	2	1											
<b>Johnny Ray, S</b> (1, 4) OBP: 0.328, SLG: 0.363	1-0 <b>L3</b>		1-0 <b>SF9</b>		2-2 <b>F5</b>			1-1 <b>P3</b>		2-0 <b>F7</b>		1-1 <b>P3</b>		3-2 <b>6-3</b>		2-1 <b>6-3</b>	7	0	0	1	0	0	2											
<b>Devon White, S</b> (1, 8) OBP: 0.286, SLG: 0.379	0-2 <b>G3</b>		1-2 <b>1B</b>					0-1 <b>F6</b>		0-3 <b>K</b>			4-2 <b>CS</b> <b>BB</b>		3-3 <b>K</b>		0-3 <b>K</b>	7	0	1	0	1	3	1										
<b>Wally Joyner, L</b> (1, 3) OBP: 0.335, SLG: 0.424		3-2 <b>2B</b>	1-1 <b>P3</b>					2-2 <b>L8</b>		2-1 <b>1B</b> <b>1B</b>		1-1 <b>F7</b>		0-2 <b>F8</b>		0-0 <b>F8</b>			7	1	2	0	0	0	3									
<b>Chili Davis, S</b> (1, 7) OBP: 0.341, SLG: 0.442		1-3 <b>K</b>		1-3 <b>K</b>				1-1 <b>3-1</b>		0-0 <b>1B</b> <b>1B</b>			2-2 <b>G3-6-3</b> <b>1B</b>						7	1	3	0	0	3	2									
<b>Claudell Washington, L</b> (1, 9) OBP: 0.324, SLG: 0.444		1-1 <b>HBP</b>		1-2 <b>6-3</b>				1-1 <b>S</b> <b>1B</b>		2-2 <b>F8</b>			1-0 <b>G3-6-3</b> <b>1B</b>		0-1 <b>SH2-3</b> <b>1B</b>		0-0 <b>SH5-3</b> <b>1B</b>	5	0	2	0	0	0	3										
<b>Lance Parrish, R</b> (1, 2) OBP: 0.310, SLG: 0.399		2-3 <b>K</b>		0-0 <b>1B</b>				1-2 <b>F7</b>		0-3 <b>K</b>			0-2 <b>6-3</b>		0-0 <b>SH2-3</b>		4-0 <b>FC6-4</b> <b>1BB</b>	5	0	1	0	1	2	5										
<b>Jack Howell, L</b> (1, 5) OBP: 0.312, SLG: 0.413		2-1 <b>F7</b>		3-2 <b>F7</b>				2-3 <b>K</b>		1-2 <b>E</b> <b>1B</b> <b>1B</b>			1-3 <b>K</b>		3-2 <b>F7</b>		1-0 <b>F7</b>	7	1	1	1	0	2	7										
<b>Kent Anderson, R</b> (1, 6) OBP: 0.279, SLG: 0.264 <b>Jim Eppard, L</b> (9, PH) OBP: 0.400, SLG: 0.333 <b>Dick Schofield, R</b> (9, 6) OBP: 0.299, SLG: 0.332 <b>Tony Armas, R</b> (14, PH) OBP: 0.291, SLG: 0.485 <b>Glenn Hoffman, R</b> (14, 6) OBP: 0.248, SLG: 0.277			1-2 <b>E8</b> <b>SF9</b> <b>2B</b>		3-3 <b>K</b>			2-2 <b>F7</b>		1-2 <b>E4</b> <b>1B</b> <b>2-3</b>			1-3 <b>K</b>		0-3 <b>K</b>		0-0 <b>FC6-4</b>	3	1	1	0	0	1	1										
<b>Inning Stats</b>	R: 0 E: 0 K: 1 S: 7	H: 0 LOB: 0 BB: 0 P: 8	R: 0 E: 0 K: 2 S: 14	H: 1 LOB: 2 BB: 0 P: 23	R: 1 E: 1 K: 0 S: 12	H: 2 LOB: 1 BB: 0 P: 17	R: 0 E: 0 K: 1 S: 13	H: 1 LOB: 1 BB: 0 P: 18	R: 0 E: 0 K: 2 S: 15	H: 0 LOB: 0 BB: 0 P: 21	R: 0 E: 0 K: 1 S: 7	H: 0 LOB: 0 BB: 0 P: 11	R: 0 E: 0 K: 1 S: 15	H: 1 LOB: 1 BB: 0 P: 21	R: 0 E: 0 K: 1 S: 5	H: 0 LOB: 0 BB: 0 P: 7	R: 3 E: 1 K: 1 S: 20	H: 4 LOB: 2 BB: 0 P: 28	R: 0 E: 0 K: 1 S: 6	H: 0 LOB: 0 BB: 0 P: 9	R: 0 E: 0 K: 0 S: 7	H: 1 LOB: 0 BB: 0 P: 10	R: 0 E: 0 K: 2 S: 9	H: 0 LOB: 1 BB: 0 P: 15	R: 0 E: 0 K: 1 S: 12	H: 1 LOB: 1 BB: 0 P: 15	R: 0 E: 0 K: 1 S: 4	H: 1 LOB: 2 BB: 1 P: 9	R: 0 E: 0 K: 2 S: 8	H: 0 LOB: 0 BB: 0 P: 11	1B: 11 2B: 2 3B: 0 HR: 0	SF: 1 SAC: 2 DP: 1 HBP: 2	WP: 0 PB: 0 SB: 1 CS: 1	PA: 66
<b>PITCHER</b>	IP	WLS	BF	H	R	ER	SO	BB	IBB	HBP	BLK	WP	HR	S	P	ERA	WHIP																	
<b>John Farrell, R</b> (1, 1) ERA: 3.75	8.0		30	5	1	1	7	0	0	0	0	0	0	88	126	1.12	0.625																	
<b>Doug Jones, R</b> (9, 1) ERA: 2.33	3.0		13	5	3	1	2	0	0	0	0	0	0	33	47	3.00	1.667																	
<b>Jesse Orosco, L</b> (12, 1) ERA: 1.33	2.2		10	1	0	0	3	1	0	1	0	0	0	25	39	0.00	0.750																	
<b>Steve Olin, R</b> (14, 1) ERA: 3.44	0.2		3	1	0	0	1	0	0	0	0	0	0	13	17	0.00	1.500																	
<b>Scott Bailes, L</b> (15, 1) ERA: 4.37	2.2	W	10	1	0	0	3	0	1	0	0	0	0	16	27	0.00	0.375																	

California Angels @ Cleveland Indians  
Cleveland Municipal Stadium, Cleveland, OH

Thu Sep 21 1989, 7:05 PM EDT  
Att. 4,735 - Unknown

livebaseballscorecards.com

AB 59  
R 4  
H 13  
RBI 4  
BB 2  
SO 16  
LOB 30





Batter	1	2	3	4	5	6	7	8	9	AB R H RBI BB SO LOB	TOP											
<b>Kent Anderson, R</b> (1, 6) OBP: 0.280, SLG: 0.261 <b>Max Venable, L</b> (9, PH) OBP: 0.388, SLG: 0.458	2-2 F9		2-3 K		2-1 SH5-4		4-1 FC6 BB		2-3 K 1-2 2-3	2 0 0 0 1 1 1 1 0 0 0 0 1 2	<b>California Angels @ Cleveland Indians</b> <b>Cleveland Municipal Stadium, Cleveland, OH</b> Sat Sep 23 1989, 3:33 AM EDT Cloudy - 49 F											
<b>Johnny Ray, S</b> (1, 4) OBP: 0.327, SLG: 0.363	0-0 G3		2-1 1B		1-0 F9		0-1 FC6 1-2f			4 0 1 0 0 0 2												
<b>Chili Davis, S</b> (1, 7) OBP: 0.342, SLG: 0.444	1-0 1B		0-1 SF8		1-0 E5		2-0 F9-3 1B			3 0 2 1 0 0 0												
<b>Tony Armas, R</b> (1, 9) OBP: 0.285, SLG: 0.475	0-2 G5-3		3-H 2-1 F9		3-H 0-0 G5-3		2-3 K			4 0 0 0 0 1 4												
<b>Brian Downing, R</b> (1, 10) OBP: 0.356, SLG: 0.412		1-1 F8		1-3 K		1-1 F8		1-0 F9-3 1-2		4 0 0 0 0 1 1												
<b>Dante Bichette, R</b> (1, 8) OBP: 0.222, SLG: 0.328		4-0 FC6-4 BB		0-0 HR		1-0 G6-3		0-0 G6-3		3 1 1 1 1 0 0												
<b>Glenn Hoffman, R</b> (1, 3) OBP: 0.241, SLG: 0.269 <b>Wally Joyner, L</b> (6, 3) OBP: 0.337, SLG: 0.427		0-3 K		0-1 G4-3		0-0 P3		3-1 BLK 2B		3 0 0 0 0 1 1 1 0 1 0 0 0 0												
<b>John Orton, R</b> (1, 2) OBP: 0.242, SLG: 0.226 <b>Claudell Washington, L</b> (9, PH) OBP: 0.323, SLG: 0.443		2-1 FC6-4 1-2f		0-0 F8		0-1 G6-3		1-2 E6 BLK		3 0 0 0 0 0 1 1 0 0 0 0 0 1												
<b>Bobby Rose, R</b> (1, 5) OBP: 0.265, SLG: 0.469 <b>Jim Eppard, L</b> (9, PH) OBP: 0.364, SLG: 0.300		0-0 1B SF8 1B		1-1 SH5-4 E 2B		2-3 K		1-2 L7		3 2 2 0 0 1 0 1 0 0 0 0 0 2												
<b>Inning Stats</b>	R: 0 E: 0 K: 0 S: 10	H: 1 LOB: 1 BB: 0 P: 13	R: 0 E: 0 K: 1 S: 7	H: 0 LOB: 1 BB: 1 P: 14	R: 1 E: 0 K: 1 S: 10	H: 2 LOB: 1 BB: 0 P: 16	R: 1 E: 0 K: 1 S: 7	H: 1 LOB: 0 BB: 0 P: 8	R: 1 E: 1 K: 0 S: 7	H: 1 LOB: 1 BB: 0 P: 12		R: 0 E: 0 K: 0 S: 4	H: 0 LOB: 0 BB: 0 P: 6	R: 0 E: 0 K: 1 S: 8	H: 0 LOB: 1 BB: 1 P: 14	R: 0 E: 0 K: 1 S: 6	H: 1 LOB: 0 BB: 0 P: 11	R: 0 E: 1 K: 1 S: 12	H: 1 LOB: 2 BB: 0 P: 19	1B: 4 2B: 3 3B: 0 HR: 1	SF: 1 SAC: 1 DP: 1 HBP: 0	WP: 0 PB: 0 SB: 0 CS: 0
<b>PITCHER</b>	IP WLS BF H R ER SO BB IBB HBP BLK WP HR S P ERA WHIP																					
<b>Bud Black, L</b> (1, 1) ERA: 3.39 <b>Doug Jones, R</b> (9, 1) ERA: 2.31	8.1 W 34 7 3 2 5 2 0 0 0 0 0 1 62 100 2.16 1.080																					

livebaseballscorecards.com

AB	33
R	3
H	7
RBI	2
BB	2
SO	6
LOB	15



Batter	1	2	3	4	5	6	7	8	9
Jerry Browne, S OBP: 0.374, SLG: 0.400 (1, 4)	4-0 G4-3 S 1B BB		2-1 G4-3 2B			3-1 F9		2-1 1B SH3-4 1B	
Felix Fermin, R OBP: 0.302, SLG: 0.258 (1, 6)	3-2 G4-3 1-3		1-1 G4-3 2-3			0-2 1B		0-0 SH3-4 1-2	
Joe Carter, R OBP: 0.296, SLG: 0.474 (1, 8)	0-0 FC4-6 1B 3-H		3-2 F9			3-2 P4		0-1 BB 1B BB 1B	
Albert Belle, R OBP: 0.269, SLG: 0.413 (1, 7)	0-2 FC4-6 1-2f			3-2 G5-3		1-2 F8		1-0 BB BB G3-2 1B	
Pete O'Brien, L OBP: 0.362, SLG: 0.382 (1, 3)	2-1 G1-4-3			2-0 G4-3			0-0 E 1B	3-H 4-1 1-2 2-3 BB BB	
Brook Jacoby, R OBP: 0.343, SLG: 0.413 (1, 5)		3-1 CS 1B		2-3 K			2-1 L8	4-0 1-2 2-3 3-H BB	
Dave Clark, L OBP: 0.307, SLG: 0.371 (1, 10)		3-3 K 1-2			0-1 G3-1		1-3 K	1-1 G3-2	
Cory Snyder, R OBP: 0.255, SLG: 0.363 (1, 9)		1-1 G6-3			2-3 K		1-0 E9 1-H		
Joel Skinner, R OBP: 0.268, SLG: 0.288 (1, 2)			2-3 K		1-2 G6-3		1-3 K		
Dion James, L OBP: 0.368, SLG: 0.372 (7, PH)									
Tom Magrann, R OBP: 0.368, SLG: 0.372 (8, 2)									

Inning Stats	R: 1 E: 0 K: 0 S: 11	H: 1 LOB: 1 BB: 1 P: 20	R: 0 E: 0 K: 1 S: 7	H: 1 LOB: 0 BB: 0 P: 14	R: 0 E: 0 K: 1 S: 10	H: 1 LOB: 1 BB: 0 P: 18	R: 0 E: 0 K: 1 S: 7	H: 0 LOB: 0 BB: 0 P: 14	R: 0 E: 0 K: 1 S: 8	H: 0 LOB: 0 BB: 0 P: 11	R: 0 E: 0 K: 0 S: 13	H: 1 LOB: 1 BB: 0 P: 20	R: 1 E: 1 K: 2 S: 10	H: 1 LOB: 1 BB: 0 P: 15	R: 2 E: 0 K: 0 S: 9	H: 3 LOB: 2 BB: 2 P: 21
--------------	-------------------------------	----------------------------------	------------------------------	----------------------------------	-------------------------------	----------------------------------	------------------------------	----------------------------------	------------------------------	----------------------------------	-------------------------------	----------------------------------	-------------------------------	----------------------------------	------------------------------	----------------------------------

PITCHER	IP	WLS	BF	H	R	ER	SO	BB	IBB	HBP	BLK	WP	HR	S	P	ERA	WHIP
Mike Witt, R ERA: 4.51 (1, 1)	7.1	L	31	8	4	3	6	1	0	0	0	0	0	72	121	3.68	1.227
Bob McClure, L ERA: 1.39 (8, 1)	0.0		1	0	0	0	0	1	0	0	0	0	0	1	5	∞	∞
Greg Minton, R ERA: 2.22 (8, 1)	0.2		2	0	0	0	0	1	0	0	0	0	0	2	7	0.00	1.500

**BOTTOM**

AB	R	H	RBI	BB	SO	LOB
3	2	2	0	1	0	0
3	0	1	0	0	0	2
4	1	2	1	0	0	2
4	0	1	1	0	0	2
3	1	1	0	1	0	1
3	0	1	1	1	1	1
4	0	0	0	0	2	5
3	0	0	0	0	1	0
2	0	0	0	0	1	0
1	0	0	0	0	1	1
0	0	0	0	0	0	0


**California Angels @ Cleveland Indians**  
**Cleveland Municipal Stadium, Cleveland, OH**  
 Sat Sep 23 1989, 3:33 AM EDT  
 Cloudy - 49 F

AB	30
R	4
H	8
RBI	3
BB	3
SO	6
LOB	14

livebaseballscorecards.com



WP	PA
0	34

Batter	1	2	3	4	5	6	7	8	9	AB R H RBI BB SO LOB	TOP	
Max Venable, L (1, 7) OBP: 0.377, SLG: 0.442	1-2 L9-6 SH2-3 1B		1-3 K			1-3 K		2-2 G3-1		4 0 1 0 0 2 0		
Mark McLemore, S (1, 4) OBP: 0.277, SLG: 0.269	0-0 SH2-3		3-2 G3-1			0-0 L1		2-2 G1-3		3 0 0 0 0 0 0		
Chili Davis, S (1, 10) OBP: 0.341, SLG: 0.444	0-0 L9-6		2-3 K			2-3 K		3-1 1B 2B		4 1 1 0 0 2 1		
Wally Joyner, L (1, 3) OBP: 0.338, SLG: 0.429		1-0 1B 2B			0-1 G4-3		2-2 L9		0-0 BB 1B	4 1 2 1 0 0 0		
Dante Bichette, R (1, 8) OBP: 0.223, SLG: 0.325		0-0 L4			0-1 G5-3		2-2 G3 1B		1-3 K	4 0 1 0 0 1 2		
Claudell Washington, L (1, 9) OBP: 0.325, SLG: 0.443		2-1 1B 1B			0-1 G4-3		2-1 G3		4-2 BB	3 0 1 1 1 0 1		
Lance Parrish, R (1, 2) OBP: 0.307, SLG: 0.395		2-3 K			1-0 G6-3		2-2 L6		1-1 G1-3	4 0 0 0 0 1 4	AB 32 R 2 H 7 RBI 2 BB 1 SO 7 LOB 10	
Jack Howell, L (1, 5) OBP: 0.313, SLG: 0.412		0-2 1B			0-0 F7		2-3 K			3 0 1 0 0 1 0		
Dick Schofield, R (1, 6) OBP: 0.297, SLG: 0.329		0-1 G1-3			1-0 F9		0-0 G6-3			3 0 0 0 0 0 2		
Gary Disarcina, R (8, 6)										0 0 0 0 0 0 0		
<b>Inning Stats</b>	R: 0 H: 1 E: 0 LOB: 0 K: 0 BB: 0 S: 5 P: 6	R: 1 H: 3 E: 0 LOB: 2 K: 1 BB: 0 S: 14 P: 19	R: 0 H: 0 E: 0 LOB: 0 K: 2 BB: 0 S: 9 P: 15	R: 0 H: 0 E: 0 LOB: 0 K: 0 BB: 0 S: 6 P: 6	R: 0 H: 0 E: 0 LOB: 0 K: 0 BB: 0 S: 3 P: 5	R: 0 H: 0 E: 0 LOB: 0 K: 2 BB: 0 S: 7 P: 10	R: 0 H: 1 E: 0 LOB: 1 K: 0 BB: 0 S: 13 P: 21	R: 0 H: 0 E: 0 LOB: 0 K: 1 BB: 0 S: 7 P: 11	R: 1 H: 2 E: 0 LOB: 2 K: 1 BB: 1 S: 14 P: 25	1B: 5 SF: 0 2B: 3 SAC: 1 3B: 0 DP: 1 HR: 0 HBP: 0	WP: 0 PA: 34 PB: 0 SB: 0 CS: 0	
<b>PITCHER</b> Tom Candiotti, R (1, 1) ERA: 3.12	IP WLS BF H R ER SO BB IBB HBP BLK WP HR S P ERA WHIP	9.0 W 34 7 2 2 7 1 0 0 0 0 0 78 118 2.00 0.889										

California Angels @ Cleveland Indians  
Cleveland Municipal Stadium, Cleveland, OH  
Sat Sep 23 1989, 3:38 AM EDT  
Att. 8,453 - Unknown

livebaseballscorecards.com

Batter	1	2	3	4	5	6	7	8	9	AB	R	H	RBI	BB	SO	LOB
Dion James, L OBP: 0.367, SLG: 0.371 (1, 10)	0-0 1B G6-3 1B		1-0 G4-3	1-3 K			2-2 F8			4	1	1	0	0	1	1
Jerry Browne, S OBP: 0.375, SLG: 0.401 (1, 4)	1-1 G6-3 G1-3 1-3 1B		0-1 F8			1-1 F9	0-0 2B 3B 1B			4	1	2	0	0	0	0
Joe Carter, R OBP: 0.297, SLG: 0.476 (1, 8)	1-1 G1-3 1-2		0-1 1B			0-0 G6-3	1-0 3B 2B			4	1	2	0	0	0	2
Pete O'Brien, L OBP: 0.362, SLG: 0.381 (1, 3)	0-1 G6-3 2-3 3-H		0-0 L8			2-1 1B	4-0 3B IBB			3	1	1	1	1	0	2
Albert Belle, R OBP: 0.273, SLG: 0.422 (1, 7)	1-3 K			4-2 3B HBP		0-0 L8	1-1 3B			3	1	1	3	0	1	2
Brook Jacoby, R OBP: 0.343, SLG: 0.416 (1, 5)		0-0 G6-3		2-0 1B 3B		0-0 L8	2-1 F9			4	1	1	1	0	0	1
Beau Allred, L OBP: 0.389, SLG: 0.500 (1, 9)		3-1 2B		1-2 1B		1-3 K		1-0 P5		4	0	2	1	0	1	0
Andy Allanson, R OBP: 0.285, SLG: 0.290 (1, 2)		1-2 F9		0-0 G5-3 1-2		2-1 P8		3-2 G5-3		4	0	0	0	0	0	2
Felix Fermin, R OBP: 0.299, SLG: 0.256 (1, 6)		1-1 G4-3		0-0 G3 2-3			0-0 G4-3	0-0 P2		4	0	0	0	0	0	2

Inning Stats	R: 1	H: 2	E: 0	K: 1	S: 10	LOB: 1	BB: 0	P: 13	R: 0	H: 1	E: 0	K: 0	S: 9	LOB: 1	BB: 0	P: 14	R: 0	H: 1	E: 0	K: 0	S: 6	LOB: 1	BB: 0	P: 7	R: 2	H: 2	E: 0	K: 1	S: 13	LOB: 1	BB: 0	P: 21	R: 0	H: 1	E: 0	K: 0	S: 6	LOB: 1	BB: 0	P: 9	R: 0	H: 0	E: 0	K: 1	S: 7	LOB: 0	BB: 0	P: 10	R: 3	H: 3	E: 0	K: 0	S: 16	LOB: 1	BB: 1	P: 26	R: 0	H: 0	E: 0	K: 0	S: 5	LOB: 0	BB: 0	P: 9
1B: 6	SF: 0	2B: 2	SAC: 0	3B: 2	DP: 0	HR: 0	HBP: 1	WP: 0	PA: 36																																																							

PITCHER	IP	WLS	BF	H	R	ER	SO	BB	IBB	HBP	BLK	WP	HR	S	P	ERA	WHIP
Bert Blyleven, R ERA: 2.83 (1, 1)	7.0	L	33	10	6	6	3	0	1	1	0	0	0	67	100	7.71	1.429
Terry Clark, R ERA: 4.91 (8, 1)	1.0		3	0	0	0	0	0	0	0	0	0	0	5	9	0.00	0.000


**BOTTOM**

**California Angels @ Cleveland Indians**  
**Cleveland Municipal Stadium, Cleveland, OH**

Sat Sep 23 1989, 3:38 AM EDT  
 Att. 8,453 - Unknown

livebaseballscorecards.com

AB	34
R	6
H	10
RBI	6
BB	1
SO	3
LOB	12



Batter	1	2	3	4	5	6	7	8	9	AB R H RBI BB SO LOB	TOP																
<b>Brian Downing, R</b> (1, 10) OBP: 0.354, SLG: 0.410	2-2 P6		1-0 P6	1-0 L8		2-1 F7		2-2 1B		5 0 1 0 0 0 3																	
<b>Johnny Ray, S</b> (1, 4) OBP: 0.326, SLG: 0.362	1-1 F7		2-1 FC4 1B	1-2 F7		4-2 WP BB		1-2 FC5 2-3f		4 1 1 0 1 0 3																	
<b>Claudell Washington, L</b> (1, 9) OBP: 0.323, SLG: 0.440	1-0 1B		1-1 E4 FC4 G6-3 1-3 2-H	1-1 CS 1-2	1-0 G3	0-3 K 1-2 2-3			2-3 K	5 1 1 0 0 2 3																	
<b>Wally Joyner, L</b> (1, 3) OBP: 0.338, SLG: 0.427	0-1 F7		4-1 G6-3 E BB		3-2 P6		0-1 G4-3		4-2 F8 BB BB	3 0 0 0 2 0 1																	
<b>Chili Davis, S</b> (1, 7) OBP: 0.342, SLG: 0.443		2-1 G4-3	2-2 FC4 G6-3 1-2 2-3 3-H		1-2 1B		1-2 F9		4-0 BB BB	4 0 1 1 1 0 2																	
<b>Dante Bichette, R</b> (1, 8) OBP: 0.230, SLG: 0.323		4-2 BB	0-1 G6-3 1-2 2-3 3-H		0-2 1B		3-1 G3		0-0 F8	4 0 1 1 1 0 4																	
<b>Lance Parrish, R</b> (1, 2) OBP: 0.306, SLG: 0.392		0-0 F9	0-2 F9		1-3 K				4-2 BB	4 0 0 0 1 1 5																	
<b>Jack Howell, L</b> (1, 5) OBP: 0.313, SLG: 0.419	1-0 G4-3			0-0 HR		0-0 WP BB 1B		3-3 K	0-1 F7	5 1 2 1 0 1 4																	
<b>Kent Anderson, R</b> (1, 6) OBP: 0.288, SLG: 0.267			2-1 E 1B	3-1 CS HBP		1-3 K		0-2 FC5 1B		3 1 2 0 0 1 1																	
<b>Inning Stats</b>	R: 0 E: 0 K: 0 S: 8	H: 1 LOB: 1 BB: 0 P: 12	R: 0 E: 0 K: 0 S: 6	H: 0 LOB: 1 BB: 1 P: 13	R: 3 E: 2 K: 0 S: 16	H: 2 LOB: 2 BB: 1 P: 28	R: 1 E: 0 K: 0 S: 7	H: 1 LOB: 0 BB: 0 P: 13	R: 0 E: 0 K: 1 S: 13	H: 2 LOB: 2 BB: 0 P: 19	R: 0 E: 0 K: 2 S: 12	H: 1 LOB: 2 BB: 1 P: 19	R: 0 E: 0 K: 0 S: 7	H: 0 LOB: 0 BB: 0 P: 11	R: 0 E: 0 K: 1 S: 16	H: 2 LOB: 2 BB: 0 P: 22	R: 0 E: 0 K: 1 S: 10	H: 0 LOB: 3 BB: 3 P: 24	1B: 8 2B: 0 3B: 0 HR: 1	SF: 0 SAC: 0 DP: 0 HBP: 1	WP: 1 PB: 0 SB: 1 CS: 1	PA: 45					
<b>PITCHER</b>	IP WLS BF H R ER SO BB IBB HBP BLK WP HR S P ERA WHIP																										
<b>Rod Nichols, R</b> (1, 1) ERA: 4.0	5.0		26	7	4	1	1	2	0	1	0	0	1	51	86	1.80	1.800										
<b>Steve Olin, R</b> (6, 1) ERA: 3.38	0.2		3	0	0	0	1	1	0	0	0	0	0	8	15	0.00	1.500										
<b>Scott Bailes, L</b> (6, 1) ERA: 4.28	2.1		9	2	0	0	2	0	0	0	0	1	0	26	36	0.00	0.857										
<b>Jesse Orosco, L</b> (9, 1) ERA: 1.9	1.0	W	6	0	0	0	1	3	0	0	0	0	0	10	24	0.00	3.000										

California Angels @ Cleveland Indians  
Cleveland Municipal Stadium, Cleveland, OH

Sun Sep 24 1989, 3:33 AM EDT  
Att. 14,841 - Sunny

livebaseballscorecards.com

AB	37
R	4
H	9
RBI	3
BB	6
SO	5
LOB	26





Batter	1	2	3	4	5	6	7	8	9	AB R H RBI BB SO LOB
Tommy Hinzo, S (1, 4) Jerry Browne, S (4, 4) OBP: 0.375, SLG: 0.400	2-3 K	4-0 BB 1-2 BB		1-0 G6-3		3-0 F7			0-1 PB 2B 1B	1 0 0 0 1 1 0 3 1 1 0 0 0 0
Felix Fermin, R (1, 6) Dave Clark, L (9, PH) OBP: 0.303, SLG: 0.257 OBP: 0.310, SLG: 0.371	1-1 BB 1B	4-1 BB 1-2 2-3 BB		0-2 G6-3			4-1 BB		4-2 2B 1B BB	2 1 1 0 2 0 0 0 1 0 0 1 0 0
Joe Carter, R (1, 7) OBP: 0.296, SLG: 0.473	4-2 BB 1B BB	1-2 P5		0-1 P4			1-0 P6		0-1 L7	4 1 0 0 1 0 6
Albert Belle, R (1, 10) OBP: 0.281, SLG: 0.426	4-0 1B BB	2-3 K			4-2 BB		0-3 K		0-1 1B 2B 1-3 2-H	3 1 1 1 2 2 4
Brook Jacoby, R (1, 5) OBP: 0.343, SLG: 0.414	4-0 1B BB		X	0-0 F9		1-0 P3		1-0 F8	1-0 2B 1B 2-3 3-H	4 0 1 2 1 0 2
Cory Snyder, R (1, 9) OBP: 0.255, SLG: 0.362	0-0 G5-4-3 1B		X	0-2 F7		0-0 L9		0-2 G5-3		4 0 1 2 0 0 1
Brad Komminsk, R (1, 8) Dion James, L (8, PH) OBP: 0.324, SLG: 0.437 OBP: 0.366, SLG: 0.370	1-1 G5-4-3		B	4-2 FC5 BB		0-0 F7		0-1 G1-3		2 0 0 0 1 0 3 1 0 0 0 0 0 0
Mark Higgins, R (1, 3) Pete O'Brien, L (8, PH) OBP: 0.182, SLG: 0.100 OBP: 0.362, SLG: 0.381		0-3 K	B	4-0 BB		0-0 F7		2-2 L3		2 0 0 0 1 1 0 1 0 0 0 0 0 0
Joel Skinner, R (1, 2) Beau Allred, L (9, PH) OBP: 0.269, SLG: 0.289 OBP: 0.368, SLG: 0.471		0-0 BB WP 1B	C	0-1 FC5		0-3 K			0-3 K	3 0 1 0 0 1 2 1 0 0 0 0 1 0

Inning Stats	R: 3 E: 0 K: 1 S: 11	H: 2 LOB: 1 BB: 3 P: 27	R: 0 E: 0 K: 2 S: 12	H: 1 LOB: 3 BB: 2 P: 23	R: 0 E: 0 K: 0 S: 9	H: 0 LOB: 2 BB: 2 P: 17	R: 0 E: 0 K: 0 S: 7	H: 0 LOB: 0 BB: 0 P: 8	R: 0 E: 0 K: 0 S: 5	H: 0 LOB: 1 BB: 1 P: 10	R: 0 E: 0 K: 1 S: 6	H: 0 LOB: 0 BB: 0 P: 9	R: 0 E: 0 K: 1 S: 6	H: 0 LOB: 1 BB: 1 P: 12	R: 0 E: 0 K: 0 S: 8	H: 0 LOB: 0 BB: 0 P: 10	R: 2 E: 0 K: 1 S: 13	H: 3 LOB: 2 BB: 1 P: 18	1B: 5 2B: 1 3B: 0 HR: 0	SF: 0 SAC: 0 DP: 1 HBP: 0
--------------	-------------------------------	----------------------------------	-------------------------------	----------------------------------	------------------------------	----------------------------------	------------------------------	---------------------------------	------------------------------	----------------------------------	------------------------------	---------------------------------	------------------------------	----------------------------------	------------------------------	----------------------------------	-------------------------------	----------------------------------	----------------------------------	------------------------------------

PITCHER	IP	WLS	BF	H	R	ER	SO	BB	IBB	HBP	BLK	WP	HR	S	P	ERA	WHIP
Chuck Finley, L (1, 1) ERA: 2.6	6.0		29	3	3	3	4	9	0	0	0	1	0	51	99	4.50	2.000
Willie Fraser, R (7, 1) ERA: 3.13	2.2	L	12	3	2	2	2	1	0	0	0	0	0	26	35	6.75	1.500

**BOTTOM**

**California Angels @ Cleveland Indians**  
**Cleveland Municipal Stadium, Cleveland, OH**  
 Sun Sep 24 1989, 3:33 AM EDT  
 Att. 14,841 - Sunny

AB	31
R	5
H	6
RBI	5
BB	10
SO	6
LOB	18



WP: 1	PA: 41
PB: 1	
SB: 0	
CS: 0	

livebaseballscores.com

Batter	1	2	3	4	5	6	7	8	9	AB R H RBI BB SO LOB	TOP											
<b>Jerry Browne, S</b> (1, 4) OBP: 0.374, SLG: 0.398	2-2 G5-3		1-3 K		4-2 G3 1B BB		2-3 K			3 1 0 0 1 2 0	<b>Cleveland Indians @ Seattle Mariners</b> The Kingdome, Seattle, WA Tue Sep 26 1989, 10:05 PM EDT Att. 6,768 - Dome - 70 F											
<b>Felix Fermin, R</b> (1, 6) OBP: 0.302, SLG: 0.257	0-0 G1-3 1B		0-1 G5-3		0-2 G3			2-1 G4-3		4 0 1 0 0 0 2												
<b>Dion James, L</b> (1, 8) OBP: 0.367, SLG: 0.371	1-2 G1-3		1-1 1B		3-2 FC5 1B			0-1 G4-3		4 0 2 2 0 0 1												
<b>Joe Carter, R</b> (1, 7) OBP: 0.294, SLG: 0.470	1-3 K		3-3 K		0-0 FC5			1-1 G5-3		4 0 0 0 0 2 3												
<b>Pete O'Brien, L</b> (1, 3) OBP: 0.360, SLG: 0.378		1-0 F8		0-1 F8		3-1 F8		1-1 F8		4 0 0 0 0 0 0												
<b>Albert Belle, R</b> (1, 10) OBP: 0.260, SLG: 0.422		2-2 L9 1B		1-3 K		1-1 G4-3		2-1 F8		4 0 1 0 0 1 0												
<b>Brook Jacoby, R</b> (1, 5) OBP: 0.344, SLG: 0.415		0-0 1B		1-0 G6-3		2-0 CS 1B		1-3 K		4 0 2 0 0 1 0												
<b>Beau Alford, L</b> (1, 9) OBP: 0.318, SLG: 0.400		0-0 L9			2-3 K	2-2 CS	1-0 F8			3 0 0 0 0 1 2												
<b>Cory Snyder, R</b> (8, 9) OBP: 0.255, SLG: 0.362		2-3				1-2				0 0 0 0 0 0 0												
<b>Joel Skinner, R</b> (1, 2) OBP: 0.270, SLG: 0.286		2-3 K			1-0 G3 1B HBP		3-1 G6-3			2 1 0 0 0 1 2												
<b>Inning Stats</b>	R: 0 E: 0 K: 1 S: 12	H: 1 LOB: 1 BB: 0 P: 16	R: 0 E: 0 K: 1 S: 9	H: 2 LOB: 2 BB: 0 P: 14	R: 0 E: 0 K: 2 S: 10	H: 1 LOB: 1 BB: 0 P: 15	R: 0 E: 0 K: 1 S: 6	H: 0 LOB: 0 BB: 0 P: 8	R: 2 E: 0 K: 1 S: 15	H: 1 LOB: 1 BB: 1 P: 25	R: 0 E: 0 K: 0 S: 7	H: 1 LOB: 0 BB: 0 P: 15	R: 0 E: 0 K: 1 S: 6	H: 0 LOB: 0 BB: 0 P: 12	R: 0 E: 0 K: 0 S: 6	H: 0 LOB: 0 BB: 0 P: 9	R: 0 E: 0 K: 1 S: 7	H: 0 LOB: 0 BB: 0 P: 11	1B: 6 2B: 0 3B: 0 HR: 0	SF: 0 SAC: 0 DP: 0 HBP: 1	WP: 0 PB: 0 SB: 0 CS: 1	PA: 35
<b>PITCHER</b>	IP WLS BF H R ER SO BB IBB HBP BLK WP HR S P ERA WHIP																					
<b>Erik Hanson, R</b> (1, 1) ERA: 3.32	8.0 W 31 6 2 2 7 1 0 1 0 0 0 71 114 2.25 0.875																					
<b>Mike Schooler, R</b> (9, 1) ERA: 2.55	1.0 S 3 0 0 0 1 0 0 0 0 0 0 0 7 11 0.00 0.000																					

livebaseballscorecards.com

<b>AB</b>	<b>32</b>
<b>R</b>	<b>2</b>
<b>H</b>	<b>6</b>
<b>RBI</b>	<b>2</b>
<b>BB</b>	<b>1</b>
<b>SO</b>	<b>8</b>
<b>LOB</b>	<b>10</b>









Batter	1	2	3	4	5	6	7	8	9	AB R H RBI BB SO LOB	TOP																				
Jerry Browne, S (1, 4) OBP: 0.369, SLG: 0.393	0-3 K		0-1 F8			2-2 G4-3		1-0 G4-3		4 0 0 0 0 1 0	<b>Cleveland Indians @ Seattle Mariners</b> The Kingdome, Seattle, WA Thu Sep 28 1989, 10:05 PM EDT Att. 6,831 - Dome - 70 F																				
Felix Fermin, R (1, 6) OBP: 0.304, SLG: 0.262	1-0 L8		0-0 F9			2-1 2B		1-2 G6-3		4 0 1 0 0 0 0																					
Dion James, L (1, 8) OBP: 0.364, SLG: 0.368	0-0 G6-3				1-1 G3-1	0-0 F8		1-3 K		4 0 0 0 0 1 1																					
Joe Carter, R (1, 7) OBP: 0.294, SLG: 0.471		1-1 HR			1-0 G1-3	4-0 BB		1-2 G6-3		3 1 1 1 1 0 0																					
Pete O'Brien, L (1, 3) OBP: 0.357, SLG: 0.375		3-2 F7			2-2 L8	1-3 K		0-1 G3		4 0 0 0 0 1 2																					
Albert Belle, R (1, 10) OBP: 0.279, SLG: 0.413		1-2 G4-3			2-2 FC4-6 1B		2-2 G4-3	4-2 FC5-4 BB		3 0 1 0 1 0 0																					
Brook Jacoby, R (1, 5) OBP: 0.341, SLG: 0.411		1-2 G5-3			1-0 FC4-6 1B	1-3 K		0-1 FC5-4		4 0 1 0 0 1 1																					
Cory Snyder, R (1, 9) OBP: 0.255, SLG: 0.367			1-1 G6-3		1-0 FC4-6 G4-6-3	0-0 FC5-4 1B				3 0 1 0 0 0 2																					
Joel Skinner, R (1, 2) OBP: 0.271, SLG: 0.303			1-1 HR		2-0 G4-6-3	0-0 FC5-4				3 1 1 1 0 0 3																					
<b>Inning Stats</b>	R: 0 E: 0 K: 1 S: 6	H: 0 LOB: 0 BB: 0 P: 7	R: 1 E: 0 K: 0 S: 11	H: 1 LOB: 0 BB: 0 P: 17	R: 1 E: 0 K: 0 S: 7	H: 1 LOB: 0 BB: 0 P: 9	R: 0 E: 0 K: 0 S: 8	H: 0 LOB: 0 BB: 0 P: 12	R: 0 E: 0 K: 0 S: 6	H: 2 LOB: 1 BB: 0 P: 12	R: 0 E: 0 K: 1 S: 11	H: 1 LOB: 2 BB: 1 P: 20	R: 0 E: 0 K: 1 S: 8	H: 1 LOB: 1 BB: 0 P: 11	R: 0 E: 0 K: 1 S: 7	H: 0 LOB: 0 BB: 0 P: 10	R: 0 E: 0 K: 0 S: 10	H: 0 LOB: 1 BB: 1 P: 15	1B: 3 2B: 1 3B: 0 HR: 2	SF: 0 SAC: 0 DP: 1 HBP: 0	WP: 0 PB: 0 SB: 0 CS: 0	PA: 34									
<b>PITCHER</b> Brian Holman, R (1, 1) ERA: 3.67	IP 9.0	WLS W	BF 34	H 6	R 2	ER 2	SO 4	BB 2	IBB 0	HBP 0	BLK 0	WP 0	HR 2	S 74	P 113	ERA 2.00	WHIP 0.889														
											<b>PITCHER</b>	IP	WLS	BF	H	R	ER	SO	BB	IBB	HBP	BLK	WP	HR	S	P	ERA	WHIP			

livebaseballscorecards.com

<b>AB</b>	32
<b>R</b>	2
<b>H</b>	6
<b>RBI</b>	2
<b>BB</b>	2
<b>SO</b>	4
<b>LOB</b>	9





Batter	1	2	3	4	5	6	7	8	9	AB R H RBI BB SO LOB	TOP									
Jerry Browne, S (1, 4) OBP: 0.368, SLG: 0.390	0-0 6-3		4-0 BB		0-0 P5		0-0 F7		0-3 K	4 0 0 0 1 1 6										
Pete O'Brien, L (1, 3) OBP: 0.356, SLG: 0.373	0-0 4-3		0-0 3-1			0-3 K	4-0 BB		0-0 F6	4 0 0 0 1 1 3										
Joe Carter, R (1, 7) OBP: 0.294, SLG: 0.470	0-0 1B			0-0 5-3		0-3 K	0-0 F9			4 0 1 0 0 1 3										
Albert Belle, R (1, 10) OBP: 0.279, SLG: 0.410	0-0 4-3			0-3 K		0-0 1B		0-0 P2		4 0 1 0 0 1 1										
Dion James, L (1, 8) OBP: 0.363, SLG: 0.367		0-0 F8		0-0 G3		0-0 1B		0-0 4-3		4 0 1 0 0 0 0										
Cory Snyder, R (1, 9) OBP: 0.253, SLG: 0.364		0-0 4-3			0-0 P3	0-0 6-3		0-0 L7		4 0 0 0 0 0 2										
Brook Jacoby, R (1, 5) OBP: 0.342, SLG: 0.412		0-0 6-3			0-0 4-3		4-0 SH3-4 1B		0-0 1B 2B	3 1 1 0 1 0 0										
Andy Allanson, R (1, 2) OBP: 0.289, SLG: 0.294			0-0 L4		0-0 1B		0-0 SH3-4		0-0 SH1	3 0 2 0 0 0 0										
Dave Clark, L (9, PH) OBP: 0.312, SLG: 0.373					0-0 1B		1-2 1B		2-H 1B	1 0 1 1 0 0 0										
Tommy Hinzo, S (9, PR)							0-0 SH3-4		0-0 SH1	0 0 0 0 0 0 0										
Felix Fermin, R (1, 6) OBP: 0.305, SLG: 0.263			0-0 F9		0-0 1B		1-2 2-3		1-2 SH1	2 0 1 0 0 0 0										
<b>Inning Stats</b>	R: 0 E: 0 K: 0 S: 4	H: 1 LOB: 1 BB: 0 P: 4	R: 0 E: 0 K: 0 S: 3	H: 0 LOB: 0 BB: 0 P: 3	R: 0 E: 0 K: 0 S: 3	H: 0 LOB: 1 BB: 1 P: 7	R: 0 E: 0 K: 1 S: 5	H: 0 LOB: 0 BB: 0 P: 5	R: 0 E: 0 K: 2 S: 9	H: 2 LOB: 2 BB: 0 P: 9	R: 0 E: 0 K: 0 S: 4	H: 1 LOB: 3 BB: 2 P: 12	R: 0 E: 0 K: 0 S: 3	H: 0 LOB: 0 BB: 0 P: 3	R: 1 E: 0 K: 1 S: 7	H: 2 LOB: 2 BB: 0 P: 7	1B: 7 2B: 1 3B: 0 HR: 0	SF: 0 SAC: 2 DP: 0 HBP: 0	WP: 0 PB: 0 SB: 1 CS: 0	PA: 38
<b>PITCHER</b>	IP WLS BF H R ER SO BB IBB HBP BLK WP HR S P ERA WHIP																			
Eric King, R (1, 1) ERA: 3.39	6.0 W 26 6 0 0 3 2 0 0 0 0 0 0 30 38 0.00 1.333																			
Barry Jones, R (7, 1) ERA: 2.37	2.0 7 0 0 0 0 1 0 0 0 0 0 0 6 10 0.00 0.500																			
Bobby Thigpen, R (9, 1) ERA: 3.76	1.0 S 5 2 1 1 1 0 0 0 0 0 0 0 7 7 9.00 2.000																			

**Cleveland Indians @ Chicago White Sox**  
 Comiskey Park, Chicago, IL  
 Fri Sep 29 1989, 8:05 PM EDT  
 Att. 8,133 - Unknown

livebaseballscorecards.com

AB	33
R	1
H	8
RBI	1
BB	3
SO	4
LOB	15





Batter	1	2	3	4	5	6	7	8	9	AB	R	H	RBI	BB	SO	LOB
--------	---	---	---	---	---	---	---	---	---	----	---	---	-----	----	----	-----

<b>Dave Gallagher, R</b> <small>(1, 9)</small> <small>OBP: 0.320, SLG: 0.315</small>										4	1	2	0	0	0	0
<b>Scott Fletcher, R</b> <small>(1, 4)</small> <small>OBP: 0.330, SLG: 0.307</small>										3	0	0	0	0	1	2
<b>Ivan Calderon, R</b> <small>(1, 10)</small> <small>OBP: 0.330, SLG: 0.433</small>										2	0	0	0	2	1	1
<b>Carlton Fisk, R</b> <small>(1, 2)</small> <small>OBP: 0.354, SLG: 0.466</small>										3	0	0	0	0	1	5
<b>Steve Lyons, L</b> <small>(1, 7)</small> <small>OBP: 0.316, SLG: 0.333</small>										3	0	1	2	0	0	1
<b>Carlos Martinez, R</b> <small>(1, 3)</small> <small>OBP: 0.344, SLG: 0.411</small>										3	0	0	0	0	0	2
<b>Robin Ventura, L</b> <small>(1, 5)</small> <small>OBP: 0.306, SLG: 0.256</small>										3	0	0	0	0	0	0
<b>Sammy Sosa, R</b> <small>(1, 8)</small> <small>OBP: 0.304, SLG: 0.364</small>										3	0	1	0	0	1	0
<b>Ozzie Guillen, L</b> <small>(1, 6)</small> <small>OBP: 0.271, SLG: 0.320</small>										3	1	1	0	0	0	1

Inning Stats	R: 0	H: 1	E: 0	LOB: 1	K: 2	S: 8	P: 8	R: 0	H: 0	E: 0	LOB: 0	K: 0	S: 3	R: 0	H: 0	E: 0	LOB: 0	K: 0	S: 3	R: 0	H: 0	E: 0	LOB: 1	K: 1	S: 5	R: 0	H: 0	E: 0	LOB: 0	K: 1	S: 5	R: 2	H: 3	E: 0	LOB: 2	K: 0	S: 6	R: 0	H: 1	E: 0	LOB: 0	K: 0	S: 3	R: 0	H: 0	E: 0	LOB: 0	K: 0	S: 3	1B: 4	SF: 0	2B: 1	SAC: 1	3B: 0	DP: 0	HR: 0	HBP: 0	WP: 0	PA: 30
--------------	------	------	------	--------	------	------	------	------	------	------	--------	------	------	------	------	------	--------	------	------	------	------	------	--------	------	------	------	------	------	--------	------	------	------	------	------	--------	------	------	------	------	------	--------	------	------	------	------	------	--------	------	------	-------	-------	-------	--------	-------	-------	-------	--------	-------	--------

PITCHER	IP	WLS	BF	H	R	ER	SO	BB	IBB	HBP	BLK	WP	HR	S	P	ERA	WHIP
<b>Tom Candiotti, R</b> <small>ERA: 3.1</small>	(1, 1)	7.0	L	27	5	2	2	4	1	1	0	0	0	33	41	2.57	0.857
<b>Steve Olin, R</b> <small>ERA: 3.75</small>	(8, 1)	1.0		3	0	0	0	0	0	0	0	0	0	3	3	0.00	0.000

**BOTTOM**

**Cleveland Indians @ Chicago White Sox**  
 Comiskey Park, Chicago, IL  
 Fri Sep 29 1989, 8:05 PM EDT  
 Att. 8,133 - Unknown

[livebaseballscorecards.com](http://livebaseballscorecards.com)

<b>AB</b>	<b>27</b>
<b>R</b>	<b>2</b>
<b>H</b>	<b>5</b>
<b>RBI</b>	<b>2</b>
<b>BB</b>	<b>2</b>
<b>SO</b>	<b>4</b>
<b>LOB</b>	<b>12</b>



Batter	1	2	3	4	5	6	7	8	9	AB R H RBI BB SO LOB	TOP
<b>Jerry Browne, S</b> (1, 4) OBP: 0.368, SLG: 0.389	4-1 G6-3 BB		1-1 P4		2-2 FC5-4 1B	0-3 K			3-2 L7	4 0 1 0 1 1 3	
<b>Paul Zuvella, R</b> (1, 10) OBP: 0.300, SLG: 0.414 <b>Pete O'Brien, L</b> (9, PH) OBP: 0.356, SLG: 0.372	1-1 G6-3 1-2		2-2 1B 1B		0-1 F9			0-2 G1-3	1-2 P4	4 0 1 0 0 0 2 1 0 0 0 0 0 1	
<b>Joe Carter, R</b> (1, 3) OBP: 0.293, SLG: 0.468	1-1 G5-3		0-0 1-2 1B		2-2 F7			0-1 P4		4 0 1 0 0 0 2	
<b>Albert Belle, R</b> (1, 7) OBP: 0.274, SLG: 0.402 (6, 9)	2-2 F8		0-0 L8		0-0 FC5-4 1-2			1-0 F9		4 0 0 0 0 0 4	
<b>Brook Jacoby, R</b> (1, 5) OBP: 0.345, SLG: 0.414		4-1 G5-3 BB		3-2 G4-3 G5-3 1B 1B		1-0 E 1B 1B		3-2 L9		3 2 2 0 1 0 0	
<b>Cory Snyder, R</b> (1, 9) OBP: 0.253, SLG: 0.363 (6, 6)		0-0 F8		0-1 G5-3 G4-3 1-2 1B		0-0 L5 1-3		0-0 G1-3		4 0 1 0 0 0 2	
<b>Brad Komminsk, R</b> (1, 8) OBP: 0.321, SLG: 0.423 (6, 7)		3-2 G5-3 1-2		0-1 G4-3 1-2 2-3		4-1 1B BB		1-3 K		3 0 0 0 1 1 3	
<b>Felix Fermin, R</b> (1, 6) OBP: 0.304, SLG: 0.262 <b>Mike Young, S</b> (6, PH) OBP: 0.273, SLG: 0.237 <b>Joel Skinner, R</b> (6, 2) OBP: 0.271, SLG: 0.303 <b>Dave Clark, L</b> (9, PH) OBP: 0.314, SLG: 0.379		0-1 G5-3		0-0 G5-3 2-3 3-H		0-0 1-2 3-H 1B			2-2 2B	2 0 0 1 0 0 2 1 0 1 1 0 0 0 0 0 0 0 0 0 0 1 0 1 0 0 0 0	
<b>Tom Magrann, R</b> (1, 2) <b>Luis Aguayo, R</b> (6, PH) OBP: 0.239, SLG: 0.268 <b>Dion James, L</b> (6, PH) OBP: 0.361, SLG: 0.365 (6, 8)			2-1 F8		2-1 P4		1-2 P5		2-3 K	2 0 0 0 0 0 1 0 0 0 0 0 0 0 2 0 0 0 0 1 3	
<b>Inning Stats</b>	R: 0 H: 0 E: 0 LOB: 1 K: 0 BB: 1 S: 9 P: 17	R: 0 H: 0 E: 0 LOB: 1 K: 0 BB: 1 S: 7 P: 14	R: 0 H: 2 E: 0 LOB: 2 K: 0 BB: 0 S: 10 P: 15	R: 1 H: 2 E: 0 LOB: 1 K: 0 BB: 0 S: 10 P: 15	R: 0 H: 1 E: 0 LOB: 1 K: 0 BB: 0 S: 10 P: 13	R: 1 H: 2 E: 1 LOB: 2 K: 1 BB: 1 S: 10 P: 16	R: 0 H: 0 E: 0 LOB: 0 K: 0 BB: 0 S: 6 P: 7	R: 0 H: 0 E: 0 LOB: 0 K: 1 BB: 0 S: 11 P: 15	R: 0 H: 1 E: 0 LOB: 1 K: 1 BB: 0 S: 15 P: 23	1B: 7 SF: 0 2B: 1 SAC: 0 3B: 0 DP: 0 HR: 0 HBP: 0	WP: 0 PA: 38 PB: 0 SB: 0 CS: 0
<b>PITCHER</b> <b>Greg Hibbard, L</b> (1, 1) ERA: 3.21 <b>Bill Long, R</b> (6, 1) ERA: 3.92	IP WLS BF H R ER SO BB IBB HBP BLK WP HR S P ERA WHIP	5.1 W 26 7 2 1 0 3 0 0 0 0 0 0 50 83 1.69 1.875	3.2 S 12 1 0 0 3 0 0 0 0 0 0 0 38 52 0.00 0.273		<b>PITCHER</b> IP WLS BF H R ER SO BB IBB HBP BLK WP HR S P ERA WHIP						

**Cleveland Indians @ Chicago White Sox**  
Comiskey Park, Chicago, IL  
Sat Sep 30 1989, 8:05 PM EDT  
Att. 13,189 - Unknown

AB	35
R	2
H	8
RBI	2
BB	3
SO	3
LOB	23



livebaseballscorecards.com

Batter	1	2	3	4	5	6	7	8	9
<b>Dave Gallagher, R</b> OBP: 0.321, SLG: 0.317 (1, 9)	0-0 L8	2-2 2B 1B		1-2 2-H CS 1B			0-1 G4-3		
<b>Scott Fletcher, R</b> OBP: 0.331, SLG: 0.310 (1, 4)	1-0 3B 1B	1-0 1-H 2B		0-1 CS 1-2	1-1 G5-3		1-0 F8		
<b>Ivan Calderon, R</b> OBP: 0.331, SLG: 0.435 (1, 10)	1-2 1-H 1B 3B	0-1 G6-3			1-2 G6-3			4-2 HR BB	
<b>Carlton Fisk, R</b> OBP: 0.356, SLG: 0.475 (1, 2)	1-1 1B 1B		3-2 P5		1-1 G4-3			1-1 1-H HR	
<b>Steve Lyons, L</b> OBP: 0.318, SLG: 0.339 (1, 7)	2-0 1-3 1B		0-1 G4-3			0-1 B1-3		0-0 SF9 3B	
<b>Carlos Martinez, R</b> OBP: 0.343, SLG: 0.409 (1, 3)	3-2 F7		1-0 G5-3			1-2 1B		2-3 K	
<b>Robin Ventura, L</b> OBP: 0.302, SLG: 0.262 (1, 5)		1-1 G6-3		1-0 E6 1B 1B		1-0 F7		1-0 SF9	
<b>Sammy Sosa, R</b> OBP: 0.303, SLG: 0.361 (1, 8)		3-2 F7 S 1B 1B		0-0 G6-3		0-1 F9		1-2 G6-3	
<b>Ozzie Guillen, L</b> OBP: 0.270, SLG: 0.318 (1, 6)		2-0 F7		0-0 L8			2-1 G1-3		

AB	R	H	RBI	BB	SO	LOB
4	1	2	2	0	0	0
4	1	2	1	0	0	0
3	2	1	1	1	0	1
4	1	2	3	0	0	0
4	1	2	0	0	0	0
4	0	1	0	0	1	2
3	1	1	1	0	0	1
4	1	1	0	0	0	2
3	0	0	0	0	0	2

**BOTTOM**

**Cleveland Indians @ Chicago White Sox**  
Comiskey Park, Chicago, IL

Sat Sep 30 1989, 8:05 PM EDT  
Att. 13,189 - Unknown

<b>AB</b>	<b>33</b>
<b>R</b>	<b>8</b>
<b>H</b>	<b>12</b>
<b>RBI</b>	<b>8</b>
<b>BB</b>	<b>1</b>
<b>SO</b>	<b>1</b>
<b>LOB</b>	<b>8</b>

livebaseballscorecards.com



WP: 0	PA: 36
PB: 0	
SB: 1	
CS: 1	

Inning Stats	R	H	E	K	S	R	H	E	K	S	R	H	E	K	S	R	H	E	K	S	R	H	E	K	S
	2	4	0	11	19	2	3	0	17	25	0	0	0	8	12	0	0	0	10	13	0	1	0	0	8

PITCHER	IP	WLS	BF	H	R	ER	SO	BB	IBB	HBP	BLK	WP	HR	S	P	ERA	WHIP
<b>Rod Nichols, R</b> ERA: 4.4	2.0	L	12	7	4	4	0	0	0	0	0	0	0	28	44	18.00	3.500
<b>Ed Wojna, R</b> ERA: 4.09	5.0		17	3	1	0	0	0	0	0	0	0	0	38	52	0.00	0.600
<b>Jeff Kaiser, L</b> ERA: 7.36	0.0		3	2	3	3	0	1	0	0	0	0	1	7	12	∞	∞
<b>Rudy Seanez, R</b> ERA: 3.6	1.0		3	0	0	0	1	0	0	0	0	0	0	7	11	0.00	0.000

Batter	1	2	3	4	5	6	7	8	9	AB R H RBI BB SO LOB	TOP											
Jerry Browne, S (1, 4) OBP: 0.370, SLG: 0.390	1-2 G4-3		1-2 1B		4-0 IBB			1-0 SH3		2 0 1 0 1 0 0												
Felix Fermin, R (1, 6) OBP: 0.302, SLG: 0.260 Dion James, L (8, PH) OBP: 0.363, SLG: 0.366 Joel Skinner, R (8, 2) OBP: 0.271, SLG: 0.303	1-3 K		0-1 G4-3		0-0 G3			2-2 CS 1B		3 0 0 0 0 1 4 1 0 1 1 0 0 0 0 0 0 0 0 0 0												
Joe Carter, R (1, 3) OBP: 0.292, SLG: 0.465 (9, 7)	2-1 F8			3-1 F8		2-0 F9		0-0 F8		4 0 0 0 0 0 1												
Albert Belle, R (1, 10) OBP: 0.269, SLG: 0.394		3-3 K		0-3 K		1-0 F9		3-2 CS 1-2	1-3 K	4 0 0 0 0 3 0												
Cory Snyder, R (1, 9) OBP: 0.251, SLG: 0.360		0-1 G1-3		1-3 K		2-2 F8			0-0 F9	4 0 0 0 0 1 0												
Brook Jacoby, R (1, 5) OBP: 0.348, SLG: 0.416		0-0 1B		0-1 SH5-4 1B			3-3 K		0-0 1B	4 0 3 0 0 1 0												
Beau Allred, L (1, 7) OBP: 0.308, SLG: 0.375 Pete O'Brien, L (9, 3) OBP: 0.356, SLG: 0.372		0-0 F8		1-1 SH5-4 1B			1-3 K		1-0 F9	4 0 1 0 0 1 2 0 0 0 0 0 0 0												
Brad Komminsk, R (1, 8) OBP: 0.319, SLG: 0.419			0-0 G6-3		0-0 SH5-4		1-3 K			2 0 0 0 0 1 0												
Tom Magrann, R (1, 2) Dave Clark, L (8, PH) OBP: 0.317, SLG: 0.379 Tommy Hinzo, S (8, PR) Paul Zuvella, R (8, 6) OBP: 0.300, SLG: 0.414			1-3 K		1-3 K			4-2 SH3 S 1B BB		2 0 0 0 0 2 2 0 0 0 0 1 0 0 0 1 0 0 0 0 0 0 0 0 0 0 0 0												
<b>Inning Stats</b>	R: 0 E: 0 K: 1 S: 9	H: 0 LOB: 0 BB: 0 P: 13	R: 0 E: 0 K: 1 S: 7	H: 1 LOB: 1 BB: 0 P: 10	R: 0 E: 0 K: 1 S: 10	H: 1 LOB: 1 BB: 0 P: 12	R: 0 E: 0 K: 2 S: 8	H: 0 LOB: 0 BB: 0 P: 12	R: 0 E: 0 K: 1 S: 9	H: 2 LOB: 3 BB: 1 P: 15	R: 0 E: 0 K: 0 S: 5	H: 0 LOB: 0 BB: 0 P: 10	R: 0 E: 0 K: 3 S: 11	H: 0 LOB: 0 BB: 0 P: 16	R: 1 E: 0 K: 0 S: 11	H: 1 LOB: 1 BB: 1 P: 20	R: 0 E: 0 K: 1 S: 6	H: 1 LOB: 1 BB: 0 P: 8	1B: 6 2B: 0 3B: 0 HR: 0	SF: 0 SAC: 2 DP: 0 HBP: 0	WP: 0 PB: 0 SB: 1 CS: 1	PA: 35
<b>PITCHER</b>	IP WLS BF H R ER SO BB IBB HBP BLK WP HR S P ERA WHIP												<b>PITCHER</b>	IP WLS BF H R ER SO BB IBB HBP BLK WP HR S P ERA WHIP								
Richard Dotson, R (1, 1) ERA: 4.46	8.0 L 30 5 1 1 9 1 1 0 0 0 0 70 108 1.12 0.750																					
Ken Patterson, L (9, 1) ERA: 4.52	1.0 4 1 0 0 1 0 0 0 0 0 0 6 8 0.00 1.000																					

Cleveland Indians @ Chicago White Sox  
Comiskey Park, Chicago, IL  
Sun Oct.01 1989, 4:33 AM EDT  
Att. 12,856 - Sunny - 70 F

livebaseballscorecards.com

AB	30
R	1
H	6
RBI	1
BB	2
SO	10
LOB	9



Batter	1	2	3	4	5	6	7	8	9	AB	R	H	RBI	BB	SO	LOB
<b>Dave Gallagher, R</b> OBP: 0.320, SLG: 0.314 (1, 9)	0-0 P4		2-2 F7		1-1 F8			1-2 F9		4	0	0	0	0	0	1
<b>Scott Fletcher, R</b> OBP: 0.332, SLG: 0.311 (1, 4)	1-2 G6-3		1-2 FC6-4 1B			2-0 WP G4-3 1B		3-3 K		4	0	2	0	0	1	0
<b>Ivan Calderon, R</b> OBP: 0.332, SLG: 0.437 (1, 10)	0-0 2B		2-0 FC6-4 1-2f			1-2 G4-3 1-2		0-0 1B		4	0	2	0	0	0	2
<b>Carlos Martinez, R</b> OBP: 0.340, SLG: 0.406 (1, 3)	1-3 K			1-3 K		3-2 G5-3 2-3		1-3 K		3	0	0	0	0	2	2
<b>Russ Morman, R</b> OBP: 0.292, SLG: 0.259 (8, 3)										0	0	0	0	0	0	0
<b>Daryl Boston, L</b> OBP: 0.325, SLG: 0.372 (9, 7)										1	0	0	0	0	1	1
<b>Steve Lyons, L</b> OBP: 0.317, SLG: 0.339 (1, 7) (9, 3)		1-3 K		2-2 1B		1-3 K		1-1 P4		4	0	1	0	0	2	1
<b>Sammy Sosa, R</b> OBP: 0.303, SLG: 0.366 (1, 8)		1-3 K		1-3 K		3-2 G6-3 2B		0-3 K		3	0	1	0	0	2	1
<b>Lance Johnson, L</b> OBP: 0.360, SLG: 0.367 (9, PH)										1	0	0	0	0	1	0
<b>Robin Ventura, L</b> OBP: 0.298, SLG: 0.244 (1, 5)		4-2 BB		2-3 K		0-2 G6-3 2-3		1-3 K		3	0	0	0	1	2	2
<b>Ron Karkovice, R</b> OBP: 0.306, SLG: 0.385 (1, 2)		2-3 K			2-3 K		1-3 K			3	0	0	0	0	3	2
<b>Ozzie Guillen, L</b> OBP: 0.270, SLG: 0.318 (1, 6)			0-1 G3-1		0-0 CS 1B		1-3 K			3	0	1	0	0	1	1

Inning Stats	R: 0	H: 1	E: 0	K: 1	S: 9	H: 1	LOB: 1	BB: 0	P: 11	R: 0	H: 0	E: 0	K: 3	S: 14	H: 1	LOB: 1	BB: 1	P: 22	R: 0	H: 1	E: 0	K: 0	S: 10	H: 1	LOB: 1	BB: 0	P: 15	R: 0	H: 1	E: 0	K: 3	S: 15	R: 0	H: 1	E: 0	K: 1	S: 6	H: 1	LOB: 0	BB: 0	P: 9	R: 0	H: 1	E: 0	K: 1	S: 10	H: 1	LOB: 1	BB: 0	P: 17	R: 0	H: 1	E: 0	K: 2	S: 15	H: 1	LOB: 1	BB: 0	P: 20	R: 0	H: 1	E: 0	K: 2	S: 12	H: 1	LOB: 1	BB: 0	P: 17	R: 0	H: 0	E: 0	K: 2	S: 8	H: 0	LOB: 0	BB: 0	P: 10	1B: 5	SF: 0	2B: 2	SAC: 0	3B: 0	DP: 0	HR: 0	HBP: 0
<b>PITCHER</b>	IP	WLS	BF	H	R	ER	SO	BB	IBB	HBP	BLK	WP	HR	S	P	ERA	WHIP																																																																				
<b>Greg Swindell, L</b> ERA: 3.37 (1, 1)	6.0		23	5	0	0	9	1	0	0	0	1	0	64	95	0.00	1.000																																																																				
<b>Jesse Orosco, L</b> ERA: 2.08 (7, 1)	1.0	W	4	1	0	0	2	0	0	0	0	0	0	15	20	0.00	1.000																																																																				
<b>Doug Jones, R</b> ERA: 2.34 (8, 1)	2.0	S	7	1	0	0	4	0	0	0	0	0	0	20	27	0.00	0.500																																																																				

**BOTTOM**

**Cleveland Indians @ Chicago White Sox**  
Comiskey Park, Chicago, IL

Sun Oct 01 1989, 4:33 AM EDT  
Att. 12,856 - Sunny - 70 F

<b>AB</b>	<b>33</b>
<b>R</b>	<b>0</b>
<b>H</b>	<b>7</b>
<b>RBI</b>	<b>0</b>
<b>BB</b>	<b>1</b>
<b>SO</b>	<b>15</b>
<b>LOB</b>	<b>13</b>



WP	PA	ERA	WHIP
1	34		