

Cleveland Indians - 1989

Batter	1	2	3	4	5	6	7	8	9	AB	R	H	RBI	BB	SO	LOB	TOP					
Gus Polidor, R (1, 5) Mike Felder, S (9, FH) OBP: 1.000, SLG: 1.000	F7			G2-3		FC5-4			SH1-3 1B	3	0	0	0	0	0	1	Milwaukee Brewers @ Cleveland Indians Cleveland Municipal Stadium, Cleveland, OH Mon Apr 03 1989, 3:33 AM EDT Att: 40,618 - Unknown livebaseballscorecards.com					
Gary Sheffield, R (1, 6)	K			P4		F8		SH1-3	3	0	0	0	0	1	1							
Robin Yount, R (1, 8)	K			F9				G5-3	4	0	0	0	0	1	1							
Rob Deer, R (1, 9) OBP: 0.250, SLG: 0.250		K			1B FC6-4			K	4	1	1	0	0	3	1							
Glenn Braggs, R (1, 7) OBP: 0.667, SLG: 0.667		G6-3			1B FC6-4				3	0	2	0	0	0	0							
Terry Francona, L (1, 3)		G4-3			1B FC6-4			G4-1	3	0	0	1	0	0	2							
Joey Meyer, R (1, 10)			K		F9			K	3	0	0	0	0	2	1							
B.J. Surhoff, L (1, 2)			G3		CS	P4		F8	3	0	0	0	0	0	0							
Jim Gantner, L (1, 4) OBP: 0.333, SLG: 0.333			L9			1B FC5-4		F8	3	0	1	0	0	0	0							
Inning Stats	R: 0 E: 0 K: 2 S: 7	H: 0 LOB: 0 BB: 7 P: 7	R: 0 E: 0 K: 1 S: 6	H: 0 LOB: 0 BB: 0 P: 8	R: 0 E: 0 K: 1 S: 9	H: 0 LOB: 0 BB: 0 P: 12	R: 0 E: 0 K: 0 S: 7	H: 0 LOB: 0 BB: 0 P: 10	R: 1 E: 0 K: 0 S: 6	H: 2 LOB: 0 BB: 0 P: 9	R: 0 E: 0 K: 1 S: 7	H: 1 LOB: 1 BB: 0 P: 10	R: 0 E: 0 K: 1 S: 8	H: 1 LOB: 1 BB: 0 P: 14	R: 0 E: 0 K: 1 S: 7	H: 0 LOB: 0 BB: 9 P: 9		R: 0 E: 0 K: 1 S: 9	H: 1 LOB: 1 BB: 13 P: 13	1B: 5 2B: 0 3B: 0 HR: 0	SF: 0 SAC: 1 DP: 0 HBP: 0	WP: 0 PB: 0 CS: 1
PITCHER	IP	WLS	BF	H	R	ER	SO	BB	IBB	HBP	BLK	WP	HR	S	P	ERA	WHIP					
Greg Swindell, L (1, 1) ERA: 1.08	8.1	W	29	5	1	1	6	0	0	0	0	0	0	60	84	1.08	0.600					
Doug Jones, R (9, 1) ERA:	0.2	S	2	0	0	0	1	0	0	0	0	0	0	6	8	0.00	0.000					

Batter	1	2	3	4	5	6	7	8	9	AB	R	H	RBI	BB	SO	LOB	BOTTOM				
Oddibe McDowell, L (1, 7) OBP: 0.250, SLG: 0.500	F9				L4				K	4	0	1	2	0	1	1	Milwaukee Brewers @ Cleveland Indians Cleveland Municipal Stadium, Cleveland, OH Mon Apr 03 1989, 3:33 AM EDT Att: 40,618 - Unknown livebaseballscorecards.com				
Jerry Browne, S (1, 4)	F7			P6				F8	3	0	0	0	1	0	0						
Joe Carter, R (1, 8) OBP: 0.250, SLG: 0.250	G5-3				1B FC4-6			F8	4	0	1	0	0	1	2						
Pete O'Brien, L (1, 3) OBP: 0.250, SLG: 0.250		G4-3			1B FC4-6			L3	4	0	1	0	0	0	1						
Cory Snyder, R (1, 9) OBP: 0.250, SLG: 0.250				L5				1B FC5-4	4	0	1	0	0	1	2						
Dave Clark, L (1, 10) OBP: 0.667, SLG: 0.667				L1-3				1B	3	0	2	0	0	0	1						
Brook Jacoby, R (1, 5)				G6-3				G1-3	3	0	0	0	0	1	3						
Andy Allanson, R (1, 2)				E5				F8	3	1	0	0	0	0	0						
Felix Fermin, R (1, 6) OBP: 0.667, SLG: 0.667				1B 2B				F9	3	1	2	0	0	0	0						
Inning Stats	R: 0 E: 0 K: 0 S: 4	H: 0 LOB: 0 BB: 0 P: 7	R: 0 E: 0 K: 0 S: 6	H: 1 LOB: 0 BB: 0 P: 7	R: 2 E: 1 K: 0 S: 8	H: 2 LOB: 0 BB: 0 P: 11	R: 0 E: 0 K: 1 S: 9	H: 2 LOB: 2 BB: 0 P: 17	R: 0 E: 0 K: 1 S: 10	H: 1 LOB: 1 BB: 0 P: 18	R: 0 E: 0 K: 1 S: 6	H: 0 LOB: 0 BB: 0 P: 7	R: 0 E: 0 K: 0 S: 9	H: 1 LOB: 1 BB: 0 P: 14	1B: 7 2B: 2 3B: 0 HR: 0	SF: 0 SAC: 0 DP: 1 HBP: 0		WP: 0 PB: 0 CS: 0	PA: 32		
PITCHER	IP	WLS	BF	H	R	ER	SO	BB	IBB	HBP	BLK	WP	HR	S	P	ERA	WHIP				
Don August, R (1, 1) ERA: 1.13	8.0	L	32	8	2	1	4	1	0	0	0	0	0	61	97	1.12	1.125				

Batter	1	2	3	4	5	6	7	8	9	AB	R	H	RBI	BB	SO	LOB	TOP						
Gus Polidor, R (1,5)	G3		G6-3			G4-3		F8		4	0	0	0	0	0	0	Milwaukee Brewers @ Cleveland Indians Cleveland Municipal Stadium, Cleveland, OH Thu Apr 06 1989, 3:33 AM EDT Att: 4,905 - Sunny - 50 F						
Gary Sheffield, R (1,6) OBP: 0.286, SLG: 0.714	G4-3		1B			G6-3		HR		4	1	2	1	0	0								
Robin Yount, R (1,8) OBP: 0.290, SLG: 0.625	K		L6			2B		2B	3B	4	1	2	0	0	1								
Rob Deer, R (1,7) OBP: 0.500, SLG: 0.625			2B	CS		F8		1B	2B	4	1	3	1	0	0								
Glenn Braggs, R (1,9) OBP: 0.571, SLG: 0.714			1B	1B		F7		G6-3	1B	4	0	2	1	0	0								
Dave Engle, R (1,3) Terry Francona, L (8,PH)			2B	1-2		G4-3		L3-6	F7	3	0	1	0	0	0	2							
Joey Meyer, R (1,10) Mike Felder, S (7,PR)			3-H			F7		BB	G6-3	2	0	0	0	1	1	2							
B.J. Surhoff, L (1,2)			2-3			G3-1		L3-6	F7	1	0	0	0	0	0	0							
Jim Gantner, L (1,4) OBP: 0.143, SLG: 0.143			G4-3			G1-3		G3	F7	4	0	0	0	0	0	0							
Inning Stats	R: 0 E: 0 K: 1 S: 6	H: 0 LOB: 0 BB: 0 P: 9	R: 0 E: 0 K: 1 S: 14	H: 2 LOB: 2 BB: 0 P: 24	R: 0 E: 0 K: 0 S: 10	H: 1 LOB: 1 BB: 0 P: 13	R: 0 E: 0 K: 0 S: 5	H: 1 LOB: 0 BB: 0 P: 9	R: 0 E: 0 K: 0 S: 4	H: 0 LOB: 0 BB: 0 P: 6	R: 0 E: 0 K: 0 S: 10	H: 1 LOB: 1 BB: 0 P: 13	R: 0 E: 0 K: 0 S: 4	H: 1 LOB: 1 BB: 1 P: 10	R: 3 E: 0 K: 0 S: 13	H: 4 LOB: 1 BB: 0 P: 22		R: 0 E: 0 K: 0 S: 6	H: 0 LOB: 0 BB: 0 P: 9	1B: 4 2B: 5 3B: 1 HR: 1	SF: 0 SAC: 0 DP: 1 HBP: 0	WP: 0 PB: 0 CS: 2	PA: 36
PITCHER	IP WLS BF H R ER SO BB IBB HBP BLK WP HR S P ERA WHIP																						
Bud Black, L (1,1) ERA: 2.35	7.2 L 30 8 2 2 2 1 0 0 0 0 0 1 59 94 2.35 1.174																						
Keith Atherton, R (8,1) ERA:	0.0 2 2 1 1 0 0 0 0 0 0 0 0 3 6 ∞ ∞																						
Scott Bailes, L (8,1) ERA:	1.1 4 0 0 0 0 0 0 0 0 0 0 0 10 15 0.00 0.000																						

AB	35
R	3
H	10
RBI	3
BB	1
SO	2
LOB	12



Batter	1	2	3	4	5	6	7	8	9	AB	R	H	RBI	BB	SO	LOB	BOTTOM						
Oddibe McDowell, L (1,7) OBP: 0.250, SLG: 0.375	L6		G6-4-3			P4		L9		4	0	1	0	0	0	0	Milwaukee Brewers @ Cleveland Indians Cleveland Municipal Stadium, Cleveland, OH Thu Apr 06 1989, 3:33 AM EDT Att: 4,905 - Sunny - 50 F						
Jerry Browne, S (1,4) OBP: 0.250, SLG: 0.143	HBP		G6-4-3			G6-3		K		4	0	1	0	0	1								
Joe Carter, R (1,8) OBP: 0.250, SLG: 0.143	1B		1-2			G5-3		B1		3	0	0	0	0	0								
Pete O'Brien, L (1,3) OBP: 0.143, SLG: 0.143	F8		G4-3			G4-3		G5-3		3	0	0	0	0	0	2							
Cory Snyder, R (1,9) OBP: 0.286, SLG: 0.429	FC5-4		1-2			G1-3		G1-3		3	0	1	0	0	0	2							
Dave Clark, L (1,10) OBP: 0.333, SLG: 0.333	G4-3		G3-1			G4-3		G4-3		3	0	0	0	0	0	1							
Brook Jacoby, R (1,5)	G6-3		G6-3			F9		F7		3	0	0	0	0	0	0							
Andy Allanson, R (1,2)	K		G5-3			G5-3		F8		3	0	0	0	0	1	0							
Felix Fermin, R (1,6) Luis Aguayo, R (8,PH)	G4-3		G4-3			G1-3		K		2	0	0	0	0	0	0							
Inning Stats	R: 0 E: 0 K: 0 S: 9	H: 1 LOB: 2 BB: 0 P: 14	R: 0 E: 0 K: 1 S: 7	H: 0 LOB: 0 BB: 0 P: 8	R: 0 E: 0 K: 0 S: 5	H: 1 LOB: 0 BB: 0 P: 7	R: 0 E: 0 K: 0 S: 7	H: 1 LOB: 1 BB: 0 P: 8	R: 0 E: 0 K: 0 S: 7	H: 0 LOB: 0 BB: 0 P: 9	R: 0 E: 0 K: 0 S: 5	H: 0 LOB: 0 BB: 0 P: 8	R: 0 E: 0 K: 0 S: 6	H: 0 LOB: 0 BB: 0 P: 10	R: 0 E: 0 K: 1 S: 7	H: 0 LOB: 0 BB: 0 P: 10		R: 0 E: 0 K: 1 S: 9	H: 0 LOB: 0 BB: 0 P: 13	1B: 2 2B: 1 3B: 0 HR: 0	SF: 0 SAC: 0 DP: 1 HBP: 1	WP: 0 PB: 0 CS: 0	PA: 30
PITCHER	IP WLS BF H R ER SO BB IBB HBP BLK WP HR S P ERA WHIP																						
Chris Bosio, R (1,1) ERA:	9.0 W 30 3 0 0 3 0 0 1 0 0 0 0 62 87 0.00 0.333																						



Batter	1	2	3	4	5	6	7	8	9	AB	R	H	RBI	BB	SO	LOB	TOP			
Oddibe McDowell, L (1, 7) OBP: 0.231, SLG: 0.250	4-2 1B HR BB	0-3 K			1-2 P4		2-3 K		3-1 F8	4	1	0	0	1	2	2	Cleveland Indians @ New York Yankees Yankee Stadium, Bronx, NY Fri Apr 07 1989, 3:33 AM EDT Att: 55,655 - Overcast - 50 F			
Jerry Browne, S (1, 4) OBP: 0.308, SLG: 0.250	2-2 HR		3-1 1B		2-2 G5-3		1-0 B2		2-2 L8	5	1	2	0	0	0	1				
Joe Carter, R (1, 8) OBP: 0.385, SLG: 0.583	2-0 HR		0-0 P4		0-0 E 1B 1B			0-1 BB 1B SF8 1B	5	2	3	3	0	0	2					
Pete O'Brien, L (1, 3) OBP: 0.182, SLG: 0.182	0-2 G4-3		0-2 P4		0-3 K			1-1 BB 1B	4	0	1	0	0	1	2					
Cory Snyder, R (1, 9) OBP: 0.273, SLG: 0.364	0-3 K		1-2 G4-3		1-0 E5 BB 1B			0-3 K	4	0	1	0	0	2	3					
Luis Medina, R (1, 10) Dave Clark, L (8, FH) OBP: 0.429, SLG: 0.333	0-3 K			1-3 K				4-2 BB 1B	3	0	0	0	0	3	2					
Brook Jacoby, R (1, 5)		3-3 K		4-1 CS BB				2-2 SF8	1	0	0	1	2	1	0					
Andy Allanson, R (1, 2)		1-0 G3		3-3 K				3-2 F9	4	0	0	0	0	2	6					
Felix Fermin, R (1, 6) OBP: 0.444, SLG: 0.444		0-0 1B			2-2 G4-3		2-1 G4-3		1-0 WP 1B	4	0	2	0	0	0	0				
Inning Stats	R: 3 E: 0 K: 2 S: 16	H: 2 LOB: 0 BB: 1 P: 24	R: 0 E: 0 K: 2 S: 9	H: 1 LOB: 1 BB: 0 P: 13	R: 0 E: 0 K: 0 S: 10	H: 1 LOB: 1 BB: 0 P: 14	R: 0 E: 0 K: 2 S: 9	H: 0 LOB: 0 BB: 1 P: 17	R: 0 E: 0 K: 3 S: 15	H: 2 LOB: 3 BB: 1 P: 25	R: 0 E: 0 K: 1 S: 6	H: 0 LOB: 0 BB: 0 P: 11	R: 1 E: 0 K: 1 S: 21	H: 2 LOB: 2 BB: 1 P: 31	R: 0 E: 0 K: 0 S: 9	H: 1 LOB: 1 BB: 0 P: 17		1B: 8 2B: 1 3B: 0 HR: 1	SF: 1 SAC: 0 DP: 1 HBP: 0	WP: 1 PB: 0 SB: 0 CS: 1
PITCHER	IP	WLS	BF	H	R	ER	SO	BB	IBB	HBP	BLK	WP	HR	S	P	ERA	WHIP			
John Candelaria, L (1, 1) ERA: 5.14	7.0	L	31	8	4	4	10	3	0	0	0	0	1	80	125	5.14	1.571			
Lance McCullers, R (8, 1) ERA: 2.7	2.0		8	1	0	0	1	1	0	0	0	1	0	26	43	0.00	1.000			

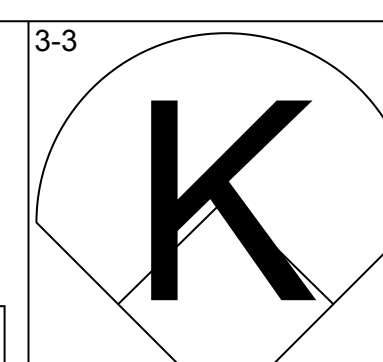
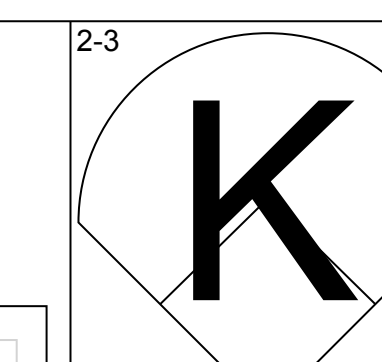
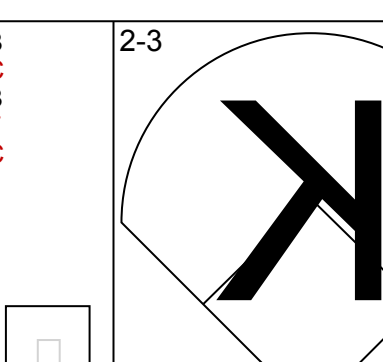
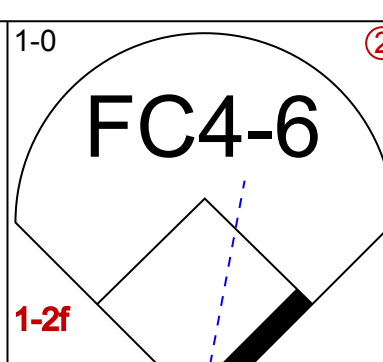
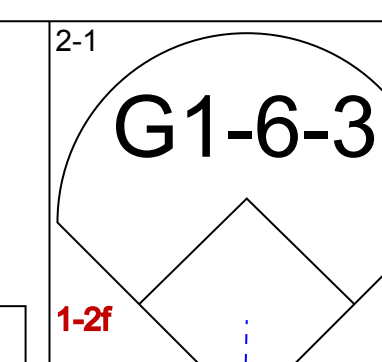
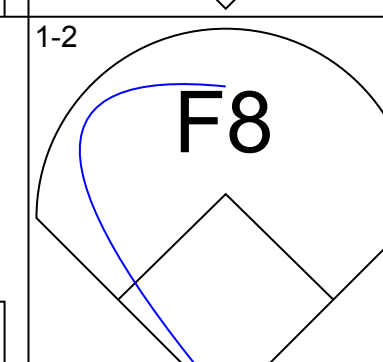
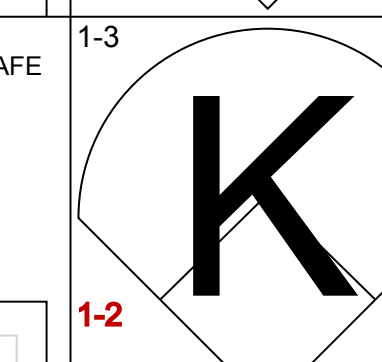
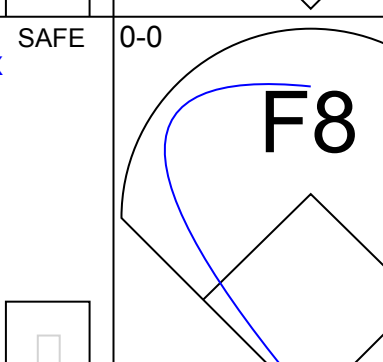
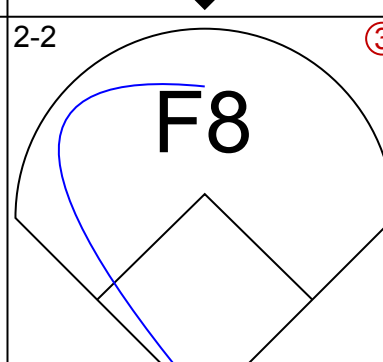
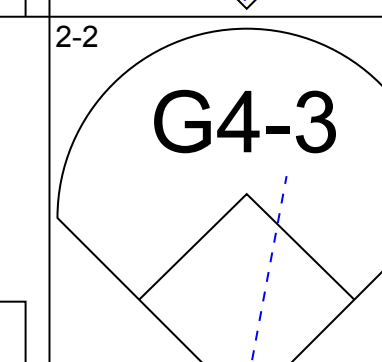
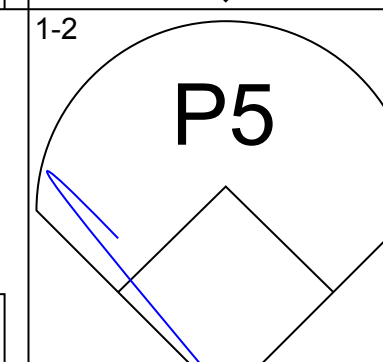
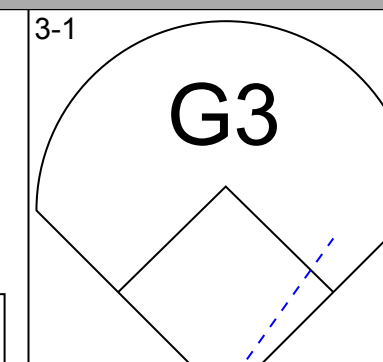
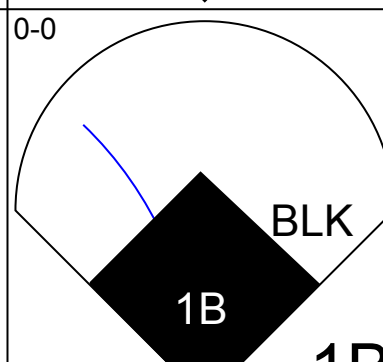
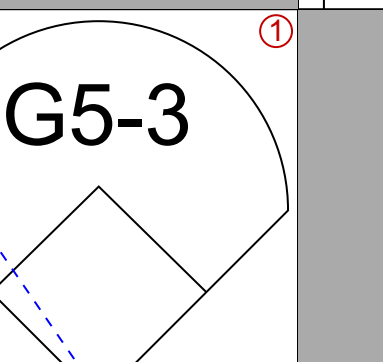
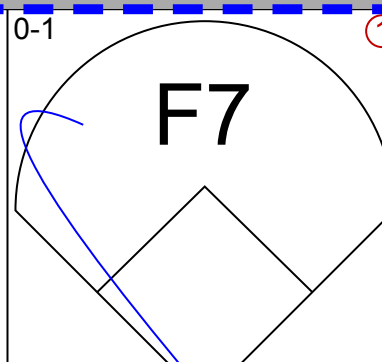
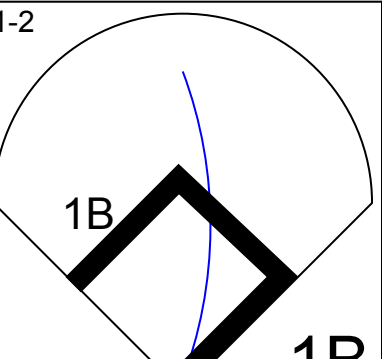
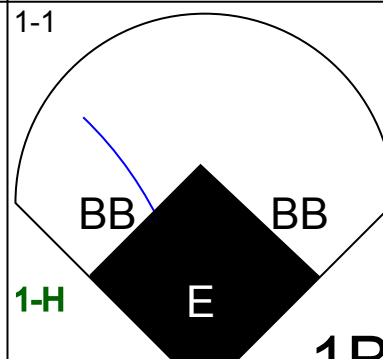
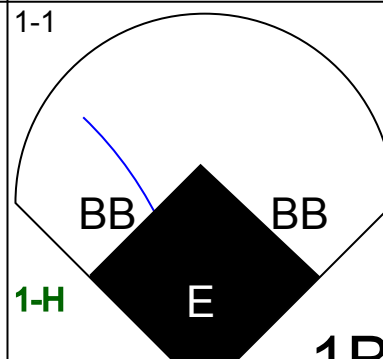
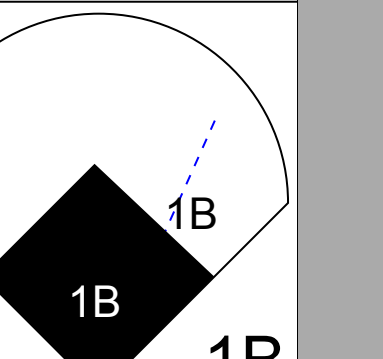
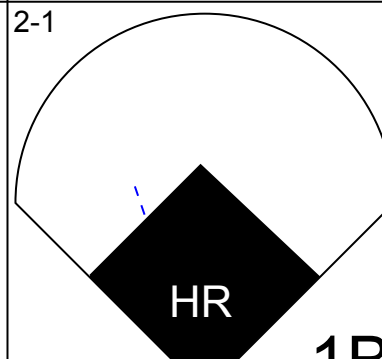
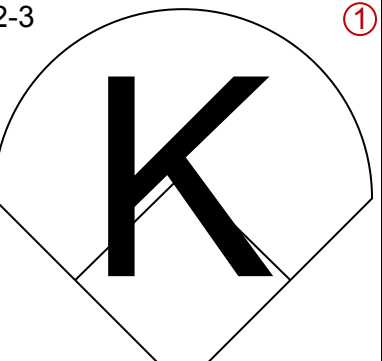
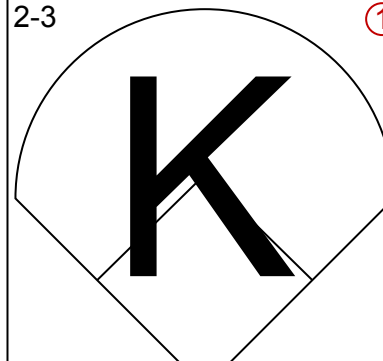
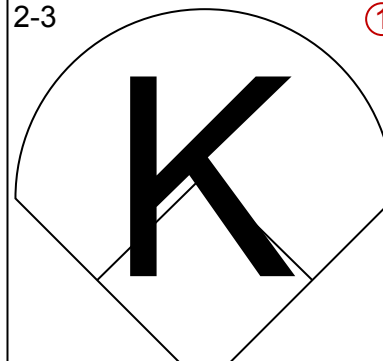
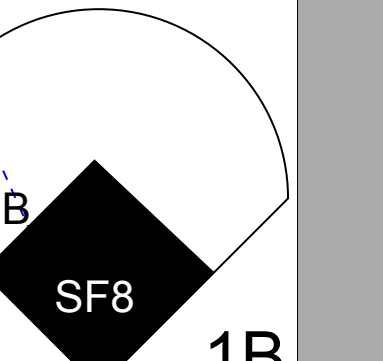
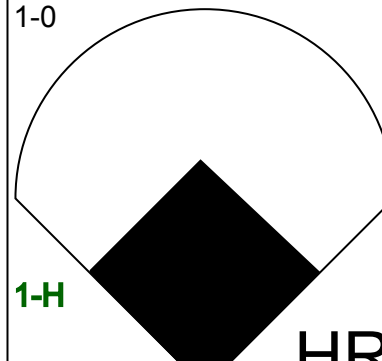
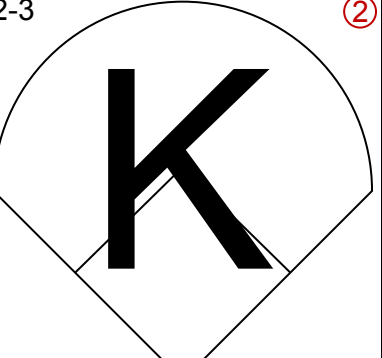
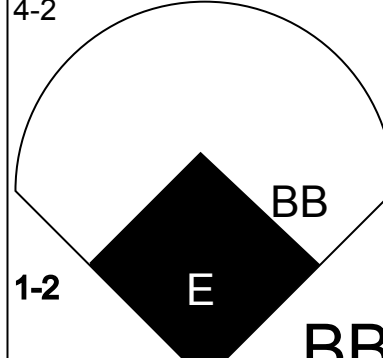
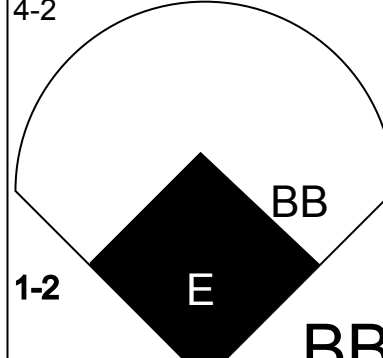
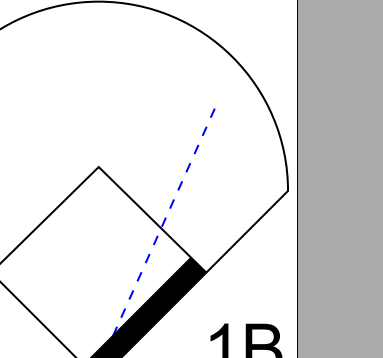
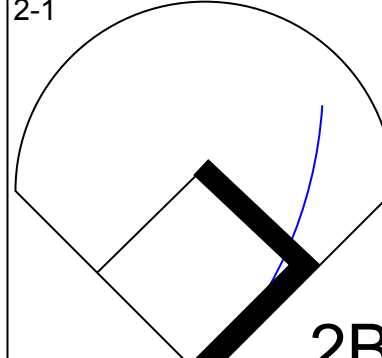
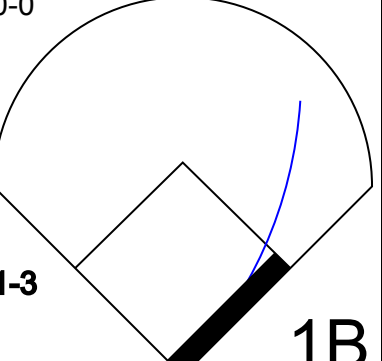
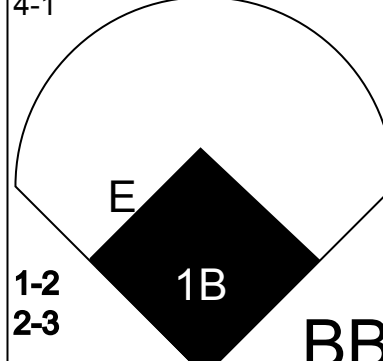
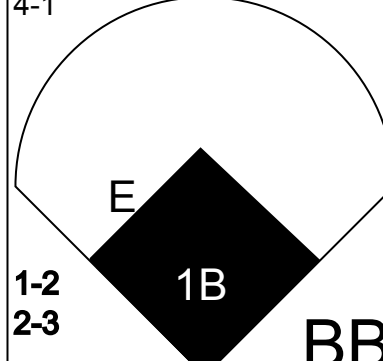
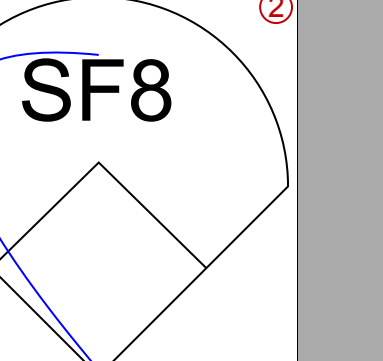
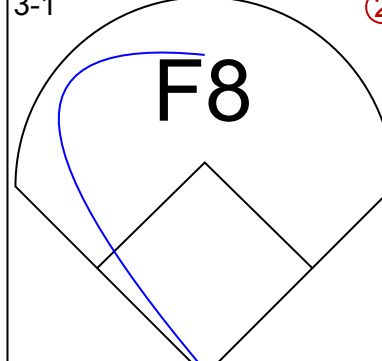
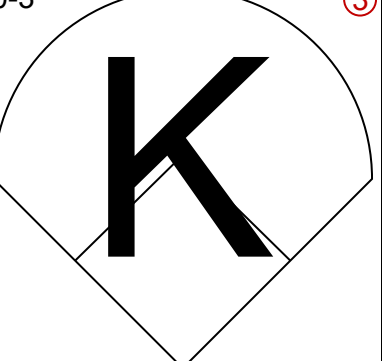
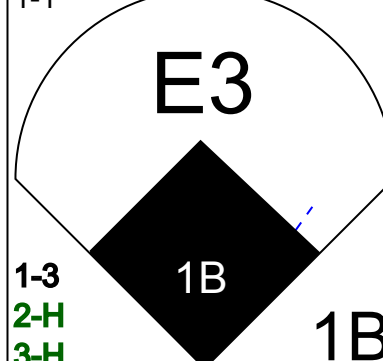
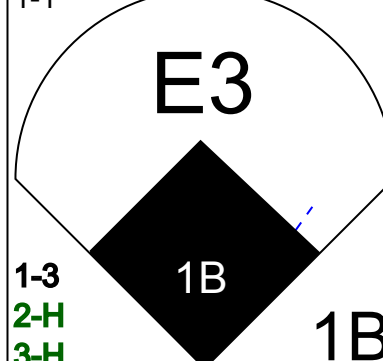
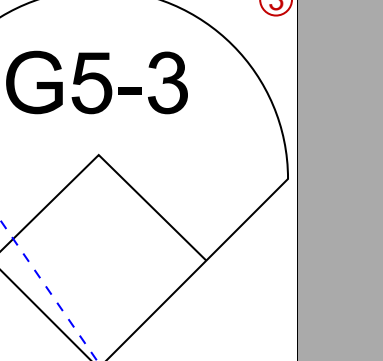
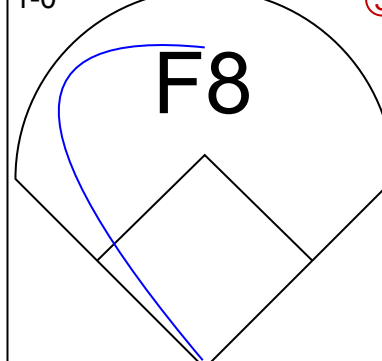
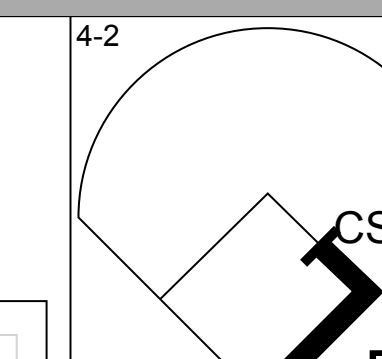
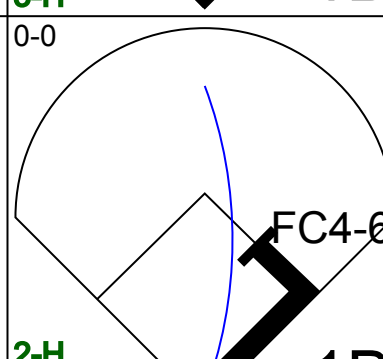
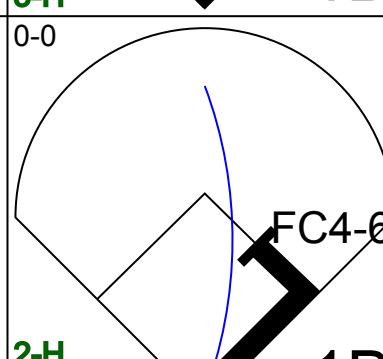
AB	34
R	4
H	9
RBI	4
BB	4
SO	11
LOB	18



Batter	1	2	3	4	5	6	7	8	9	AB	R	H	RBI	BB	SO	LOB	BOTTOM			
Rickey Henderson, R (1, 7) OBP: 0.471, SLG: 0.385	3-3 K		2-1 G5-3		0-0 G6-3			3-1 G5-3		4	0	0	0	0	1	1	Cleveland Indians @ New York Yankees Yankee Stadium, Bronx, NY Fri Apr 07 1989, 3:33 AM EDT Att: 55,655 - Overcast - 50 F			
Steve Sax, R (1, 4) OBP: 0.176, SLG: 0.375	1-0 G6-3			2-1 G4-3		1-1 G5-3		3-1 L9		4	0	0	0	0	0	0				
Don Mattingly, L (1, 10)	0-1 P6			4-2 BB 1B BB		1-1 P4		2-2 F9		3	0	0	0	1	0	0				
Ken Phelps, L (1, 3) OBP: 0.333, SLG: 0.200		3-1 F8		0-1 P2		1-2 1B		4-1 2B 2B BB		3	1	1	0	1	0	1				
Mel Hall, L (1, 9) OBP: 0.429, SLG: 0.571		1-2 G3		0-0 BB 1B		0-0 P3		3-1 2B 2B		4	1	2	0	0	0	1				
Mike Pagliarulo, L (1, 5) Tom Brookens, R (9, FH) OBP: 0.154, SLG: 0.167		0-0 F7		4-2 BB		2-1 G5-3		3-3 K		2	0	0	0	1	0	0				
Jamie Quirk, L (1, 2) OBP: 0.500, SLG: 0.333 Don Slaught, R (9, FH) OBP: 0.091, SLG: 0.182			1-0 FC5-4 1B		3-1 G3		1-0 G3		3-2 1B 2B	3	0	1	0	0	0	3				
Alvaro Espinoza, R (1, 6) OBP: 0.231, SLG: 0.231 Steve Balboni, R (9, FH) OBP: 0.182, SLG: 0.182 Stan Jefferson, S (9, FR) OBP: 0.250, SLG: 0.250			1-2 FC5-4		0-1 G5-3		0-2 G3		1-2 FC6-4 1B	1	0	1	0	0	0	0				
Roberto Kelly, R (1, 8) OBP: 0.286, SLG: 0.571			0-3 K		1-1 F9		0-3 K		1-1 FC6-4	4	0	0	0	0	2	3				
Inning Stats	R: 0 E: 0 K: 1 S: 6	H: 0 LOB: 0 BB: 0 P: 10	R: 0 E: 0 K: 0 S: 6	H: 0 LOB: 0 BB: 0 P: 10	R: 0 E: 0 K: 1 S: 9	H: 1 LOB: 1 BB: 0 P: 13	R: 0 E: 0 K: 0 S: 13	H: 1 LOB: 3 BB: 2 P: 26	R: 0 E: 0 K: 0 S: 5	H: 1 LOB: 1 BB: 0 P: 11	R: 0 E: 0 K: 0 S: 6	H: 0 LOB: 0 BB: 0 P: 9	R: 0 E: 0 K: 1 S: 7	H: 0 LOB: 0 BB: 0 P: 13	R: 2 E: 0 K: 1 S: 19	H: 3 LOB: 2 BB: 1 P: 36		1B: 4 2B: 2 3B: 0 HR: 0	SF: 0 SAC: 0 DP: 0 HBP: 0	WP: 0 PB: 0 SB: 0 CS: 0
PITCHER	IP	WLS	BF	H	R	ER	SO	BB	IBB	HBP	BLK	WP	HR	S	P	ERA	WHIP			
Rich Yett, R (1, 1) ERA: 2.16	8.1	W	32	4	2	2	3	3	0	0	0	0	0	66	113	2.16	0.840			
Jesse Orosco, L (9, 1) ERA:	0.1		2	1	0	0	1	0	0	0	0	0	0	7	13	0.00	3.000			
Doug Jones, R (9, 1) ERA:	0.1	S	2	1	0	0	0	0	0	0	0	0	0	6	8	0.00	3.000			


AB	33
R	2
H	6
RBI	2
BB	3
SO	4
LOB	12

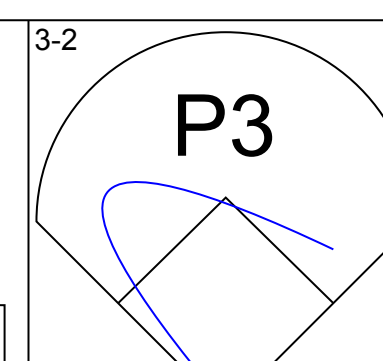
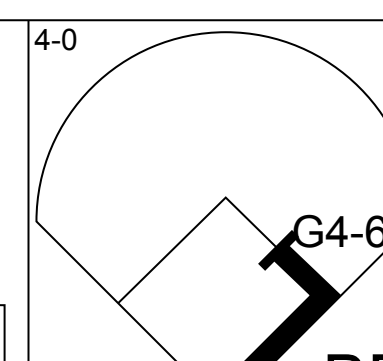
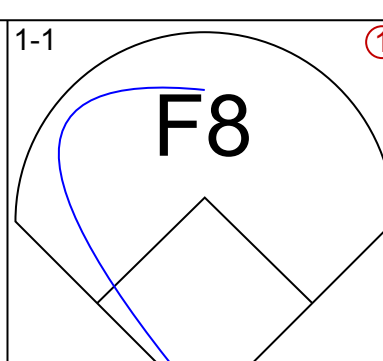
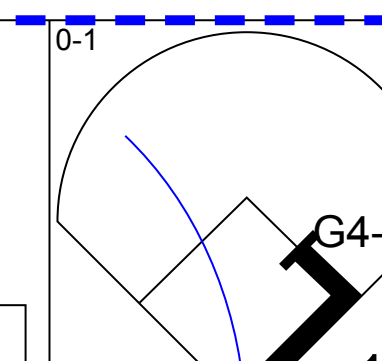
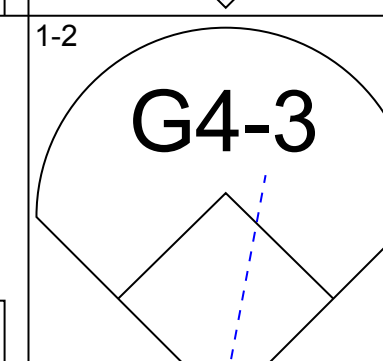
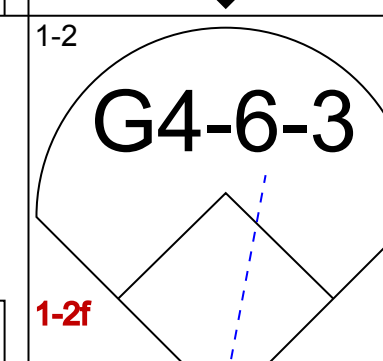
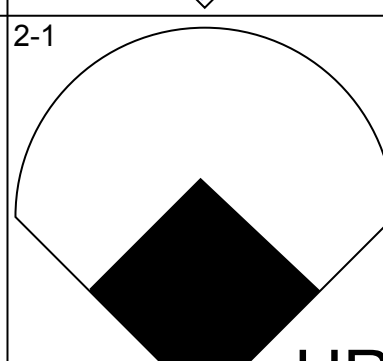
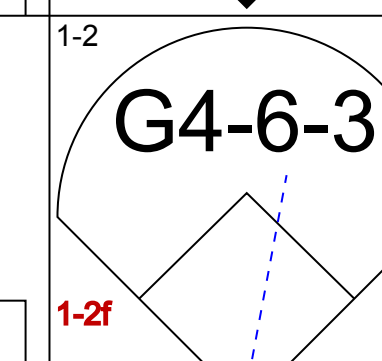
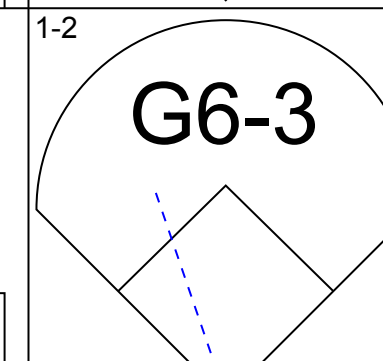
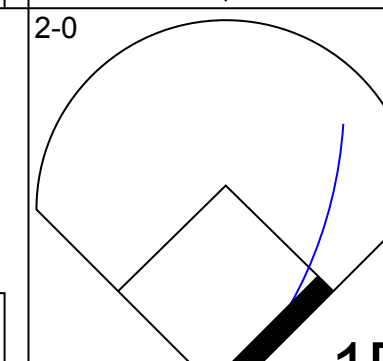
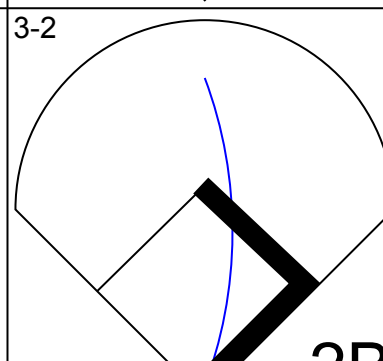
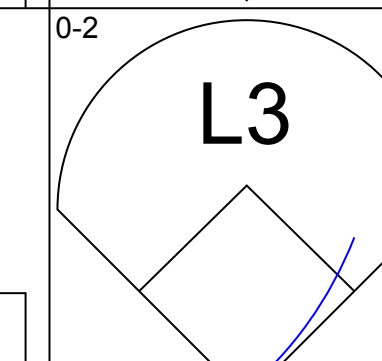
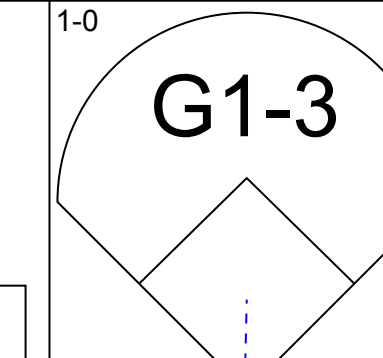
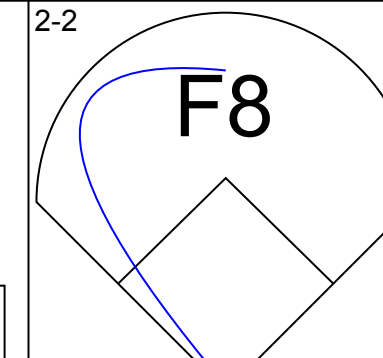
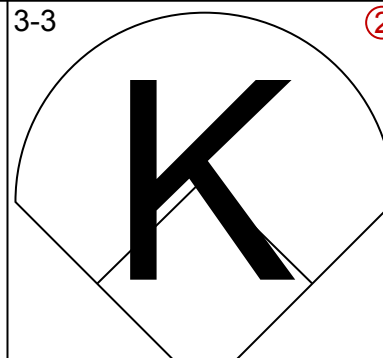

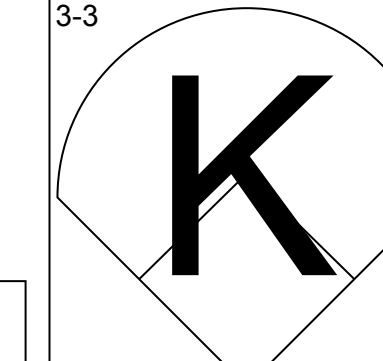
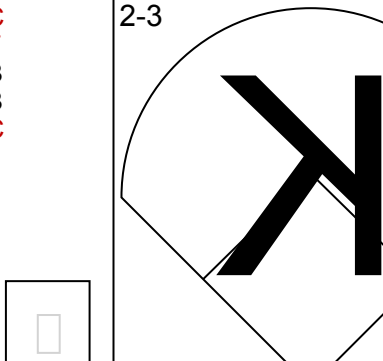
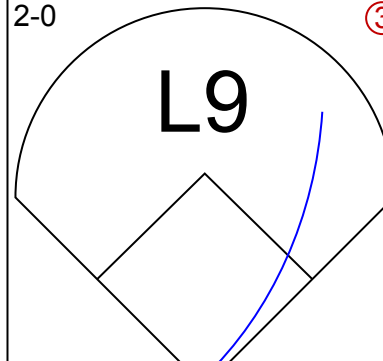
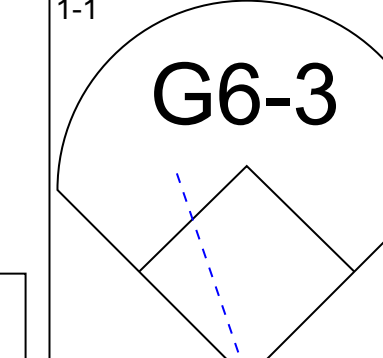
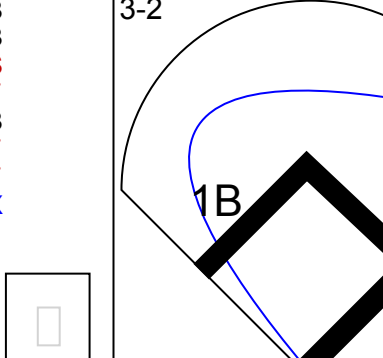
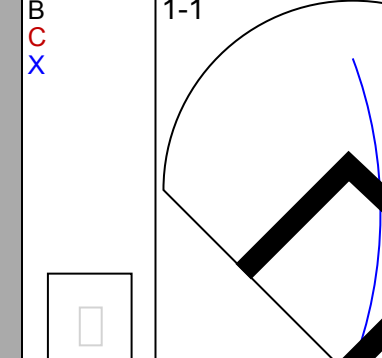
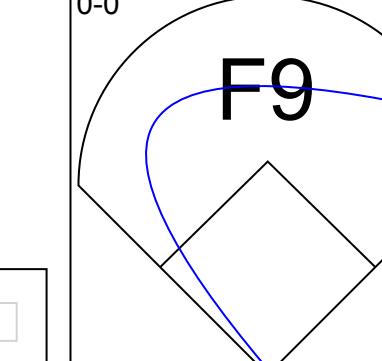
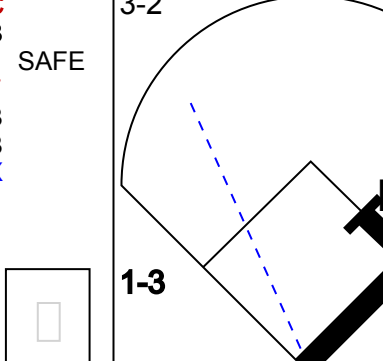
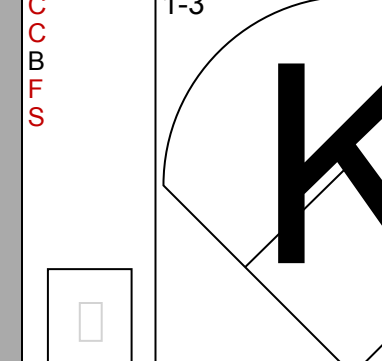
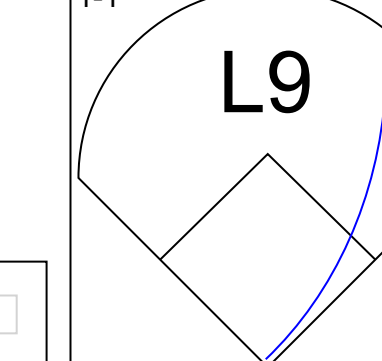
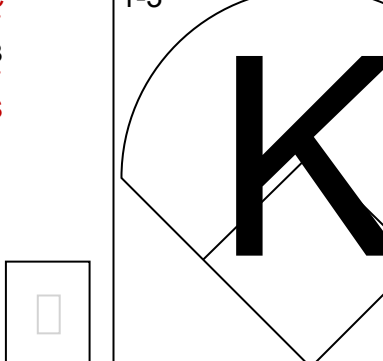
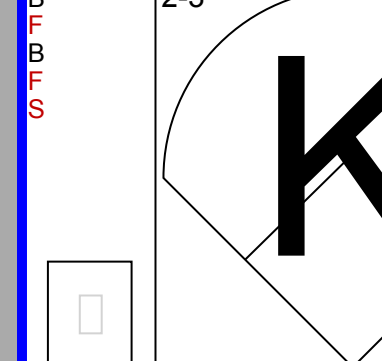
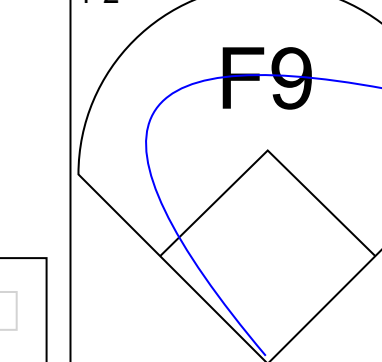
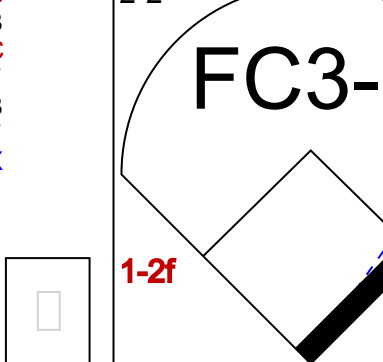
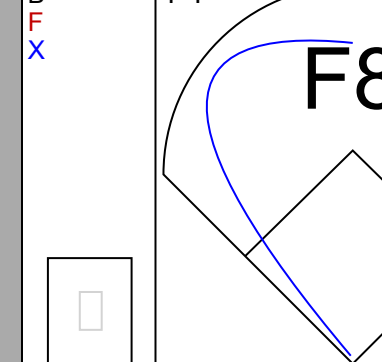


Batter	1	2	3	4	5	6	7	8	9	AB	R	H	RBI	BB	SO	LOB	TOP					
Oddibe McDowell, L (1, 7) OBP: 0.167, SLG: 0.176										5	0	0	0	0	0	3	4					
Jerry Browne, S (1, 4) OBP: 0.222, SLG: 0.176										5	0	0	0	0	0	1	3					
Joe Carter, R (1, 8) OBP: 0.333, SLG: 0.471										5	1	1	0	0	0	0	0					
Pete O'Brien, L (1, 3) OBP: 0.375, SLG: 0.375 Pat Keedy, R (9, 3)										5	3	4	1	0	0	0	0					
Cory Snyder, R (1, 9) OBP: 0.313, SLG: 0.563										5	2	2	2	0	3	2						
Luis Medina, R (1, 10) OBP: 0.375, SLG: 0.429										4	1	2	1	1	1	1						
Brook Jacoby, R (1, 5) OBP: 0.333, SLG: 0.111										2	2	1	1	2	0	1						
Andy Allanson, R (1, 2) OBP: 0.133, SLG: 0.200										5	2	2	1	0	1	4						
Felix Fermin, R (1, 6) OBP: 0.615, SLG: 0.583										3	0	3	4	1	0	0						
Inning Stats	R: 0 H: 0 E: 0 K: 1 S: 9	H: 0 LOB: 0 BB: 0 P: 14	R: 0 H: 2 E: 0 K: 3 S: 15	H: 2 LOB: 2 BB: 0 P: 20	R: 0 H: 0 E: 0 K: 2 S: 9	H: 0 LOB: 0 BB: 1 P: 16	R: 0 H: 0 E: 0 K: 1 S: 7	H: 1 LOB: 1 BB: 1 P: 11	R: 2 H: 2 E: 0 K: 1 S: 12	H: 2 LOB: 1 BB: 1 P: 22	R: 5 H: 4 E: 1 K: 1 S: 19	H: 4 LOB: 1 BB: 2 P: 34	R: 2 H: 3 E: 0 K: 0 S: 11	H: 3 LOB: 1 BB: 0 P: 12	R: 0 H: 1 E: 0 K: 0 S: 7	H: 1 LOB: 1 BB: 0 P: 11	R: 2 H: 3 E: 0 K: 0 S: 10	H: 3 LOB: 1 BB: 0 P: 19	1B: 12 2B: 2 3B: 0 HR: 1	SF: 1 SAC: 0 DP: 1 HBP: 0	WP: 0 PB: 0 SB: 0 CS: 1	PA: 44
PITCHER	IP	WLS	BF	H	R	ER	SO	BB	IBB	HBP	BLK	WP	HR	S	P	ERA	WHIP					
Al Leiter, L (1, 1) ERA: 10.13	5.1	L	25	6	6	6	9	4	0	0	1	0	0	63	105	10.12	1.875					
Dale Mohorcic, R (6, 1) ERA: 6.0	1.0		8	5	3	2	0	0	0	0	0	0	0	17	22	18.00	5.000					
Lee Guetterman, L (7, 1) ERA:	1.2		5	1	0	0	0	0	0	0	0	0	0	9	13	0.00	0.600					
Richard Dotson, R (9, 1) ERA: 12.0	1.0		6	3	2	2	0	0	0	0	0	0	1	10	19	18.00	3.000					

Cleveland Indians @ New York Yankees
Yankee Stadium, Bronx, NY
Sat Apr 08 1989, 7:05 PM EDT
Att: 20,369 - Unknown - 50 F


AB 39
R 11
H 15
RBI 10
BB 4
SO 9
LOB 15



Batter	1	2	3	4	5	6	7	8	9	AB	R	H	RBI	BB	SO	LOB	BOTTOM					
Rickey Henderson, R (1, 7) OBP: 0.476, SLG: 0.375										3	0	1	0	1	0	0						
Steve Sax, R (1, 4) OBP: 0.190, SLG: 0.500										4	1	1	1	0	0	2						
Don Mattingly, L (1, 3) OBP: 0.375, SLG: 0.429										4	0	2	0	0	0	0						
Steve Balboni, R (1, 10) OBP: 0.133, SLG: 0.133										4	0	0	0	0	1	2						
Gary Ward, R (1, 9) OBP: 0.250, SLG: 0.273										4	0	0	0	0	3	1						
Don Slaught, R (1, 2) OBP: 0.200, SLG: 0.400										4	0	2	0	0	1	0						
Tom Brookens, R (1, 5) OBP: 0.188, SLG: 0.200										3	0	1	0	0	1	1						
Alvaro Espinoza, R (1, 6) OBP: 0.200, SLG: 0.200 Stan Jefferson, S (7, PH) OBP: 0.200, SLG: 0.200 Mike Pagliarulo, L (8, 5)										2	0	0	0	0	1	2						
Roberto Kelly, R (1, 8) OBP: 0.235, SLG: 0.471										3	0	0	0	0	0	3						
Inning Stats	R: 0 H: 0 E: 0 K: 0 S: 11	H: 0 LOB: 0 BB: 0 P: 16	R: 0 H: 0 E: 0 K: 1 S: 6	H: 0 LOB: 0 BB: 0 P: 11	R: 0 H: 0 E: 0 K: 0 S: 6	H: 0 LOB: 0 BB: 0 P: 8	R: 0 H: 1 E: 0 K: 0 S: 8	H: 1 LOB: 1 BB: 1 P: 17	R: 0 H: 2 E: 0 K: 2 S: 20	H: 2 LOB: 2 BB: 0 P: 31	R: 1 H: 2 E: 0 K: 1 S: 11	H: 2 LOB: 1 BB: 0 P: 22	R: 0 H: 1 E: 0 K: 2 S: 11	H: 1 LOB: 1 BB: 0 P: 16	R: 0 H: 1 E: 0 K: 0 S: 8	H: 1 LOB: 0 BB: 0 P: 9	R: 0 H: 0 E: 0 K: 2 S: 10	H: 0 LOB: 0 BB: 0 P: 14	1B: 4 2B: 1 3B: 1 HR: 1	SF: 0 SAC: 0 DP: 2 HBP: 0	WP: 0 PB: 0 SB: 0 CS: 0	PA: 33
PITCHER	IP	WLS	BF	H	R	ER	SO	BB	IBB	HBP	BLK	WP	HR	S	P	ERA	WHIP					
Greg Swindell, L (1, 1) ERA: 1.17	7.0	W	27	6	1	1	6	1	0	0	0	0	0	73	121	1.29	1.000					
Brad Havens, L (8, 1) ERA:	2.0		6	1	0	0	2	0	0	0	0	0	0	18	23	0.00	0.500					

Cleveland Indians @ New York Yankees
Yankee Stadium, Bronx, NY
Sat Apr 08 1989, 7:05 PM EDT
Att: 20,369 - Unknown - 50 F

AB 32
R 1
H 7
RBI 1
BB 1
SO 8
LOB 12



Batter	1	2	3	4	5	6	7	8	9	AB	R	H	RBI	BB	SO	LOB	TOP				
Oddibe McDowell, L (1, 7) OBP: 0.217, SLG: 0.227	G4-3		G4-3		L4-3			G3		5	0	2	0	0	0	2	Cleveland Indians @ New York Yankees Yankee Stadium, Bronx, NY Sun Apr 09 1989, 3:33 AM EDT Att: 25,328 - Cloudy - 50 F				
Jerry Browne, S (1, 4) OBP: 0.174, SLG: 0.136	G1-3		G4-6-3		FC6-4			F9		5	0	0	0	0	0	3					
Joe Carter, R (1, 8) OBP: 0.318, SLG: 0.400	F7				FC5-4					3	1	0	0	1	1						
Pete O'Brien, L (1, 3)		G4-3								3	2	2	1	1	0	0					
Cory Snyder, R (1, 9) OBP: 0.250, SLG: 0.450	F8									4	0	0	0	0	0	4					
Luis Medina, R (1, 10) OBP: 0.417, SLG: 0.455										4	0	2	0	0	2	2					
Brook Jacoby, R (1, 5) OBP: 0.316, SLG: 0.154	G4-3									4	1	1	1	0	1	2					
Andy Allanson, R (1, 2) OBP: 0.211, SLG: 0.316										4	0	2	0	0	1	1					
Felix Fermin, R (1, 6) OBP: 0.588, SLG: 0.500								G6-3		2	0	0	0	2	0	1					
Inning Stats	R: 0 E: 0 K: 0 S: 6	H: 0 LOB: 0 BB: 0 P: 10	R: 0 E: 0 K: 0 S: 9	H: 1 LOB: 1 BB: 0 P: 14	R: 0 E: 0 K: 0 S: 9	H: 2 LOB: 1 BB: 1 P: 15	R: 3 E: 0 K: 1 S: 14	H: 2 LOB: 1 BB: 1 P: 25	R: 0 E: 0 K: 0 S: 13	H: 2 LOB: 2 BB: 1 P: 25	R: 1 E: 0 K: 1 S: 9	H: 1 LOB: 0 BB: 0 P: 12	R: 0 E: 0 K: 3 S: 11	H: 0 LOB: 0 BB: 0 P: 18	R: 0 E: 0 K: 0 S: 8	H: 0 LOB: 0 BB: 0 P: 14	1B: 7 2B: 1 3B: 0 HR: 1	SF: 0 SAC: 0 DP: 1 HBP: 0	WP: 0 PB: 0 SB: 2 CS: 2	PA: 38	
PITCHER	IP	WLS	BF	H	R	ER	SO	BB	IBB	HBP	BLK	WP	HR	S	P	ERA	WHIP				
Tommy John, L (1, 1) ERA: 2.57	7.0	L	32	9	4	2	2	4	0	0	0	0	1	74	124	2.57	1.857				
Lance McCullers, R (8, 1) ERA: 2.09	1.0		3	0	0	0	3	0	0	0	0	0	0	11	18	0.00	0.000				
Dave Righetti, L (9, 1) ERA: 9.0	1.0		3	0	0	0	0	0	0	0	0	0	0	8	14	0.00	0.000				

AB	34
R	4
H	9
RBI	2
BB	4
SO	5
LOB	16



Batter	1	2	3	4	5	6	7	8	9	AB	R	H	RBI	BB	SO	LOB	BOTTOM				
Rickey Henderson, R (1, 7) OBP: 0.500, SLG: 0.450	SH1-3		S			BLK		E4	F9	4	2	2	0	1	0	2	Cleveland Indians @ New York Yankees Yankee Stadium, Bronx, NY Sun Apr 09 1989, 3:33 AM EDT Att: 25,328 - Cloudy - 50 F				
Steve Sax, R (1, 4) OBP: 0.250, SLG: 0.522	SH1-3					L8				3	0	2	2	0	0	1					
Don Mattingly, L (1, 3) OBP: 0.333, SLG: 0.455	P3					G3-1				4	0	1	1	0	0	2					
Ken Phelps, L (1, 10) OBP: 0.222, SLG: 0.125						G4-3				3	0	0	0	0	1	1					
Steve Balboni, R (8, PH) OBP: 0.198, SLG: 0.133	K									0	0	0	0	1	0	0					
Mel Hall, L (1, 9) OBP: 0.400, SLG: 0.444										2	0	0	0	1	1	0					
Gary Ward, R (8, PH) OBP: 0.250, SLG: 0.273										0	0	0	0	0	0	0					
Jamie Quirk, L (8, PH) OBP: 0.400, SLG: 0.250										1	0	0	0	0	1	3					
Tom Brookens, R (9, 6) OBP: 0.188, SLG: 0.200										0	0	0	0	0	0	0					
Mike Pagliarulo, L (1, 5)										4	0	0	0	0	1	4					
Don Slaught, R (1, 2) OBP: 0.158, SLG: 0.316										4	0	0	0	0	2	1					
Alvaro Espinoza, R (1, 6) OBP: 0.176, SLG: 0.176										2	0	0	0	0	0	0					
Stan Jefferson, S (8, PH) OBP: 0.143, SLG: 0.143										2	0	0	0	0	2	0					
Roberto Kelly, R (1, 8) OBP: 0.333, SLG: 0.500										3	1	2	0	1	0	0					
Inning Stats	R: 0 E: 1 K: 1 S: 9	H: 1 LOB: 1 BB: 0 P: 16	R: 0 E: 0 K: 2 S: 13	H: 0 LOB: 0 BB: 0 P: 18	R: 1 E: 0 K: 0 S: 6	H: 1 LOB: 1 BB: 1 P: 15	R: 0 E: 0 K: 1 S: 8	H: 0 LOB: 0 BB: 0 P: 13	R: 0 E: 0 K: 0 S: 5	H: 0 LOB: 0 BB: 0 P: 9	R: 0 E: 0 K: 0 S: 8	H: 2 LOB: 1 BB: 0 P: 13	R: 0 E: 0 K: 2 S: 20	H: 2 LOB: 3 BB: 2 P: 35	R: 0 E: 0 K: 2 S: 10	H: 1 LOB: 1 BB: 0 P: 12	1B: 5 2B: 2 3B: 0 HR: 0	SF: 0 SAC: 1 DP: 0 HBP: 0	WP: 0 PB: 0 SB: 1 CS: 0	PA: 37	
PITCHER	IP	WLS	BF	H	R	ER	SO	BB	IBB	HBP	BLK	WP	HR	S	P	ERA	WHIP				
Tom Candiotti, R (1, 1) ERA: 1.29	7.0	W	25	4	1	1	4	2	0	0	0	0	0	8	17	1.29	0.857				
Keith Atherton, R (8, 1) ERA: 54.0	0.1		4	1	2	1	1	1	0	0	0	0	0	8	17	27.00	6.000				
Scott Bailes, L (8, 1) ERA:	0.0		2	1	0	0	0	0	1	0	0	0	0	2	7	∞	∞				
Doug Jones, R (8, 1) ERA:	1.2	S	6	1	0	0	3	0	0	0	0	0	0	20	23	0.00	0.600				

AB	32
R	3
H	7
RBI	3
BB	4
SO	8
LOB	14



Batter	1	2	3	4	5	6	7	8	9	AB	R	H	RBI	BB	SO	LOB	TOP										
Oddibe McDowell, L OBP: 0.185, SLG: 0.192 (1, 7)	F7		F9			G3		K		4	0	0	0	0	1	1	Cleveland Indians @ Boston Red Sox Fenway Park, Boston, MA Mon Apr 10 1989, 3:33 AM EDT Att: 32,909 - Unknown - 45 F										
Jerry Browne, S OBP: 0.222, SLG: 0.192 (1, 4)	K			G6-3		HR	1B			4	1	2	0	0	1	0											
Joe Carter, R OBP: 0.308, SLG: 0.500 (1, 8)	K			P4		HR		G6-3		4	1	1	2	0	1	1											
Pete O'Brien, L OBP: 0.375, SLG: 0.478 (1, 3)		P5		G4-3		F9			P5	4	0	0	0	0	0	0											
Cory Snyder, R OBP: 0.250, SLG: 0.417 (1, 9)	K				K		CS	G5-3		4	0	1	0	0	2	0											
Dave Clark, L OBP: 0.455, SLG: 0.444 (1, 10)	L7				BB	CS		2B		3	0	1	0	1	0	0											
Brook Jacoby, R OBP: 0.304, SLG: 0.235 (1, 5)			K		2B			F8		4	0	1	0	0	2	1											
Andy Allanson, R OBP: 0.227, SLG: 0.318 (1, 2)			CS		P6			F7		3	0	1	0	0	0	2											
Felix Fermin, R OBP: 0.579, SLG: 0.467 (8, PH)										1	0	0	0	1	0	2											
Luis Aguayo, R (8, 6)								G5-3		1	0	0	0	0	0	0											
Inning Stats	R: 0 E: 0 K: 2 S: 8	H: 0 LOB: 0 BB: 0 P: 12	R: 0 E: 0 K: 1 S: 9	H: 0 LOB: 0 BB: 0 P: 10	R: 0 E: 0 K: 1 S: 8	H: 1 LOB: 1 BB: 1 P: 16	R: 0 E: 0 K: 0 S: 6	H: 0 LOB: 0 BB: 0 P: 14	R: 0 E: 0 K: 1 S: 12	H: 1 LOB: 2 BB: 1 P: 22	R: 2 E: 0 K: 0 S: 16	H: 3 LOB: 0 BB: 0 P: 27	R: 0 E: 0 K: 0 S: 5	H: 0 LOB: 0 BB: 0 P: 7	R: 0 E: 0 K: 1 S: 13	H: 1 LOB: 1 BB: 0 P: 18	R: 0 E: 0 K: 1 S: 13	H: 1 LOB: 1 BB: 0 P: 17	1B: 4 2B: 2 3B: 0 HR: 1	SF: 0 SAC: 0 DP: 0 HBP: 0	WP: 0 PB: 0 SB: 0 CS: 2	PA: 35					
PITCHER	IP	WLS	BF	H	R	ER	SO	BB	IBB	HBP	BLK	WP	HR	S	P	ERA	WHIP										
Mike Boddicker, R ERA: 5.63 (1, 1)	5.2	W	23	5	2	2	5	2	0	0	0	0	1	56	98	3.18	1.235										
Mike Smithson, R ERA: 3.12 (6, 1)	3.1	S	11	2	0	0	2	0	0	0	0	0	0	34	45	0.00	0.600										

Batter	1	2	3	4	5	6	7	8	9	AB	R	H	RBI	BB	SO	LOB	BOTTOM										
Wade Boggs, L OBP: 0.517, SLG: 0.480 (1, 5)	E6		BB		G1-3	2B		SH1-4		4	1	2	0	1	0	0	Cleveland Indians @ Boston Red Sox Fenway Park, Boston, MA Mon Apr 10 1989, 3:33 AM EDT Att: 32,909 - Unknown - 45 F										
Marty Barrett, R OBP: 0.380, SLG: 0.381 (1, 4)	G5-3		1B		BB	1B		SH1-4		2	1	1	1	2	0	1											
Ellis Burks, R OBP: 0.345, SLG: 0.538 (1, 8)	HBP		1B		BB	2B		F8		2	0	1	1	2	0	1											
Mike Greenwell, L OBP: 0.483, SLG: 0.739 (1, 7)	F8		F7		F8	G1-2-3		IBB		4	0	0	0	1	0	8											
Jim Rice, R OBP: 0.286, SLG: 0.429 (1, 10)		F9	L7-4		L7-4			F8	F8	5	0	1	1	0	0	4											
Dwight Evans, R OBP: 0.286, SLG: 0.250 (1, 9)		1B			P3	P4		G6-3		4	1	1	0	0	0	2											
Nick Esasky, R OBP: 0.385, SLG: 0.583 (1, 3)		G5-3			G4-3	HR		2B		4	1	3	1	0	0	1											
Rich Gedman, L OBP: 0.176, SLG: 0.125 (1, 2)		2B			G4-3	K		BB		3	0	1	1	1	1	1											
Jody Reed, R OBP: 0.208, SLG: 0.136 (1, 6)		G5-3			K	1B		G1-3		3	1	0	0	1	1	4											
Inning Stats	R: 0 E: 1 K: 0 S: 13	H: 0 LOB: 1 BB: 0 P: 22	R: 1 E: 0 K: 0 S: 8	H: 2 LOB: 1 BB: 0 P: 14	R: 1 E: 0 K: 0 S: 11	H: 2 LOB: 1 BB: 1 P: 21	R: 0 E: 0 K: 1 S: 10	H: 1 LOB: 1 BB: 0 P: 16	R: 1 E: 0 K: 0 S: 8	H: 1 LOB: 2 BB: 2 P: 19	R: 2 E: 0 K: 1 S: 14	H: 3 LOB: 2 BB: 2 P: 29	R: 0 E: 0 K: 0 S: 12	H: 1 LOB: 2 BB: 1 P: 22	R: 0 E: 0 K: 0 S: 5	H: 0 LOB: 2 BB: 2 P: 13		1B: 6 2B: 4 3B: 0 HR: 1	SF: 0 SAC: 1 DP: 2 HBP: 1	WP: 0 PB: 1 SB: 0 CS: 1	PA: 41						
PITCHER	IP	WLS	BF	H	R	ER	SO	BB	IBB	HBP	BLK	WP	HR	S	P	ERA	WHIP										
Joe Skalski, R ERA: 5.4 (1, 1)	5.0	L	24	4	3	3	1	3	0	1	0	0	1	28	57	9.00	3.500										
Brad Havens, L ERA: 4.5 (6, 1)	2.0		13	4	2	2	1	3	1	0	0	0	0	3	7	0.00	0.000										
Keith Atherton, R ERA: 13.5 (8, 1)	1.0		4	0	0	0	0	0	1	0	0	0	0	3	7	0.00	0.000										

Batter	1	2	3	4	5	6	7	8	9	AB	R	H	RBI	BB	SO	LOB	TOP					
Oddibe McDowell, L (1, 7) OBP: 0.188, SLG: 0.167	F8		F9		F9		G4-6-3 BB	G3		4	0	0	0	1	0	3						
Jerry Browne, S (1, 4) OBP: 0.219, SLG: 0.194	G5-4-3 1B		F4		F8		G4-6-3 1-2	G4-3		5	0	1	0	0	0	2						
Joe Carter, R (1, 8) OBP: 0.323, SLG: 0.464	G5-4-3 1-2		G2-3		F9			1B BB	1B	4	2	1	0	1	0	2						
Pete O'Brien, L (1, 3) OBP: 0.483, SLG: 0.520		HR BB		HR BB		FC5-4 1B		1B BB	1B	2	3	2	0	3	0	0						
Cory Snyder, R (1, 9) OBP: 0.345, SLG: 0.690		1-H HR		1-H HR		FC5-4 2B SF9		1B BB	1B	5	4	4	6	0	0	1						
Dave Clark, L (1, 10) OBP: 0.500, SLG: 0.833								1B BB		3	1	2	1	0	1	0						
Luis Medina, R (8, PH) OBP: 0.429, SLG: 0.417								1B BB		1	0	0	0	1	1	2						
Brook Jacoby, R (1, 5) OBP: 0.286, SLG: 0.238								1B BB		4	0	1	3	0	0	2						
Andy Allanson, R (1, 2) OBP: 0.192, SLG: 0.269								1B BB		4	0	0	0	0	1	3						
Felix Fermin, R (1, 6) OBP: 0.522, SLG: 0.389								1B BB		3	0	0	0	1	0	2						
Inning Stats	R: 0 E: 0 K: 0 S: 10	H: 1 LOB: 0 BB: 0 P: 11	R: 2 E: 0 K: 1 S: 8	H: 1 LOB: 0 BB: 1 P: 16	R: 0 E: 0 K: 0 S: 6	H: 0 LOB: 1 BB: 1 P: 13	R: 3 E: 0 K: 0 S: 9	H: 2 LOB: 0 BB: 1 P: 16	R: 0 E: 0 K: 0 S: 8	H: 0 LOB: 0 BB: 0 P: 11	R: 1 E: 0 K: 0 S: 12	H: 2 LOB: 1 BB: 0 P: 21	R: 0 E: 0 K: 0 S: 11	H: 0 LOB: 0 BB: 1 P: 18	R: 3 E: 0 K: 1 S: 18	H: 2 LOB: 2 BB: 3 P: 37	R: 1 E: 0 K: 1 S: 12	H: 3 LOB: 2 BB: 0 P: 18	1B: 7 2B: 1 3B: 0 HR: 3	SF: 1 SAC: 0 DP: 2 HBP: 0	WP: 0 PB: 2 SB: 0 CS: 0	PA: 43
PITCHER	IP	WLS	BF	H	R	ER	SO	BB	IBB	HBP	BLK	WP	HR	S	P	ERA	WHIP					
Oil Can Boyd, R (1, 1) ERA: 11.25	3.0	L	15	4	5	5	1	3	0	0	0	0	0	3	28	49	15.00	2.333				
Wes Gardner, R (4, 1) ERA: 9.0	3.1		13	2	1	1	0	1	0	0	0	0	0	3	53	2.70	0.900					
Bob Stanley, R (7, 1) ERA: 5.87	0.2		4	1	3	3	0	2	0	0	0	0	0	10	20	40.50	4.500					
Rob Murphy, L (8, 1) ERA: 3.38	0.0		1	0	0	0	0	1	0	0	0	0	0	2	6	∞	∞					
Dennis Lamp, R (8, 1) ERA: 3.39	2.0		10	4	1	1	2	0	0	0	0	0	0	21	33	4.50	2.000					

Cleveland Indians @ Boston Red Sox
Fenway Park, Boston, MA
Wed Apr 12 1989, 3:33 AM EDT
Att: 19,210 - Sunny

AB 35
R 10
H 11
RBI 10
BB 7
SO 3
LOB 17



Batter	1	2	3	4	5	6	7	8	9	AB	R	H	RBI	BB	SO	LOB	BOTTOM				
Wade Boggs, L (1, 5) OBP: 0.500, SLG: 0.483	2B G4-6-3 BB		SH3 1B 2B		G3		K		L8	4	2	1	1	1	1	1					
Marty Barrett, R (1, 4) OBP: 0.414, SLG: 0.520	G4-6-3 2B		SH3		G4-3			1B 1B	2B	4	0	3	0	0	0	0					
Ellis Burks, R (1, 8) OBP: 0.353, SLG: 0.516	G4-6-3 1B		F4		F6			1B 1B	G6-3	5	0	2	1	0	0	2					
Mike Greenwell, L (1, 7) OBP: 0.441, SLG: 0.643	G4-6-3 1-2 2-3 3-H		2B 1B		G4-3			F8	P6	5	1	1	1	0	0	5					
Jim Rice, R (1, 10) OBP: 0.344, SLG: 0.500	K		1-H 2B		FC6-4 1B			1B 1B		4	0	3	1	0	1	1					
Dwight Evans, R (1, 9) OBP: 0.281, SLG: 0.250		G4-6-3 1B	K		F7			P5		4	0	1	0	0	1	5					
Nick Esasky, R (1, 3) OBP: 0.333, SLG: 0.500		K			F7			K		4	0	0	0	0	2	5					
Rich Gedman, L (1, 2) OBP: 0.190, SLG: 0.300	G4-6-3 1-2		G1-3					HR		4	1	1	1	0	0	1					
Jody Reed, R (1, 6) OBP: 0.231, SLG: 0.130			4-1 2B BB		F7			G6-3 1B		1	1	0	0	1	0	0					
Danny Heep, L (7, PH)										1	0	0	0	0	0	0					
Ed Romero, R (8, 6) OBP: 1.000, SLG: 1.000										1	1	1	0	0	0	0					
Inning Stats	R: 1 E: 0 K: 1 S: 14	H: 2 LOB: 1 BB: 1 P: 26	R: 0 E: 0 K: 1 S: 8	H: 1 LOB: 0 BB: 0 P: 10	R: 3 E: 0 K: 1 S: 13	H: 3 LOB: 1 BB: 1 P: 26	R: 0 E: 0 K: 0 S: 5	H: 0 LOB: 0 BB: 0 P: 9	R: 0 E: 0 K: 0 S: 8	H: 1 LOB: 1 BB: 0 P: 13	R: 0 E: 0 K: 1 S: 10	H: 0 LOB: 0 BB: 0 P: 14	R: 0 E: 0 K: 1 S: 11	H: 3 LOB: 3 BB: 0 P: 16	R: 2 E: 0 K: 0 S: 9	H: 3 LOB: 1 BB: 0 P: 13	1B: 8 2B: 4 3B: 0 HR: 1	SF: 0 SAC: 1 DP: 2 HBP: 0	WP: 0 PB: 0 SB: 0 CS: 0	PA: 40	
PITCHER	IP	WLS	BF	H	R	ER	SO	BB	IBB	HBP	BLK	WP	HR	S	P	ERA	WHIP				
Bud Black, L (1, 1) ERA: 4.15	5.1	W	23	7	4	4	3	2	0	0	0	0	0	49	88	6.75	1.688				
Keith Atherton, R (6, 1) ERA: 7.2	3.2	S	17	6	2	2	2	0	0	0	0	0	1	34	48	4.91	1.636				

Cleveland Indians @ Boston Red Sox
Fenway Park, Boston, MA
Wed Apr 12 1989, 3:33 AM EDT
Att: 19,210 - Sunny

AB 37
R 6
H 13
RBI 5
BB 2
SO 5
LOB 20



Batter	1	2	3	4	5	6	7	8	9	AB	R	H	RBI	BB	SO	LOB	TOP																					
Oddibe McDowell, L OBP: 0.167, SLG: 0.147	G4-3		G4-3		E7			K		4	0	0	0	0	1	2	Cleveland Indians @ Boston Red Sox Fenway Park, Boston, MA Thu Apr 13 1989, 3:33 AM EDT Att: 18,518 - Unknown																					
Jerry Browne, S OBP: 0.222, SLG: 0.200	K				FC6-4			P2		4	0	1	1	0	1	2																						
Joe Carter, R OBP: 0.286, SLG: 0.406	K		1B		K			G3-1		4	0	0	0	0	2	3																						
Pete O'Brien, L OBP: 0.515, SLG: 0.536		1B							1B	3	0	2	0	1	0	0																						
Cory Snyder, R OBP: 0.333, SLG: 0.636	1B								1B	4	0	1	0	0	0	2																						
Dave Clark, L OBP: 0.444, SLG: 0.667		1B							1B	3	0	0	0	1	0	1																						
Brook Jacoby, R OBP: 0.281, SLG: 0.208									1B	3	1	0	0	1	2	4																						
Andy Allanson, R OBP: 0.207, SLG: 0.250	F8-2									2	0	0	0	1	1	3																						
Felix Fermin, R OBP: 0.462, SLG: 0.333										3	0	0	0	0	2	2																						
Inning Stats	R: 0 E: 0 K: 2 S: 9	H: 0 LOB: 0 BB: 0 P: 13	R: 0 E: 0 K: 1 S: 14	H: 2 LOB: 2 BB: 1 P: 21	R: 0 E: 0 K: 0 S: 10	H: 1 LOB: 1 BB: 0 P: 15	R: 0 E: 0 K: 0 S: 4	H: 0 LOB: 0 BB: 1 P: 8	R: 1 E: 1 K: 2 S: 17	H: 0 LOB: 2 BB: 2 P: 33	R: 0 E: 0 K: 0 S: 7	H: 0 LOB: 0 BB: 0 P: 12	R: 0 E: 0 K: 3 S: 9	H: 0 LOB: 0 BB: 0 P: 10	R: 0 E: 0 K: 1 S: 10	H: 0 LOB: 0 BB: 0 P: 14	R: 0 E: 0 K: 0 S: 6	H: 1 LOB: 1 BB: 0 P: 6	1B: 4 2B: 1 3B: 0 HR: 0	SF: 0 SAC: 0 DP: 2 HBP: 0	WP: 0 PB: 0 SB: 0 CS: 0	PA: 34																
PITCHER	IP	WLS	BF	H	R	ER	SO	BB	IBB	HBP	BLK	WP	HR	S	P	ERA	WHIP	PITCHER				IP	WLS	BF	H	R	ER	SO	BB	IBB	HBP	BLK	WP	HR	S	P	ERA	WHIP
Roger Clemens, R ERA: 2.05	(1, 1)	7.0	W	27	3	1	0	8	4	0	0	0	0	70	112	0.00	1.000																					
Mike Smithson, R ERA: 2.53	(8, 1)	2.0		7	1	0	0	1	0	0	0	0	0	16	20	0.00	0.500																					

AB	30
R	1
H	4
RBI	1
BB	4
SO	9
LOB	19



Batter	1	2	3	4	5	6	7	8	9	AB	R	H	RBI	BB	SO	LOB	BOTTOM																					
Wade Boggs, L OBP: 0.500, SLG: 0.529	2B	1B	G4-3		SF7			L1-3		5	1	3	3	0	0	3	Cleveland Indians @ Boston Red Sox Fenway Park, Boston, MA Thu Apr 13 1989, 3:33 AM EDT Att: 18,518 - Unknown																					
Marty Barrett, R OBP: 0.471, SLG: 0.655	1B	1B			G6-3					4	0	3	2	1	0	0																						
Ellis Burks, R OBP: 0.385, SLG: 0.500	2B	2B								3	0	1	0	2	0	4																						
Randy Kutcher, R OBP: 0.207, SLG: 0.250	2B	2B								0	0	0	0	0	0	0																						
Mike Greenwell, L OBP: 0.410, SLG: 0.576	K									5	0	1	0	0	2	4																						
Jim Rice, R OBP: 0.351, SLG: 0.472	F7									4	2	1	0	1	0	4																						
Dwight Evans, R OBP: 0.324, SLG: 0.375										4	2	2	1	1	0	1																						
Nick Esasky, R OBP: 0.343, SLG: 0.469										4	1	1	0	1	0	3																						
Rich Gedman, L OBP: 0.231, SLG: 0.333										4	2	1	0	1	1	4																						
Jody Reed, R OBP: 0.300, SLG: 0.231										3	1	2	2	1	1	2																						
Inning Stats	R: 0 E: 0 K: 1 S: 16	H: 2 LOB: 2 BB: 1 P: 27	R: 3 E: 0 K: 0 S: 10	H: 2 LOB: 1 BB: 2 P: 22	R: 2 E: 0 K: 2 S: 13	H: 3 LOB: 2 BB: 1 P: 23	R: 0 E: 0 K: 0 S: 9	H: 2 LOB: 3 BB: 1 P: 15	R: 1 E: 0 K: 0 S: 9	H: 2 LOB: 2 BB: 1 P: 16	R: 2 E: 1 K: 1 S: 12	H: 2 LOB: 3 BB: 2 P: 24	R: 1 E: 0 K: 0 S: 6	H: 1 LOB: 0 BB: 0 P: 8	R: 0 E: 0 K: 0 S: 6	H: 1 LOB: 0 BB: 0 P: 8	R: 0 E: 0 K: 0 S: 6	H: 1 LOB: 0 BB: 0 P: 8	1B: 8 2B: 7 3B: 0 HR: 1	SF: 1 SAC: 1 DP: 1 HBP: 0	WP: 0 PB: 0 SB: 0 CS: 0	PA: 46																
PITCHER	IP	WLS	BF	H	R	ER	SO	BB	IBB	HBP	BLK	WP	HR	S	P	ERA	WHIP	PITCHER				IP	WLS	BF	H	R	ER	SO	BB	IBB	HBP	BLK	WP	HR	S	P	ERA	WHIP
Rich Yett, R ERA: 5.91	(1, 1)	2.1	L	16	6	5	2	4	0	0	0	0	0	31	61	19.29	4.286																					
Scott Bailes, L ERA: 1.93	(3, 1)	3.1		21	7	3	1	2	3	0	0	0	0	35	59	2.70	3.000																					
Brad Havens, L ERA: 5.06	(6, 1)	1.1		6	1	1	1	0	1	0	0	0	0	9	15	6.75	1.500																					
Jesse Orosco, L ERA: 2.53	(8, 1)	1.0		3	1	0	0	0	0	0	0	0	0	6	8	0.00	1.000																					

AB	36
R	9
H	15
RBI	8
BB	8
SO	4
LOB	25



Batter	1	2	3	4	5	6	7	8	9	AB	R	H	RBI	BB	SO	LOB	TOP								
Oddibe McDowell, L (1, 7) OBP: 0.178, SLG: 0.162 Luis Aguayo, R (9, PH)	F8		SH5-3		SF8 1B		B1-3		K	3	0	1	0	0	0	0									
Jerry Browne, S (1, 4) OBP: 0.244, SLG: 0.231	K		HBP 1B		SF8 1B		1B		K	4	1	2	1	0	2	0									
Joe Carter, R (1, 8) OBP: 0.300, SLG: 0.389	K		FC6-4 HBP		F9-3-2-5 3-H		FC6 1B		1B	4	0	1	0	0	1	2									
Pete O'Brien, L (1, 3) OBP: 0.500, SLG: 0.516			SF7		G4-6-3 1B		P6		P4	3	1	1	1	1	0	3									
Cory Snyder, R (1, 9) OBP: 0.351, SLG: 0.611			FC6-4		G4-6-3 1B		WP 1B		1B	3	0	1	1	1	1	3									
Dave Clark, L (1, 10) OBP: 0.408, SLG: 0.579					G4-6-3 1-2 2-3		K		G4-3	4	0	1	1	0	1	2									
Brook Jacoby, R (1, 5) OBP: 0.278, SLG: 0.185					P4		1B		P3	3	0	0	0	1	1	1									
Andy Allanson, R (1, 2) OBP: 0.242, SLG: 0.258					FC4-6 BB		K		1B	3	0	1	0	1	0	2									
Felix Fermin, R (1, 6) OBP: 0.448, SLG: 0.333 Pat Keedy, R (8, PH)					FC4-6 1-2		G1-3		1B	3	2	1	0	0	0	2									
					E1 1B SH5-3 SF7		G3-1		K	1	0	0	0	0	1	1									
							1B SF8																		
Inning Stats	R: 0 E: 0 K: 2 S: 7	H: 0 LOB: 0 BB: 0 P: 11	R: 0 E: 0 K: 0 S: 6	H: 1 LOB: 2 BB: 2 P: 18	R: 1 E: 1 K: 0 S: 11	H: 1 LOB: 2 BB: 0 P: 16	R: 0 E: 0 K: 1 S: 9	H: 0 LOB: 0 BB: 0 P: 12	R: 1 E: 0 K: 0 S: 9	H: 2 LOB: 0 BB: 0 P: 14	R: 1 E: 0 K: 2 S: 11	H: 1 LOB: 2 BB: 2 P: 22	R: 1 E: 1 K: 0 S: 8	H: 2 LOB: 0 BB: 0 P: 13	R: 0 E: 0 K: 1 S: 7	H: 1 LOB: 1 BB: 0 P: 11	R: 0 E: 0 K: 2 S: 10	H: 1 LOB: 1 BB: 0 P: 13	1B: 9 2B: 1 3B: 0 HR: 0	SF: 2 SAC: 1 DP: 2 HBP: 1	WP: 1 PB: 0 SB: 1 CS: 0	PA: 40			
PITCHER	IP	WLS	BF	H	R	ER	SO	BB	IBB	HBP	BLK	WP	HR	S	P	ERA	WHIP								
Mike Birkbeck, R (1, 1) ERA: 3.0	6.0		27	5	3	2	5	3	1	1	0	1	0	53	93	3.00	1.333								
Mark Knudson, R (7, 1) ERA:	1.2	W	8	3	1	0	0	0	0	0	0	0	0	12	21	0.00	1.800								
Dan Plesac, L (8, 1) ERA:	1.1	S	5	1	0	0	3	0	0	0	0	0	0	13	16	0.00	0.750								

Cleveland Indians @ Milwaukee Brewers
Milwaukee County Stadium, Milwaukee, WI
Fri Apr 14 1989, 8:05 PM EDT
Att: 9,533 - Unknown

AB	32
R	4
H	9
RBI	4
BB	4
SO	8
LOB	16




Batter	1	2	3	4	5	6	7	8	9	AB	R	H	RBI	BB	SO	LOB	BOTTOM								
Paul Molitor, R (1, 10) OBP: 0.400, SLG: 1.000	F9						K			4	1	1	2	1	2	1									
Gary Sheffield, R (1, 5) OBP: 0.200, SLG: 0.333 Bill Spiers, L (9, 6) OBP: 0.154, SLG: 0.083					F8		F9			4	1	1	0	1	0	1									
Robin Yount, R (1, 8) OBP: 0.333, SLG: 0.500					F9					0	0	0	0	0	0	0									
Rob Deer, R (1, 9) OBP: 0.406, SLG: 0.621										4	2	2	1	0	0	1									
Rob Deer, R (1, 9) OBP: 0.406, SLG: 0.621										3	0	0	0	1	2	2									
Glenn Braggs, R (1, 7) OBP: 0.355, SLG: 0.429 Mike Felder, S (8, 7) OBP: 0.417, SLG: 0.300										4	1	1	0	0	1	2									
Dave Engle, R (1, 3) OBP: 0.400, SLG: 0.800 Terry Francona, L (8, 3) OBP: 0.100, SLG: 0.100										0	0	0	0	0	0	0									
Dave Engle, R (1, 3) OBP: 0.400, SLG: 0.800 Terry Francona, L (8, 3) OBP: 0.100, SLG: 0.100										4	0	0	0	0	1	3									
Gus Polidor, R (1, 6) OBP: 0.130, SLG: 0.174 (9, 5)										0	0	0	0	0	0	0									
Gus Polidor, R (1, 6) OBP: 0.130, SLG: 0.174 (9, 5)										4	2	1	1	0	0	0									
Charlie O'Brien, R (1, 2) OBP: 0.500, SLG: 0.667										3	1	2	1	0	0	0									
Juan Castillo, S (1, 4) Jim Gantner, L (6, PH) (7, 4)										2	0	0	1	0	1	1									
Jim Gantner, L (6, PH) (7, 4)										2	0	0	0	0	0	2									
Inning Stats	R: 0 E: 0 K: 1 S: 9	H: 1 LOB: 2 BB: 1 P: 17	R: 1 E: 1 K: 1 S: 17	H: 1 LOB: 1 BB: 0 P: 22	R: 0 E: 0 K: 1 S: 6	H: 0 LOB: 0 BB: 0 P: 13	R: 0 E: 0 K: 0 S: 6	H: 0 LOB: 0 BB: 0 P: 12	R: 0 E: 0 K: 1 S: 10	H: 0 LOB: 1 BB: 1 P: 19	R: 3 E: 0 K: 1 S: 18	H: 4 LOB: 1 BB: 0 P: 27	R: 2 E: 1 K: 2 S: 17	H: 1 LOB: 1 BB: 1 P: 30	R: 2 E: 0 K: 0 S: 7	H: 1 LOB: 0 BB: 0 P: 16	1B: 3 2B: 3 3B: 1 HR: 1	SF: 0 SAC: 0 DP: 0 HBP: 1	WP: 0 PB: 0 SB: 2 CS: 0	PA: 38					
PITCHER	IP	WLS	BF	H	R	ER	SO	BB	IBB	HBP	BLK	WP	HR	S	P	ERA	WHIP								
Greg Swindell, L (1, 1) ERA: 2.14	5.2		26	6	4	3	5	2	0	0	0	0	0	64	107	4.76	1.412								
Joe Skalski, R (6, 1) ERA: 6.75	1.2	L	9	1	3	2	2	1	0	1	0	0	0	20	39	10.80	1.200								
Brad Havens, L (8, 1) ERA: 6.0	0.2		3	1	1	1	0	0	0	0	0	0	1	6	10	13.50	1.500								

Cleveland Indians @ Milwaukee Brewers
Milwaukee County Stadium, Milwaukee, WI
Fri Apr 14 1989, 8:05 PM EDT
Att: 9,533 - Unknown

AB	34
R	8
H	8
RBI	6
BB	3
SO	7
LOB	13



Batter	1	2	3	4	5	6	7	8	9	AB	R	H	RBI	BB	SO	LOB	TOP					
Oddibe McDowell, L (1, 7) OBP: 0.209, SLG: 0.175	G1-3		BB			G4-3		G1-3		3	1	1	0	1	0	0	Cleveland Indians @ Milwaukee Brewers Milwaukee County Stadium, Milwaukee, WI Sat Apr 15 1989, 4:33 AM EDT Att: 19,043 - Sunny - 52 F					
Luis Aguayo, R (1, 4) (8, 6)	K		P4			F8		K		4	0	0	0	0	2	2						
Joe Carter, R (1, 8) OBP: 0.318, SLG: 0.450	2B				F8				F7	4	0	2	0	0	0	0						
Pete O'Brien, L (1, 3)	K					G4-3			1B BLK	4	0	2	1	0	1	2						
Cory Snyder, R (1, 9) OBP: 0.341, SLG: 0.575		L6			P5					4	0	1	0	0	1	2						
Dave Clark, L (1, 10) OBP: 0.346, SLG: 0.478	K				K				G1-6-3	4	0	0	0	0	2	3						
Pat Keedy, R (1, 5)	K					F8				3	0	0	0	0	1	0						
Joel Skinner, R (1, 2)			K			K				3	0	0	0	0	2	0						
Felix Fermin, R (1, 6) OBP: 0.419, SLG: 0.308										2	0	0	0	0	0	0						
Jerry Browne, S (8, PH) OBP: 0.238, SLG: 0.225			B1-3			F9			L9	1	0	0	0	0	0	0						
Inning Stats	R: 0 E: 0 K: 2 S: 10	H: 1 LOB: 1 BB: 0 P: 12	R: 0 E: 0 K: 2 S: 10	H: 0 LOB: 0 BB: 1 P: 14	R: 0 E: 0 K: 1 S: 7	H: 0 LOB: 1 BB: 1 P: 12	R: 0 E: 0 K: 1 S: 7	H: 1 LOB: 1 BB: 0 P: 9	R: 0 E: 0 K: 1 S: 5	H: 0 LOB: 0 BB: 0 P: 7	R: 1 E: 0 K: 1 S: 12	H: 2 LOB: 1 BB: 0 P: 15	R: 0 E: 0 K: 0 S: 3	H: 0 LOB: 0 BB: 0 P: 3	R: 0 E: 0 K: 1 S: 8	H: 0 LOB: 0 BB: 0 P: 11	R: 0 E: 0 K: 0 S: 6	H: 2 LOB: 1 BB: 0 P: 11	1B: 4 2B: 2 3B: 0 HR: 0	SF: 0 SAC: 0 DP: 1 HBP: 0	WP: 1 PB: 0 SB: 0 CS: 0	PA: 33
PITCHER	IP	WLS	BF	H	R	ER	SO	BB	IBB	HBP	BLK	WP	HR	S	P	ERA	WHIP					
Chris Bosio, R (1, 1) ERA: 1.85	8.1	W	32	6	1	1	9	1	0	0	1	1	0	67	92	1.08	0.840					
Chuck Cnm, R (9, 1) ERA: 7.5	0.2	S	1	0	0	0	0	0	0	0	0	0	0	1	2	0.00	0.000					

Batter	1	2	3	4	5	6	7	8	9	AB	R	H	RBI	BB	SO	LOB	BOTTOM					
Paul Molitor, R (1, 10) OBP: 0.444, SLG: 0.750	CS				G5-3			G5-3		4	0	2	1	0	0	0	Cleveland Indians @ Milwaukee Brewers Milwaukee County Stadium, Milwaukee, WI Sat Apr 15 1989, 4:33 AM EDT Att: 19,043 - Sunny - 52 F					
B.J. Surhoff, L (1, 2) OBP: 0.172, SLG: 0.115	G3				K					3	0	0	0	1	1	4						
Gary Sheffield, R (1, 5) OBP: 0.207, SLG: 0.296	FC6-4				G5-3			G4-3		3	0	0	0	1	1	1						
Robin Yount, R (1, 8) OBP: 0.324, SLG: 0.472	FC6-4								G5-3	4	1	1	0	0	0	1						
Rob Deer, R (1, 9) OBP: 0.417, SLG: 0.788					P6					4	2	2	3	0	1	1						
Glenn Braggs, R (1, 7) OBP: 0.343, SLG: 0.406										4	1	1	0	0	3	1						
Mike Felder, S (9, 7) OBP: 0.417, SLG: 0.300										0	0	0	0	0	0	0						
Terry Francona, L (1, 3) OBP: 0.125, SLG: 0.125					G4-3					4	1	1	0	0	1	0						
Bill Spiers, L (1, 6) OBP: 0.188, SLG: 0.071					P9					2	0	0	0	1	1	0						
Jim Gantner, L (1, 4) OBP: 0.192, SLG: 0.269					G1-3				G4-3	3	0	0	1	0	0	2						
Inning Stats	R: 0 E: 0 K: 0 S: 7	H: 1 LOB: 1 BB: 1 P: 17	R: 2 E: 1 K: 1 S: 13	H: 3 LOB: 2 BB: 1 P: 20	R: 0 E: 1 K: 2 S: 10	H: 0 LOB: 1 BB: 0 P: 16	R: 0 E: 0 K: 0 S: 6	H: 0 LOB: 0 BB: 0 P: 8	R: 0 E: 0 K: 1 S: 7	H: 0 LOB: 0 BB: 0 P: 13	R: 2 E: 0 K: 3 S: 13	H: 2 LOB: 0 BB: 0 P: 18	R: 0 E: 0 K: 0 S: 8	H: 0 LOB: 1 BB: 1 P: 14	R: 1 E: 0 K: 1 S: 8	H: 1 LOB: 0 BB: 0 P: 15	R: 0 E: 0 K: 0 S: 6	H: 2 LOB: 1 BB: 0 P: 11	1B: 5 2B: 0 3B: 0 HR: 2	SF: 0 SAC: 0 DP: 1 HBP: 0	WP: 0 PB: 1 SB: 0 CS: 1	PA: 34
PITCHER	IP	WLS	BF	H	R	ER	SO	BB	IBB	HBP	BLK	WP	HR	S	P	ERA	WHIP					
Tom Candiotti, R (1, 1) ERA: 3.6	8.0	L	34	7	5	5	8	3	0	0	0	0	2	72	121	5.62	1.250					

Batter	1	2	3	4	5	6	7	8	9	AB	R	H	RBI	BB	SO	LOB	TOP					
Wade Boggs, L (1, 5) OBP: 0.315, SLG: 0.439	G6-3		F8		K		L7		G5-3	5	0	0	0	0	1	2	Boston Red Sox @ Cleveland Indians Cleveland Municipal Stadium, Cleveland, OH Thu Apr 20 1989, 3:33 AM EDT Att: 7,236 - Overcast					
Marty Barrett, R (1, 4) OBP: 0.351, SLG: 0.471	P4		1B		G4-3		F8			4	0	1	0	0	0	0						
Ellis Burks, R (1, 8) OBP: 0.371, SLG: 0.423	K		K			BB	F7			3	0	0	0	1	2	2						
Mike Greenwell, L (1, 7)		1B		HR		F8		HR		4	2	3	0	0	0	1						
Jim Rice, R (1, 10) OBP: 0.328, SLG: 0.464	F8		P3		P3		P3		HR	4	1	1	2	0	0	3						
Dwight Evans, R (1, 9) OBP: 0.386, SLG: 0.531	P2		6-3		6-3		G6-3		HR	4	1	1	1	0	0	3						
Nick Esasky, R (1, 3) OBP: 0.353, SLG: 0.574	F7		HR		HR		K		F8	4	1	1	2	0	1	1						
Rich Gedman, L (1, 2) OBP: 0.206, SLG: 0.290			K2-3		P3		E7		P2	4	0	1	0	0	1	0						
Ed Romero, R (1, 6) OBP: 0.400, SLG: 0.400			1B		1B		G6-3		G5-3	4	0	1	0	0	0	1						
Inning Stats	R: 0 E: 0 K: 1 S: 7	H: 0 LOB: 0 BB: 0 P: 12	R: 0 E: 0 K: 0 S: 7	H: 1 LOB: 1 BB: 0 P: 8	R: 0 E: 0 K: 2 S: 13	H: 2 LOB: 2 BB: 0 P: 17	R: 2 E: 0 K: 0 S: 9	H: 2 LOB: 0 BB: 0 P: 15	R: 0 E: 0 K: 1 S: 7	H: 0 LOB: 0 BB: 0 P: 10	R: 0 E: 0 K: 0 S: 10	H: 0 LOB: 1 BB: 0 P: 21	R: 0 E: 1 K: 1 S: 14	H: 1 LOB: 1 BB: 0 P: 22	R: 3 E: 0 K: 0 S: 9	H: 3 LOB: 0 BB: 0 P: 15	R: 0 E: 0 K: 0 S: 3	H: 0 LOB: 0 BB: 0 P: 7	1B: 4 2B: 2 HR: 3	SF: 0 SAC: 0 DP: 0 HBP: 0	WP: 0 PB: 0 SB: 1 CS: 0	PA: 37
PITCHER	IP	WLS	BF	H	R	ER	SO	BB	IBB	HBP	BLK	WP	HR	S	P	ERA	WHIP					
Rich Yett, R (1, 1) ERA: 5.4	7.2	L	32	8	4	4	5	1	0	0	0	0	2	73	115	4.70	1.174					
Keith Atherton, R (8, 1) ERA: 6.23	1.1		5	1	1	1	0	0	0	0	0	0	1	6	12	6.75	0.750					

Batter	1	2	3	4	5	6	7	8	9	AB	R	H	RBI	BB	SO	LOB	BOTTOM					
Jerry Browne, S (1, 4) OBP: 0.193, SLG: 0.185	L3		F8			P4		G4-3	K	5	0	0	0	0	1	1	Boston Red Sox @ Cleveland Indians Cleveland Municipal Stadium, Cleveland, OH Thu Apr 20 1989, 3:33 AM EDT Att: 7,236 - Overcast					
Felix Fermin, R (1, 6) OBP: 0.400, SLG: 0.325	G6-3				F8		1B		G4-3	5	0	1	0	0	0	1						
Joe Carter, R (1, 8) OBP: 0.345, SLG: 0.423	K				E	P3		1B	1B	3	1	1	0	1	1	1						
Pete O'Brien, L (1, 3) OBP: 0.491, SLG: 0.587		G4-3		L3		P5		1B	1B	4	1	2	0	0	0	2						
Cory Snyder, R (1, 9) OBP: 0.315, SLG: 0.509		F7		K		P7		2B	1B	4	0	1	1	0	1	2						
Dave Clark, L (1, 10) OBP: 0.368, SLG: 0.486		G4-3			G3		1B	1B	2B	4	0	2	1	0	0	1						
Brook Jacoby, R (1, 5) OBP: 0.306, SLG: 0.333		K			1B		1B		K	4	0	2	0	0	2	3						
Oddibe McDowell, L (1, 7) OBP: 0.236, SLG: 0.216			G5-3		L8		K		1B	4	0	2	0	0	1	3						
Andy Allanson, R (1, 2) OBP: 0.227, SLG: 0.244			G5-3		F9		F9		K	3	0	0	0	0	0	4						
Mike Young, S (9, PH)										1	0	0	0	0	1	1						
Inning Stats	R: 0 E: 0 K: 1 S: 8	H: 0 LOB: 0 BB: 0 P: 12	R: 0 E: 0 K: 1 S: 6	H: 1 LOB: 1 BB: 0 P: 10	R: 0 E: 0 K: 0 S: 8	H: 1 LOB: 0 BB: 0 P: 9	R: 0 E: 0 K: 1 S: 12	H: 0 LOB: 1 BB: 1 P: 21	R: 0 E: 0 K: 0 S: 6	H: 1 LOB: 1 BB: 0 P: 9	R: 0 E: 0 K: 0 S: 8	H: 1 LOB: 1 BB: 0 P: 12	R: 0 E: 0 K: 1 S: 11	H: 2 LOB: 2 BB: 0 P: 14	R: 2 E: 0 K: 1 S: 21	H: 4 LOB: 2 BB: 0 P: 29	R: 0 E: 0 K: 2 S: 10	H: 1 LOB: 1 BB: 0 P: 18	1B: 9 2B: 2 HR: 0	SF: 0 SAC: 0 DP: 0 HBP: 0	WP: 0 PB: 0 SB: 1 CS: 0	PA: 38
PITCHER	IP	WLS	BF	H	R	ER	SO	BB	IBB	HBP	BLK	WP	HR	S	P	ERA	WHIP					
Oil Can Boyd, R (1, 1) ERA: 6.28	6.1	W	25	6	0	0	3	1	0	0	0	0	0	54	81	0.00	1.105					
Bob Stanley, R (7, 1) ERA: 5.66	1.1		8	4	2	2	1	0	0	0	0	0	0	23	31	13.50	3.000					
Lee Smith, R (8, 1) ERA: 16.2	1.1	S	5	1	0	0	3	0	0	0	0	0	0	13	22	0.00	0.750					

Batter	1	2	3	4	5	6	7	8	9	AB	R	H	RBI	BB	SO	LOB	TOP				
Rickey Henderson, R OBP: 0.419, SLG: 0.383 (1, 7)	2-2 BB 1B		2-2 F9 1-3	4-1 1B BB		2-2 G6-3			3-2 F8	4	0	1	0	1	0	2					
Steve Sax, R OBP: 0.329, SLG: 0.431 (1, 4)	4-1 S BB		1-1 S 1B	2-1 1B		1-2 G1-3			0-0 1B	4	0	3	1	1	0	1					
Don Mattingly, L OBP: 0.316, SLG: 0.292 (1, 3)	2-3 K		1-0 BB 1B	1-2 1B			1-2 L9		1-1 G4-3	5	0	1	0	0	1	5					
Ken Phelps, L OBP: 0.409, SLG: 0.444 (1, 10)	4-1 BB		4-1 BB	1-2 BB		1-3 K			2-1 G4-3-6 1B	2	0	1	0	2	1	0					
Mel Hall, L OBP: 0.269, SLG: 0.292 (1, 9)	0-0 G3-1		1-0 G1-3		2-0 G3 2B		1-1 G4-3-6			4	0	1	0	0	0	6					
Mike Pagliarulo, L OBP: 0.125, SLG: 0.045 Tom Brookens, R OBP: 0.244, SLG: 0.289 (8, 5)		1-1 G1-3		1-0 L7		2-1 G3			2-3 K	3	0	0	0	0	0	1					
Jamie Quirk, L OBP: 0.182, SLG: 0.182 Don Slaught, R OBP: 0.278, SLG: 0.442 (8, 2)		3-3 K		0-0 F7		1-3 K			4-0 G1-6-3 BB	3	0	0	0	0	2	1					
Alvaro Espinoza, R OBP: 0.306, SLG: 0.273 (1, 6)		2-3 K		1-2 PB 1B		1-2 G6-3			2-1 G1-6-3	4	1	1	0	0	1	1					
Roberto Kelly, R OBP: 0.368, SLG: 0.472 (1, 8)			1-3 K FB BLK	1-2 E5 1B PB		2-2 2B			2-3 K	4	0	1	0	0	2	1					
Inning Stats	R: 0 E: 0 K: 1 S: 9	H: 1 LOB: 2 BB: 2 P: 21	R: 0 E: 0 K: 2 S: 8	H: 0 LOB: 0 BB: 0 P: 14	R: 0 E: 0 K: 1 S: 12	H: 2 LOB: 3 BB: 1 P: 22	R: 1 E: 1 K: 0 S: 14	H: 2 LOB: 3 BB: 1 P: 26	R: 0 E: 0 K: 2 S: 9	H: 1 LOB: 1 BB: 0 P: 15	R: 0 E: 0 K: 0 S: 13	H: 1 LOB: 0 BB: 0 P: 11	R: 0 E: 0 K: 1 S: 7	H: 0 LOB: 0 BB: 1 P: 15	R: 0 E: 0 K: 1 S: 13	H: 1 LOB: 1 BB: 0 P: 19	1B: 7 2B: 2 3B: 0 HR: 0	SF: 0 SAC: 0 DP: 2 HBP: 0	WP: 0 PB: 2 SB: 2 CS: 0	PA: 39	
PITCHER	IP WLS BF H R ER SO	IP WLS BF H R ER SO	IP WLS BF H R ER SO	IP WLS BF H R ER SO	IP WLS BF H R ER SO	IP WLS BF H R ER SO	IP WLS BF H R ER SO	IP WLS BF H R ER SO	IP WLS BF H R ER SO	IP WLS BF H R ER SO	IP WLS BF H R ER SO	IP WLS BF H R ER SO	IP WLS BF H R ER SO	IP WLS BF H R ER SO	IP WLS BF H R ER SO	IP WLS BF H R ER SO	ERA WHIP	ERA WHIP			
Tom Candiotti, R ERA: 2.57	(1, 1)	6.0	29	7	1	0	6	4	0	0	1	0	0	65	117	0.00	1.833				
Scott Bailes, L ERA: 1.29	(7, 1)	3.0	W	10	2	0	0	2	1	0	0	0	0	0	27	45	0.00	1.000			

New York Yankees @ Cleveland Indians
Cleveland Municipal Stadium, Cleveland, OH

AB 34
R 1
H 9
RBI 1
BB 5
SO 8
LOB 18



Sat Apr 22 1989, 3:33 AM EDT
Att: 16,607 - Unknown

Batter	1	2	3	4	5	6	7	8	9	AB	R	H	RBI	BB	SO	LOB	BOTTOM				
Luis Aguayo, R (1, 4)	0-2 G5-3		0-0 G6-3 1-2f			0-1 G4-3	4-2 BB BB			3	0	0	1	1	0	1					
Felix Fermin, R OBP: 0.385, SLG: 0.283 (1, 6)	2-1 G3			3-2 G6-3		1-0 G4-3	4-2 BB BB			3	0	0	1	1	0	0					
Pete O'Brien, L OBP: 0.492, SLG: 0.593 (1, 3)	2-2 G6-3			2-2 1B		0-0 1B	1-2 L6			4	0	2	0	0	0	3					
Joe Carter, R OBP: 0.318, SLG: 0.383 (1, 8)		0-1 L8		2-3 K		2-1 G3			1-3 K	4	0	0	0	0	2	2					
Cory Snyder, R OBP: 0.371, SLG: 0.576 (1, 9)		1-1 CS 1B		1-0 G3			3-1 BB FC1-2 1B		4-2 G6-3 BB	3	0	2	0	1	0	1					
Luis Medina, R OBP: 0.384, SLG: 0.350 (1, 10)		3-3 K			2-1 G6-3		1-3 K		3-1 G6-3	4	0	0	0	0	2	3					
Brook Jacoby, R OBP: 0.339, SLG: 0.378 (1, 5)			1-0 G5-3		1-1 G1-3		1-0 FC1-2 BB 1B			3	1	1	0	0	0	0					
Pat Keedy, R OBP: 0.364, SLG: 0.500 Oddibe McDowell, L ERA: 2.94 (8, 7)			2-2 E 2B		2-1 FC4 1B		4-1 BB FC1-2 BB			2	2	2	0	1	0	0					
Joel Skinner, R (1, 2)			1-1 E6 G6-3 2H		2-2 FC4		0-1 FC1-2 BB BB			3	0	0	0	0	0	4					
Inning Stats	R: 0 E: 0 K: 0 S: 8	H: 0 LOB: 0 BB: 0 P: 12	R: 0 E: 0 K: 1 S: 8	H: 1 LOB: 1 BB: 0 P: 12	R: 1 E: 1 K: 0 S: 7	H: 1 LOB: 0 BB: 0 P: 11	R: 0 E: 0 K: 1 S: 12	H: 1 LOB: 1 BB: 0 P: 20	R: 0 E: 0 K: 0 S: 10	H: 1 LOB: 1 BB: 0 P: 17	R: 0 E: 0 K: 0 S: 6	H: 1 LOB: 1 BB: 0 P: 9	R: 2 E: 0 K: 1 S: 16	H: 2 LOB: 3 BB: 3 P: 34	R: 0 E: 0 K: 1 S: 8	H: 0 LOB: 0 BB: 1 P: 16	1B: 6 2B: 2 3B: 0 HR: 0	SF: 0 SAC: 0 DP: 3 HBP: 0	WP: 0 PB: 0 SB: 0 CS: 1	PA: 33	
PITCHER	IP WLS BF H R ER SO	IP WLS BF H R ER SO	IP WLS BF H R ER SO	IP WLS BF H R ER SO	IP WLS BF H R ER SO	IP WLS BF H R ER SO	IP WLS BF H R ER SO	IP WLS BF H R ER SO	IP WLS BF H R ER SO	IP WLS BF H R ER SO	IP WLS BF H R ER SO	IP WLS BF H R ER SO	IP WLS BF H R ER SO	IP WLS BF H R ER SO	IP WLS BF H R ER SO	IP WLS BF H R ER SO	ERA WHIP	ERA WHIP			
Tommy John, L ERA: 4.61	(1, 1)	6.2	L	28	7	3	2	3	2	0	0	0	0	62	105	2.70	1.350				
Lance McCullers, R ERA: 2.94	(7, 1)	0.0	1	0	0	0	0	1	0	0	0	0	0	2	6	∞	∞				
Lee Guetterman, L ERA:	(7, 1)	1.1	4	0	0	0	1	1	0	0	0	0	0	11	20	0.00	0.750				

New York Yankees @ Cleveland Indians
Cleveland Municipal Stadium, Cleveland, OH

AB 29
R 3
H 7
RBI 2
BB 4
SO 4
LOB 14




Sat Apr 22 1989, 3:33 AM EDT
Att: 16,607 - Unknown

Batter	1	2	3	4	5	6	7	8	9	AB	R	H	RBI	BB	SO	LOB	TOP					
Rickey Henderson, R OBP: 0.417, SLG: 0.391 (1, 7)	F9		E	S			F9		G6-3	5	0	2	2	0	0	1						
Steve Sax, R OBP: 0.336, SLG: 0.419 (1, 4)	G6-3		E6						BB	4	1	2	1	1	0	1						
Don Mattingly, L OBP: 0.313, SLG: 0.268 (1, 3)	G4-3		L8	CS	G6-3		F9		E	4	0	0	0	1	0	3						
Steve Balboni, R OBP: 0.180, SLG: 0.250 Ken Phelps, L OBP: 0.379, SLG: 0.375 (7, PH)		G4-3		G6-3	P5		G4-3		E7	3	0	0	0	0	0	0						
Don Slaught, R OBP: 0.295, SLG: 0.439 (1, 2)		BLK		BB	L9				L5	4	1	1	0	1	0	2						
Bob Brower, R OBP: 0.306, SLG: 0.348 Mel Hall, L OBP: 0.313, SLG: 0.345 (8, PH)		P3		F9		G6-3			G3	3	0	0	0	0	0	2						
Wayne Tolleson, S OBP: 0.154, SLG: 0.083 (8, 9)		L4-3		BB		G5-3			L1	1	0	0	0	0	0	1						
Alvaro Espinoza, R OBP: 0.351, SLG: 0.314 (1, 5)			G6-3	CI					F9	3	1	0	0	1	0	1						
Roberto Kelly, R OBP: 0.367, SLG: 0.482 (1, 6)			K	CI			G5-3		BB	4	1	2	1	0	0	0						
									E	3	2	1	0	0	1	1						
Inning Stats	R: 0 E: 0 K: 0 S: 11	H: 0 LOB: 0 BB: 0 P: 17	R: 0 E: 0 K: 0 S: 9	H: 0 LOB: 1 BB: 1 P: 17	R: 0 E: 1 K: 1 S: 13	H: 1 LOB: 2 BB: 0 P: 19	R: 4 E: 1 K: 0 S: 16	H: 4 LOB: 1 BB: 1 P: 29	R: 0 E: 0 K: 0 S: 6	H: 0 LOB: 0 BB: 0 P: 10	R: 0 E: 0 K: 0 S: 9	H: 1 LOB: 1 BB: 0 P: 12	R: 0 E: 0 K: 0 S: 11	H: 1 LOB: 0 BB: 0 P: 18	R: 0 E: 0 K: 0 S: 7	H: 0 LOB: 0 BB: 0 P: 11	R: 2 E: 1 K: 0 S: 13	H: 1 LOB: 2 BB: 2 P: 27	1B: 7 2B: 1 3B: 0 HR: 0	SF: 0 SAC: 0 DP: 0 HBP: 0	WP: 0 PB: 0 SB: 2 CS: 1	PA: 42
PITCHER	IP	WLS	BF	H	R	ER	SO	BB	IBB	HBP	BLK	WP	HR	S	P	ERA	WHIP					
Bud Black, L ERA: 6.55 (1, 1)	6.0	L	27	6	4	3	1	2	0	0	1	0	0	64	104	4.50	1.333					
Keith Atherton, R ERA: 5.11 (7, 1)	2.2		11	2	2	0	0	1	0	0	0	0	0	25	45	0.00	1.125					
Jesse Orosco, L ERA: (9, 1)	0.1		3	0	0	0	0	1	0	0	0	0	0	6	11	0.00	3.000					

New York Yankees @ Cleveland Indians
Cleveland Municipal Stadium, Cleveland, OH
Mon Apr 24 1989, 7:05 PM EDT
Att: 13,720 - Unknown - 44 F

AB 36
R 6
H 8
RBI 4
BB 4
SO 1
LOB 13



Batter	1	2	3	4	5	6	7	8	9	AB	R	H	RBI	BB	SO	LOB	BOTTOM					
Jerry Browne, S OBP: 0.212, SLG: 0.194 (1, 4)	F9		B5-3		F9				G5-3	5	0	1	1	0	0	2						
Luis Aquayo, R OBP: 0.182, SLG: 0.053 (1, 6)	P2		F7		P3		L1-4			4	0	0	0	0	0	2						
Pete O'Brien, L OBP: 0.493, SLG: 0.567 (1, 3)		FC5-4		G3	G3-1				BB	4	0	2	0	0	0	0						
Joe Carter, R OBP: 0.284, SLG: 0.338 (1, 8)		FC5-4		G6-3			F9		F8	4	0	0	0	0	0	2						
Cory Snyder, R OBP: 0.357, SLG: 0.537 (1, 9)			P3	HR			F8		G6-4-3	4	1	2	0	0	0	0						
Luis Medina, R OBP: 0.370, SLG: 0.480 (1, 7)		L8		HR			G5-3		G6-4-3	4	1	1	2	0	0	2						
Brook Jacoby, R OBP: 0.359, SLG: 0.373 (1, 5)				E5					BB	3	0	2	0	1	0	0						
Mike Young, S OBP: 0.286, SLG: 0.167 (1, 10)		G5-3		FC5-6					BB	3	1	1	0	1	0	2						
Joel Skinner, R (1, 2)									L9	3	0	0	0	0	0	4						
Pat Keedy, R OBP: 0.417, SLG: 0.500 (9, PH)			G6-3	FC5			FC5-6			0	0	0	0	1	0	0						
									BB	3	0	0	0	0	0	4						
Inning Stats	R: 0 E: 0 K: 0 S: 9	H: 1 LOB: 1 BB: 0 P: 17	R: 0 E: 0 K: 0 S: 4	H: 0 LOB: 1 BB: 1 P: 14	R: 0 E: 0 K: 0 S: 3	H: 0 LOB: 0 BB: 0 P: 3	R: 2 E: 1 K: 0 S: 12	H: 3 LOB: 2 BB: 0 P: 18	R: 0 E: 0 K: 0 S: 6	H: 0 LOB: 0 BB: 0 P: 9	R: 0 E: 0 K: 0 S: 4	H: 0 LOB: 0 BB: 0 P: 7	R: 1 E: 0 K: 0 S: 11	H: 2 LOB: 1 BB: 1 P: 17	R: 0 E: 0 K: 0 S: 9	H: 2 LOB: 1 BB: 0 P: 14	R: 0 E: 0 K: 0 S: 4	H: 1 LOB: 1 BB: 1 P: 10	1B: 8 2B: 1 3B: 0 HR: 1	SF: 0 SAC: 0 DP: 3 HBP: 0	WP: 0 PB: 0 SB: 0 CS: 0	PA: 37
PITCHER	IP	WLS	BF	H	R	ER	SO	BB	IBB	HBP	BLK	WP	HR	S	P	ERA	WHIP					
Dave LaPoint, L ERA: 4.94 (1, 1)	6.0	W	26	5	3	3	0	2	0	0	0	0	0	41	75	4.50	1.167					
Lee Guetterman, L ERA: (7, 1)	2.1		10	4	0	0	0	1	0	0	0	0	0	20	33	0.00	2.143					
Dave Righetti, L ERA: 6.75 (9, 1)	0.2	S	1	0	0	0	0	0	0	0	0	0	0	1	1	0.00	0.000					

New York Yankees @ Cleveland Indians
Cleveland Municipal Stadium, Cleveland, OH
Mon Apr 24 1989, 7:05 PM EDT
Att: 13,720 - Unknown - 44 F

AB 34
R 3
H 9
RBI 3
BB 3
SO 0
LOB 14



Batter	1	2	3	4	5	6	7	8	9	AB	R	H	RBI	BB	SO	LOB	TOP								
Cecil Espy, S OBP: 0.329, SLG: 0.361 (1, 8)	1-3 K	0-2 G6-3		2-3 K	2-0 SF9-5-6-1		0-0 G1-3			4	0	0	2	0	2	2									
Scott Fletcher, R OBP: 0.438, SLG: 0.385 (1, 6)	0-0 6-3 1B	2-1 G6-3 1B		3-3 K		1-0 F9		2-1 F7		5	1	2	0	0	1	1									
Rafael Palmeiro, L OBP: 0.392, SLG: 0.464 (1, 3)	2-2 6-3	2-2 G6-3			0-0 BB 1B	0-1 1B 1B		0-0 WP 1B 2B		5	2	3	0	0	0	2									
Ruben Sierra, S OBP: 0.423, SLG: 0.696 (1, 9)	1-2 1B 2H		0-1 L6		2-2 F7	2-3 K		1-0 G6-4-3 1B		5	0	2	2	0	1	2									
Julio Franco, R OBP: 0.347, SLG: 0.431 (1, 4)	0-1 1B		2-2 G1-3		4-0 BB 1B	1-0 1B 1B		1-0 G6-4-3		4	1	2	0	1	0	1									
Geno Petralli, L OBP: 0.333, SLG: 0.282 (5, PH)	3-3 K		0-2 G6-3		4-0 1B BB	1-0 1B 1B			2-1 F8	2	0	0	0	0	1	2									
Jim Sundberg, R OBP: 0.346, SLG: 0.429 (5, 2)					1-2 2B 2-3 BB	1-2 2H 1B				2	1	1	0	1	0	0									
Pete Incaviglia, R OBP: 0.293, SLG: 0.449 (1, 7)		3-2 2B 3B		2-1 1B 2B	1-0 1B 2B		2-3 K		3-2 S 1B	5	3	4	2	0	1	0									
Rick Leach, L OBP: 0.316, SLG: 0.421 (5, PH)		0-2 WP 3B 2B		3-2 G5-3	0-1 2B 1B		2-1 G5-3		2-3 K	2	1	1	1	0	0	1									
Mike Stanley, R OBP: 0.371, SLG: 0.083 (5, 1)		3-2 3H			2-3 SF9-5-6-1 1B				1-2 K	3	1	1	0	0	1	1									
Steve Buechele, R OBP: 0.352, SLG: 0.419 (1, 5)		2-0 2H G6-3 3B		3-2 1B	1-0 1B 2B		4-2 BB		0-0 P3	4	1	3	4	1	0	1									
Inning Stats	R: 1 E: 0 K: 2 S: 16	H: 3 LOB: 2 BB: 0 P: 23	R: 3 E: 0 K: 0 S: 17	H: 4 LOB: 0 BB: 0 P: 26	R: 0 E: 0 K: 0 S: 8	H: 0 LOB: 0 BB: 0 P: 10	R: 1 E: 0 K: 2 S: 18	H: 2 LOB: 1 BB: 0 P: 31	R: 5 E: 0 K: 0 S: 9	H: 4 LOB: 0 BB: 2 P: 23	R: 0 E: 0 K: 1 S: 9	H: 3 LOB: 1 BB: 0 P: 14	R: 0 E: 0 K: 1 S: 11	H: 0 LOB: 1 BB: 1 P: 19	R: 1 E: 0 K: 0 S: 5	H: 2 LOB: 0 BB: 0 P: 9	R: 0 E: 0 K: 1 S: 12	H: 1 LOB: 1 BB: 0 P: 19	1B: 13 2B: 5 3B: 2 HR: 0	SF: 1 SAC: 0 DP: 3 HBP: 0	WP: 2 PB: 0 SB: 1 CS: 0	PA: 45			
PITCHER	IP	WLS	BF	H	R	ER	SO	BB	IBB	HBP	BLK	WP	HR	S	P	ERA	WHIP								
Rich Yett, R ERA: 6.86 (1, 1)	1.1		11	7	4	4	2	0	0	0	0	1	0	30	44	27.00	5.250								
Scott Bailes, L ERA: 3.71 (2, 1)	3.0	L	14	4	5	5	2	2	0	0	0	0	0	34	62	15.00	2.000								
Brad Havens, L ERA: 4.38 (5, 1)	4.2		20	8	2	2	3	1	0	0	0	1	0	41	68	3.86	1.929								

Texas Rangers @ Cleveland Indians
Cleveland Municipal Stadium, Cleveland, OH
Tue Apr 25 1989, 7:05 PM EDT
Att: 6,585 - Unknown

AB 41
R 11
H 19
RBI 11
BB 3
SO 7
LOB 13



Batter	1	2	3	4	5	6	7	8	9	AB	R	H	RBI	BB	SO	LOB	BOTTOM								
Oddibe McDowell, L OBP: 0.250, SLG: 0.220 (1, 7)	3-2 1B 2B	2-1 SH3-4 1B		0-2 B4-3		1-0 P6			3-2 F7	5	2	2	0	0	0	0									
Jerry Browne, S OBP: 0.228, SLG: 0.212 (1, 4)	0-0 2B 1B	0-0 SH3-4		3-3 K		3-3 K			2-1 1B	4	1	2	0	0	2	0									
Joe Carter, R OBP: 0.278, SLG: 0.329 (1, 8)	0-0 F9	0-0 CS 1B			0-2 F8		1-2 G5-3		1-2 G5-3	5	0	1	2	0	0	3									
Pete O'Brien, L OBP: 0.507, SLG: 0.587 (1, 3)	0-0 1B 2B	2-0 G3			4-2 BB 2B BB		0-2 G5-4-3 1B			3	2	2	1	1	0	1									
Cory Snyder, R OBP: 0.365, SLG: 0.529 (1, 9)	2-2 WP BB 1B		2-3 K		4-0 2B BB		1-1 G5-4-3			3	1	1	2	1	1	1									
Dave Clark, L OBP: 0.333, SLG: 0.415 (1, 10)	4-1 WP BB		0-0 G6-3		1-1 F8			0-3 K		3	0	0	0	1	1	2									
Brook Jacoby, R OBP: 0.368, SLG: 0.389 (1, 5)	2-3 K		4-2 FC5-4 BB		0-0 1H 2H 2B			2-1 L8		3	0	1	2	1	1	2									
Andy Allanson, R OBP: 0.200, SLG: 0.212 (1, 2)	3-3 K		0-0 FC5-4		0-1 F9			3-1 G5-3		4	0	0	0	0	1	4									
Felix Fermin, R OBP: 0.351, SLG: 0.260 (1, 6)		4-1 SH3-4 1B BB		0-0 G4-3		0-2 G4-3			0-2 G1-3	3	1	0	0	1	0	0									
Inning Stats	R: 3 E: 0 K: 2 S: 19	H: 4 LOB: 2 BB: 1 P: 33	R: 2 E: 0 K: 0 S: 6	H: 2 LOB: 0 BB: 1 P: 14	R: 0 E: 0 K: 1 S: 9	H: 0 LOB: 1 BB: 1 P: 15	R: 0 E: 0 K: 1 S: 7	H: 0 LOB: 0 BB: 0 P: 10	R: 2 E: 0 K: 0 S: 12	H: 1 LOB: 1 BB: 2 P: 21	R: 0 E: 0 K: 1 S: 7	H: 0 LOB: 0 BB: 0 P: 11	R: 0 E: 0 K: 1 S: 7	H: 0 LOB: 0 BB: 0 P: 12	R: 0 E: 0 K: 1 S: 12	H: 1 LOB: 1 BB: 0 P: 18	1B: 7 2B: 2 3B: 0 HR: 0	SF: 0 SAC: 1 DP: 1 HBP: 0	WP: 1 PB: 0 SB: 0 CS: 1	PA: 39					
PITCHER	IP	WLS	BF	H	R	ER	SO	BB	IBB	HBP	BLK	WP	HR	S	P	ERA	WHIP								
Bobby Witt, R ERA: 4.5 (1, 1)	5.0	W	26	7	7	7	4	5	0	0	0	0	0	53	93	12.60	2.400								
Brad Arnsberg, R ERA: 3.77 (6, 1)	4.0	S	13	2	0	0	2	0	0	0	0	0	0	35	52	0.00	0.500								

Texas Rangers @ Cleveland Indians
Cleveland Municipal Stadium, Cleveland, OH
Tue Apr 25 1989, 7:05 PM EDT
Att: 6,585 - Unknown

AB 33
R 7
H 9
RBI 7
BB 5
SO 6
LOB 13



Batter	1	2	3	4	5	6	7	8	9	10	AB	R	H	RBI	BB	SO	LOB	TOP						
Cecil Espy, S OBP: 0.321, SLG: 0.351 (1, 8)											5	1	1	0	0	3	2							
Scott Fletcher, R OBP: 0.424, SLG: 0.371 (1, 6)											5	0	1	0	0	0	3							
Rafael Palmeiro, L OBP: 0.398, SLG: 0.458 (1, 3)											3	1	1	1	1	0	1							
Ruben Sierra, S OBP: 0.415, SLG: 0.667 (1, 9)											3	0	0	0	1	1	1							
Julio Franco, R OBP: 0.354, SLG: 0.435 (1, 4)												4	0	2	1	0	0							
Pete Incaviglia, R OBP: 0.278, SLG: 0.425 (1, 7)											4	0	0	0	0	2	3							
Mike Stanley, R OBP: 0.222, SLG: 0.067 (1, 10)											3	0	0	0	0	3	2							
Jeff Stone, L OBP: 0.200, SLG: 0.200 (10, PH)											1	0	0	0	0	0	0							
Steve Buechele, R OBP: 0.347, SLG: 0.424 (1, 5)											4	1	1	0	0	0	2							
Jim Sundberg, R OBP: 0.345, SLG: 0.458 (1, 2)											3	0	1	0	0	1	0							
Geng Petralli, L OBP: 0.348, SLG: 0.325 (10, 2)											1	0	1	1	0	0	0							
Inning Stats	R: 1 E: 0 K: 1 S: 15	H: 2 LOB: 0 BB: 0 P: 22	R: 0 E: 0 K: 2 S: 13	H: 0 LOB: 0 BB: 0 P: 17	R: 0 E: 0 K: 1 S: 9	H: 0 LOB: 0 BB: 0 P: 12	R: 0 E: 0 K: 0 S: 11	H: 0 LOB: 0 BB: 0 P: 15	R: 0 E: 0 K: 2 S: 9	H: 0 LOB: 0 BB: 0 P: 14	R: 0 E: 0 K: 1 S: 8	H: 1 LOB: 1 BB: 0 P: 10	R: 0 E: 0 K: 1 S: 15	H: 1 LOB: 2 BB: 2 P: 27	R: 0 E: 0 K: 1 S: 9	H: 1 LOB: 1 BB: 0 P: 12	R: 0 E: 0 K: 0 S: 9	H: 1 LOB: 0 BB: 0 P: 13	R: 1 E: 0 K: 1 S: 10	H: 2 LOB: 1 BB: 0 P: 15	1B: 5 2B: 3 3B: 0 HR: 0	SF: 0 SAC: 0 DP: 1 HBP: 0	WP: 0 PA: 38 PB: 0 SB: 0 CS: 1	
PITCHER	IP WLS BF H R ER SO BB IBB HBP BLK WP HR S P ERA WHIP	IP WLS BF H R ER SO BB IBB HBP BLK WP HR S P ERA WHIP	IP WLS BF H R ER SO BB IBB HBP BLK WP HR S P ERA WHIP	IP WLS BF H R ER SO BB IBB HBP BLK WP HR S P ERA WHIP	IP WLS BF H R ER SO BB IBB HBP BLK WP HR S P ERA WHIP	IP WLS BF H R ER SO BB IBB HBP BLK WP HR S P ERA WHIP	IP WLS BF H R ER SO BB IBB HBP BLK WP HR S P ERA WHIP	IP WLS BF H R ER SO BB IBB HBP BLK WP HR S P ERA WHIP	IP WLS BF H R ER SO BB IBB HBP BLK WP HR S P ERA WHIP	IP WLS BF H R ER SO BB IBB HBP BLK WP HR S P ERA WHIP	IP WLS BF H R ER SO BB IBB HBP BLK WP HR S P ERA WHIP	IP WLS BF H R ER SO BB IBB HBP BLK WP HR S P ERA WHIP	IP WLS BF H R ER SO BB IBB HBP BLK WP HR S P ERA WHIP	IP WLS BF H R ER SO BB IBB HBP BLK WP HR S P ERA WHIP	IP WLS BF H R ER SO BB IBB HBP BLK WP HR S P ERA WHIP	IP WLS BF H R ER SO BB IBB HBP BLK WP HR S P ERA WHIP	IP WLS BF H R ER SO BB IBB HBP BLK WP HR S P ERA WHIP	IP WLS BF H R ER SO BB IBB HBP BLK WP HR S P ERA WHIP	IP WLS BF H R ER SO BB IBB HBP BLK WP HR S P ERA WHIP	IP WLS BF H R ER SO BB IBB HBP BLK WP HR S P ERA WHIP	IP WLS BF H R ER SO BB IBB HBP BLK WP HR S P ERA WHIP	IP WLS BF H R ER SO BB IBB HBP BLK WP HR S P ERA WHIP	IP WLS BF H R ER SO BB IBB HBP BLK WP HR S P ERA WHIP	IP WLS BF H R ER SO BB IBB HBP BLK WP HR S P ERA WHIP
Greg Swindell, L ERA: 2.5 (1, 1)	8.0	WLS: 30	H: 5	R: 2	ER: 2	SO: 9	BB: 2	IBB: 0	HBP: 0	BLK: 0	WP: 0	HR: 0	S: 89	P: 129	ERA: 2.25	WHIP: 0.875								
Doug Jones, R ERA: 2.35 (9, 1)	2.0	L: 8	H: 3	R: 1	ER: 1	SO: 1	BB: 0	IBB: 0	HBP: 0	BLK: 0	WP: 0	HR: 0	S: 19	P: 28	ERA: 4.50	WHIP: 1.500								

Texas Rangers @ Cleveland Indians
Cleveland Municipal Stadium, Cleveland, OH
Wed Apr 26 1989, 3:33 AM EDT
Att: 5,457 - Sunny - 50 F

AB 36
R 3
H 8
RBI 3
BB 2
SO 10
LOB 14



Batter	1	2	3	4	5	6	7	8	9	10	AB	R	H	RBI	BB	SO	LOB	BOTTOM						
Oddie McDowell, L OBP: 0.261, SLG: 0.210 (1, 7)											3	0	0	0	1	0	0							
Jerry Browne, S OBP: 0.253, SLG: 0.239 (1, 4)											5	0	3	0	0	0	4							
Joe Carter, R OBP: 0.274, SLG: 0.321 (1, 8)											5	0	1	0	0	0	6							
Pete O'Brien, L OBP: 0.488, SLG: 0.574 (1, 3)											5	1	1	0	0	0	5							
Cory Snyder, R OBP: 0.354, SLG: 0.500 (1, 9)											4	0	0	0	1	4	1							
Luis Medina, R OBP: 0.367, SLG: 0.444 (1, 10)											2	0	0	0	1	0	1							
Dave Clark, L OBP: 0.340, SLG: 0.405 (8, PH)											1	0	0	0	1	1	0							
Brook Jacoby, R OBP: 0.347, SLG: 0.362 (1, 5)											4	0	0	0	0	1	4							
Pat Keedy, R OBP: 0.417, SLG: 0.500 (8, PR)											0	1	0	0	0	0	0							
Joel Skinner, R OBP: 0.083, SLG: 0.167 (1, 2)											3	0	1	0	0	0	2							
Mike Young, S OBP: 0.376, SLG: 0.286 (8, PH)											1	0	1	1	0	0	0							
Andy Allanson, R OBP: 0.200, SLG: 0.212 (9, 2)											0	0	0	0	0	0	0							
Felix Fermin, R OBP: 0.344, SLG: 0.245 (1, 6)											3	0	0	0	1	0	1							
Inning Stats	R: 0 E: 0 K: 0 S: 9	H: 1 LOB: 1 BB: 0 P: 13	R: 0 E: 0 K: 2 S: 10	H: 0 LOB: 1 BB: 1 P: 21	R: 0 E: 0 K: 0 S: 8	H: 0 LOB: 2 BB: 1 P: 17	R: 0 E: 0 K: 0 S: 9	H: 0 LOB: 1 BB: 1 P: 17	R: 0 E: 0 K: 0 S: 16	H: 2 LOB: 2 BB: 0 P: 23	R: 0 E: 0 K: 1 S: 6	H: 0 LOB: 0 BB: 0 P: 8	R: 0 E: 0 K: 0 S: 10	H: 1 LOB: 2 BB: 1 P: 24	R: 2 E: 0 K: 1 S: 14	H: 2 LOB: 1 BB: 1 P: 25	R: 0 E: 0 K: 0 S: 14	H: 1 LOB: 1 BB: 0 P: 20	R: 0 E: 0 K: 2 S: 8	H: 0 LOB: 0 BB: 0 P: 12	1B: 5 2B: 2 3B: 0 HR: 0	SF: 0 SAC: 0 DP: 0 HBP: 1	WP: 1 PA: 43 PB: 0 SB: 2 CS: 1	
PITCHER	IP WLS BF H R ER SO BB IBB HBP BLK WP HR S P ERA WHIP	IP WLS BF H R ER SO BB IBB HBP BLK WP HR S P ERA WHIP	IP WLS BF H R ER SO BB IBB HBP BLK WP HR S P ERA WHIP	IP WLS BF H R ER SO BB IBB HBP BLK WP HR S P ERA WHIP	IP WLS BF H R ER SO BB IBB HBP BLK WP HR S P ERA WHIP	IP WLS BF H R ER SO BB IBB HBP BLK WP HR S P ERA WHIP	IP WLS BF H R ER SO BB IBB HBP BLK WP HR S P ERA WHIP	IP WLS BF H R ER SO BB IBB HBP BLK WP HR S P ERA WHIP	IP WLS BF H R ER SO BB IBB HBP BLK WP HR S P ERA WHIP	IP WLS BF H R ER SO BB IBB HBP BLK WP HR S P ERA WHIP	IP WLS BF H R ER SO BB IBB HBP BLK WP HR S P ERA WHIP	IP WLS BF H R ER SO BB IBB HBP BLK WP HR S P ERA WHIP	IP WLS BF H R ER SO BB IBB HBP BLK WP HR S P ERA WHIP	IP WLS BF H R ER SO BB IBB HBP BLK WP HR S P ERA WHIP	IP WLS BF H R ER SO BB IBB HBP BLK WP HR S P ERA WHIP	IP WLS BF H R ER SO BB IBB HBP BLK WP HR S P ERA WHIP	IP WLS BF H R ER SO BB IBB HBP BLK WP HR S P ERA WHIP	IP WLS BF H R ER SO BB IBB HBP BLK WP HR S P ERA WHIP	IP WLS BF H R ER SO BB IBB HBP BLK WP HR S P ERA WHIP	IP WLS BF H R ER SO BB IBB HBP BLK WP HR S P ERA WHIP	IP WLS BF H R ER SO BB IBB HBP BLK WP HR S P ERA WHIP	IP WLS BF H R ER SO BB IBB HBP BLK WP HR S P ERA WHIP	IP WLS BF H R ER SO BB IBB HBP BLK WP HR S P ERA WHIP	IP WLS BF H R ER SO BB IBB HBP BLK WP HR S P ERA WHIP
Jamie Moyer, L ERA: 2.28 (7, 1)	6.1	WLS: 28	H: 4	R: 0	ER: 0	SO: 3	BB: 4	IBB: 0	HBP: 1	BLK: 0	WP: 0	HR: 0	S: 63	P: 113	ERA: 0.00	WHIP: 1.263								
Kenny Rogers, L ERA: 1.17 (7, 1)	0.1	WLS: 1	H: 0	R: 0	ER: 0	SO: 0	BB: 0	IBB: 0	HBP: 0	BLK: 0	WP: 0	HR: 0	S: 2	P: 5	ERA: 0.00	WHIP: 0.000								
Cecilio Guante, R ERA: 3.38 (7, 1)	0.2	WLS: 4	H: 1	R: 2	ER: 2	SO: 1	BB: 1	IBB: 0	HBP: 0	BLK: 0	WP: 0	HR: 0	S: 9	P: 19	ERA: 27.00	WHIP: 3.000								
Jeff Russell, R ERA: (8, 1)	2.2	WLS: 9	H: 2	R: 0	ER: 0	SO: 2	BB: 0	IBB: 0	HBP: 0	BLK: 0	WP: 1	HR: 0	S: 30	P: 43	ERA: 0.00	WHIP: 0.750								

Texas Rangers @ Cleveland Indians
Cleveland Municipal Stadium, Cleveland, OH
Wed Apr 26 1989, 3:33 AM EDT
Att: 5,457 - Sunny - 50 F

AB 36
R 2
H 7
RBI 1
BB 5
SO 6
LOB 24



Batter	1	2	3	4	5	6	7	8	9	AB	R	H	RBI	BB	SO	LOB	TOP								
Oddibe McDowell, L (1, 7) OBP: 0.270, SLG: 0.269	1-1 G3		2-0 P5		0-0 CS 1B		3-2 HR		1-1 F8	5	1	2	3	0	0	3	Cleveland Indians @ Minnesota Twins Hubert H. Humphrey Metrodome, Minneapolis, MN Fri Apr 28 1989, 8:05 PM EDT Att: 30,972 - Dome livebaseballscorecards.com								
Jerry Browne, S (1, 4) OBP: 0.293, SLG: 0.280	2-1 F8		0-0 HR		0-1 F8		0-0 4-3		4-0 BB	4	1	1	3	1	0	1									
Joe Carter, R (1, 8) OBP: 0.270, SLG: 0.325	0-1 F7		0-0 E 2B		0-0 6-3		1-2 F3		1-1 F8	5	1	1	0	0	0	3									
Pete O'Brien, L (1, 3) OBP: 0.464, SLG: 0.542		2-2 3-1	3-3 K		0-0 F4		3-1 F7			4	0	0	0	0	1	1									
Cory Snyder, R (1, 9) OBP: 0.337, SLG: 0.474	1-2 F6		0-0 E5		3-3 K		3-3 K			4	0	0	0	0	2	0									
Luis Medina, R (1, 10) OBP: 0.324, SLG: 0.387	2-3 K		0-1 F8		1-1 F4		2-3 K			4	0	0	0	0	2	1									
Brook Jacoby, R (1, 5) OBP: 0.355, SLG: 0.387			2-1 BB E 1B		1-1 L5		0-0 1B 2B		1-3 K	4	2	2	0	0	1	0									
Andy Allanson, R (1, 2) OBP: 0.237, SLG: 0.250			2-1 E BB HR 1B		0-0 F7		0-1 1B HR 1B		0-1 SH3 1B	4	2	3	0	0	0	0									
Felix Fermin, R (1, 6) OBP: 0.359, SLG: 0.255			4-0 HR BB		1-2 F9		3-2 HR 1B		0-0 SH3	2	2	1	1	1	0	0									
Inning Stats	R: 0 E: 0 K: 0 S: 6	H: 0 LOB: 0 BB: 0 P: 9	R: 0 E: 0 K: 1 S: 14	H: 0 LOB: 0 BB: 0 P: 19	R: 5 E: 2 K: 1 S: 13	H: 4 LOB: 1 BB: 1 P: 26	R: 0 E: 0 K: 0 S: 6	H: 0 LOB: 0 BB: 0 P: 8	R: 0 E: 0 K: 1 S: 4	H: 1 LOB: 0 BB: 0 P: 4	R: 0 E: 0 K: 1 S: 7	H: 0 LOB: 0 BB: 0 P: 11	R: 4 E: 0 K: 0 S: 16	H: 4 LOB: 0 BB: 0 P: 26	R: 0 E: 0 K: 3 S: 11	H: 0 LOB: 0 BB: 0 P: 17	R: 0 E: 0 K: 0 S: 7	H: 1 LOB: 2 BB: 1 P: 13	1B: 6 2B: 2 3B: 0 HR: 2	SF: 0 SAC: 1 DP: 0 HBP: 0	WP: 0 PB: 0 SB: 0 CS: 1	PA: 39			
PITCHER	IP	WLS	BF	H	R	ER	SO	BB	IBB	HBP	BLK	WP	HR	S	P	ERA	WHIP								
Shane Rawley, L (1, 1) ERA: 4.33	6.0	L	26	7	7	6	3	1	0	0	0	0	1	53	80	9.00	1.333								
Juan Berenguer, R (7, 1) ERA: 2.35	3.0		13	3	2	2	3	1	0	0	0	0	1	31	53	6.00	1.333								

Batter	1	2	3	4	5	6	7	8	9	AB	R	H	RBI	BB	SO	LOB	BOTTOM								
Dan Gladden, R (1, 7) OBP: 0.301, SLG: 0.348	0-0 HR 1B		1-1 F9		0-0 1-3		3-3 K		0-0 1B	5	1	2	0	0	1	2	Cleveland Indians @ Minnesota Twins Hubert H. Humphrey Metrodome, Minneapolis, MN Fri Apr 28 1989, 8:05 PM EDT Att: 30,972 - Dome livebaseballscorecards.com								
Wally Backman, S (1, 4) OBP: 0.341, SLG: 0.363	0-1 L6		0-3 K		0-0 G3		1-0 F7		0-1 L4-3 1B	5	0	1	1	0	1	1									
Kirby Puckett, R (1, 8) OBP: 0.405, SLG: 0.613	0-2 6-3		1-0 F8 2B		0-0 HR		1-0 2B		1-0 L4-3 1B	5	2	3	1	0	0	3									
Kent Hrbek, L (1, 3) OBP: 0.343, SLG: 0.532	4-1 HR BB		2-2 F8		0-0 1B 2B		0-0 2B		1-2 5-3	4	2	2	1	1	0	2									
Gary Gaetti, R (1, 5) OBP: 0.338, SLG: 0.532	3-2 HR		3-2 F5		1-0 1B		0-3 K			4	1	2	4	0	1	2									
Randy Bush, L (1, 9) OBP: 0.281, SLG: 0.415	3-2 F4				1-0 G3		0-0 P2		2-3 K	4	0	0	0	0	1	0									
Gene Larkin, S (1, 10) OBP: 0.356, SLG: 0.385		0-1 G3		0-1 4-3		2-3 K2-3		2-2 1B		4	0	1	0	0	1	0									
Tim Laudner, R (1, 2) OBP: 0.205, SLG: 0.167		1-0 6-3		2-3 K		1-1 1B		1-0 F7		3	0	1	0	0	1	0									
John Moses, S (8, PH) OBP: 0.418, SLG: 0.423										1	0	0	0	0	0	1									
Brian Harper, R (9, 2) OBP: 0.385, SLG: 0.545										0	0	0	0	0	0	0									
Greg Gagne, R (1, 6) OBP: 0.295, SLG: 0.328		0-0 1B			0-0 G3 2B		0-0 5-3		0-0 4-3	3	1	2	0	0	0	1									
Jim Dwyer, L (8, PH) OBP: 0.200, SLG: 0.077										1	0	0	0	0	0	1									
Al Newman, S (9, 6) OBP: 0.211, SLG: 0.263										0	0	0	0	0	0	0									
Inning Stats	R: 3 E: 1 K: 0 S: 16	H: 2 LOB: 0 BB: 1 P: 26	R: 0 E: 0 K: 0 S: 6	H: 1 LOB: 1 BB: 0 P: 8	R: 0 E: 0 K: 1 S: 10	H: 1 LOB: 1 BB: 0 P: 16	R: 0 E: 0 K: 1 S: 6	H: 0 LOB: 0 BB: 0 P: 9	R: 0 E: 0 K: 1 S: 8	H: 1 LOB: 1 BB: 0 P: 11	R: 1 E: 0 K: 2 S: 12	H: 2 LOB: 1 BB: 0 P: 17	R: 0 E: 0 K: 1 S: 9	H: 1 LOB: 1 BB: 0 P: 14	R: 0 E: 0 K: 0 S: 8	H: 2 LOB: 1 BB: 0 P: 10	1B: 7 2B: 6 3B: 0 HR: 2	SF: 0 SAC: 0 DP: 1 HBP: 0	WP: 0 PB: 0 SB: 0 CS: 0	PA: 40					
PITCHER	IP	WLS	BF	H	R	ER	SO	BB	IBB	HBP	BLK	WP	HR	S	P	ERA	WHIP								
Tom Candiotti, R (1, 1) ERA: 4.0	6.0	W	27	9	6	6	3	1	0	0	0	0	0	20	30	5.40	1.667								
Keith Atherton, R (7, 1) ERA: 5.14	1.2		8	3	1	1	3	0	0	0	0	0	0	9	11	0.00	1.500								
Doug Jones, R (8, 1) ERA: 2.0	1.1	S	5	2	0	0	0	0	0	0	0	0	0	9	11	0.00	1.500								



Batter	1	2	3	4	5	6	7	8	9	AB	R	H	RBI	BB	SO	LOB	TOP										
Oddibe McDowell, L (1, 7) OBP: 0.291, SLG: 0.306										5	3	3	0	0	1	3											
Jerry Browne, S (1, 4) OBP: 0.259, SLG: 0.275										5	0	1	0	0	2	5											
Joe Carter, R (1, 8) OBP: 0.287, SLG: 0.341										5	0	3	1	0	1	2											
Pete O'Brien, L (1, 3) OBP: 0.472, SLG: 0.592										4	0	3	2	0	0	0											
Cory Snyder, R (1, 9) OBP: 0.322, SLG: 0.451										4	0	0	0	0	2	5											
Luis Medina, R (1, 10) OBP: 0.316, SLG: 0.457										4	1	1	1	0	2	1											
Brook Jacoby, R (1, 5) OBP: 0.350, SLG: 0.379										4	0	1	0	0	1	0											
Andy Allanson, R (1, 2) OBP: 0.254, SLG: 0.267										4	0	2	0	0	0	0											
Felix Fermin, R (1, 6) OBP: 0.353, SLG: 0.254										4	0	1	0	0	0	3											
Inning Stats	R: 1 E: 0 K: 1 S: 10	H: 3 LOB: 1 BB: 0 P: 13	R: 1 E: 1 K: 1 S: 12	H: 2 LOB: 2 BB: 0 P: 18	R: 0 E: 0 K: 2 S: 12	H: 1 LOB: 1 BB: 0 P: 19	R: 0 E: 0 K: 0 S: 6	H: 0 LOB: 0 BB: 0 P: 7	R: 1 E: 0 K: 1 S: 10	H: 3 LOB: 1 BB: 0 P: 13	R: 0 E: 0 K: 1 S: 6	H: 0 LOB: 0 BB: 0 P: 10	R: 1 E: 0 K: 0 S: 13	H: 3 LOB: 2 BB: 0 P: 16	R: 0 E: 0 K: 2 S: 14	H: 2 LOB: 0 BB: 0 P: 19	R: 0 E: 0 K: 1 S: 7	H: 1 LOB: 0 BB: 0 P: 11	1B: 10 2B: 4 3B: 0 HR: 1	SF: 1 SAC: 0 DP: 0 HBP: 0	WP: 2 PB: 0 SB: 0 CS: 1	PA: 40					
PITCHER	IP	WLS	BF	H	R	ER	SO	BB	IBB	HBP	BLK	WP	HR	S	P	ERA	WHIP										
Frank Viola, L (1, 1) ERA: 5.26	7.0	L	32	12	4	4	6	0	0	0	0	1	1	69	96	5.14	1.714										
German Gonzalez, R (8, 1) ERA: 1.69	1.0		5	2	0	0	2	0	0	0	0	1	0	14	19	0.00	2.000										
Jeff Reardon, R (9, 1) ERA: 5.4	1.0		3	1	0	0	1	0	0	0	0	0	0	7	11	0.00	1.000										

Cleveland Indians @ Minnesota Twins
Hubert H. Humphrey Metrodome, Minneapolis, MN

AB 39
R 4
H 15
RBI 4
BB 0
SO 9
LOB 19



WP: 2 PA: 40

Sat Apr 29 1989, 8:05 PM EDT
Att: 49,653 - Unknown

livebaseballscores.com

Batter	1	2	3	4	5	6	7	8	9	AB	R	H	RBI	BB	SO	LOB	BOTTOM										
Dan Gladden, R (1, 7) OBP: 0.312, SLG: 0.356										4	0	2	0	0	0	2											
Wally Backman, S (1, 4) OBP: 0.337, SLG: 0.357										4	0	1	1	0	0	2											
Randy Bush, L (1, 9) OBP: 0.240, SLG: 0.378										4	0	0	0	0	1	3											
Kirby Puckett, R (1, 8) OBP: 0.398, SLG: 0.595										4	0	1	0	0	0	3											
Gary Gaetti, R (1, 5) OBP: 0.321, SLG: 0.506										4	0	0	0	0	1	1											
Gene Larkin, S (1, 3) OBP: 0.338, SLG: 0.362										4	0	0	0	0	1	1											
Jim Dwyer, L (1, 10) OBP: 0.283, SLG: 0.067										2	0	0	0	2	0	1											
Tim Laudner, R (1, 2) OBP: 0.214, SLG: 0.179										3	1	1	0	0	0	1											
Al Newman, S (9, PH) OBP: 0.250, SLG: 0.263										0	0	0	0	1	0	0											
Greg Gagne, R (1, 6) OBP: 0.297, SLG: 0.328										3	0	1	0	0	1	1											
Kent Hrbek, L (9, PH) OBP: 0.338, SLG: 0.524										1	0	0	0	0	0	2											
Inning Stats	R: 0 E: 0 K: 0 S: 3	H: 0 LOB: 0 BB: 0 P: 5	R: 0 E: 0 K: 0 S: 6	H: 1 LOB: 1 BB: 0 P: 7	R: 1 E: 0 K: 1 S: 14	H: 3 LOB: 2 BB: 0 P: 22	R: 0 E: 0 K: 0 S: 7	H: 0 LOB: 0 BB: 0 P: 10	R: 0 E: 0 K: 0 S: 5	H: 1 LOB: 1 BB: 0 P: 7	R: 0 E: 0 K: 0 S: 3	H: 0 LOB: 0 BB: 0 P: 4	R: 0 E: 0 K: 1 S: 10	H: 0 LOB: 1 BB: 1 P: 16	R: 0 E: 0 K: 0 S: 5	H: 1 LOB: 1 BB: 0 P: 9	R: 0 E: 0 K: 2 S: 13	H: 0 LOB: 2 BB: 2 P: 25	1B: 6 2B: 0 3B: 0 HR: 0	SF: 0 SAC: 0 DP: 0 HBP: 0	WP: 0 PB: 0 SB: 0 CS: 0	PA: 36					
PITCHER	IP	WLS	BF	H	R	ER	SO	BB	IBB	HBP	BLK	WP	HR	S	P	ERA	WHIP										
John Farrell, R (1, 1) ERA: 3.86	8.2	W	34	6	1	1	4	2	0	0	0	0	0	61	96	1.04	0.923										
Doug Jones, R (9, 1) ERA: 1.93	0.1	S	2	0	0	0	0	1	0	0	0	0	0	5	9	0.00	3.000										

Cleveland Indians @ Minnesota Twins
Hubert H. Humphrey Metrodome, Minneapolis, MN

AB 33
R 1
H 6
RBI 1
BB 3
SO 4
LOB 17



WP: 0 PA: 36

Sat Apr 29 1989, 8:05 PM EDT
Att: 49,653 - Unknown

livebaseballscores.com

Batter	1	2	3	4	5	6	7	8	9	AB	R	H	RBI	BB	SO	LOB	TOP								
Oddibe McDowell, L (1, 7) OBP: 0.277, SLG: 0.289	1-3 K		1-3 K		0-0 G1-6-3			1-0 L9		4	0	0	0	0	2	2									
Jerry Browne, S (1, 4) OBP: 0.247, SLG: 0.262	1-2 G4-3		0-0 F7			1-2 G4-3		2-2 F8		4	0	0	0	0	0	1									
Joe Carter, R (1, 8) OBP: 0.276, SLG: 0.326	1-1 P6			2-3 K		1-2 P6			1-0 F7	4	0	0	0	0	1	0									
Pete O'Brien, L (1, 3)		3-1 1B 1B		2-1 F7		0-1 G3-1			1-1 G4-3	4	0	1	0	0	0	0									
Cory Snyder, R (1, 9) OBP: 0.308, SLG: 0.430		1-3 K		0-0 G5-3			2-1 G6-3		1-1 F7	4	0	0	0	0	1	1									
Dave Clark, L (1, 10) OBP: 0.340, SLG: 0.467		2-3 K			0-0 HR		2-2 G4-3			3	1	1	1	0	1	1									
Brook Jacoby, R (1, 5) OBP: 0.361, SLG: 0.391		0-0 1B		1-2 1B		2-2 G5-3 1B		1-0 P4		3	0	2	0	0	0	0									
Andy Allanson, R (1, 2) OBP: 0.258, SLG: 0.286		3-3 K			0-1 L5			2-1 L9 2B		3	0	1	0	0	1	3									
Felix Fermin, R (1, 6) OBP: 0.343, SLG: 0.246			0-0 L1		2-1 G5-3			2-3 K		2	0	0	0	0	0	1									
Mike Young, S (8, PH) OBP: 0.333, SLG: 0.250					1-2					1	0	0	0	0	1	1									
Luis Aguayo, R (8, 6) OBP: 0.182, SLG: 0.053										0	0	0	0	0	0	0									
Inning Stats	R: 0 E: 0 K: 1 S: 8	H: 0 LOB: 0 BB: 0 P: 11	R: 0 E: 0 K: 3 S: 12	H: 2 LOB: 2 BB: 0 P: 21	R: 0 E: 0 K: 1 S: 5	H: 0 LOB: 0 BB: 0 P: 6	R: 0 E: 0 K: 1 S: 6	H: 0 LOB: 0 BB: 0 P: 10	R: 1 E: 0 K: 0 S: 9	H: 2 LOB: 1 BB: 0 P: 13	R: 0 E: 0 K: 0 S: 8	H: 0 LOB: 0 BB: 0 P: 10	R: 0 E: 0 K: 0 S: 6	H: 0 LOB: 0 BB: 0 P: 11	R: 0 E: 0 K: 1 S: 12	H: 1 LOB: 1 BB: 0 P: 19	R: 0 E: 0 K: 0 S: 5	H: 0 LOB: 0 BB: 0 P: 8	1B: 3 2B: 1 3B: 0 HR: 1	SF: 0 SAC: 0 DP: 0 HBP: 0	WP: 0 PB: 0 SB: 0 CS: 0	PA: 32			
PITCHER	IP	WLS	BF	H	R	ER	SO	BB	IBB	HBP	BLK	WP	HR	S	P	ERA	WHIP								
Roy Smith, R (1, 1) ERA: 3.75	7.2	W	28	5	1	1	7	0	0	0	0	0	1	60	93	1.17	0.652								
Jeff Reardon, R (8, 1) ERA: 4.66	1.1	S	4	0	0	0	0	0	0	0	0	0	0	11	16	0.00	0.000								

Cleveland Indians @ Minnesota Twins
Hubert H. Humphrey Metrodome, Minneapolis, MN

AB 32
R 1
H 5
RBI 1
BB 0
SO 7
LOB 10



WP: 0 PA: 32
PB: 0
SB: 0
CS: 0

Sun Apr 30 1989, 4:33 AM EDT
Att: 26,644 - Unknown

Batter	1	2	3	4	5	6	7	8	9	AB	R	H	RBI	BB	SO	LOB	BOTTOM								
Dan Gladden, R (1, 7) OBP: 0.309, SLG: 0.351	0-1 G1-3		2-2 P8		0-1 F8		0-0 S 1B			4	0	1	0	0	0	0									
Al Newman, S (1, 4) OBP: 0.292, SLG: 0.304	0-0 G6-3		2-1 G5-3		0-1 1B		1-2 FC6-5 1B			4	0	2	1	0	0	0									
Kirby Puckett, R (1, 8) OBP: 0.391, SLG: 0.578	2-0 1B			1-2 G6-3		0-0 F9		0-0 FC6-5 2H		4	0	1	0	0	0	2									
Gary Gaetti, R (1, 5) OBP: 0.318, SLG: 0.494	0-1 G6-3			1-1 G5-3		0-1 G4-3 1B			3-2 F7	4	0	1	0	0	0	1									
Gene Larkin, S (1, 3) OBP: 0.333, SLG: 0.356		3-1 P4		0-0 1B 1B		1-1 G4-3		0-1 F9		4	1	1	0	0	0	1									
Carmen Castillo, R (1, 10) OBP: 0.444, SLG: 0.594		3-2 F8		1-0 1B		0-0 G5-3		3-2 1B		4	0	2	0	0	0	1									
Randy Bush, L (8, FR) OBP: 0.240, SLG: 0.378				1-3 1B						0	0	0	0	0	0	0									
Brian Harper, R (1, 2) OBP: 0.395, SLG: 0.568		2-0 2B		0-0 1B		1-0 L7		2-2 G3-1		4	0	2	1	0	0	2									
Greg Gagne, R (1, 6) OBP: 0.299, SLG: 0.328		0-2 G5-3		0-0 G6-3			1-1 S 1B 1B			3	1	1	0	0	0	3									
John Moses, S (1, 9) OBP: 0.382, SLG: 0.379			1-0 L9		0-0 F8		1-0 B3			3	0	0	0	0	0	1									
Inning Stats	R: 0 E: 0 K: 0 S: 6	H: 1 LOB: 1 BB: 0 P: 8	R: 0 E: 0 K: 0 S: 9	H: 1 LOB: 1 BB: 0 P: 17	R: 0 E: 0 K: 0 S: 6	H: 0 LOB: 0 BB: 0 P: 11	R: 1 E: 0 K: 0 S: 10	H: 3 LOB: 2 BB: 0 P: 13	R: 0 E: 0 K: 0 S: 6	H: 1 LOB: 1 BB: 0 P: 6	R: 0 E: 0 K: 0 S: 6	H: 1 LOB: 1 BB: 0 P: 8	R: 1 E: 0 K: 0 S: 8	H: 3 LOB: 1 BB: 0 P: 11	R: 0 E: 0 K: 0 S: 15	H: 1 LOB: 1 BB: 0 P: 23	1B: 10 2B: 1 3B: 0 HR: 0	SF: 0 SAC: 0 DP: 0 HBP: 0	WP: 0 PB: 0 SB: 2 CS: 0	PA: 34					
PITCHER	IP	WLS	BF	H	R	ER	SO	BB	IBB	HBP	BLK	WP	HR	S	P	ERA	WHIP								
Bud Black, L (1, 1) ERA: 5.4	8.0	L	34	11	2	2	0	0	0	0	0	0	0	66	97	2.25	1.375								

Cleveland Indians @ Minnesota Twins
Hubert H. Humphrey Metrodome, Minneapolis, MN

AB 34
R 2
H 11
RBI 2
BB 0
SO 0
LOB 11



WP: 0 PA: 34
PB: 0
SB: 2
CS: 0

Sun Apr 30 1989, 4:33 AM EDT
Att: 26,644 - Unknown

Batter	1	2	3	4	5	6	7	8	9	AB	R	H	RBI	BB	SO	LOB	TOP					
Oddibe McDowell, L (1, 7) OBP: 0.292, SLG: 0.288	F5		E3 S G4-3 2B				SF8 SH1-4 1-2 BB	G5-3	L8-1-4 1B	4	2	1	2	2	0	2						
Jerry Browne, S (1, 4) OBP: 0.255, SLG: 0.284	K		G4-3				SF8	BB	1B	4	1	2	4	0	1	1						
Joe Carter, R (1, 8) OBP: 0.288, SLG: 0.337	G5-3		G3-1 2B				SF8	BB	L8-1-4	3	0	1	2	2	0	2						
Pete O'Brien, L (1, 3)		F5	G3-1				K	BB		3	0	0	0	2	1	3						
Cory Snyder, R (1, 9) OBP: 0.323, SLG: 0.427	3B	L9					F4	BB		3	1	1	1	2	0	3						
Dave Clark, L (1, 10) OBP: 0.321, SLG: 0.438 Luis Medina, R (7, PH) OBP: 0.300, SLG: 0.432	K			G5-3			F8	K	K	3	0	0	0	0	1	1						
Brook Jacoby, R (1, 5) OBP: 0.386, SLG: 0.438	3B			F8			G6-4-3 1B	WP	1B	4	2	3	1	1	0	0						
Andy Allanson, R (1, 2) OBP: 0.254, SLG: 0.279	K			F9			G6-4-3	G5-3	L8	5	1	1	0	0	1	3						
Felix Fermin, R (1, 6) OBP: 0.373, SLG: 0.266			E G4-3 BB				SH1-4 BB SF8	PB	1B	3	4	2	0	2	0	2						
Inning Stats	R: 0 E: 0 K: 1 S: 9	H: 0 LOB: 0 BB: 0 P: 11	R: 1 E: 0 K: 2 S: 11	H: 2 LOB: 1 BB: 0 P: 16	R: 2 E: 1 K: 0 S: 12	H: 1 LOB: 1 BB: 1 P: 21	R: 0 E: 0 K: 0 S: 9	H: 0 LOB: 0 BB: 0 P: 14	R: 1 E: 0 K: 0 S: 9	H: 1 LOB: 2 BB: 2 P: 17	R: 0 E: 0 K: 0 S: 6	H: 1 LOB: 0 BB: 0 P: 9	R: 2 E: 0 K: 2 S: 9	H: 1 LOB: 2 BB: 3 P: 27	R: 3 E: 0 K: 1 S: 18	H: 3 LOB: 3 BB: 3 P: 35	R: 2 E: 0 K: 0 S: 11	H: 2 LOB: 1 BB: 2 P: 25	1B: 8 2B: 3 3B: 1 HR: 0	SF: 2 SAC: 1 DP: 2 HBP: 0	WP: 2 PB: 1 SB: 1 CS: 0	PA: 48
PITCHER	IP	WLS	BF	H	R	ER	SO	BB	IBB	HBP	BLK	WP	HR	S	P	ERA	WHIP					
Bobby Witt, R (1, 1) ERA: 4.8	6.0	L	28	6	6	4	3	4	0	0	0	0	0	57	93	6.00	1.667					
Kenny Rogers, L (7, 1) ERA: 3.39	2.0		14	3	3	3	3	2	3	0	0	2	0	26	57	13.50	2.500					
Drew Hall, L (9, 1) ERA: 3.6	1.0		6	2	2	2	0	2	0	0	0	0	0	11	25	18.00	4.000					

Cleveland Indians @ Texas Rangers
Arlington Stadium, Arlington, TX
Mon May 01 1989, 8:05 PM EDT
Att: 30,192 - Unknown


AB 34
R 11
H 11
RBI 10
BB 11
SO 6
LOB 22



Batter	1	2	3	4	5	6	7	8	9	AB	R	H	RBI	BB	SO	LOB	BOTTOM					
Cecil Espy, S (1, 8) OBP: 0.314, SLG: 0.337	L7		K				S			4	0	1	0	0	1	1						
Scott Fletcher, R (1, 6) OBP: 0.394, SLG: 0.318	G6-3			BB	G5-3		F9			3	0	0	0	1	0	2						
Rafael Palmeiro, L (1, 3) OBP: 0.396, SLG: 0.471	F4			K			G3		G7	4	0	0	0	0	1	1						
Ruben Sierra, S (1, 9) OBP: 0.360, SLG: 0.563		F9		F8			BB	G3		4	0	1	0	0	0	1						
Julio Franco, R (1, 4) OBP: 0.392, SLG: 0.512		BB		BB			BB		1B	2	0	2	0	2	0	0						
Pete Incaviglia, R (1, 7) OBP: 0.304, SLG: 0.410	SAFE	1B		P5			F5		F3	3	0	0	0	1	0	5						
Geno Petralli, L (1, 2) OBP: 0.339, SLG: 0.321	G4-3				L8		F7		G4-3	4	0	0	0	0	0	3						
Steve Buechele, R (1, 5) OBP: 0.344, SLG: 0.400 Rick Leach, L (9, PH) OBP: 0.323, SLG: 0.400		G6-3			3B		G5-3		F8	3	1	1	0	0	0	0						
Jeff Stone, L (1, 10) OBP: 0.167, SLG: 0.333				F9			G4-3		G6-3	4	0	1	1	0	0	0						
Inning Stats	R: 0 E: 0 K: 0 S: 7	H: 0 LOB: 0 BB: 0 P: 10	R: 0 E: 0 K: 0 S: 6	H: 1 LOB: 1 BB: 1 P: 12	R: 0 E: 0 K: 1 S: 5	H: 0 LOB: 0 BB: 0 P: 7	R: 0 E: 0 K: 1 S: 9	H: 0 LOB: 2 BB: 2 P: 18	R: 1 E: 0 K: 0 S: 7	H: 2 LOB: 1 BB: 0 P: 13	R: 0 E: 0 K: 0 S: 12	H: 1 LOB: 1 BB: 1 P: 20	R: 0 E: 0 K: 0 S: 13	H: 1 LOB: 1 BB: 0 P: 15	R: 0 E: 0 K: 0 S: 13	H: 1 LOB: 1 BB: 0 P: 17	R: 0 E: 0 K: 0 S: 9	H: 0 LOB: 0 BB: 0 P: 13	1B: 5 2B: 0 3B: 1 HR: 0	SF: 0 SAC: 0 DP: 0 HBP: 0	WP: 0 PB: 0 SB: 1 CS: 0	PA: 36
PITCHER	IP	WLS	BF	H	R	ER	SO	BB	IBB	HBP	BLK	WP	HR	S	P	ERA	WHIP					
Rich Yett, R (1, 1) ERA: 5.76	5.1	W	23	4	1	1	2	4	0	0	0	0	0	44	76	1.69	1.500					
Keith Atherton, R (6, 1) ERA: 4.09	3.2	S	13	2	0	0	0	0	0	0	0	0	0	37	49	0.00	0.545					

Cleveland Indians @ Texas Rangers
Arlington Stadium, Arlington, TX
Mon May 01 1989, 8:05 PM EDT
Att: 30,192 - Unknown


AB 32
R 1
H 6
RBI 1
BB 4
SO 2
LOB 13



Batter	1	2	3	4	5	6	7	8	9	AB	R	H	RBI	BB	SO	LOB	TOP		
Oddibe McDowell, L (1, 7) OBP: 0.287, SLG: 0.282	2-0 2B SF4 1B		2-3 K		2-0 P6		1-1 E9 G3 1B	1-3 K		5	2	1	0	0	2	0	Cleveland Indians @ Texas Rangers Arlington Stadium, Arlington, TX Tue May 02 1989, 8:05 PM EDT Att: 12,772 - Unknown		
Jerry Browne, S (1, 4) OBP: 0.263, SLG: 0.293	2-1 1-3 2B		3-2 G3-1		1-0 F8		1-0 G3	4-0 BB		4	0	1	0	1	0	1			
Joe Carter, R (1, 8) OBP: 0.284, SLG: 0.343	2-1 SF4		2-2 F9		2-1 E7 1B HR		3-2 1B 1B	2-1 F8		4	2	2	2	0	0	1			
Pete O'Brien, L (1, 3) OBP: 0.476, SLG: 0.558	4-1 BB			4-2 L4-6 1B BB		3-1 HR 1B	2-2 BB 1B	2-1 F7		3	2	2	0	2	0	1			
Cory Snyder, R (1, 9) OBP: 0.337, SLG: 0.468	3-3 K			2-2 1B 1B		0-0 HR 1B	2-2 BB 1B		0-2 G5-3	5	2	3	4	0	1	2			
Luis Medina, R (1, 10) OBP: 0.279, SLG: 0.400	2-3 K			0-1 L4-6		1-1 P3	4-1 1B BB		1-2 G5-3	3	0	0	0	0	1	4			
Mike Young, S (7, PH) OBP: 0.364, SLG: 0.222				2-3 K		1-1 BB	1-2 BB		1-2 G5-3	1	0	0	0	1	0	0			
Brook Jacoby, R (1, 5) OBP: 0.398, SLG: 0.434		0-0 G6-3		0-2 1B		4-2 CS BB	3-3 K		4-2 FC6-4 BB	3	0	1	0	2	1	3			
Andy Allanson, R (1, 2) OBP: 0.263, SLG: 0.278		2-3 K		1-3 K		4-0 BB	0-1 BB		0-0 FC6-4	4	0	1	2	1	2	3			
Felix Fermin, R (1, 6) OBP: 0.354, SLG: 0.250		0-1 F8			1-0 F8		0-0 G4-3		1-2 F9	4	0	0	0	0	0	3			
Inning Stats	R: 1 E: 0 K: 2 S: 12	H: 2 LOB: 2 BB: 1 P: 27	R: 0 E: 0 K: 1 S: 6	H: 0 LOB: 0 BB: 0 P: 8	R: 0 E: 0 K: 1 S: 14	H: 2 LOB: 2 BB: 1 P: 20	R: 0 E: 0 K: 0 S: 3	H: 3 LOB: 1 BB: 2 P: 25	R: 4 E: 1 K: 1 S: 22	H: 4 LOB: 2 BB: 1 P: 38	R: 0 E: 0 K: 1 S: 8	H: 0 LOB: 1 BB: 1 P: 17	R: 0 E: 0 K: 0 S: 10	H: 0 LOB: 1 BB: 1 P: 15	1B: 9 2B: 2 3B: 0 HR: 1	SF: 1 SAC: 0 DP: 1 HBP: 0	WP: 0 PB: 0 SB: 0 CS: 1	PA: 44	
PITCHER	IP	WLS	BF	H	R	ER	SO	BB	IBB	HBP	BLK	WP	HR	S	P	ERA	WHIP		
Jamie Moyer, L (1, 1) ERA: 3.0	5.1	L	25	7	4	4	5	3	0	0	0	0	1	58	103	6.75	1.875		
Cecil Guante, R (6, 1) ERA: 2.91	1.1		10	4	4	1	1	2	0	0	0	0	0	22	41	6.75	4.500		
Kenny Rogers, L (7, 1) ERA: 3.0	1.1		5	0	0	0	1	1	0	0	0	0	0	9	19	0.00	0.750		
Brad Amsberg, R (9, 1) ERA: 3.06	1.0		4	0	0	0	0	1	0	0	0	0	0	10	15	0.00	1.000		

Batter	1	2	3	4	5	6	7	8	9	AB	R	H	RBI	BB	SO	LOB	BOTTOM		
Cecil Espy, S (1, 8) OBP: 0.321, SLG: 0.343	0-0 CS 1B		2-2 G4-3			2-2 G4-3		2-2 FC5-4 1B		4	0	2	0	0	0	0	Cleveland Indians @ Texas Rangers Arlington Stadium, Arlington, TX Tue May 02 1989, 8:05 PM EDT Att: 12,772 - Unknown		
Rafael Palmeiro, L (1, 3) OBP: 0.400, SLG: 0.473	1-1 1-2 1B			0-0 G4-3		1-1 1B		1-1 FC5-4		4	0	2	1	0	0	1			
Pete Incaviglia, R (1, 7) OBP: 0.292, SLG: 0.391	1-3 K			0-3 K		1-3 K		2-2 L5		4	0	0	0	0	3	4			
Ruben Sierra, S (1, 9) OBP: 0.346, SLG: 0.538	0-3 K			2-1 F7		1-1 L8			2-2 F9	4	0	0	0	0	1	2			
Julio Franco, R (1, 4) OBP: 0.376, SLG: 0.489		0-1 F9			3-3 K		1-2 G5-3		1-3 K	4	0	0	0	0	2	0			
Buddy Bell, R (1, 10) OBP: 0.250, SLG: 0.273		3-0 F8			0-2 HR		1-2 G6		4-1 BB	3	1	1	0	1	0	0			
Jeff Stone, L (9, FR) OBP: 0.167, SLG: 0.333										0	0	0	0	0	0	0			
Steve Buechele, R (1, 5) OBP: 0.340, SLG: 0.429		3-2 F9			1-0 HR		0-1 G1-3		1-3 K	4	1	1	2	0	1	1			
Jim Sundberg, R (1, 2) OBP: 0.344, SLG: 0.481			1-2 G6-3		1-0 F8			2-0 1B FC5-4 2B		3	1	1	0	0	0	0			
Jeff Kunkel, R (1, 6) OBP: 0.267, SLG: 0.333			1-2 G6-3		1-3 K			3-1 L8		3	0	0	0	0	1	1			
Inning Stats	R: 0 E: 0 K: 2 S: 9	H: 2 LOB: 1 BB: 0 P: 11	R: 0 E: 0 K: 0 S: 6	H: 0 LOB: 0 BB: 0 P: 12	R: 0 E: 0 K: 1 S: 7	H: 0 LOB: 0 BB: 0 P: 9	R: 2 E: 0 K: 2 S: 10	H: 1 LOB: 1 BB: 0 P: 15	R: 0 E: 0 K: 0 S: 8	H: 0 LOB: 0 BB: 0 P: 10	R: 1 E: 0 K: 0 S: 11	H: 2 LOB: 1 BB: 0 P: 21	R: 0 E: 0 K: 2 S: 10	H: 0 LOB: 2 BB: 1 P: 18	1B: 4 2B: 2 3B: 0 HR: 1	SF: 0 SAC: 0 DP: 0 HBP: 0	WP: 0 PB: 0 SB: 0 CS: 1	PA: 34	
PITCHER	IP	WLS	BF	H	R	ER	SO	BB	IBB	HBP	BLK	WP	HR	S	P	ERA	WHIP		
Greg Swindell, L (1, 1) ERA: 2.7	7.1	W	28	7	3	3	6	0	0	0	0	0	0	66	100	3.68	0.955		
Jesse Orosco, L (8, 1) ERA:	1.2		6	0	0	0	2	1	0	0	0	0	0	15	26	0.00	0.600		

AB	36
R	8
H	11
RBI	8
BB	7
SO	7
LOB	18



Batter	1	2	3	4	5	6	7	8	9	AB	R	H	RBI	BB	SO	LOB	TOP								
Willie Wilson, S (1, 8) OBP: 0.276, SLG: 0.230										3	1	0	0	1	1	0	Kansas City Royals @ Cleveland Indians Cleveland Municipal Stadium, Cleveland, OH Thu May 04 1989, 3:33 AM EDT Att: 6,757 - Unknown livebaseballscorecards.com								
Kevin Seitzer, R (1, 5) OBP: 0.353, SLG: 0.364										4	0	1	0	0	0	2									
Jim Eisenreich, L (1, 9) OBP: 0.343, SLG: 0.475										4	0	0	0	0	1	3									
Danny Tartabull, R (1, 10) OBP: 0.407, SLG: 0.393										4	0	0	0	0	1	1									
Bill Buckner, L (1, 3) OBP: 0.256, SLG: 0.289										3	0	0	0	0	0	0									
Bo Jackson, R (1, 7) OBP: 0.311, SLG: 0.583										3	0	0	0	0	1	0									
Bob Boone, R (1, 2) OBP: 0.373, SLG: 0.361										3	0	0	0	0	0	1									
Brad Wellman, R (1, 4) OBP: 0.281, SLG: 0.233										3	0	0	0	0	0	0									
Kurt Stillwell, S (1, 6) OBP: 0.239, SLG: 0.262										2	0	0	0	1	0	0									
Inning Stats	R: 0 E: 0 K: 1 S: 8	H: 0 LOB: 0 BB: 0 P: 13	R: 0 E: 1 K: 1 S: 8	H: 0 LOB: 1 BB: 0 P: 13	R: 0 E: 0 K: 0 S: 8	H: 0 LOB: 0 BB: 0 P: 13	R: 0 E: 1 K: 0 S: 6	H: 0 LOB: 0 BB: 0 P: 8	R: 0 E: 0 K: 1 S: 5	H: 0 LOB: 0 BB: 0 P: 10	R: 0 E: 0 K: 1 S: 10	H: 0 LOB: 2 BB: 2 P: 23	R: 0 E: 0 K: 0 S: 6	H: 0 LOB: 0 BB: 0 P: 9	R: 0 E: 0 K: 0 S: 7	H: 0 LOB: 0 BB: 0 P: 12	R: 1 E: 1 K: 0 S: 8	H: 1 LOB: 0 BB: 0 P: 10	1B: 1 2B: 0 3B: 0 HR: 0	SF: 0 SAC: 0 DP: 2 HBP: 0	WP: 0 PB: 0 SB: 1 CS: 1	PA: 31			
PITCHER	IP	WLS	BF	H	R	ER	SO	BB	IBB	HBP	BLK	WP	HR	S	P	ERA	WHIP								
John Farrell, R (1, 1) ERA: 2.7	8.0	W	29	1	1	0	4	2	0	0	0	0	0	63	108	0.00	0.375								
Doug Jones, R (9, 1) ERA: 1.74	1.0	S	2	0	0	0	0	0	0	0	0	0	0	3	3	0.00	0.000								

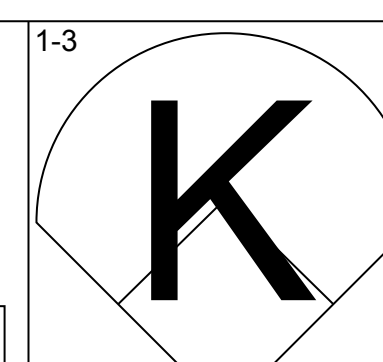
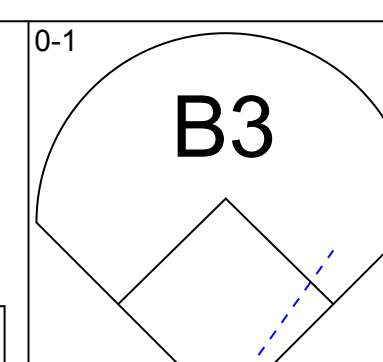
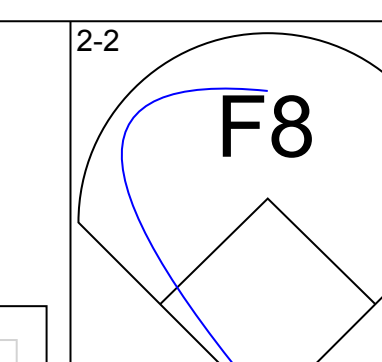
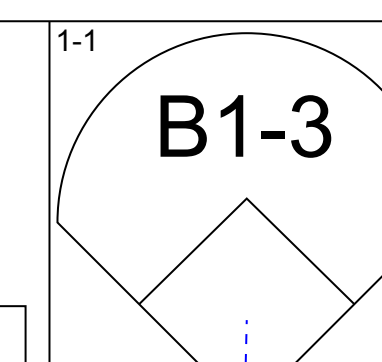
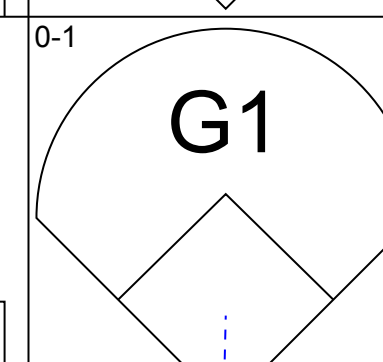
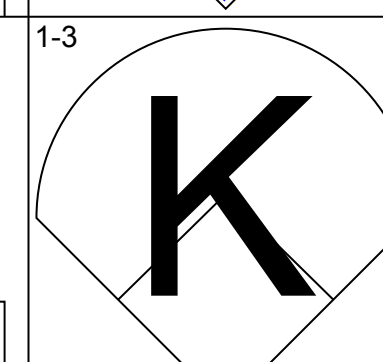
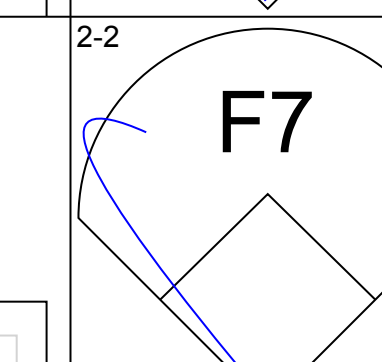
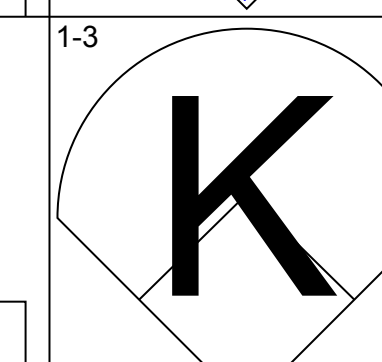
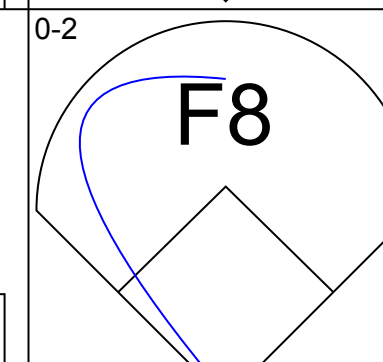
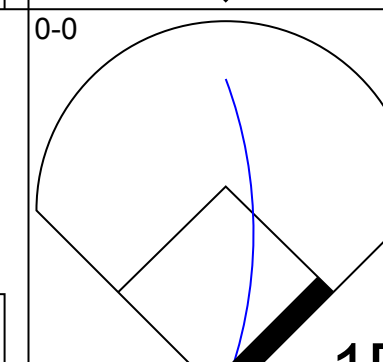


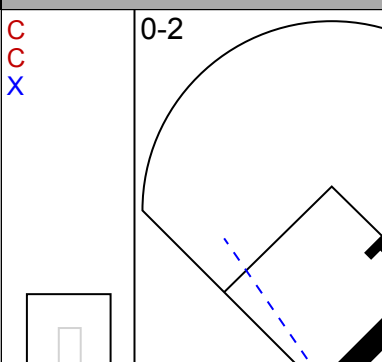
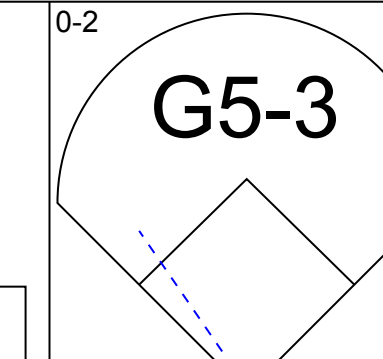
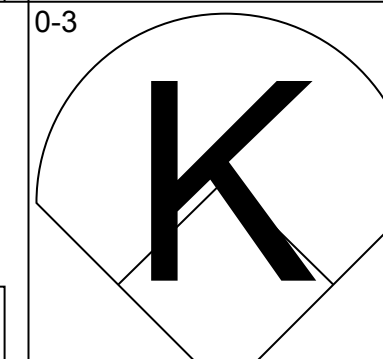

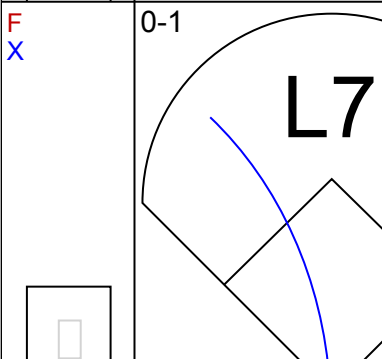
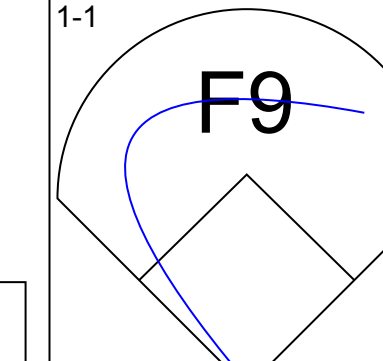
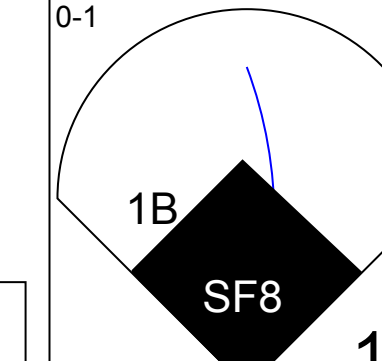
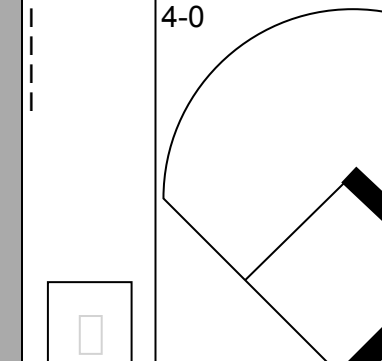
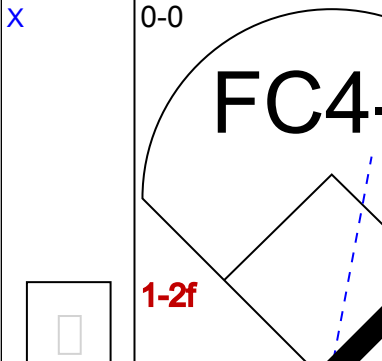
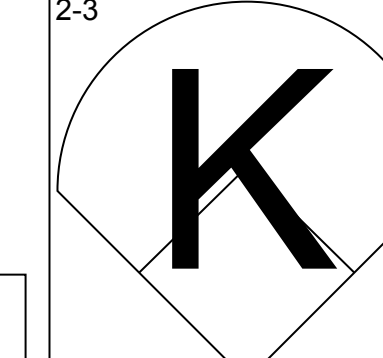
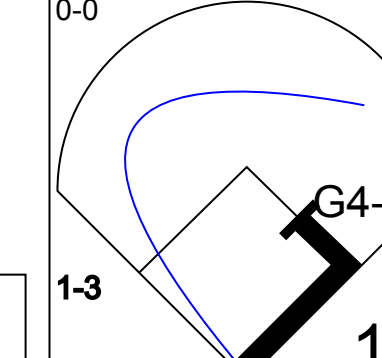
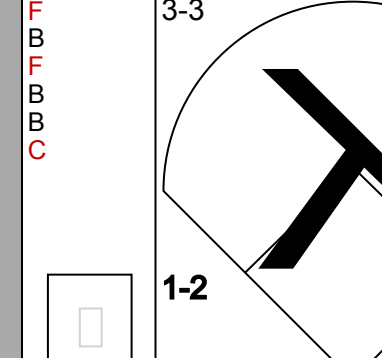
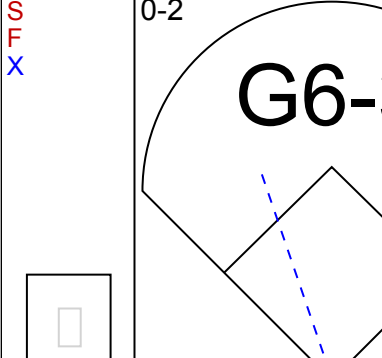
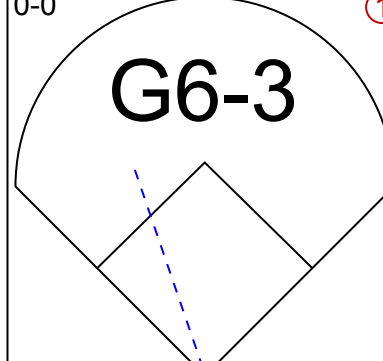
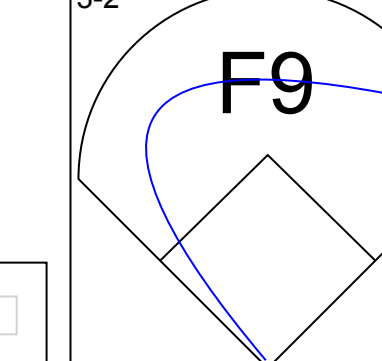
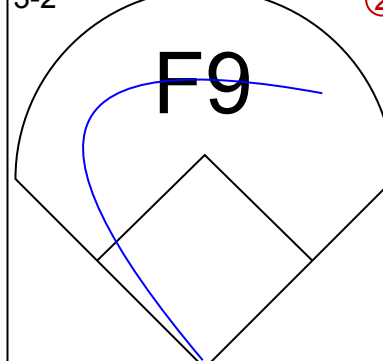
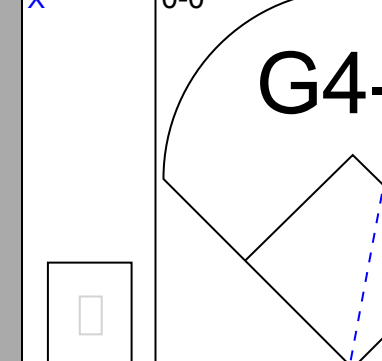
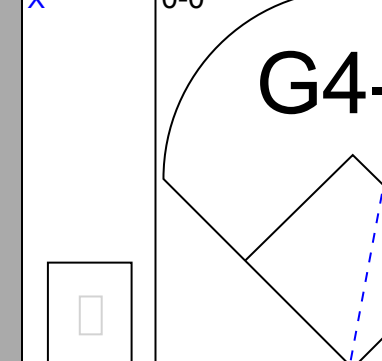
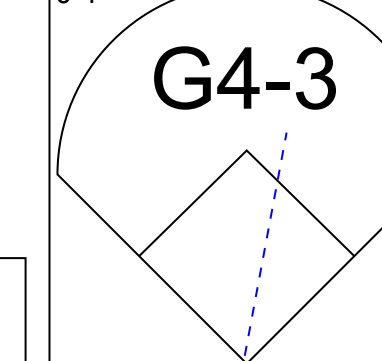
Batter	1	2	3	4	5	6	7	8	9	AB	R	H	RBI	BB	SO	LOB	BOTTOM								
Oddibe McDowell, L (1, 7) OBP: 0.272, SLG: 0.258										4	0	0	0	0	1	2	Kansas City Royals @ Cleveland Indians Cleveland Municipal Stadium, Cleveland, OH Thu May 04 1989, 3:33 AM EDT Att: 6,757 - Unknown livebaseballscorecards.com								
Jerry Browne, S (1, 4) OBP: 0.271, SLG: 0.303										4	1	1	1	0	0	1									
Joe Carter, R (1, 8) OBP: 0.302, SLG: 0.377										4	1	2	2	0	0	1									
Pete O'Brien, L (1, 3) OBP: 0.441, SLG: 0.516										4	0	0	0	0	0	1									
Cory Snyder, R (1, 9) OBP: 0.343, SLG: 0.475										3	0	0	0	0	2	0									
Dave Clark, L (1, 10) OBP: 0.321, SLG: 0.420										2	0	0	0	1	0	0									
Brook Jacoby, R (1, 5) OBP: 0.390, SLG: 0.451										2	0	0	0	1	0	1									
Andy Allanson, R (1, 2) OBP: 0.277, SLG: 0.291										3	1	1	0	0	0	2									
Felix Fermin, R (1, 6) OBP: 0.353, SLG: 0.257										2	0	1	0	0	0	0									
Inning Stats	R: 0 E: 0 K: 1 S: 7	H: 0 LOB: 0 BB: 0 P: 10	R: 0 E: 0 K: 1 S: 11	H: 0 LOB: 2 BB: 2 P: 20	R: 0 E: 0 K: 0 S: 7	H: 1 LOB: 1 BB: 0 P: 11	R: 0 E: 0 K: 0 S: 11	H: 0 LOB: 0 BB: 0 P: 18	R: 0 E: 0 K: 0 S: 8	H: 0 LOB: 0 BB: 0 P: 13	R: 0 E: 0 K: 0 S: 8	H: 1 LOB: 1 BB: 0 P: 12	R: 0 E: 1 K: 1 S: 6	H: 0 LOB: 0 BB: 0 P: 8	R: 3 E: 0 K: 0 S: 12	H: 3 LOB: 0 BB: 0 P: 18	1B: 4 2B: 0 3B: 0 HR: 1	SF: 0 SAC: 1 DP: 1 HBP: 0	WP: 0 PB: 0 SB: 0 CS: 0	PA: 31					
PITCHER	IP	WLS	BF	H	R	ER	SO	BB	IBB	HBP	BLK	WP	HR	S	P	ERA	WHIP								
Bret Saberhagen, R (1, 1) ERA: 3.35	8.0	L	31	5	3	3	3	2	0	0	0	0	1	70	110	3.38	0.875								

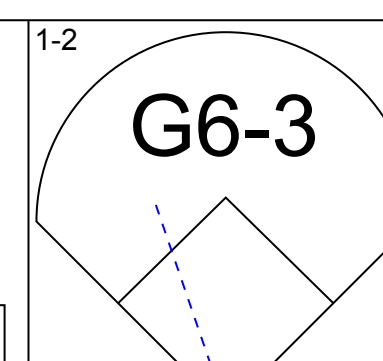
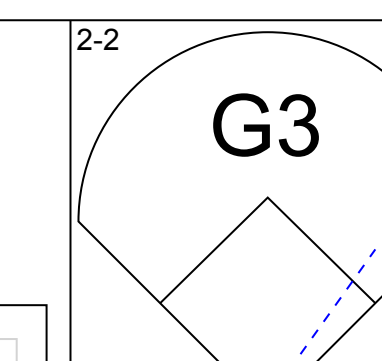
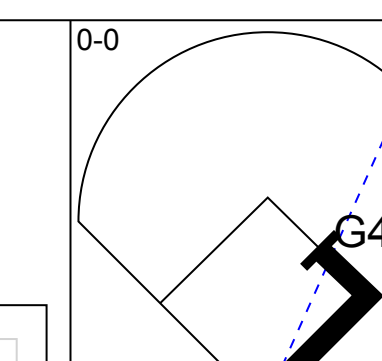
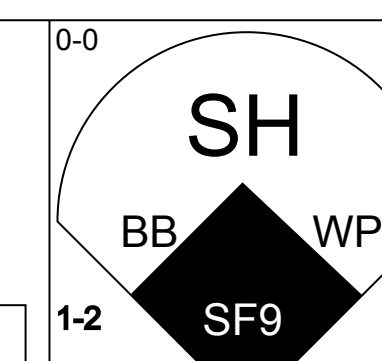
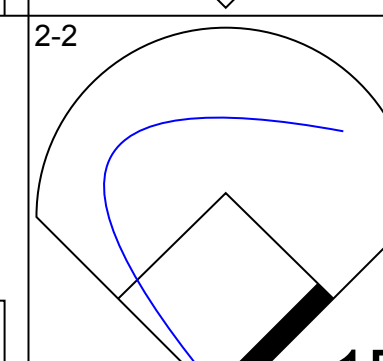
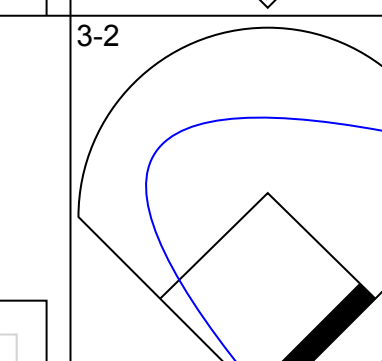
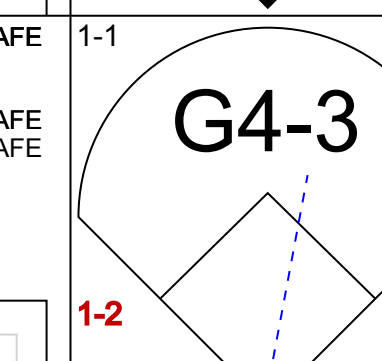
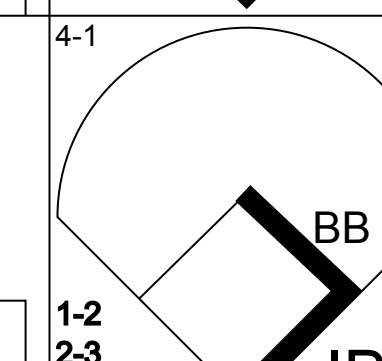
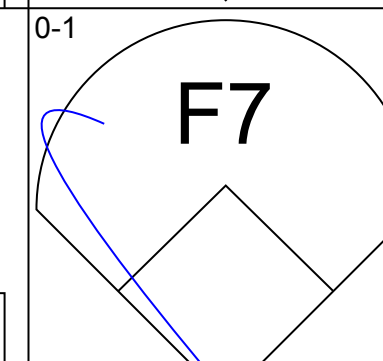
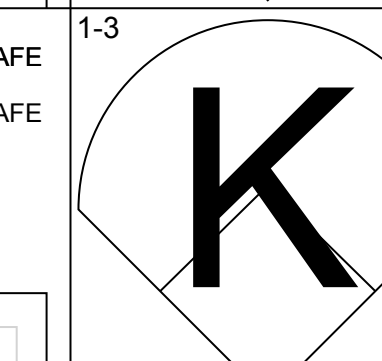
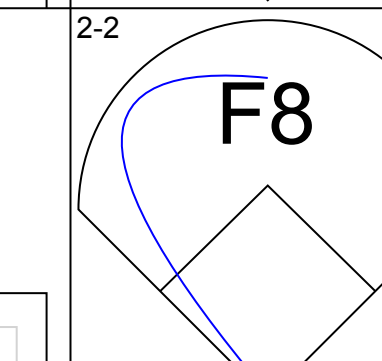
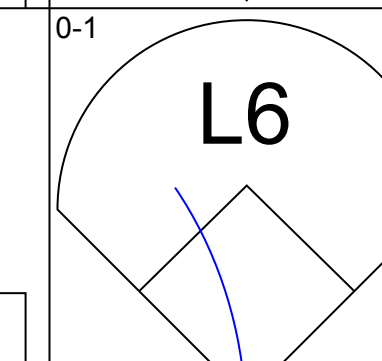
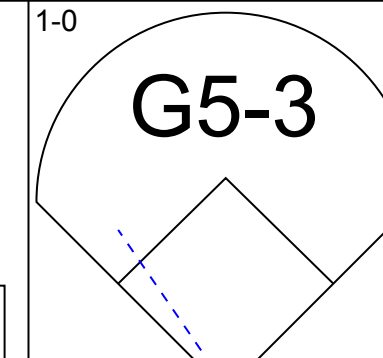
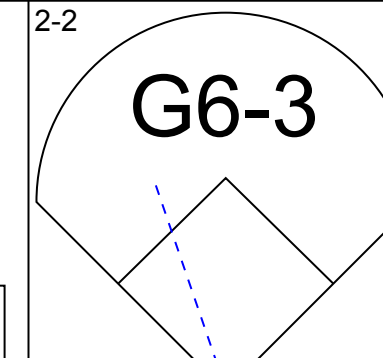

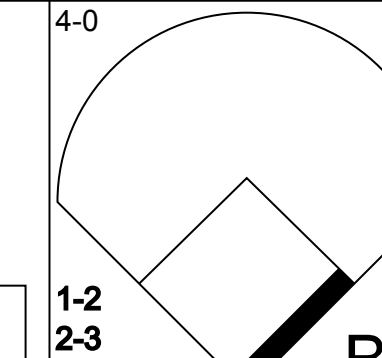
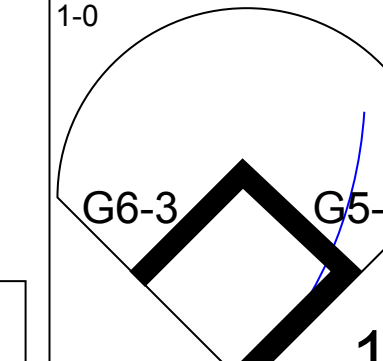
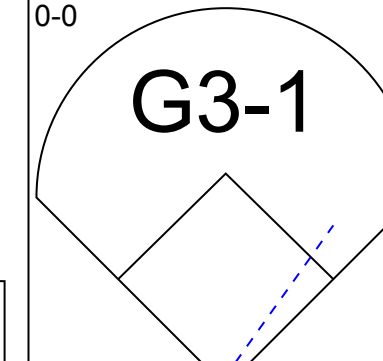
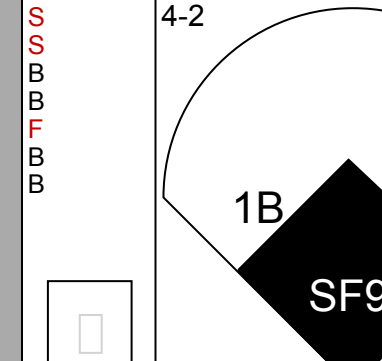
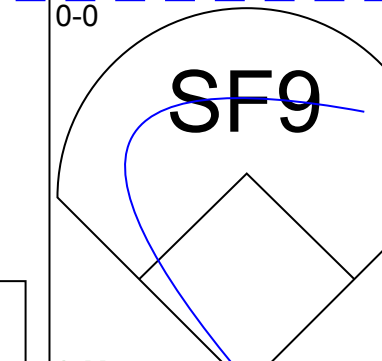
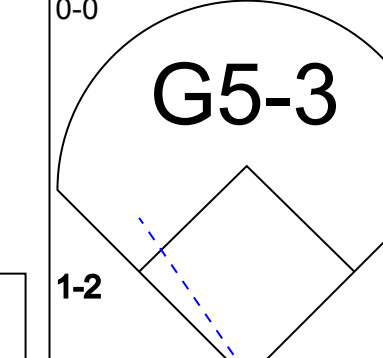
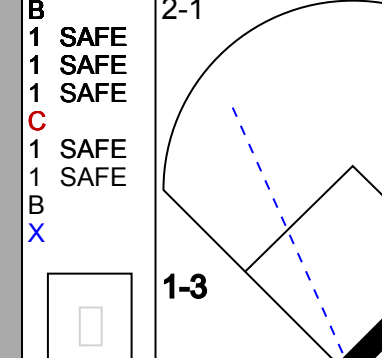
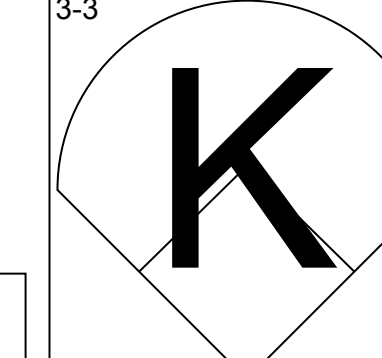
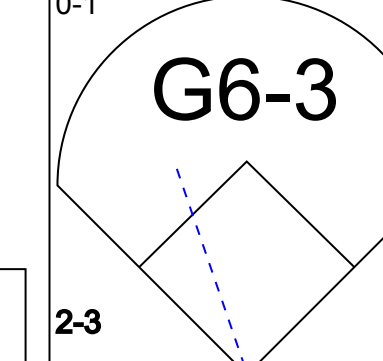

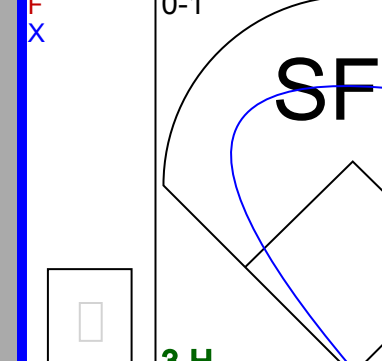
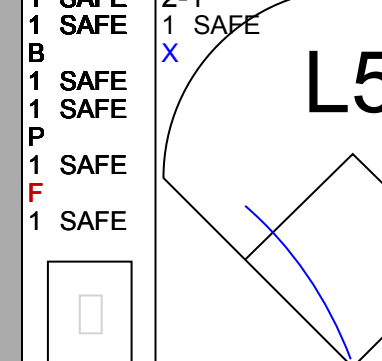

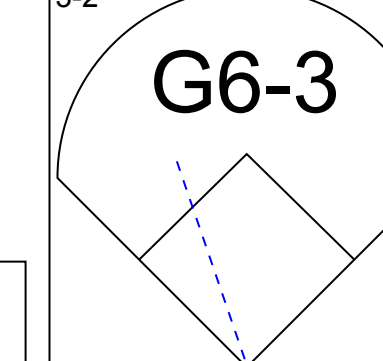
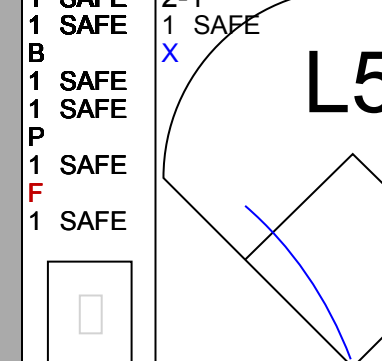
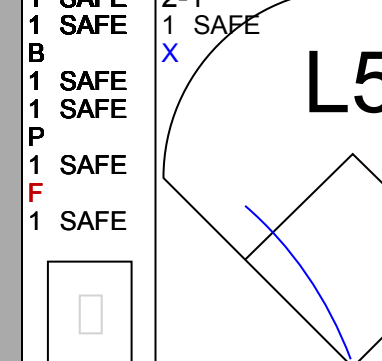


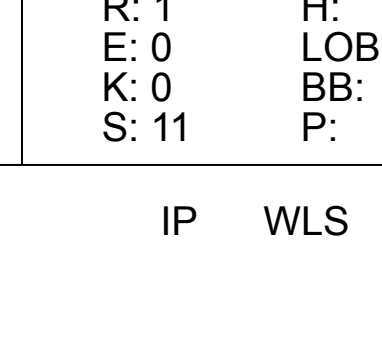
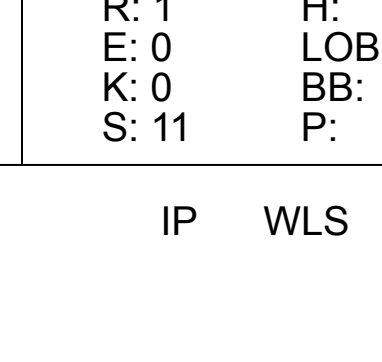
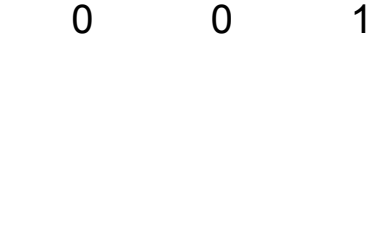




Batter	1	2	3	4	5	6	7	8	9	AB	R	H	RBI	BB	SO	LOB	TOP								
Dan Gladden, R OBP: 0.306, SLG: 0.362 (1, 7)	G6-3		K		P6		G4-3		SF9	4	0	0	1	0	1	1	Minnesota Twins @ Cleveland Indians Cleveland Municipal Stadium, Cleveland, OH Sun May 07 1989, 3:33 AM EDT Unknown								
Al Newman, S OBP: 0.250, SLG: 0.263 (1, 4)	K		G6-3			K	F9		HR	4	0	0	0	0	2	1									
Kent Hrbek, L OBP: 0.353, SLG: 0.560 (9, PH)	K									1	1	1	1	0	0	0									
Wally Backman, S OBP: 0.327, SLG: 0.330 (9, 4)	K									0	0	0	0	0	0	0									
Kirby Puckett, R OBP: 0.356, SLG: 0.505 (1, 8)	G4-3				G6-3		G6-3		G4-3	5	0	0	0	0	0	0									
Gary Gaetti, R OBP: 0.310, SLG: 0.472 (1, 5)		G1-3		K		BB 1B		BB 1B	K	5	0	2	0	0	2	0									
Carmen Castillo, R OBP: 0.455, SLG: 0.667 (1, 9)		F9		BB BB		BB 1B		P2		3	0	1	0	1	0	1									
Gene Larkin, S OBP: 0.346, SLG: 0.372 (1, 3)		1B		BB BB		BB 1B		BB		1	0	1	0	3	0	0									
Brian Harper, R OBP: 0.300, SLG: 0.463 (1, 2)	P4			L3		P4		L7		3	0	0	0	0	0	6									
Randy Bush, L OBP: 0.296, SLG: 0.393 (8, PH)										0	0	0	0	0	0	0									
John Moses, S OBP: 0.333, SLG: 0.333 (8, PH)										1	0	0	0	0	0	2									
Francisco Oliveras, R OBP: 0.327, SLG: 0.330 (8, 1)										0	0	0	0	0	0	0									
Tim Laudner, R OBP: 0.283, SLG: 0.388 (8, 2)			2B		K		HR		HR	4	2	3	2	0	1	0									
Greg Gagne, R OBP: 0.297, SLG: 0.341 (1, 6)			G5-3		K		F8		SF9	4	1	1	0	0	1	1									
Inning Stats	R: 0 E: 0 K: 1 S: 9	H: 0 LOB: 0 BB: 0 P: 12	R: 0 E: 0 K: 0 S: 4	H: 1 LOB: 1 BB: 0 P: 6	R: 0 E: 0 K: 1 S: 10	H: 1 LOB: 1 BB: 0 P: 16	R: 0 E: 0 K: 1 S: 9	H: 0 LOB: 0 BB: 2 P: 23	R: 0 E: 0 K: 1 S: 11	H: 0 LOB: 0 BB: 0 P: 18	R: 0 E: 0 K: 1 S: 14	H: 2 LOB: 3 BB: 1 P: 21	R: 1 E: 0 K: 0 S: 7	H: 1 LOB: 0 BB: 0 P: 9	R: 0 E: 0 K: 0 S: 12	H: 1 LOB: 2 BB: 1 P: 21	R: 3 E: 0 K: 1 S: 15	H: 3 LOB: 0 BB: 0 P: 24	1B: 4 2B: 1 3B: 1 HR: 3	SF: 1 SAC: 0 DP: 0 HBP: 0	WP: 0 PB: 0 SB: 0 CS: 0	PA: 40			
PITCHER	IP	WLS	BF	H	R	ER	SO	BB	IBB	HBP	BLK	WP	HR	S	P	ERA	WHIP								
Greg Swindell, L ERA: 2.5 (1, 1)	7.0		29	5	1	1	6	3	0	0	0	0	1	64	105	1.29	1.143								
Keith Atherton, R ERA: 3.66 (8, 1)	0.2		4	1	0	0	0	1	0	0	0	0	0	11	18	0.00	3.000								
Jesse Orosco, L ERA: 2.35 (8, 1)	0.1		3	2	2	0	0	0	0	0	0	0	1	6	12	54.00	6.000								
Doug Jones, R ERA: 2.7 (9, 1)	1.0	W	4	1	1	1	1	0	0	0	0	0	1	10	15	9.00	1.000								

Batter	1	2	3	4	5	6	7	8	9	AB	R	H	RBI	BB	SO	LOB	BOTTOM								
Oddibe McDowell, L OBP: 0.283, SLG: 0.257 (1, 7)	K		G4-3			K				3	0	0	0	1	2	3	Minnesota Twins @ Cleveland Indians Cleveland Municipal Stadium, Cleveland, OH Sun May 07 1989, 3:33 AM EDT Unknown								
Jerry Browne, S OBP: 0.259, SLG: 0.287 (1, 4)	L6		G4-3		P8		G4-3			4	0	0	0	0	0	4									
Joe Carter, R OBP: 0.286, SLG: 0.353 (1, 8)	L5		1B		F7		F8			4	0	1	1	0	0	0									
Cory Snyder, R OBP: 0.316, SLG: 0.436 (1, 9)		G5-3	F7		F9		K			4	0	0	0	0	1	1									
Pete O'Brien, L OBP: 0.417, SLG: 0.510 (1, 3)		HR		P5		G3		G3		4	1	1	1	0	0	0									
Luis Medina, R OBP: 0.283, SLG: 0.395 (1, 10)	K			K		G1-6-3		G5-3		3	0	1	0	0	2	0									
Mike Young, S OBP: 0.417, SLG: 0.300 (8, PH)	K			K		1B		1B		1	0	1	0	0	0	0									
Brook Jacoby, R OBP: 0.404, SLG: 0.489 (1, 5)		HR		1B		G1-6-3		G5-3		4	2	2	1	0	0	2									
Andy Allanson, R OBP: 0.286, SLG: 0.291 (1, 2)				1B		1B				2	0	1	0	1	0	0									
Dave Clark, L OBP: 0.371, SLG: 0.571 (9, PH)	G6-3			1B		1B			HR	1	1	1	1	0	0	0									
Felix Fermin, R OBP: 0.376, SLG: 0.288 (1, 6)			G4-3		1B		1B			2	1	2	1	1	0	0									
Inning Stats	R: 0 E: 0 K: 1 S: 8	H: 0 LOB: 0 BB: 0 P: 12	R: 2 E: 0 K: 1 S: 12	H: 2 LOB: 0 BB: 0 P: 22	R: 1 E: 0 K: 0 S: 8	H: 1 LOB: 1 BB: 1 P: 15	R: 1 E: 0 K: 1 S: 14	H: 3 LOB: 3 BB: 1 P: 26	R: 0 E: 0 K: 0 S: 8	H: 0 LOB: 0 BB: 0 P: 12	R: 0 E: 0 K: 1 S: 13	H: 2 LOB: 2 BB: 1 P: 21	R: 0 E: 0 K: 1 S: 6	H: 0 LOB: 0 BB: 0 P: 9	R: 0 E: 0 K: 0 S: 7	H: 1 LOB: 0 BB: 0 P: 9	R: 1 E: 0 K: 0 S: 3	H: 1 LOB: 0 BB: 0 P: 5	1B: 7 2B: 0 3B: 0 HR: 3	SF: 0 SAC: 0 DP: 1 HBP: 0	WP: 0 PB: 0 SB: 0 CS: 0	PA: 35			
PITCHER	IP	WLS	BF	H	R	ER	SO	BB	IBB	HBP	BLK	WP	HR	S	P	ERA	WHIP								
Alan Anderson, L ERA: 4.34 (1, 1)	6.0		28	4	4	4	4	3	0	0	0	0	2	63	108	6.00	1.833								
Francisco Oliveras, R ERA: 1.5 (7, 1)	2.0	L	7	2	1	1	1	0	0	0	0	0	1	16	23	4.50	1.000								
Francisco Oliveras, R ERA: 1.5 (8, 1)	2.0	L	7	2	1	1	1	0	0	0	0	0	1	16	23	4.50	1.000								

Batter	1	2	3	4	5	6	7	8	9	AB	R	H	RBI	BB	SO	LOB	TOP											
Wally Backman, S OBP: 0.327, SLG: 0.323 Greg Gagne, R OBP: 0.293, SLG: 0.337	E4 G5-4-3			FC6-4 1B BB	K		L6			2	0	0	0	1	1	2	Minnesota Twins @ Cleveland Indians Cleveland Municipal Stadium, Cleveland, OH Sun May 07 1989, 3:38 AM EDT Att: 11,357 - Overcast livebaseballscorecards.com											
John Moses, S OBP: 0.326, SLG: 0.324	L6			FC6-4 1B		G1-3		G6-3		4	0	1	0	0	0	1												
Kirby Puckett, R OBP: 0.344, SLG: 0.487 Jim Dwyer, L OBP: 0.345, SLG: 0.360	G5-4-3			FC6-4 1-2 2-3		G4-3		G4-3		4	0	0	0	0	0	3												
Kent Hrbek, L OBP: 0.337, SLG: 0.532				K		G2-3		G4-3		4	0	0	0	0	1	2												
Gary Gaetti, R OBP: 0.299, SLG: 0.455				K				L8		4	0	0	0	0	2	2												
Randy Bush, L OBP: 0.299, SLG: 0.417								L7		4	1	2	0	0	0	0												
Gene Larkin, S OBP: 0.355, SLG: 0.368 Brian Harper, R OBP: 0.295, SLG: 0.455				L6-3 BB				F9		1	0	0	0	2	0	1												
Tim Laudner, R OBP: 0.286, SLG: 0.373				K				L8		2	0	0	0	1	1	3												
Al Newman, S OBP: 0.256, SLG: 0.268				L6-3				F8		3	0	1	1	0	0	3												
								1-2 2-H 1B																				
Inning Stats	R: 0 E: 1 K: 0 S: 4	H: 0 LOB: 0 BB: 0 P: 6	R: 0 E: 0 K: 1 S: 6	H: 0 LOB: 0 BB: 1 P: 9	R: 0 E: 0 K: 1 S: 8	H: 0 LOB: 0 BB: 1 P: 13	R: 0 E: 0 K: 2 S: 10	H: 1 LOB: 2 BB: 1 P: 17	R: 0 E: 0 K: 1 S: 10	H: 1 LOB: 2 BB: 1 P: 21	R: 0 E: 0 K: 0 S: 6	H: 0 LOB: 0 BB: 0 P: 8	R: 1 E: 0 K: 0 S: 10	H: 2 LOB: 2 BB: 1 P: 17	R: 0 E: 0 K: 0 S: 3	H: 0 LOB: 0 BB: 0 P: 6	R: 0 E: 0 K: 0 S: 5	H: 0 LOB: 0 BB: 0 P: 6	1B: 3 2B: 2 3B: 0 HR: 0	SF: 0 SAC: 0 DP: 2 HBP: 0	WP: 0 PB: 0 SB: 0 CS: 0	PA: 34						
PITCHER	IP	WLS	BF	H	R	ER	SO	BB	IBB	HBP	BLK	WP	HR	S	P	ERA	WHIP											
Rich Yett, R ERA: 4.83	(1, 1)	6.2	W	27	4	1	1	5	4	0	0	0	0	0	53	90	1.35	1.200										
Scott Bailes, L ERA: 3.44	(7, 1)	1.1		4	0	0	0	0	0	0	0	0	0	4	4	0.00	0.000											
Brad Havens, L ERA: 4.05	(9, 1)	1.0		3	0	0	0	0	0	0	0	0	0	5	6	0.00	0.000											

Batter	1	2	3	4	5	6	7	8	9	AB	R	H	RBI	BB	SO	LOB	BOTTOM											
Oddibe McDowell, L OBP: 0.286, SLG: 0.248	SH1-3 2B BB			F9	K		F9	F8		4	1	0	0	2	1	3	Minnesota Twins @ Cleveland Indians Cleveland Municipal Stadium, Cleveland, OH Sun May 07 1989, 3:38 AM EDT Att: 11,357 - Overcast livebaseballscorecards.com											
Jerry Browne, S OBP: 0.273, SLG: 0.295	SH1-3 2B 1B			F7			1B G4-6-3 BB	1B		4	2	2	0	1	1	1												
Joe Carter, R OBP: 0.292, SLG: 0.358	SH1-3			1B BB 1B			G4-6-3 2B 1B	F7		4	2	2	0	0	0	1												
Cory Snyder, R OBP: 0.320, SLG: 0.443	2B			P4			E5 G4-6-3	F8		5	1	2	2	0	0	4												
Pete O'Brien, L OBP: 0.416, SLG: 0.500	K			BB FC5-2 1B			G4-6-3	L7		4	1	1	0	1	1	3												
Brook Jacoby, R OBP: 0.421, SLG: 0.505	BB			FC5-2 BB			P3	WP 1B		3	1	2	1	2	0	2												
Dave Clark, L OBP: 0.388, SLG: 0.610	G3-1			FC5-2 BB			K	1B BB		3	1	1	4	2	1	3												
Joel Skinner, R OBP: 0.294, SLG: 0.471				FC5-2 1B			G3 WP 2B	2B 1B		5	2	4	1	0	0	3												
Felix Fermin, R OBP: 0.367, SLG: 0.294	G3-6-3			F9			G3	F9		5	1	1	1	0	0	7												
Inning Stats	R: 2 E: 0 K: 1 S: 20	H: 2 LOB: 2 BB: 2 P: 36	R: 0 E: 0 K: 1 S: 8	H: 1 LOB: 1 BB: 1 P: 14	R: 1 E: 0 K: 0 S: 15	H: 2 LOB: 3 BB: 2 P: 26	R: 0 E: 0 K: 0 S: 5	H: 0 LOB: 0 BB: 0 P: 10	R: 4 E: 0 K: 1 S: 15	H: 3 LOB: 0 BB: 1 P: 28	R: 2 E: 0 K: 1 S: 14	H: 2 LOB: 1 BB: 1 P: 24	R: 2 E: 0 K: 0 S: 15	H: 3 LOB: 1 BB: 0 P: 22	R: 1 E: 0 K: 0 S: 11	H: 2 LOB: 2 BB: 1 P: 18	1B: 9 2B: 5 3B: 0 HR: 1	SF: 0 SAC: 1 DP: 2 HBP: 0	WP: 3 PB: 0 SB: 1 CS: 0	PA: 46								
PITCHER	IP	WLS	BF	H	R	ER	SO	BB	IBB	HBP	BLK	WP	HR	S	P	ERA	WHIP											
Freddie Toliver, R ERA: 7.66	(1, 1)	2.1	L	16	5	3	3	3	3	0	0	0	1	1	24	42	13.50	1.500										
Juan Berenguer, R ERA: 4.79	(3, 1)	2.2		12	3	4	4	1	1	0	0	0	1	0	23	36	27.00	4.500										
Gary Wayne, L ERA: 5.89	(6, 1)	1.1		10	5	4	4	1	1	0	0	0	0	0	6	10	0.00	0.000										
German Gonzalez, R ERA: 2.83	(7, 1)	0.2		2	0	0	0	0	0	0	0	0	0	0	11	18	9.00	3.000										
Dan Gladden, R ERA: 9.0	(8, 1)	1.0		6	2	1	1	0	1	0	0	0	1	0	11	18	9.00	3.000										

Batter	1	2	3	4	5	6	7	8	9	AB	R	H	RBI	BB	SO	LOB	TOP				
Oddibe McDowell, L (1, 7) OBP: 0.276, SLG: 0.239										4	0	0	0	0	1	0	Cleveland Indians @ Kansas City Royals Royals Stadium, Kansas City, MO Tue May 09 1989, 8:05 PM EDT Att: 22,634 - Unknown - 62 F				
Jerry Browne, S (1, 4) OBP: 0.294, SLG: 0.284										4	0	0	0	0	2	0					
Joe Carter, R (1, 8) OBP: 0.306, SLG: 0.379										4	0	3	0	0	0	0					
Cory Snyder, R (1, 9) OBP: 0.310, SLG: 0.429										4	0	0	0	0	1	3					
Pete O'Brien, L (1, 3) OBP: 0.419, SLG: 0.495										3	1	1	0	1	0	1					
Brook Jacoby, R (1, 5) OBP: 0.415, SLG: 0.495										4	0	1	0	0	2	3					
Dave Clark, L (1, 10) OBP: 0.386, SLG: 0.600										1	0	0	1	1	0	0					
Andy Allanson, R (1, 2) OBP: 0.277, SLG: 0.281										3	0	0	0	0	0	4					
Felix Fermin, R (1, 6) OBP: 0.356, SLG: 0.284										3	0	0	0	0	1	0					
Inning Stats	R: 0 E: 0 K: 1 S: 8	H: 0 LOB: 0 BB: 0 P: 9	R: 0 E: 0 K: 1 S: 8	H: 0 LOB: 0 BB: 0 P: 11	R: 0 E: 0 K: 1 S: 9	H: 0 LOB: 0 BB: 0 P: 14	R: 0 E: 0 K: 2 S: 10	H: 1 LOB: 1 BB: 0 P: 11	R: 1 E: 0 K: 0 S: 7	H: 2 LOB: 0 BB: 0 P: 8	R: 0 E: 0 K: 0 S: 10	H: 0 LOB: 0 BB: 0 P: 14	R: 0 E: 0 K: 1 S: 8	H: 1 LOB: 3 BB: 2 P: 20	R: 0 E: 0 K: 1 S: 7	H: 0 LOB: 0 BB: 0 P: 9	R: 0 E: 0 K: 0 S: 9	H: 1 LOB: 1 BB: 0 P: 9	1B: 4 2B: 1 3B: 0 HR: 0	SF: 1 SAC: 0 DP: 1 HBP: 0	WP: 1 PA: 33 CS: 0
PITCHER Bret Saberhagen, R (1, 1) ERA: 3.0	IP: 9.0 WLS: W BF: 33 H: 5 R: 1 ER: 1 SO: 7 BB: 0 IBB: 2 HBP: 0 BLK: 0 WP: 1 HR: 0 S: 76 P: 105 ERA: 1.00 WHIP: 0.556															PITCHER					

Batter	1	2	3	4	5	6	7	8	9	AB	R	H	RBI	BB	SO	LOB	BOTTOM		
Willie Wilson, S (1, 8) OBP: 0.255, SLG: 0.212										3	1	1	0	0	0	0	Cleveland Indians @ Kansas City Royals Royals Stadium, Kansas City, MO Tue May 09 1989, 8:05 PM EDT Att: 22,634 - Unknown - 62 F		
Kevin Seitzer, R (1, 5) OBP: 0.360, SLG: 0.361										3	0	2	0	1	0	1			
Luis de los Santos, R (1, 3) OBP: 0.289, SLG: 0.289										4	0	0	0	0	1	5			
Danny Tartabull, R (1, 9) OBP: 0.424, SLG: 0.441										3	0	0	1	1	0	1			
Jim Eisenreich, L (1, 10) OBP: 0.344, SLG: 0.458										2	1	1	0	1	0	0			
Pat Tabler, R (8, PH) OBP: 0.333, SLG: 0.305										0	0	0	1	0	0	0			
Bo Jackson, R (1, 7) OBP: 0.333, SLG: 0.611										4	0	1	0	0	1	3			
Bob Boone, R (1, 2) OBP: 0.342, SLG: 0.329										2	0	0	0	0	0	1			
Bill Buckner, L (7, PH) OBP: 0.244, SLG: 0.282										0	0	0	1	0	0	0			
Rey Palacios, R (8, 2)										0	0	0	0	0	0	0			
Frank White, R (1, 4) OBP: 0.267, SLG: 0.304										3	0	0	0	0	0	2			
Kurt Stillwell, S (1, 6) OBP: 0.253, SLG: 0.299										3	1	1	0	0	0	0			
Inning Stats	R: 0 E: 0 K: 0 S: 10	H: 1 LOB: 1 BB: 0 P: 14	R: 0 E: 0 K: 0 S: 7	H: 1 LOB: 1 BB: 0 P: 11	R: 0 E: 0 K: 1 S: 12	H: 1 LOB: 0 BB: 0 P: 18	R: 0 E: 0 K: 0 S: 5	H: 0 LOB: 0 BB: 0 P: 8	R: 0 E: 0 K: 0 S: 4	H: 0 LOB: 0 BB: 0 P: 8	R: 0 E: 0 K: 0 S: 8	H: 1 LOB: 0 BB: 0 P: 11	R: 1 E: 0 K: 0 S: 11	H: 1 LOB: 1 BB: 1 P: 18	R: 2 E: 0 K: 1 S: 9	H: 1 LOB: 2 BB: 2 P: 20	1B: 6 2B: 0 3B: 0 HR: 0	SF: 2 SAC: 1 DP: 0 HBP: 0	WP: 1 PA: 33 CS: 0
PITCHER Tom Candiotti, R (1, 1) ERA: 3.53	IP: 7.1 WLS: L BF: 31 H: 6 R: 3 ER: 3 SO: 1 BB: 2 IBB: 1 HBP: 0 BLK: 0 WP: 1 HR: 0 S: 62 P: 101 ERA: 3.68 WHIP: 1.091															PITCHER			
Jesse Orosco, L (8, 1) ERA: 2.25	IP: 0.1 WLS: 1 BF: 1 H: 0 R: 0 ER: 0 SO: 0 BB: 0 IBB: 0 HBP: 0 BLK: 0 WP: 0 HR: 0 S: 1 P: 1 ERA: 0.00 WHIP: 0.000																		
Keith Atherton, R (8, 1) ERA: 3.6	IP: 0.1 WLS: 1 BF: 1 H: 0 R: 0 ER: 0 SO: 1 BB: 0 IBB: 0 HBP: 0 BLK: 0 WP: 0 HR: 0 S: 3 P: 6 ERA: 0.00 WHIP: 0.000																		

AB	30
R	1
H	5
RBI	1
BB	2
SO	7
LOB	11



Batter	1	2	3	4	5	6	7	8	9	AB	R	H	RBI	BB	SO	LOB	TOP				
Kenny Williams, R OBP: 0.232, SLG: 0.327 (1, 8)										5	1	1	0	0	2	2	Detroit Tigers @ Cleveland Indians Cleveland Municipal Stadium, Cleveland, OH Fri May 12 1989, 7:05 PM EDT Att: 19,866 - Unknown - 49 F				
Chet Lemon, R OBP: 0.434, SLG: 0.293 (1, 9)										4	1	1	0	0	2	1					
Lou Whitaker, L OBP: 0.379, SLG: 0.477 (1, 4)										4	1	0	0	0	2						
Alan Trammell, R OBP: 0.341, SLG: 0.301 (1, 6)										3	2	1	1	1	0	0					
Keith Moreland, R OBP: 0.313, SLG: 0.371 (1, 10)										4	1	2	4	0	1	0					
Gary Ward, R OBP: 0.309, SLG: 0.314 (1, 7)										4	0	1	0	0	2	0					
Chris Brown, R OBP: 0.217, SLG: 0.244 (1, 5)										4	0	1	0	0	1	1					
Mike Heath, R OBP: 0.385, SLG: 0.375 (1, 2)										3	0	1	0	1	0	2					
Torey Lovullo, S OBP: 0.240, SLG: 0.179 (1, 3)										4	0	0	0	0	1	4					
Dave Bergman, L OBP: 0.369, SLG: 0.343 (9, 3)										0	0	0	0	0	0	0					
Inning Stats	R: 1 E: 0 K: 1 S: 12	H: 1 LOB: 0 BB: 0 P: 18	R: 0 E: 0 K: 2 S: 8	H: 0 LOB: 0 BB: 0 P: 11	R: 0 E: 0 K: 0 S: 5	H: 0 LOB: 0 BB: 1 P: 10	R: 1 E: 0 K: 1 S: 11	H: 1 LOB: 1 BB: 1 P: 19	R: 0 E: 0 K: 0 S: 10	H: 1 LOB: 1 BB: 0 P: 16	R: 4 E: 1 K: 0 S: 15	H: 4 LOB: 1 BB: 0 P: 26	R: 0 E: 0 K: 1 S: 8	H: 0 LOB: 0 BB: 0 P: 11	R: 0 E: 0 K: 3 S: 12	H: 1 LOB: 2 BB: 0 P: 16	1B: 5 2B: 2 3B: 0 HR: 1	SF: 0 SAC: 0 DP: 1 HBP: 0	WP: 0 PB: 0 SB: 0 CS: 0	PA: 37	
PITCHER	IP	WLS	BF	H	R	ER	SO	BB	IBB	HBP	BLK	WP	HR	S	P	ERA	WHIP				
Bud Black, L ERA: 5.14 (1, 1)	5.1	L	23	6	6	5	4	2	0	0	1	0	1	55	88	8.44	1.500				
Keith Altherton, R ERA: 3.32 (6, 1)	1.2		6	1	0	0	1	0	0	0	0	0	0	14	23	0.00	0.600				
Rich Yett, R ERA: 4.54 (8, 1)	2.0		8	1	0	0	4	0	0	0	0	0	0	20	26	0.00	0.500				

Batter	1	2	3	4	5	6	7	8	9	AB	R	H	RBI	BB	SO	LOB	BOTTOM					
Oddibe McDowell, L OBP: 0.282, SLG: 0.248 (1, 7)										4	1	2	1	0	0	0	Detroit Tigers @ Cleveland Indians Cleveland Municipal Stadium, Cleveland, OH Fri May 12 1989, 7:05 PM EDT Att: 19,866 - Unknown - 49 F					
Jerry Browne, S OBP: 0.281, SLG: 0.280 (1, 4)										4	1	1	0	0	1	0						
Joe Carter, R OBP: 0.303, SLG: 0.386 (1, 8)										4	0	2	2	0	1	0						
Pete O'Brien, L OBP: 0.409, SLG: 0.483 (1, 3)										3	0	0	0	1	0	1						
Cory Snyder, R OBP: 0.306, SLG: 0.417 (1, 9)										4	0	0	0	0	1	2						
Dave Clark, L OBP: 0.385, SLG: 0.563 (1, 10)										3	0	0	0	0	2	2						
Brook Jacoby, R OBP: 0.416, SLG: 0.510 (1, 5)										2	0	0	0	1	0	0						
Andy Allanson, R OBP: 0.267, SLG: 0.271 (1, 2)										3	0	0	0	0	0	1						
Felix Fermin, R OBP: 0.361, SLG: 0.295 (1, 6)										3	1	1	0	0	0	0						
Inning Stats	R: 0 E: 0 K: 2 S: 13	H: 0 LOB: 0 BB: 0 P: 17	R: 0 E: 0 K: 1 S: 6	H: 0 LOB: 0 BB: 0 P: 8	R: 0 E: 0 K: 0 S: 8	H: 0 LOB: 0 BB: 0 P: 11	R: 2 E: 0 K: 1 S: 13	H: 3 LOB: 1 BB: 1 P: 22	R: 1 E: 0 K: 0 S: 8	H: 2 LOB: 0 BB: 0 P: 10	R: 0 E: 0 K: 0 S: 11	H: 1 LOB: 0 BB: 0 P: 15	R: 0 E: 0 K: 1 S: 9	H: 0 LOB: 1 BB: 1 P: 16	R: 0 E: 0 K: 0 S: 8	H: 0 LOB: 0 BB: 0 P: 12		R: 0 E: 0 K: 0 S: 4	H: 0 LOB: 0 BB: 0 P: 4	1B: 5 2B: 1 3B: 1 HR: 0	SF: 0 SAC: 0 DP: 2 HBP: 0	WP: 1 PB: 1 SB: 1 CS: 1
PITCHER	IP	WLS	BF	H	R	ER	SO	BB	IBB	HBP	BLK	WP	HR	S	P	ERA	WHIP					
Jack Morris, R ERA: 3.78 (1, 1)	9.0	W	32	6	3	3	5	2	0	0	0	1	0	80	115	3.00	0.889					

Batter	1	2	3	4	5	6	7	8	9	AB	R	H	RBI	BB	SO	LOB	TOP			
Kenny Williams, R OBP: 0.224, SLG: 0.315 (1, 8)	B1		K		L8			K		4	0	0	0	0	2	0	Detroit Tigers @ Cleveland Indians Cleveland Municipal Stadium, Cleveland, OH Sat May 13 1989, 3:33 AM EDT Att: 16,272 - Cloudy - 50 F			
Chet Lemon, R OBP: 0.418, SLG: 0.279 (1, 9)	P3		F9		K			F9		4	0	0	0	0	1	0				
Lou Whitaker, L OBP: 0.368, SLG: 0.461 (1, 4)	G6-3		G1-3			F8		K		4	0	0	0	0	1	0				
Alan Trammell, R OBP: 0.344, SLG: 0.304 (6, PH)		F9				G3-1			G5-3	2	0	1	0	0	0	0				
Al Pedrique, R OBP: 0.182, SLG: 0.190 (6, 6)										2	0	0	0	0	0	0				
Keith Moreland, R OBP: 0.324, SLG: 0.379 (1, 10)		1B SF9 1B				K			F9	4	1	2	0	0	1	0				
Gary Ward, R OBP: 0.305, SLG: 0.309 (1, 7)		1B 1B 1B			K				K	4	0	1	0	0	2	2				
Chris Brown, R OBP: 0.204, SLG: 0.234 (1, 5)		SF9			K				L9	2	0	0	1	0	1	2				
Mike Heath, R OBP: 0.414, SLG: 0.407 (1, 2)		3-H 2-1 1B			F9					3	0	2	0	0	0	2				
Torey Lovullo, S OBP: 0.233, SLG: 0.172 (1, 3)		F9				F8			G4-3	3	0	0	0	0	0	3				
Inning Stats	R: 0 E: 0 K: 0 S: 6	H: 0 LOB: 0 BB: 0 P: 7	R: 1 E: 0 K: 0 S: 12	H: 3 LOB: 2 BB: 0 P: 18	R: 0 E: 0 K: 1 S: 8	H: 0 LOB: 0 BB: 0 P: 12	R: 0 E: 0 K: 2 S: 13	H: 2 LOB: 2 BB: 0 P: 20	R: 0 E: 0 K: 1 S: 6	H: 0 LOB: 0 BB: 0 P: 10	R: 0 E: 0 K: 0 S: 12	H: 1 LOB: 1 BB: 0 P: 17	R: 0 E: 0 K: 2 S: 8	H: 0 LOB: 0 BB: 0 P: 11	R: 0 E: 0 K: 1 S: 11	H: 0 LOB: 0 BB: 0 P: 18	1B: 6 2B: 0 3B: 0 HR: 0	SF: 1 SAC: 0 DP: 0 HBP: 0	WP: 0 PB: 0 SB: 0 CS: 0	PA: 33
PITCHER Greg Swindell, L ERA: 2.28 (1, 1)	IP: 9.0 WLS: W BF: 33 H: 6 R: 1 ER: 1 SO: 8 BB: 0 IBB: 0 HBP: 0 BLK: 0 WP: 0 HR: 0 S: 84 P: 123 ERA: 1.00 WHIP: 0.667															PITCHER				

Batter	1	2	3	4	5	6	7	8	9	AB	R	H	RBI	BB	SO	LOB	BOTTOM			
Oddibe McDowell, L OBP: 0.289, SLG: 0.273 (1, 7)	K					L1				4	1	2	1	0	1	1	Detroit Tigers @ Cleveland Indians Cleveland Municipal Stadium, Cleveland, OH Sat May 13 1989, 3:33 AM EDT Att: 16,272 - Cloudy - 50 F			
Jerry Browne, S OBP: 0.281, SLG: 0.279 (1, 4)	F7		P5						F9	4	0	1	1	0	0	2				
Joe Carter, R OBP: 0.295, SLG: 0.375 (1, 8)	F8		K						F8	4	0	0	0	0	2	3				
Pete O'Brien, L OBP: 0.397, SLG: 0.467 (1, 3)		L1			F8				G4-3	4	0	0	0	0	0	1				
Cory Snyder, R OBP: 0.304, SLG: 0.412 (1, 9)		P5			G6-3				F9	4	0	1	0	0	0	0				
Dave Clark, L OBP: 0.358, SLG: 0.544 (1, 10)		F8			1B 1B				F9	4	1	1	0	0	1	2				
Brook Jacoby, R OBP: 0.426, SLG: 0.514 (1, 5)			1B 1B						F8	3	1	2	0	1	0	0				
Andy Allanson, R OBP: 0.267, SLG: 0.270 (1, 2)			P2						K	4	0	1	1	0	1	2				
Felix Fermin, R OBP: 0.369, SLG: 0.306 (1, 6)			1B 1B						L1	3	0	2	0	0	0	2				
Inning Stats	R: 0 E: 0 K: 1 S: 7	H: 0 LOB: 0 BB: 0 P: 12	R: 0 E: 0 K: 0 S: 7	H: 0 LOB: 0 BB: 0 P: 8	R: 1 E: 0 K: 1 S: 9	H: 3 LOB: 2 BB: 0 P: 16	R: 1 E: 0 K: 0 S: 17	H: 3 LOB: 2 BB: 0 P: 23	R: 1 E: 0 K: 2 S: 19	H: 3 LOB: 2 BB: 0 P: 30	R: 0 E: 0 K: 1 S: 10	H: 1 LOB: 1 BB: 0 P: 14	R: 0 E: 0 K: 0 S: 6	H: 0 LOB: 0 BB: 0 P: 9	R: 0 E: 0 K: 0 S: 12	H: 0 LOB: 1 BB: 1 P: 20		1B: 9 2B: 0 3B: 1 HR: 0	SF: 0 SAC: 0 DP: 0 HBP: 0	WP: 0 PB: 0 SB: 0 CS: 0
PITCHER Doyle Alexander, R ERA: 3.53 (1, 1)	IP: 8.0 WLS: L BF: 35 H: 10 R: 3 ER: 3 SO: 5 BB: 1 IBB: 0 HBP: 0 BLK: 0 WP: 0 HR: 0 S: 87 P: 132 ERA: 3.38 WHIP: 1.375															PITCHER				

Batter	1	2	3	4	5	6	7	8	9	AB	R	H	RBI	BB	SO	LOB	TOP					
Pat Sheridan, L (1, 8) OBP: 0.300, SLG: 0.354	G1-3		G4-3			K		P5		4	0	0	0	0	1	0	Detroit Tigers @ Cleveland Indians Cleveland Municipal Stadium, Cleveland, OH Sun May 14, 1989, 3:33 AM EDT Att: 13,906 - Overcast - 46 F					
Chet Lemon, R (1, 9) OBP: 0.404, SLG: 0.267	G2-3			K		F7		G6-3		4	0	0	0	0	1	0						
Lou Whitaker, L (1, 4) OBP: 0.371, SLG: 0.462	L3			K			G4-3 1B		PB BB SF8 1B	4	2	2	0	0	1	0						
Keith Moreland, R (1, 10) OBP: 0.347, SLG: 0.391		G4-6-3 1B		G5-3			WP G4-3 1B		4-0 PB 1B BB	3	1	2	0	1	0	0						
Fred Lynn, L (1, 7) OBP: 0.298, SLG: 0.260	G4-6-3				F9		F7		SF8	3	0	0	1	0	0	3						
Matt Nokes, L (1, 2) OBP: 0.309, SLG: 0.440					F7		G4-3		1B	4	0	2	1	0	0	2						
Dave Bergman, L (1, 3) OBP: 0.372, SLG: 0.352							1-2 2-3 P6		2-H 1B	4	0	2	0	0	0	2						
Chris Brown, R (1, 5) OBP: 0.189, SLG: 0.216			G1-3			F9		G6-3	G1-3	4	0	0	0	0	0	3						
Mike Brumley, S (1, 6) OBP: 0.281, SLG: 0.345			G4-3					G6-3		3	0	0	0	0	1	0						
Inning Stats	R: 0 E: 0 K: 0 S: 9	H: 0 LOB: 0 BB: 0 P: 10	R: 0 E: 0 K: 0 S: 9	H: 2 LOB: 1 BB: 0 P: 14	R: 0 E: 0 K: 0 S: 10	H: 0 LOB: 0 BB: 0 P: 15	R: 0 E: 0 K: 2 S: 10	H: 0 LOB: 0 BB: 0 P: 17	R: 0 E: 0 K: 0 S: 7	H: 1 LOB: 1 BB: 0 P: 12	R: 0 E: 0 K: 1 S: 10	H: 0 LOB: 0 BB: 0 P: 17	R: 1 E: 0 K: 0 S: 10	H: 2 LOB: 1 BB: 0 P: 14	R: 0 E: 0 K: 1 S: 6	H: 0 LOB: 0 BB: 0 P: 9	R: 2 E: 0 K: 0 S: 17	H: 3 LOB: 2 BB: 1 P: 29	1B: 8 2B: 0 3B: 0 HR: 0	SF: 1 SAC: 0 DP: 1 HBP: 0	WP: 1 PB: 1 SB: 0 CS: 0	PA: 35
PITCHER	IP WLS BF H R ER SO BB IBB HBP BLK WP HR S P ERA WHIP																					
Tom Candiotti, R (1, 1) ERA: 3.46	8.2 W 34 8 3 3 4 1 0 0 0 0 0 83 131 3.12 1.038																					
Doug Jones, R (9, 1) ERA: 2.63	0.1 1 0 0 0 0 0 0 0 0 0 0 5 6 0.00 0.000																					

Batter	1	2	3	4	5	6	7	8	9	AB	R	H	RBI	BB	SO	LOB	BOTTOM			
Oddibe McDowell, L (1, 7) OBP: 0.293, SLG: 0.278	F7		K			S E 1B		G4-3		5	1	2	1	0	1	1	Detroit Tigers @ Cleveland Indians Cleveland Municipal Stadium, Cleveland, OH Sun May 14, 1989, 3:33 AM EDT Att: 13,906 - Overcast - 46 F			
Jerry Browne, S (1, 4) OBP: 0.266, SLG: 0.284	S 2B 1B		K		1 SAFE 1 SAFE 1 SAFE	F9		K		5	1	2	1	0	2	3				
Joe Carter, R (1, 8) OBP: 0.298, SLG: 0.383	1-H HR 2B		L7			E9 FC5-2 1B		F9		5	1	2	2	0	0	3				
Cory Snyder, R (1, 9) OBP: 0.308, SLG: 0.415	K				G4-3 1B 2B	FC5-2 E		F9		4	2	1	0	0	1	3				
Pete O'Brien, L (1, 3) OBP: 0.407, SLG: 0.504	2-H HR		G4-3		E5	3-H		FC5 BB		3	1	2	3	1	0	1				
Brook Jacoby, R (1, 5) OBP: 0.414, SLG: 0.495	F9				G4-3	G5-3		K		4	0	0	0	0	2	4				
Luis Medina, R (1, 10) OBP: 0.283, SLG: 0.380		G3			HBP 1B	F8		FC5		4	0	1	1	0	0	2				
Andy Allanson, R (1, 2) OBP: 0.275, SLG: 0.265		L8			3-H	2-2		P2		2	1	0	0	1	0	2				
Felix Fermin, R (1, 6) OBP: 0.374, SLG: 0.314		G5-3			1-2 HBP	L4		1B 1B		4	1	2	0	0	0	2				
Inning Stats	R: 3 E: 0 K: 1 S: 16	H: 3 LOB: 0 BB: 0 P: 27	R: 0 E: 0 K: 0 S: 6	H: 0 LOB: 0 BB: 0 P: 10	R: 0 E: 0 K: 2 S: 10	H: 0 LOB: 0 BB: 0 P: 13	R: 1 E: 0 K: 1 S: 13	H: 2 LOB: 2 BB: 0 P: 20	R: 2 E: 2 K: 0 S: 9	H: 3 LOB: 1 BB: 0 P: 13	R: 1 E: 0 K: 1 S: 17	H: 2 LOB: 2 BB: 1 P: 25	R: 0 E: 0 K: 1 S: 11	H: 0 LOB: 2 BB: 1 P: 20	R: 1 E: 0 K: 0 S: 10	H: 2 LOB: 1 BB: 0 P: 14	1B: 8 2B: 3 3B: 0 HR: 1	SF: 0 SAC: 0 DP: 0 HBP: 2	WP: 0 PB: 0 SB: 2 CS: 0	PA: 40
PITCHER	IP WLS BF H R ER SO BB IBB HBP BLK WP HR S P ERA WHIP																			
Paul Gibson, L (1, 1) ERA: 8.46	4.1 L 21 7 6 6 4 0 0 0 1 0 0 0 50 77 12.46 1.615																			
Ramon Pena, R (5, 1) ERA: 3.75	2.2 14 3 1 1 2 2 0 1 0 0 0 32 51 3.38 1.875																			
Frank Williams, R (8, 1) ERA: 3.47	1.0 5 2 1 1 0 0 0 0 0 0 0 10 14 9.00 2.000																			

AB	33
R	3
H	8
RBI	2
BB	1
SO	4
LOB	10



AB	36
R	8
H	12
RBI	8
BB	2
SO	6
LOB	21



Batter	1	2	3	4	5	6	7	8	9	AB	R	H	RBI	BB	SO	LOB	TOP					
Oddibe McDowell, L OBP: 0.292, SLG: 0.277										4	1	1	0	0	0	1	Cleveland Indians @ Toronto Blue Jays Exhibition Stadium, Toronto, ON Mon May 15 1989, 7:05 PM EDT Att: 22,330 - Sunny					
Jerry Browne, S OBP: 0.272, SLG: 0.304										4	1	2	1	0	0	0						
Joe Carter, R OBP: 0.290, SLG: 0.372										4	0	0	0	0	1	2						
Cory Snyder, R OBP: 0.306, SLG: 0.410										4	0	1	1	0	0	0						
Pete O'Brien, L OBP: 0.403, SLG: 0.492										3	0	0	0	1	0	2						
Brook Jacoby, R OBP: 0.401, SLG: 0.478										4	0	0	0	0	0	3						
Luis Medina, R OBP: 0.281, SLG: 0.426										4	1	1	1	0	0	0						
Andy Allanson, R OBP: 0.277, SLG: 0.267										3	0	1	0	0	0	0						
Felix Fermin, R OBP: 0.364, SLG: 0.305										3	0	0	0	0	0	1						
Inning Stats	R: 0 E: 0 K: 0 S: 10	H: 0 LOB: 0 BB: 0 P: 14	R: 0 E: 0 K: 0 S: 6	H: 0 LOB: 0 BB: 0 P: 11	R: 0 E: 0 K: 0 S: 6	H: 1 LOB: 1 BB: 0 P: 10	R: 0 E: 0 K: 1 S: 14	H: 2 LOB: 2 BB: 0 P: 17	R: 0 E: 0 K: 0 S: 7	H: 0 LOB: 0 BB: 0 P: 12	R: 2 E: 0 K: 0 S: 10	H: 2 LOB: 1 BB: 1 P: 19	R: 1 E: 0 K: 0 S: 6	H: 1 LOB: 0 BB: 0 P: 12	R: 0 E: 0 K: 0 S: 5	H: 0 LOB: 0 BB: 0 P: 9	R: 0 E: 0 K: 0 S: 7	H: 0 LOB: 0 BB: 0 P: 10	1B: 3 2B: 2 3B: 0 HR: 1	SF: 0 SAC: 0 DP: 0 HBP: 0	WP: 0 PB: 0 SB: 0 CS: 0	PA: 34
PITCHER Jimmy Key, L ERA: 2.96	IP: 9.0 WLS: W BF: 34 H: 6 R: 3 ER: 3 SO: 1 BB: 1 IBB: 0 HBP: 0 BLK: 0 WP: 0 HR: 1 S: 71 P: 114 ERA: 3.00 WHIP: 0.778															PITCHER						

AB	33
R	3
H	6
RBI	3
BB	1
SO	1
LOB	9



Batter	1	2	3	4	5	6	7	8	9	AB	R	H	RBI	BB	SO	LOB	BOTTOM	
Junior Felix, S OBP: 0.341, SLG: 0.500										4	1	1	0	0	0	1	Cleveland Indians @ Toronto Blue Jays Exhibition Stadium, Toronto, ON Mon May 15 1989, 7:05 PM EDT Att: 22,330 - Sunny	
Tony Fernandez, S OBP: 0.300, SLG: 0.344										4	0	0	0	0	0	2		
Kelly Gruber, R OBP: 0.376, SLG: 0.420										4	1	1	0	0	0	1		
George Bell, R OBP: 0.314, SLG: 0.414										4	1	3	3	0	0	0		
Fred McGriff, L OBP: 0.391, SLG: 0.543										4	1	2	0	0	0	2		
Lloyd Moseby, L OBP: 0.277, SLG: 0.273										3	1	1	2	0	0	1		
Ernie Whitt, L OBP: 0.368, SLG: 0.408										2	0	0	0	1	1	1		
Rance Mulliniks, L OBP: 0.268, SLG: 0.241										2	0	0	0	0	0	1		
Bob Brenly, R OBP: 0.302, SLG: 0.316										1	0	1	0	0	0	0		
Tom Lawless, R OBP: 0.290, SLG: 0.192										0	0	0	0	0	0	0		
Nelson Liriano, S OBP: 0.297, SLG: 0.373										3	0	0	0	0	0	1		
Inning Stats	R: 1 E: 0 K: 0 S: 9	H: 2 LOB: 1 BB: 0 P: 14	R: 0 E: 0 K: 0 S: 6	H: 0 LOB: 0 BB: 0 P: 10	R: 0 E: 0 K: 0 S: 3	H: 0 LOB: 0 BB: 0 P: 4	R: 4 E: 0 K: 0 S: 11	H: 4 LOB: 0 BB: 1 P: 16	R: 0 E: 0 K: 1 S: 11	H: 1 LOB: 1 BB: 0 P: 19	R: 0 E: 0 K: 0 S: 6	H: 1 LOB: 1 BB: 0 P: 12	R: 0 E: 0 K: 0 S: 9	H: 1 LOB: 0 BB: 0 P: 14	1B: 5 2B: 2 3B: 0 HR: 2	SF: 0 SAC: 0 DP: 2 HBP: 0	WP: 0 PB: 0 SB: 1 CS: 0	PA: 32
PITCHER John Farrell, R ERA: 3.38	IP: 1.2 WLS: L BF: 6 H: 1 R: 0 ER: 0 SO: 1 BB: 0 IBB: 0 HBP: 0 BLK: 0 WP: 0 HR: 0 S: 10 P: 19 ERA: 6.75 WHIP: 1.500															PITCHER		
Scott Bailes, L ERA: 3.15	IP: 0.1 WLS: L BF: 2 H: 1 R: 0 ER: 0 SO: 0 BB: 0 IBB: 0 HBP: 0 BLK: 0 WP: 0 HR: 0 S: 4 P: 6 ERA: 0.00 WHIP: 3.000															PITCHER		
Tim Stoddard, R ERA: 2.08	IP: 0.2 WLS: L BF: 1 H: 0 R: 0 ER: 0 SO: 0 BB: 0 IBB: 0 HBP: 0 BLK: 0 WP: 0 HR: 0 S: 5 P: 8 ERA: 0.00 WHIP: 0.000															PITCHER		

AB	31
R	5
H	9
RBI	5
BB	1
SO	1
LOB	10



Batter	1	2	3	4	5	6	7	8	9	AB	R	H	RBI	BB	SO	LOB	TOP				
Oddibe McDowell, L (1, 7) OBP: 0.303, SLG: 0.279	P4		1B HR	4-3			BB			3	1	1	1	1	0	1					
Jerry Browne, S (1, 4) OBP: 0.282, SLG: 0.303	P8		1B HR				CS BB			3	1	1	2	1	0	1					
Joe Carter, R (1, 8) OBP: 0.299, SLG: 0.395	P6		1B HR				F9			4	1	1	3	0	0	2					
Pete O'Brien, L (1, 3)		G3-1	P5				BB			3	0	0	0	1	1	0					
Cory Snyder, R (1, 9) OBP: 0.301, SLG: 0.395	K	K	K				K			4	0	0	0	0	3	1					
Dave Clark, L (1, 10) OBP: 0.348, SLG: 0.514	1-3	1-3	1-3				4-3			4	0	0	0	0	0	0					
Brook Jacoby, R (1, 5) OBP: 0.384, SLG: 0.446			1B 1B BB	F7			F9			3	1	0	0	1	0	0					
Andy Allanson, R (1, 2) OBP: 0.276, SLG: 0.266			1B 1B 1B	F8			5-3			4	1	1	0	0	0	0					
Felix Fermin, R (1, 6) OBP: 0.357, SLG: 0.301			1B 1B	5-3			5-3			4	1	2	0	0	0	0					
Inning Stats	R: 0 E: 0 K: 0 S: 9	H: 0 LOB: 0 BB: 0 P: 13	R: 0 E: 0 K: 1 S: 5	H: 0 LOB: 0 BB: 0 P: 7	R: 6 E: 0 K: 1 S: 21	H: 5 LOB: 0 BB: 1 P: 33	R: 0 E: 0 K: 0 S: 8	H: 1 LOB: 1 BB: 0 P: 14	R: 0 E: 0 K: 0 S: 7	H: 0 LOB: 0 BB: 2 P: 9	R: 0 E: 0 K: 0 S: 6	H: 0 LOB: 1 BB: 1 P: 10	R: 0 E: 0 K: 1 S: 6	H: 0 LOB: 0 BB: 0 P: 6	R: 0 E: 0 K: 0 S: 7	H: 0 LOB: 0 BB: 0 P: 9	1B: 5 2B: 0 3B: 0 HR: 1	SF: 0 SAC: 0 DP: 0 HBP: 0	WP: 0 PB: 0 SB: 1 CS: 1	PA: 36	
PITCHER	IP	WLS	BF	H	R	ER	SO	BB	IBB	HBP	BLK	WP	HR	S	P	ERA	WHIP				
Dave Stieb, R (1, 1) ERA: 5.72	2.0	L	12	5	6	6	1	1	0	0	0	0	1	24	38	27.00	3.000				
DeWayne Buice, R (3, 1) ERA:	4.0		14	1	0	0	2	2	0	0	0	0	0	33	54	0.00	0.750				
Frank Willis, R (7, 1) ERA:	3.0		10	0	0	0	1	1	0	0	0	0	0	19	25	0.00	0.333				

Cleveland Indians @ Toronto Blue Jays
Exhibition Stadium, Toronto, ON
Wed May 17 1989, 7:05 PM EDT
Att: 24,406 - Unknown - 70 F

AB 32
R 6
H 6
RBI 6
BB 4
SO 4
LOB 5



Batter	1	2	3	4	5	6	7	8	9	AB	R	H	RBI	BB	SO	LOB	BOTTOM					
Junior Felix, S (1, 9) OBP: 0.320, SLG: 0.500	B1		5-3				BB			4	1	1	1	1	1	2						
Tony Fernandez, S (1, 6) OBP: 0.278, SLG: 0.315	4-3			P4			K			5	0	1	0	0	1	4						
Kelly Gruber, R (1, 5) OBP: 0.376, SLG: 0.429	F8			FC5-4 BB			E5 BLK 1B			3	1	0	0	1	0	1						
George Bell, R (1, 7) OBP: 0.303, SLG: 0.393		5-3		FC5-4			F9			3	0	0	0	1	0	2						
Fred McGriff, L (1, 3) OBP: 0.396, SLG: 0.555		K		1-3			1B			4	0	2	1	0	1	1						
Pat Borders, R (1, 10) OBP: 0.239, SLG: 0.303		F9					WP BB 1B			3	0	1	0	0	0	1						
Rance Mulliniks, L (8, PH) OBP: 0.270, SLG: 0.244							G5-4-3			1	0	0	0	0	0	2						
Lloyd Moseby, L (1, 8) OBP: 0.288, SLG: 0.306			F7				1B			3	1	1	0	1	0	0						
Bob Brenly, R (1, 2) OBP: 0.292, SLG: 0.302			6-3				P9			3	0	0	0	0	0	2						
Ernie Whitt, L (9, PH) OBP: 0.380, SLG: 0.413							1B			1	0	1	0	0	0	0						
Nelson Liriano, S (1, 4) OBP: 0.305, SLG: 0.389			1B				K			3	0	1	1	0	2	2						
Inning Stats	R: 0 E: 0 K: 0 S: 7	H: 0 LOB: 0 BB: 0 P: 10	R: 0 E: 0 K: 1 S: 8	H: 0 LOB: 0 BB: 0 P: 12	R: 0 E: 0 K: 0 S: 6	H: 1 LOB: 1 BB: 0 P: 12	R: 0 E: 0 K: 0 S: 10	H: 0 LOB: 1 BB: 1 P: 18	R: 0 E: 0 K: 2 S: 15	H: 1 LOB: 3 BB: 2 P: 26	R: 1 E: 1 K: 0 S: 7	H: 1 LOB: 0 BB: 0 P: 10	R: 0 E: 0 K: 1 S: 7	H: 0 LOB: 0 BB: 0 P: 13	R: 1 E: 0 K: 0 S: 8	H: 3 LOB: 2 BB: 1 P: 19	R: 1 E: 0 K: 1 S: 13	H: 2 LOB: 1 BB: 0 P: 17	1B: 6 2B: 2 3B: 0 HR: 1	SF: 1 SAC: 0 DP: 2 HBP: 0	WP: 1 PB: 0 SB: 0 CS: 0	PA: 38
PITCHER	IP	WLS	BF	H	R	ER	SO	BB	IBB	HBP	BLK	WP	HR	S	P	ERA	WHIP					
Bud Black, L (1, 1) ERA: 4.99	7.0	W	29	5	2	1	4	3	0	0	1	1	1	62	104	1.29	1.143					
Tim Stoddard, R (8, 1) ERA:	0.2		2	0	0	0	0	1	0	0	0	0	0	3	8	0.00	1.500					
Jesse Orosco, L (8, 1) ERA: 2.08	0.0		1	1	0	0	0	0	0	0	0	0	0	1	3	∞	∞					
Doug Jones, R (8, 1) ERA: 3.0	1.1	S	6	2	1	1	1	0	0	0	0	0	0	15	22	6.75	1.500					

Cleveland Indians @ Toronto Blue Jays
Exhibition Stadium, Toronto, ON
Wed May 17 1989, 7:05 PM EDT
Att: 24,406 - Unknown - 70 F

AB 33
R 3
H 8
RBI 3
BB 4
SO 5
LOB 17



Batter	1	2	3	4	5	6	7	8	9	10	AB	R	H	RBI	BB	SO	LOB	TOP			
Oddibe McDowell, L OBP: 0.312, SLG: 0.286 (1, 7)	0-0 1B 1B		4-0 F8 BB		1-2 P5		0-0 P6			2-1 F8 BLK 1B	4	1	2	0	1	0	1	Cleveland Indians @ Baltimore Orioles Memorial Stadium, Baltimore, MD Thu May 18 1989, 7:05 PM EDT Att: 23,576 - Unknown			
Jerry Browne, S OBP: 0.286, SLG: 0.302 (1, 4)	0-0 1B 1-3 1B		1-0 F8			1-1 F7		0-1 G1-3		4-0 1B 1-2 IBB	4	0	1	0	1	0	1				
Joe Carter, R OBP: 0.302, SLG: 0.410 (1, 8)	0-0 P3		4-0 S BB			0-0 HR		1-1 F8		0-1 F8	4	1	1	1	1	0	4				
Pete O'Brien, L OBP: 0.399, SLG: 0.500 (1, 3)	3-0 G5-4-3 1B		2-3 K			0-0 P4		0-0 F9		1-0 F7	5	0	1	1	0	1	4				
Cory Snyder, R OBP: 0.300, SLG: 0.397 (1, 9)	0-1 G5-4-3				0-0 F7		3-1 2B		2-2 P3		4	0	1	0	0	0	2				
Dave Clark, L OBP: 0.333, SLG: 0.487 (1, 10)		0-0 G4-3		2-2 L8		2-2 P6			3-1 G4-3		4	0	0	0	0	0	1				
Brook Jacoby, R OBP: 0.387, SLG: 0.444 (1, 5)		0-0 G4-3 1B		0-0 G4-3			2-1 G5-3			4-2 BB	3	0	1	0	1	0	0				
Andy Allanson, R OBP: 0.277, SLG: 0.277 Mark Salas, L (9, PH)	1-1 G4-3		2-1 G1-3			2-2 F8 2B			0-3 K		3	0	1	0	0	0	1				
Joel Skinner, R OBP: 0.300, SLG: 0.450 (9, 2)	1-2 G4-3					1-0 G4-3					1	0	0	0	0	1	1				
Felix Fermin, R OBP: 0.346, SLG: 0.291 (1, 6)			0-0 G3			1-0 G4-3		0-0 F8		2-2 G6-3	4	0	0	0	0	0	1				
Inning Stats	R: 1 E: 0 K: 0 S: 6	H: 3 LOB: 1 BB: 0 P: 9	R: 0 E: 0 K: 0 S: 4	H: 1 LOB: 0 BB: 0 P: 5	R: 0 E: 0 K: 1 S: 5	H: 0 LOB: 2 BB: 2 P: 16	R: 0 E: 0 K: 0 S: 5	H: 0 LOB: 0 BB: 0 P: 7	R: 0 E: 0 K: 0 S: 9	H: 2 LOB: 1 BB: 0 P: 15	R: 0 E: 0 K: 0 S: 7	H: 1 LOB: 1 BB: 0 P: 11	R: 0 E: 0 K: 1 S: 11	H: 0 LOB: 1 BB: 1 P: 20	R: 0 E: 0 K: 0 S: 8	H: 1 LOB: 2 BB: 1 P: 17	1B: 5 2B: 2 3B: 0 HR: 1	SF: 0 SAC: 0 DP: 2 HBP: 0	WP: 0 PB: 0 SB: 3 CS: 0	PA: 40	
PITCHER	IP 9.1	WLS 37	H 8	R 2	ER 2	SO 2	BB 3	IBB 0	HBP 0	BLK 0	WP 0	HR 1	S 66	P 111	ERA 1.93	WHIP 1.179					
Bob Milacki, R ERA: 4.47	(1, 1)																				
Kevin Hickey, L ERA: 2.39	(10, 1)	0.0	1	0	0	0	0	1	0	1	0	0	0	4	∞	∞					
Mark Williamson, R ERA: 4.94	(10, 1)	0.2	W	2	0	0	0	0	0	0	0	0	3	4	0.00	0.000					
Brady Anderson, L OBP: 0.348, SLG: 0.417 (1, 8)	2-2 G4-3		0-1 F7				2-2 F9		0-1 F7		4-2 F9 S 1B BB	4	1	0	0	1	0	1	Cleveland Indians @ Baltimore Orioles Memorial Stadium, Baltimore, MD Thu May 18 1989, 7:05 PM EDT Att: 23,576 - Unknown		
Phil Bradley, R OBP: 0.359, SLG: 0.470 (1, 7)	1-2 G5-3		2-2 G5-3			0-0 1B 1B		0-0 1B 3B		2-2 G6-3	5	1	1	0	0	0	1				
Cal Ripken Jr., R OBP: 0.371, SLG: 0.424 (1, 6)	0-2 1B		0-0 1B 1B			1-2 G3 1B		1-2 G6-3		4-0 1B IBB IBB	4	0	3	1	1	0	0				
Randy Milligan, R OBP: 0.357, SLG: 0.424 (1, 3)	2-2 G6-3		0-1 F9			0-0 G3		0-0 G3		2-3 K	4	0	0	0	1	1	3				
Bob Melvin, R OBP: 0.400, SLG: 0.405 (1, 2)		1-0 F9		2-0 FC6-4 1B		0-0 G6-3		0-0 G6-3		0-0 G6-3	5	0	2	1	0	0	1				
Mike Devereaux, R OBP: 0.333, SLG: 0.396 (1, 10)		1-1 P6		1-1 FC6-4 1B		1-1 FC6-4		0-1 S S 2B 1B		3-2 2B	4	1	2	0	0	0	2				
Craig Worthington, R OBP: 0.294, SLG: 0.308 (1, 5)		1-1 G5-3		0-3 K		0-3 K		2-2 G1-3		4-0 IBB	3	0	0	0	1	1	1				
Sveve Finley, L OBP: 0.288, SLG: 0.364 (1, 9)			0-3 K		0-3 K		1-2 K		1-3 K		4	0	0	0	0	3	3				
Billy Ripken, R OBP: 0.333, SLG: 0.348 (1, 4)			1-2 G6-3		0-0 F8		0-1 2B		0-0 L1		4	0	1	1	0	0	2				
Inning Stats	R: 0 E: 0 K: 0 S: 12	H: 1 LOB: 1 BB: 0 P: 17	R: 0 E: 0 K: 0 S: 5	H: 0 LOB: 0 BB: 0 P: 8	R: 0 E: 0 K: 1 S: 9	H: 2 LOB: 2 BB: 0 P: 14	R: 0 E: 0 K: 2 S: 7	H: 0 LOB: 0 BB: 0 P: 7	R: 1 E: 0 K: 1 S: 14	H: 2 LOB: 1 BB: 0 P: 17	R: 0 E: 0 K: 1 S: 12	H: 0 LOB: 0 BB: 0 P: 18	R: 0 E: 0 K: 0 S: 8	H: 1 LOB: 2 BB: 3 P: 15	R: 1 E: 0 K: 0 S: 6	H: 1 LOB: 3 BB: 3 P: 22	1B: 6 2B: 2 3B: 1 HR: 0	SF: 0 SAC: 0 DP: 0 HBP: 0		WP: 0 PB: 0 SB: 3 CS: 0	PA: 41
PITCHER	IP 9.0	WLS 36	H 8	R 2	ER 2	SO 5	BB 0	IBB 1	HBP 0	BLK 0	WP 0	HR 0	S 88	P 121	ERA 2.00	WHIP 0.889					
Greg Swindell, L ERA: 2.24	(1, 1)																				
Keith Atherton, R ERA: 3.7	(10, 1)	0.1	L	5	1	1	0	1	2	0	0	0	0	6	22	27.00	6.000				
AB											36							C			
R											2										
H											8										
RBI											2										
BB											4										
SO											2										
LOB											16										

Batter	1	2	3	4	5	6	7	8	9	AB	R	H	RBI	BB	SO	LOB	TOP				
Oddibe McDowell, L (1, 7) OBP: 0.311, SLG: 0.285	0-1 F7		3-2 G1-3		1-1 G1-3			0-0 G3 SH5-3 1B		4	0	1	0	0	0	0	Cleveland Indians @ Baltimore Orioles Memorial Stadium, Baltimore, MD Fri May 19 1989, 7:05 PM EDT Att: 21,933 - Unknown				
Jerry Browne, S (1, 4) OBP: 0.280, SLG: 0.296	1-1 G4-3		2-1 F7			2-1 F7		0-0 SH5-3 1-2		3	0	0	0	0	0	0					
Joe Carter, R (1, 8) OBP: 0.301, SLG: 0.403	0-1 F9			0-1 F9		0-1 G4-3		4-0 G3 IBB		3	0	0	0	1	0	0					
Pete O'Brien, L (1, 3)		1-1 F9		2-0 L8		2-1 F8		3-1 G3 1-2 2-3		4	0	0	0	0	2	2					
Dave Clark, L (1, 9) OBP: 0.352, SLG: 0.494		1-0 HR 1B		0-0 1B		4-0 HR BB		2-3 K		3	2	0	1	1	2	2					
Brook Jacoby, R (1, 5) OBP: 0.396, SLG: 0.500		2-0 1-H HR		0-0 1-2 1B		1 SAFE 0-0 1-H HR		3-3 K		4	2	3	4	0	1	0					
Mark Salas, L (1, 10) OBP: 0.167, SLG: 0.167		1-1 1-4-3 1B		0-0 F9 1-2 1B		2-2 G4-3		2-2 F9		4	0	1	0	0	2	2					
Andy Allanson, R (1, 2) OBP: 0.268, SLG: 0.267		2-0 L4-3		3-2 P4		1-1 F8		2-3 K		4	0	0	0	0	1	1					
Felix Fermin, R (1, 6) OBP: 0.338, SLG: 0.283			2-1 F7		1-0 F8		0-0 G4-3			3	0	0	0	0	0	0					
Inning Stats	R: 0 E: 0 K: 0 S: 6	H: 0 LOB: 0 BB: 0 P: 7	R: 2 E: 0 K: 0 S: 7	H: 3 LOB: 0 BB: 0 P: 14	R: 0 E: 0 K: 0 S: 8	H: 0 LOB: 0 BB: 0 P: 15	R: 0 E: 0 K: 0 S: 6	H: 2 LOB: 2 BB: 0 P: 8	R: 0 E: 0 K: 0 S: 6	H: 0 LOB: 0 BB: 0 P: 10	R: 2 E: 0 K: 0 S: 7	H: 1 LOB: 0 BB: 1 P: 14	R: 0 E: 0 K: 1 S: 7	H: 1 LOB: 2 BB: 0 P: 16	R: 0 E: 0 K: 2 S: 10	H: 0 LOB: 0 BB: 0 P: 17	1B: 5 2B: 1 3B: 0 HR: 2	SF: 0 SAC: 1 DP: 1 HBP: 0	WP: 0 PB: 0 SB: 0 CS: 0	PA: 35	
PITCHER	IP	WLS	BF	H	R	ER	SO	BB	IBB	HBP	BLK	WP	HR	S	P	ERA	WHIP				
Jose Bautista, R (1, 1) ERA: 5.03	7.0	L	27	6	4	4	0	1	0	0	0	0	2	46	79	5.14	1.000				
Mark Thurmond, L (8, 1) ERA: 3.52	1.0		5	1	0	0	1	0	1	0	0	0	0	7	16	0.00	1.000				
Gregg Olson, R (9, 1) ERA: 2.92	1.0		3	0	0	0	2	0	0	0	0	0	0	10	17	0.00	0.000				

AB	32
R	4
H	7
RBI	4
BB	2
SO	3
LOB	7



Batter	1	2	3	4	5	6	7	8	9	AB	R	H	RBI	BB	SO	LOB	BOTTOM				
Joe Orsulak, L (1, 9) OBP: 0.355, SLG: 0.451	3-1 G5-4-3 1B 2B		1-0 G6-3 1B			1-3 K		2-1 1B BB 1B		4	1	3	0	0	1	0	Cleveland Indians @ Baltimore Orioles Memorial Stadium, Baltimore, MD Fri May 19 1989, 7:05 PM EDT Att: 21,933 - Unknown				
Phil Bradley, R (1, 7) OBP: 0.363, SLG: 0.467	0-1 G5-4-3 1-2 1B		1-3 K			2-2 L7		4-1 1B 1-2 BB		3	0	1	0	1	1	1					
Cal Ripken Jr., R (1, 6) OBP: 0.368, SLG: 0.419	1-0 G5-4-3 1-2 2-3		0-1 G6-3 1-2			0-1 F9		0-2 1-2 2-3 1B		4	0	1	0	0	3	3					
Jim Traber, L (1, 10) OBP: 0.250, SLG: 0.268	0-1 2B			2-3 K		2-1 G6-3		2-3 K		4	0	1	1	0	2	3					
Randy Milligan, R (1, 3) OBP: 0.351, SLG: 0.403	4-0 BB			2-3 K		0-0 P3		2-3 K		3	0	0	0	1	2	0					
Bob Melvin, R (1, 2) OBP: 0.388, SLG: 0.391	1-0 F8			1-0 G6-3		1-2 FC6 1B		1-1 G6-3		4	0	1	0	0	2	2					
Steve Finley, L (1, 8) OBP: 0.270, SLG: 0.339		1-1 F7			1-3 K		1-1 FC6 1-2		0-0 P2	4	0	0	0	0	1	1					
Craig Worthington, R (1, 5) OBP: 0.288, SLG: 0.301		3-3 K			0-1 G1-3		1-2 G6-3			3	0	0	0	0	1	0					
Billy Ripken, R (1, 4) OBP: 0.321, SLG: 0.333		1-1 G4-3			1-2 G6-3		3-3 K			3	0	0	0	0	1	0					
Inning Stats	R: 1 E: 0 K: 0 S: 8	H: 3 LOB: 1 BB: 1 P: 17	R: 0 E: 0 K: 1 S: 7	H: 0 LOB: 0 BB: 0 P: 12	R: 0 E: 0 K: 1 S: 6	H: 1 LOB: 0 BB: 0 P: 8	R: 0 E: 0 K: 2 S: 7	H: 0 LOB: 0 BB: 0 P: 12	R: 0 E: 0 K: 1 S: 8	H: 0 LOB: 0 BB: 0 P: 10	R: 0 E: 0 K: 1 S: 8	H: 1 LOB: 1 BB: 0 P: 12	R: 0 E: 0 K: 2 S: 16	H: 2 LOB: 3 BB: 1 P: 28	R: 0 E: 0 K: 1 S: 6	H: 0 LOB: 0 BB: 0 P: 9	1B: 6 2B: 1 3B: 0 HR: 0	SF: 0 SAC: 0 DP: 2 HBP: 0	WP: 0 PB: 0 SB: 0 CS: 0	PA: 34	
PITCHER	IP	WLS	BF	H	R	ER	SO	BB	IBB	HBP	BLK	WP	HR	S	P	ERA	WHIP				
Tom Candiotti, R (1, 1) ERA: 3.17	7.2		29	6	1	1	7	2	0	0	0	0	0	62	102	1.17	1.043				
Doug Jones, R (8, 1) ERA: 2.76	1.1	S	5	1	0	0	2	0	0	0	0	0	0	12	17	0.00	0.750				



Batter	1	2	3	4	5	6	7	8	9	AB	R	H	RBI	BB	SO	LOB	TOP					
Oddibe McDowell, L (1, 7) OBP: 0.303, SLG: 0.277	B1-3		G3-1		L7			F9									4 0 0 0 0 0 1					
Jerry Browne, S (1, 4) OBP: 0.286, SLG: 0.308	G5-3		1B			F7		1B 2B									4 0 2 0 0 0 0					
Joe Carter, R (1, 8) OBP: 0.305, SLG: 0.405	1B		F9			F9		1B									4 0 2 1 0 0 1					
Pete O'Brien, L (1, 3) OBP: 0.380, SLG: 0.473	P4		F7			G3		G3									4 0 0 0 0 0 4					
Brook Jacoby, R (1, 5) OBP: 0.392, SLG: 0.500		G4-3 2B		G1-3		G6-3			K								4 0 1 0 0 1 0					
Luis Medina, R (1, 9) OBP: 0.281, SLG: 0.410		G4-3		L9		K		K									4 0 0 0 0 2 1					
Mike Young, S (1, 10) OBP: 0.294, SLG: 0.200		K		L7		G3-1		G3									4 0 0 0 0 1 1					
Andy Allanson, R (1, 2) OBP: 0.278, SLG: 0.265		FC4-6 BB		G6-3				2B 1B BB									1 1 0 0 2 0 0					
Felix Fermin, R (1, 6) OBP: 0.331, SLG: 0.276	FC4-6		L9		L9			F9									3 0 0 0 0 0 3					
Inning Stats	R: 0 H: 1 E: 0 K: 0 S: 10	H: 1 LOB: 1 BB: 0 P: 14	R: 0 H: 1 E: 0 K: 1 S: 8	H: 1 LOB: 2 BB: 1 P: 17	R: 0 H: 1 E: 0 K: 0 S: 10	H: 1 LOB: 1 BB: 0 P: 15	R: 0 H: 0 E: 0 K: 0 S: 7	H: 0 LOB: 0 BB: 0 P: 11	R: 0 H: 0 E: 0 K: 0 S: 4	H: 0 LOB: 0 BB: 0 P: 7	R: 0 H: 0 E: 0 K: 1 S: 6	H: 0 LOB: 0 BB: 0 P: 8	R: 0 H: 0 E: 0 K: 1 S: 7	H: 0 LOB: 0 BB: 0 P: 11	R: 1 H: 2 E: 0 K: 0 S: 9	H: 2 LOB: 2 BB: 1 P: 20	R: 0 H: 0 E: 0 K: 2 S: 8	H: 0 LOB: 0 BB: 0 P: 11	1B: 3 2B: 2 3B: 0 HR: 0	SF: 0 SAC: 0 DP: 0 HBP: 0	WP: 0 PB: 0 SB: 1 CS: 0	PA: 34
PITCHER	IP	WLS	BF	H	R	ER	SO	BB	IBB	HBP	BLK	WP	HR	S	P	ERA	WHIP					
Jeff Ballard, L (1, 1) ERA: 2.19	7.2	W	29	4	1	1	2	2	0	0	0	0	0	57	97	1.17	0.783					
Gregg Olson, R (8, 1) ERA: 2.77	1.1		5	1	0	0	2	0	0	0	0	0	0	12	17	0.00	0.750					

Cleveland Indians @ Baltimore Orioles
Memorial Stadium, Baltimore, MD
Sat May 20 1989, 7:05 PM EDT
Att: 30,372 - Unknown


AB 32
R 1
H 5
RBI 1
BB 2
SO 4
LOB 11



Batter	1	2	3	4	5	6	7	8	9	AB	R	H	RBI	BB	SO	LOB	BOTTOM				
Brady Anderson, L (1, 8) OBP: 0.345, SLG: 0.412	G1-3		F8			F7		1B									4 0 1 1 0 0 0				
Phil Bradley, R (1, 7) OBP: 0.354, SLG: 0.454	G6-3		G4-3			K		FC1-6-5									4 0 0 0 0 1 2				
Cal Ripken Jr., R (1, 6) OBP: 0.359, SLG: 0.408	K			K		L7		G4-3									4 0 0 0 0 2 0				
Mickey Tettleton, S (1, 2) OBP: 0.278, SLG: 0.466		K		G2-3				1B BB									3 1 0 0 1 2 0				
Joe Orsulak, L (1, 9) OBP: 0.388, SLG: 0.466		3B 1B		CS BB				E9 1B SF9 1B									2 2 2 0 2 0 0				
Randy Milligan, R (1, 3) OBP: 0.358, SLG: 0.431		1B		CS		G6-3		G6-3									3 1 1 1 1 0 2				
Larry Sheets, L (1, 10) OBP: 0.263, SLG: 0.260		SF8				K											1 0 0 1 1 1 0				
Steve Finley, L (7, PR) OBP: 0.270, SLG: 0.339		SF8						L6									0 1 0 0 0 0 0				
Mike Devereaux, R (8, PH) OBP: 0.328, SLG: 0.389		3B						SF9 1B IBB									1 0 0 0 0 0 2				
Craig Worthington, R (1, 5) OBP: 0.296, SLG: 0.310		G6-3						1B 1B									3 0 2 1 0 0 0				
Billy Ripken, R (1, 4) OBP: 0.309, SLG: 0.324			L9			G5-3		SF9									2 0 0 1 0 0 1				
Inning Stats	R: 0 H: 0 E: 0 K: 1 S: 7	H: 2 LOB: 0 BB: 0 P: 11	R: 2 H: 2 E: 0 K: 1 S: 10	H: 2 LOB: 0 BB: 0 P: 16	R: 0 H: 0 E: 0 K: 0 S: 7	H: 0 LOB: 0 BB: 0 P: 10	R: 0 H: 0 E: 0 K: 1 S: 7	H: 0 LOB: 0 BB: 1 P: 12	R: 0 H: 1 E: 0 K: 1 S: 8	H: 1 LOB: 1 BB: 0 P: 10	R: 0 H: 0 E: 0 K: 1 S: 10	H: 0 LOB: 0 BB: 0 P: 16	R: 3 H: 3 E: 1 K: 0 S: 14	H: 3 LOB: 3 BB: 2 P: 29	R: 0 H: 0 E: 0 K: 1 S: 11	H: 0 LOB: 2 BB: 2 P: 21	1B: 5 2B: 0 3B: 1 HR: 0	SF: 2 SAC: 0 DP: 0 HBP: 0	WP: 0 PB: 0 SB: 1 CS: 1	PA: 35	
PITCHER	IP	WLS	BF	H	R	ER	SO	BB	IBB	HBP	BLK	WP	HR	S	P	ERA	WHIP				
John Farrell, R (1, 1) ERA: 3.88	6.1	L	26	5	5	5	5	2	1	0	0	0	0	60	98	7.11	1.105				
Tim Stoddard, R (7, 1) ERA:	0.2		3	1	0	0	0	0	0	0	0	0	0	3	6	0.00	1.500				
Jesse Orosco, L (8, 1) ERA: 1.86	1.0		5	0	0	0	1	2	0	0	0	0	0	11	21	0.00	2.000				

Cleveland Indians @ Baltimore Orioles
Memorial Stadium, Baltimore, MD
Sat May 20 1989, 7:05 PM EDT
Att: 30,372 - Unknown

AB 27
R 5
H 6
RBI 5
BB 5
SO 6
LOB 7



Batter	1	2	3	4	5	6	7	8	9	AB	R	H	RBI	BB	SO	LOB	TOP										
Oddibe McDowell, L OBP: 0.302, SLG: 0.276	G6-3		1B E		G3-6-1		K			4	1	1	0	0	1	2	Cleveland Indians @ Baltimore Orioles Memorial Stadium, Baltimore, MD Sun May 21 1989, 3:33 AM EDT Att: 35,428 - Sunny - 79 F										
Jerry Browne, S OBP: 0.297, SLG: 0.319	1B		1B E		1B		K			4	0	3	1	0	1	1											
Joe Carter, R OBP: 0.309, SLG: 0.407	1B		K		1B			G3-1		4	0	2	0	0	1	2											
Pete O'Brien, L OBP: 0.371, SLG: 0.460	P5		L9		F7			F8		4	0	0	0	0	5												
Dave Clark, L OBP: 0.347, SLG: 0.482	F7		K					G4-3		4	0	1	0	0	1	3											
Brook Jacoby, R OBP: 0.389, SLG: 0.493		P7-6		K				1B		4	0	1	0	0	2	1											
Mark Salas, L OBP: 0.100, SLG: 0.100	G3-1		L3		K			K		4	0	0	0	0	2	1											
Joel Skinner, R OBP: 0.292, SLG: 0.458	F9		F8					G5-3		4	0	1	0	0	0	0											
Felix Fermin, R OBP: 0.329, SLG: 0.276			E5		G3-6-1		K	G3		4	1	1	0	0	1	1											
Inning Stats	R: 0 E: 0 K: 0 S: 10	H: 2 LOB: 2 BB: 0 P: 18	R: 0 E: 0 K: 0 S: 6	H: 0 LOB: 0 BB: 0 P: 9	R: 2 E: 2 K: 2 S: 15	H: 2 LOB: 1 BB: 0 P: 19	R: 0 E: 0 K: 1 S: 9	H: 0 LOB: 0 BB: 0 P: 15	R: 0 E: 0 K: 0 S: 9	H: 3 LOB: 2 BB: 0 P: 13	R: 0 E: 0 K: 1 S: 7	H: 1 LOB: 1 BB: 0 P: 10	R: 0 E: 0 K: 3 S: 13	H: 1 LOB: 1 BB: 0 P: 17	R: 0 E: 0 K: 1 S: 9	H: 1 LOB: 1 BB: 0 P: 16		R: 0 E: 0 K: 1 S: 11	H: 0 LOB: 0 BB: 0 P: 16	1B: 9 2B: 2 3B: 0 HR: 0	SF: 0 SAC: 0 DP: 2 HBP: 0	WP: 0 PB: 0 SB: 0 CS: 1	PA: 36				
PITCHER	IP	WLS	BF	H	R	ER	SO	BB	IBB	HBP	BLK	WP	HR	S	P	ERA	WHIP										
Brian Holton, R ERA: 4.05	(1, 1)	6.0	L	25	8	2	0	4	0	0	0	0	0	56	84	0.00	1.333										
Mark Williamson, R ERA: 4.39	(7, 1)	3.0		11	2	0	0	5	0	0	0	0	0	33	49	0.00	0.667										

AB	36
R	2
H	10
RBI	1
BB	0
SO	9
LOB	16



Batter	1	2	3	4	5	6	7	8	9	AB	R	H	RBI	BB	SO	LOB	BOTTOM										
Brady Anderson, L OBP: 0.337, SLG: 0.401	F8		F8		B3			FC3		4	0	0	0	0	0	3	Cleveland Indians @ Baltimore Orioles Memorial Stadium, Baltimore, MD Sun May 21 1989, 3:33 AM EDT Att: 35,428 - Sunny - 79 F										
Steve Finley, L OBP: 0.258, SLG: 0.323	B4-3		P6		F7			G3		3	0	0	0	0	2												
Phil Bradley, R OBP: 0.352, SLG: 0.451										1	0	0	0	0	1												
Cal Ripken Jr., R OBP: 0.351, SLG: 0.397	L6				P8			G6-3		4	0	0	0	0	1												
Mickey Tettleton, S OBP: 0.277, SLG: 0.488		G3-1		FC3-6	1B			F7		4	0	1	0	0	0	0											
Joe Orsulak, L OBP: 0.369, SLG: 0.442		G3-1		FC3-6	2B			P7		4	0	0	0	0	1	1											
Randy Milligan, R OBP: 0.378, SLG: 0.456				S	BB			G6-4-3		3	0	2	0	1	0	0											
Larry Sheets, L OBP: 0.258, SLG: 0.255	G4-3		G3					G6-4-3		2	0	0	0	0	3												
Bob Melvin, R OBP: 0.380, SLG: 0.383										1	0	0	0	0	1												
Craig Worthington, R OBP: 0.297, SLG: 0.310					G6-3			G1-3		3	0	1	0	0	0	0											
Billy Ripken, R OBP: 0.321, SLG: 0.329			K					G3	FC3	2	0	1	0	1	1	1											
Inning Stats	R: 0 E: 0 K: 0 S: 6	H: 0 LOB: 0 BB: 0 P: 9	R: 0 E: 0 K: 0 S: 9	H: 0 LOB: 1 BB: 1 P: 21	R: 0 E: 0 K: 1 S: 8	H: 1 LOB: 1 BB: 0 P: 15	R: 0 E: 0 K: 0 S: 12	H: 2 LOB: 2 BB: 0 P: 17	R: 0 E: 0 K: 0 S: 9	H: 0 LOB: 0 BB: 0 P: 14	R: 0 E: 0 K: 0 S: 3	H: 1 LOB: 0 BB: 0 P: 7	R: 0 E: 0 K: 0 S: 12	H: 1 LOB: 1 BB: 0 P: 17	R: 0 E: 0 K: 1 S: 6	H: 0 LOB: 0 BB: 0 P: 6	1B: 4 2B: 1 3B: 0 HR: 0	SF: 0 SAC: 0 DP: 1 HBP: 0	WP: 0 PB: 0 SB: 1 CS: 0	PA: 33							
PITCHER	IP	WLS	BF	H	R	ER	SO	BB	IBB	HBP	BLK	WP	HR	S	P	ERA	WHIP										
Rich Yett, R ERA: 4.2	(1, 1)	6.0		23	3	0	0	1	0	0	0	0	0	9	16	0.00	1.500										
Scott Bailes, L ERA: 3.74	(7, 1)	1.1		5	2	0	0	0	0	0	0	0	0	9	16	0.00	1.500										
Doug Jones, R ERA: 2.5	(8, 1)	1.2	S	5	0	0	0	1	0	0	0	0	0	12	14	0.00	0.000										

AB	31
R	0
H	5
RBI	0
BB	2
SO	2
LOB	13



Batter	1	2	3	4	5	6	7	8	9	AB	R	H	RBI	BB	SO	LOB	TOP			
Oddibe McDowell, L OBP: 0.310, SLG: 0.306 (1, 7)	1-1 B2-3	0-0 HR		3-1 G4-6-3 1B		3-1 G4-3			0-1 G6-3 1B	5	1	3	2	0	0	0	Cleveland Indians @ Detroit Tigers Tiger Stadium, Detroit, MI Mon May 22 1989, 7:05 PM EDT Att: 13,702 - Unknown - 73 F			
Felix Fermin, R OBP: 0.317, SLG: 0.265 (1, 6)	0-0 G6-3	1-0 G4-3		1-0 G4-6-3 1-2f			0-0 F8		2-2 G6-3 1-2	5	0	0	0	0	0	2				
Pete O'Brien, L OBP: 0.378, SLG: 0.481 (1, 3)	4-2 BB		3-1 HR	3-0 FC6-4 1B			2-0 G3		2-2 G4-3	4	1	2	1	1	0	1				
Joe Carter, R OBP: 0.308, SLG: 0.404 (1, 8)	1-0 P4		1-1 2B 1B	2-0 FC6-4 1-2f			0-1 G5-3			4	1	1	0	0	0	2				
Dave Clark, L OBP: 0.333, SLG: 0.460 (1, 9)		0-2 G1-3	3-2 G6-3 1-2		1-2 P4			1-1 G4-3		4	0	0	0	0	0	1				
Brook Jacoby, R OBP: 0.398, SLG: 0.525 (1, 5)		3-2 HR	0-1 2B 3B	4-2 G4-6-3 BB			3-1 G6-3			3	2	2	2	1	0	0				
Mark Salas, L OBP: 0.286, SLG: 0.643 (1, 10)		1-2 HR	3-2 3B	2-1 G4-6-3 1-2f			0-1 1B			4	1	3	2	0	0	1				
Joel Skinner, R OBP: 0.250, SLG: 0.393 (1, 2)	0-0 G1-3		3-3 K		2-3 K		1-0 P3			4	0	0	0	0	2	2				
Luis Aguayo, R OBP: 0.192, SLG: 0.045 (1, 4)	4-2 HR BB		0-0 P4		1-2 P3			0-0 G6-3		3	1	0	0	1	0	1				
Inning Stats	R: 0 E: 0 K: 0 S: 6	H: 0 LOB: 1 BB: 1 P: 12	R: 4 E: 0 K: 0 S: 14	H: 3 LOB: 0 BB: 1 P: 23	R: 3 E: 0 K: 1 S: 18	H: 4 LOB: 1 BB: 0 P: 31	R: 0 E: 0 K: 0 S: 5	H: 2 LOB: 1 BB: 0 P: 14	R: 0 E: 0 K: 0 S: 9	H: 0 LOB: 0 BB: 1 P: 16	R: 0 E: 0 K: 0 S: 4	H: 0 LOB: 0 BB: 0 P: 6	R: 0 E: 0 K: 0 S: 7	H: 1 LOB: 1 BB: 0 P: 12	R: 0 E: 0 K: 0 S: 9	H: 1 LOB: 1 BB: 0 P: 13		1B: 5 2B: 1 3B: 1 HR: 4	SF: 0 SAC: 0 DP: 2 HBP: 0	WP: 0 PB: 0 SB: 1 CS: 0
PITCHER	IP	WLS	BF	H	R	ER	SO	BB	IBB	HBP	BLK	WP	HR	S	P	ERA	WHIP			
Jack Morris, R ERA: 4.94 (1, 1)	2.1	L	15	6	7	7	0	2	0	0	0	0	4	30	52	27.00	3.429			
Randy Bockus, R ERA: (3, 1)	4.2		16	3	0	0	2	1	0	0	0	0	0	38	68	0.00	0.857			
Frank Williams, R ERA: 2.9 (8, 1)	2.0		8	2	0	0	0	0	0	0	0	0	0	16	25	0.00	1.000			

AB	36
R	7
H	11
RBI	7
BB	3
SO	2
LOB	10



Batter	1	2	3	4	5	6	7	8	9	AB	R	H	RBI	BB	SO	LOB	BOTTOM			
Gary Pettis, S OBP: 0.281, SLG: 0.250 (1, 8)	3-2 F8			1-1 B2-3		4-2 BB		1-1 1B E 1B	3-2 L3	4	1	1	0	1	0	1	Cleveland Indians @ Detroit Tigers Tiger Stadium, Detroit, MI Mon May 22 1989, 7:05 PM EDT Att: 13,702 - Unknown - 73 F			
Kenny Williams, R OBP: 0.230, SLG: 0.308 (1, 7)	0-1 B1-3			1-2 G5-4-3 HBP		2-3 K		0-0 E5 1B 1-2 2-3		3	1	0	0	0	1	4				
Chet Lemon, R OBP: 0.382, SLG: 0.297 (1, 9)	2-3 K			0-0 G5-4-3 1-2f			1-0 L9	2-0 1B 1-2 2-3 3-H		4	0	1	1	0	1	1				
Aian Trammell, R OBP: 0.331, SLG: 0.316 (1, 6)		0-1 G5-3			1-1 F9		0-1 1B	1-1 P3		4	0	1	0	0	0	3				
Keith Moreland, R OBP: 0.364, SLG: 0.404 (1, 3)		1-0 G4-3			1-2 F7		1-1 1B	0-2 1B 1-2 2-H 3-H		4	0	2	2	0	0	0				
Gary Ward, R OBP: 0.277, SLG: 0.279 Dave Bergman, L OBP: 0.344, SLG: 0.309 (8, PH)		1-1 P3			1-0 P9		3-3 K	1-3 K		3	0	0	0	0	1	2				
Mike Heath, R OBP: 0.409, SLG: 0.537 (1, 2)				1-1 FC6 1B		1-0 G6-3		1-0 F9		4	0	2	0	0	0	2				
Rick Schu, R OBP: 0.429, SLG: 0.333 (1, 5)				0-1 FC6 G5-4-3 1-2f		3-1 P3		3-2 E 1B 1B	0-2 FC1-6-4 1-2f	4	1	1	0	0	0	2				
Al Pedrique, R OBP: 0.257, SLG: 0.273 Lou Whitaker, L OBP: 0.395, SLG: 0.543 (8, PH)				0-0 G5-4-3 1-2f		1-0 BB 1B		0-1 F7	1-1 P4	3	0	1	0	0	0	2				
Inning Stats	R: 0 E: 0 K: 1 S: 8	H: 0 LOB: 0 BB: 0 P: 13	R: 0 E: 0 K: 0 S: 5	H: 0 LOB: 0 BB: 0 P: 7	R: 0 E: 0 K: 0 S: 5	H: 1 LOB: 0 BB: 0 P: 6	R: 0 E: 0 K: 0 S: 5	H: 0 LOB: 0 BB: 0 P: 7	R: 0 E: 0 K: 1 S: 10	H: 0 LOB: 0 BB: 0 P: 10	R: 0 E: 0 K: 1 S: 9	H: 2 LOB: 2 BB: 0 P: 15	R: 3 E: 1 K: 1 S: 18	H: 4 LOB: 2 BB: 0 P: 26	R: 0 E: 0 K: 0 S: 11	H: 1 LOB: 1 BB: 0 P: 17		1B: 9 2B: 0 3B: 0 HR: 0	SF: 0 SAC: 0 DP: 2 HBP: 1	WP: 0 PB: 0 SB: 0 CS: 0
PITCHER	IP	WLS	BF	H	R	ER	SO	BB	IBB	HBP	BLK	WP	HR	S	P	ERA	WHIP			
Bud Black, L ERA: 4.15 (1, 1)	7.1	W	30	7	3	1	3	1	0	0	0	0	0	58	94	1.23	1.091			
Keith Altherton, R ERA: 3.65 (8, 1)	0.1		2	1	0	0	0	0	0	0	0	0	0	5	6	0.00	3.000			
Jesse Orosco, L ERA: 1.64 (8, 1)	1.1	S	5	1	0	0	1	0	0	0	0	0	0	15	22	0.00	0.750			

AB	35
R	3
H	9
RBI	3
BB	1
SO	4
LOB	20



Batter	1	2	3	4	5	6	7	8	9	AB	R	H	RBI	BB	SO	LOB	TOP			
Oddibe McDowell, L (1, 7) OBP: 0.303, SLG: 0.298	G3			B1-3		G1-3		B1-3		4	0	0	0	0	0	2	Cleveland Indians @ Detroit Tigers Tiger Stadium, Detroit, MI Tue May 23 1989, 7:05 PM EDT Att: 13,141 - Unknown - 69 F			
Luis Aguayo, R (1, 4) OBP: 0.200, SLG: 0.115	P6			P8				L9		4	1	1	0	0	0	1				
Pete O'Brien, L (1, 3) OBP: 0.375, SLG: 0.475	G4-3			G4-3						4	0	1	0	0	0	0				
Joe Carter, R (1, 8) OBP: 0.312, SLG: 0.423		F9								4	1	2	1	0	1	0				
Dave Clark, L (1, 9) OBP: 0.330, SLG: 0.444	L3									3	0	0	0	1	1	2				
Brook Jacoby, R (1, 5) OBP: 0.388, SLG: 0.510										4	0	0	0	0	3	3				
Mark Salas, L (1, 10) OBP: 0.278, SLG: 0.611										4	0	1	0	0	0	3				
Joel Skinner, R (1, 2) OBP: 0.226, SLG: 0.355										3	0	0	0	0	1	1				
Felix Fermin, R (1, 6) OBP: 0.318, SLG: 0.267										3	0	1	0	0	0	1				
Inning Stats	R: 0 E: 0 K: 0 S: 6	H: 0 LOB: 0 BB: 0 P: 12	R: 0 E: 0 K: 1 S: 8	H: 0 LOB: 0 BB: 0 P: 12	R: 0 E: 0 K: 0 S: 6	H: 0 LOB: 0 BB: 0 P: 10	R: 0 E: 0 K: 0 S: 5	H: 0 LOB: 0 BB: 0 P: 10	R: 0 E: 0 K: 1 S: 10	H: 1 LOB: 1 BB: 0 P: 17	R: 1 E: 0 K: 2 S: 12	H: 3 LOB: 2 BB: 0 P: 15	R: 0 E: 0 K: 1 S: 6	H: 1 LOB: 1 BB: 0 P: 8	R: 1 E: 0 K: 1 S: 9	H: 1 LOB: 1 BB: 1 P: 19	1B: 2 2B: 3 3B: 1 HR: 0	SF: 0 SAC: 0 DP: 0 HBP: 0	WP: 1 PB: 0 SB: 0 CS: 0	PA: 34
PITCHER Mike Trujillo, R (1, 1) ERA: 4.15	IP: 9.0 WLS: W BF: 34 H: 6 R: 2 ER: 2 SO: 6 BB: 1 IBB: 0 HBP: 0 BLK: 0 WP: 1 HR: 0 S: 70 P: 113 ERA: 2.00 WHIP: 0.778															PITCHER				

Batter	1	2	3	4	5	6	7	8	9	AB	R	H	RBI	BB	SO	LOB	BOTTOM			
Gary Pettis, S (1, 8) OBP: 0.306, SLG: 0.258	F9			S		F7				3	1	1	0	1	0	1	Cleveland Indians @ Detroit Tigers Tiger Stadium, Detroit, MI Tue May 23 1989, 7:05 PM EDT Att: 13,141 - Unknown - 69 F			
Chet Lemon, R (1, 9) OBP: 0.385, SLG: 0.328	K			BB						4	2	2	1	0	1	1				
Lou Whitaker, L (1, 4) OBP: 0.398, SLG: 0.538	FC6-4			BB						3	0	1	0	1	1	1				
Alan Trammell, R (1, 6) OBP: 0.329, SLG: 0.314	FC6-4			BB						4	1	1	1	0	0	2				
Keith Moreland, R (1, 3) OBP: 0.369, SLG: 0.412	L7			BB						3	1	1	1	1	0	2				
Gary Ward, R (1, 10) OBP: 0.290, SLG: 0.338				BB						4	2	2	2	0	0	2				
Kenny Williams, R (1, 7) OBP: 0.231, SLG: 0.306	F7			BB						4	0	1	1	0	0	0				
Mike Heath, R (1, 2) OBP: 0.396, SLG: 0.533	F4			BB						4	0	1	0	0	1	0				
Rick Schu, R (1, 5) OBP: 0.273, SLG: 0.200				K						4	0	0	0	0	1	1				
Inning Stats	R: 0 E: 0 K: 1 S: 8	H: 0 LOB: 1 BB: 1 P: 13	R: 1 E: 0 K: 0 S: 8	H: 1 LOB: 0 BB: 0 P: 9	R: 5 E: 0 K: 1 S: 18	H: 5 LOB: 0 BB: 1 P: 30	R: 0 E: 0 K: 0 S: 6	H: 1 LOB: 1 BB: 0 P: 9	R: 0 E: 0 K: 0 S: 12	H: 0 LOB: 1 BB: 1 P: 21	R: 0 E: 0 K: 0 S: 7	H: 1 LOB: 0 BB: 0 P: 13	R: 1 E: 2 K: 0 S: 11	H: 2 LOB: 1 BB: 0 P: 18	R: 0 E: 0 K: 1 S: 5	H: 0 LOB: 0 BB: 0 P: 8	1B: 5 2B: 3 3B: 1 HR: 1	SF: 0 SAC: 0 DP: 1 HBP: 0	WP: 0 PB: 0 SB: 1 CS: 1	PA: 37
PITCHER Greg Swindell, L (1, 1) ERA: 2.92 Tim Stoddard, R (3, 1) ERA: 1.29	IP: 2.2 WLS: L BF: 15 H: 5 R: 6 ER: 6 SO: 2 BB: 2 IBB: 0 HBP: 0 BLK: 0 WP: 0 HR: 1 S: 33 P: 50 ERA: 20.25 WHIP: 2.625															PITCHER				


AB	33
R	2
H	6
RBI	1
BB	1
SO	6
LOB	13



Batter	1	2	3	4	5	6	7	8	9	10	AB	R	H	RBI	BB	SO	LOB	TOP							
Oddibe McDowell, L (1, 7) OBP: 0.301, SLG: 0.295	P2		CS		B3			K		L4	5	0	1	0	0	1	2								
Luis Aguayo, R (1, 4) OBP: 0.176, SLG: 0.103	F9		SF8			B5-3		G5-3			3	0	0	1	0	0	0								
Joe Carter, R (1, 8) OBP: 0.306, SLG: 0.413	K		CS		F8		P5		G5-3		4	0	0	0	0	1	0								
Pete O'Brien, L (1, 3) OBP: 0.378, SLG: 0.469		WP	BB		K2-3		G4-3			BB	2	0	0	0	2	1	0								
Cory Snyder, R (1, 9) OBP: 0.299, SLG: 0.394	P4							G5-3		K	4	0	1	0	0	1	2								
Brook Jacoby, R (1, 5) OBP: 0.385, SLG: 0.500	K				F8			FC4-6		P4	3	0	0	0	1	1	3								
Mark Salas, L (1, 10) OBP: 0.273, SLG: 0.545	F8				G4-3			FC4-6		F8	4	0	1	0	0	0	2								
Andy Allanson, R (1, 2) OBP: 0.281, SLG: 0.269					SH1-4			P4			2	0	1	0	0	0	1								
Dave Clark, L (10, PH) OBP: 0.330, SLG: 0.444											0	0	0	0	0	0	0								
Luis Medina, R (10, PH) OBP: 0.292, SLG: 0.410											0	0	0	0	1	0	0								
Felix Fermin, R (1, 6) OBP: 0.311, SLG: 0.281					FC1-6						3	1	0	0	0	0	2								
Mike Young, S (10, PH) OBP: 0.276, SLG: 0.188											1	0	0	0	0	1	1								
Joel Skinner, R (10, 2) OBP: 0.226, SLG: 0.355								G4-3		K	0	0	0	0	0	0	0								
Inning Stats	R: 0 E: 0 K: 1 S: 8	H: 0 LOB: 0 BB: 0 P: 14	R: 0 E: 0 K: 1 S: 9	H: 0 LOB: 1 BB: 1 P: 16	R: 1 E: 0 K: 0 S: 10	H: 2 LOB: 0 BB: 0 P: 14	R: 0 E: 0 K: 1 S: 9	H: 1 LOB: 1 BB: 0 P: 13	R: 0 E: 0 K: 0 S: 5	H: 1 LOB: 1 BB: 0 P: 10	R: 0 E: 0 K: 0 S: 3	H: 0 LOB: 0 BB: 0 P: 6	R: 0 E: 0 K: 0 S: 5	H: 0 LOB: 1 BB: 1 P: 11	R: 0 E: 0 K: 1 S: 8	H: 0 LOB: 1 BB: 0 P: 11	R: 0 E: 0 K: 1 S: 8	H: 0 LOB: 1 BB: 1 P: 14	R: 0 E: 0 K: 1 S: 5	H: 0 LOB: 1 BB: 1 P: 10	1B: 4 2B: 0 3B: 0 HR: 0	SF: 1 SAC: 1 DP: 0 HBP: 0	WP: 1 PB: 0 SB: 1 CS: 1	PA: 38	
PITCHER	IP	WLS	BF	H	R	ER	SO	BB	IBB	HBP	BLK	WP	HR	S	P	ERA	WHIP								
Doyle Alexander, R (1, 1) ERA: 3.06	7.0		26	4	1	1	3	2	0	0	0	1	0	49	84	1.29	0.857								
Mike Henneman, R (8, 1) ERA: 3.21	2.1		8	0	0	0	2	1	0	0	0	0	0	17	27	0.00	0.429								
Willie Hernandez, L (10, 1) ERA: 5.82	0.2	W	3	0	0	0	1	1	0	0	0	0	0	4	8	0.00	1.500								

Cleveland Indians @ Detroit Tigers
Tiger Stadium, Detroit, MI
Wed May 24 1989, 7:05 PM EDT
Att: 14,352 - Unknown - 79 F


AB 31
R 1
H 4
RBI 1
BB 4
SO 6
LOB 13



Batter	1	2	3	4	5	6	7	8	9	10	AB	R	H	RBI	BB	SO	LOB	BOTTOM							
Gary Pettis, S (1, 8) OBP: 0.341, SLG: 0.314	K		G1-3			F8				F8	4	1	2	0	1	1	1								
Fred Lynn, L (1, 7) OBP: 0.286, SLG: 0.260	G1-3				K		F8		P5	F8	5	0	0	0	0	1	4								
Lou Whitaker, L (1, 4) OBP: 0.398, SLG: 0.534	G4-3				P4			1B		K	5	1	2	1	0	1	2								
Alan Trammell, R (1, 6) OBP: 0.327, SLG: 0.312		G5-3			G6-3					F8	4	0	1	0	0	0	0								
Keith Moreland, R (1, 10) OBP: 0.364, SLG: 0.416		K			K2-3					F9	4	0	1	1	0	2	0								
Matt Nokes, L (1, 2) OBP: 0.297, SLG: 0.402		K			FC5					K	3	0	1	0	1	2	0								
Chet Lemon, R (1, 9) OBP: 0.375, SLG: 0.317					P6					G6-3	4	0	0	0	0	0	4								
Dave Bergman, L (1, 3) OBP: 0.355, SLG: 0.305											1	0	0	0	2	0	0								
Gary Ward, R (9, PH) OBP: 0.296, SLG: 0.333											1	0	0	0	0	0	0								
Al Pedrique, R (10, 5) OBP: 0.257, SLG: 0.273					G4-3						0	0	0	0	0	0	0								
Rick Schu, R (1, 5) OBP: 0.267, SLG: 0.214					G4-3					FC5	4	0	1	0	0	0	3								
Inning Stats	R: 0 E: 0 K: 1 S: 8	H: 0 LOB: 0 BB: 0 P: 12	R: 0 E: 0 K: 2 S: 9	H: 0 LOB: 0 BB: 0 P: 14	R: 0 E: 0 K: 0 S: 10	H: 0 LOB: 1 BB: 1 P: 17	R: 0 E: 0 K: 1 S: 7	H: 0 LOB: 0 BB: 0 P: 10	R: 0 E: 0 K: 1 S: 11	H: 1 LOB: 2 BB: 1 P: 20	R: 1 E: 0 K: 0 S: 16	H: 4 LOB: 3 BB: 1 P: 32	R: 0 E: 0 K: 1 S: 11	H: 1 LOB: 2 BB: 1 P: 19	R: 0 E: 0 K: 1 S: 5	H: 0 LOB: 0 BB: 0 P: 7	R: 0 E: 0 K: 0 S: 6	H: 0 LOB: 0 BB: 0 P: 10	R: 1 E: 0 K: 0 S: 7	H: 2 LOB: 1 BB: 0 P: 10	1B: 6 2B: 2 3B: 0 HR: 0	SF: 0 SAC: 0 DP: 0 HBP: 0	WP: 0 PB: 1 SB: 0 CS: 0	PA: 39	
PITCHER	IP	WLS	BF	H	R	ER	SO	BB	IBB	HBP	BLK	WP	HR	S	P	ERA	WHIP								
Tom Candiotti, R (1, 1) ERA: 3.0	6.1		28	6	1	1	5	3	1	0	0	0	0	66	115	1.42	1.421								
Jesse Orosco, L (7, 1) ERA: 1.32	2.2		8	0	0	0	2	0	0	0	0	0	0	17	26	0.00	0.000								
Scott Bailes, L (10, 1) ERA: 4.09	0.1	L	3	2	1	1	0	0	0	0	0	0	0	7	10	27.00	6.000								

Cleveland Indians @ Detroit Tigers
Tiger Stadium, Detroit, MI
Wed May 24 1989, 7:05 PM EDT
Att: 14,352 - Unknown - 79 F

AB 35
R 2
H 8
RBI 2
BB 4
SO 7
LOB 14



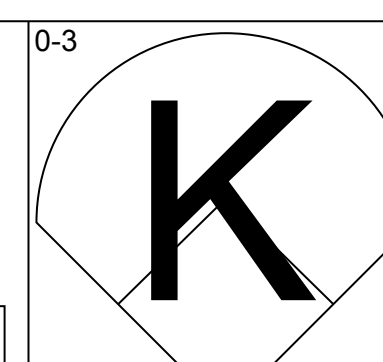
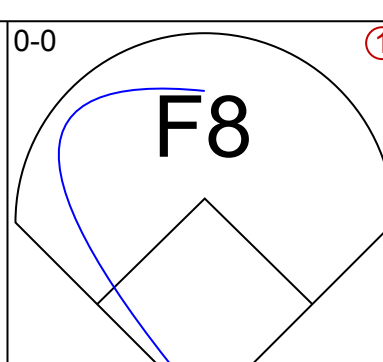
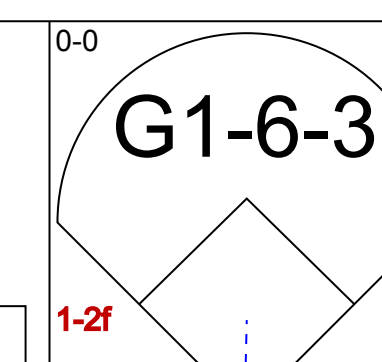
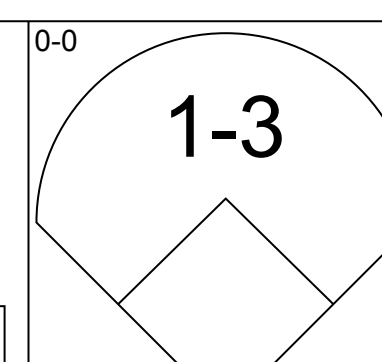
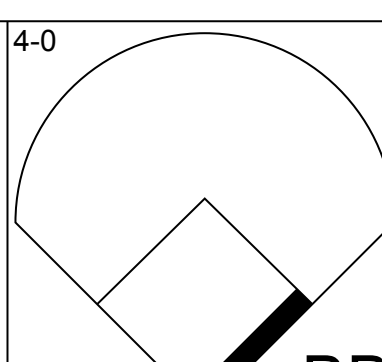
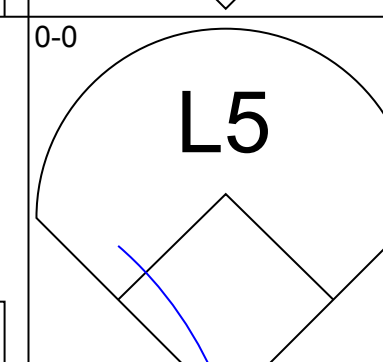
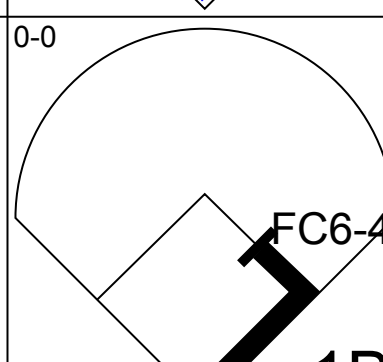
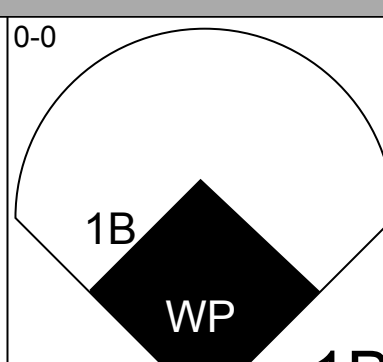
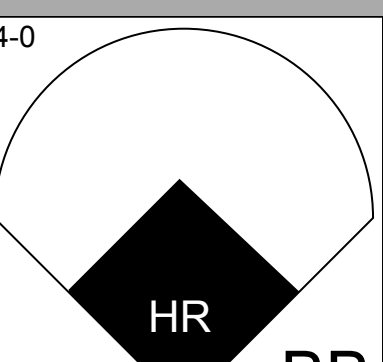
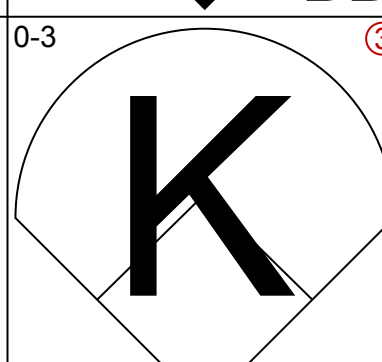
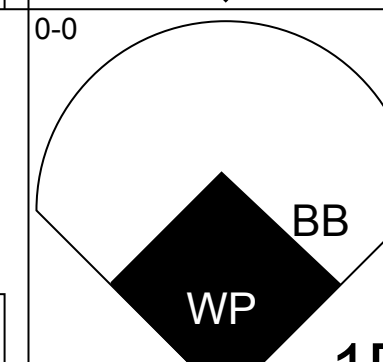
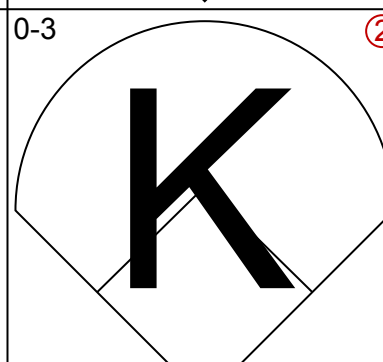
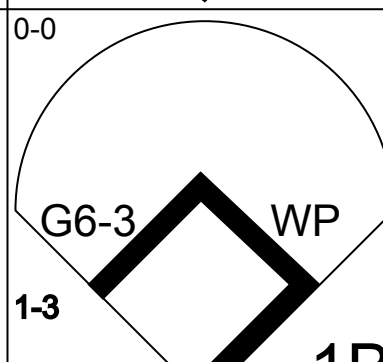
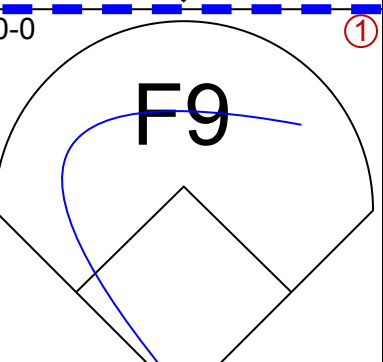
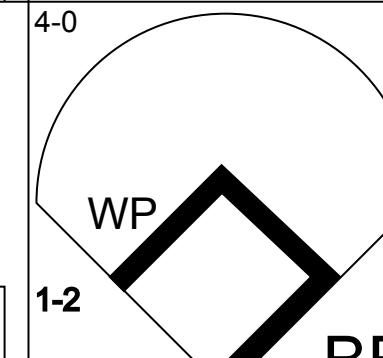
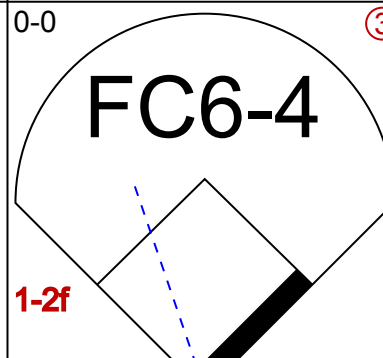
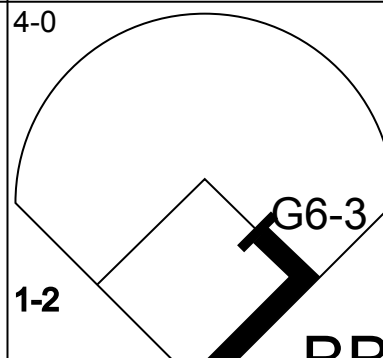
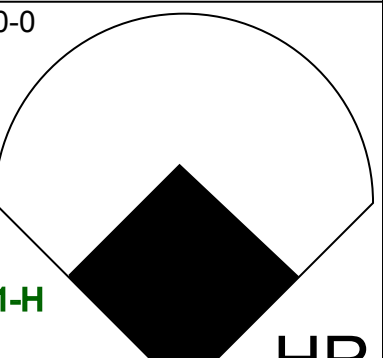
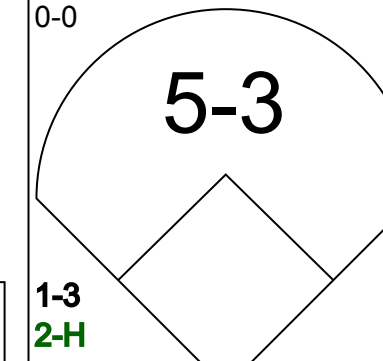
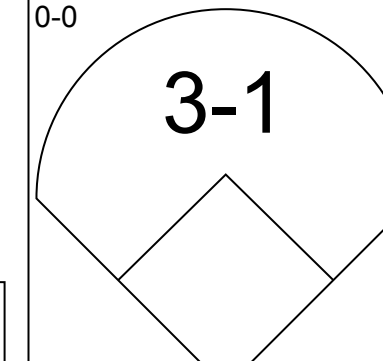
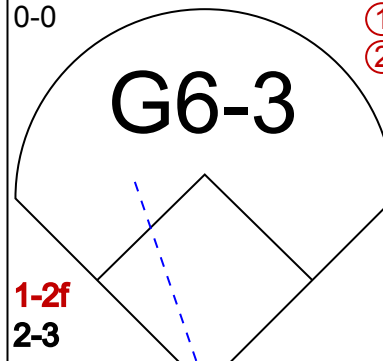
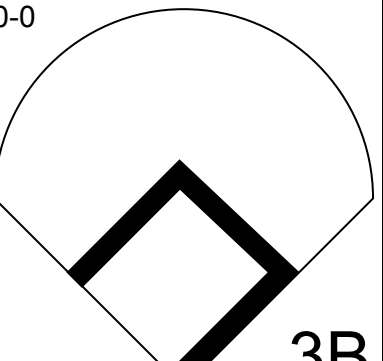

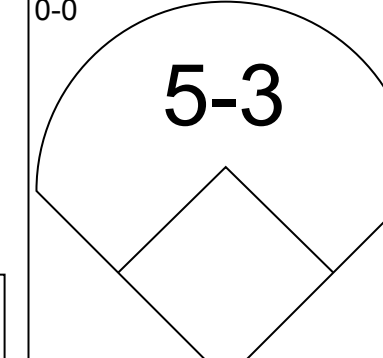
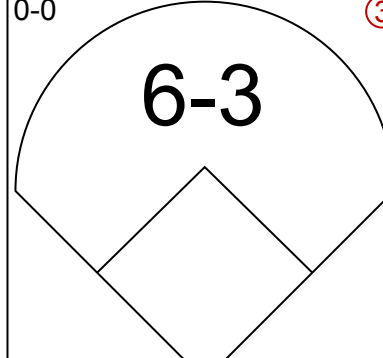
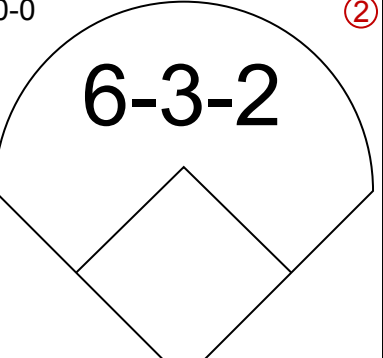
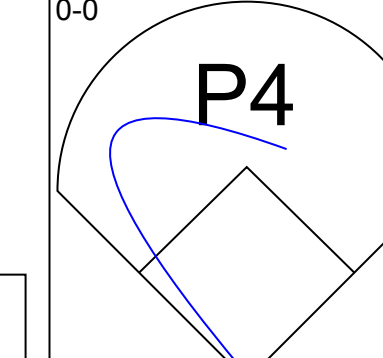
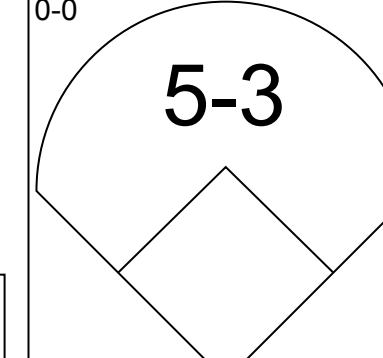
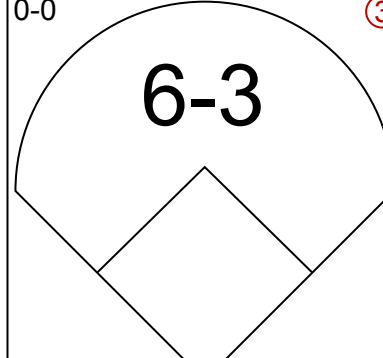
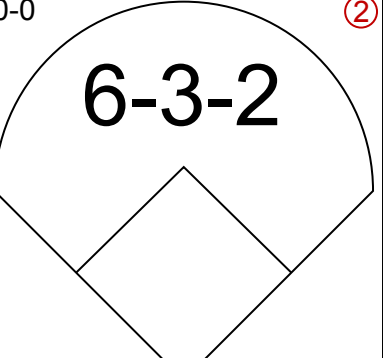
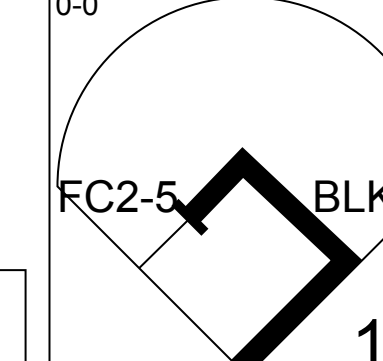
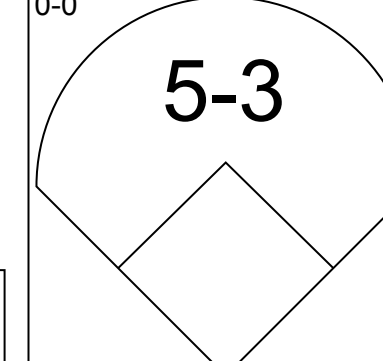
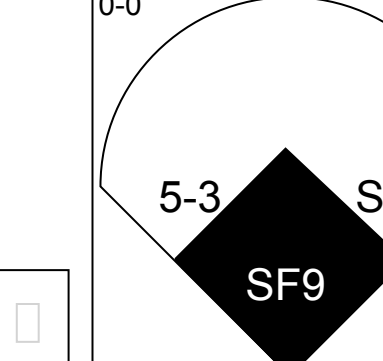
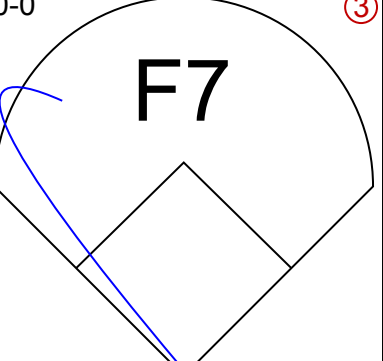
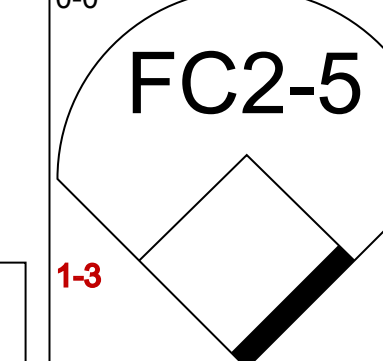
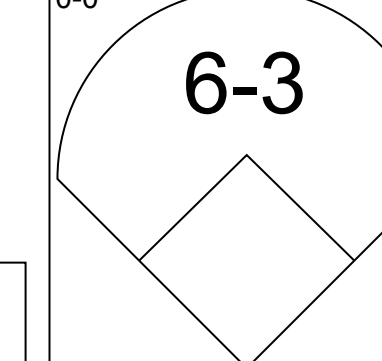
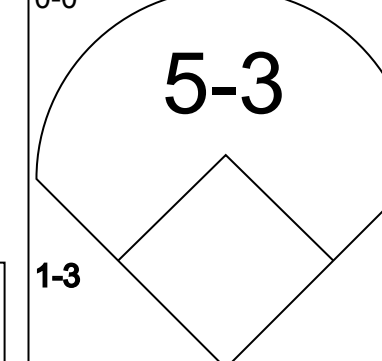
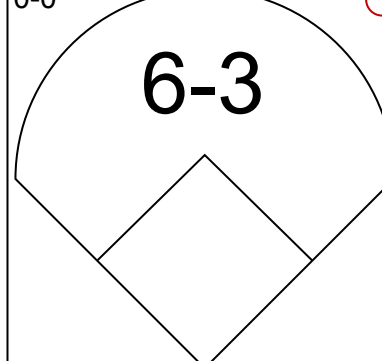
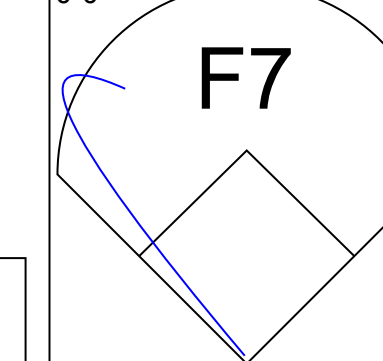
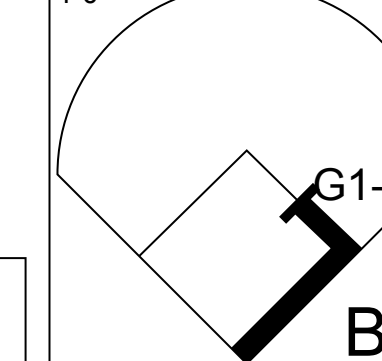
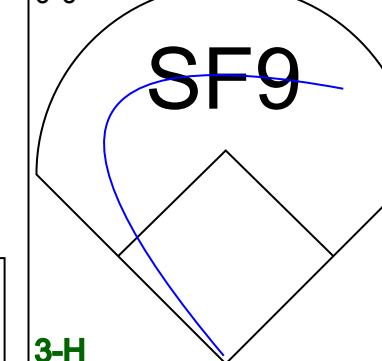
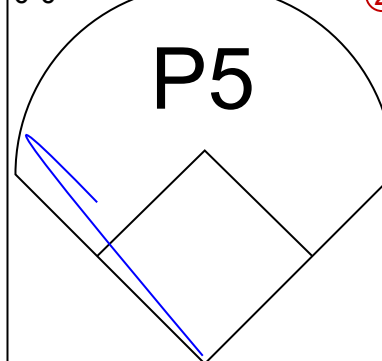
Batter	1	2	3	4	5	6	7	8	9	AB	R	H	RBI	BB	SO	LOB	TOP								
Brady Anderson, L (1, 8) OBP: 0.337, SLG: 0.399										4	1	0	0	1	1	1	Baltimore Orioles @ Cleveland Indians Cleveland Municipal Stadium, Cleveland, OH Fri May 26 1989, 7:05 PM EDT Att: 20,515 - Unknown								
Phil Bradley, R (1, 7) OBP: 0.357, SLG: 0.444										5	0	1	0	0	0	1									
Cal Ripken Jr., R (1, 6) OBP: 0.351, SLG: 0.384										3	1	1	1	2	0	1									
Mickey Tettleton, S (1, 2) OBP: 0.293, SLG: 0.493										3	0	0	0	2	0	2									
Joe Orsulak, L (1, 9) OBP: 0.381, SLG: 0.432										4	1	2	1	0	1	2									
Randy Milligan, R (1, 3) OBP: 0.392, SLG: 0.475										4	1	2	0	0	2	4									
Larry Sheets, L (1, 10) OBP: 0.280, SLG: 0.325									3	1	2	2	1	0	0	0									
Steve Finley, L (8, PR) OBP: 0.254, SLG: 0.323									0	0	0	0	0	0	0	0									
Craig Worthington, R (1, 5) OBP: 0.291, SLG: 0.298									4	0	1	1	0	1	2										
Billy Ripken, R (1, 4) OBP: 0.323, SLG: 0.378									4	0	1	0	0	0	4										
Inning Stats	R: 1 E: 0 K: 1 S: 15	H: 1 LOB: 2 BB: 2 P: 29	R: 0 E: 0 K: 1 S: 9	H: 0 LOB: 0 BB: 0 P: 11	R: 1 E: 0 K: 1 S: 14	H: 1 LOB: 2 BB: 2 P: 28	R: 1 E: 0 K: 0 S: 12	H: 2 LOB: 0 BB: 0 P: 18	R: 0 E: 0 K: 0 S: 5	H: 0 LOB: 0 BB: 0 P: 9	R: 1 E: 0 K: 0 S: 15	H: 3 LOB: 1 BB: 0 P: 19	R: 0 E: 0 K: 0 S: 7	H: 1 LOB: 1 BB: 0 P: 12	R: 1 E: 0 K: 1 S: 9	H: 2 LOB: 1 BB: 1 P: 15	R: 0 E: 0 K: 1 S: 10	H: 0 LOB: 1 BB: 1 P: 18	1B: 7 2B: 3 3B: 0 HR: 1	SF: 0 SAC: 0 DP: 3 HBP: 0	WP: 0 PB: 0 SB: 1 CS: 0	PA: 40			
PITCHER	IP	WLS	BF	H	R	ER	SO	BB	IBB	HBP	BLK	WP	HR	S	P	ERA	WHIP								
Rich Yett, R (1, 1) ERA: 4.5	5.0	L	24	6	4	4	3	4	0	0	0	0	1	63	105	7.20	2.000								
Tim Stoddard, R (6, 1) ERA: 1.64	4.0		16	4	1	1	2	1	1	0	0	0	0	33	54	2.25	1.250								

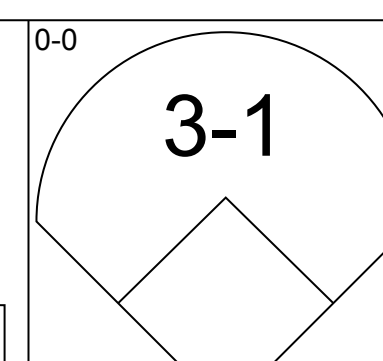
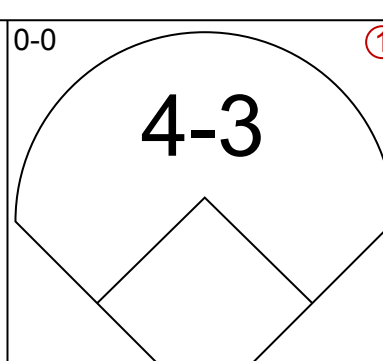
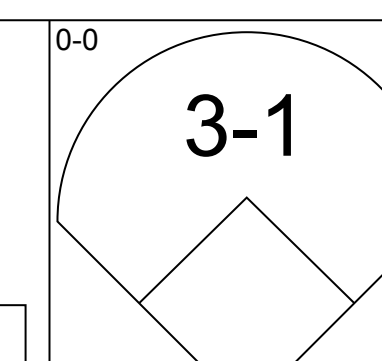
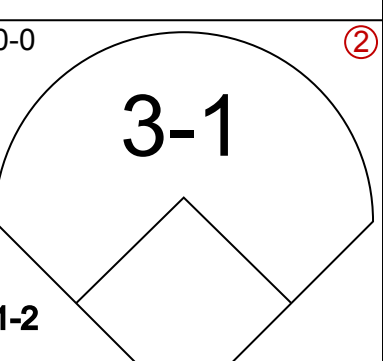
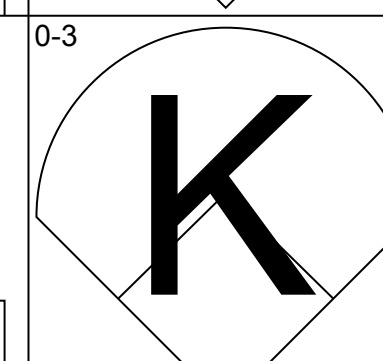
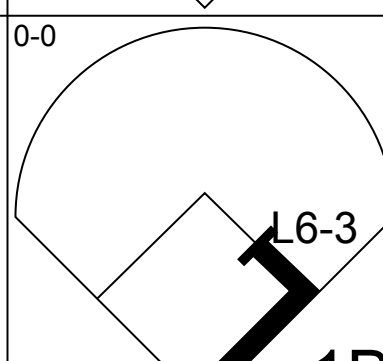
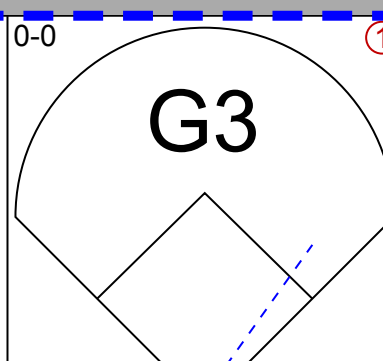
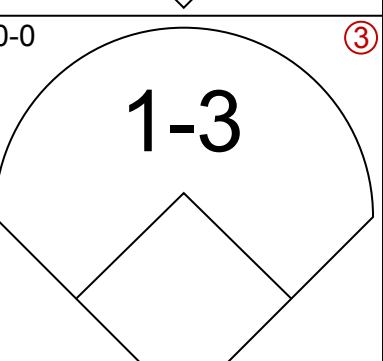
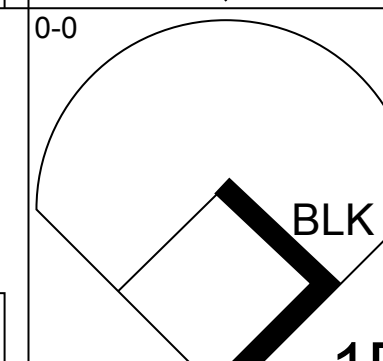
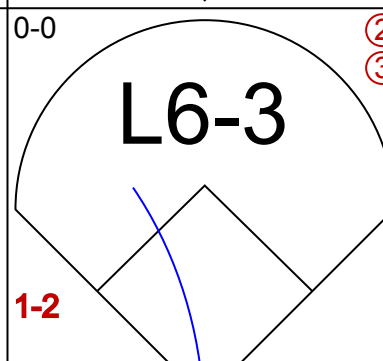
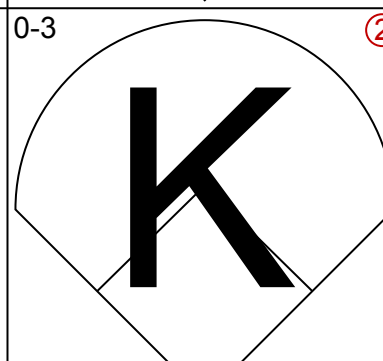

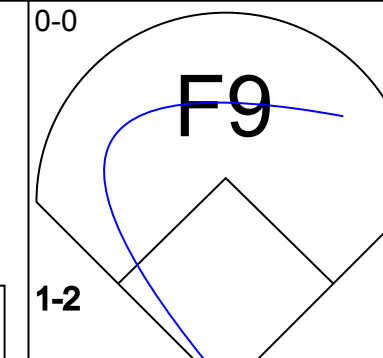
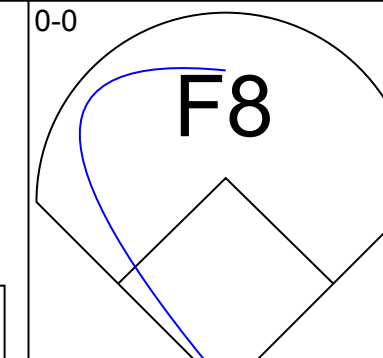
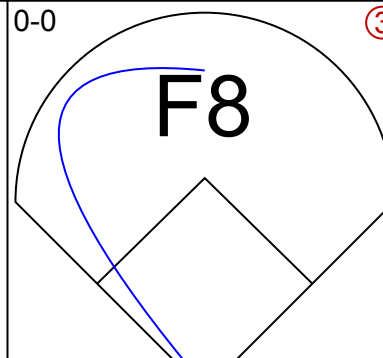

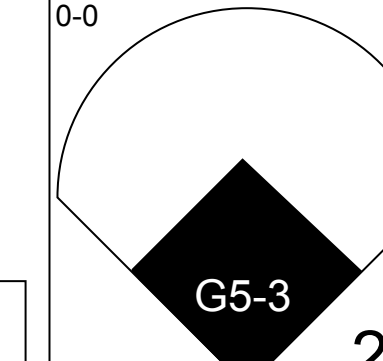
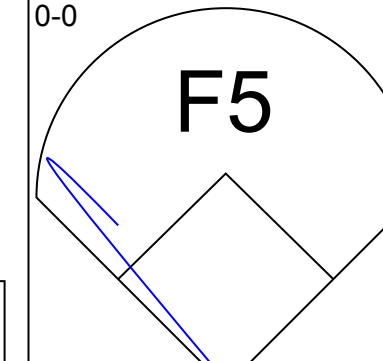
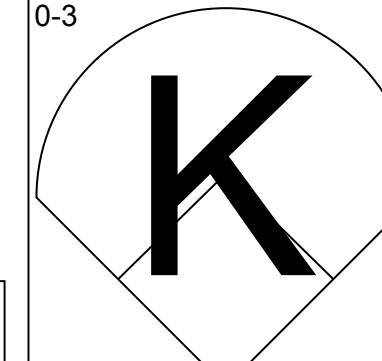

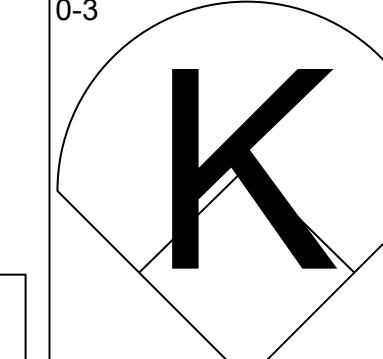
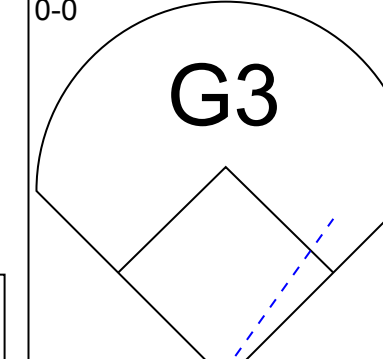
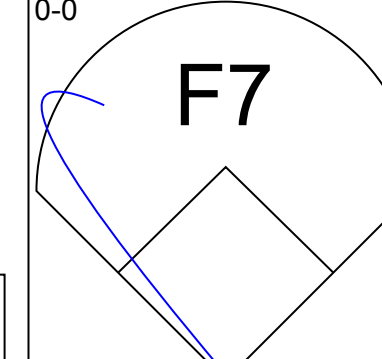

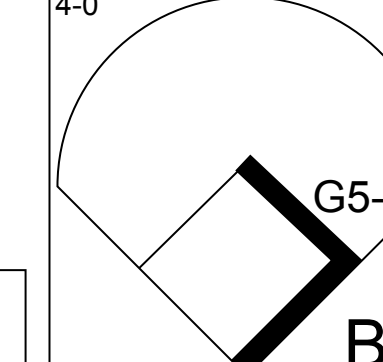
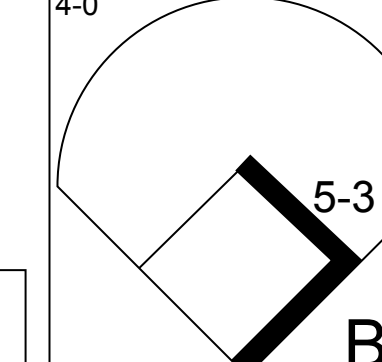
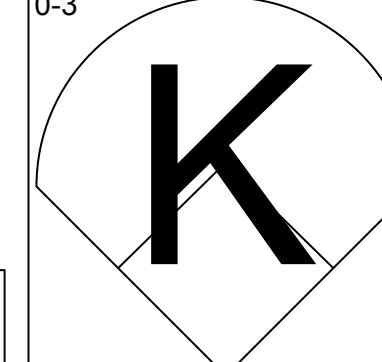
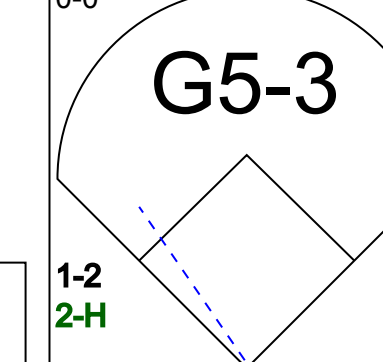
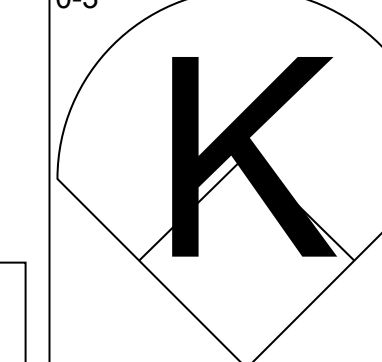
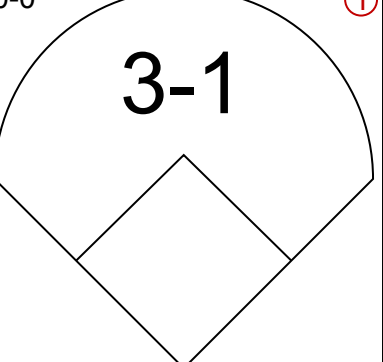
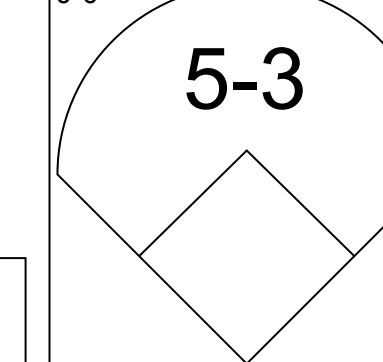
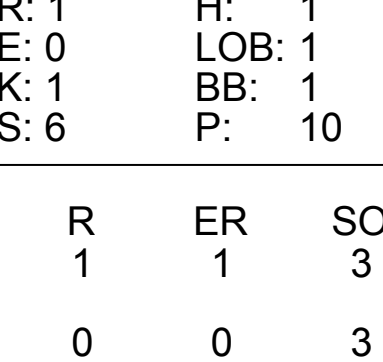
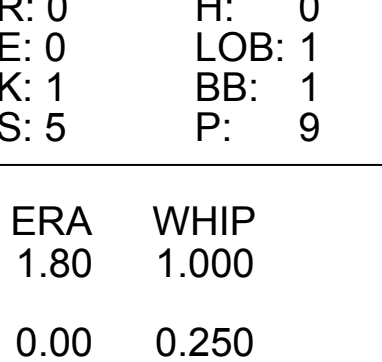
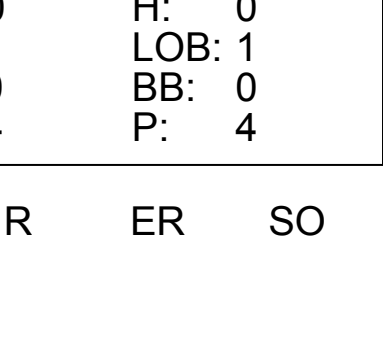
AB	34
R	5
H	10
RBI	5
BB	6
SO	5
LOB	17



Batter	1	2	3	4	5	6	7	8	9	AB	R	H	RBI	BB	SO	LOB	BOTTOM								
Oddibe McDowell, L (1, 7) OBP: 0.302, SLG: 0.289										3	0	0	0	1	0	2	Baltimore Orioles @ Cleveland Indians Cleveland Municipal Stadium, Cleveland, OH Fri May 26 1989, 7:05 PM EDT Att: 20,515 - Unknown								
Luis Aquayo, R (1, 4) OBP: 0.238, SLG: 0.167										3	0	1	0	0	0	0									
Mark Salas, L (8, PH) OBP: 0.250, SLG: 0.500										1	0	0	0	0	1	2									
Jerry Browne, S (9, 4) OBP: 0.297, SLG: 0.319										0	0	0	0	0	0	0									
Joe Carter, R (1, 8) OBP: 0.302, SLG: 0.406										4	0	0	0	0	1	2									
Cory Snyder, R (1, 9) OBP: 0.295, SLG: 0.384										4	0	1	0	0	0	2									
Pete O'Brien, L (1, 3) OBP: 0.381, SLG: 0.467										4	1	1	0	0	0	1									
Brook Jacoby, R (1, 5) OBP: 0.381, SLG: 0.529										3	1	1	2	0	0	0									
Mike Young, S (1, 10) OBP: 0.318, SLG: 0.490										3	0	1	0	0	0	0									
Andy Allanson, R (1, 2) OBP: 0.284, SLG: 0.272										3	0	2	0	0	0	0									
Felix Fermin, R (1, 6) OBP: 0.314, SLG: 0.266										2	0	0	0	0	0	1									
Luis Medina, R (8, PH) OBP: 0.279, SLG: 0.391										0	0	0	0	0	0	0									
Dave Clark, L (8, PH) OBP: 0.324, SLG: 0.435										1	0	0	0	0	1	2									
Inning Stats	R: 0 E: 0 K: 0 S: 4	H: 0 LOB: 0 BB: 0 P: 7	R: 0 E: 0 K: 0 S: 6	H: 1 LOB: 0 BB: 0 P: 11	R: 0 E: 0 K: 0 S: 9	H: 0 LOB: 0 BB: 0 P: 15	R: 0 E: 0 K: 0 S: 6	H: 1 LOB: 1 BB: 1 P: 12	R: 2 E: 0 K: 0 S: 8	H: 3 LOB: 0 BB: 0 P: 11	R: 0 E: 0 K: 0 S: 5	H: 0 LOB: 0 BB: 0 P: 9	R: 0 E: 0 K: 0 S: 4	H: 0 LOB: 0 BB: 0 P: 6	R: 0 E: 0 K: 2 S: 11	H: 2 LOB: 2 BB: 0 P: 18	R: 0 E: 0 K: 1 S: 8	H: 0 LOB: 0 BB: 0 P: 13	1B: 6 2B: 0 3B: 0 HR: 1	SF: 0 SAC: 0 DP: 2 HBP: 0	WP: 0 PB: 0 SB: 0 CS: 1	PA: 32			
PITCHER	IP	WLS	BF	H	R	ER	SO	BB	IBB	HBP	BLK	WP	HR	S	P	ERA	WHIP								
Jeff Ballard, L (1, 1) ERA: 2.24	7.0	W	26	7	2	2	0	1	0	0	0	0	0	45	77	0.00	1.143								
Gregg Olson, R (8, 1) ERA: 2.46	2.0	S	6	0	0	0	3	0	0	0	0	0	0	16	25	0.00	0.000								



Batter	1	2	3	4	5	6	7	8	9	AB	R	H	RBI	BB	SO	LOB	TOP					
Brady Anderson, L (1, 8) OBP: 0.333, SLG: 0.389										4	0	0	0	1	1	1	Baltimore Orioles @ Cleveland Indians Cleveland Municipal Stadium, Cleveland, OH Sat May 27 1989, 7:05 PM EDT Att: 13,260 - Unknown					
Phil Bradley, R (1, 7) OBP: 0.364, SLG: 0.446										4	2	2	0	1	1	1						
Cal Ripken Jr., R (1, 6) OBP: 0.354, SLG: 0.386										4	1	2	0	0	1	2						
Mickey Tettleton, S (1, 10) OBP: 0.305, SLG: 0.514										2	1	1	2	2	0	1						
Randy Milligan, R (1, 3) OBP: 0.388, SLG: 0.488										4	0	1	0	0	0	3						
Jim Traber, L (9, 3) OBP: 0.255, SLG: 0.286										0	0	0	0	0	0	0						
Bob Melvin, R (1, 2) OBP: 0.345, SLG: 0.333										4	0	0	0	0	0	2						
Mike Devereaux, R (1, 9) OBP: 0.351, SLG: 0.493										4	1	2	0	0	0	1						
Craig Worthington, R (1, 5) OBP: 0.284, SLG: 0.290										4	0	0	0	0	0	2						
Billy Ripken, R (1, 4) OBP: 0.320, SLG: 0.370										2	0	0	1	1	0	1						
Inning Stats	R: 1 E: 0 K: 1 S: 6	H: 1 LOB: 1 BB: 1 P: 10	R: 0 E: 0 K: 0 S: 4	H: 1 LOB: 1 BB: 0 P: 4	R: 0 E: 0 K: 1 S: 6	H: 1 LOB: 0 BB: 0 P: 6	R: 0 E: 0 K: 0 S: 3	H: 0 LOB: 0 BB: 0 P: 3	R: 0 E: 0 K: 0 S: 2	H: 0 LOB: 0 BB: 1 P: 6	R: 1 E: 0 K: 0 S: 4	H: 2 LOB: 1 BB: 1 P: 8	R: 0 E: 0 K: 0 S: 4	H: 1 LOB: 0 BB: 0 P: 4	R: 2 E: 0 K: 0 S: 5	H: 2 LOB: 1 BB: 1 P: 9	R: 0 E: 0 K: 1 S: 5	H: 0 LOB: 1 BB: 1 P: 9	1B: 6 2B: 0 3B: 1 HR: 1	SF: 1 SAC: 0 DP: 2 HBP: 0	WP: 3 PB: 0 SB: 1 CS: 0	PA: 38
PITCHER	IP	WLS	BF	H	R	ER	SO	BB	IBB	HBP	BLK	WP	HR	S	P	ERA	WHIP					
Bud Black, L (1, 1) ERA: 4.26	7.0	L	29	6	4	4	2	4	0	0	1	2	0	29	45	5.14	1.429					
Keith Atherton, R (8, 1) ERA: 4.0	0.1		3	2	1	1	0	0	0	0	0	0	1	3	3	27.00	6.000					
Jesse Orosco, L (8, 1) ERA: 1.17	1.2		6	0	0	0	1	1	0	0	0	0	0	7	11	0.00	0.600					

Batter	1	2	3	4	5	6	7	8	9	AB	R	H	RBI	BB	SO	LOB	BOTTOM				
Oddibe McDowell, L (1, 7) OBP: 0.296, SLG: 0.282										4	0	0	0	0	0	2	Baltimore Orioles @ Cleveland Indians Cleveland Municipal Stadium, Cleveland, OH Sat May 27 1989, 7:05 PM EDT Att: 13,260 - Unknown				
Jerry Browne, S (1, 4) OBP: 0.295, SLG: 0.317										4	0	1	0	0	1	1					
Joe Carter, R (1, 8) OBP: 0.301, SLG: 0.403										4	0	1	0	0	1	1					
Pete O'Brien, L (1, 3) OBP: 0.378, SLG: 0.468										4	0	1	0	0	0	1					
Cory Snyder, R (1, 9) OBP: 0.294, SLG: 0.387										4	1	1	0	0	1	1					
Dave Clark, L (1, 10) OBP: 0.312, SLG: 0.417										4	0	0	0	0	1	2					
Brook Jacoby, R (1, 5) OBP: 0.386, SLG: 0.526										1	0	0	0	2	1	0					
Joel Skinner, R (1, 2) OBP: 0.212, SLG: 0.333										2	0	0	1	0	1	2					
Mark Salas, L (8, PH) OBP: 0.240, SLG: 0.480										1	0	0	0	0	0	0					
Felix Fermin, R (1, 6) OBP: 0.308, SLG: 0.260										3	0	0	0	0	0	2					
Inning Stats	R: 0 E: 0 K: 1 S: 6	H: 1 LOB: 1 BB: 0 P: 6	R: 1 E: 0 K: 1 S: 6	H: 1 LOB: 1 BB: 1 P: 10	R: 0 E: 0 K: 0 S: 3	H: 1 LOB: 0 BB: 0 P: 3	R: 0 E: 0 K: 0 S: 3	H: 0 LOB: 0 BB: 0 P: 3	R: 0 E: 0 K: 1 S: 5	H: 0 LOB: 0 BB: 1 P: 9	R: 0 E: 0 K: 2 S: 7	H: 0 LOB: 0 BB: 0 P: 7	R: 0 E: 1 K: 0 S: 4	H: 0 LOB: 1 BB: 0 P: 4	R: 0 E: 0 K: 0 S: 4	H: 1 LOB: 1 BB: 0 P: 4	1B: 2 2B: 3 3B: 0 HR: 0	SF: 0 SAC: 0 DP: 1 HBP: 0	WP: 0 PB: 0 SB: 0 CS: 0	PA: 33	
PITCHER	IP	WLS	BF	H	R	ER	SO	BB	IBB	HBP	BLK	WP	HR	S	P	ERA	WHIP				
Dave Schmidt, R (1, 1) ERA: 4.97	5.0		19	3	1	1	3	2	0	0	0	0	0	23	31	1.80	1.000				
Mark Huismann, R (6, 1) ERA:	4.0	S	14	1	0	0	3	0	0	0	0	0	0	20	20	0.00	0.250				

Batter	1	2	3	4	5	6	7	8	9	AB	R	H	RBI	BB	SO	LOB	TOP		
Mike Devereaux, R (1.8) OBP: 0.359, SLG: 0.486	F9		BB			FC3-6 1B		L6		3	0	1	0	1	0	1	Baltimore Orioles @ Cleveland Indians Cleveland Municipal Stadium, Cleveland, OH Sun May 28 1989, 3:33 AM EDT Att: 33,918 - Unknown livebaseballscorecards.com		
Phil Bradley, R (1.7) OBP: 0.355, SLG: 0.435	K		P4			FC3-6 1-2f		CS	L3	4	0	0	0	0	1	3			
Cal Ripken Jr., R (1.6) OBP: 0.352, SLG: 0.383	L4			K		P8			FC6-4 1B	4	0	1	0	0	1	1			
Mickey Tettleton, S (1.10)		G6-3 BB		G6-3			1B FC5-2 BB		F9	2	0	0	0	2	0	1			
Randy Milligan, R (1.3)	F9			F9			FC5-2 1B		FC6-4 1-2f	4	0	1	0	0	0	2			
Bob Melvin, R (1.2) OBP: 0.328, SLG: 0.316	G6-3 1-2f			G5-3			FC5-2 G6-3 1-2 3-H			3	0	0	0	0	0	3			
Joe Orsulak, L (1.9)			F8		P6		G6-3 1-2f			3	0	0	0	0	0	2			
Craig Worthington, R (1.5) OBP: 0.279, SLG: 0.284			G4-3		G6-3			G6-3		3	0	0	0	0	0	0			
Billy Ripken, R (1.4) OBP: 0.330, SLG: 0.372						F9			CS 1B	2	0	1	0	1	0	0			
Inning Stats	R: 0 H: 0 E: 0 K: 1 S: 7	H: 0 LOB: 0 BB: 0 P: 10	R: 0 H: 0 E: 0 K: 0 S: 8	H: 0 LOB: 0 BB: 1 P: 15	R: 0 H: 0 E: 0 K: 0 S: 9	H: 0 LOB: 2 BB: 2 P: 21	R: 0 H: 0 E: 0 K: 1 S: 7	H: 0 LOB: 0 BB: 0 P: 14	R: 0 H: 1 E: 0 K: 0 S: 6	H: 1 LOB: 1 BB: 0 P: 13	R: 0 H: 1 E: 0 K: 0 S: 6	H: 1 LOB: 1 BB: 0 P: 14	R: 0 H: 1 E: 0 K: 0 S: 8	H: 1 LOB: 0 BB: 0 P: 10	R: 0 H: 1 E: 0 K: 0 S: 5	H: 1 LOB: 1 BB: 0 P: 6	1B: 4 2B: 0 3B: 0 HR: 0	SF: 0 SAC: 0 DP: 2 HBP: 0	WP: 0 PA: 33 PB: 0 SB: 0 CS: 1
PITCHER Greg Swindell, L (1.1) ERA: 2.59	IP: 9.0 WLS: W BF: 32 H: 4 R: 0 ER: 0 SO: 2 BB: 4 IBB: 0 HBP: 0 BLK: 0 WP: 0 HR: 0 S: 64 P: 117 ERA: 0.00 WHIP: 0.889															PITCHER			


Batter	1	2	3	4	5	6	7	8	9	AB	R	H	RBI	BB	SO	LOB	BOTTOM		
Oddibe McDowell, L (1.7) OBP: 0.291, SLG: 0.278	P4		K			G4-6-3 1-2f			SH5-4 1-2	3	0	0	0	0	1	1	Baltimore Orioles @ Cleveland Indians Cleveland Municipal Stadium, Cleveland, OH Sun May 28 1989, 3:33 AM EDT Att: 33,918 - Unknown livebaseballscorecards.com		
Jerry Browne, S (1.4) OBP: 0.294, SLG: 0.321				K		K			G6-3 2-3	4	0	1	0	0	2	1			
Joe Carter, R (1.8) OBP: 0.305, SLG: 0.402		G5-3						F8		3	0	1	1	1	0	1			
Pete O'Brien, L (1.3) OBP: 0.373, SLG: 0.460		L7				P5		F8		3	0	0	0	0	0	2			
Cory Snyder, R (1.9) OBP: 0.289, SLG: 0.380			P3			P5		F9		3	0	0	0	0	0	1			
Mark Salas, L (1.10) OBP: 0.214, SLG: 0.429						K			K	3	0	0	0	0	2	0			
Brook Jacoby, R (1.5) OBP: 0.380, SLG: 0.516									P3	3	0	0	0	0	1	0			
Andy Allanson, R (1.2) OBP: 0.277, SLG: 0.266									F8	3	0	0	0	0	0	0			
Felix Fermin, R (1.6) OBP: 0.315, SLG: 0.264									G4-6-3 1B	2	1	1	0	1	0	0			
Inning Stats	R: 0 H: 1 E: 0 K: 0 S: 12	H: 1 LOB: 1 BB: 0 P: 19	R: 0 H: 0 E: 0 K: 1 S: 10	H: 0 LOB: 0 BB: 0 P: 15	R: 0 H: 0 E: 0 K: 1 S: 6	H: 0 LOB: 0 BB: 0 P: 7	R: 0 H: 0 E: 0 K: 1 S: 8	H: 0 LOB: 1 BB: 1 P: 13	R: 0 H: 0 E: 0 K: 1 S: 5	H: 1 LOB: 0 BB: 0 P: 5	R: 0 H: 0 E: 0 K: 0 S: 8	H: 0 LOB: 0 BB: 0 P: 11	R: 0 H: 0 E: 0 K: 1 S: 8	H: 0 LOB: 0 BB: 0 P: 14	R: 1 H: 1 E: 0 K: 0 S: 7	H: 1 LOB: 1 BB: 1 P: 15	1B: 2 2B: 1 3B: 0 HR: 0	SF: 0 SAC: 1 DP: 1 HBP: 0	WP: 0 PA: 30 PB: 0 SB: 0 CS: 0
PITCHER Bob Milacki, R (1.1) ERA: 4.03 Mark Williamson, R (9.1) ERA: 3.86	IP: 8.0 WLS: L BF: 27 H: 2 R: 1 ER: 1 SO: 6 BB: 2 IBB: 0 HBP: 0 BLK: 0 WP: 0 HR: 0 S: 65 P: 100 ERA: 1.12 WHIP: 0.500															PITCHER			




Batter	1	2	3	4	5	6	7	8	9	AB	R	H	RBI	BB	SO	LOB	TOP					
Nelson Liriano, S OBP: 0.340, SLG: 0.425	B1-3		F8					G3-1		3	0	0	0	1	0	0	Toronto Blue Jays @ Cleveland Indians Cleveland Municipal Stadium, Cleveland, OH Tue May 30 1989, 7:05 PM EDT Att. 6,204 - Unknown - 70 F					
Tony Fernandez, S OBP: 0.248, SLG: 0.331	F8			K	K			K		4	0	0	0	0	3	2						
Kelly Gruber, R OBP: 0.355, SLG: 0.446	K			6-3				6-3		4	0	0	0	0	1	0						
George Bell, R OBP: 0.309, SLG: 0.417		P3		P5				K		4	0	0	0	0	1	0						
Fred McGriff, L OBP: 0.398, SLG: 0.566		G3 2B				SH2-3 1B 2B		K		4	1	2	0	0	1	0						
Lloyd Moseby, L OBP: 0.297, SLG: 0.327		G3				SH2-3		3-1		2	0	0	0	0	0	1						
Ernie Whitt, L OBP: 0.416, SLG: 0.541		4-3				1B 1B		F7		3	1	1	1	0	0	1						
Rance Mulliniks, L OBP: 0.283, SLG: 0.246			F9			1B 1B		L9		3	0	1	0	0	0	0						
Rob Ducey, L OBP: 0.315, SLG: 0.266			K			1B 1B		6-3		3	0	1	1	0	1	0						
Inning Stats	R: 0 E: 0 K: 1 S: 5	H: 0 LOB: 0 BB: 0 P: 7	R: 0 E: 0 K: 0 S: 11	H: 1 LOB: 1 BB: 0 P: 17	R: 0 E: 0 K: 1 S: 5	H: 0 LOB: 0 BB: 0 P: 7	R: 0 E: 0 K: 1 S: 7	H: 0 LOB: 0 BB: 0 P: 12	R: 2 E: 0 K: 1 S: 14	H: 4 LOB: 2 BB: 1 P: 21	R: 0 E: 0 K: 2 S: 7	H: 0 LOB: 0 BB: 0 P: 9	R: 0 E: 0 K: 0 S: 3	H: 0 LOB: 0 BB: 0 P: 7	R: 0 E: 0 K: 1 S: 11	H: 0 LOB: 0 BB: 0 P: 16	R: 0 E: 0 K: 0 S: 11	H: 0 LOB: 0 BB: 0 P: 14	1B: 3 2B: 2 3B: 0 HR: 0	SF: 0 SAC: 1 DP: 0 HBP: 0	WP: 0 PB: 0 SB: 0 CS: 0	PA: 32
PITCHER John Farrell, R ERA: 4.55	IP: 9.0 WLS: W BF: 32 H: 5 R: 2 ER: 2 SO: 7 BB: 1 IBB: 0 HBP: 0 BLK: 0 WP: 0 HR: 0 S: 74 P: 110 ERA: 2.00 WHIP: 0.667															PITCHER						

Batter	1	2	3	4	5	6	7	8	9	AB	R	H	RBI	BB	SO	LOB	BOTTOM				
Jerry Browne, S OBP: 0.314, SLG: 0.349	FC4-6 BB		G1-3				SF8 1B 2B	G4-3 1B		3	1	2	1	1	0	0	Toronto Blue Jays @ Cleveland Indians Cleveland Municipal Stadium, Cleveland, OH Tue May 30 1989, 7:05 PM EDT Att. 6,204 - Unknown - 70 F				
Oddibe McDowell, L OBP: 0.295, SLG: 0.276	FC4-6 1-2		S BB		SF8		G4-3	G4-3		2	0	0	2	1	0	2					
Joe Carter, R OBP: 0.312, SLG: 0.408	F8		K		HR 1B		G4-6-3 BB	G4-6-3		3	1	1	1	1	1	2					
Pete O'Brien, L OBP: 0.373, SLG: 0.467	F7			G6-4-3 BB	HR		G4-6-3	G4-6-3		3	1	1	2	1	0	3					
Cory Snyder, R OBP: 0.277, SLG: 0.363			K	G6-4-3	P3		K	K		4	0	0	0	0	2	1					
Dave Clark, L OBP: 0.310, SLG: 0.404	1B WP BB		L8		K		4-3	4-3		3	0	0	0	1	1	0					
Brook Jacoby, R OBP: 0.379, SLG: 0.515	WP 1B				1B 2B 2B		6-3	K		4	1	2	0	0	1	0					
Andy Allanson, R OBP: 0.264, SLG: 0.252	F9				K		F7			3	0	0	0	0	1	3					
Felix Fermin, R OBP: 0.325, SLG: 0.284			6-3		2B SF8 1B		1B G4-3 2B			3	2	2	0	0	0	0					
Inning Stats	R: 0 E: 0 K: 0 S: 8	H: 0 LOB: 1 BB: 1 P: 14	R: 0 E: 0 K: 1 S: 10	H: 1 LOB: 1 BB: 1 P: 20	R: 0 E: 0 K: 1 S: 10	H: 0 LOB: 1 BB: 1 P: 20	R: 0 E: 0 K: 0 S: 5	H: 0 LOB: 0 BB: 1 P: 11	R: 5 E: 0 K: 1 S: 22	H: 5 LOB: 0 BB: 0 P: 33	R: 0 E: 0 K: 1 S: 6	H: 0 LOB: 0 BB: 0 P: 10	R: 1 E: 0 K: 0 S: 10	H: 2 LOB: 1 BB: 1 P: 18	R: 0 E: 0 K: 2 S: 11	H: 0 LOB: 0 BB: 0 P: 14		1B: 4 2B: 3 3B: 0 HR: 1	SF: 1 SAC: 0 DP: 2 HBP: 0	WP: 1 PB: 0 SB: 1 CS: 0	PA: 34
PITCHER Alex Sanchez, R ERA: 3.38 DeWayne Buice, R ERA: 7.89 Duane Ward, R ERA: 2.95	IP: 4.2 WLS: L BF: 20 H: 4 R: 3 ER: 3 SO: 3 BB: 4 IBB: 0 HBP: 0 BLK: 0 WP: 1 HR: 0 S: 21 P: 30 ERA: 16.20 WHIP: 2.400															PITCHER					

AB 30
R 2
H 5
RBI 2
BB 1
SO 7
LOB 4



AB 28
R 6
H 8
RBI 6
BB 5
SO 6
LOB 11



Batter	1	2	3	4	5	6	7	8	9	AB	R	H	RBI	BB	SO	LOB	TOP										
Junior Felix, S OBP: 0.300, SLG: 0.394	1-1 G4-3		0-1 2B G5-3 1B	0-0 L7			2-3 K		3-3 K	5	1	1	0	0	2	2											
Tony Fernandez, S OBP: 0.246, SLG: 0.333	0-0 B1-3		1-1 SAFE SAFE G5-3 SF7 2B	2-0 G4-3			1-0 F9		0-2 L3	5	1	1	0	0	0	2											
Kelly Gruber, R OBP: 0.353, SLG: 0.441	1-0 F9		1-1 G5-3		0-0 WP 1B		0-0 G6-3			4	0	1	1	0	0	1											
George Bell, R OBP: 0.308, SLG: 0.432		0-1 HR	0-2 3-H SF7		2-2 P6			1-0 L3		3	1	1	2	0	0	1											
Fred McGriff, L OBP: 0.395, SLG: 0.564	2-0 P7		2-0 1B 2B		1-3 K			0-0 G4-3		4	1	1	0	0	1	1											
Lloyd Moseby, L OBP: 0.302, SLG: 0.337	1-3 K		0-1 2-H 1B		0-0 F8			1-1 2B		4	0	2	1	0	1	1											
Ernie Whitt, L Pat Borders, R OBP: 0.238, SLG: 0.314 (8, PH)	4-2 1B BB		1-0 L9		1-0 F9			2-2 F9		2	0	0	0	1	0	1											
Rob Ducey, L OBP: 0.311, SLG: 0.262 (8, PH)										0	0	0	0	0	0	0											
Bob Brenly, R OBP: 0.266, SLG: 0.276 (8, 2)										1	0	0	0	0	0	1											
Rance Mulliniks, L OBP: 0.298, SLG: 0.256 (1, 10)	3-2 1B			2-1 L6		4-1 G6-4-3 BB		0-2 1B		3	0	2	0	1	0	0											
Nelson Liriano, S OBP: 0.337, SLG: 0.427 (1, 4)	1-0 F7			2-2 2B		1-1 G6-4-3		2-2 F8		4	0	1	0	0	0	4											
Inning Stats	R: 0 E: 0 K: 0 S: 4	H: 0 LOB: 0 BB: 0 P: 6	R: 1 E: 0 K: 1 S: 15	H: 2 LOB: 2 BB: 1 P: 26	R: 3 E: 0 K: 0 S: 13	H: 4 LOB: 1 BB: 0 P: 18	R: 0 E: 0 K: 0 S: 7	H: 1 LOB: 1 BB: 0 P: 13	R: 0 E: 0 K: 1 S: 8	H: 0 LOB: 0 BB: 1 P: 10	R: 0 E: 0 K: 1 S: 6	H: 0 LOB: 0 BB: 0 P: 9	R: 0 E: 0 K: 0 S: 7	H: 1 LOB: 1 BB: 0 P: 11	R: 0 E: 0 K: 1 S: 14	H: 1 LOB: 1 BB: 0 P: 19	1B: 5 2B: 4 3B: 0 HR: 1	SF: 1 SAC: 0 DP: 1 HBP: 0	WP: 1 PB: 0 SB: 0 CS: 0	PA: 38							
PITCHER	IP	WLS	BF	H	R	ER	SO	BB	IBB	HBP	BLK	WP	HR	S	P	ERA	WHIP										
Rich Yett, R ERA: 4.96	2.2		15	6	4	4	1	1	0	0	0	0	1	31	48	13.50	2.625										
Bud Black, L ERA: 3.99	4.1	W	15	2	0	0	2	1	0	0	0	1	0	26	45	0.00	0.692										
Jesse Orosco, L ERA: 1.13	0.2		3	1	0	0	0	0	0	0	0	0	0	4	6	0.00	1.500										
Doug Jones, R ERA: 2.11	1.1	S	5	1	0	0	1	0	0	0	0	0	0	17	24	0.00	0.750										

Toronto Blue Jays @ Cleveland Indians
Cleveland Municipal Stadium, Cleveland, OH

AB 35
R 4
H 10
RBI 4
BB 2
SO 4
LOB 14



Wed May 31 1989, 7:05 PM EDT
Att: 12,890 - Unknown - 75 F

Batter	1	2	3	4	5	6	7	8	9	AB	R	H	RBI	BB	SO	LOB	BOTTOM										
Jerry Browne, S OBP: 0.313, SLG: 0.358	2-1 G4-3 3B		3-2 F9		0-0 G4-3		2-1 F9			4	1	1	1	0	0	0											
Oddibe McDowell, L OBP: 0.294, SLG: 0.275	1-0 G4-3		1-3 K		3-H F7		3-2 CS 1B			4	0	1	1	0	1	0											
Joe Carter, R OBP: 0.315, SLG: 0.429	1-2 G5-3		1-2 G6-3		0-0 F9 1B 2B		0-0 CS		0-1 HR	4	2	2	1	0	0	0											
Cory Snyder, R OBP: 0.281, SLG: 0.363	4-0 S 1B BB			0-1 P6		0-0 F9		0-0 WP SF7 1B		3	2	1	0	1	0	1											
Pete O'Brien, L OBP: 0.380, SLG: 0.476	3-2 1-H 1B			3-1 FC5-4 1B		1-1 1B G5-3 1B		1-1 SAFE SAFE SAFE SF7		3	1	3	3	0	0	0											
Brook Jacoby, R OBP: 0.377, SLG: 0.509	3-2 G6-3			2-2 FC5-4 FC6-4		0-0 G5-3 1B		1-2 G5-3		4	0	1	0	0	0	2											
Luis Medina, R OBP: 0.270, SLG: 0.371		2-3 K		0-1 FC6-4		1-0 G5-3		0-0 G1-3		4	0	0	1	0	1	2											
Andy Allanson, R OBP: 0.265, SLG: 0.261	1-0 F6				1-1 F9 G4-3 2B					3	1	1	0	0	0	1											
Felix Fermin, R OBP: 0.320, SLG: 0.278	0-1 F9				0-2 F9			0-0 G5-3		3	0	0	0	0	0	1											
Inning Stats	R: 2 E: 0 K: 0 S: 13	H: 2 LOB: 1 BB: 1 P: 27	R: 0 E: 0 K: 1 S: 6	H: 0 LOB: 0 BB: 0 P: 9	R: 0 E: 0 K: 1 S: 10	H: 0 LOB: 0 BB: 0 P: 15	R: 0 E: 0 K: 0 S: 9	H: 1 LOB: 1 BB: 0 P: 14	R: 1 E: 0 K: 0 S: 8	H: 3 LOB: 1 BB: 0 P: 10	R: 0 E: 0 K: 0 S: 7	H: 1 LOB: 0 BB: 0 P: 14	R: 0 E: 0 K: 0 S: 10	H: 2 LOB: 0 BB: 0 P: 14	1B: 6 2B: 2 3B: 1 HR: 1	SF: 1 SAC: 0 DP: 0 HBP: 0	WP: 2 PB: 0 SB: 1 CS: 1	PA: 35									
PITCHER	IP	WLS	BF	H	R	ER	SO	BB	IBB	HBP	BLK	WP	HR	S	P	ERA	WHIP										
Jimmy Key, L ERA: 3.1	7.0	L	29	8	5	5	2	1	0	0	0	0	0	62	98	6.43	1.286										
Tom Henke, R ERA: 5.4	1.0		5	2	2	2	0	0	0	0	0	1	1	10	14	18.00	2.000										

Toronto Blue Jays @ Cleveland Indians
Cleveland Municipal Stadium, Cleveland, OH

AB 32
R 7
H 10
RBI 7
BB 1
SO 2
LOB 7



Wed May 31 1989, 7:05 PM EDT
Att: 12,890 - Unknown - 75 F

Batter	1	2	3	4	5	6	7	8	9	AB	R	H	RBI	BB	SO	LOB	TOP							
Jerry Browne, S OBP: 0.325, SLG: 0.363	1-1 L8	4-1 BB			0-0 HR	0-1 1B		4-1 BB		3	1	2	1	2	0	0	Cleveland Indians @ Oakland Athletics Oakland-Alameda County Coliseum, Oakland, CA Fri Jun 02 1989, 7:05 PM PDT Att: 28,052 - Unknown - 57 F							
Oddibe McDowell, L OBP: 0.287, SLG: 0.268	3-3 K	1-2 F8			2-1 G6-3	3-2 F7		3-3 K		5	0	0	0	0	2	7								
Joe Carter, R OBP: 0.317, SLG: 0.440	3-1 L9		0-1 F6		3-2 HR	0-1 F8		4-1 BB		4	1	1	2	1	0	2								
Cory Snyder, R OBP: 0.284, SLG: 0.380		1-0 HR	0-0 L9		1-1 PB		0-3 K	0-0 F8		5	1	2	1	0	1	2								
Pete O'Brien, L OBP: 0.376, SLG: 0.466		4-1 WP	1-0 F8		2-0 F9		1-3 K		2-2 F6	4	1	0	0	1	1	1								
Brook Jacoby, R OBP: 0.387, SLG: 0.512		2-0 P3		4-1 1B	4-1 IBB		1-0 E		1-2 G4-6-3	3	1	2	0	2	0	1								
Dave Clark, L OBP: 0.314, SLG: 0.404		0-0 F8		0-1 G4-6-3	1-3 K		0-2 E		2-0 G4-6-3	5	0	2	0	0	1	4								
Andy Allanson, R OBP: 0.265, SLG: 0.255		4-1 BB		0-3 K		2-1 G6-3	0-1 E8			3	0	0	0	1	1	3								
Felix Fermin, R OBP: 0.324, SLG: 0.280		4-2 BB		2-1 G4-6-3		2-1 1B		0-0 G1-3		3	0	1	0	1	0	2								
Inning Stats	R: 0 E: 0 K: 1 S: 7	H: 0 LOB: 0 BB: 0 P: 14	R: 2 E: 0 K: 0 S: 11	H: 1 LOB: 3 BB: 4 P: 31	R: 0 E: 0 K: 0 S: 4	H: 0 LOB: 0 BB: 0 P: 5	R: 0 E: 0 K: 1 S: 8	H: 1 LOB: 1 BB: 1 P: 14	R: 2 E: 0 K: 1 S: 14	H: 3 LOB: 2 BB: 1 P: 27	R: 0 E: 0 K: 0 S: 15	H: 2 LOB: 2 BB: 0 P: 22	R: 1 E: 1 K: 2 S: 12	H: 2 LOB: 2 BB: 0 P: 14	R: 0 E: 0 K: 1 S: 8	H: 0 LOB: 0 BB: 0 P: 18	R: 0 E: 0 K: 0 S: 8	H: 1 LOB: 0 BB: 0 P: 13	1B: 8 2B: 0 3B: 0 HR: 2	SF: 0 SAC: 0 DP: 2 HBP: 0	WP: 2 PB: 1 SB: 1 CS: 0	PA: 43		
PITCHER	IP WLS BF H R ER SO BB IBB HBP BLK WP HR S P ERA WHIP	4.1 L 22 5 4 4 2 5 0 0 0 1 2 39 79 8.31 2.308	5.1 2 0 0 1 0 1 0 0 0 0 0 18 32 0.00 1.500	6.1 3 1 0 3 2 0 0 0 0 0 0 30 47 0.00 1.500																				

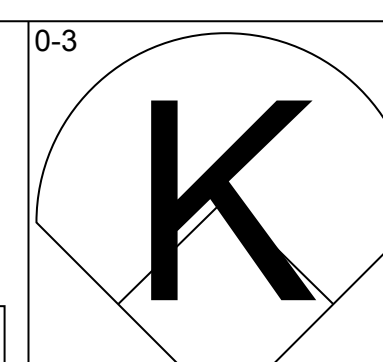
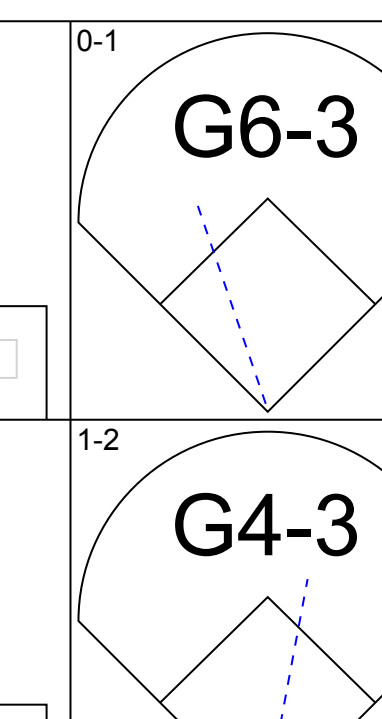
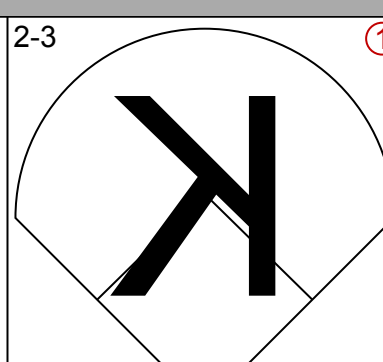
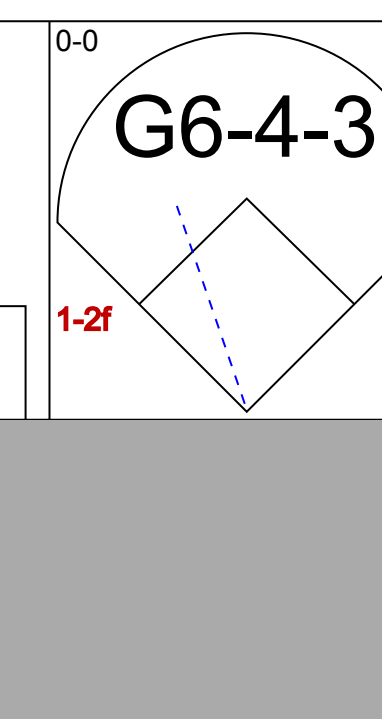
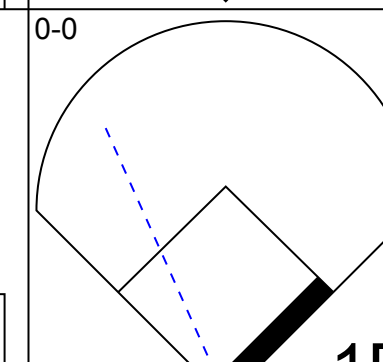

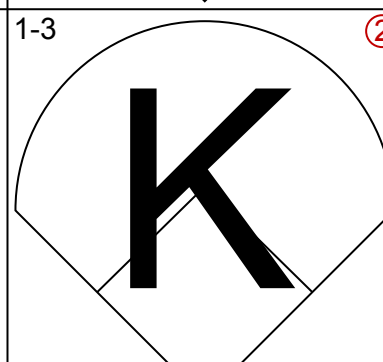
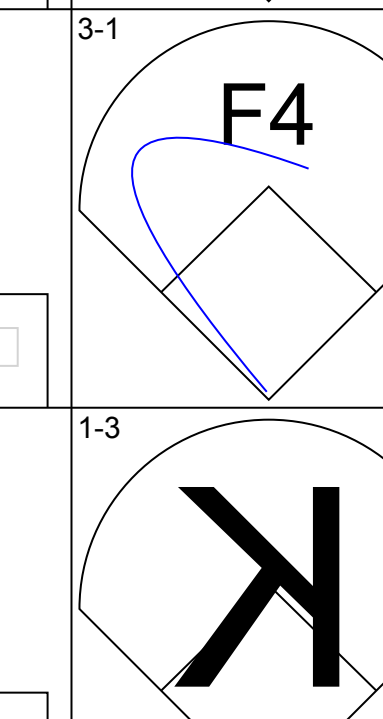
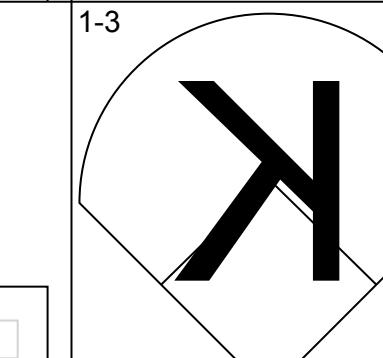
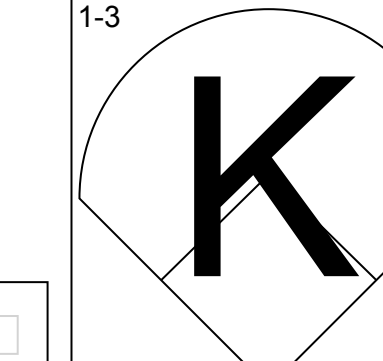
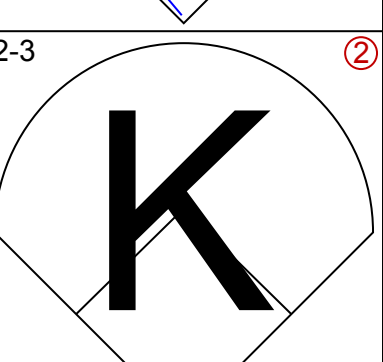

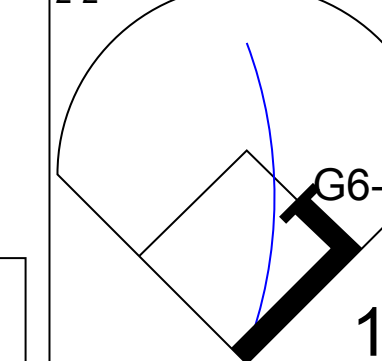


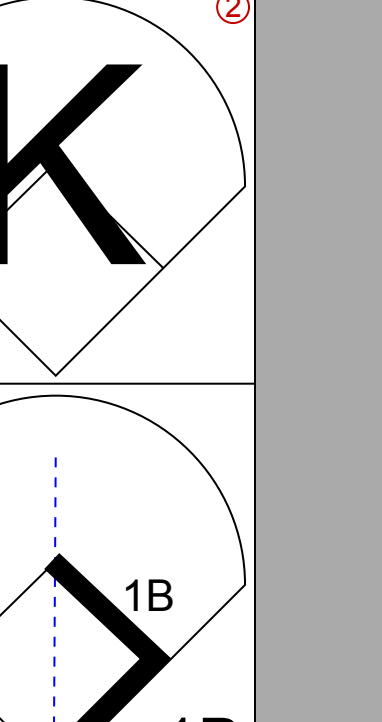


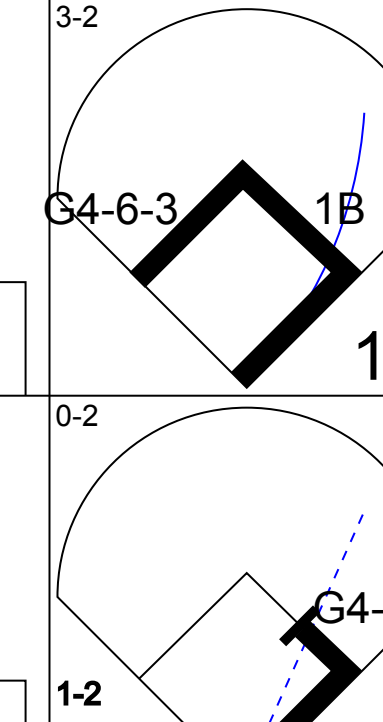
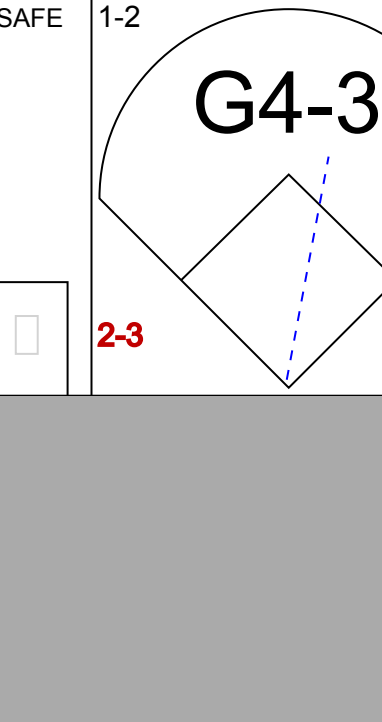
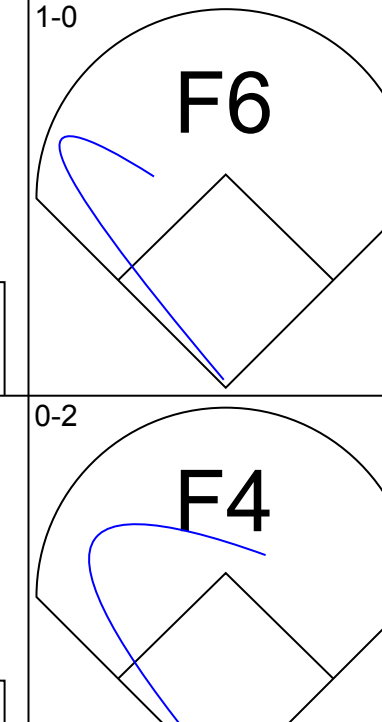
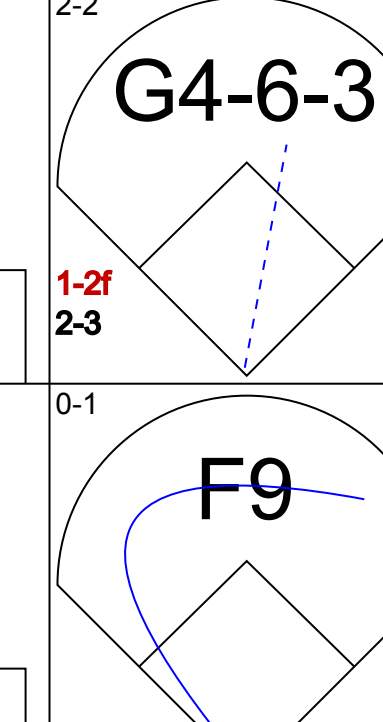



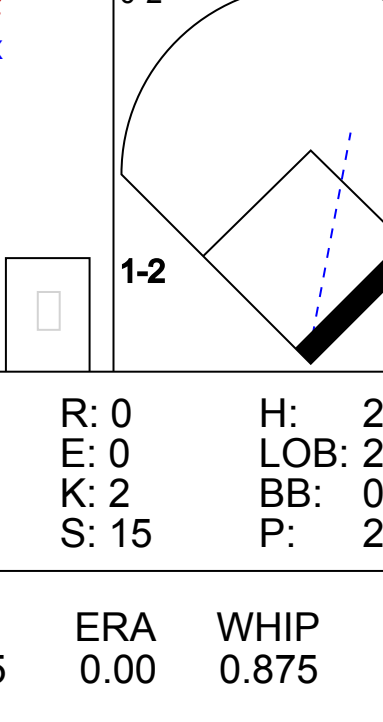
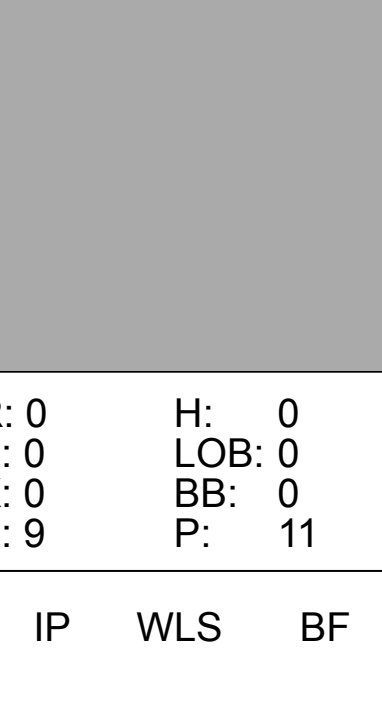
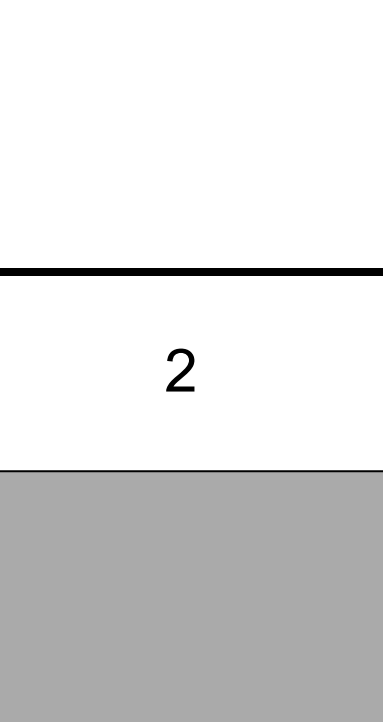
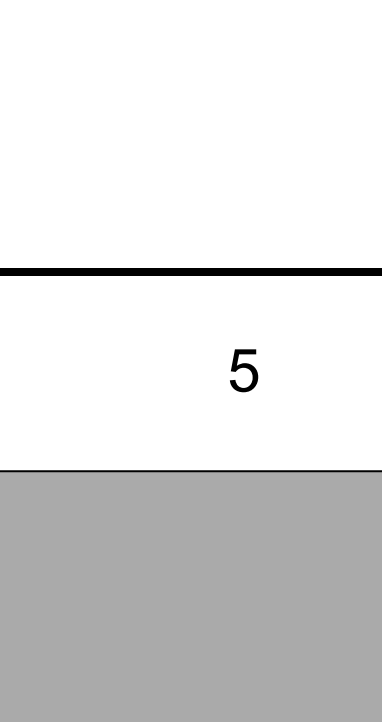
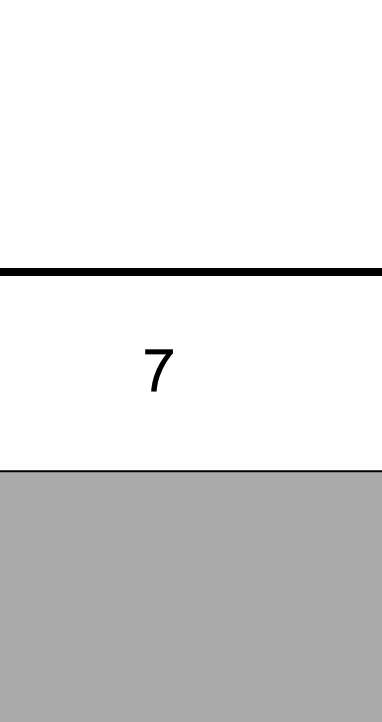

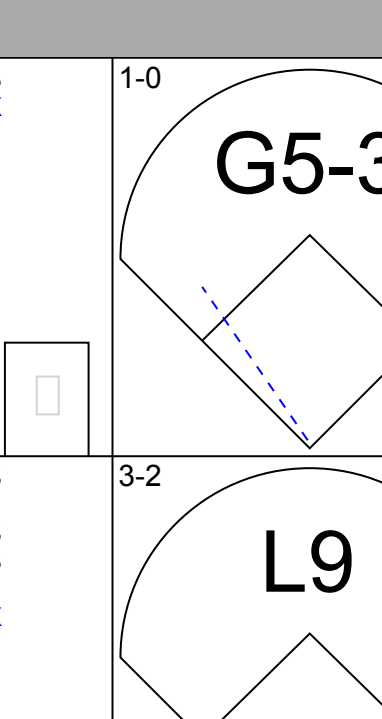
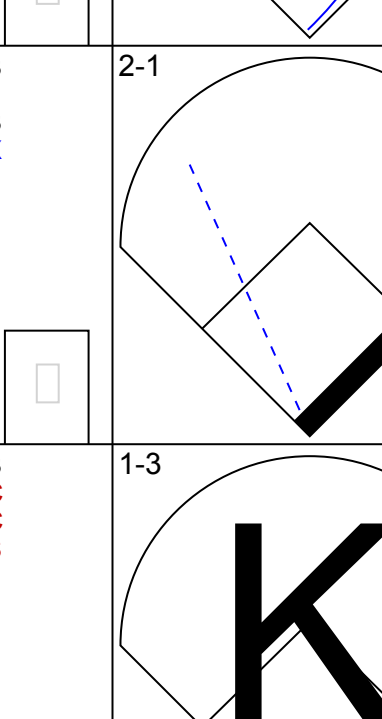
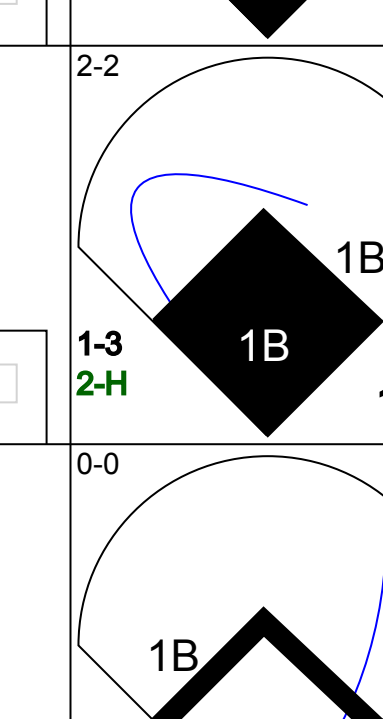
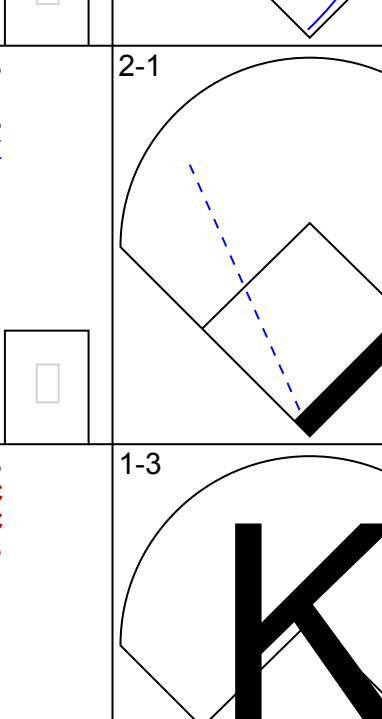

AB 35
R 5
H 10
RBI 4
BB 8
SO 6
LOB 22



Batter	1	2	3	4	5	6	7	8	9	AB	R	H	RBI	BB	SO	LOB	BOTTOM							
Lance Blankenship, R OBP: 0.314, SLG: 0.424	2-1 S				1-0 1B		2-1 F9		1-3 K	5	1	2	0	0	1	2	Cleveland Indians @ Oakland Athletics Oakland-Alameda County Coliseum, Oakland, CA Fri Jun 02 1989, 7:05 PM PDT Att: 28,052 - Unknown - 57 F							
Carney Lansford, R OBP: 0.418, SLG: 0.466	0-0 S		0-1 G3		0-0 G6-3			1-1 F8		3	1	1	0	0	0	1								
Glenn Hubbard, R OBP: 0.373, SLG: 0.490	1-2 S									1	0	0	0	0	0	0								
Dave Henderson, R OBP: 0.356, SLG: 0.445	3-3 K		0-1 P3			1-0 F8		1-1 2B		4	1	1	0	0	1	1								
Mark McGwire, R OBP: 0.317, SLG: 0.500	4-0 1B		2-2 F9			4-2 2B		1-2 SF8		2	0	1	0	2	0	0								
Terry Steinbach, R OBP: 0.394, SLG: 0.448	2-3 BB						3-1 F9		0-1 SF8	3	0	0	1	0	2	3								
Billy Beane, R OBP: 0.276, SLG: 0.368	0-0 2-3-4				0-0 G4-3-6		0-1 1B		2-3 3-H	3	0	3	1	0	0	0								
Dave Parker, L OBP: 0.296, SLG: 0.431	1-2 3-H				1-2 1B		1-3 2B		2-3 K	1	0	0	0	0	1	1								
Tony Phillips, S OBP: 0.380, SLG: 0.397	2-3-4 1-2		0-0 G6-3		1-2 G4-3-6		3-2 G4-3		2-2 2B	4	0	1	0	0	0	3								
Stan Javier, S OBP: 0.342, SLG: 0.356			0-1 G6-3			2-2 G5-3		1-0 F4		4	0	0	0	0	0	1								
Mike Gallego, R OBP: 0.350, SLG: 0.390		1-0 1B					2-2 F9		1-1 F7	3	0	1	0	0	0	0								
Luis Polonia, L OBP: 0.297, SLG: 0.354										1	0	0	0	0	0	1								
Inning Stats	R: 2 E: 1 K: 2 S: 13	H: 3 LOB: 2 BB: 1 P: 25	R: 0 E: 0 K: 0 S: 6	H: 1 LOB: 1 BB: 0 P: 7	R: 0 E: 0 K: 0 S: 7	H: 0 LOB: 0 BB: 0 P: 9	R: 0 E: 0 K: 1 S: 11	H: 1 LOB: 0 BB: 0 P: 15	R: 0 E: 0 K: 0 S: 8	H: 1 LOB: 1 BB: 0 P: 11	R: 0 E: 0 K: 0 S: 10	H: 1 LOB: 2 BB: 1 P: 21	R: 0 E: 0 K: 0 S: 7	H: 0 LOB: 0 BB: 0 P: 12	R: 1 E: 0 K: 1 S: 13	H: 2 LOB: 1 BB: 0 P: 18	R: 0 E: 0 K: 1 S: 11	H: 1 LOB: 1 BB: 0 P: 17	1B: 7 2B: 3 3B: 0 HR: 0	SF: 1 SAC: 0 DP: 1 HBP: 0	WP: 0 PB: 0 SB: 3 CS: 0	PA: 37		
PITCHER	IP WLS BF H R ER SO BB IBB HBP BLK WP HR S P ERA WHIP	7.1 W 32 9 3 3 3 2 0 0 0 0 0 16 24 0.00 0.600	1.2 S 6 1 0 0 2 0 0 0 0 0 0 16 24 0.00 0.600																					

AB 34
R 3
H 10
RBI 2
BB 2
SO 5
LOB 13



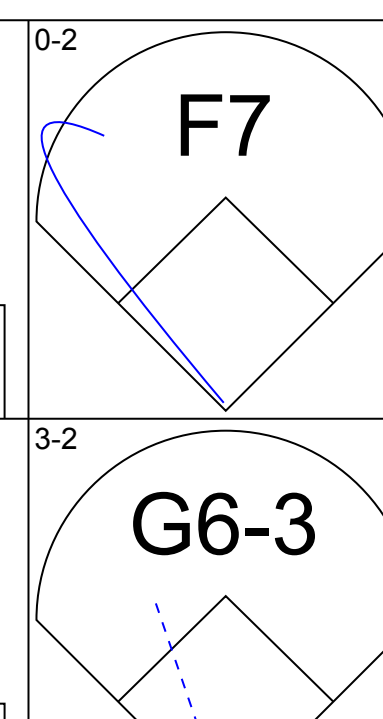
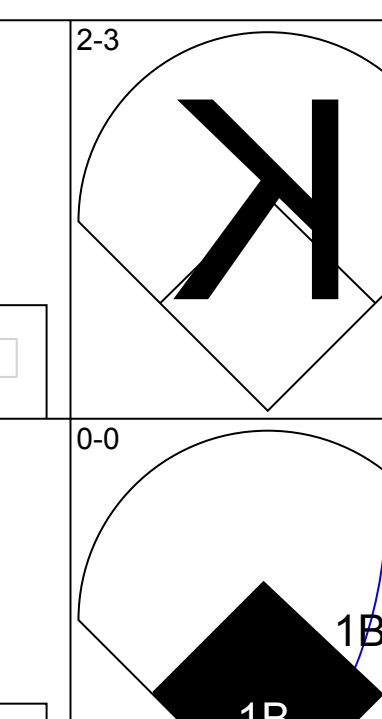
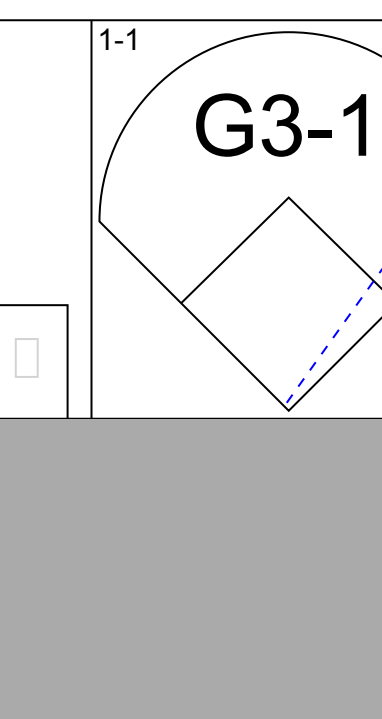
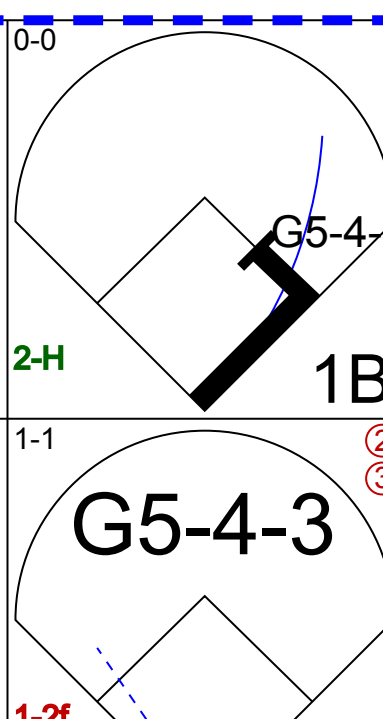
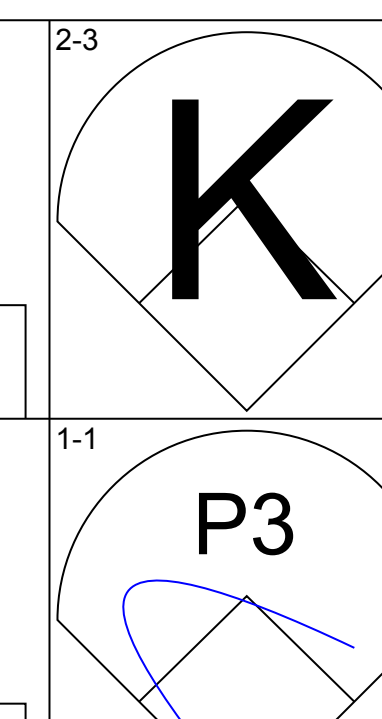
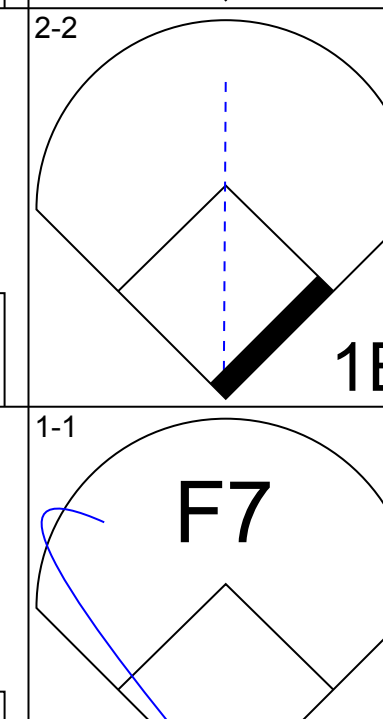
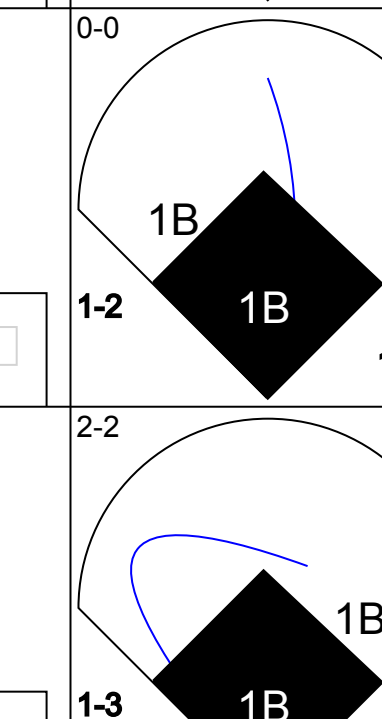
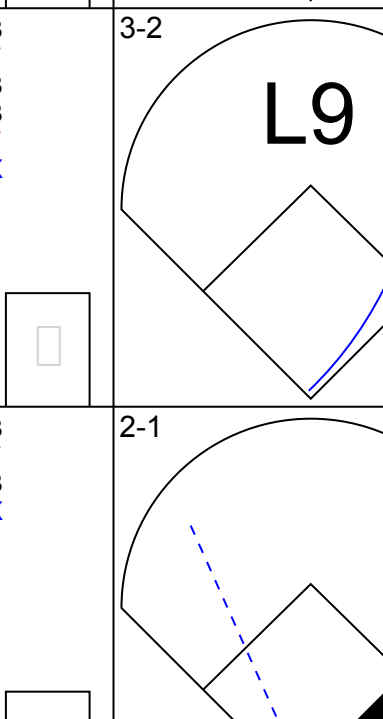


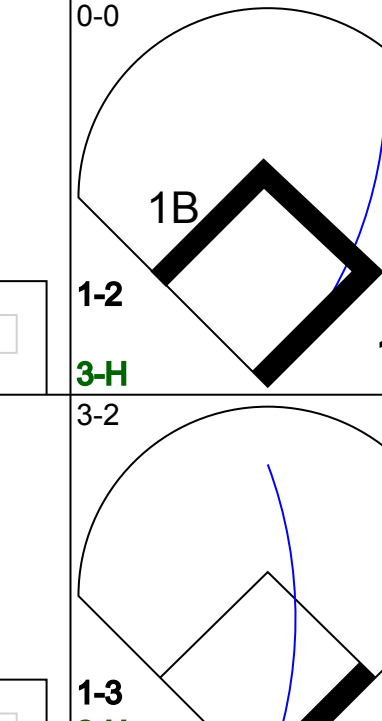
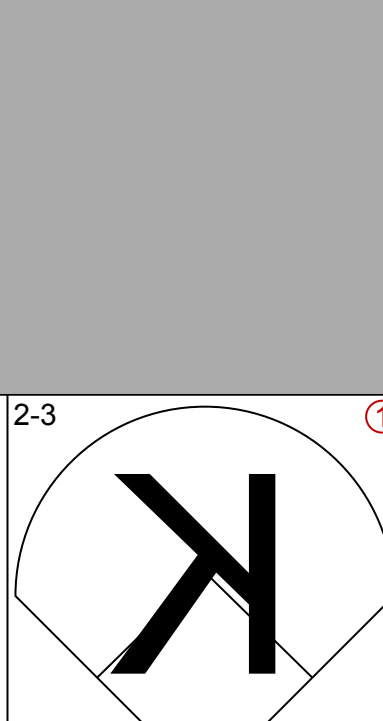

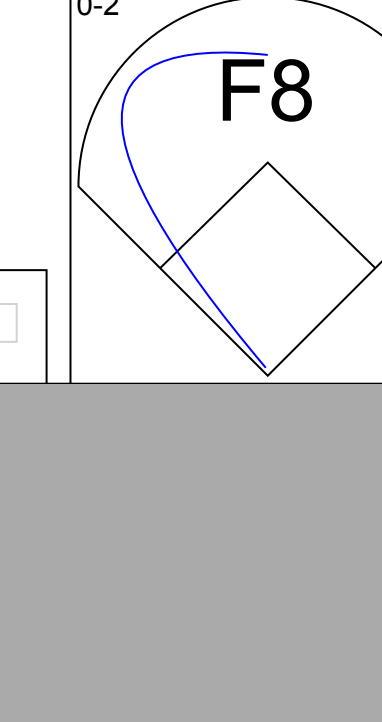
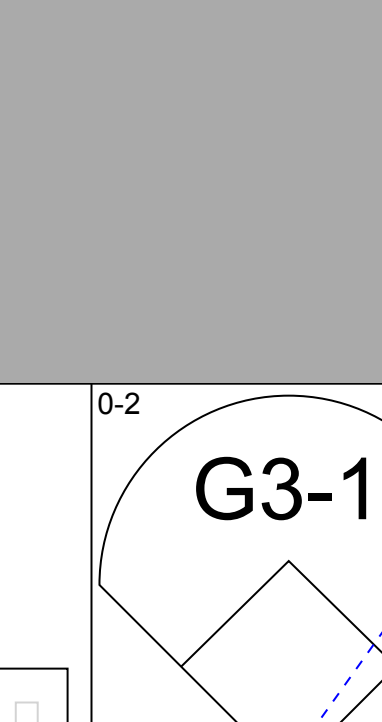

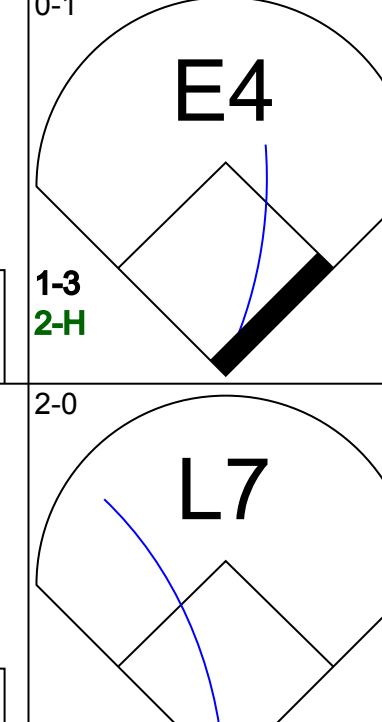

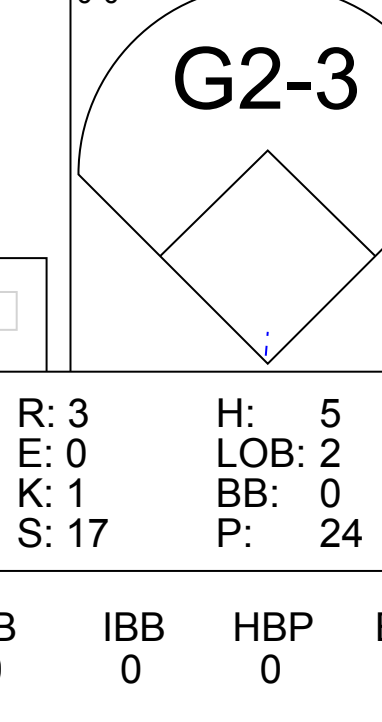
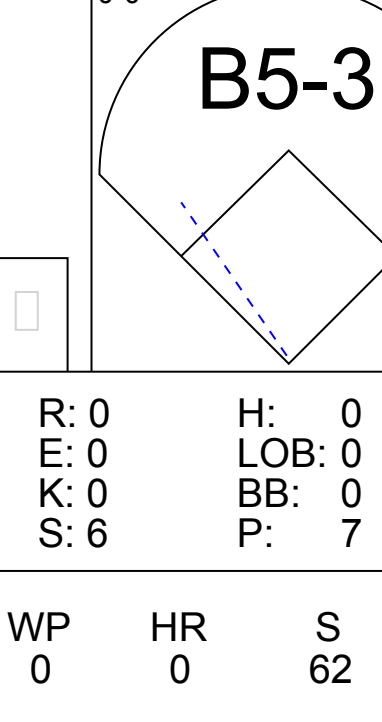
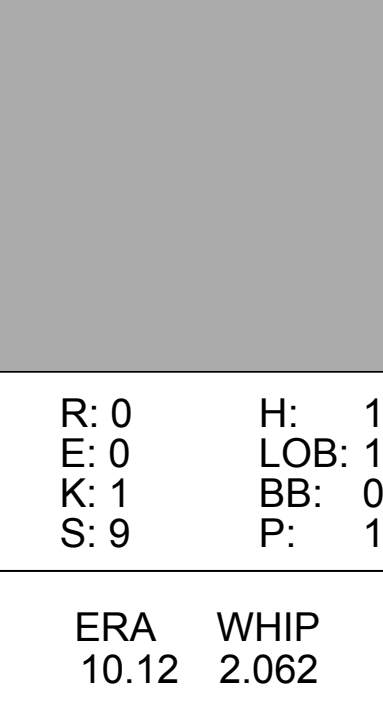
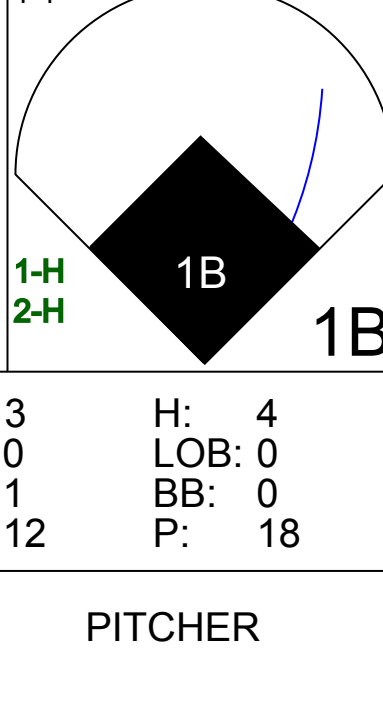

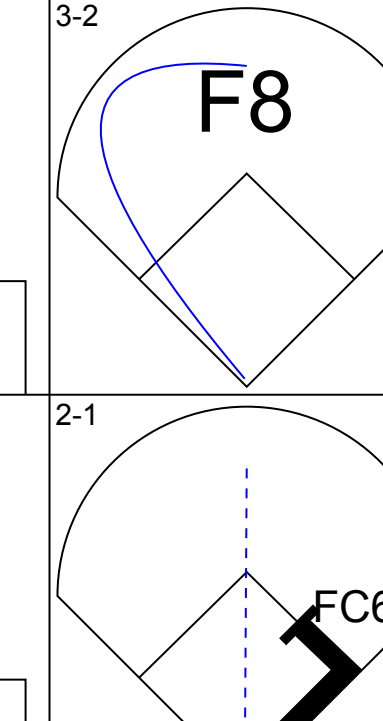
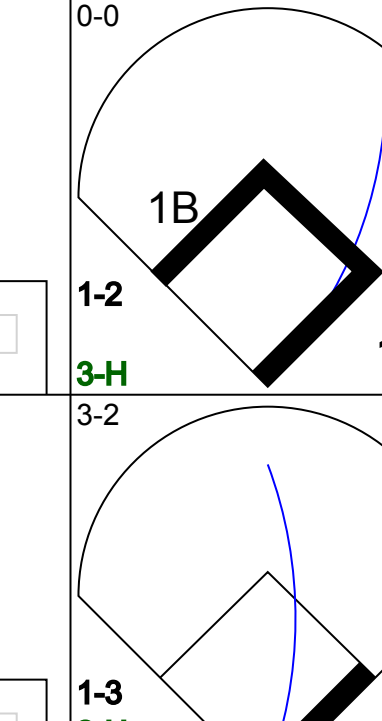

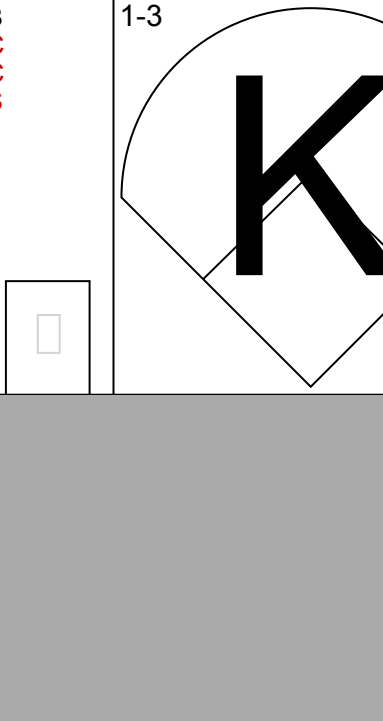
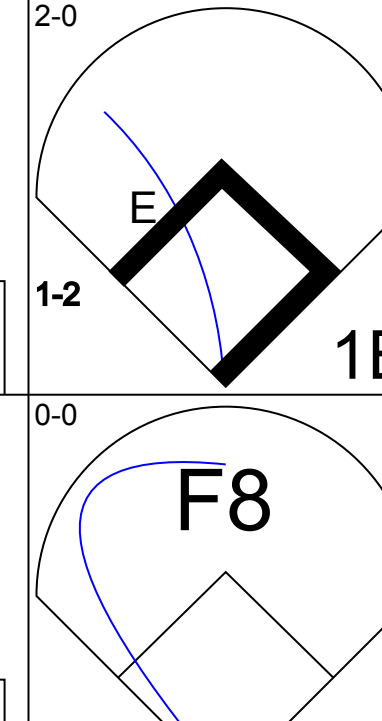
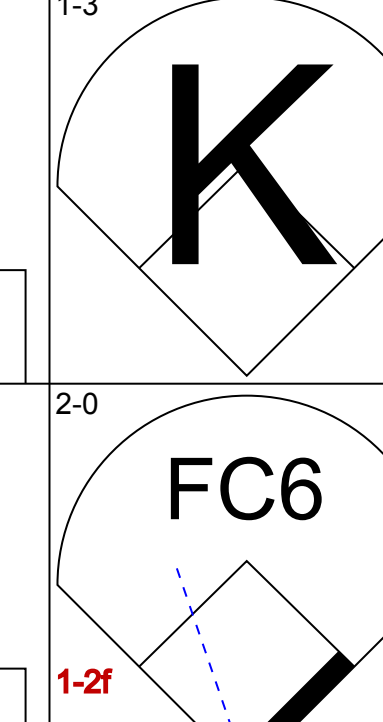
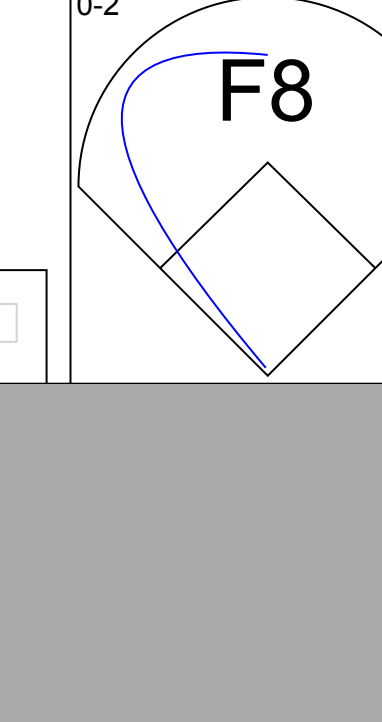
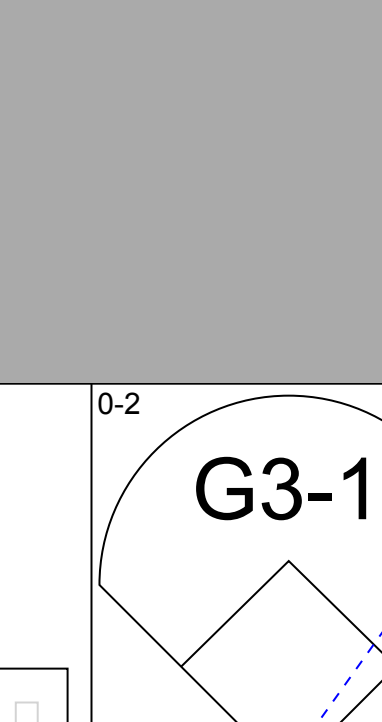

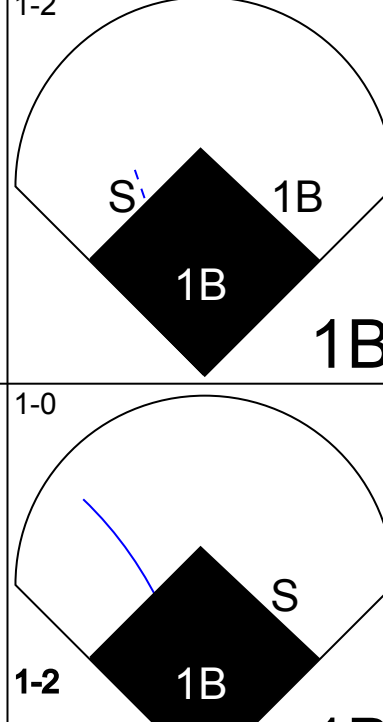
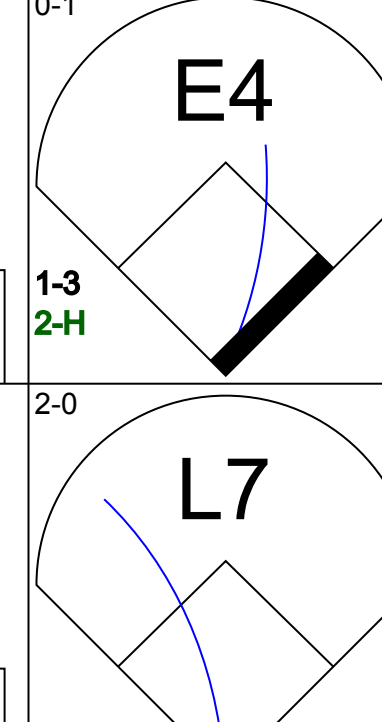
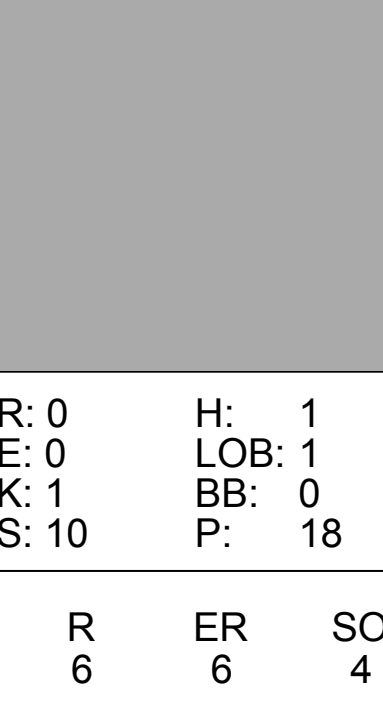
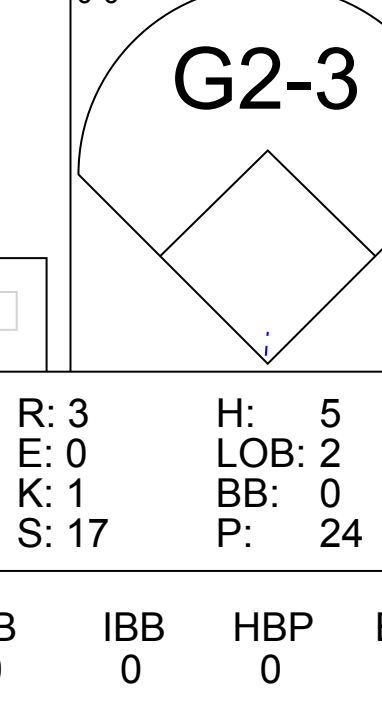
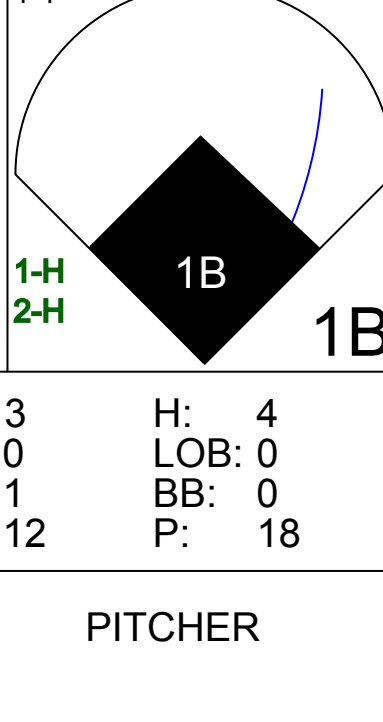





Batter	1	2	3	4	5	6	7	8	9	AB	R	H	RBI	BB	SO	LOB	TOP					
Jerry Browne, S OBP: 0.318, SLG: 0.355										4	0	0	0	0	2	3						
Oddibe McDowell, L OBP: 0.286, SLG: 0.268										4	0	1	0	0	1	0						
Joe Carter, R OBP: 0.320, SLG: 0.441										4	0	2	0	0	1	1						
Cory Snyder, R OBP: 0.279, SLG: 0.372										4	0	0	0	0	1	3						
Pete O'Brien, L OBP: 0.375, SLG: 0.464										3	0	1	0	0	0	1						
Luis Medina, R OBP: 0.267, SLG: 0.366										1	0	0	0	0	1	1						
Brook Jacoby, R OBP: 0.386, SLG: 0.509										3	0	1	0	0	0	0						
Dave Clark, L OBP: 0.306, SLG: 0.393										3	0	0	0	0	1	2						
Andy Allanson, R OBP: 0.268, SLG: 0.259										2	0	1	0	0	0	1						
Mark Salas, L OBP: 0.207, SLG: 0.414										1	0	0	0	0	1	0						
Felix Fermin, R OBP: 0.330, SLG: 0.287										3	0	2	0	0	0	0						
Inning Stats	R: 0 E: 0 K: 1 S: 11	H: 1 LOB: 1 BB: 0 P: 15	R: 0 E: 0 K: 0 S: 13	H: 2 LOB: 1 BB: 0 P: 18	R: 0 E: 0 K: 0 S: 8	H: 0 LOB: 0 BB: 0 P: 9	R: 0 E: 0 K: 0 S: 7	H: 1 LOB: 0 BB: 0 P: 10	R: 0 E: 0 K: 2 S: 15	H: 2 LOB: 2 BB: 0 P: 20	R: 0 E: 0 K: 0 S: 9	H: 0 LOB: 0 BB: 0 P: 12	R: 0 E: 0 K: 0 S: 9	H: 0 LOB: 0 BB: 0 P: 11	R: 0 E: 0 K: 1 S: 7	H: 1 LOB: 0 BB: 0 P: 10	R: 0 E: 0 K: 2 S: 9	H: 1 LOB: 1 BB: 0 P: 15	1B: 8 2B: 0 3B: 0 HR: 0	SF: 0 SAC: 0 DP: 2 HBP: 0	WP: 0 PB: 0 SB: 1 CS: 0	PA: 32
PITCHER	IP	WLS	BF	H	R	ER	SO	BB	IBB	HBP	BLK	WP	HR	S	P	ERA	WHIP					
Bob Welch, R ERA: 2.93	(1, 1)	8.0	W	28	7	0	6	0	0	0	0	0	0	79	105	0.00	0.875					
Eric Plunk, R ERA: 2.11	(9, 1)	1.0		4	1	0	2	0	0	0	0	0	0	9	15	0.00	1.000					

Cleveland Indians @ Oakland Athletics
Oakland-Alameda County Coliseum, Oakland, CA

AB 32
R 0
H 8
RBI 0
BB 0
SO 8
LOB 12



WP: 0 PA: 32
PB: 0
SB: 1
CS: 0

Batter	1	2	3	4	5	6	7	8	9	AB	R	H	RBI	BB	SO	LOB	BOTTOM				
Stan Javier, S OBP: 0.338, SLG: 0.350										5	0	1	1	0	2	0					
Dave Henderson, R OBP: 0.353, SLG: 0.439										5	1	1	0	0	0	1					
Lance Blankenship, R OBP: 0.314, SLG: 0.424										0	0	0	0	0	0	0					
Dave Parker, L OBP: 0.300, SLG: 0.432										4	1	2	0	0	0	0					
Mark McGwire, R OBP: 0.327, SLG: 0.507										4	2	3	1	0	0	1					
Terry Steinbach, R OBP: 0.397, SLG: 0.449										4	0	2	1	0	1	1					
Ron Hassey, L OBP: 0.252, SLG: 0.347										4	0	2	1	0	1	2					
Glenn Hubbard, R OBP: 0.365, SLG: 0.472										4	1	1	0	0	1	4					
Tony Phillips, S OBP: 0.377, SLG: 0.393										4	1	1	0	0	0	3					
Mike Gallego, R OBP: 0.348, SLG: 0.386										4	1	1	2	0	0	0					
Inning Stats	R: 0 E: 0 K: 0 S: 11	H: 1 LOB: 1 BB: 0 P: 17	R: 0 E: 0 K: 1 S: 10	H: 1 LOB: 0 BB: 0 P: 18	R: 3 E: 0 K: 1 S: 17	H: 5 LOB: 2 BB: 0 P: 24	R: 0 E: 0 K: 0 S: 6	H: 0 LOB: 0 BB: 0 P: 7	R: 0 E: 0 K: 1 S: 9	H: 1 LOB: 1 BB: 0 P: 16	R: 3 E: 0 K: 0 S: 12	H: 4 LOB: 0 BB: 0 P: 18	R: 1 E: 1 K: 0 S: 10	H: 2 LOB: 2 BB: 0 P: 17	R: 0 E: 0 K: 1 S: 7	H: 0 LOB: 0 BB: 0 P: 11	1B: 14 2B: 0 3B: 0 HR: 0	SF: 0 SAC: 0 DP: 1 HBP: 0	WP: 0 PB: 0 SB: 2 CS: 0	PA: 38	
PITCHER	IP	WLS	BF	H	R	ER	SO	BB	IBB	HBP	BLK	WP	HR	S	P	ERA	WHIP				
Tom Candiotti, R ERA: 3.45	(1, 1)	5.1	L	27	11	6	4	0	0	0	0	0	0	62	96	10.12	2.062				
Tim Stoddard, R ERA: 1.54	(6, 1)	0.2		2	1	0	0	0	0	0	0	0	0	3	4	0.00	1.500				
Keith Atherton, R ERA: 3.86	(7, 1)	1.0		6	2	1	0	0	0	0	0	0	0	10	17	0.00	2.000				
Scott Bailes, L ERA: 3.67	(8, 1)	1.0		3	0	0	1	0	0	0	0	0	0	7	11	0.00	0.000				

Cleveland Indians @ Oakland Athletics
Oakland-Alameda County Coliseum, Oakland, CA

AB 38
R 7
H 14
RBI 6
BB 0
SO 5
LOB 12



WP: 0 PA: 38
PB: 0
SB: 2
CS: 0

Batter	1	2	3	4	5	6	7	8	9	AB	R	H	RBI	BB	SO	LOB	TOP					
Jerry Browne, S (1.4) OBP: 0.322, SLG: 0.354	G6-3		BB			F7		1B		3	0	1	0	1	0	0	Cleveland Indians @ Oakland Athletics Oakland-Alameda County Coliseum, Oakland, CA Sun Jun 04 1989, 3:33 AM PDT Att: 34,610 - Overcast - 65 F					
Oddibe McDowell, L (1.7) OBP: 0.286, SLG: 0.267	B1-3		L9			1B		F8		4	0	1	0	0	0	3						
Joe Carter, R (1.8) OBP: 0.315, SLG: 0.433	G4-3		2-3			F8		F4		4	0	0	0	0	1	4						
Cory Snyder, R (1.9) OBP: 0.273, SLG: 0.364		K				F8		F9		4	0	0	0	0	1	2						
Pete O'Brien, L (1.3) OBP: 0.377, SLG: 0.467						F9		G6-3		3	0	1	0	1	0	0						
Brook Jacoby, R (1.5) OBP: 0.379, SLG: 0.497		BB				F9		L8		4	0	0	0	0	0	2						
Dave Clark, L (1.10) OBP: 0.298, SLG: 0.382 Dave Hengel, R (9, PH)						F7		G5-3		3	0	0	0	0	0	2						
Andy Allanson, R (1.2) OBP: 0.276, SLG: 0.262 Joel Skinner, R (7.2) OBP: 0.212, SLG: 0.333			L9			L8				2	0	1	0	0	0	0						
Felix Fermin, R (1.6) OBP: 0.326, SLG: 0.283			SH1-4			G1-3		G4-3		0	0	0	0	0	0	0						
										2	0	0	0	0	0	2						
Inning Stats	R: 0 E: 0 K: 0 S: 6	H: 0 LOB: 0 BB: 0 P: 7	R: 0 E: 0 K: 1 S: 13	H: 0 LOB: 1 BB: 1 P: 23	R: 0 E: 0 K: 1 S: 9	H: 1 LOB: 2 BB: 1 P: 17	R: 0 E: 0 K: 0 S: 4	H: 0 LOB: 0 BB: 0 P: 7	R: 0 E: 0 K: 0 S: 6	H: 0 LOB: 0 BB: 0 P: 9	R: 0 E: 0 K: 0 S: 7	H: 1 LOB: 1 BB: 0 P: 10	R: 0 E: 0 K: 0 S: 6	H: 1 LOB: 2 BB: 0 P: 13	R: 0 E: 0 K: 0 S: 11	H: 1 LOB: 1 BB: 0 P: 17	R: 0 E: 0 K: 0 S: 8	H: 0 LOB: 0 BB: 0 P: 12	1B: 3 2B: 1 3B: 0 HR: 0	SF: 0 SAC: 1 DP: 0 HBP: 1	WP: 0 PB: 0 SB: 0 CS: 0	PA: 34
PITCHER	IP	WLS	BF	H	R	ER	SO	BB	IBB	HBP	BLK	WP	HR	S	P	ERA	WHIP					
Dave Stewart, R (1.1) ERA: 3.15	7.0	W	27	3	0	0	2	2	0	1	0	0	0	51	86	0.00	0.714					
Todd Burns, R (8.1) ERA: 1.7	1.0		4	1	0	0	0	0	0	0	0	0	0	11	17	0.00	1.000					
Rick Honeycutt, L (9.1) ERA: 2.22	1.0		3	0	0	0	0	0	0	0	0	0	0	8	12	0.00	0.000					

AB	30
R	0
H	4
RBI	0
BB	2
SO	2
LOB	15



Batter	1	2	3	4	5	6	7	8	9	AB	R	H	RBI	BB	SO	LOB	BOTTOM				
Luis Polonia, L (1.7) OBP: 0.302, SLG: 0.358	G1-3		2B			K				4	1	2	2	0	1	1	Cleveland Indians @ Oakland Athletics Oakland-Alameda County Coliseum, Oakland, CA Sun Jun 04 1989, 3:33 AM PDT Att: 34,610 - Overcast - 65 F				
Dave Henderson, R (1.8) OBP: 0.346, SLG: 0.430	G6-3		G6-3			L6		G5-3		4	0	0	1	0	0	1					
Dave Parker, L (1.10) OBP: 0.308, SLG: 0.441			3H			1B		F9		3	0	2	1	1	0	0					
Mark McGwire, R (1.3) OBP: 0.327, SLG: 0.503 Billy Beane, R (7, PH) OBP: 0.298, SLG: 0.379 (8.3)			2H			F8				3	0	1	0	0	1	2					
Terry Steinbach, R (1.2) OBP: 0.388, SLG: 0.438			F8			1B		1B		1	0	1	0	0	0	0					
Tony Phillips, S (1.5) OBP: 0.387, SLG: 0.382			L3			K		F8		4	0	0	0	0	1	4					
Stan Javier, S (1.9) OBP: 0.335, SLG: 0.348			G6-3			K		G6-3		4	0	0	0	0	2	2					
Lance Blankenship, R (1.4) OBP: 0.333, SLG: 0.432			F8			K		K		4	0	1	0	0	2	0					
Mike Gallego, R (1.6) OBP: 0.350, SLG: 0.388			SH			1B		K		4	2	2	0	0	2	1					
			SH			1B		K		2	1	1	0	0	0	1					
Inning Stats	R: 0 E: 0 K: 1 S: 15	H: 1 LOB: 1 BB: 0 P: 22	R: 0 E: 0 K: 0 S: 5	H: 0 LOB: 0 BB: 0 P: 9	R: 3 E: 0 K: 0 S: 15	H: 3 LOB: 1 BB: 0 P: 23	R: 1 E: 0 K: 2 S: 16	H: 3 LOB: 2 BB: 0 P: 24	R: 0 E: 0 K: 2 S: 10	H: 1 LOB: 1 BB: 0 P: 12	R: 0 E: 0 K: 0 S: 5	H: 1 LOB: 1 BB: 0 P: 6	R: 0 E: 0 K: 2 S: 10	H: 0 LOB: 0 BB: 0 P: 14	1B: 9 2B: 1 3B: 0 HR: 0	SF: 0 SAC: 1 DP: 0 HBP: 0	WP: 0 PB: 0 SB: 1 CS: 0	PA: 35			
PITCHER	IP	WLS	BF	H	R	ER	SO	BB	IBB	HBP	BLK	WP	HR	S	P	ERA	WHIP				
John Farrell, R (1.1) ERA: 4.62	7.0	L	32	10	4	4	7	1	0	0	0	0	0	78	118	5.14	1.571				
Jesse Orosco, L (8.1) ERA: 1.06	1.0		3	0	0	0	2	0	0	0	0	0	0	10	14	0.00	0.000				



Batter	1	2	3	4	5	6	7	8	9	AB	R	H	RBI	BB	SO	LOB	TOP					
Jerry Browne, S (1, 4) OBP: 0.319, SLG: 0.366			G6-3	F7		FC1-5		FC6-4		5	1	1	1	0	0	3						
Felix Fermin, R (1, 6) OBP: 0.323, SLG: 0.281	G3-1		G5-3		F9	G3-1			1B	5	0	1	0	0	0	1						
Pete O'Brien, L (1, 3) OBP: 0.378, SLG: 0.477	G4-3		1B HR		HR				L8	4	2	1	1	1	0	2						
Joe Carter, R (1, 8) OBP: 0.317, SLG: 0.437	F9		HR		E7 1B		L5		P4	5	2	2	0	0	0	1						
Cory Snyder, R (1, 9) OBP: 0.276, SLG: 0.380		WP G3 1B	HR		K		F9		G6-3	5	2	2	3	0	1	2						
Mark Salas, L (1, 10) OBP: 0.212, SLG: 0.394	G3		G6-3		1B		F9			4	0	1	1	0	0	1						
Brook Jacoby, R (1, 5) OBP: 0.381, SLG: 0.495				F9				F8		3	0	1	0	1	0	0						
Oddibe McDowell, L (1, 7) OBP: 0.281, SLG: 0.263		SF7		G3		F7		F9		3	0	0	1	0	0	2						
Joel Skinner, R (1, 2) OBP: 0.270, SLG: 0.405	G6-3								FC6-4 1B	4	0	3	0	0	0	1						
Inning Stats	R: 1 E: 0 K: 0 S: 9	H: 1 LOB: 0 BB: 0 P: 13	R: 1 E: 0 K: 0 S: 7	H: 1 LOB: 1 BB: 1 P: 15	R: 3 E: 0 K: 0 S: 12	H: 2 LOB: 0 BB: 1 P: 19	R: 0 E: 0 K: 0 S: 8	H: 1 LOB: 1 BB: 0 P: 12	R: 2 E: 0 K: 1 S: 16	H: 4 LOB: 2 BB: 0 P: 20	R: 0 E: 0 K: 0 S: 10	H: 1 LOB: 0 BB: 0 P: 16	R: 0 E: 0 K: 0 S: 7	H: 1 LOB: 1 BB: 0 P: 12	R: 0 E: 0 K: 0 S: 6	H: 1 LOB: 1 BB: 0 P: 8	R: 0 E: 0 K: 0 S: 6	H: 1 LOB: 1 BB: 0 P: 8	1B: 7 2B: 2 3B: 0 HR: 3	SF: 1 SAC: 0 DP: 0 HBP: 0	WP: 1 PB: 0 SB: 0 CS: 0	PA: 41
PITCHER	IP	WLS	BF	H	R	ER	SO	BB	IBB	HBP	BLK	WP	HR	S	P	ERA	WHIP					
Mike Witt, R (1, 1) ERA: 4.96	4.1	L	22	7	7	7	0	2	0	0	0	1	3	41	65	14.54	2.077					
Willie Fraser, R (5, 1) ERA: 3.35	4.2		19	5	0	0	1	0	0	0	0	0	0	43	58	0.00	1.071					

Cleveland Indians @ California Angels
Anaheim Stadium, Anaheim, CA
Mon Jun 05 1989, 10:05 PM EDT
Att: 24,188 - Unknown

AB 38
R 7
H 12
RBI 7
BB 2
SO 1
LOB 13



Batter	1	2	3	4	5	6	7	8	9	AB	R	H	RBI	BB	SO	LOB	BOTTOM					
Brian Downing, R (1, 10) OBP: 0.367, SLG: 0.403	WP 3B 1B		P6		F9			K		4	1	1	0	0	1	1						
Dante Bichette, R (1, 9) OBP: 0.236, SLG: 0.347	G6-3		P6			1B		G6-3		4	0	1	0	0	0	1						
Johnny Ray, S (1, 4) OBP: 0.314, SLG: 0.371	SF8 3B			L5		P4		P3		4	1	1	1	0	0	1						
Devon White, S (1, 8) OBP: 0.336, SLG: 0.523	SF8			G6-3 3B		G6-4-3 1B		G6-3		3	1	2	1	0	0	0						
Chili Davis, S (1, 7) OBP: 0.327, SLG: 0.404	G1-3			G6-3		G6-4-3		F8		4	0	0	1	0	0	2						
Lance Parrish, R (1, 2) OBP: 0.348, SLG: 0.444				F9			P5		P2	4	0	0	0	0	1	0						
Bill Schroeder, R (1, 3) OBP: 0.286, SLG: 0.547					P6		F7			1	0	0	0	0	1	0						
Wally Joyner, L (3, 3) OBP: 0.309, SLG: 0.328										2	0	0	0	0	0	0						
Dick Schofield, R (1, 6) OBP: 0.308, SLG: 0.333				F9		G6-3				3	0	1	0	0	0	0						
Jack Howell, L (1, 5) OBP: 0.302, SLG: 0.336			G4-3				G6-3			2	0	0	0	1	0	1						
Inning Stats	R: 2 E: 0 K: 0 S: 11	H: 2 LOB: 0 BB: 0 P: 19	R: 0 E: 0 K: 2 S: 9	H: 0 LOB: 0 BB: 0 P: 11	R: 0 E: 0 K: 0 S: 9	H: 0 LOB: 0 BB: 0 P: 13	R: 1 E: 0 K: 0 S: 9	H: 1 LOB: 0 BB: 0 P: 17	R: 0 E: 0 K: 0 S: 9	H: 2 LOB: 1 BB: 0 P: 14	R: 0 E: 0 K: 0 S: 7	H: 1 LOB: 1 BB: 0 P: 11	R: 0 E: 0 K: 1 S: 9	H: 0 LOB: 0 BB: 0 P: 14	R: 0 E: 0 K: 0 S: 4	H: 0 LOB: 0 BB: 0 P: 6	R: 0 E: 0 K: 0 S: 4	H: 0 LOB: 0 BB: 0 P: 6	1B: 4 2B: 0 3B: 2 HR: 0	SF: 1 SAC: 0 DP: 1 HBP: 0	WP: 1 PB: 0 SB: 0 CS: 0	PA: 33
PITCHER	IP	WLS	BF	H	R	ER	SO	BB	IBB	HBP	BLK	WP	HR	S	P	ERA	WHIP					
Bud Black, L (1, 1) ERA: 3.87	9.0	W	33	6	3	3	3	1	0	0	0	1	0	76	120	3.00	0.778					

Cleveland Indians @ California Angels
Anaheim Stadium, Anaheim, CA
Mon Jun 05 1989, 10:05 PM EDT
Att: 24,188 - Unknown

AB 31
R 3
H 6
RBI 3
BB 1
SO 3
LOB 6



Batter	1	2	3	4	5	6	7	8	9	AB	R	H	RBI	BB	SO	LOB	TOP										
Jerry Browne, S (1.4) OBP: 0.327, SLG: 0.371	G1-4-3		G4-3 1B				SH5-4			3	0	2	0	1	0	0	Cleveland Indians @ California Angels Anaheim Stadium, Anaheim, CA Tue Jun 06 1989, 10:05 PM EDT Att: 22,586 - Unknown										
Felix Fermin, R (1.6) OBP: 0.316, SLG: 0.274 Dave Clark, L (9, FH) OBP: 0.296, SLG: 0.378	G4-3		G4-3		G3		K			4	0	0	0	0	1	5											
Pete O'Brien, L (1.3) OBP: 0.378, SLG: 0.478	G4-3			G4-3		G4-3 1B 2B				4	1	1	0	1	1	1											
Joe Carter, R (1.8) OBP: 0.311, SLG: 0.429		G6-3		F7		G5-3				4	0	0	0	0	0	3											
Cory Snyder, R (1.9) OBP: 0.285, SLG: 0.392		1B				G4-3				4	0	3	0	0	0	1											
Mark Salas, L (1.10) OBP: 0.243, SLG: 0.405		1B			G3					4	0	2	1	0	0	2											
Brook Jacoby, R (1.5) OBP: 0.379, SLG: 0.486			G6-4-3 1B							3	0	0	0	1	2	3											
Oddibe McDowell, L (1.7) OBP: 0.280, SLG: 0.263										4	0	1	0	0	0	3											
Joel Skinner, R (1.2) OBP: 0.317, SLG: 0.425										3	0	2	0	1	1	0											
Inning Stats	R: 0 E: 0 K: 0 S: 4	H: 0 LOB: 0 BB: 0 P: 11	R: 0 E: 0 K: 0 S: 13	H: 2 LOB: 1 BB: 0 P: 15	R: 0 E: 0 K: 0 S: 12	H: 3 LOB: 1 BB: 0 P: 15	R: 0 E: 0 K: 0 S: 10	H: 1 LOB: 1 BB: 0 P: 15	R: 0 E: 0 K: 1 S: 9	H: 2 LOB: 2 BB: 0 P: 13	R: 1 E: 0 K: 0 S: 12	H: 2 LOB: 2 BB: 1 P: 21	R: 0 E: 0 K: 1 S: 10	H: 0 LOB: 2 BB: 2 P: 20	R: 0 E: 0 K: 1 S: 9	H: 1 LOB: 1 BB: 0 P: 12		R: 0 E: 0 K: 3 S: 13	H: 0 LOB: 1 BB: 1 P: 21	1B: 9 2B: 2 3B: 0 HR: 0	SF: 0 SAC: 1 DP: 2 HBP: 0	WP: 0 PB: 0 SB: 0 CS: 1	PA: 39				
PITCHER	IP	WLS	BF	H	R	ER	SO	BB	IBB	HBP	BLK	WP	HR	S	P	ERA	WHIP										
Dan Petry, R (1.1) ERA: 3.57	5.0	W	21	9	1	1	1	0	0	0	0	0	0	50	72	1.80	1.800										
Greg Minton, R (6.1) ERA: 1.22	3.0		14	2	0	0	2	2	1	0	0	0	0	29	50	0.00	1.333										
Bryan Harvey, R (9.1) ERA: 3.5	1.0	S	4	0	0	0	3	1	0	0	0	0	0	13	21	0.00	1.000										

AB	34
R	1
H	11
RBI	1
BB	4
SO	6
LOB	19



Batter	1	2	3	4	5	6	7	8	9	AB	R	H	RBI	BB	SO	LOB	BOTTOM										
Brian Downing, R (1.10) OBP: 0.365, SLG: 0.397	G6-3		F8				G6-3			3	0	0	0	1	0	0	Cleveland Indians @ California Angels Anaheim Stadium, Anaheim, CA Tue Jun 06 1989, 10:05 PM EDT Att: 22,586 - Unknown										
Claudell Washington, L (1.9) OBP: 0.342, SLG: 0.403			G4-3				F8			4	1	1	1	0	0	2											
Johnny Ray, S (1.4) OBP: 0.318, SLG: 0.374										4	0	2	1	0	0	0											
Devon White, S (1.8) OBP: 0.335, SLG: 0.518										4	0	1	0	0	1	3											
Wally Joyner, L (1.3) OBP: 0.309, SLG: 0.328										3	0	1	0	0	0	1											
Lance Parrish, R (1.2) OBP: 0.342, SLG: 0.436										3	0	0	0	0	0	2											
Chili Davis, S (1.7) OBP: 0.322, SLG: 0.398										3	0	0	0	0	0	2											
Jack Howell, L (1.5) OBP: 0.302, SLG: 0.336										3	1	1	0	0	0	0											
Dick Schofield, R (1.6) OBP: 0.298, SLG: 0.322										3	0	0	0	0	0	1											
Inning Stats	R: 1 E: 0 K: 0 S: 7	H: 2 LOB: 1 BB: 0 P: 14	R: 0 E: 0 K: 0 S: 4	H: 0 LOB: 0 BB: 0 P: 8	R: 0 E: 0 K: 0 S: 7	H: 0 LOB: 0 BB: 0 P: 8	R: 0 E: 0 K: 0 S: 12	H: 2 LOB: 2 BB: 0 P: 19	R: 1 E: 0 K: 0 S: 9	H: 2 LOB: 2 BB: 1 P: 18	R: 0 E: 0 K: 0 S: 3	H: 0 LOB: 0 BB: 0 P: 5	R: 0 E: 0 K: 0 S: 6	H: 0 LOB: 0 BB: 0 P: 8	R: 0 E: 0 K: 1 S: 6	H: 0 LOB: 0 BB: 0 P: 7		1B: 5 2B: 0 3B: 0 HR: 1	SF: 0 SAC: 0 DP: 0 HBP: 0	WP: 0 PB: 0 SB: 0 CS: 0	PA: 31						
PITCHER	IP	WLS	BF	H	R	ER	SO	BB	IBB	HBP	BLK	WP	HR	S	P	ERA	WHIP										
Rich Yett, R (1.1) ERA: 4.6	8.0	L	31	6	2	2	1	1	0	0	0	0	1	54	87	2.25	0.875										

AB	30
R	2
H	6
RBI	2
BB	1
SO	1
LOB	11



Batter	1	2	3	4	5	6	7	8	9	AB	R	H	RBI	BB	SO	LOB	TOP			
Jerry Browne, S OBP: 0.321, SLG: 0.363	F8		FC5-4 BB 1B		F8		F9			4	0	0	0	0	0	1	Cleveland Indians @ California Angels Anaheim Stadium, Anaheim, CA Wed Jun 07 1989, 10:05 PM EDT Att: 26,536 - Unknown			
Felix Fermin, R OBP: 0.325, SLG: 0.285	G4-3		BB 1B		BB 1B			1B		4	0	3	0	0	0	0				
Pete O'Brien, L OBP: 0.376, SLG: 0.471	F9		BB		F9			F7		3	0	0	0	1	0	1				
Joe Carter, R OBP: 0.306, SLG: 0.422		P4	L5			K		G5-3		4	0	0	0	0	1	3				
Cory Snyder, R OBP: 0.280, SLG: 0.385	G1-3			K		K		P3		4	0	0	0	0	2	0				
Brook Jacoby, R OBP: 0.381, SLG: 0.489	FC6-4 BB			2B		L9		P9		3	0	1	0	1	0	0				
Luis Medina, R OBP: 0.266, SLG: 0.400	FC6-4 1-2			K			HR	K		4	1	1	1	0	2	2				
Dave Hengel, R (1, 7)			K	K			K			3	0	0	0	0	3	1				
Andy Allanson, R OBP: 0.270, SLG: 0.257			E6 FC5-4		P4		L5			3	0	0	0	0	0	0				
Inning Stats	R: 0 E: 0 K: 0 S: 6	H: 0 LOB: 0 BB: 0 P: 8	R: 0 E: 0 K: 0 S: 6	H: 0 LOB: 1 BB: 1 P: 13	R: 0 E: 1 K: 1 S: 13	H: 1 LOB: 3 BB: 1 P: 21	R: 0 E: 0 K: 3 S: 10	H: 1 LOB: 1 BB: 0 P: 11	R: 0 E: 0 K: 2 S: 11	H: 0 LOB: 0 BB: 0 P: 14	R: 1 E: 0 K: 1 S: 9	H: 1 LOB: 0 BB: 0 P: 13	R: 0 E: 0 K: 1 S: 5	H: 0 LOB: 0 BB: 0 P: 8	R: 0 E: 0 K: 1 S: 5	H: 0 LOB: 0 BB: 0 P: 8	1B: 3 2B: 1 3B: 0 HR: 1	SF: 0 SAC: 0 DP: 0 HBP: 0	WP: 0 PB: 0 SB: 0 CS: 0	PA: 34
PITCHER Chuck Finley, L ERA: 1.88	IP: 9.0 WLS: L BF: 34	H: 5 R: 1 ER: 1 SO: 8	BB: 2 IBB: 0 HBP: 0 BLK: 0	WP: 0 HR: 1 S: 74 P: 108	ERA: 1.00 WHIP: 0.778															

AB	32
R	1
H	5
RBI	1
BB	2
SO	8
LOB	8



Batter	1	2	3	4	5	6	7	8	9	AB	R	H	RBI	BB	SO	LOB	BOTTOM					
Brian Downing, R OBP: 0.359, SLG: 0.389	F9		F9			K		G6-3		4	0	0	0	0	1	1	Cleveland Indians @ California Angels Anaheim Stadium, Anaheim, CA Wed Jun 07 1989, 10:05 PM EDT Att: 26,536 - Unknown					
Glenn Hoffman, R OBP: 0.328, SLG: 0.370	G6-3			F9		F7		P8		4	0	0	0	0	0	0						
Johnny Ray, S OBP: 0.317, SLG: 0.367	G4-3			P6		BB		L8		3	0	0	0	1	0	0						
Devon White, S OBP: 0.333, SLG: 0.513		L9		1B		G1-3		K		4	0	1	0	0	1	1						
Lance Parrish, R OBP: 0.337, SLG: 0.429		K		1 SAFE 1 SAFE	K		K			3	0	0	0	0	3	1						
Chili Davis, S OBP: 0.318, SLG: 0.392		G6-3			K		G1-3			3	0	0	0	0	1	0						
Wally Joyner, L OBP: 0.314, SLG: 0.330				BB		FC6-4 1B		F7		2	0	1	0	1	0	0						
Dante Bichette, R OBP: 0.229, SLG: 0.337			F9		K			K		3	0	0	0	0	2	2						
Kent Anderson, R OBP: 0.318, SLG: 0.278			L9		FC6-4			K		3	0	0	0	0	1	2						
Inning Stats	R: 0 E: 0 K: 0 S: 6	H: 0 LOB: 0 BB: 0 P: 8	R: 0 E: 0 K: 1 S: 8	H: 0 LOB: 0 BB: 0 P: 11	R: 0 E: 0 K: 0 S: 9	H: 0 LOB: 1 BB: 1 P: 14	R: 0 E: 0 K: 1 S: 9	H: 1 LOB: 1 BB: 0 P: 13	R: 0 E: 0 K: 2 S: 10	H: 1 LOB: 1 BB: 0 P: 10	R: 0 E: 0 K: 1 S: 11	H: 0 LOB: 0 BB: 1 P: 17	R: 0 E: 0 K: 1 S: 10	H: 0 LOB: 0 BB: 0 P: 15	R: 0 E: 0 K: 2 S: 9	H: 0 LOB: 0 BB: 0 P: 10	R: 0 E: 0 K: 1 S: 6	H: 0 LOB: 0 BB: 0 P: 8	1B: 2 2B: 0 3B: 0 HR: 0	SF: 0 SAC: 0 DP: 0 HBP: 0	WP: 0 PB: 0 SB: 0 CS: 0	PA: 31
PITCHER Greg Swindell, L ERA: 2.43	IP: 9.0 WLS: W BF: 31	H: 2 R: 0 ER: 0 SO: 9	BB: 2 IBB: 0 HBP: 0 BLK: 0	WP: 0 HR: 0 S: 78 P: 106	ERA: 0.00 WHIP: 0.444																	



Batter	1	2	3	4	5	6	7	8	9	AB	R	H	RBI	BB	SO	LOB	TOP							
Harold Reynolds, S OBP: 0.362, SLG: 0.387 Henry Cotto, R OBP: 0.315, SLG: 0.359	G4-3		G3		G4-3		1B		K	3	0	0	0	0	0	2								
Greg Britley, L OBP: 0.372, SLG: 0.405	L4			G3-1	G4-3		K		P8	5	0	0	0	0	1	4								
Alvin Davis, L OBP: 0.422, SLG: 0.510	G3-1			P6		1B		G3-1		4	0	1	0	0	0	0								
Jeffrey Leonard, R OBP: 0.329, SLG: 0.474		P3		HR		F8		F8		4	1	1	1	0	0	1								
Ken Griffey Jr., L OBP: 0.340, SLG: 0.479		F8		F8				K		4	0	1	0	0	1	0								
Jim Presley, R OBP: 0.321, SLG: 0.414	G3				1B	K			1B	3	2	1	0	1	1	2								
Scott Bradley, L OBP: 0.315, SLG: 0.402 Darnell Coles, R OBP: 0.266, SLG: 0.317			FC5-4		2B		F7		1B	2	1	1	0	1	0	2								
Jay Buhner, R OBP: 0.321, SLG: 0.741		FC5-4			1B				1B	4	0	2	3	0	1	1								
Omar Vizquel, S OBP: 0.252, SLG: 0.260	F8		F8		F9		P6		SH1-3	3	0	0	0	0	0	2								
Inning Stats	R: 0 E: 0 K: 0 S: 7	H: 0 LOB: 0 BB: 0 P: 12	R: 0 E: 0 K: 0 S: 4	H: 0 LOB: 0 BB: 0 P: 8	R: 0 E: 0 K: 0 S: 9	H: 0 LOB: 1 BB: 1 P: 17	R: 1 E: 0 K: 0 S: 9	H: 1 LOB: 0 BB: 0 P: 14	R: 2 E: 0 K: 1 S: 9	H: 2 LOB: 1 BB: 1 P: 15	R: 0 E: 0 K: 1 S: 14	H: 2 LOB: 2 BB: 0 P: 22	R: 0 E: 0 K: 1 S: 14	H: 1 LOB: 1 BB: 0 P: 20	R: 0 E: 0 K: 1 S: 9	H: 0 LOB: 0 BB: 0 P: 13	R: 1 E: 0 K: 1 S: 18	H: 3 LOB: 2 BB: 0 P: 22	1B: 6 2B: 2 3B: 0 HR: 1	SF: 0 SAC: 1 DP: 0 HBP: 0	WP: 0 PB: 0 SB: 0 CS: 0	PA: 38		
PITCHER	IP	WLS	BF	H	R	ER	SO	BB	IBB	HBP	BLK	WP	HR	S	P	ERA	WHIP							
Tom Candiotti, R ERA: 3.55	5.1	W	23	5	3	3	0	2	0	0	0	0	1	46	78	5.06	1.312							
Tim Stoddard, R ERA: 1.39	1.1		5	1	0	0	2	0	0	0	0	0	0	17	25	0.00	0.750							
Jesse Orosco, L ERA: 1.47	1.1		5	1	1	1	2	0	0	0	0	0	0	14	21	6.75	0.750							
Doug Jones, R ERA: 1.88	1.0	S	5	2	0	0	1	0	0	0	0	0	0	16	19	0.00	2.000							

Seattle Mariners @ Cleveland Indians
Cleveland Municipal Stadium, Cleveland, OH

Fri Jun 09 1989, 7:05 PM EDT
Att: 59,671 - Unknown - 69 F

AB 35
R 4
H 9
RBI 4
BB 2
SO 5
LOB 16



Batter	1	2	3	4	5	6	7	8	9	AB	R	H	RBI	BB	SO	LOB	BOTTOM							
Jerry Browne, S OBP: 0.320, SLG: 0.361	G4-3	1B		P6			L3			4	1	1	2	0	0	0								
Felix Fermin, R OBP: 0.323, SLG: 0.280	1B	F8		L9			L9			3	1	0	0	1	0	1								
Pete O'Brien, L OBP: 0.378, SLG: 0.469	1B	2B		F8			G3			3	1	1	0	1	0	0								
Joe Carter, R OBP: 0.313, SLG: 0.440	1B	E7		3B			P3			4	0	3	1	0	0	0								
Cory Snyder, R OBP: 0.275, SLG: 0.379	SF7	F7		K			G5-3			3	0	0	1	0	1	2								
Brook Jacoby, R OBP: 0.374, SLG: 0.479	G5-3		5-3		G5-3				P4	4	0	0	0	0	0	3								
Mark Salas, L OBP: 0.275, SLG: 0.395		SH5-4		F8		F8-6	SH1-4			1	1	0	0	1	0	0								
Dave Hengel, R		SH5-4		F8		SH1-4				1	1	0	0	1	0	0								
Andy Allanson, R OBP: 0.267, SLG: 0.253		SH5-4		G5-3		F8-6				2	0	0	0	0	0	1								
Inning Stats	R: 1 E: 0 K: 0 S: 13	H: 1 LOB: 2 BB: 2 P: 27	R: 4 E: 1 K: 0 S: 16	H: 3 LOB: 1 BB: 2 P: 31	R: 0 E: 0 K: 0 S: 5	H: 0 LOB: 0 BB: 0 P: 7	R: 0 E: 0 K: 0 S: 7	H: 0 LOB: 0 BB: 0 P: 14	R: 0 E: 0 K: 1 S: 9	H: 1 LOB: 1 BB: 0 P: 13	R: 0 E: 0 K: 0 S: 3	H: 0 LOB: 0 BB: 0 P: 7	R: 0 E: 0 K: 0 S: 8	H: 0 LOB: 0 BB: 0 P: 10	R: 0 E: 0 K: 0 S: 8	H: 0 LOB: 0 BB: 0 P: 10	R: 0 E: 0 K: 0 S: 8	H: 0 LOB: 0 BB: 0 P: 10	1B: 3 2B: 2 3B: 1 HR: 0	SF: 1 SAC: 2 DP: 1 HBP: 1	WP: 0 PB: 0 SB: 1 CS: 0	PA: 33		
PITCHER	IP	WLS	BF	H	R	ER	SO	BB	IBB	HBP	BLK	WP	HR	S	P	ERA	WHIP							
Clint Zavaras, R ERA: 7.2	2.0	L	14	4	5	4	0	4	0	0	0	0	0	29	58	18.00	4.000							
Jerry Reed, R ERA: 3.07	4.0		13	1	0	0	1	0	0	1	0	0	0	24	41	0.00	0.250							
Michael Jackson, R ERA: 3.49	2.0		6	0	0	0	0	0	0	0	0	0	0	16	20	0.00	0.000							

Seattle Mariners @ Cleveland Indians
Cleveland Municipal Stadium, Cleveland, OH

Fri Jun 09 1989, 7:05 PM EDT
Att: 59,671 - Unknown - 69 F

AB 25
R 5
H 5
RBI 4
BB 4
SO 1
LOB 7



Batter	1	2	3	4	5	6	7	8	9	AB	R	H	RBI	BB	SO	LOB	TOP										
Greg Briley, L (1,4) OBP: 0.354, SLG: 0.381										5	0	0	0	0	1	2											
Henry Cotto, R (1,7) OBP: 0.320, SLG: 0.388										4	1	2	1	0	0	0											
Alvin Davis, L (1,3) OBP: 0.418, SLG: 0.500										3	0	0	0	1	0	2											
Jeffrey Leonard, R (1,10) OBP: 0.328, SLG: 0.470										4	1	1	0	0	0	3											
Ken Griffey Jr., L (1,8) OBP: 0.338, SLG: 0.472										3	0	0	0	1	0	2											
Jim Prestley, R (1,5) OBP: 0.325, SLG: 0.432										4	1	2	2	0	0	0											
Jay Buhner, R (1,9) OBP: 0.313, SLG: 0.667										3	0	0	0	1	1	2											
Scott Bradley, L (1,2) OBP: 0.304, SLG: 0.386										4	0	0	0	0	0	1											
Omar Vizquel, S (1,6) OBP: 0.259, SLG: 0.261										3	0	1	0	1	0	0											
Inning Stats	R: 0 H: 0 E: 1 K: 1 S: 10	H: 0 LOB: 2 BB: 1 P: 19	R: 0 H: 0 E: 0 K: 0 S: 6	H: 0 LOB: 0 BB: 1 P: 13	R: 0 H: 2 E: 0 K: 0 S: 6	H: 2 LOB: 0 BB: 0 P: 9	R: 0 H: 0 E: 0 K: 0 S: 6	H: 0 LOB: 0 BB: 0 P: 9	R: 0 H: 2 E: 0 K: 0 S: 7	H: 2 LOB: 2 BB: 1 P: 29	R: 0 H: 0 E: 0 K: 0 S: 5	H: 0 LOB: 0 BB: 0 P: 9	R: 1 H: 1 E: 0 K: 1 S: 14	H: 1 LOB: 1 BB: 1 P: 25	R: 1 H: 1 E: 0 K: 1 S: 9	H: 1 LOB: 1 BB: 1 P: 20	R: 1 H: 1 E: 0 K: 1 S: 14	H: 1 LOB: 1 BB: 1 P: 25	1B: 4 2B: 0 3B: 0 HR: 2	SF: 0 SAC: 0 DP: 0 HBP: 0	WP: 0 PB: 0 SB: 0 CS: 1	PA: 37					
PITCHER	IP	WLS	BF	H	R	ER	SO	BB	IBB	HBP	BLK	WP	HR	S	P	ERA	WHIP										
John Farrell, R (1,1) ERA: 4.44	8.2	L	36	6	3	3	2	4	0	0	0	0	2	76	130	3.12	1.154										
Jesse Orosco, L (9,1) ERA: 1.45	0.1		1	0	0	0	0	0	0	0	0	0	0	3	4	0.00	0.000										

Seattle Mariners @ Cleveland Indians
Cleveland Municipal Stadium, Cleveland, OH
Sat Jun 10 1989, 3:33 AM EDT
Att: 11,480 - Unknown

AB 33
R 3
H 6
RBI 3
BB 4
SO 2
LOB 12



Batter	1	2	3	4	5	6	7	8	9	AB	R	H	RBI	BB	SO	LOB	BOTTOM										
Jerry Browne, S (1,4) OBP: 0.323, SLG: 0.364										4	1	2	0	0	0	0											
Felix Fermin, R (1,6) OBP: 0.323, SLG: 0.277										2	0	0	0	1	0	0											
Pete O'Brien, L (1,3) OBP: 0.376, SLG: 0.462										3	0	0	0	1	1	1											
Joe Carter, R (1,8) OBP: 0.313, SLG: 0.435										3	0	0	0	1	0	4											
Cory Snyder, R (1,9) OBP: 0.270, SLG: 0.374										3	0	0	1	0	0	1											
Luis Medina, R (1,10) OBP: 0.288, SLG: 0.390										2	0	0	0	1	2	0											
Dave Clark, L (9, PH) OBP: 0.302, SLG: 0.378										0	0	0	0	1	0	0											
Brook Jacoby, R (1,5) OBP: 0.372, SLG: 0.472										3	0	0	0	1	2	3											
Dave Hengel, R (1,7) OBP: 0.222, SLG: 0.125										3	0	1	0	0	0	0											
Oddibe McDowell, L (9, PH) OBP: 0.279, SLG: 0.262										1	0	0	0	0	1	2											
Andy Allanson, R (1,2) OBP: 0.262, SLG: 0.248										3	0	0	0	0	2	1											
Mark Salas, L (9, PH) OBP: 0.288, SLG: 0.385										1	0	0	0	0	0	2											
Inning Stats	R: 1 H: 1 E: 0 K: 1 S: 16	H: 1 LOB: 3 BB: 3 P: 31	R: 0 H: 0 E: 0 K: 1 S: 8	H: 0 LOB: 0 BB: 0 P: 12	R: 0 H: 0 E: 0 K: 1 S: 7	H: 0 LOB: 0 BB: 0 P: 15	R: 0 H: 0 E: 0 K: 1 S: 7	H: 0 LOB: 0 BB: 0 P: 10	R: 0 H: 0 E: 0 K: 2 S: 14	H: 1 LOB: 1 BB: 1 P: 14	R: 0 H: 1 E: 0 K: 1 S: 9	H: 1 LOB: 1 BB: 0 P: 13	R: 0 H: 1 E: 0 K: 1 S: 9	H: 1 LOB: 2 BB: 2 P: 21	R: 0 H: 0 E: 0 K: 1 S: 9	H: 0 LOB: 2 BB: 2 P: 21	R: 0 H: 0 E: 0 K: 1 S: 9	H: 0 LOB: 2 BB: 2 P: 21	1B: 3 2B: 0 3B: 0 HR: 0	SF: 1 SAC: 1 DP: 0 HBP: 0	WP: 0 PB: 0 SB: 0 CS: 0	PA: 36					
PITCHER	IP	WLS	BF	H	R	ER	SO	BB	IBB	HBP	BLK	WP	HR	S	P	ERA	WHIP										
Randy Johnson, L (1,1) ERA: 4.47	7.2		30	3	1	1	7	4	0	0	1	0	0	73	122	1.17	0.913										
Mike Schooler, R (8,1) ERA: 1.49	1.1	S	6	0	0	0	1	2	0	0	0	0	0	11	24	0.00	1.500										

Seattle Mariners @ Cleveland Indians
Cleveland Municipal Stadium, Cleveland, OH
Sat Jun 10 1989, 3:33 AM EDT
Att: 11,480 - Unknown

AB 28
R 1
H 3
RBI 1
BB 6
SO 8
LOB 14



Batter	1	2	3	4	5	6	7	8	9	AB	R	H	RBI	BB	SO	LOB	TOP
Henry Cotto, R OBP: 0.323, SLG: 0.405 (1, 8)	G6-3		1B		G6-3	1B		P5		5	2	2	1	0	0	0	
Darnell Coles, R OBP: 0.270, SLG: 0.318 Ken Griffey Jr., L OBP: 0.336, SLG: 0.469 (1, 7)	G5-3		1B		G6-3	BB			P6	3	0	1	1	1	0	0	
Alvin Davis, L OBP: 0.423, SLG: 0.500 (1, 3)	G4-3		1B		BB	1B			P6	4	0	2	1	1	0	0	
Jeffrey Leonard, R OBP: 0.321, SLG: 0.459 (1, 10)		L8	F8		F7	F7			G6-3	5	0	0	0	0	0	5	
Jim Prestley, R OBP: 0.318, SLG: 0.423 (1, 5)	L6		K			L9	P2			4	0	0	0	0	1	2	
Jay Buhner, R OBP: 0.333, SLG: 0.636 (1, 9)				E5	FC6-4	E6	CS			3	1	1	0	1	0	0	
Greg Briley, L OBP: 0.350, SLG: 0.368 (1, 4)	K			FC6-4	BB	L9	BB		G5-3	3	0	0	0	1	1	3	
Omar Vizquel, S OBP: 0.265, SLG: 0.268 (1, 6)			FC6-5	FC6-4	FC6-4	HR		G3-1		4	1	2	0	0	0	2	
Bill McGuire, R OBP: 0.182, SLG: 0.455 (1, 2)			FC6-5	G5-4-3	G5-4-3	HR		K		4	2	1	3	0	1	3	
Inning Stats	R: 0 H: 0 E: 0 K: 0 S: 10	H: 1 R: 0 E: 0 K: 1 S: 11	H: 4 R: 2 E: 0 K: 1 S: 13	H: 0 R: 0 E: 1 K: 0 S: 8	H: 0 R: 0 E: 0 K: 0 S: 8	H: 4 R: 1 E: 0 K: 0 S: 22	H: 4 R: 0 E: 0 K: 0 S: 4	H: 0 R: 0 E: 0 K: 1 S: 8	H: 0 R: 0 E: 0 K: 1 S: 6	H: 0 R: 0 E: 0 K: 0 S: 6	1B: 7 2B: 0 3B: 1 HR: 1	SF: 0 SAC: 0 DP: 1 HBP: 0	WP: 0 PB: 0 SB: 1 CS: 1	PA: 40			
PITCHER	IP WLS BF H R ER SO BB IBB HBP BLK WP HR S P ERA WHIP	IP WLS BF H R ER SO BB IBB HBP BLK WP HR S P ERA WHIP	IP WLS BF H R ER SO BB IBB HBP BLK WP HR S P ERA WHIP	IP WLS BF H R ER SO BB IBB HBP BLK WP HR S P ERA WHIP	IP WLS BF H R ER SO BB IBB HBP BLK WP HR S P ERA WHIP	IP WLS BF H R ER SO BB IBB HBP BLK WP HR S P ERA WHIP	IP WLS BF H R ER SO BB IBB HBP BLK WP HR S P ERA WHIP	IP WLS BF H R ER SO BB IBB HBP BLK WP HR S P ERA WHIP	IP WLS BF H R ER SO BB IBB HBP BLK WP HR S P ERA WHIP	IP WLS BF H R ER SO BB IBB HBP BLK WP HR S P ERA WHIP	IP WLS BF H R ER SO BB IBB HBP BLK WP HR S P ERA WHIP	IP WLS BF H R ER SO BB IBB HBP BLK WP HR S P ERA WHIP	IP WLS BF H R ER SO BB IBB HBP BLK WP HR S P ERA WHIP	IP WLS BF H R ER SO BB IBB HBP BLK WP HR S P ERA WHIP	IP WLS BF H R ER SO BB IBB HBP BLK WP HR S P ERA WHIP	IP WLS BF H R ER SO BB IBB HBP BLK WP HR S P ERA WHIP	IP WLS BF H R ER SO BB IBB HBP BLK WP HR S P ERA WHIP
Bud Black, L ERA: 3.83 (1, 1)	5.2 L 27 7 5 2 2 2 0 0 0 0 0 1 64 105 3.18 1.588	0.0 3 2 1 1 0 1 0 0 0 0 0 0 7 15 ∞ ∞	2.1 7 0 0 0 1 1 0 0 0 0 0 0 13 25 0.00 0.429	1.0 3 0 0 0 0 0 0 0 0 0 0 0 6 11 0.00 0.000													
Tim Stoddard, R ERA: 2.09 (6, 1)																	
Keith Atherton, R ERA: 3.56 (6, 1)																	
Scott Bailes, L ERA: 3.54 (9, 1)																	

Seattle Mariners @ Cleveland Indians
Cleveland Municipal Stadium, Cleveland, OH
Sun Jun 11 1989, 3:33 AM EDT
Att: 25,390 - Unknown

AB	36
R	6
H	9
RBI	6
BB	4
SO	3
LOB	15



Batter	1	2	3	4	5	6	7	8	9	AB	R	H	RBI	BB	SO	LOB	BOTTOM
Jerry Browne, S OBP: 0.325, SLG: 0.362 (1, 4)	G6-3		1B		G3-1		G6-4-3		G4-3	4	0	1	0	1	0	1	
Felix Fermin, R OBP: 0.317, SLG: 0.271 (1, 6)	K		G1-3		G4-3		G6-4-3			4	0	0	0	0	1	3	
Pete O'Brien, L OBP: 0.386, SLG: 0.491 (1, 3)	1B			HR		G6-3		1B		4	2	4	1	0	0	0	
Joe Carter, R OBP: 0.315, SLG: 0.436 (1, 8)	G1-3			CS		G6-3		G6-3		4	0	2	0	0	0	2	
Cory Snyder, R OBP: 0.265, SLG: 0.367 (1, 9)		K		K		P6		K		4	0	0	0	0	3	4	
Mark Salas, L OBP: 0.289, SLG: 0.405 (1, 10)	F9			2B		1B		G6-3		3	0	1	0	1	0	2	
Brook Jacoby, R OBP: 0.370, SLG: 0.467 (1, 5)	G5-3			G1-3		FC6		1B		4	0	1	1	0	0	1	
Oddibe McDowell, L OBP: 0.287, SLG: 0.272 (1, 7)			FC5-4		G3-1	FC6		G4-3		3	1	2	0	1	0	2	
Joel Skinner, R OBP: 0.295, SLG: 0.395 Dave Clark, L OBP: 0.299, SLG: 0.375 (9, PH)	FC5-4		1B		K		K		G4-3	3	0	0	0	0	2	2	
Inning Stats	R: 0 H: 1 E: 0 K: 1 S: 11	H: 0 R: 0 E: 0 K: 1 S: 9	H: 1 R: 0 E: 1 K: 0 S: 8	H: 3 R: 1 E: 0 K: 1 S: 15	H: 1 R: 0 E: 0 K: 1 S: 10	H: 2 R: 1 E: 0 K: 0 S: 12	H: 0 R: 0 E: 0 K: 1 S: 7	H: 2 R: 0 E: 0 K: 1 S: 10	H: 1 R: 1 E: 0 K: 0 S: 12	H: 1 R: 0 E: 0 K: 0 S: 6	1B: 7 2B: 3 3B: 0 HR: 1	SF: 0 SAC: 0 DP: 2 HBP: 0	WP: 0 PB: 1 SB: 1 CS: 1	PA: 37			
PITCHER	IP WLS BF H R ER SO BB IBB HBP BLK WP HR S P ERA WHIP	IP WLS BF H R ER SO BB IBB HBP BLK WP HR S P ERA WHIP	IP WLS BF H R ER SO BB IBB HBP BLK WP HR S P ERA WHIP	IP WLS BF H R ER SO BB IBB HBP BLK WP HR S P ERA WHIP	IP WLS BF H R ER SO BB IBB HBP BLK WP HR S P ERA WHIP	IP WLS BF H R ER SO BB IBB HBP BLK WP HR S P ERA WHIP	IP WLS BF H R ER SO BB IBB HBP BLK WP HR S P ERA WHIP	IP WLS BF H R ER SO BB IBB HBP BLK WP HR S P ERA WHIP	IP WLS BF H R ER SO BB IBB HBP BLK WP HR S P ERA WHIP	IP WLS BF H R ER SO BB IBB HBP BLK WP HR S P ERA WHIP	IP WLS BF H R ER SO BB IBB HBP BLK WP HR S P ERA WHIP	IP WLS BF H R ER SO BB IBB HBP BLK WP HR S P ERA WHIP	IP WLS BF H R ER SO BB IBB HBP BLK WP HR S P ERA WHIP	IP WLS BF H R ER SO BB IBB HBP BLK WP HR S P ERA WHIP	IP WLS BF H R ER SO BB IBB HBP BLK WP HR S P ERA WHIP	IP WLS BF H R ER SO BB IBB HBP BLK WP HR S P ERA WHIP	IP WLS BF H R ER SO BB IBB HBP BLK WP HR S P ERA WHIP
Brian Holman, R ERA: 4.73 (1, 1)	5.2 W 24 7 2 2 4 2 0 0 0 0 0 0 34 49 3.18 1.588																
Gene Harris, R ERA: 4.0 (6, 1)																	

Seattle Mariners @ Cleveland Indians
Cleveland Municipal Stadium, Cleveland, OH
Sun Jun 11 1989, 3:33 AM EDT
Att: 25,390 - Unknown

AB	34
R	3
H	11
RBI	2
BB	3
SO	6
LOB	18



Batter	1	2	3	4	5	6	7	8	9	AB	R	H	RBI	BB	SO	LOB	TOP				
Jerry Browne, S OBP: 0.332, SLG: 0.369	1-1 G1-6-3 1B		1-1 1B		0-1 1-2 1B		0-1 F8-6-3			4	0	3	0	0	0	1					
Felix Fermin, R OBP: 0.311, SLG: 0.266	1-0 G1-6-3 1-2f		2-2 G6-3		1-1 G4-3			0-0 B5-3		4	0	0	0	0	0	4					
Pete O'Brien, L OBP: 0.384, SLG: 0.491	1-2 G4-3			1-1 2B		1-1 P2		1-1 P3		4	0	1	0	0	0	0					
Joe Carter, R OBP: 0.311, SLG: 0.429		3-2 F8		0-0 F7		3-2 G5-3		2-3 K		4	0	0	0	0	1	1					
Brook Jacoby, R OBP: 0.364, SLG: 0.458		2-2 G6-3		3-2 F9		1-2 F7			0-0 G6-3	4	0	0	0	0	0	1					
Luis Medina, R OBP: 0.299, SLG: 0.375 Dave Clark, L OBP: 0.297, SLG: 0.372		3-2 F7		2-3 K			0-3 K		1-3 K	3	0	0	0	0	2	1					
Cory Snyder, R OBP: 0.269, SLG: 0.383			0-1 HR		2-3 K		1-1 WP 2B		0-0 G4-3	4	2	2	1	0	1	0					
Dave Hengel, R OBP: 0.273, SLG: 0.300			2-2 P3		0-0 CI		1-0 1B			2	1	1	1	0	0	0					
Joel Skinner, R OBP: 0.298, SLG: 0.391			1-3 K		1-2 FC4-6 1B		0-0 F8-6-3 1B			3	0	1	1	0	1	1					
Inning Stats	R: 0 E: 0 K: 0 S: 7	H: 1 LOB: 0 BB: 0 P: 10	R: 0 E: 0 K: 0 S: 10	H: 0 LOB: 0 BB: 0 P: 18	R: 1 E: 0 K: 1 S: 14	H: 2 LOB: 1 BB: 0 P: 20	R: 0 E: 0 K: 1 S: 10	H: 1 LOB: 1 BB: 0 P: 16	R: 0 E: 0 K: 0 S: 8	H: 0 LOB: 0 BB: 0 P: 13	R: 2 E: 0 K: 1 S: 9	H: 3 LOB: 0 BB: 0 P: 11	R: 0 E: 0 K: 1 S: 6	H: 0 LOB: 0 BB: 0 P: 9	R: 0 E: 0 K: 1 S: 5	H: 0 LOB: 0 BB: 0 P: 6	1B: 5 2B: 3 3B: 0 HR: 1	SF: 0 SAC: 0 DP: 2 HBP: 0	WP: 1 PB: 0 SB: 0 CS: 0	PA: 34	
PITCHER	IP	WLS	BF	H	R	ER	SO	BB	IBB	HBP	BLK	WP	HR	S	P	ERA	WHIP				
Steve Rosenberg, L ERA: 3.88	6.1	W	27	8	3	3	4	0	0	0	0	1	1	68	102	4.26	1.263				
Donn Pall, R ERA: 3.47	1.2		4	0	0	0	1	0	0	0	0	0	0	8	11	0.00	0.000				
Bobby Thigpen, R ERA: 4.94	1.0	S	3	0	0	0	1	0	0	0	0	0	0	5	6	0.00	0.000				

Cleveland Indians @ Chicago White Sox
Comiskey Park, Chicago, IL
Mon Jun 12 1989, 8:05 PM EDT
Att. 9,587 - Unknown - 70 F

AB 33
R 3
H 8
RBI 3
BB 0
SO 6
LOB 9



Batter	1	2	3	4	5	6	7	8	9	AB	R	H	RBI	BB	SO	LOB	BOTTOM				
Dave Gallagher, R OBP: 0.375, SLG: 0.344	4-1 2B	1-2 G6-3		3-2 FC6-4 1B		0-1 F9				3	1	1	1	1	0	0					
Fred Manrique, R OBP: 0.379, SLG: 0.469	1-0 HBP 1B	0-1 G4-3		2-2 FC6-4 BB		0-2 G5-3				4	1	1	1	0	0	1					
Harold Baines, L OBP: 0.430, SLG: 0.505	4-2 HBP 1B	2-3 K		4-0 FC6-4 BB		0-0 L6		0-0 L6		2	1	0	0	2	1	0					
Carlton Fisk, R OBP: 0.294, SLG: 0.373	2-2 1B		0-0 G6-3 2B	0-1 FC6-4		0-0 L6				3	1	1	0	0	0	2					
Ivan Calderon, R OBP: 0.326, SLG: 0.434	0-0 1B		3-2 F9		0-0 G6-4-3 1B			3-2 L7		4	0	2	2	0	0	1					
Greg Walker, L OBP: 0.245, SLG: 0.284	1-2 2H 3H		3-2 G6-3		0-0 G6-4-3			0-0 F8		4	0	1	1	0	0	2					
Dan Pasqua, L OBP: 0.326, SLG: 0.380	0-3 K		1-0 F8		1-1 G4-3			0-1 G3-1		4	0	0	0	0	1	2					
Carlos Martinez, R OBP: 0.319, SLG: 0.386	0-0 1B			0-0 FC3-6 1B		1-1 G6-3				3	0	2	0	0	0	0					
Ozzie Guillen, L OBP: 0.254, SLG: 0.280	0-0 L6			0-0 FC3-6 1B		0-0 G4-3				3	1	0	0	0	0	3					
Inning Stats	R: 4 E: 0 K: 1 S: 16	H: 4 LOB: 2 BB: 2 P: 27	R: 0 E: 0 K: 1 S: 8	H: 0 LOB: 0 BB: 0 P: 11	R: 0 E: 0 K: 0 S: 10	H: 1 LOB: 1 BB: 0 P: 17	R: 1 E: 0 K: 0 S: 11	H: 2 LOB: 1 BB: 1 P: 20	R: 0 E: 0 K: 0 S: 4	H: 1 LOB: 0 BB: 0 P: 5	R: 0 E: 0 K: 0 S: 5	H: 0 LOB: 0 BB: 0 P: 6	R: 0 E: 0 K: 0 S: 5	H: 0 LOB: 0 BB: 0 P: 5	R: 0 E: 0 K: 0 S: 12	H: 0 LOB: 0 BB: 0 P: 15	1B: 6 2B: 2 3B: 0 HR: 0	SF: 0 SAC: 0 DP: 1 HBP: 1	WP: 0 PB: 0 SB: 1 CS: 0	PA: 34	
PITCHER	IP	WLS	BF	H	R	ER	SO	BB	IBB	HBP	BLK	WP	HR	S	P	ERA	WHIP				
Rich Yett, R ERA: 5.19	0.0	L	5	2	4	4	0	2	0	1	0	0	0	10	21						
Scott Bailes, L ERA: 3.09	7.0		26	6	1	1	2	1	0	0	0	0	0	49	70	1.29	1.000				
Jesse Orosco, L ERA: 1.37	1.0		3	0	0	0	0	0	0	0	0	0	0	12	15	0.00	0.000				

Cleveland Indians @ Chicago White Sox
Comiskey Park, Chicago, IL
Mon Jun 12 1989, 8:05 PM EDT
Att. 9,587 - Unknown - 70 F

AB 30
R 5
H 8
RBI 5
BB 3
SO 2
LOB 11



Batter	1	2	3	4	5	6	7	8	9	AB	R	H	RBI	BB	SO	LOB	TOP								
Jerry Browne, S OBP: 0.338, SLG: 0.380	1-1 L8 1B 2B	1-3 K	4-1 BB BB		1-2 3B 2B		2-1 G6-3			4	2	2	1	1	1	2									
Oddibe McDowell, L OBP: 0.293, SLG: 0.286	3-2 F8		1-2 1B 2-3 3-H		2-1 3B 2H		0-0 G6-3			4	1	2	2	1	0	1									
Joe Carter, R OBP: 0.312, SLG: 0.428	1-2 L8 2-3		1-2 1B F9		1-2 L4		2-2 1B G6-3 1B			5	2	2	0	0	0	5									
Pete O'Brien, L OBP: 0.388, SLG: 0.491	1-2 1B		4-2 1B FC4-6 BB	0-1 F7	0-1 P5		1-1 G6-3 1B			4	1	2	1	1	0	1									
Cory Snyder, R OBP: 0.268, SLG: 0.379	3-H F8		1-0 P6	0-2 1B SF8 1B		2-2 G5-3		0-1 G6-3		5	1	1	0	0	0	5									
Dave Clark, L OBP: 0.316, SLG: 0.390		3-2 1B	0-0 FC4-6 1B	1-1 1B		1-1 G1 1B		1-1 G3-1		5	0	4	2	0	0	0									
Brook Jacoby, R OBP: 0.361, SLG: 0.454		2-1 1B	0-1 FC4-6 BB HBP BB	1-1 SF8		0-0 G1		0-0 L7		4	1	1	2	0	0	2									
Andy Allanson, R OBP: 0.266, SLG: 0.248		2-1 P3	2-2 BB BB HBP	0-2 G3		2-2 G6-3		0-0 G6-3 1B		4	1	1	0	0	0	4									
Felix Fermin, R OBP: 0.308, SLG: 0.260		0-2 L9	4-2 BB BB		0-1 G1-3		0-0 G2-3		1-2 G6-3	4	0	0	0	1	0	3									
Inning Stats	R: 1 E: 0 K: 0 S: 17	H: 2 LOB: 1 BB: 0 P: 23	R: 0 E: 0 K: 1 S: 14	H: 2 LOB: 2 BB: 0 P: 22	R: 5 E: 0 K: 0 S: 15	H: 3 LOB: 3 BB: 4 P: 37	R: 1 E: 0 K: 0 S: 14	H: 2 LOB: 1 BB: 0 P: 16	R: 1 E: 0 K: 0 S: 12	H: 2 LOB: 1 BB: 0 P: 16	R: 0 E: 0 K: 0 S: 10	H: 1 LOB: 0 BB: 0 P: 15	R: 0 E: 0 K: 0 S: 4	H: 0 LOB: 0 BB: 0 P: 6	R: 1 E: 0 K: 0 S: 9	H: 2 LOB: 0 BB: 0 P: 13	R: 0 E: 0 K: 0 S: 5	H: 1 LOB: 0 BB: 0 P: 6	1B: 12 2B: 2 3B: 1 HR: 0	SF: 1 SAC: 0 DP: 2 HBP: 1	WP: 0 PB: 0 SB: 1 CS: 0	PA: 45			
PITCHER	IP	WLS	BF	H	R	ER	SO	BB	IBB	HBP	BLK	WP	HR	S	P	ERA	WHIP								
Adam Peterson, R ERA: 19.29	(1, 1)	2.1	L 15	7	5	5	1	1	0	0	0	0	0	37	58	19.29	3.429								
Tom McCarthy, R ERA: 3.82	(3, 1)	6.2	30	8	4	4	0	3	0	1	0	0	0	63	96	5.40	1.650								

Cleveland Indians @ Chicago White Sox
Comiskey Park, Chicago, IL
Tue Jun 13 1989, 8:05 PM EDT
Att: 10,264 - Unknown

AB	39
R	9
H	15
RBI	8
BB	4
SO	1
LOB	23



Batter	1	2	3	4	5	6	7	8	9	AB	R	H	RBI	BB	SO	LOB	BOTTOM								
Dave Gallagher, R OBP: 0.372, SLG: 0.341	1-1 G3		1-0 G6-4-3			1-1 1B		1-2 FC5-4 1B 2B	2-1 G5-3	5	1	1	0	0	0	4									
Fred Manrique, R OBP: 0.374, SLG: 0.460	2-2 L9		2-2 G4-3			1-1 G6-3		1-0 WP 2B 1B		4	1	1	0	0	0	1									
Harold Baines, L OBP: 0.429, SLG: 0.500	4-2 1B BB			1-3 K			0-0 F8	2-2 1B 2B		2	0	0	0	1	1	0									
Dan Pasqua, L OBP: 0.333, SLG: 0.403								1-H 2-H 1B 2B		1	1	1	2	0	0	0									
Carlton Fisk, R OBP: 0.319, SLG: 0.444	0-0 E3			0-1 P3			1-0 HR	2-1 HR 1B		4	2	3	2	0	0	0									
Ivan Calderon, R OBP: 0.326, SLG: 0.433		1-2 G5-3			2-2 L7		1-1 FC4-6 1B	1-0 HR		3	0	1	0	0	0	0									
Daryl Boston, L OBP: 0.303, SLG: 0.310								1-H HR		1	1	1	2	0	0	0									
Carlos Martinez, R OBP: 0.327, SLG: 0.385		4-2 G4-6-3 BB				1-0 G6-3 1B		1-2 F8	0-0 F8	3	0	1	0	1	0	1									
Greg Walker, L OBP: 0.235, SLG: 0.272		2-0 G4-6-3				2-2 G6-3		2-2 FC4-6		4	0	0	0	0	0	3									
Eddie Williams, R OBP: 0.351, SLG: 0.351			1-1 G6-4-3 1B			2-1 P3		1-2 L8	1-1 G6-3	4	0	1	0	0	0	1									
Ozzie Guillen, L OBP: 0.255, SLG: 0.282			1-2 G6-4-3 1B				0-1 G5-3	1-1 FC5-4 1B	0-2 P5	2	0	1	0	0	0	0									
Steve Lyons, L OBP: 0.300, SLG: 0.285			1-2 G6-4-3 1B							2	0	1	0	0	0	1									
Inning Stats	R: 0 E: 1 K: 0 S: 9	H: 1 LOB: 2 BB: 1 P: 16	R: 0 E: 0 K: 0 S: 6	H: 0 LOB: 0 BB: 1 P: 13	R: 0 E: 0 K: 0 S: 10	H: 2 LOB: 1 BB: 0 P: 15	R: 0 E: 0 K: 1 S: 8	H: 0 LOB: 0 BB: 0 P: 11	R: 0 E: 0 K: 0 S: 7	H: 1 LOB: 0 BB: 0 P: 12	R: 0 E: 0 K: 0 S: 6	H: 1 LOB: 0 BB: 0 P: 8	R: 1 E: 0 K: 0 S: 10	H: 2 LOB: 1 BB: 0 P: 15	R: 5 E: 0 K: 0 S: 20	H: 5 LOB: 0 BB: 0 P: 29	R: 0 E: 1 K: 0 S: 11	H: 0 LOB: 1 BB: 0 P: 15	1B: 9 2B: 1 3B: 0 HR: 2	SF: 0 SAC: 0 DP: 3 HBP: 0	WP: 1 PB: 0 SB: 0 CS: 0	PA: 37			
PITCHER	IP	WLS	BF	H	R	ER	SO	BB	IBB	HBP	BLK	WP	HR	S	P	ERA	WHIP								
Greg Swindell, L ERA: 2.6	(1, 1)	7.2	W 30	10	4	4	1	2	0	0	0	0	1	72	112	4.70	1.565								
Keith Atherton, R ERA: 4.11	(8, 1)	0.1	4	2	2	2	0	0	0	0	0	0	1	8	12	54.00	6.000								
Doug Jones, R ERA: 1.8	(9, 1)	1.0	S 3	0	0	0	0	0	0	0	0	0	0	7	10	0.00	0.000								

Cleveland Indians @ Chicago White Sox
Comiskey Park, Chicago, IL
Tue Jun 13 1989, 8:05 PM EDT
Att: 10,264 - Unknown

AB	35
R	6
H	12
RBI	6
BB	2
SO	1
LOB	11



Batter	1	2	3	4	5	6	7	8	9	AB	R	H	RBI	BB	SO	LOB	TOP								
Jerry Browne, S OBP: 0.340, SLG: 0.382	G5-3		1B			E G4-3 1B		F8		4	0	2	0	0	0	1	Cleveland Indians @ Chicago White Sox Comiskey Park, Chicago, IL Wed Jun 14 1989, 8:05 PM EDT Alt. 8,993 - Unknown - 60 F								
Oddibe McDowell, L OBP: 0.289, SLG: 0.281	G4-3		G3			G4-3		P5		4	0	0	0	0	0	3									
Joe Carter, R OBP: 0.308, SLG: 0.421	L4				P3	E5			P6	4	0	0	0	0	0	1									
Cory Snyder, R OBP: 0.267, SLG: 0.374		P2			F8	P6				3	1	0	0	1	0	2									
Pete O'Brien, L OBP: 0.382, SLG: 0.482		P4			P6				E6	4	0	0	0	0	0	1									
Brook Jacoby, R OBP: 0.359, SLG: 0.452						F7			SF4	3	0	1	1	0	0	1									
Luis Medina, R OBP: 0.258, SLG: 0.361						G6-4-3 BB			G5-3	3	0	0	0	1	1	2									
Andy Allanson, R OBP: 0.262, SLG: 0.244			G4-3		G6-4-3				G6-3	3	0	0	0	0	0	1									
Felix Fermin, R OBP: 0.309, SLG: 0.258			F8			G6-3				2	0	0	0	1	0	0	C								
Inning Stats	R: 0 E: 0 K: 0 S: 6	H: 0 LOB: 0 BB: 0 P: 11	R: 0 E: 0 K: 0 S: 11	H: 1 LOB: 1 BB: 0 P: 16	R: 0 E: 0 K: 0 S: 7	H: 1 LOB: 1 BB: 0 P: 12	R: 0 E: 0 K: 0 S: 9	H: 0 LOB: 0 BB: 0 P: 12	R: 0 E: 0 K: 0 S: 11	H: 0 LOB: 0 BB: 1 P: 15	R: 0 E: 1 K: 0 S: 7	H: 1 LOB: 2 BB: 0 P: 9	R: 0 E: 1 K: 0 S: 8	H: 0 LOB: 0 BB: 0 P: 10	R: 0 E: 0 K: 0 S: 9	H: 0 LOB: 1 BB: 1 P: 17		R: 1 E: 2 K: 1 S: 10	H: 0 LOB: 1 BB: 1 P: 18	1B: 3 2B: 0 3B: 0 HR: 0	SF: 1 SAC: 0 DP: 2 HBP: 0	WP: 0 PB: 0 SB: 0 CS: 0	PA: 34		
PITCHER	IP	WLS	BF	H	R	ER	SO	BB	IBB	HBP	BLK	WP	HR	S	P	ERA	WHIP								
Jerry Reuss, L ERA: 5.45	(1, 1)	7.0	W	25	3	0	0	1	0	0	0	0	0	59	85	0.00	0.571								
Bobby Thigpen, R ERA: 4.64	(8, 1)	2.0	S	9	0	1	0	2	0	0	0	0	0	19	35	0.00	1.000								

Batter	1	2	3	4	5	6	7	8	9	AB	R	H	RBI	BB	SO	LOB	BOTTOM								
Dave Gallagher, R OBP: 0.373, SLG: 0.341	K		G1-6-3 BB			G4-3		G4-3 1B 1B		3	0	1	0	1	1	0	Cleveland Indians @ Chicago White Sox Comiskey Park, Chicago, IL Wed Jun 14 1989, 8:05 PM EDT Alt. 8,993 - Unknown - 60 F								
Steve Lyons, L OBP: 0.299, SLG: 0.284	1B		G1-6-3		P1			G4-3		4	0	1	0	0	0	2									
Harold Baines, L OBP: 0.430, SLG: 0.498						G5-3		K		3	0	1	0	1	1	0									
Carlton Fisk, R OBP: 0.316, SLG: 0.433					L7			L7		4	0	1	0	0	0	2									
Dan Pasqua, L OBP: 0.352, SLG: 0.440			G4-3 3B			1B 3B 1B		S BB		3	2	2	0	1	0	2									
Greg Walker, L OBP: 0.238, SLG: 0.274			G4-3		3B 1B	G1-3				3	1	1	1	0	0	1									
Daryl Boston, L OBP: 0.304, SLG: 0.344			K		1H 2H 3B			G4-3		3	0	1	2	0	1	0									
Carlos Martinez, R OBP: 0.317, SLG: 0.372			K		K			G6-3		3	0	0	0	0	2	1									
Ozzie Guillen, L OBP: 0.253, SLG: 0.279			G4-3			F9			G3-1	3	0	0	0	0	0	0	Sox								
Inning Stats	R: 0 E: 0 K: 1 S: 12	H: 2 LOB: 1 BB: 0 P: 16	R: 1 E: 0 K: 2 S: 10	H: 1 LOB: 0 BB: 0 P: 15	R: 0 E: 0 K: 0 S: 5	H: 0 LOB: 0 BB: 1 P: 9	R: 2 E: 0 K: 1 S: 12	H: 3 LOB: 1 BB: 0 P: 19	R: 0 E: 0 K: 0 S: 6	H: 0 LOB: 0 BB: 0 P: 7	R: 0 E: 0 K: 1 S: 10	H: 0 LOB: 1 BB: 1 P: 20	R: 0 E: 0 K: 0 S: 5	H: 0 LOB: 0 BB: 0 P: 8	R: 0 E: 0 K: 0 S: 9	H: 2 LOB: 2 BB: 1 P: 16		R: 0 E: 0 K: 0 S: 10	H: 0 LOB: 0 BB: 0 P: 16	1B: 6 2B: 0 3B: 2 HR: 0	SF: 0 SAC: 0 DP: 2 HBP: 0	WP: 0 PB: 0 SB: 1 CS: 0	PA: 32		
PITCHER	IP	WLS	BF	H	R	ER	SO	BB	IBB	HBP	BLK	WP	HR	S	P	ERA	WHIP								
Tom Candiotti, R ERA: 3.55	(1, 1)	7.2	L	31	8	3	3	0	0	0	0	0	0	66	105	3.52	1.304								
Jesse Orosco, L ERA: 1.35	(8, 1)	0.1		1	0	0	0	0	0	0	0	0	0	3	5	0.00	0.000								

Batter	1	2	3	4	5	6	7	8	9	AB	R	H	RBI	BB	SO	LOB	TOP								
Kurt Stillwell, S OBP: 0.338, SLG: 0.368 (1, 6)	1-1 P4		1-2 G4-3		0-0 L7		2-2 F9		2-2 G6-3 1B	5	0	1	0	0	0	1									
Kevin Seitzer, R OBP: 0.381, SLG: 0.356 (1, 5)	4-0 FC6-4 BB		1-0 L9		2-1 L9		0-3 K		0-0 G6-3 1-2	4	0	0	0	1	1	2									
George Brett, L OBP: 0.347, SLG: 0.333 (1, 10)	3-1 P5			2-2 G3 1B	1-2 P4			4-0 1B 2B BB	3-2 1B	4	2	2	0	1	0	2									
Bo Jackson, R OBP: 0.316, SLG: 0.538 (1, 7)	1-1 FC6-4 1-2			0-0 G3 1B	1-2 G3 1B		0-1 1B S SF7 1B	1-2 2B 1B	1-3 K	5	2	3	0	0	1	2									
Jim Eisenreich, L OBP: 0.344, SLG: 0.440 (1, 8)		0-0 G3 2B		1-0 G3		2-2 F7		0-3 K		4	0	1	0	0	1	5									
Bill Buckner, L OBP: 0.285, SLG: 0.294 (1, 3)		1-2 G3		3-1 G3		0-1 1B		1-2 1B G4-3 2B		4	0	2	3	0	0	2									
Bill Peotca, R OBP: 0.267, SLG: 0.385 (8, 9)		2-3		2-3 3-H		2-3 1B		1-1 1B G4-3 1B		2	0	1	1	1	0	1									
Matt Winters, L OBP: 0.429, SLG: 0.471 (1, 9)		0-0 P4		4-1 BB		3-1 SF7		1-1 G4-3 1B		0	0	0	0	0	0	0									
Rey Palacios, R (8, 3)										3	0	0	0	0	2	4									
Frank White, R OBP: 0.287, SLG: 0.293 (8, PH)										1	0	0	1	0	0	2									
Pat Tabler, R OBP: 0.319, SLG: 0.279 (8, PH)										0	0	0	0	0	0	0									
Brad Wellman, R OBP: 0.282, SLG: 0.272 (8, 4)										0	0	0	0	0	0	0									
Mike Macfarlane, R OBP: 0.246, SLG: 0.254 (1, 2)			2-2 G6-3		0-1 WP 1B			0-0 P5	0-0 L8	4	0	1	0	0	0	2									
Inning Stats	R: 0 E: 0 K: 0 S: 6	H: 0 LOB: 1 BB: 1 P: 15	R: 0 E: 0 K: 1 S: 10	H: 1 LOB: 1 BB: 0 P: 12	R: 0 E: 0 K: 0 S: 7	H: 0 LOB: 0 BB: 0 P: 11	R: 1 E: 0 K: 0 S: 10	H: 2 LOB: 2 BB: 1 P: 22	R: 0 E: 0 K: 0 S: 8	H: 1 LOB: 1 BB: 0 P: 11	R: 1 E: 0 K: 1 S: 12	H: 2 LOB: 1 BB: 0 P: 17	R: 0 E: 0 K: 1 S: 9	H: 0 LOB: 0 BB: 0 P: 11	R: 3 E: 0 K: 1 S: 14	H: 3 LOB: 2 BB: 1 P: 22	R: 0 E: 0 K: 1 S: 14	H: 2 LOB: 1 BB: 0 P: 20	1B: 9 2B: 2 3B: 0 HR: 0	SF: 1 SAC: 0 DP: 1 HBP: 0	WP: 1 PB: 0 SB: 1 CS: 0	PA: 40			
PITCHER	IP	WLS	BF	H	R	ER	SO	BB	IBB	HBP	BLK	WP	HR	S	P	ERA	WHIP								
John Farrell, R ERA: 4.39 (1, 1)	7.0		30	6	3	3	3	3	0	0	0	1	0	62	103	3.86	1.286								
Doug Jones, R ERA: 2.42 (8, 1)	1.0	L	6	3	2	2	1	0	0	0	0	0	0	14	18	18.00	3.000								
Jesse Orosco, L ERA: 1.29 (9, 1)	1.0		4	2	0	0	1	0	0	0	0	0	0	14	20	0.00	2.000								

Kansas City Royals @ Cleveland Indians
Cleveland Municipal Stadium, Cleveland, OH

AB 36
R 5
H 11
RBI 5
BB 3
SO 5
LOB 23



Thu Jun 15 1989, 7:05 PM EDT
Att. 3,661 - Unknown - 67 F


Batter	1	2	3	4	5	6	7	8	9	AB	R	H	RBI	BB	SO	LOB	BOTTOM								
Jerry Browne, S OBP: 0.341, SLG: 0.380 (1, 4)	2-2 F8	1-2 E 1B		0-0 F7			1-1 G4-3	4-0 1B IBB		4	1	1	0	1	0	0									
Oddibe McDowell, L OBP: 0.291, SLG: 0.277 (1, 7)	4-1 2B BB	3-3 K			0-0 F8		4-1 G4-3 BB	2-1 F8		3	1	0	0	2	1	5									
Joe Carter, R OBP: 0.309, SLG: 0.425 (1, 8)	1-1 PB 1B	2-2 E5 WP 1B			0-1 F7		1-1 G4-3		0-2 F8	5	1	2	1	0	0	1									
Pete O'Brien, L OBP: 0.386, SLG: 0.481 (1, 3)	1-1 1B 2H	2-2 P3			0-1 F7		4-2 BB		4-2 BB	3	0	1	1	2	0	1									
Cory Snyder, R OBP: 0.266, SLG: 0.374 (1, 9)	1-2 P3		1-3 K			0-1 2B	1-2 F7		1-2 P4	5	0	1	0	0	1	4									
Mark Salas, L OBP: 0.300, SLG: 0.391 (1, 10)	0-1 1B		1-0 F7			1-3 K		4-1 FC4-6 BB	0-3 K2-3	4	0	1	0	1	2	2									
Brook Jacoby, R OBP: 0.357, SLG: 0.446 (1, 5)	3-2 P4		1-2 G4-3			4-0 IBB		0-1 F9		3	0	0	0	1	0	3									
Andy Allanson, R OBP: 0.263, SLG: 0.245 (1, 2)		1-1 FC1-6 1B		0-2 G5-3		0-1 F7		0-0 FC4-6 PB 1B		3	0	1	0	0	0	2									
Dave Clark, L OBP: 0.313, SLG: 0.387 (8, PH)								1-2 1B		1	0	0	0	0	0	1									
Joel Skinner, R OBP: 0.298, SLG: 0.391 (9, 2)										0	0	0	0	0	0	0									
Felix Fermin, R OBP: 0.308, SLG: 0.257 (1, 6)		0-1 FC1-6 1B E		2-2 G4-3		1-3 K		0-2 PB 1B		4	1	1	0	0	1	3									
Inning Stats	R: 2 E: 0 K: 0 S: 17	H: 3 LOB: 2 BB: 1 P: 29	R: 2 E: 1 K: 1 S: 16	H: 3 LOB: 1 BB: 0 P: 25	R: 0 E: 0 K: 1 S: 8	H: 0 LOB: 0 BB: 0 P: 11	R: 0 E: 0 K: 0 S: 13	H: 0 LOB: 0 BB: 0 P: 15	R: 0 E: 0 K: 2 S: 10	H: 1 LOB: 2 BB: 1 P: 16	R: 0 E: 0 K: 0 S: 11	H: 0 LOB: 2 BB: 2 P: 22	R: 0 E: 0 K: 0 S: 9	H: 1 LOB: 3 BB: 2 P: 19	R: 0 E: 0 K: 1 S: 12	H: 0 LOB: 1 BB: 1 P: 17	1B: 6 2B: 2 3B: 0 HR: 0	SF: 0 SAC: 0 DP: 0 HBP: 0	WP: 1 PB: 2 SB: 0 CS: 0	PA: 42					
PITCHER	IP	WLS	BF	H	R	ER	SO	BB	IBB	HBP	BLK	WP	HR	S	P	ERA	WHIP								
Bret Saberhagen, R ERA: 2.87 (1, 1)	7.0		32	7	4	3	4	3	0	0	0	1	0	80	123	3.86	1.429								
Jeff Montgomery, R ERA: 1.77 (8, 1)	1.0		6	1	0	0	0	1	1	0	0	0	0	9	19	0.00	2.000								
Steve Farr, R ERA: 2.03 (9, 1)	1.0	S	4	0	0	0	1	1	0	0	0	0	0	12	17	0.00	1.000								


Kansas City Royals @ Cleveland Indians
Cleveland Municipal Stadium, Cleveland, OH

AB 35
R 4
H 8
RBI 2
BB 7
SO 5
LOB 22



Thu Jun 15 1989, 7:05 PM EDT
Att. 3,661 - Unknown - 67 F

Batter	1	2	3	4	5	6	7	8	9	AB	R	H	RBI	BB	SO	LOB	TOP						
Jim Eisenreich, L (1, 8) OBP: 0.342, SLG: 0.436	1-1 L4		2-2 G3-1		3-2 P5			2-2 S 1B		4	0	1	0	0	0	2	Kansas City Royals @ Cleveland Indians Cleveland Municipal Stadium, Cleveland, OH Fri Jun 16 1989, 7:05 PM EDT Att: 11,916 - Unknown - 67 F AB 33 R 0 H 6 RBI 0 BB 2 SO 5 LOB 12 						
Kevin Seitzer, R (1, 5) OBP: 0.376, SLG: 0.351	2-3 K		4-2 BB			1-2 F9		2-2 F8		3	0	0	0	1	1								
George Brett, L (1, 10) OBP: 0.336, SLG: 0.321	2-2 G4-3		0-0 G3-1			1-1 F8		2-1 G4-3		4	0	0	0	0	0	3							
Bo Jackson, R (1, 7) OBP: 0.315, SLG: 0.534		2-3 K		3-3 K		2-2 1B		0-1 L8		4	0	1	0	0	2	0							
Pat Tabler, R (1, 9) OBP: 0.317, SLG: 0.278		1-0 G4-3		1-2 F9		2-1 G5-3		2-1 FC6-4 1B		4	0	1	0	0	0	1							
Bill Pecota, R (9, PR) OBP: 0.267, SLG: 0.385										0	0	0	0	0	0	0							
Bob Boone, R (1, 2) OBP: 0.355, SLG: 0.363		1-2 1B		0-1 G6-3				0-1 FC6-4 1B		4	0	1	0	0	1	1							
Bret Saberhagen, R (9, PR)										0	0	0	0	0	0	0							
Mike Macfarlane, R (9, 2)										0	0	0	0	0	0	0							
Frank White, R (1, 4) OBP: 0.287, SLG: 0.288		2-3 K			1-2 F8		3-1 P3		4-2 FC6-4 BB	3	0	0	0	1	1								
Brad Wellman, R (1, 6) OBP: 0.284, SLG: 0.274			2-2 G4-3		1-0 FC6-4 1B		0-0 G6-3		1-1 FC6-4	3	0	1	0	0	0	0							
Kurt Stillwell, S (9, PH) OBP: 0.336, SLG: 0.366										1	0	0	0	0	0	2							
Rey Palacios, R (1, 3) OBP: 0.176, SLG: 0.133			2-2 G3-1 2B		1-2 FC6-4 1-2t			1-1 G4-3		3	0	1	0	0	0	1							
Inning Stats	R: 0 E: 0 K: 1 S: 9	H: 0 LOB: 0 BB: 0 P: 14	R: 0 E: 0 K: 2 S: 10	H: 1 LOB: 1 BB: 0 P: 16	R: 0 E: 0 K: 0 S: 16	H: 1 LOB: 2 BB: 1 P: 26	R: 0 E: 0 K: 1 S: 9	H: 0 LOB: 0 BB: 0 P: 13	R: 0 E: 0 K: 0 S: 10	H: 1 LOB: 1 BB: 0 P: 15	R: 0 E: 0 K: 0 S: 10	H: 1 LOB: 1 BB: 0 P: 16	R: 0 E: 0 K: 1 S: 7	H: 0 LOB: 2 BB: 0 P: 11	R: 0 E: 0 K: 0 S: 12	H: 1 LOB: 1 BB: 0 P: 19		R: 0 E: 0 K: 0 S: 10	H: 1 LOB: 2 BB: 1 P: 17	1B: 5 2B: 1 3B: 0 HR: 0	SF: 0 SAC: 0 DP: 0 HBP: 0	WP: 0 PB: 0 SB: 1 CS: 0	PA: 35
PITCHER Bud Black, L (1, 1) ERA: 3.45	IP: 9.0 WLS: W BF: 35 H: 6 R: 0 ER: 0 SO: 5 BB: 2 IBB: 0 HBP: 0 BLK: 0 WP: 0 HR: 0 S: 93 P: 147 ERA: 0.00 WHIP: 0.889															PITCHER		IP: 9.0 WLS: W BF: 35 H: 6 R: 0 ER: 0 SO: 5 BB: 2 IBB: 0 HBP: 0 BLK: 0 WP: 0 HR: 0 S: 93 P: 147 ERA: 0.00 WHIP: 0.889					

Batter	1	2	3	4	5	6	7	8	9	AB	R	H	RBI	BB	SO	LOB	BOTTOM						
Jerry Browne, S (1, 4) OBP: 0.346, SLG: 0.379	0-1 G4-3 1B		2-1 F7		0-0 F7		4-2 BB		4-0 BB IBB	3	0	1	0	2	0	1	Kansas City Royals @ Cleveland Indians Cleveland Municipal Stadium, Cleveland, OH Fri Jun 16 1989, 7:05 PM EDT Att: 11,916 - Unknown - 67 F AB 30 R 1 H 6 RBI 1 BB 7 SO 4 LOB 21 						
Dave Clark, L (1, 7) OBP: 0.309, SLG: 0.374	1-0 G4-3		0-1 L3		2-2 F9		1-2 G3-1		4-0 BB BB	4	0	0	0	1	0	4							
Joe Carter, R (1, 8) OBP: 0.304, SLG: 0.417	1-1 F9		0-0 F7			1-1 F8		1-1 F7		5	0	0	0	0	0	4							
Pete O'Brien, L (1, 3) OBP: 0.394, SLG: 0.483	0-3 K			2-2 1B		3-2 E5 1B		4-1 2B BB		3	0	2	1	2	1	1							
Cory Snyder, R (1, 9) OBP: 0.266, SLG: 0.377		1-0 L7		1-3 K		1-0 E5		0-0 2B		4	0	1	0	0	1	2							
Mark Salas, L (1, 10) OBP: 0.286, SLG: 0.367		1-1 G3-1		0-1 F9		1-3 F8		1-3 2B		3	0	0	0	1	0	2							
Oddibe McDowell, L (8, PR) OBP: 0.291, SLG: 0.277										0	0	0	0	0	0	0							
Brook Jacoby, R (1, 5) OBP: 0.355, SLG: 0.442		1-0 E 1B		2-1 G5-3			0-0 E5 SH5-3		0-2 G5-3	4	0	1	0	0	0	4							
Luis Aguayo, R (1, 6) OBP: 0.267, SLG: 0.184		1-0 E9 1B			1-3 K		0-0 SH5-3		2-1 BB SH1-4 HBP	2	1	1	0	0	1	0							
Joel Skinner, R (1, 2) OBP: 0.300, SLG: 0.375		1-3 K			4-1 S BB		2-2 G1-3		0-0 SH1-4	2	0	0	0	1	1	3							
Inning Stats	R: 0 E: 0 K: 1 S: 8	H: 1 LOB: 1 BB: 0 P: 10	R: 0 E: 1 K: 1 S: 8	H: 2 LOB: 2 BB: 0 P: 13	R: 0 E: 0 K: 0 S: 5	H: 0 LOB: 0 BB: 0 P: 7	R: 0 E: 0 K: 1 S: 10	H: 1 LOB: 1 BB: 0 P: 15	R: 0 E: 0 K: 0 S: 8	H: 0 LOB: 1 BB: 1 P: 15	R: 0 E: 1 K: 0 S: 7	H: 1 LOB: 2 BB: 0 P: 13	R: 0 E: 1 K: 0 S: 11	H: 0 LOB: 2 BB: 1 P: 18	R: 0 E: 0 K: 0 S: 7	H: 1 LOB: 3 BB: 2 P: 16		R: 1 E: 0 K: 0 S: 3	H: 0 LOB: 3 BB: 3 P: 18	1B: 5 2B: 1 3B: 0 HR: 0	SF: 0 SAC: 2 DP: 1 HBP: 1	WP: 0 PB: 0 SB: 1 CS: 0	PA: 40
PITCHER Luis Aquino, R (1, 1) ERA: 2.41	IP: 6.0 WLS: L BF: 24 H: 5 R: 0 ER: 0 SO: 4 BB: 1 IBB: 0 HBP: 0 BLK: 0 WP: 0 HR: 0 S: 46 P: 73 ERA: 0.00 WHIP: 1.000															PITCHER		IP: 6.0 WLS: L BF: 24 H: 5 R: 0 ER: 0 SO: 4 BB: 1 IBB: 0 HBP: 0 BLK: 0 WP: 0 HR: 0 S: 46 P: 73 ERA: 0.00 WHIP: 1.000					
Terry Leach, R (7, 1) ERA: 3.34	2.1 L 13 1 1 1 0 2 2 1 0 0 0 20 42 3.86 1.286																						
Tom Gordon, R (9, 1) ERA: 2.52	0.1 3 0 0 0 0 2 0 0 0 0 0 1 10 0.00 6.000																						

Batter	1	2	3	4	5	6	7	8	9	AB	R	H	RBI	BB	SO	LOB	TOP											
Kurt Stillwell, S OBP: 0.330, SLG: 0.359 (1, 6)	F7	L8			G5-3			F9		4	0	0	0	0	0	0	Kansas City Royals @ Cleveland Indians Cleveland Municipal Stadium, Cleveland, OH Sat Jun 17 1989, 7:05 PM EDT Att: 17,040 - Unknown											
Kevin Seitzer, R OBP: 0.381, SLG: 0.354 (1, 5)	F9		G3-6-3 1B					G6-3		4	0	2	0	0	0	0												
George Brett, L OBP: 0.333, SLG: 0.318 (1, 10)			G3-6-3 1-2 1B					F7		4	0	1	0	0	0	2												
Bo Jackson, R OBP: 0.310, SLG: 0.525 (1, 7)	K		L4					K		4	0	0	0	0	3	1												
Pat Tabler, R OBP: 0.317, SLG: 0.279 Bill Buckner, L OBP: 0.252, SLG: 0.291 (9, PH)		G4-3 G6-3 1B		F8				F9		3	1	1	0	0	0	0												
Jim Eisenreich, L OBP: 0.345, SLG: 0.434 (1, 8)		G6-3 G4-3 HR 1B		G4-3				G3		3	1	1	0	1	0	0												
Bob Boone, R OBP: 0.354, SLG: 0.359 Matt Winters, L OBP: 0.409, SLG: 0.444 (9, PH)		G4-3		FC6 BB				P4		2	0	0	0	1	0	2												
Frank White, R OBP: 0.282, SLG: 0.282 (1, 4)		G6-3		FC6 1-2 2-3 BB				F9		3	0	0	1	0	0	2												
Rey Palacios, R OBP: 0.200, SLG: 0.333 (1, 3)		2-3 3-H HR		G6-3				P3		3	1	1	2	0	0	0												
Inning Stats	R: 0 E: 0 K: 1 S: 10	H: 1 LOB: 1 BB: 0 P: 16	R: 3 E: 0 K: 0 S: 13	H: 3 LOB: 0 BB: 0 P: 19	R: 0 E: 0 K: 0 S: 5	H: 1 LOB: 0 BB: 0 P: 8	R: 0 E: 0 K: 0 S: 6	H: 0 LOB: 1 BB: 1 P: 11	R: 0 E: 0 K: 1 S: 11	H: 1 LOB: 0 BB: 0 P: 13	R: 0 E: 0 K: 0 S: 6	H: 0 LOB: 0 BB: 0 P: 8	R: 0 E: 0 K: 0 S: 5	H: 0 LOB: 0 BB: 0 P: 6	R: 0 E: 0 K: 1 S: 7	H: 0 LOB: 1 BB: 1 P: 10		R: 0 E: 0 K: 1 S: 7	H: 0 LOB: 1 BB: 1 P: 11	1B: 5 2B: 0 3B: 0 HR: 1	SF: 0 SAC: 0 DP: 1 HBP: 0	WP: 0 PB: 0 SB: 0 CS: 0	PA: 34					
PITCHER	IP	WLS	BF	H	R	ER	SO	BB	IBB	HBP	BLK	WP	HR	S	P	ERA	WHIP											
Scott Bailes, L ERA: 3.14 Doug Jones, R ERA: 2.33	(1, 1)	8.0	W	30	6	3	3	2	1	0	0	0	0	1	63	91	3.38	0.875										
(9, 1)	1.0	S	4	0	0	0	1	1	0	0	0	0	0	7	11	0.00	1.000											

Batter	1	2	3	4	5	6	7	8	9	AB	R	H	RBI	BB	SO	LOB	BOTTOM										
Jerry Browne, S OBP: 0.345, SLG: 0.386 (1, 4)	G4-3		P6		G3					4	0	1	0	0	0	1	Kansas City Royals @ Cleveland Indians Cleveland Municipal Stadium, Cleveland, OH Sat Jun 17 1989, 7:05 PM EDT Att: 17,040 - Unknown										
Dave Clark, L OBP: 0.315, SLG: 0.386 (1, 7)	HR 1B		1B 2B		K			K		4	2	2	0	0	2	1											
Joe Carter, R OBP: 0.307, SLG: 0.429 (1, 8)	HR 1B		WP 1B		F8			G6-3		4	1	2	4	0	0	1											
Pete O'Brien, L OBP: 0.391, SLG: 0.477 (1, 3)	G4-3		F8		G3					3	0	0	0	1	0	1											
Cory Snyder, R OBP: 0.262, SLG: 0.370 (1, 9)	G6-3		K		G6-3			K		4	0	0	0	0	2	3											
Mark Salas, L OBP: 0.288, SLG: 0.365 (1, 10)		G3		G1-3 1B				K		3	0	1	0	0	1	0											
Luis Aguayo, R OBP: 0.250, SLG: 0.171 (1, 5)		G5-3		G1-3				K		3	0	0	0	0	1	1											
Joel Skinner, R OBP: 0.283, SLG: 0.353 (1, 2)		G6-3		K				B2-3		3	0	0	0	0	1	1											
Felix Fermin, R OBP: 0.308, SLG: 0.259 (1, 6)			2B 1B 1B		G6-3			G6-3		3	1	1	0	0	0	1											
Inning Stats	R: 2 E: 0 K: 0 S: 8	H: 2 LOB: 0 BB: 0 P: 13	R: 0 E: 0 K: 0 S: 4	H: 0 LOB: 0 BB: 0 P: 5	R: 2 E: 0 K: 1 S: 10	H: 3 LOB: 1 BB: 0 P: 15	R: 0 E: 0 K: 1 S: 8	H: 1 LOB: 0 BB: 0 P: 10	R: 0 E: 0 K: 1 S: 10	H: 0 LOB: 0 BB: 0 P: 13	R: 0 E: 0 K: 1 S: 8	H: 0 LOB: 0 BB: 0 P: 11	R: 0 E: 0 K: 1 S: 5	H: 0 LOB: 0 BB: 0 P: 5	R: 0 E: 0 K: 2 S: 12	H: 1 LOB: 2 BB: 1 P: 21		R: 0 E: 0 K: 2 S: 12	H: 1 LOB: 1 BB: 1 P: 21	1B: 4 2B: 1 3B: 1 HR: 1	SF: 0 SAC: 0 DP: 0 HBP: 0	WP: 1 PB: 0 SB: 0 CS: 0	PA: 32				
PITCHER	IP	WLS	BF	H	R	ER	SO	BB	IBB	HBP	BLK	WP	HR	S	P	ERA	WHIP										
Mark Gubicza, R ERA: 2.56	(1, 1)	8.0	L	32	7	4	4	7	0	1	0	1	1	65	93	4.50	0.875										



Batter	1	2	3	4	5	6	7	8	9	AB	R	H	RBI	BB	SO	LOB	TOP					
Kurt Stillwell, S (1, 6) OBP: 0.329, SLG: 0.356										4	0	1	0	0	1	3	Kansas City Royals @ Cleveland Indians Cleveland Municipal Stadium, Cleveland, OH Sun Jun 18 1989, 3:33 AM EDT Att: 28,928 - Unknown livebaseballscorecards.com					
Kevin Seitzer, R (1, 5) OBP: 0.386, SLG: 0.357										3	0	2	0	1	0	1						
George Brett, L (1, 10) OBP: 0.323, SLG: 0.307										4	0	0	0	0	1	4						
Bo Jackson, R (1, 7) OBP: 0.309, SLG: 0.533										4	1	1	1	0	3	3						
Pat Tabler, R (1, 9) OBP: 0.316, SLG: 0.278										4	0	1	0	0	0	3						
Jim Eisenreich, L (1, 8) OBP: 0.348, SLG: 0.441										4	0	2	0	0	0	1						
Mike Macfarlane, R (1, 2) OBP: 0.232, SLG: 0.239											4	0	0	0	0	1		3				
Bill Buckner, L (1, 3) OBP: 0.252, SLG: 0.290											4	0	1	0	0	0		2				
Rey Palacios, R (9, PR) OBP: 0.200, SLG: 0.333											0	0	0	0	0	0						
Brad Wellman, R (1, 4) OBP: 0.297, SLG: 0.279											2	0	1	0	1	0	1					
Bob Boone, R (9, PH) OBP: 0.353, SLG: 0.357										1	0	0	0	0	0	1						
Inning Stats	R: 0 E: 0 K: 1 S: 9	H: 2 LOB: 2 BB: 0 P: 15	R: 0 E: 0 K: 0 S: 14	H: 1 LOB: 2 BB: 1 P: 19	R: 0 E: 0 K: 2 S: 11	H: 0 LOB: 1 BB: 1 P: 19	R: 0 E: 0 K: 0 S: 9	H: 1 LOB: 1 BB: 0 P: 12	R: 0 E: 0 K: 0 S: 8	H: 1 LOB: 0 BB: 0 P: 12	R: 1 E: 0 K: 0 S: 14	H: 2 LOB: 0 BB: 0 P: 19	R: 0 E: 0 K: 1 S: 9	H: 1 LOB: 0 BB: 0 P: 13	R: 0 E: 0 K: 1 S: 9	H: 0 LOB: 0 BB: 0 P: 16	R: 0 E: 0 K: 1 S: 11	H: 1 LOB: 1 BB: 0 P: 19	1B: 7 2B: 1 3B: 0 HR: 1	SF: 0 SAC: 0 DP: 2 HBP: 0	WP: 0 PB: 0 SB: 0 CS: 0	PA: 36
PITCHER Greg Swindell, L (1, 1) ERA: 2.47	IP: 9.0 WLS: W BF: 36 H: 9 R: 1 ER: 1 SO: 6 BB: 2 IBB: 0 HBP: 0 BLK: 0 WP: 0 HR: 1 S: 94 P: 144 ERA: 1.00 WHIP: 1.222															PITCHER						

Batter	1	2	3	4	5	6	7	8	9	AB	R	H	RBI	BB	SO	LOB	BOTTOM			
Jerry Browne, S (1, 4) OBP: 0.344, SLG: 0.383										4	0	1	0	0	0	2	Kansas City Royals @ Cleveland Indians Cleveland Municipal Stadium, Cleveland, OH Sun Jun 18 1989, 3:33 AM EDT Att: 28,928 - Unknown livebaseballscorecards.com			
Dave Clark, L (1, 7) OBP: 0.313, SLG: 0.382										4	0	1	0	0	1	3				
Joe Carter, R (1, 8) OBP: 0.306, SLG: 0.426										4	0	1	0	0	2	3				
Pete O'Brien, L (1, 3) OBP: 0.389, SLG: 0.471										3	1	0	0	1	0	2				
Cory Snyder, R (1, 9) OBP: 0.265, SLG: 0.377										4	1	2	0	0	1	1				
Mark Salas, L (1, 10) OBP: 0.311, SLG: 0.429										4	1	2	2	0	0	2				
Oddibe McDowell, L (8, PR) OBP: 0.291, SLG: 0.277										3	0	1	1	1	1	1				
Brook Jacoby, R (1, 5) OBP: 0.358, SLG: 0.441										4	0	1	1	0	0	2				
Joel Skinner, R (1, 2) OBP: 0.281, SLG: 0.345											4	0	2	0	0	1	3			
Felix Fermin, R (1, 6) OBP: 0.311, SLG: 0.263																				
Inning Stats	R: 0 E: 0 K: 0 S: 5	H: 1 LOB: 0 BB: 0 P: 7	R: 1 E: 0 K: 0 S: 7	H: 2 LOB: 1 BB: 0 P: 8	R: 0 E: 0 K: 0 S: 14	H: 2 LOB: 2 BB: 0 P: 19	R: 0 E: 0 K: 1 S: 9	H: 1 LOB: 0 BB: 0 P: 15	R: 0 E: 0 K: 1 S: 8	H: 1 LOB: 1 BB: 0 P: 10	R: 2 E: 0 K: 0 S: 12	H: 1 LOB: 0 BB: 1 P: 19	R: 0 E: 0 K: 3 S: 15	H: 1 LOB: 0 BB: 0 P: 23	R: 1 E: 0 K: 1 S: 15	H: 2 LOB: 3 BB: 1 P: 28	1B: 9 2B: 1 3B: 0 HR: 1	SF: 0 SAC: 0 DP: 1 HBP: 0	WP: 1 PB: 0 SB: 4 CS: 0	PA: 36
PITCHER Kevin Appier, R (1, 1) ERA: 4.96	IP: 6.0 WLS: L BF: 26 H: 8 R: 3 ER: 3 SO: 3 BB: 1 IBB: 0 HBP: 0 BLK: 0 WP: 0 HR: 1 S: 55 P: 78 ERA: 4.50 WHIP: 1.500															PITCHER				
Jeff Montgomery, R (7, 1) ERA: 1.91	IP: 2.0 WLS: 10 BF: 3 H: 1 R: 1 ER: 1 SO: 4 BB: 0 IBB: 1 HBP: 0 BLK: 0 WP: 1 HR: 0 S: 30 P: 51 ERA: 4.50 WHIP: 1.500															PITCHER				

Batter	1	2	3	4	5	6	7	8	9	AB	R	H	RBI	BB	SO	LOB	TOP										
Wally Backman, S (1,4) OBP: 0.335, SLG: 0.305 Al Newman, S (9,4) OBP: 0.358, SLG: 0.274	G3		B1-3	G4-3			B5-3		G4-3	5	0	0	0	0	0	1	Minnesota Twins @ Cleveland Indians Cleveland Municipal Stadium, Cleveland, OH Tue Jun 20 1989, 7:05 PM EDT Att: 16,384 - Unknown										
Dan Gladden, R (1,7) OBP: 0.321, SLG: 0.361	P6		1B	F8			FC4-6		HR	5	2	3	1	0	0	1											
Kirby Puckett, R (1,8) OBP: 0.384, SLG: 0.478	BLK		1B	2B			FC4-6		1B	4	2	2	0	1	0	1											
Jim Dwyer, L (1,10) OBP: 0.446, SLG: 0.432	1B		2B	1B			BB		1B	5	2	4	1	0	1	1											
Gary Gaetti, R (1,5) OBP: 0.296, SLG: 0.460		BB	F8						1B	4	1	2	1	1	0	3											
Randy Bush, L (1,3) OBP: 0.381, SLG: 0.542 Gene Larkin, S (7,PH) OBP: 0.332, SLG: 0.296	1B		2B	2B			FC6-4		F8	2	0	1	2	1	0	1											
Carmen Castillo, R (1,9) John Moses, S (8,9) OBP: 0.346, SLG: 0.392							K		F9	4	0	0	0	0	1	3											
Brian Harper, R (1,2) OBP: 0.331, SLG: 0.423				G4-3			K		F9	5	0	2	1	0	1	2											
Greg Gagne, R (1,6) OBP: 0.288, SLG: 0.383				SH2-3			G5-3		K	3	0	0	0	0	1	1											
Inning Stats	R: 0 E: 0 K: 13	H: 1 LOB: 1 BB: 0 P: 20	R: 1 E: 0 K: 12	H: 2 LOB: 1 BB: 1 P: 20	R: 3 E: 0 K: 9	H: 3 LOB: 1 BB: 1 P: 16	R: 0 E: 0 K: 7	H: 1 LOB: 1 BB: 0 P: 10	R: 0 E: 0 K: 12	H: 0 LOB: 0 BB: 0 P: 18	R: 0 E: 0 K: 10	H: 2 LOB: 3 BB: 1 P: 18	R: 0 E: 0 K: 7	H: 0 LOB: 0 BB: 0 P: 11	R: 3 E: 0 K: 18	H: 5 LOB: 2 BB: 0 P: 25		1B: 13 2B: 1 3B: 0 HR: 1	SF: 0 SAC: 1 DP: 0 HBP: 0	WP: 0 PB: 0 SB: 1 CS: 0	PA: 44						
PITCHER	IP	WLS	BF	H	R	ER	SO	BB	IBB	HBP	BLK	WP	HR	S	P	ERA	WHIP										
Tom Candiotti, R (1,1) ERA: 3.67	6.2	L	32	10	4	4	3	3	0	0	1	0	0	73	114	5.40	1.950										
Jesse Orosco, L (7,1) ERA: 1.21	1.1		4	0	0	0	2	0	0	0	0	0	0	10	16	0.00	0.000										
Tim Stoddard, R (9,1) ERA: 4.05	0.1		5	4	3	3	0	0	0	0	0	0	1	13	20	81.00	12.000										
Keith Atherton, R (9,1) ERA: 4.02	0.2		3	1	0	0	0	0	0	0	0	0	0	5	5	0.00	1.500										

Batter	1	2	3	4	5	6	7	8	9	AB	R	H	RBI	BB	SO	LOB	BOTTOM										
Jerry Browne, S (1,4) OBP: 0.342, SLG: 0.389	1B		G6-3				G3-1		P4	4	1	1	0	0	0	1	Minnesota Twins @ Cleveland Indians Cleveland Municipal Stadium, Cleveland, OH Tue Jun 20 1989, 7:05 PM EDT Att: 16,384 - Unknown										
Danny Sheaffer, R (1,10) OBP: 0.250, SLG: 0.250	G4-3		G5-3				F7		1B	4	0	1	0	0	0	1											
Joe Carter, R (1,8) OBP: 0.302, SLG: 0.420	G5-3		L9				K		P6	4	0	0	0	0	1	3											
Pete O'Brien, L (1,3) OBP: 0.388, SLG: 0.465	1B						F9		F8	3	0	0	0	1	0	2											
Cory Snyder, R (1,9) OBP: 0.273, SLG: 0.394	1B						G4-3		HR	4	2	3	2	0	0	0											
Brook Jacoby, R (1,5) OBP: 0.356, SLG: 0.438	F7						FC6-4		L6	4	0	1	0	0	1	3											
Dave Hengel, R (1,7) OBP: 0.274, SLG: 0.231 Oddibe McDowell, L (9,PH) OBP: 0.294, SLG: 0.293		G5-3					F7		F9	3	0	0	0	0	0	1											
Andy Allanson, R (1,2) OBP: 0.258, SLG: 0.241 Mark Salas, L (9,PH) OBP: 0.305, SLG: 0.421		G6-3					FC6-4		L8	1	0	0	0	0	0	0											
Felix Fermin, R (1,6) OBP: 0.310, SLG: 0.263		G6-3					G5-3		1B	4	0	1	0	0	0	0											
Inning Stats	R: 1 E: 0 K: 0 S: 12	H: 2 LOB: 2 BB: 1 P: 23	R: 0 E: 0 K: 8	H: 0 LOB: 0 BB: 0 P: 11	R: 0 E: 0 K: 7	H: 0 LOB: 0 BB: 0 P: 12	R: 1 E: 0 K: 8	H: 2 LOB: 1 BB: 0 P: 14	R: 0 E: 0 K: 7	H: 0 LOB: 0 BB: 0 P: 11	R: 0 E: 0 K: 10	H: 0 LOB: 0 BB: 0 P: 16	R: 0 E: 0 K: 5	H: 0 LOB: 0 BB: 0 P: 9	R: 0 E: 0 K: 16	H: 2 LOB: 2 BB: 0 P: 22		R: 2 E: 0 K: 15	H: 2 LOB: 0 BB: 0 P: 20	1B: 5 2B: 0 3B: 1 HR: 2	SF: 0 SAC: 0 DP: 0 HBP: 0	WP: 0 PB: 0 SB: 0 CS: 0	PA: 36				
PITCHER	IP	WLS	BF	H	R	ER	SO	BB	IBB	HBP	BLK	WP	HR	S	P	ERA	WHIP										
Allan Anderson, L (1,1) ERA: 3.82	7.1	W	29	7	2	2	1	1	0	0	0	0	1	64	105	2.46	0.955										
Jeff Reardon, R (8,1) ERA: 4.65	1.2	S	7	2	2	2	1	0	0	0	0	0	1	24	33	10.80	1.200										



Batter	1	2	3	4	5	6	7	8	9	AB	R	H	RBI	BB	SO	LOB	TOP				
Al Newman, S (1,4) OBP: 0.391, SLG: 0.267	G5-3		F7			P6	G6-3		SH5-3	4	0	0	0	0	0	1					
Dan Gladden, R (1,7) OBP: 0.329, SLG: 0.373	1B		G6-3			WP G6-3	F8		SF9	4	1	2	1	0	0	1					
Kirby Puckett, R (1,8) OBP: 0.388, SLG: 0.477	F9				G6-3	G6-3		K	1B	5	0	1	1	0	1	1					
Gary Gaetti, R (1,5) OBP: 0.293, SLG: 0.450	F8				G6-3	P4		1B	G5-3	5	0	1	0	0	0	3					
Carmen Castillo, R (1,9) OBP: 0.355, SLG: 0.586 Jeff Reardon, R (9,1)		F9-2			P4			1B		4	1	3	0	0	0	0					
Brian Harper, R (1,2) OBP: 0.336, SLG: 0.425		F9-2				G6-4-3	1B	K		4	1	2	1	0	1	3					
Greg Gagne, R (1,6) OBP: 0.286, SLG: 0.379		1B	CS		G6-4-3	1B	HR	F7		4	2	2	0	0	0	3					
Gene Larkin, S (1,3) OBP: 0.339, SLG: 0.317 Wally Backman, S (9, PR) OBP: 0.331, SLG: 0.302 Randy Bush, L (9, 3) OBP: 0.363, SLG: 0.534		1B	CS				HR		2B	3	1	2	1	0	0	2					
Tim Laudner, R (1,10) OBP: 0.301, SLG: 0.348 John Moses, S (9, PR) OBP: 0.355, SLG: 0.390		CS			L7				SF9	4	1	3	4	0	0	0					
Inning Stats	R: 0 E: 0 K: 0 S: 6	H: 1 LOB: 1 BB: 0 P: 10	R: 1 E: 0 K: 0 S: 10	H: 3 LOB: 2 BB: 0 P: 15	R: 0 E: 0 K: 0 S: 5	H: 1 LOB: 0 BB: 0 P: 7	R: 0 E: 0 K: 0 S: 6	H: 0 LOB: 0 BB: 0 P: 10	R: 1 E: 0 K: 0 S: 9	H: 2 LOB: 0 BB: 0 P: 11	R: 1 E: 0 K: 0 S: 9	H: 1 LOB: 0 BB: 0 P: 14	R: 4 E: 0 K: 0 S: 15	H: 4 LOB: 0 BB: 0 P: 23	R: 0 E: 0 K: 2 S: 17	H: 2 LOB: 2 BB: 0 P: 20	R: 2 E: 0 K: 0 S: 11	H: 2 LOB: 2 BB: 0 P: 14	1B: 10 2B: 4 3B: 1 HR: 2	SF: 1 SAC: 1 DP: 3 HBP: 1	WP: 1 PA: 41 PB: 0 SB: 1 CS: 2
PITCHER	IP	WLS	BF	H	R	ER	SO	BB	IBB	HBP	BLK	WP	HR	S	P	ERA	WHIP				
Bud Black, L (1,1) ERA: 3.79	6.0		25	11	6	6	0	0	0	0	0	1	1	50	74	9.00	1.833				
Keith Atherton, R (7,1) ERA: 4.29	0.1		2	1	1	1	0	0	0	0	0	0	1	5	10	27.00	3.000				
Jesse Orosco, L (7,1) ERA: 1.88	1.2	L	9	3	2	2	2	0	0	1	0	0	0	26	33	10.80	1.800				
Doug Jones, R (9,1) ERA: 2.25	1.0		4	1	0	0	0	0	0	0	0	0	0	7	7	0.00	1.000				

Minnesota Twins @ Cleveland Indians
Cleveland Municipal Stadium, Cleveland, OH
Thu Jun 22 1989, 7:05 PM EDT
Att: 8,892 - Unknown

AB	37
R	9
H	16
RBI	8
BB	0
SO	2
LOB	14



Batter	1	2	3	4	5	6	7	8	9	AB	R	H	RBI	BB	SO	LOB	BOTTOM				
Jerry Browne, S (1,4) OBP: 0.341, SLG: 0.390	CS	P7		G3		2B		P4		5	1	3	1	0	0	2					
Oddibe McDowell, L (1,7) OBP: 0.293, SLG: 0.294	G3	K		G3		2B		B4-3		5	1	1	1	0	1	4					
Joe Carter, R (1,8) OBP: 0.306, SLG: 0.431	G2-3		HR	G5-3		F9		P9		5	1	2	3	0	0	1					
Pete O'Brien, L (1,3) OBP: 0.396, SLG: 0.464		1B		1B		P5		F9		3	1	1	0	1	0	1					
Cory Snyder, R (1,9) OBP: 0.271, SLG: 0.400		2B		F7		G4-3		K2-3		5	1	1	0	0	1	3					
Mark Salas, L (1,10) OBP: 0.328, SLG: 0.468 Dave Hengel, R (7, PH) OBP: 0.176, SLG: 0.188		1B		P1				L1-3		3	1	2	1	0	0	1					
Brook Jacoby, R (1,5) OBP: 0.353, SLG: 0.435		1B		F7		G6-3		K		4	0	1	1	0	1	2					
Joel Skinner, R (1,2) OBP: 0.286, SLG: 0.344		P9		G5-3				G1-3		4	1	1	0	0	0	2					
Felix Fermin, R (1,6) OBP: 0.317, SLG: 0.268						B3		F8		4	1	2	1	0	0	1					
Inning Stats	R: 0 E: 0 K: 0 S: 12	H: 1 LOB: 0 BB: 0 P: 18	R: 3 E: 0 K: 1 S: 14	H: 4 LOB: 2 BB: 1 P: 26	R: 1 E: 0 K: 0 S: 13	H: 2 LOB: 1 BB: 0 P: 19	R: 1 E: 0 K: 0 S: 11	H: 2 LOB: 1 BB: 0 P: 16	R: 0 E: 0 K: 1 S: 8	H: 1 LOB: 1 BB: 0 P: 12	R: 3 E: 0 K: 1 S: 17	H: 4 LOB: 1 BB: 0 P: 27	R: 0 E: 0 K: 1 S: 8	H: 0 LOB: 0 BB: 0 P: 10	R: 0 E: 0 K: 0 S: 8	H: 0 LOB: 0 BB: 0 P: 12	R: 0 E: 0 K: 0 S: 4	H: 0 LOB: 0 BB: 0 P: 7	1B: 8 2B: 5 3B: 0 HR: 1	SF: 0 SAC: 0 DP: 1 HBP: 1	WP: 0 PA: 41 PB: 0 SB: 0 CS: 1
PITCHER	IP	WLS	BF	H	R	ER	SO	BB	IBB	HBP	BLK	WP	HR	S	P	ERA	WHIP				
Roy Smith, R (1,1) ERA: 4.11	3.2		20	9	5	5	1	1	0	0	0	0	0	47	76	12.27	2.727				
Lee Tunnell, R (4,1) ERA: 6.0	1.2		10	5	3	3	0	0	0	0	0	0	0	23	32	16.20	3.000				
Gary Wayne, L (6,1) ERA: 3.66	2.2	W	8	0	0	0	2	0	0	0	0	0	0	21	32	0.00	0.000				
Jeff Reardon, R (9,1) ERA: 4.5	1.0	S	3	0	0	0	0	0	0	1	0	0	0	4	7	0.00	0.000				

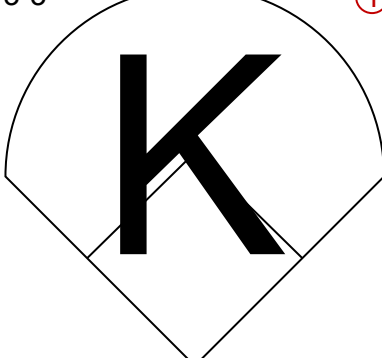
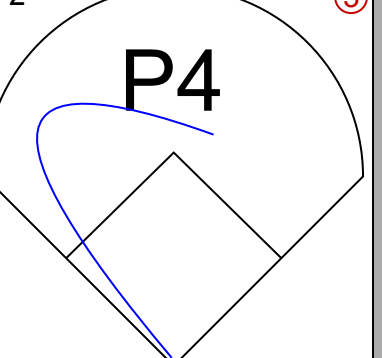
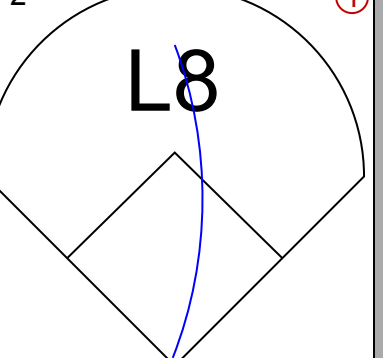
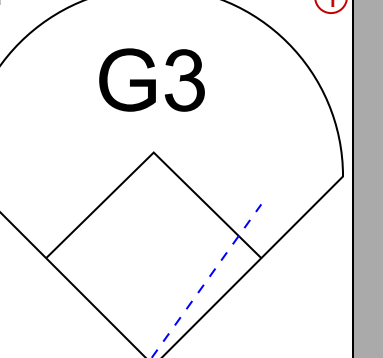
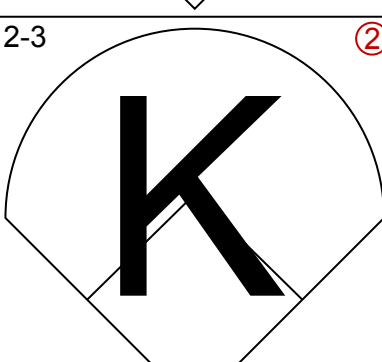
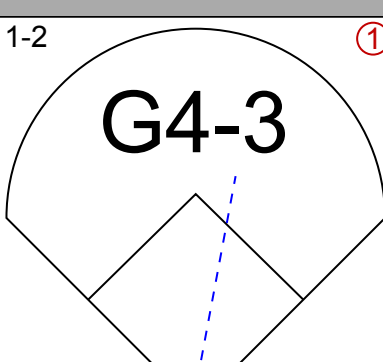
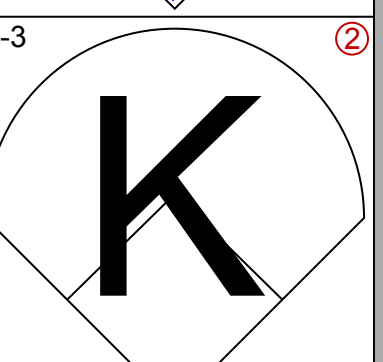
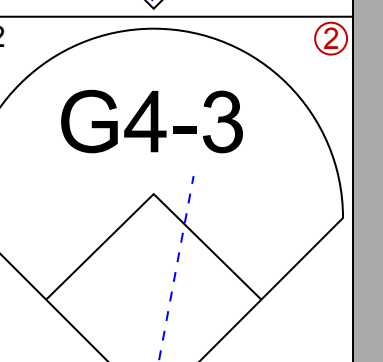
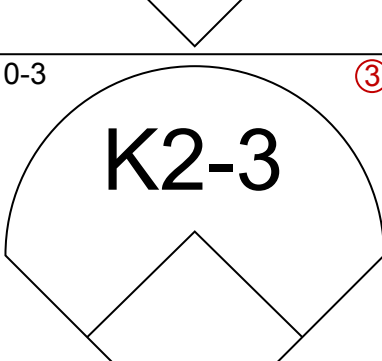
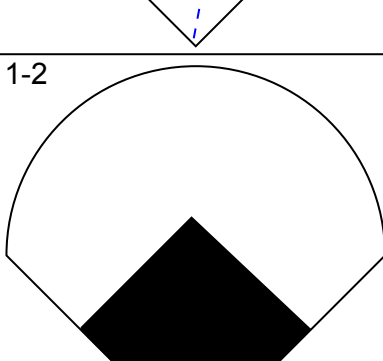
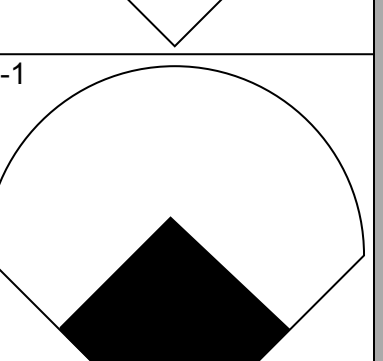
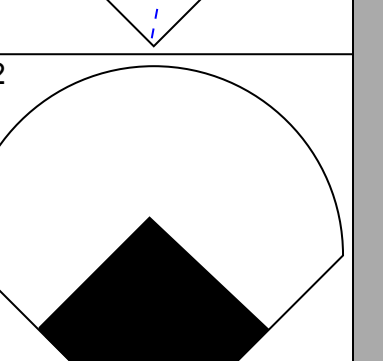
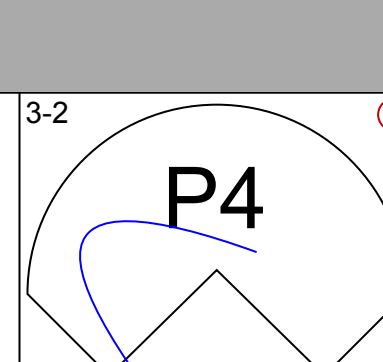
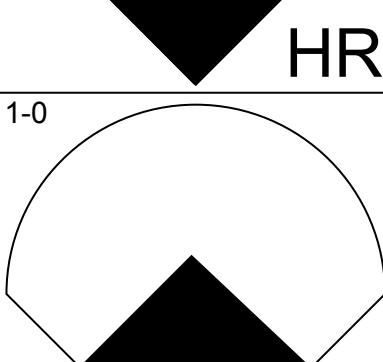

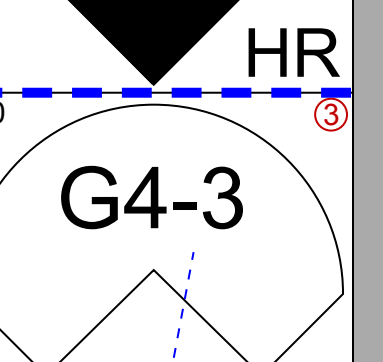
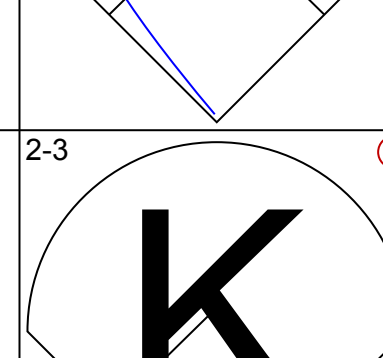
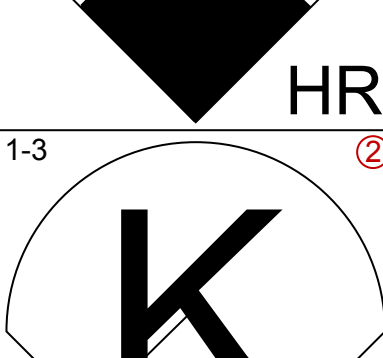
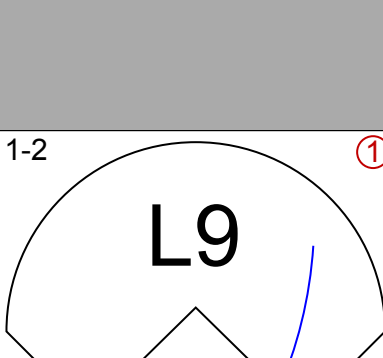
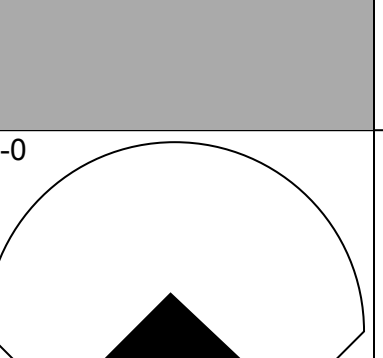
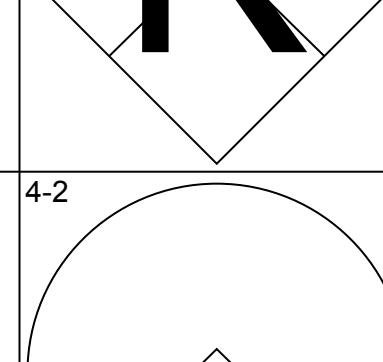
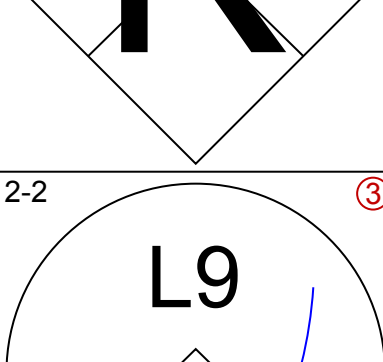
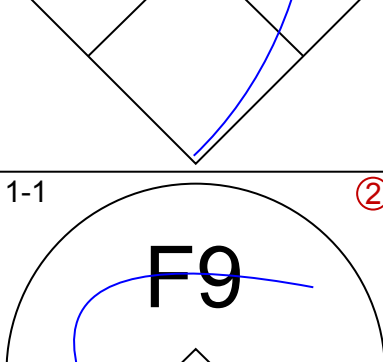
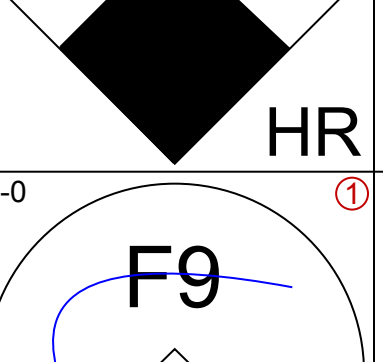
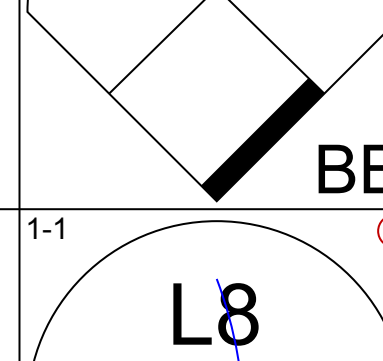
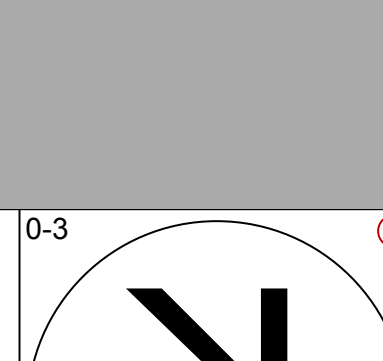
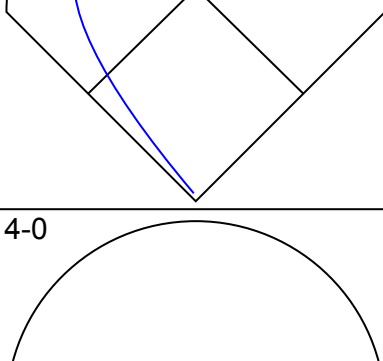
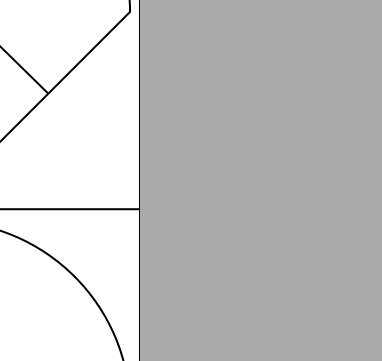
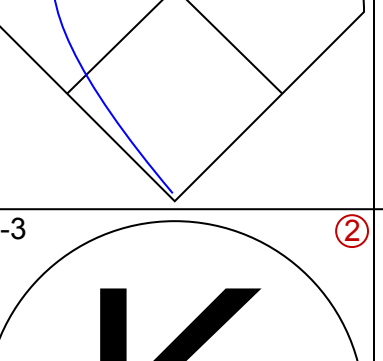

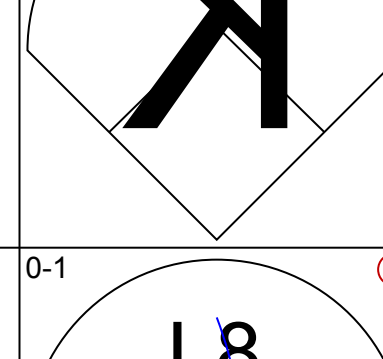
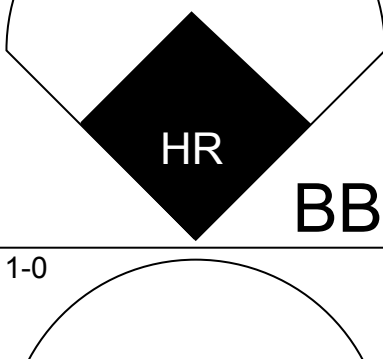
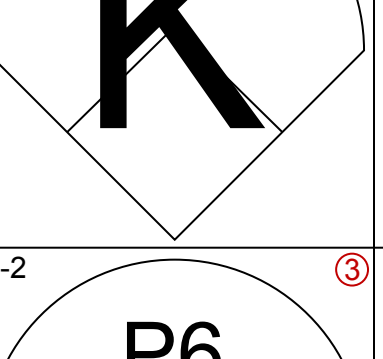
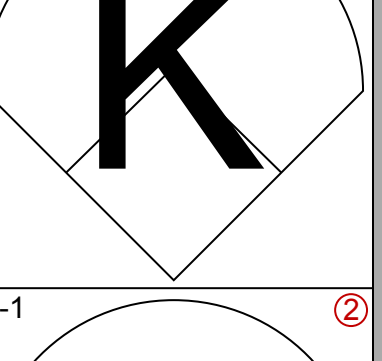
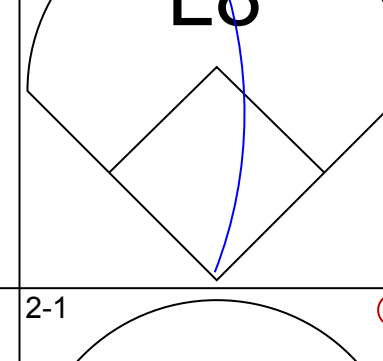
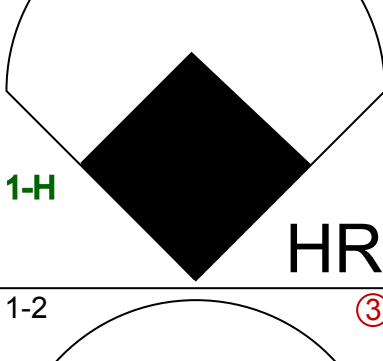
Minnesota Twins @ Cleveland Indians
Cleveland Municipal Stadium, Cleveland, OH
Thu Jun 22 1989, 7:05 PM EDT
Att: 8,892 - Unknown

AB	39
R	8
H	14
RBI	8
BB	1
SO	3
LOB	17



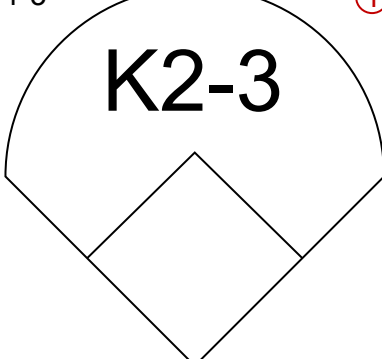
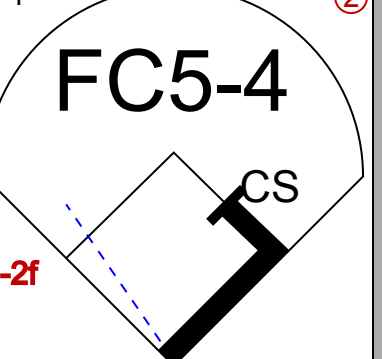
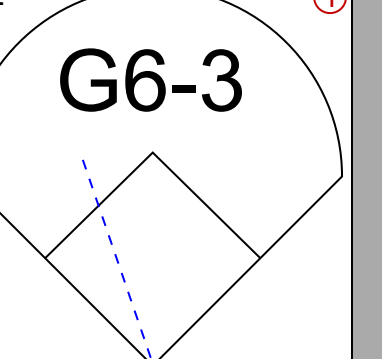
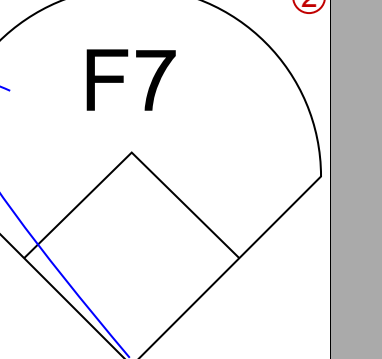
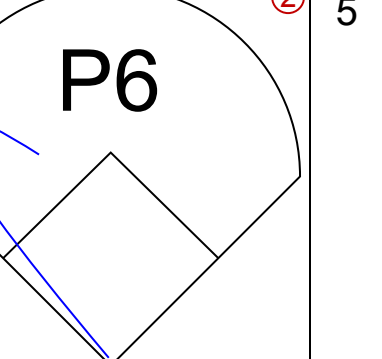
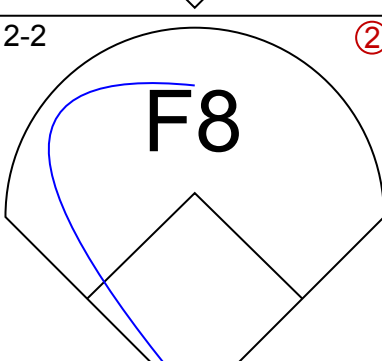
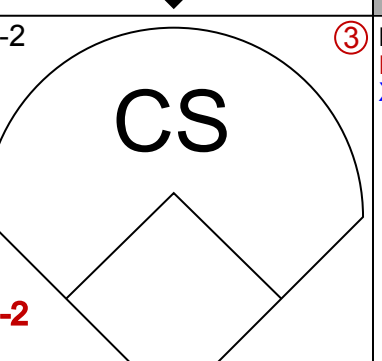
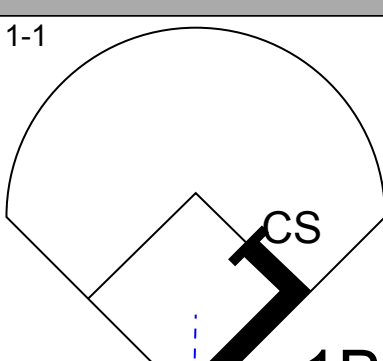
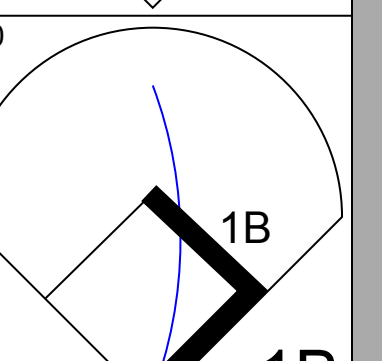
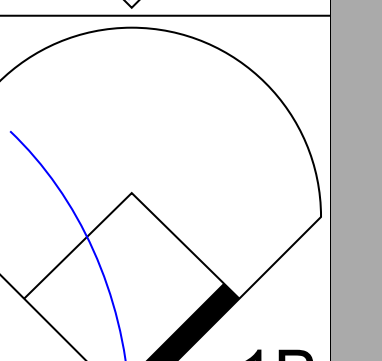
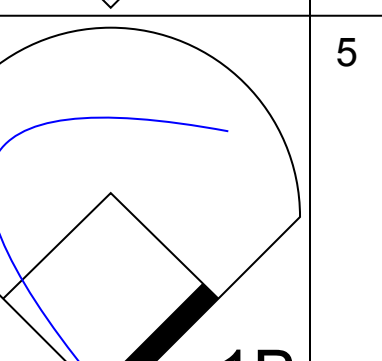
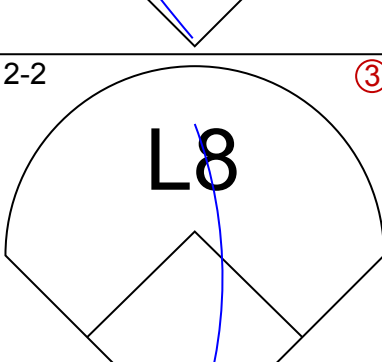
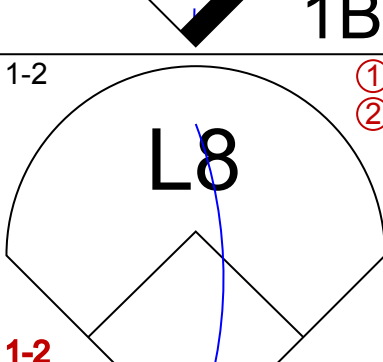
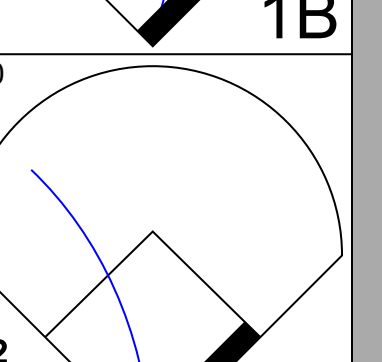
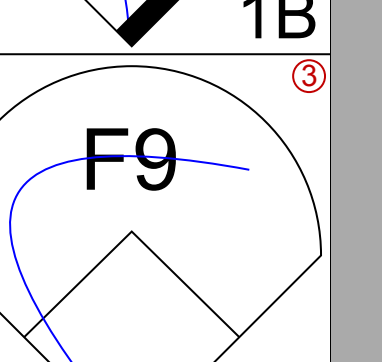
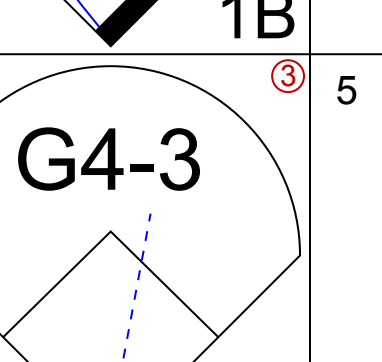
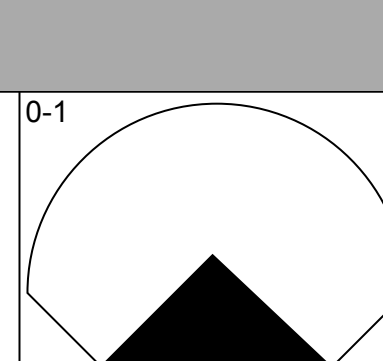
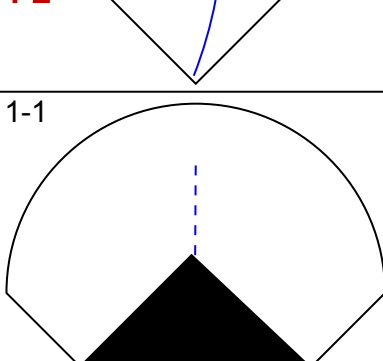
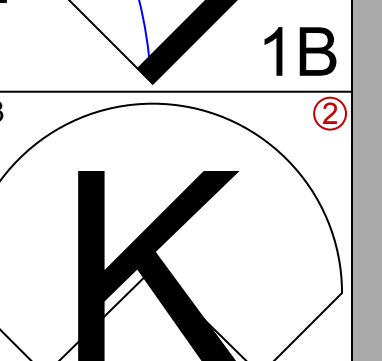
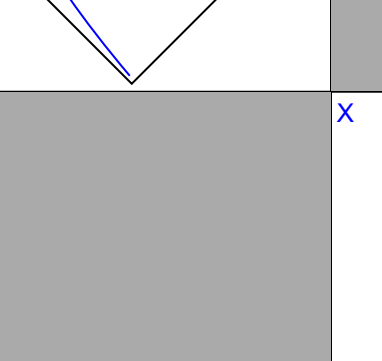
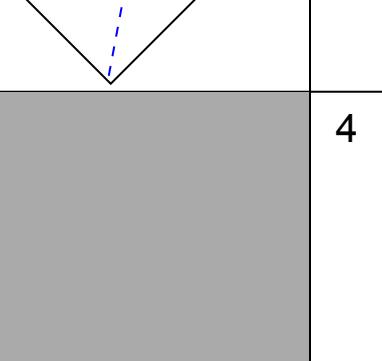
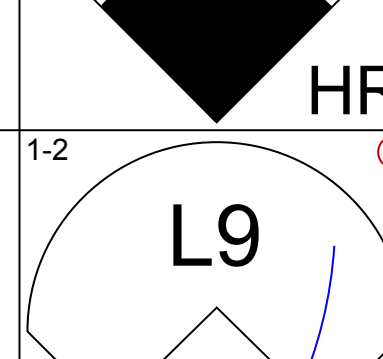
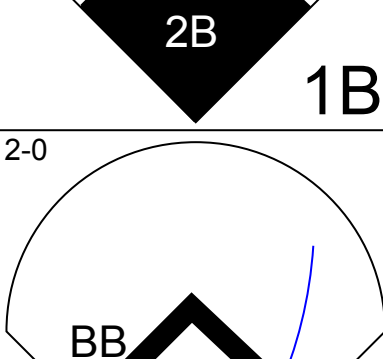
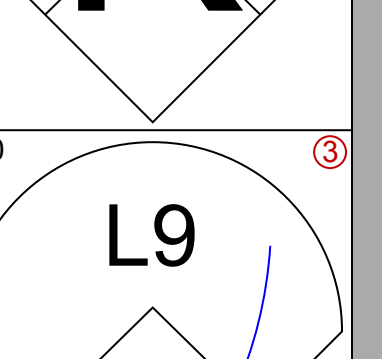
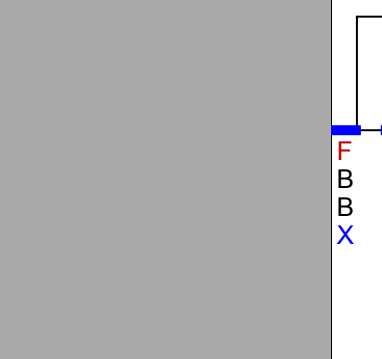

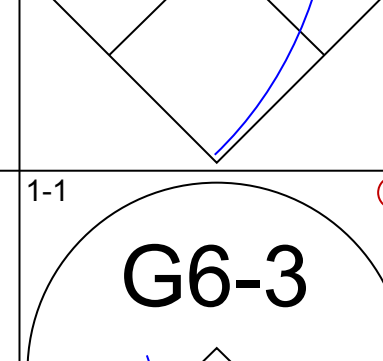
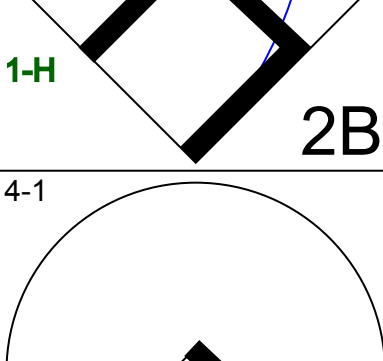
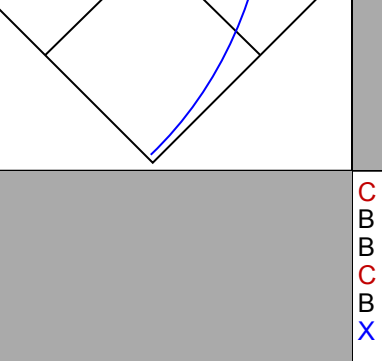
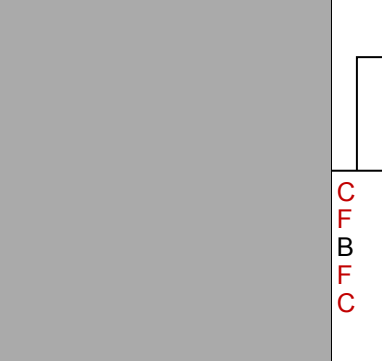

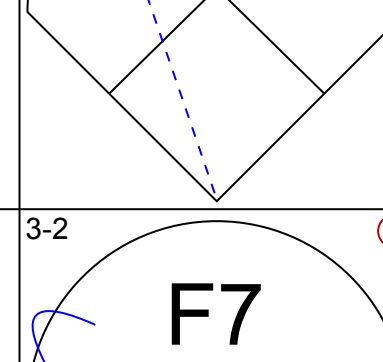
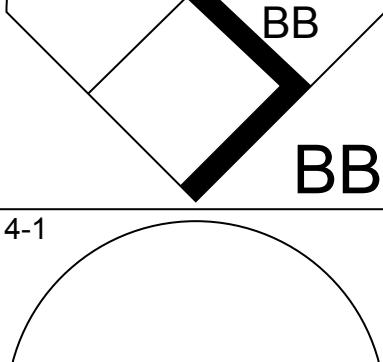
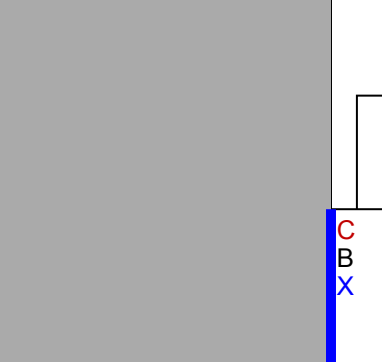


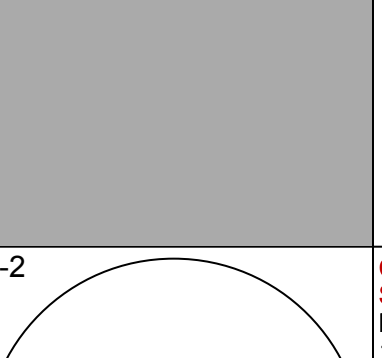

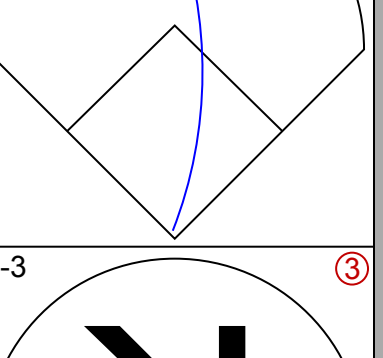
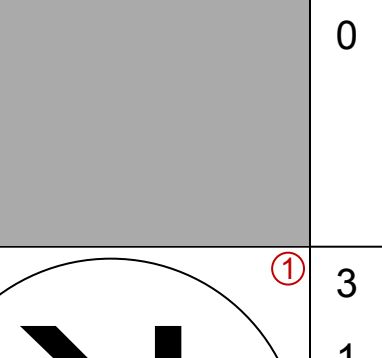
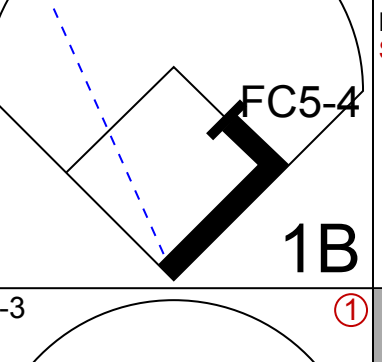
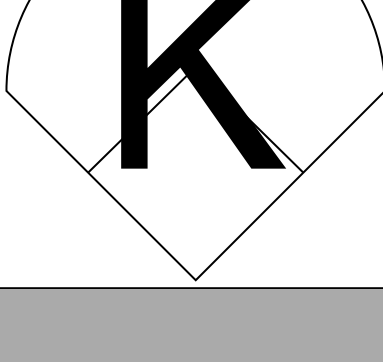
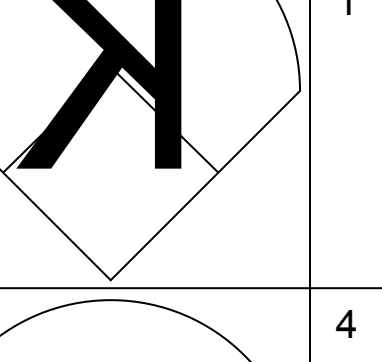

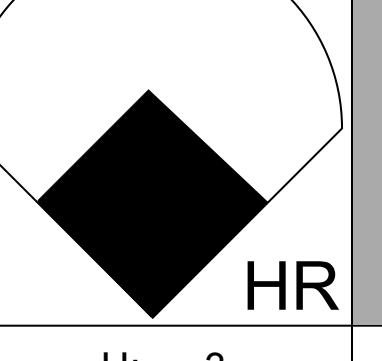
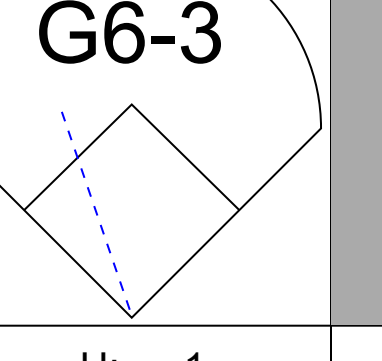
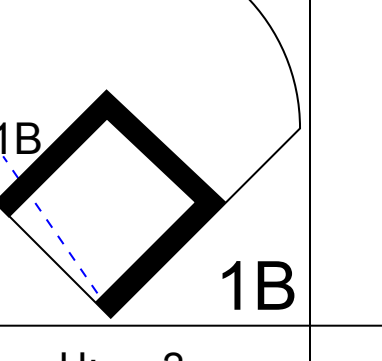
Batter	1	2	3	4	5	6	7	8	9	AB	R	H	RBI	BB	SO	LOB	TOP					
Jerry Browne, S OBP: 0.343, SLG: 0.393 (1, 4)	1-1 2B		1-1 E4			0-3 K		4-2 BB		3	0	1	0	1	1	0	Cleveland Indians @ Texas Rangers Arlington Stadium, Arlington, TX Fri Jun 23 1989, 8:05 PM EDT Att: 25,490 - Unknown - 88 F livebaseballscorecards.com					
Danny Sheaffer, R OBP: 0.167, SLG: 0.091 (1, 10)	3-2 G6-3		1-2 F8			0-0 G3-1		2-1 G3		4	0	0	0	0	0	3						
Joe Carter, R OBP: 0.302, SLG: 0.425 (1, 8)	3-2 G5-3		3-2 F7			0-2 F8			1-1 F9	4	0	0	0	0	0	2						
Cory Snyder, R OBP: 0.271, SLG: 0.395 (1, 9)	4-0 BB				0-0 F8				0-2 F8	3	0	0	0	1	0	0						
Pete O'Brien, L OBP: 0.397, SLG: 0.464 (1, 3)	2-2 P5				0-3 K				3-2 1B	4	0	2	0	0	1	2						
Brook Jacoby, R OBP: 0.351, SLG: 0.432 (1, 5)					2-1 P5				0-0 L7	4	0	1	0	0	1	2						
Dave Hengel, R OBP: 0.150, SLG: 0.158 (1, 7)					1-1 G4-6-3				1-1 F8	3	0	0	0	0	0	2						
Joel Skinner, R OBP: 0.273, SLG: 0.328 (1, 2)					3-2 F9				0-1 G3-1	3	0	0	0	0	0	0						
Felix Fermin, R OBP: 0.313, SLG: 0.265 (1, 6)					0-0 G1-3				0-1 L8	3	0	0	0	0	0	0						
Inning Stats	R: 0 E: 0 K: 0 S: 14	H: 1 LOB: 2 BB: 1 P: 27	R: 0 E: 0 K: 0 S: 6	H: 1 LOB: 0 BB: 0 P: 10	R: 0 E: 1 K: 0 S: 13	H: 0 LOB: 1 BB: 0 P: 18	R: 0 E: 0 K: 1 S: 6	H: 0 LOB: 0 BB: 0 P: 8	R: 0 E: 0 K: 0 S: 8	H: 0 LOB: 0 BB: 0 P: 10	R: 0 E: 0 K: 1 S: 7	H: 0 LOB: 0 BB: 0 P: 7	R: 0 E: 0 K: 0 S: 9	H: 1 LOB: 1 BB: 0 P: 12	R: 0 E: 0 K: 0 S: 10	H: 0 LOB: 1 BB: 1 P: 16	R: 0 E: 0 K: 1 S: 11	H: 1 LOB: 1 BB: 0 P: 18	1B: 3 2B: 1 3B: 0 HR: 0	SF: 0 SAC: 0 DP: 1 HBP: 0	WP: 0 PB: 0 SB: 0 CS: 0	PA: 33
PITCHER Mike Jeffcoat, L ERA: 2.51 (1, 1)	IP: 9.0 WLS: W BF: 33	H: 4 R: 0 ER: 0 SO: 3	BB: 2 IBB: 0 HBP: 0 BLK: 0	WP: 0 HR: 0 S: 84 P: 126	ERA: 0.00 WHIP: 0.667																	

Batter	1	2	3	4	5	6	7	8	9	AB	R	H	RBI	BB	SO	LOB	BOTTOM			
Cecil Espy, S OBP: 0.304, SLG: 0.336 (1, 8)	0-0 HR		1-1 F9			0-0 6-3		2-2 F9		4	1	1	1	0	0	4	Cleveland Indians @ Texas Rangers Arlington Stadium, Arlington, TX Fri Jun 23 1989, 8:05 PM EDT Att: 25,490 - Unknown - 88 F livebaseballscorecards.com			
Sammy Sosa, R OBP: 0.233, SLG: 0.367 (1, 7)	1-0 2B		2-2 CS		1-3 K		0-3 K			4	1	1	0	0	2	0				
Rafael Palmeiro, L OBP: 0.388, SLG: 0.450 (1, 3)	2-2 L9		1-2 G1-3		0-0 G3-1		2-1 F7			4	0	0	0	0	0	1				
Ruben Sierra, S OBP: 0.371, SLG: 0.585 (1, 9)	2-2 2B		4-1 2B		1-0 1B		0-1 G4-3			3	1	2	1	1	0	0				
Julio Franco, R OBP: 0.409, SLG: 0.529 (1, 4)	1-1 F9		2-0 2B		1-2 G6-4-3		0-0 SH1-3			4	0	3	0	0	0	1				
Mike Stanley, R OBP: 0.244, SLG: 0.150 (1, 10)	1-2 F9		1-1 F8		0-0 G6-4-3		0-0 SH1-3			3	0	0	0	0	0	4				
Steve Buechele, R OBP: 0.302, SLG: 0.358 (1, 5)			0-0 F9		1-3 K		1-1 2B		2-3 K	4	1	2	0	0	2	1				
Jim Sundberg, R OBP: 0.330, SLG: 0.395 (1, 2)			3-2 G4-3		2-2 L5		4-1 2B		4-1 FC6-4	2	0	0	0	2	0	1				
Jeff Kunkel, R OBP: 0.284, SLG: 0.447 (1, 6)			0-2 FC1		3-1 F8		0-0 2B		0-0 FC6-4	4	0	1	1	0	0	3				
Inning Stats	R: 2 E: 0 K: 0 S: 17	H: 3 LOB: 1 BB: 0 P: 24	R: 0 E: 1 K: 0 S: 11	H: 1 LOB: 1 BB: 0 P: 17	R: 0 E: 0 K: 1 S: 9	H: 0 LOB: 0 BB: 0 P: 15	R: 0 E: 0 K: 0 S: 5	H: 0 LOB: 0 BB: 0 P: 6	R: 2 E: 0 K: 1 S: 13	H: 4 LOB: 2 BB: 1 P: 22	R: 0 E: 0 K: 1 S: 9	H: 0 LOB: 0 BB: 0 P: 11	R: 0 E: 0 K: 1 S: 7	H: 1 LOB: 2 BB: 1 P: 13	R: 0 E: 0 K: 1 S: 7	H: 1 LOB: 2 BB: 1 P: 13	1B: 4 2B: 5 3B: 0 HR: 1	SF: 0 SAC: 1 DP: 1 HBP: 0	WP: 0 PB: 0 SB: 0 CS: 1	PA: 37
PITCHER Scott Bailes, L ERA: 3.51 (1, 1)	IP: 5.2 WLS: L BF: 26	H: 8 R: 4 ER: 4 SO: 2	BB: 2 IBB: 0 HBP: 0 BLK: 0	WP: 0 HR: 1 S: 61 P: 97	ERA: 6.35 WHIP: 1.765															
Tim Stoddard, R ERA: 3.45 (6, 1)	IP: 2.1 WLS: 10 BF: 2	H: 2 R: 0 ER: 0 SO: 2	BB: 1 IBB: 0 HBP: 0 BLK: 0	WP: 0 HR: 0 S: 20 P: 30	ERA: 0.00 WHIP: 1.286															

Batter	1	2	3	4	5	6	7	8	9	AB	R	H	RBI	BB	SO	LOB	TOP					
Jerry Browne, S (1,4) OBP: 0.338, SLG: 0.387										4	0	0	0	0	1	0	Cleveland Indians @ Texas Rangers Arlington Stadium, Arlington, TX Sat Jun 24 1989, 8:05 PM EDT Att: 39,496 - Unknown - 88 F					
Dave Clark, L (1,7) OBP: 0.303, SLG: 0.368										4	0	0	0	0	2	0						
Joe Carter, R (1,8) OBP: 0.308, SLG: 0.460										4	3	3	3	0	1	0						
Pete O'Brien, L (1,3)										4	1	1	1	0	1	0						
Cory Snyder, R (1,9) OBP: 0.270, SLG: 0.404										4	1	1	1	0	2	0						
Mark Salas, L (1,10) OBP: 0.329, SLG: 0.453										2	0	0	0	1	0	0						
Dave Hengel, R (9, PH) OBP: 0.143, SLG: 0.150										1	0	0	0	0	0	0						
Brook Jacoby, R (1,5) OBP: 0.350, SLG: 0.427										3	1	0	0	1	2	1						
Andy Allanson, R (1,2) OBP: 0.258, SLG: 0.259										4	1	1	2	0	1	0						
Felix Fermin, R (1,6) OBP: 0.309, SLG: 0.261										3	0	0	0	0	0	0						
Inning Stats	R: 0 E: 0 K: 3 S: 12	H: 0 LOB: 0 BB: 0 P: 17	R: 0 E: 0 K: 1 S: 11	H: 0 LOB: 1 BB: 1 P: 21	R: 0 E: 0 K: 1 S: 12	H: 0 LOB: 0 BB: 0 P: 18	R: 2 E: 0 K: 1 S: 14	H: 2 LOB: 0 BB: 0 P: 20	R: 0 E: 0 K: 1 S: 7	H: 0 LOB: 2 BB: 0 P: 9	R: 1 E: 0 K: 2 S: 13	H: 1 LOB: 0 BB: 0 P: 23	R: 2 E: 0 K: 0 S: 10	H: 1 LOB: 0 BB: 1 P: 18	R: 1 E: 0 K: 0 S: 9	H: 1 LOB: 0 BB: 0 P: 14	R: 1 E: 0 K: 1 S: 8	H: 1 LOB: 0 BB: 0 P: 12	1B: 0 2B: 0 3B: 0 HR: 6	SF: 0 SAC: 0 DP: 0 HBP: 0	WP: 0 PB: 0 SB: 0 CS: 0	PA: 35
PITCHER	IP WLS BF H R ER SO BB IBB HBP BLK WP HR S P ERA WHIP																					
Charlie Hough, R (1,1) ERA: 5.19	7.2 L 30 5 6 6 9 2 0 0 0 0 0 5 87 139 7.04 0.913																					
Kenny Rogers, L (8,1) ERA: 2.7	1.1 5 1 1 1 1 0 0 0 0 0 0 1 9 13 6.75 0.750																					

AB	33
R	7
H	6
RBI	7
BB	2
SO	10
LOB	1



Batter	1	2	3	4	5	6	7	8	9	AB	R	H	RBI	BB	SO	LOB	BOTTOM					
Cecil Espy, S (1,8) OBP: 0.298, SLG: 0.329										5	0	0	0	0	1	2	Cleveland Indians @ Texas Rangers Arlington Stadium, Arlington, TX Sat Jun 24 1989, 8:05 PM EDT Att: 39,496 - Unknown - 88 F					
Sammy Sosa, R (1,7) OBP: 0.314, SLG: 0.429										5	0	4	0	0	0	0						
Rafael Palmeiro, L (1,3) OBP: 0.385, SLG: 0.446										5	0	1	0	0	0	4						
Ruben Sierra, S (1,9) OBP: 0.376, SLG: 0.604										4	2	3	1	0	1	2						
Julio Franco, R (1,4) OBP: 0.407, SLG: 0.528										4	0	1	1	0	0	3						
Steve Buechele, R (1,5) OBP: 0.302, SLG: 0.353										3	0	0	0	1	1	1						
Jim Sundberg, R (1,2) OBP: 0.330, SLG: 0.386										2	0	0	0	1	0	0						
Rick Leach, L (6, PH) OBP: 0.376, SLG: 0.397										1	0	0	0	0	0	1						
Chad Kreuter, S (9,2) OBP: 0.197, SLG: 0.203										0	0	0	0	0	0	0						
Mike Stanley, R (1,10) OBP: 0.250, SLG: 0.163										3	0	1	0	0	2	3						
Geno Petralli, L (9, PH) OBP: 0.363, SLG: 0.432										1	0	0	0	0	1	0						
Jeff Kunkel, R (1,6) OBP: 0.293, SLG: 0.483										4	1	2	1	0	1	1						
Inning Stats	R: 0 E: 0 K: 1 S: 11	H: 0 LOB: 0 BB: 0 P: 16	R: 1 E: 0 K: 0 S: 10	H: 1 LOB: 0 BB: 0 P: 15	R: 0 E: 0 K: 1 S: 11	H: 1 LOB: 0 BB: 0 P: 14	R: 1 E: 0 K: 1 S: 13	H: 3 LOB: 2 BB: 2 P: 28	R: 1 E: 0 K: 1 S: 14	H: 3 LOB: 2 BB: 0 P: 17	R: 0 E: 0 K: 1 S: 10	H: 0 LOB: 0 BB: 0 P: 15	R: 0 E: 0 K: 0 S: 7	H: 1 LOB: 1 BB: 0 P: 11	R: 0 E: 0 K: 1 S: 9	H: 1 LOB: 2 BB: 0 P: 13	R: 0 E: 0 K: 1 S: 10	H: 2 LOB: 2 BB: 0 P: 16	1B: 8 2B: 1 3B: 1 HR: 2	SF: 0 SAC: 0 DP: 0 HBP: 0	WP: 0 PB: 0 SB: 0 CS: 2	PA: 40
PITCHER	IP WLS BF H R ER SO BB IBB HBP BLK WP HR S P ERA WHIP																					
Greg Swindell, L (1,1) ERA: 2.55	7.0 W 31 10 3 3 5 2 0 0 0 0 0 0 77 117 3.86 1.714																					
Doug Jones, R (8,1) ERA: 2.1	2.0 S 8 2 0 0 2 0 0 0 0 0 0 0 18 28 0.00 1.000																					

AB	37
R	3
H	12
RBI	3
BB	2
SO	7
LOB	17



Batter	1	2	3	4	5	6	7	8	9	AB	R	H	RBI	BB	SO	LOB	TOP										
Jerry Browne, S OBP: 0.333, SLG: 0.381 (1, 4)	F8			G4-3		G4-3			FC4-6 HR	4	1	0	0	0	0	2	Cleveland Indians @ Texas Rangers Arlington Stadium, Arlington, TX Sun Jun 25 1989, 8:05 PM EDT Att: 23,606 - Unknown - 88 F										
Dave Clark, L OBP: 0.301, SLG: 0.386 (1, 7)	K			G4-3			G3-1		HR	4	1	1	2	0	1	0											
Joe Carter, R OBP: 0.304, SLG: 0.454 (1, 8)	G5-3			K			P4		K	4	0	0	0	0	2	0											
Pete O'Brien, L OBP: 0.390, SLG: 0.465 (1, 3)					G4-3				G4-1	4	0	0	0	0	2	0											
Cory Snyder, R OBP: 0.268, SLG: 0.400 (1, 9)		G6-3			F8				F9	3	0	0	0	0	0	0											
Mark Salas, L OBP: 0.315, SLG: 0.433 (1, 10)		G3			F9				F8	3	0	0	0	0	0	0											
Brook Jacoby, R OBP: 0.353, SLG: 0.432 (1, 5)				K					SH3-4 BB	2	0	1	0	1	1	0											
Andy Allanson, R OBP: 0.257, SLG: 0.257 (8, PH)				P3					SH3-4	1	0	0	0	0	0	0											
Oddibe McDowell, L OBP: 0.292, SLG: 0.293 (8, 2)				K					K	1	0	0	0	0	1	1											
Joel Skinner, R OBP: 0.273, SLG: 0.328 (8, 2)									K	0	0	0	0	0	0	0											
Felix Fermin, R OBP: 0.309, SLG: 0.262 (1, 6)				G4-3					FC4-6 1B	3	0	1	0	0	1	1											
Inning Stats	R: 0 E: 0 K: 1 S: 5	H: 0 LOB: 0 BB: 0 P: 8	R: 0 E: 0 K: 1 S: 8	H: 0 LOB: 0 BB: 0 P: 11	R: 0 E: 0 K: 1 S: 6	H: 0 LOB: 0 BB: 0 P: 10	R: 0 E: 0 K: 1 S: 6	H: 0 LOB: 0 BB: 0 P: 7	R: 0 E: 0 K: 0 S: 8	H: 0 LOB: 0 BB: 0 P: 12	R: 0 E: 0 K: 1 S: 9	H: 0 LOB: 1 BB: 1 P: 16	R: 0 E: 0 K: 1 S: 5	H: 0 LOB: 0 BB: 0 P: 9	R: 0 E: 0 K: 1 S: 12	H: 1 LOB: 1 BB: 0 P: 17	R: 2 E: 0 K: 1 S: 17	H: 2 LOB: 0 BB: 0 P: 21	1B: 1 2B: 1 3B: 0 HR: 1	SF: 0 SAC: 1 DP: 0 HBP: 0	WP: 0 PB: 0 SB: 0 CS: 0	PA: 31					
PITCHER	IP	WLS	BF	H	R	ER	SO	BB	IBB	HBP	BLK	WP	HR	S	P	ERA	WHIP										
Nolan Ryan, R ERA: 2.96 (1, 1)	8.1	W	29	3	2	2	7	1	0	0	0	0	1	67	99	2.16	0.480										
Jeff Russell, R ERA: 1.99 (9, 1)	0.2	S	2	0	0	0	1	0	0	0	0	0	0	9	12	0.00	0.000										

Batter	1	2	3	4	5	6	7	8	9	AB	R	H	RBI	BB	SO	LOB	BOTTOM										
Cecil Espy, S OBP: 0.301, SLG: 0.332 (1, 8)	K 1B			K		SH1-4 2B		K		4	1	2	0	0	2	1	Cleveland Indians @ Texas Rangers Arlington Stadium, Arlington, TX Sun Jun 25 1989, 8:05 PM EDT Att: 23,606 - Unknown - 88 F										
Sammy Sosa, R OBP: 0.289, SLG: 0.395 (1, 7)	K			G6-3		SH1-4		K		3	0	0	0	0	2	3											
Rafael Palmeiro, L OBP: 0.387, SLG: 0.444 (1, 3)	F8			K		2B BB		2B 1B		3	0	1	2	1	1	0											
Ruben Sierra, S OBP: 0.378, SLG: 0.610 (1, 9)		L9			G4-3	2B 2H		2B		4	0	2	1	0	0	0											
Julio Franco, R OBP: 0.412, SLG: 0.526 (1, 4)		K			1B G3 BB	2B		2B		1	1	0	0	3	1	0											
Geno Petralli, L OBP: 0.380, SLG: 0.426 (1, 2)		G6-3			G3 1B	K		K		4	0	1	0	0	2	6											
Rick Leach, L OBP: 0.365, SLG: 0.383 (1, 10)				F9		K		F7		4	0	0	1	0	1	4											
Steve Buechele, R OBP: 0.305, SLG: 0.353 (1, 5)				F7				G1-3		3	1	1	0	0	0	0											
Jeff Kunkel, R OBP: 0.295, SLG: 0.478 (1, 6)				K		F9		SH 1B		3	1	1	0	0	1	2											
Inning Stats	R: 0 E: 0 K: 1 S: 8	H: 1 LOB: 0 BB: 0 P: 12	R: 0 E: 0 K: 1 S: 6	H: 0 LOB: 0 BB: 0 P: 8	R: 0 E: 0 K: 1 S: 7	H: 0 LOB: 0 BB: 0 P: 11	R: 0 E: 0 K: 2 S: 9	H: 0 LOB: 0 BB: 0 P: 13	R: 1 E: 0 K: 0 S: 12	H: 1 LOB: 2 BB: 1 P: 20	R: 1 E: 0 K: 2 S: 11	H: 2 LOB: 3 BB: 2 P: 22	R: 2 E: 0 K: 2 S: 17	H: 3 LOB: 3 BB: 1 P: 25	R: 0 E: 0 K: 1 S: 10	H: 1 LOB: 1 BB: 0 P: 14		1B: 6 2B: 2 3B: 0 HR: 0	SF: 0 SAC: 3 DP: 0 HBP: 1	WP: 0 PB: 0 SB: 1 CS: 0	PA: 37						
PITCHER	IP	WLS	BF	H	R	ER	SO	BB	IBB	HBP	BLK	WP	HR	S	P	ERA	WHIP										
Tom Candiotti, R ERA: 3.66 (1, 1)	5.1	L	20	3	2	2	5	1	0	1	0	0	0	46	68	3.38	0.750										
Jesse Orosco, L ERA: 2.45 (6, 1)	1.2		13	4	2	2	4	1	2	0	0	0	0	24	43	10.80	3.000										
Tim Stoddard, R ERA: 3.24 (8, 1)	1.0		4	1	0	0	1	0	0	0	0	0	0	10	14	0.00	1.000										

Batter	1	2	3	4	5	6	7	8	9	AB	R	H	RBI	BB	SO	LOB	TOP				
Jerry Browne, S OBP: 0.336, SLG: 0.381 (1, 4)										3	1	1	0	1	0	2					
Oddibe McDowell, L OBP: 0.289, SLG: 0.289 Dave Hengel, R OBP: 0.130, SLG: 0.136 (5, 7)										3	0	0	0	0	1	1					
Joe Carter, R OBP: 0.300, SLG: 0.448 (1, 8)										4	0	0	0	0	2	2					
Pete O'Brien, L OBP: 0.392, SLG: 0.464 (1, 3)										3	1	1	1	0	1	0					
Cory Snyder, R OBP: 0.267, SLG: 0.398 (1, 9)										4	0	1	1	0	1	1					
Dave Clark, L OBP: 0.306, SLG: 0.385 (1, 10)										3	1	1	0	1	1	0					
Brook Jacoby, R OBP: 0.352, SLG: 0.429 (1, 5)										4	1	1	0	0	0	2					
Joel Skinner, R OBP: 0.286, SLG: 0.338 (1, 2)										4	0	2	1	0	1	0					
Felix Fermin, R OBP: 0.313, SLG: 0.267 (1, 6)										3	0	2	1	0	1	0					
Inning Stats	R: 2 E: 0 K: 1 S: 15	H: 3 LOB: 2 BB: 1 P: 28	R: 0 E: 0 K: 1 S: 10	H: 0 LOB: 0 BB: 0 P: 12	R: 0 E: 0 K: 1 S: 11	H: 0 LOB: 0 BB: 0 P: 14	R: 2 E: 1 K: 1 S: 11	H: 3 LOB: 2 BB: 1 P: 17	R: 0 E: 0 K: 2 S: 15	H: 0 LOB: 0 BB: 0 P: 24	R: 0 E: 0 K: 0 S: 8	H: 1 LOB: 1 BB: 0 P: 12	R: 0 E: 0 K: 1 S: 8	H: 0 LOB: 0 BB: 0 P: 11	R: 0 E: 0 K: 0 S: 7	H: 2 LOB: 2 BB: 0 P: 8	1B: 9 2B: 0 3B: 0 HR: 0	SF: 0 SAC: 2 DP: 0 HBP: 1	WP: 0 PB: 0 SB: 1 CS: 0	PA: 38	
PITCHER	IP	WLS	BF	H	R	ER	SO	BB	IBB	HBP	BLK	WP	HR	S	P	ERA	WHIP				
Bobby Witt, R ERA: 6.23 (1, 1)	0.2	L	6	3	2	2	1	1	0	0	0	0	0	13	25	27.00	6.000				
Gary Mielke, R ERA: 2.5 (1, 1)	3.1		13	3	2	2	3	1	0	0	0	0	0	34	46	5.40	1.200				
Drew Hall, L ERA: 4.87 (5, 1)	2.1		9	1	0	0	3	0	0	1	0	0	0	26	39	0.00	0.429				
Cecilio Guante, R ERA: 3.8 (7, 1)	2.2		10	2	0	0	1	0	0	0	0	0	0	20	27	0.00	0.750				

Cleveland Indians @ Texas Rangers
Arlington Stadium, Arlington, TX
Mon Jun 26 1989, 8:05 PM EDT
Att: 17,676 - Unknown

AB 33
R 4
H 9
RBI 4
BB 2
SO 8
LOB 11



Batter	1	2	3	4	5	6	7	8	9	AB	R	H	RBI	BB	SO	LOB	BOTTOM					
Cecil Espy, S OBP: 0.304, SLG: 0.335 (1, 8)										4	0	2	0	0	0	0						
Sammy Sosa, R OBP: 0.282, SLG: 0.357 (1, 7)										4	0	0	0	0	2	4						
Rafael Palmeiro, L OBP: 0.385, SLG: 0.442 (1, 3)										4	0	1	1	0	0	0						
Ruben Sierra, S OBP: 0.379, SLG: 0.607 (1, 9)										3	1	1	0	0	0	0						
Julio Franco, R OBP: 0.410, SLG: 0.522 (1, 4)										4	0	1	0	0	0	1						
Geno Petralli, L OBP: 0.380, SLG: 0.426 Chad Kreuter, S OBP: 0.191, SLG: 0.197 (4, FH) (5, 2)										0	0	0	0	0	0	0						
Mike Stanley, R OBP: 0.245, SLG: 0.159 (9, FH)										2	0	0	0	0	0	1						
Rick Leach, L OBP: 0.362, SLG: 0.387 (1, 10)										4	1	1	1	0	0	1						
Steve Buechele, R OBP: 0.304, SLG: 0.351 (1, 5)										4	1	1	1	0	0	1						
Jeff Kunkel, R OBP: 0.296, SLG: 0.468 (1, 6)										2	0	0	0	1	1	1						
Inning Stats	R: 0 E: 0 K: 1 S: 7	H: 0 LOB: 0 BB: 0 P: 10	R: 1 E: 0 K: 0 S: 12	H: 1 LOB: 1 BB: 0 P: 17	R: 0 E: 0 K: 0 S: 6	H: 0 LOB: 0 BB: 0 P: 9	R: 0 E: 0 K: 0 S: 7	H: 1 LOB: 1 BB: 0 P: 10	R: 2 E: 0 K: 2 S: 12	H: 4 LOB: 2 BB: 0 P: 19	R: 0 E: 0 K: 0 S: 3	H: 0 LOB: 0 BB: 0 P: 5	R: 0 E: 1 K: 0 S: 11	H: 1 LOB: 2 BB: 1 P: 15	R: 0 E: 0 K: 0 S: 7	H: 0 LOB: 0 BB: 0 P: 10	R: 0 E: 0 K: 0 S: 8	H: 0 LOB: 0 BB: 0 P: 12	1B: 6 2B: 1 3B: 0 HR: 0	SF: 0 SAC: 1 DP: 0 HBP: 1	WP: 0 PB: 0 SB: 0 CS: 0	PA: 35
PITCHER	IP	WLS	BF	H	R	ER	SO	BB	IBB	HBP	BLK	WP	HR	S	P	ERA	WHIP					
John Farrell, R ERA: 4.39 (1, 1)	6.2	W	27	6	3	3	3	1	0	1	0	0	0	20	27	4.05	1.050					
Doug Jones, R ERA: 1.95 (7, 1)	2.1	S	8	1	0	0	0	0	0	0	0	0	0	20	27	0.00	0.429					


Cleveland Indians @ Texas Rangers
Arlington Stadium, Arlington, TX
Mon Jun 26 1989, 8:05 PM EDT
Att: 17,676 - Unknown


AB 32
R 3
H 7
RBI 3
BB 1
SO 3
LOB 9

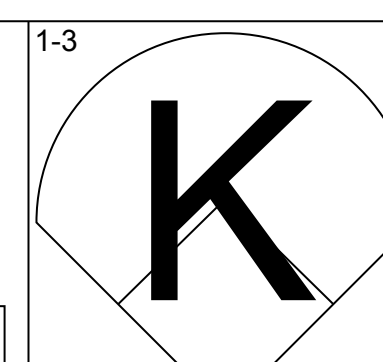
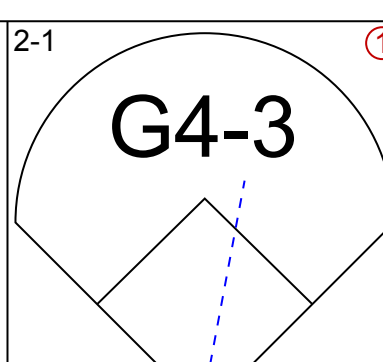
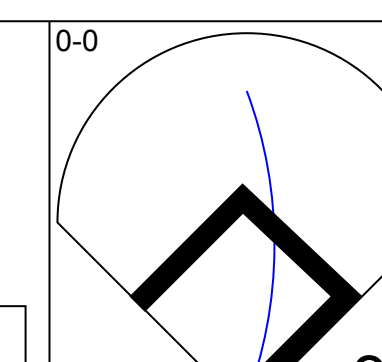
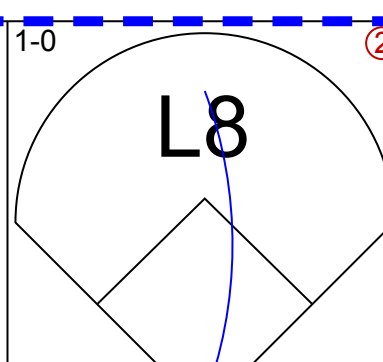
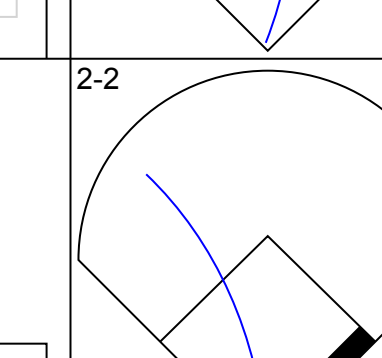
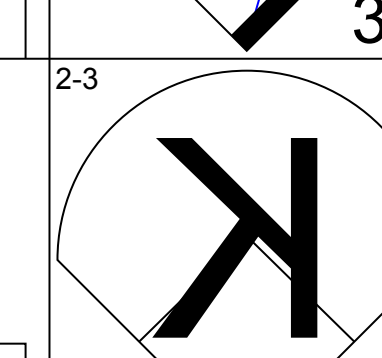
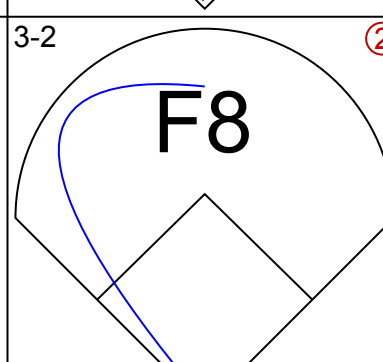
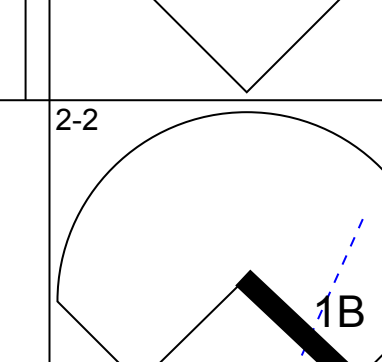
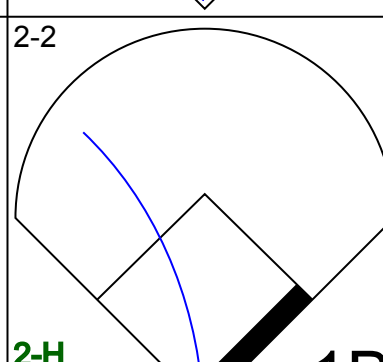
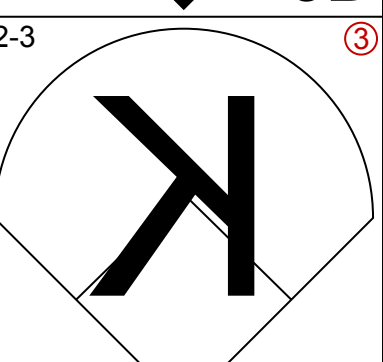
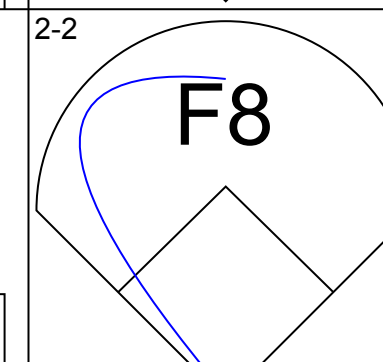
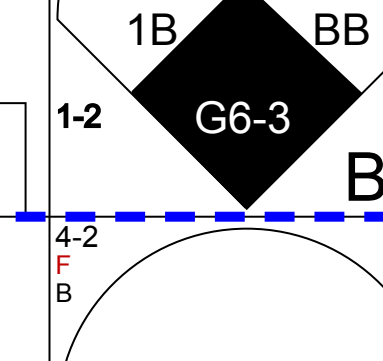
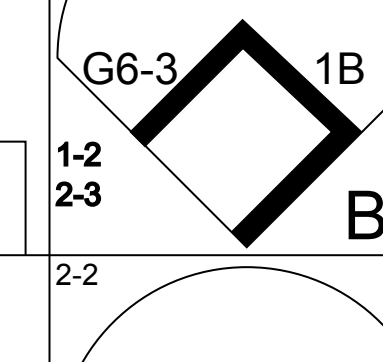
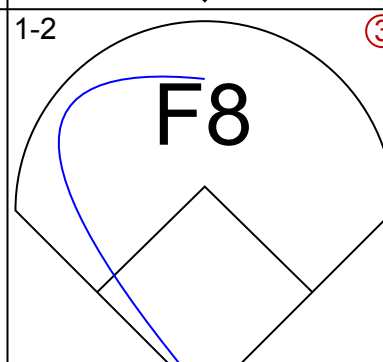
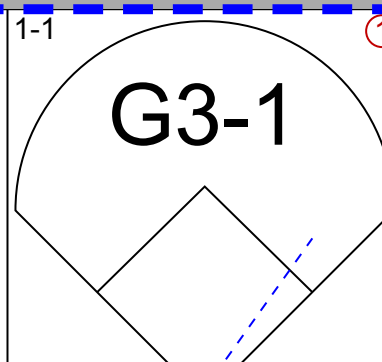
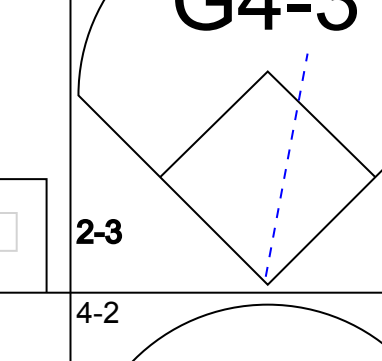
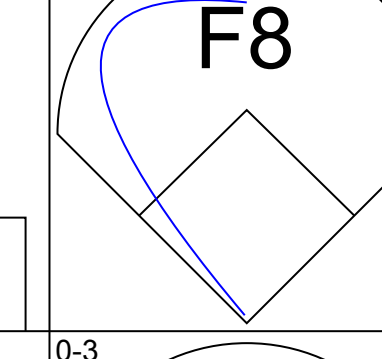


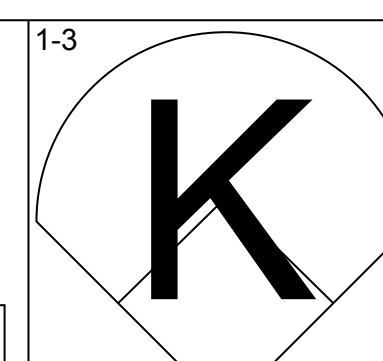
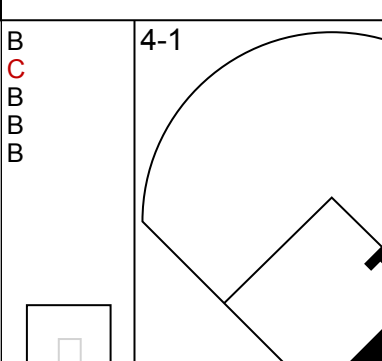
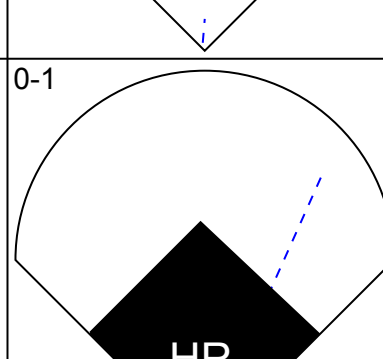
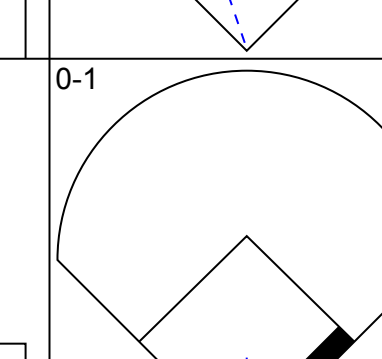
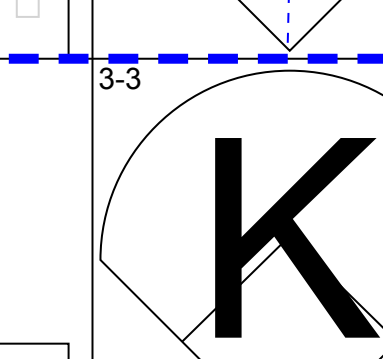
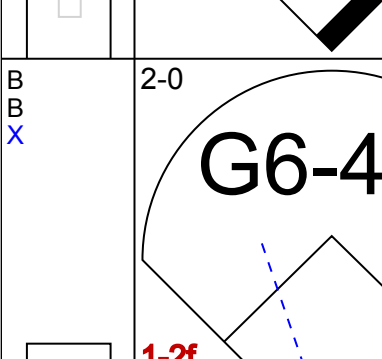
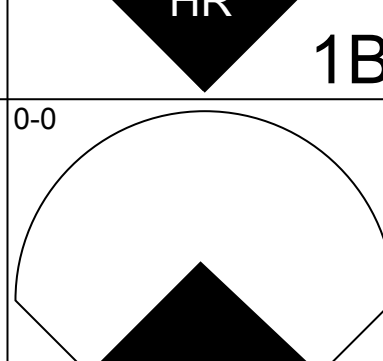
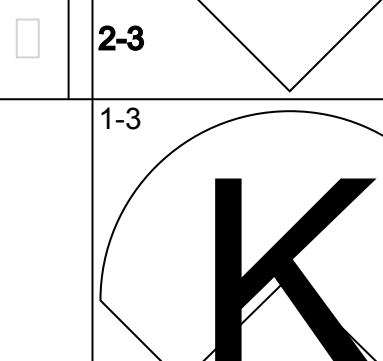
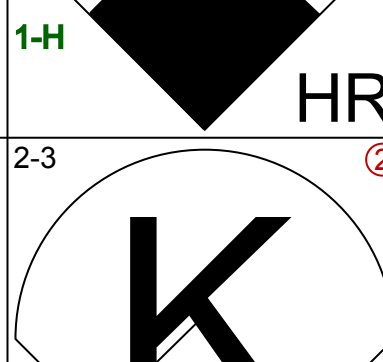
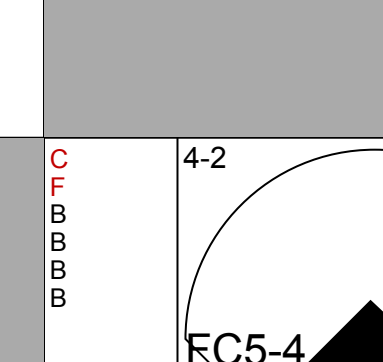
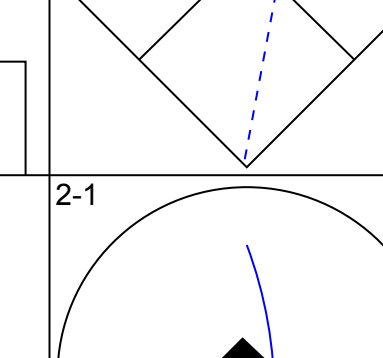
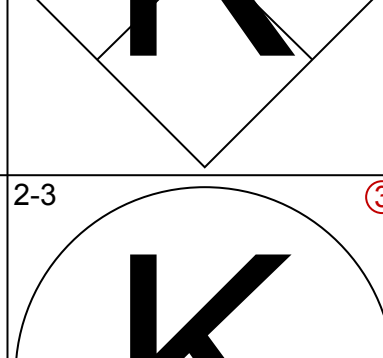
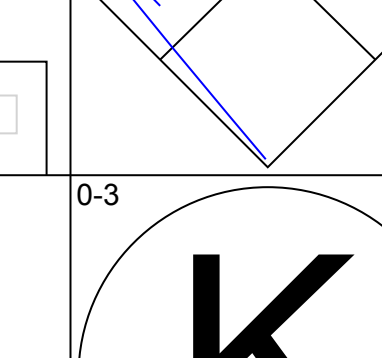
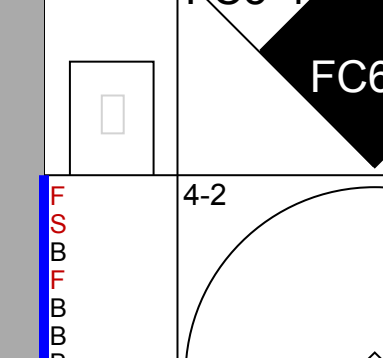
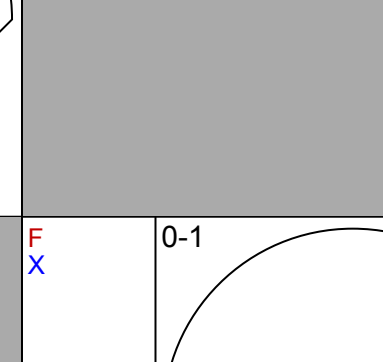
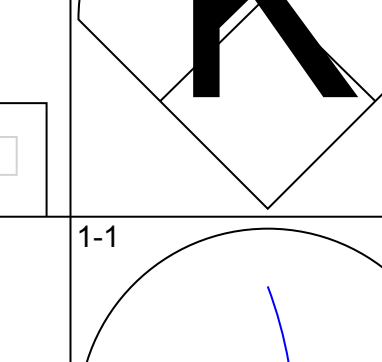
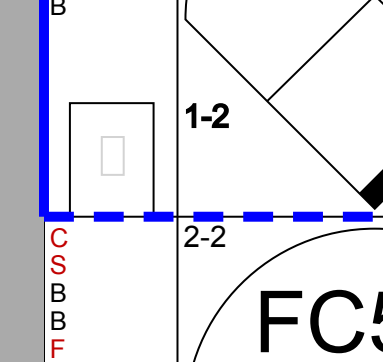
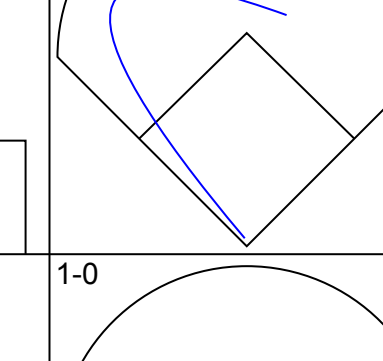

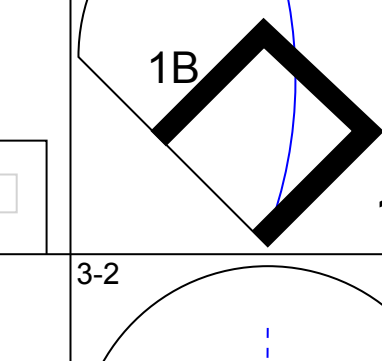
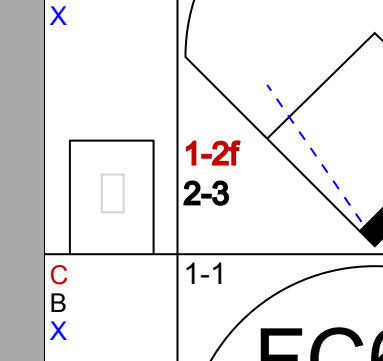
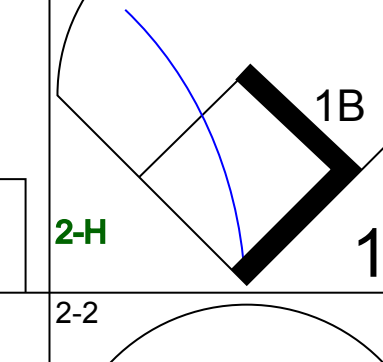
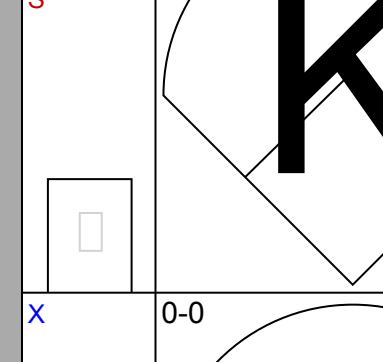
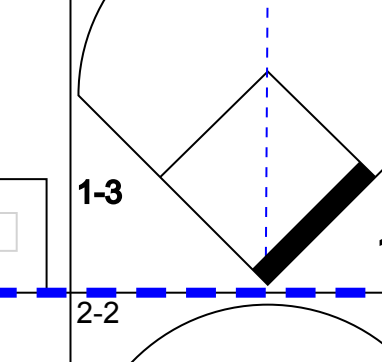
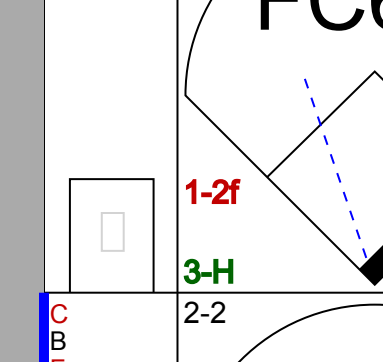


Batter	1	2	3	4	5	6	7	8	9	10	AB	R	H	RBI	BB	SO	LOB	TOP	
Dick Schofield, R OBP: 0.255, SLG: 0.268 (1, 6)	G5-3 1-2		L4 1-1		F8 2-2			E8 1-1 1B		L9 1-1	5	0	1	0	0	0	0	California Angels @ Cleveland Indians Cleveland Municipal Stadium, Cleveland, OH Tue Jun 27 1989, 7:05 PM EDT Att: 17,281 - Unknown livebaseballscorecards.com	
Johnny Ray, S OBP: 0.303, SLG: 0.360 (1, 4)					P6 2-1			F8 0-2		G4-3 2-2	4	0	1	0	1	0	1		
Devon White, S OBP: 0.304, SLG: 0.459 (1, 8)	BB 1-2				1B 1-2					F8 1-2	5	0	0	0	0	1	3		
Wally Joyner, L OBP: 0.336, SLG: 0.375 (1, 3)	SAFE 1-3									F7 2-2	4	0	0	0	0	0	1		
Brian Downing, R OBP: 0.372, SLG: 0.441 (1, 10)					G3 0-1			G6-3 1-2		G6-3 0-1	4	0	0	0	0	0	1		
Chili Davis, S OBP: 0.314, SLG: 0.391 (1, 7)					G6-3 2-2			G5-3 2-1		G6-3 4-1	3	0	0	0	1	1	0		
Tony Armas, R OBP: 0.370, SLG: 0.577 (1, 9)					HR 0-0			G6-3 1-2		1B 0-3	4	1	2	1	0	1	1		
Lance Parrish, R OBP: 0.314, SLG: 0.397 (1, 2)					1B 1-0			K 1-3		K 2-2	4	0	2	0	0	1	0		
Jack Howell, L OBP: 0.323, SLG: 0.405 (1, 5)					1B 1-3			F9 2-2		1B 2-2	4	0	0	0	0	0	4		
					P6 0-0			L4 2-1		HR 1-1	4	1	1	1	0	0	0		
Inning Stats	R: 0 E: 0 K: 0 S: 11	H: 0 LOB: 1 BB: 1 P: 19	R: 1 E: 0 K: 1 S: 9	H: 1 LOB: 0 BB: 0 P: 13	R: 0 E: 0 K: 0 S: 9	H: 1 LOB: 1 BB: 0 P: 15	R: 0 E: 0 K: 0 S: 11	H: 0 LOB: 0 BB: 0 P: 15	R: 0 E: 0 K: 1 S: 13	H: 0 LOB: 0 BB: 0 P: 17	R: 0 E: 0 K: 1 S: 11	H: 1 LOB: 1 BB: 0 P: 15	R: 0 E: 0 K: 1 S: 13	H: 1 LOB: 2 BB: 1 P: 21	R: 1 E: 0 K: 0 S: 12	H: 1 LOB: 0 BB: 0 P: 17	1B: 5 2B: 0 3B: 0 HR: 2	SF: 0 SAC: 0 DP: 0 HBP: 0	WP: 0 PA: 39 PB: 0 SB: 0 CS: 0
PITCHER	IP WLS BF H R ER SO	IP WLS BF H R ER SO	IP WLS BF H R ER SO	IP WLS BF H R ER SO	IP WLS BF H R ER SO	IP WLS BF H R ER SO	IP WLS BF H R ER SO	IP WLS BF H R ER SO	IP WLS BF H R ER SO	IP WLS BF H R ER SO	IP WLS BF H R ER SO	IP WLS BF H R ER SO	IP WLS BF H R ER SO	IP WLS BF H R ER SO	IP WLS BF H R ER SO	IP WLS BF H R ER SO	ERA WHIP	ERA WHIP	
Bud Black, L ERA: 3.61 (1, 1)	7.1 1.2 28 5 1 1 2																	1.23 0.818	
Jesse Orosco, L ERA: 2.3 (8, 1)	1.2 L 4 1 1 1 0																	0.00 1.200	
Neil Alton, R ERA: 9.0 (10, 1)	1.0 L 4 1 1 1 0																	9.00 1.000	

Batter	1	2	3	4	5	6	7	8	9	10	AB	R	H	RBI	BB	SO	LOB	BOTTOM			
Jerry Browne, S OBP: 0.340, SLG: 0.385 (1, 4)	1B SF9 1B 1B		G1-3 1-1	G2-3 1-2			WP BB 1B			WP 1B	5	1	3	0	0	0	2	California Angels @ Cleveland Indians Cleveland Municipal Stadium, Cleveland, OH Tue Jun 27 1989, 7:05 PM EDT Att: 17,281 - Unknown livebaseballscorecards.com			
Oddibe McDowell, L OBP: 0.292, SLG: 0.292 (1, 7)										P6 1-2	1	0	1	0	0	0	0				
Dave Hengel, R OBP: 0.185, SLG: 0.160 (2, 7)	SF9 FC5-2 1B 1B									SAFE P6	3	0	1	0	1	1	1				
Joe Carter, R OBP: 0.302, SLG: 0.446 (1, 8)										SAFE 4-0	4	0	1	0	1	1	3				
Pete O'Brien, L OBP: 0.389, SLG: 0.461 (1, 3)	FC5-2 SF9 1B 1B									SAFE 1-2	4	0	1	1	0	0	2				
Cory Snyder, R OBP: 0.293, SLG: 0.391 (1, 9)	SF9 1-2 2-3 3-H									SAFE 1-2	4	0	1	1	0	0	2				
Dave Clark, L OBP: 0.305, SLG: 0.388 (1, 10)	FC5-2 1-1									SAFE 3-3	5	0	0	0	0	3	6				
Brook Jacoby, R OBP: 0.347, SLG: 0.422 (1, 5)	2-3 3-H									SAFE 1-2	4	0	1	0	0	3	2				
Joel Skinner, R OBP: 0.284, SLG: 0.333 (1, 2)	K 1-3									SAFE 1-2	4	0	1	0	0	0	1				
Felix Fermin, R OBP: 0.314, SLG: 0.265 (1, 6)	K 1-3									SAFE 1-2	4	0	0	0	0	0	1				
Inning Stats	R: 1 E: 0 K: 1 S: 10	H: 3 LOB: 2 BB: 0 P: 13	R: 0 E: 0 K: 0 S: 7	H: 1 LOB: 0 BB: 0 P: 10	R: 0 E: 0 K: 1 S: 16	H: 2 LOB: 2 BB: 1 P: 21	R: 0 E: 0 K: 0 S: 11	H: 0 LOB: 0 BB: 0 P: 14	R: 0 E: 0 K: 1 S: 8	H: 0 LOB: 2 BB: 0 P: 13	R: 0 E: 0 K: 1 S: 14	H: 1 LOB: 1 BB: 1 P: 22	R: 0 E: 0 K: 1 S: 8	H: 0 LOB: 0 BB: 0 P: 12	R: 0 E: 0 K: 0 S: 7	H: 0 LOB: 0 BB: 0 P: 10	R: 0 E: 0 K: 1 S: 12	H: 1 LOB: 2 BB: 1 P: 21	1B: 8 2B: 1 3B: 0 HR: 0	SF: 1 SAC: 0 DP: 1 HBP: 0	WP: 2 PA: 41 PB: 0 SB: 0 CS: 0
PITCHER	IP WLS BF H R ER SO	IP WLS BF H R ER SO	IP WLS BF H R ER SO	IP WLS BF H R ER SO	IP WLS BF H R ER SO	IP WLS BF H R ER SO	IP WLS BF H R ER SO	IP WLS BF H R ER SO	IP WLS BF H R ER SO	IP WLS BF H R ER SO	IP WLS BF H R ER SO	IP WLS BF H R ER SO	IP WLS BF H R ER SO	IP WLS BF H R ER SO	IP WLS BF H R ER SO	IP WLS BF H R ER SO	ERA WHIP	ERA WHIP			
Bert Blyleven, R ERA: 2.3 (1, 1)	6.2 2.1 29 8 1 1 5																	1.35 1.500			
Rich Monteleone, R ERA: 0.59 (7, 1)	2.1 W 8 1 0 0 2																	0.00 0.429			
Bryan Harvey, R ERA: 3.51 (10, 1)	1.0 S 4 0 0 0 1																	0.00 1.000			

Batter	1	2	3	4	5	6	7	8	9	AB	R	H	RBI	BB	SO	LOB	TOP
Dick Schofield, R OBP: 0.295, SLG: 0.267	F7			G6-3		G4-3			FC6-4 1B	4	0	1	0	0	0	0	California Angels @ Cleveland Indians Cleveland Municipal Stadium, Cleveland, OH Wed Jun 28 1989, 7:05 PM EDT Att: 11,211 - Sunny livebaseballscorecards.com
Johnny Ray, S OBP: 0.302, SLG: 0.358	K			1B		P3		F7	4	0	1	0	0	1	1		
Devon White, S OBP: 0.301, SLG: 0.453	K			L7		G5-3		FC6-4 1B	4	0	0	0	0	1	2		
Wally Joyner, L OBP: 0.338, SLG: 0.376		F8		K		FC6-4 1B		FC6-4 1B	4	0	2	0	0	1	1		
Brian Downing, R OBP: 0.370, SLG: 0.438		P2			FC6-4 1B	FC6-4 1B		L6	4	0	1	0	0	0	3		
Chili Davis, S OBP: 0.310, SLG: 0.386		G3			FC6-4 G6-3			G4-3	3	0	0	0	0	0	1		
Tony Armas, R OBP: 0.400, SLG: 0.690				G6-4-3 1B	G6-3			HR	3	1	2	1	0	0	1		
Lance Parrish, R OBP: 0.310, SLG: 0.392		G6-4-3			L7			P4	3	0	0	0	0	0	1		
Jack Howell, L OBP: 0.319, SLG: 0.399				L3		F8		P5	3	0	0	0	0	0	0	AB 32 R 1 H 7 RBI 1 BB 0 SO 3 LOB 10 	
Inning Stats	R: 0 H: 0 E: 0 K: 2 S: 7	H: 0 R: 0 ER: 0 LOB: 0 BB: 0 P: 9	R: 0 H: 0 E: 0 K: 0 S: 6	H: 1 R: 0 ER: 0 LOB: 0 BB: 0 P: 10	R: 0 H: 1 E: 0 K: 1 S: 8	H: 1 R: 0 ER: 0 LOB: 0 BB: 0 P: 10	R: 0 H: 0 E: 0 K: 0 S: 8	H: 0 R: 0 ER: 0 LOB: 1 BB: 0 P: 15	R: 0 H: 1 E: 0 K: 0 S: 9	H: 1 R: 0 ER: 0 LOB: 0 BB: 0 P: 12	R: 0 H: 2 E: 0 K: 0 S: 13	H: 2 R: 0 ER: 0 LOB: 2 BB: 0 P: 17	1B: 6 2B: 0 3B: 0 HR: 1	SF: 0 SAC: 0 DP: 2 HBP: 0	WP: 0 PB: 0 SB: 1 CS: 0		PA: 32
PITCHER	IP WLS BF H R ER SO BB IBB HBP BLK WP HR S P ERA WHIP																
Scott Bailes, L ERA: 3.18	(1, 1) 8.0 W 27 5 1 1 3 0 0 0 0 0 1 60 90 1.12 0.625																
Doug Jones, R ERA: 1.89	(9, 1) 1.0 S 5 2 0 0 0 0 0 0 0 0 0 0 13 17 0.00 2.000																

Batter	1	2	3	4	5	6	7	8	9	AB	R	H	RBI	BB	SO	LOB	BOTTOM
Jerry Browne, S OBP: 0.342, SLG: 0.386	PB SH5-4 1B	F9			G6-3			WP G5-3 1B		4	1	2	0	0	0	2	California Angels @ Cleveland Indians Cleveland Municipal Stadium, Cleveland, OH Wed Jun 28 1989, 7:05 PM EDT Att: 11,211 - Sunny livebaseballscorecards.com
Danny Sheaffer, R OBP: 0.133, SLG: 0.071	SH5-4		F9			G5-3		G5-3	3	0	0	0	0	0	2		
Joe Carter, R OBP: 0.298, SLG: 0.440	K		F9			F7		F8	4	0	0	0	0	1	2		
Pete O'Brien, L OBP: 0.388, SLG: 0.457	1B BB		L8			P2			2	0	0	0	1	0	0		
Cory Snyder, R OBP: 0.264, SLG: 0.390	1B			K		F9			3	0	1	1	0	1	0		
Brook Jacoby, R OBP: 0.344, SLG: 0.417		F9		L6		P2			3	0	0	0	0	0	0		
Luis Aguayo, R OBP: 0.235, SLG: 0.159		K		F9		P6			3	0	0	0	0	1	0		
Joel Skinner, R OBP: 0.286, SLG: 0.324		BB BB			F9			G4-3	2	0	0	0	1	0	0		
Felix Fermin, R OBP: 0.318, SLG: 0.267		BB			G6-3			G5-3 1B WP 1B	2	1	1	0	1	0	0	AB 26 R 2 H 4 RBI 1 BB 3 SO 3 LOB 6 	
Inning Stats	R: 1 H: 2 E: 0 K: 1 S: 11	H: 2 R: 0 ER: 0 LOB: 2 BB: 1 P: 18	R: 0 H: 0 E: 0 K: 1 S: 11	H: 0 R: 0 ER: 0 LOB: 0 BB: 0 P: 20	R: 0 H: 0 E: 0 K: 1 S: 10	H: 0 R: 0 ER: 0 LOB: 0 BB: 0 P: 15	R: 0 H: 0 E: 0 K: 0 S: 4	H: 0 R: 0 ER: 0 LOB: 0 BB: 0 P: 5	R: 0 H: 0 E: 0 K: 0 S: 7	H: 0 R: 0 ER: 0 LOB: 0 BB: 0 P: 9	R: 0 H: 0 E: 0 K: 0 S: 7	H: 2 R: 0 ER: 0 LOB: 1 BB: 0 P: 16	1B: 4 2B: 0 3B: 0 HR: 0	SF: 0 SAC: 1 DP: 0 HBP: 0	WP: 1 PB: 1 SB: 0 CS: 0		PA: 30
PITCHER	IP WLS BF H R ER SO BB IBB HBP BLK WP HR S P ERA WHIP																
Jim Abbott, L ERA: 3.86	(1, 1) 7.2 L 29 4 2 2 3 3 0 0 0 0 0 0 62 94 2.35 0.913																
Willie Fraser, R ERA: 3.44	(8, 1) 0.1 1 0 0 0 0 0 0 0 0 0 1 0 2 4 0.00 0.000																

Batter	1	2	3	4	5	6	7	8	9	AB	R	H	RBI	BB	SO	LOB	TOP										
Tony Phillips, S OBP: 0.377, SLG: 0.397 (6, 6)			G4-3				L8			4	1	1	0	1	1	1	Oakland Athletics @ Cleveland Indians Cleveland Municipal Stadium, Cleveland, OH Sat Jul 01 1989, 7:05 PM EDT Att: 18,826 - Unknown										
Dave Henderson, R OBP: 0.321, SLG: 0.372 (1, 8)	G1-3		F8							5	0	1	1	0	2	2											
Dave Parker, L OBP: 0.310, SLG: 0.446 (1, 10)	F8						F8		G3-1	5	0	2	0	0	0	1											
Mark McGwire, R OBP: 0.332, SLG: 0.476 (1, 3)			P6				F9		P6	4	1	1	1	1	0	1											
Carney Lansford, R OBP: 0.407, SLG: 0.424 (1, 5)					F8	L9	P4		G1-3	4	1	0	0	1	0	2											
Glenn Hubbard, R OBP: 0.333, SLG: 0.374 (1, 4)					P6					2	1	1	0	2	0	0											
Terry Steinbach, R OBP: 0.359, SLG: 0.406 (1, 2)							G4-3	G5-3		4	0	2	1	0	0	2											
Stan Javier, S OBP: 0.331, SLG: 0.341 (1, 9)	G6-3							F8		3	1	0	0	1	0	3											
Mike Gallego, R OBP: 0.333, SLG: 0.349 Rickey Henderson, R OBP: 0.404, SLG: 0.368 (6, 7)	F8									2	0	0	0	0	0	1											
										2	1	1	1	0	1	0											
Inning Stats	R: 0 E: 0 K: 1 S: 9	H: 0 LOB: 0 BB: 0 P: 14	R: 2 E: 0 K: 0 S: 17	H: 1 LOB: 1 BB: 3 P: 32	R: 0 E: 0 K: 0 S: 8	H: 1 LOB: 1 BB: 0 P: 15	R: 0 E: 0 K: 0 S: 10	H: 1 LOB: 1 BB: 0 P: 14	R: 1 E: 0 K: 1 S: 10	H: 2 LOB: 2 BB: 1 P: 20	R: 3 E: 1 K: 0 S: 14	H: 3 LOB: 1 BB: 1 P: 25	R: 0 E: 0 K: 0 S: 9	H: 0 LOB: 1 BB: 1 P: 17	R: 0 E: 0 K: 2 S: 10	H: 1 LOB: 1 BB: 0 P: 15	R: 0 E: 0 K: 0 S: 7	H: 0 LOB: 0 BB: 0 P: 11	1B: 7 2B: 1 3B: 1 HR: 0	SF: 0 SAC: 0 DP: 1 HBP: 0	WP: 0 PB: 1 SB: 1 CS: 0	PA: 41					
PITCHER	IP	WLS	BF	H	R	ER	SO	BB	IBB	HBP	BLK	WP	HR	S	P	ERA	WHIP										
Tom Candiotti, R ERA: 3.8 (1, 1)	1.0		5	0	2	2	1	2	0	0	0	0	0	14	27	18.00	2.000										
Rich Yett, R ERA: 5.14 (2, 1)	4.1	L	22	7	4	3	1	3	0	0	0	0	0	47	82	6.23	2.308										
Scott Bailes, L ERA: 3.14 (6, 1)	0.2		3	1	0	0	0	0	0	0	0	0	0	7	11	0.00	1.500										
Jesse Orosco, L ERA: 2.15 (7, 1)	2.0		8	1	0	0	2	1	0	0	0	0	0	19	32	0.00	1.000										
Doug Jones, R ERA: 1.83 (9, 1)	1.0		3	0	0	0	0	0	0	0	0	0	0	7	11	0.00	0.000										

Batter	1	2	3	4	5	6	7	8	9	AB	R	H	RBI	BB	SO	LOB	BOTTOM										
Jerry Browne, S OBP: 0.347, SLG: 0.387 (1, 4)			G2-3			G6-3		G1-3		4	0	0	0	1	1	1	Oakland Athletics @ Cleveland Indians Cleveland Municipal Stadium, Cleveland, OH Sat Jul 01 1989, 7:05 PM EDT Att: 18,826 - Unknown										
Oddibe McDowell, L OBP: 0.296, SLG: 0.297 Cory Snyder, R OBP: 0.262, SLG: 0.383 (7, 7)	G3									3	1	2	0	0	0	0											
Joe Carter, R OBP: 0.299, SLG: 0.448 (1, 8)	P4					L8				4	1	1	2	0	1	2											
Pete O'Brien, L OBP: 0.384, SLG: 0.448 (1, 3)		G4-3								3	1	0	0	1	1	0											
Dave Clark, L OBP: 0.302, SLG: 0.383 Luis Aguayo, R OBP: 0.250, SLG: 0.159 (8, 7)										3	1	1	0	0	2	0											
Brad Komminsk, R OBP: 0.500, SLG: 0.500 (8, 7)		P4								4	0	2	0	0	0	3											
Brook Jacoby, R OBP: 0.348, SLG: 0.419 Danny Sheaffer, R OBP: 0.133, SLG: 0.071 (9, 5)										4	0	2	2	0	1	2											
Andy Allanson, R OBP: 0.258, SLG: 0.259 Mark Salas, L OBP: 0.291, SLG: 0.397 (9, 2)										0	0	0	0	0	0	0											
Felix Fermin, R OBP: 0.316, SLG: 0.266 (1, 6)		F9				G4-3				4	0	1	0	0	0	2											
Inning Stats	R: 0 E: 0 K: 1 S: 10	H: 0 LOB: 0 BB: 0 P: 13	R: 1 E: 0 K: 0 S: 14	H: 3 LOB: 2 BB: 0 P: 23	R: 2 E: 0 K: 2 S: 11	H: 2 LOB: 0 BB: 0 P: 15	R: 0 E: 0 K: 1 S: 6	H: 1 LOB: 0 BB: 0 P: 7	R: 0 E: 0 K: 0 S: 7	H: 1 LOB: 1 BB: 0 P: 10	R: 0 E: 0 K: 1 S: 12	H: 2 LOB: 2 BB: 0 P: 20	R: 0 E: 0 K: 2 S: 17	H: 1 LOB: 1 BB: 0 P: 25	R: 1 E: 0 K: 0 S: 14	H: 0 LOB: 1 BB: 2 P: 27	R: 0 E: 0 K: 0 S: 4	H: 0 LOB: 0 BB: 1 P: 10	1B: 8 2B: 1 3B: 0 HR: 1	SF: 0 SAC: 0 DP: 2 HBP: 0	WP: 1 PB: 1 SB: 0 CS: 0	PA: 38					
PITCHER	IP	WLS	BF	H	R	ER	SO	BB	IBB	HBP	BLK	WP	HR	S	P	ERA	WHIP										
Mike Moore, R ERA: 2.35 (1, 1)	5.2	W	25	9	3	3	5	0	0	0	0	0	0	12	18	0.00	1.588										
Jim Corsi, R ERA: 2.76 (6, 1)	0.2		3	1	0	0	0	0	0	0	0	0	0	13	25	13.50	3.000										
Rick Honeycutt, L ERA: 2.16 (7, 1)	0.2		4	0	1	1	2	2	0	0	0	1	0	13	24	0.00	0.500										
Todd Burns, R ERA: 1.71 (8, 1)	2.0	S	6	0	0	0	0	1	0	0	0	0	0	13	24	0.00	0.500										



Batter	1	2	3	4	5	6	7	8	9	AB	R	H	RBI	BB	SO	LOB	TOP					
Dave Gallagher, R (1, 8) OBP: 0.360, SLG: 0.356										4	1	1	0	0	0	0	Chicago White Sox @ Cleveland Indians Cleveland Municipal Stadium, Cleveland, OH Mon Jul 03 1989, 7:05 PM EDT Att: 53,046 - Cloudy - 72 F					
Fred Manrique, R (1, 4) OBP: 0.325, SLG: 0.401										4	0	2	1	0	0							
Harold Baines, L (1, 10) OBP: 0.415, SLG: 0.500										4	0	1	0	0	1	2						
Ivan Calderon, R (1, 9) OBP: 0.319, SLG: 0.454										4	0	0	0	0	2							
Carlton Fisk, R (1, 2) OBP: 0.358, SLG: 0.484										4	0	0	0	0	1							
Dan Pasqua, L (1, 7) OBP: 0.338, SLG: 0.470										4	1	2	1	0	2							
Russ Morman, R (1, 3) OBP: 0.625, SLG: 0.714										3	0	2	0	0	1	0						
Eddie Williams, R (1, 5) OBP: 0.341, SLG: 0.358										3	0	0	0	0	2	4						
Ozzie Guillen, L (1, 6) OBP: 0.254, SLG: 0.284										3	0	0	0	0	1	2						
Inning Stats	R: 1 E: 0 K: 0 S: 4	H: 2 LOB: 0 BB: 0 P: 4	R: 0 E: 1 K: 1 S: 7	H: 1 LOB: 2 BB: 0 P: 7	R: 0 E: 0 K: 1 S: 5	H: 0 LOB: 0 BB: 0 P: 5	R: 1 E: 0 K: 1 S: 6	H: 1 LOB: 0 BB: 0 P: 6	R: 0 E: 0 K: 0 S: 3	H: 0 LOB: 0 BB: 0 P: 3	R: 0 E: 0 K: 0 S: 3	H: 1 LOB: 1 BB: 0 P: 3	R: 0 E: 0 K: 1 S: 6	H: 2 LOB: 1 BB: 0 P: 6	R: 0 E: 0 K: 1 S: 5	H: 0 LOB: 0 BB: 0 P: 5	R: 0 E: 0 K: 0 S: 4	H: 1 LOB: 1 BB: 0 P: 4	1B: 5 2B: 2 3B: 0 HR: 1	SF: 0 SAC: 0 DP: 2 HBP: 0	WP: 0 PB: 0 SB: 0 CS: 2	PA: 33
PITCHER	IP WLS BF H R ER SO BB IBB HBP BLK WP HR S P ERA WHIP																					
Bud Black, L (1, 1) ERA: 3.51	8.0 W 29 7 2 2 5 0 0 0 0 0 1 39 39 2.25 0.875																					
Doug Jones, R (9, 1) ERA: 1.79	1.0 S 4 1 0 0 0 0 0 0 0 0 0 0 4 4 0.00 1.000																					

Batter	1	2	3	4	5	6	7	8	9	AB	R	H	RBI	BB	SO	LOB	BOTTOM			
Jerry Browne, S (1, 4) OBP: 0.350, SLG: 0.390										3	2	2	0	1	0	0	Chicago White Sox @ Cleveland Indians Cleveland Municipal Stadium, Cleveland, OH Mon Jul 03 1989, 7:05 PM EDT Att: 53,046 - Cloudy - 72 F			
Dion James, L (1, 7) OBP: 0.357, SLG: 0.326										2	0	1	1	0	0	0				
Joe Carter, R (1, 10) OBP: 0.295, SLG: 0.443										4	1	1	1	0	0	2				
Cory Snyder, R (1, 9) OBP: 0.261, SLG: 0.381										4	0	1	1	0	0	1				
Pete O'Brien, L (1, 3) OBP: 0.385, SLG: 0.447										3	0	1	1	1	0	1				
Brad Komminsk, R (1, 8) OBP: 0.333, SLG: 0.333										4	0	0	0	0	1	3				
Luis Aguayo, R (1, 5) OBP: 0.250, SLG: 0.160										2	0	0	0	1	1	1				
Andy Allanson, R (1, 2) OBP: 0.255, SLG: 0.256										2	0	0	0	0	0	0				
Dave Clark, L (7, PH) OBP: 0.316, SLG: 0.391										1	0	0	0	0	1	1				
Joel Skinner, R (8, 2) OBP: 0.306, SLG: 0.333										0	0	0	0	0	0	0				
Felix Fermin, R (1, 6) OBP: 0.316, SLG: 0.268										3	1	1	0	0	0	0				
Inning Stats	R: 0 E: 0 K: 0 S: 3	H: 0 LOB: 0 BB: 0 P: 3	R: 0 E: 0 K: 1 S: 6	H: 1 LOB: 1 BB: 0 P: 6	R: 1 E: 0 K: 0 S: 4	H: 1 LOB: 1 BB: 1 P: 8	R: 0 E: 0 K: 0 S: 2	H: 0 LOB: 0 BB: 1 P: 6	R: 0 E: 0 K: 0 S: 3	H: 0 LOB: 0 BB: 0 P: 3	R: 0 E: 0 K: 0 S: 4	H: 1 LOB: 1 BB: 0 P: 4	R: 0 E: 0 K: 2 S: 7	H: 0 LOB: 1 BB: 1 P: 11	R: 3 E: 0 K: 0 S: 7	H: 4 LOB: 1 BB: 0 P: 7	1B: 5 2B: 2 3B: 0 HR: 0	SF: 0 SAC: 2 DP: 1 HBP: 0	WP: 0 PB: 0 SB: 1 CS: 0	PA: 33
PITCHER	IP WLS BF H R ER SO BB IBB HBP BLK WP HR S P ERA WHIP																			
Steve Rosenberg, L (1, 1) ERA: 4.54	6.2 L 25 3 1 1 2 3 0 0 0 0 0 0 6 6 1.35 0.900																			
Shawn Hillegas, R (7, 1) ERA: 5.66	0.2 L 4 2 2 2 1 0 0 0 0 0 0 0 6 6 27.00 3.000																			
Bobby Thigpen, R (8, 1) ERA: 4.39	0.2 4 2 1 1 0 0 0 0 0 0 0 0 4 4 13.50 3.000																			

Batter	1	2	3	4	5	6	7	8	9	AB	R	H	RBI	BB	SO	LOB	TOP			
Dave Gallagher, R OBP: 0.356, SLG: 0.352										4	0	0	0	0	0	1	Chicago White Sox @ Cleveland Indians Cleveland Municipal Stadium, Cleveland, OH Tue Jul 04 1989, 3:33 AM EDT Att: 8,319 - Unknown - 70 F livebaseballscorecards.com			
Steve Lyons, L OBP: 0.328, SLG: 0.323										4	0	2	0	0	0	0				
Fred Manrique, R OBP: 0.319, SLG: 0.394										3	0	0	0	0	1	1				
Ivan Calderon, R OBP: 0.318, SLG: 0.452										4	0	1	0	0	0	1				
Carlton Fisk, R OBP: 0.355, SLG: 0.476										4	1	1	0	0	0	2				
Dan Pasqua, L OBP: 0.344, SLG: 0.496										3	1	2	2	0	0	0				
Greg Walker, L OBP: 0.295, SLG: 0.340										3	0	1	0	0	0	1				
Russ Morman, R OBP: 0.625, SLG: 0.714										0	0	0	0	0	0	0				
Daryl Boston, L OBP: 0.287, SLG: 0.349										2	0	0	0	0	1	1				
Ozzie Guillen, L OBP: 0.251, SLG: 0.282										3	0	0	0	0	1	1				
Inning Stats	R: 0 E: 0 K: 0 S: 3	H: 1 LOB: 0 BB: 0 P: 3	R: 0 E: 0 K: 0 S: 3	H: 1 LOB: 0 BB: 0 P: 3	R: 0 E: 0 K: 1 S: 6	H: 0 LOB: 0 BB: 0 P: 6	R: 0 E: 0 K: 0 S: 3	H: 0 LOB: 0 BB: 0 P: 3	R: 0 E: 0 K: 0 S: 4	H: 1 LOB: 1 BB: 0 P: 4	R: 2 E: 0 K: 1 S: 7	H: 2 LOB: 0 BB: 0 P: 8	R: 0 E: 0 K: 1 S: 5	H: 0 LOB: 0 BB: 0 P: 5	R: 0 E: 0 K: 0 S: 4	H: 1 LOB: 1 BB: 0 P: 4	1B: 6 2B: 0 3B: 0 HR: 1	SF: 0 SAC: 2 DP: 2 HBP: 0	WP: 0 PB: 0 CS: 0	PA: 32
PITCHER	IP WLS BF H R ER SO BB IBB HBP BLK WP HR S P ERA WHIP																			
Scott Bailes, L ERA: 3.08	(1, 1) 7.0 W 25 6 2 2 2 0 0 0 0 0 0 1 29 30 2.57 0.857																			
Jesse Orosco, L ERA: 2.09	(8, 1) 1.0 3 0 0 0 1 0 0 0 0 0 0 5 5 0.00 0.000																			
Doug Jones, R ERA: 1.73	(9, 1) 1.0 S 4 1 0 0 0 0 0 0 0 0 0 0 4 4 0.00 1.000																			

Batter	1	2	3	4	5	6	7	8	9	AB	R	H	RBI	BB	SO	LOB	BOTTOM			
Jerry Browne, S OBP: 0.355, SLG: 0.389										1	2	0	0	3	1	1	Chicago White Sox @ Cleveland Indians Cleveland Municipal Stadium, Cleveland, OH Tue Jul 04 1989, 3:33 AM EDT Att: 8,319 - Unknown - 70 F livebaseballscorecards.com			
Luis Aquayo, R OBP: 0.250, SLG: 0.222										4	1	1	2	0	0	3				
Dion James, L OBP: 0.350, SLG: 0.318										4	0	0	0	0	0	1				
Joe Carter, R OBP: 0.294, SLG: 0.443										4	0	1	1	0	0	0				
Pete O'Brien, L OBP: 0.384, SLG: 0.443										3	0	0	0	1	1	0				
Cory Snyder, R OBP: 0.282, SLG: 0.381										3	0	1	0	0	0	2				
Brad Komminsk, R OBP: 0.333, SLG: 0.333										3	0	1	0	0	0	1				
Joel Skinner, R OBP: 0.307, SLG: 0.333										3	0	1	0	0	1	1				
Felix Fermin, R OBP: 0.314, SLG: 0.266										2	0	0	0	0	0	1				
Inning Stats	R: 1 E: 0 K: 0 S: 4	H: 1 LOB: 2 BB: 2 P: 12	R: 0 E: 0 K: 2 S: 8	H: 1 LOB: 1 BB: 0 P: 8	R: 0 E: 0 K: 1 S: 5	H: 0 LOB: 0 BB: 0 P: 5	R: 2 E: 0 K: 0 S: 4	H: 1 LOB: 1 BB: 1 P: 8	R: 0 E: 0 K: 0 S: 4	H: 1 LOB: 1 BB: 1 P: 4	R: 0 E: 0 K: 0 S: 3	H: 1 LOB: 1 BB: 1 P: 7	R: 0 E: 0 K: 0 S: 3	H: 0 LOB: 0 BB: 0 P: 3	R: 0 E: 0 K: 0 S: 3	H: 0 LOB: 0 BB: 0 P: 3		1B: 3 2B: 1 3B: 0 HR: 1	SF: 0 SAC: 1 DP: 1 HBP: 0	WP: 0 PB: 0 CS: 0
PITCHER	IP WLS BF H R ER SO BB IBB HBP BLK WP HR S P ERA WHIP																			
Melido Perez, R ERA: 5.89	(1, 1) 6.1 L 28 5 3 3 3 4 0 0 0 0 0 0 1 30 46 4.26 1.421																			
Donn Pall, R ERA: 2.92	(7, 1) 1.2 4 0 0 0 0 0 0 0 0 0 0 4 4 0.00 0.000																			

Batter	1	2	3	4	5	6	7	8	9	AB	R	H	RBI	BB	SO	LOB	TOP										
Dave Gallagher, R OBP: 0.358, SLG: 0.350 (1, 8)	4-2 SH1-3 BB		4-1 1-2 BB		1 SAFE 4-0 FC6-4 BB		3-3 K		0-1 G6-3	2	0	0	0	3	1	1											
Steve Lyons, L OBP: 0.324, SLG: 0.319 (1, 5)	0-0 SH1-3		0-0 F9		1-1 FC6-4			2-3 K		3	0	0	0	0	1	4											
Harold Baines, L OBP: 0.410, SLG: 0.493 (1, 10)	1-1 L1-3		2-3 K		2-0 F7			2-2 G4-3		4	0	0	0	0	1	3											
Ivan Calderon, R OBP: 0.320, SLG: 0.452 (1, 9)	0-0 F9			0-0 L7		1-0 L8 1B		2-2 HR 1B		4	1	2	0	0	0	1											
Carlton Fisk, R OBP: 0.359, SLG: 0.500 (1, 2)		1-3 K		0-2 G4-3		0-0 1B		1-0 HR		4	1	2	2	0	1	0											
Dan Pasqua, L OBP: 0.335, SLG: 0.482 (1, 7)	1-0 L4		2-0 F9		0-0 L8		2-3 K			4	0	0	0	0	1	2											
Greg Walker, L OBP: 0.288, SLG: 0.331 (1, 3)	1-3 K			0-1 F9		0-0 L8			0-0 G4-3	4	0	0	0	0	1	2											
Fred Manrique, R OBP: 0.319, SLG: 0.392 (9, PH)			0-0 F8		1-1 BB 1B		2-2 F7		1-1 G5-3	3	0	1	0	0	0	0											
Daryl Boston, L OBP: 0.294, SLG: 0.345 (9, PH)										1	0	0	0	0	0	0											
Ozzie Guillen, L OBP: 0.254, SLG: 0.284 (1, 6)			0-0 S 1B		1-2 F8		0-0 F7		1-0 1B	4	0	2	0	0	0	1											
Inning Stats	R: 0 E: 0 K: 0 S: 8	H: 0 LOB: 1 BB: 1 P: 13	R: 0 E: 0 K: 2 S: 8	H: 0 LOB: 0 BB: 0 P: 11	R: 0 E: 0 K: 1 S: 7	H: 1 LOB: 2 BB: 1 P: 13	R: 0 E: 0 K: 0 S: 5	H: 0 LOB: 0 BB: 0 P: 7	R: 0 E: 0 K: 0 S: 9	H: 1 LOB: 2 BB: 1 P: 16	R: 0 E: 0 K: 0 S: 5	H: 2 LOB: 2 BB: 0 P: 8	R: 0 E: 0 K: 1 S: 8	H: 0 LOB: 0 BB: 0 P: 13	R: 2 E: 0 K: 2 S: 17	H: 2 LOB: 0 BB: 0 P: 25	R: 0 E: 0 K: 0 S: 6	H: 1 LOB: 1 BB: 0 P: 8	1B: 6 2B: 0 3B: 0 HR: 1	SF: 0 SAC: 1 DP: 0 HBP: 0	WP: 0 PB: 0 SB: 1 CS: 0	PA: 37					
PITCHER	IP	WLS	BF	H	R	ER	SO	BB	IBB	HBP	BLK	WP	HR	S	P	ERA	WHIP										
Greg Swindell, L ERA: 2.75 (1, 1)	7.2	W	32	6	2	2	5	3	0	0	0	0	1	64	102	2.35	1.174										
Jesse Orosco, L ERA: 2.05 (8, 1)	0.1		1	0	0	0	1	0	0	0	0	0	0	3	4	0.00	0.000										
Doug Jones, R ERA: 1.69 (9, 1)	1.0	S	4	1	0	0	0	0	0	0	0	0	0	6	8	0.00	1.000										

Chicago White Sox @ Cleveland Indians
Cleveland Municipal Stadium, Cleveland, OH
Wed Jul 05 1989, 7:05 PM EDT
Att: 11,476 - Unknown - 75 F

AB 33
R 2
H 7
RBI 2
BB 3
SO 6
LOB 14



Batter	1	2	3	4	5	6	7	8	9	AB	R	H	RBI	BB	SO	LOB	BOTTOM										
Jerry Browne, S OBP: 0.354, SLG: 0.391 (1, 4)	1-2 1B FC5-4 2B	2-1 G4-3		1 SAFE 1-0 F9			0-1 G4-3			4	1	1	0	0	0	1											
Dion James, L OBP: 0.348, SLG: 0.317 (1, 10)	0-1 FC5-4 1B		1-0 G3		1-2 P6		1-0 L6			4	0	1	0	0	0	0											
Joe Carter, R OBP: 0.291, SLG: 0.438 (1, 7)	1-0 FC5-4 F8 HR 1B		1-0 F7		0-0 F8			1-3 K		4	1	0	1	0	1	1											
Cory Snyder, R OBP: 0.265, SLG: 0.383 (1, 9)	0-0 F8 HR 1B		0-0 1B		0-0 G5-3			0-0 F9		4	1	2	0	0	0	0											
Pete O'Brien, L OBP: 0.385, SLG: 0.443 (1, 3)	0-1 F8		0-0 FC5-4 1B		2-3 K		1-0 1B			4	0	2	0	0	1	2											
Brad Komminsk, R OBP: 0.368, SLG: 0.500 (1, 8)	2-2 HR		2-2 FC5-4		1-0 1B HBP		2-1 L5			3	1	1	3	0	0	3											
Luis Aguayo, R OBP: 0.254, SLG: 0.228 (1, 5)	0-2 L5		3-1 G5-3		0-1 G5-4-3 1B					3	0	1	0	0	0	0											
Andy Allanson, R OBP: 0.257, SLG: 0.257 (1, 2)		1-2 L7		0-0 FC6-4 1B		0-0 G5-4-3				3	0	1	0	0	0	2											
Felix Fermin, R OBP: 0.310, SLG: 0.263 (1, 6)		1-2 G5-3		0-0 FC6-4		0-1 G4-3				3	0	0	0	0	0	1											
Inning Stats	R: 4 E: 0 K: 0 S: 20	H: 4 LOB: 0 BB: 0 P: 24	R: 0 E: 0 K: 0 S: 9	H: 0 LOB: 0 BB: 0 P: 13	R: 0 E: 0 K: 0 S: 6	H: 2 LOB: 1 BB: 0 P: 9	R: 0 E: 0 K: 0 S: 5	H: 1 LOB: 1 BB: 0 P: 9	R: 0 E: 0 K: 0 S: 9	H: 0 LOB: 0 BB: 0 P: 10	R: 0 E: 0 K: 1 S: 8	H: 1 LOB: 1 BB: 0 P: 11	R: 0 E: 0 K: 0 S: 5	H: 0 LOB: 0 BB: 0 P: 6	R: 0 E: 0 K: 1 S: 7	H: 1 LOB: 1 BB: 0 P: 11	1B: 7 2B: 1 3B: 0 HR: 1	SF: 0 SAC: 0 DP: 1 HBP: 1	WP: 0 PB: 0 SB: 0 CS: 0	PA: 33							
PITCHER	IP	WLS	BF	H	R	ER	SO	BB	IBB	HBP	BLK	WP	HR	S	P	ERA	WHIP										
Jerry Reuss, L ERA: 5.54 (1, 1)	7.0	L	29	8	4	4	1	0	0	0	0	0	1	62	82	5.14	1.143										
Ken Patterson, L ERA: 4.8 (8, 1)	1.0		4	1	0	0	1	0	0	0	0	0	0	7	11	0.00	1.000										

Chicago White Sox @ Cleveland Indians
Cleveland Municipal Stadium, Cleveland, OH
Wed Jul 05 1989, 7:05 PM EDT
Att: 11,476 - Unknown - 75 F

AB 32
R 4
H 9
RBI 4
BB 0
SO 2
LOB 10



Batter	1	2	3	4	5	6	7	8	9	10	11	AB	R	H	RBI	BB	SO	LOB	TOP			
Jerry Browne, S OBP: 0.360, SLG: 0.388 (1, 4)	4-0 HR BB		1-2 SAFE 1-1 SAFE SAFE F8 BB		4-1 1B BB	0-1 G4-3			1-1 SAFE 1-1 SAFE SH3		3-2 G1-3	2	1	0	0	3	0	2				
Dion James, L OBP: 0.366, SLG: 0.351 (1, 7)	2-1 HR		0-0 F8		1-1 FC5-4 1B		0-1 G1-3		4-0 2B IBB		1-2 FC1-4 2B	5	1	3	2	1	0	2				
Joe Carter, R OBP: 0.287, SLG: 0.431 (1, 8)	1-0 F9		1-3 K		0-1 P5		1-2 F8		3-2 2B		2-1 FC1-4 WP	6	0	1	1	0	1	5				
Pete O'Brien, L OBP: 0.390, SLG: 0.440 (1, 3)	2-2 P5		4-0 IBB		1-0 P4		0-0 1B		4-0 G6-4-3 IBB		4-0 FC6-4 IBB	3	0	1	0	3	0	2				
Cory Snyder, R OBP: 0.265, SLG: 0.375 (1, 9)	2-3 K		0-1 F8		1-1 FC5-4		2-3 K		2-1 G6-4-3		0-0 FC6-4	6	0	0	0	0	2	11				
Dave Clark, L OBP: 0.326, SLG: 0.399 (1, 10)	1-0 P6				3-2 G4-3		3-2 G6-3 SH5-3 1B		1-0 CS 1B		1-0 G4-3	5	0	2	0	0	0	0				
Luis Aguayo, R OBP: 0.290, SLG: 0.203 (1, 5)	0-3 K				1-0 P4		0-0 SH5-3		1-1 F7		2-0 F9	4	0	0	0	0	1	1				
Andy Allanson, R OBP: 0.269, SLG: 0.277 (1, 2)	0-1 G5-3				0-1 FC6-4 1B		4-0 G6-3 BB		3-1 G6-3		2-0 1B	4	0	2	0	1	0	1				
Felix Fermin, R OBP: 0.311, SLG: 0.265 (1, 6)			0-0 F8 BB 1B		1-1 FC6-4		0-1 G6-3		2-2 SH3 2B 1B		1-0 G1-3	5	1	2	0	0	0	4				
Inning Stats	R: 2 E: 0 K: 1 S: 11	H: 1 LOB: 0 BB: 1 P: 22	R: 0 E: 0 K: 1 S: 6	H: 0 LOB: 0 BB: 0 P: 7	R: 0 E: 0 K: 1 S: 8	H: 1 LOB: 3 BB: 2 P: 17	R: 0 E: 0 K: 0 S: 8	H: 1 LOB: 2 BB: 1 P: 14	R: 0 E: 0 K: 1 S: 9	H: 1 LOB: 1 BB: 0 P: 12	R: 0 E: 0 K: 0 S: 6	H: 1 LOB: 0 BB: 0 P: 10	R: 1 E: 0 K: 0 S: 11	H: 2 LOB: 2 BB: 2 P: 27	R: 0 E: 0 K: 0 S: 4	H: 1 LOB: 1 BB: 0 P: 10	R: 0 E: 0 K: 0 S: 9	H: 1 LOB: 2 BB: 1 P: 19	1B: 8 2B: 2 3B: 0 HR: 1	SF: 0 SAC: 2 DP: 1 HBP: 0	WP: 1 PB: 0 SB: 0 CS: 1	PA: 50
PITCHER	IP ERA WHIP	WLS BF H R ER SO	BF H R ER SO	H R ER SO	IP WLS BF H R ER SO	IP WLS BF H R ER SO	IP WLS BF H R ER SO	IP WLS BF H R ER SO	IP WLS BF H R ER SO	IP WLS BF H R ER SO	IP WLS BF H R ER SO	IP WLS BF H R ER SO	IP WLS BF H R ER SO	IP WLS BF H R ER SO	IP WLS BF H R ER SO	IP WLS BF H R ER SO	IP WLS BF H R ER SO	IP WLS BF H R ER SO	ERA WHIP	ERA WHIP		
Brian Holman, R ERA: 4.35 (1, 1)	8.1 40	3 10	2 2	0 0	0 0	0 1	0 0	1 1	0 15	33 0.00	0.750											
Bill Swift, R ERA: 5.94 (9, 1)	2.2 10	W 2	0 0	0 0	0 0	0 1	0 0	1 1	0 15	33 0.00	0.750											

Cleveland Indians @ Seattle Mariners
The Kingdom, Seattle, WA
Sat Jul 08 1989, 10:05 PM EDT
Att: 15,229 - Dome

AB 40
R 3
H 11
RBI 3
BB 8
SO 4
LOB 28

Batter	1	2	3	4	5	6	7	8	9	10	11	AB	R	H	RBI	BB	SO	LOB	BOTTOM					
Harold Reynolds, S OBP: 0.355, SLG: 0.376 (1, 4)	1-0 CS 1B			1-0 G5-3	0-0 FC5			1-0 F8		1-3 K		5	0	1	0	0	1	3						
Henry Cotto, R OBP: 0.305, SLG: 0.386 (1, 8)	0-2 G3			0-2 G1-3		1-1 L9		2-1 F8			0-0 2B FC4-6 1B	5	1	1	0	0	0	1						
Alvin Davis, L OBP: 0.425, SLG: 0.460 Greg Briley, L OBP: 0.339, SLG: 0.427 (1, 10)	1-0 F7			4-2 FC6-4 BB		1-1 G1-3		4-2 HR BB		0-3 K		2	0	0	0	2	0	0						
Jeffrey Leonard, R OBP: 0.317, SLG: 0.445 (1, 7)		0-0 G5-3		2-0 FC6-4		2-2 L6		1-3 K		0-0 2B		5	0	1	0	0	1	2						
Damell Coles, R OBP: 0.304, SLG: 0.374 (1, 9)		2-0 F9 1B			2-2 1B E FC5-2 1B		1-1 F8		2-1 HR		4-0 FC4-6 IBB	4	1	3	2	1	0	0						
Dave Valle, R OBP: 0.342, SLG: 0.439 (1, 2)		2-0 F9			0-1 E5 FC5-2 1B		0-0 G6-3		0-0 P3		0-2 FC4-6	5	0	0	1	0	0	5						
Jim Presley, R OBP: 0.315, SLG: 0.416 (1, 3)			0-1 F9		1-2 FC5 FC5-2 1B		1-2 HR		3-2 F8			4	1	2	1	0	0	1						
Edgar Martinez, R OBP: 0.311, SLG: 0.321 (1, 5)			2-3 K		2-1 L6		3-3 K			0-0 F8		4	0	0	0	0	2	3						
Omar Vizquel, S OBP: 0.293, SLG: 0.286 Dave Cochrane, S OBP: 0.324, SLG: 0.362 (1, 6)			2-2 G3-1		2-2 FC5-2		1-0 F8			2-3 K		2	0	0	0	0	0	3						
Inning Stats	R: 0 E: 0 K: 0 S: 5	H: 1 LOB: 0 BB: 0 P: 7	R: 0 E: 0 K: 0 S: 3	H: 1 LOB: 1 BB: 0 P: 7	R: 0 E: 0 K: 1 S: 8	H: 0 LOB: 0 BB: 0 P: 12	R: 0 E: 0 K: 0 S: 7	H: 0 LOB: 1 BB: 1 P: 14	R: 0 E: 0 K: 0 S: 8	H: 0 LOB: 0 BB: 0 P: 12	R: 1 E: 0 K: 1 S: 11	H: 1 LOB: 0 BB: 0 P: 16	R: 0 E: 0 K: 0 S: 4	H: 0 LOB: 0 BB: 1 P: 8	R: 2 E: 0 K: 1 S: 12	H: 1 LOB: 1 BB: 1 P: 22	R: 0 E: 0 K: 2 S: 7	H: 0 LOB: 0 BB: 0 P: 10	R: 1 E: 0 K: 1 S: 8	H: 2 LOB: 3 BB: 1 P: 12	1B: 5 2B: 1 3B: 0 HR: 2	SF: 0 SAC: 0 DP: 0 HBP: 0	WP: 0 PB: 0 SB: 0 CS: 1	PA: 42
PITCHER	IP ERA WHIP	WLS BF H R ER SO	BF H R ER SO	H R ER SO	IP WLS BF H R ER SO	IP WLS BF H R ER SO	IP WLS BF H R ER SO	IP WLS BF H R ER SO	IP WLS BF H R ER SO	IP WLS BF H R ER SO	IP WLS BF H R ER SO	IP WLS BF H R ER SO	IP WLS BF H R ER SO	IP WLS BF H R ER SO	IP WLS BF H R ER SO	IP WLS BF H R ER SO	IP WLS BF H R ER SO	IP WLS BF H R ER SO	ERA WHIP	ERA WHIP				
Bud Black, L ERA: 3.43 (1, 1)	8.0 30	5 10	2 2	2 2	4 0	0 1	0 25	38 6.75	1.125															
Jesse Orosco, L ERA: 2.31 (9, 1)	2.2 12	L 3	2 2	2 4	0 0	0 1	0 25	38 6.75	1.125															

Cleveland Indians @ Seattle Mariners
The Kingdom, Seattle, WA
Sat Jul 08 1989, 10:05 PM EDT
Att: 15,229 - Dome

AB 39
R 4
H 8
RBI 4
BB 3
SO 6
LOB 19

Batter	1	2	3	4	5	6	7	8	9	AB	R	H	RBI	BB	SO	LOB	TOP			
Jerry Browne, S OBP: 0.362, SLG: 0.390	1-1 FC3-2 1B		3-2 1B		2-2 G6-3			1-1 P5		4	0	2	0	0	0	2				
Dion James, L OBP: 0.359, SLG: 0.354	3-2 FC3-2 1B		0-0 CS 1B			2-1 G3-1		1-0 G3-1		4	0	2	0	0	0	0				
Pete O'Brien, L OBP: 0.386, SLG: 0.434	2-1 FC3-2		3-0 G3-1			1-2 L9		0-0 L8		4	0	0	0	0	0	4				
Joe Carter, R OBP: 0.284, SLG: 0.427	2-0 F9			0-0 F9		0-0 F9		0-0 F7		4	0	0	0	0	0	2				
Dave Clark, L OBP: 0.321, SLG: 0.392	3-2 G4-3			2-0 F8			2-3 K			3	0	0	0	0	1	2				
Pete Dalena, L (1, 10)		3-2 F7		1-3 K			1-3 K			3	0	0	0	0	2	0				
Luis Aguayo, R OBP: 0.234, SLG: 0.209		0-1 F8			1-2 1B		1-3 K			3	0	1	0	0	1	0				
Joel Skinner, R OBP: 0.308, SLG: 0.333		2-3 K			0-0 1B			0-1 G4-3		3	0	1	0	0	1	0				
Felix Fermin, R OBP: 0.308, SLG: 0.262			1-1 G4-3		2-3 K		2-2 G1-3			3	0	0	0	0	1	2				
Inning Stats	R: 0 E: 0 K: 0 S: 11	H: 2 LOB: 2 BB: 0 P: 22	R: 0 E: 0 K: 1 S: 11	H: 0 LOB: 0 BB: 0 P: 16	R: 0 E: 0 K: 0 S: 8	H: 2 LOB: 1 BB: 0 P: 15	R: 0 E: 0 K: 1 S: 5	H: 0 LOB: 0 BB: 0 P: 8	R: 0 E: 0 K: 0 S: 11	H: 2 LOB: 1 BB: 0 P: 16	R: 0 E: 0 K: 3 S: 9	H: 0 LOB: 0 BB: 0 P: 13	R: 0 E: 0 K: 0 S: 8	H: 0 LOB: 0 BB: 0 P: 11	R: 0 E: 0 K: 0 S: 3	H: 0 LOB: 0 BB: 0 P: 4	1B: 6 2B: 0 3B: 0 HR: 0	SF: 0 SAC: 0 DP: 1 HBP: 0	WP: 0 PB: 0 SB: 0 CS: 1	PA: 31
PITCHER Scott Bankhead, R ERA: 2.73	IP: 9.0 WLS: W BF: 31 H: 6 R: 0 ER: 0 SO: 6 BB: 0 IBB: 0 HBP: 0 BLK: 0 WP: 0 HR: 0 S: 72 P: 114 ERA: 0.00 WHIP: 0.667															PITCHER				

Cleveland Indians @ Seattle Mariners
The Kingdome, Seattle, WA
Sun Jul 09 1989, 6:33 AM EDT
Att: 14,022 - Dome

AB 31
R 0
H 6
RBI 0
BB 0
SO 6
LOB 12



Batter	1	2	3	4	5	6	7	8	9	AB	R	H	RBI	BB	SO	LOB	BOTTOM			
Harold Reynolds, S OBP: 0.353, SLG: 0.371	2-1 G6-3		2-0 G6-3					1-1 G6-3		4	0	0	0	1	0	2				
Henry Cotto, R OBP: 0.298, SLG: 0.376	1-1 P3			0-1 G6-3		0-0 FC1-6 1B	0-0 F9			4	1	0	0	0	0	1				
Alvin Davis, L OBP: 0.433, SLG: 0.464	4-0 BB			4-2 2B		0-0 G5-3 2B	1-1 1B			2	2	2	0	2	0	0				
Jeffrey Leonard, R OBP: 0.319, SLG: 0.449	1-2 G5-3			0-0 2B		1-2 G5-3	2-0 3B			4	1	2	1	0	0	2				
Darnell Coles, R OBP: 0.307, SLG: 0.387		1-2 L6		1-2 G2-3		1-2 1B	2-0 SF9			4	2	2	3	0	0	2				
Ken Griffey Jr., L OBP: 0.343, SLG: 0.472		0-0 G4-3		2-3 K		1-2 1B	0-1 SF9			3	1	1	2	0	1	2				
Jim Presley, R OBP: 0.314, SLG: 0.410		0-0 G1-3			1-2 F8	4-2 1B	3-3 K			3	1	0	0	1	1	0				
Dave Valle, R OBP: 0.340, SLG: 0.434			1-0 G5-3		3-2 G6-3	1-2 1B		2-0 F7		4	0	1	0	0	0	0				
Omar Vizquel, S OBP: 0.293, SLG: 0.286			1-2 G1-3		0-0 G4-3	1-0 FC6-4 1B		1-0 G4-3		4	0	1	1	0	0	0				
Inning Stats	R: 0 E: 0 K: 0 S: 7	H: 0 LOB: 1 BB: 1 P: 15	R: 0 E: 0 K: 0 S: 5	H: 0 LOB: 0 BB: 0 P: 6	R: 0 E: 0 K: 0 S: 5	H: 0 LOB: 0 BB: 0 P: 9	R: 0 E: 0 K: 1 S: 11	H: 1 LOB: 2 BB: 1 P: 18	R: 0 E: 0 K: 0 S: 7	H: 0 LOB: 0 BB: 0 P: 11	R: 5 E: 0 K: 0 S: 19	H: 5 LOB: 2 BB: 2 P: 32	R: 3 E: 0 K: 1 S: 10	H: 3 LOB: 0 BB: 0 P: 17	R: 0 E: 0 K: 0 S: 4	H: 0 LOB: 0 BB: 0 P: 8	1B: 6 2B: 2 3B: 1 HR: 0	SF: 1 SAC: 0 DP: 0 HBP: 0	WP: 2 PB: 0 SB: 0 CS: 0	PA: 37
PITCHER Scott Bailes, L ERA: 3.34 Rich Yaitt, R ERA: 5.27 Steve Davis, L ERA: 10.5 Tim Stoddard, R ERA: 2.95	IP: 5.2 WLS: L BF: 24 H: 4 R: 4 ER: 4 SO: 1 BB: 3 IBB: 0 HBP: 0 BLK: 0 WP: 0 HR: 0 S: 47 P: 77 ERA: 6.35 WHIP: 1.235															PITCHER				

Cleveland Indians @ Seattle Mariners
The Kingdome, Seattle, WA
Sun Jul 09 1989, 6:33 AM EDT
Att: 14,022 - Dome

AB 32
R 8
H 9
RBI 7
BB 4
SO 2
LOB 9



Batter	1	2	3	4	5	6	7	8	9	10	11	AB	R	H	RBI	BB	SO	LOB	TOP								
Cecil Espy, S OBP: 0.308, SLG: 0.319 (1, 8)	1-0 1B		1-2 G6-4-3 1B		0-2 L4-3 1B			0-1 F9			1B	6	1	5	3	0	0	0									
Sammy Sosa, R OBP: 0.297, SLG: 0.312 (1, 10)	1-3 K		1-0 G6-4-3		1-2 L4-3			2-3 K			6-3	4	0	0	0	0	2	3									
Jack Daugherty, S OBP: 0.417, SLG: 0.455 (11, PH)			1-2		1-2						1B	2	0	0	0	0	1	3									
Rafael Palmeiro, L OBP: 0.386, SLG: 0.405 (1, 3)	1-2 G3			0-2 F8		2-2 F8			0-1 L4		2-0 F9	5	0	0	0	0	0	1									
Ruben Sierra, S OBP: 0.375, SLG: 0.580 (1, 9)		0-1 2B 1B		0-1 F8		0-0 6-3			1-2 FC6-4 1B		4-1 1B BB	4	2	2	0	1	0	0									
Julio Franco, R OBP: 0.396, SLG: 0.495 (1, 4)		3-2 1H 2B		0-2 F9		2-2 F9			0-0 FC6-4 1-2		1-1 S 1B	5	1	2	2	0	0	1									
Pete Incaviglia, R OBP: 0.263, SLG: 0.378 (1, 7)		0-3 K		0-0 FC6-5 2B				1-1 4-3		2-2 F8	1-1 E 1B 1B	5	1	2	2	0	1	2									
Steve Buechele, R OBP: 0.293, SLG: 0.368 (1, 5)		1-3 K		1-1 FC6-5 1B BB				0-2 F3			2-2 E6 1B 1B	5	2	0	0	0	2	3									
Jeff Kunkel, R OBP: 0.312, SLG: 0.466 (1, 6)		2-3 K		4-2 1B BB				1-1 6-3			2-2 BB 1B 1B	4	2	1	1	1	2	1									
Jim Sundberg, R OBP: 0.328, SLG: 0.352 (1, 2)			1-1 L4		3-2 1B BB			1-2 5-3			4-1 E 1B BB	3	0	1	1	0	0	0									
Thad Bosley, L OBP: 0.167, SLG: 0.167 (10, PH)					1-2 1B						1-2	1	0	0	0	0	1	0									
Chad Kreuter, S OBP: 0.209, SLG: 0.184 (10, 2)					1-2 1B						1-2	0	0	0	0	1	0	0									
Inning Stats	R: 0 E: 0 K: 1 S: 7	H: 1 LOB: 0 BB: 0 P: 10	R: 1 E: 0 K: 3 S: 15	H: 2 LOB: 1 BB: 0 P: 21	R: 0 E: 0 K: 0 S: 6	H: 1 LOB: 0 BB: 0 P: 9	R: 0 E: 0 K: 0 S: 8	H: 0 LOB: 0 BB: 0 P: 8	R: 2 E: 0 K: 0 S: 16	H: 3 LOB: 1 BB: 1 P: 25	R: 0 E: 0 K: 0 S: 7	H: 0 LOB: 0 BB: 0 P: 11	R: 0 E: 0 K: 1 S: 8	H: 0 LOB: 0 BB: 0 P: 11	R: 0 E: 0 K: 0 S: 9	H: 1 LOB: 1 BB: 0 P: 12	R: 0 E: 0 K: 3 S: 10	H: 0 LOB: 0 BB: 0 P: 12	R: 6 E: 2 K: 1 S: 29	H: 5 LOB: 2 BB: 2 P: 49	1B: 11 2B: 3 3B: 0 HR: 0	SF: 0 SAC: 0 DP: 2 HBP: 0	WP: 0 PB: 0 SB: 2 CS: 0	PA: 47			
PITCHER	IP 7.0	WLS 1.1	BF 26	H 7	R 3	ER 3	SO 4	BB 1	IBB 0	HBP 0	BLK 0	WP 0	HR 0	S 13	P 17	ERA 0.00	WHIP 0.750										
Bud Black, L ERA: 3.45 (1, 1)																											
Jesse Orosco, L ERA: 2.23 (8, 1)																											
Doug Jones, R ERA: 1.49 (9, 1)																											
Rod Nichols, R ERA: 40.5 (11, 1)		L																									
Keith Atherton, R ERA: 4.22 (11, 1)																											

Texas Rangers @ Cleveland Indians
Cleveland Municipal Stadium, Cleveland, OH
Thu Jul 13 1989, 7:05 PM EDT
Att: 11,300 - Unknown

AB 44
R 9
H 13
RBI 9
BB 3
SO 9
LOB 14





Batter	1	2	3	4	5	6	7	8	9	10	11	AB	R	H	RBI	BB	SO	LOB	BOTTOM								
Jerry Browne, S OBP: 0.366, SLG: 0.395 (1, 4)	2-1 S 1B		0-0 SH1-3	2-1 2B			2-1 4-3		4-1 BB			3	1	2	0	1	0	0									
Dion James, L OBP: 0.357, SLG: 0.352 (1, 7)	1-1 F7		0-2 F5	2-2 4-3			2-1 1B		0-3 K			4	0	1	0	0	0	4									
Brad Komminsk, R OBP: 0.304, SLG: 0.429 (9, PH) (10, 8)												1	0	0	0	0	1	1									
Joe Carter, R OBP: 0.283, SLG: 0.422 (1, 8) (10, 7)	1-0 F8		4-1 1B BB		0-2 F9		1-2 F9		1-3 K			4	0	0	0	1	1	2									
Pete O'Brien, L OBP: 0.386, SLG: 0.433 (1, 3)	0-0 1B		0-0 1B		3-2 F9		0-2 P2		2-2 F8			5	0	2	2	0	0	1									
Dave Clark, L OBP: 0.319, SLG: 0.385 (1, 10)	3-2 4-3		3-2 G3		4-2 BB		1-2 F7		1-2 1B			3	0	0	0	1	0	3									
Paul Zuvella, R OBP: 1.000, SLG: 1.000 (10, PH)												1	0	1	0	0	0	0									
Cory Snyder, R OBP: 0.281, SLG: 0.369 (1, 9)		1-3 K		1-0 P3		1-3 K		1-3 K		0-3 K		5	0	0	0	0	4	2									
Brook Jacoby, R OBP: 0.346, SLG: 0.414 (1, 5)		2-2 F9		4-2 1B FC4-6 BB		0-0 6-3		1-0 1-3				3	1	0	0	1	0	0									
Luis Aguayo, R OBP: 0.244, SLG: 0.209 (9, 5)												0	0	0	0	1	0	0									
Joel Skinner, R OBP: 0.309, SLG: 0.333 (1, 2)		1-3 K		0-1 FC4-6 1B		2-3 K		2-3 K				3	0	1	0	0	2	0									
Pete Dalena, L OBP: 0.267, SLG: 0.275 (9, PH) (10, 2)												1	0	0	0	0	1	0									
Felix Fermin, R OBP: 0.306, SLG: 0.258 (1, 6)			4-0 SH1-3 1B BB	0-0 FC4-6 2B		1-0 F9		0-2 4-3				4	1	0	1	1	0	1									
Inning Stats	R: 1 E: 0 K: 0 S: 11	H: 2 LOB: 1 BB: 0 P: 18	R: 0 E: 0 K: 2 S: 9	H: 0 LOB: 0 BB: 0 P: 13	R: 1 E: 0 K: 0 S: 11	H: 1 LOB: 2 BB: 2 P: 22	R: 1 E: 0 K: 0 S: 12	H: 2 LOB: 2 BB: 1 P: 21	R: 0 E: 0 K: 1 S: 13	H: 0 LOB: 0 BB: 0 P: 8	R: 0 E: 0 K: 0 S: 10	H: 1 LOB: 1 BB: 0 P: 15	R: 0 E: 0 K: 1 S: 7	H: 0 LOB: 0 BB: 0 P: 10	R: 0 E: 0 K: 2 S: 11	H: 0 LOB: 1 BB: 1 P: 17	R: 0 E: 0 K: 2 S: 13	H: 1 LOB: 1 BB: 0 P: 17	R: 0 E: 0 K: 0 S: 9	H: 0 LOB: 0 BB: 1 P: 13	1B: 6 2B: 1 3B: 0 HR: 0	SF: 0 SAC: 1 DP: 1 HBP: 0	WP: 0 PB: 0 SB: 1 CS: 0	PA: 45			
PITCHER	IP 8.2	WLS 1.0	BF 37	H 6	R 3	ER 3	SO 6	BB 5	IBB 0	HBP 0	BLK 0	WP 0	HR 0	S 86	P 141	ERA 3.12	WHIP 1.269										
Bobby Witt, R ERA: 5.4 (1, 1)																											
Kenny Rogers, L ERA: 2.61 (9, 1)																											
Jeff Russell, R ERA: 1.85 (10, 1)		W																									
Gary Mielke, R ERA: 2.75 (11, 1)																											

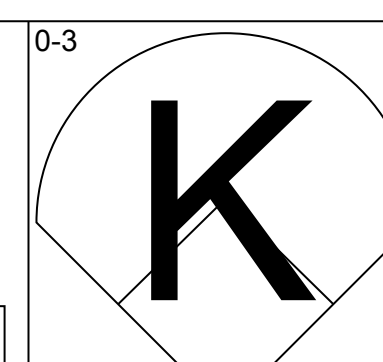
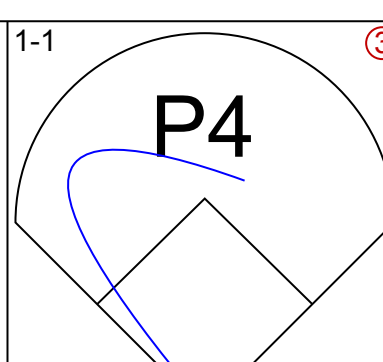
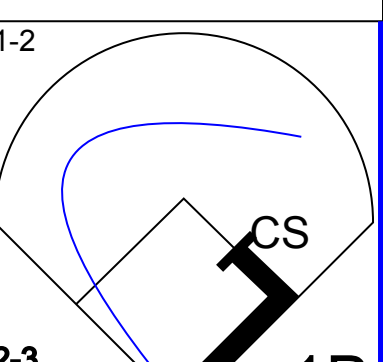
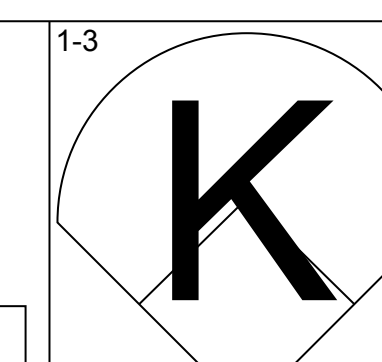
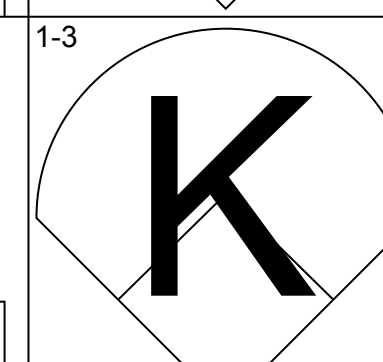
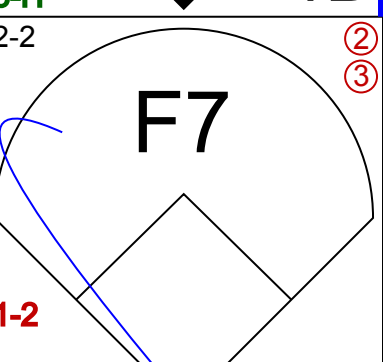
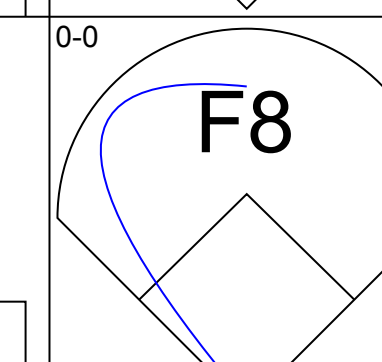
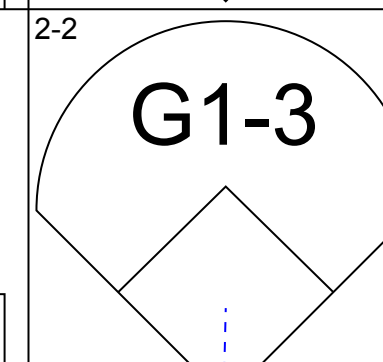
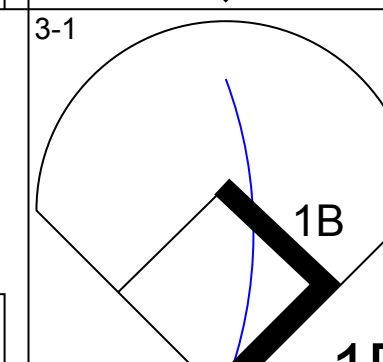


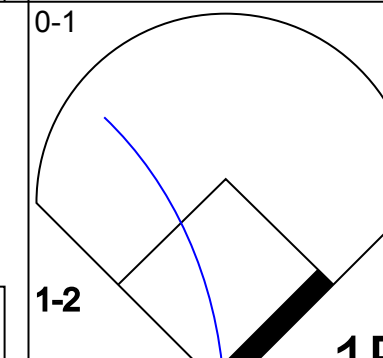


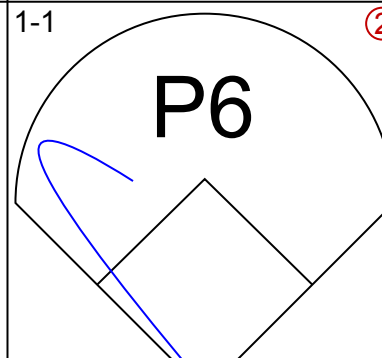
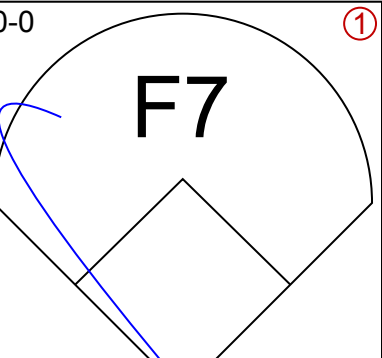
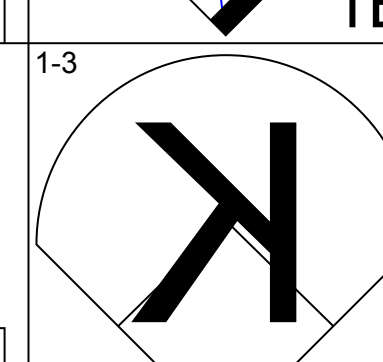

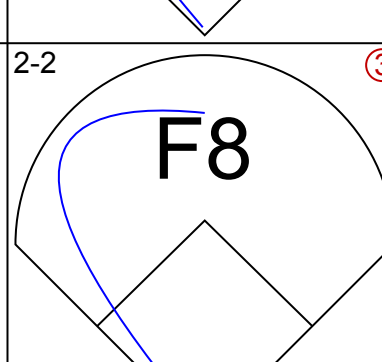
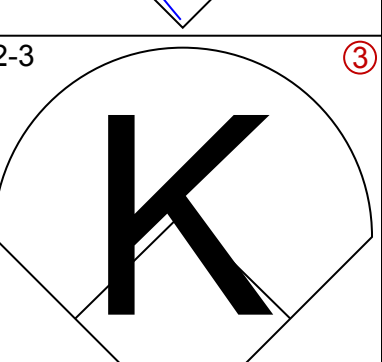
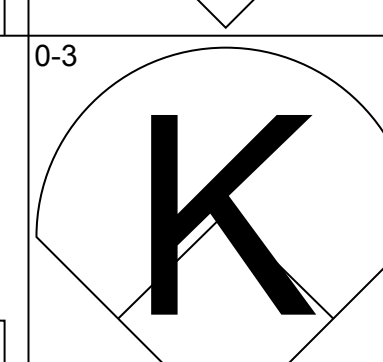


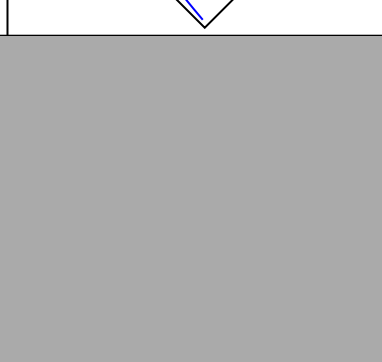


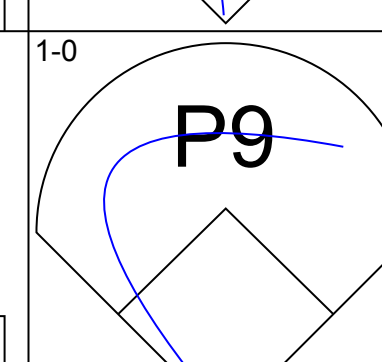
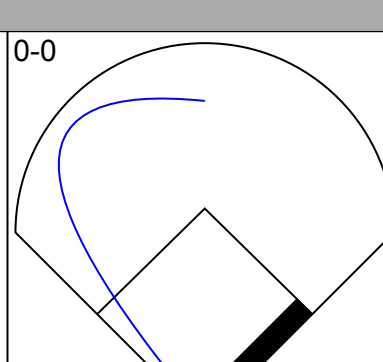
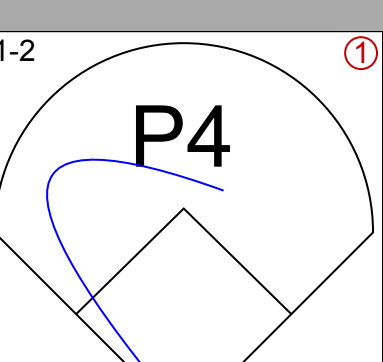
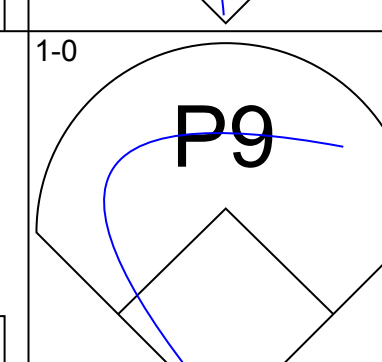
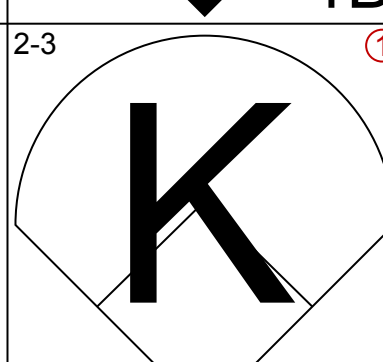
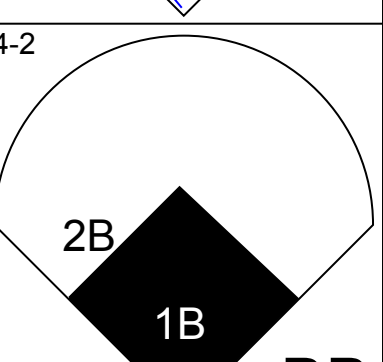

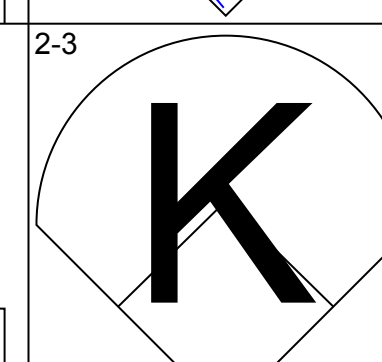
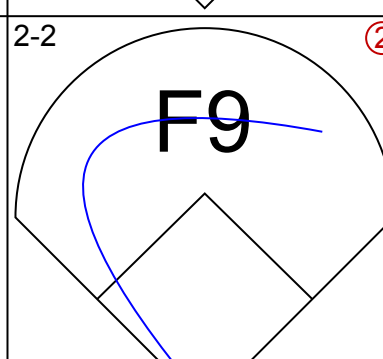
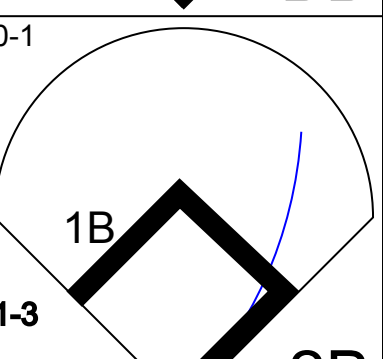
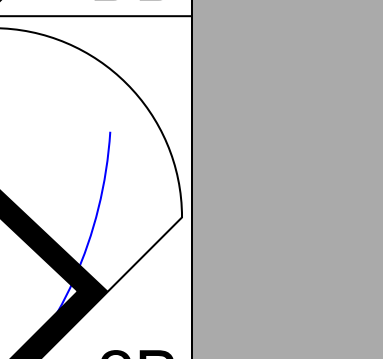
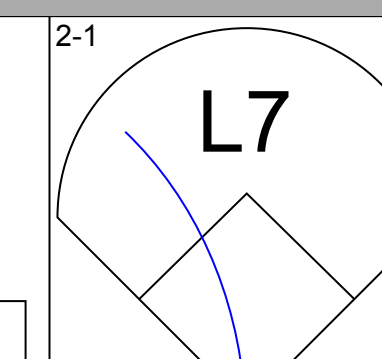
Texas Rangers @ Cleveland Indians
Cleveland Municipal Stadium, Cleveland, OH
Thu Jul 13 1989, 7:05 PM EDT
Att: 11,300 - Unknown

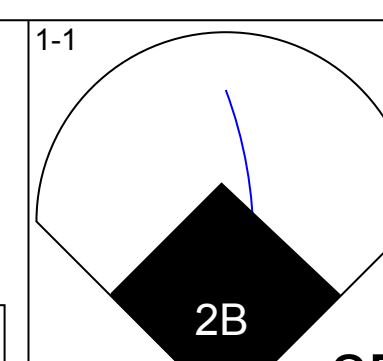
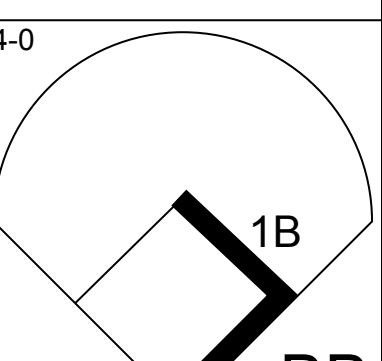
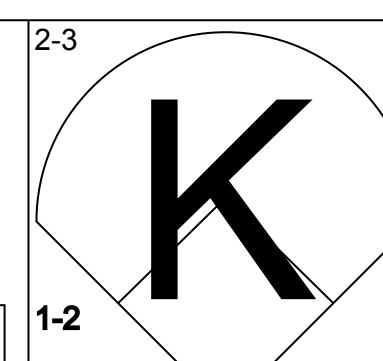
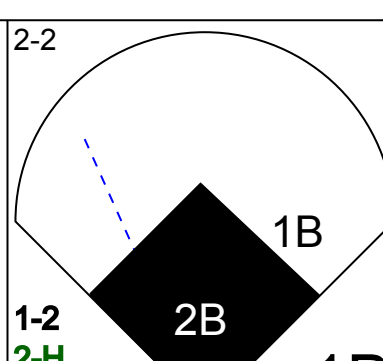
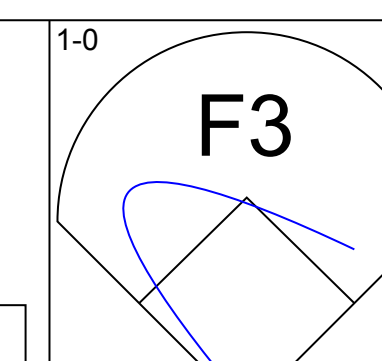
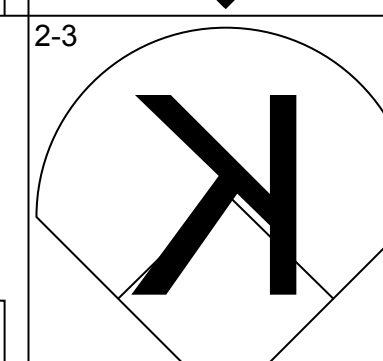
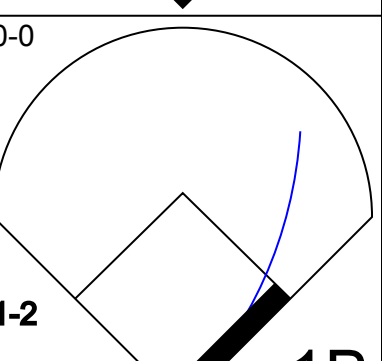
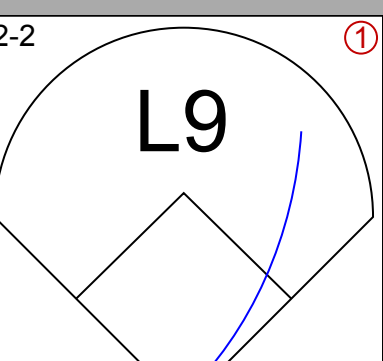
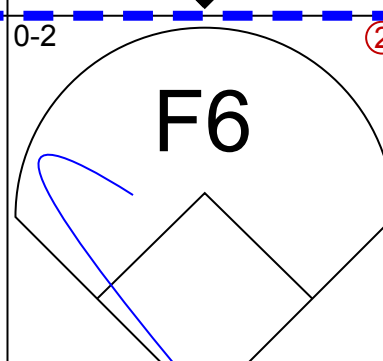
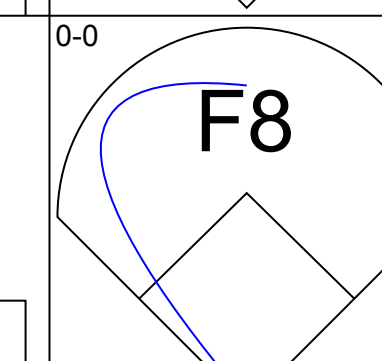
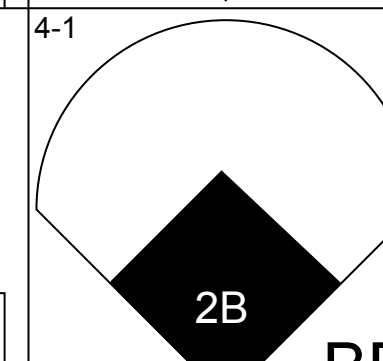
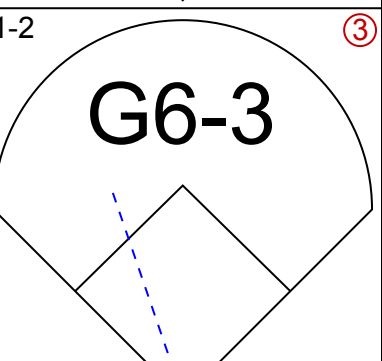
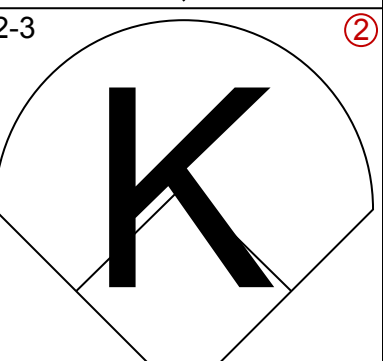
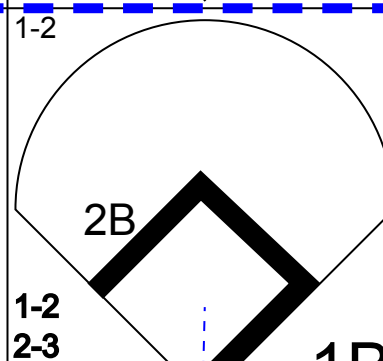
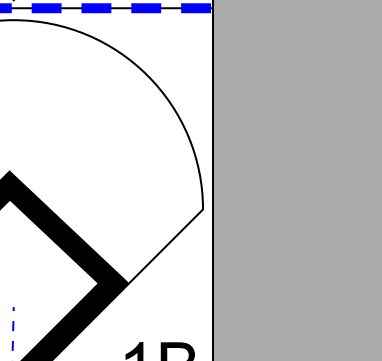
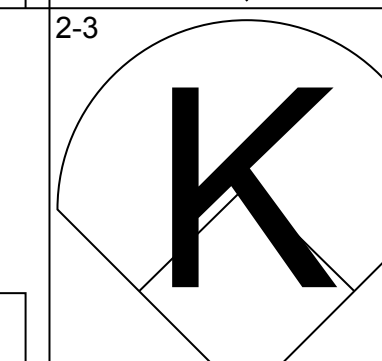
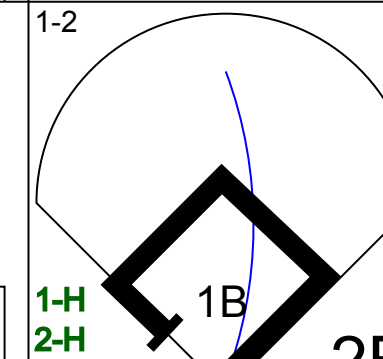
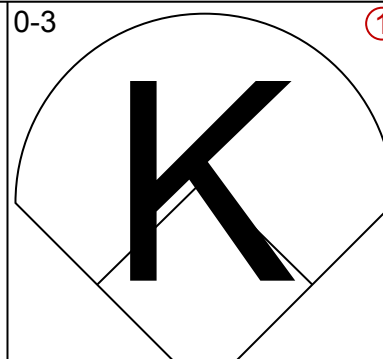
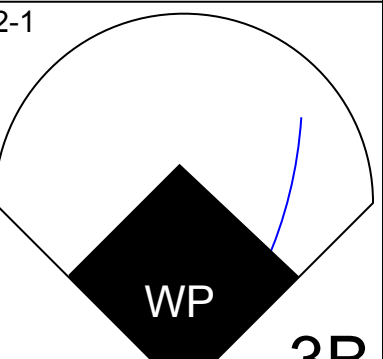
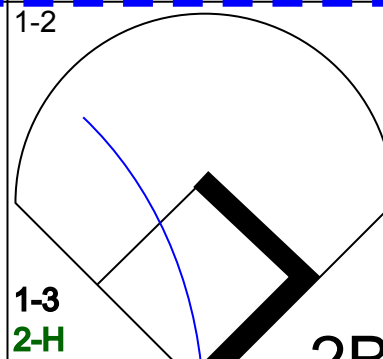

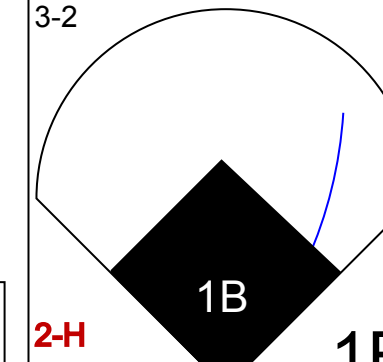
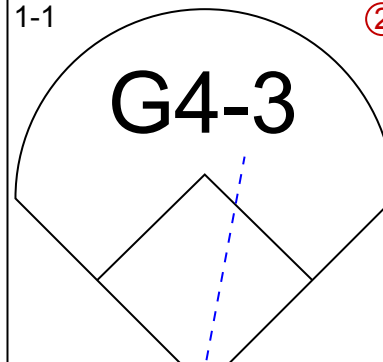
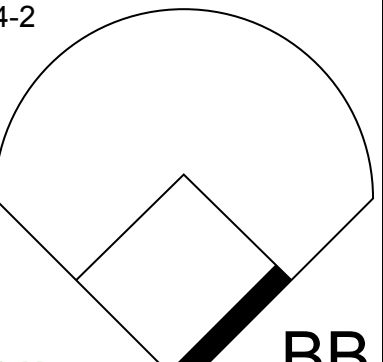
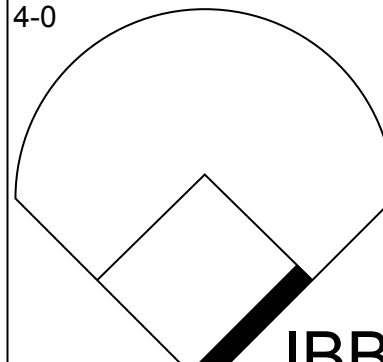
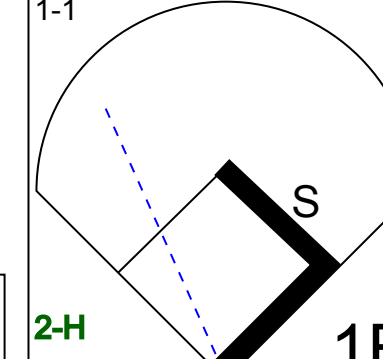
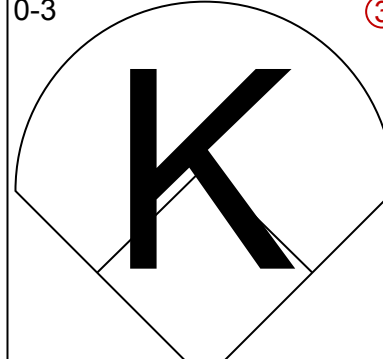
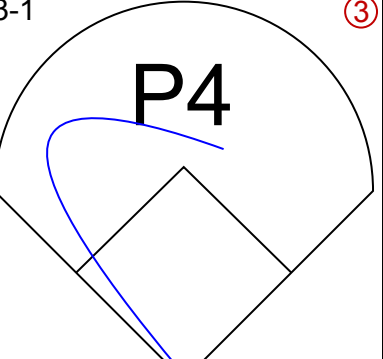
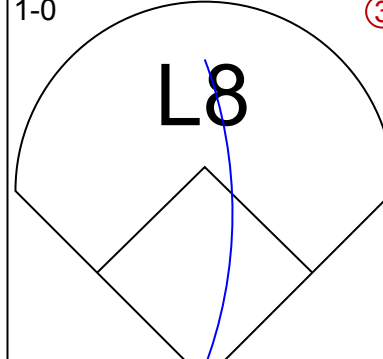
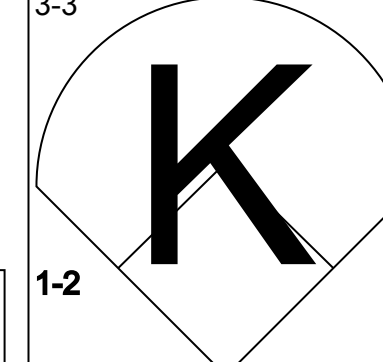
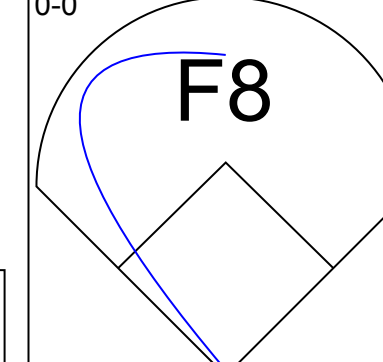
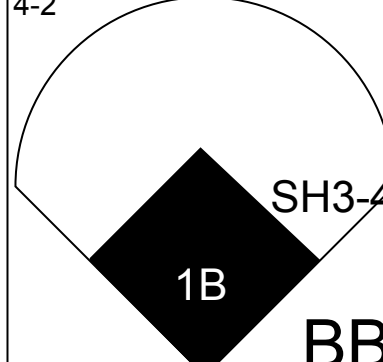
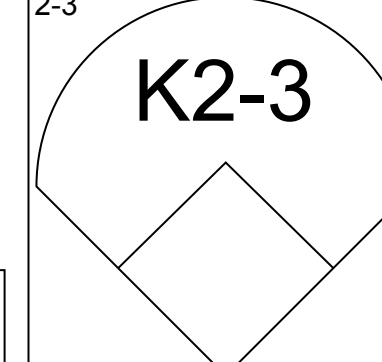
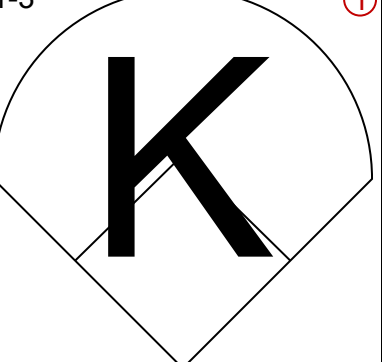
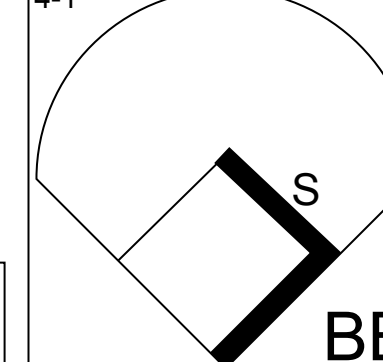
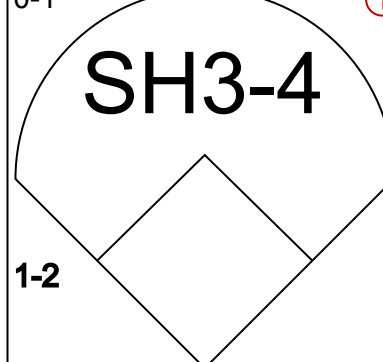
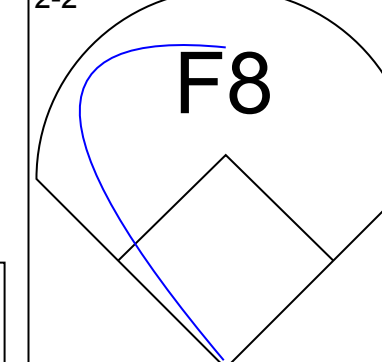
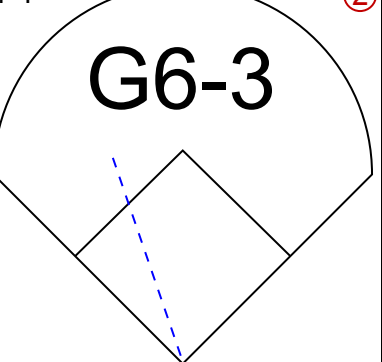
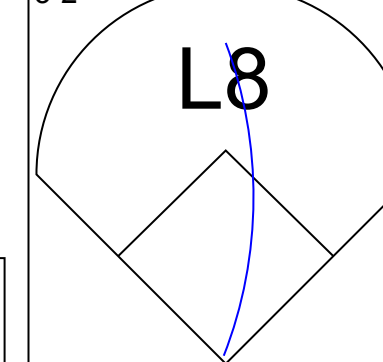
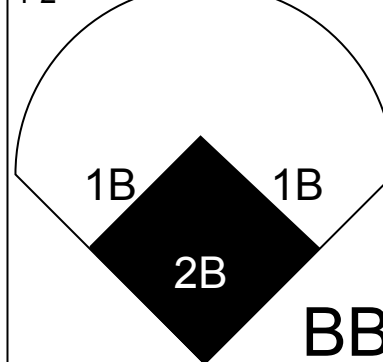
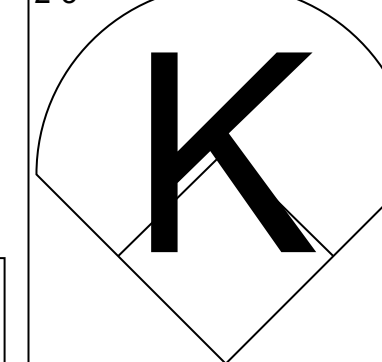
AB 38
R 3
H 7
RBI 3
BB 6
SO 9
LOB 15



Batter	1	2	3	4	5	6	7	8	9	AB	R	H	RBI	BB	SO	LOB	TOP										
Cecil Espy, S OBP: 0.307, SLG: 0.316 (1, 8)	4-1 WP 1B S BB	1-3 K		3-1 5-3			0-1 1-3			3	1	0	0	1	1	1	Texas Rangers @ Cleveland Indians Cleveland Municipal Stadium, Cleveland, OH Fri Jul 14, 1989, 7:05 PM EDT Att: 14,511 - Unknown - 70 F 										
Jeff Kunkel, R OBP: 0.303, SLG: 0.453 (1, 6)	1-3 K	0-2 F8			0-1 6-3		3-3 K			4	0	0	0	0	2	2											
Rafael Palmeiro, L OBP: 0.368, SLG: 0.404 (1, 3)	1-0 1B BB	4-2 FC4-6 BB			0-1 L9		1-0 6-3			3	1	1	1	1	0	0											
Ruben Sierra, S OBP: 0.371, SLG: 0.573 (1, 9)	1-1 F7	2-1 FC4-6 BB			3-3 K			1-2 3-1		4	0	0	0	0	1	3											
Julio Franco, R OBP: 0.397, SLG: 0.494 (1, 4)	4-0 1B E BB		0-1 3-1		1-1 4-3 BB 5-3			0-1 F9		3	2	1	0	1	0	0											
Pete Incaviglia, R OBP: 0.297, SLG: 0.377 (1, 7)	0-1 1B E BB		3-2 6-3		4-1 5-3 4-3 BB			0-3 K		3	1	1	1	1	1	0											
Rick Leach, L OBP: 0.337, SLG: 0.358 (1, 10)	0-1 E6 1B BB		1-3 K		3-2 4-3			1-2 F7		4	0	0	0	0	1	3											
Steve Buechele, R OBP: 0.292, SLG: 0.366 (1, 5)	0-0 1B		0-1 6-3		0-0 5-3			0-0 F4		4	0	1	2	0	0	1											
Chad Kreuter, S OBP: 0.213, SLG: 0.190 (1, 2)		1-2 BB 1B		0-3 K		2-3 F7		1-1 4-3		3	0	1	0	0	1	1											
Jack Daugherty, S OBP: 0.385, SLG: 0.417 (9, PH)										1	0	0	0	0	0	0											
Inning Stats	R: 4 E: 1 K: 1 S: 12	H: 3 LOB: 2 BB: 2 P: 23	R: 0 E: 0 K: 1 S: 16	H: 1 LOB: 2 BB: 1 P: 24	R: 0 E: 0 K: 1 S: 11	H: 0 LOB: 0 BB: 0 P: 15	R: 0 E: 0 K: 1 S: 8	H: 0 LOB: 0 BB: 0 P: 11	R: 0 E: 0 K: 0 S: 14	H: 1 LOB: 1 BB: 1 P: 24	R: 0 E: 0 K: 1 S: 6	H: 0 LOB: 0 BB: 0 P: 10	R: 0 E: 0 K: 1 S: 8	H: 0 LOB: 0 BB: 0 P: 9	R: 0 E: 0 K: 0 S: 6	H: 0 LOB: 0 BB: 0 P: 8	1B: 5 2B: 0 3B: 0 HR: 0	SF: 0 SAC: 0 DP: 0 HBP: 0	WP: 1 PB: 0 SB: 1 CS: 0	PA: 36							
PITCHER	IP	WLS	BF	H	R	ER	SO	BB	IBB	HBP	BLK	WP	HR	S	P	ERA	WHIP										
John Farrell, R ERA: 4.49 (1, 1)	6.0		27	5	5	3	5	4	0	0	0	1	0	68	107	4.50	1.500										
Jesse Orosco, L ERA: 2.17 (7, 1)	1.0	W	3	0	0	0	1	0	0	0	0	0	0	6	10	0.00	0.000										
Doug Jones, R ERA: 1.42 (8, 1)	2.0	S	6	0	0	0	1	0	0	0	0	0	0	14	17	0.00	0.000										

Batter	1	2	3	4	5	6	7	8	9	AB	R	H	RBI	BB	SO	LOB	BOTTOM										
Jerry Browne, S OBP: 0.364, SLG: 0.396 (1, 4)	2-1 F9		1-0 F8	0-3 K		0-0 F8		1-2 2B		5	1	1	0	0	1	4	Texas Rangers @ Cleveland Indians Cleveland Municipal Stadium, Cleveland, OH Fri Jul 14, 1989, 7:05 PM EDT Att: 14,511 - Unknown - 70 F 										
Paul Zivella, R OBP: 0.500, SLG: 1.167 (1, 5)	1-1 5-3		1-1 HR	0-1 5-3		1-3 K		0-1 5-3 2B		5	2	2	2	0	1	4											
Dion James, L OBP: 0.358, SLG: 0.350 (1, 10)	2-3 K		0-0 F7		0-1 B2-3		1-0 E S SF7 1B	4-1 5-3 1B BB		4	2	1	0	1	1	0											
Joe Carter, R OBP: 0.284, SLG: 0.430 (1, 7)		0-0 PB S PB 1B		2-3 K HR	0-0 HR		1-3 K	0-0 5-3		5	3	2	1	0	2	3											
Pete O'Brien, L OBP: 0.386, SLG: 0.429 (1, 3)		3-2 P5		2-3 K	1-2 G3		4-0 SF7 IBB	4-0 1B 2B IBB		3	1	0	0	2	1	2											
Brad Komminsk, R OBP: 0.393, SLG: 0.609 (1, 8)		4-2 PB PB BB		0-0 HR	4-2 S BB		0-2 SF7	1-1 2B 1B		2	2	2	5	2	0	0											
Dave Clark, L OBP: 0.327, SLG: 0.399 (1, 9)		3-3 K		3-1 BB 2B	1-3 K		1-2 IBB	1-3 2B 1B		4	0	2	2	1	2	3											
Andy Allanson, R OBP: 0.271, SLG: 0.271 (1, 2)		2-0 F7		1-0 BB HBP		4-0 BB		0-2 L7		3	0	0	0	1	1	4											
Felix Fermin, R OBP: 0.305, SLG: 0.255 (1, 6)			1-3 K	4-1 BB		3-1 F8		1-1 F3		3	0	0	0	1	1	1											
Inning Stats	R: 0 E: 0 K: 1 S: 8	H: 0 LOB: 0 BB: 0 P: 13	R: 1 E: 0 K: 1 S: 12	H: 1 LOB: 1 BB: 1 P: 24	R: 1 E: 0 K: 1 S: 7	H: 1 LOB: 0 BB: 0 P: 10	R: 2 E: 0 K: 3 S: 17	H: 2 LOB: 3 BB: 1 P: 29	R: 1 E: 0 K: 1 S: 12	H: 1 LOB: 1 BB: 1 P: 18	R: 0 E: 0 K: 1 S: 6	H: 0 LOB: 1 BB: 1 P: 14	R: 1 E: 1 K: 2 S: 11	H: 1 LOB: 2 BB: 2 P: 21	R: 5 E: 0 K: 0 S: 16	H: 4 LOB: 1 BB: 2 P: 28	1B: 3 2B: 4 3B: 0 HR: 3	SF: 1 SAC: 0 DP: 0 HBP: 1	WP: 1 PB: 3 SB: 3 CS: 0	PA: 44							
PITCHER	IP	WLS	BF	H	R	ER	SO	BB	IBB	HBP	BLK	WP	HR	S	P	ERA	WHIP										
Charlie Hough, R ERA: 4.95 (1, 1)	5.0		26	5	5	4	7	4	0	1	0	0	0	24	40	7.71	1.286										
Cecilio Guante, R ERA: 3.7 (6, 1)	2.1	L	12	3	3	2	3	0	2	0	0	0	0	1	5	∞	∞										
Drew Hall, L ERA: 4.68 (8, 1)	0.0		1	0	0	0	0	1	0	0	0	0	0	1	5	∞	∞										
Gary Mielke, R ERA: 3.54 (8, 1)	0.2		5	2	3	3	0	0	1	0	0	0	0	8	14	40.50	3.000										

Batter	1	2	3	4	5	6	7	8	9	AB	R	H	RBI	BB	SO	LOB	TOP					
Cecil Espy, S OBP: 0.307, SLG: 0.316 (1, 8)										3	0	1	1	0	1	1	Texas Rangers @ Cleveland Indians Cleveland Municipal Stadium, Cleveland, OH Sat Jul 15 1989, 7:05 PM EDT Att: 28,952 - Unknown					
Jack Daugherty, S OBP: 0.357, SLG: 0.385 (5, 7)										1	0	0	0	0	1	0						
Sammy Sosa, R OBP: 0.235, SLG: 0.296 (1, 10)										4	0	0	0	0	2	2						
Rafael Palmeiro, L OBP: 0.367, SLG: 0.404 Mike Stanley, R OBP: 0.259, SLG: 0.173 (9, PH)										3	0	1	0	0	0	0						
Ruben Sierra, S OBP: 0.370, SLG: 0.570 (1, 9)										4	0	1	0	0	0	0						
Julio Franco, R OBP: 0.392, SLG: 0.488 (1, 4)										4	0	0	0	0	1	2						
Pete Incaviglia, R OBP: 0.264, SLG: 0.372 (5, 8)										3	0	0	0	0	2	2						
Steve Buechele, R OBP: 0.292, SLG: 0.366 (1, 5)										3	0	1	0	0	0	0						
Jeff Kunkel, R OBP: 0.303, SLG: 0.446 (1, 6)										2	1	0	0	1	2	1						
Jim Sundberg, R OBP: 0.328, SLG: 0.360 (1, 2)										3	0	1	0	0	0	1						
Inning Stats	R: 0 H: 0 E: 0 K: 2 S: 12	H: 0 LOB: 0 BB: 0 P: 15	R: 0 H: 0 E: 0 K: 1 S: 8	H: 0 LOB: 2 BB: 1 P: 12	R: 0 H: 1 E: 0 K: 1 S: 9	H: 1 LOB: 1 BB: 0 P: 14	R: 0 H: 2 E: 0 K: 3 S: 13	H: 2 LOB: 2 BB: 0 P: 19	R: 1 H: 2 E: 0 K: 0 S: 14	H: 2 LOB: 1 BB: 1 P: 22	R: 0 H: 0 E: 0 K: 1 S: 5	H: 0 LOB: 0 BB: 0 P: 7	R: 0 H: 0 E: 0 K: 1 S: 5	H: 0 LOB: 0 BB: 0 P: 8	R: 0 H: 0 E: 0 K: 1 S: 6	H: 0 LOB: 0 BB: 0 P: 9	R: 0 H: 0 E: 0 K: 1 S: 11	H: 0 LOB: 0 BB: 0 P: 17	1B: 4 2B: 1 3B: 0 HR: 0	SF: 0 SAC: 0 DP: 0 HBP: 0	WP: 0 PB: 0 SB: 0 CS: 1	PA: 32
PITCHER Greg Swindell, L ERA: 2.64 (1, 1)	IP: 9.0 WLS: W BF: 32 H: 5 R: 1 ER: 1 SO: 10 BB: 1 IBB: 0 HBP: 0 BLK: 0 WP: 0 HR: 0 S: 83 P: 123 ERA: 1.00 WHIP: 0.667															PITCHER IP WLS BF H R ER SO BB IBB HBP BLK WP HR S P ERA WHIP						

Batter	1	2	3	4	5	6	7	8	9	AB	R	H	RBI	BB	SO	LOB	BOTTOM					
Jerry Browne, S OBP: 0.367, SLG: 0.400 (1, 4)										4	2	2	1	1	1	1	Texas Rangers @ Cleveland Indians Cleveland Municipal Stadium, Cleveland, OH Sat Jul 15 1989, 7:05 PM EDT Att: 28,952 - Unknown					
Paul Zuvella, R OBP: 0.364, SLG: 0.727 (1, 5)										5	0	1	0	0	1	3						
Dion James, L OBP: 0.359, SLG: 0.348 (1, 10)										4	1	1	0	1	2	2						
Joe Carter, R OBP: 0.289, SLG: 0.444 (1, 7)										4	1	3	4	0	1	0						
Pete O'Brien, L OBP: 0.390, SLG: 0.429 (1, 3)										2	1	1	0	2	0	0						
Albert Belle, R OBP: 0.250, SLG: 0.250 (1, 9)										4	0	1	1	0	1	4						
Brad Komminsk, R OBP: 0.375, SLG: 0.538 (1, 8)										3	1	0	0	1	2	1						
Andy Allanson, R OBP: 0.271, SLG: 0.268 (1, 2)										2	0	0	0	1	1	0						
Felix Fermin, R OBP: 0.305, SLG: 0.253 (1, 6)										3	1	0	0	1	1	1						
Inning Stats	R: 3 H: 4 E: 0 K: 2 S: 20	H: 4 LOB: 1 BB: 1 P: 35	R: 0 H: 1 E: 0 K: 1 S: 9	H: 1 LOB: 2 BB: 1 P: 16	R: 0 H: 0 E: 0 K: 2 S: 8	H: 0 LOB: 0 BB: 0 P: 9	R: 0 H: 0 E: 0 K: 1 S: 8	H: 0 LOB: 1 BB: 1 P: 17	R: 1 H: 1 E: 0 K: 1 S: 13	H: 1 LOB: 1 BB: 1 P: 26	R: 3 H: 3 E: 0 K: 0 S: 23	H: 3 LOB: 3 BB: 3 P: 40	R: 0 H: 0 E: 0 K: 2 S: 13	H: 0 LOB: 0 BB: 0 P: 19	R: 0 H: 0 E: 0 K: 1 S: 5	H: 0 LOB: 0 BB: 0 P: 8	R: 0 H: 0 E: 0 K: 1 S: 11	H: 0 LOB: 0 BB: 0 P: 17	1B: 5 2B: 3 3B: 1 HR: 0	SF: 0 SAC: 1 DP: 0 HBP: 0	WP: 1 PB: 0 SB: 2 CS: 0	PA: 39
PITCHER Nolan Ryan, R ERA: 3.27 Gary Mielke, R ERA: 3.48 Drew Hall, L ERA: 4.68 Cecilio Guante, R ERA: 3.67 Kenny Rogers, L ERA: 2.48 (7, 1)	IP: 5.1 WLS: L BF: 28 H: 7 R: 7 ER: 7 SO: 7 BB: 6 IBB: 0 HBP: 0 BLK: 0 WP: 1 HR: 0 S: 68 P: 123 ERA: 11.81 WHIP: 2.438															PITCHER IP WLS BF H R ER SO BB IBB HBP BLK WP HR S P ERA WHIP						

AB	31
R	1
H	5
RBI	1
BB	1
SO	10
LOB	9



AB	31
R	7
H	9
RBI	6
BB	7
SO	10
LOB	12



Batter	1	2	3	4	5	6	7	8	9	AB	R	H	RBI	BB	SO	LOB	TOP						
Sammy Sosa, R (1, 8) OBP: 0.241, SLG: 0.313 Cecil Espy, S (4, PH) OBP: 0.311, SLG: 0.320										2	1	1	0	0	0	1	Texas Rangers @ Cleveland Indians Cleveland Municipal Stadium, Cleveland, OH Sun Jul 16 1989, 3:33 AM EDT Att: 22,095 - Sunny - 73 F						
Rafael Palmeiro, L (1, 3) OBP: 0.365, SLG: 0.401										5	1	1	0	0	1	4							
Julio Franco, R (1, 4) OBP: 0.391, SLG: 0.485 Rick Leach, L (9, PH) OBP: 0.335, SLG: 0.355										4	1	1	1	0	0	1							
Ruben Sierra, S (1, 9) OBP: 0.366, SLG: 0.563										4	0	0	0	0	1	3							
Pete Incaviglia, R (1, 7) OBP: 0.267, SLG: 0.399										4	2	2	4	0	1	1							
Mike Stanley, R (1, 10) OBP: 0.250, SLG: 0.167 Jack Daugherty, S (5, PH) OBP: 0.375, SLG: 0.357										2	0	0	0	0	0	0							
Steve Buechele, R (1, 5) OBP: 0.292, SLG: 0.368										4	0	1	0	0	0	2							
Jeff Kunkel, R (1, 6) OBP: 0.302, SLG: 0.441										4	0	1	0	0	1	1							
Chad Kreuter, S (1, 2) OBP: 0.217, SLG: 0.185 Thad Bosley, L (8, PH) OBP: 0.154, SLG: 0.154 Jim Sundberg, R (8, 2) OBP: 0.328, SLG: 0.360										2	0	0	0	1	0	1							
Inning Stats	R: 4 E: 0 K: 0 S: 15	H: 3 LOB: 0 BB: 0 P: 26	R: 0 E: 0 K: 0 S: 12	H: 1 LOB: 1 BB: 0 P: 20	R: 1 E: 0 K: 0 S: 9	H: 1 LOB: 0 BB: 0 P: 13	R: 0 E: 0 K: 1 S: 13	H: 1 LOB: 2 BB: 1 P: 20	R: 0 E: 0 K: 2 S: 12	H: 1 LOB: 2 BB: 1 P: 20	R: 0 E: 0 K: 1 S: 9	H: 1 LOB: 0 BB: 0 P: 15	R: 0 E: 0 K: 0 S: 7	H: 0 LOB: 0 BB: 0 P: 11	R: 0 E: 0 K: 0 S: 9	H: 1 LOB: 1 BB: 0 P: 12		R: 0 E: 0 K: 1 S: 6	H: 0 LOB: 0 BB: 0 P: 10	1B: 5 2B: 2 3B: 0 HR: 2	SF: 0 SAC: 0 DP: 0 HBP: 0	WP: 0 PB: 0 SB: 2 CS: 0	PA: 39
PITCHER	IP WLS BF H R ER SO BB IBB HBP BLK WP HR S P ERA WHIP																						
Scott Bailes, L (1, 1) ERA: 3.82	3.0	15	5	5	5	0	0	0	0	0	0	0	0	0	0	0	15.00	1.667					
Rich Yett, R (4, 1) ERA: 5.07	2.2	W	13	3	0	0	3	2	0	0	0	0	0	0	0	31	50	0.00	1.875				
Jesse Orosco, L (6, 1) ERA: 2.09	1.1	4	0	0	0	1	0	0	0	0	0	0	0	0	10	16	0.00	0.000					
Keith Atherton, R (8, 1) ERA: 3.97	2.0	7	1	0	0	1	0	0	0	0	0	0	0	15	22	0.00	0.500						

AB 37
R 5
H 9
RBI 5
BB 2
SO 5
LOB 15



Batter	1	2	3	4	5	6	7	8	9	AB	R	H	RBI	BB	SO	LOB	BOTTOM						
Jerry Browne, S (1, 4) OBP: 0.366, SLG: 0.399										6	1	2	1	0	0	4	Texas Rangers @ Cleveland Indians Cleveland Municipal Stadium, Cleveland, OH Sun Jul 16 1989, 3:33 AM EDT Att: 22,095 - Sunny - 73 F						
Paul Zuvella, R (1, 5) OBP: 0.353, SLG: 0.533										4	1	0	0	1	1	6							
Dion James, L (1, 10) OBP: 0.364, SLG: 0.351										4	2	2	0	1	0	2							
Joe Carter, R (1, 7) OBP: 0.293, SLG: 0.448										4	2	2	1	1	1	1							
Pete O'Brien, L (1, 3) OBP: 0.390, SLG: 0.427										4	2	1	1	1	0	3							
Albert Belle, R (1, 9) OBP: 0.333, SLG: 0.444										5	1	2	2	0	2	6							
Brad Komminsk, R (1, 8) OBP: 0.405, SLG: 0.633										4	2	2	4	1	2	3							
Joel Skinner, R (1, 2) OBP: 0.323, SLG: 0.340										4	0	2	1	1	0	0							
Felix Fermin, R (1, 6) OBP: 0.303, SLG: 0.252										5	0	1	1	0	0	5							
Inning Stats	R: 6 E: 1 K: 1 S: 26	H: 4 LOB: 2 BB: 2 P: 41	R: 0 E: 1 K: 2 S: 12	H: 1 LOB: 2 BB: 0 P: 22	R: 0 E: 0 K: 0 S: 8	H: 1 LOB: 1 BB: 0 P: 15	R: 0 E: 0 K: 0 S: 9	H: 1 LOB: 1 BB: 0 P: 11	R: 0 E: 0 K: 0 S: 8	H: 2 LOB: 2 BB: 0 P: 12	R: 5 E: 1 K: 0 S: 14	H: 3 LOB: 2 BB: 4 P: 38	R: 0 E: 0 K: 2 S: 10	H: 1 LOB: 1 BB: 0 P: 13	R: 0 E: 0 K: 1 S: 12	H: 1 LOB: 1 BB: 0 P: 12		1B: 11 2B: 2 3B: 0 HR: 1	SF: 0 SAC: 0 DP: 0 HBP: 1	WP: 0 PB: 1 SB: 0 CS: 0	PA: 47		
PITCHER	IP WLS BF H R ER SO BB IBB HBP BLK WP HR S P ERA WHIP																						
Kevin Brown, R (1, 1) ERA: 3.14	5.0	L	31	9	8	5	3	4	0	0	0	0	0	0	0	66	12	9.00	2.600				
Drew Hall, L (6, 1) ERA: 5.4	0.0	2	1	0	0	0	1	0	0	0	0	0	0	0	3	8	∞	∞					
Gary Mielke, R (6, 1) ERA: 3.57	2.0	10	3	3	3	2	1	0	0	0	0	1	18	32	13.50	2.000							
Jeff Russell, R (8, 1) ERA: 1.8	1.0	4	1	0	0	1	0	0	0	0	0	0	0	12	12	0.00	1.000						

AB 40
R 11
H 14
RBI 11
BB 6
SO 6
LOB 30



Batter	1	2	3	4	5	6	7	8	9	AB	R	H	RBI	BB	SO	LOB	TOP										
Jerry Browne, S (1, 4) OBP: 0.367, SLG: 0.402										5	1	2	0	0	0	1											
Paul Zivella, R (1, 5) OBP: 0.286, SLG: 0.421										4	0	0	0	0	1	4											
Dion James, L (1, 10) OBP: 0.370, SLG: 0.357										2	1	1	1	2	0	0											
Joe Carter, R (1, 7) OBP: 0.290, SLG: 0.443										4	0	0	0	0	1	3											
Pete O'Brien, L (1, 3) OBP: 0.394, SLG: 0.429										3	0	2	1	1	0	0											
Albert Belle, R (1, 9) OBP: 0.231, SLG: 0.308										4	0	0	0	0	1	4											
Brad Komminsk, R (1, 8) OBP: 0.415, SLG: 0.636										3	0	1	0	1	0	2											
Andy Allanson, R (1, 2) OBP: 0.268, SLG: 0.264										3	0	0	0	0	1	2											
Pete Dalena, L (9, PH) OBP: 0.167, SLG: 0.333										1	0	1	0	0	0	0											
Felix Fermin, R (1, 6) OBP: 0.303, SLG: 0.253										3	0	1	0	0	0	0											
Dave Clark, L (9, PH) OBP: 0.325, SLG: 0.397										1	0	0	0	0	0	1											
Inning Stats	R: 2 H: 3 E: 0 K: 1 S: 13	H: 3 LOB: 1 BB: 0 P: 21	R: 0 H: 2 E: 0 K: 0 S: 14	H: 2 LOB: 2 BB: 1 P: 21	R: 0 H: 0 E: 0 K: 0 S: 13	H: 0 LOB: 2 BB: 2 P: 24	R: 0 H: 0 E: 0 K: 0 S: 5	H: 0 LOB: 0 BB: 0 P: 7	R: 0 H: 1 E: 0 K: 1 S: 11	H: 1 LOB: 1 BB: 0 P: 16	R: 0 H: 0 E: 0 K: 0 S: 9	H: 0 LOB: 0 BB: 0 P: 15	R: 0 H: 1 E: 0 K: 2 S: 14	H: 1 LOB: 1 BB: 0 P: 22	R: 0 H: 1 E: 0 K: 0 S: 8	H: 1 LOB: 1 BB: 0 P: 12	1B: 4 2B: 5 3B: 0 HR: 0	SF: 0 SAC: 0 DP: 2 HBP: 0	WP: 0 PB: 0 SB: 0 CS: 0	PA: 37							
PITCHER	IP	WLS	BF	H	R	ER	SO	BB	IBB	HBP	BLK	WP	HR	S	P	ERA	WHIP										
Mike Dyer, R (1, 1) ERA: 10.8	3.0		16	5	2	2	1	3	0	0	1	0	0	40	66	6.00	2.667										
Juan Berenguer, R (4, 1) ERA: 3.36	5.0	W	17	2	0	0	3	1	0	0	0	0	0	45	72	0.00	0.600										
Jeff Reardon, R (9, 1) ERA: 4.57	1.0	S	4	1	0	0	0	0	0	0	0	0	0	8	12	0.00	1.000										

Cleveland Indians @ Minnesota Twins
Hubert H. Humphrey Metrodome, Minneapolis, MN
Mon Jul 17 1989, 8:05 PM EDT
Att: 21,004 - Dome

AB 33
R 2
H 8
RBI 2
BB 4
SO 4
LOB 17

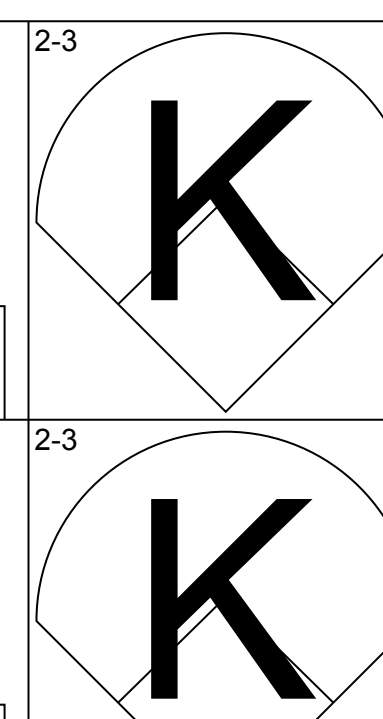
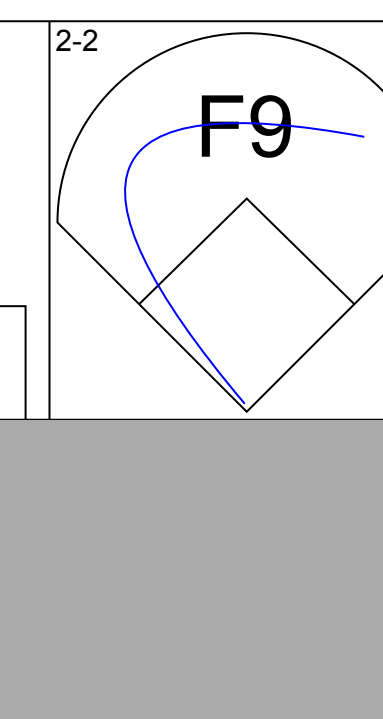
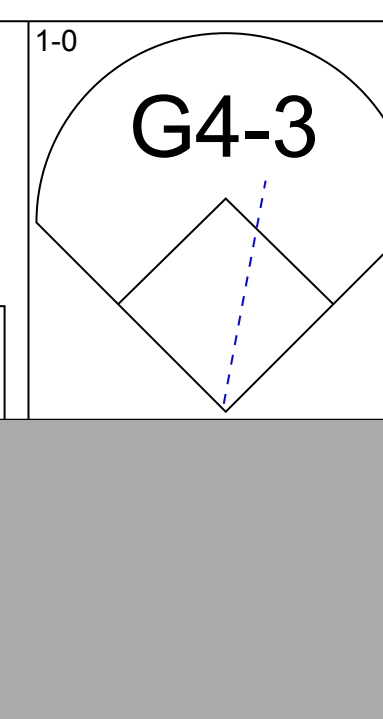
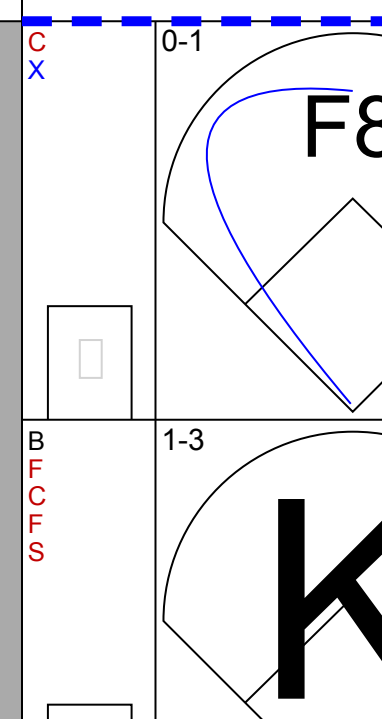
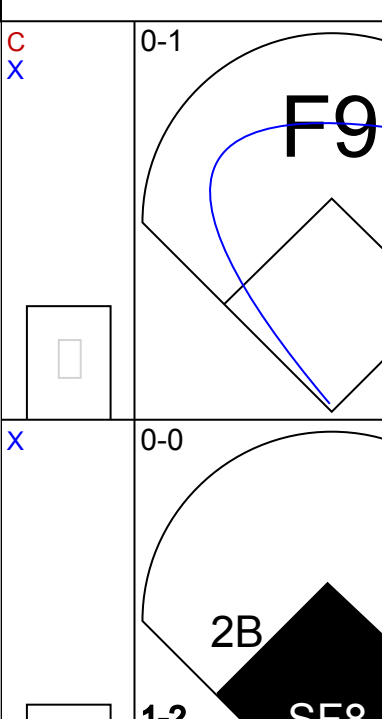
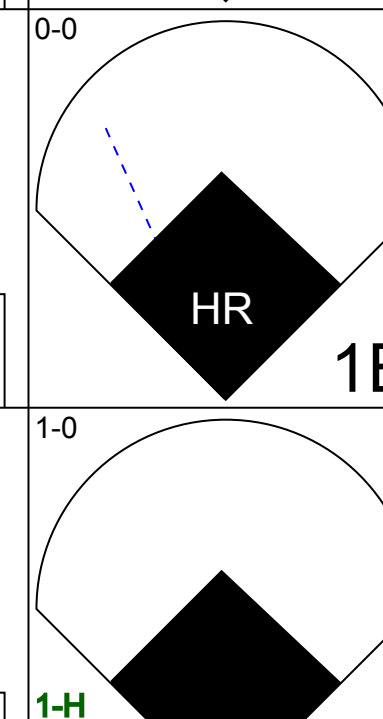
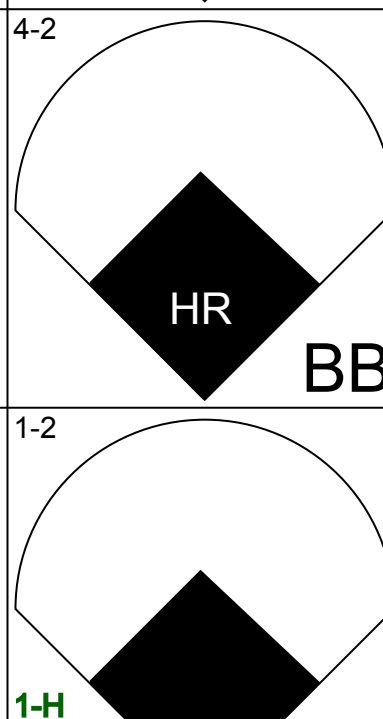
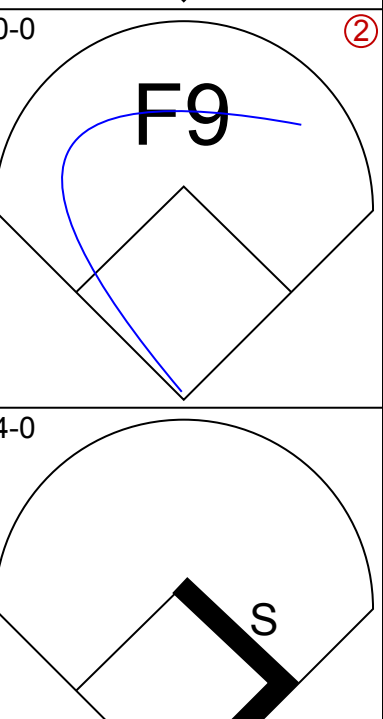
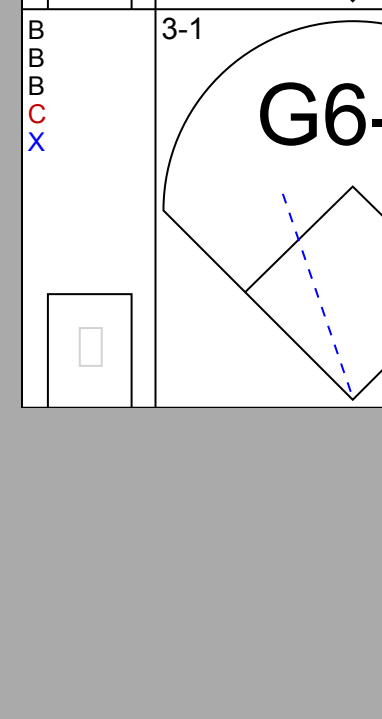
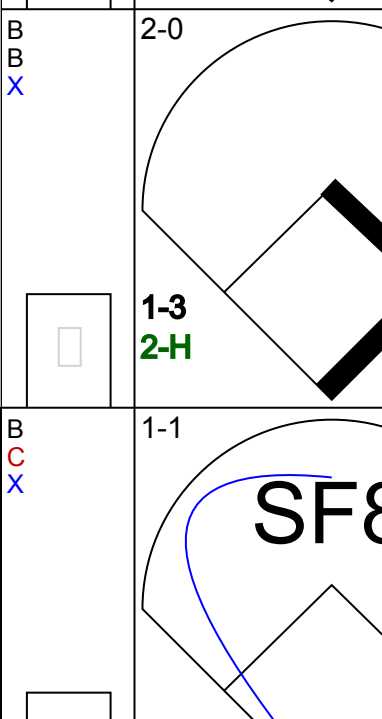
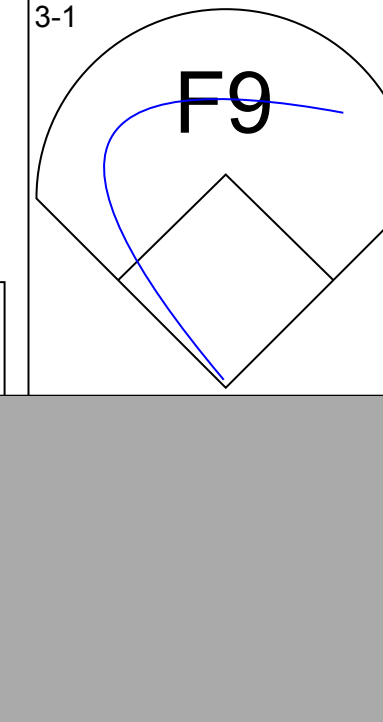
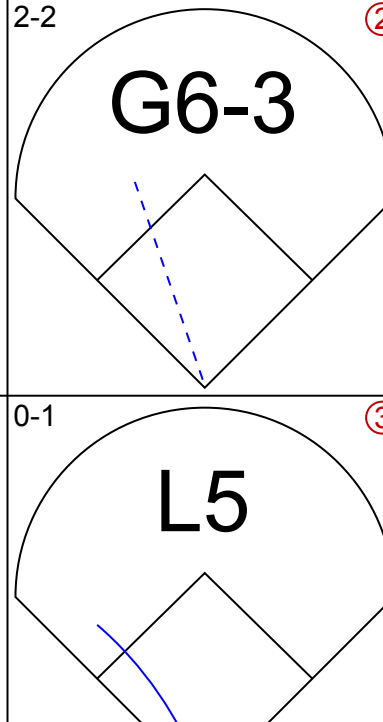
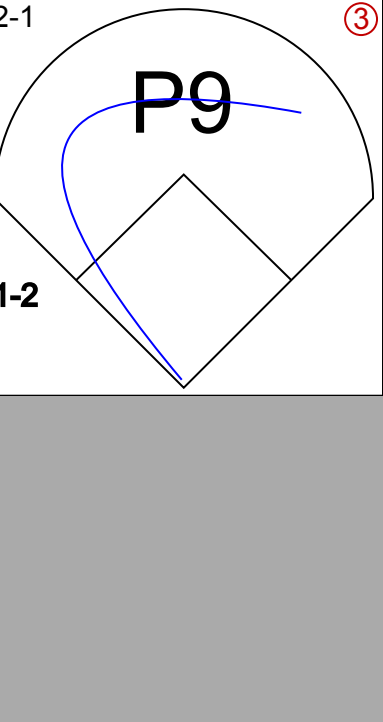

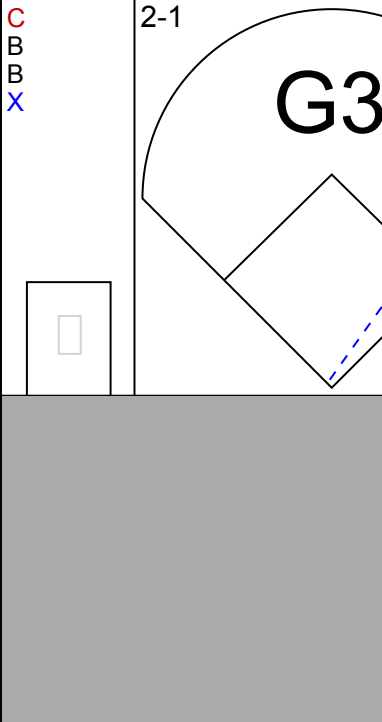



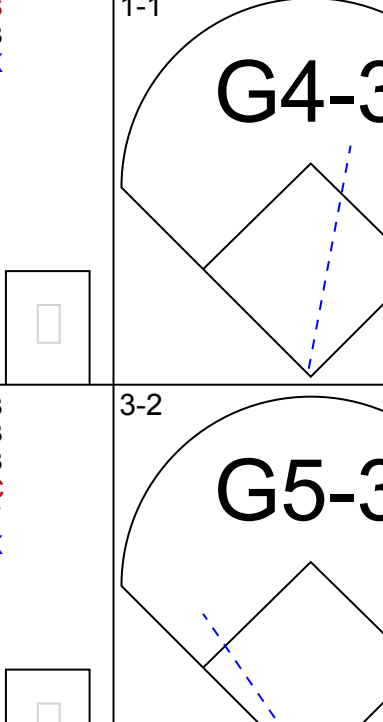

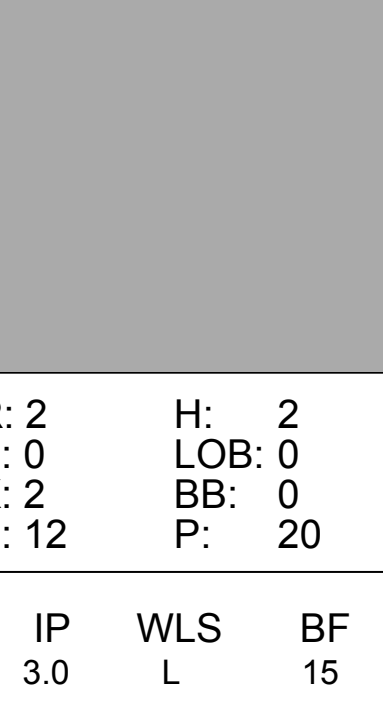

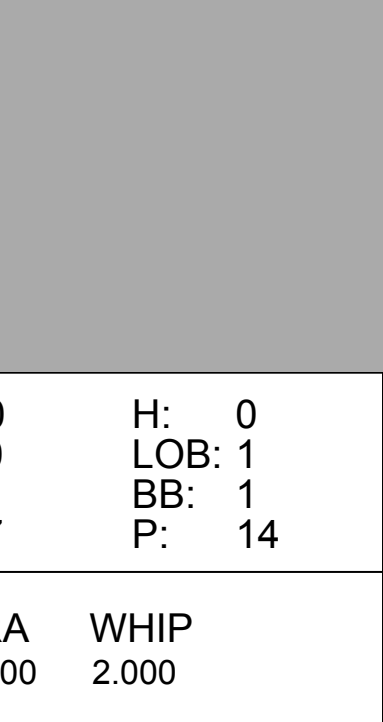
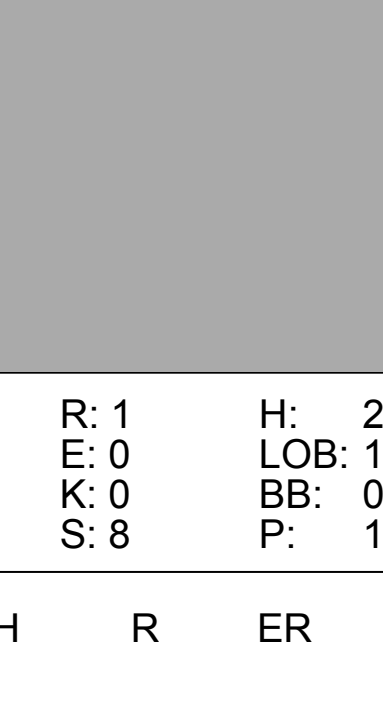
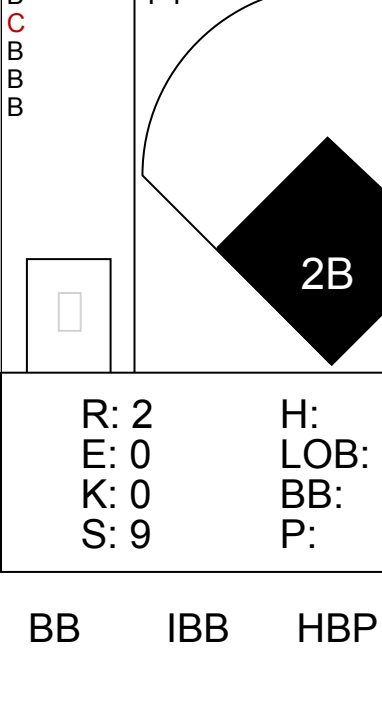
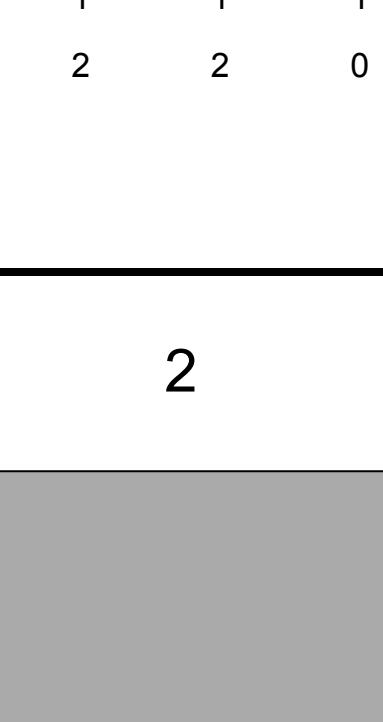
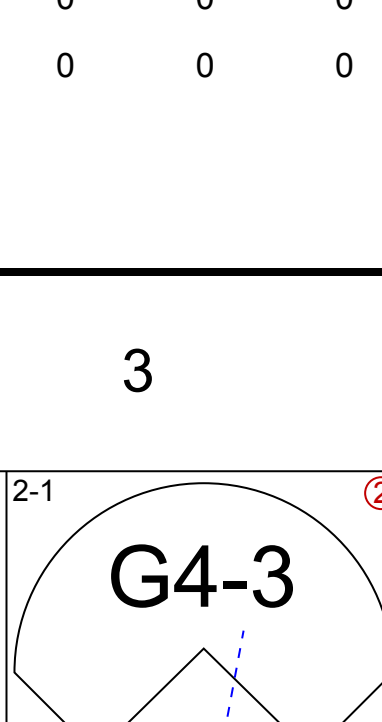
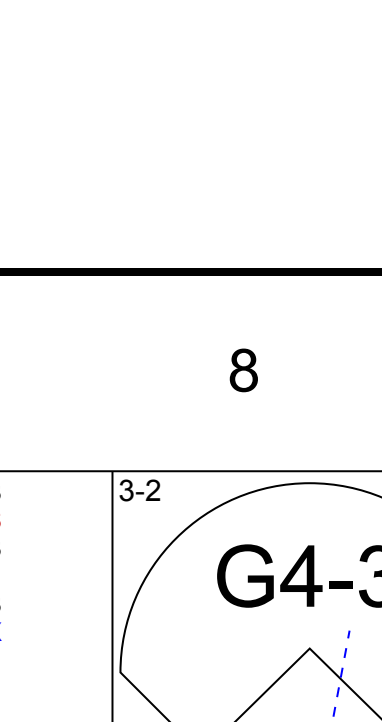


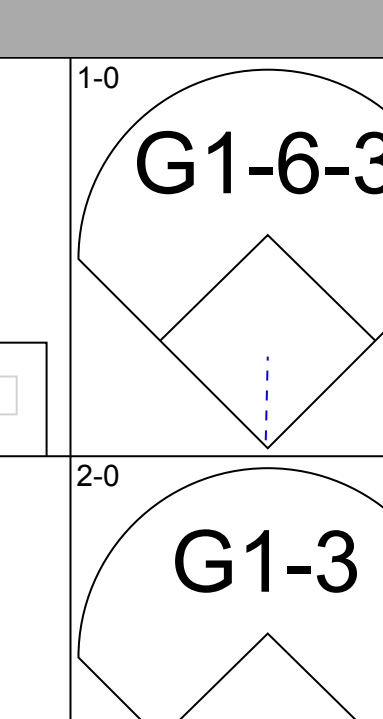
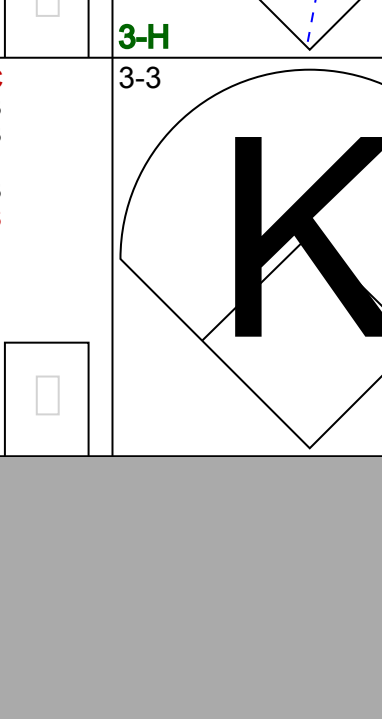
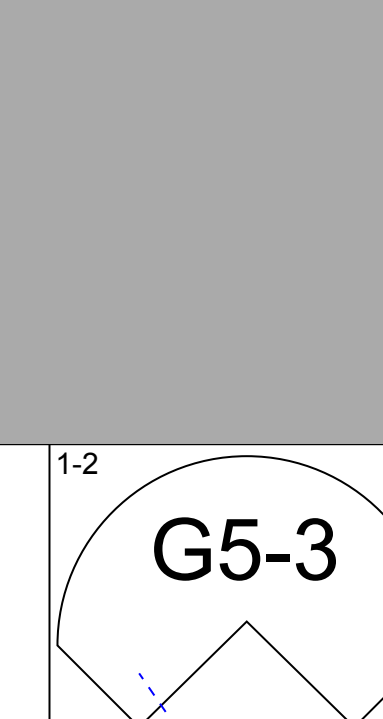
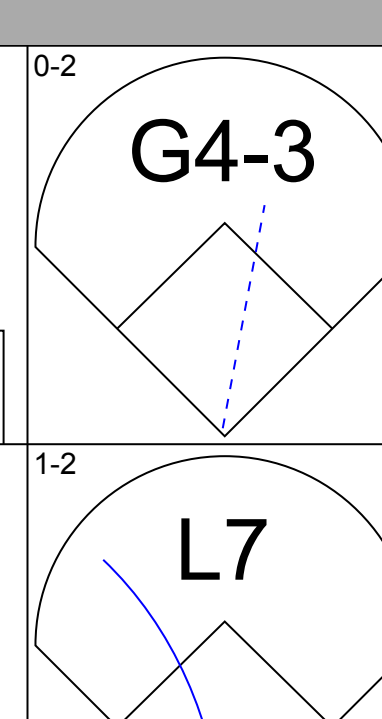
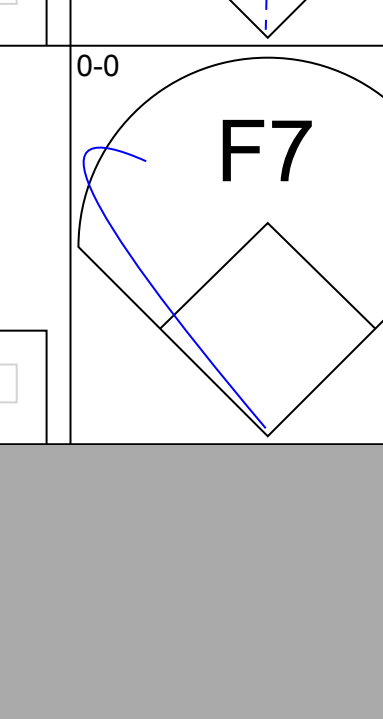

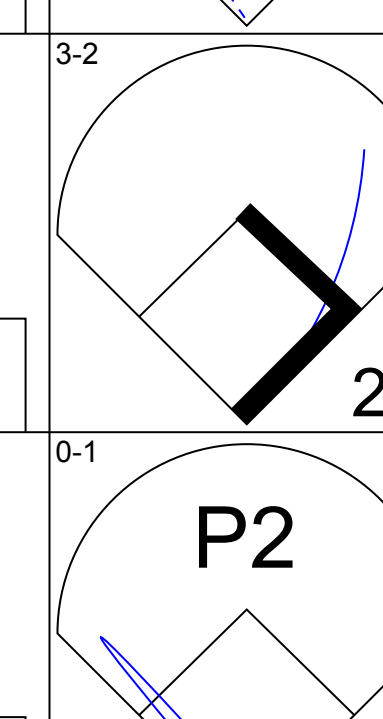




Batter	1	2	3	4	5	6	7	8	9	AB	R	H	RBI	BB	SO	LOB	BOTTOM										
Al Newman, S (1, 4) OBP: 0.337, SLG: 0.288										4	1	1	0	0	1	1											
Randy Bush, L (1, 7) OBP: 0.331, SLG: 0.440										4	1	1	0	0	0	0											
Kirby Puckett, R (1, 8) OBP: 0.384, SLG: 0.483										4	2	2	1	0	0	0											
Kent Hrbek, L (1, 3) OBP: 0.363, SLG: 0.522										3	1	1	3	0	1	0											
Gary Gaetti, R (1, 5) OBP: 0.290, SLG: 0.441										4	0	1	1	0	2	1											
Gene Larkin, S (1, 9) OBP: 0.345, SLG: 0.319										4	0	0	0	0	0	2											
Doug Baker, S (9, 6) OBP: 0.538, SLG: 0.636										0	0	0	0	0	0	0											
Jim Dwyer, L (1, 10) OBP: 0.404, SLG: 0.395										2	0	0	0	0	0	1											
Carmen Castillo, R (7, PH) OBP: 0.320, SLG: 0.510										1	0	1	0	0	0	0											
Brian Harper, R (1, 2) OBP: 0.343, SLG: 0.429										3	0	0	0	0	0	3											
Greg Gagne, R (1, 6) OBP: 0.286, SLG: 0.375										2	0	1	0	0	0	0											
John Moses, S (8, PH) OBP: 0.345, SLG: 0.371										1	0	0	0	0	1	0											
Inning Stats	R: 0 H: 0 E: 0 K: 0 S: 5	H: 0 LOB: 0 BB: 0 P: 7	R: 0 H: 0 E: 0 K: 2 S: 9	H: 0 LOB: 0 BB: 0 P: 14	R: 0 H: 1 E: 0 K: 1 S: 11	H: 1 LOB: 1 BB: 0 P: 19	R: 0 H: 0 E: 0 K: 0 S: 5	H: 0 LOB: 0 BB: 0 P: 9	R: 0 H: 1 E: 0 K: 0 S: 5	H: 1 LOB: 1 BB: 0 P: 8	R: 0 H: 0 E: 0 K: 0 S: 5	H: 0 LOB: 0 BB: 0 P: 8	R: 1 H: 2 E: 1 K: 0 S: 10	H: 2 LOB: 2 BB: 0 P: 14	R: 4 H: 4 E: 0 K: 2 S: 15	H: 4 LOB: 0 BB: 0 P: 20	1B: 6 2B: 1 3B: 0 HR: 1	SF: 0 SAC: 1 DP: 0 HBP: 0	WP: 0 PB: 0 SB: 0 CS: 0	PA: 33							
PITCHER	IP	WLS	BF	H	R	ER	SO	BB	IBB	HBP	BLK	WP	HR	S	P	ERA	WHIP										
Tom Candiotti, R (1, 1) ERA: 3.59	6.0		20	2	0	0	3	0	0	0	0	0	0	40	65	0.00	0.333										
Jesse Orosco, L (7, 1) ERA: 2.04	1.0		6	2	1	0	0	0	0	0	0	0	0	10	14	0.00	2.000										
Doug Jones, R (8, 1) ERA: 2.18	1.0	L	7	4	4	4	2	0	0	0	0	0	1	15	20	36.00	4.000										

Cleveland Indians @ Minnesota Twins
Hubert H. Humphrey Metrodome, Minneapolis, MN
Mon Jul 17 1989, 8:05 PM EDT
Att: 21,004 - Dome

AB 32
R 5
H 8
RBI 5
BB 0
SO 5
LOB 8



Batter	1	2	3	4	5	6	7	8	9	AB	R	H	RBI	BB	SO	LOB	TOP					
Jerry Browne, S OBP: 0.363, SLG: 0.397										5	0	0	0	0	1	2						
Paul Zivella, R OBP: 0.233, SLG: 0.321										5	1	1	0	0	3	0						
Pete O'Brien, L OBP: 0.392, SLG: 0.428										4	2	2	1	1	0	0						
Joe Carter, R OBP: 0.301, SLG: 0.491										3	3	3	6	1	0	0						
Brook Jacoby, R OBP: 0.343, SLG: 0.407										2	0	0	0	0	0	0						
Dion James, L OBP: 0.365, SLG: 0.352										3	0	0	0	0	0	2						
Albert Belle, R OBP: 0.236, SLG: 0.524										4	1	2	1	0	0	0						
Brad Komminsk, R OBP: 0.375, SLG: 0.550										4	1	1	0	0	1	1						
Luis Aguayo, R OBP: 0.244, SLG: 0.239										4	1	1	1	0	1	1						
Andy Allanson, R OBP: 0.272, SLG: 0.266										2	1	1	1	1	0	0						
Inning Stats	R: 2 E: 0 K: 2 S: 12	H: 2 LOB: 0 BB: 0 P: 20	R: 2 E: 0 K: 0 S: 17	H: 2 LOB: 0 BB: 0 P: 22	R: 2 E: 0 K: 0 S: 13	H: 1 LOB: 1 BB: 1 P: 21	R: 0 E: 0 K: 1 S: 10	H: 1 LOB: 1 BB: 0 P: 15	R: 0 E: 0 K: 1 S: 7	H: 0 LOB: 1 BB: 1 P: 14	R: 1 E: 0 K: 1 S: 11	H: 1 LOB: 0 BB: 0 P: 15	R: 0 E: 0 K: 1 S: 8	H: 0 LOB: 0 BB: 0 P: 12	R: 1 E: 0 K: 0 S: 8	H: 2 LOB: 1 BB: 0 P: 15	R: 2 E: 0 K: 0 S: 9	H: 2 LOB: 1 BB: 1 P: 18	1B: 4 2B: 1 3B: 2 HR: 4	SF: 2 SAC: 0 DP: 0 HBP: 0	WP: 0 PB: 0 SB: 1 CS: 0	PA: 41
PITCHER	IP	WLS	BF	H	R	ER	SO	BB	IBB	HBP	BLK	WP	HR	S	P	ERA	WHIP					
Alan Anderson, L ERA: 4.31	(1, 1)	3.0	L	15	5	6	6	2	1	0	0	0	0	2	42	63	18.00	2.000				
Randy St. Claire, R ERA: 4.91	(4, 1)	3.0		12	2	1	1	3	1	0	0	0	0	1	28	44	3.00	1.000				
German Gonzalez, R ERA: 3.43	(7, 1)	2.0		8	2	1	1	1	0	0	0	0	0	1	16	27	4.50	1.000				
Gary Wayne, L ERA: 3.75	(9, 1)	1.0		6	2	2	2	0	1	0	0	0	0	0	9	18	18.00	3.000				

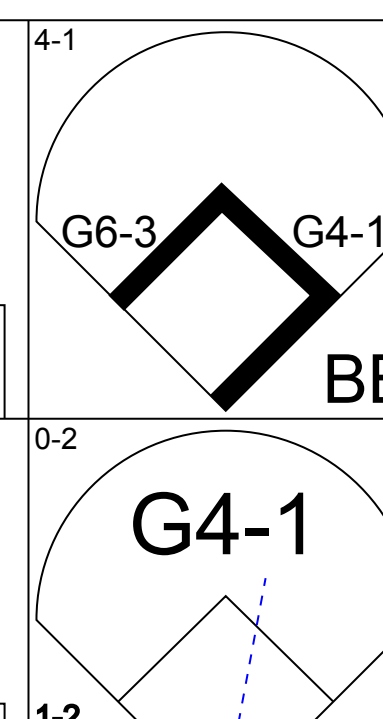
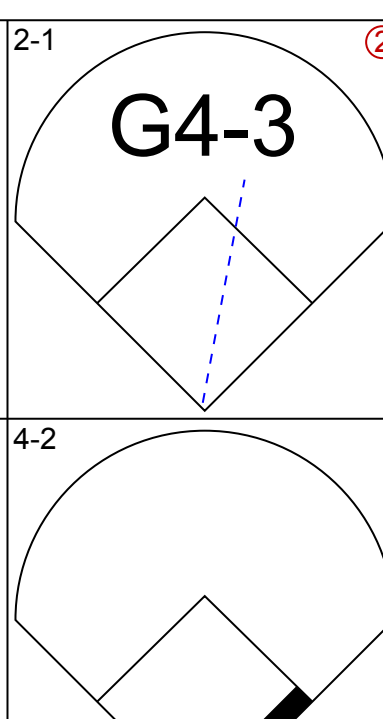

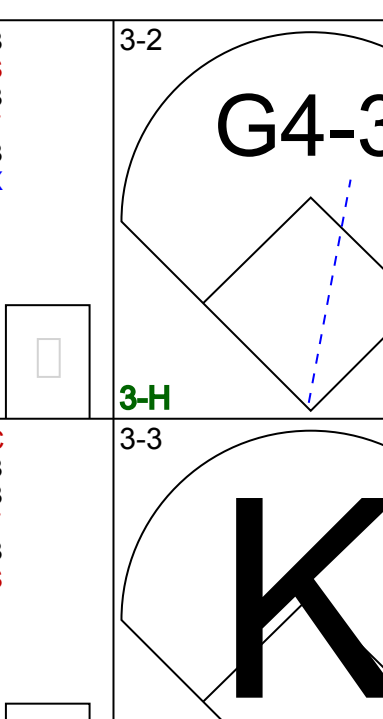
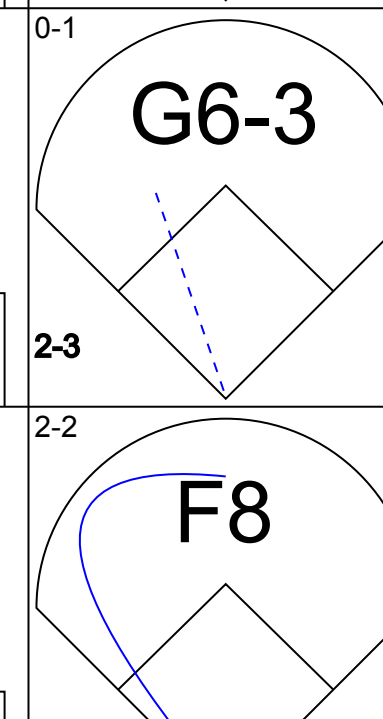

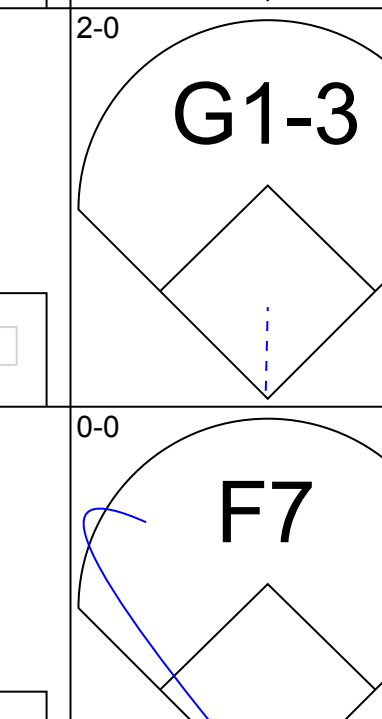




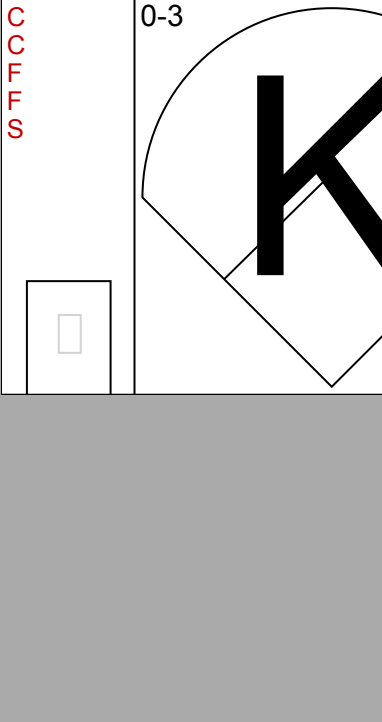

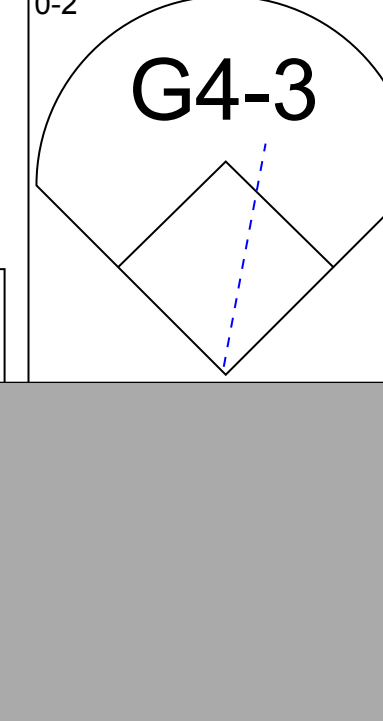


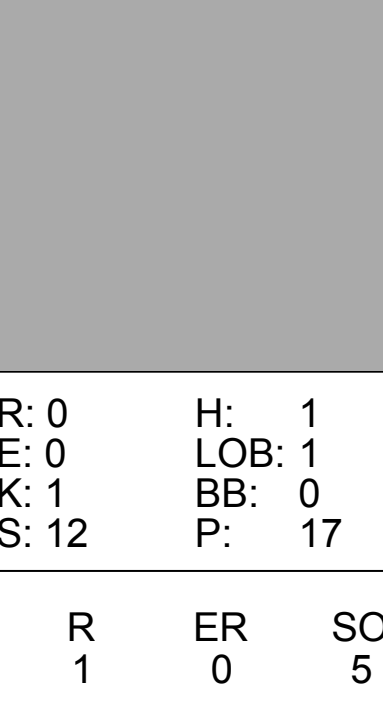


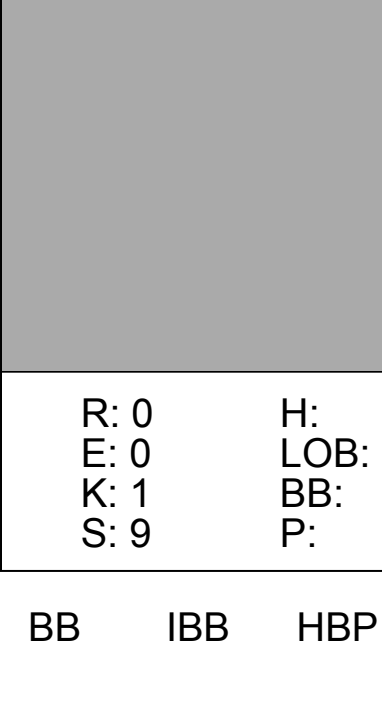



Cleveland Indians @ Minnesota Twins
Hubert H. Humphrey Metrodome, Minneapolis, MN

AB 36
R 10
H 11
RBI 10
BB 3
SO 6
LOB 6



WP: 0 PA: 41
PB: 0
SB: 1
CS: 0

Wed Jul 19 1989, 8:05 PM EDT
Att: 22,504 - Dome

Batter	1	2	3	4	5	6	7	8	9	AB	R	H	RBI	BB	SO	LOB	BOTTOM					
Al Newman, S OBP: 0.333, SLG: 0.286										3	0	0	1	1	1	0						
Gene Larkin, S OBP: 0.354, SLG: 0.328										3	0	0	0	1	1	1						
Kirby Puckett, R OBP: 0.378, SLG: 0.478										3	0	0	0	0	1	2						
John Moses, S OBP: 0.343, SLG: 0.369										1	0	0	0	0	0	0						
Kent Hrbek, L OBP: 0.347, SLG: 0.497										4	0	0	0	0	0	1						
Gary Gaetti, R OBP: 0.286, SLG: 0.433										3	0	0	0	0	0	0						
Greg Gagne, R OBP: 0.282, SLG: 0.370										1	0	0	0	0	1	0						
Jim Dwyer, L OBP: 0.407, SLG: 0.406										3	0	2	0	0	0	0						
Brian Harper, R OBP: 0.340, SLG: 0.429										3	0	0	0	0	0	2						
Randy Bush, L OBP: 0.325, SLG: 0.432										3	1	0	0	0	1	1						
Doug Baker, S OBP: 0.438, SLG: 0.500										3	0	0	0	0	0	1						
Inning Stats	R: 0 E: 0 K: 0 S: 9	H: 0 LOB: 1 BB: 1 P: 15	R: 0 E: 0 K: 1 S: 12	H: 1 LOB: 0 BB: 0 P: 17	R: 0 E: 0 K: 1 S: 9	H: 0 LOB: 1 BB: 1 P: 16	R: 0 E: 0 K: 0 S: 11	H: 1 LOB: 0 BB: 0 P: 12	R: 0 E: 0 K: 1 S: 7	H: 0 LOB: 0 BB: 0 P: 10	R: 0 E: 0 K: 0 S: 3	H: 0 LOB: 0 BB: 0 P: 6	R: 0 E: 0 K: 0 S: 7	H: 0 LOB: 0 BB: 0 P: 12	R: 1 E: 1 K: 1 S: 11	H: 0 LOB: 0 BB: 0 P: 20	R: 0 E: 0 K: 1 S: 9	H: 0 LOB: 0 BB: 0 P: 10	1B: 1 2B: 1 3B: 0 HR: 0	SF: 0 SAC: 0 DP: 0 HBP: 0	WP: 0 PB: 0 SB: 0 CS: 0	PA: 32
PITCHER	IP	WLS	BF	H	R	ER	SO	BB	IBB	HBP	BLK	WP	HR	S	P	ERA	WHIP					
John Farrell, R ERA: 4.14	(1, 1)	9.0	W	32	2	1	0	5	2	0	0	0	0	78	118	0.00	0.444					

Cleveland Indians @ Minnesota Twins
Hubert H. Humphrey Metrodome, Minneapolis, MN

AB 30
R 1
H 2
RBI 1
BB 2
SO 5
LOB 8



Wed Jul 19 1989, 8:05 PM EDT
Att: 22,504 - Dome

Batter	1	2	3	4	5	6	7	8	9	AB	R	H	RBI	BB	SO	LOB	TOP								
Jerry Browne, S OBP: 0.366, SLG: 0.401	G4-3		1B			K	CS	2B	IBB	4	1	2	0	1	1	0									
Felix Fermin, R OBP: 0.302, SLG: 0.256	1B		F9			G6-3		F9	G4-3	5	0	2	1	0	0	4									
Dion James, L OBP: 0.360, SLG: 0.345	P4			K		G1-3		P6		4	0	0	0	0	1	2									
Joe Carter, R OBP: 0.300, SLG: 0.488	K			P3			1B	F9		4	1	1	0	0	1	2									
Pete O'Brien, L OBP: 0.391, SLG: 0.426		F8		G4-1			1B	F8		4	1	1	0	0	0	1									
Albert Belle, R OBP: 0.280, SLG: 0.560		P4			G6-3		1B	G1-3	1B	4	1	2	1	0	0	0									
Brad Komminsk, R OBP: 0.404, SLG: 0.568		F8			E	1B	CS	G1-3	1B	4	0	3	1	0	0	0									
Luis Aguayo, R OBP: 0.233, SLG: 0.230			F8		F9		SF8	G1-3		3	0	0	1	0	0	3									
Andy Allanson, R OBP: 0.267, SLG: 0.261				K		G6-3		F9		4	0	0	0	0	2	4									
Inning Stats	R: 0 H: 1 E: 0 K: 1 S: 13	WLS: L BF: 32 LOB: 1 BB: 0 P: 18	H: 9 R: 4 ER: 4 SO: 4	R: 0 H: 0 E: 0 K: 0 S: 12	LOB: 0 BB: 0 P: 17	R: 0 H: 1 E: 0 K: 1 S: 10	LOB: 1 BB: 0 P: 15	R: 0 H: 0 E: 0 K: 1 S: 13	LOB: 0 BB: 0 P: 14	R: 0 H: 1 E: 1 K: 0 S: 9	LOB: 1 BB: 0 P: 13	R: 0 H: 0 E: 0 K: 1 S: 5	LOB: 0 BB: 0 P: 6	R: 3 H: 4 E: 0 K: 0 S: 10	LOB: 0 BB: 0 P: 18	R: 1 H: 2 E: 0 K: 0 S: 8	LOB: 2 BB: 0 P: 9	R: 0 H: 2 E: 0 K: 1 S: 10	LOB: 3 BB: 1 P: 20	1B: 8 2B: 3 3B: 0 HR: 0	SF: 1 SAC: 0 DP: 0 HBP: 0	WP: 0 PB: 0 SB: 0 CS: 1	PA: 39		
PITCHER	IP	WLS	BF	H	R	ER	SO	BB	IBB	HBP	BLK	WP	HR	S	P	ERA	WHIP								
Bret Saberhagen, R ERA: 2.69	8.0	L	32	9	4	4	4	0	0	0	0	0	0	80	110	4.50	1.125								
Terry Leach, R ERA: 4.17	1.0		6	2	0	0	1	0	1	0	0	0	0	10	20	0.00	2.000								

Cleveland Indians @ Kansas City Royals
 Royals Stadium, Kansas City, MO
 Thu Jul 20 1989, 8:05 PM EDT
 Att: 38,595 - Sunny

AB 36
 R 4
 H 11
 RBI 4
 BB 1
 SO 5
 LOB 16



Batter	1	2	3	4	5	6	7	8	9	AB	R	H	RBI	BB	SO	LOB	BOTTOM								
Willie Wilson, S OBP: 0.290, SLG: 0.300	K			K	F9			B5-3		4	0	0	0	0	2	3									
Kevin Seitzer, R OBP: 0.395, SLG: 0.335				BB	BB			K		2	0	0	0	2	2	1									
George Brett, L OBP: 0.338, SLG: 0.416	F8			F7		K		K	BB	3	0	0	0	1	1	2									
Bo Jackson, R OBP: 0.308, SLG: 0.520				CS	1B			K		3	0	1	0	1	2	1									
Mike Macfarlane, R OBP: 0.253, SLG: 0.305										3	0	0	0	0	0	3									
Bill Buckner, L OBP: 0.250, SLG: 0.275		F8		G5-3			G6-3		P6	1	0	0	0	0	0	1									
Danny Tartabull, R OBP: 0.385, SLG: 0.428		F8			G4-3		F7		G3	2	0	1	0	0	0	1									
Matt Winters, L OBP: 0.379, SLG: 0.417					2B					2	0	0	0	0	0	1									
Bob Boone, R OBP: 0.359, SLG: 0.352		CS		G6-3			G4-3		F8	3	0	0	0	0	0	1									
Frank White, R OBP: 0.295, SLG: 0.292				P2				B5-3	BB	1	0	0	0	2	0	0									
Bill Pecota, R OBP: 0.273, SLG: 0.525										2	0	0	0	0	1	3									
Pat Tabler, R OBP: 0.336, SLG: 0.303				K				L6		1	0	0	0	0	0	1									
Brad Wellman, R OBP: 0.273, SLG: 0.281										0	0	0	0	0	0	0									
Inning Stats	R: 0 H: 0 E: 0 K: 1 S: 7	WLS: W BF: 25 LOB: 0 BB: 1 P: 13	H: 2 R: 0 ER: 0 SO: 6	R: 0 H: 0 E: 0 K: 1 S: 6	LOB: 0 BB: 0 P: 10	R: 0 H: 0 E: 0 K: 1 S: 13	LOB: 2 BB: 2 P: 29	R: 0 H: 1 E: 0 K: 0 S: 9	LOB: 2 BB: 1 P: 17	R: 0 H: 0 E: 0 K: 3 S: 9	LOB: 0 BB: 0 P: 16	R: 0 H: 0 E: 0 K: 0 S: 5	LOB: 0 BB: 0 P: 6	R: 0 H: 0 E: 0 K: 1 S: 7	LOB: 1 BB: 1 P: 15	R: 0 H: 0 E: 0 K: 1 S: 10	LOB: 1 BB: 1 P: 19	1B: 1 2B: 1 3B: 0 HR: 0	SF: 0 SAC: 0 DP: 0 HBP: 0	WP: 0 PB: 0 SB: 0 CS: 2	PA: 34				
PITCHER	IP	WLS	BF	H	R	ER	SO	BB	IBB	HBP	BLK	WP	HR	S	P	ERA	WHIP								
Greg Swindell, L ERA: 2.51	7.0	W	25	2	0	0	6	4	0	0	0	0	0	57	104	0.00	0.857								
Jesse Orosco, L ERA: 1.99	1.0		5	0	0	0	1	2	0	0	0	0	0	9	21	0.00	2.000								
Doug Jones, R ERA: 2.09	1.0		3	0	0	0	1	0	0	0	0	0	0	8	13	0.00	0.000								

Cleveland Indians @ Kansas City Royals
 Royals Stadium, Kansas City, MO
 Thu Jul 20 1989, 8:05 PM EDT
 Att: 38,595 - Sunny

AB 27
 R 0
 H 2
 RBI 0
 BB 6
 SO 8
 LOB 18



Batter	1	2	3	4	5	6	7	8	9	AB	R	H	RBI	BB	SO	LOB	TOP				
Jerry Browne, S (1, 4) OBP: 0.368, SLG: 0.402	P4		G4-6-3 1B		P6			P6 1B		4	0	2	0	0	0	0	Cleveland Indians @ Kansas City Royals Royals Stadium, Kansas City, MO Fri Jul 21 1989, 8:05 PM EDT Att: 38,274 - Unknown				
Felix Fermin, R (1, 6) OBP: 0.302, SLG: 0.254			G4-6-3		G4-3			P6		2	0	0	0	1	0						
Pete Dalena, L (8, PH) OBP: 0.143, SLG: 0.286										1	0	0	0	0	0						
Luis Aguayo, R (8, 6) OBP: 0.233, SLG: 0.230	G3 BB									0	0	0	0	0	0						
Dion James, L (1, 10) OBP: 0.358, SLG: 0.341	G3							L7		3	0	0	0	1	0						
Joe Carter, R (1, 7) OBP: 0.300, SLG: 0.486	G6-3							K		4	0	1	0	0	1						
Pete O'Brien, L (1, 3) OBP: 0.395, SLG: 0.433										4	1	3	0	0	0						
Albert Belle, R (1, 9) OBP: 0.310, SLG: 0.536										3	0	1	0	1	0						
Brad Komminsk, R (1, 8) OBP: 0.328, SLG: 0.400										3	0	0	1	0	0						
Dave Clark, L (8, PH) OBP: 0.328, SLG: 0.400										1	0	1	0	0	0						
Brook Jacoby, R (1, 5) OBP: 0.342, SLG: 0.404										4	0	1	0	0	1						
Joel Skinner, R (1, 2) OBP: 0.314, SLG: 0.340										3	0	0	0	0	1						
Inning Stats	R: 0 E: 0 K: 0 S: 9	H: 0 LOB: 1 BB: 1 P: 17	R: 0 E: 0 K: 1 S: 10	H: 1 LOB: 1 BB: 0 P: 12	R: 0 E: 0 K: 1 S: 8	H: 1 LOB: 0 BB: 0 P: 12	R: 1 E: 0 K: 0 S: 9	H: 2 LOB: 2 BB: 1 P: 17	R: 0 E: 0 K: 0 S: 5	H: 1 LOB: 1 BB: 1 P: 7	R: 0 E: 0 K: 0 S: 9	H: 1 LOB: 1 BB: 0 P: 17	R: 0 E: 0 K: 1 S: 14	H: 1 LOB: 1 BB: 0 P: 19	R: 0 E: 0 K: 0 S: 6	H: 2 LOB: 1 BB: 0 P: 11	1B: 8 2B: 2 3B: 0 HR: 0	SF: 0 SAC: 0 DP: 3 HBP: 0	WP: 0 PB: 0 SB: 0 CS: 1	PA: 36	
PITCHER	IP WLS BF H R ER SO BB IBB HBP BLK WP HR S P ERA WHIP	7.0 W 27 6 1 1 2 3 0 0 0 0 0 55 91 1.29 1.286	2.0 S 8 3 0 0 1 0 0 0 0 0 20 30 0.00 1.500											IP WLS BF H R ER SO BB IBB HBP BLK WP HR S P ERA WHIP							
Luis Aquino, R (1, 1) ERA: 2.93											7.0 W 27 6 1 1 2 3 0 0 0 0 0 55 91 1.29 1.286										
Jeff Montgomery, R (8, 1) ERA: 1.45											2.0 S 8 3 0 0 1 0 0 0 0 0 20 30 0.00 1.500										

Batter	1	2	3	4	5	6	7	8	9	AB	R	H	RBI	BB	SO	LOB	BOTTOM				
Willie Wilson, S (1, 8) OBP: 0.297, SLG: 0.309	FC6-4 1B	SF8						L6		4	1	3	3	0	0	1	Cleveland Indians @ Kansas City Royals Royals Stadium, Kansas City, MO Fri Jul 21 1989, 8:05 PM EDT Att: 38,274 - Unknown				
Kevin Seitzer, R (1, 5) OBP: 0.395, SLG: 0.336	FC6-4 1B	F8						L7		5	0	2	0	0	0	2					
George Brett, L (1, 3) OBP: 0.336, SLG: 0.412										2	0	0	0	0	0	2					
Rey Palacios, R (5, 3) OBP: 0.216, SLG: 0.265	FC6-4							SH1-4		2	0	1	1	0	0	2					
Bo Jackson, R (1, 7) OBP: 0.309, SLG: 0.518	K							F9		5	0	2	0	0	1	5					
Pat Tabler, R (1, 10) OBP: 0.335, SLG: 0.302	F9									4	0	1	0	0	1	5					
Bob Boone, R (1, 2) OBP: 0.361, SLG: 0.352		G4-3 2B						G4-3		3	2	1	0	1	0	4					
Frank White, R (1, 4) OBP: 0.294, SLG: 0.296		G4-3 SF8						G3		4	1	1	0	0	1	1					
Matt Winters, L (1, 9) OBP: 0.371, SLG: 0.392		G4-3						G3-1		3	1	0	1	1	1	1					
Bill Pecota, R (1, 6) OBP: 0.298, SLG: 0.512										1	0	0	0	1	0	0					
Bill Buckner, L (8, PH) OBP: 0.255, SLG: 0.280										1	0	1	1	0	0	0					
Brad Wellman, R (8, PR) OBP: 0.273, SLG: 0.281		SF8 BB						S		0	1	0	0	0	0	0					
Inning Stats	R: 0 E: 0 K: 1 S: 13	H: 2 LOB: 2 BB: 0 P: 17	R: 2 E: 0 K: 0 S: 14	H: 1 LOB: 1 BB: 2 P: 29	R: 0 E: 0 K: 1 S: 7	H: 2 LOB: 1 BB: 0 P: 15	R: 0 E: 0 K: 1 S: 7	H: 0 LOB: 0 BB: 0 P: 11	R: 1 E: 0 K: 0 S: 12	H: 3 LOB: 2 BB: 0 P: 18	R: 0 E: 0 K: 1 S: 10	H: 0 LOB: 1 BB: 0 P: 13	R: 0 E: 1 K: 1 S: 19	H: 0 LOB: 1 BB: 0 P: 31	R: 3 E: 0 K: 0 S: 19	H: 4 LOB: 2 BB: 1 P: 31	1B: 11 2B: 1 3B: 0 HR: 0	SF: 1 SAC: 1 DP: 1 HBP: 1	WP: 0 PB: 0 SB: 2 CS: 0	PA: 40	
PITCHER	IP WLS BF H R ER SO BB IBB HBP BLK WP HR S P ERA WHIP	4.1 L 22 1 2 2 2 0 1 1 0 0 0 27 42 6.00 0.333	0.0 2 2 1 1 0 0 0 0 0 0 0 0 6 8 ∞ ∞	0.2 3 1 0 0 0 0 0 0 0 0 0 0 6 9 0.00 1.500											IP WLS BF H R ER SO BB IBB HBP BLK WP HR S P ERA WHIP						
Scott Bailes, L (1, 1) ERA: 3.96											4.1 L 22 1 2 2 2 0 1 1 0 0 0 27 42 6.00 0.333										
Rich Yett, R (5, 1) ERA: 5.11											0.0 2 2 1 1 0 0 0 0 0 0 0 0 6 8 ∞ ∞										
Jesse Orosco, L (8, 1) ERA: 2.2											0.2 3 1 0 0 0 0 0 0 0 0 0 0 6 9 0.00 1.500										
Keith Atherton, R (8, 1) ERA: 3.89											0.2 3 1 0 0 0 0 0 0 0 0 0 0 6 9 0.00 1.500										

Batter	1	2	3	4	5	6	7	8	9	AB	R	H	RBI	BB	SO	LOB	TOP										
Jerry Browne, S (1,4) OBP: 0.364, SLG: 0.398	L1		L1-3		G6-3			K		4	0	0	0	0	1	0	Cleveland Indians @ Kansas City Royals Royals Stadium, Kansas City, MO Sat Jul 22 1989, 8:05 PM EDT Att: 38,606 - Overcast - 77 F										
Felix Fermin, R (1,6) OBP: 0.305, SLG: 0.255	E5					L1-3		1B		3	0	1	0	1	0	0											
Dion James, L (1,10) OBP: 0.364, SLG: 0.348			F9				1B	1B		4	0	3	0	0	0	1											
Joe Carter, R (1,7) OBP: 0.300, SLG: 0.482			P3			P3		F9		3	0	0	0	1	0	4											
Pete O'Brien, L (1,3) OBP: 0.393, SLG: 0.431	G6-3				G4-3		L3			4	1	1	0	0	0	4											
Albert Belle, R (1,9) OBP: 0.273, SLG: 0.469		P6			G3		P3			4	0	0	0	0	1	1											
Brad Komminsk, R (1,8) OBP: 0.373, SLG: 0.510					G5-3		K			4	0	1	0	0	1	1											
Brook Jacoby, R (1,5) OBP: 0.341, SLG: 0.406			F8				K			4	0	1	1	0	1	1											
Andy Allanson, R (1,2) OBP: 0.263, SLG: 0.257			G5-3					G6-3		3	0	0	0	0	0	1											
Dave Clark, L (9, PH) OBP: 0.327, SLG: 0.398										1	0	0	0	0	1	1											
Joel Skinner, R (9, 2) OBP: 0.314, SLG: 0.340										0	0	0	0	0	0	0											
Inning Stats	R: 0 E: 1 K: 0 S: 10	H: 1 LOB: 2 BB: 1 P: 15	R: 0 E: 0 K: 0 S: 7	H: 1 LOB: 1 BB: 0 P: 9	R: 0 E: 0 K: 0 S: 7	H: 0 LOB: 1 BB: 1 P: 15	R: 0 E: 0 K: 0 S: 7	H: 0 LOB: 0 BB: 0 P: 12	R: 0 E: 0 K: 0 S: 6	H: 0 LOB: 0 BB: 0 P: 9	R: 0 E: 0 K: 2 S: 13	H: 1 LOB: 1 BB: 0 P: 11	R: 0 E: 0 K: 2 S: 9	H: 0 LOB: 0 BB: 0 P: 7	R: 0 E: 0 K: 1 S: 13	H: 1 LOB: 1 BB: 0 P: 13	R: 0 E: 0 K: 0 S: 9	H: 2 LOB: 2 BB: 0 P: 20	R: 1 E: 0 K: 2 S: 14	H: 2 LOB: 1 BB: 0 P: 21	1B: 6 2B: 1 3B: 0 HR: 0	SF: 0 SAC: 0 DP: 1 HBP: 0	WP: 0 PB: 0 SB: 0 CS: 0	PA: 36			
PITCHER	IP	WLS	BF	H	R	ER	SO	BB	IBB	HBP	BLK	WP	HR	S	P	ERA	WHIP										
Tom Gordon, R (1,1) ERA: 2.83	8.2	L	35	7	1	1	4	2	0	0	0	0	0	78	119	1.04	1.038										
Steve Farr, R (9,1) ERA: 3.96	0.1		1	0	0	0	1	0	0	0	0	0	0	3	5	0.00	0.000										


AB	34
R	1
H	7
RBI	1
BB	2
SO	5
LOB	14



Batter	1	2	3	4	5	6	7	8	9	AB	R	H	RBI	BB	SO	LOB	BOTTOM										
Willie Wilson, S (1,8) OBP: 0.291, SLG: 0.303	F8			K		G5-3		G3		4	0	0	0	0	1	2	Cleveland Indians @ Kansas City Royals Royals Stadium, Kansas City, MO Sat Jul 22 1989, 8:05 PM EDT Att: 38,606 - Overcast - 77 F										
Kevin Seitzer, R (1,5) OBP: 0.391, SLG: 0.332	F8			G5-3			G5-3			4	0	0	0	0	0	0											
Pat Tabler, R (1,10) OBP: 0.330, SLG: 0.298	F8			E6			F9			4	0	0	0	0	0	0											
Bo Jackson, R (1,7) OBP: 0.314, SLG: 0.521										4	0	3	0	0	1	1											
Bret Saberhagen, R (9, PR)				K						0	0	0	0	0	0	0											
Bill Buckner, L (1,3) OBP: 0.255, SLG: 0.274							F8			3	0	0	0	1	0	2											
Bob Boone, R (1,2) OBP: 0.380, SLG: 0.352							G6-3			3	0	1	0	0	0	1											
Rey Palacios, R (8, PR) OBP: 0.216, SLG: 0.265										0	0	0	0	0	0	0											
Matt Winters, L (1,9) OBP: 0.354, SLG: 0.370										3	0	0	0	0	0	1											
Bill Pecota, R (8, PR) OBP: 0.298, SLG: 0.512										0	0	0	0	0	0	0											
Frank White, R (1,4) OBP: 0.294, SLG: 0.296										3	0	1	0	0	1	0											
Brad Wellman, R (1,6) OBP: 0.269, SLG: 0.276										2	0	0	0	0	0	0											
George Brett, L (8, PH) OBP: 0.335, SLG: 0.410										1	0	0	0	0	0	2											
Mike Macfarlane, R (9, 2) OBP: 0.253, SLG: 0.305										0	0	0	0	0	0	0											
Inning Stats	R: 0 E: 0 K: 0 S: 4	H: 0 LOB: 0 BB: 0 P: 6	R: 0 E: 0 K: 0 S: 3	H: 1 LOB: 0 BB: 1 P: 7	R: 0 E: 0 K: 0 S: 6	H: 0 LOB: 0 BB: 0 P: 10	R: 0 E: 1 K: 2 S: 11	H: 0 LOB: 1 BB: 0 P: 18	R: 0 E: 0 K: 0 S: 4	H: 0 LOB: 0 BB: 0 P: 7	R: 0 E: 0 K: 1 S: 13	H: 0 LOB: 0 BB: 0 P: 19	R: 0 E: 0 K: 0 S: 9	H: 1 LOB: 1 BB: 0 P: 13	R: 0 E: 0 K: 0 S: 9	H: 2 LOB: 2 BB: 0 P: 13	R: 0 E: 0 K: 0 S: 12	H: 1 LOB: 1 BB: 0 P: 17	1B: 5 2B: 0 3B: 0 HR: 0	SF: 0 SAC: 0 DP: 1 HBP: 0	WP: 0 PB: 0 SB: 0 CS: 1	PA: 32					
PITCHER	IP	WLS	BF	H	R	ER	SO	BB	IBB	HBP	BLK	WP	HR	S	P	ERA	WHIP										
Tom Candiotti, R (1,1) ERA: 3.35	8.0	W	28	4	0	0	3	1	0	0	0	0	0	59	93	0.00	0.625										
Doug Jones, R (9,1) ERA: 2.05	1.0	S	4	1	0	0	0	0	0	0	0	0	0	12	17	0.00	1.000										

AB	31
R	0
H	5
RBI	0
BB	1
SO	3
LOB	9



Batter	1	2	3	4	5	6	7	8	9	AB	R	H	RBI	BB	SO	LOB	TOP										
Jerry Browne, S OBP: 0.364, SLG: 0.399 (1, 4)	G5-3		G6-3			L3	G3		FC5-4	6	1	2	0	0	0	2	Cleveland Indians @ Kansas City Royals Royals Stadium, Kansas City, MO Sun Jul 23 1989, 4:33 AM EDT Att: 33,991 - Unknown										
Felix Fermin, R OBP: 0.309, SLG: 0.261 (1, 6)	HR		K			SH3		1B	FC5-4	5	3	3	0	0	1	2											
Dion James, L OBP: 0.375, SLG: 0.375 (1, 10)	HR					FC4-6	BB	1B		5	3	4	5	1	0	1											
Joe Carter, R OBP: 0.300, SLG: 0.481 (1, 7)	G6-3					P2	P5		P4	5	2	1	1	1	0	3											
Pete O'Brien, L OBP: 0.395, SLG: 0.429 (1, 3)	G1-3					FC4-6	BB	1B	F9	4	3	1	0	2	0	2											
Albert Belle, R OBP: 0.342, SLG: 0.543 (1, 9)		K				E	BB	1B		3	3	2	4	1	1	0											
Brad Komminsk, R OBP: 0.375, SLG: 0.571 (1, 8)	G5-3					E3	1B		G4-6-3	5	1	2	4	0	0	4											
Brook Jacoby, R OBP: 0.338, SLG: 0.402 (1, 5)	G5-3					1B			G4-3	5	0	1	2	0	0	2											
Joel Skinner, R OBP: 0.318, SLG: 0.330 (1, 2)			G5-3	G4-3			L3		FC5-4	3	1	0	0	2	1	3											
Inning Stats	R: 2 E: 0 K: 0 S: 11	H: 2 LOB: 0 BB: 0 P: 15	R: 0 E: 0 K: 1 S: 5	H: 0 LOB: 0 BB: 0 P: 7	R: 0 E: 0 K: 1 S: 7	H: 0 LOB: 0 BB: 0 P: 11	R: 2 E: 1 K: 0 S: 12	H: 1 LOB: 2 BB: 2 P: 26	R: 5 E: 0 K: 0 S: 19	H: 4 LOB: 0 BB: 1 P: 29	R: 3 E: 0 K: 1 S: 13	H: 3 LOB: 1 BB: 1 P: 22	R: 3 E: 0 K: 0 S: 16	H: 3 LOB: 1 BB: 1 P: 28	R: 2 E: 0 K: 0 S: 14	H: 2 LOB: 1 BB: 1 P: 23		1B: 9 2B: 5 3B: 1 HR: 2	SF: 0 SAC: 1 DP: 2 HBP: 1	WP: 0 PB: 0 SB: 0 CS: 0	PA: 50						
PITCHER	IP	WLS	BF	H	R	ER	SO	BB	IBB	HBP	BLK	WP	HR	S	P	ERA	WHIP										
Mark Gubicza, R ERA: 2.96 (1, 1)	4.2	L	24	6	8	6	2	3	0	0	0	0	1	48	81	11.57	1.929										
Terry Leach, R ERA: 4.72 (5, 1)	1.1		10	5	4	4	0	2	0	0	0	0	1	18	29	27.00	5.250										
Steve Crawford, R ERA: 6.23 (7, 1)	2.0		10	3	3	3	1	0	1	1	0	0	0	23	39	13.50	1.500										
Steve Farr, R ERA: 4.34 (9, 1)	1.0		6	2	2	2	0	1	0	0	0	0	0	14	23	18.00	3.000										
Batter	1	2	3	4	5	6	7	8	9	AB	R	H	RBI	BB	SO	LOB	BOTTOM										
Willie Wilson, S OBP: 0.298, SLG: 0.307 (1, 8)	E	K		BB				F9		4	0	2	1	1	1	1	Cleveland Indians @ Kansas City Royals Royals Stadium, Kansas City, MO Sun Jul 23 1989, 4:33 AM EDT Att: 33,991 - Unknown										
Kevin Seitzer, R OBP: 0.393, SLG: 0.334 (1, 7)	L3		1B	BB		G5-3		1B		4	0	2	0	1	0	2											
Luis de los Santos, R OBP: 0.280, SLG: 0.282 (1, 3)	FC5-2-1-6-5		K	K			G6-3	L4		5	1	0	0	0	2	5											
Pat Tabler, R OBP: 0.334, SLG: 0.318 (1, 10)	HR		F9			G6-4-3	BB	F8		5	1	3	2	0	0	1											
Frank White, R OBP: 0.296, SLG: 0.295 (1, 4)	G4-3		1B	G6-4-3		BB	BB	G5-3		4	0	1	0	1	0	1											
Mike Macfarlane, R OBP: 0.297, SLG: 0.320 Bob Boone, R OBP: 0.360, SLG: 0.349 (1, 2) (4, 2)	WP	G5-3		G5-3		F7		L7		2	1	1	0	0	0	2											
Matt Winters, L OBP: 0.348, SLG: 0.414 (1, 9)	K			G3			HR	P3		4	1	1	1	0	1	4											
Rey Palacios, R OBP: 0.200, SLG: 0.250 George Brett, L OBP: 0.333, SLG: 0.409 Brad Wellman, R OBP: 0.269, SLG: 0.276 (1, 5) (7, PH) (8, 6)	SF8			F8		K		P5		2	0	0	1	0	1	0											
Bill Pecota, R OBP: 0.314, SLG: 0.556 (8, 5)	1B			1B		L9		F9		4	1	2	0	0	0	0											
Inning Stats	R: 2 E: 1 K: 0 S: 11	H: 1 LOB: 0 BB: 1 P: 21	R: 1 E: 0 K: 2 S: 13	H: 2 LOB: 1 BB: 0 P: 20	R: 0 E: 0 K: 1 S: 10	H: 2 LOB: 2 BB: 0 P: 12	R: 1 E: 0 K: 1 S: 17	H: 2 LOB: 1 BB: 1 P: 27	R: 0 E: 0 K: 0 S: 7	H: 1 LOB: 0 BB: 0 P: 12	R: 1 E: 0 K: 1 S: 12	H: 2 LOB: 1 BB: 0 P: 17	R: 0 E: 0 K: 0 S: 9	H: 1 LOB: 3 BB: 2 P: 22	R: 0 E: 0 K: 0 S: 10	H: 1 LOB: 1 BB: 0 P: 15	R: 0 E: 0 K: 0 S: 4	H: 0 LOB: 0 BB: 0 P: 4	1B: 7 2B: 2 3B: 1 HR: 2	SF: 1 SAC: 0 DP: 1 HBP: 0	WP: 1 PB: 0 SB: 0 CS: 0	PA: 42					
PITCHER	IP	WLS	BF	H	R	ER	SO	BB	IBB	HBP	BLK	WP	HR	S	P	ERA	WHIP										
Bud Black, L ERA: 3.85 (1, 1)	5.2	W	28	10	5	5	5	2	0	0	0	0	0	7	18	0.00	4.500										
Rich Yaitt, R ERA: 5.06 (6, 1)	0.2		5	1	0	0	0	2	0	0	0	0	0	7	18	0.00	4.500										
Steve Davis, L ERA: 8.22 (7, 1)	1.2		6	1	0	0	0	0	0	0	0	0	0	14	22	0.00	0.600										
Keith Atherton, R ERA: 3.79 (9, 1)	1.0		3	0	0	0	0	0	0	0	0	0	0	4	4	0.00	0.000										

Batter	1	2	3	4	5	6	7	8	9	AB	R	H	RBI	BB	SO	LOB	TOP									
Steve Sax, R OBP: 0.367, SLG: 0.385	1-1 1B SF9		3-2 P6		0-2 SH1-3 1B 2B	1-3 K		1-2 FC6-4		5	2	2	0	0	1	3										
Alvaro Espinoza, R OBP: 0.298, SLG: 0.309	1-0 SF9		2-1 FC4 1B		0-0 SH1-3		0-0 G6-3 1B	1-2 G6-3	1-2 G6-3	4	0	3	0	0	0	0										
Don Mattingly, L OBP: 0.348, SLG: 0.446	1-1 P4		0-1 FC4		2-1 P3		0-0 G6-3	0-2 L8		5	0	0	0	0	0	5										
Mel Hall, L OBP: 0.317, SLG: 0.456 Don Stought, R OBP: 0.339, SLG: 0.415	0-0 SF9		1-2 HBP 1B		1-1 HBP 1B		4-0 IBB	1-3 K		2	1	2	2	1	0	0										
Steve Balboni, R OBP: 0.306, SLG: 0.506	1-3 K		2-1 HBP 1B		0-0 F7		0-1 P6			3	0	0	0	0	1	4										
Jesse Barfield, R OBP: 0.350, SLG: 0.421		0-3 K		2-3 K		0-0 G5-3	1-3 K			4	0	0	0	0	3	4										
Tom Brookens, R OBP: 0.275, SLG: 0.340		0-0 G6-3		0-2 1B		0-1 L4		1-3 K		4	0	1	1	0	1	0										
Bob Geren, R OBP: 0.406, SLG: 0.523		2-2 G6-3		0-3 K		1-1 E1 1B		2-1 P4		4	0	1	0	0	1	2										
Roberto Kelly, R OBP: 0.383, SLG: 0.447			1-2 F9		1-2 P6		4-1 BB	0-0 FC6-4 1B		3	0	1	0	1	0	2										
Inning Stats	R: 1 E: 0 K: 1 S: 10	H: 2 LOB: 1 BB: 0 P: 15	R: 0 E: 0 K: 1 S: 8	H: 0 LOB: 0 BB: 0 P: 10	R: 0 E: 0 K: 0 S: 10	H: 1 LOB: 1 BB: 0 P: 16	R: 1 E: 0 K: 2 S: 17	H: 2 LOB: 2 BB: 0 P: 23	R: 1 E: 0 K: 0 S: 9	H: 2 LOB: 1 BB: 0 P: 12	R: 0 E: 1 K: 1 S: 12	H: 1 LOB: 2 BB: 1 P: 18	R: 0 E: 0 K: 1 S: 7	H: 1 LOB: 2 BB: 1 P: 12	R: 0 E: 0 K: 1 S: 10	H: 1 LOB: 0 BB: 0 P: 14	R: 0 E: 0 K: 1 S: 10	H: 0 LOB: 0 BB: 0 P: 12	1B: 9 2B: 1 3B: 0 HR: 0	SF: 1 SAC: 1 DP: 0 HBP: 1	WP: 0 PB: 0 SB: 0 CS: 0	PA: 40				
PITCHER	IP	WLS	BF	H	R	ER	SO	BB	IBB	HBP	BLK	WP	HR	S	P	ERA	WHIP									
John Farrell, R ERA: 4.13	(1, 1)	7.0	W	33	9	3	3	6	1	1	1	0	0	0	73	106	3.86	1.429								
Jesse Orosco, L ERA: 2.09	(8, 1)	2.0	L	7	1	0	0	2	0	0	0	0	0	20	26	0.00	0.500									

New York Yankees @ Cleveland Indians
Cleveland Municipal Stadium, Cleveland, OH
Mon Jul 24 1989, 7:05 PM EDT
Att: 23,794 - Sunny - 83 F

AB 35
R 3
H 10
RBI 3
BB 2
SO 8
LOB 20



Batter	1	2	3	4	5	6	7	8	9	AB	R	H	RBI	BB	SO	LOB	BOTTOM								
Jerry Browne, S OBP: 0.364, SLG: 0.399	1-1 G6-3		1-1 E 1B		1-2 G4-3	2-1 L8		1-1 G4-6-3 1B		5	0	2	0	0	0	2									
Felix Fermin, R OBP: 0.307, SLG: 0.263	1-2 G3 2B		2-1 E6 G3-6-3 1B		1-2 G5-3		0-1 G4-3	0-1 G4-6-3		5	0	1	0	0	0	2									
Dion James, L OBP: 0.373, SLG: 0.370	1-1 G3		0-0 G3-6-3		2-2 G4-3		4-1 1B HR BB			3	1	0	0	1	0	3									
Joe Carter, R OBP: 0.304, SLG: 0.491	3-2 F7			0-0 1B FC5-2 1B		0-0 HR	1-0 HR 1B			4	2	3	1	0	0	1									
Pete O'Brien, L OBP: 0.396, SLG: 0.428		2-2 F9		0-0 FC5-2 1B 1B		0-1 L4	4-0 HR IBB			3	2	1	0	1	0	0									
Albert Belle, R OBP: 0.333, SLG: 0.590		2-3 K		3-2 FC5-2 1B 1B		1-0 F7	1-1 HR			4	1	1	4	0	1	2									
Brad Komminsk, R OBP: 0.382, SLG: 0.559		2-2 1B		1-2 3-H F8		2-1 E6 1B 1B	1-1 HR BB			3	1	1	0	1	0	2									
Brook Jacoby, R OBP: 0.340, SLG: 0.404		1-3 K		0-0 1B		1-0 1B	0-0 G4-6-3			4	0	2	1	0	1	2									
Andy Allanson, R OBP: 0.263, SLG: 0.257			0-0 F8		2-2 F7		1-2 1B	1-2 G6-3		4	0	1	1	0	0	2									
Inning Stats	R: 0 E: 0 K: 0 S: 10	H: 1 LOB: 1 BB: 0 P: 16	R: 0 E: 0 K: 2 S: 13	H: 1 LOB: 1 BB: 0 P: 20	R: 0 E: 1 K: 0 S: 6	H: 1 LOB: 1 BB: 0 P: 9	R: 1 E: 0 K: 0 S: 10	H: 3 LOB: 2 BB: 0 P: 17	R: 0 E: 0 K: 0 S: 11	H: 0 LOB: 0 BB: 0 P: 15	R: 2 E: 1 K: 0 S: 12	H: 3 LOB: 2 BB: 0 P: 19	R: 4 E: 0 K: 0 S: 7	H: 2 LOB: 0 BB: 3 P: 21	R: 0 E: 0 K: 0 S: 7	H: 1 LOB: 0 BB: 0 P: 9	1B: 9 2B: 1 3B: 0 HR: 2	SF: 0 SAC: 0 DP: 3 HBP: 0	WP: 0 PB: 0 SB: 0 CS: 0	PA: 38					
PITCHER	IP	WLS	BF	H	R	ER	SO	BB	IBB	HBP	BLK	WP	HR	S	P	ERA	WHIP								
Clay Parker, R ERA: 3.69	(1, 1)	5.2	L	27	9	3	2	2	0	0	0	0	0	60	92	3.18	1.588								
Lee Guetterman, L ERA: 3.19	(6, 1)	0.2	L	5	1	3	3	0	1	1	0	0	0	6	17	40.50	3.000								
Eric Plunk, R ERA: 2.59	(7, 1)	1.2	L	6	2	1	1	0	1	0	0	0	1	10	17	5.40	1.800								

New York Yankees @ Cleveland Indians
Cleveland Municipal Stadium, Cleveland, OH
Mon Jul 24 1989, 7:05 PM EDT
Att: 23,794 - Sunny - 83 F

AB 35
R 7
H 12
RBI 7
BB 3
SO 2
LOB 16



Batter	1	2	3	4	5	6	7	8	9	AB	R	H	RBI	BB	SO	LOB	TOP					
Wade Boggs, L (1, 5) OBP: 0.333, SLG: 0.467	G5-3		G4-3		FC6-4 IBB			G3		3	0	0	0	1	0	0	Boston Red Sox @ Cleveland Indians Cleveland Municipal Stadium, Cleveland, OH Fri Jul 28 1989, 7:05 PM EDT Sunny livebaseballscores.com					
Jody Read, R (1, 4) OBP: 0.350, SLG: 0.339	2B E 1B		K		FC6-4 1-2			G4-3		4	1	1	0	0	1	2						
Kevin Romine, R (1, 8) OBP: 0.367, SLG: 0.434	E2 2B 2B		K				L8			4	1	1	0	0	1	0						
Mike Greenwell, L (1, 7) OBP: 0.374, SLG: 0.454	WP 2H 2B				L4		F8			4	0	1	1	0	0	0						
Danny Heep, L (1, 9) OBP: 0.354, SLG: 0.359	F8 2-3				P4		F7			4	0	0	0	0	0	1						
Nick Esasky, R (1, 3) OBP: 0.332, SLG: 0.464	F8				F8			G5-3		3	0	0	0	0	0	1						
Jim Rice, R (1, 10) OBP: 0.278, SLG: 0.342					G6-3			L7		3	0	0	0	0	0	0						
Luis Rivera, R (1, 6) OBP: 0.318, SLG: 0.380			L8-4-3 1B					G5-3		3	0	2	0	0	0	0						
Rick Cerone, R (1, 2) OBP: 0.350, SLG: 0.353			L8-4-3 1-2		1 SAFE 1 SAFE 1 SAFE 1 SAFE K			F9		3	0	0	0	0	1	2						
Inning Stats	R: 2 E: 1 K: 0 S: 13	H: 3 LOB: 1 BB: 0 P: 17	R: 0 E: 0 K: 0 S: 4	H: 1 LOB: 0 BB: 0 P: 6	R: 0 E: 0 K: 2 S: 9	H: 0 LOB: 0 BB: 0 P: 11	R: 0 E: 0 K: 0 S: 11	H: 0 LOB: 0 BB: 0 P: 19	R: 0 E: 0 K: 1 S: 8	H: 1 LOB: 2 BB: 1 P: 16	R: 0 E: 0 K: 0 S: 5	H: 0 LOB: 0 BB: 0 P: 10	R: 0 E: 0 K: 0 S: 3	H: 0 LOB: 0 BB: 0 P: 4	R: 0 E: 0 K: 0 S: 5	H: 0 LOB: 0 BB: 0 P: 9	R: 0 E: 0 K: 0 S: 6	H: 0 LOB: 0 BB: 0 P: 11	1B: 3 2B: 3 3B: 0 HR: 0	SF: 0 SAC: 0 DP: 1 HBP: 0	WP: 1 PB: 0 SB: 1 CS: 0	PA: 32
PITCHER Tom Candiotti, R (1, 1) ERA: 3.18	IP: 9.0 WLS: W BF: 32	H: 5 R: 2 ER: 1 SO: 3	BB: 0 IBB: 1 HBP: 0 BLK: 0	WP: 1 HR: 0 S: 64 P: 103	ERA: 1.00 WHIP: 0.556	PITCHER										IP: 9.0 WLS: W BF: 32	H: 5 R: 2 ER: 1 SO: 3	BB: 0 IBB: 1 HBP: 0 BLK: 0	WP: 1 HR: 0 S: 64 P: 103	ERA: 1.00 WHIP: 0.556		

Batter	1	2	3	4	5	6	7	8	9	AB	R	H	RBI	BB	SO	LOB	BOTTOM			
Jerry Browne, S (1, 4) OBP: 0.372, SLG: 0.402	G4-3 S BB		E4 G6-3 1B		G4-3 SH1-4 1B		G3			3	1	2	0	1	0	0	Boston Red Sox @ Cleveland Indians Cleveland Municipal Stadium, Cleveland, OH Fri Jul 28 1989, 7:05 PM EDT Sunny livebaseballscores.com			
Felix Fermin, R (1, 6) OBP: 0.303, SLG: 0.256	G4-3		G6-3 1-2		SH1-4		CS HBP			2	0	0	0	0	0	2				
Dion James, L (1, 10) OBP: 0.371, SLG: 0.363	G4-3		BB 1B		G4-3		K			4	0	1	1	0	1	2				
Joe Carter, R (1, 7) OBP: 0.302, SLG: 0.480	K				F7			G5-3		3	0	0	0	1	1	1				
Pete O'Brien, L (1, 3) OBP: 0.398, SLG: 0.435			G4-3					L3		4	0	1	0	0	0	2				
Albert Belle, R (1, 9) OBP: 0.345, SLG: 0.531	F8				K			F9		4	0	0	0	0	2	1				
Brad Komminsk, R (1, 8) OBP: 0.363, SLG: 0.493										1	0	0	0	2	1	1				
Brook Jacoby, R (1, 5) OBP: 0.341, SLG: 0.400										3	0	0	0	0	1	3				
Luis Aguayo, R (9, 5) OBP: 0.230, SLG: 0.227	F8				F9					0	0	0	0	0	0	0				
Andy Allanson, R (1, 2) OBP: 0.269, SLG: 0.282			E 1B G6-3 1B		K			HR		3	2	2	1	0	1	1				
Inning Stats	R: 1 E: 0 K: 1 S: 9	H: 0 LOB: 0 BB: 1 P: 20	R: 0 E: 0 K: 1 S: 12	H: 1 LOB: 0 BB: 0 P: 17	R: 1 E: 1 K: 0 S: 16	H: 3 LOB: 2 BB: 1 P: 27	R: 0 E: 0 K: 2 S: 13	H: 0 LOB: 1 BB: 1 P: 22	R: 0 E: 0 K: 0 S: 7	H: 1 LOB: 1 BB: 0 P: 11	R: 0 E: 0 K: 2 S: 13	H: 0 LOB: 1 BB: 1 P: 20	R: 1 E: 0 K: 1 S: 9	H: 1 LOB: 0 BB: 0 P: 14	R: 0 E: 0 K: 0 S: 7	H: 0 LOB: 0 BB: 0 P: 10	1B: 5 2B: 0 3B: 0 HR: 1	SF: 0 SAC: 1 DP: 1 HBP: 1	WP: 0 PB: 0 SB: 1 CS: 1	PA: 33
PITCHER Roger Clemens, R (1, 1) ERA: 3.21	IP: 8.0 WLS: L BF: 33	H: 6 R: 3 ER: 3 SO: 7	BB: 4 IBB: 0 HBP: 1 BLK: 0	WP: 0 HR: 1 S: 86 P: 141	ERA: 3.38 WHIP: 1.250	PITCHER										IP: 8.0 WLS: L BF: 33	H: 6 R: 3 ER: 3 SO: 7	BB: 4 IBB: 0 HBP: 1 BLK: 0	WP: 0 HR: 1 S: 86 P: 141	ERA: 3.38 WHIP: 1.250

Batter	1	2	3	4	5	6	7	8	9	AB	R	H	RBI	BB	SO	LOB	TOP										
Wade Boggs, L (1, 5) OBP: 0.334, SLG: 0.467	F7		1B			G6-4-3 1B		F7		4	0	2	0	0	0	0	Boston Red Sox @ Cleveland Indians Cleveland Municipal Stadium, Cleveland, OH Fri Jul 28 1989, 7:05 PM EDT Att: 35,792 - Unknown										
Kevin Romine, R (1, 8) OBP: 0.356, SLG: 0.421	F9		F8			K		G4-3		4	0	0	0	0	1	2											
Danny Heep, L (1, 9) OBP: 0.364, SLG: 0.390	1B					G6-4-3 1-2		HR		4	1	3	1	0	0	1											
Mike Greenwell, L (1, 7) OBP: 0.372, SLG: 0.452 Randy Kutcher, R (9, PR) OBP: 0.297, SLG: 0.352	K					L8		F7		4	0	1	0	0	1	2											
Dwight Evans, R (1, 10) OBP: 0.392, SLG: 0.452						FC5-4 1-2		1B		4	0	1	0	0	1	2											
Nick Esasky, R (1, 3) OBP: 0.332, SLG: 0.461	F7					F9		F9		4	0	1	0	0	0	2											
Luis Rivera, R (1, 6) OBP: 0.310, SLG: 0.370								K		4	0	0	0	0	4	3											
Rich Gedman, L (1, 2) OBP: 0.272, SLG: 0.277						F7		G6-3		3	0	0	0	0	0	0											
Ed Romero, R (1, 4) OBP: 0.260, SLG: 0.248 Jody Reed, R (8, PH) OBP: 0.349, SLG: 0.338						G5-3		G1-3		2	0	0	0	0	0	0											
								L7		1	0	0	0	0	0	0											
Inning Stats	R: 0 E: 0 K: 1 S: 9	H: 1 LOB: 1 BB: 0 P: 12	R: 0 E: 0 K: 2 S: 8	H: 0 LOB: 0 BB: 0 P: 9	R: 0 E: 0 K: 0 S: 7	H: 1 LOB: 1 BB: 0 P: 8	R: 0 E: 0 K: 0 S: 10	H: 1 LOB: 1 BB: 0 P: 19	R: 0 E: 0 K: 1 S: 12	H: 0 LOB: 0 BB: 0 P: 12	R: 0 E: 0 K: 1 S: 6	H: 1 LOB: 0 BB: 0 P: 6	R: 0 E: 0 K: 1 S: 14	H: 1 LOB: 1 BB: 0 P: 20	R: 0 E: 0 K: 0 S: 8	H: 0 LOB: 0 BB: 0 P: 11	R: 1 E: 1 K: 1 S: 11	H: 3 LOB: 2 BB: 0 P: 15	1B: 7 2B: 0 3B: 0 HR: 1	SF: 0 SAC: 0 DP: 1 HBP: 0	WP: 0 PB: 0 SB: 0 CS: 0	PA: 34					
PITCHER	IP	WLS	BF	H	R	ER	SO	BB	IBB	HBP	BLK	WP	HR	S	P	ERA	WHIP										
Rod Nichols, R (1, 1) ERA: 4.0	8.1	W	30	6	1	1	6	0	0	0	0	0	1	76	99	1.08	0.720										
Doug Jones, R (9, 1) ERA: 2.28	0.2	S	4	2	0	0	1	0	0	0	0	0	0	9	13	0.00	3.000										

Batter	1	2	3	4	5	6	7	8	9	AB	R	H	RBI	BB	SO	LOB	BOTTOM										
Jerry Browne, S (1, 4) OBP: 0.373, SLG: 0.400	F7		1-2 BB			G5-3		1B IBB		2	0	0	0	2	0	0	Boston Red Sox @ Cleveland Indians Cleveland Municipal Stadium, Cleveland, OH Fri Jul 28 1989, 7:05 PM EDT Att: 35,792 - Unknown										
Felix Fermin, R (1, 6) OBP: 0.303, SLG: 0.255	G3		L9			G4-3		1B 2-H		4	0	1	0	0	0	2											
Dion James, L (1, 10) OBP: 0.373, SLG: 0.367	F7					K		F8 HBP BB		3	0	1	0	1	1	0											
Joe Carter, R (1, 7) OBP: 0.304, SLG: 0.479						P6		P2		3	0	1	0	0	0	1											
Pete O'Brien, L (1, 3) OBP: 0.394, SLG: 0.430						G4-6-3 1B		F8 HBP		4	0	0	0	0	1	4											
Albert Belle, R (1, 9) OBP: 0.336, SLG: 0.509						G4-6-3 1-2		F8		4	0	0	0	0	1	4											
Brad Komminsk, R (1, 8) OBP: 0.373, SLG: 0.542						G6-3		K		4	1	1	0	0	1	3											
Luis Aguayo, R (1, 5) OBP: 0.236, SLG: 0.234						HR 1B		K		3	1	2	2	0	0	0											
Joel Skinner, R (1, 2) OBP: 0.316, SLG: 0.336						L8		HR 1B		2	0	1	0	0	1	0											
						BB 1B		K		2	0	1	0	0	1	0											
Inning Stats	R: 0 E: 0 K: 0 S: 11	H: 0 LOB: 0 BB: 0 P: 16	R: 0 E: 0 K: 1 S: 8	H: 0 LOB: 0 BB: 0 P: 11	R: 0 E: 0 K: 1 S: 13	H: 1 LOB: 1 BB: 1 P: 23	R: 0 E: 0 K: 1 S: 9	H: 1 LOB: 0 BB: 0 P: 13	R: 2 E: 0 K: 1 S: 10	H: 2 LOB: 0 BB: 0 P: 16	R: 0 E: 0 K: 1 S: 9	H: 0 LOB: 1 BB: 1 P: 15	R: 0 E: 0 K: 1 S: 10	H: 2 LOB: 2 BB: 1 P: 18	R: 0 E: 0 K: 0 S: 7	H: 1 LOB: 1 BB: 0 P: 9	1B: 5 2B: 1 3B: 0 HR: 1	SF: 0 SAC: 1 DP: 1 HBP: 1	WP: 0 PB: 0 SB: 0 CS: 0	PA: 33							
PITCHER	IP	WLS	BF	H	R	ER	SO	BB	IBB	HBP	BLK	WP	HR	S	P	ERA	WHIP										
Wes Gardner, R (1, 1) ERA: 6.42	7.0	L	29	6	2	2	6	2	2	2	0	0	0	5	7	0.00	1.500										
Joe Price, L (8, 1) ERA: 4.78	0.2		3	1	0	0	0	0	0	0	0	0	0	2	2	0.00	0.000										
Dennis Lamp, R (8, 1) ERA: 3.49	0.1		1	0	0	0	0	0	0	0	0	0	0	2	2	0.00	0.000										

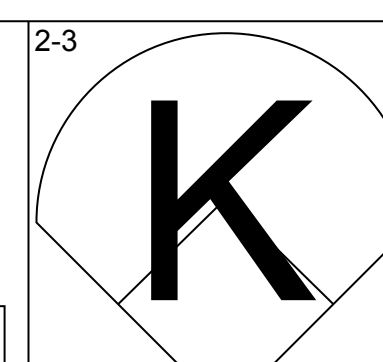
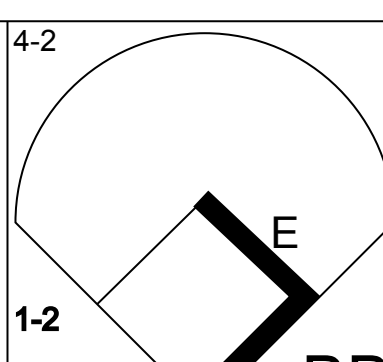
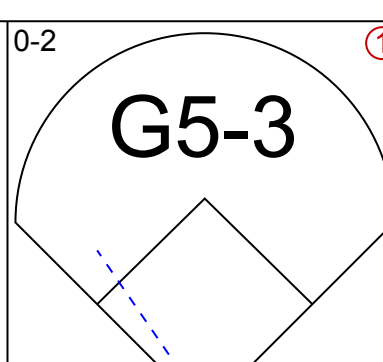
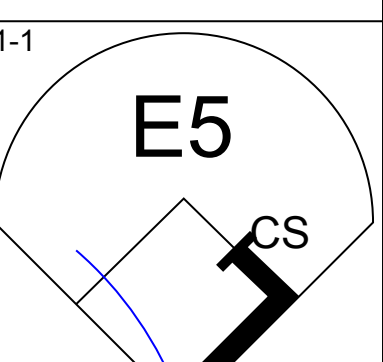
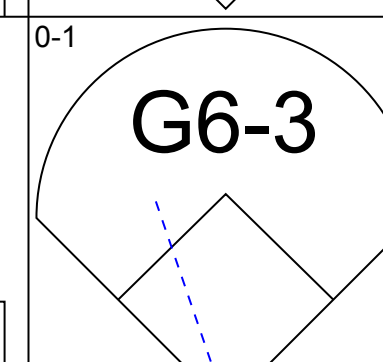
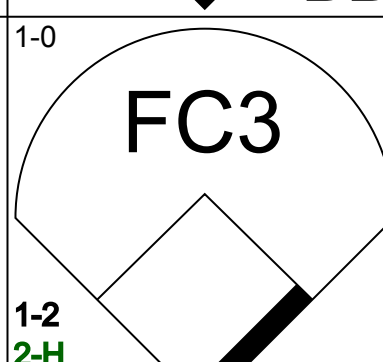
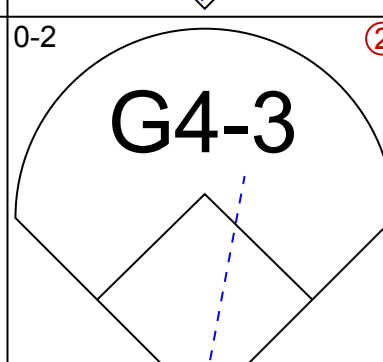
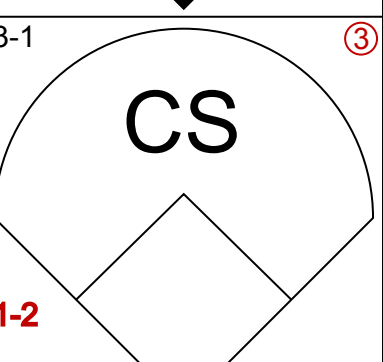
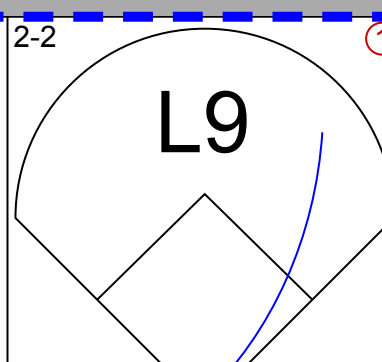
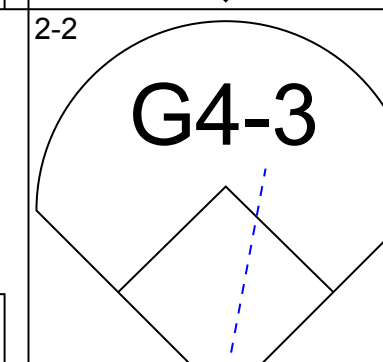
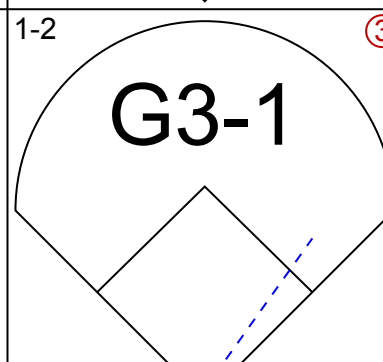
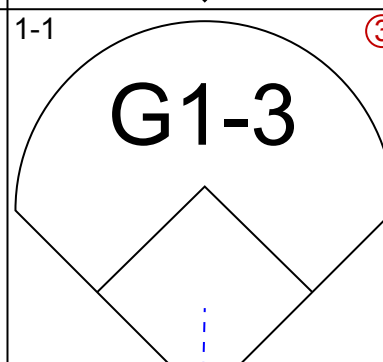
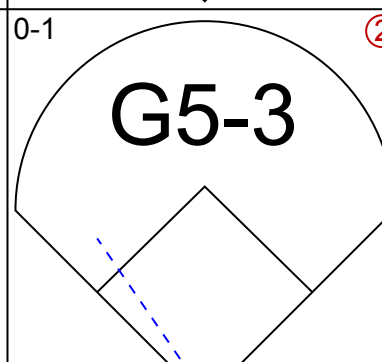
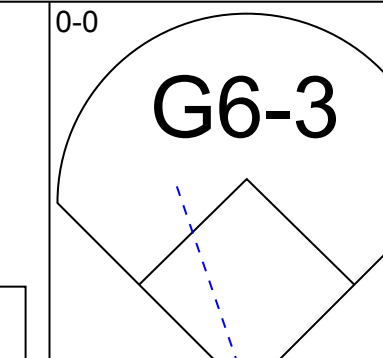
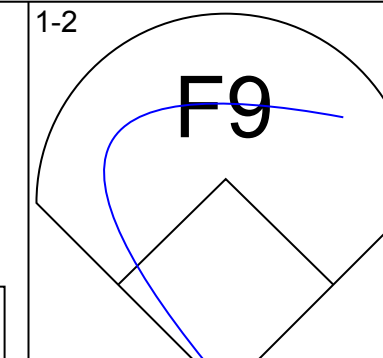
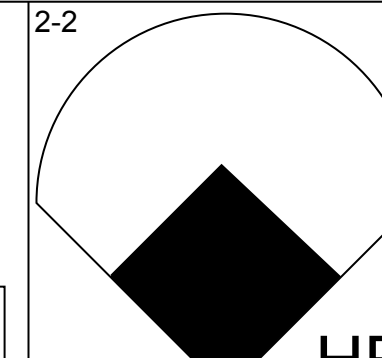
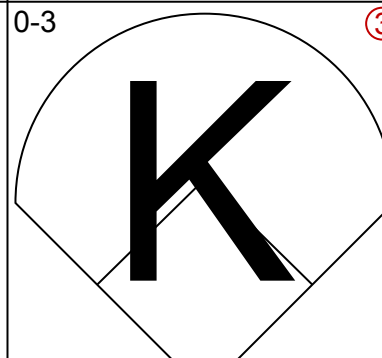
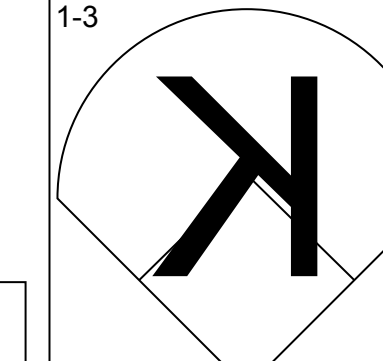
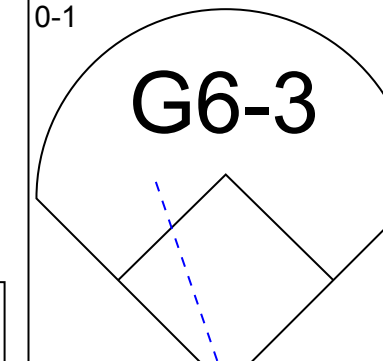
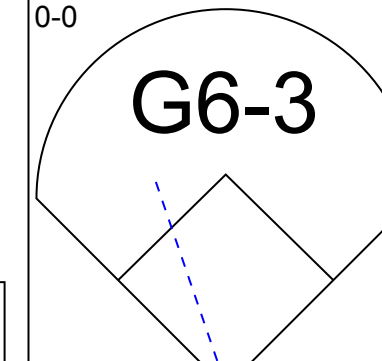
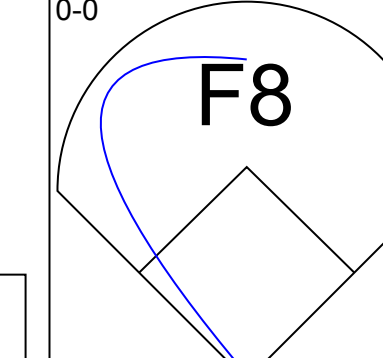
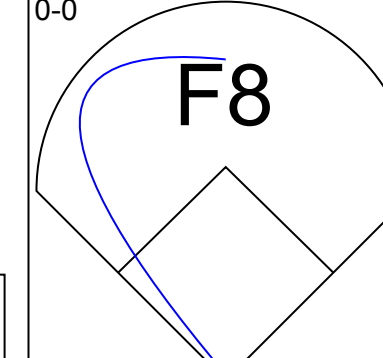
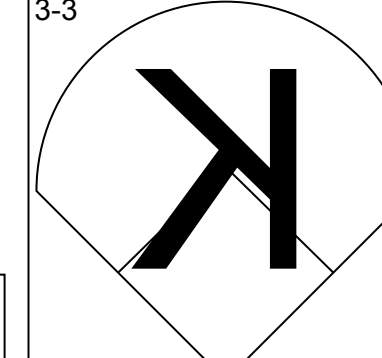
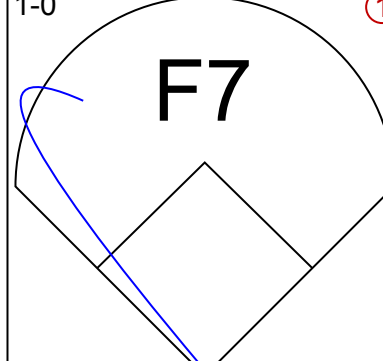
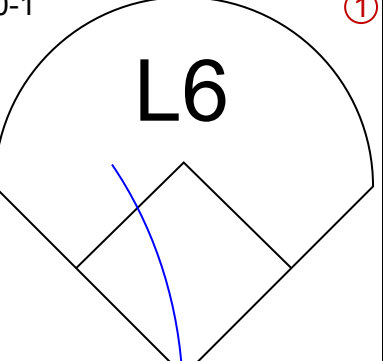
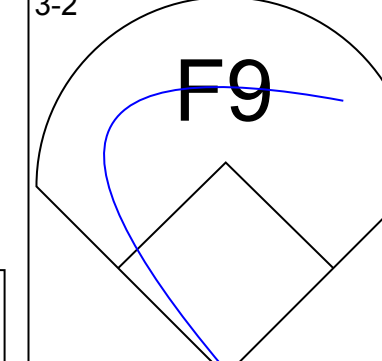
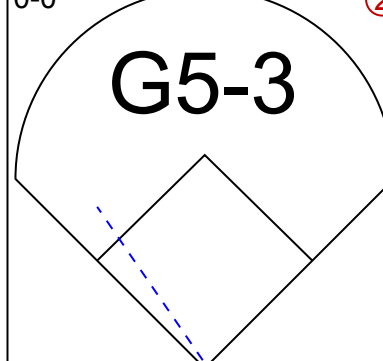
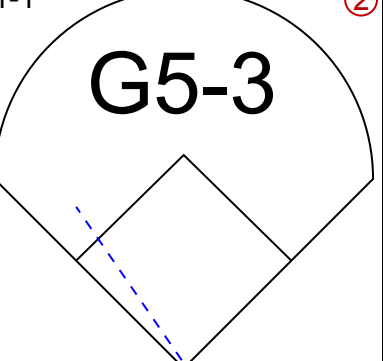
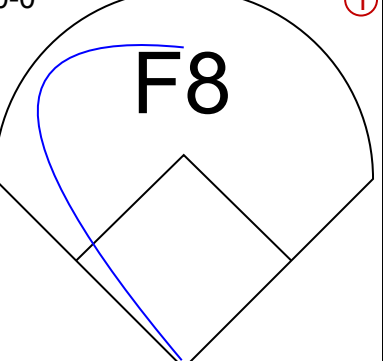
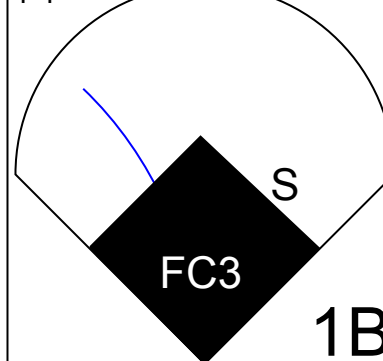
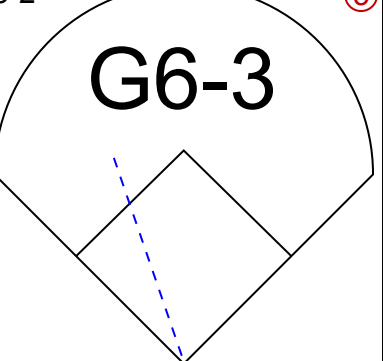
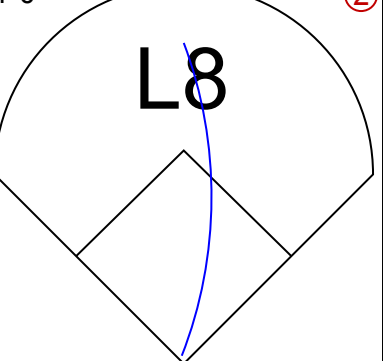
Batter	1	2	3	4	5	6	7	8	9	AB	R	H	RBI	BB	SO	LOB	TOP								
Wade Boggs, L OBP: 0.335, SLG: 0.465 (1, 5)	1-1 FC5-4 1B		3-1 2B 1B	4-1 BB	3-1 F7			4-1 BB		3	1	2	0	2	0	2	Boston Red Sox @ Cleveland Indians Cleveland Municipal Stadium, Cleveland, OH Sun Jul 30 1989, 3:33 AM EDT Att: 25,022 - Unknown livebaseballscorecards.com								
Jody Reed, R OBP: 0.353, SLG: 0.345 (1, 4)	0-0 F7		1-0 1B	3-2 F7		4-1 G6-3 BB		1-0 F7		4	1	1	0	1	0	4									
Kevin Romine, R OBP: 0.352, SLG: 0.412 (1, 8)	1-2 FC5-4 1-2		0-3 K		2-2 1B E 1B	3-2 G6-3		1-2 G5-3		5	1	1	0	0	1	5									
Danny Heep, L OBP: 0.367, SLG: 0.393 Randy Kutcher, R OBP: 0.290, SLG: 0.343 (8, 7)	0-2 F7		2-1 1B		0-0 PB E 1B	1-2 G6-3		0-1 G1-3		4	1	2	2	0	0	2									
Dwight Evans, R OBP: 0.388, SLG: 0.442 (1, 9)		3-2 F8	2-2 F7		0-0 F7	2-2 G6-3		1-2 F9		5	0	0	0	0	0	4									
Nick Esasky, R OBP: 0.334, SLG: 0.466 (1, 3)		1-3 K	3-2 1B		2-2 E5 PB E 1B		1-2 F9		2-1 F8	5	1	1	0	0	1	1									
Jim Rice, R OBP: 0.286, SLG: 0.356 (1, 10)		4-0 1B BB		0-0 SH3-4 2B	3-2 E6 1H 2H 1B	2-1 L9				3	0	2	1	1	0	0									
Luis Rivera, R OBP: 0.309, SLG: 0.366 (1, 6)		1-2 1B		1-1 SH3-4	1-3 K	1-0 F7				3	0	1	0	0	1	1									
Rich Gedman, L OBP: 0.272, SLG: 0.273 (1, 2)		2-3 K		1-2 G4-3	4-1 BB			1-1 G3-1		3	0	0	0	1	1	3									
Inning Stats	R: 0 E: 0 K: 0 S: 9	H: 1 LOB: 1 BB: 0 P: 11	R: 0 E: 0 K: 2 S: 15	H: 1 LOB: 2 BB: 1 P: 26	R: 2 E: 0 K: 1 S: 14	H: 4 LOB: 2 BB: 0 P: 25	R: 0 E: 0 K: 0 S: 11	H: 1 LOB: 1 BB: 1 P: 20	R: 3 E: 2 K: 1 S: 18	H: 3 LOB: 2 BB: 1 P: 33	R: 0 E: 0 K: 0 S: 9	H: 0 LOB: 1 BB: 0 P: 17	R: 0 E: 0 K: 0 S: 6	H: 0 LOB: 0 BB: 0 P: 10	R: 0 E: 0 K: 0 S: 7	H: 0 LOB: 1 BB: 1 P: 14		R: 0 E: 0 K: 0 S: 8	H: 0 LOB: 0 BB: 0 P: 11	1B: 8 2B: 2 3B: 0 HR: 0	SF: 0 SAC: 1 DP: 0 HBP: 0	WP: 0 PB: 1 SB: 0 CS: 0	PA: 42		
PITCHER	IP	WLS	BF	H	R	ER	SO	BB	IBB	HBP	BLK	WP	HR	S	P	ERA	WHIP								
John Farrell, R ERA: 4.2 Steve Davis, L ERA: 5.11 Jesse Orosco, L ERA: 2.05	(1, 1) 4.1	L 25	10	5	5	3	3	2	0	0	0	0	0	61	101	6.23	2.769								
	(5, 1) 3.2	W 14	0	0	0	0	1	3	0	0	0	0	0	28	55	0.00	0.818								
	(9, 1) 1.0	S 3	0	0	0	0	0	0	0	0	0	0	0	8	11	0.00	0.000								

Batter	1	2	3	4	5	6	7	8	9	AB	R	H	RBI	BB	SO	LOB	BOTTOM								
Jerry Browne, S OBP: 0.372, SLG: 0.397 (1, 4)	1-1 SH1-4 1B	4-1 1B BB	2-1 FC6-4			3-1 G3		0-3 K		4	1	1	0	1	1	5	Boston Red Sox @ Cleveland Indians Cleveland Municipal Stadium, Cleveland, OH Sun Jul 30 1989, 3:33 AM EDT Att: 25,022 - Unknown livebaseballscorecards.com								
Felix Fermin, R OBP: 0.302, SLG: 0.253 (1, 6)	0-1 SH1-4	1-0 1B		0-2 G4-3		0-0 F8		1-2 G4-3		4	0	1	0	0	0	0									
Dion James, L OBP: 0.375, SLG: 0.371 (1, 10)	1-2 G6-3 2H 1B	0-1 P6		1-1 1B		0-0 G4-3		0-2 2B		5	0	3	1	0	0	3									
Joe Carter, R OBP: 0.298, SLG: 0.469 (1, 7)	3-2 G6-3		1-3 K	0-1 F8		1-2 L7		2-3 K		5	0	0	0	0	2	3									
Pete O'Brien, L OBP: 0.391, SLG: 0.423 (1, 3)	4-0 IBB		2-0 L8	1-0 G3		1-1 G3-1		2-2 G3		4	0	0	0	1	0	2									
Albert Belle, R OBP: 0.316, SLG: 0.483 (1, 9)	1-3 K		0-1 1B 2B		3-2 G6-3		2-3 K			4	1	1	0	0	2	2									
Brad Komminsk, R OBP: 0.367, SLG: 0.526 (1, 8)		2-1 G6-3	4-2 1B BB		1-2 L7		1-2 1B 2B			3	0	1	0	1	0	0									
Brook Jacoby, R OBP: 0.346, SLG: 0.405 (1, 5)		3-1 1B 2B	3-2 BB 1B		0-0 L8		2-0 1B			4	0	3	1	0	0	0									
Andy Allanson, R OBP: 0.270, SLG: 0.280 Cory Snyder, R OBP: 0.260, SLG: 0.368 Joel Skinner, R OBP: 0.308, SLG: 0.327 (8, PH) (9, 2)	0-2 F7		4-2 1B BB		1-3 K		1-3 K			2	0	0	0	1	1	1									
Inning Stats	R: 1 E: 0 K: 1 S: 13	H: 2 LOB: 2 BB: 1 P: 23	R: 0 E: 0 K: 0 S: 11	H: 2 LOB: 3 BB: 1 P: 21	R: 1 E: 0 K: 1 S: 16	H: 2 LOB: 3 BB: 2 P: 32	R: 0 E: 0 K: 0 S: 8	H: 1 LOB: 1 BB: 0 P: 10	R: 0 E: 0 K: 1 S: 8	H: 0 LOB: 0 BB: 0 P: 12	R: 0 E: 0 K: 1 S: 8	H: 0 LOB: 0 BB: 0 P: 12	R: 0 E: 0 K: 3 S: 14	H: 2 LOB: 2 BB: 0 P: 20	R: 0 E: 0 K: 1 S: 14	H: 1 LOB: 1 BB: 0 P: 19		1B: 6 2B: 4 3B: 0 HR: 0	SF: 0 SAC: 1 DP: 0 HBP: 0	WP: 0 PB: 0 SB: 0 CS: 0	PA: 41				
PITCHER	IP	WLS	BF	H	R	ER	SO	BB	IBB	HBP	BLK	WP	HR	S	P	ERA	WHIP								
Mike Boddicker, R ERA: 4.24 Dennis Lamp, R ERA: 3.32 Rob Murphy, L ERA: 2.24	(1, 1) 3.0	W 19	1	0	0	1	0	0	0	0	0	0	0	24	34	0.00	0.333								
	(4, 1) 3.0	S 12	3	0	0	0	4	0	0	0	0	0	0	34	47	0.00	1.000								
	(7, 1) 3.0																								



Batter	1	2	3	4	5	6	7	8	9	AB	R	H	RBI	BB	SO	LOB	TOP				
Jerry Browne, S OBP: 0.369, SLG: 0.393	F4		5-3		5-3		4-3			4	0	0	0	0	0	4	Cleveland Indians @ Milwaukee Brewers Milwaukee County Stadium, Milwaukee, WI Mon Jul 31 1989, 8:05 PM EDT Att: 17,434 - Unknown - 78 F				
Luis Aquayo, R OBP: 0.226, SLG: 0.222	5-3		B1-3			F8		5-3		4	0	0	0	0	1						
Brad Komminsk, R OBP: 0.362, SLG: 0.512	6-3			K2-3		K		FC6-4 1B		4	0	1	0	0	2						
Joe Carter, R OBP: 0.297, SLG: 0.469		K		F8				FC6-4 1-2		4	0	1	0	0	1						
Pete O'Brien, L OBP: 0.387, SLG: 0.419		F7		K		F7		G3		4	0	0	0	0	2						
Albert Belle, R OBP: 0.343, SLG: 0.532		S BB			HR			1B BB		2	1	1	1	2	0						
Cory Snyder, R OBP: 0.260, SLG: 0.367		K			CS 1B		F8		K	4	0	1	0	0	2						
Brook Jacoby, R OBP: 0.348, SLG: 0.410				4-3 2B		F9 1-2		1-2 1B		4	0	2	0	0	1						
Joel Skinner, R OBP: 0.309, SLG: 0.336			4-3 2-3				K			3	0	1	0	0	1						
Inning Stats	R: 0 E: 0 K: 0 S: 3	H: 0 LOB: 0 BB: 0 P: 3	R: 0 E: 0 K: 2 S: 7	H: 0 LOB: 1 BB: 1 P: 11	R: 0 E: 0 K: 0 S: 4	H: 1 LOB: 1 BB: 0 P: 4	R: 0 E: 0 K: 2 S: 7	H: 0 LOB: 0 BB: 0 P: 7	R: 1 E: 0 K: 0 S: 5	H: 3 LOB: 1 BB: 0 P: 5	R: 0 E: 0 K: 1 S: 6	H: 1 LOB: 2 BB: 1 P: 10	R: 0 E: 0 K: 0 S: 4	H: 1 LOB: 1 BB: 0 P: 4	R: 0 E: 0 K: 1 S: 5	H: 0 LOB: 0 BB: 0 P: 5		1B: 3 2B: 3 3B: 0 HR: 1	SF: 0 SAC: 0 DP: 0 HBP: 0	WP: 0 PB: 0 SB: 1 CS: 1	PA: 35
PITCHER	IP	WLS	BF	H	R	ER	SO	BB	IBB	HBP	BLK	WP	HR	S	P	ERA	WHIP				
Teddy Higuera, L ERA: 3.23	(1, 1)	6.0	W	24	5	1	1	5	2	0	0	0	0	32	40	1.50	1.167				
Chuck Cnm, R ERA: 3.07	(7, 1)	3.0	S	11	2	0	0	2	0	0	0	0	0	15	15	0.00	0.667				

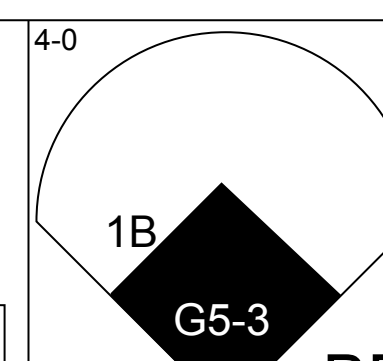
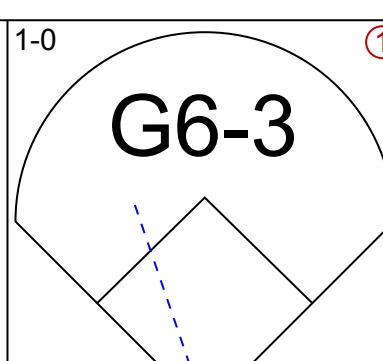
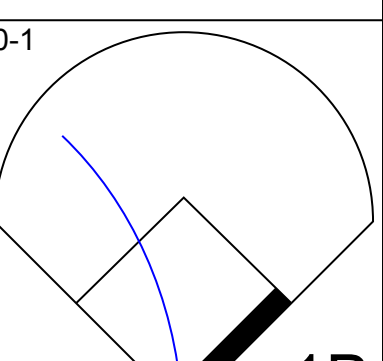
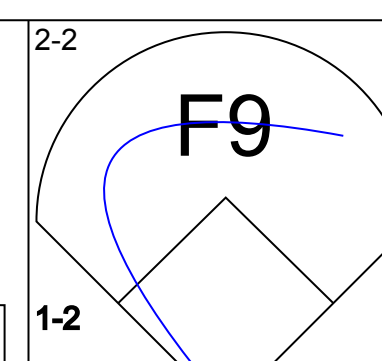
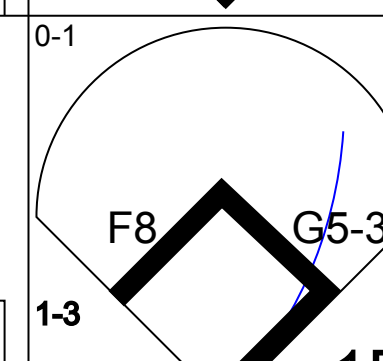
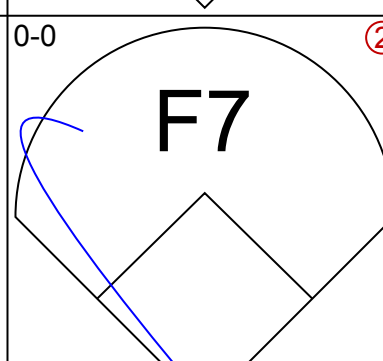
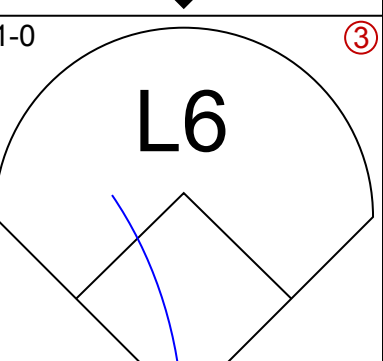
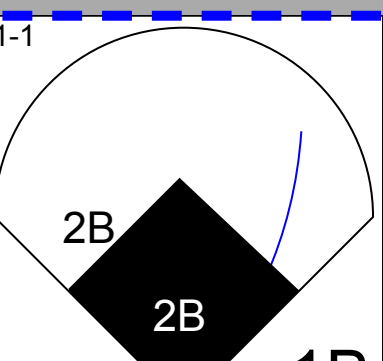
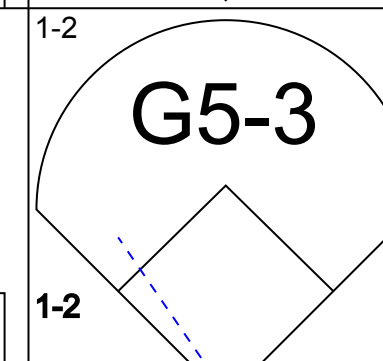
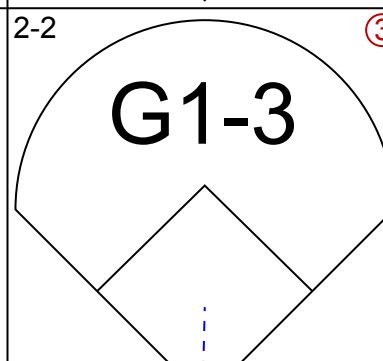
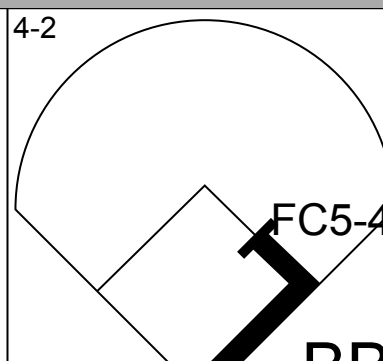
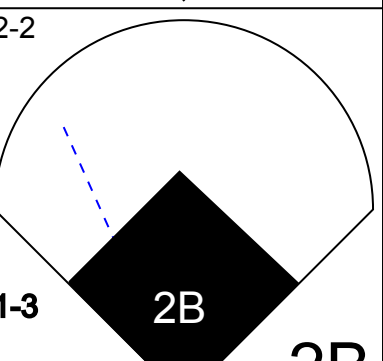
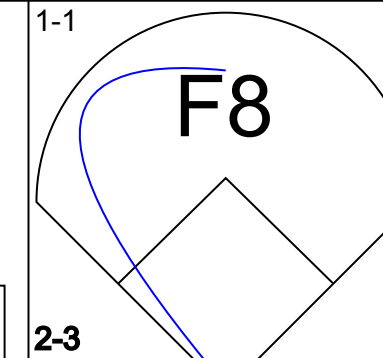
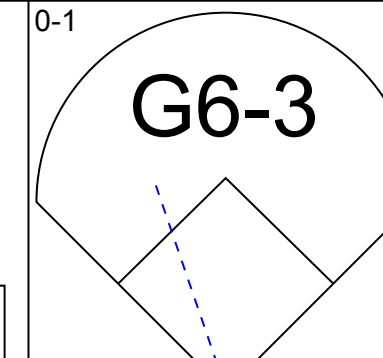
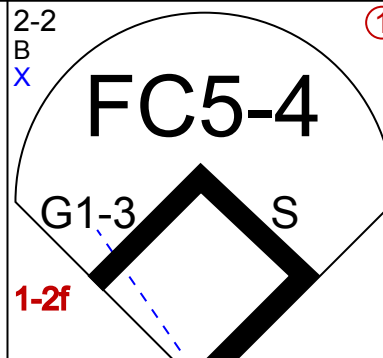
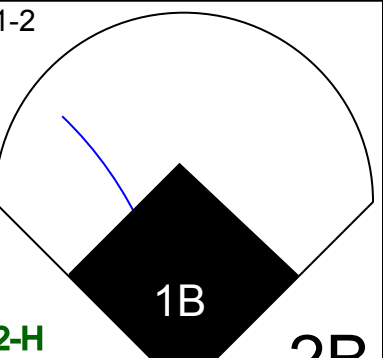
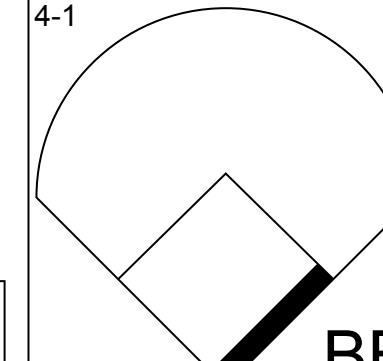
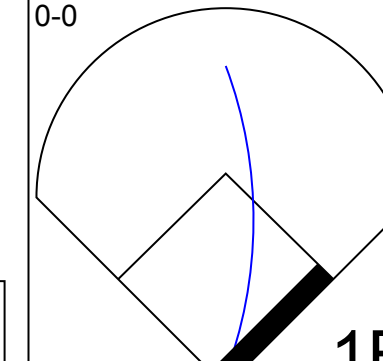
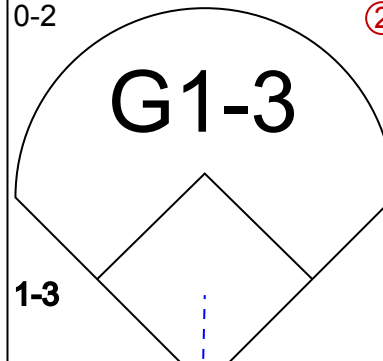
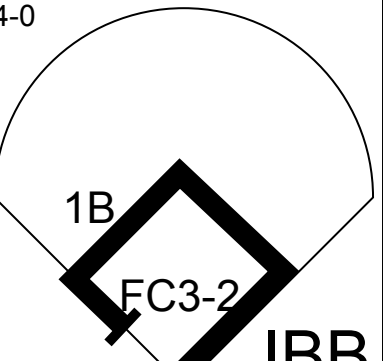
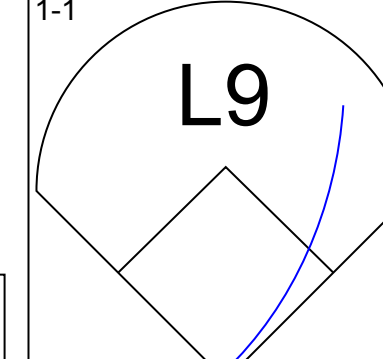
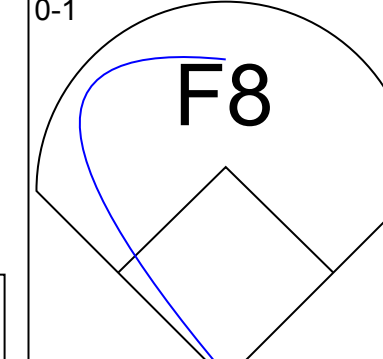
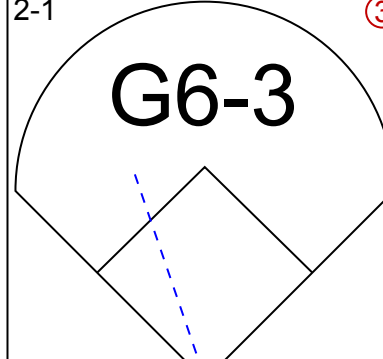
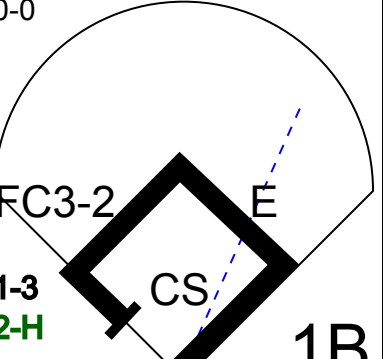
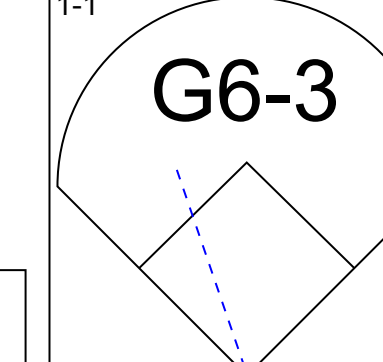
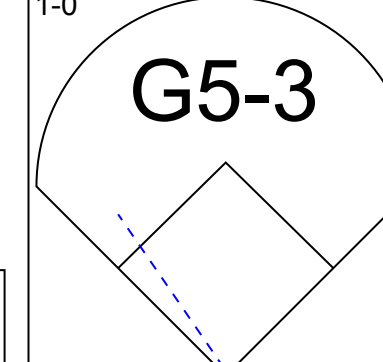
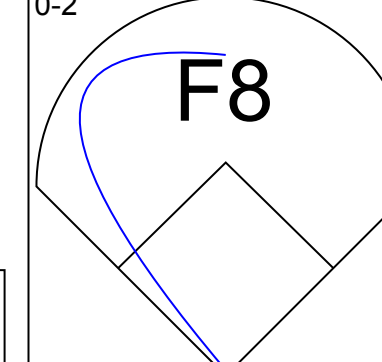
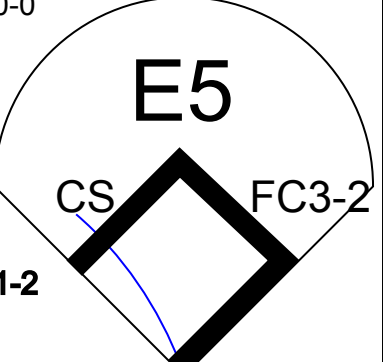
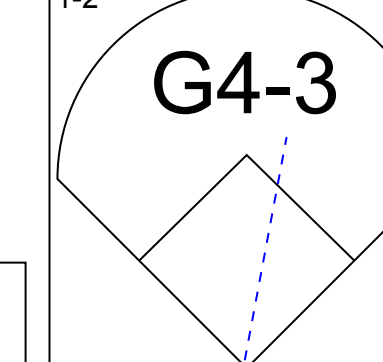
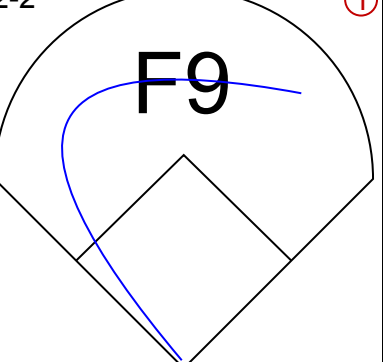
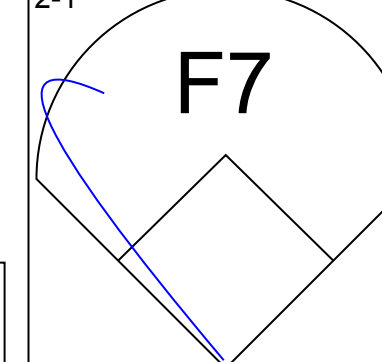
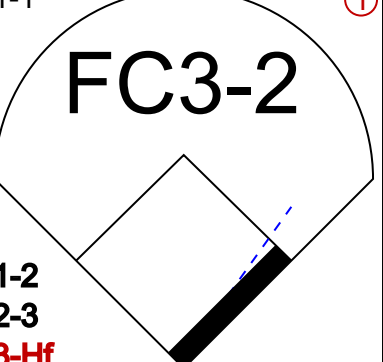
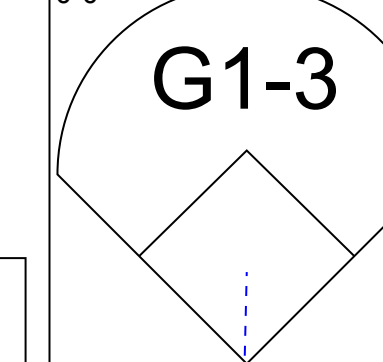
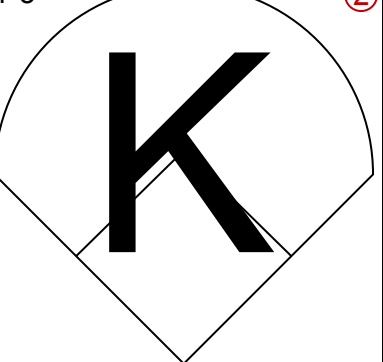
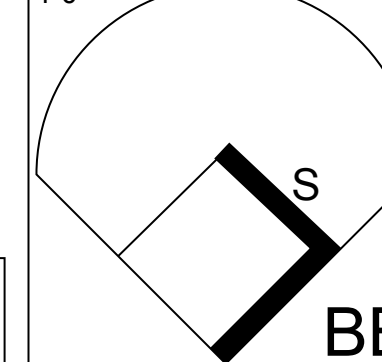
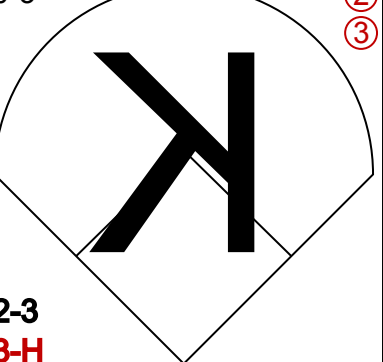
Batter	1	2	3	4	5	6	7	8	9	AB	R	H	RBI	BB	SO	LOB	BOTTOM				
Paul Moltor, R OBP: 0.375, SLG: 0.423			F7			FC6-4 1-2	1B			3	0	2	1	1	0	0	Cleveland Indians @ Milwaukee Brewers Milwaukee County Stadium, Milwaukee, WI Mon Jul 31 1989, 8:05 PM EDT Att: 17,434 - Unknown - 78 F				
Gus Polidor, R OBP: 0.237, SLG: 0.264	F8 1-2			5-3		FC6-4 1-2 1B	1-3 1B			4	1	1	1	0	0	3					
Glenn Braggs, R OBP: 0.307, SLG: 0.384	6-3			5-3		1-3 1B	6-3			4	0	0	1	0	0	3					
Robin Yount, R OBP: 0.392, SLG: 0.520		HR		5-3		1B IBB		2B 2B		3	2	2	1	1	0	0					
Greg Brock, L OBP: 0.363, SLG: 0.444		FC5-4 HBP			4-3	1-2 2-H 1B		2B 2B		3	0	2	2	0	0	0					
Joey Meyer, R OBP: 0.256, SLG: 0.349		FC5-4 1-2 G6-4-3			5-3	F8		P6		4	0	0	0	0	0	4					
Charlie O'Brien, R OBP: 0.323, SLG: 0.361		G6-4-3 1-2			3-1		4-3	1-3		4	0	0	0	0	0	2					
Mike Felder, S OBP: 0.309, SLG: 0.314			F9			1B FC6-4 1B	6-3 WP 1B	1-3		4	2	2	0	0	0	1					
Bill Spiers, L OBP: 0.317, SLG: 0.302			K			FC6-4 1-3 1B	6-3			3	1	1	0	0	1	1					
Inning Stats	R: 0 E: 0 K: 0 S: 3	H: 1 LOB: 0 BB: 0 P: 3	R: 1 E: 0 K: 0 S: 3	H: 1 LOB: 0 BB: 0 P: 4	R: 0 E: 0 K: 1 S: 5	H: 0 LOB: 0 BB: 0 P: 5	R: 0 E: 0 K: 0 S: 3	H: 0 LOB: 0 BB: 0 P: 3	R: 0 E: 0 K: 0 S: 3	H: 0 LOB: 0 BB: 0 P: 3	R: 3 E: 0 K: 0 S: 6	H: 3 LOB: 2 BB: 2 P: 14	R: 1 E: 0 K: 0 S: 6	H: 3 LOB: 2 BB: 0 P: 6	R: 1 E: 0 K: 0 S: 5	H: 2 LOB: 1 BB: 0 P: 5		1B: 7 2B: 2 3B: 0 HR: 1	SF: 0 SAC: 0 DP: 1 HBP: 1	WP: 1 PB: 0 SB: 0 CS: 1	PA: 35
PITCHER	IP	WLS	BF	H	R	ER	SO	BB	IBB	HBP	BLK	WP	HR	S	P	ERA	WHIP				
Scott Bailes, L ERA: 4.32	(1, 1)	5.2	L	23	5	4	4	1	1	1	0	0	0	22	31	6.35	1.059				
Steve Olin, R ERA: 3.6	(6, 1)	2.1		12	5	2	2	0	0	0	0	0	0	12	12	7.71	2.143				

Batter	1	2	3	4	5	6	7	8	9	AB	R	H	RBI	BB	SO	LOB	TOP					
Jerry Browne, S OBP: 0.368, SLG: 0.390										3	0	0	0	1	1	0						
Felix Fermin, R OBP: 0.298, SLG: 0.250										4	0	0	0	0	0	1						
Dion James, L OBP: 0.371, SLG: 0.367 Cory Snyder, R OBP: 0.259, SLG: 0.366										3	0	0	0	0	0	2						
Joe Carter, R OBP: 0.297, SLG: 0.474										4	1	1	1	0	1	0						
Pete O'Brien, L OBP: 0.384, SLG: 0.415										3	0	0	0	0	1	0						
Albert Belle, R OBP: 0.329, SLG: 0.508										3	0	0	0	0	1	0						
Brad Komminsk, R OBP: 0.351, SLG: 0.494										3	0	0	0	0	0	0						
Brook Jacoby, R OBP: 0.345, SLG: 0.406										3	0	0	0	0	0	0						
Andy Allanson, R OBP: 0.271, SLG: 0.281										3	1	1	0	0	0	0						
Inning Stats	R: 0 E: 0 K: 1 S: 8	H: 0 LOB: 0 BB: 0 P: 12	R: 0 E: 0 K: 1 S: 5	H: 0 LOB: 0 BB: 0 P: 6	R: 1 E: 1 K: 0 S: 11	H: 1 LOB: 2 BB: 1 P: 19	R: 0 E: 0 K: 0 S: 9	H: 0 LOB: 0 BB: 0 P: 10	R: 0 E: 0 K: 0 S: 7	H: 0 LOB: 0 BB: 0 P: 11	R: 0 E: 0 K: 0 S: 8	H: 0 LOB: 0 BB: 0 P: 9	R: 1 E: 0 K: 1 S: 11	H: 1 LOB: 0 BB: 0 P: 19	R: 0 E: 1 K: 0 S: 5	H: 0 LOB: 0 BB: 0 P: 10	R: 0 E: 0 K: 1 S: 8	H: 0 LOB: 0 BB: 0 P: 10	1B: 1 2B: 0 3B: 0 HR: 1	SF: 0 SAC: 0 DP: 0 HBP: 0	WP: 0 PB: 0 SB: 1 CS: 1	PA: 32
PITCHER	IP	WLS	BF	H	R	ER	SO	BB	IBB	HBP	BLK	WP	HR	S	P	ERA	WHIP					
Jaime Navarro, R ERA: 2.59	8.0	W	28	2	2	1	3	1	0	0	0	0	1	64	96	1.12	0.375					
Dan Plesac, L ERA: 2.55	1.0	S	3	0	0	0	1	0	0	0	0	0	0	8	10	0.00	0.000					

Cleveland Indians @ Milwaukee Brewers
Milwaukee County Stadium, Milwaukee, WI
Tue Aug 01 1989, 8:05 PM EDT
Att: 22,396 - Unknown - 81 F

AB	30
R	2
H	2
RBI	1
BB	1
SO	4
LOB	3



Batter	1	2	3	4	5	6	7	8	9	AB	R	H	RBI	BB	SO	LOB	BOTTOM					
Paul Molitor, R OBP: 0.376, SLG: 0.422										3	1	1	0	1	0	1						
Jim Gantner, L OBP: 0.303, SLG: 0.305										4	1	2	0	0	0	1						
Rob Deer, R OBP: 0.323, SLG: 0.479										3	1	1	1	1	0	1						
Robin Yount, R OBP: 0.391, SLG: 0.520										4	1	1	2	0	0	2						
Greg Brock, L OBP: 0.370, SLG: 0.445										2	0	1	0	2	0	1						
Glenn Briggs, R OBP: 0.306, SLG: 0.383										4	0	1	1	0	0	4						
B.J. Surhoff, L OBP: 0.275, SLG: 0.323										4	0	0	0	0	0	3						
Mike Felder, S OBP: 0.303, SLG: 0.306										4	0	0	0	0	0	3						
Bill Spiers, L OBP: 0.315, SLG: 0.296										3	0	0	0	1	2	3						
Inning Stats	R: 1 E: 0 K: 0 S: 11	H: 1 LOB: 2 BB: 2 P: 22	R: 0 E: 0 K: 0 S: 6	H: 0 LOB: 0 BB: 0 P: 8	R: 0 E: 0 K: 0 S: 6	H: 0 LOB: 0 BB: 0 P: 9	R: 0 E: 0 K: 0 S: 6	H: 1 LOB: 1 BB: 0 P: 7	R: 0 E: 0 K: 1 S: 10	H: 1 LOB: 1 BB: 0 P: 14	R: 0 E: 0 K: 0 S: 12	H: 0 LOB: 1 BB: 1 P: 20	R: 0 E: 0 K: 0 S: 8	H: 0 LOB: 1 BB: 1 P: 16	R: 3 E: 1 K: 1 S: 16	H: 4 LOB: 2 BB: 1 P: 25	R: 0 E: 0 K: 0 S: 11	H: 0 LOB: 0 BB: 0 P: 10	1B: 5 2B: 2 3B: 0 HR: 0	SF: 0 SAC: 0 DP: 0 HBP: 0	WP: 0 PB: 0 SB: 2 CS: 2	PA: 36
PITCHER	IP	WLS	BF	H	R	ER	SO	BB	IBB	HBP	BLK	WP	HR	S	P	ERA	WHIP					
Ed Wojna, R ERA: 1.29	7.0		28	3	1	1	1	4	0	0	0	0	0	59	96	1.29	1.000					
Doug Jones, R ERA: 2.81	0.0	L	5	4	3	3	0	0	1	0	0	0	0	10	18							
Jesse Orosco, L ERA: 2.0	1.0		3	0	0	0	1	0	0	0	0	0	0	6	7	0.00	0.000					

Cleveland Indians @ Milwaukee Brewers
Milwaukee County Stadium, Milwaukee, WI
Tue Aug 01 1989, 8:05 PM EDT
Att: 22,396 - Unknown - 81 F

AB	31
R	4
H	7
RBI	4
BB	5
SO	2
LOB	19



Batter	1	2	3	4	5	6	7	8	9	AB	R	H	RBI	BB	SO	LOB	TOP					
Jerry Browne, S OBP: 0.369, SLG: 0.398 (1, 4)										4	1	2	1	0	0	0	Cleveland Indians @ Milwaukee Brewers Milwaukee County Stadium, Milwaukee, WI Wed Aug 02 1989, 4:33 AM EDT Att: 25,813 - Sunny					
Dion James, L OBP: 0.373, SLG: 0.369 Brad Komminsk, R OBP: 0.351, SLG: 0.494 (9, FR) (9, 8)										4	0	2	0	0	0	1						
Joe Carter, R OBP: 0.297, SLG: 0.472 (1, 8) (9, 7)										4	0	1	0	0	2	3						
Pete O'Brien, L OBP: 0.381, SLG: 0.411 (1, 3)										4	0	0	0	0	1	4						
Dave Clark, L OBP: 0.320, SLG: 0.389 (1, 10)										4	0	0	0	0	3	2						
Albert Belle, R OBP: 0.329, SLG: 0.529 (1, 9)										3	0	1	0	0	0	0						
Brook Jacoby, R OBP: 0.342, SLG: 0.402 (1, 5)										3	0	0	0	0	1	1						
Andy Allanson, R OBP: 0.267, SLG: 0.277 (1, 2)										3	0	0	0	0	2	1						
Felix Fermin, R OBP: 0.296, SLG: 0.248 (1, 6)										3	0	0	0	0	0	1						
Inning Stats	R: 0 E: 0 K: 1 S: 10	H: 1 LOB: 1 BB: 0 P: 14	R: 0 E: 0 K: 1 S: 7	H: 0 LOB: 0 BB: 0 P: 9	R: 1 E: 0 K: 0 S: 9	H: 1 LOB: 0 BB: 0 P: 10	R: 0 E: 0 K: 2 S: 7	H: 1 LOB: 1 BB: 0 P: 13	R: 0 E: 0 K: 1 S: 11	H: 1 LOB: 1 BB: 0 P: 16	R: 0 E: 0 K: 1 S: 13	H: 0 LOB: 0 BB: 0 P: 17	R: 0 E: 0 K: 1 S: 7	H: 0 LOB: 0 BB: 0 P: 9	R: 0 E: 0 K: 1 S: 7	H: 0 LOB: 1 BB: 0 P: 8	R: 0 E: 0 K: 0 S: 9	H: 1 LOB: 1 BB: 0 P: 12	1B: 4 2B: 1 3B: 1 HR: 1	SF: 0 SAC: 0 DP: 1 HBP: 0	WP: 0 PB: 0 SB: 0 CS: 1	PA: 32
PITCHER Chris Bosio, R ERA: 2.69 (1, 1)	IP: 9.0 WLS: L BF: 32	H: 6 R: 1 ER: 1 SO: 9	BB: 0 IBB: 0 HBP: 0 BLK: 0	WP: 0 HR: 1 S: 80 P: 108	ERA: 1.00 WHIP: 0.667	PITCHER										IP: 9.0 WLS: L BF: 32	H: 6 R: 1 ER: 1 SO: 9	BB: 0 IBB: 0 HBP: 0 BLK: 0	WP: 0 HR: 1 S: 80 P: 108	ERA: 1.00 WHIP: 0.667		

Batter	1	2	3	4	5	6	7	8	9	AB	R	H	RBI	BB	SO	LOB	BOTTOM					
Paul Moltor, R OBP: 0.373, SLG: 0.418 (1, 5)										4	0	0	0	0	1	3	Cleveland Indians @ Milwaukee Brewers Milwaukee County Stadium, Milwaukee, WI Wed Aug 02 1989, 4:33 AM EDT Att: 25,813 - Sunny					
Jim Gantner, L OBP: 0.305, SLG: 0.307 (1, 4)										4	0	2	0	0	0	1						
Rob Deer, R OBP: 0.320, SLG: 0.474 (1, 10)										4	0	0	0	0	0	2						
Robin Yount, R OBP: 0.390, SLG: 0.517 (1, 8)										4	0	1	0	0	2	1						
Greg Brock, L OBP: 0.377, SLG: 0.446 (1, 3)										2	0	1	0	2	1	0						
Glenn Braggs, R OBP: 0.303, SLG: 0.379 (1, 7)										4	0	0	0	0	1	6						
Charlie O'Brien, R OBP: 0.320, SLG: 0.357 (1, 2)										4	0	1	0	0	1	4						
Mike Felder, S OBP: 0.301, SLG: 0.305 Terry Francona, L OBP: 0.259, SLG: 0.335 (9, PH) (6, 9)										1	0	0	0	0	0	0						
Joey Meyer, R OBP: 0.255, SLG: 0.345 (9, PH)										1	0	0	0	0	0	0						
Bill Spiers, L OBP: 0.310, SLG: 0.290 Gus Polidor, R OBP: 0.235, SLG: 0.261 (9, PH)										3	0	0	0	0	3	3						
Inning Stats	R: 0 E: 0 K: 0 S: 6	H: 0 LOB: 0 BB: 0 P: 13	R: 0 E: 0 K: 1 S: 9	H: 0 LOB: 1 BB: 1 P: 14	R: 0 E: 0 K: 1 S: 14	H: 0 LOB: 0 BB: 0 P: 23	R: 0 E: 0 K: 2 S: 7	H: 0 LOB: 0 BB: 0 P: 12	R: 0 E: 0 K: 2 S: 14	H: 2 LOB: 2 BB: 0 P: 22	R: 0 E: 0 K: 1 S: 13	H: 3 LOB: 3 BB: 0 P: 21	R: 0 E: 0 K: 1 S: 8	H: 0 LOB: 0 BB: 0 P: 12	R: 0 E: 0 K: 0 S: 10	H: 1 LOB: 2 BB: 1 P: 18	R: 0 E: 0 K: 1 S: 8	H: 0 LOB: 0 BB: 0 P: 12	1B: 6 2B: 0 3B: 0 HR: 0	SF: 0 SAC: 0 DP: 0 HBP: 0	WP: 0 PB: 0 SB: 1 CS: 0	PA: 36
PITCHER Tom Candiotti, R ERA: 2.99 Jesse Orosco, L ERA: 1.96 (9, 1)	IP: 8.0 WLS: W BF: 33	H: 6 R: 0 ER: 0 SO: 8	BB: 2 IBB: 0 HBP: 0 BLK: 0	WP: 0 HR: 0 S: 81 P: 135	ERA: 0.00 WHIP: 1.000	PITCHER										IP: 1.0 WLS: S BF: 3	H: 0 R: 0 ER: 0 SO: 1	BB: 0 IBB: 0 HBP: 0 BLK: 0	WP: 0 HR: 0 S: 8 P: 12	ERA: 0.00 WHIP: 0.000		

Batter	1	2	3	4	5	6	7	8	9	AB	R	H	RBI	BB	SO	LOB	TOP			
Jerry Browne, S OBP: 0.372, SLG: 0.399 (1, 4)	1-1 1B		4-1 2B 1B BB	0-0 SF8			3-1 G6-3		4-2 BB	2	1	1	1	2	0	0	Cleveland Indians @ Boston Red Sox Fenway Park, Boston, MA Thu Aug 03 1989, 7:05 PM EDT Att: 33,992 - Unknown			
Pete O'Brien, L OBP: 0.379, SLG: 0.411 (1, 3)	0-0 L7		2-2 1B 2B	2-3 3-H G4-3			3-2 G6-3		2-0 P5	5	1	1	0	0	0	5				
Joe Carter, R OBP: 0.296, SLG: 0.469 (1, 7)	1-3 K		4-0 1B IBB		1-1 L1			2-2 G5-3		3	0	0	0	1	1	1				
Cory Snyder, R OBP: 0.259, SLG: 0.364 (1, 9)	1-3 K		2-0 1B G6-4-3		1-0 G5-3			1-3 K		4	0	1	2	0	2	1				
Albert Belle, R OBP: 0.313, SLG: 0.500 (1, 10)		1-0 G6-3	0-0 G6-4-3		1-3 K			1-0 G4-3		4	0	0	0	0	1	2				
Brook Jacoby, R OBP: 0.341, SLG: 0.400 (1, 5)		1-0 F9		2-2 1B SF8 1B			3-2 G5-3		0-0 G6-3	4	1	1	0	0	0	0				
Brad Komminsk, R OBP: 0.366, SLG: 0.500 (1, 8)		4-2 BB		0-0 SF8 1B 1B			0-0 G5-3		2-0 2B 1B	3	1	2	0	1	0	0				
Joel Skinner, R OBP: 0.307, SLG: 0.342 (1, 2)	1-3 K		2-0 F9		0-1 G1-3			0-0 G4-3 1-H 2B		4	0	1	1	0	1	3				
Felix Fermin, R OBP: 0.295, SLG: 0.248 (1, 6)			1-1 G1-3	2-2 1-2 2-3 1B			0-0 G6-3		3-2 G4-3 2-3	4	0	1	0	0	0	1				
Inning Stats	R: 0 E: 0 K: 2 S: 9	H: 1 LOB: 1 BB: 0 P: 12	R: 0 E: 0 K: 1 S: 8	H: 0 LOB: 1 BB: 1 P: 15	R: 2 E: 0 K: 0 S: 8	H: 2 LOB: 1 BB: 2 P: 21	R: 1 E: 0 K: 0 S: 15	H: 3 LOB: 2 BB: 0 P: 23	R: 0 E: 0 K: 1 S: 6	H: 0 LOB: 0 BB: 0 P: 9	R: 0 E: 0 K: 0 S: 7	H: 0 LOB: 0 BB: 0 P: 13	R: 0 E: 0 K: 1 S: 9	H: 0 LOB: 0 BB: 0 P: 13	R: 1 E: 0 K: 0 S: 16	H: 2 LOB: 2 BB: 1 P: 27	1B: 6 2B: 2 3B: 0 HR: 0	SF: 1 SAC: 0 DP: 1 HBP: 0	WP: 0 PB: 0 SB: 0 CS: 0	PA: 38
PITCHER	IP WLS BF H R ER SO	IP WLS BF H R ER SO	IP WLS BF H R ER SO	IP WLS BF H R ER SO	IP WLS BF H R ER SO	IP WLS BF H R ER SO	IP WLS BF H R ER SO	IP WLS BF H R ER SO	IP WLS BF H R ER SO	IP WLS BF H R ER SO	IP WLS BF H R ER SO	IP WLS BF H R ER SO	IP WLS BF H R ER SO	IP WLS BF H R ER SO	IP WLS BF H R ER SO	IP WLS BF H R ER SO	ERA WHIP	ERA WHIP		
Tom Bolton, L ERA: 4.32 (1, 1)	8.1 L	35 8 4 4 5	2 1 0 0	0 0 0 0	1 0 0 0	0 0 13 22	0.00 1.500													
Lee Smith, R ERA: 4.26 (9, 1)	0.2 3	0 0 0 0	1 0 0 0	0 0 0 0	0 0 13 22	0.00 1.500														

AB	33
R	4
H	8
RBI	4
BB	4
SO	5
LOB	13



Batter	1	2	3	4	5	6	7	8	9	AB	R	H	RBI	BB	SO	LOB	BOTTOM			
Ellis Burks, R OBP: 0.345, SLG: 0.462 (1, 8)	0-0 B1-3		4-2 1B 1B BB		1-1 F7		3-2 BB 1B	1-2 G4-3		4	0	1	0	1	0	2	Cleveland Indians @ Boston Red Sox Fenway Park, Boston, MA Thu Aug 03 1989, 7:05 PM EDT Att: 33,992 - Unknown			
Jody Reed, R OBP: 0.352, SLG: 0.346 (1, 4)	1-1 G5-3		2-1 1B 1B		1-0 1B		4-1 1B BB	0-0 P4		4	0	2	0	1	0	0				
Wade Boggs, L OBP: 0.443, SLG: 0.484 (1, 5)	2-1 2B		2-2 1B G6-4-3		2-1 F7		0-2 L4	2-0 F8		5	0	2	0	0	0	3				
Danny Heep, L OBP: 0.379, SLG: 0.405 (1, 7)	1-2 F7		2-1 G6-4-3		1-1 1B		0-0 HR 2B	2-1 1B		5	1	3	0	0	0	4				
Nick Esasky, R OBP: 0.342, SLG: 0.493 (1, 3)		0-0 1B		2-0 1B		0-1 F7		0-1 HR HR	3-3 K	5	1	3	2	0	1	2				
Kevin Romine, R OBP: 0.335, SLG: 0.381 (1, 9)	2-2 L9		0-2 F9		1-1 F8		0-3 K			4	0	0	0	0	1	3				
Jim Rice, R OBP: 0.348, SLG: 0.344 (1, 10)	0-2 P3		0-0 F9		0-2 F9		0-3 K			3	0	0	0	0	0	3				
Randy Kutcher, R OBP: 0.276, SLG: 0.336 (6, PH)										1	0	0	0	0	1	0				
Luis Rivera, R OBP: 0.324, SLG: 0.407 (1, 6)	0-1 F8		1-3 K		1-1 B3		0-0 1B 1B			4	0	1	0	0	1	2				
Rick Cerone, R OBP: 0.348, SLG: 0.373 (1, 2)			3-1 G6-3		1-1 F9		1-0 F8	0-0 1B		4	0	1	0	0	0	0				
Ed Romero, R OBP: 0.269, SLG: 0.248 (8, PR)										0	0	0	0	0	0	0				
Rich Gedman, L OBP: 0.273, SLG: 0.274 (9, 2)								1-2 1B		0	0	0	0	0	0	0				
Inning Stats	R: 0 E: 0 K: 0 S: 8	H: 1 LOB: 1 BB: 0 P: 12	R: 0 E: 0 K: 0 S: 9	H: 1 LOB: 0 BB: 0 P: 11	R: 0 E: 0 K: 1 S: 8	H: 1 LOB: 1 BB: 0 P: 11	R: 0 E: 0 K: 0 S: 7	H: 1 LOB: 1 BB: 0 P: 12	R: 0 E: 0 K: 0 S: 9	H: 1 LOB: 1 BB: 0 P: 11	R: 0 E: 0 K: 2 S: 10	H: 1 LOB: 2 BB: 1 P: 19	R: 2 E: 0 K: 2 S: 15	H: 4 LOB: 2 BB: 0 P: 16	R: 0 E: 0 K: 1 S: 8	H: 1 LOB: 1 BB: 0 P: 15	1B: 10 2B: 2 3B: 0 HR: 1	SF: 0 SAC: 0 DP: 1 HBP: 0	WP: 0 PB: 0 SB: 0 CS: 0	PA: 41
PITCHER	IP WLS BF H R ER SO	IP WLS BF H R ER SO	IP WLS BF H R ER SO	IP WLS BF H R ER SO	IP WLS BF H R ER SO	IP WLS BF H R ER SO	IP WLS BF H R ER SO	IP WLS BF H R ER SO	IP WLS BF H R ER SO	IP WLS BF H R ER SO	IP WLS BF H R ER SO	IP WLS BF H R ER SO	IP WLS BF H R ER SO	IP WLS BF H R ER SO	IP WLS BF H R ER SO	IP WLS BF H R ER SO	ERA WHIP	ERA WHIP		
Rod Nichols, R ERA: 3.38 (1, 1)	7.0 W	32 10 2 2 1	2 0 0 0	0 0 0 0	0 0 20 28	0.00 1.500														
Doug Jones, R ERA: 2.7 (8, 1)	2.0 S	9 3 0 0 3	0 0 0 0	0 0 0 0	0 0 20 28	0.00 1.500														

AB	39
R	2
H	13
RBI	2
BB	2
SO	4
LOB	19



Batter	1	2	3	4	5	6	7	8	9	AB	R	H	RBI	BB	SO	LOB	TOP					
Jerry Browne, S OBP: 0.372, SLG: 0.398 (1, 4)	P5	L8				G3																
Dion James, L OBP: 0.371, SLG: 0.367 Luis Aguayo, R OBP: 0.223, SLG: 0.220 (9, PH) (9, 5)	G4-3					G6-3																
Joe Carter, R OBP: 0.298, SLG: 0.470 (9, 7)																						
Pete O'Brien, L OBP: 0.376, SLG: 0.407 (1, 3)	P6																					
Cory Snyder, R OBP: 0.262, SLG: 0.364 (1, 9)																						
Albert Belle, R OBP: 0.310, SLG: 0.526 (1, 10)																						
Brook Jacoby, R OBP: 0.348, SLG: 0.420 Brad Komminsk, R OBP: 0.366, SLG: 0.500 (9, PR) (9, 8)																						
Andy Allanson, R OBP: 0.263, SLG: 0.272 (1, 2)																						
Felix Fermin, R OBP: 0.292, SLG: 0.245 (1, 6)																						
Inning Stats	R: 0 E: 0 K: 0 S: 7	H: 0 LOB: 1 BB: 1 P: 13	R: 3 E: 0 K: 0 S: 9	H: 2 LOB: 0 BB: 1 P: 17	R: 0 E: 0 K: 0 S: 5	H: 1 LOB: 0 BB: 0 P: 7	R: 0 E: 0 K: 1 S: 14	H: 1 LOB: 1 BB: 0 P: 22	R: 0 E: 0 K: 0 S: 5	H: 0 LOB: 0 BB: 0 P: 6	R: 1 E: 0 K: 0 S: 8	H: 3 LOB: 2 BB: 0 P: 9	R: 0 E: 0 K: 1 S: 13	H: 1 LOB: 0 BB: 0 P: 16	R: 0 E: 0 K: 2 S: 9	H: 0 LOB: 0 BB: 0 P: 14	R: 0 E: 0 K: 1 S: 9	H: 1 LOB: 3 BB: 1 P: 17	1B: 5 2B: 2 HR: 2	SF: 0 SAC: 0 DP: 0 HBP: 0	WP: 0 PB: 0 SB: 0 CS: 0	PA: 38
PITCHER	IP	WLS	BF	H	R	ER	SO	BB	IBB	HBP	BLK	WP	HR	S	P	ERA	WHIP					
Mike Boddicker, R ERA: 4.26 (1, 1)	8.0	L	34	9	4	4	4	2	0	0	0	0	2	72	107	4.50	1.375					
Rob Murphy, L ERA: 2.25 (9, 1)	1.0		4	0	0	0	1	0	1	0	0	0	0	7	14	0.00	0.000					

Cleveland Indians @ Boston Red Sox
Fenway Park, Boston, MA
Fri Aug 04 1989, 7:05 PM EDT
Att: 34,154 - Unknown


AB 35
R 4
H 9
RBI 4
BB 3
SO 5
LOB 13



Batter	1	2	3	4	5	6	7	8	9	AB	R	H	RBI	BB	SO	LOB	BOTTOM				
Ellis Burks, R OBP: 0.346, SLG: 0.459 (1, 8)	K																				
Jody Reed, R OBP: 0.351, SLG: 0.344 (1, 4)	G3-1																				
Wade Boggs, L OBP: 0.439, SLG: 0.479 (1, 5)	G6-3																				
Nick Esasky, R OBP: 0.342, SLG: 0.490 (1, 3)																					
Kevin Romine, R OBP: 0.327, SLG: 0.371 (1, 7)																					
Danny Heep, L OBP: 0.376, SLG: 0.401 (1, 10)																					
Luis Rivera, R OBP: 0.328, SLG: 0.411 (1, 6)																					
Rick Cerone, R OBP: 0.351, SLG: 0.376 (1, 2)																					
Randy Kutcher, R OBP: 0.276, SLG: 0.342 (1, 9)																					
Inning Stats	R: 0 E: 0 K: 1 S: 8	H: 0 LOB: 0 BB: 0 P: 12	R: 0 E: 0 K: 0 S: 4	H: 0 LOB: 0 BB: 0 P: 6	R: 0 E: 0 K: 0 S: 8	H: 1 LOB: 2 BB: 1 P: 15	R: 0 E: 0 K: 2 S: 5	H: 0 LOB: 0 BB: 0 P: 9	R: 0 E: 0 K: 0 S: 9	H: 1 LOB: 2 BB: 1 P: 22	R: 3 E: 0 K: 0 S: 14	H: 4 LOB: 2 BB: 1 P: 23	R: 0 E: 0 K: 1 S: 14	H: 1 LOB: 1 BB: 0 P: 22	R: 0 E: 0 K: 1 S: 11	H: 0 LOB: 0 BB: 0 P: 16	1B: 5 2B: 2 HR: 0	SF: 1 SAC: 0 DP: 0 HBP: 0	WP: 0 PB: 0 SB: 0 CS: 0	PA: 37	
PITCHER	IP	WLS	BF	H	R	ER	SO	BB	IBB	HBP	BLK	WP	HR	S	P	ERA	WHIP				
Bud Black, L ERA: 3.87 (7, 1)	0.0		1	1	0	0	0	0	0	0	0	0	0	2	2	∞	∞				
Keith Altherton, R ERA: 3.49 (7, 1)	1.2		7	1	0	0	1	1	0	0	0	0	0	19	33	0.00	1.200				
Jesse Orosco, L ERA: 1.89 (9, 1)	1.0	S	3	0	0	0	1	0	0	0	0	0	0	11	16	0.00	0.000				

Cleveland Indians @ Boston Red Sox
Fenway Park, Boston, MA
Fri Aug 04 1989, 7:05 PM EDT
Att: 34,154 - Unknown

AB 33
R 3
H 7
RBI 3
BB 3
SO 5
LOB 15



Batter	1	2	3	4	5	6	7	8	9	AB	R	H	RBI	BB	SO	LOB	TOP			
Jerry Browne, S (1,4) OBP: 0.369, SLG: 0.394 Luis Aguayo, R (8,4) OBP: 0.223, SLG: 0.220	L9		P5		K		L3			4	0	0	0	0	1	1	Cleveland Indians @ Boston Red Sox Fenway Park, Boston, MA Sat Aug 05 1989, 3:33 AM EDT Att: 34,090 - Cloudy			
Dion James, L (1,7) OBP: 0.370, SLG: 0.365	F8		F8			F9 1B SF7 1B		G6-3	4	1	1	0	0	0	1					
Joe Carter, R (1,8) OBP: 0.297, SLG: 0.468 Brad Komminsk, R (8,8) OBP: 0.366, SLG: 0.500	L7		L7			F9 1B		F8	4	0	1	0	0	0	1					
Pete O'Brien, L (1,3) OBP: 0.375, SLG: 0.405 Albert Belle, R (8,7) OBP: 0.310, SLG: 0.526		E8 1B		G4-3 F8 1B		F9		G3-1	4	1	1	0	0	0	2					
Cory Snyder, R (1,9) OBP: 0.259, SLG: 0.361		G1-3		F8 1B		SF7		K	3	0	0	1	0	1	2					
Dave Clark, L (1,10) OBP: 0.324, SLG: 0.388		CS 1B		G4-3		3H 4-0 FC5-4		G4-3	3	0	1	1	1	0	1					
Brook Jacoby, R (1,5) OBP: 0.350, SLG: 0.421		2H 1B		F9		FC5-4		FC5-4 1B	4	0	2	0	0	0	3					
Andy Allanson, R (1,2) OBP: 0.259, SLG: 0.267		L9		L3		K		FC5-4	4	0	0	0	0	1	3					
Felix Fermin, R (1,6) OBP: 0.293, SLG: 0.246				G5-3		G4-3			3	0	1	0	0	0	0					
Inning Stats	R: 0 E: 0 K: 0 S: 10	H: 0 LOB: 0 BB: 0 P: 13	R: 1 E: 1 K: 0 S: 14	H: 2 LOB: 1 BB: 0 P: 21	R: 0 E: 0 K: 0 S: 6	H: 1 LOB: 1 BB: 0 P: 11	R: 0 E: 0 K: 0 S: 6	H: 1 LOB: 0 BB: 0 P: 11	R: 1 E: 0 K: 1 S: 8	H: 2 LOB: 2 BB: 1 P: 13	R: 0 E: 0 K: 1 S: 7	H: 0 LOB: 0 BB: 0 P: 9	R: 0 E: 0 K: 0 S: 8	H: 0 LOB: 0 BB: 0 P: 11	R: 0 E: 0 K: 1 S: 8	H: 1 LOB: 1 BB: 0 P: 12		1B: 7 2B: 0 3B: 0 HR: 0	SF: 1 SAC: 0 DP: 0 HBP: 0	WP: 0 PB: 0 SB: 0 CS: 2
PITCHER	IP WLS BF H R ER SO BB IBB HBP BLK WP HR S P ERA WHIP																			
Mike Smithson, R (1,1) ERA: 4.47	7.0 W 28 6 2 1 2 0 1 0 0 0 0 0 0 58 84 1.29 0.857																			
Dennis Lamp, R (8,1) ERA: 3.05	2.0 7 1 0 0 1 0 0 0 0 0 0 0 0 16 23 0.00 0.500																			

Batter	1	2	3	4	5	6	7	8	9	AB	R	H	RBI	BB	SO	LOB	BOTTOM			
Wade Boggs, L (1,5) OBP: 0.341, SLG: 0.486	L8		1B		F8		HR			4	1	2	1	1	0	1	Cleveland Indians @ Boston Red Sox Fenway Park, Boston, MA Sat Aug 05 1989, 3:33 AM EDT Att: 34,090 - Cloudy			
Marty Barrett, R (1,10) OBP: 0.319, SLG: 0.333	K		1B		1B		G6-3		5	0	2	0	0	1	2					
Ellis Burks, R (1,8) OBP: 0.350, SLG: 0.459	1B		K		1B		FC6-5		4	1	2	1	1	1	2					
Danny Heep, L (1,7) OBP: 0.384, SLG: 0.439 Kevin Romine, R (7, PR) OBP: 0.325, SLG: 0.369		2B	G3-1		1B		2B		4	1	3	1	0	0	2					
Nick Esasky, R (1,3) OBP: 0.340, SLG: 0.485	L7		K		1B		HR		1	1	0	0	0	0	0					
Luis Rivera, R (1,6) OBP: 0.326, SLG: 0.413	G5-3		P9		G6-3		2B		4	1	1	2	0	0	1					
Jody Reed, R (1,4) OBP: 0.355, SLG: 0.354		BB	G5-3		G5-3		HR		2	2	1	1	2	0	0					
Randy Kutcher, R (1,9) OBP: 0.275, SLG: 0.355	L6		G6-3		F9		1B		4	1	1	3	0	0	2					
Rich Gedman, L (1,2) OBP: 0.277, SLG: 0.279		F8		1B		G4-3			4	1	2	1	0	0	0					
Inning Stats	R: 0 E: 0 K: 1 S: 6	H: 1 LOB: 1 BB: 0 P: 10	R: 0 E: 0 K: 0 S: 10	H: 1 LOB: 2 BB: 1 P: 18	R: 0 E: 0 K: 1 S: 15	H: 1 LOB: 1 BB: 1 P: 22	R: 0 E: 0 K: 1 S: 7	H: 0 LOB: 0 BB: 0 P: 11	R: 1 E: 0 K: 0 S: 12	H: 3 LOB: 2 BB: 0 P: 21	R: 2 E: 0 K: 0 S: 9	H: 2 LOB: 0 BB: 0 P: 16	R: 7 E: 0 K: 0 S: 21	H: 6 LOB: 2 BB: 3 P: 40	R: 0 E: 0 K: 0 S: 7	H: 0 LOB: 0 BB: 0 P: 12		1B: 7 2B: 3 3B: 1 HR: 3	SF: 0 SAC: 0 DP: 0 HBP: 0	WP: 0 PB: 0 SB: 0 CS: 0
PITCHER	IP WLS BF H R ER SO BB IBB HBP BLK WP HR S P ERA WHIP																			
John Farrell, R (1,1) ERA: 4.32	6.2 L 30 9 5 5 3 0 3 0 0 0 0 0 0 3 68 115 6.75 1.800																			
Steve Davis, L (7,1) ERA: 6.57	0.0 2 1 0 0 0 0 0 1 0 0 0 0 0 1 5 ∞ ∞																			
Keith Atherton, R (7,1) ERA: 4.15	0.1 6 4 5 5 0 1 0 0 0 0 0 0 0 11 18 135.00 15.000																			
Rich Yett, R (8,1) ERA: 4.9	1.0 3 0 0 0 0 0 0 0 0 0 0 0 0 7 12 0.00 0.000																			

AB 33
R 2
H 7
RBI 2
BB 1
SO 3
LOB 14



AB 36
R 10
H 14
RBI 10
BB 5
SO 3
LOB 11



Batter	1	2	3	4	5	6	7	8	9	AB	R	H	RBI	BB	SO	LOB	TOP			
Tommy Hinzo, S (1.4)										4	0	0	0	1	2	2	Cleveland Indians @ New York Yankees Yankee Stadium, Bronx, NY Tue Aug 08 1989, 7:05 PM EDT Att: 25,192 - Unknown - 70 F			
Pete O'Brien, L (1.3)										4	0	1	0	0	2	1				
Joe Carter, R (1.7)										4	1	1	0	0	1	1				
Cory Snyder, R (1.9)										4	1	1	2	0	1	1				
Brook Jacoby, R (1.5)										4	1	1	0	0	1	0				
Albert Belle, R (1.10)										4	0	3	0	0	1	0				
Brad Komminsk, R (1.8)										3	0	0	0	1	2	2				
Andy Allanson, R (1.2)										3	0	1	0	0	0	0				
Dion James, L (9. PH)										1	0	0	1	0	0	2				
Joel Skinner, R (9.2)										0	0	0	0	0	0	0				
Felix Fermin, R (1.6)										4	0	0	0	0	0	4				
Inning Stats	R: 0 E: 0 K: 2 S: 11	H: 0 LOB: 0 BB: 0 P: 18	R: 0 E: 0 K: 1 S: 6	H: 1 LOB: 1 BB: 0 P: 9	R: 0 E: 0 K: 0 S: 10	H: 0 LOB: 1 BB: 1 P: 16	R: 2 E: 0 K: 1 S: 13	H: 4 LOB: 2 BB: 0 P: 18	R: 0 E: 0 K: 0 S: 7	H: 0 LOB: 0 BB: 0 P: 11	R: 0 E: 0 K: 1 S: 6	H: 0 LOB: 0 BB: 0 P: 8	R: 0 E: 0 K: 3 S: 11	H: 0 LOB: 0 BB: 0 P: 17	R: 1 E: 0 K: 0 S: 11	H: 2 LOB: 2 BB: 1 P: 18	1B: 4 2B: 3 3B: 0 HR: 1	SF: 0 SAC: 0 DP: 0 HBP: 0	WP: 0 PB: 0 SB: 0 CS: 0	PA: 37
PITCHER	IP WLS BF H R ER SO BB IBB HBP BLK WP HR S P ERA WHIP																			
Chuck Cary, L (1.1)	8.0 L 33 8 3 3 10 1 0 0 0 0 0 1 78 116 3.38 1.125																			
Eric Plunk, R (9.1)	0.0 1 0 0 0 0 1 0 0 0 0 0 0 0 4 ∞ ∞																			
Lee Guetterman, L (9.1)	1.0 3 0 0 0 0 0 0 0 0 0 0 0 0 8 11 0.00 0.000																			

AB 35
R 3
H 8
RBI 3
BB 2
SO 10
LOB 13



Batter	1	2	3	4	5	6	7	8	9	AB	R	H	RBI	BB	SO	LOB	BOTTOM					
Steve Sax, R (1.4)										4	0	1	0	0	0	0	Cleveland Indians @ New York Yankees Yankee Stadium, Bronx, NY Tue Aug 08 1989, 7:05 PM EDT Att: 25,192 - Unknown - 70 F					
Wayne Tolleson, S (1.5)										4	0	1	0	0	1	1						
Don Mattingly, L (1.3)										4	0	0	0	0	0	2						
Mel Hall, L (1.7)										4	0	0	0	0	0	2						
Jesse Barfield, R (1.9)										3	0	0	0	0	1	0						
Ken Phelps, L (1.10)										2	1	1	0	1	0	0						
Bob Geren, R (1.2)										2	0	0	0	0	1	1						
Luis Polonia, L (9. PH)										0	0	0	0	1	0	0						
Don Slaught, R (9.2)										0	0	0	0	0	0	0						
Alvaro Espinoza, R (1.6)										3	0	1	1	0	0	0						
Roberto Kelly, R (1.8)										3	0	0	0	0	0	2						
Inning Stats	R: 0 E: 0 K: 0 S: 5	H: 0 LOB: 0 BB: 0 P: 8	R: 0 E: 0 K: 0 S: 8	H: 0 LOB: 0 BB: 0 P: 12	R: 0 E: 0 K: 1 S: 12	H: 0 LOB: 0 BB: 0 P: 16	R: 0 E: 0 K: 0 S: 7	H: 1 LOB: 1 BB: 0 P: 13	R: 0 E: 0 K: 0 S: 8	H: 0 LOB: 0 BB: 0 P: 15	R: 0 E: 0 K: 0 S: 5	H: 0 LOB: 0 BB: 0 P: 8	R: 0 E: 0 K: 0 S: 8	H: 0 LOB: 0 BB: 0 P: 14	R: 1 E: 0 K: 0 S: 12	H: 2 LOB: 1 BB: 1 P: 21	R: 0 E: 0 K: 1 S: 12	H: 1 LOB: 1 BB: 0 P: 17	1B: 4 2B: 0 3B: 0 HR: 0	SF: 0 SAC: 0 DP: 2 HBP: 0	WP: 0 PB: 0 SB: 0 CS: 0	PA: 31
PITCHER	IP WLS BF H R ER SO BB IBB HBP BLK WP HR S P ERA WHIP																					
Tom Candiotti, R (1.1)	7.1 W 25 2 1 1 2 2 0 0 0 0 0 0 0 16 23 0.00 1.200																					
Doug Jones, R (8.1)	1.2 S 6 2 0 0 1 0 0 0 0 0 0 0 0 16 23 0.00 1.200																					

AB 29
R 1
H 4
RBI 1
BB 2
SO 3
LOB 8



Batter	1	2	3	4	5	6	7	8	9	AB	R	H	RBI	BB	SO	LOB	TOP							
Paul Moltzer, R OBP: 0.363, SLG: 0.403										5	1	2	0	0	0	2	Milwaukee Brewers @ Cleveland Indians Cleveland Municipal Stadium, Cleveland, OH Thu Aug 10 1989, 7:05 PM EDT Att: 15,506 - Unknown - 72 F							
Jim Gantner, L OBP: 0.320, SLG: 0.334										4	3	3	0	1	0	1								
Glenn Braggs, R OBP: 0.302, SLG: 0.382										4	2	2	0	0	1	3								
Robin Yount, R OBP: 0.392, SLG: 0.518										4	3	4	2	1	0	0								
Greg Brock, L OBP: 0.368, SLG: 0.434										5	1	1	0	0	1	8								
Joey Meyer, R OBP: 0.281, SLG: 0.390										2	0	2	5	1	0	0								
Greg Vaughn, R (9, FR)											0	0	0	0	0	0		0						
Charlie O'Brien, R OBP: 0.324, SLG: 0.352											5	0	3	3	0	0		2						
Mike Felder, S OBP: 0.300, SLG: 0.307											5	0	1	0	0	0	4							
Gus Polidor, R OBP: 0.224, SLG: 0.240											5	0	0	0	0	0	5							
Inning Stats	R: 3 E: 0 K: 1 S: 16	H: 3 LOB: 1 BB: 1 P: 27	R: 0 E: 0 K: 0 S: 7	H: 0 LOB: 0 BB: 0 P: 11	R: 1 E: 0 K: 0 S: 9	H: 2 LOB: 0 BB: 0 P: 13	R: 0 E: 0 K: 0 S: 13	H: 2 LOB: 2 BB: 0 P: 17	R: 3 E: 0 K: 1 S: 15	H: 3 LOB: 1 BB: 1 P: 24	R: 0 E: 0 K: 1 S: 7	H: 1 LOB: 1 BB: 0 P: 8	R: 2 E: 0 K: 0 S: 10	H: 3 LOB: 0 BB: 0 P: 15	R: 0 E: 0 K: 0 S: 6	H: 1 LOB: 0 BB: 0 P: 8	R: 0 E: 0 K: 0 S: 9	H: 3 LOB: 3 BB: 1 P: 18	1B: 16 2B: 2 3B: 0 HR: 0	SF: 2 SAC: 1 DP: 1 HBP: 0	WP: 0 PB: 0 CS: 4	PA: 45		
PITCHER	IP WLS BF H R ER SO BB IBB HBP BLK WP HR S P ERA WHIP	IP WLS BF H R ER SO BB IBB HBP BLK WP HR S P ERA WHIP																						
Bud Black, L ERA: 4.11	(1, 1)	4.0	L	21	8	6	6	1	2	0	0	0	0	0	0	0	0	0	0	0	49	76	13.50	2.500
Rich Yett, R ERA: 4.53	(5, 1)	3.0		14	6	3	3	1	0	0	0	0	0	0	0	0	0	0	0	0	28	39	9.00	2.000
Kevin Wickander, L ERA: 4.5	(8, 1)	2.0		10	4	1	1	0	0	1	0	0	0	0	0	0	0	0	0	0	15	26	4.50	2.000

AB	39
R	10
H	18
RBI	10
BB	3
SO	2
LOB	25



Batter	1	2	3	4	5	6	7	8	9	AB	R	H	RBI	BB	SO	LOB	BOTTOM							
Jerry Browne, S OBP: 0.368, SLG: 0.393										5	1	2	0	0	0	1	Milwaukee Brewers @ Cleveland Indians Cleveland Municipal Stadium, Cleveland, OH Thu Aug 10 1989, 7:05 PM EDT Att: 15,506 - Unknown - 72 F							
Pete O'Brien, L OBP: 0.365, SLG: 0.392										5	0	1	0	0	1	3								
Joe Carter, R OBP: 0.300, SLG: 0.473										5	1	2	0	0	2	1								
Cory Snyder, R OBP: 0.258, SLG: 0.372										5	1	3	2	0	2	2								
Brook Jacoby, R OBP: 0.360, SLG: 0.434										3	0	2	0	1	0	2								
Albert Belle, R OBP: 0.311, SLG: 0.495										3	0	1	1	0	1	5								
Brad Komminsk, R OBP: 0.342, SLG: 0.466										4	0	0	0	0	2	1								
Joel Skinner, R OBP: 0.290, SLG: 0.315										4	0	0	0	0	1	0								
Felix Fermin, R OBP: 0.294, SLG: 0.245										3	0	1	0	1	0	0								
Inning Stats	R: 0 E: 0 K: 2 S: 13	H: 2 LOB: 3 BB: 1 P: 23	R: 0 E: 0 K: 0 S: 7	H: 1 LOB: 1 BB: 0 P: 8	R: 0 E: 0 K: 1 S: 13	H: 2 LOB: 2 BB: 0 P: 18	R: 0 E: 0 K: 2 S: 8	H: 0 LOB: 0 BB: 0 P: 11	R: 2 E: 0 K: 0 S: 15	H: 4 LOB: 2 BB: 0 P: 17	R: 0 E: 0 K: 2 S: 15	H: 1 LOB: 1 BB: 1 P: 28	R: 1 E: 0 K: 0 S: 7	H: 2 LOB: 1 BB: 0 P: 12	R: 0 E: 0 K: 0 S: 5	H: 0 LOB: 0 BB: 0 P: 7	R: 0 E: 0 K: 2 S: 7	H: 0 LOB: 0 BB: 0 P: 11	1B: 11 2B: 0 3B: 0 HR: 1	SF: 1 SAC: 0 DP: 0 HBP: 0	WP: 0 PB: 0 CS: 0	PA: 40		
PITCHER	IP WLS BF H R ER SO BB IBB HBP BLK WP HR S P ERA WHIP	IP WLS BF H R ER SO BB IBB HBP BLK WP HR S P ERA WHIP																						
Teddy Figueroa, L ERA: 3.12	(1, 1)	5.2	W	28	10	2	2	6	2	0	0	0	0	0	0	0	0	0	0	0	11	67	3.18	2.118
Tony Fossas, L ERA: 4.39	(6, 1)	1.1		6	2	1	1	1	0	0	0	0	0	0	0	0	0	0	0	0	11	18	6.75	1.500
Don August, R ERA: 5.49	(8, 1)	2.0		6	0	0	0	2	0	0	0	0	0	0	0	0	0	0	0	0	12	18	0.00	0.000



Batter	1	2	3	4	5	6	7	8	9	AB	R	H	RBI	BB	SO	LOB	TOP			
Paul Moltitor, R OBP: 0.364, SLG: 0.402										3	0	1	0	1	1	1	Milwaukee Brewers @ Cleveland Indians Cleveland Municipal Stadium, Cleveland, OH Fri Aug 11 1989, 7:05 PM EDT Sunny - 76 F			
Jim Gantner, L OBP: 0.317, SLG: 0.331										4	0	0	0	0	1	3				
Glenn Braggs, R OBP: 0.306, SLG: 0.378										4	0	0	0	0	1	0				
Robin Yount, R OBP: 0.395, SLG: 0.518										2	0	1	0	2	0	0				
Greg Brock, L OBP: 0.370, SLG: 0.436										4	0	2	0	0	1	2				
Joey Meyer, R OBP: 0.280, SLG: 0.385										4	0	1	0	0	2	4				
B.J. Surhoff, L OBP: 0.278, SLG: 0.325										4	0	0	0	0	0	5				
Mike Felder, S OBP: 0.299, SLG: 0.306										4	0	1	0	0	1	0				
Bill Spiers, L OBP: 0.301, SLG: 0.287										4	0	0	0	0	3	1				
Inning Stats	R: 0 E: 0 K: 1 S: 6	H: 0 LOB: 0 BB: 0 P: 8	R: 0 E: 0 K: 0 S: 5	H: 0 LOB: 1 BB: 1 P: 11	R: 0 E: 0 K: 2 S: 14	H: 1 LOB: 1 BB: 0 P: 20	R: 0 E: 0 K: 1 S: 12	H: 2 LOB: 2 BB: 0 P: 16	R: 0 E: 0 K: 1 S: 8	H: 0 LOB: 1 BB: 1 P: 12	R: 0 E: 0 K: 0 S: 10	H: 1 LOB: 0 BB: 0 P: 14	R: 0 E: 0 K: 2 S: 11	H: 0 LOB: 1 BB: 1 P: 20	R: 0 E: 0 K: 2 S: 9	H: 0 LOB: 0 BB: 0 P: 12	1B: 6 2B: 0 3B: 0 HR: 0	SF: 0 SAC: 0 DP: 0 HBP: 0	WP: 0 PB: 0 SB: 1 CS: 0	PA: 36
PITCHER John Farrell, R ERA: 4.05	IP: 9.0 WLS: W BF: 36 H: 6 R: 0 ER: 0 SO: 10 BB: 3 IBB: 0 HBP: 0 BLK: 0 WP: 0 HR: 0 S: 83 P: 122 ERA: 0.00 WHIP: 1.000															PITCHER				

Batter	1	2	3	4	5	6	7	8	9	AB	R	H	RBI	BB	SO	LOB	BOTTOM			
Jerry Browne, S OBP: 0.371, SLG: 0.392										3	2	1	0	2	0	3	Milwaukee Brewers @ Cleveland Indians Cleveland Municipal Stadium, Cleveland, OH Fri Aug 11 1989, 7:05 PM EDT Sunny - 76 F			
Dion James, L OBP: 0.377, SLG: 0.376										3	1	1	0	1	1	2				
Brad Komminsk, R OBP: 0.342, SLG: 0.466										0	0	0	0	0	0	0				
Joe Carter, R OBP: 0.302, SLG: 0.478										3	1	1	2	0	1	3				
Cory Snyder, R OBP: 0.255, SLG: 0.369										3	0	0	1	0	0	2				
Pete O'Brien, L OBP: 0.366, SLG: 0.392										3	0	1	1	1	0	2				
Brook Jacoby, R OBP: 0.359, SLG: 0.432										4	0	1	0	0	0	3				
Dave Clark, L OBP: 0.324, SLG: 0.392										4	0	1	0	0	2	1				
Andy Allanson, R OBP: 0.260, SLG: 0.264										3	0	0	0	1	0	1				
Felix Fermin, R OBP: 0.294, SLG: 0.245										4	1	1	0	0	0	2				
Inning Stats	R: 2 E: 0 K: 1 S: 10	H: 1 LOB: 0 BB: 1 P: 15	R: 0 E: 0 K: 0 S: 10	H: 0 LOB: 0 BB: 0 P: 14	R: 2 E: 1 K: 1 S: 18	H: 2 LOB: 2 BB: 1 P: 23	R: 0 E: 0 K: 1 S: 5	H: 0 LOB: 0 BB: 0 P: 5	R: 0 E: 1 K: 0 S: 11	H: 1 LOB: 1 BB: 0 P: 16	R: 0 E: 0 K: 0 S: 9	H: 1 LOB: 2 BB: 1 P: 16	R: 1 E: 0 K: 0 S: 8	H: 1 LOB: 1 BB: 1 P: 16	R: 0 E: 0 K: 1 S: 10	H: 1 LOB: 2 BB: 1 P: 18	1B: 5 2B: 1 3B: 0 HR: 1	SF: 1 SAC: 0 DP: 1 HBP: 1	WP: 0 PB: 0 SB: 1 CS: 0	PA: 37
PITCHER Jaime Navarro, R ERA: 3.12	IP: 6.1 WLS: L BF: 30 H: 6 R: 5 ER: 3 SO: 3 BB: 4 IBB: 0 HBP: 1 BLK: 0 WP: 0 HR: 1 S: 68 P: 100 ERA: 4.26 WHIP: 1.579															PITCHER				
PITCHER Tony Fossas, L ERA: 4.15	IP: 1.2 WLS: 7 BF: 7 H: 1 R: 0 ER: 0 SO: 1 BB: 1 IBB: 0 HBP: 0 BLK: 0 WP: 0 HR: 0 S: 13 P: 23 ERA: 0.00 WHIP: 1.200															PITCHER				

Batter	1	2	3	4	5	6	7	8	9	AB	R	H	RBI	BB	SO	LOB	TOP										
Paul Moltor, R OBP: 0.366, SLG: 0.405 (1, 10)	3-1 SH1-3 4-3 2B		1-1 1B SF8 1B	1-3 K	4-2 1-2 BB		2-0 4-3		2-2 1-3	5	2	2	0	1	1	0	Milwaukee Brewers @ Cleveland Indians Cleveland Municipal Stadium, Cleveland, OH Fri Aug 11 1989, 7:05 PM EDT Att: 47,795 - Unknown - 72 F										
Jim Gantner, L OBP: 0.320, SLG: 0.332 (1, 4)	0-1 SH1-3 2-3		1-0 SF8 1B 1B	0-0 E7 1B	0-0 F7			4-2 1B SF7 BB	3-1	4	2	2	0	1	0	3											
Terry Francona, L OBP: 0.253, SLG: 0.322 Glenn Braggs, R OBP: 0.301, SLG: 0.379 (6, 7)	2-1 4-3		0-0 1B SF8 SH1 1B	0-3 K		0-1 4-3		2-0 2B FC5-2 1B		4	1	1	1	0	1	1											
Robin Yount, R OBP: 0.391, SLG: 0.515 (1, 8)	2-1 L8		3-0 SF8 1-2 2-3 3-H		1-0 6-3	0-2 F8		1-0 SF7		3	0	0	2	0	0	0											
Greg Brock, L OBP: 0.378, SLG: 0.441 (1, 3)		1-2 6-3	4-0 SH1 1B IBB		4-0 1B 2B BB	4-1 2B BB		3-H FC5-2 1-3 2B		2	2	1	0	3	0	0											
Greg Vaughn, R OBP: 1.000, SLG: 1.500 Mike Felder, S OBP: 0.304, SLG: 0.317 (3, 7) (6, 9)		3-2 3-1 2B	0-2 SH1 1B		2-2 2B 1B	0-0 2B		1-2 FC5-2 S 2B		2	2	0	2	1	0	0											
Charlie O'Brien, R OBP: 0.329, SLG: 0.359 (1, 2)		0-1 3-1 2B	0-0 SH1 1B		2-0 1B 2B	1-3 K		4-1 1-2 IBB		3	0	1	3	1	1	2											
Bill Spiers, L OBP: 0.299, SLG: 0.280 (1, 6)		4-0 BB	3-1 L8		2-2 F7		1-1 G1	1-3 K		4	0	0	0	1	1	6											
Gus Polidor, R OBP: 0.223, SLG: 0.239 (1, 5)		1-1 4-3		1-0 6-3	2-1 BB 1B		0-3 K		1-2 6-3	5	0	1	0	0	1	2											
Inning Stats	R: 1 E: 0 K: 0 S: 8	H: 1 LOB: 0 BB: 0 P: 15	R: 0 E: 0 K: 0 S: 10	H: 1 LOB: 2 BB: 1 P: 19	R: 3 E: 0 K: 0 S: 12	H: 4 LOB: 2 BB: 1 P: 24	R: 0 E: 1 K: 2 S: 9	H: 1 LOB: 1 BB: 0 P: 11	R: 2 E: 0 K: 0 S: 15	H: 3 LOB: 3 BB: 2 P: 31	R: 1 E: 0 K: 1 S: 11	H: 1 LOB: 1 BB: 1 P: 16	R: 0 E: 0 K: 1 S: 6	H: 0 LOB: 0 BB: 0 P: 9	R: 1 E: 0 K: 1 S: 14	H: 2 LOB: 3 BB: 2 P: 27		R: 0 E: 0 K: 0 S: 9	H: 0 LOB: 0 BB: 0 P: 13	1B: 8 2B: 5 3B: 0 HR: 0	SF: 2 SAC: 2 DP: 0 HBP: 0	WP: 0 PB: 1 SB: 1 CS: 0	PA: 47				
PITCHER	IP	WLS	BF	H	R	ER	SO	BB	IBB	HBP	BLK	WP	HR	S	P	ERA	WHIP										
Ed Wojna, R ERA: 6.06 (1, 1)	4.1	L	24	8	6	6	2	2	1	0	0	0	0	44	20	12.46	2.308										
Kevin Wickander, L ERA: 3.39 (5, 1)	0.2		5	2	0	0	0	1	0	0	0	0	0	10	20	0.00	4.500										
Steve Olin, R ERA: 2.61 (6, 1)	2.0		8	1	1	1	2	1	0	0	0	0	0	17	25	4.50	1.000										
Jesse Orosco, L ERA: 2.36 (8, 1)	1.0		7	2	1	1	1	1	1	0	0	0	0	14	27	9.00	3.000										
Rod Nichols, R ERA: 3.97 (9, 1)	1.0		3	0	0	0	0	0	0	0	0	0	0	9	13	0.00	0.000										

Batter	1	2	3	4	5	6	7	8	9	AB	R	H	RBI	BB	SO	LOB	BOTTOM											
Jerry Browne, S OBP: 0.371, SLG: 0.392 (1, 4)	2-2 6-3		1-1 F9		1-2 HR 1B		0-1 1B 1B		1-3 K	5	1	2	0	0	1	0	Milwaukee Brewers @ Cleveland Indians Cleveland Municipal Stadium, Cleveland, OH Fri Aug 11 1989, 7:05 PM EDT Att: 47,795 - Unknown - 72 F											
Dion James, L OBP: 0.377, SLG: 0.376 (1, 7)	0-2 G3		2-2 4-3		1-1 F8		0-0 FC4-6 1B		3-2 1B 1B	5	1	2	0	0	0	1												
Joe Carter, R OBP: 0.305, SLG: 0.492 (1, 8)	2-2 HR		2-2 P4		1-1 HR		0-1 FC4-6 1-2		3-2 1B 1B	5	3	3	3	0	0	2												
Cory Snyder, R OBP: 0.259, SLG: 0.379 (1, 9)	0-2 HR			4-2 BB	3-2 F9			3-3 K	1-2 1B 1B	4	1	2	2	1	1	0												
Pete O'Brien, L OBP: 0.365, SLG: 0.390 (1, 3)	1-1 6-3			0-0 F8		2-2 L8		0-1 L8	0-1 FC6-4 1B	5	0	1	1	0	0	1												
Brook Jacoby, R OBP: 0.359, SLG: 0.430 (1, 5)		1-2 G6-4-3 1B		2-3 K		3-2 P3		4-2 BB	0-0 FC6-4 1-2	4	0	1	0	1	1	3												
Albert Belle, R OBP: 0.299, SLG: 0.474 (1, 10)		0-1 G6-4-3 1-2		1-0 E5	1-3 K		1-1 F9		0-1 F9	4	0	0	0	0	0	3												
Andy Allanson, R OBP: 0.264, SLG: 0.266 Dave Clark, L OBP: 0.327, SLG: 0.410 (9, PH)		4-2 BB		1-3 K			1-0 1-3 1B		2-1 HR	2	0	1	0	1	1	2												
Felix Fermin, R OBP: 0.291, SLG: 0.243 Brad Komminsk, R OBP: 0.339, SLG: 0.462 (9, PH)		1-2 G3		1-2 P3			1-2 4-3 1B		1-3 K	3	0	0	0	0	0	2												
Inning Stats	R: 2 E: 0 K: 0 S: 15	H: 2 LOB: 0 BB: 0 P: 20	R: 0 E: 0 K: 0 S: 10	H: 1 LOB: 1 BB: 1 P: 16	R: 0 E: 1 K: 2 S: 10	H: 0 LOB: 2 BB: 1 P: 18	R: 0 E: 0 K: 0 S: 9	H: 0 LOB: 0 BB: 0 P: 15	R: 0 E: 0 K: 0 S: 10	H: 3 LOB: 2 BB: 0 P: 12	R: 0 E: 0 K: 1 S: 12	H: 0 LOB: 1 BB: 1 P: 19	R: 3 E: 1 K: 2 S: 25	H: 5 LOB: 2 BB: 0 P: 36	1B: 9 2B: 0 3B: 0 HR: 4	SF: 0 SAC: 0 DP: 1 HBP: 0		WP: 0 PB: 0 SB: 0 CS: 0	PA: 42									
PITCHER	IP	WLS	BF	H	R	ER	SO	BB	IBB	HBP	BLK	WP	HR	S	P	ERA	WHIP											
Mark Knudson, R ERA: 4.2 (1, 1)	5.0	W	22	5	4	4	2	2	0	0	0	0	0	3	57	88	7.20	1.400										
Chuck Cniff, R ERA: 3.12 (6, 1)	3.2		16	5	2	2	3	1	0	0	0	0	1	43	65	4.91	1.636											
Dan Plesac, L ERA: 2.6 (9, 1)	0.1	S	4	3	1	1	0	0	0	0	0	0	0	13	17	27.00	9.000											



Batter	1	2	3	4	5	6	7	8	9	AB	R	H	RBI	BB	SO	LOB	TOP										
Paul Mollitor, R OBP: 0.366, SLG: 0.405 (1, 5)	L9		1B SF7 E		G6-3		FC4-6 1B		G6-3	5	1	2	0	0	0	0	Milwaukee Brewers @ Cleveland Indians Cleveland Municipal Stadium, Cleveland, OH Sat Aug 12 1989, 7:05 PM EDT Att: 21,325 - Unknown - 72 F										
Jim Gantner, L OBP: 0.321, SLG: 0.333 (1, 4)	G1-3		3B SF7 1B		1B		FC4-6 1B		F7	5	2	2	0	0	0	2											
Greg Vaughn, R OBP: 0.500, SLG: 0.800 (7, PR)	K		SF7		L7		1B			3	0	1	2	0	1	1											
Glenn Braggs, R OBP: 0.301, SLG: 0.379 (7, 7)			1-2 3-H		1-2		1-2 2-3			0	0	0	0	0	0	0											
Robin Yount, R OBP: 0.394, SLG: 0.521 (1, 8)		1B WP SF9-3 1B		3B 2-H	G1-3		FC4 1B			4	1	3	2	0	0	1											
Greg Brock, L OBP: 0.376, SLG: 0.437 (1, 3)		1-2 SF9-3 1B		2-1 P3		F7	FC4			4	0	1	0	0	0	3											
Joey Meyer, R OBP: 0.270, SLG: 0.374 (1, 10)	SF9-3			1-0 E5 G6-4-3		F9		G6-3		3	0	0	1	0	0	0											
Charlie O'Brien, R OBP: 0.327, SLG: 0.356 (1, 2)		1-1 1B		0-0 G6-4-3		G6-3		K		4	0	1	0	0	1	1											
Mike Felder, S OBP: 0.307, SLG: 0.320 (1, 9)		1-1 G4-3		0-0 1B			FC4-6 1B	K		4	1	2	0	0	1	1											
Bill Spiers, L OBP: 0.293, SLG: 0.274 (1, 6)			1-1 G4-3	1-0 L6			L9		G4-3	4	0	0	0	0	0	2											
Inning Stats	R: 0 E: 0 K: 1 S: 8	H: 0 LOB: 0 BB: 0 P: 13	R: 1 E: 0 K: 0 S: 14	H: 3 LOB: 1 BB: 0 P: 22	R: 2 E: 1 K: 0 S: 9	H: 3 LOB: 1 BB: 0 P: 13	R: 0 E: 1 K: 0 S: 4	H: 1 LOB: 1 BB: 0 P: 6	R: 0 E: 0 K: 0 S: 6	H: 0 LOB: 0 BB: 0 P: 12	R: 2 E: 0 K: 0 S: 14	H: 4 LOB: 2 BB: 0 P: 17	R: 0 E: 0 K: 2 S: 8	H: 0 LOB: 0 BB: 0 P: 9	R: 0 E: 0 K: 0 S: 6	H: 0 LOB: 0 BB: 0 P: 7	1B: 11 2B: 1 3B: 1 HR: 0	SF: 2 SAC: 0 DP: 2 HBP: 0	WP: 1 PB: 0 CS: 0	PA: 38							
PITCHER	IP	WLS	BF	H	R	ER	SO	BB	IBB	HBP	BLK	WP	HR	S	P	ERA	WHIP										
Scott Bailes, L ERA: 4.88 (1, 1)	6.2	L	30	11	5	5	1	0	0	0	0	1	0	58	90	6.75	1.650										
Rich Yett, R ERA: 4.93 (7, 1)	0.0		1	1	0	0	0	0	0	0	0	0	0	2	2	∞	∞										
Jesse Orosco, L ERA: 2.29 (7, 1)	1.1		4	0	0	0	2	0	0	0	0	0	0	12	13	0.00	0.000										
Doug Jones, R ERA: 2.53 (9, 1)	1.0		3	0	0	0	0	0	0	0	0	0	0	6	7	0.00	0.000										

Batter	1	2	3	4	5	6	7	8	9	AB	R	H	RBI	BB	SO	LOB	BOTTOM										
Jerry Browne, S OBP: 0.372, SLG: 0.392 (1, 4)	1B E	G4-3		G4-3			FC5-4 BB			3	1	1	0	1	0	3	Milwaukee Brewers @ Cleveland Indians Cleveland Municipal Stadium, Cleveland, OH Sat Aug 12 1989, 7:05 PM EDT Att: 21,325 - Unknown - 72 F										
Dion James, L OBP: 0.375, SLG: 0.375 (1, 7)	E 1B		G4-3		F8		P7			4	0	1	0	0	0	1											
Joe Carter, R OBP: 0.302, SLG: 0.488 (1, 8)	K		P5		F7		FC5-4			4	0	0	0	0	1	3											
Cory Snyder, R OBP: 0.259, SLG: 0.375 (1, 9)	K				F8			G6-3		3	0	0	0	1	1	2											
Pete O'Brien, L OBP: 0.364, SLG: 0.387 (1, 3)	E7		G1-6-3			G4-6-3 BB		G1-3		3	0	0	0	1	0	2											
Brook Jacoby, R OBP: 0.361, SLG: 0.431 (1, 5)	P4				FC4-6 1B		G4-6-3 1B		G6-3	4	0	2	0	0	0	2											
Albert Belle, R OBP: 0.288, SLG: 0.455 (1, 10)		L5		FC4-6 2B		G4-6-3		K		4	0	0	0	0	1	3											
Joel Skinner, R OBP: 0.284, SLG: 0.308 (1, 2)		G3				F7		F8		3	0	0	0	0	0	2											
Dave Clark, L OBP: 0.325, SLG: 0.408 (9, PH)										1	0	0	0	0	0	0											
Felix Fermin, R OBP: 0.294, SLG: 0.249 (1, 6)										3	0	2	0	0	0	0											
Brad Komminsk, R OBP: 0.336, SLG: 0.457 (9, PH)										1	0	0	0	0	0	0											
Inning Stats	R: 1 E: 1 K: 2 S: 14	H: 2 LOB: 2 BB: 0 P: 21	R: 0 E: 0 K: 0 S: 11	H: 1 LOB: 1 BB: 0 P: 18	R: 0 E: 0 K: 0 S: 6	H: 0 LOB: 1 BB: 1 P: 14	R: 0 E: 0 K: 0 S: 7	H: 2 LOB: 2 BB: 0 P: 10	R: 0 E: 0 K: 0 S: 5	H: 1 LOB: 1 BB: 1 P: 14	R: 0 E: 0 K: 0 S: 11	H: 0 LOB: 1 BB: 1 P: 15	R: 0 E: 0 K: 0 S: 6	H: 0 LOB: 0 BB: 0 P: 6	R: 0 E: 0 K: 1 S: 5	H: 0 LOB: 0 BB: 0 P: 8	1B: 5 2B: 1 3B: 0 HR: 0	SF: 0 SAC: 0 DP: 1 HBP: 0	WP: 0 PB: 0 CS: 0	PA: 36							
PITCHER	IP	WLS	BF	H	R	ER	SO	BB	IBB	HBP	BLK	WP	HR	S	P	ERA	WHIP										
Chris Bosio, R ERA: 2.46 (1, 1)	9.0	W	36	6	1	0	3	3	0	0	0	0	0	72	116	0.00	1.000										

AB	36
R	5
H	12
RBI	5
BB	0
SO	3
LOB	11



AB	33
R	1
H	6
RBI	0
BB	3
SO	3
LOB	18




livebaseballscores.com

livebaseballscores.com

Batter	1	2	3	4	5	6	7	8	9	10	AB	R	H	RBI	BB	SO	LOB				
Paul Molitor, R OBP: 0.365, SLG: 0.492 (1,5)	G5-3	K					G6-3		L6		5	0	1	1	0	1	2				
Jim Gantner, L OBP: 0.322, SLG: 0.335 (1,4)	FC6-4 HBP		L4	K			F7		SF9 2B		4	1	1	0	0	1	1				
Glenn Braggs, R OBP: 0.303, SLG: 0.380 (1,7)	F9		G6-3				G4-6-3 1B		G4-3 BLK 1B		4	1	2	0	0	0	1				
Robin Yount, R OBP: 0.392, SLG: 0.519 (1,8)	FC6-4						L7		L7		4	0	1	1	0	0	3				
Greg Brock, L OBP: 0.392, SLG: 0.428 (1,3)		K	G4-3				G4-6-3		G4-3		5	0	0	0	0	1	4				
Terry Francona, L OBP: 0.257, SLG: 0.324 (1,10)		K					WP G4-3 1B		F7		5	1	2	1	0	1	1				
B.J. Surhoff, L OBP: 0.280, SLG: 0.330 (1,2)		1B BLK 1B					F8		G4-3		4	1	2	0	0	0	2				
Mike Felder, S OBP: 0.311, SLG: 0.324 (1,9)		1B					G4-3 WP 1B		L3-5		4	1	2	0	0	0	1				
Bill Spiers, L OBP: 0.292, SLG: 0.274 (1,6)		1B					G4-3		L3-5		4	0	1	2	0	1	1				
Inning Stats	R: 0 E: 0 K: 0 S: 6	H: 0 LOB: 1 BB: 0 P: 10	R: 1 E: 0 K: 3 S: 18	H: 3 LOB: 2 BB: 0 P: 28	R: 0 E: 0 K: 0 S: 5	H: 1 LOB: 1 BB: 0 P: 7	R: 2 E: 0 K: 1 S: 14	H: 3 LOB: 1 BB: 0 P: 21	R: 0 E: 0 K: 0 S: 4	H: 1 LOB: 0 BB: 0 P: 9	R: 0 E: 0 K: 1 S: 11	H: 0 LOB: 0 BB: 0 P: 17	R: 1 E: 0 K: 0 S: 9	H: 2 LOB: 1 BB: 0 P: 12	R: 0 E: 0 K: 0 S: 7	H: 0 LOB: 0 BB: 0 P: 10	R: 1 E: 1 K: 0 S: 10	H: 1 LOB: 1 BB: 0 P: 13	1B: 10 2B: 3 3B: 0 HR: 0	SF: 1 SAC: 1 DP: 2 HBP: 1	WP: 2 PA: 42
PITCHER	IP	WLS	BF	H	R	ER	SO	BB	IBB	HBP	BLK	WP	HR	S	P	ERA	WHIP				
Tom Candiotti, R ERA: 2.97 (1,1)	9.0		37	11	4	4	5	0	0	1	2	1	0	81	120	4.00	1.222				
Doug Jones, R ERA: 2.64 (10,1)	1.0	L	5	1	1	1	0	0	0	0	0	1	0	10	13	9.00	1.000				

Milwaukee Brewers @ Cleveland Indians
Cleveland Municipal Stadium, Cleveland, OH
Sun Aug 13 1989, 3:33 AM EDT
Att: 22,344 - Unknown


AB 39
R 5
H 12
RBI 5
BB 0
SO 5
LOB 16



Batter	1	2	3	4	5	6	7	8	9	10	AB	R	H	RBI	BB	SO	LOB				
Jerry Browne, S OBP: 0.374, SLG: 0.404 (1,4)	G6-3									F7	5	1	3	3	0	0	0				
Dion James, L OBP: 0.370, SLG: 0.368 (1,7) (10,3)	G4-3		F8					G5-3		F9	5	0	0	0	0	0	3				
Joe Carter, R OBP: 0.301, SLG: 0.485 (1,8) (10,7)	G4-3		G5-3					G5-3		K	5	0	1	0	0	1	1				
Cory Snyder, R OBP: 0.257, SLG: 0.371 (1,9)		G5-3						L5			4	0	0	0	0	0	1				
Pete O'Brien, L OBP: 0.397, SLG: 0.389 (1,3)											3	0	2	0	1	1	0				
Tommy Hinzo, S (9, PR)											0	1	0	0	0	0	0				
Joel Skinner, R OBP: 0.294, SLG: 0.308 (10,2)		G5-3 BB								1B SF7 1B	0	0	0	0	0	0	0				
Brook Jacoby, R OBP: 0.357, SLG: 0.426 (1,5)		G5-3						L9		F8	4	0	0	0	0	0	3				
Dave Clark, L OBP: 0.326, SLG: 0.404 (1,10)											2	1	0	0	1	0	1				
Albert Belle, R OBP: 0.295, SLG: 0.461 (9, PH)		G4-3						1B G6-3 BB		1B	1	0	1	0	0	0	0				
Andy Allanson, R OBP: 0.265, SLG: 0.287 (1,2)											3	1	1	0	0	1	1				
Brad Komminsk, R OBP: 0.333, SLG: 0.457 (9, PH) (10,8)										SF7	0	0	0	1	0	0	0				
Felix Fermin, R OBP: 0.285, SLG: 0.250 (1,6)										G6-3	3	0	1	0	0	0	1				
Inning Stats	R: 0 E: 0 K: 0 S: 8	H: 0 LOB: 0 BB: 0 P: 13	R: 0 E: 0 K: 0 S: 5	H: 0 LOB: 1 BB: 1 P: 12	R: 1 E: 0 K: 0 S: 8	H: 2 LOB: 1 BB: 1 P: 13	R: 0 E: 0 K: 1 S: 8	H: 0 LOB: 0 BB: 0 P: 11	R: 1 E: 0 K: 0 S: 9	H: 2 LOB: 1 BB: 1 P: 19	R: 0 E: 0 K: 0 S: 7	H: 2 LOB: 1 BB: 0 P: 10	R: 0 E: 0 K: 0 S: 11	H: 1 LOB: 0 BB: 0 P: 16	R: 1 E: 0 K: 0 S: 12	H: 2 LOB: 1 BB: 0 P: 21	R: 0 E: 0 K: 1 S: 11	H: 0 LOB: 0 BB: 0 P: 13	1B: 7 2B: 1 3B: 0 HR: 1	SF: 1 SAC: 1 DP: 2 HBP: 0	WP: 0 PA: 39
PITCHER	IP	WLS	BF	H	R	ER	SO	BB	IBB	HBP	BLK	WP	HR	S	P	ERA	WHIP				
Tom Filer, R ERA: 2.73 (1,1)	6.0		24	6	2	2	1	2	0	0	0	0	0	45	78	3.00	1.333				
Chuck Crim, R ERA: 3.16 (7,1)	2.0	7	1	1	1	1	0	0	0	0	0	0	1	17	26	4.50	0.500				
Dan Plesac, L ERA: 2.68 (9,1)	2.0	W	8	2	1	1	1	0	0	0	0	0	0	23	34	4.50	1.000				

Milwaukee Brewers @ Cleveland Indians
Cleveland Municipal Stadium, Cleveland, OH
Sun Aug 13 1989, 3:33 AM EDT
Att: 22,344 - Unknown

AB 35
R 4
H 9
RBI 4
BB 2
SO 3
LOB 11



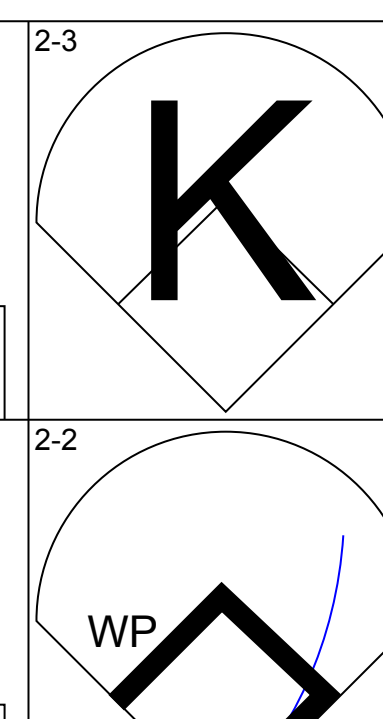
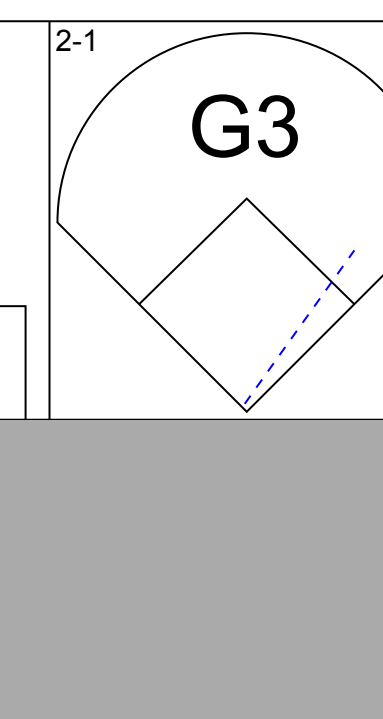
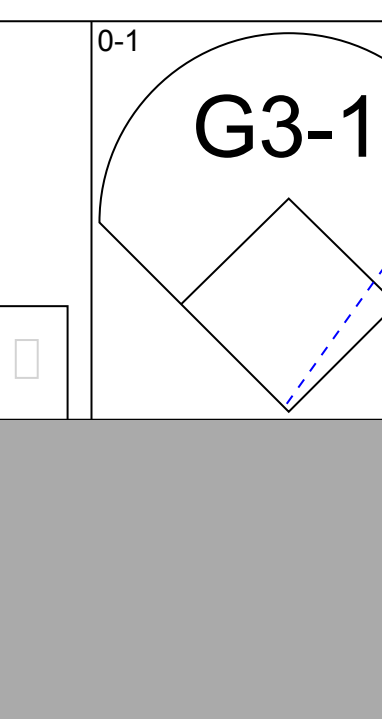
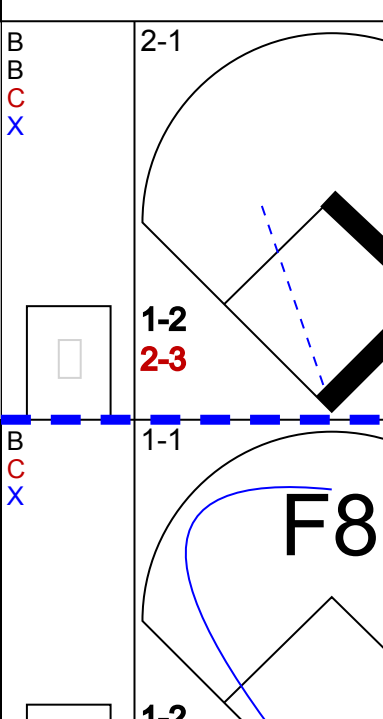
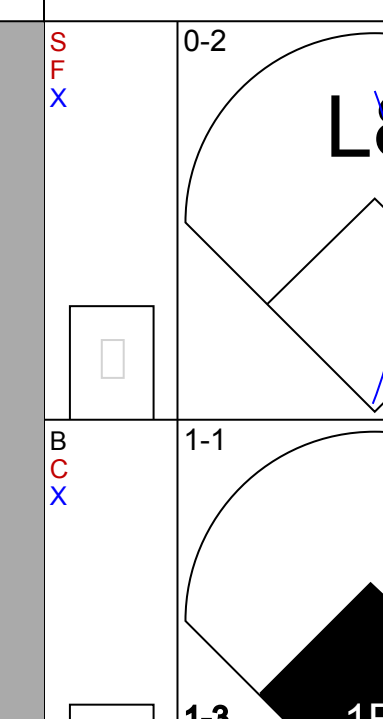
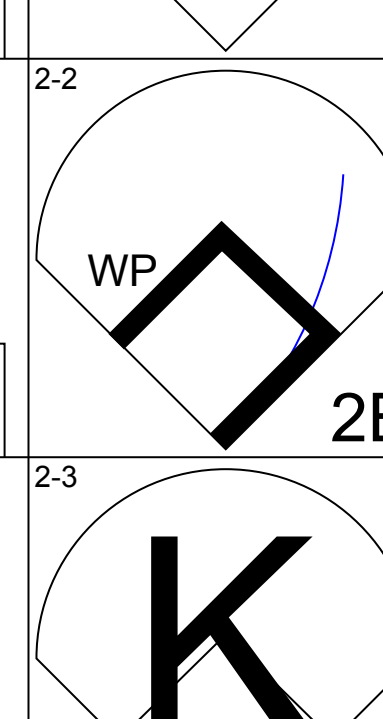
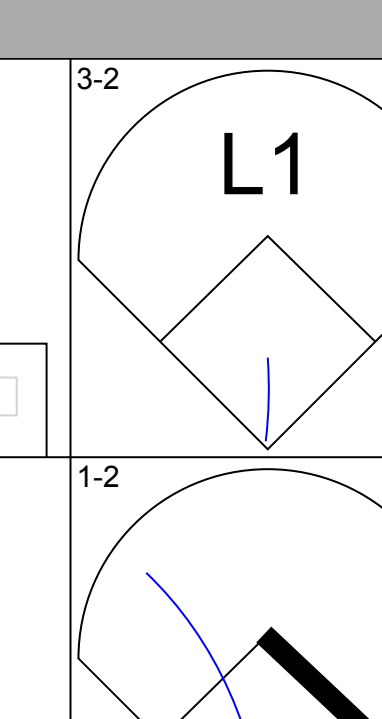
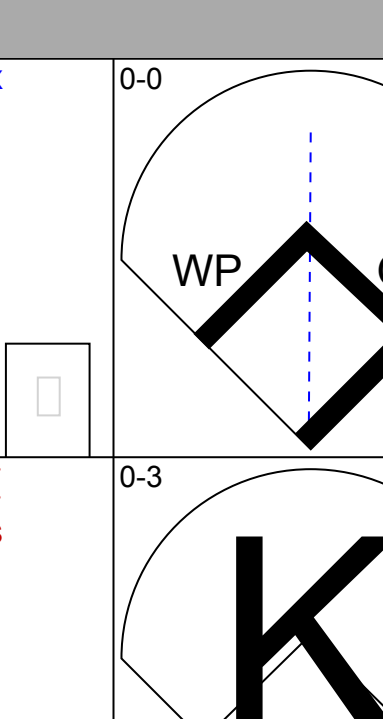
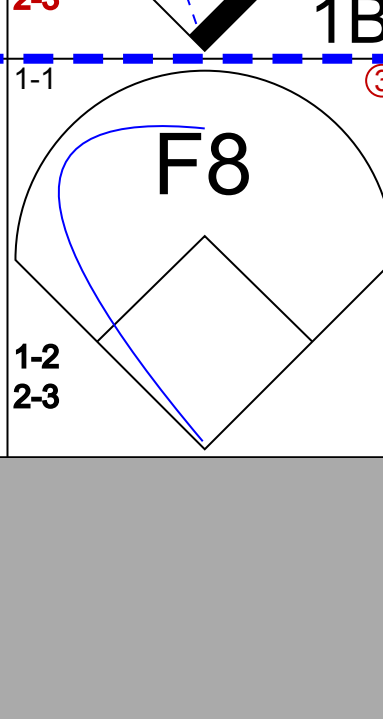
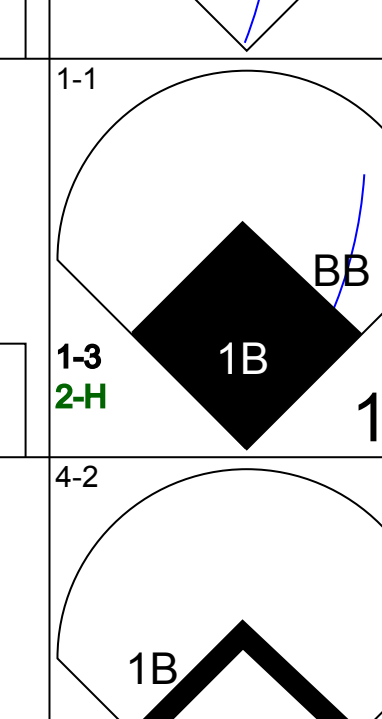
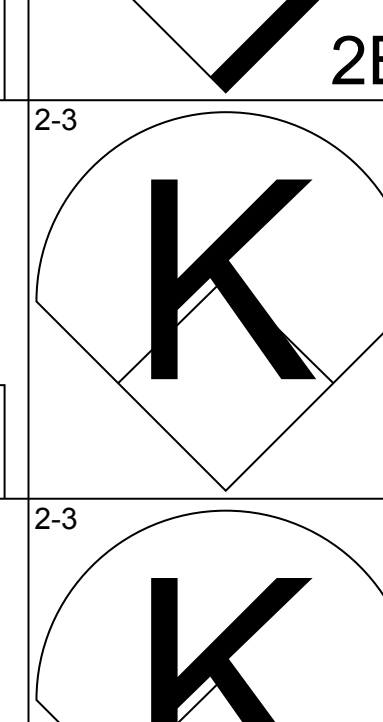
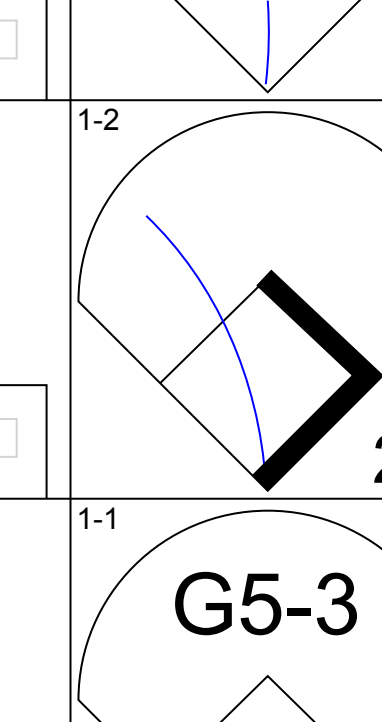
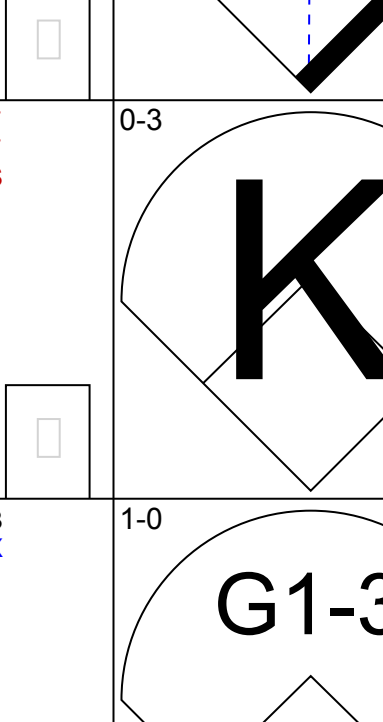
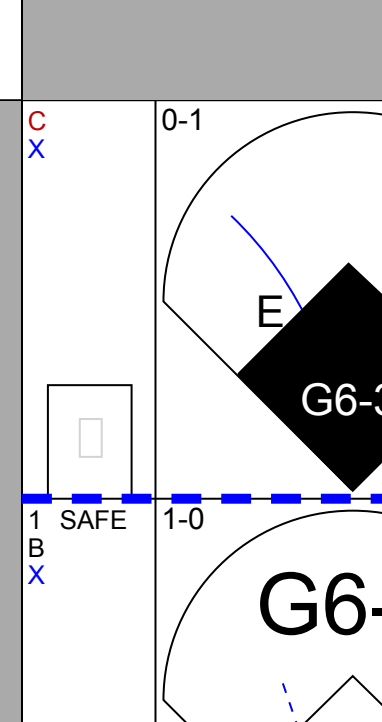
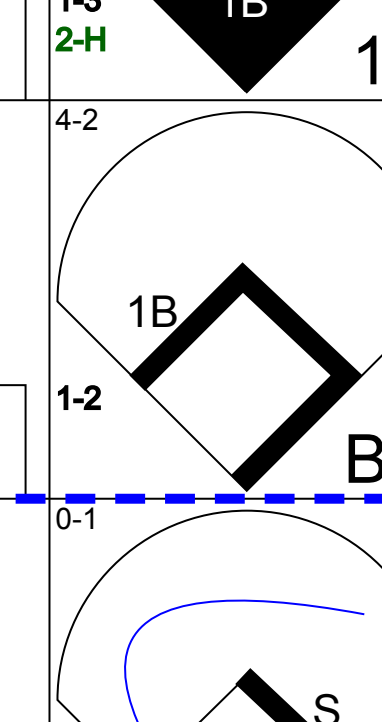
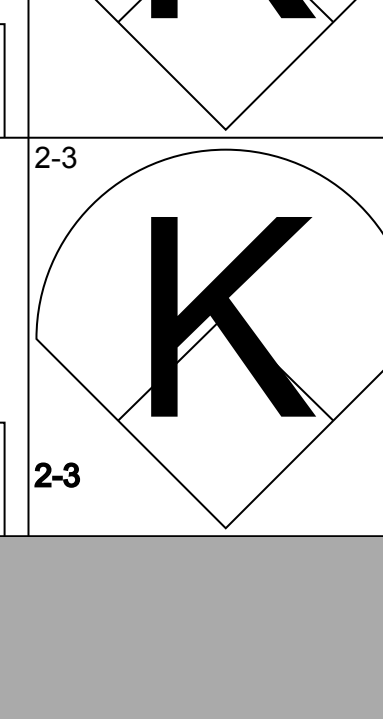
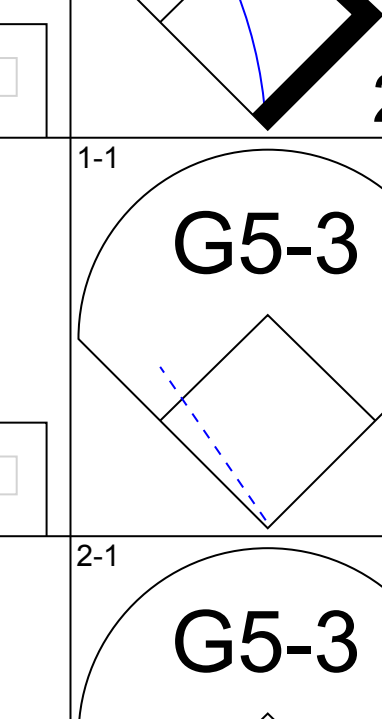
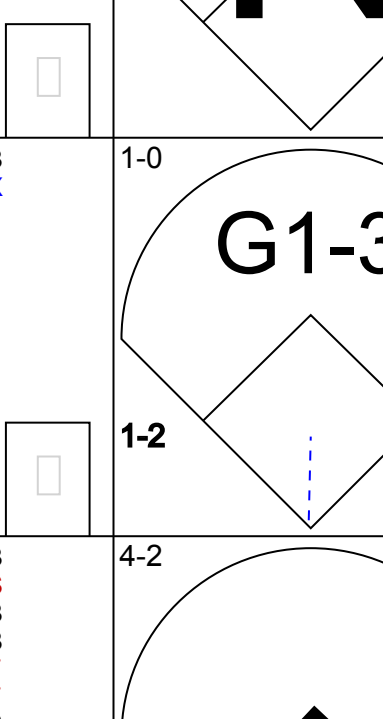
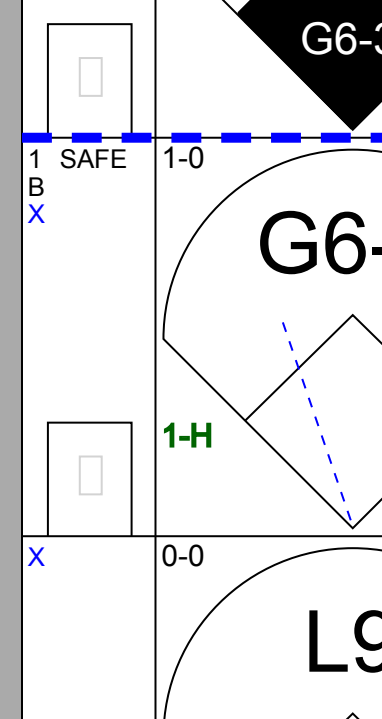
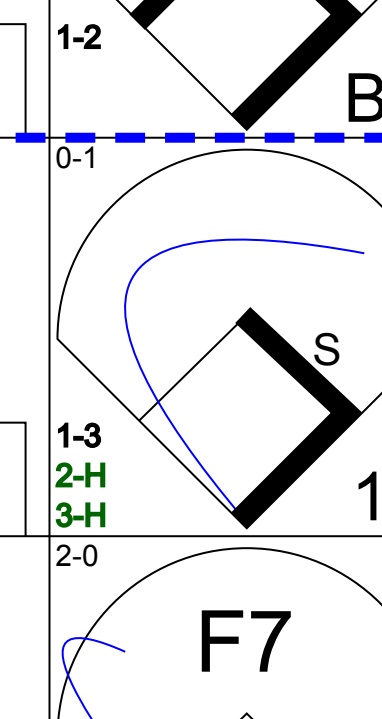
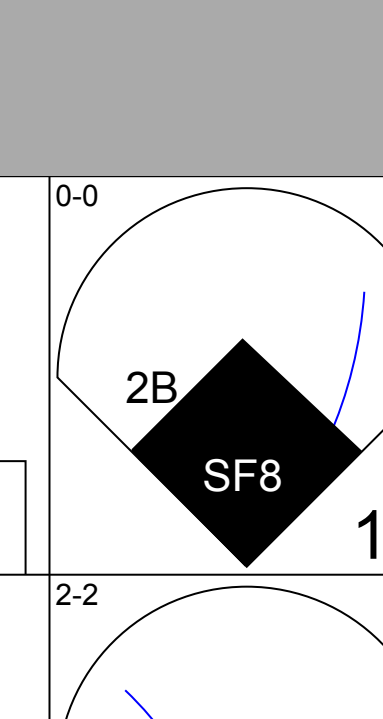
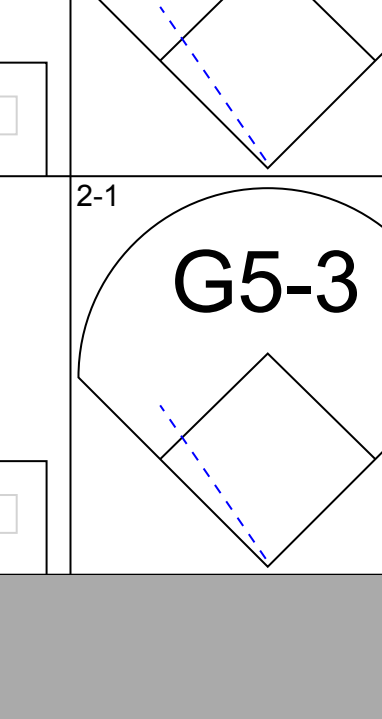
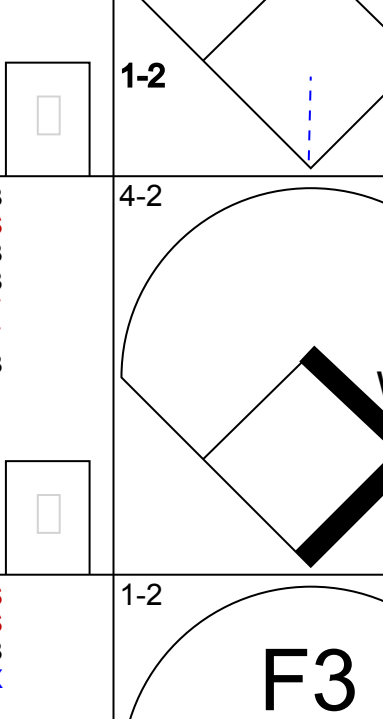
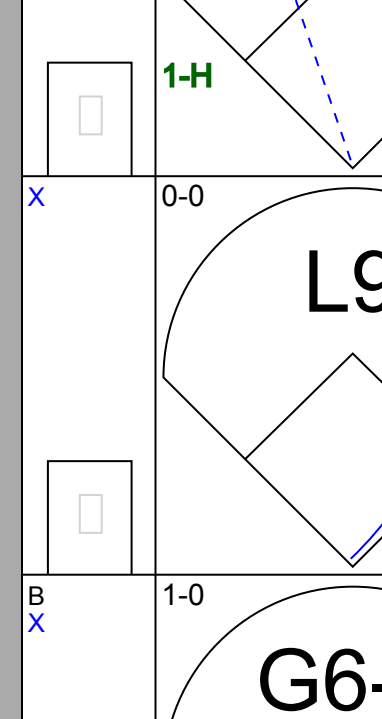
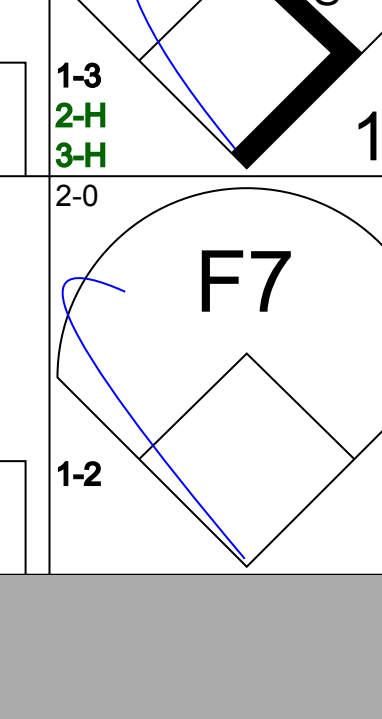
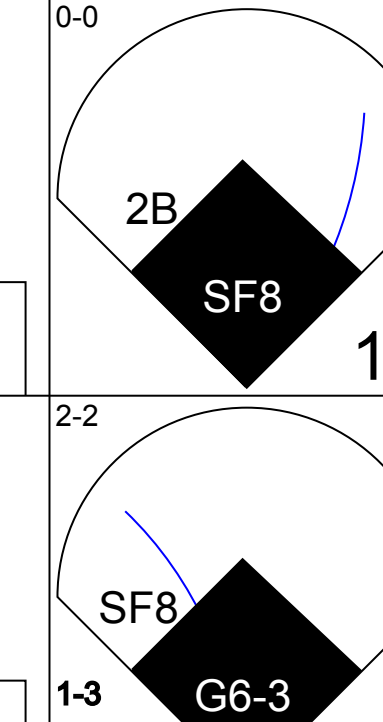
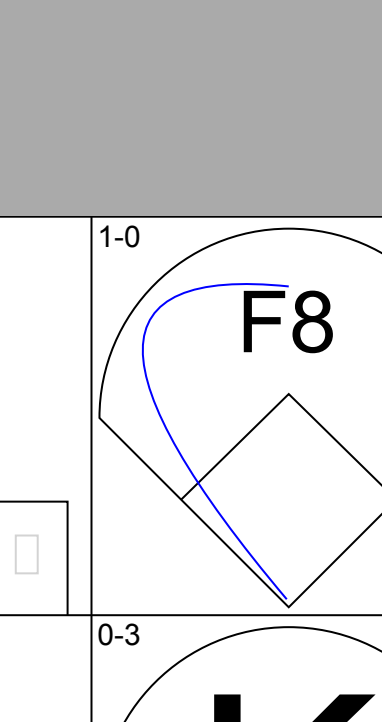
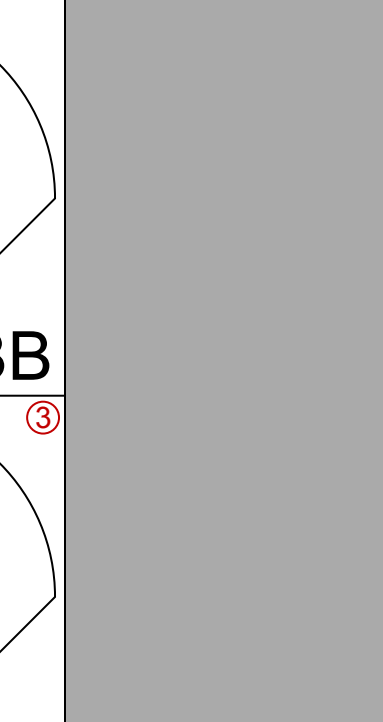
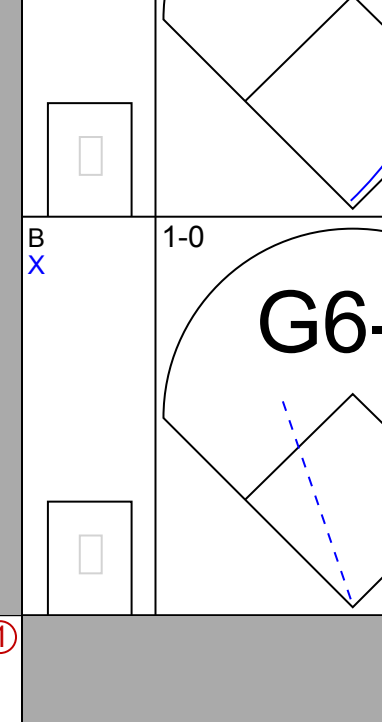
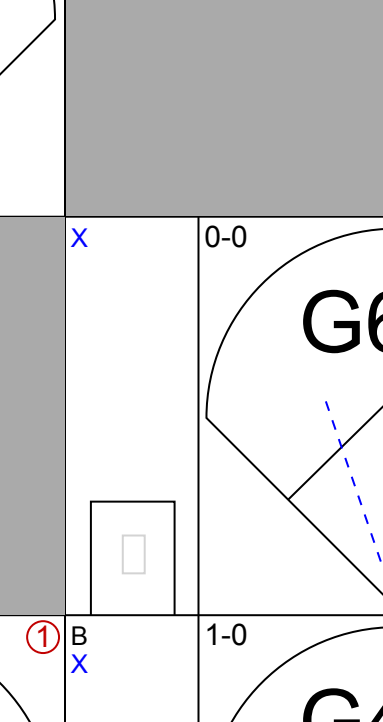
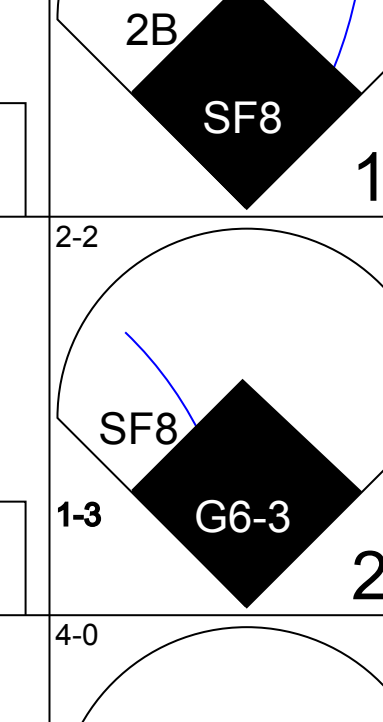
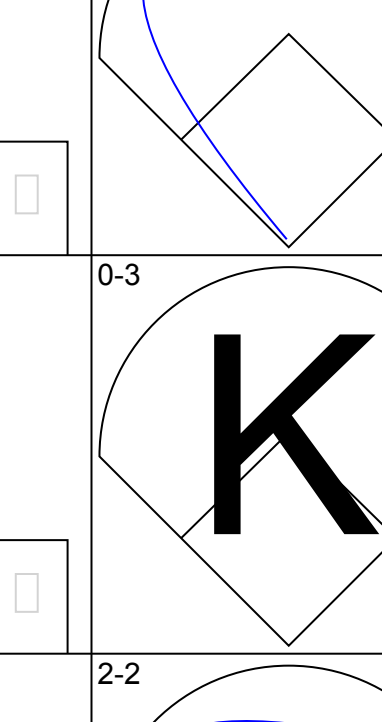
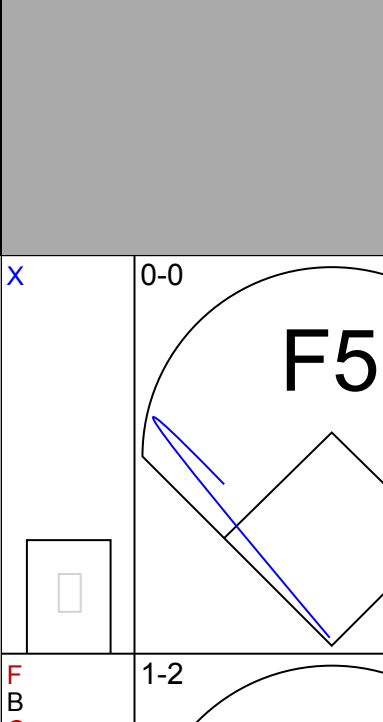
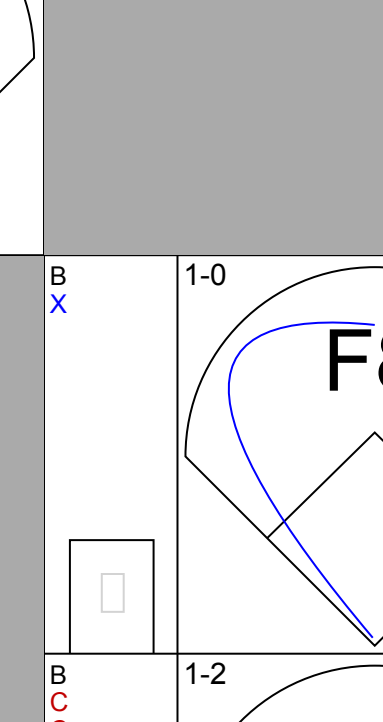
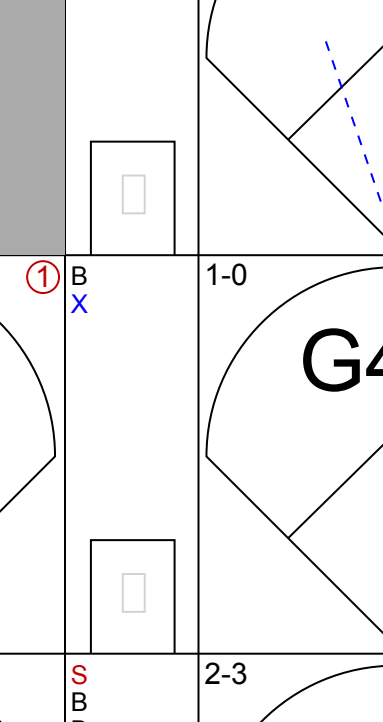
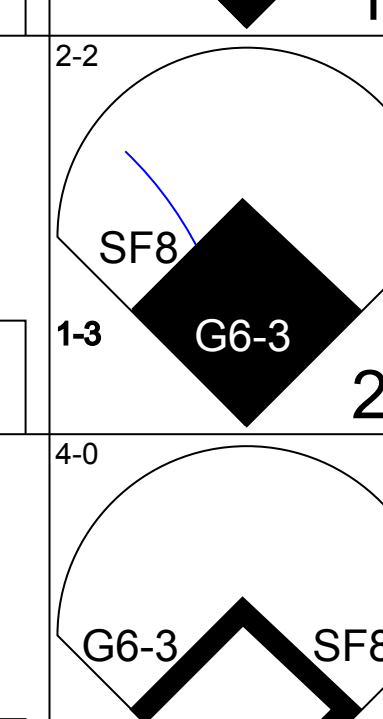
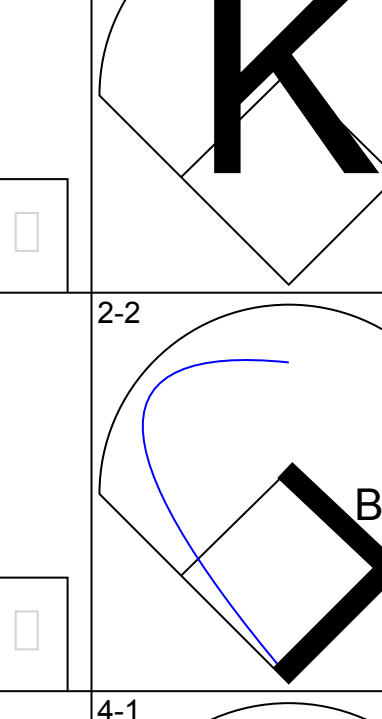
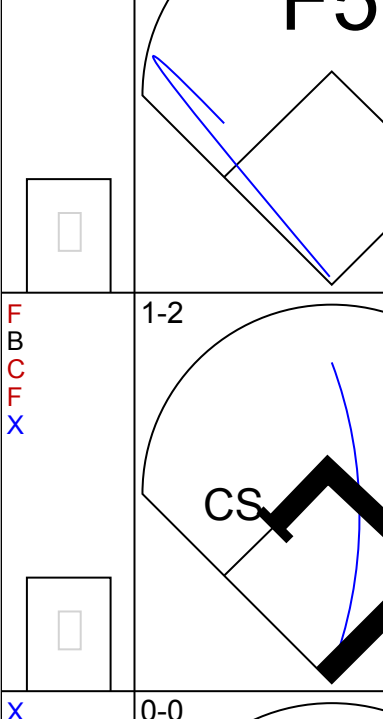
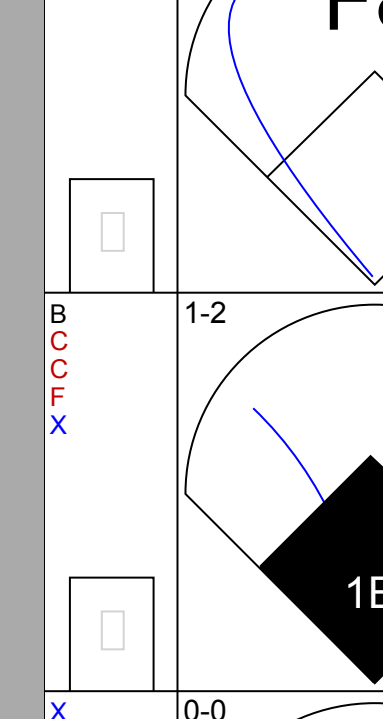
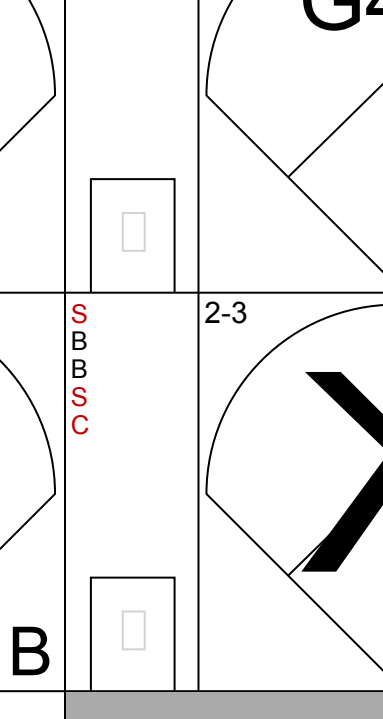
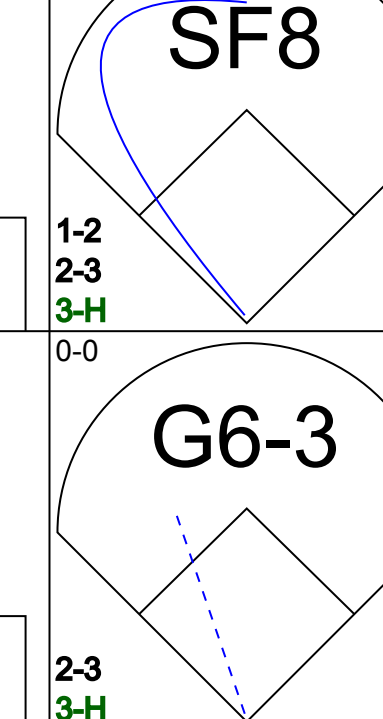
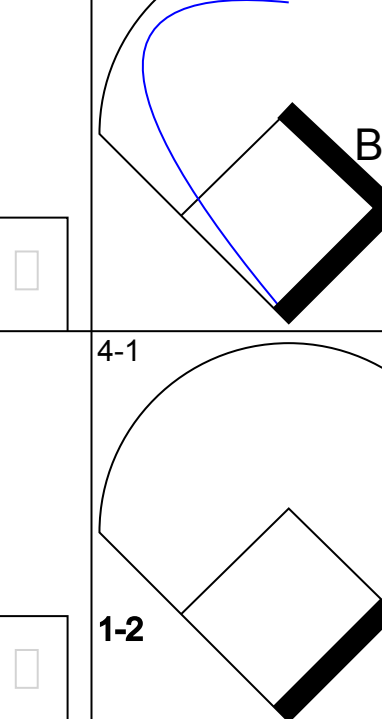
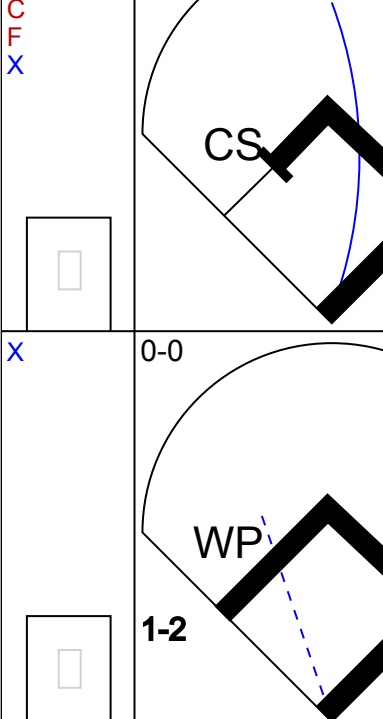
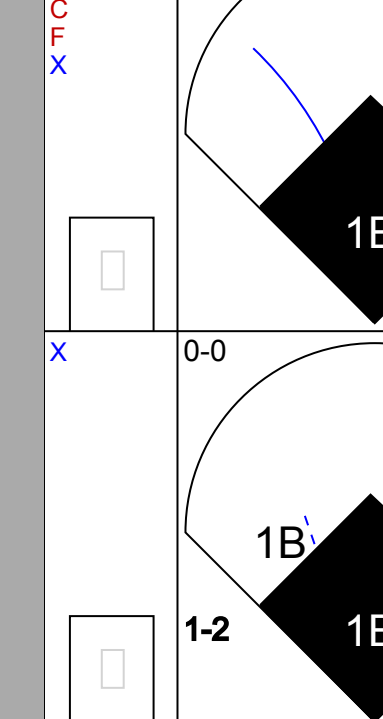
Batter	1	2	3	4	5	6	7	8	9	AB	R	H	RBI	BB	SO	LOB	TOP				
Jerry Browne, S (1,4) OBP: 0.373, SLG: 0.402	G6-3		SH1-3		K		L5		BB	4	0	1	0	0	1	2	Cleveland Indians @ Oakland Athletics Oakland-Alameda County Coliseum, Oakland, CA Tue Aug 15 1989, 7:05 PM PDT Att: 28,459 - Unknown - 68 F				
Brook Jacoby, R (1,5) OBP: 0.360, SLG: 0.429	K		1B		FC5-4		2B		BB	4	0	2	2	1	1						
Dion James, L (1,7) OBP: 0.372, SLG: 0.371 Brad Komminsk, R (7,PH) OBP: 0.331, SLG: 0.453	FC4-6		K		FC6		K		P5	3	0	2	0	0	1	1					
Dave Clark, L (9,PH) OBP: 0.324, SLG: 0.402	1B		1-2		1B				BB	1	0	0	0	0	0	3					
Joe Carter, R (1,8) OBP: 0.298, SLG: 0.480	FC4-6		L9		FC6		F7		G6-4-3	5	0	0	0	0	0	8					
Pete O'Brien, L (1,3) OBP: 0.368, SLG: 0.389		F7			FC6-4		G3-1		1B	3	0	1	0	1	0	0					
Cory Snyder, R (1,9) OBP: 0.254, SLG: 0.367	L7				P6		L8		K	4	0	0	0	0	1	2					
Mike Young, S (1,10)	BB		FC6-4		BB		BB		F8	2	0	0	0	2	0	2					
Joel Skinner, R (1,2) OBP: 0.278, SLG: 0.301 Albert Belle, R (8,PH) OBP: 0.292, SLG: 0.456 Andy Allanson, R (8,2) OBP: 0.265, SLG: 0.267	K		K		G4-3		P3			3	0	0	0	0	2	3					
Felix Fermin, R (1,6) OBP: 0.301, SLG: 0.261			SH1-3		FC5-4		2B		BB	4	2	4	0	0	0	0					
Inning Stats	R: 0 E: 0 K: 1 S: 16	H: 1 LOB: 1 BB: 0 P: 21	R: 0 E: 0 K: 1 S: 5	H: 0 LOB: 1 BB: 1 P: 10	R: 1 E: 0 K: 1 S: 13	H: 2 LOB: 1 BB: 0 P: 20	R: 0 E: 0 K: 1 S: 8	H: 0 LOB: 1 BB: 1 P: 15	R: 0 E: 0 K: 1 S: 12	H: 2 LOB: 2 BB: 0 P: 16	R: 1 E: 0 K: 1 S: 11	H: 2 LOB: 1 BB: 0 P: 16	R: 0 E: 0 K: 1 S: 10	H: 1 LOB: 1 BB: 0 P: 12	R: 0 E: 0 K: 0 S: 9	H: 2 LOB: 2 BB: 1 P: 15	1B: 8 2B: 2 3B: 0 HR: 0	SF: 0 SAC: 1 DP: 1 HBP: 0	WP: 0 PB: 0 SB: 2 CS: 0	PA: 40	
PITCHER	IP	WLS	BF	H	R	ER	SO	BB	IBB	HBP	BLK	WP	HR	S	P	ERA	WHIP				
Storm Davis, R (1,1) ERA: 4.74	6.0	W	26	5	1	1	5	3	0	0	0	0	0	63	98	1.50	1.333				
Todd Burns, R (7,1) ERA: 2.21	0.1		3	2	1	1	0	0	0	0	0	0	0	6	9	27.00	6.000				
Rick Honeycutt, L (7,1) ERA: 2.2	1.1	S	5	1	0	0	2	0	0	0	0	0	0	13	17	0.00	0.750				
Dennis Eckersley, R (8,1) ERA: 1.03	1.1	S	6	2	0	0	0	1	0	0	0	0	0	11	17	0.00	2.250				

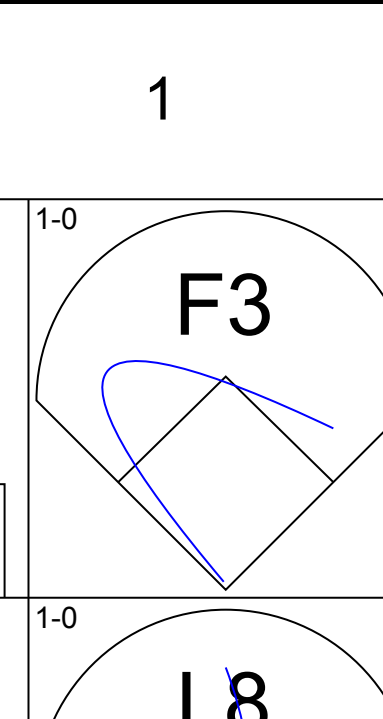
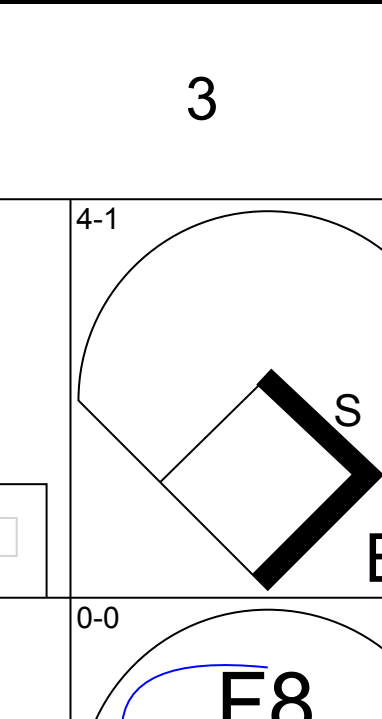
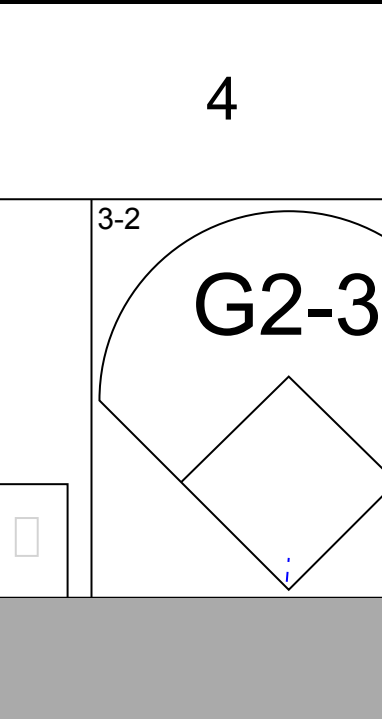
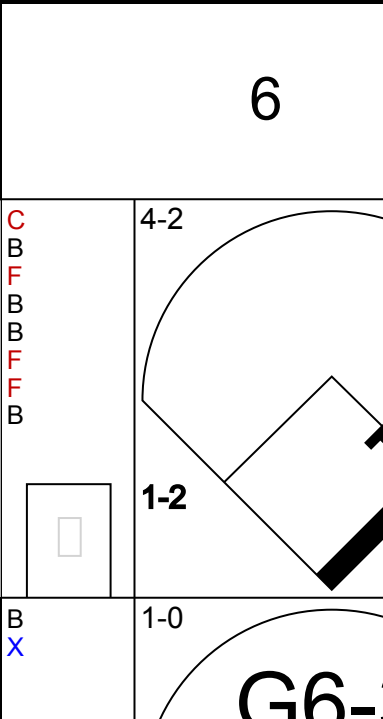
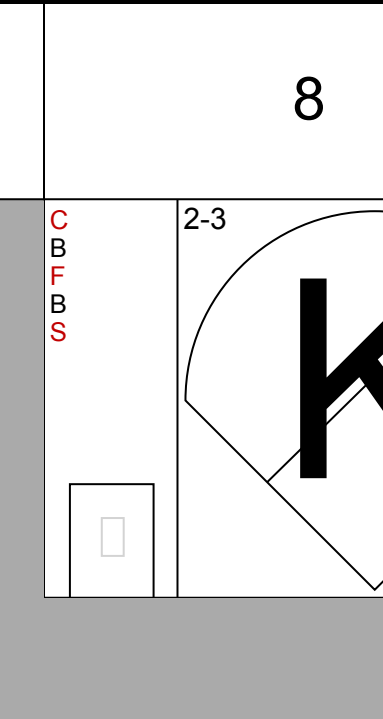
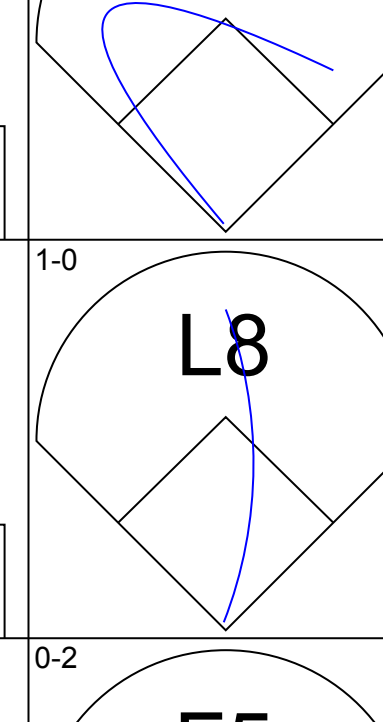
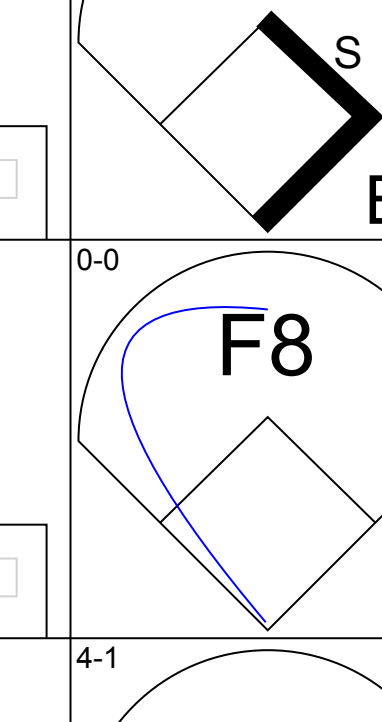
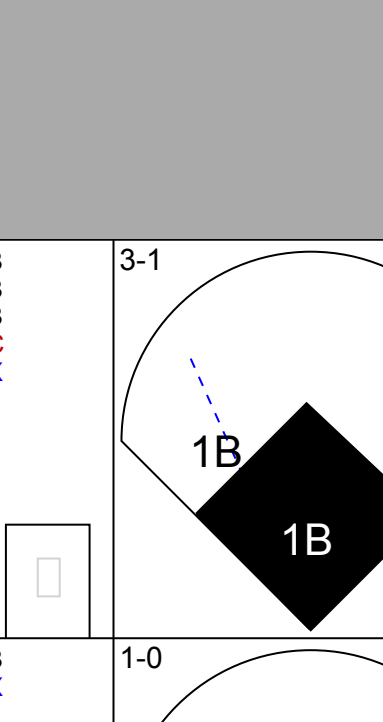
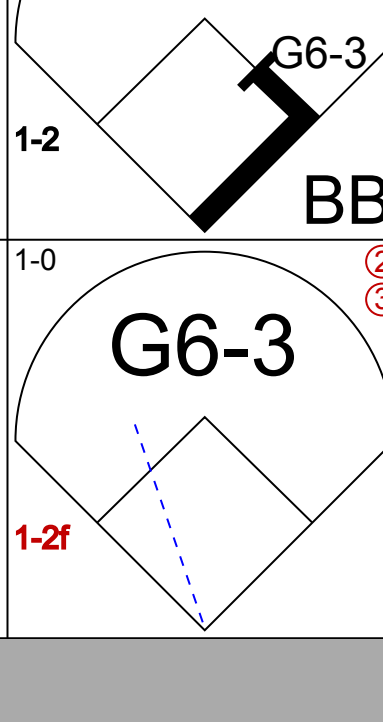
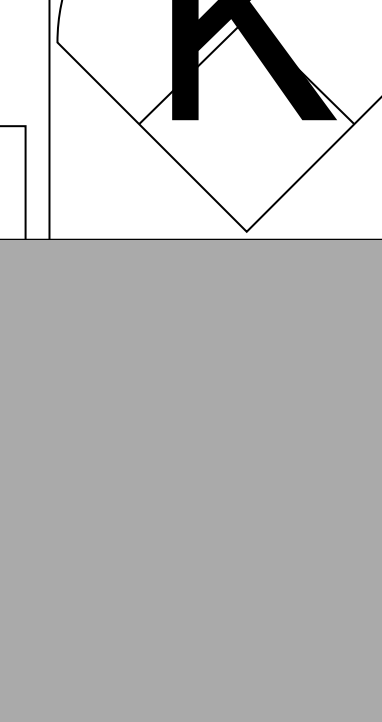
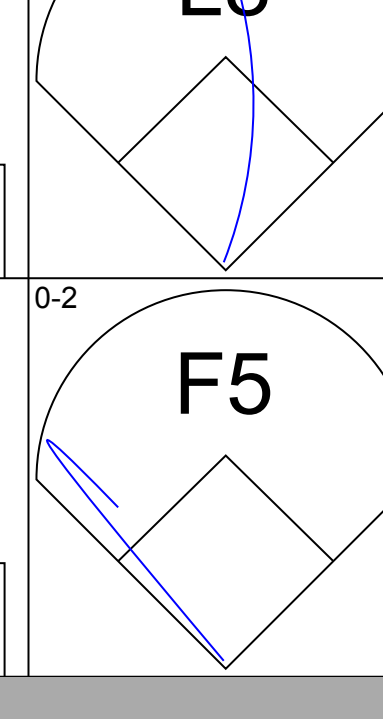
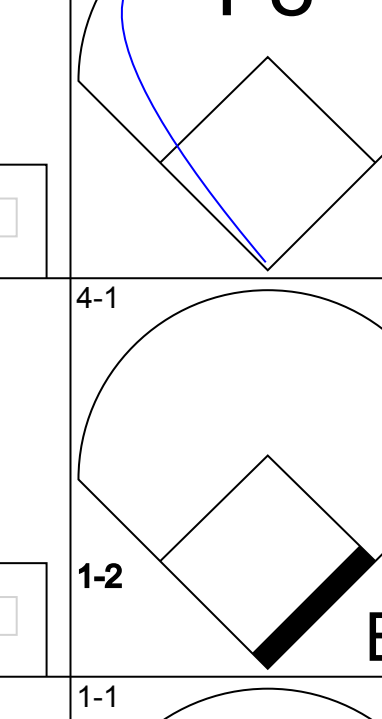
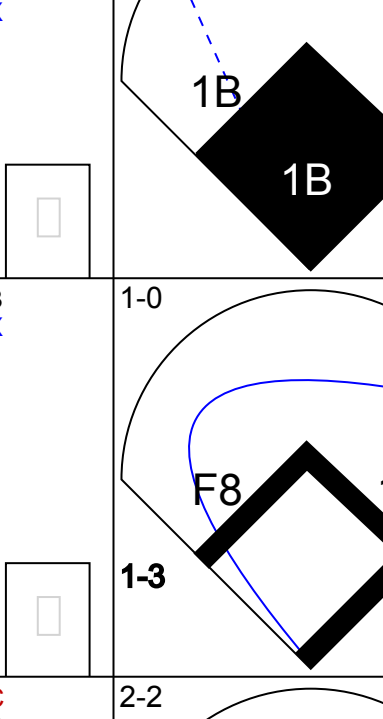
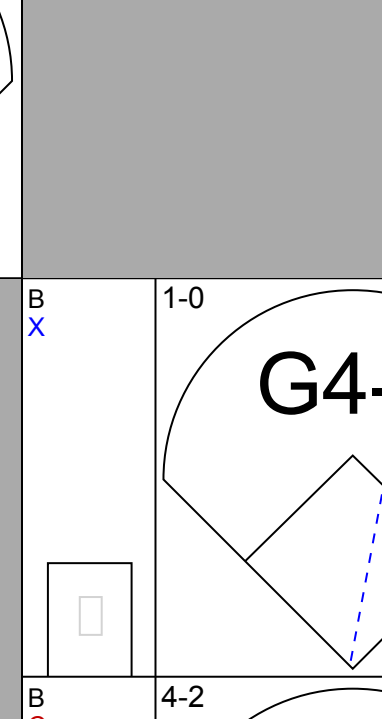

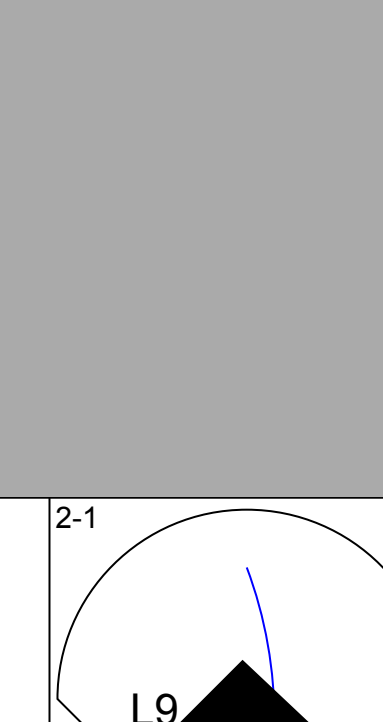
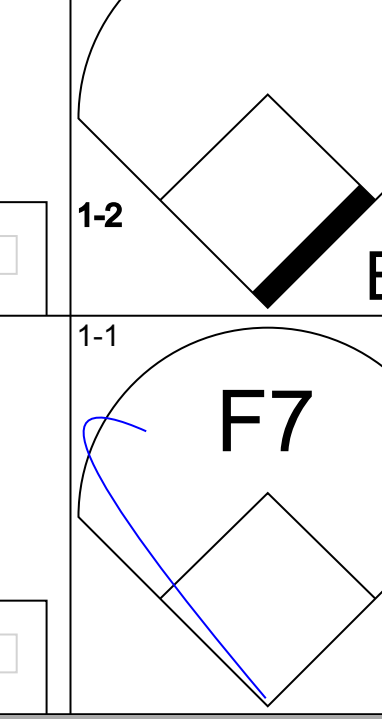
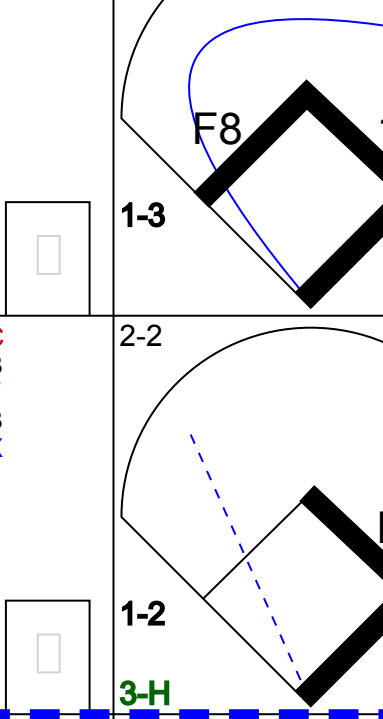
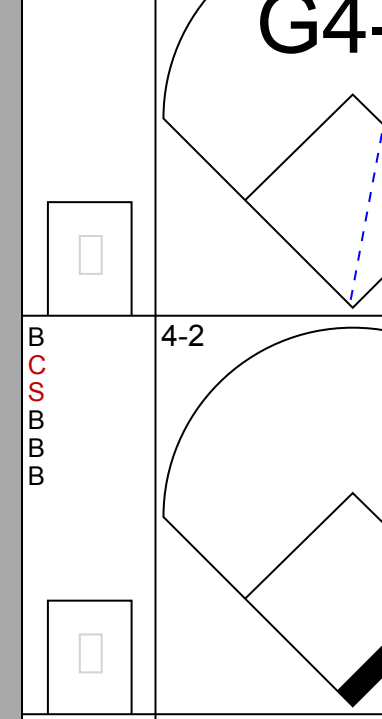


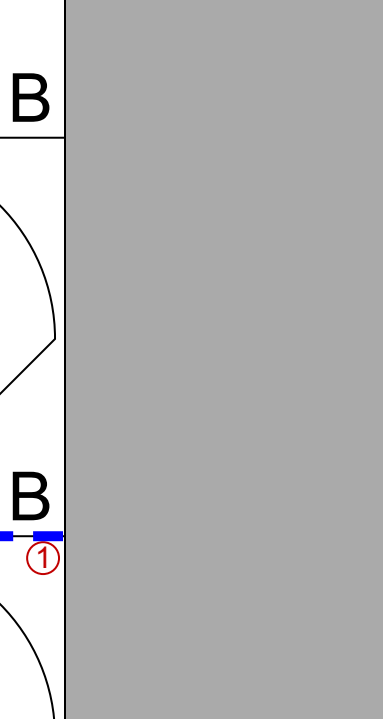
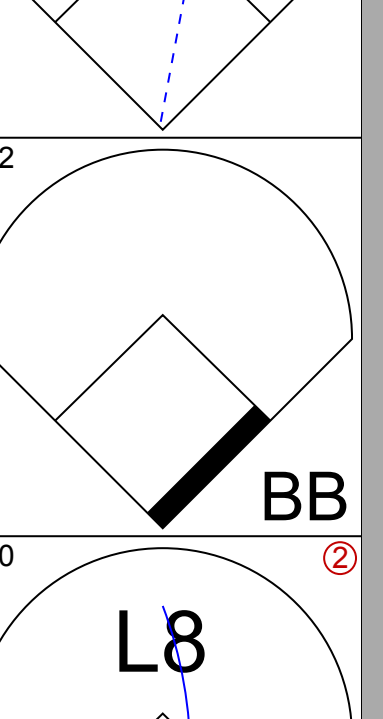
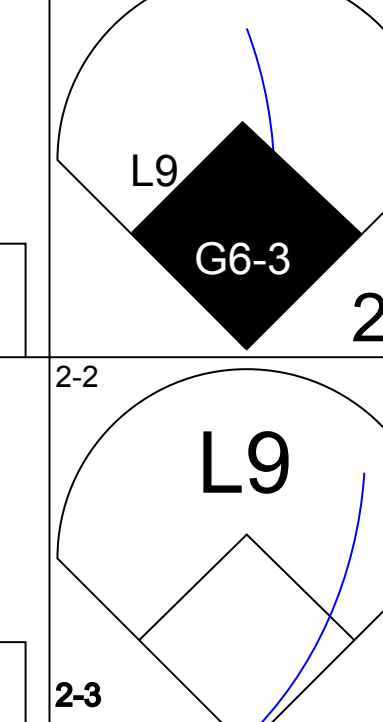
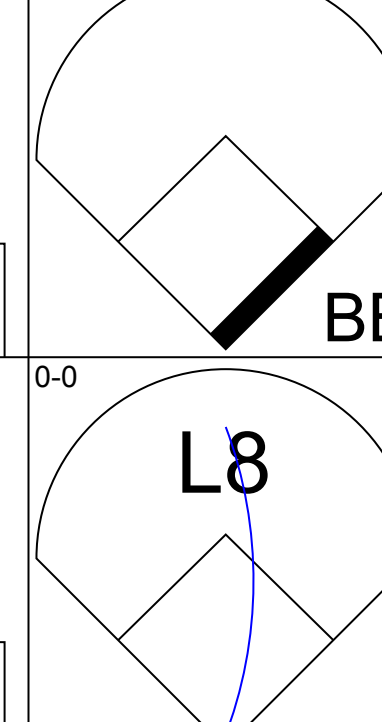
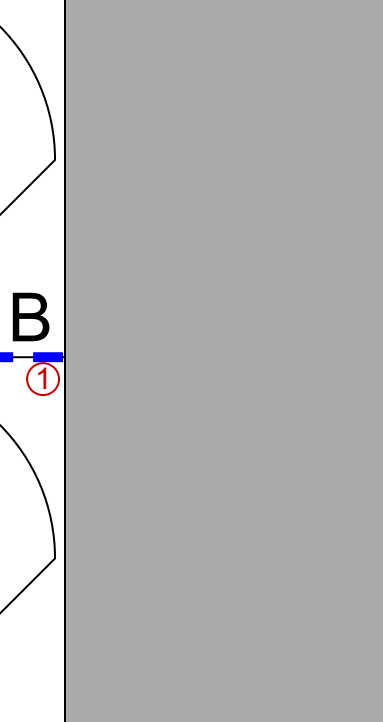
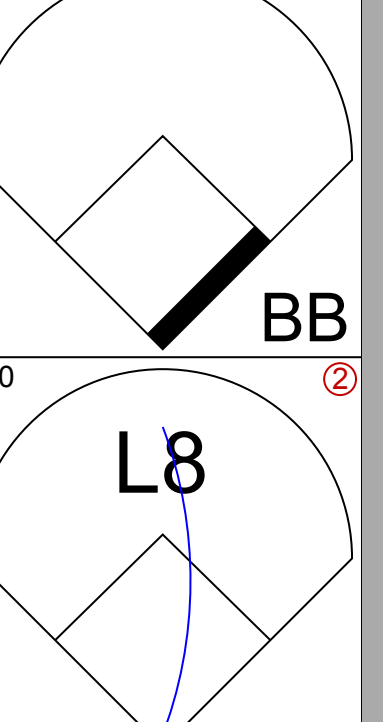
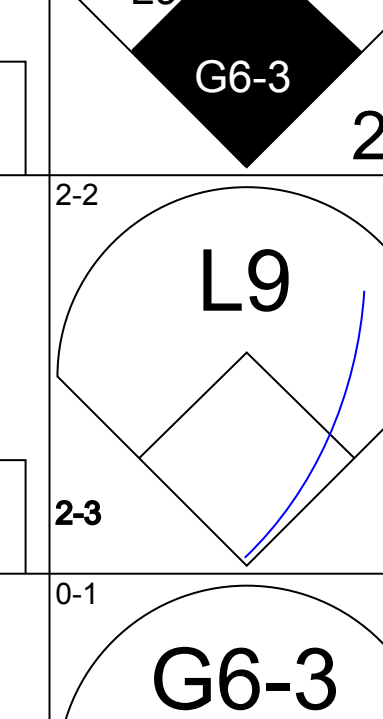
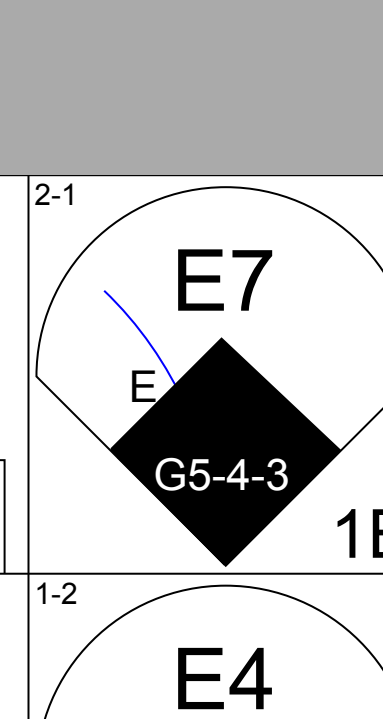
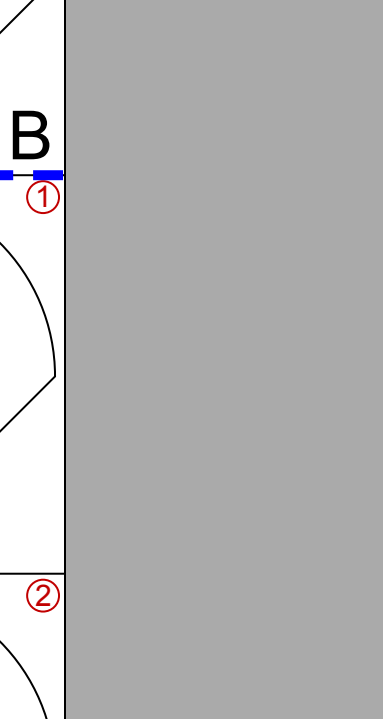

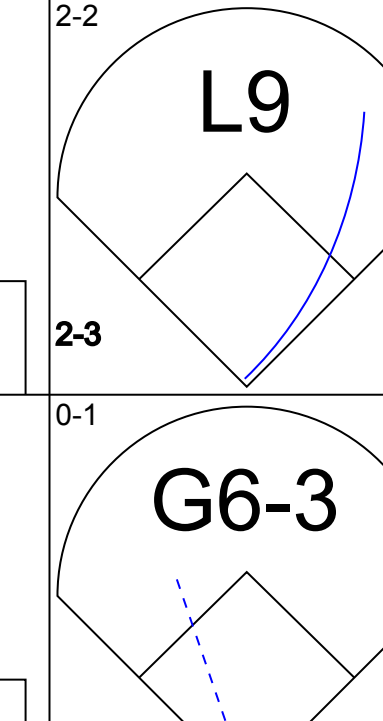
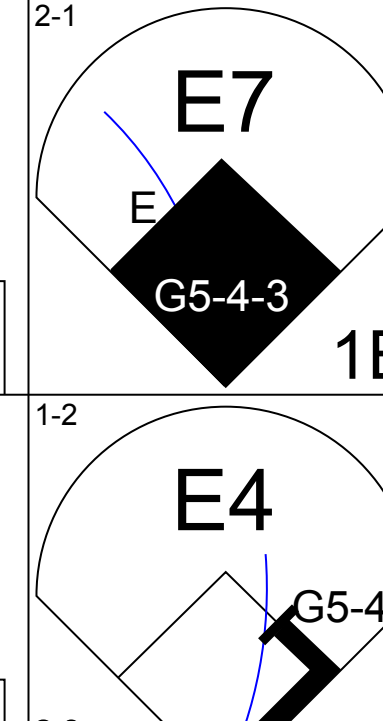



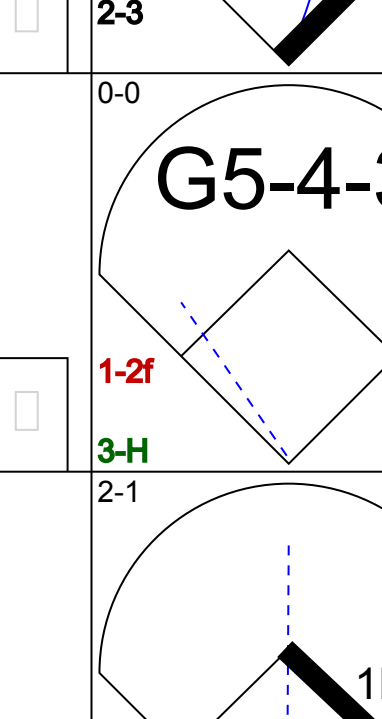
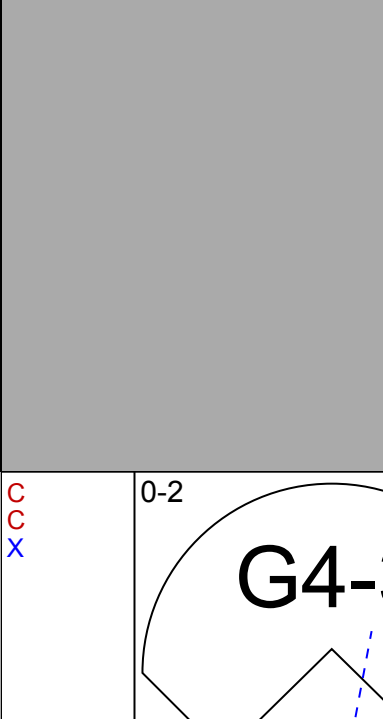
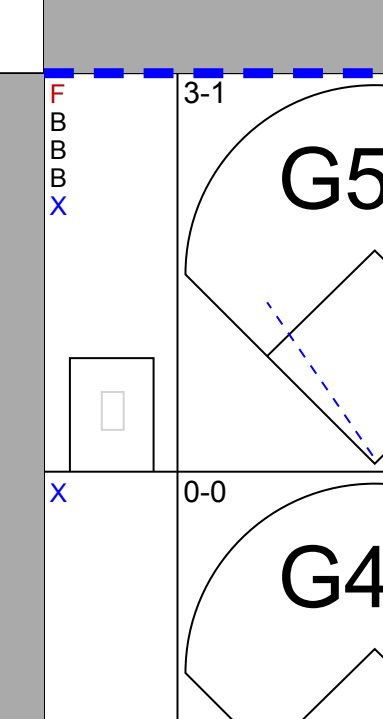
AB	35
R	2
H	10
RBI	2
BB	4
SO	7
LOB	24



Batter	1	2	3	4	5	6	7	8	9	AB	R	H	RBI	BB	SO	LOB	BOTTOM				
Rickey Henderson, R (1,7) OBP: 0.416, SLG: 0.403	HR		G5-3		K		K			3	1	1	1	1	2	2	Cleveland Indians @ Oakland Athletics Oakland-Alameda County Coliseum, Oakland, CA Tue Aug 15 1989, 7:05 PM PDT Att: 28,459 - Unknown - 68 F				
Camey Lansford, R (1,5) OBP: 0.412, SLG: 0.416	1B		G5-3		HR		1B			2	1	2	0	2	0	0					
Jose Canseco, R (1,9) OBP: 0.329, SLG: 0.554 Stan Javier, S (8,9) OBP: 0.315, SLG: 0.322	BB		G5-3		HR		K			4	1	2	2	0	1	3					
Dave Parker, L (1,10) OBP: 0.314, SLG: 0.443	1B		1B		F7		1B		1B	3	0	1	0	1	1	2					
Mark McGwire, R (1,3) OBP: 0.340, SLG: 0.442	K		G6-3		K		G6-3			4	0	0	0	0	2	7					
Dave Henderson, R (1,8) OBP: 0.320, SLG: 0.367	G4-3				L8				G6-3	4	1	1	0	0	0	2					
Ron Hassey, L (1,2) OBP: 0.306, SLG: 0.359 Terry Steinbach, R (8,PH) OBP: 0.345, SLG: 0.390	G5-3				2B		SH1-3		F9	2	1	1	1	0	0	0					
Tony Phillips, S (1,4) OBP: 0.341, SLG: 0.343	P5		P4		P4		SH1-3		P4	3	0	0	0	0	0	1					
Walt Weiss, S (1,6) OBP: 0.288, SLG: 0.326	F7		L9		L9		E8			3	0	1	0	0	0	1					
Inning Stats	R: 1 E: 0 K: 2 S: 13	H: 2 LOB: 2 BB: 1 P: 23	R: 0 E: 0 K: 0 S: 5	H: 0 LOB: 0 BB: 0 P: 9	R: 0 E: 0 K: 0 S: 8	H: 1 LOB: 2 BB: 2 P: 16	R: 1 E: 0 K: 1 S: 12	H: 2 LOB: 1 BB: 0 P: 20	R: 2 E: 0 K: 1 S: 11	H: 2 LOB: 0 BB: 0 P: 16	R: 1 E: 1 K: 1 S: 8	H: 1 LOB: 0 BB: 1 P: 11	R: 0 E: 0 K: 1 S: 9	H: 1 LOB: 1 BB: 1 P: 17	R: 0 E: 0 K: 0 S: 4	H: 0 LOB: 0 BB: 0 P: 7		1B: 5 2B: 2 3B: 0 HR: 2	SF: 0 SAC: 1 DP: 2 HBP: 1	WP: 0 PB: 0 SB: 2 CS: 1	PA: 35
PITCHER	IP	WLS	BF	H	R	ER	SO	BB	IBB	HBP	BLK	WP	HR	S	P	ERA	WHIP				
Rod Nichols, R (1,1) ERA: 4.5	5.1	L	27	8	5	4	4	3	0	1	0	0	0	54	92	6.75	2.062				
Steve Olin, R (8,1) ERA: 2.25	1.2		5	1	0	0	2	0	1	0	0	0	0	12	20	0.00	0.600				
Jesse Orosco, L (8,1) ERA: 2.25	1.0		3	0	0	0	0	0	0	0	0	0	0	4	7	0.00	0.000				



Batter	1	2	3	4	5	6	7	8	9	AB	R	H	RBI	BB	SO	LOB	TOP			
Jerry Browne, S OBP: 0.372, SLG: 0.400 (1, 4)										5	0	1	0	0	1	5	Cleveland Indians @ Oakland Athletics Oakland-Alameda County Coliseum, Oakland, CA Wed Aug 16 1989, 7:05 PM PDT Att: 29,502 - Unknown - 62 F			
Brook Jacoby, R OBP: 0.363, SLG: 0.434 (1, 5)										5	1	3	1	0	0	2				
Dion James, L OBP: 0.376, SLG: 0.376 Brad Komminsk, R OBP: 0.331, SLG: 0.453 (6, PR) (8, 8)										4	1	2	0	1	2	2				
Joe Carter, R OBP: 0.298, SLG: 0.477 (8, 7)										5	0	1	3	0	1	3				
Pete O'Brien, L OBP: 0.368, SLG: 0.387 (1, 3)										4	1	1	0	1	0	3				
Cory Snyder, R OBP: 0.253, SLG: 0.368 (1, 9)										5	1	1	0	0	0	2				
Mike Young, S OBP: 0.303, SLG: 0.286 (1, 10)										4	0	0	0	1	1	0				
Andy Allanson, R OBP: 0.271, SLG: 0.275 (1, 2)										4	1	3	1	0	1	0				
Felix Fermin, R OBP: 0.306, SLG: 0.264 (1, 6)										3	1	2	1	1	0	1				
Inning Stats	R: 0 E: 0 K: 3 S: 16	H: 1 LOB: 1 BB: 0 P: 24	R: 2 E: 0 K: 0 S: 8	H: 2 LOB: 1 BB: 1 P: 17	R: 0 E: 0 K: 0 S: 11	H: 1 LOB: 2 BB: 1 P: 18	R: 0 E: 0 K: 1 S: 10	H: 3 LOB: 2 BB: 0 P: 17	R: 0 E: 0 K: 0 S: 10	H: 3 LOB: 2 BB: 0 P: 14	R: 1 E: 1 K: 0 S: 5	H: 1 LOB: 0 BB: 0 P: 7	R: 3 E: 0 K: 0 S: 16	H: 4 LOB: 3 BB: 1 P: 25	R: 0 E: 0 K: 1 S: 5	H: 0 LOB: 0 BB: 0 P: 8	1B: 11 2B: 3 3B: 0 HR: 0	SF: 1 SAC: 0 DP: 0 HBP: 0	WP: 3 PB: 0 SB: 1 CS: 1	PA: 44
PITCHER	IP	WLS	BF	H	R	ER	SO	BB	IBB	HBP	BLK	WP	HR	S	P	ERA	WHIP			
Mike Moore, R ERA: 2.4 (1, 1)	5.2		28	9	2	2	5	3	0	0	0	2	0	64	104	3.18	2.118			
Gene Nelson, R ERA: 4.3 (6, 1)	0.1		2	1	1	0	0	0	0	0	0	1	0	4	5	0.00	3.000			
Rick Honeycutt, L ERA: 2.57 (7, 1)	1.2	L	9	3	3	3	0	1	0	0	0	0	0	16	25	16.20	2.400			
Jim Corsi, R ERA: 2.27 (8, 1)	1.1		5	1	0	0	1	0	0	0	0	0	0	8	13	0.00	0.750			

Batter	1	2	3	4	5	6	7	8	9	AB	R	H	RBI	BB	SO	LOB	BOTTOM			
Rickey Henderson, R OBP: 0.416, SLG: 0.400 (1, 7)										3	0	0	0	2	1	3	Cleveland Indians @ Oakland Athletics Oakland-Alameda County Coliseum, Oakland, CA Wed Aug 16 1989, 7:05 PM PDT Att: 29,502 - Unknown - 62 F			
Carney Lansford, R OBP: 0.409, SLG: 0.414 (1, 5)										5	1	1	0	0	1	3				
Jose Canseco, R OBP: 0.333, SLG: 0.538 (1, 10)										4	0	1	0	1	1	0				
Mark McGwire, R OBP: 0.343, SLG: 0.446 (1, 3)										4	1	2	1	1	1	2				
Terry Steinbach, R OBP: 0.344, SLG: 0.388 (1, 2)										4	1	1	0	0	1	4				
Dave Henderson, R OBP: 0.318, SLG: 0.363 (1, 8)										4	0	0	1	0	0	4				
Billy Beane, R OBP: 0.275, SLG: 0.353 Stan Javier, S OBP: 0.313, SLG: 0.320 (6, PH) (6, 9)										2	0	1	0	0	0	1				
Walt Weiss, S OBP: 0.288, SLG: 0.324 (1, 6)										4	0	1	0	0	1	1				
Mike Gallego, R OBP: 0.329, SLG: 0.338 (1, 4)										3	0	2	0	1	0	0				
Inning Stats	R: 0 E: 0 K: 0 S: 6	H: 0 LOB: 0 BB: 0 P: 8	R: 1 E: 0 K: 1 S: 14	H: 2 LOB: 1 BB: 0 P: 20	R: 0 E: 0 K: 0 S: 8	H: 0 LOB: 2 BB: 2 P: 19	R: 1 E: 2 K: 0 S: 12	H: 3 LOB: 2 BB: 0 P: 21	R: 1 E: 0 K: 2 S: 15	H: 3 LOB: 2 BB: 0 P: 25	R: 0 E: 0 K: 0 S: 7	H: 0 LOB: 1 BB: 1 P: 13	R: 0 E: 0 K: 1 S: 12	H: 0 LOB: 1 BB: 1 P: 21	R: 0 E: 0 K: 3 S: 11	H: 0 LOB: 0 BB: 0 P: 14	1B: 8 2B: 1 3B: 0 HR: 0	SF: 0 SAC: 0 DP: 2 HBP: 0	WP: 0 PB: 0 SB: 1 CS: 0	PA: 40
PITCHER	IP	WLS	BF	H	R	ER	SO	BB	IBB	HBP	BLK	WP	HR	S	P	ERA	WHIP			
Bud Black, L ERA: 4.18 (1, 1)	4.0		22	8	3	3	1	2	0	0	0	0	0	27	44	0.00	1.000			
Steve Olin, R ERA: 1.8 (5, 1)	3.0	W	11	1	0	0	2	2	0	0	0	0	0	23	35	0.00	0.500			
Doug Jones, R ERA: 2.55 (8, 1)	2.0	S	7	0	0	0	4	1	0	0	0	0	0	23	35	0.00	0.500			



Batter	1	2	3	4	5	6	7	8	9	AB	R	H	RBI	BB	SO	LOB	TOP							
Jerry Browne, S (1,4) OBP: 0.371, SLG: 0.400	1-2 F6		3-2 F7		0-1 1B			1-0 SH1-4		3	0	1	0	0	0	1								
Brook Jacoby, R (1,5) OBP: 0.360, SLG: 0.430	3-2 G6-3		2-0 F9		0-1 F8			1-1 G6-3		4	0	0	0	0	0	3								
Dion James, L (1,7) OBP: 0.374, SLG: 0.375	3-1 1B			1-1 F7				3-2 G3		4	0	1	0	0	0	1								
Joe Carter, R (1,8) OBP: 0.295, SLG: 0.473	0-3 K			0-3 K				0-2 F9		4	0	0	0	0	2	1								
Pete O'Brien, L (1,3)		0-1 G4-3		0-0 1B				2-0 F6		4	0	1	0	0	0	0								
Cory Snyder, R (1,9) OBP: 0.253, SLG: 0.365	1-3 K			4-2 1B				2-1 G5-3		3	0	0	0	1	2	0								
Mike Young, S (1,10) OBP: 0.306, SLG: 0.290	1-3 K			2-1 F5						3	0	1	0	0	1	2								
Andy Allanson, R (1,2) OBP: 0.272, SLG: 0.276			1-2 SH3 1B		0-0 L8			0-3 K		3	0	1	0	0	1	1								
Felix Fermin, R (1,6) OBP: 0.307, SLG: 0.265			0-0 SH3		0-1 F9			2-1 CS	1-1 G6-3 SH1-4 1B	2	0	1	0	0	0	0								
Inning Stats	R: 0 H: 1 E: 0 K: 1 S: 16	H: 1 LOB: 1 BB: 0 P: 23	R: 0 H: 0 E: 0 K: 2 S: 8	H: 0 LOB: 0 BB: 0 P: 10	R: 0 H: 1 E: 0 K: 0 S: 8	H: 1 LOB: 1 BB: 0 P: 14	R: 0 H: 1 E: 0 K: 1 S: 12	H: 1 LOB: 2 BB: 1 P: 19	R: 0 H: 1 E: 0 K: 0 S: 7	H: 1 LOB: 1 BB: 0 P: 7	R: 0 H: 0 E: 0 K: 0 S: 6	H: 0 LOB: 0 BB: 0 P: 9	R: 0 H: 1 E: 0 K: 2 S: 11	H: 1 LOB: 0 BB: 0 P: 14	R: 0 H: 1 E: 0 K: 0 S: 9	H: 1 LOB: 1 BB: 0 P: 10	R: 0 H: 0 E: 0 K: 0 S: 6	H: 0 LOB: 0 BB: 0 P: 10	1B: 6 2B: 0 3B: 0 HR: 0	SF: 0 SAC: 0 DP: 0 HBP: 0	WP: 0 PB: 0 SB: 1 CS: 1	PA: 34		
PITCHER	IP WLS BF H R ER SO BB IBB HBP BLK WP HR S P ERA WHIP	8.0 W 30 6 0 0 6 1 0 0 0 0 0 0 77 110 0.00 0.875	1.0 S 3 0 0 0 0 0 0 0 0 0 0 0 6 10 0.00 0.000																					

Cleveland Indians @ Oakland Athletics
Oakland-Alameda County Coliseum, Oakland, CA

AB 30
R 0
H 6
RBI 0
BB 1
SO 6
LOB 9



Thu Aug 17 1989, 3:33 AM PDT
Att: 35,071 - Sunny - 61 F

Batter	1	2	3	4	5	6	7	8	9	AB	R	H	RBI	BB	SO	LOB	BOTTOM							
Stan Javier, S (1,7) OBP: 0.309, SLG: 0.316	1-0 G4-3		3-3 K		0-3 K			1-2 L7		4	0	0	0	0	2	3								
Carney Lansford, R (1,5) OBP: 0.408, SLG: 0.412	2-2 F8			1-0 G6-3				2-2 1B		4	0	1	0	0	0	0								
Jose Canseco, R (1,9) OBP: 0.330, SLG: 0.524	3-2 F3			1-1 FC6-4 1B				1-3 K		4	0	1	0	0	2	2								
Dave Parker, L (1,10) OBP: 0.312, SLG: 0.439		0-3 K		2-1 FC6-4 WP 1-2				1-3 K		3	0	0	0	0	2	1								
Mark McGwire, R (1,3) OBP: 0.341, SLG: 0.442		3-3 K		2-1 F2				2-3 K		3	0	0	0	0	2	1								
Dave Henderson, R (1,8) OBP: 0.318, SLG: 0.370		0-3 K			1-2 HR			0-3 K		3	1	1	1	0	2	0								
Ron Hassey, L (1,2) OBP: 0.302, SLG: 0.354			2-1 G3-1		0-1 G6-3			0-1 F5		3	0	0	0	0	0	0								
Walt Weiss, S (1,6) OBP: 0.282, SLG: 0.318			0-3 K		1-1 F7			0-0 L7		3	0	0	0	0	1	0								
Mike Gallego, R (1,4) OBP: 0.335, SLG: 0.340			4-1 BB		4-2 BB			0-0 1B 1B		1	0	1	0	2	0	0								
Inning Stats	R: 0 H: 0 E: 0 K: 0 S: 9	H: 0 LOB: 0 BB: 0 P: 15	R: 0 H: 0 E: 0 K: 3 S: 10	H: 0 LOB: 0 BB: 0 P: 13	R: 0 H: 0 E: 0 K: 2 S: 11	H: 1 LOB: 1 BB: 1 P: 20	R: 0 H: 1 E: 0 K: 0 S: 7	H: 1 LOB: 1 BB: 0 P: 13	R: 1 H: 1 E: 0 K: 1 S: 19	H: 1 LOB: 1 BB: 1 P: 25	R: 0 H: 0 E: 0 K: 2 S: 8	H: 0 LOB: 0 BB: 0 P: 11	R: 0 H: 0 E: 0 K: 2 S: 10	H: 0 LOB: 0 BB: 0 P: 12	R: 0 H: 2 E: 0 K: 1 S: 11	H: 2 LOB: 2 BB: 0 P: 15	R: 0 H: 0 E: 0 K: 0 S: 6	H: 0 LOB: 0 BB: 0 P: 10	1B: 3 2B: 0 3B: 0 HR: 1	SF: 0 SAC: 0 DP: 0 HBP: 0	WP: 1 PB: 0 SB: 0 CS: 0	PA: 30		
PITCHER	IP WLS BF H R ER SO BB IBB HBP BLK WP HR S P ERA WHIP	8.0 L 30 4 1 1 11 2 0 0 0 1 1 85 124 1.12 0.750																						

Cleveland Indians @ Oakland Athletics
Oakland-Alameda County Coliseum, Oakland, CA

AB 28
R 1
H 4
RBI 1
BB 2
SO 11
LOB 7



Thu Aug 17 1989, 3:33 AM PDT
Att: 35,071 - Sunny - 61 F

Batter	1	2	3	4	5	6	7	8	9	AB	R	H	RBI	BB	SO	LOB	TOP										
Jerry Browne, S OBP: 0.377, SLG: 0.409	1-2 WP 1B	0-0 SH5-3		0-1 HR		4-1 1B BB			4-2 SH3-4 BB	2	2	2	1	2	0	0	Cleveland Indians @ California Angels Anaheim Stadium, Anaheim, CA Fri Aug 18, 1989, 10:05 PM EDT Att: 52,286 - Unknown										
Felix Fermin, R OBP: 0.311, SLG: 0.268	4-1 1B	1-1 G6-3		0-0 FC5-4 1B		0-1 1-2 2-H 1B			0-2 SH3-4	3	1	2	1	1	0	1											
Brook Jacoby, R OBP: 0.359, SLG: 0.425	2-3 K	2-2 G4-3		0-0 FC5-4 1-2		2-3 K			4-0 BB	4	0	0	0	1	2	6											
Joe Carter, R OBP: 0.294, SLG: 0.471	0-1 1B		0-1 P6		2-2 F5			1-0 G5-3	1-3 K	5	0	1	1	0	1	2											
Mike Young, S OBP: 0.293, SLG: 0.278	0-0 1-3 2-H 1B	0-0 G5-3		0-0 G5-3		0-0 G5-3		0-3 K	1-3 K	5	0	1	1	0	2	2											
Albert Belle, R OBP: 0.291, SLG: 0.449	0-2 P4		0-2 1B		0-0 F7			3-3 K		4	0	1	0	0	1	2											
Cory Snyder, R OBP: 0.251, SLG: 0.361	2-3 K		0-3 K			1-1 P3		1-3 K		4	0	0	0	0	3	3											
Brad Komminsk, R OBP: 0.331, SLG: 0.468		1-0 1B		3-2 P4		3-3 K		3-3 K		3	1	1	0	0	1	0											
Pete O'Brien, L OBP: 0.367, SLG: 0.385		3B								1	0	0	0	0	1	0											
Andy Allanson, R OBP: 0.276, SLG: 0.284		1-1 G6-3		2-2 L6-3		0-2 1B		2-2 G1-3		3	1	2	1	0	0	0											
Dave Clark, L OBP: 0.323, SLG: 0.400										1	0	0	0	0	0	0											
Joel Skinner, R OBP: 0.278, SLG: 0.301		3H 1B								0	0	0	0	0	0	0											
Inning Stats	R: 2 E: 0 K: 2 S: 17	H: 3 LOB: 2 BB: 1 P: 26	R: 1 E: 0 K: 0 S: 9	H: 2 LOB: 1 BB: 0 P: 14	R: 0 E: 0 K: 1 S: 9	H: 1 LOB: 0 BB: 0 P: 11	R: 1 E: 0 K: 0 S: 10	H: 2 LOB: 1 BB: 0 P: 15	R: 0 E: 0 K: 0 S: 5	H: 0 LOB: 0 BB: 0 P: 7	R: 1 E: 0 K: 2 S: 15	H: 2 LOB: 2 BB: 1 P: 25	R: 0 E: 0 K: 2 S: 7	H: 0 LOB: 0 BB: 0 P: 11	R: 0 E: 0 K: 2 S: 10	H: 0 LOB: 0 BB: 0 P: 16	R: 0 E: 0 K: 2 S: 11	H: 0 LOB: 2 BB: 2 P: 21	1B: 7 2B: 1 3B: 1 HR: 1	SF: 0 SAC: 2 DP: 0 HBP: 0	WP: 2 PB: 0 SB: 0 CS: 0	PA: 41					
PITCHER	IP WLS BF H R ER SO BB IBB HBP BLK WP HR S P ERA WHIP	5.2 W 4 0 0 5 4 2 0 0 0 1 1 61 92 7.94 2.118	1.1 W 4 0 0 0 3 0 0 0 0 0 0 11 17 0.00 0.000	2.0 S 8 0 0 0 4 2 0 0 0 0 0 21 37 0.00 1.000	PITCHER										IP WLS BF H R ER SO BB IBB HBP BLK WP HR S P ERA WHIP												
Jim Abbott, L ERA: 3.93											5.2	W	4	0	0	5	4	2	0	0	0	1	1	61	92	7.94	2.118
Greg Minton, R ERA: 3.0											1.1	W	4	0	0	0	3	0	0	0	0	0	0	11	17	0.00	0.000
Bryan Harvey, R ERA: 3.02											2.0	S	8	0	0	0	4	2	0	0	0	0	21	37	0.00	1.000	

AB 35
R 5
H 10
RBI 5
BB 4
SO 11
LOB 16



Batter	1	2	3	4	5	6	7	8	9	AB	R	H	RBI	BB	SO	LOB	BOTTOM									
Devon White, S OBP: 0.299, SLG: 0.411	1-2 G6-3		0-0 HR		2-2 E4 1B				0-3 K	4	2	1	2	0	1	0	Cleveland Indians @ California Angels Anaheim Stadium, Anaheim, CA Fri Aug 18, 1989, 10:05 PM EDT Att: 52,286 - Unknown									
Claudell Washington, L OBP: 0.322, SLG: 0.437	3-3 K		3-3 K		1-2 F9			1-2 1B 3B		4	1	1	0	0	2	1										
Johnny Ray, S OBP: 0.336, SLG: 0.374	1-0 BLK 1B		3-2 HR		2-2 G4-3			1-0 1B		4	1	3	2	0	0	1										
Wally Joyner, L OBP: 0.344, SLG: 0.412	2-2 L9		0-0 G3		4-2 1B BB			2-3 K		3	1	0	0	1	1	2										
Chili Davis, S OBP: 0.329, SLG: 0.436		4-2 BB	3-3 K		3-2 1B			2-0 P8		3	0	1	2	1	1	1										
Tony Armas, R OBP: 0.295, SLG: 0.494		0-0 L8		2-3 K		1-2 G5-3		1-3 K		4	0	0	0	0	2	1										
Lance Parrish, R OBP: 0.322, SLG: 0.428		1-3 K		1-2 FC4-6 1B		0-1 L4-3		1-3 K		4	0	1	0	0	2	1										
Jack Howell, L OBP: 0.319, SLG: 0.433		3-2 G3		2-2 FC4-6 1-2		0-0 2B		2-3 K		4	0	1	0	0	1	2										
Kent Anderson, R OBP: 0.275, SLG: 0.243			4-2 HR BB		0-0 F7		1-2 G6-3			2	1	0	0	1	0	2										
Inning Stats	R: 0 E: 0 K: 1 S: 12	H: 1 LOB: 1 BB: 0 P: 19	R: 0 E: 0 K: 1 S: 10	H: 0 LOB: 1 BB: 1 P: 18	R: 3 E: 0 K: 2 S: 14	H: 2 LOB: 0 BB: 1 P: 27	R: 0 E: 1 K: 1 S: 12	H: 1 LOB: 1 BB: 0 P: 17	R: 2 E: 0 K: 0 S: 18	H: 1 LOB: 1 BB: 1 P: 30	R: 0 E: 0 K: 0 S: 9	H: 1 LOB: 1 BB: 0 P: 11	R: 1 E: 0 K: 2 S: 12	H: 2 LOB: 1 BB: 0 P: 18	R: 0 E: 0 K: 3 S: 10	H: 0 LOB: 0 BB: 0 P: 14		1B: 4 2B: 1 3B: 1 HR: 2	SF: 0 SAC: 0 DP: 0 HBP: 0	WP: 0 PB: 0 SB: 2 CS: 0	PA: 35					
PITCHER	IP WLS BF H R ER SO BB IBB HBP BLK WP HR S P ERA WHIP	5.0 L 7 3 1 1 1 0 0 0 0 0 0 17 21 6.75 2.250	1.1 L 7 3 1 1 1 0 0 0 0 0 0 14 22 0.00 0.000	PITCHER										IP WLS BF H R ER SO BB IBB HBP BLK WP HR S P ERA WHIP												
Tom Candiotti, R ERA: 3.04											5.0	L	7	3	1	1	1	0	0	0	0	0	17	21	6.75	2.250
Steve Olin, R ERA: 2.2											1.1	L	7	3	1	1	1	0	0	0	0	0	14	22	0.00	0.000
Jesse Orosco, L ERA: 2.18											1.2		5	0	0	0	4	0	0	0	0	0	14	22	0.00	0.000

AB 32
R 6
H 8
RBI 6
BB 3
SO 10
LOB 11



Batter	1	2	3	4	5	6	7	8	9	AB	R	H	RBI	BB	SO	LOB	TOP			
Jerry Browne, S (1, 4) OBP: 0.376, SLG: 0.406	G4-3		G3			G4-3		1B BB		3	0	0	0	1	0	0	Cleveland Indians @ California Angels Anaheim Stadium, Anaheim, CA Sat Aug 19 1989, 10:05 PM EDT Att: 40,574 - Unknown			
Brook Jacoby, R (1, 5) OBP: 0.359, SLG: 0.426	G5-3			G5-3		1B 1B	1B 1B	1B 2H		4	1	2	1	0	0	0				
Dion James, L (1, 7) OBP: 0.376, SLG: 0.376	K			G6-4-3 1B		FC3-6 G5-3 1B		K		4	1	2	0	0	2	2				
Joe Carter, R (1, 8) OBP: 0.296, SLG: 0.477		HR		G6-4-3 1-2		FC3-6 1-2 2H 1B		G6-3		4	1	2	2	0	0	3				
Pete O'Brien, L (1, 3) OBP: 0.364, SLG: 0.382	G3				G4-3	FC3-6 G5-3		G4-3		4	0	0	0	0	0	2				
Albert Belle, R (1, 9) OBP: 0.281, SLG: 0.432	K				F8	G5-3		G3-1		4	0	0	1	0	1	1				
Dave Clark, L (1, 10) OBP: 0.322, SLG: 0.397	K				G6-3	G4-3		1B		4	0	1	0	0	1	1				
Joel Skinner, R (1, 2) OBP: 0.279, SLG: 0.297			G5-3			G4-6-3 BB		K		2	0	0	0	1	1	0				
Mike Young, S (9, PH) OBP: 0.256, SLG: 0.270								K		1	0	0	0	0	1	1				
Felix Fermin, R (1, 6) OBP: 0.311, SLG: 0.269			G4-3			G4-6-3 1-2		BB 1B		3	1	1	0	0	0	1				
Inning Stats	R: 0 E: 0 K: 1 S: 7	H: 0 LOB: 0 BB: 0 P: 10	R: 1 E: 0 K: 2 S: 9	H: 1 LOB: 0 BB: 0 P: 13	R: 0 E: 0 K: 0 S: 7	H: 0 LOB: 0 BB: 0 P: 9	R: 0 E: 0 K: 0 S: 6	H: 1 LOB: 0 BB: 0 P: 9	R: 0 E: 0 K: 0 S: 6	H: 0 LOB: 0 BB: 0 P: 7	R: 2 E: 0 K: 0 S: 12	H: 3 LOB: 1 BB: 0 P: 17	R: 1 E: 0 K: 2 S: 18	H: 2 LOB: 2 BB: 1 P: 34	R: 0 E: 0 K: 1 S: 8	H: 1 LOB: 1 BB: 0 P: 11	1B: 7 2B: 0 3B: 0 HR: 1	SF: 0 SAC: 0 DP: 2 HBP: 0	WP: 0 PB: 0 SB: 0 CS: 0	PA: 35
PITCHER	IP WLS BF H R ER SO BB IBB HBP BLK WP HR S P ERA WHIP																			
Bert Blyleven, R (1, 1) ERA: 2.46	7.1 W 28 6 4 4 4 2 0 0 0 0 0 1 62 93 4.91 1.091																			
Greg Minton, R (8, 1) ERA: 2.92	1.2 S 7 2 0 0 2 0 0 0 0 0 0 0 18 29 0.00 1.200																			

livebaseballscores.com

AB	33
R	4
H	8
RBI	4
BB	2
SO	6
LOB	11



Batter	1	2	3	4	5	6	7	8	9	AB	R	H	RBI	BB	SO	LOB	BOTTOM			
Devon White, S (1, 8) OBP: 0.300, SLG: 0.408	FC3-6 1B HR BB	1-2 BB		G4-3		G5-3		FC6-4 1-2		3	1	0	0	2	0	2	Cleveland Indians @ California Angels Anaheim Stadium, Anaheim, CA Sat Aug 19 1989, 10:05 PM EDT Att: 40,574 - Unknown			
Claudell Washington, L (1, 9) OBP: 0.318, SLG: 0.431	L7	K		K		F8				4	0	0	0	0	2	4				
Johnny Ray, S (1, 4) OBP: 0.339, SLG: 0.378	FC3-6 1B		3-2 BB 1B		F7		2-1 1B 1B			4	1	3	0	0	0	0				
Wally Joyner, L (1, 3) OBP: 0.345, SLG: 0.418	FC3-6 HR		G6-4-3 1B BB		HR		F8			3	2	1	1	1	0	3				
Chili Davis, S (1, 7) OBP: 0.333, SLG: 0.445	HR		G6-4-3 1B		BB		L8-4-3 1-2			3	1	2	4	1	0	1				
Brian Downing, R (1, 10) OBP: 0.363, SLG: 0.403	G6-3		G6-4-3 1-2 2-3		L8			K		4	0	0	0	0	1	3				
Lance Parrish, R (1, 2) OBP: 0.321, SLG: 0.434		L4	P4		K			HR		4	1	1	1	0	1	2				
Jack Howell, L (1, 5) OBP: 0.321, SLG: 0.442	G3-1			G4-3 G5-3 1B		HR		G5-3		4	1	2	1	0	0	0				
Kent Anderson, R (1, 6) OBP: 0.281, SLG: 0.245		BB 1B		G5-3		P6		FC6-4 BB		3	0	1	0	1	0	1				
Inning Stats	R: 3 E: 0 K: 0 S: 13	H: 2 LOB: 0 BB: 1 P: 20	R: 0 E: 0 K: 1 S: 12	H: 1 LOB: 1 BB: 1 P: 20	R: 1 E: 0 K: 0 S: 12	H: 2 LOB: 1 BB: 1 P: 24	R: 0 E: 0 K: 1 S: 9	H: 1 LOB: 0 BB: 0 P: 13	R: 1 E: 0 K: 0 S: 14	H: 1 LOB: 1 BB: 1 P: 27	R: 1 E: 0 K: 0 S: 9	H: 1 LOB: 0 BB: 0 P: 14	R: 0 E: 0 K: 0 S: 7	H: 1 LOB: 0 BB: 0 P: 13	R: 1 E: 0 K: 1 S: 10	H: 1 LOB: 1 BB: 1 P: 18		1B: 6 2B: 1 3B: 0 HR: 4	SF: 0 SAC: 0 DP: 2 HBP: 0	WP: 0 PB: 0 SB: 0 CS: 0
PITCHER	IP WLS BF H R ER SO BB IBB HBP BLK WP HR S P ERA WHIP																			
Rod Nichols, R (1, 1) ERA: 5.4	2.0 L 14 5 4 4 1 3 0 0 0 0 0 1 33 56 18.00 4.000																			
Rich Yett, R (3, 1) ERA: 4.85	5.0 18 4 2 2 2 1 0 0 0 0 0 2 43 75 3.60 1.000																			
Jesse Orosco, L (8, 1) ERA: 2.3	1.0 5 1 1 1 1 1 0 0 0 0 0 1 10 18 9.00 2.000																			

livebaseballscores.com

AB	32
R	7
H	10
RBI	7
BB	5
SO	4
LOB	16



Batter	1	2	3	4	5	6	7	8	9	AB	R	H	RBI	BB	SO	LOB	TOP					
Jerry Browne, S (1, 4) OBP: 0.376, SLG: 0.406	2-1 G6-4-3 1B		1-2 L9			4-0 G5-3 BB		0-0 G4-3		3	0	1	0	1	0	0						
Brook Jacoby, R (1, 5) OBP: 0.356, SLG: 0.421	0-0 G6-4-3 1-2		1-1 F9			1-0 G5-3 1-2			2-0 F8	4	0	0	0	0	0	2						
Dion James, L (1, 7) OBP: 0.374, SLG: 0.375	2-1 1B			1-2 F8		0-2 L7			0-2 G5-3	4	0	1	0	0	0	1						
Joe Carter, R (1, 8) OBP: 0.294, SLG: 0.473	1-0 SAFE P2			2-3 K		2-3 K			0-1 G3-1	4	0	0	0	0	2	2						
Pete O'Brien, L (1, 3) OBP: 0.364, SLG: 0.381		0-0 G5-3 1B		3-0 L8					3-2 F8	3	0	1	0	0	0	0						
Albert Belle, R (1, 9) OBP: 0.274, SLG: 0.421		3-2 G5-3 1-2			1-3 K				0-0 F8	3	0	0	0	0	1	1						
Dave Clark, L (1, 10) OBP: 0.318, SLG: 0.391		2-3 K2-3			0-0 L7				0-0 F8	3	0	0	0	0	1	1						
Joel Skinner, R (1, 2) OBP: 0.282, SLG: 0.300		2-3 K			1-0 K				1-3 K	2	0	1	0	0	1	1						
Paul Zuvella, R (8, PH) OBP: 0.226, SLG: 0.310										1	0	0	0	0	1	0						
Felix Fermin, R (1, 6) OBP: 0.310, SLG: 0.267									3-3 K	2	0	0	0	0	0	1						
Cory Snyder, R (8, PH) OBP: 0.250, SLG: 0.360										1	0	0	0	0	1	0						
Andy Allanson, R (8, 2) OBP: 0.276, SLG: 0.284										0	0	0	0	0	0	0						
Inning Stats	R: 0 E: 0 K: 0 S: 6	H: 2 LOB: 1 BB: 0 P: 11	R: 0 E: 0 K: 2 S: 11	H: 1 LOB: 1 BB: 0 P: 18	R: 0 E: 0 K: 0 S: 10	H: 0 LOB: 0 BB: 0 P: 12	R: 0 E: 0 K: 1 S: 11	H: 0 LOB: 0 BB: 0 P: 17	R: 0 E: 0 K: 1 S: 6	H: 1 LOB: 1 BB: 0 P: 9	R: 0 E: 0 K: 1 S: 7	H: 0 LOB: 1 BB: 1 P: 14	R: 0 E: 0 K: 0 S: 5	H: 0 LOB: 0 BB: 0 P: 8	R: 0 E: 0 K: 2 S: 7	H: 0 LOB: 0 BB: 0 P: 11	R: 0 E: 0 K: 0 S: 6	H: 0 LOB: 0 BB: 0 P: 8	1B: 4 2B: 0 3B: 0 HR: 0	SF: 0 SAC: 0 DP: 1 HBP: 0	WP: 0 PB: 0 SB: 0 CS: 0	PA: 31
PITCHER Kirk McCaskill, R (1, 1) ERA: 2.83	IP: 9.0 WLS: W BF: 31 H: 4 R: 0 ER: 0 SO: 7 BB: 1 IBB: 0 HBP: 0 BLK: 0 WP: 0 HR: 0 S: 69 P: 108 ERA: 0.00 WHIP: 0.556															PITCHER	IP: 9.0 WLS: W BF: 31 H: 4 R: 0 ER: 0 SO: 7 BB: 1 IBB: 0 HBP: 0 BLK: 0 WP: 0 HR: 0 S: 69 P: 108 ERA: 0.00 WHIP: 0.556					

Cleveland Indians @ California Angels
Anaheim Stadium, Anaheim, CA
Sun Aug 20 1989, 6:33 AM EDT
Att: 32,640 - Sunny

AB	30
R	0
H	4
RBI	0
BB	1
SO	7
LOB	9



Batter	1	2	3	4	5	6	7	8	9	AB	R	H	RBI	BB	SO	LOB	BOTTOM					
Devon White, S (1, 8) OBP: 0.300, SLG: 0.408	1-1 P7			2-2 1B		1-3 K				3	0	1	0	0	1	0						
Kent Anderson, R (1, 6) OBP: 0.282, SLG: 0.246	2-2 L9			2-2 F9-6-4 1B			2-2 E5 SH2-3 SF8			3	1	1	0	0	0	0						
Johnny Ray, S (1, 4) OBP: 0.338, SLG: 0.376	1-1 P2			0-0 P4			1-0 SH2-3			2	0	0	0	0	0	2						
Wally Joyner, L (1, 3) OBP: 0.343, SLG: 0.416		0-2 P6		2-2 F9-6-4 1-2			2-3 SF8			2	0	0	1	0	0	2						
Chili Davis, S (1, 7) OBP: 0.330, SLG: 0.441		2-2 F8			0-0 F9		3-H F9			3	0	0	0	0	0	0						
Tony Armas, R (1, 9) OBP: 0.290, SLG: 0.484		1-2 P6			1-1 G5-3			0-2 G5-3		3	0	0	0	0	0	0						
Brian Downing, R (1, 10) OBP: 0.360, SLG: 0.490			2-2 F9		0-0 G5-3			0-1 G5-3		3	0	0	0	0	0	0						
Bobby Rose, R (1, 5) OBP: 0.429, SLG: 0.923			3-3 K			2-2 L9		0-1 K		3	0	1	0	0	1	0						
John Orton, R (1, 2) OBP: 0.290, SLG: 0.484			2-1 G6-3			1-3 K		3-3 K		3	0	0	0	0	2	1						
Inning Stats	R: 0 E: 0 K: 0 S: 8	H: 0 LOB: 0 BB: 0 P: 12	R: 0 E: 0 K: 0 S: 9	H: 0 LOB: 0 BB: 0 P: 12	R: 0 E: 0 K: 1 S: 8	H: 0 LOB: 0 BB: 0 P: 15	R: 0 E: 0 K: 0 S: 12	H: 2 LOB: 1 BB: 0 P: 18	R: 0 E: 0 K: 0 S: 4	H: 0 LOB: 0 BB: 0 P: 5	R: 0 E: 0 K: 2 S: 10	H: 0 LOB: 0 BB: 0 P: 14	R: 1 E: 1 K: 0 S: 8	H: 0 LOB: 0 BB: 0 P: 15	R: 0 E: 0 K: 1 S: 12	H: 1 LOB: 1 BB: 0 P: 15	R: 0 E: 0 K: 1 S: 12	H: 0 LOB: 0 BB: 0 P: 15	1B: 2 2B: 1 3B: 1 HR: 0	SF: 1 SAC: 1 DP: 1 HBP: 0	WP: 0 PB: 0 SB: 0 CS: 0	PA: 27
PITCHER Bud Black, L (1, 1) ERA: 3.98	IP: 8.0 WLS: L BF: 27 H: 3 R: 1 ER: 0 SO: 4 BB: 0 IBB: 0 HBP: 0 BLK: 0 WP: 0 HR: 0 S: 71 P: 106 ERA: 0.00 WHIP: 0.375															PITCHER	IP: 8.0 WLS: L BF: 27 H: 3 R: 1 ER: 0 SO: 4 BB: 0 IBB: 0 HBP: 0 BLK: 0 WP: 0 HR: 0 S: 71 P: 106 ERA: 0.00 WHIP: 0.375					

Cleveland Indians @ California Angels
Anaheim Stadium, Anaheim, CA
Sun Aug 20 1989, 6:33 AM EDT
Att: 32,640 - Sunny

AB	25
R	1
H	3
RBI	1
BB	0
SO	4
LOB	5



Batter	1	2	3	4	5	6	7	8	9	AB	R	H	RBI	BB	SO	LOB	TOP									
Harold Reynolds, S OBP: 0.350, SLG: 0.353	G1-3	G1-3			B1			G4-3		4	0	0	0	0	0	1	Seattle Mariners @ Cleveland Indians Cleveland Municipal Stadium, Cleveland, OH Wed Aug 23 1989, 7:05 PM EDT Att: 9,618 - Unknown									
Greg Britley, L OBP: 0.351, SLG: 0.475	1B SF8		P8			G3-1		K		4	1	1	0	0	1	0										
Alvin Davis, L OBP: 0.443, SLG: 0.511	1B E SF8		G3			L3		G1-3		4	1	1	0	0	0	0										
Jeffrey Leonard, R OBP: 0.300, SLG: 0.423	SF8		G5-3			BB			HR	2	1	1	2	1	0	0										
Ken Griffey Jr., L OBP: 0.345, SLG: 0.446	E3			P5		G4-3			K	4	0	0	0	0	1	1										
Jay Buhner, R OBP: 0.352, SLG: 0.553	K			P9				F8		4	0	1	0	0	1	1										
Scott Bradley, L OBP: 0.336, SLG: 0.394										3	0	1	0	0	1	0										
Dave Valle, R OBP: 0.323, SLG: 0.360										1	0	1	0	0	0	0										
Jim Presley, R OBP: 0.273, SLG: 0.375										4	0	0	0	0	3	3										
Omar Vizquel, S OBP: 0.283, SLG: 0.279										2	0	1	0	0	0	0										
Darnell Coles, R OBP: 0.304, SLG: 0.382										1	0	0	0	0	0	1										
Mario Diaz, R OBP: 0.200, SLG: 0.196										0	0	0	0	0	0	0										
Inning Stats	R: 2 E: 1 K: 1 S: 13	H: 2 LOB: 1 BB: 0 P: 20	R: 0 E: 0 K: 2 S: 12	H: 1 LOB: 1 BB: 0 P: 21	R: 0 E: 0 K: 0 S: 6	H: 0 LOB: 0 BB: 0 P: 9	R: 0 E: 0 K: 0 S: 5	H: 0 LOB: 0 BB: 0 P: 7	R: 0 E: 0 K: 1 S: 7	H: 0 LOB: 1 BB: 1 P: 13	R: 0 E: 0 K: 0 S: 8	H: 2 LOB: 1 BB: 1 P: 17	R: 0 E: 0 K: 1 S: 6	H: 0 LOB: 0 BB: 0 P: 8	R: 0 E: 0 K: 1 S: 7	H: 0 LOB: 0 BB: 0 P: 9	R: 1 E: 0 K: 1 S: 8	H: 2 LOB: 1 BB: 0 P: 11	1B: 6 2B: 0 3B: 0 HR: 1	SF: 1 SAC: 0 DP: 0 HBP: 0	WP: 0 PB: 0 SB: 0 CS: 2	PA: 35				
PITCHER	IP	WLS	BF	H	R	ER	SO	BB	IBB	HBP	BLK	WP	HR	S	P	ERA	WHIP									
Tom Candiotti, R ERA: 2.97	(1, 1)	7.0	W	27	5	2	1	5	1	0	0	1	0	0	57	95	1.29	0.857								
Jesse Orosco, L ERA: 2.34	(8, 1)	1.2		7	2	1	1	2	0	0	0	0	1	13	17	5.40	1.200									
Doug Jones, R ERA: 2.45	(9, 1)	0.1	S	1	0	0	0	0	0	0	0	0	0	2	3	0.00	0.000									

AB	33
R	3
H	7
RBI	2
BB	1
SO	7
LOB	7



Batter	1	2	3	4	5	6	7	8	9	AB	R	H	RBI	BB	SO	LOB	BOTTOM								
Jerry Browne, S OBP: 0.386, SLG: 0.415	G6-4-3 1B		G6-3 1B		G6-3					3	1	2	0	1	0	0	Seattle Mariners @ Cleveland Indians Cleveland Municipal Stadium, Cleveland, OH Wed Aug 23 1989, 7:05 PM EDT Att: 9,618 - Unknown								
Felix Fermin, R OBP: 0.308, SLG: 0.266	G6-4-3 1-2		G6-3 1-2		K					4	0	1	1	0	1	2									
Dion James, L OBP: 0.371, SLG: 0.366	G4-3		G4-3			G3-1		FC6-4 1B		4	0	0	1	0	0	2									
Joe Carter, R OBP: 0.293, SLG: 0.470		P3		G6						4	1	1	0	0	1	1									
Dave Clark, L OBP: 0.313, SLG: 0.383		F8		K 1B						4	0	1	1	0	1	0									
Brook Jacoby, R OBP: 0.380, SLG: 0.424		WP 2B 1B		G6-4-3 1B						4	1	2	0	0	0	1									
Albert Belle, R OBP: 0.286, SLG: 0.434				G6-4-3 1-2						4	0	1	1	0	1	3									
Brad Komminsk, R OBP: 0.341, SLG: 0.491										2	2	1	0	1	1	1									
Andy Allanson, R OBP: 0.278, SLG: 0.284										2	0	1	1	0	0	0									
Inning Stats	R: 0 E: 0 K: 0 S: 6	H: 1 LOB: 0 BB: 0 P: 9	R: 1 E: 0 K: 1 S: 11	H: 2 LOB: 1 BB: 0 P: 17	R: 0 E: 0 K: 0 S: 13	H: 1 LOB: 1 BB: 0 P: 17	R: 0 E: 0 K: 1 S: 7	H: 1 LOB: 0 BB: 0 P: 10	R: 1 E: 0 K: 1 S: 12	H: 2 LOB: 0 BB: 0 P: 16	R: 1 E: 0 K: 0 S: 15	H: 2 LOB: 1 BB: 0 P: 19	R: 2 E: 0 K: 1 S: 10	H: 1 LOB: 1 BB: 2 P: 19	R: 0 E: 0 K: 1 S: 6	H: 0 LOB: 0 BB: 0 P: 12	1B: 8 2B: 2 3B: 0 HR: 0	SF: 0 SAC: 1 DP: 2 HBP: 0	WP: 3 PB: 0 SB: 1 CS: 0	PA: 34					
PITCHER	IP	WLS	BF	H	R	ER	SO	BB	IBB	HBP	BLK	WP	HR	S	P	ERA	WHIP								
Mike Dunne, R ERA: 5.38	(1, 1)	6.0	L	26	9	4	4	3	1	0	0	0	0	65	93	6.00	1.667								
Bill Swift, R ERA: 5.05	(7, 1)	2.0		8	1	1	1	2	0	1	0	0	0	15	26	4.50	0.500								



Batter	1	2	3	4	5	6	7	8	9	AB	R	H	RBI	BB	SO	LOB	TOP					
Darnell Coles, R OBP: 0.307, SLG: 0.384 (1, 7)										5	0	3	0	0	0	2						
Ken Griffey Jr., L OBP: 0.341, SLG: 0.439 (1, 8)										5	0	0	0	0	2	6						
Alvin Davis, L OBP: 0.443, SLG: 0.509 (1, 3)											3	1	1	0	1	0	3					
Jeffrey Leonard, R OBP: 0.297, SLG: 0.419 (1, 10)											4	0	0	0	0	2						
Jay Buhner, R OBP: 0.367, SLG: 0.612 (1, 9)											4	1	3	1	0	1	0					
Dave Valle, R OBP: 0.316, SLG: 0.354 (1, 2)											4	0	0	0	0	1	3					
Jim Presley, R OBP: 0.272, SLG: 0.373 (6, PH)										2	0	0	0	0	1	2						
Greg Britley, L OBP: 0.352, SLG: 0.475 (6, 7)										2	0	1	0	0	0	2						
Mario Diaz, R OBP: 0.193, SLG: 0.189 (7, PH)										2	0	0	0	0	0	2						
Harold Reynolds, S OBP: 0.346, SLG: 0.352 (7, 4)										2	0	0	0	0	0	1						
Omar Vizquel, S OBP: 0.284, SLG: 0.277 (9, PH)										2	0	0	0	1	0	0						
Scott Bradley, L OBP: 0.339, SLG: 0.396 (9, PH)										1	0	1	0	0	0	0						
Inning Stats	R: 0 E: 0 K: 1 S: 7	H: 1 LOB: 0 BB: 0 P: 11	R: 1 E: 0 K: 0 S: 8	H: 1 LOB: 0 BB: 0 P: 14	R: 0 E: 0 K: 0 S: 7	H: 1 LOB: 1 BB: 0 P: 11	R: 1 E: 1 K: 1 S: 12	H: 2 LOB: 2 BB: 0 P: 18	R: 0 E: 0 K: 0 S: 8	H: 0 LOB: 0 BB: 1 P: 11	R: 0 E: 0 K: 0 S: 10	H: 1 LOB: 2 BB: 1 P: 17	R: 0 E: 0 K: 1 S: 13	H: 1 LOB: 2 BB: 1 P: 24	R: 0 E: 0 K: 2 S: 9	H: 0 LOB: 0 BB: 0 P: 14	R: 0 E: 0 K: 0 S: 12	H: 2 LOB: 2 BB: 0 P: 15	1B: 6 2B: 2 3B: 0 HR: 1	SF: 0 SAC: 0 DP: 1 HBP: 0	WP: 0 PB: 0 SB: 0 CS: 0	PA: 38
PITCHER	IP	WLS	BF	H	R	ER	SO	BB	IBB	HBP	BLK	WP	HR	S	P	ERA	WHIP					
Steve Davis, L ERA: 6.41 (1, 1)	5.0	W	21	5	2	1	2	1	0	0	0	0	1	45	72	1.80	1.200					
Steve Olin, R ERA: 1.53 (6, 1)	3.1		15	4	0	0	3	1	0	0	0	0	0	35	57	0.00	1.500					
Doug Jones, R ERA: 2.43 (9, 1)	0.2	S	2	0	0	0	0	0	0	0	0	0	0	6	6	0.00	0.000					

Seattle Mariners @ Cleveland Indians
Cleveland Municipal Stadium, Cleveland, OH
Thu Aug 24 1989, 3:33 AM EDT
Att: 12,726 - Unknown

AB 36
R 2
H 9
RBI 1
BB 2
SO 5
LOB 23



Batter	1	2	3	4	5	6	7	8	9	AB	R	H	RBI	BB	SO	LOB	BOTTOM				
Jerry Browne, S OBP: 0.386, SLG: 0.418 (1, 4)										4	2	1	2	1	1	3					
Felix Fermin, R OBP: 0.308, SLG: 0.264 (1, 6)										3	0	0	0	0	0	1					
Dion James, L OBP: 0.367, SLG: 0.362 (1, 7)										4	0	0	0	0	0	3					
Joe Carter, R OBP: 0.294, SLG: 0.469 (1, 3)										3	0	1	1	0	1	0					
Dave Clark, L OBP: 0.316, SLG: 0.382 (1, 10)										3	0	1	1	1	0	0					
Brook Jacoby, R OBP: 0.359, SLG: 0.425 (1, 5)										4	0	1	0	0	1	5					
Albert Belle, R OBP: 0.277, SLG: 0.421 (1, 9)										4	0	0	0	0	1	4					
Brad Komminsk, R OBP: 0.353, SLG: 0.533 (1, 8)										4	2	3	0	0	0	1					
Andy Allanson, R OBP: 0.281, SLG: 0.285 (1, 2)										2	1	1	1	1	1	1					
Inning Stats	R: 1 E: 0 K: 0 S: 11	H: 0 LOB: 2 BB: 2 P: 26	R: 0 E: 0 K: 1 S: 11	H: 1 LOB: 0 BB: 0 P: 17	R: 0 E: 0 K: 0 S: 6	H: 0 LOB: 0 BB: 0 P: 11	R: 0 E: 0 K: 1 S: 7	H: 0 LOB: 0 BB: 0 P: 8	R: 3 E: 1 K: 1 S: 21	H: 5 LOB: 3 BB: 0 P: 32	R: 1 E: 0 K: 0 S: 5	H: 1 LOB: 0 BB: 0 P: 9	R: 0 E: 0 K: 1 S: 9	H: 0 LOB: 0 BB: 0 P: 14	R: 0 E: 0 K: 1 S: 10	H: 1 LOB: 2 BB: 1 P: 16	1B: 3 2B: 4 3B: 2 HR: 0	SF: 1 SAC: 0 DP: 1 HBP: 2	WP: 0 PB: 0 SB: 1 CS: 0	PA: 37	
PITCHER	IP	WLS	BF	H	R	ER	SO	BB	IBB	HBP	BLK	WP	HR	S	P	ERA	WHIP				
Clint Zavaras, R ERA: 4.96 (1, 1)	4.2	L	23	6	4	4	2	2	0	0	0	0	0	10	17	6.75	0.750				
Jerry Reed, R ERA: 3.06 (5, 1)	1.1		6	1	1	1	1	0	0	0	0	0	0	9	14	0.00	0.000				
Keith Comstock, L ERA: 3.32 (7, 1)	1.0		3	0	0	0	1	0	0	0	0	0	0	9	14	0.00	0.000				
Tom Niedenfuer, R ERA: 6.99 (8, 1)	1.0		5	1	0	0	1	1	0	0	0	0	0	10	16	0.00	2.000				

Seattle Mariners @ Cleveland Indians
Cleveland Municipal Stadium, Cleveland, OH
Thu Aug 24 1989, 3:33 AM EDT
Att: 12,726 - Unknown

AB 31
R 5
H 8
RBI 5
BB 3
SO 5
LOB 18




Batter	1	2	3	4	5	6	7	8	9	AB	R	H	RBI	BB	SO	LOB	TOP			
Lance Johnson, L (1, 7) OBP: 0.408, SLG: 0.446	1-2 E6 CS		1-1 F8		2-0 1B		0-2 G6-3		1-3 K	5	0	1	0	0	1	1				
Scott Fletcher, R (1, 6) OBP: 0.339, SLG: 0.303	2-2 G5-3			1-0 1B	2-0 2B		2-0 F8		3-1 1B	5	1	3	1	0	0	2				
Ivan Calderon, R (1, 10) OBP: 0.340, SLG: 0.455	3-2 G6-3			0-1 SH3 2H 1B	1-0 F8		1-0 2B		2-3 K	5	0	2	2	0	1	2				
Carlton Fisk, R (1, 2) OBP: 0.344, SLG: 0.477		1-1 G6-3		2-2 E1 SH3		0-0 G6-3		0-1 L6		0-0 P3	5	0	0	0	0	3				
Carlos Martinez, R (1, 5) OBP: 0.342, SLG: 0.407		1-2 G5-3 1B		0-0 SH3		1-2 E7 1B		0-0 FC5-4 1B			3	0	2	0	0	0				
Sammy Sosa, R (1, 9) OBP: 0.276, SLG: 0.350		1-1 G5-3		3-2 L1		2-0 1B		1-1 FC5-4 1B			4	1	1	0	0	4				
Russ Morman, R (1, 3) OBP: 0.320, SLG: 0.273		2-1 F8		2-2 G4-3		3-1 F9		1-1 FC4-6 1B			4	0	1	1	0	5				
Steve Lyons, L (1, 4) OBP: 0.308, SLG: 0.320			2-1 F8		0-1 1B 2B		0-0 F8		2-0 FC4-6	4	1	1	0	0	3					
Dave Gallagher, R (1, 8) OBP: 0.330, SLG: 0.316			1-0 L4		1-1 B3		1-2 2B		2-1 G1-3	4	1	1	0	0	2					
Inning Stats	R: 0 E: 1 K: 0 S: 9	H: 0 LOB: 0 BB: 0 P: 15	R: 0 E: 0 K: 0 S: 11	H: 1 LOB: 1 BB: 0 P: 16	R: 0 E: 0 K: 0 S: 5	H: 0 LOB: 0 BB: 0 P: 9	R: 1 E: 1 K: 0 S: 15	H: 2 LOB: 2 BB: 0 P: 23	R: 1 E: 0 K: 0 S: 7	H: 3 LOB: 1 BB: 0 P: 13	R: 0 E: 1 K: 0 S: 9	H: 1 LOB: 2 BB: 0 P: 15	R: 1 E: 0 K: 0 S: 11	H: 2 LOB: 1 BB: 0 P: 14	R: 0 E: 0 K: 0 S: 8	H: 1 LOB: 1 BB: 0 P: 15	1B: 7 2B: 5 3B: 0 HR: 0	SF: 0 SAC: 1 DP: 0 HBP: 0	WP: 1 PB: 0 SB: 1 CS: 1	PA: 40
PITCHER	IP	WLS	BF	H	R	ER	SO	BB	IBB	HBP	BLK	WP	HR	S	P	ERA	WHIP			
Bud Black, L (1, 1) ERA: 3.98	6.2	L	30	9	3	3	0	0	0	0	0	1	0	65	104	4.05	1.350			
Steve Olin, R (7, 1) ERA: 2.14	1.1		6	2	1	1	0	0	0	0	0	0	0	10	16	6.75	1.500			
Jesse Orosco, L (9, 1) ERA: 2.23	1.0		4	1	0	0	2	0	0	0	0	0	0	9	15	0.00	1.000			

Chicago White Sox @ Cleveland Indians
 Cleveland Municipal Stadium, Cleveland, OH

Sat Aug 26 1989, 7:05 PM EDT
 Att: 14,469 - Unknown

livebaseballscorecards.com

AB	39
R	4
H	12
RBI	4
BB	0
SO	2
LOB	22




Batter	1	2	3	4	5	6	7	8	9	AB	R	H	RBI	BB	SO	LOB	BOTTOM					
Jerry Browne, S (1, 4) OBP: 0.387, SLG: 0.417	2-2 SH1-4 1B		0-0 F7		0-0 1B		0-2 1B		0-0 FC6-4 WP	5	0	3	0	0	0	1						
Felix Fermin, R (1, 6) OBP: 0.306, SLG: 0.268	0-0 SH1-4		0-1 1B		0-2 F8		2-3 K		2-3 K	2	1	1	0	0	0	1						
Dion James, L (7, PH) OBP: 0.364, SLG: 0.360										1	0	0	0	0	1	2						
Joel Skinner, R (8, 2) OBP: 0.290, SLG: 0.298	1-2								1-2	1	0	0	0	0	1	1						
Brad Komminsk, R (1, 8) OBP: 0.361, SLG: 0.524	0-0 F8		1-0 WP 1B		2-3 K		1-2 K		4-2 HR BB	3	1	1	1	1	1	2						
Joe Carter, R (1, 3) OBP: 0.293, SLG: 0.464	4-2 BB		3-1 K				0-0 P2		1-2 F7	3	0	0	0	1	1	2						
Brook Jacoby, R (1, 5) OBP: 0.357, SLG: 0.428	2-3 K			1-1 G3-1		0-3 K		1-2 HR		4	1	1	2	0	2	2						
Cory Snyder, R (1, 9) OBP: 0.249, SLG: 0.355		1-0 G5-3		4-2 BB		2-0 F7		0-3 K		3	0	0	0	1	1	0						
Albert Belle, R (1, 7) OBP: 0.262, SLG: 0.396		1-1 F7		2-2 F9			0-0 G5-3		1-3 K2-3	4	0	0	0	0	1	1						
Mike Young, S (1, 10) OBP: 0.292, SLG: 0.262		1-0 P8		2-3 K			1-1 1B HBP		0-0 FC1-6 1B	3	0	1	0	0	1	1						
Andy Allanson, R (1, 2) OBP: 0.283, SLG: 0.287			2-1 F8		2-3 K		1-3 K		0-0 FC1-6 FC6-4	2	0	0	0	0	1	0						
Dave Clark, L (7, PH) ERA: 3.04										1	0	0	0	0	1	1						
Paul Zuvella, R (8, 6) OBP: 0.219, SLG: 0.300										1	0	0	0	0	0	1						
Inning Stats	R: 0 E: 0 K: 1 S: 12	H: 1 LOB: 2 BB: 1 P: 20	R: 0 E: 0 K: 0 S: 4	H: 0 LOB: 0 BB: 0 P: 7	R: 1 E: 0 K: 1 S: 9	H: 2 LOB: 1 BB: 0 P: 14	R: 0 E: 0 K: 1 S: 11	H: 0 LOB: 1 BB: 1 P: 20	R: 0 E: 0 K: 2 S: 10	H: 1 LOB: 0 BB: 0 P: 14	R: 0 E: 0 K: 1 S: 5	H: 0 LOB: 0 BB: 0 P: 7	R: 0 E: 0 K: 2 S: 13	H: 1 LOB: 2 BB: 0 P: 17	R: 2 E: 0 K: 2 S: 16	H: 1 LOB: 0 BB: 1 P: 23	R: 0 E: 0 K: 1 S: 8	H: 1 LOB: 1 BB: 0 P: 10	1B: 5 2B: 0 3B: 1 HR: 1	SF: 0 SAC: 1 DP: 0 HBP: 1	WP: 2 PB: 0 SB: 1 CS: 0	PA: 38
PITCHER	IP	WLS	BF	H	R	ER	SO	BB	IBB	HBP	BLK	WP	HR	S	P	ERA	WHIP					
Steve Rosenberg, L (1, 1) ERA: 4.79	6.0	W	24	4	1	1	6	2	0	0	0	0	0	51	82	1.50	1.000					
Donn Pail, R (7, 1) ERA: 3.04	2.0		10	2	2	2	4	1	0	1	0	0	1	29	40	9.00	1.500					
Bobby Thigpen, R (9, 1) ERA: 3.76	1.0	S	4	1	0	0	1	0	0	0	0	1	0	8	10	0.00	1.000					

Chicago White Sox @ Cleveland Indians
 Cleveland Municipal Stadium, Cleveland, OH

Sat Aug 26 1989, 7:05 PM EDT
 Att: 14,469 - Unknown

livebaseballscorecards.com

AB	33
R	3
H	7
RBI	3
BB	3
SO	11
LOB	15



Batter	1	2	3	4	5	6	7	8	9	AB	R	H	RBI	BB	SO	LOB	TOP								
Phil Bradley, R OBP: 0.363, SLG: 0.414 (1, 7)	1-0 2B		2-2 FC3 HBP		1-0 F9			2-3 K		3	0	1	0	0	1	0	Baltimore Orioles @ Cleveland Indians Cleveland Municipal Stadium, Cleveland, OH Tue Aug 29 1989, 7:05 PM EDT Att: 10,035 - Unknown livebaseballscorecards.com								
Jim Traber, L OBP: 0.285, SLG: 0.318 (1, 3)	2-2 F7		0-0 FC3 G6-4-3			2-2 P5		1-1 P5		4	0	0	0	0	0	3									
Cal Ripken Jr., R OBP: 0.324, SLG: 0.412 (1, 6)	0-2 F7		1-2 2-3 G6-4-3			1-0 G4-3		0-1 1B		4	1	1	0	0	0	4									
Joe Orsulak, L OBP: 0.355, SLG: 0.435 (1, 9)	2-0 G4-3			1-1 F9		0-0 1B		1-2 1B		4	0	2	1	0	0	1									
Mike Devereaux, R OBP: 0.333, SLG: 0.381 (1, 8)		3-1 G5-3		2-3 K		3-2 G5-3		2-2 F9		4	0	0	0	0	1	2									
Larry Sheets, L OBP: 0.305, SLG: 0.368 (9, FR)		2-1 G5-4-3 HBP		3-2 1B			0-0 F7		0-0 SH1-4 1B	3	0	2	0	0	0	0									
Stan Jefferson, S OBP: 0.214, SLG: 0.366 (9, FR)										0	0	0	0	0	0	0									
Bob Melvin, R OBP: 0.302, SLG: 0.324 (1, 2)		0-1 G5-4-3		2-0 G1-3			1-1 F8		1-1 SH1-4 1B	3	0	0	0	0	0	2									
Tim Hulett, R OBP: 0.259, SLG: 0.320 (1, 5)			3-3 K		2-1 F8		4-1 BB		2-1 G6-3	3	0	0	0	1	1	2									
Rene Gonzales, R OBP: 0.263, SLG: 0.250 (1, 4)			0-0 FC3 HBP 1B		1-2 G3-1		0-0 B2-3		0-0 G5-3	4	0	1	0	0	0	3									
Inning Stats	R: 0 E: 0 K: 0 S: 9	H: 1 LOB: 1 BB: 0 P: 14	R: 0 E: 0 K: 0 S: 5	H: 0 LOB: 0 BB: 0 P: 10	R: 0 E: 0 K: 1 S: 10	H: 1 LOB: 2 BB: 0 P: 15	R: 0 E: 0 K: 1 S: 9	H: 1 LOB: 1 BB: 0 P: 17	R: 0 E: 0 K: 0 S: 6	H: 0 LOB: 0 BB: 0 P: 10	R: 0 E: 0 K: 0 S: 8	H: 1 LOB: 1 BB: 0 P: 14	R: 0 E: 0 K: 0 S: 5	H: 0 LOB: 1 BB: 1 P: 10	R: 1 E: 0 K: 1 S: 14	H: 2 LOB: 1 BB: 0 P: 20	R: 0 E: 0 K: 0 S: 6	H: 1 LOB: 2 BB: 0 P: 9	1B: 5 2B: 2 3B: 0 HR: 0	SF: 0 SAC: 1 DP: 2 HBP: 2	WP: 0 PB: 0 SB: 1 CS: 0	PA: 36			
PITCHER	IP	WLS	BF	H	R	ER	SO	BB	IBB	HBP	BLK	WP	HR	S	P	ERA	WHIP								
Tom Candiotti, R ERA: 2.85 (1, 1)	7.0		27	4	0	0	2	1	0	2	0	0	0	52	90	0.00	0.714								
Doug Jones, R ERA: 2.49 (8, 1)	2.0	W	9	3	1	1	1	0	0	0	0	0	0	20	29	4.50	1.500								

Batter	1	2	3	4	5	6	7	8	9	AB	R	H	RBI	BB	SO	LOB	BOTTOM								
Jerry Browne, S OBP: 0.384, SLG: 0.416 (1, 4)	1-2 L7		2-1 F7							4	0	1	0	0	0	2	Baltimore Orioles @ Cleveland Indians Cleveland Municipal Stadium, Cleveland, OH Tue Aug 29 1989, 7:05 PM EDT Att: 10,035 - Unknown livebaseballscorecards.com								
Felix Fermin, R OBP: 0.309, SLG: 0.268 (1, 6)	4-2 1B BB		0-0 1B 1B		0-1 SH1 2B		0-0 G4-3			2	1	1	0	1	0	1									
Dion James, L OBP: 0.361, SLG: 0.355 (1, 10)	1-1 F7		1-0 F8		1-1 F9			2-1 F7		4	0	0	0	0	0	3									
Joe Carter, R OBP: 0.295, SLG: 0.465 (1, 7)	0-1 1B		0-2 1B		0-0 G4-3			0-3 K		4	0	2	0	0	1	1									
Pete O'Brien, L OBP: 0.365, SLG: 0.381 (1, 3)	1-3 K		0-1 1B		4-2 G1-6-3 BB		1-0 P6			3	0	1	1	1	1	2									
Brook Jacoby, R OBP: 0.395, SLG: 0.426 (1, 5)		0-1 L8	1-3 K		0-0 G1-6-3			1-2 HR 1B		4	0	1	0	0	1	3									
Paul Zuvella, R OBP: 0.235, SLG: 0.313 (9, FR)					1-2 2-H					0	1	0	0	0	0	0									
Cory Snyder, R OBP: 0.249, SLG: 0.363 (1, 9)		0-0 2B		1-2 F9		1-1 F9			2-1 L7	4	0	1	0	0	0	1									
Brad Komminsk, R OBP: 0.368, SLG: 0.541 (1, 8)		0-0 G5-3		2-1 G5-3			1-1 1B		2-0 HR	4	1	2	2	0	0	1									
Andy Allanson, R OBP: 0.283, SLG: 0.285 (1, 2)		3-1 G4-3		1-0 P4			4-2 BB			2	0	0	0	1	0	1									
Inning Stats	R: 0 E: 0 K: 1 S: 14	H: 1 LOB: 2 BB: 1 P: 21	R: 0 E: 0 K: 0 S: 6	H: 1 LOB: 0 BB: 0 P: 9	R: 1 E: 0 K: 1 S: 12	H: 3 LOB: 2 BB: 0 P: 16	R: 0 E: 0 K: 0 S: 7	H: 0 LOB: 0 BB: 0 P: 11	R: 0 E: 0 K: 0 S: 6	H: 0 LOB: 0 BB: 1 P: 11	R: 0 E: 0 K: 0 S: 10	H: 1 LOB: 1 BB: 1 P: 15	R: 0 E: 0 K: 1 S: 6	H: 0 LOB: 0 BB: 0 P: 9	R: 2 E: 0 K: 0 S: 9	H: 2 LOB: 1 BB: 0 P: 14	1B: 6 2B: 2 3B: 0 HR: 1	SF: 0 SAC: 1 DP: 2 HBP: 0	WP: 0 PB: 0 SB: 1 CS: 0	PA: 35					
PITCHER	IP	WLS	BF	H	R	ER	SO	BB	IBB	HBP	BLK	WP	HR	S	P	ERA	WHIP								
Pete Harnisch, R ERA: 4.52 (1, 1)	8.1	L	35	9	3	3	3	3	0	0	0	0	1	77	115	3.24	1.440								



Batter	1	2	3	4	5	6	7	8	9	AB	R	H	RBI	BB	SO	LOB	TOP										
Phil Bradley, R OBP: 0.366, SLG: 0.419 (1, 7)										4	1	2	2	1	0	0	Baltimore Orioles @ Cleveland Indians Cleveland Municipal Stadium, Cleveland, OH Wed Aug 30 1989, 7:05 PM EDT Att: 13,020 - Sunny										
Stan Jefferson, S OBP: 0.202, SLG: 0.345 (1, 9)										5	0	0	0	0	1	4											
Cal Ripken Jr., R OBP: 0.323, SLG: 0.409 (1, 6)										4	1	0	0	1	0	1											
Keith Moreland, R OBP: 0.339, SLG: 0.380 (1, 10)										4	1	1	2	0	0	0											
Randy Milligan, R OBP: 0.405, SLG: 0.461 (1, 3)										3	1	1	0	1	0	0											
Mike Devereaux, R OBP: 0.332, SLG: 0.379 (1, 8)										4	1	1	0	0	1	1											
Bob Melvin, R OBP: 0.297, SLG: 0.318 (1, 2)										4	0	0	0	0	0	3											
Tim Hulett, R OBP: 0.323, SLG: 0.379 (1, 5)										4	1	3	2	0	0	0											
Rene Gonzales, R OBP: 0.262, SLG: 0.257 (1, 4)										4	1	1	1	0	0	2											
Inning Stats	R: 7 E: 0 K: 0 S: 31	H: 6 LOB: 1 BB: 2 P: 46	R: 0 E: 0 K: 0 S: 8	H: 0 LOB: 0 BB: 0 P: 11	R: 0 E: 0 K: 0 S: 6	H: 1 LOB: 1 BB: 0 P: 10	R: 0 E: 1 K: 0 S: 7	H: 0 LOB: 0 BB: 0 P: 11	R: 0 E: 0 K: 1 S: 9	H: 1 LOB: 2 BB: 1 P: 17	R: 0 E: 0 K: 0 S: 12	H: 1 LOB: 1 BB: 0 P: 15	R: 0 E: 0 K: 0 S: 10	H: 0 LOB: 0 BB: 0 P: 19	R: 0 E: 0 K: 0 S: 6	H: 0 LOB: 0 BB: 0 P: 7	1B: 6 2B: 4 3B: 0 HR: 0	SF: 0 SAC: 0 DP: 1 HBP: 0	WP: 0 PB: 0 SB: 2 CS: 0	PA: 39							
PITCHER	IP	WLS	BF	H	R	ER	SO	BB	IBB	HBP	BLK	WP	HR	S	P	ERA	WHIP										
Greg Swindell, L ERA: 3.03 (1, 1)	0.2	L	8	4	6	6	0	2	0	0	0	0	0	23	37	81.00	9.000										
Rod Nichols, R ERA: 4.89 (1, 1)	6.1		25	5	1	1	2	1	0	0	0	0	0	57	84	1.42	0.947										
Steve Olin, R ERA: 1.96 (8, 1)	2.0		6	0	0	0	0	0	0	0	0	0	0	16	26	0.00	0.000										

AB	36
R	7
H	9
RBI	7
BB	3
SO	2
LOB	11



Batter	1	2	3	4	5	6	7	8	9	AB	R	H	RBI	BB	SO	LOB	BOTTOM										
Jerry Browne, S OBP: 0.381, SLG: 0.412 (1, 4)										4	0	0	0	0	0	1	Baltimore Orioles @ Cleveland Indians Cleveland Municipal Stadium, Cleveland, OH Wed Aug 30 1989, 7:05 PM EDT Att: 13,020 - Sunny										
Felix Fermin, R OBP: 0.309, SLG: 0.268 (1, 6)										3	0	1	0	0	0	0											
Dion James, L OBP: 0.360, SLG: 0.354 (8, PH)										1	0	0	0	0	0	0											
Paul Zuvella, R OBP: 0.235, SLG: 0.313 (9, 6)										0	0	0	0	0	0	0											
Brad Komminsk, R OBP: 0.359, SLG: 0.526 (1, 8)										4	0	0	0	0	1	1											
Joe Carter, R OBP: 0.292, SLG: 0.461 (1, 7)										4	0	0	0	0	0	1											
Pete O'Brien, L OBP: 0.364, SLG: 0.380 (1, 3)										4	0	1	0	0	0	0											
Brook Jacoby, R OBP: 0.352, SLG: 0.422 (1, 5)										4	0	0	0	0	0	1											
Cory Snyder, R OBP: 0.249, SLG: 0.365 (1, 9)										4	2	1	0	0	1	2											
Albert Belle, R OBP: 0.267, SLG: 0.439 (1, 10)										3	2	2	4	0	1	1											
Andy Allanson, R OBP: 0.284, SLG: 0.285 (1, 2)										3	0	1	0	0	0	0											
Inning Stats	R: 0 E: 0 K: 0 S: 8	H: 1 LOB: 1 BB: 0 P: 13	R: 0 E: 0 K: 1 S: 8	H: 1 LOB: 0 BB: 0 P: 13	R: 0 E: 0 K: 0 S: 7	H: 0 LOB: 0 BB: 0 P: 11	R: 0 E: 0 K: 0 S: 5	H: 0 LOB: 0 BB: 0 P: 8	R: 2 E: 0 K: 0 S: 7	H: 2 LOB: 0 BB: 0 P: 12	R: 0 E: 0 K: 0 S: 7	H: 0 LOB: 0 BB: 0 P: 8	R: 2 E: 1 K: 0 S: 13	H: 2 LOB: 1 BB: 0 P: 21	R: 0 E: 0 K: 1 S: 10	H: 0 LOB: 0 BB: 0 P: 15	R: 0 E: 0 K: 1 S: 8	H: 0 LOB: 0 BB: 0 P: 12	1B: 3 2B: 1 3B: 0 HR: 2	SF: 0 SAC: 0 DP: 0 HBP: 0	WP: 0 PB: 0 SB: 0 CS: 0	PA: 34					
PITCHER	IP	WLS	BF	H	R	ER	SO	BB	IBB	HBP	BLK	WP	HR	S	P	ERA	WHIP										
Jeff Ballard, L ERA: 3.54 (1, 1)	7.0	W	28	6	4	2	1	0	0	0	0	0	0	55	86	2.57	0.857										
Gregg Olson, R ERA: 2.04 (8, 1)	2.0	S	6	0	0	0	2	0	0	0	0	0	0	18	27	0.00	0.000										



Batter	1	2	3	4	5	6	7	8	9	AB	R	H	RBI	BB	SO	LOB	TOP			
Phil Bradley, R (1, 7) OBP: 0.365, SLG: 0.417	P9		G1-6-3			S		P3		4	0	1	0	0	0	2	Baltimore Orioles @ Cleveland Indians Cleveland Municipal Stadium, Cleveland, OH Thu Aug 31 1989, 7:05 PM EDT Alt. 9,735 - Unknown - 80 F livebaseballscores.com			
Stan Jefferson, S (1, 8) OBP: 0.204, SLG: 0.341	K		K			F8		F8	1B	4	0	1	0	0	2	1				
Cal Ripken Jr., R (1, 6) OBP: 0.324, SLG: 0.409	E					F7			BB	4	0	2	0	0	0	1				
Joe Orsulak, L (1, 9) OBP: 0.351, SLG: 0.430	E3					L6			F7	4	0	0	0	0	0	3				
Larry Sheets, L (1, 10) OBP: 0.301, SLG: 0.362	K					P9			F8	4	0	0	0	0	1	4				
Craig Worthington, R (1, 5) OBP: 0.338, SLG: 0.387		G4-3				F8				3	0	0	0	1	0	0				
Jim Traber, L (1, 3) OBP: 0.280, SLG: 0.312	K					G3-1			P8	4	0	0	0	0	1	3				
Tim Hulett, R (1, 4) OBP: 0.324, SLG: 0.355	G6-3					G6-3				2	0	0	0	1	0	0				
Jamie Quirk, L (1, 2) OBP: 0.250, SLG: 0.241						P9			K	3	0	1	0	0	1	1				
Inning Stats	R: 0 E: 1 K: 2 S: 15	H: 1 LOB: 2 BB: 0 P: 20	R: 0 E: 0 K: 1 S: 11	H: 0 LOB: 0 BB: 0 P: 15	R: 0 E: 0 K: 1 S: 8	H: 1 LOB: 0 BB: 0 P: 9	R: 0 E: 0 K: 0 S: 10	H: 0 LOB: 0 BB: 0 P: 13	R: 0 E: 0 K: 0 S: 7	H: 0 LOB: 0 BB: 0 P: 12	R: 0 E: 0 K: 0 S: 10	H: 1 LOB: 1 BB: 0 P: 15	R: 0 E: 0 K: 0 S: 11	H: 0 LOB: 0 BB: 0 P: 15	R: 0 E: 0 K: 1 S: 10	H: 2 LOB: 3 BB: 1 P: 16	1B: 5 2B: 0 3B: 0 HR: 0	SF: 0 SAC: 0 DP: 1 HBP: 0	WP: 0 PB: 0 SB: 1 CS: 0	PA: 34
PITCHER John Farrell, R (1, 1) ERA: 3.96	IP: 9.0 WLS: W BF: 34 H: 5 R: 0 ER: 0 SO: 5 BB: 2 IBB: 0 HBP: 0 BLK: 0 WP: 0 HR: 0 S: 91 P: 132 ERA: 0.00 WHIP: 0.778															PITCHER				

Batter	1	2	3	4	5	6	7	8	9	AB	R	H	RBI	BB	SO	LOB	BOTTOM			
Jerry Browne, S (1, 4) OBP: 0.385, SLG: 0.416	SH3		P3			HR		HR		5	2	4	1	0	0	0	Baltimore Orioles @ Cleveland Indians Cleveland Municipal Stadium, Cleveland, OH Thu Aug 31 1989, 7:05 PM EDT Alt. 9,735 - Unknown - 80 F livebaseballscores.com			
Felix Fermin, R (1, 6) OBP: 0.307, SLG: 0.267	SH3		G6-3		SH3	4-3		SF7		2	0	0	2	0	0	1				
Joe Carter, R (1, 7) OBP: 0.295, SLG: 0.473					HR	HR		P3		4	2	2	3	1	1	2				
Pete O'Brien, L (1, 3) OBP: 0.364, SLG: 0.387	L9				G3			F7		5	2	2	2	0	0	2				
Brook Jacoby, R (1, 5) OBP: 0.355, SLG: 0.432	F9				1B	1B		K		5	2	3	0	0	1	2				
Cory Snyder, R (1, 9) OBP: 0.248, SLG: 0.363			G6-3		L6-4	P3		K		4	0	1	1	0	1	2				
Brad Komminsk, R (1, 8) OBP: 0.369, SLG: 0.529	K				1B	1B		1B		3	1	2	2	1	1	0				
Albert Belle, R (1, 10) OBP: 0.266, SLG: 0.434	G4-3				L6-4	1B		K		4	1	1	0	0	1	3				
Andy Allanson, R (1, 2) OBP: 0.283, SLG: 0.282			P4		P3			1B		3	1	0	0	1	0	3				
Inning Stats	R: 0 E: 0 K: 0 S: 7	H: 1 LOB: 2 BB: 1 P: 13	R: 0 E: 0 K: 1 S: 5	H: 0 LOB: 0 BB: 0 P: 6	R: 0 E: 0 K: 0 S: 8	H: 0 LOB: 0 BB: 0 P: 12	R: 3 E: 0 K: 0 S: 12	H: 5 LOB: 1 BB: 0 P: 17	R: 2 E: 0 K: 0 S: 15	H: 3 LOB: 1 BB: 0 P: 19	R: 2 E: 0 K: 0 S: 14	H: 2 LOB: 1 BB: 1 P: 22	R: 1 E: 0 K: 2 S: 12	H: 2 LOB: 1 BB: 0 P: 16	R: 3 E: 0 K: 2 S: 12	H: 2 LOB: 0 BB: 1 P: 19	1B: 10 2B: 2 3B: 1 HR: 3	SF: 1 SAC: 2 DP: 1 HBP: 0	WP: 0 PB: 0 SB: 1 CS: 0	PA: 41
PITCHER Dave Johnson, R (1, 1) ERA: 3.86 Dave Schmidt, R (4, 1) ERA: 5.27 Mark Thurmond, L (6, 1) ERA: 3.63 Brian Holton, R (8, 1) ERA: 4.19	IP: 3.0 WLS: L BF: 16 H: 6 R: 3 ER: 3 SO: 3 BB: 1 IBB: 0 HBP: 0 BLK: 0 WP: 0 HR: 1 S: 29 P: 43 ERA: 9.00 WHIP: 2.333															PITCHER				

Batter	1	2	3	4	5	6	7	8	9	AB	R	H	RBI	BB	SO	LOB	TOP		
Jerry Browne, S OBP: 0.380, SLG: 0.410	1-1 F7		1-3 K		0-0 FC3-6 FC6-4		3-2 L8		1-2 G4-3	5	0	0	0	0	1	3			
Felix Fermin, R OBP: 0.301, SLG: 0.262	1-1 G6-3		1-1 G1-3		0-0 FC6-4		1-2 F8		2-1 G3-1	4	0	0	0	0	0	3			
Dave Clark, L OBP: 0.313, SLG: 0.378										1	0	0	0	0	0	0			
Dion James, L OBP: 0.366, SLG: 0.363	4-0 FC6-4 BB		1-1 2-H 1B		0-0 FC6-4 BB 1B		3-2 L8 2B		1-2 HBP 1B	4	1	4	1	1	0	0			
Joe Carter, R OBP: 0.297, SLG: 0.475	0-1 FC6-4		0-1 G6-3		1-1 P3		2-1 L8		2-1 HBP	4	0	0	0	0	0	4			
Tommy Hinzo, S OBP: 0.313, SLG: 0.378										0	0	0	0	0	0	0			
Pete O'Brien, L OBP: 0.365, SLG: 0.393		1-0 HR		1-1 G1-3		4-2 FC6-4 BB		0-1 FC4-6 E 2B	2-0 F8	4	2	2	2	1	0	2			
Brook Jacoby, R OBP: 0.355, SLG: 0.428	0-0 F8		2-1 G6-3		0-0 FC6-4		1-2 FC4-6 BB			3	0	0	0	1	0	2			
Brad Komminsk, R OBP: 0.349, SLG: 0.497		3-3 K		3-3 K		0-1 F7		2-1 FC4-6 E WP		4	0	0	0	0	2	4			
Albert Belle, R OBP: 0.258, SLG: 0.414		3-3 K		1-2 FC3-6 1B		1-3 K		3-2 E4 FC6-4		4	0	1	0	0	2	1			
Andy Allanson, R OBP: 0.285, SLG: 0.285			3-1 1B 2B		3-1 F7		4-2 BB			2	1	1	0	1	0	1			
Mike Young, S OBP: 0.276, SLG: 0.250								1-3 3-H 2-2 FC6-4		1	0	0	0	0	0	2			
Joel Skinner, R OBP: 0.276, SLG: 0.294								1-2 FC6-4		0	0	0	0	0	0	0			
Inning Stats	R: 0 E: 0 K: 0 S: 6	H: 0 LOB: 1 BB: 1 P: 12	R: 1 E: 0 K: 2 S: 8	H: 1 LOB: 0 BB: 0 P: 15	R: 1 E: 0 K: 1 S: 11	H: 2 LOB: 1 BB: 0 P: 17	R: 0 E: 0 K: 1 S: 7	H: 0 LOB: 0 BB: 0 P: 13	R: 0 E: 0 K: 0 S: 10	H: 1 LOB: 1 BB: 1 P: 14	R: 0 E: 0 K: 1 S: 12	H: 0 LOB: 1 BB: 1 P: 21	R: 2 E: 1 K: 0 S: 20	H: 2 LOB: 2 BB: 1 P: 36	R: 0 E: 0 K: 0 S: 11	H: 1 LOB: 0 BB: 0 P: 19	1B: 4 2B: 3 3B: 0 HR: 1	SF: 0 SAC: 0 DP: 0 HBP: 1	WP: 1 PA: 41
PITCHER	IP WLS BF H R ER SO BB IBB HBP BLK WP HR S P ERA WHIP																		
Jeff Robinson, R ERA: 4.5	(1, 1) 7.1 W 32 7 4 3 5 3 0 0 0 0 0 1 70 118 3.68 1.364																		
Jeff Robinson, R ERA: 4.5	(8, 1) 7.1 W 32 7 4 3 5 3 0 0 0 0 0 1 70 118 3.68 1.364																		
Frank Williams, R ERA: 2.98	(8, 1) 0.2 4 0 0 0 0 1 0 0 0 0 1 0 13 24 0.00 1.500																		
Mike Henneman, R ERA: 3.91	(9, 1) 1.0 5 1 0 0 0 0 0 0 1 0 0 0 0 11 19 0.00 1.000																		

Cleveland Indians @ Detroit Tigers
Tiger Stadium, Detroit, MI
Sat Sep 02 1989, 3:33 AM EDT
Att: 17,207 - Sunny - 73 F

AB	36
R	4
H	8
RBI	3
BB	4
SO	5
LOB	22



Batter	1	2	3	4	5	6	7	8	9	AB	R	H	RBI	BB	SO	LOB	BOTTOM		
Gary Pettis, S OBP: 0.377, SLG: 0.313	4-1 1B 1B BB		0-0 FC6-4 1B	2-1 FC9-6 1B		1-1 G6-3		3-2 E9 1B		4	1	3	2	1	0	1			
Scott Lusader, L OBP: 0.260, SLG: 0.277										0	0	0	0	0	0	0			
Alan Trammell, R OBP: 0.296, SLG: 0.308	1-1 1B 1B G6-4-3 1B		0-0 FC6-4 1-2 1B	3-2 FC9-6 3B		1-1 G6-3		3-3 K		5	2	1	1	0	1	2			
Chet Lemon, R OBP: 0.328, SLG: 0.353	2-2 G6-4-3 1B		3-3 K	3-3 K		0-3 K				4	0	2	2	0	2	1			
Gary Ward, R OBP: 0.310, SLG: 0.413										3	1	1	0	0	0	2			
Rob Richie, L OBP: 0.333, SLG: 0.333	1-1 G6-4-3									0	0	0	0	1	0	0			
Jeff Robinson, R ERA: 4.5										0	0	0	0	0	0	0			
Frank Williams, R ERA: 2.98										0	0	0	0	0	0	0			
Mike Henneman, R ERA: 3.91										0	0	0	0	0	0	0			
Rick Schu, R OBP: 0.280, SLG: 0.339	0-0 F8		2-1 G6-3	1-3 K		1-0 K		1-3 1B		4	0	1	1	0	1	0			
Mike Heath, R OBP: 0.318, SLG: 0.430		1-1 F9		2-1 3-H 2-2 1B 1B		0-0 L9		2-3 K		4	1	1	0	0	1	2			
Kenny Williams, R OBP: 0.282, SLG: 0.296		4-1 G6-4-3 BB		4-0 1B 1B BB		2-3 K		4-2 BB 1B BB		1	2	0	0	3	1	0			
Dave Bergman, L OBP: 0.332, SLG: 0.358		2-2 G6-4-3		1-0 1B 1B		4-1 G6-3 BB		4-1 1B BB		2	2	1	1	2	0	1			
Mike Brumley, S OBP: 0.273, SLG: 0.266			1-0 L8	1-2 1B FC9-6 1B		1-0 L8		3-2 F7		4	1	1	1	0	0	3			
Inning Stats	R: 2 E: 0 K: 0 S: 10	H: 2 LOB: 0 BB: 1 P: 18	R: 0 E: 0 K: 0 S: 6	H: 0 LOB: 1 BB: 1 P: 13	R: 0 E: 0 K: 1 S: 6	H: 1 LOB: 0 BB: 0 P: 10	R: 6 E: 0 K: 0 S: 25	H: 6 LOB: 1 BB: 1 P: 45	R: 0 E: 0 K: 2 S: 11	H: 0 LOB: 0 BB: 1 P: 14	R: 0 E: 0 K: 0 S: 4	H: 0 LOB: 0 BB: 1 P: 10	R: 0 E: 1 K: 1 S: 13	H: 1 LOB: 0 BB: 2 P: 30	R: 2 E: 1 K: 1 S: 13	H: 1 LOB: 0 BB: 2 P: 30	1B: 9 2B: 0 3B: 2 HR: 0	SF: 0 SAC: 0 DP: 3 HBP: 0	WP: 0 PA: 38
PITCHER	IP WLS BF H R ER SO BB IBB HBP BLK WP HR S P ERA WHIP																		
Steve Davis, L ERA: 7.83	(1, 1) 3.1 L 17 6 6 2 2 0 0 0 0 0 0 0 13 20 54.00 9.000																		
Rich Yett, R ERA: 4.97	(4, 1) 0.1 4 3 2 2 0 0 0 0 0 0 0 0 13 20 54.00 9.000																		
Ed Wojna, R ERA: 5.18	(4, 1) 3.1 13 1 1 1 4 3 0 0 0 0 0 0 32 56 2.70 1.200																		
Steve Olin, R ERA: 1.85	(8, 1) 1.0 4 1 1 0 1 1 0 0 0 0 0 0 11 24 0.00 2.000																		

Cleveland Indians @ Detroit Tigers
Tiger Stadium, Detroit, MI
Sat Sep 02 1989, 3:33 AM EDT
Att: 17,207 - Sunny - 73 F

AB	31
R	10
H	11
RBI	8
BB	7
SO	6
LOB	12



Batter	1	2	3	4	5	6	7	8	9	AB	R	H	RBI	BB	SO	LOB	TOP					
Jerry Browne, S (1, 4) OBP: 0.382, SLG: 0.413	1-2 1B 2B	4-0 BB			1-0 1B		1-1 G3-1			3	1	2	0	1	0	0	Cleveland Indians @ Detroit Tigers Tiger Stadium, Detroit, MI Sun Sep 03 1989, 3:33 AM EDT Att: 18,130 - Sunny - 72 F					
Felix Fermin, R (1, 6) OBP: 0.302, SLG: 0.262 Paul Zuvella, R (7, PH) OBP: 0.229, SLG: 0.303	1-2 WP FC6-4 1B	2-2 G6-3			3-3 K		0-1 L9			3	1	1	0	0	1	2						
Dion James, L (1, 10) OBP: 0.365, SLG: 0.361	1-3 K			1-0 F7		0-2 1B		0-1 G3-1		4	0	1	0	0	1	2						
Joe Carter, R (1, 7) OBP: 0.297, SLG: 0.473	1-0 FC6-4 WP 1B			1-2 G6-3		0-3 K		1-2 F9		4	0	1	1	0	1	2						
Pete O'Brien, L (1, 3) OBP: 0.364, SLG: 0.390	4-0 FC6-4 1B			0-1 P5		1-2 L9		3-1 F7		3	0	0	0	1	0	0						
Brook Jacoby, R (1, 5) OBP: 0.354, SLG: 0.429	0-1 FC6-4 1B			2-3 K		0-0 1B 2B		1-1 G4-3		4	0	1	1	0	1	2						
Cory Snyder, R (1, 9) OBP: 0.254, SLG: 0.364	0-0 G5-3			0-0 G1-3		1-1 G6-4-3 1B		0-0 1B		4	0	2	0	0	0	2						
Brad Komminsk, R (1, 8) OBP: 0.341, SLG: 0.484		2-1 F7		0-1 P6		2-0 G6-4-3		1-1 F9		4	0	0	0	0	0	2						
Andy Allanson, R (1, 2) OBP: 0.285, SLG: 0.295		2-1 F8			1-1 G5-3		0-0 HR		0-0 G6-3	4	1	1	1	0	0	0						
Inning Stats	R: 2 E: 0 K: 1 S: 15	H: 3 LOB: 2 BB: 1 P: 23	R: 0 E: 0 K: 0 S: 7	H: 0 LOB: 1 BB: 1 P: 17	R: 0 E: 0 K: 0 S: 9	H: 0 LOB: 0 BB: 0 P: 11	R: 0 E: 0 K: 1 S: 6	H: 0 LOB: 0 BB: 0 P: 8	R: 0 E: 0 K: 2 S: 12	H: 2 LOB: 2 BB: 0 P: 17	R: 0 E: 0 K: 0 S: 7	H: 2 LOB: 1 BB: 0 P: 11	R: 1 E: 0 K: 0 S: 7	H: 1 LOB: 0 BB: 0 P: 8	R: 0 E: 0 K: 0 S: 7	H: 0 LOB: 0 BB: 0 P: 12	R: 0 E: 0 K: 0 S: 4	H: 1 LOB: 0 BB: 0 P: 5	1B: 6 2B: 2 3B: 0 HR: 1	SF: 0 SAC: 0 DP: 1 HBP: 0	WP: 1 PB: 0 SB: 0 CS: 0	PA: 36
PITCHER Jack Morris, R (1, 1) ERA: 4.9	IP: 9.0 WLS: W BF: 36	H: 9 R: 3 ER: 3 SO: 4	BB: 1 IBB: 1 HBP: 0 BLK: 0	WP: 1 HR: 1 S: 74 P: 112	ERA: 3.00 WHIP: 1.111	PITCHER					IP: 9.0 WLS: W BF: 36	H: 9 R: 3 ER: 3 SO: 4	BB: 1 IBB: 1 HBP: 0 BLK: 0	WP: 1 HR: 1 S: 74 P: 112	ERA: 3.00 WHIP: 1.111	PITCHER						

Batter	1	2	3	4	5	6	7	8	9	AB	R	H	RBI	BB	SO	LOB	BOTTOM			
Gary Pettis, S (1, 8) OBP: 0.373, SLG: 0.309	2-3 K		1-1 G1-3	1-1 G6-4-3		2-2 G3		0-2 P5		5	0	0	0	0	1	3	Cleveland Indians @ Detroit Tigers Tiger Stadium, Detroit, MI Sun Sep 03 1989, 3:33 AM EDT Att: 18,130 - Sunny - 72 F			
Alan Trammell, R (1, 6) OBP: 0.299, SLG: 0.313 Mike Brumley, S (7, 6) OBP: 0.276, SLG: 0.269	2-2 G3 E 2B		1-1 G5-3		0-0 FC3-6 1B		3-2 L6	1-2 1B HR 1B		3	1	2	0	0	0	0				
Lou Whitaker, L (1, 4) OBP: 0.357, SLG: 0.468	0-0 G3		2-1 G4-1		1-0 FC3-6 BB 1-2		0-1 F8	1-0 HR 1B		5	1	1	1	0	0	2				
Fred Lynn, L (1, 7) OBP: 0.322, SLG: 0.355 Kenny Williams, R (9, 7) OBP: 0.292, SLG: 0.296	1-0 E1 E		4-0 1B 3B BB	4-1 1B BB	4-1 1B BB		1-1 HR	1-2 HR 1B		3	4	2	4	2	0	0				
Dave Bergman, L (1, 3) OBP: 0.333, SLG: 0.359	2-1 E3 1-H		1-2 3B 1B	1-2 3B 1B	1-3 K		3-2 1B	1-1 L6		5	1	2	0	0	1	2				
Rob Richie, L (1, 10) OBP: 0.318, SLG: 0.421	0-0 G4-3		3-2 HR 3B	1-2 P4		1-2 G4-3		1-2 G4-3		4	1	1	2	0	0	4				
Scott Lusader, L (1, 9) OBP: 0.296, SLG: 0.360		1-3 K2-3		0-0 HR		4-1 S BB		1-2 FC3-6 1B		3	1	2	2	1	1	0				
Doug Strange, S (1, 5) OBP: 0.224, SLG: 0.225		0-1 G1-3		0-0 L8		0-3 K		0-2 FC3-6 1B		4	1	0	0	0	1	2				
Mike Heath, R (1, 2) OBP: 0.321, SLG: 0.431		2-3 K		0-0 G6-4-3 1B		0-0 P2		3-2 1B 1B		4	1	2	1	0	1	1				
Inning Stats	R: 2 E: 2 K: 1 S: 11	H: 1 LOB: 1 BB: 0 P: 18	R: 0 E: 0 K: 2 S: 8	H: 0 LOB: 0 BB: 0 P: 11	R: 0 E: 0 K: 0 S: 6	H: 0 LOB: 0 BB: 0 P: 10	R: 4 E: 0 K: 0 S: 11	H: 4 LOB: 0 BB: 1 P: 20	R: 0 E: 0 K: 1 S: 11	H: 1 LOB: 2 BB: 1 P: 18	R: 0 E: 0 K: 1 S: 8	H: 0 LOB: 1 BB: 1 P: 14	R: 1 E: 0 K: 0 S: 14	H: 2 LOB: 1 BB: 0 P: 22	R: 5 E: 0 K: 0 S: 21	H: 5 LOB: 0 BB: 0 P: 29	1B: 8 2B: 1 3B: 1 HR: 3	SF: 0 SAC: 0 DP: 1 HBP: 0	WP: 1 PB: 0 SB: 1 CS: 0	PA: 41
PITCHER Tom Candiotti, R (1, 1) ERA: 3.0 Rich Yeti, R (4, 1) ERA: 4.55 Steve Olin, R (8, 1) ERA: 2.88	IP: 3.1 WLS: L BF: 18	H: 5 R: 3 ER: 3 SO: 2	BB: 2 IBB: 0 HBP: 0 BLK: 0	WP: 1 HR: 1 S: 44 P: 70	ERA: 6.75 WHIP: 1.750	PITCHER					IP: 3.1 WLS: L BF: 18	H: 5 R: 3 ER: 3 SO: 2	BB: 2 IBB: 0 HBP: 0 BLK: 0	WP: 1 HR: 1 S: 44 P: 70	ERA: 6.75 WHIP: 1.750	PITCHER				

Batter	1	2	3	4	5	6	7	8	9	AB	R	H	RBI	BB	SO	LOB	TOP										
Jerry Browne, S (1,4) OBP: 0.383, SLG: 0.412	F9		1B		F9			G5-3	K	5	0	1	0	0	1	2	Cleveland Indians @ Baltimore Orioles Memorial Stadium, Baltimore, MD Tue Sep 05 1989, 7:05 PM EDT Att: 19,985 - Unknown										
Felix Fermin, R (1,6) OBP: 0.298, SLG: 0.259	G4-3		K		G6-3			1B		3	0	0	0	0	1	1											
Dave Clark, L (8,PH) OBP: 0.315, SLG: 0.379								1B		1	0	1	0	0	0	0											
Paul Zuvella, R (8,PR) OBP: 0.222, SLG: 0.294								1B		0	0	0	0	0	0	0											
Dion James, L (1,10) OBP: 0.367, SLG: 0.363	1B		1B			P5		L8		4	0	2	0	0	0	1											
Joe Carter, R (1,7) OBP: 0.295, SLG: 0.470	P4		K			1B	G1-6-3	1B		4	0	2	0	0	1	3											
Pete O'Brien, L (1,3)								1B		4	0	1	0	0	1	3											
Cory Snyder, R (1,9) OBP: 0.281, SLG: 0.379	F8									4	1	1	1	0	1	1											
Brook Jacoby, R (1,5) OBP: 0.350, SLG: 0.422	K				HR					4	0	0	0	0	1	1											
Tommy Hinzo, S (9,PR)	K				G5-3			G5-3	E4	0	0	0	0	0	0	0											
Brad Komminsk, R (1,8) OBP: 0.348, SLG: 0.471	K				P3					2	0	0	0	2	1	1											
Andy Allanson, R (1,2) OBP: 0.283, SLG: 0.293					F8					3	0	0	0	0	0	1											
Mike Young, S (8,PH) OBP: 0.286, SLG: 0.260								G4-3	P5	1	0	0	0	0	0	2											
Inning Stats	R: 0 E: 0 K: 0 S: 7	H: 1 LOB: 1 BB: 0 P: 12	R: 0 E: 0 K: 2 S: 8	H: 1 LOB: 1 BB: 0 P: 11	R: 0 E: 0 K: 2 S: 9	H: 2 LOB: 2 BB: 0 P: 13	R: 1 E: 0 K: 0 S: 7	H: 1 LOB: 0 BB: 0 P: 11	R: 0 E: 0 K: 0 S: 4	H: 1 LOB: 0 BB: 0 P: 6	R: 0 E: 0 K: 0 S: 7	H: 0 LOB: 1 BB: 1 P: 11	R: 0 E: 0 K: 1 S: 12	H: 2 LOB: 2 BB: 0 P: 20	R: 0 E: 1 K: 2 S: 8	H: 0 LOB: 2 BB: 1 P: 16	1B: 7 2B: 0 3B: 0 HR: 1	SF: 0 SAC: 0 DP: 1 HBP: 0	WP: 0 PB: 0 SB: 0 CS: 0	PA: 37							
PITCHER	IP	WLS	BF	H	R	ER	SO	BB	IBB	HBP	BLK	WP	HR	S	P	ERA	WHIP										
Bob Milacki, R (1,1) ERA: 3.97	7.1	W	29	7	1	1	4	1	0	0	0	0	1	55	84	1.23	1.091										
Gregg Olson, R (8,1) ERA: 1.95	1.2	S	8	1	0	0	3	1	0	0	0	0	0	15	27	0.00	1.200										

livebaseballscores.com

AB	35
R	1
H	8
RBI	1
BB	2
SO	7
LOB	16



Batter	1	2	3	4	5	6	7	8	9	AB	R	H	RBI	BB	SO	LOB	BOTTOM										
Phil Bradley, R (1,7) OBP: 0.364, SLG: 0.410	K									3	0	1	0	1	2	0	Cleveland Indians @ Baltimore Orioles Memorial Stadium, Baltimore, MD Tue Sep 05 1989, 7:05 PM EDT Att: 19,985 - Unknown										
Steve Finley, L (1,9) OBP: 0.300, SLG: 0.316	G6-3									4	1	1	0	0	1	3											
Cal Ripken Jr., R (1,6) OBP: 0.323, SLG: 0.418	HR									4	2	3	2	0	0	0											
Larry Sheets, L (1,10) OBP: 0.300, SLG: 0.360	WP									3	0	1	1	1	1	2											
Brady Anderson, L (7,PR) OBP: 0.327, SLG: 0.315	1B									0	0	0	0	0	0	0											
Craig Worthington, R (1,5) OBP: 0.338, SLG: 0.381	WP									4	0	2	0	0	0	1											
Mike Devereaux, R (1,8) OBP: 0.333, SLG: 0.377	K									4	0	0	0	0	4	3											
Jim Traber, L (1,3) OBP: 0.274, SLG: 0.305	K									4	0	0	0	0	2	1											
Bob Melvin, R (1,2) OBP: 0.283, SLG: 0.303	K									4	0	0	0	0	2	1											
Tim Hulett, R (1,4) OBP: 0.340, SLG: 0.419	BB									2	0	0	0	1	0	0											
Inning Stats	R: 1 E: 0 K: 2 S: 14	H: 2 LOB: 2 BB: 1 P: 26	R: 0 E: 0 K: 3 S: 16	H: 0 LOB: 2 BB: 2 P: 30	R: 0 E: 0 K: 0 S: 6	H: 0 LOB: 0 BB: 0 P: 6	R: 0 E: 0 K: 2 S: 9	H: 0 LOB: 0 BB: 0 P: 14	R: 0 E: 0 K: 1 S: 17	H: 2 LOB: 2 BB: 0 P: 22	R: 0 E: 1 K: 1 S: 8	H: 1 LOB: 0 BB: 0 P: 10	R: 2 E: 1 K: 1 S: 17	H: 3 LOB: 1 BB: 0 P: 24	R: 0 E: 0 K: 2 S: 12	H: 0 LOB: 0 BB: 0 P: 16	1B: 5 2B: 2 3B: 0 HR: 1	SF: 0 SAC: 0 DP: 0 HBP: 0	WP: 1 PB: 0 SB: 1 CS: 1	PA: 35							
PITCHER	IP	WLS	BF	H	R	ER	SO	BB	IBB	HBP	BLK	WP	HR	S	P	ERA	WHIP										
John Farrell, R (1,1) ERA: 3.97	6.2	L	31	8	3	3	10	3	0	0	0	0	0	15	28	4.05	1.650										
Steve Olin, R (7,1) ERA: 2.73	1.1		4	0	0	0	2	0	0	0	0	0	0	15	20	0.00	0.000										

livebaseballscores.com

AB	32
R	3
H	8
RBI	3
BB	3
SO	12
LOB	11



Batter	1	2	3	4	5	6	7	8	9	10	11	12	13	14	15	16	AB	R	H	RBI	BB	SO	LOB	TOP						
Mookie Wilson, S OBP: 0.279, SLG: 0.348 (6, 9) (14, 7)																	7	1	3	1	1	2	3							
Manuel Lee, S OBP: 0.302, SLG: 0.341 (8, PH) OBP: 0.333, SLG: 0.374 (9, 4)																	2	2	0	0	2	1	2							
George Bell, R OBP: 0.335, SLG: 0.473 Junior Felix, S OBP: 0.311, SLG: 0.387 (14, 9)																	7	0	3	0	0	2	4							
Fred McGriff, L OBP: 0.399, SLG: 0.564 (1, 3)																		6	0	1	3	1	3	4						
Kelly Gruber, R OBP: 0.324, SLG: 0.439 (1, 5)																		8	0	1	1	0	2	8						
Tony Fernandez, S OBP: 0.276, SLG: 0.364 (1, 6)																		7	0	1	1	0	0	1						
Pat Borders, R OBP: 0.293, SLG: 0.349 Ernie Whitl, L OBP: 0.357, SLG: 0.433 (13, PH) (13, 2)																	4	1	0	0	1	2	2							
Ozzie Virgil, R OBP: 0.600, SLG: 0.667 Lee Mazzilli, S OBP: 0.396, SLG: 0.427 (6, PH)																		4	1	1	1	1	1	0						
Glenallen Hill, R OBP: 0.368, SLG: 0.471 Lloyd Moseby, L OBP: 0.305, SLG: 0.363 (6, 8)																	1	0	0	0	1	0	2							
Inning Stats	R: 2 E: 1 K: 1 S: 12	H: 3 LOB: 2 BB: 1 P: 22	R: 0 E: 0 K: 2 S: 12	H: 0 LOB: 0 BB: 1 P: 19	R: 0 E: 0 K: 2 S: 17	H: 1 LOB: 1 BB: 0 P: 21	R: 1 E: 0 K: 0 S: 8	H: 1 LOB: 2 BB: 2 P: 18	R: 0 E: 0 K: 2 S: 8	H: 0 LOB: 0 BB: 0 P: 10	R: 1 E: 0 K: 0 S: 15	H: 2 LOB: 1 BB: 0 P: 23	R: 1 E: 0 K: 0 S: 11	H: 2 LOB: 1 BB: 1 P: 19	R: 0 E: 0 K: 1 S: 10	H: 0 LOB: 0 BB: 0 P: 12	R: 0 E: 0 K: 0 S: 9	H: 0 LOB: 1 BB: 1 P: 14	R: 0 E: 0 K: 1 S: 6	H: 0 LOB: 0 BB: 0 P: 7	R: 0 E: 0 K: 2 S: 12	H: 0 LOB: 1 BB: 1 P: 22	R: 0 E: 0 K: 2 S: 16	H: 0 LOB: 0 BB: 0 P: 9	R: 2 E: 1 K: 2 S: 16	H: 1 LOB: 2 BB: 2 P: 30	1B: 9 2B: 1 3B: 0 HR: 1	SF: 1 SAC: 3 DP: 3 HBP: 0	WP: 2 PB: 0 SB: 2 CS: 1	PA: 68
PITCHER	IP 4.0	WLS 5	BF 20	H 5	R 3	ER 3	SO 5	BB 4	IBB 0	HBP 0	BLK 0	WP 0	HR 0	S 49	P 80	ERA 6.75	WHIP 2.250													
Greg Swindell, L ERA: 3.27	(1, 1)	(5, 1)	(7, 1)	(7, 1)	(10, 1)											Jeff Kaiser, L ERA: 4.67	(14, 1)	(16, 1)												
Rich Yett, R ERA: 5.03	(5, 1)	(7, 1)	(7, 1)	(7, 1)	(10, 1)											Ed Wojna, R ERA: 4.67	(14, 1)	(16, 1)												
Jesse Crisco, L ERA: 2.19	(7, 1)	(7, 1)	(7, 1)	(7, 1)	(10, 1)																									
Steve Olin, R ERA: 2.51	(7, 1)	(7, 1)	(7, 1)	(7, 1)	(10, 1)																									
Doug Jones, R ERA: 2.41	(10, 1)	(10, 1)	(10, 1)	(10, 1)	(10, 1)																									

Toronto Blue Jays @ Cleveland Indians
Cleveland Municipal Stadium, Cleveland, OH
Sat Sep 09 1989, 7:05 PM EDT
Att: 15,154 - Unknown

AB 55
R 7
H 11
RBI 7
BB 11
SO 15
LOB 30



Batter	1	2	3	4	5	6	7	8	9	10	11	12	13	14	15	16	AB	R	H	RBI	BB	SO	LOB	BOTTOM						
Jerry Browne, S OBP: 0.379, SLG: 0.409 (1, 4)																	7	1	3	0	0	0	2							
Paul Zuvella, R OBP: 0.294, SLG: 0.408 Felix Fermin, R OBP: 0.297, SLG: 0.257 (8, 6)																	3	0	0	0	0	0	2							
Joe Carter, R OBP: 0.299, SLG: 0.480 (10, 7)																	7	2	4	3	0	1	0							
Denny Gonzalez, R OBP: 0.400, SLG: 0.500 Dave Clark, L OBP: 0.316, SLG: 0.377 Tommy Hinzo, S OBP: 0.288, SLG: 0.250 (10, PH)																	3	0	1	0	0	0	1							
Cory Snyder, R OBP: 0.262, SLG: 0.381 (1, 9)																	7	1	1	0	0	3	5							
Brook Jacoby, R OBP: 0.332, SLG: 0.430 Brad Kornmusk, R OBP: 0.339, SLG: 0.467 (10, 8)																		3	1	1	2	1	0	0						
Albert Belle, R OBP: 0.263, SLG: 0.415 Luis Aguayo, R OBP: 0.234, SLG: 0.253 (10, 5)																	4	0	1	0	0	1	1							
Mark Higgins, R OBP: 0.167, SLG: 0.167 Dion James, L OBP: 0.370, SLG: 0.376 Joel Skinner, R OBP: 0.272, SLG: 0.289 Beau Alfred, L OBP: 0.272, SLG: 0.289 Tom Magrann, R OBP: 0.272, SLG: 0.289 (10, 2)																	2	0	0	0	0	2	1							
Andy Allanson, R OBP: 0.294, SLG: 0.294 Pete O'Brien, L OBP: 0.361, SLG: 0.383 (8, 3)																	2	0	0	0	0	0	0							
Inning Stats	R: 0 E: 0 K: 0 S: 7	H: 2 LOB: 1 BB: 0 P: 13	R: 0 E: 0 K: 1 S: 11	H: 1 LOB: 1 BB: 0 P: 17	R: 2 E: 0 K: 0 S: 20	H: 3 LOB: 1 BB: 0 P: 28	R: 0 E: 0 K: 1 S: 5	H: 0 LOB: 0 BB: 0 P: 7	R: 0 E: 0 K: 0 S: 8	H: 0 LOB: 0 BB: 0 P: 11	R: 1 E: 0 K: 1 S: 16	H: 1 LOB: 1 BB: 1 P: 22	R: 0 E: 0 K: 2 S: 15	H: 0 LOB: 2 BB: 2 P: 24	R: 0 E: 0 K: 1 S: 7	H: 0 LOB: 0 BB: 0 P: 11	R: 0 E: 0 K: 1 S: 7	H: 0 LOB: 0 BB: 0 P: 13	R: 0 E: 0 K: 1 S: 10	H: 1 LOB: 3 BB: 1 P: 21	R: 0 E: 0 K: 1 S: 10	H: 1 LOB: 1 BB: 0 P: 12	R: 0 E: 0 K: 1 S: 13	H: 0 LOB: 0 BB: 0 P: 17	R: 0 E: 0 K: 1 S: 6	H: 0 LOB: 0 BB: 0 P: 9	1B: 6 2B: 3 3B: 0 HR: 3	SF: 0 SAC: 0 DP: 1 HBP: 1	WP: 0 PB: 0 SB: 1 CS: 1	PA: 62
PITCHER	IP 6.0	WLS 8	BF 25	H 8	R 4	ER 4	SO 2	BB 4	IBB 0	HBP 0	BLK 0	WP 0	HR 2	S 58	P 85	ERA 6.00	WHIP 1.333													
Jimmy Key, L ERA: 3.76	(1, 1)	(7, 1)	(9, 1)	(13, 1)																										
Duane Ward, R ERA: 3.52	(7, 1)	(9, 1)	(9, 1)	(13, 1)																										
Tom Henke, R ERA: 1.97	(9, 1)	(9, 1)	(9, 1)	(13, 1)																										
Frank Willis, R ERA: 4.21	(13, 1)	(13, 1)	(13, 1)	(13, 1)																										

Toronto Blue Jays @ Cleveland Indians
Cleveland Municipal Stadium, Cleveland, OH
Sat Sep 09 1989, 7:05 PM EDT
Att: 15,154 - Unknown

AB 57
R 11
H 15
RBI 5
BB 4
SO 14
LOB 21



Batter	1	2	3	4	5	6	7	8	9	10	AB	R	H	RBI	BB	SO	LOB	TOP								
Lloyd Moseby, L OBP: 0.310, SLG: 0.364 (1, 8)	4-2 S BB	0-1 FC3-6 2B E		2-2 1B		4-2 G4-3 S BB		2-2 1B		2-3 K	4	1	2	0	2	1	3									
Nelson Liriano, S OBP: 0.333, SLG: 0.377 (1, 4)	0-3 K	1-2 E 2B		1-0 1B		3-1 G4-3		1-2 F9			5	1	2	1	0	1	3									
George Bell, R OBP: 0.332, SLG: 0.469 (1, 10)	0-2 P6	0-2 E6		0-2 P3		0-0 F9			2-2 F7		5	0	0	0	0	0	4									
Fred McGriff, L OBP: 0.398, SLG: 0.560 (1, 3)	4-1 BB	3-2 P6			2-2 F8		2-1 P5		0-0 G6-3		4	0	0	0	1	0	1									
Ernie Whitt, L OBP: 0.355, SLG: 0.429 (1, 2)	0-2 P2		0-2 F9		1-2 BB 1B		1-3 K		2-2 F7		5	0	1	0	0	1	2									
Tony Fernandez, S OBP: 0.279, SLG: 0.368 (1, 6)		0-0 1B 1B 2B	1-1 F7		1-1 F8		1-0 S 1B			1-2 G5-3 1B	5	2	3	0	0	0	1									
Kelly Gruber, R OBP: 0.325, SLG: 0.437 (1, 5)		1-1 FC3-6 1B 2B 1B	0-0 P4		4-2 BB		2-2 F9			0-0 G5-3 1B	4	1	1	0	1	0	2									
Glenallen Hill, R OBP: 0.348, SLG: 0.429 (10, PH)		1-0 1B	1-0 F7		1-2 K		1-1 F8			1-1 CS 1B	4	0	1	1	0	1	2									
Lee Mazzilli, S OBP: 0.420, SLG: 0.432 (10, PR)		1-2 FC3-6 1B	1-3 K		1-2 K		1-3 B4-3			1-2 1B	5	0	1	0	0	3	2									
Tom Lawless, R OBP: 0.273, SLG: 0.233 (10, PR)		1-2 1B																								
Rob Ducey, L OBP: 0.350, SLG: 0.254 (10, 7)		3-2 1B																								
Junior Felix, S OBP: 0.310, SLG: 0.385 (1, 9)		1-3 K																								
Inning Stats	R: 0 E: 0 K: 1 S: 15	H: 0 LOB: 2 BB: 2 P: 23	R: 4 E: 1 K: 1 S: 18	H: 4 LOB: 1 BB: 0 P: 25	R: 0 E: 0 K: 0 S: 6	H: 0 LOB: 0 BB: 0 P: 7	R: 0 E: 0 K: 1 S: 15	H: 2 LOB: 2 BB: 0 P: 21	R: 0 E: 0 K: 0 S: 6	H: 0 LOB: 1 BB: 1 P: 13	R: 0 E: 0 K: 1 S: 10	H: 1 LOB: 1 BB: 0 P: 16	R: 0 E: 0 K: 1 S: 13	H: 1 LOB: 1 BB: 0 P: 18	R: 0 E: 0 K: 0 S: 11	H: 0 LOB: 0 BB: 0 P: 15	R: 1 E: 0 K: 1 S: 12	H: 3 LOB: 1 BB: 0 P: 19	1B: 10 2B: 2 3B: 0 HR: 0	SF: 0 SAC: 0 DP: 0 HBP: 0	WP: 0 PB: 0 SB: 4 CS: 1	PA: 46				
PITCHER	IP 9.0	WLS L	BF 41	H 9	R 4	ER 2	SO 6	BB 4	IBB 0	HBP 0	BLK 0	WP 0	HR 0	S 107	P 159	ERA 2.00	WHIP 1.444									
John Farrell, R ERA: 3.87 (1, 1)	0.1	L	3	2	1	1	0	0	0	0	0	0	0	6	8	27.00	6.000									
Steve Olin, R ERA: 2.79 (10, 1)	0.2		2	1	0	0	1	0	0	0	0	0	0	6	11	0.00	1.500									
Jesse Orosco, L ERA: 2.17 (10, 1)																										

Toronto Blue Jays @ Cleveland Indians
Cleveland Municipal Stadium, Cleveland, OH
Sun Sep 10 1989, 3:33 AM EDT
Att: 12,045 - Unknown

AB 42
R 5
H 12
RBI 3
BB 4
SO 7
LOB 20



Batter	1	2	3	4	5	6	7	8	9	10	AB	R	H	RBI	BB	SO	LOB	BOTTOM								
Jerry Browne, S OBP: 0.381, SLG: 0.410 (1, 4)	1-2 SH1-3 1B	1-1 F7			3-2 SH3-4 E HBP		0-0 G4-3		1-1 2B 1B		4	2	2	0	0	0	1									
Tommy Hinzo, S (1, 6)	1-0 SH1-3		1-0 G1-3		1-1 SH3-4		0-3 K		0-0 2B 1B		2	0	0	0	0	1	0									
Felix Fermin, R OBP: 0.297, SLG: 0.257 (8, 6)										1-3 2B	0	0	0	0	0	0	0									
Beau Alford, L OBP: 0.500, SLG: 0.667 (9, PH)	1-2				1-2 2-3				4-1 BB		1	0	1	0	0	0	0									
Joel Skinner, R OBP: 0.272, SLG: 0.289 (10, 2)									4-0 FC4 IBB		0	0	0	0	0	0	0									
Dion James, L OBP: 0.378, SLG: 0.389 (1, 10)	1-1 FC5-4 1B		0-1 HR		0-0 E9 1B		4-1 BB			1-3 K	3	1	3	4	2	0	0									
Joe Carter, R OBP: 0.297, SLG: 0.476 (1, 7)	0-0 FC5-4 1B		0-3 K		0-0 P6		1-1 F8			1-3 K	5	0	0	0	0	2	6									
Pete O'Brien, L OBP: 0.359, SLG: 0.381 (1, 3)	1-1		3-1 G4-3		3-1 G4-3			2-1 G4-3		0-0 FC4	5	0	1	0	0	0	4									
Brook Jacoby, R OBP: 0.352, SLG: 0.427 (1, 5)	1-0 F9			1-3 K		1-0 FC6-4 HBP		4-2 BB		0-1 G6-3	3	0	0	0	1	1	2									
Cory Snyder, R OBP: 0.259, SLG: 0.376 (1, 9)		0-3 K		0-3 K		0-0 F8		0-3 K		1-3 K	5	0	0	0	0	4	2									
Brad Kommsink, R OBP: 0.330, SLG: 0.453 (1, 8)		1-2 P4		0-1 P6		2-2 F7		2-3 K		2-3 K	5	0	0	0	0	2	2									
Andy Allanson, R OBP: 0.288, SLG: 0.298 (1, 2)		0-1 1B			3-2 SH3-4 E HBP		0-1 FC6-4		1-2 G1-3		3	1	2	0	0	0	1									
Dave Clark, L OBP: 0.315, SLG: 0.376 (10, 9)						1-2 1B					1	0	0	0	0	0	0									
Inning Stats	R: 1 E: 0 K: 0 S: 10	H: 3 LOB: 2 BB: 0 P: 15	R: 0 E: 0 K: 1 S: 10	H: 1 LOB: 0 BB: 0 P: 12	R: 1 E: 0 K: 1 S: 8	H: 1 LOB: 0 BB: 0 P: 12	R: 0 E: 0 K: 2 S: 8	H: 0 LOB: 0 BB: 0 P: 9	R: 2 E: 1 K: 0 S: 12	H: 2 LOB: 1 BB: 0 P: 22	R: 0 E: 0 K: 0 S: 7	H: 0 LOB: 1 BB: 0 P: 10	R: 0 E: 0 K: 1 S: 7	H: 0 LOB: 1 BB: 1 P: 12	R: 0 E: 0 K: 2 S: 10	H: 0 LOB: 1 BB: 1 P: 18	R: 0 E: 0 K: 1 S: 10	H: 2 LOB: 3 BB: 0 P: 17	R: 0 E: 0 K: 2 S: 8	H: 0 LOB: 0 BB: 0 P: 11	1B: 7 2B: 1 3B: 0 HR: 1	SF: 0 SAC: 2 DP: 0 HBP: 2	WP: 0 PB: 0 SB: 0 CS: 0	PA: 44		
PITCHER	IP 7.0	WLS W	BF 31	H 7	R 4	ER 4	SO 5	BB 1	IBB 0	HBP 2	BLK 0	WP 0	HR 1	S 62	P 92	ERA 5.14	WHIP 1.143									
Dave Stieb, R ERA: 3.54 (1, 1)	3.0	W	13	2	0	4	5	1	1	0	0	0	0	28	46	0.00	1.000									
Jim Acker, R ERA: 2.48 (8, 1)																										

Toronto Blue Jays @ Cleveland Indians
Cleveland Municipal Stadium, Cleveland, OH
Sun Sep 10 1989, 3:33 AM EDT
Att: 12,045 - Unknown

AB 37
R 4
H 9
RBI 4
BB 3
SO 10
LOB 18



Batter	1	2	3	4	5	6	7	8	9	AB	R	H	RBI	BB	SO	LOB	TOP					
Gary Pettis, S OBP: 0.377, SLG: 0.313 (1, 8)	G6-3		G1-6-3			FC6-4 1B		G4-3		4	0	1	0	0	0	1	Detroit Tigers @ Cleveland Indians Cleveland Municipal Stadium, Cleveland, OH Tue Sep 12 1989, 7:05 PM EDT Att. 5,523 - Unknown - 66 F					
Mike Heath, R OBP: 0.318, SLG: 0.417 (1, 2)	P3			1B		F9		F8		4	0	1	0	0	0	1						
Kenny Williams, R OBP: 0.272, SLG: 0.304 (1, 9)				2B		FC6-4 1-2			P2	4	0	1	0	0	1	2						
Gary Ward, R OBP: 0.308, SLG: 0.415 (1, 7)	L1			1B		F9			K	4	0	1	0	0	1	2						
Rick Schu, R OBP: 0.294, SLG: 0.354 (1, 5)		F8							L4-3	3	0	1	0	1	0	0						
Dave Bergman, L OBP: 0.337, SLG: 0.363 (1, 3)	G5-3			G1-3				SH5-4 1B		2	0	0	0	0	0	2						
Mike Brumley, S OBP: 0.264, SLG: 0.269 (1, 6)			K					G5-3		3	0	0	0	0	2	1						
Doug Strange, S OBP: 0.280, SLG: 0.275 (1, 4)			G5-3			P5		G1-3		3	0	0	0	0	0	1						
Jeff Datz, R (1, 10)						P3			G5-3	2	0	0	0	1	0	0						
Inning Stats	R: 0 E: 0 K: 0 S: 9	H: 1 LOB: 1 BB: 0 P: 12	R: 0 E: 0 K: 1 S: 8	H: 0 LOB: 0 BB: 0 P: 10	R: 0 E: 0 K: 0 S: 5	H: 0 LOB: 0 BB: 1 P: 12	R: 0 E: 0 K: 1 S: 11	H: 2 LOB: 2 BB: 1 P: 21	R: 0 E: 0 K: 0 S: 10	H: 0 LOB: 0 BB: 0 P: 14	R: 0 E: 0 K: 0 S: 6	H: 1 LOB: 1 BB: 0 P: 7	R: 0 E: 0 K: 0 S: 7	H: 1 LOB: 1 BB: 0 P: 8	R: 0 E: 0 K: 0 S: 5	H: 0 LOB: 0 BB: 0 P: 9		R: 0 E: 0 K: 1 S: 7	H: 0 LOB: 0 BB: 0 P: 11	1B: 4 2B: 1 3B: 0 HR: 0	SF: 0 SAC: 1 DP: 1 HBP: 0	WP: 0 PB: 0 SB: 0 CS: 0
PITCHER Bud Black, L ERA: 3.51 (1, 1)	IP: 9.0 WLS: W BF: 32 H: 5 R: 0 ER: 0 SO: 4 BB: 2 IBB: 0 HBP: 0 BLK: 0 WP: 0 HR: 0 S: 68 P: 104 ERA: 0.00 WHIP: 0.778															PITCHER						

Batter	1	2	3	4	5	6	7	8	9	AB	R	H	RBI	BB	SO	LOB	BOTTOM					
Jerry Browne, S OBP: 0.380, SLG: 0.409 (1, 4)	G4-3		F7			P4				4	0	1	1	0	0	2	Detroit Tigers @ Cleveland Indians Cleveland Municipal Stadium, Cleveland, OH Tue Sep 12 1989, 7:05 PM EDT Att. 5,523 - Unknown - 66 F					
Dion James, L OBP: 0.375, SLG: 0.386 (1, 7)	G4-3		K			L5				3	0	0	0	0	0	1						
Denny Gonzalez, R OBP: 0.455, SLG: 0.500 (8, PR)								2H 1B		0	0	0	0	0	0	0						
Brad Komminsk, R OBP: 0.330, SLG: 0.453 (8, PR)								1-2 HBP		0	0	0	0	0	0	0						
Joe Carter, R OBP: 0.295, SLG: 0.473 (9, 7)	P7					P3		F7		4	0	0	0	0	0	1						
Albert Belle, R OBP: 0.258, SLG: 0.407 (1, 10)		P6				F9				3	0	0	0	0	0	0						
Pete O'Brien, L OBP: 0.361, SLG: 0.383 (1, 3)		G5-3 1B						F8		3	0	2	0	0	0	0						
Brook Jacoby, R OBP: 0.350, SLG: 0.424 (1, 5)		G5-3				F8		K		3	0	0	0	0	1	2						
Cory Snyder, R OBP: 0.259, SLG: 0.378 (1, 9)		G6-3				G6-3 2B		G6-3		3	0	1	0	0	0	1						
Joel Skinner, R OBP: 0.273, SLG: 0.289 (8, PR)						G4-3		G6-3		3	0	1	0	0	0	1						
Tommy Hinzo, S Tom Magrann, R (9, 2)								SH3-4 1B 1B		0	1	0	0	0	0	0						
Felix Fermin, R OBP: 0.298, SLG: 0.258 (1, 6)						G6-3		SH3-4		2	0	1	0	0	0	1						
Inning Stats	R: 0 E: 0 K: 0 S: 11	H: 0 LOB: 0 BB: 0 P: 19	R: 0 E: 0 K: 0 S: 8	H: 1 LOB: 1 BB: 0 P: 11	R: 0 E: 0 K: 1 S: 7	H: 1 LOB: 1 BB: 0 P: 10	R: 0 E: 0 K: 0 S: 10	H: 1 LOB: 1 BB: 0 P: 17	R: 0 E: 0 K: 0 S: 11	H: 1 LOB: 1 BB: 0 P: 20	R: 0 E: 0 K: 0 S: 5	H: 0 LOB: 0 BB: 0 P: 7	R: 0 E: 0 K: 1 S: 8	H: 0 LOB: 0 BB: 0 P: 13	R: 1 E: 0 K: 0 S: 10	H: 2 LOB: 1 BB: 0 P: 15	R: 0 E: 0 K: 0 S: 10	H: 0 LOB: 1 BB: 0 P: 11	1B: 5 2B: 1 3B: 0 HR: 0	SF: 0 SAC: 1 DP: 0 HBP: 1	WP: 0 PB: 0 SB: 0 CS: 1	PA: 30
PITCHER Frank Tanana, L ERA: 3.57 (1, 1)	IP: 8.0 WLS: L BF: 30 H: 6 R: 1 ER: 1 SO: 2 BB: 0 IBB: 0 HBP: 1 BLK: 0 WP: 0 HR: 0 S: 70 P: 112 ERA: 1.12 WHIP: 0.750															PITCHER						

Batter	1	2	3	4	5	6	7	8	9	AB	R	H	RBI	BB	SO	LOB	TOP				
Gary Pettis, S OBP: 0.376, SLG: 0.314 (1, 8)	0-0 1B 1B		2-3 K		3-2 P6			0-0 G4-3		4	0	1	0	0	1	1	Detroit Tigers @ Cleveland Indians Cleveland Municipal Stadium, Cleveland, OH Thu Sep 14 1989, 7:05 PM EDT Att: 7,300 - Cloudy - 50 F				
Dave Bergman, L OBP: 0.337, SLG: 0.360 (1, 3)	2-2 1B		1-0 P6		0-0 F9			4-1 BB		3	0	1	0	1	0	0					
Lou Whitaker, L OBP: 0.368, SLG: 0.480 (1, 4)	1-3 K			1-1 FC3-6 1B				0-3 K		4	0	1	0	0	2	3					
Fred Lynn, L OBP: 0.321, SLG: 0.364 (1, 7)	0-3 K			0-0 FC3-6 1-2				2-2 G4-3		4	0	1	0	0	1	3					
Matt Nokes, L OBP: 0.298, SLG: 0.380 (9, PH) Gary Ward, R OBP: 0.309, SLG: 0.412 (9, PH)	3-2 P6			1-2 F7				0-1 G6-4-3 1B		3	0	1	0	0	0	3					
Scott Lusader, L OBP: 0.313, SLG: 0.347 (9, PH) Kenny Williams, R OBP: 0.274, SLG: 0.305 (9, PH)		1-3 K		3-3 K				0-1 G6-4-3 1B		3	0	0	0	0	2	2					
Mike Heath, R OBP: 0.317, SLG: 0.416 (1, 2)		1-0 F9			2-1 SH3 2B			0-0 F8		4	0	1	0	0	1	2					
Doug Strange, S OBP: 0.281, SLG: 0.277 (1, 5)		2-3 K			1-1 SH3			0-0 F7		2	0	0	0	0	1	1					
Mike Brumley, S OBP: 0.260, SLG: 0.265 (1, 6)			1-3 K		2-3 K			0-3 K		3	0	0	0	0	3	1					
Inning Stats	R: 0 H: 2 E: 0 K: 2 S: 14	H: 2 LOB: 2 BB: 0 P: 20	R: 0 H: 0 E: 0 K: 2 S: 7	H: 0 LOB: 0 BB: 0 P: 11	R: 0 H: 0 E: 0 K: 2 S: 7	H: 1 LOB: 1 BB: 0 P: 15	R: 0 H: 1 E: 0 K: 1 S: 10	H: 1 LOB: 1 BB: 0 P: 18	R: 0 H: 0 E: 0 K: 1 S: 9	H: 0 LOB: 0 BB: 0 P: 11	R: 0 H: 1 E: 0 K: 0 S: 8	H: 1 LOB: 1 BB: 0 P: 9	R: 0 H: 0 E: 0 K: 1 S: 8	H: 0 LOB: 1 BB: 1 P: 14	R: 0 H: 2 E: 0 K: 1 S: 11	H: 2 LOB: 1 BB: 0 P: 15	1B: 6 2B: 1 3B: 0 HR: 0	SF: 0 SAC: 1 DP: 1 HBP: 0	WP: 0 PB: 0 SB: 0 CS: 0	PA: 34	
PITCHER	IP	WLS	BF	H	R	ER	SO	BB	IBB	HBP	BLK	WP	HR	S	P	ERA	WHIP				
Rod Nichols, R ERA: 3.98 (1, 1)	7.2	W	29	5	0	0	10	1	0	0	0	0	0	70	104	0.00	0.783				
Jesse Orosco, L ERA: 2.1 (8, 1)	1.1	S	5	2	0	0	1	0	0	0	0	0	0	14	20	0.00	1.500				

Batter	1	2	3	4	5	6	7	8	9	AB	R	H	RBI	BB	SO	LOB	BOTTOM				
Jerry Browne, S OBP: 0.376, SLG: 0.406 (1, 4)	2-2 WP SF7 2B		1-1 F9		1-1 1-3 1-2			3-2 G4-3		4	1	1	0	0	0	1	Detroit Tigers @ Cleveland Indians Cleveland Municipal Stadium, Cleveland, OH Thu Sep 14 1989, 7:05 PM EDT Att: 7,300 - Cloudy - 50 F				
Dion James, L OBP: 0.370, SLG: 0.380 (1, 10)	0-3 K		2-2 F8		0-0 L4			0-0 HR 1B		4	1	1	0	0	1	2					
Joe Carter, R OBP: 0.294, SLG: 0.474 (1, 7)	3-2 E5 SF7 WP 1B		2-2 F7		0-1 G6-3			2-1 HR 1B		4	2	1	2	0	0	2					
Pete O'Brien, L OBP: 0.364, SLG: 0.384 (1, 3)	4-0 1B 1-2 2-3 IBB		4-2 BB					0-0 F8		2	0	1	0	2	0	0					
Brook Jacoby, R OBP: 0.349, SLG: 0.425 (1, 5)	3-2 SF7		1-0 F7					0-0 3B		3	0	1	1	0	0	2					
Cory Snyder, R OBP: 0.259, SLG: 0.376 (1, 9)	1-1 1-2 3-H 1B			0-3 K				1-2 P4		4	0	1	1	0	2	2					
Brad Komminsk, R OBP: 0.330, SLG: 0.451 (1, 8)			3-1 CS 1B		3-1 K			3-2 CS		3	0	1	0	0	2	3					
Joel Skinner, R OBP: 0.271, SLG: 0.287 (1, 2)		2-1 P6		1-2 E5 CS 1-2				1-0 G4-3		3	0	0	0	0	0	1					
Felix Fermin, R OBP: 0.297, SLG: 0.257 (1, 6)		1-3 K		1-0 CS 1-2				0-1 G6-3		3	0	1	0	0	1	0					
Inning Stats	R: 2 H: 2 E: 1 K: 2 S: 23	H: 2 LOB: 2 BB: 1 P: 39	R: 0 H: 0 E: 0 K: 1 S: 8	H: 0 LOB: 0 BB: 0 P: 12	R: 0 H: 0 E: 0 K: 0 S: 10	H: 0 LOB: 1 BB: 1 P: 19	R: 0 H: 1 E: 1 K: 1 S: 8	H: 1 LOB: 0 BB: 0 P: 13	R: 0 H: 1 E: 0 K: 0 S: 7	H: 1 LOB: 1 BB: 0 P: 10	R: 0 H: 1 E: 0 K: 2 S: 8	H: 0 LOB: 0 BB: 0 P: 11	R: 0 H: 0 E: 0 K: 0 S: 6	H: 0 LOB: 0 BB: 0 P: 10	R: 2 H: 3 E: 0 K: 0 S: 13	H: 3 LOB: 0 BB: 0 P: 24	1B: 5 2B: 1 3B: 1 HR: 1	SF: 1 SAC: 0 DP: 0 HBP: 0	WP: 1 PB: 0 SB: 0 CS: 3	PA: 35	
PITCHER	IP	WLS	BF	H	R	ER	SO	BB	IBB	HBP	BLK	WP	HR	S	P	ERA	WHIP				
Kevin Ritz, R ERA: 3.56 (1, 1)	7.0	L	28	5	2	0	6	1	0	0	0	0	1	70	114	0.00	0.857				
Paul Gibson, L ERA: 4.29 (8, 1)	1.0		5	3	2	2	0	0	0	0	0	0	1	13	24	18.00	3.000				

Batter	1	2	3	4	5	6	7	8	9	AB	R	H	RBI	BB	SO	LOB	TOP										
Jerry Browne, S (1, 4) OBP: 0.377, SLG: 0.409	F9		2B		SH1-3		1B		F7	4	0	2	0	0	0	1	Cleveland Indians @ Toronto Blue Jays SkyDome, Toronto, ON Fri Sep 15 1989, 7:05 PM EDT Att: 49,444 - Unknown										
Denny Gonzalez, R (1, 10) OBP: 0.357, SLG: 0.385 Beau Alired, L (7, PH) OBP: 0.429, SLG: 0.500	K		K		G5-3		1B		K	3	0	0	1	0	2	2											
Joe Carter, R (1, 7) OBP: 0.294, SLG: 0.473 Mike Young, S (2, 7) OBP: 0.286, SLG: 0.228	K				G6-3		F8		G4-3	1	0	0	0	0	1	0											
Pete O'Brien, L (1, 3) OBP: 0.362, SLG: 0.381		P6			P6		K		G1-3	4	0	0	0	0	1	2											
Brook Jacoby, R (1, 5) OBP: 0.348, SLG: 0.423		G4-3			G4-3		K		G4-3	4	0	1	0	0	1	0											
Cory Snyder, R (1, 9) OBP: 0.259, SLG: 0.374		E7			FC5-4		1B		F9	3	0	0	0	1	0	1											
Joel Skinner, R (1, 2) OBP: 0.282, SLG: 0.304		L9					2B		1B	4	1	3	0	0	0	1											
Brad Komminsk, R (1, 8) OBP: 0.332, SLG: 0.458 Dion James, L (6, PH) OBP: 0.369, SLG: 0.378 (6, 8)					G6-3		SH1-3		G1-3	2	1	1	1	0	0	0											
Felix Fermin, R (1, 6) OBP: 0.298, SLG: 0.259 Dave Clark, L (7, PH) OBP: 0.313, SLG: 0.372 Luis Aquayo, R (7, 6) OBP: 0.241, SLG: 0.271					G4-3		SH1-3		F8	2	0	1	0	0	0	0											
Inning Stats	R: 0 E: 0 K: 2 S: 8	H: 0 LOB: 0 BB: 0 P: 14	R: 0 E: 1 K: 0 S: 7	H: 0 LOB: 1 BB: 0 P: 11	R: 0 E: 0 K: 1 S: 9	H: 1 LOB: 1 BB: 0 P: 15	R: 0 E: 0 K: 0 S: 8	H: 1 LOB: 1 BB: 0 P: 16	R: 2 E: 0 K: 0 S: 14	H: 3 LOB: 1 BB: 0 P: 17	R: 0 E: 0 K: 2 S: 13	H: 1 LOB: 2 BB: 1 P: 25	R: 0 E: 0 K: 1 S: 10	H: 2 LOB: 2 BB: 0 P: 18	R: 0 E: 0 K: 0 S: 7	H: 1 LOB: 1 BB: 0 P: 10		R: 0 E: 0 K: 1 S: 10	H: 1 LOB: 1 BB: 0 P: 12	1B: 6 2B: 4 3B: 0 HR: 0	SF: 0 SAC: 1 DP: 0 HBP: 0	WP: 1 PB: 0 SB: 0 CS: 0	PA: 39				
PITCHER	IP	WLS	BF	H	R	ER	SO	BB	IBB	HBP	BLK	WP	HR	S	P	ERA	WHIP										
Jimmy Key, L (1, 1) ERA: 3.74	5.2	W	25	6	2	2	5	1	0	0	0	0	0	56	92	3.18	1.235										
Jim Acker, R (6, 1) ERA: 2.43	0.2		4	2	0	0	0	0	0	0	0	0	0	8	17	0.00	3.000										
David Wells, L (7, 1) ERA: 2.48	1.2		6	1	0	0	1	0	0	0	0	1	0	12	17	0.00	0.600										
Tom Henke, R (9, 1) ERA: 2.03	1.0	S	4	1	0	0	1	0	0	0	0	0	0	10	12	0.00	1.000										

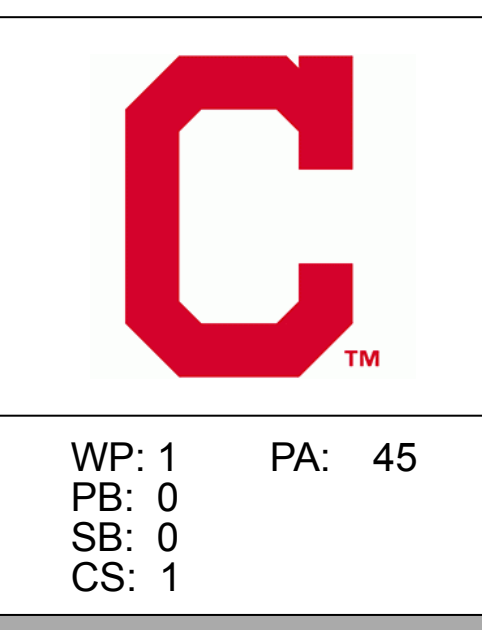
Batter	1	2	3	4	5	6	7	8	9	AB	R	H	RBI	BB	SO	LOB	BOTTOM										
Mookie Wilson, S (1, 8) OBP: 0.277, SLG: 0.343	P3	G6-3			P3		L8		G5-3	5	0	0	0	0	0	2	Cleveland Indians @ Toronto Blue Jays SkyDome, Toronto, ON Fri Sep 15 1989, 7:05 PM EDT Att: 49,444 - Unknown										
Tom Lawless, R (1, 5) OBP: 0.282, SLG: 0.234	L8				L7		1B		F8	4	1	1	0	1	0	2											
George Bell, R (1, 7) OBP: 0.330, SLG: 0.470					F8		HR		F9	4	1	2	1	0	0	1											
Fred McGriff, L (1, 3) OBP: 0.404, SLG: 0.560					FC6-4		HR		L8	2	2	2	1	2	0	0											
Ozzie Virgil, R (1, 10) OBP: 0.800, SLG: 1.000					K		HR		F9	3	1	1	2	1	1	4											
Tony Fernandez, S (1, 6) OBP: 0.281, SLG: 0.373					FC6-4		2B		L8	4	0	2	0	0	0	4											
Pat Borders, R (1, 2) OBP: 0.292, SLG: 0.355					L7				G1-6-3	4	0	2	1	0	0	2											
Manuel Lee, S (1, 4) OBP: 0.297, SLG: 0.335					P3				G4-3	4	0	0	0	0	0	4											
Glenallen Hill, R (1, 9) OBP: 0.344, SLG: 0.400 Junior Felix, S (6, PH) OBP: 0.308, SLG: 0.383 (7, 9)					P4				G4-3	2	0	0	0	0	1	0											
Inning Stats	R: 3 E: 0 K: 0 S: 14	H: 3 LOB: 1 BB: 1 P: 21	R: 0 E: 0 K: 0 S: 6	H: 0 LOB: 0 BB: 0 P: 9	R: 0 E: 0 K: 1 S: 13	H: 1 LOB: 2 BB: 1 P: 23	R: 0 E: 0 K: 0 S: 16	H: 2 LOB: 2 BB: 0 P: 25	R: 1 E: 0 K: 0 S: 6	H: 2 LOB: 2 BB: 1 P: 15	R: 1 E: 0 K: 0 S: 12	H: 2 LOB: 2 BB: 1 P: 22	R: 0 E: 0 K: 0 S: 3	H: 1 LOB: 0 BB: 0 P: 3	R: 0 E: 0 K: 1 S: 8	H: 0 LOB: 0 BB: 0 P: 13		1B: 7 2B: 2 3B: 0 HR: 2	SF: 0 SAC: 0 DP: 1 HBP: 0	WP: 0 PB: 0 SB: 1 CS: 0	PA: 38						
PITCHER	IP	WLS	BF	H	R	ER	SO	BB	IBB	HBP	BLK	WP	HR	S	P	ERA	WHIP										
Greg Swindell, L (1, 1) ERA: 3.4	4.2	L	25	8	4	4	1	3	0	0	0	0	0	54	92	7.71	2.357										
Ed Wiejna, R (5, 1) ERA: 4.82	1.0		5	1	1	1	0	1	0	0	0	0	0	10	16	9.00	2.000										
Scott Bailes, L (6, 1) ERA: 4.61	2.1		8	2	0	0	1	0	0	0	0	0	0	14	23	0.00	0.857										



Batter	1	2	3	4	5	6	7	8	9	10	11	AB	R	H	RBI	BB	SO	LOB	TOP				
Jerry Browne, S OBP: 0.374, SLG: 0.405 (1, 4)	F8		K		F7		F8		K2-3			5	0	0	0	0	2	0					
Dion James, L OBP: 0.374, SLG: 0.379 (1, 8)	G3-1		1B	BB	1B		BB			BB		2	0	1	0	3	0	0					
Joe Carter, R OBP: 0.295, SLG: 0.477 (1, 10)	HR		L5		1B		K			L5		5	1	2	1	0	1	3					
Pete O'Brien, L OBP: 0.363, SLG: 0.381 Tommy Hinzo, S (8, PR)	G6-3		1B		F7					K		3	0	1	0	1	0	1					
Mark Higgins, R OBP: 0.143, SLG: 0.143 (8, 3)				1B								0	0	0	0	0	0	0					
Brook Jacoby, R OBP: 0.337, SLG: 0.421 Brad Komminsk, R OBP: 0.332, SLG: 0.458 Luis Aguayo, R OBP: 0.241, SLG: 0.271 (1, 5)		K	F8			L6			G4-3			5	0	1	0	0	1	3					
Dave Clark, L OBP: 0.312, SLG: 0.382 (1, 9)	HR				G6-3		F9		K			4	1	1	1	0	1	1					
Beau Altred, L OBP: 0.455, SLG: 0.556 Cory Snyder, R OBP: 0.258, SLG: 0.373 (1, 7)	F8				2B							3	0	1	0	1	1	1					
Andy Allanson, R OBP: 0.290, SLG: 0.297 (1, 2)					G1-3		P4					4	0	1	0	1	0	2					
Felix Fermin, R OBP: 0.295, SLG: 0.256 Denny Gonzalez, R OBP: 0.333, SLG: 0.357 (1, 6)	G5-3				F9		L7		G1-3			4	0	0	0	0	0	2					
												1	0	0	0	0	0	2					
Inning Stats	R: 1 E: 0 K: 0 S: 12	H: 1 LOB: 0 BB: 0 P: 16	R: 1 E: 0 K: 1 S: 13	H: 2 LOB: 1 BB: 0 P: 19	R: 0 E: 0 K: 1 S: 10	H: 1 LOB: 2 BB: 1 P: 19	R: 0 E: 0 K: 0 S: 10	H: 1 LOB: 1 BB: 0 P: 14	R: 0 E: 0 K: 0 S: 7	H: 0 LOB: 1 BB: 1 P: 14	R: 0 E: 0 K: 2 S: 9	H: 0 LOB: 1 BB: 1 P: 16	R: 0 E: 0 K: 1 S: 6	H: 0 LOB: 0 BB: 0 P: 8	R: 0 E: 0 K: 1 S: 7	H: 0 LOB: 0 BB: 1 P: 14	R: 0 E: 0 K: 0 S: 6	H: 1 LOB: 2 BB: 1 P: 14	1B: 5 2B: 1 3B: 0 HR: 2	SF: 0 SAC: 1 DP: 0 HBP: 0	WP: 1 PB: 0 SB: 0 CS: 1	PA: 45	
PITCHER	IP ERA WLS BF H R ER SO BB IBB HBP BLK WP HR S P ERA WHIP	IP ERA WLS BF H R ER SO BB IBB HBP BLK WP HR S P ERA WHIP	IP ERA WLS BF H R ER SO BB IBB HBP BLK WP HR S P ERA WHIP	IP ERA WLS BF H R ER SO BB IBB HBP BLK WP HR S P ERA WHIP	IP ERA WLS BF H R ER SO BB IBB HBP BLK WP HR S P ERA WHIP	IP ERA WLS BF H R ER SO BB IBB HBP BLK WP HR S P ERA WHIP	IP ERA WLS BF H R ER SO BB IBB HBP BLK WP HR S P ERA WHIP	IP ERA WLS BF H R ER SO BB IBB HBP BLK WP HR S P ERA WHIP	IP ERA WLS BF H R ER SO BB IBB HBP BLK WP HR S P ERA WHIP	IP ERA WLS BF H R ER SO BB IBB HBP BLK WP HR S P ERA WHIP	IP ERA WLS BF H R ER SO BB IBB HBP BLK WP HR S P ERA WHIP	IP ERA WLS BF H R ER SO BB IBB HBP BLK WP HR S P ERA WHIP	IP ERA WLS BF H R ER SO BB IBB HBP BLK WP HR S P ERA WHIP	IP ERA WLS BF H R ER SO BB IBB HBP BLK WP HR S P ERA WHIP	IP ERA WLS BF H R ER SO BB IBB HBP BLK WP HR S P ERA WHIP	IP ERA WLS BF H R ER SO BB IBB HBP BLK WP HR S P ERA WHIP	IP ERA WLS BF H R ER SO BB IBB HBP BLK WP HR S P ERA WHIP	IP ERA WLS BF H R ER SO BB IBB HBP BLK WP HR S P ERA WHIP	IP ERA WLS BF H R ER SO BB IBB HBP BLK WP HR S P ERA WHIP	IP ERA WLS BF H R ER SO BB IBB HBP BLK WP HR S P ERA WHIP	IP ERA WLS BF H R ER SO BB IBB HBP BLK WP HR S P ERA WHIP	IP ERA WLS BF H R ER SO BB IBB HBP BLK WP HR S P ERA WHIP	IP ERA WLS BF H R ER SO BB IBB HBP BLK WP HR S P ERA WHIP

Cleveland Indians @ Toronto Blue Jays
SkyDome, Toronto, ON
Sat Sep 16 1989, 3:33 AM EDT
Att. 49,218 - Dome - 70 F

livebaseballscores.com
AB 38
R 2
H 8
RBI 2
BB 6
SO 7
LOB 17



Batter	1	2	3	4	5	6	7	8	9	10	11	AB	R	H	RBI	BB	SO	LOB	BOTTOM					
Lloyd Moseby, L OBP: 0.304, SLG: 0.354 (1, 8)	G4-3		F9		BB		F7			G4-3		4	0	0	0	1	0	2						
Mookie Wilson, S OBP: 0.274, SLG: 0.339 (1, 7)	K		L8		K		K			F7		5	0	0	0	0	3	5						
George Bell, R OBP: 0.331, SLG: 0.471 (1, 10)	G6-3				F8		F9	BB		K		5	2	2	0	0	1	0						
Fred McGriff, L OBP: 0.404, SLG: 0.557 (1, 3)					F8		G4-3			K		3	0	0	0	2	1	0						
Ernie Whitt, L OBP: 0.350, SLG: 0.422 Pat Borders, R OBP: 0.289, SLG: 0.351 (1, 2)	G4-1				P2		F9			K		2	0	0	0	0	0	0						
Alexis Infante, R OBP: 0.250, SLG: 0.250 (11, PH)										K		0	0	0	0	0	0	0						
Tony Fernandez, S OBP: 0.282, SLG: 0.382 (1, 6)	HR				G4-3		SF7			L7		4	1	2	2	0	0	2						
Rance Mulliniks, L OBP: 0.320, SLG: 0.325 Ozzie Virgil, R OBP: 0.500, SLG: 1.000 Lee Mazzilli, S OBP: 0.393, SLG: 0.417 Tom Lawless, R OBP: 0.270, SLG: 0.231 (1, 5)	G3-1				G4-3		G6			G6-3		2	0	0	0	0	0	1						
Nelson Liriano, S OBP: 0.333, SLG: 0.378 (1, 4)					F8		P6			F8		4	0	1	0	0	0	1						
Junior Felix, S OBP: 0.310, SLG: 0.387 (1, 9)					3B		BB			K		3	0	1	0	1	2	1						
Inning Stats	R: 0 E: 0 K: 1 S: 7	H: 0 LOB: 0 BB: 0 P: 12	R: 1 E: 0 K: 0 S: 7	H: 1 LOB: 0 BB: 0 P: 12	R: 0 E: 0 K: 0 S: 6	H: 1 LOB: 1 BB: 0 P: 10	R: 0 E: 0 K: 0 S: 5	H: 0 LOB: 0 BB: 0 P: 10	R: 0 E: 0 K: 1 S: 17	H: 1 LOB: 3 BB: 2 P: 30	R: 1 E: 0 K: 0 S: 8	H: 0 LOB: 1 BB: 1 P: 17	R: 0 E: 0 K: 3 S: 9	H: 0 LOB: 0 BB: 0 P: 15	R: 0 E: 0 K: 0 S: 8	H: 0 LOB: 0 BB: 0 P: 12	R: 0 E: 0 K: 1 S: 7	H: 0 LOB: 0 BB: 1 P: 8	R: 1 E: 2 K: 0 S: 5	H: 1 LOB: 3 BB: 1 P: 13	1B: 1 2B: 3 3B: 1 HR: 1	SF: 1 SAC: 1 DP: 0 HBP: 0	WP: 0 PB: 0 SB: 0 CS: 0	PA: 42
PITCHER	IP ERA WLS BF H R ER SO BB IBB HBP BLK WP HR S P ERA WHIP	IP ERA WLS BF H R ER SO BB IBB HBP BLK WP HR S P ERA WHIP	IP ERA WLS BF H R ER SO BB IBB HBP BLK WP HR S P ERA WHIP	IP ERA WLS BF H R ER SO BB IBB HBP BLK WP HR S P ERA WHIP	IP ERA WLS BF H R ER SO BB IBB HBP BLK WP HR S P ERA WHIP	IP ERA WLS BF H R ER SO BB IBB HBP BLK WP HR S P ERA WHIP	IP ERA WLS BF H R ER SO BB IBB HBP BLK WP HR S P ERA WHIP	IP ERA WLS BF H R ER SO BB IBB HBP BLK WP HR S P ERA WHIP	IP ERA WLS BF H R ER SO BB IBB HBP BLK WP HR S P ERA WHIP	IP ERA WLS BF H R ER SO BB IBB HBP BLK WP HR S P ERA WHIP	IP ERA WLS BF H R ER SO BB IBB HBP BLK WP HR S P ERA WHIP	IP ERA WLS BF H R ER SO BB IBB HBP BLK WP HR S P ERA WHIP	IP ERA WLS BF H R ER SO BB IBB HBP BLK WP HR S P ERA WHIP	IP ERA WLS BF H R ER SO BB IBB HBP BLK WP HR S P ERA WHIP	IP ERA WLS BF H R ER SO BB IBB HBP BLK WP HR S P ERA WHIP	IP ERA WLS BF H R ER SO BB IBB HBP BLK WP HR S P ERA WHIP	IP ERA WLS BF H R ER SO BB IBB HBP BLK WP HR S P ERA WHIP	IP ERA WLS BF H R ER SO BB IBB HBP BLK WP HR S P ERA WHIP	IP ERA WLS BF H R ER SO BB IBB HBP BLK WP HR S P ERA WHIP	IP ERA WLS BF H R ER SO BB IBB HBP BLK WP HR S P ERA WHIP	IP ERA WLS BF H R ER SO BB IBB HBP BLK WP HR S P ERA WHIP	IP ERA WLS BF H R ER SO BB IBB HBP BLK WP HR S P ERA WHIP	IP ERA WLS BF H R ER SO BB IBB HBP BLK WP HR S P ERA WHIP	IP ERA WLS BF H R ER SO BB IBB HBP BLK WP HR S P ERA WHIP

Cleveland Indians @ Toronto Blue Jays
SkyDome, Toronto, ON
Sat Sep 16 1989, 3:33 AM EDT
Att. 49,218 - Dome - 70 F

livebaseballscores.com
AB 36
R 3
H 6
RBI 2
BB 4
SO 8
LOB 15



Batter	1	2	3	4	5	6	7	8	9	AB	R	H	RBI	BB	SO	LOB	TOP		
Rickey Henderson, R OBP: 0.409, SLG: 0.398 (1, 7)										4	0	0	0	1	2	3	<p>Oakland Athletics @ Cleveland Indians Cleveland Municipal Stadium, Cleveland, OH</p> <p>Tue Sep 19 1989, 7:05 PM EDT Att: 6,085 - Unknown</p> <p>livebaseballscorecards.com</p> <p>AB 34 R 5 H 9 RBI 5 BB 6 SO 9 LOB 13</p>		
Carney Lansford, R OBP: 0.399, SLG: 0.407 (1, 5)										4	1	2	1	0	1	0			
Jose Canseco, R OBP: 0.350, SLG: 0.567 (1, 9)										4	2	2	1	1	1	2			
Dave Parker, L OBP: 0.306, SLG: 0.438 (1, 10)										5	1	2	1	0	0	2			
Mark McGwire, R OBP: 0.335, SLG: 0.442 (1, 3)										4	0	0	1	0	1	1			
Dave Henderson, R OBP: 0.315, SLG: 0.374 (1, 8)										5	0	1	1	0	0	1			
Terry Steinbach, R OBP: 0.330, SLG: 0.368 (1, 2)										2	1	1	0	2	0	0			
Tony Phillips, S OBP: 0.349, SLG: 0.353 (1, 4)										3	0	1	0	1	1	2			
Mike Gallego, R OBP: 0.332, SLG: 0.333 (6, PH)										2	0	0	0	0	2	0			
Ken Phelps, L OBP: 0.345, SLG: 0.374 (6, PR)										0	0	0	0	1	0	0			
Walt Weiss, S OBP: 0.295, SLG: 0.318 (6, 6)										1	0	0	0	0	1	2			
Inning Stats	R: 0 H: 0 E: 0 K: 3 S: 12	H: 0 LOB: 0 BB: 0 P: 16	R: 0 H: 0 E: 0 K: 0 S: 7	H: 1 LOB: 0 BB: 0 P: 10	R: 0 H: 0 E: 0 K: 1 S: 10	H: 0 LOB: 0 BB: 0 P: 13	R: 3 H: 4 E: 0 K: 2 S: 16	H: 2 LOB: 2 BB: 1 P: 27	R: 0 H: 1 E: 0 K: 1 S: 8	H: 0 LOB: 2 BB: 1 P: 16	R: 1 H: 2 E: 0 K: 0 S: 12	H: 2 LOB: 1 BB: 0 P: 21	R: 1 H: 2 E: 0 K: 1 S: 11	H: 2 LOB: 2 BB: 1 P: 22	R: 0 H: 0 E: 0 K: 0 S: 7	H: 0 LOB: 0 BB: 0 P: 11	1B: 6 2B: 3 3B: 0 HR: 0	SF: 2 SAC: 0 DP: 0 HBP: 0	WP: 0 PA: 42 PB: 0 SB: 0 CS: 0
PITCHER	IP WLS BF H R ER SO	IP WLS BF H R ER SO	IP WLS BF H R ER SO	IP WLS BF H R ER SO	IP WLS BF H R ER SO	IP WLS BF H R ER SO	IP WLS BF H R ER SO	IP WLS BF H R ER SO	IP WLS BF H R ER SO	IP WLS BF H R ER SO	IP WLS BF H R ER SO	IP WLS BF H R ER SO	IP WLS BF H R ER SO	IP WLS BF H R ER SO	IP WLS BF H R ER SO	IP WLS BF H R ER SO	ERA WHIP	ERA WHIP	
Rod Nichols, R ERA: 4.18 (1, 1)	3.2 L 16 4 3 3 5																7.36 1.364		
Steve Davis, L ERA: 8.09 (4, 1)	1.1 6 1 0 0 2																0.00 1.500		
Rich Yett, R ERA: 5.0 (6, 1)	0.2 5 0 0 0 0																0.00 4.500		
Rudy Seanez, R ERA: 15.0 (6, 1)	0.1 1 0 0 0 1																0.00 0.000		
Neil Allen, R ERA: 15.0 (7, 1)	1.0 6 3 2 2 0																18.00 3.000		


Batter	1	2	3	4	5	6	7	8	9	AB	R	H	RBI	BB	SO	LOB	BOTTOM				
Jerry Browne, S OBP: 0.371, SLG: 0.399 (1, 4)										3	0	0	0	1	0	1	<p>Oakland Athletics @ Cleveland Indians Cleveland Municipal Stadium, Cleveland, OH</p> <p>Tue Sep 19 1989, 7:05 PM EDT Att: 6,085 - Unknown</p> <p>livebaseballscorecards.com</p> <p>AB 31 R 1 H 2 RBI 1 BB 1 SO 6 LOB 9</p>				
Dion James, L OBP: 0.369, SLG: 0.373 (1, 8)										4	0	0	1	0	0	1					
Joe Carter, R OBP: 0.294, SLG: 0.475 (1, 10)										4	0	0	0	0	2	2					
Pete O'Brien, L OBP: 0.359, SLG: 0.376 (1, 3)										4	0	0	0	0	1	2					
Brook Jacoby, R OBP: 0.344, SLG: 0.421 (1, 5)										4	0	0	0	0	1	0					
Albert Belle, R OBP: 0.265, SLG: 0.418 (1, 7)										3	0	1	0	0	0	0					
Cory Snyder, R OBP: 0.257, SLG: 0.367 (1, 9)										3	0	1	0	0	1	1					
Joel Skinner, R OBP: 0.297, SLG: 0.295 (1, 2)										2	0	0	0	0	0	1					
Dave Clark, L OBP: 0.309, SLG: 0.378 (7, PH)										1	0	0	0	0	0	1					
Tom Magrann, R (8, 2)										0	0	0	0	0	0	0					
Felix Fermin, R OBP: 0.297, SLG: 0.257 (1, 6)										2	1	0	0	0	0	0					
Beau Allred, L OBP: 0.365, SLG: 0.455 (8, PH)										1	0	0	0	0	1	0					
Paul Zuvella, R OBP: 0.294, SLG: 0.408 (9, 6)										0	0	0	0	0	0	0					
Inning Stats	R: 0 H: 0 E: 0 K: 0 S: 8	H: 1 LOB: 1 BB: 1 P: 16	R: 0 H: 1 E: 0 K: 2 S: 9	H: 0 LOB: 0 BB: 0 P: 15	R: 0 H: 0 E: 0 K: 0 S: 7	H: 0 LOB: 0 BB: 0 P: 10	R: 0 H: 0 E: 0 K: 0 S: 5	H: 0 LOB: 0 BB: 0 P: 9	R: 0 H: 0 E: 0 K: 0 S: 6	H: 0 LOB: 0 BB: 0 P: 8	R: 1 H: 0 E: 2 K: 2 S: 11	H: 0 LOB: 1 BB: 0 P: 17	R: 0 H: 1 E: 0 K: 0 S: 12	H: 1 LOB: 0 BB: 0 P: 19	R: 0 H: 0 E: 0 K: 1 S: 7	H: 0 LOB: 0 BB: 0 P: 11	R: 0 H: 0 E: 0 K: 1 S: 9	H: 0 LOB: 0 BB: 0 P: 12	1B: 2 2B: 0 3B: 0 HR: 0	SF: 0 SAC: 0 DP: 0 HBP: 0	WP: 0 PA: 32 PB: 0 SB: 0 CS: 0
PITCHER	IP WLS BF H R ER SO	IP WLS BF H R ER SO	IP WLS BF H R ER SO	IP WLS BF H R ER SO	IP WLS BF H R ER SO	IP WLS BF H R ER SO	IP WLS BF H R ER SO	IP WLS BF H R ER SO	IP WLS BF H R ER SO	IP WLS BF H R ER SO	IP WLS BF H R ER SO	IP WLS BF H R ER SO	IP WLS BF H R ER SO	IP WLS BF H R ER SO	IP WLS BF H R ER SO	IP WLS BF H R ER SO	ERA WHIP	ERA WHIP			
Mike Moore, R ERA: 2.56 (1, 1)	8.0 W 29 2 1 0 5																0.00 0.375				
Gene Nelson, R ERA: 3.49 (9, 1)	1.0 3 0 0 0 1																0.00 0.000				

Batter	1	2	3	4	5	6	7	8	9	AB	R	H	RBI	BB	SO	LOB	TOP																			
Rickey Henderson, R OBP: 0.412, SLG: 0.406	2-1 HR		3-1 G6-3			4-2 SF9 BB	4-2 SF8 BB		1-2 CS 1B	3	3	2	1	2	0	0	Oakland Athletics @ Cleveland Indians Cleveland Municipal Stadium, Cleveland, OH Wed Sep 20 1989, 7:05 PM EDT Att: 6,186 - Unknown - 64 F																			
Carney Lansford, R OBP: 0.397, SLG: 0.404	2-0 F9		1-1 G5-3			4-2 1B BB	0-0 F9		3-3 K	4	1	0	0	1	1	2																				
Jose Canseco, R OBP: 0.342, SLG: 0.558 Stan Javier, S OBP: 0.317, SLG: 0.320	1-0 G6-3			2-1 F8		1-0 SF9	3-1 SF8		1-3 K	3	0	0	2	0	1	0																				
Mark McGwire, R OBP: 0.336, SLG: 0.441	0-3 K			1-2 G5-3		0-0 1B BB	4-2 FC5-4 BB		1-3 K	3	1	1	0	1	1	0																				
Dave Henderson, R OBP: 0.316, SLG: 0.375		1-1 WP 1B		1-3 K		1-2 1B BB	2-1 FC5-4		1-2 K	4	2	2	1	0	1	1																				
Dave Parker, L OBP: 0.307, SLG: 0.437		2-0 1B			1-2 G4-3	4-2 3B BB		0-3 K	3	1	1	1	1	1	1	0																				
Terry Steinbach, R OBP: 0.327, SLG: 0.365		3-1 FC3-5-4 1B			1-1 G1-3	0-3 K		0-0 F4	4	0	0	0	0	0	1	4																				
Tony Phillips, S OBP: 0.352, SLG: 0.360		0-1 G1-6-3			0-2 1B	3-2 3B		4-1 BB	3	0	2	3	1	0	1																					
Mike Gallego, R OBP: 0.329, SLG: 0.329			0-0 G6-3		1-3 K	2-2 G4-3		3-1 F3	4	0	0	0	0	0	1	3																				
Inning Stats	R: 1 E: 0 K: 1 S: 7	H: 1 LOB: 0 BB: 0 P: 12	R: 1 E: 0 K: 0 S: 7	H: 2 LOB: 0 BB: 0 P: 13	R: 0 E: 0 K: 0 S: 5	H: 0 LOB: 0 BB: 0 P: 9	R: 0 E: 0 K: 1 S: 10	H: 0 LOB: 0 BB: 0 P: 14	R: 0 E: 0 K: 1 S: 12	H: 1 LOB: 1 BB: 0 P: 15	R: 5 E: 0 K: 1 S: 20	H: 3 LOB: 1 BB: 3 P: 39	R: 1 E: 0 K: 0 S: 10	H: 0 LOB: 1 BB: 2 P: 23	R: 0 E: 0 K: 1 S: 7	H: 0 LOB: 1 BB: 1 P: 14	R: 0 E: 0 K: 2 S: 11	H: 1 LOB: 0 BB: 0 P: 16	1B: 6 2B: 1 3B: 1 HR: 1	SF: 2 SAC: 0 DP: 2 HBP: 0	WP: 1 PB: 0 SB: 4 CS: 1	PA: 39														
PITCHER	IP	WLS	BF	H	R	ER	SO	BB	IBB	HBP	BLK	WP	HR	S	P	ERA	WHIP	PITCHER	IP	WLS	BF	H	R	ER	SO	BB	IBB	HBP	BLK	WP	HR	S	P	ERA	WHIP	
Greg Swindell, L ERA: 3.55	(1, 1)	5.1	L	22	5	5	5	3	2	0	0	0	1	1	47	78	8.44	1.312	Doug Jones, R ERA: 2.3	(9, 1)	1.0		3	1	0	0	2	0	0	0	0	0	11	16	0.00	1.000
Steve Olin, R ERA: 3.51	(6, 1)	0.1		3	1	0	0	1	1	0	0	0	0	0	8	13	0.00	6.000																		
Jeff Kaiser, L ERA:	(6, 1)	0.1		2	1	2	2	0	0	0	0	0	0	0	6	11	54.00	3.000																		
Rudy Seanez, R ERA: 2.7	(7, 1)	1.0		5	0	1	1	0	2	0	0	0	0	0	10	23	9.00	2.000																		
Jesse Orosco, L ERA: 2.0	(8, 1)	1.0		4	0	0	0	1	1	0	0	0	0	0	7	14	0.00	1.000																		

Batter	1	2	3	4	5	6	7	8	9	AB	R	H	RBI	BB	SO	LOB	BOTTOM																			
Jerry Browne, S OBP: 0.373, SLG: 0.400	2-2 SH3-4 1B		1-0 G4-6-3 1B		0-0 E4 1B SF8		4-2 1B BB		1-1 F5	4	2	2	1	1	0	0	Oakland Athletics @ Cleveland Indians Cleveland Municipal Stadium, Cleveland, OH Wed Sep 20 1989, 7:05 PM EDT Att: 6,186 - Unknown - 64 F																			
Felix Fermin, R OBP: 0.298, SLG: 0.258 Cory Snyder, R OBP: 0.256, SLG: 0.366 Paul Zuvella, R OBP: 0.288, SLG: 0.400	0-0 SH3-4		0-2 G4-6-3		0-0 CS 1B		1-3 K		0-3 K	2	0	1	0	0	0	1																				
Joe Carter, R OBP: 0.295, SLG: 0.478	1-3 K			0-0 2B	1-1 SF8		0-0 1B		1-2 2-3 1B	3	1	2	3	0	1	1																				
Albert Belle, R OBP: 0.269, SLG: 0.420	0-0 F9			2-3 K	3-2 CS		3-2 G5-4-3 1B		3-2 1B	4	0	2	1	0	1	2																				
Pete O'Brien, L OBP: 0.358, SLG: 0.377		2-2 G3		0-1 2B		2-2 F9		3-2 G5-3	4	0	1	1	0	0	3																					
Brook Jacoby, R OBP: 0.342, SLG: 0.417		0-1 G6-3		2-1 G5-3		0-1 G5-4-3		2-1 L5	4	0	0	0	0	0	2																					
Dave Clark, L OBP: 0.310, SLG: 0.376 Denny Gonzalez, R OBP: 0.375, SLG: 0.400 Beau Alired, L OBP: 0.357, SLG: 0.417		1-3 K		4-2 BB		1-1 FC6-4 1B		1-3 K	1	0	0	0	1	1	0																					
Brad Komminsk, R OBP: 0.330, SLG: 0.453			2-2 E 1B	3-1 L7		1-1 FC6-4 1B		1-0 F9	4	2	1	0	0	0	3																					
Joel Skinner, R OBP: 0.274, SLG: 0.295 Tom Magrann, R ERA: 2.45			2-0 F9		1-3 K		1-1 E6 BB		0-1 F7	0	0	0	0	0	0	0																				
Mark Higgins, R OBP: 0.125, SLG: 0.125 Andy Allanson, R OBP: 0.289, SLG: 0.294										1	1	0	0	0	0	1																				
Inning Stats	R: 0 E: 0 K: 1 S: 8	H: 1 LOB: 1 BB: 0 P: 11	R: 0 E: 0 K: 1 S: 8	H: 0 LOB: 0 BB: 0 P: 11	R: 1 E: 0 K: 0 S: 8	H: 2 LOB: 0 BB: 0 P: 13	R: 1 E: 0 K: 1 S: 12	H: 2 LOB: 2 BB: 1 P: 23	R: 1 E: 1 K: 1 S: 9	H: 1 LOB: 0 BB: 0 P: 14	R: 0 E: 0 K: 0 S: 10	H: 1 LOB: 0 BB: 0 P: 15	R: 3 E: 1 K: 1 S: 23	H: 3 LOB: 2 BB: 1 P: 37	R: 0 E: 0 K: 1 S: 6	H: 0 LOB: 0 BB: 0 P: 10	R: 0 E: 0 K: 1 S: 7	H: 0 LOB: 0 BB: 0 P: 8	1B: 8 2B: 2 3B: 0 HR: 0	SF: 1 SAC: 1 DP: 2 HBP: 0	WP: 0 PB: 0 SB: 1 CS: 1	PA: 39														
PITCHER	IP	WLS	BF	H	R	ER	SO	BB	IBB	HBP	BLK	WP	HR	S	P	ERA	WHIP	PITCHER	IP	WLS	BF	H	R	ER	SO	BB	IBB	HBP	BLK	WP	HR	S	P	ERA	WHIP	
Storm Davis, R ERA: 4.44	(1, 1)	5.0	W	22	7	3	2	4	1	0	0	0	0	0	13	22	0.00	1.500	Dennis Eckersley, R ERA: 1.57	(9, 1)	1.0	S	3	0	0	1	0	0	0	0	0	7	8	0.00	0.000	
Rick Honeycutt, L ERA: 2.45	(6, 1)	1.1		6	1	3	0	0	1	0	0	0	0	0	13	22	0.00	1.500																		
Todd Burns, R ERA: 2.16	(7, 1)	0.1		3	2	0	0	1	0	0	0	0	0	0	10	14	0.00	6.000																		
Matt Young, L ERA: 5.6	(7, 1)	0.1		1	0	0	0	0	0	0	0	0	0	0	5	8	0.00	0.000																		
Gene Nelson, R ERA: 3.44	(8, 1)	1.0		3	0	0	0	1	0	0	0	0	0	6	10	0.00	0.000																			

livebaseballscorecards.com

AB 31
R 8
H 8
RBI 8
BB 6
SO 7
LOB 11



livebaseballscorecards.com

AB 34
R 6
H 10
RBI 6
BB 2
SO 7
LOB 17



Batter	1	2	3	4	5	6	7	8	9	AB	R	H	RBI	BB	SO	LOB	TOP										
Kent Anderson, R (1, 6) OBP: 0.280, SLG: 0.261 Max Venable, L (9, PH) OBP: 0.388, SLG: 0.458	F9		K		SH5-4		FC6 BB		K	2	0	0	0	1	1	1	California Angels @ Cleveland Indians Cleveland Municipal Stadium, Cleveland, OH Sat Sep 23 1989, 3:33 AM EDT Cloudy - 49 F										
Johnny Ray, S (1, 4) OBP: 0.327, SLG: 0.363	G3		1B		F9		FC6			4	0	1	0	0	0	2											
Chili Davis, S (1, 7) OBP: 0.342, SLG: 0.444	1B		SF8		E5				F9-3 1B	3	0	2	1	0	0	0											
Tony Armas, R (1, 9) OBP: 0.285, SLG: 0.475	G5-3		F9		G5-3				K	4	0	0	0	0	1	4											
Brian Downing, R (1, 10) OBP: 0.356, SLG: 0.412		F8		K		F8			F9-3	4	0	0	0	0	1	1											
Dante Bichette, R (1, 8) OBP: 0.222, SLG: 0.328		FC6-4 BB		HR		G6-3			G6-3	3	1	1	1	1	0	0											
Glenn Hoffman, R (1, 3) Wally Joyner, L (6, 3) OBP: 0.337, SLG: 0.427		K		G4-3		P3			BLK 2B	3	0	0	0	0	1	1											
John Orton, R (1, 2) OBP: 0.242, SLG: 0.228 Claudell Washington, L (9, PH) OBP: 0.323, SLG: 0.443		FC6-4 1-2		F8				G6-3	E6 BLK	3	0	0	0	0	0	1											
Bobby Rose, R (1, 5) Jim Eppard, L (9, PH) OBP: 0.364, SLG: 0.300			1B SF8 1B		SH5-4 E 2B		K		L7	3	2	2	0	0	1	0											
Inning Stats	R: 0 E: 0 K: 0 S: 10	H: 1 LOB: 1 BB: 0 P: 13	R: 0 E: 0 K: 1 S: 7	H: 0 LOB: 1 BB: 1 P: 14	R: 1 E: 0 K: 1 S: 10	H: 2 LOB: 1 BB: 0 P: 16	R: 1 E: 0 K: 1 S: 7	H: 1 LOB: 0 BB: 0 P: 8	R: 1 E: 1 K: 0 S: 7	H: 1 LOB: 1 BB: 0 P: 12	R: 0 E: 0 K: 0 S: 4	H: 0 LOB: 1 BB: 0 P: 6	R: 0 E: 0 K: 1 S: 8	H: 0 LOB: 1 BB: 1 P: 14	R: 0 E: 0 K: 1 S: 6	H: 1 LOB: 0 BB: 0 P: 11		R: 0 E: 1 K: 1 S: 12	H: 1 LOB: 2 BB: 0 P: 19	1B: 4 2B: 3 3B: 0 HR: 1	SF: 1 SAC: 1 DP: 1 HBP: 0	WP: 0 PB: 0 SB: 0 CS: 0	PA: 37				
PITCHER	IP	WLS	BF	H	R	ER	SO	BB	IBB	HBP	BLK	WP	HR	S	P	ERA	WHIP										
Bud Black, L (1, 1) ERA: 3.39	8.1	W	34	7	3	2	5	2	0	0	0	0	1	62	100	2.16	1.080										
Doug Jones, R (9, 1) ERA: 2.31	0.2	S	3	0	0	0	1	0	0	0	1	0	0	9	13	0.00	0.000										

livebaseballscores.com

AB	33
R	3
H	7
RBI	2
BB	2
SO	6
LOB	15



Batter	1	2	3	4	5	6	7	8	9	AB	R	H	RBI	BB	SO	LOB	BOTTOM										
Jerry Browne, S (1, 4) OBP: 0.374, SLG: 0.400	G4-3 1B BB		G4-3 2B			F9		1B SH3-4 1B		3	2	2	0	1	0	0	California Angels @ Cleveland Indians Cleveland Municipal Stadium, Cleveland, OH Sat Sep 23 1989, 3:33 AM EDT Cloudy - 49 F										
Felix Fermin, R (1, 6) OBP: 0.302, SLG: 0.258	G4-3		G4-3					SH3-4		3	0	1	0	0	0	2											
Joe Carter, R (1, 8) OBP: 0.296, SLG: 0.474			F9			P4		BB 1B BB 1B		4	1	2	1	0	0	2											
Albert Belle, R (1, 7) OBP: 0.269, SLG: 0.413	FC4-6 1B				G5-3		F8		BB BB BB 1B	4	0	1	1	0	0	2											
Pete O'Brien, L (1, 3) OBP: 0.362, SLG: 0.382	G1-4-3				G4-3			BB BB BB 1B		3	1	1	0	1	0	1											
Brook Jacoby, R (1, 5) OBP: 0.343, SLG: 0.413		CS 1B			K		L8		BB BB BB 1B	3	0	1	1	1	1	1											
Dave Clark, L (1, 10) OBP: 0.307, SLG: 0.371		K			G3-1		K		G3-2	4	0	0	0	0	2	5											
Cory Snyder, R (1, 9) OBP: 0.255, SLG: 0.363		G6-3			K		E9			3	0	0	0	0	1	0											
Joel Skinner, R (1, 2) OBP: 0.268, SLG: 0.288 Dion James, L (7, PH) OBP: 0.368, SLG: 0.372 Tom Magrann, R (8, 2)			K		G6-3		K			2	0	0	0	0	1	0											
Inning Stats	R: 1 E: 0 K: 0 S: 11	H: 1 LOB: 1 BB: 1 P: 20	R: 0 E: 0 K: 1 S: 7	H: 1 LOB: 0 BB: 0 P: 14	R: 0 E: 0 K: 1 S: 10	H: 1 LOB: 0 BB: 0 P: 18	R: 0 E: 0 K: 1 S: 7	H: 0 LOB: 0 BB: 0 P: 14	R: 0 E: 0 K: 0 S: 13	H: 1 LOB: 1 BB: 0 P: 20	R: 1 E: 1 K: 2 S: 10	H: 1 LOB: 1 BB: 0 P: 15	R: 2 E: 0 K: 0 S: 9	H: 3 LOB: 2 BB: 2 P: 21	1B: 7 2B: 2 3B: 0 HR: 0	SF: 0 SAC: 1 DP: 2 HBP: 0		WP: 0 PB: 0 SB: 1 CS: 1	PA: 34								
PITCHER	IP	WLS	BF	H	R	ER	SO	BB	IBB	HBP	BLK	WP	HR	S	P	ERA	WHIP										
Mike Witt, R (1, 1) ERA: 4.51	7.1	L	31	8	4	3	6	1	0	0	0	0	0	72	121	3.68	1.227										
Bob McClure, L (8, 1) ERA: 1.39	0.0		1	0	0	0	0	1	0	0	0	0	0	1	5	∞	∞										
Greg Minton, R (8, 1) ERA: 2.22	0.2		2	0	0	0	0	1	0	0	0	0	0	2	7	0.00	1.500										

livebaseballscores.com

AB	30
R	4
H	8
RBI	3
BB	3
SO	6
LOB	14



Batter	1	2	3	4	5	6	7	8	9	AB	R	H	RBI	BB	SO	LOB	TOP			
Max Venable, L OBP: 0.377, SLG: 0.442 (1, 7)										4	0	1	0	0	2	0				
Mark McLemore, S OBP: 0.277, SLG: 0.269 (1, 4)										3	0	0	0	0	0	0				
Chili Davis, S OBP: 0.341, SLG: 0.444 (1, 10)										4	1	1	0	0	2	1				
Wally Joyner, L OBP: 0.338, SLG: 0.429 (1, 3)										4	1	2	1	0	0	0				
Dante Bichette, R OBP: 0.223, SLG: 0.325 (1, 8)										4	0	1	0	0	1	2				
Claudell Washington, L OBP: 0.325, SLG: 0.443 (1, 9)										3	0	1	1	1	0	1				
Lance Parrish, R OBP: 0.307, SLG: 0.395 (1, 2)										4	0	0	0	0	1	4				
Jack Howell, L OBP: 0.313, SLG: 0.412 (1, 5)										3	0	1	0	0	1	0				
Dick Schofield, R OBP: 0.297, SLG: 0.329 Gary Disarcina, R (8, 6)										3	0	0	0	0	0	2				
Inning Stats	R: 0 E: 0 K: 0 S: 5	H: 1 LOB: 0 BB: 0 P: 6	R: 1 E: 0 K: 1 S: 14	H: 3 LOB: 2 BB: 0 P: 19	R: 0 E: 0 K: 2 S: 9	H: 0 LOB: 0 BB: 0 P: 15	R: 0 E: 0 K: 0 S: 6	H: 0 LOB: 0 BB: 0 P: 6	R: 0 E: 0 K: 2 S: 7	H: 0 LOB: 0 BB: 0 P: 10	R: 0 E: 0 K: 0 S: 13	H: 1 LOB: 1 BB: 0 P: 21	R: 0 E: 0 K: 1 S: 7	H: 0 LOB: 0 BB: 0 P: 11	R: 1 E: 0 K: 1 S: 14	H: 2 LOB: 2 BB: 1 P: 25	1B: 5 2B: 3 3B: 0 HR: 0	SF: 0 SAC: 1 DP: 1 HBP: 0	WP: 0 PB: 0 SB: 0 CS: 0	PA: 34
PITCHER Tom Candiotti, R ERA: 3.12 (1, 1)	IP: 9.0 WLS: W BF: 34 H: 7 R: 2 ER: 2 SO: 7 BB: 1 IBB: 0 HBP: 0 BLK: 0 WP: 0 HR: 0 S: 78 P: 118 ERA: 2.00 WHIP: 0.889															PITCHER				

California Angels @ Cleveland Indians
Cleveland Municipal Stadium, Cleveland, OH

AB 32
R 2
H 7
RBI 2
BB 1
SO 7
LOB 10



Sat Sep 23 1989, 3:38 AM EDT
Att: 8,453 - Unknown

Batter	1	2	3	4	5	6	7	8	9	AB	R	H	RBI	BB	SO	LOB	BOTTOM			
Dion James, L OBP: 0.367, SLG: 0.371 (1, 10)										4	1	1	0	0	1	1				
Jerry Browne, S OBP: 0.375, SLG: 0.401 (1, 4)										4	1	2	0	0	0	0				
Joe Carter, R OBP: 0.297, SLG: 0.476 (1, 8)										4	1	2	0	0	0	2				
Pete O'Brien, L OBP: 0.362, SLG: 0.381 (1, 3)										3	1	1	1	1	0	2				
Albert Belle, R OBP: 0.273, SLG: 0.422 (1, 7)										3	1	1	3	0	1	2				
Brook Jacoby, R OBP: 0.343, SLG: 0.416 (1, 5)										4	1	1	1	0	0	1				
Beau Alired, L OBP: 0.389, SLG: 0.500 (1, 9)										4	0	2	1	0	1	0				
Andy Allanson, R OBP: 0.285, SLG: 0.290 (1, 2)										4	0	0	0	0	0	2				
Felix Fermin, R OBP: 0.299, SLG: 0.256 (1, 6)										4	0	0	0	0	0	2				
Inning Stats	R: 1 E: 0 K: 1 S: 10	H: 2 LOB: 1 BB: 0 P: 13	R: 0 E: 0 K: 0 S: 9	H: 1 LOB: 1 BB: 0 P: 14	R: 0 E: 0 K: 0 S: 6	H: 1 LOB: 1 BB: 0 P: 7	R: 2 E: 0 K: 1 S: 13	H: 2 LOB: 1 BB: 0 P: 21	R: 0 E: 0 K: 0 S: 6	H: 1 LOB: 1 BB: 0 P: 9	R: 0 E: 0 K: 1 S: 7	H: 0 LOB: 0 BB: 0 P: 10	R: 3 E: 0 K: 0 S: 16	H: 3 LOB: 1 BB: 1 P: 26	R: 0 E: 0 K: 0 S: 5	H: 0 LOB: 0 BB: 0 P: 9	1B: 6 2B: 2 3B: 2 HR: 0	SF: 0 SAC: 0 DP: 0 HBP: 1	WP: 0 PB: 0 SB: 0 CS: 0	PA: 36
PITCHER Bert Blyleven, R ERA: 2.83 Terry Clark, R ERA: 4.91 (8, 1)	IP: 7.0 WLS: L BF: 33 H: 10 R: 6 ER: 6 SO: 3 BB: 0 IBB: 1 HBP: 0 BLK: 0 WP: 0 HR: 0 S: 67 P: 100 ERA: 7.71 WHIP: 1.429															PITCHER				

California Angels @ Cleveland Indians
Cleveland Municipal Stadium, Cleveland, OH

AB 34
R 6
H 10
RBI 6
BB 1
SO 3
LOB 12



Sat Sep 23 1989, 3:38 AM EDT
Att: 8,453 - Unknown

Batter	1	2	3	4	5	6	7	8	9	AB	R	H	RBI	BB	SO	LOB	TOP										
Brian Downing, R OBP: 0.354, SLG: 0.410 (1, 10)										5	0	1	0	0	0	3	California Angels @ Cleveland Indians Cleveland Municipal Stadium, Cleveland, OH Sun Sep 24 1989, 3:33 AM EDT Att: 14,841 - Sunny										
Johnny Ray, S OBP: 0.326, SLG: 0.362 (1, 4)										4	1	1	0	1	0	3											
Claudell Washington, L OBP: 0.323, SLG: 0.440 (1, 9)										5	1	1	0	0	2	3											
Wally Joyner, L OBP: 0.338, SLG: 0.427 (1, 3)										3	0	0	0	2	0	1											
Chili Davis, S OBP: 0.342, SLG: 0.443 (1, 7)										4	0	1	1	1	0	2											
Dante Bichette, R OBP: 0.230, SLG: 0.323 (1, 8)										4	0	1	1	1	0	4											
Lance Parrish, R OBP: 0.306, SLG: 0.392 (1, 2)										4	0	0	0	1	1	5											
Jack Howell, L OBP: 0.313, SLG: 0.419 (1, 5)										5	1	2	1	0	1	4											
Kent Anderson, R OBP: 0.288, SLG: 0.267 (1, 6)										3	1	2	0	0	1	1											
Inning Stats	R: 0 E: 0 K: 0 S: 8	H: 1 LOB: 1 BB: 0 P: 12	R: 0 E: 0 K: 0 S: 6	H: 0 LOB: 1 BB: 1 P: 13	R: 3 E: 2 K: 0 S: 16	H: 2 LOB: 2 BB: 1 P: 28	R: 1 E: 0 K: 0 S: 7	H: 1 LOB: 0 BB: 0 P: 13	R: 0 E: 0 K: 1 S: 13	H: 2 LOB: 2 BB: 0 P: 19	R: 0 E: 0 K: 2 S: 12	H: 1 LOB: 2 BB: 1 P: 19	R: 0 E: 0 K: 0 S: 7	H: 0 LOB: 0 BB: 0 P: 11	R: 0 E: 0 K: 1 S: 16	H: 2 LOB: 2 BB: 0 P: 22	R: 0 E: 0 K: 1 S: 10	H: 0 LOB: 3 BB: 3 P: 24	1B: 8 2B: 0 3B: 0 HR: 1	SF: 0 SAC: 0 DP: 0 HBP: 1	WP: 1 PB: 0 SB: 1 CS: 1	PA: 45					
PITCHER	IP	WLS	BF	H	R	ER	SO	BB	IBB	HBP	BLK	WP	HR	S	P	ERA	WHIP										
Rod Nichols, R ERA: 4.0 (1, 1)	5.0		26	7	4	1	1	2	0	1	0	0	1	51	86	1.80	1.800										
Steve Olin, R ERA: 3.39 (6, 1)	0.2		3	0	0	0	1	1	0	0	0	0	0	8	15	0.00	1.500										
Scott Bailes, L ERA: 4.28 (6, 1)	2.1		9	2	0	0	2	0	0	0	0	1	0	26	36	0.00	0.857										
Jesse Orosco, L ERA: 1.9 (9, 1)	1.0	W	6	0	0	0	1	3	0	0	0	0	0	10	24	0.00	3.000										

Batter	1	2	3	4	5	6	7	8	9	AB	R	H	RBI	BB	SO	LOB	BOTTOM										
Tommy Hinzo, S (1, 4)										1	0	0	0	1	1	0	California Angels @ Cleveland Indians Cleveland Municipal Stadium, Cleveland, OH Sun Sep 24 1989, 3:33 AM EDT Att: 14,841 - Sunny										
Jerry Browne, S OBP: 0.375, SLG: 0.400 (4, 4)										3	1	1	0	0	0	0											
Felix Fermin, R OBP: 0.303, SLG: 0.257 (1, 6)										2	1	1	0	2	0	0											
Dave Clark, L OBP: 0.310, SLG: 0.371 (9, PH)										0	1	0	0	1	0	0											
Joe Carter, R OBP: 0.296, SLG: 0.473 (1, 7)										4	1	0	0	1	0	6											
Albert Belle, R OBP: 0.281, SLG: 0.426 (1, 10)										4	1	0	0	1	0	6											
Brook Jacoby, R OBP: 0.343, SLG: 0.414 (1, 5)										3	1	1	1	2	2	4											
Cory Snyder, R OBP: 0.255, SLG: 0.362 (1, 9)										4	0	1	2	1	0	2											
Brad Komminsk, R OBP: 0.324, SLG: 0.437 (1, 8)										4	0	1	2	0	0	1											
Dion James, L OBP: 0.366, SLG: 0.370 (9, 8)										2	0	0	0	1	0	3											
Mark Higgins, R OBP: 0.182, SLG: 0.100 (1, 3)										2	0	0	0	1	1	0											
Pete O'Brien, L OBP: 0.362, SLG: 0.381 (9, 3)										1	0	0	0	0	0	0											
Joel Skinner, R OBP: 0.269, SLG: 0.289 (1, 2)										3	0	1	0	0	1	2											
Beau Allred, L OBP: 0.368, SLG: 0.471 (9, PH)										1	0	0	0	0	1	0											
Inning Stats	R: 3 E: 0 K: 1 S: 11	H: 2 LOB: 3 BB: 3 P: 27	R: 0 E: 0 K: 2 S: 12	H: 1 LOB: 2 BB: 2 P: 23	R: 0 E: 0 K: 0 S: 9	H: 0 LOB: 2 BB: 2 P: 17	R: 0 E: 0 K: 0 S: 7	H: 0 LOB: 0 BB: 0 P: 8	R: 0 E: 0 K: 1 S: 6	H: 0 LOB: 1 BB: 1 P: 9	R: 0 E: 0 K: 1 S: 6	H: 0 LOB: 1 BB: 1 P: 12	R: 0 E: 0 K: 0 S: 8	H: 0 LOB: 0 BB: 0 P: 10	R: 2 E: 0 K: 1 S: 13	H: 3 LOB: 2 BB: 1 P: 18	1B: 5 2B: 1 3B: 0 HR: 0	SF: 0 SAC: 0 DP: 1 HBP: 0	WP: 1 PB: 1 SB: 0 CS: 0	PA: 41							
PITCHER	IP	WLS	BF	H	R	ER	SO	BB	IBB	HBP	BLK	WP	HR	S	P	ERA	WHIP										
Chuck Finley, L ERA: 2.6 (1, 1)	6.0		29	3	3	3	4	9	0	0	0	0	0	51	99	4.50	2.000										
Willie Fraser, R ERA: 3.13 (7, 1)	2.2	L	12	3	2	2	2	1	0	0	0	0	0	26	35	6.75	1.500										

AB	37
R	4
H	9
RBI	3
BB	6
SO	5
LOB	26



AB	31
R	5
H	6
RBI	5
BB	10
SO	6
LOB	18



Batter	1	2	3	4	5	6	7	8	9	AB	R	H	RBI	BB	SO	LOB	TOP										
Jerry Browne, S (1, 4) OBP: 0.374, SLG: 0.398	G5-3		K				K			3	1	0	0	1	2	0	Cleveland Indians @ Seattle Mariners The Kingdome, Seattle, WA Tue Sep 26 1989, 10:05 PM EDT Att. 6,768 - Dome - 70 F										
Felix Fermin, R (1, 6) OBP: 0.302, SLG: 0.257	G1-3 1B		G5-3				G3			4	0	1	0	0	0	2											
Dion James, L (1, 8) OBP: 0.367, SLG: 0.371	G1-3						G4-3			4	0	2	2	0	0	1											
Joe Carter, R (1, 7) OBP: 0.294, SLG: 0.470	K						FC5 1B			4	0	0	0	0	2	3											
Pete O'Brien, L (1, 3) OBP: 0.360, SLG: 0.378		F8					F8			4	0	0	0	0	0	0											
Albert Belle, R (1, 10) OBP: 0.280, SLG: 0.422		L9 1B					G4-3			4	0	1	0	0	1	0											
Brook Jacoby, R (1, 5) OBP: 0.344, SLG: 0.415							G6-3			4	0	2	0	0	1	0											
Beau Alired, L (1, 9) OBP: 0.318, SLG: 0.400							K			3	0	0	0	0	1	2											
Cory Snyder, R (8, 9) OBP: 0.255, SLG: 0.362		L9					CS			0	0	0	0	0	0	0											
Joel Skinner, R (1, 2) OBP: 0.270, SLG: 0.286							G6-3			2	1	0	0	0	1	2											
Inning Stats	R: 0 E: 0 K: 1 S: 12	H: 1 LOB: 1 BB: 0 P: 16	R: 0 E: 0 K: 1 S: 9	H: 2 LOB: 2 BB: 0 P: 14	R: 0 E: 0 K: 2 S: 10	H: 1 LOB: 1 BB: 0 P: 15	R: 0 E: 0 K: 1 S: 6	H: 0 LOB: 0 BB: 0 P: 8	R: 2 E: 0 K: 1 S: 15	H: 1 LOB: 1 BB: 1 P: 25	R: 0 E: 0 K: 0 S: 7	H: 1 LOB: 0 BB: 0 P: 15	R: 0 E: 0 K: 1 S: 6	H: 0 LOB: 0 BB: 0 P: 12	R: 0 E: 0 K: 0 S: 6	H: 0 LOB: 0 BB: 0 P: 9	R: 0 E: 0 K: 1 S: 7	H: 0 LOB: 0 BB: 0 P: 11	1B: 6 2B: 0 3B: 0 HR: 0	SF: 0 SAC: 0 DP: 0 HBP: 1	WP: 0 PB: 0 SB: 0 CS: 1	PA: 35					
PITCHER	IP	WLS	BF	H	R	ER	SO	BB	IBB	HBP	BLK	WP	HR	S	P	ERA	WHIP										
Erik Hanson, R (1, 1) ERA: 3.32	8.0	W	31	6	2	2	7	1	0	1	0	0	0	71	114	2.25	0.875										
Mike Schooler, R (9, 1) ERA: 2.55	1.0	S	3	0	0	0	1	0	0	0	0	0	0	7	11	0.00	0.000										

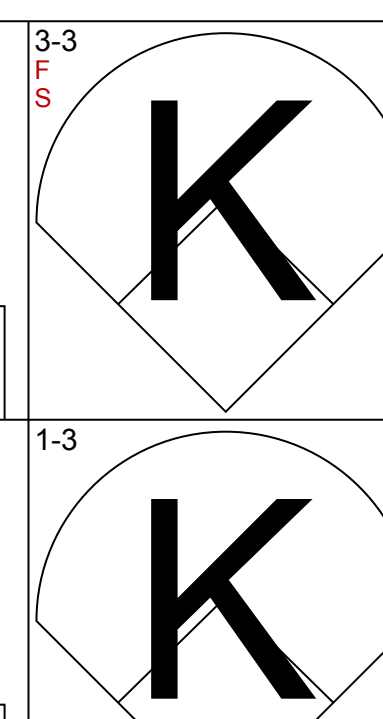
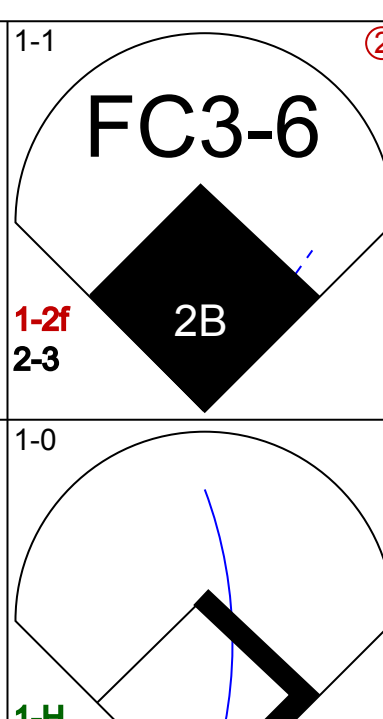
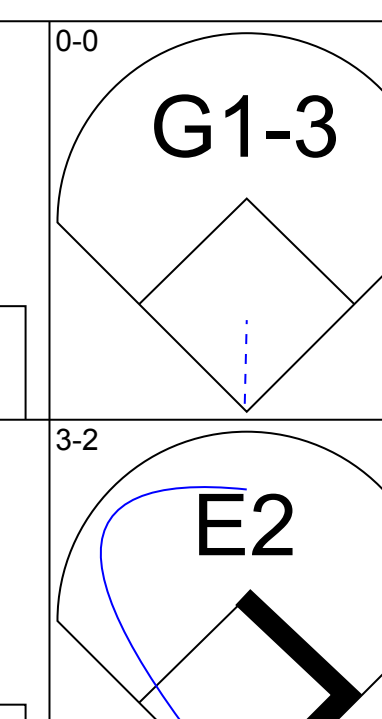
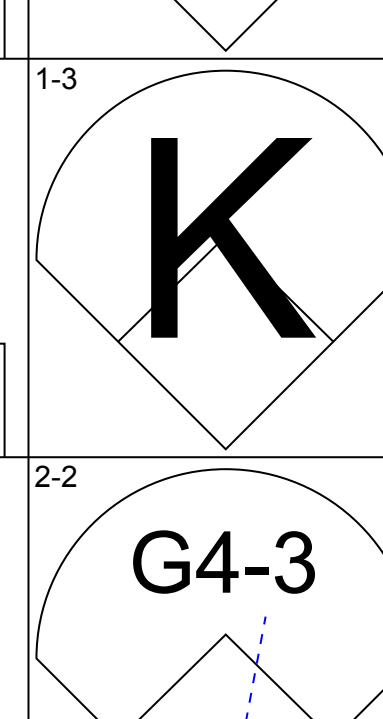
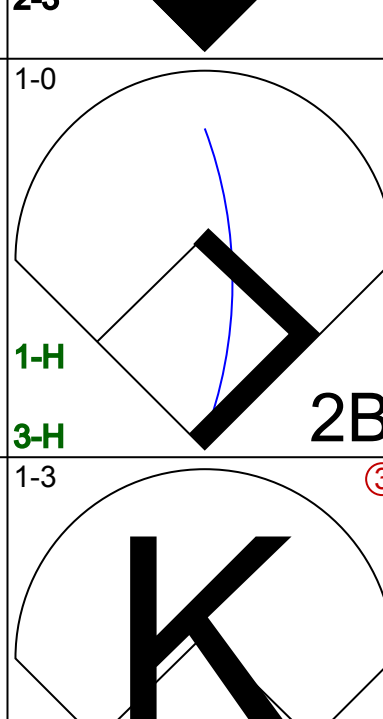
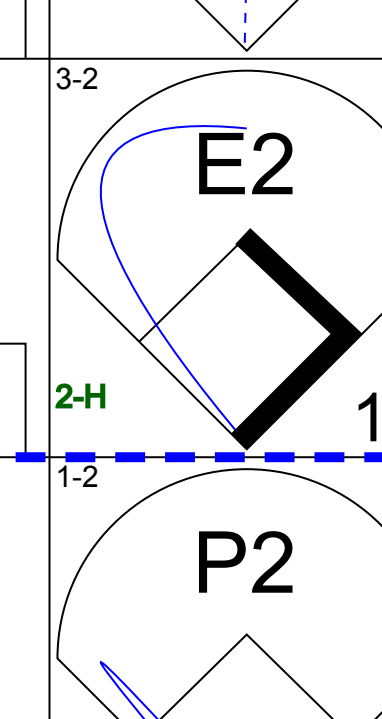
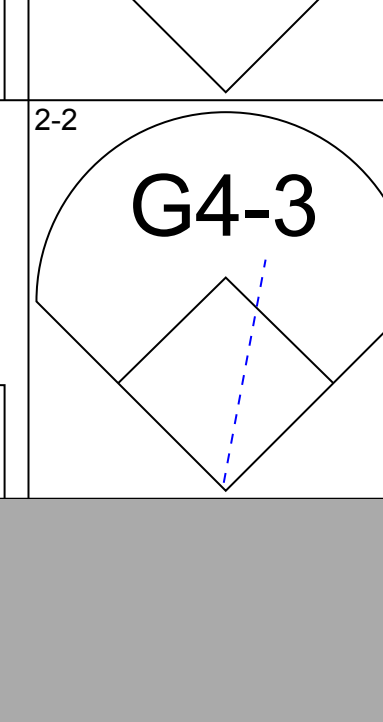
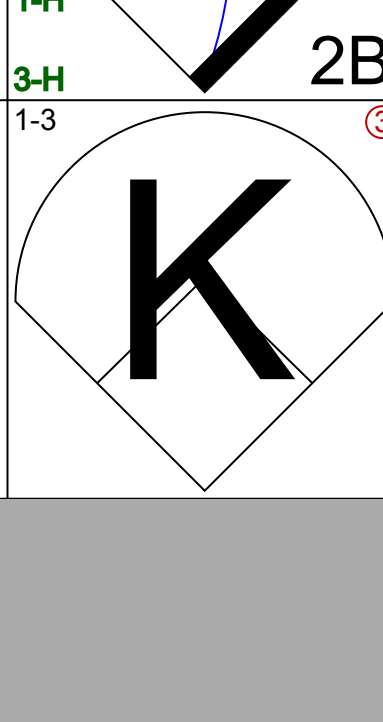
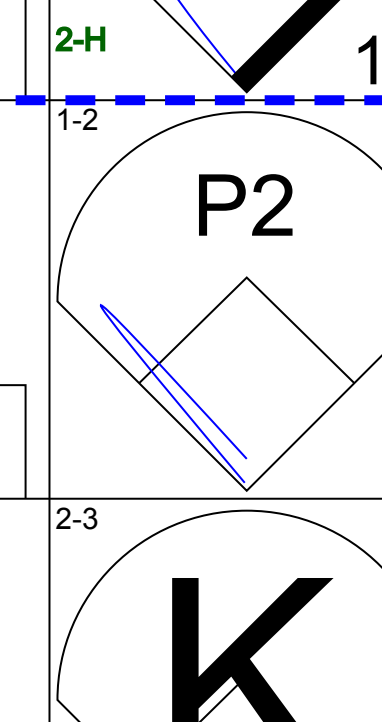
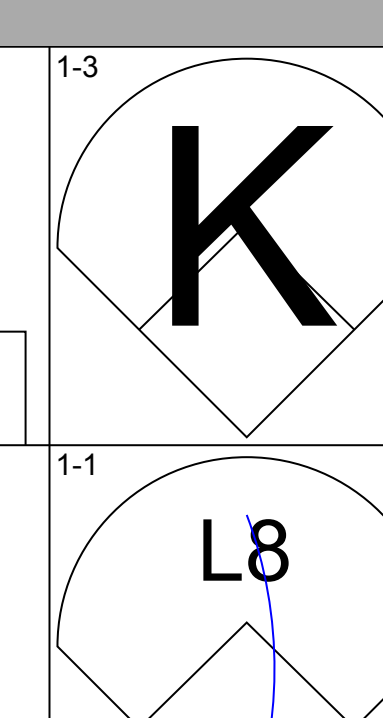
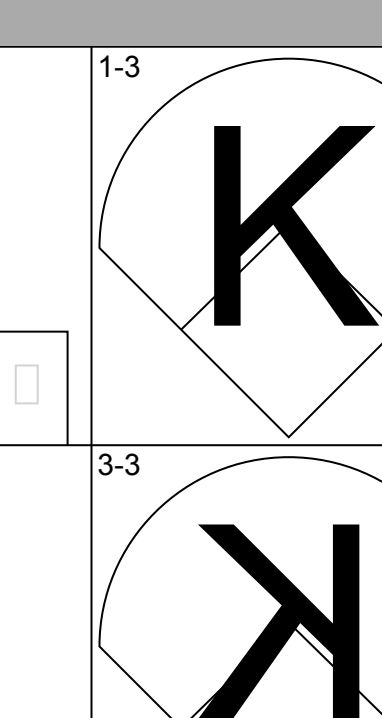
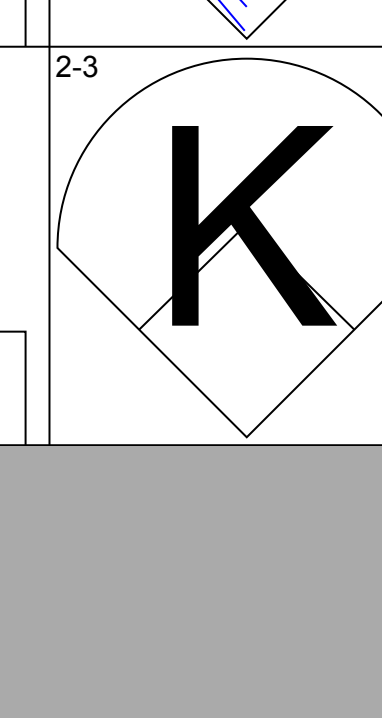
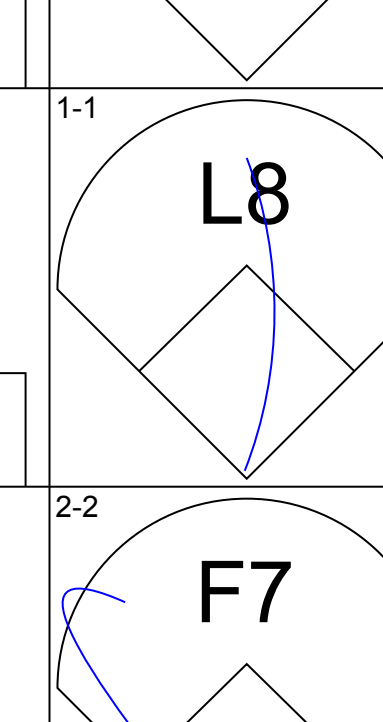
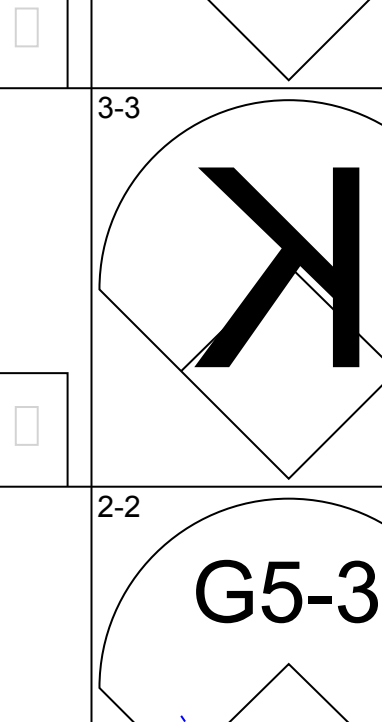
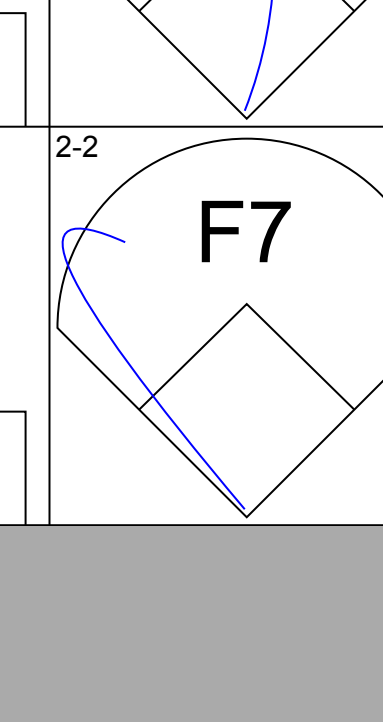
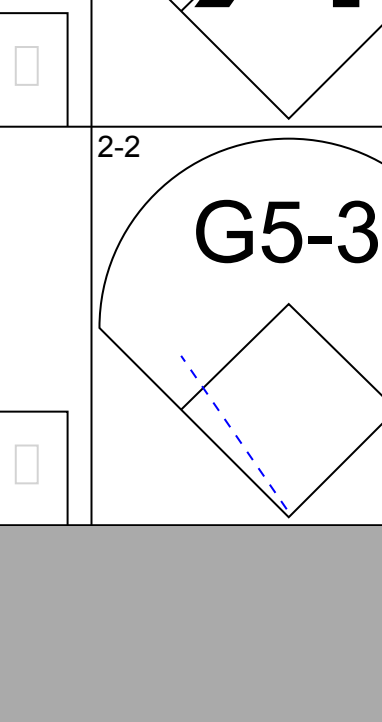
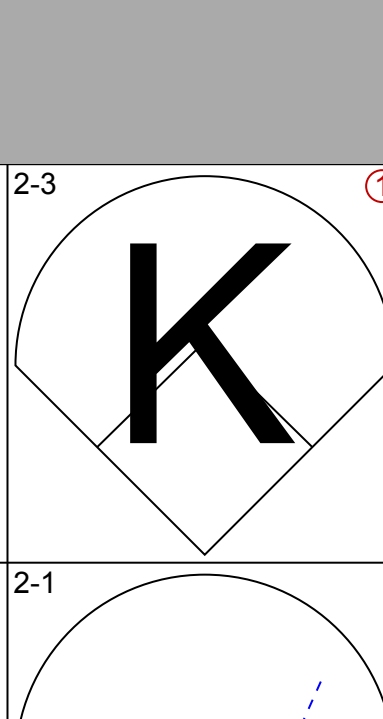
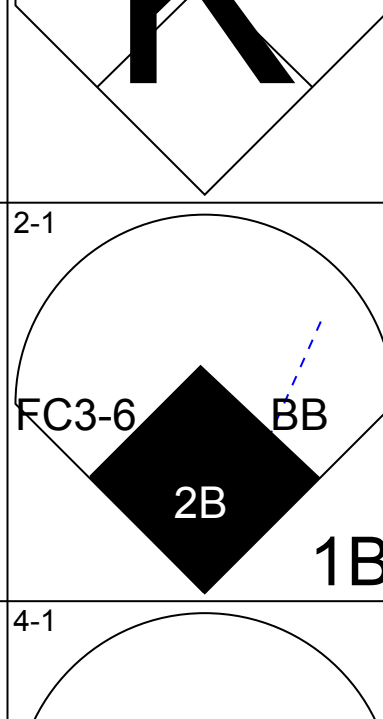
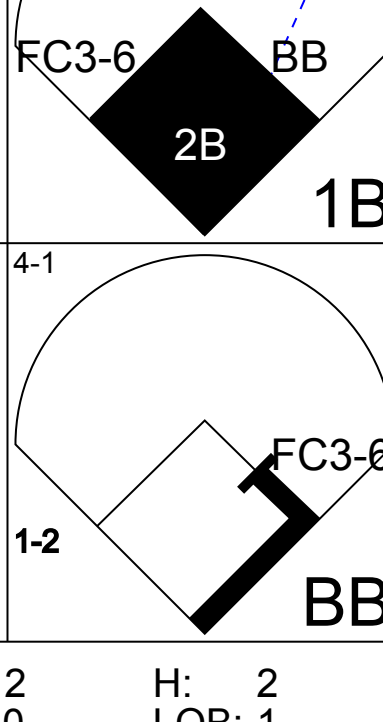
AB 32
R 2
H 6
RBI 2
BB 1
SO 8
LOB 10



Batter	1	2	3	4	5	6	7	8	9	AB	R	H	RBI	BB	SO	LOB	BOTTOM										
Harold Reynolds, S (1, 4) OBP: 0.361, SLG: 0.371	G6-3									4	0	0	0	0	0	1	Cleveland Indians @ Seattle Mariners The Kingdome, Seattle, WA Tue Sep 26 1989, 10:05 PM EDT Att. 6,768 - Dome - 70 F										
Henry Cotto, R (1, 7) OBP: 0.311, SLG: 0.427	F8									4	0	1	1	0	1	0											
Alvin Davis, L (1, 3) OBP: 0.426, SLG: 0.489	P5									4	1	1	1	0	0	2											
Jeffrey Leonard, R (1, 10) OBP: 0.300, SLG: 0.422		G6-3								3	0	1	0	0	0	0											
Darnell Coles, R (1, 5) OBP: 0.297, SLG: 0.365		G4-3								3	0	1	0	0	0	1											
Jay Buhner, R (1, 9) OBP: 0.341, SLG: 0.505										3	0	0	0	0	1	1											
Ken Griffey Jr., L (1, 8) OBP: 0.329, SLG: 0.424										3	1	1	0	0	1	0											
Dave Valle, R (1, 2) OBP: 0.305, SLG: 0.347										2	0	0	0	0	0	0											
Omar Vizquel, S (1, 6) OBP: 0.272, SLG: 0.259										2	0	0	0	0	0	0											
Jim Presley, R (8, PH) OBP: 0.278, SLG: 0.389										0	0	0	0	0	0	0											
Scott Bradley, L (8, PH) OBP: 0.330, SLG: 0.377										1	0	1	1	0	0	0											
Mike Kingery, L (8, PR) OBP: 0.289, SLG: 0.347										0	1	0	0	0	0	0											
Dave Cochrane, S (9, 6) OBP: 0.312, SLG: 0.351										0	0	0	0	0	0	0											
Inning Stats	R: 0 E: 0 K: 0 S: 11	H: 0 LOB: 0 BB: 0 P: 14	R: 0 E: 0 K: 1 S: 9	H: 0 LOB: 0 BB: 0 P: 12	R: 0 E: 0 K: 1 S: 12	H: 0 LOB: 0 BB: 0 P: 16	R: 1 E: 0 K: 1 S: 16	H: 2 LOB: 1 BB: 0 P: 24	R: 0 E: 0 K: 0 S: 9	H: 0 LOB: 0 BB: 0 P: 15	R: 0 E: 0 K: 0 S: 4	H: 0 LOB: 0 BB: 0 P: 4	R: 0 E: 0 K: 0 S: 13	H: 1 LOB: 1 BB: 0 P: 18	R: 2 E: 0 K: 0 S: 11	H: 3 LOB: 2 BB: 0 P: 14	1B: 4 2B: 1 3B: 0 HR: 1	SF: 0 SAC: 1 DP: 0 HBP: 0	WP: 0 PB: 0 SB: 0 CS: 0	PA: 30							
PITCHER	IP	WLS	BF	H	R	ER	SO	BB	IBB	HBP	BLK	WP	HR	S	P	ERA	WHIP										
Greg Swindell, L (1, 1) ERA: 3.48	6.0		20	2	1	1	3	0	0	0	0	0	0	61	85	1.50	0.333										
Jesse Orosco, L (7, 1) ERA: 1.99	1.1	L	6	2	1	1	0	0	0	0	0	0	0	18	25	6.75	1.500										
Doug Jones, R (8, 1) ERA: 2.4	0.2	L	4	2	1	1	0	0	0	0	0	0	0	6	7	13.50	3.000										

AB 29
R 3
H 6
RBI 3
BB 0
SO 3
LOB 5

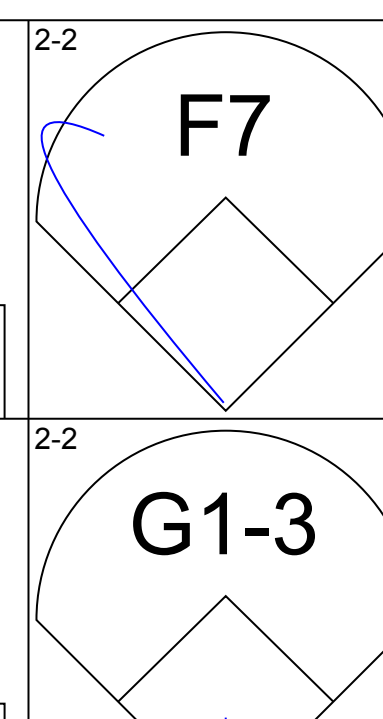
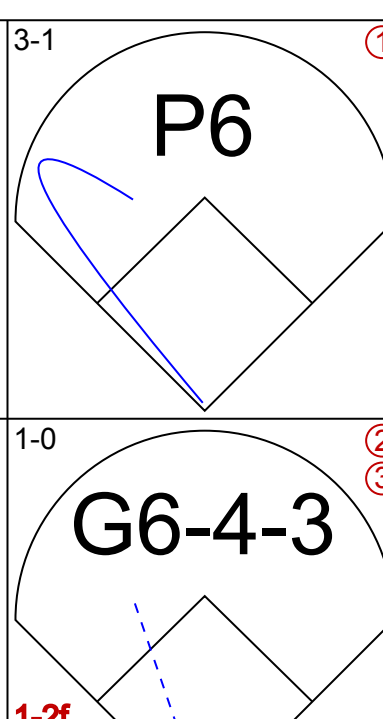
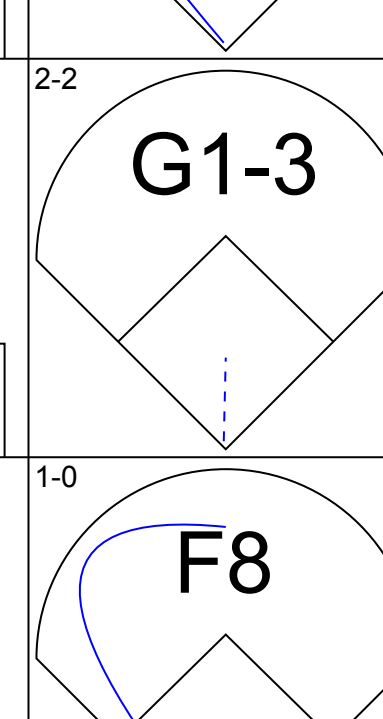
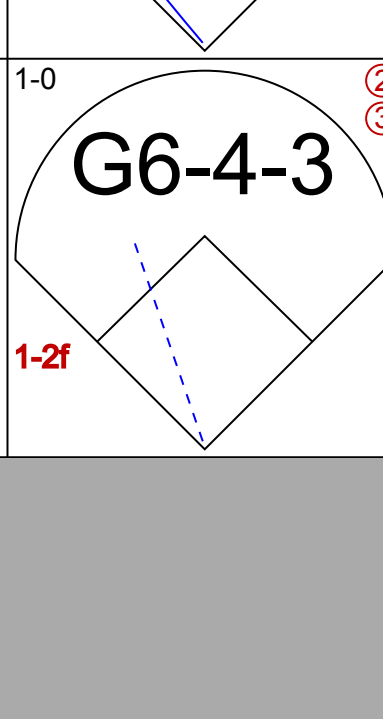
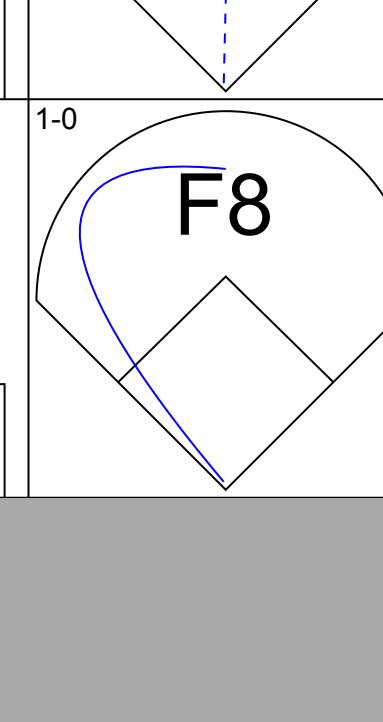
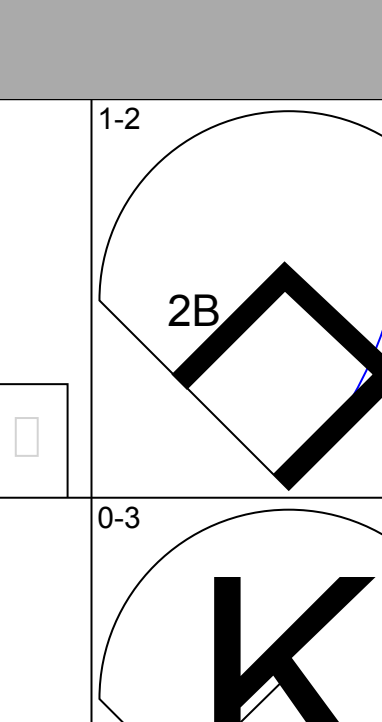
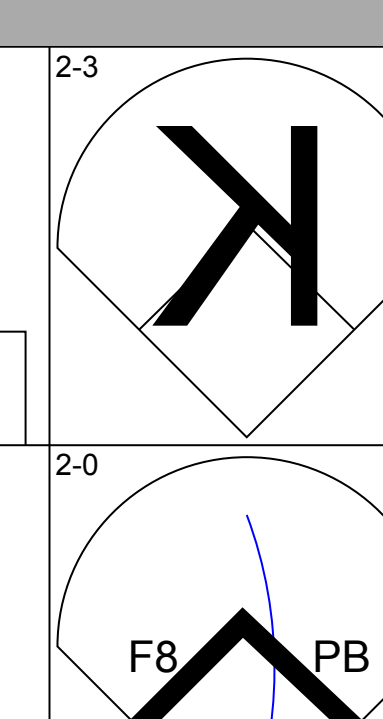
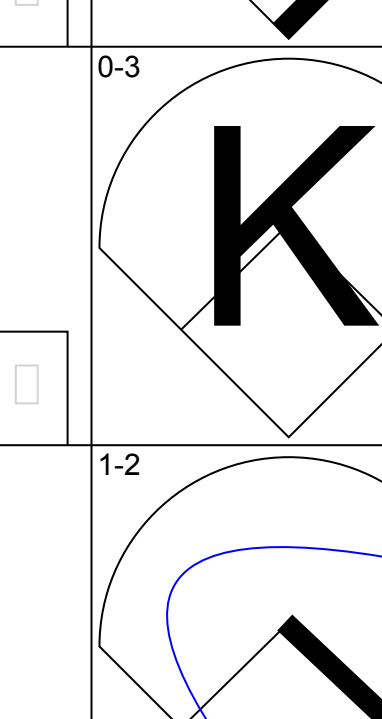
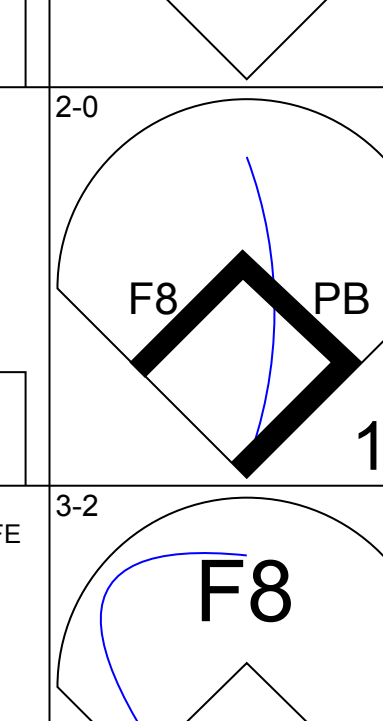
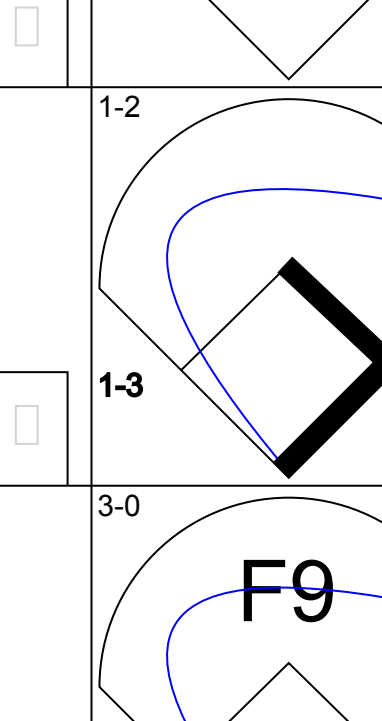
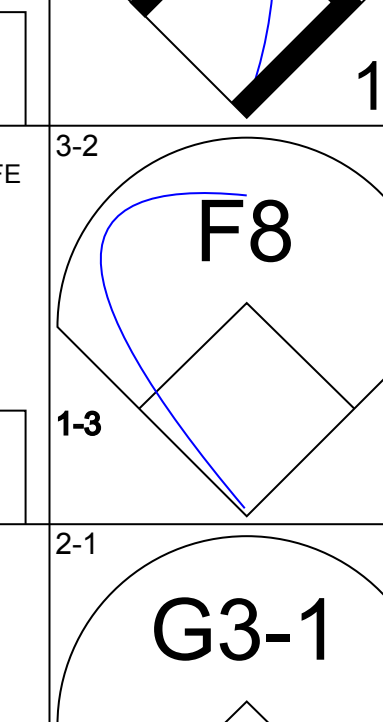
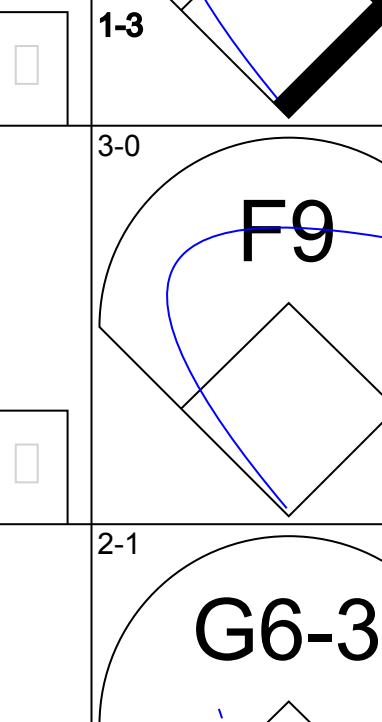
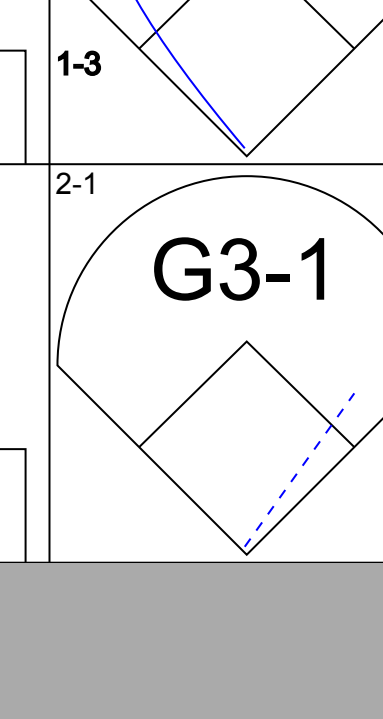
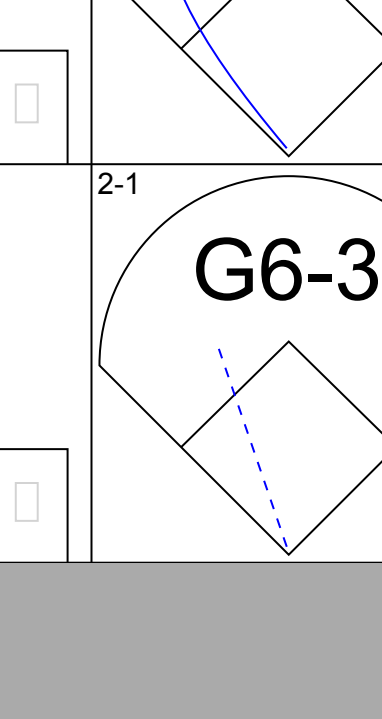
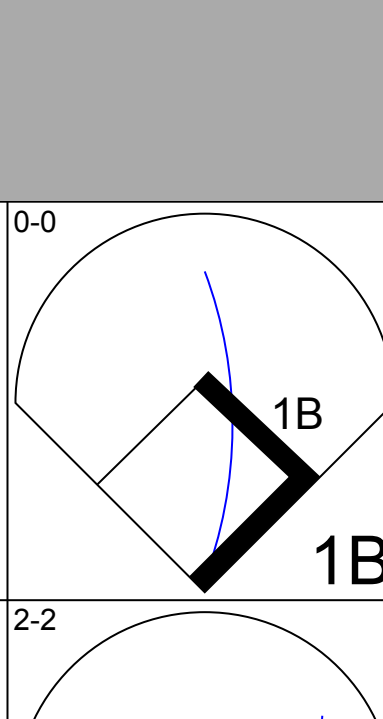
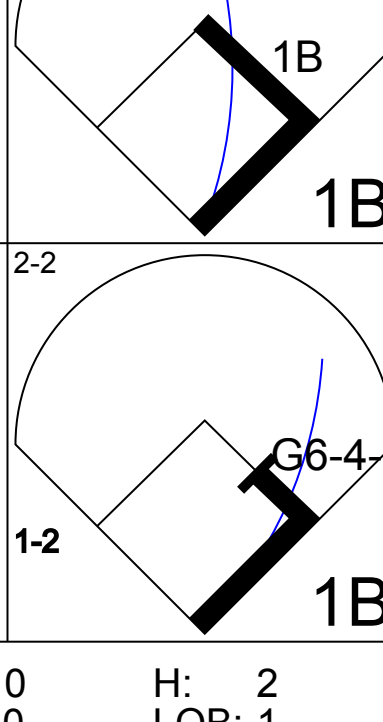
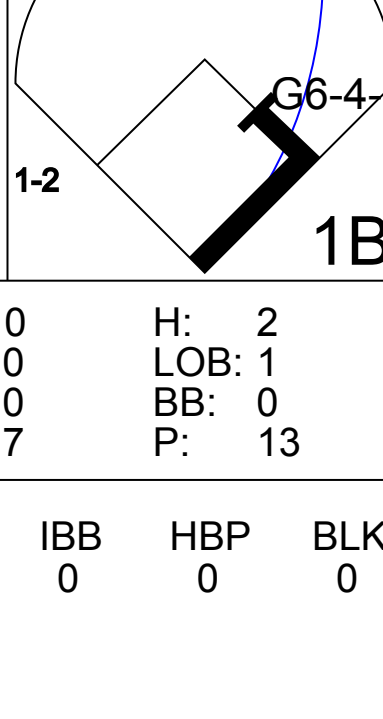


Batter	1	2	3	4	5	6	7	8	9	AB	R	H	RBI	BB	SO	LOB	TOP								
Jerry Browne, S (1, 4) OBP: 0.372, SLG: 0.396			FC3-6 					G1-3 		4	1	0	0	0	1	4									
Paul Zivella, R (1, 10) OBP: 0.304, SLG: 0.426								E2 		4	0	2	3	0	1	0									
Joe Carter, R (1, 3) OBP: 0.293, SLG: 0.467	G4-3 							P2 		4	0	0	0	0	1	2									
Albert Belle, R (1, 7) OBP: 0.275, SLG: 0.414										4	0	0	0	0	3	1									
Pete O'Brien, L (8, 3) OBP: 0.350, SLG: 0.378										0	0	0	0	0	0	0									
Brook Jacoby, R (1, 5) OBP: 0.342, SLG: 0.412		L8 								4	0	0	0	0	3	0									
Cory Snyder, R (1, 9) OBP: 0.254, SLG: 0.367		F7 		G5-3 						4	1	1	1	0	1	0									
Brad Komminsk, R (1, 8) OBP: 0.323, SLG: 0.430										3	0	0	0	1	2	0									
Andy Allanson, R (1, 2) OBP: 0.286, SLG: 0.291			FC3-6 							3	1	1	0	0	1	1									
Felix Fermin, R (1, 6) OBP: 0.304, SLG: 0.260										2	1	1	0	1	1	1									
Inning Stats	R: 0 E: 0 K: 2 S: 15	H: 0 LOB: 0 BB: 0 P: 21	R: 0 E: 0 K: 1 S: 8	H: 0 LOB: 0 BB: 0 P: 12	R: 2 E: 0 K: 2 S: 14	H: 2 LOB: 1 BB: 1 P: 25	R: 0 E: 0 K: 2 S: 11	H: 0 LOB: 0 BB: 0 P: 17	R: 0 E: 1 K: 1 S: 9	H: 0 LOB: 1 BB: 1 P: 18	R: 0 E: 0 K: 0 S: 9	H: 0 LOB: 0 BB: 0 P: 14	R: 1 E: 0 K: 3 S: 11	H: 1 LOB: 0 BB: 0 P: 17	R: 1 E: 1 K: 1 S: 12	H: 2 LOB: 1 BB: 0 P: 18	R: 0 E: 0 K: 2 S: 10	H: 0 LOB: 0 BB: 0 P: 15	1B: 2 2B: 2 3B: 0 HR: 1	SF: 0 SAC: 0 DP: 0 HBP: 0	WP: 0 PB: 0 SB: 0 CS: 0	PA: 34			
PITCHER	IP	WLS	BF	H	R	ER	SO	BB	IBB	HBP	BLK	WP	HR	S	P	ERA	WHIP								
Randy Johnson, L (1, 1) ERA: 4.82	7.1	L	29	5	4	4	11	2	0	0	0	0	1	82	132	4.91	0.955								
Michael Jackson, R (8, 1) ERA: 3.18	1.2		5	0	0	0	3	0	0	0	0	0	0	17	25	0.00	0.000								

Cleveland Indians @ Seattle Mariners
The Kingdome, Seattle, WA
Wed Sep 27 1989, 10:05 PM EDT
Att: 6,652 - Dome

AB 32
R 4
H 5
RBI 4
BB 2
SO 14
LOB 9



Batter	1	2	3	4	5	6	7	8	9	AB	R	H	RBI	BB	SO	LOB	BOTTOM								
Harold Reynolds, S (1, 4) OBP: 0.361, SLG: 0.370	F7 		P6 							4	0	1	0	0	0	2									
Henry Cotto, R (1, 9) OBP: 0.305, SLG: 0.420	G1-3 		G6-4-3 							4	0	0	0	0	0	4									
Alvin Davis, L (1, 3) OBP: 0.424, SLG: 0.487	F8 									4	0	1	0	0	1	2									
Jeffrey Leonard, R (1, 10) OBP: 0.299, SLG: 0.421										4	1	1	0	0	2	1									
Ken Griffey Jr., L (1, 8) OBP: 0.330, SLG: 0.427		F8 								4	0	2	0	0	0	1									
Darnell Coles, R (1, 5) OBP: 0.297, SLG: 0.366		F8 								4	0	1	0	0	0	3									
Greg Briley, L (1, 7) OBP: 0.341, SLG: 0.448		G3-1 		G6-3 						4	0	0	1	0	0	4									
Scott Bradley, L (1, 2) OBP: 0.329, SLG: 0.375										4	0	1	0	0	0	1									
Omar Vizquel, S (1, 6) OBP: 0.273, SLG: 0.261			G6-4-3 							2	0	1	0	0	0	0									
Dave Cochrane, S (8, PH) OBP: 0.318, SLG: 0.358										1	0	1	0	0	0	0									
Inning Stats	R: 0 E: 0 K: 0 S: 10	H: 0 LOB: 0 BB: 0 P: 15	R: 0 E: 0 K: 1 S: 10	H: 1 LOB: 1 BB: 0 P: 19	R: 0 E: 0 K: 0 S: 7	H: 2 LOB: 1 BB: 0 P: 13	R: 0 E: 0 K: 1 S: 12	H: 2 LOB: 2 BB: 0 P: 19	R: 0 E: 0 K: 0 S: 6	H: 0 LOB: 0 BB: 0 P: 7	R: 0 E: 0 K: 1 S: 6	H: 0 LOB: 0 BB: 0 P: 11	R: 0 E: 0 K: 0 S: 4	H: 0 LOB: 0 BB: 0 P: 6	R: 0 E: 0 K: 0 S: 10	H: 2 LOB: 2 BB: 0 P: 13	R: 1 E: 0 K: 0 S: 13	H: 2 LOB: 1 BB: 0 P: 20	1B: 7 2B: 2 3B: 0 HR: 0	SF: 0 SAC: 0 DP: 1 HBP: 0	WP: 0 PB: 1 SB: 0 CS: 0	PA: 35			
PITCHER	IP	WLS	BF	H	R	ER	SO	BB	IBB	HBP	BLK	WP	HR	S	P	ERA	WHIP								
John Farrell, R (1, 1) ERA: 3.63	9.0	W	35	9	1	1	3	0	0	0	0	0	0	78	123	1.00	1.000								

Cleveland Indians @ Seattle Mariners
The Kingdome, Seattle, WA
Wed Sep 27 1989, 10:05 PM EDT
Att: 6,652 - Dome

AB 35
R 1
H 9
RBI 1
BB 0
SO 3
LOB 18



Batter	1	2	3	4	5	6	7	8	9	AB	R	H	RBI	BB	SO	LOB	TOP					
Jerry Browne, S (1,4) OBP: 0.369, SLG: 0.393	0-3 K		0-1 F8			2-2 G4-3		1-0 G4-3		4	0	0	0	0	1	0						
Felix Fermin, R (1,6) OBP: 0.304, SLG: 0.262	1-0 L8		0-0 F9			2-1 2B		1-2 G6-3		4	0	1	0	0	0	0						
Dion James, L (1,8) OBP: 0.364, SLG: 0.368	0-0 G6-3			1-1 G3-1		0-0 F8		1-3 K		4	0	0	0	0	1	1						
Joe Carter, R (1,7) OBP: 0.294, SLG: 0.471		1-1 HR		1-0 G1-3		4-0 BB		1-2 G6-3		3	1	1	1	1	0	0						
Pete O'Brien, L (1,3) OBP: 0.357, SLG: 0.375		3-2 F7		2-2 L8		1-3 K		0-1 G3		4	0	0	0	0	1	2						
Albert Belle, R (1,10) OBP: 0.279, SLG: 0.413		1-2 G4-3			2-2 FC4-6 1B		2-2 G4-3		4-2 FC5-4 BB	3	0	1	0	1	0	0						
Brook Jacoby, R (1,5) OBP: 0.341, SLG: 0.411		1-2 G5-3			1-0 FC4-6 1B		1-3 K		0-1 FC5-4	4	0	1	0	0	1	1						
Cory Snyder, R (1,9) OBP: 0.255, SLG: 0.367			1-1 G6-3		1-0 FC4-6		0-0 FC5-4			3	0	1	0	0	0	2						
Joel Skinner, R (1,2) OBP: 0.271, SLG: 0.303			1-1 HR		2-0 G4-6-3		0-0 FC5-4			3	1	1	1	0	0	3						
Inning Stats	R: 0 E: 0 K: 1 S: 6	H: 0 LOB: 0 BB: 0 P: 7	R: 1 E: 0 K: 0 S: 11	H: 1 LOB: 0 BB: 0 P: 17	R: 1 E: 0 K: 0 S: 7	H: 1 LOB: 0 BB: 0 P: 9	R: 0 E: 0 K: 0 S: 8	H: 0 LOB: 0 BB: 0 P: 12	R: 0 E: 0 K: 1 S: 6	H: 2 LOB: 1 BB: 0 P: 12	R: 0 E: 0 K: 1 S: 11	H: 1 LOB: 2 BB: 1 P: 20	R: 0 E: 0 K: 1 S: 8	H: 1 LOB: 1 BB: 0 P: 11	R: 0 E: 0 K: 1 S: 7	H: 0 LOB: 0 BB: 0 P: 10	R: 0 E: 0 K: 0 S: 10	H: 0 LOB: 1 BB: 1 P: 15	1B: 3 2B: 1 3B: 0 HR: 2	SF: 0 SAC: 0 DP: 1 HBP: 0	WP: 0 PB: 0 SB: 0 CS: 0	PA: 34
PITCHER Brian Holman, R (1,1) ERA: 3.67	IP: 9.0 WLS: W BF: 34 H: 6 R: 2 ER: 2 SO: 4 BB: 2 IBB: 0 HBP: 0 BLK: 0 WP: 0 HR: 2 S: 74 P: 113 ERA: 2.00 WHIP: 0.889																					

Cleveland Indians @ Seattle Mariners
The Kingdome, Seattle, WA
Thu Sep 28 1989, 10:05 PM EDT
Att. 6,831 - Dome - 70 F


AB 32
R 2
H 6
RBI 2
BB 2
SO 4
LOB 9



Batter	1	2	3	4	5	6	7	8	9	AB	R	H	RBI	BB	SO	LOB	BOTTOM			
Harold Reynolds, S (1,4) OBP: 0.360, SLG: 0.368	2-1 G6-3		4-1 1B BB		0-2 L8			1-1 B1-3		3	0	0	0	1	0	1				
Henry Cotto, R (1,7) OBP: 0.305, SLG: 0.420	2-2 P4		1-2 FC6-4 1B		0-1 G5-3			4-2 2B BB		3	1	1	1	1	0	1				
Darnell Coles, R (1,5) OBP: 0.296, SLG: 0.364 (9,3)	2-1 G5-3		1-0 FC6-4		1-1 L8			4-2 2B BB		3	1	0	0	1	0	2				
Jim Presley, R (1,3) OBP: 0.276, SLG: 0.386 (8, PH)		3-3 K		0-0 F8		1-1 G5-3		0-2 2B 2B		3	0	0	0	0	1	0				
Alvin Davis, L (8, PH) OBP: 0.425, SLG: 0.490								1-1 2B		1	0	1	2	0	0	0				
Mike Kingery, L (8, FR) OBP: 0.289, SLG: 0.347								1-1 2B		0	1	0	0	0	0	0				
Edgar Martinez, R (9,5) OBP: 0.317, SLG: 0.307								1-1 2B		0	0	0	0	0	0	0				
Jay Buhner, R (1,9) OBP: 0.340, SLG: 0.505		3-2 F4		3-3 K		3-2 2B		0-3 K		4	0	1	0	0	2	1				
Ken Griffey Jr., L (1,8) OBP: 0.328, SLG: 0.424		1-0 G4-3		1-3 K		2-2 G1-3		4-0 2B IBB		3	1	0	0	1	1	1				
Dave Valle, R (1,2) OBP: 0.307, SLG: 0.352			0-1 G6-3		1-0 G5-3 1B		2-2 G1-3	3-2 2B		4	1	2	2	0	0	0				
Jim Wilson, R (1,10)			1-1 L7		3-2 G5-3		1-1 F8	2-3 K		4	0	0	0	0	1	2				
Omar Vizquel, S (1,6) OBP: 0.276, SLG: 0.264			3-1 BB 1B		0-1 1B		0-0 L5			3	1	2	1	0	0	0				
Inning Stats	R: 0 E: 0 K: 0 S: 9	H: 0 LOB: 0 BB: 0 P: 15	R: 0 E: 0 K: 1 S: 11	H: 0 LOB: 0 BB: 0 P: 18	R: 1 E: 0 K: 0 S: 12	H: 2 LOB: 1 BB: 1 P: 22	R: 0 E: 0 K: 2 S: 8	H: 0 LOB: 0 BB: 0 P: 12	R: 1 E: 0 K: 0 S: 11	H: 2 LOB: 1 BB: 0 P: 15	R: 0 E: 0 K: 0 S: 12	H: 1 LOB: 1 BB: 0 P: 19	R: 0 E: 0 K: 0 S: 6	H: 0 LOB: 0 BB: 0 P: 9	R: 4 E: 0 K: 2 S: 18	H: 2 LOB: 1 BB: 3 P: 36	1B: 4 2B: 3 3B: 0 HR: 0	SF: 0 SAC: 0 DP: 0 HBP: 0	WP: 0 PB: 0 SB: 1 CS: 0	PA: 35
PITCHER Bud Black, L (1,1) ERA: 3.36 Steve Olin, R (8,1) ERA: 3.66 Jesse Orosco, L (8,1) ERA: 2.1 Rudy Seanez, R (8,1) ERA: 4.5	IP: 7.0 WLS: L BF: 3 H: 0 R: 2 ER: 2 SO: 3 BB: 2 IBB: 0 HBP: 0 BLK: 0 WP: 0 HR: 0 S: 69 P: 110 ERA: 2.57 WHIP: 0.857																			

Cleveland Indians @ Seattle Mariners
The Kingdome, Seattle, WA
Thu Sep 28 1989, 10:05 PM EDT
Att. 6,831 - Dome - 70 F

AB 31
R 6
H 7
RBI 6
BB 4
SO 5
LOB 8



Batter	1	2	3	4	5	6	7	8	9	AB	R	H	RBI	BB	SO	LOB	TOP					
Jerry Browne, S OBP: 0.368, SLG: 0.390	6-3		BB				P5		F7								4 0 0 0 1 1 6					
Pete O'Brien, L OBP: 0.356, SLG: 0.373	4-3		BB						F6								4 0 0 0 1 1 3					
Joe Carter, R OBP: 0.284, SLG: 0.470					5-3				F9								4 0 1 0 0 1 3					
Albert Belle, R OBP: 0.279, SLG: 0.410	4-3								P2								4 0 1 0 0 1 1					
Dion James, L OBP: 0.363, SLG: 0.367									4-3								4 0 1 0 0 0 0					
Cory Snyder, R OBP: 0.253, SLG: 0.364	4-3								1B								4 0 0 0 0 0 2					
Brook Jacoby, R OBP: 0.342, SLG: 0.412	6-3								4-3								3 1 1 0 1 0 0					
Andy Allanson, R OBP: 0.289, SLG: 0.294									SH3-4								3 0 2 0 0 0 0					
Dave Clark, L OBP: 0.312, SLG: 0.373									1B								1 0 1 1 0 0 0					
Tommy Hinzo, S OBP: 0.253, SLG: 0.364									SH1								0 0 0 0 0 0 0					
Felix Fermin, R OBP: 0.305, SLG: 0.263									SH1								2 0 1 0 0 0 0					
Inning Stats	R: 0 E: 0 K: 0 S: 4	H: 1 LOB: 1 BB: 0 P: 4	R: 0 E: 0 K: 0 S: 3	H: 0 LOB: 0 BB: 0 P: 3	R: 0 E: 0 K: 0 S: 3	H: 0 LOB: 1 BB: 1 P: 7	R: 0 E: 0 K: 1 S: 5	H: 0 LOB: 0 BB: 0 P: 5	R: 0 E: 0 K: 0 S: 5	H: 2 LOB: 2 BB: 0 P: 5	R: 0 E: 0 K: 2 S: 9	H: 2 LOB: 2 BB: 0 P: 9	R: 0 E: 0 K: 0 S: 4	H: 1 LOB: 3 BB: 2 P: 12	R: 0 E: 0 K: 0 S: 3	H: 0 LOB: 0 BB: 0 P: 3	R: 1 E: 0 K: 1 S: 7	H: 2 LOB: 2 BB: 0 P: 7	1B: 7 2B: 1 3B: 0 HR: 0	SF: 0 SAC: 2 DP: 0 HBP: 0	WP: 0 PB: 0 SB: 1 CS: 0	PA: 38
PITCHER	IP	WLS	BF	H	R	ER	SO	BB	IBB	HBP	BLK	WP	HR	S	P	ERA	WHIP					
Eric King, R ERA: 3.39	6.0	W	26	6	0	0	3	2	0	0	0	0	0	30	38	0.00	1.333					
Barry Jones, R ERA: 2.37	2.0		7	0	0	0	0	1	0	0	0	0	0	6	10	0.00	0.500					
Bobby Thigpen, R ERA: 3.76	1.0	S	5	2	1	1	1	0	0	0	0	0	0	7	7	9.00	2.000					

Cleveland Indians @ Chicago White Sox
Comiskey Park, Chicago, IL
Fri Sep 29 1989, 8:05 PM EDT
Att: 8,133 - Unknown

AB 33
R 1
H 8
RBI 1
BB 3
SO 4
LOB 15



Batter	1	2	3	4	5	6	7	8	9	AB	R	H	RBI	BB	SO	LOB	BOTTOM					
Dave Gallagher, R OBP: 0.320, SLG: 0.315	SH1-3		F8					F8									4 1 2 0 0 0 0					
Scott Fletcher, R OBP: 0.330, SLG: 0.307	SH1-3							6-3									3 0 0 0 0 1 2					
Ivan Calderon, R OBP: 0.330, SLG: 0.433								5-3									2 0 0 0 2 1 1					
Carlton Fisk, R OBP: 0.354, SLG: 0.466								5-3									3 0 0 0 0 1 5					
Steve Lyons, L OBP: 0.316, SLG: 0.333								1-3									3 0 1 2 0 0 1					
Carlos Martinez, R OBP: 0.344, SLG: 0.411								5-3									3 0 0 0 0 0 2					
Robin Ventura, L OBP: 0.306, SLG: 0.256								6-3									3 0 0 0 0 0 0					
Sammy Sosa, R OBP: 0.304, SLG: 0.364								F9									3 0 1 0 0 1 0					
Ozzie Guillen, L OBP: 0.271, SLG: 0.320								F8									3 1 1 0 0 0 1					
Inning Stats	R: 0 E: 0 K: 2 S: 8	H: 1 LOB: 1 BB: 0 P: 8	R: 0 E: 0 K: 0 S: 3	H: 0 LOB: 0 BB: 0 P: 3	R: 0 E: 0 K: 0 S: 3	H: 0 LOB: 0 BB: 0 P: 3	R: 0 E: 0 K: 1 S: 5	H: 0 LOB: 1 BB: 1 P: 9	R: 0 E: 0 K: 1 S: 5	H: 0 LOB: 0 BB: 0 P: 5	R: 2 E: 0 K: 0 S: 6	H: 3 LOB: 2 BB: 1 P: 10	R: 0 E: 0 K: 0 S: 3	H: 1 LOB: 0 BB: 0 P: 3	R: 0 E: 0 K: 0 S: 3	H: 0 LOB: 0 BB: 0 P: 3	1B: 4 2B: 1 3B: 0 HR: 0	SF: 0 SAC: 1 DP: 0 HBP: 0	WP: 0 PB: 0 SB: 1 CS: 1	PA: 30		
PITCHER	IP	WLS	BF	H	R	ER	SO	BB	IBB	HBP	BLK	WP	HR	S	P	ERA	WHIP					
Tom Candiotti, R ERA: 3.1	7.0	L	27	5	2	2	4	1	0	0	0	0	0	33	41	2.57	0.857					
Steve Olin, R ERA: 3.75	1.0		3	0	0	0	0	0	0	0	0	0	0	3	3	0.00	0.000					

Cleveland Indians @ Chicago White Sox
Comiskey Park, Chicago, IL
Fri Sep 29 1989, 8:05 PM EDT
Att: 8,133 - Unknown

AB 27
R 2
H 5
RBI 2
BB 2
SO 4
LOB 12



Batter	1	2	3	4	5	6	7	8	9	AB	R	H	RBI	BB	SO	LOB	TOP										
Jerry Browne, S (1,4) OBP: 0.370, SLG: 0.390	G4-3		1B		IBB			SH3		2	0	1	0	1	0	0	Cleveland Indians @ Chicago White Sox Comiskey Park, Chicago, IL Sun Oct 01 1989, 4:33 AM EDT Att: 12,856 - Sunny - 70 F										
Felix Fermin, R (1,6) OBP: 0.302, SLG: 0.260	K		G4-3		G3			CS		3	0	0	0	0	1	4											
Dion James, L (8, PH) OBP: 0.363, SLG: 0.366								1B		1	0	1	1	0	0	0											
Joel Skinner, R (8,2) OBP: 0.271, SLG: 0.303										0	0	0	0	0	0	0											
Joe Carter, R (1,3) OBP: 0.292, SLG: 0.465	F8							F8		4	0	0	0	0	0	1											
Albert Belle, R (1,10) OBP: 0.269, SLG: 0.394		K						CS		4	0	0	0	0	3	0											
Cory Snyder, R (1,9) OBP: 0.251, SLG: 0.360	G1-3							F9		4	0	0	0	0	1	0											
Brook Jacoby, R (1,5) OBP: 0.348, SLG: 0.416										4	0	3	0	0	1	0											
Beau Allred, L (1,7) OBP: 0.306, SLG: 0.375								1B		4	0	1	0	0	1	2											
Pete O'Brien, L (9,3) OBP: 0.356, SLG: 0.372	F8							F9		0	0	0	0	0	0	0											
Brad Komminsk, R (1,8) OBP: 0.319, SLG: 0.419										2	0	0	0	0	1	0											
Tom Magrann, R (1,2)										2	0	0	0	0	2	2											
Dave Clark, L (8, PH) OBP: 0.317, SLG: 0.379										0	0	0	0	1	0	0											
Tommy Hinzo, S (8, PR)										0	1	0	0	0	0	0											
Paul Zuvella, R (8,6) OBP: 0.300, SLG: 0.414								SH3		0	0	0	0	0	0	0											
								1B		0	0	0	0	0	0	0											
								BB		0	0	0	0	0	0	0											
Inning Stats	R: 0 E: 0 K: 1 S: 9	H: 0 LOB: 0 BB: 0 P: 13	R: 0 E: 0 K: 1 S: 7	H: 1 LOB: 1 BB: 0 P: 10	R: 0 E: 0 K: 1 S: 10	H: 1 LOB: 1 BB: 0 P: 12	R: 0 E: 0 K: 2 S: 8	H: 0 LOB: 0 BB: 0 P: 12	R: 0 E: 0 K: 1 S: 9	H: 2 LOB: 3 BB: 1 P: 15	R: 0 E: 0 K: 0 S: 5	H: 0 LOB: 0 BB: 0 P: 10	R: 0 E: 0 K: 3 S: 11	H: 0 LOB: 0 BB: 0 P: 16	R: 1 E: 0 K: 0 S: 11	H: 1 LOB: 1 BB: 0 P: 20	R: 0 E: 0 K: 1 S: 6	H: 1 LOB: 1 BB: 0 P: 8	1B: 6 2B: 0 3B: 0 HR: 0	SF: 0 SAC: 2 DP: 0 HBP: 0	WP: 0 PB: 0 SB: 1 CS: 1	PA: 35					
PITCHER	IP	WLS	BF	H	R	ER	SO	BB	IBB	HBP	BLK	WP	HR	S	P	ERA	WHIP										
Richard Dotson, R (1,1) ERA: 4.46	8.0	L	30	5	1	1	9	1	1	0	0	0	0	70	108	1.12	0.750										
Ken Patterson, L (9,1) ERA: 4.52	1.0		4	1	0	0	1	0	0	0	0	0	0	6	8	0.00	1.000										

Batter	1	2	3	4	5	6	7	8	9	AB	R	H	RBI	BB	SO	LOB	BOTTOM										
Dave Gallagher, R (1,9) OBP: 0.320, SLG: 0.314	P4		F7		F8			F9		4	0	0	0	0	0	1	Cleveland Indians @ Chicago White Sox Comiskey Park, Chicago, IL Sun Oct 01 1989, 4:33 AM EDT Att: 12,856 - Sunny - 70 F										
Scott Fletcher, R (1,4) OBP: 0.332, SLG: 0.311	G6-3		FC6-4		1B			K		4	0	2	0	0	1	0											
Ivan Calderon, R (1,10) OBP: 0.332, SLG: 0.437			FC6-4							4	0	2	0	0	0	2											
Carlos Martinez, R (1,3) OBP: 0.340, SLG: 0.406										3	0	0	0	0	2	2											
Russ Morman, R (8,3) OBP: 0.292, SLG: 0.259	K									0	0	0	0	0	0	0											
Daryl Boston, L (8, PH) OBP: 0.325, SLG: 0.372										1	0	0	0	0	1	1											
Steve Lyons, L (1,7) OBP: 0.317, SLG: 0.339										4	0	1	0	0	2	1											
Sammy Sosa, R (1,8) OBP: 0.303, SLG: 0.366										3	0	1	0	0	2	1											
Lance Johnson, L (9, PH) OBP: 0.360, SLG: 0.367										1	0	0	0	0	1	0											
Robin Ventura, L (1,5) OBP: 0.298, SLG: 0.244										3	0	0	0	1	2	2											
Ron Karkovics, R (1,2) OBP: 0.306, SLG: 0.385										3	0	0	0	0	3	2											
Ozzie Guillen, L (1,6) OBP: 0.270, SLG: 0.318										3	0	1	0	0	1	1											
Inning Stats	R: 0 E: 0 K: 1 S: 9	H: 1 LOB: 1 BB: 0 P: 11	R: 0 E: 0 K: 3 S: 14	H: 0 LOB: 1 BB: 1 P: 22	R: 0 E: 0 K: 0 S: 10	H: 1 LOB: 1 BB: 0 P: 15	R: 0 E: 0 K: 3 S: 15	H: 1 LOB: 1 BB: 0 P: 21	R: 0 E: 0 K: 1 S: 6	H: 1 LOB: 0 BB: 0 P: 9	R: 0 E: 0 K: 1 S: 10	H: 1 LOB: 1 BB: 0 P: 17	R: 0 E: 0 K: 2 S: 15	H: 1 LOB: 1 BB: 0 P: 20	R: 0 E: 0 K: 2 S: 12	H: 1 LOB: 1 BB: 0 P: 17	R: 0 E: 0 K: 2 S: 8	H: 0 LOB: 0 BB: 0 P: 10	1B: 5 2B: 2 3B: 0 HR: 0	SF: 0 SAC: 0 DP: 0 HBP: 0	WP: 1 PB: 0 SB: 1 CS: 1	PA: 34					
PITCHER	IP	WLS	BF	H	R	ER	SO	BB	IBB	HBP	BLK	WP	HR	S	P	ERA	WHIP										
Greg Swindell, L (1,1) ERA: 3.37	6.0		23	5	0	0	9	1	0	0	0	0	0	64	95	0.00	1.000										
Jesse Orosco, L (7,1) ERA: 2.09	1.0	W	4	1	0	0	2	0	0	0	0	0	0	15	20	0.00	1.000										
Doug Jones, R (8,1) ERA: 2.34	2.0	S	7	1	0	0	4	0	0	0	0	0	0	20	27	0.00	0.500										

