

Cleveland Indians - 1990

Batter	1	2	3	4	5	6	7	8	9	AB	R	H	RBI	BB	SO	LOB	TOP										
Mitch Webster, S (1, 8) OBP: 0.250, SLG: 0.250	B2-3		P3			SH1-3 1B		F8		4	0	1	0	0	0	1											
Jerry Browne, S (1, 4) OBP: 0.333, SLG: 0.333	L8			G6-3		SH1-3 1B		1B 1B		3	1	1	0	0	0	0											
Candy Maldonado, R (1, 7) OBP: 0.500, SLG: 0.500	K			HR 1B		F8		1B		4	1	2	2	0	1	1											
Cory Snyder, R (1, 9) OBP: 0.500, SLG: 1.250		FC3-6 1B		HR 1B		G5-3		G5-3		4	1	2	2	0	0	1											
Keith Hernandez, L (1, 3) Tom Brookens, R (9, PR)	FC3-6 1-2f			F7		F9		G4-3 WP 1B		4	0	1	0	0	0	0	1										
Chris James, R (1, 10)	K			K		G6-3		G4-3		4	0	0	0	0	2	2											
Brook Jacoby, R (1, 5)	K					F8		F8		4	0	1	0	0	1	3											
Sandy Alomar Jr., R (1, 2) OBP: 0.667, SLG: 0.500			G6-4-3 1B		G6-3			1B 1B BB		2	1	1	0	1	0	0											
Rafael Santana, R (1, 6) Dion James, L (8, PH) Albert Belle, R (8, PH) Felix Fermin, R (8, 6)			G6-4-3 1-2f		F8			P5		2	0	0	0	0	0	1											
Inning Stats	R: 0 E: 0 K: 1 S: 9	H: 0 LOB: 0 BB: 0 P: 16	R: 0 E: 0 K: 2 S: 8	H: 1 LOB: 1 BB: 0 P: 14	R: 0 E: 0 K: 0 S: 8	H: 1 LOB: 0 BB: 0 P: 12	R: 2 E: 0 K: 1 S: 12	H: 2 LOB: 0 BB: 0 P: 19	R: 0 E: 0 K: 0 S: 6	H: 0 LOB: 0 BB: 0 P: 9	R: 0 E: 0 K: 0 S: 8	H: 1 LOB: 1 BB: 0 P: 10	R: 0 E: 0 K: 0 S: 9	H: 1 LOB: 0 BB: 0 P: 12	R: 2 E: 0 K: 0 S: 6	H: 2 LOB: 1 BB: 1 P: 14	R: 0 E: 0 K: 0 S: 8	H: 1 LOB: 2 BB: 0 P: 12	1B: 8 2B: 0 3B: 0 HR: 1	SF: 0 SAC: 1 DP: 1 HBP: 0	WP: 1 PB: 0 SB: 0 CS: 0	PA: 34					
PITCHER	IP	WLS	BF	H	R	ER	SO	BB	IBB	HBP	BLK	WP	HR	S	P	ERA	WHIP										
Dave LaPoint, L (1, 1) ERA: 3.38	5.1		20	5	2	2	4	0	0	0	0	0	1	45	72	3.38	0.938										
Jeff Robinson, R (6, 1) ERA: 5.4	1.2		6	1	1	1	0	1	0	0	0	0	0	15	24	5.40	1.200										
Greg Cadaret, L (8, 1) ERA: 13.5	0.2		3	1	0	0	0	0	0	0	0	0	0	5	8	0.00	1.500										
Eric Plunk, R (8, 1) ERA:	1.1	W	5	2	1	1	0	0	0	0	0	1	0	9	14	6.75	1.500										

Cleveland Indians @ New York Yankees
 Yankee Stadium, Bronx, NY
 Thu Apr 12 1990, 3:33 AM EDT
 Att: 50,114 - Sunny - 44 F

AB	32
R	4
H	9
RBI	4
BB	1
SO	4
LOB	11

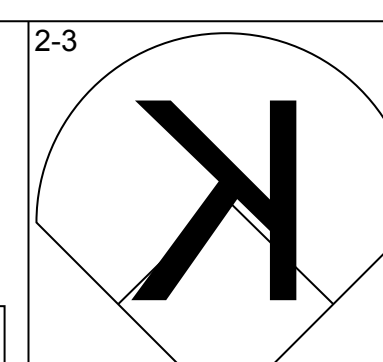
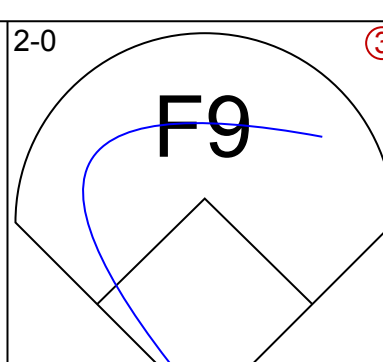
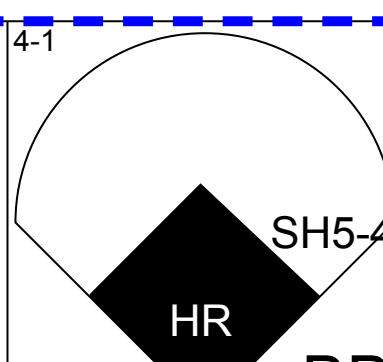
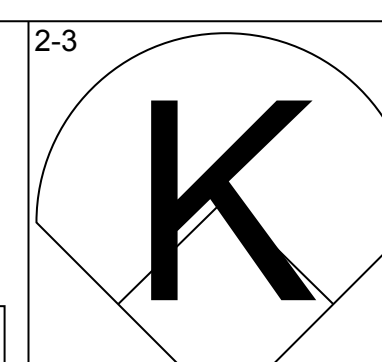
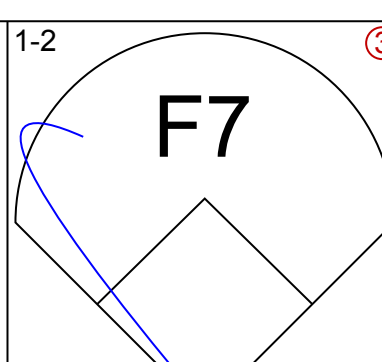
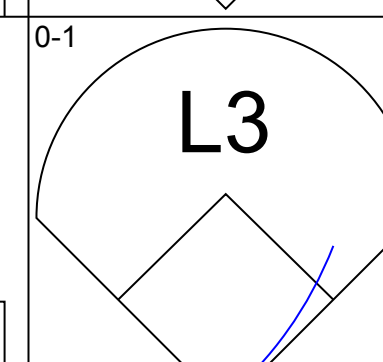
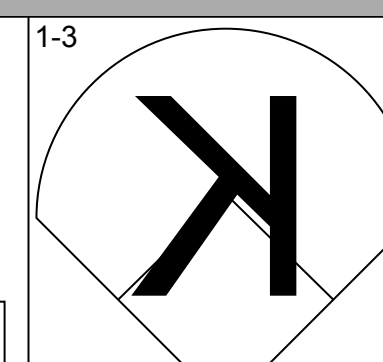
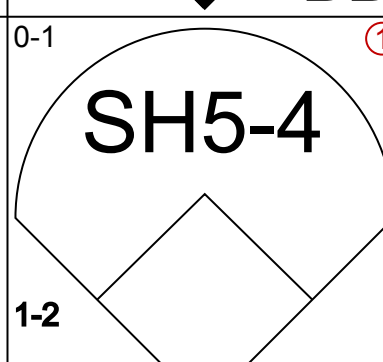
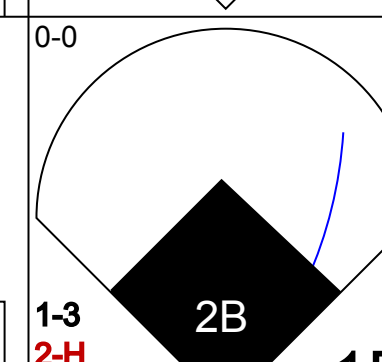
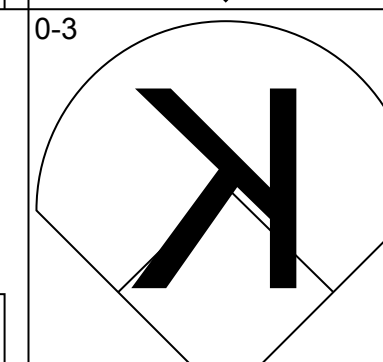
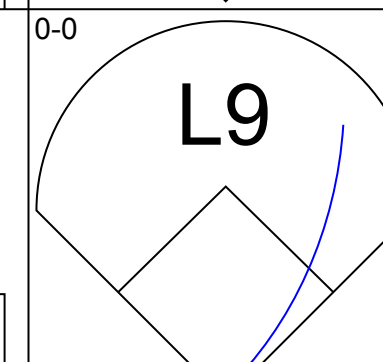
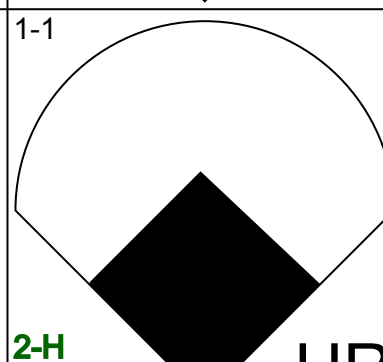
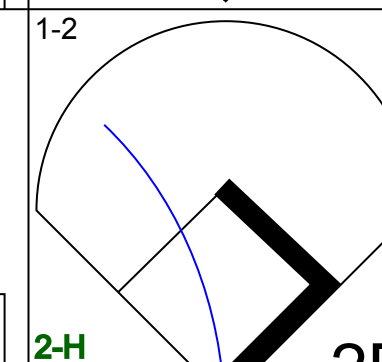
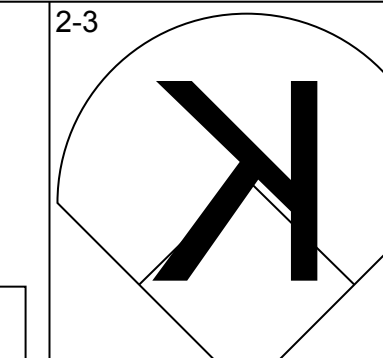
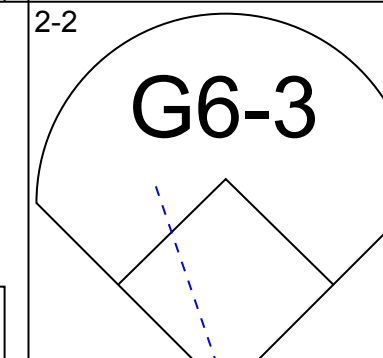
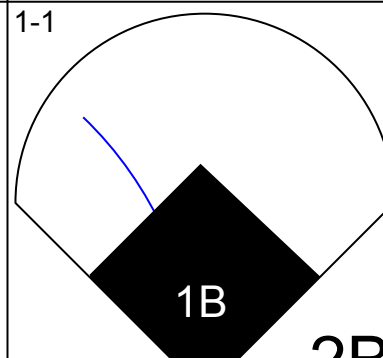
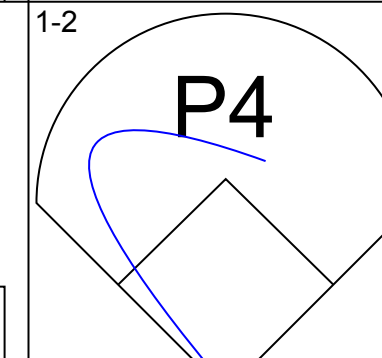
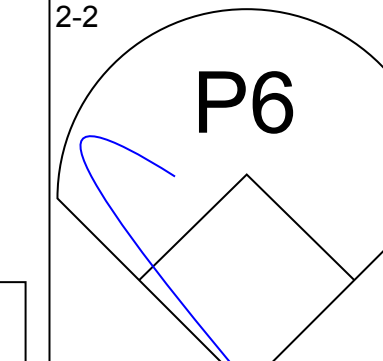
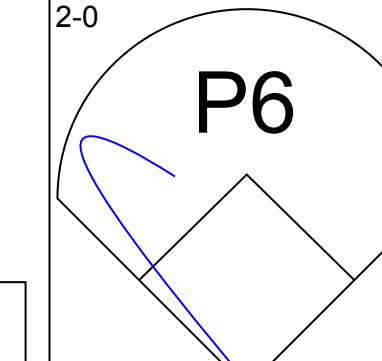
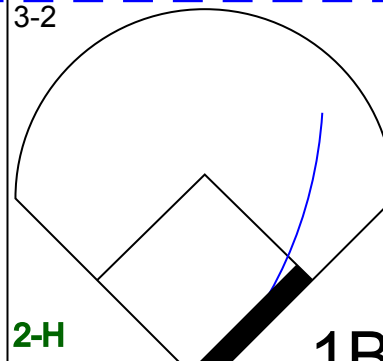
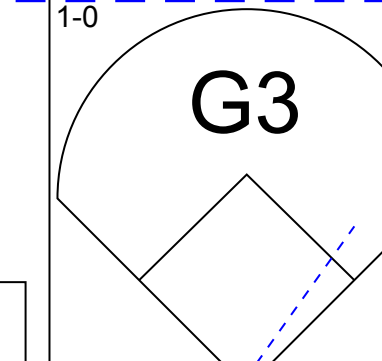
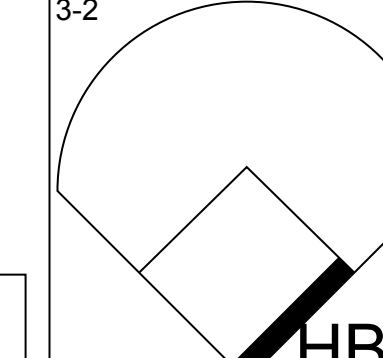
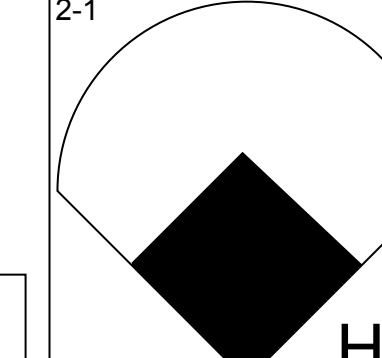
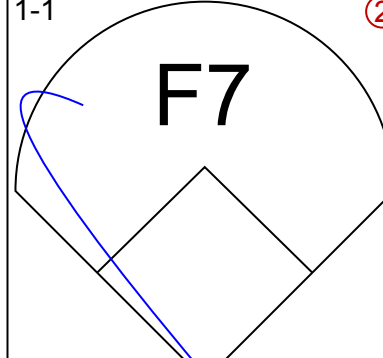
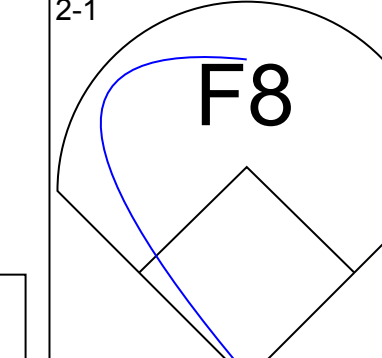
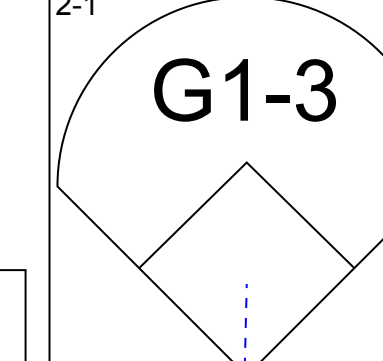
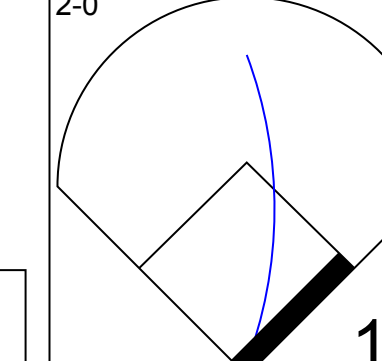
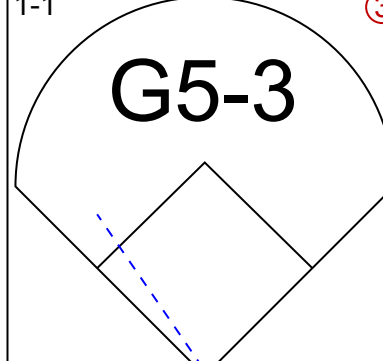
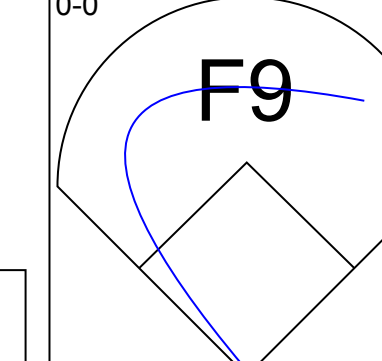
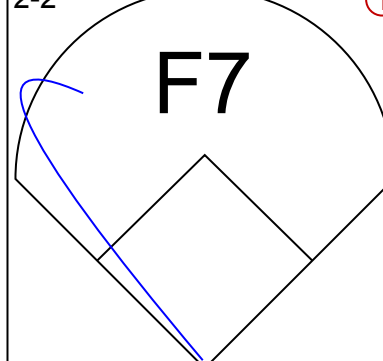
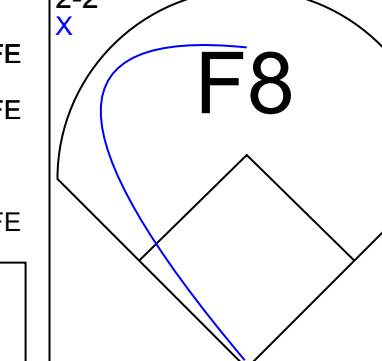
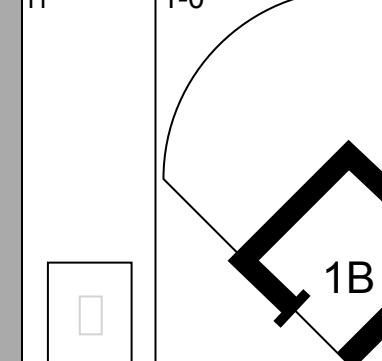
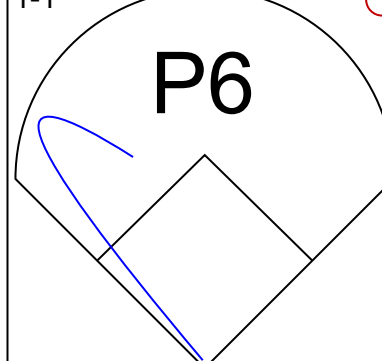
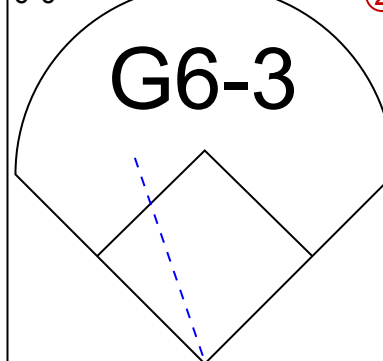
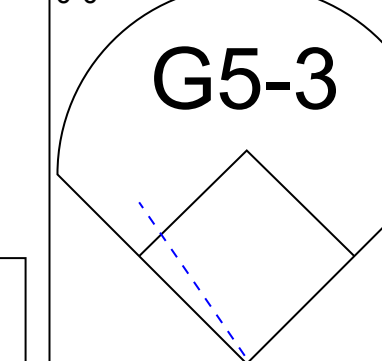
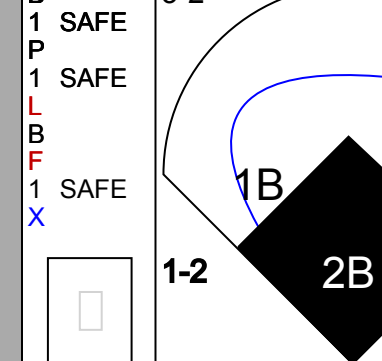
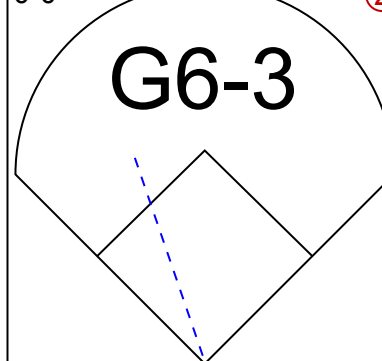



Batter	1	2	3	4	5	6	7	8	9	AB	R	H	RBI	BB	SO	LOB	BOTTOM										
Steve Sax, R (1, 4) OBP: 0.500, SLG: 0.333	G1-3	FC4-6 BB			SH5-4 1-2		F8	E4 1B		3	0	1	0	1	0	0											
Alvaro Espinoza, R (1, 6)	P4	FC4-6 1-2f			G6-3 2-3		HBP	G6-3		4	0	0	0	0	0	6											
Don Mattingly, L (1, 3) OBP: 0.500, SLG: 0.500	G5-3		F6-3 1B		G5-3 3-H 1B		F8			4	0	2	1	0	0	1											
Dave Winfield, R (1, 10) OBP: 0.250, SLG: 0.500		1B 2B	F6-3 1-2		G5-3		K			4	1	1	0	0	1	3											
Mel Hall, L (1, 7) OBP: 0.250, SLG: 0.250	1B 1B	G4-3				F8		K		4	1	1	0	0	1	0											
Jesse Barfield, R (1, 9)	L4			F8		K		FC1-6 BB		3	0	0	0	1	1	2											
Roberto Kelly, R (1, 8) OBP: 0.250, SLG: 0.250	K			G5-3		2B 1B		FC1-6 1B 1-2f		4	2	1	0	0	1	3											
Bob Geren, R (1, 2) OBP: 0.750, SLG: 1.000	BB 1B	BB 1B		F8		1B 2B		1B 1B E 1B		4	1	3	2	0	0	0											
Mike Blowers, R (1, 5) OBP: 0.667, SLG: 0.500 Luis Polonia, L (8, PH) Randy Velarde, R (9, 5)	BB 1B				G6-3 SH5-4 1B BB		K	E 1B		2	1	1	1	1	1	1											
Inning Stats	R: 0 E: 0 K: 0 S: 6	H: 4 LOB: 3 BB: 1 P: 35	R: 0 E: 0 K: 0 S: 8	H: 1 LOB: 0 BB: 0 P: 12	R: 0 E: 0 K: 0 S: 5	H: 0 LOB: 0 BB: 0 P: 8	R: 1 E: 0 K: 2 S: 12	H: 1 LOB: 1 BB: 1 P: 18	R: 1 E: 0 K: 2 S: 22	H: 2 LOB: 1 BB: 0 P: 27	R: 0 E: 0 K: 1 S: 14	H: 0 LOB: 1 BB: 0 P: 19	R: 2 E: 1 K: 1 S: 20	H: 3 LOB: 2 BB: 1 P: 30	1B: 9 2B: 3 3B: 0 HR: 0	SF: 0 SAC: 1 DP: 1 HBP: 1	WP: 0 PB: 0 SB: 0 CS: 0	PA: 38									
PITCHER	IP	WLS	BF	H	R	ER	SO	BB	IBB	HBP	BLK	WP	HR	S	P	ERA	WHIP										
Bud Black, L (1, 1) ERA: 5.4	5.0		22	6	3	3	1	2	0	0	0	0	0	22	27	9.00	2.000										
Al Nipper, R (6, 1) ERA: 9.0	1.0		5	2	1	1	2	0	0	0	0	0	0	22	27	9.00	2.000										
Cecilio Guante, R (7, 1) ERA:	1.0		4	0	0	0	1	0	0	1	0	0	0	14	19	0.00	0.000										
Jesse Orosco, L (8, 1) ERA: 13.5	0.2	L	4	1	2	1	1	1	0	0	0	0	0	13	21	13.50	3.000										
Doug Jones, R (8, 1) ERA:	0.1		3	2	0	0	0	0	0	0	0	0	0	7	9	0.00	6.000										

Cleveland Indians @ New York Yankees
 Yankee Stadium, Bronx, NY
 Thu Apr 12 1990, 3:33 AM EDT
 Att: 50,114 - Sunny - 44 F

AB	33
R	6
H	11
RBI	5
BB	3
SO	5
LOB	16

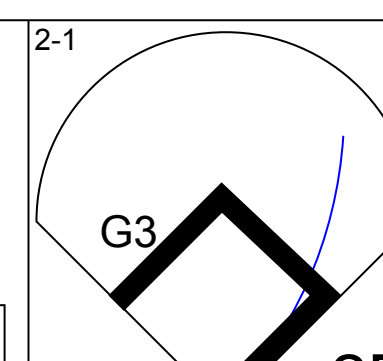
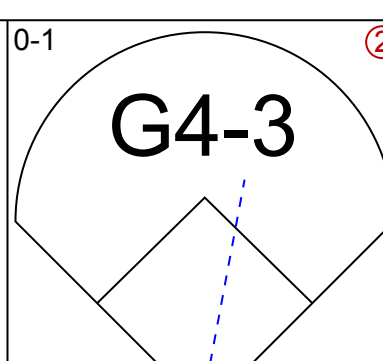
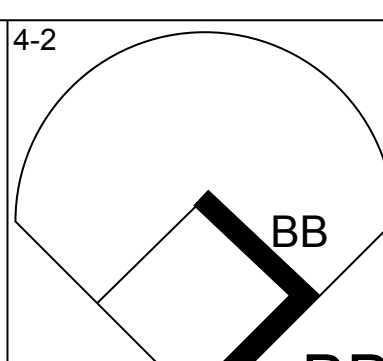
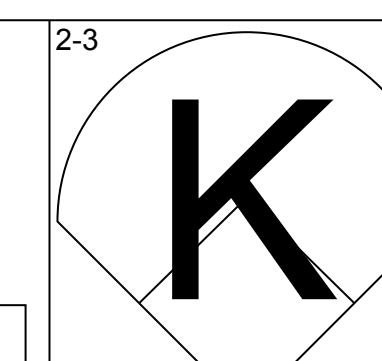
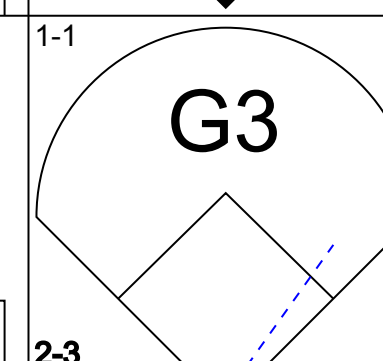
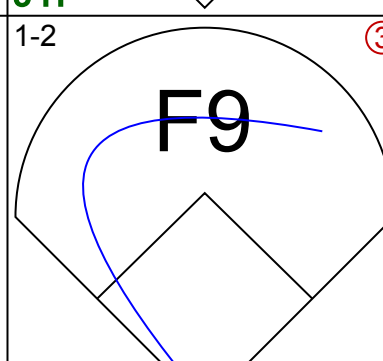
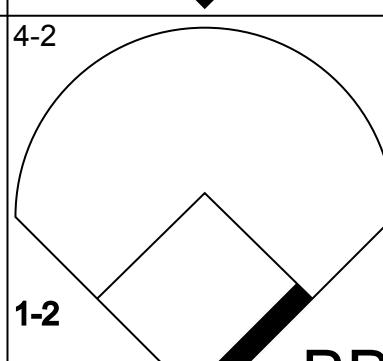
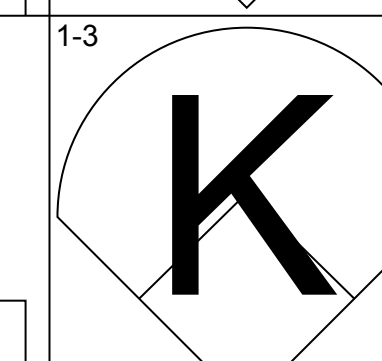
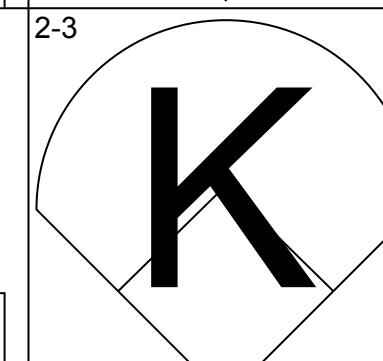
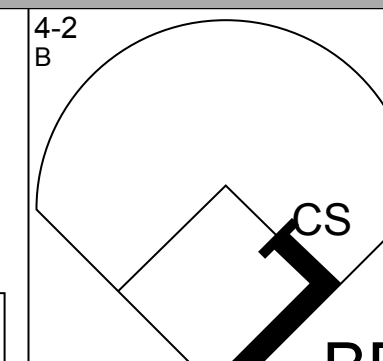
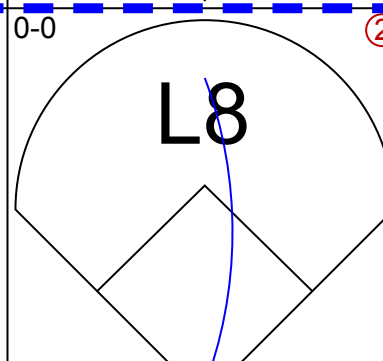
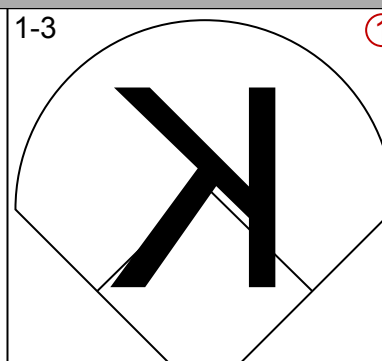
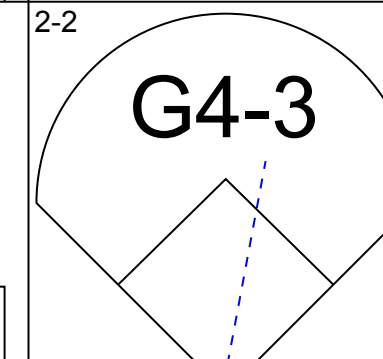
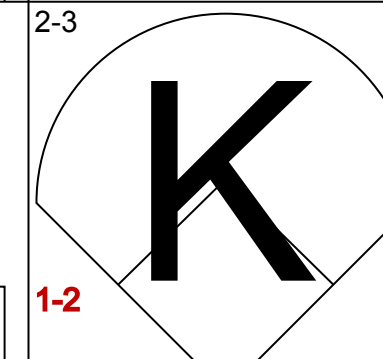
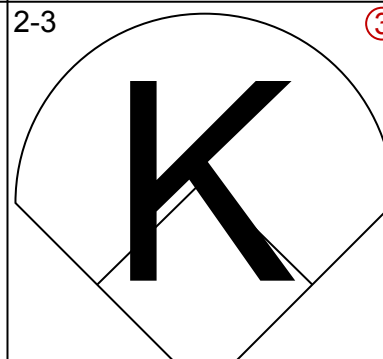
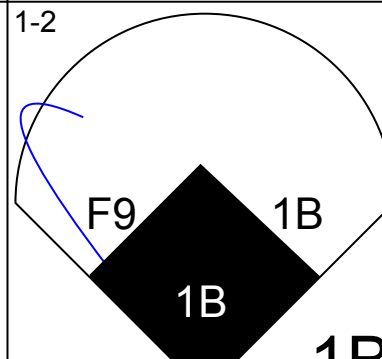
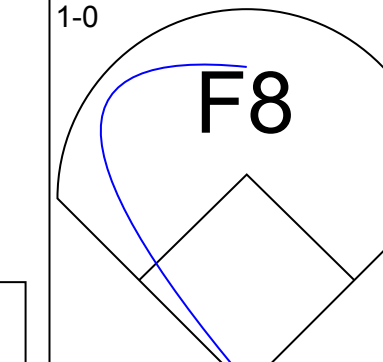
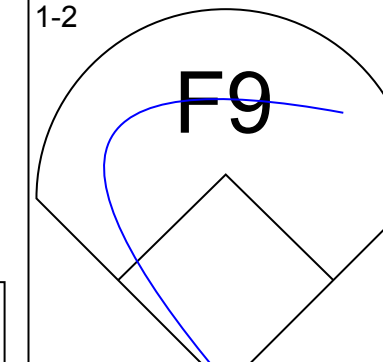
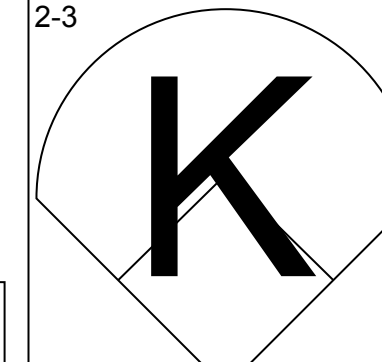
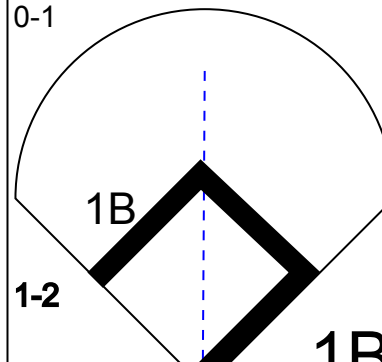
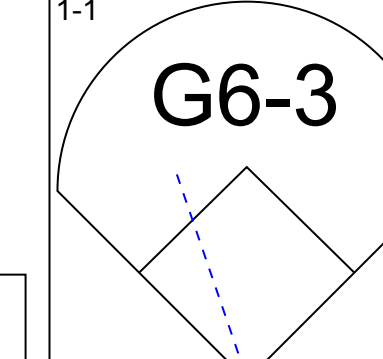
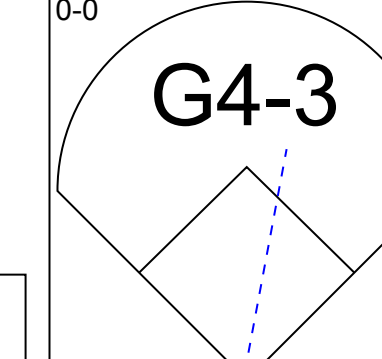
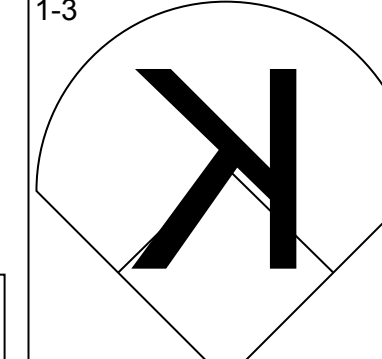
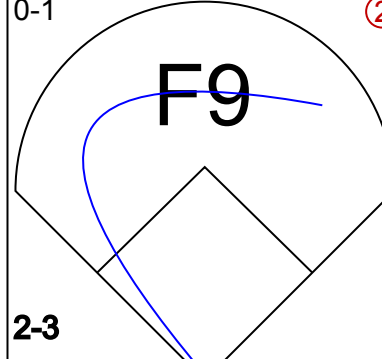
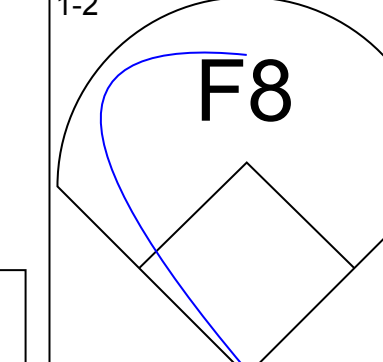
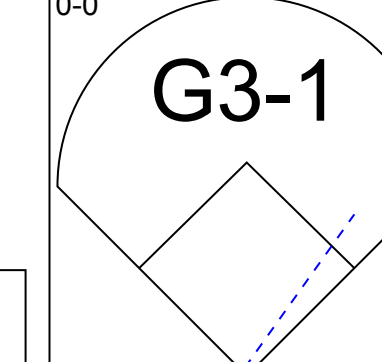
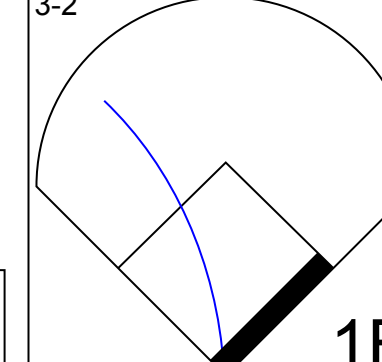
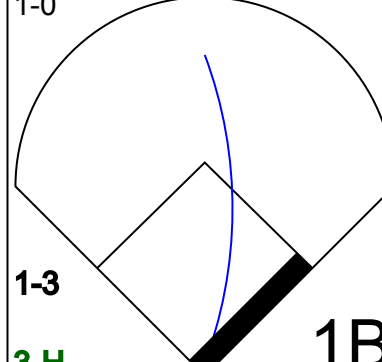
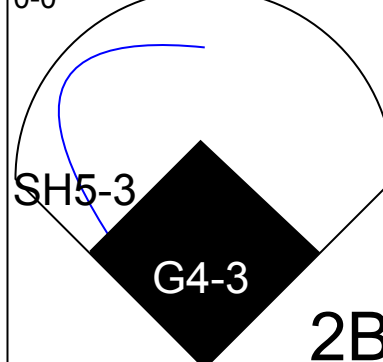
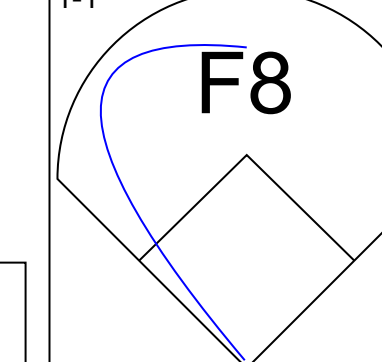
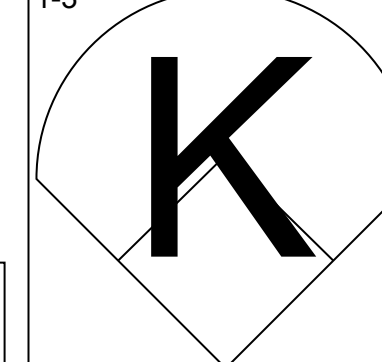
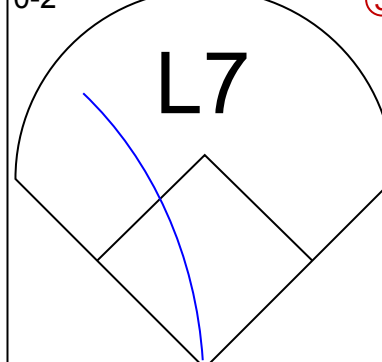
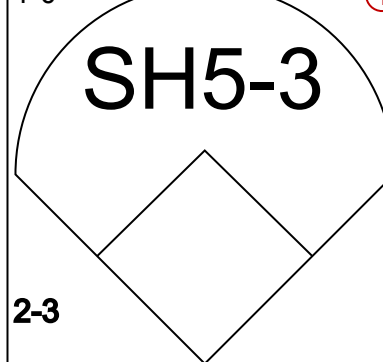
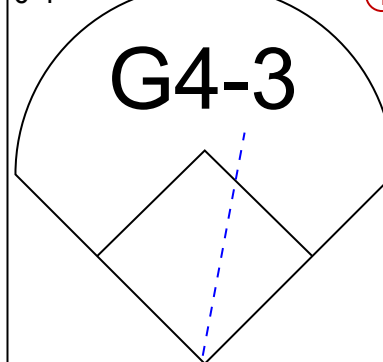
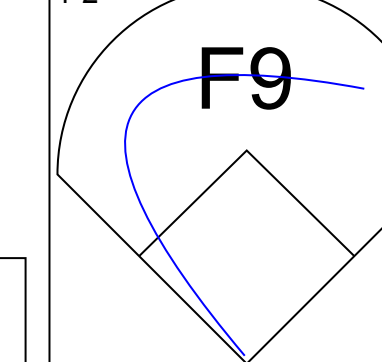


Batter	1	2	3	4	5	6	7	8	9	AB	R	H	RBI	BB	SO	LOB	TOP					
Mitch Webster, S (1,8) OBP: 0.222, SLG: 0.125										4	1	0	0	1	2	2						
Jerry Browne, S (1,4) OBP: 0.333, SLG: 0.333										3	1	1	0	0	1	0						
Candy Maldonado, R (1,7) OBP: 0.500, SLG: 1.000										4	1	2	4	0	1	0						
Cory Snyder, R (1,9) OBP: 0.375, SLG: 0.875										4	1	1	0	0	1	1						
Keith Hernandez, L (1,3) OBP: 0.250, SLG: 0.250										4	0	1	1	0	0	0						
Chris James, R (1,10) OBP: 0.250, SLG: 0.571										3	1	1	1	0	0	1						
Brook Jacoby, R (1,5) OBP: 0.250, SLG: 0.250										4	0	1	0	0	0	2						
Sandy Alomar Jr., R (1,2) OBP: 0.429, SLG: 0.200										3	0	0	0	0	0	1						
Rafael Santana, R (1,6) OBP: 0.200, SLG: 0.200										3	1	1	0	0	0	1						
Felix Fermin, R (8,6)										1	0	0	0	0	0	0						
Inning Stats	R: 0 E: 0 K: 2 S: 11	H: 0 LOB: 0 BB: 0 P: 13	R: 0 E: 0 K: 1 S: 11	H: 0 LOB: 1 BB: 0 P: 20	R: 0 E: 0 K: 1 S: 7	H: 0 LOB: 0 BB: 0 P: 11	R: 0 E: 0 K: 1 S: 8	H: 0 LOB: 0 BB: 0 P: 11	R: 1 E: 0 K: 0 S: 10	H: 2 LOB: 1 BB: 0 P: 18	R: 3 E: 0 K: 0 S: 14	H: 3 LOB: 1 BB: 1 P: 25	R: 2 E: 0 K: 1 S: 14	H: 3 LOB: 1 BB: 0 P: 21	R: 0 E: 0 K: 0 S: 4	H: 0 LOB: 0 BB: 0 P: 7	R: 0 E: 0 K: 0 S: 6	H: 0 LOB: 0 BB: 0 P: 8	1B: 4 2B: 2 3B: 0 HR: 2	SF: 0 SAC: 1 DP: 0 HBP: 2	WP: 0 PB: 0 SB: 0 CS: 0	PA: 37
PITCHER	IP	WLS	BF	H	R	ER	SO	BB	IBB	HBP	BLK	WP	HR	S	P	ERA	WHIP					
Jack McDowell, R (1,1) ERA: 1.8	5.0		18	2	1	1	4	0	0	1	0	0	1	47	73	1.80	0.400					
Bill Long, R (6,1) ERA: 81.0	0.1	L	4	2	3	3	0	1	0	0	0	0	1	7	13	81.00	9.000					
Scott Radinsky, L (6,1) ERA:	0.0		1	1	0	0	0	0	0	0	0	0	0	3	6	∞	∞					
Donn Pall, R (6,1) ERA: 4.91	1.2		8	3	2	2	1	0	0	1	0	0	0	18	27	10.80	1.800					
Ken Patterson, L (8,1) ERA:	2.0		6	0	0	0	0	0	0	0	0	0	0	10	15	0.00	0.000					

Cleveland Indians @ Chicago White Sox
Comiskey Park, Chicago, IL
Fri Apr 13 1990, 4:33 AM EDT
Att: 11,374 - Overcast - 49 F

AB 33
R 6
H 8
RBI 6
BB 1
SO 5
LOB 8



Batter	1	2	3	4	5	6	7	8	9	AB	R	H	RBI	BB	SO	LOB	BOTTOM					
Lance Johnson, L (1,8) OBP: 0.417, SLG: 0.400										3	0	1	1	1	1	0						
Scott Fletcher, R (1,4) Craig Grebeck, R (8, PH) (9,4)										2	0	0	0	1	0	1						
Ivan Calderon, R (1,7) OBP: 0.385, SLG: 0.300										3	0	0	0	1	2	3						
Carlton Fisk, R (1,2) Ron Karkovice, R (8,2) Steve Lyons, L (9, PH) (9, PH)										3	0	0	0	0	2	4						
Ron Kittle, R (1,10) OBP: 0.091, SLG: 0.091										4	0	1	0	0	1	0						
Carlos Martinez, R (1,3)										4	0	0	0	0	1	2						
Robin Ventura, L (1,5) OBP: 0.545, SLG: 0.286										4	0	2	1	0	0	0						
Sammy Sosa, R (1,9) Dan Pasqua, L (9, PH)										3	1	1	0	0	1	1						
Ozzie Guillen, L (1,6) OBP: 0.222, SLG: 0.500										2	0	0	0	0	0	0						
Inning Stats	R: 0 E: 0 K: 1 S: 11	H: 1 LOB: 1 BB: 0 P: 18	R: 0 E: 0 K: 0 S: 6	H: 0 LOB: 0 BB: 0 P: 9	R: 1 E: 0 K: 0 S: 8	H: 1 LOB: 0 BB: 0 P: 10	R: 0 E: 0 K: 1 S: 12	H: 0 LOB: 0 BB: 1 P: 19	R: 0 E: 0 K: 0 S: 4	H: 0 LOB: 0 BB: 0 P: 5	R: 0 E: 0 K: 1 S: 10	H: 0 LOB: 2 BB: 2 P: 20	R: 0 E: 0 K: 3 S: 14	H: 1 LOB: 1 BB: 0 P: 21	R: 0 E: 0 K: 2 S: 9	H: 0 LOB: 0 BB: 0 P: 13	R: 1 E: 0 K: 1 S: 15	H: 3 LOB: 2 BB: 0 P: 18	1B: 4 2B: 2 3B: 0 HR: 0	SF: 0 SAC: 1 DP: 0 HBP: 0	WP: 0 PB: 0 SB: 0 CS: 1	PA: 35
PITCHER	IP	WLS	BF	H	R	ER	SO	BB	IBB	HBP	BLK	WP	HR	S	P	ERA	WHIP					
John Farrell, R (1,1) ERA: 1.69	5.1	W	20	2	1	1	2	3	0	0	0	0	0	47	75	1.69	0.938					
Steve Olin, R (6,1) ERA: 2.7	3.1		14	4	1	1	7	0	0	0	0	0	0	39	55	2.70	1.200					
Doug Jones, R (9,1) ERA:	0.1	S	1	0	0	0	0	0	0	0	0	0	0	3	3	0.00	0.000					

Cleveland Indians @ Chicago White Sox
Comiskey Park, Chicago, IL
Fri Apr 13 1990, 4:33 AM EDT
Att: 11,374 - Overcast - 49 F

AB 31
R 2
H 6
RBI 2
BB 3
SO 9
LOB 13



Batter	1	2	3	4	5	6	7	8	9	AB	R	H	RBI	BB	SO	LOB	TOP			
Dion James, L (1,8)	L7		G1-3				G4-3			3	0	0	0	1	0	0	Cleveland Indians @ Chicago White Sox Comiskey Park, Chicago, IL Sat Apr 14 1990, 8:05 PM EDT Att: 12,125 - Cloudy - 55 F			
Jerry Browne, S (1,4) Tom Brookens, R (8,4)	K		G4-3			G4-3	K			4	0	0	0	0	2	1				
Candy Maldonado, R (1,7) Albert Belle, R (7,7)	F7		FC5-4			G6-4-3	K			2	0	1	0	1	0	0				
Cory Snyder, R (1,9) OBP: 0.333, SLG: 0.667		1B	FC5-4			G6-4-3	G6-3			4	1	1	0	0	0	2				
Keith Hernandez, L (1,3) OBP: 0.182, SLG: 0.182 Carlos Baerga, S (7,5) OBP: 1.000, SLG: 1.000	F7					K	FC5-4			3	0	0	0	0	1	1				
Chris James, R (1,10) OBP: 0.250, SLG: 0.455	1B						FC5-4			4	0	1	0	0	0	1				
Brook Jacoby, R (1,5) OBP: 0.333, SLG: 0.583		1B								4	1	2	2	0	0	0				
Sandy Alomar Jr., R (1,2) OBP: 0.400, SLG: 0.375 Joel Skinner, R (8,2)	P4					P5	HR			3	1	1	0	0	0	2				
Rafael Santana, R (1,6) OBP: 0.222, SLG: 0.556	FC4-6					F7	HR			4	1	1	2	0	0	2				
Inning Stats	R: 0 E: 0 K: 1 S: 5	H: 0 LOB: 0 BB: 0 P: 9	R: 1 E: 0 K: 0 S: 10	H: 3 LOB: 2 BB: 0 P: 17	R: 0 E: 0 K: 0 S: 4	H: 0 LOB: 1 BB: 1 P: 10	R: 0 E: 0 K: 0 S: 8	H: 0 LOB: 0 BB: 1 P: 11	R: 0 E: 0 K: 1 S: 7	H: 1 LOB: 0 BB: 0 P: 14	R: 3 E: 0 K: 1 S: 12	H: 3 LOB: 0 BB: 0 P: 19	R: 0 E: 0 K: 1 S: 6	H: 1 LOB: 1 BB: 0 P: 7	R: 0 E: 0 K: 1 S: 5	H: 0 LOB: 0 BB: 0 P: 8	1B: 5 2B: 1 3B: 0 HR: 2	SF: 0 SAC: 0 DP: 1 HBP: 0	WP: 0 PB: 0 SB: 0 CS: 0	PA: 36
PITCHER	IP WLS BF H R ER SO BB IBB HBP BLK WP HR S P ERA WHIP																			
Melido Perez, R (1,1) ERA: 2.92	6.1 W 26 6 3 3 2 2 0 0 0 0 0 1 48 82 4.26 1.263																			
Wayne Edwards, L (7,1) ERA: 4.5	1.2 7 2 1 1 2 0 0 0 0 0 0 1 14 19 5.40 1.200																			
Barry Jones, R (9,1) ERA:	1.0 3 0 0 0 1 0 0 0 0 0 0 0 5 8 0.00 0.000																			

Batter	1	2	3	4	5	6	7	8	9	AB	R	H	RBI	BB	SO	LOB	BOTTOM			
Sammy Sosa, R (1,9) OBP: 0.333, SLG: 0.643	1B						F8			4	2	2	1	1	0	2	Cleveland Indians @ Chicago White Sox Comiskey Park, Chicago, IL Sat Apr 14 1990, 8:05 PM EDT Att: 12,125 - Cloudy - 55 F			
Scott Fletcher, R (1,4) OBP: 0.313, SLG: 0.091	BB						K			4	2	1	1	0	2	3				
Ivan Calderon, R (1,7) OBP: 0.412, SLG: 0.462 Dave Gallagher, R (7,7)	SF7									3	1	2	2	0	0	1				
Ron Kittle, R (1,10) OBP: 0.250, SLG: 0.267 Daryl Boston, L (8, PR)	FC5						G4-3			4	0	2	1	1	0	1				
Carlton Fisk, R (1,2) OBP: 0.438, SLG: 0.563	FC5						G4-3			5	1	3	1	0	0	1				
Carlos Martinez, R (1,3) OBP: 0.176, SLG: 0.200	FC5						F8			4	2	1	1	1	0	5				
Robin Ventura, L (1,5) OBP: 0.467, SLG: 0.200	G4-3						P5			3	0	0	0	0	0	4				
Lance Johnson, L (1,8) OBP: 0.438, SLG: 0.429							FC5-4			4	0	2	2	0	0	1				
Ozzie Guillen, L (1,6) OBP: 0.308, SLG: 0.500							L5-3			4	1	2	0	0	0	2				
Inning Stats	R: 2 E: 0 K: 0 S: 20	H: 2 LOB: 2 BB: 2 P: 37	R: 3 E: 1 K: 0 S: 9	H: 3 LOB: 0 BB: 0 P: 12	R: 1 E: 0 K: 0 S: 8	H: 1 LOB: 1 BB: 1 P: 17	R: 0 E: 0 K: 0 S: 11	H: 1 LOB: 1 BB: 0 P: 13	R: 2 E: 0 K: 1 S: 16	H: 3 LOB: 2 BB: 0 P: 24	R: 1 E: 0 K: 0 S: 9	H: 2 LOB: 1 BB: 0 P: 15	R: 0 E: 0 K: 2 S: 13	H: 1 LOB: 2 BB: 0 P: 16	R: 0 E: 0 K: 2 S: 13	H: 2 LOB: 2 BB: 0 P: 16	1B: 9 2B: 4 3B: 3 HR: 0	SF: 1 SAC: 1 DP: 1 HBP: 1	WP: 1 PB: 0 SB: 0 CS: 0	PA: 42
PITCHER	IP WLS BF H R ER SO BB IBB HBP BLK WP HR S P ERA WHIP																			
Greg Swindell, L (1,1) ERA: 18.0	2.0 L 13 5 5 4 0 2 0 0 0 0 0 0 29 49 18.00 3.500																			
Rod Nichols, R (3,1) ERA: 12.0	3.0 18 7 4 4 1 1 0 1 0 0 0 0 39 60 12.00 2.667																			
Kevin Wickander, L (6,1) ERA:	3.0 11 3 0 0 2 0 0 0 0 0 0 0 26 35 0.00 1.000																			

Batter	1	2	3	4	5	6	7	8	9	AB	R	H	RBI	BB	SO	LOB	TOP								
Mitch Webster, S (1, 8) OBP: 0.395, SLG: 0.500	G1-3			SF7				FC6-4		4	1	3	0	0	0	0	Cleveland Indians @ Chicago White Sox Comiskey Park, Chicago, IL Sun Apr 15 1990, 4:33 AM EDT Att: 9,320 - Sunny - 51 F								
Carlos Baerga, S (1, 4) OBP: 0.200, SLG: 0.250	G5-3			SF7	F8			F7		3	0	0	1	0	0	4									
Candy Maldonado, R (1, 7) OBP: 0.467, SLG: 0.714	F9			3-H				L8		4	0	1	0	0	1	1									
Cory Snyder, R (1, 9) OBP: 0.313, SLG: 0.563				F7				FC6-4		4	0	1	0	0	0	2									
Keith Hernandez, L (1, 3) OBP: 0.200, SLG: 0.200	G4-3			G4-3				G3-1		4	0	1	0	0	0	2									
Chris James, R (1, 10) OBP: 0.188, SLG: 0.333	G1-3				G5-3			G6-3		4	0	0	0	0	0	1									
Brook Jacoby, R (1, 5) OBP: 0.313, SLG: 0.500				G5-3	L5			L7		4	0	1	0	0	0	0									
Sandy Alomar Jr., R (1, 2) OBP: 0.357, SLG: 0.333				K				G6-3		4	0	1	0	0	1	1									
Felix Fermin, R (1, 6) Dion James, L (7, PH) Rafael Santana, R (7, 6) OBP: 0.222, SLG: 0.556				F9				F9		1	0	0	0	1	0	0	C								
										1	0	0	0	0	0	0									
Inning Stats	R: 0 E: 0 K: 0 S: 8	H: 0 LOB: 0 BB: 0 P: 15	R: 0 E: 0 K: 0 S: 3	H: 1 LOB: 0 BB: 0 P: 6	R: 0 E: 0 K: 1 S: 8	H: 0 LOB: 0 BB: 0 P: 14	R: 1 E: 0 K: 0 S: 12	H: 2 LOB: 1 BB: 0 P: 15	R: 0 E: 0 K: 0 S: 7	H: 2 LOB: 3 BB: 1 P: 13	R: 0 E: 0 K: 1 S: 8	H: 1 LOB: 1 BB: 0 P: 13	R: 0 E: 0 K: 0 S: 7	H: 0 LOB: 0 BB: 0 P: 9	R: 0 E: 0 K: 0 S: 10	H: 1 LOB: 1 BB: 0 P: 15	R: 0 E: 0 K: 0 S: 12	H: 1 LOB: 1 BB: 0 P: 21	1B: 7 2B: 0 3B: 1 HR: 0	SF: 1 SAC: 0 DP: 0 HBP: 0	WP: 1 PB: 0 SB: 0 CS: 1	PA: 35			
PITCHER	IP	WLS	BF	H	R	ER	SO	BB	IBB	HBP	BLK	WP	HR	S	P	ERA	WHIP								
Greg Hibbard, L (1, 1) ERA: 1.59	5.2	W	23	6	1	1	2	1	0	0	0	0	0	44	74	1.59	1.235								
Donn Pail, R (6, 1) ERA: 3.6	1.1		5	1	0	0	0	0	0	0	0	0	0	11	14	0.00	0.750								
Barry Jones, R (8, 1) ERA:	1.0		3	0	0	0	0	0	0	0	0	0	0	8	12	0.00	0.000								
Bobby Thigpen, R (9, 1) ERA:	1.0	S	4	1	0	0	0	0	0	0	0	1	0	12	21	0.00	1.000								

Batter	1	2	3	4	5	6	7	8	9	AB	R	H	RBI	BB	SO	LOB	BOTTOM								
Sammy Sosa, R (1, 9) OBP: 0.263, SLG: 0.500	F8			K	G3			K		4	0	0	0	0	2	4	Cleveland Indians @ Chicago White Sox Comiskey Park, Chicago, IL Sun Apr 15 1990, 4:33 AM EDT Att: 9,320 - Sunny - 51 F								
Scott Fletcher, R (1, 4) OBP: 0.350, SLG: 0.077	FC6-4			CS				K		2	0	0	0	2	1	2									
Ivan Calderon, R (1, 7) Dave Gallagher, R (8, 7) OBP: 0.381, SLG: 0.375	F8			CS	F9			S		3	0	0	0	0	1	1									
Ron Kittle, R (1, 10) OBP: 0.250, SLG: 0.316	FC6-4			1-2	1B			K		4	1	1	0	0	1	2									
Carlton Fisk, R (1, 2) OBP: 0.450, SLG: 0.550				S	1B			G6-3		4	1	2	0	0	1	1									
Carlos Martinez, R (1, 3) OBP: 0.190, SLG: 0.211	F8			1B	E			L4		4	1	1	1	0	1	1									
Robin Ventura, L (1, 5) OBP: 0.526, SLG: 0.571	F8			1-2	3-H			1B		4	1	3	1	0	0	1									
Lance Johnson, L (1, 8) OBP: 0.400, SLG: 0.389	L9			E4				G4-3		4	0	1	2	0	0	3									
Ozzie Guillen, L (1, 6) OBP: 0.294, SLG: 0.400				P4	F8			G1-3		3	0	0	0	1	0	3									
Inning Stats	R: 0 E: 0 K: 0 S: 7	H: 0 LOB: 1 BB: 1 P: 13	R: 0 E: 0 K: 0 S: 7	H: 1 LOB: 1 BB: 0 P: 13	R: 0 E: 0 K: 1 S: 8	H: 0 LOB: 0 BB: 1 P: 14	R: 3 E: 1 K: 0 S: 18	H: 4 LOB: 2 BB: 0 P: 25	R: 0 E: 0 K: 1 S: 7	H: 0 LOB: 1 BB: 0 P: 11	R: 1 E: 0 K: 2 S: 11	H: 2 LOB: 2 BB: 1 P: 21	R: 0 E: 0 K: 2 S: 10	H: 0 LOB: 0 BB: 0 P: 15	R: 0 E: 0 K: 1 S: 8	H: 1 LOB: 1 BB: 0 P: 13	1B: 5 2B: 2 3B: 1 HR: 0	SF: 0 SAC: 0 DP: 0 HBP: 1	WP: 0 PB: 0 SB: 0 CS: 1	PA: 37					
PITCHER	IP	WLS	BF	H	R	ER	SO	BB	IBB	HBP	BLK	WP	HR	S	P	ERA	WHIP								
Kevin Bearse, L (1, 1) ERA: 6.75	5.1	L	27	7	4	4	2	3	0	1	0	0	0	52	87	6.75	1.875								
Cecilio Guante, R (6, 1) ERA:	2.0		6	0	0	0	5	0	0	0	0	0	0	19	30	0.00	0.000								
Jesse Orosco, L (8, 1) ERA: 6.75	0.2		3	1	0	0	0	0	0	0	0	0	0	5	8	0.00	1.500								

Batter	1	2	3	4	5	6	7	8	9	AB	R	H	RBI	BB	SO	LOB	TOP			
Mitch Webster, S (1, 8) OBP: 0.333, SLG: 0.412	1-3 K	1-1 1B G4-3 2B 1B	2-1 L9			2-1 F9			0-0 F8	5	1	1	0	0	1	0	Cleveland Indians @ Kansas City Royals Royals Stadium, Kansas City, MO Mon Apr 16 1990, 8:05 PM EDT Att: 20,166 - Unknown - 49 F livebaseballscorecards.com			
Carlos Baerga, S (1, 4) OBP: 0.300, SLG: 0.250	4-2 1B 2B BB	0-0 G4-3		0-0 G3		1-0 G4-3		2-0 BB 1B	4	1	1	0	1	0	2					
Candy Maldonado, R (1, 7) OBP: 0.450, SLG: 0.632	0-0 2B G4-3 1B	0-0 2B 1B		1-1 E5 2B		2-1 F9		1-3 K	5	1	2	1	0	1	1					
Cory Snyder, R (1, 9) OBP: 0.429, SLG: 0.762	2-0 2B 1B	2-3 3-H 1-2 2B		2-2 2B		2-1 F9		0-0 BB 1B	5	0	4	2	0	0	0					
Keith Hernandez, L (1, 3) OBP: 0.300, SLG: 0.176	2-1 G4-3	4-0 3-H 2B		4-0 G5-4-3 IBB		0-0 G6-3		4-2 BB 1B	2	0	0	1	3	0	1					
Chris James, R (1, 10) OBP: 0.143, SLG: 0.250	1-0 L8	0-0 P3		0-1 G5-4-3		0-1 F8		1-3 BB	5	0	0	0	0	1	10					
Brook Jacoby, R (1, 5) OBP: 0.300, SLG: 0.421		2B BB P5		1-1 L7		0-0 P4			3	1	0	0	1	0	3					
Sandy Alomar Jr., R (1, 2) OBP: 0.333, SLG: 0.375	2-1 SAFE 1B 2B	1-0 P3		0-0 G4-3		1-1 F9			4	1	1	1	0	0	0					
Rafael Santana, R (1, 6) OBP: 0.231, SLG: 0.462	2-2 G4-3 1B	1-0 G5-3		0-0 F9		1-0 G5-3			4	1	1	1	0	0	0					
Felix Fermin, R (8, 6)									0	0	0	0	0	0	0					
Inning Stats	R: 2 E: 0 K: 1 S: 11	H: 2 LOB: 1 BB: 1 P: 21	R: 4 E: 0 K: 0 S: 16	H: 5 LOB: 3 BB: 2 P: 31	R: 0 E: 0 K: 0 S: 4	H: 0 LOB: 0 BB: 0 P: 8	R: 0 E: 1 K: 0 S: 8	H: 1 LOB: 2 BB: 1 P: 15	R: 0 E: 0 K: 0 S: 4	H: 0 LOB: 0 BB: 0 P: 5	R: 0 E: 0 K: 0 S: 5	H: 0 LOB: 0 BB: 0 P: 10	R: 0 E: 0 K: 0 S: 5	H: 0 LOB: 0 BB: 0 P: 7	R: 0 E: 0 K: 0 S: 4	H: 2 LOB: 3 BB: 1 P: 21	1B: 6 2B: 4 3B: 0 HR: 0	SF: 0 SAC: 0 DP: 1 HBP: 0	WP: 0 PB: 1 CS: 0	PA: 42
PITCHER	IP WLS BF H R ER SO BB IBB HBP BLK WP HR S P ERA WHIP	IP WLS BF H R ER SO BB IBB HBP BLK WP HR S P ERA WHIP	IP WLS BF H R ER SO BB IBB HBP BLK WP HR S P ERA WHIP	IP WLS BF H R ER SO BB IBB HBP BLK WP HR S P ERA WHIP	IP WLS BF H R ER SO BB IBB HBP BLK WP HR S P ERA WHIP	IP WLS BF H R ER SO BB IBB HBP BLK WP HR S P ERA WHIP	IP WLS BF H R ER SO BB IBB HBP BLK WP HR S P ERA WHIP	IP WLS BF H R ER SO BB IBB HBP BLK WP HR S P ERA WHIP	IP WLS BF H R ER SO BB IBB HBP BLK WP HR S P ERA WHIP	IP WLS BF H R ER SO BB IBB HBP BLK WP HR S P ERA WHIP	IP WLS BF H R ER SO BB IBB HBP BLK WP HR S P ERA WHIP	IP WLS BF H R ER SO BB IBB HBP BLK WP HR S P ERA WHIP	IP WLS BF H R ER SO BB IBB HBP BLK WP HR S P ERA WHIP	IP WLS BF H R ER SO BB IBB HBP BLK WP HR S P ERA WHIP	IP WLS BF H R ER SO BB IBB HBP BLK WP HR S P ERA WHIP	IP WLS BF H R ER SO BB IBB HBP BLK WP HR S P ERA WHIP				
Mark Gubicza, R (1, 1) ERA: 9.95	1.1 L 12 6 6 6 1 2 0 0 0 0 0 0 22 41 40.50 6.000	4.2 18 2 0 0 0 0 2 0 0 0 0 0 26 49 0.00 0.429	2.2 10 2 0 0 1 1 0 0 0 0 0 0 7 12 0.00 3.000	0.1 2 0 0 0 1 1 0 0 0 0 0 0 7 12 0.00 3.000	0.1 2 0 0 0 1 1 0 0 0 0 0 0 7 12 0.00 3.000	0.1 2 0 0 0 1 1 0 0 0 0 0 0 7 12 0.00 3.000	0.1 2 0 0 0 1 1 0 0 0 0 0 0 7 12 0.00 3.000	0.1 2 0 0 0 1 1 0 0 0 0 0 0 7 12 0.00 3.000	0.1 2 0 0 0 1 1 0 0 0 0 0 0 7 12 0.00 3.000	0.1 2 0 0 0 1 1 0 0 0 0 0 0 7 12 0.00 3.000	0.1 2 0 0 0 1 1 0 0 0 0 0 0 7 12 0.00 3.000	0.1 2 0 0 0 1 1 0 0 0 0 0 0 7 12 0.00 3.000	0.1 2 0 0 0 1 1 0 0 0 0 0 0 7 12 0.00 3.000	0.1 2 0 0 0 1 1 0 0 0 0 0 0 7 12 0.00 3.000	0.1 2 0 0 0 1 1 0 0 0 0 0 0 7 12 0.00 3.000	0.1 2 0 0 0 1 1 0 0 0 0 0 0 7 12 0.00 3.000				
Luis Aquino, R (2, 1) ERA: 1.35	4.2 18 2 0 0 0 0 2 0 0 0 0 0 26 49 0.00 0.429	2.2 10 2 0 0 1 1 0 0 0 0 0 0 7 12 0.00 3.000	0.1 2 0 0 0 1 1 0 0 0 0 0 0 7 12 0.00 3.000	0.1 2 0 0 0 1 1 0 0 0 0 0 0 7 12 0.00 3.000	0.1 2 0 0 0 1 1 0 0 0 0 0 0 7 12 0.00 3.000	0.1 2 0 0 0 1 1 0 0 0 0 0 0 7 12 0.00 3.000	0.1 2 0 0 0 1 1 0 0 0 0 0 0 7 12 0.00 3.000	0.1 2 0 0 0 1 1 0 0 0 0 0 0 7 12 0.00 3.000	0.1 2 0 0 0 1 1 0 0 0 0 0 0 7 12 0.00 3.000	0.1 2 0 0 0 1 1 0 0 0 0 0 0 7 12 0.00 3.000	0.1 2 0 0 0 1 1 0 0 0 0 0 0 7 12 0.00 3.000	0.1 2 0 0 0 1 1 0 0 0 0 0 0 7 12 0.00 3.000	0.1 2 0 0 0 1 1 0 0 0 0 0 0 7 12 0.00 3.000	0.1 2 0 0 0 1 1 0 0 0 0 0 0 7 12 0.00 3.000	0.1 2 0 0 0 1 1 0 0 0 0 0 0 7 12 0.00 3.000	0.1 2 0 0 0 1 1 0 0 0 0 0 0 7 12 0.00 3.000				
Steve Crawford, R (7, 1) ERA: 4.5	4.2 18 2 0 0 0 0 2 0 0 0 0 0 26 49 0.00 0.429	2.2 10 2 0 0 1 1 0 0 0 0 0 0 7 12 0.00 3.000	0.1 2 0 0 0 1 1 0 0 0 0 0 0 7 12 0.00 3.000	0.1 2 0 0 0 1 1 0 0 0 0 0 0 7 12 0.00 3.000	0.1 2 0 0 0 1 1 0 0 0 0 0 0 7 12 0.00 3.000	0.1 2 0 0 0 1 1 0 0 0 0 0 0 7 12 0.00 3.000	0.1 2 0 0 0 1 1 0 0 0 0 0 0 7 12 0.00 3.000	0.1 2 0 0 0 1 1 0 0 0 0 0 0 7 12 0.00 3.000	0.1 2 0 0 0 1 1 0 0 0 0 0 0 7 12 0.00 3.000	0.1 2 0 0 0 1 1 0 0 0 0 0 0 7 12 0.00 3.000	0.1 2 0 0 0 1 1 0 0 0 0 0 0 7 12 0.00 3.000	0.1 2 0 0 0 1 1 0 0 0 0 0 0 7 12 0.00 3.000	0.1 2 0 0 0 1 1 0 0 0 0 0 0 7 12 0.00 3.000	0.1 2 0 0 0 1 1 0 0 0 0 0 0 7 12 0.00 3.000	0.1 2 0 0 0 1 1 0 0 0 0 0 0 7 12 0.00 3.000	0.1 2 0 0 0 1 1 0 0 0 0 0 0 7 12 0.00 3.000				
Larry McWilliams, L (9, 1) ERA: 3.0	4.2 18 2 0 0 0 0 2 0 0 0 0 0 26 49 0.00 0.429	2.2 10 2 0 0 1 1 0 0 0 0 0 0 7 12 0.00 3.000	0.1 2 0 0 0 1 1 0 0 0 0 0 0 7 12 0.00 3.000	0.1 2 0 0 0 1 1 0 0 0 0 0 0 7 12 0.00 3.000	0.1 2 0 0 0 1 1 0 0 0 0 0 0 7 12 0.00 3.000	0.1 2 0 0 0 1 1 0 0 0 0 0 0 7 12 0.00 3.000	0.1 2 0 0 0 1 1 0 0 0 0 0 0 7 12 0.00 3.000	0.1 2 0 0 0 1 1 0 0 0 0 0 0 7 12 0.00 3.000	0.1 2 0 0 0 1 1 0 0 0 0 0 0 7 12 0.00 3.000	0.1 2 0 0 0 1 1 0 0 0 0 0 0 7 12 0.00 3.000	0.1 2 0 0 0 1 1 0 0 0 0 0 0 7 12 0.00 3.000	0.1 2 0 0 0 1 1 0 0 0 0 0 0 7 12 0.00 3.000	0.1 2 0 0 0 1 1 0 0 0 0 0 0 7 12 0.00 3.000	0.1 2 0 0 0 1 1 0 0 0 0 0 0 7 12 0.00 3.000	0.1 2 0 0 0 1 1 0 0 0 0 0 0 7 12 0.00 3.000	0.1 2 0 0 0 1 1 0 0 0 0 0 0 7 12 0.00 3.000				

Cleveland Indians @ Kansas City Royals
 Royals Stadium, Kansas City, MO
 Mon Apr 16 1990, 8:05 PM EDT
 Att: 20,166 - Unknown - 49 F

AB 37
 R 6
 H 10
 RBI 6
 BB 5
 SO 3
 LOB 17



Cleveland Indians @ Kansas City Royals
 Royals Stadium, Kansas City, MO
 Mon Apr 16 1990, 8:05 PM EDT
 Att: 20,166 - Unknown - 49 F

AB 39
 R 3
 H 13
 RBI 3
 BB 2
 SO 7
 LOB 21



Batter	1	2	3	4	5	6	7	8	9	AB	R	H	RBI	BB	SO	LOB	TOP					
Dion James, L OBP: 0.333, SLG: 0.375 Albert Belle, R (9, PH)	1-2 G3 SF7 2B	0-0 F7			2-0 F8		1 SAFE 2-2 1B		0-1 P6	4	1	2	0	0	0	1						
Carlos Baerga, S OBP: 0.200, SLG: 0.154	0-0 G3 2-3		1-1 L9		0-2 F7		2-3 K		0-3 K	5	0	0	0	0	2	4						
Candy Maldonado, R OBP: 0.440, SLG: 0.609	4-1 BB		0-0 P5			2-1 FC6-4 2B	3-3 K		3-3 K	4	0	1	0	1	2	3						
Cory Snyder, R OBP: 0.360, SLG: 0.667	0-2 SF7		3-3 K			1-3 K	3-3 K			3	0	0	1	0	3	3						
Keith Hernandez, L OBP: 0.333, SLG: 0.200	2-0 G2-3			1-2 G1-6-3 1B		4-0 FC6-4 IBB		2-1 G6-3		3	0	1	0	1	0	1						
Chris James, R OBP: 0.120, SLG: 0.208		1-0 G5-3		0-1 G1-6-3 1-2f		2-1 FC6-4 BB		2-2 P5		4	0	0	0	0	0	3						
Brook Jacoby, R OBP: 0.417, SLG: 0.571		0-0 1B 3B		4-2 BB		4-1 BB		0-0 1B		2	1	2	0	2	0	0						
Sandy Alomar Jr., R OBP: 0.318, SLG: 0.350		2-2 FC6-4 1B		0-0 G5-3		2-2 P3		1-2 G3		4	0	1	1	0	0	5						
Felix Fermin, R OBP: 0.333, SLG: 0.200 Mitch Webster, S (9, PH)	1 SAFE 0-1 FC6-4 1-2f				0-0 G5-3		1-1 1B 1B		0-1 1B	3	0	1	0	0	0	1						
Inning Stats	R: 1 E: 0 K: 0 S: 9	H: 1 LOB: 1 BB: 1 P: 16	R: 1 E: 0 K: 0 S: 9	H: 2 LOB: 1 BB: 0 P: 12	R: 0 E: 0 K: 1 S: 6	H: 0 LOB: 0 BB: 1 P: 10	R: 0 E: 0 K: 0 S: 9	H: 1 LOB: 1 BB: 1 P: 14	R: 0 E: 0 K: 0 S: 5	H: 0 LOB: 0 BB: 0 P: 7	R: 0 E: 0 K: 1 S: 12	H: 1 LOB: 2 BB: 0 P: 27	R: 0 E: 0 K: 3 S: 16	H: 2 LOB: 2 BB: 0 P: 27	R: 0 E: 0 K: 0 S: 10	H: 1 LOB: 1 BB: 0 P: 15	R: 0 E: 0 K: 2 S: 15	H: 1 LOB: 1 BB: 0 P: 18	1B: 6 2B: 2 3B: 1 HR: 0	SF: 1 SAC: 0 DP: 1 HBP: 0	WP: 0 PB: 0 CS: 0	PA: 39
PITCHER	IP	WLS	BF	H	R	ER	SO	BB	IBB	HBP	BLK	WP	HR	S	P	ERA	WHIP					
Richard Dotson, R ERA: 3.18	(1, 1)	5.2	25	5	2	2	2	3	1	0	0	0	0	46	80	3.18	1.412					
Steve Farr, R ERA: 5.09	(6, 1)	0.1	W	1	0	0	0	0	0	0	0	0	0	4	6	0.00	0.000					
Jeff Montgomery, R ERA: 2.57	(7, 1)	2.0		9	3	0	3	0	0	0	0	0	0	26	42	0.00	1.500					
Mark Davis, L ERA:	(9, 1)	1.0	S	4	1	0	2	0	0	0	0	0	0	15	18	0.00	1.000					

Cleveland Indians @ Kansas City Royals
Royals Stadium, Kansas City, MO
Tue Apr 17 1990, 8:05 PM EDT
Att: 17,616 - Unknown - 45 F

AB 34
R 2
H 9
RBI 2
BB 4
SO 7
LOB 22



Batter	1	2	3	4	5	6	7	8	9	AB	R	H	RBI	BB	SO	LOB	BOTTOM				
Gerald Perry, L OBP: 0.344, SLG: 0.379	0-3 K		1-0 G4-6-3 1-2f			1-1 G4-3	1-2 F7			4	0	0	0	0	1	1					
Kevin Seitzer, R OBP: 0.290, SLG: 0.300	0-1 G6-3		2-3 K			0-0 1B 2B		1-1 P4		4	1	1	0	0	1	0					
George Brett, L OBP: 0.313, SLG: 0.241	0-1 1B			2-3 K		4-0 1B BB		3-3 K		3	1	1	0	1	2	0					
Bo Jackson, R OBP: 0.452, SLG: 0.500	1-1 1B			0-0 G6-3		0-1 BB		1-3 K		4	1	2	1	0	1	0					
Pat Tabler, R OBP: 0.167, SLG: 0.333 Jim Eisenreich, L (6, PH)	3-2 P4			2-1 F8		1 SAFE 0-3 K				2	0	0	0	0	0	2					
Kurt Stillwell, S OBP: 0.385, SLG: 0.500		3-3 K			1-2 G6-3	1 SAFE 2-0 E4 1-H 3B				3	1	1	2	0	1	0					
Willie Wilson, S OBP: 0.389, SLG: 0.556		0-0 G5-3			2-1 1B	0-1 F9				3	0	1	0	0	0	0					
Frank White, R OBP: 0.150, SLG: 0.300		1-2 F9			1 SAFE 1-0 P6		0-1 P3			3	0	0	0	0	0	1					
Bob Boone, R OBP: 0.389, SLG: 0.267			4-2 G4-6-3 BB		3-2 G4-3		0-3 K			2	0	0	0	1	1	1					
Inning Stats	R: 0 E: 0 K: 1 S: 13	H: 2 LOB: 2 BB: 0 P: 17	R: 0 E: 0 K: 1 S: 8	H: 0 LOB: 0 BB: 0 P: 12	R: 0 E: 0 K: 1 S: 6	H: 0 LOB: 0 BB: 1 P: 13	R: 0 E: 0 K: 1 S: 9	H: 0 LOB: 0 BB: 0 P: 13	R: 0 E: 0 K: 0 S: 10	H: 1 LOB: 1 BB: 0 P: 17	R: 4 E: 1 K: 1 S: 11	H: 3 LOB: 0 BB: 1 P: 18	R: 0 E: 0 K: 1 S: 9	H: 0 LOB: 0 BB: 0 P: 10	R: 0 E: 0 K: 2 S: 9	H: 0 LOB: 0 BB: 0 P: 14	1B: 4 2B: 1 3B: 1 HR: 0	SF: 0 SAC: 0 DP: 1 HBP: 0	WP: 0 PB: 0 CS: 0	PA: 31	
PITCHER	IP	WLS	BF	H	R	ER	SO	BB	IBB	HBP	BLK	WP	HR	S	P	ERA	WHIP				
Bud Black, L ERA: 4.35	(1, 1)	5.1		4	2	2	4	2	0	0	0	0	0	49	80	3.38	1.125				
Steve Olin, R ERA: 5.4	(6, 1)	0.0	L	1	1	0	0	0	0	0	0	0	0	2	2						
Kevin Wickander, L ERA:	(6, 1)	0.2		3	1	2	1	1	0	0	0	0	0	6	8	13.50	1.500				
Cecilio Guante, R ERA:	(7, 1)	2.0		6	0	0	0	3	0	0	0	0	0	18	24	0.00	0.000				

Cleveland Indians @ Kansas City Royals
Royals Stadium, Kansas City, MO
Tue Apr 17 1990, 8:05 PM EDT
Att: 17,616 - Unknown - 45 F

AB 29
R 4
H 6
RBI 3
BB 2
SO 8
LOB 7



Batter	1	2	3	4	5	6	7	8	9	AB	R	H	RBI	BB	SO	LOB	TOP										
Dion James, L OBP: 0.308, SLG: 0.333 (1, 8)	F8		G4-3		F8			FC5-4 1B		4	0	1	0	0	0	0	Cleveland Indians @ Kansas City Royals Royals Stadium, Kansas City, MO Wed Apr 18 1990, 8:05 PM EDT Att: 19,752 - Unknown - 55 F										
Tom Brookens, R OBP: 0.500, SLG: 0.500 (1, 4)	1B		FC6-4 1B		F7			K		4	0	2	0	0	1												
Candy Maldonado, R OBP: 0.379, SLG: 0.519 (1, 7)	K		K			F9		F9		4	0	0	0	0	2	3											
Cory Snyder, R OBP: 0.345, SLG: 0.607 (1, 9)	1B		FC6-4 1-2			K		FC5-4 1-2		4	0	1	0	0	1	2											
Albert Belle, R OBP: 0.143, SLG: 0.143 (1, 10)	K			G6-3		G5-3			1B 1B	4	0	1	0	0	1	2											
Keith Hernandez, L OBP: 0.357, SLG: 0.250 (1, 3)		G3		1B		G5-3			G5-4-3 1B	4	0	2	0	0	0	0											
Brook Jacoby, R OBP: 0.357, SLG: 0.480 (1, 5)		F4		F8		L9			F7	4	0	0	0	0	0	3											
Sandy Alomar Jr., R OBP: 0.346, SLG: 0.348 (1, 2)		FC6 BB		K					G5-4-3 1-2	3	0	1	0	1	1	3											
Felix Fermin, R OBP: 0.250, SLG: 0.143 (7, PH)		FC6 1-2		G4-3		F7				2	0	0	0	0	0	1											
Carlos Baerga, S OBP: 0.168, SLG: 0.143 (7, 6)										1	0	0	0	0	0	1											
Rafael Santana, R OBP: 0.231, SLG: 0.462 (7, 6)										0	0	0	0	0	0	0											
Inning Stats	R: 0 E: 0 K: 2 S: 17	H: 2 LOB: 2 BB: 0 P: 25	R: 0 E: 0 K: 0 S: 6	H: 0 LOB: 1 BB: 1 P: 10	R: 0 E: 0 K: 1 S: 9	H: 1 LOB: 1 BB: 0 P: 12	R: 0 E: 0 K: 1 S: 10	H: 1 LOB: 0 BB: 0 P: 16	R: 0 E: 0 K: 0 S: 7	H: 0 LOB: 0 BB: 0 P: 12	R: 0 E: 0 K: 1 S: 10	H: 0 LOB: 0 BB: 0 P: 13	R: 0 E: 0 K: 0 S: 7	H: 1 LOB: 1 BB: 0 P: 12	R: 0 E: 0 K: 1 S: 10	H: 1 LOB: 1 BB: 0 P: 14	R: 0 E: 0 K: 0 S: 8	H: 2 LOB: 1 BB: 0 P: 11	1B: 8 2B: 0 3B: 0 HR: 0	SF: 0 SAC: 0 DP: 1 HBP: 0	WP: 0 PB: 0 SB: 0 CS: 0	PA: 35					
PITCHER	IP	WLS	BF	H	R	ER	SO	BB	IBB	HBP	BLK	WP	HR	S	P	ERA	WHIP										
Storm Davis, R ERA: 1.46 (1, 1)	7.0	W	27	5	0	0	5	1	0	0	0	0	0	66	100	0.00	0.857										
Jeff Montgomery, R ERA: 2.25 (8, 1)	1.0		4	1	0	0	1	0	0	0	0	0	0	10	14	0.00	1.000										
Steve Farr, R ERA: 4.26 (9, 1)	1.0		4	2	0	0	0	0	0	0	0	0	0	8	11	0.00	2.000										

Batter	1	2	3	4	5	6	7	8	9	AB	R	H	RBI	BB	SO	LOB	BOTTOM										
Gerald Perry, L OBP: 0.351, SLG: 0.344 (1, 10)	L8			BB	G5-3		1B BB	K		3	0	0	0	2	1	3	Cleveland Indians @ Kansas City Royals Royals Stadium, Kansas City, MO Wed Apr 18 1990, 8:05 PM EDT Att: 19,752 - Unknown - 55 F										
Kevin Seitzer, R OBP: 0.286, SLG: 0.294 (1, 5)	L9			F2		G4-3	1-2 2-H 1B			4	0	1	0	0	0	1											
George Brett, L OBP: 0.306, SLG: 0.219 (1, 3)	K			F8		L7		2B SF9 BB		3	1	0	0	1	1	1											
Bo Jackson, R OBP: 0.400, SLG: 0.438 (1, 7)		G3-1		F9		G5-3		K		4	0	0	0	0	1	2											
Jim Eisenreich, L OBP: 0.188, SLG: 0.313 (1, 9)		P7			K			L9	1-3 2B 2B	4	1	1	0	0	1	0											
Kurt Stillwell, S OBP: 0.414, SLG: 0.538 (7, PR)		F9			3B 2B		1B FC3-2-5 BB	SF9		2	1	1	0	1	0	0											
Steve Jeltz, S (8, 6) (9, 4)										0	0	0	1	0	0	0											
Willie Wilson, S OBP: 0.500, SLG: 0.714 (1, 8)				CS 1B	SH1-3 3B		2B 1B	2B BB		3	3	3	1	1	0	0											
Frank White, R OBP: 0.208, SLG: 0.348 (8, PR)				E6 G6-4-3 1-2	SH1-3 BB		FC3-2-5 2B	2B		3	1	1	2	1	0	3											
Bill Pecota, R (9, 6)										0	0	0	0	0	0	0											
Bob Boone, R OBP: 0.429, SLG: 0.353 (1, 2)				G6-4-3 1-2	SH1-3		1B 2B			2	0	1	3	1	0	1											
Inning Stats	R: 0 E: 0 K: 1 S: 10	H: 0 LOB: 0 BB: 0 P: 14	R: 0 E: 0 K: 0 S: 6	H: 0 LOB: 0 BB: 0 P: 9	R: 0 E: 1 K: 0 S: 7	H: 1 LOB: 0 BB: 0 P: 9	R: 0 E: 0 K: 0 S: 5	H: 0 LOB: 1 BB: 1 P: 12	R: 2 E: 0 K: 0 S: 9	H: 2 LOB: 1 BB: 1 P: 16	R: 0 E: 0 K: 0 S: 10	H: 0 LOB: 0 BB: 0 P: 15	R: 2 E: 0 K: 0 S: 13	H: 3 LOB: 2 BB: 2 P: 25	R: 3 E: 0 K: 2 S: 19	H: 2 LOB: 2 BB: 3 P: 37	1B: 3 2B: 4 3B: 1 HR: 0	SF: 1 SAC: 1 DP: 1 HBP: 0	WP: 0 PB: 0 SB: 0 CS: 1	PA: 37							
PITCHER	IP	WLS	BF	H	R	ER	SO	BB	IBB	HBP	BLK	WP	HR	S	P	ERA	WHIP										
John Farrell, R ERA: 3.75 (1, 1)	6.2	L	27	5	4	4	2	3	0	0	0	0	0	9	20	27.00	6.000										
Kevin Wickander, L ERA: 4.15 (7, 1)	0.2		5	2	2	2	1	2	0	0	0	0	0	9	20	27.00	6.000										
Al Nipper, R ERA: 3.86 (8, 1)	0.2		5	1	1	1	1	2	0	0	0	0	0	13	24	13.50	4.500										



Batter	1	2	3	4	5	6	7	8	9	AB	R	H	RBI	BB	SO	LOB	TOP					
Steve Sax, R OBP: 0.300, SLG: 0.276	L4		L9			L9		B1-3		4	0	0	0	0	0	2						
Alvaro Espinoza, R OBP: 0.185, SLG: 0.240	WP		F9			G1-3			P6	3	0	1	0	0	0	1						
Luis Polonia, L OBP: 0.400, SLG: 0.444	2B									1	0	0	0	0	0	0						
Don Mattingly, L OBP: 0.414, SLG: 0.444	L9				F8				P6	4	0	1	0	0	0	1						
Dave Winfield, R OBP: 0.316, SLG: 0.389	F8				F8					4	0	1	0	0	0	2						
Jesse Barfield, R OBP: 0.409, SLG: 0.444										3	0	0	0	1	2	1						
Steve Balboni, R OBP: 0.375, SLG: 0.286										2	0	0	0	0	2	0						
Mel Hall, L OBP: 0.095, SLG: 0.143										1	0	0	0	0	2	0						
Roberto Kelly, R OBP: 0.333, SLG: 0.375										3	0	0	0	0	1	0						
Randy Velarde, R OBP: 0.333, SLG: 0.375										3	0	0	0	0	1	0						
Rick Cerone, R OBP: 0.286, SLG: 0.357										3	0	2	0	0	0	0						
Inning Stats	R: 0 E: 0 K: 0 S: 9	H: 1 LOB: 1 BB: 0 P: 14	R: 0 E: 0 K: 3 S: 10	H: 0 LOB: 0 BB: 0 P: 13	R: 0 E: 0 K: 0 S: 5	H: 1 LOB: 1 BB: 0 P: 8	R: 0 E: 0 K: 1 S: 6	H: 0 LOB: 0 BB: 0 P: 11	R: 0 E: 0 K: 1 S: 10	H: 0 LOB: 0 BB: 0 P: 14	R: 0 E: 0 K: 0 S: 5	H: 0 LOB: 0 BB: 0 P: 5	R: 0 E: 0 K: 0 S: 6	H: 1 LOB: 1 BB: 1 P: 12	R: 0 E: 0 K: 1 S: 10	H: 1 LOB: 1 BB: 0 P: 16	R: 0 E: 0 K: 0 S: 8	H: 1 LOB: 1 BB: 0 P: 13	1B: 3 2B: 2 3B: 0 HR: 0	SF: 0 SAC: 0 DP: 1 HBP: 0	WP: 1 PB: 0 SB: 0 CS: 0	PA: 32
PITCHER	IP	WLS	BF	H	R	ER	SO	BB	IBB	HBP	BLK	WP	HR	S	P	ERA	WHIP					
Greg Swindell, L ERA: 4.32	(1, 1)	6.1	W	23	3	0	5	1	0	0	0	1	0	49	73	0.00	0.632					
Cecilio Guante, R ERA:	(7, 1)	1.2		5	1	0	1	0	0	0	0	0	0	12	20	0.00	0.600					
Doug Jones, R ERA:	(9, 1)	1.0	S	4	1	0	0	0	0	0	0	0	0	8	13	0.00	1.000					

New York Yankees @ Cleveland Indians
Cleveland Municipal Stadium, Cleveland, OH
Thu Apr 19 1990, 7:05 PM EDT
Att: 6,000 - Unknown - 64 F


AB 31
R 0
H 5
RBI 0
BB 1
SO 6
LOB 9



Batter	1	2	3	4	5	6	7	8	9	AB	R	H	RBI	BB	SO	LOB	BOTTOM				
Dion James, L OBP: 0.294, SLG: 0.267	G3					L8		G3		3	0	0	0	1	0	0					
Mitch Webster, S OBP: 0.368, SLG: 0.444										0	0	0	0	0	0	0					
Tom Brookens, R OBP: 0.375, SLG: 0.625										4	1	1	0	0	1	2					
Candy Maldonado, R OBP: 0.364, SLG: 0.484										4	0	1	0	0	0	0					
Cory Snyder, R OBP: 0.313, SLG: 0.548										3	0	0	0	0	1	1					
Albert Belle, R OBP: 0.200, SLG: 0.111										2	0	0	0	1	1	1					
Keith Hernandez, L OBP: 0.323, SLG: 0.222										3	0	0	0	0	2	1					
Brook Jacoby, R OBP: 0.355, SLG: 0.464										3	0	1	0	0	0	0					
Sandy Alomar Jr., R OBP: 0.414, SLG: 0.400										2	0	2	0	1	0	0					
Felix Fermin, R OBP: 0.182, SLG: 0.100										3	0	0	0	0	0	4					
Inning Stats	R: 0 E: 0 K: 1 S: 5	H: 0 LOB: 0 BB: 0 P: 6	R: 0 E: 0 K: 3 S: 9	H: 0 LOB: 0 BB: 0 P: 11	R: 0 E: 0 K: 0 S: 10	H: 1 LOB: 2 BB: 1 P: 18	R: 0 E: 0 K: 0 S: 6	H: 1 LOB: 0 BB: 0 P: 7	R: 0 E: 0 K: 1 S: 8	H: 1 LOB: 1 BB: 0 P: 11	R: 1 E: 0 K: 0 S: 8	H: 1 LOB: 0 BB: 0 P: 11	R: 0 E: 0 K: 0 S: 8	H: 1 LOB: 2 BB: 2 P: 17	R: 0 E: 0 K: 0 S: 8	H: 0 LOB: 0 BB: 0 P: 12	1B: 4 2B: 0 3B: 1 HR: 0	SF: 0 SAC: 0 DP: 1 HBP: 0	WP: 0 PB: 2 SB: 0 CS: 1	PA: 30	
PITCHER	IP	WLS	BF	H	R	ER	SO	BB	IBB	HBP	BLK	WP	HR	S	P	ERA	WHIP				
Pascual Perez, R ERA:	(1, 1)	6.0	L	22	4	1	5	1	0	0	0	0	0	46	64	0.00	0.833				
Eric Plunk, R ERA:	(7, 1)	2.0		8	1	0	0	2	0	0	0	0	0	16	29	0.00	1.500				

New York Yankees @ Cleveland Indians
Cleveland Municipal Stadium, Cleveland, OH
Thu Apr 19 1990, 7:05 PM EDT
Att: 6,000 - Unknown - 64 F

AB 27
R 1
H 5
RBI 0
BB 3
SO 5
LOB 9



Batter	1	2	3	4	5	6	7	8	9	AB	R	H	RBI	BB	SO	LOB	TOP					
Sammy Sosa, R OBP: 0.258, SLG: 0.414 (1, 9)										3	0	1	1	0	0	0	Chicago White Sox @ Cleveland Indians Cleveland Municipal Stadium, Cleveland, OH Sun Apr 22 1990, 3:33 AM EDT Att: 16,400 - Sunny - 47 F					
Scott Fletcher, R OBP: 0.278, SLG: 0.074 (1, 4)										4	0	0	0	0	0	1						
Ivan Calderon, R OBP: 0.289, SLG: 0.250 (1, 7)										4	0	1	0	0	0	1						
Ron Kittle, R OBP: 0.364, SLG: 0.500 Daryll Boston, L (9, PR)										4	0	1	0	0	0	1						
Carlton Fisk, R OBP: 0.314, SLG: 0.353 (1, 2)										4	0	0	0	0	0	2						
Carlos Martinez, R OBP: 0.182, SLG: 0.290 (1, 3)										4	0	0	0	0	0	2						
Robin Ventura, L OBP: 0.412, SLG: 0.481 (1, 5)										2	0	0	0	2	3							
Lance Johnson, L OBP: 0.371, SLG: 0.375 (1, 8)										3	1	1	0	0	1							
Ozzie Guillen, L OBP: 0.355, SLG: 0.448 (1, 6)										3	1	1	0	0	2							
Inning Stats	R: 0 E: 0 K: 0 S: 5	H: 1 LOB: 1 BB: 0 P: 6	R: 0 E: 0 K: 0 S: 6	H: 1 LOB: 2 BB: 1 P: 12	R: 0 E: 0 K: 0 S: 4	H: 0 LOB: 0 BB: 0 P: 5	R: 0 E: 0 K: 0 S: 5	H: 0 LOB: 0 BB: 0 P: 6	R: 2 E: 0 K: 0 S: 10	H: 1 LOB: 0 BB: 1 P: 20	R: 0 E: 0 K: 2 S: 6	H: 0 LOB: 0 BB: 0 P: 10	R: 0 E: 0 K: 2 S: 10	H: 0 LOB: 0 BB: 0 P: 17	R: 0 E: 0 K: 0 S: 5	H: 0 LOB: 0 BB: 0 P: 7		R: 0 E: 0 K: 1 S: 12	H: 2 LOB: 3 BB: 0 P: 15	1B: 4 2B: 1 3B: 0 HR: 0	SF: 1 SAC: 0 DP: 0 HBP: 0	WP: 0 PB: 1 SB: 0 CS: 0
PITCHER	IP WLS BF H R ER SO BB IBB HBP BLK WP HR S P ERA WHIP																					
Bud Black, L ERA: 2.95	(1, 1)	8.0 W 31 5 2 1 2 2 2 0 0 0 0 0 0 0 55 88 1.12 0.875																				
Doug Jones, R ERA:	(9, 1)	1.0 S 3 0 0 0 1 0 0 0 0 0 0 0 0 8 10 0.00 0.000																				

Batter	1	2	3	4	5	6	7	8	9	AB	R	H	RBI	BB	SO	LOB	BOTTOM			
Jerry Browne, S OBP: 0.167, SLG: 0.167 (1, 4)										4	1	1	0	0	0	0	Chicago White Sox @ Cleveland Indians Cleveland Municipal Stadium, Cleveland, OH Sun Apr 22 1990, 3:33 AM EDT Att: 16,400 - Sunny - 47 F			
Mitch Webster, S OBP: 0.370, SLG: 0.462 (1, 8)										4	0	1	0	0	1	0				
Carlos Baerga, S OBP: 0.250, SLG: 0.222 Keith Hernandez, L OBP: 0.286, SLG: 0.194 (8, 3)										4	1	2	1	0	1	0				
Cory Snyder, R OBP: 0.350, SLG: 0.615 (1, 9)										4	1	2	2	0	0	2				
Candy Maldonado, R OBP: 0.366, SLG: 0.526 (1, 7)										3	1	1	0	1	0	0				
Brook Jacoby, R OBP: 0.359, SLG: 0.429 (8, 5)										4	0	2	0	0	0	2				
Chris James, R OBP: 0.107, SLG: 0.192 Dion James, L OBP: 0.286, SLG: 0.263 (6, PH)										1	0	0	1	0	0	2				
Sandy Alomar Jr., R OBP: 0.389, SLG: 0.500 (1, 2)										1	0	0	0	0	1	1				
Felix Fermin, R OBP: 0.235, SLG: 0.375 (1, 6)										3	0	0	0	0	1	3				
Inning Stats	R: 0 E: 0 K: 2 S: 7	H: 0 LOB: 0 BB: 0 P: 8	R: 1 E: 0 K: 1 S: 11	H: 2 LOB: 1 BB: 0 P: 16	R: 1 E: 1 K: 0 S: 8	H: 3 LOB: 1 BB: 0 P: 11	R: 0 E: 0 K: 0 S: 7	H: 1 LOB: 2 BB: 1 P: 15	R: 2 E: 0 K: 0 S: 8	H: 2 LOB: 0 BB: 0 P: 10	R: 0 E: 0 K: 1 S: 5	H: 1 LOB: 0 BB: 0 P: 8	R: 1 E: 0 K: 0 S: 10	H: 1 LOB: 0 BB: 0 P: 16	R: 0 E: 0 K: 0 S: 8	H: 0 LOB: 0 BB: 0 P: 8		1B: 8 2B: 0 3B: 0 HR: 2	SF: 1 SAC: 0 DP: 1 HBP: 0	WP: 0 PB: 0 SB: 2 CS: 1
PITCHER	IP WLS BF H R ER SO BB IBB HBP BLK WP HR S P ERA WHIP																			
Greg Hibbard, L ERA: 4.22	(1, 1)	5.0 L 24 9 4 4 3 0 0 0 0 0 0 1 14 22 4.50 0.500																		
Donn Patti, R ERA: 3.39	(6, 1)	2.0 6 1 1 1 1 0 0 0 0 0 0 1 14 22 4.50 0.500																		
Barry Jones, R ERA:	(8, 1)	1.0 3 0 0 0 0 0 0 0 0 0 0 0 8 8 0.00 0.000																		

Batter	1	2	3	4	5	6	7	8	9	AB	R	H	RBI	BB	SO	LOB	TOP					
Jerry Browne, S (1,4) OBP: 0.217, SLG: 0.217										5	2	2	0	0	0	2	Cleveland Indians @ Toronto Blue Jays SkyDome, Toronto, ON Mon Apr 23 1990, 7:05 PM EDT Att: 34,139 - Dome - 70 F					
Mitch Webster, S (1,8) OBP: 0.375, SLG: 0.548										5	2	2	1	0	0	2						
Chris James, R (1,10) OBP: 0.121, SLG: 0.194										5	1	1	0	0	1	2						
Cory Snyder, R (1,9) OBP: 0.356, SLG: 0.614										5	1	2	3	0	1	0						
Candy Maldonado, R (1,7) OBP: 0.391, SLG: 0.548										4	1	2	1	0	2	1						
Brook Jacoby, R (1,5) OBP: 0.386, SLG: 0.447										3	2	1	1	2	0	1						
Keith Hernandez, L (1,3) OBP: 0.282, SLG: 0.229										4	0	1	1	0	2	3						
Sandy Alomar Jr., R (1,2) OBP: 0.350, SLG: 0.444										4	0	0	0	0	1	3						
Felix Fermin, R (1,6) OBP: 0.250, SLG: 0.368										3	0	1	1	0	1	0						
Dion James, L (8, PH) OBP: 0.318, SLG: 0.300										1	0	1	0	0	0	0						
Rafael Santana, R (8, 6) OBP: 0.231, SLG: 0.462										0	0	0	0	0	0	0						
Inning Stats	R: 3 E: 0 K: 1 S: 12	H: 4 LOB: 2 BB: 1 P: 22	R: 2 E: 1 K: 1 S: 13	H: 3 LOB: 1 BB: 0 P: 19	R: 1 E: 0 K: 2 S: 10	H: 1 LOB: 0 BB: 1 P: 15	R: 1 E: 0 K: 0 S: 9	H: 1 LOB: 0 BB: 0 P: 12	R: 2 E: 0 K: 0 S: 8	H: 2 LOB: 1 BB: 0 P: 12	R: 0 E: 0 K: 0 S: 9	H: 0 LOB: 0 BB: 0 P: 14	R: 0 E: 0 K: 2 S: 10	H: 0 LOB: 0 BB: 0 P: 16	R: 0 E: 0 K: 0 S: 8	H: 1 LOB: 1 BB: 0 P: 11	R: 0 E: 0 K: 2 S: 10	H: 1 LOB: 1 BB: 0 P: 14	1B: 8 2B: 4 3B: 0 HR: 1	SF: 0 SAC: 0 DP: 0 HBP: 1	WP: 0 PB: 1 SB: 0 CS: 0	PA: 42
PITCHER	IP WLS BF H R ER SO BB IBB HBP BLK WP HR S P ERA WHIP																					
Mike Flanagan, L (1,1) ERA: 4.63	1.2 12 6 5 4 1 1 0 0 0 0 0 20 32 21.60 4.200																					
Jim Acker, R (2,1) ERA: 5.0	3.1 16 5 4 4 3 1 0 1 0 0 1 32 48 10.80 1.800																					
Frank Willis, R (6,1) ERA: 7.56	1.0 W 3 0 0 0 0 0 0 0 0 0 0 9 14 0.00 0.000																					
Duane Ward, R (7,1) ERA:	3.0 S 11 2 0 0 4 0 0 0 0 0 0 28 41 0.00 0.667																					

Batter	1	2	3	4	5	6	7	8	9	AB	R	H	RBI	BB	SO	LOB	BOTTOM			
Tony Fernandez, S (1,6) OBP: 0.375, SLG: 0.397										6	1	2	3	0	0	1	Cleveland Indians @ Toronto Blue Jays SkyDome, Toronto, ON Mon Apr 23 1990, 7:05 PM EDT Att: 34,139 - Dome - 70 F			
Mookie Wilson, S (1,8) OBP: 0.284, SLG: 0.294										6	1	2	0	0	0	3				
Kelly Gruber, R (1,5) OBP: 0.356, SLG: 0.582										5	2	3	2	0	2	1				
George Bell, R (1,7) OBP: 0.288, SLG: 0.500										5	2	2	1	0	0	2				
Fred McGriff, L (1,3) OBP: 0.475, SLG: 0.587										5	1	4	2	0	0	0				
John Olerud, L (1,10) OBP: 0.340, SLG: 0.385										3	2	2	2	2	0	1				
Greg Myers, L (1,2) OBP: 0.341, SLG: 0.405										3	0	1	0	0	0	2				
Pat Borders, R (7,2) OBP: 0.308, SLG: 0.833										2	0	0	0	0	1	2				
Nelson Liriano, S (1,4) OBP: 0.394, SLG: 0.481										2	2	0	0	3	0	1				
Junior Felix, S (1,9) OBP: 0.482, SLG: 0.667										3	1	1	1	1	1	3				
Inning Stats	R: 0 E: 0 K: 1 S: 10	H: 0 LOB: 0 BB: 0 P: 14	R: 0 E: 0 K: 1 S: 11	H: 2 LOB: 3 BB: 1 P: 20	R: 2 E: 0 K: 1 S: 17	H: 4 LOB: 2 BB: 0 P: 27	R: 0 E: 0 K: 0 S: 6	H: 0 LOB: 1 BB: 1 P: 12	R: 6 E: 0 K: 0 S: 18	H: 8 LOB: 2 BB: 1 P: 26	R: 2 E: 0 K: 0 S: 14	H: 1 LOB: 2 BB: 2 P: 28	R: 2 E: 0 K: 1 S: 13	H: 2 LOB: 1 BB: 1 P: 24	R: 0 E: 0 K: 0 S: 7	H: 0 LOB: 0 BB: 0 P: 9	1B: 12 2B: 2 3B: 0 HR: 3	SF: 0 SAC: 0 DP: 0 HBP: 1	WP: 0 PB: 0 SB: 2 CS: 0	PA: 47
PITCHER	IP WLS BF H R ER SO BB IBB HBP BLK WP HR S P ERA WHIP																			
John Farrell, R (1,1) ERA: 6.48	4.2 27 11 7 7 3 3 0 0 0 0 0 54 90 13.50 3.000																			
Al Nipper, R (5,1) ERA: 5.79	0.0 3 3 1 1 0 0 0 0 0 0 0 6 6 ∞ ∞																			
Steve Olin, R (5,1) ERA: 4.91	0.1 1 0 0 0 0 0 0 0 0 0 0 2 3 0.00 0.000																			
Kevin Wickander, L (6,1) ERA: 7.2	0.2 L 5 0 2 2 0 2 0 1 0 0 0 9 23 27.00 3.000																			
Cecilie Guante, R (6,1) ERA: 2.16	0.2 5 3 2 2 0 0 0 0 0 0 2 9 13 27.00 4.500																			
PITCHER	IP WLS BF H R ER SO BB IBB HBP BLK WP HR S P ERA WHIP																			
Jesse Orosco, L (7,1) ERA: 3.0	1.2 6 0 0 0 1 1 0 0 0 0 0 16 25 0.00 0.600																			

AB	39
R	9
H	13
RBI	8
BB	2
SO	8
LOB	14



Batter	1	2	3	4	5	6	7	8	9	AB	R	H	RBI	BB	SO	LOB	TOP											
Jerry Browne, S (1, 4) OBP: 0.222, SLG: 0.259										4	1	1	0	0	1	2	Cleveland Indians @ Toronto Blue Jays SkyDome, Toronto, ON Tue Apr 24 1990, 7:05 PM EDT Att: 35,203 - Dome											
Mitch Webster, S (1, 8) OBP: 0.398, SLG: 0.657										4	1	2	3	0	0	0												
Chris James, R (1, 10) OBP: 0.135, SLG: 0.200										4	0	1	0	0	2	1												
Cory Snyder, R (1, 9) OBP: 0.367, SLG: 0.625										4	0	2	0	0	0	1												
Candy Maldonado, R (1, 7) OBP: 0.360, SLG: 0.500										4	0	0	0	0	0	4												
Brook Jacoby, R (1, 5) OBP: 0.396, SLG: 0.452										4	0	2	0	0	0	1												
Tom Brookens, R (8, PR) OBP: 0.375, SLG: 0.625										0	0	0	0	0	0	0												
Keith Hernandez, L (1, 3) OBP: 0.256, SLG: 0.205										4	0	0	0	0	0	3												
Joel Skinner, R (1, 2)										2	0	0	0	0	1	1												
Carlos Baerga, S (8, PH) OBP: 0.304, SLG: 0.250										2	1	1	0	0	0	2												
Felix Fermin, R (1, 6) OBP: 0.273, SLG: 0.381										2	0	1	0	0	0	1												
Dion James, L (8, PH) OBP: 0.304, SLG: 0.296										1	0	0	0	0	1	1												
Sandy Alomar Jr., R (8, 2) OBP: 0.341, SLG: 0.432										1	0	0	0	0	1	2												
Inning Stats	R: 1 E: 0 K: 1 S: 14	H: 2 LOB: 1 BB: 0 P: 20	R: 0 E: 0 K: 1 S: 10	H: 1 LOB: 1 BB: 0 P: 15	R: 0 E: 0 K: 1 S: 9	H: 0 LOB: 0 BB: 0 P: 13	R: 0 E: 0 K: 0 S: 9	H: 1 LOB: 1 BB: 0 P: 14	R: 0 E: 0 K: 0 S: 5	H: 0 LOB: 0 BB: 0 P: 8	R: 0 E: 0 K: 0 S: 10	H: 0 LOB: 0 BB: 0 P: 11	R: 0 E: 0 K: 0 S: 6	H: 0 LOB: 0 BB: 0 P: 10	R: 2 E: 0 K: 2 S: 17	H: 4 LOB: 2 BB: 0 P: 23	R: 0 E: 0 K: 1 S: 20	H: 1 LOB: 2 BB: 0 P: 28	1B: 6 2B: 3 3B: 0 HR: 1	SF: 0 SAC: 0 DP: 1 HBP: 0	WP: 0 PB: 0 SB: 0 CS: 0	PA: 36						
PITCHER	IP	WLS	BF	H	R	ER	SO	BB	IBB	HBP	BLK	WP	HR	S	P	ERA	WHIP											
Jimmy Key, L (1, 1) ERA: 2.81	5.0	W	19	5	1	1	3	0	0	0	0	0	0	47	70	1.80	1.000											
Frank Wilis, R (6, 1) ERA: 6.75	1.0		3	0	0	0	0	0	0	0	0	0	0	10	11	0.00	0.000											
Willie Blair, R (7, 1) ERA: 1.59	1.0		3	0	0	0	0	0	0	0	0	0	0	6	10	0.00	0.000											
Tom Henke, R (8, 1) ERA: 3.86	1.0	S	8	5	2	2	2	0	0	0	0	0	1	20	28	18.00	5.000											
David Wells, L (9, 1) ERA: 1.04	1.0	S	3	0	0	0	1	0	0	0	0	0	0	17	23	0.00	0.000											
Batter	1	2	3	4	5	6	7	8	9	AB	R	H	RBI	BB	SO	LOB	BOTTOM											
Tony Fernandez, S (1, 6) OBP: 0.382, SLG: 0.426										3	1	1	0	0	0	1	Cleveland Indians @ Toronto Blue Jays SkyDome, Toronto, ON Tue Apr 24 1990, 7:05 PM EDT Att: 35,203 - Dome											
Mookie Wilson, S (1, 8) OBP: 0.281, SLG: 0.296										3	1	1	0	1	1	1												
Kelly Gruber, R (1, 5) OBP: 0.381, SLG: 0.695										4	2	3	4	0	0	0												
Fred McGriff, L (1, 3) OBP: 0.476, SLG: 0.563										2	0	0	0	2	2	2												
Glenallen Hill, R (1, 9) OBP: 0.250, SLG: 0.304										3	0	0	0	1	1	2												
Pat Borders, R (1, 2) OBP: 0.235, SLG: 0.625										4	0	0	0	0	0	3												
Ozzie Virgil, R (1, 10)										4	0	0	0	0	2	1												
Manuel Lee, S (1, 4) OBP: 0.500, SLG: 0.458										3	0	1	0	0	0	0												
Tom Lawless, R (1, 7)										3	0	0	0	0	0	1												
Inning Stats	R: 3 E: 0 K: 1 S: 9	H: 1 LOB: 1 BB: 2 P: 24	R: 0 E: 0 K: 1 S: 11	H: 1 LOB: 1 BB: 0 P: 19	R: 0 E: 0 K: 0 S: 8	H: 0 LOB: 1 BB: 1 P: 13	R: 0 E: 0 K: 0 S: 10	H: 1 LOB: 1 BB: 0 P: 13	R: 1 E: 0 K: 2 S: 9	H: 1 LOB: 0 BB: 0 P: 12	R: 0 E: 0 K: 0 S: 5	H: 0 LOB: 0 BB: 0 P: 8	R: 0 E: 0 K: 1 S: 9	H: 2 LOB: 2 BB: 0 P: 10	R: 0 E: 0 K: 1 S: 5	H: 0 LOB: 0 BB: 1 P: 10		1B: 3 2B: 0 3B: 1 HR: 2	SF: 0 SAC: 0 DP: 1 HBP: 1	WP: 0 PB: 0 SB: 0 CS: 1	PA: 34							
PITCHER	IP	WLS	BF	H	R	ER	SO	BB	IBB	HBP	BLK	WP	HR	S	P	ERA	WHIP											
Greg Swindell, L (1, 1) ERA: 4.8	6.2	L	30	6	4	4	4	3	0	1	0	0	0	2	58	9	5.40	1.350										
Jesse Orosco, L (7, 1) ERA: 2.09	1.1		4	0	0	0	2	1	0	0	0	0	0	8	14	0.00	0.750											

Batter	1	2	3	4	5	6	7	8	9	AB	R	H	RBI	BB	SO	LOB	TOP			
Jerry Browne, S (1,4) OBP: 0.167, SLG: 0.194	P2	F7		G3-1			G4-3		E4	5	0	0	0	0	0	4	Cleveland Indians @ Toronto Blue Jays SkyDome, Toronto, ON Thu Apr 26 1990, 3:33 AM EDT Att: 44,174 - Dome			
Carlos Baerga, S (1,6) OBP: 0.295, SLG: 0.208	G3		F8		F8		G4-3		G4-3	4	0	0	0	0	0	0				
Felix Fermin, R (7,6) OBP: 0.269, SLG: 0.440										1	0	0	0	0	2					
Dion James, L (1,8) OBP: 0.323, SLG: 0.286	K		G4-3		G4-3			WP 1B		4	0	1	0	0	1	0				
Cory Snyder, R (1,9) OBP: 0.333, SLG: 0.607		HR	K		P5			P4		4	1	1	1	0	1	1				
Candy Maldonado, R (1,7) OBP: 0.362, SLG: 0.528		HR			F7		HBP	K		3	1	1	1	0	1	1				
Brook Jacoby, R (1,5) OBP: 0.393, SLG: 0.460		1B E 2B		E BB FC6-4 1B		P3		F8		4	2	2	0	0	2	2				
Keith Hernandez, L (1,3) OBP: 0.294, SLG: 0.304		G1-6-3 E 2-3 1B		FC6-4 E BB		F8			E SH1-3 1B	3	0	2	0	1	0	1				
Albert Belle, R (1,10) OBP: 0.154, SLG: 0.083		E6 G1-6-3		E5 FC6-4		P4			SH1-3	3	0	0	1	0	4	4				
Sandy Alomar Jr., R (1,2) OBP: 0.292, SLG: 0.364		G1-6-3		FC6-4			G1-3		G9	4	0	0	1	0	5	5				
Inning Stats	R: 0 E: 0 K: 1 S: 6	H: 0 LOB: 0 BB: 0 P: 7	R: 3 E: 1 K: 0 S: 14	H: 4 LOB: 1 BB: 0 P: 21	R: 0 E: 0 K: 1 S: 6	H: 0 LOB: 0 BB: 0 P: 10	R: 1 E: 1 K: 0 S: 13	H: 1 LOB: 2 BB: 1 P: 23	R: 0 E: 0 K: 0 S: 6	H: 0 LOB: 0 BB: 0 P: 8	R: 0 E: 0 K: 0 S: 4	H: 0 LOB: 0 BB: 0 P: 6	R: 0 E: 1 K: 1 S: 11	H: 1 LOB: 1 BB: 0 P: 20	R: 0 E: 1 K: 0 S: 9	H: 1 LOB: 2 BB: 0 P: 11	1B: 4 2B: 1 3B: 0 HR: 2	SF: 0 SAC: 1 DP: 1 HBP: 1	WP: 1 PB: 0 SB: 0 CS: 0	PA: 38
PITCHER	IP WLS BF H R ER SO BB IBB HBP BLK WP HR S P ERA WHIP	IP WLS BF H R ER SO BB IBB HBP BLK WP HR S P ERA WHIP	IP WLS BF H R ER SO BB IBB HBP BLK WP HR S P ERA WHIP	IP WLS BF H R ER SO BB IBB HBP BLK WP HR S P ERA WHIP	IP WLS BF H R ER SO BB IBB HBP BLK WP HR S P ERA WHIP	IP WLS BF H R ER SO BB IBB HBP BLK WP HR S P ERA WHIP	IP WLS BF H R ER SO BB IBB HBP BLK WP HR S P ERA WHIP	IP WLS BF H R ER SO BB IBB HBP BLK WP HR S P ERA WHIP	IP WLS BF H R ER SO BB IBB HBP BLK WP HR S P ERA WHIP	IP WLS BF H R ER SO BB IBB HBP BLK WP HR S P ERA WHIP	IP WLS BF H R ER SO BB IBB HBP BLK WP HR S P ERA WHIP	IP WLS BF H R ER SO BB IBB HBP BLK WP HR S P ERA WHIP	IP WLS BF H R ER SO BB IBB HBP BLK WP HR S P ERA WHIP	IP WLS BF H R ER SO BB IBB HBP BLK WP HR S P ERA WHIP	IP WLS BF H R ER SO BB IBB HBP BLK WP HR S P ERA WHIP	IP WLS BF H R ER SO BB IBB HBP BLK WP HR S P ERA WHIP	IP WLS BF H R ER SO BB IBB HBP BLK WP HR S P ERA WHIP			
Dave Stieb, R (1,1) ERA: 2.35	6.0	L	26	5	4	3	2	1	0	0	1	0	0	0	0	0	4.50	1.000		
Jim Acker, R (7,1) ERA: 4.09	2.0	7	1	0	0	1	0	0	0	0	0	0	0	0	0	0	0.00	0.500		
Paul Kilgus, L (9,1) ERA: 9.0	0.2	3	1	0	0	0	0	0	0	0	0	0	0	0	0	0	0.00	1.500		
Tom Henke, R (9,1) ERA: 3.88	0.1	2	0	0	0	0	0	0	0	0	0	0	0	0	0	0	0.00	0.000		

AB 35
R 4
H 7
RBI 4
BB 1
SO 3
LOB 20



Batter	1	2	3	4	5	6	7	8	9	AB	R	H	RBI	BB	SO	LOB	BOTTOM			
Tony Fernandez, S (1,6) OBP: 0.390, SLG: 0.420	G3		K			B5	G1-3			4	0	0	0	0	1	2	Cleveland Indians @ Toronto Blue Jays SkyDome, Toronto, ON Thu Apr 26 1990, 3:33 AM EDT Att: 44,174 - Dome			
Mookie Wilson, S (1,8) OBP: 0.258, SLG: 0.258	K		G1-3			K		G1-3		4	0	0	0	0	2	1				
Kelly Gruber, R (1,5) OBP: 0.389, SLG: 0.721	K				F9	K		K		4	0	0	0	0	3	0				
George Bell, R (1,7) OBP: 0.294, SLG: 0.478		L8		K		HR 1B	1B	1B		4	1	2	0	0	1	0				
Fred McGriff, L (1,3) OBP: 0.493, SLG: 0.538		BB		P5		HR 1B		F7		3	1	1	0	1	0	1				
John Olerud, L (1,10) OBP: 0.333, SLG: 0.372					K		F7		G4-6-3 1B	4	0	1	0	0	2	3				
Tom Lawless, R (9,FR)										0	0	0	0	0	0	0				
Greg Myers, L (1,2) OBP: 0.356, SLG: 0.475		G1-3			BB		HR		G4-6-3	3	1	1	3	1	0	2				
Nelson Liriano, S (1,4) OBP: 0.378, SLG: 0.433			G4-3 BB		K		G5-3		G6-3	3	0	0	0	1	1	2				
Junior Felix, S (1,9) OBP: 0.460, SLG: 0.627			G4-3		G3					2	0	0	0	1	0	2				
Inning Stats	R: 0 E: 0 K: 2 S: 7	H: 0 LOB: 0 BB: 0 P: 14	R: 0 E: 0 K: 1 S: 11	H: 0 LOB: 1 BB: 1 P: 20	R: 0 E: 0 K: 1 S: 9	H: 0 LOB: 1 BB: 1 P: 18	R: 0 E: 0 K: 1 S: 8	H: 0 LOB: 0 BB: 0 P: 12	R: 0 E: 0 K: 2 S: 11	H: 0 LOB: 0 BB: 0 P: 18	R: 3 E: 0 K: 0 S: 11	H: 3 LOB: 1 BB: 1 P: 22	R: 0 E: 0 K: 1 S: 13	H: 1 LOB: 1 BB: 0 P: 17	R: 0 E: 0 K: 0 S: 6	H: 1 LOB: 1 BB: 0 P: 9	1B: 4 2B: 0 3B: 0 HR: 1	SF: 0 SAC: 0 DP: 1 HBP: 0	WP: 0 PB: 0 SB: 0 CS: 0	PA: 35
PITCHER	IP WLS BF H R ER SO BB IBB HBP BLK WP HR S P ERA WHIP	IP WLS BF H R ER SO BB IBB HBP BLK WP HR S P ERA WHIP	IP WLS BF H R ER SO BB IBB HBP BLK WP HR S P ERA WHIP	IP WLS BF H R ER SO BB IBB HBP BLK WP HR S P ERA WHIP	IP WLS BF H R ER SO BB IBB HBP BLK WP HR S P ERA WHIP	IP WLS BF H R ER SO BB IBB HBP BLK WP HR S P ERA WHIP	IP WLS BF H R ER SO BB IBB HBP BLK WP HR S P ERA WHIP	IP WLS BF H R ER SO BB IBB HBP BLK WP HR S P ERA WHIP	IP WLS BF H R ER SO BB IBB HBP BLK WP HR S P ERA WHIP	IP WLS BF H R ER SO BB IBB HBP BLK WP HR S P ERA WHIP	IP WLS BF H R ER SO BB IBB HBP BLK WP HR S P ERA WHIP	IP WLS BF H R ER SO BB IBB HBP BLK WP HR S P ERA WHIP	IP WLS BF H R ER SO BB IBB HBP BLK WP HR S P ERA WHIP	IP WLS BF H R ER SO BB IBB HBP BLK WP HR S P ERA WHIP	IP WLS BF H R ER SO BB IBB HBP BLK WP HR S P ERA WHIP	IP WLS BF H R ER SO BB IBB HBP BLK WP HR S P ERA WHIP	IP WLS BF H R ER SO BB IBB HBP BLK WP HR S P ERA WHIP			
Tom Candiotti, R (1,1) ERA: 4.91	6.1	W	25	3	3	3	9	3	0	0	1	0	0	0	0	0	4.26	0.947		
Jesse Orosco, L (7,1) ERA: 1.5	0.2	3	0	0	0	0	0	1	0	0	0	0	0	0	0	0	0.00	1.500		
Doug Jones, R (8,1) ERA:	2.0	S	7	2	0	0	1	0	0	0	0	0	0	0	0	0	0.00	1.000		



Batter	1	2	3	4	5	6	7	8	9	AB	R	H	RBI	BB	SO	LOB	TOP
Dan Gladden, R OBP: 0.382, SLG: 0.484 (1, 7)										4	0	1	0	0	0	0	
Fred Manrique, R OBP: 0.314, SLG: 0.515 (1, 4)										4	1	3	1	0	0	1	
Kirby Puckett, R OBP: 0.368, SLG: 0.455 (1, 8)										4	1	1	1	0	0	3	
Gary Gaetti, R OBP: 0.329, SLG: 0.371 Al Newman, S OBP: 0.256, SLG: 0.229 (4, PH) (4, 5)										1	0	0	0	0	0	1	
Gene Larkin, S OBP: 0.397, SLG: 0.443 (1, 3)										4	0	0	0	0	1	2	
Brian Harper, R OBP: 0.333, SLG: 0.412 John Moses, S OBP: 0.438, SLG: 0.417 (9, PH)										3	0	0	0	0	0	1	
Carmen Castillo, R OBP: 0.133, SLG: 0.103 (1, 10)										3	0	0	0	0	2	1	
Greg Gagne, R OBP: 0.243, SLG: 0.580 (1, 6)										3	0	0	0	0	1	0	
Shane Mack, R OBP: 0.478, SLG: 0.611 (1, 9)										3	0	0	0	0	0	0	
Inning Stats	R: 0 H: 1 E: 0 LOB: 1 K: 0 BB: 0 S: 8	R: 0 H: 0 E: 0 LOB: 0 K: 2 BB: 0 S: 8	R: 0 H: 0 E: 0 LOB: 0 K: 1 BB: 0 S: 5	R: 0 H: 1 E: 0 LOB: 1 K: 0 BB: 0 S: 9	R: 0 H: 0 E: 0 LOB: 2 K: 0 BB: 0 S: 7	R: 0 H: 1 E: 0 LOB: 1 K: 0 BB: 0 S: 9	R: 0 H: 1 E: 0 LOB: 1 K: 1 BB: 0 S: 8	R: 0 H: 0 E: 0 LOB: 0 K: 0 BB: 0 S: 4	R: 2 H: 2 E: 0 LOB: 0 K: 0 BB: 0 S: 10	1B: 4 2B: 0 3B: 0 HR: 2	SF: 0 SAC: 0 DP: 0 HBP: 0	WP: 0 PA: 33 PB: 0 SB: 0 CS: 0					
PITCHER	IP WLS BF H R ER SO BB IBB HBP BLK WP HR S P ERA WHIP	IP WLS BF H R ER SO BB IBB HBP BLK WP HR S P ERA WHIP	IP WLS BF H R ER SO BB IBB HBP BLK WP HR S P ERA WHIP	IP WLS BF H R ER SO BB IBB HBP BLK WP HR S P ERA WHIP	IP WLS BF H R ER SO BB IBB HBP BLK WP HR S P ERA WHIP	IP WLS BF H R ER SO BB IBB HBP BLK WP HR S P ERA WHIP	IP WLS BF H R ER SO BB IBB HBP BLK WP HR S P ERA WHIP	IP WLS BF H R ER SO BB IBB HBP BLK WP HR S P ERA WHIP	IP WLS BF H R ER SO BB IBB HBP BLK WP HR S P ERA WHIP	IP WLS BF H R ER SO BB IBB HBP BLK WP HR S P ERA WHIP	IP WLS BF H R ER SO BB IBB HBP BLK WP HR S P ERA WHIP						
Bud Black, L ERA: 2.73 (1, 1)	8.0 W 30 6 2 2 4 0 0 0 0 0 2 63 93 2.25 0.750	1.0 3 0 0 0 0 0 0 0 0 0 0 5 8 0.00 0.000															
Cecilio Guante, R ERA: 1.93 (9, 1)																	

Minnesota Twins @ Cleveland Indians
Cleveland Municipal Stadium, Cleveland, OH

AB 33
R 2
H 6
RBI 2
BB 0
SO 4
LOB 10



WP: 0 PA: 33
PB: 0
SB: 0
CS: 0

Batter	1	2	3	4	5	6	7	8	9	AB	R	H	RBI	BB	SO	LOB	BOTTOM
Jerry Browne, S OBP: 0.195, SLG: 0.200 (1, 4)										4	1	1	0	1	1	2	
Mitch Webster, S OBP: 0.366, SLG: 0.600 (1, 8)										5	0	1	0	0	0	2	
Carlos Baerga, S OBP: 0.250, SLG: 0.310 (1, 5)										5	1	1	2	0	0	2	
Cory Snyder, R OBP: 0.355, SLG: 0.593 (1, 9)										3	2	1	0	2	2	1	
Candy Maldonado, R OBP: 0.371, SLG: 0.596 (1, 7)										4	2	2	2	0	0	3	
Albert Belle, R OBP: 0.294, SLG: 0.438 (1, 10)										4	1	3	2	0	0	0	
Keith Hernandez, L OBP: 0.309, SLG: 0.306 (1, 3)										3	0	1	1	1	0	0	
Sandy Alomar Jr., R OBP: 0.308, SLG: 0.375 (1, 2)										4	0	2	0	0	0	4	
Felix Fermin, R OBP: 0.233, SLG: 0.379 (1, 6)										4	0	0	0	0	0	6	
Inning Stats	R: 0 H: 0 E: 0 LOB: 0 K: 1 BB: 0 S: 13	R: 2 H: 3 E: 0 LOB: 1 K: 0 BB: 0 S: 11	R: 0 H: 2 E: 0 LOB: 2 K: 0 BB: 1 S: 8	R: 0 H: 1 E: 0 LOB: 1 K: 0 BB: 0 S: 6	R: 4 H: 3 E: 1 LOB: 2 K: 0 BB: 2 S: 14	R: 0 H: 0 E: 0 LOB: 1 K: 1 BB: 1 S: 6	R: 1 H: 3 E: 0 LOB: 2 K: 0 BB: 0 S: 13	R: 0 H: 0 E: 0 LOB: 0 K: 1 BB: 0 S: 9	R: 0 H: 0 E: 0 LOB: 0 K: 1 BB: 0 S: 9	1B: 8 2B: 1 3B: 0 HR: 3	SF: 0 SAC: 0 DP: 0 HBP: 0	WP: 0 PA: 40 PB: 0 SB: 0 CS: 1					
PITCHER	IP WLS BF H R ER SO BB IBB HBP BLK WP HR S P ERA WHIP	IP WLS BF H R ER SO BB IBB HBP BLK WP HR S P ERA WHIP	IP WLS BF H R ER SO BB IBB HBP BLK WP HR S P ERA WHIP	IP WLS BF H R ER SO BB IBB HBP BLK WP HR S P ERA WHIP	IP WLS BF H R ER SO BB IBB HBP BLK WP HR S P ERA WHIP	IP WLS BF H R ER SO BB IBB HBP BLK WP HR S P ERA WHIP	IP WLS BF H R ER SO BB IBB HBP BLK WP HR S P ERA WHIP	IP WLS BF H R ER SO BB IBB HBP BLK WP HR S P ERA WHIP	IP WLS BF H R ER SO BB IBB HBP BLK WP HR S P ERA WHIP	IP WLS BF H R ER SO BB IBB HBP BLK WP HR S P ERA WHIP	IP WLS BF H R ER SO BB IBB HBP BLK WP HR S P ERA WHIP						
David West, L ERA: 3.52 (1, 1)	4.1 L 25 9 6 5 1 3 0 0 0 0 0 3 48 86 10.38 2.769	3.2 15 3 1 1 2 1 0 0 0 0 0 0 32 51 2.46 1.091															
Tim Drummond, R ERA: 4.22 (5, 1)																	

Minnesota Twins @ Cleveland Indians
Cleveland Municipal Stadium, Cleveland, OH

AB 36
R 7
H 12
RBI 7
BB 4
SO 3
LOB 20



WP: 0 PA: 40
PB: 0
SB: 0
CS: 1

Batter	1	2	3	4	5	6	7	8	9	AB	R	H	RBI	BB	SO	LOB	TOP										
Al Newman, S OBP: 0.279, SLG: 0.256 (1, 5)										4	0	2	0	0	1	0											
John Moses, S OBP: 0.400, SLG: 0.375 (1, 7)										4	0	1	0	0	0	3											
Kirby Puckett, R OBP: 0.363, SLG: 0.443 (1, 8)										4	0	1	0	0	0	0											
Kent Hrbek, L OBP: 0.455, SLG: 0.510 (1, 3)										4	0	0	0	0	0	2											
Fred Manrique, R OBP: 0.316, SLG: 0.500 (1, 4)										3	0	1	0	0	0	0											
Randy Bush, L OBP: 0.225, SLG: 0.333 (1, 9)										3	0	0	0	0	0	1											
Jim Dwyer, L OBP: 0.357, SLG: 0.182 (1, 10)										3	0	0	0	0	0	0											
Greg Gagne, R OBP: 0.422, SLG: 0.547 (1, 6)										3	0	0	0	0	1	0											
Junior Ortiz, R OBP: 0.071, SLG: 0.077 (1, 2)										3	0	1	0	0	0	0											
Inning Stats	R: 0 E: 0 K: 0 S: 5	H: 0 LOB: 0 BB: 0 P: 9	R: 0 E: 0 K: 0 S: 5	H: 0 LOB: 0 BB: 0 P: 8	R: 0 E: 0 K: 0 S: 6	H: 0 LOB: 0 BB: 0 P: 8	R: 0 E: 0 K: 0 S: 4	H: 1 LOB: 0 BB: 0 P: 8	R: 0 E: 0 K: 0 S: 4	H: 0 LOB: 0 BB: 0 P: 6	R: 0 E: 0 K: 1 S: 10	H: 2 LOB: 2 BB: 0 P: 18	R: 0 E: 1 K: 0 S: 9	H: 1 LOB: 1 BB: 0 P: 14	R: 0 E: 0 K: 0 S: 7	H: 0 LOB: 0 BB: 0 P: 12	R: 0 E: 0 K: 1 S: 12	H: 2 LOB: 1 BB: 0 P: 19	1B: 6 2B: 0 3B: 0 HR: 0	SF: 0 SAC: 0 DP: 2 HBP: 0	WP: 0 PB: 0 SB: 0 CS: 0	PA: 31					
PITCHER	IP	WLS	BF	H	R	ER	SO	BB	IBB	HBP	BLK	WP	HR	S	P	ERA	WHIP										
John Farrell, R ERA: 4.32 (1, 1)	8.1	W	30	6	0	0	2	0	0	0	0	0	0	58	97	0.00	0.720										
Jesse Orosco, L ERA: 1.59 (9, 1)	0.2	S	1	0	0	0	0	0	0	0	0	0	0	4	5	0.00	0.000										

Minnesota Twins @ Cleveland Indians
Cleveland Municipal Stadium, Cleveland, OH

AB 31
R 0
H 6
RBI 0
BB 0
SO 2
LOB 6



Sat Apr 28 1990, 3:33 AM EDT
Att. 9,978 - Unknown - 76 F

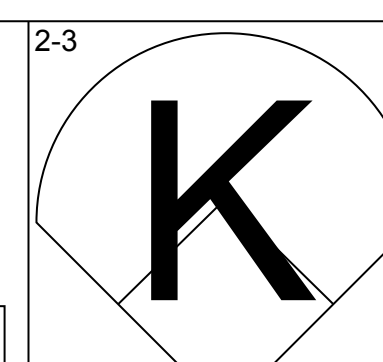
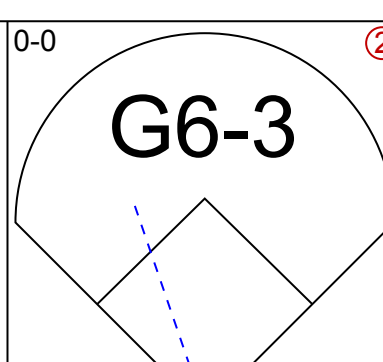
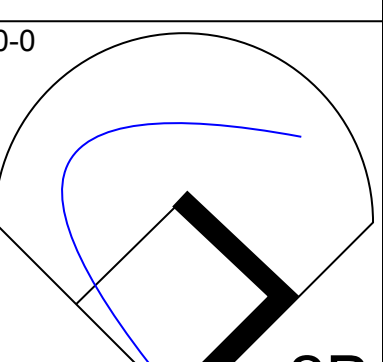
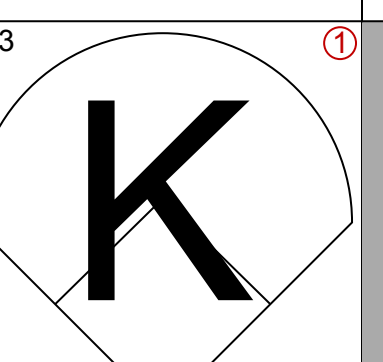
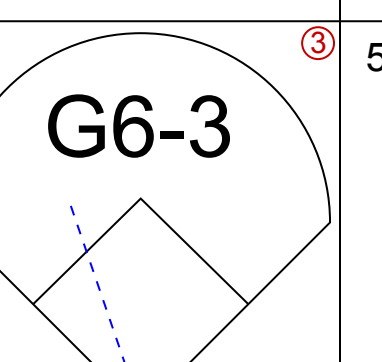
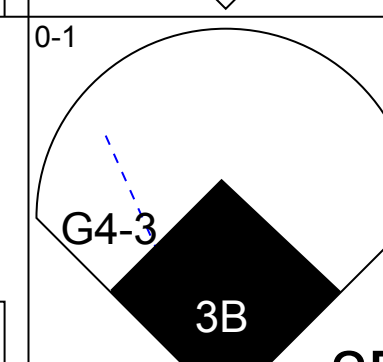
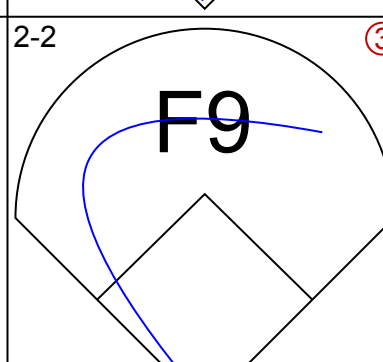
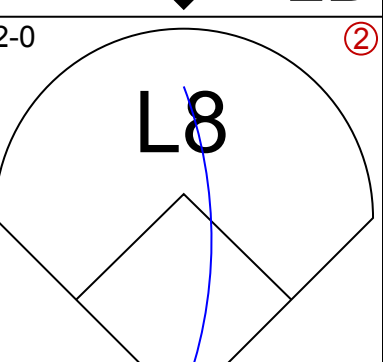
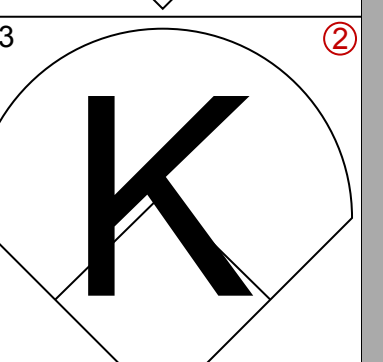
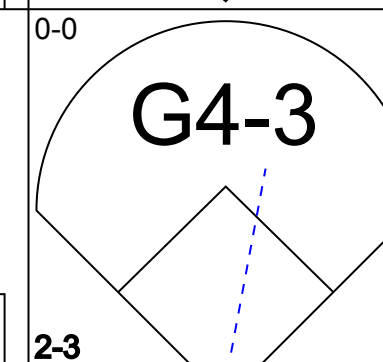
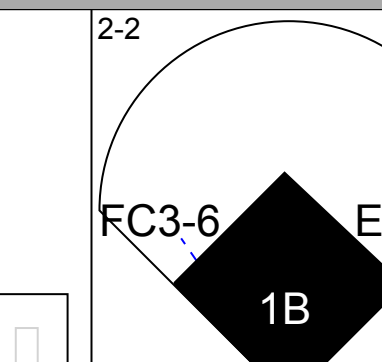
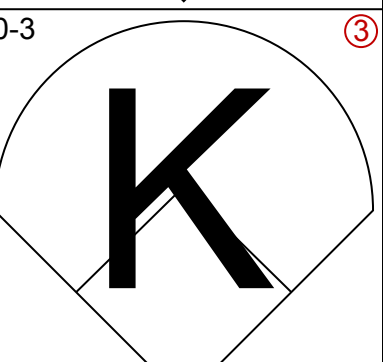
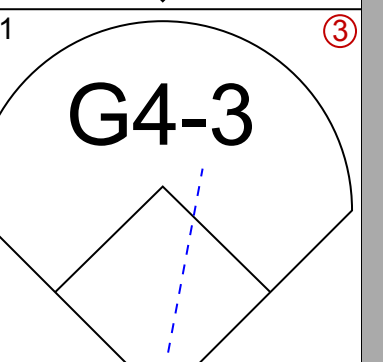
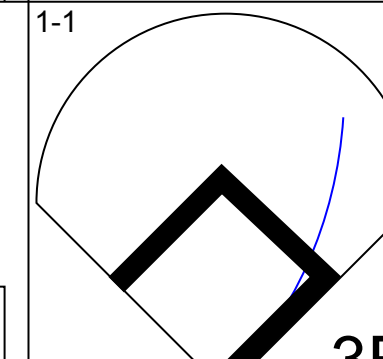
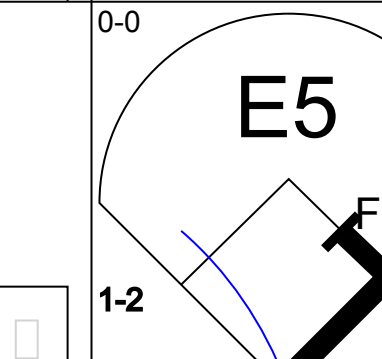
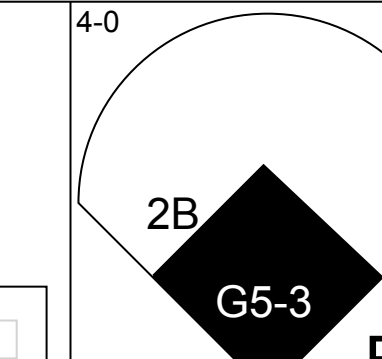
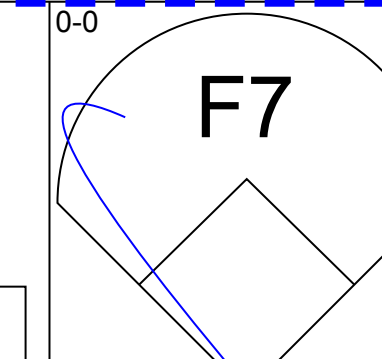
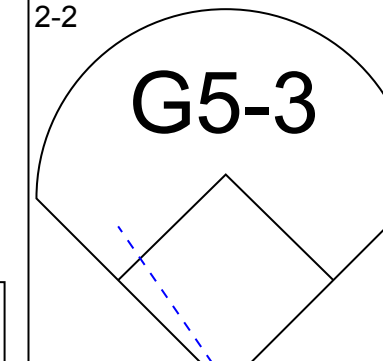
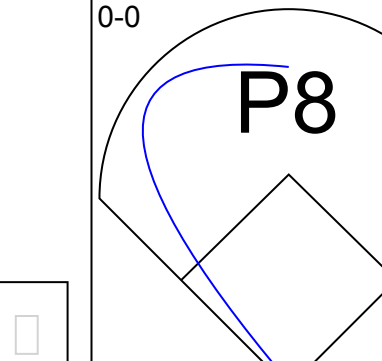
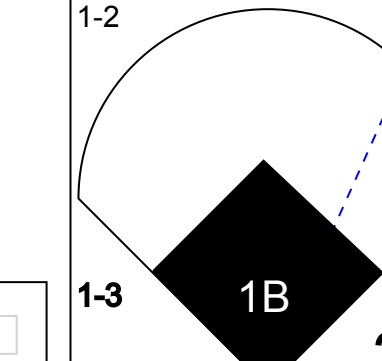
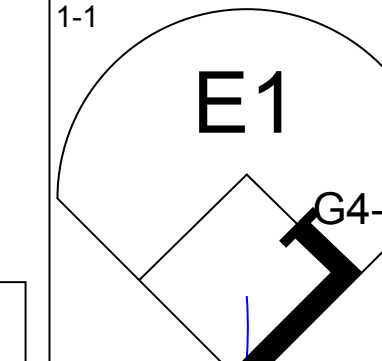
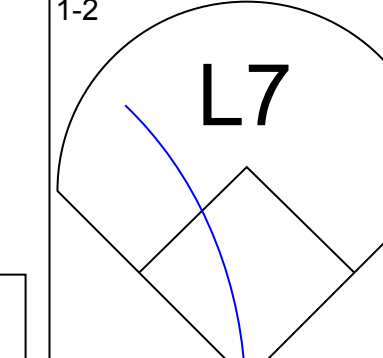
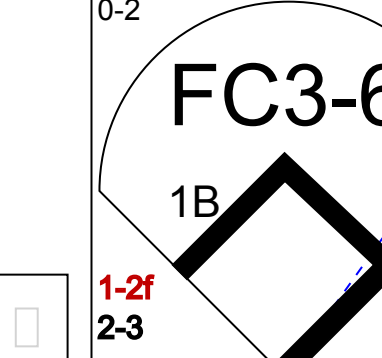
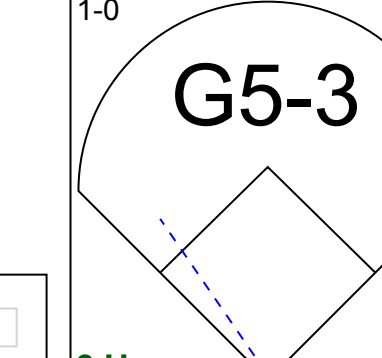
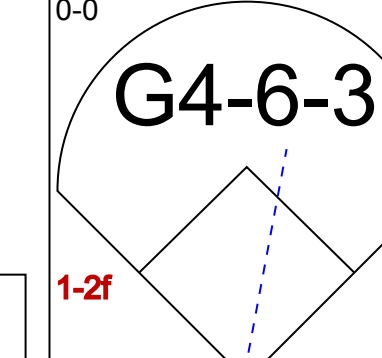
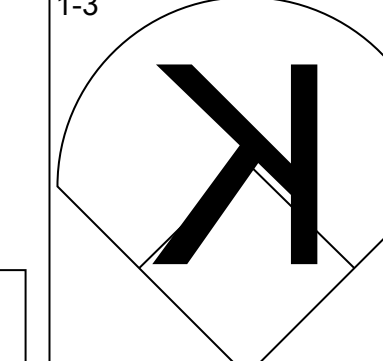
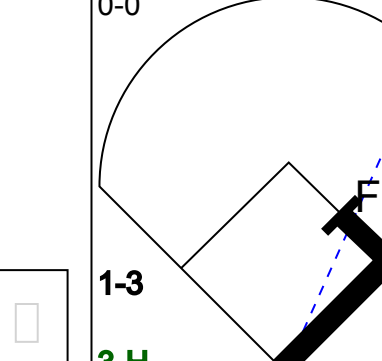
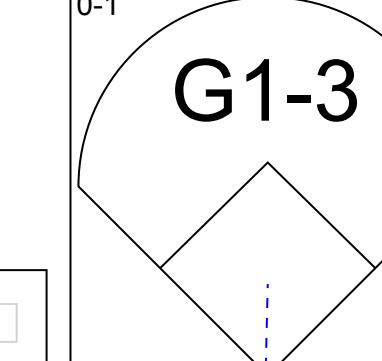

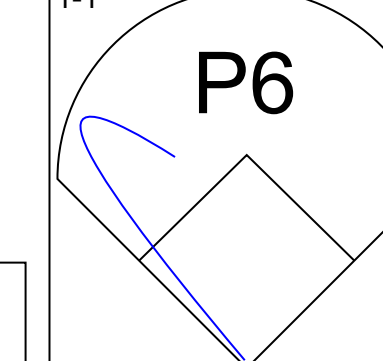
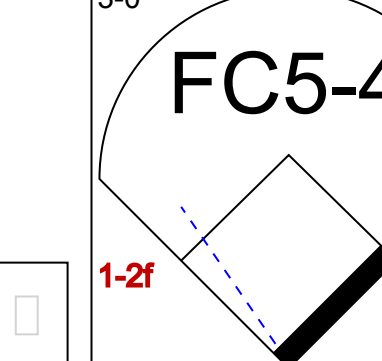
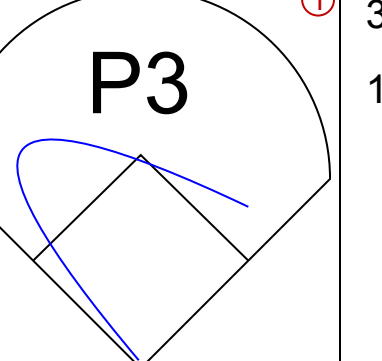
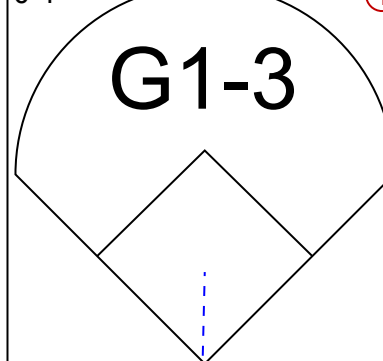
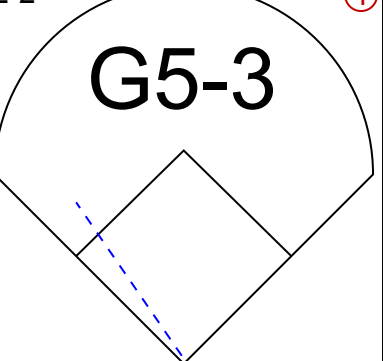
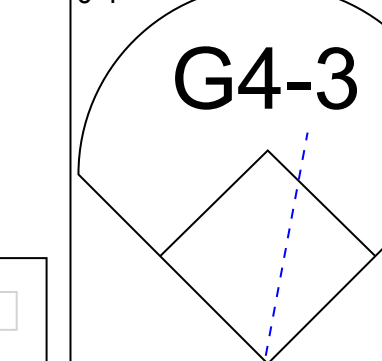
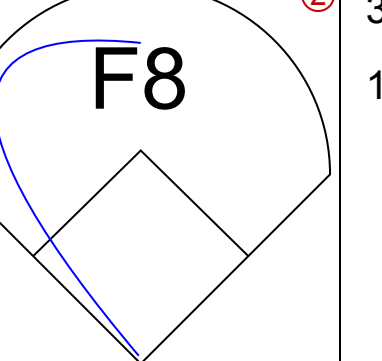
Batter	1	2	3	4	5	6	7	8	9	AB	R	H	RBI	BB	SO	LOB	BOTTOM										
Jerry Browne, S OBP: 0.178, SLG: 0.182 (1, 4)										4	0	0	0	0	0	3											
Mitch Webster, S OBP: 0.378, SLG: 0.636 (1, 8)										4	0	2	3	0	0	0											
Carlos Baerga, S OBP: 0.222, SLG: 0.273 (1, 5)										4	0	0	0	0	0	2											
Cory Snyder, R OBP: 0.348, SLG: 0.571 (1, 9)										4	0	1	0	0	0	0											
Candy Maldonado, R OBP: 0.394, SLG: 0.607 (1, 7)										4	0	3	0	0	1	1											
Albert Belle, R OBP: 0.238, SLG: 0.350 (1, 10)										4	0	0	0	0	0	4											
Keith Hernandez, L OBP: 0.310, SLG: 0.294 (1, 3)										2	0	0	0	1	0	1											
Sandy Alomar Jr., R OBP: 0.327, SLG: 0.392 (1, 2)										3	2	2	0	0	0	2											
Felix Fermin, R OBP: 0.250, SLG: 0.387 (1, 6)										2	1	1	0	0	0	0											
Inning Stats	R: 0 E: 0 K: 0 S: 7	H: 0 LOB: 0 BB: 0 P: 10	R: 0 E: 0 K: 1 S: 12	H: 1 LOB: 2 BB: 1 P: 20	R: 0 E: 0 K: 0 S: 6	H: 0 LOB: 0 BB: 0 P: 9	R: 0 E: 0 K: 0 S: 11	H: 1 LOB: 1 BB: 0 P: 15	R: 2 E: 0 K: 0 S: 9	H: 3 LOB: 1 BB: 0 P: 19	R: 0 E: 0 K: 0 S: 9	H: 1 LOB: 1 BB: 0 P: 14	R: 1 E: 0 K: 0 S: 10	H: 2 LOB: 1 BB: 0 P: 16	R: 0 E: 0 K: 0 S: 8	H: 1 LOB: 0 BB: 0 P: 11	1B: 7 2B: 2 3B: 0 HR: 0	SF: 0 SAC: 1 DP: 1 HBP: 0	WP: 0 PB: 0 SB: 0 CS: 0	PA: 33							
PITCHER	IP	WLS	BF	H	R	ER	SO	BB	IBB	HBP	BLK	WP	HR	S	P	ERA	WHIP										
Allan Anderson, L ERA: 5.47 (1, 1)	6.2	L	29	8	3	3	1	0	0	0	0	0	0	62	101	4.05	1.350										
Terry Leach, R ERA: (7, 1)	0.1		1	0	0	0	0	0	0	0	0	0	0	2	2	0.00	0.000										
Rick Aguilera, R ERA: 3.52 (8, 1)	1.0		3	1	0	0	0	0	0	0	0	0	0	8	11	0.00	1.000										

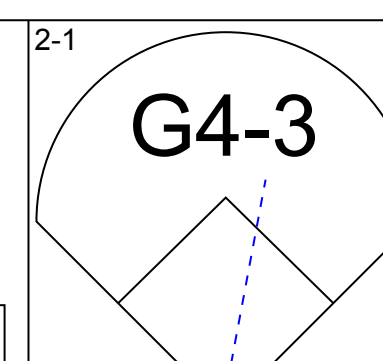
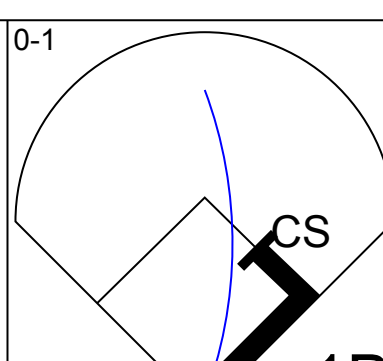
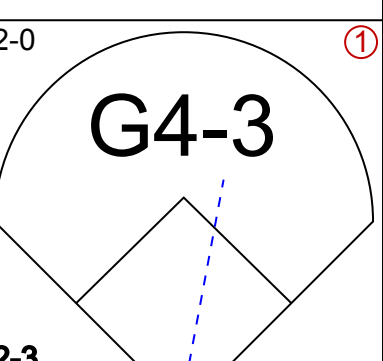
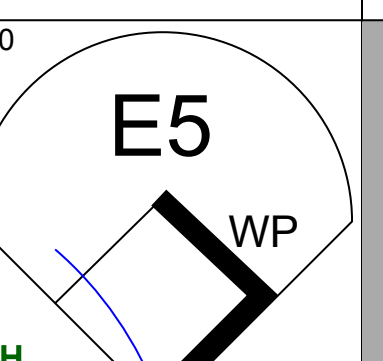
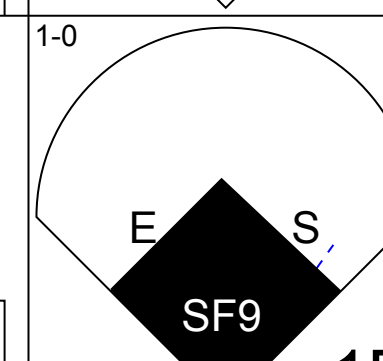
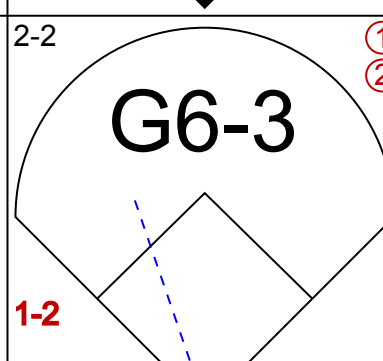
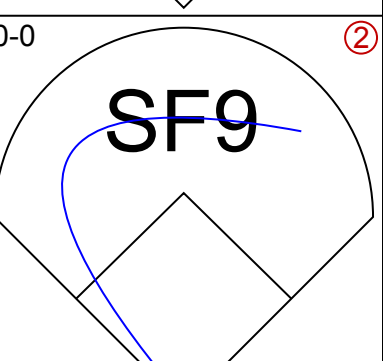
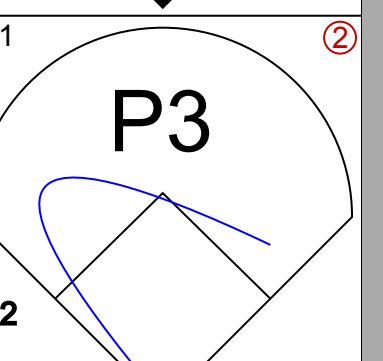
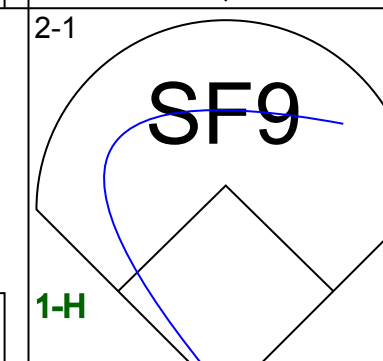
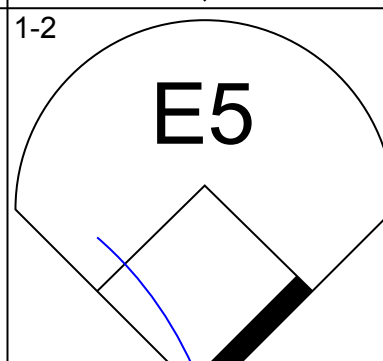
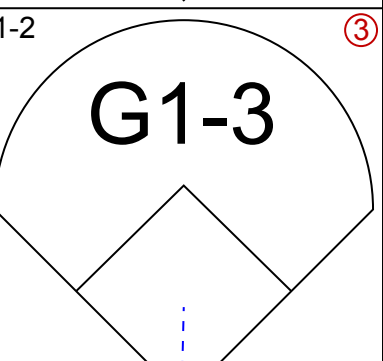
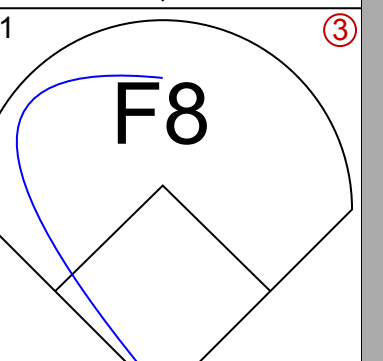
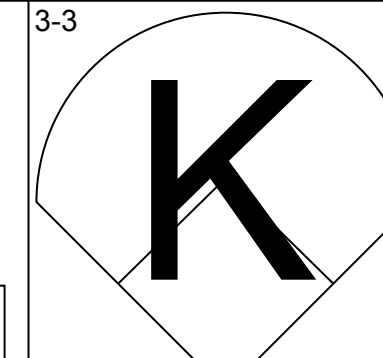
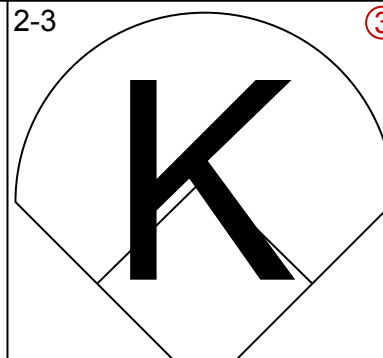
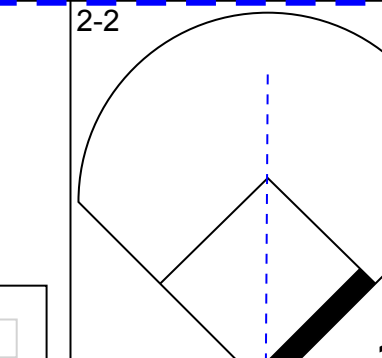
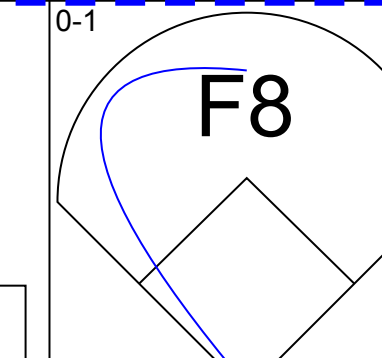
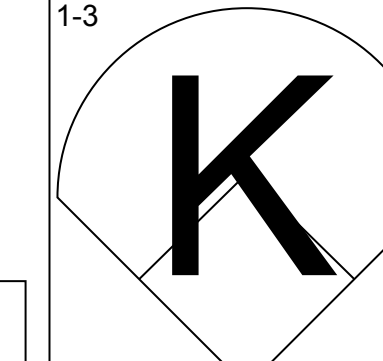
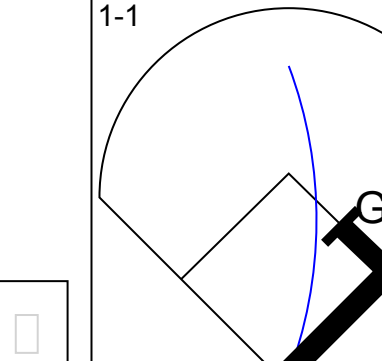
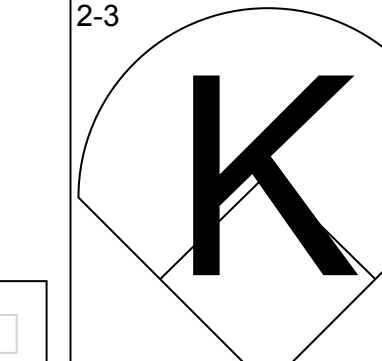
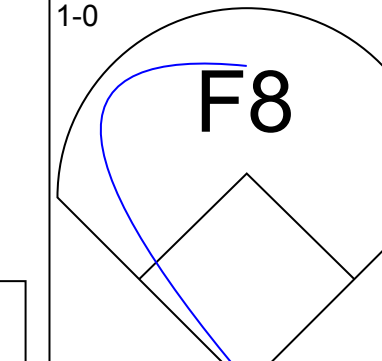
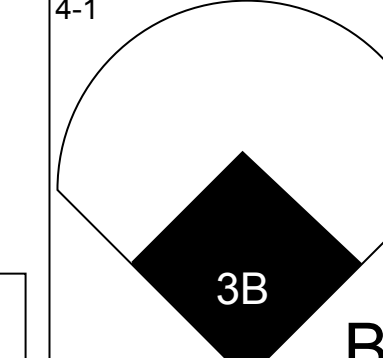
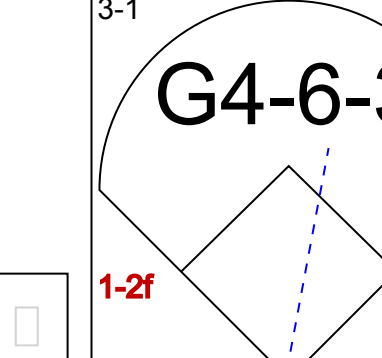
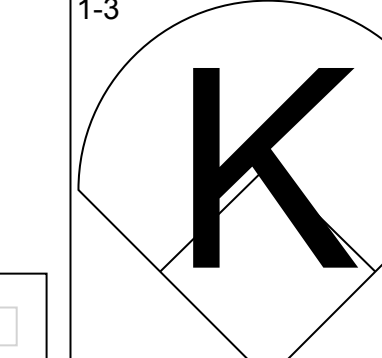
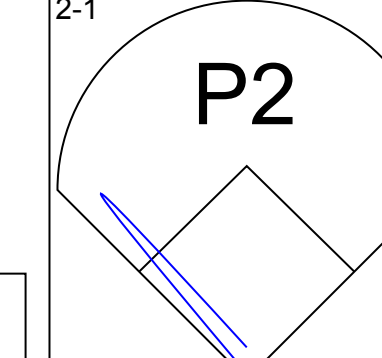
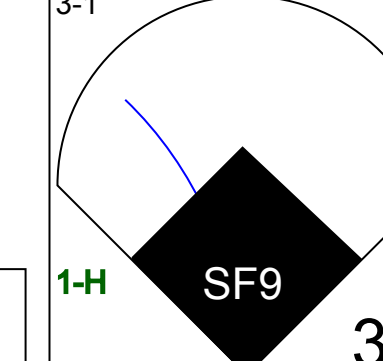
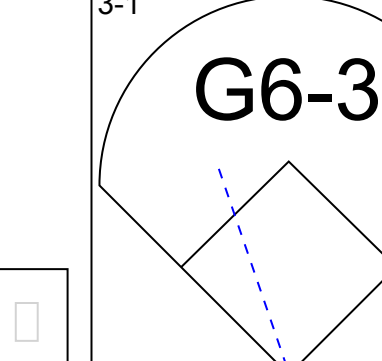
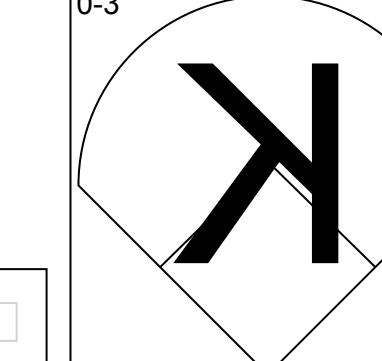
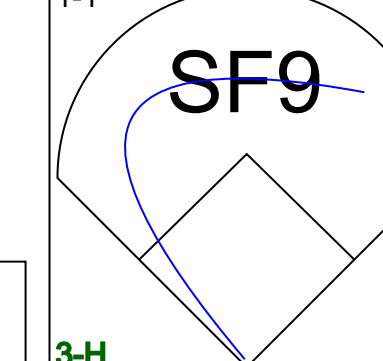
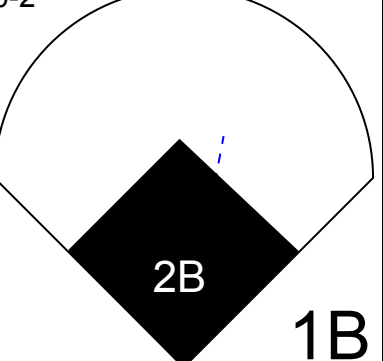
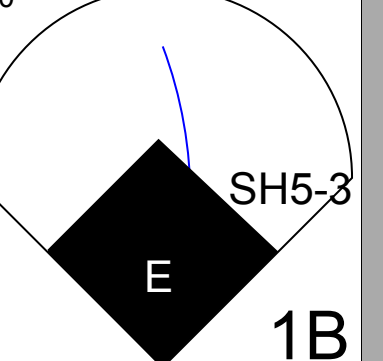
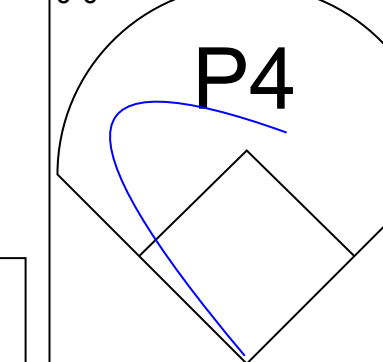
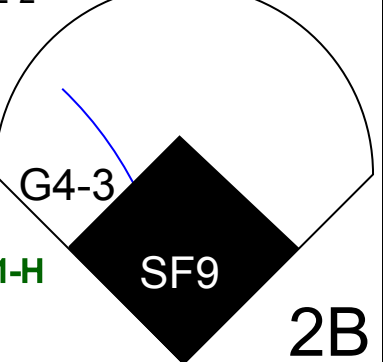
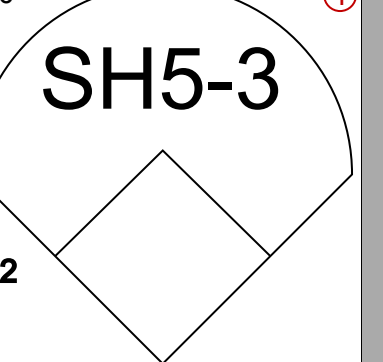
Minnesota Twins @ Cleveland Indians
Cleveland Municipal Stadium, Cleveland, OH

AB 31
R 3
H 9
RBI 3
BB 1
SO 1
LOB 13



Sat Apr 28 1990, 3:33 AM EDT
Att. 9,978 - Unknown - 76 F

Batter	1	2	3	4	5	6	7	8	9	AB	R	H	RBI	BB	SO	LOB	TOP					
Dan Gladden, R OBP: 0.370, SLG: 0.478 (1, 7)										5	0	1	0	0	2	1	Minnesota Twins @ Cleveland Indians Cleveland Municipal Stadium, Cleveland, OH Sun Apr 29 1990, 3:33 AM EDT Att: 14,956 - Sunny - 70 F					
Al Newman, S OBP: 0.277, SLG: 0.279 (1, 5)	 3B									4	1	1	0	0	1	1						
Kirby Puckett, R OBP: 0.357, SLG: 0.432 (1, 8)				 1B						4	1	1	0	0	1	2						
Gene Larkin, S OBP: 0.403, SLG: 0.469 (1, 10)				 FC3-6		 G5-3				3	1	1	1	1	0	1						
Brian Harper, R OBP: 0.333, SLG: 0.426 (1, 2)						 2B		 G4-6-3		3	1	1	0	0	0	3						
John Moses, S OBP: 0.381, SLG: 0.353 (8, PH)										1	0	0	0	0	0	0						
Junior Ortiz, R OBP: 0.071, SLG: 0.077 (8, 2)										0	0	0	0	0	0	0						
Fred Manrique, R OBP: 0.286, SLG: 0.450 (1, 4)				 1B				 1-2f		4	0	0	1	0	0	4						
Kent Hrbek, L OBP: 0.457, SLG: 0.528 (1, 3)				 1B						4	0	2	1	0	1	1						
Carmen Castillo, R OBP: 0.152, SLG: 0.125 (9, PH)				 1-2f						3	0	1	1	0	0	2						
Randy Bush, L OBP: 0.220, SLG: 0.324 (9, PH)										1	0	0	0	0	0	1						
Greg Gagne, R OBP: 0.403, SLG: 0.518 (1, 6)										3	0	0	0	0	0	1						
Jim Dwyer, L OBP: 0.333, SLG: 0.167 (9, PH)										1	0	0	0	0	0	1						
Inning Stats	R: 1 E: 0 K: 1 S: 12	H: 2 LOB: 1 BB: 0 P: 17	R: 0 E: 0 K: 1 S: 9	H: 0 LOB: 0 BB: 0 P: 12	R: 0 E: 0 K: 0 S: 6	H: 0 LOB: 0 BB: 0 P: 8	R: 1 E: 1 K: 0 S: 10	H: 2 LOB: 2 BB: 0 P: 15	R: 0 E: 0 K: 1 S: 8	H: 1 LOB: 1 BB: 0 P: 12	R: 2 E: 0 K: 0 S: 10	H: 2 LOB: 1 BB: 1 P: 17	R: 0 E: 0 K: 2 S: 8	H: 0 LOB: 0 BB: 0 P: 13	R: 0 E: 1 K: 0 S: 4	H: 0 LOB: 0 BB: 0 P: 5	R: 0 E: 0 K: 0 S: 8	H: 1 LOB: 1 BB: 0 P: 11	1B: 3 2B: 4 3B: 1 HR: 0	SF: 0 SAC: 0 DP: 1 HBP: 0	WP: 0 PB: 0 SB: 0 CS: 0	PA: 37
PITCHER	IP	WLS	BF	H	R	ER	SO	BB	IBB	HBP	BLK	WP	HR	S	P	ERA	WHIP					
Greg Swindell, L ERA: 4.79 (1, 1)	5.2	W	26	7	4	3	3	1	0	0	0	0	0	53	79	4.76	1.412					
Steve Olin, R ERA: 2.25 (6, 1)	1.1		4	0	0	0	2	0	0	0	0	0	0	10	15	0.00	0.000					
Doug Jones, R ERA: (8, 1)	2.0	S	7	1	0	0	0	0	0	0	0	0	0	12	16	0.00	0.500					

Batter	1	2	3	4	5	6	7	8	9	AB	R	H	RBI	BB	SO	LOB	BOTTOM				
Jerry Browne, S OBP: 0.184, SLG: 0.188 (1, 4)			 1B				 WP			4	0	1	0	0	0	1	Minnesota Twins @ Cleveland Indians Cleveland Municipal Stadium, Cleveland, OH Sun Apr 29 1990, 3:33 AM EDT Att: 14,956 - Sunny - 70 F				
Mitch Webster, S OBP: 0.397, SLG: 0.617 (1, 8)	 1B									3	1	1	1	0	0	2					
Dion James, L OBP: 0.294, SLG: 0.267 (1, 10)										2	0	0	1	0	0	0					
Chris James, R OBP: 0.122, SLG: 0.179 (7, PH)										1	0	0	0	0	0	1					
Cory Snyder, R OBP: 0.343, SLG: 0.552 (1, 9)										4	0	1	0	0	2	1					
Candy Maldonado, R OBP: 0.386, SLG: 0.585 (1, 7)				 1B						4	0	1	0	0	2	1					
Keith Hernandez, L OBP: 0.306, SLG: 0.278 (1, 3)		 BB		 1-2f						3	1	0	0	1	1	2					
Carlos Baerga, S OBP: 0.231, SLG: 0.333 (1, 5)		 3B								3	1	1	1	0	1	1					
Sandy Alomar Jr., R OBP: 0.345, SLG: 0.415 (1, 2)					 1B		 E			2	2	2	1	0	0	0					
Felix Fermin, R OBP: 0.265, SLG: 0.424 (1, 6)					 1-2f					2	1	1	1	0	0	0					
Inning Stats	R: 1 E: 0 K: 1 S: 9	H: 1 LOB: 0 BB: 1 P: 17	R: 2 E: 0 K: 1 S: 9	H: 1 LOB: 1 BB: 1 P: 18	R: 0 E: 1 K: 1 S: 12	H: 1 LOB: 1 BB: 0 P: 17	R: 0 E: 0 K: 0 S: 6	H: 1 LOB: 0 BB: 0 P: 13	R: 2 E: 0 K: 0 S: 12	H: 2 LOB: 0 BB: 0 P: 17	R: 0 E: 0 K: 3 S: 14	H: 1 LOB: 1 BB: 0 P: 19	R: 1 E: 1 K: 0 S: 7	H: 1 LOB: 1 BB: 0 P: 13	R: 0 E: 0 K: 0 S: 5	H: 0 LOB: 0 BB: 0 P: 8	1B: 6 2B: 1 3B: 1 HR: 0	SF: 3 SAC: 1 DP: 1 HBP: 0	WP: 1 PB: 0 SB: 1 CS: 1	PA: 33	
PITCHER	IP	WLS	BF	H	R	ER	SO	BB	IBB	HBP	BLK	WP	HR	S	P	ERA	WHIP				
Roy Smith, R ERA: 6.26 (1, 1)	5.0	L	21	6	5	4	3	1	0	0	0	0	0	48	82	7.20	1.400				
John Candetaria, L ERA: 3.0 (6, 1)	2.0		9	2	1	1	3	0	0	0	0	1	0	21	32	4.50	1.000				
Terry Leach, R ERA: (8, 1)	1.0		3	0	0	0	0	0	0	0	0	0	0	5	8	0.00	0.000				

AB	36
R	4
H	8
RBI	4
BB	1
SO	5
LOB	18



AB	28
R	6
H	8
RBI	5
BB	1
SO	6
LOB	9



Batter	1	2	3	4	5	6	7	8	9	AB	R	H	RBI	BB	SO	LOB	TOP										
Tony Fernandez, S (1, 6) OBP: 0.368, SLG: 0.425 Nelson Liriano, S (8, FH) OBP: 0.326, SLG: 0.342	3-2 FC5-4 1B	0-2 P4		0-2 1B SF8 1B		1-0 HR		0-0 G5-3		4	2	3	2	0	0	0											
Mookie Wilson, S (1, 7) OBP: 0.282, SLG: 0.244	1-1 FC5-4 G6-3 2B 1-2	2-2 FC6-4 1B		2-1 FC5-4 1B 1-3		1-2 G4-3		2-1 G4-3		5	1	2	0	0	0	1											
Kelly Gruber, R (1, 5) OBP: 0.367, SLG: 0.639	0-1 G6-3 1-2	1-2 F9		0-0 SF8		2-1 L1		1-2		4	0	1	1	0	0	2											
George Bell, R (1, 10) OBP: 0.282, SLG: 0.506	3-1 1B 2H 2B	1-1 FC6-4		2-2 FC5-4 1-2		2-2 HR		1-1 F8		5	2	2	2	0	0	3											
Glenallen Hill, R (1, 9) OBP: 0.356, SLG: 0.524	0-0 2B 2H 1B		1-0 G6-3		2-1 HR		1-0 F8		0-0 P5	5	2	2	2	0	0	0											
John Olerud, L (1, 3) OBP: 0.357, SLG: 0.417	1-0 1B 2B		0-1 CS 1B		1-1 G3-1		2-2 F7		2-2	5	1	3	1	0	0	0											
Pat Borders, R (1, 2) OBP: 0.375, SLG: 0.710	0-1 2H 1B		2-1 1-2 1B		3-1 G6-3 1B		0-1		1-3	5	0	4	1	0	1	1											
Manuel Lee, S (1, 4) OBP: 0.342, SLG: 0.306	1-2 L6		0-0 G6-3		1-0 G6-3 1-2		1-3 K		2-3 K	5	0	0	0	0	2	5											
Junior Felix, S (1, 8) OBP: 0.449, SLG: 0.652		1-0 HR		3-2 G6-3		0-0 HR 2B		0-3 K		4	2	2	1	0	1	1											
Inning Stats	R: 4 E: 0 K: 0 S: 17	H: 5 LOB: 1 BB: 0 P: 26	R: 1 E: 0 K: 0 S: 13	H: 2 LOB: 1 BB: 0 P: 18	R: 0 E: 0 K: 0 S: 6	H: 2 LOB: 1 BB: 0 P: 9	R: 1 E: 0 K: 0 S: 12	H: 2 LOB: 1 BB: 0 P: 19	R: 1 E: 0 K: 0 S: 7	H: 2 LOB: 0 BB: 0 P: 14	R: 3 E: 0 K: 0 S: 12	H: 3 LOB: 0 BB: 0 P: 19	R: 0 E: 0 K: 2 S: 12	H: 1 LOB: 1 BB: 0 P: 15	R: 0 E: 0 K: 0 S: 9	H: 1 LOB: 1 BB: 0 P: 13	R: 0 E: 0 K: 2 S: 11	H: 1 LOB: 1 BB: 0 P: 16	1B: 11 2B: 4 3B: 0 HR: 4	SF: 1 SAC: 0 DP: 1 HBP: 0	WP: 0 PB: 0 SB: 0 CS: 1	PA: 44					
PITCHER	IP	WLS	BF	H	R	ER	SO	BB	IBB	HBP	BLK	WP	HR	S	P	ERA	WHIP										
Kevin Bearse, L (1, 1) ERA: 12.91	0.2	L	7	5	4	4	0	0	0	0	0	0	0	14	22	54.00	7.500										
Jeff Shaw, R (1, 1) ERA: 10.13	5.1		25	11	6	6	0	0	0	0	0	0	4	53	83	10.12	2.062										
Kevin Wickander, L (7, 1) ERA: 4.5	3.0		12	3	0	0	4	0	0	0	0	0	0	32	44	0.00	1.000										

Toronto Blue Jays @ Cleveland Indians
Cleveland Municipal Stadium, Cleveland, OH

AB 43
R 10
H 19
RBI 10
BB 0
SO 4
LOB 13



WP: 0 PA: 44
PB: 0
SB: 0
CS: 1

Mon Apr 30 1990, 7:05 PM EDT
Att: 6,254 - Unknown

Batter	1	2	3	4	5	6	7	8	9	AB	R	H	RBI	BB	SO	LOB	BOTTOM										
Jerry Browne, S (1, 4) OBP: 0.170, SLG: 0.173	0-1 G3		1-1 F8		2-2 L8			1-2 G4-3		4	0	0	0	0	0	1											
Mitch Webster, S (1, 8) OBP: 0.392, SLG: 0.625 Chris James, R (3, FR) OBP: 0.140, SLG: 0.195	2-2 1B SF8 1B		1-0 HBP		0-0 F9			0-0 F9 BB 2H 1B		1	1	1	0	0	0	0											
Dion James, L (1, 10) OBP: 0.316, SLG: 0.273	0-1 PB 1-3 1B		1-2 F7		0-0 F9			4-1 BB 1-2 BB		3	0	1	0	1	0	1											
Cory Snyder, R (1, 9) OBP: 0.338, SLG: 0.543	3-1 SF8		0-0 3B 1B		1-2 P3			1-2 F9		3	1	1	1	0	0	2											
Candy Maldonado, R (1, 7) OBP: 0.365, SLG: 0.551	3-1 G5-3		0-0 F8		1-3 K			1-3 K		4	0	0	0	0	2	4											
Brook Jacoby, R (1, 5) OBP: 0.400, SLG: 0.500		2-0 L9		0-0 G4-3 3B 1H		2-0 G6-4-3 1B		0-0 P3		4	1	2	1	0	0	0											
Keith Hernandez, L (1, 3) OBP: 0.288, SLG: 0.259		2-2 P7		0-1 G4-3		0-1 L7		0-0 P5		4	0	0	1	0	0	1											
Sandy Alomar Jr., R (1, 2) OBP: 0.323, SLG: 0.386		0-1 P4		3-1 G6-3		0-0 G6-4-3 1-2		0-1 F8		4	0	0	0	0	0	1											
Felix Fermin, R (1, 6) OBP: 0.270, SLG: 0.417			1-2 P2		3-2 G6-3			1-0 G4-3 1B		3	1	1	0	0	0	0											
Inning Stats	R: 1 E: 0 K: 0 S: 14	H: 2 LOB: 1 BB: 0 P: 20	R: 0 E: 0 K: 0 S: 6	H: 0 LOB: 0 BB: 0 P: 10	R: 0 E: 0 K: 0 S: 11	H: 0 LOB: 1 BB: 0 P: 15	R: 2 E: 0 K: 0 S: 6	H: 2 LOB: 0 BB: 0 P: 6	R: 0 E: 0 K: 1 S: 7	H: 0 LOB: 0 BB: 0 P: 9	R: 0 E: 0 K: 0 S: 4	H: 1 LOB: 0 BB: 0 P: 6	R: 1 E: 0 K: 1 S: 12	H: 2 LOB: 2 BB: 1 P: 20	R: 0 E: 0 K: 0 S: 4	H: 0 LOB: 0 BB: 0 P: 4	1B: 6 2B: 0 3B: 1 HR: 0	SF: 1 SAC: 0 DP: 1 HBP: 1	WP: 0 PB: 1 SB: 0 CS: 0	PA: 35							
PITCHER	IP	WLS	BF	H	R	ER	SO	BB	IBB	HBP	BLK	WP	HR	S	P	ERA	WHIP										
Todd Stottlemyre, R (1, 1) ERA: 4.67	5.0	W	20	4	3	3	0	0	0	1	0	0	0	44	63	5.40	0.800										
Jim Ackley, R (6, 1) ERA: 3.45	2.0		6	1	0	0	1	0	0	0	0	0	0	11	15	0.00	0.500										
Frank Wills, R (8, 1) ERA: 0.74	1.0		6	2	1	1	1	1	0	0	0	0	0	12	20	9.00	3.000										
Tom Henke, R (9, 1) ERA: 2.89	1.0		3	0	0	0	0	0	0	0	0	0	0	4	4	0.00	0.000										

Toronto Blue Jays @ Cleveland Indians
Cleveland Municipal Stadium, Cleveland, OH

AB 32
R 4
H 7
RBI 4
BB 1
SO 2
LOB 10



WP: 0 PA: 35
PB: 1
SB: 0
CS: 0

Mon Apr 30 1990, 7:05 PM EDT
Att: 6,254 - Unknown

Batter	1	2	3	4	5	6	7	8	9	AB	R	H	RBI	BB	SO	LOB	TOP					
Tony Fernandez, S OBP: 0.350, SLG: 0.402 (1, 6)	G4-3		K	F8			G3		FC4-6	5	0	0	0	0	1	2						
Junior Felix, S OBP: 0.446, SLG: 0.643 (1, 8)	G4-3		G4-3		G1-3		2B		BB	4	0	1	1	1	1	0						
Kelly Gruber, R OBP: 0.368, SLG: 0.632 (1, 5)	BB		1B	2B	P5		K		K	4	1	1	0	1	2	3						
George Bell, R OBP: 0.292, SLG: 0.500 (1, 7)	FC6-4		1B		G4-3			F8		3	0	1	1	1	0	0						
Rance Mulliniks, L OBP: 0.429, SLG: 0.500 (1, 10)	FC6-4		L7			G1-3		K		4	0	0	0	0	1	3						
John Olerud, L OBP: 0.367, SLG: 0.400 (1, 3)		FC5-4			G3		G4-3		BB	2	0	0	0	2	0	0						
Greg Myers, L OBP: 0.370, SLG: 0.435 (1, 2)		L8		HR		L4		F8		3	1	0	0	1	0	2						
Glenallen Hill, R OBP: 0.367, SLG: 0.609 (1, 9)		FC5-4		HR			2B		F9	4	2	2	2	0	0	1						
Nelson Liriano, S OBP: 0.300, SLG: 0.310 (1, 4)		K		G6-3			G3-1		E3	4	0	0	0	0	1	2						
Inning Stats	R: 0 E: 0 K: 0 S: 3	H: 0 LOB: 2 BB: 2 P: 12	R: 0 E: 0 K: 1 S: 8	H: 0 LOB: 1 BB: 1 P: 15	R: 1 E: 0 K: 1 S: 11	H: 2 LOB: 1 BB: 0 P: 15	R: 2 E: 0 K: 0 S: 13	H: 1 LOB: 0 BB: 1 P: 22	R: 0 E: 0 K: 0 S: 8	H: 0 LOB: 0 BB: 0 P: 12	R: 0 E: 0 K: 0 S: 7	H: 0 LOB: 0 BB: 0 P: 10	R: 1 E: 0 K: 1 S: 14	H: 2 LOB: 1 BB: 0 P: 22	R: 0 E: 0 K: 1 S: 8	H: 0 LOB: 1 BB: 1 P: 17	R: 0 E: 1 K: 1 S: 12	H: 0 LOB: 2 BB: 1 P: 20	1B: 1 2B: 3 3B: 0 HR: 1	SF: 0 SAC: 0 DP: 0 HBP: 0	WP: 0 PB: 0 SB: 3 CS: 0	PA: 39
PITCHER	IP	WLS	BF	H	R	ER	SO	BB	IBB	HBP	BLK	WP	HR	S	P	ERA	WHIP					
Tom Candiotti, R ERA: 5.04 (1, 1)	6.2	L	29	5	4	4	2	4	0	0	0	0	1	61	103	5.40	1.350					
Cecilio Guante, R ERA: 1.54 (7, 1)	2.1		10	0	0	0	3	2	0	0	0	0	0	23	42	0.00	0.857					

Toronto Blue Jays @ Cleveland Indians
Cleveland Municipal Stadium, Cleveland, OH
Tue May 01 1990, 7:05 PM EDT
Att: 5,111 - Unknown

AB 33
R 4
H 5
RBI 4
BB 6
SO 5
LOB 13



Batter	1	2	3	4	5	6	7	8	9	AB	R	H	RBI	BB	SO	LOB	BOTTOM					
Jerry Browne, S OBP: 0.175, SLG: 0.179 (1, 4)	K		F9		WP			K		4	0	1	2	0	2	1						
Mitch Webster, S OBP: 0.382, SLG: 0.588 (1, 8)	F7		G6-3		F7			1B		3	0	0	0	1	0	1						
Dion James, L OBP: 0.333, SLG: 0.297 (1, 10)	F9			L6				CS		4	0	2	0	0	0	0						
Cory Snyder, R OBP: 0.321, SLG: 0.514 (1, 9)		K		K				G6-4-3		4	0	0	0	0	3	4						
Candy Maldonado, R OBP: 0.346, SLG: 0.521 (1, 7)		G5-3		G5-3				L7		4	0	0	0	0	1	0						
Brook Jacoby, R OBP: 0.406, SLG: 0.544 (1, 5)		1B			F8			L6		3	1	1	1	1	0	0						
Keith Hernandez, L OBP: 0.300, SLG: 0.274 (1, 3)		BB		G1-3			F8		G6-3	4	1	2	0	0	0	0						
Sandy Alomar Jr., R OBP: 0.318, SLG: 0.377 (1, 2)		1B		G3			G6-3		G5-3	4	1	1	0	0	0	2						
Felix Fermin, R OBP: 0.256, SLG: 0.395 (1, 6)					G1-3					2	0	0	0	0	0	2						
Carlos Baerga, S OBP: 0.250, SLG: 0.351 (8, PH)					L5					1	0	1	0	0	0	0						
Inning Stats	R: 0 E: 0 K: 1 S: 5	H: 1 LOB: 2 BB: 1 P: 20	R: 0 E: 0 K: 1 S: 4	H: 0 LOB: 0 BB: 0 P: 5	R: 0 E: 0 K: 1 S: 10	H: 0 LOB: 0 BB: 0 P: 16	R: 2 E: 0 K: 0 S: 8	H: 3 LOB: 1 BB: 0 P: 11	R: 0 E: 0 K: 1 S: 6	H: 1 LOB: 0 BB: 0 P: 9	R: 0 E: 0 K: 0 S: 7	H: 0 LOB: 0 BB: 0 P: 10	R: 0 E: 0 K: 1 S: 9	H: 2 LOB: 2 BB: 1 P: 18	R: 1 E: 0 K: 1 S: 11	H: 1 LOB: 0 BB: 0 P: 19	1B: 7 2B: 1 3B: 0 HR: 1	SF: 0 SAC: 0 DP: 2 HBP: 0	WP: 1 PB: 0 SB: 0 CS: 1	PA: 35		
PITCHER	IP	WLS	BF	H	R	ER	SO	BB	IBB	HBP	BLK	WP	HR	S	P	ERA	WHIP					
Dave Stieb, R ERA: 2.4 (1, 1)	7.0	W	26	5	2	2	4	1	0	0	0	0	0	52	81	2.57	0.857					
Duane Ward, R ERA: 1.06 (8, 1)	0.1		4	2	0	0	1	1	0	0	0	0	0	7	14	0.00	9.000					
Tom Henke, R ERA: 3.27 (8, 1)	1.2	S	5	1	1	1	1	0	0	0	0	0	1	13	23	5.40	0.600					

Toronto Blue Jays @ Cleveland Indians
Cleveland Municipal Stadium, Cleveland, OH
Tue May 01 1990, 7:05 PM EDT
Att: 5,111 - Unknown

AB 33
R 3
H 8
RBI 3
BB 2
SO 6
LOB 10



Batter	1	2	3	4	5	6	7	8	9	AB	R	H	RBI	BB	SO	LOB	TOP			
Tony Fernandez, S (1, 6) OBP: 0.356, SLG: 0.406										4	0	2	0	0	1	1	Toronto Blue Jays @ Cleveland Indians Cleveland Municipal Stadium, Cleveland, OH Wed May 02 1990, 7:05 PM EDT Att: 8,801 - Unknown - 50 F			
Junior Felix, S (1, 8) OBP: 0.437, SLG: 0.622										4	0	1	0	0	2	2				
Kelly Gruber, R (1, 5) OBP: 0.374, SLG: 0.637										4	0	2	0	0	1	2				
George Bell, R (1, 7) OBP: 0.280, SLG: 0.478										4	0	0	0	0	1	3				
Glenallen Hill, R (1, 9) OBP: 0.340, SLG: 0.560										4	0	0	0	0	1	3				
Pat Borders, R (1, 2) OBP: 0.343, SLG: 0.647										3	0	0	0	0	1	0				
John Olerud, L (1, 3) OBP: 0.397, SLG: 0.423										2	0	2	0	1	0	0				
Manuel Lee, S (1, 4) OBP: 0.317, SLG: 0.282										3	0	0	0	0	0	3				
Tom Lawless, R (1, 10)										3	0	0	0	0	1	2				
Inning Stats	R: 0 E: 0 K: 1 S: 7	H: 1 LOB: 0 BB: 0 P: 8	R: 0 E: 0 K: 1 S: 6	H: 0 LOB: 0 BB: 0 P: 10	R: 0 E: 0 K: 0 S: 10	H: 1 LOB: 1 BB: 0 P: 16	R: 0 E: 0 K: 0 S: 6	H: 1 LOB: 1 BB: 0 P: 8	R: 0 E: 0 K: 1 S: 10	H: 1 LOB: 0 BB: 0 P: 14	R: 0 E: 0 K: 1 S: 7	H: 0 LOB: 0 BB: 0 P: 12	R: 0 E: 0 K: 0 S: 5	H: 0 LOB: 0 BB: 1 P: 11	R: 0 E: 0 K: 2 S: 16	H: 2 LOB: 2 BB: 0 P: 20	1B: 6 2B: 2 3B: 0 HR: 0	SF: 0 SAC: 0 DP: 2 HBP: 0	WP: 0 PB: 0 SB: 0 CS: 1	PA: 32
PITCHER	IP WLS BF H R ER SO BB IBB HBP BLK WP HR S P ERA WHIP																			
Bud Black, L (1, 1) ERA: 2.08	8.1 W 30 7 0 0 7 1 0 0 0 0 0 0 68 99 0.00 0.960																			
Doug Jones, R (9, 1) ERA:	0.2 S 2 0 0 0 1 0 0 0 0 0 0 0 7 10 0.00 0.000																			

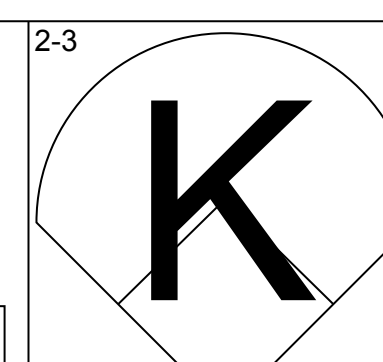
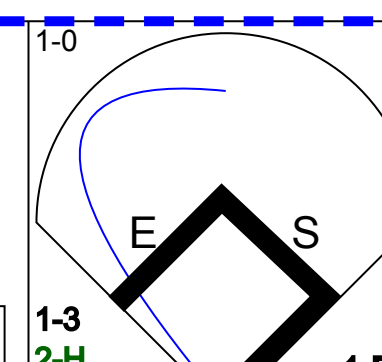
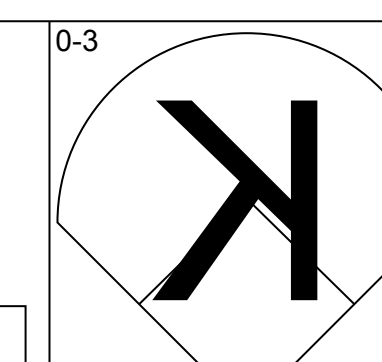
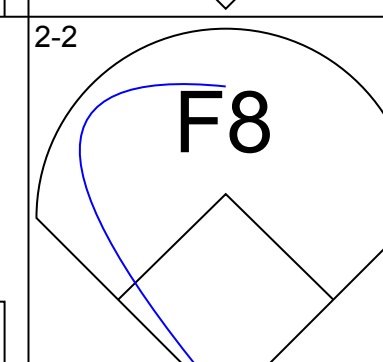
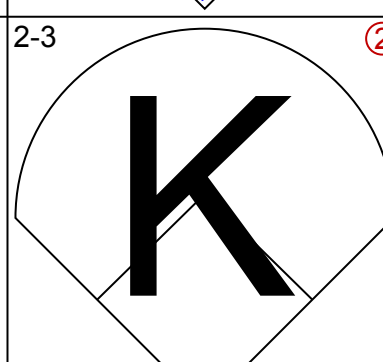
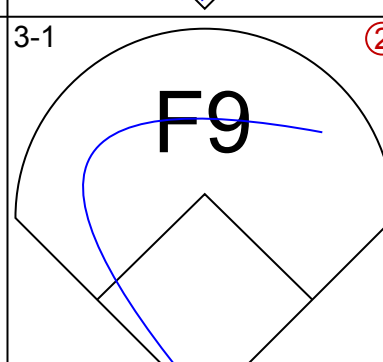
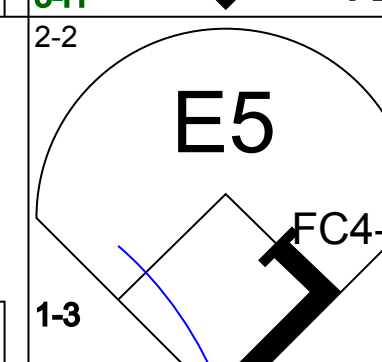
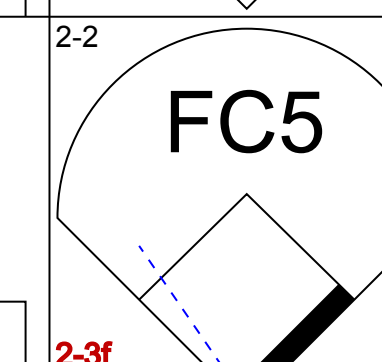
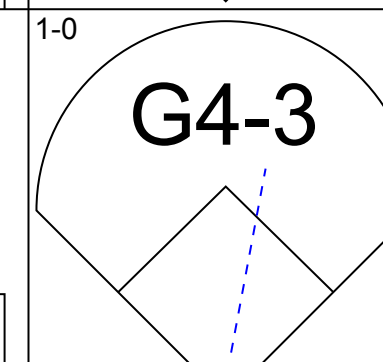
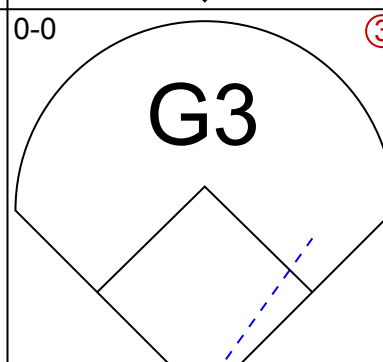
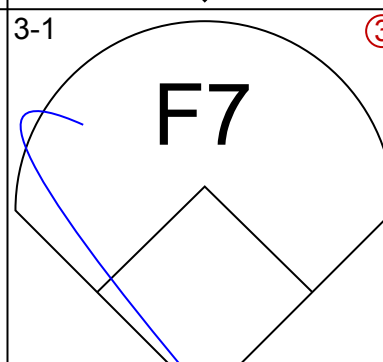
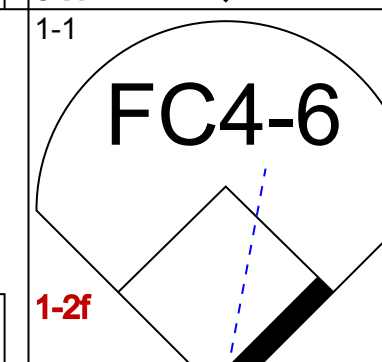
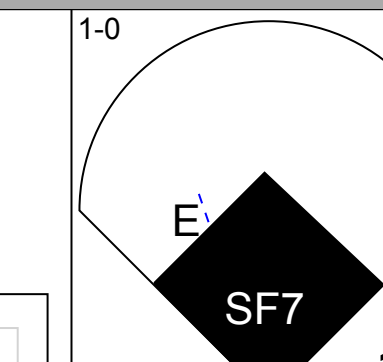
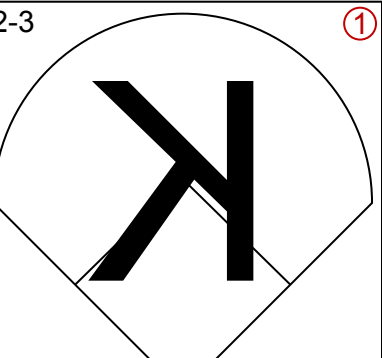
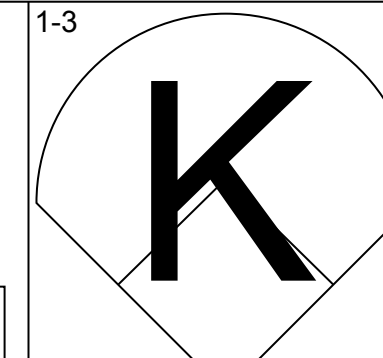
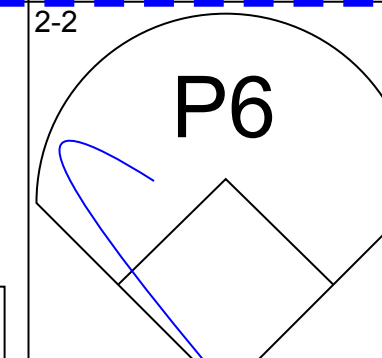
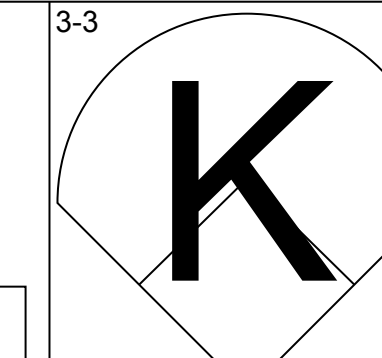
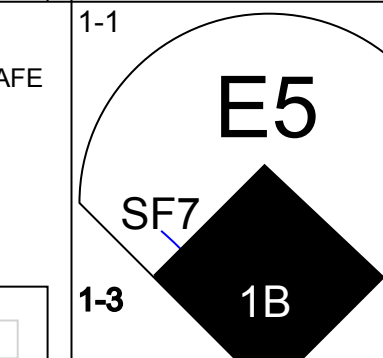
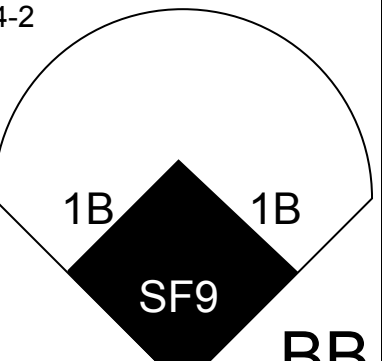
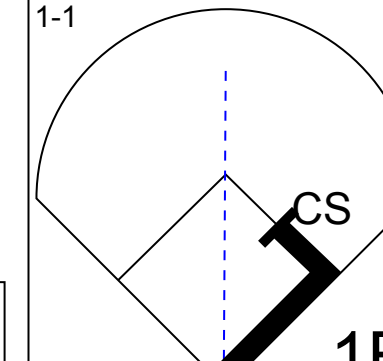
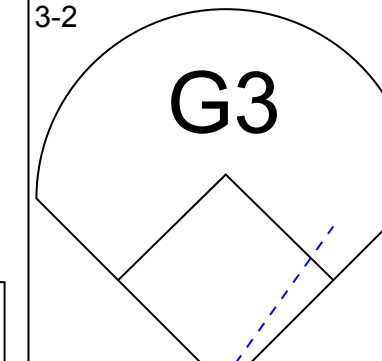
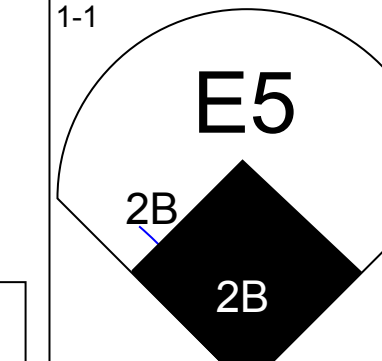
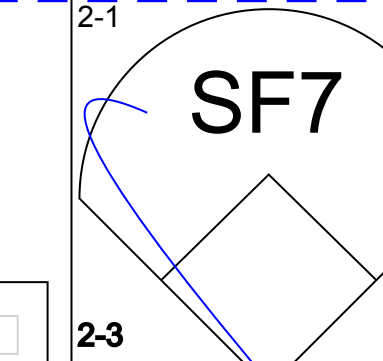
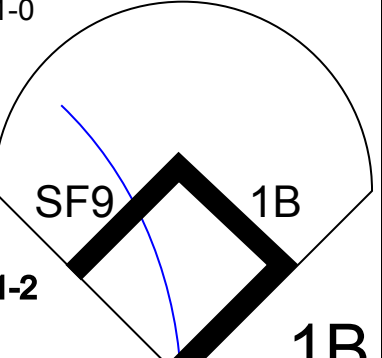
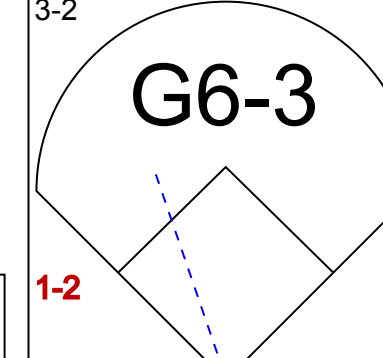
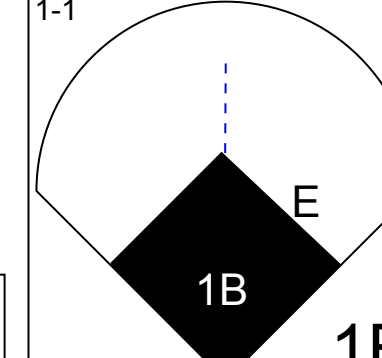
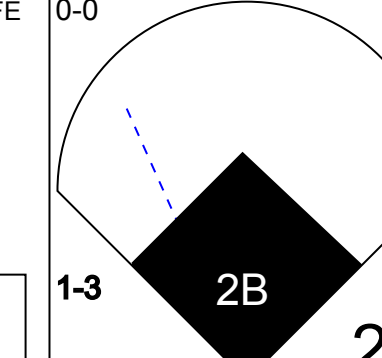
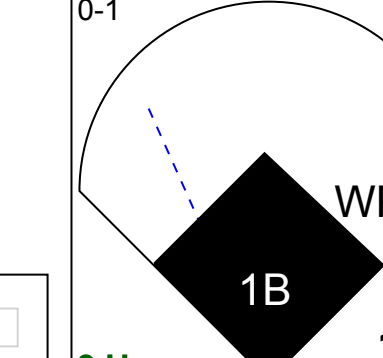
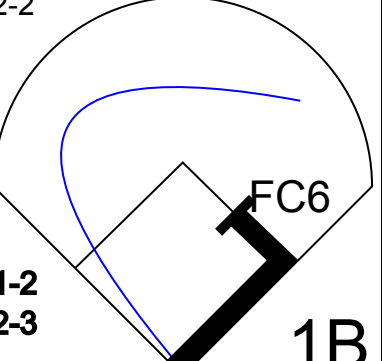
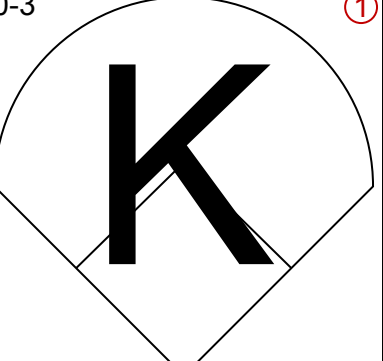
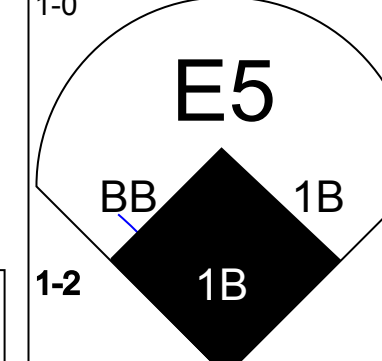
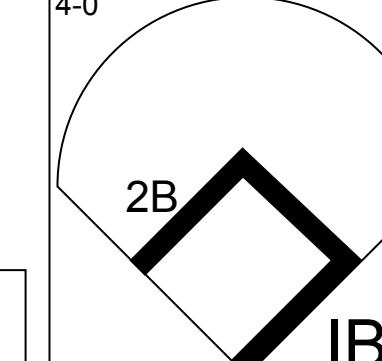
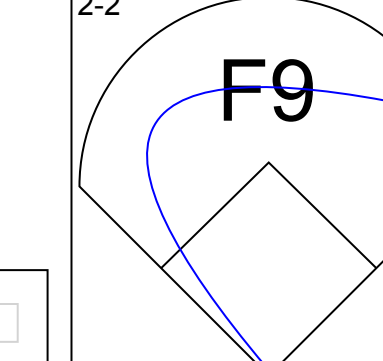
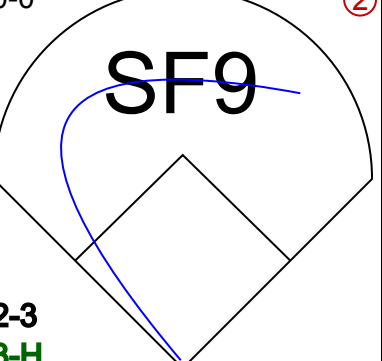
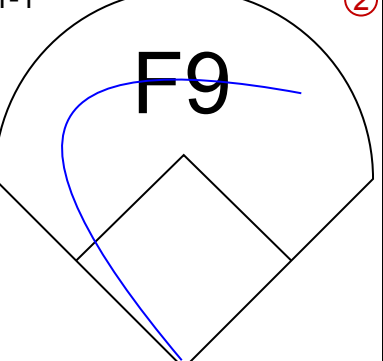
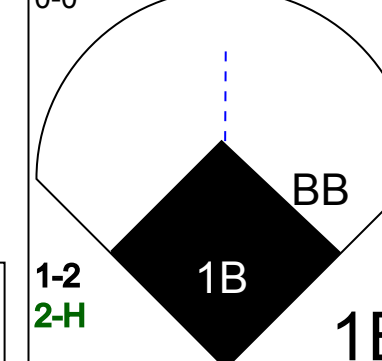
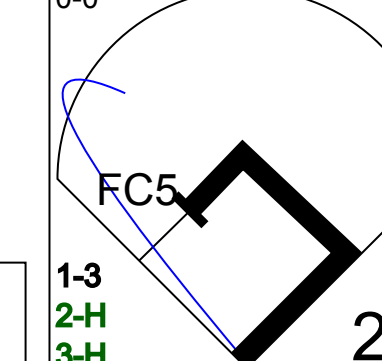
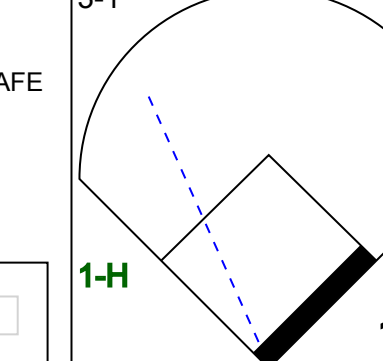
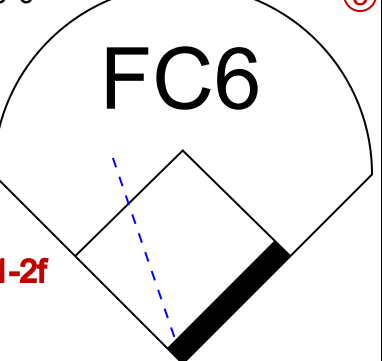
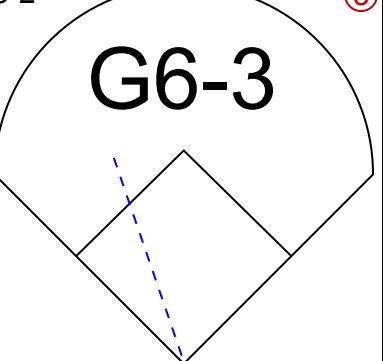
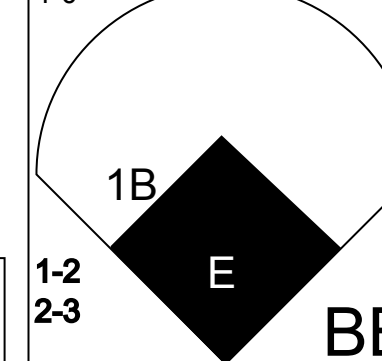
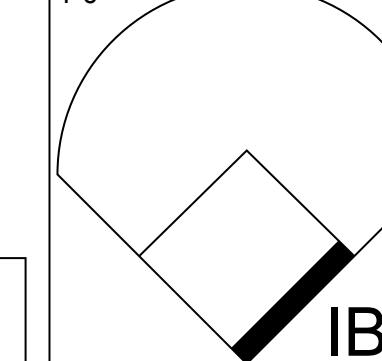
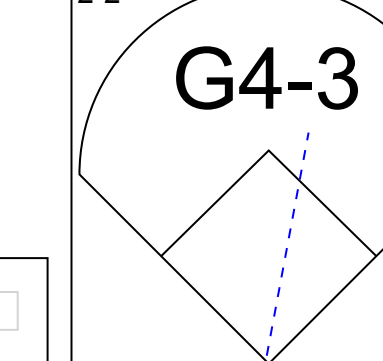
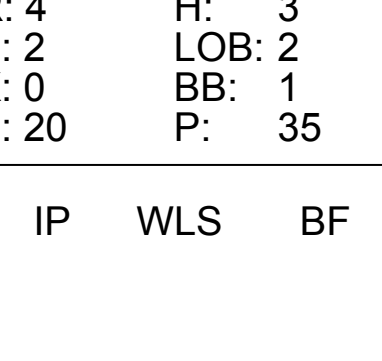
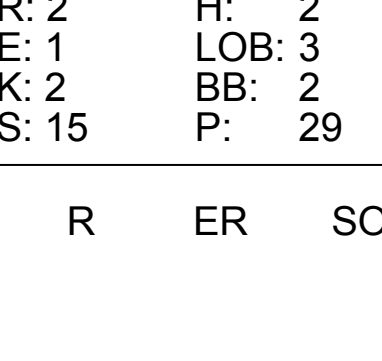


AB	31
R	0
H	7
RBI	0
BB	1
SO	8
LOB	16

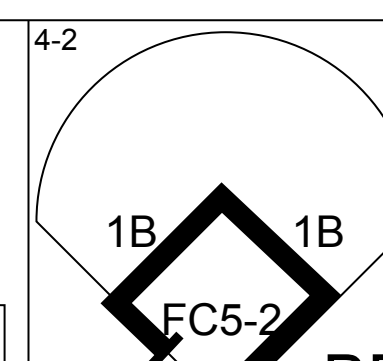
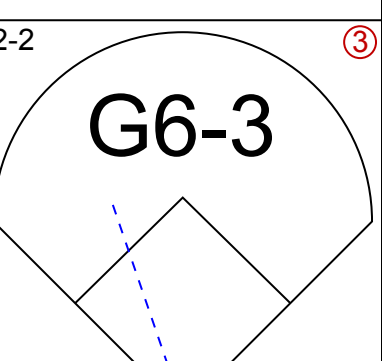
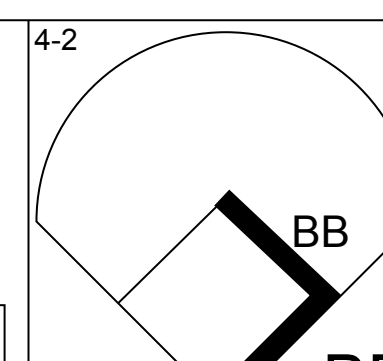
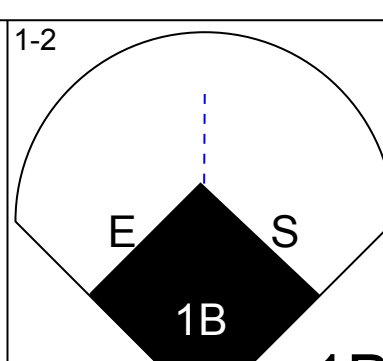
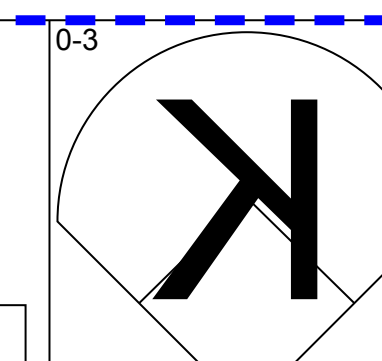
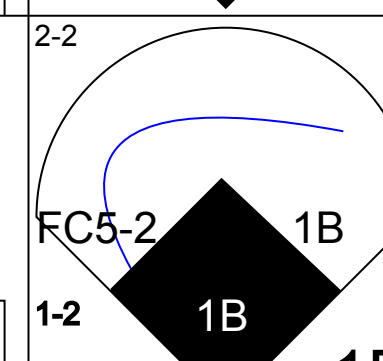
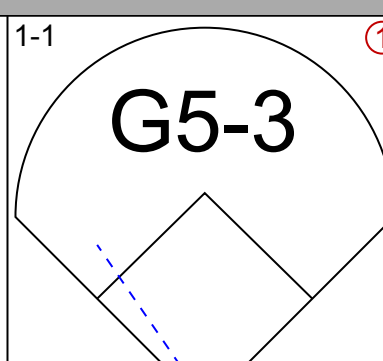
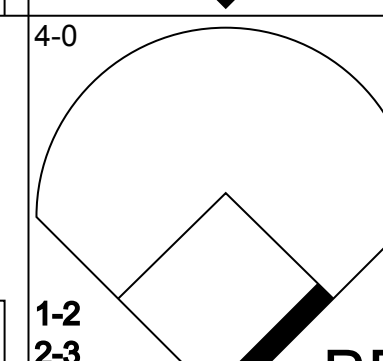
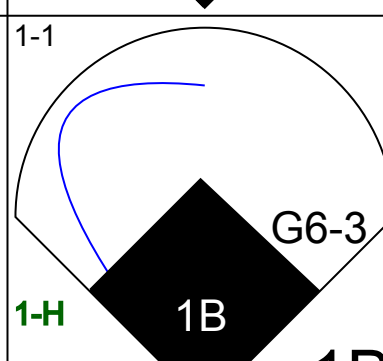
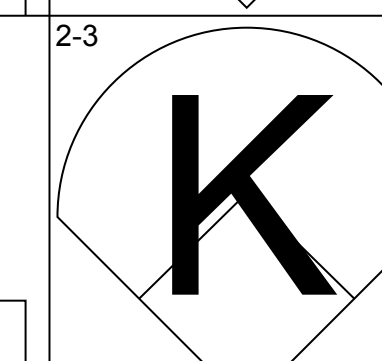
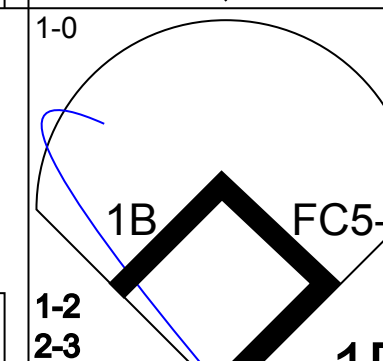
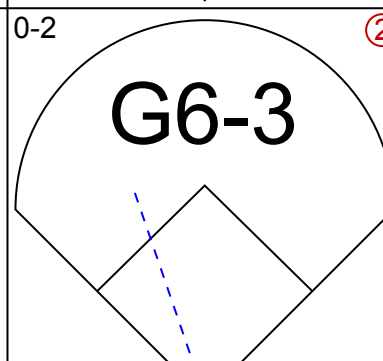
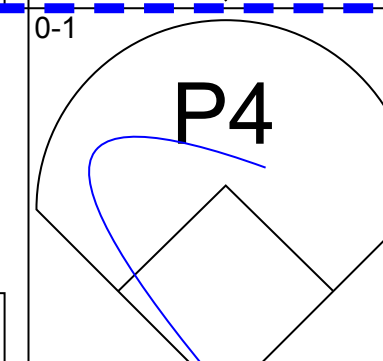
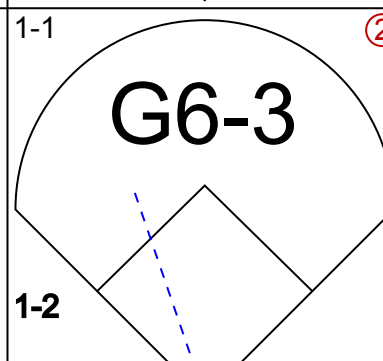
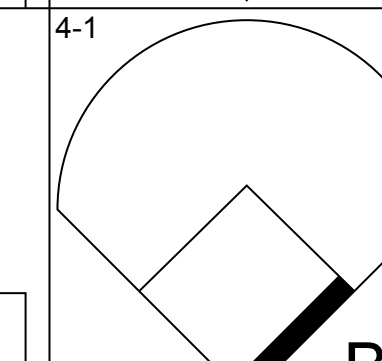
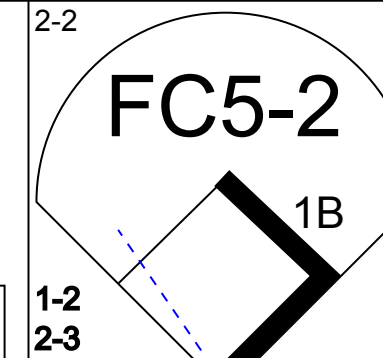
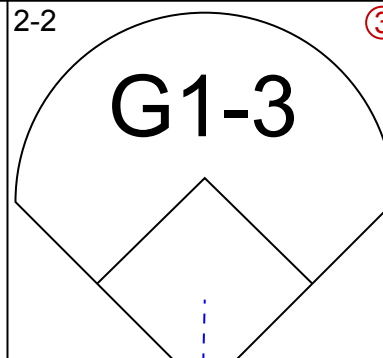
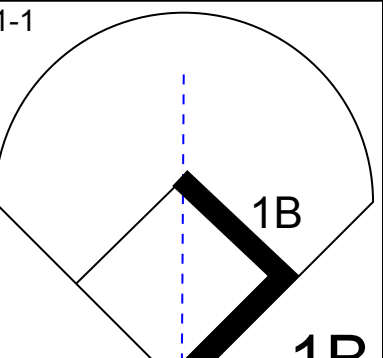
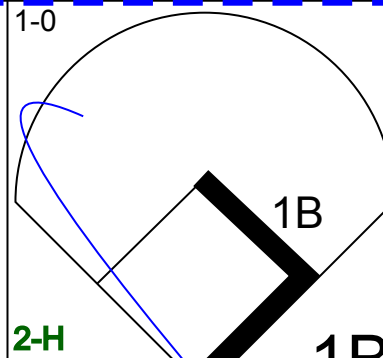
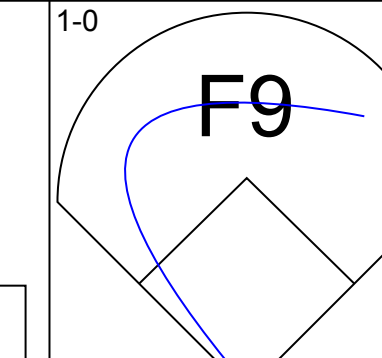
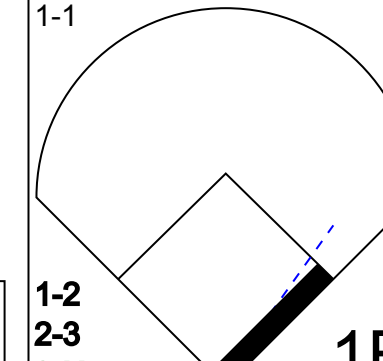
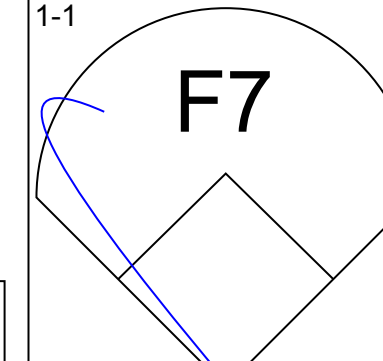
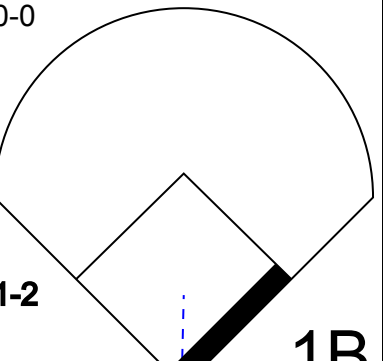
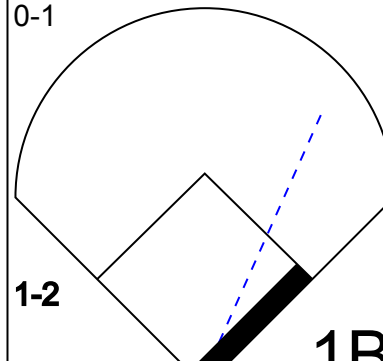

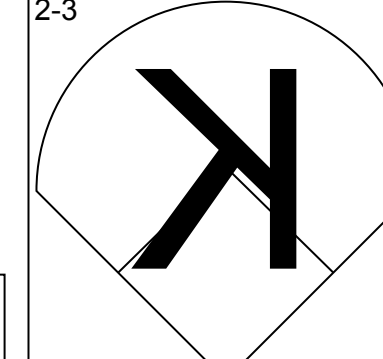
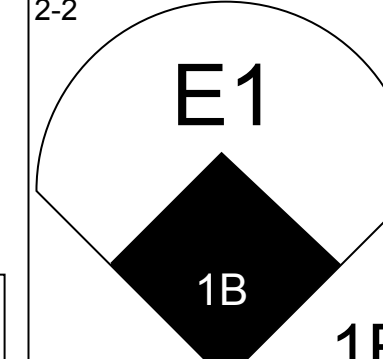
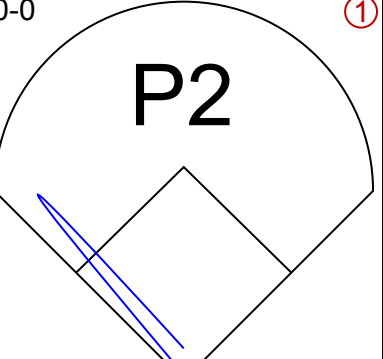
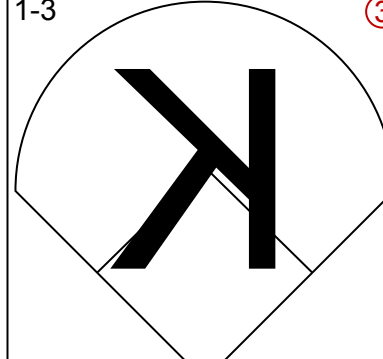

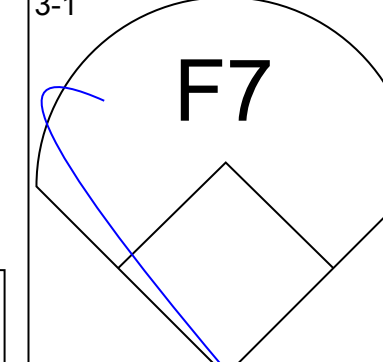
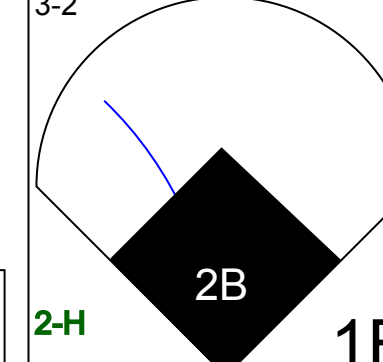
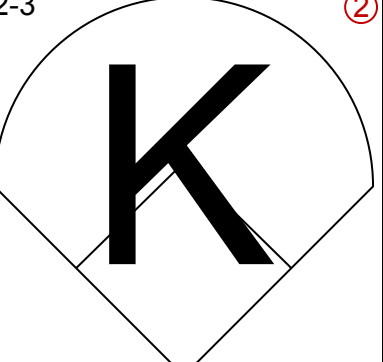
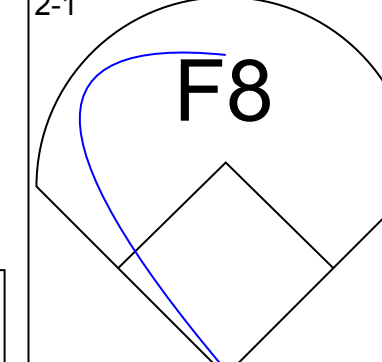
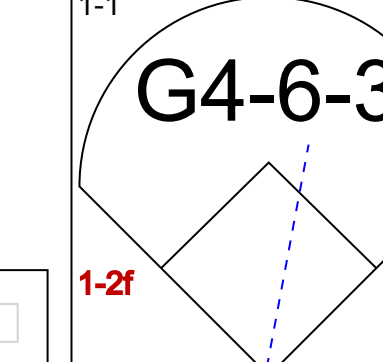
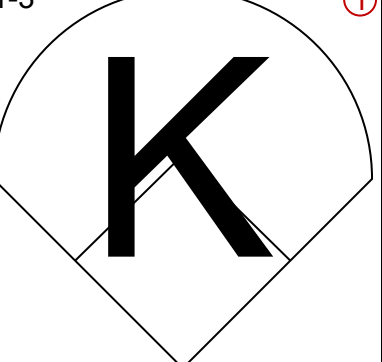
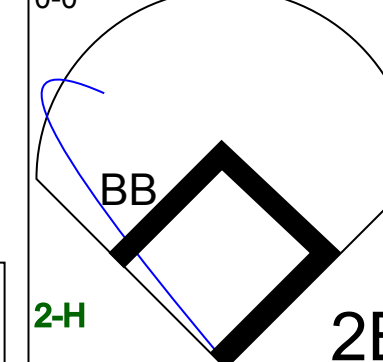
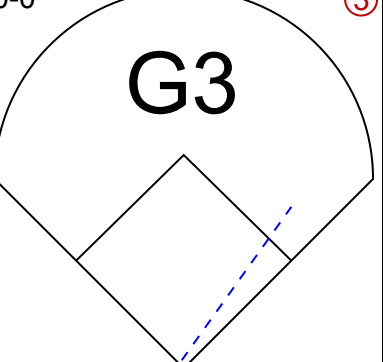
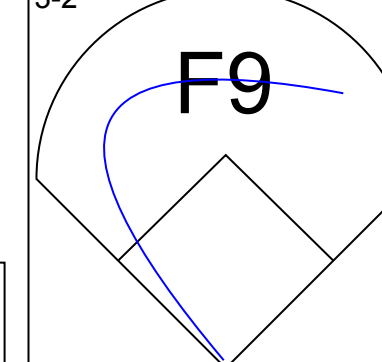
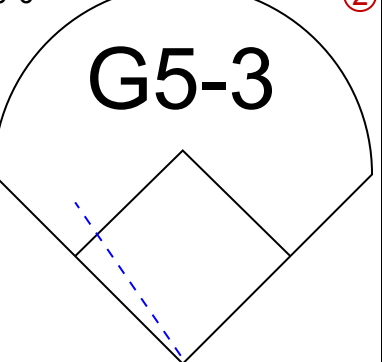
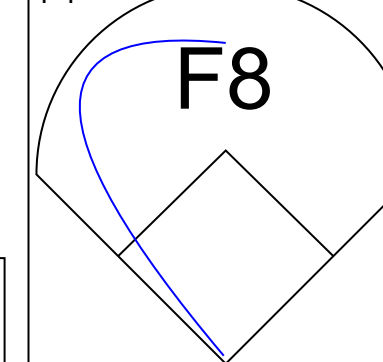
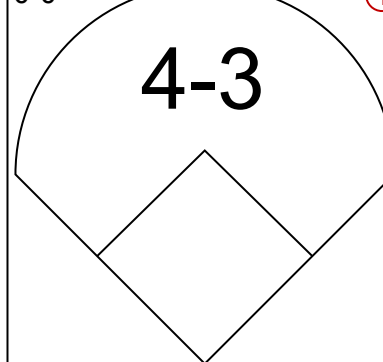
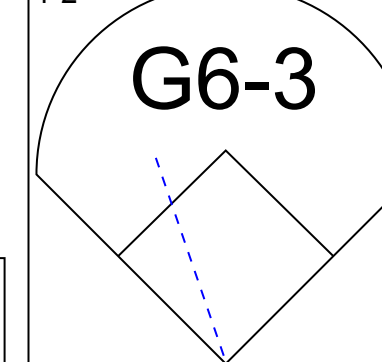


Batter	1	2	3	4	5	6	7	8	9	AB	R	H	RBI	BB	SO	LOB	BOTTOM			
Jerry Browne, S (1, 4) OBP: 0.180, SLG: 0.169										3	1	0	0	1	0	0	Toronto Blue Jays @ Cleveland Indians Cleveland Municipal Stadium, Cleveland, OH Wed May 02 1990, 7:05 PM EDT Att: 8,801 - Unknown - 50 F			
Mitch Webster, S (1, 8) OBP: 0.390, SLG: 0.574										3	0	1	1	1	0	0				
Chris James, R (1, 7) OBP: 0.128, SLG: 0.178										4	0	0	0	0	1	3				
Cory Snyder, R (1, 9) OBP: 0.317, SLG: 0.494										3	0	0	0	1	1	2				
Candy Maldonado, R (1, 10) OBP: 0.346, SLG: 0.553										3	1	1	1	0	0	1				
Brook Jacoby, R (1, 5) OBP: 0.403, SLG: 0.533										3	0	1	0	0	0	0				
Keith Hernandez, L (1, 3) OBP: 0.288, SLG: 0.262										3	0	0	0	0	1	2				
Joel Skinner, R (1, 2) OBP: 0.167, SLG: 0.167										3	0	1	0	0	1	2				
Tom Brookens, R (8, PR) OBP: 0.375, SLG: 0.625										0	1	0	0	0	0	0				
Sandy Alomar, Jr., R (9, 2) OBP: 0.316, SLG: 0.377										0	0	0	0	0	0	0				
Felix Fermin, R (1, 6) OBP: 0.238, SLG: 0.366										3	0	0	0	0	1	1				
Inning Stats	R: 0 E: 0 K: 0 S: 4	H: 0 LOB: 0 BB: 0 P: 7	R: 0 E: 0 K: 1 S: 12	H: 1 LOB: 2 BB: 1 P: 22	R: 0 E: 0 K: 1 S: 7	H: 0 LOB: 1 BB: 1 P: 13	R: 0 E: 0 K: 1 S: 5	H: 0 LOB: 0 BB: 0 P: 7	R: 0 E: 0 K: 0 S: 7	H: 0 LOB: 0 BB: 0 P: 9	R: 1 E: 0 K: 0 S: 8	H: 1 LOB: 0 BB: 0 P: 12	R: 2 E: 1 K: 1 S: 14	H: 2 LOB: 2 BB: 1 P: 20	R: 0 E: 0 K: 1 S: 16	H: 1 LOB: 0 BB: 0 P: 20	1B: 3 2B: 0 3B: 0 HR: 1	SF: 0 SAC: 0 DP: 0 HBP: 0	WP: 0 PB: 0 SB: 0 CS: 0	PA: 31
PITCHER	IP WLS BF H R ER SO BB IBB HBP BLK WP HR S P ERA WHIP																			
John Cerutti, L (1, 1) ERA: 4.85	7.1 L 29 4 3 2 5 3 0 0 0 0 0 0 1 57 2.46 0.955																			
David Wells, L (8, 1) ERA: 0.87	0.2 2 0 0 0 0 0 0 0 0 0 0 0 5 5 0.00 0.000																			

AB	28
R	3
H	4
RBI	2
BB	3
SO	5
LOB	11




Batter	1	2	3	4	5	6	7	8	9	AB	R	H	RBI	BB	SO	LOB	TOP					
Mitch Webster, S (1, 8) OBP: 0.375, SLG: 0.542			G6-3			G5-3				5	0	1	2	0	2	3	Cleveland Indians @ New York Yankees Yankee Stadium, Bronx, NY Thu May 03 1990, 3:33 AM EDT Att: 15,169 - Sunny - 75 F					
Tom Brookens, R (1, 4) OBP: 0.231, SLG: 0.385										5	0	0	0	0	1	4						
Carlos Baerga, S (1, 5) OBP: 0.244, SLG: 0.333										5	1	1	0	0	0	2						
Cory Snyder, R (1, 9) OBP: 0.299, SLG: 0.463										5	1	0	0	0	3	1						
Candy Maldonado, R (1, 7) OBP: 0.349, SLG: 0.544										3	2	1	1	1	0	0						
Brook Jacoby, R (1, 3) OBP: 0.431, SLG: 0.569										5	3	4	1	0	0	1						
Chris James, R (1, 10) OBP: 0.154, SLG: 0.184										4	1	1	0	1	1	2						
Sandy Alomar Jr., R (1, 2) OBP: 0.338, SLG: 0.415										4	1	3	5	0	0	0						
Felix Fermin, R (1, 6) OBP: 0.227, SLG: 0.349										2	0	0	0	0	0	2						
Dion James, L (7, PH) OBP: 0.349, SLG: 0.297										0	1	0	0	1	0	0						
Jerry Browne, S (8, PH) OBP: 0.190, SLG: 0.167										1	0	0	0	1	0	1						
Inning Stats	R: 0 E: 0 K: 1 S: 9	H: 0 LOB: 0 BB: 0 P: 14	R: 1 E: 0 K: 1 S: 13	H: 2 LOB: 2 BB: 1 P: 22	R: 0 E: 0 K: 1 S: 8	H: 0 LOB: 0 BB: 0 P: 12	R: 0 E: 0 K: 1 S: 10	H: 1 LOB: 0 BB: 0 P: 15	R: 0 E: 0 K: 1 S: 9	H: 0 LOB: 0 BB: 0 P: 13	R: 0 E: 0 K: 0 S: 6	H: 0 LOB: 0 BB: 0 P: 14	R: 4 E: 2 K: 0 S: 20	H: 3 LOB: 2 BB: 1 P: 35	R: 2 E: 1 K: 2 S: 15	H: 2 LOB: 3 BB: 2 P: 29	R: 3 E: 1 K: 0 S: 15	H: 3 LOB: 1 BB: 0 P: 26	1B: 9 2B: 2 3B: 0 HR: 0	SF: 2 SAC: 0 DP: 0 HBP: 0	WP: 1 PB: 0 SB: 1 CS: 1	PA: 45
PITCHER	IP	WLS	BF	H	R	ER	SO	BB	IBB	HBP	BLK	WP	HR	S	P	ERA	WHIP					
Greg Cadaret, L (1, 1) ERA: 5.95	6.0		21	3	1	1	5	1	0	0	0	0	0	55	90	1.50	0.667					
Eric Plunk, R (7, 1) ERA: 1.95	0.2	6	2	4	0	0	1	0	0	0	0	0	0	13	24	0.00	4.500					
Jeff Robinson, R (7, 1) ERA: 3.38	0.2	L	8	3	2	1	1	0	1	0	0	0	0	14	26	13.50	4.500					
Lee Guetterman, L (8, 1) ERA: 3.95	0.2		5	1	2	1	1	0	1	0	0	0	0	11	19	13.50	1.500					
Lance McCullers, R (9, 1) ERA: 1.5	1.0		5	2	1	0	0	0	0	0	0	1	0	12	21	0.00	2.000					

Batter	1	2	3	4	5	6	7	8	9	AB	R	H	RBI	BB	SO	LOB	BOTTOM					
Steve Sax, R (1, 4) OBP: 0.364, SLG: 0.342										3	1	1	0	2	1	0	Cleveland Indians @ New York Yankees Yankee Stadium, Bronx, NY Thu May 03 1990, 3:33 AM EDT Att: 15,169 - Sunny - 75 F					
Roberto Kelly, R (1, 8) OBP: 0.311, SLG: 0.319										4	2	2	1	1	1	0						
Don Mattingly, L (1, 3) OBP: 0.333, SLG: 0.408										4	0	1	0	1	0	4						
Mel Hall, L (1, 10) OBP: 0.286, SLG: 0.473										5	0	2	1	0	0	4						
Claudell Washington, L (1, 7) OBP: 0.260, SLG: 0.298										5	0	3	1	0	0	0						
Jesse Barfield, R (1, 9) OBP: 0.318, SLG: 0.450										5	1	1	0	0	3	8						
Rick Cerone, R (1, 2) OBP: 0.293, SLG: 0.425										5	1	1	1	0	1	6						
Mike Blowers, R (1, 5) OBP: 0.286, SLG: 0.378										4	0	1	1	0	1	2						
Alvaro Espinoza, R (1, 6) OBP: 0.232, SLG: 0.246										4	0	0	0	0	0	1						
Inning Stats	R: 1 E: 0 K: 1 S: 18	H: 3 LOB: 3 BB: 1 P: 33	R: 0 E: 0 K: 1 S: 9	H: 0 LOB: 0 BB: 0 P: 12	R: 0 E: 0 K: 0 S: 9	H: 0 LOB: 0 BB: 0 P: 12	R: 2 E: 1 K: 0 S: 17	H: 3 LOB: 3 BB: 2 P: 32	R: 0 E: 0 K: 1 S: 9	H: 2 LOB: 2 BB: 0 P: 12	R: 2 E: 0 K: 1 S: 14	H: 4 LOB: 2 BB: 0 P: 19	R: 0 E: 0 K: 0 S: 9	H: 0 LOB: 0 BB: 0 P: 15	R: 0 E: 0 K: 2 S: 9	H: 0 LOB: 1 BB: 1 P: 16		R: 0 E: 1 K: 1 S: 8	H: 0 LOB: 0 BB: 0 P: 12	1B: 11 2B: 1 3B: 0 HR: 0	SF: 0 SAC: 0 DP: 1 HBP: 0	WP: 0 PB: 0 SB: 1 CS: 0
PITCHER	IP	WLS	BF	H	R	ER	SO	BB	IBB	HBP	BLK	WP	HR	S	P	ERA	WHIP					
John Farrell, R (1, 1) ERA: 4.71	3.2		20	6	3	3	2	3	0	0	0	0	0	51	87	7.36	2.455					
Kevin Wickander, L (4, 1) ERA: 4.32	0.1	3	2	0	0	0	0	0	0	0	0	0	0	5	6	0.00	6.000					
Steve Olin, R (5, 1) ERA: 3.72	1.2	7	2	2	2	1	1	0	0	0	0	0	0	14	19	10.80	1.200					
Jesse Orosco, L (6, 1) ERA: 1.29	1.1	W	6	2	0	0	1	0	0	0	0	0	0	15	23	0.00	1.500					
Doug Jones, R (8, 1) ERA:	2.0	S	7	0	0	0	3	1	0	0	0	0	0	17	28	0.00	0.500					




Batter	1	2	3	4	5	6	7	8	9	AB	R	H	RBI	BB	SO	LOB	TOP						
Gary Pettis, S OBP: 0.337, SLG: 0.312 (1, 8)	L9		2B				L7	G6-3		5	1	2	1	0	0	2	Texas Rangers @ Cleveland Indians Cleveland Municipal Stadium, Cleveland, OH Sat May 05 1990, 7:05 PM EDT Att. 6,324 - Overcast - 45 F						
Rafael Palmeiro, L OBP: 0.365, SLG: 0.545 (1, 3)	G3		1B				F8			5	1	1	1	0	1	3							
Julio Franco, R OBP: 0.301, SLG: 0.358 (1, 4)	G6-3		1B				F8			5	1	2	3	0	0	0							
Ruben Sierra, S OBP: 0.364, SLG: 0.505 Geno Petralli, L OBP: 0.397, SLG: 0.365 (6, 2)		P4	F7				F9			3	1	1	0	0	0	1							
Harold Baines, L OBP: 0.333, SLG: 0.443 (1, 10)		G3-1					E2			3	2	1	1	1	0	0							
Pete Incaviglia, R OBP: 0.294, SLG: 0.444 (6, 9) (7, 7)							G5-3			3	1	1	0	1	0	1							
Mike Stanley, R OBP: 0.333, SLG: 0.308 Jack Daugherty, S OBP: 0.333, SLG: 0.333 (6, PH) (6, 7)										2	0	0	0	0	0	1							
Cecil Espy, S OBP: 0.118, SLG: 0.063 (7, 9)										1	0	0	0	0	1	2							
Scott Coolbaugh, R OBP: 0.258, SLG: 0.179 (1, 5)										3	1	1	1	0	1	1							
Jeff Kunkel, R OBP: 0.188, SLG: 0.200 Jeff Huson, L OBP: 0.423, SLG: 0.395 (7, PH) (7, 6)										2	0	1	0	0	0	1							
Inning Stats	R: 0 E: 0 K: 0 S: 5	H: 0 LOB: 0 BB: 0 P: 8	R: 0 E: 0 K: 0 S: 10	H: 0 LOB: 1 BB: 1 P: 21	R: 3 E: 0 K: 0 S: 15	H: 4 LOB: 0 BB: 0 P: 24	R: 0 E: 0 K: 0 S: 6	H: 0 LOB: 0 BB: 0 P: 8	R: 0 E: 0 K: 0 S: 9	H: 2 LOB: 1 BB: 0 P: 15	R: 2 E: 0 K: 1 S: 13	H: 3 LOB: 1 BB: 0 P: 22	R: 2 E: 0 K: 1 S: 20	H: 2 LOB: 0 BB: 0 P: 30	R: 2 E: 0 K: 1 S: 15	H: 2 LOB: 1 BB: 1 P: 22		R: 0 E: 0 K: 1 S: 10	H: 0 LOB: 0 BB: 0 P: 16	1B: 7 2B: 5 3B: 0 HR: 1	SF: 0 SAC: 1 DP: 1 HBP: 0	WP: 0 PB: 0 SB: 0 CS: 1	PA: 40
PITCHER	IP	WLS	BF	H	R	ER	SO	BB	IBB	HBP	BLK	WP	HR	S	P	ERA		WHIP					
Greg Swindell, L ERA: 4.91 Steve Olin, R ERA: 4.22 Cecilio Guante, R ERA: 4.05 Sergio Valdez, R ERA: 5.4	(1, 1) (6, 1) (7, 1) (8, 1)	5.0 1.0 1.2 1.1	20 6 10 4	6 3 4 0	3 2 4 0	3 1 4 0	0 1 1 1	0 0 0 0	0 0 1 0	0 0 0 0	0 0 0 0	0 0 1 0	0 0 13 11	45 22 34 17	76 22 51 17	5.40 9.00 21.60 0.00	1.400 3.000 3.000 0.000						

AB	37
R	9
H	13
RBI	9
BB	2
SO	3
LOB	12



Batter	1	2	3	4	5	6	7	8	9	AB	R	H	RBI	BB	SO	LOB	BOTTOM					
Mitch Webster, S OBP: 0.362, SLG: 0.516 (1, 8)	WP	G6-3					F8			5	1	1	1	0	0	2	Texas Rangers @ Cleveland Indians Cleveland Municipal Stadium, Cleveland, OH Sat May 05 1990, 7:05 PM EDT Att. 6,324 - Overcast - 45 F					
Jerry Browne, S OBP: 0.221, SLG: 0.188 (1, 4)	1B						G6-3			4	1	2	1	1	0	0						
Dion James, L OBP: 0.375, SLG: 0.317 (1, 10)										4	0	2	2	1	0	1						
Cory Snyder, R OBP: 0.286, SLG: 0.442 (1, 9)	K						L5			4	0	0	0	0	2	5						
Candy Maldonado, R OBP: 0.356, SLG: 0.561 (1, 7)	SF9						F7			3	0	2	1	0	0	1						
Brook Jacoby, R OBP: 0.408, SLG: 0.536 (9, 3)	K						G5-3			4	0	0	0	0	1	4						
Keith Hernandez, L OBP: 0.303, SLG: 0.289 Tom Brookens, R OBP: 0.214, SLG: 0.357 (6, PH) (9, 5)										2	0	1	0	1	1	1						
Sandy Alomar Jr., R OBP: 0.333, SLG: 0.406 (1, 2)										4	1	1	0	0	0	1						
Felix Fermin, R OBP: 0.234, SLG: 0.348 Carlos Baerga, S OBP: 0.239, SLG: 0.326 (8, PH) (9, 6)										3	2	1	0	0	1	2						
Inning Stats	R: 2 E: 0 K: 2 S: 16	H: 2 LOB: 1 BB: 1 P: 26	R: 2 E: 0 K: 0 S: 9	H: 2 LOB: 1 BB: 1 P: 17	R: 0 E: 0 K: 2 S: 11	H: 1 LOB: 1 BB: 0 P: 16	R: 1 E: 0 K: 0 S: 9	H: 3 LOB: 2 BB: 0 P: 16	R: 0 E: 0 K: 1 S: 9	H: 0 LOB: 0 BB: 0 P: 12	R: 0 E: 0 K: 0 S: 5	H: 0 LOB: 1 BB: 1 P: 12	R: 0 E: 0 K: 0 S: 7	H: 0 LOB: 0 BB: 0 P: 12	R: 0 E: 0 K: 0 S: 6	H: 0 LOB: 0 BB: 0 P: 12		1B: 9 2B: 1 3B: 0 HR: 0	SF: 1 SAC: 0 DP: 1 HBP: 0	WP: 3 PB: 0 SB: 1 CS: 0	PA: 39	
PITCHER	IP	WLS	BF	H	R	ER	SO	BB	IBB	HBP	BLK	WP	HR	S	P	ERA		WHIP				
Kevin Brown, R ERA: 4.15 Mike Jeffcoat, L ERA: 1.94 Jeff Russell, R ERA: 3.09	(1, 1) (8, 1) (9, 1)	7.0 1.2 0.1	33 5 1	10 0 0	5 0 0	5 0 0	0 0 0	0 0 0	0 0 0	0 0 0	0 0 0	0 0 1	0 12 3	65 21 3	107 21 3	6.43 0.00 0.000		1.857 0.000 0.000				

AB	35
R	5
H	10
RBI	5
BB	3
SO	5
LOB	17



Batter	1	2	3	4	5	6	7	8	9	AB	R	H	RBI	BB	SO	LOB	TOP									
Jeff Huson, L OBP: 0.411, SLG: 0.370 (1, 6)	F9		1B		L5-3			K		3	1	0	0	1	1	1	Texas Rangers @ Cleveland Indians Cleveland Municipal Stadium, Cleveland, OH Sun May 06 1990, 3:33 AM EDT Sunny - 59 F									
Rafael Palmeiro, L OBP: 0.371, SLG: 0.580 (1, 3)	G6-3		1B					F7		4	1	2	1	0	0	0										
Julio Franco, R OBP: 0.299, SLG: 0.354 (1, 4)	G4-3		1B					K		4	0	1	1	0	2	0										
Ruben Sierra, S OBP: 0.359, SLG: 0.526 (1, 9)		HR	G1-3					K		4	1	1	1	0	1	2										
Harold Baines, L OBP: 0.341, SLG: 0.486 (1, 10)	L1							G1-3		4	1	2	1	0	0	0										
Pete Incaviglia, R OBP: 0.283, SLG: 0.435 (1, 7)	K				L6			P6		4	1	1	0	0	1	1										
Geno Petralli, L OBP: 0.369, SLG: 0.345 Mike Stanley, R OBP: 0.300, SLG: 0.333 (9, PH)	F9				K			G6-3		3	0	0	0	0	1	1										
Scott Coolbaugh, R OBP: 0.242, SLG: 0.167 Jack Daugherty, S OBP: 0.308, SLG: 0.318 (7, PH)			G5-3		K			F8		2	0	0	0	0	1	1										
Gary Pettis, S OBP: 0.341, SLG: 0.308 Thad Bosley, L OBP: 0.357, SLG: 0.100 Jeff Kunkel, R OBP: 0.184, SLG: 0.196 (7, PH)			G3					K		1	0	0	0	1	0	0										
					L5-3					1	0	0	0	0	1	0										
Inning Stats	R: 0 E: 0 K: 0 S: 7	H: 0 LOB: 0 BB: 0 P: 10	R: 1 E: 0 K: 1 S: 11	H: 1 LOB: 0 BB: 0 P: 19	R: 1 E: 0 K: 0 S: 13	H: 2 LOB: 2 BB: 1 P: 22	R: 0 E: 0 K: 2 S: 9	H: 1 LOB: 1 BB: 0 P: 14	R: 1 E: 0 K: 1 S: 10	H: 1 LOB: 0 BB: 1 P: 15	R: 0 E: 0 K: 1 S: 6	H: 0 LOB: 0 BB: 0 P: 10	R: 0 E: 0 K: 1 S: 9	H: 0 LOB: 0 BB: 0 P: 15	R: 0 E: 0 K: 2 S: 9	H: 0 LOB: 0 BB: 0 P: 11	R: 2 E: 0 K: 0 S: 12	H: 3 LOB: 1 BB: 0 P: 14	1B: 5 2B: 1 3B: 0 HR: 3	SF: 1 SAC: 0 DP: 1 HBP: 0	WP: 0 PB: 0 SB: 0 CS: 0	PA: 36				
PITCHER	IP	WLS	BF	H	R	ER	SO	BB	IBB	HBP	BLK	WP	HR	S	P	ERA	WHIP									
Tom Candiotti, R ERA: 4.78 Jesse Orosco, L ERA: 3.0	(1, 1)	7.0	W	27	5	3	3	6	2	0	0	0	0	2	65	105	3.86	1.000								
(8, 1)	2.0	S	9	3	2	2	2	0	0	0	0	0	1	21	25	9.00	1.500									

AB	33
R	5
H	8
RBI	5
BB	2
SO	8
LOB	7



Batter	1	2	3	4	5	6	7	8	9	AB	R	H	RBI	BB	SO	LOB	BOTTOM									
Mitch Webster, S OBP: 0.338, SLG: 0.478 (1, 8)	G5-3				K			F7		5	0	0	0	0	2	3	Texas Rangers @ Cleveland Indians Cleveland Municipal Stadium, Cleveland, OH Sun May 06 1990, 3:33 AM EDT Sunny - 59 F									
Jerry Browne, S OBP: 0.233, SLG: 0.203 (1, 4)	1B				F8			F9		5	1	2	0	0	0	1										
Carlos Baerga, S OBP: 0.260, SLG: 0.340 (1, 5)	1B				FC6-4			F8		4	2	2	1	0	0	2										
Cory Snyder, R OBP: 0.295, SLG: 0.432 (1, 9)	HR				G6-3			F7		2	1	0	0	1	0	1										
Candy Maldonado, R OBP: 0.372, SLG: 0.640 Tom Brookens, R OBP: 0.214, SLG: 0.357 (8, PR)	HR				L9					4	2	3	5	0	0	1										
Brook Jacoby, R OBP: 0.413, SLG: 0.603 (1, 3)	K				G6-3					4	1	2	2	0	1	1										
Chris James, R OBP: 0.143, SLG: 0.170 (1, 7)	P5				G4-3			F7		4	0	0	0	0	0	2										
Sandy Alomar Jr., R OBP: 0.329, SLG: 0.438 (1, 2)		G6-3			G3			F9		4	1	1	1	0	0	0										
Felix Fermin, R OBP: 0.275, SLG: 0.367 (1, 6)					1B			K		3	0	2	0	1	1	0										
					1B					1	0	0	0	0	0	0										
Inning Stats	R: 4 E: 0 K: 1 S: 13	H: 3 LOB: 0 BB: 0 P: 22	R: 0 E: 0 K: 0 S: 10	H: 2 LOB: 0 BB: 0 P: 11	R: 0 E: 0 K: 0 S: 4	H: 0 LOB: 0 BB: 1 P: 10	R: 0 E: 0 K: 1 S: 10	H: 1 LOB: 0 BB: 0 P: 14	R: 2 E: 0 K: 0 S: 11	H: 3 LOB: 1 BB: 0 P: 18	R: 0 E: 0 K: 1 S: 6	H: 0 LOB: 0 BB: 0 P: 9	R: 0 E: 0 K: 0 S: 10	H: 0 LOB: 0 BB: 0 P: 15	R: 3 E: 0 K: 1 S: 12	H: 3 LOB: 1 BB: 1 P: 21	1B: 7 2B: 0 3B: 1 HR: 4	SF: 0 SAC: 0 DP: 1 HBP: 1	WP: 1 PB: 0 SB: 0 CS: 0	PA: 38						
PITCHER	IP	WLS	BF	H	R	ER	SO	BB	IBB	HBP	BLK	WP	HR	S	P	ERA	WHIP									
Brian Bohanon, L ERA: 5.94 Gary Mielke, R ERA: 5.72 Kenny Rogers, L ERA: 5.65	(1, 1)	4.1	L	21	7	5	5	2	1	0	0	0	0	1	41	63	10.38	1.846								
(5, 1)	0.2		4	2	1	1	0	0	0	0	0	0	1	7	12	13.50	3.000									
(6, 1)	3.0		13	3	3	3	2	1	0	0	0	0	2	28	45	9.00	1.333									



Batter	1	2	3	4	5	6	7	8	9	AB	R	H	RBI	BB	SO	LOB	TOP			
Gary Pettis, S OBP: 0.337, SLG: 0.305	P6		P5		G1-3			1B		4	0	1	0	0	0	2	Texas Rangers @ Cleveland Indians Cleveland Municipal Stadium, Cleveland, OH Sun May 06 1990, 3:38 AM EDT Att: 24,730 - Sunny - 59 F			
Rafael Palmeiro, L OBP: 0.355, SLG: 0.553	K		K			G4-3		F7		4	0	0	0	0	2	2				
Julio Franco, R OBP: 0.297, SLG: 0.350	1B			K		G5-3		F9		4	0	1	0	0	1	1				
Ruben Sierra, S OBP: 0.346, SLG: 0.505	G4-3			G6-3		G6-3		G4-3		4	0	0	0	0	2	2				
Harold Baines, L OBP: 0.360, SLG: 0.506		F8		1B				G5-4-3		3	0	2	0	1	0	0				
Geno Petralli, L OBP: 0.348, SLG: 0.322	F8			G3			G1-3	F8		4	0	0	0	0	0	3				
Pete Incaviglia, R OBP: 0.281, SLG: 0.427	K				G1-3		G6-3	G5-4-3		4	0	1	0	0	1	2				
Jeff Huson, L OBP: 0.424, SLG: 0.362				BB	F9			FC4		1	0	0	0	2	0	1				
Jeff Kunkel, R OBP: 0.176, SLG: 0.188				K			G1-3	FC4		2	0	0	0	0	1	2				
Thad Bosley, L OBP: 0.357, SLG: 0.100										0	0	0	0	0	0	0				
Mike Stanley, R OBP: 0.290, SLG: 0.321										1	0	0	0	0	0	2				
Scott Coolbaugh, R OBP: 0.242, SLG: 0.167										0	0	0	0	0	0	0				
Scott Coolbaugh, R OBP: 0.242, SLG: 0.167										0	0	0	0	0	0	0				
Inning Stats	R: 0 E: 0 K: 1 S: 7	H: 1 LOB: 1 BB: 0 P: 8	R: 0 E: 0 K: 1 S: 7	H: 0 LOB: 0 BB: 0 P: 13	R: 0 E: 0 K: 2 S: 14	H: 0 LOB: 1 BB: 1 P: 23	R: 0 E: 0 K: 1 S: 12	H: 1 LOB: 1 BB: 0 P: 21	R: 0 E: 0 K: 0 S: 9	H: 0 LOB: 0 BB: 0 P: 14	R: 0 E: 0 K: 0 S: 8	H: 1 LOB: 2 BB: 1 P: 15	R: 0 E: 0 K: 0 S: 11	H: 1 LOB: 1 BB: 1 P: 14	R: 0 E: 0 K: 0 S: 7	H: 0 LOB: 0 BB: 1 P: 13	1B: 4 2B: 1 3B: 0 HR: 0	SF: 0 SAC: 0 DP: 1 HBP: 0	WP: 0 PB: 0 SB: 0 CS: 0	PA: 34
PITCHER	IP WLS BF H R ER SO BB IBB HBP BLK WP HR S P ERA WHIP	IP WLS BF H R ER SO BB IBB HBP BLK WP HR S P ERA WHIP	IP WLS BF H R ER SO BB IBB HBP BLK WP HR S P ERA WHIP	IP WLS BF H R ER SO BB IBB HBP BLK WP HR S P ERA WHIP	IP WLS BF H R ER SO BB IBB HBP BLK WP HR S P ERA WHIP	IP WLS BF H R ER SO BB IBB HBP BLK WP HR S P ERA WHIP	IP WLS BF H R ER SO BB IBB HBP BLK WP HR S P ERA WHIP	IP WLS BF H R ER SO BB IBB HBP BLK WP HR S P ERA WHIP	IP WLS BF H R ER SO BB IBB HBP BLK WP HR S P ERA WHIP	IP WLS BF H R ER SO BB IBB HBP BLK WP HR S P ERA WHIP	IP WLS BF H R ER SO BB IBB HBP BLK WP HR S P ERA WHIP	IP WLS BF H R ER SO BB IBB HBP BLK WP HR S P ERA WHIP	IP WLS BF H R ER SO BB IBB HBP BLK WP HR S P ERA WHIP	IP WLS BF H R ER SO BB IBB HBP BLK WP HR S P ERA WHIP	IP WLS BF H R ER SO BB IBB HBP BLK WP HR S P ERA WHIP	IP WLS BF H R ER SO BB IBB HBP BLK WP HR S P ERA WHIP	IP WLS BF H R ER SO BB IBB HBP BLK WP HR S P ERA WHIP			

AB	31
R	0
H	5
RBI	0
BB	3
SO	5
LOB	17



Batter	1	2	3	4	5	6	7	8	9	AB	R	H	RBI	BB	SO	LOB	BOTTOM			
Mitch Webster, S OBP: 0.325, SLG: 0.458	K	K			F7			SH3-4		3	0	0	0	0	2	1	Texas Rangers @ Cleveland Indians Cleveland Municipal Stadium, Cleveland, OH Sun May 06 1990, 3:38 AM EDT Att: 24,730 - Sunny - 59 F			
Jerry Browne, S OBP: 0.234, SLG: 0.194	BB		F8		G4-3			L9		3	0	0	0	1	0	1				
Carlos Baerga, S OBP: 0.299, SLG: 0.320	K		K			G3		1B		3	0	0	0	1	2	1				
Cory Snyder, R OBP: 0.293, SLG: 0.424	L7		K			F9		1B		4	0	1	1	0	1	1				
Dion James, L OBP: 0.346, SLG: 0.289		K			G4-3			G4-3		4	0	0	0	0	1	2				
Brook Jacoby, R OBP: 0.422, SLG: 0.613		1B		2B			F7			2	1	1	0	1	0	0				
Albert Belle, R OBP: 0.208, SLG: 0.304		K					K			3	0	0	0	0	3	2				
Joel Skinner, R OBP: 0.222, SLG: 0.222		1B			F7			K		3	1	1	0	0	1	1				
Felix Fermin, R OBP: 0.296, SLG: 0.404		1B			G6-3			L9		3	1	2	2	0	0	0				
								1B												
Inning Stats	R: 0 E: 0 K: 2 S: 10	H: 0 LOB: 1 BB: 1 P: 16	R: 2 E: 0 K: 3 S: 17	H: 2 LOB: 1 BB: 1 P: 27	R: 0 E: 0 K: 2 S: 13	H: 0 LOB: 0 BB: 0 P: 19	R: 0 E: 0 K: 1 S: 7	H: 1 LOB: 1 BB: 0 P: 12	R: 0 E: 0 K: 0 S: 3	H: 0 LOB: 0 BB: 0 P: 6	R: 0 E: 0 K: 0 S: 4	H: 0 LOB: 0 BB: 0 P: 6	R: 0 E: 0 K: 2 S: 10	H: 0 LOB: 0 BB: 0 P: 14	R: 1 E: 0 K: 0 S: 8	H: 2 LOB: 2 BB: 1 P: 15	1B: 3 2B: 2 3B: 0 HR: 0	SF: 0 SAC: 1 DP: 0 HBP: 0	WP: 0 PB: 0 SB: 0 CS: 0	PA: 32
PITCHER	IP WLS BF H R ER SO BB IBB HBP BLK WP HR S P ERA WHIP	IP WLS BF H R ER SO BB IBB HBP BLK WP HR S P ERA WHIP	IP WLS BF H R ER SO BB IBB HBP BLK WP HR S P ERA WHIP	IP WLS BF H R ER SO BB IBB HBP BLK WP HR S P ERA WHIP	IP WLS BF H R ER SO BB IBB HBP BLK WP HR S P ERA WHIP	IP WLS BF H R ER SO BB IBB HBP BLK WP HR S P ERA WHIP	IP WLS BF H R ER SO BB IBB HBP BLK WP HR S P ERA WHIP	IP WLS BF H R ER SO BB IBB HBP BLK WP HR S P ERA WHIP	IP WLS BF H R ER SO BB IBB HBP BLK WP HR S P ERA WHIP	IP WLS BF H R ER SO BB IBB HBP BLK WP HR S P ERA WHIP	IP WLS BF H R ER SO BB IBB HBP BLK WP HR S P ERA WHIP	IP WLS BF H R ER SO BB IBB HBP BLK WP HR S P ERA WHIP	IP WLS BF H R ER SO BB IBB HBP BLK WP HR S P ERA WHIP	IP WLS BF H R ER SO BB IBB HBP BLK WP HR S P ERA WHIP	IP WLS BF H R ER SO BB IBB HBP BLK WP HR S P ERA WHIP	IP WLS BF H R ER SO BB IBB HBP BLK WP HR S P ERA WHIP				

AB	28
R	3
H	5
RBI	3
BB	3
SO	10
LOB	9



Batter	1	2	3	4	5	6	7	8	9	AB	R	H	RBI	BB	SO	LOB	TOP				
Mitch Webster, S OBP: 0.310, SLG: 0.457	BLK FC6 HBP			L9			B1-3		K	4	1	0	0	0	1	2					
Jerry Browne, S OBP: 0.256, SLG: 0.213	G4-3 BLK 1B	F7			1B BB		L9			3	1	1	0	1	0	0					
Keith Hernandez, L OBP: 0.333, SLG: 0.278	G4-3	F8			1B					3	0	1	1	1	0	1					
Cory Snyder, R OBP: 0.278, SLG: 0.396	K	K			F8					4	0	0	0	0	2	4					
Candy Maldonado, R OBP: 0.367, SLG: 0.618	1B HR BB		G5-3		F7				K	3	1	0	0	1	1	2					
Brook Jacoby, R OBP: 0.413, SLG: 0.583	1-3 HR 1B		K		P3				F8	4	1	1	1	0	1	2					
Chris James, R OBP: 0.156, SLG: 0.230										3	1	1	3	0	0	0					
Dion James, L OBP: 0.328, SLG: 0.275	1-H 3-H HR		G4-3				G6-3		G3-1	1	0	0	0	0	0	0					
Joel Skinner, R OBP: 0.250, SLG: 0.250										3	0	1	0	0	0	0					
Stan Jefferson, S (9, PH)				G4-3			G6-3		K	1	0	0	0	0	1	0					
Felix Fermin, R OBP: 0.283, SLG: 0.368										2	0	0	0	1	0	0					
Carlos Baerga, S OBP: 0.250, SLG: 0.308	1-2 FC6 BB				P4		G4-3		G3	1	0	0	0	0	0	0					
Inning Stats	R: 5 E: 0 K: 1 S: 16	H: 4 LOB: 2 BB: 2 P: 31	R: 0 E: 0 K: 1 S: 7	H: 0 LOB: 0 BB: 0 P: 10	R: 0 E: 0 K: 1 S: 6	H: 0 LOB: 0 BB: 0 P: 8	R: 0 E: 0 K: 0 S: 8	H: 0 LOB: 0 BB: 1 P: 12	R: 0 E: 0 K: 0 S: 10	H: 1 LOB: 2 BB: 1 P: 15	R: 0 E: 0 K: 0 S: 7	H: 0 LOB: 1 BB: 1 P: 14	R: 0 E: 0 K: 1 S: 9	H: 0 LOB: 0 BB: 0 P: 13	R: 0 E: 0 K: 2 S: 8	H: 0 LOB: 0 BB: 0 P: 12	1B: 4 2B: 0 3B: 0 HR: 1	SF: 0 SAC: 0 DP: 0 HBP: 1	WP: 0 PB: 0 SB: 0 CS: 0	PA: 37	
PITCHER	IP	WLS	BF	H	R	ER	SO	BB	IBB	HBP	BLK	WP	HR	S	P	ERA	WHIP				
David West, L ERA: 3.96	4.1		22	5	5	5	3	3	0	1	1	0	1	43	71	10.38	1.846				
Juan Berenguer, R ERA: 4.02	3.2	W	12	0	0	0	1	1	0	0	0	0	0	26	39	0.00	0.273				
Rick Aguilera, R ERA: 2.79	1.0	S	3	0	0	0	2	0	0	0	0	0	0	8	12	0.00	0.000				

Cleveland Indians @ Minnesota Twins
Hubert H. Humphrey Metrodome, Minneapolis, MN

AB 32
R 5
H 5
RBI 5
BB 4
SO 6
LOB 11



WP: 0 PA: 37
PB: 0
SB: 0
CS: 0

Batter	1	2	3	4	5	6	7	8	9	AB	R	H	RBI	BB	SO	LOB	BOTTOM				
Dan Gladden, R OBP: 0.353, SLG: 0.463	S 1B			G1-6-3 BB	2-H HR					3	1	2	2	1	1	1					
John Moses, S OBP: 0.333, SLG: 0.300										0	0	0	0	0	0	0					
Shane Mack, R OBP: 0.514, SLG: 0.571										1	0	1	0	0	0	0					
Gene Larkin, S OBP: 0.386, SLG: 0.432	K		G1-6-3		G3				G4-3	4	1	0	0	1	1	4					
Kirby Puckett, R OBP: 0.342, SLG: 0.423	L8				G6-3					4	1	1	0	0	1	2					
Kent Hrbek, L OBP: 0.484, SLG: 0.549	G3				2B					3	0	1	1	1	0	2					
Gary Gaetti, R OBP: 0.361, SLG: 0.512					1B					4	1	3	1	0	0	1					
Fred Manrique, R OBP: 0.239, SLG: 0.354										4	0	0	1	0	0	4					
Greg Gagne, R OBP: 0.369, SLG: 0.452										0	0	0	0	0	0	0					
Randy Bush, L OBP: 0.259, SLG: 0.396										4	1	1	0	0	0	1					
Brian Harper, R OBP: 0.321, SLG: 0.493										4	0	1	0	0	2	1					
Al Newman, S OBP: 0.339, SLG: 0.353										4	1	3	1	0	0	1					
Inning Stats	R: 0 E: 0 K: 1 S: 12	H: 1 LOB: 1 BB: 0 P: 20	R: 1 E: 0 K: 0 S: 10	H: 2 LOB: 1 BB: 0 P: 16	R: 1 E: 0 K: 0 S: 9	H: 3 LOB: 2 BB: 1 P: 16	R: 3 E: 1 K: 0 S: 10	H: 3 LOB: 0 BB: 0 P: 18	R: 0 E: 0 K: 2 S: 12	H: 1 LOB: 0 BB: 0 P: 16	R: 1 E: 0 K: 1 S: 13	H: 1 LOB: 1 BB: 1 P: 19	R: 0 E: 0 K: 1 S: 11	H: 2 LOB: 2 BB: 0 P: 16	1B: 8 2B: 3 3B: 1 HR: 1	SF: 0 SAC: 0 DP: 1 HBP: 0	WP: 0 PB: 0 SB: 1 CS: 0	PA: 38			
PITCHER	IP	WLS	BF	H	R	ER	SO	BB	IBB	HBP	BLK	WP	HR	S	P	ERA	WHIP				
John Farrell, R ERA: 5.51	4.0		22	9	5	5	1	2	0	0	0	0	0	41	74	11.25	2.750				
Steve Olin, R ERA: 3.68	3.2	L	14	3	1	1	4	1	0	0	0	0	0	41	58	2.46	1.091				
Kevin Wickander, L ERA: 4.15	0.1		2	1	0	0	0	0	0	0	0	0	0	3	5	0.00	3.000				

Cleveland Indians @ Minnesota Twins
Hubert H. Humphrey Metrodome, Minneapolis, MN

AB 35
R 6
H 13
RBI 6
BB 3
SO 5
LOB 17



WP: 0 PA: 38
PB: 0
SB: 1
CS: 0

Batter	1	2	3	4	5	6	7	8	9	AB	R	H	RBI	BB	SO	LOB	TOP					
Jerry Browne, S (1, 4) OBP: 0.264, SLG: 0.247	G6-3		F7				G4-3		G5-3	5	2	2	0	0	0	0	Cleveland Indians @ Minnesota Twins Hubert H. Humphrey Metrodome, Minneapolis, MN Wed May 09 1990, 8:05 PM EDT Att: 16,748 - Unknown - 48 F livebaseballscorecards.com					
Mitch Webster, S (1, 8) OBP: 0.326, SLG: 0.506	F8		F9				G3		G5-3	4	2	2	2	1	0	0						
Chris James, R (1, 7) OBP: 0.174, SLG: 0.246 Stan Jefferson, S (9, PR) (9, 7)	G4-3						G3		G5-3	4	0	1	2	1	0	1						
Candy Maldonado, R (1, 10) OBP: 0.369, SLG: 0.606							G3		G5-3	5	1	2	1	0	0	2						
Brook Jacoby, R (1, 3) OBP: 0.402, SLG: 0.562 (8, 5)									P9	5	0	1	0	0	0	4						
Cory Snyder, R (1, 9) OBP: 0.277, SLG: 0.400									P9	4	1	1	0	0	1	2						
Tom Brookens, R (1, 5) OBP: 0.235, SLG: 0.412 Keith Hernandez, L (8, PH) (8, 3)									P9	3	0	1	1	0	0	2						
Joel Skinner, R (1, 2) OBP: 0.250, SLG: 0.250									P9	1	0	0	0	0	0	0						
Joel Skinner, R (1, 2) OBP: 0.250, SLG: 0.250									P9	4	0	1	1	0	1	1						
Felix Fermin, R (1, 6) OBP: 0.281, SLG: 0.361									P9	4	1	1	0	0	0	3						
Inning Stats	R: 0 E: 0 K: 0 S: 5	H: 0 LOB: 0 BB: 0 P: 11	R: 1 E: 0 K: 1 S: 10	H: 3 LOB: 2 BB: 0 P: 15	R: 0 E: 0 K: 0 S: 8	H: 1 LOB: 2 BB: 1 P: 14	R: 0 E: 0 K: 0 S: 4	H: 0 LOB: 0 BB: 0 P: 6	R: 2 E: 0 K: 0 S: 12	H: 2 LOB: 0 BB: 0 P: 15	R: 1 E: 0 K: 1 S: 15	H: 2 LOB: 1 BB: 0 P: 21	R: 0 E: 0 K: 0 S: 7	H: 1 LOB: 1 BB: 0 P: 9	R: 0 E: 0 K: 0 S: 7	H: 0 LOB: 0 BB: 0 P: 10	R: 3 E: 0 K: 0 S: 16	H: 3 LOB: 2 BB: 1 P: 25	1B: 6 2B: 4 3B: 1 HR: 1	SF: 0 SAC: 0 DP: 0 HBP: 0	WP: 0 PB: 0 SB: 1 CS: 0	PA: 41
PITCHER	IP	WLS	BF	H	R	ER	SO	BB	IBB	HBP	BLK	WP	HR	S	P	ERA	WHIP					
John Candelaria, L (1, 1) ERA: 3.86	5.1	L	25	8	4	4	1	1	0	0	0	0	1	49	75	6.75	1.688					
Terry Leach, R (6, 1) ERA: 1.56	3.0		14	4	3	3	1	0	1	0	0	0	0	29	43	9.00	1.333					
Gary Wayne, L (9, 1) ERA:	0.2		2	0	0	0	0	0	0	0	0	0	0	6	8	0.00	0.000					

Batter	1	2	3	4	5	6	7	8	9	AB	R	H	RBI	BB	SO	LOB	BOTTOM					
Dan Gladden, R (1, 7) OBP: 0.355, SLG: 0.470	K	F9					P8		G5-3	5	0	2	1	0	1	2	Cleveland Indians @ Minnesota Twins Hubert H. Humphrey Metrodome, Minneapolis, MN Wed May 09 1990, 8:05 PM EDT Att: 16,748 - Unknown - 48 F livebaseballscorecards.com					
Al Newman, S (1, 4) OBP: 0.326, SLG: 0.357	K		G4-3	G3			G6-3		G5-3	5	0	1	0	0	1	3						
Kirby Puckett, R (1, 8) OBP: 0.339, SLG: 0.416	G1-3						G6-3		G5-3	4	0	1	0	0	0	1						
Kent Hrbek, L (1, 3) OBP: 0.485, SLG: 0.587									G5-3	4	1	2	1	0	0	1						
Gary Gaetti, R (1, 5) OBP: 0.356, SLG: 0.494									G5-3	3	0	0	0	1	0	1						
Randy Bush, L (1, 9) OBP: 0.259, SLG: 0.373									G5-3	3	1	0	0	1	1	2						
Gene Larkin, S (1, 10) OBP: 0.400, SLG: 0.440									G5-3	3	0	2	0	1	0	0						
Greg Gagne, R (1, 6) OBP: 0.356, SLG: 0.434 John Moses, S (9, PH) (9, PH)									G5-3	3	0	0	0	0	0	3						
John Moses, S (9, PH) OBP: 0.350, SLG: 0.300									G5-3	0	0	0	0	1	0	0						
Junior Ortiz, R (1, 2) OBP: 0.200, SLG: 0.211 Jim Dwyer, L (9, PH) (9, PH)									G5-3	3	1	2	1	0	0	0						
Jim Dwyer, L (9, PH) OBP: 0.313, SLG: 0.154									G5-3	1	0	0	0	0	0	2						
Inning Stats	R: 0 E: 0 K: 2 S: 7	H: 0 LOB: 0 BB: 0 P: 10	R: 2 E: 0 K: 0 S: 8	H: 3 LOB: 2 BB: 1 P: 15	R: 0 E: 0 K: 1 S: 9	H: 1 LOB: 2 BB: 1 P: 13	R: 1 E: 0 K: 0 S: 9	H: 2 LOB: 1 BB: 1 P: 18	R: 0 E: 0 K: 0 S: 6	H: 0 LOB: 0 BB: 0 P: 11	R: 0 E: 0 K: 0 S: 8	H: 0 LOB: 0 BB: 0 P: 14	R: 0 E: 0 K: 0 S: 7	H: 1 LOB: 1 BB: 0 P: 11	R: 0 E: 0 K: 0 S: 3	H: 1 LOB: 0 BB: 0 P: 5	R: 0 E: 0 K: 0 S: 9	H: 2 LOB: 2 BB: 1 P: 14	1B: 7 2B: 2 3B: 0 HR: 1	SF: 0 SAC: 0 DP: 2 HBP: 0	WP: 0 PB: 0 SB: 0 CS: 0	PA: 38
PITCHER	IP	WLS	BF	H	R	ER	SO	BB	IBB	HBP	BLK	WP	HR	S	P	ERA	WHIP					
Sergio Valdez, R (1, 1) ERA: 4.61	7.0	W	30	7	3	3	3	3	0	0	0	0	0	12	19	3.86	1.429					
Doug Jones, R (8, 1) ERA:	2.0	S	8	3	0	0	0	1	0	0	0	0	0	12	19	0.00	2.000					

Batter	1	2	3	4	5	6	7	8	9	AB	R	H	RBI	BB	SO	LOB	TOP
Jerry Browne, S (1, 4) OBP: 0.263, SLG: 0.247	F8			L7				FC6-4									4 0 1 0 0 0 1
Mitch Webster, S (1, 8) OBP: 0.323, SLG: 0.494				P5				F9									4 0 1 0 0 0 1
Dion James, L (1, 7) OBP: 0.323, SLG: 0.273				G4-3				CS									4 0 1 0 0 0 1
Candy Maldonado, R (1, 10) OBP: 0.355, SLG: 0.582																	4 0 0 0 0 3 1
Brook Jacoby, R (1, 5) OBP: 0.400, SLG: 0.554				F8				P3									3 0 1 0 0 0 0
Keith Hernandez, L (1, 3) OBP: 0.330, SLG: 0.276																	3 1 1 0 0 1 1
Cory Snyder, R (1, 9) OBP: 0.278, SLG: 0.426																	3 1 1 2 0 2 0
Sandy Alomar Jr., R (1, 2) OBP: 0.314, SLG: 0.413																	3 0 0 0 0 1 0
Felix Fermin, R (1, 6) OBP: 0.273, SLG: 0.349																	2 0 0 0 0 0 0
Carlos Baerga, S (8, PH) OBP: 0.263, SLG: 0.321																	1 0 1 0 0 0 0
Inning Stats	R: 0 H: 1 E: 0 LOB: 0 K: 0 BB: 0 S: 8	H: 0 R: 0 ER: 0 SO: 0 BB: 0 IBB: 0 HBP: 0 BLK: 0 WP: 0 HR: 0 S: 7	H: 0 R: 0 ER: 0 SO: 0 BB: 0 IBB: 0 HBP: 0 BLK: 0 WP: 0 HR: 0 S: 9	H: 0 R: 0 ER: 0 SO: 0 BB: 0 IBB: 0 HBP: 0 BLK: 0 WP: 0 HR: 0 S: 10	H: 2 R: 2 ER: 0 SO: 0 BB: 0 IBB: 0 HBP: 0 BLK: 0 WP: 0 HR: 1 S: 10	H: 1 R: 0 ER: 0 SO: 0 BB: 0 IBB: 0 HBP: 0 BLK: 0 WP: 0 HR: 0 S: 9	H: 2 R: 0 ER: 0 SO: 0 BB: 1 IBB: 0 HBP: 0 BLK: 0 WP: 0 HR: 0 S: 10	H: 1 R: 0 ER: 0 SO: 0 BB: 0 IBB: 0 HBP: 0 BLK: 0 WP: 0 HR: 0 S: 10	H: 0 R: 0 ER: 0 SO: 0 BB: 0 IBB: 0 HBP: 0 BLK: 0 WP: 0 HR: 0 S: 8	1B: 6 2B: 0 3B: 0 HR: 1	SF: 0 SAC: 0 DP: 0 HBP: 0	WP: 0 PB: 0 SB: 0 CS: 3	PA: 32				
PITCHER	IP WLS BF H R ER SO BB IBB HBP BLK WP HR S P ERA WHIP	IP WLS BF H R ER SO BB IBB HBP BLK WP HR S P ERA WHIP	IP WLS BF H R ER SO BB IBB HBP BLK WP HR S P ERA WHIP	IP WLS BF H R ER SO BB IBB HBP BLK WP HR S P ERA WHIP	IP WLS BF H R ER SO BB IBB HBP BLK WP HR S P ERA WHIP	IP WLS BF H R ER SO BB IBB HBP BLK WP HR S P ERA WHIP	IP WLS BF H R ER SO BB IBB HBP BLK WP HR S P ERA WHIP	IP WLS BF H R ER SO BB IBB HBP BLK WP HR S P ERA WHIP	IP WLS BF H R ER SO BB IBB HBP BLK WP HR S P ERA WHIP	IP WLS BF H R ER SO BB IBB HBP BLK WP HR S P ERA WHIP	IP WLS BF H R ER SO BB IBB HBP BLK WP HR S P ERA WHIP	IP WLS BF H R ER SO BB IBB HBP BLK WP HR S P ERA WHIP	IP WLS BF H R ER SO BB IBB HBP BLK WP HR S P ERA WHIP	IP WLS BF H R ER SO BB IBB HBP BLK WP HR S P ERA WHIP	IP WLS BF H R ER SO BB IBB HBP BLK WP HR S P ERA WHIP	IP WLS BF H R ER SO BB IBB HBP BLK WP HR S P ERA WHIP	IP WLS BF H R ER SO BB IBB HBP BLK WP HR S P ERA WHIP
Roy Smith, R (1, 1) ERA: 5.19	6.2 W 23 6 2 2 4 0 0 0 0 0 1 56 88 2.70 0.900	0.1 1 0 0 0 0 0 0 0 0 0 0 2 3 0.00 0.000	2.0 S 7 1 0 0 3 0 0 0 0 0 0 0 18 22 0.00 0.500														
Gary Wayne, L (7, 1) ERA:																	
Rick Aguilera, R (8, 1) ERA: 2.31																	

Cleveland Indians @ Minnesota Twins
Hubert H. Humphrey Metrodome, Minneapolis, MN
Thu May 10 1990, 8:05 PM EDT
Att: 13,439 - Dome

AB	31
R	2
H	7
RBI	2
BB	0
SO	7
LOB	5



Batter	1	2	3	4	5	6	7	8	9	AB	R	H	RBI	BB	SO	LOB	BOTTOM
Dan Gladden, R (1, 7) OBP: 0.351, SLG: 0.462	G6-3			L6				F9									4 1 1 1 0 0 2
Al Newman, S (1, 4) OBP: 0.313, SLG: 0.339				P3													3 0 0 0 0 1 2
Kirby Puckett, R (1, 8) OBP: 0.345, SLG: 0.413																	3 1 1 0 1 0 0
Gary Gaetti, R (1, 5) OBP: 0.356, SLG: 0.500																	3 0 1 2 0 0 1
Gene Larkin, S (1, 10) OBP: 0.389, SLG: 0.426																	3 0 0 0 0 1 2
Brian Harper, R (1, 2) OBP: 0.310, SLG: 0.474																	3 0 0 0 0 0 1
Kent Hrbek, L (1, 3) OBP: 0.480, SLG: 0.577																	3 0 1 0 0 0 0
Shane Mack, R (1, 9) OBP: 0.500, SLG: 0.548																	3 0 1 0 0 1 1
Greg Gagne, R (1, 6) OBP: 0.378, SLG: 0.474																	2 1 2 0 1 0 0
Inning Stats	R: 0 H: 0 E: 0 LOB: 0 K: 0 BB: 0 S: 5	H: 0 R: 0 ER: 0 SO: 0 BB: 0 IBB: 0 HBP: 0 BLK: 0 WP: 0 HR: 0 S: 6	H: 2 R: 0 ER: 0 SO: 0 BB: 0 IBB: 0 HBP: 0 BLK: 0 WP: 0 HR: 0 S: 8	H: 1 R: 0 ER: 0 SO: 0 BB: 0 IBB: 0 HBP: 0 BLK: 0 WP: 0 HR: 0 S: 5	H: 1 R: 0 ER: 0 SO: 0 BB: 0 IBB: 0 HBP: 0 BLK: 0 WP: 0 HR: 0 S: 7	H: 3 R: 3 ER: 0 SO: 0 BB: 1 IBB: 0 HBP: 0 BLK: 0 WP: 0 HR: 0 S: 10	H: 0 R: 0 ER: 0 SO: 0 BB: 1 IBB: 0 HBP: 0 BLK: 0 WP: 0 HR: 0 S: 8	H: 0 R: 0 ER: 0 SO: 0 BB: 0 IBB: 0 HBP: 0 BLK: 0 WP: 0 HR: 0 S: 7	H: 0 R: 0 ER: 0 SO: 0 BB: 0 IBB: 0 HBP: 0 BLK: 0 WP: 0 HR: 0 S: 8	1B: 5 2B: 2 3B: 1 HR: 0	SF: 0 SAC: 1 DP: 2 HBP: 0	WP: 0 PB: 0 SB: 0 CS: 1	PA: 31				
PITCHER	IP WLS BF H R ER SO BB IBB HBP BLK WP HR S P ERA WHIP	IP WLS BF H R ER SO BB IBB HBP BLK WP HR S P ERA WHIP	IP WLS BF H R ER SO BB IBB HBP BLK WP HR S P ERA WHIP	IP WLS BF H R ER SO BB IBB HBP BLK WP HR S P ERA WHIP	IP WLS BF H R ER SO BB IBB HBP BLK WP HR S P ERA WHIP	IP WLS BF H R ER SO BB IBB HBP BLK WP HR S P ERA WHIP	IP WLS BF H R ER SO BB IBB HBP BLK WP HR S P ERA WHIP	IP WLS BF H R ER SO BB IBB HBP BLK WP HR S P ERA WHIP	IP WLS BF H R ER SO BB IBB HBP BLK WP HR S P ERA WHIP	IP WLS BF H R ER SO BB IBB HBP BLK WP HR S P ERA WHIP	IP WLS BF H R ER SO BB IBB HBP BLK WP HR S P ERA WHIP	IP WLS BF H R ER SO BB IBB HBP BLK WP HR S P ERA WHIP	IP WLS BF H R ER SO BB IBB HBP BLK WP HR S P ERA WHIP	IP WLS BF H R ER SO BB IBB HBP BLK WP HR S P ERA WHIP	IP WLS BF H R ER SO BB IBB HBP BLK WP HR S P ERA WHIP	IP WLS BF H R ER SO BB IBB HBP BLK WP HR S P ERA WHIP	IP WLS BF H R ER SO BB IBB HBP BLK WP HR S P ERA WHIP
Greg Swindell, L (1, 1) ERA: 4.54	8.0 L 30 7 3 3 3 2 0 0 0 0 0 0 56 87 3.38 1.125																

Cleveland Indians @ Minnesota Twins
Hubert H. Humphrey Metrodome, Minneapolis, MN
Thu May 10 1990, 8:05 PM EDT
Att: 13,439 - Dome

AB	27
R	3
H	7
RBI	3
BB	2
SO	3
LOB	9



Batter	1	2	3	4	5	6	7	8	9	AB	R	H	RBI	BB	SO	LOB	TOP					
Jerry Browne, S (1,4) OBP: 0.263, SLG: 0.247			L9			F9	F9			4	1	1	0	0	0	1	Cleveland Indians @ Texas Rangers Arlington Stadium, Arlington, TX Fri May 11 1990, Postponed Att: 28,764 - Unknown - 81 F					
Mitch Webster, S (1,8) OBP: 0.330, SLG: 0.538			K				K			4	2	2	1	0	2	1						
Dion James, L (1,7) Chris James, R (6,PH) OBP: 0.263, SLG: 0.254	K			G4-3				F8		2	0	0	0	0	1	1						
Candy Maldonado, R (1,10) OBP: 0.369, SLG: 0.594				F8						3	0	2	2	1	0	0						
Brook Jacoby, R (1,5) OBP: 0.394, SLG: 0.537	K			K						3	0	0	0	1	2	2						
Keith Hernandez, L (1,3) OBP: 0.315, SLG: 0.263		F9			K	F8			F7	4	0	0	0	0	1	2						
Cory Snyder, R (1,9) OBP: 0.269, SLG: 0.411		F7			K		K		F7	4	0	0	0	0	2	0						
Sandy Alomar Jr., R (1,2) OBP: 0.311, SLG: 0.405		P5			K				L7	4	1	1	0	0	1	0						
Felix Fermin, R (1,6) OBP: 0.275, SLG: 0.348			G5-3			F8				3	0	1	1	0	0	0						
Inning Stats	R: 2 E: 0 K: 2 S: 14	H: 3 LOB: 0 BB: 0 P: 23	R: 0 E: 0 K: 0 S: 6	H: 0 LOB: 0 BB: 0 P: 11	R: 0 E: 0 K: 1 S: 9	H: 0 LOB: 0 BB: 0 P: 14	R: 0 E: 0 K: 1 S: 6	H: 0 LOB: 0 BB: 0 P: 6	R: 0 E: 0 K: 3 S: 9	H: 0 LOB: 0 BB: 0 P: 14	R: 0 E: 0 K: 0 S: 15	H: 3 LOB: 2 BB: 1 P: 26	R: 1 E: 0 K: 2 S: 16	H: 2 LOB: 1 BB: 0 P: 20	R: 0 E: 0 K: 0 S: 8	H: 0 LOB: 0 BB: 1 P: 16		R: 0 E: 0 K: 0 S: 7	H: 0 LOB: 0 BB: 0 P: 11	1B: 5 2B: 1 3B: 2 HR: 0	SF: 0 SAC: 0 DP: 1 HBP: 0	WP: 0 PB: 0 SB: 1 CS: 1
PITCHER	IP WLS BF H R ER SO BB IBB HBP BLK WP HR S P ERA WHIP																					
Nolan Ryan, R (1,1) ERA: 4.69	5.2 20 4 3 3 7 0 0 0 0 0 0 51 77 4.76 0.706																					
Mike Jeffcoat, L (6,1) ERA: 2.79	0.0 3 2 1 1 0 0 1 0 0 0 0 5 11 ∞ ∞																					
Jeff Russell, R (6,1) ERA: 3.38	1.1 L 6 2 1 1 2 0 0 0 0 0 0 19 26 6.75 1.500																					
Gary Mielke, R (8,1) ERA: 4.26	2.0 6 0 0 0 0 1 0 0 0 0 0 15 27 0.00 0.500																					

Batter	1	2	3	4	5	6	7	8	9	AB	R	H	RBI	BB	SO	LOB	BOTTOM					
Jeff Huson, L (1,6) OBP: 0.400, SLG: 0.397	G4-3		G4-3				K		G4-3	3	1	1	0	0	0	1	Cleveland Indians @ Texas Rangers Arlington Stadium, Arlington, TX Fri May 11 1990, Postponed Att: 28,764 - Unknown - 81 F					
Jeff Kunkel, R (7,6) OBP: 0.164, SLG: 0.173										2	0	0	0	0	1	0						
Rafael Palmeiro, L (1,3) OBP: 0.342, SLG: 0.485	G4-3		K				G6-3		K	4	0	0	0	1	2	1						
Harold Baines, L (1,10) OBP: 0.355, SLG: 0.500	K			F7	SF8					3	0	1	1	0	1	0						
Ruben Sierra, S (1,9) OBP: 0.350, SLG: 0.518		G4-3		G4-3	SF7		G4-3			3	0	0	1	0	0	1						
Julio Franco, R (1,4) OBP: 0.331, SLG: 0.374		G3			F7		F8			3	1	1	0	1	0	1						
Geno Petralli, L (1,2) OBP: 0.373, SLG: 0.366		G3						G4-3		4	1	3	0	0	0	1						
Cecil Espy, S (8,FR) OBP: 0.150, SLG: 0.056										0	0	0	0	0	0	0						
Chad Kreuter, S (9,2)										0	0	0	0	0	0	0						
Pete Incaviglia, R (1,7) OBP: 0.278, SLG: 0.436		K				F9		K		4	0	1	1	0	2	3						
Scott Coolbaugh, R (1,5) OBP: 0.234, SLG: 0.163			K2-3		P4		G4-3			3	0	0	0	0	1	2						
Jack Daugherty, S (8,PH) OBP: 0.372, SLG: 0.400										1	0	1	0	0	0	0						
Mike Stanley, R (9,5) OBP: 0.303, SLG: 0.310										0	0	0	0	0	0	0						
Gary Pettis, S (1,8) OBP: 0.336, SLG: 0.301										3	1	2	0	0	0	1						
Thad Bosley, L (9,PH) OBP: 0.300, SLG: 0.313			G4-3				G1-3		F9	1	0	0	0	0	0	0						
Inning Stats	R: 0 E: 0 K: 1 S: 9	H: 0 LOB: 0 BB: 0 P: 14	R: 0 E: 0 K: 1 S: 10	H: 1 LOB: 1 BB: 0 P: 16	R: 0 E: 0 K: 2 S: 11	H: 1 LOB: 1 BB: 0 P: 14	R: 2 E: 1 K: 0 S: 16	H: 2 LOB: 1 BB: 1 P: 30	R: 2 E: 0 K: 0 S: 13	H: 2 LOB: 1 BB: 1 P: 26	R: 0 E: 0 K: 0 S: 8	H: 1 LOB: 1 BB: 0 P: 10	R: 0 E: 0 K: 1 S: 9	H: 1 LOB: 1 BB: 0 P: 15	R: 0 E: 0 K: 1 S: 10	H: 2 LOB: 3 BB: 0 P: 12	R: 0 E: 0 K: 1 S: 6	H: 0 LOB: 0 BB: 0 P: 8	1B: 8 2B: 2 3B: 0 HR: 0	SF: 2 SAC: 0 DP: 0 HBP: 0	WP: 1 PB: 0 SB: 1 CS: 0	PA: 38
PITCHER	IP WLS BF H R ER SO BB IBB HBP BLK WP HR S P ERA WHIP																					
Jeff Shaw, R (1,1) ERA: 5.06	4.0 20 4 1 0 0 0 0 0 0 0 0 49 82 6.75 2.000																					
Kevin Wickander, L (5,1) ERA: 3.72	1.0 4 1 0 0 0 0 0 0 0 0 0 11 19 0.00 1.000																					
Steve Olin, R (6,1) ERA: 3.18	2.1 W 9 2 0 0 1 0 0 0 0 0 0 22 32 0.00 0.857																					
Doug Jones, R (8,1) ERA:	1.2 S 5 1 0 0 2 0 0 0 0 0 0 10 12 0.00 0.600																					

AB 33
R 5
H 8
RBI 5
BB 2
SO 9
LOB 7



AB 34
R 4
H 10
RBI 3
BB 2
SO 7
LOB 11



Batter	1	2	3	4	5	6	7	8	9	AB	R	H	RBI	BB	SO	LOB	TOP									
Jerry Browne, S OBP: 0.272, SLG: 0.258 (1, 4)	2-1 L3 1B		0-0 G4-6-3 1-2		1-1 G4-3			3-1 1B		4	0	2	0	0	0	3										
Mitch Webster, S OBP: 0.317, SLG: 0.515 (1, 8)	2-0 L3 1-2			2-3 K		0-1 L4		1-2 F8		4	0	0	0	0	1	2										
Keith Hernandez, L OBP: 0.302, SLG: 0.250 (1, 3)	1-0 F8			1-3 K		1-1 G4-3			0-0 L3	4	0	0	0	0	1	0										
Candy Maldonado, R OBP: 0.365, SLG: 0.577 (1, 10)		4-2 G6-3 1B BB		0-3 K		3-2 F9			0-1 F9	3	0	0	0	1	1	0										
Dion James, L OBP: 0.324, SLG: 0.267 Stan Jefferson, S (9, PR)	0-0 G6-3 1B				0-0 E3 2B		3-2 G4-3		4-0 1B BB	3	1	1	0	1	0	0										
Brook Jacoby, R OBP: 0.398, SLG: 0.535 Tom Brookens, R OBP: 0.235, SLG: 0.412 (9, PR)	2-1 G6-3 1-2 2-3				3-3 K		3-2 G5-4-3 1B		0-1 1-3 1B	4	0	2	0	0	1	3										
Cory Snyder, R OBP: 0.260, SLG: 0.397 (1, 9)	1-0 G5-3				3-3 K		0-1 G5-4-3 1-2		1-2 F9	4	0	0	0	0	1	5										
Sandy Alomar Jr., R OBP: 0.312, SLG: 0.414 (1, 2)			1-2 G3-1		1-1 2B			3-2 F9		3	0	1	1	0	0	0										
Felix Fermin, R OBP: 0.296, SLG: 0.358 Carlos Baerga, S OBP: 0.259, SLG: 0.315 (8, PH)	0-0 G4-6-3 1B				4-1 BB			0-0 G6-3		1	0	1	0	1	0	0										
Inning Stats	R: 0 E: 0 K: 0 S: 4	H: 1 LOB: 0 BB: 0 P: 9	R: 0 E: 0 K: 0 S: 7	H: 1 LOB: 1 BB: 1 P: 14	R: 0 E: 0 K: 0 S: 9	H: 1 LOB: 0 BB: 0 P: 10	R: 0 E: 0 K: 3 S: 9	H: 0 LOB: 0 BB: 0 P: 12	R: 1 E: 1 K: 2 S: 12	H: 1 LOB: 2 BB: 1 P: 24	R: 0 E: 0 K: 0 S: 9	H: 0 LOB: 0 BB: 0 P: 13	R: 0 E: 0 K: 0 S: 8	H: 1 LOB: 0 BB: 0 P: 14	R: 0 E: 0 K: 0 S: 10	H: 1 LOB: 1 BB: 0 P: 17	R: 0 E: 0 K: 0 S: 11	H: 1 LOB: 2 BB: 1 P: 16	1B: 6 2B: 2 3B: 0 HR: 0	SF: 0 SAC: 0 DP: 4 HBP: 0	WP: 0 PB: 0 SB: 0 CS: 0	PA: 34				
PITCHER	IP	WLS	BF	H	R	ER	SO	BB	IBB	HBP	BLK	WP	HR	S	P	ERA	WHIP									
Bobby Witt, R ERA: 3.53 Jeff Russell, R ERA: 3.29	(1, 1)	8.2	W	32	6	1	0	5	3	0	0	0	0	0	71	120	0.00	1.038								
(9, 1)	0.1	S	2	1	0	0	0	0	0	0	0	0	0	8	9	0.00	3.000									

Cleveland Indians @ Texas Rangers
Arlington Stadium, Arlington, TX
Sat May 12 1990, 8:05 PM EDT
Att: 36,220 - Unknown - 88 F

AB	31
R	1
H	7
RBI	1
BB	3
SO	5
LOB	13



Batter	1	2	3	4	5	6	7	8	9	AB	R	H	RBI	BB	SO	LOB	BOTTOM								
Gary Pettis, S OBP: 0.324, SLG: 0.289 (1, 8)	2-2 G5-3		2-2 G5-3		1-1 G6-3		3-2 G5-3			4	0	0	0	0	0	0									
Jack Daugherty, S OBP: 0.364, SLG: 0.410 (1, 3)	1-0 G6-3		2-2 F9		2-1 FC9-6 1B		1-2 L8 WP 1B			4	0	2	0	0	0	0									
Julio Franco, R OBP: 0.344, SLG: 0.395 (1, 4)	0-1 BB 1B		3-2 2B		0-1 FC9-6 1B		3-2 L8			4	2	3	0	0	0	1									
Ruben Sierra, S OBP: 0.362, SLG: 0.526 (1, 9)	4-1 2B 1-2 BB		0-0 2B		0-1 FC9-6 HBP		4-0 IBB			2	0	1	1	2	0	2									
Pete Incaviglia, R OBP: 0.288, SLG: 0.442 (1, 7)	1-0 2B		1-3 K		2-0 HBP		1-3 K			3	0	1	1	0	2	3									
Mike Stanley, R OBP: 0.270, SLG: 0.273 (1, 10)	0-1 G6-3			1-0 G6-3		2-1 F9		1-2 F8		4	0	0	0	0	0	5									
Scott Coolbaugh, R OBP: 0.235, SLG: 0.191 (1, 5)		0-0 G5-3		2-1 WP 2B		2-2 L4		0-3 K		4	0	1	0	0	1	0									
Chad Kreuter, S (1, 2)		3-1 F8		1-3 K		0-3 K		0-3 K		4	0	0	0	0	3	1									
Jeff Kunkel, R OBP: 0.155, SLG: 0.164 (1, 6)		3-2 F8		1-3 K		0-0 F9				3	0	0	0	0	1	1									
Inning Stats	R: 1 E: 0 K: 0 S: 10	H: 2 LOB: 2 BB: 1 P: 18	R: 0 E: 0 K: 0 S: 6	H: 0 LOB: 0 BB: 0 P: 12	R: 1 E: 0 K: 1 S: 13	H: 2 LOB: 1 BB: 0 P: 21	R: 0 E: 0 K: 2 S: 10	H: 1 LOB: 1 BB: 0 P: 15	R: 0 E: 0 K: 1 S: 7	H: 0 LOB: 0 BB: 0 P: 9	R: 0 E: 0 K: 1 S: 12	H: 1 LOB: 2 BB: 1 P: 24	R: 0 E: 0 K: 2 S: 10	H: 0 LOB: 0 BB: 0 P: 11	R: 0 E: 0 K: 0 S: 10	H: 0 LOB: 0 BB: 0 P: 11	1B: 4 2B: 4 3B: 0 HR: 0	SF: 0 SAC: 0 DP: 0 HBP: 1	WP: 2 PB: 0 SB: 0 CS: 0	PA: 35					
PITCHER	IP	WLS	BF	H	R	ER	SO	BB	IBB	HBP	BLK	WP	HR	S	P	ERA	WHIP								
Bud Black, L ERA: 2.16 Sergio Valdez, R ERA: 4.11	(1, 1)	6.1	L	29	8	2	2	4	1	0	1	0	0	16	25	0.00	0.000								
(7, 1)	1.2	6	0	0	0	0	3	0	1	0	0	1	0	16	25	0.00	0.000								

Cleveland Indians @ Texas Rangers
Arlington Stadium, Arlington, TX
Sat May 12 1990, 8:05 PM EDT
Att: 36,220 - Unknown - 88 F

AB	32
R	2
H	8
RBI	2
BB	2
SO	7
LOB	13



Batter	1	2	3	4	5	6	7	8	9	AB	R	H	RBI	BB	SO	LOB	TOP				
Jerry Browne, S OBP: 0.269, SLG: 0.287 (1, 4)										4	1	1	2	0	1	3					
Stan Jefferson, S OBP: 0.179, SLG: 0.080 (1, 7)										4	1	2	0	0	0	0					
Mitch Webster, S OBP: 0.315, SLG: 0.505 (1, 8)										4	0	1	0	0	1	2					
Candy Maldonado, R OBP: 0.361, SLG: 0.561 (1, 10)										3	0	0	0	1	1	0					
Brook Jacoby, R OBP: 0.384, SLG: 0.520 (5, 5)										3	0	0	1	0	1	0					
Tom Brookens, R OBP: 0.300, SLG: 0.450 Keith Hernandez, L (5, PR) OBP: 0.299, SLG: 0.247 (5, 3)										3	0	2	0	0	0	2					
Chris James, R OBP: 0.213, SLG: 0.286 Cory Snyder, R OBP: 0.260, SLG: 0.397 (8, 9)										3	1	2	0	0	1	1					
Joel Skinner, R OBP: 0.250, SLG: 0.350 (1, 2)										4	1	1	1	0	1	3					
Felix Fermin, R OBP: 0.280, SLG: 0.338 (1, 6)										4	0	0	0	0	0	3					
Inning Stats	R: 1 E: 0 K: 1 S: 8	H: 1 LOB: 0 BB: 0 P: 12	R: 0 E: 1 K: 1 S: 15	H: 1 LOB: 3 BB: 0 P: 20	R: 1 E: 0 K: 0 S: 9	H: 1 LOB: 1 BB: 1 P: 18	R: 2 E: 0 K: 0 S: 11	H: 3 LOB: 1 BB: 0 P: 13	R: 0 E: 0 K: 1 S: 7	H: 0 LOB: 0 BB: 0 P: 7	R: 0 E: 0 K: 1 S: 8	H: 1 LOB: 0 BB: 0 P: 15	R: 0 E: 0 K: 0 S: 9	H: 1 LOB: 1 BB: 0 P: 17	R: 0 E: 0 K: 0 S: 11	H: 0 LOB: 0 BB: 0 P: 19	1B: 6 2B: 1 3B: 1 HR: 1	SF: 2 SAC: 0 DP: 1 HBP: 2	WP: 0 PB: 1 SB: 2 CS: 1	PA: 38	
PITCHER	IP WLS BF L	H R ER E	SO BB IBB HBP BLK	WP HR S P	ERA WHIP	PITCHER	IP WLS BF L	H R ER E	SO BB IBB HBP BLK	WP HR S P	ERA WHIP										
Charlie Hough, R ERA: 4.08 Kenny Rogers, L ERA: 5.09 (8, 1)	7.0 L	31 4 4 6	8 4 4 6	1 0 0 0	0 0 0 0	0 0 0 0	0 0 0 0	0 0 0 0	0 0 0 0	0 0 0 0	0 0 0 0	0 0 0 0	0 0 0 0	0 0 0 0	0 0 0 0	0 0 0 0	0 0 0 0	0 0 0 0	0 0 0 0	0 0 0 0	0 0 0 0

Cleveland Indians @ Texas Rangers
Arlington Stadium, Arlington, TX
Sun May 13 1990, 8:05 PM EDT
Att: 19,223 - Unknown - 84 F


AB 33
R 4
H 9
RBI 4
BB 1
SO 6
LOB 14



Batter	1	2	3	4	5	6	7	8	9	AB	R	H	RBI	BB	SO	LOB	BOTTOM					
Gary Pettis, S OBP: 0.330, SLG: 0.320 (1, 8)										3	1	1	1	1	0	0						
Jeff Kunkel, R OBP: 0.148, SLG: 0.155 Jeff Huson, L (8, PH) OBP: 0.395, SLG: 0.391 (9, 6)										3	0	0	0	0	2	1						
Harold Baines, L OBP: 0.351, SLG: 0.482 (1, 10)										3	0	0	0	1	0	0						
Ruben Sierra, S OBP: 0.359, SLG: 0.517 (1, 9)										4	0	1	0	0	2	2						
Julio Franco, R OBP: 0.348, SLG: 0.398 (1, 4)										4	0	2	0	0	0	3						
Rafael Palmeiro, L OBP: 0.330, SLG: 0.466 (1, 3)										4	0	0	0	0	0	2						
Pete Incaviglia, R OBP: 0.292, SLG: 0.457 Thad Bosley, L OBP: 0.273, SLG: 0.278 (3, 7)										1	0	1	0	0	0	0						
Scott Coolbaugh, R OBP: 0.245, SLG: 0.204 Cecil Espy, S OBP: 0.190, SLG: 0.056 Chad Kreuter, S (9, 2)										2	0	1	0	0	1	1						
Mike Stanley, R OBP: 0.250, SLG: 0.250 (9, 5)										3	0	0	0	0	0	3						
Inning Stats	R: 0 E: 0 K: 2 S: 12	H: 0 LOB: 2 BB: 2 P: 27	R: 0 E: 0 K: 1 S: 6	H: 1 LOB: 1 BB: 0 P: 9	R: 0 E: 0 K: 1 S: 8	H: 0 LOB: 0 BB: 0 P: 12	R: 0 E: 0 K: 0 S: 5	H: 1 LOB: 0 BB: 0 P: 11	R: 0 E: 0 K: 0 S: 5	H: 1 LOB: 0 BB: 0 P: 6	R: 0 E: 0 K: 0 S: 6	H: 0 LOB: 0 BB: 0 P: 9	R: 0 E: 0 K: 0 S: 6	H: 1 LOB: 1 BB: 0 P: 9	R: 1 E: 0 K: 0 S: 7	H: 1 LOB: 0 BB: 1 P: 13	R: 0 E: 0 K: 1 S: 9	H: 1 LOB: 1 BB: 0 P: 12	1B: 4 2B: 1 3B: 0 HR: 1	SF: 0 SAC: 0 DP: 2 HBP: 0	WP: 0 PB: 0 SB: 1 CS: 1	PA: 33
PITCHER	IP WLS BF S	H R ER E	SO BB IBB HBP BLK	WP HR S P	ERA WHIP	PITCHER	IP WLS BF S	H R ER E	SO BB IBB HBP BLK	WP HR S P	ERA WHIP											
John Farrell, R ERA: 4.65 Doug Jones, R ERA: (9, 1)	8.0 S	29 4	5 1	1 0	0 0	0 0	0 0	0 0	0 0	0 0	0 0	0 0	0 0	0 0	0 0	0 0	0 0	0 0	0 0	0 0	0 0	0 0

Cleveland Indians @ Texas Rangers
Arlington Stadium, Arlington, TX
Sun May 13 1990, 8:05 PM EDT
Att: 19,223 - Unknown - 84 F

AB 30
R 1
H 6
RBI 1
BB 3
SO 5
LOB 13



Batter	1	2	3	4	5	6	7	8	9	AB	R	H	RBI	BB	SO	LOB	TOP			
Rickey Henderson, R OBP: 0.417, SLG: 0.579 (1, 7)	F8		F9			G4-3 1B BB	P6		G6-3	4	1	0	0	1	0	1				
Carney Lansford, R OBP: 0.357, SLG: 0.386 (8, 3)	G6-3		1B 2B			G4-3	G5-3			4	1	1	0	0	0	1				
Jose Canseco, R OBP: 0.441, SLG: 0.635 (1, 10)	HR		FC5-2 1B 1B			F9 1B	CS 1B			4	2	3	2	0	0	2				
Mark McGwire, R OBP: 0.391, SLG: 0.490 Walt Weiss, S OBP: 0.311, SLG: 0.366 (8, 6)	BB		1B 1B			BB	CS BB		G5-3 1B BB	1	0	1	1	3	0	0				
Dave Henderson, R OBP: 0.313, SLG: 0.367 (1, 8)	F7		1B			F9			P8	4	0	1	1	0	0	4				
Terry Steinbach, R OBP: 0.273, SLG: 0.337 (1, 2)		G5-3	L9			G1-6-3			1B	4	0	1	0	0	0	4				
Willie Randolph, R OBP: 0.351, SLG: 0.330 (1, 4)	F8			G6-3			L9		G5-3	4	0	0	0	0	0	2				
Felix Jose, S OBP: 0.307, SLG: 0.431 (1, 9)	G4-3			G3-1			G4-3		B1-3	4	0	0	0	0	0	0				
Mike Gallego, R OBP: 0.239, SLG: 0.263 (8, 5)				G1-6-3			L9		G4-3	2	0	0	0	1	0	0				
Ken Phelps, L OBP: 0.340, SLG: 0.275 (9, PH)			2B FC5-2 BB							1	0	0	0	0	0	0				
Inning Stats	R: 1 E: 0 K: 0 S: 10	H: 1 LOB: 1 BB: 1 P: 21	R: 0 E: 0 K: 0 S: 10	H: 0 LOB: 0 BB: 0 P: 14	R: 2 E: 0 K: 0 S: 13	H: 3 LOB: 2 BB: 1 P: 27	R: 0 E: 0 K: 0 S: 6	H: 0 LOB: 0 BB: 0 P: 11	R: 1 E: 0 K: 0 S: 15	H: 1 LOB: 2 BB: 2 P: 25	R: 0 E: 0 K: 0 S: 7	H: 1 LOB: 0 BB: 0 P: 10	R: 0 E: 0 K: 0 S: 13	H: 1 LOB: 1 BB: 1 P: 21	R: 0 E: 0 K: 0 S: 7	H: 0 LOB: 0 BB: 0 P: 10	1B: 5 2B: 1 3B: 0 HR: 1	SF: 0 SAC: 0 DP: 1 HBP: 0	WP: 0 PB: 0 SB: 2 CS: 1	PA: 38
PITCHER	IP WLS BF H R ER SO	IP WLS BF H R ER SO	IP WLS BF H R ER SO	IP WLS BF H R ER SO	IP WLS BF H R ER SO	IP WLS BF H R ER SO	IP WLS BF H R ER SO	IP WLS BF H R ER SO	IP WLS BF H R ER SO	IP WLS BF H R ER SO	IP WLS BF H R ER SO	IP WLS BF H R ER SO	IP WLS BF H R ER SO	IP WLS BF H R ER SO	IP WLS BF H R ER SO	IP WLS BF H R ER SO	ERA WHIP	ERA WHIP		
Greg Swindell, L ERA: 4.95 (1, 1)	2.2	14	4	3	3	0	2	0	0	0	0	0	0	0	0	0	10.12	2.250		
Steve Olin, R ERA: 3.1 (3, 1)	3.1	13	1	1	1	0	2	0	0	0	0	0	0	0	0	30	2.70	0.900		
Cecilio Guante, R ERA: 4.7 (7, 1)	1.0	W	3	1	0	0	0	0	0	0	0	0	0	0	7	10	0.00	1.000		
Doug Jones, R ERA: (8, 1)	2.0	S	7	1	0	0	1	0	0	0	0	0	0	0	20	31	0.00	1.000		

Oakland Athletics @ Cleveland Indians
Cleveland Municipal Stadium, Cleveland, OH
Tue May 15 1990, 7:05 PM EDT
Att: 8,734 - Unknown - 65 F

AB 32
R 4
H 7
RBI 4
BB 5
SO 0
LOB 14



Batter	1	2	3	4	5	6	7	8	9	AB	R	H	RBI	BB	SO	LOB	BOTTOM			
Jerry Browne, S OBP: 0.265, SLG: 0.283 (1, 4)	P4		K			E8 1B	G4-3 BB E 1B		L8	5	2	1	1	0	1	1				
Mitch Webster, S OBP: 0.321, SLG: 0.500 (1, 8)	P7		F7			2B 1B	G4-3 E BB			3	1	1	1	1	0	0				
Dion James, L OBP: 0.333, SLG: 0.297 (1, 7)	1B			G4-3		2B	G4-3			4	0	2	0	0	0	2				
Candy Maldonado, R OBP: 0.358, SLG: 0.550 (1, 9)	K			1B		P3	E7 FC5			4	0	1	0	0	1	3				
Brook Jacoby, R OBP: 0.379, SLG: 0.505 (1, 5)	F8			F9		K	BB			3	0	0	0	1	1	3				
Keith Hernandez, L OBP: 0.287, SLG: 0.236 (1, 3)	G4-3			G3		F9	FC5			4	0	0	0	0	0	5				
Chris James, R OBP: 0.241, SLG: 0.301 (1, 10)	1B					G6-3 1B	E 1B SF9 BB		F8	3	1	2	0	1	0	0				
Sandy Alomar Jr., R OBP: 0.309, SLG: 0.407 (1, 2)	K					F7	E9 1B 1B		G3	4	1	1	0	0	1	2				
Felix Fermin, R OBP: 0.273, SLG: 0.329 Carlos Baerga, S OBP: 0.267, SLG: 0.345 (7, PH)	G6-3					G6-3	SF9			2	0	0	0	0	0	1				
Inning Stats	R: 0 E: 0 K: 1 S: 8	H: 1 LOB: 0 BB: 0 P: 13	R: 0 E: 0 K: 1 S: 7	H: 1 LOB: 0 BB: 0 P: 10	R: 0 E: 0 K: 1 S: 8	H: 0 LOB: 0 BB: 0 P: 10	R: 0 E: 0 K: 0 S: 7	H: 1 LOB: 1 BB: 0 P: 11	R: 0 E: 0 K: 0 S: 4	H: 1 LOB: 0 BB: 0 P: 8	R: 1 E: 1 K: 1 S: 12	H: 2 LOB: 2 BB: 0 P: 17	R: 4 E: 2 K: 0 S: 20	H: 2 LOB: 2 BB: 3 P: 42	R: 0 E: 0 K: 0 S: 7	H: 1 LOB: 0 BB: 0 P: 10	1B: 7 2B: 2 3B: 0 HR: 0	SF: 1 SAC: 0 DP: 1 HBP: 0	WP: 0 PB: 0 SB: 0 CS: 0	PA: 37
PITCHER	IP WLS BF H R ER SO	IP WLS BF H R ER SO	IP WLS BF H R ER SO	IP WLS BF H R ER SO	IP WLS BF H R ER SO	IP WLS BF H R ER SO	IP WLS BF H R ER SO	IP WLS BF H R ER SO	IP WLS BF H R ER SO	IP WLS BF H R ER SO	IP WLS BF H R ER SO	IP WLS BF H R ER SO	IP WLS BF H R ER SO	IP WLS BF H R ER SO	IP WLS BF H R ER SO	IP WLS BF H R ER SO	ERA WHIP	ERA WHIP		
Scott Sanderson, R ERA: 2.57 (1, 1)	6.0	26	7	3	2	4	1	0	0	0	0	0	0	0	0	49	3.00	1.333		
Rick Honeycutt, L ERA: 1.2 (7, 1)	0.2	L	4	1	0	0	1	0	0	0	0	0	0	0	10	19	0.00	3.000		
Gene Nelson, R ERA: 1.02 (7, 1)	1.1	7	1	2	0	0	1	0	0	0	0	0	0	14	23	0.00	1.500			

Oakland Athletics @ Cleveland Indians
Cleveland Municipal Stadium, Cleveland, OH
Tue May 15 1990, 7:05 PM EDT
Att: 8,734 - Unknown - 65 F

AB 33
R 5
H 9
RBI 3
BB 3
SO 4
LOB 17



Batter	1	2	3	4	5	6	7	8	9	AB	R	H	RBI	BB	SO	LOB	TOP				
Rickey Henderson, R OBP: 0.416, SLG: 0.564 (1, 7)	P4		P9						G6-3	3	0	0	0	2	0	0	Oakland Athletics @ Cleveland Indians Cleveland Municipal Stadium, Cleveland, OH Wed May 16 1990, 7:05 PM EDT Att: 10,706 - Unknown - 72 F				
Carney Lansford, R OBP: 0.351, SLG: 0.382 (1, 5)	6-3			6-3	L3-6		SF7		HR	4	1	1	1	0	0	2					
Jose Canseco, R OBP: 0.440, SLG: 0.650 (1, 9)	P6			HR		2B	3-1		K	5	2	2	1	0	1	3					
Mark McGwire, R OBP: 0.406, SLG: 0.569 (1, 3)		F2		HR		FC6			HR	4	2	3	3	1	0	0					
Ron Hassey, L OBP: 0.327, SLG: 0.431 Lance Blankenship, R OBP: 0.295, SLG: 0.069 Jamie Quirk, L OBP: 0.222, SLG: 0.250 (1, 2)		B1-3		HR		F6	F4		P6	3	1	1	1	0	0	2					
Dave Henderson, R OBP: 0.319, SLG: 0.382 (1, 8)				HR						1	0	0	0	0	0	3					
Terry Steinbach, R OBP: 0.262, SLG: 0.323 (1, 10)				HR						1	0	0	0	0	0	0					
Walt Weiss, S OBP: 0.309, SLG: 0.362 (1, 6)			4-3		4-3				F8	4	1	1	0	0	0	1					
Willie Randolph, R OBP: 0.356, SLG: 0.337 (1, 4)			G6-3			L3-6				4	0	2	0	0	0	1					
Inning Stats	R: 0 E: 0 K: 0 S: 9	H: 0 LOB: 0 BB: 0 P: 16	R: 0 E: 0 K: 0 S: 4	H: 1 LOB: 1 BB: 0 P: 8	R: 0 E: 0 K: 0 S: 6	H: 0 LOB: 0 BB: 0 P: 8	R: 3 E: 0 K: 0 S: 10	H: 3 LOB: 0 BB: 0 P: 16	R: 0 E: 0 K: 1 S: 8	H: 1 LOB: 1 BB: 0 P: 12	R: 1 E: 0 K: 0 S: 7	H: 2 LOB: 1 BB: 2 P: 19	R: 0 E: 0 K: 0 S: 10	H: 1 LOB: 1 BB: 0 P: 15	R: 2 E: 0 K: 1 S: 11	H: 2 LOB: 0 BB: 0 P: 15		1B: 6 2B: 3 3B: 0 HR: 4	SF: 1 SAC: 0 DP: 1 HBP: 0	WP: 0 PB: 0 SB: 0 CS: 0	PA: 41
PITCHER	IP	WLS	BF	H	R	ER	SO	BB	IBB	HBP	BLK	WP	HR	S	P	ERA	WHIP				
Jeff Shaw, R ERA: 5.31 (1, 1)	4.1		18	5	3	3	0	0	0	0	0	0	3	33	54	6.23	1.154				
Sergio Valdez, R ERA: 4.79 (5, 1)	1.2		9	4	2	2	1	1	0	0	0	0	0	12	22	10.80	3.000				
Cecilio Guante, R ERA: 4.5 (7, 1)	0.2		4	0	0	0	0	1	1	0	0	0	0	4	14	0.00	1.500				
Jesse Orosco, L ERA: 2.38 (7, 1)	1.1		5	1	0	0	0	0	0	0	0	0	0	11	16	0.00	0.750				
Doug Jones, R ERA: 0.66 (9, 1)	1.0	L	5	2	2	2	1	0	0	0	0	0	1	11	15	18.00	2.000				

Batter	1	2	3	4	5	6	7	8	9	AB	R	H	RBI	BB	SO	LOB	BOTTOM					
Jerry Browne, S OBP: 0.271, SLG: 0.288 (1, 4)	1-3		E4						F8	5	3	2	0	0	0	0	Oakland Athletics @ Cleveland Indians Cleveland Municipal Stadium, Cleveland, OH Wed May 16 1990, 7:05 PM EDT Att: 10,706 - Unknown - 72 F					
Mitch Webster, S OBP: 0.328, SLG: 0.495 (1, 8)			1-3						B5-3	3	0	1	0	1	0	1						
Dion James, L OBP: 0.333, SLG: 0.288 Cory Snyder, R OBP: 0.258, SLG: 0.393 (1, 7)										2	1	0	0	1	0	2						
Candy Maldonado, R OBP: 0.370, SLG: 0.579 (9, 7)										1	0	0	0	0	1	0						
										3	1	2	4	1	0	1						
Brook Jacoby, R OBP: 0.375, SLG: 0.528 (1, 5)										3	1	1	2	0	0	1						
Chris James, R OBP: 0.253, SLG: 0.325 (1, 10)										4	0	2	0	0	1	2						
Keith Hernandez, L OBP: 0.286, SLG: 0.237 (1, 3)										4	0	1	0	0	0	1						
Joel Skinner, R OBP: 0.250, SLG: 0.304 (1, 2)										3	0	0	0	1	0	2						
Felix Fermin, R OBP: 0.259, SLG: 0.312 (1, 6)										4	0	0	0	0	0	4						
Inning Stats	R: 0 E: 0 K: 0 S: 6	H: 1 LOB: 1 BB: 0 P: 7	R: 1 E: 0 K: 0 S: 7	H: 1 LOB: 0 BB: 0 P: 8	R: 3 E: 1 K: 0 S: 9	H: 1 LOB: 0 BB: 1 P: 16	R: 0 E: 0 K: 0 S: 7	H: 1 LOB: 1 BB: 1 P: 15	R: 1 E: 0 K: 1 S: 11	H: 1 LOB: 2 BB: 2 P: 24	R: 0 E: 0 K: 0 S: 5	H: 0 LOB: 0 BB: 0 P: 9	R: 1 E: 0 K: 0 S: 7	H: 2 LOB: 1 BB: 0 P: 12	R: 0 E: 0 K: 0 S: 12	H: 2 LOB: 1 BB: 0 P: 13	R: 0 E: 0 K: 1 S: 10	H: 0 LOB: 0 BB: 0 P: 13	1B: 6 2B: 1 3B: 0 HR: 2	SF: 1 SAC: 2 DP: 2 HBP: 0	WP: 0 PB: 0 SB: 0 CS: 0	PA: 39
PITCHER	IP	WLS	BF	H	R	ER	SO	BB	IBB	HBP	BLK	WP	HR	S	P	ERA	WHIP					
Bob Welch, R ERA: 1.71 (1, 1)	7.0		32	7	6	3	1	3	1	0	0	0	2	52	91	3.86	1.429					
Dennis Eckersley, R ERA: (8, 1)	2.0	W	7	2	0	0	1	0	0	0	0	0	0	22	26	0.00	1.000					



Batter	1	2	3	4	5	6	7	8	9	AB	R	H	RBI	BB	SO	LOB	TOP					
Harold Reynolds, S OBP: 0.284, SLG: 0.267 (1, 4)	P6		G4-3			F8			P4	4	0	0	0	0	0	1						
Henry Cotto, R OBP: 0.292, SLG: 0.344 (1, 7)	1B			FC5-4 BB		G3-1			F9	3	0	1	0	1	0	1						
Alvin Davis, L OBP: 0.442, SLG: 0.472 (1, 3)	G4-6-3 1B			F8		F7			F9	4	0	1	0	0	0	2						
Jeffrey Leonard, R OBP: 0.297, SLG: 0.435 (1, 10)	G4-6-3			FC5-4		L1-3 1B				3	0	1	0	0	0	3						
Ken Griffey Jr., L OBP: 0.421, SLG: 0.569 (1, 8)	G4-3			G2-3		L1-3				3	0	0	0	0	0	2						
Edgar Martinez, R OBP: 0.413, SLG: 0.459 (1, 5)	P6				G4-3					3	0	0	0	0	1	0						
Darnell Coles, R OBP: 0.225, SLG: 0.267 (1, 9)	P6								F9	3	0	0	0	0	0	0						
Scott Bradley, L OBP: 0.296, SLG: 0.365 (1, 2)			G3			G6-3			G6-3	3	0	0	0	0	0	0						
Brian Giles, R OBP: 0.276, SLG: 0.615 (1, 6)			G6-3			G3-1 2B			K	3	0	1	0	0	1	0						
Inning Stats	R: 0 E: 0 K: 0 S: 8	H: 2 LOB: 1 BB: 0 P: 12	R: 0 E: 0 K: 0 S: 9	H: 0 LOB: 0 BB: 0 P: 16	R: 0 E: 0 K: 0 S: 8	H: 0 LOB: 0 BB: 0 P: 11	R: 0 E: 0 K: 0 S: 7	H: 0 LOB: 1 BB: 1 P: 17	R: 0 E: 0 K: 0 S: 5	H: 0 LOB: 0 BB: 0 P: 10	R: 0 E: 0 K: 0 S: 14	H: 1 LOB: 1 BB: 0 P: 20	R: 0 E: 0 K: 1 S: 8	H: 1 LOB: 0 BB: 0 P: 13	R: 0 E: 0 K: 1 S: 17	H: 0 LOB: 0 BB: 0 P: 23	R: 0 E: 0 K: 0 S: 5	H: 0 LOB: 0 BB: 0 P: 9	1B: 3 2B: 2 3B: 0 HR: 0	SF: 0 SAC: 0 DP: 2 HBP: 0	WP: 0 PB: 0 SB: 0 CS: 0	PA: 30
PITCHER Bud Black, L ERA: 1.83 (1, 1)	IP: 9.0 WLS: W BF: 30 H: 4 R: 0 ER: 0 SO: 2 BB: 1 IBB: 0 HBP: 0 BLK: 0 WP: 0 HR: 0 S: 81 P: 131 ERA: 0.00 WHIP: 0.556															PITCHER						

Seattle Mariners @ Cleveland Indians
Cleveland Municipal Stadium, Cleveland, OH
Fri May 18 1990, 7:05 PM EDT
Att: 28,024 - Unknown

AB 29
R 0
H 4
RBI 0
BB 1
SO 2
LOB 9

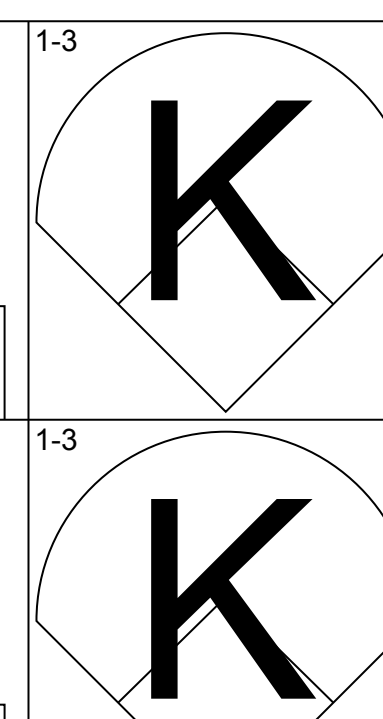
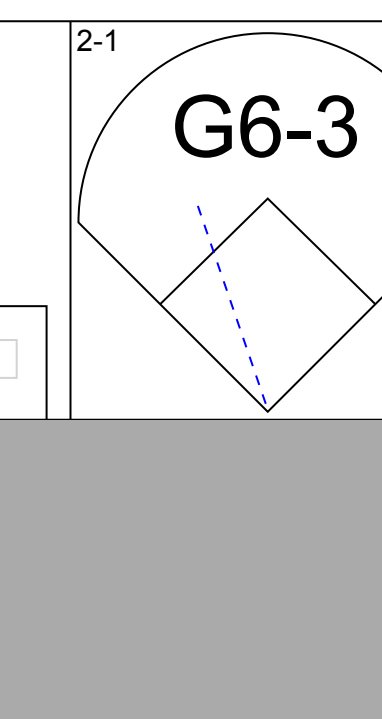
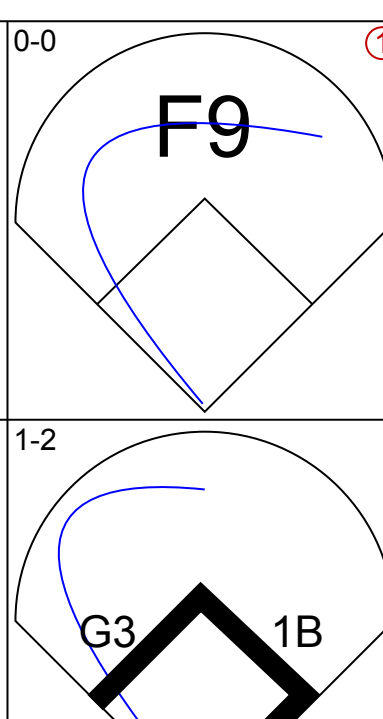
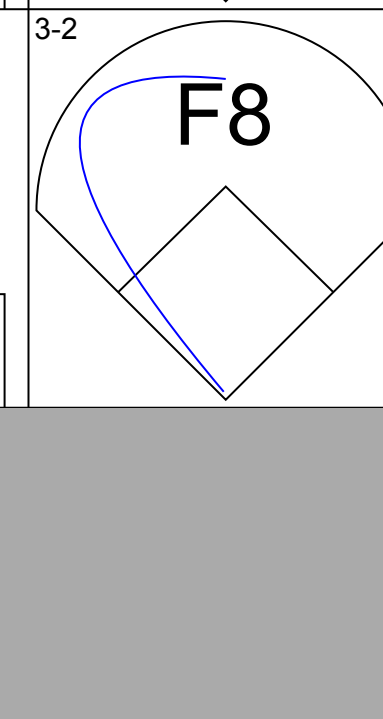
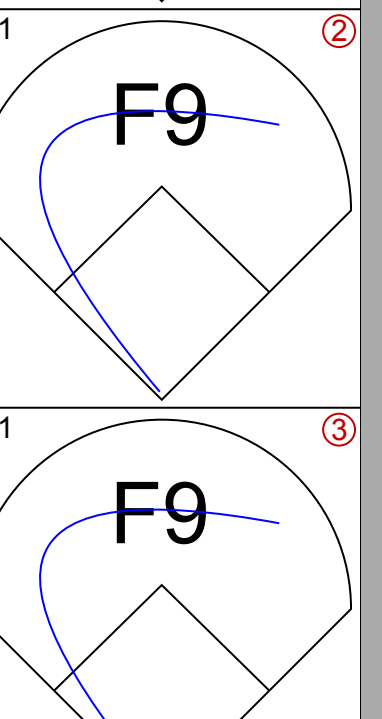
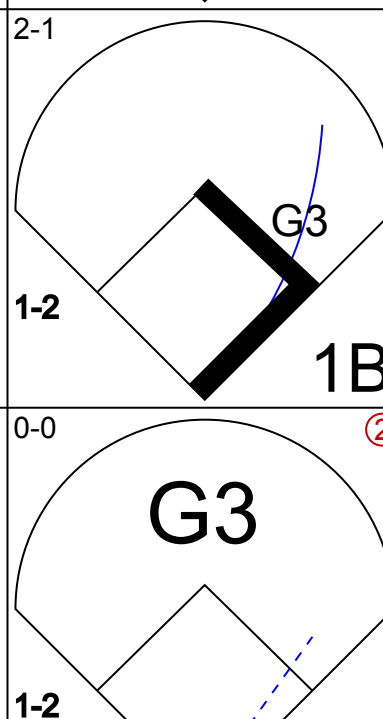


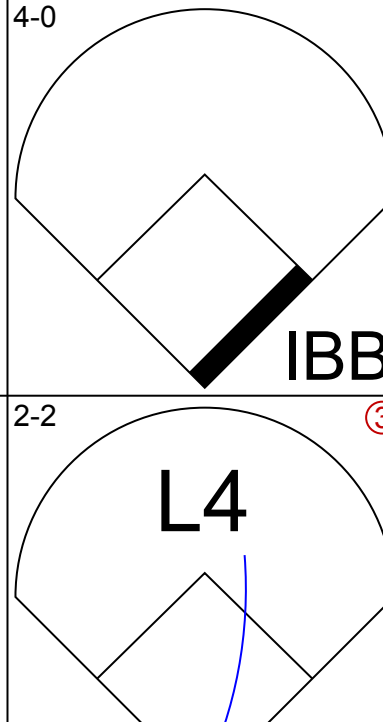
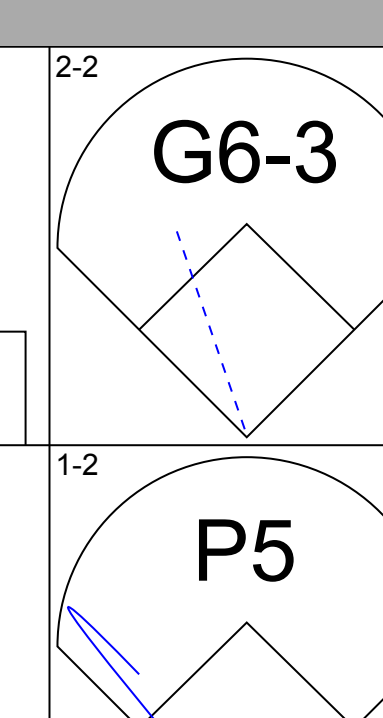
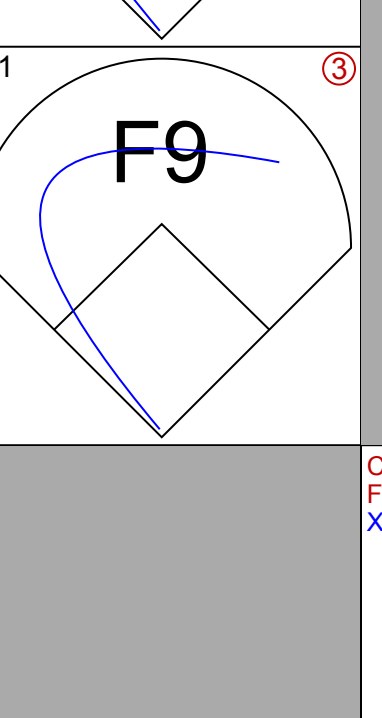
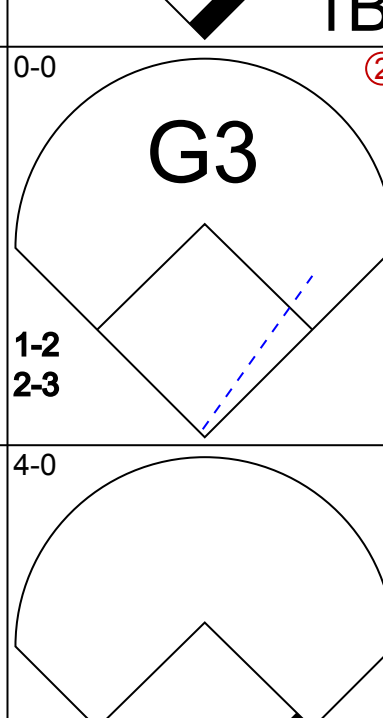
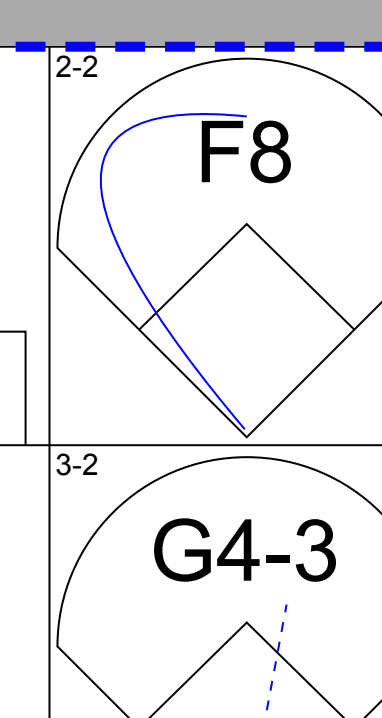
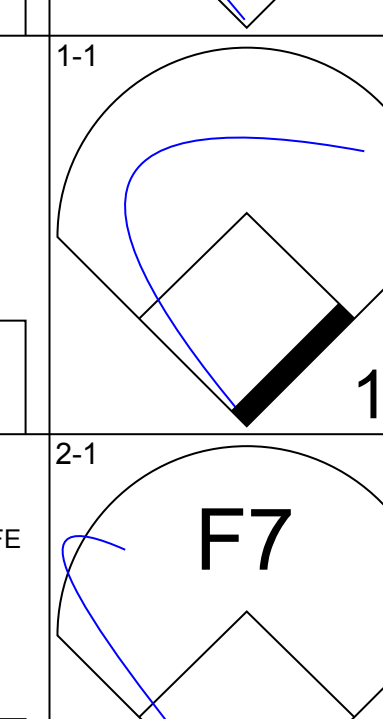
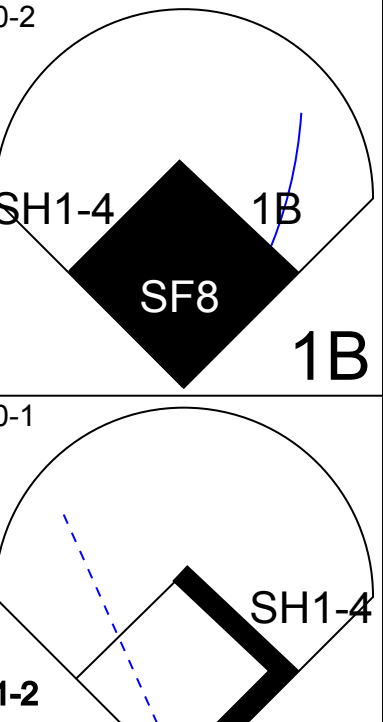
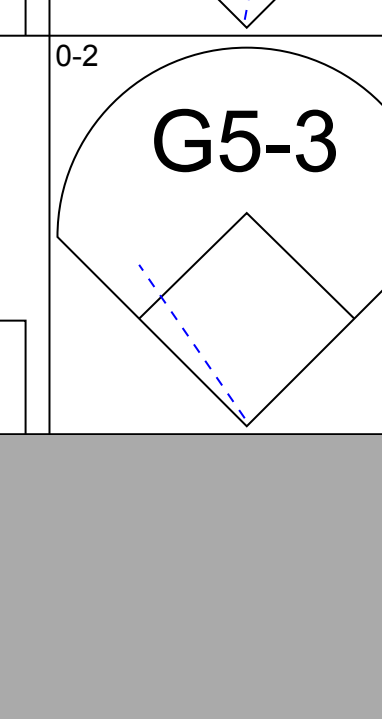
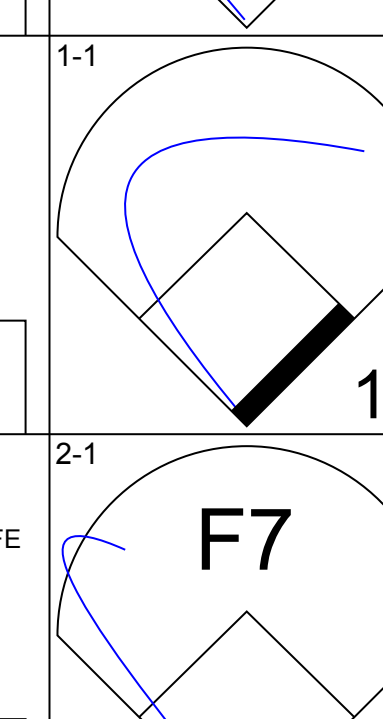
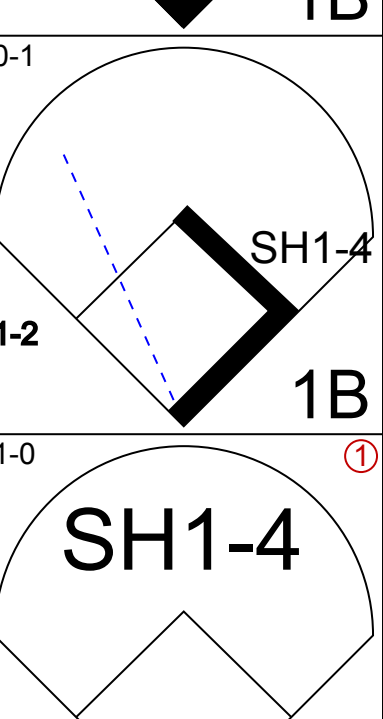
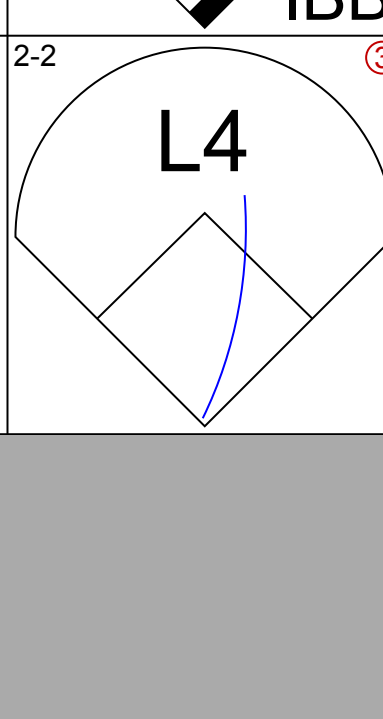
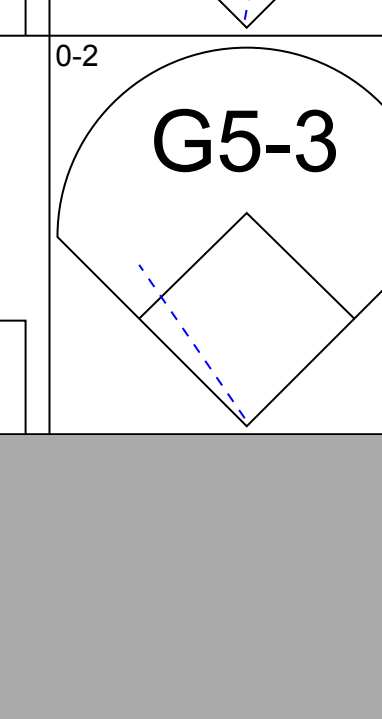
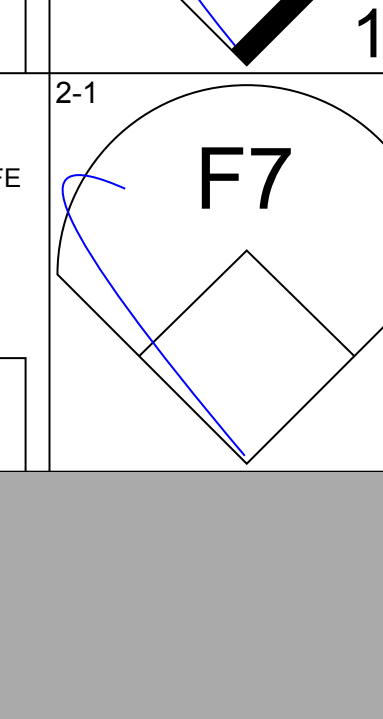
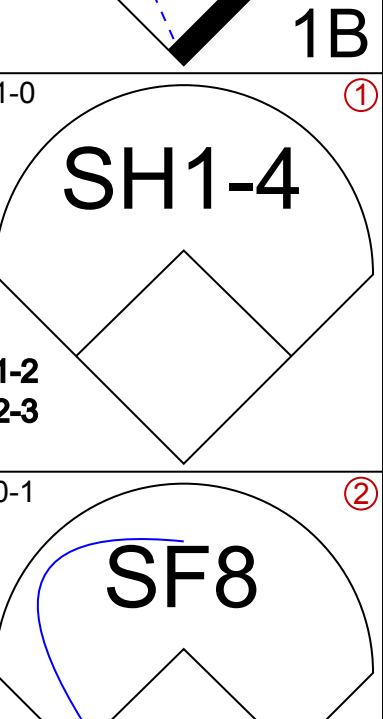
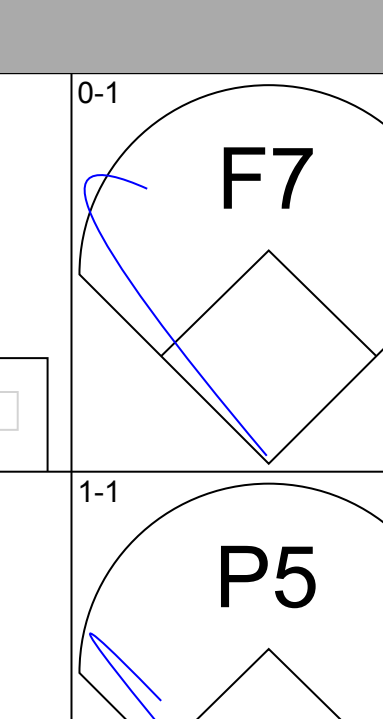
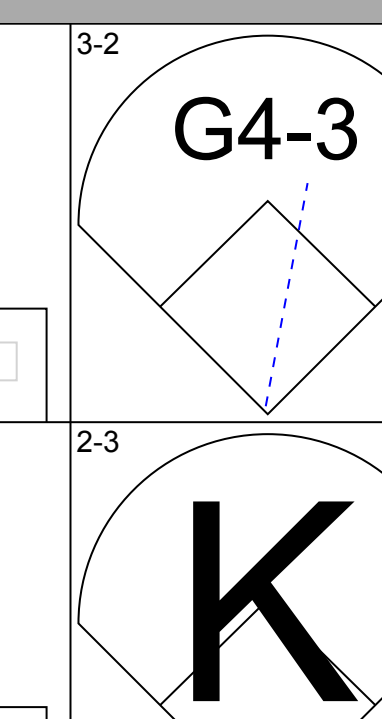
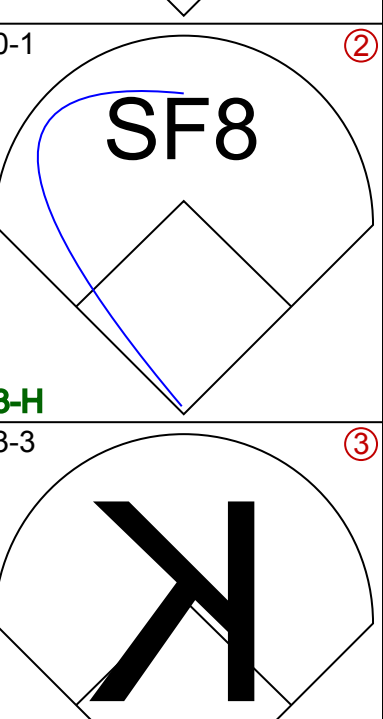
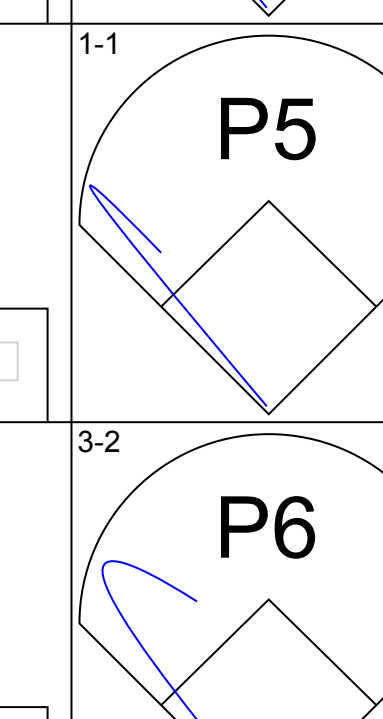
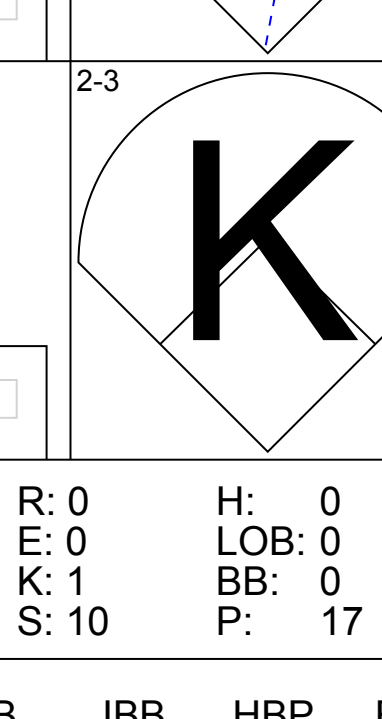
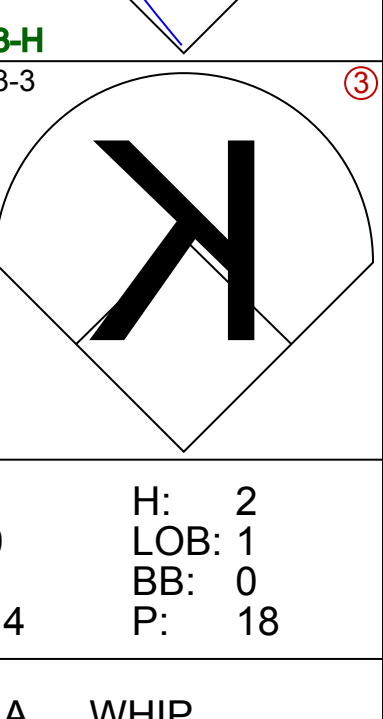
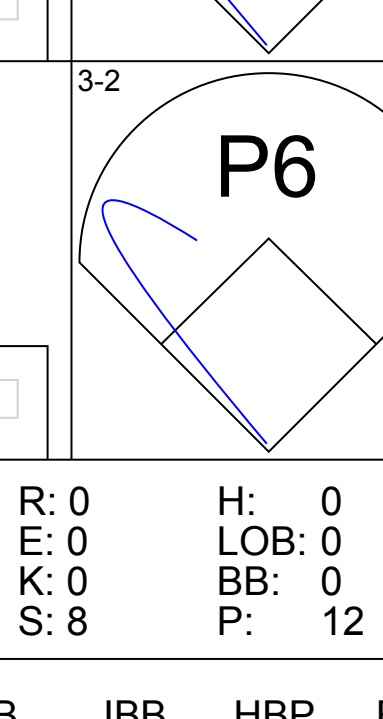


Batter	1	2	3	4	5	6	7	8	9	AB	R	H	RBI	BB	SO	LOB	BOTTOM					
Jerry Browne, S OBP: 0.262, SLG: 0.278 (1, 4)	K		G3-1			G1-3				4	0	0	0	0	2	0						
Mitch Webster, S OBP: 0.325, SLG: 0.486 (1, 8)	F9		F9		1B 2B				K	4	1	1	0	0	1	0						
Dion James, L OBP: 0.342, SLG: 0.300 (1, 7)										4	1	2	0	0	0	0						
Cory Snyder, R OBP: 0.258, SLG: 0.393 (8, 9)	S 1B		G5-3		2B FC6-4 1B				P3	0	0	0	0	0	0	0						
Candy Maldonado, R OBP: 0.374, SLG: 0.581 (1, 9)	K				2B G6-3 BB				K	3	2	1	1	1	2	1						
Brook Jacoby, R OBP: 0.387, SLG: 0.536 (1, 5)					1B 2B				F9	2	1	1	0	2	0	0						
Chris James, R OBP: 0.253, SLG: 0.321 (1, 10)					G6-3				K	4	0	1	2	0	1	2						
Keith Hernandez, L OBP: 0.284, SLG: 0.229 (1, 3)			F9		K					3	0	0	0	1	1	4						
Sandy Alomar Jr., R OBP: 0.307, SLG: 0.400 (1, 2)			F8		S 2H 1B				F8	4	0	1	1	0	0	3						
Felix Fermin, R OBP: 0.250, SLG: 0.300 (1, 6)			G4-3		K				G4-3	3	0	0	0	0	1	3						
Inning Stats	R: 0 E: 0 K: 2 S: 13	H: 1 LOB: 1 BB: 0 P: 21	R: 0 E: 0 K: 0 S: 9	H: 1 LOB: 2 BB: 1 P: 17	R: 0 E: 0 K: 0 S: 7	H: 0 LOB: 0 BB: 0 P: 8	R: 2 E: 0 K: 2 S: 17	H: 2 LOB: 1 BB: 1 P: 29	R: 3 E: 0 K: 1 S: 17	H: 3 LOB: 1 BB: 1 P: 29	R: 0 E: 0 K: 0 S: 7	H: 0 LOB: 0 BB: 0 P: 12	R: 0 E: 0 K: 2 S: 10	H: 0 LOB: 0 BB: 0 P: 15	R: 0 E: 0 K: 1 S: 8	H: 0 LOB: 1 BB: 1 P: 17	R: 0 E: 0 K: 1 S: 5	H: 0 LOB: 0 BB: 0 P: 9	1B: 5 2B: 2 3B: 0 HR: 0	SF: 0 SAC: 0 DP: 0 HBP: 0	WP: 0 PB: 0 SB: 0 CS: 0	PA: 35
PITCHER Erik Hanson, R ERA: 3.97 (1, 1)	IP: 7.0 WLS: L BF: 31 H: 7 R: 5 ER: 4 SO: 7 BB: 2 IBB: 1 HBP: 0 BLK: 0 WP: 0 HR: 0 S: 80 P: 131 ERA: 5.14 WHIP: 1.286															PITCHER						
Gene Harris, R ERA: 7.15 (8, 1)	IP: 1.0 WLS: L BF: 4 H: 0 R: 0 ER: 0 SO: 1 BB: 1 IBB: 0 HBP: 0 BLK: 0 WP: 0 HR: 0 S: 8 P: 17 ERA: 0.00 WHIP: 1.000															PITCHER						

Seattle Mariners @ Cleveland Indians
Cleveland Municipal Stadium, Cleveland, OH
Fri May 18 1990, 7:05 PM EDT
Att: 28,024 - Unknown

AB 31
R 5
H 7
RBI 4
BB 4
SO 8
LOB 13

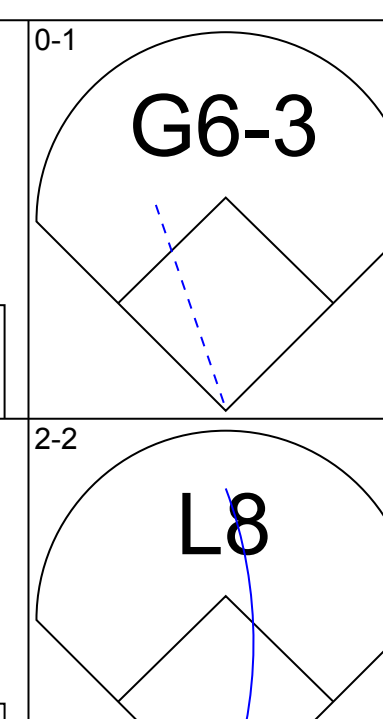
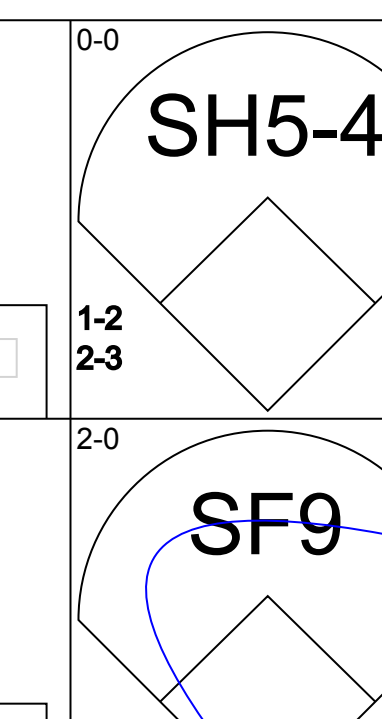
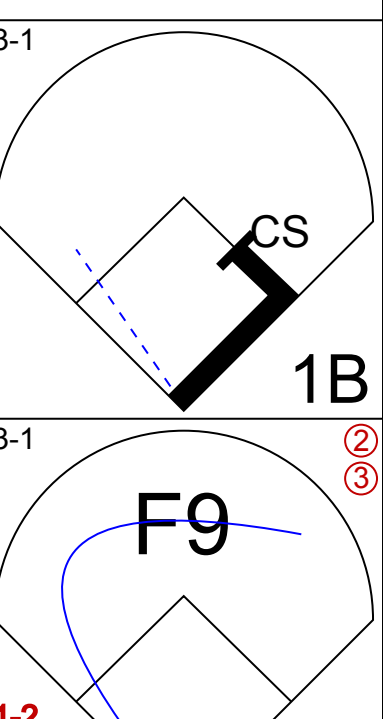
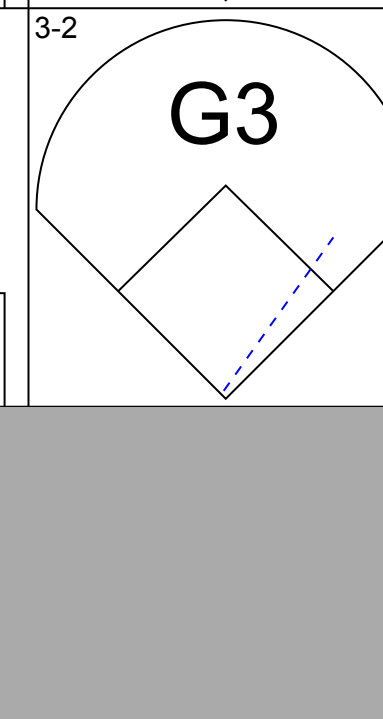
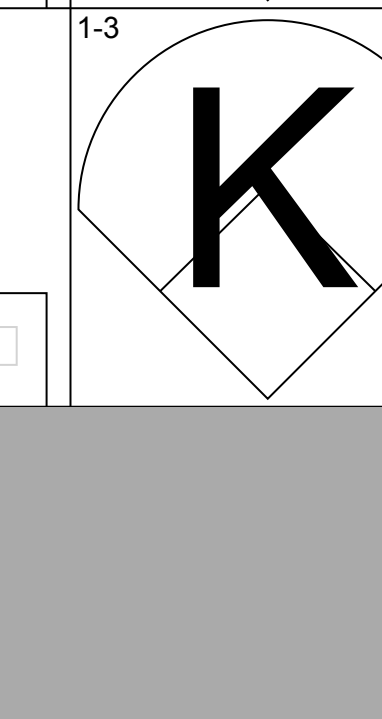




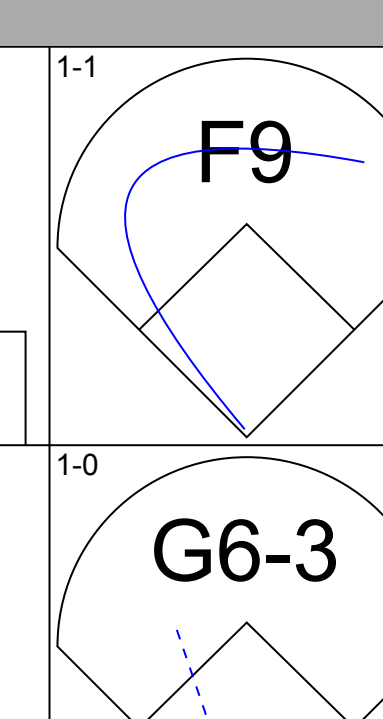
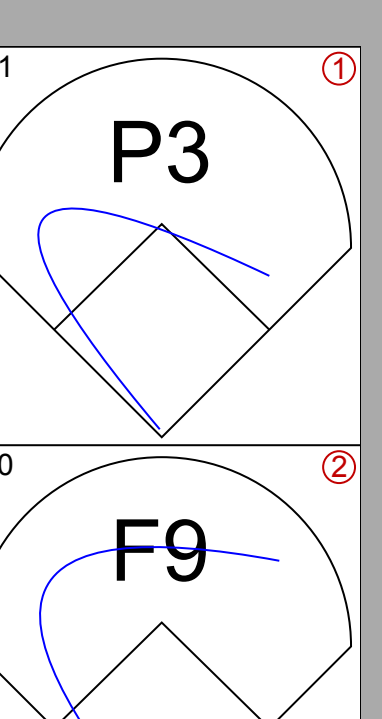
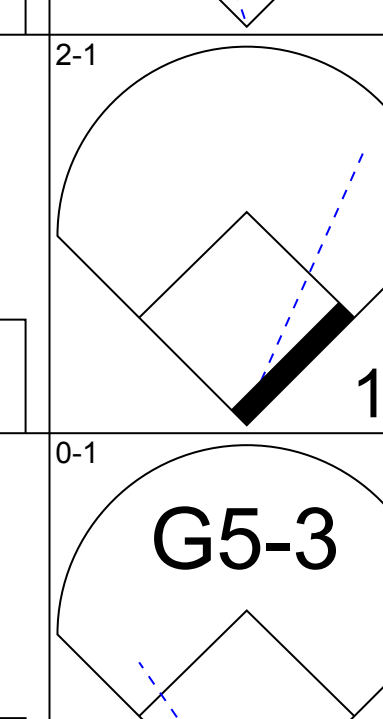
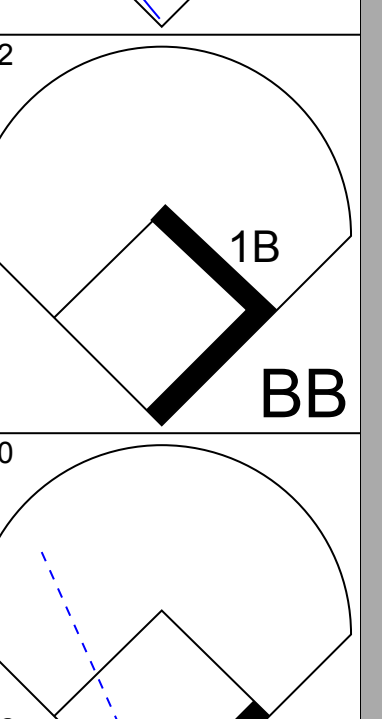
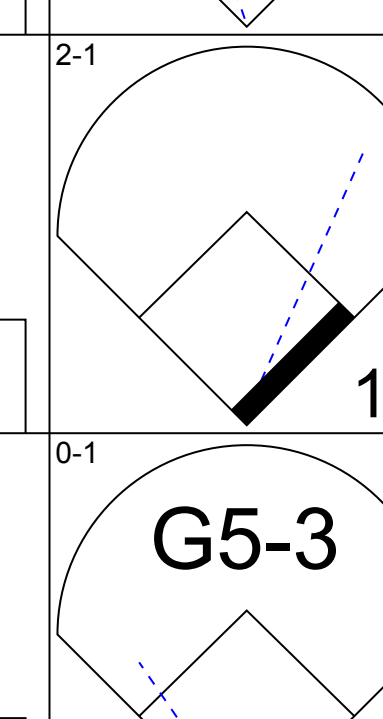
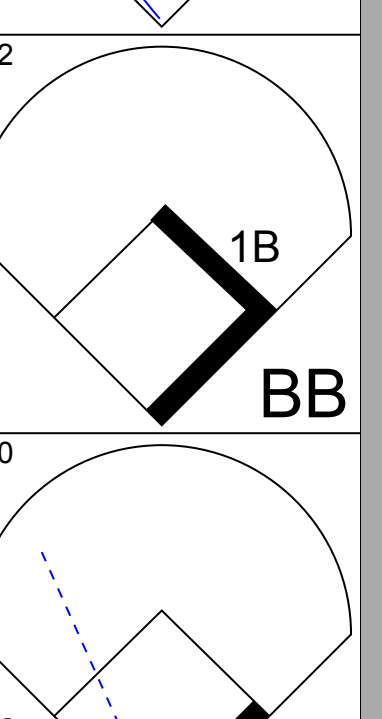
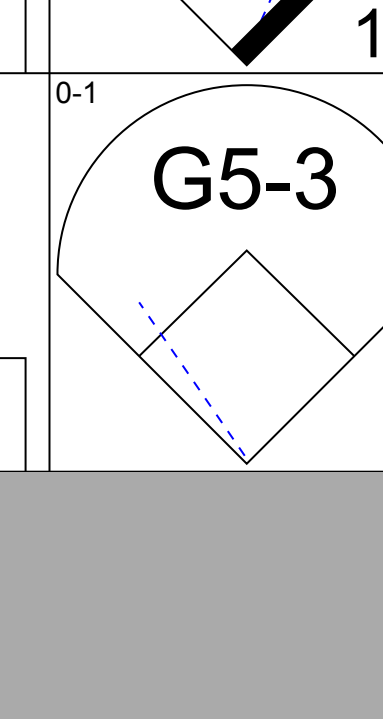
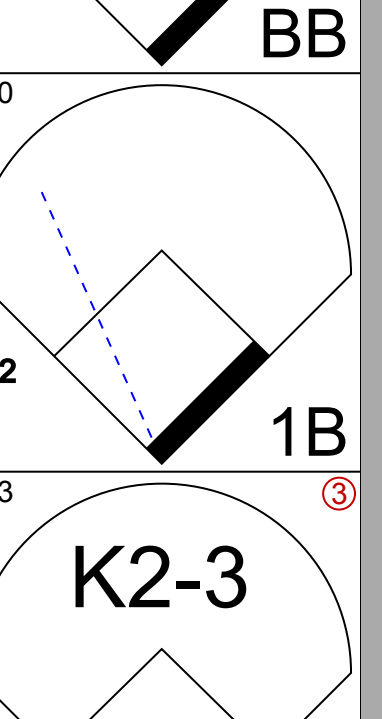
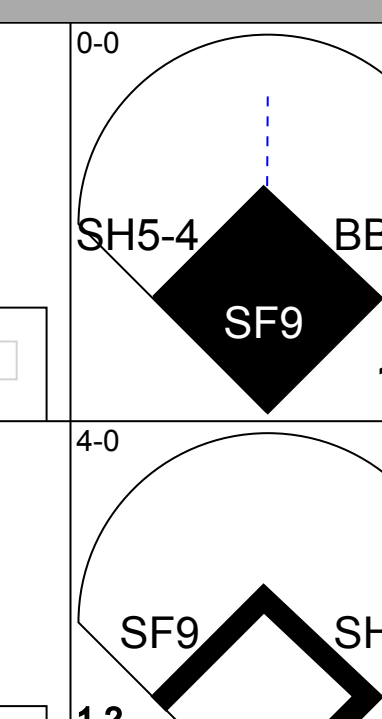
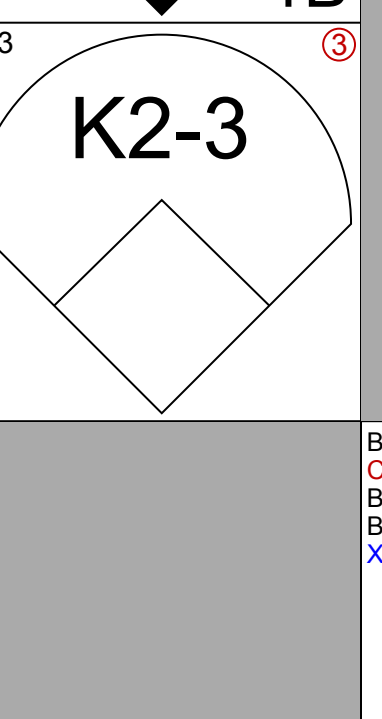
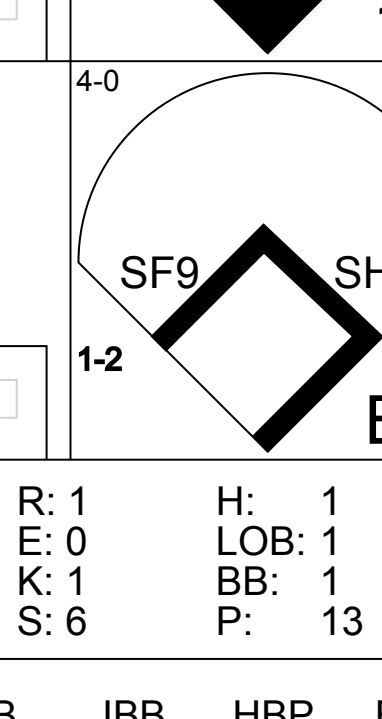
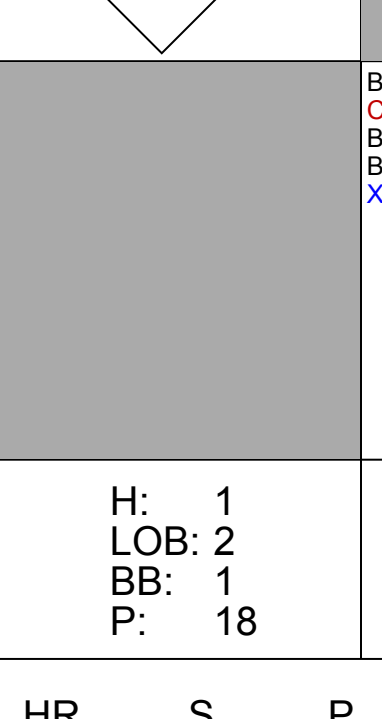


Batter	1	2	3	4	5	6	7	8	9	AB	R	H	RBI	BB	SO	LOB	TOP								
Harold Reynolds, S OBP: 0.293, SLG: 0.273 (1, 4)										4	0	1	2	0	1	0									
Greg Britley, L OBP: 0.290, SLG: 0.370 (1, 7)										4	0	2	0	0	2	0									
Alvin Davis, L OBP: 0.437, SLG: 0.465 (1, 3)										4	0	1	0	0	0	1									
Jeffrey Leonard, R OBP: 0.289, SLG: 0.424 (1, 10)										4	0	0	0	0	2										
Ken Griffey Jr., L OBP: 0.423, SLG: 0.565 (1, 8)										3	1	1	0	1	0										
Edgar Martinez, R OBP: 0.415, SLG: 0.461 (1, 5)										4	0	2	0	0	3										
Henry Cotto, R OBP: 0.294, SLG: 0.344 (1, 9)										3	1	1	0	0	1		AB 32								
Scott Bradley, L OBP: 0.293, SLG: 0.364 (1, 2)										3	1	1	1	0	0		R 3								
Mike Brumley, S OBP: 0.253, SLG: 0.319 (1, 6)										3	0	0	0	0	2	1	H 9								
Inning Stats	R: 0 E: 0 K: 2 S: 10	H: 0 LOB: 0 BB: 0 P: 15	R: 0 E: 0 K: 0 S: 11	H: 1 LOB: 1 BB: 0 P: 17	R: 0 E: 0 K: 1 S: 10	H: 0 LOB: 0 BB: 0 P: 17	R: 0 E: 0 K: 1 S: 7	H: 0 LOB: 0 BB: 0 P: 13	R: 1 E: 0 K: 1 S: 14	H: 2 LOB: 1 BB: 0 P: 18	R: 0 E: 0 K: 0 S: 10	H: 2 LOB: 3 BB: 1 P: 19	R: 2 E: 0 K: 0 S: 10	H: 4 LOB: 1 BB: 0 P: 14	R: 0 E: 0 K: 0 S: 9	H: 0 LOB: 0 BB: 0 P: 14	R: 0 E: 0 K: 0 S: 8	H: 0 LOB: 0 BB: 0 P: 12	1B: 8 2B: 1 3B: 0 HR: 0	SF: 1 SAC: 2 DP: 0 HBP: 0	WP: 0 PB: 0 SB: 0 CS: 0	PA: 36			
PITCHER	IP	WLS	BF	H	R	ER	SO	BB	IBB	HBP	BLK	WP	HR	S	P	ERA	WHIP								
John Farrell, R ERA: 4.56 (1, 1)	6.2		29	9	3	3	5	0	1	0	0	0	0	71	112	4.05	1.350								
Jesse Orosco, L ERA: 2.31 (7, 1)	0.1	W	1	0	0	0	0	0	0	0	0	0	0	1	1	0.00	0.000								
Doug Jones, R ERA: 0.78 (8, 1)	2.0	S	6	0	0	0	0	0	0	0	0	0	0	17	26	0.00	0.000								

Seattle Mariners @ Cleveland Indians
Cleveland Municipal Stadium, Cleveland, OH

Sat May 19 1990, 3:33 AM EDT
Att: 15,092 - Overcast - 54 F



Batter	1	2	3	4	5	6	7	8	9	AB	R	H	RBI	BB	SO	LOB	BOTTOM								
Jerry Browne, S OBP: 0.272, SLG: 0.297 (1, 4)										3	1	2	0	0	0	0									
Mitch Webster, S OBP: 0.315, SLG: 0.474 (1, 8)										3	0	0	1	0	2										
Carlos Baerga, S OBP: 0.266, SLG: 0.328 (1, 5)										3	1	0	0	1	2										
Candy Maldonado, R OBP: 0.370, SLG: 0.570 (1, 7)										4	1	1	0	0	1										
Brook Jacoby, R OBP: 0.378, SLG: 0.522 (1, 3)										3	0	0	0	0	1										
Chris James, R OBP: 0.275, SLG: 0.325 (1, 10)										2	0	1	0	2	0										
Cory Snyder, R OBP: 0.266, SLG: 0.490 (1, 9)										3	0	2	1	0	0	1	AB 28								
Sandy Alomar Jr., R OBP: 0.324, SLG: 0.414 (1, 2)										4	1	3	1	0	1	2	R 4								
Felix Fermin, R OBP: 0.250, SLG: 0.289 (1, 6)										3	0	0	0	1	0	4	H 9								
Inning Stats	R: 0 E: 0 K: 0 S: 9	H: 0 LOB: 0 BB: 0 P: 14	R: 0 E: 0 K: 0 S: 7	H: 1 LOB: 1 BB: 0 P: 11	R: 1 E: 0 K: 1 S: 6	H: 1 LOB: 1 BB: 1 P: 13	R: 0 E: 0 K: 1 S: 11	H: 1 LOB: 2 BB: 1 P: 18	R: 0 E: 0 K: 0 S: 6	H: 1 LOB: 0 BB: 0 P: 15	R: 2 E: 0 K: 0 S: 10	H: 2 LOB: 2 BB: 2 P: 24	R: 1 E: 1 K: 0 S: 10	H: 1 LOB: 1 BB: 0 P: 17	R: 0 E: 0 K: 0 S: 8	H: 2 LOB: 1 BB: 0 P: 12	1B: 8 2B: 1 3B: 0 HR: 0	SF: 2 SAC: 2 DP: 0 HBP: 0	WP: 1 PB: 0 SB: 0 CS: 2	PA: 36					
PITCHER	IP	WLS	BF	H	R	ER	SO	BB	IBB	HBP	BLK	WP	HR	S	P	ERA	WHIP								
Matt Young, L ERA: 5.09 (1, 1)	6.0	L	28	7	4	4	2	3	1	0	0	0	0	51	97	6.00	1.667								
Bill Swift, R ERA: 1.99 (7, 1)	2.0		8	2	0	0	0	0	0	0	0	1	0	16	27	0.00	1.000								

Seattle Mariners @ Cleveland Indians
Cleveland Municipal Stadium, Cleveland, OH

Sat May 19 1990, 3:33 AM EDT
Att: 15,092 - Overcast - 54 F



Batter	1	2	3	4	5	6	7	8	9	10	AB	R	H	RBI	BB	SO	LOB	TOP				
Harold Reynolds, S OBP: 0.296, SLG: 0.296 (1.4)	F7		G6-3 3B		G4-3				B2		5	1	2	1	0	0	0	Seattle Mariners @ Cleveland Indians Cleveland Municipal Stadium, Cleveland, OH Sun May 20 1990, 3:33 AM EDT Att: 20,242 - Cloudy - 74 F livebaseballscorecards.com				
Henry Cotto, R OBP: 0.288, SLG: 0.333 (1.7) (6.9)	K		G6-3		1B			F8	F9		5	0	1	1	0	1	1					
Alvin Davis, L OBP: 0.442, SLG: 0.466 (1.3)	G4-3				1B			F8			4	0	2	0	1	0	0					
Jeffrey Leonard, R OBP: 0.280, SLG: 0.410 (1.10)			F9		F9			L7			5	0	0	0	0	0	4					
Ken Griffey Jr., L OBP: 0.629, SLG: 0.605 (1.8)			G4-3					K			5	3	3	2	0	1	1					
Edgar Martinez, R OBP: 0.430, SLG: 0.542 (1.5)			HR					HR			5	3	4	3	0	0	0					
Darnell Coles, R OBP: 0.232, SLG: 0.273 (1.9) Greg Briley, L OBP: 0.291, SLG: 0.363 (6.7)			1B		K			L4			2	0	1	0	0	1	0					
Brian Giles, R OBP: 0.324, SLG: 0.633 (1.6)			1B					G4-3			2	0	0	0	1	0	1					
Scott Bradley, L OBP: 0.270, SLG: 0.333 (1.2)			F9		CS			F7			4	1	2	1	1	0	2					
			G4-3		1B			G4-3			5	0	0	0	0	0	6					
Inning Stats	R: 0 E: 0 K: 1 S: 7	H: 0 LOB: 0 BB: 0 P: 8	R: 1 E: 0 K: 0 S: 11	H: 3 LOB: 2 BB: 0 P: 17	R: 1 E: 0 K: 0 S: 10	H: 2 LOB: 1 BB: 0 P: 22	R: 0 E: 0 K: 1 S: 9	H: 2 LOB: 1 BB: 0 P: 15	R: 3 E: 0 K: 0 S: 13	H: 4 LOB: 1 BB: 0 P: 20	R: 0 E: 0 K: 1 S: 6	H: 0 LOB: 0 BB: 0 P: 11	R: 0 E: 0 K: 0 S: 5	H: 0 LOB: 0 BB: 0 P: 7	R: 0 E: 0 K: 0 S: 5	H: 0 LOB: 0 BB: 0 P: 8	R: 2 E: 0 K: 0 S: 13	H: 2 LOB: 2 BB: 3 P: 29	1B: 7 2B: 2 3B: 2 HR: 4	SF: 0 SAC: 0 DP: 2 HBP: 0	WP: 0 PB: 0 SB: 0 CS: 1	PA: 45
PITCHER	IP	WLS	BF	H	R	ER	SO	BB	IBB	HBP	BLK	WP	HR	S	P	ERA	WHIP					
Greg Swindell, L ERA: 5.44 (1.1)	5.0		24	11	5	5	2	0	0	0	0	0	0	3	53	82	9.00	2.200				
Steve Olin, R ERA: 3.38 (6.1)	1.0		5	2	1	1	0	0	0	0	0	0	0	10	14	9.00	2.000					
Kevin Wickander, L ERA: 3.38 (7.1)	1.0		3	0	0	0	1	0	0	0	0	0	0	6	11	0.00	0.000					
Cecilio Guante, R ERA: 4.0 (8.1)	2.0		6	0	0	0	0	0	0	0	0	0	0	10	15	0.00	0.000					
Jesse Orosco, L ERA: 3.95 (10.1)	1.0	L	7	2	2	2	0	3	0	0	0	0	1	13	29	18.00	5.000					

Batter	1	2	3	4	5	6	7	8	9	10	AB	R	H	RBI	BB	SO	LOB	BOTTOM				
Jerry Browne, S OBP: 0.285, SLG: 0.309 (1.4)	P6	F7									5	0	3	1	0	0	2	Seattle Mariners @ Cleveland Indians Cleveland Municipal Stadium, Cleveland, OH Sun May 20 1990, 3:33 AM EDT Att: 20,242 - Cloudy - 74 F livebaseballscorecards.com				
Mitch Webster, S OBP: 0.310, SLG: 0.462 (1.8)	G4-3		G6-3		B5						5	0	1	1	0	1	3					
Dion James, L OBP: 0.325, SLG: 0.284 (1.3)	G4-3		K								4	0	0	0	0	2	1					
Candy Maldonado, R OBP: 0.371, SLG: 0.584 (1.7)		HR	P5								4	1	1	1	1	1	1					
Brook Jacoby, R OBP: 0.371, SLG: 0.504 (1.5)		P2									4	1	0	0	1	1	3					
Chris James, R OBP: 0.281, SLG: 0.333 (1.10)		2B									4	2	1	0	0	1	1					
Cory Snyder, R OBP: 0.271, SLG: 0.408 (1.9)		L7									5	0	2	0	0	2	2					
Sandy Alomar Jr., R OBP: 0.327, SLG: 0.437 (1.2)		BB									4	1	1	1	1	1	3					
Felix Fermin, R OBP: 0.267, SLG: 0.329 (1.6) Carlos Baerga, S OBP: 0.269, SLG: 0.328 (7.7) (8.6)		1B									2	1	2	1	0	0	0					
		1B									3	1	1	1	0	0	0					
Inning Stats	R: 0 E: 0 K: 0 S: 5	H: 0 LOB: 0 BB: 0 P: 10	R: 2 E: 0 K: 0 S: 13	H: 3 LOB: 2 BB: 1 P: 27	R: 0 E: 0 K: 1 S: 6	H: 0 LOB: 0 BB: 0 P: 9	R: 0 E: 0 K: 1 S: 9	H: 1 LOB: 1 BB: 0 P: 11	R: 1 E: 0 K: 0 S: 7	H: 2 LOB: 1 BB: 0 P: 12	R: 1 E: 1 K: 0 S: 5	H: 2 LOB: 2 BB: 1 P: 13	R: 1 E: 0 K: 1 S: 15	H: 3 LOB: 2 BB: 0 P: 22	R: 0 E: 0 K: 2 S: 9	H: 0 LOB: 0 BB: 0 P: 13	R: 1 E: 0 K: 1 S: 9	H: 1 LOB: 0 BB: 0 P: 12	1B: 7 2B: 2 3B: 1 HR: 2	SF: 0 SAC: 1 DP: 1 HBP: 1	WP: 1 PB: 1 SB: 0 CS: 0	PA: 45
PITCHER	IP	WLS	BF	H	R	ER	SO	BB	IBB	HBP	BLK	WP	HR	S	P	ERA	WHIP					
Scott Bankhead, R ERA: 14.21 (1.1)	5.0		22	6	3	3	2	1	0	0	0	0	1	40	69	5.40	1.400					
Michael Jackson, R ERA: 4.43 (6.1)	1.0		6	1	2	0	3	1	0	0	1	1	0	12	21	0.00	2.000					
Keith Comstock, L ERA: 1.26 (7.1)	0.1		3	1	0	0	0	0	1	0	0	0	0	2	8	0.00	3.000					
Bill Swift, R ERA: 2.31 (7.1)	0.2		3	1	1	1	0	0	0	1	0	0	0	5	10	13.50	1.500					
Mike Scholer, R ERA: 1.77 (8.1)	3.0	W	11	3	1	1	4	0	0	0	0	0	1	29	40	3.00	1.000					

Batter	1	2	3	4	5	6	7	8	9	AB	R	H	RBI	BB	SO	LOB	TOP								
Jerry Browne, S OBP: 0.266, SLG: 0.287 (1, 4)	G4-3		G3			F8		G4-3		4	0	0	0	0	0	1									
Mitch Webster, S OBP: 0.296, SLG: 0.439 (1, 8)	K			K		S 1B 2B		P4		4	1	1	0	0	2	0									
Carlos Baerga, S OBP: 0.282, SLG: 0.333 (1, 6)	G1			G3-1		K		F7		4	0	0	0	0	1	1									
Candy Maldonado, R OBP: 0.375, SLG: 0.574 (1, 7)		E7		E1		FC6-4 1B				3	0	1	1	1	0	0									
Cory Snyder, R OBP: 0.271, SLG: 0.407 (1, 9)	G6-3			K		FC6-4 1B				4	0	0	0	0	2	4									
Brook Jacoby, R OBP: 0.340, SLG: 0.457 (1, 5)	G6-3				K			P4		4	0	0	0	0	2	1									
Keith Hernandez, L OBP: 0.283, SLG: 0.230 (1, 3)			L5					K		4	0	1	0	0	1	1									
Chris James, R OBP: 0.290, SLG: 0.337 (1, 10)					P4					3	0	2	0	0	0	1									
Joel Skinner, R OBP: 0.231, SLG: 0.280 (1, 2)										2	0	0	0	0	2	2									
Dion James, L OBP: 0.311, SLG: 0.284 (7, PH)				K						1	0	0	0	1	1										
Sandy Alomar Jr., R OBP: 0.333, SLG: 0.440 (7, 2)								K		0	0	0	0	0	0	0									
Inning Stats	R: 0 E: 0 K: 1 S: 8	H: 0 LOB: 0 BB: 0 P: 13	R: 0 E: 1 K: 0 S: 9	H: 0 LOB: 0 BB: 0 P: 13	R: 0 E: 0 K: 1 S: 11	H: 1 LOB: 1 BB: 0 P: 16	R: 0 E: 1 K: 2 S: 11	H: 0 LOB: 1 BB: 0 P: 16	R: 0 E: 0 K: 2 S: 9	H: 1 LOB: 2 BB: 0 P: 12	R: 1 E: 0 K: 1 S: 11	H: 2 LOB: 1 BB: 0 P: 19	R: 0 E: 0 K: 2 S: 8	H: 1 LOB: 1 BB: 0 P: 10	R: 0 E: 0 K: 0 S: 7	H: 0 LOB: 0 BB: 0 P: 11	R: 0 E: 0 K: 2 S: 16	H: 0 LOB: 1 BB: 1 P: 22	1B: 4 2B: 1 3B: 0 HR: 0	SF: 0 SAC: 0 DP: 1 HBP: 0	WP: 0 PB: 0 SB: 1 CS: 0	PA: 34			
PITCHER	IP	WLS	BF	H	R	ER	SO	BB	IBB	HBP	BLK	WP	HR	S	P	ERA	WHIP								
Erik Hanson, R ERA: 3.56 (1, 1)	8.0	W	30	5	1	1	9	0	0	0	0	0	0	74	110	1.12	0.625								
Mike Scholer, R ERA: 1.69 (9, 1)	1.0	S	4	0	0	0	2	1	0	0	0	0	0	16	22	0.00	1.000								

Cleveland Indians @ Seattle Mariners
The Kingdome, Seattle, WA
Wed May 23 1990, 10:05 PM EDT
Att: 10,207 - Dome


AB 33
R 1
H 5
RBI 1
BB 1
SO 11
LOB 12

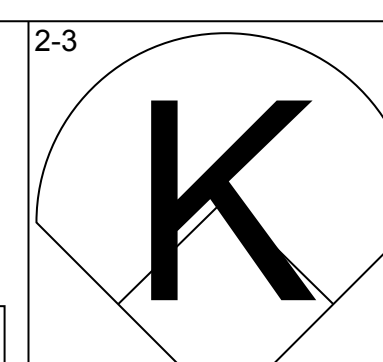
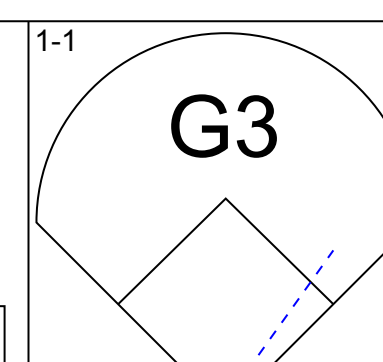
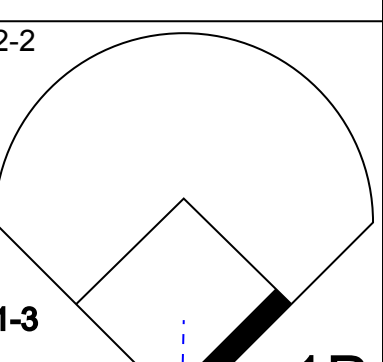
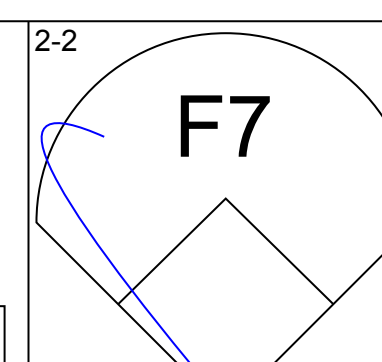
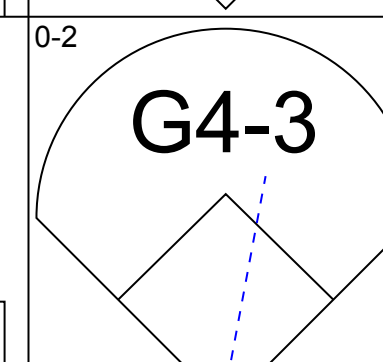
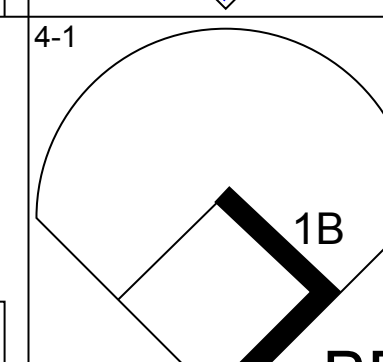
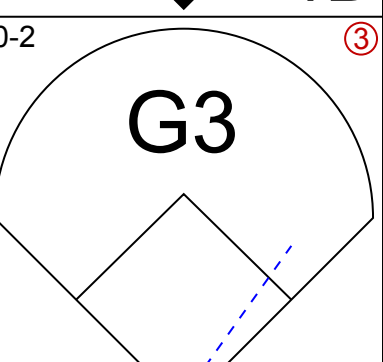
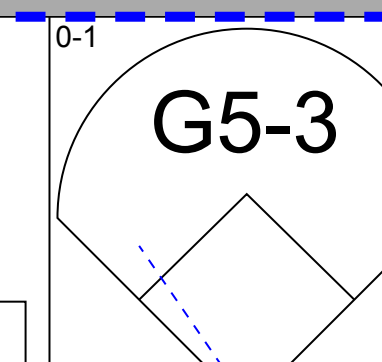
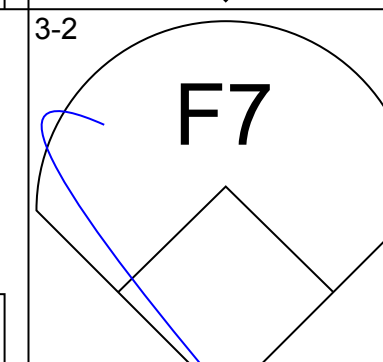
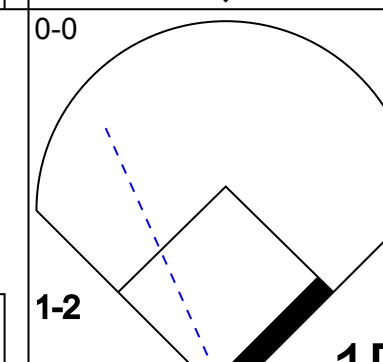
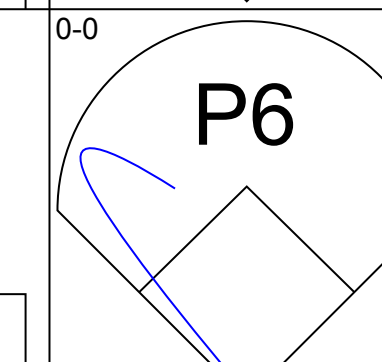
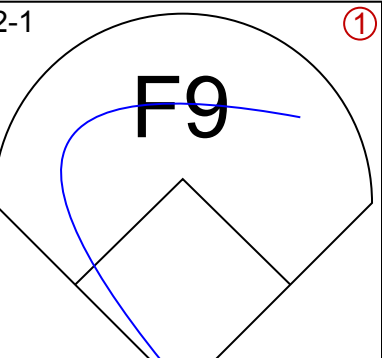
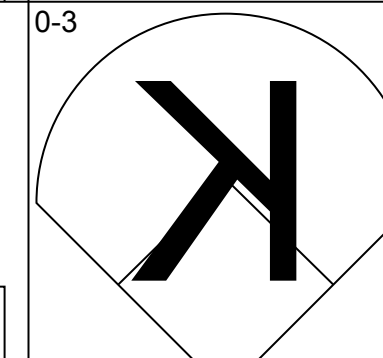
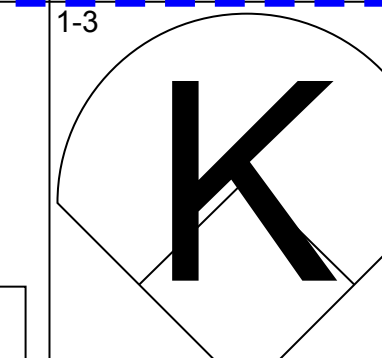
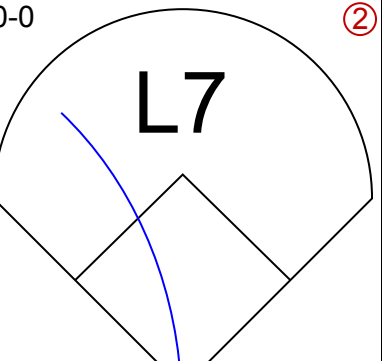
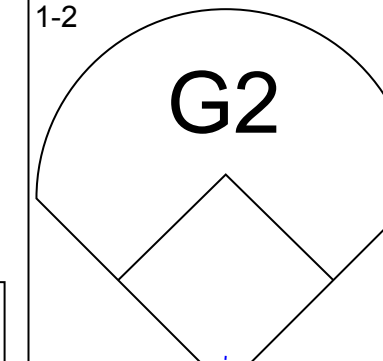
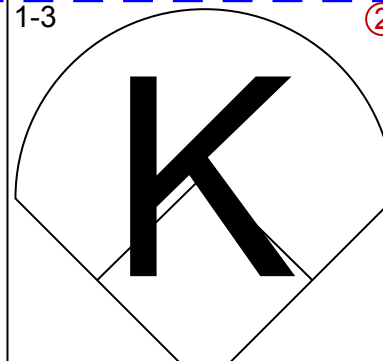
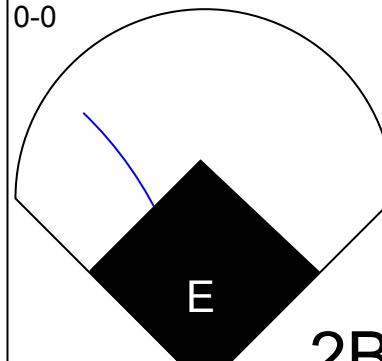
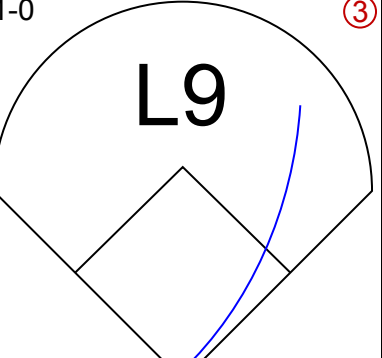
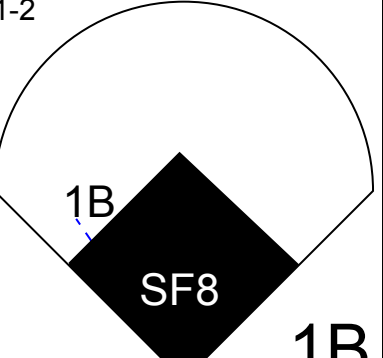
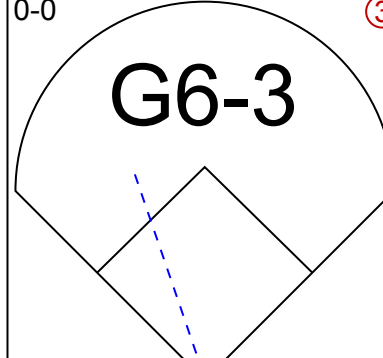
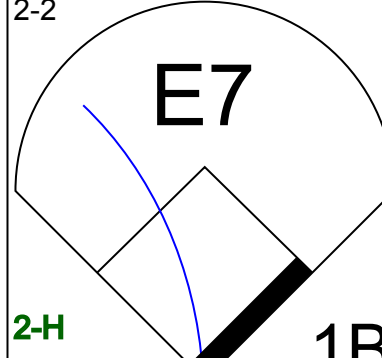
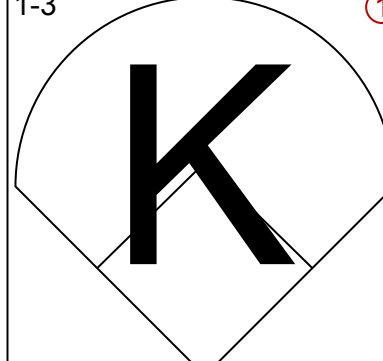
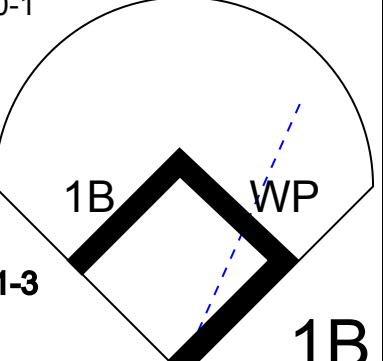
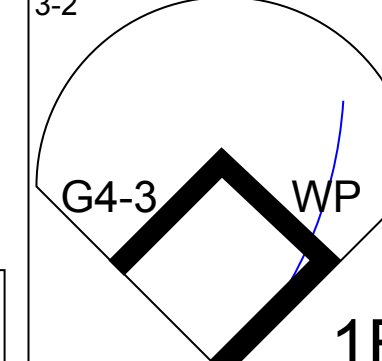
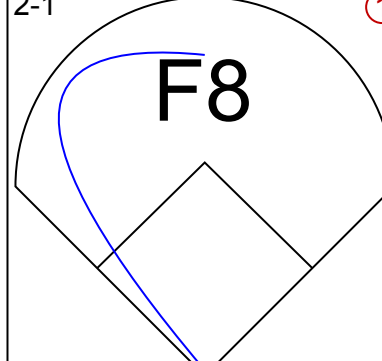
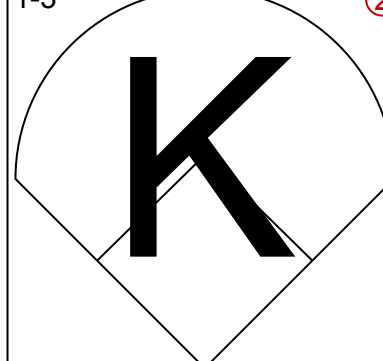
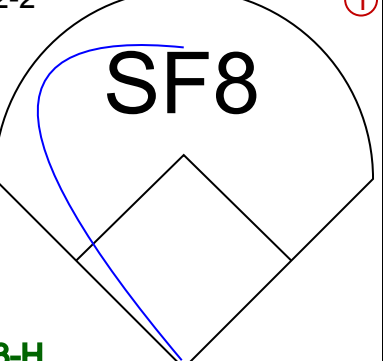
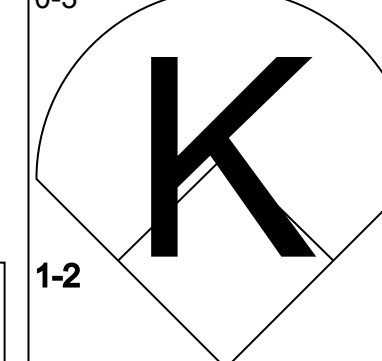
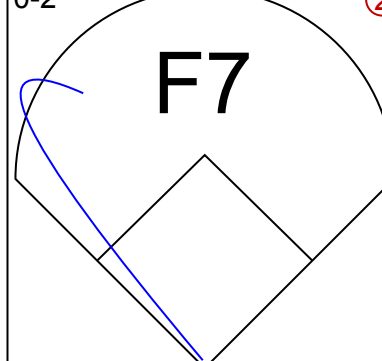
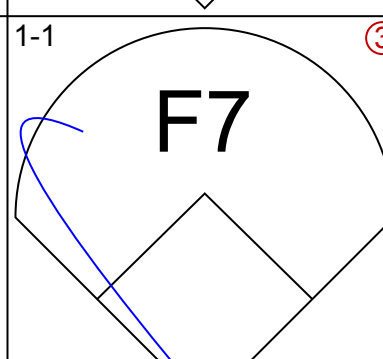
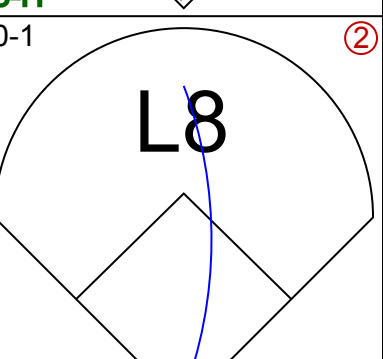
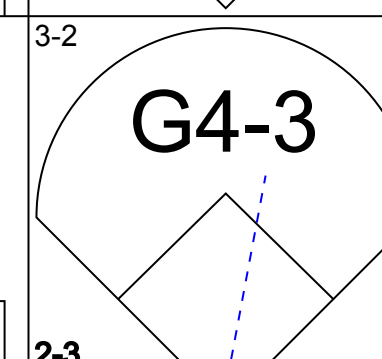
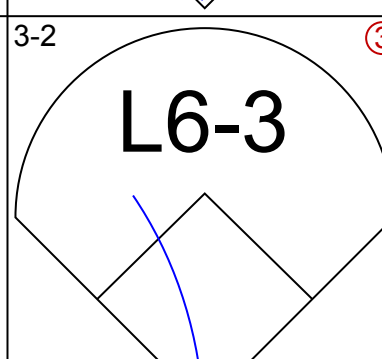
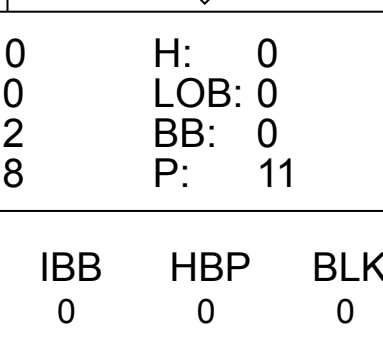
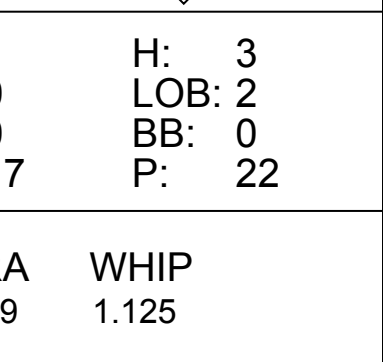
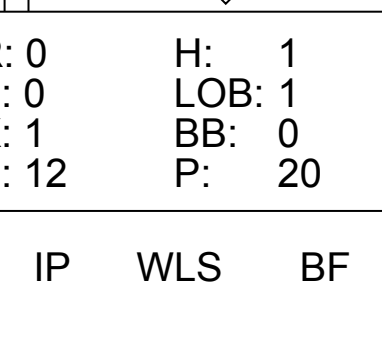
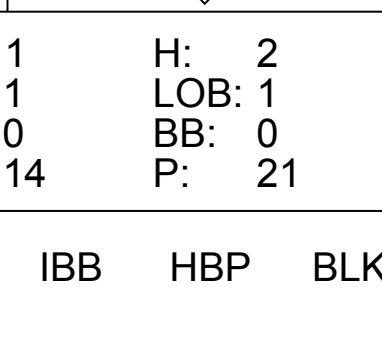


Batter	1	2	3	4	5	6	7	8	9	AB	R	H	RBI	BB	SO	LOB	BOTTOM								
Harold Reynolds, S OBP: 0.290, SLG: 0.297 (1, 4)	1B SF8 1B BB	G6-3			F8		G5-3			3	1	0	0	1	0	0									
Henry Cotto, R OBP: 0.314, SLG: 0.354 (1, 7) (9, 8)	SF8 1B 2B				E6		L7			4	1	2	0	0	0	0									
Alvin Davis, L OBP: 0.426, SLG: 0.465 (1, 3)	1B 2B	F7			P4			HR		4	2	2	1	0	0	2									
Jeffrey Leonard, R OBP: 0.282, SLG: 0.410 (1, 10)	SF8		G1-3					G6-3		2	0	0	1	1	0	0									
Ken Griffey Jr., L OBP: 0.420, SLG: 0.610 (8, PR)	2-3 3-H			F8						3	0	1	2	1	0	2									
Greg Briley, L OBP: 0.289, SLG: 0.362 (9, 7)	1-H 3-H				G4-3			FC6-4 BB		0	0	0	0	0	0	0									
Edgar Martinez, R OBP: 0.419, SLG: 0.534 (1, 5)					F8			F9		3	0	0	0	1	0	1									
Darnell Coles, R OBP: 0.231, SLG: 0.302 (1, 9)	P6			G5-3				FC6-4		4	0	0	0	0	0	3									
Brian Giles, R OBP: 0.317, SLG: 0.543 (1, 6)	L3				G5-3					3	0	0	0	0	2										
Matt Sinatro, R (1, 2)		G5-3			K					3	0	0	0	0	1	0									
Inning Stats	R: 3 E: 0 K: 0 S: 14	H: 3 LOB: 2 BB: 2 P: 26	R: 0 E: 0 K: 0 S: 9	H: 1 LOB: 0 BB: 0 P: 13	R: 0 E: 0 K: 0 S: 6	H: 0 LOB: 0 BB: 0 P: 8	R: 0 E: 0 K: 1 S: 8	H: 0 LOB: 0 BB: 0 P: 13	R: 0 E: 0 K: 0 S: 15	H: 0 LOB: 2 BB: 1 P: 25	R: 0 E: 0 K: 0 S: 5	H: 0 LOB: 0 BB: 0 P: 7	R: 0 E: 0 K: 0 S: 4	H: 0 LOB: 0 BB: 0 P: 7	R: 1 E: 0 K: 0 S: 14	H: 1 LOB: 1 BB: 1 P: 25	R: 0 E: 0 K: 0 S: 14	H: 3 LOB: 1 3B: 0 HR: 1	SF: 1 SAC: 0 DP: 0 HBP: 0	WP: 0 PB: 0 SB: 0 CS: 0	PA: 34				
PITCHER	IP	WLS	BF	H	R	ER	SO	BB	IBB	HBP	BLK	WP	HR	S	P	ERA	WHIP								
Bud Black, L ERA: 2.17 (1, 1)	7.1	L	32	5	4	4	4	4	0	0	0	0	0	69	116	4.91	1.227								
Steve Olin, R ERA: 3.27 (8, 1)	0.2		2	0	0	0	0	0	0	0	0	0	0	6	8	0.00	0.000								

Cleveland Indians @ Seattle Mariners
The Kingdome, Seattle, WA
Wed May 23 1990, 10:05 PM EDT
Att: 10,207 - Dome

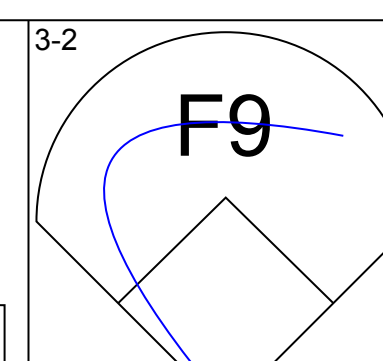
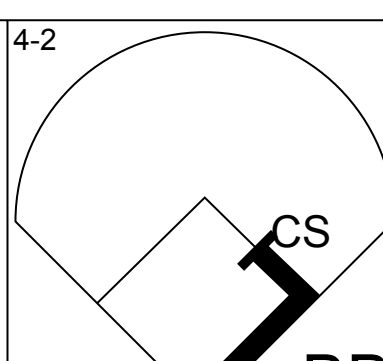
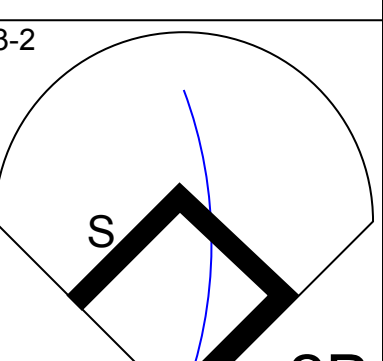
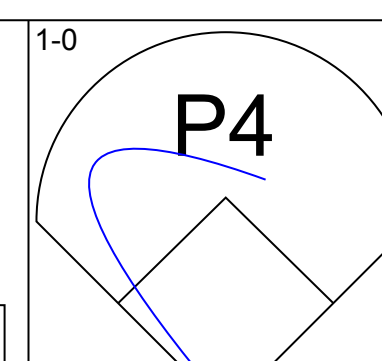
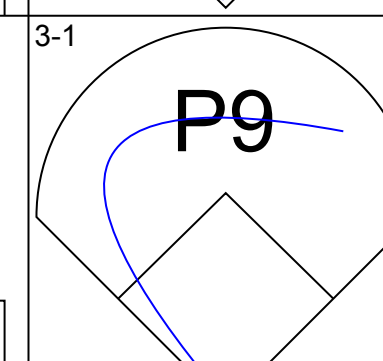
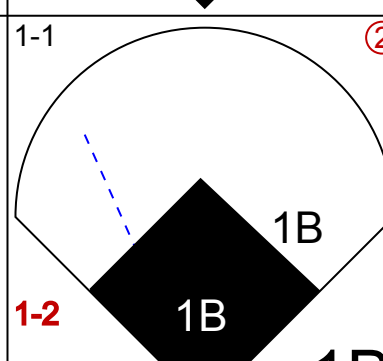
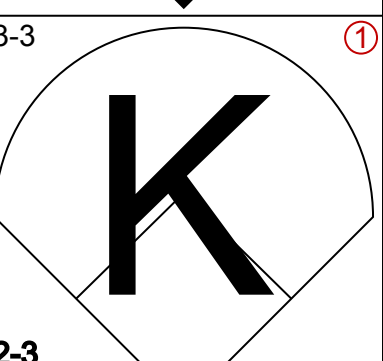
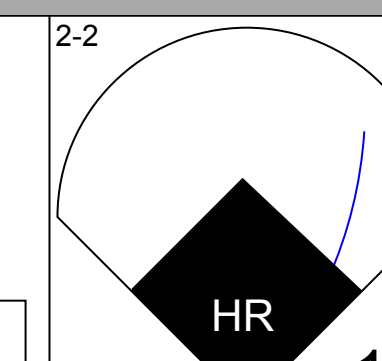
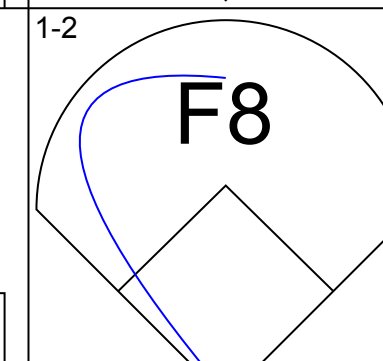
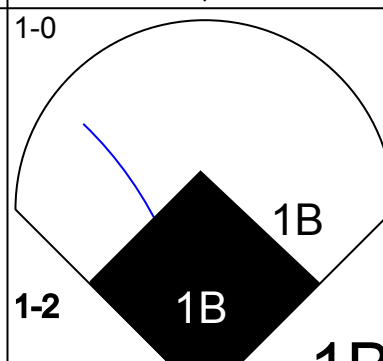
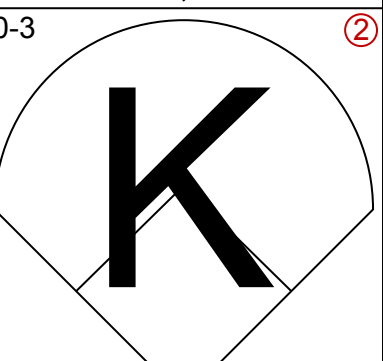
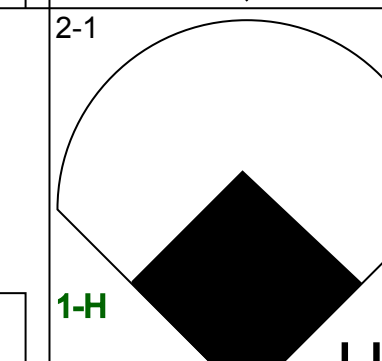
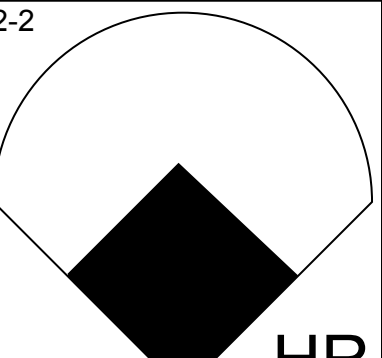
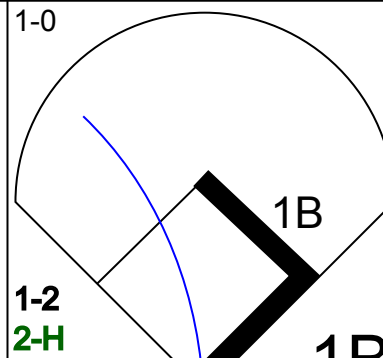
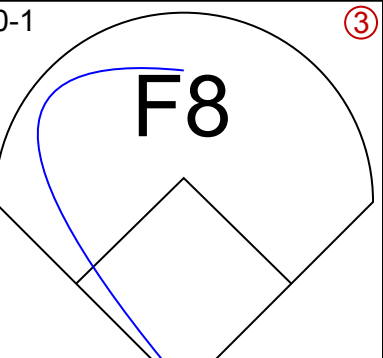
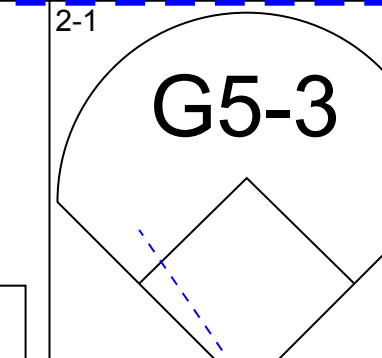
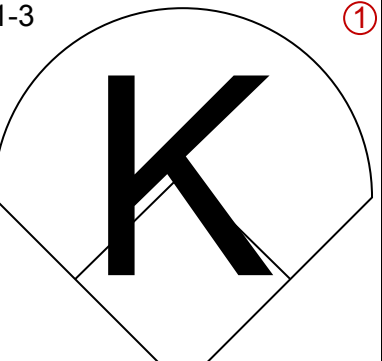
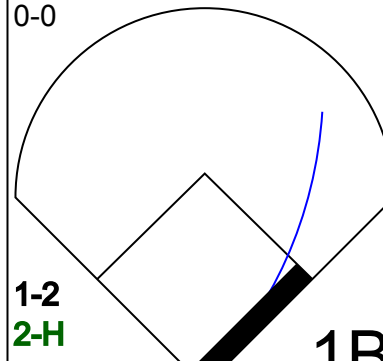

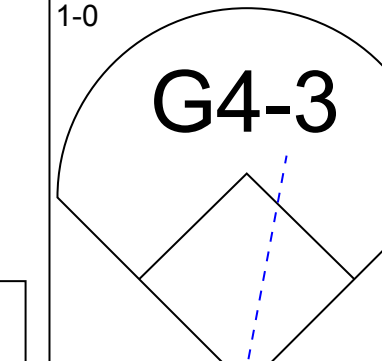
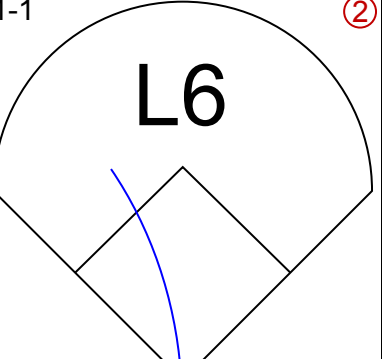
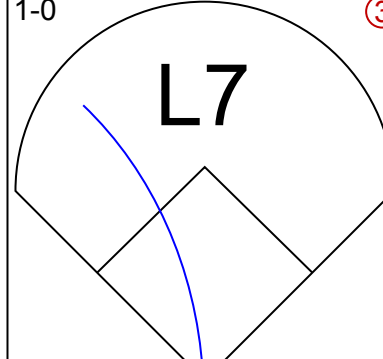

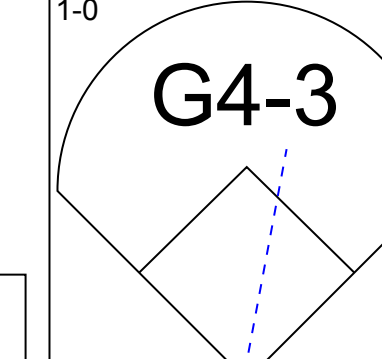
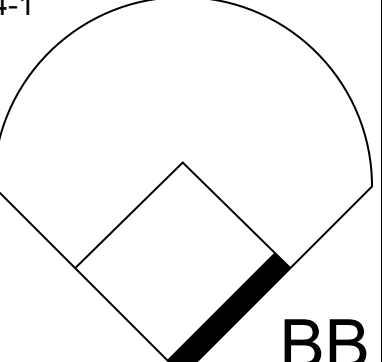
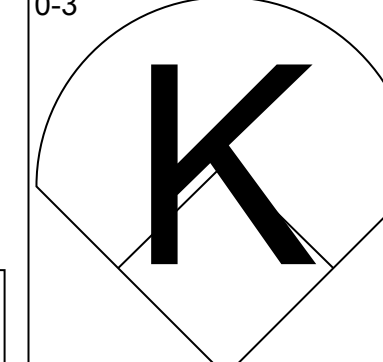
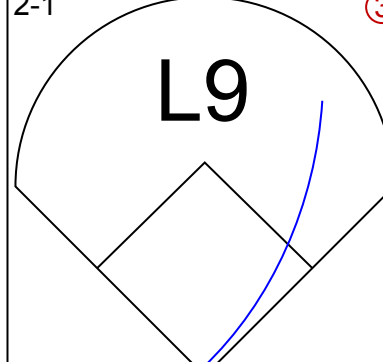
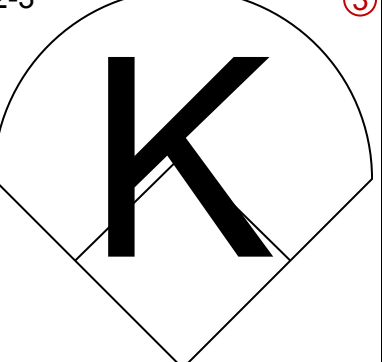
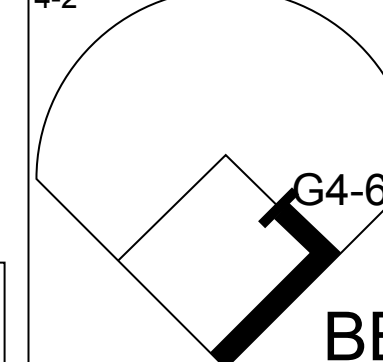
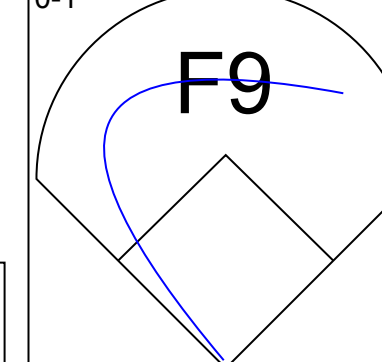

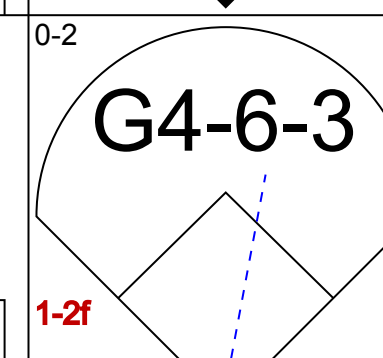
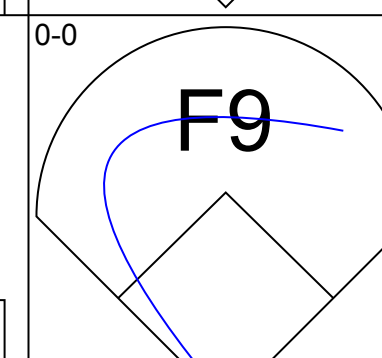
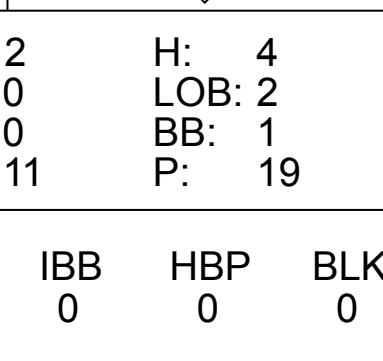
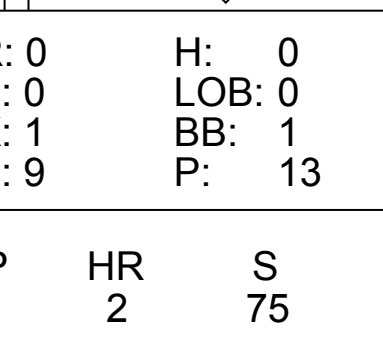
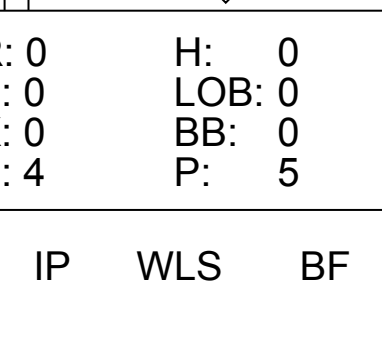
AB 29
R 4
H 5
RBI 4
BB 4
SO 1
LOB 10



Batter	1	2	3	4	5	6	7	8	9	AB	R	H	RBI	BB	SO	LOB	TOP					
Jerry Browne, S (1, 4) OBP: 0.263, SLG: 0.283										4	0	1	0	0	1	1	Cleveland Indians @ Oakland Athletics Oakland-Alameda County Coliseum, Oakland, CA Fri May 25 1990, 7:05 PM PDT Att: 33,622 - Unknown - 58 F					
Carlos Baerga, S (1, 6) OBP: 0.297, SLG: 0.304										3	0	0	0	1	0	2						
Keith Hernandez, L (1, 3) OBP: 0.282, SLG: 0.231										4	0	1	0	0	0	0						
Candy Maldonado, R (1, 7) OBP: 0.375, SLG: 0.587										4	0	1	0	0	2	2						
Cory Snyder, R (1, 9) OBP: 0.270, SLG: 0.413										4	1	1	0	0	1	3						
Chris James, R (1, 10) OBP: 0.304, SLG: 0.358										4	1	2	0	0	0	1						
Sandy Alomar Jr., R (1, 2) OBP: 0.329, SLG: 0.427										4	0	2	0	0	1	1						
Steve Springer, R (1, 5) OBP: 0.222, SLG: 0.250										2	0	0	1	0	2	1						
Dion James, L (9, PH) OBP: 0.305, SLG: 0.280										1	0	0	0	0	0	1						
Stan Jefferson, S (1, 8) OBP: 0.156, SLG: 0.069										4	0	0	0	0	0	3						
Inning Stats	R: 0 E: 0 K: 1 S: 11	H: 0 LOB: 0 BB: 0 P: 16	R: 0 E: 0 K: 0 S: 4	H: 0 LOB: 0 BB: 0 P: 7	R: 0 E: 0 K: 2 S: 8	H: 0 LOB: 0 BB: 0 P: 11	R: 0 E: 0 K: 1 S: 10	H: 1 LOB: 2 BB: 1 P: 16	R: 1 E: 0 K: 0 S: 17	H: 3 LOB: 2 BB: 0 P: 22	R: 0 E: 0 K: 1 S: 7	H: 1 LOB: 1 BB: 0 P: 10	R: 0 E: 0 K: 1 S: 12	H: 1 LOB: 1 BB: 0 P: 20	R: 0 E: 0 K: 1 S: 7	H: 0 LOB: 0 BB: 0 P: 8	R: 1 E: 1 K: 0 S: 14	H: 2 LOB: 1 BB: 0 P: 21	1B: 6 2B: 2 HR: 0	SF: 1 SAC: 0 HBP: 0	WP: 2 PB: 0 SB: 0 CS: 0	PA: 36
PITCHER	IP	WLS	BF	H	R	ER	SO	BB	IBB	HBP	BLK	WP	HR	S	P	ERA	WHIP					
Scott Sanderson, R (1, 1) ERA: 3.04	5.1	W	22	5	1	1	4	1	0	0	0	1	0	53	77	1.69	1.125					
Todd Burns, R (8, 1) ERA: 2.35	1.2		6	1	0	0	2	0	0	0	0	1	0	16	25	0.00	0.600					
Rick Honeycutt, L (8, 1) ERA: 0.95	0.2		2	0	0	0	0	0	0	0	0	0	0	3	3	0.00	0.000					
Dennis Eckersley, R (8, 1) ERA: 0.49	1.1	S	6	2	1	1	1	0	0	0	0	0	0	18	26	6.75	1.500					

AB	34
R	2
H	8
RBI	1
BB	1
SO	7
LOB	15



Batter	1	2	3	4	5	6	7	8	9	AB	R	H	RBI	BB	SO	LOB	BOTTOM				
Rickey Henderson, R (1, 7) OBP: 0.444, SLG: 0.579										3	0	1	0	1	0	0	Cleveland Indians @ Oakland Athletics Oakland-Alameda County Coliseum, Oakland, CA Fri May 25 1990, 7:05 PM PDT Att: 33,622 - Unknown - 58 F				
Carney Lansford, R (1, 5) OBP: 0.356, SLG: 0.370										4	2	2	0	0	1	1					
Jose Canseco, R (1, 10) OBP: 0.441, SLG: 0.697										4	2	2	2	0	1	1					
Mark McGwire, R (1, 3) OBP: 0.395, SLG: 0.516										4	1	2	2	0	0	1					
Dave Henderson, R (1, 8) OBP: 0.336, SLG: 0.455										4	0	1	1	0	1	0					
Terry Steinbach, R (1, 2) OBP: 0.258, SLG: 0.333										4	0	0	0	0	0	2					
Felix Jose, S (1, 9) OBP: 0.289, SLG: 0.376										2	0	0	0	1	1	0					
Mike Gallego, R (1, 6) OBP: 0.255, SLG: 0.289										2	0	0	0	1	1	1					
Watt Weiss, S (9, 6) OBP: 0.315, SLG: 0.353										0	0	0	0	0	0	0					
Willie Randolph, R (1, 4) OBP: 0.329, SLG: 0.304										3	0	0	0	0	0	1					
Inning Stats	R: 0 E: 0 K: 0 S: 12	H: 0 LOB: 0 BB: 0 P: 19	R: 1 E: 0 K: 2 S: 14	H: 1 LOB: 1 BB: 1 P: 24	R: 2 E: 0 K: 0 S: 11	H: 4 LOB: 2 BB: 1 P: 19	R: 0 E: 0 K: 1 S: 9	H: 0 LOB: 0 BB: 1 P: 13	R: 0 E: 0 K: 2 S: 13	H: 1 LOB: 1 BB: 0 P: 19	R: 0 E: 0 K: 0 S: 6	H: 0 LOB: 0 BB: 0 P: 10	R: 0 E: 0 K: 0 S: 4	H: 0 LOB: 0 BB: 0 P: 5	R: 2 E: 0 K: 0 S: 10	H: 2 LOB: 0 BB: 0 P: 18	1B: 5 2B: 1 3B: 0 HR: 2	SF: 0 SAC: 0 DP: 1 HBP: 0	WP: 0 PB: 0 SB: 1 CS: 1	PA: 33	
PITCHER	IP	WLS	BF	H	R	ER	SO	BB	IBB	HBP	BLK	WP	HR	S	P	ERA	WHIP				
Greg Swindell, L (1, 1) ERA: 5.59	7.0	L	30	8	5	5	5	3	0	0	0	0	2	75	119	6.43	1.571				
Steve Olin, R (8, 1) ERA: 3.13	1.0		3	0	0	0	0	0	0	0	0	0	0	4	8	0.00	0.000				



Batter	1	2	3	4	5	6	7	8	9	10	AB	R	H	RBI	BB	SO	LOB	TOP	
Jerry Browne, S OBP: 0.256, SLG: 0.270	(1,4) G6-3		(1,0) G6-3			(1,1) G6-3			(2,2) P3		4	0	0	0	0	0	0	Cleveland Indians @ California Angels Anaheim Stadium, Anaheim, CA Mon May 28 1990, 6:33 AM EDT Att. 26,477 - Sunny - 70 F	
Mitch Webster, S OBP: 0.293, SLG: 0.424	(1,8) 1B G4-3		(1,2) G1-6-3			(0,0) L6			(2,3) K		4	0	1	0	0	1	0		
Chris James, R OBP: 0.301, SLG: 0.360	(1,10) G4-3					(0,2) G1-3			(2,2) G5-3		4	0	0	0	0	0	1		
Candy Maldonado, R OBP: 0.375, SLG: 0.576	(1,7) 1B					(2,3) K			(1,3) K		4	0	2	0	0	2	0		
Stan Jefferson, S OBP: 0.162, SLG: 0.088	(10, PR) 1B					(4,0) BB			(1,2) L9		2	0	0	0	1	0	2		
Sandy Alomar Jr., R OBP: 0.333, SLG: 0.416	(1,2) G5-3					(0,0) L9			(2,2) HR		4	1	1	1	0	1	1		
Brook Jacoby, R OBP: 0.240, SLG: 0.443									(0,0) 1B		4	1	1	2	0	0	0		
Cory Snyder, R OBP: 0.263, SLG: 0.417									(0,0) HR		4	1	1	2	0	0	0		
Carlos Baerga, S OBP: 0.266, SLG: 0.299									(1,0) HR		4	0	0	0	0	0	1		
Felix Fermin, R OBP: 0.253, SLG: 0.311									(0,1) F9		4	0	0	0	0	0	1		
Inning Stats	R: 0 E: 0 K: 0 S: 12	H: 2 LOB: 2 BB: 0 P: 17	R: 0 E: 0 K: 0 S: 4	H: 0 LOB: 0 BB: 0 P: 6	R: 0 E: 0 K: 1 S: 10	H: 0 LOB: 1 BB: 1 P: 14	R: 0 E: 0 K: 0 S: 5	H: 0 LOB: 0 BB: 0 P: 7	R: 0 E: 0 K: 2 S: 9	H: 0 LOB: 0 BB: 0 P: 13	R: 0 E: 0 K: 0 S: 5	H: 0 LOB: 0 BB: 0 P: 6	R: 0 E: 0 K: 1 S: 11	H: 0 LOB: 0 BB: 0 P: 17	R: 3 E: 0 K: 0 S: 10	H: 3 LOB: 1 BB: 0 P: 15	1B: 4 2B: 0 3B: 0 HR: 1	SF: 0 SAC: 1 DP: 0 HBP: 0	WP: 0 PA: 36 PB: 0 SB: 0 CS: 0
PITCHER	IP WLS BF H R ER SO BB IBB HBP BLK WP HR S P ERA WHIP																		
Jim Abbott, L ERA: 5.31	(1,1) 9.1	34	5	3	3	4	BB: 1	IBB: 0	HBP: 0	BLK: 0	WP: 0	HR: 1	S: 75	P: 113	ERA: 2.89	WHIP: 0.643			
Bryan Harvey, R ERA: 3.8	(10,1) 0.2	2	0	0	0	0	BB: 0	IBB: 0	HBP: 0	BLK: 0	WP: 0	HR: 0	S: 3	P: 4	ERA: 0.00	WHIP: 0.000			


Batter	1	2	3	4	5	6	7	8	9	10	AB	R	H	RBI	BB	SO	LOB	BOTTOM			
Devon White, S OBP: 0.290, SLG: 0.364	(1,8) L7		(2,1) 1B			(1,0) P9			(3,3) K		5	0	1	0	0	1	1	Cleveland Indians @ California Angels Anaheim Stadium, Anaheim, CA Mon May 28 1990, 6:33 AM EDT Att. 26,477 - Sunny - 70 F			
Johnny Ray, S OBP: 0.304, SLG: 0.357	(1,4) P9		(0,3) K			(0,1) G5-3			(1,2) G4-3		5	0	0	0	0	1	2				
Dave Winfield, R OBP: 0.264, SLG: 0.369	(1,9) K					(1,0) P9			(0,1) P3		5	0	1	0	0	1	0				
Chili Davis, S OBP: 0.352, SLG: 0.410						(0,1) F9			(4,1) 1B		3	0	1	0	1	1	1				
Wally Joyner, L OBP: 0.394, SLG: 0.476						(1,1) F8			(1,0) BB		3	0	1	0	1	0	1				
Dante Bichette, R OBP: 0.302, SLG: 0.429						(1,2) F7			(1,2) BB		4	0	1	0	0	1	4				
Lance Parrish, R OBP: 0.326, SLG: 0.474						(1,2) WP			(1,2) 1B		4	0	1	0	0	1	4				
Donnie Hill, S OBP: 0.348, SLG: 0.420						(3,1) P4			(3,2) G6-3		4	0	0	0	0	0	2				
Gary Disarcina, R OBP: 0.097, SLG: 0.034						(4,2) 1B			(3,2) F8		3	0	1	0	1	0	0				
						(1,0) L8			(0,0) G4-3		4	0	0	0	0	1	2				
Inning Stats	R: 0 E: 0 K: 1 S: 8	H: 0 LOB: 0 BB: 0 P: 11	R: 0 E: 0 K: 0 S: 8	H: 0 LOB: 0 BB: 0 P: 11	R: 0 E: 0 K: 1 S: 11	H: 1 LOB: 2 BB: 1 P: 21	R: 0 E: 0 K: 0 S: 14	H: 2 LOB: 2 BB: 0 P: 18	R: 0 E: 0 K: 1 S: 6	H: 0 LOB: 0 BB: 0 P: 10	R: 0 E: 0 K: 1 S: 11	H: 1 LOB: 1 BB: 0 P: 18	R: 0 E: 0 K: 1 S: 14	H: 1 LOB: 1 BB: 0 P: 23	R: 0 E: 0 K: 0 S: 10	H: 0 LOB: 0 BB: 0 P: 16	R: 0 E: 0 K: 0 S: 6	H: 0 LOB: 0 BB: 0 P: 8	1B: 5 2B: 1 3B: 0 HR: 0	SF: 0 SAC: 0 DP: 0 HBP: 0	WP: 1 PA: 39 PB: 0 SB: 0 CS: 0
PITCHER	IP WLS BF H R ER SO BB IBB HBP BLK WP HR S P ERA WHIP																				
Bud Black, L ERA: 1.94	(1,1) 8.0	6	0	0	0	6	BB: 3	IBB: 0	HBP: 0	BLK: 0	WP: 1	HR: 0	S: 83	P: 132	ERA: 0.00	WHIP: 1.125					
Cecilio Guante, R ERA: 3.43	(9,1) 1.0	W	3	0	0	0	BB: 0	IBB: 0	HBP: 0	BLK: 0	WP: 0	HR: 0	S: 10	P: 16	ERA: 0.00	WHIP: 0.000					
Doug Jones, R ERA: 0.7	(10,1) 1.0	S	3	0	0	0	BB: 0	IBB: 0	HBP: 0	BLK: 0	WP: 0	HR: 0	S: 6	P: 8	ERA: 0.00	WHIP: 0.000					

AB 34
R 3
H 5
RBI 3
BB 1
SO 4
LOB 6



AB 36
R 0
H 6
RBI 0
BB 3
SO 6
LOB 13



Batter	1	2	3	4	5	6	7	8	9	AB	R	H	RBI	BB	SO	LOB	TOP										
Jerry Browne, S (1,4) OBP: 0.250, SLG: 0.263	F7		F8			G4-3		F9		4	0	0	0	0	0	1	Cleveland Indians @ California Angels Anaheim Stadium, Anaheim, CA Tue May 29 1990, 10:05 PM EDT Att: 22,429 - Unknown - 69 F										
Mitch Webster, S (1,8) OBP: 0.292, SLG: 0.420	G3		F9			G3-1		G4-6-3 1B		4	0	1	0	0	0	1											
Dion James, L (1,3) OBP: 0.316, SLG: 0.295	2B BB				G4-3		2B	G4-6-3 1-2		3	0	1	0	1	0	1											
Candy Maldonado, R (1,7) OBP: 0.372, SLG: 0.574	2B				G6-3		K		K	4	0	1	0	0	2	1											
Chris James, R (1,10) OBP: 0.291, SLG: 0.347	F7				E6 FC6-4		L4		G5-3	4	0	0	0	0	0	2											
Sandy Alomar Jr., R (1,2) OBP: 0.331, SLG: 0.429		F9			FC6-4 1-2		1B 3B		K	4	1	1	0	0	1	1											
Cory Snyder, R (1,9) OBP: 0.270, SLG: 0.422		G5-4-3 1B			L8		G5-4-3 1B			3	0	2	1	0	0	0											
Brook Jacoby, R (1,5) OBP: 0.333, SLG: 0.434	G5-4-3 1-2				F9		G5-4-3 1-2			3	0	0	0	0	0	2											
Felix Fermin, R (1,6) OBP: 0.258, SLG: 0.315 Carlos Baerga, S (7,PH) OBP: 0.263, SLG: 0.295					K CS 1B		K		K	2	0	1	0	0	1	0											
Inning Stats	R: 0 H: 1 E: 0 K: 0 S: 8	H: 1 LOB: 2 BB: 1 P: 20	R: 0 H: 1 E: 0 K: 0 S: 5	H: 1 LOB: 0 BB: 0 P: 8	R: 0 H: 1 E: 0 K: 0 S: 8	H: 0 LOB: 1 BB: 0 P: 13	R: 0 H: 0 E: 1 K: 1 S: 7	H: 0 LOB: 1 BB: 0 P: 11	R: 0 H: 0 E: 0 K: 1 S: 5	H: 0 LOB: 0 BB: 0 P: 7	R: 0 H: 1 E: 0 K: 1 S: 12	H: 1 LOB: 1 BB: 0 P: 18	R: 1 H: 2 E: 0 K: 1 S: 12	H: 2 LOB: 1 BB: 0 P: 20	R: 0 H: 1 E: 0 K: 2 S: 4	H: 0 LOB: 0 BB: 0 P: 5		R: 0 H: 0 E: 0 K: 2 S: 8	H: 0 LOB: 0 BB: 0 P: 13	1B: 4 2B: 2 3B: 1 HR: 0	SF: 0 SAC: 0 DP: 2 HBP: 0	WP: 0 PB: 0 SB: 0 CS: 1	PA: 33				
PITCHER	IP	WLS	BF	H	R	ER	SO	BB	IBB	HBP	BLK	WP	HR	S	P	ERA	WHIP										
Kirk McCaskill, R (1,1) ERA: 2.8	6.2	W	26	6	1	1	2	1	0	0	0	0	0	53	92	1.35	1.050										
Mark Eichhorn, R (7,1) ERA: 1.46	2.1	S	7	1	0	0	3	0	0	0	0	0	0	16	23	0.00	0.429										

Batter	1	2	3	4	5	6	7	8	9	AB	R	H	RBI	BB	SO	LOB	BOTTOM										
Luis Polonia, L (1,10) OBP: 0.301, SLG: 0.348	G4-3 1B		K				P7			4	0	2	0	0	1	0	Cleveland Indians @ California Angels Anaheim Stadium, Anaheim, CA Tue May 29 1990, 10:05 PM EDT Att: 22,429 - Unknown - 69 F										
Donnie Hill, S (1,6) OBP: 0.333, SLG: 0.400	P4		F8		G4-6-3 1-2		G4-6-3 1B		F8	4	0	0	0	0	0	2											
Devon White, S (1,8) OBP: 0.289, SLG: 0.367	G4-3 1-2		G1-3				2B		F8	4	0	1	0	0	0	1											
Wally Joyner, L (1,3) OBP: 0.391, SLG: 0.468	G1-3				4-0 1B G5-4-3 BB		F8		F7	3	1	0	0	1	0	2											
Chili Davis, S (1,7) OBP: 0.357, SLG: 0.411 Dante Bichette, R (9,7) OBP: 0.302, SLG: 0.429		G3-1			0-2 G5-4-3 1B		G5-4-3 BB			2	0	1	0	1	0	0											
Dave Winfield, R (1,9) OBP: 0.257, SLG: 0.358		F7			2-1 G5-4-3 1-2		G5-4-3 1-2			3	0	0	0	0	0	2											
Johnny Ray, S (1,4) OBP: 0.312, SLG: 0.359		2B BB			4-2 G5-4-3 1-2		F9			2	0	1	0	1	0	0											
Lance Parrish, R (1,2) OBP: 0.326, SLG: 0.479		F7			2-2 F8				F7	3	0	1	0	0	0	1											
Rick Schu, R (1,5) OBP: 0.236, SLG: 0.302		P4			2-2 1B G4-6-3 2B				P4	3	1	1	0	0	0	2											
Inning Stats	R: 0 H: 1 E: 0 K: 0 S: 8	H: 1 LOB: 0 BB: 0 P: 13	R: 0 H: 1 E: 0 K: 0 S: 8	H: 1 LOB: 2 BB: 1 P: 16	R: 0 H: 0 E: 0 K: 1 S: 12	H: 0 LOB: 0 BB: 0 P: 15	R: 1 H: 2 E: 0 K: 0 S: 11	H: 2 LOB: 1 BB: 1 P: 20	R: 1 H: 3 E: 0 K: 0 S: 14	H: 3 LOB: 1 BB: 0 P: 20	R: 0 H: 0 E: 0 K: 0 S: 8	H: 0 LOB: 0 BB: 1 P: 14	R: 0 H: 0 E: 0 K: 0 S: 4	H: 0 LOB: 0 BB: 0 P: 8	R: 0 H: 0 E: 0 K: 0 S: 7	H: 0 LOB: 0 BB: 0 P: 13	1B: 4 2B: 3 3B: 0 HR: 0	SF: 0 SAC: 0 DP: 3 HBP: 0	WP: 0 PB: 0 SB: 0 CS: 0	PA: 31							
PITCHER	IP	WLS	BF	H	R	ER	SO	BB	IBB	HBP	BLK	WP	HR	S	P	ERA	WHIP										
John Farrell, R (1,1) ERA: 4.3	7.0	L	28	7	2	2	1	3	0	0	0	0	0	65	106	2.57	1.429										
Jesse Orosco, L (8,1) ERA: 4.2	1.0		3	0	0	0	0	0	0	0	0	0	0	7	13	0.00	0.000										

Batter	1	2	3	4	5	6	7	8	9	AB	R	H	RBI	BB	SO	LOB	TOP					
Carlos Baerga, S (1, 5) OBP: 0.253, SLG: 0.283	G6-3	F7			K		F9			4	0	0	0	0	1	2	Cleveland Indians @ California Angels Anaheim Stadium, Anaheim, CA Wed May 30 1990, 10:05 PM EDT Att: 25,543 - Unknown - 73 F					
Mitch Webster, S (1, 8) OBP: 0.291, SLG: 0.435	HR		G5-3		G6-3		F8			4	1	1	1	0	0	1						
Tom Brookens, R (1, 4) OBP: 0.333, SLG: 0.435 Jerry Browne, S (8, 4) OBP: 0.250, SLG: 0.263	K							K		3	0	1	1	1	2	0						
Candy Maldonado, R (1, 7) OBP: 0.364, SLG: 0.560	F9		F8		K			G5-3		4	0	0	0	0	1	2						
Chris James, R (1, 10) OBP: 0.298, SLG: 0.352		S 1B 1B	P6				F9 1B	F7		4	1	2	0	0	0	1						
Cory Snyder, R (1, 9) OBP: 0.269, SLG: 0.418		S 1B			K		F9		F9	4	1	1	0	0	1	1						
Brook Jacoby, R (1, 3) OBP: 0.325, SLG: 0.422		K			G1-3		F9		P4	4	0	0	0	0	1	3						
Joel Skinner, R (1, 2) OBP: 0.233, SLG: 0.276		FC5-4 1B			K		K		G6-3	4	0	1	2	0	2	1						
Felix Fermin, R (1, 6) OBP: 0.260, SLG: 0.316	FC5-4							F9		3	1	1	0	0	0	1						
Inning Stats	R: 1 E: 0 K: 1 S: 7	H: 1 LOB: 0 BB: 0 P: 12	R: 2 E: 0 K: 1 S: 14	H: 3 LOB: 1 BB: 0 P: 26	R: 0 E: 0 K: 0 S: 9	H: 0 LOB: 0 BB: 1 P: 16	R: 0 E: 0 K: 2 S: 9	H: 0 LOB: 0 BB: 0 P: 13	R: 1 E: 0 K: 2 S: 17	H: 2 LOB: 1 BB: 0 P: 24	R: 0 E: 0 K: 1 S: 8	H: 1 LOB: 1 BB: 0 P: 13	R: 0 E: 0 K: 0 S: 3	H: 0 LOB: 0 BB: 0 P: 6	R: 0 E: 0 K: 1 S: 8	H: 0 LOB: 0 BB: 0 P: 10		R: 0 E: 0 K: 0 S: 8	H: 0 LOB: 0 BB: 0 P: 12	1B: 6 2B: 0 3B: 0 HR: 1	SF: 0 SAC: 0 DP: 0 HBP: 0	WP: 1 PB: 0 SB: 2 CS: 0
PITCHER	IP	WLS	BF	H	R	ER	SO	BB	IBB	HBP	BLK	WP	HR	S	P	ERA	WHIP					
Mark Langston, L (1, 1) ERA: 3.56	8.0	L	32	7	4	4	8	1	0	0	0	1	1	75	120	4.50	1.000					
Bryan Harvey, R (9, 1) ERA: 3.65	1.0	S	3	0	0	0	0	0	0	0	0	0	0	8	12	0.00	0.000					

Batter	1	2	3	4	5	6	7	8	9	AB	R	H	RBI	BB	SO	LOB	BOTTOM				
Devon White, S (1, 8) OBP: 0.281, SLG: 0.356	F8		F7		G1-3		K		G4-6-3	5	0	0	0	0	1	4	Cleveland Indians @ California Angels Anaheim Stadium, Anaheim, CA Wed May 30 1990, 10:05 PM EDT Att: 25,543 - Unknown - 73 F				
Johnny Ray, S (1, 4) OBP: 0.317, SLG: 0.359	G1-3						F7			3	0	1	0	1	0	1					
Chili Davis, S (1, 10) OBP: 0.355, SLG: 0.408	1B		G3		G3-6-3			K		4	0	1	0	0	1	3					
Wally Joyner, L (1, 3) OBP: 0.388, SLG: 0.463	G4-1				G3		G6-4-3 1B	K		4	0	1	0	0	1	1					
Dave Winfield, R (1, 9) OBP: 0.256, SLG: 0.349			G5-4-3 BB		G6-3		G6-4-3 1-2	G5-3		3	0	0	0	1	0	1					
Dante Bichette, R (1, 7) OBP: 0.313, SLG: 0.455		G5-4-3 1-2			BB 1B		1B		HR	4	2	3	1	0	0	1					
Donnie Hill, S (1, 6) OBP: 0.340, SLG: 0.391	L1				1B BB		G1-3		FC5-4 BB	2	0	0	0	2	0	1					
Lance Parrish, R (1, 2) OBP: 0.331, SLG: 0.480			F8		FC5-4 1B				FC5-4 1B	4	0	2	1	0	0	1					
Rick Schu, R (1, 5) OBP: 0.241, SLG: 0.321 Max Venable, L (9, PH) OBP: 0.380, SLG: 0.522					FC5-4 2B		F9		G4-6-3 1B	3	0	1	0	0	0	3					
Inning Stats	R: 0 E: 0 K: 0 S: 15	H: 1 LOB: 1 BB: 0 P: 26	R: 0 E: 0 K: 0 S: 5	H: 0 LOB: 0 BB: 1 P: 10	R: 0 E: 0 K: 0 S: 11	H: 1 LOB: 2 BB: 1 P: 18	R: 1 E: 0 K: 0 S: 8	H: 2 LOB: 2 BB: 1 P: 14	R: 0 E: 0 K: 0 S: 10	H: 2 LOB: 1 BB: 0 P: 14	R: 0 E: 0 K: 1 S: 9	H: 1 LOB: 1 BB: 0 P: 11	R: 0 E: 0 K: 2 S: 12	H: 0 LOB: 0 BB: 0 P: 13	R: 0 E: 0 K: 0 S: 10	H: 2 LOB: 1 BB: 1 P: 17		1B: 8 2B: 1 3B: 0 HR: 1	SF: 0 SAC: 0 DP: 4 HBP: 0	WP: 0 PB: 0 SB: 0 CS: 0	PA: 37
PITCHER	IP	WLS	BF	H	R	ER	SO	BB	IBB	HBP	BLK	WP	HR	S	P	ERA	WHIP				
Tom Candiotti, R (1, 1) ERA: 4.0	7.0	W	29	8	1	1	1	3	0	0	0	0	0	63	105	1.29	1.571				
Doug Jones, R (8, 1) ERA: 0.95	2.0	S	8	2	1	1	2	1	0	0	0	0	1	22	30	4.50	1.500				

Batter	1	2	3	4	5	6	7	8	9	AB	R	H	RBI	BB	SO	LOB	TOP			
Wade Boggs, L (1, 5) OBP: 0.306, SLG: 0.410	1-1 F7	0-2 1B		3-1 HR		1-0 2B HBP		4-2 G4-3 BB		3	2	2	2	1	0	0	Boston Red Sox @ Cleveland Indians Cleveland Municipal Stadium, Cleveland, OH Sun Jun 03 1990, 3:33 AM EDT Att: 29,137 - Sunny - 72 F			
Marty Barrett, R (1, 4) OBP: 0.302, SLG: 0.228	2-1 G1-3	2-2 FC5 2-3f		2-1 G6-3		2-1 F8		2-3 K		5	0	0	0	0	1	6				
Mike Greenwell, L (1, 7) OBP: 0.337, SLG: 0.305	1-2 G6-3		2-1 F9	1-1 1B		2-2 1-H 2B		0-2 G4-3 1-2 2-3		5	0	2	1	0	0	2				
Tom Brunansky, R (1, 9) OBP: 0.345, SLG: 0.389		0-1 CS 1B G4-3 1B	2-2 HR	2-1 G4-6-3 1B		4-1 BB		2-3 K		3	2	2	0	1	1	2				
Dwight Evans, R (1, 10) OBP: 0.355, SLG: 0.386 Danny Heep, L (9, PH) OBP: 0.250, SLG: 0.222		0-0 G4-3 CS 1-2 2B 1B	1-0 HR	0-1 G4-6-3		2-3 K			1-1 G6-3	4	2	2	2	0	1	4				
Ellis Burks, R (1, 8) OBP: 0.325, SLG: 0.463	2-3 K		0-0 1B			1-2 E3 P3-1		0-0 F7	3-1 HR	5	1	2	1	0	1	2				
Carlos Quintana, R (1, 3) OBP: 0.375, SLG: 0.418	1-0 G4-3		0-0 G6-3 1B			0-0 F7		0-2 G6-3	0-2 G5-3	5	0	1	1	0	0	2				
Luis Rivera, R (1, 6) OBP: 0.337, SLG: 0.374	2-3 3-H 1B 2B		0-1 G6-3			1-2 P3-1		3-3 K	0-0 L9	5	0	1	1	0	1	3				
Rich Gedman, L (1, 2) OBP: 0.429, SLG: 0.200	4-2 FC5 1B BB			1-1 HR 1B		0-1 G3-1		4-2 G4-3 BB BB		2	1	1	0	2	0	0				
Inning Stats	R: 0 E: 0 K: 0 S: 7	H: 0 LOB: 0 BB: 0 P: 11	R: 2 E: 0 K: 1 S: 27	H: 4 LOB: 3 BB: 1 P: 37	R: 2 E: 0 K: 0 S: 10	H: 3 LOB: 1 BB: 0 P: 15	R: 2 E: 0 K: 0 S: 12	H: 4 LOB: 1 BB: 0 P: 21	R: 0 E: 1 K: 1 S: 14	H: 0 LOB: 0 BB: 0 P: 17	R: 0 E: 0 K: 2 S: 13	H: 0 LOB: 2 BB: 2 P: 25	R: 1 E: 0 K: 0 S: 8	H: 1 LOB: 0 BB: 0 P: 12	1B: 8 2B: 3 3B: 0 HR: 3	SF: 0 SAC: 0 DP: 3 HBP: 2	WP: 0 PB: 0 SB: 0 CS: 2	PA: 44		
PITCHER	IP WLS BF H R ER SO BB IBB HBP BLK WP HR S P ERA WHIP																			
John Farrell, R (1, 1) ERA: 4.43	2.1	L	15	6	4	2	1	1	0	0	0	0	0	0	1	41	60	7.71	3.000	
Steve Olin, R (3, 1) ERA: 3.75	1.2		8	5	2	2	0	0	0	0	0	0	0	1	15	24	10.80	3.000		
Cecilio Guante, R (5, 1) ERA: 3.38	3.0		12	1	1	1	2	1	0	1	0	0	0	0	33	49	3.00	0.667		
Rudy Seanez, R (8, 1) ERA: 7.36	2.0		9	1	1	1	2	2	0	0	0	0	0	1	21	37	4.50	1.500		

AB	38
R	8
H	13
RBI	8
BB	4
SO	5
LOB	21



Batter	1	2	3	4	5	6	7	8	9	AB	R	H	RBI	BB	SO	LOB	BOTTOM					
Stan Jefferson, S (1, 8) OBP: 0.233, SLG: 0.132 Mitch Webster, S (1, PR) OBP: 0.281, SLG: 0.429	1-1 E HBP	3-3 K			0-0 L9		1-3 K		0-0 3B	0	0	0	0	0	0	0	Boston Red Sox @ Cleveland Indians Cleveland Municipal Stadium, Cleveland, OH Sun Jun 03 1990, 3:33 AM EDT Att: 29,137 - Sunny - 72 F					
Jerry Browne, S (1, 4) OBP: 0.248, SLG: 0.256	1-0 E3 1-3 S		0-2 L4		1-0 G3-1		2-2 F7		0-1 L4	5	0	0	0	0	0	2						
Carlos Baerga, S (1, 5) OBP: 0.257, SLG: 0.289	2-3 K		0-3 K		3-3 K		0-1 G4-3			4	0	0	0	0	3	2						
Candy Maldonado, R (1, 9) OBP: 0.365, SLG: 0.552	3-3 K		1-1 G4-3			2-2 1B 2B		2-2 G4-3 WP 1B		4	1	2	0	0	1	3						
Chris James, R (1, 10) OBP: 0.302, SLG: 0.362 Steve Springer, R (1, PH) OBP: 0.154, SLG: 0.167	2-1 L6			0-3 K		2-3 K		3-3 K	1-2 K	0	0	0	0	0	0	0						
Dion James, L (1, 7) OBP: 0.330, SLG: 0.347		1-2 3B		1-2 E9 1B 2B		0-2 F7		3-1 G4-3	2-3 G6-3	4	1	2	0	0	0	2						
Brook Jacoby, R (1, 3) OBP: 0.331, SLG: 0.421		1-2 G1-3		1-2 S 1B		1-1 1B		0-0 G6-3		4	0	2	2	0	0	2						
Joel Skinner, R (1, 2) OBP: 0.273, SLG: 0.290 Sandy Alomar Jr., R (9, PH) OBP: 0.324, SLG: 0.415		4-1 BB		3-3 K		1-1 1B		1-0 G6-3		2	0	1	0	1	1	1						
Felix Fermin, R (1, 6) OBP: 0.248, SLG: 0.308 Tom Brookens, R (9, PH) OBP: 0.286, SLG: 0.370		1-3 K		0-0 F9		1-2 1B		2-1 P3		3	0	0	0	0	1	5						
Inning Stats	R: 0 E: 1 K: 2 S: 11	H: 0 LOB: 3 BB: 0 P: 20	R: 0 E: 0 K: 2 S: 19	H: 1 LOB: 2 BB: 1 P: 29	R: 0 E: 0 K: 1 S: 8	H: 0 LOB: 0 BB: 0 P: 9	R: 1 E: 1 K: 2 S: 14	H: 2 LOB: 1 BB: 0 P: 19	R: 0 E: 0 K: 1 S: 6	H: 0 LOB: 0 BB: 0 P: 10	R: 1 E: 0 K: 1 S: 17	H: 3 LOB: 2 BB: 0 P: 24	R: 0 E: 0 K: 1 S: 8	H: 0 LOB: 0 BB: 0 P: 11	R: 0 E: 0 K: 1 S: 12	H: 1 LOB: 1 BB: 0 P: 20	R: 0 E: 0 K: 0 S: 6	H: 1 LOB: 1 BB: 0 P: 9	1B: 4 2B: 2 3B: 2 HR: 0	SF: 0 SAC: 0 DP: 0 HBP: 1	WP: 1 PB: 0 SB: 2 CS: 0	PA: 38
PITCHER	IP WLS BF H R ER SO BB IBB HBP BLK WP HR S P ERA WHIP																					
Roger Clemens, R (1, 1) ERA: 2.73	8.0	W	34	7	2	2	11	1	0	1	0	0	0	0	95	142	2.25	1.000				
Jerry Reed, R (9, 1) ERA: 4.24	1.0		4	1	0	0	0	0	0	0	0	0	0	6	9	0.00	1.000					



Batter	1	2	3	4	5	6	7	8	9	AB	R	H	RBI	BB	SO	LOB	TOP										
Lou Whitaker, L (1,4) OBP: 0.295, SLG: 0.345	G4-3		1B	SF9		F8			F8	4	1	1	1	0	0	1	Detroit Tigers @ Cleveland Indians Cleveland Municipal Stadium, Cleveland, OH Tue Jun 05 1990, 7:05 PM EDT Att: 12,407 - Unknown - 58 F										
Tony Phillips, S (1,5) OBP: 0.325, SLG: 0.333	K		F7-2	K		G3-1			P4	5	0	0	0	0	2	5											
Alan Trammell, R (1,6) OBP: 0.394, SLG: 0.421	F7		1B	1B					BB	3	1	2	2	2	0	0											
Cecil Fielder, R (1,3) OBP: 0.406, SLG: 0.679		FC4-6	1B	F8					F8	5	1	2	1	0	0	3											
Lloyd Moseby, L (1,8) OBP: 0.333, SLG: 0.418		FC4-6	1B							4	0	2	1	0	0	0											
Larry Sheets, L (1,7) OBP: 0.341, SLG: 0.432		FC4-6	1B							3	0	0	0	0	0	4											
Gary Ward, R (8, PH) OBP: 0.313, SLG: 0.349		FC4-6	G3							1	0	0	0	0	1	0											
Dave Bergman, L (1,10) OBP: 0.302, SLG: 0.392		SF7							B1-3	1	1	0	1	1	0	0											
Tracy Jones, R (8, PH) OBP: 0.302, SLG: 0.392				1B	BB					1	0	0	0	0	0	0											
Chet Lemon, R (1,9) OBP: 0.357, SLG: 0.485		P3		S	1B					2	1	1	0	2	0	1											
Mike Heath, R (1,2) OBP: 0.380, SLG: 0.470			1B		S					3	1	2	0	1	1	1											
Inning Stats	R: 0 E: 0 K: 1 S: 6	H: 0 LOB: 0 BB: 0 P: 10	R: 1 E: 0 K: 0 S: 9	H: 2 LOB: 1 BB: 0 P: 18	R: 2 E: 0 K: 0 S: 9	H: 4 LOB: 2 BB: 1 P: 18	R: 3 E: 0 K: 1 S: 16	H: 2 LOB: 1 BB: 2 P: 31	R: 0 E: 0 K: 0 S: 7	H: 0 LOB: 0 BB: 0 P: 12	R: 0 E: 0 K: 0 S: 12	H: 2 LOB: 1 BB: 0 P: 21	R: 0 E: 0 K: 2 S: 4	H: 0 LOB: 0 BB: 1 P: 11	R: 0 E: 0 K: 2 S: 8	H: 0 LOB: 1 BB: 1 P: 17	R: 0 E: 0 K: 0 S: 9	H: 0 LOB: 1 BB: 1 P: 17	1B: 10 2B: 1 3B: 0 HR: 0	SF: 2 SAC: 0 DP: 2 HBP: 0	WP: 0 PB: 0 SB: 2 CS: 1	PA: 40					
PITCHER	IP	WLS	BF	H	R	ER	SO	BB	IBB	HBP	BLK	WP	HR	S	P	ERA	WHIP										
Tom Candiotti, R (1,1) ERA: 4.81	3.2	L	21	8	6	6	2	3	0	0	0	0	0	37	72	14.73	3.000										
Sergio Valdez, R (4,1) ERA: 3.8	3.1		11	2	0	0	0	1	0	0	0	0	0	26	49	0.00	0.900										
Jesse Orosco, L (8,1) ERA: 3.71	2.0		8	0	0	0	2	2	0	0	0	0	0	17	34	0.00	1.000										

Batter	1	2	3	4	5	6	7	8	9	AB	R	H	RBI	BB	SO	LOB	BOTTOM										
Jerry Browne, S (1,4) OBP: 0.254, SLG: 0.257	G4-6-3			E	K				G4-3	3	1	1	0	1	1	2	Detroit Tigers @ Cleveland Indians Cleveland Municipal Stadium, Cleveland, OH Tue Jun 05 1990, 7:05 PM EDT Att: 12,407 - Unknown - 58 F										
Dion James, L (1,3) OBP: 0.327, SLG: 0.337	G4-6-3			F8					K2-3	3	0	0	0	1	1	2											
Cory Snyder, R (1,9) OBP: 0.289, SLG: 0.429	K			E5					F9	3	1	1	0	1	1	0											
Candy Maldonado, R (1,7) OBP: 0.363, SLG: 0.543		K							P4	3	0	0	0	1	2	2											
Chris James, R (1,10) OBP: 0.294, SLG: 0.351		P3							G4-3	4	0	0	0	0	1	3											
Sandy Alomar Jr., R (1,2) OBP: 0.322, SLG: 0.410		P4							2B	4	0	1	0	0	0	3											
Brook Jacoby, R (1,5) OBP: 0.335, SLG: 0.429			5-3						F8	4	0	2	0	0	0	0											
Mitch Webster, S (1,8) OBP: 0.281, SLG: 0.425			G3						G4-3	4	0	1	0	0	1	2											
Felix Fermin, R (1,6) OBP: 0.243, SLG: 0.302										2	0	0	0	0	0	1											
Carlos Baerga, S (7, PH) OBP: 0.262, SLG: 0.303			F7						K	2	0	1	0	0	1	2											
Inning Stats	R: 0 E: 0 K: 1 S: 7	H: 0 LOB: 0 BB: 1 P: 15	R: 0 E: 0 K: 1 S: 9	H: 0 LOB: 0 BB: 0 P: 14	R: 0 E: 0 K: 0 S: 5	H: 0 LOB: 0 BB: 0 P: 10	R: 2 E: 1 K: 1 S: 10	H: 2 LOB: 1 BB: 1 P: 18	R: 0 E: 0 K: 1 S: 8	H: 2 LOB: 1 BB: 0 P: 12	R: 0 E: 0 K: 1 S: 12	H: 0 LOB: 2 BB: 2 P: 23	R: 0 E: 0 K: 1 S: 7	H: 1 LOB: 1 BB: 0 P: 10	R: 0 E: 0 K: 1 S: 6	H: 0 LOB: 0 BB: 0 P: 7	R: 0 E: 0 K: 1 S: 15	H: 2 LOB: 2 BB: 0 P: 20	1B: 5 2B: 2 3B: 0 HR: 0	SF: 0 SAC: 0 DP: 1 HBP: 0	WP: 0 PB: 0 SB: 1 CS: 0	PA: 36					
PITCHER	IP	WLS	BF	H	R	ER	SO	BB	IBB	HBP	BLK	WP	HR	S	P	ERA	WHIP										
Dan Petry, R (1,1) ERA: 2.51	5.0	W	21	4	2	0	4	4	0	0	0	0	0	35	47	0.00	1.600										
Ed Nunez, R (6,1) ERA: 2.36	4.0	S	15	3	0	0	4	0	0	0	0	0	0	35	47	0.00	0.750										

Batter	1	2	3	4	5	6	7	8	9	AB	R	H	RBI	BB	SO	LOB	TOP										
Tony Phillips, S OBP: 0.322, SLG: 0.330 (1, 4) (8, 5)										4	2	1	2	1	0	0	Detroit Tigers @ Cleveland Indians Cleveland Municipal Stadium, Cleveland, OH Thu Jun 07 1990, 7:05 PM EDT Alt: 8,927 - Unknown - 66 F										
Alan Trammell, R OBP: 0.387, SLG: 0.412 (1, 6)										5	0	1	0	0	0	3											
Gary Ward, R OBP: 0.327, SLG: 0.375 (1, 7)										4	1	3	2	1	0	0											
Cecil Fielder, R OBP: 0.417, SLG: 0.723 (1, 3)										5	1	2	2	0	1	4											
Chet Lemon, R OBP: 0.347, SLG: 0.458 (1, 9)										4	1	1	0	1	0	2											
Mike Heath, R OBP: 0.377, SLG: 0.453 (1, 2)										5	1	1	1	0	0	3											
Tracy Jones, R OBP: 0.295, SLG: 0.408 Dave Bergman, L OBP: 0.333, SLG: 0.286 (8, PH)										3	0	0	0	0	0	1											
Ed Romero, R OBP: 0.320, SLG: 0.295 Lou Whitaker, L OBP: 0.294, SLG: 0.343 (8, PH)										2	0	0	0	1	0	1											
Kenny Williams, R OBP: 0.183, SLG: 0.179 (1, 8)										4	1	1	0	0	1	4											
Inning Stats	R: 0 E: 0 K: 0 S: 4	H: 2 LOB: 1 BB: 0 P: 4	R: 0 E: 1 K: 0 S: 4	H: 0 LOB: 1 BB: 0 P: 4	R: 2 E: 0 K: 0 S: 5	H: 2 LOB: 2 BB: 2 P: 13	R: 0 E: 0 K: 0 S: 3	H: 0 LOB: 0 BB: 0 P: 3	R: 1 E: 0 K: 0 S: 4	H: 1 LOB: 0 BB: 0 P: 4	R: 0 E: 0 K: 0 S: 3	H: 0 LOB: 2 BB: 2 P: 11	R: 0 E: 0 K: 0 S: 3	H: 0 LOB: 0 BB: 0 P: 3	R: 5 E: 1 K: 2 S: 14	H: 6 LOB: 2 BB: 0 P: 14		R: 0 E: 0 K: 0 S: 3	H: 0 LOB: 0 BB: 0 P: 3	1B: 9 2B: 1 3B: 0 HR: 1	SF: 0 SAC: 0 DP: 1 HBP: 0	WP: 0 PB: 0 SB: 0 CS: 0	PA: 43				
PITCHER	IP	WLS	BF	H	R	ER	SO	BB	IBB	HBP	BLK	WP	HR	S	P	ERA	WHIP										
Bud Black, L ERA: 2.79 (1, 1)	7.0	L	32	7	5	5	0	4	0	0	0	0	1	28	44	6.43	1.571										
Steve Olin, R ERA: 4.44 (8, 1)	0.0		2	2	0	0	0	0	0	0	0	0	0	2	2	∞	∞										
Jesse Orosco, L ERA: 3.57 (8, 1)	0.2		5	2	3	2	1	0	0	0	0	0	0	7	7	27.00	3.000										
Rudy Seanez, R ERA: 5.4 (8, 1)	1.1		4	0	0	0	1	0	0	0	0	0	0	6	6	0.00	0.000										

Batter	1	2	3	4	5	6	7	8	9	AB	R	H	RBI	BB	SO	LOB	BOTTOM										
Carlos Baerga, S OBP: 0.259, SLG: 0.298 (1, 5) (9, 6)										4	0	1	0	0	1	2	Detroit Tigers @ Cleveland Indians Cleveland Municipal Stadium, Cleveland, OH Thu Jun 07 1990, 7:05 PM EDT Alt: 8,927 - Unknown - 66 F										
Tom Brookens, R OBP: 0.250, SLG: 0.323 (1, 4)										4	0	0	0	0	1	1											
Cory Snyder, R OBP: 0.286, SLG: 0.424 (1, 9)										4	0	0	0	0	2	1											
Candy Maldonado, R OBP: 0.361, SLG: 0.530 (1, 7)										3	0	0	0	1	0	0											
Chris James, R OBP: 0.289, SLG: 0.359 (1, 10)										3	0	0	0	1	0	2											
Brook Jacoby, R OBP: 0.339, SLG: 0.440 (1, 3) (9, 5)										3	0	0	0	0	0	1											
Sandy Alomar Jr., R OBP: 0.325, SLG: 0.408 (1, 2)										3	0	2	0	0	0	1											
Mitch Webster, S OBP: 0.287, SLG: 0.425 (1, 8)										3	0	1	0	0	0	2											
Felix Fermin, R OBP: 0.259, SLG: 0.309 Jeff Manto, R (8, PH)										2	0	1	0	0	0	0											
Jeff Manto, R (9, 3)										1	0	0	0	0	1	2											
Inning Stats	R: 0 E: 0 K: 1 S: 5	H: 0 LOB: 0 BB: 0 P: 5	R: 0 E: 0 K: 0 S: 3	H: 0 LOB: 0 BB: 0 P: 3	R: 0 E: 0 K: 2 S: 7	H: 0 LOB: 0 BB: 0 P: 7	R: 0 E: 0 K: 0 S: 3	H: 0 LOB: 0 BB: 0 P: 3	R: 0 E: 0 K: 0 S: 4	H: 2 LOB: 1 BB: 0 P: 4	R: 0 E: 0 K: 1 S: 5	H: 0 LOB: 0 BB: 0 P: 5	R: 0 E: 0 K: 1 S: 6	H: 1 LOB: 2 BB: 1 P: 10	R: 0 E: 0 K: 0 S: 4	H: 1 LOB: 2 BB: 1 P: 8	1B: 5 2B: 0 3B: 0 HR: 0	SF: 0 SAC: 0 DP: 2 HBP: 0	WP: 0 PB: 0 SB: 0 CS: 0	PA: 32							
PITCHER	IP	WLS	BF	H	R	ER	SO	BB	IBB	HBP	BLK	WP	HR	S	P	ERA	WHIP										
Brian Dubois, L ERA: 3.66 (1, 1)	8.0	W	27	4	0	0	5	1	0	0	0	0	0	36	40	0.00	0.625										
Lance McCullers, R ERA: 3.39 (9, 1)	1.0		5	1	0	0	0	1	0	0	0	0	0	4	8	0.00	2.000										

Batter	1	2	3	4	5	6	7	8	9	AB	R	H	RBI	BB	SO	LOB	TOP										
Jerry Browne, S OBP: 0.267, SLG: 0.267 (1, 4)										4	1	3	0	1	1	0	Cleveland Indians @ Boston Red Sox Fenway Park, Boston, MA Fri Jun 08 1990, 7:05 PM EDT Att: 34,222 - Unknown - 69 F										
Beau Alred, L OBP: 0.400, SLG: 1.000 (1, 9)										4	1	1	2	1	0	3											
Chris James, R OBP: 0.306, SLG: 0.388 (1, 10)										5	0	4	1	0	1	1											
Stan Jefferson, S OBP: 0.233, SLG: 0.132 (9, PR)										5	0	0	0	0	3	7											
Candy Maldonado, R OBP: 0.353, SLG: 0.516 (1, 7)										5	0	0	0	0	3	7											
Dion James, L OBP: 0.325, SLG: 0.336 (1, 3)										4	0	0	0	1	0	5											
Brook Jacoby, R OBP: 0.342, SLG: 0.439 (1, 5)									3	0	1	0	1	1	1												
Sandy Alomar Jr., R OBP: 0.323, SLG: 0.404 (1, 2)										4	0	1	0	0	1	2											
Mitch Webster, S OBP: 0.280, SLG: 0.415 (1, 8)										4	0	0	0	0	4	4											
Felix Fermin, R OBP: 0.252, SLG: 0.301 (1, 6)										3	0	0	0	0	0	3											
Carlos Baerga, S OBP: 0.265, SLG: 0.314 (9, PH)									1	1	1	0	0	0	0												
Inning Stats	R: 0 E: 0 K: 2 S: 12	H: 1 LOB: 1 BB: 1 P: 20	R: 0 E: 0 K: 1 S: 14	H: 2 LOB: 2 BB: 0 P: 19	R: 0 E: 0 K: 1 S: 7	H: 1 LOB: 1 BB: 0 P: 14	R: 0 E: 0 K: 1 S: 12	H: 0 LOB: 1 BB: 1 P: 20	R: 2 E: 0 K: 2 S: 12	H: 3 LOB: 1 BB: 0 P: 16	R: 0 E: 0 K: 2 S: 9	H: 0 LOB: 1 BB: 1 P: 16	R: 0 E: 0 K: 0 S: 9	H: 2 LOB: 2 BB: 0 P: 15	R: 0 E: 0 K: 2 S: 10	H: 0 LOB: 0 BB: 1 P: 14	R: 1 E: 0 K: 1 S: 15	H: 2 LOB: 2 BB: 1 P: 29	1B: 8 2B: 1 3B: 1 HR: 1	SF: 0 SAC: 0 DP: 0 HBP: 0	WP: 1 PB: 0 SB: 0 CS: 1	PA: 41					
PITCHER	IP	WLS	BF	H	R	ER	SO	BB	IBB	HBP	BLK	WP	HR	S	P	ERA	WHIP										
Roger Clemens, R ERA: 2.72 (1, 1)	7.0	W	32	9	2	2	8	3	0	0	0	1	1	75	120	2.57	1.714										
Jeff Reardon, R ERA: 2.33 (8, 1)	2.0	S	9	2	1	1	3	1	0	0	0	0	0	25	43	4.50	1.500										

AB	37
R	3
H	11
RBI	3
BB	4
SO	11
LOB	26



Batter	1	2	3	4	5	6	7	8	9	AB	R	H	RBI	BB	SO	LOB	BOTTOM										
Wade Boggs, L OBP: 0.320, SLG: 0.425 (1, 5)										3	1	0	0	1	0	3	Cleveland Indians @ Boston Red Sox Fenway Park, Boston, MA Fri Jun 08 1990, 7:05 PM EDT Att: 34,222 - Unknown - 69 F										
Jody Reed, R OBP: 0.350, SLG: 0.392 (1, 4)										3	0	1	1	0	0	2											
Mike Greenwell, L OBP: 0.350, SLG: 0.309 (1, 7)										4	0	0	1	0	0	4											
Tom Brunansky, R OBP: 0.364, SLG: 0.442 (1, 9)										4	1	1	0	0	1	2											
Dwight Evans, R OBP: 0.345, SLG: 0.380 (1, 10)										4	0	0	0	0	2	1											
Tony Peña, R OBP: 0.310, SLG: 0.400 (1, 2)										4	0	1	0	0	1	1											
Ellis Burks, R OBP: 0.344, SLG: 0.495 (1, 8)										3	1	2	2	1	0	0											
Carlos Quintana, R OBP: 0.370, SLG: 0.402 (1, 3)										3	0	0	0	1	2	3											
Luis Rivera, R OBP: 0.342, SLG: 0.406 (1, 6)										2	1	1	0	1	0	0											
Inning Stats	R: 0 E: 1 K: 0 S: 11	H: 0 LOB: 1 BB: 0 P: 17	R: 0 E: 0 K: 1 S: 11	H: 1 LOB: 1 BB: 0 P: 15	R: 1 E: 0 K: 1 S: 11	H: 1 LOB: 1 BB: 1 P: 24	R: 0 E: 0 K: 1 S: 11	H: 0 LOB: 0 BB: 0 P: 18	R: 0 E: 0 K: 0 S: 10	H: 0 LOB: 2 BB: 2 P: 21	R: 2 E: 0 K: 1 S: 10	H: 2 LOB: 0 BB: 0 P: 15	R: 1 E: 0 K: 0 S: 8	H: 1 LOB: 0 BB: 0 P: 12	R: 0 E: 0 K: 2 S: 13	H: 1 LOB: 2 BB: 1 P: 26	1B: 1 2B: 3 3B: 1 HR: 1	SF: 0 SAC: 1 DP: 0 HBP: 0	WP: 0 PB: 0 SB: 0 CS: 0	PA: 35							
PITCHER	IP	WLS	BF	H	R	ER	SO	BB	IBB	HBP	BLK	WP	HR	S	P	ERA	WHIP										
John Farrell, R ERA: 4.44 (1, 1)	8.0	L	35	6	4	4	6	4	0	0	0	0	1	85	148	4.50	1.250										

AB	30
R	4
H	6
RBI	4
BB	4
SO	6
LOB	16




Batter	1	2	3	4	5	6	7	8	9	10	11	12	AB	R	H	RBI	BB	SO	LOB									
Jerry Browne, S OBP: 0.263, SLG: 0.235	3-1		P6		SH3-4		P5		F7			SH3-4 1B	5	1	1	0	0	0	0									
Beau Alired, L OBP: 0.278, SLG: 0.438 Mitch Webster, S OBP: 0.279, SLG: 0.413	4-3			F9	F8		K			3-1		SH3-4	4	0	0	0	0	1	2									
Chris James, R OBP: 0.302, SLG: 0.388	P3			1B			F7			K		5-3	5	0	1	0	1	1	1									
Candy Maldonado, R OBP: 0.348, SLG: 0.505 Tom Brookens, R OBP: 0.273, SLG: 0.344		F7			F9			G3 2B		P6		1B	4	1	1	0	1	0	3									
Dion James, L OBP: 0.326, SLG: 0.331		G3		F8				G3				4-3	6	0	1	0	0	0	4									
Cory Snyder, R OBP: 0.282, SLG: 0.437		6-3		F7			F8	F9				3B	5	0	1	0	0	0	3									
Brook Jacoby, R OBP: 0.350, SLG: 0.448			1B		1B		F8	F7				K	5	2	2	0	0	1	2									
Sandy Atomer Jr., R OBP: 0.335, SLG: 0.415			1B		2B					6-3			4	0	3	1	1	0	0									
Felix Fermin, R OBP: 0.252, SLG: 0.298 Carlos Baerga, S OBP: 0.265, SLG: 0.312			1B		1B		1B			K		1BB	3	0	1	0	0	1	3									
Inning Stats	R: 0 E: 0 K: 0 S: 6	H: 0 LOB: 0 BB: 0 P: 10	R: 0 E: 0 K: 0 S: 7	H: 0 LOB: 0 BB: 0 P: 12	R: 1 E: 0 K: 0 S: 5	H: 2 LOB: 2 BB: 0 P: 9	R: 0 E: 0 K: 0 S: 9	H: 1 LOB: 1 BB: 0 P: 18	R: 1 E: 0 K: 0 S: 17	H: 3 LOB: 3 BB: 1 P: 27	R: 0 E: 0 K: 1 S: 11	H: 2 LOB: 2 BB: 0 P: 13	R: 0 E: 0 K: 1 S: 6	H: 0 LOB: 0 BB: 0 P: 8	R: 1 E: 1 K: 0 S: 9	H: 1 LOB: 0 BB: 0 P: 13	R: 0 E: 0 K: 1 S: 10	H: 0 LOB: 0 BB: 0 P: 17	R: 0 E: 0 K: 1 S: 7	H: 0 LOB: 0 BB: 0 P: 12	R: 0 E: 0 K: 2 S: 14	H: 1 LOB: 2 BB: 1 P: 27	R: 1 E: 0 K: 0 S: 12	H: 2 LOB: 1 BB: 0 P: 16	1B: 9 2B: 2 3B: 1 HR: 0	SF: 0 SAC: 2 DP: 1 HBP: 0	WP: 0 PB: 0 SB: 0 CS: 0	PA: 50

PITCHER	IP	WLS	BF	H	R	ER	SO	BB	IBB	HBP	BLK	WP	HR	S	P	ERA	WHIP
Mike Bodtcker, R ERA: 3.19	(1, 1)	7.0	30	8	2	2	2	0	0	0	0	0	0	61	97	2.57	1.429
Jeff Reardon, R ERA: 2.17	(8, 1)	2.0	7	1	1	0	1	0	0	0	0	0	0	19	30	0.00	0.500
Dennis Lamp, R ERA: 2.66	(10, 1)	2.2	L	12	3	1	1	3	0	1	0	0	0	32	54	3.38	1.125
Rob Murphy, L ERA: 6.3	(12, 1)	0.1	1	0	0	0	0	0	0	0	0	0	0	1	1	0.00	0.000

Cleveland Indians @ Boston Red Sox
Fenway Park, Boston, MA
Mon Jun 11 1990, 7:05 PM EDT
Att. 30,404 - Overcast - 57 F


AB 45
R 4
H 12
RBI 2
BB 3
SO 6
LOB 20



Batter	1	2	3	4	5	6	7	8	9	10	11	12	AB	R	H	RBI	BB	SO	LOB									
Wade Boggs, L OBP: 0.419, SLG: 0.420	K		FC3-6 1B		F8		F8	4-3		F8			6	0	1	0	0	1	0									
Jody Reed, R OBP: 0.352, SLG: 0.391	2B		FC3-6 1B		K		1B		2B FC5-2 BB			K	5	1	2	0	1	2	1									
Ellis Burks, R OBP: 0.353, SLG: 0.516	K		F9		1B		1B		FC5-2 FC6-2 2B			BB	5	1	3	0	1	1	2									
Tom Brunansky, R OBP: 0.397, SLG: 0.427	6-3		1B		K		1B		FC6-2 FC5-2 IBB			K	4	0	1	0	2	2	3									
Dwight Evans, R OBP: 0.349, SLG: 0.366		1B	L9			1B	4-3 BB		FC5-2 FC6-2			F7	4	1	1	2	2	0	6									
Tony Peña, R OBP: 0.300, SLG: 0.385		1B			K		P4	L4	FC6-2			P4	6	0	1	0	0	1	6									
Carlos Quintana, R OBP: 0.362, SLG: 0.397		K			CS 1B		4-3 1B		K			F9	6	0	2	0	0	2	7									
Kevin Romine, R OBP: 0.256, SLG: 0.275 Mike Greenwell, L OBP: 0.356, SLG: 0.317		FC5-2-5			K2		4-3		F8		G1-3	K	2	0	0	0	0	1	3									
Luis Rivera, R OBP: 0.317, SLG: 0.381		K			4-3		F9		5-3		6-3		5	0	0	0	0	1	4									
Inning Stats	R: 0 E: 0 K: 2 S: 11	H: 1 LOB: 1 BB: 0 P: 21	R: 0 E: 0 K: 2 S: 12	H: 1 LOB: 2 BB: 1 P: 19	R: 0 E: 0 K: 0 S: 11	H: 2 LOB: 2 BB: 0 P: 19	R: 0 E: 0 K: 2 S: 17	H: 1 LOB: 1 BB: 0 P: 25	R: 0 E: 0 K: 2 S: 19	H: 1 LOB: 1 BB: 1 P: 13	R: 1 E: 0 K: 0 S: 16	H: 1 LOB: 1 BB: 1 P: 29	R: 2 E: 0 K: 0 S: 19	H: 3 LOB: 2 BB: 1 P: 34	R: 0 E: 0 K: 0 S: 7	H: 0 LOB: 0 BB: 0 P: 10	R: 0 E: 0 K: 1 S: 10	H: 1 LOB: 3 BB: 2 P: 23	R: 0 E: 0 K: 0 S: 9	H: 0 LOB: 0 BB: 0 P: 14	R: 0 E: 0 K: 1 S: 7	H: 0 LOB: 1 BB: 1 P: 12	R: 0 E: 0 K: 1 S: 7	H: 0 LOB: 0 BB: 0 P: 10	1B: 9 2B: 2 3B: 0 HR: 0	SF: 0 SAC: 0 DP: 0 HBP: 0	WP: 0 PB: 1 SB: 0 CS: 1	PA: 53

Cleveland Indians @ Boston Red Sox
Fenway Park, Boston, MA
Mon Jun 11 1990, 7:05 PM EDT
Att. 30,404 - Overcast - 57 F

AB 47
R 3
H 11
RBI 3
BB 6
SO 12
LOB 33



PITCHER	IP	WLS	BF	H	R	ER	SO	BB	IBB	HBP	BLK	WP	HR	S	P	ERA	WHIP
Greg Swindell, L ERA: 3.21	(1, 1)	5.0	22	6	0	0	8	1	0	0	0	0	0	60	97	0.00	1.400
Cecilio Cuante, R ERA: 3.6	(8, 1)	2.0	12	4	3	3	0	1	1	0	0	0	0	35	63	13.50	2.500
Jesse Orosco, L ERA: 3.86	(8, 1)	3.0	12	1	0	0	1	1	1	0	0	0	0	26	47	0.00	0.667
Rudy Seanez, R ERA: 5.4	(11, 1)	1.0	W	4	0	0	0	2	1	0	0	0	0	7	12	0.00	1.000
Doug Jones, R ERA: 1.44	(12, 1)	1.0	S	3	0	0	0	1	0	0	0	0	0	7	10	0.00	0.000

Batter	1	2	3	4	5	6	7	8	9	AB	R	H	RBI	BB	SO	LOB	TOP		
Jerry Browne, S OBP: 0.262, SLG: 0.260 (1, 4)	G6-3		SF8		G5-3		L9		1B	4	1	1	1	0	0	0	Cleveland Indians @ Detroit Tigers Tiger Stadium, Detroit, MI Tue Jun 12 1990, 7:05 PM EDT Att: 12,332 - Unknown - 71 F		
Tom Brookens, R OBP: 0.288, SLG: 0.333 (1, 5)	G5-3		HR		G6-3		G5-3		1B	4	1	1	1	1	0	0			
Chris James, R OBP: 0.305, SLG: 0.412 (1, 7)	P3		HR		2B				F7	5	1	2	3	0	0	1			
Candy Maldonado, R OBP: 0.351, SLG: 0.502 (1, 10)		P2			F8				WP	3	0	1	0	1	0	1			
Cory Snyder, R OBP: 0.277, SLG: 0.428 (1, 9)	L7		F9				P4		L8	4	0	0	0	0	0	2			
Brook Jacoby, R OBP: 0.348, SLG: 0.441 (1, 3)	G5-3				G6-4-3		L8		F8	4	0	1	0	0	0	1			
Sandy Alomar Jr., R OBP: 0.345, SLG: 0.436 (1, 2)			FC6		G6-4-3		K		SF9	4	2	3	0	0	1	0			
Mitch Webster, S OBP: 0.278, SLG: 0.417 (1, 8)			L8		G6-4-3		SF8		SF9	3	1	1	1	0	0	3			
Felix Fermin, R OBP: 0.244, SLG: 0.290 (1, 6)			FC6		G6-3		SF8		G3-1	3	1	0	1	0	0	2			
Inning Stats	R: 0 E: 0 K: 0 S: 6	H: 0 LOB: 0 BB: 0 P: 10	R: 0 E: 0 K: 0 S: 6	H: 0 LOB: 0 BB: 0 P: 6	R: 4 E: 0 K: 0 S: 10	H: 2 LOB: 1 BB: 2 P: 24	R: 0 E: 0 K: 0 S: 6	H: 2 LOB: 1 BB: 0 P: 9	R: 0 E: 0 K: 1 S: 8	H: 0 LOB: 0 BB: 0 P: 11	R: 1 E: 0 K: 0 S: 6	H: 1 LOB: 0 BB: 0 P: 11	R: 0 E: 0 K: 0 S: 6	H: 1 LOB: 1 BB: 0 P: 9	R: 2 E: 0 K: 0 S: 13	H: 3 LOB: 1 BB: 0 P: 18		1B: 5 2B: 3 3B: 1 HR: 1	SF: 3 SAC: 0 DP: 1 HBP: 0
PITCHER	IP	WLS	BF	H	R	ER	SO	BB	IBB	HBP	BLK	WP	HR	S	P	ERA	WHIP		
Brian Dubois, L ERA: 4.15 (1, 1)	7.0	L	29	6	5	5	1	2	0	0	0	0	1	50	86	6.43	1.143		
Lance McCullers, R ERA: 4.0 (8, 1)	2.0		10	4	2	2	0	0	0	0	0	1	0	19	27	9.00	2.000		

AB	34
R	7
H	10
RBI	7
BB	2
SO	1
LOB	10



Batter	1	2	3	4	5	6	7	8	9	AB	R	H	RBI	BB	SO	LOB	BOTTOM				
Lou Whitaker, L OBP: 0.279, SLG: 0.333 (1, 4)	G1-3		G6-3		P2		P6		P6	5	0	0	0	0	0	1	Cleveland Indians @ Detroit Tigers Tiger Stadium, Detroit, MI Tue Jun 12 1990, 7:05 PM EDT Att: 12,332 - Unknown - 71 F				
Tony Phillips, S OBP: 0.320, SLG: 0.329 (1, 5)	B5-3		G6-3		1B				G6-3	3	0	1	0	1	0	0					
Alan Trammell, R OBP: 0.380, SLG: 0.417 (1, 6)	1B				P3				G6-3	4	1	2	0	0	0	2					
Cecil Fielder, R OBP: 0.421, SLG: 0.694 (1, 3)					F8				FC6-4	3	1	2	0	1	0	1					
Tracy Jones, R OBP: 0.292, SLG: 0.396 (1, 7)	K				L5				FC6-4	4	0	0	0	0	1	5					
Lloyd Moseby, L OBP: 0.316, SLG: 0.385 (1, 8)			K		FC3-6		F7		F7	3	0	0	0	1	1	0					
Jim Lindeman, R OBP: 0.400, SLG: 1.000 (1, 10)			L9		FC3-6		K		HR	4	1	2	3	0	1	0					
Kenny Williams, R OBP: 0.160, SLG: 0.156 (1, 9)			K		FC3-6		G6-3		G5-3	4	0	0	0	0	1	2					
Mark Salas, L OBP: 0.298, SLG: 0.289 (1, 2)			G4-3		G5-6-3		L7		1B	4	0	1	0	0	0	2					
Inning Stats	R: 0 E: 0 K: 1 S: 13	H: 2 LOB: 2 BB: 0 P: 22	R: 0 E: 0 K: 2 S: 9	H: 0 LOB: 0 BB: 0 P: 10	R: 0 E: 0 K: 0 S: 10	H: 0 LOB: 0 BB: 0 P: 12	R: 2 E: 0 K: 0 S: 16	H: 3 LOB: 2 BB: 1 P: 27	R: 0 E: 0 K: 0 S: 12	H: 1 LOB: 0 BB: 0 P: 18	R: 0 E: 0 K: 1 S: 8	H: 0 LOB: 0 BB: 0 P: 13	R: 0 E: 0 K: 0 S: 12	H: 0 LOB: 0 BB: 0 P: 16	R: 0 E: 0 K: 0 S: 6	H: 0 LOB: 1 BB: 2 P: 15		R: 1 E: 0 K: 0 S: 13	H: 2 LOB: 1 BB: 0 P: 18	1B: 7 2B: 0 3B: 0 HR: 1	SF: 0 SAC: 0 DP: 1 HBP: 0
PITCHER	IP	WLS	BF	H	R	ER	SO	BB	IBB	HBP	BLK	WP	HR	S	P	ERA	WHIP				
Bud Black, L ERA: 2.81 (1, 1)	9.0	W	37	8	3	3	4	3	0	0	0	0	1	99	151	3.00	1.222				

AB	34
R	3
H	8
RBI	3
BB	3
SO	4
LOB	13



Batter	1	2	3	4	5	6	7	8	9	AB	R	H	RBI	BB	SO	LOB	TOP										
Stan Jefferson, S OBP: 0.229, SLG: 0.119	G6-3		P6				K		K	4	1	0	0	1	2	0	Cleveland Indians @ Detroit Tigers Tiger Stadium, Detroit, MI Wed Jun 13 1990, 7:05 PM EDT Att: 13,728 - Unknown - 88 F										
Jerry Browne, S OBP: 0.270, SLG: 0.266	BB		2B		G4-3		P3		G4-3	3	1	1	0	2	0												
Chris James, R OBP: 0.304, SLG: 0.408	F9		P2				G5-3			4	0	1	0	0	0	2											
Candy Maldonado, R OBP: 0.354, SLG: 0.505 Mitch Webster, S OBP: 0.276, SLG: 0.417	G5-3				G4-3				2B	3	0	1	1	1	0	1											
Dion James, L OBP: 0.326, SLG: 0.325 Tom Brookens, R OBP: 0.282, SLG: 0.324		L6			2B		G4-3		P3	2	1	0	1	1	0	2											
Cory Snyder, R OBP: 0.286, SLG: 0.452		HR			F7		G5-3			3	1	2	2	1	0	2											
Brook Jacoby, R OBP: 0.341, SLG: 0.432		F7			F7		G4-3		F9	4	0	0	0	0	0	3											
Sandy Alomar Jr., R OBP: 0.343, SLG: 0.431		F7			P2		L6-3		G1-3	4	0	1	0	0	0	3											
Felix Fermin, R OBP: 0.239, SLG: 0.283 Carlos Baerga, S OBP: 0.263, SLG: 0.309			L4				G6-3		L6-3	3	0	0	0	0	0	1											
									K	1	0	0	0	0	1	0											
Inning Stats	R: 0 E: 0 K: 0 S: 7	H: 0 LOB: 1 BB: 1 P: 16	R: 1 E: 0 K: 0 S: 6	H: 1 LOB: 0 BB: 0 P: 9	R: 0 E: 0 K: 0 S: 7	H: 1 LOB: 1 BB: 0 P: 12	R: 1 E: 0 K: 0 S: 11	H: 1 LOB: 1 BB: 1 P: 19	R: 2 E: 0 K: 0 S: 12	H: 1 LOB: 2 BB: 3 P: 25	R: 0 E: 0 K: 1 S: 7	H: 0 LOB: 0 BB: 0 P: 14	R: 0 E: 0 K: 0 S: 10	H: 1 LOB: 2 BB: 1 P: 18	R: 0 E: 0 K: 2 S: 7	H: 0 LOB: 0 BB: 0 P: 9	1B: 2 2B: 4 3B: 0 HR: 1	SF: 0 SAC: 0 DP: 1 HBP: 0	WP: 0 PB: 0 SB: 0 CS: 0	PA: 38							
PITCHER	IP	WLS	BF	H	R	ER	SO	BB	IBB	HBP	BLK	WP	HR	S	P	ERA	WHIP										
Jeff Robinson, R ERA: 5.76	4.1	22	4	4	4	0	5	0	0	0	1	0	1	40	77	8.31	2.077										
Jerry Don Gleaton, L ERA: 2.32	2.2	8	1	0	0	1	0	0	0	0	0	0	0	13	23	0.00	0.375										
Paul Gibson, L ERA: 2.25	0.1	3	1	0	0	0	0	1	0	0	0	0	0	5	10	0.00	3.000										
Mike Henneman, R ERA: 2.7	1.2	W	5	0	0	0	2	0	0	0	0	0	0	12	17	0.00	0.000										
Mike Henneman, R ERA: 2.7	1.2	W	5	0	0	0	2	0	0	0	0	0	0	12	17	0.00	0.000										

Batter	1	2	3	4	5	6	7	8	9	AB	R	H	RBI	BB	SO	LOB	BOTTOM										
Lou Whitaker, L OBP: 0.279, SLG: 0.347	P5		G5-3				G6-3			4	1	1	2	0	0	1	Cleveland Indians @ Detroit Tigers Tiger Stadium, Detroit, MI Wed Jun 13 1990, 7:05 PM EDT Att: 13,728 - Unknown - 88 F										
Tony Phillips, S OBP: 0.323, SLG: 0.329	G4-3		1B		F7				BB	3	0	1	1	1	0	0											
Alan Trammell, R OBP: 0.382, SLG: 0.419	F7		1B		1B		G6-3			4	0	2	0	0	0	1											
Cecil Fielder, R OBP: 0.422, SLG: 0.704 Kenny Williams, R OBP: 0.150, SLG: 0.156		HR	K						SH1-4	4	1	2	1	0	2	3											
Larry Sheets, L OBP: 0.328, SLG: 0.427 Tracy Jones, R OBP: 0.292, SLG: 0.396 Mike Henneman, R	F8				L7		F8		SH1-4	3	0	0	0	0	0	1											
Lloyd Moseby, L OBP: 0.319, SLG: 0.388	G1-3				1B		G6-3		1B	4	0	2	1	0	0	0											
Dave Bergman, L OBP: 0.328, SLG: 0.316 Jim Lindeman, R OBP: 0.286, SLG: 0.714	F8				P6		F8		K	2	0	0	0	0	1	1											
Scott Lusader, L OBP: 0.250, SLG: 0.250			WP		G3-1		K		K	4	1	1	0	0	2	2											
Mark Salas, L OBP: 0.306, SLG: 0.282 Mike Heath, R OBP: 0.374, SLG: 0.448			P4						K	1	1	0	0	1	0	1											
									HR	1	0	0	0	0	1	0											
Inning Stats	R: 0 E: 0 K: 0 S: 4	H: 0 LOB: 0 BB: 0 P: 7	R: 1 E: 0 K: 0 S: 12	H: 1 LOB: 0 BB: 0 P: 22	R: 1 E: 0 K: 1 S: 13	H: 3 LOB: 2 BB: 0 P: 22	R: 0 E: 1 K: 0 S: 11	H: 1 LOB: 1 BB: 0 P: 17	R: 2 E: 0 K: 1 S: 11	H: 2 LOB: 1 BB: 1 P: 21	R: 0 E: 0 K: 1 S: 8	H: 0 LOB: 0 BB: 0 P: 11	R: 0 E: 0 K: 1 S: 10	H: 0 LOB: 1 BB: 1 P: 19	R: 1 E: 0 K: 2 S: 12	H: 2 LOB: 2 BB: 0 P: 16	1B: 7 2B: 0 3B: 0 HR: 2	SF: 0 SAC: 1 DP: 0 HBP: 0	WP: 1 PB: 0 SB: 2 CS: 0	PA: 35							
PITCHER	IP	WLS	BF	H	R	ER	SO	BB	IBB	HBP	BLK	WP	HR	S	P	ERA	WHIP										
John Farrell, R ERA: 4.62	5.0	23	7	4	4	2	1	0	0	0	0	0	0	16	28	0.00	0.600										
Jeff Kaiser, L ERA	1.2	6	0	0	0	2	1	0	0	0	0	0	0	4	4	27.00	3.000										
Rudy Seanez, R ERA: 6.43	0.1	L	2	1	1	1	0	0	0	0	0	0	0	4	4	0.00	1.000										
Jesse Orosco, L ERA: 3.88	1.0	4	1	0	0	2	0	0	0	0	0	0	0	10	14	0.00	1.000										

AB	32
R	4
H	6
RBI	4
BB	6
SO	3
LOB	15



AB	32
R	5
H	9
RBI	5
BB	2
SO	6
LOB	11



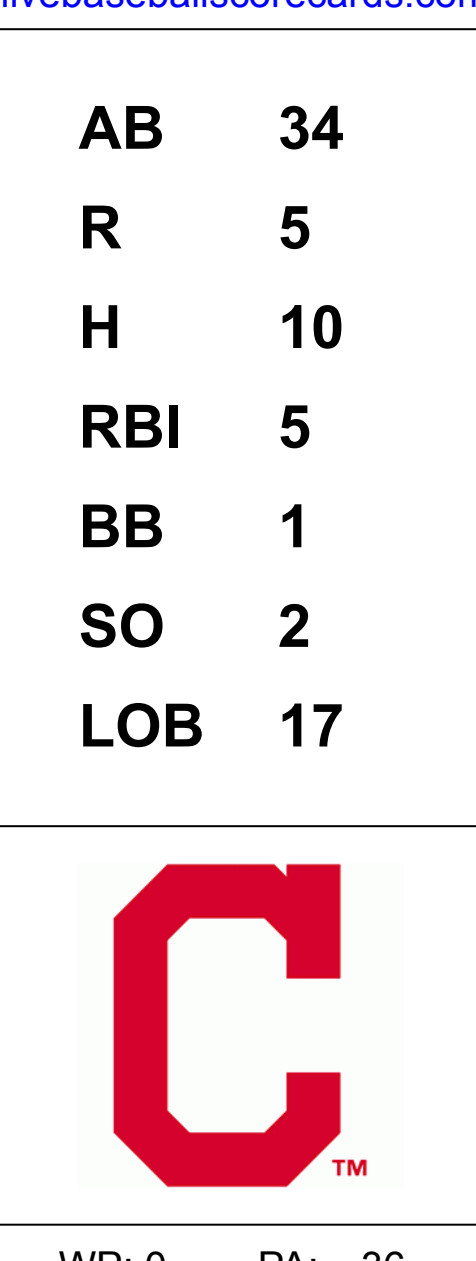
Batter	1	2	3	4	5	6	7	8	9	AB	R	H	RBI	BB	SO	LOB	TOP										
Mitch Webster, S OBP: 0.277, SLG: 0.410 (1, 8)										3	0	0	0	1	1	2	Cleveland Indians @ Detroit Tigers Tiger Stadium, Detroit, MI Thu Jun 14 1990, 7:05 PM EDT Att: 12,309 - Unknown - 78 F										
Tom Brookens, R OBP: 0.326, SLG: 0.359 (1, 4)										2	1	1	0	2	0	1											
Chris James, R OBP: 0.303, SLG: 0.407 (1, 7)										3	0	1	1	0	1	2											
Candy Maldonado, R OBP: 0.348, SLG: 0.495 (1, 10)										4	0	0	0	0	1	3											
Sandy Alomar Jr., R OBP: 0.341, SLG: 0.427 (1, 2)										4	1	1	0	0	1	0											
Cory Snyder, R OBP: 0.280, SLG: 0.443 (1, 9)										4	0	0	0	0	2	1											
Brook Jacoby, R OBP: 0.353, SLG: 0.469 (1, 3) (7, 5)										4	1	4	2	0	0	0											
Carlos Baerga, S OBP: 0.254, SLG: 0.298 (1, 5) (7, 6)										4	0	0	0	0	1	2											
Felix Fermin, R OBP: 0.243, SLG: 0.281 Dion James, L OBP: 0.324, SLG: 0.323 (7, PH) (7, 3)										1	0	0	0	1	0	0											
Inning Stats	R: 1 E: 0 K: 0 S: 9	H: 1 LOB: 0 BB: 1 P: 18	R: 1 E: 0 K: 2 S: 10	H: 1 LOB: 0 BB: 0 P: 14	R: 0 E: 0 K: 1 S: 12	H: 1 LOB: 2 BB: 1 P: 18	R: 1 E: 0 K: 0 S: 7	H: 2 LOB: 0 BB: 0 P: 12	R: 0 E: 0 K: 1 S: 8	H: 0 LOB: 1 BB: 1 P: 13	R: 0 E: 0 K: 2 S: 11	H: 0 LOB: 0 BB: 0 P: 18	R: 0 E: 0 K: 1 S: 6	H: 1 LOB: 1 BB: 0 P: 11	R: 0 E: 0 K: 0 S: 11	H: 0 LOB: 0 BB: 1 P: 20		R: 0 E: 0 K: 0 S: 6	H: 1 LOB: 1 BB: 0 P: 10	1B: 3 2B: 3 3B: 0 HR: 1	SF: 1 SAC: 0 DP: 1 HBP: 0	WP: 0 PB: 0 SB: 0 CS: 0	PA: 35				
PITCHER	IP	WLS	BF	H	R	ER	SO	BB	IBB	HBP	BLK	WP	HR	S	P	ERA	WHIP										
Frank Tanana, L ERA: 4.59 (1, 1)	6.0	W	24	5	3	3	6	3	0	0	0	0	1	57	93	4.50	1.333										
Ed Nunez, R ERA: 2.31 (7, 1)	2.0		7	1	0	0	1	1	0	0	0	0	0	17	31	0.00	1.000										
Mike Henneman, R ERA: 2.63 (9, 1)	1.0		4	1	0	0	0	0	0	0	0	0	0	6	10	0.00	1.000										

Batter	1	2	3	4	5	6	7	8	9	AB	R	H	RBI	BB	SO	LOB	BOTTOM										
Lou Whitaker, L OBP: 0.274, SLG: 0.340 (1, 4)										4	0	0	0	0	1	0	Cleveland Indians @ Detroit Tigers Tiger Stadium, Detroit, MI Thu Jun 14 1990, 7:05 PM EDT Att: 12,309 - Unknown - 78 F										
Tony Phillips, S OBP: 0.325, SLG: 0.328 (1, 5)										1	2	0	0	3	0	0											
Alan Trammell, R OBP: 0.380, SLG: 0.416 (1, 6)										4	1	1	0	0	0	2											
Cecil Fielder, R OBP: 0.424, SLG: 0.713 Kenny Williams, R OBP: 0.150, SLG: 0.156 (8, PR) (9, 7)										3	1	1	2	1	1	3											
Larry Sheets, L OBP: 0.333, SLG: 0.438 Mike Henneman, R (9, 1)										4	0	2	2	0	1	1											
Lloyd Moseby, L OBP: 0.318, SLG: 0.400 (1, 8)										4	2	1	1	0	0	2											
Dave Bergman, L OBP: 0.324, SLG: 0.300 (1, 3)										3	0	0	0	1	0	1											
Scott Lusader, L OBP: 0.250, SLG: 0.250 (1, 9)										4	0	1	1	0	1	1											
Mark Salas, L OBP: 0.308, SLG: 0.357 (1, 2)										3	1	1	1	0	1	1											
Inning Stats	R: 0 E: 0 K: 2 S: 10	H: 0 LOB: 1 BB: 1 P: 19	R: 1 E: 0 K: 1 S: 11	H: 2 LOB: 1 BB: 0 P: 16	R: 2 E: 0 K: 0 S: 8	H: 2 LOB: 1 BB: 1 P: 14	R: 0 E: 0 K: 0 S: 6	H: 0 LOB: 0 BB: 0 P: 10	R: 2 E: 0 K: 1 S: 12	H: 1 LOB: 0 BB: 1 P: 22	R: 0 E: 0 K: 0 S: 8	H: 0 LOB: 0 BB: 0 P: 12	R: 1 E: 0 K: 0 S: 6	H: 1 LOB: 0 BB: 0 P: 11	R: 1 E: 0 K: 1 S: 13	H: 1 LOB: 2 BB: 2 P: 27		1B: 3 2B: 1 3B: 0 HR: 3	SF: 0 SAC: 0 DP: 0 HBP: 0	WP: 2 PB: 0 SB: 1 CS: 1	PA: 35						
PITCHER	IP	WLS	BF	H	R	ER	SO	BB	IBB	HBP	BLK	WP	HR	S	P	ERA	WHIP										
Sergio Valdez, R ERA: 5.17 (1, 1)	7.0	L	30	6	6	6	4	3	0	0	0	1	2	61	104	7.71	1.286										
Rudy Seanez, R ERA: 6.75 (8, 1)	1.0		5	1	1	1	1	2	0	0	0	1	1	13	27	9.00	3.000										

Batter	1	2	3	4	5	6	7	8	9	AB	R	H	RBI	BB	SO	LOB	TOP								
Paul Moltor, R OBP: 0.340, SLG: 0.462	G5-3		BLK 1B		G5-3		G6-3			4	1	1	0	0	0	0	Milwaukee Brewers @ Cleveland Indians Cleveland Municipal Stadium, Cleveland, OH Fri Jun 15 1990, 7:05 PM EDT Att: 63,546 - Unknown - 75 F								
Jim Gantner, L OBP: 0.250, SLG: 0.500	2B		K		P6		G4-3			4	0	1	0	0	1										
Robin Yount, R OBP: 0.332, SLG: 0.338	G5-3		2-H 1B		BB			G5-3		3	0	1	1	1	0	1									
Dave Parker, L OBP: 0.360, SLG: 0.493	G4-3		P5		K			G4-3		4	0	0	0	0	1	3									
B.J. Surhoff, L OBP: 0.337, SLG: 0.459		G3		S 1B		G6-3		G6-3		4	0	1	0	0	0	0									
Rob Deer, R OBP: 0.357, SLG: 0.456	HR		F7		K				K	4	1	1	1	0	2	1									
Greg Brock, L OBP: 0.320, SLG: 0.360	G5-3		BB		F7				2B	3	0	1	0	1	0	0									
Greg Vaughn, R OBP: 0.353, SLG: 0.482	K		K				HR		G1-3	4	1	1	1	0	2	3									
Bill Spiers, L OBP: 0.320, SLG: 0.367			F8		G4-3		G4-3		F8	4	0	0	0	0	0	3									
Inning Stats	R: 0 E: 0 K: 0 S: 5	H: 1 LOB: 1 BB: 0 P: 9	R: 1 E: 0 K: 1 S: 8	H: 1 LOB: 0 BB: 0 P: 15	R: 1 E: 0 K: 1 S: 15	H: 2 LOB: 1 BB: 0 P: 24	R: 0 E: 0 K: 1 S: 9	H: 1 LOB: 2 BB: 1 P: 15	R: 0 E: 0 K: 1 S: 7	H: 0 LOB: 1 BB: 1 P: 14	R: 0 E: 0 K: 0 S: 6	H: 0 LOB: 0 BB: 0 P: 7	R: 1 E: 0 K: 0 S: 9	H: 1 LOB: 0 BB: 0 P: 14	R: 0 E: 0 K: 0 S: 7	H: 0 LOB: 0 BB: 0 P: 11		R: 0 E: 0 K: 1 S: 10	H: 1 LOB: 1 BB: 0 P: 15	1B: 3 2B: 2 3B: 0 HR: 2	SF: 0 SAC: 0 DP: 0 HBP: 0	WP: 0 PB: 0 SB: 1 CS: 0	PA: 36		
PITCHER	IP	WLS	BF	H	R	ER	SO	BB	IBB	HBP	BLK	WP	HR	S	P	ERA	WHIP								
Tom Candiotti, R ERA: 3.99	(1, 1)	8.1	W	34	7	3	3	6	2	0	0	1	0	2	116	3.24	1.080								
Doug Jones, R ERA: 1.41	(9, 1)	0.2	S	2	0	0	0	0	0	0	0	0	0	6	8	0.00	0.000								

Batter	1	2	3	4	5	6	7	8	9	AB	R	H	RBI	BB	SO	LOB	BOTTOM								
Mitch Webster, S OBP: 0.284, SLG: 0.414	2B	1B		SH5-3		G6-3				3	1	2	1	0	0	0	Milwaukee Brewers @ Cleveland Indians Cleveland Municipal Stadium, Cleveland, OH Fri Jun 15 1990, 7:05 PM EDT Att: 63,546 - Unknown - 75 F								
Jerry Browne, S OBP: 0.269, SLG: 0.271	2B	P6		G6-3		G4-3				4	1	1	1	0	0	3									
Sandy Alomar Jr., R OBP: 0.339, SLG: 0.423	G5-3	G6-3		2-H 1B		G6-3				4	0	1	1	0	0	3									
Candy Maldonado, R OBP: 0.346, SLG: 0.495	2B		L8	F8		G5-3				4	0	1	1	0	0	1									
Chris James, R OBP: 0.307, SLG: 0.409	G1-3		3B	1B		G3		FC5-4 1B		4	1	2	0	0	0	1									
Brook Jacoby, R OBP: 0.356, SLG: 0.477	G6-3		3B	BB		FC6		FC5-4 1-2		3	0	1	1	1	0	2									
Cory Snyder, R OBP: 0.280, SLG: 0.439		FC1-5 1B	K		K			F8		4	0	1	0	0	2	2									
Tom Brookens, R OBP: 0.298, SLG: 0.326		E5 1B	F7		FC6			P4		4	1	0	0	0	0	3									
Felix Fermin, R OBP: 0.243, SLG: 0.280		FC1-5 1B		SH5-3 1B		G6-3		G6-3		4	1	1	0	0	0	2									
Inning Stats	R: 2 E: 0 K: 0 S: 12	H: 3 LOB: 1 BB: 0 P: 16	R: 1 E: 1 K: 0 S: 11	H: 2 LOB: 2 BB: 0 P: 16	R: 1 E: 0 K: 1 S: 9	H: 2 LOB: 1 BB: 0 P: 12	R: 1 E: 0 K: 0 S: 8	H: 2 LOB: 1 BB: 0 P: 13	R: 0 E: 0 K: 1 S: 10	H: 0 LOB: 1 BB: 1 P: 17	R: 0 E: 0 K: 0 S: 7	H: 0 LOB: 0 BB: 0 P: 13	R: 0 E: 0 K: 0 S: 8	H: 1 LOB: 1 BB: 0 P: 12	R: 0 E: 0 K: 0 S: 5	H: 0 LOB: 0 BB: 0 P: 7		R: 0 E: 0 K: 0 S: 5	H: 0 LOB: 0 BB: 0 P: 7	1B: 7 2B: 2 3B: 1 HR: 0	SF: 0 SAC: 1 DP: 0 HBP: 0	WP: 0 PB: 0 SB: 0 CS: 0	PA: 36		
PITCHER	IP	WLS	BF	H	R	ER	SO	BB	IBB	HBP	BLK	WP	HR	S	P	ERA	WHIP								
Dennis Powell, L ERA: 9.45	(1, 1)	3.2	L	21	9	5	4	1	0	0	0	0	0	26	45	0.00	0.600								
Tom Edens, R ERA: 6.0	(4, 1)	3.1		12	1	0	0	1	1	0	0	0	0	5	7	0.00	0.000								
Randy Veres, R ERA: 5.14	(8, 1)	1.0		3	0	0	0	0	0	0	0	0	0	5	7	0.00	0.000								

AB	34
R	3
H	7
RBI	3
BB	2
SO	6
LOB	12



Batter	1	2	3	4	5	6	7	8	9	AB	R	H	RBI	BB	SO	LOB	TOP					
Paul Moltzer, R OBP: 0.346, SLG: 0.476 (1, 4)	P4			HR		2B			E1	5	3	3	2	0	0	1	Milwaukee Brewers @ Cleveland Indians Cleveland Municipal Stadium, Cleveland, OH Sat Jun 16 1990, 7:05 PM EDT Att: 15,497 - Unknown - 72 F					
Gary Sheffield, R OBP: 0.371, SLG: 0.446 (1, 5)	K			HR		2B	G5-3		SH5-4	4	1	2	3	0	1	1						
Robin Yount, R OBP: 0.331, SLG: 0.336 Mike Felder, S OBP: 0.330, SLG: 0.293 (8, 8)	G6-3			L9		F9		2B	1B	4	1	1	0	0	0	1						
Dave Parker, L OBP: 0.357, SLG: 0.491 (1, 10)		G4-3		L1		F9		1B	F8	5	0	1	1	0	0	4						
Rob Deer, R OBP: 0.353, SLG: 0.447 (1, 9)		F8		P3				2B		5	0	1	2	0	1	1						
Greg Vaughn, R OBP: 0.350, SLG: 0.470 Darryl Hamilton, L OBP: 0.293, SLG: 0.289 (8, 7)					K		K	FC5-4	F7	3	0	0	0	1	3	0						
Greg Brock, L OBP: 0.319, SLG: 0.364 (1, 3)			K		K		2B			4	1	1	0	0	3	2						
Charlie O'Brien, R OBP: 0.253, SLG: 0.254 (1, 2)			F9		G6-3		2B	FC5-4		3	1	0	0	1	0	2						
Bill Spiers, L OBP: 0.327, SLG: 0.383 (1, 6)			G3			L7	2B		SH5-4	4	2	2	1	0	0	0						
Inning Stats	R: 0 E: 0 K: 1 S: 9	H: 0 LOB: 0 BB: 0 P: 12	R: 0 E: 0 K: 1 S: 5	H: 0 LOB: 0 BB: 0 P: 6	R: 0 E: 0 K: 1 S: 8	H: 0 LOB: 0 BB: 0 P: 10	R: 2 E: 0 K: 0 S: 12	H: 2 LOB: 0 BB: 0 P: 19	R: 0 E: 0 K: 2 S: 10	H: 0 LOB: 0 BB: 0 P: 12	R: 1 E: 0 K: 0 S: 8	H: 2 LOB: 1 BB: 0 P: 11	R: 3 E: 0 K: 1 S: 15	H: 3 LOB: 1 BB: 1 P: 25	R: 1 E: 0 K: 2 S: 22	H: 2 LOB: 2 BB: 1 P: 37		R: 2 E: 1 K: 0 S: 15	H: 3 LOB: 2 BB: 0 P: 26	1B: 5 2B: 6 HR: 1	SF: 0 SAC: 1 DP: 0 HBP: 0	WP: 0 PB: 0 CS: 0
PITCHER	IP	WLS	BF	H	R	ER	SO	BB	IBB	HBP	BLK	WP	HR	S	P	ERA	WHIP					
Greg Swindell, L ERA: 5.47 (1, 1)	6.2		27	6	6	6	6	0	1	0	0	0	1	65	93	8.10	0.900					
Cecilio Guante, R ERA: 3.82 (7, 1)	0.2		6	3	1	1	1	1	0	0	0	0	0	17	29	13.50	6.000					
Jeff Kaiser, L ERA: (8, 1)	0.2		2	0	0	0	1	0	0	0	0	0	0	7	10	0.00	0.000					
Doug Jones, R ERA: 1.36 (9, 1)	1.0	W	7	3	2	0	0	0	0	0	0	0	0	15	26	0.00	3.000					

Batter	1	2	3	4	5	6	7	8	9	AB	R	H	RBI	BB	SO	LOB	BOTTOM					
Mitch Webster, S OBP: 0.286, SLG: 0.414 (1, 8)	F9				G5-3					5	0	2	1	0	0	0	Milwaukee Brewers @ Cleveland Indians Cleveland Municipal Stadium, Cleveland, OH Sat Jun 16 1990, 7:05 PM EDT Att: 15,497 - Unknown - 72 F					
Jerry Browne, S OBP: 0.272, SLG: 0.275 (1, 4)	B5-3		G1-6-3			P4			SH5-4	4	2	1	0	1	0	1						
Chris James, R OBP: 0.301, SLG: 0.400 (1, 10)	P4		G6-3		G4-3			G6-3	SH5-4	4	0	0	0	0	0	1						
Candy Maldonado, R OBP: 0.351, SLG: 0.498 (1, 7)		G6-3		1B		F8		1B	FC1-6	3	2	1	0	2	0	0						
Brook Jacoby, R OBP: 0.357, SLG: 0.475 (1, 3)		F9		G6-4-3			P2	1B	FC1-6	5	1	2	3	0	0	1						
Cory Snyder, R OBP: 0.284, SLG: 0.438 (1, 9)					G6-4-3			1B		3	1	1	0	1	0	3						
Tom Brookens, R OBP: 0.314, SLG: 0.340 (1, 5)							L7			4	1	2	2	0	1	1						
Joel Skinner, R OBP: 0.231, SLG: 0.243 Sandy Alomar Jr., R OBP: 0.346, SLG: 0.423 (7, PH) (8, 2)					G6-3					2	0	0	0	0	0	2						
Felix Fermin, R OBP: 0.246, SLG: 0.284 Carlos Baerga, S OBP: 0.258, SLG: 0.310 (7, PH) (8, 6)										0	1	0	0	2	0	0						
Inning Stats	R: 0 E: 0 K: 0 S: 6	H: 2 LOB: 2 BB: 0 P: 9	R: 0 E: 0 K: 0 S: 7	H: 2 LOB: 2 BB: 0 P: 12	R: 1 E: 0 K: 0 S: 11	H: 2 LOB: 0 BB: 0 P: 16	R: 1 E: 0 K: 1 S: 7	H: 2 LOB: 0 BB: 0 P: 13	R: 0 E: 0 K: 0 S: 4	H: 0 LOB: 0 BB: 0 P: 5	R: 0 E: 0 K: 0 S: 6	H: 0 LOB: 2 BB: 2 P: 7	R: 0 E: 0 K: 0 S: 15	H: 0 LOB: 2 BB: 2 P: 28	R: 7 E: 1 K: 0 S: 19	H: 5 LOB: 2 BB: 2 P: 42		R: 1 E: 0 K: 0 S: 4	H: 0 LOB: 2 BB: 2 P: 14	1B: 8 2B: 3 HR: 0	SF: 0 SAC: 1 DP: 2 HBP: 0	WP: 0 PB: 0 CS: 0
PITCHER	IP	WLS	BF	H	R	ER	SO	BB	IBB	HBP	BLK	WP	HR	S	P	ERA	WHIP					
Bill Krueger, L ERA: 2.75 (1, 1)	6.2		25	6	2	2	1	1	0	0	0	0	0	51	78	2.70	1.050					
Chuck Crim, R ERA: 3.75 (7, 1)	1.0		8	2	4	4	0	2	0	0	0	0	0	18	41	36.00	4.000					
Dan Plesac, L ERA: 6.31 (8, 1)	0.0		4	3	3	0	0	1	0	0	0	0	0	6	13	∞	∞					
Bob Sebra, R ERA: 5.06 (8, 1)	1.0	L	4	0	1	1	0	1	1	0	0	0	0	4	14	9.00	1.000					

Batter	1	2	3	4	5	6	7	8	9	AB	R	H	RBI	BB	SO	LOB	TOP										
Mike Felder, S OBP: 0.320, SLG: 0.282	1-1 B5-3		0-1 SH1-4		0-0 G5-3		1-0 P9			3	0	0	0	0	0	1	Milwaukee Brewers @ Cleveland Indians Cleveland Municipal Stadium, Cleveland, OH Sun Jun 17 1990, 3:33 AM EDT Att: 22,963 - Overcast - 85 F										
Gary Sheffield, R OBP: 0.368, SLG: 0.461	0-3 K		1-1 SF8			3-2 F7	1-1 HR			3	1	1	3	0	1	0											
Robin Yount, R OBP: 0.333, SLG: 0.349	4-1 BB		3-H G4-3			2-2 HR	1-3 K			3	1	1	1	1	1	1											
Dave Parker, L OBP: 0.355, SLG: 0.487	1-2 G3			2-1 F7		0-1 1B		0-0 F7		4	0	1	0	0	0	1											
Rob Deer, R OBP: 0.350, SLG: 0.441		0-1 F7		1-0 FC6-4		3-2 P2		0-1 P4		4	0	1	0	0	0	1											
Greg Vaughn, R OBP: 0.348, SLG: 0.463		2-1 G5-3		0-0 FC6-4		1-1 1B		1-1 G6-3		4	0	1	0	0	0	1											
B.J. Surhoff, L OBP: 0.330, SLG: 0.449		1-0 L8		2-0 G5-3		1-0 G4-3			1-3 K	4	0	0	0	0	1	3											
Edgar Diaz, R OBP: 0.312, SLG: 0.258			1-0 SH1-4		0-1 G4-3		4-2 FC3-6		1-0 F7	3	1	1	0	1	0	0											
Bill Spiers, L OBP: 0.324, SLG: 0.378			2-1 SH1-4		2-3 K		1-2 FC3-6		1-3 K	4	1	1	0	0	2	1											
Inning Stats	R: 0 E: 0 K: 1 S: 10	H: 0 LOB: 1 BB: 1 P: 16	R: 0 E: 0 K: 0 S: 5	H: 0 LOB: 0 BB: 0 P: 8	R: 1 E: 0 K: 0 S: 8	H: 2 LOB: 1 BB: 0 P: 12	R: 0 E: 0 K: 0 S: 5	H: 1 LOB: 1 BB: 0 P: 10	R: 0 E: 0 K: 1 S: 6	H: 0 LOB: 0 BB: 0 P: 8	R: 1 E: 0 K: 0 S: 25	H: 3 LOB: 2 BB: 0 P: 35	R: 2 E: 0 K: 1 S: 9	H: 1 LOB: 0 BB: 1 P: 16	R: 0 E: 0 K: 0 S: 5	H: 0 LOB: 0 BB: 0 P: 6		R: 0 E: 0 K: 2 S: 7	H: 0 LOB: 0 BB: 0 P: 10	1B: 5 2B: 0 3B: 0 HR: 2	SF: 1 SAC: 1 DP: 0 HBP: 0	WP: 0 PB: 0 CS: 0	PA: 36				
PITCHER	IP	WLS	BF	H	R	ER	SO	BB	IBB	HBP	BLK	WP	HR	S	P	ERA	WHIP										
Bud Black, L ERA: 2.82	6.0	W	25	6	2	2	2	1	0	0	0	0	1	59	89	3.00	1.167										
Sergio Valdez, R ERA: 5.44	1.0		5	1	2	2	1	1	0	0	0	0	1	9	16	18.00	2.000										
Jesse Orosco, L ERA: 3.38	2.0		6	0	0	0	2	0	0	0	0	0	0	12	16	0.00	0.000										

Batter	1	2	3	4	5	6	7	8	9	AB	R	H	RBI	BB	SO	LOB	BOTTOM										
Stan Jefferson, S OBP: 0.226, SLG: 0.152	3-2 G3			1-0 SF8		2-2 F9		1-0 1B		4	1	1	1	0	1	1	Milwaukee Brewers @ Cleveland Indians Cleveland Municipal Stadium, Cleveland, OH Sun Jun 17 1990, 3:33 AM EDT Att: 22,963 - Overcast - 85 F										
Jerry Browne, S OBP: 0.275, SLG: 0.275	2-2 F9	3-1 G5-3		3-H E			1-0 HR	2-0 P4		4	2	1	0	1	0	3											
Chris James, R OBP: 0.303, SLG: 0.400	1-1 BB		3-2 G4-3	1-1 E1		0-0 L7	1-1 1B	2-H 1B		5	0	2	2	0	0	1											
Candy Maldonado, R OBP: 0.352, SLG: 0.507	4-1 FC4-6		3-3 K	1-H L7		2-2 HR	1-0 P4			4	1	1	2	1	1	2											
Brook Jacoby, R OBP: 0.354, SLG: 0.483	2-1 FC4-6		0-0 F7		2-2 G5-3		1-2 HR	2-0 P3		5	1	1	1	0	0	3											
Cory Snyder, R OBP: 0.288, SLG: 0.467		0-1 HR		2-0 F9	1-2 G6-3		0-1 HR			4	2	2	2	0	0	0											
Keith Hernandez, L OBP: 0.294, SLG: 0.255		0-1 1B		3-2 HR	0-1 G3-1		2-0 G3			1	1	1	0	0	0	0											
Carlos Baerga, S OBP: 0.260, SLG: 0.336										3	1	1	1	0	0	0											
Joel Skinner, R OBP: 0.256, SLG: 0.268		0-1 FC1-6		0-1 2B		0-3 K	0-0 G4-3			4	1	2	1	0	1	0											
Felix Fermin, R OBP: 0.253, SLG: 0.297		0-0 FC1-6		1-SAFE SF8		1-2 G3		3-1 2B		4	2	2	0	0	0	1											
Inning Stats	R: 0 E: 0 K: 0 S: 13	H: 1 LOB: 2 BB: 1 P: 25	R: 2 E: 0 K: 1 S: 12	H: 3 LOB: 1 BB: 0 P: 18	R: 0 E: 0 K: 1 S: 9	H: 0 LOB: 0 BB: 0 P: 15	R: 4 E: 1 K: 0 S: 17	H: 3 LOB: 1 BB: 1 P: 28	R: 0 E: 0 K: 0 S: 8	H: 0 LOB: 0 BB: 0 P: 11	R: 0 E: 0 K: 1 S: 10	H: 0 LOB: 0 BB: 0 P: 13	R: 4 E: 0 K: 0 S: 14	H: 4 LOB: 0 BB: 0 P: 20	R: 2 E: 0 K: 0 S: 8	H: 3 LOB: 1 BB: 0 P: 18	1B: 6 2B: 3 3B: 0 HR: 5	SF: 1 SAC: 0 DP: 0 HBP: 0	WP: 0 PB: 0 CS: 0	PA: 41							
PITCHER	IP	WLS	BF	H	R	ER	SO	BB	IBB	HBP	BLK	WP	HR	S	P	ERA	WHIP										
Ron Robinson, R ERA: 4.76	3.1	L	18	7	5	4	2	1	0	0	0	0	0	25	37	0.00	0.375										
Tom Edens, R ERA: 5.09	2.2		10	0	1	0	1	1	0	0	0	0	2	10	14	81.00	9.000										
Paul Mirabella, L ERA: 4.6	0.1		4	3	3	3	0	0	0	0	0	0	2	12	24	16.20	2.400										
Randy Veres, R ERA: 7.27	1.2		9	4	3	3	0	0	0	0	0	0	1	12	24	16.20	2.400										

AB	32
R	4
H	7
RBI	4
BB	2
SO	5
LOB	9



AB	38
R	12
H	14
RBI	10
BB	2
SO	3
LOB	11



Batter	1	2	3	4	5	6	7	8	9	AB	R	H	RBI	BB	SO	LOB	TOP																					
Steve Finley, L OBP: 0.300, SLG: 0.321 (1, 7)										5	2	3	1	0	0	1	Baltimore Orioles @ Cleveland Indians Cleveland Municipal Stadium, Cleveland, OH Tue Jun 19 1990, 7:05 PM EDT Att: 14,416 - Unknown - 75 F																					
Tim Lincecum, R OBP: 0.385, SLG: 0.333 (1, 4)										3	0	1	0	1	1	2																						
Randy Milligan, R OBP: 0.425, SLG: 0.490 (1, 3)										3	0	1	0	1	0	3																						
Mickey Tettleton, S OBP: 0.400, SLG: 0.466 (1, 2)										2	1	0	1	1	0	2																						
Joe Orsulak, L OBP: 0.356, SLG: 0.452 (1, 9)										4	0	1	0	0	0	3																						
Cal Ripken Jr., R OBP: 0.329, SLG: 0.377 (1, 6)										4	0	1	1	0	0	1																						
Greg Walker, L OBP: 0.273, SLG: 0.172 (1, 10)										4	0	0	0	0	0	2																						
Craig Worthington, R OBP: 0.306, SLG: 0.365 (1, 5)										4	0	0	0	0	0	1																						
Mike Devereaux, R OBP: 0.212, SLG: 0.228 (1, 8)										4	1	2	0	0	0	0																						
Inning Stats	R: 0 E: 0 K: 0 S: 7	H: 1 LOB: 1 BB: 0 P: 12	R: 0 E: 0 K: 0 S: 7	H: 0 LOB: 0 BB: 0 P: 9	R: 2 E: 1 K: 1 S: 16	H: 3 LOB: 1 BB: 0 P: 26	R: 0 E: 0 K: 0 S: 10	H: 1 LOB: 1 BB: 0 P: 15	R: 1 E: 0 K: 0 S: 7	H: 1 LOB: 2 BB: 2 P: 20	R: 0 E: 0 K: 0 S: 7	H: 0 LOB: 0 BB: 0 P: 11	R: 0 E: 0 K: 0 S: 8	H: 2 LOB: 1 BB: 0 P: 15	R: 1 E: 0 K: 0 S: 9	H: 1 LOB: 0 BB: 0 P: 18	R: 0 E: 0 K: 0 S: 9	H: 0 LOB: 0 BB: 0 P: 13	1B: 7 2B: 3 3B: 0 HR: 0	SF: 1 SAC: 0 DP: 2 HBP: 0	WP: 0 PB: 0 SB: 1 CS: 0	PA: 37																
PITCHER	IP	WLS	BF	H	R	ER	SO	BB	IBB	HBP	BLK	WP	HR	S	P	ERA	WHIP	PITCHER				IP	WLS	BF	H	R	ER	SO	BB	IBB	HBP	BLK	WP	HR	S	P	ERA	WHIP
John Farrell, R ERA: 4.48 (1, 1)	6.1		29	8	3	2	1	2	0	0	0	0	0	59	102	2.84	1.579																					
Sergio Valdez, R ERA: 5.35 (7, 1)	0.2		1	0	0	0	0	0	0	0	0	0	0	3	6	0.00	0.000																					
Doug Jones, R ERA: 1.54 (8, 1)	2.0	W	7	1	1	1	0	1	0	0	0	0	0	18	31	4.50	1.000																					

AB 33
R 4
H 9
RBI 3
BB 3
SO 1
LOB 15



Batter	1	2	3	4	5	6	7	8	9	AB	R	H	RBI	BB	SO	LOB	BOTTOM																					
Stan Jefferson, S OBP: 0.224, SLG: 0.140 (1, 8)										4	0	0	0	1	1	3	Baltimore Orioles @ Cleveland Indians Cleveland Municipal Stadium, Cleveland, OH Tue Jun 19 1990, 7:05 PM EDT Att: 14,416 - Unknown - 75 F																					
Jerry Browne, S OBP: 0.286, SLG: 0.299 (1, 4)										3	2	2	1	2	0	2																						
Sandy Alomar Jr., R OBP: 0.342, SLG: 0.417 (1, 2)										5	0	1	1	0	1	4																						
Candy Maldonado, R OBP: 0.347, SLG: 0.498 (1, 7)										4	0	0	0	0	0	0																						
Ken Phelps, L OBP: 0.342, SLG: 0.279 (1, 10)										2	1	1	0	2	1	0																						
Brook Jacoby, R OBP: 0.356, SLG: 0.498 (1, 3)										4	1	2	2	0	0	3																						
Cory Snyder, R OBP: 0.287, SLG: 0.468 (1, 9)										4	0	1	0	0	2	2																						
Carlos Baerga, S OBP: 0.260, SLG: 0.328 (1, 5)										3	0	0	0	1	0	1																						
Felix Fermin, R OBP: 0.267, SLG: 0.324 (1, 6)										4	1	3	0	0	0	2																						
Inning Stats	R: 1 E: 1 K: 0 S: 13	H: 2 LOB: 2 BB: 0 P: 22	R: 0 E: 0 K: 0 S: 5	H: 2 LOB: 1 BB: 0 P: 6	R: 3 E: 1 K: 0 S: 15	H: 2 LOB: 2 BB: 2 P: 29	R: 0 E: 0 K: 1 S: 9	H: 0 LOB: 0 BB: 1 P: 16	R: 0 E: 0 K: 1 S: 11	H: 0 LOB: 1 BB: 1 P: 23	R: 0 E: 0 K: 1 S: 10	H: 1 LOB: 2 BB: 1 P: 20	R: 0 E: 0 K: 2 S: 9	H: 1 LOB: 0 BB: 0 P: 17	R: 1 E: 0 K: 0 S: 13	H: 2 LOB: 2 BB: 1 P: 25	R: 0 E: 0 K: 0 S: 9	H: 0 LOB: 0 BB: 0 P: 13	1B: 4 2B: 4 3B: 0 HR: 2	SF: 0 SAC: 0 DP: 2 HBP: 0	WP: 0 PB: 0 SB: 1 CS: 0	PA: 39																
PITCHER	IP	WLS	BF	H	R	ER	SO	BB	IBB	HBP	BLK	WP	HR	S	P	ERA	WHIP	PITCHER				IP	WLS	BF	H	R	ER	SO	BB	IBB	HBP	BLK	WP	HR	S	P	ERA	WHIP
Bob Milacki, R ERA: 5.03 (1, 1)	5.2		29	7	4	3	2	5	0	0	0	0	0	14	25	0.00	0.750																					
Mark Williamson, R ERA: 1.75 (6, 1)	1.1		5	1	0	0	3	0	0	0	0	0	0	14	25	0.00	0.750																					
Gregg Olson, R ERA: 0.72 (8, 1)	1.0	L	5	2	1	1	0	1	0	0	0	0	0	13	25	9.00	3.000																					



Batter	1	2	3	4	5	6	7	8	9	AB	R	H	RBI	BB	SO	LOB	TOP								
Steve Finley, L (1, 7) OBP: 0.296, SLG: 0.318										5	0	1	0	0	0	4									
Donell Nixon, R (1, 10) OBP: 0.600, SLG: 0.600										4	0	2	0	1	1	0									
Randy Milligan, R (1, 3) OBP: 0.429, SLG: 0.507										5	2	3	1	0	0	3									
Mickey Tettleton, S (1, 2) OBP: 0.404, SLG: 0.464										3	1	1	0	1	1	3									
Joe Orsulak, L (1, 9) OBP: 0.360, SLG: 0.453										2	0	1	1	1	0	2									
Brad Komminsk, R (7, PH) OBP: 0.381, SLG: 0.408										2	0	0	0	0	1	4									
Cal Ripken Jr., R (1, 6) OBP: 0.326, SLG: 0.373										5	0	1	0	0	0	7									
Tim Lueft, R (1, 5) OBP: 0.389, SLG: 0.353										5	0	2	1	0	1	3	AB 38								
Billy Ripken, R (1, 4) OBP: 0.291, SLG: 0.331										5	0	1	0	0	0	3	R 3								
Mike Devereaux, R (1, 8) OBP: 0.236, SLG: 0.235										2	0	1	0	2	1	1	H 13								
Inning Stats	R: 0 E: 0 K: 1 S: 6	H: 1 LOB: 2 BB: 1 P: 10	R: 0 E: 0 K: 0 S: 5	H: 2 LOB: 2 BB: 0 P: 5	R: 0 E: 0 K: 0 S: 4	H: 1 LOB: 3 BB: 2 P: 12	R: 0 E: 0 K: 0 S: 2	H: 0 LOB: 0 BB: 1 P: 6	R: 1 E: 1 K: 0 S: 5	H: 2 LOB: 1 BB: 0 P: 5	R: 0 E: 0 K: 1 S: 4	H: 0 LOB: 3 BB: 1 P: 8	R: 0 E: 0 K: 1 S: 7	H: 2 LOB: 0 BB: 0 P: 8	R: 0 E: 0 K: 1 S: 6	H: 1 LOB: 1 BB: 0 P: 6	R: 2 E: 0 K: 1 S: 9	H: 4 LOB: 2 BB: 0 P: 9	1B: 12 2B: 0 3B: 0 HR: 1	SF: 0 SAC: 0 DP: 1 HBP: 1	WP: 0 PB: 0 SB: 2 CS: 1	PA: 45			
PITCHER	IP WLS BF H R ER SO BB IBB HBP BLK WP HR S P ERA WHIP																								
Tom Candiotti, R (1, 1) ERA: 3.64	6.1	31	8	1	0	2	5	0	1	0	0	0	0	0	0	29	50	0.00	2.053						
Jesse Orsoco, L (7, 1) ERA: 3.91	2.0	L 9	3	2	2	3	0	0	0	0	0	1	15	15	9.00	1.500									
Cecilio Guante, R (9, 1) ERA: 3.73	0.2	4	2	0	0	0	0	0	0	0	0	0	4	4	0.00	3.000									

Baltimore Orioles @ Cleveland Indians
Cleveland Municipal Stadium, Cleveland, OH
Wed Jun 20 1990, 7:05 PM EDT
Att: 8,796 - Unknown - 65 F

AB 38
R 3
H 13
RBI 3
BB 5
SO 5
LOB 30



Batter	1	2	3	4	5	6	7	8	9	AB	R	H	RBI	BB	SO	LOB	BOTTOM					
Jerry Browne, S (1, 4) OBP: 0.290, SLG: 0.303										4	0	2	1	0	1	0						
Felix Fermin, R (1, 6) OBP: 0.281, SLG: 0.317										3	0	0	0	0	0	2						
Dion James, L (9, PH) OBP: 0.329, SLG: 0.328										1	0	1	0	0	0	0						
Stan Jefferson, S (9, PR) OBP: 0.224, SLG: 0.140										0	0	0	0	0	0	0						
Sandy Alomar Jr., R (1, 2) OBP: 0.335, SLG: 0.408										4	0	0	0	0	1	2						
Candy Maldonado, R (1, 7) OBP: 0.341, SLG: 0.489										4	0	0	0	0	1	3						
Ken Phelps, L (1, 10) OBP: 0.338, SLG: 0.277										4	0	1	0	0	1	3						
Brook Jacoby, R (1, 3) OBP: 0.352, SLG: 0.491										3	0	0	0	0	0	1						
Cory Snyder, R (1, 9) OBP: 0.288, SLG: 0.470										3	0	1	0	0	0	0	AB 31					
Carlos Baerga, S (1, 5) OBP: 0.269, SLG: 0.331										2	1	1	0	1	0	1	R 1					
Mitch Webster, S (1, 8) OBP: 0.287, SLG: 0.413										3	0	1	0	0	1	1	H 7					
Inning Stats	R: 0 E: 0 K: 1 S: 5	H: 0 LOB: 0 BB: 0 P: 5	R: 0 E: 0 K: 1 S: 5	H: 0 LOB: 0 BB: 0 P: 5	R: 0 E: 0 K: 0 S: 3	H: 1 LOB: 0 BB: 0 P: 3	R: 0 E: 0 K: 0 S: 3	H: 0 LOB: 0 BB: 0 P: 3	R: 1 E: 0 K: 0 S: 5	H: 3 LOB: 1 BB: 0 P: 5	R: 0 E: 0 K: 0 S: 3	H: 0 LOB: 0 BB: 0 P: 3	R: 0 E: 0 K: 0 S: 3	H: 0 LOB: 1 BB: 1 P: 7	R: 0 E: 0 K: 2 S: 9	H: 2 LOB: 3 BB: 0 P: 9	1B: 6 2B: 3 3B: 0 HR: 0	SF: 0 SAC: 0 DP: 3 HBP: 0	WP: 0 PB: 0 SB: 1 CS: 0	PA: 32		
PITCHER	IP WLS BF H R ER SO BB IBB HBP BLK WP HR S P ERA WHIP																					
Pete Harnisch, R (1, 1) ERA: 3.83	8.0	W 27	5	1	1	3	1	0	0	0	0	0	9	9	0.00	2.000						
Gregg Olson, R (9, 1) ERA: 0.7	1.0	S 5	2	0	0	2	0	0	0	0	0	0	9	9	0.00	2.000						

Baltimore Orioles @ Cleveland Indians
Cleveland Municipal Stadium, Cleveland, OH
Wed Jun 20 1990, 7:05 PM EDT
Att: 8,796 - Unknown - 65 F

AB 31
R 1
H 7
RBI 1
BB 1
SO 5
LOB 13



Batter	1	2	3	4	5	6	7	8	9	10	AB	R	H	RBI	BB	SO	LOB	TOP	
Donell Nixon, R OBP: 0.375, SLG: 0.286 Steve Finley, L OBP: 0.320, SLG: 0.320 (7, 7)	K		K		K		P6		1B		3	0	0	0	0	3	1		
Billy Ripken, R OBP: 0.294, SLG: 0.333 (1, 4)	F8		BB		G5-3		P3		1B		5	0	2	0	0	0	1		
Randy Milligan, R OBP: 0.432, SLG: 0.519 (1, 3)	HR		BB		K		K		BB		3	1	1	1	2	2	1		
Mickey Tettleton, S OBP: 0.495, SLG: 0.477 (1, 10)	1B		BB		HR		K		K		3	1	1	1	2	2	3		
Cal Ripken Jr., R OBP: 0.334, SLG: 0.379 (1, 6)	1B		G6-4-3		HR		1B		BB		4	1	3	0	1	0	3		
Tim Lincecum, R OBP: 0.478, SLG: 0.455 (1, 5)	1B		BB		WP		G4-1		K		5	0	4	0	0	1	1		
Brad Komminsk, R OBP: 0.372, SLG: 0.397 Joe Orsulak, L OBP: 0.356, SLG: 0.446 (6, 9)			P2		F8		G4-1		G4-3		2	0	0	0	0	0	0		
Bob Melvin, R OBP: 0.261, SLG: 0.364 (1, 2)			L4		L4		G1-3		L6		5	0	0	0	0	1	3		
Mike Devereaux, R OBP: 0.237, SLG: 0.247 (1, 8)	F8		F8		G5-3		K		K		4	0	1	0	0	2	1		
Inning Stats	R: 1 E: 0 K: 1 S: 15	H: 3 LOB: 2 BB: 1 P: 27	R: 0 E: 0 K: 1 S: 7	H: 0 LOB: 0 BB: 0 P: 11	R: 0 E: 0 K: 1 S: 10	H: 1 LOB: 2 BB: 2 P: 19	R: 0 E: 0 K: 0 S: 8	H: 1 LOB: 0 BB: 0 P: 11	R: 0 E: 0 K: 2 S: 13	H: 3 LOB: 1 BB: 0 P: 15	R: 0 E: 0 K: 1 S: 10	H: 0 LOB: 0 BB: 0 P: 17	R: 0 E: 0 K: 2 S: 12	H: 2 LOB: 3 BB: 1 P: 19	R: 0 E: 0 K: 0 S: 8	H: 2 LOB: 1 BB: 0 P: 11	1B: 10 2B: 1 3B: 0 HR: 2	SF: 0 SAC: 0 DP: 2 HBP: 0	WP: 1 PA: 44
PITCHER	IP WLS BF H R ER SO	IP WLS BF H R ER SO	IP WLS BF H R ER SO	IP WLS BF H R ER SO	IP WLS BF H R ER SO	IP WLS BF H R ER SO	IP WLS BF H R ER SO	IP WLS BF H R ER SO	IP WLS BF H R ER SO	IP WLS BF H R ER SO	IP WLS BF H R ER SO	IP WLS BF H R ER SO	IP WLS BF H R ER SO	IP WLS BF H R ER SO	IP WLS BF H R ER SO	IP WLS BF H R ER SO	ERA WHIP	ERA WHIP	
Greg Swindell, L ERA: 5.47 Sergio Valdez, R ERA: 4.99 Doug Jones, R ERA: 1.49	5.0 3.2 1.1	24 14 6	9 2 2	3 0 0	3 0 0	5 5 1	3 1 1	0 0 0	0 0 0	0 1 0	2 35 13	56 52 22	90 0.00 0.00	5.40 0.818 2.250					

Baltimore Orioles @ Cleveland Indians
Cleveland Municipal Stadium, Cleveland, OH
Thu Jun 21 1990, 7:05 PM EDT
Att: 12,433 - Unknown

AB 39
R 3
H 13
RBI 2
BB 5
SO 11
LOB 18



Batter	1	2	3	4	5	6	7	8	9	10	AB	R	H	RBI	BB	SO	LOB	BOTTOM	
Jerry Browne, S OBP: 0.289, SLG: 0.299 (1, 4)	G4-3		G4-3			G1-4-3		P7		SH1-4	3	0	0	0	1	0	2		
Felix Fermin, R OBP: 0.263, SLG: 0.318 Carlos Baerga, S OBP: 0.279, SLG: 0.344 (9, 6)	2B		G5-3			F9		BB		1B	3	1	1	0	0	0	1		
Chris James, R OBP: 0.305, SLG: 0.402 (1, 10)	2B		K			G1-4-3		BB		L8	4	0	1	0	1	1	3		
Candy Maldonado, R OBP: 0.342, SLG: 0.485 (1, 7)	SF8		G6-3			G6-3		BB		1B	2	0	0	1	2	0	0		
Ken Phelps, L OBP: 0.325, SLG: 0.265 Tom Brookens, R OBP: 0.321, SLG: 0.347 (9, 5)	K		G6-3			P6		FC6-4		1B	3	0	0	0	0	1	1		
Brook Jacoby, R OBP: 0.346, SLG: 0.482 (9, 3)	G5-3		G4-3			F8		G5-3			4	0	0	0	0	0	0		
Cory Snyder, R OBP: 0.287, SLG: 0.471 (1, 9)	L5		F9			SH3-4		G6-3			4	1	1	0	0	0	0		
Sandy Alomar Jr., R OBP: 0.338, SLG: 0.412 (1, 2)	2B		K			SH3-4		P6			3	1	1	0	1	1	0		
Mitch Webster, S OBP: 0.288, SLG: 0.411 (1, 8)	K		P6			SH3-4		SH3-4		1B	3	1	1	0	0	1	1		
Inning Stats	R: 1 E: 0 K: 1 S: 8	H: 2 LOB: 1 BB: 0 P: 11	R: 0 E: 0 K: 1 S: 11	H: 1 LOB: 1 BB: 0 P: 14	R: 0 E: 0 K: 1 S: 6	H: 0 LOB: 0 BB: 0 P: 12	R: 0 E: 0 K: 0 S: 5	H: 0 LOB: 0 BB: 0 P: 8	R: 0 E: 0 K: 1 S: 5	H: 0 LOB: 0 BB: 1 P: 13	R: 0 E: 0 K: 0 S: 9	H: 2 LOB: 3 BB: 3 P: 24	R: 0 E: 0 K: 0 S: 4	H: 0 LOB: 0 BB: 0 P: 5	R: 1 E: 0 K: 0 S: 6	H: 2 LOB: 3 BB: 2 P: 16	1B: 3 2B: 4 3B: 0 HR: 0	SF: 1 SAC: 2 DP: 1 HBP: 0	WP: 0 PA: 41
PITCHER	IP WLS BF H R ER SO	IP WLS BF H R ER SO	IP WLS BF H R ER SO	IP WLS BF H R ER SO	IP WLS BF H R ER SO	IP WLS BF H R ER SO	IP WLS BF H R ER SO	IP WLS BF H R ER SO	IP WLS BF H R ER SO	IP WLS BF H R ER SO	IP WLS BF H R ER SO	IP WLS BF H R ER SO	IP WLS BF H R ER SO	IP WLS BF H R ER SO	IP WLS BF H R ER SO	IP WLS BF H R ER SO	ERA WHIP	ERA WHIP	
John Mitchell, R ERA: 4.5 Mark Williamson, R ERA: 1.75 Kevin Hickey, L ERA: 3.78 Brian Holton, R ERA: 3.65	7.2 0.0 0.1 1.2	29 2 1 9	5 0 0 2	3 0 0 1	3 0 0 1	4 0 0 10	4 1 1 21	84 9 1 21	3.52 ∞ 0.00 5.40	0.913 ∞ 0.000 1.800									

Baltimore Orioles @ Cleveland Indians
Cleveland Municipal Stadium, Cleveland, OH
Thu Jun 21 1990, 7:05 PM EDT
Att: 12,433 - Unknown

AB 32
R 4
H 7
RBI 4
BB 6
SO 4
LOB 11



Batter	1	2	3	4	5	6	7	8	9	AB	R	H	RBI	BB	SO	LOB	TOP				
Jerry Browne, S OBP: 0.290, SLG: 0.300 (1, 4)	F8	K		1B		G4-3		L3		6	0	2	0	0	1	3					
Felix Fermin, R OBP: 0.283, SLG: 0.316 Ken Phelps, L OBP: 0.321, SLG: 0.261 (8, PH) (8, 3)	L8	G3-1		1B		G6-3		P6		4	0	1	0	0	0	2					
Carlos Baerga, S OBP: 0.270, SLG: 0.331 (8, 6)	G6-3		G6-3		P6		F7	P8		5	0	0	0	0	0	4					
Candy Maldonado, R OBP: 0.347, SLG: 0.498 (1, 7)		1B HBP		HR		E5 FC4-6 BB		G5-3		4	3	2	1	0	0	2					
Chris James, R OBP: 0.317, SLG: 0.411 (1, 10)		1B SF8 1B		BB		FC4-6 BB		P2		3	2	0	2	0	1						
Brook Jacoby, R OBP: 0.351, SLG: 0.484 (8, 5)		SF8 1B		G5-4-3		P3		F9		5	1	3	1	0	0	3					
Cory Snyder, R OBP: 0.289, SLG: 0.471 (1, 9)		1B SF8 1B		G5-4-3		FC4-6 FC5-4		SF8		4	0	2	2	0	0	4					
Sandy Alomar Jr., R OBP: 0.335, SLG: 0.408 (1, 2)		SF8		P2		FC5-4		F9		4	1	1	1	0	0	4					
Mitch Webster, S OBP: 0.295, SLG: 0.426 (1, 8)		1B		G3		G4-3		1B		5	0	3	2	0	0						
Inning Stats	R: 0 E: 0 K: 0 S: 7	H: 0 LOB: 0 BB: 0 P: 13	R: 3 E: 0 K: 1 S: 13	H: 4 LOB: 2 BB: 0 P: 19	R: 1 E: 0 K: 0 S: 7	H: 2 LOB: 1 BB: 1 P: 15	R: 0 E: 0 K: 0 S: 10	H: 2 LOB: 2 BB: 0 P: 15	R: 0 E: 1 K: 0 S: 12	H: 0 LOB: 2 BB: 1 P: 21	R: 1 E: 0 K: 0 S: 14	H: 3 LOB: 2 BB: 0 P: 19	R: 0 E: 0 K: 0 S: 11	H: 2 LOB: 1 BB: 0 P: 17	R: 2 E: 0 K: 0 S: 12	H: 3 LOB: 1 BB: 0 P: 20	1B: 13 2B: 1 3B: 1 HR: 1	SF: 2 SAC: 0 DP: 1 HBP: 1	WP: 0 PB: 0 SB: 0 CS: 0	PA: 46	
PITCHER	IP	WLS	BF	H	R	ER	SO	BB	IBB	HBP	BLK	WP	HR	S	P	ERA	WHIP				
Bill Krueger, L ERA: 3.26 (1, 1)	2.1		15	6	4	0	1	1	0	1	0	0	1	24	43	15.43	3.000				
Tom Edens, R ERA: 4.22 (3, 1)	3.2	W	14	2	0	0	0	1	0	0	0	0	0	31	50	0.00	0.818				
Bob Sebra, R ERA: 7.27 (7, 1)	2.2		16	8	3	3	0	0	0	0	0	0	0	34	50	10.12	3.000				
Dan Plesac, L ERA: 6.08 (9, 1)	0.1	S	1	0	0	0	0	0	0	0	0	0	0	3	6	0.00	0.000				

Cleveland Indians @ Milwaukee Brewers
Milwaukee County Stadium, Milwaukee, WI

AB 41
R 7
H 16
RBI 7
BB 2
SO 1
LOB 25



WP: 0 PA: 46
PB: 0
SB: 0
CS: 0


Fri Jun 22, 1990, 8:05 PM EDT
Att: 26,420 - Unknown - 62 F

livebaseballscorecards.com

Batter	1	2	3	4	5	6	7	8	9	AB	R	H	RBI	BB	SO	LOB	BOTTOM				
Mike Felder, S OBP: 0.324, SLG: 0.296 (8, 7)	G6-3	G6-3	L9			G3		BB		4	0	0	1	1	0	3					
Gary Sheffield, R OBP: 0.365, SLG: 0.451 (1, 5)	G5-3	F7		K		SF7		K		4	0	0	1	0	2	2					
Robin Yount, R OBP: 0.331, SLG: 0.344 (1, 8)	L7		HR	G1-3		2B		L7		4	1	1	0	1	0	2					
Dave Parker, L OBP: 0.355, SLG: 0.492 (1, 10)		2B	HR	K		IBB		G4-3		4	2	2	2	1	1	2					
Rob Deer, R OBP: 0.351, SLG: 0.427 (8, 9)		2B 3B	G4-3		K	P5				3	1	0	0	1	1	2					
Greg Vaughn, R OBP: 0.342, SLG: 0.478 Greg Brock, L OBP: 0.318, SLG: 0.360 (8, 3)		3B	G1-3	1B		G6-3		K		4	2	2	1	0	1	0					
Jim Gantner, L OBP: 0.400, SLG: 0.429 (1, 4)		3B	G1-3	1B		G4-3		G4-3		3	1	1	0	1	0	1					
Charlie O'Brien, R OBP: 0.268, SLG: 0.311 (1, 2)		G6-3	1B	G5-3		K				4	1	2	4	0	1	1					
Edgar Diaz, R OBP: 0.327, SLG: 0.286 (1, 6)		K	1B	1B		SF7		BB		3	1	2	0	1	1	1					
Inning Stats	R: 0 E: 0 K: 0 S: 5	H: 0 LOB: 0 BB: 0 P: 6	R: 5 E: 0 K: 1 S: 13	H: 3 LOB: 2 BB: 2 P: 24	R: 3 E: 0 K: 0 S: 19	H: 4 LOB: 1 BB: 1 P: 35	R: 0 E: 0 K: 2 S: 9	H: 0 LOB: 0 BB: 0 P: 15	R: 0 E: 0 K: 1 S: 8	H: 1 LOB: 1 BB: 0 P: 14	R: 1 E: 0 K: 0 S: 12	H: 2 LOB: 2 BB: 1 P: 20	R: 0 E: 0 K: 2 S: 9	H: 0 LOB: 0 BB: 0 P: 13	R: 0 E: 0 K: 1 S: 8	H: 0 LOB: 2 BB: 2 P: 18	1B: 3 2B: 4 3B: 2 HR: 1	SF: 1 SAC: 0 DP: 0 HBP: 0	WP: 0 PB: 0 SB: 0 CS: 0	PA: 40	
PITCHER	IP	WLS	BF	H	R	ER	SO	BB	IBB	HBP	BLK	WP	HR	S	P	ERA	WHIP				
Bud Black, L ERA: 3.45 (1, 1)	2.2	L	16	5	8	8	1	3	0	0	0	0	0	31	55	27.00	3.000				
Cecilio Guante, R ERA: 3.67 (3, 1)	3.0		15	5	1	1	3	0	1	0	0	0	0	32	55	3.00	1.667				
Rudy Seanez, R ERA: 5.23 (6, 1)	2.1		9	0	0	0	3	2	0	0	0	0	0	20	35	0.00	0.857				

Cleveland Indians @ Milwaukee Brewers
Milwaukee County Stadium, Milwaukee, WI

AB 33
R 9
H 10
RBI 9
BB 6
SO 7
LOB 14



WP: 0 PA: 40
PB: 0
SB: 0
CS: 0

Fri Jun 22, 1990, 8:05 PM EDT
Att: 26,420 - Unknown - 62 F

livebaseballscorecards.com

Batter	1	2	3	4	5	6	7	8	9	AB	R	H	RBI	BB	SO	LOB	TOP					
Jerry Browne, S (1, 4) OBP: 0.290, SLG: 0.296	F8		G6-4-3		F9			G6-4-3 BB		3	0	0	0	1	0	2						
Felix Fermin, R (1, 6) OBP: 0.262, SLG: 0.314	F9		1B		G6-3			G6-4-3		4	0	1	1	0	0	1						
Chris James, R (1, 10) OBP: 0.321, SLG: 0.413	L8		1B					K		4	0	2	0	0	1	0						
Candy Maldonado, R (1, 7) OBP: 0.343, SLG: 0.492			K							3	0	0	0	0	2	3						
Dion James, L (7, 7) OBP: 0.292, SLG: 0.326			K							1	0	0	0	0	0	0						
Ken Phelps, L (1, 3) OBP: 0.330, SLG: 0.274					P7					4	0	2	0	0	0	0						
Brook Jacoby, R (1, 5) OBP: 0.353, SLG: 0.485					1B					4	0	2	0	0	1	2						
Cory Snyder, R (1, 9) OBP: 0.285, SLG: 0.463					1B					4	0	0	0	0	1	3						
Joel Skinner, R (1, 2) OBP: 0.261, SLG: 0.273					G1-3					3	1	1	0	0	0	1						
Mitch Webster, S (1, 8) OBP: 0.291, SLG: 0.420					E3					3	0	0	0	0	0	1						
Inning Stats	R: 0 E: 0 K: 0 S: 6	H: 0 LOB: 0 BB: 0 P: 8	R: 0 E: 0 K: 1 S: 11	H: 1 LOB: 1 BB: 0 P: 17	R: 1 E: 1 K: 1 S: 15	H: 3 LOB: 2 BB: 0 P: 20	R: 0 E: 0 K: 0 S: 12	H: 1 LOB: 1 BB: 0 P: 18	R: 0 E: 0 K: 0 S: 4	H: 0 LOB: 0 BB: 0 P: 8	R: 0 E: 0 K: 0 S: 8	H: 2 LOB: 1 BB: 0 P: 14	R: 0 E: 0 K: 0 S: 8	H: 0 LOB: 0 BB: 0 P: 11	R: 0 E: 0 K: 1 S: 5	H: 1 LOB: 1 BB: 0 P: 11	R: 0 E: 0 K: 1 S: 7	H: 1 LOB: 1 BB: 0 P: 11	1B: 8 2B: 0 3B: 0 HR: 0	SF: 0 SAC: 0 DP: 3 HBP: 0	WP: 0 PB: 0 SB: 0 CS: 0	PA: 34
PITCHER	IP	WLS	BF	H	R	ER	SO	BB	IBB	HBP	BLK	WP	HR	S	P	ERA	WHIP					
Ron Robinson, R (1, 1) ERA: 3.97	8.0	W	30	7	1	0	4	1	0	0	0	0	0	69	107	0.00	1.000					
Paul Mirabella, L (9, 1) ERA: 4.4	1.0		4	1	0	0	1	0	0	0	0	0	0	7	11	0.00	1.000					

Cleveland Indians @ Milwaukee Brewers
Milwaukee County Stadium, Milwaukee, WI

AB 33
R 1
H 8
RBI 1
BB 1
SO 5
LOB 13



WP: 0 PA: 34
PB: 0
SB: 0
CS: 0

Cleveland Indians @ Milwaukee Brewers
Milwaukee County Stadium, Milwaukee, WI

AB 39
R 11
H 17
RBI 10
BB 8
SO 1
LOB 23



WP: 2 PA: 49
PB: 0
SB: 2
CS: 0

Batter	1	2	3	4	5	6	7	8	9	AB	R	H	RBI	BB	SO	LOB	BOTTOM				
Jim Gantner, L (1, 4) OBP: 0.476, SLG: 0.375	F9 SF8 HBP	K	G3-1	BB				2B 1B BB		2	2	0	0	3	1	2					
Gary Sheffield, R (1, 5) OBP: 0.365, SLG: 0.455	S 1B	WP 2B BB	G5-3	F7				1B 2B		5	2	2	1	1	0	5					
Robin Yount, R (1, 8) OBP: 0.336, SLG: 0.347	F9	2B BB	1B		G5-3			FC6-4 1B		4	1	2	0	1	0	2					
Mike Felder, S (7, PR) OBP: 0.330, SLG: 0.303	2-3	2B BB	1B					FC4-6 1B		1	0	1	2	0	0	0					
Dave Parker, L (1, 10) OBP: 0.358, SLG: 0.498	SF8	1B 2B	1B					FC6-4 FC4-6		5	1	3	4	0	0	2					
Greg Brock, L (1, 3) OBP: 0.320, SLG: 0.358	3-H 1B	2B 1B	1B					FC4-6		4	1	1	1	1	0	4					
Rob Deer, R (1, 9) OBP: 0.347, SLG: 0.439	F8	HR 1B						1B		5	1	1	2	0	0	4					
Darryl Hamilton, L (8, 9) OBP: 0.293, SLG: 0.289	F8	HR			L4			F8		0	0	0	0	0	0	0					
B.J. Surhoff, L (1, 2) OBP: 0.333, SLG: 0.444		1B			BB 1B BB			G3-1		3	0	1	0	2	0	0					
Greg Vaughn, R (1, 7) OBP: 0.350, SLG: 0.489		1B			F7			P8		5	1	3	0	0	1						
Edgar Diaz, R (1, 6) OBP: 0.336, SLG: 0.297		1B			1B			P3		5	2	3	0	0	3						
Inning Stats	R: 1 E: 0 K: 0 S: 16	H: 1 LOB: 2 BB: 1 P: 25	R: 7 E: 0 K: 1 S: 19	H: 7 LOB: 2 BB: 3 P: 45	R: 0 E: 0 K: 0 S: 12	H: 2 LOB: 0 BB: 0 P: 20	R: 0 E: 0 K: 0 S: 12	H: 1 LOB: 3 BB: 2 P: 24	R: 0 E: 0 K: 0 S: 9	H: 1 LOB: 1 BB: 0 P: 10	R: 0 E: 0 K: 0 S: 7	H: 1 LOB: 2 BB: 1 P: 14	R: 0 E: 0 K: 0 S: 12	H: 1 LOB: 1 BB: 0 P: 15	R: 3 E: 0 K: 0 S: 15	H: 3 LOB: 1 BB: 1 P: 22	1B: 13 2B: 3 3B: 0 HR: 1	SF: 1 SAC: 0 DP: 0 HBP: 1	WP: 2 PB: 0 SB: 2 CS: 0	PA: 49	
PITCHER	IP	WLS	BF	H	R	ER	SO	BB	IBB	HBP	BLK	WP	HR	S	P	ERA	WHIP				
Al Nipper, R (1, 1) ERA: 12.79	1.2	L	13	5	6	6	1	0	0	0	0	0	1	25	47	32.40	4.800				
Jeff Kaiser, L (2, 1) ERA: 2.7	4.1		25	8	2	2	0	4	0	0	0	0	0	50	91	4.15	2.769				
Rudy Seanez, R (7, 1) ERA: 4.76	1.0		4	1	0	0	0	0	0	0	0	0	0	12	15	0.00	1.000				
Jesse Orosco, L (8, 1) ERA: 4.67	1.0		7	3	3	3	0	1	0	0	0	0	0	15	22	27.00	4.000				

Cleveland Indians @ Milwaukee Brewers
Milwaukee County Stadium, Milwaukee, WI

AB 39
R 11
H 17
RBI 10
BB 8
SO 1
LOB 23




WP: 2 PA: 49
PB: 0
SB: 2
CS: 0

Sat Jun 23 1990, 8:05 PM EDT
Att: 34,010 - Unknown - 70 F

Batter	1	2	3	4	5	6	7	8	9	AB	R	H	RBI	BB	SO	LOB	TOP								
Jerry Browne, S OBP: 0.298, SLG: 0.301	G3		FC3-6		L7		FC2-6	1B FC3-6		5	1	2	0	0	0	1									
Mitch Webster, S OBP: 0.291, SLG: 0.411	B5-3		L3			FC5-4	FC2-6	L3		5	1	1	0	0	0	3									
Dion James, L OBP: 0.336, SLG: 0.338	G3-1			HR			BB	FC3-6		4	2	2	1	1	1	1									
Chris James, R OBP: 0.333, SLG: 0.424		1B		K		FC5-4	BB	FC3-6		4	2	1	1	1	1	3									
Ken Phelps, L OBP: 0.330, SLG: 0.272	L7		P3			1B	BB	K		4	2	1	0	1	1	3									
Brook Jacoby, R OBP: 0.383, SLG: 0.500	K			HR		3B	BB			5	2	4	5	0	1	1									
Cory Snyder, R OBP: 0.286, SLG: 0.467	G5-3		G6-3			3B	E7	G6-4-3		5	0	1	2	0	0	3									
Sandy Alomar Jr., R OBP: 0.335, SLG: 0.399			K		P3	L7		G3		4	0	0	0	1	1	1									
Felix Fermin, R OBP: 0.262, SLG: 0.311				FC3-6	G6-3					4	0	1	0	0	0	3									
Inning Stats	R: 0 E: 0 K: 0 S: 5	H: 0 LOB: 0 BB: 0 P: 10	R: 0 E: 0 K: 1 S: 13	H: 1 LOB: 1 BB: 0 P: 20	R: 0 E: 0 K: 1 S: 10	H: 1 LOB: 1 BB: 0 P: 14	R: 2 E: 0 K: 1 S: 11	H: 1 LOB: 0 BB: 1 P: 17	R: 0 E: 0 K: 0 S: 5	H: 0 LOB: 0 BB: 0 P: 7	R: 3 E: 0 K: 1 S: 17	H: 4 LOB: 1 BB: 0 P: 22	R: 4 E: 1 K: 0 S: 19	H: 3 LOB: 3 BB: 3 P: 34	R: 1 E: 0 K: 1 S: 9	H: 2 LOB: 1 BB: 0 P: 13	R: 0 E: 0 K: 0 S: 4	H: 1 LOB: 0 BB: 0 P: 7	1B: 10 2B: 1 3B: 1 HR: 1	SF: 0 SAC: 0 DP: 1 HBP: 0	WP: 0 PB: 0 SB: 1 CS: 0	PA: 44			
PITCHER	IP	WLS	BF	H	R	ER	SO	BB	IBB	HBP	BLK	WP	HR	S	P	ERA	WHIP								
Chris Bosio, R ERA: 3.95	6.2	L	31	9	8	8	4	2	0	0	0	0	1	67	101	10.80	1.650								
Paul Mirabella, L ERA: 4.4	0.0		1	0	0	0	0	1	0	0	0	0	0	2	6	∞	∞								
Bob Sebra, R ERA: 6.97	0.1		4	1	1	0	0	1	0	0	0	0	0	11	17	0.00	6.000								
Chuck Crim, R ERA: 3.7	1.0		5	2	1	1	1	0	0	0	0	0	0	9	13	9.00	2.000								
Dan Plesac, L ERA: 5.65	1.0		3	1	0	0	0	0	0	0	0	0	0	4	7	0.00	1.000								

Cleveland Indians @ Milwaukee Brewers
 Milwaukee County Stadium, Milwaukee, WI
 Mon Jun 25 1990, 8:05 PM EDT
 Att: 17,275 - Unknown - 86 F


AB 40
 R 10
 H 13
 RBI 9
 BB 4
 SO 5
 LOB 19



Batter	1	2	3	4	5	6	7	8	9	AB	R	H	RBI	BB	SO	LOB	BOTTOM								
Bill Spiers, L OBP: 0.303, SLG: 0.383	G4-3	G6-3			G3			F8	F8	4	0	0	0	0	0	2									
Mike Felder, S OBP: 0.327, SLG: 0.300										1	0	0	0	0	0	2									
Gary Sheffield, R OBP: 0.361, SLG: 0.440	G5-3		G6		L7			K		4	0	0	0	0	1	0									
Robin Yount, R OBP: 0.337, SLG: 0.359	L8		F9			L7		G6-3		4	0	0	0	0	0	0									
Dave Parker, L OBP: 0.358, SLG: 0.510		HR	1B			P5			G3	4	1	2	1	0	0	0									
Greg Brock, L OBP: 0.323, SLG: 0.362		HR	G4-3			G6-3			HR	3	2	1	0	1	0	1									
Rob Deer, R OBP: 0.348, SLG: 0.472		HR			K			HR		4	2	3	4	0	1	0									
B.J. Surhoff, L OBP: 0.326, SLG: 0.437	K		G4-3				F7		HR	4	0	1	0	0	1	1									
Darryl Hamilton, L OBP: 0.273, SLG: 0.268	E4				B4-3		F8		E1	3	0	0	0	0	0	1									
Greg Vaughn, R OBP: 0.339, SLG: 0.472										1	0	0	0	0	0	1									
Jim Gantner, L OBP: 0.458, SLG: 0.368					G4-3		G4-3		K	3	0	1	0	0	0	1									
Dale Sveum, S OBP: 0.314, SLG: 0.262										1	0	0	0	0	1	2									
Inning Stats	R: 0 E: 0 K: 0 S: 9	H: 4 LOB: 0 BB: 0 P: 11	R: 3 E: 1 K: 1 S: 19	H: 4 LOB: 1 BB: 0 P: 30	R: 0 E: 0 K: 1 S: 10	H: 1 LOB: 1 BB: 0 P: 13	R: 0 E: 0 K: 1 S: 6	H: 0 LOB: 0 BB: 0 P: 8	R: 0 E: 0 K: 0 S: 7	H: 0 LOB: 0 BB: 0 P: 11	R: 0 E: 0 K: 0 S: 5	H: 0 LOB: 0 BB: 0 P: 9	R: 0 E: 0 K: 1 S: 7	H: 1 LOB: 1 BB: 0 P: 20	R: 0 E: 0 K: 1 S: 9	H: 0 LOB: 0 BB: 0 P: 9	R: 2 E: 1 K: 1 S: 15	H: 2 LOB: 2 BB: 1 P: 30	1B: 4 2B: 1 3B: 0 HR: 3	SF: 0 SAC: 0 DP: 1 HBP: 0	WP: 0 PB: 1 SB: 0 CS: 0	PA: 37			
PITCHER	IP	WLS	BF	H	R	ER	SO	BB	IBB	HBP	BLK	WP	HR	S	P	ERA	WHIP								
Tom Candiotti, R ERA: 3.83	8.1	W	34	8	5	5	3	1	0	0	0	0	3	80	127	5.40	1.080								
Jesse Orosco, L ERA: 4.55	0.2		3	0	0	0	1	0	0	0	0	0	0	9	14	0.00	0.000								

Cleveland Indians @ Milwaukee Brewers
 Milwaukee County Stadium, Milwaukee, WI
 Mon Jun 25 1990, 8:05 PM EDT
 Att: 17,275 - Unknown - 86 F

AB 36
 R 5
 H 8
 RBI 5
 BB 1
 SO 4
 LOB 11



Batter	1	2	3	4	5	6	7	8	9	AB	R	H	RBI	BB	SO	LOB	TOP				
Jerry Browne, S OBP: 0.307, SLG: 0.306 (1, 4)	0-1 SAFE SAFE SAFE E 1B	0-0 SAFE SAFE SAFE 1-H 1B			4-0 BB			1-0 F9	4-1 BB	3	1	2	1	2	0	0	Cleveland Indians @ Baltimore Orioles Memorial Stadium, Baltimore, MD Tue Jun 26 1990, 7:05 PM EDT Att: 35,093 - Unknown				
Mitch Webster, S OBP: 0.285, SLG: 0.402 (1, 8)	0-3 SAFE SAFE SAFE K		0-0 G4-3		2-0 F9			2-1 F8	0-1 F7	5	0	0	0	0	1	5					
Dion James, L OBP: 0.333, SLG: 0.336 (1, 7)	0-0 SAFE SAFE SAFE E8 1-H 1B		1-3 K		0-2 F7			0-0 G6-3		4	0	1	0	0	1	0					
Chris James, R OBP: 0.327, SLG: 0.416 (1, 10)	2-2 G5-3		2-1 P4		1-0 F7				1-0 P6	4	0	0	0	0	0	1					
Ken Phelps, L OBP: 0.337, SLG: 0.265 (9, PR)	2-3 K			4-1 G4-6-3 BB				1-3 K	4-1 S S 1B BB	2	0	0	0	2	2	1					
Stan Jefferson, S OBP: 0.220, SLG: 0.137 (9, 5)										0	1	0	0	0	0	0					
Tom Brookens, R OBP: 0.315, SLG: 0.340 (1, 5)										0	0	0	0	0	0	0					
Brook Jacoby, R OBP: 0.365, SLG: 0.510 (9, 3)		1-0 HR		1-2 G4-6-3 1-2F				2-2 G5-3	4-2 SAFE SAFE SAFE SAFE BB 1B BB BB	3	2	1	1	1	0	1					
Cory Snyder, R OBP: 0.286, SLG: 0.475 (1, 9)		1-3 K		1-1 F9				2-0 HR	3-2 P3	4	1	1	1	0	1	2					
Sandy Alomar Jr., R OBP: 0.338, SLG: 0.401 (1, 2)		1-0 FC5-4 1B			3-3 K			0-0 P4	0-2 BB BB 1B	4	0	2	1	0	1	0					
Felix Fermin, R OBP: 0.261, SLG: 0.305 (1, 6)		1-2 FC5-4 1B 1-2F			0-0 G5-3			2-2 F9	4-2 1-2 2-3 BB	3	0	0	0	1	0	1					
Inning Stats	R: 1 E: 1 K: 2 S: 14	H: 2 LOB: 1 BB: 0 P: 18	R: 1 E: 0 K: 1 S: 10	H: 3 LOB: 2 BB: 0 P: 14	R: 0 E: 0 K: 1 S: 6	H: 0 LOB: 0 BB: 0 P: 9	R: 0 E: 0 K: 0 S: 6	H: 0 LOB: 1 BB: 1 P: 12	R: 0 E: 0 K: 1 S: 6	H: 0 LOB: 0 BB: 0 P: 10	R: 1 E: 0 K: 0 S: 8	H: 1 LOB: 0 BB: 0 P: 14	R: 0 E: 0 K: 0 S: 4	H: 0 LOB: 0 BB: 0 P: 7	R: 2 E: 0 K: 0 S: 15	H: 1 LOB: 3 BB: 4 P: 35	1B: 5 2B: 0 3B: 0 HR: 2	SF: 0 SAC: 0 DP: 1 HBP: 0	WP: 0 PB: 0 SB: 2 CS: 0	PA: 38	
PITCHER	IP WLS BF H R ER SO BB IBB HBP BLK WP HR S P ERA WHIP	8.1 L 33 6 5 4 6 4 0 0 0 0 2 66 112 4.32 1.200	0.2 5 1 0 0 0 2 0 0 0 0 0 0 11 22 0.00 4.500																		

AB	32
R	5
H	7
RBI	4
BB	6
SO	6
LOB	11



Batter	1	2	3	4	5	6	7	8	9	AB	R	H	RBI	BB	SO	LOB	BOTTOM					
Mike Devereaux, R OBP: 0.229, SLG: 0.230 (1, 8)	1-2 P2		0-0 CS 2B 1B	0-2 L6-3 1-2			2-0 F8		0-1 P6	5	1	1	0	0	0	2	Cleveland Indians @ Baltimore Orioles Memorial Stadium, Baltimore, MD Tue Jun 26 1990, 7:05 PM EDT Att: 35,093 - Unknown					
Tim Hulett, R OBP: 0.424, SLG: 0.419 (1, 5)	0-0 P2		3-2 SAFE 1-H 2B	4-1 BB			3-2 F7		2-2 G5-3	4	0	1	1	1	0	0						
Randy Milligan, R OBP: 0.427, SLG: 0.504 (1, 3)	2-2 2B		4-1 BB	3-1 F7			2-1 P3			3	0	1	0	1	0	2						
Mickey Tettleton, S OBP: 0.397, SLG: 0.465 (1, 2)	4-0 BB		2-3 K		1-1 G6-3			0-0 P3		3	0	0	0	1	1	2						
Cal Ripken Jr., R OBP: 0.351, SLG: 0.405 (1, 6)	3-2 G5-3		2-2 P4		2-2 L4			1-2 1B 2B		4	1	1	0	0	0	4						
Chris Hoiles, R OBP: 0.283, SLG: 0.188 (8, PH)		2-3 K	3-2 F9		0-3 K			1-3 K		3	0	0	0	0	2	2						
Greg Walker, L OBP: 0.238, SLG: 0.158 (8, PH)										1	0	0	0	0	1	1						
Brad Komminsk, R OBP: 0.355, SLG: 0.375 (6, PH)		2-2 P3		1-2 2B 1B 1B		1-3 K		2-2 2-H 1B		3	1	1	0	0	1	0						
Joe Orsulak, L OBP: 0.364, SLG: 0.444 (9, 9)										1	0	1	1	0	0	0						
Billy Ripken, R OBP: 0.293, SLG: 0.340 (1, 4)	1-2 2B		1-2 1B 2B		2-1 P6			1-0 G5-3		4	0	2	0	0	0	1						
Donell Nixon, R OBP: 0.286, SLG: 0.231 (9, 7)		2-3 K		0-1 L6-3 1B 2-3 3-H			0-3 K		2-2 G1-3	3	0	1	1	0	2	1						
Inning Stats	R: 0 E: 0 K: 0 S: 10	H: 1 LOB: 2 BB: 1 P: 20	R: 0 E: 0 K: 2 S: 12	H: 1 LOB: 0 BB: 0 P: 19	R: 1 E: 0 K: 1 S: 16	H: 2 LOB: 1 BB: 1 P: 30	R: 0 E: 0 K: 0 S: 14	H: 0 LOB: 0 BB: 1 P: 23	R: 0 E: 0 K: 1 S: 12	H: 0 LOB: 0 BB: 0 P: 15	R: 0 E: 0 K: 0 S: 8	H: 0 LOB: 0 BB: 0 P: 11	R: 0 E: 0 K: 0 S: 8	H: 0 LOB: 0 BB: 0 P: 15	R: 1 E: 0 K: 1 S: 18	H: 2 LOB: 1 BB: 0 P: 23	R: 0 E: 0 K: 0 S: 8	H: 0 LOB: 0 BB: 0 P: 12	1B: 4 2B: 6 3B: 0 HR: 0	SF: 0 SAC: 0 DP: 1 HBP: 0	WP: 0 PB: 0 SB: 0 CS: 1	PA: 38
PITCHER	IP WLS BF H R ER SO BB IBB HBP BLK WP HR S P ERA WHIP	6.2 1 29 7 2 1 6 3 0 0 0 0 0 2 4 0.00 0.000	2.0 W 8 2 1 1 1 0 0 0 0 0 0 26 35 4.50 1.000																			

AB	35
R	3
H	9
RBI	3
BB	3
SO	7
LOB	15



Batter	1	2	3	4	5	6	7	8	9	10	AB	R	H	RBI	BB	SO	LOB	TOP									
Jerry Browne, S OBP: 0.309, SLG: 0.320 (1, 4)	F8		HR		L8		1B			K	5	1	2	1	0	1	0	Cleveland Indians @ Baltimore Orioles Memorial Stadium, Baltimore, MD Wed Jun 27 1990, 7:05 PM EDT Att: 29,310 - Unknown - 91 F									
Mitch Webster, S OBP: 0.283, SLG: 0.402 (1, 8)	G3		K			G4-3 2B	G3-1			K	5	0	1	0	0	2	2										
Candy Maldonado, R OBP: 0.333, SLG: 0.478 (1, 7)	G5-3		G6-3			G4-3				F8	4	0	0	0	0	0	1										
Chris James, R OBP: 0.322, SLG: 0.408 (1, 10)		P7				G6-3				K	4	0	0	0	0	2	1										
Ken Phelps, L OBP: 0.333, SLG: 0.256 (1, 3)	F7					G4-3				K	3	0	0	0	1	0	0										
Brook Jacoby, R OBP: 0.267, SLG: 0.508 (1, 5)	2B 1B					IBB				L7	3	1	1	0	1	0	2										
Cory Snyder, R OBP: 0.285, SLG: 0.476 (1, 9)	1B 2B					L9				F8	4	1	1	1	0	1	1										
Sandy Alomar Jr., R OBP: 0.336, SLG: 0.398 (1, 2)	2B					G6-3				F9	4	0	1	1	0	0	0										
Felix Fermin, R OBP: 0.263, SLG: 0.306 Carlos Baerga, S OBP: 0.268, SLG: 0.328 (10, 6)	CS 1B		G6-3			G6-3				K	3	0	1	0	0	0	0										
Inning Stats	R: 0 E: 0 K: 0 S: 4	H: 0 LOB: 0 BB: 0 P: 9	R: 2 E: 0 K: 0 S: 9	H: 3 LOB: 0 BB: 13	R: 1 E: 0 K: 1 S: 9	H: 1 LOB: 0 BB: 0 P: 15	R: 0 E: 0 K: 1 S: 7	H: 0 LOB: 1 BB: 1 P: 14	R: 0 E: 0 K: 0 S: 5	H: 1 LOB: 2 BB: 1 P: 17	R: 0 E: 0 K: 1 S: 7	H: 2 LOB: 2 BB: 0 P: 14	R: 0 E: 0 K: 1 S: 9	H: 0 LOB: 0 BB: 0 P: 15	R: 0 E: 0 K: 0 S: 8	H: 0 LOB: 0 BB: 0 P: 12	R: 0 E: 0 K: 3 S: 9		H: 0 LOB: 0 BB: 0 P: 13	1B: 4 2B: 2 3B: 0 HR: 1	SF: 0 SAC: 0 DP: 0 HBP: 0	WP: 0 PB: 0 SB: 0 CS: 1	PA: 39				
PITCHER	IP	WLS	BF	H	R	ER	SO	BB	IBB	HBP	BLK	WP	HR	S	P	ERA	WHIP										
John Mitchell, R ERA: 4.4 Mark Williamson, R ERA: 1.62 Gregg Olson, R ERA: 1.13	(1, 1) (7, 1) (10, 1)	6.2 2.1 1.0	28 7 3	7 0 0	3 0 0	3 0 0	3 1 3	1 0 0	0 0 0	0 0 0	0 0 0	0 0 0	1 18 9	47 30 13	89 0 0	4.05 0.00 0.00	1.200 0.000 0.000										

Batter	1	2	3	4	5	6	7	8	9	10	AB	R	H	RBI	BB	SO	LOB	BOTTOM									
Donell Nixon, R OBP: 0.278, SLG: 0.294 Steve Finley, L OBP: 0.302, SLG: 0.310 (10, 7)	2B	L8		K			F8			F8	4	1	1	0	0	1	0	Cleveland Indians @ Baltimore Orioles Memorial Stadium, Baltimore, MD Wed Jun 27 1990, 7:05 PM EDT Att: 29,310 - Unknown - 91 F									
Mike Devereaux, R OBP: 0.237, SLG: 0.260 (1, 8)	K	HR		G6-3			G6-3			G4-3 BB	4	1	1	1	1	1	0										
Tim Hulett, R OBP: 0.447, SLG: 0.514 (1, 4)	HR	1B					G5-3			G4-3	4	1	2	1	1	0	1										
Randy Milligan, R OBP: 0.430, SLG: 0.500 (1, 3)	BB 1B BB	P4					L8			DI IBB	2	0	0	0	3	0	1										
Cal Ripken Jr., R OBP: 0.349, SLG: 0.401 (1, 6)	BB 1B			F9			G4-3			F9	5	0	1	0	0	1	4										
Bob Melvin, R OBP: 0.261, SLG: 0.356 Mickey Tettleton, S OBP: 0.401, SLG: 0.465 (9, 2)	F9			K			L7				3	0	0	0	0	1	2										
Craig Worthington, R OBP: 0.307, SLG: 0.351 Rene Gonzales, R OBP: 0.297, SLG: 0.281 (9, 9)	BB						G5-3			SH1-4 BB	2	0	0	0	2	1	1										
Brad Komminsk, R OBP: 0.354, SLG: 0.366 Joe Orsulak, L OBP: 0.365, SLG: 0.442 (9, 9)	BB						G5-3			SH1-4	0	0	0	0	0	0	0										
Chris Hoiles, R OBP: 0.250, SLG: 0.333 (1, 10)		K					L8			HR IBB	2	0	0	0	1	2	4										
Inning Stats	R: 2 E: 1 K: 2 S: 23	H: 3 LOB: 3 BB: 2 P: 35	R: 1 E: 0 K: 1 S: 13	H: 2 LOB: 1 BB: 0 P: 26	R: 0 E: 0 K: 2 S: 12	H: 0 LOB: 1 BB: 1 P: 18	R: 0 E: 0 K: 1 S: 8	H: 0 LOB: 0 BB: 0 P: 10	R: 0 E: 0 K: 0 S: 8	H: 0 LOB: 1 BB: 1 P: 13	R: 0 E: 0 K: 0 S: 9	H: 0 LOB: 2 BB: 2 P: 17	R: 0 E: 0 K: 1 S: 5	H: 0 LOB: 1 BB: 1 P: 9	R: 0 E: 0 K: 1 S: 9	H: 0 LOB: 2 BB: 2 P: 24	R: 3 E: 0 K: 0 S: 4		H: 1 LOB: 0 BB: 2 P: 13	1B: 2 2B: 1 3B: 0 HR: 3	SF: 0 SAC: 1 DP: 0 HBP: 0	WP: 0 PB: 0 SB: 2 CS: 0	PA: 45				
PITCHER	IP	WLS	BF	H	R	ER	SO	BB	IBB	HBP	BLK	WP	HR	S	P	ERA	WHIP										
Bud Black, L ERA: 3.49 Rudy Seanez, R ERA: 3.86 Sergio Valdez, R ERA: 5.89	(1, 1) (7, 1) (10, 1)	6.2 2.1 0.1	31 10 4	5 0 1	3 0 3	3 2 3	6 2 0	2 1 1	0 0 0	0 0 0	0 0 0	0 0 0	1 0 1	78 15 4	132 36 13	4.05 0.00 81.00	1.650 0.857 6.000										



Batter	1	2	3	4	5	6	7	8	9	AB	R	H	RBI	BB	SO	LOB	TOP							
Jerry Browne, S (1.4) OBP: 0.310, SLG: 0.321	0-1 S HR 1B		2-1 F8	0-2 FC4-6 1B		1-1 G3		1-1 FC5		5	1	2	1	0	0	2								
Mitch Webster, S (1.8) OBP: 0.282, SLG: 0.397	1-0 F9		0-1 B1-3	0-0 FC4-6 1-2f			0-1 1B		3-1 F9	5	0	1	0	0	0	2								
Carlos Baerga, S (1.5) OBP: 0.265, SLG: 0.346	2-0 1-H HR		2-3 K		0-1 G3-1		1-0 P4		2-3 K	5	1	1	2	0	2	1								
Candy Maldonado, R (1.7) OBP: 0.335, SLG: 0.474	1-0 L6			3-2 G5-3	0-1 G6-3		1-0 1B		4-0 BB	4	0	1	0	1	0	0								
Chris James, R (1.10) OBP: 0.323, SLG: 0.408	1-1 F8			1-0 S 1B 1B	0-0 1B		0-0 G6-4-3 1-2f		0-1 F9	5	1	2	0	0	0	3								
Brook Jacoby, R (1.3) OBP: 0.369, SLG: 0.506		4-2 1B BB		1-1 G5-3 1-2 2B 1B	0-2 F7			0-0 F8		3	1	1	0	1	0	1								
Cory Snyder, R (1.9) OBP: 0.292, SLG: 0.492	1 SAFE G4-3 1B	2-2 1B		3-1 G5-3 1-2 2-H 1B		0-2 HR		2-3 K		4	2	3	2	0	1	0								
Joel Skinner, R (1.2) OBP: 0.260, SLG: 0.271	0-1 B2			1-2 G5-3 1-2 2-3		1-0 G5-3		2-2 FC5 1B		4	0	1	0	0	0	4								
Felix Fermin, R (1.6) OBP: 0.268, SLG: 0.316	2-0 G4-3 1-2f			3-1 1B 2B		0-2 P9		1-1 1B		4	1	2	2	0	0	2								
Inning Stats	R: 2 E: 0 K: 0 S: 7	H: 2 LOB: 0 BB: 0 P: 12	R: 0 E: 0 K: 0 S: 8	H: 1 LOB: 1 BB: 1 P: 16	R: 0 E: 0 K: 1 S: 7	H: 0 LOB: 0 BB: 0 P: 11	R: 4 E: 0 K: 0 S: 19	H: 5 LOB: 1 BB: 0 P: 31	R: 0 E: 0 K: 0 S: 8	H: 1 LOB: 1 BB: 0 P: 8	R: 1 E: 0 K: 0 S: 10	H: 1 LOB: 0 BB: 0 P: 12	R: 0 E: 0 K: 0 S: 5	H: 2 LOB: 1 BB: 0 P: 7	R: 0 E: 0 K: 1 S: 11	H: 2 LOB: 2 BB: 0 P: 17	R: 0 E: 0 K: 1 S: 7	H: 0 LOB: 1 BB: 1 P: 16	1B: 11 2B: 1 3B: 0 HR: 2	SF: 0 SAC: 0 DP: 2 HBP: 0	WP: 0 PB: 0 SB: 2 CS: 0	PA: 41		
PITCHER	IP WLS BF H R ER SO BB IBB HBP BLK WP HR S P ERA WHIP	IP WLS BF H R ER SO BB IBB HBP BLK WP HR S P ERA WHIP	IP WLS BF H R ER SO BB IBB HBP BLK WP HR S P ERA WHIP	IP WLS BF H R ER SO BB IBB HBP BLK WP HR S P ERA WHIP	IP WLS BF H R ER SO BB IBB HBP BLK WP HR S P ERA WHIP	IP WLS BF H R ER SO BB IBB HBP BLK WP HR S P ERA WHIP	IP WLS BF H R ER SO BB IBB HBP BLK WP HR S P ERA WHIP	IP WLS BF H R ER SO BB IBB HBP BLK WP HR S P ERA WHIP	IP WLS BF H R ER SO BB IBB HBP BLK WP HR S P ERA WHIP	IP WLS BF H R ER SO BB IBB HBP BLK WP HR S P ERA WHIP	IP WLS BF H R ER SO BB IBB HBP BLK WP HR S P ERA WHIP	IP WLS BF H R ER SO BB IBB HBP BLK WP HR S P ERA WHIP	IP WLS BF H R ER SO BB IBB HBP BLK WP HR S P ERA WHIP	IP WLS BF H R ER SO BB IBB HBP BLK WP HR S P ERA WHIP	IP WLS BF H R ER SO BB IBB HBP BLK WP HR S P ERA WHIP	IP WLS BF H R ER SO BB IBB HBP BLK WP HR S P ERA WHIP	IP WLS BF H R ER SO BB IBB HBP BLK WP HR S P ERA WHIP	IP WLS BF H R ER SO BB IBB HBP BLK WP HR S P ERA WHIP	IP WLS BF H R ER SO BB IBB HBP BLK WP HR S P ERA WHIP	IP WLS BF H R ER SO BB IBB HBP BLK WP HR S P ERA WHIP	IP WLS BF H R ER SO BB IBB HBP BLK WP HR S P ERA WHIP	IP WLS BF H R ER SO BB IBB HBP BLK WP HR S P ERA WHIP	IP WLS BF H R ER SO BB IBB HBP BLK WP HR S P ERA WHIP	IP WLS BF H R ER SO BB IBB HBP BLK WP HR S P ERA WHIP

Cleveland Indians @ Baltimore Orioles
 Memorial Stadium, Baltimore, MD
 Thu Jun 28 1990, 3:33 AM EDT
 Att: 33,449 - Sunny - 93 F

AB	39
R	7
H	14
RBI	7
BB	2
SO	3
LOB	15



Batter	1	2	3	4	5	6	7	8	9	AB	R	H	RBI	BB	SO	LOB	BOTTOM							
Steve Finley, L (1.7) OBP: 0.300, SLG: 0.308	2-1 G6-3		1-1 FC5-2 G6-4-3 1-2 2-3 3-H		0-1 P7		2-2 G1-6-3 1B		0-2 G3	5	0	1	0	0	0	3								
Billy Ripken, R (1.4) OBP: 0.286, SLG: 0.332	2-2 G6-3		1-0 G6-4-3 1-2f			0-1 P4	0-1 G1-6-3 1-2f		0-2 G4-3	5	0	0	0	0	0	4								
Randy Milligan, R (1.3) OBP: 0.431, SLG: 0.511	2-3 K2-3			0-0 F8		0-0 HR		4-2 BB		3	1	1	1	1	1	0								
Mickey Tettleton, S (1.2) OBP: 0.403, SLG: 0.460		2-2 L6		1-0 BB HBP		4-2 FC4-6 BB		0-3 K		2	0	0	0	1	1	1								
Bob Melvin, R (9.2) OBP: 0.261, SLG: 0.356										0	0	0	0	0	0	0								
Joe Orsulak, L (1.9) OBP: 0.359, SLG: 0.434		2-2 G3-1		2-2 L8		1-1 FC4-6 1B		2-2 P5		4	1	0	0	0	0	3								
Cal Ripken Jr., R (1.6) OBP: 0.351, SLG: 0.399		0-1 L7		4-2 1-2 BB		4-0 1B 1-2 BB		1-1 F7		2	0	0	0	2	0	1								
Craig Worthington, R (1.5) OBP: 0.313, SLG: 0.355			4-1 1B FC5-2 BB	0-0 P3		0-1 1-2 2-H 1B			2-2 HR 1B	3	1	2	1	1	0	2								
Chris Hoiles, R (1.10) OBP: 0.250, SLG: 0.320			0-0 FC5-2 1B 1-2		3-2 F9	1-1 F8			1-0 F8	4	0	1	0	0	0	3								
Mike Devereaux, R (1.8) OBP: 0.246, SLG: 0.296			2-1 FC5-2 1B 1-2		2-1 G6-3		0-0 G6-3		1-1 HR	4	1	2	2	0	0	0								
Inning Stats	R: 0 E: 0 K: 1 S: 10	H: 0 LOB: 0 BB: 0 P: 16	R: 0 E: 0 K: 0 S: 8	H: 0 LOB: 0 BB: 0 P: 12	R: 0 E: 0 K: 0 S: 7	H: 2 LOB: 2 BB: 1 P: 15	R: 0 E: 0 K: 0 S: 8	H: 0 LOB: 2 BB: 1 P: 15	R: 0 E: 0 K: 0 S: 8	H: 0 LOB: 0 BB: 0 P: 13	R: 2 E: 0 K: 0 S: 12	H: 2 LOB: 2 BB: 2 P: 22	R: 0 E: 0 K: 0 S: 7	H: 1 LOB: 0 BB: 0 P: 9	R: 0 E: 0 K: 1 S: 11	H: 0 LOB: 1 BB: 1 P: 18	R: 2 E: 0 K: 0 S: 13	H: 2 LOB: 0 BB: 0 P: 17	1B: 5 2B: 0 3B: 0 HR: 2	SF: 0 SAC: 0 DP: 2 HBP: 1	WP: 0 PB: 0 SB: 0 CS: 0	PA: 38		
PITCHER	IP WLS BF H R ER SO BB IBB HBP BLK WP HR S P ERA WHIP	IP WLS BF H R ER SO BB IBB HBP BLK WP HR S P ERA WHIP	IP WLS BF H R ER SO BB IBB HBP BLK WP HR S P ERA WHIP	IP WLS BF H R ER SO BB IBB HBP BLK WP HR S P ERA WHIP	IP WLS BF H R ER SO BB IBB HBP BLK WP HR S P ERA WHIP	IP WLS BF H R ER SO BB IBB HBP BLK WP HR S P ERA WHIP	IP WLS BF H R ER SO BB IBB HBP BLK WP HR S P ERA WHIP	IP WLS BF H R ER SO BB IBB HBP BLK WP HR S P ERA WHIP	IP WLS BF H R ER SO BB IBB HBP BLK WP HR S P ERA WHIP	IP WLS BF H R ER SO BB IBB HBP BLK WP HR S P ERA WHIP	IP WLS BF H R ER SO BB IBB HBP BLK WP HR S P ERA WHIP	IP WLS BF H R ER SO BB IBB HBP BLK WP HR S P ERA WHIP	IP WLS BF H R ER SO BB IBB HBP BLK WP HR S P ERA WHIP	IP WLS BF H R ER SO BB IBB HBP BLK WP HR S P ERA WHIP	IP WLS BF H R ER SO BB IBB HBP BLK WP HR S P ERA WHIP	IP WLS BF H R ER SO BB IBB HBP BLK WP HR S P ERA WHIP	IP WLS BF H R ER SO BB IBB HBP BLK WP HR S P ERA WHIP	IP WLS BF H R ER SO BB IBB HBP BLK WP HR S P ERA WHIP	IP WLS BF H R ER SO BB IBB HBP BLK WP HR S P ERA WHIP	IP WLS BF H R ER SO BB IBB HBP BLK WP HR S P ERA WHIP	IP WLS BF H R ER SO BB IBB HBP BLK WP HR S P ERA WHIP	IP WLS BF H R ER SO BB IBB HBP BLK WP HR S P ERA WHIP	IP WLS BF H R ER SO BB IBB HBP BLK WP HR S P ERA WHIP	IP WLS BF H R ER SO BB IBB HBP BLK WP HR S P ERA WHIP

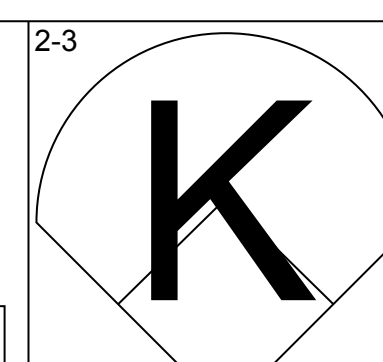
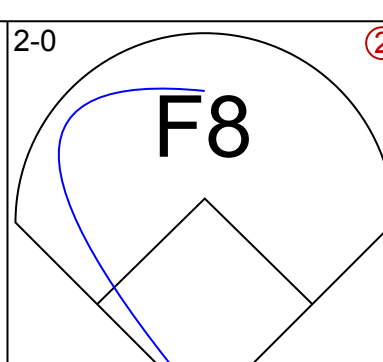
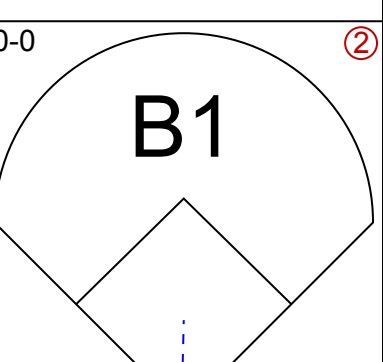
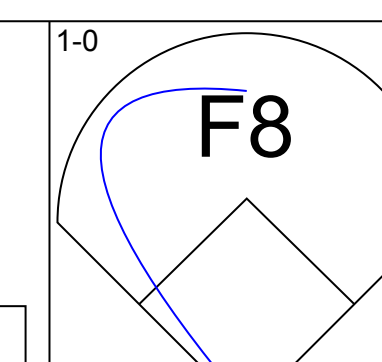
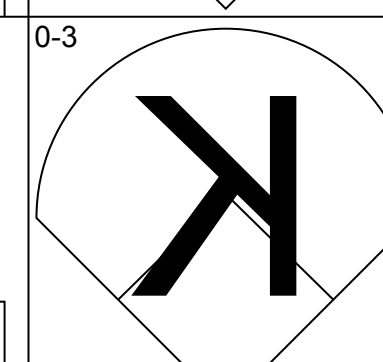
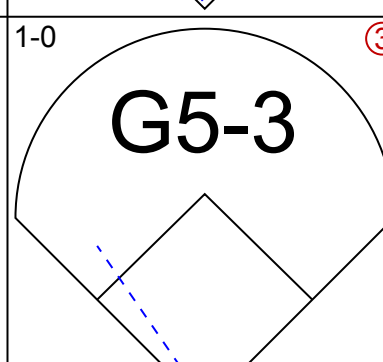
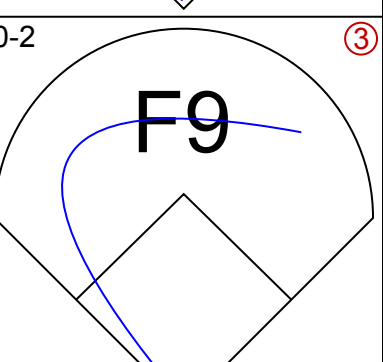
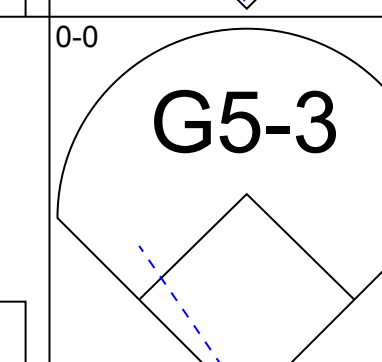
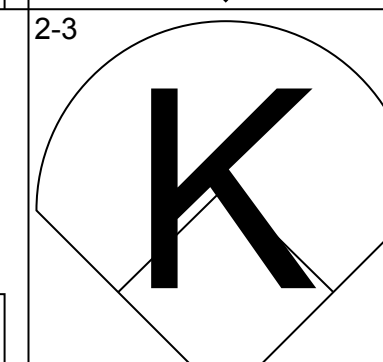
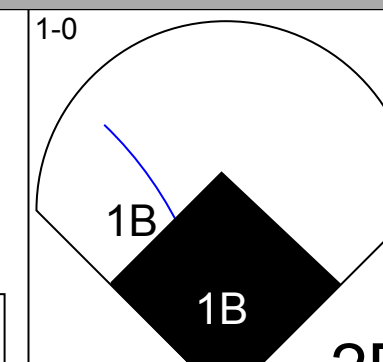
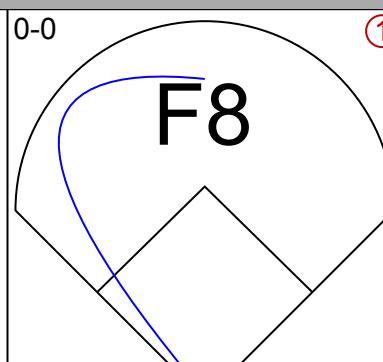
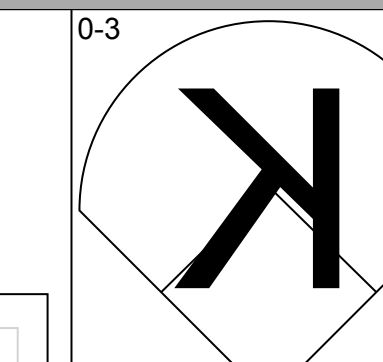
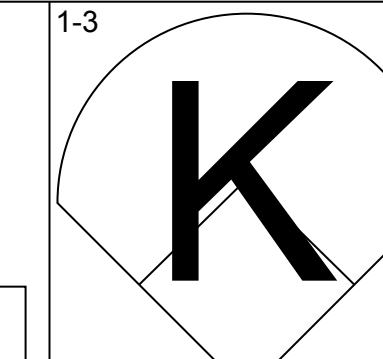
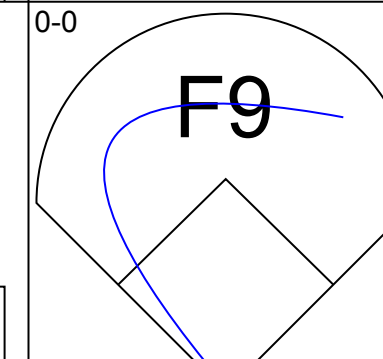
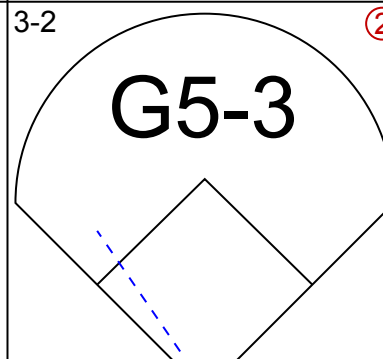
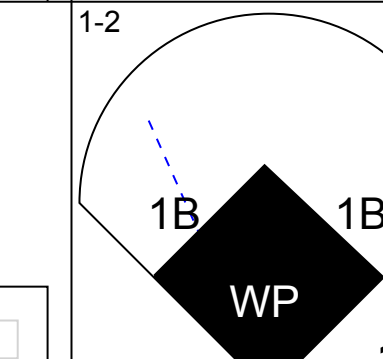
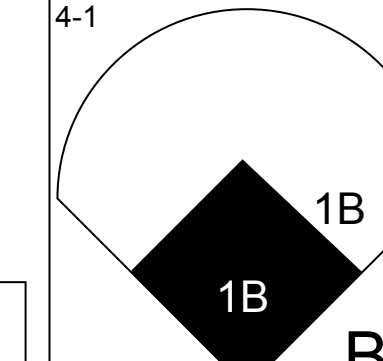
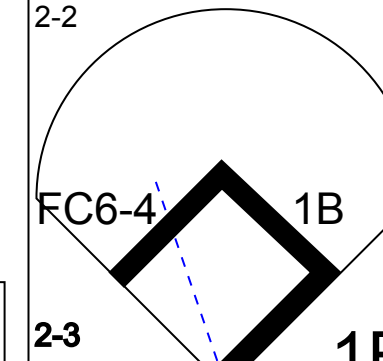
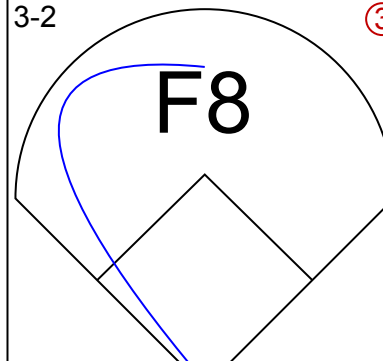
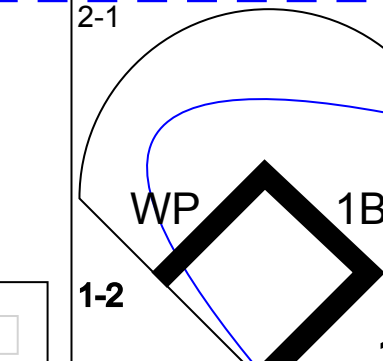
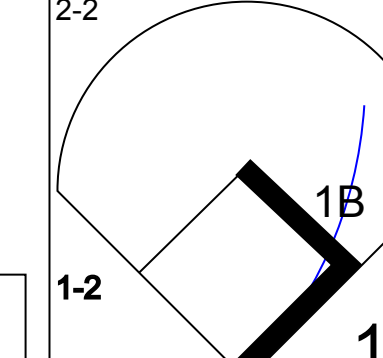
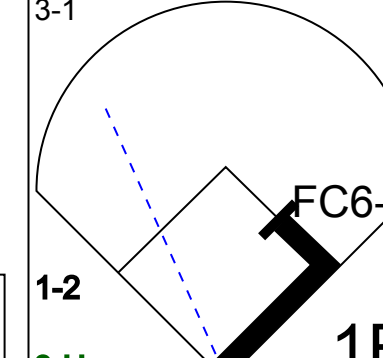
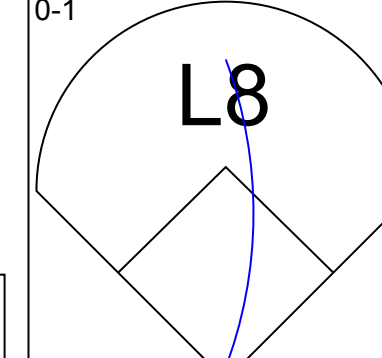
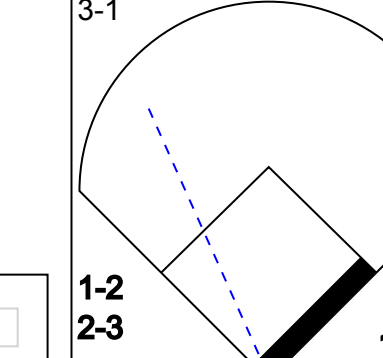
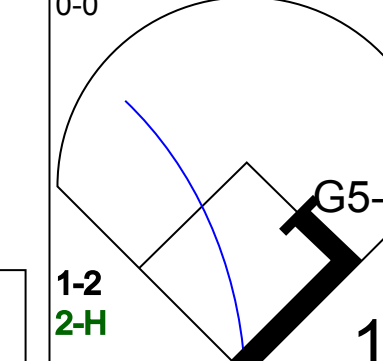
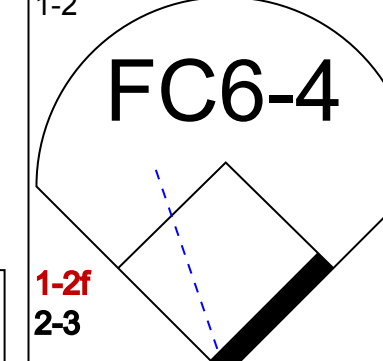
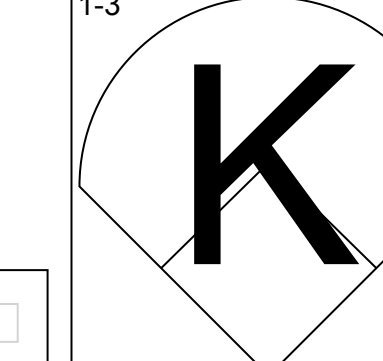
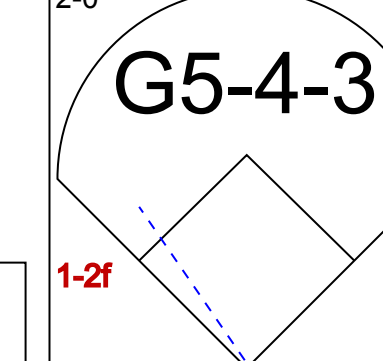
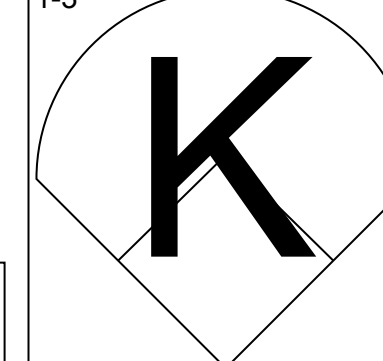
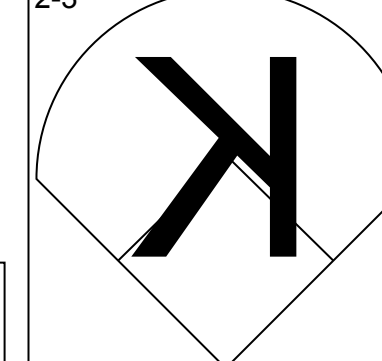
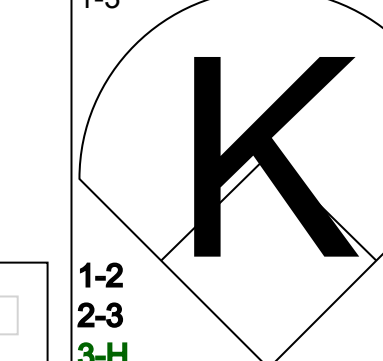




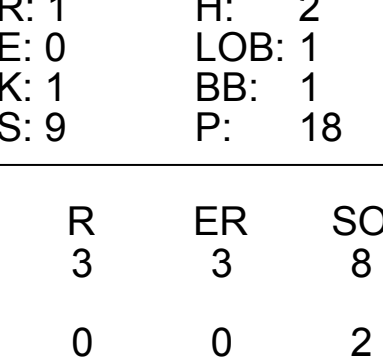
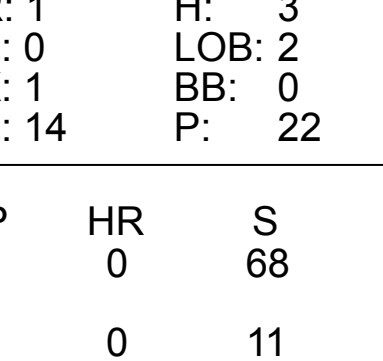
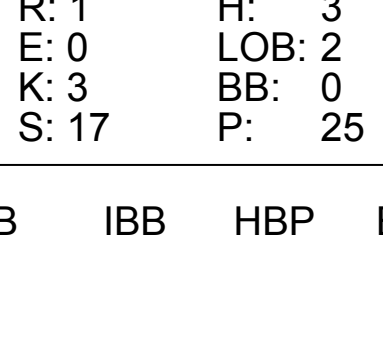



Cleveland Indians @ Baltimore Orioles
 Memorial Stadium, Baltimore, MD
 Thu Jun 28 1990, 3:33 AM EDT
 Att: 33,449 - Sunny - 93 F

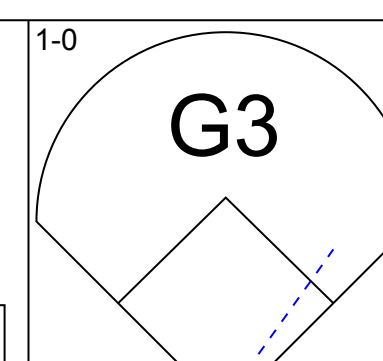
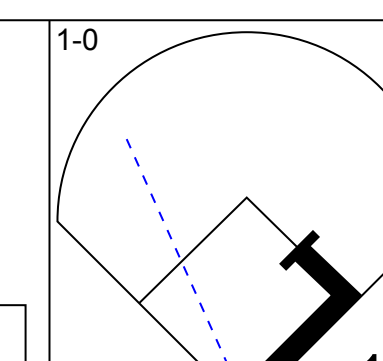
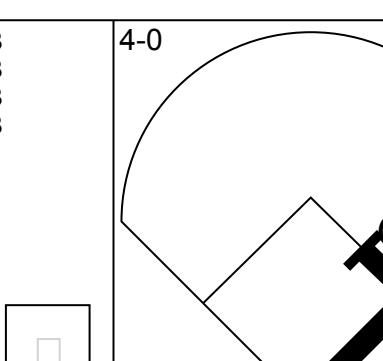
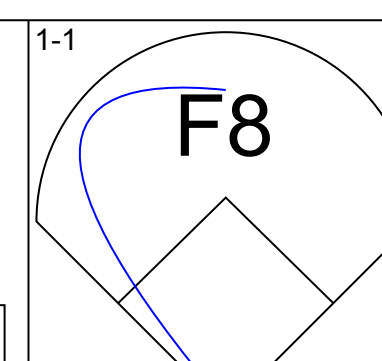
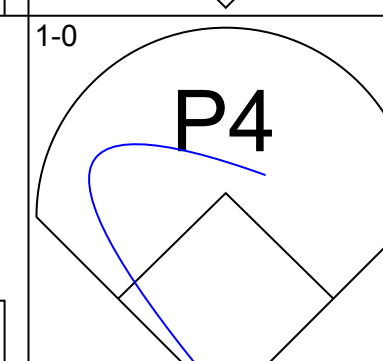
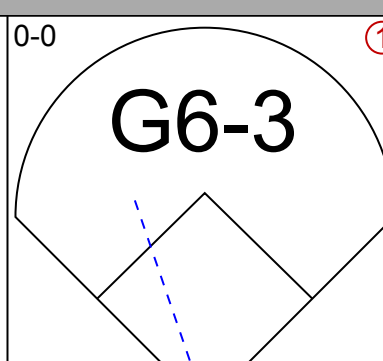
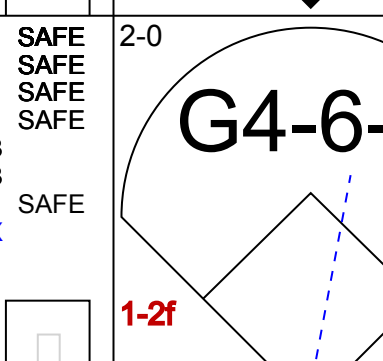
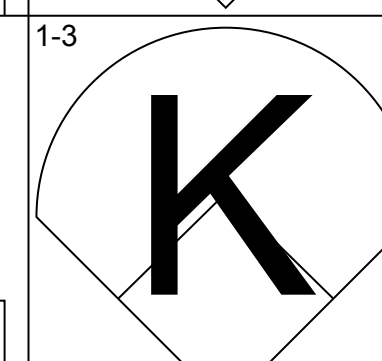
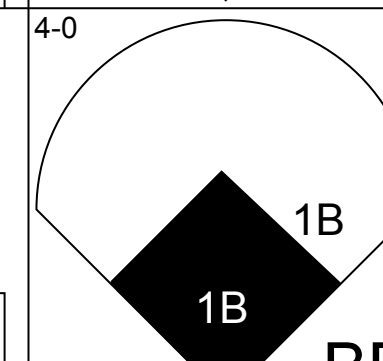
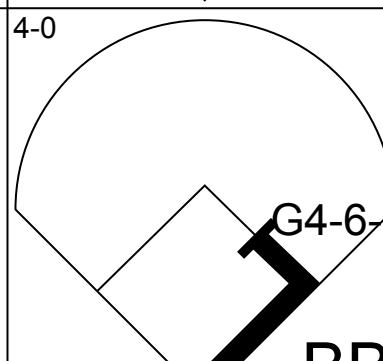
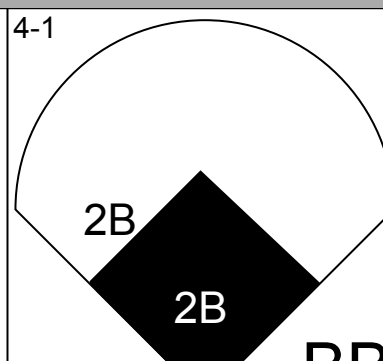
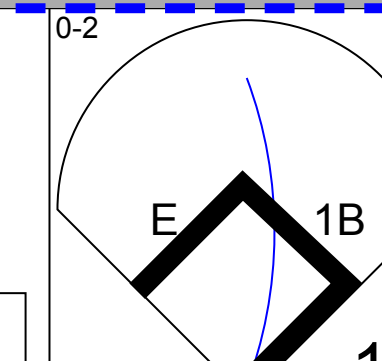
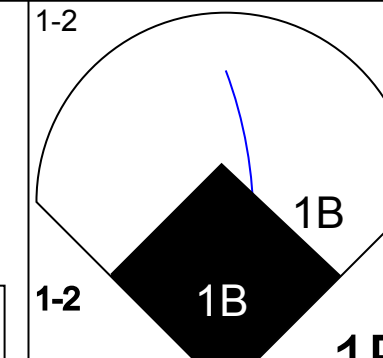
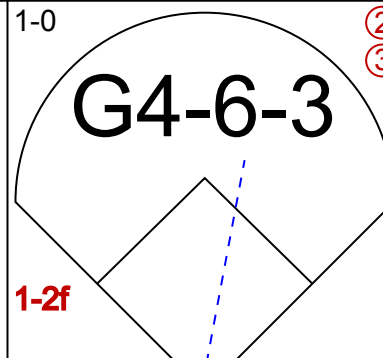
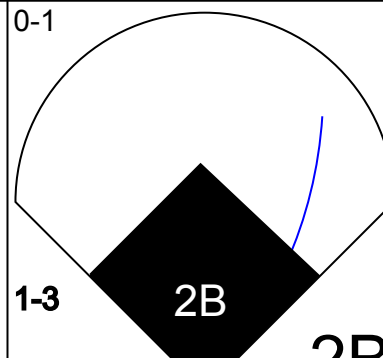
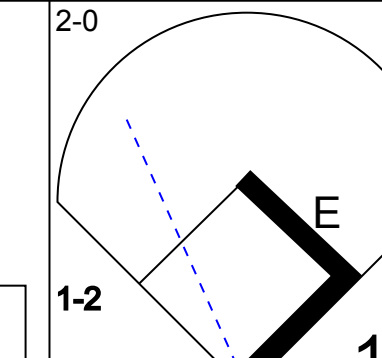
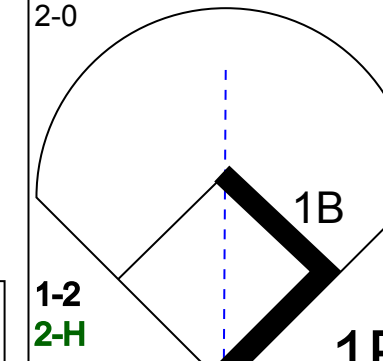
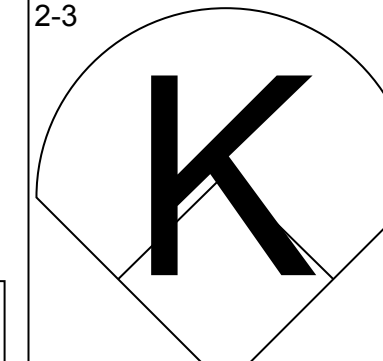
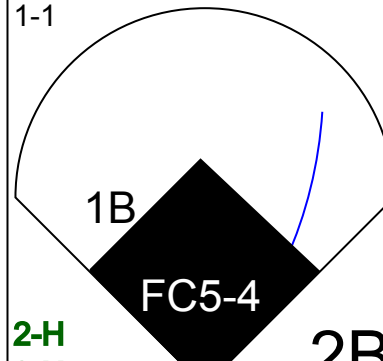
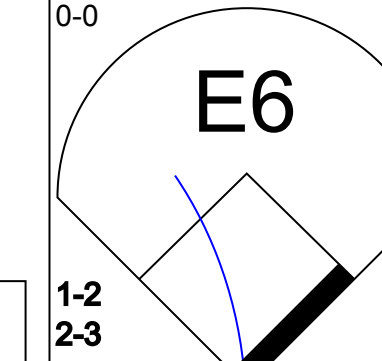
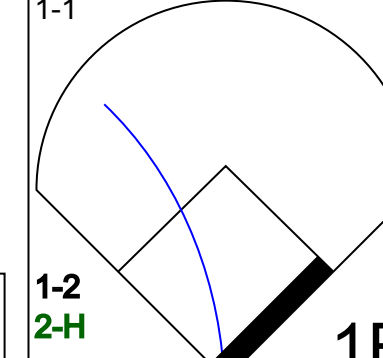
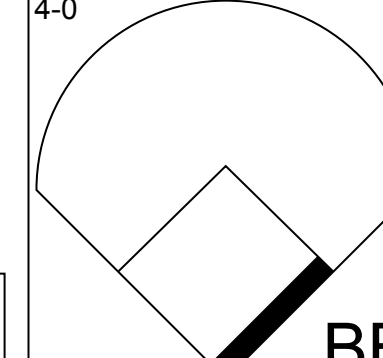
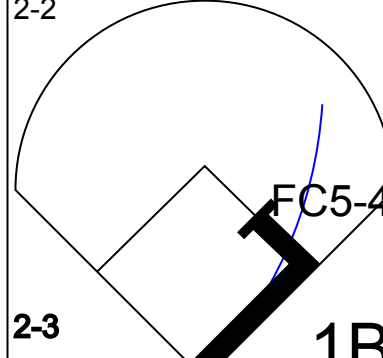
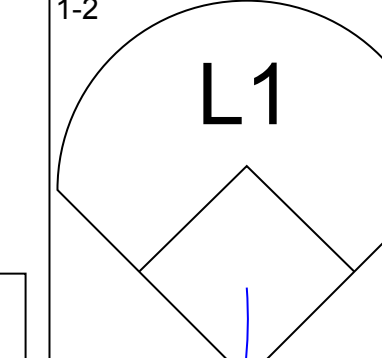
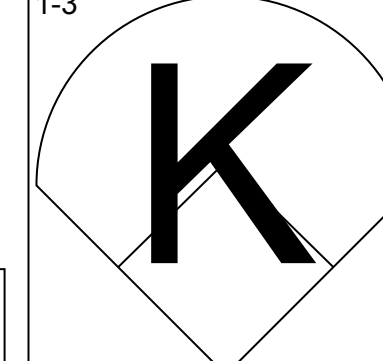
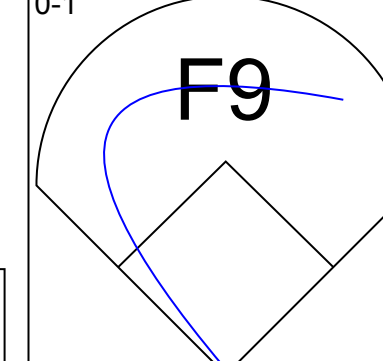
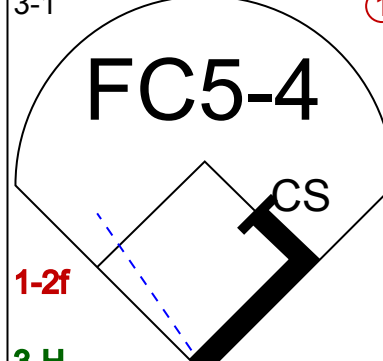
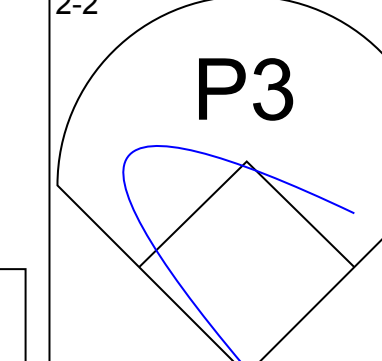
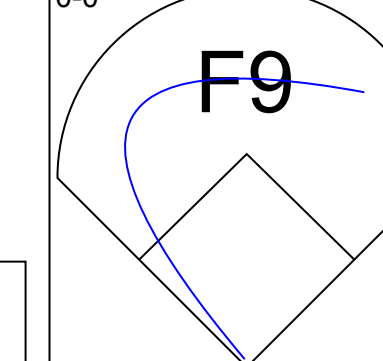
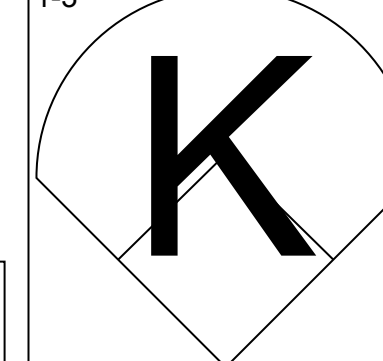
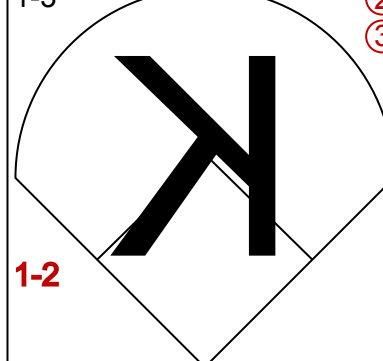
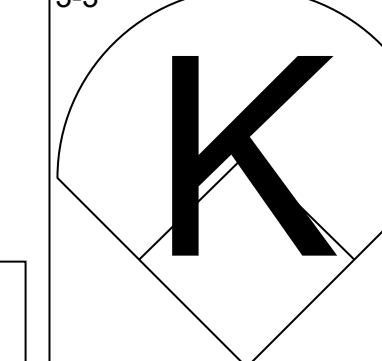
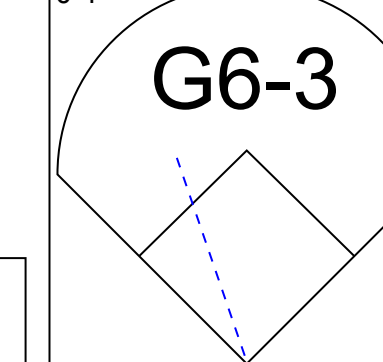
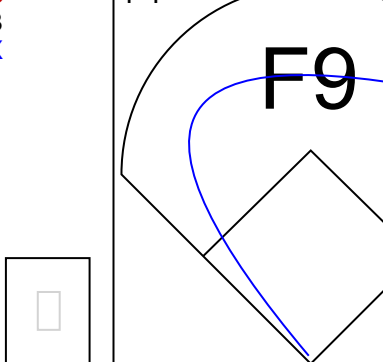
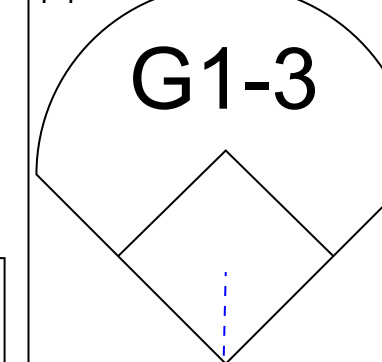
AB	32
R	4
H	7
RBI	4
BB	5
SO	2
LOB	17



Batter	1	2	3	4	5	6	7	8	9	AB	R	H	RBI	BB	SO	LOB	TOP										
Dick Schofield, R (1, 6) OBP: 0.338, SLG: 0.242 Luis Polonia, L (9, PH) OBP: 0.342, SLG: 0.365	F8		G4-3				G4-3		G6-3	4	0	1	0	0	0	1	California Angels @ Cleveland Indians Cleveland Municipal Stadium, Cleveland, OH Sat Jun 30 1990, 7:05 PM EDT Att: 18,930 - Unknown - 80 F										
Johnny Ray, S (1, 4) OBP: 0.295, SLG: 0.323	K		2B				G3-1		G4-3	5	0	2	0	0	1	1											
Wally Joyner, L (1, 3) OBP: 0.363, SLG: 0.405	BB		2B				L6			3	0	1	0	1	0	3											
Chili Davis, S (1, 10) OBP: 0.369, SLG: 0.444	F7		G3-1						1B	3	1	1	0	1	0	3											
Dave Winfield, R (1, 9) OBP: 0.295, SLG: 0.426		F7							F8	4	0	1	0	0	0	1											
Lance Parrish, R (1, 2) OBP: 0.370, SLG: 0.526		G6-3							F7	4	0	1	0	0	0	2											
Devon White, S (1, 8) OBP: 0.288, SLG: 0.362		E2							K	4	0	0	1	0	1	3											
Dante Bichette, R (1, 7) OBP: 0.276, SLG: 0.407 Max Venable, L (8, PH) OBP: 0.397, SLG: 0.439	K								K	3	0	0	0	0	2	2											
Donnie Hill, S (1, 5) OBP: 0.306, SLG: 0.353									F9	4	0	1	0	0	0	0											
Inning Stats	R: 0 E: 0 K: 1 S: 9	H: 0 LOB: 1 BB: 1 P: 18	R: 0 E: 1 K: 1 S: 8	H: 0 LOB: 1 BB: 0 P: 14	R: 0 E: 0 K: 0 S: 12	H: 2 LOB: 2 BB: 0 P: 20	R: 0 E: 0 K: 0 S: 5	H: 0 LOB: 0 BB: 0 P: 6	R: 0 E: 0 K: 0 S: 11	H: 2 LOB: 1 BB: 1 P: 17	R: 1 E: 0 K: 1 S: 11	H: 1 LOB: 1 BB: 1 P: 20	R: 0 E: 0 K: 0 S: 7	H: 1 LOB: 1 BB: 0 P: 10	R: 0 E: 0 K: 2 S: 11	H: 2 LOB: 2 BB: 0 P: 18		R: 0 E: 0 K: 0 S: 9	H: 0 LOB: 0 BB: 0 P: 14	1B: 6 2B: 2 3B: 0 HR: 0	SF: 0 SAC: 0 DP: 0 HBP: 0	WP: 0 PB: 1 SB: 1 CS: 0	PA: 38				
PITCHER	IP	WLS	BF	H	R	ER	SO	BB	IBB	HBP	BLK	WP	HR	S	P	ERA	WHIP										
Tom Candiotti, R (1, 1) ERA: 3.52	7.0	W	30	6	1	0	3	2	0	0	0	0	0	63	105	0.00	1.143										
Doug Jones, R (8, 1) ERA: 1.5	2.0	S	8	2	0	0	2	0	0	0	0	0	0	20	32	0.00	1.000										

Batter	1	2	3	4	5	6	7	8	9	AB	R	H	RBI	BB	SO	LOB	BOTTOM										
Jerry Browne, S (1, 4) OBP: 0.309, SLG: 0.317	L7		E				L3		P6	3	1	0	0	1	0	0	California Angels @ Cleveland Indians Cleveland Municipal Stadium, Cleveland, OH Sat Jun 30 1990, 7:05 PM EDT Att: 18,930 - Unknown - 80 F										
Mitch Webster, S (1, 8) OBP: 0.280, SLG: 0.394	CS		F7				S		F7	4	1	2	0	0	0	1											
Chris James, R (1, 10) OBP: 0.321, SLG: 0.403	G5-3		E7				1B		K	4	0	2	2	0	1	1											
Candy Maldonado, R (1, 7) OBP: 0.336, SLG: 0.486		BB	L7				P4		1B	4	2	2	0	0	0	2											
Ken Phelps, L (1, 3) OBP: 0.330, SLG: 0.247 Tom Brookens, R (8, PR) OBP: 0.315, SLG: 0.340	F9		G4-3				F8		1B	3	0	0	0	1	0	2											
Brook Jacoby, R (1, 5) OBP: 0.378, SLG: 0.506	1B						BB		1B	1	0	1	1	3	0	0											
Cory Snyder, R (1, 9) OBP: 0.292, SLG: 0.484	FC4-6		K				BB		P6	3	0	1	1	1	1	3											
Sandy Alomar Jr., R (1, 2) OBP: 0.330, SLG: 0.390	P4		G5-4-3				G4-6-3		F8	4	0	0	0	0	0	7											
Felix Fermin, R (1, 6) OBP: 0.265, SLG: 0.307	FC4-6		G6-3				G6-3			3	0	0	0	0	0	2											
Inning Stats	R: 0 E: 0 K: 0 S: 6	H: 1 LOB: 0 BB: 0 P: 13	R: 1 E: 0 K: 0 S: 13	H: 2 LOB: 2 BB: 1 P: 20	R: 1 E: 2 K: 0 S: 11	H: 1 LOB: 1 BB: 1 P: 19	R: 0 E: 0 K: 1 S: 6	H: 0 LOB: 0 BB: 1 P: 13	R: 1 E: 0 K: 0 S: 12	H: 2 LOB: 1 BB: 0 P: 19	R: 0 E: 0 K: 0 S: 10	H: 0 LOB: 2 BB: 2 P: 19	R: 0 E: 0 K: 0 S: 8	H: 0 LOB: 0 BB: 0 P: 11	R: 1 E: 0 K: 1 S: 14	H: 2 LOB: 2 BB: 1 P: 24		R: 0 E: 0 K: 0 S: 9	H: 0 LOB: 0 BB: 0 P: 14	1B: 7 2B: 1 3B: 0 HR: 0	SF: 0 SAC: 0 DP: 2 HBP: 0	WP: 0 PB: 0 SB: 1 CS: 1	PA: 35				
PITCHER	IP	WLS	BF	H	R	ER	SO	BB	IBB	HBP	BLK	WP	HR	S	P	ERA	WHIP										
Kirk McCaskill, R (1, 1) ERA: 2.39	6.0	L	26	6	3	2	1	5	0	0	0	0	0	58	103	3.00	1.833										
Willie Fraser, R (7, 1) ERA: 6.0	2.0		9	2	1	1	1	0	1	0	0	0	0	22	35	4.50	1.000										

Batter	1	2	3	4	5	6	7	8	9	AB	R	H	RBI	BB	SO	LOB	TOP					
Dick Schofield, R OBP: 0.321, SLG: 0.229										4	0	0	0	0	1	0	California Angels @ Cleveland Indians Cleveland Municipal Stadium, Cleveland, OH Sun Jul 01 1990, 3:33 AM EDT Att: 27,001 - Overcast - 65 F					
Donnie Hill, S OBP: 0.299, SLG: 0.345										4	0	0	0	0	1	0						
Wally Joyner, L OBP: 0.362, SLG: 0.407										4	1	1	0	0	2	0						
Chili Davis, S OBP: 0.367, SLG: 0.442										4	1	1	0	0	1	1						
Dave Winfield, R OBP: 0.304, SLG: 0.430										3	1	2	0	1	0	0						
Brian Downing, R OBP: 0.328, SLG: 0.404										4	0	3	1	0	0	0						
Luis Polonia, L OBP: 0.342, SLG: 0.365									0	0	0	0	0	0	0							
Devon White, S OBP: 0.287, SLG: 0.360										4	0	1	1	0	1	5						
Rick Schu, R OBP: 0.282, SLG: 0.437										3	0	0	0	0	2	4						
Jack Howell, L OBP: 0.291, SLG: 0.371										1	0	0	0	0	1	2						
John Orton, R OBP: 0.227, SLG: 0.257										3	0	0	0	0	1	0						
Inning Stats	R: 0 E: 0 K: 3 S: 10	H: 0 LOB: 0 BB: 0 P: 14	R: 1 E: 0 K: 1 S: 9	H: 2 LOB: 1 BB: 1 P: 18	R: 0 E: 0 K: 1 S: 5	H: 0 LOB: 0 BB: 0 P: 9	R: 1 E: 0 K: 1 S: 14	H: 3 LOB: 2 BB: 0 P: 22	R: 0 E: 0 K: 0 S: 5	H: 0 LOB: 0 BB: 0 P: 5	R: 0 E: 0 K: 0 S: 8	H: 0 LOB: 0 BB: 0 P: 14	R: 0 E: 0 K: 1 S: 6	H: 0 LOB: 0 BB: 0 P: 8	R: 0 E: 0 K: 0 S: 5	H: 0 LOB: 0 BB: 0 P: 6	R: 1 E: 0 K: 3 S: 17	H: 3 LOB: 2 BB: 0 P: 25	1B: 7 2B: 1 3B: 0 HR: 0	SF: 0 SAC: 0 DP: 1 HBP: 0	WP: 1 PB: 0 SB: 0 CS: 0	PA: 35
PITCHER	IP WLS BF H R ER SO BB IBB HBP BLK WP HR S P ERA WHIP																					
Greg Swindell, L ERA: 4.97	(1, 1)	8.1 W 31 6 3 3 8 1 0 0 0 0 0 0 68 103 3.24 0.840																				
Doug Jones, R ERA: 1.45	(9, 1)	0.2 S 4 2 0 0 2 0 0 0 0 0 1 0 11 18 0.00 3.000																				

Batter	1	2	3	4	5	6	7	8	9	AB	R	H	RBI	BB	SO	LOB	BOTTOM			
Jerry Browne, S OBP: 0.311, SLG: 0.317										3	0	1	0	1	0	0	California Angels @ Cleveland Indians Cleveland Municipal Stadium, Cleveland, OH Sun Jul 01 1990, 3:33 AM EDT Att: 27,001 - Overcast - 65 F			
Mitch Webster, S OBP: 0.276, SLG: 0.387										4	0	0	0	0	1	1				
Tom Brookens, R OBP: 0.362, SLG: 0.353										1	2	1	0	3	0	0				
Candy Maldonado, R OBP: 0.341, SLG: 0.494										4	2	3	0	0	0	1				
Chris James, R OBP: 0.324, SLG: 0.409										4	1	2	3	0	1	2				
Brook Jacoby, R OBP: 0.383, SLG: 0.508										3	0	2	1	1	0	3				
Cory Snyder, R OBP: 0.288, SLG: 0.477										4	0	0	1	0	1	7				
Joel Skinner, R OBP: 0.241, SLG: 0.250										4	0	0	0	0	3	5				
Felix Fermin, R OBP: 0.260, SLG: 0.302										3	0	0	0	0	0	0				
Inning Stats	R: 2 E: 0 K: 1 S: 11	H: 3 LOB: 2 BB: 1 P: 22	R: 0 E: 0 K: 0 S: 4	H: 1 LOB: 1 BB: 0 P: 5	R: 0 E: 0 K: 2 S: 8	H: 0 LOB: 1 BB: 1 P: 15	R: 0 E: 0 K: 0 S: 3	H: 0 LOB: 0 BB: 1 P: 10	R: 3 E: 0 K: 1 S: 14	H: 3 LOB: 0 BB: 1 P: 25	R: 0 E: 0 K: 1 S: 7	H: 0 LOB: 0 BB: 0 P: 10	R: 0 E: 1 K: 1 S: 18	H: 2 LOB: 3 BB: 0 P: 26	R: 0 E: 0 K: 0 S: 5	H: 0 LOB: 0 BB: 0 P: 5		1B: 7 2B: 2 3B: 0 HR: 0	SF: 0 SAC: 0 DP: 2 HBP: 0	WP: 0 PB: 0 SB: 0 CS: 1
PITCHER	IP WLS BF H R ER SO BB IBB HBP BLK WP HR S P ERA WHIP																			
Mark Langston, L ERA: 3.41	(1, 1)	5.0 L 24 7 5 5 3 7 5 0 0 0 0 0 0 37 75 9.00 2.400																		
Mike Fetters, R ERA: 4.44	(6, 1)	2.0 5 0 0 0 2 0 0 0 0 0 0 0 12 19 0.00 0.000																		
Mark Eichhorn, R ERA: 1.61	(8, 1)	1.0 6 2 0 0 1 0 0 0 0 0 0 0 18 26 0.00 2.000																		

Batter	1	2	3	4	5	6	7	8	9	AB	R	H	RBI	BB	SO	LOB	TOP										
Devon White, S OBP: 0.290, SLG: 0.367 (1, 8)										4	1	2	0	0	1	0	California Angels @ Cleveland Indians Cleveland Municipal Stadium, Cleveland, OH Mon Jul 02 1990, 7:05 PM EDT Att: 12,309 - Unknown - 70 F livebaseballscorecards.com										
Johnny Ray, S OBP: 0.294, SLG: 0.321 (1, 4)										4	0	1	1	0	1	0											
Chili Davis, S OBP: 0.366, SLG: 0.437 (1, 7)										3	0	0	0	1	0	2											
Max Venable, L OBP: 0.367, SLG: 0.439 (9, PR) (9, 7)										0	1	0	0	0	0	0											
Dave Winfield, R OBP: 0.312, SLG: 0.434 (1, 9)										3	0	2	0	1	0	0											
Lance Parrish, R OBP: 0.364, SLG: 0.516 (1, 2)										4	0	0	0	0	0	5											
Wally Joyner, L OBP: 0.357, SLG: 0.401 (1, 3)											4	0	0	0	0	2											
Brian Downing, R OBP: 0.320, SLG: 0.393 (1, 10)										3	0	0	0	0	0	1											
Donnie Hill, S OBP: 0.300, SLG: 0.345 (1, 5)										3	0	1	0	0	0	0											
Jack Howell, L OBP: 0.291, SLG: 0.371 (7, 5)										0	0	0	0	0	0	0											
Dick Schofield, R OBP: 0.310, SLG: 0.219 (1, 6)										3	0	0	0	0	3	1											
Inning Stats	R: 1 E: 0 K: 0 S: 9	H: 2 LOB: 1 BB: 0 P: 14	R: 0 E: 0 K: 0 S: 7	H: 0 LOB: 0 BB: 0 P: 13	R: 0 E: 0 K: 1 S: 8	H: 2 LOB: 1 BB: 0 P: 10	R: 0 E: 1 K: 0 S: 9	H: 0 LOB: 1 BB: 1 P: 19	R: 0 E: 0 K: 2 S: 10	H: 0 LOB: 0 BB: 0 P: 16	R: 0 E: 0 K: 0 S: 7	H: 0 LOB: 0 BB: 0 P: 12	R: 0 E: 0 K: 1 S: 6	H: 0 LOB: 0 BB: 1 P: 8	R: 1 E: 1 K: 0 S: 9	H: 1 LOB: 1 BB: 1 P: 16	1B: 5 2B: 2 3B: 0 HR: 0	SF: 0 SAC: 0 DP: 3 HBP: 0	WP: 0 PB: 0 SB: 1 CS: 1	PA: 33							
PITCHER	IP	WLS	BF	H	R	ER	SO	BB	IBB	HBP	BLK	WP	HR	S	P	ERA	WHIP										
Bud Black, L ERA: 3.36 (1, 1)	7.0		26	5	1	1	4	1	0	0	0	0	0	59	97	1.29	0.857										
Jesse Orosco, L ERA: 4.7 (8, 1)	1.0	L	5	1	1	0	1	1	0	0	0	0	0	11	19	0.00	2.000										
Rudy Seanez, R ERA: 3.6 (9, 1)	1.0		2	0	0	0	0	0	0	0	0	0	0	4	5	0.00	0.000										

Batter	1	2	3	4	5	6	7	8	9	AB	R	H	RBI	BB	SO	LOB	BOTTOM										
Jerry Browne, S OBP: 0.311, SLG: 0.313 (1, 4)										3	0	0	0	1	0	1	California Angels @ Cleveland Indians Cleveland Municipal Stadium, Cleveland, OH Mon Jul 02 1990, 7:05 PM EDT Att: 12,309 - Unknown - 70 F livebaseballscorecards.com										
Mitch Webster, S OBP: 0.277, SLG: 0.387 (1, 8)										3	0	1	0	0	0	1											
Tom Brookens, R OBP: 0.339, SLG: 0.327 (1, 5)										4	0	0	0	0	1	2											
Candy Maldonado, R OBP: 0.343, SLG: 0.494 (1, 7)										4	1	2	0	0	1	1											
Stan Jefferson, S OBP: 0.220, SLG: 0.137 (9, PR)										0	0	0	0	0	0	0											
Chris James, R OBP: 0.327, SLG: 0.405 (1, 10)										2	0	0	0	2	1	1											
Brook Jacoby, R OBP: 0.378, SLG: 0.500 (1, 3)										4	0	0	0	0	1	4											
Cory Snyder, R OBP: 0.288, SLG: 0.473 (1, 9)										2	0	0	0	1	1	0											
Joel Skinner, R OBP: 0.250, SLG: 0.245 (1, 2)										1	0	0	1	1	1	0											
Sandy Alomar Jr., R OBP: 0.333, SLG: 0.393 (8, PH) (9, 2)										1	0	1	0	0	0	0											
Felix Fermin, R OBP: 0.258, SLG: 0.299 (1, 6)										2	0	0	0	0	0	3											
Inning Stats	R: 0 E: 0 K: 1 S: 7	H: 1 LOB: 1 BB: 0 P: 11	R: 1 E: 0 K: 0 S: 12	H: 1 LOB: 2 BB: 3 P: 26	R: 0 E: 0 K: 0 S: 5	H: 0 LOB: 0 BB: 0 P: 7	R: 0 E: 0 K: 1 S: 5	H: 0 LOB: 0 BB: 0 P: 8	R: 0 E: 0 K: 1 S: 8	H: 0 LOB: 0 BB: 0 P: 10	R: 0 E: 0 K: 0 S: 6	H: 0 LOB: 1 BB: 1 P: 14	R: 0 E: 0 K: 1 S: 8	H: 0 LOB: 0 BB: 1 P: 14	R: 0 E: 0 K: 0 S: 4	H: 1 LOB: 1 BB: 0 P: 6	R: 0 E: 0 K: 2 S: 10	H: 1 LOB: 1 BB: 0 P: 13	1B: 4 2B: 3 3B: 0 HR: 0	SF: 0 SAC: 2 DP: 3 HBP: 0	WP: 0 PB: 0 SB: 0 CS: 1	PA: 33					
PITCHER	IP	WLS	BF	H	R	ER	SO	BB	IBB	HBP	BLK	WP	HR	S	P	ERA	WHIP										
Chuck Finley, L ERA: 2.5 (1, 1)	8.1	W	31	4	1	1	4	5	0	0	0	0	0	7	9	1.08	1.080										
Bryan Harvey, R ERA: 2.91 (9, 1)	0.2	S	2	0	0	0	2	0	0	0	0	0	0	7	9	0.00	0.000										

Batter	1	2	3	4	5	6	7	8	9	AB	R	H	RBI	BB	SO	LOB	TOP										
Harold Reynolds, S OBP: 0.333, SLG: 0.334 (1, 4)	G4-3		WP 1B		1B CS 1B	G4-3			F9	5	1	2	0	0	0	3	Seattle Mariners @ Cleveland Indians Cleveland Municipal Stadium, Cleveland, OH Tue Jul 03 1990, 7:05 PM EDT Att: 45,242 - Unknown - 79 F										
Henry Cotto, R OBP: 0.348, SLG: 0.391 (1, 9)	G5-3		F8		1B		K		F9	5	0	1	0	0	1	2											
Ken Griffey Jr., L OBP: 0.403, SLG: 0.521 (1, 8)	G3			2B SF9 1B	1B		K			4	1	2	1	0	1	0											
Jeffrey Leonard, R OBP: 0.278, SLG: 0.372 (1, 7)		FC4-6 WP 1B		SF9 SF7 2B	K		K			4	1	2	0	0	2	2											
Pete O'Brien, L OBP: 0.277, SLG: 0.258 (1, 3)		FC4-6 BB		SF9		1B BB FC5-4 BB		F9		1	1	0	1	2	0	0											
Edgar Martinez, R OBP: 0.406, SLG: 0.455 (1, 5)	FC4-6 G6-4-3			SF7		FC5-4 1B BB		P6		2	0	0	1	1	0	2											
Tracy Jones, R OBP: 0.302, SLG: 0.386 (1, 10)	G6-4-3			P4		FC5-4 1B		P4		4	0	1	0	0	0	2											
Dave Valle, R OBP: 0.310, SLG: 0.386 (1, 2)			G5-3		F7	FC5-4				3	0	0	1	0	0	2											
Greg Briley, L OBP: 0.308, SLG: 0.379 (9, PH)						1-2 2-3 3-H			BB	0	0	0	0	1	0	0											
Jeff Schaefer, R OBP: 0.224, SLG: 0.234 Scott Bradley, L OBP: 0.260, SLG: 0.296 (9, PH)			P4		F8	K		F8		3	0	0	0	0	1	2											
Inning Stats	R: 0 E: 0 K: 0 S: 6	H: 0 LOB: 0 BB: 0 P: 9	R: 0 E: 0 K: 0 S: 7	H: 1 LOB: 1 BB: 1 P: 13	R: 0 E: 0 K: 0 S: 8	H: 1 LOB: 1 BB: 0 P: 15	R: 2 E: 0 K: 0 S: 9	H: 2 LOB: 0 BB: 0 P: 15	R: 1 E: 0 K: 1 S: 15	H: 3 LOB: 2 BB: 0 P: 25	R: 1 E: 0 K: 1 S: 11	H: 1 LOB: 2 BB: 1 P: 21	R: 0 E: 0 K: 3 S: 9	H: 0 LOB: 0 BB: 0 P: 14	R: 0 E: 0 K: 0 S: 10	H: 0 LOB: 0 BB: 0 P: 15	R: 0 E: 0 K: 0 S: 9	H: 0 LOB: 1 BB: 1 P: 17	1B: 7 2B: 1 3B: 0 HR: 0	SF: 2 SAC: 0 DP: 1 HBP: 0	WP: 3 PB: 0 SB: 0 CS: 1	PA: 38					
PITCHER	IP	WLS	BF	H	R	ER	SO	BB	IBB	HBP	BLK	WP	HR	S	P	ERA	WHIP										
Al Nipper, R ERA: 6.38 (1, 1)	5.0	W	22	7	3	2	1	1	0	0	0	2	0	45	77	3.60	1.600										
Rudy Seanez, R ERA: 3.5 (6, 1)	3.0		13	1	1	1	4	3	0	0	0	0	0	32	56	3.00	1.333										
Doug Jones, R ERA: 1.44 (9, 1)	1.0		3	0	0	0	0	0	0	0	0	0	0	7	11	0.00	0.000										

Batter	1	2	3	4	5	6	7	8	9	AB	R	H	RBI	BB	SO	LOB	BOTTOM										
Jerry Browne, S OBP: 0.319, SLG: 0.323 (1, 4)				FC5-4 BB		G5-3 1B				4	3	3	0	1	0	2	Seattle Mariners @ Cleveland Indians Cleveland Municipal Stadium, Cleveland, OH Tue Jul 03 1990, 7:05 PM EDT Att: 45,242 - Unknown - 79 F										
Mitch Webster, S OBP: 0.283, SLG: 0.399 (1, 8)	1B 3B	F8		FC5-4 S		G5-3 1B		G4-6-3 1B		5	2	3	3	0	0	2											
Tom Brookens, R OBP: 0.328, SLG: 0.317 (1, 5)	WP SF9 1B	G5-3		G4-3		G5-3		L9		5	1	1	1	0	0	5											
Candy Maldonado, R OBP: 0.344, SLG: 0.491 (1, 7)	SF9 WP 1B					L8		G4-6-3 1B		4	1	1	0	1	1	1											
Chris James, R OBP: 0.325, SLG: 0.403 (1, 10)	K			G6-3		F9		FC4-6 1B		4	0	1	2	0	1	2											
Brook Jacoby, R OBP: 0.379, SLG: 0.502 (1, 3)	1B IBB			G4-3		FC4-6				3	1	1	0	1	0	2											
Cory Snyder, R OBP: 0.284, SLG: 0.468 (1, 9)	SF9			G6-3		L6		G6-3		3	0	0	1	0	0	1											
Sandy Alomar Jr., R OBP: 0.340, SLG: 0.396 (1, 2)	1B			FC5-4 G6-3 1B		1B SH2-4 BB		F7		3	1	2	1	1	0	0											
Felix Fermin, R OBP: 0.259, SLG: 0.299 (1, 6)	1B			G6-3		SH2-4		G4-3		3	0	1	1	0	0	1											
Inning Stats	R: 5 E: 1 K: 1 S: 18	H: 6 LOB: 2 BB: 1 P: 32	R: 0 E: 0 K: 1 S: 7	H: 0 LOB: 0 BB: 0 P: 10	R: 0 E: 0 K: 0 S: 5	H: 0 LOB: 0 BB: 0 P: 11	R: 0 E: 0 K: 0 S: 8	H: 1 LOB: 2 BB: 1 P: 16	R: 0 E: 0 K: 0 S: 11	H: 1 LOB: 1 BB: 0 P: 17	R: 3 E: 0 K: 0 S: 8	H: 3 LOB: 2 BB: 2 P: 19	R: 0 E: 0 K: 0 S: 5	H: 0 LOB: 0 BB: 0 P: 5	R: 1 E: 0 K: 0 S: 6	H: 2 LOB: 0 BB: 0 P: 11		1B: 10 2B: 2 3B: 1 HR: 0	SF: 1 SAC: 1 DP: 1 HBP: 0	WP: 1 PB: 0 SB: 1 CS: 0	PA: 40						
PITCHER	IP	WLS	BF	H	R	ER	SO	BB	IBB	HBP	BLK	WP	HR	S	P	ERA	WHIP										
Matt Young, L ERA: 4.34 (1, 1)	5.0	L	26	8	3	6	2	2	1	0	0	1	0	50	91	10.80	2.000										
Bill Swift, R ERA: 2.29 (6, 1)	3.0		14	5	3	3	0	0	1	0	0	0	0	18	30	9.00	1.667										

AB	32
R	4
H	8
RBI	4
BB	4
SO	5
LOB	16



AB	34
R	9
H	13
RBI	9
BB	4
SO	2
LOB	16



Batter	1	2	3	4	5	6	7	8	9	AB	R	H	RBI	BB	SO	LOB	TOP								
Harold Reynolds, S (1, 4) OBP: 0.332, SLG: 0.333	1-0 G4-3 1B		0-0 F9		1-0 G4-3		3-3 K			4	0	1	0	0	1	0									
Henry Cotto, R (1, 9) OBP: 0.342, SLG: 0.383	1-1 G4-3 1-2f		0-2 G6-3		0-0 G6-3			2-0 F7		4	0	0	0	0	0	1									
Ken Griffey Jr., L (1, 8) OBP: 0.401, SLG: 0.521	1-0 1B		3-3 K		2-3 K			0-0 P5		4	1	1	0	0	2	0									
Jeffrey Leonard, R (1, 7) OBP: 0.280, SLG: 0.377	0-0 FC6 2H 1B			2-0 G4-3 2B		1-0 F7		2-1 F8		4	1	2	1	0	0	0									
Pete O'Brien, L (1, 3) OBP: 0.276, SLG: 0.258	2-0 FC6 1-2f			1-2 G4-3 2-3		3-2 G4-3			1-2 FC5-4 1B	4	0	1	0	0	0	2									
Edgar Martinez, R (1, 5) OBP: 0.404, SLG: 0.451		3-1 G1-3		0-1 G6-3		2-0 FC6-4 1B			1-2 FC5-4 BB 1-2f	4	0	1	1	0	0	1									
Tracy Jones, R (1, 10) OBP: 0.301, SLG: 0.401		1-1 L3		1-2 HR		1-0 FC6-4 1-2f			1-2 F9	4	1	1	1	0	0	2									
Scott Bradley, L (1, 2) OBP: 0.268, SLG: 0.299		0-0		4-2 BB					4-1	2	0	1	0	1	0	0									
Dave Valle, R (8, 2) OBP: 0.315, SLG: 0.386									1-2 BB	0	0	0	0	1	0	0									
Jeff Schaefer, R (1, 6) OBP: 0.208, SLG: 0.216		3-1 F9		0-1 P4			0-1 F8		0-3 K	4	0	0	0	0	1	4									
Inning Stats	R: 1 E: 0 K: 0 S: 6	H: 3 LOB: 1 BB: 0 P: 11	R: 0 E: 0 K: 0 S: 7	H: 1 LOB: 1 BB: 0 P: 14	R: 0 E: 0 K: 1 S: 8	H: 0 LOB: 0 BB: 0 P: 11	R: 2 E: 0 K: 0 S: 15	H: 2 LOB: 1 BB: 1 P: 23	R: 0 E: 0 K: 1 S: 5	H: 0 LOB: 0 BB: 0 P: 8	R: 0 E: 0 K: 1 S: 7	H: 1 LOB: 1 BB: 0 P: 13	R: 0 E: 0 K: 1 S: 7	H: 0 LOB: 0 BB: 0 P: 10	R: 0 E: 0 K: 0 S: 4	H: 0 LOB: 0 BB: 0 P: 8	R: 0 E: 0 K: 1 S: 13	H: 1 LOB: 2 BB: 1 P: 20	1B: 5 2B: 2 3B: 0 HR: 1	SF: 0 SAC: 0 DP: 1 HBP: 0	WP: 0 PB: 0 SB: 0 CS: 0	PA: 36			
PITCHER	IP	WLS	BF	H	R	ER	SO	BB	IBB	HBP	BLK	WP	HR	S	P	ERA	WHIP								
Charles Nagy, R (1, 1) ERA: 5.56	7.0	L	28	7	3	3	3	1	0	0	0	0	1	54	90	3.86	1.143								
Jesse Orosco, L (8, 1) ERA: 4.41	2.0		8	1	0	0	1	1	0	0	0	0	0	17	28	0.00	1.000								

Seattle Mariners @ Cleveland Indians
Cleveland Municipal Stadium, Cleveland, OH

Wed Jul 04 1990, 3:33 AM EDT
Att: 14,948 - Overcast - 92 F

AB 34
R 3
H 8
RBI 3
BB 2
SO 4
LOB 10



Batter	1	2	3	4	5	6	7	8	9	AB	R	H	RBI	BB	SO	LOB	BOTTOM								
Jerry Browne, S (1, 4) OBP: 0.323, SLG: 0.333	0-1 G5-3		1-0 G4-3 3B		2-2 G5-3		4-1 SH5-4 SH BB		0-2 1B	4	1	2	0	1	0	2									
Mitch Webster, S (1, 8) OBP: 0.286, SLG: 0.398	2-0 S 1B		1-1 G4-3 3H		3-0 1B HBP		0-0 SH SH5-4 1-2		0-0 P5	3	0	1	1	0	0	1									
Carlos Baerga, S (1, 5) OBP: 0.258, SLG: 0.333	1-1 L7		3-2 P3		0-1 1-2 1B		1-0 SH5-4 1-2 2-3		1-3 K	4	0	1	0	0	1	2									
Candy Maldonado, R (1, 7) OBP: 0.340, SLG: 0.484	2-2 F9 1-2		3-3 K		0-1 P3		0-3 K			4	0	0	0	0	2	4									
Chris James, R (1, 10) OBP: 0.328, SLG: 0.417		2-1 F9 BB 1B		2-1 HR		0-3 K		1-2 P6		4	1	2	1	0	1	3									
Brook Jacoby, R (1, 3) OBP: 0.378, SLG: 0.496		4-0 BB		0-1 G3-1		0-0 G4-3		3-2 P6		3	0	0	0	1	0	0									
Cory Snyder, R (1, 9) OBP: 0.284, SLG: 0.463		3-3 K		4-0 1B BB		2-1 P3		3-2 F9		3	0	0	0	1	1	2									
Joel Skinner, R (1, 2) OBP: 0.254, SLG: 0.250		2-1 F9		1-3 K		1-2 1B		1-3 K2-3		3	0	1	0	0	1	3									
Sandy Alomar Jr., R (8, PH) OBP: 0.339, SLG: 0.394		2-3								1	0	0	0	0	1	0									
Felix Fermin, R (1, 6) OBP: 0.260, SLG: 0.300		0-0 G6-3		0-1 1B		0-0 G5-3			1-3 K	3	0	1	0	0	0	3									
Ken Phelps, L (9, PH) OBP: 0.327, SLG: 0.244				1-2 1B						1	0	0	0	0	1	0									
Inning Stats	R: 0 E: 0 K: 0 S: 8	H: 1 LOB: 2 BB: 0 P: 13	R: 0 E: 0 K: 1 S: 11	H: 1 LOB: 1 BB: 1 P: 22	R: 1 E: 0 K: 1 S: 14	H: 1 LOB: 0 BB: 0 P: 22	R: 1 E: 0 K: 1 S: 14	H: 2 LOB: 2 BB: 1 P: 23	R: 0 E: 0 K: 1 S: 7	H: 1 LOB: 1 BB: 0 P: 10	R: 0 E: 0 K: 0 S: 7	H: 1 LOB: 1 BB: 0 P: 10	R: 0 E: 1 K: 1 S: 12	H: 0 LOB: 2 BB: 1 P: 18	R: 0 E: 0 K: 1 S: 13	H: 0 LOB: 0 BB: 0 P: 20	R: 0 E: 0 K: 2 S: 12	H: 1 LOB: 1 BB: 0 P: 14	1B: 6 2B: 0 3B: 1 HR: 1	SF: 0 SAC: 2 DP: 0 HBP: 1	WP: 0 PB: 0 SB: 1 CS: 0	PA: 39			
PITCHER	IP	WLS	BF	H	R	ER	SO	BB	IBB	HBP	BLK	WP	HR	S	P	ERA	WHIP								
Randy Johnson, L (1, 1) ERA: 3.88	6.0	W	28	7	2	2	4	3	0	0	0	0	0	2	3	0.00	0.000								
Keith Comstock, L (7, 1) ERA: 1.95	0.1		2	0	0	0	0	0	0	0	0	0	0	2	3	0.00	0.000								
Michael Jackson, R (7, 1) ERA: 3.02	1.2		5	0	0	0	2	0	0	0	0	0	0	22	30	0.00	0.000								
Mike Schooler, R (9, 1) ERA: 1.93	1.0	S	4	1	0	0	2	0	0	0	0	0	0	12	14	0.00	1.000								

Seattle Mariners @ Cleveland Indians
Cleveland Municipal Stadium, Cleveland, OH

Wed Jul 04 1990, 3:33 AM EDT
Att: 14,948 - Overcast - 92 F

AB 33
R 2
H 8
RBI 2
BB 3
SO 8
LOB 20



Batter	1	2	3	4	5	6	7	8	9	AB	R	H	RBI	BB	SO	LOB	TOP										
Harold Reynolds, S (1,4) OBP: 0.333, SLG: 0.338	G5-3		3-2 1-2 2-H 1B		G3-1			G4-3	2-0 1-H 2-H 2B	5	0	2	3	0	0	0											
Henry Cotto, R (1,9) OBP: 0.333, SLG: 0.373	G6-3		3-1 L7				0-0 L5	K	G5-3	5	0	0	0	0	1	3											
Ken Griffey Jr., L (1,8) OBP: 0.399, SLG: 0.516	G6-3		3-2 F7				1-2 G4-3	WP 1B BB		3	0	0	0	1	0	2											
Jeffrey Leonard, R (1,10) OBP: 0.283, SLG: 0.376		2-3 K		2-2 P4			4-2 FC4-6 BB	3-2 WP 1B		3	0	1	0	1	1	0											
Edgar Martinez, R (1,5) OBP: 0.402, SLG: 0.448	G3-1	0-1 G3-1		2-0 G6-3 1B			0-2 FC4-6	K		4	0	1	0	0	1	3											
Pete O'Brien, L (1,3) OBP: 0.282, SLG: 0.265		2-2 P4		3-1 G6-3						4	1	2	0	0	0	1											
Tracy Jones, R (1,7) OBP: 0.305, SLG: 0.400			2-2 FC5-4 1B		0-0 F7			P3		3	1	1	0	1	0	1											
Dave Valle, R (1,2) OBP: 0.307, SLG: 0.375			0-0 FC5-4 1B		2-3 K			K		4	1	0	0	0	2	4											
Omar Vizquel, S (1,6) OBP: 0.667, SLG: 1.667			0-1 1B		2-2 HR			G3-1		3	1	2	1	0	0	1											
Scott Bradley, L (9, PH) OBP: 0.268, SLG: 0.299			1-2 1B							0	0	0	0	0	0	0											
Brian Giles, R (9, PH) OBP: 0.346, SLG: 0.435										1	0	0	0	0	1	2											
Jeff Schaefer, R (9,6) OBP: 0.208, SLG: 0.216										0	0	0	0	0	0	0											
Inning Stats	R: 0 E: 0 K: 0 S: 6	H: 0 LOB: 0 BB: 0 P: 8	R: 0 E: 0 K: 1 S: 8	H: 0 LOB: 0 BB: 0 P: 12	R: 1 E: 0 K: 0 S: 17	H: 3 LOB: 2 BB: 0 P: 28	R: 0 E: 0 K: 0 S: 8	H: 1 LOB: 0 BB: 0 P: 15	R: 1 E: 0 K: 1 S: 10	H: 1 LOB: 0 BB: 0 P: 16	R: 0 E: 0 K: 0 S: 10	H: 0 LOB: 1 BB: 1 P: 15	R: 0 E: 0 K: 1 S: 7	H: 1 LOB: 1 BB: 0 P: 11	R: 0 E: 0 K: 2 S: 17	H: 1 LOB: 2 BB: 1 P: 31	R: 2 E: 0 K: 1 S: 12	H: 2 LOB: 1 BB: 1 P: 23	1B: 7 2B: 1 3B: 0 HR: 1	SF: 0 SAC: 0 DP: 1 HBP: 0	WP: 1 PB: 1 SB: 0 CS: 0	PA: 38					
PITCHER	IP	WLS	BF	H	R	ER	SO	BB	IBB	HBP	BLK	WP	HR	S	P	ERA	WHIP										
Tom Candiotti, R (1,1) ERA: 3.41	8.0	L	32	7	2	2	5	2	0	0	0	1	1	83	136	2.25	1.125										
Rudy Seanez, R (9,1) ERA: 4.42	0.1		3	1	2	2	0	1	0	0	0	0	0	7	14	54.00	6.000										
Jesse Orosco, L (9,1) ERA: 4.32	0.2		3	1	0	0	1	0	0	0	0	0	0	5	9	0.00	1.500										

Seattle Mariners @ Cleveland Indians
Cleveland Municipal Stadium, Cleveland, OH
Thu Jul 05 1990, 7:05 PM EDT
Att: 12,405 - Unknown - 68 F

AB 35
R 4
H 9
RBI 4
BB 3
SO 6
LOB 17



Batter	1	2	3	4	5	6	7	8	9	AB	R	H	RBI	BB	SO	LOB	BOTTOM										
Jerry Browne, S (1,4) OBP: 0.322, SLG: 0.339	K		G6-3		2-2 3B			G4-3		4	0	1	0	0	1	1											
Mitch Webster, S (1,8) OBP: 0.286, SLG: 0.394	F7			4-0 S BB WP BB	G6-3			F7		3	1	0	0	1	0	1											
Ken Phelps, L (1,3) OBP: 0.325, SLG: 0.237	P3			4-2 1-2 WP S BB			0-0 G3-1		0-2 P5	3	0	0	0	1	0	0											
Candy Maldonado, R (1,7) OBP: 0.339, SLG: 0.480		3-1 G4-3 1B		2-3 K	1-2 2-3 K			K	0-3 K	4	0	1	0	0	3	2											
Chris James, R (1,10) OBP: 0.323, SLG: 0.410		0-0 F8		3-3 K				K	2-1 F9	4	0	0	0	0	2	3											
Brook Jacoby, R (1,5) OBP: 0.377, SLG: 0.492		1-0 G4-3		4-2 WP BB				K		2	0	0	0	1	1	1											
Cory Snyder, R (1,9) OBP: 0.281, SLG: 0.458			1-3 K	1-3 K	1-2 2-3 3-H K			F9		3	0	0	0	0	2	2											
Joel Skinner, R (1,2) OBP: 0.262, SLG: 0.259			0-1 G6-3		1-1 P3			F8		2	0	1	0	0	0	0											
Sandy Alomar Jr., R (7, PH) OBP: 0.338, SLG: 0.393										1	0	0	0	0	0	0											
Felix Fermin, R (1,6) OBP: 0.257, SLG: 0.297			1-0 G6-3		1-0 G6-3					2	0	0	0	0	0	1											
Carlos Baerga, S (8, PH) OBP: 0.256, SLG: 0.331			1-2 G6-3					K		1	0	0	0	0	1	0											
Inning Stats	R: 0 E: 0 K: 1 S: 9	H: 0 LOB: 0 BB: 0 P: 15	R: 0 E: 0 K: 0 S: 4	H: 1 LOB: 0 BB: 0 P: 8	R: 0 E: 0 K: 1 S: 9	H: 1 LOB: 1 BB: 0 P: 12	R: 1 E: 0 K: 3 S: 14	H: 0 LOB: 2 BB: 3 P: 31	R: 0 E: 0 K: 2 S: 10	H: 0 LOB: 0 BB: 0 P: 13	R: 0 E: 0 K: 1 S: 7	H: 0 LOB: 0 BB: 0 P: 10	R: 0 E: 0 K: 1 S: 11	H: 0 LOB: 0 BB: 0 P: 17	R: 0 E: 0 K: 1 S: 8	H: 0 LOB: 0 BB: 0 P: 10	1B: 2 2B: 0 3B: 1 HR: 0	SF: 0 SAC: 0 DP: 1 HBP: 0	WP: 1 PB: 0 SB: 2 CS: 0	PA: 32							
PITCHER	IP	WLS	BF	H	R	ER	SO	BB	IBB	HBP	BLK	WP	HR	S	P	ERA	WHIP										
Erik Hanson, R (1,1) ERA: 3.97	8.0	W	29	3	1	1	9	3	0	0	0	0	0	74	121	1.12	0.750										
Mike Schooler, R (9,1) ERA: 1.89	1.0	S	3	0	0	0	1	0	0	0	0	0	0	8	10	0.00	0.000										

Seattle Mariners @ Cleveland Indians
Cleveland Municipal Stadium, Cleveland, OH
Thu Jul 05 1990, 7:05 PM EDT
Att: 12,405 - Unknown - 68 F

AB 29
R 1
H 3
RBI 0
BB 3
SO 10
LOB 11



Batter	1	2	3	4	5	6	7	8	9	AB	R	H	RBI	BB	SO	LOB	TOP					
Rickey Henderson, R OBP: 0.439, SLG: 0.588 (1, 7)	F8			1B SF9		P4		CS 1B		4	1	2	0	0	0	0	Oakland Athletics @ Cleveland Indians Cleveland Municipal Stadium, Cleveland, OH Fri Jul 06 1990, 7:05 PM EDT Sunny - 62 F					
Carney Lansford, R OBP: 0.330, SLG: 0.332 (1, 10)	K			FC6-4				CS		3	0	2	0	1	1	0						
Jose Canseco, R OBP: 0.388, SLG: 0.575 (1, 9)	G3			F3		P3		6-3		4	0	0	0	0	0	5						
Mark McGwire, R OBP: 0.357, SLG: 0.488 (1, 3)		P4		SF9		F7		6-3		3	0	0	1	0	0	0						
Dave Henderson, R OBP: 0.306, SLG: 0.467 (1, 8)	F9			FC6-4		FC3-6		F5		3	0	0	0	1	0	1						
Willie Randolph, R OBP: 0.327, SLG: 0.330 (1, 4)	F7					FC3-6		F9		4	0	1	0	0	0	0						
Ron Hassey, L OBP: 0.257, SLG: 0.250 Steve Howard, R OBP: 0.293, SLG: 0.333 Troy Afenir, R (7, 2)			K		F8	FC3-6				2	0	0	0	0	1	0						
Walt Weiss, S OBP: 0.341, SLG: 0.357 (1, 6)			6-3		5-3	1-3				3	0	0	0	0	0	2						
Mike Gallego, R OBP: 0.274, SLG: 0.295 (1, 5)			F8			F8		G6-3		3	0	0	0	0	0	0						
Inning Stats	R: 0 E: 0 K: 1 S: 6	H: 0 LOB: 0 BB: 0 P: 11	R: 0 E: 0 K: 0 S: 5	H: 0 LOB: 0 BB: 0 P: 5	R: 0 E: 0 K: 1 S: 5	H: 0 LOB: 0 BB: 0 P: 6	R: 1 E: 0 K: 0 S: 14	H: 2 LOB: 1 BB: 0 P: 18	R: 0 E: 0 K: 0 S: 8	H: 0 LOB: 0 BB: 0 P: 11	R: 0 E: 0 K: 0 S: 7	H: 0 LOB: 1 BB: 1 P: 13	R: 0 E: 0 K: 0 S: 10	H: 1 LOB: 2 BB: 1 P: 17	R: 0 E: 0 K: 0 S: 14	H: 2 LOB: 1 BB: 0 P: 17		R: 0 E: 0 K: 0 S: 5	H: 0 LOB: 0 BB: 0 P: 8	1B: 5 2B: 0 3B: 0 HR: 0	SF: 1 SAC: 0 DP: 0 HBP: 0	WP: 0 PB: 0 SB: 0 CS: 2
PITCHER Greg Swindell, L ERA: 4.62 (1, 1)	IP: 9.0 WLS: W BF: 33 H: 5 R: 1 ER: 1 SO: 2 BB: 2 IBB: 0 HBP: 0 BLK: 0 WP: 0 HR: 0 S: 74 P: 106 ERA: 1.00 WHIP: 0.778															PITCHER IP: WLS: BF: H: R: ER: SO: BB: IBB: HBP: BLK: WP: HR: S: P: ERA: WHIP:						

AB	30
R	1
H	5
RBI	1
BB	2
SO	2
LOB	10



Batter	1	2	3	4	5	6	7	8	9	AB	R	H	RBI	BB	SO	LOB	BOTTOM			
Jerry Browne, S OBP: 0.322, SLG: 0.339 (1, 4)	G4-3	SF8			F8					3	0	1	1	0	0	0	Oakland Athletics @ Cleveland Indians Cleveland Municipal Stadium, Cleveland, OH Fri Jul 06 1990, 7:05 PM EDT Sunny - 62 F			
Mitch Webster, S OBP: 0.285, SLG: 0.403 (1, 8)	K	HR			F8		F5			4	1	1	2	0	1	1				
Dion James, L OBP: 0.325, SLG: 0.326 Tom Brookens, R OBP: 0.328, SLG: 0.317 (9, 5)	4-3	4-3			F9			P6		4	0	0	0	0	0	0				
Candy Maldonado, R OBP: 0.341, SLG: 0.479 (1, 7)		HR		1-3				6-3		3	1	1	0	1	0	0				
Chris James, R OBP: 0.326, SLG: 0.411 (1, 10)		HR		G5-3			K			4	1	2	0	0	1	1				
Brook Jacoby, R OBP: 0.379, SLG: 0.504 (9, 3)		HR		L5			K			4	1	2	3	0	1	1				
Cory Snyder, R OBP: 0.277, SLG: 0.451 (1, 9)		F9			K		1-3			4	0	0	0	0	1	3				
Sandy Alomar Jr., R OBP: 0.338, SLG: 0.396 (1, 2)		1B SF8			K			F9		3	1	1	0	0	1	0				
Felix Fermin, R OBP: 0.259, SLG: 0.297 (1, 6)		HR		6-3				1-3		3	1	1	0	0	0	0				
Inning Stats	R: 0 E: 0 K: 1 S: 8	H: 6 LOB: 0 BB: 0 P: 23	R: 0 E: 0 K: 0 S: 7	H: 0 LOB: 0 BB: 0 P: 8	R: 0 E: 0 K: 2 S: 11	H: 0 LOB: 0 BB: 0 P: 14	R: 0 E: 0 K: 0 S: 6	H: 0 LOB: 0 BB: 0 P: 12	R: 0 E: 0 K: 2 S: 10	H: 0 LOB: 1 BB: 1 P: 16	R: 0 E: 0 K: 0 S: 10	H: 1 LOB: 1 BB: 0 P: 14	R: 0 E: 0 K: 0 S: 11	H: 2 LOB: 2 BB: 0 P: 15	R: 0 E: 0 K: 0 S: 5	H: 0 LOB: 0 BB: 0 P: 8		1B: 6 2B: 1 3B: 0 HR: 2	SF: 1 SAC: 0 DP: 0 HBP: 0	WP: 0 PB: 0 SB: 0 CS: 0
PITCHER Scott Sanderson, R ERA: 3.78 (1, 1)	IP: 8.0 WLS: L BF: 34 H: 9 R: 6 ER: 6 SO: 5 BB: 1 IBB: 0 HBP: 0 BLK: 0 WP: 0 HR: 2 S: 78 P: 114 ERA: 6.75 WHIP: 1.250															PITCHER IP: WLS: BF: H: R: ER: SO: BB: IBB: HBP: BLK: WP: HR: S: P: ERA: WHIP:				



Batter	1	2	3	4	5	6	7	8	9	AB	R	H	RBI	BB	SO	LOB	TOP								
Rickey Henderson, R OBP: 0.440, SLG: 0.609 Steve Howard, R OBP: 0.286, SLG: 0.325	2-2 6-3		3-2 HR	0-2 HR	2-3 K			3-1 5-3		4	2	2	2	0	1	2									
Carney Lansford, R OBP: 0.329, SLG: 0.341 Troy Afenir, R (8, PH) (8, 2)	0-0 F8		0-0 HR	1-0 F3				0-1 L5		4	1	1	1	0	0	0									
Jose Canseco, R OBP: 0.389, SLG: 0.585	0-0 HR 1B		2-0 HR		2-2 5-3			1-3 K		5	2	2	1	0	1	0									
Mark McGwire, R OBP: 0.359, SLG: 0.512 Ron Hassey, L OBP: 0.262, SLG: 0.264	0-1 HR		2-1 F8		2-2 HR			3-2 PB 2B		4	2	2	3	0	0	0									
Dave Henderson, R OBP: 0.309, SLG: 0.466 Rick Honeycutt, L (9, PH)	3-3 K		3-3 K		4-1 1B 1B BB			2-3 K		3	2	1	0	1	2	0									
Felix Jose, S OBP: 0.280, SLG: 0.357		3-2 F8		1-1 HR 1B	0-1 1B 1B			1-1 L8		5	2	2	0	0	0	2									
Jamie Quirk, L OBP: 0.341, SLG: 0.541		0-1 G5-3		0-0 HR 1B	2-1 1B 1B			1-1 4-3		5	1	3	4	0	0	1									
Walt Weiss, S OBP: 0.336, SLG: 0.352		1-0 G3		2-2 F9	1-3 K			2-3 K		4	0	0	0	0	2	3									
Mike Gallego, R OBP: 0.273, SLG: 0.294			2-0 F8	1-0 F9	3-1 1-2 2-H 1B			2-0 5-3		4	0	1	1	0	0	1									
Inning Stats	R: 2 E: 0 K: 1 S: 12	H: 2 LOB: 0 BB: 0 P: 17	R: 0 E: 0 K: 0 S: 7	H: 0 LOB: 0 BB: 0 P: 11	R: 3 E: 0 K: 1 S: 12	H: 3 LOB: 0 BB: 0 P: 24	R: 3 E: 0 K: 0 S: 11	H: 3 LOB: 0 BB: 0 P: 16	R: 3 E: 0 K: 2 S: 24	H: 4 LOB: 1 BB: 1 P: 40	R: 0 E: 0 K: 0 S: 6	H: 0 LOB: 0 BB: 0 P: 9	R: 1 E: 0 K: 1 S: 15	H: 2 LOB: 1 BB: 0 P: 24	R: 0 E: 0 K: 1 S: 7	H: 0 LOB: 0 BB: 0 P: 11	R: 0 E: 0 K: 1 S: 10	H: 1 LOB: 1 BB: 0 P: 17	1B: 7 2B: 1 3B: 0 HR: 7	SF: 0 SAC: 0 DP: 0 HBP: 0	WP: 0 PB: 1 SB: 0 CS: 0	PA: 43			
PITCHER	IP	WLS	BF	H	R	ER	SO	BB	IBB	HBP	BLK	WP	HR	S	P	ERA	WHIP								
Sergio Valdez, R ERA: 6.44	2.1	L	12	5	5	5	1	0	0	0	0	0	4	26	42	19.29	2.143								
Cecilio Guante, R ERA: 4.89	2.0		12	5	6	6	1	1	0	0	0	0	3	28	46	27.00	3.000								
Jeff Kaiser, L ERA: 3.55	3.2		15	4	1	1	4	0	0	0	0	0	0	40	64	2.46	1.091								
Mike Walker, R ERA:	1.0		4	1	0	0	1	0	0	0	0	0	0	10	17	0.00	1.000								

Oakland Athletics @ Cleveland Indians
Cleveland Municipal Stadium, Cleveland, OH
Fri Jul 06 1990, 7:05 PM EDT
Att: 45,705 - Unknown

AB 42
R 12
H 15
RBI 12
BB 1
SO 7
LOB 10



Batter	1	2	3	4	5	6	7	8	9	AB	R	H	RBI	BB	SO	LOB	BOTTOM								
Jerry Browne, S OBP: 0.316, SLG: 0.333	1-0 4-3		2-3 K		3-2 L8			2-0 1-3	1-0 G6-4-3	5	0	0	0	0	1	5									
Mitch Webster, S OBP: 0.288, SLG: 0.409	1-0 F5		2-2 G6-3 1B		0-2 F8			0-0 2B		4	0	2	0	0	0	1									
Carlos Baerga, S OBP: 0.250, SLG: 0.322	1-1 6-3		0-1 G6-3		2-1 F8			1-1 L8		4	0	0	0	0	0	2									
Candy Maldonado, R OBP: 0.336, SLG: 0.472		2-3 K		1-0 L8				2-1 5-3	2-1 P6	4	0	0	0	0	1	1									
Chris James, R OBP: 0.328, SLG: 0.408		4-0 WP 1B BB		4-1 FC5-4 BB				1-1 L7	0-1 6-3	2	0	0	0	2	0	1									
Brook Jacoby, R OBP: 0.377, SLG: 0.500		3-2 SAFE F9		0-0 FC5-4 FC6-4				1-1 G3	0-0 1B 1B	4	0	1	0	0	0	2									
Felix Fermin, R OBP: 0.288, SLG: 0.307		0-0 WP 1B		2-1 FC6-4				2-2 1B WP SF7 1B	0-0 1B 1B	4	1	3	0	0	0	1									
Joel Skinner, R OBP: 0.277, SLG: 0.262		4-1 1-2 2-3 BB		0-0 L7				3-1 1-3 1B	1-3 K	3	0	1	0	1	1	2									
Stan Jefferson, S OBP: 0.238, SLG: 0.151		3-1 P4		4-2 BB				3-1 SF7	3-1 G6-4-3 1B	2	0	1	1	1	0	3									
Inning Stats	R: 0 E: 0 K: 0 S: 4	H: 0 LOB: 0 BB: 0 P: 7	R: 0 E: 0 K: 1 S: 13	H: 1 LOB: 3 BB: 2 P: 29	R: 0 E: 0 K: 1 S: 8	H: 1 LOB: 0 BB: 0 P: 12	R: 0 E: 0 K: 0 S: 5	H: 0 LOB: 1 BB: 1 P: 12	R: 0 E: 0 K: 0 S: 9	H: 0 LOB: 1 BB: 1 P: 16	R: 0 E: 0 K: 0 S: 6	H: 0 LOB: 0 BB: 0 P: 10	R: 1 E: 0 K: 0 S: 10	H: 2 LOB: 1 BB: 0 P: 21	R: 0 E: 0 K: 0 S: 7	H: 1 LOB: 1 BB: 0 P: 10	R: 0 E: 0 K: 1 S: 8	H: 3 LOB: 2 BB: 0 P: 13	1B: 7 2B: 1 3B: 0 HR: 0	SF: 1 SAC: 0 DP: 2 HBP: 0	WP: 2 PB: 0 SB: 0 CS: 0	PA: 37			
PITCHER	IP	WLS	BF	H	R	ER	SO	BB	IBB	HBP	BLK	WP	HR	S	P	ERA	WHIP								
Mike Moore, R ERA: 4.14	7.0	W	28	4	1	1	2	4	0	0	0	0	0	55	107	1.29	1.143								
Joe Klimk, L ERA: 2.7	2.0		9	4	0	0	1	0	0	0	0	0	0	15	23	0.00	2.000								

Oakland Athletics @ Cleveland Indians
Cleveland Municipal Stadium, Cleveland, OH
Fri Jul 06 1990, 7:05 PM EDT
Att: 45,705 - Unknown

AB 32
R 1
H 8
RBI 1
BB 4
SO 3
LOB 18



Batter	1	2	3	4	5	6	7	8	9	AB	R	H	RBI	BB	SO	LOB	TOP			
Rickey Henderson, R OBP: 0.438, SLG: 0.604	2-2 G4-3			3-2 G4-3		3-2 HBP 1B		2-2 F8		4	0	1	0	0	0	0	Oakland Athletics @ Cleveland Indians Cleveland Municipal Stadium, Cleveland, OH Sat Jul 07 1990, 7:05 PM EDT Att: 49,989 - Unknown			
Carney Lansford, R OBP: 0.328, SLG: 0.340	1-0 G6-3			2-1 F9		0-0 HBP 1B		3-2 G4-3		4	0	1	0	0	0	0				
Jose Canseco, R OBP: 0.387, SLG: 0.577	1-10 K			0-0 F7		2 SAFE H 1-2 2-3 HBP			3-2 L7	3	0	0	0	0	1	0				
Mark McGwire, R OBP: 0.354, SLG: 0.504		1-1 G5-3			1-1 G1-3		1-1 P3		1-0 F8	4	0	0	0	0	0	3				
Dave Henderson, R OBP: 0.308, SLG: 0.461		0-1 F8			1-2 HBP		3-2 G5-3		2-2 P3	3	0	0	0	0	0	3				
Steve Howard, R OBP: 0.289, SLG: 0.310		1-0 F8			1 SAFE 4-2 B 1 SAFE 1-2 BB				1-0 G6-3	2	0	0	0	1	0	0				
Troy Aferir, R			3-3 K		2-2 L7		1-0 G6-3			3	0	0	0	0	1	2				
Willie Randolph, R OBP: 0.323, SLG: 0.326			2-2 G6-3		3-2 G5-3		0-0 G6-3			3	0	0	0	0	0	2				
Mike Gallego, R OBP: 0.269, SLG: 0.289			1-0 F7			1-0 F7		3-2 P4		3	0	0	0	0	0	0				
Inning Stats	R: 0 E: 0 K: 1 S: 7	H: 0 LOB: 0 BB: 0 P: 12	R: 0 E: 0 K: 0 S: 5	H: 0 LOB: 0 BB: 0 P: 7	R: 0 E: 0 K: 1 S: 8	H: 0 LOB: 0 BB: 0 P: 14	R: 0 E: 0 K: 0 S: 6	H: 0 LOB: 0 BB: 1 P: 11	R: 0 E: 0 K: 0 S: 16	H: 2 LOB: 2 BB: 1 P: 27	R: 0 E: 0 K: 0 S: 3	H: 0 LOB: 0 BB: 0 P: 5	R: 0 E: 0 K: 0 S: 10	H: 0 LOB: 0 BB: 0 P: 18	R: 0 E: 0 K: 0 S: 9	H: 0 LOB: 0 BB: 0 P: 15	1B: 2 2B: 0 3B: 0 HR: 0	SF: 0 SAC: 0 DP: 0 HBP: 2	WP: 0 PB: 0 SB: 0 CS: 0	PA: 32
PITCHER Bud Black, L ERA: 3.11	IP: 9.0 WLS: W BF: 32 H: 2 R: 0 ER: 0 SO: 2 BB: 1 IBB: 0 HBP: 2 BLK: 0 WP: 0 HR: 0 S: 75 P: 129 ERA: 0.00 WHIP: 0.333																			

Batter	1	2	3	4	5	6	7	8	9	AB	R	H	RBI	BB	SO	LOB	BOTTOM	
Jerry Browne, S OBP: 0.316, SLG: 0.332	1-2 CS 1B		1-1 F7			1-0 F8		1-3 K		4	0	1	0	0	1	0	Oakland Athletics @ Cleveland Indians Cleveland Municipal Stadium, Cleveland, OH Sat Jul 07 1990, 7:05 PM EDT Att: 49,989 - Unknown	
Mitch Webster, S OBP: 0.288, SLG: 0.406	2-2 F7			0-0 E 1B		0-0 F8		1-1 G3		4	1	1	0	0	0	1		
Tom Brookens, R OBP: 0.338, SLG: 0.317	1-1 G1-3			1-2 E9 1B		4-1 FC6-4 BB		1-1 P3		3	0	1	0	1	0	0		
Candy Maldonado, R OBP: 0.333, SLG: 0.467		1-3 K		1-1 P6		2-2 FC6-4				3	0	0	0	0	1	3		
Chris James, R OBP: 0.332, SLG: 0.411		0-1 F9		1-2 1B 1B		3-2 G4-3 1B				3	0	2	1	0	0	1		
Brook Jacoby, R OBP: 0.377, SLG: 0.498		2-2 F9		1-1 1B 1B		1-2 G4-3				3	0	1	0	0	0	2		
Cory Snyder, R OBP: 0.274, SLG: 0.446		2-3 K			0-0 F7		0-0 E5 1B			3	0	0	0	0	1	1		
Sandy Alomar Jr., R OBP: 0.337, SLG: 0.396			0-0 P7		1-2 L7		0-0 1B			3	0	1	0	0	0	0		
Felix Fermin, R OBP: 0.264, SLG: 0.302			1-1 P4		1-0 G4-3		1-0 L9			3	0	0	0	0	0	2		
Inning Stats	R: 0 E: 0 K: 0 S: 8	H: 1 LOB: 0 BB: 0 P: 12	R: 0 E: 0 K: 2 S: 11	H: 0 LOB: 1 BB: 0 P: 16	R: 0 E: 0 K: 0 S: 5	H: 0 LOB: 0 BB: 0 P: 7	R: 1 E: 1 K: 0 S: 11	H: 4 LOB: 2 BB: 0 P: 15	R: 0 E: 0 K: 0 S: 7	H: 0 LOB: 1 BB: 1 P: 14	R: 0 E: 0 K: 0 S: 11	H: 2 LOB: 2 BB: 0 P: 16	R: 0 E: 0 K: 1 S: 7	H: 0 LOB: 0 BB: 0 P: 10	1B: 7 2B: 0 3B: 0 HR: 0	SF: 0 SAC: 0 DP: 1 HBP: 0	WP: 0 PB: 1 SB: 0 CS: 1	PA: 30
PITCHER Curt Young, L ERA: 4.26 Gene Nelson, R ERA: 1.23	IP: 6.0 WLS: L BF: 22 H: 5 R: 1 ER: 1 SO: 1 BB: 1 IBB: 0 HBP: 0 BLK: 0 WP: 0 HR: 0 S: 47 P: 71 ERA: 1.50 WHIP: 1.000																	

AB	29
R	0
H	2
RBI	0
BB	1
SO	2
LOB	10



Batter	1	2	3	4	5	6	7	8	9	AB	R	H	RBI	BB	SO	LOB	TOP										
Jerry Browne, S OBP: 0.322, SLG: 0.351 (1, 4)	G3-1	G3-1					G6-3		WP 2B	4	1	1	0	1	0	1	Cleveland Indians @ Seattle Mariners The Kingdome, Seattle, WA Thu Jul 12 1990, 10:05 PM EDT Att: 11,291 - Dome										
Mitch Webster, S OBP: 0.293, SLG: 0.411 (1, 8)	F8		K				WP 1B		BB 2B	5	0	3	2	0	1	0											
Cory Snyder, R OBP: 0.273, SLG: 0.442 (1, 9)	1B		P4			G3	F8		P4	5	0	1	0	0	0	5											
Candy Maldonado, R OBP: 0.331, SLG: 0.459 (1, 7)	F9		S BB			K			P3	3	0	0	0	1	1	3											
Chris James, R OBP: 0.326, SLG: 0.402 (1, 10)		P3	G6-3			G3			K	4	0	0	0	0	1	1											
Brook Jacoby, R OBP: 0.380, SLG: 0.493 (1, 5) (9, 3)		BB 2B			CS BB	G4-3			G6-3	2	1	0	0	2	0	0											
Keith Hernandez, L OBP: 0.301, SLG: 0.257 (9, PR)		BB 2B				F8			CS 1B	3	1	1	0	1	0	1											
Stan Jefferson, S OBP: 0.238, SLG: 0.151 (9, 5)	WP BB					F7				0	0	0	0	0	0	0											
Tom Brookens, R OBP: 0.320, SLG: 0.303 (9, 5)	WP BB									0	0	0	0	0	0	0											
Sandy Alomar Jr., R OBP: 0.336, SLG: 0.409 (1, 2)	WP 2B					F8			F8	4	1	2	2	0	0	2											
Felix Fermin, R OBP: 0.258, SLG: 0.295 (9, PH)									HR																		
Carlos Baerga, S OBP: 0.253, SLG: 0.320 (9, 6)	P2					G6-3			F8	3	0	0	0	0	0	1											
Inning Stats	R: 0 E: 0 K: 0 S: 7	H: 1 LOB: 1 BB: 0 P: 12	R: 2 E: 0 K: 0 S: 11	H: 1 LOB: 1 BB: 2 P: 22	R: 0 E: 0 K: 1 S: 12	H: 0 LOB: 1 BB: 1 P: 18	R: 0 E: 0 K: 0 S: 3	H: 0 LOB: 0 BB: 1 P: 7	R: 0 E: 0 K: 1 S: 17	H: 2 LOB: 2 BB: 0 P: 24	R: 0 E: 0 K: 0 S: 6	H: 0 LOB: 0 BB: 0 P: 9	R: 1 E: 0 K: 0 S: 8	H: 2 LOB: 1 BB: 0 P: 9	R: 0 E: 0 K: 1 S: 6	H: 0 LOB: 0 BB: 0 P: 9	R: 2 E: 0 K: 0 S: 9	H: 2 LOB: 2 BB: 2 P: 23	1B: 5 2B: 2 3B: 0 HR: 1	SF: 0 SAC: 0 DP: 0 HBP: 0	WP: 3 PB: 0 CS: 2	PA: 39					
PITCHER	IP	WLS	BF	H	R	ER	SO	BB	IBB	HBP	BLK	WP	HR	S	P	ERA	WHIP										
Brian Holman, R ERA: 4.02 (1, 1)	6.2		29	6	3	3	2	4	0	0	0	2	1	62	98	4.05	1.500										
Michael Jackson, R ERA: 2.57 (7, 1)	1.1	4	0	0	0	1	0	0	0	0	0	0	0	8	12	0.00	0.000										
Mike Schooler, R ERA: 2.23 (9, 1)	1.0	L	6	2	2	2	0	2	0	0	0	1	0	9	23	18.00	4.000										

Batter	1	2	3	4	5	6	7	8	9	AB	R	H	RBI	BB	SO	LOB	BOTTOM										
Harold Reynolds, S OBP: 0.340, SLG: 0.346 (1, 4)	2B	1B		G6-3		SF8				4	1	3	1	0	0	0	Cleveland Indians @ Seattle Mariners The Kingdome, Seattle, WA Thu Jul 12 1990, 10:05 PM EDT Att: 11,291 - Dome										
Henry Cotto, R OBP: 0.323, SLG: 0.377 (1, 9)	1B	K		P4		F8		L6		5	1	1	1	0	1	5											
Ken Griffey Jr., L OBP: 0.397, SLG: 0.505 (1, 8)	FC5-4 1B	G3		K			P2		L7	5	0	1	0	0	1	3											
Jeffrey Leonard, R OBP: 0.271, SLG: 0.367 (1, 7)	FC5-4 1B		K			F9	L9		K	5	0	0	1	0	2	1											
Alvin Davis, L OBP: 0.387, SLG: 0.379 (9, PR)	G4-3		K			F9			BB	4	0	1	0	1	1	1											
Greg Briley, L OBP: 0.305, SLG: 0.374 (9, PR)	G4-3		K			F9			BB	0	0	0	0	0	0	0											
Edgar Martinez, R OBP: 0.404, SLG: 0.442 (1, 5)	1B		BB			F7			BB	3	1	2	0	2	0	1											
Pete O'Brien, L OBP: 0.297, SLG: 0.283 (1, 3)		1B	1B			F8			G4-3	3	0	1	0	2	0	3											
Dave Valle, R OBP: 0.313, SLG: 0.374 (1, 2)		L8					SH5-4 SF8		P2	4	1	2	1	0	0	2											
Omar Vizquel, S OBP: 0.308, SLG: 0.538 (9, PH)									G3	2	0	1	0	0	0	2											
Tracy Jones, R OBP: 0.303, SLG: 0.389 (9, PH)										0	0	0	0	0	0	0											
Scott Bradley, L OBP: 0.286, SLG: 0.291 (9, 6)										1	0	0	0	0	0	1											
Mike Brumley, S OBP: 0.248, SLG: 0.294 (9, 6)										0	0	0	0	0	0	0											
Inning Stats	R: 2 E: 0 K: 0 S: 17	H: 4 LOB: 2 BB: 0 P: 25	R: 0 E: 0 K: 1 S: 14	H: 3 LOB: 3 BB: 0 P: 17	R: 1 E: 0 K: 2 S: 18	H: 1 LOB: 2 BB: 2 P: 28	R: 0 E: 0 K: 1 S: 5	H: 0 LOB: 0 BB: 0 P: 5	R: 0 E: 0 K: 0 S: 8	H: 1 LOB: 1 BB: 0 P: 11	R: 1 E: 0 K: 0 S: 8	H: 1 LOB: 0 BB: 0 P: 9	R: 0 E: 0 K: 0 S: 8	H: 0 LOB: 1 BB: 1 P: 16	R: 0 E: 0 K: 0 S: 7	H: 1 LOB: 2 BB: 1 P: 12	R: 0 E: 0 K: 1 S: 9	H: 1 LOB: 2 BB: 1 P: 14	1B: 9 2B: 3 3B: 0 HR: 0	SF: 1 SAC: 1 DP: 0 HBP: 0	WP: 0 PB: 0 CS: 0	PA: 43					
PITCHER	IP	WLS	BF	H	R	ER	SO	BB	IBB	HBP	BLK	WP	HR	S	P	ERA	WHIP										
Greg Swindell, L ERA: 4.64 (1, 1)	6.2		35	10	4	4	4	4	0	0	0	0	0	80	117	4.91	1.909										
Rudy Seanez, R ERA: 5.49 (8, 1)	0.2	W	3	1	0	0	0	0	0	0	0	0	0	5	6	0.00	1.500										
Doug Jones, R ERA: 1.38 (9, 1)	1.0	S	5	1	0	0	1	1	0	0	0	0	0	9	14	0.00	2.000										



Batter	1	2	3	4	5	6	7	8	9	AB	R	H	RBI	BB	SO	LOB	TOP				
Jerry Browne, S (1.4) OBP: 0.319, SLG: 0.346	G4-3		G1-3		K			P5		5	1	0	0	1	1	2					
Mitch Webster, S (1.8) OBP: 0.298, SLG: 0.418	G4-3		1B		1B		SH2-4	G3	1B	5	1	3	0	0	0	0					
Tom Brookens, R (1.5) Carlos Baeraga, S (7.7, PH) OBP: 0.261, SLG: 0.329	1B		G6-3		1B		2B	1B	FC4-6	2	0	1	0	1	0	1					
Candy Maldonado, R (1.7) OBP: 0.337, SLG: 0.463	1B				1B		1B	G4-3	G2-3	4	1	2	3	2	0	2					
Chris James, R (1.10) OBP: 0.323, SLG: 0.395	FC5-4				FC3-6		F8	E6	G5-3	5	2	0	0	1	0	6					
Brook Jacoby, R (1.3) OBP: 0.386, SLG: 0.495			F8		BB			1B		3	2	2	2	2	0	0					
Cory Snyder, R (1.9) OBP: 0.278, SLG: 0.439	G4-3				BB		F8	1B	1B	2	2	0	0	3	0	1					
Sandy Alomar Jr., R (1.2) OBP: 0.341, SLG: 0.418					F8		G4-6-3	E4	1B	5	1	3	4	0	0	3					
Felix Fermin, R (1.6) OBP: 0.261, SLG: 0.299	G1-3				G4-3			1B		4	1	2	3	0	0	1					
Inning Stats	R: 0 E: 0 K: 0 S: 7	H: 1 LOB: 2 BB: 1 P: 16	R: 0 E: 0 K: 0 S: 8	H: 1 LOB: 1 BB: 0 P: 12	R: 0 E: 0 K: 0 S: 6	H: 0 LOB: 2 BB: 3 P: 22	R: 0 E: 0 K: 1 S: 12	H: 2 LOB: 2 BB: 1 P: 20	R: 0 E: 0 K: 0 S: 3	H: 0 LOB: 0 BB: 1 P: 9	R: 3 E: 1 K: 0 S: 14	H: 4 LOB: 4 BB: 4 P: 35	R: 4 E: 1 K: 0 S: 14	H: 4 LOB: 2 BB: 2 P: 24	R: 0 E: 0 K: 0 S: 6	H: 1 LOB: 1 BB: 0 P: 10	1B: 10 2B: 4 3B: 0 HR: 0	SF: 1 SAC: 1 DP: 1 HBP: 0	WP: 1 PB: 1 SB: 0 CS: 2	PA: 50	
PITCHER	IP	WLS	BF	H	R	ER	SO	BB	IBB	HBP	BLK	WP	HR	S	P	ERA	WHIP				
Matt Young, L (1.1) ERA: 4.24	6.0	L	28	6	2	3	1	7	0	0	0	1	0	47	95	4.50	2.167				
Michael Jackson, R (7.1) ERA: 3.5	0.1		6	2	2	2	0	2	1	0	0	0	0	7	22	54.00	12.000				
Gene Harris, R (7.1) ERA: 3.67	1.2		12	5	8	3	0	1	0	0	0	0	0	18	29	16.20	3.600				
Brent Knackert, R (9.1) ERA: 4.55	1.0		4	1	0	0	0	0	0	0	0	0	0	6	10	0.00	1.000				

Cleveland Indians @ Seattle Mariners
The Kingdome, Seattle, WA
Fri Jul 13 1990, 10:05 PM EDT
Att: 12,381 - Dome

AB 37
R 13
H 14
RBI 12
BB 11
SO 1
LOB 17



Batter	1	2	3	4	5	6	7	8	9	AB	R	H	RBI	BB	SO	LOB	BOTTOM					
Harold Reynolds, S (1.4) OBP: 0.342, SLG: 0.346	FC6-5		B4-3		1B		G1-3	1B		3	0	1	0	1	0	1						
Mike Brumley, S (8.4) OBP: 0.254, SLG: 0.300	BB				1B			1B		1	1	1	0	0	0	0						
Henry Cotto, R (1.9) OBP: 0.323, SLG: 0.376	FC6-5		E5		1B		G1-3	1B		3	1	1	0	0	0	1						
Greg Briley, L (7.7, PH) OBP: 0.307, SLG: 0.376	1B				1B			1B		2	0	1	2	0	0	1						
Ken Griffey Jr., L (1.8) OBP: 0.403, SLG: 0.506					L8					3	1	2	1	2	0	2						
Dave Valle, R (6.7, PH) OBP: 0.313, SLG: 0.374	1B				BB					0	0	0	0	0	0	0						
Jeffrey Leonard, R (1.7) OBP: 0.269, SLG: 0.363	K				L9					3	0	0	0	0	2	5						
Tracy Jones, R (8.7) OBP: 0.305, SLG: 0.390	K									2	0	1	1	0	1	1						
Alvin Davis, L (1.10) OBP: 0.384, SLG: 0.373	FC6-4		G4-3				K			4	1	0	0	1	1	6						
Edgar Martinez, R (1.5) OBP: 0.401, SLG: 0.436	FC6-4				K		K			4	1	0	0	1	3	2						
Pete O'Brien, L (1.3) OBP: 0.306, SLG: 0.295					G4-3		G3			4	1	2	3	1	0	0						
Scott Bradley, L (1.2) OBP: 0.268, SLG: 0.292					G4-6-3					3	0	1	0	0	0	1						
Matt Sinatro, R (8.2) OBP: 0.425, SLG: 0.387					G4-3					2	1	1	0	0	1	1						
Omar Vizquel, S (1.6) OBP: 0.222, SLG: 0.389			G1-3		G4-3		P5	P3	L5	5	0	0	0	0	0	4						
Inning Stats	R: 1 E: 0 K: 1 S: 13	H: 1 LOB: 2 BB: 2 P: 27	R: 0 E: 0 K: 0 S: 6	H: 1 LOB: 0 BB: 0 P: 7	R: 0 E: 1 K: 1 S: 9	H: 0 LOB: 2 BB: 1 P: 18	R: 0 E: 0 K: 1 S: 9	H: 0 LOB: 0 BB: 0 P: 14	R: 0 E: 0 K: 0 S: 11	H: 2 LOB: 2 BB: 0 P: 16	R: 0 E: 0 K: 2 S: 10	H: 0 LOB: 0 BB: 0 P: 17	R: 0 E: 0 K: 0 S: 13	H: 1 LOB: 1 BB: 0 P: 21	R: 6 E: 1 K: 1 S: 25	H: 6 LOB: 3 BB: 2 P: 43	R: 0 E: 0 K: 2 S: 8	H: 0 LOB: 1 BB: 1 P: 19	1B: 10 2B: 1 3B: 0 HR: 0	SF: 0 SAC: 0 DP: 1 HBP: 0	WP: 2 PB: 0 SB: 3 CS: 0	PA: 45
PITCHER	IP	WLS	BF	H	R	ER	SO	BB	IBB	HBP	BLK	WP	HR	S	P	ERA	WHIP					
Tom Candiotti, R (1.1) ERA: 3.44	7.0	W	29	5	1	1	5	3	0	0	0	0	0	71	120	1.29	1.143					
Jesse Orosco, L (8.1) ERA: 4.59	0.2		10	5	6	2	1	2	0	0	0	0	0	22	38	27.00	10.500					
Rudy Seanez, R (8.1) ERA: 5.14	1.1		6	1	0	0	2	1	0	0	0	1	0	11	24	0.00	1.500					

Cleveland Indians @ Seattle Mariners
The Kingdome, Seattle, WA
Fri Jul 13 1990, 10:05 PM EDT
Att: 12,381 - Dome

AB 39
R 7
H 11
RBI 7
BB 6
SO 8
LOB 25



Batter	1	2	3	4	5	6	7	8	9	AB R H RBI BB SO LOB	TOP												
Jerry Browne, S (1,4) OBP: 0.319, SLG: 0.343	G5-3			SF8		F7			SH1-3	2 0 0 1 1 0 0	Cleveland Indians @ Seattle Mariners The Kingdome, Seattle, WA Sat Jul 14 1990, 10:05 PM EDT Att: 17,735 - Dome												
Mitch Webster, S (1,8) OBP: 0.293, SLG: 0.411	L9			F8		F9		L7	5 0 0 0 0 1 5														
Tom Brookens, R (1,5) OBP: 0.337, SLG: 0.315	L5			BB 1B		P2		P3	5 0 2 0 0 0 1														
Candy Maldonado, R (1,7) OBP: 0.336, SLG: 0.458				BB 1B		K			3 0 0 0 1 3 2														
Chris James, R (1,10) OBP: 0.325, SLG: 0.401						G4-3			3 1 1 0 1 1 2														
Brook Jacoby, R (1,3) OBP: 0.382, SLG: 0.488						F9		G1-6-3	4 0 0 0 0 0 4														
Cory Snyder, R (1,9) OBP: 0.281, SLG: 0.448						G6-3			3 1 1 1 1 0 2														
Sandy Alomar Jr., R (1,2) OBP: 0.344, SLG: 0.414				BB 1B SF8 BB		K		G5-3	2 1 0 0 2 1 1														
Felix Fermin, R (1,6) OBP: 0.270, SLG: 0.304				BB 1B		L6		SH1-3 BB	3 0 2 0 1 0 0														
Inning Stats	R: 0 E: 0 K: 0 S: 5	H: 0 LOB: 0 BB: 0 P: 7	R: 2 E: 0 K: 2 S: 17	H: 3 LOB: 3 BB: 2 P: 31	R: 0 E: 0 K: 1 S: 11	H: 1 LOB: 2 BB: 1 P: 15	R: 1 E: 0 K: 1 S: 17	H: 2 LOB: 2 BB: 1 P: 27	R: 0 E: 0 K: 0 S: 7	H: 0 LOB: 0 BB: 0 P: 9	R: 0 E: 0 K: 1 S: 6	H: 0 LOB: 0 BB: 0 P: 9	R: 0 E: 0 K: 1 S: 8	H: 0 LOB: 0 BB: 0 P: 16	R: 0 E: 0 K: 0 S: 6	H: 0 LOB: 1 BB: 2 P: 15	R: 0 E: 0 K: 0 S: 5	H: 0 LOB: 1 BB: 1 P: 13	1B: 4 2B: 0 3B: 1 HR: 1	SF: 1 SAC: 1 DP: 1 HBP: 0	WP: 0 PB: 1 SB: 0 CS: 0	PA: 39	
PITCHER	IP WLS BF H R ER SO BB IBB HBP BLK WP HR S P ERA WHIP											PITCHER	IP WLS BF H R ER SO BB IBB HBP BLK WP HR S P ERA WHIP										
Randy Johnson, L (1,1) ERA: 3.66	8.0 L 36 6 3 3 6 7 0 0 0 0 1 78 134 3.38 1.625																						
Keith Comstock, L (9,1) ERA: 1.74	0.2 2 0 0 0 0 0 0 0 0 0 0 2 3 0.00 0.000																						
Mike Schooler, R (9,1) ERA: 2.21	0.1 1 0 0 0 0 0 0 0 0 0 0 2 5 0.00 0.000																						

AB 30
R 3
H 6
RBI 2
BB 7
SO 6
LOB 17



Batter	1	2	3	4	5	6	7	8	9	AB R H RBI BB SO LOB	BOTTOM												
Harold Reynolds, S (1,4) OBP: 0.341, SLG: 0.343	G6-3			FC5-4 BB		G6-3		FC6-4 HBP		3 0 0 0 1 0 1	Cleveland Indians @ Seattle Mariners The Kingdome, Seattle, WA Sat Jul 14 1990, 10:05 PM EDT Att: 17,735 - Dome												
Henry Cotto, R (1,9) OBP: 0.322, SLG: 0.371	G6-3			FC5-4 1-2		G1-3			3 0 0 0 0 0 1														
Ken Griffey Jr., L (1,8) OBP: 0.404, SLG: 0.507	WP 2B			G3				L9	3 0 1 0 1 0 3														
Jeffrey Leonard, R (1,10) OBP: 0.266, SLG: 0.359	F7			K		G5-3		G5-3	4 0 0 0 0 1 2														
Tracy Jones, R (1,7) OBP: 0.304, SLG: 0.387				G5-4-3 1B				G4-3	4 0 1 0 0 1 0														
Edgar Martinez, R (1,5) OBP: 0.402, SLG: 0.441				G5-4-3 1-2				L5	4 0 2 0 0 0 1														
Pete O'Brien, L (1,3) OBP: 0.299, SLG: 0.288						G4-3		P6	4 0 0 0 0 0 2														
Dave Valle, R (1,2) OBP: 0.307, SLG: 0.367						G5-3		P4	3 0 0 0 0 0 1														
Jeff Schaefer, R (1,6) OBP: 0.200, SLG: 0.208						G6-3			2 0 0 0 0 0 0														
Mike Brumley, S (8,PH) OBP: 0.260, SLG: 0.306				F8		G6-3		FC6-4 1B	1 0 1 0 0 0 0														
Inning Stats	R: 0 E: 0 K: 0 S: 7	H: 1 LOB: 1 BB: 0 P: 10	R: 0 E: 0 K: 0 S: 7	H: 1 LOB: 1 BB: 0 P: 12	R: 0 E: 0 K: 0 S: 3	H: 0 LOB: 1 BB: 1 P: 7	R: 0 E: 0 K: 1 S: 6	H: 1 LOB: 0 BB: 0 P: 10	R: 0 E: 0 K: 0 S: 6	H: 0 LOB: 1 BB: 1 P: 18	R: 0 E: 0 K: 1 S: 6	H: 0 LOB: 0 BB: 0 P: 10	R: 0 E: 0 K: 0 S: 11	H: 1 LOB: 2 BB: 0 P: 19	R: 0 E: 0 K: 0 S: 10	H: 1 LOB: 1 BB: 0 P: 13	1B: 3 2B: 2 3B: 0 HR: 0	SF: 0 SAC: 0 DP: 1 HBP: 1	WP: 1 PB: 0 SB: 0 CS: 0	PA: 34			
PITCHER	IP WLS BF H R ER SO BB IBB HBP BLK WP HR S P ERA WHIP											PITCHER	IP WLS BF H R ER SO BB IBB HBP BLK WP HR S P ERA WHIP										
Bud Black, L (1,1) ERA: 2.93	7.2 W 28 4 0 0 2 2 0 0 0 0 0 52 88 0.00 0.783																						
Doug Jones, R (8,1) ERA: 1.34	1.1 S 6 1 0 0 0 0 0 0 1 0 0 0 14 21 0.00 0.750																						



Batter	1	2	3	4	5	6	7	8	9	AB	R	H	RBI	BB	SO	LOB	TOP			
Jerry Browne, S OBP: 0.315, SLG: 0.339 (1, 4)	G4-3		G4-3			F7			G1-3	4	0	0	0	0	0	0				
Mitch Webster, S OBP: 0.289, SLG: 0.405 (1, 8)	G4-3			G4-3		F8			G3	4	0	0	0	0	0	0				
Cory Snyder, R OBP: 0.293, SLG: 0.449 Dion James, L OBP: 0.321, SLG: 0.322 (6, PH) (6, 7) (6, 3)	G1-3			FC6-4 1B		G1-3-1			F7	2	0	1	0	0	0	0				
Candy Maldonado, R OBP: 0.339, SLG: 0.464 (6, 9)		G6-3 2B		FC6-4 1B		G4-3				3	0	2	0	0	0	0				
Ken Phelps, L OBP: 0.306, SLG: 0.220 (1, 10)		L8		FC6-4 FC6		F7				3	0	0	0	0	0	3				
Brook Jacoby, R OBP: 0.376, SLG: 0.483 (1, 5)		G6-3		FC6		G5-3				3	0	0	0	0	0	3				
Keith Hernandez, L OBP: 0.294, SLG: 0.250 Stan Jefferson, S OBP: 0.238, SLG: 0.151 (8, 7)		G3-1				G4-3			F7	3	0	0	0	0	0	1	AB R H RBI BB SO LOB			
Sandy Alomar Jr., R OBP: 0.340, SLG: 0.409 (1, 2)				G6-3		G5-3			G5-3	3	0	0	0	0	0	0				
Felix Fermin, R OBP: 0.268, SLG: 0.301 Carlos Baerga, S OBP: 0.259, SLG: 0.327 (8, PH) (6, 6)				G6-3		G6-3			G6-3	2	0	0	0	0	0	0				
Inning Stats	R: 0 H: 0 E: 0 K: 0 S: 4	H: 0 LOB: 0 BB: 0 P: 4	R: 0 H: 1 E: 0 K: 0 S: 16	H: 1 LOB: 1 BB: 0 P: 27	R: 0 H: 0 E: 0 K: 0 S: 5	H: 0 LOB: 0 BB: 0 P: 8	R: 0 H: 2 E: 0 K: 0 S: 5	H: 2 LOB: 2 BB: 0 P: 8	R: 0 H: 0 E: 0 K: 0 S: 6	H: 0 LOB: 0 BB: 0 P: 7	R: 0 H: 0 E: 0 K: 0 S: 6	H: 0 LOB: 0 BB: 0 P: 9	R: 0 H: 0 E: 0 K: 0 S: 4	H: 0 LOB: 0 BB: 0 P: 5	R: 0 H: 0 E: 0 K: 0 S: 4	H: 0 LOB: 0 BB: 0 P: 7	1B: 2 2B: 1 3B: 0 HR: 0	SF: 0 SAC: 0 DP: 0 HBP: 0	WP: 0 PB: 0 SB: 0 CS: 0	PA: 30
PITCHER	IP WLS BF H R ER SO BB IBB HBP BLK WP HR S P ERA WHIP	IP WLS BF H R ER SO BB IBB HBP BLK WP HR S P ERA WHIP																		
Bill Swift, R ERA: 2.0 Michael Jackson, R ERA: 3.72 (9, 1)	8.0 W 27 3 0 0 0 0 0 0 0 0 0 0 4 7 0.00 0.375	1.0 3 0 0 0 0 0 0 0 0 0 0 0 4 7 0.00 0.000																		

Cleveland Indians @ Seattle Mariners
The Kingdome, Seattle, WA
Sun Jul 15 1990, 6:33 AM EDT
Att: 12,597 - Dome

AB	30
R	0
H	3
RBI	0
BB	0
SO	0
LOB	7



Batter	1	2	3	4	5	6	7	8	9	AB	R	H	RBI	BB	SO	LOB	BOTTOM				
Harold Reynolds, S OBP: 0.342, SLG: 0.340 (1, 4)	BB 1B BB	S HR BB		P4		F9			G3	3	2	0	0	2	0	2					
Greg Britley, L OBP: 0.306, SLG: 0.373 (1, 9)	1B BB 1B	F7		K		F9				4	1	1	0	0	1	2					
Ken Griffey Jr., L OBP: 0.405, SLG: 0.515 (1, 8)	1B 1B 1B	HR		G3					G3-1	3	2	1	2	1	0	0					
Alvin Davis, L OBP: 0.385, SLG: 0.373 (1, 10)	1B 1B 1B	F8		G1-6-3 BB		K			K	3	1	1	1	1	1	0					
Tracy Jones, R OBP: 0.313, SLG: 0.408 (1, 7)	1B 1B 1B	HR		G1-6-3 1-2f		BB			BB	3	1	2	2	1	0	1					
Pete O'Brien, L OBP: 0.298, SLG: 0.282 (1, 3)	P5	F9		BB		F9			F9	3	0	0	0	1	0	4					
Edgar Martinez, R OBP: 0.397, SLG: 0.434 (1, 5)	F7			G1-3		K			G6-3	4	0	0	0	0	1	4	AB R H RBI BB SO LOB				
Scott Bradley, L OBP: 0.267, SLG: 0.291 (1, 2)	1B			K		E6			F8	4	0	1	2	0	1	0					
Omar Vizquel, S OBP: 0.227, SLG: 0.364 (1, 6)	K			F9		F8			WP 1B	4	0	1	0	0	1	3					
Inning Stats	R: 4 H: 4 E: 0 K: 1 S: 18	H: 4 LOB: 2 BB: 2 P: 33	R: 3 H: 2 E: 0 K: 0 S: 13	H: 2 LOB: 0 BB: 1 P: 23	R: 0 H: 0 E: 0 K: 1 S: 8	H: 0 LOB: 0 BB: 0 P: 11	R: 0 H: 0 E: 0 K: 1 S: 8	H: 0 LOB: 0 BB: 0 P: 15	R: 0 H: 0 E: 0 K: 1 S: 10	H: 0 LOB: 1 BB: 2 P: 20	R: 0 H: 0 E: 1 K: 0 S: 8	H: 0 LOB: 1 BB: 0 P: 12	R: 0 H: 0 E: 0 K: 1 S: 9	H: 0 LOB: 1 BB: 1 P: 14	R: 0 H: 1 E: 0 K: 0 S: 6	H: 1 LOB: 1 BB: 0 P: 10	1B: 5 2B: 0 3B: 0 HR: 2	SF: 0 SAC: 0 DP: 1 HBP: 0	WP: 1 PB: 0 SB: 1 CS: 0	PA: 37	
PITCHER	IP WLS BF H R ER SO BB IBB HBP BLK WP HR S P ERA WHIP	IP WLS BF H R ER SO BB IBB HBP BLK WP HR S P ERA WHIP																			
Charles Nagy, R ERA: 9.24 Cecilio Guante, R ERA: 4.57 Mike Walker, R ERA: Rudy Seanez, R ERA: 4.91 (8, 1)	1.1 L 12 1 1 1 3 2 0 0 0 0 1 40 66 1.93 0.643	4.2 17 1 1 1 3 2 0 0 0 0 0 0 9 14 0.00 1.000	1.0 4 0 0 0 1 1 0 0 0 0 0 0 6 10 0.00 1.000	1.0 4 1 0 0 0 0 0 0 0 0 0 0 6 10 0.00 1.000																	

Cleveland Indians @ Seattle Mariners
The Kingdome, Seattle, WA
Sun Jul 15 1990, 6:33 AM EDT
Att: 12,597 - Dome

AB	31
R	7
H	7
RBI	7
BB	6
SO	5
LOB	16



Batter	1	2	3	4	5	6	7	8	9	AB	R	H	RBI	BB	SO	LOB	TOP								
Jerry Browne, S (1, 4) OBP: 0.320, SLG: 0.342	2-2 SH1-3 1B		1-0 F9			2-2 S 1B		4-1 BB		3	0	2	0	1	0	0	Cleveland Indians @ Oakland Athletics Oakland-Alameda County Coliseum, Oakland, CA Mon Jul 16 1990, 7:05 PM PDT Att: 28,079 - Unknown								
Mitch Webster, S (1, 8) OBP: 0.286, SLG: 0.401	1-1 SH1-3		0-0 L4			0-0 P2		1-1 G4-3		3	0	0	0	0	0	2									
Cory Snyder, R (1, 9) OBP: 0.279, SLG: 0.443	1-3 K				1-2 G6-3				0-3 K	4	0	0	0	0	3	2									
Candy Maldonado, R (1, 7) OBP: 0.341, SLG: 0.463	4-2 FC4 BB				2-2 G4-3				0-0 1B 1B	3	0	1	0	1	0	1									
Chris James, R (1, 10) OBP: 0.328, SLG: 0.407	0-1 FC4				0-0				0-0 1B 1B	4	0	2	0	0	1	2									
Brook Jacoby, R (1, 5) OBP: 0.373, SLG: 0.476		0-0 G5-3			2-1 F7				2-0 F8	4	0	0	0	0	1	3									
Keith Hernandez, L (1, 3) Stan Jefferson, S (0, PR) OBP: 0.292, SLG: 0.250 OBP: 0.238, SLG: 0.151		0-3 K			0-1 L6				2-1 1B 1B	4	0	1	0	0	1	0									
Sandy Alomar Jr., R (1, 2) OBP: 0.335, SLG: 0.402		1-1 P4			0-0 P9				0-0 F7	4	0	0	0	0	0	3									
Felix Fermin, R (1, 6) Carlos Baerga, S (8, PH) OBP: 0.265, SLG: 0.298 OBP: 0.257, SLG: 0.325			0-0 G6-3			1-3 K			0-3 K	2	0	0	0	0	1	0									
Inning Stats	R: 0 E: 0 K: 1 S: 19	H: 1 LOB: 2 BB: 1 P: 27	R: 0 E: 0 K: 1 S: 6	H: 0 LOB: 0 BB: 0 P: 7	R: 0 E: 0 K: 0 S: 3	H: 0 LOB: 0 BB: 0 P: 4	R: 0 E: 0 K: 0 S: 9	H: 1 LOB: 1 BB: 0 P: 14	R: 0 E: 0 K: 1 S: 6	H: 0 LOB: 0 BB: 0 P: 7	R: 0 E: 0 K: 1 S: 16	H: 1 LOB: 1 BB: 0 P: 24	R: 0 E: 0 K: 2 S: 7	H: 0 LOB: 0 BB: 0 P: 11	R: 0 E: 0 K: 1 S: 8	H: 0 LOB: 1 BB: 1 P: 13	R: 0 E: 0 K: 1 S: 9	H: 3 LOB: 3 BB: 0 P: 13	1B: 5 2B: 1 3B: 0 HR: 0	SF: 0 SAC: 1 DP: 0 HBP: 0	WP: 0 PB: 0 SB: 1 CS: 0	PA: 35			
PITCHER	IP WLS BF H R ER SO BB IBB HBP BLK WP HR S P ERA WHIP	8.1 W 31 4 0 0 8 2 0 0 0 0 0 0 78 111 0.00 0.720	0.2 S 4 2 0 0 0 0 0 0 0 0 0 0 5 9 0.00 3.000																						

Batter	1	2	3	4	5	6	7	8	9	AB	R	H	RBI	BB	SO	LOB	BOTTOM								
Lance Blankenship, R (1, 5) OBP: 0.214, SLG: 0.102	3-2 FC6-4 1B		4-1 WP 1B	0-1 1B		0-2 F9		0-0 FC5-4		4	1	2	0	1	0	2	Cleveland Indians @ Oakland Athletics Oakland-Alameda County Coliseum, Oakland, CA Mon Jul 16 1990, 7:05 PM PDT Att: 28,079 - Unknown								
Dave Henderson, R (1, 8) OBP: 0.331, SLG: 0.470	0-2 FC6-4 BB		0-0 F8	2-0 L8		3-2 P4				4	0	0	0	0	0	5									
Jose Canseco, R (1, 10) OBP: 0.385, SLG: 0.598	3-2 L7		4-2 1B BB	3-3 K		1-0 E S 1B				3	0	1	0	1	1	3									
Mark McGwire, R (1, 3) OBP: 0.348, SLG: 0.472	4-2 1B BB		0-1 1B		2-2 G6-3				1-1 P8	3	0	1	1	1	0	1									
Felix Jose, S (1, 9) OBP: 0.294, SLG: 0.377	2-2 F8		2-3 K		1-1 FC6-4 1B				1-1 G4-3	4	0	1	0	0	1	5									
Ron Hassey, L (1, 2) OBP: 0.269, SLG: 0.288		1-1 G3		0-0 HR		2-0 F7			3-3 K	4	1	1	1	0	1	2									
Steve Howard, R (1, 7) OBP: 0.302, SLG: 0.327		2-3 K		1-2 HR G6-3 1B		1-0 FC6-4			0-0 L9	4	1	1	0	0	1	1									
Walt Weiss, S (1, 6) OBP: 0.320, SLG: 0.336		2-1 G4-3		1-0 G6-3		1-0 G4-3			1-1 G4-3	4	0	0	0	0	0	1									
Mike Gallego, R (1, 4) OBP: 0.266, SLG: 0.280			0-0 F9		1-0 1B				3-2 FC5-4 1B	4	0	3	1	0	0	0									
Inning Stats	R: 0 E: 0 K: 0 S: 17	H: 1 LOB: 2 BB: 1 P: 29	R: 0 E: 0 K: 1 S: 7	H: 0 LOB: 0 BB: 0 P: 12	R: 1 E: 0 K: 1 S: 11	H: 1 LOB: 2 BB: 2 P: 21	R: 2 E: 0 K: 1 S: 12	H: 4 LOB: 2 BB: 0 P: 20	R: 0 E: 0 K: 0 S: 7	H: 1 LOB: 1 BB: 0 P: 13	R: 0 E: 0 K: 0 S: 11	H: 1 LOB: 1 BB: 0 P: 16	R: 0 E: 0 K: 1 S: 9	H: 1 LOB: 1 BB: 0 P: 15	R: 0 E: 0 K: 0 S: 7	H: 1 LOB: 1 BB: 0 P: 11	R: 0 E: 0 K: 0 S: 7	H: 1 LOB: 1 BB: 0 P: 11	1B: 9 2B: 0 3B: 0 HR: 1	SF: 0 SAC: 0 DP: 0 HBP: 0	WP: 1 PB: 0 SB: 1 CS: 0	PA: 37			
PITCHER	IP WLS BF H R ER SO BB IBB HBP BLK WP HR S P ERA WHIP	3.1 L 19 6 3 3 2 3 0 0 0 0 0 0 43 73 0.00 2.700	4.2 18 4 0 0 2 0 0 0 0 0 0 0 0 38 64 0.00 0.857																						



Batter	1	2	3	4	5	6	7	8	9	AB	R	H	RBI	BB	SO	LOB	TOP			
Jerry Browne, S (1, 4) OBP: 0.318, SLG: 0.344	E4 1B			G6-3			SF9		G5-3	4	1	1	1	0	0	1	Cleveland Indians @ Oakland Athletics Oakland-Alameda County Coliseum, Oakland, CA Tue Jul 17 1990, 3:33 AM PDT Att: 26,811 - Sunny - 70 F			
Dion James, L (1, 8) OBP: 0.319, SLG: 0.320 Stan Jefferson, S (7, 8) OBP: 0.234, SLG: 0.148	FC4-6 1B	G4-3			F8		G3		G5-3	4	1	1	0	0	0	1				
Sandy Alomar Jr., R (1, 2) OBP: 0.333, SLG: 0.400	F7			G6-3		P1		1B BB 1B	4	1	1	0	0	0	2					
Candy Maldonado, R (1, 7) OBP: 0.343, SLG: 0.463	FC4-6 1B			G5-3		G6-3		BB 1B	4	0	2	1	0	0	0					
Chris James, R (1, 10) OBP: 0.330, SLG: 0.412	FC4-6 1B			WP 2B		G4-3		FC6-2 BB 1B	4	0	2	0	0	0	2					
Brook Jacoby, R (1, 5) OBP: 0.375, SLG: 0.475	1-2 2-3 1B			F8		L9		FC6-2-5 BB	3	0	1	2	1	0	1					
Keith Hernandez, L (1, 3) OBP: 0.293, SLG: 0.252 Tom Brookens, R (8, PH) OBP: 0.333, SLG: 0.311	K			G6-4-3 1B		K		FC6-2-5 BB	3	0	1	0	0	2	2					
Cory Snyder, R (1, 9) OBP: 0.279, SLG: 0.443		K		G6-4-3		G4-3 SF9 2B		K	4	1	1	0	0	2	3					
Felix Fermin, R (1, 6) OBP: 0.265, SLG: 0.297	L9			E7 WP 1B		G4-3		G6-3	4	0	1	0	0	0	1					
Inning Stats	R: 2 H: 3 E: 1 K: 1 S: 14	H: 3 LOB: 2 BB: 0 P: 25	R: 0 H: 1 E: 0 K: 1 S: 8	LOB: 1 BB: 0 P: 12	R: 0 H: 1 E: 0 K: 0 S: 9	LOB: 1 BB: 0 P: 16	R: 0 H: 2 E: 1 K: 0 S: 10	LOB: 1 BB: 0 P: 14	R: 0 H: 0 E: 0 K: 1 S: 7	LOB: 0 BB: 0 P: 14	R: 0 H: 0 E: 0 K: 1 S: 7	LOB: 0 BB: 0 P: 11	R: 1 H: 3 E: 0 K: 1 S: 13	LOB: 2 BB: 1 P: 18	R: 0 H: 0 E: 0 K: 0 S: 8	LOB: 0 BB: 0 P: 9		1B: 8 2B: 3 3B: 0 HR: 0	SF: 1 SAC: 0 DP: 2 HBP: 0	WP: 2 PB: 2 SB: 0 CS: 0
PITCHER	IP	WLS	BF	H	R	ER	SO	BB	IBB	HBP	BLK	WP	HR	S	P	ERA	WHIP			
Mike Moore, R (1, 1) ERA: 3.94	7.0	L	33	11	4	2	3	1	0	0	0	2	0	69	112	2.57	1.714			
Joe Klimk, L (8, 1) ERA: 2.42	2.0		5	0	0	0	1	0	0	0	0	0	0	15	16	0.00	0.000			

AB	36
R	4
H	11
RBI	4
BB	1
SO	4
LOB	16



Batter	1	2	3	4	5	6	7	8	9	AB	R	H	RBI	BB	SO	LOB	BOTTOM					
Lance Blankenship, R (1, 5) OBP: 0.200, SLG: 0.094	P5		G5-3		E5 BB 1B		F8			4	0	0	0	0	0	1	Cleveland Indians @ Oakland Athletics Oakland-Alameda County Coliseum, Oakland, CA Tue Jul 17 1990, 3:33 AM PDT Att: 26,811 - Sunny - 70 F					
Dave Henderson, R (1, 8) OBP: 0.333, SLG: 0.471				G6-3	1-2 SAFE BB 1B		K			4	0	2	0	0	1	1						
Jose Canseco, R (1, 9) OBP: 0.383, SLG: 0.591	F8			E8 HR	4-1 1-2 2-3 BB		F8		F8	3	1	0	0	1	0	1						
Mark McGwire, R (1, 3) OBP: 0.349, SLG: 0.483	G5-3			HR	2-0 2H HR		P8		1B	4	1	2	2	0	0	4						
Felix Jose, S (1, 7) OBP: 0.297, SLG: 0.380		G6-3 1B			2-2 1B		G6-3		L7	4	0	2	0	0	0	1						
Steve Howard, R (1, 10) OBP: 0.286, SLG: 0.308 Ron Hassey, L (8, PH) OBP: 0.266, SLG: 0.286		F4		K	2-3 2		K		L9	3	0	0	0	0	2	2						
Jamie Quirk, L (1, 2) OBP: 0.306, SLG: 0.431		G6-3		G3	1-2 SAFE		P4		K	4	0	0	0	0	1	2						
Walt Weiss, S (1, 6) OBP: 0.316, SLG: 0.331			K		2-3 1		F7		P8	4	0	0	0	0	2	0						
Mike Gallego, R (1, 4) OBP: 0.266, SLG: 0.279			G6-3		2-2 2		K		K	4	0	1	0	0	2	0						
Inning Stats	R: 0 H: 1 E: 0 K: 0 S: 6	H: 1 LOB: 1 BB: 0 P: 9	R: 0 H: 1 E: 0 K: 0 S: 6	LOB: 0 BB: 0 P: 10	R: 0 H: 0 E: 0 K: 1 S: 9	LOB: 0 BB: 0 P: 14	R: 2 H: 2 E: 1 K: 1 S: 15	LOB: 1 BB: 0 P: 25	R: 0 H: 1 E: 0 K: 1 S: 13	LOB: 3 BB: 1 P: 23	R: 0 H: 0 E: 0 K: 1 S: 12	LOB: 0 BB: 0 P: 15	R: 0 H: 1 E: 0 K: 2 S: 10	LOB: 1 BB: 0 P: 14	R: 0 H: 1 E: 0 K: 0 S: 9	LOB: 1 BB: 0 P: 10		R: 0 H: 0 E: 0 K: 2 S: 10	LOB: 0 BB: 0 P: 13	1B: 6 2B: 0 3B: 0 HR: 1	SF: 0 SAC: 0 DP: 1 HBP: 0	WP: 0 PB: 0 SB: 1 CS: 0
PITCHER	IP	WLS	BF	H	R	ER	SO	BB	IBB	HBP	BLK	WP	HR	S	P	ERA	WHIP					
Greg Swindell, L (1, 1) ERA: 4.45	6.2	W	28	6	2	1	5	1	0	0	0	1	0	67	104	1.35	1.050					
Rudy Seanez, R (7, 1) ERA: 4.84	0.1		1	0	0	0	1	0	0	0	0	0	0	4	6	0.00	0.000					
Doug Jones, R (8, 1) ERA: 1.29	2.0	S	7	1	0	0	2	0	0	0	0	0	0	19	23	0.00	0.500					

AB	35
R	2
H	7
RBI	2
BB	1
SO	8
LOB	13



Batter	1	2	3	4	5	6	7	8	9	AB	R	H	RBI	BB	SO	LOB	TOP					
Jerry Browne, S (1,4) OBP: 0.315, SLG: 0.338	4-2 BB		1-1 SH3		2-1 G4-6-3			0-1 G3		2	0	0	0	1	0	2	Cleveland Indians @ Oakland Athletics Oakland-Alameda County Coliseum, Oakland, CA Wed Jul 18 1990, 3:38 AM PDT Att: 38,958 - Sunny - 71 F					
Dion James, L (1,8) OBP: 0.317, SLG: 0.318	1-1 P5		1-2 2-3 1B		0-2 P6			0-0 F8		4	0	1	1	0	0	2						
Ken Phelps, L (1,3) OBP: 0.296, SLG: 0.212	2-3 SAFE SAFE K		2-3 3-H 1-3 1B		0-0 P5			0-0 B5-3		4	0	0	0	0	2	3						
Candy Maldonado, R (1,7) OBP: 0.341, SLG: 0.470	0-2 SAFE SAFE P4		2-3 SAFE SAFE K		0-2 F8			2-2 2B 1B		4	1	1	0	0	1	3						
Chris James, R (1,10) OBP: 0.325, SLG: 0.407		2-1 G4-3		2-2 G5-3				2-2 1B 2B		4	0	1	0	0	0	0						
Brook Jacoby, R (1,5) OBP: 0.372, SLG: 0.469		0-0 P4		1-0 L7				0-0 2B		4	0	1	1	0	1	0						
Stan Jefferson, S (9, PR) OBP: 0.234, SLG: 0.148							0-3 K		2-3 3-H 1-3 1B	0	0	0	0	0	0	0						
Cory Snyder, R (1,9) OBP: 0.279, SLG: 0.440				2-3 K			0-0 F8		2-3 3-H 1-3 K	4	0	0	0	0	2	2						
Carlos Baerga, S (1,6) OBP: 0.263, SLG: 0.329			0-0 SH3 1B		0-1 G4-6-3 BB 1B			1-0 G3-1		4	1	2	0	0	0	2						
Joel Skinner, R (1,2) OBP: 0.294, SLG: 0.270			0-2 1B SH3 1B		4-0 G4-6-3 BB			3-3 K		2	0	1	0	1	1	0						
Inning Stats	R: 0 E: 0 K: 1 S: 11	H: 0 LOB: 1 BB: 1 P: 18	R: 0 E: 0 K: 0 S: 4	H: 0 LOB: 0 BB: 0 P: 7	R: 1 E: 0 K: 2 S: 16	H: 3 LOB: 2 BB: 0 P: 21	R: 0 E: 0 K: 1 S: 8	H: 0 LOB: 0 BB: 0 P: 13	R: 0 E: 0 K: 0 S: 7	H: 1 LOB: 1 BB: 1 P: 13	R: 0 E: 0 K: 0 S: 8	H: 0 LOB: 0 BB: 0 P: 9	R: 0 E: 0 K: 1 S: 5	H: 0 LOB: 0 BB: 0 P: 5	R: 0 E: 0 K: 1 S: 6	H: 0 LOB: 0 BB: 0 P: 9	R: 1 E: 0 K: 1 S: 14	H: 3 LOB: 3 BB: 0 P: 20	1B: 5 2B: 2 3B: 0 HR: 0	SF: 0 SAC: 1 DP: 1 HBP: 0	WP: 0 PB: 0 SB: 0 CS: 0	PA: 35
PITCHER	IP WLS BF H R ER SO	IP WLS BF H R ER SO	IP WLS BF H R ER SO	IP WLS BF H R ER SO	IP WLS BF H R ER SO	IP WLS BF H R ER SO	IP WLS BF H R ER SO	IP WLS BF H R ER SO	IP WLS BF H R ER SO	IP WLS BF H R ER SO	IP WLS BF H R ER SO	IP WLS BF H R ER SO	IP WLS BF H R ER SO	IP WLS BF H R ER SO	IP WLS BF H R ER SO	IP WLS BF H R ER SO	IP WLS BF H R ER SO	IP WLS BF H R ER SO	IP WLS BF H R ER SO	ERA WHIP	ERA WHIP	ERA WHIP
Dave Stewart, R (1,1) ERA: 2.83	8.1	W	33	7	2	2	6	2	0	0	0	0	0	0	0	0	0	0	0	0	2.16	1.080
Dennis Eckersley, R (9,1) ERA: 0.45	0.2	S	2	0	0	0	1	0	0	0	0	0	0	0	0	0	0	0	0	0	0.00	0.000

AB	32
R	2
H	7
RBI	2
BB	2
SO	7
LOB	14



Batter	1	2	3	4	5	6	7	8	9	AB	R	H	RBI	BB	SO	LOB	BOTTOM					
Doug Jennings, L (1,10) OBP: 0.278, SLG: 0.297	3-2 G4-3		0-0 P7		0-0 F9			0-2 F9		4	0	0	0	0	0	1	Cleveland Indians @ Oakland Athletics Oakland-Alameda County Coliseum, Oakland, CA Wed Jul 18 1990, 3:38 AM PDT Att: 38,958 - Sunny - 71 F					
Dave Henderson, R (1,8) OBP: 0.334, SLG: 0.468	3-2 L3		1-2 G6-3		2-2 G5-3			3-3 K		4	0	0	0	0	1	1						
Jose Canseco, R (1,9) OBP: 0.392, SLG: 0.616	2-1 HR		4-1 CS BB		0-0 HR			1-3 K		3	2	2	2	1	1	0						
Mark McGwire, R (1,3) OBP: 0.347, SLG: 0.486	1-1 HR		3-3 K		0-0 L7			1-0 BB 1B		4	1	2	1	0	1	1						
Felix Jose, S (1,7) OBP: 0.300, SLG: 0.381	1-2 HR 1B			0-1 FC1-5 2B				4-0 BB		3	1	2	0	1	1	0						
Jamie Quirk, L (1,2) OBP: 0.308, SLG: 0.475	0-0 SAFE X			0-1 FC1-5 BB				0-3 K		3	1	1	2	0	0	1						
Ozzie Canseco, R (8, PH) Troy Aferir, R (9,2)				2-3 SAFE 1-H HR						1	0	0	0	0	1	2						
Troy Aferir, R (9,2)										0	0	0	0	0	0	0						
Scott Hemond, R (1,5) OBP: 0.325, SLG: 0.341	2-1 L7			1-3 K				0-0 P4		4	0	0	0	0	1	3						
Walt Weiss, S (1,6) OBP: 0.266, SLG: 0.276		2-0 F7		4-2 BB				0-1 P6		2	0	0	0	1	0	0						
Mike Gallego, R (1,4) OBP: 0.266, SLG: 0.276		1-1 G6-3		1-1 FC5				4-2 BB		2	0	0	0	1	0	2						
Inning Stats	R: 4 E: 0 K: 0 S: 19	H: 4 LOB: 0 BB: 0 P: 31	R: 0 E: 0 K: 0 S: 4	H: 0 LOB: 0 BB: 0 P: 7	R: 0 E: 0 K: 1 S: 8	H: 0 LOB: 1 BB: 1 P: 16	R: 0 E: 0 K: 1 S: 11	H: 1 LOB: 2 BB: 1 P: 17	R: 1 E: 0 K: 0 S: 6	H: 1 LOB: 0 BB: 0 P: 8	R: 0 E: 0 K: 1 S: 15	H: 0 LOB: 0 BB: 0 P: 22	R: 0 E: 0 K: 1 S: 11	H: 0 LOB: 1 BB: 1 P: 18	R: 0 E: 0 K: 2 S: 8	H: 1 LOB: 2 BB: 1 P: 14	R: 0 E: 0 K: 2 S: 8	H: 1 LOB: 2 BB: 1 P: 14	1B: 2 2B: 2 3B: 0 HR: 4	SF: 0 SAC: 0 DP: 1 HBP: 0	WP: 0 PB: 0 SB: 0 CS: 1	PA: 34
PITCHER	IP WLS BF H R ER SO	IP WLS BF H R ER SO	IP WLS BF H R ER SO	IP WLS BF H R ER SO	IP WLS BF H R ER SO	IP WLS BF H R ER SO	IP WLS BF H R ER SO	IP WLS BF H R ER SO	IP WLS BF H R ER SO	IP WLS BF H R ER SO	IP WLS BF H R ER SO	IP WLS BF H R ER SO	IP WLS BF H R ER SO	IP WLS BF H R ER SO	IP WLS BF H R ER SO	IP WLS BF H R ER SO	IP WLS BF H R ER SO	IP WLS BF H R ER SO	IP WLS BF H R ER SO	ERA WHIP	ERA WHIP	ERA WHIP
Rod Nichols, R (1,1) ERA: 8.74	5.0	L	22	6	5	5	2	2	0	0	0	0	0	0	0	0	0	0	0	0	9.00	1.600
Rudy Seanez, R (6,1) ERA: 4.39	2.1		10	1	0	0	3	2	0	0	0	0	0	0	0	0	0	0	0	0	0.00	1.286
Jesse Orosco, L (8,1) ERA: 4.5	0.2		2	0	0	0	1	0	0	0	0	0	0	0	0	0	0	0	0	0	0.00	0.000



Batter	1	2	3	4	5	6	7	8	9	AB	R	H	RBI	BB	SO	LOB	TOP										
Jerry Browne, S (1,4) OBP: 0.313, SLG: 0.338	G3		G3			3-1			F8	5	0	1	0	0	0	0											
Mitch Webster, S (1,8) OBP: 0.291, SLG: 0.405	F7			G3					P6	5	1	3	0	0	0	1											
Keith Hernandez, L (1,3) OBP: 0.291, SLG: 0.246	F7		L6						1-3	5	0	1	0	0	0	3											
Candy Maldonado, R (1,7)		6-3								4	1	1	1	0	0	2											
Chris James, R (1,10) OBP: 0.327, SLG: 0.408										4	2	2	0	0	0	2											
Brook Jacoby, R (1,5) OBP: 0.379, SLG: 0.474										3	0	3	0	1	0	0											
Sandy Alomar Jr., R (1,2) OBP: 0.331, SLG: 0.399										4	0	1	1	0	0	4											
Joel Skinner, R (8,2) OBP: 0.294, SLG: 0.270										0	0	0	0	0	0	0											
Cory Snyder, R (1,9) OBP: 0.275, SLG: 0.434	P3			K					K	4	0	0	0	0	2	3											
Felix Fermin, R (1,6) OBP: 0.258, SLG: 0.289	P3									3	0	0	0	0	1	2											
Carlos Baerga, S (8,PH) OBP: 0.262, SLG: 0.327				5-3					5-3	1	0	0	0	0	0	1											
Inning Stats	R: 0 E: 0 K: 0 S: 3	H: 1 LOB: 0 BB: 0 P: 3	R: 1 E: 0 K: 0 S: 6	H: 3 LOB: 2 BB: 6 P: 6	R: 2 E: 0 K: 0 S: 6	H: 3 LOB: 2 BB: 1 P: 10	R: 0 E: 0 K: 1 S: 6	H: 1 LOB: 1 BB: 0 P: 6	R: 1 E: 1 K: 0 S: 5	H: 2 LOB: 1 BB: 0 P: 5	R: 0 E: 0 K: 1 S: 5	H: 0 LOB: 0 BB: 0 P: 5	R: 0 E: 0 K: 0 S: 4	H: 1 LOB: 1 BB: 0 P: 4	R: 0 E: 0 K: 1 S: 6	H: 1 LOB: 1 BB: 0 P: 6	R: 0 E: 0 K: 0 S: 3	H: 0 LOB: 0 BB: 0 P: 3	1B: 10 2B: 2 3B: 0 HR: 0	SF: 0 SAC: 0 DP: 0 HBP: 0	WP: 1 PB: 0 SB: 0 CS: 0	PA: 39					
PITCHER	IP	WLS	BF	H	R	ER	SO	BB	IBB	HBP	BLK	WP	HR	S	P	ERA	WHIP										
Bert Blyleven, R (1,1) ERA: 4.97	5.0	W	25	10	4	3	1	1	0	0	0	1	0	26	30	5.40	2.200										
Mike Fetters, R (6,1) ERA: 4.5	4.0	S	14	2	0	0	2	0	0	0	0	0	0	18	18	0.00	0.500										

Cleveland Indians @ California Angels
Anaheim Stadium, Anaheim, CA

AB 38
R 4
H 12
RBI 2
BB 1
SO 3
LOB 18



WP: 1 PA: 39
PB: 0
SB: 0
CS: 0

Fri Jul 20 1990, 10:05 PM EDT
Att: 32,254 - Unknown

Batter	1	2	3	4	5	6	7	8	9	AB	R	H	RBI	BB	SO	LOB	BOTTOM										
Luis Polonia, L (1,8) OBP: 0.346, SLG: 0.383	HR			6-3					F8	5	2	2	0	0	0	2											
Donnie Hill, S (1,5) OBP: 0.315, SLG: 0.335	HR			K						4	2	3	1	1	1	0											
Dave Winfield, R (1,9) OBP: 0.304, SLG: 0.431	F9								K	5	1	1	1	0	2	5											
Lance Parrish, R (1,2) OBP: 0.375, SLG: 0.525	F8									3	1	2	2	1	0	2											
Max Venable, L (8,7) OBP: 0.351, SLG: 0.433										1	0	0	0	0	0	1											
Lee Stevens, L (1,3) OBP: 0.353, SLG: 0.588	HR								F7	5	1	1	4	0	0	4											
Brian Downing, R (1,10) OBP: 0.327, SLG: 0.467	5-3									3	0	1	1	1	0	2											
Johnny Ray, S (1,4) OBP: 0.302, SLG: 0.346										4	0	0	0	0	2	5											
Jack Howell, L (7,5) OBP: 0.304, SLG: 0.363										0	0	0	0	0	0	0											
Dante Bichette, R (1,7) OBP: 0.271, SLG: 0.414										4	1	1	0	0	1	1											
Ron Tingley, R (8,2)										0	0	0	0	0	0	0											
Dick Schofield, R (1,6) OBP: 0.299, SLG: 0.216										4	1	2	0	0	0	0											
Inning Stats	R: 3 E: 0 K: 0 S: 6	H: 3 LOB: 0 BB: 0 P: 6	R: 1 E: 0 K: 0 S: 6	H: 3 LOB: 3 BB: 0 P: 6	R: 1 E: 0 K: 1 S: 7	H: 2 LOB: 1 BB: 0 P: 7	R: 0 E: 0 K: 1 S: 5	H: 0 LOB: 0 BB: 0 P: 5	R: 0 E: 0 K: 2 S: 7	H: 0 LOB: 2 BB: 2 P: 15	R: 4 E: 2 K: 1 S: 10	H: 4 LOB: 2 BB: 1 P: 14	R: 0 E: 0 K: 0 S: 3	H: 0 LOB: 0 BB: 0 P: 3	R: 0 E: 0 K: 1 S: 6	H: 1 LOB: 1 BB: 0 P: 6	R: 0 E: 0 K: 1 S: 6	H: 1 LOB: 1 BB: 0 P: 6	1B: 11 2B: 1 3B: 0 HR: 1	SF: 0 SAC: 0 DP: 0 HBP: 0	WP: 0 PB: 0 SB: 0 CS: 0	PA: 41					
PITCHER	IP	WLS	BF	H	R	ER	SO	BB	IBB	HBP	BLK	WP	HR	S	P	ERA	WHIP										
Bud Black, L (1,1) ERA: 3.34	5.1	L	29	10	8	8	4	0	0	0	0	0	0	10	10	0.00	1.200										
Steve Olin, R (6,1) ERA: 3.82	1.2		8	2	1	0	1	0	0	0	0	0	0	6	6	0.00	1.000										
Rudy Seanez, R (8,1) ERA: 4.21	1.0		4	1	0	0	1	0	0	0	0	0	0	6	6	0.00	1.000										

Cleveland Indians @ California Angels
Anaheim Stadium, Anaheim, CA

AB 38
R 9
H 13
RBI 9
BB 3
SO 6
LOB 22



WP: 0 PA: 41
PB: 0
SB: 0
CS: 0

Fri Jul 20 1990, 10:05 PM EDT
Att: 32,254 - Unknown

Batter	1	2	3	4	5	6	7	8	9	AB	R	H	RBI	BB	SO	LOB	TOP					
Carlos Baerga, S OBP: 0.261, SLG: 0.325 (1, 5)	P4		L8			1B		G6-3		4	0	1	0	0	0	0	Cleveland Indians @ California Angels Anaheim Stadium, Anaheim, CA Sat Jul 21 1990, 10:05 PM EDT Att: 32,761 - Unknown - 77 F					
Mitch Webster, S OBP: 0.293, SLG: 0.417 (1, 8)	P7		HR			1B		K		4	1	2	1	0	1	0						
Tom Brookens, R OBP: 0.318, SLG: 0.295 (1, 4)	F8		G5-3			K			L8	4	0	0	0	0	1	2						
Candy Maldonado, R OBP: 0.342, SLG: 0.475 (1, 7)		1B				K			HR	3	1	1	1	1	1	2						
Chris James, R OBP: 0.326, SLG: 0.406 (1, 10)		BB							HR	4	0	1	0	0	1	0						
Brook Jacoby, R OBP: 0.376, SLG: 0.471 (1, 3)		1B							P4	4	0	1	0	0	1	0						
Cory Snyder, R OBP: 0.275, SLG: 0.432 (1, 9)									1B	4	0	1	0	0	0	2						
Felix Fermin, R OBP: 0.255, SLG: 0.286 (1, 6)									G6-3	4	0	1	0	0	2	3						
Joel Skinner, R OBP: 0.282, SLG: 0.258 (1, 2)			K							3	0	0	0	0	0	3						
Inning Stats	R: 0 E: 0 K: 0 S: 7	H: 0 LOB: 0 BB: 0 P: 13	R: 0 E: 0 K: 1 S: 10	H: 1 LOB: 2 BB: 1 P: 20	R: 1 E: 0 K: 1 S: 11	H: 1 LOB: 0 BB: 0 P: 16	R: 0 E: 0 K: 0 S: 7	H: 0 LOB: 0 BB: 0 P: 9	R: 0 E: 0 K: 1 S: 5	H: 0 LOB: 0 BB: 0 P: 7	R: 0 E: 0 K: 2 S: 9	H: 2 LOB: 2 BB: 0 P: 15	R: 0 E: 0 K: 1 S: 8	H: 1 LOB: 1 BB: 0 P: 11	R: 0 E: 0 K: 2 S: 8	H: 0 LOB: 0 BB: 0 P: 10	R: 1 E: 0 K: 0 S: 12	H: 2 LOB: 1 BB: 0 P: 19	1B: 5 2B: 1 3B: 0 HR: 2	SF: 0 SAC: 0 DP: 1 HBP: 0	WP: 0 PB: 0 SB: 1 CS: 1	PA: 34
PITCHER Chuck Finley, L ERA: 2.47 (1, 1)	IP: 9.0 WLS: W BF: 34 H: 7 R: 2 ER: 2 SO: 8 BB: 1 IBB: 0 HBP: 0 BLK: 0 WP: 0 HR: 2 S: 77 P: 120 ERA: 2.00 WHIP: 0.889																					

Batter	1	2	3	4	5	6	7	8	9	AB	R	H	RBI	BB	SO	LOB	BOTTOM					
Luis Polonia, L OBP: 0.344, SLG: 0.377 (1, 8)	F7		F7		FC4-6					3	0	0	0	0	0	2	Cleveland Indians @ California Angels Anaheim Stadium, Anaheim, CA Sat Jul 21 1990, 10:05 PM EDT Att: 32,761 - Unknown - 77 F					
Donnie Hill, S OBP: 0.314, SLG: 0.330 (1, 4)	F7					K		CS		3	1	0	0	1	1	0						
Max Venable, L OBP: 0.359, SLG: 0.462 (1, 7)	K				HR	2B		SH1-3		2	2	1	1	1	1	0						
Dave Winfield, R OBP: 0.306, SLG: 0.434 (1, 9)		F3			F7	BB		BB		3	1	1	0	1	0	0						
Lee Stevens, L OBP: 0.333, SLG: 0.500 (1, 3)		L8			F8	2B		FC6		3	0	0	0	1	0	2						
Brian Downing, R OBP: 0.331, SLG: 0.461 (1, 10)		G5-3				IBB		P4		2	0	0	1	2	0	0						
Jack Howell, L OBP: 0.308, SLG: 0.377 (1, 5)			P6		HR	G4-6-3		FC6		3	1	1	2	1	0	3						
Bill Schroeder, R OBP: 0.263, SLG: 0.389 (1, 2)			G6-3		P5			FC6		4	0	0	1	0	0	2						
Dick Schofield, R OBP: 0.297, SLG: 0.211 (1, 6)					E5			BB		3	0	0	0	1	0	3						
Inning Stats	R: 0 E: 0 K: 1 S: 10	H: 0 LOB: 0 BB: 0 P: 16	R: 0 E: 0 K: 0 S: 9	H: 0 LOB: 0 BB: 0 P: 14	R: 0 E: 0 K: 0 S: 6	H: 0 LOB: 1 BB: 1 P: 13	R: 1 E: 0 K: 0 S: 6	H: 1 LOB: 0 BB: 0 P: 8	R: 1 E: 1 K: 0 S: 11	H: 1 LOB: 1 BB: 0 P: 16	R: 1 E: 0 K: 1 S: 9	H: 1 LOB: 2 BB: 3 P: 24	R: 0 E: 0 K: 0 S: 8	H: 0 LOB: 0 BB: 0 P: 13	R: 2 E: 0 K: 0 S: 10	H: 0 LOB: 3 BB: 4 P: 30	R: 0 E: 0 K: 0 S: 10	H: 0 LOB: 0 BB: 0 P: 16	1B: 0 2B: 1 3B: 0 HR: 2	SF: 0 SAC: 1 DP: 1 HBP: 1	WP: 0 PB: 0 SB: 0 CS: 1	PA: 37
PITCHER Mike Walker, R ERA: 2.08 (1, 1)	IP: 5.1 WLS: L BF: 23 H: 3 R: 3 ER: 3 SO: 3 BB: 2 IBB: 0 HBP: 0 BLK: 0 WP: 0 HR: 2 S: 47 P: 83 ERA: 5.06 WHIP: 0.938																					
Steve Olin, R ERA: 3.62 (6, 1)	1.2 5 0 0 0 0 1 0 1 0 0 0 12 21 0.00 0.600																					
Jesse Orosco, L ERA: 4.86 (8, 1)	1.0 8 0 2 2 0 3 1 0 0 0 0 10 30 18.00 3.000																					

Batter	1	2	3	4	5	6	7	8	9	AB	R	H	RBI	BB	SO	LOB	TOP			
Jerry Browne, S OBP: 0.320, SLG: 0.343 Carlos Baerga, S OBP: 0.261, SLG: 0.325	FC1-5 WP 1B	G5-3 2H 1B	G1-6-3			FC3-6 1B		1B HBP		4	0	3	1	0	0	0				
Mitch Webster, S OBP: 0.298, SLG: 0.423	FC1-5 1B				G6-3 2B	FC3-6 1-2		1B		5	1	3	0	0	0	2				
Tom Brookens, R OBP: 0.312, SLG: 0.289	1B	G5-3 2-3		G6-3		F9		F8		5	1	1	0	0	0	6				
Candy Maldonado, R OBP: 0.342, SLG: 0.474	1B		F9 1B	K		P9		K		5	1	2	2	0	2	2				
Chris James, R OBP: 0.330, SLG: 0.413	1B		HR 1B	G3		G6-3		2B		5	2	3	0	0	0	1				
Brook Jacoby, R OBP: 0.373, SLG: 0.464	K		F9		F9	G6-3		G5-3		5	0	0	0	0	1	5				
Cory Snyder, R OBP: 0.277, SLG: 0.438	G4-3		K		G4-3 2B	G4-3		2B		5	0	2	1	0	1	4				
Felix Fermin, R OBP: 0.254, SLG: 0.284		G5-3	HR 1B		G4-3			P4	G6-3	5	1	1	1	0	0	2				
Joel Skinner, R OBP: 0.293, SLG: 0.329			HR			K		G6-3		4	2	2	3	0	1	1				
Inning Stats	R: 2 E: 0 K: 1 S: 18	H: 4 LOB: 2 BB: 0 P: 29	R: 1 E: 0 K: 0 S: 12	H: 3 LOB: 1 BB: 0 P: 19	R: 4 E: 0 K: 1 S: 16	H: 4 LOB: 0 BB: 0 P: 25	R: 0 E: 0 K: 1 S: 9	H: 1 LOB: 1 BB: 0 P: 13	R: 0 E: 0 K: 1 S: 9	H: 1 LOB: 1 BB: 0 P: 11	R: 0 E: 0 K: 0 S: 5	H: 0 LOB: 0 BB: 0 P: 7	R: 0 E: 0 K: 0 S: 4	H: 1 LOB: 2 BB: 0 P: 5	R: 1 E: 0 K: 1 S: 9	H: 2 LOB: 1 BB: 0 P: 14	1B: 11 2B: 5 3B: 0 HR: 1	SF: 0 SAC: 0 DP: 1 HBP: 1	WP: 1 PB: 0 SB: 0 CS: 0	PA: 44
PITCHER	IP WLS BF H R ER SO BB IBB HBP BLK WP HR S P ERA WHIP																			
Mark Langston, L ERA: 3.89	2.2 L 17 10 6 6 2 0 0 0 0 0 1 0 41 65 20.25 3.750																			
Willie Fraser, R ERA: 4.31	3.1 14 4 1 1 2 0 0 0 0 0 1 32 45 2.70 1.200																			
Cliff Young, L ERA: 6.0	2.0 8 1 0 0 0 0 0 0 1 0 0 9 12 0.00 0.500																			
Mark Eichhorn, R ERA: 2.54	1.0 5 2 1 1 1 0 0 0 0 0 0 9 14 9.00 2.000																			

Cleveland Indians @ California Angels
Anaheim Stadium, Anaheim, CA
Sun Jul 22 1990, 6:33 AM EDT
Att: 32,126 - Sunny - 87 F

AB 43
R 8
H 17
RBI 8
BB 0
SO 5
LOB 23



Batter	1	2	3	4	5	6	7	8	9	AB	R	H	RBI	BB	SO	LOB	BOTTOM			
Luis Polonia, L OBP: 0.347, SLG: 0.379	SF9 1B		G4-3			F8 1B		F8		4	1	2	0	0	0	2				
Donnie Hill, S OBP: 0.313, SLG: 0.329	1B		G5-3			L7		FC6-4 1-2		4	0	1	0	0	0	3				
Dave Winfield, R OBP: 0.302, SLG: 0.429	SF9				F8			F9		3	0	0	1	0	0	1				
Lance Parrish, R OBP: 0.373, SLG: 0.521	G4-6-3 1B				K			F9		4	0	1	0	0	1	0				
Lee Stevens, L OBP: 0.280, SLG: 0.417	G4-6-3 1-2				P4			K		4	0	0	0	0	1	2				
Brian Downing, R OBP: 0.326, SLG: 0.452		F9						P3		3	0	0	0	0	0	0				
Johnny Ray, S OBP: 0.302, SLG: 0.345		G4-3				F9		1B		3	0	1	0	0	0	0				
Dante Bichette, R OBP: 0.268, SLG: 0.410		F8			K			K		3	0	0	0	0	2	1				
Dick Schofield, R OBP: 0.293, SLG: 0.208 Rick Schu, R OBP: 0.294, SLG: 0.438			K			G4-3		FC6-4 1B		2	0	0	0	0	1	0				
Inning Stats	R: 1 E: 0 K: 0 S: 10	H: 3 LOB: 1 BB: 0 P: 10	R: 0 E: 0 K: 0 S: 6	H: 0 LOB: 0 BB: 0 P: 8	R: 0 E: 0 K: 1 S: 9	H: 0 LOB: 0 BB: 0 P: 11	R: 0 E: 0 K: 1 S: 6	H: 0 LOB: 0 BB: 0 P: 6	R: 0 E: 0 K: 1 S: 8	H: 1 LOB: 1 BB: 0 P: 13	R: 0 E: 0 K: 1 S: 9	H: 0 LOB: 0 BB: 0 P: 15	R: 0 E: 0 K: 1 S: 7	H: 2 LOB: 2 BB: 0 P: 8	R: 0 E: 0 K: 0 S: 7	H: 0 LOB: 0 BB: 0 P: 9	1B: 6 2B: 0 3B: 0 HR: 0	SF: 1 SAC: 0 DP: 1 HBP: 0	WP: 0 PB: 0 SB: 0 CS: 0	PA: 32
PITCHER	IP WLS BF H R ER SO BB IBB HBP BLK WP HR S P ERA WHIP																			
Greg Swindell, L ERA: 4.23	8.0 W 29 6 1 1 5 0 0 0 0 0 0 64 85 1.12 0.750																			
Doug Jones, R ERA: 1.26	1.0 3 0 0 0 0 0 0 0 0 0 0 7 9 0.00 0.000																			

Cleveland Indians @ California Angels
Anaheim Stadium, Anaheim, CA
Sun Jul 22 1990, 6:33 AM EDT
Att: 32,126 - Sunny - 87 F

AB 31
R 1
H 6
RBI 1
BB 0
SO 5
LOB 9



Batter	1	2	3	4	5	6	7	8	9	AB	R	H	RBI	BB	SO	LOB	TOP				
Mitch Webster, S (1, 8) OBP: 0.294, SLG: 0.417	P4		G5-3		FC6-4		G4-3			4	0	0	0	0	0	2					
Carlos Baerga, S (1, 5) OBP: 0.256, SLG: 0.317	L9		G5-3		F8			L7		4	0	0	0	0	0	2					
Tom Brookens, R (1, 4) OBP: 0.299, SLG: 0.276	P6			P4		G5-3		F9		4	0	0	0	0	0	0					
Candy Maldonado, R (1, 7)		G6-3		1B		K		F8		4	0	1	0	0	1	0					
Chris James, R (1, 10) OBP: 0.332, SLG: 0.412		1B		1B		E4		K		3	1	1	0	1	1	0					
Brook Jacoby, R (1, 3) OBP: 0.374, SLG: 0.464		1B		1B		1B		G6-3		4	0	2	0	0	0	2					
Cory Snyder, R (1, 9) OBP: 0.277, SLG: 0.435		1B		1B		1B		K		4	0	1	1	0	2	2					
Felix Fermin, R (1, 6) OBP: 0.255, SLG: 0.285	L1-3			FC6-4		L4				3	0	1	0	0	0	2					
Joel Skinner, R (1, 2) OBP: 0.295, SLG: 0.329			F8		FC6-4		G5-3			3	0	1	0	0	0	0					
Inning Stats	R: 0 E: 0 K: 0 S: 8	H: 0 LOB: 0 BB: 0 P: 10	R: 1 E: 0 K: 0 S: 11	H: 2 LOB: 1 BB: 1 P: 19	R: 0 E: 0 K: 0 S: 9	H: 0 LOB: 0 BB: 0 P: 16	R: 0 E: 0 K: 0 S: 4	H: 2 LOB: 1 BB: 0 P: 5	R: 0 E: 0 K: 2 S: 13	H: 1 LOB: 2 BB: 0 P: 20	R: 0 E: 0 K: 0 S: 7	H: 0 LOB: 0 BB: 0 P: 9	R: 0 E: 0 K: 0 S: 6	H: 0 LOB: 0 BB: 0 P: 8	R: 0 E: 0 K: 2 S: 9	H: 0 LOB: 0 BB: 0 P: 14	1B: 7 2B: 1 3B: 0 HR: 0	SF: 0 SAC: 0 DP: 2 HBP: 0	WP: 0 PB: 0 SB: 0 CS: 0	PA: 34	
PITCHER	IP	WLS	BF	H	R	ER	SO	BB	IBB	HBP	BLK	WP	HR	S	P	ERA	WHIP				
Greg Hibbard, L (1, 1) ERA: 2.75	7.0	W	28	7	1	1	2	1	0	0	0	0	0	63	95	1.29	1.143				
Barry Jones, R (8, 1) ERA: 2.1	1.0		3	0	0	0	0	0	0	0	0	0	0	6	8	0.00	0.000				
Bobby Thigpen, R (9, 1) ERA: 1.89	1.0	S	3	0	0	0	2	0	0	0	0	0	0	9	14	0.00	0.000				

Cleveland Indians @ Chicago White Sox
Comiskey Park, Chicago, IL
Mon Jul 23 1990, 8:05 PM EDT
Att: 30,534 - Unknown - 69 F

AB	33
R	1
H	7
RBI	1
BB	1
SO	4
LOB	10



Batter	1	2	3	4	5	6	7	8	9	AB	R	H	RBI	BB	SO	LOB	BOTTOM				
Lance Johnson, L (1, 8) OBP: 0.314, SLG: 0.330	K		SH1-4		G3			K		3	0	0	0	0	2	1					
Robin Ventura, L (1, 5) OBP: 0.323, SLG: 0.322	WP		1B		B1-3					3	0	2	2	0	0	0					
Ivan Calderon, R (1, 7) OBP: 0.358, SLG: 0.436	G6-3		G5-4-3		P5					3	0	0	0	0	0	2					
Dan Pasqua, L (1, 10) OBP: 0.371, SLG: 0.561	G4-3		G3		F8					3	0	0	0	0	0	1					
Carlton Fisk, R (1, 2) OBP: 0.378, SLG: 0.409	L6		HR		G5-3					3	1	1	1	0	0	0					
Ron Kittle, R (1, 3) OBP: 0.304, SLG: 0.463	F7		G6-3		G3-1					3	0	0	0	0	0	0					
Scott Fletcher, R (8, 4) OBP: 0.312, SLG: 0.328										0	0	0	0	0	0	0					
Steve Lyons, L (1, 4) OBP: 0.264, SLG: 0.267	G5-3		L6		P4					3	0	0	0	0	0	0					
Dave Gallagher, R (1, 9) OBP: 0.319, SLG: 0.333			SH1-4		P2			L7		3	1	1	0	0	0	0					
Ozzie Guillen, L (1, 6) OBP: 0.335, SLG: 0.368			SH1-4		F8			CS		3	1	2	0	0	0	0					
Inning Stats	R: 0 E: 0 K: 1 S: 10	H: 1 LOB: 1 BB: 0 P: 16	R: 0 E: 0 K: 0 S: 5	H: 0 LOB: 0 BB: 0 P: 10	R: 2 E: 0 K: 0 S: 11	H: 3 LOB: 0 BB: 0 P: 19	R: 1 E: 0 K: 0 S: 11	H: 1 LOB: 0 BB: 0 P: 15	R: 0 E: 0 K: 0 S: 8	H: 0 LOB: 0 BB: 0 P: 14	R: 0 E: 0 K: 0 S: 5	H: 0 LOB: 0 BB: 0 P: 7	R: 0 E: 0 K: 0 S: 8	H: 0 LOB: 0 BB: 0 P: 14	R: 0 E: 0 K: 1 S: 6	H: 1 LOB: 0 BB: 0 P: 8	1B: 5 2B: 0 3B: 0 HR: 1	SF: 0 SAC: 1 DP: 1 HBP: 0	WP: 1 PB: 0 SB: 0 CS: 1	PA: 28	
PITCHER	IP	WLS	BF	H	R	ER	SO	BB	IBB	HBP	BLK	WP	HR	S	P	ERA	WHIP				
Tom Candiotti, R (1, 1) ERA: 3.53	8.0	L	28	6	3	3	2	0	0	0	0	1	1	64	103	3.38	0.750				

Cleveland Indians @ Chicago White Sox
Comiskey Park, Chicago, IL
Mon Jul 23 1990, 8:05 PM EDT
Att: 30,534 - Unknown - 69 F

AB	27
R	3
H	6
RBI	3
BB	0
SO	2
LOB	4



Batter	1	2	3	4	5	6	7	8	9	AB	R	H	RBI	BB	SO	LOB	TOP					
Jerry Browne, S (1.4) OBP: 0.321, SLG: 0.347	F7		F9 1B		3-1		K		2B	5	0	2	0	0	1	1						
Mitch Webster, S (1.8) OBP: 0.296, SLG: 0.419	E1 FC3-4		F9 1-2			BB 1B BB E	2B		F7	4	1	1	0	1	0	2						
Dion James, L (1.7) OBP: 0.316, SLG: 0.316	FC3-4 E 1-2			F9		BB 1B E	6-3			4	1	1	1	0	0	2						
Candy Maldonado, R (1.9) OBP: 0.346, SLG: 0.475	1-2 BB			2B		FC3-2 BB	1-3			2	0	1	0	2	0	1						
Chris James, R (1.10) OBP: 0.328, SLG: 0.407	F9			F7		K			F7	4	0	0	0	0	1	6						
Brook Jacoby, R (1.5) OBP: 0.375, SLG: 0.463		G5-4-3 1B		BB		FC5 FC3-2	4-3			3	0	1	0	1	0	1						
Keith Hernandez, L (1.3) OBP: 0.283, SLG: 0.238	F7			F8		FC3-2	G3			4	0	0	0	0	0	5						
Felix Fermin, R (1.6) OBP: 0.252, SLG: 0.281					6-3				G3	3	0	0	0	0	0	3						
Carlos Baerga, S (9, PH) OBP: 0.254, SLG: 0.315	G5-4-3 1-2					5-3				1	0	0	0	0	0	0						
Joel Skinner, R (1.2) OBP: 0.296, SLG: 0.329				F4					F8	3	1	1	0	0	0	0						
Ken Phelps, L (9, PH) OBP: 0.294, SLG: 0.210					F9		2B 6-3 1B			1	0	0	0	0	0	0						
Inning Stats	R: 0 E: 2 K: 0 S: 14	H: 0 LOB: 2 BB: 1 P: 25	R: 0 E: 0 K: 0 S: 5	H: 1 LOB: 0 BB: 0 P: 6	R: 0 E: 0 K: 0 S: 6	H: 1 LOB: 0 BB: 0 P: 7	R: 0 E: 0 K: 0 S: 7	H: 1 LOB: 2 BB: 1 P: 12	R: 0 E: 0 K: 0 S: 7	H: 0 LOB: 0 BB: 0 P: 13	R: 2 E: 1 K: 1 S: 14	H: 1 LOB: 1 BB: 0 P: 26	R: 1 E: 0 K: 1 S: 9	H: 2 LOB: 1 BB: 0 P: 14	R: 0 E: 0 K: 0 S: 7	H: 0 LOB: 0 BB: 0 P: 10	R: 0 E: 0 K: 0 S: 7	H: 1 LOB: 1 BB: 0 P: 10	1B: 4 2B: 3 3B: 0 HR: 0	SF: 0 SAC: 0 DP: 1 HBP: 0	WP: 0 PB: 0 SB: 0 CS: 0	PA: 38
PITCHER	IP WLS BF H R ER SO BB IBB HBP BLK WP HR S P ERA WHIP																					
Adam Peterson, R (1.1) ERA: 3.69	5.0 W 22 4 2 0 0 4 0 0 0 0 0 46 78 0.00 1.600																					
Donn Pall, R (6.1) ERA: 3.19	4.0 S 16 3 1 1 2 0 0 0 0 0 0 30 45 2.25 0.750																					

Cleveland Indians @ Chicago White Sox
Comiskey Park, Chicago, IL
Tue Jul 24 1990, 8:05 PM EDT
Att: 37,095 - Unknown - 70 F


AB 34
R 3
H 7
RBI 1
BB 4
SO 2
LOB 21

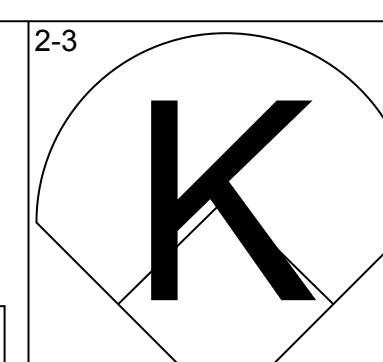
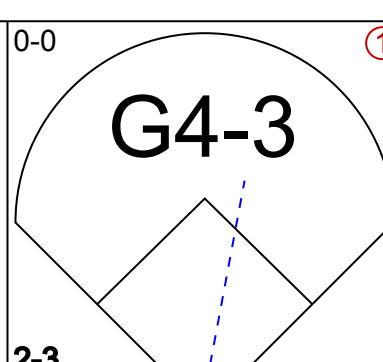
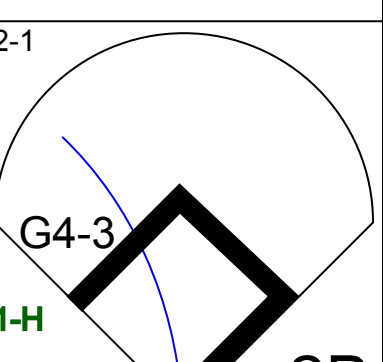
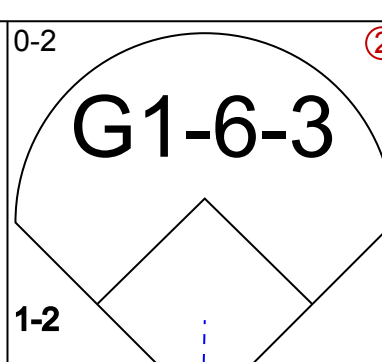
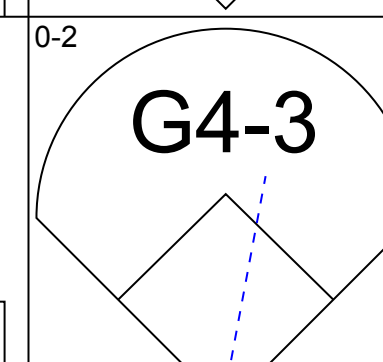
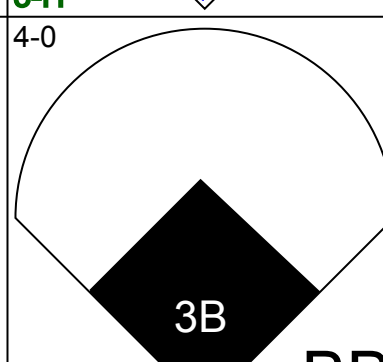
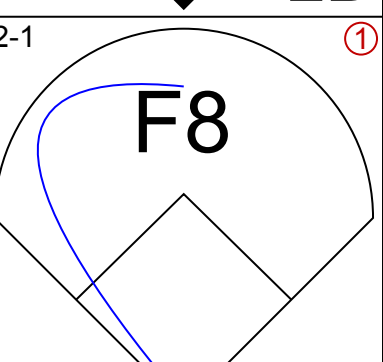
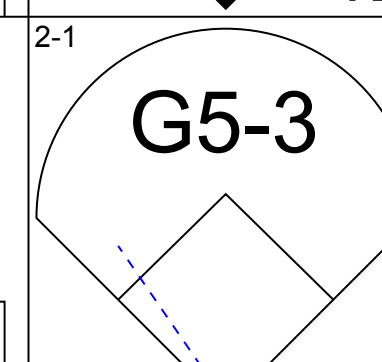
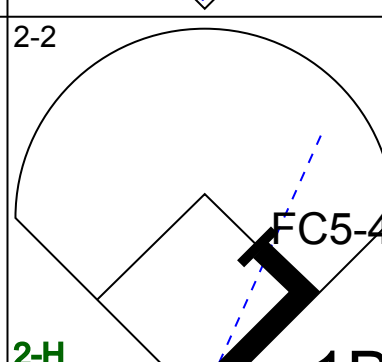
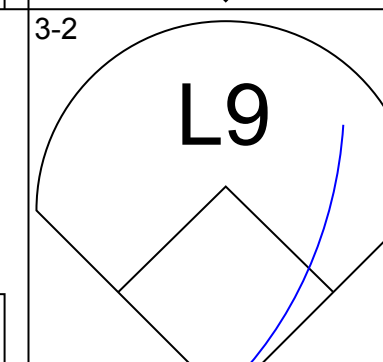
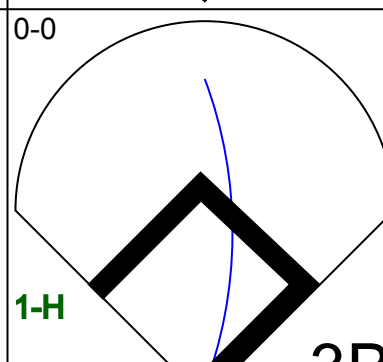
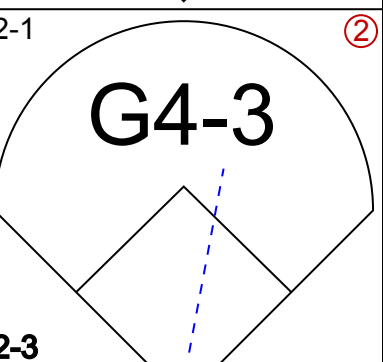
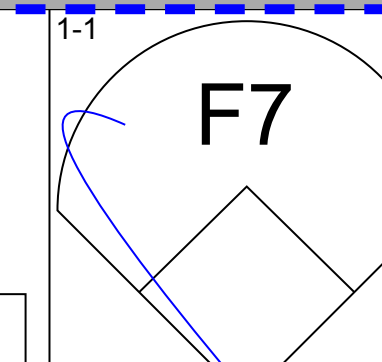
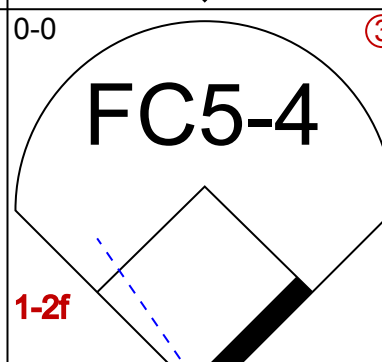
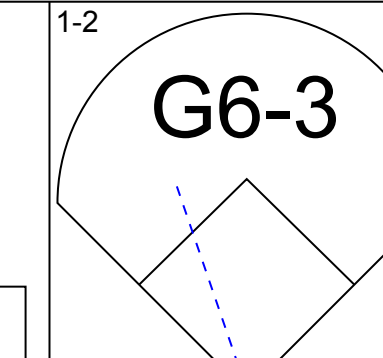
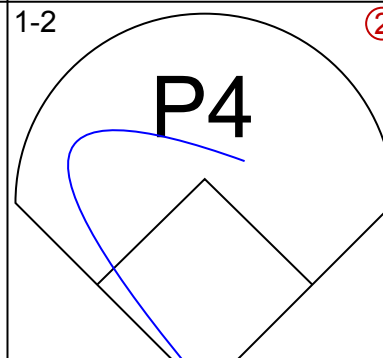
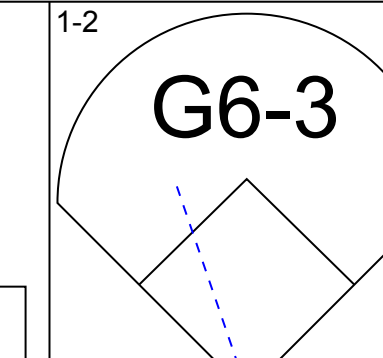
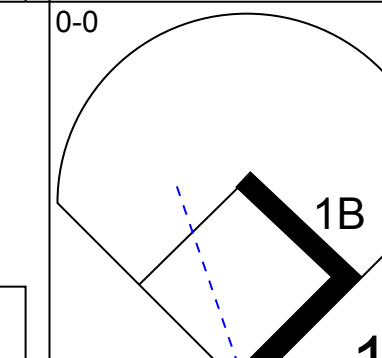
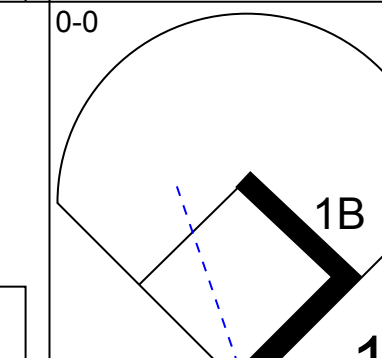
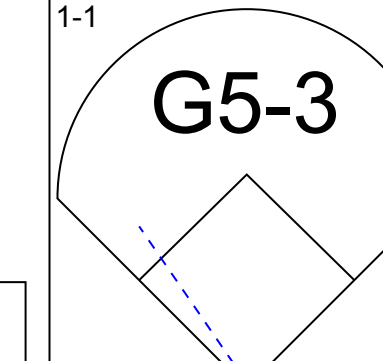
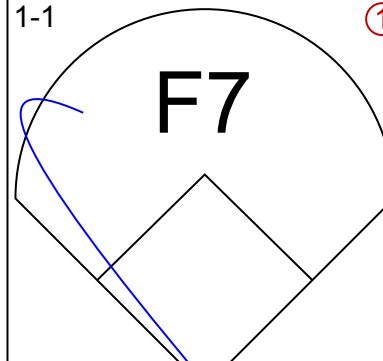
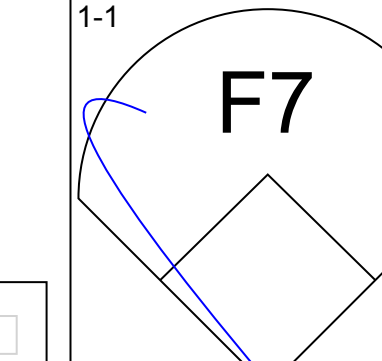
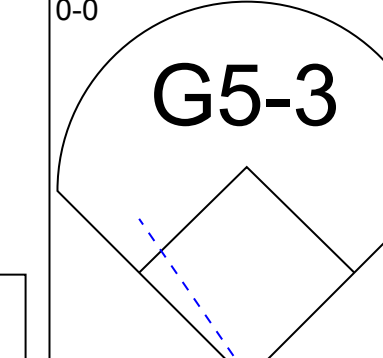
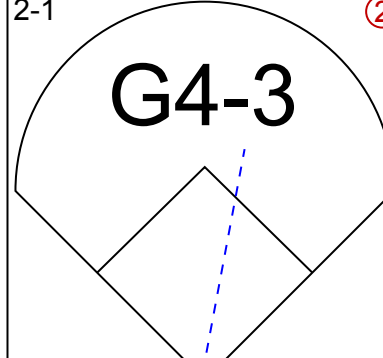
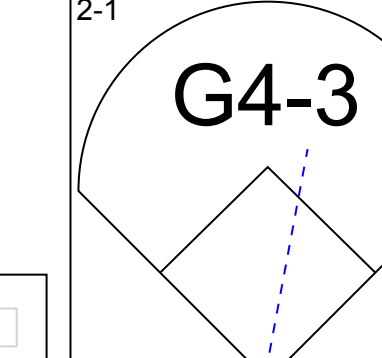
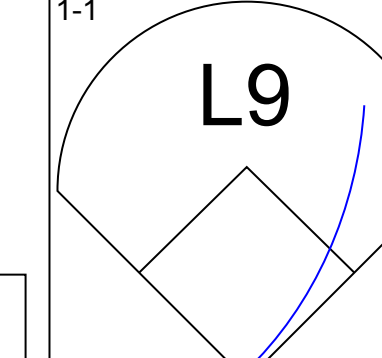
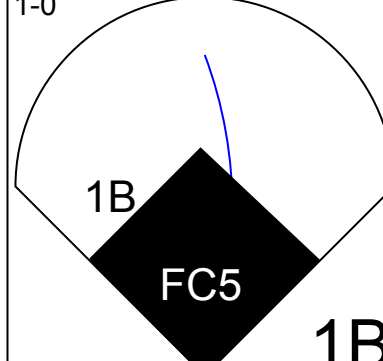
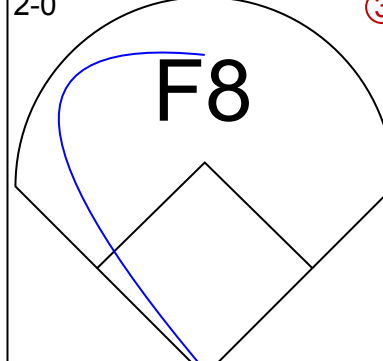
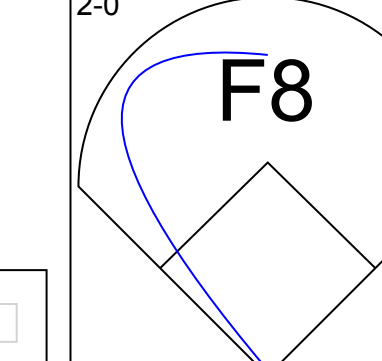
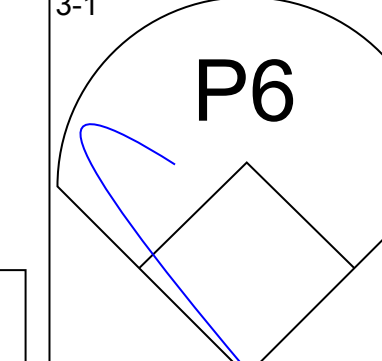
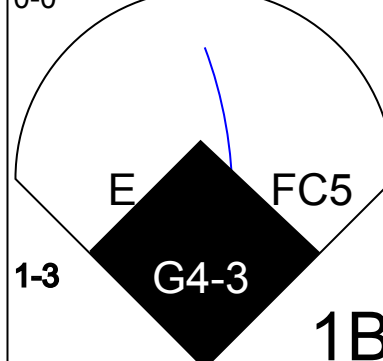
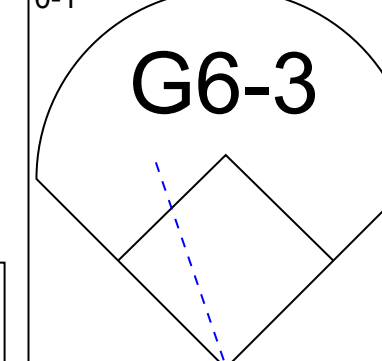
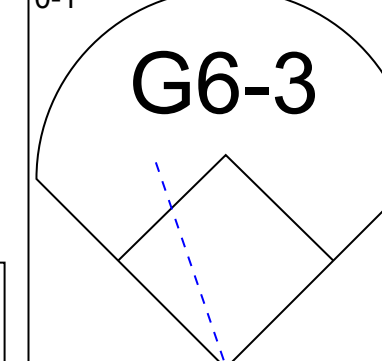
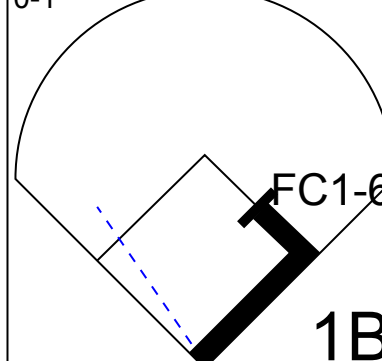
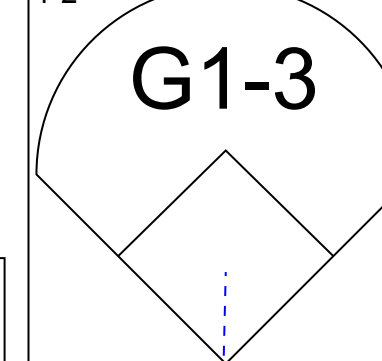
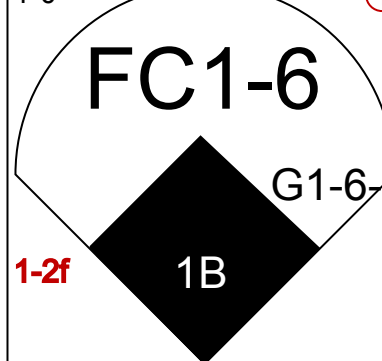
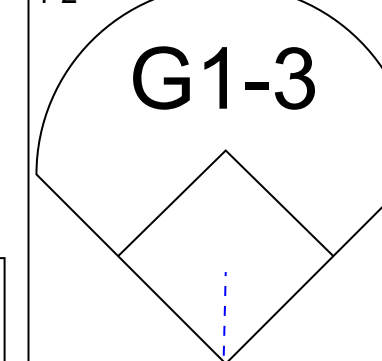
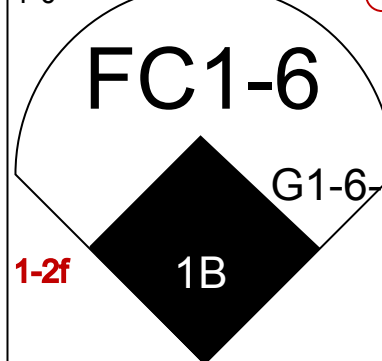


Batter	1	2	3	4	5	6	7	8	9	AB	R	H	RBI	BB	SO	LOB	BOTTOM									
Lance Johnson, L (1.8) OBP: 0.318, SLG: 0.338	2B		4-3 SH1 1B	P3		1B 1B	4-3			5	1	3	0	0	0	2										
Robin Ventura, L (1.5) OBP: 0.322, SLG: 0.321	F8		SH1		F8	1B 3B 1B			4-3	4	1	1	1	0	0	1										
Ivan Calderon, R (1.7) OBP: 0.356, SLG: 0.432	F7		4-3		5-3	3B 1B			1-3	5	1	1	2	0	0	2										
Dan Pasqua, L (1.10) OBP: 0.376, SLG: 0.579	F7		F8		FC5 BB 1B	1B 3B				5	1	3	2	0	0	2										
Carlton Fisk, R (1.2) OBP: 0.378, SLG: 0.407		B1-3		5-3		BB 1B			4-3	4	0	1	1	1	0	1										
Carlos Martinez, R (1.3) OBP: 0.258, SLG: 0.332		4-3		3B 3B	FC5	F8				4	1	1	0	0	0	3										
Steve Lyons, L (1.4) OBP: 0.272, SLG: 0.288		HBP		1B 3B		P6			1-3	3	1	1	1	0	0	0										
Sammy Sosa, R (1.9) OBP: 0.289, SLG: 0.431		P6		5-3		FC4-B BB			6-3	3	0	0	0	1	0	2										
Ozzie Guillen, L (1.6) OBP: 0.341, SLG: 0.373			SH1 1B 4-3 1B			FC4-6 1B				4	2	3	1	0	0	1										
Inning Stats	R: 0 E: 0 K: 0 S: 12	H: 1 LOB: 1 BB: 0 P: 22	R: 0 E: 0 K: 0 S: 5	H: 0 LOB: 1 BB: 0 P: 8	R: 1 E: 0 K: 0 S: 11	H: 2 LOB: 1 BB: 0 P: 15	R: 2 E: 0 K: 0 S: 19	H: 3 LOB: 1 BB: 0 P: 26	R: 0 E: 0 K: 0 S: 10	H: 1 LOB: 2 BB: 1 P: 17	R: 5 E: 0 K: 0 S: 24	H: 5 LOB: 1 BB: 1 P: 38	R: 0 E: 0 K: 0 S: 10	H: 1 LOB: 1 BB: 0 P: 14	R: 0 E: 0 K: 0 S: 8	H: 1 LOB: 1 BB: 0 P: 11	1B: 9 2B: 2 3B: 3 HR: 0	SF: 0 SAC: 1 DP: 0 HBP: 1	WP: 0 PB: 0 SB: 0 CS: 0	PA: 41						
PITCHER	IP WLS BF H R ER SO BB IBB HBP BLK WP HR S P ERA WHIP																									
Rod Nichols, R (1.1) ERA: 7.88	4.2 L 23 7 3 3 0 1 0 1 0 0 0 0 3 3 0.00 0.000																									
Cecilio Guante, R (5.1) ERA: 4.53	0.1	1	0	0	0	0	0	0	0	0	0	3	3	0.00	0.000											
Rudy Seanez, R (6.1) ERA: 5.81	0.2	7	4	5	5	0	1	0	0	0	0	16	25	67.50	7.500											
Steve Olin, R (6.1) ERA: 3.38	2.1	10	3	0	0	0	0	0	0	0	0	26	38	0.00	1.286											

Cleveland Indians @ Chicago White Sox
Comiskey Park, Chicago, IL
Tue Jul 24 1990, 8:05 PM EDT
Att: 37,095 - Unknown - 70 F

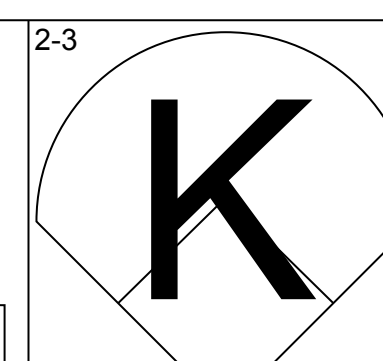
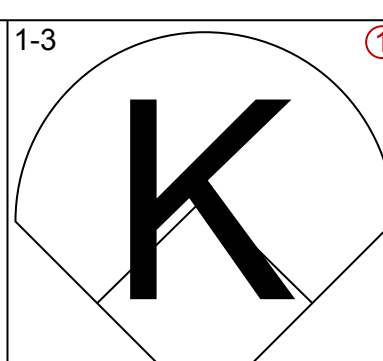
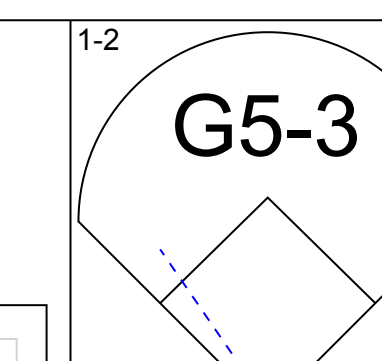
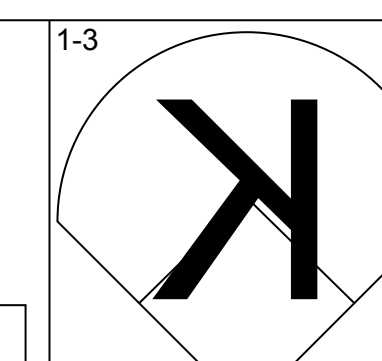
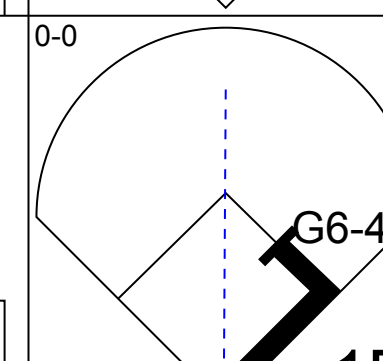
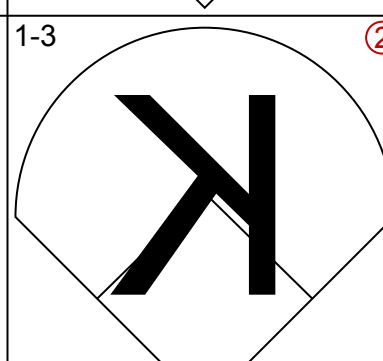
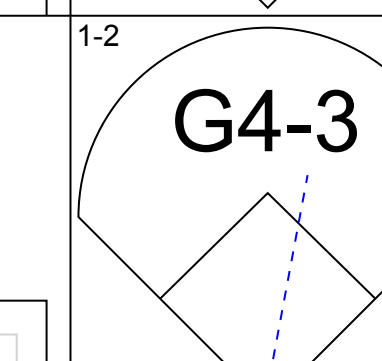
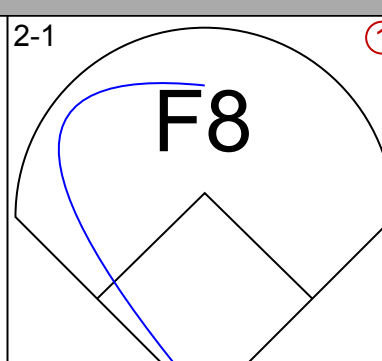
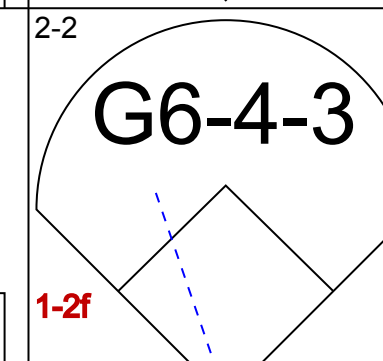
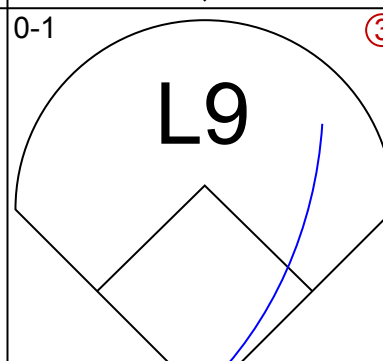
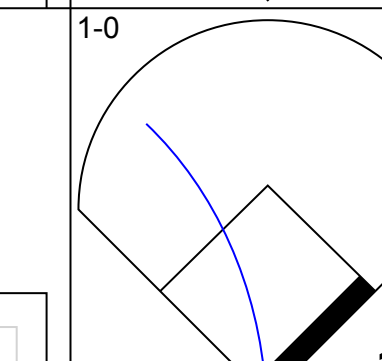
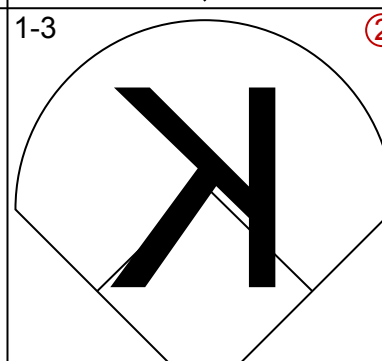
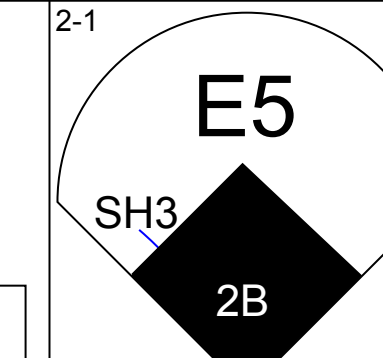
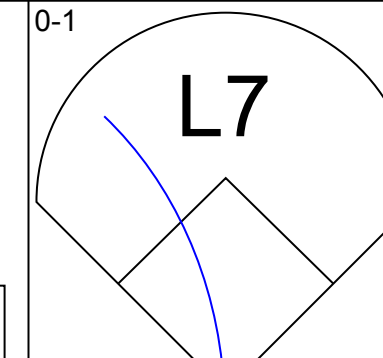
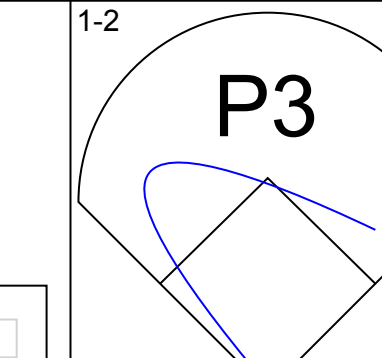
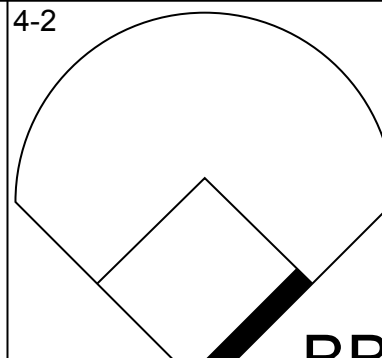
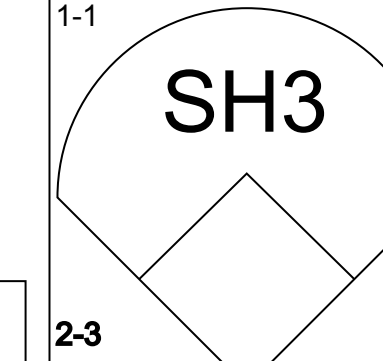
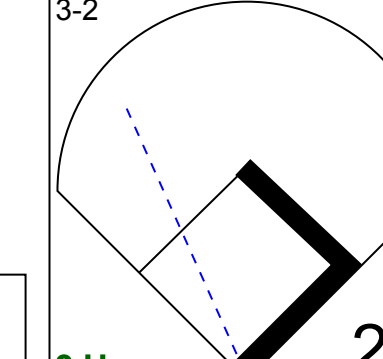
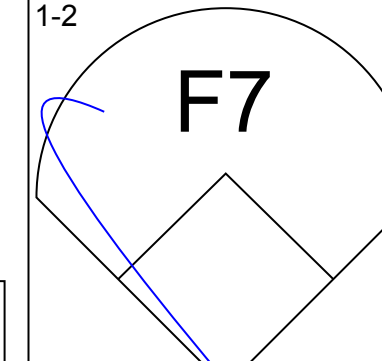
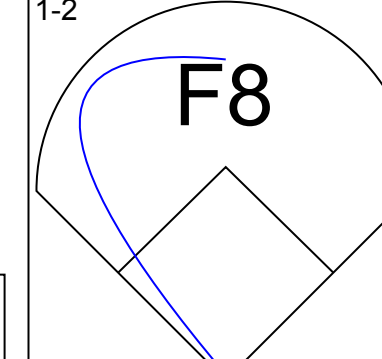

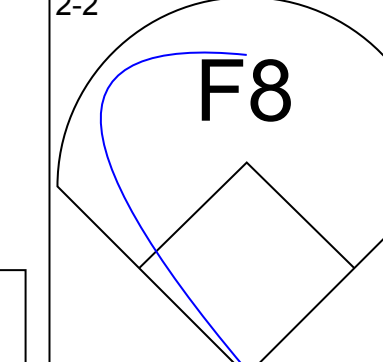
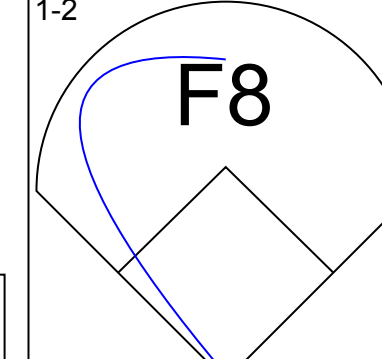
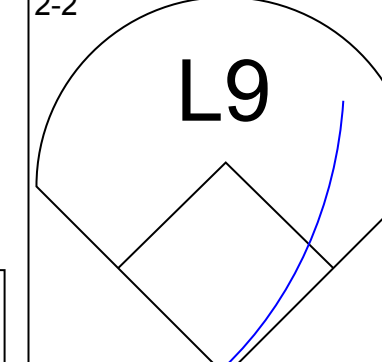
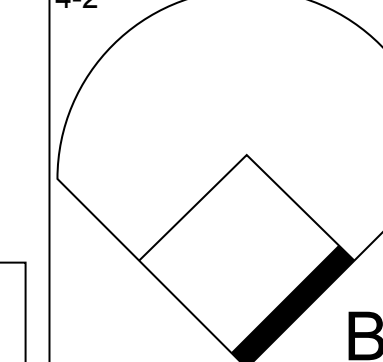
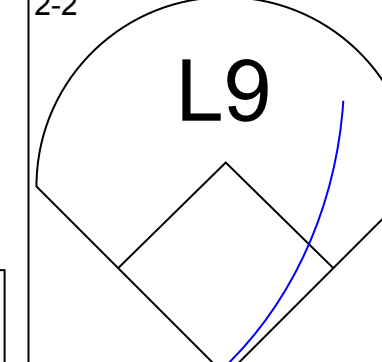

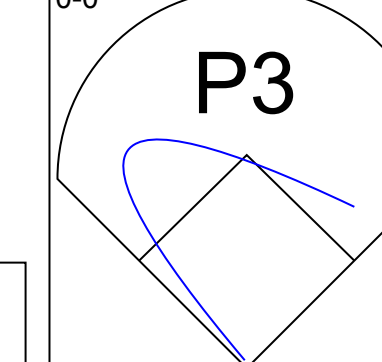
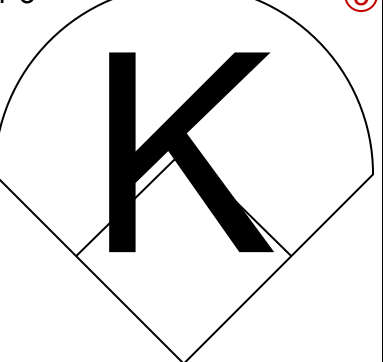
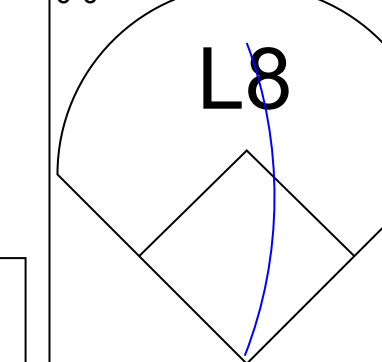
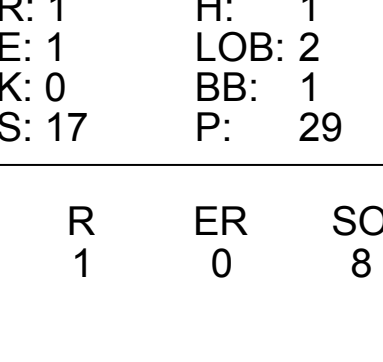
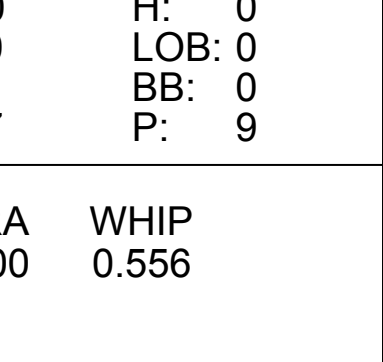
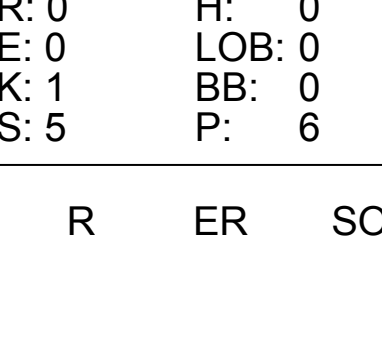
AB 37
R 8
H 14
RBI 8
BB 2
SO 0
LOB 14



Batter	1	2	3	4	5	6	7	8	9	AB	R	H	RBI	BB	SO	LOB	TOP					
Jerry Browne, S (1,4) OBP: 0.322, SLG: 0.351										5	0	2	2	0	1	2	Cleveland Indians @ Chicago White Sox Comiskey Park, Chicago, IL Wed Jul 25 1990, 4:33 AM EDT Att: 31,776 - Sunny - 75 F					
Mitch Webster, S (1,8) OBP: 0.298, SLG: 0.416										4	1	1	1	1	0	2						
Dion James, L (1,7) OBP: 0.316, SLG: 0.329										3	0	1	2	0	0	1						
Cory Snyder, R (8,9) OBP: 0.275, SLG: 0.433										2	0	0	0	0	0	1						
Candy Maldonado, R (1,9) OBP: 0.345, SLG: 0.472										4	0	1	0	0	0	2						
Chris James, R (1,10) OBP: 0.327, SLG: 0.405										4	0	1	0	0	0	1						
Brook Jacoby, R (1,3) OBP: 0.371, SLG: 0.458										4	0	0	0	0	0	2						
Tom Brookens, R (1,5) OBP: 0.297, SLG: 0.275										4	1	1	0	0	0	2						
Felix Fermin, R (1,6) OBP: 0.256, SLG: 0.285										4	1	2	0	0	0	0						
Joel Skinner, R (1,2) OBP: 0.294, SLG: 0.325										4	3	1	1	0	0	2						
Inning Stats	R: 0 E: 0 K: 1 S: 9	H: 0 LOB: 0 BB: 0 P: 14	R: 0 E: 0 K: 0 S: 6	H: 0 LOB: 0 BB: 0 P: 8	R: 4 E: 1 K: 0 S: 10	H: 3 LOB: 1 BB: 1 P: 17	R: 0 E: 0 K: 0 S: 3	H: 0 LOB: 0 BB: 0 P: 5	R: 1 E: 0 K: 0 S: 12	H: 2 LOB: 1 BB: 0 P: 22	R: 0 E: 0 K: 0 S: 5	H: 0 LOB: 0 BB: 0 P: 10	R: 0 E: 0 K: 0 S: 11	H: 1 LOB: 1 BB: 0 P: 15	R: 0 E: 0 K: 0 S: 8	H: 2 LOB: 2 BB: 0 P: 14	R: 1 E: 0 K: 0 S: 10	H: 2 LOB: 1 BB: 0 P: 13	1B: 8 2B: 1 3B: 1 HR: 0	SF: 0 SAC: 0 DP: 0 HBP: 0	WP: 0 PB: 0 SB: 0 CS: 0	PA: 39
PITCHER	IP	WLS	BF	H	R	ER	SO	BB	IBB	HBP	BLK	WP	HR	S	P	ERA	WHIP					
Eric King, R (1,1) ERA: 3.2	7.0	L	29	6	5	5	1	1	0	0	0	0	0	56	91	6.43	1.000					
Scott Radinsky, L (8,1) ERA: 3.32	1.0		5	2	0	0	0	0	0	0	0	0	0	8	14	0.00	2.000					
Ken Patterson, L (9,1) ERA: 3.88	1.0		5	2	1	1	0	0	0	0	0	0	0	10	13	9.00	2.000					

AB	38
R	6
H	10
RBI	6
BB	1
SO	1
LOB	15



Batter	1	2	3	4	5	6	7	8	9	AB	R	H	RBI	BB	SO	LOB	BOTTOM					
Sammy Sosa, R (1,9) OBP: 0.286, SLG: 0.426										4	0	0	0	0	3	0	Cleveland Indians @ Chicago White Sox Comiskey Park, Chicago, IL Wed Jul 25 1990, 4:33 AM EDT Att: 31,776 - Sunny - 75 F					
Robin Ventura, L (1,5) OBP: 0.321, SLG: 0.320										4	0	1	0	0	1	0						
Ivan Calderon, R (1,7) OBP: 0.355, SLG: 0.430										4	0	1	0	0	1	1						
Ron Kittle, R (1,10) OBP: 0.303, SLG: 0.458										3	1	0	0	1	0	1						
Rodney McCray, R (9,PR)										0	0	0	0	0	0	0						
Carlos Martinez, R (1,3) OBP: 0.255, SLG: 0.327										3	0	0	0	0	1	1						
Ron Karkovics, R (1,2) OBP: 0.345, SLG: 0.461										3	0	1	1	0	1	0						
Steve Lyons, L (1,4) OBP: 0.265, SLG: 0.280										3	0	0	0	0	0	1						
Dave Gallagher, R (1,8) OBP: 0.319, SLG: 0.324										2	0	0	0	1	0	0						
Ozzie Guillen, L (1,6) OBP: 0.337, SLG: 0.369										3	0	0	0	0	1	2						
Inning Stats	R: 0 E: 0 K: 1 S: 8	H: 1 LOB: 0 BB: 0 P: 12	R: 1 E: 1 K: 0 S: 17	H: 1 LOB: 2 BB: 1 P: 29	R: 0 E: 0 K: 2 S: 8	H: 0 LOB: 0 BB: 0 P: 10	R: 0 E: 0 K: 1 S: 6	H: 0 LOB: 0 BB: 0 P: 7	R: 0 E: 0 K: 1 S: 7	H: 0 LOB: 0 BB: 0 P: 9	R: 0 E: 0 K: 0 S: 12	H: 1 LOB: 1 BB: 0 P: 16	R: 0 E: 0 K: 0 S: 9	H: 0 LOB: 0 BB: 0 P: 13	R: 0 E: 0 K: 1 S: 5	H: 0 LOB: 0 BB: 0 P: 6	R: 0 E: 0 K: 2 S: 10	H: 0 LOB: 1 BB: 1 P: 17	1B: 2 2B: 1 3B: 0 HR: 0	SF: 0 SAC: 1 DP: 1 HBP: 0	WP: 0 PB: 0 SB: 0 CS: 0	PA: 32
PITCHER	IP	WLS	BF	H	R	ER	SO	BB	IBB	HBP	BLK	WP	HR	S	P	ERA	WHIP					
Bud Black, L (1,1) ERA: 3.14	9.0	W	32	3	1	0	8	2	0	0	0	0	0	82	119	0.00	0.556					


AB	29
R	1
H	3
RBI	1
BB	2
SO	8
LOB	6



Batter	1	2	3	4	5	6	7	8	9	AB	R	H	RBI	BB	SO	LOB	TOP			
Roberto Kelly, R OBP: 0.318, SLG: 0.393 (1, 8)	F7		F8			K		HR		4	1	1	2	0	1	0	New York Yankees @ Cleveland Indians Cleveland Municipal Stadium, Cleveland, OH Fri Jul 27 1990, 7:05 PM EDT Sunny			
Steve Sax, R OBP: 0.324, SLG: 0.338 (1, 4)	G1-3			G3		L8		F7		4	0	1	0	0	0	0				
Oscar Azocar, L OBP: 0.367, SLG: 0.633 Deion Sanders, L OBP: 0.234, SLG: 0.250 (1, 7) (9, 7)	G4-3			G3			B1-3		G3-1	4	0	0	0	0	0	1				
Steve Balboni, R OBP: 0.315, SLG: 0.449 (1, 3)		P5		P3			HR		K	4	1	1	1	0	1	1				
Brian Dorsett, R OBP: 0.333, SLG: 0.333 Matt Nokes, L OBP: 0.324, SLG: 0.435 (9, PH)	L8			G3-1				FC6-4	L9	3	0	1	0	0	0	1				
Jesse Barfield, R OBP: 0.330, SLG: 0.434 (1, 9)					F9		FC6-4			3	0	1	0	0	0	1				
Jim Leyritz, R OBP: 0.344, SLG: 0.345 (1, 5)						K		CS		3	1	1	0	0	1	1				
Bob Geren, R OBP: 0.271, SLG: 0.375 (1, 2)						K		SH3		2	0	0	0	0	1	0				
Alvaro Espinoza, R OBP: 0.251, SLG: 0.274 (1, 6)								G5-3		3	0	0	0	0	0	1				
Inning Stats	R: 0 E: 0 K: 0 S: 10	H: 0 LOB: 0 BB: 0 P: 14	R: 0 E: 0 K: 0 S: 6	H: 1 LOB: 1 BB: 0 P: 9	R: 0 E: 0 K: 0 S: 7	H: 0 LOB: 0 BB: 0 P: 10	R: 0 E: 0 K: 2 S: 8	H: 1 LOB: 1 BB: 0 P: 12	R: 0 E: 0 K: 1 S: 6	H: 0 LOB: 0 BB: 0 P: 6	R: 1 E: 0 K: 0 S: 10	H: 2 LOB: 0 BB: 0 P: 13	R: 2 E: 0 K: 1 S: 9	H: 2 LOB: 0 BB: 0 P: 11	R: 0 E: 0 K: 1 S: 10	H: 0 LOB: 0 BB: 0 P: 12		1B: 4 2B: 0 3B: 0 HR: 2	SF: 0 SAC: 1 DP: 0 HBP: 0	WP: 0 PB: 0 SB: 0 CS: 1
PITCHER	IP	WLS	BF	H	R	ER	SO	BB	IBB	HBP	BLK	WP	HR	S	P	ERA	WHIP			
Greg Swindell, L ERA: 4.19 Steve Olin, R ERA: 3.25	(1, 1) (8, 1)	7.2 1.1	L 4	28 0	6 0	3 0	3 1	0 0	0 0	0 0	0 0	0 0	2 0	63 12	83 15	3.52 0.00	0.783 0.000			

Batter	1	2	3	4	5	6	7	8	9	AB	R	H	RBI	BB	SO	LOB	BOTTOM			
Alex Cole, L (1, 8)	K			G6-3		L7			F8	4	0	0	0	0	1	1	New York Yankees @ Cleveland Indians Cleveland Municipal Stadium, Cleveland, OH Fri Jul 27 1990, 7:05 PM EDT Sunny			
Jerry Browne, S OBP: 0.321, SLG: 0.350 (1, 4)				F9			K		F8	4	0	1	0	0	1	1				
Dion James, L OBP: 0.316, SLG: 0.329 (1, 7)				G4-6-3			G4-3			3	0	1	0	0	0	1				
Candy Maldonado, R OBP: 0.342, SLG: 0.468 (1, 9)				F9			F8			3	0	0	0	0	1	1				
Chris James, R OBP: 0.324, SLG: 0.401 (1, 10)				G6-3			F9			3	0	0	0	0	0	0				
Brook Jacoby, R OBP: 0.368, SLG: 0.453 (1, 5)				K			F9			3	0	0	0	0	1	0				
Jeff Manto, R (1, 3)				F9		G5-3		K		3	0	0	0	0	1	0				
Sandy Alomar Jr., R OBP: 0.327, SLG: 0.395 (1, 2)				F9			F8		F9	3	0	0	0	0	0	0				
Felix Fermin, R OBP: 0.254, SLG: 0.282 Ken Phelps, L OBP: 0.299, SLG: 0.217 (9, PH)				F9			F9			2	0	0	0	0	0	0				
Inning Stats	R: 0 E: 0 K: 1 S: 6	H: 1 LOB: 0 BB: 0 P: 10	R: 0 E: 0 K: 1 S: 9	H: 0 LOB: 0 BB: 0 P: 14	R: 0 E: 0 K: 0 S: 5	H: 0 LOB: 0 BB: 0 P: 6	R: 0 E: 0 K: 0 S: 5	H: 1 LOB: 1 BB: 0 P: 8	R: 0 E: 0 K: 1 S: 7	H: 0 LOB: 0 BB: 0 P: 13	R: 0 E: 0 K: 0 S: 8	H: 0 LOB: 0 BB: 0 P: 15	R: 0 E: 0 K: 1 S: 12	H: 0 LOB: 0 BB: 0 P: 17	R: 0 E: 0 K: 0 S: 7	H: 1 LOB: 1 BB: 0 P: 8		1B: 3 2B: 0 3B: 0 HR: 0	SF: 0 SAC: 0 DP: 1 HBP: 0	WP: 0 PB: 0 SB: 0 CS: 0
PITCHER	IP	WLS	BF	H	R	ER	SO	BB	IBB	HBP	BLK	WP	HR	S	P	ERA	WHIP			
Andy Hawkins, R ERA: 5.68	(1, 1)	9.0	W	29	3	0	0	5	0	0	0	0	0	66	101	0.00	0.333			

AB 31
R 3
H 6
RBI 3
BB 0
SO 4
LOB 6



AB 29
R 0
H 3
RBI 0
BB 0
SO 5
LOB 4



Batter	1	2	3	4	5	6	7	8	9	AB	R	H	RBI	BB	SO	LOB	TOP					
Roberto Kelly, R (1, 7) OBP: 0.316, SLG: 0.390	2-1 P3	0-0 1B		1-2 P3		1-0 L5		2-2 G5-3		5	0	1	1	0	0	3	New York Yankees @ Cleveland Indians Cleveland Municipal Stadium, Cleveland, OH Fri Jul 27 1990, 7:05 PM EDT Att: 44,510 - Unknown livebaseballscorecards.com					
Steve Sax, R (1, 4) OBP: 0.325, SLG: 0.337	4-0 S BB	2-0 L7		0-0 F9 E 1B		1-3 K		1-1 F7		4	0	1	0	1	1	3						
Oscar Azocar, L (1, 9) OBP: 0.429, SLG: 0.559 Jesse Barfield, R (9, PH) OBP: 0.329, SLG: 0.432	1-2 P5			0-0 P6		0-0 E6			1-3 K	4	0	0	1	0	0	2						
Matt Nokes, L (1, 10) OBP: 0.327, SLG: 0.434 Steve Balboni, R (9, PH) OBP: 0.314, SLG: 0.447	0-0 G3			1-0 WP 1B HBP		0-0 F9			1-2 F8	3	0	1	0	0	0	3						
Kevin Maas, L (1, 3) OBP: 0.357, SLG: 0.623		1-0 F7		3-2 P5		3-1 F9			1-3 K	5	0	0	0	0	1	4						
Jim LeVritz, R (1, 5) OBP: 0.348, SLG: 0.345		4-1 BB 1B BB		0-0 WP 1B		1-2 G5-3			2-3 K	3	1	1	0	1	1	1						
Brian Dorsett, R (1, 2) OBP: 0.271, SLG: 0.375 Bob Geren, R (9, 2)	4-2 BB 1B BB			1-0 F7		4-1 G3 BB			2-3 K	2	1	0	0	2	1	3						
Wayne Tolleson, S (1, 6) OBP: 0.195, SLG: 0.275 Alvaro Espinoza, R (9, 6)	0-0 1B 1B			3-2 1B E 2B		1-0 G3		2-1 G5-3 SH1-4 1B		4	1	3	1	0	0	1						
Deion Sanders, L (1, 8) OBP: 0.236, SLG: 0.246	1-3 K			4-2 1B E BB		1-3 K		2-1 SH1-4		2	1	0	0	1	2	3						
Inning Stats	R: 0 E: 0 K: 0 S: 8	H: 0 LOB: 1 BB: 1 P: 15	R: 2 E: 0 K: 1 S: 10	H: 2 LOB: 2 BB: 2 P: 22	R: 0 E: 0 K: 0 S: 7	H: 1 LOB: 2 BB: 0 P: 12	R: 2 E: 1 K: 0 S: 17	H: 2 LOB: 2 BB: 1 P: 28	R: 0 E: 0 K: 1 S: 10	H: 0 LOB: 1 BB: 1 P: 17	R: 0 E: 0 K: 1 S: 7	H: 0 LOB: 0 BB: 0 P: 9	R: 0 E: 0 K: 2 S: 13	H: 1 LOB: 1 BB: 0 P: 19	R: 0 E: 0 K: 0 S: 9	H: 1 LOB: 1 BB: 0 P: 16		R: 0 E: 0 K: 2 S: 10	H: 0 LOB: 0 BB: 0 P: 13	1B: 6 2B: 1 3B: 0 HR: 0	SF: 0 SAC: 1 DP: 0 HBP: 1	WP: 1 PB: 0 SB: 1 CS: 0
PITCHER	IP	WLS	BF	H	R	ER	SO	BB	IBB	HBP	BLK	WP	HR	S	P	ERA	WHIP					
Mike Walker, R (1, 1) ERA: 3.18	4.0	L	23	5	4	3	1	4	0	1	0	1	0	42	77	6.75	2.250					
Colby Ward, R (5, 1) ERA	3.0		11	1	0	0	4	1	0	0	0	0	0	30	45	0.00	0.667					
Jesse Orosco, L (8, 1) ERA: 4.62	2.0		7	1	0	0	2	0	0	0	0	0	0	19	29	0.00	0.500					

Batter	1	2	3	4	5	6	7	8	9	AB	R	H	RBI	BB	SO	LOB	BOTTOM					
Alex Cole, L (1, 8) OBP: 0.375, SLG: 0.375 Tom Brookens, R (9, PH) OBP: 0.294, SLG: 0.272	0-0 SH1-3 E 1B		3-2 S 1B		1-0 L7		2-1 FC4-6 1B		2-1 P3	4	0	3	0	0	0	1	New York Yankees @ Cleveland Indians Cleveland Municipal Stadium, Cleveland, OH Fri Jul 27 1990, 7:05 PM EDT Att: 44,510 - Unknown livebaseballscorecards.com					
Mitch Webster, S (1, 7) OBP: 0.295, SLG: 0.413	1-1 SH1-3		2-0 L4		1-0 F9		0-1 FC4-6			3	0	0	0	0	0	4						
Jerry Browne, S (1, 4) OBP: 0.320, SLG: 0.347	0-0 G3		3-1 G4-3		1-2 P6			4-2 FC1-6 BB		3	0	0	0	1	0	3						
Candy Maldonado, R (1, 9) OBP: 0.338, SLG: 0.463	0-0 G5-3			1-3 K		2-2 G1-3		3-2 F9		4	0	0	0	0	1	2						
Chris James, R (1, 10) OBP: 0.326, SLG: 0.408		1-0 1B 2B		0-0 2B		0-1 G5-3		2-2 FC1-6		4	1	2	0	0	0	1						
Jeff Manto, R (1, 5) OBP: 0.250, SLG: 0.143	1-2 G3-6-3 1B		4-2 BB			1-3 K		1-1 F9		3	0	1	1	1	1	1						
Ken Phelps, L (1, 3) OBP: 0.292, SLG: 0.211 Brook Jacoby, R (9, PH) OBP: 0.367, SLG: 0.452	2-1 G3-6-3		2-1 F7		2-1 F7		0-1 F7		3-2 L5	3	0	0	0	0	0	3						
Felix Fermin, R (1, 6) OBP: 0.255, SLG: 0.283 Cory Snyder, R (9, PH) OBP: 0.277, SLG: 0.440	1-0 G6-3		0-0 F8			2-1 1B G1-3 1B		2-1 1B G1-3 1B		3	0	1	0	0	0	2						
Joel Skinner, R (1, 2) OBP: 0.299, SLG: 0.341 Sandy Alomar Jr., R (7, PH) OBP: 0.325, SLG: 0.392			0-2 G5-3		2-0 F9 2B		0-2 G1-3		1-1 P3	2	0	1	0	0	0	0						
Inning Stats	R: 0 E: 1 K: 0 S: 5	H: 1 LOB: 1 BB: 0 P: 6	R: 1 E: 0 K: 0 S: 8	H: 2 LOB: 0 BB: 0 P: 13	R: 0 E: 0 K: 0 S: 9	H: 1 LOB: 1 BB: 0 P: 17	R: 0 E: 0 K: 1 S: 9	H: 1 LOB: 2 BB: 1 P: 16	R: 0 E: 0 K: 1 S: 6	H: 1 LOB: 1 BB: 0 P: 11	R: 0 E: 0 K: 1 S: 8	H: 0 LOB: 0 BB: 0 P: 11	R: 0 E: 0 K: 0 S: 11	H: 2 LOB: 2 BB: 0 P: 15	R: 0 E: 0 K: 0 S: 10	H: 0 LOB: 1 BB: 1 P: 20		R: 0 E: 0 K: 0 S: 9	H: 1 LOB: 1 BB: 0 P: 15	1B: 5 2B: 3 3B: 1 HR: 0	SF: 0 SAC: 1 DP: 1 HBP: 0	WP: 0 PB: 0 SB: 1 CS: 0
PITCHER	IP	WLS	BF	H	R	ER	SO	BB	IBB	HBP	BLK	WP	HR	S	P	ERA	WHIP					
Jeff Robinson, R (1, 1) ERA: 3.73	7.0	W	29	8	1	1	2	1	0	0	0	0	0	56	89	1.29	1.286					
Alan Mills, R (8, 1) ERA: 3.92	1.0		4	0	0	0	0	1	0	0	0	0	0	10	20	0.00	1.000					
Dave Righetti, L (9, 1) ERA: 3.97	1.0	S	4	1	0	0	0	0	0	0	0	0	0	9	15	0.00	1.000					

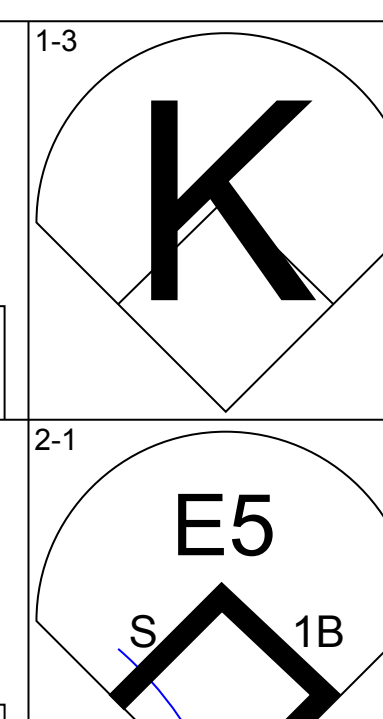
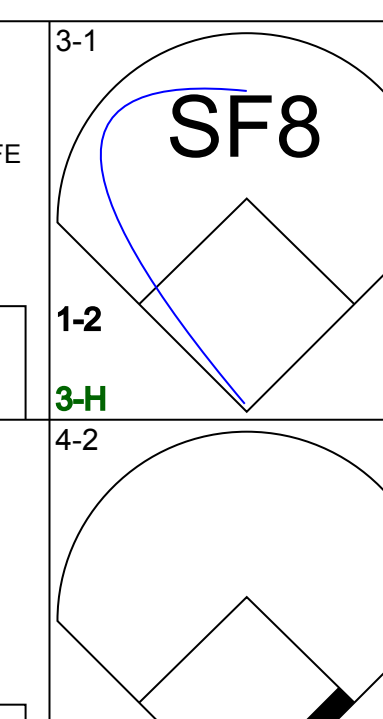
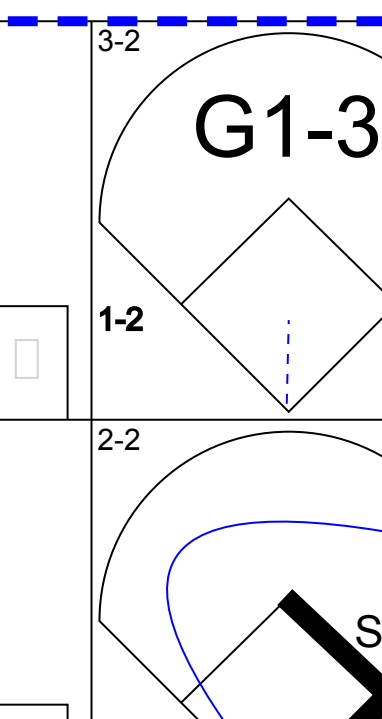
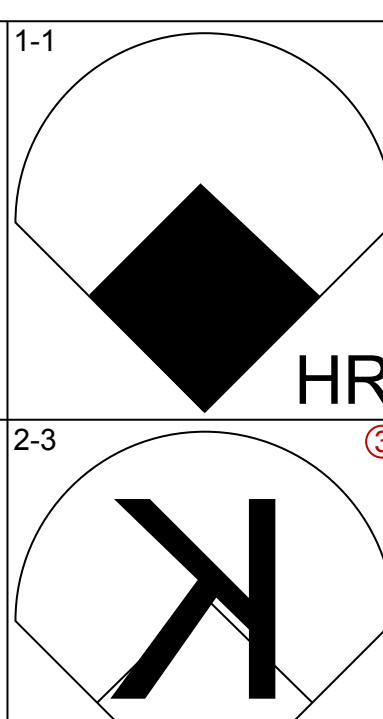
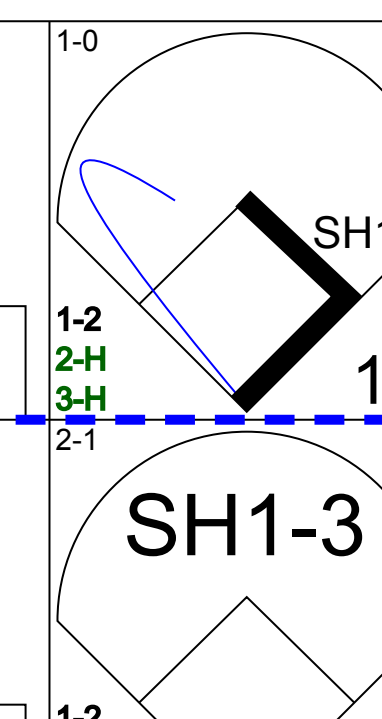
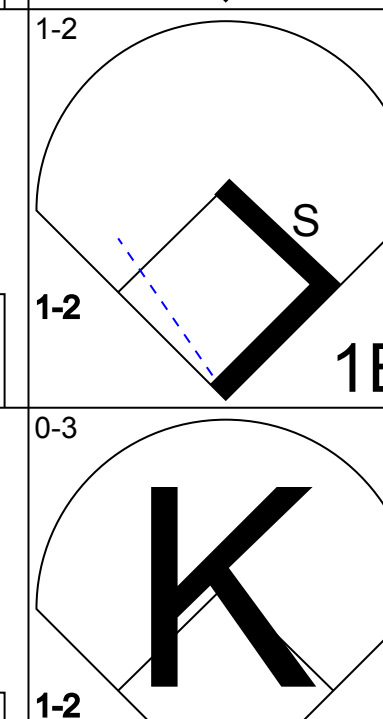
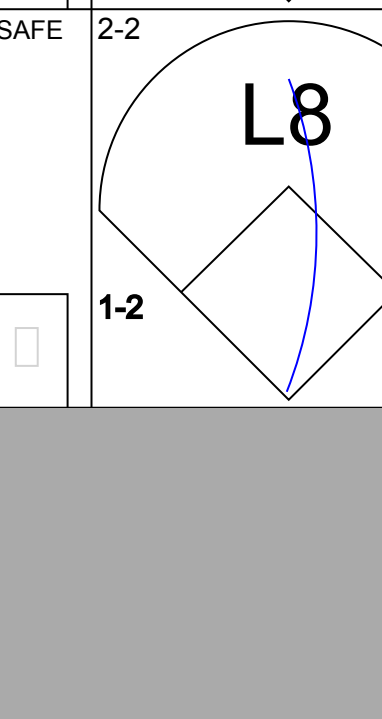
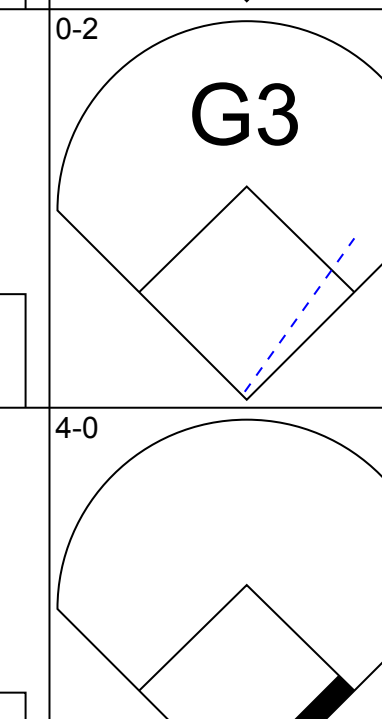
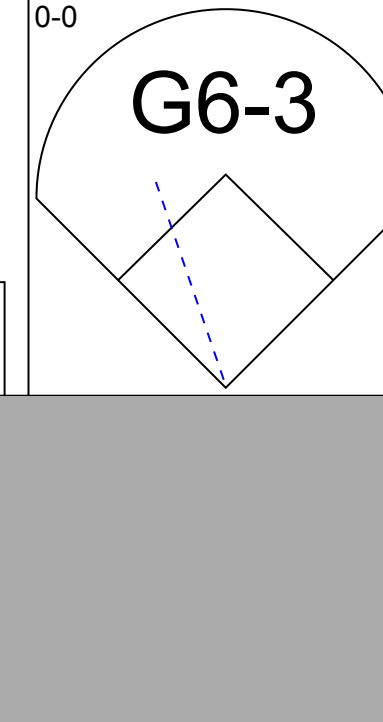
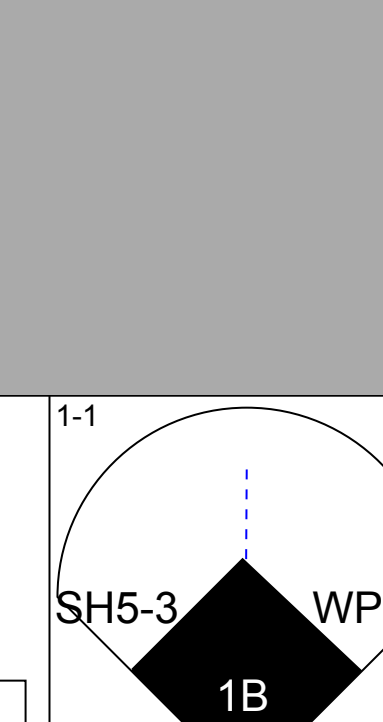

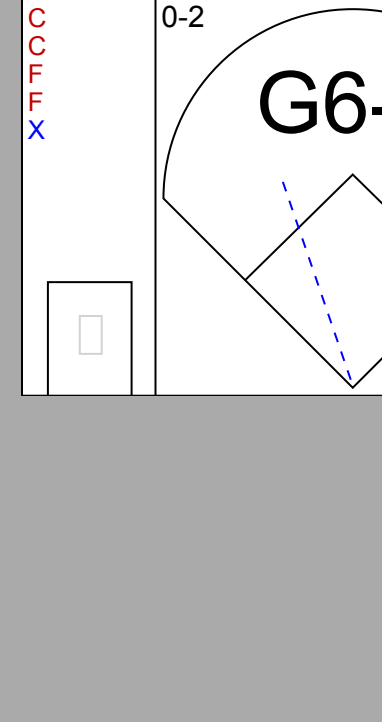
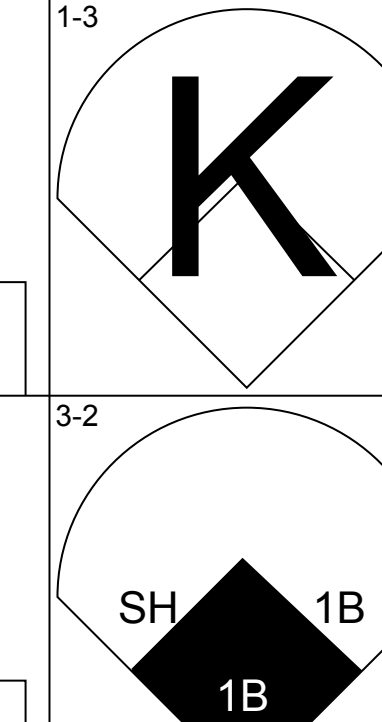

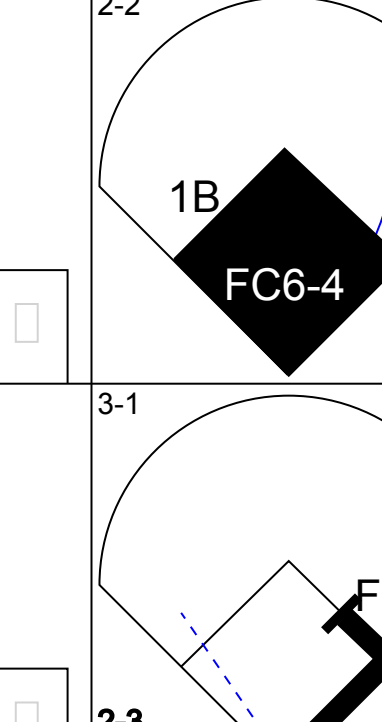

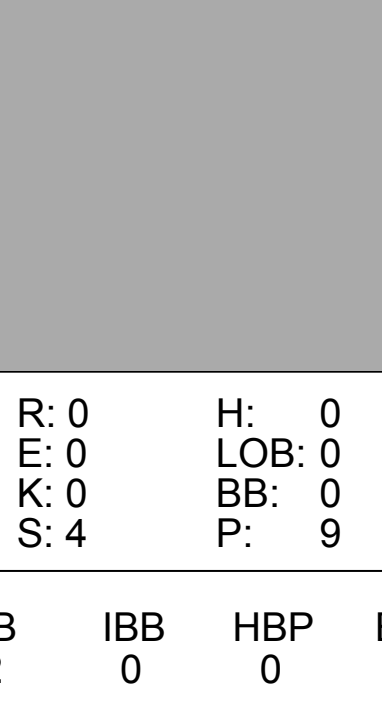
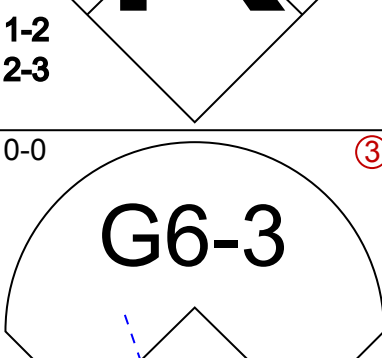
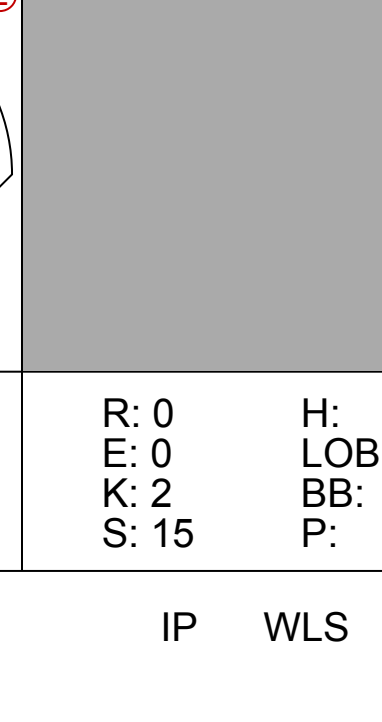
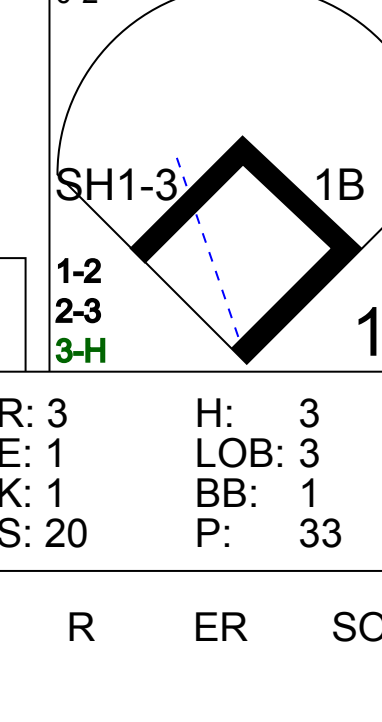
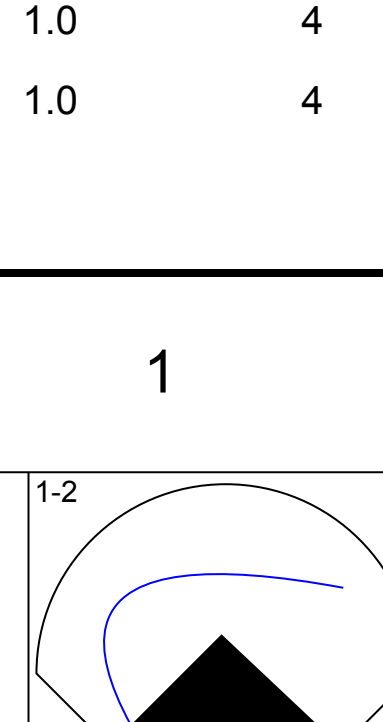
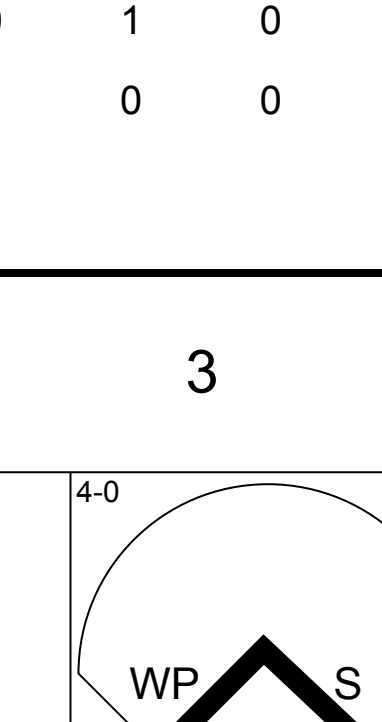
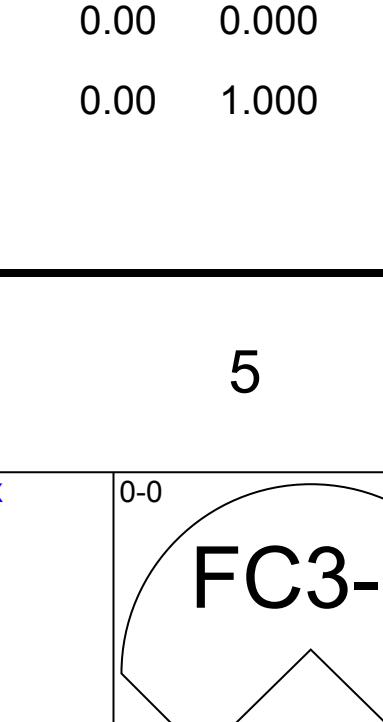
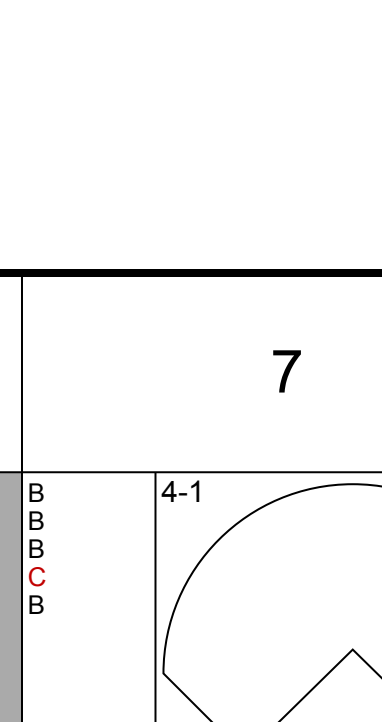
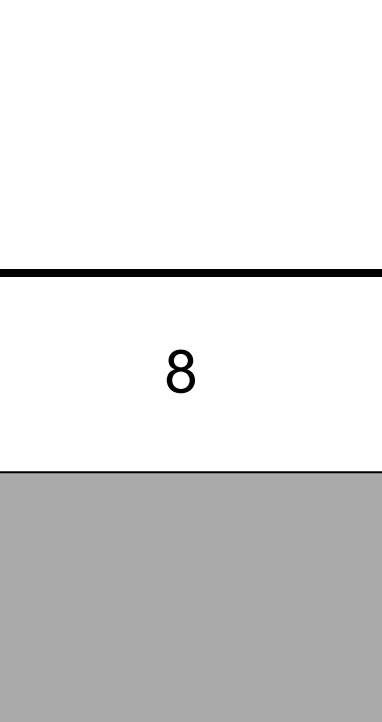

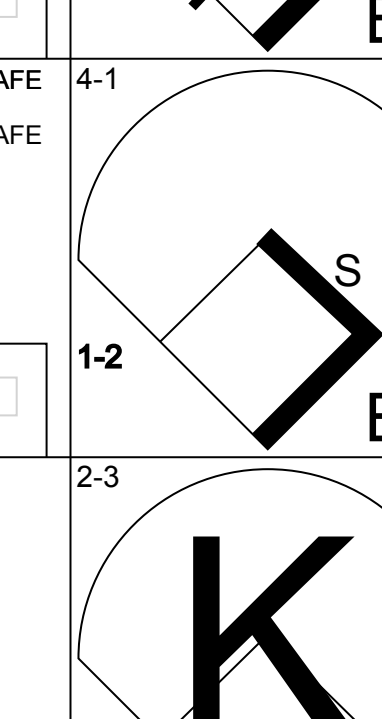

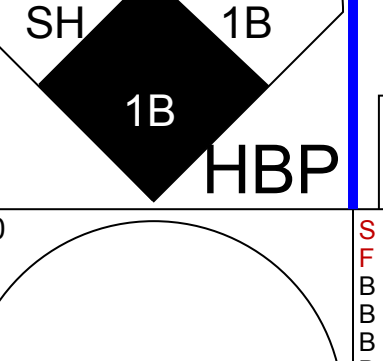
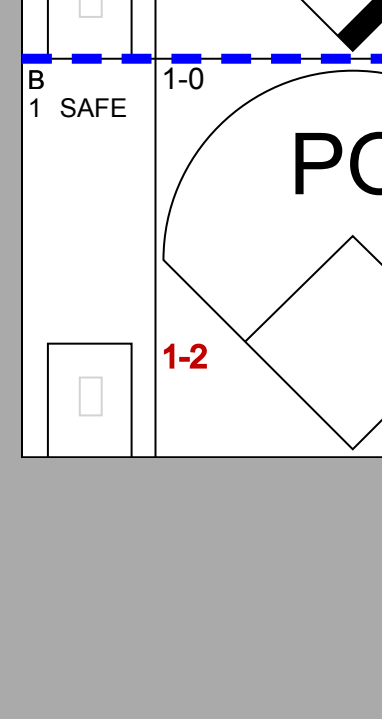
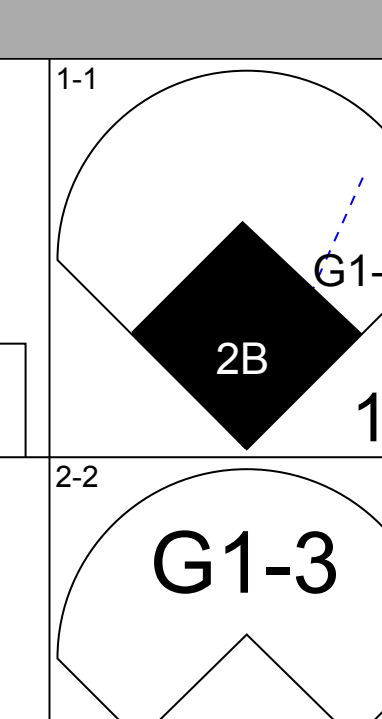

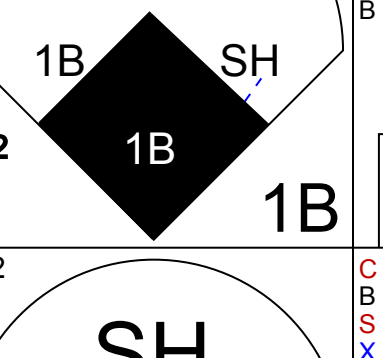
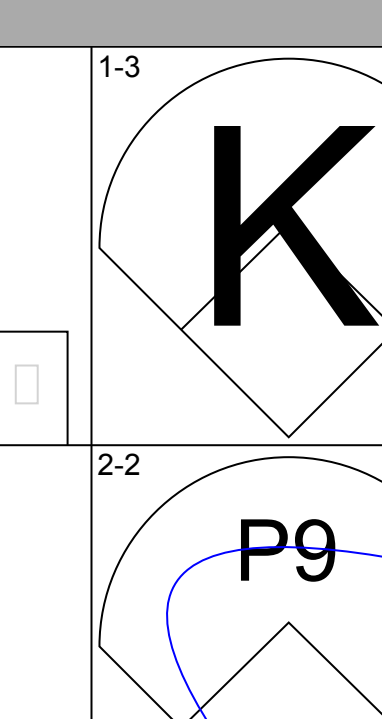


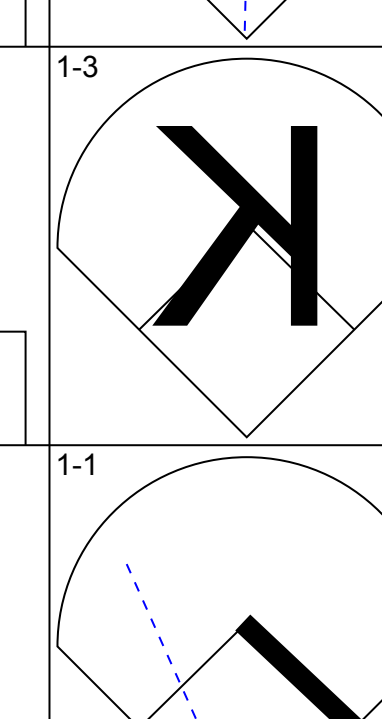
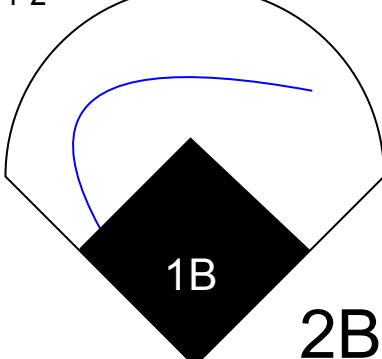

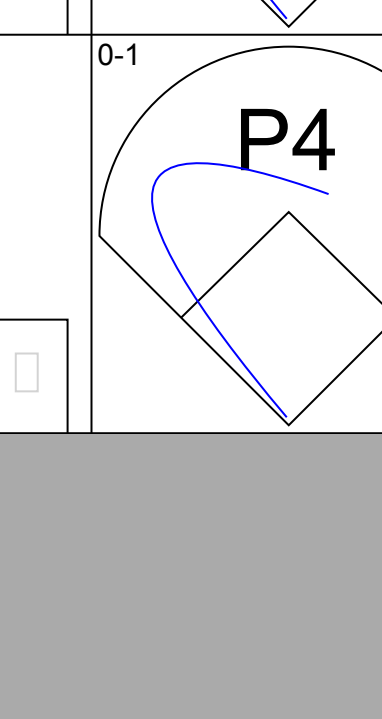
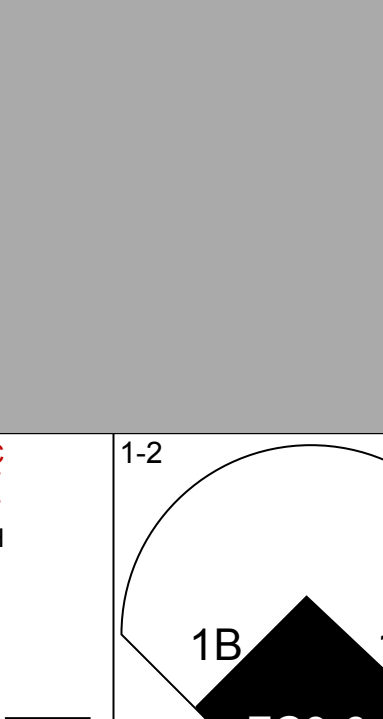
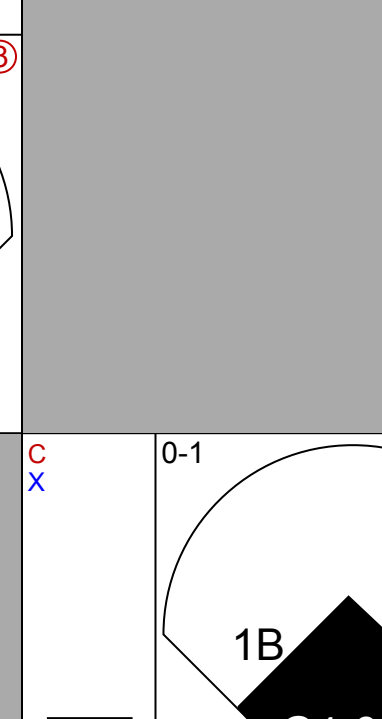
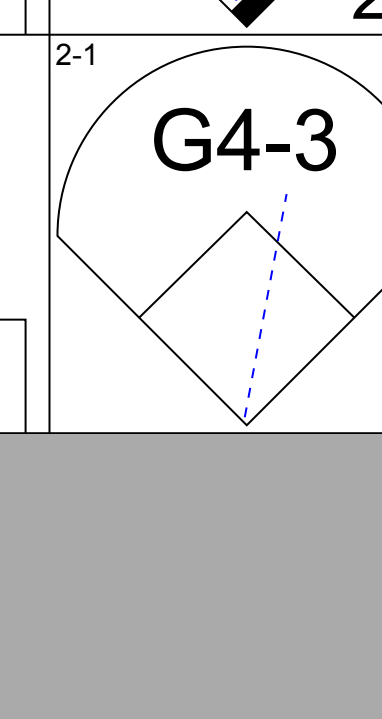
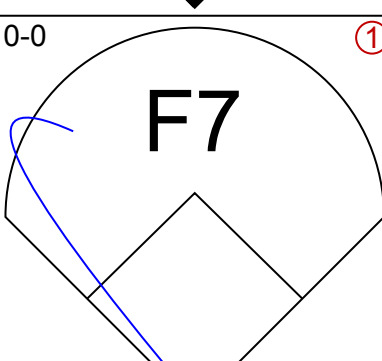
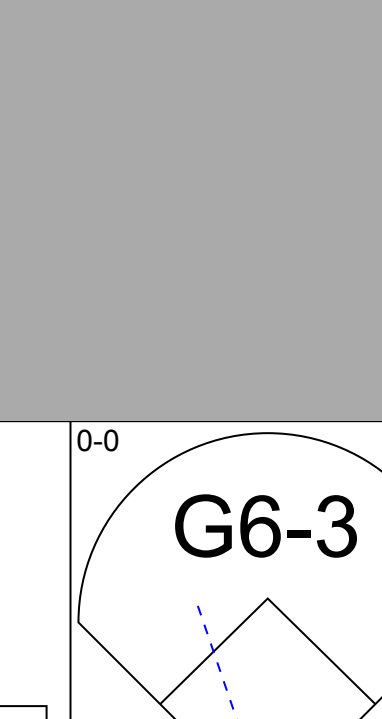

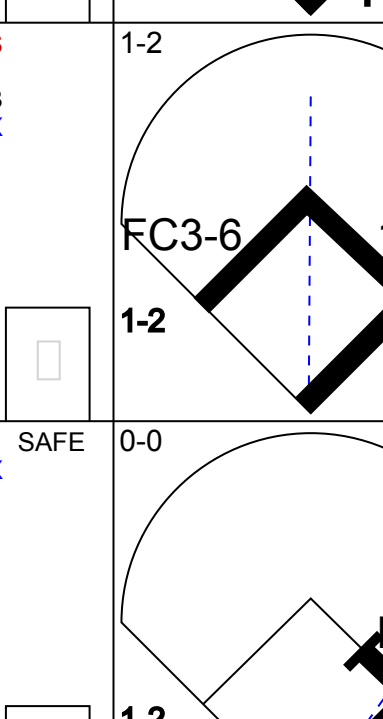
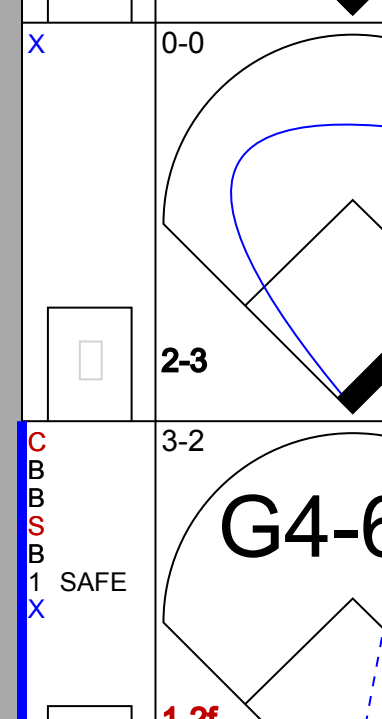

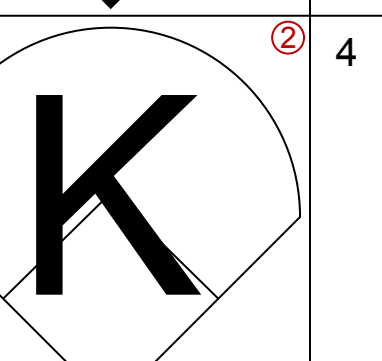
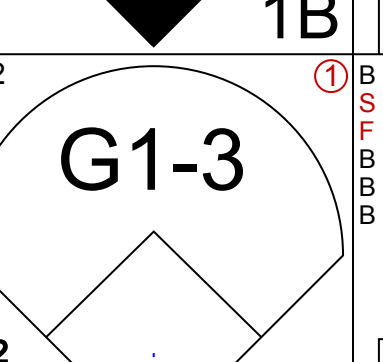
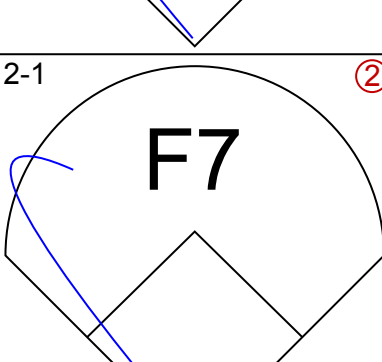
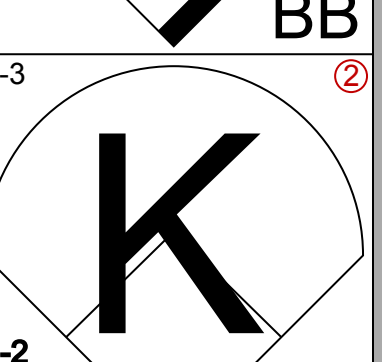
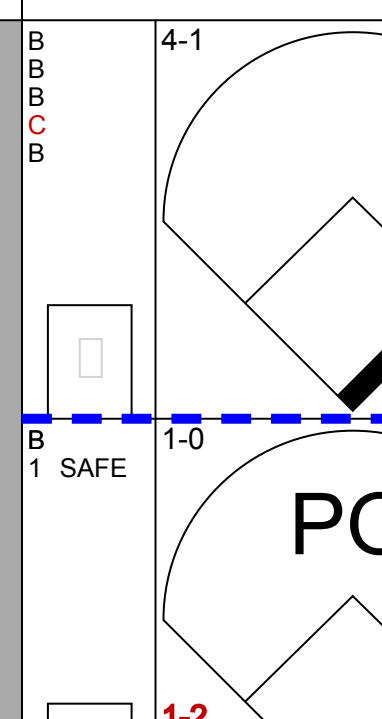
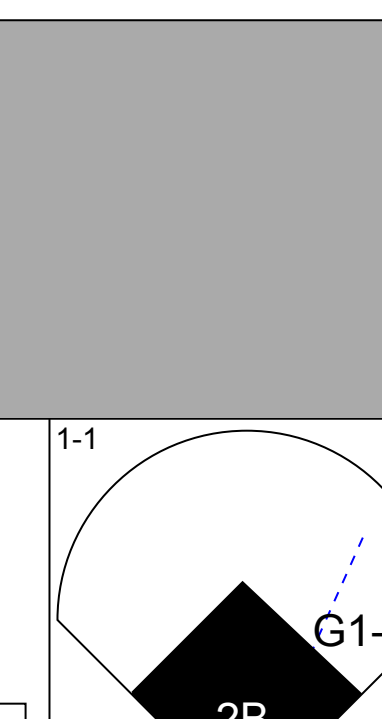
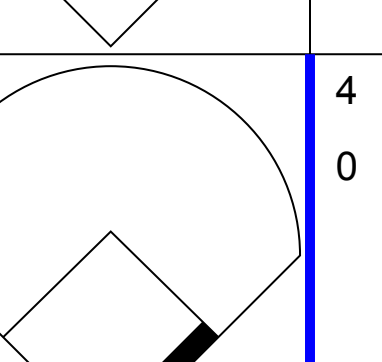
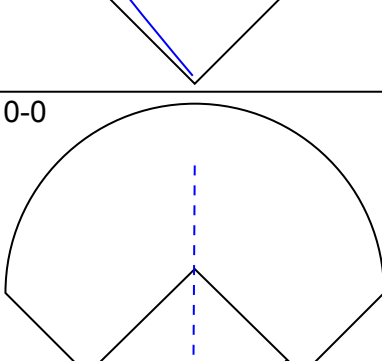
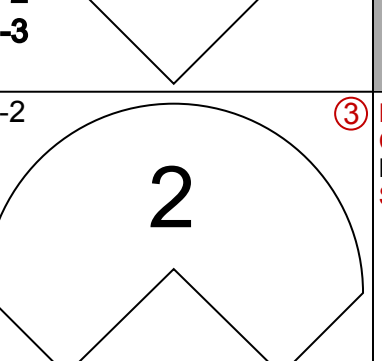
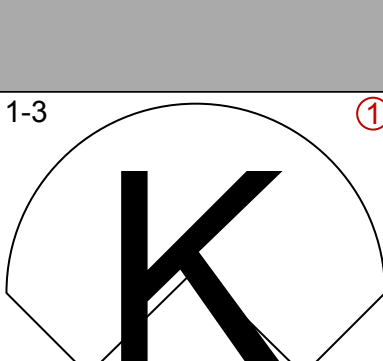
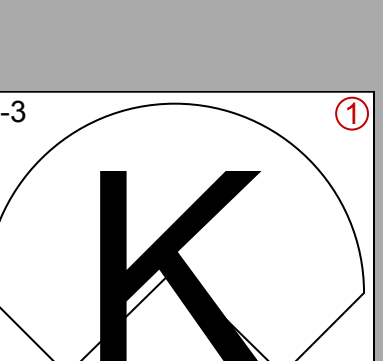
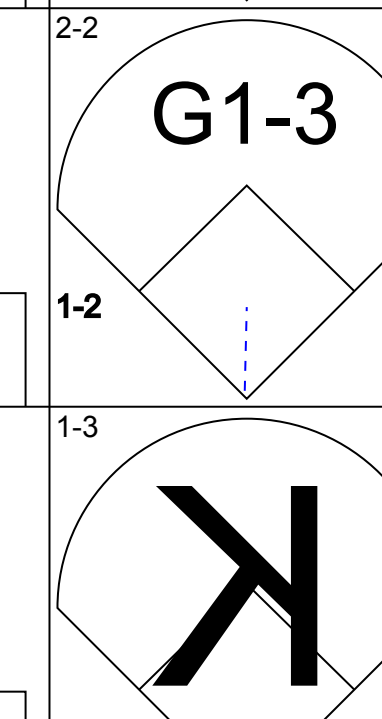
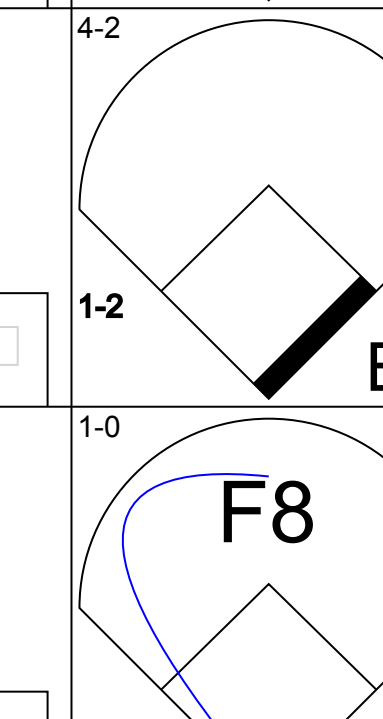
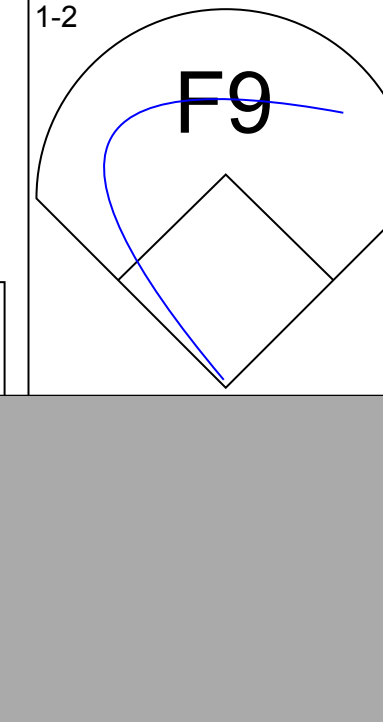

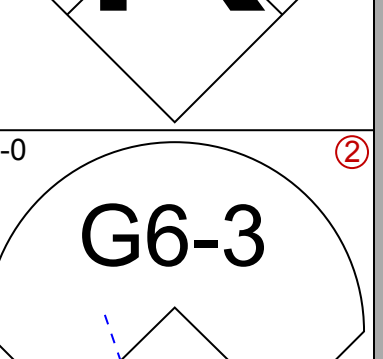
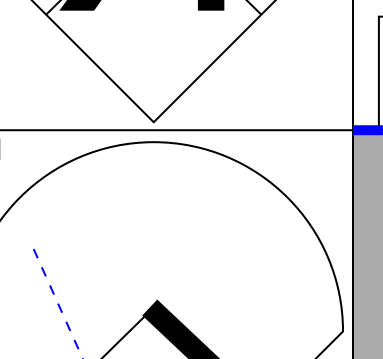

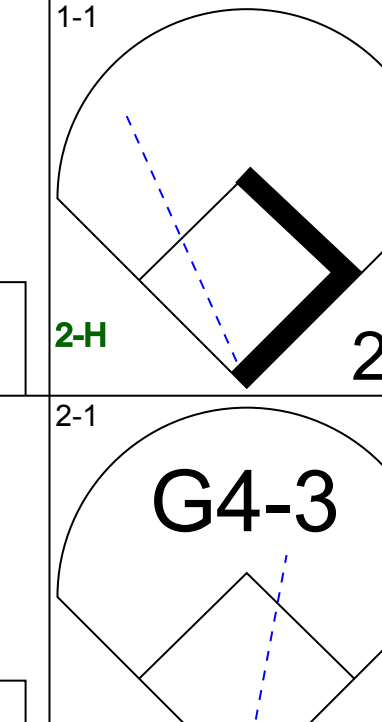

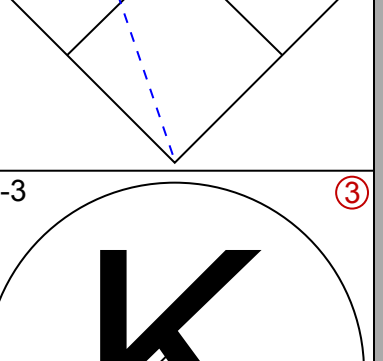
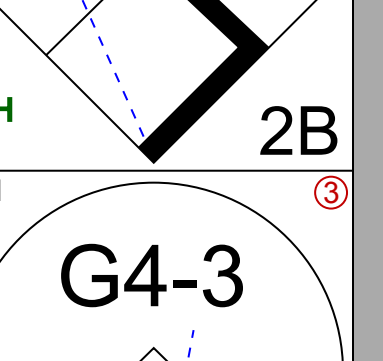
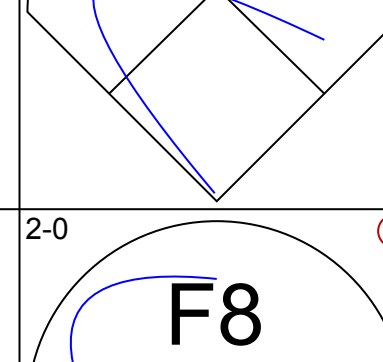
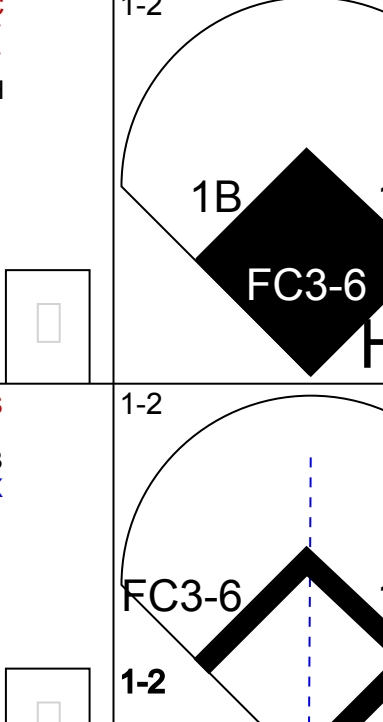
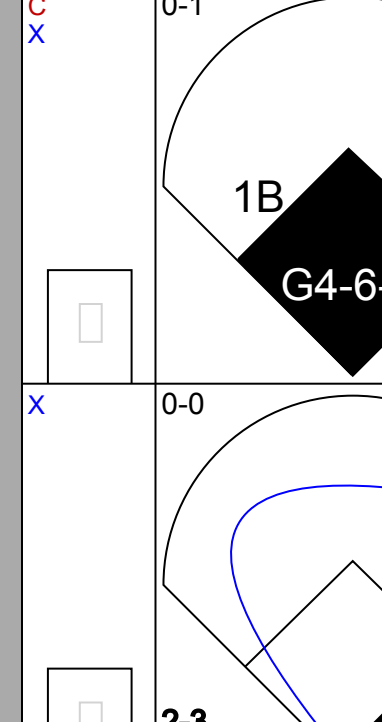
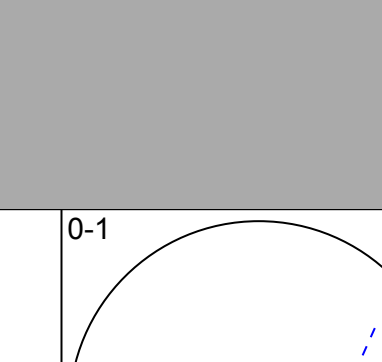
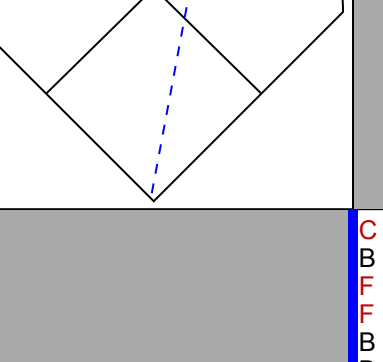
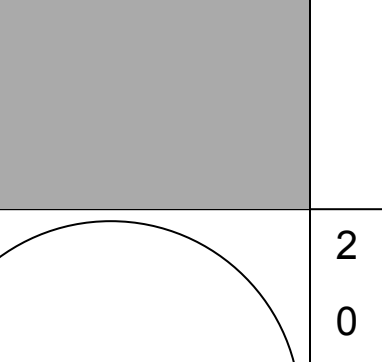
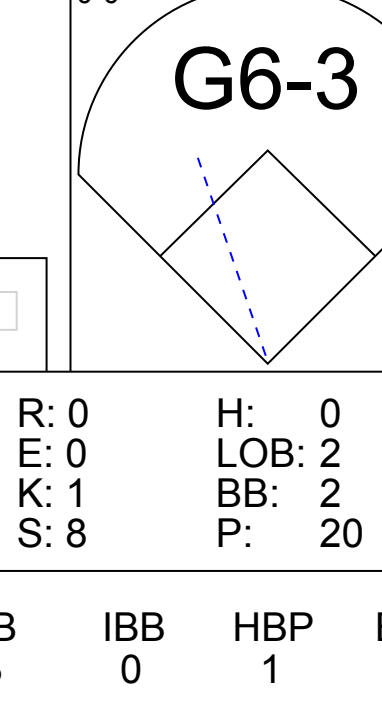


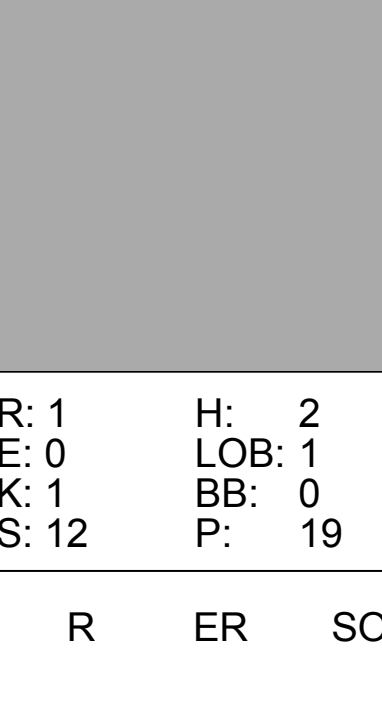
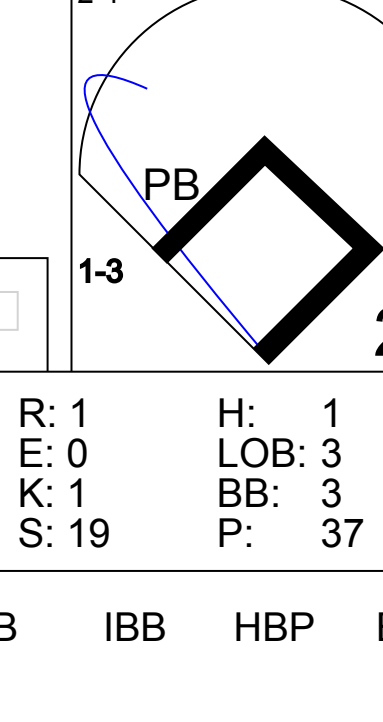
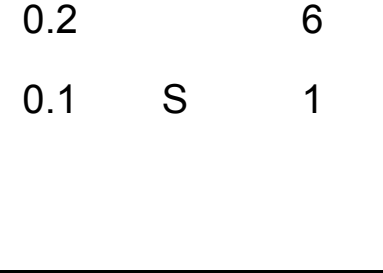
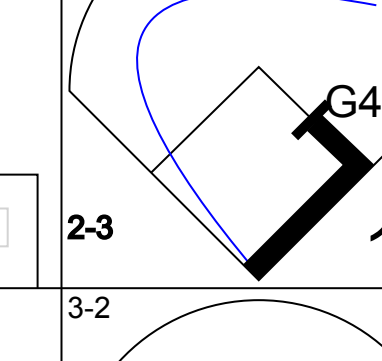




Batter	1	2	3	4	5	6	7	8	9	AB	R	H	RBI	BB	SO	LOB	TOP																			
Roberto Kelly, R OBP: 0.313, SLG: 0.386 (1, 8)	G6-3		G5-3		CS	F8		F8		4	0	0	0	0	0	1	New York Yankees @ Cleveland Indians Cleveland Municipal Stadium, Cleveland, OH Sat Jul 28 1990, 7:05 PM EDT Att: 28,387 - Unknown - 70 F																			
Wayne Tolleson, S OBP: 0.205, SLG: 0.262 Steve Balboni, R OBP: 0.312, SLG: 0.444 (8, PH) Randy Velarde, R OBP: 0.261, SLG: 0.264 (8, 4)	K		1B BB			K		L4		2	0	0	0	1	2	0																				
Oscar Azocar, L OBP: 0.342, SLG: 0.632 (1, 7)	P6		1-2 2-H 1B			HR		G1-6-3		4	1	2	1	0	0	0																				
Matt Nokes, L OBP: 0.325, SLG: 0.430 (1, 10)		E3		P4		1B		G6-3		4	0	1	0	0	0	0																				
Kevin Maas, L OBP: 0.351, SLG: 0.594 (1, 3)		BB		K		P4		P4		3	0	0	0	1	1	1																				
Jim Leyritz, R OBP: 0.340, SLG: 0.336 (1, 5)	P4			K				L7		4	0	0	0	0	1	1																				
Jesse Barfield, R OBP: 0.329, SLG: 0.429 (1, 9)	P2				L9		BB			2	0	0	0	1	0	1																				
Bob Geren, R OBP: 0.272, SLG: 0.371 (1, 2)			SH5-3 1B BB		G5-3		K			2	0	0	0	1	1	1																				
Alvaro Espinoza, R OBP: 0.253, SLG: 0.276 (1, 6)			SH5-3		CS		B5-3			2	0	1	0	0	0	1																				
Inning Stats	R: 0 E: 0 K: 1 S: 6	H: 0 LOB: 0 BB: 0 P: 8	R: 0 E: 1 K: 0 S: 9	H: 0 LOB: 1 BB: 1 P: 18	R: 0 E: 0 K: 0 S: 8	H: 1 LOB: 2 BB: 2 P: 17	R: 0 E: 0 K: 2 S: 8	H: 0 LOB: 0 BB: 0 P: 14	R: 0 E: 0 K: 0 S: 7	H: 1 LOB: 0 BB: 0 P: 11	R: 1 E: 0 K: 1 S: 10	H: 2 LOB: 1 BB: 0 P: 17	R: 0 E: 0 K: 1 S: 7	H: 0 LOB: 1 BB: 1 P: 12	R: 0 E: 0 K: 0 S: 5	H: 0 LOB: 0 BB: 0 P: 6	R: 0 E: 0 K: 0 S: 4	H: 0 LOB: 0 BB: 0 P: 7	1B: 3 2B: 0 3B: 0 HR: 1	SF: 0 SAC: 1 DP: 0 HBP: 0	WP: 0 PB: 0 SB: 0 CS: 1	PA: 34														
PITCHER	IP	WLS	BF	H	R	ER	SO	BB	IBB	HBP	BLK	WP	HR	S	P	ERA	WHIP	PITCHER		IP	WLS	BF	H	R	ER	SO	BB	IBB	HBP	BLK	WP	HR	S	P	ERA	WHIP
Tom Candiotti, R ERA: 3.38 (1, 1)	8.0	W	30	4	1	1	5	4	0	0	0	0	1	60	103	1.12	1.000			8.0	W	30	4	1	1	5	4	0	0	0	0	1	60	103	1.12	1.000
Doug Jones, R ERA: 1.24 (9, 1)	1.0	S	3	0	0	0	0	0	0	0	0	0	0	4	7	0.00	0.000			1.0	S	3	0	0	0	0	0	0	0	0	0	4	7	0.00	0.000	

AB	28
R	1
H	4
RBI	1
BB	4
SO	5
LOB	6



Batter	1	2	3	4	5	6	7	8	9	AB	R	H	RBI	BB	SO	LOB	BOTTOM																			
Jerry Browne, S OBP: 0.319, SLG: 0.343 (1, 4)	BB 1B BB		K		L9		L7	G6-3		4	0	0	0	1	1	2	New York Yankees @ Cleveland Indians Cleveland Municipal Stadium, Cleveland, OH Sat Jul 28 1990, 7:05 PM EDT Att: 28,387 - Unknown - 70 F																			
Mitch Webster, S OBP: 0.297, SLG: 0.415 (1, 8)	F7		F8		2B		E3 BB 1B	F7		5	1	2	0	0	0	3																				
Sandy Alomar Jr., R OBP: 0.329, SLG: 0.494 (1, 2)	BB 1B		HR		G5-3		E1 BB BB			4	1	2	1	0	0	2																				
Candy Maldonado, R OBP: 0.340, SLG: 0.462 (1, 7)	K		P4			1B FC5-2 1B	BB			3	0	1	0	1	1	2																				
Chris James, R OBP: 0.331, SLG: 0.409 (1, 10)	BB		HBP			FC5-2 1B	K			2	0	1	0	1	1	3																				
Brook Jacoby, R OBP: 0.369, SLG: 0.451 (1, 5) (9, 3)	P4					FC5 FC5-2 1B	BB			3	0	1	1	1	1	4																				
Cory Snyder, R OBP: 0.274, SLG: 0.435 (1, 9)		K				FC5-2 1B	G6-3			4	0	0	0	0	2	7																				
Jeff Manto, R OBP: 0.250, SLG: 0.100 (1, 3) Alex Cole, L OBP: 0.375, SLG: 0.375 (8, PR) Tom Brookens, R OBP: 0.294, SLG: 0.272 (9, 5)	K					P4		G6-3 SH1-3 BB		3	0	0	0	1	2	4																				
Felix Fermin, R OBP: 0.252, SLG: 0.280 (1, 6)	F7				G4-3	FC5		SH1-3		3	0	0	0	0	0	3																				
Inning Stats	R: 0 E: 0 K: 1 S: 14	H: 1 LOB: 3 BB: 2 P: 25	R: 0 E: 0 K: 2 S: 8	H: 0 LOB: 0 BB: 0 P: 12	R: 1 E: 0 K: 1 S: 14	H: 1 LOB: 0 BB: 0 P: 23	R: 0 E: 0 K: 3 S: 11	H: 0 LOB: 1 BB: 0 P: 18	R: 0 E: 0 K: 0 S: 9	H: 1 LOB: 1 BB: 0 P: 16	R: 0 E: 0 K: 0 S: 11	H: 3 LOB: 3 BB: 0 P: 12	R: 1 E: 0 K: 1 S: 12	H: 1 LOB: 3 BB: 2 P: 25	R: 0 E: 0 K: 0 S: 7	H: 0 LOB: 2 BB: 1 P: 12	1B: 5 2B: 1 3B: 0 HR: 1	SF: 0 SAC: 1 DP: 0 HBP: 1	WP: 0 PB: 0 SB: 0 CS: 0	PA: 38																
PITCHER	IP	WLS	BF	H	R	ER	SO	BB	IBB	HBP	BLK	WP	HR	S	P	ERA	WHIP	PITCHER		IP	WLS	BF	H	R	ER	SO	BB	IBB	HBP	BLK	WP	HR	S	P	ERA	WHIP
Chuck Cary, L ERA: 4.1 (1, 1)	6.1	L	29	7	2	1	7	2	0	1	0	0	1	72	114	1.42	1.421			6.1	L	29	7	2	1	7	2	0	1	72	114	1.42	1.421			
Alan Mills, R ERA: 3.62 (7, 1)	1.2		9	0	0	0	1	3	0	0	0	0	0	14	29	0.00	1.800			1.2		9	0	0	0	1	3	0	0	0	14	29	0.00	1.800		



Batter	1	2	3	4	5	6	7	8	9	AB	R	H	RBI	BB	SO	LOB	TOP				
Roberto Kelly, R OBP: 0.314, SLG: 0.395										4	1	2	4	0	1	1	New York Yankees @ Cleveland Indians Cleveland Municipal Stadium, Cleveland, OH Sun Jul 29 1990, 3:33 AM EDT Sunny - 85 F				
Steve Sax, R OBP: 0.327, SLG: 0.337										3	0	1	1	1	1	0					
Oscar Azocar, L OBP: 0.261, SLG: 0.264										5	0	1	0	0	1	5					
Randy Velarde, R OBP: 0.261, SLG: 0.264										0	0	0	0	0	0	0					
Steve Balboni, R OBP: 0.309, SLG: 0.433										4	0	0	0	1	2	2					
Brian Dorsett, R OBP: 0.333, SLG: 0.143										2	0	0	0	0	0	2					
Matt Nokes, L OBP: 0.321, SLG: 0.425										3	0	0	0	0	2	3					
Jim Levritz, R OBP: 0.349, SLG: 0.338										2	1	1	0	1	0	0					
Deion Sanders, L OBP: 0.234, SLG: 0.244										1	1	0	0	0	0	0					
Jesse Barfield, R OBP: 0.336, SLG: 0.435										3	3	2	0	2	1	1					
Bob Geren, R OBP: 0.273, SLG: 0.371										3	1	1	0	0	1	2					
Alvaro Espinoza, R OBP: 0.255, SLG: 0.278										5	1	2	3	0	1	3					
Inning Stats	R: 0 E: 1 K: 2 S: 16	H: 1 LOB: 2 BB: 0 P: 20	R: 2 E: 0 K: 0 S: 13	H: 2 LOB: 2 BB: 2 P: 25	R: 0 E: 0 K: 0 S: 4	H: 0 LOB: 0 BB: 0 P: 9	R: 2 E: 0 K: 0 S: 19	H: 3 LOB: 1 BB: 0 P: 32	R: 0 E: 1 K: 2 S: 11	H: 0 LOB: 1 BB: 1 P: 19	R: 1 E: 0 K: 3 S: 12	H: 1 LOB: 0 BB: 0 P: 19	R: 0 E: 0 K: 2 S: 15	H: 0 LOB: 0 BB: 0 P: 19	R: 3 E: 1 K: 1 S: 20	H: 3 LOB: 1 BB: 1 P: 33	R: 0 E: 1 K: 0 S: 7	H: 0 LOB: 1 BB: 1 P: 13	1B: 8 2B: 1 3B: 0 HR: 1	SF: 1 SAC: 3 DP: 1 HBP: 1	WP: 1 PA: 45 PB: 0 SB: 4 CS: 0
PITCHER	IP WLS BF H R ER SO BB IBB HBP BLK WP HR S P ERA WHIP																				
Bud Black, L ERA: 3.31	3.1 L 18 5 4 4 2 2 0 0 0 0 1 0 41 68 10.80 2.100																				
Steve Olin, R ERA: 3.63	4.1 3.2 19 5 4 3 7 1 0 1 0 0 0 1 59 91 7.36 1.636																				
Jesse Orosco, L ERA: 4.5	8.1 1.0 4 0 0 0 1 0 1 0 0 0 0 0 10 17 0.00 0.000																				
Rudy Seanez, R ERA: 5.6	9.1 1.0 4 0 0 0 0 1 0 0 0 0 0 0 7 13 0.00 1.000																				
Batter	1	2	3	4	5	6	7	8	9	AB	R	H	RBI	BB	SO	LOB	BOTTOM				
Jerry Browne, S OBP: 0.325, SLG: 0.347										2	1	1	1	3	0	2	New York Yankees @ Cleveland Indians Cleveland Municipal Stadium, Cleveland, OH Sun Jul 29 1990, 3:33 AM EDT Sunny - 85 F				
Mitch Webster, S OBP: 0.298, SLG: 0.413										4	1	1	0	1	1	5					
Chris James, R OBP: 0.330, SLG: 0.404										4	0	0	0	1	1	6					
Alex Cole, L OBP: 0.375, SLG: 0.375										0	0	0	0	0	0	0					
Candy Maldonado, R OBP: 0.338, SLG: 0.458										5	0	1	1	0	3	4					
Sandy Alomar Jr., R OBP: 0.328, SLG: 0.406										4	0	1	1	0	0	1					
Brook Jacoby, R OBP: 0.385, SLG: 0.446										4	0	0	0	0	1	1					
Dion James, L OBP: 0.322, SLG: 0.337										2	2	1	0	0	0	0					
Jeff Manto, R OBP: 0.308, SLG: 0.100										0	1	0	0	1	0	0					
Cory Snyder, R OBP: 0.277, SLG: 0.436										4	0	2	0	0	1	1					
Felix Fermin, R OBP: 0.254, SLG: 0.281										2	0	1	0	0	0	0					
Ken Phelps, L OBP: 0.299, SLG: 0.209										1	0	0	0	0	0	1					
Tom Brookens, R OBP: 0.301, SLG: 0.290										1	0	1	0	0	0	0					
Inning Stats	R: 1 E: 0 K: 0 S: 15	H: 2 LOB: 1 BB: 0 P: 19	R: 0 E: 0 K: 1 S: 5	H: 0 LOB: 0 BB: 0 P: 9	R: 0 E: 0 K: 1 S: 8	H: 0 LOB: 2 BB: 2 P: 20	R: 0 E: 0 K: 1 S: 8	H: 0 LOB: 0 BB: 0 P: 11	R: 1 E: 0 K: 0 S: 10	H: 2 LOB: 2 BB: 0 P: 12	R: 0 E: 0 K: 2 S: 8	H: 0 LOB: 0 BB: 0 P: 10	R: 1 E: 0 K: 0 S: 7	H: 2 LOB: 1 BB: 1 P: 15	R: 1 E: 0 K: 1 S: 12	H: 2 LOB: 3 BB: 0 P: 19	R: 1 E: 0 K: 0 S: 19	H: 1 LOB: 3 BB: 3 P: 37	1B: 5 2B: 4 3B: 0 HR: 0	SF: 0 SAC: 0 DP: 1 HBP: 1	WP: 1 PA: 41 PB: 1 SB: 2 CS: 0
PITCHER	IP WLS BF H R ER SO BB IBB HBP BLK WP HR S P ERA WHIP																				
Tim Leary, R ERA: 4.14	6.2 W 29 6 3 3 5 3 0 0 0 0 0 0 12 20 6.75 1.500																				
Eric Plunk, R ERA: 2.84	7.1 1.1 5 2 1 1 1 0 0 0 0 0 0 0 18 35 13.50 6.000																				
Dave Righetti, L ERA: 4.15	9.1 0.2 6 1 1 1 1 3 0 0 0 0 0 0 1 2 0.00 0.000																				
Greg Cadaret, L ERA: 3.95	9.1 0.1 S 1 0 0 0 0 0 0 0 0 0 0 0 1 2 0.00 0.000																				

Batter	1	2	3	4	5	6	7	8	9	AB	R	H	RBI	BB	SO	LOB	TOP			
Roberto Kelly, R OBP: 0.315, SLG: 0.403 (1, 7) (8, 8)	1-0 HR		3-2 2B 1B	0-2 F9		0-1 L7			1-0 L6	5	2	1	0	0	1					
Steve Sax, R OBP: 0.325, SLG: 0.338 (1, 4)	1-2 G6-3		0-0 2B		1-0 G4-3		2-1 F8		1-1 G5-3	5	0	1	1	0	0	0				
Oscar Azocar, L OBP: 0.333, SLG: 0.583 (1, 9) (8, 7)	1-2 G5-3		0-1 F9		1-2 1B		1-1 2B		1-1 F6	5	0	2	0	0	0	1				
Matt Nokes, L OBP: 0.322, SLG: 0.421 Steve Balboni, R OBP: 0.313, SLG: 0.433 (7, PH)	2-1 HBP		2-2 F7		2-3 K		4-0 IBB			2	0	0	0	0	1	2				
Kevin Maas, L OBP: 0.359, SLG: 0.576 (1, 3)	3-2 F8		4-0 IBB		4-0 IBB		1-3 K			2	0	0	0	2	1	3				
Brian Dorsett, R OBP: 0.231, SLG: 0.091 Bob Geren, R OBP: 0.273, SLG: 0.371 (9, 2)		1-3 K	0-0 P3		3-2 F9		0-0 F8			4	0	0	0	0	1	6				
Randy Velarde, R OBP: 0.260, SLG: 0.263 (1, 5)	1-2 F9			3-2 WP SF8 1B		0-0 F8		0-1 P4		4	1	1	0	0	0	0				
Wayne Tolleson, S OBP: 0.208, SLG: 0.244 Alvaro Espinoza, R OBP: 0.255, SLG: 0.278 (8, 6)	2-2 G3		1-1 G6-3		4-0 BB		1-3 K			3	0	0	0	1	1	1				
Deion Sanders, L OBP: 0.236, SLG: 0.271 Jesse Barfield, R OBP: 0.335, SLG: 0.433 (8, PH) (8, 9)			1-1 HR	1-2 SF8		0-0 F8		2-0 P4		2	1	1	2	0	0	1				
Inning Stats	R: 1 E: 0 K: 0 S: 14	H: 1 LOB: 1 BB: 0 P: 22	R: 0 E: 0 K: 1 S: 12	H: 0 LOB: 0 BB: 0 P: 16	R: 2 E: 0 K: 0 S: 14	H: 3 LOB: 2 BB: 1 P: 24	R: 1 E: 0 K: 0 S: 15	H: 1 LOB: 0 BB: 0 P: 20	R: 0 E: 0 K: 1 S: 12	H: 0 LOB: 1 BB: 1 P: 8	R: 0 E: 0 K: 1 S: 9	H: 1 LOB: 2 BB: 1 P: 17	R: 0 E: 0 K: 1 S: 6	H: 0 LOB: 0 BB: 0 P: 9	R: 0 E: 0 K: 0 S: 5	H: 0 LOB: 0 BB: 0 P: 8	1B: 3 2B: 2 3B: 0 HR: 2	SF: 1 SAC: 0 DP: 0 HBP: 1	WP: 1 PB: 0 SB: 1 CS: 0	PA: 39
PITCHER	IP WLS BF H R ER SO BB IBB HBP BLK WP HR S P ERA WHIP	IP WLS BF H R ER SO BB IBB HBP BLK WP HR S P ERA WHIP	IP WLS BF H R ER SO BB IBB HBP BLK WP HR S P ERA WHIP	IP WLS BF H R ER SO BB IBB HBP BLK WP HR S P ERA WHIP	IP WLS BF H R ER SO BB IBB HBP BLK WP HR S P ERA WHIP	IP WLS BF H R ER SO BB IBB HBP BLK WP HR S P ERA WHIP	IP WLS BF H R ER SO BB IBB HBP BLK WP HR S P ERA WHIP	IP WLS BF H R ER SO BB IBB HBP BLK WP HR S P ERA WHIP	IP WLS BF H R ER SO BB IBB HBP BLK WP HR S P ERA WHIP	IP WLS BF H R ER SO BB IBB HBP BLK WP HR S P ERA WHIP	IP WLS BF H R ER SO BB IBB HBP BLK WP HR S P ERA WHIP	IP WLS BF H R ER SO BB IBB HBP BLK WP HR S P ERA WHIP	IP WLS BF H R ER SO BB IBB HBP BLK WP HR S P ERA WHIP	IP WLS BF H R ER SO BB IBB HBP BLK WP HR S P ERA WHIP	IP WLS BF H R ER SO BB IBB HBP BLK WP HR S P ERA WHIP	IP WLS BF H R ER SO BB IBB HBP BLK WP HR S P ERA WHIP	IP WLS BF H R ER SO BB IBB HBP BLK WP HR S P ERA WHIP			
Cecilio Guante, R ERA: 5.01 (1, 1)	3.0 L	16 5	4 4	4 1	1 0	0 1	0 1	0 0	0 1	0 27	44 69	12.00 1.667								
Colby Ward, R ERA (4, 1)	3.0 W	12 1	0 0	0 0	1 1	0 0	0 0	1 0	0 27	44 66	0.00 0.667									
Jesse Orosco, L ERA: 4.29 (7, 1)	2.0 8	1 0	0 2	0 0	0 0	0 0	0 0	0 0	0 15	26 46	0.00 0.500									
Doug Jones, R ERA: 1.21 (9, 1)	1.0 3	0 0	0 0	0 0	0 0	0 0	0 0	0 0	0 5	8 8	0.00 0.000									
Alex Cole, L OBP: 0.333, SLG: 0.333 Mitch Webster, S OBP: 0.297, SLG: 0.412 (8, PH) (9, 8)	2-2 G6-3		0-3 K		0-2 S G4-3 1B		1-2 F7		1-1 FC6-4	4	1	1	0	0	1	2				
Tom Brookens, R OBP: 0.305, SLG: 0.296 (1, 4) (9, 6)	1-1 G6-3		1-1 BB 1B		1-3 SAFE K		1-1 SH3 1B		0-1 L6-3	5	0	2	0	0	1	1				
Dion James, L OBP: 0.328, SLG: 0.339 Chris James, R OBP: 0.328, SLG: 0.402 (1, 10) (9, PH)	1-0 1B		2-0 F8		4-2 G4-3 1B BB		0-0 SH3		0-1 G5-3	2	1	1	0	1	0	1				
Candy Maldonado, R OBP: 0.337, SLG: 0.453 (1, 7)	2-3 K		4-2 BB G6-4-3		0-1 G4-3		1-2 L4		2-3 K	4	0	0	1	1	2	3				
Ken Phelps, L OBP: 0.289, SLG: 0.204 (1, 3)		0-1 G3	0-0 G6-4-3		4-0 1B BB		1-2 F9			3	0	0	0	1	0	3				
Brook Jacoby, R OBP: 0.369, SLG: 0.458 (1, 5)		0-0 HR		0-0 G6-4-3 1B		0-0 FC5-4 1B		0-0 L7		4	1	3	2	0	0	0				
Cory Snyder, R OBP: 0.276, SLG: 0.434 (1, 9)	0-1 G5-3 1B		1-1 G6-4-3		1-1 FC5-4		0-0 P6			4	0	1	0	0	0	3				
Felix Fermin, R OBP: 0.255, SLG: 0.282 Jerry Browne, S OBP: 0.327, SLG: 0.348 (8, PH) (9, 4)	0-0 G5-3		1-1 1B		1-3 K		2-2 WP 1B			3	0	1	0	0	1	1				
Joel Skinner, R OBP: 0.300, SLG: 0.333 Sandy Alomar Jr., R OBP: 0.329, SLG: 0.406 (8, PH) (9, 2)	4-1 BB		1-1 G5-3		0-3 K		4-2 FC6-4 BB			2	0	0	0	1	1	1				
Inning Stats	R: 0 E: 0 K: 1 S: 9	H: 1 LOB: 1 BB: 0 P: 15	R: 1 E: 0 K: 1 S: 10	H: 2 LOB: 1 BB: 1 P: 14	R: 0 E: 0 K: 0 S: 7	H: 2 LOB: 1 BB: 0 P: 10	R: 2 E: 0 K: 1 S: 14	H: 2 LOB: 2 BB: 2 P: 24	R: 0 E: 0 K: 2 S: 10	H: 0 LOB: 0 BB: 0 P: 12	R: 0 E: 0 K: 0 S: 12	H: 1 LOB: 1 BB: 0 P: 15	R: 0 E: 0 K: 0 S: 9	H: 1 LOB: 2 BB: 1 P: 16	R: 0 E: 0 K: 1 S: 7	H: 0 LOB: 0 BB: 0 P: 9	1B: 9 2B: 0 3B: 0 HR: 1	SF: 0 SAC: 1 DP: 2 HBP: 0	WP: 1 PB: 0 SB: 3 CS: 0	PA: 40
PITCHER	IP WLS BF H R ER SO BB IBB HBP BLK WP HR S P ERA WHIP	IP WLS BF H R ER SO BB IBB HBP BLK WP HR S P ERA WHIP	IP WLS BF H R ER SO BB IBB HBP BLK WP HR S P ERA WHIP	IP WLS BF H R ER SO BB IBB HBP BLK WP HR S P ERA WHIP	IP WLS BF H R ER SO BB IBB HBP BLK WP HR S P ERA WHIP	IP WLS BF H R ER SO BB IBB HBP BLK WP HR S P ERA WHIP	IP WLS BF H R ER SO BB IBB HBP BLK WP HR S P ERA WHIP	IP WLS BF H R ER SO BB IBB HBP BLK WP HR S P ERA WHIP	IP WLS BF H R ER SO BB IBB HBP BLK WP HR S P ERA WHIP	IP WLS BF H R ER SO BB IBB HBP BLK WP HR S P ERA WHIP	IP WLS BF H R ER SO BB IBB HBP BLK WP HR S P ERA WHIP	IP WLS BF H R ER SO BB IBB HBP BLK WP HR S P ERA WHIP	IP WLS BF H R ER SO BB IBB HBP BLK WP HR S P ERA WHIP	IP WLS BF H R ER SO BB IBB HBP BLK WP HR S P ERA WHIP	IP WLS BF H R ER SO BB IBB HBP BLK WP HR S P ERA WHIP	IP WLS BF H R ER SO BB IBB HBP BLK WP HR S P ERA WHIP	IP WLS BF H R ER SO BB IBB HBP BLK WP HR S P ERA WHIP			
Jimmy Jones, R ERA: 5.65 (1, 1)	4.2 W	24 2	3 0	3 0	3 0	0 2	4 1	0 0	0 31	45 43	5.79 1.000									
Eric Plunk, R ERA: 2.63 (5, 1)	3.0 S	12 4	0 0	0 0	0 1	0 0	0 0	0 0	0 9	12 12	0.00 0.000									
Greg Cadaret, L ERA: 3.89 (8, 1)	1.1 S	4 0	0 0	0 0	0 0	0 1	0 0	0 0	0 0	9 12	0.00 0.000									

New York Yankees @ Cleveland Indians
Cleveland Municipal Stadium, Cleveland, OH
Sun Jul 29 1990, 7:05 PM EDT
Att: 32,656 - Sunny

AB 33
R 4
H 7
RBI 4
BB 4
SO 4
LOB 15



New York Yankees @ Cleveland Indians
Cleveland Municipal Stadium, Cleveland, OH
Sun Jul 29 1990, 7:05 PM EDT
Att: 32,656 - Sunny

AB 34
R 3
H 10
RBI 3
BB 5
SO 6
LOB 17



Batter	1	2	3	4	5	6	7	8	9	AB	R	H	RBI	BB	SO	LOB	TOP					
Kevin Seitzer, R (1, 5) OBP: 0.346, SLG: 0.378	1-3 K ①		2-3 K ②		4-0 BB	3-1 S 1B		0-1 L1 ③		4	0	1	1	1	2	1	Kansas City Royals @ Cleveland Indians Cleveland Municipal Stadium, Cleveland, OH Mon Jul 30 1990, 7:05 PM EDT Att: 14,053 - Cloudy - 72 F					
Bill Pecota, R (1, 4) OBP: 0.344, SLG: 0.388	1-3 K ②		1-1 P3 ③		1-1 F8	3-3 K ③			2-3 K ①	5	0	0	0	0	3	2						
Gerald Perry, L (1, 10) OBP: 0.315, SLG: 0.380	4-1 WP BB			3-2 HR	0-1 F9			2-2 G4-3 ①	2-3 K ②	4	1	1	1	1	1	1						
George Brett, L (1, 3) OBP: 0.367, SLG: 0.454	2-2 F8 ③			0-1 G3-1 ①	1-0 G3 ③			1-1 G4-3 ②	3-1 G5-3 ③	5	0	0	0	0	0	2						
Jim Eisenreich, L (1, 8) OBP: 0.346, SLG: 0.409		1-1 G4-3 ①		4-2 1B BB		0-0 F8 1B 2B		1-2 BB		3	2	2	0	1	0	0						
Jeff Schulz, L (1, 7) OBP: 0.444, SLG: 0.533		2-2 F8 ②		1-1 1B BB	1-1 1B BB	0-0 F8 ①		2-3 K ③		4	1	1	0	0	1	2						
Pat Tabler, R (1, 9) OBP: 0.337, SLG: 0.351		4-1 BB		0-1 1B BB	1-2 1B BB	1-2 2B 1B		0-2 G5-3 ①		3	2	2	2	1	0	0						
Mike Macfarlane, R (1, 2) OBP: 0.328, SLG: 0.417	1-3 K ③			1-2 1B BB	3-H 2-1 G3-6 1B	2-2 G3-1 1B 2B		2-2 1B		4	1	3	2	0	1	1						
Kurt Stillwell, S (1, 6) OBP: 0.321, SLG: 0.367			1-1 F7 ①	2-1 G3-6 ②		0-1 G3-1 ②		1-3 K ②		4	0	0	0	0	1	3						
Inning Stats	R: 0 E: 0 K: 2 S: 13	H: 0 LOB: 1 BB: 1 P: 21	R: 0 E: 0 K: 1 S: 11	H: 0 LOB: 1 BB: 1 P: 19	R: 0 E: 0 K: 1 S: 7	H: 0 LOB: 0 BB: 0 P: 11	R: 4 E: 0 K: 0 S: 18	H: 4 LOB: 1 BB: 1 P: 30	R: 0 E: 0 K: 0 S: 5	H: 0 LOB: 1 BB: 1 P: 11	R: 3 E: 0 K: 1 S: 15	H: 4 LOB: 1 BB: 0 P: 24	R: 0 E: 0 K: 1 S: 11	H: 1 LOB: 1 BB: 0 P: 17	R: 0 E: 0 K: 1 S: 14	H: 1 LOB: 1 BB: 0 P: 17	R: 0 E: 0 K: 2 S: 8	H: 0 LOB: 0 BB: 0 P: 15	1B: 7 2B: 2 3B: 0 HR: 1	SF: 0 SAC: 0 DP: 1 HBP: 0	WP: 1 PB: 1 SB: 1 CS: 0	PA: 40
PITCHER	IP WLS BF H R ER SO BB IBB HBP BLK WP HR S P ERA WHIP																					
Jeff Shaw, R (1, 1) ERA: 6.67	5.1 L 26 7 7 6 4 4 0 0 0 0 1 1 62 103 10.12 2.062																					
Tom Candiotti, R (6, 1) ERA: 3.28	3.2 14 3 0 0 5 0 0 0 0 0 0 0 40 62 0.00 0.818																					

Batter	1	2	3	4	5	6	7	8	9	AB	R	H	RBI	BB	SO	LOB	BOTTOM					
Alex Cole, L (1, 8) OBP: 0.294, SLG: 0.294	1-1 G4-3 ①			0-0 P2 ①	0-1 F7 ③				1-1 BB BB SF8 1B	5	1	1	0	0	0	1	Kansas City Royals @ Cleveland Indians Cleveland Municipal Stadium, Cleveland, OH Mon Jul 30 1990, 7:05 PM EDT Att: 14,053 - Cloudy - 72 F					
Jerry Browne, S (1, 4) OBP: 0.330, SLG: 0.350	3-2 L8 ②			1-0 1B BB		0-1 L3 ①		1-1 1B BB	4	3	2	0	1	0	0	0						
Dion James, L (1, 10) OBP: 0.335, SLG: 0.339	2-3 K ③			0-0 1B BB	1-3 1B BB	4-1 BB 1B BB		3-1 L7 ①	4-0 1B BB	3	0	1	0	2	1	1						
Candy Maldonado, R (1, 7) OBP: 0.340, SLG: 0.456		1-2 G4-3 ①		1-0 FC5-4 1B	1-2 3-H 1B	1-2 BB 1B		2-1 1B BB	0-0 SF8 ②	4	1	3	2	0	0	0						
Sandy Alomar Jr., R (1, 2) OBP: 0.327, SLG: 0.402		1-1 G1-3 ②		0-1 P6 ②		1-2 P4 ②		1-1 P4 ②	1-1 FC6-4 1B	5	0	1	1	0	0	6						
Brook Jacoby, R (1, 5) OBP: 0.389, SLG: 0.456		3-2 L9 ③		0-1 FC5-4 ③		4-0 1B BB		1-1 2B 1B	3-1 FC6-4 ③	4	1	1	1	1	0	4						
Cory Snyder, R (1, 9) OBP: 0.276, SLG: 0.434			1-0 F8 ①		2-3 K ①	0-1 P5 ③		0-0 1B 2B		4	0	1	2	0	1	3						
Jeff Manto, R (1, 3) OBP: 0.235, SLG: 0.071			1-3 K ②		1-3 K ②			2-2 L7 ①	2-2 P6 ③	4	0	0	0	0	2	1						
Felix Fermin, R (1, 6) OBP: 0.255, SLG: 0.286			1-2 G4-3 ③		0-2 2B			2-1 P4 ②		3	0	1	0	0	0	0						
Mitch Webster, S (9, PH) OBP: 0.296, SLG: 0.411									0-1 G1-3 ①	1	0	0	0	0	0	0						
Inning Stats	R: 0 E: 0 K: 1 S: 10	H: 0 LOB: 0 BB: 0 P: 16	R: 0 E: 0 K: 0 S: 9	H: 0 LOB: 0 BB: 0 P: 14	R: 0 E: 0 K: 1 S: 7	H: 0 LOB: 0 BB: 0 P: 10	R: 1 E: 0 K: 0 S: 8	H: 3 LOB: 2 BB: 0 P: 10	R: 0 E: 0 K: 2 S: 13	H: 1 LOB: 1 BB: 0 P: 16	R: 0 E: 0 K: 0 S: 12	H: 1 LOB: 3 BB: 2 P: 24	R: 0 E: 0 K: 0 S: 8	H: 0 LOB: 0 BB: 0 P: 14	R: 3 E: 0 K: 0 S: 14	H: 4 LOB: 1 BB: 0 P: 24	R: 2 E: 0 K: 0 S: 10	H: 2 LOB: 2 BB: 2 P: 23	1B: 9 2B: 2 3B: 0 HR: 0	SF: 1 SAC: 0 DP: 0 HBP: 0	WP: 0 PB: 0 SB: 0 CS: 0	PA: 42
PITCHER	IP WLS BF H R ER SO BB IBB HBP BLK WP HR S P ERA WHIP																					
Andy McGaffigan, R (1, 1) ERA: 4.08	5.1 W 22 4 1 1 4 1 0 0 0 0 0 0 28 49 1.69 1.125																					
Luis Encarnacion, R (6, 1) ERA: 6.35	2.2 13 4 3 3 0 1 0 0 0 0 0 0 28 49 10.12 1.875																					
Jeff Montgomery, R (9, 1) ERA: 2.53	1.0 S 7 2 2 2 0 2 0 0 0 0 0 0 10 23 18.00 4.000																					



Batter	1	2	3	4	5	6	7	8	9	AB	R	H	RBI	BB	SO	LOB	TOP										
Kevin Seitzer, R (1, 5) OBP: 0.347, SLG: 0.382	K	FC4					G5-3		F9	5	0	1	0	0	1	2	Kansas City Royals @ Cleveland Indians Cleveland Municipal Stadium, Cleveland, OH Wed Aug 01 1990, 7:05 PM EDT Att: 12,804 - Unknown - 72 F livebaseballscorecards.com										
Bill Pecota, R (1, 4) OBP: 0.350, SLG: 0.390	1B	2B			F9		P9		P4	4	1	1	0	0	0	1											
Gerald Perry, L (1, 3) OBP: 0.320, SLG: 0.379					F9		G3-6-3		F8	4	0	2	1	0	0	1											
Danny Tartabull, R (1, 10) OBP: 0.319, SLG: 0.448							G3-1			2	0	1	0	2	0	0											
Pat Tabler, R (1, 9) OBP: 0.341, SLG: 0.360 Jeff Schultz, L (8, PH) OBP: 0.361, SLG: 0.444							G6-3		F8	3	0	1	0	0	0	1											
Jim Eisenreich, L (1, 7) OBP: 0.345, SLG: 0.410									F8	1	0	0	0	0	1	4											
Willie Wilson, S (1, 8) OBP: 0.346, SLG: 0.370									F8	4	0	1	0	0	0	2											
Mike Macfarlane, R (1, 2) OBP: 0.322, SLG: 0.407									L7	4	0	0	0	0	2	2											
Kurt Stillwell, S (1, 6) OBP: 0.322, SLG: 0.370									F9	4	0	1	0	0	0	0											
Inning Stats	R: 1 E: 0 K: 1 S: 11	H: 2 LOB: 1 BB: 1 P: 17	R: 0 E: 1 K: 0 S: 11	H: 1 LOB: 2 BB: 0 P: 13	R: 0 E: 0 K: 1 S: 11	H: 1 LOB: 2 BB: 1 P: 22	R: 0 E: 0 K: 1 S: 8	H: 0 LOB: 0 BB: 0 P: 14	R: 0 E: 0 K: 0 S: 8	H: 1 LOB: 0 BB: 0 P: 10	R: 0 E: 0 K: 1 S: 16	H: 2 LOB: 2 BB: 0 P: 21	R: 0 E: 0 K: 0 S: 5	H: 0 LOB: 0 BB: 0 P: 10	R: 0 E: 0 K: 0 S: 8	H: 2 LOB: 2 BB: 0 P: 11		R: 0 E: 0 K: 0 S: 6	H: 0 LOB: 0 BB: 0 P: 7	1B: 8 2B: 1 3B: 0 HR: 0	SF: 0 SAC: 0 DP: 1 HBP: 0	WP: 0 PB: 0 SB: 0 CS: 0	PA: 37				
PITCHER	IP	WLS	BF	H	R	ER	SO	BB	IBB	HBP	BLK	WP	HR	S	P	ERA	WHIP										
Greg Swindell, L (1, 1) ERA: 4.04	7.0	W	31	9	1	1	4	2	0	0	0	0	0	75	112	1.29	1.571										
Doug Jones, R (8, 1) ERA: 1.17	2.0	S	6	0	0	0	0	0	0	0	0	0	0	9	13	0.00	0.000										

Batter	1	2	3	4	5	6	7	8	9	AB	R	H	RBI	BB	SO	LOB	BOTTOM										
Alex Cole, L (1, 8) OBP: 0.423, SLG: 0.375	S									2	2	2	1	1	0	0	Kansas City Royals @ Cleveland Indians Cleveland Municipal Stadium, Cleveland, OH Wed Aug 01 1990, 7:05 PM EDT Att: 12,804 - Unknown - 72 F livebaseballscorecards.com										
Mitch Webster, S (1, 7) OBP: 0.296, SLG: 0.412	F9									4	1	1	1	0	0	3											
Jerry Browne, S (1, 4) OBP: 0.330, SLG: 0.352										3	0	1	2	0	0	2											
Sandy Alomar Jr., R (1, 2) OBP: 0.324, SLG: 0.396	G6-3									4	0	1	0	0	2	1											
Chris James, R (1, 10) OBP: 0.330, SLG: 0.418	G5-3									4	0	1	0	0	1	2											
Brook Jacoby, R (1, 5) OBP: 0.396, SLG: 0.448										3	0	0	0	1	0	1											
Cory Snyder, R (1, 9) OBP: 0.276, SLG: 0.434										3	0	0	0	0	1	1											
Jeff Manto, R (1, 3) OBP: 0.208, SLG: 0.095										3	0	0	0	0	2	0											
Tom Brookens, R (1, 6) OBP: 0.306, SLG: 0.307 Felix Fermin, R (8, 6) OBP: 0.253, SLG: 0.283										3	1	1	0	0	0	0											
Inning Stats	R: 1 E: 0 K: 0 S: 11	H: 1 LOB: 1 BB: 1 P: 25	R: 0 E: 0 K: 0 S: 4	H: 0 LOB: 0 BB: 0 P: 5	R: 0 E: 0 K: 0 S: 10	H: 0 LOB: 1 BB: 0 P: 14	R: 0 E: 0 K: 2 S: 10	H: 0 LOB: 1 BB: 1 P: 17	R: 3 E: 0 K: 1 S: 14	H: 4 LOB: 1 BB: 0 P: 25	R: 0 E: 0 K: 2 S: 8	H: 0 LOB: 0 BB: 0 P: 14	R: 0 E: 0 K: 0 S: 10	H: 1 LOB: 1 BB: 0 P: 17	R: 0 E: 0 K: 1 S: 9	H: 1 LOB: 0 BB: 0 P: 13		R: 0 E: 0 K: 1 S: 9	H: 1 LOB: 0 BB: 0 P: 13	1B: 3 2B: 4 3B: 1 HR: 0	SF: 1 SAC: 0 DP: 1 HBP: 1	WP: 0 PB: 0 SB: 6 CS: 0	PA: 33				
PITCHER	IP	WLS	BF	H	R	ER	SO	BB	IBB	HBP	BLK	WP	HR	S	P	ERA	WHIP										
Mark Davis, L (1, 1) ERA: 6.38	4.2	L	22	5	4	4	3	2	0	1	0	0	0	47	83	7.71	1.500										
Steve Farr, R (5, 1) ERA: 2.19	3.1		11	2	0	0	3	0	0	0	0	0	0	29	47	0.00	0.600										

Batter	1	2	3	4	5	6	7	8	9	AB	R	H	RBI	BB	SO	LOB	TOP										
Alex Cole, L (1, 8) OBP: 0.452, SLG: 0.393										4	2	2	0	1	0	0	Cleveland Indians @ New York Yankees Yankee Stadium, Bronx, NY Fri Aug 03 1990, 7:05 PM EDT Att: 27,945 - Unknown - 86 F										
Jerry Browne, S (1, 4) OBP: 0.333, SLG: 0.355 Tom Brookens, R (7, PH) OBP: 0.310, SLG: 0.311										2	1	1	1	1	0	0											
Chris James, R (1, 10) OBP: 0.328, SLG: 0.414										5	1	1	1	0	2	3											
Candy Maldonado, R (1, 7) OBP: 0.337, SLG: 0.449										3	0	1	1	1	0	0											
Cory Snyder, R (1, 9) OBP: 0.276, SLG: 0.432										4	0	1	0	0	2	3											
Brook Jacoby, R (1, 5) OBP: 0.395, SLG: 0.446										4	0	1	1	0	1	1											
Jeff Manto, R (1, 3) OBP: 0.214, SLG: 0.083										3	0	0	0	1	0	2											
Felix Fermin, R (1, 6) OBP: 0.249, SLG: 0.279										4	0	0	0	0	0	4											
Joel Skinner, R (1, 2) OBP: 0.290, SLG: 0.322 Mitch Webster, S (9, PH) OBP: 0.295, SLG: 0.411										3	0	0	0	0	3	0											
Inning Stats	R: 1 E: 0 K: 1 S: 9	H: 1 LOB: 0 BB: 1 P: 16	R: 0 E: 0 K: 1 S: 12	H: 1 LOB: 1 BB: 0 P: 16	R: 0 E: 0 K: 2 S: 10	H: 0 LOB: 1 BB: 1 P: 18	R: 0 E: 1 K: 1 S: 10	H: 0 LOB: 1 BB: 0 P: 14	R: 0 E: 0 K: 1 S: 9	H: 1 LOB: 0 BB: 0 P: 14	R: 0 E: 0 K: 1 S: 20	H: 1 LOB: 0 BB: 2 P: 37	R: 2 E: 0 K: 2 S: 14	H: 3 LOB: 1 BB: 0 P: 18	R: 0 E: 0 K: 0 S: 6	H: 0 LOB: 0 BB: 0 P: 8		R: 0 E: 0 K: 0 S: 9	H: 1 LOB: 1 BB: 0 P: 15	1B: 7 2B: 1 3B: 0 HR: 0	SF: 0 SAC: 0 DP: 0 HBP: 0	WP: 0 PB: 0 SB: 2 CS: 1	PA: 40				
PITCHER	IP	WLS	BF	H	R	ER	SO	BB	IBB	HBP	BLK	WP	HR	S	P	ERA	WHIP										
Chuck Cary, L (1, 1) ERA: 3.95	5.2		24	4	2	1	7	3	0	0	0	0	0	66	106	1.59	1.235										
Lee Guetterman, L (6, 1) ERA: 2.89	3.1	W	15	4	2	2	2	1	0	0	0	0	0	33	50	5.40	1.500										

Batter	1	2	3	4	5	6	7	8	9	AB	R	H	RBI	BB	SO	LOB	BOTTOM										
Steve Sax, R (1, 4) OBP: 0.323, SLG: 0.336										3	1	0	0	1	0	0	Cleveland Indians @ New York Yankees Yankee Stadium, Bronx, NY Fri Aug 03 1990, 7:05 PM EDT Att: 27,945 - Unknown - 86 F										
Jim Leyritz, R (1, 5) OBP: 0.365, SLG: 0.365 Wayne Tolleson, S (8, FR) OBP: 0.220, SLG: 0.255										3	1	0	0	0	1	1											
Oscar Azocar, L (1, 7) OBP: 0.356, SLG: 0.575										4	2	1	1	0	0	1											
Mel Hall, L (1, 9) OBP: 0.282, SLG: 0.463 Randy Velarde, R (9, 5) OBP: 0.317, SLG: 0.263										4	1	1	4	0	1	0											
Kevin Maas, L (1, 3) OBP: 0.402, SLG: 0.683										3	0	1	0	1	1	0											
Matt Nokes, L (1, 10) OBP: 0.310, SLG: 0.401										3	0	0	0	1	0	1											
Jesse Barfield, R (1, 8) OBP: 0.336, SLG: 0.444										4	0	0	0	0	3	3											
Bob Geren, R (1, 2) OBP: 0.260, SLG: 0.352 Roberto Kelly, R (8, PH) OBP: 0.319, SLG: 0.408										2	0	0	0	0	1	0											
Alvaro Espinoza, R (1, 6) OBP: 0.255, SLG: 0.276 Steve Balboni, R (8, PH) OBP: 0.317, SLG: 0.444 Brian Dorsett, R (9, 2) OBP: 0.263, SLG: 0.235										2	0	0	0	0	0	0											
Inning Stats	R: 2 E: 1 K: 0 S: 15	H: 0 LOB: 1 BB: 1 P: 26	R: 0 E: 0 K: 2 S: 7	H: 0 LOB: 0 BB: 0 P: 11	R: 0 E: 0 K: 1 S: 6	H: 0 LOB: 0 BB: 0 P: 8	R: 0 E: 1 K: 0 S: 5	H: 0 LOB: 1 BB: 0 P: 9	R: 0 E: 0 K: 0 S: 4	H: 0 LOB: 0 BB: 0 P: 9	R: 0 E: 0 K: 1 S: 8	H: 0 LOB: 0 BB: 0 P: 14	R: 0 E: 0 K: 2 S: 10	H: 0 LOB: 0 BB: 0 P: 13	R: 4 E: 1 K: 2 S: 17	H: 3 LOB: 2 BB: 2 P: 30		R: 0 E: 0 K: 0 S: 9	H: 1 LOB: 1 BB: 0 P: 15	1B: 1 2B: 1 3B: 0 HR: 1	SF: 0 SAC: 0 DP: 0 HBP: 1	WP: 3 PB: 0 SB: 0 CS: 0	PA: 34				
PITCHER	IP	WLS	BF	H	R	ER	SO	BB	IBB	HBP	BLK	WP	HR	S	P	ERA	WHIP										
Tom Candiotti, R (1, 1) ERA: 3.1	7.2	L	30	5	5	1	7	2	0	1	0	0	1	67	110	1.17	0.391										
Doug Jones, R (8, 1) ERA: 1.33	0.1		4	2	1	0	1	0	1	0	0	1	1	5	10	0.00	6.000										

AB 35
R 4
H 8
RBI 4
BB 4
SO 9
LOB 14



AB 30
R 6
H 3
RBI 5
BB 3
SO 8
LOB 6



Batter	1	2	3	4	5	6	7	8	9	AB	R	H	RBI	BB	SO	LOB	TOP					
Alex Cole, L (1, 8) OBP: 0.500, SLG: 0.417										3	2	1	0	2	1	0	Cleveland Indians @ New York Yankees Yankee Stadium, Bronx, NY Sun Aug 05 1990, 3:33 AM EDT Att: 34,488 - Overcast - 77 F					
Tom Brookens, R (1, 4) OBP: 0.303, SLG: 0.313										4	0	1	1	0	1	2						
Sandy Alomar Jr., R (1, 2) OBP: 0.323, SLG: 0.391										4	0	0	0	0	0	2						
Candy Maldonado, R (1, 7) OBP: 0.339, SLG: 0.453										4	0	1	1	0	0	0						
Chris James, R (1, 10) OBP: 0.332, SLG: 0.427										3	1	2	1	1	0	0						
Brook Jacoby, R (1, 5) OBP: 0.394, SLG: 0.447										4	0	0	0	0	0	3						
Cory Snyder, R (1, 9) OBP: 0.277, SLG: 0.438										4	0	0	0	0	0	2						
Jeff Manto, R (1, 3) OBP: 0.324, SLG: 0.231										1	0	0	0	3	0	0						
Felix Fermin, R (1, 6) OBP: 0.253, SLG: 0.279										3	0	0	0	0	0	5						
Dion James, L (9, PH) OBP: 0.345, SLG: 0.371										0	0	0	0	0	0	0						
Mitch Webster, S (9, PH) OBP: 0.294, SLG: 0.409										1	0	0	0	0	0	1						
Inning Stats	R: 0 E: 0 K: 1 S: 7	H: 0 LOB: 0 BB: 0 P: 10	R: 0 E: 0 K: 0 S: 4	H: 0 LOB: 0 BB: 0 P: 5	R: 0 E: 0 K: 0 S: 2	H: 0 LOB: 0 BB: 1 P: 6	R: 0 E: 0 K: 0 S: 4	H: 0 LOB: 0 BB: 0 P: 8	R: 1 E: 0 K: 0 S: 7	H: 1 LOB: 0 BB: 0 P: 9	R: 1 E: 1 K: 0 S: 11	H: 2 LOB: 1 BB: 1 P: 19	R: 0 E: 1 K: 0 S: 8	H: 0 LOB: 2 BB: 2 P: 17	R: 1 E: 0 K: 0 S: 12	H: 2 LOB: 2 BB: 1 P: 23	R: 0 E: 1 K: 1 S: 16	H: 0 LOB: 2 BB: 1 P: 26	1B: 4 2B: 0 3B: 0 HR: 1	SF: 0 SAC: 1 DP: 2 HBP: 0	WP: 0 PB: 1 CS: 0	PA: 38
PITCHER	IP WLS BF H R ER SO BB IBB HBP BLK WP HR S P ERA WHIP																					
Dave LaPoint, L (1, 1) ERA: 3.96	7.0	27	3	2	1	1	1	4	0	0	0	0	0	0	1	43	74	1.29	1.000			
Lee Guetterman, L (8, 1) ERA: 3.0	0.2	5	2	1	1	0	0	1	0	0	0	0	0	0	0	11	21	13.50	4.500			
Jeff Robinson, R (8, 1) ERA: 3.93	0.2	3	0	0	0	0	0	0	0	0	0	0	0	0	7	10	0.00	0.000				
Greg Cadaret, L (9, 1) ERA: 3.63	0.2	W 3	0	0	0	1	1	0	0	0	0	0	0	0	10	18	0.00	1.500				

Batter	1	2	3	4	5	6	7	8	9	AB	R	H	RBI	BB	SO	LOB	BOTTOM					
Roberto Kelly, R (1, 8) OBP: 0.321, SLG: 0.418										5	1	2	2	0	0	3	Cleveland Indians @ New York Yankees Yankee Stadium, Bronx, NY Sun Aug 05 1990, 3:33 AM EDT Att: 34,488 - Overcast - 77 F					
Steve Sax, R (1, 4) OBP: 0.320, SLG: 0.335										4	0	0	0	0	0	4						
Oscar Azocar, L (1, 7) OBP: 0.346, SLG: 0.550										4	0	2	0	0	0	1						
Mel Hall, L (1, 9) OBP: 0.281, SLG: 0.458										3	0	0	0	0	0	3						
Jesse Barfield, R (8, PH) OBP: 0.337, SLG: 0.450										1	0	1	0	0	0	0						
Kevin Maas, L (1, 3) OBP: 0.390, SLG: 0.640										3	1	0	0	1	0	1						
Matt Nokes, L (1, 10) OBP: 0.314, SLG: 0.402										2	1	1	0	1	0	0						
Steve Balboni, R (8, PH) OBP: 0.310, SLG: 0.434										1	0	0	0	0	1	2						
Jim Leyritz, R (1, 5) OBP: 0.362, SLG: 0.358										4	1	1	1	0	1	3						
Bob Geren, R (1, 2) OBP: 0.257, SLG: 0.346										4	0	1	1	0	0	0						
Wayne Tolleson, S (1, 6) OBP: 0.236, SLG: 0.255										3	1	1	0	1	0	1						
Inning Stats	R: 0 E: 0 K: 0 S: 8	H: 1 LOB: 1 BB: 0 P: 12	R: 0 E: 0 K: 1 S: 9	H: 0 LOB: 0 BB: 0 P: 12	R: 0 E: 0 K: 0 S: 6	H: 0 LOB: 1 BB: 1 P: 13	R: 3 E: 0 K: 0 S: 14	H: 3 LOB: 1 BB: 1 P: 23	R: 0 E: 0 K: 0 S: 5	H: 1 LOB: 1 BB: 0 P: 7	R: 0 E: 0 K: 0 S: 3	H: 1 LOB: 0 BB: 0 P: 7	R: 0 E: 1 K: 0 S: 5	H: 0 LOB: 1 BB: 0 P: 12	R: 0 E: 0 K: 1 S: 13	H: 1 LOB: 2 BB: 1 P: 21	R: 2 E: 0 K: 0 S: 8	H: 2 LOB: 0 BB: 0 P: 13	1B: 6 2B: 2 3B: 0 HR: 1	SF: 0 SAC: 0 DP: 2 HBP: 0	WP: 1 PB: 0 CS: 0	PA: 37
PITCHER	IP WLS BF H R ER SO BB IBB HBP BLK WP HR S P ERA WHIP																					
Mike Walker, R (1, 1) ERA: 4.33	7.0	29	6	3	3	1	1	2	0	0	0	1	1	0	1	50	86	3.86	1.143			
Jesse Orasco, L (8, 1) ERA: 4.09	0.1	3	1	0	0	0	0	0	1	0	0	0	0	0	7	13	0.00	3.000				
Steve Olin, R (8, 1) ERA: 4.19	1.0	L 5	2	2	2	1	0	0	0	0	0	1	1	14	21	18.00	2.000					



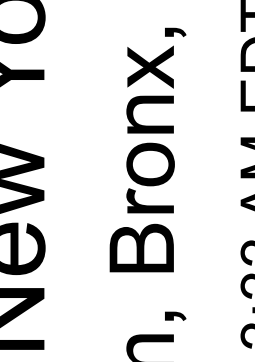
Batter	1	2	3	4	5	6	7	8	9	AB	R	H	RBI	BB	SO	LOB	TOP			
Alex Cole, L OBP: 0.500, SLG: 0.410 (1, 8)										3	0	1	0	1	0	1	Cleveland Indians @ New York Yankees Yankee Stadium, Bronx, NY Mon Aug 06 1990, 3:33 AM EDT Att. 22,205 - Cloudy			
Dion James, L OBP: 0.343, SLG: 0.369 (1, 3)										4	0	1	0	0	0	3				
Sandy Alomar Jr., R OBP: 0.319, SLG: 0.386 (1, 2)										4	0	0	0	0	0	2				
Candy Maldonado, R OBP: 0.338, SLG: 0.451 (1, 10)										4	0	1	0	0	0	1				
Chris James, R OBP: 0.334, SLG: 0.434 (1, 7)										4	1	2	0	0	0	1				
Brook Jacoby, R OBP: 0.383, SLG: 0.445 (1, 5)											4	0	1	1	0	0		2		
Cory Snyder, R OBP: 0.277, SLG: 0.436 (1, 9)										4	0	1	0	0	1	2				
Tom Brookens, R OBP: 0.294, SLG: 0.302 (1, 4)											4	0	0	0	0	3		3		
Felix Fermin, R OBP: 0.253, SLG: 0.277 (1, 6)										2	0	0	0	1	0	2				
Inning Stats	R: 0 E: 0 K: 0 S: 14	H: 0 LOB: 1 BB: 1 P: 24	R: 0 E: 0 K: 1 S: 8	H: 1 LOB: 1 BB: 0 P: 12	R: 0 E: 0 K: 0 S: 10	H: 1 LOB: 1 BB: 0 P: 13	R: 1 E: 1 K: 1 S: 14	H: 3 LOB: 2 BB: 0 P: 18	R: 0 E: 0 K: 0 S: 6	H: 1 LOB: 1 BB: 0 P: 8	R: 0 E: 0 K: 1 S: 7	H: 0 LOB: 1 BB: 1 P: 15	R: 0 E: 0 K: 0 S: 6	H: 0 LOB: 0 BB: 0 P: 11	R: 0 E: 0 K: 1 S: 6	H: 0 LOB: 0 BB: 0 P: 10	1B: 5 2B: 2 3B: 0 HR: 0	SF: 0 SAC: 0 DP: 0 HBP: 0	WP: 0 PB: 0 SB: 1 CS: 0	PA: 35
PITCHER	IP WLS BF H R ER SO BB IBB HBP BLK WP HR S P ERA WHIP																			
Andy Hawkins, R ERA: 5.55 (1, 1)	8.0 W 32 7 1 1 3 2 0 0 0 0 0 0 73 113 1.12 1.125																			
Dave Righetti, L ERA: 3.73 (9, 1)	1.0 S 3 0 0 0 1 0 0 0 0 0 0 0 6 10 0.00 0.000																			

Batter	1	2	3	4	5	6	7	8	9	AB	R	H	RBI	BB	SO	LOB	BOTTOM			
Roberto Kelly, R OBP: 0.323, SLG: 0.426 (1, 8)										4	1	2	1	0	0	1	Cleveland Indians @ New York Yankees Yankee Stadium, Bronx, NY Mon Aug 06 1990, 3:33 AM EDT Att. 22,205 - Cloudy			
Steve Sax, R OBP: 0.317, SLG: 0.332 (1, 4)										4	0	0	0	0	0	2				
Oscar Azocar, L OBP: 0.341, SLG: 0.536 (1, 7)										4	0	1	0	0	1	1				
Steve Balboni, R OBP: 0.314, SLG: 0.432 (1, 10)										3	0	1	0	1	1	0				
Randy Velarde, R OBP: 0.259, SLG: 0.261 (6, PR)										0	0	0	0	0	0	0				
Kevin Maas, L OBP: 0.394, SLG: 0.667 (1, 3)										4	1	2	1	0	1	2				
Jesse Barfield, R OBP: 0.336, SLG: 0.445 (1, 9)										3	0	0	0	1	1	2				
Mel Hall, L OBP: 0.281, SLG: 0.458 (9, 9)										0	0	0	0	0	0	0				
Jim Leyritz, R OBP: 0.360, SLG: 0.356 (1, 5)										4	0	1	0	0	2	5				
Bob Geren, R OBP: 0.258, SLG: 0.350 (1, 2)										3	0	1	0	0	0	4				
Wayne Tolleson, S OBP: 0.224, SLG: 0.241 (1, 6)										3	0	0	0	0	2	1				
Inning Stats	R: 1 E: 0 K: 2 S: 13	H: 1 LOB: 0 BB: 0 P: 18	R: 0 E: 0 K: 1 S: 6	H: 0 LOB: 0 BB: 0 P: 8	R: 0 E: 0 K: 1 S: 7	H: 1 LOB: 1 BB: 0 P: 8	R: 0 E: 0 K: 1 S: 11	H: 2 LOB: 3 BB: 1 P: 19	R: 0 E: 0 K: 1 S: 9	H: 1 LOB: 1 BB: 0 P: 12	R: 1 E: 0 K: 0 S: 10	H: 2 LOB: 1 BB: 0 P: 12	R: 0 E: 0 K: 0 S: 8	H: 0 LOB: 0 BB: 0 P: 11	R: 0 E: 0 K: 2 S: 15	H: 1 LOB: 2 BB: 1 P: 22	1B: 5 2B: 1 3B: 0 HR: 2	SF: 0 SAC: 0 DP: 0 HBP: 0	WP: 0 PB: 0 SB: 1 CS: 0	PA: 34
PITCHER	IP WLS BF H R ER SO BB IBB HBP BLK WP HR S P ERA WHIP																			
Greg Swindell, L ERA: 3.95 (1, 1)	8.0 L 34 8 2 2 8 2 0 0 0 0 0 2 79 110 2.25 1.250																			

AB	33
R	1
H	7
RBI	1
BB	2
SO	4
LOB	17



AB	32
R	2
H	8
RBI	2
BB	2
SO	8
LOB	18



Batter	1	2	3	4	5	6	7	8	9	AB	R	H	RBI	BB	SO	LOB	TOP										
Jack Daugherty, S (1, 7) OBP: 0.355, SLG: 0.437	F7		F8			1B	FC4-6		G6-3	5	1	1	0	0	0	1											
Julio Franco, R (1, 4) OBP: 0.389, SLG: 0.420	K			G1-3		1B	SF9			4	1	2	0	0	0	1											
Rafael Palmeiro, L (1, 3) OBP: 0.366, SLG: 0.492	F8			HR		1B	SF9		F8	4	1	2	1	0	0	2											
Ruben Sierra, S (1, 9) OBP: 0.336, SLG: 0.453				HR		SF9			F8	3	1	2	3	0	0	0											
Harold Baines, L (1, 10) OBP: 0.381, SLG: 0.464	P4			K		1B			P5	4	0	1	0	0	1	1											
Pete Incaviglia, R (1, 8) OBP: 0.310, SLG: 0.440	G5-3			F9		F9			1B	4	0	1	0	0	0	3											
Geno Petralli, L (1, 2) OBP: 0.326, SLG: 0.266				F8		G4-3				3	0	0	0	0	1	3											
Mike Stanley, R (8, PH) OBP: 0.311, SLG: 0.338	K								K	1	0	0	0	0	1	1											
Jeff Huson, L (1, 5) OBP: 0.325, SLG: 0.307				K		G3-1			G5-3	2	0	0	0	0	1	0											
Jeff Kunkel, R (8, PH) OBP: 0.223, SLG: 0.270							FC4-6			2	0	1	0	0	0	0											
Gary Green, R (1, 6) OBP: 0.195, SLG: 0.132				P3		K			P3	3	0	0	0	0	1	1											
Kevin Reimer, L (9, PH) OBP: 0.317, SLG: 0.448							B2-3			1	0	0	0	0	0	0											
Inning Stats	R: 0 E: 0 K: 1 S: 6	H: 0 LOB: 0 BB: 0 P: 10	R: 0 E: 0 K: 1 S: 10	H: 1 LOB: 1 BB: 0 P: 15	R: 0 E: 0 K: 1 S: 7	H: 0 LOB: 0 BB: 0 P: 13	R: 2 E: 0 K: 1 S: 11	H: 2 LOB: 0 BB: 0 P: 19	R: 0 E: 0 K: 1 S: 10	H: 0 LOB: 0 BB: 0 P: 17	R: 2 E: 0 K: 0 S: 14	H: 4 LOB: 2 BB: 0 P: 25	R: 0 E: 0 K: 0 S: 9	H: 2 LOB: 2 BB: 0 P: 13	R: 0 E: 0 K: 1 S: 10	H: 1 LOB: 1 BB: 0 P: 15	R: 0 E: 0 K: 0 S: 7	H: 0 LOB: 0 BB: 0 P: 7	1B: 6 2B: 3 HR: 1	SF: 1 SAC: 0 DP: 0 HBP: 0	WP: 0 PB: 0 SB: 0 CS: 0	PA: 37					
PITCHER	IP	WLS	BF	H	R	ER	SO	BB	IBB	HBP	BLK	WP	HR	S	P	ERA	WHIP										
Tom Candiotti, R (1, 1) ERA: 3.2	7.0		30	9	4	4	5	0	0	0	0	0	1	67	112	5.14	1.286										
Jesse Orosco, L (8, 1) ERA: 4.0	0.2		3	1	0	0	0	0	0	0	0	0	0	7	11	0.00	1.500										
Colby Ward, R (8, 1) ERA: 1.8	0.1	W	1	0	0	0	1	0	0	0	0	0	0	3	4	0.00	0.000										
Doug Jones, R (9, 1) ERA: 1.3	1.0		3	0	0	0	0	0	0	0	0	0	0	7	7	0.00	0.000										

Texas Rangers @ Cleveland Indians
Cleveland Municipal Stadium, Cleveland, OH
Tue Aug 07 1990, 7:05 PM EDT
Att: 11,217 - Sunny

AB 36
R 4
H 10
RBI 4
BB 0
SO 6
LOB 12



Batter	1	2	3	4	5	6	7	8	9	AB	R	H	RBI	BB	SO	LOB	BOTTOM										
Alex Cole, L (1, 8) OBP: 0.490, SLG: 0.455	K			E5	F9		G4-3			5	2	2	1	0	1	0											
Mitch Webster, S (1, 7) OBP: 0.290, SLG: 0.404	K			F7	F9		K		G6-3	5	0	0	0	0	2	3											
Felix Fermin, R (9, 6) OBP: 0.253, SLG: 0.277	K									0	0	0	0	0	0	0											
Dion James, L (1, 3) OBP: 0.341, SLG: 0.366	G3			E4			G4-3			4	1	1	1	0	0	0											
Jeff Manto, R (9, 3) OBP: 0.324, SLG: 0.231				2B	2B					0	0	0	0	0	0	0											
Candy Maldonado, R (1, 9) OBP: 0.339, SLG: 0.454	K			G5-3						4	1	2	0	0	1	1											
Chris James, R (1, 10) OBP: 0.337, SLG: 0.438				G6-4-3	F8				SH1-4	3	1	2	1	0	0	2											
Brook Jacoby, R (1, 5) OBP: 0.364, SLG: 0.448	G6-4-3			1B	2B					4	1	2	2	0	0	1											
Cory Snyder, R (1, 6) OBP: 0.284, SLG: 0.441				G6-4-3	1B		G5-3			3	1	3	0	1	0	0											
Sandy Alomar Jr., R (1, 2) OBP: 0.318, SLG: 0.387	G6-4-3			G6-4-3	G1-3		FC5-4		SF6	4	1	1	1	0	0	4											
Tom Brookens, R (1, 4) OBP: 0.285, SLG: 0.294	G5-3				K		FC5-4		SF6	3	0	0	1	0	1	1											
Inning Stats	R: 0 E: 0 K: 2 S: 8	H: 0 LOB: 0 BB: 0 P: 10	R: 0 E: 0 K: 1 S: 5	H: 1 LOB: 0 BB: 0 P: 6	R: 0 E: 0 K: 0 S: 7	H: 1 LOB: 0 BB: 0 P: 10	R: 3 E: 2 K: 0 S: 14	H: 3 LOB: 2 BB: 0 P: 22	R: 1 E: 0 K: 1 S: 12	H: 3 LOB: 2 BB: 0 P: 19	R: 0 E: 0 K: 0 S: 6	H: 1 LOB: 1 BB: 0 P: 7	R: 0 E: 0 K: 1 S: 8	H: 0 LOB: 0 BB: 0 P: 11	R: 4 E: 0 K: 0 S: 13	H: 4 LOB: 1 BB: 1 P: 24	1B: 7 2B: 6 HR: 0	SF: 1 SAC: 1 DP: 2 HBP: 0	WP: 0 PB: 0 SB: 0 CS: 0	PA: 38							
PITCHER	IP	WLS	BF	H	R	ER	SO	BB	IBB	HBP	BLK	WP	HR	S	P	ERA	WHIP										
Kevin Brown, R (1, 1) ERA: 3.32	7.2	L	37	13	8	5	5	0	0	0	0	0	0	72	108	5.87	1.696										
John Barfield, L (8, 1) ERA: 4.02	0.1		1	0	0	0	0	0	0	0	0	0	0	1	1	0.00	0.000										

Texas Rangers @ Cleveland Indians
Cleveland Municipal Stadium, Cleveland, OH
Tue Aug 07 1990, 7:05 PM EDT
Att: 11,217 - Sunny

AB 35
R 8
H 13
RBI 7
BB 1
SO 5
LOB 12



Batter	1	2	3	4	5	6	7	8	9	AB	R	H	RBI	BB	SO	LOB	TOP				
Gary Pettis, S OBP: 0.324, SLG: 0.349 (1, 8)										3	0	0	1	0	1	0	Texas Rangers @ Cleveland Indians Cleveland Municipal Stadium, Cleveland, OH Wed Aug 08 1990, 7:05 PM EDT Att: 10,019 - Unknown - 67 F				
Julio Franco, R OBP: 0.397, SLG: 0.416 (1, 4)										3	1	0	0	1	0	0					
Rafael Palmeiro, L OBP: 0.365, SLG: 0.490 (1, 3)										4	0	1	0	0	0	1					
Ruben Sierra, S OBP: 0.336, SLG: 0.450 (1, 9)										3	0	0	0	1	0	1					
Harold Baines, L OBP: 0.386, SLG: 0.480 (1, 10)										4	1	3	2	0	0	0					
Pete Incaviglia, R OBP: 0.310, SLG: 0.438 (1, 7)										4	0	1	0	0	2	1					
Geno Petralli, L OBP: 0.331, SLG: 0.275 (1, 2)										4	0	2	0	0	0	3					
Steve Buechele, R OBP: 0.315, SLG: 0.397 (9, PH)										3	1	1	0	0	0	1					
Jack Daugherty, S OBP: 0.353, SLG: 0.435 (9, PH)										1	0	0	0	0	0	1					
Jeff Kunkel, R OBP: 0.220, SLG: 0.266 (9, PH)										2	0	0	0	0	0	1					
Kevin Reimer, L OBP: 0.313, SLG: 0.441 (9, PH)										1	0	0	0	0	1	1					
Inning Stats	R: 0 E: 0 K: 1 S: 8	H: 1 LOB: 1 BB: 0 P: 12	R: 0 E: 0 K: 1 S: 9	H: 0 LOB: 0 BB: 0 P: 13	R: 1 E: 0 K: 0 S: 6	H: 1 LOB: 0 BB: 0 P: 9	R: 0 E: 0 K: 0 S: 8	H: 1 LOB: 1 BB: 0 P: 11	R: 0 E: 0 K: 1 S: 14	H: 2 LOB: 3 BB: 2 P: 24	R: 0 E: 0 K: 1 S: 10	H: 0 LOB: 0 BB: 0 P: 15	R: 0 E: 0 K: 0 S: 5	H: 0 LOB: 0 BB: 0 P: 8	R: 1 E: 0 K: 2 S: 11	H: 2 LOB: 1 BB: 0 P: 17	1B: 5 2B: 2 3B: 0 HR: 1	SF: 1 SAC: 1 DP: 1 HBP: 0	WP: 0 PB: 0 SB: 0 CS: 0	PA: 36	
PITCHER	IP	WLS	BF	H	R	ER	SO	BB	IBB	HBP	BLK	WP	HR	S	P	ERA	WHIP				
Jeff Shaw, R ERA: 6.11 (1, 1)	5.2	W	23	5	2	2	2	2	0	0	0	0	0	48	72	3.18	1.235				
Colby Ward, R ERA: 1.46 (6, 1)	2.1		8	1	0	0	0	0	0	0	0	0	0	18	28	0.00	0.429				
Doug Jones, R ERA: 1.44 (9, 1)	1.0	S	5	2	1	1	2	0	0	0	0	0	1	11	17	9.00	2.000				

Batter	1	2	3	4	5	6	7	8	9	AB	R	H	RBI	BB	SO	LOB	BOTTOM				
Alex Cole, L OBP: 0.473, SLG: 0.438 (1, 8)										4	0	1	0	0	0	3	Texas Rangers @ Cleveland Indians Cleveland Municipal Stadium, Cleveland, OH Wed Aug 08 1990, 7:05 PM EDT Att: 10,019 - Unknown - 67 F				
Mitch Webster, S OBP: 0.290, SLG: 0.405 (1, 7)										4	1	1	0	0	1	1					
Felix Fermin, R OBP: 0.253, SLG: 0.277 (8, 6)										0	0	0	0	0	0	0					
Sandy Alomar Jr., R OBP: 0.317, SLG: 0.366 (1, 2)										4	0	1	0	0	0	2					
Candy Maldonado, R OBP: 0.336, SLG: 0.450 (8, 7)										3	0	0	1	0	0	1					
Chris James, R OBP: 0.339, SLG: 0.439 (1, 10)										4	2	2	0	0	0	0					
Brook Jacoby, R OBP: 0.386, SLG: 0.449 (1, 5)										4	1	2	0	0	0	0					
Cory Snyder, R OBP: 0.285, SLG: 0.440 (8, 9)										3	1	1	1	0	0	2					
Jeff Manto, R OBP: 0.351, SLG: 0.250 (1, 3)										2	0	1	2	1	0	1					
Tom Brookens, R OBP: 0.286, SLG: 0.295 (1, 4)										3	0	1	1	0	0	2					
Inning Stats	R: 0 E: 0 K: 0 S: 6	H: 1 LOB: 0 BB: 0 P: 12	R: 0 E: 0 K: 0 S: 6	H: 0 LOB: 0 BB: 0 P: 9	R: 0 E: 0 K: 0 S: 6	H: 0 LOB: 1 BB: 1 P: 13	R: 4 E: 0 K: 0 S: 22	H: 6 LOB: 2 BB: 0 P: 30	R: 0 E: 0 K: 1 S: 7	H: 1 LOB: 0 BB: 0 P: 11	R: 1 E: 0 K: 0 S: 15	H: 2 LOB: 1 BB: 0 P: 21	R: 0 E: 0 K: 0 S: 8	H: 0 LOB: 0 BB: 0 P: 13	R: 0 E: 0 K: 0 S: 6	H: 0 LOB: 0 BB: 0 P: 11	1B: 9 2B: 1 3B: 0 HR: 0	SF: 1 SAC: 0 DP: 1 HBP: 0	WP: 0 PB: 0 SB: 0 CS: 1	PA: 33	
PITCHER	IP	WLS	BF	H	R	ER	SO	BB	IBB	HBP	BLK	WP	HR	S	P	ERA	WHIP				
Jamie Moyer, L ERA: 4.76 (1, 1)	5.0	L	23	9	5	5	1	1	0	0	0	0	0	24	37	0.00	0.375				
Gary Mielke, R ERA: 5.19 (6, 1)	2.2		9	1	0	0	0	0	0	0	0	0	0	2	3	0.00	0.000				
Kenny Rogers, L ERA: 3.9 (8, 1)	0.1		1	0	0	0	0	0	0	0	0	0	0	2	3	0.00	0.000				

Batter	1	2	3	4	5	6	7	8	9	AB	R	H	RBI	BB	SO	LOB	TOP					
Gary Pettis, S OBP: 0.322, SLG: 0.343	(1, 8) F9	(0, 0) F9	(0, 0) F9	(1, 3) K	(0, 0) P4	(0, 0) G4-3	(0, 0) G4-3	(0, 0) F9	(0, 1) G1-3	5	1	0	0	1	1	5	Texas Rangers @ Cleveland Indians Cleveland Municipal Stadium, Cleveland, OH Thu Aug 09 1990, 7:05 PM EDT Alt. 9,726 - Unknown - 68 F					
Bobby Witt, R (7, 1)	F9	F9		K					G1-3	0	0	0	0	0	0	0						
John Barfield, L (8, 1)	F9	F9		K					G1-3	0	0	0	0	0	0	0						
Kevin Brown, R (9, PH)	F9	F9		K					G1-3	1	0	0	0	0	2	0						
Brad Arnsberg, R (9, 1)	F9	F9		K					G1-3	0	0	0	0	0	0	0						
Julio Franco, R OBP: 0.364, SLG: 0.416	(1, 4) K	(0, 0) K	(1, 2) L9	(4, 0) IBB	(0, 0) BB	(0, 0) BB	(0, 0) F9	(0, 0) F9	(3, 2) SF9	3	1	1	2	2	1	0						
Gary Green, R OBP: 0.186, SLG: 0.128	(6, 6) K	(6, 6) K	(6, 6) L9	(6, 6) IBB	(6, 6) BB	(6, 6) BB	(6, 6) F9	(6, 6) F9	(6, 6) SF9	1	0	0	1	0	0	0						
Rafael Palmeiro, L OBP: 0.394, SLG: 0.488	(1, 3) G4-3	(1, 0) G4-3	(1, 0) G1-6-3	(1, 0) F9	(1, 0) BB	(1, 0) BB	(1, 0) F9	(1, 0) FC5	(1, 0) F9	4	1	1	0	0	0	3						
Jack Daugherty, S OBP: 0.357, SLG: 0.438	(6, 3) G4-3	(6, 3) G4-3	(6, 3) G1-6-3	(6, 3) F9	(6, 3) BB	(6, 3) BB	(6, 3) F9	(6, 3) FC5	(6, 3) F9	3	0	2	1	0	0	1						
Ruben Sierra, S OBP: 0.341, SLG: 0.456	(1, 9) HR	(1, 9) HR	(1, 9) HR	(1, 9) HR	(1, 9) BB	(1, 9) BB	(1, 9) K	(1, 9) E4	(1, 9) SF9	5	2	4	1	0	0	2						
Kevin Reimer, L OBP: 0.306, SLG: 0.433	(6, 9) HR	(6, 9) HR	(6, 9) HR	(6, 9) HR	(6, 9) BB	(6, 9) BB	(6, 9) K	(6, 9) E4	(6, 9) SF9	1	0	0	0	0	0	1						
Pete Incaviglia, R OBP: 0.313, SLG: 0.448	(1, 7) HR	(1, 7) HR	(1, 7) HR	(1, 7) HR	(1, 7) BB	(1, 7) BB	(1, 7) K	(1, 7) FC5	(1, 7) SF9	5	2	2	4	1	1	4						
Harold Baines, L OBP: 0.390, SLG: 0.482	(1, 10) G3	(1, 10) G3	(1, 10) G3	(1, 10) G3	(1, 10) BB	(1, 10) BB	(1, 10) K	(1, 10) FC5	(1, 10) SF9	3	2	0	1	0	0	0						
John Russell, R OBP: 0.333, SLG: 0.385	(6, 7) G3	(6, 7) G3	(6, 7) G3	(6, 7) G3	(6, 7) BB	(6, 7) BB	(6, 7) K	(6, 7) FC5	(6, 7) SF9	2	0	1	0	0	0	3						
Mike Stanley, R OBP: 0.318, SLG: 0.341	(1, 2) BB	(1, 2) BB	(1, 2) BB	(1, 2) BB	(1, 2) BB	(1, 2) BB	(1, 2) K	(1, 2) G5-3	(1, 2) SF9	5	1	2	1	1	1	4						
Steve Buechele, R OBP: 0.324, SLG: 0.403	(1, 5) BB	(1, 5) BB	(1, 5) BB	(1, 5) BB	(1, 5) BB	(1, 5) BB	(1, 5) K	(1, 5) G5-3	(1, 5) SF9	3	1	2	0	1	1	3						
Geno Petrilli, L OBP: 0.336, SLG: 0.278	(6, 5) BB	(6, 5) BB	(6, 5) BB	(6, 5) BB	(6, 5) BB	(6, 5) BB	(6, 5) K	(6, 5) G5-3	(6, 5) SF9	1	1	1	0	1	0	0						
Jeff Kunkel, R OBP: 0.232, SLG: 0.285	(1, 6) K	(1, 6) K	(1, 6) K	(1, 6) K	(1, 6) BB	(1, 6) BB	(1, 6) K	(1, 6) FC6-4	(1, 6) SF9	6	1	3	3	0	2	6						
Inning Stats	R: 0 E: 0 K: 1 S: 9	H: 0 LOB: 0 BB: 0 P: 14	R: 2 E: 0 K: 1 S: 15	H: 3 LOB: 2 BB: 1 P: 29	R: 0 E: 0 K: 0 S: 7	H: 1 LOB: 1 BB: 0 P: 10	R: 1 E: 0 K: 1 S: 12	H: 2 LOB: 3 BB: 2 P: 25	R: 0 E: 0 K: 3 S: 14	H: 2 LOB: 3 BB: 1 P: 24	R: 9 E: 0 K: 0 S: 27	H: 9 LOB: 3 BB: 3 P: 55	R: 0 E: 0 K: 1 S: 7	H: 0 LOB: 1 BB: 1 P: 13	R: 0 E: 1 K: 0 S: 10	H: 2 LOB: 3 BB: 0 P: 14	R: 1 E: 0 K: 0 S: 11	H: 2 LOB: 1 BB: 0 P: 18	1B: 17 2B: 3 3B: 0 HR: 1	SF: 1 SAC: 0 DP: 0 HBP: 0	WP: 0 PA: 57 PB: 0 SB: 0 CS: 0	
PITCHER	IP	WLS	BF	H	R	ER	SO	BB	IBB	HBP	BLK	WP	HR	S	P	ERA	WHIP					
Bud Black, L ERA: 3.56	(1, 1) 5.1	L 31	10	6	6	6	6	4	1	0	0	0	0	1	63	117	10.12	2.625				
Steve Olin, R ERA: 5.44	(6, 1) 0.0	7	6	5	5	0	0	1	0	0	0	0	0	13	23	∞	∞					
Jesse Orosco, L ERA: 3.88	(6, 1) 3.2	19	5	2	2	1	1	2	0	0	0	0	0	36	62	4.91	1.909					

Batter	1	2	3	4	5	6	7	8	9	AB	R	H	RBI	BB	SO	LOB	BOTTOM				
Alex Cole, L OBP: 0.458, SLG: 0.412	(1, 8) E S BB	(0, 0) F8	(0, 3) K	(1, 3) K	(0, 0) K	(0, 0) G6-3	(0, 0) G6-3	(0, 0) G4-3	(0, 0) G4-3	3	0	0	0	1	2	0	Texas Rangers @ Cleveland Indians Cleveland Municipal Stadium, Cleveland, OH Thu Aug 09 1990, 7:05 PM EDT Alt. 9,726 - Unknown - 68 F				
Tom Brookens, R OBP: 0.277, SLG: 0.286	(1, 4) F8	(1, 4) F8	(1, 4) G6-3	(1, 4) G6-3	(1, 4) K	(1, 4) K	(1, 4) K	(1, 4) G4-3	(1, 4) G4-3	4	0	0	0	0	1	1					
Dion James, L OBP: 0.349, SLG: 0.385	(1, 7) K	(1, 7) K	(1, 7) K	(1, 7) K	(1, 7) K	(1, 7) K	(1, 7) K	(1, 7) E	(1, 7) G4-3	4	2	3	0	0	1	1					
Candy Maldonado, R OBP: 0.338, SLG: 0.451	(1, 9) G5-3	(1, 9) G5-3	(1, 9) K	(1, 9) K	(1, 9) K	(1, 9) K	(1, 9) K	(1, 9) E9	(1, 9) G4-3	4	2	2	2	0	1	2					
Chris James, R OBP: 0.338, SLG: 0.440	(1, 10) K	(1, 10) K	(1, 10) K	(1, 10) K	(1, 10) K	(1, 10) K	(1, 10) K	(1, 10) G4-3	(1, 10) G4-3	4	1	1	1	1	0	1					
Brook Jacoby, R OBP: 0.385, SLG: 0.448	(1, 5) BB	(1, 5) BB	(1, 5) BB	(1, 5) BB	(1, 5) BB	(1, 5) BB	(1, 5) BB	(1, 5) SF9	(1, 5) G4-3	1	0	0	1	1	0	0					
Ken Phelps, L OBP: 0.287, SLG: 0.202	(8, 3) BB	(8, 3) BB	(8, 3) BB	(8, 3) BB	(8, 3) BB	(8, 3) BB	(8, 3) BB	(8, 3) P5	(8, 3) P5	1	0	0	0	0	0	0					
Cory Snyder, R OBP: 0.282, SLG: 0.435	(1, 6) K	(1, 6) K	(1, 6) K	(1, 6) K	(1, 6) K	(1, 6) K	(1, 6) K	(1, 6) F8	(1, 6) F8	4	0	0	0	0	3	1					
Sandy Alomar Jr., R OBP: 0.318, SLG: 0.386	(1, 2) K	(1, 2) K	(1, 2) K	(1, 2) K	(1, 2) K	(1, 2) K	(1, 2) K	(1, 2) K	(1, 2) K	2	0	1	0	0	0	0					
Joel Skinner, R OBP: 0.284, SLG: 0.315	(7, 2) K	(7, 2) K	(7, 2) K	(7, 2) K	(7, 2) K	(7, 2) K	(7, 2) K	(7, 2) K	(7, 2) K	2	0	0	0	0	1	0					
Jeff Manto, R OBP: 0.317, SLG: 0.219	(1, 3) K	(1, 3) K	(1, 3) K	(1, 3) K	(1, 3) K	(1, 3) K	(1, 3) K	(1, 3) K	(1, 3) K	4	0	0	0	0	2	2					
Inning Stats	R: 0 E: 1 K: 1 S: 7	H: 0 LOB: 1 BB: 1 P: 13	R: 0 E: 0 K: 3 S: 12	H: 1 LOB: 2 BB: 1 P: 24	R: 0 E: 0 K: 2 S: 8	H: 1 LOB: 1 BB: 0 P: 13	R: 0 E: 0 K: 1 S: 8	H: 0 LOB: 0 BB: 0 P: 13	R: 0 E: 0 K: 1 S: 7	H: 0 LOB: 0 BB: 0 P: 10	R: 3 E: 0 K: 2 S: 14	H: 3 LOB: 0 BB: 0 P: 28	R: 0 E: 0 K: 0 S: 5	H: 0 LOB: 0 BB: 0 P: 8	R: 2 E: 1 K: 0 S: 9	H: 2 LOB: 0 BB: 0 P: 12	R: 0 E: 0 K: 2 S: 8	H: 0 LOB: 0 BB: 0 P: 12	1B: 4 2B: 3 3B: 0 HR: 0	SF: 1 SAC: 0 DP: 0 HBP: 0	WP: 0 PA: 36 PB: 2 SB: 1 CS: 0
PITCHER	IP	WLS	BF	H	R	ER	SO	BB	IBB	HBP	BLK	WP	HR	S	P	ERA	WHIP				
Bobby Witt, R ERA: 3.62	(1, 1) 7.0	W 28	5	3	2	10	2	0	0	0	0	0	0	61	109	2.57	1.000				
Bobby Witt, R ERA: 3.62	(7, 1) 7.0	W 28	5	3	2	10	2	0	0	0	0	0	0	61	109	2.57	1.000				
John Barfield, L ERA: 4.32	(8, 1) 1.0	5	2	2	1	0	0	0	0	0	0	0	0	9	12	9.00	2.000				
Brad Arnsberg, R ERA: 1.35	(9, 1) 1.0	3	0	0	0	2	0	0	0	0	0	0	0	8	12	0.00	0.000				

AB	48
R	13
H	21
RBI	13
BB	8
SO	7
LOB	34



Batter	1	2	3	4	5	6	7	8	9	AB	R	H	RBI	BB	SO	LOB	TOP								
Tony Phillips, S OBP: 0.344, SLG: 0.325 (1, 4) (7, 5)										4	1	2	0	1	1	1	Detroit Tigers @ Cleveland Indians Cleveland Municipal Stadium, Cleveland, OH Sat Aug 11 1990, 7:05 PM EDT Att: 15,319 - Unknown livebaseballscorecards.com								
Travis Fryman, R OBP: 0.340, SLG: 0.489 Lou Whitaker, L OBP: 0.335, SLG: 0.402 (1, 5) (7, PH) (7, 4)										3	1	2	1	0	0	1									
Alan Trammell, R OBP: 0.387, SLG: 0.428 (1, 6)										5	0	0	0	0	0	5									
Cecil Fielder, R OBP: 0.382, SLG: 0.588 (1, 3)										5	0	1	1	0	2	2									
Gary Ward, R OBP: 0.316, SLG: 0.378 Scott Lusader, L OBP: 0.324, SLG: 0.333 (1, 7) (8, PH) (8, 7)										3	0	0	0	0	0	1									
Chet Lemon, R OBP: 0.381, SLG: 0.420 (1, 9)										4	0	1	0	0	1	1									
John Shelby, S OBP: 0.265, SLG: 0.353 (1, 8)										4	0	1	0	0	0	2									
Darnell Coles, R OBP: 0.277, SLG: 0.306 (1, 10)										3	1	2	0	1	0	1									
Mike Heath, R OBP: 0.324, SLG: 0.415 (1, 2)										4	1	1	1	0	0	3									
Inning Stats	R: 2 E: 0 K: 0 S: 14	H: 3 LOB: 1 BB: 0 P: 19	R: 0 E: 0 K: 0 S: 4	H: 1 LOB: 0 BB: 0 P: 6	R: 0 E: 0 K: 0 S: 7	H: 1 LOB: 1 BB: 0 P: 13	R: 0 E: 0 K: 0 S: 7	H: 0 LOB: 0 BB: 0 P: 12	R: 0 E: 1 K: 0 S: 9	H: 1 LOB: 2 BB: 1 P: 20	R: 0 E: 0 K: 2 S: 11	H: 0 LOB: 0 BB: 0 P: 17	R: 0 E: 0 K: 0 S: 11	H: 1 LOB: 1 BB: 1 P: 21	R: 0 E: 0 K: 0 S: 15	H: 1 LOB: 2 BB: 1 P: 24		R: 2 E: 0 K: 2 S: 12	H: 3 LOB: 1 BB: 0 P: 18	1B: 9 2B: 2 3B: 0 HR: 0	SF: 0 SAC: 0 DP: 1 HBP: 0	WP: 1 PB: 0 SB: 0 CS: 1	PA: 40		
PITCHER	IP	WLS	BF	H	R	ER	SO	BB	IBB	HBP	BLK	WP	HR	S	P	ERA	WHIP								
Greg Swindell, L ERA: 3.89 Colby Ward, R ERA: 2.45 (1, 1) (7, 1)	6.2	W	28	7	2	2	2	2	0	0	0	1	0	61	104	2.70	1.350								

Batter	1	2	3	4	5	6	7	8	9	AB	R	H	RBI	BB	SO	LOB	BOTTOM								
Alex Cole, L OBP: 0.464, SLG: 0.407 (1, 8)										6	1	3	0	0	1	3	Detroit Tigers @ Cleveland Indians Cleveland Municipal Stadium, Cleveland, OH Sat Aug 11 1990, 7:05 PM EDT Att: 15,319 - Unknown livebaseballscorecards.com								
Carlos Baerga, S OBP: 0.257, SLG: 0.316 (1, 4)										6	1	2	1	0	2	4									
Dion James, L OBP: 0.254, SLG: 0.382 Jeff Manto, R OBP: 0.348, SLG: 0.206 (1, 3) (8, 3)										4	0	1	1	0	0	1									
Candy Maldonado, R OBP: 0.333, SLG: 0.450 (1, 7) (8, 9)										5	1	1	1	0	1	5									
Chris James, R OBP: 0.343, SLG: 0.452 (1, 10)										4	3	3	1	1	1	2									
Brook Jacoby, R OBP: 0.369, SLG: 0.450 (1, 5)										3	3	2	1	2	0	0									
Cory Snyder, R OBP: 0.319, SLG: 0.432 Mitch Webster, S OBP: 0.291, SLG: 0.422 (1, 9) (7, PR) (8, 7)										3	0	0	0	0	0	3									
Sandy Alomar Jr., R OBP: 0.319, SLG: 0.390 Joel Skinner, R OBP: 0.296, SLG: 0.326 (1, 2) (8, 2)										5	1	2	1	0	0	1									
Felix Fermin, R OBP: 0.262, SLG: 0.287 (1, 6)										3	1	2	3	1	0	0									
Inning Stats	R: 0 E: 0 K: 1 S: 11	H: 1 LOB: 1 BB: 0 P: 13	R: 4 E: 1 K: 0 S: 17	H: 6 LOB: 2 BB: 0 P: 21	R: 1 E: 0 K: 0 S: 5	H: 1 LOB: 0 BB: 0 P: 7	R: 0 E: 0 K: 0 S: 4	H: 0 LOB: 0 BB: 0 P: 7	R: 0 E: 0 K: 0 S: 5	H: 0 LOB: 2 BB: 1 P: 13	R: 3 E: 0 K: 1 S: 11	H: 3 LOB: 2 BB: 1 P: 25	R: 5 E: 0 K: 3 S: 25	H: 6 LOB: 2 BB: 1 P: 40	1B: 10 2B: 4 3B: 0 HR: 3	SF: 1 SAC: 0 DP: 0 HBP: 1		WP: 2 PB: 0 SB: 1 CS: 0	PA: 47						
PITCHER	IP	WLS	BF	H	R	ER	SO	BB	IBB	HBP	BLK	WP	HR	S	P	ERA	WHIP								
Dan Petry, R ERA: 4.27 Frank Tanana, L ERA: 6.53 Clay Parker, R ERA: 4.01 (1, 1) (7, 1) (8, 1)	6.1	L	33	10	5	5	3	1	0	0	0	1	1	22	42	33.75	4.500								

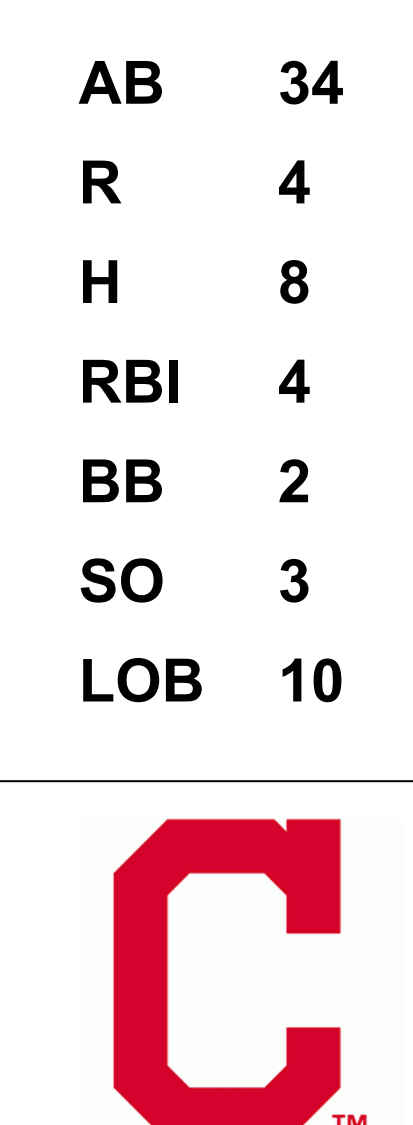
Batter	1	2	3	4	5	6	7	8	9	AB	R	H	RBI	BB	SO	LOB	TOP			
Lou Whitaker, L (1, 4) OBP: 0.336, SLG: 0.401										4	2	2	0	1	0	0	Detroit Tigers @ Cleveland Indians Cleveland Municipal Stadium, Cleveland, OH Mon Aug 13 1990, 7:05 PM EDT Att: 12,073 - Unknown			
Tony Phillips, S (1, 5) OBP: 0.346, SLG: 0.330										3	1	2	2	0	0	0				
Alan Trammell, R (1, 10) OBP: 0.389, SLG: 0.445										4	0	1	2	0	0	2				
Cecil Fielder, R (1, 3) OBP: 0.380, SLG: 0.587										3	1	1	2	2	0	2				
Larry Sheets, L (1, 7) OBP: 0.333, SLG: 0.454										3	0	0	0	1	0	1				
Scott Lusader, L (9, 7) OBP: 0.324, SLG: 0.333										0	0	0	0	0	0	0				
Lloyd Moseby, L (1, 8) OBP: 0.342, SLG: 0.413										4	0	1	0	0	0	3				
Travis Fryman, R (1, 6) OBP: 0.350, SLG: 0.515										4	0	1	0	0	0	2				
Chet Lemon, R (1, 9) OBP: 0.362, SLG: 0.418										4	1	1	0	0	1	1				
Mark Salas, L (1, 2) OBP: 0.333, SLG: 0.455										4	1	1	0	0	0	1				
Inning Stats	R: 3 E: 0 K: 0 S: 13	H: 4 LOB: 1 BB: 0 P: 18	R: 2 E: 0 K: 0 S: 10	H: 2 LOB: 1 BB: 1 P: 26	R: 0 E: 1 K: 0 S: 4	H: 0 LOB: 0 BB: 0 P: 8	R: 0 E: 0 K: 0 S: 4	H: 0 LOB: 0 BB: 0 P: 6	R: 0 E: 0 K: 1 S: 9	H: 1 LOB: 1 BB: 0 P: 14	R: 0 E: 0 K: 0 S: 12	H: 1 LOB: 3 BB: 2 P: 23	R: 0 E: 0 K: 0 S: 4	H: 0 LOB: 0 BB: 0 P: 7	R: 1 E: 0 K: 0 S: 8	H: 2 LOB: 0 BB: 0 P: 12	1B: 5 2B: 4 3B: 0 HR: 1	SF: 2 SAC: 1 DP: 1 HBP: 0	WP: 1 PB: 0 SB: 1 CS: 1	PA: 41
PITCHER	IP WLS BF H R ER SO BB IBB HBP BLK WP HR S P ERA WHIP																			
Jeff Shaw, R (1, 1) ERA: 7.18	1.0 L 9 6 5 5 0 0 0 0 0 0 0 1 19 29 45.00 6.000																			
Efrain Valdez, L (2, 1) ERA:	5.1 20 2 0 0 1 2 0 0 0 0 1 0 36 69 0.00 0.750																			
Colby Ward, R (7, 1) ERA: 2.6	2.2 11 2 1 1 0 2 0 0 0 0 0 0 19 34 3.38 1.500																			

Batter	1	2	3	4	5	6	7	8	9	AB	R	H	RBI	BB	SO	LOB	BOTTOM					
Alex Cole, L (1, 8) OBP: 0.468, SLG: 0.412										5	0	1	0	0	2	2	Detroit Tigers @ Cleveland Indians Cleveland Municipal Stadium, Cleveland, OH Mon Aug 13 1990, 7:05 PM EDT Att: 12,073 - Unknown					
Mitch Webster, S (1, 7) OBP: 0.289, SLG: 0.423										5	1	1	2	0	0	2						
Dion James, L (1, 3) OBP: 0.355, SLG: 0.383										3	1	1	0	0	0	0						
Cory Snyder, R (7, PH) OBP: 0.282, SLG: 0.430										2	0	0	0	0	2	1						
Candy Maldonado, R (1, 9) OBP: 0.333, SLG: 0.447										4	0	2	1	0	0	0						
Chris James, R (1, 10) OBP: 0.341, SLG: 0.456										4	1	2	2	0	0	1						
Brook Jacoby, R (1, 5) OBP: 0.372, SLG: 0.447										3	0	1	0	0	0	2						
Carlos Baerga, S (1, 4) OBP: 0.267, SLG: 0.326										4	0	1	0	0	0	3						
Sandy Alomar Jr., R (1, 2) OBP: 0.324, SLG: 0.393										4	1	1	0	0	0	3						
Felix Fermin, R (1, 6) OBP: 0.266, SLG: 0.288										4	1	1	0	0	0	1						
Inning Stats	R: 0 E: 0 K: 1 S: 10	H: 0 LOB: 0 BB: 0 P: 17	R: 1 E: 0 K: 0 S: 9	H: 2 LOB: 1 BB: 0 P: 17	R: 2 E: 0 K: 0 S: 15	H: 4 LOB: 2 BB: 0 P: 25	R: 0 E: 0 K: 0 S: 8	H: 0 LOB: 0 BB: 0 P: 16	R: 0 E: 0 K: 0 S: 7	H: 0 LOB: 0 BB: 0 P: 12	R: 0 E: 0 K: 1 S: 10	H: 1 LOB: 2 BB: 0 P: 16	R: 0 E: 0 K: 0 S: 10	H: 1 LOB: 1 BB: 0 P: 13	R: 0 E: 0 K: 0 S: 8	H: 1 LOB: 1 BB: 0 P: 12	R: 2 E: 1 K: 2 S: 17	H: 2 LOB: 0 BB: 0 P: 24	1B: 9 2B: 0 3B: 0 HR: 2	SF: 0 SAC: 0 DP: 0 HBP: 1	WP: 0 PB: 0 SB: 1 CS: 0	PA: 39
PITCHER	IP WLS BF H R ER SO BB IBB HBP BLK WP HR S P ERA WHIP																					
Walt Terrell, R (1, 1) ERA: 6.01	6.0 W 26 7 3 3 1 0 0 1 0 0 0 1 59 103 4.50 1.167																					
Paul Gibson, L (7, 1) ERA: 3.03	1.0 4 1 0 0 1 0 0 0 0 0 0 0 10 13 0.00 1.000																					
Jerry Don Gleaton, L (8, 1) ERA: 3.21	2.0 S 9 3 2 2 2 0 0 0 0 0 0 1 25 36 9.00 1.500																					

Batter	1	2	3	4	5	6	7	8	9	AB	R	H	RBI	BB	SO	LOB	TOP							
Dan Gladden, R OBP: 0.317, SLG: 0.375	G6-3			F7		G6-3			P4	5	0	1	1	0	0	0	Minnesota Twins @ Cleveland Indians Cleveland Municipal Stadium, Cleveland, OH Tue Aug 14, 1990, 7:05 PM EDT Att: 11,270 - Unknown - 68 F livebaseballscorecards.com							
Al Newman, S OBP: 0.299, SLG: 0.293		G6-3		P4		G4-3			FC6-4 1B	5	0	2	0	0	0	2								
Kirby Puckett, R OBP: 0.370, SLG: 0.471				WP E 1B		K			FC6-4 1-2	5	1	3	0	0	1	1								
Gary Gaetti, R OBP: 0.291, SLG: 0.411	FC4			P3					L6	5	0	0	0	0	0	4								
Brian Harper, R OBP: 0.356, SLG: 0.464				E9 E 1B		K			G5-3	4	2	1	0	0	1	0								
Kent Hrbek, L OBP: 0.389, SLG: 0.501				E3 1B		HR			L7	4	2	2	2	0	0	0								
Carmen Castillo, R OBP: 0.202, SLG: 0.208						G6-3			P5	3	0	1	0	0	1	1								
Randy Bush, L OBP: 0.351, SLG: 0.483										1	0	0	0	0	0	0								
Shane Mack, R OBP: 0.381, SLG: 0.458									G4-3	2	0	1	0	1	1	3								
John Moses, S OBP: 0.209, SLG: 0.277										1	0	0	0	0	0	0								
Greg Gagne, R OBP: 0.269, SLG: 0.348									G1-3	3	0	0	1	1	1	3								
Inning Stats	R: 0 E: 0 K: 0 S: 8	H: 2 LOB: 1 BB: 0 P: 10	R: 2 E: 0 K: 1 S: 19	H: 4 LOB: 2 BB: 1 P: 31	R: 2 E: 2 K: 2 S: 17	H: 2 LOB: 2 BB: 0 P: 19	R: 0 E: 0 K: 0 S: 6	H: 1 LOB: 1 BB: 0 P: 11	R: 1 E: 0 K: 1 S: 8	H: 1 LOB: 0 BB: 1 P: 16	R: 0 E: 0 K: 0 S: 8	H: 0 LOB: 0 BB: 0 P: 13	R: 0 E: 0 K: 0 S: 7	H: 0 LOB: 0 BB: 0 P: 7	R: 0 E: 0 K: 0 S: 5	H: 0 LOB: 0 BB: 0 P: 9	R: 0 E: 0 K: 0 S: 15	H: 1 LOB: 1 BB: 0 P: 22	1B: 10 2B: 9 3B: 0 HR: 1	SF: 0 SAC: 0 DP: 0 HBP: 0	WP: 1 PB: 0 SB: 1 CS: 1	PA: 40		
PITCHER	IP WLS BF H R ER SO BB IBB HBP BLK WP HR S P ERA WHIP	5.0 L 27 10 5 3 4 2 0 0 0 1 1 58 87 5.40 2.400	6.1 13 1 0 0 1 0 0 0 0 0 0 0 35 51 0.00 0.250											6.1 13 1 0 0 1 0 0 0 0 0 0 35 51 0.00 0.250										

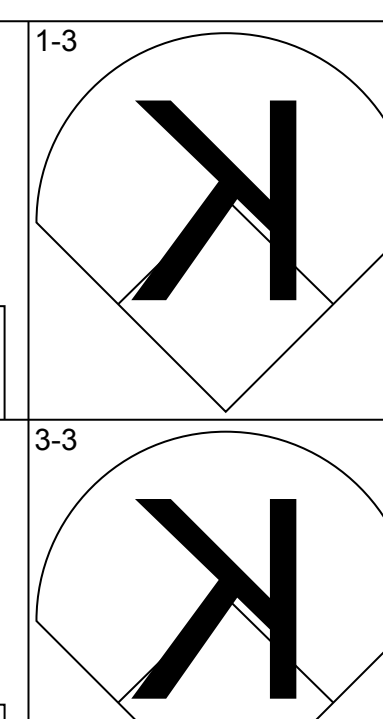

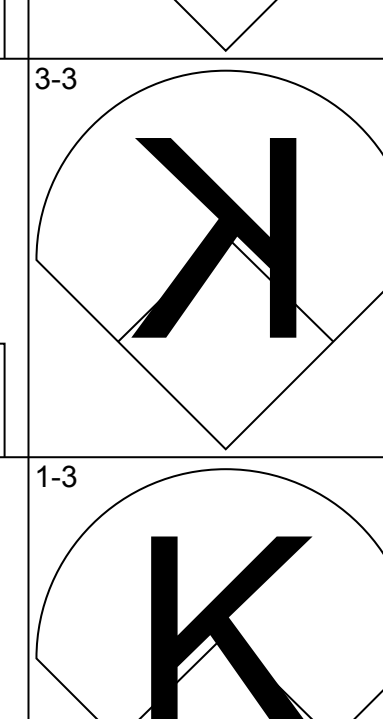
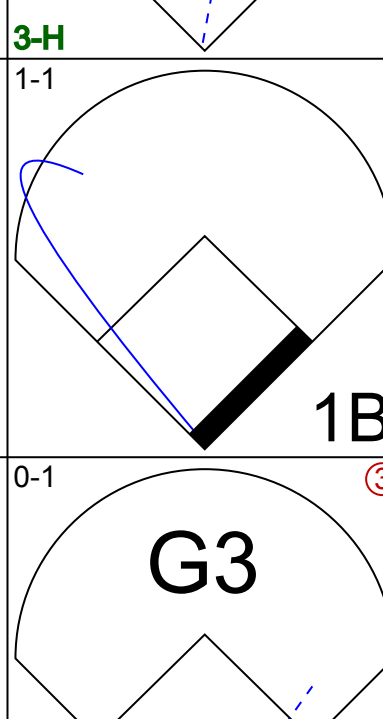
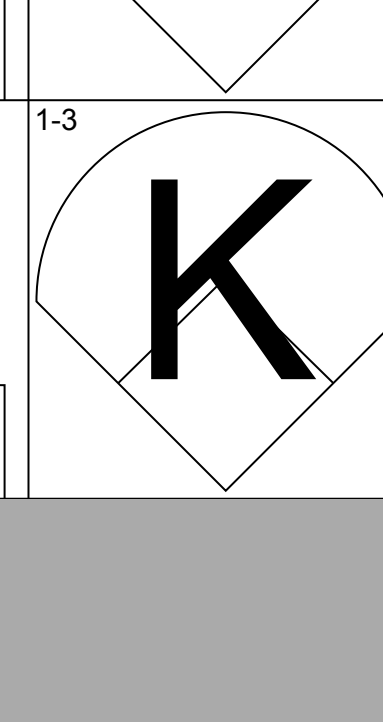
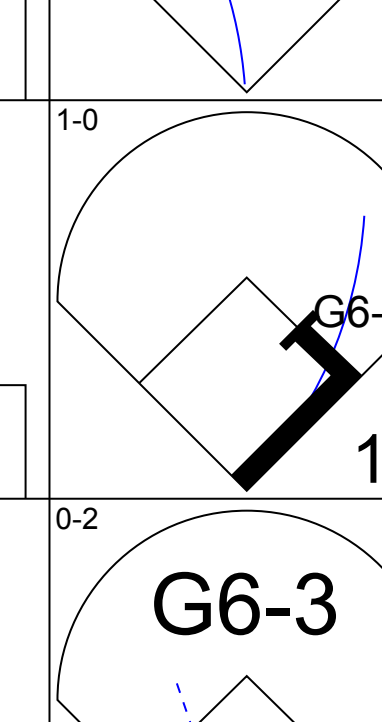
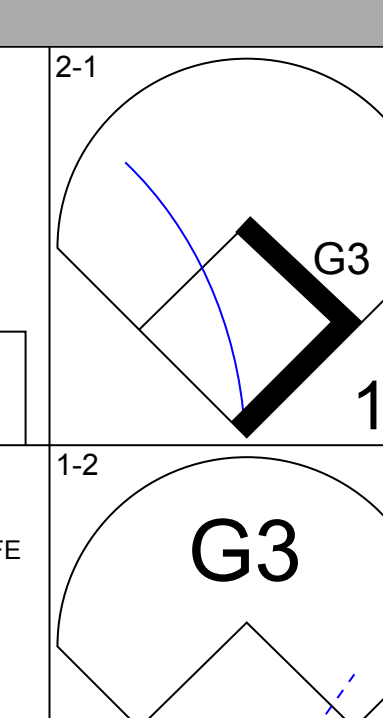
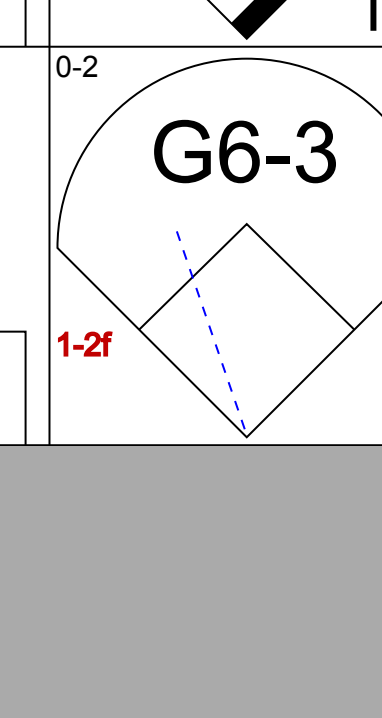
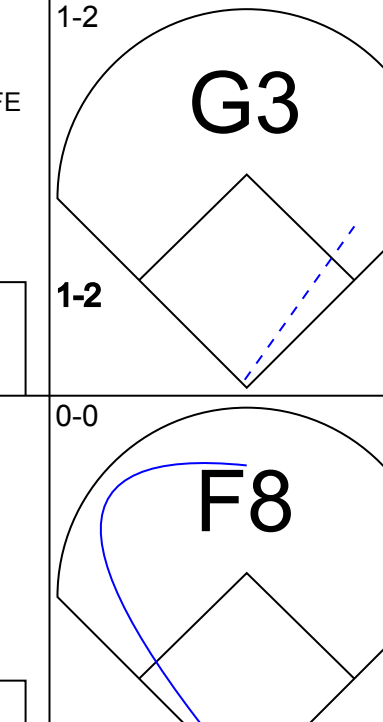
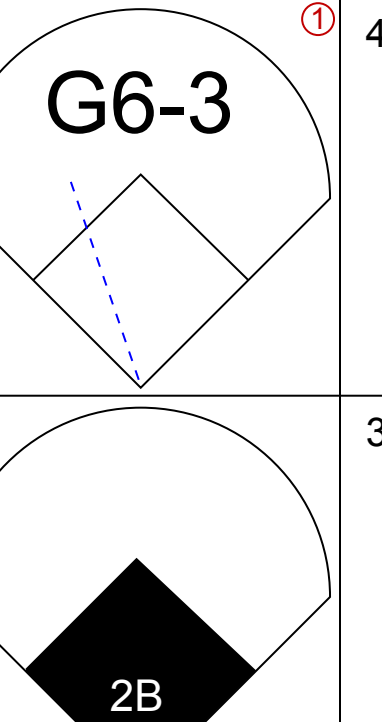
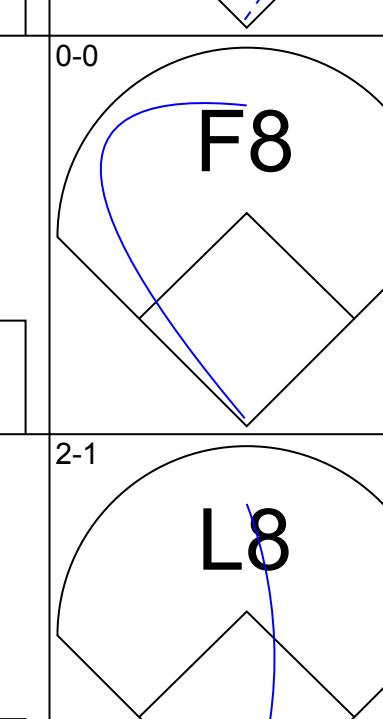
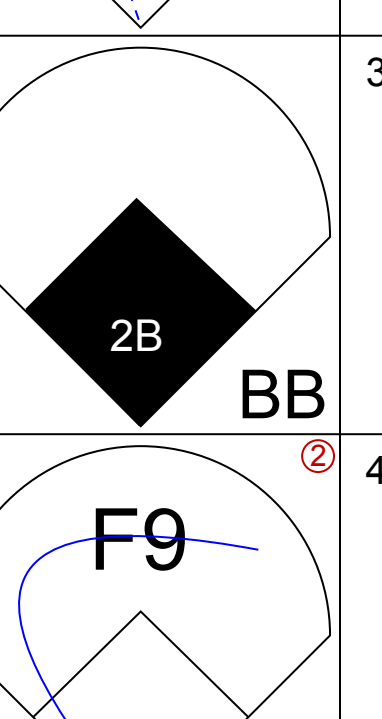
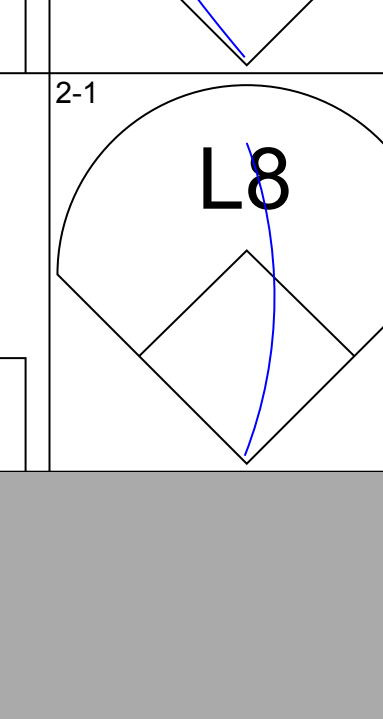
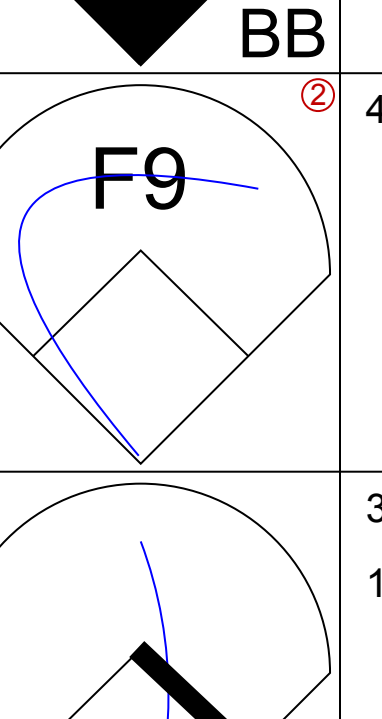
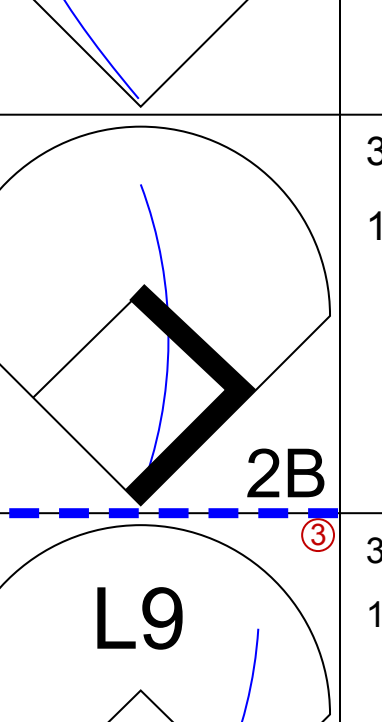
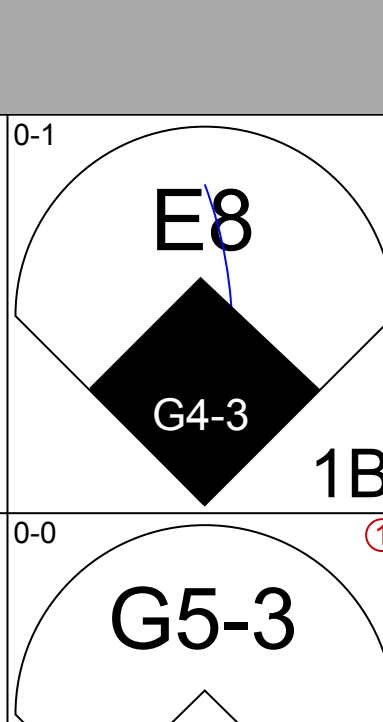
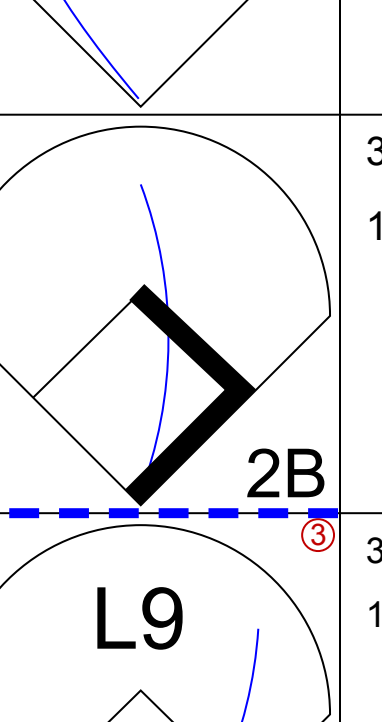
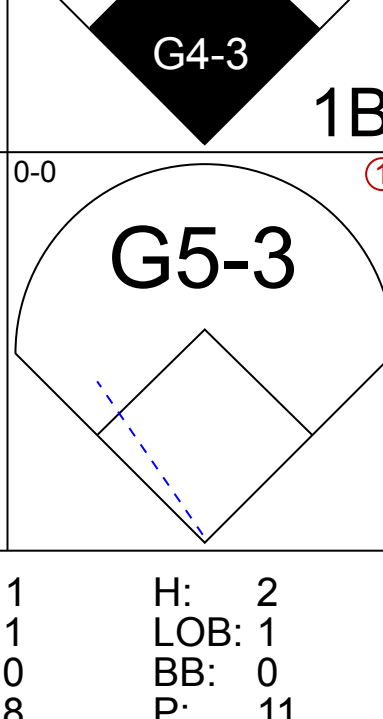
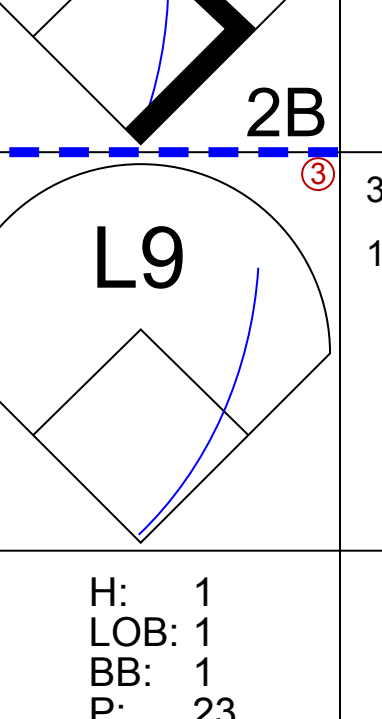
Batter	1	2	3	4	5	6	7	8	9	AB	R	H	RBI	BB	SO	LOB	BOTTOM							
Alex Cole, L OBP: 0.458, SLG: 0.403			G4-6-3			G1-3				4	0	1	2	0	1	2	Minnesota Twins @ Cleveland Indians Cleveland Municipal Stadium, Cleveland, OH Tue Aug 14, 1990, 7:05 PM EDT Att: 11,270 - Unknown - 68 F livebaseballscorecards.com							
Jerry Browne, S OBP: 0.329, SLG: 0.351	E5 FC5-4 1B		P3		P8				P8	4	0	0	0	0	0	1								
Mitch Webster, S OBP: 0.291, SLG: 0.424				P4					K G4-3 1B	4	1	2	0	0	1	0								
Candy Maldonado, R OBP: 0.330, SLG: 0.442				F8		G4-3			F8	4	0	0	1	0	0	2								
Chris James, R OBP: 0.340, SLG: 0.454				G6-3					F9	4	0	1	0	0	1	2								
Brook Jacoby, R OBP: 0.371, SLG: 0.443					G6-3	G5-4-3			2B G6-3 BB	3	1	0	0	1	0	1								
Cory Snyder, R OBP: 0.282, SLG: 0.431					P3				G6-3 2B	4	0	1	0	0	0	0								
Sandy Alomar Jr., R OBP: 0.323, SLG: 0.389									G6-3	3	1	0	1	1	0	1								
Felix Fermin, R OBP: 0.273, SLG: 0.299									G6-3	3	1	3	0	0	0	0								
Dion James, L OBP: 0.353, SLG: 0.381									G4-3	1	0	0	0	0	0	1								
Inning Stats	R: 0 E: 1 K: 2 S: 17	H: 1 LOB: 2 BB: 0 P: 24	R: 0 E: 0 K: 0 S: 10	H: 0 LOB: 0 BB: 0 P: 15	R: 0 E: 0 K: 0 S: 7	H: 1 LOB: 0 BB: 0 P: 10	R: 0 E: 0 K: 0 S: 4	H: 0 LOB: 0 BB: 0 P: 6	R: 2 E: 0 K: 0 S: 10	H: 2 LOB: 1 BB: 1 P: 16	R: 1 E: 0 K: 0 S: 8	H: 2 LOB: 0 BB: 0 P: 11	R: 0 E: 0 K: 0 S: 11	H: 1 LOB: 1 BB: 0 P: 17	R: 0 E: 0 K: 1 S: 10	H: 0 LOB: 0 BB: 0 P: 14	R: 1 E: 0 K: 0 S: 15	H: 1 LOB: 1 BB: 1 P: 21	1B: 6 2B: 2 3B: 0 HR: 0	SF: 0 SAC: 0 DP: 2 HBP: 0	WP: 2 PB: 0 SB: 0 CS: 0	PA: 36		
PITCHER	IP WLS BF H R ER SO BB IBB HBP BLK WP HR S P ERA WHIP	7.0 W 28 7 3 3 2 1 0 0 0 0 0 13 21 6.75 0.750	1.1 5 0 1 1 1 1 0 0 0 0 0 0 12 14 0.00 1.500											1.1 5 0 1 1 1 1 0 0 0 0 0 12 14 0.00 1.500										

AB	38
R	5
H	11
RBI	4
BB	2
SO	5
LOB	14



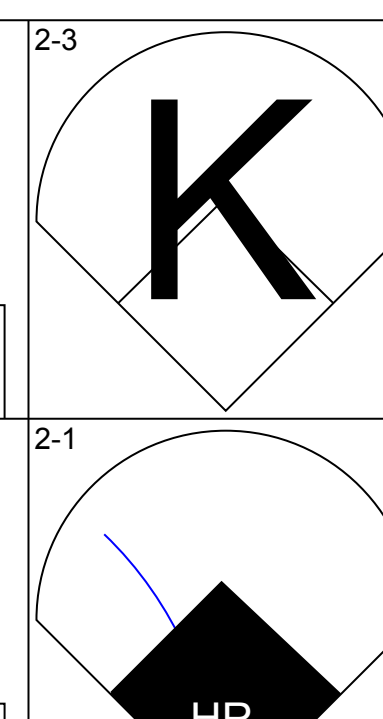
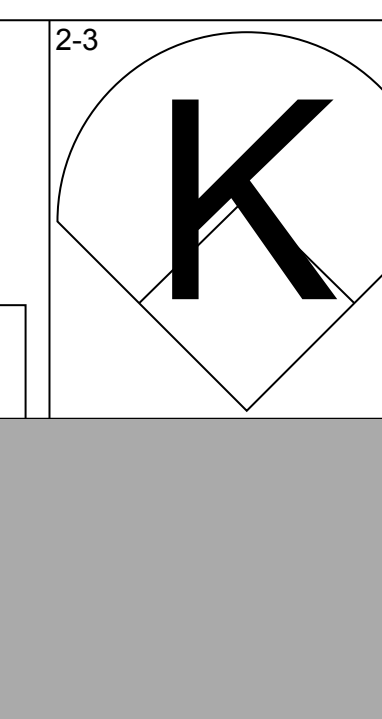
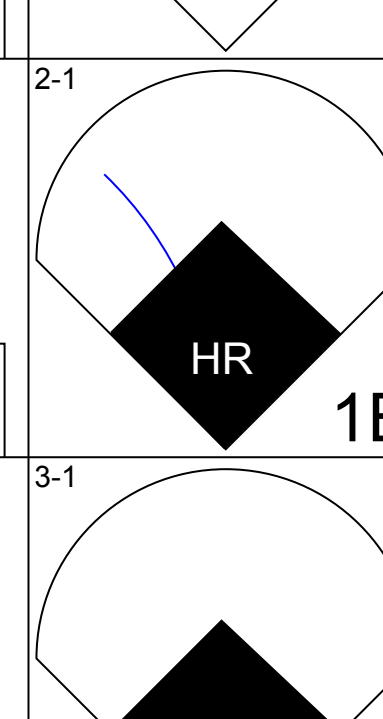
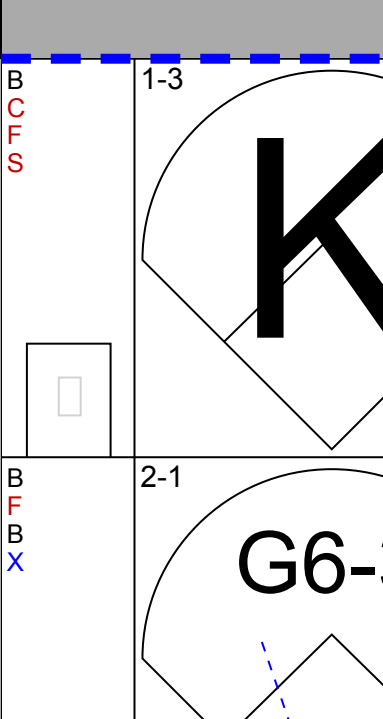
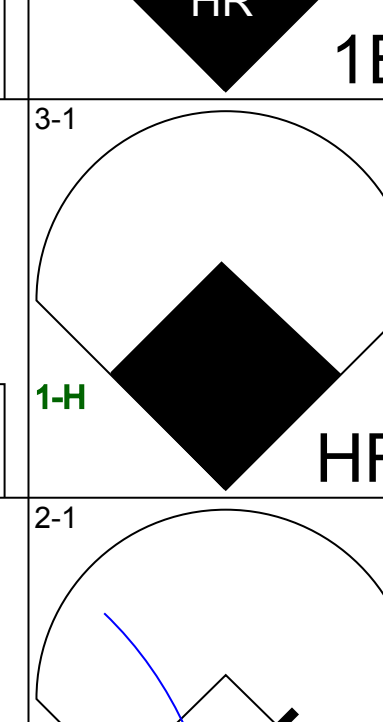
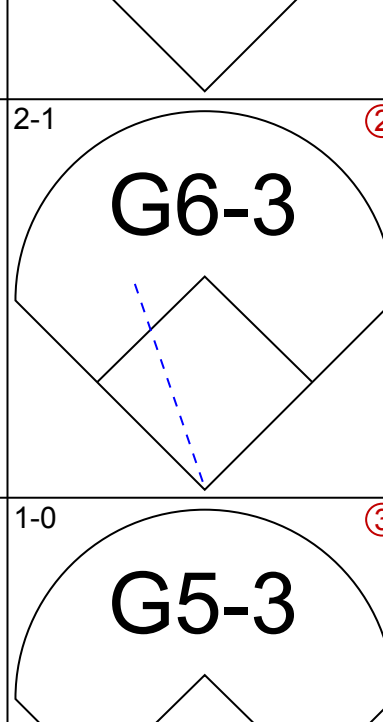
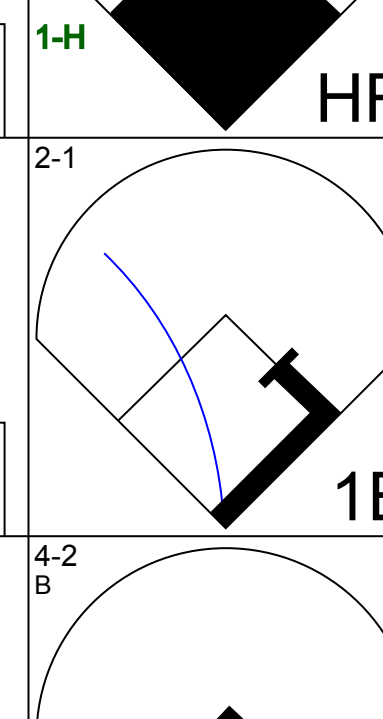
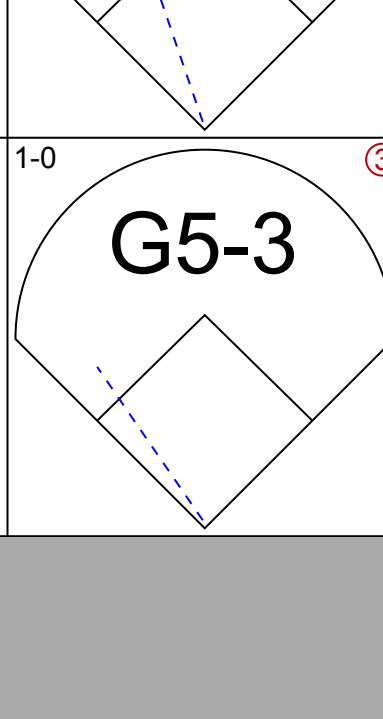
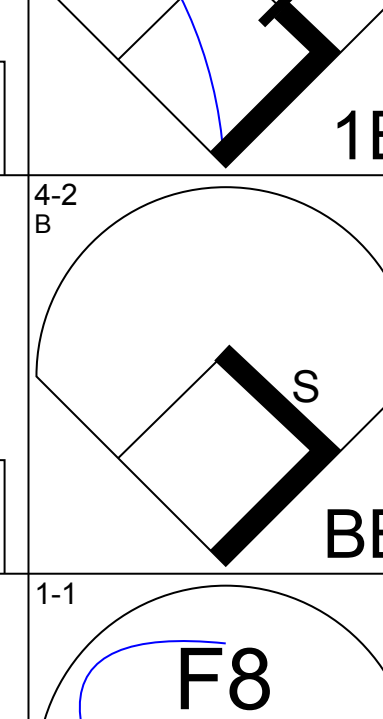
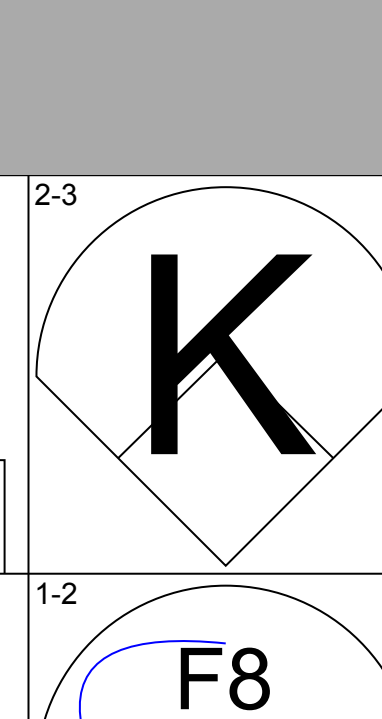
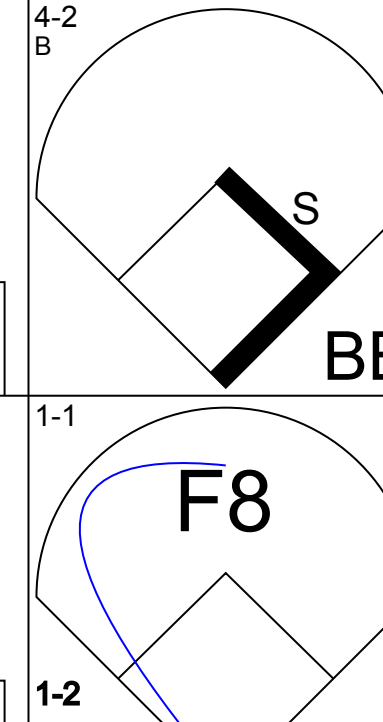
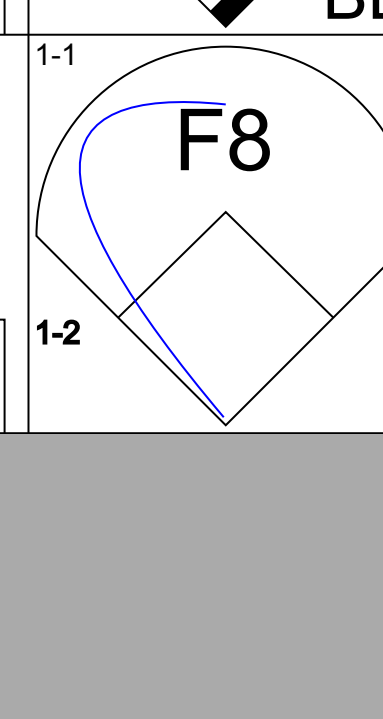
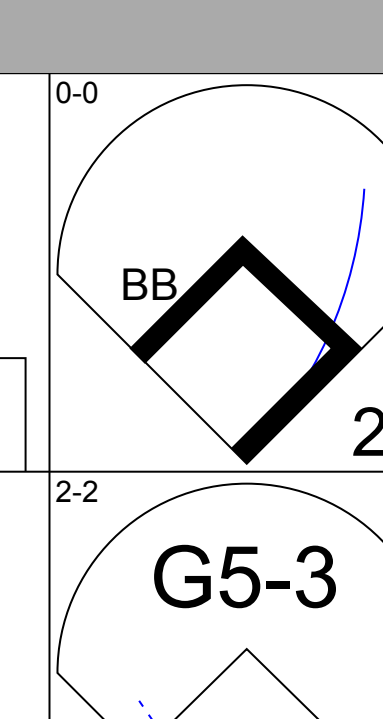
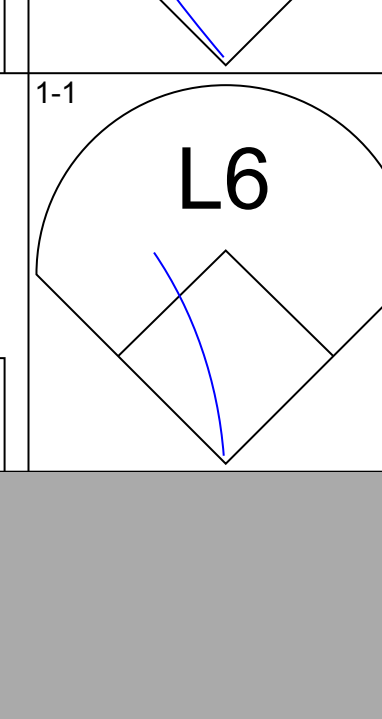
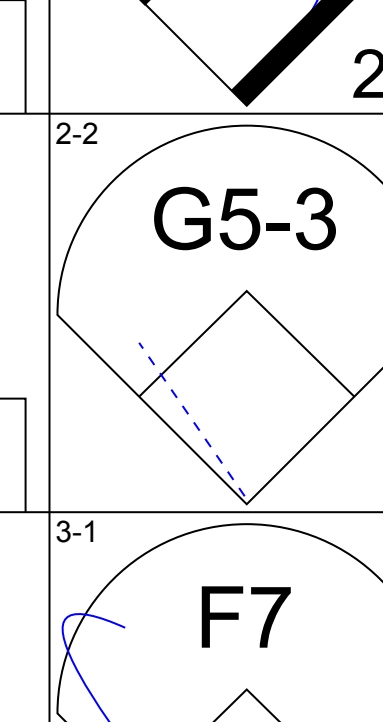
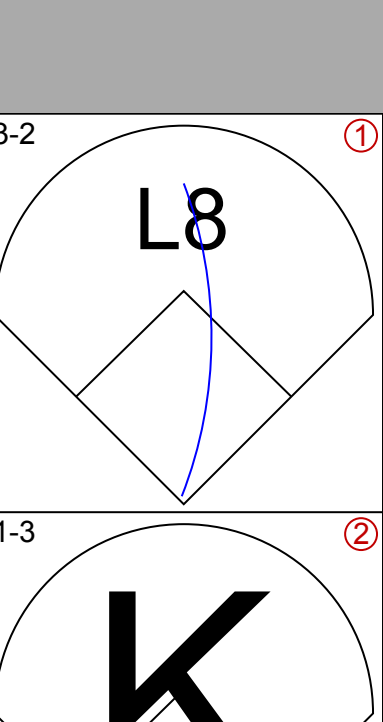

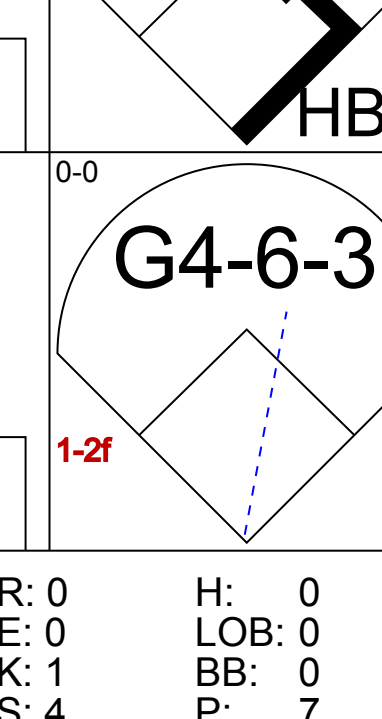
Batter	1	2	3	4	5	6	7	8	9	AB	R	H	RBI	BB	SO	LOB	TOP									
Al Newman, S OBP: 0.303, SLG: 0.297	0-1 G5-3	2-1 F7		0-0 1B			0-0 G6-3 1B		0-0 1B	5	2	3	0	0	0	2	Minnesota Twins @ Cleveland Indians Cleveland Municipal Stadium, Cleveland, OH Thu Aug 16 1990, 7:05 PM EDT Att: 11,085 - Unknown livebaseballscorecards.com									
Nelson Liriano, S OBP: 0.309, SLG: 0.325	1-1 1B		2-2 G3-1 BLK	2-3 K			0-1 G5-3		2-2 1B	5	2	3	0	0	1	3										
Kirby Puckett, R OBP: 0.375, SLG: 0.472	1-1 1B		0-0 G3-1		0-0 1B		0-0 G6-3		2-3 K	5	0	2	0	0	1	4										
Gene Larkin, S OBP: 0.345, SLG: 0.396	3-3 K		2-2 G6-3		1-0 F8		2-2 1B		0-2 1B	5	0	2	2	0	1	3										
Dan Gladden, R OBP: 0.318, SLG: 0.371	0-1 L4		0-0 G6-3		0-0 F8		3-H P3		1-1 1B	4	0	0	0	0	0	4										
Kent Hrbek, L OBP: 0.386, SLG: 0.497									1-2 G6-4-3 1B	1	0	1	1	0	0	0										
Shane Mack, R OBP: 0.379, SLG: 0.454		0-0 F8		0-0 F8 FC6-4 1B					1-2 G6-4-3 1B	4	1	1	0	0	0	1										
Gary Gaetti, R OBP: 0.290, SLG: 0.407									1-2 G6-4-3 1B	1	0	0	0	0	0	2										
Carmen Castillo, R OBP: 0.204, SLG: 0.210		1-1 L9		1-1 FC6-4 1B		1-3 K		2-2 1B		3	0	1	0	0	1	0										
Randy Bush, L OBP: 0.355, SLG: 0.479				1-2 1B						1	0	1	0	0	0	0										
Junior Ortiz, R OBP: 0.400, SLG: 0.418		2-1 1B		1-0 F8		2-2 G5-3		0-0 F9		4	0	1	0	0	0	3										
Greg Gagne, R OBP: 0.273, SLG: 0.349				2-3 1B						4	0	1	0	0	0	3										
John Moses, S OBP: 0.298, SLG: 0.275	1-2 1B			0-1 FC6-4 1B		1-0 G5-3		1-0 F7		3	0	1	1	0	0	1										
Inning Stats	R: 0 E: 0 K: 1 S: 11	H: 2 LOB: 2 BB: 0 P: 16	R: 0 E: 0 K: 0 S: 9	H: 2 LOB: 0 BB: 0 P: 14	R: 1 E: 0 K: 0 S: 8	H: 1 LOB: 0 BB: 0 P: 12	R: 1 E: 0 K: 1 S: 10	H: 3 LOB: 2 BB: 0 P: 14	R: 0 E: 0 K: 0 S: 5	H: 1 LOB: 1 BB: 0 P: 6	R: 0 E: 0 K: 0 S: 7	H: 0 LOB: 0 BB: 0 P: 11	R: 1 E: 0 K: 0 S: 8	H: 2 LOB: 1 BB: 0 P: 11	R: 0 E: 0 K: 0 S: 7	H: 1 LOB: 1 BB: 0 P: 10	R: 2 E: 0 K: 1 S: 15	H: 4 LOB: 1 BB: 0 P: 21	1B: 15 2B: 1 3B: 0 HR: 0	SF: 0 SAC: 0 DP: 1 HBP: 0	WP: 0 PB: 0 SB: 0 CS: 0	PA: 42				
PITCHER	IP	WLS	BF	H	R	ER	SO	BB	IBB	HBP	BLK	WP	HR	S	P	ERA	WHIP									
Greg Swindell, L ERA: 3.89	(1, 1)	7.0	W	32	11	3	3	3	0	0	0	1	0	0	58	84	3.86	1.571								
Colby Ward, R ERA: 3.44	(8, 1)	1.0		6	3	2	2	0	0	0	0	0	0	0	11	16	18.00	3.000								
Doug Jones, R ERA: 1.34	(9, 1)	1.0	S	4	2	0	0	1	0	0	0	0	0	0	11	15	0.00	2.000								

Batter	1	2	3	4	5	6	7	8	9	AB	R	H	RBI	BB	SO	LOB	BOTTOM									
Alex Cole, L OBP: 0.452, SLG: 0.388	2-3 K	4-1 CS		1-0 S 1B		2-2 F7		0-0 G6-3		4	0	1	0	1	1	1	Minnesota Twins @ Cleveland Indians Cleveland Municipal Stadium, Cleveland, OH Thu Aug 16 1990, 7:05 PM EDT Att: 11,085 - Unknown livebaseballscorecards.com									
Jerry Browne, S OBP: 0.338, SLG: 0.358	4-0 1B	2-1 CS	1-1 2B	1-1 K	2-3 K	1-2 1B		2-2 L6		4	2	2	0	1	1	2										
Dion James, L OBP: 0.356, SLG: 0.388	1-0 1B		1-0 1B	3-2 G6-3		2-1 F8		2-1 F8		4	1	2	1	0	0	2										
Jeff Manto, R OBP: 0.333, SLG: 0.194	1-2 1B		3-H SF8 2B	1-2 1B						1	0	0	0	0	0	1										
Candy Maldonado, R OBP: 0.329, SLG: 0.439	0-0 F7		0-3 K		1-2 1B	3-2 F8				4	1	1	0	0	1	4										
Chris James, R OBP: 0.348, SLG: 0.457	1-0 1B		4-0 1B	2-1 1B	2-1 1B	4-1 FC5-4 BB				2	1	2	1	2	0	0										
Brook Jacoby, R OBP: 0.371, SLG: 0.442	0-0 L5		0-0 1B	1-3 2B	2-2 SF9	1-0 F9				3	0	1	1	0	0	3										
Cory Snyder, R OBP: 0.279, SLG: 0.426		2-2 G5-3	0-0 SF8	1-2 2B	1-0 1B	1-1 P6				3	1	1	1	0	0	1										
Sandy Alomar Jr., R OBP: 0.318, SLG: 0.392		0-0 HR	3-H K	0-0 P2		2-2 FC5-4				4	1	1	1	0	1	5										
Felix Fermin, R OBP: 0.278, SLG: 0.309		2-1 G6-3		1-2 F9	1-1 2B					4	0	2	2	0	0	0										
Inning Stats	R: 1 E: 0 K: 1 S: 10	H: 2 LOB: 1 BB: 1 P: 17	R: 1 E: 0 K: 0 S: 9	H: 1 LOB: 0 BB: 1 P: 18	R: 2 E: 0 K: 2 S: 15	H: 3 LOB: 2 BB: 1 P: 24	R: 0 E: 0 K: 1 S: 12	H: 1 LOB: 1 BB: 0 P: 18	R: 3 E: 0 K: 0 S: 12	H: 4 LOB: 1 BB: 0 P: 19	R: 0 E: 0 K: 0 S: 11	H: 1 LOB: 1 BB: 0 P: 19	R: 0 E: 0 K: 0 S: 9	H: 0 LOB: 1 BB: 1 P: 17	R: 0 E: 0 K: 0 S: 9	H: 1 LOB: 1 BB: 0 P: 16		1B: 9 2B: 2 3B: 1 HR: 1	SF: 2 SAC: 0 DP: 0 HBP: 0	WP: 0 PB: 0 SB: 1 CS: 1	PA: 40					
PITCHER	IP	WLS	BF	H	R	ER	SO	BB	IBB	HBP	BLK	WP	HR	S	P	ERA		WHIP								
Kevin Tapani, R ERA: 3.95	(1, 1)	2.1	L	13	5	4	4	2	2	0	0	0	0	0	26	44	15.43	3.000								
Roy Smith, R ERA: 4.73	(3, 1)	4.2		22	7	3	3	2	1	1	0	0	0	0	52	88	5.79	1.714								
Tim Drummond, R ERA: 4.98	(8, 1)	1.0		4	1	0	0	0	0	0	0	0	0	9	16	0.00	1.000									

Batter	1	2	3	4	5	6	7	8	9	AB	R	H	RBI	BB	SO	LOB	TOP							
Alex Cole, L OBP: 0.446, SLG: 0.386 (1,8)			G4-3							4	0	1	1	0	2	0	Cleveland Indians @ Detroit Tigers Tiger Stadium, Detroit, MI Sat Aug 18 1990, 7:05 PM EDT Att: 25,808 - Unknown - 81 F							
Jerry Browne, S OBP: 0.338, SLG: 0.357 (1,4)							F8		L6	4	0	1	0	0	1	1								
Dion James, L OBP: 0.356, SLG: 0.385 (1,3)			G3							4	1	2	0	0	1	1								
Candy Maldonado, R OBP: 0.328, SLG: 0.438 (1,7)										4	0	2	0	0	0	1								
Chris James, R OBP: 0.348, SLG: 0.456 (1,10)										4	0	1	0	0	0	3								
Brook Jacoby, R OBP: 0.386, SLG: 0.434 (1,5)										3	1	0	1	1	0	3								
Cory Snyder, R OBP: 0.274, SLG: 0.417 (1,9)										4	0	0	0	0	0	4								
Joel Skinner, R OBP: 0.297, SLG: 0.326 (1,2)										3	1	1	0	0	0	0								
Carlos Baerga, S OBP: 0.273, SLG: 0.333 (9, PH)										1	0	1	1	0	0	0								
Felix Fermin, R OBP: 0.277, SLG: 0.307 (1,6)										3	0	0	0	0	0	1								
Sandy Alomar Jr., R OBP: 0.318, SLG: 0.393 (9, PH)										1	0	0	0	0	0	1								
Inning Stats	R: 0 E: 0 K: 3 S: 10	H: 0 LOB: 0 BB: 0 P: 15	R: 0 E: 0 K: 0 S: 8	H: 1 LOB: 1 BB: 0 P: 13	R: 1 E: 1 K: 0 S: 8	H: 2 LOB: 1 BB: 0 P: 11	R: 0 E: 0 K: 0 S: 8	H: 1 LOB: 1 BB: 0 P: 11	R: 0 E: 0 K: 0 S: 10	H: 1 LOB: 1 BB: 0 P: 16	R: 1 E: 0 K: 0 S: 9	H: 2 LOB: 1 BB: 0 P: 14	R: 0 E: 0 K: 1 S: 10	H: 0 LOB: 0 BB: 0 P: 15	R: 0 E: 0 K: 0 S: 6	H: 1 LOB: 0 BB: 0 P: 9	R: 1 E: 0 K: 0 S: 12	H: 1 LOB: 1 BB: 1 P: 23	1B: 6 2B: 3 3B: 0 HR: 0	SF: 0 SAC: 0 DP: 1 HBP: 0	WP: 0 PB: 0 SB: 1 CS: 0	PA: 36		
PITCHER	IP WLS BF H R ER SO BB IBB HBP BLK WP HR S P ERA WHIP	8.2 W 35 9 3 3 4 1 0 0 0 0 0 0 78 123 3.12 1.154	0.1 S 1 0 0 0 0 0 0 0 0 0 0 0 3 4 0.00 0.000																					

AB	35
R	3
H	9
RBI	3
BB	1
SO	4
LOB	15



Batter	1	2	3	4	5	6	7	8	9	AB	R	H	RBI	BB	SO	LOB	BOTTOM						
Tony Phillips, S OBP: 0.351, SLG: 0.333 (1,4)										4	0	1	0	1	2	0	Cleveland Indians @ Detroit Tigers Tiger Stadium, Detroit, MI Sat Aug 18 1990, 7:05 PM EDT Att: 25,808 - Unknown - 81 F						
Travis Fryman, R OBP: 0.353, SLG: 0.487 (1,5)										3	1	1	0	1	1	1							
Alan Trammell, R OBP: 0.391, SLG: 0.448 (1,6)										4	2	1	2	0	0	4							
Cecil Fielder, R OBP: 0.394, SLG: 0.614 (1,3)										3	2	2	1	1	0	0							
Lloyd Moseby, L OBP: 0.343, SLG: 0.407 (1,8)										3	1	1	1	1	1	0							
Larry Sheets, L OBP: 0.324, SLG: 0.437 (1,7)										4	0	1	1	0	0	1							
John Shelby, S OBP: 0.268, SLG: 0.346 (9,7)										0	0	0	0	0	0	0							
Dave Bergman, L OBP: 0.357, SLG: 0.381 (1,10)										4	0	2	0	0	0	1							
Chet Lemon, R OBP: 0.357, SLG: 0.403 (1,9)										2	0	0	0	1	0	1							
Mark Salas, L OBP: 0.321, SLG: 0.442 (1,2)										4	0	0	0	0	2	4							
Inning Stats	R: 2 E: 0 K: 1 S: 17	H: 3 LOB: 1 BB: 1 P: 31	R: 0 E: 0 K: 0 S: 14	H: 1 LOB: 3 BB: 2 P: 28	R: 1 E: 0 K: 1 S: 9	H: 2 LOB: 2 BB: 1 P: 18	R: 3 E: 1 K: 0 S: 15	H: 3 LOB: 1 BB: 1 P: 28	R: 0 E: 0 K: 1 S: 8	H: 0 LOB: 0 BB: 0 P: 12	R: 0 E: 0 K: 1 S: 6	H: 0 LOB: 0 BB: 0 P: 10	R: 0 E: 0 K: 1 S: 9	H: 0 LOB: 0 BB: 0 P: 13	R: 0 E: 0 K: 1 S: 4	H: 0 LOB: 0 BB: 0 P: 7	1B: 5 2B: 2 3B: 0 HR: 2	SF: 0 SAC: 0 DP: 1 HBP: 1	WP: 0 PB: 0 SB: 1 CS: 0	PA: 37			
PITCHER	IP WLS BF H R ER SO BB IBB HBP BLK WP HR S P ERA WHIP	1.2 L 11 4 2 2 1 3 0 0 0 0 0 1 34 61 8.10 1.800	3.1 L 17 5 4 3 2 1 1 0 0 0 0 0 1 34 61 8.10 1.800	3.0 L 9 0 0 0 3 0 0 1 0 0 0 0 0 19 30 0.00 0.000																			



Batter	1	2	3	4	5	6	7	8	9	AB	R	H	RBI	BB	SO	LOB	TOP			
Alex Cole, L OBP: 0.438, SLG: 0.380 (1, 8)										4	1	1	0	0	0	1	Cleveland Indians @ Milwaukee Brewers Milwaukee County Stadium, Milwaukee, WI Mon Aug 20 1990, 8:05 PM EDT Att: 11,427 - Unknown - 67 F			
Jerry Browne, S OBP: 0.338, SLG: 0.357 (1, 4)										3	1	1	0	0	1	0				
Dion James, L OBP: 0.354, SLG: 0.382 (1, 3)										4	0	1	1	0	0	1				
Candy Maldonado, R OBP: 0.327, SLG: 0.438 (1, 7)										4	0	1	0	0	1	2				
Chris James, R OBP: 0.352, SLG: 0.459 Mitch Webster, S (9, PR) OBP: 0.291, SLG: 0.432 (1, 10)										4	0	3	1	0	0	1				
Brook Jacoby, R OBP: 0.365, SLG: 0.432 (1, 5)										4	1	1	0	0	1	4				
Cory Snyder, R OBP: 0.274, SLG: 0.416 (1, 9)										4	0	1	0	0	1	3				
Sandy Alomar Jr., R OBP: 0.316, SLG: 0.391 (1, 2)										2	0	0	0	0	0	0				
Felix Fermin, R OBP: 0.275, SLG: 0.304 (1, 6)										3	0	0	0	0	0	2				
Inning Stats	R: 1 E: 0 K: 0 S: 13	H: 2 LOB: 1 BB: 0 P: 21	R: 0 E: 0 K: 1 S: 16	H: 0 LOB: 0 BB: 0 P: 14	R: 0 E: 0 K: 1 S: 9	H: 1 LOB: 0 BB: 0 P: 13	R: 0 E: 0 K: 0 S: 8	H: 0 LOB: 0 BB: 0 P: 10	R: 1 E: 0 K: 2 S: 15	H: 2 LOB: 1 BB: 0 P: 20	R: 0 E: 0 K: 1 S: 8	H: 0 LOB: 0 BB: 0 P: 11	R: 0 E: 0 K: 0 S: 7	H: 0 LOB: 0 BB: 0 P: 12	R: 0 E: 0 K: 0 S: 4	H: 2 LOB: 2 BB: 0 P: 6		1B: 8 2B: 1 3B: 0 HR: 0	SF: 0 SAC: 2 DP: 2 HBP: 0	WP: 0 PB: 0 SB: 1 CS: 1
PITCHER	IP WLS BF H R ER SO BB IBB HBP BLK WP HR S P ERA WHIP																			
Tom Edens, R ERA: 4.12 (1, 1)	5.2 W 23 7 3 3 2 0 0 0 0 0 0 0 67 97 4.76 1.235																			
Jaime Navarro, R ERA: 5.71 (6, 1)	0.1 1 0 0 0 1 0 0 0 0 0 0 0 3 3 0.00 0.000																			
Chuck Crim, R ERA: 3.39 (7, 1)	3.0 S 10 2 0 0 1 0 0 0 0 0 0 0 19 29 0.00 0.667																			

Batter	1	2	3	4	5	6	7	8	9	AB	R	H	RBI	BB	SO	LOB	BOTTOM	
Paul Moltor, R OBP: 0.370, SLG: 0.484 (1, 3)										4	1	2	0	0	1	4	Cleveland Indians @ Milwaukee Brewers Milwaukee County Stadium, Milwaukee, WI Mon Aug 20 1990, 8:05 PM EDT Att: 11,427 - Unknown - 67 F	
B.J. Surhoff, L OBP: 0.328, SLG: 0.382 (1, 2)										4	0	2	0	0	0	2		
Gary Sheffield, R OBP: 0.354, SLG: 0.448 (1, 5)										4	1	0	0	0	1	4		
Dave Parker, L OBP: 0.344, SLG: 0.465 (1, 10)										4	1	2	3	0	0	2		
Robin Yount, R OBP: 0.333, SLG: 0.365 (1, 8)										2	1	0	0	2	1	1		
Rob Deer, R OBP: 0.338, SLG: 0.483 Mike Felder, S OBP: 0.317, SLG: 0.335 (1, 9) (9, 9)										4	0	0	0	0	2	4		
Greg Vaughn, R OBP: 0.279, SLG: 0.415 Edgar Diaz, R OBP: 0.346, SLG: 0.304 (1, 7) (9, 6)										4	0	0	0	0	1	1		
Jim Gantner, L OBP: 0.330, SLG: 0.293 (1, 4)										4	0	2	0	0	0	0		
Bill Spiers, L OBP: 0.281, SLG: 0.328 Darryl Hamilton, L OBP: 0.383, SLG: 0.411 (1, 6) (8, PH) (9, 7)										1	0	0	1	0	0	1		
Inning Stats	R: 2 E: 0 K: 1 S: 14	H: 2 LOB: 0 BB: 0 P: 22	R: 0 E: 1 K: 2 S: 14	H: 0 LOB: 1 BB: 0 P: 23	R: 0 E: 0 K: 0 S: 10	H: 1 LOB: 2 BB: 1 P: 15	R: 1 E: 0 K: 1 S: 17	H: 2 LOB: 1 BB: 0 P: 20	R: 0 E: 0 K: 0 S: 8	H: 1 LOB: 1 BB: 0 P: 16	R: 0 E: 0 K: 1 S: 10	H: 1 LOB: 2 BB: 1 P: 19	R: 0 E: 0 K: 0 S: 3	H: 0 LOB: 0 BB: 0 P: 5	1B: 7 2B: 0 3B: 0 HR: 1	SF: 1 SAC: 0 DP: 1 HBP: 1		WP: 0 PB: 0 SB: 3 CS: 0
PITCHER	IP WLS BF H R ER SO BB IBB HBP BLK WP HR S P ERA WHIP																	
Bud Black, L ERA: 3.67 (1, 1)	2.0 L 19 5 2 1 2 1 0 1 0 0 0 0 48 77 2.25 1.500																	
Steve Olin, R ERA: 4.61 (3, 1)	4.0 19 5 2 1 2 1 0 1 0 0 0 0 48 77 2.25 1.500																	
Jesse Orosco, L ERA: 3.78 (7, 1)	0.2 4 1 0 0 0 0 0 1 0 0 0 0 7 14 0.00 1.500																	
Colby Ward, R ERA: 3.2 (7, 1)	1.1 4 0 0 0 0 1 0 0 0 0 0 0 6 10 0.00 0.000																	

Batter	1	2	3	4	5	6	7	8	9	AB	R	H	RBI	BB	SO	LOB	TOP
Alex Cole, L OBP: 0.431, SLG: 0.375 (1, 8)	F8			G5-3	F8			HR		4	1	1	0	0	0	1	Cleveland Indians @ Milwaukee Brewers Milwaukee County Stadium, Milwaukee, WI Tue Aug 21 1990, 8:05 PM EDT Att: 19,162 - Unknown - 67 F
Jerry Browne, S OBP: 0.337, SLG: 0.363 (1, 4)	G3			E3 1B	L3			HR		4	2	1	3	0	0	0	
Dion James, L OBP: 0.380, SLG: 0.380 Mitch Webster, S OBP: 0.291, SLG: 0.432 (9, 7)	K			E G5-3 1B	G4-3			G4		4	1	1	0	0	1	0	
Candy Maldonado, R OBP: 0.327, SLG: 0.436 (1, 9)				E5 G5-3 1B	G4-3			F8		4	0	1	1	0	0	1	
Chris James, R OBP: 0.349, SLG: 0.455 (1, 10)	L4			G5-3	G6-3			G3		4	0	0	1	0	0	2	
Brook Jacoby, R OBP: 0.382, SLG: 0.428 (1, 3)	K			G5-3	F9			G4-3		4	0	0	0	0	1	2	
Carlos Baerga, S OBP: 0.267, SLG: 0.326 (1, 5)				G4-3	G4-3			G1-3		4	0	0	0	0	0	0	
Sandy Alomar Jr., R OBP: 0.313, SLG: 0.387 (1, 2)				F7	F8			F7		3	0	0	0	0	0	0	
Felix Fermin, R OBP: 0.278, SLG: 0.307 (1, 6)				F9				HR 1B		3	1	2	0	0	0	0	
Inning Stats	R: 0 H: 0 E: 0 K: 1 S: 7	H: 0 R: 1 LOB: 1 BB: 0 P: 10	R: 0 H: 0 E: 0 K: 1 S: 6	R: 2 H: 1 E: 2 K: 0 S: 17	R: 0 H: 1 E: 0 K: 0 S: 14	R: 0 H: 0 E: 0 K: 0 S: 8	R: 0 H: 0 E: 0 K: 0 S: 5	R: 3 H: 3 E: 0 K: 0 S: 14	R: 0 H: 0 E: 0 K: 0 S: 4	1B: 5 2B: 1 3B: 0 HR: 1	SF: 0 SAC: 0 DP: 1 HBP: 0	WP: 0 PA: 34					
PITCHER	IP WLS BF H R ER SO BB IBB HBP BLK WP HR S P ERA WHIP																
Ron Robinson, R ERA: 3.91 (1, 1)	8.0 31 6 5 3 2 0 0 0 0 0 1 72 115 3.38 0.750																
Dan Plesac, L ERA: 4.42 (9, 1)	1.0 W 3 0 0 0 0 0 0 0 0 0 0 4 5 0.00 0.000																

Batter	1	2	3	4	5	6	7	8	9	AB	R	H	RBI	BB	SO	LOB	BOTTOM
Paul Moltzer, R OBP: 0.368, SLG: 0.487 (1, 3)	1B 3B			F9	K			FC5-4 S 1B		4	1	1	0	0	1	2	Cleveland Indians @ Milwaukee Brewers Milwaukee County Stadium, Milwaukee, WI Tue Aug 21 1990, 8:05 PM EDT Att: 19,162 - Unknown - 67 F
Jim Gantner, L OBP: 0.338, SLG: 0.302 (1, 4)	G4-3 1B			G5-3	S 1B			S 1B		4	1	3	2	0	0	0	
Gary Sheffield, R OBP: 0.351, SLG: 0.444 (1, 5)	G4-3			G6-3	G5-3			K		4	0	0	0	0	1	4	
Dave Parker, L OBP: 0.345, SLG: 0.472 (1, 10)	1B			F9				HR		4	1	2	2	0	1	0	
Robin Yount, R OBP: 0.330, SLG: 0.362 (1, 8)	P4			F7	F9			K		4	0	0	0	0	1	1	
Rob Deer, R OBP: 0.337, SLG: 0.489 (1, 9)	K			HR				K		4	1	1	1	0	2	1	
Greg Vaughn, R OBP: 0.276, SLG: 0.410 Darryl Hamilton, L OBP: 0.388, SLG: 0.417 (9, 7)				K	K			K		3	0	0	0	0	3	0	
Charlie O'Brien, R OBP: 0.248, SLG: 0.256 (1, 2)	G5-3				BLK 1B BB			SH1-3 S 1B		1	1	1	0	0	0	0	
Edgar Diaz, R OBP: 0.346, SLG: 0.305 Greg Brock, L OBP: 0.326, SLG: 0.356 (9, PH)	F9				K			FC5-4 1B		2	1	0	0	1	0	0	
Inning Stats	R: 2 H: 3 E: 0 K: 1 S: 14	H: 0 R: 0 LOB: 0 BB: 0 P: 14	R: 0 H: 0 E: 0 K: 0 S: 7	R: 1 H: 1 E: 0 K: 1 S: 9	R: 1 H: 1 E: 0 K: 2 S: 15	R: 1 H: 1 E: 0 K: 0 S: 7	R: 0 H: 2 E: 0 K: 1 S: 7	R: 0 H: 0 E: 0 K: 3 S: 9	R: 1 H: 2 E: 0 K: 0 S: 8	1B: 7 2B: 0 3B: 1 HR: 2	SF: 0 SAC: 1 DP: 0 HBP: 0	WP: 0 PA: 36					
PITCHER	IP WLS BF H R ER SO BB IBB HBP BLK WP HR S P ERA WHIP																
Greg Swindell, L ERA: 4.0 (1, 1)	6.2 29 8 5 5 6 1 0 0 1 1 0 63 95 6.75 1.350																
Colby Ward, R ERA: 3.38 (7, 1)	1.2 L 6 1 1 1 4 0 0 0 0 0 0 18 29 5.40 0.600																
Jesse Orosco, L ERA: 3.78 (9, 1)	0.0 1 1 0 0 0 0 0 0 0 0 0 2 5 ∞ ∞																

Batter	1	2	3	4	5	6	7	8	9	AB	R	H	RBI	BB	SO	LOB	TOP								
Jerry Browne, S OBP: 0.334, SLG: 0.361	G5-3		G3		SF3			F8		3	0	0	1	0	0	0	Cleveland Indians @ Milwaukee Brewers Milwaukee County Stadium, Milwaukee, WI Wed Aug 22 1990, 4:33 AM EDT Att: 20,547 - Sunny - 72 F								
Tom Brookens, R OBP: 0.287, SLG: 0.310 Jeff Manto, R OBP: 0.333, SLG: 0.194	K			FC1-6 BB	K			HR		3	1	1	1	1	2	0									
Mitch Webster, S OBP: 0.288, SLG: 0.427	F8			FC1-6 1B		G4-3		F7		4	1	0	0	0	1										
Candy Maldonado, R OBP: 0.330, SLG: 0.438		FC4-6 1B		1B BB		F7		1B SH5-4 1B		3	1	2	0	1	0	0									
Chris James, R OBP: 0.349, SLG: 0.454 Alex Cole, L OBP: 0.431, SLG: 0.375	FC4-6 FC6-4			1B		G6-3		SH5-4		3	0	1	1	0	0	1									
Carlos Baerga, S OBP: 0.297, SLG: 0.325	FC6-4			1B			F8	G5-3 1B		4	0	1	0	0	1	3									
Cory Snyder, R OBP: 0.271, SLG: 0.412	F8			K			F9	G5-3		4	0	0	0	0	1	5									
Joel Skinner, R OBP: 0.305, SLG: 0.343			K		SH5-4 SF3 2B		P5	1B		4	1	2	1	0	1	0									
Felix Fermin, R OBP: 0.276, SLG: 0.304	P4			SH5-4				F9 G4-3		3	0	0	0	0	2										
Inning Stats	R: 0 E: 0 K: 1 S: 7	H: 0 LOB: 0 BB: 0 P: 12	R: 0 E: 0 K: 0 S: 10	H: 1 LOB: 1 BB: 0 P: 14	R: 0 E: 0 K: 1 S: 11	H: 0 LOB: 0 BB: 0 P: 13	R: 1 E: 0 K: 2 S: 18	H: 1 LOB: 2 BB: 2 P: 30	R: 1 E: 0 K: 1 S: 7	H: 1 LOB: 0 BB: 0 P: 10	R: 0 E: 0 K: 0 S: 5	H: 0 LOB: 0 BB: 0 P: 7	R: 0 E: 0 K: 0 S: 6	H: 0 LOB: 0 BB: 0 P: 9	R: 1 E: 0 K: 0 S: 8	H: 1 LOB: 0 BB: 0 P: 13	R: 1 E: 0 K: 0 S: 12	H: 3 LOB: 2 BB: 0 P: 14	1B: 5 2B: 1 3B: 0 HR: 1	SF: 1 SAC: 2 DP: 0 HBP: 0	WP: 0 PB: 0 SB: 1 CS: 1	PA: 36			
PITCHER	IP	WLS	BF	H	R	ER	SO	BB	IBB	HBP	BLK	WP	HR	S	P	ERA	WHIP								
Teddy Higuera, L ERA: 3.28	8.1	L	33	6	4	4	5	2	0	0	0	0	1	77	113	4.32	0.960								
Chuck Cnm, R ERA: 3.36	0.2		3	1	0	0	0	0	0	0	0	0	0	7	9	0.00	1.500								

Batter	1	2	3	4	5	6	7	8	9	AB	R	H	RBI	BB	SO	LOB	BOTTOM								
Paul Moltzer, R OBP: 0.372, SLG: 0.493	E6				CS 1B			F8		5	0	3	0	0	0	0	Cleveland Indians @ Milwaukee Brewers Milwaukee County Stadium, Milwaukee, WI Wed Aug 22 1990, 4:33 AM EDT Att: 20,547 - Sunny - 72 F								
B.J. Surhoff, L OBP: 0.326, SLG: 0.379	G6-3		G3		K		1B	F8		5	0	1	0	0	1	3									
Gary Sheffield, R OBP: 0.348, SLG: 0.440	P6				F7		P2			4	0	0	0	0	1	3									
Dave Parker, L OBP: 0.346, SLG: 0.474		F8		HR 2B		1B	G3			4	1	2	0	0	3										
Robin Yount, R OBP: 0.330, SLG: 0.368		K		HR		F9		F8		4	1	1	2	0	1	1									
Rob Deer, R OBP: 0.341, SLG: 0.494		2B		HR		K		FC4-6 HBP		3	0	2	0	0	1	0									
Greg Brock, L OBP: 0.325, SLG: 0.353	F8			BB		K		FC4-6		3	0	0	0	1	1	4									
Darryl Hamilton, L OBP: 0.383, SLG: 0.411			P3		F8		1B SH3-4 1B	G3		4	0	1	0	0	2										
Bill Spiers, L OBP: 0.278, SLG: 0.324	G4-3				F7		SH3-4	F4		3	0	0	0	0	0	0									
Inning Stats	R: 0 E: 1 K: 0 S: 8	H: 0 LOB: 0 BB: 0 P: 11	R: 0 E: 0 K: 1 S: 14	H: 1 LOB: 1 BB: 0 P: 21	R: 0 E: 0 K: 0 S: 4	H: 1 LOB: 1 BB: 0 P: 4	R: 2 E: 0 K: 1 S: 15	H: 2 LOB: 1 BB: 1 P: 25	R: 0 E: 0 K: 2 S: 10	H: 2 LOB: 2 BB: 0 P: 13	R: 0 E: 0 K: 0 S: 11	H: 3 LOB: 3 BB: 0 P: 17	R: 0 E: 0 K: 0 S: 10	H: 0 LOB: 1 BB: 0 P: 14	R: 0 E: 0 K: 0 S: 8	H: 0 LOB: 0 BB: 0 P: 10	1B: 6 2B: 4 3B: 0 HR: 1	SF: 0 SAC: 1 DP: 2 HBP: 1	WP: 0 PB: 0 SB: 1 CS: 1	PA: 38					
PITCHER	IP	WLS	BF	H	R	ER	SO	BB	IBB	HBP	BLK	WP	HR	S	P	ERA	WHIP								
Tom Candiotti, R ERA: 3.25	7.0	W	31	10	2	2	5	1	0	0	0	0	1	74	109	2.57	1.571								
Doug Jones, R ERA: 1.29	2.0	S	7	0	0	0	0	0	0	1	0	0	0	18	24	0.00	0.000								

Batter	1	2	3	4	5	6	7	8	9	AB	R	H	RBI	BB	SO	LOB	TOP								
Marty Barrett, R OBP: 0.293, SLG: 0.247 (1, 4)										4	2	0	1	1	1	4	Boston Red Sox @ Cleveland Indians Cleveland Municipal Stadium, Cleveland, OH Mon Aug 27 1990, 7:05 PM EDT Att: 10,411 - Unknown - 82 F								
Carlos Quintana, R OBP: 0.370, SLG: 0.411 (1, 3)										4	1	1	1	1	1	2									
Wade Boggs, L OBP: 0.390, SLG: 0.423 (1, 5)										5	1	1	1	0	2	2									
Ellis Burks, R OBP: 0.361, SLG: 0.500 (1, 8)										5	3	4	5	0	0	1									
Kevin Romine, R OBP: 0.323, SLG: 0.385 (9, 8)										0	0	0	0	0	0	0									
Mike Greenwell, L OBP: 0.358, SLG: 0.386 (1, 7)										5	2	2	1	0	0	2									
Phil Plantier, L OBP: 0.333, SLG: 0.143 (9, 7)										0	0	0	0	0	0	0									
Mike Marshall, R OBP: 0.289, SLG: 0.440 (1, 10)										5	1	3	2	0	0	1									
Tom Brunansky, R OBP: 0.337, SLG: 0.388 (1, 9)										3	1	0	0	1	1	2									
John Marzano, R OBP: 0.278, SLG: 0.307 (1, 2)										4	1	2	0	1	0	1									
Luis Rivera, R OBP: 0.257, SLG: 0.314 (1, 6)										5	0	1	1	0	1	5									
Inning Stats	R: 1 E: 0 K: 3 S: 13	H: 1 LOB: 1 BB: 0 P: 21	R: 0 E: 0 K: 1 S: 9	H: 0 LOB: 1 BB: 0 P: 14	R: 0 E: 0 K: 1 S: 10	H: 0 LOB: 0 BB: 1 P: 18	R: 8 E: 0 K: 0 S: 27	H: 7 LOB: 0 BB: 1 P: 44	R: 0 E: 0 K: 1 S: 9	H: 1 LOB: 2 BB: 1 P: 19	R: 0 E: 0 K: 0 S: 7	H: 0 LOB: 1 BB: 1 P: 14	R: 1 E: 0 K: 0 S: 8	H: 1 LOB: 0 BB: 0 P: 9	R: 0 E: 0 K: 0 S: 4	H: 0 LOB: 0 BB: 0 P: 5	R: 2 E: 0 K: 0 S: 14	H: 4 LOB: 1 BB: 0 P: 19	1B: 7 2B: 4 3B: 0 HR: 3	SF: 0 SAC: 0 DP: 2 HBP: 1	WP: 2 PB: 2 SB: 1 CS: 0	PA: 45			
PITCHER	IP	WLS	BF	H	R	ER	SO	BB	IBB	HBP	BLK	WP	HR	S	P	ERA	WHIP								
Tom Candiotti, R ERA: 3.54 (1, 1)	3.2	L	21	7	8	7	5	2	0	1	0	1	1	55	91	17.18	2.455								
Colby Ward, R ERA: 3.49 (4, 1)	4.1		18	3	2	2	1	2	0	0	0	1	2	32	53	4.15	1.154								
Efrain Valdez, L ERA: 4.22 (9, 1)	1.0		6	4	2	2	0	0	0	0	0	0	0	14	19	18.00	4.000								

Batter	1	2	3	4	5	6	7	8	9	AB	R	H	RBI	BB	SO	LOB	BOTTOM								
Alex Cole, L OBP: 0.400, SLG: 0.402 (1, 8)										4	0	1	1	0	1	0	Boston Red Sox @ Cleveland Indians Cleveland Municipal Stadium, Cleveland, OH Mon Aug 27 1990, 7:05 PM EDT Att: 10,411 - Unknown - 82 F								
Jerry Browne, S OBP: 0.338, SLG: 0.374 (1, 4)										4	0	1	0	0	2	1									
Carlos Baerga, S OBP: 0.284, SLG: 0.369 (1, 5)										4	1	1	0	0	0	1									
Candy Maldonado, R OBP: 0.331, SLG: 0.436 (1, 9)										4	1	1	0	0	2	1									
Chris James, R OBP: 0.354, SLG: 0.463 (1, 10)										4	1	2	2	0	0	1									
Brook Jacoby, R OBP: 0.382, SLG: 0.423 (1, 3)										4	0	1	0	0	0	2									
Mitch Webster, S OBP: 0.288, SLG: 0.425 (1, 7)										2	0	0	1	1	0	1									
Sandy Alomar Jr., R OBP: 0.315, SLG: 0.398 (1, 2)										4	1	1	0	0	0	2									
Felix Fermin, R OBP: 0.276, SLG: 0.299 (1, 6)										3	0	0	0	0	0	1									
Inning Stats	R: 0 E: 0 K: 1 S: 9	H: 0 LOB: 0 BB: 0 P: 14	R: 0 E: 0 K: 1 S: 8	H: 1 LOB: 1 BB: 0 P: 12	R: 0 E: 0 K: 0 S: 5	H: 0 LOB: 0 BB: 0 P: 10	R: 0 E: 0 K: 1 S: 7	H: 1 LOB: 1 BB: 0 P: 13	R: 0 E: 0 K: 0 S: 5	H: 0 LOB: 0 BB: 1 P: 9	R: 0 E: 0 K: 2 S: 8	H: 0 LOB: 0 BB: 0 P: 9	R: 1 E: 0 K: 0 S: 7	H: 1 LOB: 0 BB: 0 P: 10	R: 1 E: 0 K: 0 S: 11	H: 2 LOB: 1 BB: 0 P: 13	R: 2 E: 0 K: 0 S: 13	H: 3 LOB: 1 BB: 0 P: 18	1B: 5 2B: 1 3B: 1 HR: 1	SF: 1 SAC: 0 DP: 1 HBP: 0	WP: 0 PB: 0 SB: 0 CS: 0	PA: 35			
PITCHER	IP	WLS	BF	H	R	ER	SO	BB	IBB	HBP	BLK	WP	HR	S	P	ERA	WHIP								
Mike Boddicker, R ERA: 3.46 (1, 1)	8.0	W	29	5	2	2	5	1	0	0	0	0	1	60	90	2.25	0.750								
Daryl Irvine, R ERA: 7.88 (9, 1)	1.0		6	3	2	2	0	0	0	0	0	0	0	13	18	18.00	3.000								

Batter	1	2	3	4	5	6	7	8	9	AB	R	H	RBI	BB	SO	LOB	TOP					
Jody Reed, R OBP: 0.377, SLG: 0.428 (1, 6)	F7		HR		G6-3		SH5-3	G4-3		4	1	2	1	1	0	3						
Carlos Quintana, R OBP: 0.388, SLG: 0.408 Kevin Romine, R OBP: 0.323, SLG: 0.385 Mike Marshall, R OBP: 0.289, SLG: 0.440 (1, 3)	G4-3		G1-3		G6-3		SH5-3		BB	3	0	0	0	1	0	2						
Wade Boggs, L OBP: 0.392, SLG: 0.422 (1, 5)	F7			FC5-4		L9			BB	3	1	1	0	2	0	0						
Ellis Burks, R OBP: 0.362, SLG: 0.498 (1, 8)		G5-3		F7		1B	BB		BB	4	1	1	0	1	0	3						
Mike Greenwell, L OBP: 0.361, SLG: 0.392 (1, 7)	G4-3			FC5-4		BB	G6-4-3		P4	5	2	3	2	0	0	3						
Dwight Evans, R OBP: 0.351, SLG: 0.388 (1, 10)				FC5-4		G3	BB		CS	3	0	2	1	2	0	2						
Tom Brunansky, R OBP: 0.335, SLG: 0.384 (1, 9)	F9			G5-3		G3	BB		P4	4	0	0	1	1	0	5						
Tony Peña, R OBP: 0.299, SLG: 0.330 (1, 2)			K		F8		G3			4	0	1	1	0	1	2						
Marty Barrett, R OBP: 0.298, SLG: 0.253 (1, 4)			F9				G6-3			4	0	2	0	0	0	2						
Inning Stats	R: 0 E: 0 K: 0 S: 6	H: 0 LOB: 0 BB: 0 P: 10	R: 0 E: 0 K: 0 S: 5	H: 0 LOB: 1 BB: 1 P: 14	R: 1 E: 0 K: 1 S: 8	H: 1 LOB: 0 BB: 0 P: 13	R: 0 E: 0 K: 0 S: 11	H: 2 LOB: 2 BB: 0 P: 17	R: 0 E: 0 K: 0 S: 10	H: 1 LOB: 1 BB: 1 P: 18	R: 2 E: 0 K: 0 S: 16	H: 3 LOB: 2 BB: 2 P: 27	R: 0 E: 0 K: 0 S: 5	H: 1 LOB: 2 BB: 2 P: 13	R: 0 E: 0 K: 0 S: 8	H: 2 LOB: 2 BB: 1 P: 12	R: 3 E: 0 K: 0 S: 11	H: 2 LOB: 1 BB: 2 P: 26	1B: 10 2B: 0 3B: 1 HR: 1	SF: 0 SAC: 1 DP: 3 HBP: 0	WP: 0 PB: 0 SB: 0 CS: 1	PA: 43
PITCHER	IP	WLS	BF	H	R	ER	SO	BB	IBB	HBP	BLK	WP	HR	S	P	ERA	WHIP					
Charles Nagy, R ERA: 8.0 (1, 1)	5.1		24	7	3	3	1	2	0	0	0	0	1	50	87	5.06	1.688					
Steve Olin, R ERA: 3.95 (6, 1)	2.0		11	2	0	0	0	3	1	0	0	0	0	14	32	0.00	2.500					
Doug Jones, R ERA: 1.68 (8, 1)	1.2	L	8	3	3	3	0	2	0	0	0	0	0	16	31	16.20	3.000					

Boston Red Sox @ Cleveland Indians
Cleveland Municipal Stadium, Cleveland, OH

Tue Aug 28 1990, 7:05 PM EDT
Att: 10,799 - Unknown - 85 F

AB 34
R 6
H 12
RBI 6
BB 8
SO 1
LOB 22



Batter	1	2	3	4	5	6	7	8	9	AB	R	H	RBI	BB	SO	LOB	BOTTOM					
Alex Cole, L OBP: 0.407, SLG: 0.405 (1, 8)	G4-3		CS			G3			SH3-4	4	1	2	0	1	0	1						
Jerry Browne, S OBP: 0.340, SLG: 0.371 (1, 4)	G6-3		1B		F8		F9		WP	3	0	0	0	1	0	2						
Mitch Webster, S OBP: 0.290, SLG: 0.426 (1, 7)	FC5-4		G1-4-3			K			SH3-4	4	0	2	0	0	2	0						
Candy Maldonado, R OBP: 0.332, SLG: 0.437 (1, 9)	FC5-4		G1-4-3		FC4-5		P5		FC5-4	4	0	1	0	1	0	3						
Chris James, R OBP: 0.350, SLG: 0.458 (1, 10)		E6		F9	FC4-5			K	K	5	0	0	0	0	2	3						
Brook Jacoby, R OBP: 0.382, SLG: 0.428 (1, 3)		G6-4-3		1B	FC6-4				FC5-4	4	2	1	1	1	0	4						
Carlos Baerga, S OBP: 0.292, SLG: 0.376 (1, 5)		BB		1B		G4-3			E7	4	2	3	0	0	0	0						
Sandy Alomar Jr., R OBP: 0.319, SLG: 0.399 (1, 2)		1B		1B		L9			L9	2	0	1	1	2	0	1						
Felix Fermin, R OBP: 0.276, SLG: 0.300 (1, 6)				SF8		L9			K	3	0	1	2	0	1	2						
Inning Stats	R: 0 E: 0 K: 0 S: 11	H: 1 LOB: 1 BB: 0 P: 18	R: 1 E: 1 K: 0 S: 9	H: 2 LOB: 2 BB: 1 P: 18	R: 0 E: 0 K: 0 S: 10	H: 2 LOB: 1 BB: 0 P: 15	R: 2 E: 0 K: 0 S: 12	H: 2 LOB: 2 BB: 2 P: 28	R: 0 E: 0 K: 1 S: 8	H: 1 LOB: 1 BB: 0 P: 14	R: 0 E: 0 K: 0 S: 8	H: 0 LOB: 1 BB: 1 P: 15	R: 0 E: 0 K: 1 S: 7	H: 0 LOB: 0 BB: 0 P: 8	R: 1 E: 1 K: 2 S: 13	H: 2 LOB: 1 BB: 0 P: 16	R: 1 E: 0 K: 1 S: 15	H: 1 LOB: 2 BB: 2 P: 30	1B: 9 2B: 1 3B: 0 HR: 1	SF: 1 SAC: 1 DP: 2 HBP: 1	WP: 1 PB: 0 SB: 1 CS: 1	PA: 42
PITCHER	IP	WLS	BF	H	R	ER	SO	BB	IBB	HBP	BLK	WP	HR	S	P	ERA	WHIP					
Tom Bolton, L ERA: 3.0 (1, 1)	4.1		22	8	3	3	1	3	0	1	0	0	1	26	39	3.00	1.000					
Dennis Lamp, R ERA: 4.34 (5, 1)	3.0		12	2	1	1	2	1	0	0	0	0	0	6	6	0.00	0.000					
Wes Gardner, R ERA: 5.02 (8, 1)	0.2	W	2	0	0	0	1	0	0	0	0	0	0	6	6	0.00	0.000					
Jeff Gray, R ERA: 3.76 (9, 1)	1.0	S	6	1	1	1	1	2	0	0	0	1	0	15	30	9.00	3.000					

Boston Red Sox @ Cleveland Indians
Cleveland Municipal Stadium, Cleveland, OH

Tue Aug 28 1990, 7:05 PM EDT
Att: 10,799 - Unknown - 85 F

AB 33
R 5
H 11
RBI 4
BB 6
SO 5
LOB 16



Batter	1	2	3	4	5	6	7	8	9	AB R H RBI BB SO LOB	TOP							
Jody Reed, R OBP: 0.376, SLG: 0.427 (1, 4)										6 0 2 1 0 0 1	Boston Red Sox @ Cleveland Indians Cleveland Municipal Stadium, Cleveland, OH Wed Aug 29 1990, 7:05 PM EDT Att: 8,862 - Unknown - 75 F							
Carlos Quintana, R OBP: 0.370, SLG: 0.406 (1, 3)										4 2 1 1 2 0 2								
Wade Boggs, L OBP: 0.393, SLG: 0.424 (1, 5)										5 0 3 0 0 1 4								
Ellis Burks, R OBP: 0.360, SLG: 0.502 (1, 8)										4 1 1 2 0 1 3								
Mike Greenwell, L OBP: 0.361, SLG: 0.393 (1, 7)										5 0 2 1 0 0 2								
Dwight Evans, R OBP: 0.351, SLG: 0.389 (1, 10)										4 0 1 0 1 0 5								
Phil Plantier, L OBP: 0.333, SLG: 0.143 (8, PR)										0 0 0 0 0 0 0								
Mike Marshall, R OBP: 0.321, SLG: 0.436 (7, PR)										4 0 1 0 0 0 1								
Kevin Romine, R OBP: 0.321, SLG: 0.382 (7, 9)										1 1 0 0 0 0 1								
Tony Peña, R OBP: 0.303, SLG: 0.330 (1, 2)										3 1 1 0 1 1 0								
Luis Rivera, R OBP: 0.260, SLG: 0.316 (1, 6)										5 2 2 1 0 1 4								
Inning Stats	R: 1 E: 0 K: 0 S: 6	H: 2 LOB: 2 BB: 0 P: 6	R: 0 E: 0 K: 1 S: 5	H: 0 LOB: 0 BB: 0 P: 5	R: 1 E: 0 K: 0 S: 5	H: 2 LOB: 2 BB: 1 P: 9	R: 1 E: 1 K: 0 S: 5	H: 1 LOB: 2 BB: 0 P: 9	R: 1 E: 0 K: 0 S: 6	H: 3 LOB: 2 BB: 0 P: 6	R: 0 E: 0 K: 1 S: 9	H: 4 LOB: 2 BB: 1 P: 13	R: 0 E: 0 K: 0 S: 4	H: 1 LOB: 1 BB: 0 P: 4	R: 0 E: 0 K: 1 S: 5	H: 0 LOB: 1 BB: 1 P: 9	1B: 12 SF: 1 2B: 1 SAC: 0 3B: 0 DP: 1 HR: 1 HBP: 1	WP: 0 PA: 47 PB: 0 SB: 1 CS: 0
PITCHER	IP WLS BF H R ER SO BB IBB HBP BLK WP HR S P ERA WHIP											IP WLS BF H R ER SO BB IBB HBP BLK WP HR S P ERA WHIP						
Mike Walker, R ERA: 4.33 (1, 1)	6.2 L 35 10 6 5 2 3 0 0 0 0 0 1 35 48 6.75 1.950																	
Steve Olin, R ERA: 4.1 (7, 1)	0.0 3 3 1 1 0 0 0 0 0 0 0 0 3 3 ∞ ∞																	
Jesse Orosco, L ERA: 3.62 (7, 1)	2.1 9 1 0 0 2 1 0 0 0 0 0 0 12 16 0.00 0.857																	

Batter	1	2	3	4	5	6	7	8	9	AB R H RBI BB SO LOB	BOTTOM							
Alex Cole, L OBP: 0.403, SLG: 0.395 (1, 8)										3 1 0 0 1 1 0	Boston Red Sox @ Cleveland Indians Cleveland Municipal Stadium, Cleveland, OH Wed Aug 29 1990, 7:05 PM EDT Att: 8,862 - Unknown - 75 F							
Jerry Browne, S OBP: 0.338, SLG: 0.370 (1, 4)										4 0 1 0 0 0 0								
Carlos Baerga, S OBP: 0.291, SLG: 0.374 (1, 5)										4 0 1 0 0 1 2								
Candy Maldonado, R OBP: 0.333, SLG: 0.437 (1, 9)										4 0 2 1 0 2 1								
Chris James, R OBP: 0.349, SLG: 0.454 (1, 10)										3 0 0 0 1 0 2								
Brook Jacoby, R OBP: 0.361, SLG: 0.425 (1, 3)										3 0 0 0 1 1 4								
Dion James, L OBP: 0.348, SLG: 0.371 (1, 7)										2 0 1 0 0 0 0								
Mitch Webster, S OBP: 0.289, SLG: 0.424 (8, PH) (9, 7)										1 0 0 0 0 0 0								
Sandy Alomar Jr., R OBP: 0.317, SLG: 0.396 (1, 2)										3 0 0 0 0 1 2								
Felix Fermin, R OBP: 0.276, SLG: 0.300 (1, 6)										3 0 1 0 0 1 0								
Inning Stats	R: 0 E: 0 K: 0 S: 3	H: 0 LOB: 0 BB: 0 P: 3	R: 0 E: 0 K: 1 S: 5	H: 0 LOB: 0 BB: 0 P: 5	R: 0 E: 0 K: 0 S: 3	H: 0 LOB: 0 BB: 0 P: 3	R: 0 E: 0 K: 0 S: 4	H: 2 LOB: 2 BB: 1 P: 8	R: 0 E: 0 K: 2 S: 7	H: 0 LOB: 0 BB: 0 P: 7	R: 0 E: 0 K: 0 S: 8	H: 1 LOB: 1 BB: 0 P: 8	R: 0 E: 0 K: 0 S: 3	H: 1 LOB: 1 BB: 0 P: 3	R: 1 E: 0 K: 1 S: 6	H: 2 LOB: 2 BB: 2 P: 14	1B: 6 SF: 0 2B: 0 SAC: 0 3B: 0 DP: 2 HR: 0 HBP: 0	WP: 0 PA: 33 PB: 0 SB: 0 CS: 0
PITCHER	IP WLS BF H R ER SO BB IBB HBP BLK WP HR S P ERA WHIP											IP WLS BF H R ER SO BB IBB HBP BLK WP HR S P ERA WHIP						
Dana Kiecker, R ERA: 3.95 (1, 1)	7.0 W 24 3 0 0 6 1 0 0 0 0 0 0 35 39 0.00 0.571																	
Rob Murphy, L ERA: 6.35 (8, 1)	1.1 8 3 1 1 1 2 0 0 0 0 0 0 8 16 6.75 3.750																	
Wes Gardner, R ERA: 4.97 (9, 1)	0.2 1 0 0 0 0 0 0 0 0 0 0 0 1 1 0.00 0.000																	

Batter	1	2	3	4	5	6	7	8	9	AB	R	H	RBI	BB	SO	LOB	TOP								
Jody Reed, R OBP: 0.376, SLG: 0.426 (1, 4)	F4		K				F8	FC3-6	1B	6	1	2	2	0	1	4	Boston Red Sox @ Cleveland Indians Cleveland Municipal Stadium, Cleveland, OH Thu Aug 30 1990, 7:05 PM EDT Att. 9,651 - Unknown - 66 F								
Carlos Quintana, R OBP: 0.374, SLG: 0.413 (1, 3)	1B		L8				F8		1B	6	1	4	1	0	0	1									
Wade Boggs, L OBP: 0.395, SLG: 0.424 (1, 5)	F7						G4-3	FC5-2	1B	5	1	2	1	1	0	3									
Ellis Burks, R OBP: 0.362, SLG: 0.503 (1, 8)	1B						G3	G6-3	1B	5	0	3	0	0	0	2									
Mike Greenwell, L OBP: 0.359, SLG: 0.389 (1, 7)	G3						P6	F7	1B	4	1	0	0	1	0	5									
Dwight Evans, R OBP: 0.352, SLG: 0.391 (1, 10)							P3	FC5-2	1B	4	2	1	1	1	0	3									
Mike Marshall, R OBP: 0.288, SLG: 0.432 (1, 9)							K	F8	1B	4	0	1	1	0	1	2									
Kevin Romine, R OBP: 0.321, SLG: 0.382 (8, PR)	P3							F8	1B	0	0	0	0	0	0	0									
Phil Plantier, L OBP: 0.300, SLG: 0.143 (9, PH)									1B	0	0	0	1	0	0	0									
Tom Brunansky, R OBP: 0.335, SLG: 0.384 (9, 9)									1B	0	0	0	0	0	0	0									
Tony Peña, R OBP: 0.304, SLG: 0.329 (1, 2)	G6-3						G4-3	L1	1B	4	1	1	0	1	0	0									
Luis Rivera, R OBP: 0.269, SLG: 0.333 (1, 6)								HR	1B	4	2	3	2	1	0	0									
Inning Stats	R: 0 E: 0 K: 0 S: 11	H: 2 LOB: 2 BB: 0 P: 21	R: 0 E: 0 K: 0 S: 6	H: 0 LOB: 0 BB: 0 P: 10	R: 0 E: 0 K: 1 S: 6	H: 0 LOB: 0 BB: 0 P: 11	R: 0 E: 0 K: 0 S: 6	H: 1 LOB: 1 BB: 0 P: 10	R: 1 E: 0 K: 1 S: 11	H: 2 LOB: 1 BB: 0 P: 17	R: 0 E: 0 K: 0 S: 9	H: 2 LOB: 2 BB: 0 P: 9	R: 0 E: 0 K: 0 S: 11	H: 2 LOB: 2 BB: 0 P: 18	R: 1 E: 0 K: 0 S: 15	H: 3 LOB: 3 BB: 1 P: 24		R: 7 E: 0 K: 0 S: 18	H: 5 LOB: 2 BB: 4 P: 39	1B: 14 2B: 2 3B: 0 HR: 1	SF: 1 SAC: 1 DP: 0 HBP: 0	WP: 0 PB: 0 SB: 0 CS: 0	PA: 49		
PITCHER	IP	WLS	BF	H	R	ER	SO	BB	IBB	HBP	BLK	WP	HR	S	P	ERA	WHIP								
Sergio Valdez, R ERA: 5.82 (1, 1)	7.2		35	12	2	2	2	0	0	0	0	0	1	70	110	2.35	1.565								
Doug Jones, R ERA: 2.92 (8, 1)	1.0	L	11	3	7	7	0	2	3	0	0	0	0	18	42	63.00	5.000								
Colby Ward, R ERA: 3.45 (9, 1)	0.1		3	2	0	0	0	0	0	0	0	0	0	5	7	0.00	6.000								

AB 42
R 9
H 17
RBI 9
BB 5
SO 2
LOB 20



Batter	1	2	3	4	5	6	7	8	9	AB	R	H	RBI	BB	SO	LOB	BOTTOM									
Alex Cole, L OBP: 0.392, SLG: 0.383 (1, 8)	K		K				CS	K		4	0	0	0	0	3	1	Boston Red Sox @ Cleveland Indians Cleveland Municipal Stadium, Cleveland, OH Thu Aug 30 1990, 7:05 PM EDT Att. 9,651 - Unknown - 66 F									
Jerry Browne, S OBP: 0.342, SLG: 0.374 (1, 4)	1B		2B				G4-3	1B		4	1	3	1	0	0	0										
Carlos Baerga, S OBP: 0.295, SLG: 0.381 (1, 5)	FC4-6		1B				1B	G4-6-3		4	0	2	1	0	0	2										
Candy Maldonado, R OBP: 0.331, SLG: 0.433 (8, 7)	K		K				F9		1B	4	0	0	0	0	2	3										
Chris James, R OBP: 0.348, SLG: 0.452 (1, 10)							L9		F9	4	0	1	0	0	0	0										
Brook Jacoby, R OBP: 0.359, SLG: 0.421 (1, 3)							G6-3		F9	4	0	0	0	0	1	2										
Dion James, L OBP: 0.344, SLG: 0.366 (1, 7)							G6-3			3	0	0	0	0	0	0										
Cory Snyder, R OBP: 0.269, SLG: 0.408 (8, 9)							G3			0	0	0	0	0	0	0										
Joel Skinner, R OBP: 0.295, SLG: 0.330 (1, 2)							E9			3	1	1	0	0	2	0										
Felix Fermin, R OBP: 0.277, SLG: 0.300 (1, 6)							K			3	0	1	0	0	1	1										
Inning Stats	R: 0 E: 0 K: 2 S: 12	H: 1 LOB: 1 BB: 0 P: 14	R: 0 E: 0 K: 0 S: 5	H: 0 LOB: 0 BB: 0 P: 8	R: 2 E: 1 K: 3 S: 15	H: 3 LOB: 1 BB: 0 P: 23	R: 0 E: 0 K: 0 S: 6	H: 0 LOB: 0 BB: 0 P: 9	R: 0 E: 0 K: 1 S: 9	H: 0 LOB: 0 BB: 0 P: 15	R: 0 E: 0 K: 1 S: 9	H: 2 LOB: 2 BB: 0 P: 14	R: 0 E: 0 K: 1 S: 8	H: 1 LOB: 0 BB: 0 P: 12	R: 0 E: 0 K: 1 S: 7	H: 1 LOB: 0 BB: 0 P: 11		R: 0 E: 0 K: 0 S: 6	H: 0 LOB: 0 BB: 0 P: 8	1B: 7 2B: 1 3B: 0 HR: 0	SF: 0 SAC: 0 DP: 1 HBP: 0	WP: 0 PB: 0 SB: 0 CS: 1	PA: 34			
PITCHER	IP	WLS	BF	H	R	ER	SO	BB	IBB	HBP	BLK	WP	HR	S	P	ERA		WHIP								
Roger Clemens, R ERA: 1.95 (1, 1)	9.0	W	33	8	2	2	9	0	0	0	0	0	0	77	114	2.00		0.889								

AB 33
R 2
H 8
RBI 2
BB 0
SO 9
LOB 9



Batter	1	2	3	4	5	6	7	8	9	AB R H RBI BB SO LOB	TOP									
Mookie Wilson, S OBP: 0.305, SLG: 0.357	1-3 K			2-2 1B	0-1 2B	1-3 K	3-2 P3		2-3 K	6 1 2 1 0 3 3	Toronto Blue Jays @ Cleveland Indians Cleveland Municipal Stadium, Cleveland, OH Fri Aug 31 1990, 7:05 PM EDT Att: 12,508 - Unknown - 73 F livebaseballscorecards.com									
Tony Fernandez, S OBP: 0.345, SLG: 0.379 Luis Sojo, R OBP: 0.277, SLG: 0.311	0-0 G6-3			0-3 K	0-0 1B	1-0 HR	4-1 1B		2-3 K	1 0 0 0 0 0 0 4 2 2 5 1 2 1										
Kelly Gruber, R OBP: 0.314, SLG: 0.469	3-2 P4			1-3 K	4-2 1B	4-0 2B	0-1 1B			3 1 1 1 2 1 1										
Fred McGriff, L OBP: 0.410, SLG: 0.538		2-3 K		1-0 1B	3-1 1B	4-2 2B	1-2 F8			4 0 2 1 1 1 2										
Pat Borders, R OBP: 0.326, SLG: 0.517		1-0 P3		0-0 L7	1-3 K	3-2 2B	2-0 F8			5 0 1 1 0 1 4										
Glenallen Hill, R OBP: 0.285, SLG: 0.456		1-3 K			4-2 FC3-6 1B		2-3 K			4 2 1 0 1 3 2										
Kenny Williams, R OBP: 0.201, SLG: 0.188 Mark Whiten, S OBP: 0.288, SLG: 0.333			1-2 P6		0-1 FC3-6 1B		2-0 F9			1 0 0 0 0 0 0 4 1 2 1 0 0 2										
Manuel Lee, S OBP: 0.276, SLG: 0.339			1-3 K		1-1 FC3-6 2B	1-2 HR	2-0 G5-3		2-3 K	5 2 1 0 0 2 2										
Junior Felix, S OBP: 0.341, SLG: 0.463			0-2 G6-3		0-3 K	0-0 HR	0-1 1B		1-0 HR	5 3 3 2 0 1 2										
Inning Stats	R: 0 E: 0 K: 1 S: 8	H: 0 LOB: 0 BB: 0 P: 12	R: 0 E: 0 K: 2 S: 8	H: 0 LOB: 0 BB: 0 P: 12	R: 0 E: 0 K: 1 S: 10	H: 2 LOB: 2 BB: 0 P: 15	R: 4 E: 0 K: 2 S: 20	H: 4 LOB: 2 BB: 2 P: 33	R: 6 E: 0 K: 2 S: 24	H: 6 LOB: 2 BB: 1 P: 42		R: 1 E: 0 K: 0 S: 13	H: 2 LOB: 2 BB: 1 P: 23	R: 0 E: 0 K: 1 S: 5	H: 0 LOB: 0 BB: 0 P: 11	R: 1 E: 0 K: 3 S: 11	H: 1 LOB: 0 BB: 0 P: 18	1B: 9 2B: 3 3B: 1 HR: 2	SF: 0 SAC: 0 DP: 0 HBP: 0	WP: 0 PB: 1 SB: 0 CS: 0
PITCHER	IP WLS BF H R ER SO BB IBB HBP BLK WP HR S P ERA WHIP											IP WLS BF H R ER SO BB IBB HBP BLK WP HR S P ERA WHIP								
Greg Swindell, L ERA: 4.24	(1, 1) 5.0 L 27 10 8 8 8 2 0 0 0 0 0 64 94 14.40 2.400																			
Colby Ward, R ERA: 4.03	(6, 1) 0.1 5 2 2 2 1 2 0 0 0 0 1 11 24 54.00 12.000																			
Efrain Valdez, L ERA: 4.5	(6, 1) 1.1 6 1 1 1 1 1 0 0 0 0 0 14 25 6.75 1.500																			
Jesse Orosco, L ERA: 3.63	(7, 1) 2.1 9 2 1 1 4 0 0 0 0 0 1 21 35 3.86 0.857																			

Batter	1	2	3	4	5	6	7	8	9	AB R H RBI BB SO LOB	BOTTOM					
Jerry Browne, S OBP: 0.345, SLG: 0.379	2-2 1B		1-3 K	3-2 2B		2-1 1B		1-3 K		5 1 3 0 0 2 0	Toronto Blue Jays @ Cleveland Indians Cleveland Municipal Stadium, Cleveland, OH Fri Aug 31 1990, 7:05 PM EDT Att: 12,508 - Unknown - 73 F livebaseballscorecards.com					
Mitch Webster, S OBP: 0.288, SLG: 0.422	1-2 F8		2-2 P4	1-2 G6-3		2-2 HR		2-2 P5		5 1 1 0 0 0 2						
Carlos Baerga, S OBP: 0.289, SLG: 0.372	0-0 P4		1-0 F8		3-2 E6	3-1 FC4		2-0 G3		5 1 0 1 0 0 2						
Candy Maldonado, R OBP: 0.333, SLG: 0.441	3-1 1B		3-1 P4		2-3 K	3-1 HR		3-2 G6-3 WP		5 1 3 3 0 1 1						
Chris James, R OBP: 0.347, SLG: 0.450	3-2 P4		1-1 2B		1-2 FC5-4 HBP	2-0 L5		1-2 F7		5 1 1 0 0 0 4						
Brook Jacoby, R OBP: 0.359, SLG: 0.420		2-2 CS		0-1 F8		1-1 G5-3		3-2 G6-3		4 0 1 0 0 0 2						
Cory Snyder, R OBP: 0.270, SLG: 0.409		2-1 F9		2-2 E		4-1 BB		0-3 K		4 1 1 0 1 1 2						
Sandy Alomar Jr., R OBP: 0.319, SLG: 0.395		3-2 1B		4-0 E		0-0 F9		2-2 G6-3		3 1 1 0 1 0 3						
Felix Fermin, R OBP: 0.277, SLG: 0.303		0-1 G4-3		0-1 E6		2-2 P4		2-2 G4-3		4 1 1 3 0 0 1						
Inning Stats	R: 0 E: 0 K: 0 S: 14	H: 2 LOB: 1 BB: 0 P: 18	R: 0 E: 0 K: 1 S: 11	H: 0 LOB: 0 BB: 0 P: 15	R: 4 E: 1 K: 0 S: 23	H: 4 LOB: 1 BB: 1 P: 37	R: 0 E: 1 K: 1 S: 11	H: 3 LOB: 0 BB: 0 P: 32	R: 0 E: 0 K: 1 S: 9	H: 0 LOB: 0 BB: 0 P: 14		R: 0 E: 0 K: 1 S: 12	H: 1 LOB: 1 BB: 0 P: 19	1B: 8 2B: 3 3B: 0 HR: 1	SF: 0 SAC: 0 DP: 0 HBP: 1	WP: 1 PB: 0 SB: 0 CS: 1
PITCHER	IP WLS BF H R ER SO BB IBB HBP BLK WP HR S P ERA WHIP											IP WLS BF H R ER SO BB IBB HBP BLK WP HR S P ERA WHIP				
David Wells, L ERA: 3.24	(1, 1) 4.2 W 8 3 4 3 0 0 0 0 0 0 1 18 33 7.71 1.929															
Jim Acker, R ERA: 3.73	(5, 1) 1.1 8 3 4 3 0 0 0 0 0 0 19 28 0.00 0.000															
Duane Ward, R ERA: 3.17	(7, 1) 2.0 6 0 0 0 1 0 0 0 0 0 0 12 19 0.00 1.000															
Tom Henke, R ERA: 1.88	(9, 1) 1.0 4 1 0 0 1 0 0 0 0 0 0 12 19 0.00 1.000															

Batter	1	2	3	4	5	6	7	8	9	AB	R	H	RBI	BB	SO	LOB	TOP								
Alex Cole, L OBP: 0.406, SLG: 0.387 (1, 8)	4-2 BB		2-2 1B		0-2 G6-3			0-0 F7		3	0	1	0	1	0	0									
Jerry Browne, S OBP: 0.337, SLG: 0.368 (1, 4)	1-3 K		0-1 G4-3			0-2 G1-3		1-2 F8		4	0	0	0	0	1	2									
Dion James, L OBP: 0.344, SLG: 0.366 Mitch Webster, S OBP: 0.290, SLG: 0.431 (1, 3) (9, PH)	1-0 F7			0-0 F8		0-3 K		0-0 HR		3	0	0	0	0	1	1									
Candy Maldonado, R OBP: 0.330, SLG: 0.439 (1, 7)	3-3 K			3-2 FC6-4 3B		3-3 K		3-2 G5-3		4	1	1	0	0	2	1									
Chris James, R OBP: 0.344, SLG: 0.444 (1, 10)		1-2 P4		4-2 FC6-4 BB			2-2 F8		0-1 1B	3	0	1	0	1	0	0									
Brook Jacoby, R OBP: 0.355, SLG: 0.414 (1, 5)		1-3 K		1-2 FC6-4 FC5-4			1-3 K		1-3 K	4	0	0	1	0	3	2									
Cory Snyder, R OBP: 0.264, SLG: 0.399 (1, 9)		0-0 F8		3-H 0-0 FC5-4			2-3 K			3	0	0	0	0	1	1									
Joel Skinner, R OBP: 0.282, SLG: 0.315 (1, 2)			1-3 K		0-0 G4-3			0-1 G6-3		3	0	0	0	0	1	0									
Felix Fermin, R OBP: 0.275, SLG: 0.300 (1, 6)		1-0 F8			0-1 L8			2-2 P5		3	0	0	0	0	0	0									
Inning Stats	R: 0 E: 0 K: 2 S: 10	H: 0 LOB: 1 BB: 1 P: 19	R: 0 E: 0 K: 1 S: 8	H: 0 LOB: 0 BB: 0 P: 10	R: 0 E: 0 K: 1 S: 9	H: 1 LOB: 1 BB: 0 P: 13	R: 1 E: 0 K: 0 S: 10	H: 1 LOB: 1 BB: 1 P: 18	R: 0 E: 0 K: 0 S: 6	H: 0 LOB: 0 BB: 0 P: 6	R: 0 E: 0 K: 2 S: 10	H: 0 LOB: 0 BB: 0 P: 13	R: 0 E: 0 K: 2 S: 10	H: 0 LOB: 0 BB: 0 P: 15	R: 0 E: 0 K: 0 S: 7	H: 0 LOB: 1 BB: 0 P: 9	R: 1 E: 0 K: 1 S: 14	H: 2 LOB: 1 BB: 0 P: 19	1B: 2 2B: 0 3B: 1 HR: 1	SF: 0 SAC: 0 DP: 0 HBP: 0	WP: 0 PB: 0 SB: 1 CS: 0	PA: 33			
PITCHER	IP	WLS	BF	H	R	ER	SO	BB	IBB	HBP	BLK	WP	HR	S	P	ERA	WHIP								
Nolan Ryan, R ERA: 3.56 (1, 1)	8.0	W	28	2	1	1	8	2	0	0	0	0	0	70	103	1.12	0.500								
John Barfield, L ERA: 4.73 (9, 1)	0.1		2	1	1	1	0	0	0	0	0	0	1	4	5	27.00	3.000								
Brad Arnsberg, R ERA: 1.9 (9, 1)	0.2		3	1	0	0	1	0	0	0	0	0	0	10	14	0.00	1.500								

Cleveland Indians @ Texas Rangers
Arlington Stadium, Arlington, TX
Mon Sep 03 1990, 8:05 PM EDT
Att: 14,154 - Unknown - 94 F


AB 31
R 2
H 4
RBI 2
BB 2
SO 9
LOB 7



Batter	1	2	3	4	5	6	7	8	9	AB	R	H	RBI	BB	SO	LOB	BOTTOM								
Gary Pettis, S OBP: 0.336, SLG: 0.342 (1, 8)	2-3 K		0-1 S 1B		4-1 E 2B	1-0 1B		2-1 F9		4	2	2	1	1	1	0									
Jack Daugherty, S OBP: 0.353, SLG: 0.427 Kevin Belcher, R (8, PH) (9, 7)	2-1 F8		2-1 BB 1B		2-0 E4 2B	0-0 1B		1-2 F8		4	1	2	1	0	0	1									
Rafael Palmeiro, L OBP: 0.359, SLG: 0.467 Bill Haselman, R (8, PH) John Russell, R OBP: 0.333, SLG: 0.369 (9, 3)	1-1 1B		4-1 BB		0-0 P4	0-0 F8		2-1 G6-3		3	0	1	0	1	0	4									
Ruben Sierra, S OBP: 0.329, SLG: 0.446 (1, 10)	0-3 K		0-3 K		1-0 2B		3-2 L3			4	0	1	2	0	2	3									
Julio Franco, R OBP: 0.383, SLG: 0.394 (1, 4)		0-1 L4	0-1 L9		1-2 G6-3		0-0 FC3-6 1B			4	0	1	0	0	0	3									
Geno Petralli, L OBP: 0.356, SLG: 0.307 (1, 2)		4-2 BB		1-2 L4		0-0 E 2B	1-2 FC3-6 BB 1B			3	1	1	0	1	0	1									
Juan Gonzalez, R OBP: 0.154, SLG: 0.154 (1, 9)		2-1 G5-4-3		0-0 F8		1-2 E8 SH4-3 1B	2-1 BB 1B			4	1	2	1	0	0	1									
Steve Buechele, R OBP: 0.318, SLG: 0.372 (1, 5)			0-1 S 1B		2-1 L8		0-0 G4-3		4-2 BB	3	1	1	0	1	0	1									
Jeff Huson, L OBP: 0.327, SLG: 0.292 Mike Stanley, R OBP: 0.339, SLG: 0.348 Gary Green, R OBP: 0.229, SLG: 0.227 (1, 6) (7, PH) (8, 6)			0-3 K		0-1 F8		1-0 SH4-3	2-2 P3		2	0	0	1	0	1	1									
Inning Stats	R: 0 E: 0 K: 2 S: 10	H: 1 LOB: 1 BB: 0 P: 15	R: 0 E: 0 K: 0 S: 8	H: 0 LOB: 0 BB: 1 P: 14	R: 2 E: 0 K: 2 S: 15	H: 3 LOB: 2 BB: 1 P: 21	R: 0 E: 0 K: 0 S: 6	H: 0 LOB: 0 BB: 0 P: 9	R: 2 E: 1 K: 0 S: 10	H: 1 LOB: 1 BB: 1 P: 18	R: 2 E: 1 K: 0 S: 9	H: 4 LOB: 2 BB: 0 P: 12	R: 0 E: 0 K: 0 S: 15	H: 2 LOB: 3 BB: 1 P: 28	R: 0 E: 0 K: 0 S: 7	H: 0 LOB: 0 BB: 0 P: 12	R: 0 E: 0 K: 0 S: 14	H: 0 LOB: 1 BB: 0 P: 19	1B: 9 2B: 2 3B: 0 HR: 0	SF: 0 SAC: 1 DP: 1 HBP: 0	WP: 0 PB: 0 SB: 3 CS: 0	PA: 39			
PITCHER	IP	WLS	BF	H	R	ER	SO	BB	IBB	HBP	BLK	WP	HR	S	P	ERA	WHIP								
Mike Walker, R ERA: 4.58 (1, 1)	5.0	L	25	7	6	4	4	3	0	0	0	0	0	53	82	7.20	2.000								
Steve Olin, R ERA: 3.93 (6, 1)	1.2		10	4	0	0	0	1	0	0	0	0	0	15	28	0.00	3.000								
Efrain Valdez, L ERA: 4.05 (7, 1)	1.1		4	0	0	0	0	0	0	0	0	0	0	12	19	0.00	0.000								

Cleveland Indians @ Texas Rangers
Arlington Stadium, Arlington, TX
Mon Sep 03 1990, 8:05 PM EDT
Att: 14,154 - Unknown - 94 F

AB 34
R 6
H 11
RBI 6
BB 4
SO 4
LOB 18



Batter	1	2	3	4	5	6	7	8	9	AB	R	H	RBI	BB	SO	LOB	TOP						
Alex Cole, L OBP: 0.405, SLG: 0.386 Mitch Webster, S OBP: 0.288, SLG: 0.429	G5-3	K		1B		L7		G4-3		3	0	1	0	0	1	1							
Jerry Browne, S OBP: 0.341, SLG: 0.375	2B			CS		G3		BB		3	0	2	2	2	0	0							
Carlos Baerga, S OBP: 0.283, SLG: 0.372	K		K		HR			G4-3		5	2	1	1	0	2	4							
Candy Maldonado, R OBP: 0.330, SLG: 0.440	L5		1B	2B		G6-3		G4-6-3		4	1	1	0	0	0	1							
Chris James, R OBP: 0.345, SLG: 0.443		F8		1B		G5-3		G4-6-3		5	0	2	1	0	1	0							
Brook Jacoby, R OBP: 0.356, SLG: 0.414	HR		K			SH2-4		G4-6-3		5	2	2	0	0	1	3							
Cory Snyder, R OBP: 0.266, SLG: 0.406	HR			G5-3		SH2-4		F9		3	2	1	2	1	0	1							
Sandy Alomar Jr., R OBP: 0.318, SLG: 0.393	P4			G5-3		SH2-4		G4-3		3	0	2	0	0	0	0							
Felix Fermin, R OBP: 0.275, SLG: 0.301	1B			G5-3		E3		SH3		3	0	1	0	0	0	3							
Inning Stats	R: 0 E: 0 K: 1 S: 12	H: 1 LOB: 1 BB: 0 P: 19	R: 2 E: 0 K: 1 S: 14	H: 3 LOB: 1 BB: 0 P: 21	R: 1 E: 0 K: 2 S: 16	H: 2 LOB: 1 BB: 1 P: 29	R: 0 E: 0 K: 0 S: 6	H: 2 LOB: 2 BB: 0 P: 10	R: 1 E: 0 K: 0 S: 8	H: 1 LOB: 0 BB: 0 P: 10	R: 2 E: 1 K: 0 S: 10	H: 2 LOB: 2 BB: 1 P: 20	R: 1 E: 1 K: 0 S: 12	H: 1 LOB: 1 BB: 0 P: 15	R: 0 E: 0 K: 0 S: 7	H: 1 LOB: 2 BB: 1 P: 14	R: 0 E: 0 K: 1 S: 6	H: 0 LOB: 0 BB: 0 P: 9	1B: 8 2B: 3 3B: 0 HR: 2	SF: 0 SAC: 2 DP: 1 HBP: 1	WP: 0 PB: 0 SB: 0 CS: 1	PA: 42	
PITCHER	IP	WLS	BF	H	R	ER	SO	BB	IBB	HBP	BLK	WP	HR	S	P	ERA	WHIP						
Kevin Brown, R ERA: 3.6	(1, 1)	5.0	L	23	9	4	4	4	1	0	0	0	0	2	56	89	7.20	2.000					
Craig McMurtry, R ERA: 3.62	(6, 1)	0.1		4	1	2	0	0	1	0	0	0	0	0	6	13	0.00	6.000					
John Barfield, L ERA: 4.7	(6, 1)	0.2		3	1	1	0	0	0	0	0	0	0	0	9	12	0.00	1.500					
Gary Mielke, R ERA: 4.54	(7, 1)	3.0		12	2	0	0	1	1	0	1	0	0	0	20	33	0.00	1.000					

Cleveland Indians @ Texas Rangers
Arlington Stadium, Arlington, TX
Tue Sep 04 1990, 8:05 PM EDT
Att: 10,467 - Unknown - 96 F

AB 36
R 7
H 13
RBI 6
BB 3
SO 5
LOB 17



Batter	1	2	3	4	5	6	7	8	9	AB	R	H	RBI	BB	SO	LOB	BOTTOM						
Gary Pettis, S OBP: 0.333, SLG: 0.339	G4-3		F7		K			K		4	0	0	0	0	2	2							
Jack Daugherty, S OBP: 0.352, SLG: 0.436	P2		HR			F9		P4		4	1	1	2	0	0	1							
Rafael Palmeiro, L OBP: 0.360, SLG: 0.476	K		2B			K		HR		4	1	2	2	0	2	0							
Ruben Sierra, S OBP: 0.329, SLG: 0.444	G4-3		K			G4-3		K		3	0	0	0	0	2	1							
Julio Franco, R OBP: 0.382, SLG: 0.393	G4-3				G6-4-3			K		4	0	1	0	0	1	1							
Geno Petralli, L OBP: 0.351, SLG: 0.302	K		G6-4-3		G6-4-3		G4-3	F8		4	0	0	0	0	1	1							
Juan Gonzalez, R OBP: 0.235, SLG: 0.412			HR		G5-3		1B	F8		4	1	2	1	0	0	0							
Steve Buechele, R OBP: 0.313, SLG: 0.366			K			F8		K		3	0	0	0	0	2	1							
Jeff Huson, L OBP: 0.330, SLG: 0.293			HR			L8		HR		2	2	1	0	1	0	0							
Inning Stats	R: 0 E: 0 K: 1 S: 6	H: 0 LOB: 0 BB: 0 P: 11	R: 0 E: 0 K: 1 S: 5	H: 0 LOB: 0 BB: 0 P: 10	R: 3 E: 0 K: 2 S: 14	H: 3 LOB: 1 BB: 1 P: 25	R: 0 E: 0 K: 0 S: 6	H: 1 LOB: 0 BB: 0 P: 7	R: 0 E: 0 K: 1 S: 6	H: 0 LOB: 0 BB: 0 P: 11	R: 0 E: 0 K: 1 S: 9	H: 1 LOB: 1 BB: 0 P: 11	R: 2 E: 0 K: 2 S: 13	H: 2 LOB: 0 BB: 0 P: 22	R: 0 E: 0 K: 1 S: 7	H: 0 LOB: 0 BB: 0 P: 8	1B: 3 2B: 1 3B: 0 HR: 3	SF: 0 SAC: 0 DP: 2 HBP: 1	WP: 0 PB: 0 SB: 1 CS: 0	PA: 34			
PITCHER	IP	WLS	BF	H	R	ER	SO	BB	IBB	HBP	BLK	WP	HR	S	P	ERA	WHIP						
Sergio Valdez, R ERA: 5.76	(1, 1)	7.0	W	27	6	4	4	7	1	0	1	0	0	2	55	91	5.14	1.000					
Doug Jones, R ERA: 2.67	(8, 1)	2.0		7	1	1	1	3	0	0	0	0	0	1	17	25	4.50	0.500					

Cleveland Indians @ Texas Rangers
Arlington Stadium, Arlington, TX
Tue Sep 04 1990, 8:05 PM EDT
Att: 10,467 - Unknown - 96 F

AB 32
R 5
H 7
RBI 5
BB 1
SO 10
LOB 7



Batter	1	2	3	4	5	6	7	8	9	AB	R	H	RBI	BB	SO	LOB	TOP								
Alex Cole, L OBP: 0.398, SLG: 0.378 Mitch Webster, S OBP: 0.289, SLG: 0.429	L4		K			G4-3		BB	F8	3	0	0	0	0	1	0									
Jerry Browne, S OBP: 0.341, SLG: 0.372	F8		K			L9		BB		3	0	0	0	1	1	0									
Carlos Baerga, S OBP: 0.282, SLG: 0.370	HBP				F8			FC6-4		4	0	1	0	0	1	2									
Candy Maldonado, R OBP: 0.333, SLG: 0.441	FC5-4				CS			BB	G6-3	3	0	2	0	0	0	0									
Chris James, R OBP: 0.344, SLG: 0.442 Stan Jefferson, S OBP: 0.234, SLG: 0.148	FC5-4				L5			BB		4	0	1	0	0	0	4									
Brook Jacoby, R OBP: 0.357, SLG: 0.417 Mark McLemore, S OBP: 0.212, SLG: 0.188			K			G5-3				4	0	2	0	0	1	0									
Cory Snyder, R OBP: 0.268, SLG: 0.405			CS					BB		3	0	1	0	1	2	3									
Sandy Alomar Jr., R OBP: 0.320, SLG: 0.399			G5-3			F7				4	0	2	2	0	0	2									
Felix Fermin, R OBP: 0.274, SLG: 0.299 Dion James, L OBP: 0.344, SLG: 0.366 Tom Brookens, R OBP: 0.291, SLG: 0.308			G6-3			L8				2	0	0	0	0	0	1									
Inning Stats	R: 0 E: 0 K: 0 S: 10	H: 1 LOB: 2 BB: 0 P: 18	R: 0 E: 0 K: 1 S: 8	H: 1 LOB: 0 BB: 0 P: 12	R: 0 E: 0 K: 2 S: 7	H: 0 LOB: 0 BB: 0 P: 13	R: 0 E: 0 K: 0 S: 7	H: 1 LOB: 0 BB: 0 P: 11	R: 0 E: 0 K: 0 S: 7	H: 0 LOB: 1 BB: 1 P: 13	R: 0 E: 0 K: 1 S: 9	H: 0 LOB: 0 BB: 0 P: 12	R: 0 E: 0 K: 1 S: 10	H: 2 LOB: 1 BB: 0 P: 18	R: 0 E: 0 K: 0 S: 13	H: 2 LOB: 2 BB: 1 P: 25	R: 2 E: 0 K: 1 S: 16	H: 3 LOB: 2 BB: 1 P: 25	1B: 7 2B: 4 3B: 0 HR: 0	SF: 0 SAC: 0 DP: 2 HBP: 1	WP: 0 PB: 0 SB: 0 CS: 2	PA: 37			
PITCHER	IP	WLS	BF	H	R	ER	SO	BB	IBB	HBP	BLK	WP	HR	S	P	ERA	WHIP								
Scott Chiamparino, R ERA: 4.7	(1, 1)	5.0	18	3	0	0	3	1	0	1	0	0	0	39	67	0.00	0.800								
Mike Jeffcoat, L ERA: 4.7	(6, 1)	1.0	4	1	0	0	1	0	0	0	0	0	0	11	14	0.00	1.000								
Brad Arnsberg, R ERA: 1.87	(7, 1)	1.0	4	2	0	0	1	0	0	0	0	0	0	9	19	0.00	2.000								
Kenny Rogers, L ERA: 3.64	(8, 1)	2.0	W	11	4	2	2	2	0	0	0	0	0	28	47	9.00	3.000								

Cleveland Indians @ Texas Rangers
Arlington Stadium, Arlington, TX
Wed Sep 05 1990, 8:05 PM EDT
Att: 10,969 - Unknown - 99 F


AB 33
R 2
H 10
RBI 2
BB 3
SO 6
LOB 15



Batter	1	2	3	4	5	6	7	8	9	AB	R	H	RBI	BB	SO	LOB	BOTTOM								
Jeff Kunkel, R OBP: 0.230, SLG: 0.307 Jeff Huson, L OBP: 0.330, SLG: 0.293			SH1-3			K		L6		3	0	1	0	0	1	1									
Julio Franco, R OBP: 0.381, SLG: 0.391	P4		F9			BB		G6-3		4	1	1	0	0	0	2									
Rafael Palmeiro, L OBP: 0.359, SLG: 0.474	F8		K			BB		G1-3		4	0	1	0	0	1	2									
Ruben Sierra, S OBP: 0.328, SLG: 0.442	L3				P2			G3-1		4	0	1	0	0	0	1									
Juan Gonzalez, R OBP: 0.238, SLG: 0.450			P3		G6-3			SF7		3	1	1	1	0	0	0									
Pete Incaviglia, R OBP: 0.295, SLG: 0.410			P4		G5-3			P4		4	0	0	0	0	0	3									
Mike Stanley, R OBP: 0.344, SLG: 0.355 Kevin Belcher, R ERA: 4.13					F9			BB		2	0	1	0	1	0	0									
Geno Petralli, L OBP: 0.354, SLG: 0.302 Gary Pettis, S OBP: 0.333, SLG: 0.339								BB		0	0	0	0	1	0	0									
Bill Haselman, R OBP: 0.354, SLG: 0.438								BB		3	0	0	0	0	1	2									
Jack Daugherty, S OBP: 0.354, SLG: 0.438			K			G4-3		F9		1	0	1	1	0	0	0									
Gary Green, R OBP: 0.236, SLG: 0.250 Steve Buechele, R OBP: 0.312, SLG: 0.365 Kevin Reimer, L OBP: 0.333, SLG: 0.443			SH1-3			K		F8		1	0	1	1	0	0	0									
Inning Stats	R: 0 E: 0 K: 0 S: 7	H: 1 LOB: 1 BB: 0 P: 9	R: 0 E: 0 K: 1 S: 8	H: 0 LOB: 1 BB: 1 P: 14	R: 0 E: 0 K: 1 S: 9	H: 1 LOB: 0 BB: 0 P: 13	R: 0 E: 0 K: 0 S: 8	H: 0 LOB: 0 BB: 0 P: 14	R: 0 E: 0 K: 1 S: 5	H: 0 LOB: 0 BB: 0 P: 7	R: 1 E: 0 K: 1 S: 14	H: 3 LOB: 2 BB: 0 P: 18	R: 0 E: 0 K: 0 S: 10	H: 1 LOB: 1 BB: 0 P: 14	R: 0 E: 0 K: 0 S: 6	H: 0 LOB: 0 BB: 0 P: 7	R: 2 E: 0 K: 0 S: 18	H: 3 LOB: 3 BB: 1 P: 26	1B: 5 2B: 4 3B: 0 HR: 0	SF: 1 SAC: 1 DP: 0 HBP: 0	WP: 0 PB: 0 SB: 0 CS: 0	PA: 36			
PITCHER	IP	WLS	BF	H	R	ER	SO	BB	IBB	HBP	BLK	WP	HR	S	P	ERA	WHIP								
Greg Swindell, L ERA: 4.13	(1, 1)	7.0	28	6	1	1	4	1	0	0	0	0	0	61	89	1.29	1.000								
Steve Olin, R ERA: 3.88	(8, 1)	1.0	3	0	0	0	0	0	0	0	0	0	0	6	7	0.00	0.000								
Doug Jones, R ERA: 2.93	(9, 1)	0.1	L	5	3	2	2	0	1	0	0	0	0	18	26	54.00	12.000								

Cleveland Indians @ Texas Rangers
Arlington Stadium, Arlington, TX
Wed Sep 05 1990, 8:05 PM EDT
Att: 10,969 - Unknown - 99 F

AB 32
R 3
H 9
RBI 3
BB 2
SO 4
LOB 12



Batter	1	2	3	4	5	6	7	8	9	AB	R	H	RBI	BB	SO	LOB	TOP
Alex Cole, L OBP: 0.402, SLG: 0.379 (1, 8)	4-2 BB S BB BB	2-1 S BB BB 1B		1-0 L4						2	2	1	0	1	0	0	Cleveland Indians @ Detroit Tigers Tiger Stadium, Detroit, MI Thu Sep 06 1990, 7:05 PM EDT Att: 11,283 - Unknown - 72 F
Jerry Browne, S OBP: 0.344, SLG: 0.378 (1, 4)	4-0 BB BB SF7 BB	1-1 BB S BB BB		1-1 HR						2	2	2	0	1	0	0	
Chris James, R OBP: 0.348, SLG: 0.442 (1, 10)	4-0 BB BB 1-2 2-3	4-1 BB 1-2 2-3		4-1 HR BB						0	1	0	0	3	0	0	
Candy Maldonado, R OBP: 0.337, SLG: 0.448 (1, 9)	4-2 BB 1-2 2-3	4-1 BB 1-2 2-3		2-0 HR 1-H 2-H						1	1	1	5	2	0	0	
Sandy Alomar Jr., R OBP: 0.318, SLG: 0.397 (1, 2)	SF7 3-H	F9-2 3-H		F9						2	0	0	1	0	0	3	
Carlos Baerga, S OBP: 0.279, SLG: 0.365 (1, 6)	K		K		F8					3	0	0	0	0	2	2	
Brook Jacoby, R OBP: 0.359, SLG: 0.418 (1, 3)	FC6-4 1-2 2-3		G5-4-3 1B		F9					2	0	1	0	1	0	0	
Mitch Webster, S OBP: 0.287, SLG: 0.426 (1, 7)	FC6-4 1-2		G5-4-3 1-2		F8					3	0	0	0	0	0	4	
Mark McLemore, S OBP: 0.204, SLG: 0.180 (1, 5)		G6-3		G6-3						3	0	0	0	0	0	0	
Inning Stats	R: 2 E: 0 K: 1 S: 17	H: 0 LOB: 3 BB: 5 P: 39	R: 1 E: 0 K: 0 S: 8	H: 2 LOB: 2 BB: 2 P: 19	R: 0 E: 0 K: 1 S: 7	H: 1 LOB: 0 BB: 0 P: 12	R: 3 E: 0 K: 0 S: 9	H: 2 LOB: 0 BB: 1 P: 21	R: 0 E: 0 K: 0 S: 5	H: 0 LOB: 0 BB: 0 P: 6	R: 0 E: 0 K: 0 S: 0	H: 0 LOB: 0 BB: 0 P: 0					
PITCHER	IP WLS BF H R ER SO BB IBB HBP BLK WP HR S P ERA WHIP																
Randy Nosek, R ERA: 9.0 (1, 1)	0.0 L 4 0 2 2 0 4 0 0 0 0 0 5 20 ∞ ∞																
Steve Searcy, L ERA: 6.1 (1, 1)	5.0 23 5 4 4 2 3 1 0 0 0 1 41 77 7.20 1.600																

AB	18
R	6
H	5
RBI	6
BB	8
SO	2
LOB	9



WP	0	PA	27
1B	3	SF	1
2B	2	SAC	0
3B	0	DP	2
HR	1	HBP	0
CS	0		

Batter	1	2	3	4	5	6	7	8	9	AB	R	H	RBI	BB	SO	LOB	BOTTOM
Tony Phillips, S OBP: 0.382, SLG: 0.350 (1, 5)	G3-6 1B		G3-6 1B		K					3	0	2	0	0	1	2	Cleveland Indians @ Detroit Tigers Tiger Stadium, Detroit, MI Thu Sep 06 1990, 7:05 PM EDT Att: 11,283 - Unknown - 72 F
Lou Whitaker, L OBP: 0.343, SLG: 0.414 (1, 4)	G3-6 1-2		G3-6 1-2		L7					3	0	0	0	0	0	4	
Alan Trammell, R OBP: 0.392, SLG: 0.475 (1, 6)	2B 1B		L7							2	0	1	0	0	0	0	
Cecil Fielder, R OBP: 0.394, SLG: 0.619 (1, 3)	1-3 2B		G1-3							2	0	1	0	0	0	0	
Lloyd Moseby, L OBP: 0.334, SLG: 0.407 (1, 8)	F9		P5							2	0	0	0	0	0	2	
Dave Bergman, L OBP: 0.377, SLG: 0.382 (1, 10)		G6-3		F7						2	0	0	0	0	0	0	
Larry Sheets, L OBP: 0.321, SLG: 0.421 (1, 7)		P4		FC1-6 1B						2	0	1	0	0	0	0	
John Shelby, S OBP: 0.293, SLG: 0.408 (1, 9)		E8 1B		FC1-6 1B						2	0	1	0	0	0	1	
Milt Cuyler, S (6, 9)										0	0	0	0	0	0	0	
Mark Salas, L OBP: 0.325, SLG: 0.426 (1, 2)		G3								2	0	1	0	0	0	1	
Inning Stats	R: 0 E: 0 K: 0 S: 10	H: 3 LOB: 2 BB: 0 P: 19	R: 0 E: 1 K: 0 S: 8	H: 1 LOB: 1 BB: 0 P: 11	R: 0 E: 0 K: 0 S: 8	H: 1 LOB: 0 BB: 0 P: 10	R: 0 E: 0 K: 0 S: 7	H: 0 LOB: 0 BB: 0 P: 10	R: 0 E: 0 K: 1 S: 10	H: 2 LOB: 2 BB: 0 P: 13	R: 0 E: 0 K: 0 S: 0	H: 0 LOB: 0 BB: 0 P: 0					
PITCHER	IP WLS BF H R ER SO BB IBB HBP BLK WP HR S P ERA WHIP																
Tom Candiotti, R ERA: 3.6 (1, 1)	5.0 W 20 7 0 0 1 0 0 0 0 0 0 43 63 0.00 1.400																

AB	20
R	0
H	7
RBI	0
BB	0
SO	1
LOB	10



WP	0	PA	20
1B	6	SF	0
2B	1	SAC	0
3B	0	DP	2
HR	0	HBP	0
CS	0		

Batter	1	2	3	4	5	6	7	8	9	AB	R	H	RBI	BB	SO	LOB	TOP		
Alex Cole, L OBP: 0.395, SLG: 0.372 Cory Snyder, R OBP: 0.268, SLG: 0.404	G4-3		G1-3			FC5-6		F8		3	0	0	0	0	0	1			
Jerry Browne, S OBP: 0.348, SLG: 0.377	WP G5-3 BB				G4-3 G5-3 1B			G5-3		3	0	1	0	1	0	1			
Chris James, R Mark McLemore, S	G5-3		G5-3			G6-3		1B		4	0	1	0	0	0	2			
Candy Maldonado, R Stan Jefferson, S	F8		G4-3			K		1B		4	0	1	0	0	1	2			
Sandy Alomar Jr., R	P8		G6-3			FC6-4 1B		K		4	0	1	0	0	1	3			
Brook Jacoby, R	G6-3				K			K		4	0	0	0	0	2	3			
Tom Brookens, R	P6		G4-3					FC6-4 1B		3	0	1	0	0	0	0			
Felix Fermin, R			F7			F8		FC6-4		3	0	0	0	0	0	1			
Mitch Webster, S	L7					E5		F7		3	0	0	0	0	0	1			
Inning Stats	R: 0 H: 0 E: 0 K: 0 S: 14	H: 0 LOB: 1 BB: 1 P: 25	R: 0 H: 0 E: 0 K: 0 S: 9	H: 0 LOB: 0 BB: 0 P: 10	R: 0 H: 0 E: 0 K: 0 S: 10	H: 0 LOB: 0 BB: 0 P: 15	R: 0 H: 1 E: 0 K: 1 S: 8	H: 1 LOB: 1 BB: 0 P: 8	R: 0 H: 0 E: 1 K: 0 S: 6	H: 0 LOB: 0 BB: 0 P: 10	R: 0 H: 1 E: 0 K: 1 S: 10	H: 1 LOB: 1 BB: 0 P: 14	R: 0 H: 1 E: 0 K: 2 S: 12	H: 2 LOB: 2 BB: 0 P: 17	1B: 5 2B: 0 3B: 0 HR: 0	SF: 0 SAC: 0 DP: 0 HBP: 0	WP: 1 PB: 0 SB: 0 CS: 1	PA: 33	
PITCHER	IP	WLS	BF	H	R	ER	SO	BB	IBB	HBP	BLK	WP	HR	S	P	ERA	WHIP		
Allan Anderson, L Rick Aguilera, R	8.1	W	31	5	0	0	2	1	0	0	0	1	0	76	108	0.00	0.720		
	0.2	S	2	0	0	0	2	0	0	0	0	0	0	9	13	0.00	0.000		

Cleveland Indians @ Minnesota Twins
Hubert H. Humphrey Metrodome, Minneapolis, MN

AB 32
R 0
H 5
RBI 0
BB 1
SO 4
LOB 15



WP: 1
PB: 0
SB: 0
CS: 1

Batter	1	2	3	4	5	6	7	8	9	AB	R	H	RBI	BB	SO	LOB	BOTTOM			
Pedro Munoz, R	G5-3		L6			L6				4	0	2	0	0	0	0				
Al Newman, S	K		F9			P3		F7		4	0	0	0	0	1	2				
Kirby Puckett, R	G4-3		P3			G4-3				3	0	0	0	0	0	0				
Gary Gaetti, R		G5-3				P3		1B F8 FC6-4 1B		3	1	1	0	0	0	0				
Brian Harper, R		G6-3 3B				G1		F8		3	1	1	0	0	0	1				
Kent Hrbek, L		G6-3				F8		FC6-4 1B		3	0	1	1	0	0	0				
Carmen Castillo, R		G5-3				E7		FC6-4 CS		3	0	1	1	0	0	1				
Dan Gladden, R						L7		FC6-2		3	0	0	0	0	0	1				
Greg Gagne, R						G4-3		K		3	0	0	0	0	1	1				
Inning Stats	R: 0 H: 0 E: 0 K: 1 S: 6	H: 1 LOB: 0 BB: 0 P: 8	R: 1 H: 1 E: 0 K: 0 S: 10	H: 1 LOB: 0 BB: 0 P: 15	R: 0 H: 1 E: 0 K: 0 S: 6	H: 1 LOB: 1 BB: 0 P: 9	R: 0 H: 0 E: 0 K: 0 S: 6	H: 0 LOB: 0 BB: 0 P: 11	R: 0 H: 1 E: 1 K: 1 S: 10	H: 1 LOB: 1 BB: 0 P: 14	R: 0 H: 0 E: 0 K: 0 S: 8	H: 0 LOB: 0 BB: 0 P: 11	R: 1 H: 2 E: 0 K: 0 S: 13	H: 2 LOB: 0 BB: 0 P: 19	R: 0 H: 1 E: 0 K: 0 S: 9	H: 1 LOB: 1 BB: 0 P: 12	1B: 4 2B: 1 3B: 1 HR: 0	SF: 0 SAC: 0 DP: 0 HBP: 0	WP: 0 PB: 0 SB: 0 CS: 1	PA: 30
PITCHER	IP	WLS	BF	H	R	ER	SO	BB	IBB	HBP	BLK	WP	HR	S	P	ERA	WHIP			
Bud Black, L	8.0	L	29	6	2	2	2	0	0	0	0	0	0	68	99	2.25	0.750			

Cleveland Indians @ Minnesota Twins
Hubert H. Humphrey Metrodome, Minneapolis, MN

AB 29
R 2
H 6
RBI 2
BB 0
SO 2
LOB 6



WP: 0
PB: 0
SB: 0
CS: 1

Fri Sep 07 1990, 8:05 PM EDT
Att: 18,696 - Dome - 70 F

livebaseballscores.com

livebaseballscores.com

Batter	1	2	3	4	5	6	7	8	9	AB	R	H	RBI	BB	SO	LOB	TOP					
Alex Cole, L OBP: 0.398, SLG: 0.375 (1, 8)	F7		1B			FC3-6 1B		G6-3		4	0	2	0	0	0	0						
Stan Jefferson, S OBP: 0.221, SLG: 0.138 (1, 7)	G3			G4-3		FC3-6 G6-4-3		G3		4	0	0	0	0	0	2						
Jerry Browne, S OBP: 0.345, SLG: 0.376 (1, 4)	L6			K		G6-4-3		1B		4	0	1	0	0	1	2						
Candy Maldonado, R OBP: 0.339, SLG: 0.455 (1, 9)		F9		FC6 1B				1B		4	1	3	1	0	0	0						
Ken Phelps, L OBP: 0.280, SLG: 0.192 (1, 10)	G3			FC6				F8		4	0	0	0	0	0	3						
Carlos Baerga, S OBP: 0.275, SLG: 0.359 (8, 6)	F8				G4-3			G3		4	0	0	0	0	0	2						
Dion James, L OBP: 0.340, SLG: 0.361 (1, 3)			G3-1		F7			G4-3		3	0	0	0	0	0	0						
Joel Skinner, R OBP: 0.277, SLG: 0.310 (8, PH)			K		K			K		2	0	0	0	0	2	0						
Mark McLemore, S OBP: 0.200, SLG: 0.176 (8, 5)										1	0	0	0	0	1	0						
Felix Fermin, R OBP: 0.275, SLG: 0.298 (8, PH)								G5-3		1	0	1	0	1	0	0						
Sandy Alomar Jr., R OBP: 0.316, SLG: 0.395 (8, 2)			1B		FC3-6 1B BB					1	0	0	0	0	0	0						
Inning Stats	R: 0 E: 0 K: 0 S: 5	H: 0 LOB: 0 BB: 0 P: 10	R: 0 E: 0 K: 0 S: 6	H: 0 LOB: 0 BB: 0 P: 9	R: 0 E: 0 K: 1 S: 12	H: 2 LOB: 2 BB: 0 P: 21	R: 0 E: 0 K: 1 S: 9	H: 1 LOB: 1 BB: 0 P: 14	R: 0 E: 0 K: 1 S: 5	H: 0 LOB: 0 BB: 0 P: 8	R: 0 E: 0 K: 0 S: 9	H: 1 LOB: 1 BB: 1 P: 15	R: 1 E: 0 K: 0 S: 9	H: 1 LOB: 0 BB: 0 P: 10	R: 0 E: 0 K: 1 S: 6	H: 0 LOB: 0 BB: 0 P: 10	R: 0 E: 0 K: 0 S: 10	H: 2 LOB: 2 BB: 0 P: 14	1B: 6 2B: 0 3B: 0 HR: 1	SF: 0 SAC: 0 DP: 1 HBP: 0	WP: 0 PB: 0 SB: 1 CS: 0	PA: 33
PITCHER Scott Erickson, R ERA: 3.47 (1, 1)	IP: 9.0 WLS: W BF: 33 H: 7 R: 1 ER: 1 SO: 4 BB: 1 IBB: 0 HBP: 0 BLK: 0 WP: 0 HR: 1 S: 71 P: 111 ERA: 1.00 WHIP: 0.889											PITCHER	IP: 9.0 WLS: W BF: 33 H: 7 R: 1 ER: 1 SO: 4 BB: 1 IBB: 0 HBP: 0 BLK: 0 WP: 0 HR: 1 S: 71 P: 111 ERA: 1.00 WHIP: 0.889									

Cleveland Indians @ Minnesota Twins
Hubert H. Humphrey Metrodome, Minneapolis, MN

AB 32
R 1
H 7
RBI 1
BB 1
SO 4
LOB 9



WP: 0
PB: 0
SB: 1
CS: 0

Sat Sep 08 1990, 4:33 AM EDT
Att: 17,394 - Dome - 70 F

Batter	1	2	3	4	5	6	7	8	9	AB	R	H	RBI	BB	SO	LOB	BOTTOM			
Pedro Munoz, R OBP: 0.361, SLG: 0.371 (1, 9)	3B 1B		G5-3		G6-4-3	K FC5 BB		K		5	1	1	0	0	2	1				
Nelson Liriano, S OBP: 0.315, SLG: 0.331 (1, 4)	1B		4-2		1-1	HBP BB				2	2	2	1	2	0	0				
Scott Leius, R OBP: 0.125, SLG: 0.125 (7, 6)	3B		1B SF7 BB		HBP BB	1B				0	0	0	0	0	0	0				
Kirby Puckett, R OBP: 0.377, SLG: 0.470 (1, 7)	G6-3		SF7 1B		PB HBP BB	1B		FC5		3	0	1	0	1	0	2				
Kent Hrbek, L OBP: 0.383, SLG: 0.487 (1, 3)	FC6-4 BB		SF7		PB HBP			G3-1		1	0	0	1	1	0	0				
Gary Gaetti, R OBP: 0.283, SLG: 0.391 (1, 5)	FC6-4		P6		G4-3			L7		4	0	0	0	0	0	4				
Randy Bush, L OBP: 0.361, SLG: 0.463 (1, 10)		F9			F8			P2		4	0	0	0	0	1	0				
Shane Mack, R OBP: 0.379, SLG: 0.471 (1, 8)	G4-3		K		K			1B 2B		4	2	2	1	0	1	0				
Junior Ortiz, R OBP: 0.395, SLG: 0.405 (1, 2)			G4-3		G4-3			F9		4	1	2	1	0	0	0				
Al Newman, S OBP: 0.297, SLG: 0.287 (7, 4)	G1-3				G6-4-3 1B			F9		4	0	1	0	0	0	2				
Inning Stats	R: 1 E: 0 K: 0 S: 11	H: 2 LOB: 1 BB: 1 P: 17	R: 0 E: 0 K: 0 S: 5	H: 1 LOB: 1 BB: 0 P: 6	R: 1 E: 0 K: 0 S: 11	H: 1 LOB: 1 BB: 1 P: 19	R: 0 E: 0 K: 1 S: 6	H: 0 LOB: 0 BB: 0 P: 10	R: 1 E: 0 K: 0 S: 13	H: 2 LOB: 2 BB: 1 P: 26	R: 2 E: 0 K: 2 S: 13	H: 2 LOB: 2 BB: 1 P: 21	R: 0 E: 0 K: 0 S: 5	H: 0 LOB: 0 BB: 0 P: 8	R: 1 E: 0 K: 1 S: 7	H: 1 LOB: 0 BB: 0 P: 12	1B: 6 2B: 1 3B: 1 HR: 1	SF: 1 SAC: 0 DP: 1 HBP: 1	WP: 2 PB: 1 SB: 0 CS: 0	PA: 37
PITCHER Mike Walker, R ERA: 4.76 (1, 1)	IP: 5.1 WLS: L BF: 26 H: 8 R: 5 ER: 4 SO: 2 BB: 3 IBB: 0 HBP: 1 BLK: 0 WP: 0 HR: 0 S: 52 P: 85 ERA: 6.75 WHIP: 2.062											PITCHER	IP: 5.1 WLS: L BF: 26 H: 8 R: 5 ER: 4 SO: 2 BB: 3 IBB: 0 HBP: 1 BLK: 0 WP: 0 HR: 0 S: 52 P: 85 ERA: 6.75 WHIP: 2.062							
Colby Ward, R ERA: 3.82 (6, 1)	1.2 7 0 0 0 1 1 0 0 0 0 1 0 12 22 0.00 0.600												1.2 7 0 0 0 1 1 0 0 0 0 1 0 12 22 0.00 0.600							
Jesse Orosco, L ERA: 3.81 (8, 1)	1.0 4 1 1 1 1 0 0 0 0 0 0 1 7 12 9.00 1.000												1.0 4 1 1 1 1 0 0 0 0 0 0 1 7 12 9.00 1.000							

Cleveland Indians @ Minnesota Twins
Hubert H. Humphrey Metrodome, Minneapolis, MN

AB 31
R 6
H 9
RBI 4
BB 4
SO 4
LOB 9



WP: 2
PB: 1
SB: 0
CS: 0

Sat Sep 08 1990, 4:33 AM EDT
Att: 17,394 - Dome - 70 F

Batter	1	2	3	4	5	6	7	8	9	AB	R	H	RBI	BB	SO	LOB	TOP						
Stan Jefferson, S (1, 8) <small>OBP: 0.225, SLG: 0.148</small> Dion James, L (7, PH) <small>OBP: 0.342, SLG: 0.364</small> Alex Cole, L (7, PR) <small>OBP: 0.395, SLG: 0.373</small>										3 0 1 0 0 0 1 2													
Jerry Browne, S (1, 4) <small>OBP: 0.347, SLG: 0.378</small>										3 2 1 1 2 1 0													
Chris James, R (1, 10) <small>OBP: 0.350, SLG: 0.446</small>										5 1 3 2 0 1 3													
Candy Maldonado, R (1, 9) <small>OBP: 0.340, SLG: 0.457</small>										5 1 2 2 0 0 3													
Sandy Alomar Jr., R (1, 2) <small>OBP: 0.317, SLG: 0.395</small>										5 1 2 2 0 0 1													
Brook Jacoby, R (1, 3) <small>OBP: 0.354, SLG: 0.414</small>										5 0 1 0 0 0 3													
Tom Brookens, R (1, 5) <small>OBP: 0.301, SLG: 0.333</small>										5 3 3 1 0 0 1													
Felix Fermin, R (1, 6) <small>OBP: 0.280, SLG: 0.303</small>										4 1 3 1 0 1 0													
Mitch Webster, S (1, 7) <small>OBP: 0.290, SLG: 0.431</small>										4 2 3 2 0 0 0													
Inning Stats	R: 0 E: 0 K: 0 S: 10	H: 2 LOB: 1 BB: 1 P: 18	R: 0 E: 0 K: 0 S: 6	H: 1 LOB: 0 BB: 0 P: 10	R: 0 E: 0 K: 1 S: 8	H: 0 LOB: 0 BB: 0 P: 10	R: 1 E: 0 K: 0 S: 13	H: 2 LOB: 1 BB: 0 P: 18	R: 0 E: 0 K: 1 S: 10	H: 2 LOB: 1 BB: 0 P: 14	R: 0 E: 0 K: 2 S: 11	H: 0 LOB: 0 BB: 0 P: 14	R: 7 E: 0 K: 0 S: 20	H: 8 LOB: 1 BB: 0 P: 31	R: 3 E: 0 K: 0 S: 13	H: 3 LOB: 1 BB: 1 P: 22	R: 1 E: 0 K: 0 S: 8	H: 2 LOB: 1 BB: 0 P: 9	1B: 11 2B: 10 3B: 0 HR: 0	SF: 0 SAC: 1 DP: 2 HBP: 0	WP: 2 PB: 2 SB: 0 CS: 1	PA: 44	
PITCHER	IP WLS BF H R ER SO BB IBB HBP BLK WP HR S P ERA WHIP	IP WLS BF H R ER SO BB IBB HBP BLK WP HR S P ERA WHIP	IP WLS BF H R ER SO BB IBB HBP BLK WP HR S P ERA WHIP	IP WLS BF H R ER SO BB IBB HBP BLK WP HR S P ERA WHIP	IP WLS BF H R ER SO BB IBB HBP BLK WP HR S P ERA WHIP	IP WLS BF H R ER SO BB IBB HBP BLK WP HR S P ERA WHIP	IP WLS BF H R ER SO BB IBB HBP BLK WP HR S P ERA WHIP	IP WLS BF H R ER SO BB IBB HBP BLK WP HR S P ERA WHIP	IP WLS BF H R ER SO BB IBB HBP BLK WP HR S P ERA WHIP	IP WLS BF H R ER SO BB IBB HBP BLK WP HR S P ERA WHIP	IP WLS BF H R ER SO BB IBB HBP BLK WP HR S P ERA WHIP	IP WLS BF H R ER SO BB IBB HBP BLK WP HR S P ERA WHIP	IP WLS BF H R ER SO BB IBB HBP BLK WP HR S P ERA WHIP	IP WLS BF H R ER SO BB IBB HBP BLK WP HR S P ERA WHIP	IP WLS BF H R ER SO BB IBB HBP BLK WP HR S P ERA WHIP	IP WLS BF H R ER SO BB IBB HBP BLK WP HR S P ERA WHIP	IP WLS BF H R ER SO BB IBB HBP BLK WP HR S P ERA WHIP	IP WLS BF H R ER SO BB IBB HBP BLK WP HR S P ERA WHIP	IP WLS BF H R ER SO BB IBB HBP BLK WP HR S P ERA WHIP	IP WLS BF H R ER SO BB IBB HBP BLK WP HR S P ERA WHIP	IP WLS BF H R ER SO BB IBB HBP BLK WP HR S P ERA WHIP	IP WLS BF H R ER SO BB IBB HBP BLK WP HR S P ERA WHIP	IP WLS BF H R ER SO BB IBB HBP BLK WP HR S P ERA WHIP

Cleveland Indians @ Minnesota Twins
Hubert H. Humphrey Metrodome, Minneapolis, MN
Sun Sep 09 1990, 4:33 AM EDT
Att: 14,414 - Dome

AB	41
R	12
H	20
RBI	12
BB	2
SO	4
LOB	14



Batter	1	2	3	4	5	6	7	8	9	AB	R	H	RBI	BB	SO	LOB	BOTTOM						
Shane Mack, R (1, 8) <small>OBP: 0.387, SLG: 0.473</small>										3 2 2 1 2 1 1													
Nelson Lirjano, S (1, 4) <small>OBP: 0.319, SLG: 0.332</small>										2 2 1 1 2 0 1													
Kirby Puckett, R (1, 9) <small>OBP: 0.379, SLG: 0.476</small>										5 0 3 4 0 0 2													
Kent Hrbek, L (1, 3) <small>OBP: 0.383, SLG: 0.486</small>										5 0 2 0 0 1 2													
Brian Harper, R (1, 2) <small>OBP: 0.338, SLG: 0.455</small>										5 0 0 0 0 2 5													
Randy Bush, L (1, 10) <small>OBP: 0.356, SLG: 0.449</small>										4 1 0 0 1 1 3													
Dan Gladden, R (1, 7) <small>OBP: 0.311, SLG: 0.374</small>										5 2 2 0 0 1 0													
Al Newman, S (1, 5) <small>OBP: 0.299, SLG: 0.288</small>										5 1 2 1 0 1 2													
Greg Gagne, R (1, 6) <small>OBP: 0.288, SLG: 0.379</small> Gene Larkin, S (8, PH) <small>OBP: 0.349, SLG: 0.409</small> Scott Leius, R (9, 6) <small>OBP: 0.125, SLG: 0.125</small>										3 1 1 0 0 2 3													
Inning Stats	R: 1 E: 0 K: 1 S: 11	H: 2 LOB: 1 BB: 0 P: 17	R: 2 E: 1 K: 1 S: 12	H: 1 LOB: 2 BB: 2 P: 22	R: 0 E: 0 K: 0 S: 7	H: 1 LOB: 1 BB: 0 P: 10	R: 0 E: 0 K: 2 S: 9	H: 1 LOB: 1 BB: 0 P: 15	R: 1 E: 0 K: 0 S: 10	H: 2 LOB: 1 BB: 1 P: 17	R: 1 E: 1 K: 2 S: 14	H: 3 LOB: 2 BB: 0 P: 19	R: 0 E: 0 K: 0 S: 4	H: 0 LOB: 0 BB: 0 P: 6	R: 4 E: 0 K: 2 S: 20	H: 3 LOB: 1 BB: 2 P: 36	R: 0 E: 0 K: 1 S: 12	H: 0 LOB: 0 BB: 0 P: 15	1B: 9 2B: 5 3B: 1 HR: 0	SF: 1 SAC: 0 DP: 3 HBP: 0	WP: 0 PB: 0 SB: 1 CS: 0	PA: 44	
PITCHER	IP WLS BF H R ER SO BB IBB HBP BLK WP HR S P ERA WHIP	IP WLS BF H R ER SO BB IBB HBP BLK WP HR S P ERA WHIP	IP WLS BF H R ER SO BB IBB HBP BLK WP HR S P ERA WHIP	IP WLS BF H R ER SO BB IBB HBP BLK WP HR S P ERA WHIP	IP WLS BF H R ER SO BB IBB HBP BLK WP HR S P ERA WHIP	IP WLS BF H R ER SO BB IBB HBP BLK WP HR S P ERA WHIP	IP WLS BF H R ER SO BB IBB HBP BLK WP HR S P ERA WHIP	IP WLS BF H R ER SO BB IBB HBP BLK WP HR S P ERA WHIP	IP WLS BF H R ER SO BB IBB HBP BLK WP HR S P ERA WHIP	IP WLS BF H R ER SO BB IBB HBP BLK WP HR S P ERA WHIP	IP WLS BF H R ER SO BB IBB HBP BLK WP HR S P ERA WHIP	IP WLS BF H R ER SO BB IBB HBP BLK WP HR S P ERA WHIP	IP WLS BF H R ER SO BB IBB HBP BLK WP HR S P ERA WHIP	IP WLS BF H R ER SO BB IBB HBP BLK WP HR S P ERA WHIP	IP WLS BF H R ER SO BB IBB HBP BLK WP HR S P ERA WHIP	IP WLS BF H R ER SO BB IBB HBP BLK WP HR S P ERA WHIP	IP WLS BF H R ER SO BB IBB HBP BLK WP HR S P ERA WHIP	IP WLS BF H R ER SO BB IBB HBP BLK WP HR S P ERA WHIP	IP WLS BF H R ER SO BB IBB HBP BLK WP HR S P ERA WHIP	IP WLS BF H R ER SO BB IBB HBP BLK WP HR S P ERA WHIP	IP WLS BF H R ER SO BB IBB HBP BLK WP HR S P ERA WHIP	IP WLS BF H R ER SO BB IBB HBP BLK WP HR S P ERA WHIP	IP WLS BF H R ER SO BB IBB HBP BLK WP HR S P ERA WHIP

Cleveland Indians @ Minnesota Twins
Hubert H. Humphrey Metrodome, Minneapolis, MN
Sun Sep 09 1990, 4:33 AM EDT
Att: 14,414 - Dome

AB	38
R	9
H	13
RBI	7
BB	5
SO	9
LOB	20




Batter	1	2	3	4	5	6	7	8	9	AB	R	H	RBI	BB	SO	LOB	TOP				
Phil Bradley, R (1, 10) OBP: 0.344, SLG: 0.332	1-3		G5-4-3			5-3		P3		4	0	0	0	0	0	1	Chicago White Sox @ Cleveland Indians Cleveland Municipal Stadium, Cleveland, OH Mon Sep 10 1990, 7:05 PM EDT Unknown - 70 F livebaseballscorecards.com				
Scott Fletcher, R (1, 4) OBP: 0.304, SLG: 0.310	L6			F7		6-3		L7		4	0	0	0	0	0	0					
Ivan Calderon, R (1, 7) OBP: 0.339, SLG: 0.434	6-3			F8			1B BB		5-3 2B	3	1	1	0	1	0	0					
Carlton Fisk, R (1, 2) OBP: 0.371, SLG: 0.451		HR		6-3			1B 1B		5-3	4	1	2	1	0	0	1					
Frank Thomas, R (1, 3) OBP: 0.414, SLG: 0.466		K			1-3 2B		1B 1B		K	4	0	2	1	0	2	1					
Sammy Sosa, R (1, 9) OBP: 0.282, SLG: 0.399							1B														
Dan Pasqua, L (9, PH) OBP: 0.353, SLG: 0.521	4-3				K		P1		K	3	0	0	0	0	1	3					
Rodney McCray, R (9, 9) (9, 8)										1	0	0	0	0	1	1					
Lance Johnson, L (1, 8) OBP: 0.302, SLG: 0.330	4-3				1-3		P4			3	0	0	0	0	0	3					
Craig Grebeck, R (1, 5) OBP: 0.214, SLG: 0.219										2	0	0	0	0	1	1					
Ron Karkovics, R (7, PH) OBP: 0.325, SLG: 0.430			K			F7		K		1	0	0	0	0	1	2					
Robin Ventura, L (7, 5) OBP: 0.313, SLG: 0.300										0	0	0	0	0	0	0					
Ozzie Guillen, L (1, 6) OBP: 0.322, SLG: 0.354									4-3	3	0	1	0	0	1	0					
Inning Stats	R: 0 E: 0 K: 0 S: 3	H: 0 LOB: 0 BB: 0 P: 3	R: 1 E: 0 K: 1 S: 6	H: 1 LOB: 0 BB: 0 P: 6	R: 0 E: 0 K: 1 S: 5	H: 1 LOB: 0 BB: 0 P: 5	R: 0 E: 0 K: 0 S: 3	H: 0 LOB: 0 BB: 0 P: 3	R: 0 E: 0 K: 1 S: 6	H: 1 LOB: 1 BB: 0 P: 6	R: 0 E: 0 K: 1 S: 5	H: 0 LOB: 0 BB: 0 P: 5	R: 1 E: 0 K: 1 S: 7	H: 2 LOB: 2 BB: 1 P: 11	R: 0 E: 0 K: 0 S: 3	H: 0 LOB: 0 BB: 0 P: 3	1B: 3 2B: 2 3B: 0 HR: 1	SF: 0 SAC: 0 DP: 1 HBP: 0	WP: 0 PB: 0 CS: 0	PA: 33	
PITCHER	IP	WLS	BF	H	R	ER	SO	BB	IBB	HBP	BLK	WP	HR	S	P	ERA	WHIP				
Greg Swindell, L (1, 1) ERA: 4.05	8.0		30	6	2	2	5	1	0	0	0	0	1	39	43	2.25	0.875				
Doug Jones, R (9, 1) ERA: 2.94	1.0	W	3	0	0	0	2	0	0	0	0	0	0	7	7	0.00	0.000				

Batter	1	2	3	4	5	6	7	8	9	AB	R	H	RBI	BB	SO	LOB	BOTTOM				
Stan Jefferson, S (1, 8) OBP: 0.267, SLG: 0.231										4	1	4	0	0	0	0	Chicago White Sox @ Cleveland Indians Cleveland Municipal Stadium, Cleveland, OH Mon Sep 10 1990, 7:05 PM EDT Unknown - 70 F livebaseballscorecards.com				
Jerry Browne, S (1, 4) OBP: 0.345, SLG: 0.376										3	1	0	0	0	0	4					
Chris James, R (1, 10) OBP: 0.351, SLG: 0.448										4	0	2	2	0	1	3					
Candy Maldonado, R (1, 9) OBP: 0.337, SLG: 0.453	3-1									4	0	0	0	0	0	2					
Sandy Alomar Jr., R (1, 2) OBP: 0.319, SLG: 0.394										3	0	1	0	1	1	0					
Alex Cole, L (9, PR) OBP: 0.350, SLG: 0.373										0	1	0	0	0	0	0					
Brook Jacoby, R (1, 3) OBP: 0.354, SLG: 0.413										3	0	1	0	0	0	0					
Tom Brookens, R (1, 5) OBP: 0.306, SLG: 0.329										2	0	0	0	2	1	0					
Felix Fermin, R (1, 6) OBP: 0.278, SLG: 0.301										3	0	0	0	0	0	2					
Carlos Baerga, S (9, PH) OBP: 0.276, SLG: 0.359										0	0	0	1	1	0	0					
Mitch Webster, S (1, 7) OBP: 0.290, SLG: 0.430										3	0	1	0	0	1	0					
Inning Stats	R: 0 E: 0 K: 1 S: 6	H: 1 LOB: 1 BB: 0 P: 6	R: 0 E: 0 K: 1 S: 5	H: 0 LOB: 0 BB: 0 P: 5	R: 0 E: 0 K: 0 S: 3	H: 0 LOB: 0 BB: 0 P: 3	R: 0 E: 0 K: 2 S: 7	H: 0 LOB: 0 BB: 0 P: 7	R: 1 E: 0 K: 0 S: 4	H: 2 LOB: 1 BB: 1 P: 4	R: 0 E: 0 K: 0 S: 3	H: 1 LOB: 1 BB: 1 P: 7	R: 1 E: 0 K: 0 S: 4	H: 2 LOB: 1 BB: 0 P: 4	R: 1 E: 0 K: 0 S: 2	H: 1 LOB: 3 BB: 3 P: 14		1B: 6 2B: 3 3B: 0 HR: 0	SF: 0 SAC: 2 DP: 2 HBP: 0	WP: 0 PB: 0 CS: 0	PA: 35
PITCHER	IP	WLS	BF	H	R	ER	SO	BB	IBB	HBP	BLK	WP	HR	S	P	ERA		WHIP			
Greg Hibbard, L (1, 1) ERA: 2.92	8.0		30	8	2	2	4	1	0	0	0	0	0	37	41	2.25	1.125				
Barry Jones, R (9, 1) ERA: 2.27	0.1	L	5	1	1	1	0	2	1	0	0	0	0	2	14	27.00	9.000				

Batter	1	2	3	4	5	6	7	8	9	AB	R	H	RBI	BB	SO	LOB	TOP				
Lance Johnson, L OBP: 0.301, SLG: 0.329 (1, 8)	6-3	CS 1B			4-3		1-3		P4	5	0	1	0	0	0	1					
Robin Ventura, L OBP: 0.312, SLG: 0.299 (1, 5)	L3	CS 1-2			F9			K		4	0	1	0	0	0	1					
Ivan Calderon, R OBP: 0.338, SLG: 0.432 (1, 7)	BB 2B 1B				F8		L7		K	4	1	1	0	0	0	1					
Dan Pasqua, L OBP: 0.356, SLG: 0.521 (8, PH) Frank Thomas, R OBP: 0.419, SLG: 0.471 Sammy Sosa, R OBP: 0.282, SLG: 0.399 (8, PR) (8, 9)	2B 1B BB				G1-4-3			HR 1B		2	1	1	0	1	0	0					
Carlton Fisk, R OBP: 0.372, SLG: 0.462 (1, 10)	1B 2B				G1-4-3		5-3	HR		4	2	2	3	0	0	2					
Carlos Martinez, R OBP: 0.252, SLG: 0.328 Scott Fletcher, R OBP: 0.304, SLG: 0.310 (1, 3) (9, 4)	1B				K		K	1B		4	0	2	2	0	2	0					
Steve Lyons, L OBP: 0.252, SLG: 0.275 (1, 4) (9, 3)	F8				K			K		4	0	1	0	0	2	2					
Ron Karkovice, R OBP: 0.325, SLG: 0.448 (1, 2)		3-1			HR		SH5-3		K	3	1	1	1	0	1	0					
Ozzie Guillen, L OBP: 0.319, SLG: 0.351 (1, 6)	6-3				5-3		F7	G3		4	0	0	0	0	0	1					
Inning Stats	R: 3 E: 0 K: 0 S: 6	H: 3 LOB: 1 BB: 1 P: 10	R: 0 E: 0 K: 0 S: 3	H: 1 LOB: 0 BB: 0 P: 3	R: 0 E: 0 K: 0 S: 4	H: 2 LOB: 1 BB: 0 P: 4	R: 1 E: 0 K: 2 S: 8	H: 1 LOB: 0 BB: 0 P: 8	R: 0 E: 0 K: 0 S: 3	H: 0 LOB: 0 BB: 0 P: 3	R: 0 E: 0 K: 1 S: 5	H: 1 LOB: 1 BB: 0 P: 5	R: 0 E: 0 K: 3 S: 12	H: 3 LOB: 1 BB: 0 P: 12	R: 0 E: 0 K: 1 S: 5	H: 0 LOB: 0 BB: 0 P: 5	1B: 8 2B: 1 3B: 0 HR: 2	SF: 0 SAC: 1 DP: 1 HBP: 0	WP: 0 PB: 0 SB: 0 CS: 1	PA: 38	
PITCHER	IP	WLS	BF	H	R	ER	SO	BB	IBB	HBP	BLK	WP	HR	S	P	ERA	WHIP				
Charles Nagy, R ERA: 7.62 (1, 1)	6.1	L	26	8	4	4	3	1	0	0	0	0	1	31	35	5.68	1.421				
Jesse Orosco, L ERA: 4.01 (7, 1)	1.2		8	3	2	2	3	0	0	0	0	0	1	14	14	10.80	1.800				
Colby Ward, R ERA: 3.69 (9, 1)	1.0		3	0	0	0	1	0	0	0	0	0	0	5	5	0.00	0.000				

Chicago White Sox @ Cleveland Indians
Cleveland Municipal Stadium, Cleveland, OH
Mon Sep 10 1990, 7:05 PM EDT
Att. 4,781 - Unknown - 68 F


AB 35
R 6
H 11
RBI 6
BB 1
SO 7
LOB 7



Batter	1	2	3	4	5	6	7	8	9	AB	R	H	RBI	BB	SO	LOB	BOTTOM				
Alex Cole, L OBP: 0.386, SLG: 0.363 (1, 8)	1-3		F8			F7		4-3		4	0	0	0	0	0	1					
Stan Jefferson, S OBP: 0.278, SLG: 0.250 (1, 7)	6-3		F8			2B BB		2B		3	1	1	0	1	0	1					
Carlos Baerga, S OBP: 0.277, SLG: 0.361 (1, 6)	F8				4-3	1B 2B		P5		4	1	1	1	0	0	1					
Candy Maldonado, R OBP: 0.337, SLG: 0.452 (1, 10)		F7			F5	1B		5-3		4	0	1	1	0	0	1					
Dion James, L OBP: 0.344, SLG: 0.366 (1, 3)		1B			1B	F7		K		4	0	2	0	0	1	1					
Brook Jacoby, R OBP: 0.354, SLG: 0.411 (1, 5)		F8			L8	FC6-4 BB		E6		3	0	0	0	1	0	1					
Turner Ward, S (1, 9)		K			L6	FC6-4 BB 1-2		F7		4	0	0	0	0	1	3					
Joel Skinner, R OBP: 0.273, SLG: 0.304 Jerry Browne, S OBP: 0.346, SLG: 0.375 (7, PH) (8, 4)			4-3		6-3	1B BB		F7		2	0	0	0	0	0	0					
Mark McLemore, S OBP: 0.211, SLG: 0.189 Sandy Alomar Jr., R OBP: 0.319, SLG: 0.393 (7, PH) (8, 2)			1B		L3	8-4				2	0	1	0	0	0	0					
Inning Stats	R: 0 E: 0 K: 0 S: 3	H: 0 LOB: 0 BB: 0 P: 3	R: 0 E: 0 K: 1 S: 6	H: 1 LOB: 1 BB: 0 P: 6	R: 0 E: 0 K: 0 S: 4	H: 1 LOB: 1 BB: 0 P: 4	R: 0 E: 0 K: 0 S: 3	H: 1 LOB: 1 BB: 0 P: 3	R: 2 E: 0 K: 0 S: 5	H: 2 LOB: 1 BB: 1 P: 9	R: 0 E: 0 K: 0 S: 2	H: 0 LOB: 1 BB: 2 P: 10	R: 0 E: 0 K: 0 S: 4	H: 1 LOB: 1 BB: 0 P: 4	R: 0 E: 1 K: 1 S: 6	H: 0 LOB: 1 BB: 0 P: 6	1B: 4 2B: 3 3B: 0 HR: 0	SF: 0 SAC: 0 DP: 1 HBP: 0	WP: 0 PB: 0 SB: 0 CS: 0	PA: 35	
PITCHER	IP	WLS	BF	H	R	ER	SO	BB	IBB	HBP	BLK	WP	HR	S	P	ERA	WHIP				
Eric King, R ERA: 3.41 (1, 1)	6.0	W	24	5	2	2	1	2	0	0	0	0	0	24	32	3.00	1.167				
Donn Patti, R ERA: 3.11 (7, 1)	0.1		1	0	0	0	0	0	0	0	0	0	0	1	1	0.00	0.000				
Ken Patterson, L ERA: 3.63 (7, 1)	0.0		1	0	0	0	0	1	0	0	0	0	0	0	4	∞	∞				
Bobby Thigpen, R ERA: 1.97 (7, 1)	2.2	S	9	1	0	0	1	0	0	0	0	0	0	11	11	0.00	0.375				

Chicago White Sox @ Cleveland Indians
Cleveland Municipal Stadium, Cleveland, OH
Mon Sep 10 1990, 7:05 PM EDT
Att. 4,781 - Unknown - 68 F

AB 32
R 2
H 6
RBI 2
BB 3
SO 2
LOB 12



Batter	1	2	3	4	5	6	7	8	9	AB	R	H	RBI	BB	SO	LOB	TOP			
Lance Johnson, L (1, 8) OBP: 0.298, SLG: 0.326	F8		F9		K		G4-3			4	0	0	0	0	1	1				
Robin Ventura, L (1, 5) OBP: 0.314, SLG: 0.299	F9		F9			F8		G4-3		3	0	1	0	1	0	0				
Rodney McCray, R (8, FR) Craig Grebeck, R (8, 5) OBP: 0.214, SLG: 0.219	G1-5-3 1B							BB		0	0	0	0	0	0	0				
Ivan Calderon, R (1, 7) OBP: 0.336, SLG: 0.429	G1-5-3			G1-3		K		G4-3		4	0	0	0	0	1	2				
Dan Pasqua, L (1, 10) OBP: 0.352, SLG: 0.514	G3			F4		K		G3		4	0	0	0	0	1	2				
Carlton Fisk, R (1, 2) OBP: 0.378, SLG: 0.466																				
Phil Bradley, R (9, PR) OBP: 0.344, SLG: 0.332				WP 1B HBP				2B E 1B		3	2	3	0	0	0	0				
Frank Thomas, R (1, 3) OBP: 0.423, SLG: 0.484	F8									3	1	2	1	0	0	1				
Steve Lyons, L (9, PH) OBP: 0.252, SLG: 0.275										0	0	0	0	0	0	0				
Scott Fletcher, R (1, 4) OBP: 0.306, SLG: 0.311	F7			L3				E9 G4-3 1B		3	0	1	2	1	0	2				
Sammy Sosa, R (1, 9) OBP: 0.280, SLG: 0.397																				
Jerry Willard, L (9, PH) Ron Karkovice, R (9, 2) OBP: 0.325, SLG: 0.448	K					F8		G4-3		3	0	0	0	0	1	2				
Ozzie Guillen, L (1, 6) OBP: 0.317, SLG: 0.348				K		P6		L4		4	0	0	0	0	2	3				
Inning Stats	R: 0 E: 0 K: 0 S: 9	H: 1 LOB: 1 BB: 0 P: 15	R: 0 E: 0 K: 1 S: 15	H: 1 LOB: 1 BB: 0 P: 24	R: 0 E: 0 K: 1 S: 7	H: 0 LOB: 0 BB: 0 P: 13	R: 1 E: 0 K: 0 S: 9	H: 1 LOB: 1 BB: 0 P: 19	R: 0 E: 0 K: 0 S: 12	H: 0 LOB: 0 BB: 0 P: 19	R: 2 E: 1 K: 0 S: 12	H: 3 LOB: 1 BB: 0 P: 18	R: 0 E: 0 K: 0 S: 9	H: 0 LOB: 1 BB: 1 P: 14	R: 0 E: 0 K: 1 S: 10	H: 1 LOB: 2 BB: 1 P: 18	1B: 6 2B: 1 3B: 0 HR: 0	SF: 0 SAC: 1 DP: 1 HBP: 1	WP: 1 PA: 36 PB: 0 SB: 0 CS: 0	
PITCHER	IP WLS BF H R ER SO BB IBB HBP BLK WP HR S P ERA WHIP																			
Tom Candiotti, R (1, 1) ERA: 3.53	6.0	22	3	1	1	5	0	0	0	0	0	0	0	0	0	0	105	1.50	0.500	
Colby Ward, R (7, 1) ERA: 4.22	0.1	4	3	2	2	0	0	0	0	0	0	0	0	0	0	0	8	13	54.00	9.000
Efrain Valdez, L (7, 1) ERA: 3.86	0.2	3	0	0	0	0	1	0	0	0	0	0	0	0	0	0	7	12	0.00	1.500
Mike Walker, R (8, 1) ERA: 4.64	1.2	6	1	0	0	0	0	1	0	0	0	0	0	0	0	0	13	22	0.00	0.600
Jesse Orosco, L (9, 1) ERA: 3.99	0.1	W	1	0	0	0	1	0	0	0	0	0	0	0	0	0	3	3	0.00	0.000

Chicago White Sox @ Cleveland Indians
Cleveland Municipal Stadium, Cleveland, OH

AB 32
R 3
H 7
RBI 3
BB 2
SO 6
LOB 15



WP: 1 PA: 36
PB: 0 SB: 0 CS: 0

Tue Sep 11 1990, 7:05 PM EDT
Att. 4,903 - Unknown - 66 F

Batter	1	2	3	4	5	6	7	8	9	AB	R	H	RBI	BB	SO	LOB	BOTTOM				
Stan Jefferson, S (1, 7) OBP: 0.289, SLG: 0.264	G6-3		G5-3		G6-3 1B					4	0	2	1	0	0	0					
Mitch Webster, S (1, 8) OBP: 0.287, SLG: 0.426	F9		G6-3		G6-3		G3-1			4	0	0	1	0	0	4					
Chris James, R (1, 10) OBP: 0.348, SLG: 0.445	G4-3			F8	F7			P4		4	0	0	0	0	0	2					
Candy Maldonado, R (1, 9) OBP: 0.336, SLG: 0.450		F7				K		G4-3		4	0	1	0	0	1	0					
Sandy Alomar Jr., R (1, 2) OBP: 0.318, SLG: 0.392		1B G3-1 1B		G5-4-3		G5-3		F8		4	1	1	0	0	0	1					
Tom Brookens, R (1, 5) OBP: 0.307, SLG: 0.329					G6-3		G5-3			3	0	1	0	0	0	0					
Jerry Browne, S (9, PH) OBP: 0.345, SLG: 0.374									F9	1	0	0	0	0	0	0					
Jeff Manto, R (1, 3) OBP: 0.365, SLG: 0.211										2	1	1	1	2	0	1					
Alex Cole, L (9, PR) OBP: 0.386, SLG: 0.363		G3-1								0	0	0	0	0	0	0					
Felix Fermin, R (1, 6) OBP: 0.279, SLG: 0.302										2	1	1	0	0	0	1					
Carlos Baerga, S (9, PH) OBP: 0.280, SLG: 0.364		G4-3								1	1	1	0	0	0	0					
Mark McLemore, S (1, 4) OBP: 0.217, SLG: 0.196										3	0	1	0	0	2	1					
Dion James, L (9, PH) OBP: 0.344, SLG: 0.366										0	0	0	0	0	0	0					
Brook Jacoby, R (9, PH) OBP: 0.355, SLG: 0.414				K						1	0	1	1	0	0	0					
Inning Stats	R: 0 E: 0 K: 0 S: 5	H: 0 LOB: 0 BB: 0 P: 9	R: 1 E: 0 K: 0 S: 8	H: 2 LOB: 1 BB: 0 P: 12	R: 0 E: 0 K: 1 S: 7	H: 0 LOB: 0 BB: 0 P: 11	R: 0 E: 0 K: 0 S: 4	H: 1 LOB: 0 BB: 0 P: 4	R: 2 E: 0 K: 0 S: 16	H: 4 LOB: 2 BB: 0 P: 23	R: 0 E: 0 K: 1 S: 7	H: 0 LOB: 0 BB: 0 P: 10	R: 0 E: 0 K: 1 S: 16	H: 1 LOB: 2 BB: 1 P: 24	R: 0 E: 0 K: 0 S: 8	H: 0 LOB: 0 BB: 0 P: 13	R: 1 E: 0 K: 0 S: 8	H: 2 LOB: 2 BB: 1 P: 17	1B: 9 2B: 1 3B: 0 HR: 0	SF: 0 SAC: 1 DP: 1 HBP: 0	WP: 0 PA: 36 PB: 0 SB: 0 CS: 1
PITCHER	IP WLS BF H R ER SO BB IBB HBP BLK WP HR S P ERA WHIP																				
Wayne Edwards, L (1, 1) ERA: 3.3	4.1	19	7	3	3	1	0	0	0	0	0	0	0	0	0	0	34	6.23	1.615		
Donn Frait, R (5, 1) ERA: 3.03	1.2	5	0	0	0	1	0	0	0	0	0	0	0	0	0	0	13	20	0.00	0.000	
Shawn Hillegas, R (7, 1) ERA: 2.08	2.0	8	1	0	0	1	1	0	0	0	0	0	0	0	0	0	24	37	0.00	1.000	
Barry Jones, R (9, 1) ERA: 2.38	0.2	L	3	1	1	1	0	1	0	0	0	0	0	0	0	0	5	12	13.50	3.000	
Ken Patterson, L (9, 1) ERA: 3.63	0.0	1	1	0	0	0	0	0	0	0	0	0	0	0	0	0	3	5	∞	∞	

Chicago White Sox @ Cleveland Indians
Cleveland Municipal Stadium, Cleveland, OH

AB 33
R 4
H 10
RBI 4
BB 2
SO 3
LOB 10



WP: 0 PA: 36
PB: 0 SB: 0 CS: 1

Tue Sep 11 1990, 7:05 PM EDT
Att. 4,903 - Unknown - 66 F

Batter	1	2	3	4	5	6	7	8	9	AB	R	H	RBI	BB	SO	LOB	TOP					
Sammy Sosa, R OBP: 0.277, SLG: 0.392 (1, 9)	G5-3	CS	G1-3		F8		K		K	5	0	0	0	0	2	2	Chicago White Sox @ Cleveland Indians Cleveland Municipal Stadium, Cleveland, OH Wed Sep 12 1990, 7:05 PM EDT Att: 4,705 - Unknown - 69 F					
Scott Fletcher, R OBP: 0.303, SLG: 0.308 (1, 4)	G5-3		F8		B5-3			K		4	0	0	0	0	1	0						
Ivan Calderon, R OBP: 0.338, SLG: 0.435 (1, 7)	1B	2B	1B		F9			2B		4	1	3	0	0	0	0						
Carlton Fisk, R OBP: 0.377, SLG: 0.464 (1, 10)	1B	2H	1B		G6-3			K		4	0	1	1	0	2	2						
Frank Thomas, R OBP: 0.431, SLG: 0.512 (1, 3)	1-2	1B			F9		HR			3	1	2	1	1	0	0						
Ron Karkovics, R OBP: 0.318, SLG: 0.437 (1, 2)	F9				K			G5-3		4	0	0	0	0	2	4						
Robin Ventura, L OBP: 0.313, SLG: 0.299 (1, 5)		G4-3			1B					4	0	1	0	0	1	0						
Lance Johnson, L OBP: 0.302, SLG: 0.330 (1, 8)		CS	1B		K					4	0	3	0	0	1	1						
Craig Grebeck, R OBP: 0.210, SLG: 0.215 (1, 6)		1-2	P2							2	0	0	0	0	1	1						
Matt Stark, R OBP: 0.333, SLG: 0.333 (7, PH)										1	0	0	0	0	1	1						
Steve Lyons, L OBP: 0.250, SLG: 0.273 (7, 6)										1	0	0	0	0	0	1						
Inning Stats	R: 1 E: 0 K: 0 S: 16	H: 3 LOB: 2 BB: 0 P: 23	R: 0 E: 0 K: 0 S: 7	H: 1 LOB: 0 BB: 0 P: 9	R: 0 E: 0 K: 1 S: 8	H: 1 LOB: 1 BB: 0 P: 12	R: 0 E: 0 K: 2 S: 9	H: 1 LOB: 1 BB: 0 P: 13	R: 0 E: 0 K: 1 S: 5	H: 0 LOB: 0 BB: 0 P: 6	R: 1 E: 0 K: 1 S: 13	H: 1 LOB: 0 BB: 0 P: 21	R: 0 E: 0 K: 3 S: 12	H: 1 LOB: 1 BB: 0 P: 20	R: 0 E: 0 K: 2 S: 13	H: 1 LOB: 2 BB: 1 P: 24	R: 0 E: 0 K: 1 S: 13	H: 1 LOB: 1 BB: 0 P: 17	1B: 7 2B: 2 3B: 0 HR: 1	SF: 0 SAC: 0 DP: 0 HBP: 0	WP: 0 PB: 0 SB: 2 CS: 1	PA: 38
PITCHER	IP	WLS	BF	H	R	ER	SO	BB	IBB	HBP	BLK	WP	HR	S	P	ERA	WHIP					
Bud Black, L ERA: 3.53 (1, 1)	7.0	W	28	8	2	2	8	0	0	0	0	0	1	70	104	2.57	1.143					
Steve Olin, R ERA: 4.09 (8, 1)	1.0		5	1	0	0	2	1	0	0	0	0	0	13	24	0.00	2.000					
Doug Jones, R ERA: 2.9 (9, 1)	1.0		4	1	0	0	1	0	0	0	0	0	0	13	17	0.00	1.000					

Batter	1	2	3	4	5	6	7	8	9	AB	R	H	RBI	BB	SO	LOB	BOTTOM				
Alex Cole, L OBP: 0.398, SLG: 0.401 (1, 8)	L8		F7		SF8		1B	1B		5	3	4	1	0	0	0	Chicago White Sox @ Cleveland Indians Cleveland Municipal Stadium, Cleveland, OH Wed Sep 12 1990, 7:05 PM EDT Att: 4,705 - Unknown - 69 F				
Felix Fermin, R OBP: 0.281, SLG: 0.304 (1, 6)	P3		F9		SF8		1B	1B		4	2	2	2	0	0	1					
Jerry Browne, S OBP: 0.346, SLG: 0.373 (1, 4)	L8		F9		G4-3		1B	1B		4	2	1	1	1	0	1					
Candy Maldonado, R OBP: 0.336, SLG: 0.447 (1, 9)					F9		1B	1B		3	0	0	0	1	2	0					
Turner Ward, S OBP: 0.200, SLG: 0.200 (8, 9)							BB	1B		1	1	1	0	0	0	0					
Carlos Baerga, S OBP: 0.282, SLG: 0.376 (1, 5)							1-2	2-3		5	1	2	2	0	2	3					
Brook Jacoby, R OBP: 0.361, SLG: 0.423 (1, 3)							1-2	2-3		4	1	4	3	1	0	0					
Dion James, L OBP: 0.348, SLG: 0.367 (1, 10)							1-2	2-3		2	0	1	1	1	0	1					
Mitch Webster, S OBP: 0.288, SLG: 0.425 (7, PH)							2-3	3-H		1	0	0	1	1	0	2					
Joel Skinner, R OBP: 0.262, SLG: 0.292 (1, 2)			G5-3				L8-2	1B		5	0	0	0	0	2	8					
Stan Jefferson, S OBP: 0.299, SLG: 0.316 (1, 7)							F8	G5-3		4	2	2	1	0	0	0					
Inning Stats	R: 0 E: 0 K: 0 S: 7	H: 1 LOB: 0 BB: 0 P: 10	R: 0 E: 0 K: 2 S: 15	H: 1 LOB: 1 BB: 0 P: 20	R: 1 E: 0 K: 0 S: 10	H: 1 LOB: 0 BB: 0 P: 16	R: 1 E: 0 K: 2 S: 14	H: 2 LOB: 2 BB: 1 P: 23	R: 2 E: 0 K: 0 S: 10	H: 2 LOB: 0 BB: 0 P: 13	R: 1 E: 1 K: 0 S: 12	H: 2 LOB: 0 BB: 0 P: 17	R: 3 E: 0 K: 1 S: 22	H: 4 LOB: 3 BB: 2 P: 35	R: 4 E: 0 K: 1 S: 22	H: 4 LOB: 2 BB: 2 P: 37	1B: 11 2B: 3 3B: 2 HR: 2	SF: 1 SAC: 0 DP: 1 HBP: 0	WP: 0 PB: 0 SB: 0 CS: 0	PA: 44	
PITCHER	IP	WLS	BF	H	R	ER	SO	BB	IBB	HBP	BLK	WP	HR	S	P	ERA	WHIP				
Melido Perez, R ERA: 4.54 (1, 1)	5.1	L	25	9	5	5	4	0	0	0	0	0	0	10	12	18.00	2.000				
Adam Peterson, R ERA: 4.63 (6, 1)	1.0		4	2	2	2	0	0	0	0	0	0	0	13	22	27.00	12.000				
Scott Radinsky, L ERA: 4.26 (7, 1)	0.1		5	2	1	1	1	2	0	0	0	0	0	23	40	27.00	4.500				
Steve Rosenberg, L ERA: 15.43 (7, 1)	1.1		10	4	4	4	1	2	0	0	0	0	0	23	40	27.00	4.500				



Batter	1	2	3	4	5	6	7	8	9	AB	R	H	RBI	BB	SO	LOB	TOP					
Alex Cole, L OBP: 0.386, SLG: 0.393 (1, 8)										5	1	2	0	0	2	1	Cleveland Indians @ Kansas City Royals Royals Stadium, Kansas City, MO Sun Sep 16 1990, 4:33 AM EDT Att: 23,806 - Sunny - 68 F					
Felix Fermin, R OBP: 0.285, SLG: 0.304 Mark McLemore, S OBP: 0.206, SLG: 0.186 (3, FR) (3, 5)										2	0	1	1	0	0	0						
Jerry Browne, S OBP: 0.347, SLG: 0.372 (1, 4)										4	2	2	0	1	0	1						
Sandy Alomar Jr., R OBP: 0.320, SLG: 0.394 (1, 2)										5	2	2	0	0	0	2						
Chris James, R OBP: 0.349, SLG: 0.450 (1, 10)										5	0	2	1	0	0	2						
Carlos Baerga, S OBP: 0.289, SLG: 0.380 (3, 6)										4	0	2	2	0	2	1						
Turner Ward, S OBP: 0.400, SLG: 0.714 (1, 9)										4	0	1	1	1	2	3						
Jeff Manto, R OBP: 0.339, SLG: 0.190 (1, 3)										4	0	0	0	0	1	6						
Stan Jefferson, S OBP: 0.302, SLG: 0.357 Dion James, L OBP: 0.347, SLG: 0.363 (2, PH) (2, 7)										0	0	0	0	0	0	0						
Inning Stats	R: 0 E: 0 K: 1 S: 11	H: 1 LOB: 1 BB: 0 P: 18	R: 0 E: 0 K: 1 S: 10	H: 2 LOB: 2 BB: 0 P: 14	R: 4 E: 1 K: 1 S: 17	H: 4 LOB: 3 BB: 1 P: 27	R: 0 E: 0 K: 1 S: 7	H: 0 LOB: 0 BB: 0 P: 10	R: 0 E: 0 K: 1 S: 9	H: 0 LOB: 0 BB: 0 P: 12	R: 0 E: 0 K: 1 S: 11	H: 0 LOB: 1 BB: 1 P: 20	R: 2 E: 0 K: 1 S: 15	H: 3 LOB: 2 BB: 1 P: 23	R: 0 E: 0 K: 1 S: 10	H: 1 LOB: 1 BB: 0 P: 15		R: 0 E: 0 K: 2 S: 13	H: 1 LOB: 1 BB: 0 P: 17	1B: 10 2B: 2 3B: 0 HR: 0	SF: 1 SAC: 0 DP: 0 HBP: 0	WP: 1 PB: 0 SB: 4 CS: 0
PITCHER	IP	WLS	BF	H	R	ER	SO	BB	IBB	HBP	BLK	WP	HR	S	P	ERA	WHIP					
Hector Wagner, R ERA: 6.31 Mark Davis, L ERA: 5.25 Carlos Maldonado, R ERA: 27.0 Jeff Montgomery, R ERA: 2.29	2.1	16	7	4	3	2	1	0	0	0	0	0	0	33	51	11.57	3.429					
	3.2	12	0	0	4	1	0	0	0	0	1	0	0	32	50	0.00	0.273					
	0.2	2	2	2	2	1	0	0	0	0	0	0	0	11	15	27.00	3.000					
	2.1	W	11	3	0	0	3	1	0	0	0	0	0	27	40	0.00	1.714					

Batter	1	2	3	4	5	6	7	8	9	AB	R	H	RBI	BB	SO	LOB	BOTTOM				
Brian McRae, S OBP: 0.315, SLG: 0.388 (1, 8)										5	0	1	0	0	2	1	Cleveland Indians @ Kansas City Royals Royals Stadium, Kansas City, MO Sun Sep 16 1990, 4:33 AM EDT Att: 23,806 - Sunny - 68 F				
Kevin Seitzer, R OBP: 0.342, SLG: 0.370 (1, 5)										5	1	3	1	0	0	0					
George Brett, L OBP: 0.385, SLG: 0.508 (1, 10)										5	1	2	1	0	0	2					
Bo Jackson, R OBP: 0.357, SLG: 0.535 (1, 7)										4	2	2	1	1	1	2					
Gerald Perry, L OBP: 0.320, SLG: 0.364 Jeff Conine, R (7, PH) (8, 3)										3	1	1	0	0	0	1					
Jim Eisenreich, L OBP: 0.340, SLG: 0.407 (1, 9)										2	2	1	1	1	1	0					
Kurt Stillwell, S OBP: 0.304, SLG: 0.347 (1, 6)										3	0	0	0	1	0	3					
Bill Pecota, R OBP: 0.351, SLG: 0.407 Jeff Schultz, L OBP: 0.367, SLG: 0.426 Steve Jeltz, S OBP: 0.202, SLG: 0.196 (7, PH) (8, 4)										2	1	2	3	1	0	0					
Bob Boone, R OBP: 0.333, SLG: 0.259 (1, 2)										4	0	1	1	0	0	4					
Inning Stats	R: 3 E: 0 K: 0 S: 17	H: 3 LOB: 3 BB: 3 P: 38	R: 1 E: 0 K: 0 S: 6	H: 2 LOB: 1 BB: 0 P: 11	R: 2 E: 0 K: 0 S: 10	H: 3 LOB: 2 BB: 1 P: 16	R: 0 E: 0 K: 1 S: 8	H: 0 LOB: 0 BB: 0 P: 12	R: 0 E: 0 K: 1 S: 11	H: 1 LOB: 0 BB: 0 P: 15	R: 0 E: 0 K: 1 S: 8	H: 0 LOB: 0 BB: 0 P: 12	R: 3 E: 1 K: 1 S: 16	H: 2 LOB: 1 BB: 1 P: 25	R: 0 E: 0 K: 1 S: 12	H: 2 LOB: 1 BB: 0 P: 17		1B: 8 2B: 1 3B: 0 HR: 4	SF: 0 SAC: 1 DP: 1 HBP: 0	WP: 2 PB: 0 SB: 0 CS: 1	PA: 41
PITCHER	IP	WLS	BF	H	R	ER	SO	BB	IBB	HBP	BLK	WP	HR	S	P	ERA	WHIP				
Tom Candiotti, R ERA: 3.53 Mike Walker, R ERA: 5.24 Efrain Valdez, L ERA: 4.08 Colby Ward, R ERA: 4.01	0.0	19	7	6	6	0	4	0	0	0	0	0	2	31	63	20.25	4.125				
	3.2	L	15	3	3	2	2	1	0	0	0	0	1	38	56	4.91	1.091				
	1.2	7	3	0	0	0	2	0	0	0	0	1	0	19	27	0.00	1.800				

Batter	1	2	3	4	5	6	7	8	9	AB	R	H	RBI	BB	SO	LOB	TOP										
Paul Moltzer, R OBP: 0.353, SLG: 0.481 (1, 3)	0-0 SH3 6-3 2B	1-2 FC6 HBP			3-1 G3 1B		0-0 F9			3	1	2	0	0	0	0											
Jim Gantner, L OBP: 0.315, SLG: 0.292 (1, 4)	0-0 SH3 2-3	1-0 FC6			1-0 G3		0-0 F8			3	0	0	0	0	0	3											
Robin Yount, R OBP: 0.330, SLG: 0.375 (1, 8)	0-0 6-3				1-1 F7			1-3 K		4	0	1	1	0	1	1											
Dave Parker, L OBP: 0.349, SLG: 0.483 (1, 10)	0-0 1B				4-2 BB			0-0 F7		3	0	1	0	1	0	1											
Rob Deer, R OBP: 0.322, SLG: 0.453 (1, 9)	0-3 K				0-3 K			1-1 1B		4	0	1	0	0	2	4											
B.J. Surhoff, L OBP: 0.337, SLG: 0.386 (1, 2)					0-0 G6-3			3-3 K		4	0	0	0	0	1	2											
Darryl Hamilton, L OBP: 0.345, SLG: 0.366 (1, 7)					1-0 G1-3			0-0 G4-3		4	0	0	0	0	1	0											
Bill Spiers, L OBP: 0.272, SLG: 0.312 (1, 6)					0-0 P6 1B			2-2 G6-3		4	1	1	0	0	0	0											
Dale Sveum, S OBP: 0.272, SLG: 0.247 (1, 5)					3-2 HBP 1B			1-1 P3		4	0	1	1	0	0	0											
Inning Stats	R: 1 E: 0 K: 1 S: 7	H: 2 LOB: 1 BB: 0 P: 7	R: 1 E: 0 K: 0 S: 11	H: 2 LOB: 2 BB: 0 P: 17	R: 0 E: 0 K: 0 S: 7	H: 1 LOB: 1 BB: 0 P: 11	R: 0 E: 0 K: 1 S: 5	H: 0 LOB: 0 BB: 0 P: 8	R: 0 E: 0 K: 0 S: 12	H: 1 LOB: 2 BB: 1 P: 21	R: 0 E: 0 K: 0 S: 5	H: 0 LOB: 0 BB: 0 P: 8	R: 0 E: 0 K: 0 S: 7	H: 1 LOB: 1 BB: 0 P: 9	R: 0 E: 0 K: 2 S: 9	H: 0 LOB: 0 BB: 0 P: 14	R: 0 E: 0 K: 0 S: 6	H: 0 LOB: 0 BB: 0 P: 8	1B: 6 2B: 1 3B: 0 HR: 0	SF: 0 SAC: 1 DP: 0 HBP: 1	WP: 0 PB: 0 CS: 1	PA: 36					
PITCHER	IP	WLS	BF	H	R	ER	SO	BB	IBB	HBP	BLK	WP	HR	S	P	ERA	WHIP										
Steve Olin, R ERA: 3.78 (1, 1)	7.0	W	29	6	2	2	3	1	0	1	0	0	0	54	81	2.57	1.000										
Doug Jones, R ERA: 2.77 (8, 1)	2.0	S	7	1	0	0	2	0	0	0	0	0	0	15	22	0.00	0.500										

Milwaukee Brewers @ Cleveland Indians
Cleveland Municipal Stadium, Cleveland, OH
Mon Sep 17 1990, 7:05 PM EDT
Att: 3,972 - Unknown

AB 33
R 2
H 7
RBI 2
BB 1
SO 5
LOB 11



Batter	1	2	3	4	5	6	7	8	9	AB	R	H	RBI	BB	SO	LOB	BOTTOM										
Alex Cole, L OBP: 0.388, SLG: 0.392 (1, 8)	0-0 S SH1-3 BLK 1B	3-3 K			0-2 G1-3		4-2 E SF9 BB			3	2	1	0	1	1	2											
Jerry Browne, S OBP: 0.350, SLG: 0.376 (1, 4)	0-0 SH1-3				2-2 G6-3 1B		0-1 E5 SF9 1B			3	0	3	0	0	0	0											
Mitch Webster, S OBP: 0.290, SLG: 0.424 (1, 7)	2-2 E S 1B				2-1 G6-3		4-0 BB			3	0	1	0	1	0	2											
Candy Maldonado, R OBP: 0.334, SLG: 0.450 (1, 9)	1-3 K				1-0 F9		1-2 SF9			3	0	0	1	0	1	3											
Chris James, R OBP: 0.349, SLG: 0.450 (1, 10)	1-1 F9				0-0 F7		0-1 SH G6-4-3 2B			4	1	1	0	0	0	4											
Sandy Alomar Jr., R OBP: 0.320, SLG: 0.394 (1, 2)					0-0 P3		0-0 SH G6-4-3 2B			3	1	1	0	0	0	2											
Brook Jacoby, R OBP: 0.363, SLG: 0.425 (1, 5)					1-0 L7 1B		1-2 G6-4-3			4	0	2	0	0	0	1											
Jeff Manto, R OBP: 0.333, SLG: 0.178 (1, 3)					1-1 L7		4-1 BB			3	0	0	0	1	1	3											
Felix Fermin, R OBP: 0.285, SLG: 0.303 (1, 6)					0-0 F9		0-2 P4			4	0	1	1	0	0	2											
Inning Stats	R: 1 E: 0 K: 1 S: 10	H: 2 LOB: 1 BB: 0 P: 14	R: 1 E: 0 K: 1 S: 14	H: 3 LOB: 0 BB: 0 P: 21	R: 0 E: 0 K: 0 S: 6	H: 1 LOB: 1 BB: 0 P: 11	R: 0 E: 0 K: 0 S: 5	H: 1 LOB: 1 BB: 0 P: 7	R: 0 E: 0 K: 0 S: 11	H: 1 LOB: 1 BB: 0 P: 14	R: 1 E: 1 K: 0 S: 10	H: 1 LOB: 1 BB: 1 P: 15	R: 1 E: 1 K: 0 S: 11	H: 1 LOB: 2 BB: 2 P: 21	R: 0 E: 0 K: 1 S: 6	H: 0 LOB: 0 BB: 0 P: 8	1B: 9 2B: 2 3B: 0 HR: 0	SF: 1 SAC: 2 DP: 2 HBP: 0	WP: 0 PB: 0 CS: 1	PA: 36							
PITCHER	IP	WLS	BF	H	R	ER	SO	BB	IBB	HBP	BLK	WP	HR	S	P	ERA	WHIP										
Teddy Higuera, L ERA: 3.81 (1, 1)	8.0	L	36	10	4	4	3	3	0	0	1	0	0	73	111	4.50	1.625										

Milwaukee Brewers @ Cleveland Indians
Cleveland Municipal Stadium, Cleveland, OH
Mon Sep 17 1990, 7:05 PM EDT
Att: 3,972 - Unknown

AB 30
R 4
H 10
RBI 2
BB 3
SO 3
LOB 19



Batter	1	2	3	4	5	6	7	8	9	AB	R	H	RBI	BB	SO	LOB	TOP				
Paul Moltzer, R OBP: 0.351, SLG: 0.476 (1, 3)	G6-3			G6-3		F9			G6-3	4	0	0	0	1	0	0	Milwaukee Brewers @ Cleveland Indians Cleveland Municipal Stadium, Cleveland, OH Tue Sep 18 1990, 7:05 PM EDT Att. 4,082 - Unknown - 60 F				
Jim Gantner, L OBP: 0.313, SLG: 0.294 (1, 4)	1B	BB		K			G1-3		G5-3	5	1	1	0	0	1	2					
Robin Yount, R OBP: 0.332, SLG: 0.374 (1, 8)	1B			G3-1			F8			3	1	1	0	2	0	0					
Dave Parker, L OBP: 0.351, SLG: 0.484 (1, 10)	1B			1B			K		G4-3	5	1	3	1	0	1	1					
Rob Deer, R OBP: 0.319, SLG: 0.449 (1, 9)	K			P4			F7		F8	4	0	0	0	0	1	5					
B.J. Surhoff, L OBP: 0.338, SLG: 0.385 (8, 5)	G3-1			1B			F7		1B	3	0	1	1	1	0	3					
Greg Vaughn, R OBP: 0.277, SLG: 0.418 (1, 7)				1B			L7		1B	4	0	3	1	0	0	1					
Dale Sveum, S OBP: 0.260, SLG: 0.235 (8, 6)	K			K			K		F8	4	0	0	0	0	3	5					
Edgar Diaz, R OBP: 0.333, SLG: 0.294 Greg Brock, L OBP: 0.324, SLG: 0.366 Tim McIntosh, R OBP: 0.324, SLG: 0.366 (8, PH)	K			K			G6-3		G4-3	3	0	0	0	0	2	3					
Inning Stats	R: 1 E: 0 K: 1 S: 17	H: 2 LOB: 2 BB: 1 P: 31	R: 0 E: 0 K: 2 S: 9	H: 1 LOB: 2 BB: 1 P: 17	R: 2 E: 0 K: 2 S: 13	H: 4 LOB: 2 BB: 0 P: 20	R: 0 E: 0 K: 1 S: 7	H: 0 LOB: 0 BB: 0 P: 10	R: 0 E: 0 K: 0 S: 9	H: 1 LOB: 1 BB: 0 P: 13	R: 0 E: 0 K: 1 S: 6	H: 0 LOB: 0 BB: 0 P: 9	R: 0 E: 0 K: 0 S: 11	H: 1 LOB: 2 BB: 1 P: 19	R: 0 E: 0 K: 0 S: 13	H: 0 LOB: 1 BB: 1 P: 21	1B: 7 2B: 2 3B: 0 HR: 0	SF: 0 SAC: 0 DP: 0 HBP: 0	WP: 0 PB: 0 CS: 0	PA: 40	
PITCHER	IP	WLS	BF	H	R	ER	SO	BB	IBB	HBP	BLK	WP	HR	S	P	ERA	WHIP				
Charles Nagy, R ERA: 6.75 Doug Jones, R ERA: 2.71	(1, 1)	7.1	W	34	9	3	8	3	0	0	0	0	0	77	127	3.68	1.636				
(8, 1)	1.2	S	6	0	0	0	0	1	0	0	0	0	0	16	25	0.00	0.600				

AB	36
R	3
H	9
RBI	3
BB	4
SO	8
LOB	22



Batter	1	2	3	4	5	6	7	8	9	AB	R	H	RBI	BB	SO	LOB	BOTTOM				
Alex Cole, L OBP: 0.379, SLG: 0.382 (1, 8)	F8			G4-3		G6-3			L8	5	0	0	0	0	0	7	Milwaukee Brewers @ Cleveland Indians Cleveland Municipal Stadium, Cleveland, OH Tue Sep 18 1990, 7:05 PM EDT Att. 4,082 - Unknown - 60 F				
Jerry Browne, S OBP: 0.354, SLG: 0.382 (1, 4)	FC6-4			G5-3		1B				3	1	2	2	2	0	0					
Mitch Webster, S OBP: 0.291, SLG: 0.424 (1, 7)	FC6-4			1B		S			F8	5	2	2	0	0	0	5					
Candy Maldonado, R OBP: 0.337, SLG: 0.453 Stan Jefferson, S OBP: 0.299, SLG: 0.353 (7, PR)	FC4-6			1B		G5-3			SH1-3	4	0	3	0	0	0	1					
Sandy Alomar Jr., R OBP: 0.322, SLG: 0.398 (1, 2)	FC4-6			SF8		E			SH1-3	3	1	2	2	0	0	2					
Brook Jacoby, R OBP: 0.385, SLG: 0.424 (1, 5)				F7		F8			1B	3	1	1	0	2	0	2					
Turner Ward, S OBP: 0.400, SLG: 0.632 (1, 9)				L7		F9			1B	5	1	2	1	0	1	3					
Jeff Manto, R OBP: 0.369, SLG: 0.229 (1, 3)				1B		P2			SH3-4	3	1	2	1	2	0	1					
Felix Fermin, R OBP: 0.287, SLG: 0.305 (1, 6)				1B		G1-3			G3	4	0	2	1	0	0	3					
Inning Stats	R: 0 E: 0 K: 0 S: 12	H: 1 LOB: 2 BB: 1 P: 21	R: 0 E: 0 K: 0 S: 10	H: 3 LOB: 0 BB: 0 P: 15	R: 1 E: 0 K: 0 S: 7	H: 2 LOB: 1 BB: 0 P: 10	R: 0 E: 0 K: 0 S: 7	H: 1 LOB: 1 BB: 0 P: 13	R: 2 E: 0 K: 0 S: 12	H: 3 LOB: 1 BB: 0 P: 22	R: 1 E: 0 K: 0 S: 6	H: 1 LOB: 1 BB: 1 P: 15	R: 3 E: 0 K: 0 S: 13	H: 3 LOB: 3 BB: 3 P: 29	R: 1 E: 0 K: 1 S: 15	H: 2 LOB: 2 BB: 1 P: 24	1B: 12 2B: 4 3B: 0 HR: 0	SF: 1 SAC: 2 DP: 0 HBP: 0	WP: 0 PB: 0 CS: 0	PA: 45	
PITCHER	IP	WLS	BF	H	R	ER	SO	BB	IBB	HBP	BLK	WP	HR	S	P	ERA	WHIP				
Bill Krueger, L ERA: 3.93 Don August, R ERA: 6.55 Chuck Crim, R ERA: 3.44 Narciso Elvira, L ERA: 6.75	(1, 1)	4.1	L	23	10	3	3	0	0	0	0	0	0	14	30	13.50	1.500				
(7, 1)	0.0	4	2	0	0	0	0	1	1	0	0	0	0	6	15	∞	∞				
(7, 1)	1.2	9	2	2	2	1	2	0	0	0	0	0	0	20	34	10.80	2.400				



Batter	1	2	3	4	5	6	7	8	9	AB	R	H	RBI	BB	SO	LOB	TOP								
Alex Cole, L OBP: 0.375, SLG: 0.378 (1, 8)	4-3		K	6-3		S 2B 1B	F7			5	1	1	0	0	1	2	Cleveland Indians @ New York Yankees Yankee Stadium, Bronx, NY Thu Sep 20 1990, 7:05 PM EDT Att: 18,058 - Unknown - 67 F								
Felix Fermin, R OBP: 0.295, SLG: 0.308 (1, 6)	3B 1B		5-3		2B 6-3 1B	2B BB		4-3 BB		3	3	2	0	2	0	0									
Carlos Baerga, S OBP: 0.298, SLG: 0.406 (1, 4)	1-H 3B			2B 2B	6-3 2B	1-H 2B 2B		K		5	3	4	3	0	1	1									
Candy Maldonado, R OBP: 0.336, SLG: 0.451 (1, 10)	1-3			2B 2B	6-3	3-H 2B		4-3		5	1	1	2	0	1	4									
Jeff Manto, R OBP: 0.392, SLG: 0.375 (1, 3)	5-3			5-3	2B 5-3 BB	2H 2B		P2		4	1	1	1	1	0	3									
Brook Jacoby, R OBP: 0.388, SLG: 0.436 (1, 5)		K		1B 2B	5-3 WP 2B		P4			5	2	3	2	0	1	1									
Turner Ward, S OBP: 0.385, SLG: 0.560 (1, 9)	4-3			2B 1B	5-3		G4-6-3 1B		P5	5	1	2	1	0	0	2									
Joel Skinner, R OBP: 0.265, SLG: 0.300 (1, 2)	K			4-3 2B	K		G4-6-3		K	5	0	1	2	0	3	2									
Stan Jefferson, S OBP: 0.283, SLG: 0.340 (1, 7)			4-3	4-3					K	5	0	1	0	0	2	2									
Inning Stats	R: 1 E: 0 K: 0 S: 5	H: 2 LOB: 1 BB: 0 P: 5	R: 0 E: 0 K: 2 S: 7	H: 0 LOB: 0 BB: 0 P: 7	R: 0 E: 0 K: 1 S: 5	H: 0 LOB: 0 BB: 0 P: 5	R: 4 E: 0 K: 0 S: 8	H: 5 LOB: 1 BB: 0 P: 8	R: 4 E: 0 K: 1 S: 8	H: 3 LOB: 0 BB: 1 P: 12	R: 3 E: 0 K: 2 S: 10	H: 3 LOB: 1 BB: 1 P: 14	R: 0 E: 0 K: 0 S: 4	H: 2 LOB: 1 BB: 0 P: 4	R: 0 E: 0 K: 1 S: 5	H: 0 LOB: 1 BB: 1 P: 9	R: 0 E: 0 K: 2 S: 8	H: 1 LOB: 1 BB: 0 P: 8	1B: 6 2B: 9 3B: 1 HR: 0	SF: 0 SAC: 0 DP: 1 HBP: 0	WP: 1 PB: 0 SB: 2 CS: 0	PA: 45			
PITCHER	IP	WLS	BF	H	R	ER	SO	BB	IBB	HBP	BLK	WP	HR	S	P	ERA	WHIP								
Dave Eiland, R ERA: 3.93 (1, 1)	3.1		17	7	5	5	3	0	0	0	0	0	0	23	23	13.50	2.100								
Rich Monteleone, R ERA: 18.0 (4, 1)	1.0	L	7	3	4	4	0	1	0	0	0	0	0	6	10	36.00	4.000								
Greg Cadaret, L ERA: 4.32 (5, 1)	1.0		6	2	3	3	2	1	0	0	0	1	0	9	13	27.00	3.000								
John Habyan, R ERA: 2.25 (6, 1)	1.2		7	3	0	0	1	0	0	0	0	0	0	9	9	0.00	1.800								
Alan Mills, R ERA: 3.32 (8, 1)	2.0		8	1	0	0	3	1	0	0	0	0	0	13	17	0.00	1.000								
Batter	1	2	3	4	5	6	7	8	9	AB	R	H	RBI	BB	SO	LOB	BOTTOM								
Roberto Kelly, R OBP: 0.324, SLG: 0.424 (1, 8)	K	K		F8		FC5-4 1-2f			K	5	0	0	0	0	3	3	Cleveland Indians @ New York Yankees Yankee Stadium, Bronx, NY Thu Sep 20 1990, 7:05 PM EDT Att: 18,058 - Unknown - 67 F								
Steve Sax, R OBP: 0.308, SLG: 0.309 (1, 4)	F8	1B 1B 1B		S E 1B			P4		6-3	5	2	2	1	0	0	0									
Kevin Maas, L OBP: 0.356, SLG: 0.534 (1, 10)	P6	1B 1B 1B		K			F9			4	0	1	1	0	1	0									
Jesse Barfield, R OBP: 0.361, SLG: 0.468 (1, 9)		L7			G5-4-3 BB			FC5-4 1B		3	0	2	1	1	0	0									
Steve Balboni, R OBP: 0.292, SLG: 0.402 (1, 3)		HR	K		L6			FC5-4		4	1	1	1	0	1	2									
Hensley Meulens, R OBP: 0.364, SLG: 0.514 (1, 7)		2B 2B	BB BB		G5-4-3			K		3	1	1	0	1	1	1									
Jim Leyritz, R OBP: 0.338, SLG: 0.362 (4, 5)		1B 2B		G4-6-3 BB		P3		K		3	1	1	1	1	1	0									
Mike Blowers, R OBP: 0.256, SLG: 0.322 (3, PH)		1B 1B BB		G4-6-3		FC5-4 BB		K		0	1	0	0	1	0	0									
Matt Nokes, L OBP: 0.311, SLG: 0.384 (4, 2)		1B 1B BB				FC5-4 BB		K		2	0	0	0	1	1	2									
Alvaro Espinoza, R OBP: 0.256, SLG: 0.274 (8, PH)		1B 1B				F7		P5		3	1	1	1	0	0	1									
Oscar Azocar, L OBP: 0.243, SLG: 0.335 (8, PH)		1-2 2H 1B 1B				F8				1	0	0	0	0	0	0									
Inning Stats	R: 0 E: 0 K: 1 S: 5	H: 0 LOB: 0 BB: 0 P: 5	R: 6 E: 0 K: 1 S: 11	H: 7 LOB: 2 BB: 1 P: 15	R: 0 E: 0 K: 1 S: 4	H: 0 LOB: 1 BB: 2 P: 12	R: 1 E: 0 K: 1 S: 6	H: 1 LOB: 0 BB: 0 P: 6	R: 0 E: 0 K: 0 S: 2	H: 0 LOB: 0 BB: 1 P: 6	R: 0 E: 0 K: 0 S: 3	H: 0 LOB: 1 BB: 1 P: 7	R: 0 E: 0 K: 0 S: 4	H: 1 LOB: 1 BB: 0 P: 4	R: 0 E: 0 K: 3 S: 9	H: 0 LOB: 0 BB: 0 P: 9	R: 0 E: 0 K: 1 S: 5	H: 0 LOB: 0 BB: 0 P: 5	1B: 6 2B: 2 3B: 0 HR: 1	SF: 0 SAC: 0 DP: 2 HBP: 0	WP: 0 PB: 0 SB: 1 CS: 0	PA: 38			
PITCHER	IP	WLS	BF	H	R	ER	SO	BB	IBB	HBP	BLK	WP	HR	S	P	ERA	WHIP								
Greg Swindell, L ERA: 4.4 (1, 1)	1.2		12	6	6	6	2	1	0	0	0	0	0	15	19	32.40	4.200								
Mike Walker, R ERA: 4.66 (2, 1)	5.1	W	20	3	1	0	2	4	0	0	0	0	0	20	36	0.00	1.312								
Steve Olin, R ERA: 3.69 (8, 1)	2.0		6	0	0	0	4	0	0	0	0	0	0	14	14	0.00	0.000								

Batter	1	2	3	4	5	6	7	8	9	10	11	12	13	AB	R	H	RBI	BB	SO	LOB	TOP	
Alex Cole, L OBP: 0.267, SLG: 0.368 (1, 8)	L7		G6-3			G4-3		G6-3			L6			5	0	0	0	0	0	1		
Mich Webster, S OBP: 0.290, SLG: 0.420 (1, 7)	F9					L5				F8		G4-3		4	0	0	0	1	0	0		
Chris James, R OBP: 0.347, SLG: 0.446 (1, 10)	G1-3					G4-6-3 BB		F8		K		G6-3		5	0	0	0	0	1	1		
Candy Maldonado, R OBP: 0.333, SLG: 0.447 (1, 9)		P4				G5-3		F9		G4-3		F8		5	0	0	0	0	0	0		
Sandy Alomar, Jr., R OBP: 0.324, SLG: 0.409 (1, 2)		K						F7			K			5	1	2	1	0	2	0		
Brook Jacoby, R OBP: 0.365, SLG: 0.432 (1, 5)		K				L9-3 1B		F9		G5-3			L5	5	0	0	0	0	1	1		
Jeff Manto, R OBP: 0.380, SLG: 0.361 (1, 3)								F8		G1-3			K	5	0	1	0	0	1	0		
Tom Brookens, R OBP: 0.313, SLG: 0.349 (1, 4)											G6-3			3	1	2	0	0	1	0		
Jerry Browne, S OBP: 0.353, SLG: 0.370 (11, PH) (11, 4)			G5-3 3B					K					F8	2	0	0	0	0	0	0		
Felix Fermin, R OBP: 0.295, SLG: 0.309 (1, 6)			G5-3			G3					K			3	0	1	1	0	0	2		
Carlos Baerga, S OBP: 0.297, SLG: 0.404 (11, PH) (11, 6)														1	0	0	0	0	1	0		
Inning Stats	R: 0 E: 0 K: 0	H: 0 LOB: 0 BB: 0	R: 0 E: 0 K: 2	H: 0 LOB: 0 BB: 0	R: 1 E: 0 K: 0	H: 1 LOB: 0 BB: 17	R: 0 E: 0 K: 0	H: 0 LOB: 0 BB: 1	R: 0 E: 0 K: 0	H: 0 LOB: 0 BB: 0	R: 0 E: 0 K: 1	H: 0 LOB: 0 BB: 0	R: 0 E: 0 K: 1	H: 0 LOB: 0 BB: 0	R: 0 E: 0 K: 0	H: 0 LOB: 0 BB: 0	R: 1 E: 0 K: 1	H: 1 LOB: 0 BB: 0	1B: 4 2B: 1 3B: 1 HR: 1	SF: 0 SAC: 0 DP: 2 HBP: 0	WIP: 0 PB: 0 SB: 0 CS: 0	PA: 44
PITCHER	IP WLS BF H ER SO BB IBB HBP BLK WP HR S P ERA WHIP	IP WLS BF H ER SO BB IBB HBP BLK WP HR S P ERA WHIP	IP WLS BF H ER SO BB IBB HBP BLK WP HR S P ERA WHIP	IP WLS BF H ER SO BB IBB HBP BLK WP HR S P ERA WHIP	IP WLS BF H ER SO BB IBB HBP BLK WP HR S P ERA WHIP	IP WLS BF H ER SO BB IBB HBP BLK WP HR S P ERA WHIP	IP WLS BF H ER SO BB IBB HBP BLK WP HR S P ERA WHIP	IP WLS BF H ER SO BB IBB HBP BLK WP HR S P ERA WHIP	IP WLS BF H ER SO BB IBB HBP BLK WP HR S P ERA WHIP	IP WLS BF H ER SO BB IBB HBP BLK WP HR S P ERA WHIP	IP WLS BF H ER SO BB IBB HBP BLK WP HR S P ERA WHIP	IP WLS BF H ER SO BB IBB HBP BLK WP HR S P ERA WHIP	IP WLS BF H ER SO BB IBB HBP BLK WP HR S P ERA WHIP	IP WLS BF H ER SO BB IBB HBP BLK WP HR S P ERA WHIP	IP WLS BF H ER SO BB IBB HBP BLK WP HR S P ERA WHIP	IP WLS BF H ER SO BB IBB HBP BLK WP HR S P ERA WHIP	IP WLS BF H ER SO BB IBB HBP BLK WP HR S P ERA WHIP	IP WLS BF H ER SO BB IBB HBP BLK WP HR S P ERA WHIP	IP WLS BF H ER SO BB IBB HBP BLK WP HR S P ERA WHIP	IP WLS BF H ER SO BB IBB HBP BLK WP HR S P ERA WHIP	IP WLS BF H ER SO BB IBB HBP BLK WP HR S P ERA WHIP	
David Wells, L ERA: 3.07 (1, 1)	8.0	28	5	1	1	3	1	0	0	0	0	0	0	65	98	1.12	0.750					
Duane Ward, R ERA: 3.26 (9, 1)	3.0	9	0	0	0	3	0	0	0	0	0	0	0	25	35	0.00	0.000					
Frank Wills, R ERA: 4.42 (12, 1)	2.0	7	1	1	1	1	0	0	0	0	0	0	0	1	14	21	4.50	0.500				

Cleveland Indians @ Toronto Blue Jays
SkyDome, Toronto, ON
Fri Sep 21 1990, 7:05 PM EDT
Att. 49,894 - Dome


AB 43
R 2
H 6
RBI 2
BB 1
SO 7
LOB 5



Batter	1	2	3	4	5	6	7	8	9	10	11	12	13	AB	R	H	RBI	BB	SO	LOB	BOTTOM	
Mookie Wilson, S OBP: 0.302, SLG: 0.361 (1, 8)	F7		P3			G1-3 3B 1B		K		G5-3			G6-3	6	1	1	0	0	1	1		
Tony Fernandez, S OBP: 0.343, SLG: 0.382 (1, 6)	G5-4-3 1B					G3 G1-3		S 1B			F9			6	0	3	0	0	0	1		
Kelly Gruber, R OBP: 0.330, SLG: 0.507 (1, 5)	G5-4-3					G4-3 2H 3B		G4-3			K			5	0	2	1	1	1	2		
Fred McGriff, L OBP: 0.404, SLG: 0.542 (1, 3)						K					F8			6	0	1	0	0	2	4		
George Bell, R OBP: 0.300, SLG: 0.426 (1, 10)		K				L3		K		P6				5	0	0	0	0	2	2		
Rob Ducey, L OBP: 0.391, SLG: 0.400 (7, PH) (8, 7)						K		K		G1-3				2	0	0	0	0	2	0		
Kenny Williams, R OBP: 0.210, SLG: 0.213 (7, PH) (8, 7)						K		K						1	0	0	0	0	1	0		
Rance Mulliniks, L OBP: 0.434, SLG: 0.411 (9, PH) (10, 7)						K		K						1	0	0	0	0	1	0		
Mark Whiten, S OBP: 0.288, SLG: 0.320 (10, 7)														1	0	0	0	0	1	0		
Greg Myers, L OBP: 0.293, SLG: 0.346 (1, 2)														2	0	0	0	0	0	0		
Pat Borders, R OBP: 0.324, SLG: 0.509 (7, PH) (8, 2)														1	0	0	0	2	0	1		
Manuel Lee, S OBP: 0.280, SLG: 0.331 (1, 4)														5	0	1	0	0	2	2		
Junior Felix, S OBP: 0.326, SLG: 0.436 (1, 9)														5	0	0	0	0	0	1		
Inning Stats	R: 0 E: 0 K: 8	H: 1 LOB: 0 BB: 0	R: 0 E: 0 K: 3	H: 0 LOB: 0 BB: 0	R: 0 E: 0 K: 0	H: 1 LOB: 1 BB: 22	R: 0 E: 0 K: 0	H: 0 LOB: 1 BB: 1	R: 0 E: 0 K: 1	H: 0 LOB: 1 BB: 0	R: 0 E: 0 K: 0	H: 0 LOB: 0 BB: 0	R: 0 E: 0 K: 0	H: 0 LOB: 1 BB: 1	R: 0 E: 0 K: 2	H: 0 LOB: 1 BB: 1	R: 0 E: 0 K: 0	H: 2 LOB: 2 BB: 0	1B: 7 2B: 0 3B: 1 HR: 0	SF: 0 SAC: 0 DP: 1 HBP: 0	WIP: 0 PB: 0 SB: 2 CS: 0	PA: 49
PITCHER	IP WLS BF H ER SO BB IBB HBP BLK WP HR S P ERA WHIP	IP WLS BF H ER SO BB IBB HBP BLK WP HR S P ERA WHIP	IP WLS BF H ER SO BB IBB HBP BLK WP HR S P ERA WHIP	IP WLS BF H ER SO BB IBB HBP BLK WP HR S P ERA WHIP	IP WLS BF H ER SO BB IBB HBP BLK WP HR S P ERA WHIP	IP WLS BF H ER SO BB IBB HBP BLK WP HR S P ERA WHIP	IP WLS BF H ER SO BB IBB HBP BLK WP HR S P ERA WHIP	IP WLS BF H ER SO BB IBB HBP BLK WP HR S P ERA WHIP	IP WLS BF H ER SO BB IBB HBP BLK WP HR S P ERA WHIP	IP WLS BF H ER SO BB IBB HBP BLK WP HR S P ERA WHIP	IP WLS BF H ER SO BB IBB HBP BLK WP HR S P ERA WHIP	IP WLS BF H ER SO BB IBB HBP BLK WP HR S P ERA WHIP	IP WLS BF H ER SO BB IBB HBP BLK WP HR S P ERA WHIP	IP WLS BF H ER SO BB IBB HBP BLK WP HR S P ERA WHIP	IP WLS BF H ER SO BB IBB HBP BLK WP HR S P ERA WHIP	IP WLS BF H ER SO BB IBB HBP BLK WP HR S P ERA WHIP	IP WLS BF H ER SO BB IBB HBP BLK WP HR S P ERA WHIP	IP WLS BF H ER SO BB IBB HBP BLK WP HR S P ERA WHIP	IP WLS BF H ER SO BB IBB HBP BLK WP HR S P ERA WHIP	IP WLS BF H ER SO BB IBB HBP BLK WP HR S P ERA WHIP	IP WLS BF H ER SO BB IBB HBP BLK WP HR S P ERA WHIP	
John Farrell, R ERA: 4.09 (1, 1)	5.0	17	2	0	0	4	1	0	0	0	0	0	0	51	79	0.00	0.600					
Jesse Orosco, L ERA: 3.96 (8, 1)	2.2	12	3	1	1	5	1	0	0	0	0	0	0	32	51	3.38	1.500					
Steve Olin, R ERA: 3.63 (8, 1)	1.1	5	1	0	0	0	0	0	0	0	0	0	0	15	21	0.00	0.750					
Efrain Valdez, L ERA: 3.48 (10, 1)	3.0	10	0	0	0	3	1	0	0	0	0	0	0	23	36	0.00	0.333					
Doug Jones, R ERA: 2.94 (13, 1)	1.0	5	2	0	0	0	0	0	0	0	0	0	0	13	17	0.00	2.000					

Cleveland Indians @ Toronto Blue Jays
SkyDome, Toronto, ON
Fri Sep 21 1990, 7:05 PM EDT
Att. 49,894 - Dome


AB 46
R 1
H 8
RBI 1
BB 3
SO 12
LOB 15



Batter	1	2	3	4	5	6	7	8	9	10	AB	R	H	RBI	BB	SO	LOB	TOP		
Alex Cole, L OBP: 0.374, SLG: 0.371 Mitch Webster, S OBP: 0.298, SLG: 0.416	(1, 8) 4-2 CS BB		(1, 8) 4-1 BB	(1, 8) 0-0 L6			(1, 8) 0-3 K		(1, 8) 2-2 G1-3		0	0	0	0	2	0	0			
Jerry Browne, S OBP: 0.351, SLG: 0.374	(1, 4) 0-2 P5		(1, 4) 0-0 F9				(1, 4) 1-2 G4-3			(1, 4) 2-1 G4-3	5	0	0	0	0	1	3			
Carlos Baerga, S OBP: 0.295, SLG: 0.399	(1, 5) 1-0 L8		(1, 5) 1-2 G4-3				(1, 5) 1-3 K			(1, 5) 0-3 K	5	0	0	0	0	3	2			
Sandy Alomar Jr., R OBP: 0.322, SLG: 0.406	(1, 2) 0-0 L8			(1, 2) 2-1 2B HBP						(1, 2) 1-2 P4	4	1	0	0	0	0	0			
Chris James, R OBP: 0.347, SLG: 0.453	(1, 10) 1-3 K			(1, 10) 1-1 1B 2B			(1, 10) 1-3 K				4	1	1	1	0	2	0			
Brook Jacoby, R OBP: 0.365, SLG: 0.431	(1, 3) 1-0 G6-3			(1, 3) 2-3 K			(1, 3) 2-2 1B 1B				4	1	2	0	0	1	1			
Turner Ward, S OBP: 0.412, SLG: 0.576	(1, 9) 1-1 B4-3			(1, 9) 0-2 1B			(1, 9) 1-0 1B			(1, 9) 2-2 P6	4	0	2	1	0	0	1			
Felix Fermin, R OBP: 0.297, SLG: 0.310	(1, 6) 3-2 PB 1B			(1, 6) 2B 1B			(1, 6) 0-2 G3-6-1 1B				4	1	3	1	0	0	0			
Stan Jefferson, S OBP: 0.291, SLG: 0.357	(1, 7) 2-2 F9 E 1B			(1, 7) 1-2 1B			(1, 7) 0-0 G3-6-1 1B				4	0	2	1	0	1	2			
Inning Stats	R: 0 E: 0 K: 0 S: 6	H: 0 LOB: 0 BB: 1 P: 11	R: 0 E: 0 K: 1 S: 5	H: 0 LOB: 0 BB: 0 P: 7	R: 1 E: 1 K: 0 S: 16	H: 2 LOB: 2 BB: 1 P: 26	R: 2 E: 0 K: 2 S: 16	H: 4 LOB: 2 BB: 0 P: 22	R: 0 E: 0 K: 1 S: 9	H: 0 LOB: 0 BB: 0 P: 11	R: 0 E: 0 K: 0 S: 9	H: 1 LOB: 1 BB: 0 P: 13	R: 0 E: 0 K: 1 S: 8	H: 0 LOB: 0 BB: 0 P: 11	R: 0 E: 0 K: 1 S: 8	H: 0 LOB: 0 BB: 0 P: 11	1B: 8 2B: 2 3B: 0 HR: 0	SF: 0 SAC: 0 DP: 1 HBP: 1	WP: 0 PB: 1 SB: 0 CS: 1	PA: 40
PITCHER	IP WLS BF H R ER SO BB IBB HBP BLK WP HR S P ERA WHIP	IP WLS BF H R ER SO BB IBB HBP BLK WP HR S P ERA WHIP	IP WLS BF H R ER SO BB IBB HBP BLK WP HR S P ERA WHIP	IP WLS BF H R ER SO BB IBB HBP BLK WP HR S P ERA WHIP	IP WLS BF H R ER SO BB IBB HBP BLK WP HR S P ERA WHIP	IP WLS BF H R ER SO BB IBB HBP BLK WP HR S P ERA WHIP	IP WLS BF H R ER SO BB IBB HBP BLK WP HR S P ERA WHIP	IP WLS BF H R ER SO BB IBB HBP BLK WP HR S P ERA WHIP	IP WLS BF H R ER SO BB IBB HBP BLK WP HR S P ERA WHIP	IP WLS BF H R ER SO BB IBB HBP BLK WP HR S P ERA WHIP	IP WLS BF H R ER SO BB IBB HBP BLK WP HR S P ERA WHIP	IP WLS BF H R ER SO BB IBB HBP BLK WP HR S P ERA WHIP	IP WLS BF H R ER SO BB IBB HBP BLK WP HR S P ERA WHIP	IP WLS BF H R ER SO BB IBB HBP BLK WP HR S P ERA WHIP	IP WLS BF H R ER SO BB IBB HBP BLK WP HR S P ERA WHIP	IP WLS BF H R ER SO BB IBB HBP BLK WP HR S P ERA WHIP	IP WLS BF H R ER SO BB IBB HBP BLK WP HR S P ERA WHIP	IP WLS BF H R ER SO BB IBB HBP BLK WP HR S P ERA WHIP	IP WLS BF H R ER SO BB IBB HBP BLK WP HR S P ERA WHIP	
Dave Stieb, R ERA: 2.96	(1, 1) 3.2																			
Bob MacDonald, L ERA:	(4, 1) 0.1																			
Frank Wills, R ERA: 4.42	(5, 1) 2.0																			
Duane Ward, R ERA: 3.2	(7, 1) 3.0																			
Jim Acker, R ERA: 3.9	(10, 1) 1.0																			

Cleveland Indians @ Toronto Blue Jays
SkyDome, Toronto, ON
Sun Sep 23 1990, 3:33 AM EDT
Att. 49,901 - Dome - 72 F


AB 37
R 4
H 10
RBI 4
BB 2
SO 9
LOB 11



Batter	1	2	3	4	5	6	7	8	9	10	AB	R	H	RBI	BB	SO	LOB	BOTTOM		
Mookie Wilson, S OBP: 0.302, SLG: 0.361	(1, 8) 1-2 G1-3		(1, 8) 0-0 F7	(1, 8) 2-1 G1-3			(1, 8) 1-2 G6-4-3 1B		(1, 8) 0-3 K	(1, 8) 1-0 1B	6	0	2	1	0	1	2			
Tony Fernandez, S OBP: 0.345, SLG: 0.384	(1, 6) 1-0 G3		(1, 6) 3-2 HR 1B	(1, 6) 0-2 2B			(1, 6) 2-0 L7		(1, 6) 1-1 1B		5	1	3	1	0	0	1			
Kelly Gruber, R OBP: 0.333, SLG: 0.524	(1, 5) 4-1 BB		(1, 5) 1-1 HR	(1, 5) 1-1 G6-3			(1, 5) 0-0 G6-4-3		(1, 5) 0-2 SF8		3	1	1	3	1	0	2			
Fred McGriff, L OBP: 0.403, SLG: 0.541 Glenallen Hill, R OBP: 0.281, SLG: 0.435 Luis Sojo, R OBP: 0.297, SLG: 0.333	(1, 3) 1-0 G3		(1, 3) 3-1 L9			(1, 3) 0-1 F7		(1, 3) 1-0 2B	(1, 3) 4-1 BB		4	0	1	0	0	0	1			
George Bell, R OBP: 0.297, SLG: 0.419	(1, 10) 2-0 G5-3		(1, 10) 4-0 HBP BB			(1, 10) 2-0 L9		(1, 10) 3-3 K	(1, 10) 0-3 K		4	0	0	0	1	2	3			
Rob Ducey, L OBP: 0.415, SLG: 0.400 Kenny Williams, R OBP: 0.220, SLG: 0.213	(1, 7) 4-1 BB		(1, 7) 1-1 HBP			(1, 7) 2-3 K		(1, 7) 4-2 BB		(1, 7) 4-0 BB SH5-3 BB	1	0	0	0	1	1	0			
Greg Myers, L OBP: 0.297, SLG: 0.347 Pat Borders, R OBP: 0.324, SLG: 0.508 Rance Mulliniks, L OBP: 0.430, SLG: 0.407 Carlos Diaz, R OBP: 0.333, SLG: 0.333	(1, 2) 1-2 1B		(1, 2) 0-0 G4-3			(1, 2) 4-2 CS BB		(1, 2) 1-0 F8		(1, 2) 0-0 SH5-3	2	0	1	0	1	0	2			
Manuel Lee, S OBP: 0.278, SLG: 0.328 John Olerud, L OBP: 0.365, SLG: 0.432	(1, 4) 0-3 K		(1, 4) 2-3 K			(1, 4) 2-3 K		(1, 4) 1-1 F9		(1, 4) 4-0 1B BB	3	0	0	0	0	3	3			
Junior Felix, S OBP: 0.326, SLG: 0.434 Mark Whiten, S OBP: 0.301, SLG: 0.325	(1, 9) 1-1 L7		(1, 9) 3-1 E 2B 1B			(1, 9) 3-1 F8			(1, 9) 0-0 1B SF8	(1, 9) 4-2 1B BB	2	1	1	0	0	0	2			
Inning Stats	R: 0 E: 0 K: 0 S: 6	H: 1 LOB: 2 BB: 1 P: 15	R: 0 E: 0 K: 1 S: 8	H: 1 LOB: 2 BB: 1 P: 15	R: 2 E: 0 K: 0 S: 10	H: 2 LOB: 2 BB: 1 P: 22	R: 1 E: 1 K: 1 S: 13	H: 2 LOB: 1 BB: 0 P: 21	R: 0 E: 0 K: 1 S: 6	H: 0 LOB: 0 BB: 0 P: 10	R: 0 E: 0 K: 0 S: 9	H: 1 LOB: 0 BB: 0 P: 8	R: 0 E: 0 K: 1 S: 9	H: 1 LOB: 2 BB: 1 P: 19	R: 1 E: 0 K: 0 S: 4	H: 2 LOB: 3 BB: 3 P: 17	1B: 7 2B: 2 3B: 0 HR: 1	SF: 1 SAC: 1 DP: 1 HBP: 1	WP: 0 PB: 0 SB: 1 CS: 1	PA: 46
PITCHER	IP WLS BF H R ER SO BB IBB HBP BLK WP HR S P ERA WHIP	IP WLS BF H R ER SO BB IBB HBP BLK WP HR S P ERA WHIP	IP WLS BF H R ER SO BB IBB HBP BLK WP HR S P ERA WHIP	IP WLS BF H R ER SO BB IBB HBP BLK WP HR S P ERA WHIP	IP WLS BF H R ER SO BB IBB HBP BLK WP HR S P ERA WHIP	IP WLS BF H R ER SO BB IBB HBP BLK WP HR S P ERA WHIP	IP WLS BF H R ER SO BB IBB HBP BLK WP HR S P ERA WHIP	IP WLS BF H R ER SO BB IBB HBP BLK WP HR S P ERA WHIP	IP WLS BF H R ER SO BB IBB HBP BLK WP HR S P ERA WHIP	IP WLS BF H R ER SO BB IBB HBP BLK WP HR S P ERA WHIP	IP WLS BF H R ER SO BB IBB HBP BLK WP HR S P ERA WHIP	IP WLS BF H R ER SO BB IBB HBP BLK WP HR S P ERA WHIP	IP WLS BF H R ER SO BB IBB HBP BLK WP HR S P ERA WHIP	IP WLS BF H R ER SO BB IBB HBP BLK WP HR S P ERA WHIP	IP WLS BF H R ER SO BB IBB HBP BLK WP HR S P ERA WHIP	IP WLS BF H R ER SO BB IBB HBP BLK WP HR S P ERA WHIP	IP WLS BF H R ER SO BB IBB HBP BLK WP HR S P ERA WHIP	IP WLS BF H R ER SO BB IBB HBP BLK WP HR S P ERA WHIP	IP WLS BF H R ER SO BB IBB HBP BLK WP HR S P ERA WHIP	
Charles Nagy, R ERA: 6.13	(1, 1) 6.1																			
Steve Olin, R ERA: 3.50	(7, 1) 1.0																			
Jesse Orosco, L ERA: 3.96	(8, 1) 0.0																			
Doug Jones, R ERA: 2.67	(8, 1) 1.2																			
Colby Ward, R ERA: 4.08	(10, 1) 0.1																			

Cleveland Indians @ Toronto Blue Jays
SkyDome, Toronto, ON
Sun Sep 23 1990, 3:33 AM EDT
Att. 49,901 - Dome - 72 F

AB 34
R 5
H 10
RBI 5
BB 9
SO 7
LOB 20



Batter	1	2	3	4	5	6	7	8	9	AB	R	H	RBI	BB	SO	LOB	TOP										
Alex Cole, L OBP: 0.375, SLG: 0.371 (1, 8)	G6-3		G4-3		G4-3			K		5	0	2	0	0	1	3	Cleveland Indians @ Boston Red Sox Fenway Park, Boston, MA Tue Sep 25 1990, 7:05 PM EDT Att: 28,670 - Unknown - 65 F										
Jerry Browne, S OBP: 0.350, SLG: 0.373 (1, 4)	K		SF8		G4-3			1B	G1-3	4	0	1	2	0	1	1											
Chris James, R Stan Jefferson, S OBP: 0.291, SLG: 0.357 (1, 10) (9, PR)	P6		G4-3		K			FC5-2	E1	5	0	1	0	0	1	2											
Candy Maldonado, R Mitch Webster, S OBP: 0.298, SLG: 0.416 (1, 7) (9, 7)		FC4-6			K			K	K	5	0	1	0	0	3	3											
Sandy Alomar Jr., R OBP: 0.325, SLG: 0.414 (1, 2)		FC4-6			HR			FC5-2		4	2	2	1	1	0	3											
Carlos Baerga, S OBP: 0.290, SLG: 0.392 (1, 5)		K			G5-3			F8	FC4-6	5	0	0	0	0	2	6											
Brook Jacoby, R OBP: 0.366, SLG: 0.431 (1, 3)		P6			F7			1B		3	1	1	1	1	0	1											
Turner Ward, S OBP: 0.421, SLG: 0.556 (1, 9)			SF8		G2-3			1B	K	3	1	1	0	1	1	1											
Felix Fermin, R OBP: 0.299, SLG: 0.311 (1, 6)			SH1-4		G4-3			G5-3		2	1	1	1	1	0	1											
Inning Stats	R: 0 E: 0 K: 1 S: 9	H: 0 LOB: 0 BB: 0 P: 16	R: 0 E: 0 K: 1 S: 9	H: 1 LOB: 1 BB: 0 P: 13	R: 1 E: 0 K: 0 S: 10	H: 1 LOB: 1 BB: 1 P: 17	R: 1 E: 0 K: 1 S: 7	H: 1 LOB: 0 BB: 0 P: 11	R: 1 E: 0 K: 1 S: 10	H: 4 LOB: 2 BB: 0 P: 21	R: 0 E: 0 K: 1 S: 12	H: 2 LOB: 2 BB: 0 P: 17	R: 0 E: 0 K: 2 S: 9	H: 0 LOB: 1 BB: 1 P: 14	R: 0 E: 1 K: 2 S: 15	H: 0 LOB: 2 BB: 1 P: 26		1B: 9 2B: 0 3B: 0 HR: 1	SF: 1 SAC: 1 DP: 0 HBP: 0	WP: 0 PB: 0 SB: 3 CS: 0	PA: 42						
PITCHER	IP	WLS	BF	H	R	ER	SO	BB	IBB	HBP	BLK	WP	HR	S	P	ERA	WHIP										
Greg Harris, R ERA: 3.84 (1, 1)	5.2	L	26	7	5	5	4	2	0	0	0	0	0	12	17	7.94	1.588										
Larry Andersen, R ERA: 1.59 (6, 1)	0.1		4	3	0	0	0	0	0	0	0	0	0	17	24	0.00	9.000										
Wes Gardner, R ERA: 4.76 (7, 1)	2.0		7	0	0	0	3	1	0	0	0	0	0	17	24	0.00	0.500										
Jeff Reardon, R ERA: 3.52 (9, 1)	1.0		5	0	0	0	2	1	0	0	0	0	0	15	26	0.00	1.000										

Batter	1	2	3	4	5	6	7	8	9	AB	R	H	RBI	BB	SO	LOB	BOTTOM										
Jody Reed, R OBP: 0.371, SLG: 0.396 (1, 4)	G5-3		FC6-4			G5-3		1B		4	0	1	0	0	0	1	Cleveland Indians @ Boston Red Sox Fenway Park, Boston, MA Tue Sep 25 1990, 7:05 PM EDT Att: 28,670 - Unknown - 65 F										
Carlos Quintana, R OBP: 0.356, SLG: 0.386 (1, 3)	G4-3		CS		G4-3			K		4	0	2	0	0	1	1											
Wade Boggs, L Randy Kutcher, R OBP: 0.375, SLG: 0.388 (1, 5) (8, 5)	G4-3				F8			FC3-6	K	3	0	0	0	0	0	2											
Ellis Burks, R OBP: 0.353, SLG: 0.499 (1, 8)	P2				K			K		4	0	0	0	0	2	2											
Mike Greenwell, L OBP: 0.361, SLG: 0.425 (1, 7)		G4-3			F9			F7	G5-3	4	0	0	0	0	0	0											
Dwight Evans, R OBP: 0.348, SLG: 0.391 (1, 10)		G6-3			HR			F7	1B	4	1	2	0	0	0	0											
Mike Marshall, R OBP: 0.294, SLG: 0.433 (1, 9)		G5-3			G5-3			1B	P3	4	0	1	0	0	0	2											
Tony Peña, R OBP: 0.326, SLG: 0.349 (1, 2)			F9		HR			G3		3	1	1	2	0	0	1											
Luis Rivera, R OBP: 0.282, SLG: 0.348 (1, 6)			FC6-4		K			K		3	0	1	0	0	2	0											
Inning Stats	R: 0 E: 0 K: 0 S: 7	H: 1 LOB: 1 BB: 0 P: 13	R: 0 E: 0 K: 0 S: 8	H: 0 LOB: 0 BB: 0 P: 12	R: 0 E: 0 K: 0 S: 6	H: 1 LOB: 0 BB: 0 P: 10	R: 0 E: 0 K: 1 S: 6	H: 0 LOB: 0 BB: 0 P: 9	R: 2 E: 0 K: 1 S: 12	H: 2 LOB: 0 BB: 0 P: 17	R: 0 E: 0 K: 1 S: 12	H: 1 LOB: 1 BB: 0 P: 18	R: 0 E: 0 K: 3 S: 14	H: 1 LOB: 1 BB: 0 P: 19	R: 0 E: 0 K: 0 S: 7	H: 1 LOB: 1 BB: 0 P: 11		1B: 7 2B: 0 3B: 0 HR: 1	SF: 0 SAC: 0 DP: 0 HBP: 0	WP: 0 PB: 0 SB: 0 CS: 1	PA: 35						
PITCHER	IP	WLS	BF	H	R	ER	SO	BB	IBB	HBP	BLK	WP	HR	S	P	ERA	WHIP										
Greg Swindell, L ERA: 4.32 (1, 1)	8.0		30	7	2	2	6	0	0	0	0	0	0	7	11	0.00	1.000										
Doug Jones, R ERA: 2.63 (9, 1)	1.0	S	4	1	0	0	0	0	0	0	0	0	0	7	11	0.00	1.000										



Batter	1	2	3	4	5	6	7	8	9	AB	R	H	RBI	BB	SO	LOB	TOP				
Alex Cole, L OBP: 0.376, SLG: 0.369 (1, 8)	F9		1B		FC4-6		FC3-6		BB	4	0	1	0	1	0	2	Cleveland Indians @ Boston Red Sox Fenway Park, Boston, MA Wed Sep 26 1990, 7:05 PM EDT Att: 28,824 - Unknown - 71 F				
Jerry Browne, S OBP: 0.351, SLG: 0.372 (1, 4)	G4-6-3 BB		SF9		BB		4-3		BB	2	0	0	1	2	1	2					
Chris James, R OBP: 0.342, SLG: 0.446 (1, 10)	G4-6-3		K		5-3				F9	5	0	0	0	0	2	6					
Candy Maldonado, R OBP: 0.331, SLG: 0.447 (1, 7)		5-3		5-3		5-3			FC6-4 1B 2B	4	1	1	0	0	0	0					
Sandy Alomar Jr., R OBP: 0.325, SLG: 0.412 (1, 2)		4-3		K		6-3			FC6-4 1B	4	0	1	0	0	1	0					
Carlos Baerga, S OBP: 0.293, SLG: 0.391 (1, 5)		F8		BB		FC5-4 1B			FC6-4 2B	3	0	1	0	1	0	2					
Brook Jacoby, R OBP: 0.367, SLG: 0.432 (1, 3)			FC4-6 BB	P4		FC5-4			FC6-4 1B 2B	3	0	1	1	1	0	2					
Turner Ward, S OBP: 0.405, SLG: 0.513 (1, 9)			FC4-6 1B BB SF9		4-3		FC3-6 BB		K	3	1	0	0	1	1	3					
Felix Fermin, R OBP: 0.301, SLG: 0.309 (1, 6)			SF9 1B BB		FC4-6 BB		L4		P3	2	0	0	0	2	0	1					
Inning Stats	R: 0 E: 0 K: 0 S: 2	H: 0 LOB: 0 BB: 1 P: 6	R: 0 E: 0 K: 0 S: 3	H: 0 LOB: 0 BB: 0 P: 3	R: 1 E: 0 K: 1 S: 6	H: 1 LOB: 2 BB: 2 P: 14	R: 0 E: 0 K: 1 S: 5	H: 0 LOB: 1 BB: 1 P: 9	R: 0 E: 0 K: 0 S: 3	H: 1 LOB: 2 BB: 2 P: 11	R: 0 E: 0 K: 0 S: 4	H: 0 LOB: 1 BB: 0 P: 4	R: 0 E: 0 K: 1 S: 8	H: 3 LOB: 2 BB: 0 P: 8	R: 0 E: 0 K: 2 S: 7	H: 0 LOB: 1 BB: 1 P: 11	1B: 4 2B: 1 3B: 0 HR: 0	SF: 1 SAC: 0 DP: 1 HBP: 0	WP: 0 PB: 0 SB: 1 CS: 0	PA: 39	
PITCHER	IP	WLS	BF	H	R	ER	SO	BB	IBB	HBP	BLK	WP	HR	S	P	ERA	WHIP				
Dana Kiecker, R ERA: 4.1 (1, 1)	6.0	W	26	2	1	1	2	7	0	0	0	0	0	23	51	1.50	1.500				
Larry Andersen, R ERA: 1.55 (7, 1)	2.0		9	3	1	1	1	0	0	0	0	0	0	11	11	4.50	1.500				
Jeff Gray, R ERA: 4.44 (9, 1)	1.0		4	0	0	0	2	1	0	0	0	0	0	7	11	0.00	1.000				

Batter	1	2	3	4	5	6	7	8	9	AB	R	H	RBI	BB	SO	LOB	BOTTOM				
Jody Reed, R OBP: 0.368, SLG: 0.393 (1, 4)	K	K		F8		F9		6-3		5	0	0	0	0	2	0	Cleveland Indians @ Boston Red Sox Fenway Park, Boston, MA Wed Sep 26 1990, 7:05 PM EDT Att: 28,824 - Unknown - 71 F				
Carlos Quintana, R OBP: 0.358, SLG: 0.388 (1, 3)	E6 1B			2B 1B		4-3		K		5	1	3	0	0	1	0					
Dwight Evans, R OBP: 0.350, SLG: 0.394 Jeff Stone, L (6, PR)	6-3	F7		1H 2B			BB SF8 1B	FC6-4 BB		4	1	2	0	1	0	2					
Ellis Burks, R OBP: 0.351, SLG: 0.496 (1, 8)	WP BLK 1B 2H	L5			K		K	FC6-4		5	1	1	1	0	2	3					
Mike Greenwell, L OBP: 0.363, SLG: 0.432 (1, 7)	E 1B 1B BB		3-1		HR		1B BB 1B			3	2	2	1	1	0	0					
Tom Brunansky, R OBP: 0.336, SLG: 0.385 (1, 9)	E8 1B 1B		P6		1B		1B BB			3	1	2	1	1	0	0					
Tony Peña, R OBP: 0.327, SLG: 0.353 (1, 2)	S 1B				F7		SF8			3	1	2	2	0	0	1					
Luis Rivera, R OBP: 0.284, SLG: 0.350 (1, 6)	1H 3H 1B		5-3		F7		FC6 1B			4	0	2	2	0	0	2					
Randy Kutcher, R OBP: 0.357, SLG: 0.366 (1, 5)	P4			F9		6-3	FC6			4	0	0	0	0	0	4					
Inning Stats	R: 5 E: 2 K: 1 S: 10	H: 5 LOB: 1 BB: 1 P: 14	R: 0 E: 0 K: 1 S: 6	H: 1 LOB: 1 BB: 0 P: 6	R: 0 E: 0 K: 0 S: 4	H: 1 LOB: 1 BB: 0 P: 4	R: 0 E: 0 K: 0 S: 4	H: 2 LOB: 0 BB: 0 P: 4	R: 1 E: 0 K: 1 S: 7	H: 2 LOB: 1 BB: 0 P: 7	R: 0 E: 0 K: 0 S: 3	H: 0 LOB: 0 BB: 0 P: 3	R: 1 E: 0 K: 1 S: 8	H: 3 LOB: 3 BB: 1 P: 12	R: 0 E: 0 K: 1 S: 5	H: 0 LOB: 1 BB: 1 P: 9	1B: 11 2B: 2 3B: 0 HR: 1	SF: 1 SAC: 0 DP: 0 HBP: 0	WP: 1 PB: 0 SB: 1 CS: 0	PA: 40	
PITCHER	IP	WLS	BF	H	R	ER	SO	BB	IBB	HBP	BLK	WP	HR	S	P	ERA	WHIP				
Tom Candiotti, R ERA: 3.72 (1, 1)	5.0	L	26	11	6	6	3	1	0	0	1	1	31	35	10.80	2.400					
Jeff Shaw, R ERA: 6.56 (6, 1)	2.0		10	3	1	1	1	1	0	0	0	0	0	11	15	4.50	2.000				
Mauro Gozzo, R ERA: (8, 1)	1.0		4	0	0	0	1	1	0	0	0	0	0	5	9	0.00	1.000				

Batter	1	2	3	4	5	6	7	8	9	AB	R	H	RBI	BB	SO	LOB	TOP								
Steve Finley, L (1, 9) OBP: 0.310, SLG: 0.333	1-1 F8		2-2 G4-3		0-0 1B		1-1 1B	0-3 K		5	0	2	1	0	1	2	Baltimore Orioles @ Cleveland Indians Cleveland Municipal Stadium, Cleveland, OH Thu Sep 27 1990, 7:05 PM EDT Att. 4,794 - Unknown - 63 F								
Brady Anderson, L (1, 7) OBP: 0.338, SLG: 0.321	1-1 P3			1-0 1B	2-3 K		3-2 G6-3	1-0 G4-3		5	0	1	0	0	1	5									
Cal Ripken Jr., R (1, 6) OBP: 0.345, SLG: 0.417	0-3 K			0-0 G5-4-3	4-0 1B		4-0 1B		0-2 G4-3	3	0	1	0	2	1	1									
Sam Horn, L (1, 10) OBP: 0.338, SLG: 0.476 Jeff McKnight, S (7, PH) OBP: 0.270, SLG: 0.293		0-1 F9		2-2 G4-3	3-2 G4-3		0-3 K		3-3 K	3	0	0	0	0	0	3									
David Segui, S (1, 3) OBP: 0.313, SLG: 0.358	1-1 F8				1-2 1B	0-1 1B	0-0 F7		0-1 G4-3	5	1	2	0	0	0	3									
Mickey Tettleton, S (1, 2) OBP: 0.376, SLG: 0.388	0-3 K				2-2 1B	3-3 K		2-0 1B	4-0 FC6-4	4	2	2	0	1	2	1									
Mike Devereaux, R (1, 8) OBP: 0.296, SLG: 0.390			1-1 HR		0-3 K	2-2 F9		1-0 CS	1-2 FC6-4	5	1	2	1	0	1	5									
Leo Gomez, R (1, 5) OBP: 0.366, SLG: 0.235			1-3 K		1-0 1B	1-0 1B	1-3 FC6-4		2-0 G5-3	4	1	2	1	0	1	2									
Billy Ripken, R (1, 4) OBP: 0.333, SLG: 0.377			2-2 F9		2-2 1B	2-2 FC6-4		0-0 FC6		4	0	1	2	0	0	3									
Inning Stats	R: 0 E: 0 K: 1 S: 7	H: 0 LOB: 0 BB: 0 P: 9	R: 0 E: 0 K: 1 S: 7	H: 0 LOB: 0 BB: 0 P: 8	R: 1 E: 0 K: 1 S: 12	H: 1 LOB: 0 BB: 0 P: 18	R: 0 E: 0 K: 0 S: 5	H: 1 LOB: 0 BB: 0 P: 8	R: 3 E: 0 K: 2 S: 24	H: 5 LOB: 3 BB: 1 P: 39	R: 0 E: 0 K: 1 S: 15	H: 2 LOB: 2 BB: 0 P: 23	R: 0 E: 0 K: 1 S: 12	H: 1 LOB: 2 BB: 1 P: 18	R: 1 E: 0 K: 1 S: 9	H: 2 LOB: 2 BB: 0 P: 14		R: 0 E: 0 K: 1 S: 12	H: 1 LOB: 2 BB: 1 P: 19	1B: 11 2B: 1 3B: 0 HR: 1	SF: 0 SAC: 0 DP: 1 HBP: 0	WP: 0 PB: 0 SB: 3 CS: 1	PA: 43		
PITCHER	IP	WLS	BF	H	R	ER	SO	BB	IBB	HBP	BLK	WP	HR	S	P	ERA	WHIP								
John Farrell, R (1, 1) ERA: 4.28	4.1	L	19	7	4	4	4	0	0	0	0	0	1	49	67	8.31	1.615								
Efrain Valdez, L (5, 1) ERA: 3.18	2.0		11	3	0	0	2	0	2	0	0	0	0	29	52	0.00	1.500								
Colby Ward, R (7, 1) ERA: 4.25	0.2		4	2	1	1	1	0	0	0	0	0	0	6	9	13.50	3.000								
Steve Olin, R (8, 1) ERA: 3.51	2.0		9	1	0	0	2	0	1	0	0	0	0	19	28	0.00	0.500								

Batter	1	2	3	4	5	6	7	8	9	AB	R	H	RBI	BB	SO	LOB	BOTTOM								
Alex Cole, L (1, 8) OBP: 0.376, SLG: 0.367	3-1 E		4-2 F7		1-2 L7			1-2 L3	0-2 G4-3	4	1	1	0	1	0	3	Baltimore Orioles @ Cleveland Indians Cleveland Municipal Stadium, Cleveland, OH Thu Sep 27 1990, 7:05 PM EDT Att. 4,794 - Unknown - 63 F								
Felix Fermin, R (1, 6) OBP: 0.298, SLG: 0.306	1-2 F8		1-1 F7		0-3 K		2-1 G6-3			4	0	0	0	0	1	3									
Carlos Baerga, S (1, 4) OBP: 0.295, SLG: 0.392	1-0 1B		3-2 G4-3		1-2 F8		0-0 1B			4	0	2	1	0	0	1									
Candy Maldonado, R (1, 10) OBP: 0.330, SLG: 0.446	3-2 G4-3			0-2 F9	0-3 K		0-1 G4-3			4	0	1	0	0	1	1									
Turner Ward, S (1, 9) OBP: 0.395, SLG: 0.500 Mitch Webster, S (2, 7) OBP: 0.286, SLG: 0.413	0-0 G4-6-3			1-0 F8	0-0 F7				1-3 K2-3	1	0	0	0	0	0	2									
Brook Jacoby, R (1, 5) OBP: 0.388, SLG: 0.434		0-3 K		0-0 2B	0-1 G4-3			0-1 2B		4	1	2	0	0	1	0									
Jeff Manto, R (1, 3) OBP: 0.386, SLG: 0.375		4-1 G1-3-5		2-2 G4-3	0-0 F9			2-1 1B		3	0	1	0	1	0	1									
Joel Skinner, R (1, 2) OBP: 0.273, SLG: 0.331 Sandy Alomar Jr., R (8, PH) OBP: 0.328, SLG: 0.413		1-1 G1-3-5			0-0 1B		2-2 HR		0-2 1B	3	1	2	1	0	0	1									
Stan Jefferson, S (1, 7) OBP: 0.289, SLG: 0.353			2-2 CS		0-1 F7		0-1 G3-1		1-3 K	4	0	1	0	0	1	3									
Inning Stats	R: 1 E: 1 K: 0 S: 11	H: 3 LOB: 1 BB: 0 P: 19	R: 0 E: 0 K: 1 S: 6	H: 0 LOB: 1 BB: 1 P: 11	R: 0 E: 0 K: 0 S: 16	H: 1 LOB: 1 BB: 1 P: 25	R: 0 E: 0 K: 0 S: 8	H: 1 LOB: 0 BB: 0 P: 11	R: 0 E: 0 K: 1 S: 9	H: 0 LOB: 0 BB: 0 P: 9	R: 1 E: 0 K: 0 S: 9	H: 1 LOB: 0 BB: 0 P: 11	R: 0 E: 0 K: 0 S: 9	H: 1 LOB: 1 BB: 0 P: 12	R: 1 E: 0 K: 2 S: 17	H: 3 LOB: 2 BB: 0 P: 21		1B: 8 2B: 3 3B: 0 HR: 1	SF: 0 SAC: 0 DP: 2 HBP: 0	WP: 0 PB: 0 SB: 1 CS: 1	PA: 37				
PITCHER	IP	WLS	BF	H	R	ER	SO	BB	IBB	HBP	BLK	WP	HR	S	P	ERA	WHIP								
Dave Johnson, R (1, 1) ERA: 4.2	8.0	W	31	8	2	2	3	2	0	0	0	0	0	76	108	2.25	1.250								
Gregg Olson, R (9, 1) ERA: 2.46	1.0	S	6	3	1	1	2	0	0	0	0	0	0	17	21	9.00	3.000								



Batter	1	2	3	4	5	6	7	8	9	AB R H RBI BB SO LOB	TOP											
Steve Finley, L (1, 9) OBP: 0.307, SLG: 0.327	G4-3		F8		P6		SH1-3		G6-3	4 0 0 0 0 0 1	Baltimore Orioles @ Cleveland Indians Cleveland Municipal Stadium, Cleveland, OH Sun Sep 30 1990, 3:33 AM EDT Sunny - 58 F											
Billy Ripken, R (1, 4) OBP: 0.336, SLG: 0.382	K		G5-3		FC6-4 1B		1B 2H 1B		K	5 1 2 1 0 2 0												
Mike Devereaux, R (1, 8) OBP: 0.294, SLG: 0.389	1B		F9		SF9		G5-3		P3	4 0 1 1 0 0 1												
Cal Ripken Jr., R (1, 6) OBP: 0.345, SLG: 0.421	P4				FC6-4 HR		1B 1B			3 2 1 1 1 0 2												
Bob Melvin, R (1, 2)			SH5-3 1B		P3		1B G6-4-3 2B		1B 1B	4 1 3 0 0 0 0												
Randy Milligan, R (1, 10) OBP: 0.411, SLG: 0.497			SH5-3 1B		G5-3		G6-4-3 1B		1B	4 0 3 2 0 0 0												
Leo Gomez, R (1, 5) OBP: 0.362, SLG: 0.231			SH5-3		1B		G6-4-3		K	3 0 1 0 0 1 1												
Jeff McKnight, S (1, 3) OBP: 0.239, SLG: 0.258			P3		P6		P5		F7	4 0 0 0 0 0 3												
Dave Gallagher, R (1, 7) OBP: 0.301, SLG: 0.306	G4-3				SF9 BB		1B SH1-3 1B		G5-3	3 2 1 0 1 0 2												
Inning Stats	R: 0 E: 0 K: 1 S: 13	H: 1 LOB: 1 BB: 0 P: 18	R: 0 E: 0 K: 0 S: 9	H: 2 LOB: 2 BB: 0 P: 15	R: 0 E: 0 K: 0 S: 7	H: 0 LOB: 0 BB: 0 P: 10	R: 1 E: 0 K: 0 S: 10	H: 2 LOB: 1 BB: 0 P: 17	R: 1 E: 0 K: 0 S: 9	H: 1 LOB: 1 BB: 1 P: 19	R: 1 E: 0 K: 0 S: 8	H: 2 LOB: 0 BB: 0 P: 14	R: 3 E: 0 K: 0 S: 12	H: 4 LOB: 2 BB: 1 P: 23	R: 0 E: 0 K: 1 S: 9	H: 0 LOB: 0 BB: 0 P: 14	R: 0 E: 0 K: 1 S: 5	H: 0 LOB: 0 BB: 0 P: 11	1B: 10 2B: 1 3B: 0 HR: 1	SF: 1 SAC: 2 DP: 1 HBP: 0	WP: 0 PB: 0 SB: 0 CS: 0	PA: 39
PITCHER	IP WLS BF H R ER SO BB IBB HBP BLK WP HR S P ERA WHIP											IP WLS BF H R ER SO BB IBB HBP BLK WP HR S P ERA WHIP										
Greg Swindell, L (1, 1) ERA: 4.4	6.1 L 29 10 5 5 1 1 0 0 0 0 0 1 62 102 7.11 1.737																					
Mike Walker, R (7, 1) ERA: 4.89	1.2 7 2 1 1 1 0 1 0 0 0 0 0 15 28 5.40 1.200																					
Jesse Orosco, L (9, 1) ERA: 3.9	1.0 3 0 0 0 0 1 0 0 0 0 0 0 5 11 0.00 0.000																					

AB	34
R	6
H	12
RBI	5
BB	2
SO	3
LOB	10



Batter	1	2	3	4	5	6	7	8	9	AB R H RBI BB SO LOB	BOTTOM											
Stan Jefferson, S (1, 7) OBP: 0.281, SLG: 0.349	G3		K			G4-3			1B 2B	4 1 1 0 0 1 0	Baltimore Orioles @ Cleveland Indians Cleveland Municipal Stadium, Cleveland, OH Sun Sep 30 1990, 3:33 AM EDT Sunny - 58 F											
Jerry Browne, S (1, 4) OBP: 0.351, SLG: 0.371	F8		BB			P9-5 1B			2B G6-3 1B	3 1 2 1 1 0 0												
Chris James, R (1, 10) OBP: 0.339, SLG: 0.443	L8		F8			P9-5			G3-1 1B 2B	4 1 1 0 0 0 2												
Candy Maldonado, R (1, 9) OBP: 0.329, SLG: 0.443			BB 1B		F7		G6-3		G6-3	4 0 1 1 0 0 1												
Sandy Alomar Jr., R (1, 2) OBP: 0.326, SLG: 0.414			K		G6-3		F7		G3-1	4 0 0 0 0 1 2												
Carlos Baerga, S (1, 5) OBP: 0.291, SLG: 0.385			F9		F9		G3-1-3		1B	4 0 1 1 0 0 1												
Brook Jacoby, R (1, 3) OBP: 0.367, SLG: 0.430					G6-3				P4 F9	3 0 0 0 1 0 1												
Felix Fermin, R (1, 6) OBP: 0.297, SLG: 0.304			F7		K		F9			3 0 0 0 0 1 2												
Mitch Webster, S (1, 8) OBP: 0.284, SLG: 0.410			B1		K		L9			3 0 0 0 0 1 0												
Inning Stats	R: 0 E: 0 K: 0 S: 11	H: 0 LOB: 0 BB: 0 P: 16	R: 0 E: 0 K: 1 S: 11	H: 1 LOB: 2 BB: 1 P: 17	R: 0 E: 0 K: 1 S: 7	H: 0 LOB: 1 BB: 1 P: 15	R: 0 E: 0 K: 0 S: 7	H: 0 LOB: 0 BB: 0 P: 11	R: 0 E: 0 K: 2 S: 12	H: 0 LOB: 0 BB: 0 P: 18	R: 0 E: 0 K: 0 S: 6	H: 1 LOB: 0 BB: 0 P: 8	R: 0 E: 0 K: 0 S: 6	H: 0 LOB: 0 BB: 0 P: 8	R: 0 E: 0 K: 0 S: 5	H: 0 LOB: 0 BB: 0 P: 8	R: 3 E: 0 K: 0 S: 20	H: 4 LOB: 1 BB: 0 P: 30	1B: 4 2B: 3 3B: 0 HR: 0	SF: 0 SAC: 0 DP: 1 HBP: 0	WP: 0 PB: 0 SB: 0 CS: 0	PA: 34
PITCHER	IP WLS BF H R ER SO BB IBB HBP BLK WP HR S P ERA WHIP											IP WLS BF H R ER SO BB IBB HBP BLK WP HR S P ERA WHIP										
Bob Milacki, R (1, 1) ERA: 4.46	7.0 W 24 10 5 5 0 2 0 0 0 0 0 0 60 93 0.00 0.571																					
Jose Bautista, R (8, 1) ERA: 4.05	1.0 5 2 2 2 0 0 0 0 0 0 0 0 9 13 18.00 2.000																					
Curt Schilling, R (9, 1) ERA: 2.54	0.2 4 2 1 1 0 0 0 0 0 0 0 0 12 18 13.50 3.000																					
Gregg Olson, R (9, 1) ERA: 2.47	0.1 S 1 0 0 0 0 0 0 0 0 0 0 0 4 7 0.00 0.000																					



Batter	1	2	3	4	5	6	7	8	9	AB	R	H	RBI	BB	SO	LOB	TOP			
Steve Finley, L (1, 9) OBP: 0.305, SLG: 0.326	P8		E9 1B		G3		G6-3		G3	5	1	1	0	0	0	1	Baltimore Orioles @ Cleveland Indians Cleveland Municipal Stadium, Cleveland, OH Sun Sep 30 1990, 3:38 AM EDT Att: 14,049 - Sunny - 65 F			
Brady Anderson, L (1, 7) OBP: 0.336, SLG: 0.316	G4-3 S 1B		P6		K			P4		4	0	1	0	0	1	2				
Cal Ripken Jr., R (1, 6) OBP: 0.346, SLG: 0.420	G4-3		1B IBB		L7			BB BB 1B		3	0	1	0	1	0	1				
Sam Horn, L (1, 10) OBP: 0.336, SLG: 0.467	G1-3		G4-6-3 1B		G4-3			K		4	0	1	2	0	1	2				
David Segui, S (1, 3) OBP: 0.311, SLG: 0.350		L8	G4-6-3 1-2		F9			BB BB		3	0	0	0	1	0	2				
Mickey Tettleton, S (1, 2) OBP: 0.377, SLG: 0.375 Juan Bell, R (8, PR) Bob Melvin, R (8, 2) OBP: 0.266, SLG: 0.344		HR			G4-3			BB BB		3	1	1	1	1	1	0				
Mike Devereaux, R (1, 8) OBP: 0.294, SLG: 0.390	G6-3				2B			BB		0	0	0	0	0	0	0				
Craig Worthington, R (1, 5) OBP: 0.326, SLG: 0.317	K				BB			BB		0	0	0	0	0	0	0				
Tim Hulett, R (1, 4) OBP: 0.321, SLG: 0.373			E 1B 1B		G6-4-3		G1-3		K	4	1	1	0	0	1	3				
Inning Stats	R: 0 E: 0 K: 0 S: 7	H: 1 LOB: 1 BB: 0 P: 13	R: 1 E: 0 K: 1 S: 15	H: 1 LOB: 0 BB: 21	R: 2 E: 1 K: 0 S: 11	H: 3 LOB: 1 BB: 1 P: 22	R: 0 E: 0 K: 0 S: 10	H: 1 LOB: 1 BB: 1 P: 16	R: 0 E: 0 K: 1 S: 8	H: 0 LOB: 0 BB: 0 P: 13	R: 0 E: 0 K: 1 S: 8	H: 1 LOB: 1 BB: 2 P: 9	R: 0 E: 0 K: 1 S: 12	H: 1 LOB: 3 BB: 2 P: 24	R: 0 E: 0 K: 1 S: 8	H: 0 LOB: 0 BB: 15	1B: 6 2B: 1 3B: 0 HR: 1	SF: 0 SAC: 0 DP: 2 HBP: 0	WP: 0 PB: 0 SB: 1 CS: 0	PA: 37
PITCHER	IP WLS BF H R ER SO	IP WLS BF H R ER SO	IP WLS BF H R ER SO	IP WLS BF H R ER SO	IP WLS BF H R ER SO	IP WLS BF H R ER SO	IP WLS BF H R ER SO	IP WLS BF H R ER SO	IP WLS BF H R ER SO	IP WLS BF H R ER SO	IP WLS BF H R ER SO	IP WLS BF H R ER SO	IP WLS BF H R ER SO	IP WLS BF H R ER SO	IP WLS BF H R ER SO	IP WLS BF H R ER SO	ERA WHIP	ERA WHIP		
Charles Nagy, R (1, 1) ERA: 5.91	6.0	W	24	6	3	3	3	1	1	0	0	0	0	0	0	0	0	4.50	1.167	
Steve Olin, R (7, 1) ERA: 3.41	1.2	S	9	2	0	0	1	2	0	0	0	0	0	0	0	0	0	0.00	2.400	
Doug Jones, R (8, 1) ERA: 2.59	1.1	S	4	0	0	0	1	0	0	0	0	0	0	0	0	0	0	0.00	0.000	

AB	33
R	3
H	8
RBI	3
BB	4
SO	5
LOB	14



Batter	1	2	3	4	5	6	7	8	9	AB	R	H	RBI	BB	SO	LOB	BOTTOM			
Mitch Webster, S (1, 8) OBP: 0.285, SLG: 0.407	P6		L6		F9		FC4-6 1B BB		1B BB	3	1	0	0	2	0	1	Baltimore Orioles @ Cleveland Indians Cleveland Municipal Stadium, Cleveland, OH Sun Sep 30 1990, 3:38 AM EDT Att: 14,049 - Sunny - 65 F			
Tom Brookens, R (1, 4) OBP: 0.322, SLG: 0.357	F7		G4-3		G4-3 1B		FC4-6 1B		1B 2H	5	0	3	1	0	0	0				
Carlos Baerga, S (1, 6) OBP: 0.293, SLG: 0.387	1B 2B		BB HBP		G4-3 1-2		FC4-6 1B		F7	4	2	1	1	0	0	5				
Candy Maldonado, R (1, 10) OBP: 0.333, SLG: 0.450	1B		BB		HR		1B		G6-3	4	1	3	3	1	0	2				
Jeff Manto, R (1, 5) OBP: 0.398, SLG: 0.397	1B		BB		BB 2B		P4		K	4	1	2	0	1	1	2				
Brook Jacoby, R (1, 3) OBP: 0.367, SLG: 0.430		G6-3	F8		2B 1B		1B		F8	5	0	2	2	0	0	3				
Turner Ward, S (1, 9) OBP: 0.375, SLG: 0.489		F7			L7		K		G6-3	5	0	1	0	0	1	2				
Joel Skinner, R (1, 2) OBP: 0.280, SLG: 0.331		1B			G4-3		G4-3		G4-3	3	0	1	0	1	0	2				
Stan Jefferson, S (1, 7) OBP: 0.280, SLG: 0.339	F9		L8		L8		E4 1B FC4-6		BB 1B BB	3	2	0	0	1	0	2				
Inning Stats	R: 1 E: 0 K: 0 S: 9	H: 3 LOB: 2 BB: 0 P: 16	R: 0 E: 0 K: 0 S: 10	H: 1 LOB: 0 BB: 0 P: 15	R: 0 E: 0 K: 0 S: 8	H: 0 LOB: 3 BB: 2 P: 24	R: 0 E: 0 K: 0 S: 4	H: 0 LOB: 1 BB: 1 P: 12	R: 2 E: 0 K: 1 S: 19	H: 5 LOB: 2 BB: 0 P: 31	R: 3 E: 1 K: 1 S: 14	H: 3 LOB: 2 BB: 1 P: 27	R: 1 E: 0 K: 0 S: 11	H: 1 LOB: 2 BB: 2 P: 25	R: 0 E: 0 K: 1 S: 6	H: 0 LOB: 0 BB: 0 P: 9	1B: 9 2B: 3 3B: 0 HR: 1	SF: 0 SAC: 0 DP: 1 HBP: 1	WP: 0 PB: 1 SB: 0 CS: 0	PA: 43
PITCHER	IP WLS BF H R ER SO	IP WLS BF H R ER SO	IP WLS BF H R ER SO	IP WLS BF H R ER SO	IP WLS BF H R ER SO	IP WLS BF H R ER SO	IP WLS BF H R ER SO	IP WLS BF H R ER SO	IP WLS BF H R ER SO	IP WLS BF H R ER SO	IP WLS BF H R ER SO	IP WLS BF H R ER SO	IP WLS BF H R ER SO	IP WLS BF H R ER SO	IP WLS BF H R ER SO	IP WLS BF H R ER SO	ERA WHIP	ERA WHIP		
Danny Boone, L (1, 1) ERA: 2.79	4.2	L	7	3	3	1	0	1	0	0	0	0	0	0	0	0	0	5.79	2.357	
Dom Taylor, R (5, 1) ERA: 2.45	0.2	L	7	3	3	1	0	1	0	0	0	0	0	0	0	0	0	13.50	6.000	
John Mitchell, R (6, 1) ERA: 4.64	1.2	S	9	2	1	1	1	2	0	0	0	0	0	0	0	0	0	5.40	2.400	
Mike Smith, R (8, 1) ERA: 12.0	1.0	S	3	0	0	0	1	0	0	0	0	0	0	0	0	0	0	0.00	0.000	

AB	36
R	7
H	13
RBI	7
BB	6
SO	2
LOB	19



Batter	1	2	3	4	5	6	7	8	9	AB	R	H	RBI	BB	SO	LOB	TOP			
Brian McRae, S (1, 8) OBP: 0.318, SLG: 0.405										4	1	1	1	0	1	1	Kansas City Royals @ Cleveland Indians Cleveland Municipal Stadium, Cleveland, OH Wed Oct 03 1990, 3:33 AM EDT Att: 5,196 - Cloudy - 74 F			
Kurt Stillwell, S (1, 6) OBP: 0.304, SLG: 0.352										4	0	2	0	0	0	0				
Jeff Conine, R (1, 3) OBP: 0.318, SLG: 0.350 Bill Pecota, R (5, 5) OBP: 0.336, SLG: 0.383										2	0	0	0	0	1	1				
Gerald Perry, L (1, 10) OBP: 0.313, SLG: 0.361										4	0	0	0	0	1	3				
Russ Morman, R (1, 7) OBP: 0.317, SLG: 0.568 Gary Thurman, R (7, PR) OBP: 0.258, SLG: 0.283										2	1	1	0	1	0	0				
Willie Wilson, S (9, PH) OBP: 0.354, SLG: 0.371										1	0	0	0	0	0	0				
Jeff Schulz, L (1, 9) OBP: 0.319, SLG: 0.364										3	0	0	0	0	1	1				
Sean Berry, R (1, 5) OBP: 0.280, SLG: 0.348 George Brett, L (5, PH) OBP: 0.387, SLG: 0.515										1	0	0	0	0	1	0				
Bo Jackson, R (9, PH) OBP: 0.342, SLG: 0.523										1	0	0	0	0	0	0				
Brent Mayne, L (1, 2) OBP: 0.375, SLG: 0.231										3	0	0	0	0	1	2				
Steve Jeltz, S (1, 4) OBP: 0.200, SLG: 0.194 Kevin Seitzer, R (7, PH) OBP: 0.346, SLG: 0.370										2	0	1	0	0	1	0				
										1	0	0	0	0	0	2				
Inning Stats	R: 0 E: 0 K: 3 S: 10	H: 1 LOB: 1 BB: 0 P: 16	R: 0 E: 0 K: 1 S: 7	H: 0 LOB: 0 BB: 0 P: 9	R: 0 E: 0 K: 0 S: 10	H: 1 LOB: 0 BB: 0 P: 14	R: 0 E: 0 K: 0 S: 3	H: 0 LOB: 0 BB: 0 P: 4	R: 1 E: 0 K: 0 S: 6	H: 1 LOB: 2 BB: 0 P: 10	R: 0 E: 0 K: 1 S: 10	H: 1 LOB: 1 BB: 0 P: 19	R: 0 E: 0 K: 0 S: 10	H: 1 LOB: 1 BB: 0 P: 13	R: 0 E: 0 K: 1 S: 7	H: 0 LOB: 0 BB: 0 P: 10		1B: 2 2B: 4 3B: 0 HR: 1	SF: 1 SAC: 1 DP: 1 HBP: 0	WP: 0 PB: 0 SB: 0 CS: 0
PITCHER	IP WLS BF H R ER SO BB IBB HBP BLK WP HR S P ERA WHIP																			
Sergio Valdez, R (1, 1) ERA: 4.85	6.0 W 22 5 2 2 5 0 0 0 0 0 1 46 66 3.00 0.833																			
Mauro Gozzo, R (7, 1) ERA:	2.0 9 2 0 0 1 1 0 0 0 0 0 21 32 0.00 1.500																			
Doug Jones, R (9, 1) ERA: 2.56	1.0 S 3 0 0 0 1 0 0 0 0 0 0 7 10 0.00 0.000																			

Batter	1	2	3	4	5	6	7	8	9	AB	R	H	RBI	BB	SO	LOB	BOTTOM				
Alex Cole, L (1, 8) OBP: 0.379, SLG: 0.357										1	2	0	0	3	0	0	Kansas City Royals @ Cleveland Indians Cleveland Municipal Stadium, Cleveland, OH Wed Oct 03 1990, 3:33 AM EDT Att: 5,196 - Cloudy - 74 F				
Jerry Browne, S (1, 4) OBP: 0.353, SLG: 0.372										2	0	0	1	1	0	3					
Chris James, R (1, 10) OBP: 0.341, SLG: 0.443										4	0	2	1	0	1	0					
Candy Maldonado, R (1, 9) OBP: 0.330, SLG: 0.446										4	0	0	0	0	3	3					
Carlos Baerga, S (1, 6) OBP: 0.300, SLG: 0.394										3	1	1	0	1	1	0					
Brook Jacoby, R (1, 3) OBP: 0.385, SLG: 0.427										4	1	1	0	0	0	1					
Jeff Manto, R (1, 5) OBP: 0.392, SLG: 0.395										4	0	1	1	0	1	0					
Joel Skinner, R (1, 2) OBP: 0.288, SLG: 0.338										3	1	2	1	0	0	1					
Stan Jefferson, S (1, 7) OBP: 0.295, SLG: 0.350										2	0	0	0	0	1	0					
Inning Stats	R: 1 E: 0 K: 1 S: 10	H: 0 LOB: 1 BB: 1 P: 18	R: 0 E: 1 K: 0 S: 7	H: 0 LOB: 1 BB: 1 P: 11	R: 0 E: 0 K: 1 S: 7	H: 0 LOB: 0 BB: 1 P: 14	R: 2 E: 0 K: 2 S: 15	H: 4 LOB: 2 BB: 0 P: 23	R: 0 E: 0 K: 1 S: 11	H: 1 LOB: 2 BB: 1 P: 19	R: 0 E: 0 K: 1 S: 7	H: 0 LOB: 0 BB: 0 P: 11	R: 2 E: 0 K: 0 S: 11	H: 2 LOB: 1 BB: 1 P: 22	R: 0 E: 0 K: 1 S: 8	H: 0 LOB: 0 BB: 0 P: 10		1B: 7 2B: 1 3B: 0 HR: 0	SF: 1 SAC: 1 DP: 2 HBP: 0	WP: 1 PB: 0 SB: 2 CS: 0	PA: 34
PITCHER	IP WLS BF H R ER SO BB IBB HBP BLK WP HR S P ERA WHIP																				
Daryl Smith, R (1, 1) ERA: 4.05	6.0 L 25 5 3 3 6 4 0 0 0 0 1 57 96 4.50 1.500																				
Andy McCaffigan, R (7, 1) ERA: 3.89	1.0 6 2 2 2 0 1 0 0 0 0 1 0 11 22 18.00 3.000																				
Mark Davis, L (8, 1) ERA: 5.11	1.0 3 0 0 0 1 0 0 0 0 0 0 0 8 10 0.00 0.000																				