

Cleveland Indians - 1991

Batter	1	2	3	4	5	6	7	8	9	AB	R	H	RBI	BB	SO	LOB	TOP			
Alex Cole, L OBP: 0.500, SLG: 0.333 (1, 8)										3	1	1	0	1	1	0	Cleveland Indians @ Kansas City Royals Royals Stadium, Kansas City, MO Mon Apr 08 1991, 4:33 AM EDT Att: 39,363 - Overcast - 70 F			
Jerry Browne, S OBP: 0.500, SLG: 0.333 (1, 4)										3	0	1	0	1	0	0				
Chris James, R (1, 10)										4	0	0	0	0	0	3				
Albert Belle, R OBP: 0.500, SLG: 1.333 (1, 7)										3	1	1	2	0	0	1				
Sandy Alomar Jr., R (1, 2)										4	0	0	0	0	1	3				
Brook Jacoby, R OBP: 0.500, SLG: 0.500 (1, 3)										4	0	2	0	0	1	2				
Carlos Baerga, S OBP: 0.250, SLG: 0.250 (1, 5)										4	0	1	0	0	2	3				
Felix Fermin, R Beau Alired, L (9, PH)										3	0	0	0	0	1	4				
Mitch Webster, S (1, 9)										3	0	0	0	0	0	0				
Inning Stats	R: 1 E: 1 K: 1 S: 17	H: 1 LOB: 2 BB: 1 P: 25	R: 0 E: 0 K: 1 S: 9	H: 1 LOB: 0 BB: 0 P: 10	R: 0 E: 0 K: 1 S: 6	H: 0 LOB: 0 BB: 0 P: 9	R: 1 E: 0 K: 0 S: 6	H: 2 LOB: 1 BB: 0 P: 10	R: 0 E: 0 K: 2 S: 14	H: 1 LOB: 2 BB: 0 P: 11	R: 0 E: 0 K: 0 S: 8	H: 0 LOB: 0 BB: 0 P: 10	R: 0 E: 0 K: 0 S: 9	H: 0 LOB: 0 BB: 0 P: 12	R: 0 E: 0 K: 2 S: 9	H: 0 LOB: 0 BB: 0 P: 10		1B: 5 2B: 0 3B: 0 HR: 1	SF: 0 SAC: 0 DP: 0 HBP: 1	WP: 0 PB: 0 SB: 0 CS: 1
PITCHER Bret Saberhagen, R ERA: 1.29 Jeff Montgomery, R ERA:	IP: 7.0 WLS: W BF: 29	H: 6 R: 2 ER: 1 SO: 5	BB: 2 IBB: 0 HBP: 1 BLK: 0	WP: 0 HR: 1 S: 65 P: 94	ERA: 1.29 WHIP: 1.143	IP: 2.0 WLS: S BF: 6	H: 0 R: 0 ER: 0 SO: 2	BB: 0 IBB: 0 HBP: 0 BLK: 0	WP: 0 HR: 0 S: 18 P: 22	ERA: 0.00 WHIP: 0.000										

Batter	1	2	3	4	5	6	7	8	9	AB	R	H	RBI	BB	SO	LOB	BOTTOM			
Brian McRae, S (1, 8)										5	0	0	0	0	1	3	Cleveland Indians @ Kansas City Royals Royals Stadium, Kansas City, MO Mon Apr 08 1991, 4:33 AM EDT Att: 39,363 - Overcast - 70 F			
Kevin Seitzer, R OBP: 0.500, SLG: 0.667 (1, 5)										3	0	1	0	1	0	0				
George Brett, L OBP: 0.500, SLG: 0.500 (1, 3)										4	2	2	0	0	0	1				
Danny Tartabull, R OBP: 0.750, SLG: 1.000 (1, 9)										3	0	2	1	1	0	1				
Kirk Gibson, L OBP: 0.500, SLG: 1.000 (1, 10)										4	1	2	1	0	2	4				
Mike Macfarlane, R OBP: 0.250, SLG: 0.250 (1, 2)										4	1	1	1	0	1	6				
Kurt Stillwell, S OBP: 0.500, SLG: 0.667 (1, 6)										3	0	1	1	1	0	0				
Gary Thurman, R (1, 7)										3	0	0	0	0	0	1				
Terry Shumpert, R OBP: 0.250, SLG: 0.250 (1, 4)										4	0	1	0	0	0	2				
Inning Stats	R: 0 E: 0 K: 0 S: 9	H: 0 LOB: 1 BB: 1 P: 17	R: 2 E: 0 K: 0 S: 17	H: 3 LOB: 1 BB: 0 P: 26	R: 1 E: 0 K: 0 S: 14	H: 3 LOB: 1 BB: 0 P: 18	R: 0 E: 0 K: 0 S: 9	H: 1 LOB: 1 BB: 0 P: 11	R: 1 E: 1 K: 2 S: 18	H: 1 LOB: 1 BB: 0 P: 25	R: 0 E: 0 K: 0 S: 4	H: 0 LOB: 0 BB: 0 P: 7	R: 0 E: 0 K: 1 S: 9	H: 2 LOB: 3 BB: 1 P: 19	R: 0 E: 0 K: 1 S: 9	H: 0 LOB: 1 BB: 1 P: 16		1B: 6 2B: 4 3B: 1 HR: 0	SF: 0 SAC: 1 DP: 1 HBP: 0	WP: 0 PB: 0 SB: 1 CS: 0
PITCHER Greg Swindell, L ERA: 4.5 Jesse Orosco, L ERA:	IP: 6.0 WLS: L BF: 27	H: 8 R: 4 ER: 3 SO: 2	BB: 1 IBB: 0 HBP: 0 BLK: 0	WP: 0 HR: 0 S: 71 P: 104	ERA: 4.50 WHIP: 1.500	IP: 2.0 WLS: 10 BF: 2	H: 0 R: 0 ER: 0 SO: 2	BB: 1 IBB: 1 HBP: 0 BLK: 0	WP: 0 HR: 0 S: 18 P: 35	ERA: 0.00 WHIP: 1.500										

Batter	1	2	3	4	5	6	7	8	9	AB	R	H	RBI	BB	SO	LOB	TOP
Alex Cole, L OBP: 0.286, SLG: 0.167 (1, 8)	G6-3		F7			F7		SH		3	0	0	0	0	0	0	Cleveland Indians @ Kansas City Royals Royals Stadium, Kansas City, MO Tue Apr 09 1991, 8:05 PM EDT Att: 19,015 - Sunny - 59 F
Jerry Browne, S OBP: 0.375, SLG: 0.333 (1, 4)	P4		G1-3					SF7		3	0	1	1	0	0		
Chris James, R (1, 10)	F8					F7		F8		4	0	0	0	0	1	3	
Albert Belle, R Turner Ward, S OBP: 0.375, SLG: 0.714 (9, 9)		2B								4	1	1	0	0	1	2	
Sandy Alomar Jr., R OBP: 0.125, SLG: 0.250 (1, 2)		F8								0	0	0	0	0	0	0	
Brook Jacoby, R OBP: 0.375, SLG: 0.375 (1, 3)		2B								4	0	1	1	0	0	0	
Carlos Baerga, S OBP: 0.125, SLG: 0.125 (1, 5)										4	0	0	0	0	0	2	
Felix Fermin, R OBP: 0.167, SLG: 0.167 (1, 6)										3	1	1	0	0	0	1	
Mitch Webster, S (9, 7)										2	0	0	0	0	0	0	
Inning Stats	R: 0 E: 0 K: 0 S: 6	H: 0 LOB: 0 BB: 0 P: 8	R: 1 E: 0 K: 1 S: 10	H: 2 LOB: 1 BB: 0 P: 15	R: 0 E: 0 K: 0 S: 6	H: 0 LOB: 0 BB: 0 P: 11	R: 0 E: 0 K: 0 S: 5	H: 0 LOB: 0 BB: 0 P: 8	R: 0 E: 0 K: 0 S: 8	H: 1 LOB: 1 BB: 0 P: 9	R: 1 E: 0 K: 0 S: 8	H: 1 LOB: 2 BB: 0 P: 13	R: 0 E: 0 K: 0 S: 6	H: 0 LOB: 0 BB: 0 P: 6	1B: 4 2B: 1 3B: 0 HR: 0	SF: 1 SAC: 2 DP: 0 HBP: 0	
PITCHER Mike Boddicker, R ERA: 1.0 (1, 1)	IP: 9.0 WLS: L BF: 34 H: 5 R: 2 ER: 1 SO: 3 BB: 0 IBB: 0 HBP: 0 BLK: 0 WP: 0 HR: 0 S: 61 P: 92 ERA: 1.00 WHIP: 0.556																

Batter	1	2	3	4	5	6	7	8	9	AB	R	H	RBI	BB	SO	LOB	BOTTOM		
Brian McRae, S (1, 8)	K		P3			F8		G3-1		4	0	0	1	0	1	3	Cleveland Indians @ Kansas City Royals Royals Stadium, Kansas City, MO Tue Apr 09 1991, 8:05 PM EDT Att: 19,015 - Sunny - 59 F		
Kevin Seitzer, R OBP: 0.250, SLG: 0.286 (1, 5)	F8					F8		K2-3		4	0	0	0	0	2	2			
George Brett, L OBP: 0.250, SLG: 0.250 (1, 3)	F9									4	0	0	0	0	1	0			
Danny Tartabull, R OBP: 0.625, SLG: 0.714 (1, 9)		K								4	0	2	0	0	2	0			
Kirk Gibson, L OBP: 0.375, SLG: 0.625 (1, 10)		G3				F9				4	0	1	0	0	0	1			
Jim Eisenreich, L (1, 7)		L7								3	0	0	0	0	0	2			
Mike Macfarlane, R Bill Pecota, R OBP: 0.429, SLG: 0.500 (8, PR) (9, 4)										2	0	1	0	1	1	0			
Kurt Stillwell, S OBP: 0.429, SLG: 0.500 (1, 6)										0	1	0	0	0	0	0			
Terry Shumpert, R Brent Mayne, L OBP: 0.167, SLG: 0.167 (9, 2)										3	0	1	0	0	0	1			
Inning Stats	R: 0 E: 0 K: 1 S: 9	H: 0 LOB: 0 BB: 0 P: 14	R: 0 E: 0 K: 1 S: 8	H: 0 LOB: 0 BB: 0 P: 13	R: 0 E: 0 K: 0 S: 8	H: 1 LOB: 1 BB: 0 P: 13	R: 0 E: 0 K: 1 S: 8	H: 1 LOB: 1 BB: 0 P: 13	R: 0 E: 0 K: 0 S: 11	H: 0 LOB: 0 BB: 0 P: 17	R: 0 E: 0 K: 0 S: 8	H: 2 LOB: 1 BB: 0 P: 15	R: 1 E: 0 K: 1 S: 11	H: 1 LOB: 2 BB: 1 P: 19	R: 0 E: 0 K: 2 S: 10	H: 0 LOB: 0 BB: 0 P: 13		1B: 4 2B: 1 3B: 0 HR: 0	SF: 0 SAC: 1 DP: 1 HBP: 0
PITCHER Tom Candiotti, R Doug Jones, R ERA: 1.13 (9, 1)	IP: 8.0 WLS: W BF: 29 H: 5 R: 1 ER: 1 SO: 2 BB: 1 IBB: 0 HBP: 0 BLK: 0 WP: 0 HR: 0 S: 71 P: 115 ERA: 1.12 WHIP: 0.750																		

Batter	1	2	3	4	5	6	7	8	9	AB	R	H	RBI	BB	SO	LOB	TOP			
Alex Cole, L OBP: 0.300, SLG: 0.278 (1, 8)	G6-3			K		G6-3			G6-3	4	0	1	0	0	1	1	Cleveland Indians @ Boston Red Sox Fenway Park, Boston, MA Sat Apr 13 1991, 3:33 AM EDT Att: 33,212 - Cloudy - 50 F			
Jerry Browne, S OBP: 0.250, SLG: 0.176 (1, 4)	G5-3			F7		G4-1			K	4	0	0	0	0	1	2				
Carlos Baerga, S OBP: 0.316, SLG: 0.235 (1, 5)	F8			K					G4-3	3	0	0	0	0	1	0				
Albert Belle, R OBP: 0.300, SLG: 0.474 (1, 7)		K				G6-3			K	3	0	0	0	0	2	0				
Sandy Alomar Jr., R OBP: 0.300, SLG: 0.316 (1, 2)		K				L7			K	3	0	0	0	0	2	0				
Brook Jacoby, R OBP: 0.300, SLG: 0.368 (1, 3)		L7				L7			P3	3	0	1	0	0	0	0				
Chris James, R OBP: 0.150, SLG: 0.105 (1, 10)			F9			K			P2	3	0	0	0	0	1	1				
Felix Fermin, R OBP: 0.063, SLG: 0.063 (8, PH)			K						K	2	0	0	0	0	2	0				
Beau Alired, L Jose Escobar, R (8, 6)									K	1	0	0	0	0	1	0				
Turner Ward, S OBP: 0.300, SLG: 0.300 (1, 9)			G3						G3-1	3	0	1	0	0	0	0				
Inning Stats	R: 0 E: 0 K: 0 S: 7	H: 0 LOB: 0 BB: 0 P: 13	R: 0 E: 0 K: 2 S: 7	H: 0 LOB: 0 BB: 0 P: 11	R: 0 E: 0 K: 1 S: 6	H: 0 LOB: 0 BB: 0 P: 10	R: 0 E: 0 K: 2 S: 10	H: 0 LOB: 0 BB: 0 P: 16	R: 0 E: 0 K: 1 S: 9	H: 1 LOB: 1 BB: 0 P: 14	R: 0 E: 0 K: 2 S: 9	H: 0 LOB: 0 BB: 0 P: 13	R: 0 E: 0 K: 1 S: 5	H: 0 LOB: 0 BB: 0 P: 8	R: 0 E: 0 K: 1 S: 8	H: 1 LOB: 1 BB: 0 P: 13	1B: 3 2B: 1 3B: 0 HR: 0	SF: 0 SAC: 0 DP: 1 HBP: 0	WP: 0 PB: 0 SB: 0 CS: 1	PA: 29
PITCHER Rogier Clemens, R ERA: 0.53 (1, 1)	IP: 9.0 WLS: W BF: 29 H: 3 R: 0 ER: 0 SO: 11 BB: 0 IBB: 0 HBP: 0 BLK: 0 WP: 0 HR: 0 S: 70 P: 111 ERA: 0.00 WHIP: 0.333																			

AB	29
R	0
H	3
RBI	0
BB	0
SO	11
LOB	4



Batter	1	2	3	4	5	6	7	8	9	AB	R	H	RBI	BB	SO	LOB	BOTTOM			
Wade Boggs, L OBP: 0.335, SLG: 0.235 (1, 5)	G6-3		FC6-4		F7		L8			4	0	0	0	0	0	1	Cleveland Indians @ Boston Red Sox Fenway Park, Boston, MA Sat Apr 13 1991, 3:33 AM EDT Att: 33,212 - Cloudy - 50 F			
Jody Reed, R OBP: 0.227, SLG: 0.150 (1, 4)	K		F7		L8		1B		1B	4	0	1	0	0	1	1				
Mike Greenwell, L OBP: 0.273, SLG: 0.286 (1, 7)			F8			L7			1B	3	0	1	0	1	0	1				
Jack Clark, R OBP: 0.400, SLG: 0.438 (1, 10)	F8			G1-3		2B			1B	4	1	1	0	0	1	3				
Ellis Burks, R OBP: 0.400, SLG: 0.500 (1, 8)		F9				P5			1B	3	1	1	0	1	0	1				
Tom Brunansky, R OBP: 0.300, SLG: 0.278 (1, 9)		F7				FC6-4			G1-3	3	1	2	1	1	0	0				
Carlos Quintana, R OBP: 0.300, SLG: 0.300 (1, 3)		G6-3				1B			G1-3	4	0	2	2	0	0	1				
Tony Peña, R OBP: 0.200, SLG: 0.450 (1, 2)			E3		FC6-4		G1-3		G5-3	4	1	0	0	0	0	4				
Tim Lincecum, R OBP: 0.316, SLG: 0.368 (1, 6)									L6	4	0	1	0	0	2	1				
Inning Stats	R: 0 E: 0 K: 1 S: 9	H: 0 LOB: 1 BB: 1 P: 19	R: 0 E: 0 K: 0 S: 6	H: 0 LOB: 0 BB: 0 P: 7	R: 1 E: 2 K: 0 S: 10	H: 1 LOB: 1 BB: 0 P: 16	R: 0 E: 0 K: 0 S: 6	H: 1 LOB: 2 BB: 2 P: 17	R: 0 E: 0 K: 0 S: 11	H: 0 LOB: 0 BB: 0 P: 16	R: 2 E: 0 K: 0 S: 13	H: 3 LOB: 1 BB: 0 P: 18	R: 0 E: 0 K: 2 S: 12	H: 2 LOB: 2 BB: 0 P: 18	R: 1 E: 0 K: 0 S: 10	H: 2 LOB: 1 BB: 0 P: 17		1B: 7 2B: 2 3B: 0 HR: 0	SF: 0 SAC: 0 DP: 0 HBP: 0	WP: 0 PB: 0 SB: 0 CS: 1
PITCHER Greg Swindell, L ERA: 3.55 (1, 1)	IP: 6.2 WLS: L BF: 30 H: 7 R: 3 ER: 2 SO: 3 BB: 3 IBB: 0 HBP: 0 BLK: 0 WP: 0 HR: 0 S: 64 P: 106 ERA: 2.70 WHIP: 1.500																			
PITCHER Bruce Eglhoff, R ERA: 6.75 (7, 1)	IP: 1.1 WLS: L BF: 6 H: 2 R: 1 ER: 1 SO: 1 BB: 0 IBB: 0 HBP: 0 BLK: 0 WP: 0 HR: 0 S: 13 P: 22 ERA: 6.75 WHIP: 1.500																			

AB	33
R	4
H	9
RBI	3
BB	3
SO	4
LOB	13



Batter	1	2	3	4	5	6	7	8	9	AB	R	H	RBI	BB	SO	LOB	TOP								
Mike Huff, R (1, 8)										3	1	0	0	2	0	3									
Jerry Browne, S (1, 4) OBP: 0.280, SLG: 0.150										3	1	0	0	2	0	2									
Carlos Baerga, S (1, 5) OBP: 0.333, SLG: 0.238										4	2	1	0	1	1	2									
Albert Belle, R (1, 7) OBP: 0.360, SLG: 0.750										5	2	3	4	0	0	2									
Sandy Alomar Jr., R (1, 2) OBP: 0.360, SLG: 0.458										5	0	3	1	0	2	1									
Brook Jacoby, R (1, 3) OBP: 0.320, SLG: 0.417										5	0	2	1	0	1	3									
Chris James, R (1, 10)										3	0	1	0	2	0	0									
Felix Fermin, R (1, 6) OBP: 0.095, SLG: 0.095										5	0	1	0	0	0	5									
Turner Ward, S (1, 9) OBP: 0.357, SLG: 0.357										4	0	2	0	0	0	1									
Inning Stats	R: 2 E: 0 K: 1 S: 12	H: 2 LOB: 0 BB: 1 P: 19	R: 0 E: 0 K: 1 S: 9	H: 2 LOB: 2 BB: 0 P: 15	R: 0 E: 0 K: 2 S: 13	H: 0 LOB: 1 BB: 1 P: 21	R: 0 E: 0 K: 0 S: 6	H: 2 LOB: 1 BB: 0 P: 12	R: 0 E: 0 K: 0 S: 5	H: 0 LOB: 0 BB: 0 P: 8	R: 1 E: 0 K: 0 S: 12	H: 2 LOB: 1 BB: 1 P: 19	R: 2 E: 0 K: 0 S: 10	H: 2 LOB: 2 BB: 2 P: 23	R: 0 E: 1 K: 0 S: 8	H: 1 LOB: 1 BB: 0 P: 14	R: 1 E: 0 K: 0 S: 16	H: 2 LOB: 3 BB: 2 P: 27	1B: 8 2B: 3 3B: 0 HR: 2	SF: 0 SAC: 0 DP: 1 HBP: 0	WP: 0 PB: 0 SB: 0 CS: 2	PA: 44			
PITCHER	IP	WLS	BF	H	R	ER	SO	BB	IBB	HBP	BLK	WP	HR	S	P	ERA	WHIP								
Greg Harris, R (1, 1) ERA: 5.23	5.0	L	23	8	3	3	4	2	0	0	0	0	2	50	81	5.40	2.000								
Dana Kiecker, R (6, 1) ERA: 4.5	1.2		9	2	2	2	0	3	0	0	0	0	0	16	34	10.80	3.000								
Joe Hesketh, L (7, 1) ERA: 5.4	1.1		5	1	0	0	0	0	0	0	0	0	0	9	16	0.00	0.750								
Jeff Reardon, R (9, 1) ERA: 9.0	1.0		7	2	1	1	0	2	0	0	0	0	0	16	27	9.00	4.000								

Cleveland Indians @ Boston Red Sox
Fenway Park, Boston, MA
Sun Apr 14 1991, 3:33 AM EDT
Att: 33,348 - Sunny - 51 F

AB 37
R 6
H 13
RBI 6
BB 7
SO 4
LOB 19



Batter	1	2	3	4	5	6	7	8	9	AB	R	H	RBI	BB	SO	LOB	BOTTOM								
Wade Boggs, L (1, 5) OBP: 0.329, SLG: 0.238										4	0	1	0	1	1	3									
Jody Read, R (1, 4) OBP: 0.185, SLG: 0.120										5	0	0	0	0	0	6									
Mike Greenwell, L (1, 7) OBP: 0.385, SLG: 0.391										2	0	2	0	2	0	0									
Jack Clark, R (1, 10) OBP: 0.333, SLG: 0.350										4	0	0	0	0	4	6									
Ellis Burks, R (1, 8) OBP: 0.375, SLG: 0.450										4	0	1	0	0	1	3									
Tom Brunansky, R (1, 9) OBP: 0.250, SLG: 0.227										4	0	0	0	0	1	2									
Carlos Quintana, R (1, 3) OBP: 0.250, SLG: 0.250										4	0	0	0	0	3	1									
Tony Peña, R (1, 2) OBP: 0.208, SLG: 0.417										4	0	1	0	0	1	1									
Tim Lincecum, R (1, 6) OBP: 0.391, SLG: 0.350										1	0	0	0	3	1	0									
Inning Stats	R: 0 E: 0 K: 2 S: 11	H: 1 LOB: 1 BB: 0 P: 16	R: 0 E: 1 K: 2 S: 13	H: 1 LOB: 0 BB: 0 P: 21	R: 0 E: 0 K: 1 S: 15	H: 1 LOB: 2 BB: 2 P: 28	R: 0 E: 0 K: 0 S: 6	H: 0 LOB: 0 BB: 0 P: 13	R: 0 E: 0 K: 0 S: 7	H: 0 LOB: 1 BB: 1 P: 16	R: 0 E: 0 K: 2 S: 11	H: 1 LOB: 1 BB: 0 P: 20	R: 0 E: 0 K: 2 S: 8	H: 0 LOB: 0 BB: 0 P: 13	R: 0 E: 0 K: 1 S: 12	H: 0 LOB: 2 BB: 2 P: 23	R: 0 E: 1 K: 2 S: 14	H: 1 LOB: 3 BB: 1 P: 19	1B: 4 2B: 1 3B: 0 HR: 0	SF: 0 SAC: 0 DP: 0 HBP: 0	WP: 0 PB: 0 SB: 1 CS: 0	PA: 38			
PITCHER	IP	WLS	BF	H	R	ER	SO	BB	IBB	HBP	BLK	WP	HR	S	P	ERA	WHIP								
Tom Candiotti, R (1, 1) ERA: 0.6	7.0	W	27	4	0	0	9	3	0	0	0	0	0	71	127	0.00	1.000								
Jesse Orosco, L (8, 1) ERA: 4.5	0.1		3	0	0	0	0	2	0	0	0	0	0	6	14	0.00	6.000								
Steve Olin, R (8, 1) ERA: 4.5	0.2		2	0	0	0	1	0	0	0	0	0	0	6	9	0.00	0.000								
Doug Jones, R (9, 1) ERA: 9.0	1.0		6	1	0	0	2	1	0	0	0	0	0	14	19	0.00	2.000								

Cleveland Indians @ Boston Red Sox
Fenway Park, Boston, MA
Sun Apr 14 1991, 3:33 AM EDT
Att: 33,348 - Sunny - 51 F

AB 32
R 0
H 5
RBI 0
BB 6
SO 12
LOB 22



Batter	1	2	3	4	5	6	7	8	9	10	11	12	13	AB	R	H	RBI	BB	SO	LOB	TOP	
Mike Huff, R OBP: 0.364, SLG: 0.125 (1, 8)	K		P2		G4-3		G6-3			1B		G6-3		5	0	1	0	1	1	2		
Felix Fermin, R OBP: 0.146, SLG: 0.080 (1, 6)	G6-3							G3		F8		G6-3		4	0	0	0	2	0	3		
Mich Webster, S (1, 9)	G5-3		BB					B2-3		L9		K		6	0	0	0	0	1	5		
Albert Belle, R OBP: 0.323, SLG: 0.621 (1, 7)		K			G1-4-3		F7		G6-3		WP HBP		F9	5	0	0	0	0	1	1		
Brook Jacoby, R OBP: 0.323, SLG: 0.500 (1, 3)	G6-3							G3						6	1	2	1	0	1	2		
Chris James, R OBP: 0.256, SLG: 0.115 (1, 10)																						
Chris James, R OBP: 0.256, SLG: 0.115 (1, 10)																						
Jeff Manto, R OBP: 0.500, SLG: 0.333 (9, PR)																						
Alex Cole, L OBP: 0.300, SLG: 0.276 (8, 5)																						
Carlos Baerga, S OBP: 0.306, SLG: 0.217 (8, 5)																						
Joel Skinner, R (1, 2)																						
Sandy Atmar Jr., R OBP: 0.333, SLG: 0.423 (9, 2)																						
Jose Escobar, R (1, 4)																						
Jerry Browne, S OBP: 0.296, SLG: 0.182 (10, 4)																						
Jerry Browne, S OBP: 0.296, SLG: 0.182 (10, 4)																						
Inning Stats	R: 0 E: 0 K: 1 S: 8	H: 0 LOB: 0 BB: 0 P: 13	R: 0 E: 0 K: 2 S: 9	H: 0 LOB: 2 BB: 19	R: 0 E: 0 K: 1 S: 8	H: 1 LOB: 1 BB: 18	R: 0 E: 0 K: 0 S: 10	H: 0 LOB: 0 BB: 0 P: 15	R: 0 E: 0 K: 0 S: 7	H: 0 LOB: 0 BB: 0 P: 11	R: 0 E: 0 K: 0 S: 11	H: 1 LOB: 1 BB: 0 P: 13	R: 0 E: 0 K: 1 S: 9	H: 0 LOB: 1 BB: 1 P: 18	R: 0 E: 0 K: 1 S: 12	H: 1 LOB: 2 BB: 1 P: 24	R: 1 E: 0 K: 0 S: 8	H: 1 LOB: 0 BB: 0 P: 13	1B: 4 2B: 0 3B: 0 HR: 1	SF: 0 SAC: 0 DP: 0 HBP: 1	WP: 1 PB: 0 SB: 2 CS: 0	PA: 52
PITCHER	IP WLS BF H R ER SO BB IBB HBP BLK WP HR S P ERA WHIP	9.0 35 2 0 0 4 6 0 0 0 0 0 0 75 133 0.00 0.889	2.0 8 1 0 0 1 0 0 1 0 1 0 0 17 32 0.00 0.500	1.0 5 1 0 0 1 1 0 0 0 0 0 0 12 24 0.00 2.000	1.0 L 4 1 1 1 0 0 0 0 0 0 1 8 13 9.00 1.000																	

Cleveland Indians @ Boston Red Sox
Fenway Park, Boston, MA
Mon Apr 15 1991, 3:33 AM EDT
Att. 33,205 - Cloudy - 51 F

AB 44
R 1
H 5
RBI 1
BB 7
SO 6
LOB 22



Batter	1	2	3	4	5	6	7	8	9	10	11	12	13	AB	R	H	RBI	BB	SO	LOB	BOTTOM			
Wade Boggs, L OBP: 0.456, SLG: 0.250 (1, 5)	G4-3													3	0	1	0	2	0	0				
Jody Reed, R OBP: 0.194, SLG: 0.107 (1, 4)														3	0	0	0	1	1	2				
Mike Greenwell, L OBP: 0.355, SLG: 0.333 (1, 7)														4	0	0	0	1	0	2				
Jack Clark, R OBP: 0.310, SLG: 0.292 (1, 10)														4	0	0	0	1	3	2				
Ellis Burks, R OBP: 0.379, SLG: 0.480 (1, 8)														5	0	2	0	0	1	0				
Mike Marshall, R (1, 9)																								
Kevin Romine, R (8, 9)																								
Tom Brunansky, R OBP: 0.280, SLG: 0.261 (13, PH)																								
Carlos Quintana, R OBP: 0.276, SLG: 0.276 (1, 3)																								
Tony Peña, R OBP: 0.172, SLG: 0.345 (1, 2)																								
Tim Lincecum, R OBP: 0.321, SLG: 0.280 (1, 6)																								
Inning Stats	R: 0 E: 0 K: 0 S: 3	H: 0 LOB: 0 BB: 1 P: 8	R: 0 E: 0 K: 1 S: 8	H: 0 LOB: 0 BB: 0 P: 14	R: 0 E: 0 K: 0 S: 11	H: 1 LOB: 0 BB: 17	R: 0 E: 0 K: 1 S: 8	H: 1 LOB: 0 BB: 0 P: 15	R: 0 E: 0 K: 0 S: 9	H: 1 LOB: 2 BB: 1 P: 15	R: 0 E: 0 K: 1 S: 6	H: 0 LOB: 1 BB: 1 P: 15	R: 0 E: 0 K: 1 S: 8	H: 0 LOB: 0 BB: 0 P: 11	R: 0 E: 0 K: 2 S: 8	H: 0 LOB: 0 BB: 0 P: 11	R: 0 E: 0 K: 1 S: 8	H: 0 LOB: 0 BB: 0 P: 12	R: 0 E: 0 K: 0 S: 13	H: 2 LOB: 2 BB: 0 P: 18	1B: 5 2B: 1 3B: 0 HR: 0	SF: 0 SAC: 1 DP: 4 HBP: 0	WP: 0 PB: 0 SB: 0 CS: 1	PA: 45
PITCHER	IP WLS BF H R ER SO BB IBB HBP BLK WP HR S P ERA WHIP	8.1 30 4 0 0 4 4 1 0 0 0 0 0 66 124 0.00 0.960	3.2 W 10 0 0 0 3 0 0 0 0 0 0 25 37 0.00 0.000	1.0 S 5 2 0 0 0 0 0 0 0 0 0 13 18 0.00 2.000																				

Cleveland Indians @ Boston Red Sox
Fenway Park, Boston, MA
Mon Apr 15 1991, 3:33 AM EDT
Att. 33,205 - Cloudy - 51 F

AB 39
R 0
H 6
RBI 0
BB 5
SO 7
LOB 18



Batter	1	2	3	4	5	6	7	8	9	AB	R	H	RBI	BB	SO	LOB	TOP					
Wade Boggs, L (1, 5) OBP: 0.300, SLG: 0.350	L6		1B 2B		1B		G6-3		FC3-6	5	1	2	0	0	0	1						
Steve Lyons, L (1, 4) OBP: 0.400, SLG: 0.250	P6		P9		1B				F9	4	0	1	0	1	0	2						
Mike Greenwell, L (1, 7) OBP: 0.383, SLG: 0.415	PB 1B		PO 1B		P2				P5	4	0	2	1	0	0	3						
Jack Clark, R (1, 10) OBP: 0.350, SLG: 0.424	BB		F9				F8		G5-3	3	0	0	0	1	0	1						
Ellis Burks, R (1, 8) OBP: 0.364, SLG: 0.395	K		PO 1-2		G5-3		E7 2B 1B		BB	3	1	1	0	1	1	2						
Tom Brunansky, R (1, 9) OBP: 0.275, SLG: 0.378			F8		K		G5-3		G2	4	0	0	0	0	1	2						
Carlos Quintana, R (1, 3) OBP: 0.256, SLG: 0.282			G4-3		F8				G4-3	4	0	1	1	0	0	1						
Tony Peña, R (1, 2) OBP: 0.186, SLG: 0.286			FC6-4 BB		P2		F7		P3	3	0	0	0	1	0	1						
Tim Lincecum, R (1, 6) OBP: 0.270, SLG: 0.212	FC6-4				K				P4	3	0	0	0	1	1	1						
Inning Stats	R: 0 E: 0 K: 1 S: 10	H: 1 LOB: 2 BB: 1 P: 18	R: 0 E: 0 K: 0 S: 6	H: 0 LOB: 1 BB: 1 P: 13	R: 1 E: 0 K: 0 S: 6	H: 2 LOB: 0 BB: 0 P: 8	R: 0 E: 0 K: 1 S: 6	H: 0 LOB: 0 BB: 0 P: 12	R: 0 E: 0 K: 1 S: 14	H: 2 LOB: 2 BB: 0 P: 23	R: 1 E: 1 K: 0 S: 13	H: 2 LOB: 1 BB: 1 P: 18	R: 0 E: 0 K: 0 S: 11	H: 0 LOB: 1 BB: 1 P: 19	R: 0 E: 0 K: 0 S: 10	H: 0 LOB: 1 BB: 1 P: 17	R: 0 E: 0 K: 0 S: 11	H: 0 LOB: 1 BB: 1 P: 18	1B: 5 2B: 2 HR: 0	SF: 0 SAC: 0 DP: 0 HBP: 0	WP: 0 PB: 1 SB: 0 CS: 0	PA: 39
PITCHER	IP	WLS	BF	H	R	ER	SO	BB	IBB	HBP	BLK	WP	HR	S	P	ERA	WHIP					
Tom Candiotti, R (1, 1) ERA: 1.23	7.0	L	30	7	2	2	3	3	0	0	0	0	0	66	111	2.57	1.429					
Steve Olin, R (8, 1) ERA: 1.17	2.0		8	0	0	0	0	2	0	0	0	0	0	21	35	0.00	1.000					

Boston Red Sox @ Cleveland Indians
Cleveland Municipal Stadium, Cleveland, OH

Sat Apr 20 1991, 3:33 AM EDT
Att. 9,153 - Overcast - 46 F

AB 33
R 2
H 7
RBI 2
BB 5
SO 3
LOB 14



Batter	1	2	3	4	5	6	7	8	9	AB	R	H	RBI	BB	SO	LOB	BOTTOM					
Alex Cole, L (1, 8) OBP: 0.292, SLG: 0.273	K		G1-3		G1-3		1B 1B			4	0	1	0	0	1	1						
Jerry Browne, S (1, 4) OBP: 0.231, SLG: 0.152	P7		G6-3				G3-1		1B	4	0	1	1	0	0	0						
Chris James, R (1, 10) OBP: 0.326, SLG: 0.200	K				FC1-5 1B				G6-3	3	0	1	0	1	1	0						
Albert Belle, R (1, 7) OBP: 0.302, SLG: 0.487			G1-3		P4 FC1-5 BB		E6		K	3	0	0	0	1	1	1						
Brook Jacoby, R (1, 3) OBP: 0.279, SLG: 0.415			HBP 2B		FC1-5		P4		P6	4	0	1	0	0	0	4						
Carlos Baerga, S (1, 5) OBP: 0.283, SLG: 0.152			HBP BB		P4		L3		P4	3	0	0	0	1	0	4						
Sandy Alomar Jr., R (1, 2) OBP: 0.308, SLG: 0.351			G4-6-3 HBP		F9		E6 1B		F7	3	1	0	0	0	0	0						
Felix Fermin, R (1, 6) Beau Alired, L (9, PH)			G4-6-3		G4-3 WP 1B		F8		K	3	0	1	0	0	0	4						
Mitch Webster, S (1, 9)			K		G4-3		K			3	0	0	0	0	2	2						
Inning Stats	R: 0 E: 0 K: 2 S: 7	H: 0 LOB: 0 BB: 0 P: 9	R: 0 E: 0 K: 0 S: 7	H: 1 LOB: 2 BB: 1 P: 16	R: 0 E: 0 K: 1 S: 8	H: 0 LOB: 0 BB: 0 P: 12	R: 0 E: 0 K: 0 S: 7	H: 1 LOB: 1 BB: 1 P: 16	R: 0 E: 0 K: 0 S: 10	H: 1 LOB: 1 BB: 0 P: 13	R: 0 E: 1 K: 0 S: 10	H: 0 LOB: 2 BB: 1 P: 20	R: 1 E: 1 K: 1 S: 11	H: 2 LOB: 1 BB: 0 P: 20	R: 0 E: 0 K: 1 S: 6	H: 0 LOB: 0 BB: 0 P: 8	R: 0 E: 0 K: 1 S: 6	H: 0 LOB: 0 BB: 0 P: 10	1B: 4 2B: 1 HR: 0	SF: 0 SAC: 0 DP: 1 HBP: 1	WP: 1 PB: 0 SB: 0 CS: 0	PA: 35
PITCHER	IP	WLS	BF	H	R	ER	SO	BB	IBB	HBP	BLK	WP	HR	S	P	ERA	WHIP					
Greg Harris, R (1, 1) ERA: 3.31	6.0	W	24	3	0	0	3	3	0	0	0	0	0	49	86	0.00	1.000					
Jeff Gray, R (7, 1) ERA: 3.24	2.0		8	2	1	0	2	0	0	0	0	0	0	17	28	0.00	1.000					
Jeff Reardon, R (9, 1) ERA: 2.45	1.0	S	3	0	0	0	1	0	0	0	0	0	0	6	10	0.00	0.000					

Boston Red Sox @ Cleveland Indians
Cleveland Municipal Stadium, Cleveland, OH

Sat Apr 20 1991, 3:33 AM EDT
Att. 9,153 - Overcast - 46 F

AB 31
R 1
H 5
RBI 1
BB 3
SO 6
LOB 16



Batter	1	2	3	4	5	6	7	8	9	AB	R	H	RBI	BB	SO	LOB	TOP			
Jim Eisenreich, L (1.7) OBP: 0.316, SLG: 0.514 (8.8)	F8			G4-3			PB SF9 2B	G4-3		4	1	2	0	0	0	0	Kansas City Royals @ Cleveland Indians Cleveland Municipal Stadium, Cleveland, OH Mon Apr 22 1991, 7:05 PM EDT Att: 4,407 - Sunny - 48 F			
Kevin Seitzer, R (1.5) OBP: 0.260, SLG: 0.244	F9			G6-3			E5 BB HR	G4-3		4	1	0	0	0	0	2				
George Brett, L (1.3) OBP: 0.220, SLG: 0.170 Russ Morman, R (8.3) OBP: 0.200, SLG: 0.200	F7			G4-3			4-2 HR BB	G4-3		3	1	0	0	1	0	1				
Danny Tartabull, R (1.9) OBP: 0.360, SLG: 0.543		G5-3			K		SF9		E5	3	0	0	1	0	1	0				
Kirk Gibson, L (1.10) OBP: 0.333, SLG: 0.581		G4-3			F9		3-H 0-1 HR		K	4	1	1	3	0	1	1				
Kurt Stillwell, S (1.6) OBP: 0.395, SLG: 0.487		G5-3			K		1-H 2-H HR	E5 FC6-4	F7	4	0	0	0	0	1	1				
Mike Macfarlane, R (1.2) OBP: 0.314, SLG: 0.364 Brent Mayne, L (6.2) OBP: 0.333, SLG: 0.444				K		L8	0-0 FC6-4		K	2	0	0	0	0	1	0				
Brian McRae, S (1.8) OBP: 0.111, SLG: 0.139 Bill Pecota, R (8.4)				P5		L8	3-2 G5-3			3	0	0	0	0	0	1				
Terry Shumpert, R (1.4) OBP: 0.200, SLG: 0.176 Warren Cromartie, L (8. PH) OBP: 0.222, SLG: 0.250				F8		F7	0-0		F7	2	0	0	0	0	0	0				
										1	0	0	0	0	0	0				
Inning Stats	R: 0 E: 0 K: 0 S: 6	H: 0 LOB: 0 BB: 0 P: 10	R: 0 E: 0 K: 0 S: 7	H: 0 LOB: 0 BB: 0 P: 11	R: 0 E: 0 K: 1 S: 6	H: 0 LOB: 0 BB: 0 P: 9	R: 0 E: 0 K: 0 S: 9	H: 0 LOB: 0 BB: 0 P: 14	R: 0 E: 0 K: 2 S: 10	H: 0 LOB: 0 BB: 0 P: 16	R: 4 E: 3 K: 0 S: 21	H: 2 LOB: 1 BB: 1 P: 31	R: 0 E: 0 K: 0 S: 16	H: 1 LOB: 1 BB: 0 P: 18	R: 0 E: 1 K: 2 S: 10	H: 0 LOB: 1 BB: 0 P: 14	1B: 1 2B: 1 3B: 0 HR: 1	SF: 1 SAC: 0 DP: 0 HBP: 0	WP: 0 PB: 1 SB: 0 CS: 0	PA: 34
PITCHER	IP WLS BF H R ER SO BB IBB HBP BLK WP HR S P ERA WHIP																			
Charles Nagy, R (1.1) ERA: 1.59	6.1 W 23 2 4 3 3 1 0 0 0 0 1 56 89 4.26 0.474																			
Steve Olin, R (7.1) ERA: 0.96	1.2 7 1 0 0 0 0 0 0 0 0 0 25 29 0.00 0.600																			
Doug Jones, R (9.1) ERA:	1.0 4 0 0 0 0 2 0 0 0 0 0 10 14 0.00 0.000																			

Batter	1	2	3	4	5	6	7	8	9	AB	R	H	RBI	BB	SO	LOB	BOTTOM
Alex Cole, L (1.8) OBP: 0.345, SLG: 0.407	CS 1B		K2-3	1B 2B	G5-3					5	1	3	0	0	1	2	Kansas City Royals @ Cleveland Indians Cleveland Municipal Stadium, Cleveland, OH Mon Apr 22 1991, 7:05 PM EDT Att: 4,407 - Sunny - 48 F
Jerry Browne, S (1.4) OBP: 0.250, SLG: 0.184	F8		2B	HR 1B	G4-3		G6-3-2			5	1	2	2	0	0	5	
Carlos Baerga, S (1.5) OBP: 0.302, SLG: 0.316	WP 1B		1-1 1-3	L8		G6-3		HR		5	2	3	1	0	0	1	
Chris James, R (1.10) OBP: 0.333, SLG: 0.300	1-H 1B		0-1 P3	1-2 HR		P4		G6-3		5	1	2	3	0	0	2	
Brook Jacoby, R (1.3) OBP: 0.271, SLG: 0.378	P4		0-1 P4	G5-3		2B BB		G5-3		4	1	0	0	1	0	3	
Beau Alford, L (1.7) OBP: 0.444, SLG: 0.500				SH1-4 1B		K		BB		4	1	3	1	1	1	0	
Turner Ward, S (1.9) OBP: 0.320, SLG: 0.333	F9		1-2 SH1-4 1B	1B 2B		K		P6		5	2	2	0	0	1	3	
Felix Fermin, R (1.6) OBP: 0.176, SLG: 0.125 Jose Escobar, R (2.6) OBP: 0.333, SLG: 0.200	F8		0-1 SH1-4	2B		K				0	0	0	0	0	0	0	
Jose Escobar, R (2.6) OBP: 0.333, SLG: 0.200	F8		1-2 2-3	2B		K				3	0	1	1	0	1	1	
Joel Skinner, R (1.2) OBP: 0.429, SLG: 0.571	F9		2-2 2-H 3-H 1B	1B 2B		G6-3-2 1B				4	1	3	2	0	0	1	
										1B: 11 2B: 7 3B: 0 HR: 2	SF: 0 SAC: 1 DP: 1 HBP: 0	WP: 1 PB: 0 SB: 0 CS: 1	PA: 43				
Inning Stats	R: 1 E: 0 K: 0 S: 12	H: 3 LOB: 1 BB: 0 P: 19	R: 0 E: 0 K: 0 S: 12	H: 1 LOB: 1 BB: 0 P: 17	R: 0 E: 0 K: 1 S: 13	H: 2 LOB: 2 BB: 0 P: 16	R: 6 E: 0 K: 0 S: 21	H: 6 LOB: 0 BB: 0 P: 30	R: 1 E: 0 K: 1 S: 13	H: 3 LOB: 2 BB: 0 P: 18	R: 1 E: 0 K: 1 S: 11	H: 1 LOB: 1 BB: 1 P: 22	R: 0 E: 0 K: 1 S: 11	H: 2 LOB: 1 BB: 0 P: 17	R: 1 E: 0 K: 0 S: 10	H: 1 LOB: 1 BB: 1 P: 16	
PITCHER	IP WLS BF H R ER SO BB IBB HBP BLK WP HR S P ERA WHIP																
Kevin Appier, R (1.1) ERA: 4.96	3.1 L 20 11 6 6 1 0 0 0 0 0 1 52 74 16.20 3.300																
Luis Aquino, R (4.1) ERA: 5.4	1.2 9 4 2 2 1 0 0 0 0 0 1 19 26 10.80 2.400																
Mike Magnante, L (6.1) ERA: 6.0	3.0 14 4 2 2 2 2 0 0 0 0 1 32 55 6.00 2.000																



Batter	1	2	3	4	5	6	7	8	9	AB	R	H	RBI	BB	SO	LOB	TOP					
Jim Eisenreich, L OBP: 0.326, SLG: 0.500 (1, 7)	G3	1B		F8		K			1B	5	0	2	0	0	1	0						
Kevin Seitzer, R OBP: 0.273, SLG: 0.260 (1, 5)	G4-3	1B		F8			G6-3		1B	5	0	2	1	0	0	0						
Danny Tartabull, R OBP: 0.327, SLG: 0.490 (1, 9)	L6	K			F7		K		K	5	0	0	0	0	3	4						
Kirk Gibson, L OBP: 0.358, SLG: 0.646 (1, 10)		F8	SH1-3	1B	HR		1B		P3	5	2	3	1	0	0	2						
Warren Cromartie, L OBP: 0.417, SLG: 0.455 Russ Moman, R OBP: 0.167, SLG: 0.167 (9, PH)	1B	1B	SH1-3	1B	1B		1B		K	3	1	3	0	0	0	0						
Kurt Stillwell, S OBP: 0.404, SLG: 0.488 (1, 6)	2B	1B	1B	1B	F8		F7			4	1	2	1	0	0	3						
Mike Macfarlane, R OBP: 0.308, SLG: 0.378 (1, 2)	1B	2B	L6		L5			F9		4	1	1	1	0	0	2						
Brian McRae, S OBP: 0.125, SLG: 0.150 (1, 8)	1B	2B	G4-1			K	K		K	4	0	1	2	0	2	1						
David Howard, S OBP: 0.125, SLG: 0.125 (1, 4)	FC3-6	1B		G6-3		K	K	F8		4	1	0	0	0	1	1						
Inning Stats	R: 0 E: 0 K: 0 S: 7	H: 0 LOB: 0 BB: 0 P: 10	R: 4 E: 0 K: 1 S: 21	H: 6 LOB: 2 BB: 0 P: 30	R: 1 E: 0 K: 0 S: 6	H: 2 LOB: 1 BB: 0 P: 8	R: 0 E: 0 K: 0 S: 7	H: 0 LOB: 0 BB: 0 P: 12	R: 1 E: 0 K: 0 S: 13	H: 2 LOB: 1 BB: 0 P: 21	R: 0 E: 0 K: 3 S: 9	H: 0 LOB: 0 BB: 0 P: 11	R: 0 E: 0 K: 1 S: 10	H: 2 LOB: 2 BB: 0 P: 12	R: 0 E: 0 K: 1 S: 13	H: 0 LOB: 0 BB: 0 P: 17	R: 0 E: 0 K: 2 S: 11	H: 2 LOB: 2 BB: 0 P: 16	1B: 12 2B: 1 3B: 0 HR: 1	SF: 0 SAC: 1 DP: 0 HBP: 0	WP: 0 PB: 0 SB: 0 CS: 0	PA: 41
PITCHER	IP	WLS	BF	H	R	ER	SO	BB	IBB	HBP	BLK	WP	HR	S	P	ERA	WHIP					
Eric King, R ERA: 5.99 (1, 1)	4.1	L	23	10	6	6	1	0	0	0	0	0	1	49	73	12.46	2.308					
Shawn Hillegas, R ERA: 1.17 (5, 1)	3.2		13	2	0	0	5	0	0	0	0	0	0	37	48	0.00	0.545					
Jesse Orosco, L ERA: (9, 1)	1.0		5	2	0	0	2	0	0	0	0	0	0	11	16	0.00	2.000					

Kansas City Royals @ Cleveland Indians
Cleveland Municipal Stadium, Cleveland, OH

AB 40
R 6
H 14
RBI 6
BB 0
SO 8
LOB 15



WP: 0 PA: 41
PB: 0
SB: 0
CS: 0

Kansas City Royals @ Cleveland Indians
Cleveland Municipal Stadium, Cleveland, OH

AB 32
R 0
H 5
RBI 0
BB 0
SO 4
LOB 12



Batter	1	2	3	4	5	6	7	8	9	AB	R	H	RBI	BB	SO	LOB	BOTTOM					
Alex Cole, L OBP: 0.364, SLG: 0.419 (1, 8)	CS			G4-3		1B		L8		4	0	2	0	0	0	1						
Jerry Browne, S OBP: 0.223, SLG: 0.167 (1, 4)	F9			F7		G3		F8		4	0	0	0	0	0	3						
Carlos Baerga, S OBP: 0.277, SLG: 0.286 (9, 6)	L5			L8			G3		G3	4	0	0	0	0	0	0						
Chris James, R OBP: 0.346, SLG: 0.318 (1, 10)		G5-3			FC4-6	1B	G6-3		1B	4	0	2	0	0	0	0						
Brook Jacoby, R OBP: 0.250, SLG: 0.347 (1, 3)		G5-3			F8		E5	1B	K	4	0	0	0	0	1	2						
Beau Alford, L OBP: 0.385, SLG: 0.417 (1, 7)				K	P6			1B	G3	4	0	1	0	0	1	2						
Turner Ward, S OBP: 0.286, SLG: 0.296 (1, 9)				F7	FC4-6		G4-3			3	0	0	0	0	0	3						
Jose Escobar, R OBP: 0.250, SLG: 0.143 Jeff Mantlo, R OBP: 0.600, SLG: 0.333 (9, 5)				G1-3		F8			HBP	2	0	0	0	0	0	0						
Joel Skinner, R OBP: 0.300, SLG: 0.400 (1, 2)				K		F8		K		3	0	0	0	0	2	1						
Inning Stats	R: 0 E: 0 K: 0 S: 6	H: 1 LOB: 0 BB: 0 P: 10	R: 0 E: 0 K: 1 S: 7	H: 0 LOB: 0 BB: 0 P: 10	R: 0 E: 0 K: 1 S: 7	H: 0 LOB: 0 BB: 0 P: 9	R: 0 E: 0 K: 0 S: 6	H: 0 LOB: 0 BB: 0 P: 9	R: 0 E: 0 K: 0 S: 7	H: 1 LOB: 1 BB: 0 P: 10	R: 0 E: 0 K: 0 S: 9	H: 1 LOB: 2 BB: 0 P: 13	R: 0 E: 1 K: 0 S: 6	H: 1 LOB: 2 BB: 0 P: 10	R: 0 E: 0 K: 1 S: 8	H: 0 LOB: 1 BB: 0 P: 15	R: 0 E: 0 K: 1 S: 11	H: 1 LOB: 1 BB: 0 P: 21	1B: 5 2B: 0 3B: 0 HR: 0	SF: 0 SAC: 0 DP: 0 HBP: 1	WP: 0 PB: 0 SB: 0 CS: 1	PA: 33
PITCHER	IP	WLS	BF	H	R	ER	SO	BB	IBB	HBP	BLK	WP	HR	S	P	ERA	WHIP					
Storm Davis, R ERA: 3.91 (1, 1)	9.0	W	33	5	0	0	4	0	0	1	0	0	0	67	107	0.00	0.556					

Tue Apr 23 1991, 7:05 PM EDT
Att: 4,805 - Cloudy - 54 F

livebaseballscores.com

Batter	1	2	3	4	5	6	7	8	9	10	AB	R	H	RBI	BB	SO	LOB	TOP	
Jim Eisenreich, L OBP: 0.313, SLG: 0.468 (9, 8)											5	1	1	0	0	2	0		
Kevin Seltzer, R OBP: 0.254, SLG: 0.241 (1, 5)											4	0	0	0	0	0	1		
Danny Tartabull, R OBP: 0.321, SLG: 0.481 Brian McRae, S OBP: 0.119, SLG: 0.143 Warren Cromarrie, L OBP: 0.385, SLG: 0.417 (9, PH) (9, 7)											1	0	0	0	0	0	0		
Kirk Gibson, L OBP: 0.351, SLG: 0.673 (1, 10)											4	1	1	2	0	1	0		
Mike Macfarlane, R OBP: 0.302, SLG: 0.366 (1, 2)											4	0	1	0	0	1	0		
Russ Norman, R OBP: 0.300, SLG: 0.300 (1, 3)											4	1	2	0	0	0	1		
Kurt Stillwell, S OBP: 0.400, SLG: 0.478 (1, 6)											3	0	1	0	0	1	0		
Gary Thurman, R OBP: 0.385, SLG: 0.417 (1, 8) (1, 9)											4	1	1	1	0	3	2		
Terry Shumpert, R OBP: 0.179, SLG: 0.162 (1, 4)											3	0	0	1	0	2	0		
Inning Stats	R: 0 E: 0 K: 1 S: 10	H: 0 LOB: 0 BB: 0 P: 15	R: 0 E: 0 K: 1 S: 7	H: 0 LOB: 0 BB: 0 P: 10	R: 0 E: 0 K: 3 S: 9	H: 0 LOB: 0 BB: 0 P: 10	R: 0 E: 0 K: 2 S: 9	H: 0 LOB: 0 BB: 0 P: 10	R: 0 E: 0 K: 1 S: 8	H: 1 LOB: 1 BB: 0 P: 15	R: 0 E: 0 K: 1 S: 6	H: 0 LOB: 0 BB: 0 P: 7	R: 2 E: 0 K: 1 S: 11	H: 2 LOB: 0 BB: 0 P: 15	R: 2 E: 0 K: 0 S: 7	H: 2 LOB: 0 BB: 0 P: 10	1B: 6 2B: 0 3B: 0 HR: 1	SF: 1 SAC: 1 DP: 0 HBP: 0	WP: 0 PA: 37
PITCHER	IP 8.0	WLS 28	H 4	R 1	ER 1	SO 12	BB 0	IBB 0	HBP 0	BLK 0	WP 0	HR 0	S 78	P 99	ERA 1.12	WHIP 0.500			
Greg Swindell, L ERA: 3.98 Doug Jones, R ERA: 3.86 (9, 1)	2.0 L	9 3	3 3	3 1	1 0	0 0	0 0	0 0	0 0	0 0	0 1	17 24	13.50 1.500						

Kansas City Royals @ Cleveland Indians
Cleveland Municipal Stadium, Cleveland, OH
Wed Apr 24 1991, 7:05 PM EDT
Att. 5,157 - Cloudy - 58 F

AB	35
R	4
H	7
RBI	4
BB	0
SO	13
LOB	5



Batter	1	2	3	4	5	6	7	8	9	10	AB	R	H	RBI	BB	SO	LOB	BOTTOM			
Alex Cole, L OBP: 0.395, SLG: 0.429 (1, 8)											4	0	2	1	1	0	0				
Mike Huff, R OBP: 0.417, SLG: 0.333 (1, 4)											5	1	2	0	0	1	3				
Carlos Baerga, S OBP: 0.308, SLG: 0.319 (1, 5)											5	0	3	0	0	0	2				
Albert Belle, R OBP: 0.319, SLG: 0.512 Turner Ward, S OBP: 0.276, SLG: 0.286 (9, 9)											4	0	2	0	0	2	2				
Chris James, R OBP: 0.399, SLG: 0.347 (1, 10)											5	0	3	1	0	0	1				
Sandy Alomar Jr., R OBP: 0.273, SLG: 0.310 (1, 2)											5	0	0	0	0	2	7				
Brook Jacoby, R OBP: 0.246, SLG: 0.333 (1, 3)											5	1	1	0	0	0	4				
Beau Alford, L OBP: 0.313, SLG: 0.333 (9, 7)											3	0	0	0	0	1	3				
Jose Escobar, R OBP: 0.250, SLG: 0.182 (1, 6)											4	0	1	0	0	2	1				
Inning Stats	R: 1 E: 0 K: 1 S: 18	H: 4 LOB: 2 BB: 0 P: 22	R: 0 E: 0 K: 0 S: 7	H: 0 LOB: 0 BB: 0 P: 9	R: 0 E: 0 K: 1 S: 9	H: 0 LOB: 0 BB: 0 P: 12	R: 0 E: 0 K: 0 S: 9	H: 1 LOB: 1 BB: 0 P: 14	R: 0 E: 0 K: 0 S: 8	H: 1 LOB: 2 BB: 0 P: 16	R: 0 E: 0 K: 1 S: 11	H: 1 LOB: 1 BB: 0 P: 12	R: 0 E: 0 K: 2 S: 13	H: 3 LOB: 3 BB: 0 P: 16	R: 0 E: 0 K: 1 S: 20	H: 2 LOB: 2 BB: 0 P: 28	R: 0 E: 0 K: 1 S: 7	H: 0 LOB: 0 BB: 0 P: 11	1B: 13 2B: 1 3B: 0 HR: 0	SF: 0 SAC: 1 DP: 0 HBP: 0	WP: 0 PA: 43
PITCHER	IP 7.0	WLS 32	H 12	R 2	ER 2	SO 4	BB 1	IBB 0	HBP 0	BLK 0	WP 0	HR 0	S 77	P 107	ERA 2.57	WHIP 1.857					
Bret Saberhagen, R ERA: 3.55 Jeff Montgomery, R ERA: (8, 1)	3.0 W	11 11	2 2	0 0	0 4	0 4	0 0	0 0	0 0	0 0	0 0	0 35	0.00 0.667								

Kansas City Royals @ Cleveland Indians
Cleveland Municipal Stadium, Cleveland, OH
Wed Apr 24 1991, 7:05 PM EDT
Att. 5,157 - Cloudy - 58 F


AB	41
R	2
H	14
RBI	2
BB	1
SO	8
LOB	25



Batter	1	2	3	4	5	6	7	8	9	AB	R	H	RBI	BB	SO	LOB	TOP								
Alex Cole, L OBP: 0.381, SLG: 0.395 (1, 8)	G4-3		SH1-4		L4		G4-3		FC4-6 BB	3	0	0	0	1	0	2									
Jerry Browne, S OBP: 0.208, SLG: 0.152 (1, 4)	K		SF7		FC6				FC4-6	4	0	0	1	0	2	4									
Carlos Baerga, S OBP: 0.327, SLG: 0.400 Jeff Manto, R OBP: 0.428, SLG: 0.200 (6, PR) (6, 5) (9, 3)	HR		G3						F9	3	1	2	1	0	0	1									
Albert Belle, R OBP: 0.314, SLG: 0.489 Turner Ward, S OBP: 0.276, SLG: 0.286 (1, 7) (9, 9)	K				P3					4	0	1	0	0	2	0									
Chris James, R OBP: 0.344, SLG: 0.321 (1, 10)		L7			G5-3				K	4	0	0	0	0	1	2									
Brook Jacoby, R OBP: 0.246, SLG: 0.345 Mitch Webster, S (9, PR) Jose Escobar, R OBP: 0.250, SLG: 0.182 (9, 5)		F8			P6				WP E	4	0	1	0	0	1	3									
Sandy Alomar Jr., R OBP: 0.271, SLG: 0.304 (1, 2)		K							E5	4	1	1	1	0	1	2									
Beau Allred, L OBP: 0.400, SLG: 0.444 (9, 7)			E4 SH1-4 SF7		1B				2B	3	2	2	0	1	1	0									
Mark Lewis, R OBP: 0.750, SLG: 1.000 (1, 6)			SF7 SH1-4		BB				FC4-6 1-H 2-H	3	0	2	2	1	1	0									
Inning Stats	R: 1 E: 0 K: 2 S: 10	H: 1 LOB: 0 BB: 0 P: 16	R: 0 E: 0 K: 1 S: 12	H: 0 LOB: 0 BB: 0 P: 17	R: 1 E: 1 K: 0 S: 10	H: 1 LOB: 1 BB: 1 P: 20	R: 0 E: 0 K: 0 S: 7	H: 0 LOB: 0 BB: 0 P: 10	R: 0 E: 0 K: 0 S: 9	H: 2 LOB: 2 BB: 0 P: 12	R: 0 E: 0 K: 1 S: 13	H: 2 LOB: 2 BB: 0 P: 15	R: 0 E: 0 K: 2 S: 8	H: 0 LOB: 0 BB: 0 P: 12	R: 0 E: 0 K: 2 S: 8	H: 0 LOB: 0 BB: 0 P: 14	R: 3 E: 1 K: 1 S: 16	H: 3 LOB: 3 BB: 2 P: 31	1B: 5 2B: 3 3B: 0 HR: 1	SF: 1 SAC: 1 DP: 0 HBP: 0	WP: 1 PB: 0 SB: 1 CS: 0	PA: 39			
PITCHER	IP	WLS	BF	H	R	ER	SO	BB	IBB	HBP	BLK	WP	HR	S	P	ERA	WHIP								
Nolan Ryan, R ERA: 3.94 Rich Gossage, R ERA:	(1, 1) (9, 1)	8.1 0.2	L 4	35 1	8 0	5 0	9 0	2 1	0 0	0 0	0 0	1 0	1 0	84 9	131 16	5.40 0.00	1.200 3.000								

Cleveland Indians @ Texas Rangers
Arlington Stadium, Arlington, TX
Fri Apr 26 1991, 8:05 PM EDT
Att: 29,510 - Cloudy - 86 F


AB	34
R	5
H	9
RBI	5
BB	3
SO	9
LOB	17



Batter	1	2	3	4	5	6	7	8	9	AB	R	H	RBI	BB	SO	LOB	BOTTOM								
Brian Downing, R OBP: 0.581, SLG: 0.625 (1, 10)	E9 F9 1B		F8							4	1	1	0	0	0	0									
Geno Petralli, L OBP: 0.286, SLG: 0.258 (1, 2)	L9		F7		F7					4	0	0	0	0	0	2									
Rafael Palmeiro, L OBP: 0.322, SLG: 0.482 (1, 3)	F9		F8							4	0	0	0	0	0	1									
Ruben Sierra, S OBP: 0.316, SLG: 0.491 (1, 9)					G6-3					4	0	1	1	0	0	0									
Julio Franco, R OBP: 0.241, SLG: 0.286 (1, 4)	F9									4	0	2	0	0	0	1									
Jack Daugherty, S OBP: 0.211, SLG: 0.125 Gary Pettis, S OBP: 0.459, SLG: 0.379 (7, PR) (8, 8)										2	0	0	0	1	0	1									
Juan Gonzalez, R OBP: 0.250, SLG: 1.000 (8, 7)										4	1	1	1	0	2	2									
Steve Buechele, R OBP: 0.271, SLG: 0.409 (1, 5)										3	0	1	0	0	0	2									
Jeff Huson, L OBP: 0.289, SLG: 0.273 (1, 6)										3	0	0	0	0	0	3									
Inning Stats	R: 1 E: 1 K: 0 S: 17	H: 1 LOB: 1 BB: 0 P: 26	R: 0 E: 0 K: 1 S: 8	H: 1 LOB: 1 BB: 0 P: 12	R: 0 E: 0 K: 0 S: 8	H: 0 LOB: 0 BB: 0 P: 13	R: 0 E: 0 K: 0 S: 8	H: 1 LOB: 0 BB: 0 P: 12	R: 1 E: 0 K: 0 S: 9	H: 2 LOB: 1 BB: 0 P: 16	R: 0 E: 0 K: 0 S: 8	H: 0 LOB: 0 BB: 0 P: 15	R: 0 E: 0 K: 1 S: 9	H: 0 LOB: 2 BB: 1 P: 16	R: 0 E: 0 K: 0 S: 6	H: 0 LOB: 0 BB: 0 P: 8	R: 0 E: 0 K: 1 S: 12	H: 1 LOB: 1 BB: 0 P: 17	1B: 4 2B: 1 3B: 0 HR: 1	SF: 0 SAC: 0 DP: 0 HBP: 0	WP: 0 PB: 0 SB: 1 CS: 1	PA: 34			
PITCHER	IP	WLS	BF	H	R	ER	SO	BB	IBB	HBP	BLK	WP	HR	S	P	ERA	WHIP								
Tom Candiotti, R ERA: 1.24 Steve Olin, R ERA: 0.87 Doug Jones, R ERA: 3.38	(1, 1) (8, 1) (9, 1)	7.0 1.0 1.0	W S	3 4	0 1	0 0	0 1	0 0	0 0	0 0	0 0	0 0	0 0	6 12	8 17	0.00 0.00 0.00	0.000 1.000								

Cleveland Indians @ Texas Rangers
Arlington Stadium, Arlington, TX
Fri Apr 26 1991, 8:05 PM EDT
Att: 29,510 - Cloudy - 86 F

AB	33
R	2
H	6
RBI	2
BB	1
SO	3
LOB	13



Batter	1	2	3	4	5	6	7	8	9	AB	R	H	RBI	BB	SO	LOB	TOP					
Alex Cole, L OBP: 0.391, SLG: 0.405 (1, 8)	2-2 SH5-3 1B		0-0 E S 1B		1-1 F8			1-2 G4-6-3 1-2		4	0	2	0	0	0	1						
Jerry Browne, S OBP: 0.196, SLG: 0.143 (1, 4)	2-1 SH5-3 1-2		3-2 F8 1-3			0-1 G5-3		3-2 L7		3	0	0	0	0	0	1						
Beau Allred, L OBP: 0.391, SLG: 0.429 (1, 9) Mitch Webster, S (9, PH)	1-3 K			2-1 1B 1B		3-1 G3-1			1-3 K	3	0	1	0	0	1	1						
Albert Belle, R OBP: 0.327, SLG: 0.480 (1, 7)	1-0 P3			1-2 1B 1-2 G4-3 1B		4-2 BB			2-1 L6	3	0	1	0	1	0	1						
Chris James, R OBP: 0.338, SLG: 0.316 (1, 10)		1-1 G6-3		1-0 G4-3 1-2		0-0 G5-3			1-0 1B	4	0	1	0	0	0	2						
Brook Jacoby, R OBP: 0.231, SLG: 0.323 (1, 3)		1-0 G5-3		0-0 G5-3			1-2 G6-3		0-0 1B	4	0	0	0	0	0	2						
Sandy Alomar Jr., R OBP: 0.255, SLG: 0.286 (1, 2)		2-3 K			2-2 F8		0-1 G5-3			3	0	0	0	0	1	0						
Jeff Manto, R OBP: 0.400, SLG: 0.625 (1, 5)			0-2 G5-3		2-0 HR		3-3 K			3	1	1	1	0	1	0						
Mark Lewis, R OBP: 0.429, SLG: 0.500 (1, 6)			0-1 G6-3		3-2 G4-3			2-1 E6 G4-6-3		3	0	0	0	0	0	0						
Inning Stats	R: 0 E: 0 K: 1 S: 10	H: 1 LOB: 1 BB: 0 P: 16	R: 0 E: 0 K: 1 S: 6	H: 0 LOB: 0 BB: 0 P: 10	R: 0 E: 0 K: 0 S: 10	H: 1 LOB: 1 BB: 0 P: 12	R: 0 E: 0 K: 0 S: 7	H: 2 LOB: 1 BB: 0 P: 11	R: 1 E: 0 K: 0 S: 9	H: 1 LOB: 0 BB: 0 P: 17	R: 0 E: 0 K: 0 S: 7	H: 0 LOB: 1 BB: 1 P: 14	R: 0 E: 0 K: 1 S: 10	H: 0 LOB: 0 BB: 0 P: 14	R: 0 E: 0 K: 0 S: 8	H: 0 LOB: 0 BB: 0 P: 14	R: 0 E: 0 K: 1 S: 8	H: 1 LOB: 1 BB: 0 P: 12	1B: 5 2B: 0 3B: 0 HR: 1	SF: 0 SAC: 1 DP: 1 HBP: 0	WP: 0 PB: 0 SB: 1 CS: 0	PA: 33
PITCHER	IP WLS BF H R ER SO BB IBB HBP BLK WP HR S P ERA WHIP																					
Scott Chiamparino, R ERA: 1.29 (1, 1)	7.0 26 5 1 1 3 1 0 0 0 0 0 1 59 94 1.29 0.857																					
Mike Jeffcoat, L ERA: (8, 1)	1.0 W 3 0 0 0 0 0 0 0 0 0 0 0 8 14 0.00 0.000																					
Jeff Russell, R ERA: (9, 1)	1.0 S 4 1 0 0 1 0 0 0 0 0 0 0 8 12 0.00 1.000																					

Cleveland Indians @ Texas Rangers
Arlington Stadium, Arlington, TX
Sat Apr 27 1991, 8:05 PM EDT
Att: 27,428 - Cloudy - 86 F


AB 31
R 1
H 6
RBI 1
BB 1
SO 4
LOB 8



Batter	1	2	3	4	5	6	7	8	9	AB	R	H	RBI	BB	SO	LOB	BOTTOM			
Gary Pettis, S OBP: 0.452, SLG: 0.382 (1, 8)	1-3 K		1-0 1B	3-2 F9			0-0 P1	0-2 G5-2-3 1B		5	0	2	1	0	1	4				
Jeff Huson, L OBP: 0.286, SLG: 0.270 (1, 6) Brian Downing, R OBP: 0.568, SLG: 0.606 (8, PH) Mario Diaz, R OBP: 0.154, SLG: 0.083 (9, 6)	0-1 G4-3 1B		0-1 F7		0-1 G4-3		1-1 G1-3	1-2 G5-2-3 1-2 2-3 3-H		4	0	1	0	0	0	2				
Rafael Palmeiro, L OBP: 0.302, SLG: 0.450 (1, 3)	1-0 G4-3 1-2		1 SAFE 2-1 L8		1-1 G4-3		0-1 G4-3			4	0	0	0	0	0	3				
Ruben Sierra, S OBP: 0.311, SLG: 0.466 (1, 9)	1-1 G3-1			4-2 2B 1B BB	1-1 L9			2-2 G4-3		3	1	0	0	1	0	1				
Julio Franco, R OBP: 0.274, SLG: 0.333 (1, 4)		2-1 G5-3 1B		1-2 1B 1-3 2B		1-0 G5-3		3-1 2B 1B		4	1	3	0	0	0	0				
Kevin Reimer, L OBP: 0.282, SLG: 0.429 (1, 10)		2-2 G5-3 1-2		1-3 K		1-2 L9		0-1 2B 1-3 2B		4	1	1	0	0	1	3				
Juan Gonzalez, R OBP: 0.500, SLG: 1.000 (1, 7)		0-3 K		1-1 BLK 1B	2-H 3-H	4-2 FC6-4 BB		2-1 1B 2B		3	1	2	3	1	1	1				
Geno Petralli, L OBP: 0.308, SLG: 0.265 (1, 2)		3-3 K		1-2 BLK 1B		0-0 FC6-4 1-2		1B 1B G5-2-3 IBB		3	0	1	0	1	1	2				
Steve Buechele, R OBP: 0.308, SLG: 0.426 (1, 5)			0-0 G5-3		4-1 1B 1-2 2-3 BB		0-1 G1-3 1B	0-0 G5-2-3 1B		3	0	2	0	1	0	0				
Inning Stats	R: 0 E: 0 K: 1 S: 8	H: 1 LOB: 1 BB: 0 P: 11	R: 0 E: 0 K: 2 S: 13	H: 1 LOB: 1 BB: 0 P: 20	R: 0 E: 0 K: 0 S: 6	H: 1 LOB: 1 BB: 0 P: 9	R: 1 E: 0 K: 1 S: 18	H: 3 LOB: 3 BB: 2 P: 34	R: 0 E: 0 K: 0 S: 6	H: 0 LOB: 0 BB: 0 P: 8	R: 0 E: 0 K: 0 S: 7	H: 0 LOB: 1 BB: 1 P: 13	R: 0 E: 0 K: 0 S: 7	H: 1 LOB: 0 BB: 0 P: 8	R: 3 E: 0 K: 0 S: 18	H: 5 LOB: 2 BB: 1 P: 30	1B: 9 2B: 3 3B: 0 HR: 0	SF: 0 SAC: 0 DP: 1 HBP: 0	WP: 0 PB: 0 SB: 0 CS: 0	PA: 38
PITCHER	IP WLS BF H R ER SO BB IBB HBP BLK WP HR S P ERA WHIP																			
Charles Nagy, R ERA: 1.57 (1, 1)	6.0 26 6 1 1 4 3 0 0 0 0 0 0 22 34 1.50 1.500																			
Steve Olin, R ERA: 3.09 (7, 1)	1.1 L 11 6 3 3 0 0 1 0 0 0 0 0 22 34 20.25 4.500																			
Jesse Orosco, L ERA: (8, 1)	0.2 1 0 0 0 0 0 0 0 0 0 0 0 3 4 0.00 0.000																			

Cleveland Indians @ Texas Rangers
Arlington Stadium, Arlington, TX
Sat Apr 27 1991, 8:05 PM EDT
Att: 27,428 - Cloudy - 86 F

AB 34
R 4
H 12
RBI 4
BB 4
SO 4
LOB 19



Batter	1	2	3	4	5	6	7	8	9	AB	R	H	RBI	BB	SO	LOB	TOP					
Alex Cole, L OBP: 0.392, SLG: 0.447 (1, 8)	G6-3		L6		WP		K		SH1-4	5	1	2	1	0	1	0						
Jerry Browne, S OBP: 0.200, SLG: 0.135 (1, 4)	G1-3			F7			F7		SH1-4	3	0	0	0	1	0	0						
Beau Allred, L OBP: 0.444, SLG: 0.435 Albert Belle, R OBP: 0.321, SLG: 0.471 Mike Huff, R OBP: 0.417, SLG: 0.333 (1, 7)				WP	L3				K	2	1	1	0	2	0	1						
Chris James, R OBP: 0.329, SLG: 0.306 (1, 10)	K			F9			F8		P3	5	0	1	0	0	1	5						
Brook Jacoby, R OBP: 0.246, SLG: 0.323 (1, 3)	G6-3			WP	P4				G4-6-3	3	1	1	0	1	0	1						
Sandy Alomar Jr., R OBP: 0.255, SLG: 0.269 (1, 2)	F7						F8		G4-6-3	3	0	0	0	1	0	1						
Jeff Manto, R OBP: 0.500, SLG: 0.600 (1, 5)	G6-3									2	0	1	2	2	0	0						
Mark Lewis, R OBP: 0.364, SLG: 0.400 (1, 6)			G5-3	F9			K			4	0	1	0	0	1	3						
Turner Ward, S OBP: 0.303, SLG: 0.313 (1, 9)			K				L3		SH1-4	4	1	2	0	0	1	1						
Inning Stats	R: 0 E: 0 K: 1 S: 10	H: 0 LOB: 1 BB: 1 P: 17	R: 0 E: 0 K: 0 S: 5	H: 0 LOB: 0 BB: 0 P: 6	R: 0 E: 0 K: 1 S: 8	H: 0 LOB: 0 BB: 0 P: 13	R: 2 E: 0 K: 0 S: 11	H: 2 LOB: 2 BB: 2 P: 26	R: 2 E: 0 K: 1 S: 10	H: 3 LOB: 1 BB: 1 P: 17	R: 0 E: 0 K: 1 S: 8	H: 0 LOB: 1 BB: 1 P: 15	R: 0 E: 0 K: 1 S: 8	H: 0 LOB: 1 BB: 1 P: 16	R: 0 E: 0 K: 0 S: 5	H: 2 LOB: 1 BB: 1 P: 13	R: 0 E: 0 K: 1 S: 11	H: 2 LOB: 2 BB: 0 P: 16	1B: 8 2B: 1 3B: 1 HR: 0	SF: 0 SAC: 1 DP: 2 HBP: 0	WP: 2 PB: 0 SB: 3 CS: 0	PA: 40
PITCHER	IP	WLS	BF	H	R	ER	SO	BB	IBB	HBP	BLK	WP	HR	S	P	ERA	WHIP					
Bobby Witt, R ERA: 3.76 (1, 1)	8.0	L	35	7	4	4	4	7	0	0	0	2	0	65	123	4.50	1.750					
Mike Jeffcoat, L ERA: (9, 1)	0.1		3	2	0	0	0	0	0	0	0	0	0	7	10	0.00	6.000					
Rich Gossage, R ERA: (9, 1)	0.2		2	0	0	0	1	0	0	0	0	0	0	4	6	0.00	0.000					

Cleveland Indians @ Texas Rangers
Arlington Stadium, Arlington, TX
Sun Apr 28 1991, 4:33 AM EDT
Att: 21,264 - Cloudy - 73 F

AB	32
R	4
H	9
RBI	3
BB	7
SO	5
LOB	14



Batter	1	2	3	4	5	6	7	8	9	AB	R	H	RBI	BB	SO	LOB	BOTTOM				
Brian Downing, R OBP: 0.521, SLG: 0.541 (1, 10)	K		K			L5			G4-3	4	0	0	0	0	2	1					
Mario Diaz, R OBP: 0.125, SLG: 0.067 Kevin Reimer, L OBP: 0.300, SLG: 0.472 (1, 6)	G5-3		G3-1			F8			2B	3	0	0	0	0	1						
Rafael Palmeiro, L OBP: 0.328, SLG: 0.484 (1, 3)				F8			FC4-6		2B	4	0	3	1	0	0	0					
Ruben Sierra, S OBP: 0.292, SLG: 0.435 (1, 9)	G4-3			G3			FC4-6		P6	4	0	0	0	0	3						
Julio Franco, R OBP: 0.258, SLG: 0.313 (1, 4)	G4-3			L4			L3		P9	4	0	0	0	0	2						
Juan Gonzalez, R OBP: 0.455, SLG: 0.900 (1, 7)	K				F7				G6-3	3	1	1	0	0	1	0					
Mike Stanley, R OBP: 0.369, SLG: 0.214 Jack Daugherty, S OBP: 0.200, SLG: 0.118 Jeff Huson, L OBP: 0.286, SLG: 0.270 (1, 2)					G6-3				G6-3	2	0	0	0	0	1	0					
Steve Buechele, R OBP: 0.315, SLG: 0.429 Geno Petralli, L OBP: 0.300, SLG: 0.257 (1, 5)			E5		G1-3				G4-3	2	0	1	0	0	0	0					
Gary Pettis, S OBP: 0.422, SLG: 0.351 (1, 8)			K			L4			P3	3	0	0	0	1	1						
Inning Stats	R: 0 E: 0 K: 1 S: 9	H: 1 LOB: 0 BB: 0 P: 15	R: 0 E: 0 K: 2 S: 10	H: 0 LOB: 0 BB: 0 P: 14	R: 0 E: 1 K: 2 S: 11	H: 1 LOB: 1 BB: 0 P: 19	R: 0 E: 0 K: 0 S: 7	H: 0 LOB: 0 BB: 0 P: 12	R: 0 E: 0 K: 0 S: 7	H: 0 LOB: 0 BB: 0 P: 11	R: 0 E: 0 K: 0 S: 6	H: 1 LOB: 0 BB: 0 P: 9	R: 1 E: 0 K: 0 S: 5	H: 1 LOB: 1 BB: 0 P: 8	R: 1 E: 0 K: 0 S: 14	H: 2 LOB: 1 BB: 0 P: 22	1B: 3 2B: 4 3B: 0 HR: 0	SF: 0 SAC: 0 DP: 1 HBP: 0	WP: 0 PB: 0 SB: 0 CS: 0	PA: 32	
PITCHER	IP	WLS	BF	H	R	ER	SO	BB	IBB	HBP	BLK	WP	HR	S	P	ERA	WHIP				
Eric King, R ERA: 4.55 (1, 1)	8.1		30	6	2	2	5	0	0	0	0	0	0	71	115	2.16	0.720				
Doug Jones, R ERA: 3.12 (9, 1)	0.2	S	2	0	0	0	0	0	0	0	0	0	0	5	6	0.00	0.000				

Cleveland Indians @ Texas Rangers
Arlington Stadium, Arlington, TX
Sun Apr 28 1991, 4:33 AM EDT
Att: 21,264 - Cloudy - 73 F

AB	32
R	2
H	6
RBI	2
BB	0
SO	5
LOB	9




Batter	1	2	3	4	5	6	7	8	9	AB R H RBI BB SO LOB	TOP											
Mike Huff, R OBP: 0.483, SLG: 0.316 (1, 4)	FC6-4 BB		E WP 1B BB		1B BB BB		1B BB BB		F7	1 1 0 0 4 0 0	Cleveland Indians @ California Angels Anaheim Stadium, Anaheim, CA Wed May 01 1991, 10:05 PM EDT Att: 21,049 - Cloudy - 65 F											
Mark Lewis, R OBP: 0.400, SLG: 0.500 (1, 6)	F8		K		1B BB BB		F7	K	4 1 0 0 1 2 3													
Carlos Baerga, S OBP: 0.344, SLG: 0.407 (1, 5)	FC6-4 HR		E 1B		1B 1B		FC5-4 1B			4 2 3 1 0 0 1												
Albert Belle, R OBP: 0.354, SLG: 0.576 Jose Escobar, R OBP: 0.250, SLG: 0.182 (8, 4)	HR		E BB		S 1B		FC5-4			3 1 2 3 1 0 2 0 0 0 0 0 0 0												
Chris James, R OBP: 0.316, SLG: 0.296 (1, 10)	G6-3		K2-3		K2-3					4 0 1 0 0 2 3												
Sandy Alomar Jr., R OBP: 0.288, SLG: 0.300 (1, 2)		F8		CS 1B		CS 1B		G6-4-3 1B		4 0 2 0 0 0 1												
Turner Ward, S OBP: 0.297, SLG: 0.306 (1, 9)		K		G5-3		K		FC5-4 1B		4 0 1 0 0 2 2												
Jeff Manto, R OBP: 0.348, SLG: 0.333 (1, 3)		G6-3		F8		K		FC5-4		4 0 0 0 0 1 1												
Mitch Webster, S OBP: 0.045, SLG: 0.045 (8, 7)			B2-3		K		F8		G1-3	4 0 0 0 0 1 0												
Inning Stats	R: 2 E: 0 K: 0 S: 18	H: 1 LOB: 0 BB: 1 P: 29	R: 0 E: 0 K: 1 S: 11	H: 0 LOB: 0 BB: 0 P: 16	R: 2 E: 2 K: 2 S: 12	H: 1 LOB: 1 BB: 2 P: 21	R: 0 E: 0 K: 0 S: 6	H: 1 LOB: 0 BB: 0 P: 7	R: 1 E: 0 K: 2 S: 12	H: 2 LOB: 2 BB: 2 P: 27		R: 0 E: 0 K: 2 S: 11	H: 1 LOB: 2 BB: 0 P: 18	R: 0 E: 0 K: 0 S: 8	H: 1 LOB: 2 BB: 1 P: 13	R: 0 E: 0 K: 0 S: 9	H: 2 LOB: 1 BB: 0 P: 13	R: 0 E: 0 K: 1 S: 9	H: 0 LOB: 0 BB: 0 P: 11	1B: 8 2B: 1 3B: 0 HR: 1	SF: 0 SAC: 0 DP: 2 HBP: 0	WP: 1 PB: 0 SB: 1 CS: 2
PITCHER	IP WLS BF H R ER SO BB IBB HBP BLK WP HR S P ERA WHIP											IP WLS BF H R ER SO BB IBB HBP BLK WP HR S P ERA WHIP										
Chuck Finley, L ERA: 3.0 (1, 1)	6.2 L 30 7 5 4 7 6 0 0 0 1 1 76 129 5.40 1.950																					
Mark Eichhorn, R ERA: 0.77 (7, 1)	1.1 5 2 0 0 0 0 0 0 0 0 0 0 11 15 0.00 1.500																					
Scott Bailes, L ERA: 3.12 (9, 1)	1.0 3 0 0 0 1 0 0 0 0 0 0 0 9 11 0.00 0.000																					

AB	32
R	5
H	9
RBI	4
BB	6
SO	8
LOB	13



Batter	1	2	3	4	5	6	7	8	9	AB R H RBI BB SO LOB	BOTTOM											
Luis Polonia, L OBP: 0.398, SLG: 0.380 (1, 7)	F9				G5-3			K		4 0 1 0 0 1 0	Cleveland Indians @ California Angels Anaheim Stadium, Anaheim, CA Wed May 01 1991, 10:05 PM EDT Att: 21,049 - Cloudy - 65 F											
Luis Sojo, R OBP: 0.250, SLG: 0.276 (1, 4)	B5-3		B1-3		G5-3		P5			4 0 0 0 0 0 1												
Wally Joyner, L OBP: 0.427, SLG: 0.449 (1, 3)	F9			1B SF9 2B		F8		BB		3 1 1 0 1 0 0												
Dave Winfield, R OBP: 0.226, SLG: 0.450 (1, 9)		K		1B		K		F7		4 0 1 0 0 2 1												
Dave Parker, L OBP: 0.250, SLG: 0.300 (1, 10)		F7		P2		FC4-6 1B BB		P5		3 0 0 0 1 0 2												
Gary Gaetti, R OBP: 0.306, SLG: 0.430 (1, 5)		WP HBP		SF9		FC4-6 1B		K		2 0 1 1 0 1 0												
Lance Parrish, R OBP: 0.354, SLG: 0.412 (1, 2)	F7		K2-3		K		K			4 0 1 0 0 2 4												
Junior Felix, S OBP: 0.250, SLG: 0.278 (1, 8)			P5		G4-3		FC4-6			4 0 0 0 0 1 3												
Dick Schofield, R OBP: 0.385, SLG: 0.259 (1, 6)			K		L5		K			3 0 0 0 0 2 2												
Inning Stats	R: 0 E: 0 K: 0 S: 6	H: 0 LOB: 0 BB: 0 P: 9	R: 0 E: 0 K: 1 S: 10	H: 0 LOB: 1 BB: 0 P: 18	R: 0 E: 0 K: 1 S: 7	H: 1 LOB: 0 BB: 0 P: 11	R: 1 E: 0 K: 1 S: 10	H: 2 LOB: 1 BB: 0 P: 13	R: 0 E: 0 K: 1 S: 5	H: 0 LOB: 0 BB: 0 P: 7		R: 0 E: 0 K: 1 S: 7	H: 0 LOB: 0 BB: 0 P: 13	R: 0 E: 0 K: 2 S: 12	H: 1 LOB: 2 BB: 1 P: 22	R: 0 E: 0 K: 1 S: 9	H: 0 LOB: 1 BB: 1 P: 17	R: 0 E: 0 K: 2 S: 12	H: 1 LOB: 1 BB: 0 P: 18	1B: 4 2B: 1 3B: 0 HR: 0	SF: 1 SAC: 0 DP: 0 HBP: 1	WP: 2 PB: 0 SB: 0 CS: 0
PITCHER	IP WLS BF H R ER SO BB IBB HBP BLK WP HR S P ERA WHIP											IP WLS BF H R ER SO BB IBB HBP BLK WP HR S P ERA WHIP										
Tom Candiotti, R ERA: 1.18 (1, 1)	9.0 W 35 5 1 1 9 2 0 1 0 1 0 78 128 1.00 0.778																					



Batter	1	2	3	4	5	6	7	8	9	AB	R	H	RBI	BB	SO	LOB	TOP								
Mike Huff, R OBP: 0.535, SLG: 0.433 (1, 8)	1-1 2B 1B	3-2 FC1-5 2B		1-3 K	4-2 1B 1B BB	2-0 G4-3		1-1 1B		5	2	3	0	1	1	1	Cleveland Indians @ Oakland Athletics Oakland-Alameda County Coliseum, Oakland, CA Sun May 05 1991, 3:33 AM PDT Att: 44,164 - Cloudy - 60 F								
Mark Lewis, R OBP: 0.459, SLG: 0.515 (1, 6)	1-0 1B	0-2 FC1-5-6 1B		1-1 L7	1-1 1B 1B		2-3 K	1-3 K		6	2	2	0	0	2	3									
Beau Alired, L OBP: 0.435, SLG: 0.487 (1, 7)	0-3 K	3-2 F7		2-3 K	0-0 1B		4-1 FC5-4 BB	1-3 K		5	0	1	1	1	3	5									
Albert Belle, R OBP: 0.395, SLG: 0.644 (1, 10)	1-0 1B 1B	2-0 1B			1-2 3-H BB		3-2 FC5-4 2B		2-2 F8	4	3	3	3	1	0	1									
Luis Lopez, R (9, PH)	2H 3-H 1B	2H 1B			0-0 F9		1-2 2B		0-0 G5-3	1	0	0	0	0	0	0									
Chris James, R OBP: 0.351, SLG: 0.424 (1, 3)	2-2 1B	1-1 P3			0-0 K		0-0 HR 2B		0-0 G5-3	5	2	2	1	0	1	5									
Jeff Manto, R OBP: 0.360, SLG: 0.316 (7, 3)	1-2 1B						2-H 2B		0-1 G5-3	1	0	0	0	0	0	0									
Carlos Baerga, S OBP: 0.358, SLG: 0.459 (1, 5)	1-0 1B		2-2 G3		0-1 SAFE E 1-3 3B 2B	3-2 G4-3	2-2 HR			6	2	3	2	0	0	0									
Turner Ward, S OBP: 0.302, SLG: 0.294 (1, 9)	3-3 K		1-1 P3		0-0 E3 3B	0-1 G4-3	0-0 F8			5	1	0	0	0	1	4									
Jerry Browne, S OBP: 0.256, SLG: 0.265 (1, 4)	0-1 1B		1-0 F8		2-3 3-H SF7 3B	4-2 2B BB		2-2 1B		3	2	2	4	1	0	0									
Jose Escobar, R OBP: 0.308, SLG: 0.250 (7, 4)	1-2 2H 3-H 1B				1-H 3-H SF7 3B			1B 1B		1	0	1	0	0	0	0									
Joel Skinner, R OBP: 0.333, SLG: 0.714 (1, 2)	1-0 FC6-4 1-2			2-1 HR	1-0 SF7 3-H	2-2 2B		0-1 F9		4	1	2	3	0	0	3									
Inning Stats	R: 4 E: 0 K: 2 S: 19	H: 6 LOB: 2 BB: 0 P: 29	R: 1 E: 0 K: 0 S: 12	H: 2 LOB: 1 BB: 0 P: 21	R: 0 E: 0 K: 0 S: 7	H: 0 LOB: 0 BB: 0 P: 11	R: 1 E: 0 K: 2 S: 11	H: 1 LOB: 0 BB: 0 P: 17	R: 5 E: 1 K: 1 S: 21	H: 5 LOB: 3 BB: 2 P: 35	R: 1 E: 0 K: 0 S: 12	H: 1 LOB: 1 BB: 1 P: 23	R: 3 E: 1 K: 1 S: 13	H: 2 LOB: 0 BB: 1 P: 24	R: 0 E: 0 K: 2 S: 13	H: 2 LOB: 2 BB: 0 P: 18	R: 0 E: 0 K: 0 S: 7	H: 0 LOB: 0 BB: 0 P: 9	1B: 11 2B: 5 3B: 1 HR: 2	SF: 1 SAC: 0 DP: 0 HBP: 0	WP: 0 PB: 0 SB: 0 CS: 0	PA: 51			
PITCHER	IP	WLS	BF	H	R	ER	SO	BB	IBB	HBP	BLK	WP	HR	S	P	ERA	WHIP								
Bob Welch, R ERA: 3.22 (1, 1)	4.2	L	30	13	11	8	4	2	0	0	0	0	1	66	107	15.43	3.214								
Steve Children, R ERA: 0.71 (5, 1)	1.1		7	2	1	1	1	1	0	0	0	0	0	16	29	6.75	2.250								
Eric Show, R ERA: 24.3 (7, 1)	1.0		6	2	3	3	1	1	0	0	0	0	1	13	24	27.00	3.000								
Curt Young, L ERA: 3.72 (8, 1)	1.0		5	2	0	0	2	0	0	0	0	0	0	13	18	0.00	2.000								
Joe Klimk, L ERA: 1.54 (9, 1)	1.0		3	0	0	0	0	0	0	0	0	0	0	7	9	0.00	0.000								

Batter	1	2	3	4	5	6	7	8	9	AB	R	H	RBI	BB	SO	LOB	BOTTOM								
Rickey Henderson, R OBP: 0.326, SLG: 0.342 (1, 7)	2-2 F9		2-2 G4-3		1-1 1-H HR		1-0 F7		0-0 HR 1B	5	2	2	2	0	0	0	Cleveland Indians @ Oakland Athletics Oakland-Alameda County Coliseum, Oakland, CA Sun May 05 1991, 3:33 AM PDT Att: 44,164 - Cloudy - 60 F								
Dave Henderson, R OBP: 0.436, SLG: 0.742 (1, 8)	0-1 F8		1-1 G5-3		0-1 G5-3			0-2 G4-3	0-1 1-H HR	5	1	1	2	0	0	0									
Jose Canseco, R OBP: 0.412, SLG: 0.481 (1, 9)	1-3 K			0-0 2B 1B	2-1 L7			1-3 K	1-3 K	5	0	1	0	0	3	0									
Mark McGwire, R OBP: 0.380, SLG: 0.333 (1, 3)		3-2 P4		0-1 F7		2-2 L6		2-2 1B 1B		4	1	1	0	0	0	1									
Terry Steinbach, R OBP: 0.325, SLG: 0.390 (1, 2)		1-2 G5-3		0-0 2B		0-0 FC4-6 1B		2-2 1B 1B		4	0	3	0	0	0	0									
Willie Wilson, S OBP: 0.313, SLG: 0.379 (1, 10)		0-1 1B		1-3 K		0-0 FC4-6		3-2 1B 1B		4	1	2	1	0	1	3									
Lance Blankenship, R OBP: 0.327, SLG: 0.263 (1, 5)		2-0 1B		1-2 G4-3		1-0 P4		1-3 K		4	0	1	1	0	1	5									
Walt Weiss, S OBP: 0.310, SLG: 0.316 (1, 6)		0-0 F9			0-1 F7		2-0 F9		0-1 G5-3	4	0	0	0	0	0	1									
Mike Gallego, R OBP: 0.367, SLG: 0.250 (1, 4)			0-0 F9		3-2 HR 1B		0-3 K		3-2 G4-3	4	1	1	0	0	1	0									
Inning Stats	R: 0 E: 0 K: 1 S: 9	H: 0 LOB: 0 BB: 0 P: 12	R: 1 E: 0 K: 0 S: 11	H: 2 LOB: 1 BB: 0 P: 17	R: 0 E: 0 K: 0 S: 7	H: 0 LOB: 0 BB: 0 P: 10	R: 0 E: 0 K: 1 S: 11	H: 2 LOB: 2 BB: 0 P: 13	R: 2 E: 0 K: 0 S: 13	H: 2 LOB: 0 BB: 0 P: 19	R: 0 E: 0 K: 0 S: 6	H: 1 LOB: 1 BB: 0 P: 9	R: 0 E: 0 K: 1 S: 5	H: 0 LOB: 0 BB: 0 P: 8	R: 1 E: 0 K: 2 S: 18	H: 3 LOB: 2 BB: 0 P: 27		R: 2 E: 0 K: 1 S: 12	H: 2 LOB: 0 BB: 0 P: 16	1B: 9 2B: 1 3B: 0 HR: 2	SF: 0 SAC: 0 DP: 0 HBP: 0	WP: 0 PB: 0 SB: 1 CS: 0	PA: 39		
PITCHER	IP	WLS	BF	H	R	ER	SO	BB	IBB	HBP	BLK	WP	HR	S	P	ERA	WHIP								
Greg Swindell, L ERA: 3.07 (1, 1)	7.0	W	28	7	3	3	3	0	0	0	0	0	0	62	88	3.86	1.000								
Rod Nichols, R ERA: 9.0 (8, 1)	1.0		6	3	1	1	2	0	0	0	0	0	0	18	27	9.00	3.000								
Jesse Orosco, L ERA: 3.0 (9, 1)	1.0		5	2	2	2	1	0	0	0	0	0	1	12	16	18.00	2.000								



Batter	1	2	3	4	5	6	7	8	9	AB	R	H	RBI	BB	SO	LOB	TOP								
Mike Huff, R OBP: 0.489, SLG: 0.394 (1, 8)										3	1	0	1	0	2	1									
Jerry Browne, S OBP: 0.241, SLG: 0.247 (1, 4)										5	0	0	0	0	2	2									
Mark Lewis, R OBP: 0.429, SLG: 0.486 (1, 6)										4	1	1	1	0	1	0									
Albert Belle, R OBP: 0.400, SLG: 0.649 (1, 10)										4	1	2	1	0	1	0									
Chris James, R OBP: 0.347, SLG: 0.416 Jeff Manto, R OBP: 0.360, SLG: 0.316 (8, 3)										4	0	1	1	0	1	1									
Carlos Baerga, S OBP: 0.365, SLG: 0.474 (1, 5)										4	1	2	0	0	2	2									
Turner Ward, S OBP: 0.316, SLG: 0.327 (1, 9)										4	1	2	2	0	0	1									
Joel Skinner, R OBP: 0.333, SLG: 0.647 (1, 2)										3	0	1	0	0	1	2									
Mitch Webster, S OBP: 0.115, SLG: 0.042 (1, 7)										2	1	0	0	2	0	2									
Inning Stats	R: 0 E: 0 K: 2 S: 9	H: 0 LOB: 0 BB: 0 P: 12	R: 0 E: 0 K: 2 S: 8	H: 0 LOB: 0 BB: 0 P: 13	R: 0 E: 0 K: 2 S: 11	H: 0 LOB: 1 BB: 1 P: 17	R: 2 E: 0 K: 1 S: 16	H: 4 LOB: 2 BB: 0 P: 25	R: 2 E: 2 K: 1 S: 17	H: 1 LOB: 1 BB: 0 P: 23	R: 2 E: 0 K: 0 S: 9	H: 2 LOB: 0 BB: 1 P: 19	R: 0 E: 0 K: 1 S: 5	H: 0 LOB: 0 BB: 0 P: 10	R: 0 E: 0 K: 0 S: 13	H: 2 LOB: 2 BB: 0 P: 22	R: 0 E: 0 K: 1 S: 11	H: 0 LOB: 0 BB: 0 P: 14	1B: 6 2B: 3 3B: 0 HR: 0	SF: 2 SAC: 2 DP: 0 HBP: 0	WP: 0 PB: 0 SB: 3 CS: 0	PA: 40			
PITCHER	IP	WLS	BF	H	R	ER	SO	BB	IBB	HBP	BLK	WP	HR	S	P	ERA	WHIP								
Randy Johnson, L ERA: 4.89 (1, 1)	5.1		27	7	6	4	8	2	0	0	0	0	0	67	104	6.75	1.688								
Bill Krueger, L ERA: 3.46 (6, 1)	2.2		9	2	0	0	1	0	0	0	0	0	0	21	37	0.00	0.750								
Michael Jackson, R ERA: 3.12 (9, 1)	1.0	W	3	0	0	0	1	0	0	0	0	0	0	11	14	0.00	0.000								

Cleveland Indians @ Seattle Mariners
The Kingdome, Seattle, WA
Tue May 07 1991, 10:05 PM EDT
Att. 9,511 - Dome - 70 F

AB 33
R 6
H 9
RBI 6
BB 2
SO 10
LOB 11

Batter	1	2	3	4	5	6	7	8	9	AB	R	H	RBI	BB	SO	LOB	BOTTOM								
Greg Brolley, L OBP: 0.329, SLG: 0.385 Henry Cotto, R OBP: 0.286, SLG: 0.400 (9, PH)										4	1	2	0	0	1	1									
Harold Reynolds, S OBP: 0.314, SLG: 0.330 (1, 4)										5	1	4	0	0	0	1									
Ken Griffey Jr., L OBP: 0.482, SLG: 0.480 Jay Buhner, R OBP: 0.333, SLG: 0.500 (9, PH)										3	1	1	1	1	1	3									
Ken Griffey, L OBP: 0.380, SLG: 0.409 (1, 7)										3	0	0	0	1	1	3									
Edgar Martinez, R OBP: 0.510, SLG: 0.519 Jeff Schaefer, R OBP: 0.205, SLG: 0.211 (9, PR)										4	1	1	3	1	1	2									
Pete O'Brien, L OBP: 0.296, SLG: 0.400 (1, 3)										5	1	2	2	0	0	3									
Alvin Davis, L OBP: 0.283, SLG: 0.247 Tracy Jones, R OBP: 0.333, SLG: 0.407 (6, PH)										3	0	0	0	0	1	0									
Omar Vizquel, S OBP: 0.308, SLG: 0.324 (1, 6)										4	0	1	1	0	1	0									
Dave Valle, R OBP: 0.305, SLG: 0.271 (1, 2)										3	0	0	0	1	2	2									
Inning Stats	R: 0 E: 0 K: 2 S: 17	H: 1 LOB: 3 BB: 2 P: 34	R: 0 E: 0 K: 1 S: 9	H: 0 LOB: 0 BB: 0 P: 15	R: 0 E: 0 K: 2 S: 10	H: 1 LOB: 2 BB: 1 P: 21	R: 0 E: 0 K: 1 S: 8	H: 0 LOB: 0 BB: 0 P: 11	R: 1 E: 0 K: 0 S: 10	H: 1 LOB: 1 BB: 1 P: 18	R: 0 E: 0 K: 1 S: 10	H: 0 LOB: 0 BB: 0 P: 17	R: 0 E: 0 K: 1 S: 14	H: 2 LOB: 2 BB: 0 P: 21	R: 1 E: 1 K: 0 S: 15	H: 2 LOB: 2 BB: 0 P: 22	R: 5 E: 0 K: 1 S: 17	H: 5 LOB: 1 BB: 0 P: 24	1B: 10 2B: 1 3B: 0 HR: 1	SF: 1 SAC: 0 DP: 0 HBP: 0	WP: 0 PB: 1 SB: 4 CS: 0	PA: 42			
PITCHER	IP	WLS	BF	H	R	ER	SO	BB	IBB	HBP	BLK	WP	HR	S	P	ERA	WHIP								
Tom Candiotti, R ERA: 1.23 (1, 1)	6.0		25	4	0	0	7	4	0	0	0	0	0	23	35	0.00	1.167								
Steve Olin, R ERA: 3.52 (7, 1)	1.1		8	3	1	0	1	0	0	0	0	0	0	11	16	40.50	6.000								
Jesse Orosco, L ERA: 6.75 (8, 1)	0.2		6	4	3	3	0	0	0	0	0	0	0	1	16	54.00	6.000								
Doug Jones, R ERA: 6.75 (9, 1)	0.1	L	3	2	2	2	1	0	0	0	0	0	1	16	16	54.00	6.000								

Cleveland Indians @ Seattle Mariners
The Kingdome, Seattle, WA
Tue May 07 1991, 10:05 PM EDT
Att. 9,511 - Dome - 70 F

AB 37
R 7
H 12
RBI 7
BB 4
SO 9
LOB 20

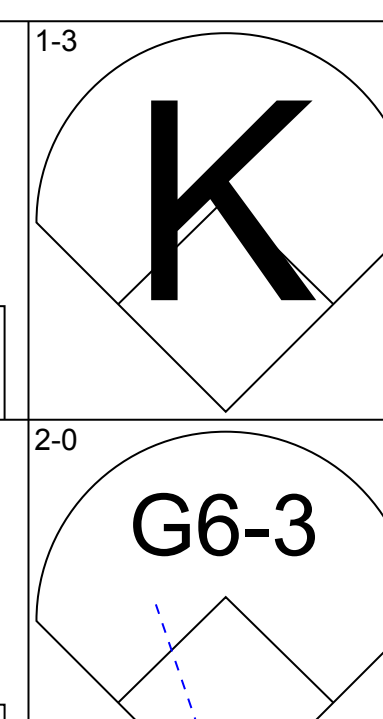
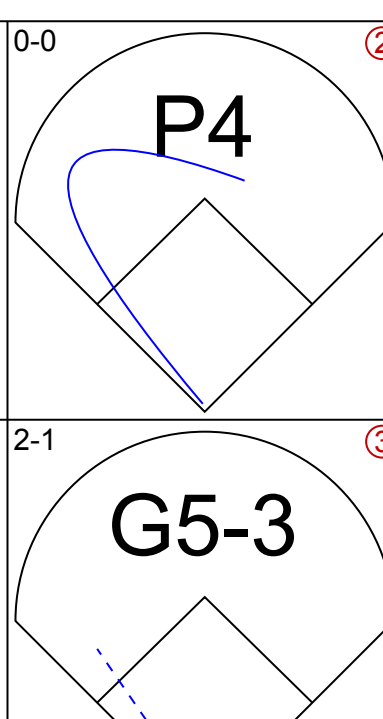
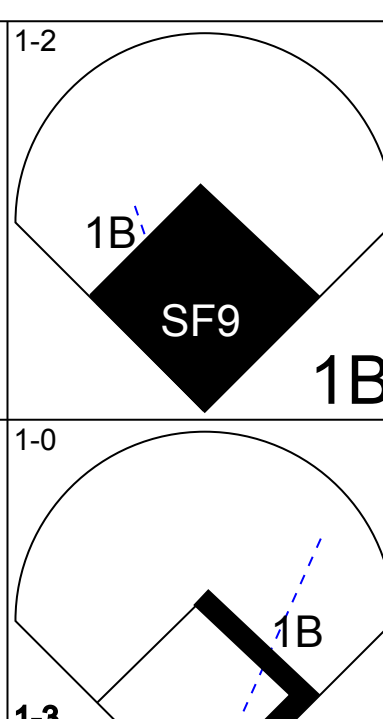
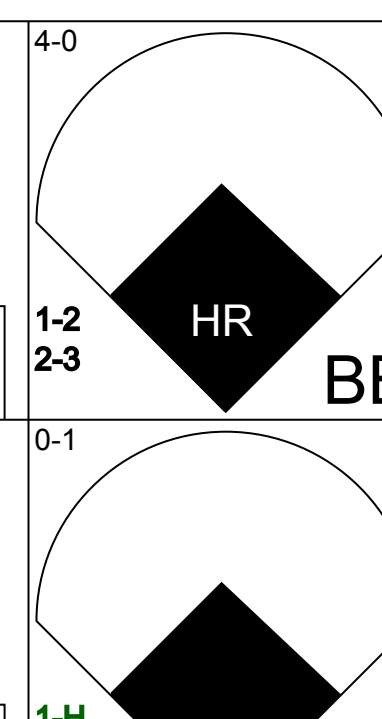
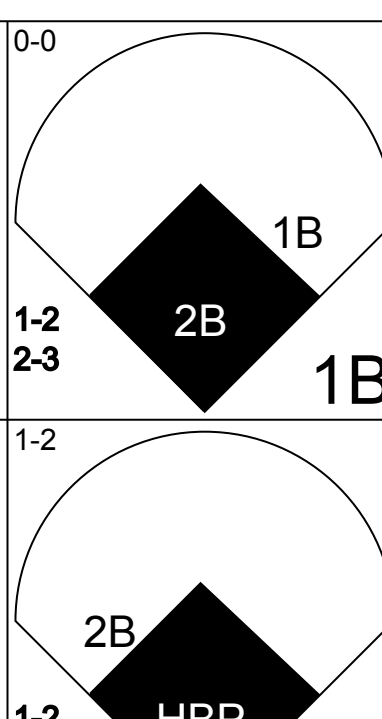
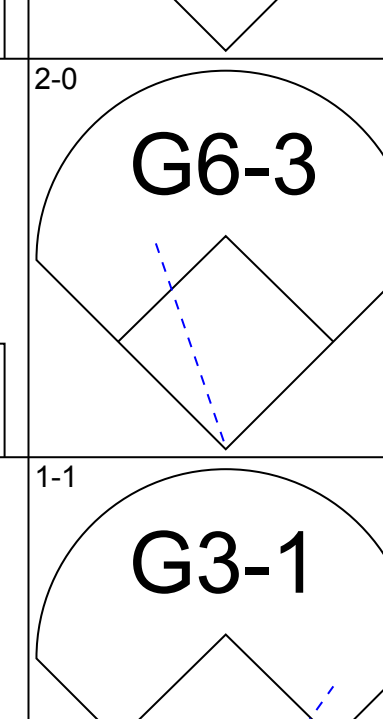
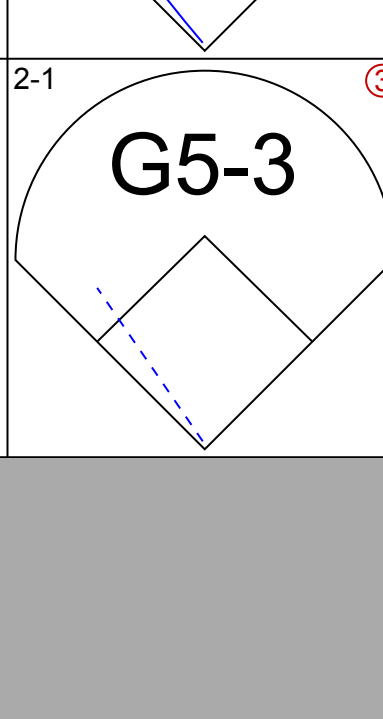
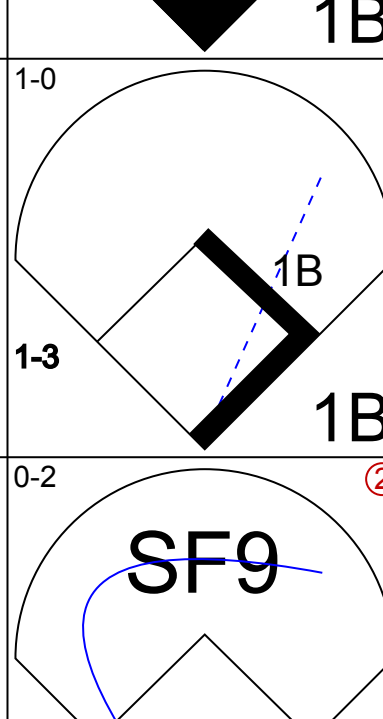
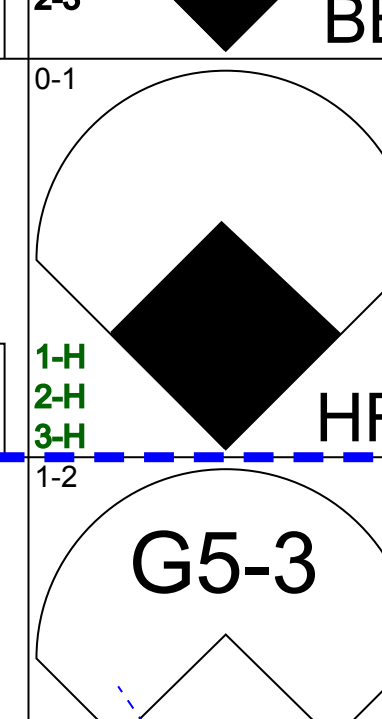
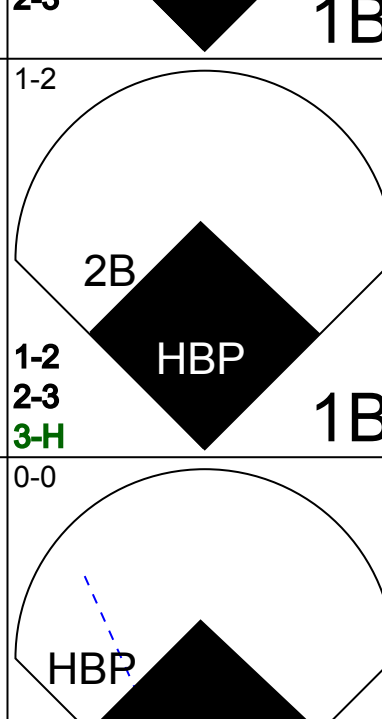
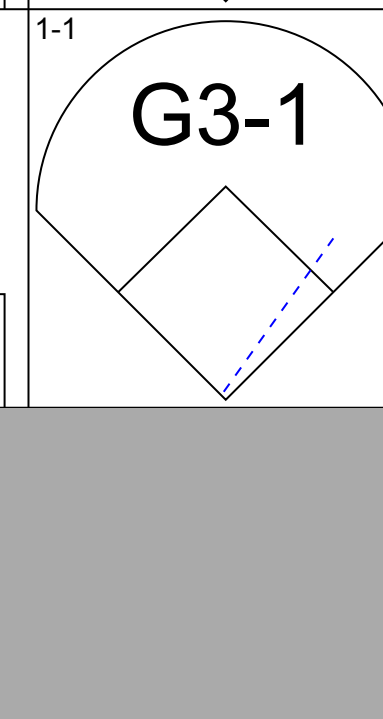
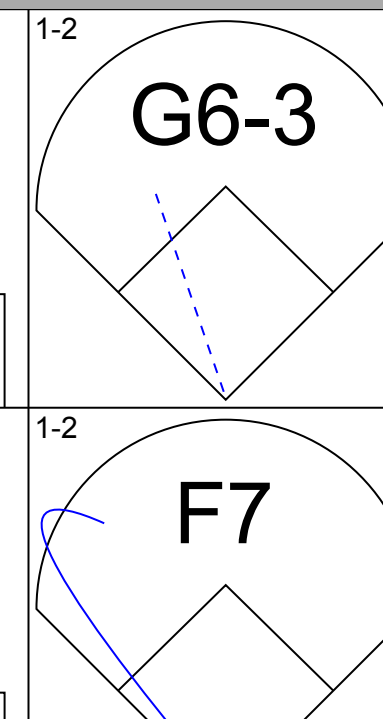
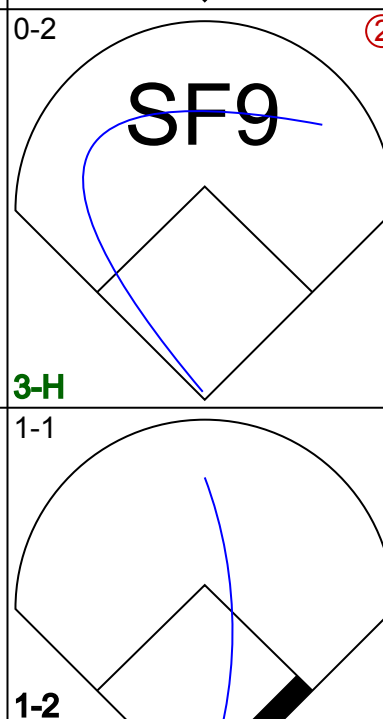
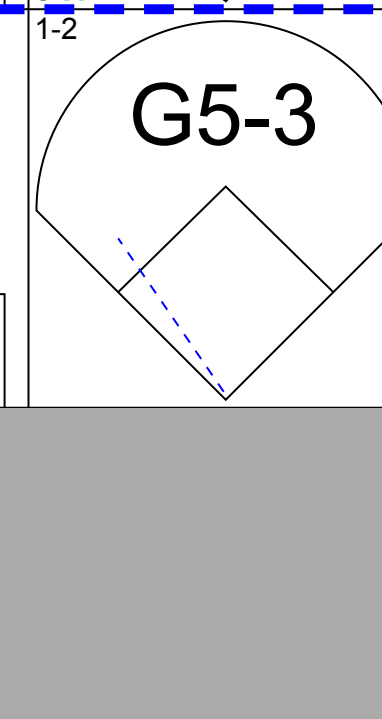
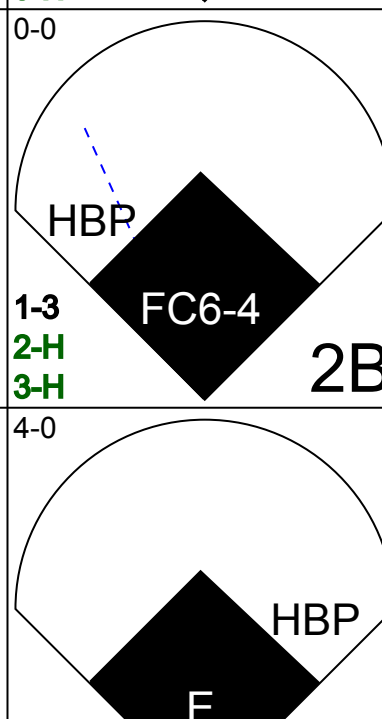
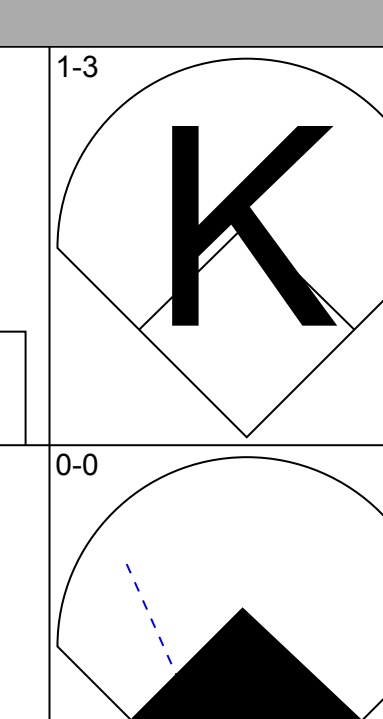
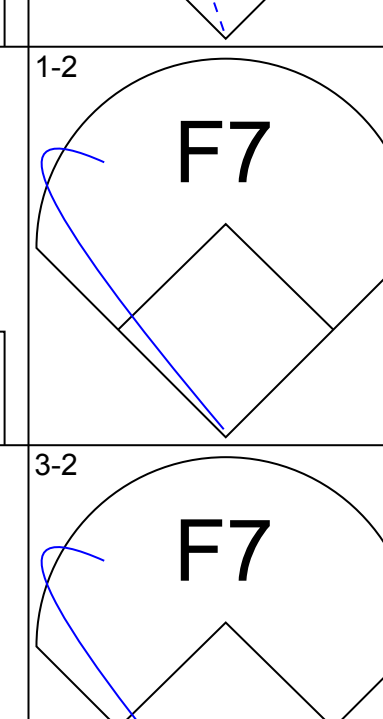
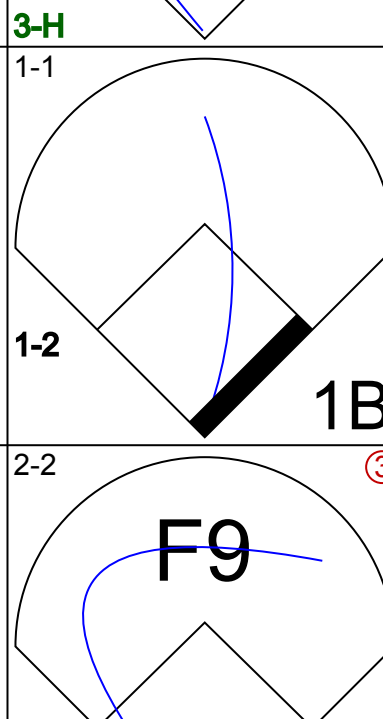
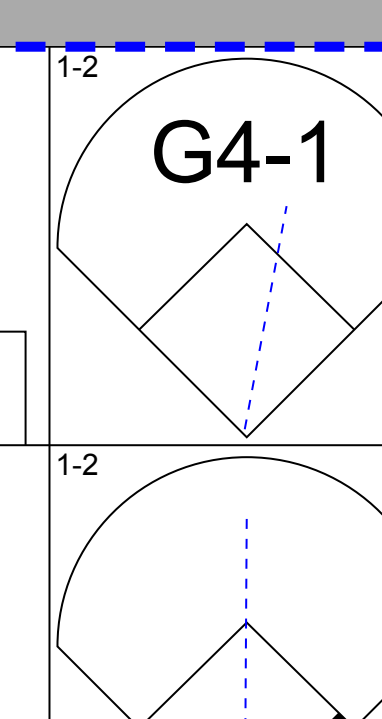
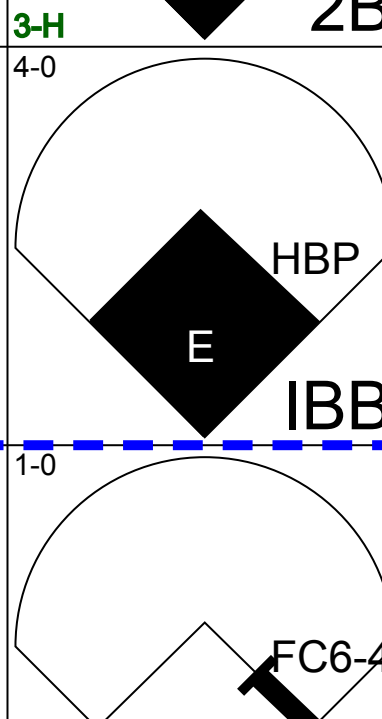
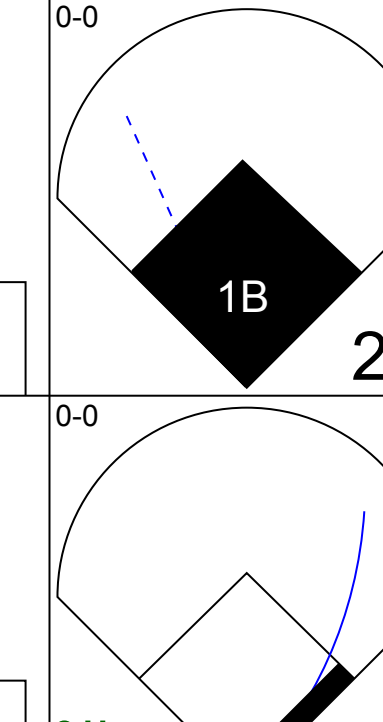
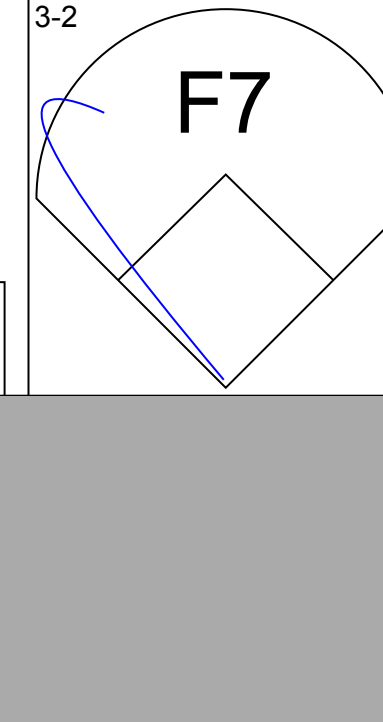
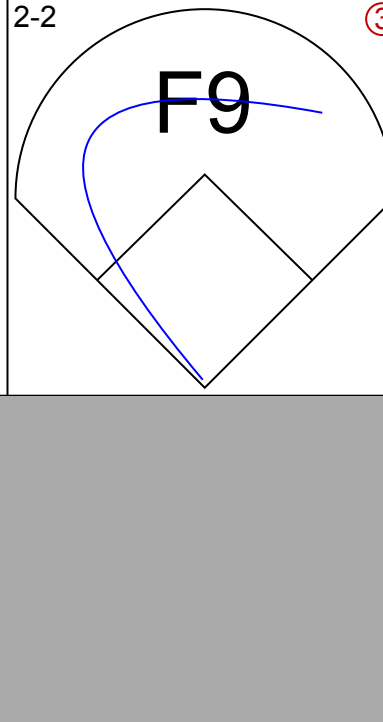
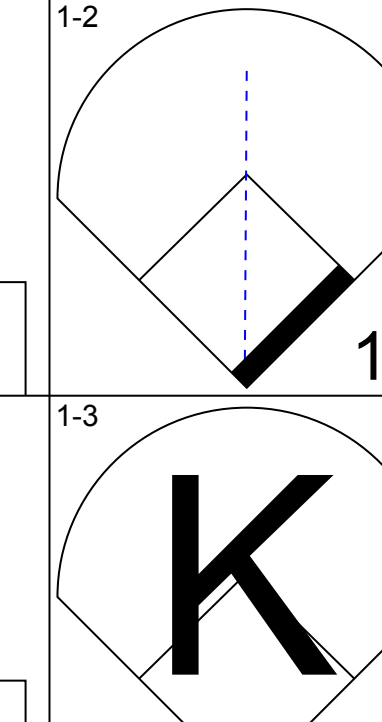
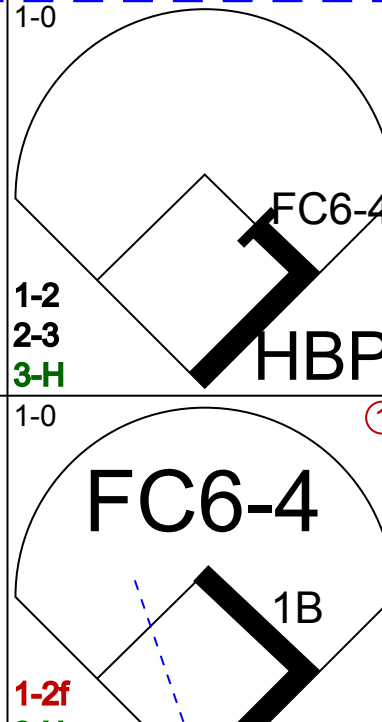
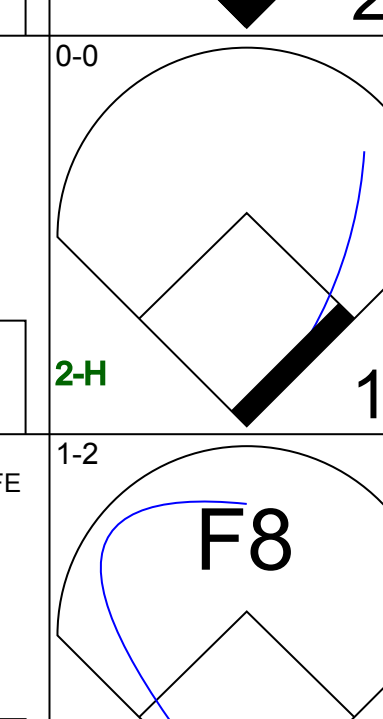
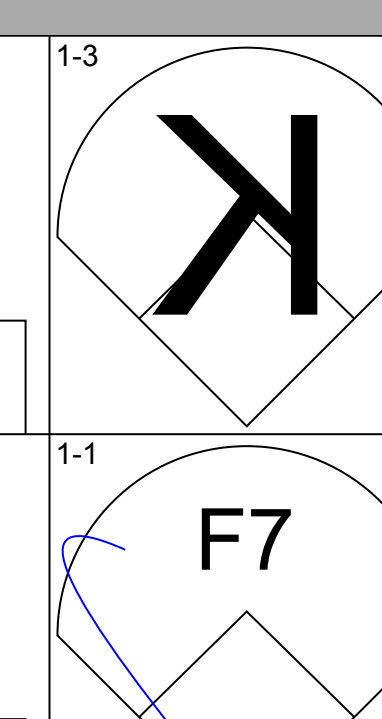
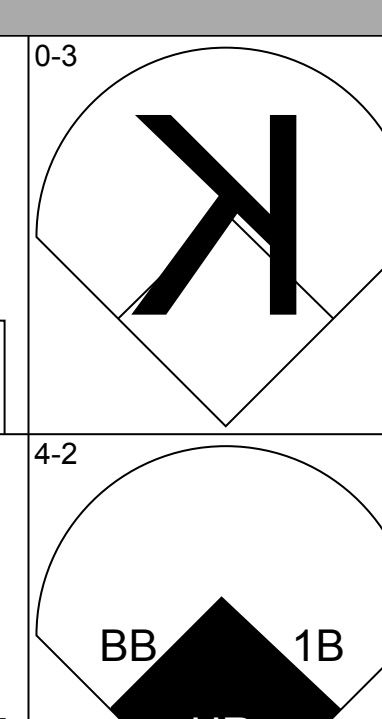
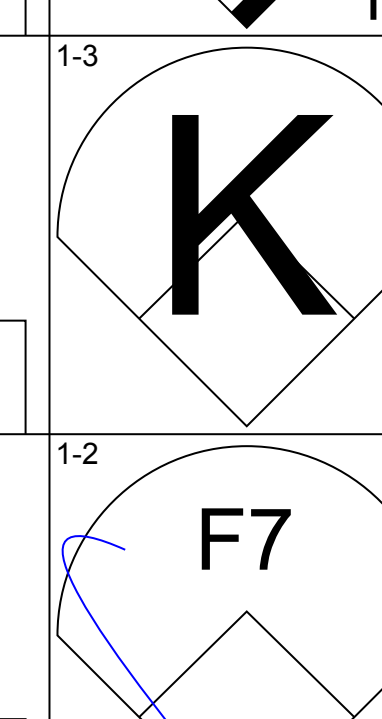
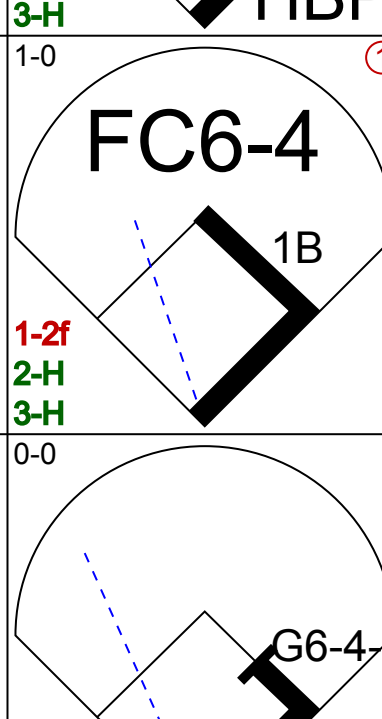
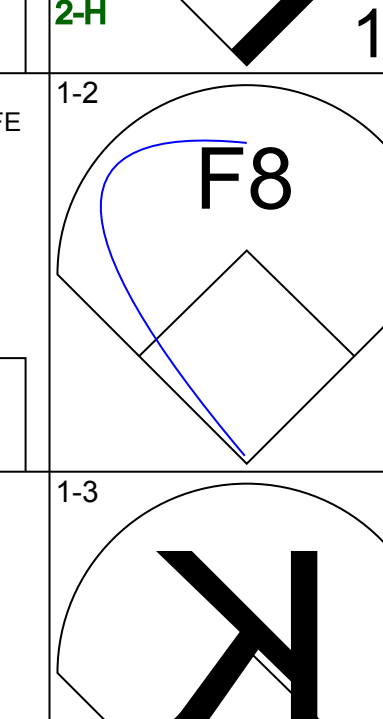
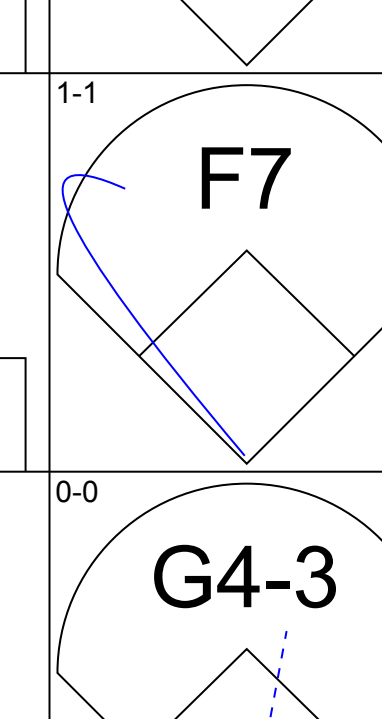
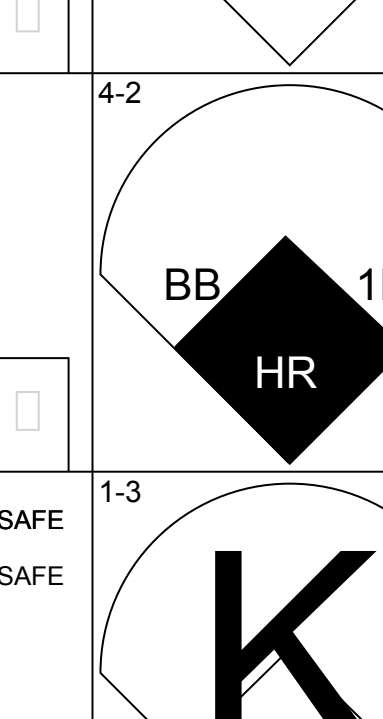
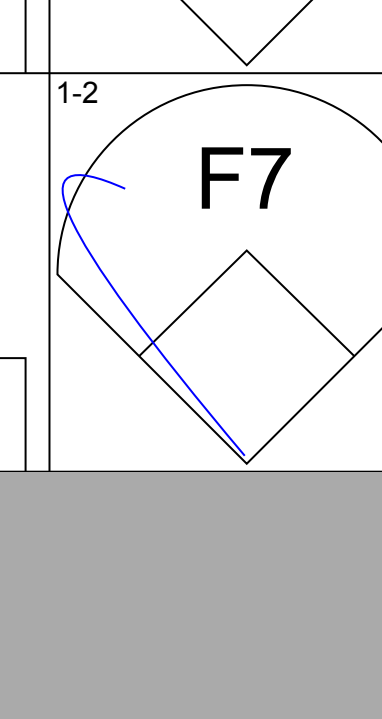
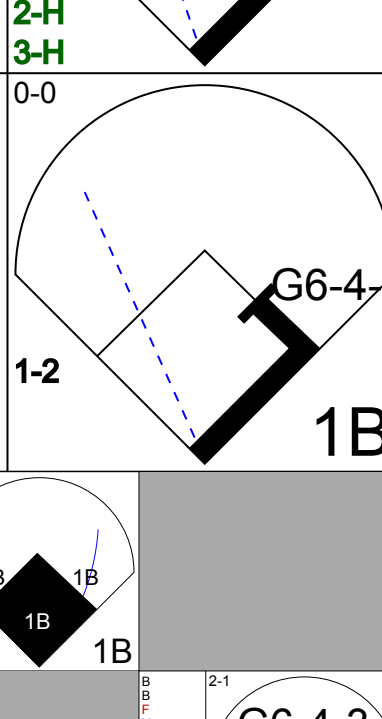
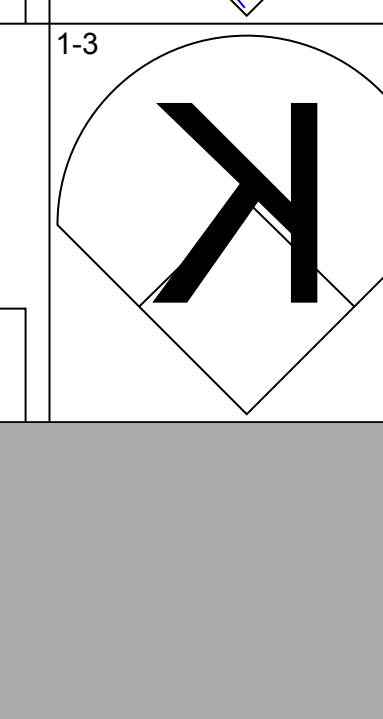
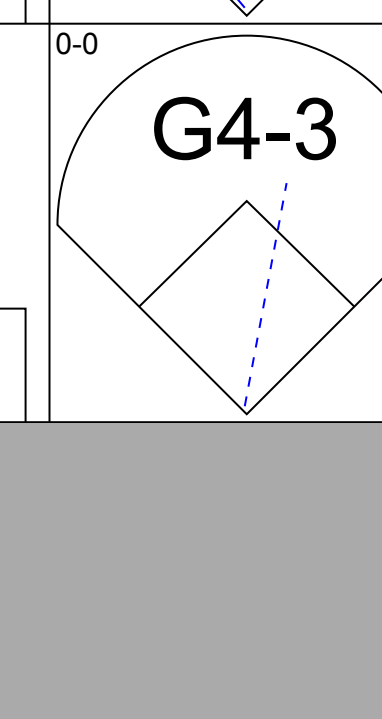
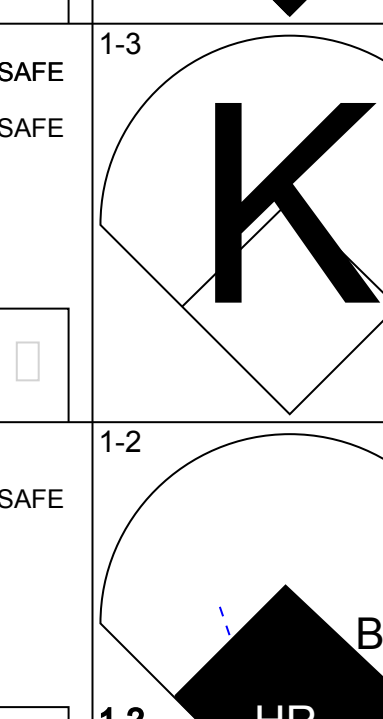
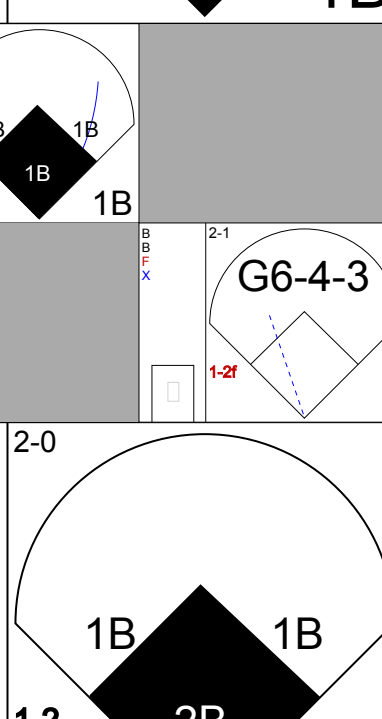
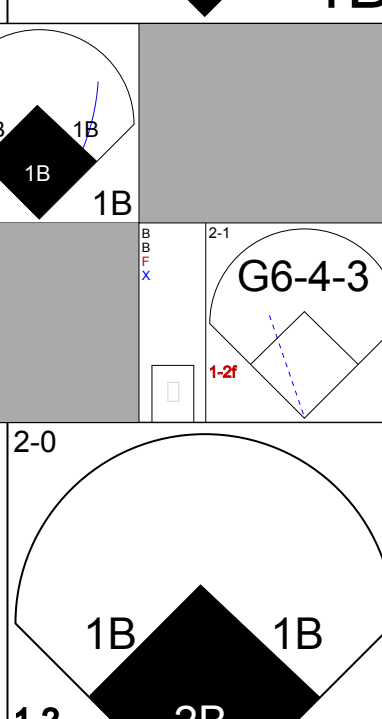
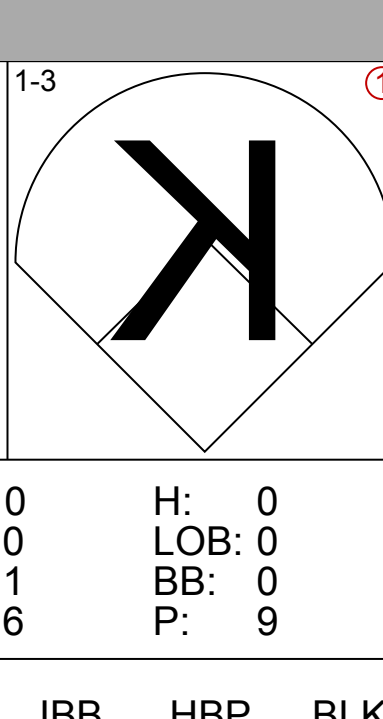
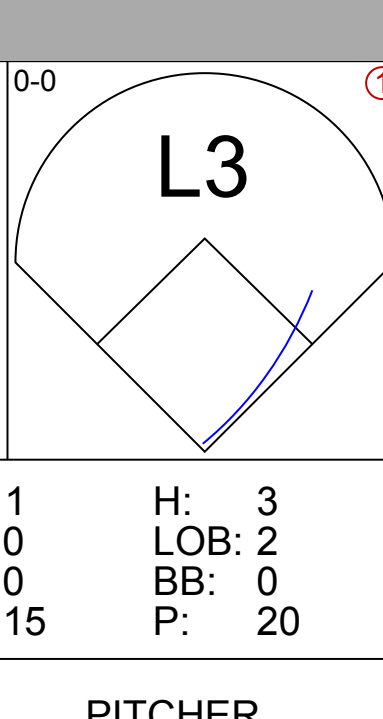
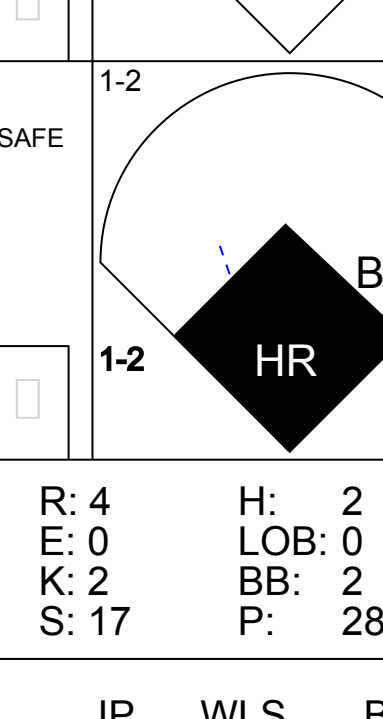
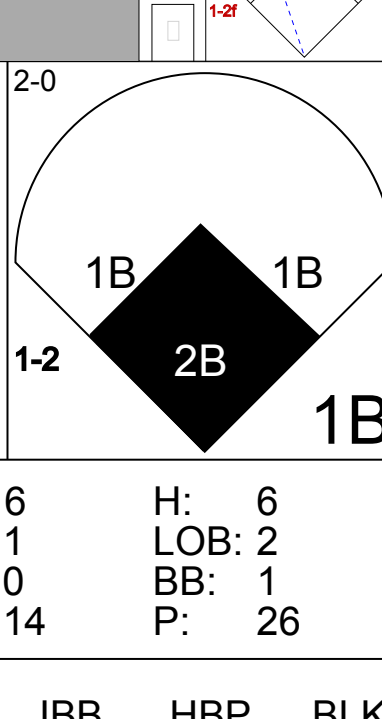
Batter	1	2	3	4	5	6	7	8	9	AB	R	H	RBI	BB	SO	LOB	TOP											
Mike Huff, R OBP: 0.481, SLG: 0.378	1-1 FC5-4 HBP		0-3 K		1-2 1B SF8		1-1 G5-3		0-2 G6-3	4	1	1	0	0	1	0	Cleveland Indians @ Seattle Mariners The Kingdome, Seattle, WA Wed May 08 1991, 10:05 PM EDT Att: 10,930 - Dome - 70 F											
Mark Lewis, R OBP: 0.435, SLG: 0.488	1-2 FC5-4 BB		2-1 WP 1B		0-1 G5-4-3 1B		2-0 G6-3			4	0	2	0	0	0	1												
Beau Alired, L OBP: 0.440, SLG: 0.561	1-2 G6-4-3 BB		1-0 F9		3-1 SF8			1-2 HR		2	1	1	2	1	0	1												
Albert Belle, R OBP: 0.382, SLG: 0.617	1-2 G6-4-3		1-3 K		0-1 G5-4-3			0-1 G5-3		4	0	0	0	0	1	4												
Chris James, R OBP: 0.353, SLG: 0.407		4-0 1B BB		3-2 L8		4-2 G4-6-3 BB		2-3 K		2	0	0	0	2	1	0												
Carlos Baerga, S OBP: 0.360, SLG: 0.463		1-3 K		1-2 2B 1B		2-2 G4-6-3		2-1 E1		4	0	1	0	0	1	2												
Turner Ward, S OBP: 0.328, SLG: 0.373		2-3 K		2-0 2B		2-2 2B		2-1 G4-3		4	0	2	0	0	1	2												
Sandy Alomar Jr., R OBP: 0.256, SLG: 0.257		3-1 1B		1-1 F8		2-3 K2-3			3-2 G6-3	4	0	1	0	0	1	3												
Jerry Browne, S OBP: 0.230, SLG: 0.234		0-1 G4-3		1-3 K			2-3 K		1-1 G4-3	4	0	0	0	0	2	4												
Inning Stats	R: 0 E: 0 K: 0 S: 9	H: 0 LOB: 1 BB: 1 P: 16	R: 0 E: 0 K: 2 S: 12	H: 1 LOB: 2 BB: 1 P: 22	R: 0 E: 0 K: 1 S: 10	H: 1 LOB: 1 BB: 0 P: 14	R: 0 E: 0 K: 1 S: 12	H: 2 LOB: 2 BB: 0 P: 20	R: 1 E: 0 K: 0 S: 9	H: 2 LOB: 0 BB: 0 P: 13	R: 0 E: 0 K: 1 S: 11	H: 1 LOB: 1 BB: 1 P: 21	R: 0 E: 0 K: 1 S: 6	H: 0 LOB: 0 BB: 0 P: 11	R: 1 E: 0 K: 1 S: 12	H: 1 LOB: 1 BB: 0 P: 19		R: 0 E: 0 K: 0 S: 8	H: 0 LOB: 0 BB: 0 P: 12	1B: 5 2B: 2 3B: 0 HR: 1	SF: 1 SAC: 0 DP: 3 HBP: 1	WP: 1 PB: 0 SB: 0 CS: 0	PA: 37					
PITCHER	IP	WLS	BF	H	R	ER	SO	BB	IBB	HBP	BLK	WP	HR	S	P	ERA	WHIP											
Brian Holman, R ERA: 3.24	(1, 1)	6.0	W	26	7	1	1	6	3	0	1	0	1	0	63	106	1.50	1.667										
Bill Swift, R ERA: 1.93	(7, 1)	3.0	S	11	1	1	1	2	0	0	0	0	0	1	26	42	3.00	0.333										

Batter	1	2	3	4	5	6	7	8	9	AB	R	H	RBI	BB	SO	LOB	BOTTOM										
Greg Briley, L OBP: 0.308, SLG: 0.357	1-2 G6-3	3-1 F7		3-1 G3		2-2 G5-3		2-3 K		5	0	0	0	0	1	2	Cleveland Indians @ Seattle Mariners The Kingdome, Seattle, WA Wed May 08 1991, 10:05 PM EDT Att: 10,930 - Dome - 70 F										
Harold Reynolds, S OBP: 0.325, SLG: 0.350	3-2 2B	0-1 E1		1-0 F9			2-2 1B SF8	1-1 BB 2B		5	2	3	1	0	0	0											
Ken Griffey Jr., L OBP: 0.410, SLG: 0.490	2-0 BB 1H FC3-6 2B	1-2 P4			1-1 G3-1		1-0 HR 1B	4-0 BB IBB		4	2	2	1	1	0	1											
Ken Griffey, L OBP: 0.407, SLG: 0.444				1-0 2B		4-0 BB	3-2 SF8	4-2 FC5-4 BB		1	0	1	1	1	0	0											
Jay Buhner, R OBP: 0.342, SLG: 0.500	FC3-6 HBP			2B		BB	3-H SF8	1-2 2-3 BB		0	0	0	0	1	0	0											
Edgar Martinez, R OBP: 0.514, SLG: 0.554	4-0 FC3-6 BB		3-2 1B		0-2 F8		2-1 HR	1-2 FC5-4		4	1	2	2	1	0	4											
Pete O'Brien, L OBP: 0.286, SLG: 0.385	1-2 FC3-6 BB		0-3 K		1-2 F8		1-H K			4	0	0	1	0	2	5											
Alvin Davis, L OBP: 0.282, SLG: 0.239	4-1 BB		0-0 F9			2-1 F9	3-3 K			3	0	0	0	1	1	2											
Omar Vizquel, S OBP: 0.305, SLG: 0.320	1-0 L3		2-1 G4-3			1-0 G5-3 1B		1-1 G3-1		4	0	1	0	0	0	5											
Dave Valle, R OBP: 0.302, SLG: 0.260		1-1 L7		3-1 F8		2-2 G5-3		4-0 2B BB		3	1	0	0	1	0	1											
Inning Stats	R: 2 E: 0 K: 0 S: 12	H: 2 LOB: 3 BB: 2 P: 29	R: 0 E: 1 K: 0 S: 9	H: 0 LOB: 0 BB: 0 P: 14	R: 0 E: 0 K: 1 S: 10	H: 2 LOB: 2 BB: 0 P: 16	R: 0 E: 0 K: 0 S: 5	H: 0 LOB: 0 BB: 0 P: 12	R: 0 E: 0 K: 0 S: 9	H: 0 LOB: 1 BB: 1 P: 15	R: 0 E: 0 K: 0 S: 10	H: 1 LOB: 1 BB: 0 P: 17	R: 3 E: 0 K: 2 S: 19	H: 3 LOB: 0 BB: 0 P: 30	R: 1 E: 0 K: 1 S: 13	H: 1 LOB: 3 BB: 3 P: 30	R: 0 E: 0 K: 0 S: 8	H: 0 LOB: 0 BB: 0 P: 12	1B: 5 2B: 3 3B: 0 HR: 1	SF: 1 SAC: 0 DP: 0 HBP: 1	WP: 0 PB: 0 SB: 1 CS: 0	PA: 41					
PITCHER	IP	WLS	BF	H	R	ER	SO	BB	IBB	HBP	BLK	WP	HR	S	P	ERA	WHIP										
Charles Nagy, R ERA: 2.45	(1, 1)	6.1	L	32	8	5	5	1	3	0	1	0	0	67	122	7.11	1.737										
Bruce Egllof, R ERA: 4.5	(7, 1)	1.1		8	1	1	1	3	2	1	0	0	0	17	37	6.75	2.250										
Shawn Hillegas, R ERA: 1.8	(8, 1)	0.1		1	0	0	0	0	0	0	0	0	0	3	4	0.00	0.000										

AB	32
R	2
H	8
RBI	2
BB	3
SO	8
LOB	17

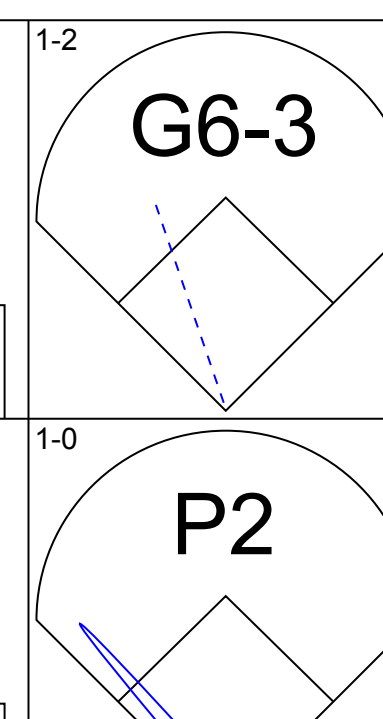
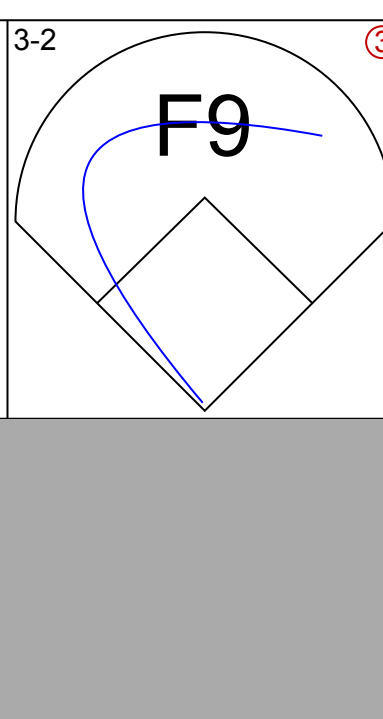
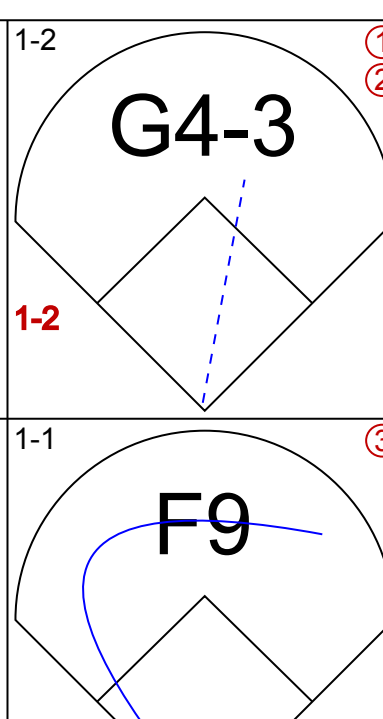
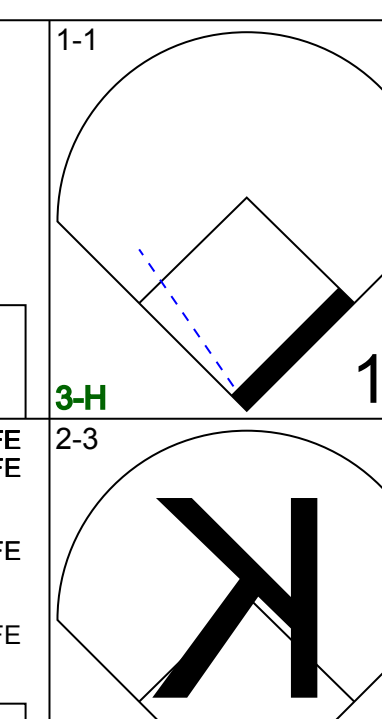
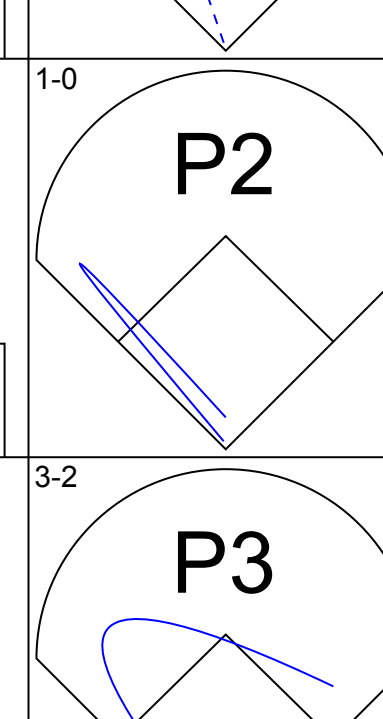
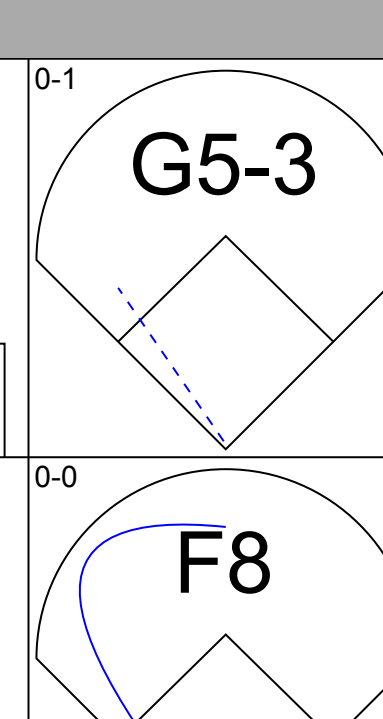
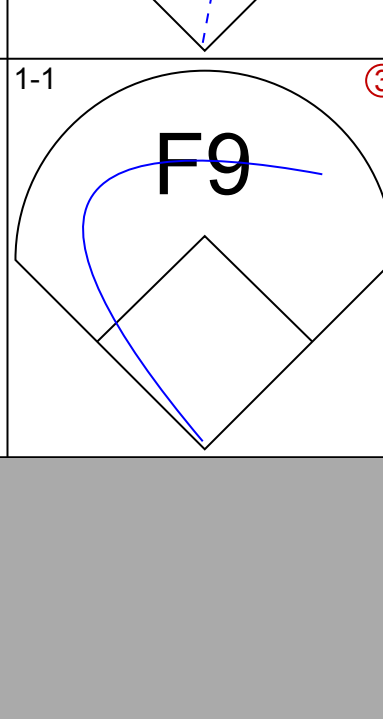
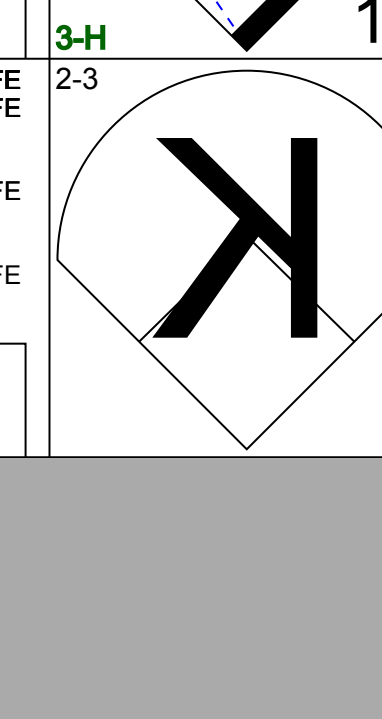
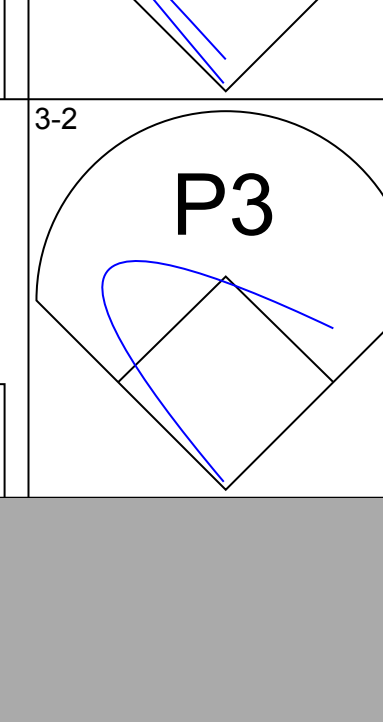
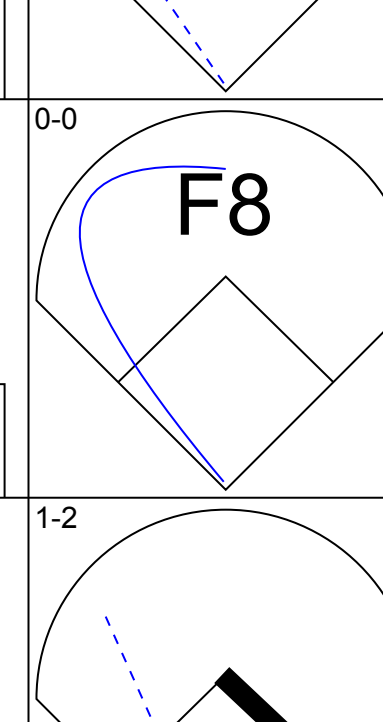
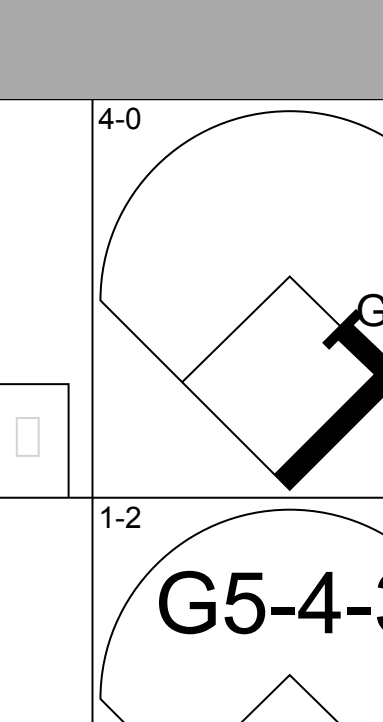
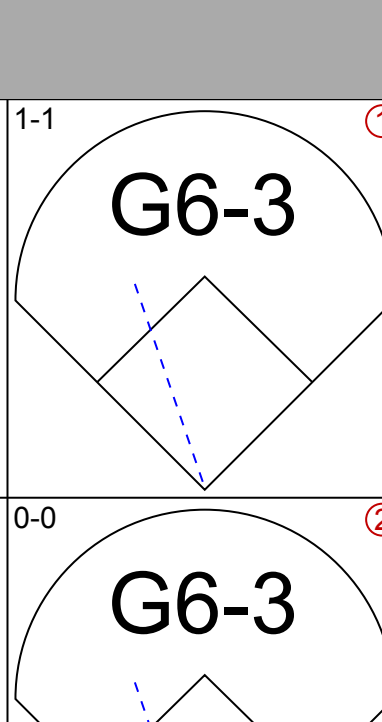
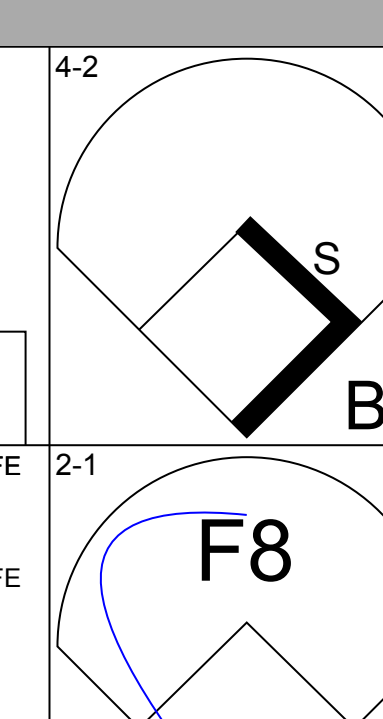
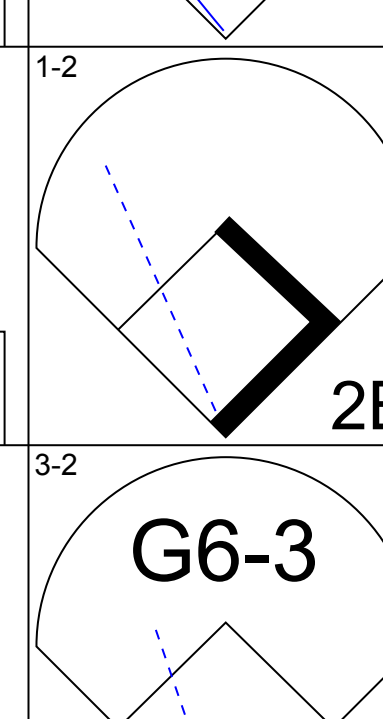
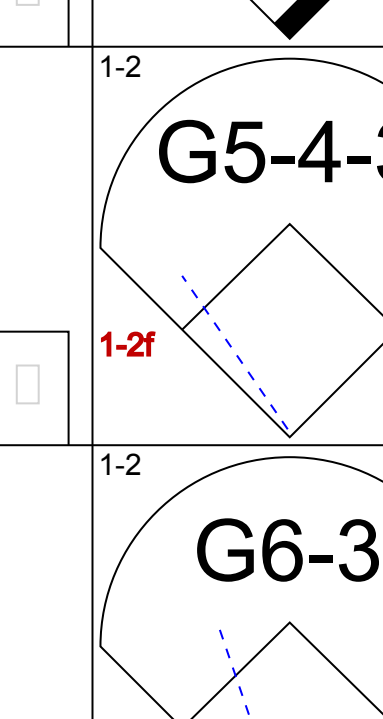
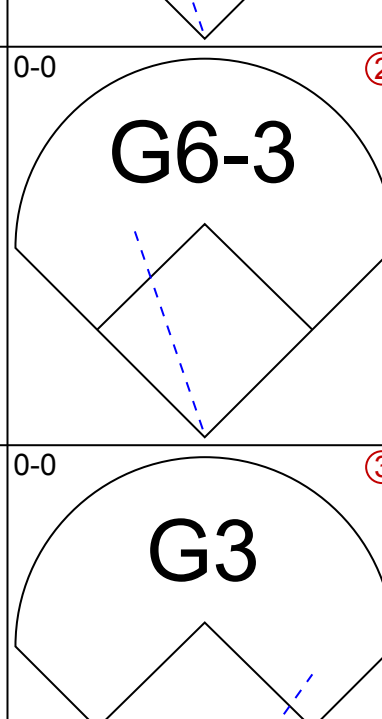
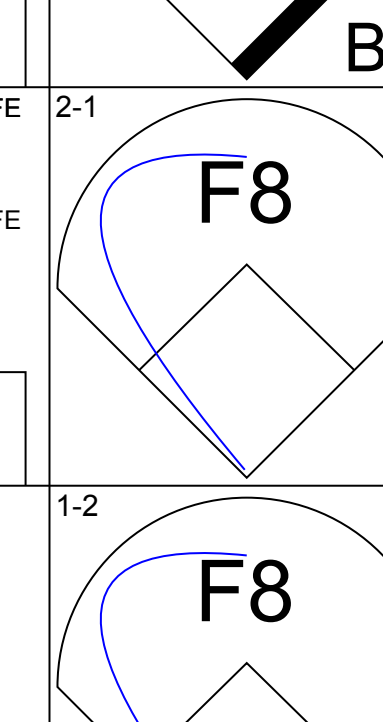
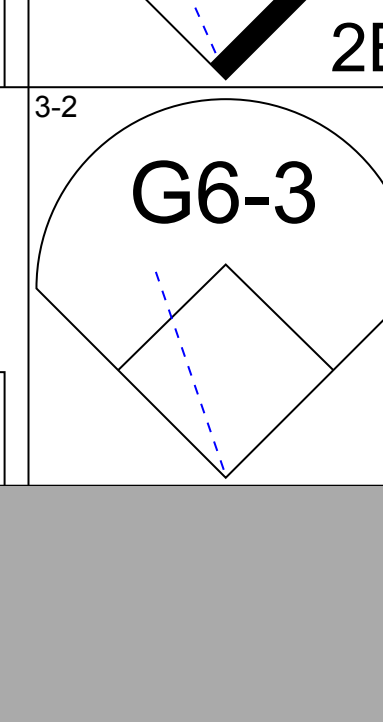
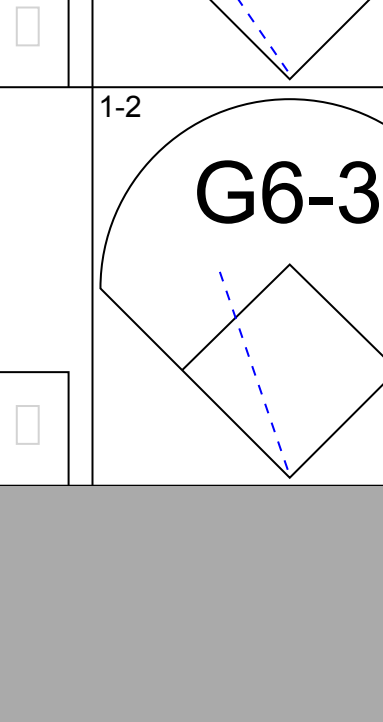
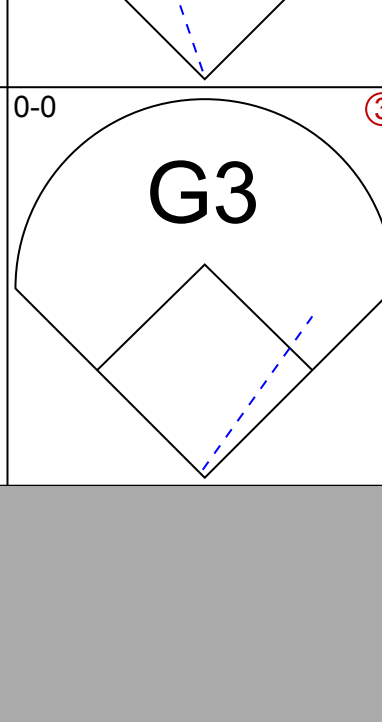
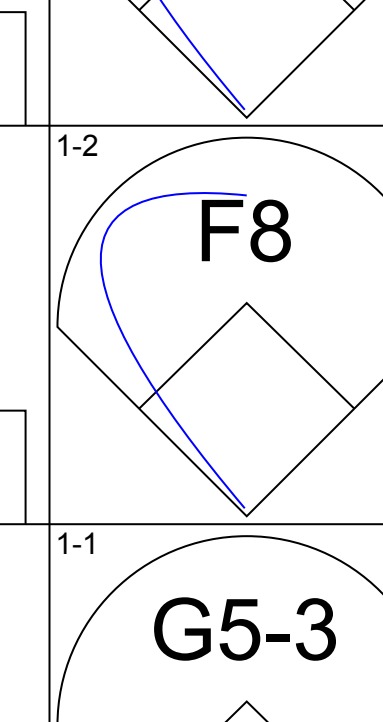
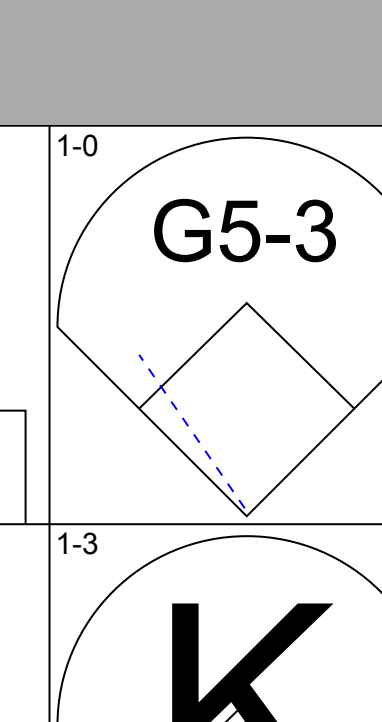
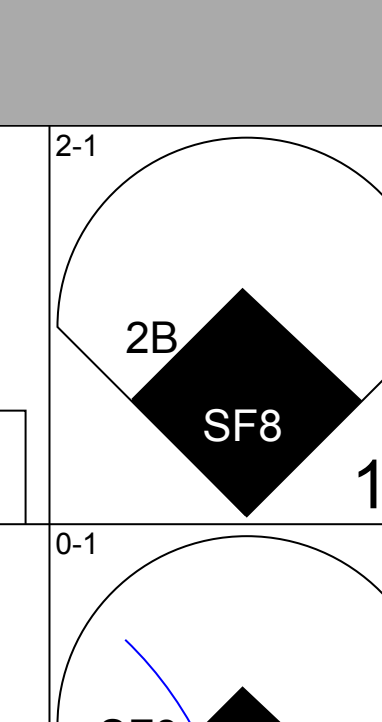
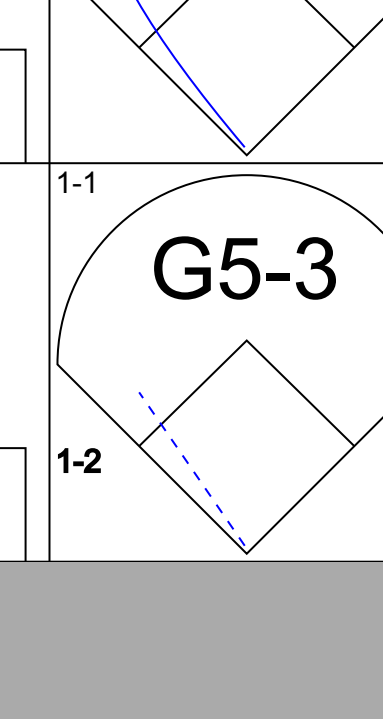
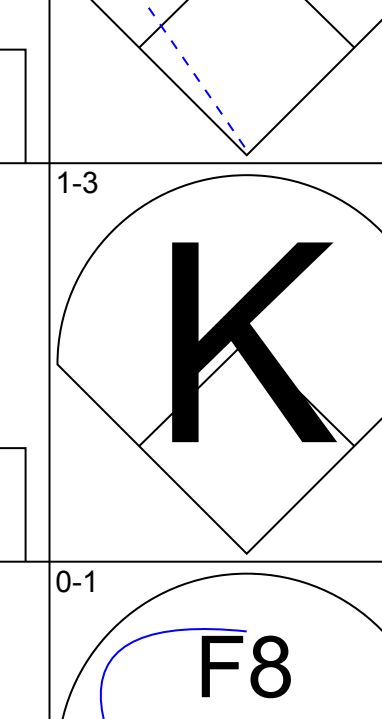

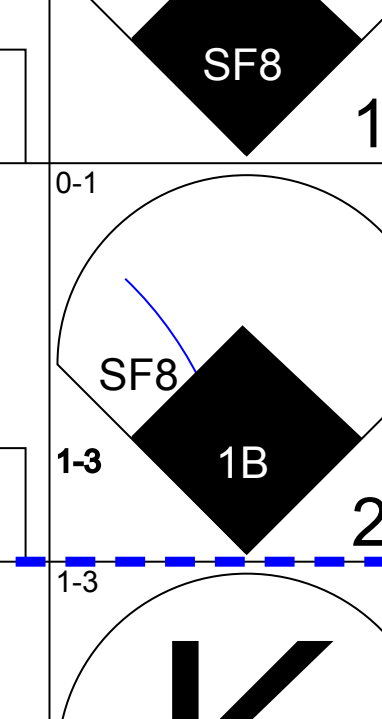
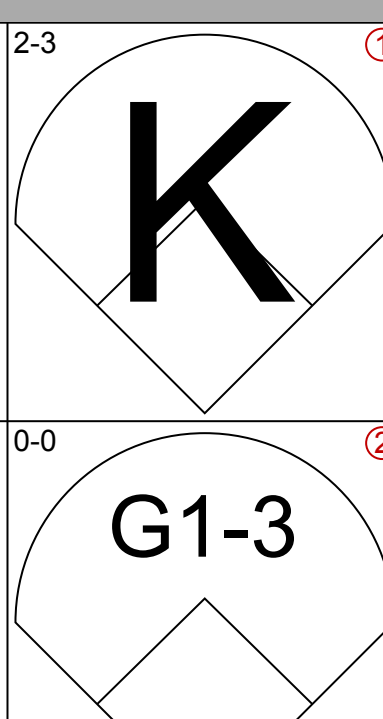
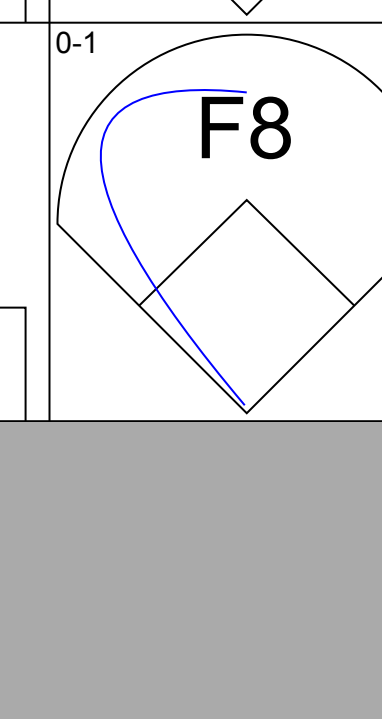
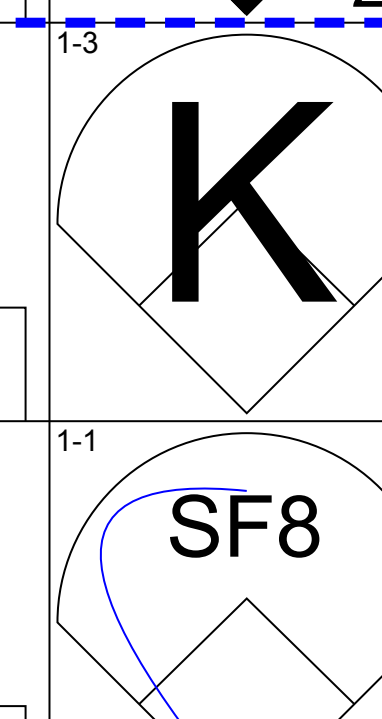
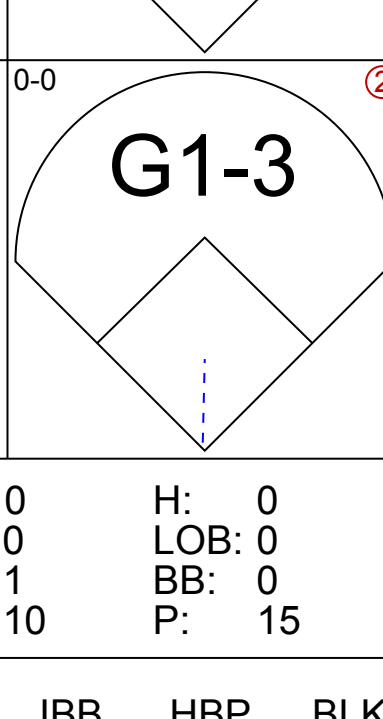
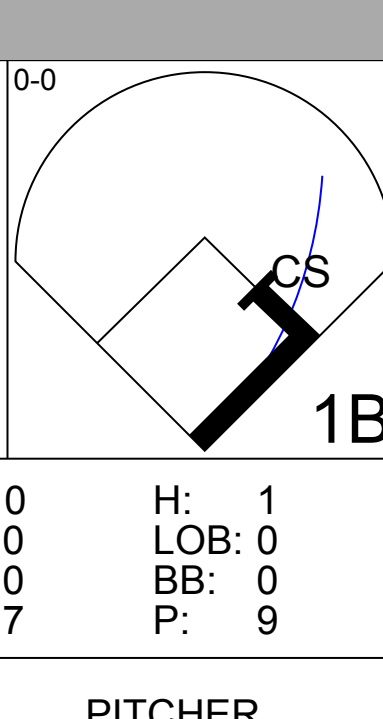
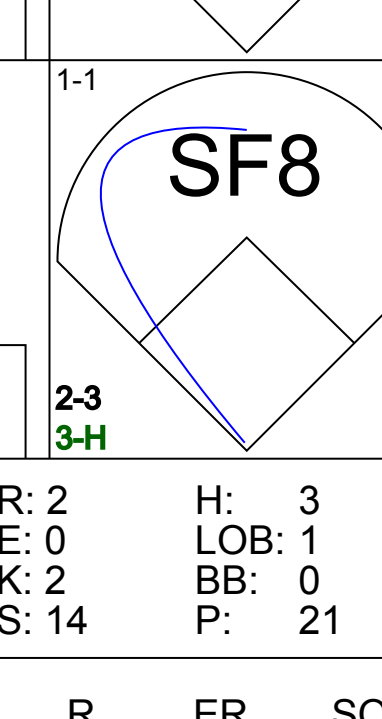
AB	33
R	6
H	9
RBI	6
BB	6
SO	4
LOB	20



Batter	1	2	3	4	5	6	7	8	9	AB	R	H	RBI	BB	SO	LOB	TOP					
Luis Polonia, L OBP: 0.407, SLG: 0.400 (1, 7)										4	3	2	0	1	1	0	California Angels @ Cleveland Indians Cleveland Municipal Stadium, Cleveland, OH Fri May 10 1991, 7:05 PM EDT Att: 27,301 - Sunny - 56 F					
Wally Joyner, L OBP: 0.411, SLG: 0.490 (1, 3)										5	2	3	5	0	0	0						
Dave Winfield, R OBP: 0.228, SLG: 0.461 Max Venable, L OBP: 0.250, SLG: 0.222 (9, PR) (9, 9)										4	0	1	3	0	0	0						
Dave Parker, L OBP: 0.245, SLG: 0.255 (1, 10)										4	1	1	0	1	1	0						
Gary Gaetti, R OBP: 0.307, SLG: 0.458 Bobby Rose, R (9, PR) (9, 5)										4	1	2	1	0	0	2						
Lance Parrish, R OBP: 0.346, SLG: 0.453 Ron Tingley, R (9, 2) (1, 2)										5	0	1	2	0	3	2						
Donnie Hill, S OBP: 0.457, SLG: 0.487 (1, 4)									4	1	1	0	1	0	2							
Junior Felix, S OBP: 0.255, SLG: 0.278 Dave Gallagher, R OBP: 0.444, SLG: 0.375 (9, PH) (9, 8)										4	1	1	0	0	2	2						
Dick Schofield, R OBP: 0.376, SLG: 0.297 (1, 6)										4	2	2	0	0	1	0						
Inning Stats	R: 0 E: 0 K: 1 S: 6	H: 0 LOB: 0 BB: 0 P: 10	R: 1 E: 0 K: 2 S: 11	H: 2 LOB: 1 BB: 0 P: 14	R: 0 E: 0 K: 1 S: 6	H: 0 LOB: 0 BB: 0 P: 9	R: 0 E: 0 K: 0 S: 11	H: 0 LOB: 0 BB: 0 P: 16	R: 0 E: 0 K: 1 S: 6	H: 0 LOB: 0 BB: 0 P: 8	R: 1 E: 0 K: 0 S: 15	H: 3 LOB: 2 BB: 0 P: 20	R: 4 E: 0 K: 2 S: 17	H: 2 LOB: 0 BB: 2 P: 28	R: 0 E: 0 K: 1 S: 16	H: 1 LOB: 1 BB: 0 P: 20		R: 6 E: 1 K: 0 S: 14	H: 6 LOB: 2 BB: 1 P: 26	1B: 11 2B: 2 3B: 0 HR: 1	SF: 1 SAC: 0 DP: 1 HBP: 1	WP: 0 PB: 0 SB: 0 CS: 0
PITCHER	IP WLS BF H R ER SO BB IBB HBP BLK WP HR S P ERA WHIP																					
Eric King, R ERA: 5.58 (1, 1)	6.2 L 29 7 6 6 7 2 0 0 0 0 0 1 69 101 8.10 1.350																					
Bruce Eglhoff, R ERA: 4.15 (7, 1)	0.1 1 0 0 0 0 0 0 0 0 0 0 0 3 4 0.00 0.000																					
Doug Jones, R ERA: 11.32 (8, 1)	1.0 10 6 6 6 1 0 1 0 0 0 0 0 26 38 54.00 6.000																					
Steve Olin, R ERA: 3.31 (9, 1)	1.0 4 1 0 0 0 0 0 0 1 0 0 0 4 8 0.00 1.000																					

AB	39
R	12
H	14
RBI	11
BB	3
SO	8
LOB	10



Batter	1	2	3	4	5	6	7	8	9	AB	R	H	RBI	BB	SO	LOB	BOTTOM					
Mike Huff, R OBP: 0.464, SLG: 0.366 (1, 8)										4	0	1	1	0	0	1	California Angels @ Cleveland Indians Cleveland Municipal Stadium, Cleveland, OH Fri May 10 1991, 7:05 PM EDT Att: 27,301 - Sunny - 56 F					
Jerry Browne, S OBP: 0.220, SLG: 0.222 (1, 4)										4	0	0	0	0	1	1						
Mark Lewis, R OBP: 0.420, SLG: 0.455 (1, 6)										3	0	0	0	1	0	0						
Albert Belle, R OBP: 0.387, SLG: 0.619 (1, 10)										3	0	1	0	1	0	1						
Chris James, R OBP: 0.340, SLG: 0.389 (1, 3)										4	0	0	0	0	0	2						
Carlos Baerga, S OBP: 0.359, SLG: 0.459 (1, 5)										3	1	1	0	0	0	1						
Turner Ward, S OBP: 0.328, SLG: 0.387 (1, 9)										3	1	1	0	0	1	1						
Sandy Alomar Jr., R OBP: 0.247, SLG: 0.247 (1, 2)										3	0	0	0	0	2	2						
Mitch Webster, S OBP: 0.143, SLG: 0.077 Beau Allred, L OBP: 0.431, SLG: 0.561 (8, PH) (9, 7)										2	0	1	0	0	0	0						
Inning Stats	R: 0 E: 0 K: 0 S: 7	H: 0 LOB: 0 BB: 0 P: 12	R: 0 E: 0 K: 0 S: 13	H: 0 LOB: 1 BB: 1 P: 21	R: 0 E: 0 K: 1 S: 10	H: 0 LOB: 0 BB: 0 P: 15	R: 0 E: 0 K: 0 S: 10	H: 1 LOB: 1 BB: 0 P: 14	R: 0 E: 0 K: 1 S: 6	H: 0 LOB: 0 BB: 0 P: 8	R: 0 E: 0 K: 0 S: 7	H: 1 LOB: 0 BB: 0 P: 9	R: 0 E: 0 K: 0 S: 6	H: 0 LOB: 0 BB: 1 P: 12	R: 2 E: 0 K: 2 S: 14	H: 3 LOB: 1 BB: 0 P: 21		R: 0 E: 0 K: 0 S: 4	H: 0 LOB: 0 BB: 0 P: 5	1B: 3 2B: 2 3B: 0 HR: 0	SF: 1 SAC: 0 DP: 1 HBP: 0	WP: 0 PB: 0 SB: 1 CS: 1
PITCHER	IP WLS BF H R ER SO BB IBB HBP BLK WP HR S P ERA WHIP																					
Mark Langston, L ERA: 3.96 (1, 1)	7.0 W 25 4 2 2 2 2 0 0 0 0 0 0 63 97 2.57 0.857																					
Mark Eichhorn, R ERA: 0.46 (8, 1)	2.0 7 1 0 0 2 0 0 0 0 0 0 0 14 20 0.00 0.500																					

AB	29
R	2
H	5
RBI	2
BB	2
SO	4
LOB	9



Batter	1	2	3	4	5	6	7	8	9	AB	R	H	RBI	BB	SO	LOB	TOP					
Luis Polonia, L OBP: 0.402, SLG: 0.394			F7			G4-3 E 1B	F8			4	1	1	0	0	1	1	California Angels @ Cleveland Indians Cleveland Municipal Stadium, Cleveland, OH Sat May 11 1991, 3:33 AM EDT Att: 14,720 - Sunny - 69 F					
Wally Joyner, L OBP: 0.422, SLG: 0.500			L4-3 1B			G4-3 1B	F9			4	0	3	0	0	0	0						
Dave Winfield, R OBP: 0.219, SLG: 0.441	F7		L4-3 1B			G4-3	F9			4	0	0	0	0	0	4						
Dave Parker, L OBP: 0.246, SLG: 0.255						E8 2B	F8			4	1	1	0	0	0	0						
Gary Gaetti, R OBP: 0.305, SLG: 0.459	F8					G4-3 2B	F7			4	0	1	1	0	1	2						
Junior Felix, S OBP: 0.255, SLG: 0.277						F8	F8			4	0	1	0	0	0	1						
Bobby Rose, R OBP: 0.255, SLG: 0.277						F8	F9			4	0	0	0	0	2	1						
Ron Tingley, R OBP: 0.255, SLG: 0.277						F8	F9			3	0	0	0	0	0	1						
Luis Sojo, R OBP: 0.250, SLG: 0.269						F7				3	0	1	0	0	0	1						
Inning Stats	R: 0 E: 0 K: 1 S: 12	H: 2 LOB: 2 BB: 0 P: 18	R: 0 E: 0 K: 1 S: 10	H: 1 LOB: 1 BB: 0 P: 14	R: 0 E: 0 K: 0 S: 4	H: 1 LOB: 0 BB: 0 P: 5	R: 0 E: 0 K: 1 S: 11	H: 0 LOB: 0 BB: 0 P: 16	R: 0 E: 0 K: 1 S: 8	H: 0 LOB: 0 BB: 0 P: 12	R: 2 E: 1 K: 0 S: 16	H: 3 LOB: 1 BB: 0 P: 21	R: 0 E: 0 K: 1 S: 11	H: 1 LOB: 1 BB: 0 P: 16	R: 0 E: 0 K: 0 S: 4	H: 0 LOB: 0 BB: 0 P: 6	R: 0 E: 0 K: 0 S: 6	H: 0 LOB: 0 BB: 0 P: 8	1B: 7 2B: 2 3B: 0 HR: 0	SF: 0 SAC: 0 DP: 2 HBP: 0	WP: 0 PB: 0 SB: 0 CS: 0	PA: 34
PITCHER Greg Swindell, L ERA: 2.52	IP: 9.0 WLS: L BF: 34 H: 8 R: 2 ER: 0 SO: 4 BB: 0 IBB: 0 HBP: 0 BLK: 0 WP: 0 HR: 0 S: 82 P: 116 ERA: 0.00 WHIP: 0.889															PITCHER						

Batter	1	2	3	4	5	6	7	8	9	AB	R	H	RBI	BB	SO	LOB	BOTTOM					
Mike Huff, R OBP: 0.450, SLG: 0.341	G4-3		K			CS BB	FC6-4			3	0	0	0	1	1	4	California Angels @ Cleveland Indians Cleveland Municipal Stadium, Cleveland, OH Sat May 11 1991, 3:33 AM EDT Att: 14,720 - Sunny - 69 F					
Jose Escobar, R OBP: 0.250, SLG: 0.200 Jerry Browne, S OBP: 0.217, SLG: 0.220	K		G1-3		CS	P6	G4-3			3	0	0	0	0	1	2						
Mark Lewis, R OBP: 0.444, SLG: 0.479						FC6-4 1B	G6-3			4	0	3	1	0	0	0						
Albert Belle, R OBP: 0.371, SLG: 0.591	G1-3		K			F8	K			4	0	0	0	0	2	4						
Chris James, R OBP: 0.327, SLG: 0.374			P3			FC6-4	P3			4	0	0	0	0	0	1						
Carlos Baerga, S OBP: 0.354, SLG: 0.443	G3					FC6-5 SH3 BB	K			3	0	0	0	1	1	0						
Luis Lopez, R OBP: 0.333, SLG: 0.600	G6-3					SH3	F7			3	0	0	0	0	0	0						
Joel Skinner, R OBP: 0.194, SLG: 0.107			G1-3 PB 1B			K	FC6-5 1B			3	1	1	0	0	1	1						
Mitch Webster, S OBP: 0.194, SLG: 0.107			1B G1-3 BB			F8	FC6-4 1B			2	0	1	0	1	0	0						
Inning Stats	R: 0 E: 0 K: 1 S: 9	H: 1 LOB: 1 BB: 0 P: 12	R: 0 E: 0 K: 0 S: 6	H: 0 LOB: 0 BB: 0 P: 9	R: 1 E: 0 K: 2 S: 15	H: 2 LOB: 2 BB: 1 P: 21	R: 0 E: 0 K: 0 S: 7	H: 0 LOB: 0 BB: 0 P: 9	R: 0 E: 0 K: 1 S: 11	H: 0 LOB: 0 BB: 1 P: 18	R: 0 E: 0 K: 0 S: 7	H: 1 LOB: 1 BB: 0 P: 12	R: 0 E: 0 K: 0 S: 6	H: 1 LOB: 2 BB: 1 P: 14	R: 0 E: 0 K: 1 S: 7	H: 0 LOB: 0 BB: 0 P: 9	R: 0 E: 0 K: 1 S: 8	H: 0 LOB: 0 BB: 0 P: 11	1B: 5 2B: 0 3B: 0 HR: 0	SF: 0 SAC: 1 DP: 0 HBP: 0	WP: 0 PB: 1 SB: 0 CS: 1	PA: 35
PITCHER Jim Abbott, L ERA: 4.91 Jeff Robinson, R ERA: 1.95 Bryan Harvey, R ERA: 0.63	IP: 7.0 WLS: W BF: 28 H: 5 R: 1 ER: 1 SO: 4 BB: 3 IBB: 0 HBP: 0 BLK: 0 WP: 0 HR: 0 S: 61 P: 95 ERA: 1.29 WHIP: 1.143															PITCHER						

AB	34
R	2
H	8
RBI	1
BB	0
SO	4
LOB	11



AB	30
R	1
H	5
RBI	1
BB	3
SO	6
LOB	12



Batter	1	2	3	4	5	6	7	8	9	AB	R	H	RBI	BB	SO	LOB	TOP			
Dave Gallagher, R OBP: 0.364, SLG: 0.300 (1, 8)	F9	G5-3			F8			K		4	0	0	0	0	1	2	California Angels @ Cleveland Indians Cleveland Municipal Stadium, Cleveland, OH Sun May 12 1991, 3:33 AM EDT Att. 12,667 - Sunny - 79 F			
Wally Joyner, L OBP: 0.417, SLG: 0.491 (1, 3)	P6		G6-3			K		1B		4	0	1	0	0	1	0				
Dave Winfield, R OBP: 0.220, SLG: 0.427 (1, 9)	BB		F7			L7		K		3	0	0	0	1	1					
Dave Parker, L OBP: 0.246, SLG: 0.255 (1, 10)	K		P4			1B			K	4	0	1	0	0	2	1				
Gary Gaetti, R OBP: 0.295, SLG: 0.443 (1, 5)		F9		F8		K		G1-6-3		4	0	0	0	0	1	1				
Lance Parrish, R OBP: 0.342, SLG: 0.439 (1, 2)	E 1B FC6-4 BB		K			G5-3		F8		3	1	0	0	1	1	0				
Max Venable, L OBP: 0.261, SLG: 0.238 (1, 7)	FC6-4 E 1-2 1B		K			P6				3	0	1	0	0	1	0				
Luis Sojo, R OBP: 0.241, SLG: 0.259 (1, 4)	E6 FC6-4				K			P6		3	0	0	0	0	1	2				
Dick Schofield, R OBP: 0.364, SLG: 0.286 (1, 6)	FC6-4 1-2 2-3 3-H				F7			F8		3	0	0	1	0	0	2				
Inning Stats	R: 0 E: 0 K: 1 S: 10	H: 0 LOB: 1 BB: 1 P: 20	R: 1 E: 1 K: 0 S: 16	H: 1 LOB: 2 BB: 1 P: 27	R: 0 E: 0 K: 0 S: 6	H: 0 LOB: 0 BB: 0 P: 8	R: 0 E: 0 K: 2 S: 8	H: 0 LOB: 0 BB: 0 P: 14	R: 0 E: 0 K: 1 S: 9	H: 0 LOB: 0 BB: 0 P: 13	R: 0 E: 0 K: 0 S: 8	H: 0 LOB: 0 BB: 0 P: 11	R: 0 E: 0 K: 2 S: 11	H: 1 LOB: 1 BB: 0 P: 17	R: 0 E: 0 K: 1 S: 7	H: 0 LOB: 0 BB: 0 P: 9	1B: 3 2B: 0 3B: 0 HR: 0	SF: 0 SAC: 0 DP: 0 HBP: 0	WP: 0 PB: 0 SB: 0 CS: 0	PA: 33
PITCHER Tom Candiotti, R ERA: 1.02 (1, 1)	IP: 9.0 WLS: W BF: 33 H: 3 R: 1 ER: 0 SO: 9 BB: 2 IBB: 0 HBP: 0 BLK: 0 WP: 0 HR: 0 S: 84 P: 130 ERA: 0.00 WHIP: 0.556															PITCHER				

Batter	1	2	3	4	5	6	7	8	9	AB	R	H	RBI	BB	SO	LOB	BOTTOM			
Mike Huff, R OBP: 0.415, SLG: 0.306 (1, 8)	F8	F9		F7		P4		K		5	0	0	0	0	1	5	California Angels @ Cleveland Indians Cleveland Municipal Stadium, Cleveland, OH Sun May 12 1991, 3:33 AM EDT Att. 12,667 - Sunny - 79 F			
Mark Lewis, R OBP: 0.458, SLG: 0.509 (1, 4)	K		G5-3 FC5-2-5 2B	F9		1B		1B		5	0	3	1	0	1	1				
Beau Alired, L OBP: 0.446, SLG: 0.545 (1, 7)	E 1B 1B		HR BB		BB	F8		K		3	1	1	0	2	1	3				
Albert Belle, R OBP: 0.366, SLG: 0.576 (1, 10)	E6 1B		G5-3		F9			K		4	0	1	0	0	1	3				
Chris James, R OBP: 0.325, SLG: 0.388 Jeff Manto, R OBP: 0.360, SLG: 0.316 (1, 3) (8, 3)	G5-3		FC5-2-5 HR		F9			3B		4	1	1	0	0	0	5				
Carlos Baerga, S OBP: 0.360, SLG: 0.473 (1, 5)		1B BB	HR		K			G4-3		3	1	1	3	1	1	2				
Turner Ward, S OBP: 0.324, SLG: 0.369 (1, 9)	1 SAFE	F7	G3-1			K		BB		3	0	0	0	1	1	1				
Sandy Alomar Jr., R OBP: 0.259, SLG: 0.259 (1, 2)	1 SAFE	P7		SH1-4 1B		1B 1B		K		4	1	2	0	0	1	3				
Felix Fermin, R OBP: 0.216, SLG: 0.171 (1, 6)		1B		SH1-4		1B		F9		3	0	2	0	0	0	0				
Inning Stats	R: 0 E: 1 K: 1 S: 12	H: 2 LOB: 2 BB: 0 P: 20	R: 0 E: 0 K: 0 S: 12	H: 1 LOB: 2 BB: 1 P: 19	R: 3 E: 0 K: 0 S: 11	H: 2 LOB: 0 BB: 1 P: 19	R: 0 E: 0 K: 0 S: 6	H: 1 LOB: 1 BB: 0 P: 12	R: 0 E: 0 K: 1 S: 8	H: 0 LOB: 1 BB: 1 P: 15	R: 1 E: 0 K: 1 S: 14	H: 3 LOB: 2 BB: 0 P: 23	R: 0 E: 0 K: 2 S: 10	H: 1 LOB: 2 BB: 1 P: 18	R: 0 E: 0 K: 2 S: 12	H: 1 LOB: 1 BB: 0 P: 19	1B: 8 2B: 1 3B: 1 HR: 1	SF: 0 SAC: 1 DP: 0 HBP: 0	WP: 0 PB: 0 SB: 0 CS: 0	PA: 39
PITCHER Scott Lewis, R ERA: 5.91 Floyd Bannister, L ERA: 1.75 Scott Bailes, L ERA: 2.92 (1, 1) (6, 1) (8, 1)	IP: 5.2 WLS: L BF: 29 H: 9 R: 4 ER: 4 SO: 3 BB: 3 IBB: 0 HBP: 0 BLK: 0 WP: 0 HR: 1 S: 60 P: 103 ERA: 6.35 WHIP: 2.118															PITCHER				

AB	31
R	1
H	3
RBI	1
BB	2
SO	9
LOB	9



Batter	1	2	3	4	5	6	7	8	9	AB	R	H	RBI	BB	SO	LOB	TOP																			
Greg Briley, L OBP: 0.286, SLG: 0.325 (1, 9)	G4-3	K			K		G5-3		G4-6-3	5	0	0	0	0	2	3	Seattle Mariners @ Cleveland Indians Cleveland Municipal Stadium, Cleveland, OH Tue May 14 1991, 7:05 PM EDT Att: 5,962 - Sunny - 71 F																			
Harold Reynolds, S OBP: 0.357, SLG: 0.382 (1, 4)	F9	1B	K							3	1	2	0	1	1	0																				
Ken Griffey Jr., L OBP: 0.377, SLG: 0.442 (1, 8)	F9		P6		G3-1		G4-3			4	0	0	0	0	0	3																				
Ken Griffey, L OBP: 0.379, SLG: 0.421 Jay Buhner, R OBP: 0.325, SLG: 0.471 (1, 7) (8, 9)	1B		P2			K			F7	4	0	1	1	0	1	0																				
Edgar Martinez, R OBP: 0.472, SLG: 0.495 (1, 5)	1B					G5-3			K	4	0	1	0	0	2	0																				
Pete O'Brien, L OBP: 0.296, SLG: 0.369 (1, 3)	K				G6-3				G5-3	3	1	1	0	1	1	2																				
Alvin Davis, L OBP: 0.283, SLG: 0.286 (1, 10)		G4-3			G6-3				F7	4	0	1	1	0	0	1																				
Omar Vizquel, S OBP: 0.313, SLG: 0.322 (1, 6)					L6				E4	4	0	1	0	0	0	2																				
Dave Valle, R OBP: 0.309, SLG: 0.256 (1, 2)	G4-3				G4-3				G4-6-3	4	0	1	0	0	0	1																				
Inning Stats	R: 1 E: 0 K: 1 S: 12	H: 3 LOB: 2 BB: 0 P: 18	R: 0 E: 0 K: 1 S: 7	H: 1 LOB: 1 BB: 0 P: 12	R: 0 E: 0 K: 1 S: 9	H: 0 LOB: 0 BB: 0 P: 16	R: 0 E: 0 K: 1 S: 12	H: 1 LOB: 1 BB: 0 P: 21	R: 0 E: 0 K: 1 S: 13	H: 0 LOB: 1 BB: 1 P: 19	R: 1 E: 0 K: 0 S: 6	H: 1 LOB: 1 BB: 0 P: 10	R: 0 E: 0 K: 1 S: 7	H: 0 LOB: 0 BB: 0 P: 9	R: 0 E: 1 K: 0 S: 7	H: 1 LOB: 1 BB: 0 P: 13	1B: 7 2B: 1 3B: 0 HR: 0	SF: 0 SAC: 0 DP: 1 HBP: 0	WP: 0 PB: 0 SB: 1 CS: 0	PA: 37																
PITCHER	IP	WLS	BF	H	R	ER	SO	BB	IBB	HBP	BLK	WP	HR	S	P	ERA	WHIP	PITCHER		IP	WLS	BF	H	R	ER	SO	BB	IBB	HBP	BLK	WP	HR	S	P	ERA	WHIP
Rod Nichols, R ERA: 2.89 Shawn Hillegas, R ERA: 1.69 (1, 1) (9, 1)	8.1	L	36	8	2	2	7	2	0	0	0	0	0	84	137	2.16	1.200	0.00	0.000																	

AB	35
R	2
H	8
RBI	2
BB	2
SO	7
LOB	12



Batter	1	2	3	4	5	6	7	8	9	AB	R	H	RBI	BB	SO	LOB	BOTTOM																			
Mike Huff, R OBP: 0.432, SLG: 0.351 (1, 8)	G5-4-3	G4-3			G6-3		FC6-4			3	0	1	0	0	0	2	Seattle Mariners @ Cleveland Indians Cleveland Municipal Stadium, Cleveland, OH Tue May 14 1991, 7:05 PM EDT Att: 5,962 - Sunny - 71 F																			
Mark Lewis, R OBP: 0.441, SLG: 0.475 (1, 4)	G5-4-3		G6-3		G4-3		FC6-4			4	0	0	0	0	0	2																				
Beau Alired, L OBP: 0.450, SLG: 0.532 (1, 7)	FC5-4		G6-4-3			K			K	3	0	1	0	1	2	0																				
Albert Belle, R OBP: 0.364, SLG: 0.570 (1, 10)	FC5-4		G6-4-3			K			F9	4	0	0	0	0	1	2																				
Chris James, R OBP: 0.341, SLG: 0.396 (1, 3)		2B			F9				K	4	1	2	0	0	1	0																				
Carlos Baerga, S OBP: 0.376, SLG: 0.485 (1, 5)		G6-3			G4-3				SH3-4	3	0	2	0	1	0	0																				
Turner Ward, S OBP: 0.316, SLG: 0.361 (1, 9)		G6-3					F8		SH3-4	3	0	1	1	0	0	3																				
Sandy Alomar Jr., R OBP: 0.245, SLG: 0.236 (1, 2)		F7			G5-3				G4-3	4	0	0	0	0	0	3																				
Felix Fermin, R OBP: 0.267, SLG: 0.195 Jerry Browne, S OBP: 0.215, SLG: 0.217 (1, 6) (9, PH)					G4-3				G6-3	2	0	0	0	1	0	0																				
Inning Stats	R: 0 E: 0 K: 0 S: 7	H: 2 LOB: 1 BB: 0 P: 11	R: 1 E: 0 K: 0 S: 12	H: 2 LOB: 2 BB: 1 P: 21	R: 0 E: 0 K: 0 S: 8	H: 0 LOB: 0 BB: 1 P: 17	R: 0 E: 0 K: 0 S: 6	H: 1 LOB: 1 BB: 0 P: 10	R: 0 E: 0 K: 2 S: 10	H: 1 LOB: 2 BB: 1 P: 19	R: 0 E: 0 K: 0 S: 8	H: 0 LOB: 1 BB: 0 P: 13	R: 0 E: 0 K: 2 S: 9	H: 0 LOB: 0 BB: 0 P: 12	R: 0 E: 0 K: 0 S: 8	H: 1 LOB: 1 BB: 0 P: 11	1B: 5 2B: 2 3B: 0 HR: 0	SF: 0 SAC: 1 DP: 2 HBP: 1	WP: 0 PB: 0 SB: 1 CS: 0	PA: 36																
PITCHER	IP	WLS	BF	H	R	ER	SO	BB	IBB	HBP	BLK	WP	HR	S	P	ERA	WHIP	PITCHER		IP	WLS	BF	H	R	ER	SO	BB	IBB	HBP	BLK	WP	HR	S	P	ERA	WHIP
Brian Holman, R ERA: 2.9 Bill Swift, R ERA: 1.26 (1, 1) (9, 1)	8.0	W	33	7	1	1	4	3	0	1	0	0	0	70	117	1.12	1.250	0.00	0.000																	



Batter	1	2	3	4	5	6	7	8	9	AB	R	H	RBI	BB	SO	LOB	TOP							
Greg Briley, L OBP: 0.281, SLG: 0.318 (1, 9)	G4-3		G4-3 1B		F7		G6-3	F7		5	0	1	0	0	0	2	Seattle Mariners @ Cleveland Indians Cleveland Municipal Stadium, Cleveland, OH Wed May 15 1991, 7:05 PM EDT Att: 6,327 - Sunny - 66 F							
Harold Reynolds, S OBP: 0.356, SLG: 0.382 (1, 4)	K		G4-3				1B	K		5	1	2	1	0	2	2								
Ken Griffey Jr., L Henry Cotto, R OBP: 0.370, SLG: 0.427 (7, PH) OBP: 0.376, SLG: 0.512 (7, 7)	G4-3		G4-3		F7		FC 1B IBB	F8		4	0	0	0	1	0	2								
Ken Griffey, L OBP: 0.377, SLG: 0.407 (1, 7)		G1-3		BB 1B SF7 BB	G4-3		FC 1B	F9		2	1	0	0	1	0	1								
Edgar Martinez, R OBP: 0.477, SLG: 0.524 (1, 5)		2B 1B BB		SF7 1B 1B		HR	FC	F8		4	3	2	1	1	0	2								
Pete O'Brien, L OBP: 0.302, SLG: 0.376 (1, 10)		1B 2B		1B SF7 BB		P2	K			3	0	1	0	1	1	3								
Alvin Davis, L OBP: 0.282, SLG: 0.287 (1, 3)		1B		SF7		K	P2			3	0	1	2	0	1	3								
Omar Vizquel, S OBP: 0.320, SLG: 0.322 (1, 6)	G3			2-3 3-H 1-0	FC5-4 1B	L9				3	0	1	1	1	0	1								
Dave Valle, R OBP: 0.307, SLG: 0.256 (1, 2)			G6-3	FC5-4			G6-3 1B	K		4	1	1	0	0	1	2								
Inning Stats	R: 0 E: 0 K: 1 S: 10	H: 0 LOB: 0 BB: 0 P: 14	R: 1 E: 0 K: 0 S: 13	H: 2 LOB: 1 BB: 1 P: 20	R: 0 E: 0 K: 0 S: 9	H: 1 LOB: 1 BB: 0 P: 14	R: 2 E: 0 K: 0 S: 5	H: 2 LOB: 1 BB: 2 P: 17	R: 0 E: 0 K: 1 S: 10	H: 1 LOB: 0 BB: 0 P: 16	R: 1 E: 0 K: 1 S: 9	H: 1 LOB: 0 BB: 0 P: 16	R: 2 E: 0 K: 1 S: 16	H: 3 LOB: 3 BB: 1 P: 27	R: 0 E: 0 K: 2 S: 12	H: 0 LOB: 1 BB: 1 P: 20	R: 0 E: 0 K: 0 S: 9	H: 0 LOB: 0 BB: 0 P: 10	1B: 8 2B: 1 3B: 0 HR: 1	SF: 1 SAC: 0 DP: 0 HBP: 0	WP: 0 PB: 0 SB: 1 CS: 0	PA: 41		
PITCHER	IP WLS BF ERA WHIP	IP WLS BF ERA WHIP	IP WLS BF ERA WHIP	IP WLS BF ERA WHIP	IP WLS BF ERA WHIP	IP WLS BF ERA WHIP	IP WLS BF ERA WHIP	IP WLS BF ERA WHIP	IP WLS BF ERA WHIP	IP WLS BF ERA WHIP	IP WLS BF ERA WHIP	IP WLS BF ERA WHIP	IP WLS BF ERA WHIP	IP WLS BF ERA WHIP	IP WLS BF ERA WHIP	IP WLS BF ERA WHIP	IP WLS BF ERA WHIP	IP WLS BF ERA WHIP	IP WLS BF ERA WHIP	IP WLS BF ERA WHIP	IP WLS BF ERA WHIP	IP WLS BF ERA WHIP	IP WLS BF ERA WHIP	
Eric King, R ERA: 5.98 (1, 1)	6.1 L 29	9 6 6 2	3 0 0 0	0 1 0 0	0 0 0 0	0 0 0 0	0 0 0 0	0 0 3 4	∞ ∞															
Efrain Valdez, L ERA: (7, 1)	0.0	1 0 0 0	0 0 0 0	0 0 0 0	0 0 0 0	0 0 0 0	0 0 3 4	∞ ∞																
Willie Blair, R ERA: (7, 1)	0.0	2 1 0 0	0 0 0 0	0 0 0 0	0 0 0 0	0 0 3 4	∞ ∞																	
Jesse Orosco, L ERA: 4.35 (7, 1)	1.2	6 0 0 0	3 1 0 0	0 0 0 0	0 0 0 0	0 0 21 32	0.00 0.600																	
Doug Jones, R ERA: 10.32 (9, 1)	1.0	3 0 0 0	0 0 0 0	0 0 0 0	0 0 0 0	0 0 9 10	0.00 0.000																	

AB	35
R	6
H	10
RBI	6
BB	5
SO	5
LOB	18



Batter	1	2	3	4	5	6	7	8	9	AB	R	H	RBI	BB	SO	LOB	BOTTOM							
Mike Huff, R OBP: 0.430, SLG: 0.361 (1, 8)	2B		1B SH3-4 HBP	K			K		P4	4	0	1	0	0	2	2	Seattle Mariners @ Cleveland Indians Cleveland Municipal Stadium, Cleveland, OH Wed May 15 1991, 7:05 PM EDT Att: 6,327 - Sunny - 66 F							
Turner Ward, S OBP: 0.304, SLG: 0.347 (1, 9)	P3		SH3-4			K	K			3	0	0	0	0	2	1								
Mark Lewis, R OBP: 0.444, SLG: 0.477 (1, 4)	G1-3		G6-4-3 1B			K		HR 1B		4	1	2	1	0	1	1								
Albert Belle, R OBP: 0.360, SLG: 0.587 (1, 10)	L7		G6-4-3			K		HR		4	1	1	2	0	1	3								
Beau Alford, L OBP: 0.438, SLG: 0.500 (1, 7)		F9		BB 1B SF9 BB		F9		F9		3	1	0	0	1	0	0								
Carlos Baerga, S OBP: 0.381, SLG: 0.485 (1, 5)		F8		SF9 BB 1B		FC6-4 1B		G6-3		4	0	2	0	0	0	0								
Chris James, R OBP: 0.339, SLG: 0.400 (1, 3)				P4		F9		F8		4	0	1	0	0	0	3								
Joel Skinner, R Luis Lopez, R OBP: 0.333, SLG: 0.545 (9, PH)						FC6-4		K		2	0	0	0	1	1	2								
Felix Fermin, R OBP: 0.265, SLG: 0.205 (1, 6)			SH3-4 1B HBP	SF9				F8		3	1	1	1	0	0	0								
Inning Stats	R: 0 E: 0 K: 0 S: 7	H: 1 LOB: 1 BB: 0 P: 10	R: 0 E: 0 K: 1 S: 11	H: 1 LOB: 1 BB: 0 P: 19	R: 1 E: 0 K: 0 S: 8	H: 2 LOB: 1 BB: 0 P: 16	R: 1 E: 0 K: 1 S: 17	H: 1 LOB: 2 BB: 2 P: 31	R: 0 E: 0 K: 3 S: 10	H: 0 LOB: 0 BB: 0 P: 16	R: 0 E: 0 K: 0 S: 8	H: 1 LOB: 1 BB: 0 P: 12	R: 0 E: 0 K: 2 S: 11	H: 0 LOB: 0 BB: 0 P: 18	R: 2 E: 0 K: 0 S: 14	H: 2 LOB: 0 BB: 0 P: 19	R: 0 E: 0 K: 1 S: 7	H: 0 LOB: 0 BB: 0 P: 8	1B: 5 2B: 2 3B: 0 HR: 1	SF: 1 SAC: 1 DP: 1 HBP: 1	WP: 0 PB: 0 SB: 0 CS: 0	PA: 37		
PITCHER	IP WLS BF ERA WHIP	IP WLS BF ERA WHIP	IP WLS BF ERA WHIP	IP WLS BF ERA WHIP	IP WLS BF ERA WHIP	IP WLS BF ERA WHIP	IP WLS BF ERA WHIP	IP WLS BF ERA WHIP	IP WLS BF ERA WHIP	IP WLS BF ERA WHIP	IP WLS BF ERA WHIP	IP WLS BF ERA WHIP	IP WLS BF ERA WHIP	IP WLS BF ERA WHIP	IP WLS BF ERA WHIP	IP WLS BF ERA WHIP	IP WLS BF ERA WHIP	IP WLS BF ERA WHIP	IP WLS BF ERA WHIP	IP WLS BF ERA WHIP	IP WLS BF ERA WHIP	IP WLS BF ERA WHIP	IP WLS BF ERA WHIP	
Rich DeLucia, R ERA: 4.15 (1, 1)	7.0	W 29	2 2 2 7	0 1 0 0	0 0 0 0	0 0 1 14	19 18.00 2.000																	
Rob Murphy, L ERA: 3.0 (8, 1)	1.0	5 2 2 2	0 0 0 0	0 0 0 0	0 0 0 0	0 0 7 8	0.00 0.000																	
Bill Swift, R ERA: 1.17 (9, 1)	1.0	S 3	0 0 0 0	0 0 0 0	0 0 0 0	0 0 7 8	0.00 0.000																	



Batter	1	2	3	4	5	6	7	8	9	AB	R	H	RBI	BB	SO	LOB	TOP								
Henry Cotto, R OBP: 0.397, SLG: 0.553 (1, 8)										4	1	1	1	0	1	0	Seattle Mariners @ Cleveland Indians Cleveland Municipal Stadium, Cleveland, OH Thu May 16 1991, 7:05 PM EDT Att: 5,665 - Sunny - 78 F								
Harold Reynolds, S OBP: 0.362, SLG: 0.386 (1, 4)										4	1	2	0	0	0	0									
Edgar Martinez, R OBP: 0.477, SLG: 0.523 (1, 5)										4	0	2	0	0	0	2									
Tracy Jones, R OBP: 0.282, SLG: 0.361 Greg Briley, L OBP: 0.291, SLG: 0.318 (1, 7)										4	1	1	1	0	1	2									
Pete O'Brien, L OBP: 0.301, SLG: 0.380 (1, 3)										4	0	1	1	0	0	1									
Jay Buhner, R OBP: 0.325, SLG: 0.465 Ken Griffey Jr., L OBP: 0.375, SLG: 0.427 (1, 9)										3	0	1	0	0	1	0									
Alvin Davis, L OBP: 0.273, SLG: 0.276 (1, 10)										4	0	0	0	0	0	3									
Jeff Schaefer, R OBP: 0.214, SLG: 0.200 (1, 6)										2	0	0	0	1	2	1									
Matt Sinatro, R OBP: 0.333, SLG: 0.250 Dave Valle, R OBP: 0.307, SLG: 0.256 (1, 2)										3	0	0	0	0	1	1									
										0	0	0	0	0	0	0									
Inning Stats	R: 1 E: 0 K: 0 S: 7	H: 2 LOB: 0 BB: 0 P: 11	R: 0 E: 0 K: 1 S: 9	H: 1 LOB: 1 BB: 0 P: 14	R: 0 E: 0 K: 1 S: 6	H: 0 LOB: 0 BB: 0 P: 7	R: 0 E: 0 K: 1 S: 11	H: 1 LOB: 0 BB: 0 P: 17	R: 0 E: 0 K: 1 S: 7	H: 0 LOB: 1 BB: 1 P: 12	R: 0 E: 0 K: 0 S: 5	H: 1 LOB: 0 BB: 0 P: 10	R: 0 E: 0 K: 1 S: 9	H: 0 LOB: 0 BB: 0 P: 11	R: 0 E: 0 K: 1 S: 8	H: 0 LOB: 0 BB: 0 P: 10	R: 2 E: 0 K: 0 S: 16	H: 3 LOB: 2 BB: 1 P: 29	1B: 5 2B: 2 3B: 0 HR: 1	SF: 0 SAC: 0 DP: 2 HBP: 0	WP: 0 PB: 0 SB: 0 CS: 1	PA: 34			
PITCHER	IP	WLS	BF	H	R	ER	SO	BB	IBB	HBP	BLK	WP	HR	S	P	ERA	WHIP								
Greg Swindell, L ERA: 2.61 Shawn Hillegas, R ERA: 1.64 (1, 1)	8.2	L	32	8	3	3	6	1	0	0	0	0	1	76	113	3.12	1.038								
(9, 1)	0.1		2	0	0	0	0	0	1	0	0	0	0	2	8	0.00	0.000								

AB	32
R	3
H	8
RBI	3
BB	2
SO	6
LOB	10




Batter	1	2	3	4	5	6	7	8	9	AB	R	H	RBI	BB	SO	LOB	BOTTOM								
Mike Huff, R OBP: 0.446, SLG: 0.400 (1, 8)										4	1	3	0	0	0	0	Seattle Mariners @ Cleveland Indians Cleveland Municipal Stadium, Cleveland, OH Thu May 16 1991, 7:05 PM EDT Att: 5,665 - Sunny - 78 F								
Felix Fermin, R OBP: 0.245, SLG: 0.188 (1, 6)										4	0	0	0	0	0	2									
Mark Lewis, R OBP: 0.434, SLG: 0.471 (1, 4)										3	0	1	1	0	1	0									
Albert Belle, R OBP: 0.356, SLG: 0.574 (1, 7)										4	0	1	0	0	0	1									
Carlos Baerga, S OBP: 0.376, SLG: 0.472 (1, 5)										3	0	0	0	0	0	1									
Brook Jacoby, R OBP: 0.250, SLG: 0.324 (1, 3)										3	0	1	0	0	0	2									
Chris James, R OBP: 0.338, SLG: 0.398 (1, 10)										3	0	1	0	0	1	2									
Joel Skinner, R OBP: 0.346, SLG: 0.542 (1, 2)										2	0	1	0	0	1	0									
Turner Ward, S OBP: 0.293, SLG: 0.333 (1, 9)										3	0	0	0	0	0	3									
Inning Stats	R: 1 E: 0 K: 0 S: 5	H: 1 LOB: 0 BB: 0 P: 9	R: 0 E: 0 K: 1 S: 8	H: 1 LOB: 2 BB: 0 P: 12	R: 0 E: 0 K: 0 S: 4	H: 0 LOB: 0 BB: 0 P: 8	R: 0 E: 0 K: 0 S: 5	H: 1 LOB: 0 BB: 0 P: 9	R: 0 E: 0 K: 0 S: 9	H: 2 LOB: 2 BB: 0 P: 11	R: 0 E: 0 K: 0 S: 12	H: 1 LOB: 0 BB: 0 P: 18	R: 0 E: 0 K: 0 S: 4	H: 1 LOB: 0 BB: 0 P: 8	R: 0 E: 0 K: 1 S: 8	H: 1 LOB: 1 BB: 0 P: 14	R: 0 E: 0 K: 1 S: 13	H: 0 LOB: 0 BB: 0 P: 16	1B: 7 2B: 2 3B: 0 HR: 0	SF: 1 SAC: 1 DP: 3 HBP: 1	WP: 0 PB: 0 SB: 0 CS: 0	PA: 32			
PITCHER	IP	WLS	BF	H	R	ER	SO	BB	IBB	HBP	BLK	WP	HR	S	P	ERA	WHIP								
Bill Krueger, L ERA: 5.12 Michael Jackson, R ERA: 2.19 (1, 1)	6.1		24	7	1	1	1	0	0	0	0	0	0	46	73	1.42	1.105								
(7, 1)	2.2	W	8	1	0	0	2	0	0	0	0	0	0	22	32	0.00	0.375								



Batter	1	2	3	4	5	6	7	8	9	AB	R	H	RBI	BB	SO	LOB	TOP				
Rickey Henderson, R OBP: 0.363, SLG: 0.533 (1, 7)										5	2	2	0	0	0	2					
Dave Henderson, R OBP: 0.421, SLG: 0.679 (1, 8)										5	1	3	2	0	1	0					
Jose Canseco, R OBP: 0.389, SLG: 0.432 (1, 9)										4	0	1	1	0	0	2					
Harold Baines, L OBP: 0.387, SLG: 0.536 (1, 10)										5	0	1	1	0	0	2					
Mark McGwire, R OBP: 0.427, SLG: 0.445 Vance Law, R OBP: 0.321, SLG: 0.444 (1, 3) (6, 5)										2 2	1 1	1 0	0 0	1 0	0 1						
Ernest Riles, L OBP: 0.330, SLG: 0.398 (1, 5) (6, 3)										3	0	2	1	0	0	2					
Terry Steinbach, R OBP: 0.310, SLG: 0.402 (1, 2)										3	0	2	1	0	0	1					
Walt Weiss, S OBP: 0.341, SLG: 0.390 (1, 6)										4	0	0	0	0	0	4					
Mike Gallego, R OBP: 0.360, SLG: 0.247 (1, 4)										4	1	1	0	0	0	2					
Inning Stats	R: 1 E: 0 K: 0 S: 12	H: 2 LOB: 2 BB: 1 P: 24	R: 0 E: 0 K: 0 S: 14	H: 1 LOB: 1 BB: 0 P: 20	R: 0 E: 0 K: 1 S: 9	H: 0 LOB: 0 BB: 0 P: 13	R: 1 E: 0 K: 0 S: 11	H: 2 LOB: 1 BB: 0 P: 19	R: 0 E: 0 K: 0 S: 10	H: 1 LOB: 1 BB: 0 P: 16	R: 1 E: 0 K: 0 S: 9	H: 2 LOB: 0 BB: 0 P: 14	R: 1 E: 0 K: 0 S: 12	H: 2 LOB: 1 BB: 0 P: 20	R: 2 E: 0 K: 1 S: 17	H: 3 LOB: 1 BB: 0 P: 25	1B: 9 2B: 3 3B: 2 HR: 0	SF: 3 SAC: 0 DP: 1 HBP: 0	WP: 0 PB: 0 SB: 3 CS: 0	PA: 41	
PITCHER	IP WLS BF H R ER SO BB IBB HBP BLK WP HR S P ERA WHIP	8.0 W 35 11 4 4 1 1 0 0 0 0 0 0 87 140 4.50 1.500	1.0 6 3 2 2 1 0 0 0 0 0 0 0 0 17 25 18.00 3.000																		

Oakland Athletics @ Cleveland Indians
Cleveland Municipal Stadium, Cleveland, OH
Fri May 17 1991, 7:05 PM EDT
Att: 43,717 - Cloudy - 55 F

AB 37
R 6
H 14
RBI 6
BB 1
SO 2
LOB 16



Batter	1	2	3	4	5	6	7	8	9	AB	R	H	RBI	BB	SO	LOB	BOTTOM				
Mike Huff, R OBP: 0.443, SLG: 0.391 (1, 8)										4	2	1	0	1	1	1					
Mark Lewis, R OBP: 0.432, SLG: 0.479 (1, 4)										5	1	2	1	0	0	2					
Beau Alired, L OBP: 0.441, SLG: 0.481 (1, 9)										2	2	0	0	2	1	1					
Albert Belle, R OBP: 0.361, SLG: 0.568 (1, 7)										3	2	1	0	1	1	0					
Carlos Baerga, S OBP: 0.372, SLG: 0.464 (1, 5)										4	2	1	2	0	0	2					
Chris James, R OBP: 0.351, SLG: 0.410 (1, 10)										4	1	3	3	0	0	0					
Brook Jacoby, R OBP: 0.283, SLG: 0.375 Luis Lopez, R (1, 3) (8, 3)										4 0	0 0	2 0	4 0	0 0	0 0	2 0					
Joel Skinner, R OBP: 0.300, SLG: 0.464 (1, 2)										4	0	0	0	0	1	3					
Felix Fermin, R OBP: 0.250, SLG: 0.196 Ever Magallanes, L (1, 6) (8, 6)										3 0	0 0	1 0	0 0	0 0	0 0	0 0					
Inning Stats	R: 1 E: 0 K: 2 S: 13	H: 1 LOB: 0 BB: 1 P: 23	R: 0 E: 0 K: 0 S: 9	H: 1 LOB: 1 BB: 0 P: 12	R: 4 E: 1 K: 0 S: 13	H: 4 LOB: 2 BB: 1 P: 25	R: 6 E: 0 K: 1 S: 17	H: 5 LOB: 0 BB: 2 P: 32	R: 0 E: 0 K: 0 S: 8	H: 0 LOB: 0 BB: 0 P: 10	R: 0 E: 0 K: 0 S: 5	H: 0 LOB: 0 BB: 0 P: 10	R: 0 E: 0 K: 0 S: 6	H: 0 LOB: 0 BB: 1 P: 10	R: 0 E: 0 K: 0 S: 5	H: 0 LOB: 0 BB: 1 P: 10	1B: 9 2B: 2 3B: 0 HR: 1	SF: 0 SAC: 0 DP: 3 HBP: 0	WP: 0 PB: 0 SB: 2 CS: 1	PA: 38	
PITCHER	IP WLS BF H R ER SO BB IBB HBP BLK WP HR S P ERA WHIP	3.2 L 24 10 1 1 1 2 1 0 0 0 1 28 45 2.08 0.462																			

Oakland Athletics @ Cleveland Indians
Cleveland Municipal Stadium, Cleveland, OH
Fri May 17 1991, 7:05 PM EDT
Att: 43,717 - Cloudy - 55 F


AB 33
R 10
H 11
RBI 10
BB 5
SO 4
LOB 11



Batter	1	2	3	4	5	6	7	8	9	AB	R	H	RBI	BB	SO	LOB	TOP			
Rickey Henderson, R OBP: 0.365, SLG: 0.321	4-2 S E BB	3-2 G6-3		4-1 BB			1-1 B2-3		1-3 K	3	1	0	0	2	1	1				
Ernest Riles, L OBP: 0.344, SLG: 0.395	2-2 FC5-4 HBP		0-0 F8	0-1 L7			1-1 E S 1B		4-0 BB	3	0	1	0	1	0	2				
Dave Henderson, R OBP: 0.413, SLG: 0.684	3-1 FC5-4 1B 1-2 2-H		2-2 HR		0-2 G6-3		3-3 K		0-3 K	5	2	1	1	0	2	4				
Harold Baines, L OBP: 0.398, SLG: 0.544	2-0 F9 BB 2H		1-0 1B		2-0 F8			2-2 G5-3 1B		4	0	3	1	0	0	0				
Lance Blankenship, R OBP: 0.365, SLG: 0.311										0	0	0	0	0	0	0				
Mark McGwire, R OBP: 0.422, SLG: 0.434	4-2 1-2 BB		0-0 F9		3-3 K			0-0 G5-3		3	0	0	0	1	1	2				
Willie Wilson, S OBP: 0.294, SLG: 0.380	3-1 F9 2-3		1-0 F7			2-1 P6		0-0 F8		4	0	0	0	0	0	5				
Jamie Quirk, L OBP: 0.333, SLG: 0.286	1-3 K			1-0 G4-3 1B		1-3 K		0-0 G5-3		4	0	1	0	0	2	4				
Walt Weiss, S OBP: 0.326, SLG: 0.370		1-3 K		2-1 G4-3		1-2 G3-1			0-1 G4-3	4	0	0	0	0	1	1				
Mike Gallego, R OBP: 0.356, SLG: 0.247		0-0 G6-3		1-3 K			1-1 G6-3		2-0 BB 1B	4	0	1	0	0	1	1				
Inning Stats	R: 2 E: 1 K: 1 S: 14	H: 1 LOB: 2 BB: 2 P: 33	R: 0 E: 0 K: 0 S: 8	H: 0 LOB: 0 BB: 0 P: 12	R: 1 E: 0 K: 0 S: 7	H: 2 LOB: 1 BB: 0 P: 11	R: 0 E: 0 K: 1 S: 9	H: 1 LOB: 1 BB: 1 P: 17	R: 0 E: 0 K: 1 S: 10	H: 0 LOB: 0 BB: 0 P: 14	R: 0 E: 0 K: 1 S: 9	H: 1 LOB: 1 BB: 0 P: 15	R: 0 E: 0 K: 0 S: 7	H: 1 LOB: 2 BB: 1 P: 9	R: 0 E: 0 K: 2 S: 10	H: 1 LOB: 2 BB: 1 P: 17	1B: 6 2B: 0 3B: 0 HR: 1	SF: 0 SAC: 0 DP: 0 HBP: 1	WP: 0 PB: 0 SB: 2 CS: 0	PA: 39
PITCHER	IP WLS BF L	H R ER SO	BB IBB HBP BLK	WP HR S P	ERA WHIP	PITCHER														ERA WHIP
Charles Nagy, R ERA: 3.23	(1, 1) 8.0	3 3 3 6	3 0 1 0	0 0 10 17	3.38 1.125															
Doug Jones, R ERA: 9.49	(9, 1) 1.0	0 0 0 2	1 0 0 0	0 0 0 0	0.00 2.000															

Oakland Athletics @ Cleveland Indians
Cleveland Municipal Stadium, Cleveland, OH
Sat May 18 1991, 3:33 AM EDT
Att: 20,963 - Cloudy - 52 F

AB 34
R 3
H 7
RBI 2
BB 4
SO 8
LOB 20



Batter	1	2	3	4	5	6	7	8	9	AB	R	H	RBI	BB	SO	LOB	BOTTOM					
Mike Huff, R OBP: 0.435, SLG: 0.375	4-0 S BB		0-1 G4-3			3-3 K		0-2 F9		3	0	0	0	1	1	0						
Mark Lewis, R OBP: 0.435, SLG: 0.481	2-2 F8			0-0 1B		1-1 1B		2-1 G5-3		4	0	2	0	0	0	1						
Beau Alired, L OBP: 0.417, SLG: 0.446	1-1 F8 1-2			2-0 F9		1-2 F9			1-2 P4	4	0	0	0	0	0	3						
Albert Belle, R OBP: 0.349, SLG: 0.548	2-1 F8			1-2 P3		1-1 G1-3			2-3 K	4	0	0	0	0	1	3						
Carlos Baerga, S OBP: 0.376, SLG: 0.460		3-2 G3		2-1 P4		4-1 BB		1-2 1B		3	0	1	0	1	0	1						
Chris James, R OBP: 0.348, SLG: 0.405		0-1 P5			1-0 1B		1-1 F7		2-2 P6	4	0	1	0	0	0	2						
Brook Jacoby, R OBP: 0.253, SLG: 0.360		2-2 F9			2-3 K		2-3 K			3	0	0	0	0	2	2						
Eddie Taubensee, L OBP: 0.237, SLG: 0.185			2-1 P6		0-0 F8		0-1 F7			3	0	0	0	0	0	2						
Felix Fermin, R OBP: 0.237, SLG: 0.185			0-1 G3		0-1 P6			1-2 G5-3		3	0	0	0	0	0	1						
Inning Stats	R: 0 E: 0 K: 0 S: 9	H: 0 LOB: 1 BB: 1 P: 18	R: 0 E: 0 K: 0 S: 9	H: 0 LOB: 0 BB: 0 P: 14	R: 0 E: 0 K: 0 S: 6	H: 0 LOB: 0 BB: 0 P: 8	R: 0 E: 0 K: 0 S: 7	H: 1 LOB: 1 BB: 0 P: 12	R: 0 E: 0 K: 1 S: 9	H: 1 LOB: 1 BB: 0 P: 12	R: 0 E: 0 K: 1 S: 11	H: 1 LOB: 1 BB: 0 P: 17	R: 0 E: 0 K: 1 S: 8	H: 0 LOB: 0 BB: 1 P: 15	R: 0 E: 0 K: 0 S: 8	H: 0 LOB: 0 BB: 0 P: 11	R: 0 E: 0 K: 1 S: 13	H: 1 LOB: 1 BB: 0 P: 19	1B: 4 2B: 0 3B: 0 HR: 0	SF: 0 SAC: 0 DP: 0 HBP: 0	WP: 0 PB: 0 SB: 1 CS: 0	PA: 33
PITCHER	IP WLS BF W	H R ER SO	BB IBB HBP BLK	WP HR S P	ERA WHIP	PITCHER														ERA WHIP		
Andy Hawkins, R ERA: 7.0	(1, 1) 5.1	0 0 0 2	1 0 0 0	0 0 0 0	0.00 0.750																	
Dana Allison, L ERA: 9.39	(6, 1) 0.1	0 0 0 0	0 0 0 0	0 0 0 0	0.00 0.000																	
Steve Chitren, R ERA: 2.7	(6, 1) 1.0	0 0 0 0	1 0 0 0	0 0 0 0	0.00 1.000																	
Joe Klink, L ERA: 2.89	(7, 1) 1.1	0 0 0 0	0 0 0 0	0 0 0 0	0.00 0.000																	
Dennis Eckersley, R ERA: 3.86	(9, 1) 1.0	0 0 0 1	0 0 0 0	0 0 0 0	0.00 1.000																	

Oakland Athletics @ Cleveland Indians
Cleveland Municipal Stadium, Cleveland, OH
Sat May 18 1991, 3:33 AM EDT
Att: 20,963 - Cloudy - 52 F

AB 31
R 0
H 4
RBI 0
BB 2
SO 4
LOB 15



Batter	1	2	3	4	5	6	7	8	9	AB	R	H	RBI	BB	SO	LOB	TOP										
Willie Wilson, S OBP: 0.281, SLG: 0.361 (1, 7)	G4-3		F9		SH5-3	F9	F9			4	0	0	0	0	0	5	Oakland Athletics @ Cleveland Indians Cleveland Municipal Stadium, Cleveland, OH Sun May 19 1991, 3:33 AM EDT Att: 29,465 - Sunny - 53 F livebaseballscores.com										
Dave Henderson, R OBP: 0.416, SLG: 0.695 (1, 8)	FC6-4 BB 1B		P6			2B	2B	K		5	0	3	4	0	1	0											
Jose Canseco, R OBP: 0.383, SLG: 0.418 (1, 9)	FC6-4 BB 1-2			G5-3	K	G5-3		G6-3		4	0	0	0	1	1	2											
Harold Baines, L OBP: 0.398, SLG: 0.546 (1, 10)	FC6-4 1-2 2-3			1B 1B	G6-3		1B HR	P6		5	2	2	0	0	0	3											
Ernest Riles, L OBP: 0.350, SLG: 0.393 Vance Law, R OBP: 0.310, SLG: 0.429 (9, PH) (9, 5)	F9			1B BB		P3	HR 1B		K	3	1	1	0	1	0	2											
Terry Steinbach, R OBP: 0.314, SLG: 0.429 (1, 2)		G6-3		P4		1B 1B	HR		K	5	2	2	3	0	1	2											
Jamie Quirk, L OBP: 0.367, SLG: 0.326 Rickey Henderson, R OBP: 0.365, SLG: 0.321 Mark McGwire, R OBP: 0.419, SLG: 0.430 (1, 3) (7, PR) (7, 3)	G3			1B 2B		1B 1B	HR		P6	4	1	3	1	0	0	0											
Walt Weiss, S OBP: 0.322, SLG: 0.365 (1, 6)	F9			G3		1B 2B				4	1	1	1	0	0	3											
Lance Blankenship, R OBP: 0.372, SLG: 0.313 (1, 4)			G5-3		SH5-3 2B HBP	1B		F8		3	2	1	0	0	0	1											
Inning Stats	R: 0 E: 0 K: 0 S: 14	H: 1 LOB: 2 BB: 1 P: 26	R: 0 E: 0 K: 0 S: 8	H: 0 LOB: 0 BB: 0 P: 8	R: 0 E: 0 K: 0 S: 8	H: 0 LOB: 0 BB: 0 P: 12	R: 1 E: 0 K: 0 S: 18	H: 2 LOB: 2 BB: 1 P: 30	R: 1 E: 0 K: 1 S: 8	H: 1 LOB: 1 BB: 0 P: 11	R: 4 E: 0 K: 0 S: 20	H: 5 LOB: 1 BB: 0 P: 32	R: 3 E: 0 K: 0 S: 12	H: 4 LOB: 2 BB: 0 P: 23	R: 0 E: 0 K: 1 S: 11	H: 0 LOB: 0 BB: 0 P: 15		R: 0 E: 0 K: 2 S: 10	H: 0 LOB: 0 BB: 0 P: 15	1B: 9 2B: 3 3B: 0 HR: 1	SF: 0 SAC: 1 DP: 0 HBP: 1	WP: 0 PB: 0 SB: 1 CS: 0	PA: 43				
PITCHER	IP	WLS	BF	H	R	ER	SO	BB	IBB	HBP	BLK	WP	HR	S	P	ERA	WHIP										
Rod Nichols, R ERA: 4.91 (1, 1)	5.1	L	26	7	5	5	1	2	0	1	0	0	0	65	101	8.44	1.688										
Steve Olin, R ERA: 5.59 (6, 1)	0.0	1	1	0	0	0	0	0	0	0	0	0	0	5	8	∞	∞										
Efrain Valdez, L ERA: (6, 1)	0.1	1	0	0	0	0	0	0	0	0	0	0	0	1	1	0.00	0.000										
Willie Blair, R ERA: 81.0 (6, 1)	0.1	6	5	4	4	0	0	0	0	0	0	0	1	12	24	108.00	15.000										
Jesse Orosco, L ERA: 3.39 (7, 1)	3.0	9	0	0	0	0	3	0	0	0	0	0	0	26	38	0.00	0.000										
Batter	1	2	3	4	5	6	7	8	9	AB	R	H	RBI	BB	SO	LOB	BOTTOM										
Mike Huff, R OBP: 0.438, SLG: 0.387 (1, 8)	G6-3		2B BB		1B 2B		F9			3	2	1	0	1	0	1	Oakland Athletics @ Cleveland Indians Cleveland Municipal Stadium, Cleveland, OH Sun May 19 1991, 3:33 AM EDT Att: 29,465 - Sunny - 53 F livebaseballscores.com										
Mark Lewis, R OBP: 0.449, SLG: 0.519 (1, 4)	G3-1		E 2B		FC5-4 1B		2B			4	1	3	3	0	0	0											
Beau Alired, L OBP: 0.408, SLG: 0.433 (1, 9)	K		E9 1B		F8		F8			4	0	1	1	0	1	3											
Albert Belle, R OBP: 0.338, SLG: 0.529 (1, 7)		E5	G5-3		FC5-4			F9		4	0	0	0	0	0	2											
Carlos Baerga, S OBP: 0.372, SLG: 0.448 (1, 5)		G5-3 1B BB	F8		P4			G5-3		3	0	0	0	1	0	1											
Chris James, R OBP: 0.345, SLG: 0.400 (1, 10)		G5-3 1B		K		G6-3		G3		4	0	1	0	0	1	0											
Brook Jacoby, R OBP: 0.241, SLG: 0.342 (1, 3)		G5-3		G6-3		P4		G6-3		4	0	0	0	0	0	2											
Eddie Taubensee, L (1, 2)			2B BB		K			G6-3		3	1	0	0	1	1	0											
Felix Fermin, R OBP: 0.242, SLG: 0.193 Ever Magallanes, L (9, PH)			F9		F9		2B		K	3	0	1	0	0	0	1											
Inning Stats	R: 0 E: 0 K: 1 S: 10	H: 0 LOB: 0 BB: 0 P: 15	R: 0 E: 1 K: 0 S: 12	H: 1 LOB: 1 BB: 1 P: 20	R: 3 E: 1 K: 0 S: 21	H: 2 LOB: 1 BB: 2 P: 37	R: 0 E: 0 K: 2 S: 7	H: 0 LOB: 0 BB: 0 P: 9	R: 1 E: 0 K: 0 S: 12	H: 2 LOB: 1 BB: 0 P: 15	R: 0 E: 0 K: 0 S: 5	H: 0 LOB: 0 BB: 0 P: 7	R: 0 E: 0 K: 0 S: 12	H: 2 LOB: 2 BB: 0 P: 21	R: 0 E: 0 K: 0 S: 5	H: 0 LOB: 0 BB: 0 P: 8		R: 0 E: 0 K: 1 S: 9	H: 0 LOB: 0 BB: 0 P: 13	1B: 4 2B: 3 3B: 0 HR: 0	SF: 0 SAC: 0 DP: 1 HBP: 0	WP: 0 PB: 0 SB: 0 CS: 0	PA: 36				
PITCHER	IP	WLS	BF	H	R	ER	SO	BB	IBB	HBP	BLK	WP	HR	S	P	ERA	WHIP										
Joe Slusarski, R ERA: 4.44 (1, 1)	4.1	W	13	2	0	0	0	0	0	0	0	0	0	27	43	0.00	0.545										
Curt Young, L ERA: 3.57 (9, 1)	1.0	3	0	0	0	0	1	0	0	0	0	0	0	9	13	0.00	0.000										

Batter	1	2	3	4	5	6	7	8	9	AB	R	H	RBI	BB	SO	LOB	TOP			
Steve Sax, R OBP: 0.289, SLG: 0.279 (1, 5)	G5-3		G6-3		G5-3			1B		4	0	1	0	0	0	1				
Don Mattingly, L OBP: 0.366, SLG: 0.358 (1, 3)	F9		1B			L9		1B		4	0	2	1	0	0	0				
Matt Nokes, L OBP: 0.317, SLG: 0.545 (1, 2)	1B		F9			L9		K		4	0	1	0	0	1	3				
Kevin Maas, L OBP: 0.455, SLG: 0.483 (1, 10)	K					1B		F8		3	0	1	0	1	1	3				
Mel Hall, L OBP: 0.256, SLG: 0.481 (1, 7)		K			BB	P4		G3		4	0	0	0	0	1	4				
Jesse Barfield, R OBP: 0.351, SLG: 0.460 (1, 9)	G5-3					F8				3	0	0	0	1	1	1				
Pat Sheridan, L OBP: 0.250, SLG: 0.375 (1, 8)	F8				P4		BB	K		4	0	0	0	0	1	2				
Alvaro Espinoza, R OBP: 0.308, SLG: 0.382 (1, 6)			G6-3			G5-3		K		4	1	1	0	0	1	1				
Pat Kelly, R (1, 4)			1B			G5-3		K		3	0	0	0	0	2	2				
Inning Stats	R: 0 E: 0 K: 1 S: 9	H: 1 LOB: 1 BB: 0 P: 19	R: 0 E: 0 K: 1 S: 7	H: 0 LOB: 0 BB: 0 P: 11	R: 1 E: 0 K: 1 S: 13	H: 2 LOB: 1 BB: 0 P: 24	R: 0 E: 0 K: 0 S: 10	H: 0 LOB: 1 BB: 1 P: 16	R: 0 E: 0 K: 0 S: 8	H: 1 LOB: 1 BB: 0 P: 8	R: 0 E: 0 K: 3 S: 14	H: 0 LOB: 1 BB: 1 P: 20	R: 0 E: 0 K: 1 S: 15	H: 2 LOB: 2 BB: 0 P: 18	R: 0 E: 0 K: 1 S: 7	H: 0 LOB: 0 BB: 0 P: 11	1B: 6 2B: 0 3B: 0 HR: 0	SF: 0 SAC: 0 DP: 0 HBP: 0	WP: 0 PB: 0 SB: 0 CS: 0	PA: 35
PITCHER	IP	WLS	BF	H	R	ER	SO	BB	IBB	HBP	BLK	WP	HR	S	P	ERA	WHIP			
Eric King, R ERA: 5.47 (1, 1)	6.0	W	24	4	1	1	3	2	0	0	0	0	0	55	94	1.50	1.000			
Shawn Hillegas, R ERA: 1.29 (7, 1)	3.0	S	11	2	0	0	5	0	0	0	0	0	0	34	43	0.00	0.667			

New York Yankees @ Cleveland Indians
Cleveland Municipal Stadium, Cleveland, OH
Mon May 20 1991, 7:05 PM EDT
Att: 7,047 - Sunny - 56 F

AB	33
R	1
H	6
RBI	1
BB	2
SO	8
LOB	17



Batter	1	2	3	4	5	6	7	8	9	AB	R	H	RBI	BB	SO	LOB	BOTTOM			
Mike Huff, R OBP: 0.430, SLG: 0.372 (1, 8)	P4		L4		B2-3		BB			3	0	0	0	1	0	1				
Mark Lewis, R OBP: 0.441, SLG: 0.506 (1, 4)	F9		K		F8		1B			4	1	1	0	0	2	2				
Carlos Baerga, S OBP: 0.376, SLG: 0.450 (1, 5)	G6-3		1B		1B		G3-1			4	1	2	1	0	0	0				
Albert Belle, R OBP: 0.336, SLG: 0.520 (1, 7)		BB	F8		F8		G5-3			4	0	1	0	0	0	3				
Chris James, R OBP: 0.349, SLG: 0.410 (1, 10)	L9				G5-3		2B			4	0	2	2	0	0	1				
Brook Jacoby, R OBP: 0.230, SLG: 0.325 (1, 3)	F9				F8		L7			4	0	0	0	0	0	3				
Beau Allred, L OBP: 0.430, SLG: 0.443 (1, 9)	FC6-4				BB		G4-6-3			1	0	1	0	2	0	0				
Joel Skinner, R OBP: 0.273, SLG: 0.419 (1, 2)	FC6-4				E1		K			3	0	0	0	0	1	4				
Felix Fermin, R OBP: 0.246, SLG: 0.217 (1, 6)			1B		F9		G4-6-3			3	1	1	0	0	0	3				
Inning Stats	R: 0 E: 0 K: 0 S: 5	H: 0 LOB: 0 BB: 0 P: 7	R: 0 E: 0 K: 0 S: 7	H: 1 LOB: 2 BB: 1 P: 14	R: 1 E: 0 K: 1 S: 12	H: 2 LOB: 1 BB: 0 P: 17	R: 0 E: 1 K: 0 S: 9	H: 0 LOB: 2 BB: 1 P: 19	R: 2 E: 0 K: 0 S: 12	H: 3 LOB: 1 BB: 0 P: 21	R: 0 E: 0 K: 1 S: 8	H: 1 LOB: 0 BB: 0 P: 11	R: 0 E: 0 K: 1 S: 8	H: 0 LOB: 0 BB: 1 P: 16	R: 0 E: 0 K: 0 S: 9	H: 1 LOB: 0 BB: 0 P: 15	1B: 6 2B: 2 3B: 0 HR: 0	SF: 0 SAC: 0 DP: 2 HBP: 0	WP: 0 PB: 0 SB: 0 CS: 0	PA: 33
PITCHER	IP	WLS	BF	H	R	ER	SO	BB	IBB	HBP	BLK	WP	HR	S	P	ERA	WHIP			
Chuck Cary, L ERA: 6.63 (1, 1)	5.0	L	25	7	3	3	1	2	0	0	0	0	0	47	82	5.40	1.800			
John Habyan, R ERA: 2.39 (6, 1)	2.0		5	0	0	0	2	1	0	0	0	0	0	14	23	0.00	0.500			
Greg Cadaret, L ERA: 3.0 (8, 1)	1.0		3	1	0	0	0	0	0	0	0	0	0	9	15	0.00	1.000			

New York Yankees @ Cleveland Indians
Cleveland Municipal Stadium, Cleveland, OH
Mon May 20 1991, 7:05 PM EDT
Att: 7,047 - Sunny - 56 F

AB	30
R	3
H	8
RBI	3
BB	3
SO	3
LOB	17



Batter	1	2	3	4	5	6	7	8	9	AB	R	H	RBI	BB	SO	LOB	TOP					
Roberto Kelly, R OBP: 0.344, SLG: 0.417 (1, 8)	F9		G4-3 1B		G6-3			G6-3		4	0	1	0	0	0	0	New York Yankees @ Cleveland Indians Cleveland Municipal Stadium, Cleveland, OH Tue May 21 1991, 7:05 PM EDT Att: 11,683 - Sunny - 64 F					
Steve Sax, R OBP: 0.286, SLG: 0.278 (1, 5)	1B E 1B		G4-3		G4-3			F8		4	1	1	0	0	0	1						
Don Mattingly, L OBP: 0.376, SLG: 0.377 (1, 3)	FC6-4 1B		G4-3		G4-3			2B		4	0	3	0	0	0	1						
Kevin Maas, L OBP: 0.443, SLG: 0.467 (1, 10)	FC6-4 2H		G4-3		G4-3			G3		4	0	0	0	0	1	4						
Jesse Barfield, R OBP: 0.341, SLG: 0.444 (1, 9)	G5-3				K			K		4	0	0	0	0	2	2						
Hensley Meulens, R OBP: 0.272, SLG: 0.379 (1, 7)					K			F9		4	1	1	1	0	2	0						
Alvaro Espinoza, R OBP: 0.306, SLG: 0.377 (1, 6)					G6-3			G6-3		4	0	1	0	0	0	0						
Bob Geren, R OBP: 0.237, SLG: 0.200 (1, 2)					F8			FC5-4 1B		4	0	1	0	0	0	2						
Pat Kelly, R (1, 4)	F8				L4			F8		3	0	0	0	0	0	1						
Inning Stats	R: 1 E: 1 K: 0 S: 12	H: 2 LOB: 1 BB: 0 P: 18	R: 1 E: 1 K: 0 S: 6	H: 1 LOB: 0 BB: 0 P: 9	R: 0 E: 0 K: 0 S: 9	H: 1 LOB: 1 BB: 0 P: 12	R: 0 E: 0 K: 2 S: 11	H: 0 LOB: 0 BB: 0 P: 15	R: 0 E: 0 K: 1 S: 7	H: 0 LOB: 0 BB: 0 P: 10	R: 0 E: 0 K: 2 S: 10	H: 1 LOB: 1 BB: 0 P: 15	R: 0 E: 0 K: 1 S: 10	H: 1 LOB: 1 BB: 0 P: 14	R: 0 E: 0 K: 0 S: 6	H: 1 LOB: 1 BB: 0 P: 10	R: 0 E: 0 K: 0 S: 6	H: 1 LOB: 1 BB: 0 P: 7	1B: 6 2B: 1 3B: 0 HR: 1	SF: 0 SAC: 0 DP: 1 HBP: 0	WP: 0 PB: 0 SB: 0 CS: 0	PA: 35
PITCHER Greg Swindell, L ERA: 2.39 (1, 1)	IP: 9.0 WLS: W BF: 35 H: 8 R: 2 ER: 1 SO: 5 BB: 0 IBB: 0 HBP: 0 BLK: 0 WP: 0 HR: 1 S: 77 P: 110 ERA: 1.00 WHIP: 0.889															PITCHER						

Batter	1	2	3	4	5	6	7	8	9	AB	R	H	RBI	BB	SO	LOB	BOTTOM			
Mike Huff, R OBP: 0.423, SLG: 0.358 (1, 8)	K						P2			3	0	0	0	1	2	1	New York Yankees @ Cleveland Indians Cleveland Municipal Stadium, Cleveland, OH Tue May 21 1991, 7:05 PM EDT Att: 11,683 - Sunny - 64 F			
Mark Lewis, R OBP: 0.433, SLG: 0.494 (1, 4)	G3-6 1B		G6-3		FC6-4 BB		L8			4	0	1	0	0	0	1				
Beau Alired, L OBP: 0.422, SLG: 0.431 (1, 9)	G3-6 1-2		G4-6-3 CS 1B		G4-6-3 1-2		L1			4	0	1	0	0	0	2				
Albert Belle, R OBP: 0.355, SLG: 0.548 (1, 7)			G5-3 2B		F7 BB			F9 FC1 1B		3	2	3	0	1	0	0				
Carlos Baerga, S OBP: 0.380, SLG: 0.468 (1, 5)			E4 2B		F7			FC1 1B		4	2	2	1	0	0	2				
Chris James, R OBP: 0.340, SLG: 0.399 (1, 10)			K		G5-3			F9 1B		4	0	0	0	0	2	5				
Brook Jacoby, R OBP: 0.231, SLG: 0.314 (1, 3)			G5-3		P9			FC1 1B		3	0	0	1	1	0	3				
Joel Skinner, R OBP: 0.324, SLG: 0.486 (1, 2)			G5-3 2B					FC1 1B		4	1	3	2	0	0	2				
Felix Fermin, R OBP: 0.246, SLG: 0.234 (1, 6)			G5-3 2B		G5-3			L8		4	0	1	1	0	0	5				
Inning Stats	R: 0 E: 0 K: 1 S: 9	H: 1 LOB: 0 BB: 0 P: 13	R: 3 E: 1 K: 2 S: 16	H: 3 LOB: 1 BB: 0 P: 22	R: 0 E: 0 K: 0 S: 11	H: 1 LOB: 1 BB: 1 P: 20	R: 0 E: 0 K: 0 S: 8	H: 1 LOB: 0 BB: 0 P: 13	R: 0 E: 0 K: 1 S: 3	H: 0 LOB: 0 BB: 1 P: 7	R: 1 E: 0 K: 0 S: 10	H: 2 LOB: 2 BB: 1 P: 19	R: 0 E: 0 K: 0 S: 6	H: 0 LOB: 0 BB: 0 P: 10	R: 1 E: 0 K: 0 S: 12	H: 3 LOB: 2 BB: 0 P: 18	1B: 6 2B: 4 3B: 1 HR: 0	SF: 0 SAC: 0 DP: 2 HBP: 0	WP: 0 PB: 0 SB: 1 CS: 1	PA: 36
PITCHER Dave Eiland, R ERA: 4.34 (1, 1)	IP: 5.0 WLS: L BF: 23 H: 8 R: 4 ER: 3 SO: 2 BB: 2 IBB: 0 HBP: 0 BLK: 0 WP: 0 HR: 0 S: 50 P: 80 ERA: 1.80 WHIP: 2.000															PITCHER				
John Habayan, R ERA: 2.29 (6, 1)	1.0 4 0 0 0 1 0 1 0 0 0 0 0 7 14 0.00 0.000																			
Steve Howe, L ERA: 2.35 (7, 1)	2.0 9 3 1 1 0 0 0 0 0 0 0 0 18 28 4.50 1.500																			

Batter	1	2	3	4	5	6	7	8	9	AB	R	H	RBI	BB	SO	LOB	TOP								
Roberto Kelly, R OBP: 0.340, SLG: 0.409 (1, 8)	G5-3	G6-3				F8		G4-3		5	1	1	0	0	0	2									
Steve Sax, R OBP: 0.292, SLG: 0.288 (1, 5)	F9					G6-3			G3	5	1	2	0	0	0	0									
Don Mattingly, L OBP: 0.370, SLG: 0.371 (1, 3)	P6									5	1	1	1	0	1	1									
Kevin Maas, L OBP: 0.442, SLG: 0.488 (1, 10)										5	2	2	3	0	1	1									
Mel Hall, L OBP: 0.267, SLG: 0.482 (1, 7)	F9									4	0	2	0	0	0	2									
Matt Nokes, L OBP: 0.315, SLG: 0.563 (1, 2)										4	1	1	1	0	0	3									
Jesse Barfield, R OBP: 0.338, SLG: 0.438 (1, 9)										4	1	1	0	0	1	1									
Alvaro Espinoza, R OBP: 0.296, SLG: 0.364 (1, 6)										4	1	0	0	0	1	3									
Randy Velarde, R OBP: 0.300, SLG: 0.250 (9, 6)										0	0	0	0	0	0	0									
Pat Kelly, R OBP: 0.200, SLG: 0.222 (1, 4)										3	0	1	2	0	0	0									
Inning Stats	R: 0 E: 0 K: 0 S: 9	H: 0 LOB: 0 BB: 0 P: 15	R: 3 E: 0 K: 1 S: 20	H: 3 LOB: 1 BB: 0 P: 29	R: 0 E: 0 K: 0 S: 8	H: 1 LOB: 1 BB: 0 P: 15	R: 1 E: 0 K: 1 S: 9	H: 1 LOB: 0 BB: 0 P: 14	R: 4 E: 1 K: 0 S: 14	H: 5 LOB: 1 BB: 0 P: 23	R: 0 E: 0 K: 0 S: 5	H: 0 LOB: 0 BB: 0 P: 7	R: 0 E: 0 K: 0 S: 7	H: 1 LOB: 1 BB: 0 P: 13	R: 0 E: 0 K: 0 S: 7	H: 0 LOB: 1 BB: 0 P: 9	R: 0 E: 0 K: 2 S: 9	H: 0 LOB: 0 BB: 0 P: 13	1B: 7 2B: 3 3B: 0 HR: 2	SF: 0 SAC: 0 DP: 1 HBP: 1	WP: 1 PB: 1 SB: 0 CS: 0	PA: 40			
PITCHER	IP	WLS	BF	H	R	ER	SO	BB	IBB	HBP	BLK	WP	HR	S	P	ERA	WHIP								
Tom Candiotti, R ERA: 2.49 (1, 1)	4.0	L	22	9	8	8	2	0	0	0	0	1	2	56	90	18.00	2.250								
Efrain Valdez, L ERA (5, 1)	3.0		11	2	0	0	0	0	0	0	0	0	0	16	26	0.00	0.667								
Mike Walker, R ERA (8, 1)	1.0		4	0	0	0	0	0	0	1	0	0	0	7	9	0.00	0.000								
Jesse Orosco, L ERA: 3.14 (9, 1)	1.0		3	0	0	0	2	0	0	0	0	0	0	9	13	0.00	0.000								

New York Yankees @ Cleveland Indians
Cleveland Municipal Stadium, Cleveland, OH
Wed May 22 1991, 7:05 PM EDT
Att: 10,630 - Sunny - 73 F

AB	39
R	8
H	11
RBI	7
BB	0
SO	4
LOB	13



Batter	1	2	3	4	5	6	7	8	9	AB	R	H	RBI	BB	SO	LOB	BOTTOM								
Mike Huff, R OBP: 0.407, SLG: 0.341 (1, 8)	F9									4	0	0	0	0	3	2									
Mark Lewis, R OBP: 0.436, SLG: 0.489 (1, 4)										3	0	1	0	1	0	0									
Beau Alired, L OBP: 0.402, SLG: 0.406 (1, 9)										4	0	0	0	0	2	3									
Albert Belle, R OBP: 0.345, SLG: 0.531 (1, 7)										4	0	0	0	0	1	1									
Carlos Baerga, S OBP: 0.376, SLG: 0.457 (1, 5)										3	1	0	0	1	1	0									
Chris James, R OBP: 0.351, SLG: 0.408 (1, 10)										4	0	3	0	0	0	0									
Brook Jacoby, R OBP: 0.253, SLG: 0.333 (1, 3)										4	0	3	1	0	1	0									
Joel Skinner, R OBP: 0.308, SLG: 0.459 (1, 2)										2	0	0	0	0	0	4									
Eddie Taubensee, L (6, PH) (7, 2)										2	0	0	0	0	1	2									
Felix Fermin, R OBP: 0.250, SLG: 0.239 (1, 6)										3	0	1	0	0	0	0									
Ever Magallanes, L (9, 6)										1	0	0	0	0	0	0									
Inning Stats	R: 0 E: 0 K: 1 S: 9	H: 1 LOB: 1 BB: 0 P: 15	R: 1 E: 1 K: 1 S: 11	H: 3 LOB: 2 BB: 1 P: 24	R: 0 E: 0 K: 1 S: 10	H: 0 LOB: 0 BB: 0 P: 17	R: 0 E: 0 K: 0 S: 7	H: 2 LOB: 1 BB: 0 P: 12	R: 0 E: 0 K: 1 S: 14	H: 0 LOB: 1 BB: 0 P: 21	R: 0 E: 0 K: 0 S: 9	H: 2 LOB: 2 BB: 0 P: 12	R: 0 E: 0 K: 2 S: 9	H: 0 LOB: 1 BB: 1 P: 18	R: 0 E: 0 K: 1 S: 6	H: 0 LOB: 0 BB: 0 P: 10	R: 0 E: 0 K: 2 S: 8	H: 0 LOB: 0 BB: 0 P: 10	1B: 8 2B: 1 3B: 0 HR: 0	SF: 0 SAC: 0 DP: 2 HBP: 0	WP: 0 PB: 0 SB: 0 CS: 0	PA: 36			
PITCHER	IP	WLS	BF	H	R	ER	SO	BB	IBB	HBP	BLK	WP	HR	S	P	ERA	WHIP								
Tim Leary, R ERA: 4.4 (1, 1)	7.0	W	30	8	1	1	6	2	0	0	0	0	0	14	20	0.00	0.000								
Eric Plunk, R ERA: 9.0 (8, 1)	2.0		6	0	0	0	3	0	0	0	0	0	0	14	20	0.00	0.000								

New York Yankees @ Cleveland Indians
Cleveland Municipal Stadium, Cleveland, OH
Wed May 22 1991, 7:05 PM EDT
Att: 10,630 - Sunny - 73 F

AB	34
R	1
H	8
RBI	1
BB	2
SO	9
LOB	12



Batter	1	2	3	4	5	6	7	8	9	AB	R	H	RBI	BB	SO	LOB	TOP			
Turner Ward, S (1, 8) OBP: 0.300, SLG: 0.321	G4-3			L8		F8			G6-4-3 1B	4	0	1	0	0	0	0				
Mark Lewis, R (1, 4) OBP: 0.413, SLG: 0.460	G5-3			F7			F9		G6-4-3 1-2	4	0	0	0	0	0	0	1			
Carlos Baerga, S (1, 5) OBP: 0.367, SLG: 0.441	G3			1B			1B		G4-3	4	0	2	0	0	0	0				
Albert Belle, R (1, 7) OBP: 0.336, SLG: 0.533			K	K			K			3	0	0	0	0	3	2				
Beau Alford, L (1, 9) OBP: 0.394, SLG: 0.387			K		P6		F8			3	0	0	0	0	1	1				
Chris James, R (1, 10) OBP: 0.335, SLG: 0.389	G5-3				G6-3				F8	3	0	0	0	0	0	0				
Brook Jacoby, R (1, 3) OBP: 0.265, SLG: 0.340			K		G6-3				1B	3	0	1	0	0	1	0				
Joel Skinner, R (1, 2) OBP: 0.273, SLG: 0.405						P3				2	0	0	0	0	0	0				
Jerry Browne, S (8, PH) OBP: 0.221, SLG: 0.224			G1-3						K	1	0	0	0	0	1	1				
Eddie Taubensee, L (8, 2)										0	0	0	0	0	0	0				
Felix Fermin, R (1, 6) OBP: 0.266, SLG: 0.257			L4			G6-3			F9	3	0	0	0	0	0	1				
Inning Stats	R: 0 E: 0 K: 0 S: 4	H: 0 LOB: 0 BB: 0 P: 6	R: 0 E: 0 K: 2 S: 8	H: 0 LOB: 0 BB: 0 P: 10	R: 0 E: 0 K: 1 S: 9	H: 0 LOB: 0 BB: 0 P: 14	R: 0 E: 0 K: 1 S: 9	H: 1 LOB: 1 BB: 0 P: 17	R: 0 E: 0 K: 0 S: 5	H: 0 LOB: 0 BB: 0 P: 7	R: 0 E: 0 K: 1 S: 11	H: 1 LOB: 1 BB: 0 P: 14	R: 0 E: 0 K: 1 S: 10	H: 1 LOB: 1 BB: 0 P: 15	R: 0 E: 0 K: 0 S: 6	H: 1 LOB: 0 BB: 0 P: 7	1B: 4 2B: 0 3B: 0 HR: 0	SF: 0 SAC: 0 DP: 1 HBP: 0	WP: 0 PB: 0 SB: 1 CS: 1	PA: 30
PITCHER Jaime Navarro, R (1, 1) ERA: 3.86	IP: 9.0 WLS: W BF: 30 H: 4 R: 0 ER: 0 SO: 6 BB: 0 IBB: 0 HBP: 0 BLK: 0 WP: 0 HR: 0 S: 65 P: 96 ERA: 0.00 WHIP: 0.444															PITCHER				

Cleveland Indians @ Milwaukee Brewers
Milwaukee County Stadium, Milwaukee, WI
Fri May 24 1991, 8:05 PM EDT
Att: 16,598 - Sunny - 80 F


AB 30
R 0
H 4
RBI 0
BB 0
SO 6
LOB 6



Batter	1	2	3	4	5	6	7	8	9	AB	R	H	RBI	BB	SO	LOB	BOTTOM			
Paul Moltzer, R (1, 10) OBP: 0.389, SLG: 0.463	F7		L9		G6-3			G5-3		4	0	0	0	0	0	1				
Greg Brock, L (1, 3) OBP: 0.378, SLG: 0.378	2B		G4-3			F9		P5		4	0	1	0	0	0	1				
Robin Yount, R (1, 8) OBP: 0.350, SLG: 0.503	K		2-3			L4				3	0	1	1	0	1	1				
Franklin Stubbs, L (1, 7) OBP: 0.273, SLG: 0.313			3-H							2	0	0	0	1	0	1				
Matias Carrillo, L (9, 7)	BB					F9				0	0	0	0	0	0	0				
Dante Bichette, R (1, 9) OBP: 0.262, SLG: 0.401	P2					K				3	0	0	0	0	2	2				
B.J. Surhoff, L (1, 2) OBP: 0.242, SLG: 0.198										3	0	1	0	0	0	0				
Jim Gantner, L (1, 4) OBP: 0.304, SLG: 0.362										3	0	1	0	0	0	1				
Dale Sveum, S (1, 5) OBP: 0.286, SLG: 0.246										3	0	0	0	0	0	1				
Bill Spiers, L (1, 6) OBP: 0.284, SLG: 0.352										3	1	1	0	0	0	0				
Inning Stats	R: 0 E: 0 K: 1 S: 12	H: 1 LOB: 2 BB: 1 P: 20	R: 0 E: 0 K: 0 S: 7	H: 0 LOB: 0 BB: 0 P: 11	R: 1 E: 1 K: 0 S: 11	H: 2 LOB: 1 BB: 0 P: 16	R: 0 E: 0 K: 1 S: 5	H: 1 LOB: 0 BB: 0 P: 9	R: 0 E: 0 K: 0 S: 8	H: 0 LOB: 0 BB: 0 P: 13	R: 0 E: 0 K: 0 S: 5	H: 0 LOB: 0 BB: 0 P: 8	R: 0 E: 0 K: 1 S: 6	H: 1 LOB: 1 BB: 0 P: 10	R: 0 E: 0 K: 0 S: 6	H: 0 LOB: 0 BB: 0 P: 11	1B: 3 2B: 2 3B: 0 HR: 0	SF: 0 SAC: 0 DP: 0 HBP: 0	WP: 0 PB: 0 SB: 0 CS: 1	PA: 30
PITCHER Rod Nichols, R (1, 1) ERA: 3.18	IP: 8.0 WLS: L BF: 29 H: 5 R: 1 ER: 0 SO: 3 BB: 1 IBB: 0 HBP: 0 BLK: 0 WP: 0 HR: 0 S: 60 P: 98 ERA: 0.00 WHIP: 0.750															PITCHER				

Cleveland Indians @ Milwaukee Brewers
Milwaukee County Stadium, Milwaukee, WI
Fri May 24 1991, 8:05 PM EDT
Att: 16,598 - Sunny - 80 F

AB 28
R 1
H 5
RBI 1
BB 1
SO 3
LOB 8



Batter	1	2	3	4	5	6	7	8	9	AB	R	H	RBI	BB	SO	LOB	TOP								
Mike Huff, R OBP: 0.407, SLG: 0.344 (1, 8)	G5-3			WP 1B		1B HR 1B		F8	F9	5	1	2	0	0	0	2	Cleveland Indians @ Milwaukee Brewers Milwaukee County Stadium, Milwaukee, WI Sat May 25 1991, 4:33 AM EDT Att: 17,664 - Cloudy - 69 F								
Mark Lewis, R OBP: 0.398, SLG: 0.442 (1, 4)	K			P4		F8		G6-3		4	0	0	0	0	1	2									
Beau Alired, L OBP: 0.388, SLG: 0.380 (1, 7)	P4			K		HR 1B		K		4	1	1	0	0	2	1									
Carlos Baerga, S OBP: 0.377, SLG: 0.464 (1, 5)		G4-1				HR 1B			WP SF8 BB	2	2	1	3	2	0	0									
Chris James, R OBP: 0.327, SLG: 0.379 (1, 10)	L8			G4-3		G4-3		K		4	0	0	0	0	1	3									
Brook Jacoby, R OBP: 0.295, SLG: 0.327 (1, 3) Luis Lopez, R (9, PR) (9, 3)	K							E9 BB 1B		4	0	0	0	0	2	1									
Turner Ward, S OBP: 0.298, SLG: 0.310 (1, 9)				F8		G4-3		G4-3		3	0	0	0	1	0	0									
Eddie Taubensee, L (1, 2) Jerry Browne, S (9, PH) (9, PH) Joel Skinner, R (9, 2)				K		K			SF8	2	0	0	0	1	2	0									
Felix Fermin, R OBP: 0.265, SLG: 0.256 (1, 6)	L6					G6-3		G5-3		4	0	1	1	0	0	1									
Inning Stats	R: 0 E: 0 K: 1 S: 8	H: 0 LOB: 0 BB: 0 P: 12	R: 0 E: 0 K: 1 S: 8	H: 0 LOB: 0 BB: 0 P: 13	R: 0 E: 0 K: 1 S: 6	H: 0 LOB: 0 BB: 0 P: 9	R: 0 E: 0 K: 1 S: 11	H: 1 LOB: 2 BB: 1 P: 20	R: 0 E: 0 K: 2 S: 12	H: 0 LOB: 0 BB: 0 P: 18	R: 3 E: 0 K: 0 S: 10	H: 3 LOB: 0 BB: 0 P: 12	R: 0 E: 0 K: 0 S: 8	H: 0 LOB: 1 BB: 1 P: 15	R: 0 E: 0 K: 1 S: 7	H: 0 LOB: 0 BB: 0 P: 11		R: 2 E: 1 K: 1 S: 18	H: 1 LOB: 2 BB: 2 P: 33	1B: 4 2B: 0 3B: 0 HR: 1	SF: 1 SAC: 0 DP: 0 HBP: 0	WP: 2 PB: 0 SB: 0 CS: 0	PA: 37		
PITCHER	IP	WLS	BF	H	R	ER	SO	BB	IBB	HBP	BLK	WP	HR	S	P	ERA	WHIP								
Chris Bosio, R (1, 1) ERA: 2.63	6.2		25	4	3	3	6	1	0	0	0	1	1	60	92	4.05	0.750								
Chuck Cmm, R (7, 1) ERA: 4.55	1.1		5	0	0	0	1	1	0	0	0	0	0	10	18	0.00	0.750								
Julio Machado, R (9, 1) ERA: 2.25	1.0	L	7	1	2	0	1	2	0	0	0	1	0	18	33	0.00	3.000								

AB	32
R	5
H	5
RBI	5
BB	4
SO	8
LOB	10



Batter	1	2	3	4	5	6	7	8	9	AB	R	H	RBI	BB	SO	LOB	BOTTOM								
Paul Moltitor, R OBP: 0.383, SLG: 0.452 (1, 10)	K			F8		G6-3		WP SH1-4 2B BB	G6-3	4	1	0	0	1	1	1	Cleveland Indians @ Milwaukee Brewers Milwaukee County Stadium, Milwaukee, WI Sat May 25 1991, 4:33 AM EDT Att: 17,664 - Cloudy - 69 F								
B.J. Surhoff, L OBP: 0.234, SLG: 0.191 (1, 2)	G5-3			F7		F8		SH1-4	G4-3	4	0	0	0	0	0	1									
Robin Yount, R OBP: 0.354, SLG: 0.503 (1, 8)				F9		F9		K		4	0	2	0	0	1	1									
Franklin Stubbs, L OBP: 0.279, SLG: 0.321 (1, 3)	P2			FC6-4 BB		F9		2B 2B		3	1	1	1	1	0	2									
Greg Vaughn, R OBP: 0.357, SLG: 0.541 (1, 7) Matias Carrillo, L (9, 7)				F9		P3		G5-3	2B	4	0	1	1	0	0	1									
Jim Gantner, L OBP: 0.309, SLG: 0.357 (1, 4)				B1-3 BB		FC6-4		F7	IBB	2	0	0	0	2	0	1									
Dante Bichette, R OBP: 0.255, SLG: 0.390 (1, 9)				B1-3		L4		P2	K	4	0	0	0	0	1	3									
Dale Sveum, S OBP: 0.297, SLG: 0.323 (1, 5)				K		L7		HR	2B	4	1	2	1	0	1	1									
Bill Spiers, L OBP: 0.283, SLG: 0.348 (1, 6)				G3-1		F8		SH1-4 BB WP 1B	F8	4	1	1	0	0	0	1									
Inning Stats	R: 0 E: 0 K: 1 S: 11	H: 1 LOB: 1 BB: 0 P: 15	R: 0 E: 0 K: 1 S: 6	H: 0 LOB: 1 BB: 1 P: 13	R: 0 E: 0 K: 0 S: 7	H: 0 LOB: 0 BB: 0 P: 8	R: 0 E: 0 K: 0 S: 7	H: 0 LOB: 1 BB: 1 P: 12	R: 0 E: 0 K: 0 S: 8	H: 0 LOB: 0 BB: 0 P: 12	R: 0 E: 0 K: 0 S: 6	H: 1 LOB: 1 BB: 0 P: 10	R: 0 E: 0 K: 0 S: 10	H: 0 LOB: 0 BB: 0 P: 13	R: 4 E: 0 K: 2 S: 23	H: 4 LOB: 2 BB: 2 P: 44		R: 0 E: 0 K: 0 S: 12	H: 1 LOB: 1 BB: 0 P: 16	1B: 3 2B: 3 3B: 0 HR: 1	SF: 0 SAC: 1 DP: 0 HBP: 0	WP: 1 PB: 0 SB: 0 CS: 0	PA: 38		
PITCHER	IP	WLS	BF	H	R	ER	SO	BB	IBB	HBP	BLK	WP	HR	S	P	ERA	WHIP								
Eric King, R (1, 1) ERA: 5.13	7.0		27	4	2	2	2	2	0	0	0	1	0	63	95	2.57	0.857								
Shawn Hillegas, R (8, 1) ERA: 1.84	0.2		3	0	0	0	1	1	0	0	0	1	0	5	13	0.00	1.500								
Doug Jones, R (8, 1) ERA: 8.59	1.1	W	8	3	2	2	1	0	1	0	0	0	0	22	35	13.50	2.250								

AB	33
R	4
H	7
RBI	3
BB	4
SO	4
LOB	12



Batter	1	2	3	4	5	6	7	8	9	AB	R	H	RBI	BB	SO	LOB	TOP																					
Alex Cole, L (1, 8) OBP: 0.353, SLG: 0.397	G3		P3				G4-3			4	0	1	0	0	0	0	Cleveland Indians @ Baltimore Orioles Memorial Stadium, Baltimore, MD Mon May 27 1991, 7:05 PM EDT Att: 23,338 - Cloudy - 93 F																					
Felix Fermin, R (1, 6) OBP: 0.294, SLG: 0.256	G5-3		G5-3				G6-3			4	0	1	1	0	0	0																						
Carlos Baerga, S (1, 5) OBP: 0.368, SLG: 0.449				G3-1	FC3-2					4	0	1	0	0	1	2																						
Albert Belle, R (1, 7) OBP: 0.333, SLG: 0.538				G6-3	G1-3					3	0	0	0	1	1	2																						
Beau Alford, L (1, 9) OBP: 0.394, SLG: 0.417										4	1	2	1	0	2	2																						
Chris James, R (1, 10) OBP: 0.310, SLG: 0.358										4	0	0	0	0	1	1																						
Brook Jacoby, R (1, 3) OBP: 0.263, SLG: 0.358										4	1	2	1	0	0	0																						
Joel Skinner, R (1, 2) OBP: 0.327, SLG: 0.440										4	1	2	0	0	0	1																						
Mark Lewis, R (1, 4) OBP: 0.380, SLG: 0.420										4	0	0	0	0	1	2																						
Inning Stats	R: 0 E: 0 K: 1 S: 11	H: 1 LOB: 2 BB: 1 P: 20	R: 0 E: 0 K: 0 S: 6	H: 1 LOB: 0 BB: 0 P: 9	R: 0 E: 0 K: 0 S: 6	H: 0 LOB: 0 BB: 0 P: 6	R: 0 E: 0 K: 0 S: 11	H: 1 LOB: 1 BB: 0 P: 15	R: 2 E: 0 K: 0 S: 13	H: 4 LOB: 2 BB: 0 P: 24	R: 1 E: 0 K: 0 S: 8	H: 2 LOB: 1 BB: 0 P: 17	R: 0 E: 0 K: 3 S: 9	H: 0 LOB: 0 BB: 0 P: 15	R: 0 E: 0 K: 3 S: 10	H: 0 LOB: 0 BB: 0 P: 14	R: 0 E: 0 K: 1 S: 6	H: 0 LOB: 0 BB: 0 P: 9	1B: 6 2B: 1 3B: 0 HR: 2	SF: 0 SAC: 0 DP: 1 HBP: 0	WP: 0 PB: 0 SB: 0 CS: 0	PA: 36																
PITCHER	IP	WLS	BF	H	R	ER	SO	BB	IBB	HBP	BLK	WP	HR	S	P	ERA	WHIP	PITCHER				IP	WLS	BF	H	R	ER	SO	BB	IBB	HBP	BLK	WP	HR	S	P	ERA	WHIP
Bob Milacki, R (1, 1) ERA: 4.39	5.0	L	23	8	3	3	1	1	0	0	0	0	2	49	79	5.40	1.800					5.0	L	13	1	0	0	5	0	0	0	0	0	31	50	0.00	0.250	
Mark Williamson, R (6, 1) ERA: 5.61	4.0		13	1	0	0	5	0	0	0	0	0	0	31	50	0.00	0.250					4.0		13	1	0	0	5	0	0	0	0	0	31	50	0.00	0.250	

AB	35
R	3
H	9
RBI	3
BB	1
SO	6
LOB	10



Batter	1	2	3	4	5	6	7	8	9	AB	R	H	RBI	BB	SO	LOB	BOTTOM																					
Mike Devereaux, R (1, 8) OBP: 0.366, SLG: 0.527										5	1	2	0	0	1	2	Cleveland Indians @ Baltimore Orioles Memorial Stadium, Baltimore, MD Mon May 27 1991, 7:05 PM EDT Att: 23,338 - Cloudy - 93 F																					
Brady Anderson, L (1, 7) OBP: 0.290, SLG: 0.200										4	0	0	0	0	1	3																						
Cal Ripken Jr., R (1, 6) OBP: 0.421, SLG: 0.631										4	1	3	0	0	0	0																						
Joe Orsulak, L (1, 9) OBP: 0.302, SLG: 0.355										3	0	1	0	1	0	2																						
Randy Milligan, R (1, 3) OBP: 0.328, SLG: 0.307										4	0	2	1	0	0	2																						
Sam Horn, L (1, 10) OBP: 0.311, SLG: 0.430										4	0	0	0	0	2	4																						
Tim Hulett, R (1, 5) OBP: 0.290, SLG: 0.483										3	0	0	0	0	1	2																						
Ernie Whitt, L (9, PH) OBP: 0.297, SLG: 0.212										0	0	0	0	1	0	0																						
Billy Ripken, R (9, PR) OBP: 0.260, SLG: 0.253										0	0	0	0	0	0	0																						
Chris Hoiles, R (1, 2) OBP: 0.293, SLG: 0.321										3	0	0	0	1	1	1																						
Juan Bell, R (1, 4) OBP: 0.133, SLG: 0.167										3	0	0	0	0	3	1																						
Dwight Evans, R (9, PH) OBP: 0.417, SLG: 0.385										1	0	1	0	0	0	0																						
Jeff McKnight, S (9, PR) OBP: 0.231, SLG: 0.216										0	0	0	0	0	0	0																						
Inning Stats	R: 0 E: 0 K: 2 S: 7	H: 0 LOB: 0 BB: 0 P: 11	R: 0 E: 0 K: 0 S: 4	H: 0 LOB: 0 BB: 1 P: 9	R: 0 E: 0 K: 1 S: 8	H: 0 LOB: 0 BB: 0 P: 12	R: 2 E: 1 K: 2 S: 17	H: 4 LOB: 2 BB: 0 P: 25	R: 0 E: 0 K: 1 S: 6	H: 0 LOB: 0 BB: 0 P: 13	R: 0 E: 0 K: 0 S: 8	H: 2 LOB: 2 BB: 0 P: 11	R: 0 E: 0 K: 1 S: 12	H: 1 LOB: 2 BB: 1 P: 23	R: 0 E: 0 K: 0 S: 6	H: 1 LOB: 0 BB: 0 P: 8	R: 0 E: 0 K: 2 S: 16	H: 1 LOB: 2 BB: 1 P: 24	1B: 9 2B: 0 3B: 0 HR: 0	SF: 0 SAC: 0 DP: 2 HBP: 0	WP: 0 PB: 0 SB: 0 CS: 0	PA: 37																
PITCHER	IP	WLS	BF	H	R	ER	SO	BB	IBB	HBP	BLK	WP	HR	S	P	ERA	WHIP	PITCHER				IP	WLS	BF	H	R	ER	SO	BB	IBB	HBP	BLK	WP	HR	S	P	ERA	WHIP
Tom Candiotti, R (1, 1) ERA: 2.38	7.0		29	7	2	1	7	2	0	0	0	0	0	62	104	1.29	1.286					7.0	S	8	2	0	0	2	1	0	0	2	1	0	22	32	0.00	1.500
Shawn Hillegas, R (8, 1) ERA: 2.0	2.0		8	2	0	0	2	1	0	0	0	0	0	22	32	0.00	1.500					2.0		8	2	0	0	2	1	0	0	0	0	22	32	0.00	1.500	



Batter	1	2	3	4	5	6	7	8	9	AB	R	H	RBI	BB	SO	LOB	TOP										
Alex Cole, L OBP: 0.366, SLG: 0.409 Mike Huff, R OBP: 0.403, SLG: 0.337	G6-3 S G4-3 1B		F7				G6-3			3	1	2	0	0	0	0											
Felix Fermin, R OBP: 0.254, SLG: 0.244	G6-3		F8				G4-6-3		F9	4	0	0	0	0	0	3											
Carlos Baerga, S OBP: 0.359, SLG: 0.437	G4-3		P6				G1-3		G6-3	4	0	0	1	0	0	0											
Albert Belle, R OBP: 0.331, SLG: 0.531	F7						G6-3		K	4	0	1	0	0	1	0											
Beau Alford, L OBP: 0.398, SLG: 0.414							F9			3	0	1	0	1	0	1											
Brook Jacoby, R OBP: 0.254, SLG: 0.345	F9		F9				G6-3		K	4	0	0	0	0	1	3											
Mark Lewis, R OBP: 0.384, SLG: 0.422							K		F9	4	1	2	0	0	1	2											
Joel Skinner, R OBP: 0.339, SLG: 0.463 Turner Ward, S OBP: 0.296, SLG: 0.310	F7						L3		G1-3 1-H	4	0	2	1	0	0	2											
Jerry Browne, S OBP: 0.220, SLG: 0.216	F7						G1-3		G3	3	0	0	0	1	0	5											
Inning Stats	R: 1 E: 0 K: 0 S: 8	H: 1 LOB: 0 BB: 0 P: 13	R: 0 E: 0 K: 0 S: 9	H: 1 LOB: 2 BB: 1 P: 16	R: 0 E: 0 K: 0 S: 5	H: 0 LOB: 0 BB: 0 P: 9	R: 0 E: 0 K: 1 S: 7	H: 1 LOB: 1 BB: 0 P: 10	R: 0 E: 0 K: 0 S: 10	H: 0 LOB: 0 BB: 0 P: 13	R: 1 E: 0 K: 0 S: 14	H: 2 LOB: 1 BB: 0 P: 20	R: 0 E: 0 K: 1 S: 10	H: 0 LOB: 0 BB: 0 P: 15	R: 0 E: 0 K: 1 S: 11	H: 2 LOB: 2 BB: 0 P: 17	1B: 7 2B: 1 3B: 0 HR: 0	SF: 0 SAC: 0 DP: 1 HBP: 0	WP: 0 PB: 0 SB: 1 CS: 0	PA: 36							
PITCHER	IP	WLS	BF	H	R	ER	SO	BB	IBB	HBP	BLK	WP	HR	S	P	ERA	WHIP										
Roy Smith, R ERA: 4.05	6.2	W	27	6	2	2	1	2	0	0	0	0	0	58	92	2.70	1.200										
Paul Kilgus, L ERA: 3.48	0.1		1	0	0	0	0	0	0	0	0	0	0	2	4	0.00	0.000										
Todd Frohwirth, R ERA:	1.0	S	3	0	0	0	1	0	0	0	0	0	0	10	15	0.00	0.000										
Gregg Olson, R ERA: 2.6	1.0	S	5	2	0	0	1	0	0	0	0	0	0	11	17	0.00	2.000										

Cleveland Indians @ Baltimore Orioles
Memorial Stadium, Baltimore, MD
Tue May 28 1991, 7:05 PM EDT
Att. 19,349 - Sunny - 91 F


AB 34
R 2
H 8
RBI 2
BB 2
SO 3
LOB 17



Batter	1	2	3	4	5	6	7	8	9	AB	R	H	RBI	BB	SO	LOB	BOTTOM										
Mike Devereaux, R OBP: 0.362, SLG: 0.519	G6-3 G1-4-3 1B		G6-3	FC5-4 1-2f			F8			4	0	1	0	0	0	2											
Tim Lincecum, R OBP: 0.288, SLG: 0.516	F8						K		G6-3	4	1	1	1	0	1	1											
Cal Ripken Jr., R OBP: 0.412, SLG: 0.615	G1-4-3 1-2f		G5-3				G5-3		G5-3	4	0	0	0	0	0	1											
Joe Orsulak, L OBP: 0.317, SLG: 0.372							G3		G3	3	2	2	0	1	0	0											
Dwight Evans, R OBP: 0.411, SLG: 0.374			L7				K		K	3	0	0	0	1	1	2											
Sam Horn, L OBP: 0.323, SLG: 0.432 Chris Hoiles, R OBP: 0.301, SLG: 0.329							K		K	2	1	1	0	1	1	0											
Randy Milligan, R OBP: 0.333, SLG: 0.336							G6-3		K	4	1	2	3	0	1	2											
Bob Melvin, R OBP: 0.250, SLG: 0.232			P3				F9		G6-3	3	0	0	0	0	0	2											
Billy Ripken, R OBP: 0.252, SLG: 0.245			K				L7		L3	3	0	0	0	0	1	2											
Inning Stats	R: 0 E: 0 K: 0 S: 6	H: 1 LOB: 0 BB: 0 P: 9	R: 3 E: 0 K: 1 S: 11	H: 2 LOB: 1 BB: 1 P: 17	R: 1 E: 0 K: 0 S: 12	H: 2 LOB: 1 BB: 0 P: 21	R: 0 E: 0 K: 0 S: 15	H: 1 LOB: 2 BB: 1 P: 24	R: 0 E: 0 K: 1 S: 5	H: 0 LOB: 0 BB: 0 P: 9	R: 0 E: 0 K: 2 S: 9	H: 0 LOB: 0 BB: 0 P: 16	R: 0 E: 0 K: 0 S: 3	H: 0 LOB: 0 BB: 0 P: 5	R: 1 E: 0 K: 1 S: 12	H: 2 LOB: 2 BB: 1 P: 21	1B: 5 2B: 1 3B: 0 HR: 2	SF: 0 SAC: 0 DP: 1 HBP: 0	WP: 1 PB: 0 SB: 1 CS: 0	PA: 34							
PITCHER	IP	WLS	BF	H	R	ER	SO	BB	IBB	HBP	BLK	WP	HR	S	P	ERA	WHIP										
Charles Nagy, R ERA: 4.19	5.0	L	22	6	4	4	2	2	0	0	0	0	0	19	34	3.38	0.375										
Sergio Valdez, R ERA: 4.05	2.2		10	1	1	1	2	0	1	0	0	0	0	19	34	3.38	0.375										
Jesse Orosco, L ERA: 3.0	0.0		1	1	0	0	0	0	0	0	0	0	0	2	3	∞	∞										
Mike Walker, R ERA:	0.1		1	0	0	0	1	0	0	0	0	0	0	3	5	0.00	0.000										

Cleveland Indians @ Baltimore Orioles
Memorial Stadium, Baltimore, MD
Tue May 28 1991, 7:05 PM EDT
Att. 19,349 - Sunny - 91 F

AB 31
R 5
H 8
RBI 5
BB 3
SO 5
LOB 12



Batter	1	2	3	4	5	6	7	8	9	AB	R	H	RBI	BB	SO	LOB	TOP				
Alex Cole, L OBP: 0.360, SLG: 0.400 (1, 8)	B5-3		F9		F7			1B		4	0	1	0	0	0	0	Cleveland Indians @ Baltimore Orioles Memorial Stadium, Baltimore, MD Wed May 29 1991, 7:05 PM EDT Att: 23,328 - Cloudy - 83 F				
Felix Fermin, R OBP: 0.253, SLG: 0.239 (1, 6)	BB		FC6-4 HBP		G6-3			F8		2	0	0	0	1	0	1					
Carlos Baerga, S OBP: 0.351, SLG: 0.426 (1, 5)	F7		FC6-4		F8			G3		4	0	0	0	0	0	3					
Albert Belle, R OBP: 0.329, SLG: 0.530 (1, 10)	P5				G6-3			F9		4	1	1	0	0	0	1					
Beau Alford, L OBP: 0.393, SLG: 0.400 (1, 7)		K			G3-1			G6-4-3 BB		3	0	0	0	1	2	1					
Brook Jacoby, R OBP: 0.246, SLG: 0.333 (1, 3)	K				K			G6-4-3		4	0	0	0	0	2	2					
Mark Lewis, R OBP: 0.391, SLG: 0.429 (1, 4)					K			G6-3		3	0	2	1	0	0	0					
Joel Skinner, R OBP: 0.322, SLG: 0.439 (1, 2)					L6			L7		3	0	0	0	0	0	2					
Turner Ward, S OBP: 0.289, SLG: 0.300 (1, 9)					L6			F8		3	0	0	0	0	0	2					
								P6		3	0	0	0	0	1	0					
Inning Stats	R: 0 E: 0 K: 0 S: 10	H: 0 LOB: 1 BB: 1 P: 19	R: 0 E: 0 K: 2 S: 13	H: 1 LOB: 1 BB: 0 P: 17	R: 0 E: 0 K: 1 S: 13	H: 0 LOB: 1 BB: 0 P: 18	R: 1 E: 0 K: 1 S: 12	H: 2 LOB: 1 BB: 0 P: 16	R: 0 E: 0 K: 0 S: 8	H: 0 LOB: 0 BB: 0 P: 9	R: 0 E: 0 K: 0 S: 5	H: 0 LOB: 0 BB: 0 P: 8	R: 0 E: 0 K: 0 S: 8	H: 1 LOB: 1 BB: 1 P: 12	R: 0 E: 0 K: 0 S: 8	H: 0 LOB: 0 BB: 1 P: 12	1B: 3 2B: 1 3B: 0 HR: 0	SF: 0 SAC: 0 DP: 1 HBP: 1	WP: 0 PB: 0 SB: 1 CS: 1	PA: 33	
PITCHER	IP	WLS	BF	H	R	ER	SO	BB	IBB	HBP	BLK	WP	HR	S	P	ERA	WHIP				
Jeff Robinson, R ERA: 3.83 (1, 1)	7.1	W	28	4	1	1	5	1	0	1	0	0	0	70	102	1.23	0.682				
Todd Frohwrth, R ERA: (8, 1)	0.2		2	0	0	0	0	0	0	0	0	0	0	4	6	0.00	0.000				
Gregg Olson, R ERA: 2.45 (9, 1)	1.0	S	3	0	0	0	0	1	0	0	0	0	0	8	12	0.00	1.000				

Batter	1	2	3	4	5	6	7	8	9	AB	R	H	RBI	BB	SO	LOB	BOTTOM				
Mike Devereaux, R OBP: 0.359, SLG: 0.511 (1, 8)	G6-3		CS		F8		G5-3			4	0	1	0	0	0	3	Cleveland Indians @ Baltimore Orioles Memorial Stadium, Baltimore, MD Wed May 29 1991, 7:05 PM EDT Att: 23,328 - Cloudy - 83 F				
Tim Hulett, R OBP: 0.286, SLG: 0.492 (1, 5)	F9		CS		G4-3			K		3	0	0	0	1	1	0					
Cal Ripken Jr., R OBP: 0.419, SLG: 0.642 (1, 6)	1B				HR			F9		4	1	3	1	0	0	1					
Joe Orsulak, L OBP: 0.306, SLG: 0.359 (1, 7)	P4				K			K2-3		4	0	0	0	0	2	3					
Dwight Evans, R OBP: 0.398, SLG: 0.359 (1, 9)		L8			K			K		4	0	0	0	0	2	1					
Sam Horn, L OBP: 0.323, SLG: 0.440 (1, 10)		G6-3			K			1B		3	0	1	0	0	1	0					
Juan Bell, R OBP: 0.133, SLG: 0.167 (7, FR)					K			2B		0	1	0	0	0	0	0					
Randy Milligan, R OBP: 0.340, SLG: 0.338 (1, 3)		K			1B			FC3-6 1B IBB		2	0	1	0	1	1	0					
Bob Melvin, R OBP: 0.254, SLG: 0.237 (1, 2)					L7			F9		3	0	1	1	0	0	1					
Billy Ripken, R OBP: 0.245, SLG: 0.238 (1, 4)					L9			K		3	0	0	0	0	1	3					
								FC3-6		1B: 4 2B: 2 3B: 0 HR: 1	SF: 0 SAC: 0 DP: 0 HBP: 0	WP: 0 PB: 0 SB: 0 CS: 1	PA: 33								
Inning Stats	R: 0 E: 0 K: 0 S: 9	H: 1 LOB: 1 BB: 0 P: 13	R: 0 E: 0 K: 1 S: 7	H: 0 LOB: 0 BB: 0 P: 10	R: 0 E: 0 K: 0 S: 8	H: 1 LOB: 0 BB: 0 P: 12	R: 1 E: 0 K: 2 S: 10	H: 1 LOB: 0 BB: 0 P: 14	R: 0 E: 0 K: 1 S: 13	H: 1 LOB: 1 BB: 1 P: 19	R: 0 E: 0 K: 1 S: 10	H: 0 LOB: 1 BB: 1 P: 15	R: 1 E: 0 K: 1 S: 11	H: 2 LOB: 3 BB: 1 P: 22	R: 0 E: 0 K: 1 S: 7	H: 1 LOB: 1 BB: 0 P: 11	1B: 4 2B: 2 3B: 0 HR: 1	SF: 0 SAC: 0 DP: 0 HBP: 0	WP: 0 PB: 0 SB: 0 CS: 1	PA: 33	
PITCHER	IP	WLS	BF	H	R	ER	SO	BB	IBB	HBP	BLK	WP	HR	S	P	ERA	WHIP				
Rod Nichols, R ERA: 2.83 (1, 1)	6.0		22	4	1	1	6	1	0	0	0	0	0	11	22	9.00	2.000				
Mike Walker, R ERA: 3.66 (7, 1)	1.0	L	6	2	1	1	1	0	1	0	0	0	0	7	11	0.00	1.000				
Doug Jones, R ERA: 8.1 (8, 1)	1.0		4	1	0	0	1	0	0	0	0	0	0	7	11	0.00	1.000				

Batter	1	2	3	4	5	6	7	8	9	AB	R	H	RBI	BB	SO	LOB	TOP										
Tony Phillips, S OBP: 0.388, SLG: 0.419 Alan Trammell, R OBP: 0.333, SLG: 0.364	3-1 F7 BLK G4-3 1B		1-1 3B	4-1 BB		2-2 G4-3		3-3 K		4	2	2	0	1	1	0											
Lou Whitaker, L OBP: 0.359, SLG: 0.420	0-2 F7		1-0 G3-1 3B	1-2 2-3 BB		0-0 G4-3		0-0 P5		5	1	1	1	0	0	4											
Dave Bergman, L OBP: 0.333, SLG: 0.385	0-1 G4-3		0-1 G3-1		1-2 HR		4-0 1B BB	1-3 K		4	2	1	3	1	1	0											
Cecil Fielder, R OBP: 0.358, SLG: 0.474	1-0 F9		3-H G3-6-1 1B		2-3 HR K		1-2 1B BB	1-3 K		5	1	2	0	0	2	0											
Mickey Tettleton, S OBP: 0.398, SLG: 0.481		4-2 1B SF8 BB	3-2 G3-6-1		0-1 WP E 2B		3-2 2B G4-3 1B	0-1 2B 1B		4	3	3	1	1	0	1											
Pete Incaviglia, R OBP: 0.282, SLG: 0.381 John Shelby, S OBP: 0.235, SLG: 0.472		0-0 1B		3-1 G4-3		2-3 K		1-2 G4-3 2B		5	0	3	1	0	1	1											
Rob Deer, R OBP: 0.342, SLG: 0.464	0-1 F9		1-1 G5-3		2-2 E7		3-2 G4-3	3-3 K		5	0	0	1	0	1	5											
Travis Fryman, R OBP: 0.282, SLG: 0.381 John Shelby, S OBP: 0.235, SLG: 0.472	0-0 SF8		0-1 BB 1B		0-2 G6-3		0-0 G1-3	3-2 F8		3	0	1	1	0	0	2											
Mitt Cuyler, S OBP: 0.344, SLG: 0.315	2-1 F8		0-1 BB 1B		0-1 BB 1B		3-2 L9	0-2 G4-3		4	0	1	0	0	0	2											
Inning Stats	R: 1 E: 0 K: 0 S: 8	H: 1 LOB: 0 BB: 0 P: 12	R: 1 E: 0 K: 0 S: 9	H: 1 LOB: 1 BB: 1 P: 15	R: 2 E: 0 K: 0 S: 9	H: 3 LOB: 0 BB: 0 P: 14	R: 0 E: 0 K: 0 S: 10	H: 2 LOB: 3 BB: 1 P: 18	R: 2 E: 1 K: 2 S: 18	H: 2 LOB: 1 BB: 0 P: 25	R: 0 E: 0 K: 0 S: 11	H: 0 LOB: 0 BB: 0 P: 16	R: 3 E: 0 K: 0 S: 19	H: 3 LOB: 1 BB: 1 P: 31	R: 0 E: 0 K: 2 S: 10	H: 2 LOB: 0 BB: 0 P: 14	R: 0 E: 0 K: 2 S: 18	H: 2 LOB: 2 BB: 0 P: 27	1B: 9 2B: 3 3B: 1 HR: 1	SF: 1 SAC: 0 DP: 1 HBP: 0	WP: 1 PB: 0 SB: 0 CS: 0	PA: 44					
PITCHER	IP	WLS	BF	H	R	ER	SO	BB	IBB	HBP	BLK	WP	HR	S	P	ERA	WHIP										
Eric King, R ERA: 5.4	3.2		19	7	4	4	0	2	0	0	1	0	0	35	58	9.82	2.455										
Sergio Valdez, R ERA: 7.0	2.1	W	13	4	5	4	2	1	0	0	0	1	1	37	57	15.43	2.143										
Shawn Hillegas, R ERA: 1.71	3.0	S	12	3	0	0	4	0	0	0	0	0	0	40	57	0.00	1.000										

Detroit Tigers @ Cleveland Indians
Cleveland Municipal Stadium, Cleveland, OH
Fri May 31 1991, 7:05 PM EDT
Att: 22,658 - Sunny - 80 F

AB 40
R 9
H 14
RBI 8
BB 3
SO 6
LOB 17





Batter	1	2	3	4	5	6	7	8	9	AB	R	H	RBI	BB	SO	LOB	BOTTOM										
Alex Cole, L OBP: 0.375, SLG: 0.397	4-1 1B BB		2-1 G4-3		2-1 CS 1B		2-1 F7			3	2	1	0	2	0	1											
Mark Lewis, R OBP: 0.391, SLG: 0.427	1-1 1B G6-4-3	3-2 G5-3	0-0 F8		3-2 E6 1B		3-2 F8			5	1	2	0	0	0	2											
Chris James, R OBP: 0.324, SLG: 0.367	2-1 G6-4-3 1B	1-2 G4-3 HBP 1B		1-2 G4-3 1B	4-0 IBB		1-0 F9			4	1	3	1	1	0	0											
Albert Belle, R OBP: 0.331, SLG: 0.523 Turner Ward, S OBP: 0.289, SLG: 0.300	3-2 G6-4-3	2-1 G4-3 HBP		1-2 G4-3 1B	3-3 K		2-3 K			4	1	1	0	0	2	3											
Carlos Baerga, S OBP: 0.347, SLG: 0.419	3-2 1B BB	1-1 G4-3		0-1 G4-3		1-1 G4-3		1-0 F8		5	1	1	0	0	0	4											
Brook Jacoby, R OBP: 0.276, SLG: 0.375	4-1 1B 2B BB	0-0 1B		4-0 IBB		0-1 2B 3B 1B		1-0 HR		3	3	3	3	2	0	0											
Beau Allred, L ERA: 97.5 Mike Huff, R OBP: 0.402, SLG: 0.330	1-0 2B 1B	2-2 F9		0-3 K		1-2 L6		1-2 HBP		2	1	1	1	0	0	1											
Joel Skinner, R OBP: 0.328, SLG: 0.468	1-2 2B		0-0 G4-3		0-0 G5-3		0-1 3B 2B	1-0 P5		5	1	2	2	0	0	4											
Felix Fermin, R OBP: 0.272, SLG: 0.281	0-1 G4-3		3-1 G4-3 2B		1-2 F8		2-0 3B			4	0	2	2	0	0	1											
Inning Stats	R: 5 E: 0 K: 0 S: 19	H: 5 LOB: 1 BB: 2 P: 38	R: 3 E: 0 K: 0 S: 15	H: 2 LOB: 1 BB: 1 P: 27	R: 0 E: 0 K: 0 S: 6	H: 1 LOB: 0 BB: 0 P: 11	R: 0 E: 0 K: 1 S: 12	H: 2 LOB: 3 BB: 1 P: 18	R: 0 E: 1 K: 1 S: 12	H: 2 LOB: 2 BB: 1 P: 25	R: 2 E: 0 K: 0 S: 11	H: 3 LOB: 1 BB: 0 P: 15	R: 0 E: 0 K: 0 S: 6	H: 0 LOB: 0 BB: 0 P: 12	R: 1 E: 0 K: 1 S: 10	H: 1 LOB: 1 BB: 0 P: 16	1B: 11 2B: 3 3B: 1 HR: 1	SF: 0 SAC: 0 DP: 1 HBP: 2	WP: 0 PB: 0 SB: 3 CS: 1	PA: 44							
PITCHER	IP	WLS	BF	H	R	ER	SO	BB	IBB	HBP	BLK	WP	HR	S	P	ERA	WHIP										
Kevin Ritz, R ERA: 3.04	0.2	L	7	4	5	5	0	2	0	0	0	0	0	14	32	67.50	9.000										
Mark Leiter, R ERA: 3.04	1.0		8	3	3	3	0	1	0	1	0	0	0	17	28	27.00	4.000										
Mike Dalton, L ERA: 4.1	1.1		5	1	0	0	0	0	0	0	0	0	0	9	16	0.00	0.750										
Jerry Don Gleaton, L ERA: 4.1	2.0		11	4	0	0	2	0	2	0	0	0	0	24	43	0.00	2.000										
Dan Petty, R ERA: 5.48	1.0		5	3	2	2	0	0	0	0	0	0	0	11	15	18.00	3.000										

Detroit Tigers @ Cleveland Indians
Cleveland Municipal Stadium, Cleveland, OH
Fri May 31 1991, 7:05 PM EDT
Att: 22,658 - Sunny - 80 F

AB 37
R 11
H 16
RBI 9
BB 5
SO 3
LOB 20




Batter	1	2	3	4	5	6	7	8	9	AB	R	H	RBI	BB	SO	LOB	TOP			
Mitt Cuyler, S OBP: 0.344, SLG: 0.315 Mickey Tettleton, S OBP: 0.366, SLG: 0.478 (1, 8)	G6-3		1B			K		K		3	0	1	0	0	1	0	Detroit Tigers @ Cleveland Indians Cleveland Municipal Stadium, Cleveland, OH Sat Jun 01 1991, 3:33 AM EDT Att: 22,535 - Sunny - 68 F			
Lou Whitaker, L OBP: 0.326, SLG: 0.410 (1, 4)	G6-3 HBP		P5			G4-3		K		3	1	0	0	0	1	2				
Alan Trammell, R OBP: 0.326, SLG: 0.355 (1, 6)	E5					L8			F9	4	0	0	0	0	1	1				
Cecil Fielder, R OBP: 0.351, SLG: 0.463 (1, 3)	G6-3					P9			F9	4	0	0	1	0	0	1				
Pete Incaviglia, R OBP: 0.282, SLG: 0.390 (1, 10)	G5-3					K			1B	4	0	1	0	0	1	1				
Rob Deer, R OBP: 0.342, SLG: 0.461 (1, 9)									1B	3	0	1	0	0	1	0				
Travis Fryman, R OBP: 0.283, SLG: 0.380 (1, 5)									G5-4-3 1B	3	0	1	0	0	0	2				
Andy Allanson, R OBP: 0.218, SLG: 0.352 (1, 2)									F8	3	0	0	0	0	0	1				
John Shelby, S OBP: 0.295, SLG: 0.482 (1, 7)									L8	3	0	1	0	0	0	1				
																				
Inning Stats	R: 1 E: 1 K: 0 S: 9	H: 0 LOB: 1 BB: 0 P: 13	R: 0 E: 0 K: 1 S: 6	H: 0 LOB: 0 BB: 0 P: 9	R: 0 E: 0 K: 0 S: 9	H: 1 LOB: 0 BB: 0 P: 13	R: 0 E: 0 K: 2 S: 9	H: 0 LOB: 0 BB: 0 P: 11	R: 0 E: 0 K: 0 S: 6	H: 1 LOB: 1 BB: 0 P: 9	R: 0 E: 0 K: 1 S: 6	H: 2 LOB: 1 BB: 0 P: 11	R: 0 E: 0 K: 2 S: 10	H: 1 LOB: 1 BB: 0 P: 12	R: 0 E: 0 K: 0 S: 3	H: 0 LOB: 0 BB: 0 P: 4	1B: 4 2B: 1 3B: 0 HR: 0	SF: 0 SAC: 0 DP: 1 HBP: 1	WP: 0 PB: 0 SB: 0 CS: 1	PA: 32
PITCHER Greg Swindell, L ERA: 2.5 (1, 1)	IP: 9.0 WLS: W BF: 32 H: 5 R: 1 ER: 0 SO: 6 BB: 0 IBB: 0 HBP: 1 BLK: 0 WP: 0 HR: 0 S: 68 P: 90 ERA: 0.00 WHIP: 0.556															PITCHER				

Batter	1	2	3	4	5	6	7	8	9	AB	R	H	RBI	BB	SO	LOB	BOTTOM			
Alex Cole, L OBP: 0.397, SLG: 0.377 (1, 8)	G6-3		F8			B5-3		PO		4	0	0	0	0	0	0	Detroit Tigers @ Cleveland Indians Cleveland Municipal Stadium, Cleveland, OH Sat Jun 01 1991, 3:33 AM EDT Att: 22,535 - Sunny - 68 F			
Mark Lewis, R OBP: 0.387, SLG: 0.422 (1, 4)	3B 1B		P5			G6-3			F8	4	1	1	0	0	0	0				
Chris James, R OBP: 0.333, SLG: 0.385 (1, 10)	1H 3B		P3						FC6-4 1B	3	0	2	1	1	0	0				
Albert Belle, R OBP: 0.324, SLG: 0.509 Turner Ward, S OBP: 0.299, SLG: 0.300 (1, 7) (8, 9)	K					F9			F7	4	0	0	0	0	1	3				
Carlos Baerga, S OBP: 0.350, SLG: 0.427 (1, 5)	G6-3								FC6-4	0	0	0	0	0	0	0				
Brook Jacoby, R OBP: 0.275, SLG: 0.379 (1, 3)									F8 1B 2B	4	1	2	0	0	0	1				
Beau Allred, L OBP: 0.398, SLG: 0.400 (1, 9)									G5-3	4	1	1	0	0	0	2				
Joel Skinner, R OBP: 0.343, SLG: 0.469 (1, 2)									L4	4	1	1	0	0	0	2				
Felix Fermin, R OBP: 0.274, SLG: 0.283 (1, 6)									G3	3	0	1	0	1	0	1				
																				
Inning Stats	R: 1 E: 0 K: 1 S: 13	H: 2 LOB: 1 BB: 0 P: 20	R: 0 E: 0 K: 0 S: 8	H: 1 LOB: 1 BB: 0 P: 10	R: 0 E: 0 K: 0 S: 5	H: 0 LOB: 0 BB: 0 P: 7	R: 1 E: 0 K: 0 S: 9	H: 2 LOB: 2 BB: 1 P: 20	R: 0 E: 0 K: 0 S: 4	H: 0 LOB: 1 BB: 1 P: 8	R: 0 E: 0 K: 0 S: 8	H: 2 LOB: 1 BB: 1 P: 17	R: 0 E: 0 K: 0 S: 8	H: 1 LOB: 1 BB: 0 P: 13	R: 0 E: 0 K: 0 S: 5	H: 1 LOB: 0 BB: 0 P: 8	1B: 6 2B: 2 3B: 1 HR: 0	SF: 0 SAC: 0 DP: 0 HBP: 0	WP: 0 PB: 0 SB: 0 CS: 1	PA: 35
PITCHER Bill Gullickson, R ERA: 4.99 (1, 1)	IP: 8.0 WLS: L BF: 34 H: 9 R: 3 ER: 3 SO: 1 BB: 1 IBB: 2 HBP: 0 BLK: 0 WP: 0 HR: 0 S: 60 P: 103 ERA: 3.38 WHIP: 1.250															PITCHER				

Batter	1	2	3	4	5	6	7	8	9	AB	R	H	RBI	BB	SO	LOB	TOP					
Tim Raines, S OBP: 0.389, SLG: 0.382	0-0 1B	4-2 BB		4-1 SH3-4 1-2 BB		2-1 F8		1-2 F8		3	2	1	0	2	0	0						
Lance Johnson, L OBP: 0.283, SLG: 0.259	1-2 F7	0-1 P6		0-0 SH3-4 1-2 2-3		2-3 K			2-1 F7	4	0	0	0	0	1	3						
Frank Thomas, R OBP: 0.450, SLG: 0.515	1-1 WP 1-3 1B	0-0 L6		1-1 E FC6-2 2-H 3-H 1B		1-3 K			2-0 F9	5	0	2	2	0	1	2						
Dan Pasqua, L OBP: 0.324, SLG: 0.371	3-1 WP 1-2 3-H 1B		0-1 1B	0-0 E3 FC6-2 1-3			0-1 F8		4-2 BB	4	1	2	1	1	0	1						
Carlton Fisk, R OBP: 0.353, SLG: 0.382	1-1 P4		3-2 G6-3	0-0 FC6-2 2-3 3-H		1-3 K			0-1 G4-3	5	0	0	0	0	1	6						
Robin Ventura, L OBP: 0.351, SLG: 0.327	4-2 1-2 2-3 BB		3-1 G5-3	0-1 F7		2-2 1B				3	0	1	0	1	0	3						
Sammy Sosa, R OBP: 0.351, SLG: 0.414	3-3 K		2-2 S 1B		1-3 K		1-2 L5			4	0	1	1	0	2	4						
Scott Fletcher, R OBP: 0.289, SLG: 0.301		0-0 SH1-3 2B	1-1 F8		0-0 G6-3		1-2 G4-3			4	0	1	0	0	0	1						
Ozzie Guillen, L OBP: 0.287, SLG: 0.306		0-0 SH1-3 2-3		0-0 SH3-4 S 1B			1-1 F9			3	1	1	0	0	0	0						
Inning Stats	R: 1 E: 0 K: 1 S: 17	H: 3 LOB: 3 BB: 1 P: 30	R: 0 E: 0 K: 0 S: 7	H: 1 LOB: 2 BB: 1 P: 11	R: 1 E: 0 K: 0 S: 13	H: 2 LOB: 1 BB: 0 P: 22	R: 2 E: 1 K: 0 S: 9	H: 2 LOB: 2 BB: 1 P: 14	R: 0 E: 0 K: 1 S: 5	H: 0 LOB: 0 BB: 0 P: 6	R: 0 E: 0 K: 2 S: 8	H: 0 LOB: 0 BB: 0 P: 13	R: 0 E: 0 K: 1 S: 11	H: 1 LOB: 1 BB: 0 P: 15	R: 0 E: 0 K: 0 S: 8	H: 0 LOB: 1 BB: 1 P: 11	R: 0 E: 0 K: 0 S: 7	H: 0 LOB: 0 BB: 1 P: 15	1B: 7 2B: 2 3B: 0 HR: 0	SF: 0 SAC: 2 DP: 0 HBP: 0	WP: 1 PB: 0 SB: 2 CS: 0	PA: 41
PITCHER	IP WLS BF H R ER SO BB IBB HBP BLK WP HR S P ERA WHIP	IP WLS BF H R ER SO BB IBB HBP BLK WP HR S P ERA WHIP															IP WLS BF H R ER SO BB IBB HBP BLK WP HR S P ERA WHIP					
Rod Nichols, R ERA: 3.66	(1, 1) 3.1 L 21 8 4 4 1 3 0 0 0 1 0 42 73 10.80 3.300	(4, 1) 5.2 20 1 0 0 4 1 0 0 0 0 0 43 64 0.00 0.353																				

Chicago White Sox @ Cleveland Indians
Cleveland Municipal Stadium, Cleveland, OH
Tue Jun 04 1991, 7:05 PM EDT
Att: 8,219 - Sunny - 58 F


AB	35
R	4
H	9
RBI	4
BB	4
SO	5
LOB	20



Batter	1	2	3	4	5	6	7	8	9	AB	R	H	RBI	BB	SO	LOB	BOTTOM					
Alex Cole, L OBP: 0.344, SLG: 0.356	2-1 F7		1-1 G3			1-1 F7		1-1 L7		4	0	0	0	0	0	1						
Mark Lewis, R OBP: 0.356, SLG: 0.386	0-3 K			1-1 G1-3		2-1 G3		2-1 G6-3		4	0	0	0	0	1	0						
Chris James, R OBP: 0.328, SLG: 0.376	0-2 G5-3			3-2 FC3-6 1B		2-3 K			1-0 F9	4	0	1	0	0	1	0						
Carlos Baerga, S OBP: 0.344, SLG: 0.417		0-1 G1-6-3		2-2 FC3-6 1-2			1-2 WP 1B 2B		2-3 K	4	1	1	0	0	1	1						
Beau Alired, L OBP: 0.397, SLG: 0.392		2-3 K		3-3 K			0-0 F7		2-1 P3	4	0	0	0	0	2	2						
Brook Jacoby, R OBP: 0.275, SLG: 0.370		1-0 F9			1-1 G4-3 1B		1-1 1B			3	0	2	1	0	0	0						
Joel Skinner, R OBP: 0.342, SLG: 0.466			2-3 K		2-2 F7		2-3 K			3	0	0	0	0	2	2						
Felix Fermin, R OBP: 0.272, SLG: 0.280			2-2 F9		0-0 G4-3		2-3 K			3	0	0	0	0	1	2						
Jerry Browne, S OBP: 0.239, SLG: 0.240			4-0 BB		0-0 G3			1-2 G5-3		2	0	0	0	1	0	1						
Inning Stats	R: 0 E: 0 K: 1 S: 11	H: 0 LOB: 0 BB: 0 P: 13	R: 0 E: 0 K: 1 S: 6	H: 0 LOB: 0 BB: 0 P: 9	R: 0 E: 0 K: 1 S: 8	H: 0 LOB: 1 BB: 1 P: 17	R: 0 E: 0 K: 1 S: 13	H: 1 LOB: 1 BB: 0 P: 22	R: 0 E: 0 K: 0 S: 7	H: 1 LOB: 1 BB: 0 P: 10	R: 0 E: 0 K: 1 S: 8	H: 0 LOB: 0 BB: 0 P: 13	R: 1 E: 0 K: 2 S: 14	H: 2 LOB: 1 BB: 0 P: 20	R: 0 E: 0 K: 0 S: 7	H: 0 LOB: 0 BB: 0 P: 11	R: 0 E: 0 K: 1 S: 7	H: 0 LOB: 0 BB: 0 P: 12	1B: 3 2B: 1 3B: 0 HR: 0	SF: 0 SAC: 0 DP: 0 HBP: 0	WP: 1 PB: 0 SB: 0 CS: 0	PA: 32
PITCHER	IP WLS BF H R ER SO BB IBB HBP BLK WP HR S P ERA WHIP	IP WLS BF H R ER SO BB IBB HBP BLK WP HR S P ERA WHIP															IP WLS BF H R ER SO BB IBB HBP BLK WP HR S P ERA WHIP					
Jack McDowell, R ERA: 3.74	(1, 1) 9.0 W 32 4 1 1 8 1 0 0 0 1 0 81 127 1.00 0.556																					

Chicago White Sox @ Cleveland Indians
Cleveland Municipal Stadium, Cleveland, OH
Tue Jun 04 1991, 7:05 PM EDT
Att: 8,219 - Sunny - 58 F

AB	31
R	1
H	4
RBI	1
BB	1
SO	8
LOB	9



Batter	1	2	3	4	5	6	7	8	9	AB	R	H	RBI	BB	SO	LOB	TOP
Tim Raines, S OBP: 0.380, SLG: 0.372	G6-3		F8		F8		G4-3		F7	5	0	0	0	0	0	2	Chicago White Sox @ Cleveland Indians Cleveland Municipal Stadium, Cleveland, OH Wed Jun 05 1991, 7:05 PM EDT Att: 6,837 - Sunny - 68 F
Robin Ventura, L OBP: 0.343, SLG: 0.320	B1-3		F7		G4-3		F7			4	0	0	0	0	0	1	
Frank Thomas, R OBP: 0.451, SLG: 0.512	F9		1B		G5-3					3	0	1	0	1	0	0	
Dan Pasqua, L OBP: 0.330, SLG: 0.376		F7	FC5-4		1B					4	0	2	0	0	0	1	
Carlton Fisk, R OBP: 0.351, SLG: 0.385		G6-3	FC5-4		F8					4	0	1	0	0	0	4	
Lance Johnson, L OBP: 0.257, SLG: 0.254	G6-3				L7					4	0	0	0	0	0	3	
Sammy Sosa, R OBP: 0.292, SLG: 0.415			F9				SH1-3		K	2	1	1	0	1	0	0	
Matt Merullo, L OBP: 0.275, SLG: 0.478			BB				SH1-3			1	0	0	0	0	1	0	
Scott Fletcher, R OBP: 0.292, SLG: 0.299			BB		G5-3					1	0	0	0	1	0	0	
Warren Newson, L OBP: 0.365, SLG: 0.111										0	0	0	0	1	0	0	
Joey Cora, S OBP: 0.303, SLG: 0.258										0	0	0	0	0	0	0	
Ozzie Guillen, L OBP: 0.286, SLG: 0.310	F7				G4-3		G4-3		F7	4	0	1	1	0	0	4	
Inning Stats	R: 0 E: 0 K: 0 S: 7	H: 0 LOB: 0 BB: 0 P: 9	H: 1 LOB: 3 BB: 2 P: 24	H: 2 LOB: 2 BB: 0 P: 13	H: 0 LOB: 0 BB: 0 P: 14	H: 0 LOB: 0 BB: 0 P: 10	H: 1 LOB: 1 BB: 0 P: 16	H: 2 LOB: 1 BB: 0 P: 17	H: 0 LOB: 1 BB: 1 P: 15	H: 0 LOB: 1 BB: 1 P: 18	1B: 4 2B: 2 3B: 0 HR: 0	SF: 0 SAC: 1 DP: 0 HBP: 0	WP: 0 PB: 0 SB: 1 CS: 0	PA: 37			
PITCHER	IP WLS BF H R ER SO BB IBB HBP BLK WP HR S P ERA WHIP																
Eric King, R ERA: 4.99	7.0	29	6	1	1	0	2	0	0	0	0	0	65	103	1.29	1.143	
Shawn Hillegas, R ERA: 1.44	2.0	8	0	0	0	1	2	0	0	0	0	0	19	33	0.00	1.000	

Batter	1	2	3	4	5	6	7	8	9	AB	R	H	RBI	BB	SO	LOB	BOTTOM
Alex Cole, L OBP: 0.360, SLG: 0.378	SH3		P5			G1-6-3		FC5-4		3	0	2	0	1	0	0	Chicago White Sox @ Cleveland Indians Cleveland Municipal Stadium, Cleveland, OH Wed Jun 05 1991, 7:05 PM EDT Att: 6,837 - Sunny - 68 F
Jerry Browne, S OBP: 0.232, SLG: 0.232	SH3				F7		G1-6-3		BB	3	0	0	0	0	0	3	
Joel Skinner, R OBP: 0.342, SLG: 0.466										0	0	0	0	0	0	0	
Chris James, R OBP: 0.327, SLG: 0.373	FC6-2-5				BLK		F9		FC5-4	4	1	1	0	0	0	3	
Albert Belle, R OBP: 0.324, SLG: 0.506	FC6-4				1B					3	0	1	0	0	1	2	
Mike Huff, R OBP: 0.407, SLG: 0.337	FC6-4				K					1	0	1	1	0	0	0	
Carlos Baerga, S OBP: 0.344, SLG: 0.416		F8					SH1-4		G4-3	3	0	1	1	0	0	2	
Brook Jacoby, R OBP: 0.289, SLG: 0.362	G4-3				L7					3	0	0	0	0	0	3	
Beau Allred, L OBP: 0.395, SLG: 0.385										2	0	0	0	1	0	0	
Felix Fermin, R OBP: 0.265, SLG: 0.273			G6-3		G6-3					3	0	0	0	0	0	2	
Eddie Taubensee, L OBP: 0.360, SLG: 0.397										2	0	0	0	0	2	0	
Inning Stats	R: 0 E: 0 K: 0 S: 6	H: 1 LOB: 1 BB: 0 P: 8	H: 0 LOB: 0 BB: 0 P: 9	H: 0 LOB: 0 BB: 0 P: 12	H: 2 LOB: 1 BB: 0 P: 17	H: 0 LOB: 0 BB: 0 P: 11	H: 1 LOB: 0 BB: 0 P: 11	H: 1 LOB: 2 BB: 1 P: 18	H: 2 LOB: 2 BB: 1 P: 16	1B: 5 2B: 2 3B: 0 HR: 0	SF: 0 SAC: 2 DP: 1 HBP: 0	WP: 0 PB: 0 SB: 0 CS: 0	PA: 32				
PITCHER	IP WLS BF H R ER SO BB IBB HBP BLK WP HR S P ERA WHIP																
Ramon Garcia, R ERA: 3.86	7.0	27	6	2	2	3	0	1	0	1	0	0	53	87	2.57	0.857	
Scott Radinsky, L ERA: 2.75	0.1	2	0	0	0	0	1	0	0	0	0	0	3	7	0.00	3.000	
Donn Pall, R ERA: 0.9	0.2	3	1	0	0	0	0	0	0	0	0	0	5	8	0.00	1.500	

Batter	1	2	3	4	5	6	7	8	9	AB	R	H	RBI	BB	SO	LOB	TOP										
Mike Huff, R (1, 8) OBP: 0.409, SLG: 0.337 Beau Alired, L (9, PH) OBP: 0.388, SLG: 0.376	G5-3			G5-4-3 1B		F7			K	3	0	1	0	0	0	0	Cleveland Indians @ Minnesota Twins Hubert H. Humphrey Metrodome, Minneapolis, MN Fri Jun 07 1991, 8:05 PM EDT Att: 18,200 - Dome - 70 F livebaseballscorecards.com										
Mark Lewis, R (1, 4) OBP: 0.352, SLG: 0.387	K			G5-4-3 1-2			F8		F9	4	0	0	0	0	1	1											
Carlos Baerga, S (1, 5) OBP: 0.340, SLG: 0.405	F8			F8					F8	3	0	0	0	0	0	0											
Luis Medina, R (1, 10)		F9			G6-3				FC6-4 BB	3	0	0	0	0	0	1											
Brook Jacoby, R (1, 3) OBP: 0.276, SLG: 0.357		F9			K					2	0	0	0	1	1	0											
Chris James, R (1, 7) OBP: 0.320, SLG: 0.361					E5				F9	3	0	0	0	0	0	2											
Joel Skinner, R (1, 2) OBP: 0.329, SLG: 0.456 Alex Cole, L (8, PR) OBP: 0.362, SLG: 0.379 Eddie Taubensee, L (8, 2)					G5-3					3	0	1	0	0	1	1											
Felix Fermin, R (1, 6) OBP: 0.260, SLG: 0.267					L3					0	0	0	0	0	0	0											
Turner Ward, S (1, 9) OBP: 0.282, SLG: 0.284					L8					3	0	0	0	0	0	1											
Inning Stats	R: 0 E: 0 K: 1 S: 11	H: 0 LOB: 0 BB: 0 P: 15	R: 0 E: 0 K: 0 S: 8	H: 0 LOB: 0 BB: 0 P: 12	R: 0 E: 0 K: 1 S: 5	H: 0 LOB: 0 BB: 0 P: 6	R: 0 E: 0 K: 0 S: 6	H: 1 LOB: 0 BB: 0 P: 9	R: 0 E: 0 K: 1 S: 8	H: 0 LOB: 1 BB: 0 P: 10	R: 0 E: 0 K: 0 S: 4	H: 0 LOB: 0 BB: 0 P: 7	R: 0 E: 0 K: 0 S: 8	H: 0 LOB: 2 BB: 1 P: 14	R: 0 E: 0 K: 0 S: 6	H: 1 LOB: 1 BB: 0 P: 8		R: 0 E: 0 K: 1 S: 8	H: 0 LOB: 0 BB: 0 P: 12	1B: 1 2B: 1 3B: 0 HR: 0	SF: 0 SAC: 0 DP: 1 HBP: 1	WP: 0 PB: 0 CS: 1	PA: 30				
PITCHER	IP	WLS	BF	H	R	ER	SO	BB	IBB	HBP	BLK	WP	HR	S	P	ERA	WHIP										
Allan Anderson, L (1, 1) ERA: 4.39 Rick Aguilera, R (9, 1) ERA: 2.25	8.0	W	27	2	0	0	3	1	0	1	0	0	0	56	81	0.00	0.375										

Batter	1	2	3	4	5	6	7	8	9	AB	R	H	RBI	BB	SO	LOB	BOTTOM										
Greg Gagne, R (1, 6) OBP: 0.367, SLG: 0.507	K								F9	4	0	1	0	0	1	0	Cleveland Indians @ Minnesota Twins Hubert H. Humphrey Metrodome, Minneapolis, MN Fri Jun 07 1991, 8:05 PM EDT Att: 18,200 - Dome - 70 F livebaseballscorecards.com										
Chuck Knoblauch, R (1, 4) OBP: 0.344, SLG: 0.351	G6-3									4	1	1	0	0	0	1											
Kirby Puckett, R (1, 8) OBP: 0.350, SLG: 0.488	E6									4	0	0	0	0	1	2											
Kent Hrbek, L (1, 3) OBP: 0.355, SLG: 0.391	G4-3									3	0	2	0	1	0	1											
Chili Davis, S (1, 10)										3	1	1	1	1	1	3											
Brian Harper, R (1, 2) OBP: 0.355, SLG: 0.472										3	0	0	0	1	1	3											
Mike Pagliarulo, L (1, 5) OBP: 0.254, SLG: 0.331 Al Newman, S (8, PH) OBP: 0.267, SLG: 0.211 (9, 5)										3	0	0	0	0	1	3											
Shane Mack, R (1, 9) OBP: 0.309, SLG: 0.414										1	0	0	0	0	0	2											
Dan Gladden, R (1, 7) OBP: 0.301, SLG: 0.348										3	0	0	0	0	1	0											
Inning Stats	R: 0 E: 1 K: 1 S: 11	H: 0 LOB: 1 BB: 0 P: 20	R: 1 E: 0 K: 1 S: 8	H: 1 LOB: 0 BB: 0 P: 16	R: 0 E: 0 K: 0 S: 8	H: 0 LOB: 1 BB: 0 P: 14	R: 0 E: 0 K: 0 S: 7	H: 0 LOB: 1 BB: 1 P: 12	R: 0 E: 0 K: 0 S: 9	H: 1 LOB: 1 BB: 0 P: 14	R: 0 E: 0 K: 2 S: 9	H: 1 LOB: 2 BB: 1 P: 16	R: 0 E: 0 K: 0 S: 6	H: 0 LOB: 0 BB: 0 P: 10	R: 1 E: 0 K: 1 S: 17	H: 2 LOB: 2 BB: 1 P: 26		R: 1 E: 0 K: 1 S: 17	H: 0 LOB: 0 BB: 1 P: 10	1B: 4 2B: 0 3B: 0 HR: 1	SF: 0 SAC: 0 DP: 0 HBP: 0	WP: 1 PB: 1 SB: 1 CS: 0	PA: 34				
PITCHER	IP	WLS	BF	H	R	ER	SO	BB	IBB	HBP	BLK	WP	HR	S	P	ERA	WHIP										
Tom Candiotti, R (1, 1) ERA: 2.27 Jesse Orosco, L (8, 1) ERA: 2.67	7.1	L	31	5	2	2	5	2	0	0	0	1	0	68	115	0.00	0.955										



Batter	1	2	3	4	5	6	7	8	9	10	11	12	AB	R	H	RBI	BB	SO	LOB	TOP
Devon White, S OBP: 0.364, SLG: 0.415 (1, 8)													5	0	2	0	0	0	3	
Roberto Alomar, S OBP: 0.339, SLG: 0.443 (1, 4)													4	0	0	1	0	1	2	
Joe Carter, R OBP: 0.349, SLG: 0.493 (1, 7)													5	0	0	0	0	0	3	
Pat Tabler, R OBP: 0.356, SLG: 0.285 (1, 3)													3	0	1	0	2	0	1	
Ed Sprague, R OBP: 0.411, SLG: 0.434 Rene Gonzales, R OBP: 0.316, SLG: 0.244 (9, PR) (9, 5)													4	0	1	0	0	2	3	
Mark Whiten, S OBP: 0.279, SLG: 0.333 (1, 9)														5	0	0	0	0	2	1
Pat Borders, R OBP: 0.250, SLG: 0.258 (1, 2)														5	0	0	0	0	2	0
Manuel Lee, S OBP: 0.355, SLG: 0.367 (1, 6)														5	1	2	0	0	2	0
Glenallen Hill, R OBP: 0.258, SLG: 0.402 (1, 10)													4	0	1	0	0	1	1	
Inning Stats	R: 0 E: 0 K: 4	H: 1 LOB: 1 BB: 0 P: 10	R: 0 E: 0 K: 3	H: 0 LOB: 0 BB: 0 P: 14	R: 1 E: 0 K: 0	H: 2 LOB: 1 BB: 0 P: 17	R: 0 E: 0 K: 1	H: 1 LOB: 0 BB: 1 P: 9	R: 0 E: 0 K: 2	H: 0 LOB: 0 BB: 0 P: 9	R: 0 E: 0 K: 1	H: 1 LOB: 1 BB: 0 P: 13	R: 0 E: 0 K: 1	H: 0 LOB: 1 BB: 1 P: 16	R: 0 E: 0 K: 2	H: 0 LOB: 0 BB: 0 P: 13	1B: 6 2B: 1 3B: 0 HR: 0	SF: 0 SAC: 1 DP: 1 HBP: 0	WP: 0 PB: 0 SB: 2 CS: 0	PA: 44
PITCHER	IP WLS BF H R ER SO ERA WHIP	IP WLS BF H R ER SO ERA WHIP	IP WLS BF H R ER SO ERA WHIP	IP WLS BF H R ER SO ERA WHIP	IP WLS BF H R ER SO ERA WHIP	IP WLS BF H R ER SO ERA WHIP	IP WLS BF H R ER SO ERA WHIP	IP WLS BF H R ER SO ERA WHIP	IP WLS BF H R ER SO ERA WHIP	IP WLS BF H R ER SO ERA WHIP	IP WLS BF H R ER SO ERA WHIP	IP WLS BF H R ER SO ERA WHIP	IP WLS BF H R ER SO ERA WHIP	IP WLS BF H R ER SO ERA WHIP	IP WLS BF H R ER SO ERA WHIP	IP WLS BF H R ER SO ERA WHIP	IP WLS BF H R ER SO ERA WHIP	IP WLS BF H R ER SO ERA WHIP	IP WLS BF H R ER SO ERA WHIP	IP WLS BF H R ER SO ERA WHIP
Greg Swindell, L ERA: 2.21 Shawn Hillegas, R ERA: 1.33	(1, 1) (11, 1)	10.0 2.0	7 W	37 0	7 0	3 0	0 0	0 0	0 0	0 0	0 0	0 0	18 29	0.00 0.00	0.500					

Toronto Blue Jays @ Cleveland Indians
Cleveland Municipal Stadium, Cleveland, OH

Tue Jun 11 1991, 7:05 PM EDT
Alt. 10,753 - Cloudy - 67 F

AB 41
R 1
H 7
RBI 1
BB 2
SO 10
LOB 15



Batter	1	2	3	4	5	6	7	8	9	10	11	12	AB	R	H	RBI	BB	SO	LOB	BOTTOM		
Mike Huff, R OBP: 0.401, SLG: 0.355 (1, 8) (9, 9) (11, 7)													4	0	0	0	1	0	1			
Felix Fermin, R OBP: 0.279, SLG: 0.295 (1, 6)													5	0	1	0	0	1	1			
Mark Lewis, R OBP: 0.347, SLG: 0.384 (1, 4)													5	0	2	0	0	1	1			
Brook Jacoby, R OBP: 0.286, SLG: 0.340 Carlos Baerga, S OBP: 0.336, SLG: 0.393 (12, PR) (11, 9)														5	0	1	0	0	1	4		
Chris James, R OBP: 0.317, SLG: 0.364 (1, 9) (9, 7) (11, 3)														5	0	1	0	0	0	2		
Luis Lopez, R OBP: 0.294, SLG: 0.294 Turner Ward, S OBP: 0.300, SLG: 0.300 (10, PR) (11, 9)														4	0	2	0	0	0	0		
Luis Medina, R OBP: 0.143, SLG: 0.077 Beau Alfred, L OBP: 0.381, SLG: 0.363 (12, PH) (11, 9)														3	0	0	0	0	2	1		
Joel Skinner, R OBP: 0.309, SLG: 0.418 Alex Cole, L OBP: 0.393, SLG: 0.394 (8, PR) (9, 8)														3	0	1	0	0	1	1		
Jerry Browne, S OBP: 0.232, SLG: 0.232 Eddie Taubensee, L (9, 2)														3	0	1	1	0	0	0		
Inning Stats	R: 0 E: 0 K: 2 S: 8	H: 0 LOB: 1 BB: 1 P: 16	R: 0 E: 0 K: 1	H: 1 LOB: 1 BB: 0 P: 12	R: 0 E: 0 K: 0	H: 0 LOB: 0 BB: 0 P: 11	R: 0 E: 0 K: 1	H: 0 LOB: 0 BB: 0 P: 13	R: 0 E: 0 K: 1	H: 1 LOB: 0 BB: 0 P: 10	R: 1 E: 0 K: 1	H: 2 LOB: 1 BB: 0 P: 20	R: 0 E: 1 K: 0	H: 2 LOB: 1 BB: 0 P: 14	R: 0 E: 0 K: 0	H: 0 LOB: 0 BB: 0 P: 15	R: 1 E: 0 K: 0	H: 2 LOB: 3 BB: 1 P: 15	1B: 9 2B: 1 3B: 0 HR: 0	SF: 0 SAC: 2 DP: 2 HBP: 1	WP: 0 PB: 0 SB: 2 CS: 0	PA: 44
PITCHER	IP WLS BF H R ER SO ERA WHIP	IP WLS BF H R ER SO ERA WHIP	IP WLS BF H R ER SO ERA WHIP	IP WLS BF H R ER SO ERA WHIP	IP WLS BF H R ER SO ERA WHIP	IP WLS BF H R ER SO ERA WHIP	IP WLS BF H R ER SO ERA WHIP	IP WLS BF H R ER SO ERA WHIP	IP WLS BF H R ER SO ERA WHIP	IP WLS BF H R ER SO ERA WHIP	IP WLS BF H R ER SO ERA WHIP	IP WLS BF H R ER SO ERA WHIP	IP WLS BF H R ER SO ERA WHIP	IP WLS BF H R ER SO ERA WHIP	IP WLS BF H R ER SO ERA WHIP	IP WLS BF H R ER SO ERA WHIP	IP WLS BF H R ER SO ERA WHIP	IP WLS BF H R ER SO ERA WHIP	IP WLS BF H R ER SO ERA WHIP	IP WLS BF H R ER SO ERA WHIP		
David Wells, L ERA: 2.49 Duane Ward, R ERA: 1.98 Jim Acker, R ERA: 5.12 Ken Dayley, L ERA: 6.23	(1, 1) (9, 1) (12, 1) (12, 1)	8.0 3.0 0.1 0.0	28 11 3 2	1 0 1 1	6 0 0 0	0 0 0 0	0 0 0 0	0 0 0 0	0 0 0 0	0 25 4 5	103 43 27.00 6.000	∞ ∞	∞ ∞									

Toronto Blue Jays @ Cleveland Indians
Cleveland Municipal Stadium, Cleveland, OH

Tue Jun 11 1991, 7:05 PM EDT
Alt. 10,753 - Cloudy - 67 F

AB 39
R 2
H 9
RBI 2
BB 2
SO 6
LOB 15



Batter	1	2	3	4	5	6	7	8	9	AB	R	H	RBI	BB	SO	LOB	TOP
Devon White, S (1, 8) OBP: 0.362, SLG: 0.409	4-2 G3-1 1B BB		0-3 K		3-1 G3-1			0-0 G4-3		3	1	0	0	1	1	1	Toronto Blue Jays @ Cleveland Indians Cleveland Municipal Stadium, Cleveland, OH Wed Jun 12 1991, 7:05 PM EDT Att: 8,089 - Sunny - 66 F
Roberto Alomar, S (1, 4) OBP: 0.333, SLG: 0.435	1-0 G3-1		2-0 L7		2-2 G4-3		1-0 B1-3		4	0	0	0	0	0	2		
Kelly Gruber, R (1, 5) OBP: 0.308, SLG: 0.388	1-3 K		3-3 K		1-3 K		0-0 G3-1		4	0	0	0	0	3	2		
Joe Carter, R (1, 9) OBP: 0.348, SLG: 0.489	3-1 2H 1B		0-3 K		1-2 G5-3		0-0 E5 G4-3 WP		4	0	1	1	0	1	0		
Rance Mulliniks, L (1, 10) OBP: 0.438, SLG: 0.475	1-0 G4-3		2-3 K		4-2 G4-3 BB		3-2 G4-3		3	0	0	0	1	1	2		
John Olerud, L (1, 3) OBP: 0.298, SLG: 0.357		3-3 K		0-0 FC4-6 1B		1-0 G4-3		1-1 L6		4	0	1	0	0	1	2	
Greg Myers, L (1, 2) OBP: 0.315, SLG: 0.371		0-1 G4-3		2-2 FC4-6		0-0 L9			3	0	0	0	0	0	2		
Manuel Lee, S (1, 6) OBP: 0.349, SLG: 0.361		3-3 K		0-0 F9		1-2 G4-3			3	0	0	0	0	1	1		
Mookie Wilson, S (1, 7) OBP: 0.275, SLG: 0.392			0-0 2B		2-3 K		2-2 G5-3		3	0	1	0	0	1	0		
Inning Stats	R: 1 H: 1 E: 0 LOB: 1 K: 1 BB: 1 S: 9	H: 0 R: 0 ER: 0 SO: 0 BB: 0 IBB: 0 HBP: 0 BLK: 0 WP: 0 HR: 0 S: 10 P: 14 ERA: ∞ WHIP: ∞	H: 0 R: 0 ER: 0 SO: 0 BB: 0 IBB: 0 HBP: 0 BLK: 0 WP: 0 HR: 0 S: 10 P: 14 ERA: ∞ WHIP: ∞	H: 1 R: 0 ER: 0 SO: 0 BB: 0 IBB: 0 HBP: 0 BLK: 0 WP: 0 HR: 0 S: 10 P: 14 ERA: ∞ WHIP: ∞	H: 0 R: 0 ER: 0 SO: 0 BB: 0 IBB: 0 HBP: 0 BLK: 0 WP: 0 HR: 0 S: 7 P: 12 ERA: ∞ WHIP: ∞	H: 0 R: 0 ER: 0 SO: 0 BB: 0 IBB: 0 HBP: 0 BLK: 0 WP: 0 HR: 0 S: 11 P: 15 ERA: ∞ WHIP: ∞	H: 0 R: 0 ER: 0 SO: 0 BB: 0 IBB: 0 HBP: 0 BLK: 0 WP: 0 HR: 0 S: 8 P: 14 ERA: ∞ WHIP: ∞	H: 0 R: 0 ER: 0 SO: 0 BB: 0 IBB: 0 HBP: 0 BLK: 0 WP: 0 HR: 0 S: 6 P: 9 ERA: ∞ WHIP: ∞	H: 0 R: 0 ER: 0 SO: 0 BB: 0 IBB: 0 HBP: 0 BLK: 0 WP: 0 HR: 0 S: 7 P: 11 ERA: ∞ WHIP: ∞	1B: 2 2B: 1 3B: 0 HR: 0 SF: 0 SAC: 0 DP: 0 HBP: 0	WP: 1 PB: 0 SB: 0 CS: 0	PA: 33					
PITCHER Tom Candiotti, R (1, 1) ERA: 2.15	IP: 0.0 WLS: L BF: 0 H: 0 R: 0 ER: 0 SO: 0 BB: 0 IBB: 0 HBP: 0 BLK: 0 WP: 0 HR: 0 S: 0 P: 0 ERA: ∞ WHIP: ∞	IP: 0.0 WLS: L BF: 0 H: 0 R: 0 ER: 0 SO: 0 BB: 0 IBB: 0 HBP: 0 BLK: 0 WP: 0 HR: 0 S: 0 P: 0 ERA: ∞ WHIP: ∞	IP: 0.0 WLS: L BF: 0 H: 0 R: 0 ER: 0 SO: 0 BB: 0 IBB: 0 HBP: 0 BLK: 0 WP: 0 HR: 0 S: 0 P: 0 ERA: ∞ WHIP: ∞	IP: 0.0 WLS: L BF: 0 H: 0 R: 0 ER: 0 SO: 0 BB: 0 IBB: 0 HBP: 0 BLK: 0 WP: 0 HR: 0 S: 0 P: 0 ERA: ∞ WHIP: ∞	IP: 0.0 WLS: L BF: 0 H: 0 R: 0 ER: 0 SO: 0 BB: 0 IBB: 0 HBP: 0 BLK: 0 WP: 0 HR: 0 S: 0 P: 0 ERA: ∞ WHIP: ∞	IP: 0.0 WLS: L BF: 0 H: 0 R: 0 ER: 0 SO: 0 BB: 0 IBB: 0 HBP: 0 BLK: 0 WP: 0 HR: 0 S: 0 P: 0 ERA: ∞ WHIP: ∞	IP: 0.0 WLS: L BF: 0 H: 0 R: 0 ER: 0 SO: 0 BB: 0 IBB: 0 HBP: 0 BLK: 0 WP: 0 HR: 0 S: 0 P: 0 ERA: ∞ WHIP: ∞	IP: 0.0 WLS: L BF: 0 H: 0 R: 0 ER: 0 SO: 0 BB: 0 IBB: 0 HBP: 0 BLK: 0 WP: 0 HR: 0 S: 0 P: 0 ERA: ∞ WHIP: ∞	IP: 0.0 WLS: L BF: 0 H: 0 R: 0 ER: 0 SO: 0 BB: 0 IBB: 0 HBP: 0 BLK: 0 WP: 0 HR: 0 S: 0 P: 0 ERA: ∞ WHIP: ∞	IP: 0.0 WLS: L BF: 0 H: 0 R: 0 ER: 0 SO: 0 BB: 0 IBB: 0 HBP: 0 BLK: 0 WP: 0 HR: 0 S: 0 P: 0 ERA: ∞ WHIP: ∞	IP: 0.0 WLS: L BF: 0 H: 0 R: 0 ER: 0 SO: 0 BB: 0 IBB: 0 HBP: 0 BLK: 0 WP: 0 HR: 0 S: 0 P: 0 ERA: ∞ WHIP: ∞	IP: 0.0 WLS: L BF: 0 H: 0 R: 0 ER: 0 SO: 0 BB: 0 IBB: 0 HBP: 0 BLK: 0 WP: 0 HR: 0 S: 0 P: 0 ERA: ∞ WHIP: ∞	IP: 0.0 WLS: L BF: 0 H: 0 R: 0 ER: 0 SO: 0 BB: 0 IBB: 0 HBP: 0 BLK: 0 WP: 0 HR: 0 S: 0 P: 0 ERA: ∞ WHIP: ∞	IP: 0.0 WLS: L BF: 0 H: 0 R: 0 ER: 0 SO: 0 BB: 0 IBB: 0 HBP: 0 BLK: 0 WP: 0 HR: 0 S: 0 P: 0 ERA: ∞ WHIP: ∞	IP: 0.0 WLS: L BF: 0 H: 0 R: 0 ER: 0 SO: 0 BB: 0 IBB: 0 HBP: 0 BLK: 0 WP: 0 HR: 0 S: 0 P: 0 ERA: ∞ WHIP: ∞	IP: 0.0 WLS: L BF: 0 H: 0 R: 0 ER: 0 SO: 0 BB: 0 IBB: 0 HBP: 0 BLK: 0 WP: 0 HR: 0 S: 0 P: 0 ERA: ∞ WHIP: ∞	IP: 0.0 WLS: L BF: 0 H: 0 R: 0 ER: 0 SO: 0 BB: 0 IBB: 0 HBP: 0 BLK: 0 WP: 0 HR: 0 S: 0 P: 0 ERA: ∞ WHIP: ∞

Batter	1	2	3	4	5	6	7	8	9	AB	R	H	RBI	BB	SO	LOB	BOTTOM
Alex Cole, L (1, 8) OBP: 0.388, SLG: 0.383	2-1 G1-3			4-1 CS BB		1-3 K		2-2 F8		3	0	0	0	1	1	2	Toronto Blue Jays @ Cleveland Indians Cleveland Municipal Stadium, Cleveland, OH Wed Jun 12 1991, 7:05 PM EDT Att: 8,089 - Sunny - 66 F
Jerry Browne, S (1, 7) OBP: 0.225, SLG: 0.224	2-1 G6-3			2-1 G3		1-0 F9		0-3 K		4	0	0	0	0	1	2	
Mark Lewis, R (1, 4) OBP: 0.345, SLG: 0.377	1-0 G4-3			4-0 BB		1-0 F9		1-2 G4-3		3	0	0	0	1	0	0	
Carlos Baerga, S (1, 5) OBP: 0.335, SLG: 0.390		0-3 K		1-2 G3		0-1 FC6-4 1B		2-2 G3-1		4	0	1	0	0	1	1	
Beau Alford, L (1, 9) OBP: 0.376, SLG: 0.357		0-3 K			0-0 G3		0-3 K		2	0	0	0	0	1	0	0	
Mike Huff, R (7, PH) OBP: 0.399, SLG: 0.351									1	0	0	0	0	1	1		
Luis Lopez, R (1, 3) OBP: 0.250, SLG: 0.250		0-1 G1-3			3-3 K		0-0 FC6-4		3	0	0	0	0	1	1		
Chris James, R (1, 10) OBP: 0.313, SLG: 0.358			3-1 G4-3		0-3 K		3-2 E5 SH1-4		3	0	0	0	0	1	0		
Joel Skinner, R (1, 2) OBP: 0.302, SLG: 0.409			1-2 G6-3			0-3 K		1-0 SH1-4		2	0	0	0	0	1	0	
Felix Fermin, R (1, 6) OBP: 0.281, SLG: 0.295			2-1 G5-3			0-0 1B		1-0 G6-3		3	0	1	0	0	0	1	
Inning Stats	R: 0 H: 0 E: 0 LOB: 0 K: 0 BB: 0 S: 5	H: 0 R: 0 ER: 0 SO: 0 BB: 0 IBB: 0 HBP: 0 BLK: 0 WP: 0 HR: 0 S: 8 P: 8 ERA: ∞ WHIP: ∞	H: 0 R: 0 ER: 0 SO: 0 BB: 0 IBB: 0 HBP: 0 BLK: 0 WP: 0 HR: 0 S: 8 P: 14 ERA: ∞ WHIP: ∞	H: 0 R: 0 ER: 0 SO: 0 BB: 0 IBB: 0 HBP: 0 BLK: 0 WP: 0 HR: 0 S: 7 P: 18 ERA: ∞ WHIP: ∞	H: 0 R: 0 ER: 0 SO: 0 BB: 0 IBB: 0 HBP: 0 BLK: 0 WP: 0 HR: 0 S: 7 P: 10 ERA: ∞ WHIP: ∞	H: 1 R: 0 ER: 0 SO: 0 BB: 0 IBB: 0 HBP: 0 BLK: 0 WP: 0 HR: 0 S: 9 P: 11 ERA: ∞ WHIP: ∞	H: 1 R: 0 ER: 0 SO: 0 BB: 0 IBB: 0 HBP: 0 BLK: 0 WP: 0 HR: 0 S: 7 P: 8 ERA: ∞ WHIP: ∞	H: 0 R: 0 ER: 0 SO: 0 BB: 0 IBB: 0 HBP: 0 BLK: 0 WP: 0 HR: 0 S: 9 P: 16 ERA: ∞ WHIP: ∞	H: 0 R: 0 ER: 0 SO: 0 BB: 0 IBB: 0 HBP: 0 BLK: 0 WP: 0 HR: 0 S: 9 P: 12 ERA: ∞ WHIP: ∞	1B: 2 2B: 0 3B: 0 HR: 0 SF: 0 SAC: 1 DP: 0 HBP: 0	WP: 0 PB: 0 SB: 0 CS: 1	PA: 31					
PITCHER Mike Timlin, R (1, 1) ERA: 3.42 Bob MacDonald, L (7, 1) ERA: 1.46 Jim Acker, R (8, 1) ERA: 5.05 Tom Henke, R (8, 1) ERA: 2.25	IP: 6.0 WLS: W BF: 20 H: 1 R: 0 ER: 0 SO: 1 BB: 0 IBB: 0 HBP: 0 BLK: 0 WP: 0 HR: 0 S: 7 P: 11 ERA: 0.00 WHIP: 1.000	IP: 1.0 WLS: 4 BF: 4 H: 1 R: 0 ER: 0 SO: 1 BB: 0 IBB: 0 HBP: 0 BLK: 0 WP: 0 HR: 0 S: 6 P: 11 ERA: 0.00 WHIP: 0.000	IP: 0.2 WLS: 3 BF: 3 H: 0 R: 0 ER: 0 SO: 0 BB: 0 IBB: 0 HBP: 0 BLK: 0 WP: 0 HR: 0 S: 5 P: 5 ERA: 0.00 WHIP: 0.000	IP: 1.1 WLS: S BF: 4 H: 0 R: 0 ER: 0 SO: 1 BB: 0 IBB: 0 HBP: 0 BLK: 0 WP: 0 HR: 0 S: 12 P: 17 ERA: 0.00 WHIP: 0.000	IP: 0.0 WLS: L BF: 0 H: 0 R: 0 ER: 0 SO: 0 BB: 0 IBB: 0 HBP: 0 BLK: 0 WP: 0 HR: 0 S: 0 P: 0 ERA: ∞ WHIP: ∞	IP: 0.0 WLS: L BF: 0 H: 0 R: 0 ER: 0 SO: 0 BB: 0 IBB: 0 HBP: 0 BLK: 0 WP: 0 HR: 0 S: 0 P: 0 ERA: ∞ WHIP: ∞	IP: 0.0 WLS: L BF: 0 H: 0 R: 0 ER: 0 SO: 0 BB: 0 IBB: 0 HBP: 0 BLK: 0 WP: 0 HR: 0 S: 0 P: 0 ERA: ∞ WHIP: ∞	IP: 0.0 WLS: L BF: 0 H: 0 R: 0 ER: 0 SO: 0 BB: 0 IBB: 0 HBP: 0 BLK: 0 WP: 0 HR: 0 S: 0 P: 0 ERA: ∞ WHIP: ∞	IP: 0.0 WLS: L BF: 0 H: 0 R: 0 ER: 0 SO: 0 BB: 0 IBB: 0 HBP: 0 BLK: 0 WP: 0 HR: 0 S: 0 P: 0 ERA: ∞ WHIP: ∞	IP: 0.0 WLS: L BF: 0 H: 0 R: 0 ER: 0 SO: 0 BB: 0 IBB: 0 HBP: 0 BLK: 0 WP: 0 HR: 0 S: 0 P: 0 ERA: ∞ WHIP: ∞	IP: 0.0 WLS: L BF: 0 H: 0 R: 0 ER: 0 SO: 0 BB: 0 IBB: 0 HBP: 0 BLK: 0 WP: 0 HR: 0 S: 0 P: 0 ERA: ∞ WHIP: ∞	IP: 0.0 WLS: L BF: 0 H: 0 R: 0 ER: 0 SO: 0 BB: 0 IBB: 0 HBP: 0 BLK: 0 WP: 0 HR: 0 S: 0 P: 0 ERA: ∞ WHIP: ∞	IP: 0.0 WLS: L BF: 0 H: 0 R: 0 ER: 0 SO: 0 BB: 0 IBB: 0 HBP: 0 BLK: 0 WP: 0 HR: 0 S: 0 P: 0 ERA: ∞ WHIP: ∞	IP: 0.0 WLS: L BF: 0 H: 0 R: 0 ER: 0 SO: 0 BB: 0 IBB: 0 HBP: 0 BLK: 0 WP: 0 HR: 0 S: 0 P: 0 ERA: ∞ WHIP: ∞	IP: 0.0 WLS: L BF: 0 H: 0 R: 0 ER: 0 SO: 0 BB: 0 IBB: 0 HBP: 0 BLK: 0 WP: 0 HR: 0 S: 0 P: 0 ERA: ∞ WHIP: ∞	IP: 0.0 WLS: L BF: 0 H: 0 R: 0 ER: 0 SO: 0 BB: 0 IBB: 0 HBP: 0 BLK: 0 WP: 0 HR: 0 S: 0 P: 0 ERA: ∞ WHIP: ∞	



Batter	1	2	3	4	5	6	7	8	9	AB	R	H	RBI	BB	SO	LOB	TOP								
Devon White, S (1, 8) OBP: 0.355, SLG: 0.400	G6-3		F7		G4-3		K		FC6	5	0	0	0	0	1	1									
Roberto Alomar, S (1, 4) OBP: 0.332, SLG: 0.432	G3		F7 HBP E		F7		K			4	1	1	0	0	1	0									
Kelly Gruber, R (1, 5) OBP: 0.316, SLG: 0.378	E5 BB		FC6-4 HBP			1B HBP BB		P2		2	0	0	0	1	0	0									
Joe Carter, R (1, 7) OBP: 0.354, SLG: 0.491	BB		FC6-4 CS			1B HBP		1B		3	0	2	0	0	0	1									
Rance Mulliniks, L (1, 10) OBP: 0.455, SLG: 0.484	BB		CS		G6-3 1B			P5		3	0	2	0	1	0	1									
John Olerud, L (1, 3) OBP: 0.292, SLG: 0.349	K		G6-3 1B		G6-3 1B			L9		4	0	0	0	0	2	8									
Greg Myers, L (1, 2) OBP: 0.320, SLG: 0.375			FC6-4 1B		1B				E4 FC6	4	0	2	0	0	1	3	AB 33								
Mark Whiten, S (1, 9) OBP: 0.272, SLG: 0.324	FC6-4 G6-4-3		G4-3		G3			F9		4	0	0	0	0	0	6	R 1								
Manuel Lee, S (1, 6) OBP: 0.342, SLG: 0.353	G6-4-3		F7		G3			K		4	0	0	0	0	1	2	H 7								
Inning Stats	R: 0 E: 1 K: 1 S: 12	H: 1 LOB: 3 BB: 1 P: 21	R: 0 E: 0 K: 0 S: 6	H: 1 LOB: 0 BB: 0 P: 7	R: 1 E: 1 K: 0 S: 11	H: 1 LOB: 0 BB: 0 P: 20	R: 0 E: 0 K: 0 S: 7	H: 2 LOB: 1 BB: 0 P: 11	R: 0 E: 0 K: 2 S: 8	H: 0 LOB: 0 BB: 0 P: 10	R: 0 E: 0 K: 2 S: 13	H: 1 LOB: 3 BB: 1 P: 23	R: 0 E: 0 K: 0 S: 8	H: 0 LOB: 0 BB: 0 P: 13	R: 0 E: 0 K: 0 S: 10	H: 1 LOB: 1 BB: 0 P: 16	R: 0 E: 1 K: 1 S: 10	H: 0 LOB: 1 BB: 0 P: 13	1B: 7 2B: 0 3B: 0 HR: 0	SF: 0 SAC: 0 DP: 1 HBP: 2	WP: 0 PB: 0 SB: 0 CS: 1	PA: 38			
PITCHER Charles Nagy, R (1, 1) ERA: 3.28	IP: 9.0 WLS: L BF: 37	H: 7 R: 1 ER: 0 SO: 6	BB: 2 IBB: 0 HBP: 2 BLK: 0	WP: 0 HR: 0 S: 85 P: 134	ERA: 0.00 WHIP: 1.000	PITCHER																			

Toronto Blue Jays @ Cleveland Indians
Cleveland Municipal Stadium, Cleveland, OH
Thu Jun 13 1991, 7:05 PM EDT
Att: 8,371 - Sunny - 60 F

AB 33
R 1
H 7
RBI 0
BB 2
SO 6
LOB 22



Batter	1	2	3	4	5	6	7	8	9	AB	R	H	RBI	BB	SO	LOB	BOTTOM								
Mike Huff, R (1, 8) OBP: 0.387, SLG: 0.339	F8		L5			B1-3			G1-3	4	0	0	0	0	0	2									
Jerry Browne, S (1, 7) OBP: 0.218, SLG: 0.217	G5-3		FC4-6			F9			F9	4	0	0	0	0	0	2									
Mark Lewis, R (1, 4) OBP: 0.339, SLG: 0.371	K			L1			F9			3	0	0	0	0	1	0									
Luis Medina, R (1, 10) OBP: 0.118, SLG: 0.063		K		K			K			3	0	0	0	0	3	0									
Carlos Baerga, S (1, 5) OBP: 0.330, SLG: 0.384		G6-3		F8			F8			3	0	0	0	0	0	0									
Chris James, R (1, 9) OBP: 0.309, SLG: 0.353		K			P4			P5		3	0	0	0	0	1	0									
Brook Jacoby, R (1, 3) OBP: 0.262, SLG: 0.333			G3-1		G5-3			L3		3	0	0	0	0	0	0	AB 29								
Joel Skinner, R (1, 2) OBP: 0.303, SLG: 0.406			1B		G5-3			G3		3	0	1	0	0	0	0	R 0								
Felix Fermin, R (1, 6) OBP: 0.282, SLG: 0.296			FC4-6 1B			F8			G4-3	3	0	1	0	0	0	0	H 2								
Inning Stats	R: 0 E: 0 K: 1 S: 12	H: 0 LOB: 0 BB: 0 P: 15	R: 0 E: 0 K: 2 S: 8	H: 0 LOB: 0 BB: 0 P: 10	R: 0 E: 0 K: 0 S: 8	H: 2 LOB: 2 BB: 0 P: 8	R: 0 E: 0 K: 1 S: 10	H: 0 LOB: 0 BB: 0 P: 16	R: 0 E: 0 K: 0 S: 5	H: 0 LOB: 0 BB: 0 P: 9	R: 0 E: 0 K: 0 S: 6	H: 0 LOB: 0 BB: 0 P: 8	R: 0 E: 0 K: 1 S: 5	H: 0 LOB: 0 BB: 0 P: 7	R: 0 E: 0 K: 0 S: 10	H: 0 LOB: 0 BB: 0 P: 14	R: 0 E: 0 K: 0 S: 9	H: 0 LOB: 0 BB: 0 P: 13	1B: 2 2B: 0 3B: 0 HR: 0	SF: 0 SAC: 0 DP: 0 HBP: 0	WP: 0 PB: 0 SB: 0 CS: 0	PA: 29			
PITCHER Jimmy Key, L (1, 1) ERA: 2.36	IP: 9.0 WLS: W BF: 29	H: 2 R: 0 ER: 0 SO: 5	BB: 0 IBB: 0 HBP: 0 BLK: 0	WP: 0 HR: 0 S: 73 P: 100	ERA: 0.00 WHIP: 0.222	PITCHER																			

Toronto Blue Jays @ Cleveland Indians
Cleveland Municipal Stadium, Cleveland, OH
Thu Jun 13 1991, 7:05 PM EDT
Att: 8,371 - Sunny - 60 F

AB 29
R 0
H 2
RBI 0
BB 0
SO 5
LOB 4



Batter	1	2	3	4	5	6	7	8	9	AB	R	H	RBI	BB	SO	LOB	TOP								
Dan Gladden, R OBP: 0.315, SLG: 0.354	G6-3		G5-3			G4-6-3			G1-3	5	0	2	0	0	0	1									
Chuck Knoblauch, R OBP: 0.352, SLG: 0.343 Gene Larkin, S OBP: 0.336, SLG: 0.330	G4-3		HR			G4-6-3			G6-3	3	1	0	0	1	0	1									
Kirby Puckett, R OBP: 0.353, SLG: 0.468 Pedro Munoz, R OBP: 0.361, SLG: 0.485			P4			HBP	1B		P4	3	1	1	0	0	0	1									
Kent Hrbek, L OBP: 0.367, SLG: 0.419 Al Newman, S OBP: 0.273, SLG: 0.207	F7		HR			F9			G4-3	4	1	1	2	0	0	2									
Brian Harper, R OBP: 0.364, SLG: 0.470			G6-3			HBP	HR		G6-3	4	1	2	0	0	0	0									
Randy Bush, L OBP: 0.297, SLG: 0.250	P2					1B	HR		G4-3	3	2	1	0	0	0	1									
Shane Mack, R OBP: 0.342, SLG: 0.500						3B	HBP		P3	4	1	3	5	0	0	0									
Mike Pagliarulo, L OBP: 0.259, SLG: 0.324	K		L5						L4	3	0	0	0	1	1	3									
Greg Gagne, R OBP: 0.355, SLG: 0.474 Scott Leius, R OBP: 0.403, SLG: 0.362	P3								F8	4	0	1	0	0	0	3									
Inning Stats	R: 0 E: 0 K: 0 S: 11	H: 1 LOB: 1 BB: 0 P: 16	R: 2 E: 0 K: 1 S: 11	H: 2 LOB: 2 BB: 0 P: 15	R: 2 E: 0 K: 0 S: 8	H: 2 LOB: 0 BB: 1 P: 16	R: 1 E: 0 K: 0 S: 11	H: 3 LOB: 1 BB: 0 P: 18	R: 4 E: 0 K: 0 S: 9	H: 2 LOB: 1 BB: 1 P: 16	R: 0 E: 0 K: 0 S: 5	H: 1 LOB: 0 BB: 0 P: 7	R: 0 E: 0 K: 0 S: 7	H: 0 LOB: 0 BB: 0 P: 10	R: 0 E: 0 K: 0 S: 5	H: 0 LOB: 0 BB: 0 P: 8	R: 0 E: 0 K: 0 S: 4	H: 0 LOB: 0 BB: 0 P: 4	1B: 7 2B: 1 3B: 1 HR: 2	SF: 0 SAC: 0 DP: 1 HBP: 2	WP: 0 PB: 0 SB: 0 CS: 2	PA: 39			
PITCHER	IP	WLS	BF	H	R	ER	SO	BB	IBB	HBP	BLK	WP	HR	S	P	ERA	WHIP								
Jeff Shaw, R ERA: 11.57	4.2	L	24	9	6	6	1	1	0	2	0	0	1	47	74	11.57	2.143								
Rod Nichols, R ERA: 3.69	3.1		12	2	1	1	0	1	0	0	0	0	1	20	32	2.70	0.900								
Jesse Orosco, L ERA: 2.55	1.0		3	0	0	0	0	0	0	0	0	0	0	4	4	0.00	0.000								

Minnesota Twins @ Cleveland Indians
Cleveland Municipal Stadium, Cleveland, OH

AB 35
R 7
H 11
RBI 7
BB 2
SO 1
LOB 12



WP: 0 PA: 39
PB: 0
SB: 0
CS: 2

Batter	1	2	3	4	5	6	7	8	9	AB	R	H	RBI	BB	SO	LOB	BOTTOM								
Alex Cole, L OBP: 0.392, SLG: 0.376	P3				L8					2	0	0	0	2	0	1									
Jerry Browne, S OBP: 0.218, SLG: 0.218	K		K			FC8-5	L8			4	0	1	0	0	2	4									
Mark Lewis, R OBP: 0.337, SLG: 0.364	F9				F9	WP			G4-3	3	0	0	0	1	0	0									
Carlos Baerga, S OBP: 0.329, SLG: 0.381		G4-3			G4-3	FC8-5			G4-3	4	0	1	0	0	0	2									
Mike Aldrete, L OBP: 0.182, SLG: 0.053		G5-3			G4-3	F7				4	0	1	0	0	0	3									
Jeff Manto, R OBP: 0.310, SLG: 0.261		G5-3			F8	G4-3			P3	4	0	0	0	0	0	4									
Beau Allred, L OBP: 0.372, SLG: 0.347			G5-3		K				F7	3	0	0	0	1	2	0									
Joel Skinner, R OBP: 0.304, SLG: 0.414 Chris James, R OBP: 0.307, SLG: 0.352			L9		G4-3				G5-3	3	0	1	0	0	0	1									
Felix Fermin, R OBP: 0.281, SLG: 0.290		G5-3				L3			F8	3	0	0	0	1	0	2									
Inning Stats	R: 0 E: 0 K: 1 S: 6	H: 0 LOB: 0 BB: 0 P: 8	R: 0 E: 0 K: 0 S: 4	H: 0 LOB: 0 BB: 0 P: 7	R: 0 E: 0 K: 1 S: 8	H: 0 LOB: 2 BB: 2 P: 16	R: 0 E: 0 K: 0 S: 10	H: 1 LOB: 1 BB: 0 P: 14	R: 0 E: 0 K: 1 S: 15	H: 0 LOB: 1 BB: 1 P: 23	R: 0 E: 0 K: 0 S: 14	H: 1 LOB: 2 BB: 1 P: 24	R: 0 E: 0 K: 1 S: 14	H: 1 LOB: 2 BB: 1 P: 28	R: 0 E: 0 K: 0 S: 10	H: 1 LOB: 1 BB: 0 P: 13	R: 0 E: 0 K: 0 S: 6	H: 0 LOB: 0 BB: 0 P: 10	1B: 3 2B: 1 3B: 0 HR: 0	SF: 0 SAC: 0 DP: 0 HBP: 0	WP: 1 PB: 0 SB: 0 CS: 0	PA: 36			
PITCHER	IP	WLS	BF	H	R	ER	SO	BB	IBB	HBP	BLK	WP	HR	S	P	ERA	WHIP								
Jack Morris, R ERA: 3.69	7.0	W	29	3	0	0	4	0	0	0	0	0	0	16	23	0.00	0.500								
Carl Willis, R ERA: 2.61	2.0		7	1	0	0	0	0	0	0	0	0	0	16	23	0.00	0.500								

Minnesota Twins @ Cleveland Indians
Cleveland Municipal Stadium, Cleveland, OH

AB 31
R 0
H 4
RBI 0
BB 5
SO 4
LOB 17




WP: 1 PA: 36
PB: 0
SB: 0
CS: 0


Batter	1	2	3	4	5	6	7	8	9	AB	R	H	RBI	BB	SO	LOB	TOP					
Dan Gladden, R (1,7) OBP: 0.321, SLG: 0.360	F8		1B	FC3-6	G5-3			FC4-6		5	1	3	0	0	0	2	Minnesota Twins @ Cleveland Indians Cleveland Municipal Stadium, Cleveland, OH Sat Jun 15 1991, 7:05 PM EDT Att: 20,997 - Cloudy - 92 F					
Chuck Knoblauch, R (1,4) OBP: 0.357, SLG: 0.349	G6-3		1B	FC3-6				FC4-6		5	2	3	0	0	0	2						
Kirby Puckett, R (1,8) OBP: 0.351, SLG: 0.473	G6-3		1B	G6-4-3				G5-3		4	1	1	2	0	0	3						
Pedro Munoz, R (8,9) OBP: 0.356, SLG: 0.478			1B	G6-4-3				G5-3		1	0	0	0	0	0	1						
Chili Davis, S (1,10) OBP: 0.396, SLG: 0.562			1B					F7		3	2	1	1	2	1	1						
Brian Harper, R (1,2) OBP: 0.372, SLG: 0.479	F7		1B	FC6-4				G4-3		3	2	2	1	0	0	1						
Lenny Webster, R (8,2) OBP: 0.353, SLG: 0.667			1B	FC6-4				G4-3		1	0	0	0	0	0	0						
Kent Hrbek, L (1,3) OBP: 0.365, SLG: 0.413			1B	FC6-4				F9		3	1	0	1	1	0	2						
Randy Bush, L (9,3) OBP: 0.292, SLG: 0.246			1B	FC6-4				F9		1	0	0	0	0	0	0						
Shane Mack, R (1,9) OBP: 0.336, SLG: 0.495			1B	FC6-4				K		5	2	1	1	0	1	3						
Scott Leius, R (1,5) OBP: 0.421, SLG: 0.387			1B	FC6-4				K		4	0	3	4	0	0	0						
Greg Gagne, R (1,6) OBP: 0.353, SLG: 0.471			1B	G6-3				SF9-3-6		3	0	1	1	0	0	1						
Al Newman, S (8,6) OBP: 0.273, SLG: 0.207										0	0	0	0	0	0	0						
Inning Stats	R: 1 E: 0 K: 0 S: 14	H: 2 LOB: 1 BB: 0 P: 22	R: 0 E: 0 K: 0 S: 8	H: 0 LOB: 3 BB: 0 P: 12	R: 6 E: 0 K: 0 S: 27	H: 5 LOB: 1 BB: 2 P: 43	R: 0 E: 0 K: 0 S: 5	H: 1 LOB: 0 BB: 0 P: 8	R: 2 E: 0 K: 0 S: 14	H: 3 LOB: 2 BB: 1 P: 21	R: 0 E: 0 K: 0 S: 7	H: 1 LOB: 0 BB: 0 P: 10	R: 2 E: 0 K: 0 S: 9	H: 2 LOB: 0 BB: 0 P: 16	R: 0 E: 0 K: 1 S: 11	H: 1 LOB: 1 BB: 0 P: 17	R: 0 E: 0 K: 1 S: 8	H: 0 LOB: 0 BB: 0 P: 10	1B: 12 2B: 3 3B: 1 HR: 0	SF: 1 SAC: 0 DP: 3 HBP: 1	WP: 1 PB: 0 SB: 1 CS: 0	PA: 43
PITCHER	IP WLS BF H R ER SO BB IBB HBP BLK WP HR S P ERA WHIP																					
Jeff Mutis, L (1,1) ERA: 27.0	2.1 L 15 6 7 7 0 2 0 0 0 0 0 0 0 37 62 27.00 3.429																					
Eric King, R (3,1) ERA: 5.49	2.1 12 5 2 2 0 1 0 0 0 0 0 0 29 42 7.71 2.571																					
Mike York, R (5,1) ERA: 5.4	3.1 13 4 2 2 1 0 0 0 1 0 1 0 29 45 5.40 1.200																					
Doug Jones, R (9,1) ERA: 7.97	1.0 3 0 0 0 1 0 0 0 0 0 0 0 8 10 0.00 0.000																					

Batter	1	2	3	4	5	6	7	8	9	AB	R	H	RBI	BB	SO	LOB	BOTTOM					
Mike Huff, R (1,8) OBP: 0.390, SLG: 0.339	1B	1B	K		P4			F9		3	2	1	0	1	1	2	Minnesota Twins @ Cleveland Indians Cleveland Municipal Stadium, Cleveland, OH Sat Jun 15 1991, 7:05 PM EDT Att: 20,997 - Cloudy - 92 F					
Alex Cole, L (8,8) OBP: 0.369, SLG: 0.373		1B								1	0	0	0	0	0	1						
Felix Fermin, R (1,6) OBP: 0.295, SLG: 0.303	G4-6-3	1B								4	1	3	1	1	0	0						
Mark Lewis, R (1,4) OBP: 0.330, SLG: 0.358	SF8	F7								3	0	0	1	0	0	4						
Chris James, R (1,9) OBP: 0.309, SLG: 0.357	G4-6-3	FC5	1B							5	1	2	1	0	0	2						
Brook Jacoby, R (1,5) OBP: 0.271, SLG: 0.333	2B									3	1	1	0	2	0	1						
Jeff Manto, R (1,3) OBP: 0.324, SLG: 0.296		FC5								4	1	1	2	1	0	4						
Luis Lopez, R (1,10) OBP: 0.227, SLG: 0.227	L9									2	0	0	0	0	0	1						
Mike Adrete, L (5,5) OBP: 0.200, SLG: 0.048										2	0	0	0	1	1	0						
Joel Skinner, R (1,2) OBP: 0.295, SLG: 0.402		E5								3	1	0	0	0	1	2						
Carlos Baerga, S (8,5) OBP: 0.327, SLG: 0.379		1B								1	0	0	0	0	0	0						
Jerry Browne, S (1,7) OBP: 0.229, SLG: 0.222		SH5-3								2	0	1	1	1	0	1						
Inning Stats	R: 3 E: 0 K: 0 S: 12	H: 3 LOB: 1 BB: 1 P: 23	R: 2 E: 1 K: 0 S: 14	H: 2 LOB: 3 BB: 2 P: 29	R: 0 E: 0 K: 2 S: 12	H: 1 LOB: 1 BB: 0 P: 18	R: 0 E: 0 K: 0 S: 7	H: 1 LOB: 1 BB: 0 P: 12	R: 1 E: 0 K: 0 S: 6	H: 0 LOB: 1 BB: 2 P: 14	R: 0 E: 0 K: 0 S: 7	H: 0 LOB: 0 BB: 0 P: 12	R: 0 E: 0 K: 1 S: 8	H: 0 LOB: 2 BB: 0 P: 12	R: 0 E: 0 K: 0 S: 9	H: 0 LOB: 2 BB: 2 P: 23	R: 1 E: 0 K: 0 S: 7	H: 2 LOB: 0 BB: 0 P: 11	1B: 7 2B: 2 3B: 0 HR: 0	SF: 1 SAC: 2 DP: 1 HBP: 0	WP: 0 PB: 0 SB: 0 CS: 0	PA: 43
PITCHER	IP WLS BF H R ER SO BB IBB HBP BLK WP HR S P ERA WHIP																					
Mark Guthrie, L (1,1) ERA: 5.6	1.1 W 27 3 1 1 3 5 0 0 0 0 0 0 56 103 1.42 1.263																					
Paul Abbott, R (2,1) ERA: 1.98	6.1 27 3 1 1 3 5 0 0 0 0 0 0 56 103 1.42 1.263																					
Steve Bedrosian, R (8,1) ERA: 3.74	1.1 5 2 1 1 0 0 0 0 0 0 0 0 8 15 6.75 1.500																					

AB 38
R 11
H 15
RBI 11
BB 3
SO 2
LOB 16




AB 33
R 7
H 9
RBI 6
BB 7
SO 3
LOB 18



Batter	1	2	3	4	5	6	7	8	9	AB	R	H	RBI	BB	SO	LOB	TOP					
Alex Cole, L OBP: 0.368, SLG: 0.350 (1, 8)	P6		K	F7		F9			K	5	0	0	0	0	2	3						
Felix Fermin, R OBP: 0.298, SLG: 0.309 (1, 6)	G6-3				G5-3		F9		G6-3	5	0	1	0	0	0	0						
Jerry Browne, S OBP: 0.222, SLG: 0.215 (1, 7)	F8		G6-3		F8		F9			4	0	0	0	0	0	1						
Sandy Alomar Jr., R OBP: 0.253, SLG: 0.256 Joel Skinner, R OBP: 0.291, SLG: 0.393 (2, 2)		2B		1B HR	P3		F7			1	0	1	0	0	0	0						
Mike Aldrete, L OBP: 0.303, SLG: 0.286 (1, 10)	P6			1B HR				F7		4	2	2	1	0	0	1						
Carlos Baerga, S OBP: 0.341, SLG: 0.413 (1, 5)				1B HR						2	2	2	4	2	0	0						
Chris James, R OBP: 0.303, SLG: 0.349 (8, 3)	P2			HR	G5-3		FC6-4 BB		K	4	0	0	0	0	1	3						
Jeff Manto, R OBP: 0.317, SLG: 0.273 Beau Alired, L OBP: 0.362, SLG: 0.336 (8, PH)	FC5						F9		P5	2	0	0	0	1	0	3						
Mark Lewis, R OBP: 0.327, SLG: 0.346 (1, 4)									G4-3	1	0	0	0	0	0	0						
Inning Stats	R: 0 E: 0 K: 0 S: 7	H: 0 LOB: 0 BB: 0 P: 11	R: 0 E: 0 K: 0 S: 11	H: 1 LOB: 2 BB: 1 P: 20	R: 0 E: 0 K: 1 S: 8	H: 1 LOB: 1 BB: 0 P: 10	R: 3 E: 0 K: 0 S: 14	H: 3 LOB: 1 BB: 1 P: 25	R: 0 E: 0 K: 0 S: 6	H: 0 LOB: 0 BB: 0 P: 10	R: 1 E: 0 K: 0 S: 11	H: 1 LOB: 2 BB: 2 P: 21	R: 0 E: 0 K: 0 S: 8	H: 0 LOB: 0 BB: 0 P: 10	R: 1 E: 0 K: 1 S: 9	H: 1 LOB: 0 BB: 0 P: 15	R: 0 E: 0 K: 1 S: 8	H: 0 LOB: 0 BB: 0 P: 14	1B: 2 2B: 2 3B: 0 HR: 3	SF: 0 SAC: 0 DP: 0 HBP: 0	WP: 0 PB: 0 SB: 0 CS: 0	PA: 38
PITCHER	IP	WLS	BF	H	R	ER	SO	BB	IBB	HBP	BLK	WP	HR	S	P	ERA	WHIP					
Charlie Hough, R ERA: 4.09 (1, 1)	7.1	W	33	7	5	5	1	4	0	0	0	0	3	70	117	6.14	1.500					
Donn Pall, R ERA: 0.69 (8, 1)	0.2		2	0	0	0	1	0	0	0	0	0	0	4	5	0.00	0.000					
Bobby Thigpen, R ERA: 3.86 (9, 1)	1.0	S	3	0	0	0	1	0	0	0	0	0	0	8	14	0.00	0.000					

Cleveland Indians @ Chicago White Sox
Comiskey Park, Chicago, IL
Tue Jun 18 1991, 8:05 PM EDT
Att: 32,151 - Sunny - 80 F


AB 34
R 5
H 7
RBI 5
BB 4
SO 3
LOB 12



Batter	1	2	3	4	5	6	7	8	9	AB	R	H	RBI	BB	SO	LOB	BOTTOM					
Tim Raines, S OBP: 0.393, SLG: 0.401 (1, 7)	G4-3		1B			K				3	1	1	0	1	1	0						
Robin Ventura, L OBP: 0.345, SLG: 0.342 (9, 3)	G4-3		F8		WP BB				G5-3	5	1	2	4	0	0	3						
Frank Thomas, R OBP: 0.454, SLG: 0.526 (1, 10)	K2-3		1B			K				4	0	1	0	0	2	1						
Carlton Fisk, R OBP: 0.341, SLG: 0.376 (9, 2)		K 2B		F7			WP BB		P6	3	0	0	0	1	1	2						
Sammy Sosa, R OBP: 0.270, SLG: 0.384 (1, 9)					G1-3	K2-3			K	4	0	1	0	0	2	2						
Lance Johnson, L OBP: 0.270, SLG: 0.273 (1, 8)								G4-3	F8	4	1	1	0	0	0	2						
Joey Cora, S OBP: 0.324, SLG: 0.348 (1, 4)		G3								3	1	2	1	0	0	2						
Ozzie Guillen, L OBP: 0.278, SLG: 0.307 (1, 6)										4	1	1	1	0	1	3						
Don Wakamatsu, R OBP: 0.333, SLG: 0.300 Craig Grebeck, R OBP: 0.306, SLG: 0.457 (8, PH)										3	1	0	0	0	2	1						
Inning Stats	R: 0 E: 0 K: 1 S: 10	H: 0 LOB: 0 BB: 0 P: 14	R: 0 E: 0 K: 1 S: 11	H: 1 LOB: 2 BB: 0 P: 17	R: 0 E: 0 K: 1 S: 11	H: 2 LOB: 2 BB: 0 P: 19	R: 2 E: 0 K: 1 S: 10	H: 2 LOB: 0 BB: 0 P: 14	R: 0 E: 0 K: 3 S: 13	H: 1 LOB: 2 BB: 1 P: 22	R: 4 E: 1 K: 0 S: 12	H: 3 LOB: 0 BB: 0 P: 23	R: 0 E: 0 K: 1 S: 9	H: 0 LOB: 0 BB: 0 P: 15	R: 0 E: 0 K: 2 S: 12	H: 0 LOB: 2 BB: 1 P: 22	1B: 6 2B: 1 3B: 1 HR: 1	SF: 0 SAC: 0 DP: 0 HBP: 2	WP: 1 PB: 1 SB: 3 CS: 1	PA: 38		
PITCHER	IP	WLS	BF	H	R	ER	SO	BB	IBB	HBP	BLK	WP	HR	S	P	ERA	WHIP					
Tom Candiotti, R ERA: 2.2 (1, 1)	6.0	L	30	9	0	2	7	1	0	1	0	0	1	67	109	3.00	1.667					
Mike York, R ERA: 4.15 (7, 1)	1.0		3	0	0	0	1	0	0	0	0	0	0	9	15	0.00	0.000					
Jesse Orosco, L ERA: 2.37 (8, 1)	1.0		5	0	0	0	2	1	0	1	0	0	0	12	22	0.00	1.000					

Cleveland Indians @ Chicago White Sox
Comiskey Park, Chicago, IL
Tue Jun 18 1991, 8:05 PM EDT
Att: 32,151 - Sunny - 80 F

AB 34
R 6
H 9
RBI 6
BB 2
SO 10
LOB 17



Batter	1	2	3	4	5	6	7	8	9	AB	R	H	RBI	BB	SO	LOB	TOP									
Mike Huff, R OBP: 0.393, SLG: 0.339 (1, 8)	4-0 S 1B BB		3-2 G4-3 S 1B	2-1 F8		0-0 FC5-4 1-2			0-0 SH1-3	3	2	1	0	1	0	2										
Felix Fermin, R OBP: 0.295, SLG: 0.306 (1, 6)	1-2 F9		1-1 G4-3	1-0 G3-1			1-2 G6-3		2-2 1B	5	0	1	0	0	0	3										
Mark Lewis, R OBP: 0.318, SLG: 0.337 (1, 4)	0-1 F8		2-2 G4-3		2-2 G4-3		1-0 F9		1-2 F8	5	0	0	0	0	0	3										
Carlos Baerga, S OBP: 0.352, SLG: 0.433 (1, 5)	1-1 1-H 1B		4-2 1B 2B BB		1-2 HR		4-2 BB			2	2	2	2	2	2	0										
Brook Jacoby, R OBP: 0.265, SLG: 0.324 (1, 3)	2-1 G4-3		2-2 2B 1-3 3-H 1B		2-0 G5-3		0-0 F9			4	0	1	1	0	0	2										
Luis Lopez, R OBP: 0.231, SLG: 0.269 (1, 10)		1-1 P3	1-2 2B		0-0 G6-3			3-2 F8		4	0	1	1	0	0	0										
Chris James, R OBP: 0.298, SLG: 0.343 (7, 7)	0-3 K		3-1 G3-1		1-0 F7			0-1 G6-3		4	0	0	0	0	1	2	AB 34									
Beau Alired, L OBP: 0.362, SLG: 0.336 (9, 7)										0	0	0	0	0	0	0	R 4									
Joel Skinner, R OBP: 0.289, SLG: 0.387 (1, 2)	0-1 1B			2-1 E4 SH5-3		0-0 G6-3		1-1 G6-3		4	0	1	0	0	0	0	H 9									
Jerry Browne, S OBP: 0.226, SLG: 0.220 (1, 7)	3-2 G6-3				0-0 SH5-3					2	0	1	0	0	0	1	RBI 4									
Alex Cole, L OBP: 0.372, SLG: 0.355 (7, 8)					1-2 1B				0-0 CS SH1-3 1B	1	0	1	0	0	0	0	BB 3									
Inning Stats	R: 1 E: 0 K: 0 S: 11	H: 1 LOB: 1 BB: 1 P: 19	R: 0 E: 0 K: 1 S: 11	H: 1 LOB: 1 BB: 0 P: 15	R: 2 E: 0 K: 0 S: 21	H: 3 LOB: 2 BB: 1 P: 36	R: 0 E: 1 K: 0 S: 6	H: 0 LOB: 1 BB: 0 P: 11	R: 1 E: 0 K: 0 S: 9	H: 1 LOB: 0 BB: 0 P: 14	R: 0 E: 0 K: 0 S: 5	H: 1 LOB: 1 BB: 0 P: 9	R: 0 E: 0 K: 0 S: 7	H: 0 LOB: 1 BB: 1 P: 13	R: 0 E: 0 K: 0 S: 7	H: 0 LOB: 0 BB: 0 P: 11	R: 0 E: 0 K: 0 S: 10	H: 2 LOB: 1 BB: 0 P: 13	1B: 7 2B: 1 3B: 0 HR: 1	SF: 0 SAC: 2 DP: 0 HBP: 0	WP: 0 PB: 0 SB: 2 CS: 1	PA: 39				
PITCHER	IP	WLS	BF	H	R	ER	SO	BB	IBB	HBP	BLK	WP	HR	S	P	ERA	WHIP									
Greg Hibbard, L ERA: 4.17	(1, 1)	8.0	L	36	8	4	4	1	3	0	0	0	0	1	78	129	4.50	1.375								
Melido Perez, R ERA: 3.53	(9, 1)	1.0	S	3	1	0	0	0	0	0	0	0	0	9	12	0.00	1.000									

Cleveland Indians @ Chicago White Sox
Comiskey Park, Chicago, IL
Wed Jun 19 1991, 8:05 PM EDT
Att: 34,666 - Sunny - 81 F

AB 34
R 4
H 9
RBI 4
BB 3
SO 1
LOB 13



Batter	1	2	3	4	5	6	7	8	9	AB	R	H	RBI	BB	SO	LOB	BOTTOM								
Tim Raines, S OBP: 0.394, SLG: 0.402 (1, 7)	3-1 1B S 1B			1-3 K		0-1 F8			1-2 F7	2	0	1	0	0	0	2									
Warren Newson, L OBP: 0.435, SLG: 0.235 (9, PH)		2-1 G6-3								2	0	0	0	0	1	0									
Matt Merullo, L OBP: 0.280, SLG: 0.406 (9, PH)		1-2 1B								1	0	0	0	0	0	1									
Robin Ventura, L OBP: 0.343, SLG: 0.339 (1, 5)	2-3 K 1-2		0-0 G4-3		1-2 FC WP 1B		2-0 B1-3		0-1 G4-3	5	1	1	0	0	1	2									
Frank Thomas, R OBP: 0.455, SLG: 0.525 (1, 10)	2-1 FC6-4 1B		2-0 E 2B 1B		3-1 L6		1-2 F9			4	1	2	0	0	0	1									
Dan Pasqua, L OBP: 0.297, SLG: 0.343 (1, 3)	2-2 P6		0-0 E6 2B E		2-1 FC 1B FC5-2		2-3 K			4	1	0	0	0	1	4									
Carlton Fisk, R OBP: 0.344, SLG: 0.384 (1, 2)	2-2 FC6-4 1-2		1-0 2B		3-0 FC5-2 1B			1-3 K		4	0	2	2	0	1	2									
Sammy Sosa, R OBP: 0.285, SLG: 0.376 (1, 9)		0-0 F7	1-0 E5 F8-3		0-0 FC5-2			0-0 P2		4	0	0	1	0	0	3									
Lance Johnson, L OBP: 0.270, SLG: 0.273 (1, 8)		0-2 FC4-6 1B	1-1 F8-3		1-0 G1-3			0-0 P3		4	0	1	0	0	0	4	AB 37								
Joey Cora, S OBP: 0.321, SLG: 0.342 (1, 4)	1-2 E7 FC4-6			0-1 G4-3		1-2 L4			0-0 SH1-3 1B	4	0	1	0	0	0	1	R 3								
Ozzie Guillen, L OBP: 0.278, SLG: 0.312 (1, 6)	0-0 FC4-6 1-2			3-2 F8		0-0 2B			0-0 SH1-3	3	0	1	0	0	0	2	H 9								
Inning Stats	R: 0 E: 0 K: 1 S: 16	H: 2 LOB: 2 BB: 0 P: 27	R: 0 E: 1 K: 0 S: 10	H: 1 LOB: 2 BB: 0 P: 13	R: 2 E: 2 K: 0 S: 7	H: 2 LOB: 1 BB: 0 P: 12	R: 0 E: 0 K: 1 S: 8	H: 0 LOB: 0 BB: 0 P: 12	R: 1 E: 0 K: 0 S: 11	H: 2 LOB: 2 BB: 0 P: 21	R: 0 E: 0 K: 0 S: 6	H: 1 LOB: 0 BB: 0 P: 7	R: 0 E: 0 K: 1 S: 7	H: 0 LOB: 0 BB: 0 P: 12	R: 0 E: 0 K: 1 S: 5	H: 0 LOB: 0 BB: 0 P: 6	R: 0 E: 0 K: 0 S: 8	H: 1 LOB: 1 BB: 0 P: 9	1B: 7 2B: 3 3B: 0 HR: 0	SF: 0 SAC: 1 DP: 1 HBP: 0	WP: 1 PB: 0 SB: 2 CS: 0	PA: 38			
PITCHER	IP	WLS	BF	H	R	ER	SO	BB	IBB	HBP	BLK	WP	HR	S	P	ERA	WHIP								
Charles Nagy, R ERA: 3.2	(1, 1)	5.0	W	25	7	3	1	2	0	0	0	0	0	26	34	0.00	0.500								
Rod Nichols, R ERA: 3.55	(6, 1)	4.0	S	13	2	0	0	2	0	0	0	0	0	26	34	0.00	0.500								

Cleveland Indians @ Chicago White Sox
Comiskey Park, Chicago, IL
Wed Jun 19 1991, 8:05 PM EDT
Att: 34,666 - Sunny - 81 F

AB 37
R 3
H 9
RBI 3
BB 0
SO 4
LOB 22



Batter	1	2	3	4	5	6	7	8	9	AB R H RBI BB SO LOB	TOP											
Mike Huff, R (1, 8) OBP: 0.390, SLG: 0.336 Mike Aldrete, L (9, FH) OBP: 0.294, SLG: 0.276	G3-1	0-2 SAFE SAFE SAFE	0-2 1B 1B		F7		P4		K	4 1 1 0 0 0 0 1 0 0 0 0 1 2	Cleveland Indians @ Toronto Blue Jays SkyDome, Toronto, ON Fri Jun 21 1991, 7:05 PM EDT Att: 50,283 - Sunny - 77 F											
Felix Fermin, R (1, 6) OBP: 0.296, SLG: 0.304	E5	1-2 G4-3	0-0 1B 1B			G5-3	L9			4 1 1 0 1 0 0												
Chris James, R (1, 9) OBP: 0.300, SLG: 0.357	G4-3	2-1 FC5-4	1-3 2-H 3-H 1-1			HR	G1-3		K	5 1 2 3 0 1 4												
Carlos Baerga, S (1, 4) OBP: 0.349, SLG: 0.425	E	4-2 BB	FC5-4			K		G3	K	4 0 0 0 1 2 5												
Brook Jacoby, R (1, 5) OBP: 0.265, SLG: 0.318	E5	1-3 3-H FC5-4		K				K		3 0 0 0 1 2 1												
Luis Lopez, R (1, 10) OBP: 0.233, SLG: 0.267	FC5-4	2-0 1-2		G6-3		P6				4 0 1 0 0 0 3												
Jeff Manto, R (1, 3) OBP: 0.311, SLG: 0.270		1-1 G6-4-3 1B		F8		F4		P3		4 0 1 0 0 0 1												
Joel Skinner, R (1, 2) OBP: 0.282, SLG: 0.377 Alex Cole, L (9, FH) OBP: 0.377, SLG: 0.355	G6-4-3	0-1 1-2		K		K			BB BB BB	3 0 0 0 0 2 1 0 0 0 0 1 0 0												
Jerry Browne, S (1, 7) OBP: 0.233, SLG: 0.216		4-1 1B 1B BB		G6-3		F9			BB	2 1 0 0 2 0 0												
Inning Stats	R: 1 E: 3 K: 0 S: 17	H: 0 LOB: 2 BB: 1 P: 26	R: 2 E: 0 K: 0 S: 13	H: 4 LOB: 2 BB: 1 P: 21	R: 0 E: 0 K: 1 S: 5	H: 0 LOB: 0 BB: 0 P: 8	R: 0 E: 0 K: 1 S: 6	H: 1 LOB: 1 BB: 1 P: 14	R: 0 E: 0 K: 1 S: 7	H: 0 LOB: 0 BB: 0 P: 9		R: 0 E: 0 K: 0 S: 5	H: 1 LOB: 1 BB: 0 P: 9	R: 0 E: 0 K: 1 S: 12	H: 1 LOB: 1 BB: 0 P: 16	R: 0 E: 0 K: 3 S: 20	H: 0 LOB: 3 BB: 3 P: 36	1B: 5 2B: 0 3B: 0 HR: 1	SF: 0 SAC: 0 DP: 1 HBP: 0	WP: 0 PB: 0 SB: 0 CS: 0	PA: 40	
PITCHER	IP WLS BF H R ER SO BB IBB HBP BLK WP HR S P ERA WHIP											IP WLS BF H R ER SO BB IBB HBP BLK WP HR S P ERA WHIP										
David Wells, L (1, 1) ERA: 2.99 Duane Ward, R (9, 1) ERA: 2.95 Tom Henke, R (9, 1) ERA: 1.84	8.0 W 34 6 4 3 5 3 0 0 0 0 0 1 72 111 3.38 1.125											0.1 4 0 0 0 1 3 0 0 0 0 0 0 14 28 0.00 9.000										
0.2 S 2 0 0 0 2 0 0 0 0 0 0 0 6 8 0.00 0.000																						

AB 34
R 4
H 6
RBI 3
BB 6
SO 8
LOB 17



Batter	1	2	3	4	5	6	7	8	9	AB R H RBI BB SO LOB	BOTTOM											
Devon White, S (1, 8) OBP: 0.350, SLG: 0.394	G6-3	3-2 F9			F8					5 0 2 0 0 0 0	Cleveland Indians @ Toronto Blue Jays SkyDome, Toronto, ON Fri Jun 21 1991, 7:05 PM EDT Att: 50,283 - Sunny - 77 F											
Roberto Alomar, S (1, 4) OBP: 0.341, SLG: 0.441	K	0-0 F7			HR		P2		F8	5 1 1 0 0 1 3												
Joe Carter, R (1, 9) OBP: 0.359, SLG: 0.555	K	1-3 3B		L4-6	2B	2-0 2-H HR	FC6-5-4-1			4 2 2 2 0 1 1												
Kelly Gruber, R (1, 10) OBP: 0.333, SLG: 0.419	3B	1-2 3B 1B		L7			G6-3			4 1 2 0 0 0 2												
Pat Tabler, R (1, 3) OBP: 0.336, SLG: 0.274	1B	0-1 1-H 2-H 3B		L4-6		F8			HR	4 2 2 2 0 0 2												
Ed Sprague, R (1, 5) OBP: 0.415, SLG: 0.462 Rene Gonzales, R (9, 5) OBP: 0.315, SLG: 0.244	2B	0-0 3-H 1B			K		G6-3		HR	4 2 2 3 0 1 0 0 0 0 0 0 0 0												
Pat Borders, R (1, 2) OBP: 0.287, SLG: 0.304	2B	0-2 1-H		G5-3			G5-3		1B 1B	4 0 3 1 0 0 0												
Manuel Lee, S (1, 6) OBP: 0.321, SLG: 0.335	G4-3	1-2		G6-3		G5-3			K	4 0 0 0 0 1 3												
Glenallen Hill, R (1, 7) OBP: 0.270, SLG: 0.419		1-0 G5-3			P2		K		P6	4 0 0 0 0 1 2												
Inning Stats	R: 4 E: 0 K: 2 S: 24	H: 4 LOB: 1 BB: 0 P: 28	R: 0 E: 0 K: 0 S: 5	H: 0 LOB: 0 BB: 0 P: 9	R: 0 E: 0 K: 1 S: 3	H: 1 LOB: 0 BB: 0 P: 4	R: 0 E: 0 K: 1 S: 7	H: 0 LOB: 0 BB: 0 P: 11	R: 2 E: 0 K: 0 S: 14	H: 3 LOB: 1 BB: 0 P: 22		R: 0 E: 0 K: 1 S: 11	H: 1 LOB: 0 BB: 0 P: 14	R: 0 E: 0 K: 0 S: 10	H: 1 LOB: 1 BB: 0 P: 14	R: 2 E: 0 K: 1 S: 19	H: 4 LOB: 2 BB: 0 P: 24	1B: 6 2B: 6 3B: 1 HR: 2	SF: 0 SAC: 0 DP: 1 HBP: 0	WP: 1 PB: 0 SB: 1 CS: 0	PA: 38	
PITCHER	IP WLS BF H R ER SO BB IBB HBP BLK WP HR S P ERA WHIP											IP WLS BF H R ER SO BB IBB HBP BLK WP HR S P ERA WHIP										
Greg Swindell, L (1, 1) ERA: 2.7 Doug Jones, R (8, 1) ERA: 7.59	7.0 L 33 12 8 8 4 0 0 0 0 0 0 0 2 78 107 10.29 1.714											1.0 5 2 0 0 1 0 0 0 0 0 0 0 15 19 0.00 2.000										

AB 38
R 8
H 14
RBI 8
BB 0
SO 5
LOB 13



Batter	1	2	3	4	5	6	7	8	9	AB	R	H	RBI	BB	SO	LOB	TOP										
Alex Cole, L OBP: 0.373, SLG: 0.352 (1, 8)	G4-3		E 1B			G4-3		F7		4	0	1	0	0	0	1	Cleveland Indians @ Toronto Blue Jays SkyDome, Toronto, ON Sat Jun 22 1991, 3:33 AM EDT Att: 50,285 - Dome - 70 F										
Mike Aldrete, L OBP: 0.316, SLG: 0.258 (1, 3)	K		1-3 BB			BB		F7		2	0	0	0	2	1	1											
Chris James, R OBP: 0.300, SLG: 0.355 (1, 7)	1B		F7			K		FC5-4		4	0	1	0	0	1	4											
Sandy Alomar Jr., R OBP: 0.242, SLG: 0.245 (1, 10)	K					K				4	0	0	0	0	3	2											
Carlos Baerga, S OBP: 0.343, SLG: 0.417 (1, 4)		K2-3						F7		4	0	0	0	0	2	0											
Brook Jacoby, R OBP: 0.294, SLG: 0.322 (1, 5)	P3									4	0	1	0	0	1	0											
Beau Alired, L OBP: 0.355, SLG: 0.328 (1, 9)	P6									3	0	0	0	0	0	1											
Joel Skinner, R OBP: 0.275, SLG: 0.368 (1, 2)			K					F9		3	0	0	0	0	1	1											
Felix Fermin, R OBP: 0.299, SLG: 0.305 (1, 6)			G6-3							3	0	1	0	0	0	0	C										
Inning Stats	R: 0 E: 0 K: 2 S: 10	H: 1 LOB: 1 BB: 0 P: 11	R: 0 E: 0 K: 1 S: 9	H: 0 LOB: 0 BB: 0 P: 12	R: 0 E: 1 K: 1 S: 15	H: 1 LOB: 2 BB: 1 P: 22	R: 0 E: 0 K: 0 S: 7	H: 0 LOB: 0 BB: 0 P: 9	R: 0 E: 0 K: 0 S: 9	H: 0 LOB: 1 BB: 1 P: 13	R: 0 E: 0 K: 0 S: 12	H: 0 LOB: 1 BB: 1 P: 20	R: 0 E: 0 K: 0 S: 5	H: 1 LOB: 1 BB: 0 P: 9	R: 0 E: 0 K: 0 S: 7	H: 1 LOB: 0 BB: 0 P: 12		R: 0 E: 0 K: 3 S: 13	H: 0 LOB: 0 BB: 0 P: 18	1B: 3 2B: 1 3B: 0 HR: 0	SF: 0 SAC: 0 DP: 0 HBP: 0	WP: 0 PB: 0 SB: 0 CS: 0	PA: 33				
PITCHER	IP	WLS	BF	H	R	ER	SO	BB	IBB	HBP	BLK	WP	HR	S	P	ERA	WHIP										
Juan Guzman, R ERA: 4.6 (1, 1)	7.0	W	26	3	0	0	6	2	0	0	0	0	0	67	96	0.00	0.714										
Duane Ward, R ERA: 2.92 (8, 1)	2.0	S	7	1	0	0	3	0	0	0	0	0	0	20	30	0.00	0.500										

Batter	1	2	3	4	5	6	7	8	9	AB	R	H	RBI	BB	SO	LOB	BOTTOM										
Devon White, S OBP: 0.351, SLG: 0.398 (1, 8)	K	K				G3		HBP BB 1B		5	1	2	0	0	2	3	Cleveland Indians @ Toronto Blue Jays SkyDome, Toronto, ON Sat Jun 22 1991, 3:33 AM EDT Att: 50,285 - Dome - 70 F										
Roberto Alomar, S OBP: 0.342, SLG: 0.442 (1, 4)	G6-3	L7				WP SF9 2B		HBP BB		4	1	1	1	1	0	2											
Joe Carter, R OBP: 0.366, SLG: 0.568 (1, 9)	BB BB 1B					K		HBP BB		3	1	2	2	1	1	1											
Kelly Gruber, R OBP: 0.336, SLG: 0.407 (1, 10)	BB BB BB					BB		HBP		3	0	0	0	2	1	4											
Pat Tabler, R OBP: 0.336, SLG: 0.271 (1, 3)	BB					SF9				1	0	0	1	1	0	0											
John Olerud, L OBP: 0.315, SLG: 0.388 (7, PH) (8, 3)	BB					BB				0	0	0	0	1	0	0											
Ed Sprague, R OBP: 0.400, SLG: 0.443 (1, 5)	BB					L7				4	0	0	0	0	3	6											
Rene Gonzales, R OBP: 0.315, SLG: 0.244 (8, 5)	K									0	0	0	0	0	0	0											
Pat Borders, R OBP: 0.257, SLG: 0.292 (1, 2)		P3				G5-3		K		4	0	0	0	0	1	0	C										
Manuel Lee, S OBP: 0.324, SLG: 0.338 (1, 6)		BB 1B				G5-3		G1-3		4	0	2	0	0	0	0											
Glenallen Hill, R OBP: 0.279, SLG: 0.411 (1, 7)		BB				G5-3		BB HBP		2	1	0	0	2	0	1	TOLENTINO BLUE JAYS										
Inning Stats	R: 0 E: 0 K: 2 S: 11	H: 1 LOB: 3 BB: 2 P: 25	R: 0 E: 0 K: 1 S: 10	H: 1 LOB: 2 BB: 1 P: 15	R: 1 E: 0 K: 1 S: 8	H: 1 LOB: 0 BB: 0 P: 10	R: 0 E: 0 K: 0 S: 5	H: 0 LOB: 0 BB: 0 P: 8	R: 2 E: 0 K: 1 S: 18	H: 2 LOB: 1 BB: 1 P: 29	R: 0 E: 0 K: 0 S: 8	H: 1 LOB: 1 BB: 0 P: 10	R: 0 E: 1 K: 1 S: 10	H: 0 LOB: 2 BB: 2 P: 23	R: 1 E: 0 K: 2 S: 23	H: 1 LOB: 3 BB: 2 P: 38		1B: 4 2B: 2 3B: 0 HR: 1	SF: 1 SAC: 0 DP: 0 HBP: 1	WP: 1 PB: 0 SB: 0 CS: 0	PA: 40						
PITCHER	IP	WLS	BF	H	R	ER	SO	BB	IBB	HBP	BLK	WP	HR	S	P	ERA	WHIP										
Jeff Mutis, L ERA: 12.27 (1, 1)	5.0	L	24	5	3	3	5	4	0	0	0	0	0	18	33	0.00	1.800										
Jeff Shaw, R ERA: 8.1 (6, 1)	2.0		9	1	0	0	1	1	1	0	0	0	0	18	33	0.00	1.000										
Shawn Hillegas, R ERA: 2.12 (8, 1)	1.0		7	1	1	1	2	2	0	1	0	0	0	23	38	9.00	3.000										

Batter	1	2	3	4	5	6	7	8	9	AB	R	H	RBI	BB	SO	LOB	TOP			
Alex Cole, L OBP: 0.374, SLG: 0.349 (1, 8)										4	0	1	0	1	0	2	Cleveland Indians @ Toronto Blue Jays SkyDome, Toronto, ON Sun Jun 23 1991, 3:33 AM EDT Att: 50,275 - Sunny - 72 F			
Felix Fermin, R OBP: 0.291, SLG: 0.296 (1, 6)										5	0	0	0	0	1	2				
Mike Aldrete, L OBP: 0.366, SLG: 0.281 Mike Huff, R OBP: 0.387, SLG: 0.333 (7, PH) (7, 9)										1	0	1	0	2	0	0				
Sandy Alomar Jr., R OBP: 0.252, SLG: 0.255 (1, 10)										4	0	2	0	0	0	1				
Carlos Baerga, S OBP: 0.341, SLG: 0.411 (1, 5)										3	0	0	0	1	0	2				
Chris James, R OBP: 0.303, SLG: 0.355 (7, 7)										3	1	1	0	1	1	3				
Brook Jacoby, R OBP: 0.264, SLG: 0.321 (1, 3)										4	0	1	0	0	1	1				
Joel Skinner, R OBP: 0.268, SLG: 0.358 Jerry Browne, S OBP: 0.236, SLG: 0.222 (9, PH)										3	0	0	0	0	0	3				
Mark Lewis, R OBP: 0.317, SLG: 0.335 (1, 4)										4	0	1	1	0	0	3				
Inning Stats	R: 0 E: 0 K: 0 S: 7	H: 1 LOB: 1 BB: 1 P: 11	R: 0 E: 0 K: 0 S: 11	H: 2 LOB: 2 BB: 0 P: 15	R: 0 E: 0 K: 1 S: 14	H: 2 LOB: 3 BB: 1 P: 21	R: 0 E: 0 K: 0 S: 8	H: 0 LOB: 1 BB: 0 P: 13	R: 0 E: 0 K: 1 S: 9	H: 1 LOB: 1 BB: 1 P: 15	R: 0 E: 0 K: 1 S: 6	H: 0 LOB: 0 BB: 0 P: 8	R: 0 E: 0 K: 1 S: 10	H: 0 LOB: 0 BB: 0 P: 14	R: 0 E: 0 K: 0 S: 7	H: 1 LOB: 1 BB: 1 P: 13		1B: 8 2B: 0 3B: 0 HR: 0	SF: 0 SAC: 0 DP: 3 HBP: 0	WP: 0 PB: 1 SB: 1 CS: 0
PITCHER	IP WLS BF H R ER SO BB IBB HBP BLK WP HR S P ERA WHIP	IP WLS BF H R ER SO BB IBB HBP BLK WP HR S P ERA WHIP	IP WLS BF H R ER SO BB IBB HBP BLK WP HR S P ERA WHIP	IP WLS BF H R ER SO BB IBB HBP BLK WP HR S P ERA WHIP	IP WLS BF H R ER SO BB IBB HBP BLK WP HR S P ERA WHIP	IP WLS BF H R ER SO BB IBB HBP BLK WP HR S P ERA WHIP	IP WLS BF H R ER SO BB IBB HBP BLK WP HR S P ERA WHIP	IP WLS BF H R ER SO BB IBB HBP BLK WP HR S P ERA WHIP	IP WLS BF H R ER SO BB IBB HBP BLK WP HR S P ERA WHIP	IP WLS BF H R ER SO BB IBB HBP BLK WP HR S P ERA WHIP	IP WLS BF H R ER SO BB IBB HBP BLK WP HR S P ERA WHIP	IP WLS BF H R ER SO BB IBB HBP BLK WP HR S P ERA WHIP	IP WLS BF H R ER SO BB IBB HBP BLK WP HR S P ERA WHIP	IP WLS BF H R ER SO BB IBB HBP BLK WP HR S P ERA WHIP	IP WLS BF H R ER SO BB IBB HBP BLK WP HR S P ERA WHIP	IP WLS BF H R ER SO BB IBB HBP BLK WP HR S P ERA WHIP	IP WLS BF H R ER SO BB IBB HBP BLK WP HR S P ERA WHIP			

Batter	1	2	3	4	5	6	7	8	9	AB	R	H	RBI	BB	SO	LOB	BOTTOM			
Devon White, S OBP: 0.352, SLG: 0.396 (1, 8)										4	1	1	0	1	1	2	Cleveland Indians @ Toronto Blue Jays SkyDome, Toronto, ON Sun Jun 23 1991, 3:33 AM EDT Att: 50,275 - Sunny - 72 F			
Roberto Alomar, S OBP: 0.338, SLG: 0.435 (1, 4)										4	0	0	0	0	6					
Joe Carter, R OBP: 0.371, SLG: 0.584 (1, 9)										3	1	2	1	1	0	0				
Rance Mulliniks, L OBP: 0.485, SLG: 0.466 Pat Tabler, R OBP: 0.342, SLG: 0.271 (7, PH)										2	0	0	0	1	1	1				
John Olerud, L OBP: 0.318, SLG: 0.387 (1, 3)										3	0	1	1	1	0	1				
Greg Myers, L OBP: 0.329, SLG: 0.404 Glenallen Hill, R OBP: 0.279, SLG: 0.411 Pat Borders, R OBP: 0.255, SLG: 0.290 (7, 2)										3	0	2	0	0	0	2				
Ed Sprague, R OBP: 0.369, SLG: 0.430 Rene Gonzales, R OBP: 0.309, SLG: 0.239 (7, 5)										3	0	0	0	0	1	2				
Manuel Lee, S OBP: 0.327, SLG: 0.343 (1, 6)										3	0	2	1	0	1	0				
Mookie Wilson, S OBP: 0.280, SLG: 0.387 (1, 7)										4	0	2	0	0	0	2				
Inning Stats	R: 1 E: 0 K: 1 S: 19	H: 2 LOB: 2 BB: 1 P: 34	R: 0 E: 0 K: 0 S: 10	H: 2 LOB: 2 BB: 0 P: 18	R: 0 E: 0 K: 1 S: 7	H: 0 LOB: 0 BB: 0 P: 9	R: 0 E: 0 K: 1 S: 12	H: 2 LOB: 3 BB: 1 P: 23	R: 0 E: 0 K: 0 S: 6	H: 1 LOB: 0 BB: 0 P: 11	R: 1 E: 0 K: 0 S: 15	H: 2 LOB: 1 BB: 0 P: 24	R: 1 E: 0 K: 0 S: 14	H: 1 LOB: 3 BB: 3 P: 33	R: 0 E: 0 K: 1 S: 7	H: 0 LOB: 0 BB: 0 P: 11		1B: 7 2B: 3 3B: 0 HR: 1	SF: 1 SAC: 0 DP: 1 HBP: 0	WP: 0 PB: 0 SB: 1 CS: 1
PITCHER	IP WLS BF H R ER SO BB IBB HBP BLK WP HR S P ERA WHIP	IP WLS BF H R ER SO BB IBB HBP BLK WP HR S P ERA WHIP	IP WLS BF H R ER SO BB IBB HBP BLK WP HR S P ERA WHIP	IP WLS BF H R ER SO BB IBB HBP BLK WP HR S P ERA WHIP	IP WLS BF H R ER SO BB IBB HBP BLK WP HR S P ERA WHIP	IP WLS BF H R ER SO BB IBB HBP BLK WP HR S P ERA WHIP	IP WLS BF H R ER SO BB IBB HBP BLK WP HR S P ERA WHIP	IP WLS BF H R ER SO BB IBB HBP BLK WP HR S P ERA WHIP	IP WLS BF H R ER SO BB IBB HBP BLK WP HR S P ERA WHIP	IP WLS BF H R ER SO BB IBB HBP BLK WP HR S P ERA WHIP	IP WLS BF H R ER SO BB IBB HBP BLK WP HR S P ERA WHIP	IP WLS BF H R ER SO BB IBB HBP BLK WP HR S P ERA WHIP	IP WLS BF H R ER SO BB IBB HBP BLK WP HR S P ERA WHIP	IP WLS BF H R ER SO BB IBB HBP BLK WP HR S P ERA WHIP	IP WLS BF H R ER SO BB IBB HBP BLK WP HR S P ERA WHIP	IP WLS BF H R ER SO BB IBB HBP BLK WP HR S P ERA WHIP	IP WLS BF H R ER SO BB IBB HBP BLK WP HR S P ERA WHIP			



Batter	1	2	3	4	5	6	7	8	9	AB	R	H	RBI	BB	SO	LOB	TOP					
Mike Devereaux, R (1, 8) OBP: 0.325, SLG: 0.450	L7		F9		L5-4		FC1-5	G5-3		4	0	0	0	1	0	5	Baltimore Orioles @ Cleveland Indians Cleveland Municipal Stadium, Cleveland, OH Wed Jun 26 1991, 7:05 PM EDT Att: 10,457 - Cloudy - 79 F					
Billy Ripken, R (1, 4) OBP: 0.245, SLG: 0.258	K		F9			G4-3	P4		F7	3	0	0	0	0	1	1						
Sam Horn, L (7, PH) OBP: 0.331, SLG: 0.484										1	0	0	0	0	0	2						
Juan Bell, R (7, 6) OBP: 0.185, SLG: 0.192										1	0	0	0	0	0	0						
Cal Ripken Jr., R (1, 6) OBP: 0.406, SLG: 0.595	G5-3		L6			HR	FC1-5			4	1	1	0	0	0	3						
Mike Flanagan, L (7, 1) OBP: 0.348, SLG: 0.293										0	0	0	0	0	0	0						
Ernie Whitt, L (9, PH) OBP: 0.348, SLG: 0.293										1	0	1	0	0	0	0						
Randy Milligan, R (1, 3) OBP: 0.356, SLG: 0.392		1B			F9					4	2	2	2	1	0	1						
Leo Gomez, R (1, 5) OBP: 0.387, SLG: 0.426		1B				HR				5	1	2	0	0	1	4						
Tim Hulett, R (1, 10) OBP: 0.286, SLG: 0.355		1B				2B				4	0	2	1	0	0	1						
David Segui, S (1, 7) OBP: 0.323, SLG: 0.360		1B								3	0	2	1	1	0	2						
Joe Orsulak, L (1, 9) OBP: 0.278, SLG: 0.298										2	0	0	0	0	1	2						
Chris Holles, R (6, PH) OBP: 0.307, SLG: 0.333										1	0	0	0	0	1	1						
Brady Anderson, L (6, 9) OBP: 0.315, SLG: 0.254										1	0	0	0	0	0	2						
Bob Melvin, R (1, 2) OBP: 0.322, SLG: 0.351										3	0	2	0	1	0	2						
Inning Stats	R: 0 E: 0 K: 1 S: 8	H: 0 LOB: 0 BB: 0 P: 13	R: 1 E: 0 K: 1 S: 12	H: 3 LOB: 1 BB: 0 P: 15	R: 0 E: 0 K: 0 S: 7	H: 1 LOB: 1 BB: 0 P: 10	R: 0 E: 0 K: 1 S: 8	H: 0 LOB: 0 BB: 0 P: 13	R: 0 E: 0 K: 0 S: 8	H: 1 LOB: 1 BB: 1 P: 14	R: 3 E: 0 K: 1 S: 16	H: 4 LOB: 1 BB: 0 P: 25	R: 0 E: 0 K: 0 S: 12	H: 1 LOB: 3 BB: 2 P: 24	R: 0 E: 0 K: 0 S: 14	H: 1 LOB: 2 BB: 1 P: 27	R: 0 E: 0 K: 0 S: 4	H: 1 LOB: 1 BB: 0 P: 6	1B: 10 2B: 2 3B: 0 HR: 1	SF: 0 SAC: 0 DP: 2 HBP: 0	WP: 0 PB: 0 SB: 0 CS: 0	PA: 41
PITCHER	IP	WLS	BF	H	R	ER	SO	BB	IBB	HBP	BLK	WP	HR	S	P	ERA	WHIP					
Greg Swindell, L (1, 1) ERA: 2.86	6.0	W	28	10	4	4	4	2	0	0	0	0	1	63	101	6.00	2.000					
Jeff Shaw, R (7, 1) ERA: 5.99	3.0	S	13	2	0	0	0	2	0	0	0	0	0	26	46	0.00	1.333					


AB	37
R	4
H	12
RBI	4
BB	4
SO	4
LOB	26




Batter	1	2	3	4	5	6	7	8	9	AB	R	H	RBI	BB	SO	LOB	BOTTOM					
Mike Huff, R (1, 8) OBP: 0.383, SLG: 0.358	1B				F9			F9		4	3	2	1	1	0	1	Baltimore Orioles @ Cleveland Indians Cleveland Municipal Stadium, Cleveland, OH Wed Jun 26 1991, 7:05 PM EDT Att: 10,457 - Cloudy - 79 F					
Jerry Browne, S (1, 10) OBP: 0.262, SLG: 0.245	B2		HR			G5-3		F9		5	1	1	2	0	0	2						
Carlos Baerga, S (1, 5) OBP: 0.352, SLG: 0.421	1B									5	1	2	1	0	0	1						
Albert Belle, R (1, 7) OBP: 0.321, SLG: 0.500	2B									4	1	2	3	0	0	0						
Sandy Alomar Jr., R (1, 2) OBP: 0.239, SLG: 0.241	L9					G6-3				4	0	1	0	0	0	3						
Chris James, R (1, 9) OBP: 0.314, SLG: 0.361	1B									3	1	0	0	1	0	1						
Brook Jacoby, R (1, 3) OBP: 0.267, SLG: 0.326	1B									4	1	2	1	0	0	1						
Felix Fermin, R (1, 6) OBP: 0.285, SLG: 0.282	1B									3	1	0	0	1	0	2						
Mark Lewis, R (1, 4) OBP: 0.306, SLG: 0.322	1B									4	1	2	2	0	0	1						
Inning Stats	R: 9 E: 0 K: 0 S: 24	H: 8 LOB: 2 BB: 3 P: 44	R: 0 E: 0 K: 0 S: 13	H: 1 LOB: 0 BB: 0 P: 19	R: 1 E: 0 K: 0 S: 7	H: 1 LOB: 0 BB: 0 P: 10	R: 0 E: 0 K: 0 S: 4	H: 0 LOB: 0 BB: 0 P: 6	R: 0 E: 0 K: 0 S: 8	H: 0 LOB: 0 BB: 0 P: 14	R: 0 E: 0 K: 0 S: 9	H: 0 LOB: 0 BB: 0 P: 13	R: 0 E: 0 K: 0 S: 7	H: 1 LOB: 1 BB: 0 P: 12	R: 0 E: 0 K: 0 S: 8	H: 1 LOB: 1 BB: 0 P: 14		R: 0 E: 0 K: 0 S: 4	H: 1 LOB: 1 BB: 0 P: 6	1B: 9 2B: 2 3B: 0 HR: 1	SF: 0 SAC: 0 DP: 0 HBP: 0	WP: 0 PB: 0 SB: 0 CS: 0
PITCHER	IP	WLS	BF	H	R	ER	SO	BB	IBB	HBP	BLK	WP	HR	S	P	ERA	WHIP					
Jeff Ballard, L (1, 1) ERA: 5.06	3.0	L	22	10	10	10	0	3	0	0	0	0	1	44	73	30.00	4.333					
Mike Flanagan, L (4, 1) ERA: 2.65	5.0		17	2	0	0	0	0	0	0	0	0	0	36	59	0.00	0.400					
Mike Flanagan, L (7, 1) ERA: 2.65	5.0		17	2	0	0	0	0	0	0	0	0	0	36	59	0.00	0.400					

AB	36
R	10
H	12
RBI	10
BB	3
SO	0
LOB	12



Batter	1	2	3	4	5	6	7	8	9	AB	R	H	RBI	BB	SO	LOB	TOP								
Mike Devereaux, R (1, 8) OBP: 0.326, SLG: 0.461	F7		1B	F8		SH 1B 2B	P4			5	2	2	0	0	0	1	Baltimore Orioles @ Cleveland Indians Cleveland Municipal Stadium, Cleveland, OH Thu Jun 27 1991, 7:05 PM EDT Att: 18,889 - Sunny - 74 F								
Billy Ripken, R (1, 4) OBP: 0.252, SLG: 0.265	L9		2B 1B			SH 1B 1B	K			4	2	2	1	0	1	0									
Cal Ripken Jr., R (1, 6) OBP: 0.409, SLG: 0.602	1B 2B		1B G1	F9		E 1B SF7 1B	K			5	3	3	1	0	1	2									
Randy Milligan, R (1, 3) OBP: 0.365, SLG: 0.401	FC6-4 1B		G1			E8 2B 1B				5	0	4	3	0	0	0									
Leo Gomez, R (1, 5) OBP: 0.371, SLG: 0.410	FC6-4		G1			SF7	G5-3			4	0	0	2	0	0	3									
Chris Hoiles, R (1, 10) OBP: 0.393, SLG: 0.328		F8	F9			L8	G5-3			5	0	1	0	0	0	2									
David Segui, S (1, 7) OBP: 0.317, SLG: 0.362		G6-3	G4-3			G6-3				5	0	1	0	0	0	3									
Bob Melvin, R (1, 2) OBP: 0.341, SLG: 0.359	FC6-4 1B			1B SH5-3 1B						3	0	2	0	2	0	0									
Brady Anderson, L (1, 9) OBP: 0.307, SLG: 0.246	FC6-4		SH5-3			K	K			4	0	0	0	0	2	7									
Inning Stats	R: 1 E: 0 K: 0 S: 14	H: 2 LOB: 1 BB: 0 P: 21	R: 0 E: 0 K: 0 S: 11	H: 1 LOB: 1 BB: 0 P: 18	R: 3 E: 0 K: 0 S: 15	H: 4 LOB: 1 BB: 0 P: 19	R: 0 E: 0 K: 1 S: 10	H: 2 LOB: 2 BB: 0 P: 15	R: 0 E: 0 K: 1 S: 12	H: 2 LOB: 3 BB: 1 P: 22	R: 3 E: 1 K: 2 S: 20	H: 4 LOB: 3 BB: 1 P: 35	R: 0 E: 0 K: 0 S: 9	H: 0 LOB: 0 BB: 0 P: 17	R: 0 E: 0 K: 0 S: 8	H: 0 LOB: 0 BB: 0 P: 10		R: 0 E: 0 K: 0 S: 5	H: 0 LOB: 0 BB: 0 P: 7	1B: 10 2B: 4 3B: 1 HR: 0	SF: 1 SAC: 2 DP: 0 HBP: 0	WP: 0 PB: 0 SB: 0 CS: 0	PA: 45		
PITCHER	IP	WLS	BF	H	R	ER	SO	BB	IBB	HBP	BLK	WP	HR	S	P	ERA	WHIP								
Jeff Mutis, L (1, 1) ERA: 11.68	5.0	L	29	12	6	6	1	0	1	0	0	0	0	65	100	10.80	2.400								
Jesse Orosco, L (6, 1) ERA: 2.74	3.0		13	3	1	1	3	0	1	0	0	0	0	34	57	3.00	1.000								
Doug Jones, R (9, 1) ERA: 7.71	1.0		3	0	0	0	0	0	0	0	0	0	0	5	7	0.00	0.000								

Batter	1	2	3	4	5	6	7	8	9	AB	R	H	RBI	BB	SO	LOB	BOTTOM								
Alex Cole, L (1, 8) OBP: 0.369, SLG: 0.341	K		F8			E3		G6-3	FC4-6	4	0	0	0	1	1	1	Baltimore Orioles @ Cleveland Indians Cleveland Municipal Stadium, Cleveland, OH Thu Jun 27 1991, 7:05 PM EDT Att: 18,889 - Sunny - 74 F								
Jerry Browne, S (1, 4) OBP: 0.260, SLG: 0.243	1B 1B		F7			L1-3		G3-1	FC4-6	5	1	1	0	0	0	5									
Carlos Baerga, S (1, 5) OBP: 0.355, SLG: 0.422	1B 1B		G3			G4-3				4	0	2	0	0	0	0									
Albert Belle, R (1, 10) OBP: 0.324, SLG: 0.506	1B					F7		1B		4	0	2	1	0	0	1									
Mark Whiten, S (1, 9) OBP: 0.280, SLG: 0.346	K		G4-3							4	1	2	0	0	1	2									
Sandy Alomar Jr., R (1, 2) OBP: 0.231, SLG: 0.233	L8					G4-3				4	0	0	0	0	0	4									
Chris James, R (1, 3) OBP: 0.309, SLG: 0.355			G4-3			F7				4	0	0	1	0	0	1									
Glenallen Hill, R (1, 7) OBP: 0.304, SLG: 0.437			F6							4	0	2	0	0	1	0									
Mark Lewis, R (1, 6) OBP: 0.305, SLG: 0.321			F9			K		G3-1		4	0	1	0	0	1	1									
Inning Stats	R: 1 E: 0 K: 2 S: 12	H: 3 LOB: 2 BB: 0 P: 20	R: 0 E: 0 K: 0 S: 6	H: 0 LOB: 0 BB: 0 P: 6	R: 0 E: 0 K: 0 S: 9	H: 0 LOB: 0 BB: 0 P: 12	R: 0 E: 1 K: 0 S: 6	H: 1 LOB: 1 BB: 0 P: 8	R: 0 E: 1 K: 1 S: 14	H: 1 LOB: 1 BB: 0 P: 20	R: 0 E: 0 K: 0 S: 9	H: 1 LOB: 1 BB: 0 P: 16	R: 0 E: 0 K: 1 S: 6	H: 0 LOB: 0 BB: 0 P: 8	R: 0 E: 0 K: 0 S: 9	H: 1 LOB: 1 BB: 0 P: 12		R: 1 E: 0 K: 0 S: 15	H: 3 LOB: 3 BB: 1 P: 22	1B: 7 2B: 4 3B: 0 HR: 0	SF: 0 SAC: 0 DP: 1 HBP: 0	WP: 0 PB: 0 SB: 1 CS: 0	PA: 38		
PITCHER	IP	WLS	BF	H	R	ER	SO	BB	IBB	HBP	BLK	WP	HR	S	P	ERA	WHIP								
Bob Milacki, R (1, 1) ERA: 3.88	8.2	W	37	10	2	2	4	0	0	0	0	0	0	3	4	2.08	1.269								
Gregg Olson, R (9, 1) ERA: 3.66	0.1	S	1	0	0	0	0	0	0	0	0	0	0	3	4	0.00	0.000								

Batter	1	2	3	4	5	6	7	8	9	AB	R	H	RBI	BB	SO	LOB	TOP					
Alex Cole, L OBP: 0.370, SLG: 0.338 (1, 8)	G4-3		F8		BB 1B		F8		BB	4	1	1	0	1	0	1	Cleveland Indians @ Detroit Tigers Tiger Stadium, Detroit, MI Sat Jun 29 1991, 3:33 AM EDT Att: 39,091 - Cloudy - 87 F					
Jerry Browne, S OBP: 0.259, SLG: 0.237 (1, 4)	L9			G3-1	BB 1B		L8		P3	4	0	0	0	1	0	2						
Mike Aldrete, L OBP: 0.412, SLG: 0.429 (1, 7) Chris James, R OBP: 0.303, SLG: 0.347 (6, PH) (8, 7)	G1-6-3			BB 1B	BB 1B			L9	F7	3	1	2	1	0	0	0						
Albert Belle, R OBP: 0.316, SLG: 0.505 (1, 10)		HR		L6	G1-3			F8		4	1	1	1	0	0	3						
Carlos Baerga, S OBP: 0.352, SLG: 0.414 (1, 5)	G3-1			BB 1B		L3		BB 1B		3	1	1	0	1	0	0						
Mark Whiten, S OBP: 0.290, SLG: 0.350 (1, 9)	F8			BB 1B		G3-1		BB 1B		4	0	2	1	0	0	0						
Brook Jacoby, R OBP: 0.267, SLG: 0.325 (1, 3)	F7			G5-3		K		BB 1B		4	0	1	1	0	1	2						
Sandy Alomar Jr., R OBP: 0.232, SLG: 0.233 (1, 2)			G4-6-3 1B		G5-3		L8	G5-3		4	0	1	0	0	0	2						
Felix Fermin, R OBP: 0.289, SLG: 0.291 (1, 6)	G4-6-3 1-2f			P4			BB 2B		G3-1	4	0	1	0	0	0	1						
Inning Stats	R: 0 E: 0 K: 0 S: 6	H: 0 LOB: 0 BB: 0 P: 11	R: 1 E: 0 K: 0 S: 12	H: 1 LOB: 0 BB: 0 P: 18	R: 0 E: 0 K: 0 S: 11	H: 1 LOB: 0 BB: 0 P: 17	R: 1 E: 0 K: 0 S: 15	H: 3 LOB: 2 BB: 0 P: 18	R: 1 E: 0 K: 0 S: 9	H: 2 LOB: 2 BB: 1 P: 17	R: 0 E: 0 K: 0 S: 6	H: 0 LOB: 0 BB: 0 P: 8	R: 0 E: 0 K: 0 S: 7	H: 1 LOB: 1 BB: 0 P: 11	R: 1 E: 0 K: 0 S: 14	H: 2 LOB: 2 BB: 1 P: 23		R: 0 E: 0 K: 0 S: 12	H: 0 LOB: 1 BB: 1 P: 20	1B: 8 2B: 1 3B: 0 HR: 1	SF: 0 SAC: 0 DP: 1 HBP: 0	WP: 0 PB: 0 SB: 0 CS: 0
PITCHER	IP	WLS	BF	H	R	ER	SO	BB	IBB	HBP	BLK	WP	HR	S	P	ERA	WHIP					
Rusty Meacham, R ERA: 3.86 (1, 1)	7.0	W	29	8	3	3	1	1	0	0	0	0	1	66	100	3.86	1.286					
John Cerutti, L ERA: 4.66 (8, 1)	0.2		5	2	1	1	0	1	0	0	0	0	0	12	21	13.50	4.500					
Mike Henneman, R ERA: 2.96 (8, 1)	1.1	S	5	0	0	0	0	1	0	0	0	0	0	14	22	0.00	0.750					

Batter	1	2	3	4	5	6	7	8	9	AB	R	H	RBI	BB	SO	LOB	BOTTOM				
Tony Phillips, S OBP: 0.386, SLG: 0.415 (1, 7)	K	3B 1B		FC3-6 1B	IBB		G6-3			4	1	2	1	1	1	0	Cleveland Indians @ Detroit Tigers Tiger Stadium, Detroit, MI Sat Jun 29 1991, 3:33 AM EDT Att: 39,091 - Cloudy - 87 F				
Lou Whitaker, L OBP: 0.380, SLG: 0.429 (1, 4)	FC4 1B	HR 3B		FC3-6 1-2f	G3			F9		5	1	2	2	0	4						
Alan Trammell, R OBP: 0.317, SLG: 0.374 (1, 6)	F8	HR		P2		BB 1B		G4-3		5	1	2	2	0	2						
Cecil Fielder, R OBP: 0.370, SLG: 0.518 (1, 10)	FC4 1-2f	K		G4-3		FC5-4 1B		HR		5	1	2	1	0	1	2					
Mickey Tettleton, S OBP: 0.403, SLG: 0.516 (1, 2)		BB 1B	G4-3 1B		BB 1B		K		1B	4	2	3	0	1	1	2					
Dave Bergman, L OBP: 0.325, SLG: 0.299 (1, 3)		BB 1B	G4-3		BB 1B		K		P5	4	1	1	0	1	1	4					
Travis Fryman, R OBP: 0.286, SLG: 0.386 (1, 5)		K	P6		BB 2B		FC5-4 1-2f			4	0	1	1	0	1	5					
Rob Deer, R OBP: 0.316, SLG: 0.413 (1, 9)		G4-3 1B 2B	P3		K			P5		4	1	1	2	0	1	3					
Mitt Cuyler, S OBP: 0.309, SLG: 0.330 (1, 8)	G4-3			BB 1B	G5-3			P3		4	1	1	0	0	0	3					
Inning Stats	R: 0 E: 0 K: 1 S: 12	H: 1 LOB: 1 BB: 0 P: 16	R: 6 E: 0 K: 2 S: 18	H: 5 LOB: 0 BB: 1 P: 33	R: 0 E: 0 K: 0 S: 10	H: 1 LOB: 1 BB: 0 P: 18	R: 1 E: 0 K: 0 S: 10	H: 2 LOB: 1 BB: 0 P: 16	R: 1 E: 0 K: 1 S: 13	H: 2 LOB: 3 BB: 2 P: 27	R: 0 E: 0 K: 2 S: 11	H: 2 LOB: 2 BB: 0 P: 18	R: 0 E: 0 K: 0 S: 4	H: 0 LOB: 0 BB: 0 P: 8	R: 1 E: 0 K: 0 S: 14	H: 2 LOB: 1 BB: 0 P: 15		1B: 10 2B: 2 3B: 1 HR: 2	SF: 0 SAC: 0 DP: 0 HBP: 0	WP: 0 PB: 0 SB: 0 CS: 0	PA: 42
PITCHER	IP	WLS	BF	H	R	ER	SO	BB	IBB	HBP	BLK	WP	HR	S	P	ERA	WHIP				
Charles Nagy, R ERA: 3.9 (1, 1)	3.0	L	19	9	7	7	3	1	0	0	0	0	0	32	61	2.25	1.250				
Dave Otis, L ERA: 2.25 (4, 1)	4.0		18	4	1	1	3	1	1	0	0	0	0	14	15	9.00	2.000				
Doug Jones, R ERA: 7.46 (8, 1)	1.0		5	2	1	1	0	0	0	0	0	0	1	14	15	9.00	2.000				

Batter	1	2	3	4	5	6	7	8	9	AB	R	H	RBI	BB	SO	LOB	TOP							
Alex Cole, L (1, 8) OBP: 0.385, SLG: 0.347 Mike Huff, R (6, FH) OBP: 0.368, SLG: 0.340	4-0 1B SF8 BB	1-0 F7			1-0 CS 1B	0-1 FC6-4			2-2 G4-3	2	1	1	0	1	0	1								
Mike Aldrete, L (1, 10) OBP: 0.439, SLG: 0.468 Chris James, R (7, FH) OBP: 0.310, SLG: 0.358	1-2 WP FC 1B	1-2 P3			3-2 FC4-6 1-2 2B		1-1 FC4-6 1B		2-2 F8	3	0	2	0	0	0	1								
Carlos Baerga, S (1, 5) OBP: 0.351, SLG: 0.410	0-1 FC WP 1-2 1B		0-1 G6-3		4-2 FC4-6 BB 2B		1-3 K 1B			3	0	0	0	1	1	3								
Albert Belle, R (1, 7) OBP: 0.304, SLG: 0.487	0-0 SF8		2-2 E7		1-2 FC4-6 1-2 2-3 2B		1-0 FC4-6 FC5-4 1-2 1B			3	0	0	1	0	0	3								
Reggie Jefferson, S (1, 3) OBP: 0.167, SLG: 0.364	1-3 K		0-3 K		3-2 F7		0-0 FC5-4 1-2 1B			4	0	0	0	0	2	6								
Sandy Alomar Jr., R (1, 2) OBP: 0.233, SLG: 0.234	1-0 P3 1-2 2-3		0-1 F9			0-1 FC6-4 1B 1B		1-0 F7		4	0	1	0	0	0	3								
Mark Whiten, S (1, 9) OBP: 0.288, SLG: 0.363		2-2 HR		1-0 P6		1-3 K		1-0 G6-3 1B		4	1	2	1	0	1	1								
Felix Fermin, R (1, 6) OBP: 0.288, SLG: 0.291		2-1 1B		0-0 G1-3		0-1 FC6-4 1B		0-0 G6-3		4	0	2	0	0	0	1								
Mark Lewis, R (1, 4) OBP: 0.297, SLG: 0.312		2-3 K		1-3 K		1-2 FC6-4		1-1 L1		4	0	0	0	0	2	3								
Inning Stats	R: 1 E: 0 K: 1 S: 11	H: 1 LOB: 2 BB: 1 P: 18	R: 1 E: 0 K: 1 S: 14	H: 2 LOB: 1 BB: 0 P: 22	R: 0 E: 1 K: 1 S: 10	H: 0 LOB: 0 BB: 0 P: 12	R: 0 E: 0 K: 1 S: 5	H: 0 LOB: 0 BB: 0 P: 7	R: 0 E: 0 K: 0 S: 14	H: 2 LOB: 2 BB: 0 P: 26	R: 0 E: 0 K: 1 S: 16	H: 2 LOB: 2 BB: 0 P: 18	R: 0 E: 0 K: 1 S: 8	H: 1 LOB: 1 BB: 0 P: 11	R: 0 E: 0 K: 0 S: 3	H: 1 LOB: 0 BB: 0 P: 5	R: 0 E: 0 K: 0 S: 8	H: 0 LOB: 0 BB: 0 P: 13	1B: 7 2B: 1 3B: 0 HR: 1	SF: 1 SAC: 0 DP: 1 HBP: 0	WP: 1 PB: 0 SB: 0 CS: 1	PA: 38		
PITCHER	IP WLS BF H R ER SO BB IBB HBP BLK WP HR S P ERA WHIP	5.0 W 23 5 2 2 4 2 0 0 0 1 1 54 85 3.60 1.400	4.0 S 15 4 0 0 2 0 0 0 0 0 0 35 47 0.00 1.000																					

Cleveland Indians @ New York Yankees
Yankee Stadium, Bronx, NY
Mon Jul 01 1991, 7:05 PM EDT
Att: 19,720 - Sunny - 78 F

AB	35
R	2
H	9
RBI	2
BB	2
SO	6
LOB	24



Batter	1	2	3	4	5	6	7	8	9	AB	R	H	RBI	BB	SO	LOB	BOTTOM						
Steve Sax, R (1, 4) OBP: 0.334, SLG: 0.369	2-2 G5-3 G3 2B		0-0 2B E 1B	2-2 1-2 2-H 1B		1-1 G6-4-3				4	2	3	0	0	0	1							
Roberto Kelly, R (1, 8) OBP: 0.312, SLG: 0.399	2-0 G5-3		2-2 E2 1B 2B		0-0 HR 1B		3-3 K			4	2	2	0	0	1	1							
Don Mattingly, L (1, 3) OBP: 0.358, SLG: 0.414	0-0 G3		2-1 1B		3-2 F8		2-0 G3-1			4	0	1	2	0	0	1							
Jesse Barfield, R (1, 9) OBP: 0.317, SLG: 0.472	3-H K2-3		1-1 1B		0-0 HR		4-2 BB			3	1	2	2	1	1	0							
Kevin Maas, L (1, 10) OBP: 0.378, SLG: 0.457		2-3 K	0-0 L6		0-1 HR		2-1 P6			4	1	1	1	0	1	3							
Hensley Meulens, R (1, 7) OBP: 0.261, SLG: 0.322		1-2 F9		0-1 E5 SH5-3 1B		1-3 K		2-3 K		4	0	0	0	0	2	0							
Alvaro Espinoza, R (1, 6) OBP: 0.291, SLG: 0.355		1-2 L6		1-2 SH5-3		0-0 F8		1-1 L3		3	0	0	0	0	0	0							
Bob Geren, R (1, 2) OBP: 0.244, SLG: 0.260			2-2 G5-3		4-1 1B BB		2-2 F8		3-1 P2	3	0	0	0	1	0	0							
Pat Kelly, R (1, 5) OBP: 0.300, SLG: 0.384			2-1 1B		0-0 P4		1-2 G6-4-3 1B			3	0	2	0	0	0	2							
Inning Stats	R: 1 E: 0 K: 1 S: 9	H: 1 LOB: 0 BB: 0 P: 16	R: 0 E: 0 K: 1 S: 10	H: 0 LOB: 0 BB: 0 P: 14	R: 2 E: 1 K: 0 S: 14	H: 5 LOB: 2 BB: 0 P: 23	R: 0 E: 1 K: 0 S: 12	H: 1 LOB: 2 BB: 1 P: 18	R: 3 E: 0 K: 1 S: 12	H: 3 LOB: 0 BB: 0 P: 16	R: 0 E: 0 K: 0 S: 8	H: 1 LOB: 0 BB: 0 P: 12	R: 0 E: 0 K: 1 S: 10	H: 0 LOB: 1 BB: 1 P: 21	R: 0 E: 0 K: 1 S: 7	H: 0 LOB: 0 BB: 0 P: 13	1B: 7 2B: 2 3B: 0 HR: 2	SF: 0 SAC: 1 DP: 1 HBP: 0	WP: 0 PB: 0 SB: 0 CS: 0	PA: 35			
PITCHER	IP WLS BF H R ER SO BB IBB HBP BLK WP HR S P ERA WHIP	4.1 L 23 10 6 4 2 1 0 0 0 0 0 20 34 0.00 0.857	2.1 8 1 0 0 2 1 0 0 0 0 0 0 9 17 0.00 0.000																				

Cleveland Indians @ New York Yankees
Yankee Stadium, Bronx, NY
Mon Jul 01 1991, 7:05 PM EDT
Att: 19,720 - Sunny - 78 F


AB	32
R	6
H	11
RBI	5
BB	2
SO	5
LOB	8



Batter	1	2	3	4	5	6	7	8	9	AB	R	H	RBI	BB	SO	LOB	TOP					
Alex Cole, L OBP: 0.378, SLG: 0.340 Mike Huff, R OBP: 0.364, SLG: 0.336	G4-3	FC6-4			G3		K		G6-3	3	0	0	0	0	0	2	Cleveland Indians @ New York Yankees Yankee Stadium, Bronx, NY Tue Jul 02 1991, 7:05 PM EDT Att: 17,636 - Cloudy - 77 F					
Mike Aldrete, L OBP: 0.433, SLG: 0.460 Albert Belle, R OBP: 0.311, SLG: 0.492	K				K					3	0	1	0	0	2	0						
Chris James, R OBP: 0.305, SLG: 0.351	G6-3				F9		L1		K	5	0	0	0	0	1	4						
Reggie Jefferson, S OBP: 0.176, SLG: 0.313					L4				K	5	1	1	0	0	1	1						
Carlos Baerga, S OBP: 0.360, SLG: 0.435										4	2	4	1	0	0	0						
Mark Whiten, S OBP: 0.293, SLG: 0.372										4	1	2	1	0	0	3						
Brook Jacoby, R OBP: 0.280, SLG: 0.338										4	1	3	2	0	0	1						
Sandy Alomar Jr., R OBP: 0.241, SLG: 0.236										3	0	1	0	1	1	2						
Felix Fermin, R OBP: 0.284, SLG: 0.286 Glenallen Hill, R OBP: 0.316, SLG: 0.429 Mark Lewis, R OBP: 0.297, SLG: 0.312										3	0	0	0	0	0	3						
										1	0	0	0	0	0	1						
										0	0	0	0	0	0	0						
Inning Stats	R: 0 E: 0 K: 1 S: 9	H: 0 LOB: 0 BB: 0 P: 16	R: 2 E: 1 K: 0 S: 15	H: 3 LOB: 2 BB: 1 P: 29	R: 0 E: 0 K: 0 S: 8	H: 1 LOB: 0 BB: 0 P: 15	R: 0 E: 0 K: 0 S: 8	H: 2 LOB: 1 BB: 0 P: 11	R: 0 E: 0 K: 1 S: 8	H: 0 LOB: 0 BB: 0 P: 14	R: 1 E: 0 K: 0 S: 9	H: 2 LOB: 1 BB: 0 P: 15	R: 0 E: 0 K: 1 S: 13	H: 2 LOB: 2 BB: 0 P: 16	R: 2 E: 0 K: 2 S: 10	H: 3 LOB: 1 BB: 0 P: 15	R: 0 E: 0 K: 1 S: 8	H: 1 LOB: 1 BB: 0 P: 12	1B: 10 2B: 3 HR: 1	SF: 0 SAC: 0 HBP: 0	WP: 0 PB: 0 SB: 0 CS: 1	PA: 40
PITCHER	IP WLS BF H R ER SO BB IBB HBP BLK WP HR S P ERA WHIP																					
Wade Taylor, R ERA: 5.74	(1, 1) 6.0 W 25 8 3 2 2 1 0 0 0 0 0 1 57 100 3.00 1.500																					
Steve Howe, L ERA: 1.39	(7, 1) 1.1 9 5 2 2 2 0 0 0 0 0 0 0 19 25 13.50 3.750																					
John Habyan, R ERA: 2.5	(8, 1) 1.0 4 1 0 0 1 0 0 0 0 0 0 0 7 10 0.00 1.000																					
Steve Farr, R ERA: 1.64	(9, 1) 0.2 S 2 0 0 0 1 0 0 0 0 0 0 0 5 8 0.00 0.000																					

Batter	1	2	3	4	5	6	7	8	9	AB	R	H	RBI	BB	SO	LOB	BOTTOM
Steve Sax, R OBP: 0.338, SLG: 0.368	G3		G6-3		G6-3	FC3-2				3	1	1	0	2	0	0	Cleveland Indians @ New York Yankees Yankee Stadium, Bronx, NY Tue Jul 02 1991, 7:05 PM EDT Att: 17,636 - Cloudy - 77 F
Roberto Kelly, R OBP: 0.317, SLG: 0.404	SF8		F8		S	SH1-4				4	1	3	1	0	0	0	
Don Mattingly, L OBP: 0.362, SLG: 0.419	G3				1B	FC3-2				4	2	2	1	1	0	5	
Mel Hall, L OBP: 0.329, SLG: 0.520	SF8				1B	FC3-2				4	1	2	1	0	1	6	
Kevin Maas, L OBP: 0.379, SLG: 0.452	G3				1B	FC5				3	0	0	0	2	1	6	
Jesse Barfield, R OBP: 0.318, SLG: 0.482			G5-3		FC3-6					5	2	2	2	0	1	3	
Matt Nokes, L OBP: 0.316, SLG: 0.502			F7		1B	SF9				4	1	2	3	0	0	1	
Alvaro Espinoza, R OBP: 0.293, SLG: 0.356			K		1B	F7				5	0	2	0	0	1	3	
Pat Kelly, R OBP: 0.298, SLG: 0.388										4	0	1	0	0	2	4	
										1B: 12 2B: 2 HR: 1	SF: 2 SAC: 1 HBP: 0	WP: 0 PB: 0 SB: 1 CS: 0	PA: 44				
PITCHER	IP WLS BF H R ER SO BB IBB HBP BLK WP HR S P ERA WHIP																
Mike York, R ERA: 4.76	(1, 1) 4.1 L 20 7 4 4 4 0 0 0 0 0 0 0 6 11 ∞ ∞																
Dave Otto, L ERA: 8.79	(5, 1) 0.0 3 2 0 0 0 1 0 0 0 0 0 0 6 11 ∞ ∞																
Jeff Shaw, R ERA: 4.02	(5, 1) 1.0 7 2 2 2 2 0 1 1 0 0 0 0 12 22 18.00 3.000																
Jesse Orosco, L ERA: 3.12	(6, 1) 1.2 10 4 2 2 1 0 1 0 1 0 1 20 33 10.80 2.400																
Shawn Hillegas, R ERA: 1.82	(8, 1) 1.0 4 0 0 0 1 1 0 0 0 0 0 0 10 20 0.00 1.000																

AB	39
R	5
H	14
RBI	4
BB	1
SO	6
LOB	18



Batter	1	2	3	4	5	6	7	8	9	AB	R	H	RBI	BB	SO	LOB	TOP			
Paul Moltor, R OBP: 0.393, SLG: 0.505	F7		F9			F8		G1-5-3		4	0	0	0	0	0	1	Milwaukee Brewers @ Cleveland Indians Cleveland Municipal Stadium, Cleveland, OH Thu Jul 04 1991, 7:05 PM EDT Att: 25,699 - Cloudy - 82 F			
Darryl Hamilton, L OBP: 0.315, SLG: 0.316	G6-3		CS	G1-4-3		G4-3		G4-3		4	0	0	0	0	0	0				
Robin Yount, R OBP: 0.333, SLG: 0.420	F9			G5-4-3 1B			0-0 2B 1B		G6-3	4	0	2	0	0	0	0				
Candy Maldonado, R OBP: 0.387, SLG: 0.560		FC5-4 1B		G5-4-3 1-2			F9		K	4	0	1	0	0	1	2				
Greg Vaughn, R OBP: 0.319, SLG: 0.490	FC5-4 1B				G6-3		F9		F9	4	0	0	0	0	0	2				
B.J. Surhoff, L OBP: 0.283, SLG: 0.273		G5-4-3 1B			G4-3		1-3 2B			3	0	2	0	0	0	0				
Willie Randolph, R OBP: 0.425, SLG: 0.355		G5-4-3 1-2			BB		4-2 BB			1	0	0	0	2	0	2				
Jim Gantner, L OBP: 0.311, SLG: 0.336			0-0 FC3-6 1B		F7		2-0 G4-3			3	0	1	0	0	0	4				
Bill Spiers, L OBP: 0.299, SLG: 0.328			FC3-6 CS			G4-3		G5-3		3	0	0	0	0	0	1				
Inning Stats	R: 0 E: 0 K: 0 S: 7	H: 0 LOB: 0 BB: 0 P: 12	R: 0 E: 0 K: 0 S: 9	H: 2 LOB: 1 BB: 0 P: 16	R: 0 E: 0 K: 0 S: 8	H: 1 LOB: 0 BB: 0 P: 12	R: 0 E: 0 K: 0 S: 7	H: 1 LOB: 0 BB: 1 P: 9	R: 0 E: 0 K: 0 S: 4	H: 0 LOB: 1 BB: 1 P: 11	R: 0 E: 0 K: 0 S: 5	H: 0 LOB: 0 BB: 0 P: 9	R: 0 E: 0 K: 0 S: 8	H: 2 LOB: 3 BB: 1 P: 16	R: 0 E: 0 K: 1 S: 6	H: 0 LOB: 0 BB: 0 P: 11	1B: 5 2B: 1 3B: 0 HR: 0	SF: 0 SAC: 0 DP: 2 HBP: 0	WP: 0 PB: 0 CS: 1	PA: 33
PITCHER Charles Nagy, R ERA: 3.57	IP: 9.0 WLS: W BF: 32 H: 6 R: 0 ER: 0 SO: 1 BB: 2 IBB: 0 HBP: 0 BLK: 0 WP: 0 HR: 0 S: 61 P: 106 ERA: 0.00 WHIP: 0.889																			

Batter	1	2	3	4	5	6	7	8	9	AB	R	H	RBI	BB	SO	LOB	BOTTOM			
Alex Cole, L OBP: 0.391, SLG: 0.344	WP S BB		SH1-4 1B		WP SH1 BB		SH1-3 1B			2	1	2	1	2	0	0	Milwaukee Brewers @ Cleveland Indians Cleveland Municipal Stadium, Cleveland, OH Thu Jul 04 1991, 7:05 PM EDT Att: 25,699 - Cloudy - 82 F			
Felix Fermin, R OBP: 0.288, SLG: 0.286	G6-4-3 BB		SH1-4		SH1		SH1-3			0	0	0	0	1	0	0				
Carlos Baerga, S OBP: 0.357, SLG: 0.427	K		G4-3 1B		BB		G6-3			3	0	1	2	1	1	3				
Albert Belle, R OBP: 0.304, SLG: 0.492	G6-4-3		G4-3		K		G6-3			4	0	0	0	0	1	6				
Reggie Jefferson, S OBP: 0.208, SLG: 0.304		G1-4-3 1B		1B	F7		K			4	0	2	0	0	1	2				
Chris James, R OBP: 0.300, SLG: 0.345	G1-4-3			F9		F7		G6-3		4	0	0	0	0	0	2				
Mark Whiten, S OBP: 0.292, SLG: 0.385	G3			FC6-4 1B		K		F8		4	0	1	0	0	1	0				
Sandy Alomar Jr., R OBP: 0.252, SLG: 0.258			1B 1B HBP	L5		L5				2	1	1	0	0	0	2				
Mark Lewis, R OBP: 0.298, SLG: 0.313			SH1-4 1B	FC6-4		L5				3	1	1	0	0	0	3				
Inning Stats	R: 0 E: 0 K: 1 S: 10	H: 0 LOB: 1 BB: 2 P: 21	R: 0 E: 0 K: 0 S: 7	H: 1 LOB: 0 BB: 0 P: 13	R: 3 E: 0 K: 0 S: 11	H: 3 LOB: 0 BB: 0 P: 22	R: 0 E: 0 K: 0 S: 11	H: 2 LOB: 2 BB: 0 P: 19	R: 0 E: 0 K: 1 S: 13	H: 0 LOB: 2 BB: 2 P: 24	R: 0 E: 0 K: 1 S: 10	H: 1 LOB: 1 BB: 0 P: 14	R: 0 E: 0 K: 0 S: 9	H: 1 LOB: 1 BB: 0 P: 12	R: 0 E: 0 K: 1 S: 6	H: 0 LOB: 0 BB: 0 P: 9	1B: 7 2B: 1 3B: 0 HR: 0	SF: 0 SAC: 3 DP: 3 HBP: 1	WP: 2 PB: 0 CS: 0	PA: 34
PITCHER Jim Hunter, R ERA: 5.91 Jim Austin, R ERA: Chuck Crim, R ERA: 4.63	IP: 3.1 WLS: L BF: 16 H: 6 R: 3 ER: 3 SO: 1 BB: 3 IBB: 0 HBP: 0 BLK: 0 WP: 1 HR: 0 S: 33 P: 66 ERA: 0.00 WHIP: 1.125																			

Batter	1	2	3	4	5	6	7	8	9	AB	R	H	RBI	BB	SO	LOB	TOP					
Paul Moltor, R OBP: 0.387, SLG: 0.497 (1, 10)	F9		K	FC6-4		K		G6-3		5	0	0	0	0	2	4						
Darryl Hamilton, L OBP: 0.318, SLG: 0.320 (1, 9) (9, 7)	G6-3		S		L7		1B		G3	5	0	2	0	0	0	0						
Robin Yount, R OBP: 0.331, SLG: 0.417 (1, 8)	1B		F7		G6-3		P4		F9	5	0	1	0	0	0	2						
Candy Maldonado, R OBP: 0.333, SLG: 0.467 Dante Bichette, R OBP: 0.274, SLG: 0.412 (1, 7) (9, 9)	G3			P6	G6-3		K		G1-3	5	0	0	0	0	1	2						
Franklin Stubbs, L OBP: 0.283, SLG: 0.346 (1, 3)		L9		1B		F8				3	2	2	0	1	0	0						
B.J. Surhoff, L OBP: 0.282, SLG: 0.273 (1, 2)	K					F7		F9		4	1	1	0	0	1	3						
Willie Randolph, R OBP: 0.427, SLG: 0.354 (1, 4)						F8		F7		3	1	1	0	1	0	1						
Jim Gantner, L OBP: 0.310, SLG: 0.332 (1, 5)	G6-3							K		3	0	0	1	1	1	2						
Bill Spiers, L OBP: 0.302, SLG: 0.333 (1, 6)			F8	SF8						3	0	2	2	0	0	0						
Inning Stats	R: 0 E: 0 K: 0 S: 10	H: 1 LOB: 1 BB: 0 P: 15	R: 0 E: 0 K: 1 S: 9	H: 1 LOB: 1 BB: 0 P: 11	R: 0 E: 0 K: 1 S: 9	H: 1 LOB: 1 BB: 0 P: 14	R: 3 E: 1 K: 0 S: 12	H: 1 LOB: 1 BB: 2 P: 20	R: 0 E: 0 K: 0 S: 9	H: 0 LOB: 0 BB: 0 P: 13	R: 1 E: 0 K: 1 S: 20	H: 2 LOB: 2 BB: 1 P: 31	R: 0 E: 0 K: 1 S: 15	H: 2 LOB: 2 BB: 0 P: 16	R: 0 E: 0 K: 1 S: 7	H: 1 LOB: 1 BB: 0 P: 9	R: 0 E: 0 K: 0 S: 11	H: 0 LOB: 0 BB: 0 P: 16	1B: 9 2B: 0 3B: 0 HR: 0	SF: 1 SAC: 0 DP: 0 HBP: 0	WP: 0 PB: 0 CS: 3	PA: 40
PITCHER	IP	WLS	BF	H	R	ER	SO	BB	IBB	HBP	BLK	WP	HR	S	P	ERA	WHIP					
Rod Nichols, R ERA: 3.66 (1, 1)	5.2	L	27	6	4	2	2	3	0	0	0	0	0	62	95	3.18	1.588					
Jeff Shaw, R ERA: 3.79 (6, 1)	1.0		4	1	0	0	2	0	0	0	0	0	0	15	18	0.00	1.000					
Jesse Orosco, L ERA: 3.0 (7, 1)	1.0		5	2	0	0	1	0	0	0	0	0	0	12	13	0.00	2.000					
Shawn Hillegas, R ERA: 1.75 (8, 1)	1.1		4	0	0	0	0	0	0	0	0	0	0	13	19	0.00	0.000					

Milwaukee Brewers @ Cleveland Indians
Cleveland Municipal Stadium, Cleveland, OH

AB 36
R 4
H 9
RBI 3
BB 3
SO 5
LOB 14



WP: 0 PA: 40
PB: 0
CS: 3

Fri Jul 05 1991, 7:05 PM EDT
Att: 13,221 - Cloudy - 82 F

Batter	1	2	3	4	5	6	7	8	9	AB	R	H	RBI	BB	SO	LOB	BOTTOM					
Alex Cole, L OBP: 0.393, SLG: 0.344 (1, 8)	CS		G3-6-3			G3-1		K		3	0	1	1	1	1	2						
Felix Fermin, R OBP: 0.285, SLG: 0.284 Mike Aldrete, L OBP: 0.406, SLG: 0.426 Jerry Browne, S OBP: 0.263, SLG: 0.242 (1, 6) (8, PH) (9, 4)	L7			L6		SH3		G3		2	0	0	0	0	0	1						
Carlos Baerga, S OBP: 0.353, SLG: 0.420 (1, 5)	G4-3			G3-1		G3-1			G6-3	4	0	0	0	0	0	1						
Albert Belle, R OBP: 0.303, SLG: 0.488 (1, 7)		F7				L6			G5-3	4	0	1	0	0	0	1						
Reggie Jefferson, S OBP: 0.214, SLG: 0.407 (1, 3)									K	4	1	1	1	0	1	1						
Chris James, R OBP: 0.297, SLG: 0.342 (1, 10)						G4-3				3	0	0	0	0	0	0						
Mark Whiten, S OBP: 0.288, SLG: 0.379 (1, 9)						G6-3				3	0	0	0	0	0	0						
Sandy Alomar Jr., R OBP: 0.261, SLG: 0.274 (1, 2)						F7				3	0	2	0	0	0	0						
Mark Lewis, R OBP: 0.299, SLG: 0.322 (1, 4) (9, 6)										3	1	1	0	0	1	2						
Inning Stats	R: 0 E: 0 K: 0 S: 5	H: 0 LOB: 0 BB: 1 P: 11	R: 1 E: 0 K: 0 S: 12	H: 1 LOB: 0 BB: 0 P: 16	R: 0 E: 0 K: 0 S: 4	H: 1 LOB: 0 BB: 0 P: 6	R: 0 E: 0 K: 0 S: 9	H: 1 LOB: 1 BB: 0 P: 13	R: 0 E: 0 K: 0 S: 8	H: 0 LOB: 0 BB: 0 P: 12	R: 1 E: 0 K: 0 S: 13	H: 2 LOB: 1 BB: 0 P: 20	R: 0 E: 0 K: 0 S: 8	H: 0 LOB: 0 BB: 0 P: 11	R: 0 E: 0 K: 2 S: 11	H: 1 LOB: 1 BB: 0 P: 14	R: 0 E: 0 K: 1 S: 9	H: 0 LOB: 0 BB: 0 P: 14	1B: 3 2B: 1 3B: 1 HR: 1	SF: 0 SAC: 1 DP: 1 HBP: 0	WP: 0 PB: 0 CS: 1	PA: 32
PITCHER	IP	WLS	BF	H	R	ER	SO	BB	IBB	HBP	BLK	WP	HR	S	P	ERA	WHIP					
Bill Wegman, R ERA: 3.82 Dan Plesac, L ERA: 2.93 (1, 1) (9, 1)	8.0	W	29	6	2	2	2	1	0	0	0	0	0	9	14	0.00	0.875					



Fri Jul 05 1991, 7:05 PM EDT
Att: 13,221 - Cloudy - 82 F

Batter	1	2	3	4	5	6	7	8	9	AB	R	H	RBI	BB	SO	LOB	TOP				
Paul Moltzer, R (1, 10) OBP: 0.386, SLG: 0.492	G5-3			F8		F8			1B BB	3	0	0	0	1	0	0	Milwaukee Brewers @ Cleveland Indians Cleveland Municipal Stadium, Cleveland, OH Sat Jul 06 1991, 7:05 PM EDT Att: 15,461 - Sunny - 88 F livebaseballscorecards.com				
Willie Randolph, R (1, 4) OBP: 0.416, SLG: 0.346	K			F9		F8			F9	4	0	0	0	0	1	1					
Greg Vaughn, R (1, 7) OBP: 0.318, SLG: 0.486	K			K		K			1B	4	0	1	0	0	3	0					
Candy Maldonado, R (1, 9) OBP: 0.325, SLG: 0.471		K				F9			F8	4	0	1	0	0	1	2					
Dante Bichette, R (1, 8) OBP: 0.275, SLG: 0.411		K				K			G3-1 1B	3	0	1	0	0	2	1					
Franklin Stubbs, L (1, 3) OBP: 0.279, SLG: 0.341		K				G6-3			K	3	0	0	0	0	2	2					
Rick Dempsey, R (1, 2) OBP: 0.256, SLG: 0.333 B.J. Surhoff, L (8, PH) OBP: 0.281, SLG: 0.271				B5-3		G4-3			G3-1	2	0	0	0	0	0	1					
Jim Cantner, L (1, 5) OBP: 0.310, SLG: 0.332				G1-3					F7	3	0	1	0	0	0	1					
Dale Sveum, S (1, 6) OBP: 0.301, SLG: 0.329				K		K			K	3	0	0	0	0	3	1					
Inning Stats	R: 0 E: 0 K: 2 S: 7	H: 0 LOB: 0 BB: 0 P: 12	R: 0 E: 0 K: 3 S: 15	H: 0 LOB: 0 BB: 0 P: 19	R: 0 E: 0 K: 1 S: 6	H: 0 LOB: 0 BB: 0 P: 7	R: 0 E: 0 K: 1 S: 6	H: 0 LOB: 0 BB: 0 P: 8	R: 0 E: 0 K: 1 S: 12	H: 1 LOB: 1 BB: 0 P: 15	R: 0 E: 0 K: 1 S: 8	H: 1 LOB: 0 BB: 0 P: 9	R: 0 E: 0 K: 1 S: 10	H: 0 LOB: 0 BB: 0 P: 18	R: 0 E: 0 K: 1 S: 11	H: 1 LOB: 1 BB: 0 P: 15	R: 0 E: 0 K: 1 S: 11	H: 1 LOB: 2 BB: 1 P: 20	1B: 3 2B: 1 3B: 0 HR: 0	SF: 0 SAC: 0 DP: 0 HBP: 0	WP: 0 PA: 31 CS: 1
PITCHER	IP	WLS	BF	H	R	ER	SO	BB	IBB	HBP	BLK	WP	HR	S	P	ERA	WHIP				
Greg Swindell, L (1, 1) ERA: 2.89	7.0	W	22	2	0	0	10	0	0	0	0	0	0	64	88	0.00	0.286				
Shawn Hillegas, R (8, 1) ERA: 1.66	2.0	S	9	2	0	0	2	1	0	0	0	0	0	22	35	0.00	1.500				

Batter	1	2	3	4	5	6	7	8	9	AB	R	H	RBI	BB	SO	LOB	BOTTOM				
Alex Cole, L (1, 8) OBP: 0.385, SLG: 0.335	K		F8			G4-3	G6-3			4	0	0	0	0	1	1	Milwaukee Brewers @ Cleveland Indians Cleveland Municipal Stadium, Cleveland, OH Sat Jul 06 1991, 7:05 PM EDT Att: 15,461 - Sunny - 88 F livebaseballscorecards.com				
Chris James, R (1, 10) OBP: 0.300, SLG: 0.345	G6-3		FC4			1B 2B		FC3-6 HBP	3	1	1	0	0	0	1	1					
Carlos Baerga, S (1, 5) OBP: 0.355, SLG: 0.425				F8		1B BB		FC3-6 G4-3	4	1	2	1	0	0	1	1					
Reggie Jefferson, S (1, 3) OBP: 0.219, SLG: 0.367	G5-3			G4-3		1B BB		G4-3	3	0	0	0	1	0	2	2					
Mark Whiten, S (1, 9) OBP: 0.289, SLG: 0.378			G4-3			1B WP		FC6-2-5-1	3	0	1	1	0	0	0	0					
Albert Belle, R (1, 7) OBP: 0.299, SLG: 0.481 Glenallen Hill, R (7, 7) OBP: 0.314, SLG: 0.425			G5-3			K		FC6-2-5-1	3	0	0	0	0	0	1	2					
Sandy Alomar Jr., R (1, 2) OBP: 0.262, SLG: 0.270			F9			BB		FC6-4	2	0	0	0	0	1	0	2					
Felix Fermin, R (1, 6) OBP: 0.281, SLG: 0.279			G4-3			F9		G4-3	3	0	0	0	0	0	1	1					
Mark Lewis, R (1, 4) OBP: 0.299, SLG: 0.322			FC4 1B			G6-3		F7	3	0	1	0	0	0	1	1					
Inning Stats	R: 0 E: 0 K: 1 S: 11	H: 1 LOB: 1 BB: 0 P: 19	R: 0 E: 0 K: 0 S: 6	H: 0 LOB: 0 BB: 0 P: 9	R: 0 E: 0 K: 0 S: 8	H: 1 LOB: 1 BB: 0 P: 14	R: 0 E: 0 K: 0 S: 5	H: 0 LOB: 0 BB: 0 P: 8	R: 0 E: 0 K: 0 S: 15	H: 0 LOB: 1 BB: 1 P: 22	R: 2 E: 0 K: 0 S: 10	H: 3 LOB: 2 BB: 1 P: 21	R: 0 E: 0 K: 0 S: 5	H: 0 LOB: 0 BB: 0 P: 6	R: 0 E: 0 K: 0 S: 5	H: 0 LOB: 0 BB: 0 P: 9	1B: 3 2B: 2 3B: 0 HR: 0	SF: 0 SAC: 0 DP: 1 HBP: 1	WP: 1 PA: 31 CS: 0		
PITCHER	IP	WLS	BF	H	R	ER	SO	BB	IBB	HBP	BLK	WP	HR	S	P	ERA	WHIP				
Jaime Navarro, R (1, 1) ERA: 4.0	8.0	L	31	5	2	2	2	2	0	1	0	1	0	65	108	2.25	0.875				

Batter	1	2	3	4	5	6	7	8	9	AB	R	H	RBI	BB	SO	LOB	TOP										
Glenallen Hill, R (1, 8) OBP: 0.313, SLG: 0.435 Alex Cole, L (9, PH) OBP: 0.388, SLG: 0.335	4-1 2B BB	2-2 P2			2-3 K		0-1 P6		4-1 BB	3	0	0	0	1	1	3	Cleveland Indians @ Seattle Mariners The Kingdome, Seattle, WA Thu Jul 11 1991, 10:05 PM EDT Att. 12,342 - Dome - 70 F										
Chris James, R (1, 10) OBP: 0.299, SLG: 0.347	3-2 L7		1-0 F9		2-2 G6-3		2-2 FC6-4		2-2 G6-3	5	0	0	0	0	0	3											
Carlos Baerga, S (1, 5) OBP: 0.356, SLG: 0.424	1-1 2B		3-2 G4-3		0-0 G3		0-3 K			4	0	1	0	0	1	0											
Reggie Jefferson, S (1, 3) OBP: 0.214, SLG: 0.325	1-2 L3		2-1 G6-3		0-0 G1-3 1B		1-2 1B 1B			4	0	2	0	0	0	2											
Mark Whiten, S (1, 9) OBP: 0.290, SLG: 0.373	2-3 K			1-3 K		0-0 G1-3		1-2 F8		4	0	0	0	0	2	4											
Albert Belle, R (1, 7)		0-1 FC5-4 1B		0-0 WP 2B		4-2 BB		1-0 1B		3	0	3	0	1	0	0											
Sandy Alomar Jr., R (1, 2) OBP: 0.279, SLG: 0.297		1-2 FC5-4 1B		0-0 P4		1-1 G1-3		0-2 G1-3		4	0	0	0	0	0	6											
Felix Fermin, R (1, 6) OBP: 0.290, SLG: 0.286 Jerry Browne, S (9, PH) OBP: 0.281, SLG: 0.241		0-2 1B		2-2 G1-3		3-2 FC6-4 1B		1-1 G5-3		3	0	2	0	0	0	1											
Mark Lewis, R (1, 4) OBP: 0.294, SLG: 0.316 Mike Aldrete, L (9, PH) OBP: 0.400, SLG: 0.418		0-0 P4		0-1 G4-3		2-2 F8		2-1 G1-3		3	0	0	0	0	0	3											
Inning Stats	R: 0 E: 0 K: 1 S: 12	H: 1 LOB: 2 BB: 1 P: 23	R: 0 E: 0 K: 0 S: 12	H: 0 LOB: 0 BB: 0 P: 15	R: 0 E: 0 K: 0 S: 8	H: 0 LOB: 0 BB: 0 P: 14	R: 0 E: 0 K: 1 S: 10	H: 1 LOB: 1 BB: 0 P: 13	R: 0 E: 0 K: 0 S: 8	H: 0 LOB: 2 BB: 1 P: 12	R: 0 E: 0 K: 0 S: 7	H: 1 LOB: 2 BB: 1 P: 12	R: 0 E: 0 K: 0 S: 12	H: 1 LOB: 1 BB: 0 P: 19	R: 0 E: 0 K: 1 S: 15	H: 2 LOB: 2 BB: 0 P: 18		R: 0 E: 0 K: 0 S: 8	H: 0 LOB: 1 BB: 1 P: 17	1B: 6 2B: 2 3B: 0 HR: 0	SF: 0 SAC: 0 DP: 0 HBP: 0	WP: 1 PB: 0 SB: 0 CS: 0	PA: 38				
PITCHER	IP	WLS	BF	H	R	ER	SO	BB	IBB	HBP	BLK	WP	HR	S	P	ERA	WHIP										
Brian Holman, R (1, 1) ERA: 3.59 Bill Swift, R (8, 1) ERA: 2.54	7.0	W	29	6	0	0	3	2	0	0	0	1	0	69	108	0.00	1.143										

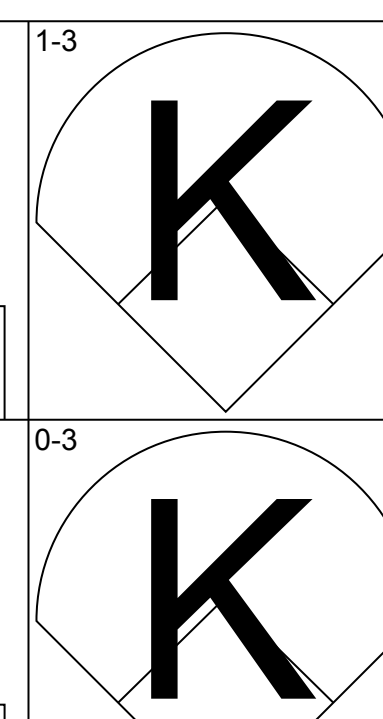
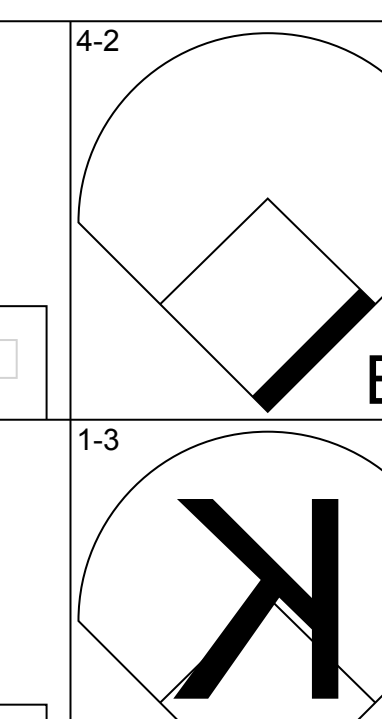
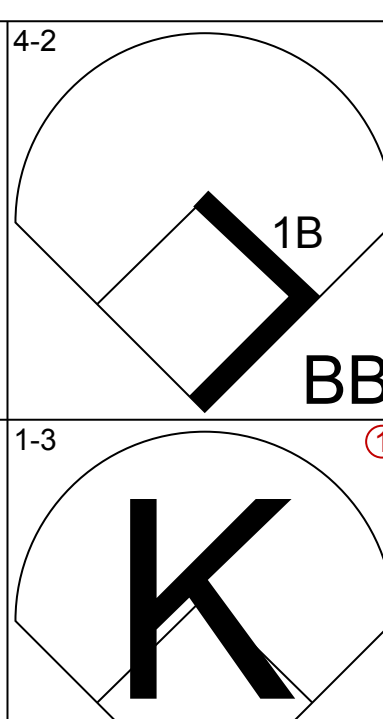
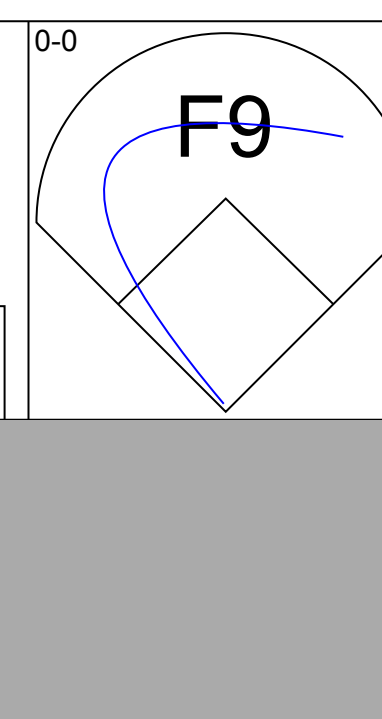
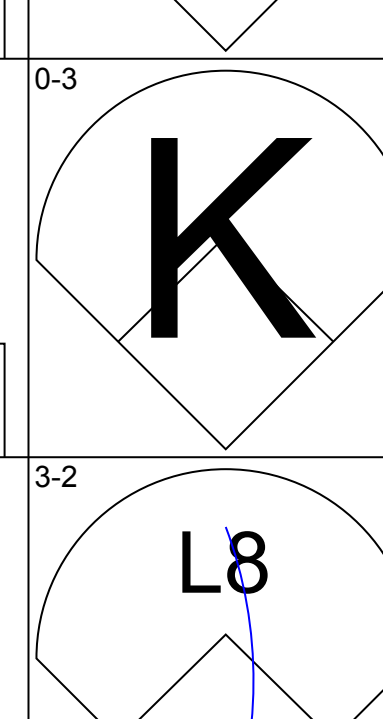
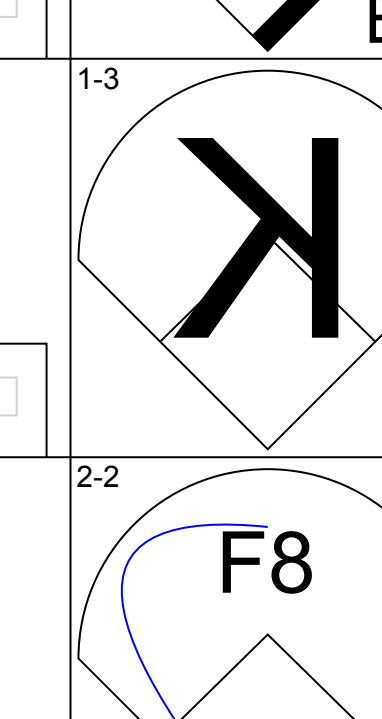
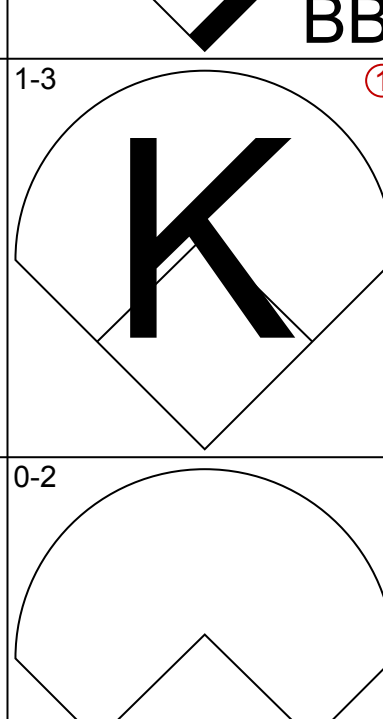
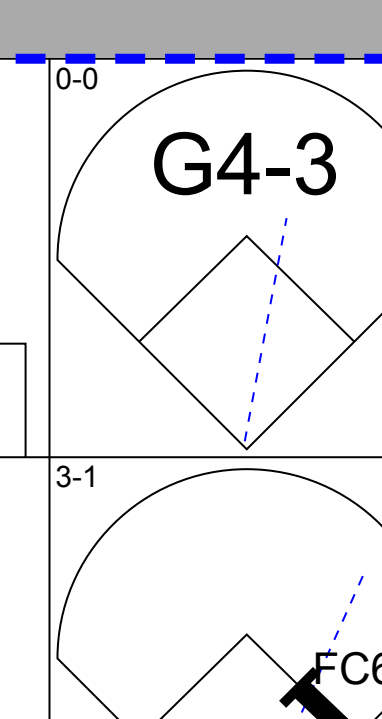
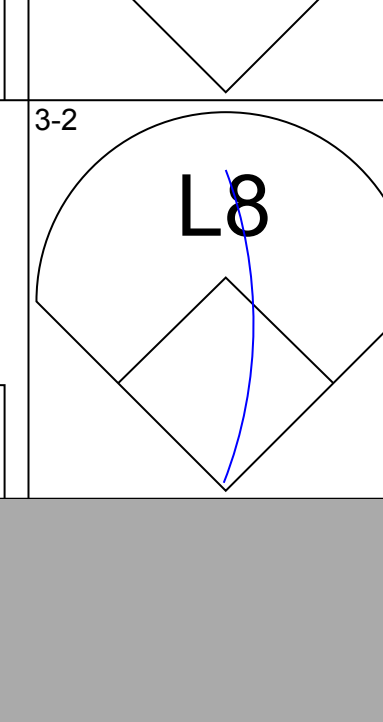
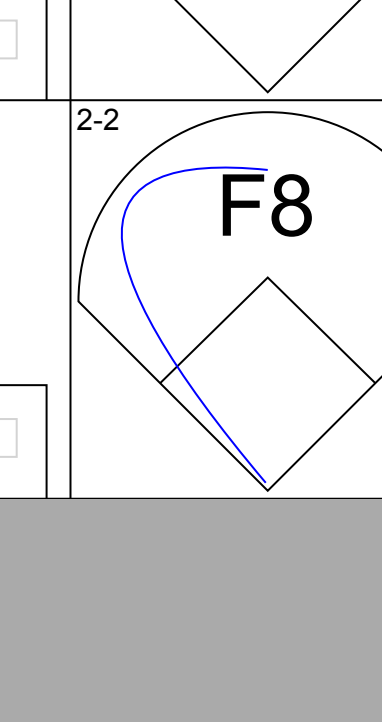
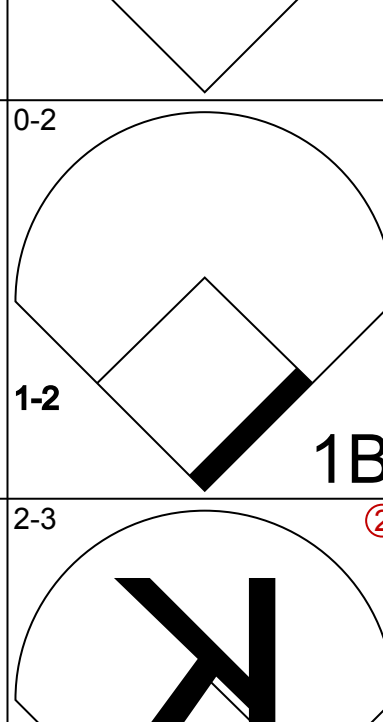
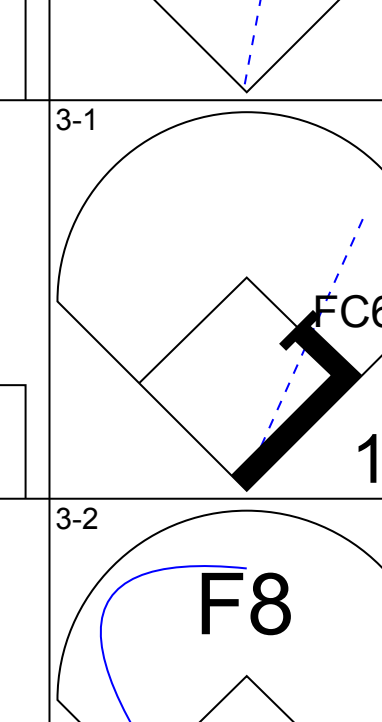
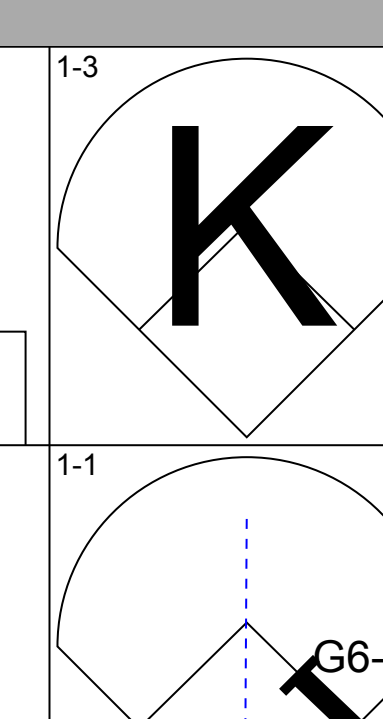
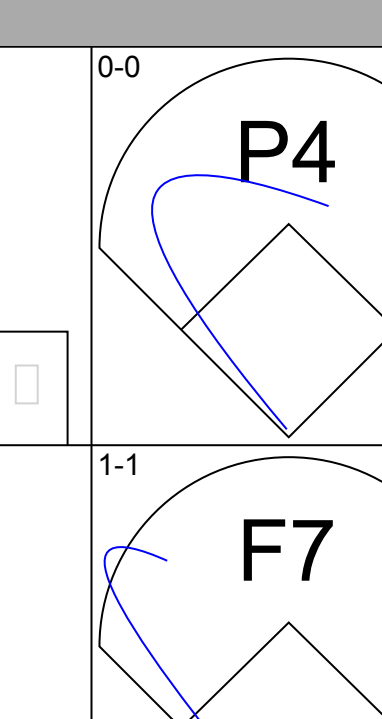
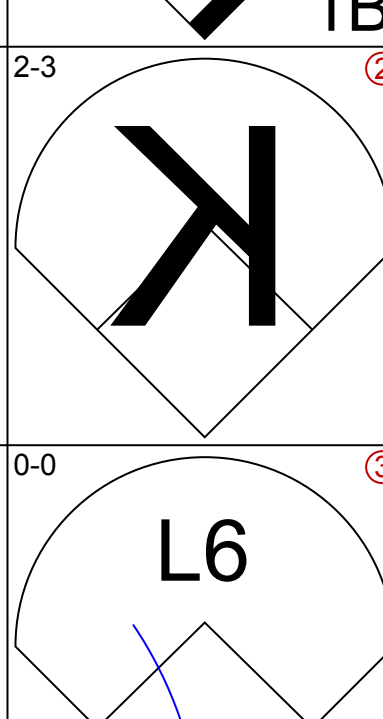
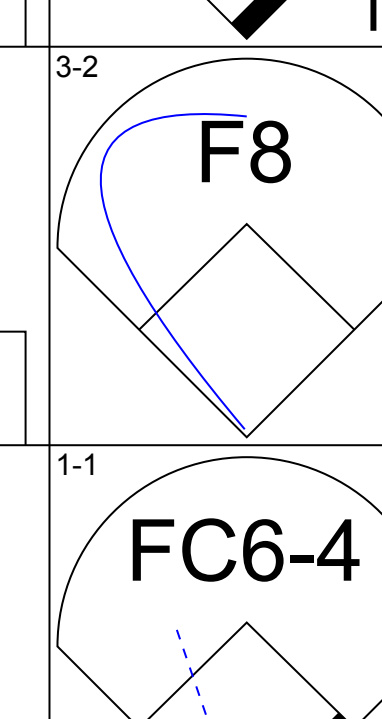
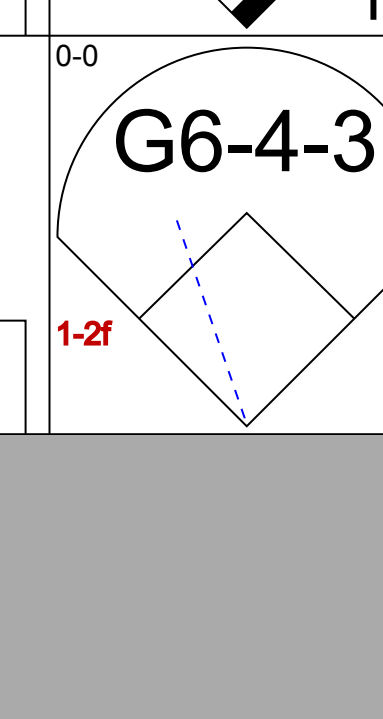
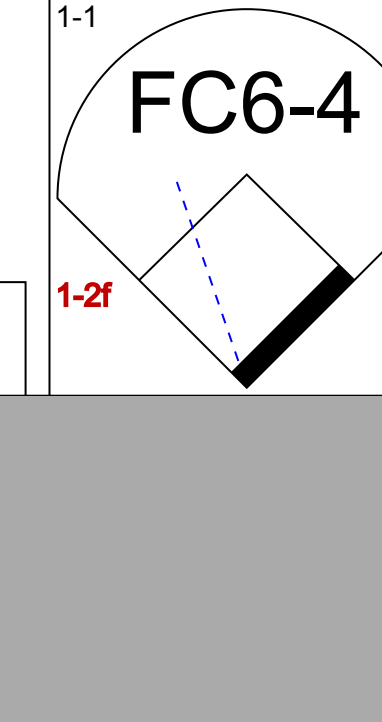



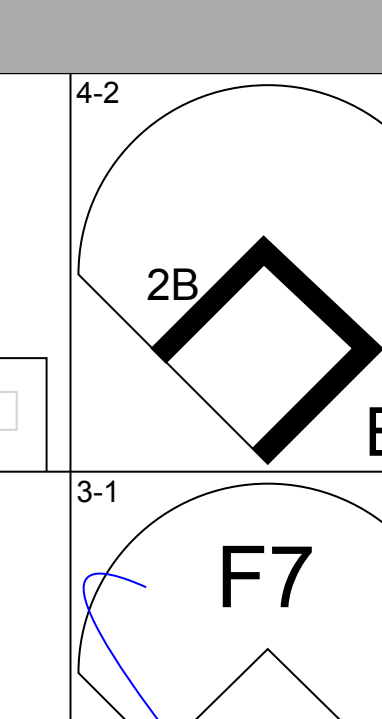


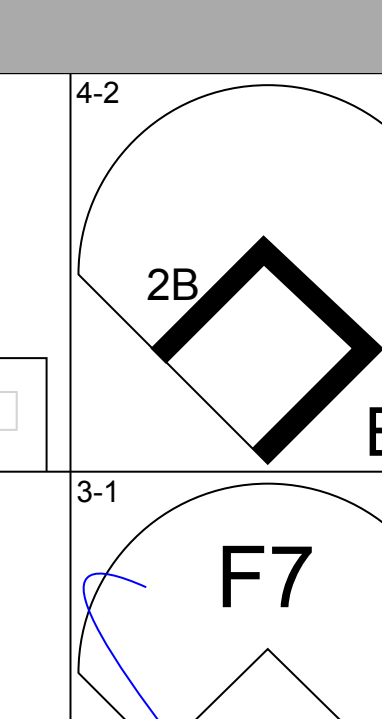

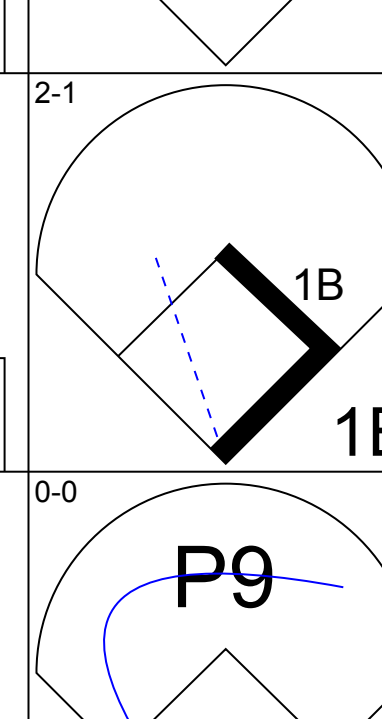
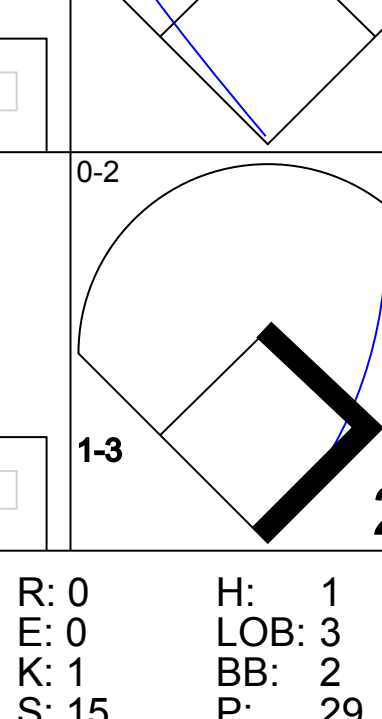

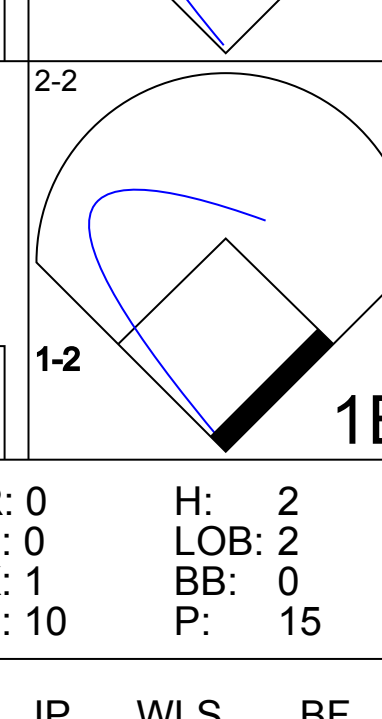
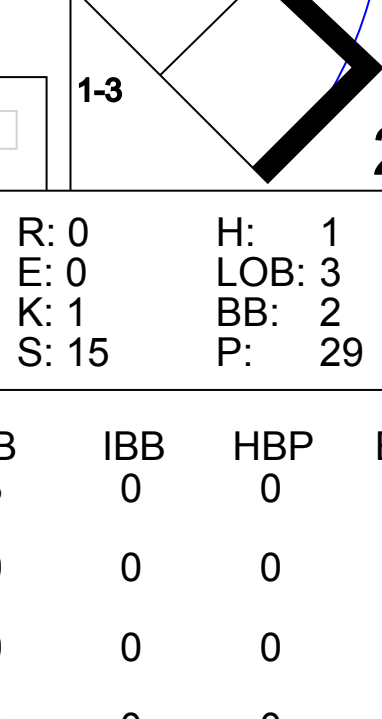
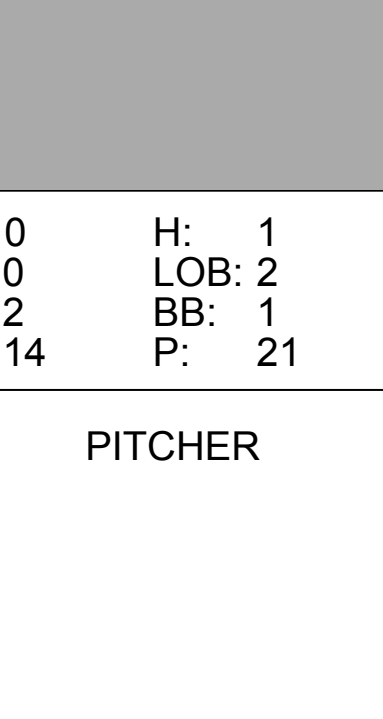
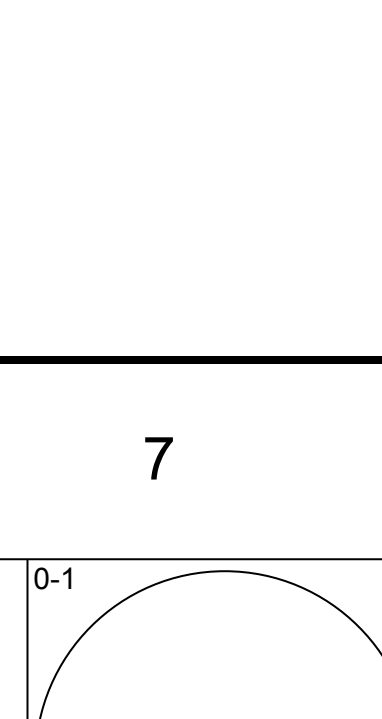
AB	35
R	0
H	8
RBI	0
BB	3
SO	4
LOB	22



Batter	1	2	3	4	5	6	7	8	9	AB	R	H	RBI	BB	SO	LOB	BOTTOM										
Edgar Martinez, R (1, 5) OBP: 0.399, SLG: 0.400	1-1 L6		1-1 G5-3		1-2 F9		1-1 1B E	1-2 1B 1H 2H		5	1	2	2	0	0	0	Cleveland Indians @ Seattle Mariners The Kingdome, Seattle, WA Thu Jul 11 1991, 10:05 PM EDT Att. 12,342 - Dome - 70 F										
Harold Reynolds, S (1, 4) OBP: 0.341, SLG: 0.347	1-0 L4		2-1 G4-3 3B		1-3 K		0-1 E	1-1 G5-3		5	1	2	0	0	1	2											
Ken Griffey Jr., L (1, 8) OBP: 0.363, SLG: 0.443	4-2 BB		2-0 G4-3		4-1 G6-3 BB		1-0 FC3-2	1-3 2-H 3-H 2-0		2	0	0	1	2	0	2											
Pete O'Brien, L (1, 3) OBP: 0.285, SLG: 0.363	1-2 G4-3		3-H 2-2 1B		1-1 G6-3		1-1 F7			4	0	1	0	0	0	4											
Alvin Davis, L (1, 10) OBP: 0.315, SLG: 0.360 Henry Cotto, R (8, PR) OBP: 0.345, SLG: 0.414		1-3 K	1-2 P2		2-1 2B		2-1 1B 2B		2-1 1B 2B	4	1	2	0	0	1	1											
Jay Buhner, R (1, 9) OBP: 0.337, SLG: 0.500	4-1 BB BB			1-3 K		0-0 2B		0-1 1B		3	0	2	2	1	1	0											
Dave Cochrane, S (1, 7) OBP: 0.347, SLG: 0.382 Greg Briley, L (8, 7) OBP: 0.249, SLG: 0.260	4-2 BB		3-2 G4-3		1-3 K		1-3 F7			2	0	0	0	1	1	1											
Omar Vizquel, S (1, 6) OBP: 0.295, SLG: 0.281	4-2 BB		2-2 G3-1		0-0 L7		4-2 PB 1B BB			2	1	0	0	2	0	0											
Dave Valle, R (1, 2) OBP: 0.254, SLG: 0.223	0-2 G6-4-3		0-0 G6-3		0-1 1B FC3-2 1B		1-2 PB 1B			4	1	2	0	0	0	3											
Inning Stats	R: 0 E: 0 K: 0 S: 8	H: 0 LOB: 1 BB: 1 P: 15	R: 0 E: 0 K: 1 S: 13	H: 0 LOB: 2 BB: 3 P: 26	R: 1 E: 0 K: 0 S: 11	H: 2 LOB: 1 BB: 0 P: 19	R: 0 E: 0 K: 1 S: 9	H: 0 LOB: 0 BB: 0 P: 15	R: 0 E: 0 K: 1 S: 9	H: 2 LOB: 1 BB: 1 P: 17	R: 1 E: 0 K: 0 S: 9	H: 3 LOB: 2 BB: 0 P: 13	R: 3 E: 0 K: 0 S: 15	H: 4 LOB: 2 BB: 1 P: 24	R: 0 E: 0 K: 0 S: 8	H: 0 LOB: 0 BB: 0 P: 10		1B: 7 2B: 3 3B: 1 HR: 0	SF: 0 SAC: 0 DP: 2 HBP: 0	WP: 0 PB: 1 SB: 0 CS: 0	PA: 38						
PITCHER	IP	WLS	BF	H	R	ER	SO	BB	IBB	HBP	BLK	WP	HR	S	P	ERA	WHIP										
Charles Nagy, R (1, 1) ERA: 3.53 Jesse Orosco, L (7, 1) ERA: 3.39 Jeff Shaw, R (8, 1) ERA: 4.58	6.1	L	28	6	3	2	4	0	0	0	0	0	0	66	111	2.84	1.737										

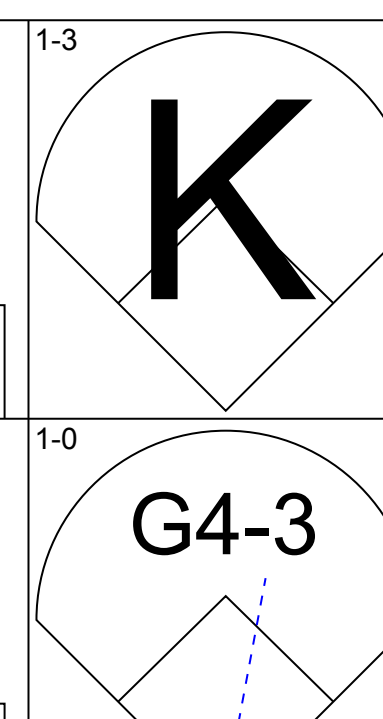
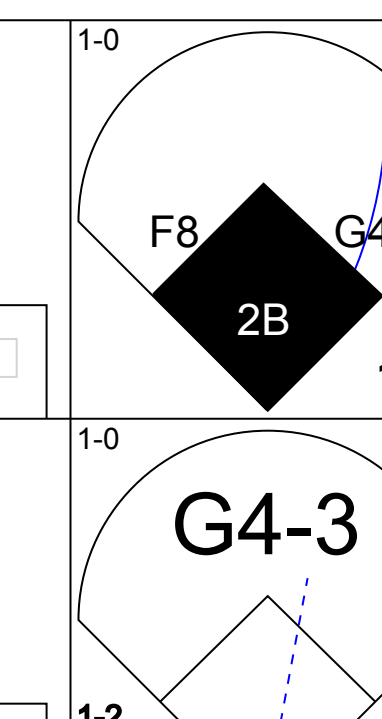
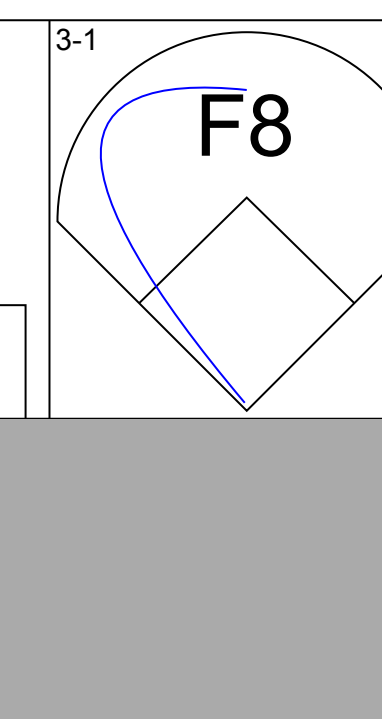
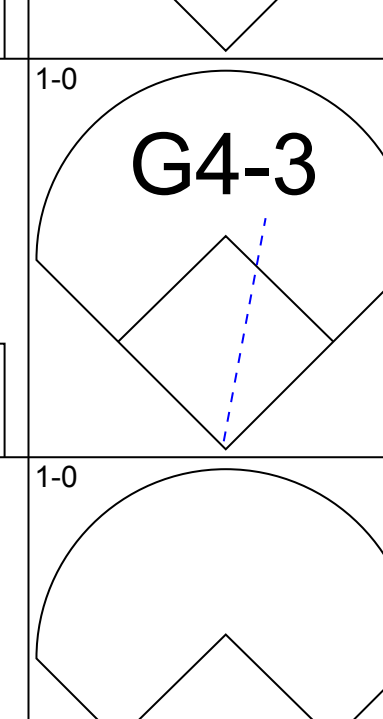
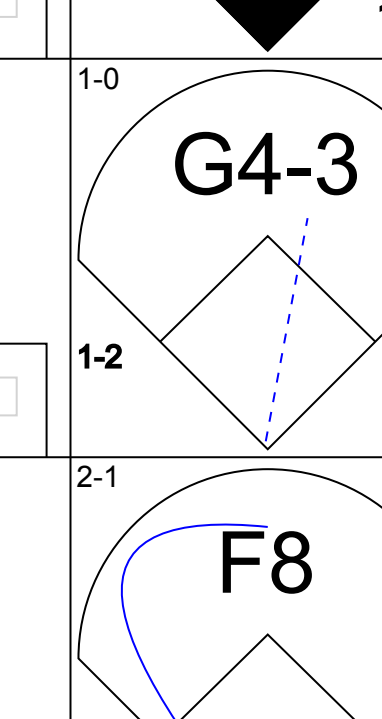

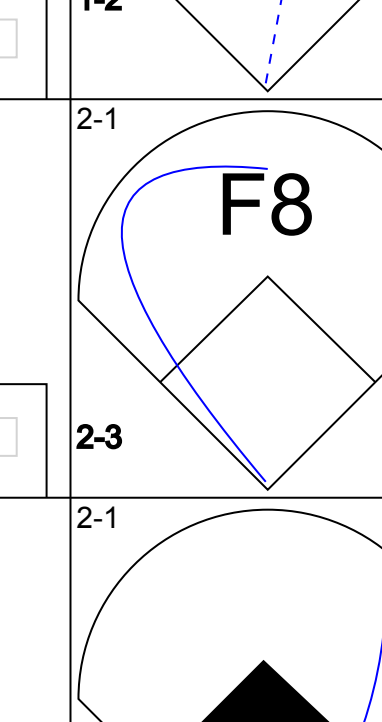

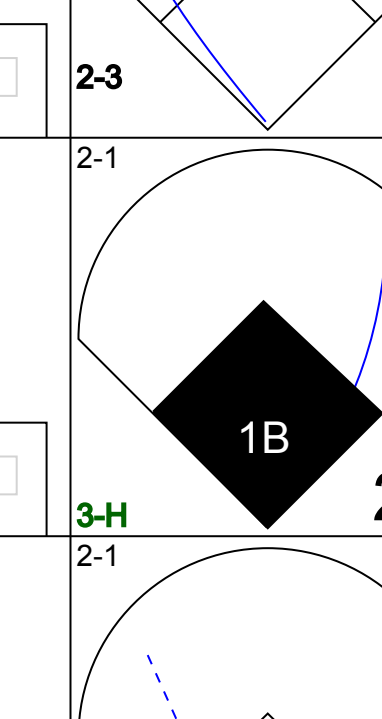

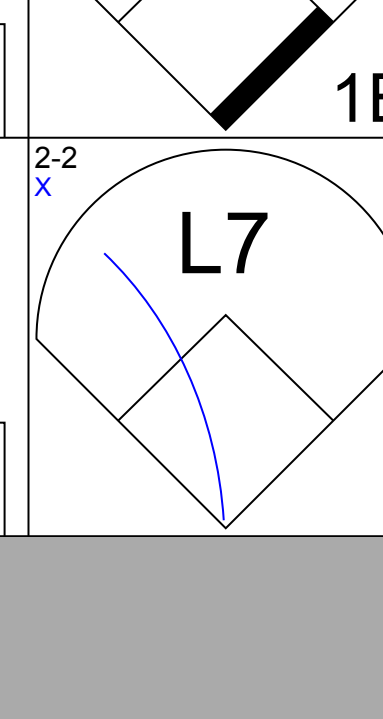
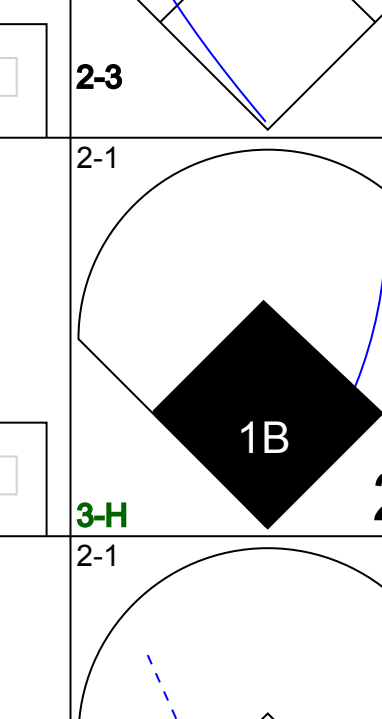

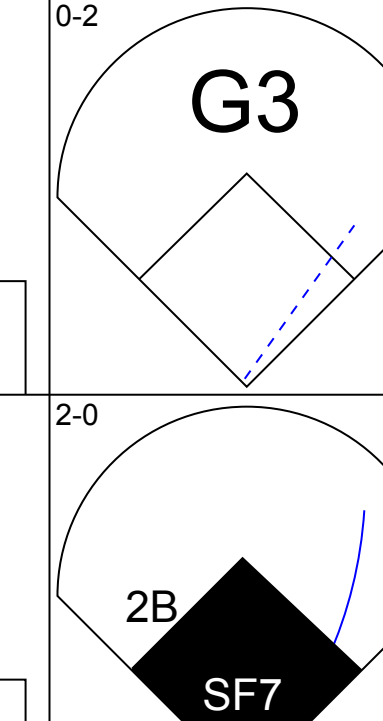

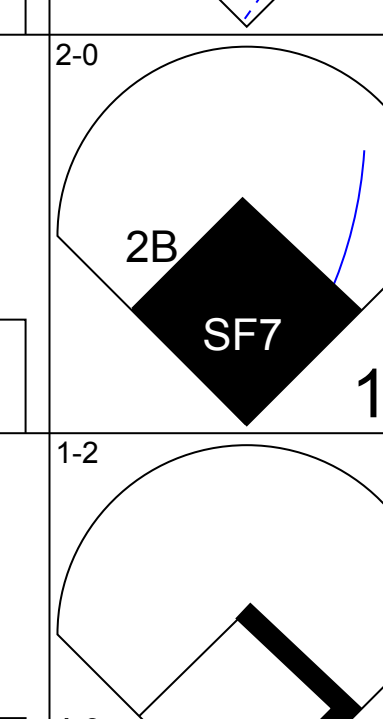
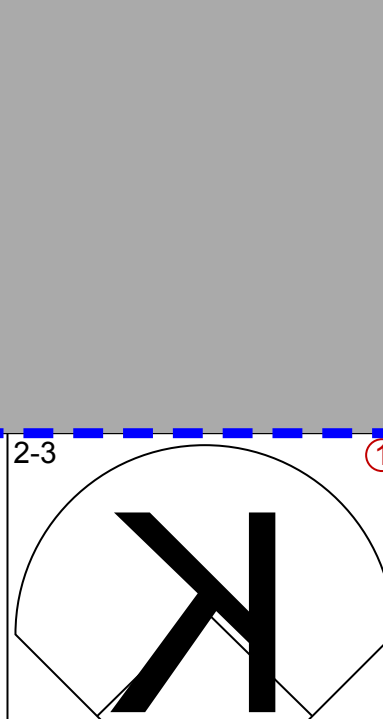
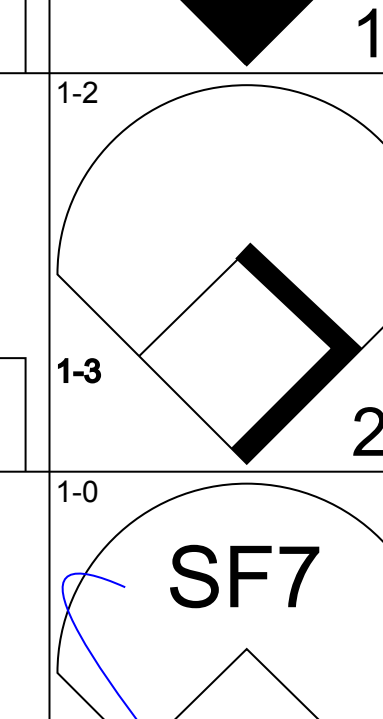
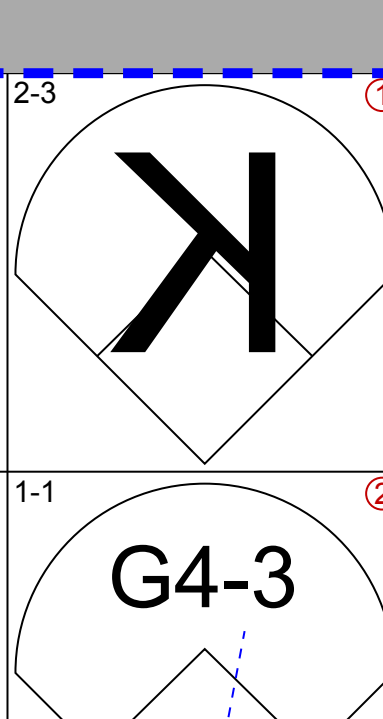
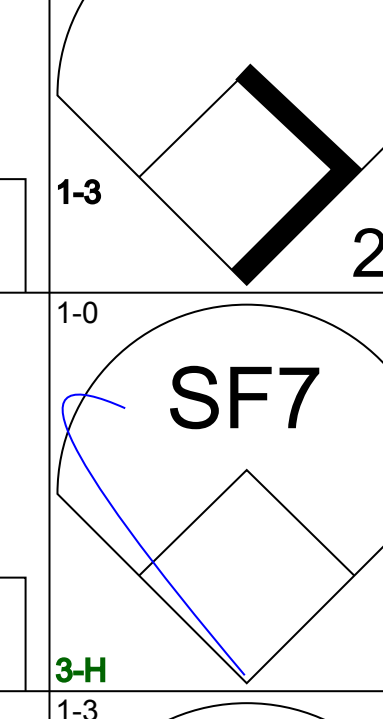
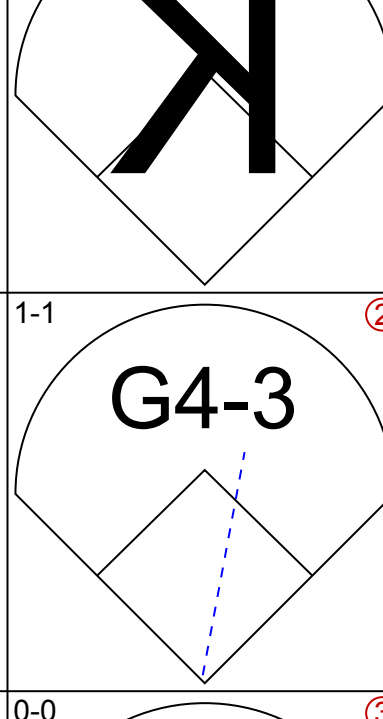
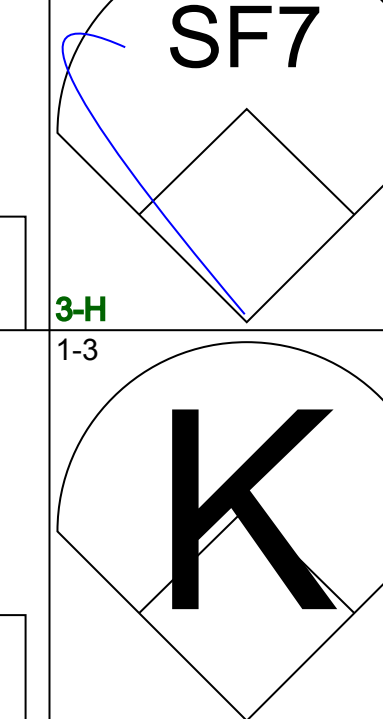
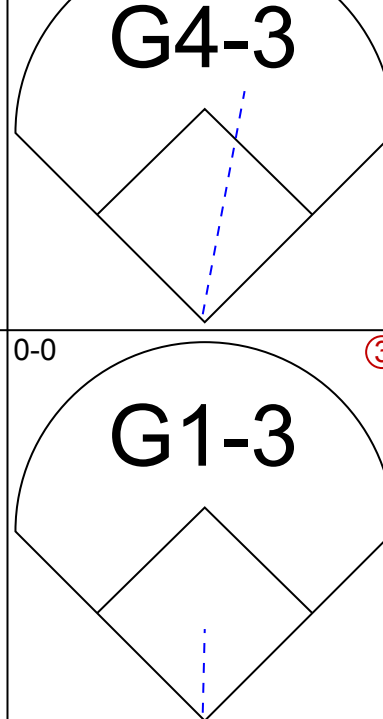
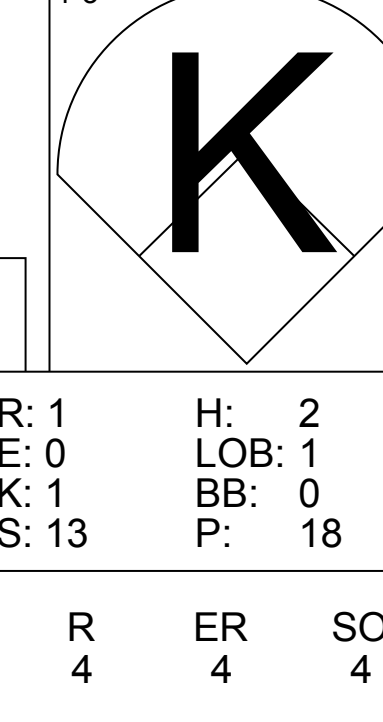
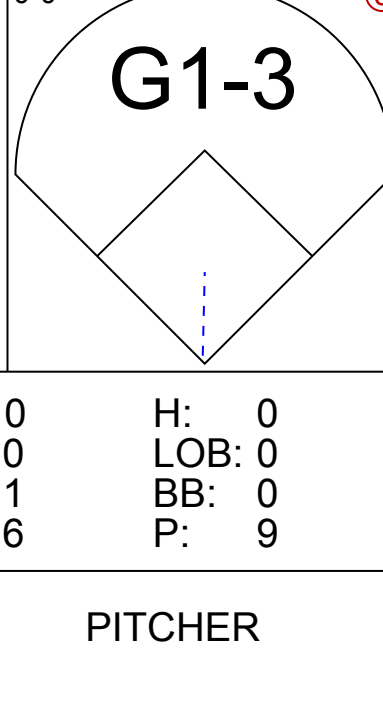
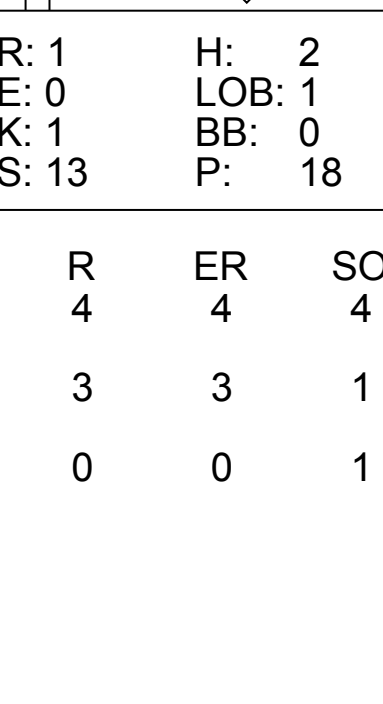
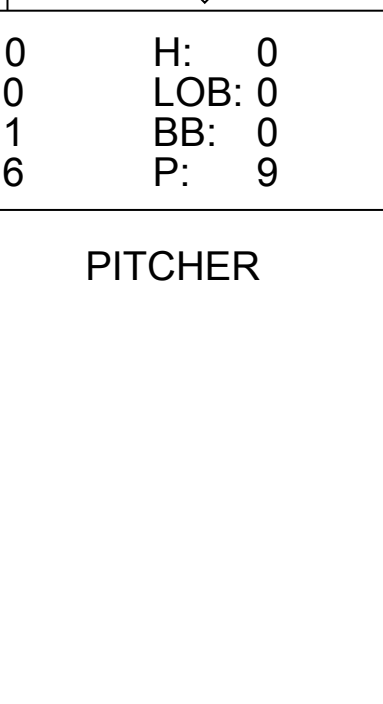
AB	32
R	6
H	11
RBI	5
BB	6
SO	4
LOB	14



Batter	1	2	3	4	5	6	7	8	9	AB	R	H	RBI	BB	SO	LOB	TOP						
Glenallen Hill, R OBP: 0.318, SLG: 0.427 (1, 8)										2	0	0	0	2	1	2	Cleveland Indians @ Seattle Mariners The Kingdome, Seattle, WA Fri Jul 12 1991, 10:05 PM EDT Att: 15,211 - Dome - 70 F						
Chris James, R OBP: 0.295, SLG: 0.342 (1, 7)										4	0	0	0	0	3	4							
Carlos Baerga, S OBP: 0.358, SLG: 0.425 (1, 4)										4	0	2	0	0	0	3							
Reggie Jefferson, S OBP: 0.196, SLG: 0.295 (1, 3)										4	0	0	0	0	2	3							
Carlos Martinez, R OBP: 0.250, SLG: 0.250 (1, 10)										4	0	1	0	0	0	3							
Mark Whiten, S OBP: 0.285, SLG: 0.365 (1, 9)										4	0	0	0	0	2	1							
Brook Jacoby, R OBP: 0.288, SLG: 0.338 (1, 5)										3	0	1	0	1	1	0							
Sandy Alomar Jr., R OBP: 0.272, SLG: 0.289 (1, 2)										4	0	0	0	0	0	2							
Felix Fermin, R OBP: 0.292, SLG: 0.292 (7, PH)										2	0	1	0	0	0	0							
Mark Lewis, R OBP: 0.296, SLG: 0.319 (7, 6)										1	0	1	0	0	0	0							
Inning Stats	R: 0 E: 0 K: 2 S: 10	H: 0 LOB: 0 BB: 0 P: 14	R: 0 E: 0 K: 1 S: 6	H: 1 LOB: 0 BB: 0 P: 8	R: 0 E: 0 K: 1 S: 15	H: 1 LOB: 3 BB: 2 P: 29	R: 0 E: 0 K: 1 S: 6	H: 0 LOB: 0 BB: 0 P: 8	R: 0 E: 0 K: 1 S: 13	H: 0 LOB: 0 BB: 0 P: 19	R: 0 E: 0 K: 2 S: 14	H: 1 LOB: 2 BB: 1 P: 21	R: 0 E: 0 K: 1 S: 10	H: 2 LOB: 2 BB: 0 P: 15	R: 0 E: 0 K: 0 S: 8	H: 1 LOB: 1 BB: 0 P: 15	R: 0 E: 0 K: 0 S: 5	H: 0 LOB: 0 BB: 0 P: 7	1B: 5 2B: 1 3B: 0 HR: 0	SF: 0 SAC: 0 DP: 1 HBP: 0	WP: 0 PB: 0 SB: 0 CS: 0	PA: 35	
PITCHER	IP	WLS	BF	H	R	ER	SO	BB	IBB	HBP	BLK	WP	HR	S	P	ERA	WHIP						
Randy Johnson, L ERA: 3.69	(1, 1)	7.0	W	28	5	0	0	9	3	0	0	0	0	0	74	114	0.00	1.143					
Mike Schooler, R ERA:	(8, 1)	1.0		4	1	0	0	0	0	0	0	0	0	0	8	15	0.00	1.000					
Michael Jackson, R ERA: 2.91	(9, 1)	0.2		2	0	0	0	0	0	0	0	0	0	3	5	0.00	0.000						
Rob Murphy, L ERA: 2.51	(9, 1)	0.1		1	0	0	0	0	0	0	0	0	0	2	2	0.00	0.000						

AB	32
R	0
H	6
RBI	0
BB	3
SO	9
LOB	18



Batter	1	2	3	4	5	6	7	8	9	AB	R	H	RBI	BB	SO	LOB	BOTTOM						
Edgar Martinez, R OBP: 0.399, SLG: 0.411 (1, 5)										5	2	2	1	0	1	1	Cleveland Indians @ Seattle Mariners The Kingdome, Seattle, WA Fri Jul 12 1991, 10:05 PM EDT Att: 15,211 - Dome - 70 F						
Harold Reynolds, S OBP: 0.340, SLG: 0.348 (1, 4)										4	1	1	0	0	1	1							
Ken Griffey Jr., L OBP: 0.366, SLG: 0.449 (7, PH)										3	1	2	0	0	0	1							
Henry Cotto, R OBP: 0.342, SLG: 0.410 (8, 8)										1	0	0	0	0	0	1							
Pete O'Brien, L OBP: 0.290, SLG: 0.379 (1, 3)										3	2	2	3	1	0	1							
Alvin Davis, L OBP: 0.321, SLG: 0.364 (7, PR)										3	0	2	2	1	0	0							
Alonzo Powell, R OBP: 0.230, SLG: 0.273 (7, PR)										0	0	0	0	0	0	0							
Jay Buhner, R OBP: 0.335, SLG: 0.494 (1, 9)										4	1	1	0	0	0	4							
Dave Cochrane, S OBP: 0.346, SLG: 0.394 (7, 7)										3	0	1	0	0	2	0							
Greg Briley, L OBP: 0.247, SLG: 0.258 (7, 7)										1	0	0	0	0	0	1							
Omar Vizquel, S OBP: 0.294, SLG: 0.282 (1, 6)										3	0	1	1	0	1	0							
Dave Valle, R OBP: 0.249, SLG: 0.218 (1, 2)										4	0	0	0	0	1	2							
Inning Stats	R: 0 E: 0 K: 1 S: 11	H: 1 LOB: 1 BB: 0 P: 16	R: 1 E: 0 K: 1 S: 13	H: 2 LOB: 1 BB: 0 P: 18	R: 2 E: 0 K: 0 S: 9	H: 3 LOB: 1 BB: 0 P: 20	R: 0 E: 0 K: 1 S: 8	H: 1 LOB: 1 BB: 0 P: 13	R: 1 E: 0 K: 1 S: 9	H: 2 LOB: 1 BB: 1 P: 17	R: 0 E: 0 K: 1 S: 6	H: 0 LOB: 0 BB: 0 P: 9	R: 3 E: 0 K: 0 S: 16	H: 3 LOB: 1 BB: 1 P: 26	R: 0 E: 0 K: 1 S: 6	H: 0 LOB: 0 BB: 0 P: 9	1B: 6 2B: 4 3B: 0 HR: 2	SF: 1 SAC: 0 DP: 1 HBP: 0	WP: 0 PB: 0 SB: 0 CS: 0	PA: 37			
PITCHER	IP	WLS	BF	H	R	ER	SO	BB	IBB	HBP	BLK	WP	HR	S	P	ERA	WHIP						
Rod Nichols, R ERA: 3.91	(1, 1)	5.0	L	24	9	4	4	4	1	0	0	0	0	50	84	7.20	2.000						
Doug Jones, R ERA: 7.12	(6, 1)	2.0		10	3	3	3	1	1	0	0	0	0	2	22	35	13.50	2.000					
Shawn Hillegas, R ERA: 2.06	(8, 1)	1.0		3	0	0	0	1	0	0	0	0	0	6	9	0.00	0.000						

AB	34
R	7
H	12
RBI	7
BB	2
SO	6
LOB	12



Batter	1	2	3	4	5	6	7	8	9	AB	R	H	RBI	BB	SO	LOB	TOP					
Alex Cole, L OBP: 0.383, SLG: 0.343 (1, 8)										4	1	1	0	0	0	0						
Jerry Browne, S OBP: 0.265, SLG: 0.246 (1, 4)										4	1	2	0	0	0	0						
Carlos Baerga, S OBP: 0.363, SLG: 0.427 (1, 5)										3	0	3	1	1	0	0						
Carlos Martinez, R OBP: 0.308, SLG: 0.333 (1, 10)										4	0	0	0	0	2	6						
Reggie Jefferson, S OBP: 0.189, SLG: 0.275 Brook Jacoby, R OBP: 0.266, SLG: 0.336 (8, 3)										3	0	0	1	0	1	2						
Mike Aldrete, L OBP: 0.385, SLG: 0.403 Chris James, R OBP: 0.294, SLG: 0.341 (9, PH)										3	0	0	0	0	1	1						
Mark Whiten, S OBP: 0.293, SLG: 0.390 (1, 9)										4	1	2	1	0	1	0						
Joel Skinner, R OBP: 0.268, SLG: 0.346 (1, 2)										4	0	0	0	0	2	1						
Mark Lewis, R OBP: 0.292, SLG: 0.314 (1, 6)										4	0	0	0	0	0	1						
Inning Stats	R: 2 E: 0 K: 2 S: 19	H: 3 LOB: 1 BB: 0 P: 28	R: 0 E: 0 K: 2 S: 8	H: 0 LOB: 0 BB: 0 P: 10	R: 0 E: 0 K: 0 S: 6	H: 1 LOB: 1 BB: 0 P: 6	R: 0 E: 0 K: 1 S: 9	H: 0 LOB: 0 BB: 0 P: 15	R: 0 E: 0 K: 1 S: 6	H: 0 LOB: 0 BB: 0 P: 8	R: 0 E: 0 K: 0 S: 6	H: 1 LOB: 1 BB: 0 P: 11	R: 1 E: 0 K: 0 S: 8	H: 1 LOB: 0 BB: 0 P: 15	R: 0 E: 0 K: 1 S: 9	H: 1 LOB: 1 BB: 0 P: 20	R: 0 E: 0 K: 0 S: 8	H: 1 LOB: 1 BB: 0 P: 11	1B: 5 2B: 2 3B: 0 HR: 1	SF: 0 SAC: 0 DP: 0 HBP: 0	WP: 1 PB: 0 SB: 0 CS: 0	PA: 36
PITCHER	IP WLS BF H R ER SO BB IBB HBP BLK WP HR S P ERA WHIP	IP WLS BF H R ER SO BB IBB HBP BLK WP HR S P ERA WHIP																				
Rich DeLucia, R ERA: 4.56 (1, 1)	7.1 W 30 7 3 3 6 1 0 0 0 1 1 67 106 3.68 1.091	1.2 L 6 1 0 0 1 0 0 0 0 0 0 12 18 0.00 0.600																				

Cleveland Indians @ Seattle Mariners
The Kingdome, Seattle, WA
Sun Jul 14 1991, 6:33 AM EDT
Att: 15,441 - Dome - 70 F

AB 35
R 3
H 8
RBI 3
BB 1
SO 7
LOB 13



Batter	1	2	3	4	5	6	7	8	9	AB	R	H	RBI	BB	SO	LOB	BOTTOM			
Edgar Martinez, R OBP: 0.402, SLG: 0.432 (1, 5)										4	4	4	2	1	0	0				
Harold Reynolds, S OBP: 0.336, SLG: 0.343 (1, 4)										4	2	1	1	1	0	2				
Ken Griffey Jr., L OBP: 0.363, SLG: 0.445 Greg Britley, L OBP: 0.247, SLG: 0.258 (8, 7)										5	0	1	1	0	1	4				
Pete O'Brien, L OBP: 0.295, SLG: 0.390 Dave Valle, R OBP: 0.246, SLG: 0.215 (9, 3)										4	0	3	3	0	0	0				
Alvin Davis, L OBP: 0.322, SLG: 0.364 (1, 10)										5	1	2	0	0	0	4				
Jay Buhner, R OBP: 0.327, SLG: 0.495 (1, 9)										5	0	0	0	0	4	4				
Dave Cochrane, S OBP: 0.346, SLG: 0.392 Jeff Schaefer, R OBP: 0.256, SLG: 0.333 (7, 6)										3	1	1	0	0	0	0				
Scott Bradley, L OBP: 0.281, SLG: 0.250 (1, 2)										5	2	4	1	0	1	0				
Omar Vizquel, S OBP: 0.292, SLG: 0.279 Henry Cotto, R OBP: 0.346, SLG: 0.433 (6, PH)										2	0	0	0	0	0	2				
Inning Stats	R: 1 E: 0 K: 1 S: 13	H: 2 LOB: 1 BB: 0 P: 21	R: 0 E: 0 K: 1 S: 12	H: 1 LOB: 1 BB: 0 P: 21	R: 1 E: 0 K: 0 S: 10	H: 2 LOB: 1 BB: 0 P: 17	R: 0 E: 0 K: 1 S: 7	H: 1 LOB: 1 BB: 0 P: 11	R: 2 E: 0 K: 1 S: 15	H: 2 LOB: 2 BB: 1 P: 25	R: 2 E: 0 K: 1 S: 17	H: 3 LOB: 1 BB: 0 P: 25	R: 4 E: 0 K: 1 S: 16	H: 4 LOB: 1 BB: 1 P: 25	R: 4 E: 0 K: 1 S: 16	H: 4 LOB: 1 BB: 1 P: 25	1B: 15 2B: 2 3B: 1 HR: 2	SF: 2 SAC: 0 DP: 0 HBP: 1	WP: 2 PB: 0 SB: 2 CS: 0	PA: 47
PITCHER	IP WLS BF H R ER SO BB IBB HBP BLK WP HR S P ERA WHIP	IP WLS BF H R ER SO BB IBB HBP BLK WP HR S P ERA WHIP																		
Mike York, R ERA: 6.86 (1, 1)	5.0 L 26 10 6 5 4 0 0 1 0 0 0 0 9 18 18.00 3.000	1.0 L 7 3 2 2 0 0 0 0 0 0 1 0 17 25 18.00 3.000																		
Dave Otis, L ERA: 5.4 (6, 1)	1.0 L 7 3 2 2 0 0 0 0 0 0 1 0 17 25 18.00 3.000	1.0 L 8 4 4 4 1 1 0 0 0 0 0 1 16 25 36.00 5.000																		

Cleveland Indians @ Seattle Mariners
The Kingdome, Seattle, WA
Sun Jul 14 1991, 6:33 AM EDT
Att: 15,441 - Dome - 70 F

AB 42
R 14
H 20
RBI 12
BB 2
SO 6
LOB 16



Batter	1	2	3	4	5	6	7	8	9	AB	R	H	RBI	BB	SO	LOB	TOP			
Alex Cole, L OBP: 0.375, SLG: 0.335 (1, 8)	G4-3		K			F7		L1-3		4	0	0	0	0	1	1	Cleveland Indians @ Oakland Athletics Oakland-Alameda County Coliseum, Oakland, CA Mon Jul 15 1991, 7:05 PM PDT Att: 23,467 - Cloudy - 61 F			
Jerry Browne, S OBP: 0.259, SLG: 0.240 (1, 4)	G6-3			G3		G6-3		G2-3		4	0	0	0	0	0	0				
Carlos Baerga, S OBP: 0.362, SLG: 0.423 (1, 5)	E6			G4-3			1B SF8 BB		P5	3	1	0	0	1	0	0				
Carlos Martinez, R OBP: 0.235, SLG: 0.250 (1, 10)	K			P3			L8		G6-3	4	0	0	0	0	1	2				
Mike Aldrete, L OBP: 0.408, SLG: 0.415 (1, 3)		P5								3	0	2	0	1	0	0				
Mark Whiten, S OBP: 0.296, SLG: 0.392 (1, 9)		G1-6-3 1B			P4					4	0	2	0	0	0	2				
Glenallen Hill, R OBP: 0.309, SLG: 0.417 (1, 7)		G1-6-3		K			1B			2	0	0	1	0	1	2				
Sandy Alomar Jr., R OBP: 0.268, SLG: 0.286 (1, 2)			F9		F7					3	0	0	0	0	0	3				
Felix Fermin, R OBP: 0.292, SLG: 0.289 (1, 6)		G4-3				L8				2	0	0	0	1	0	0				
Inning Stats	R: 0 E: 1 K: 1 S: 11	H: 0 LOB: 1 BB: 0 P: 15	R: 0 E: 0 K: 0 S: 7	H: 1 LOB: 0 BB: 0 P: 13	R: 0 E: 0 K: 1 S: 11	H: 0 LOB: 0 BB: 0 P: 15	R: 0 E: 0 K: 0 S: 5	H: 0 LOB: 1 BB: 1 P: 6	R: 0 E: 0 K: 1 S: 7	H: 0 LOB: 0 BB: 0 P: 18	R: 1 E: 0 K: 0 S: 10	H: 2 LOB: 2 BB: 1 P: 19	R: 0 E: 0 K: 0 S: 6	H: 0 LOB: 1 BB: 0 P: 12	R: 0 E: 0 K: 0 S: 8	H: 1 LOB: 1 BB: 0 P: 12	1B: 4 2B: 1 3B: 0 HR: 0	SF: 1 SAC: 0 DP: 2 HBP: 0	WP: 0 PB: 0 SB: 0 CS: 0	PA: 33
PITCHER Andy Hawkins, R ERA: 5.01 (1, 1)	IP: 9.0 WLS: W BF: 33	H: 4 R: 1 ER: 1 SO: 3	BB: 3 IBB: 0 HBP: 0 BLK: 0	WP: 0 HR: 0 S: 69 P: 118	ERA: 1.00 WHIP: 0.778	PITCHER										IP: 9.0 WLS: W BF: 33	H: 4 R: 1 ER: 1 SO: 3	BB: 3 IBB: 0 HBP: 0 BLK: 0	WP: 0 HR: 0 S: 69 P: 118	ERA: 1.00 WHIP: 0.778

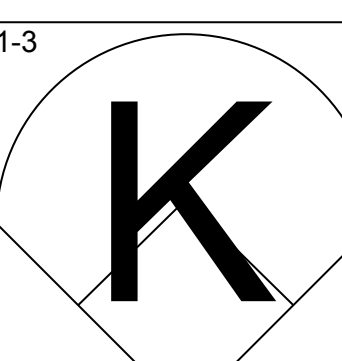
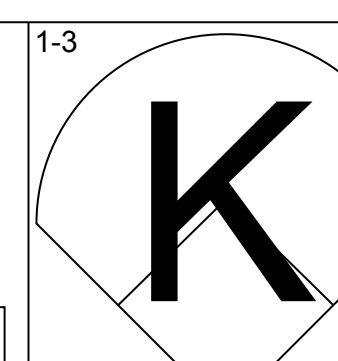
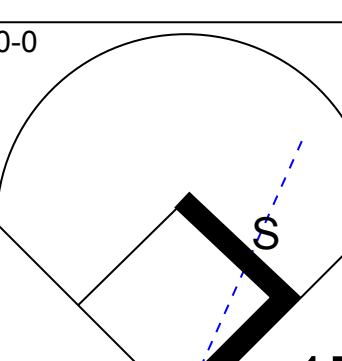
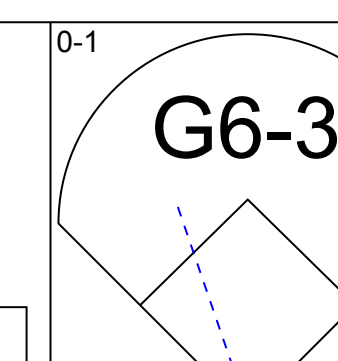
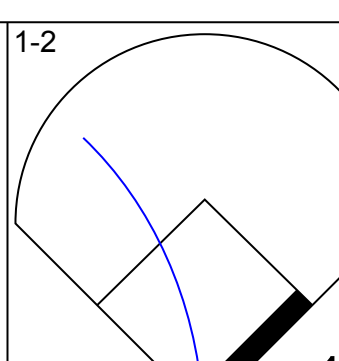
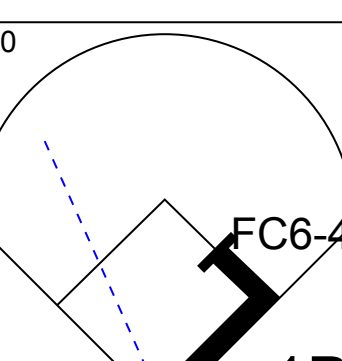
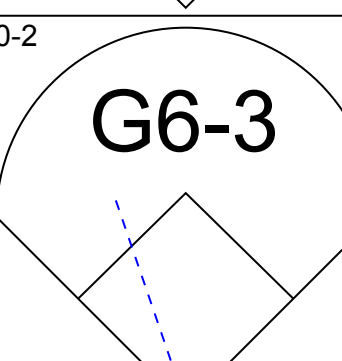
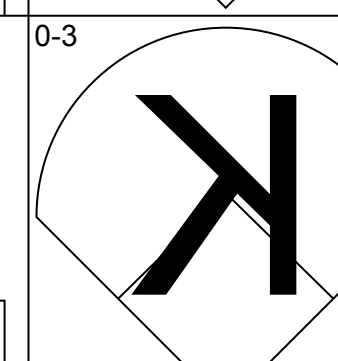
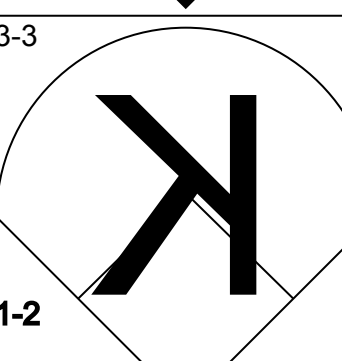
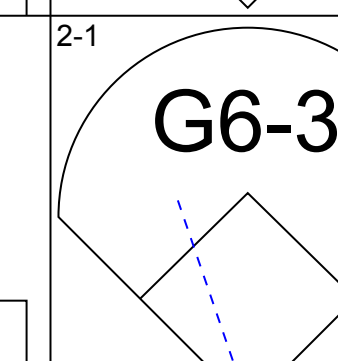
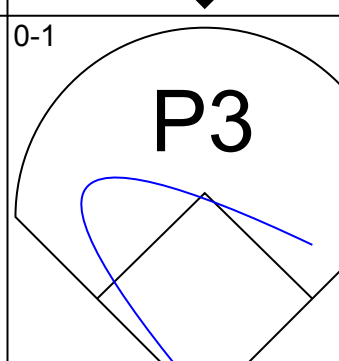
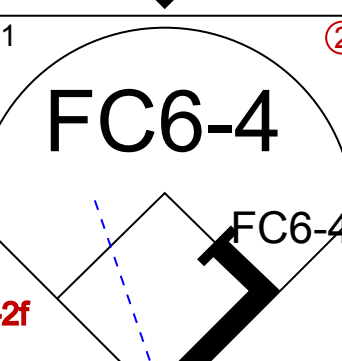
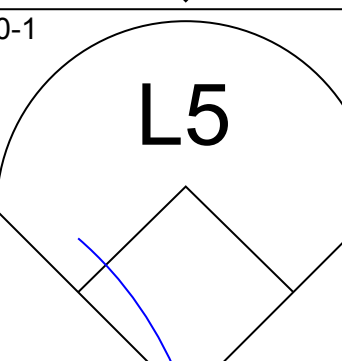
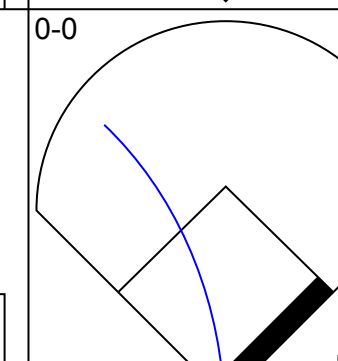
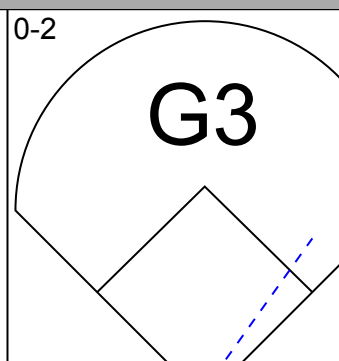
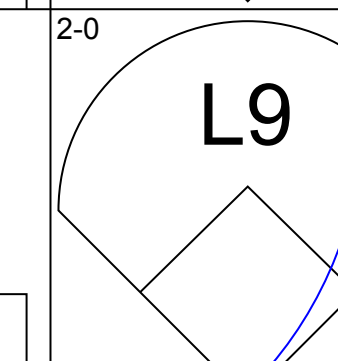
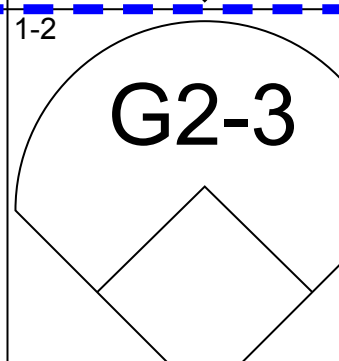
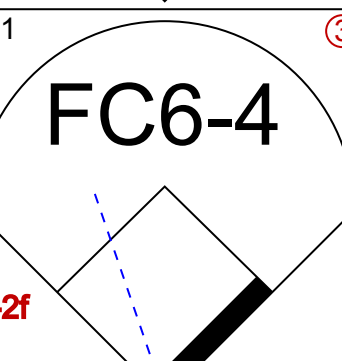
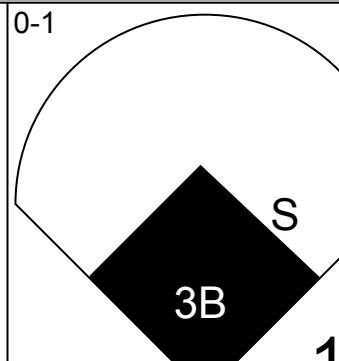
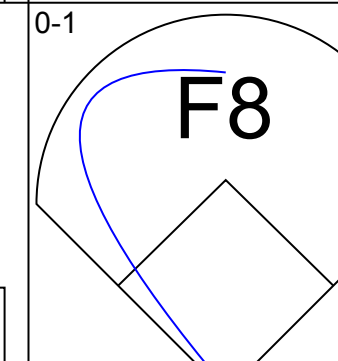
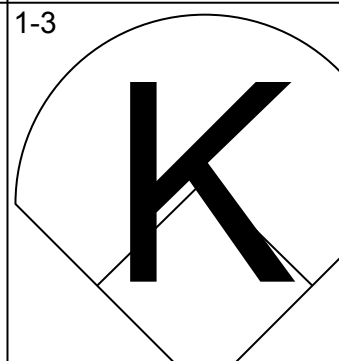
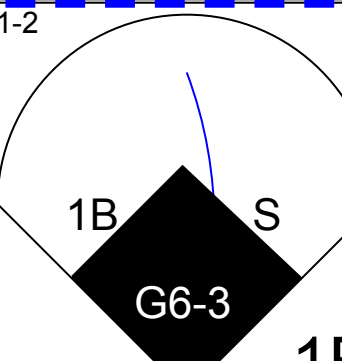
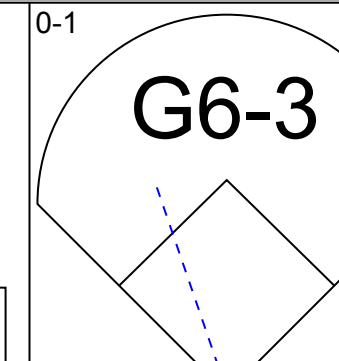
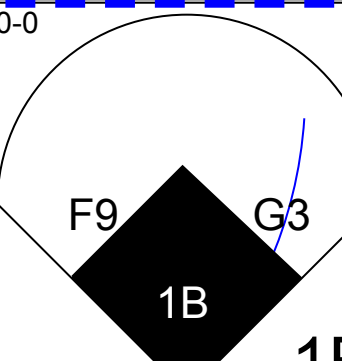
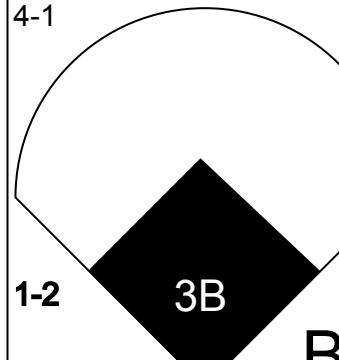
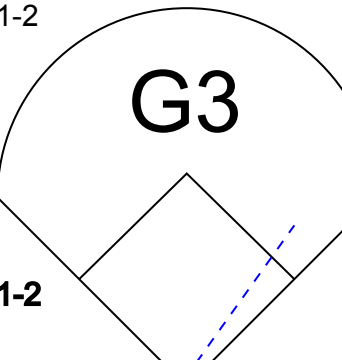
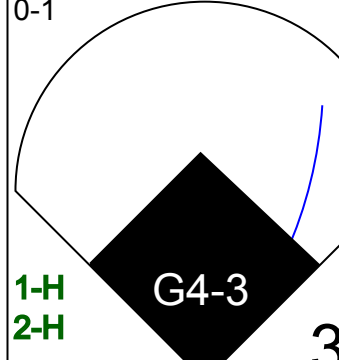
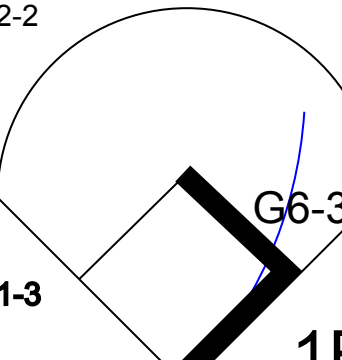
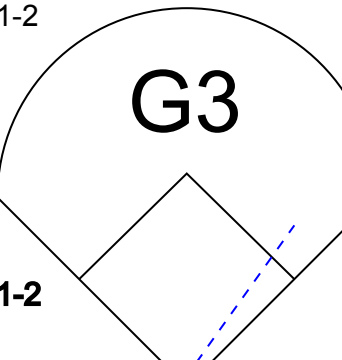
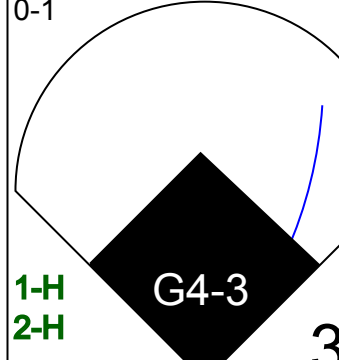
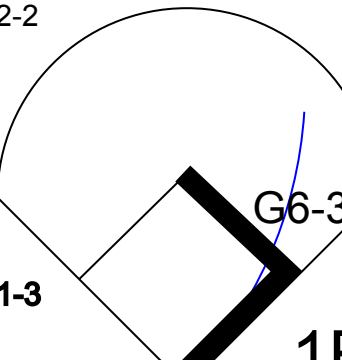
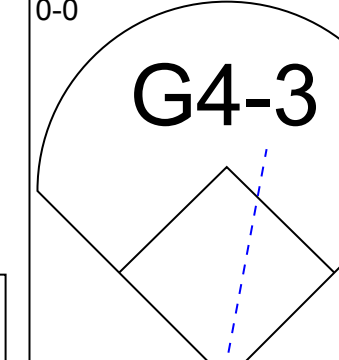
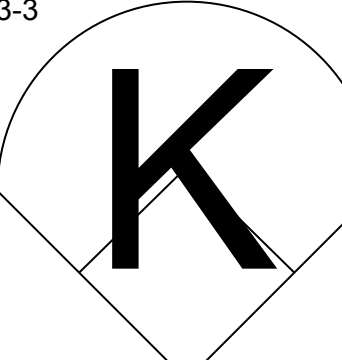
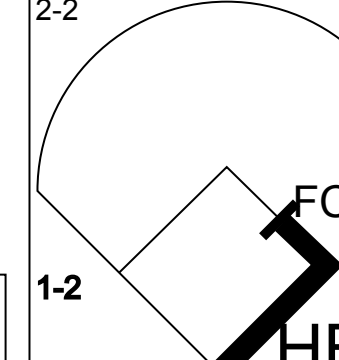
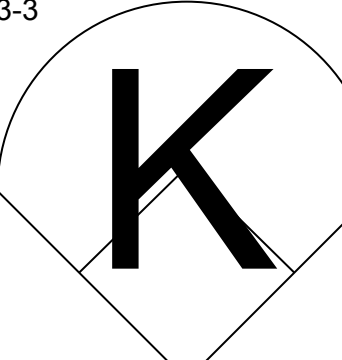
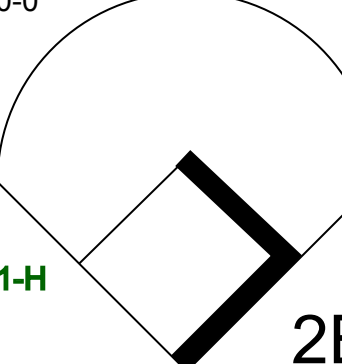
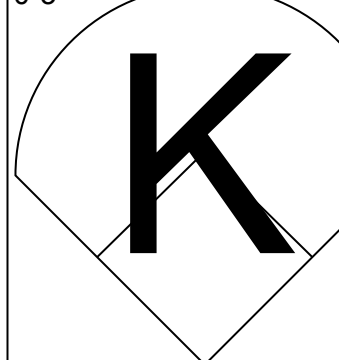
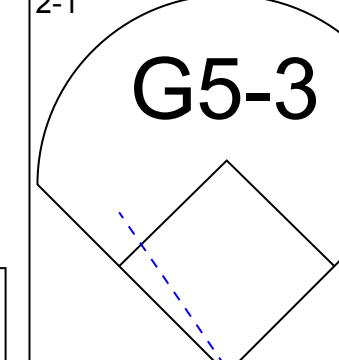
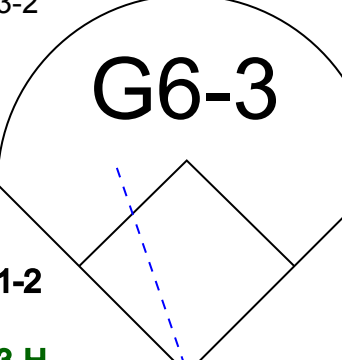
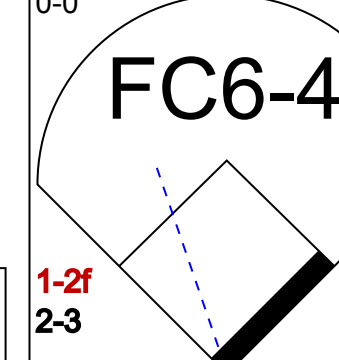
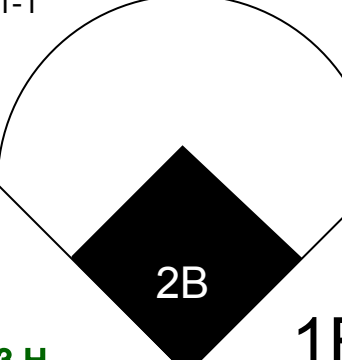
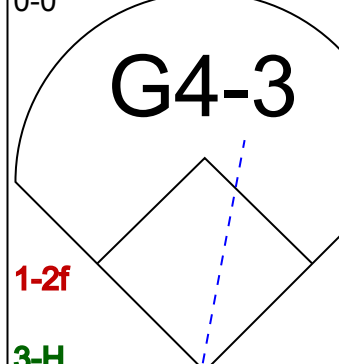


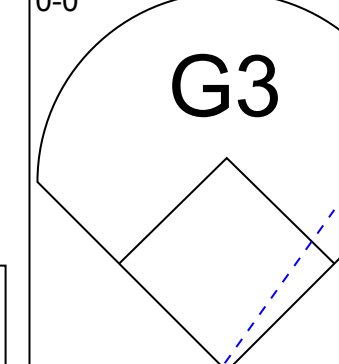
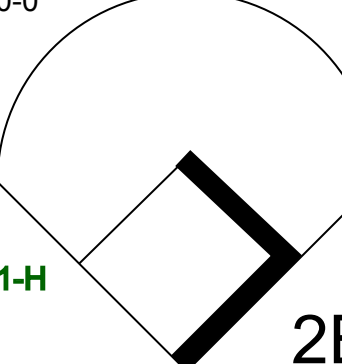


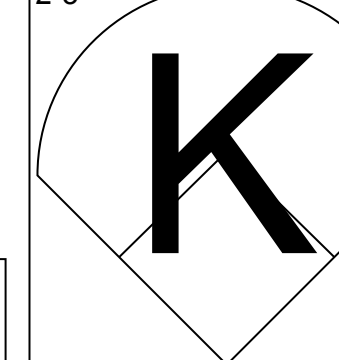
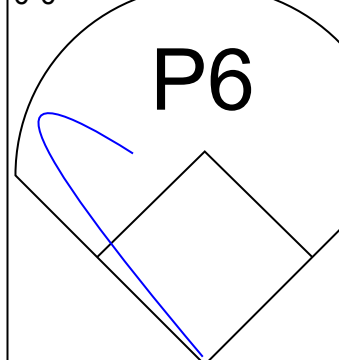
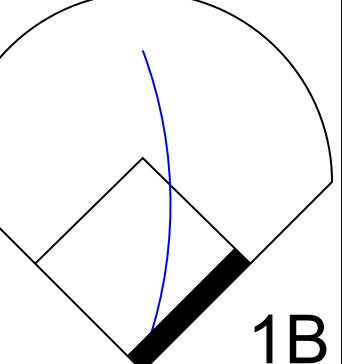
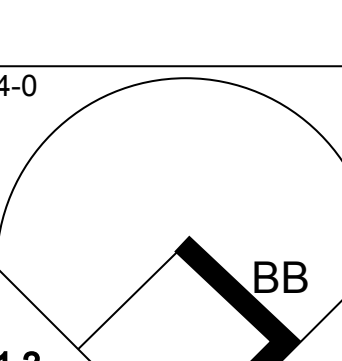
Batter	1	2	3	4	5	6	7	8	9	AB	R	H	RBI	BB	SO	LOB	BOTTOM			
Rickey Henderson, R OBP: 0.429, SLG: 0.391 (8, PH)	G3		K	E 1B 1B		F8 1B HBP		FC6-4 BB		3	1	1	0	0	1	1	Cleveland Indians @ Oakland Athletics Oakland-Alameda County Coliseum, Oakland, CA Mon Jul 15 1991, 7:05 PM PDT Att: 23,467 - Cloudy - 61 F			
Lance Blankenship, R OBP: 0.315, SLG: 0.331 (9, 7)										0	0	0	0	1	0	0				
Willie Wilson, S OBP: 0.286, SLG: 0.303 (1, 9)	G6-3		S 1B	E9 1B 1B		E 1B		FC6-4		5	0	3	1	0	0	1				
Jose Canseco, R OBP: 0.374, SLG: 0.541 (1, 10)	G5-3		K	G5-4-3 1B		F8				4	0	1	1	0	1	4				
Dave Henderson, R OBP: 0.360, SLG: 0.518 (1, 8)		L4	K	G5-4-3		K				4	0	0	0	0	2	6				
Terry Steinbach, R OBP: 0.323, SLG: 0.426 (1, 2)		1B 2B		E9 2B 1B		F8		G1-3		4	1	2	0	0	0	0				
Mark McSwire, R OBP: 0.347, SLG: 0.379 (1, 3)		K		K		G1-3		F9		4	0	0	0	0	2	2				
Vance Law, R OBP: 0.302, SLG: 0.281 (1, 5)		1B BB		2B BB		L9		G6-3		2	1	0	0	2	0	0				
Mike Gallego, R OBP: 0.350, SLG: 0.344 (1, 4)		1B		1B 2B				K2-3		4	2	3	3	0	1	0				
Mike Bordick, R OBP: 0.279, SLG: 0.293 (1, 6)				1B 1B		G1-4-3		L8		4	1	2	1	0	0	0				
Inning Stats	R: 0 E: 0 K: 0 S: 6	H: 2 LOB: 2 BB: 1 P: 21	R: 0 E: 0 K: 3 S: 19	H: 2 LOB: 0 BB: 0 P: 28	R: 5 E: 2 K: 1 S: 19	H: 6 LOB: 1 BB: 1 P: 34	R: 0 E: 0 K: 0 S: 5	H: 0 LOB: 0 BB: 0 P: 8	R: 1 E: 1 K: 0 S: 20	H: 2 LOB: 0 BB: 0 P: 29	R: 0 E: 0 K: 0 S: 5	H: 0 LOB: 0 BB: 0 P: 10	R: 0 E: 0 K: 1 S: 7	H: 0 LOB: 1 BB: 1 P: 12	R: 0 E: 0 K: 0 S: 8	H: 1 LOB: 1 BB: 0 P: 12	1B: 9 2B: 2 3B: 0 HR: 1	SF: 0 SAC: 0 DP: 1 HBP: 1	WP: 0 PB: 0 SB: 1 CS: 0	PA: 38
PITCHER Denis Boucher, L ERA: 5.96 (1, 1)	IP: 3.1 WLS: L BF: 21	H: 10 R: 2 ER: 1 SO: 1	BB: 0 IBB: 0 HBP: 1 BLK: 0	WP: 0 HR: 1 S: 26 P: 39	ERA: 13.50 WHIP: 3.600	PITCHER										IP: 3.1 WLS: L BF: 21	H: 10 R: 2 ER: 1 SO: 1	BB: 0 IBB: 0 HBP: 1 BLK: 0	WP: 0 HR: 1 S: 26 P: 39	ERA: 13.50 WHIP: 3.600
Jeff Shaw, R ERA: 5.06 (4, 1)	IP: 2.2 WLS: L BF: 10	H: 2 R: 1 ER: 1 SO: 1	BB: 0 IBB: 0 HBP: 0 BLK: 0	WP: 0 HR: 0 S: 5 P: 10	ERA: 0.00 WHIP: 0.000	PITCHER										IP: 2.2 WLS: L BF: 10	H: 2 R: 1 ER: 1 SO: 1	BB: 0 IBB: 0 HBP: 0 BLK: 0	WP: 0 HR: 0 S: 5 P: 10	ERA: 0.00 WHIP: 0.000
Steve Olin, R ERA: 5.31 (7, 1)	IP: 1.0 WLS: L BF: 3	H: 0 R: 0 ER: 0 SO: 0	BB: 0 IBB: 0 HBP: 0 BLK: 0	WP: 0 HR: 0 S: 5 P: 12	ERA: 0.00 WHIP: 1.000	PITCHER										IP: 1.0 WLS: L BF: 3	H: 0 R: 0 ER: 0 SO: 0	BB: 0 IBB: 0 HBP: 0 BLK: 0	WP: 0 HR: 0 S: 5 P: 12	ERA: 0.00 WHIP: 1.000
Jesse Orosco, L ERA: 3.26 (8, 1)	IP: 1.0 WLS: L BF: 4	H: 0 R: 0 ER: 0 SO: 1	BB: 1 IBB: 0 HBP: 0 BLK: 0	WP: 0 HR: 0 S: 7 P: 12	ERA: 0.00 WHIP: 1.000	PITCHER										IP: 1.0 WLS: L BF: 4	H: 0 R: 0 ER: 0 SO: 1	BB: 1 IBB: 0 HBP: 0 BLK: 0	WP: 0 HR: 0 S: 7 P: 12	ERA: 0.00 WHIP: 1.000

AB 29
R 1
H 4
RBI 1
BB 3
SO 3
LOB 10



AB 34
R 6
H 12
RBI 6
BB 3
SO 7
LOB 14

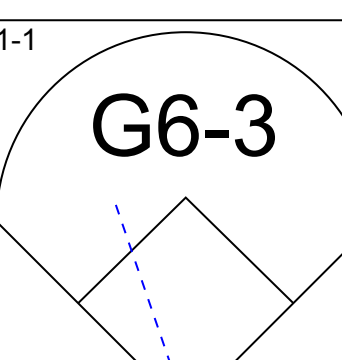
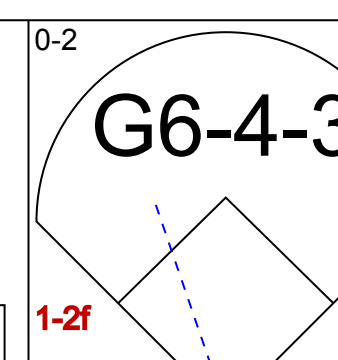
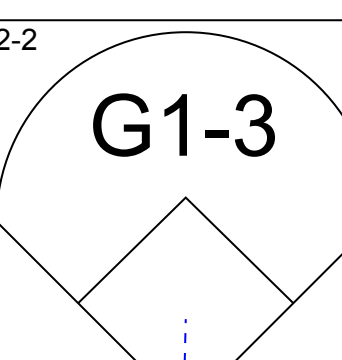
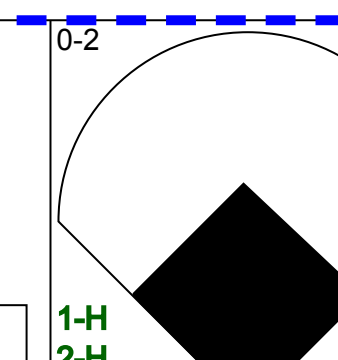
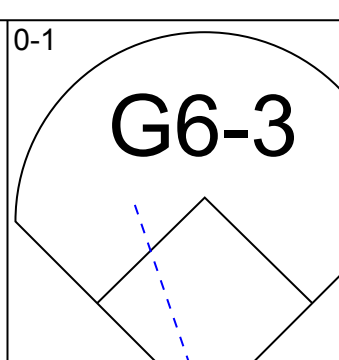

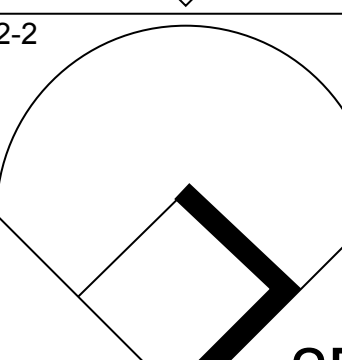
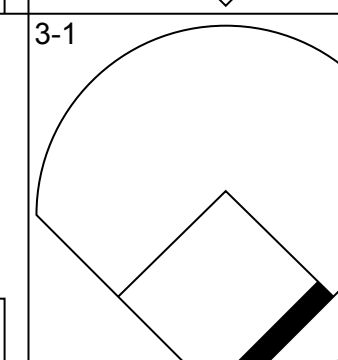
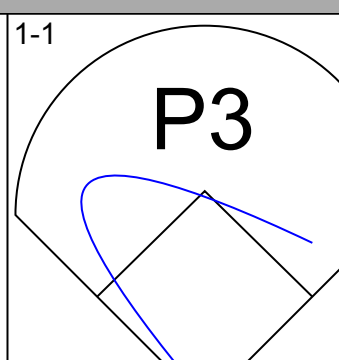
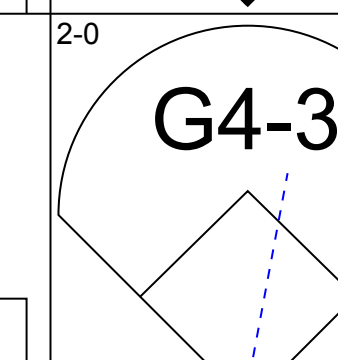
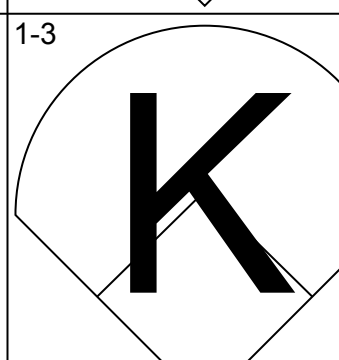

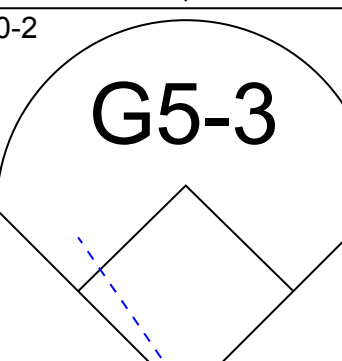
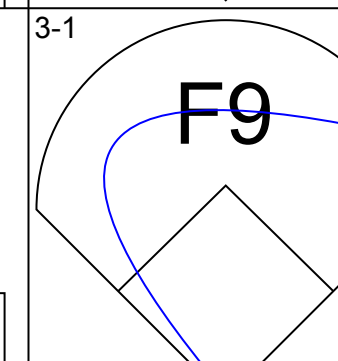
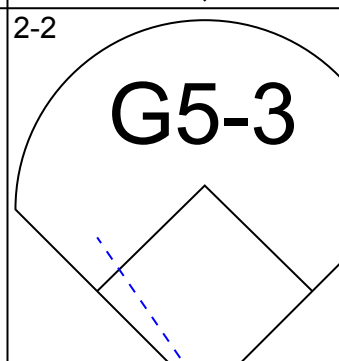
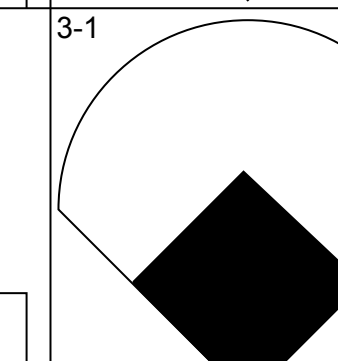
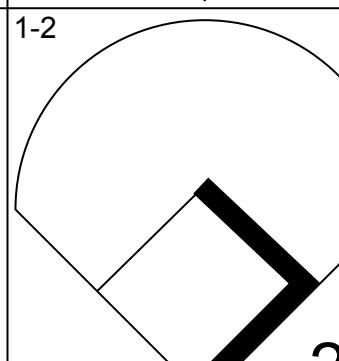
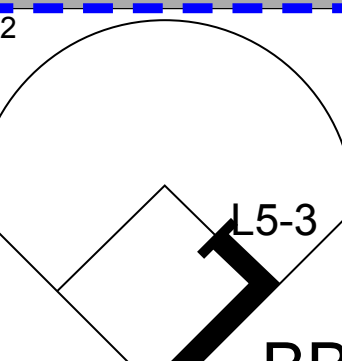
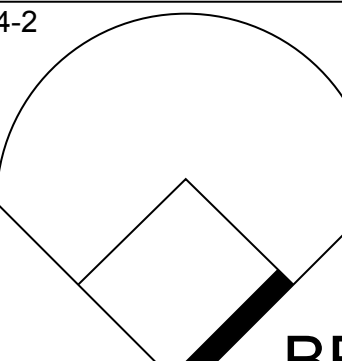
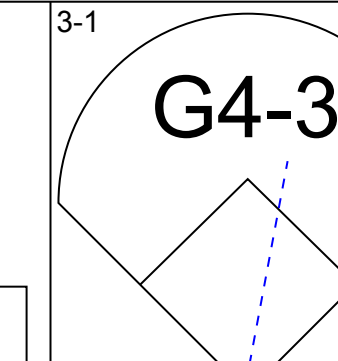
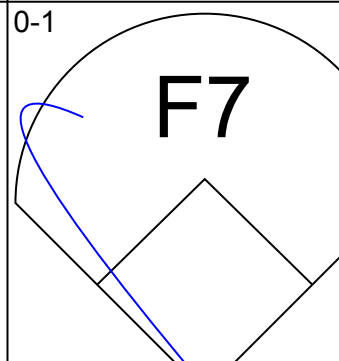
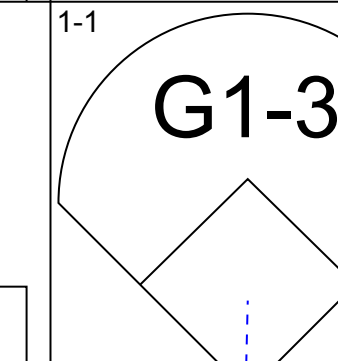
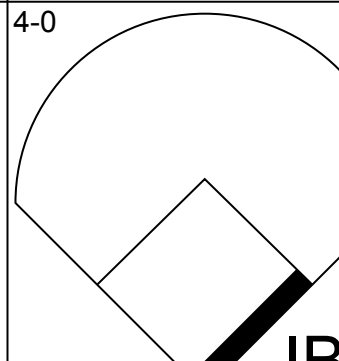
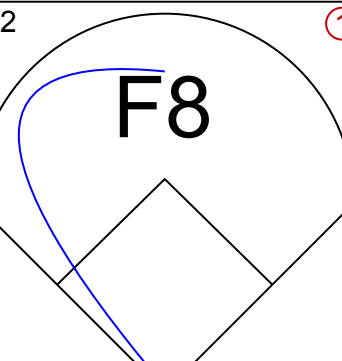
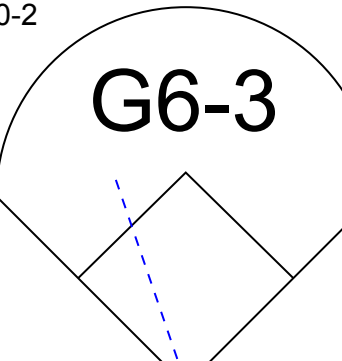
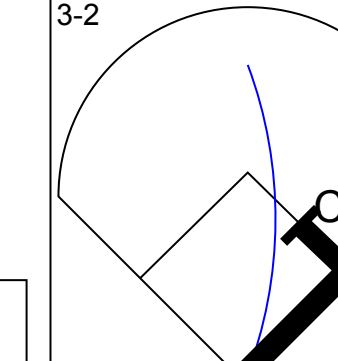

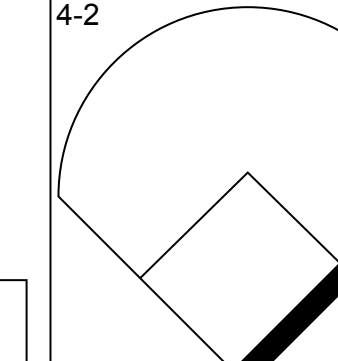
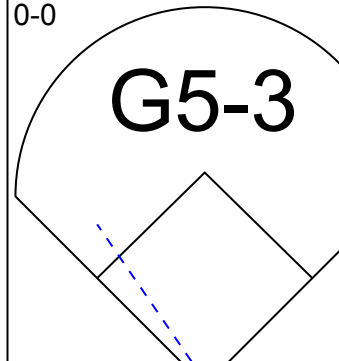
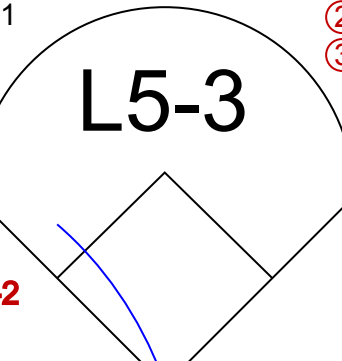
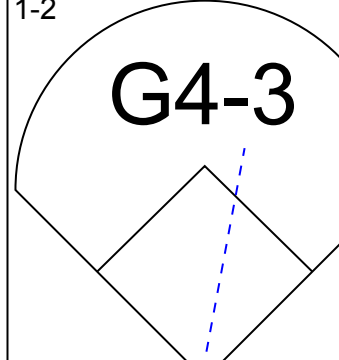
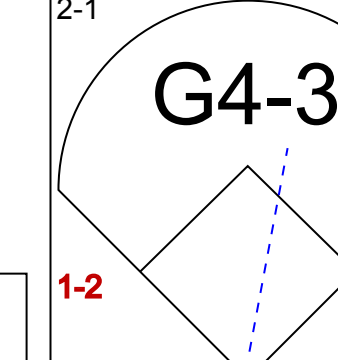
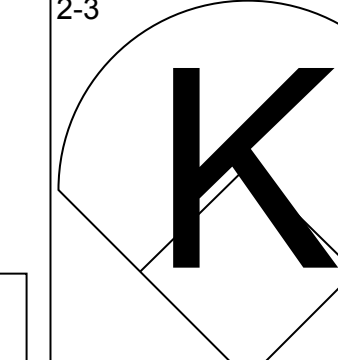
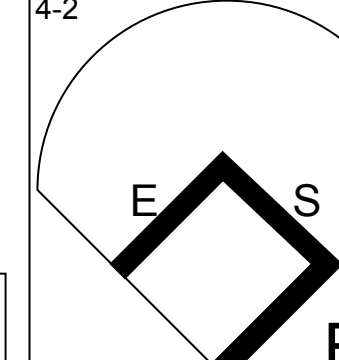
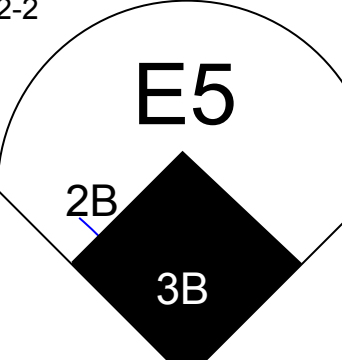


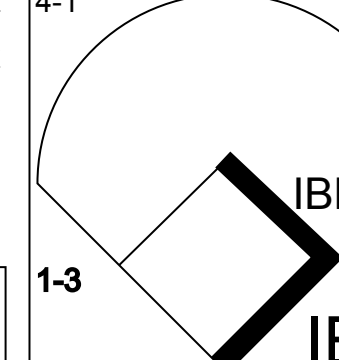
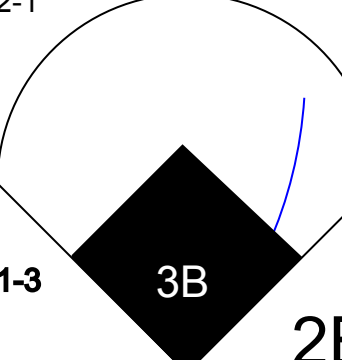
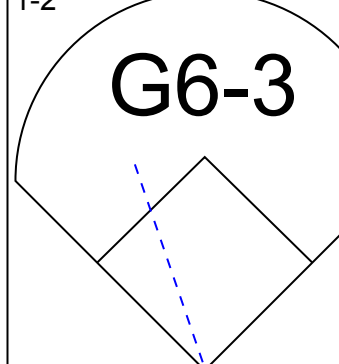
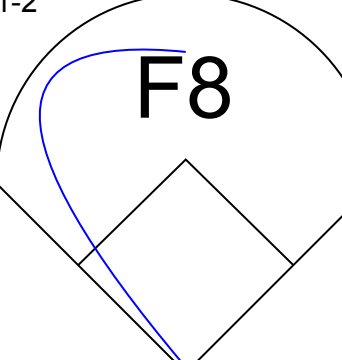
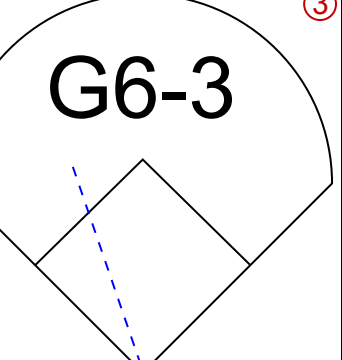
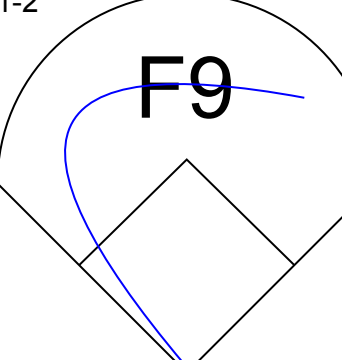
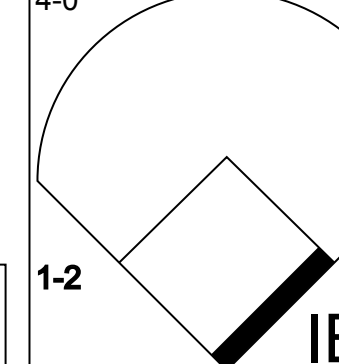
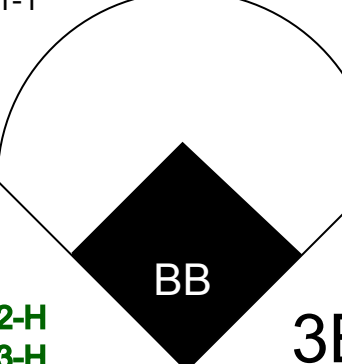

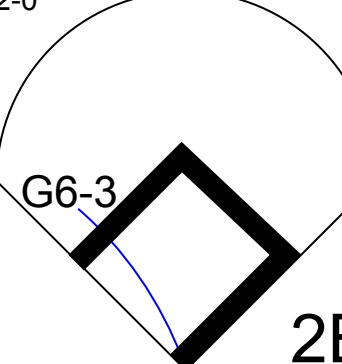
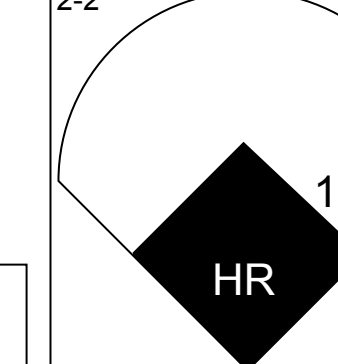

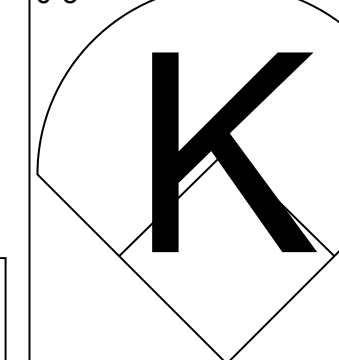
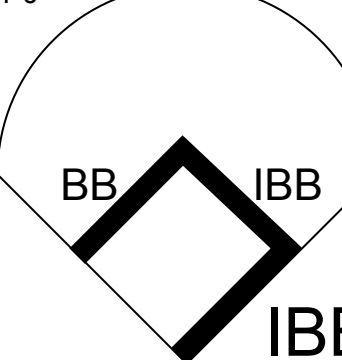
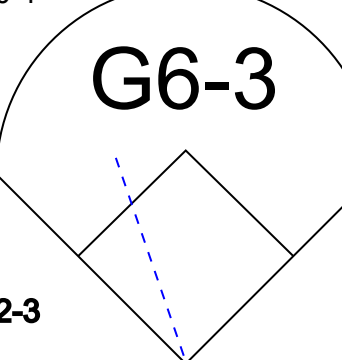
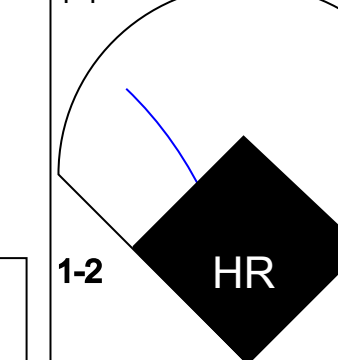

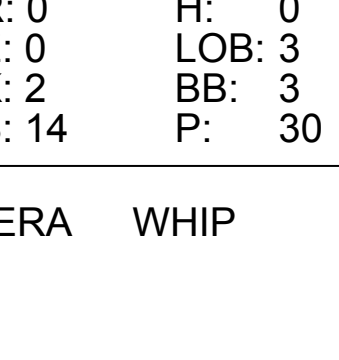

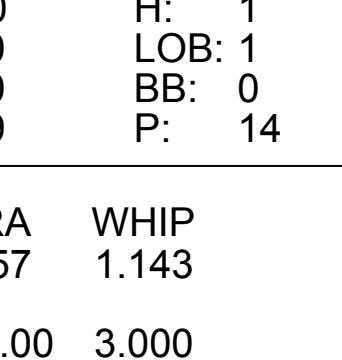
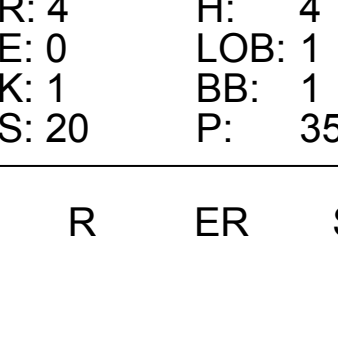
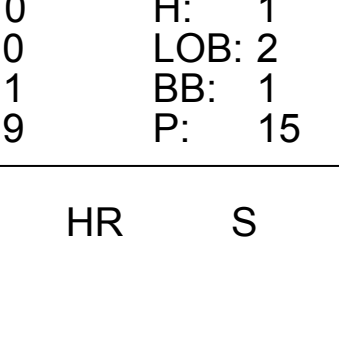








Batter	1	2	3	4	5	6	7	8	9	10	11	12	13	AB	R	H	RBI	BB	SO	LOB	TOP					
Glenallen Hill, R OBP: 0.317, SLG: 0.421 (1, 8)														6	0	3	0	0	2	0						
Chris James, R OBP: 0.288, SLG: 0.334 (1, 7)														6	0	0	0	0	2	3						
Carlos Baerga, S OBP: 0.358, SLG: 0.418 (1, 5)														6	0	1	0	0	0	2						
Carlos Martinez, R OBP: 0.286, SLG: 0.300 (9, PR)														4	1	2	0	0	1	1						
Alex Cole, L OBP: 0.376, SLG: 0.335 (11, PH)														0	1	0	0	0	0	0						
Jerry Browne, S OBP: 0.262, SLG: 0.243 (11, PH)														2	1	1	0	0	0	0						
Mike Aldrete, L OBP: 0.413, SLG: 0.412 (11, PH)														3	1	1	0	1	0	0						
Brook Jacoby, R OBP: 0.288, SLG: 0.335 (11, 3)														0	0	0	0	0	0	0						
Mark Whiten, S OBP: 0.297, SLG: 0.397 (1, 9)														5	1	1	2	0	1	3						
Sandy Alomar Jr., R OBP: 0.271, SLG: 0.283 (1, 2)														5	1	1	2	0	0	3						
Felix Fermin, R OBP: 0.293, SLG: 0.295 (1, 6)														6	0	2	1	0	1	5						
Mark Lewis, R OBP: 0.285, SLG: 0.306 (1, 4)														6	0	0	0	0	3	2						
Inning Stats	R: 0 E: 0 K: 1 S: 8	H: 0 LOB: 0 BB: 0 P: 9	R: 3 E: 0 K: 1 S: 13	H: 2 LOB: 0 BB: 1 P: 18	R: 0 E: 0 K: 2 S: 11	H: 1 LOB: 1 BB: 0 P: 12	R: 0 E: 0 K: 0 S: 9	H: 0 LOB: 0 BB: 0 P: 11	R: 0 E: 0 K: 2 S: 15	H: 1 LOB: 1 BB: 0 P: 21	R: 0 E: 0 K: 1 S: 8	H: 0 LOB: 0 BB: 0 P: 9	R: 1 E: 0 K: 0 S: 16	H: 2 LOB: 2 BB: 0 P: 26	R: 0 E: 0 K: 0 S: 9	H: 1 LOB: 1 BB: 0 P: 11	R: 0 E: 0 K: 0 S: 6	H: 1 LOB: 1 BB: 0 P: 7	R: 2 E: 0 K: 0 S: 13	H: 3 LOB: 1 BB: 0 P: 18	1B: 10 2B: 1 3B: 1 HR: 0	SF: 0 SAC: 0 DP: 1 HBP: 3	W/P: 0 PB: 0 SB: 3 CS: 0	PA: 54		
PITCHER	IP WLS BF H R ER SO ERA WHIP	IP WLS BF H R ER SO ERA WHIP	IP WLS BF H R ER SO ERA WHIP	IP WLS BF H R ER SO ERA WHIP	IP WLS BF H R ER SO ERA WHIP	IP WLS BF H R ER SO ERA WHIP	IP WLS BF H R ER SO ERA WHIP	IP WLS BF H R ER SO ERA WHIP	IP WLS BF H R ER SO ERA WHIP	IP WLS BF H R ER SO ERA WHIP	IP WLS BF H R ER SO ERA WHIP	IP WLS BF H R ER SO ERA WHIP	IP WLS BF H R ER SO ERA WHIP	IP WLS BF H R ER SO ERA WHIP	IP WLS BF H R ER SO ERA WHIP	IP WLS BF H R ER SO ERA WHIP	IP WLS BF H R ER SO ERA WHIP	IP WLS BF H R ER SO ERA WHIP	IP WLS BF H R ER SO ERA WHIP	IP WLS BF H R ER SO ERA WHIP	IP WLS BF H R ER SO ERA WHIP	IP WLS BF H R ER SO ERA WHIP	IP WLS BF H R ER SO ERA WHIP	IP WLS BF H R ER SO ERA WHIP	IP WLS BF H R ER SO ERA WHIP	
Dave Stewart, R ERA: 5.0 (9, 1)	8.0 30 1.0	5 2 1	3 1 0	3 3 0	8 8 0	1 0 0	0 0 0	0 0 0	0 0 0	0 0 0	0 0 0	0 0 0	0 0 0	3.38 9.00 0.00	3.38 9.00 0.00	2.00 1.500 0.429	18.00 3.000									
Dennis Ekersley, R ERA: 2.34 (10, 1)	0.2 3 2.1	1 0 1	0 0 0	0 0 0	0 0 0	0 0 0	0 0 0	0 0 0	0 0 0	0 0 0	0 0 0	0 0 0	0 0 0	0.00 0.00 0.00	0.00 0.00 0.00	0.429	3.000									
Gene Nelson, R ERA: 9.55 (10, 1)	2.1 10 1.0	1 0 6	0 0 3	0 0 2	0 0 0	0 0 0	0 0 0	0 0 0	0 0 0	0 0 0	0 0 0	0 0 0	0 0 0	0.00 0.00 0.00	0.00 0.00 0.00	0.429	3.000									
Rick Horsaycutt, L ERA: 3.66 (13, 1)	1.0 6 1.0	3 2 0	2 2 0	0 0 0	0 0 0	0 0 0	0 0 0	0 0 0	0 0 0	0 0 0	0 0 0	0 0 0	0 0 0	0.00 0.00 0.00	0.00 0.00 0.00	0.429	3.000									

Cleveland Indians @ Oakland Athletics
Oakland-Alameda County Coliseum, Oakland, CA
Tue Jul 16 1991, 7:05 PM PDT
Att. 24,782 - Sunny - 66 F

AB 49
R 6
H 12
RBI 5
BB 1
SO 10
LOB 19



Batter	1	2	3	4	5	6	7	8	9	10	11	12	13	AB	R	H	RBI	BB	SO	LOB	BOTTOM					
Rickey Henderson, R OBP: 0.426, SLG: 0.398 (1, 7)														6	1	1	3	1	1	5						
Terry Steinbach, R OBP: 0.326, SLG: 0.427 (1, 2)														6	0	2	1	1	1	3						
Jose Canseco, R OBP: 0.376, SLG: 0.552 (1, 9)														5	1	2	1	1	0	2						
Harold Baines, L OBP: 0.400, SLG: 0.516 (1, 10)														4	0	0	0	2	0	1						
Dave Henderson, R OBP: 0.360, SLG: 0.513 (1, 8)														5	0	1	0	1	0	5						
Jamie Quirk, L OBP: 0.323, SLG: 0.288 (9, 4)															4	0	0	0	0	1	2					
Lance Blankenship, R OBP: 0.317, SLG: 0.329 (9, 4)															1	1	0	0	1	0	0					
Ernest Riles, L OBP: 0.317, SLG: 0.330 (1, 5)															5	1	1	0	1	0	0					
Mike Gallego, R OBP: 0.360, SLG: 0.364 (9, 6)															5	2	4	2	1	0	0					
Mike Bordick, R OBP: 0.289, SLG: 0.302 (6, PH)															2	0	1	0	0	0	1					
Willie Wilson, S OBP: 0.296, SLG: 0.307 (9, 3)															1	1	1	0	0	0	0					
Mark McGwire, R OBP: 0.347, SLG: 0.376 (13, 1)															2	0	0	0	1	2	4					
Inning Stats	R: 0 E: 0 K: 0 S: 16	H: 1 LOB: 2 BB: 1 P: 23	R: 0 E: 0 K: 0 S: 9	H: 0 LOB: 0 BB: 0 P: 12	R: 0 E: 0 K: 0 S: 10	H: 1 LOB: 1 BB: 0 P: 19	R: 0 E: 0 K: 0 S: 8	H: 1 LOB: 0 BB: 0 P: 16	R: 0 E: 0 K: 0 S: 9	H: 0 LOB: 0 BB: 0 P: 7	R: 4 E: 0 K: 1 S: 20	H: 4 LOB: 1 BB: 1 P: 35	R: 0 E: 0 K: 1 S: 7	H: 1 LOB: 1 BB: 0 P: 11	R: 0 E: 0 K: 1 S: 9	H: 1 LOB: 2 BB: 1 P: 15	R: 0 E: 0 K: 2 S: 14	H: 0 LOB: 3 BB: 3 P: 30	R: 0 E: 0 K: 0 S: 7	H: 0 LOB: 0 BB: 1 P: 12	R: 3 E: 1 K: 0 S: 9	H: 2 LOB: 3 BB: 3 P: 26	1B: 6 2B: 6 3B: 1 HR: 2	SF: 0 SAC: 0 DP: 3 HBP: 0	W/P: 0 PB: 0 SB: 1 CS: 2	PA: 56
PITCHER	IP WLS BF H R ER SO ERA WHIP	IP WLS BF H R ER SO ERA WHIP	IP WLS BF H R ER SO ERA WHIP	IP WLS BF H R ER SO ERA WHIP	IP WLS BF H R ER SO ERA WHIP	IP WLS BF H R ER SO ERA WHIP	IP WLS BF H R ER SO ERA WHIP	IP WLS BF H R ER SO ERA WHIP	IP WLS BF H R ER SO ERA WHIP	IP WLS BF H R ER SO ERA WHIP	IP WLS BF H R ER SO ERA WHIP	IP WLS BF H R ER SO ERA WHIP	IP WLS BF H R ER SO ERA WHIP	IP WLS BF H R ER SO ERA WHIP	IP WLS BF H R ER SO ERA WHIP	IP WLS BF H R ER SO ERA WHIP	IP WLS BF H R ER SO ERA WHIP	IP WLS BF H R ER SO ERA WHIP	IP WLS BF H R ER SO ERA WHIP	IP WLS BF H R ER SO ERA WHIP	IP WLS BF H R ER SO ERA WHIP	IP WLS BF H R ER SO ERA WHIP	IP WLS BF H R ER SO ERA WHIP	IP WLS BF H R ER SO ERA WHIP	IP WLS BF H R ER SO ERA WHIP	IP WLS BF H R ER SO ERA WHIP
Charles Nagy, R ERA: 3.48 (8, 1)	7.0 14 3.0	27 6 14	7 2 0	2 2 0	2 2 0	1 0 3	0																			

Batter	1	2	3	4	5	6	7	8	9	AB	R	H	RBI	BB	SO	LOB	TOP					
Alex Cole, L OBP: 0.373, SLG: 0.333 (1, 8)										4	0	1	0	0	0	0						
Jerry Browne, S OBP: 0.256, SLG: 0.238 (1, 4)										4	0	0	0	0	0	1						
Carlos Baerga, S OBP: 0.354, SLG: 0.412 (1, 5)										4	0	0	0	0	1	1						
Carlos Martinez, R OBP: 0.280, SLG: 0.292 (1, 10)										4	0	1	0	0	2	0						
Mike Aldrete, L OBP: 0.410, SLG: 0.400 (1, 3)										2	0	0	0	1	1	1						
Mark Whiten, S OBP: 0.298, SLG: 0.396 (1, 9)										3	1	1	0	0	0	1						
Glenallen Hill, R OBP: 0.317, SLG: 0.442 (1, 7)										3	1	1	2	0	1	1						
Joel Skinner, R OBP: 0.262, SLG: 0.338 (1, 2)										3	0	0	0	0	0	0						
Felix Fermin, R OBP: 0.289, SLG: 0.291 (1, 6)										3	0	0	0	0	2	0						
Inning Stats	R: 0 E: 0 K: 0 S: 7	H: 1 LOB: 0 BB: 0 P: 11	R: 0 E: 1 K: 0 S: 5	H: 0 LOB: 1 BB: 1 P: 11	R: 0 E: 0 K: 1 S: 7	H: 0 LOB: 0 BB: 0 P: 11	R: 0 E: 0 K: 1 S: 13	H: 1 LOB: 1 BB: 0 P: 17	R: 2 E: 0 K: 1 S: 12	H: 2 LOB: 0 BB: 0 P: 19	R: 0 E: 0 K: 1 S: 8	H: 0 LOB: 0 BB: 0 P: 11	R: 0 E: 0 K: 1 S: 6	H: 0 LOB: 0 BB: 0 P: 9	R: 0 E: 0 K: 0 S: 7	H: 0 LOB: 0 BB: 0 P: 12	R: 0 E: 0 K: 1 S: 8	H: 0 LOB: 0 BB: 0 P: 13	1B: 3 2B: 1 3B: 0 HR: 1	SF: 0 SAC: 0 DP: 1 HBP: 0	WP: 0 PB: 0 SB: 1 CS: 0	PA: 31
PITCHER Bob Welch, R ERA: 3.94 (1, 1)	IP: 9.0 WLS: L BF: 31 H: 4 R: 2 ER: 2 SO: 7 BB: 1 IBB: 0 HBP: 0 BLK: 1 WP: 0 HR: 1 S: 73 P: 114 ERA: 2.00 WHIP: 0.556															PITCHER	IP: 9.0 WLS: W BF: 31 H: 4 R: 1 ER: 1 SO: 6 BB: 0 IBB: 0 HBP: 0 BLK: 0 WP: 0 HR: 0 S: 76 P: 118 ERA: 1.00 WHIP: 0.444					

Cleveland Indians @ Oakland Athletics
Oakland-Alameda County Coliseum, Oakland, CA
Wed Jul 17 1991, 3:33 AM PDT
Att: 40,158 - Sunny - 62 F

AB	30
R	2
H	4
RBI	2
BB	1
SO	7
LOB	5



Batter	1	2	3	4	5	6	7	8	9	AB	R	H	RBI	BB	SO	LOB	BOTTOM					
Rickey Henderson, R OBP: 0.420, SLG: 0.391 (1, 7)										4	0	0	0	0	1	0						
Ernest Riles, L OBP: 0.311, SLG: 0.324 (1, 5)										4	0	0	0	0	1	0						
Jose Canseco, R OBP: 0.372, SLG: 0.545 (1, 9)										4	0	0	0	0	1	0						
Harold Baines, L OBP: 0.401, SLG: 0.516 (1, 10)											4	1	2	0	0	0						
Dave Henderson, R OBP: 0.360, SLG: 0.511 (1, 8)										3	0	1	0	0	0	1						
Mark McSwire, R OBP: 0.344, SLG: 0.372 (1, 3)										3	0	0	0	0	0	3						
Jamie Quirk, L OBP: 0.323, SLG: 0.289 (1, 2)										3	0	1	1	0	0	1						
Mike Gallego, R OBP: 0.356, SLG: 0.360 (1, 4)										3	0	0	0	0	2	1						
Mike Bordick, R OBP: 0.277, SLG: 0.289 (1, 6)										2	0	0	0	0	1	0						
Willie Wilson, S OBP: 0.288, SLG: 0.305 (8, PH)										1	0	0	0	0	0	0						
Vance Law, R OBP: 0.302, SLG: 0.281 (9, 6)										0	0	0	0	0	0	0						
Inning Stats	R: 0 E: 0 K: 2 S: 10	H: 0 LOB: 0 BB: 0 P: 13	R: 1 E: 0 K: 1 S: 12	H: 3 LOB: 1 BB: 0 P: 18	R: 0 E: 0 K: 1 S: 10	H: 0 LOB: 0 BB: 0 P: 12	R: 0 E: 0 K: 0 S: 7	H: 1 LOB: 1 BB: 0 P: 11	R: 0 E: 0 K: 0 S: 7	H: 0 LOB: 0 BB: 0 P: 14	R: 0 E: 0 K: 1 S: 8	H: 0 LOB: 0 BB: 0 P: 11	R: 0 E: 1 K: 0 S: 7	H: 0 LOB: 1 BB: 0 P: 10	R: 0 E: 0 K: 1 S: 8	H: 0 LOB: 0 BB: 0 P: 14	R: 0 E: 0 K: 1 S: 7	H: 0 LOB: 0 BB: 0 P: 15	1B: 4 2B: 0 3B: 0 HR: 0	SF: 0 SAC: 0 DP: 1 HBP: 0	WP: 0 PB: 0 SB: 0 CS: 0	PA: 31
PITCHER Rod Nichols, R ERA: 3.59 (1, 1)	IP: 9.0 WLS: W BF: 31 H: 4 R: 1 ER: 1 SO: 6 BB: 0 IBB: 0 HBP: 0 BLK: 0 WP: 0 HR: 0 S: 76 P: 118 ERA: 1.00 WHIP: 0.444															PITCHER	IP: 9.0 WLS: W BF: 31 H: 4 R: 1 ER: 1 SO: 6 BB: 0 IBB: 0 HBP: 0 BLK: 0 WP: 0 HR: 0 S: 76 P: 118 ERA: 1.00 WHIP: 0.444					

Cleveland Indians @ Oakland Athletics
Oakland-Alameda County Coliseum, Oakland, CA
Wed Jul 17 1991, 3:33 AM PDT
Att: 40,158 - Sunny - 62 F

AB	31
R	1
H	4
RBI	1
BB	0
SO	6
LOB	6



Batter	1	2	3	4	5	6	7	8	9	AB	R	H	RBI	BB	SO	LOB	TOP								
Glenallen Hill, R OBP: 0.315, SLG: 0.436 (1, 8)	G3-1		G5-4-3			G3		1-3 2-H		4	0	1	1	0	0	1	Cleveland Indians @ California Angels Anaheim Stadium, Anaheim, CA Thu Jul 18 1991, 10:05 PM EDT Att: 24,560 - Sunny - 68 F								
Chris James, R OBP: 0.285, SLG: 0.330 (1, 10)	G3-1									4	0	0	0	0	3	3									
Carlos Baerga, S OBP: 0.353, SLG: 0.410 (8, 5)	G6-3									4	1	1	0	0	0	0									
Carlos Martinez, R OBP: 0.286, SLG: 0.296 (1, 3)										3	1	1	0	0	1	0									
Albert Belle, R OBP: 0.321, SLG: 0.509 (1, 7)										4	1	1	1	0	1	1									
Mark Whiten, S OBP: 0.301, SLG: 0.400 (1, 9)										3	0	1	2	1	0	0									
Brook Jacoby, R OBP: 0.289, SLG: 0.335 (6, PR)										3	0	1	0	0	0	1									
Alex Cole, L OBP: 0.373, SLG: 0.333 (8, 4)										0	1	0	0	0	0	0									
Mark Lewis, R OBP: 0.284, SLG: 0.305 (8, 4)										1	0	0	0	0	0	1									
Sandy Alomar Jr., R OBP: 0.264, SLG: 0.276 (1, 2)										4	0	0	0	0	0	2									
Felix Fermin, R OBP: 0.293, SLG: 0.294 (1, 6)										4	0	2	0	0	0	1									
Inning Stats	R: 0 E: 0 K: 0 S: 8	H: 0 LOB: 0 BB: 0 P: 14	R: 0 E: 0 K: 1 S: 7	H: 0 LOB: 1 BB: 1 P: 16	R: 0 E: 0 K: 0 S: 6	H: 1 LOB: 0 BB: 0 P: 7	R: 0 E: 0 K: 2 S: 9	H: 0 LOB: 0 BB: 0 P: 13	R: 0 E: 0 K: 0 S: 5	H: 0 LOB: 0 BB: 0 P: 9	R: 0 E: 0 K: 1 S: 5	H: 0 LOB: 0 BB: 0 P: 5	R: 0 E: 0 K: 1 S: 7	H: 1 LOB: 1 BB: 0 P: 7	R: 1 E: 0 K: 1 S: 14	H: 3 LOB: 3 BB: 0 P: 26	R: 3 E: 0 K: 0 S: 16	H: 3 LOB: 1 BB: 0 P: 22	1B: 7 2B: 1 3B: 0 HR: 0	SF: 0 SAC: 1 DP: 1 HBP: 0	WP: 0 PB: 0 SB: 0 CS: 0	PA: 36			
PITCHER	IP	WLS	BF	H	R	ER	SO	BB	IBB	HBP	BLK	WP	HR	S	P	ERA	WHIP								
Jim Abbott, L ERA: 3.35 (1, 1)	8.0		31	6	3	3	5	1	0	0	0	0	0	64	101	3.38	0.875								
Bryan Harvey, R ERA: 1.71 (9, 1)	1.0	W	5	2	1	1	0	0	0	0	0	0	0	13	18	9.00	2.000								

AB	34
R	4
H	8
RBI	4
BB	1
SO	5
LOB	10



Batter	1	2	3	4	5	6	7	8	9	AB	R	H	RBI	BB	SO	LOB	BOTTOM								
Luis Polonia, L OBP: 0.348, SLG: 0.360 (1, 7)	K									4	1	1	0	0	1	0	Cleveland Indians @ California Angels Anaheim Stadium, Anaheim, CA Thu Jul 18 1991, 10:05 PM EDT Att: 24,560 - Sunny - 68 F								
Luis Sojo, R OBP: 0.283, SLG: 0.291 (1, 4)	G3									3	0	1	0	0	1	0									
Donnie Hill, S OBP: 0.360, SLG: 0.349 (9, PH)										0	1	0	0	1	0	0									
Wally Joyner, L OBP: 0.374, SLG: 0.480 (1, 3)	F8									3	1	1	1	1	1	0									
Dave Winfield, R OBP: 0.316, SLG: 0.517 (1, 9)										3	2	0	0	1	0	2									
Dave Parker, L OBP: 0.273, SLG: 0.340 (1, 10)										4	0	1	2	0	1	4									
Gary Gaetti, R OBP: 0.285, SLG: 0.364 (1, 5)										3	0	0	0	1	2	3									
Lance Parrish, R OBP: 0.314, SLG: 0.407 (1, 2)										3	0	0	1	0	1	1									
Dave Gallagher, R OBP: 0.348, SLG: 0.333 (1, 8)										3	0	0	0	0	2	0									
Max Venable, L OBP: 0.304, SLG: 0.314 (9, PH)										0	0	0	0	1	0	0									
Dick Schofield, R OBP: 0.350, SLG: 0.297 (1, 6)										3	0	0	1	1	1	0									
Inning Stats	R: 0 E: 0 K: 1 S: 8	H: 0 LOB: 0 BB: 0 P: 11	R: 0 E: 0 K: 1 S: 8	H: 0 LOB: 0 BB: 0 P: 13	R: 0 E: 0 K: 1 S: 6	H: 0 LOB: 0 BB: 0 P: 7	R: 0 E: 0 K: 2 S: 11	H: 0 LOB: 0 BB: 0 P: 15	R: 1 E: 1 K: 2 S: 11	H: 1 LOB: 0 BB: 0 P: 14	R: 0 E: 0 K: 1 S: 15	H: 0 LOB: 0 BB: 0 P: 21	R: 0 E: 0 K: 1 S: 10	H: 1 LOB: 2 BB: 1 P: 22	R: 0 E: 0 K: 1 S: 6	H: 0 LOB: 0 BB: 0 P: 11	R: 4 E: 0 K: 0 S: 11	H: 2 LOB: 3 BB: 5 P: 39	1B: 3 2B: 1 3B: 0 HR: 0	SF: 1 SAC: 0 DP: 0 HBP: 0	WP: 0 PB: 0 SB: 0 CS: 0	PA: 37			
PITCHER	IP	WLS	BF	H	R	ER	SO	BB	IBB	HBP	BLK	WP	HR	S	P	ERA	WHIP								
Greg Swindell, L ERA: 2.76 (1, 1)	7.0		24	2	1	0	9	1	0	0	0	0	0	69	103	0.00	0.429								
Steve Olin, R ERA: 4.44 (8, 1)	1.0		3	0	0	0	1	0	0	0	0	0	0	6	11	0.00	0.000								
Shawn Hillegas, R ERA: 4.14 (9, 1)	0.0	L	4	2	4	4	0	2	0	0	0	0	0	7	19	∞	∞								
Jesse Orosco, L ERA: 3.23 (9, 1)	0.1		2	0	0	0	0	0	1	0	0	0	0	2	7	0.00	0.000								
Jeff Shaw, R ERA: 4.98 (9, 1)	0.1		3	0	0	0	0	1	1	0	0	0	0	2	13	0.00	3.000								

AB	29
R	5
H	4
RBI	5
BB	6
SO	10
LOB	10



Batter	1	2	3	4	5	6	7	8	9	AB	R	H	RBI	BB	SO	LOB	TOP										
Glenallen Hill, R OBP: 0.327, SLG: 0.455 (1, 8)	G4-3		HR		K		2B			4	1	2	2	0	1	1	Cleveland Indians @ California Angels Anaheim Stadium, Anaheim, CA Sun Jul 21 1991, 6:33 AM EDT Att: 34,044 - Sunny - 75 F										
Chris James, R OBP: 0.282, SLG: 0.326 (1, 10)	F9		G4-3		P3		P4			4	0	0	0	0	0	2											
Carlos Baerga, S OBP: 0.357, SLG: 0.421 (1, 4)	K				K		CS		F8 HR	4	1	1	0	0	2	1											
Carlos Martinez, R OBP: 0.293, SLG: 0.282 Mike Aldrete, L OBP: 0.402, SLG: 0.392 (8, 3)		K			P5		F8		G6-3 1B	4	0	1	0	0	1	1											
Albert Belle, R OBP: 0.332, SLG: 0.548 Alex Cole, L OBP: 0.373, SLG: 0.333 (8, 8)		K			1B		HR		K	4	2	2	2	0	2	1											
Mark Whiten, S OBP: 0.294, SLG: 0.386 (1, 9)		P3			1B		G5-3		G6-3	4	0	1	0	0	0	1											
Brook Jacoby, R OBP: 0.292, SLG: 0.333 (1, 5)			G6-3		1B		BB		K	3	0	1	1	1	1	0											
Joel Skinner, R OBP: 0.255, SLG: 0.329 (1, 2)			K		K		P5		G6-3	4	0	0	0	0	2	3											
Felix Fermin, R OBP: 0.293, SLG: 0.292 (1, 6)			HR		1B		CS		G4-3	4	1	2	0	0	0	0											
Inning Stats	R: 0 E: 0 K: 1 S: 6	H: 0 LOB: 0 BB: 0 P: 9	R: 0 E: 0 K: 2 S: 13	H: 0 LOB: 0 BB: 0 P: 15	R: 2 E: 0 K: 1 S: 12	H: 2 LOB: 0 BB: 0 P: 20	R: 1 E: 0 K: 2 S: 12	H: 3 LOB: 2 BB: 0 P: 15	R: 0 E: 0 K: 0 S: 14	H: 1 LOB: 1 BB: 0 P: 24	R: 0 E: 0 K: 0 S: 8	H: 1 LOB: 0 BB: 0 P: 9	R: 0 E: 0 K: 1 S: 7	H: 1 LOB: 0 BB: 0 P: 10	R: 0 E: 0 K: 1 S: 6	H: 0 LOB: 0 BB: 0 P: 8		1B: 6 2B: 2 3B: 0 HR: 2	SF: 0 SAC: 0 DP: 1 HBP: 0	WP: 0 PB: 0 SB: 0 CS: 1	PA: 37						
PITCHER	IP	WLS	BF	H	R	ER	SO	BB	IBB	HBP	BLK	WP	HR	S	P	ERA	WHIP										
Mark Langston, L ERA: 3.63 Mike Fetters, R ERA: 4.73	(1, 1) (7, 1)	6.0 10	L 26	8 2	5 0	5 0	7 2	1 0	0 0	0 0	0 0	0 0	2 21	70 27	101 27	7.50 0.00	1.500 0.667										

AB	35
R	5
H	10
RBI	5
BB	1
SO	9
LOB	10



Batter	1	2	3	4	5	6	7	8	9	AB	R	H	RBI	BB	SO	LOB	BOTTOM										
Luis Polonia, L OBP: 0.348, SLG: 0.366 (1, 7)	SF8 3B		L5		1B		1B		K	5	1	3	0	0	1	1	Cleveland Indians @ California Angels Anaheim Stadium, Anaheim, CA Sun Jul 21 1991, 6:33 AM EDT Att: 34,044 - Sunny - 75 F										
Max Venable, L OBP: 0.305, SLG: 0.318 (1, 8)	SF8		G6-3 1B		G4-3		F7		1B	4	0	2	1	0	0	4											
Wally Joyner, L OBP: 0.372, SLG: 0.473 (1, 3)	F8		G6-3		G6-4-3 1B		F7		F7	5	0	1	0	0	0	6											
Dave Parker, L OBP: 0.272, SLG: 0.335 Dave Gallagher, R OBP: 0.345, SLG: 0.339 (8, PH)	G4-3				G3		F8		1B 1B	3	0	0	0	0	0	1											
Lance Parrish, R OBP: 0.315, SLG: 0.405 (1, 2)		P6			G4-3 2B		G6-4-3		1B 1B	4	0	2	0	0	0	1											
Jack Howell, L OBP: 0.304, SLG: 0.309 Gary Gaetti, R OBP: 0.282, SLG: 0.359 (8, PH)		G6-3			G4-3		E3 1B FC3-6		1B 1B	3	1	0	0	0	0	1											
Bobby Rose, R OBP: 0.341, SLG: 0.476 (9, 9)		E6			G5-3		FC3-6 1B		K1-2	4	0	1	0	0	1	3											
Donnie Hill, S OBP: 0.352, SLG: 0.335 (1, 6)		F7			G3-1		FC3-6 1B 1B		P6	4	0	0	1	0	0	4											
Luis Sojo, R OBP: 0.272, SLG: 0.301 (1, 4)			1B 1B		B2-3		1B 1B		K	4	0	2	0	0	1	0											
Inning Stats	R: 1 E: 0 K: 0 S: 5	H: 1 LOB: 0 BB: 0 P: 6	R: 0 E: 1 K: 0 S: 7	H: 0 LOB: 1 BB: 0 P: 11	R: 0 E: 0 K: 0 S: 9	H: 2 LOB: 1 BB: 0 P: 16	R: 0 E: 0 K: 0 S: 11	H: 1 LOB: 1 BB: 0 P: 17	R: 0 E: 0 K: 0 S: 8	H: 1 LOB: 0 BB: 0 P: 13	R: 1 E: 1 K: 0 S: 13	H: 3 LOB: 3 BB: 0 P: 18	R: 0 E: 0 K: 1 S: 11	H: 3 LOB: 2 BB: 0 P: 14	R: 0 E: 0 K: 2 S: 10	H: 1 LOB: 1 BB: 0 P: 13		1B: 11 2B: 1 3B: 1 HR: 0	SF: 1 SAC: 0 DP: 2 HBP: 0	WP: 0 PB: 0 SB: 0 CS: 0	PA: 39						
PITCHER	IP	WLS	BF	H	R	ER	SO	BB	IBB	HBP	BLK	WP	HR	S	P	ERA	WHIP										
Charles Nagy, R ERA: 3.37 Jesse Orosco, L ERA: 3.09 Steve Olin, R ERA: 3.77	(1, 1) (7, 1) (8, 1)	6.2 0.1 2.0	W S 7	29 2 7	1 0 2	1 0 0	0 0 3	0 0 0	0 0 0	0 0 0	0 0 0	0 0 0	0 0 18	54 7 23	84 9 23	1.35 0.00 0.00	1.350 6.000 1.000										

AB	38
R	2
H	13
RBI	2
BB	0
SO	3
LOB	21



Batter	1	2	3	4	5	6	7	8	9	AB	R	H	RBI	BB	SO	LOB	TOP						
Rickey Henderson, R OBP: 0.421, SLG: 0.381	2-2 CS E 1B		4-2 FC6 BB			2-2 HR 1B	2-3 K		4-2 S 1B BB	3	3	2	0	2	1	0							
Dave Henderson, R OBP: 0.351, SLG: 0.500	0-3 K		0-2 FC6 1-2			1-1 HR 1B	0-1 HR 1B		1-2 1B SF9 1B	5	3	3	3	0	1	2							
Jose Canseco, R OBP: 0.373, SLG: 0.551	1-2 F8 1-H		0-0 F9			1-2 1B 2B	0-0 HR		1-2 1B	5	2	3	2	0	0	1							
Terry Steinbach, R OBP: 0.326, SLG: 0.431	1-2 2B			1-3 K		0-1 1B G2-3 1B	2-3 K		1-0 SF9	4	0	2	2	0	2	0							
Harold Baines, L OBP: 0.387, SLG: 0.492	1-1 L8			0-0 G6-3		1-1 G2-3		2-3 K	1-1 F8	4	0	0	0	0	1	2							
Willie Wilson, S OBP: 0.300, SLG: 0.315										1	0	0	0	0	0	1							
Mark McGwire, R OBP: 0.343, SLG: 0.378		2-2 P2		0-0 F7		0-1 1B		4-0 WP BB		3	0	1	0	1	0	0							
Carney Lansford, R OBP: 0.063, SLG: 0.063		2-1 G6-3			3-2 F9	1-0 P4		1-1 F8		4	0	0	0	0	0	3							
Vance Law, R OBP: 0.312, SLG: 0.281								1-2 F8		0	0	0	0	0	0	0							
Mike Gallego, R OBP: 0.354, SLG: 0.367		1-1 L8			1-3 K	1-1 F9		3-1 F8		4	0	0	0	0	1	3							
Mike Bordick, R OBP: 0.237, SLG: 0.246			2-3 K		1-3 K		0-2 P4		0-2 G6-3	4	0	0	0	0	2	0							
Inning Stats	R: 1 E: 0 K: 1 S: 15	H: 2 LOB: 1 BB: 0 P: 20	R: 0 E: 0 K: 0 S: 8	H: 0 LOB: 0 BB: 0 P: 13	R: 0 E: 0 K: 1 S: 11	H: 0 LOB: 1 BB: 1 P: 17	R: 0 E: 0 K: 1 S: 5	H: 0 LOB: 0 BB: 0 P: 6	R: 0 E: 0 K: 2 S: 10	H: 0 LOB: 0 BB: 0 P: 15	R: 3 E: 0 K: 0 S: 21	H: 5 LOB: 2 BB: 0 P: 27	R: 2 E: 0 K: 2 S: 13	H: 2 LOB: 0 BB: 0 P: 17	R: 0 E: 0 K: 1 S: 7	H: 0 LOB: 1 BB: 1 P: 17	R: 2 E: 0 K: 0 S: 16	H: 2 LOB: 1 BB: 1 P: 24	1B: 7 2B: 2 3B: 0 HR: 2	SF: 1 SAC: 0 DP: 0 HBP: 0	WP: 1 PA: 41 PB: 0 SB: 1 CS: 1		
PITCHER	IP WLS BF H R ER SO BB IBB HBP BLK WP HR S P ERA WHIP	6.2 L 30 9 6 5 6 1 0 0 0 0 2 80 110 6.75 1.500	1.1 5 0 0 0 2 1 0 0 0 1 0 10 22 0.00 0.750	1.0 6 2 2 2 0 1 0 0 0 0 0 16 24 18.00 3.000																			

Oakland Athletics @ Cleveland Indians
Cleveland Municipal Stadium, Cleveland, OH
Wed Jul 24 1991, 7:05 PM EDT
Att: 14,553 - Cloudy - 72 F

AB 37
R 8
H 11
RBI 7
BB 3
SO 8
LOB 12



Batter	1	2	3	4	5	6	7	8	9	AB	R	H	RBI	BB	SO	LOB	BOTTOM					
Glenallen Hill, R OBP: 0.337, SLG: 0.456	1-3 K FC4-6		2-3 K		0-0 B1-3		1-1 F7		1-1 L1-3	2	0	0	0	0	2	0						
Alex Cole, L OBP: 0.364, SLG: 0.324										3	0	0	0	0	0	2						
Felix Fermin, R OBP: 0.296, SLG: 0.299	1-1 FC4-6 BLK 1B		0-0 1B 2B		1-0 L3 1B		1-1 1B		1-2 1B	4	2	3	0	0	0	1						
Carlos Baerga, S OBP: 0.367, SLG: 0.433	4-0 1B BLK SF8 BB		1-0 1B		1-0 L3		0-2 G6-3			3	1	1	1	1	0	3						
Carlos Martinez, R OBP: 0.320, SLG: 0.375	1-1 WP 1B		0-0 F8		0-1 P3		0-1 HR			4	1	2	2	0	0	1						
Albert Belle, R OBP: 0.332, SLG: 0.557	0-1 SF8		1-1 F9		2-2 G6-3		3-2 F8			3	0	0	1	0	0	1						
Mike Aldrete, L OBP: 0.409, SLG: 0.385	1-2 G6-3			2-2 G4-3		1-1 E1		1-0 F9		3	0	0	0	0	0	1						
Brook Jacoby, R OBP: 0.289, SLG: 0.329										1	0	0	0	0	0	0						
Sandy Alomar Jr., R OBP: 0.253, SLG: 0.263		1-0 F8		3-1 FC6-4 1B		2-0 G3-1		2-1 F8		4	0	1	0	0	0	1						
Chris James, R OBP: 0.282, SLG: 0.325		0-0 G4-3		1-0 FC6-4		1-0 1B 1B		2-2 G6-3		4	0	1	0	0	0	1						
Mark Lewis, R OBP: 0.281, SLG: 0.299		3-1 G1-3		1-1 G5-3		1-3 K		1-1 L1-3 1B		3	0	0	0	0	1	2						
Jerry Browne, S OBP: 0.261, SLG: 0.243										1	0	1	0	0	0	0						
Inning Stats	R: 2 E: 0 K: 1 S: 12	H: 1 LOB: 1 BB: 1 P: 20	R: 0 E: 0 K: 0 S: 4	H: 0 LOB: 0 BB: 0 P: 8	R: 1 E: 0 K: 1 S: 9	H: 2 LOB: 1 BB: 0 P: 13	R: 0 E: 0 K: 0 S: 10	H: 1 LOB: 0 BB: 0 P: 17	R: 0 E: 0 K: 0 S: 3	H: 1 LOB: 0 BB: 0 P: 5	R: 0 E: 0 K: 0 S: 10	H: 0 LOB: 1 BB: 0 P: 15	R: 0 E: 0 K: 1 S: 12	H: 2 LOB: 2 BB: 0 P: 16	R: 1 E: 0 K: 0 S: 8	H: 1 LOB: 0 BB: 0 P: 14	R: 0 E: 0 K: 0 S: 7	H: 1 LOB: 0 BB: 0 P: 11	1B: 7 2B: 3 3B: 0 HR: 1	SF: 1 SAC: 0 DP: 2 HBP: 0	WP: 1 PA: 37 PB: 1 SB: 0 CS: 0	
PITCHER	IP WLS BF H R ER SO BB IBB HBP BLK WP HR S P ERA WHIP	6.0 W 26 6 3 1 2 1 0 0 0 1 0 49 80 1.50 1.167	2.0 8 2 1 1 1 0 0 0 0 0 1 19 28 4.50 1.000	1.0 3 1 0 0 0 0 0 0 0 0 0 7 11 0.00 1.000																		

Oakland Athletics @ Cleveland Indians
Cleveland Municipal Stadium, Cleveland, OH
Wed Jul 24 1991, 7:05 PM EDT
Att: 14,553 - Cloudy - 72 F

AB 35
R 4
H 9
RBI 4
BB 1
SO 3
LOB 13



Batter	1	2	3	4	5	6	7	8	9	AB	R	H	RBI	BB	SO	LOB	TOP			
Henry Cotto, R OBP: 0.395, SLG: 0.474 (1, 8)	G6-3		G6-4-3				G5-3										4 1 1 0 1 0 1			
Harold Reynolds, S OBP: 0.336, SLG: 0.346 (1, 4)	L7		1B				L8		F8								5 1 1 1 0 0 1			
Edgar Martinez, R OBP: 0.414, SLG: 0.463 (1, 5)	1B		1B				G4-3		1B								4 2 3 1 0 0 0			
Jay Buhner, R OBP: 0.323, SLG: 0.498 (1, 9)	G4-3		1B				1B		K								4 1 2 0 0 1 2			
Tracy Jones, R OBP: 0.336, SLG: 0.430 (1, 10)			HR				F7		FC4-6								3 1 2 1 1 0 1			
Alonzo Powell, R OBP: 0.288, SLG: 0.400 (6, PH)			G4-6-3				G6-3		FC4-6								2 1 1 2 0 0 2			
Greg Briley, L OBP: 0.245, SLG: 0.260 (6, 7)			HR						1B								2 0 1 1 0 0 0			
Pete O'Brien, L OBP: 0.294, SLG: 0.392 (1, 3)			G4-3				F8		FC4-6								4 0 1 0 0 0 2			
Dave Cochrane, S OBP: 0.302, SLG: 0.343 (1, 2)			F9				F8		FC6-4								3 0 1 0 0 0 1			
Scott Bradley, L OBP: 0.291, SLG: 0.254 (6, 2)																	1 0 0 0 0 0 2			
Jeff Schaefer, R OBP: 0.238, SLG: 0.304 (1, 6)			G1-6-3				G5-3		G5-3								4 0 0 0 0 1 2			
Inning Stats	R: 0 E: 0 K: 0 S: 9	H: 1 LOB: 1 BB: 0 P: 14	R: 2 E: 0 K: 0 S: 9	H: 3 LOB: 0 BB: 0 P: 14	R: 4 E: 1 K: 0 S: 10	H: 5 LOB: 0 BB: 0 P: 18	R: 0 E: 0 K: 1 S: 11	H: 1 LOB: 0 BB: 0 P: 14	R: 0 E: 0 K: 0 S: 14	H: 0 LOB: 0 BB: 0 P: 7	R: 0 E: 0 K: 0 S: 4	H: 0 LOB: 0 BB: 0 P: 6	R: 1 E: 0 K: 1 S: 14	H: 2 LOB: 2 BB: 1 P: 30	R: 0 E: 0 K: 0 S: 8	H: 0 LOB: 0 BB: 1 P: 13	1B: 9 2B: 3 3B: 0 HR: 1	SF: 0 SAC: 0 DP: 3 HBP: 0	WP: 1 PB: 0 SB: 1 CS: 1	PA: 38
PITCHER	IP WLS BF H R ER SO BB IBB HBP BLK WP HR S P ERA WHIP																			
Denis Boucher, L ERA: 6.05 (1, 1)	2.0 L 13 8 6 6 0 0 0 0 0 0 0 1 0 24 36 27.00 4.000																			
Jeff Shaw, R ERA: 4.11 (3, 1)	5.1 19 4 1 1 2 1 0 0 0 0 0 0 0 44 74 1.69 0.938																			
Jesse Orosco, L ERA: 3.0 (8, 1)	0.2 3 1 0 0 0 0 0 0 0 0 0 0 0 7 14 0.00 1.500																			
Shawn Hillegas, R ERA: 4.3 (9, 1)	1.0 3 0 0 0 0 1 0 0 0 0 0 0 0 8 13 0.00 1.000																			

Seattle Mariners @ Cleveland Indians
Cleveland Municipal Stadium, Cleveland, OH

AB 36
R 7
H 13
RBI 6
BB 2
SO 2
LOB 14



Fri Jul 26 1991, 7:05 PM EDT
Att. 12,839 - Sunny - 70 F

Batter	1	2	3	4	5	6	7	8	9	AB	R	H	RBI	BB	SO	LOB	BOTTOM					
Alex Cole, L OBP: 0.381, SLG: 0.324 (1, 8)	FC5-4		1B				FC3-6		F7								3 2 1 0 2 0 2					
Felix Fermin, R OBP: 0.302, SLG: 0.313 (1, 6)	FC5-4		1B				G6-3										4 1 2 1 0 0 2					
Carlos Baerga, S OBP: 0.359, SLG: 0.423 (1, 4)	G1		SF7				G4-3										3 0 0 1 0 0 4					
Carlos Martinez, R OBP: 0.328, SLG: 0.375 (1, 3)	K		1B				E4										4 0 2 1 0 1 0					
Albert Belle, R OBP: 0.322, SLG: 0.539 (1, 10)			G5-4-3				F7		K								4 0 0 0 0 1 5					
Mark Whiten, S OBP: 0.297, SLG: 0.382 (1, 9)			E6				G3-1		G4-6-3								4 0 0 0 0 0 1					
Chris James, R OBP: 0.280, SLG: 0.322 (1, 7)			E9				G5-3										3 0 1 0 0 0 1					
Jerry Browne, S OBP: 0.263, SLG: 0.262 (9, PH)							G6-4-3		K2-3								1 0 0 0 0 1 0					
Jeff Manto, R OBP: 0.283, SLG: 0.244 (1, 5)			K				F8										3 0 0 0 0 1 3					
Mike Aldrete, L OBP: 0.421, SLG: 0.392 (9, PH)							G6-4-3		BLK								0 0 0 0 1 0 0					
Joel Skinner, R OBP: 0.262, SLG: 0.329 (1, 2)			CS				K		K								3 1 1 0 1 2 1					
Inning Stats	R: 1 E: 0 K: 1 S: 12	H: 0 LOB: 0 BB: 1 P: 19	R: 0 E: 2 K: 1 S: 13	H: 0 LOB: 1 BB: 0 P: 22	R: 2 E: 0 K: 0 S: 9	H: 2 LOB: 1 BB: 2 P: 18	R: 0 E: 0 K: 0 S: 9	H: 0 LOB: 0 BB: 0 P: 15	R: 1 E: 0 K: 0 S: 14	H: 3 LOB: 2 BB: 0 P: 22	R: 0 E: 0 K: 0 S: 9	H: 1 LOB: 0 BB: 0 P: 14	R: 0 E: 0 K: 0 S: 10	H: 1 LOB: 1 BB: 0 P: 15	R: 0 E: 1 K: 1 S: 5	H: 0 LOB: 0 BB: 0 P: 6	R: 0 E: 0 K: 2 S: 10	H: 0 LOB: 1 BB: 1 P: 21	1B: 7 2B: 0 3B: 0 HR: 0	SF: 1 SAC: 0 DP: 3 HBP: 0	WP: 2 PB: 2 SB: 0 CS: 1	PA: 38
PITCHER	IP WLS BF H R ER SO BB IBB HBP BLK WP HR S P ERA WHIP																					
Rich DeLucia, R ERA: 4.71 (1, 1)	5.0 W 23 5 4 4 3 0 0 0 0 0 0 0 0 24 35 0.00 0.667																					
Bill Swift, R ERA: 2.21 (6, 1)	3.0 10 2 0 0 1 0 0 0 0 0 0 0 0 24 35 0.00 0.667																					
Mike Schooler, R ERA: 3.0 (9, 1)	1.0 S 4 0 0 0 2 1 0 0 0 1 0 0 0 10 21 0.00 1.000																					

Seattle Mariners @ Cleveland Indians
Cleveland Municipal Stadium, Cleveland, OH

AB 32
R 4
H 7
RBI 3
BB 4
SO 6
LOB 19



Fri Jul 26 1991, 7:05 PM EDT
Att. 12,839 - Sunny - 70 F

Batter	1	2	3	4	5	6	7	8	9	AB	R	H	RBI	BB	SO	LOB	TOP					
Greg Briley, L OBP: 0.245, SLG: 0.256 (1, 7)	F8		G4-3				G4-3			3	0	0	0	1	0	1	Seattle Mariners @ Cleveland Indians Cleveland Municipal Stadium, Cleveland, OH Sat Jul 27 1991, 3:33 AM EDT Att: 32,979 - Sunny - 63 F					
Harold Reynolds, S OBP: 0.335, SLG: 0.343 (1, 4)	G3		K				FC3-6		L9	4	0	0	0	0	1	3						
Edgar Martinez, R OBP: 0.412, SLG: 0.461 (1, 5)	1B		G1				L4		B1-3	4	0	1	0	0	0	3						
Jay Buhner, R OBP: 0.320, SLG: 0.493 Ken Griffey Jr., L OBP: 0.365, SLG: 0.486 (1, 9) (5, 8)	F7								K	2	0	0	0	0	1	1						
Pete O'Brien, L OBP: 0.291, SLG: 0.388 (1, 3)		G4-3							3B	2	1	1	0	0	1	0						
Alvin Davis, L OBP: 0.311, SLG: 0.356 (1, 10)		K							L1	4	0	0	0	0	0	1						
Scott Bradley, L OBP: 0.290, SLG: 0.248 (1, 2)									L8	3	0	1	1	0	1	0						
Alonzo Powell, R OBP: 0.267, SLG: 0.391 (1, 8) (5, 9)									E4	3	0	0	0	1	0	1						
Omar Vizquel, S OBP: 0.305, SLG: 0.296 (1, 6)			G4-3				G1-6-3		FC6-4	4	0	1	0	0	0	2						
Inning Stats	R: 0 E: 0 K: 0 S: 7	H: 1 LOB: 1 BB: 0 P: 9	R: 0 E: 0 K: 1 S: 8	H: 0 LOB: 1 BB: 1 P: 14	R: 0 E: 0 K: 1 S: 10	H: 1 LOB: 1 BB: 0 P: 13	R: 0 E: 0 K: 1 S: 10	H: 1 LOB: 1 BB: 0 P: 13	R: 0 E: 0 K: 0 S: 9	H: 1 LOB: 2 BB: 1 P: 20	R: 1 E: 0 K: 0 S: 6	H: 1 LOB: 0 BB: 0 P: 9	R: 0 E: 0 K: 0 S: 8	H: 1 LOB: 0 BB: 0 P: 11	R: 0 E: 0 K: 0 S: 6	H: 0 LOB: 1 BB: 0 P: 10	R: 0 E: 1 K: 0 S: 8	H: 0 LOB: 1 BB: 0 P: 11	1B: 4 2B: 1 3B: 1 HR: 0	SF: 1 SAC: 0 DP: 1 HBP: 0	WP: 0 PB: 0 SB: 0 CS: 0	PA: 35
PITCHER Charles Nagy, R ERA: 3.21 (1, 1)	IP: 9.0 WLS: W BF: 35 H: 6 R: 1 ER: 1 SO: 4 BB: 2 IBB: 0 HBP: 0 BLK: 1 WP: 0 HR: 0 S: 72 P: 110 ERA: 1.00 WHIP: 0.889															PITCHER						

Batter	1	2	3	4	5	6	7	8	9	AB	R	H	RBI	BB	SO	LOB	BOTTOM			
Alex Cole, L OBP: 0.386, SLG: 0.328 (1, 8)	F9-3		P5				G4-6-3			4	0	2	0	1	0	2	Seattle Mariners @ Cleveland Indians Cleveland Municipal Stadium, Cleveland, OH Sat Jul 27 1991, 3:33 AM EDT Att: 32,979 - Sunny - 63 F			
Felix Fermin, R OBP: 0.307, SLG: 0.316 (1, 6)	F9-3		1B				G4-6-3		1B	4	1	2	0	1	0	2				
Carlos Baerga, S OBP: 0.357, SLG: 0.418 (1, 4)	1B		P6				L6		K2-3	4	0	0	0	1	1	5				
Carlos Martinez, R OBP: 0.371, SLG: 0.467 Mike Aldrete, L OBP: 0.421, SLG: 0.392 (1, 3) (8, 3)	1B		1B				1B		1B	4	2	4	2	0	0	0				
Albert Belle, R OBP: 0.321, SLG: 0.534 (1, 7)	1B		1B				HR		1B	0	0	0	0	0	0	0				
Mark Whiten, S OBP: 0.296, SLG: 0.377 (1, 9)	K		G1-3				G6-3		K	4	1	1	1	0	1	4				
Chris James, R OBP: 0.279, SLG: 0.321 (1, 10)			1B				1B		P3	4	0	1	2	0	1	0				
Joel Skinner, R OBP: 0.261, SLG: 0.327 (1, 2)	F9		1B				K2-3		K	4	1	1	0	0	2	2				
Jeff Manto, R OBP: 0.298, SLG: 0.306 (1, 5)			1B				G5-3		G5-3	4	1	2	1	0	0	2				
Inning Stats	R: 0 E: 0 K: 1 S: 11	H: 2 LOB: 2 BB: 1 P: 24	R: 0 E: 0 K: 1 S: 7	H: 0 LOB: 0 BB: 0 P: 11	R: 1 E: 0 K: 0 S: 9	H: 3 LOB: 2 BB: 0 P: 12	R: 1 E: 0 K: 0 S: 10	H: 2 LOB: 1 BB: 0 P: 18	R: 3 E: 0 K: 1 S: 17	H: 4 LOB: 2 BB: 1 P: 28	R: 0 E: 0 K: 0 S: 10	H: 0 LOB: 0 BB: 1 P: 19	R: 1 E: 0 K: 1 S: 11	H: 1 LOB: 0 BB: 0 P: 16	R: 0 E: 0 K: 2 S: 13	H: 1 LOB: 2 BB: 1 P: 22	1B: 10 2B: 3 3B: 0 HR: 1	SF: 0 SAC: 0 DP: 2 HBP: 0	WP: 0 PB: 0 SB: 2 CS: 0	PA: 39
PITCHER Brian Holman, R ERA: 3.53 Russ Swan, L ERA: 2.73 Michael Jackson, R ERA: 3.19 (1, 1) (5, 1) (8, 1)	IP: 4.1 WLS: L BF: 25 H: 11 R: 5 ER: 5 SO: 2 BB: 2 IBB: 0 HBP: 0 BLK: 0 WP: 0 HR: 0 S: 49 P: 84 ERA: 10.38 WHIP: 3.000															PITCHER				

AB	32
R	1
H	6
RBI	1
BB	2
SO	4
LOB	13



AB	35
R	6
H	13
RBI	6
BB	4
SO	6
LOB	17



Batter	1	2	3	4	5	6	7	8	9	AB	R	H	RBI	BB	SO	LOB	TOP			
Luis Sojo, R OBP: 0.281, SLG: 0.311 (1, 4)	G5-3	E4	E4		K		FC6-4		P4	6	1	1	0	0	1	3				
Wally Joyner, L OBP: 0.372, SLG: 0.474 (1, 3)	1B	1B	G4-3		K			G3	2B	6	2	3	1	0	1	2				
Dave Winfield, R OBP: 0.326, SLG: 0.517 (1, 9)	1B	P3		E5				1B	1B	6	3	4	0	0	0	2				
Dave Parker, L OBP: 0.283, SLG: 0.363 (1, 10)	HR	E5		G3				1B	FC6-4	6	1	2	2	0	0	5				
Gary Gaetti, R OBP: 0.291, SLG: 0.379 (1, 5)	HR	BB		HBP			K	K		5	1	3	5	0	2	1				
Lance Parrish, R OBP: 0.302, SLG: 0.375 (1, 2)	F7	FC6-4		K			K	G1-3		4	0	0	1	1	2	2				
Dave Gallagher, R OBP: 0.305, SLG: 0.374 (1, 8)	1B	FC6-4		HBP			G5-3		G4-3	4	1	2	0	0	0	3				
Bobby Rose, R OBP: 0.327, SLG: 0.511 (1, 7)	K			F9			G1-3		G4-3	4	0	0	0	0	1	3				
Max Venable, L OBP: 0.305, SLG: 0.350 (8, 7)	K			L9			G1-3		G4-3	1	0	0	0	0	0	1				
Dick Schofield, R OBP: 0.340, SLG: 0.285 (1, 6)		F7		P4			FC6-4		2B	4	1	2	1	1	0	0				
Inning Stats	R: 4 E: 0 K: 1 S: 18	H: 5 LOB: 1 BB: 0 P: 23	R: 2 E: 1 K: 0 S: 14	H: 3 LOB: 3 BB: 1 P: 26	R: 0 E: 1 K: 0 S: 8	H: 0 LOB: 1 BB: 0 P: 10	R: 1 E: 1 K: 1 S: 13	H: 1 LOB: 2 BB: 1 P: 20	R: 0 E: 0 K: 2 S: 9	H: 0 LOB: 0 BB: 0 P: 8	R: 0 E: 0 K: 0 S: 8	H: 1 LOB: 1 BB: 0 P: 10	R: 1 E: 0 K: 1 S: 12	H: 2 LOB: 1 BB: 0 P: 23	R: 2 E: 0 K: 0 S: 12	H: 4 LOB: 2 BB: 0 P: 16	1B: 12 2B: 4 3B: 0 HR: 1	SF: 0 SAC: 0 DP: 0 HBP: 1	WP: 0 PB: 0 SB: 0 CS: 0	PA: 49
PITCHER	IP	WLS	BF	H	R	ER	SO	BB	IBB	HBP	BLK	WP	HR	S	P	ERA	WHIP			
Greg Swindell, L ERA: 3.13 (1, 1)	1.2	L	15	8	6	4	1	1	0	0	0	0	1	31	47	21.60	5.400			
Jeff Shaw, R ERA: 3.5 (2, 1)	5.1		22	3	1	0	5	1	0	1	0	0	0	46	68	0.00	0.750			
Rudy Seanez, R ERA: 6.0 (8, 1)	0.2		4	2	1	1	1	0	0	0	0	0	0	10	18	13.50	3.000			
Steve Olin, R ERA: 4.06 (8, 1)	1.1		8	4	2	2	0	0	0	0	0	0	0	14	21	13.50	3.000			

California Angels @ Cleveland Indians
Cleveland Municipal Stadium, Cleveland, OH
Mon Jul 29 1991, 7:05 PM EDT
Att: 7,998 - Cloudy - 72 F

AB 46
R 10
H 17
RBI 10
BB 2
SO 7
LOB 22



Batter	1	2	3	4	5	6	7	8	9	AB	R	H	RBI	BB	SO	LOB	BOTTOM			
Alex Cole, L OBP: 0.397, SLG: 0.325 (1, 8)	G4-6-3		G4-3		G6-4-3		K		F8	2	0	0	0	1	0	1				
Luis Lopez, R OBP: 0.265, SLG: 0.273 (7, FH)	BB									2	0	0	0	0	1	2				
Felix Fermin, R OBP: 0.304, SLG: 0.310 (1, 6)	G4-6-3			G4-3			P8	L5		4	0	0	0	0	0	3				
Carlos Baerga, S OBP: 0.355, SLG: 0.413 (1, 4)	G5-3			F9	BB		P3		G4-3	3	1	0	0	1	0	0				
Carlos Martinez, R OBP: 0.380, SLG: 0.478 (1, 3)		K		1B	BB		1B		P4	3	0	1	0	1	1	0				
Albert Belle, R OBP: 0.321, SLG: 0.537 (1, 7)		F7		F9			F9		1B	4	0	1	0	0	0	3				
Mark Whiten, S OBP: 0.301, SLG: 0.391 (1, 9)				FC6-4			F8		1B	4	1	4	1	0	0	0				
Chris James, R OBP: 0.276, SLG: 0.317 (1, 10)	G5-3			1B	FC6-4		F8		F9	4	0	0	0	0	0	6				
Jeff Manto, R OBP: 0.302, SLG: 0.283 (1, 5)				G6-3			L9		G4-3	2	0	0	0	1	0	0				
Mike Aldrete, L OBP: 0.417, SLG: 0.388 (9, FH)							1B			1	0	0	0	0	0	0				
Joel Skinner, R OBP: 0.268, SLG: 0.331 (1, 2)				G4-3			G6-4-3		K	3	0	2	1	0	0	0				
Jerry Browne, S OBP: 0.266, SLG: 0.258 (9, FH)							1B			1	0	0	0	0	1	0				
Inning Stats	R: 0 E: 0 K: 0 S: 14	H: 0 LOB: 0 BB: 1 P: 22	R: 0 E: 0 K: 1 S: 11	H: 1 LOB: 1 BB: 0 P: 16	R: 0 E: 0 K: 0 S: 9	H: 0 LOB: 0 BB: 0 P: 17	R: 1 E: 0 K: 0 S: 12	H: 1 LOB: 2 BB: 2 P: 23	R: 0 E: 0 K: 0 S: 9	H: 1 LOB: 1 BB: 0 P: 13	R: 1 E: 0 K: 1 S: 11	H: 2 LOB: 2 BB: 1 P: 18	R: 0 E: 0 K: 0 S: 9	H: 2 LOB: 2 BB: 0 P: 13	R: 0 E: 0 K: 1 S: 10	H: 0 LOB: 0 BB: 0 P: 11	1B: 6 2B: 1 3B: 1 HR: 0	SF: 0 SAC: 0 DP: 2 HBP: 0	WP: 0 PB: 0 SB: 0 CS: 0	PA: 37
PITCHER	IP	WLS	BF	H	R	ER	SO	BB	IBB	HBP	BLK	WP	HR	S	P	ERA	WHIP			
Chuck Finley, L ERA: 3.91 (1, 1)	7.0	W	29	6	2	2	2	4	0	0	0	0	0	19	117	2.57	1.429			
Mark Eichhorn, R ERA: 1.16 (8, 1)	2.0		8	2	0	0	1	0	0	0	0	0	0	19	24	0.00	1.000			

California Angels @ Cleveland Indians
Cleveland Municipal Stadium, Cleveland, OH
Mon Jul 29 1991, 7:05 PM EDT
Att: 7,998 - Cloudy - 72 F

AB 33
R 2
H 8
RBI 2
BB 4
SO 3
LOB 15



Batter	1	2	3	4	5	6	7	8	9	AB	R	H	RBI	BB	SO	LOB	TOP				
Luis Sojo, R OBP: 0.284, SLG: 0.314 (1, 4)	F8		E9 1B			L8 G1-3 1B		FC1-2-5-2 1B		4	1	2	0	0	0	2					
Wally Joyner, L OBP: 0.398, SLG: 0.469 (1, 3)	G4-3		G6-3			G1-3		G4-3		4	0	0	1	0	0	2					
Dave Winfield, R OBP: 0.325, SLG: 0.513 (1, 9)	G5-3			K		L8		WP 1B IBB		3	0	0	0	1	1	1					
Dave Parker, L OBP: 0.288, SLG: 0.367 (1, 10)		HBP 1B 1B		BB 1B		P5		WP 1B		4	1	3	1	0	0	1					
Gary Gaetti, R OBP: 0.293, SLG: 0.377 (1, 5)		E 1B SF7 HBP		G6-4-3 BB			K	K		2	1	0	0	1	2	2					
Lance Parrish, R OBP: 0.296, SLG: 0.370 (1, 2)			K	G6-4-3			G5-3		F7	4	0	0	0	0	1	4					
Dave Gallagher, R OBP: 0.362, SLG: 0.371 (1, 8)		E8 CS 1B				F7	G4-3		F9	4	0	1	1	0	0	0					
Bobby Rose, R OBP: 0.327, SLG: 0.510 Max Venable, L OBP: 0.302, SLG: 0.347 (1, 7) (8, 7)	SF7				G5-3			1B PB 1B	P6	2	0	1	1	0	0	0					
Dick Schofield, R OBP: 0.340, SLG: 0.285 (1, 6)	CS	F9			G4-3			G4-3 1B		3	1	1	0	0	0	0					
Inning Stats	R: 0 E: 0 K: 0 S: 6	H: 0 LOB: 0 BB: 0 P: 9	R: 2 E: 1 K: 1 S: 12	H: 2 LOB: 0 BB: 0 P: 20	R: 0 E: 1 K: 0 S: 7	H: 1 LOB: 0 BB: 0 P: 10	R: 0 E: 0 K: 1 S: 7	H: 1 LOB: 1 BB: 1 P: 13	R: 0 E: 0 K: 0 S: 10	H: 0 LOB: 0 BB: 0 P: 12	R: 0 E: 0 K: 1 S: 9	H: 0 LOB: 0 BB: 0 P: 16	R: 2 E: 0 K: 1 S: 18	H: 3 LOB: 2 BB: 1 P: 29	R: 0 E: 0 K: 0 S: 6	H: 0 LOB: 0 BB: 0 P: 10	1B: 8 2B: 0 3B: 0 HR: 0	SF: 1 SAC: 0 DP: 1 HBP: 1	WP: 1 PB: 1 CS: 0	PA: 36	
PITCHER	IP	WLS	BF	H	R	ER	SO	BB	IBB	HBP	BLK	WP	HR	S	P	ERA	WHIP				
Dave Otto, L ERA: 4.13 Shawn Hillegas, R ERA: 3.97	(1, 1) (8, 1)	7.2 1.1	L 4	31 0	8 0	4 0	3 1	3 0	1 0	0 0	0 0	0 1	0 0	70 11	116 17	3.52 0.00	1.174 0.000				

California Angels @ Cleveland Indians
Cleveland Municipal Stadium, Cleveland, OH
Tue Jul 30 1991, 7:05 PM EDT
Att: 11,992 - Sunny - 72 F

AB 31
R 4
H 8
RBI 4
BB 2
SO 4
LOB 12



Batter	1	2	3	4	5	6	7	8	9	AB	R	H	RBI	BB	SO	LOB	BOTTOM				
Alex Cole, L OBP: 0.389, SLG: 0.328 (1, 8)	G3-1		G5-4-3 1B		G4-3			SH1-3 1B		4	0	2	1	0	0	0					
Felix Fermin, R OBP: 0.305, SLG: 0.308 (1, 6)	1B WP BB		G5-4-3		G4-3			SH1-3		2	0	0	0	1	0	1					
Carlos Baerga, S OBP: 0.357, SLG: 0.414 (1, 4) (8, 5)	G5-4-3 1B		1B		G3			K		4	0	2	0	0	1	1					
Carlos Martinez, R OBP: 0.373, SLG: 0.465 (1, 10)	G5-4-3		1B		K			K		4	0	1	0	0	2	2					
Albert Belle, R OBP: 0.317, SLG: 0.529 (1, 7)		K	F7		G5-3			K		4	0	0	0	0	2	2					
Mike Aldrete, L OBP: 0.410, SLG: 0.381 (1, 3)	G3-1				G6-3			K		4	0	1	0	0	1	0					
Mark Whiten, S OBP: 0.297, SLG: 0.387 (1, 9)	P6				G3-1		G4-3 1B	G4-3		3	0	0	0	0	0	1					
Joel Skinner, R OBP: 0.270, SLG: 0.329 Jerry Browne, S OBP: 0.265, SLG: 0.256 (1, 2) (7, PH) (8, 4)			1B 1B BB		G5-3			G4-3		1	1	0	0	1	0	0					
Jeff Manto, R OBP: 0.303, SLG: 0.286 (1, 5) (8, 2)			1B 1B G5-4-3 1B		G5-3			K		3	1	1	0	0	1	0					
Inning Stats	R: 0 E: 0 K: 0 S: 13	H: 1 LOB: 1 BB: 1 P: 19	R: 0 E: 0 K: 1 S: 6	H: 0 LOB: 0 BB: 0 P: 7	R: 2 E: 0 K: 0 S: 15	H: 4 LOB: 2 BB: 1 P: 27	R: 0 E: 0 K: 0 S: 7	H: 0 LOB: 0 BB: 0 P: 10	R: 0 E: 0 K: 1 S: 7	H: 0 LOB: 0 BB: 0 P: 11	R: 0 E: 0 K: 0 S: 6	H: 1 LOB: 0 BB: 0 P: 12	R: 0 E: 0 K: 2 S: 10	H: 1 LOB: 1 BB: 0 P: 15	R: 0 E: 0 K: 3 S: 10	H: 0 LOB: 0 BB: 0 P: 13	1B: 7 2B: 0 3B: 0 HR: 0	SF: 0 SAC: 1 DP: 3 HBP: 0	WP: 1 PB: 0 CS: 0	PA: 33	
PITCHER	IP	WLS	BF	H	R	ER	SO	BB	IBB	HBP	BLK	WP	HR	S	P	ERA	WHIP				
Kirk McCaskill, R ERA: 3.79 Mark Eichhorn, R ERA: 1.15 Bryan Harvey, R ERA: 1.76	(1, 1) (8, 1) (8, 1)	7.0 0.2 1.1	W 3 S	26 1 4	6 1 0	2 0 0	2 0 4	2 0 0	0 0 0	0 0 0	0 0 0	0 0 0	0 0 0	7 9 13	9 9 19	0.00 0.00 0.00	1.500 1.143 0.000				

California Angels @ Cleveland Indians
Cleveland Municipal Stadium, Cleveland, OH
Tue Jul 30 1991, 7:05 PM EDT
Att: 11,992 - Sunny - 72 F

AB 30
R 2
H 7
RBI 1
BB 2
SO 7
LOB 7



Batter	1	2	3	4	5	6	7	8	9	AB R H RBI BB SO LOB	TOP													
Alex Cole, L OBP: 0.391, SLG: 0.328 (1, 8)	0-1 SH5-3 1B		0-3 K		4-2 S BB			1-2 G4-3		3 0 1 0 1 1 0	Cleveland Indians @ Toronto Blue Jays SkyDome, Toronto, ON Wed Jul 31 1991, 7:05 PM EDT Att: 50,276 - Cloudy - 79 F													
Felix Fermin, R OBP: 0.302, SLG: 0.304 (1, 6)	0-0 SH5-3		1-1 G4-3		0-3 K			0-2 G3-1		3 0 0 0 0 1 1														
Carlos Baerga, S OBP: 0.358, SLG: 0.415 (1, 4)	2-2 P3			1-0 2B SF8 1B		0-2 G6-3 1B		0-0 F8		4 1 2 0 0 0 1														
Carlos Martinez, R OBP: 0.367, SLG: 0.467 (1, 3)	1-2 G4-3			0-0 G6-3 1-3 2B		0-1 G6-3 1-2		0-3 K		4 0 1 0 0 1 2														
Albert Belle, R OBP: 0.312, SLG: 0.523 (1, 10)		0-0 G5-3		2-1 SF8 2B		0-0 G6-3		1-3 K		3 0 0 1 0 1 0														
Mark Whiten, S OBP: 0.298, SLG: 0.386 (1, 9)		0-3 K		3-H 1-0 L8			1-1 G6-4-3 1B			3 0 1 0 0 1 1														
Chris James, R OBP: 0.276, SLG: 0.320 (1, 7)		1-0 2B		0-2 G6-3		1-0 G6-4-3 1-2				3 0 1 0 0 0 2														
Joel Skinner, R OBP: 0.265, SLG: 0.323 (1, 2)		2-3 K		1-0 G5-3		2-1 G5-3				3 0 0 0 0 1 1														
Jeff Manto, R OBP: 0.290, SLG: 0.271 (1, 5)			2-0 F7		0-2 L6			2-2 L9		3 0 0 0 0 0 0														
Inning Stats	R: 0 E: 0 K: 0 S: 9	H: 1 LOB: 1 BB: 0 P: 12	R: 0 E: 0 K: 2 S: 9	H: 1 LOB: 1 BB: 0 P: 12	R: 0 E: 0 K: 1 S: 6	H: 0 LOB: 0 BB: 0 P: 9	R: 1 E: 0 K: 0 S: 9	H: 2 LOB: 1 BB: 0 P: 13	R: 0 E: 0 K: 1 S: 10	H: 0 LOB: 1 BB: 1 P: 15	R: 0 E: 0 K: 0 S: 6	H: 1 LOB: 0 BB: 0 P: 6	R: 0 E: 0 K: 0 S: 5	H: 1 LOB: 0 BB: 0 P: 9	R: 0 E: 0 K: 0 S: 9	H: 0 LOB: 0 BB: 0 P: 12	R: 0 E: 0 K: 2 S: 8	H: 0 LOB: 0 BB: 0 P: 9	R: 0 E: 0 K: 2 S: 8	H: 0 LOB: 0 BB: 0 P: 9	1B: 4 2B: 2 3B: 0 HR: 0	SF: 1 SAC: 1 DP: 2 HBP: 0	WP: 0 PB: 0 SB: 1 CS: 0	PA: 32
PITCHER	IP WLS BF H R ER SO BB IBB HBP BLK WP HR S P ERA WHIP																							
Jimmy Key, L ERA: 2.89 (1, 1)	8.0 W 29 6 1 1 4 1 0 0 0 0 0 63 88 1.12 0.875																							
Tom Henke, R ERA: 1.57 (9, 1)	1.0 S 3 0 0 0 2 0 0 0 0 0 0 8 9 0.00 0.000																							


Batter	1	2	3	4	5	6	7	8	9	AB R H RBI BB SO LOB	BOTTOM									
Devon White, S OBP: 0.348, SLG: 0.433 (1, 8)	1-3 K		2-1 G4-3		1-0 F7			2-2 G4-3		4 0 0 0 0 1 0	Cleveland Indians @ Toronto Blue Jays SkyDome, Toronto, ON Wed Jul 31 1991, 7:05 PM EDT Att: 50,276 - Cloudy - 79 F									
Roberto Alomar, S OBP: 0.355, SLG: 0.446 (1, 4)	1-2 F8			0-1 G5-3 3B		0-0 G4-3		2-1 K 1B		4 1 2 0 0 0 0										
Joe Carter, R OBP: 0.363, SLG: 0.550 (1, 9)	0-0 E6			0-1 G5-3 3-H		1-1 F8		1-3 K		4 0 0 1 0 1 1										
John Olerud, L OBP: 0.341, SLG: 0.439 (1, 3)	0-1 F8			0-0 1B SF9-6 1B		2-2 G6-3				3 1 1 0 0 0 1										
Kelly Gruber, R OBP: 0.323, SLG: 0.435 (1, 5)		2-1 G6-3		0-0 SF9-6 1B 1-2 1B			0-0 G6-3			3 0 1 0 0 0 0										
Rance Mulliniks, L OBP: 0.396, SLG: 0.373 (1, 10)		0-0 F7		0-1 1B 1-2 2-3 1B			3-2 G4-3 E 2B			3 1 2 0 0 0 0										
Greg Myers, L OBP: 0.308, SLG: 0.406 (1, 2)		1-1 G4-3		1-0 SF9-6			0-0 G4-3			2 0 0 1 0 0 1										
Manuel Lee, S OBP: 0.286, SLG: 0.291 (1, 6)			1-1 G5-3		1-3 K		2-0 E1			3 0 0 0 0 1 0										
Mookie Wilson, S OBP: 0.283, SLG: 0.374 Rob Ducey, L OBP: 0.326, SLG: 0.390 (1, 7) (9, 7)			0-0 G4-3		2-3 K		3-H K		0-2 F8	3 0 0 0 0 1 0 0 0 0 0 0 0 0										
Inning Stats	R: 0 E: 1 K: 1 S: 9	H: 0 LOB: 1 BB: 0 P: 11	R: 0 E: 0 K: 0 S: 5	H: 0 LOB: 0 BB: 0 P: 8	R: 0 E: 0 K: 0 S: 5	H: 0 LOB: 0 BB: 0 P: 8	R: 2 E: 0 K: 0 S: 9	H: 4 LOB: 1 BB: 0 P: 10	R: 0 E: 0 K: 2 S: 7	H: 0 LOB: 0 BB: 0 P: 11	R: 0 E: 0 K: 0 S: 6	H: 0 LOB: 0 BB: 0 P: 9	R: 1 E: 1 K: 0 S: 8	H: 1 LOB: 1 BB: 0 P: 13	R: 0 E: 0 K: 1 S: 16	H: 1 LOB: 1 BB: 0 P: 20	1B: 4 2B: 2 3B: 1 HR: 0	SF: 1 SAC: 0 DP: 1 HBP: 0	WP: 0 PB: 0 SB: 0 CS: 0	PA: 30
PITCHER	IP WLS BF H R ER SO BB IBB HBP BLK WP HR S P ERA WHIP																			
Eric King, R ERA: 5.19 (1, 1)	8.0 L 30 6 3 2 4 0 0 0 0 0 0 65 90 2.25 0.750																			

Batter	1	2	3	4	5	6	7	8	9	AB	R	H	RBI	BB	SO	LOB	TOP							
Alex Cole, L OBP: 0.391, SLG: 0.324 (1, 8)	4-1 S 1B BB	0-3 K		4-2 SH SF7 BB	0-0 L5		3-2 FC5			3	2	0	0	2	1	3	Cleveland Indians @ Toronto Blue Jays SkyDome, Toronto, ON Thu Aug 01 1991, 3:33 AM EDT Att: 50,275 - Sunny - 82 F							
Jerry Browne, S OBP: 0.265, SLG: 0.253 (1, 4)	0-3 K	4-2 BB		1-6 SH SF7		0-0 G4-3		3-2 L7		3	0	0	0	1	1									
Carlos Baerga, S OBP: 0.359, SLG: 0.415 (1, 6)	4-0 1B BB	0-0 F8		2-1 SF7		2-2 1B		2-3 K		3	0	1	1	1	1	2								
Carlos Martinez, R OBP: 0.369, SLG: 0.456 (1, 10)	0-0 1B		2-2 2B G3 HBP	0-1 P9		1-0 L7		1-1 P4		4	1	1	1	0	0	2								
Albert Belle, R OBP: 0.314, SLG: 0.524 (1, 7)	2-1 L7		2-2 PB 2B	1-2 G4-3		2-1 1B		2-3 K		5	0	2	0	0	1	3								
Mark Whiten, S OBP: 0.296, SLG: 0.386 (1, 9)	1-3 K		1-1 G3		2-2 WP 1B 2B		3-3 K		1-1 F8		5	1	1	1	0	2		5						
Mike Aldrete, L OBP: 0.419, SLG: 0.372 (1, 3)		4-0 E 1B BB	4-1 PB BB		4-2 1B WP BB		1-3 K		2-3 K		2	1	0	0	3	2		0						
Joel Skinner, R OBP: 0.271, SLG: 0.327 (1, 2)		2-2 F8	2-3 K		2-2 FC6-4 1B		1-2 FC5 G1-3 1B				4	0	2	1	0	1		3						
Jeff Manto, R OBP: 0.288, SLG: 0.270 (1, 5)		0-0 S 1B	2-1 G6-3		2-2 FC6-4 1B		0-1 G1-3				4	0	1	1	0	0		4						
Inning Stats	R: 1 E: 0 K: 2 S: 10	H: 1 LOB: 2 BB: 2 P: 21	R: 1 E: 1 K: 1 S: 11	H: 1 LOB: 2 BB: 2 P: 21	R: 1 E: 0 K: 1 S: 13	H: 1 LOB: 2 BB: 1 P: 26	R: 1 E: 0 K: 0 S: 12	H: 2 LOB: 1 BB: 1 P: 19	R: 1 E: 0 K: 0 S: 13	H: 2 LOB: 1 BB: 1 P: 23	R: 0 E: 0 K: 1 S: 10	H: 1 LOB: 0 BB: 0 P: 16	R: 0 E: 0 K: 1 S: 9	H: 0 LOB: 0 BB: 0 P: 15	R: 0 E: 0 K: 2 S: 8	H: 0 LOB: 0 BB: 0 P: 13		1B: 6 2B: 2 3B: 0 HR: 0	SF: 1 SAC: 1 DP: 0 HBP: 1	WP: 1 PB: 1 SB: 3 CS: 0	PA: 43			
PITCHER	IP WLS BF H R ER SO BB IBB HBP BLK WP HR S P ERA WHIP	IP WLS BF H R ER SO BB IBB HBP BLK WP HR S P ERA WHIP	IP WLS BF H R ER SO BB IBB HBP BLK WP HR S P ERA WHIP	IP WLS BF H R ER SO BB IBB HBP BLK WP HR S P ERA WHIP	IP WLS BF H R ER SO BB IBB HBP BLK WP HR S P ERA WHIP	IP WLS BF H R ER SO BB IBB HBP BLK WP HR S P ERA WHIP	IP WLS BF H R ER SO BB IBB HBP BLK WP HR S P ERA WHIP	IP WLS BF H R ER SO BB IBB HBP BLK WP HR S P ERA WHIP	IP WLS BF H R ER SO BB IBB HBP BLK WP HR S P ERA WHIP	IP WLS BF H R ER SO BB IBB HBP BLK WP HR S P ERA WHIP	IP WLS BF H R ER SO BB IBB HBP BLK WP HR S P ERA WHIP	IP WLS BF H R ER SO BB IBB HBP BLK WP HR S P ERA WHIP	IP WLS BF H R ER SO BB IBB HBP BLK WP HR S P ERA WHIP	IP WLS BF H R ER SO BB IBB HBP BLK WP HR S P ERA WHIP	IP WLS BF H R ER SO BB IBB HBP BLK WP HR S P ERA WHIP	IP WLS BF H R ER SO BB IBB HBP BLK WP HR S P ERA WHIP	IP WLS BF H R ER SO BB IBB HBP BLK WP HR S P ERA WHIP	IP WLS BF H R ER SO BB IBB HBP BLK WP HR S P ERA WHIP	IP WLS BF H R ER SO BB IBB HBP BLK WP HR S P ERA WHIP	IP WLS BF H R ER SO BB IBB HBP BLK WP HR S P ERA WHIP	IP WLS BF H R ER SO BB IBB HBP BLK WP HR S P ERA WHIP			
Juan Guzman, R ERA: 3.23 (1, 1)	3.0	19	3	4	3	4	6	0	0	1	0	0	0	0	0	0	0	0	10	13	0.00	0.000		
Mike Timlin, R ERA: 3.22 (4, 1)	1.0	4	0	0	0	0	0	0	0	0	0	0	0	0	0	0	0	0	1	0	23	41	4.50	2.500
Jim Acker, R ERA: 5.35 (5, 1)	2.0	10	4	1	1	1	1	0	0	0	0	0	0	0	0	0	0	0	0	20	31	0.00	0.500	
Duane Ward, R ERA: 2.51 (7, 1)	2.0	7	1	0	0	2	0	0	0	0	0	0	0	0	0	0	0	0	0	8	13	0.00	0.000	
Tom Henke, R ERA: 1.52 (9, 1)	1.0	3	0	0	0	2	0	0	0	0	0	0	0	0	0	0	0	0	0	8	13	0.00	0.000	
PITCHER	IP WLS BF H R ER SO BB IBB HBP BLK WP HR S P ERA WHIP	IP WLS BF H R ER SO BB IBB HBP BLK WP HR S P ERA WHIP	IP WLS BF H R ER SO BB IBB HBP BLK WP HR S P ERA WHIP	IP WLS BF H R ER SO BB IBB HBP BLK WP HR S P ERA WHIP	IP WLS BF H R ER SO BB IBB HBP BLK WP HR S P ERA WHIP	IP WLS BF H R ER SO BB IBB HBP BLK WP HR S P ERA WHIP	IP WLS BF H R ER SO BB IBB HBP BLK WP HR S P ERA WHIP	IP WLS BF H R ER SO BB IBB HBP BLK WP HR S P ERA WHIP	IP WLS BF H R ER SO BB IBB HBP BLK WP HR S P ERA WHIP	IP WLS BF H R ER SO BB IBB HBP BLK WP HR S P ERA WHIP	IP WLS BF H R ER SO BB IBB HBP BLK WP HR S P ERA WHIP	IP WLS BF H R ER SO BB IBB HBP BLK WP HR S P ERA WHIP	IP WLS BF H R ER SO BB IBB HBP BLK WP HR S P ERA WHIP	IP WLS BF H R ER SO BB IBB HBP BLK WP HR S P ERA WHIP	IP WLS BF H R ER SO BB IBB HBP BLK WP HR S P ERA WHIP	IP WLS BF H R ER SO BB IBB HBP BLK WP HR S P ERA WHIP	IP WLS BF H R ER SO BB IBB HBP BLK WP HR S P ERA WHIP	IP WLS BF H R ER SO BB IBB HBP BLK WP HR S P ERA WHIP	IP WLS BF H R ER SO BB IBB HBP BLK WP HR S P ERA WHIP	IP WLS BF H R ER SO BB IBB HBP BLK WP HR S P ERA WHIP	IP WLS BF H R ER SO BB IBB HBP BLK WP HR S P ERA WHIP	IP WLS BF H R ER SO BB IBB HBP BLK WP HR S P ERA WHIP		
Devon White, S OBP: 0.349, SLG: 0.436 (1, 8)	3-2 G4-3	1-3 K2-3			2-0 G4-3 2B		0-0 E 1B SF7 1B			4	1	2	0	0	1	1	Cleveland Indians @ Toronto Blue Jays SkyDome, Toronto, ON Thu Aug 01 1991, 3:33 AM EDT Att: 50,275 - Sunny - 82 F							
Roberto Alomar, S OBP: 0.354, SLG: 0.444 (1, 4)	0-1 F9	3-1 G3			0-0 G4-3		0-1 SF7 E SF9 1B			4	1	1	0	0	0	2								
Joe Carter, R OBP: 0.359, SLG: 0.544 (7, 7)	1-3 K 2B		1-1 P8		1-2 F8		0-1 E6		1-2 2-3	4	1	0	0	0	1	3								
John Olerud, L OBP: 0.343, SLG: 0.455 (1, 3)	3-2 HR 2B		2-2 G4-1			1-0 HR	0-2 SF7		2-3 3-H	3	2	2	3	0	0	0								
Kelly Gruber, R OBP: 0.326, SLG: 0.453 (1, 5)	0-2 HR		2-3 K			0-1 S 2B 1B	2-0 SF9		3-H	3	2	2	3	0	1	0								
Rance Mulliniks, L OBP: 0.393, SLG: 0.376 (1, 10)	3-1 2B			1-2 G4-3		3-2 L9	3-3 K			4	0	1	0	0	1	2								
Greg Myers, L OBP: 0.306, SLG: 0.404 Pat Borders, R OBP: 0.273, SLG: 0.340 (1, 2) (4, 2)	0-0 L7			1-3 K		1-1 2B		1-1 G5-3		1	0	0	0	0	0	1								
Manuel Lee, S OBP: 0.282, SLG: 0.287 (1, 6)		2-2 G4-3		0-1 F8		1-3 K		1-2 G4-3		4	0	0	0	0	1	1								
Mookie Wilson, S OBP: 0.284, SLG: 0.379 Cory Snyder, R OBP: 0.213, SLG: 0.280 (1, 7) (7, 9)		1-1 WP 2B			1-0 P1		0-1 F8		0-3 K	3	0	1	0	0	0	1								
Inning Stats	R: 3 E: 0 K: 1 S: 19	H: 3 LOB: 1 BB: 0 P: 29	R: 0 E: 0 K: 1 S: 10	H: 1 LOB: 0 BB: 0 P: 17	R: 0 E: 0 K: 1 S: 10	H: 0 LOB: 0 BB: 0 P: 15	R: 0 E: 0 K: 0 S: 9	H: 0 LOB: 0 BB: 0 P: 11	R: 0 E: 0 K: 0 S: 6	H: 1 LOB: 1 BB: 0 P: 10	R: 2 E: 0 K: 1 S: 14	H: 3 LOB: 1 BB: 0 P: 20	R: 2 E: 1 K: 1 S: 13	H: 2 LOB: 1 BB: 0 P: 18	R: 0 E: 0 K: 1 S: 8	H: 0 LOB: 0 BB: 0 P: 10		1B: 3 2B: 5 3B: 0 HR: 2	SF: 2 SAC: 0 DP: 0 HBP: 0	WP: 2 PB: 0 SB: 1 CS: 0	PA: 36			
PITCHER	IP WLS BF H R ER SO BB IBB HBP BLK WP HR S P ERA WHIP	IP WLS BF H R ER SO BB IBB HBP BLK WP HR S P ERA WHIP	IP WLS BF H R ER SO BB IBB HBP BLK WP HR S P ERA WHIP	IP WLS BF H R ER SO BB IBB HBP BLK WP HR S P ERA WHIP	IP WLS BF H R ER SO BB IBB HBP BLK WP HR S P ERA WHIP	IP WLS BF H R ER SO BB IBB HBP BLK WP HR S P ERA WHIP	IP WLS BF H R ER SO BB IBB HBP BLK WP HR S P ERA WHIP	IP WLS BF H R ER SO BB IBB HBP BLK WP HR S P ERA WHIP	IP WLS BF H R ER SO BB IBB HBP BLK WP HR S P ERA WHIP	IP WLS BF H R ER SO BB IBB HBP BLK WP HR S P ERA WHIP	IP WLS BF H R ER SO BB IBB HBP BLK WP HR S P ERA WHIP	IP WLS BF H R ER SO BB IBB HBP BLK WP HR S P ERA WHIP	IP WLS BF H R ER SO BB IBB HBP BLK WP HR S P ERA WHIP	IP WLS BF H R ER SO BB IBB HBP BLK WP HR S P ERA WHIP	IP WLS BF H R ER SO BB IBB HBP BLK WP HR S P ERA WHIP	IP WLS BF H R ER SO BB IBB HBP BLK WP HR S P ERA WHIP	IP WLS BF H R ER SO BB IBB HBP BLK WP HR S P ERA WHIP	IP WLS BF H R ER SO BB IBB HBP BLK WP HR S P ERA WHIP	IP WLS BF H R ER SO BB IBB HBP BLK WP HR S P ERA WHIP	IP WLS BF H R ER SO BB IBB HBP BLK WP HR S P ERA WHIP	IP WLS BF H R ER SO BB IBB HBP BLK WP HR S P ERA WHIP	IP WLS BF H R ER SO BB IBB HBP BLK WP HR S P ERA WHIP		
Charles Nagy, R ERA: 3.41 (6, 1)	0.2	5	2	2	1	1	0	0	0	0	0	0	0	0	0	0	13.50	3.000						
Jesse Orosco, L ERA: 2.94 (7, 1)	0.1	1	0	0	0	0	0	0	0	0	0	0	0	0	0	0	0.00	0.000						
Shawn Hillegas, R ERA: 3.83 (7, 1)	1.2	5	0	0	0	2	0	0	0	0	0	0	0	0	0	0	0.00	0.000						

Batter	1	2	3	4	5	6	7	8	9	AB	R	H	RBI	BB	SO	LOB	TOP			
Brian McRae, S OBP: 0.302, SLG: 0.380 (1, 8)										5	2	3	1	0	0	2				
Kirk Gibson, L OBP: 0.334, SLG: 0.415 Gary Thurman, R OBP: 0.308, SLG: 0.366 (1, 7) (8, 7)										2	1	2	1	2	0	0	1	0		
George Brett, L OBP: 0.333, SLG: 0.425 (1, 10)										5	0	1	0	0	1	6				
Danny Tartabull, R OBP: 0.396, SLG: 0.612 Jim Eisenreich, L OBP: 0.334, SLG: 0.372 (1, 9) (7, 9)										3	0	1	0	1	2	1	1	0		
Todd Benzinger, S OBP: 0.296, SLG: 0.354 (1, 3)										5	0	1	0	0	0	5				
Bill Peotta, R OBP: 0.363, SLG: 0.415 (1, 5)										4	1	2	2	0	0	2				
Brent Mayne, L OBP: 0.336, SLG: 0.333 (1, 2)										3	1	0	0	1	0	3				
Terry Shumpert, R OBP: 0.272, SLG: 0.315 (1, 4)										4	0	1	0	0	2	2				
David Howard, S OBP: 0.255, SLG: 0.258 (1, 6)										3	1	2	2	0	0	0				
Inning Stats	R: 2 E: 0 K: 0 S: 11	H: 2 LOB: 2 BB: 2 P: 22	R: 2 E: 0 K: 2 S: 24	H: 3 LOB: 1 BB: 0 P: 34	R: 0 E: 0 K: 0 S: 4	H: 1 LOB: 0 BB: 0 P: 7	R: 0 E: 0 K: 0 S: 10	H: 1 LOB: 2 BB: 1 P: 18	R: 0 E: 0 K: 0 S: 9	H: 1 LOB: 0 BB: 0 P: 15	R: 0 E: 0 K: 2 S: 7	H: 1 LOB: 0 BB: 0 P: 11	R: 2 E: 0 K: 1 S: 14	H: 2 LOB: 1 BB: 1 P: 26	R: 0 E: 0 K: 2 S: 9	H: 1 LOB: 1 BB: 0 P: 12	1B: 10 2B: 3 3B: 1 HR: 0	SF: 0 SAC: 1 DP: 3 HBP: 0	WP: 0 PB: 0 SB: 4 CS: 1	PA: 41
PITCHER	IP	WLS	BF	H	R	ER	SO	BB	IBB	HBP	BLK	WP	HR	S	P	ERA	WHIP			
Rod Nichols, R ERA: 4.08 (1, 1)	5.0	L	24	8	4	4	2	3	0	0	0	0	0	58	96	7.20	2.200			
Mike York, R ERA: 5.46 (6, 1)	3.0		13	4	2	2	3	0	1	0	0	0	0	30	52	6.00	1.333			
Steve Olin, R ERA: 3.94 (9, 1)	1.0	S	4	1	0	0	2	0	0	0	0	0	0	9	12	0.00	1.000			

Kansas City Royals @ Cleveland Indians
Cleveland Municipal Stadium, Cleveland, OH

AB 36
R 6
H 13
RBI 6
BB 4
SO 7
LOB 22




livebaseballscorecards.com

WP: 0 PA: 41
PB: 0
SB: 4
CS: 1

Batter	1	2	3	4	5	6	7	8	9	AB	R	H	RBI	BB	SO	LOB	BOTTOM				
Alex Cole, L OBP: 0.397, SLG: 0.325 (1, 7)										5	1	1	0	0	1	2					
Felix Fermin, R OBP: 0.303, SLG: 0.310 (1, 6)										5	1	2	1	0	0	2					
Carlos Baerga, S OBP: 0.362, SLG: 0.417 (1, 4) (9, 5)										5	0	3	0	0	1	2					
Carlos Martinez, R OBP: 0.364, SLG: 0.439 Mike Aldrete, L OBP: 0.425, SLG: 0.379 (1, 3) (8, PR) (9, 3)										3	0	0	0	0	2	3					
Glenallen Hill, R OBP: 0.337, SLG: 0.456 (9, PR)										0	0	0	0	0	0	0					
Albert Belle, R OBP: 0.308, SLG: 0.515 (1, 10)										5	0	0	0	0	1	5					
Mark Whiten, S OBP: 0.298, SLG: 0.398 (1, 8)										5	1	2	1	0	0	2					
Chris James, R OBP: 0.281, SLG: 0.323 (1, 9)										3	0	2	0	1	0	0					
Joel Skinner, R OBP: 0.271, SLG: 0.325 (1, 2)										4	0	1	1	0	0	4					
Jeff Manto, R OBP: 0.289, SLG: 0.273 Jerry Browne, S OBP: 0.264, SLG: 0.251 (1, 5) (8, PH) (9, 4)										3	0	1	0	0	1	1					
Inning Stats	R: 0 E: 0 K: 1 S: 9	H: 1 LOB: 1 BB: 0 P: 13	R: 0 E: 0 K: 0 S: 6	H: 0 LOB: 0 BB: 0 P: 10	R: 0 E: 0 K: 0 S: 11	H: 2 LOB: 1 BB: 0 P: 15	R: 1 E: 0 K: 1 S: 11	H: 2 LOB: 1 BB: 0 P: 18	R: 1 E: 0 K: 1 S: 19	H: 3 LOB: 2 BB: 0 P: 29	R: 0 E: 1 K: 1 S: 10	H: 1 LOB: 1 BB: 0 P: 14	R: 0 E: 0 K: 1 S: 8	H: 0 LOB: 0 BB: 0 P: 11	R: 1 E: 0 K: 0 S: 11	H: 1 LOB: 3 BB: 1 P: 23	R: 1 E: 0 K: 1 S: 17	H: 3 LOB: 2 BB: 0 P: 26	1B: 10 2B: 2 3B: 0 HR: 1	SF: 0 SAC: 0 DP: 0 HBP: 1	WP: 0 PA: 42 PB: 0 SB: 0 CS: 0
PITCHER	IP	WLS	BF	H	R	ER	SO	BB	IBB	HBP	BLK	WP	HR	S	P	ERA	WHIP				
Kevin Appier, R ERA: 3.64 (1, 1)	7.0	W	31	9	3	3	5	0	0	0	0	0	0	23	40	6.75	3.750				
Storm Davis, R ERA: 3.82 (8, 1)	1.1		9	4	1	1	1	1	0	0	0	0	0	5	7	0.00	0.000				
Jeff Montgomery, R ERA: 3.75 (9, 1)	0.2	S	2	0	0	0	0	0	0	0	0	0	0	5	7	0.00	0.000				

Kansas City Royals @ Cleveland Indians
Cleveland Municipal Stadium, Cleveland, OH

AB 40
R 4
H 13
RBI 4
BB 1
SO 6
LOB 24




livebaseballscorecards.com

WP: 0 PA: 42
PB: 0
SB: 0
CS: 0


Batter	1	2	3	4	5	6	7	8	9	AB	R	H	RBI	BB	SO	LOB	TOP					
Kirk Gibson, L OBP: 0.333, SLG: 0.413 (1, 7)	G6-3		F7			G3				4	0	1	0	0	0	1	Kansas City Royals @ Cleveland Indians Cleveland Municipal Stadium, Cleveland, OH Sat Aug 03 1991, 7:05 PM EDT Att: 13,165 - Cloudy - 70 F					
Brian McRae, S OBP: 0.302, SLG: 0.382 (1, 8)	SF7 2B		G6-3			P1				4	1	1	0	0	0	2						
George Brett, L OBP: 0.329, SLG: 0.421 (1, 10)	SF7 2H					F7				3	0	0	1	0	1	0						
Todd Benzinger, S OBP: 0.296, SLG: 0.352 (1, 3)	F8					F9				4	0	1	0	0	0	0						
Bill Pecota, R OBP: 0.361, SLG: 0.417 (1, 4)		G1-3				G6-4-3 1B				4	0	1	0	0	0	1						
Kevin Seitzer, R OBP: 0.351, SLG: 0.343 (1, 5)		P2								3	0	1	0	0	0	0						
Gary Thurman, R OBP: 0.308, SLG: 0.365 (1, 9)		G6-3								3	0	1	0	0	0	1						
Tim Spehr, R OBP: 0.435, SLG: 0.500 (1, 2)			K							3	0	0	0	0	3	1						
David Howard, S OBP: 0.259, SLG: 0.263 (1, 6)										2	0	1	0	0	0	1						
Kurt Stillwell, S OBP: 0.310, SLG: 0.355 (8, PH)										1	0	0	0	0	0	0						
Inning Stats	R: 1 E: 0 K: 0 S: 8	H: 1 LOB: 0 BB: 0 P: 13	R: 0 E: 0 K: 0 S: 6	H: 0 LOB: 0 BB: 0 P: 7	R: 0 E: 0 K: 1 S: 7	H: 1 LOB: 1 BB: 0 P: 9	R: 0 E: 0 K: 1 S: 8	H: 1 LOB: 0 BB: 0 P: 11	R: 0 E: 0 K: 1 S: 11	H: 1 LOB: 1 BB: 0 P: 14	R: 0 E: 0 K: 0 S: 3	H: 0 LOB: 0 BB: 0 P: 5	R: 0 E: 0 K: 0 S: 8	H: 2 LOB: 1 BB: 0 P: 15	R: 0 E: 0 K: 1 S: 10	H: 1 LOB: 1 BB: 0 P: 13	R: 0 E: 0 K: 0 S: 6	H: 0 LOB: 0 BB: 0 P: 7	1B: 5 2B: 2 3B: 0 HR: 0	SF: 1 SAC: 0 DP: 1 HBP: 0	WP: 0 PB: 0 SB: 1 CS: 1	PA: 32
PITCHER Greg Swindell, L ERA: 3.01 (1, 1)	IP: 9.0 WLS: W BF: 32 H: 7 R: 1 ER: 1 SO: 4 BB: 0 IBB: 0 HBP: 0 BLK: 0 WP: 0 HR: 0 S: 67 P: 94 ERA: 1.00 WHIP: 0.778															PITCHER						

Batter	1	2	3	4	5	6	7	8	9	AB	R	H	RBI	BB	SO	LOB	BOTTOM			
Glenallen Hill, R OBP: 0.333, SLG: 0.448 (1, 8)	P4		L7							5	0	1	0	0	1	4	Kansas City Royals @ Cleveland Indians Cleveland Municipal Stadium, Cleveland, OH Sat Aug 03 1991, 7:05 PM EDT Att: 13,165 - Cloudy - 70 F			
Felix Fermin, R OBP: 0.305, SLG: 0.312 (1, 6)	G3									4	1	1	1	1	1	4				
Carlos Baerga, S OBP: 0.361, SLG: 0.416 (1, 4)	K		G5-3							4	0	1	0	0	2	3				
Mark Whiten, S OBP: 0.304, SLG: 0.403 (1, 9)		F7								4	0	3	1	0	0	0				
Mike Aldrete, L OBP: 0.427, SLG: 0.378 (1, 3)										3	0	1	0	1	1	3				
Chris James, R OBP: 0.279, SLG: 0.320 (1, 10)										3	0	0	0	0	0	4				
Joel Skinner, R OBP: 0.270, SLG: 0.319 (1, 2)										3	0	0	0	1	2	4				
Jeff Manto, R OBP: 0.288, SLG: 0.261 (1, 5)										3	1	0	0	1	0	3				
Alex Cole, L OBP: 0.393, SLG: 0.333 (1, 7)										4	1	3	0	0	1	1				
Inning Stats	R: 0 E: 0 K: 1 S: 6	H: 0 LOB: 0 BB: 0 P: 8	R: 0 E: 0 K: 1 S: 8	H: 0 LOB: 1 BB: 1 P: 16	R: 1 E: 0 K: 1 S: 12	H: 1 LOB: 1 BB: 1 P: 18	R: 0 E: 0 K: 0 S: 8	H: 1 LOB: 1 BB: 0 P: 14	R: 0 E: 0 K: 2 S: 12	H: 2 LOB: 2 BB: 0 P: 19	R: 0 E: 0 K: 1 S: 9	H: 2 LOB: 0 BB: 0 P: 15	R: 2 E: 0 K: 1 S: 17	H: 3 LOB: 2 BB: 1 P: 29	R: 0 E: 0 K: 1 S: 12	H: 1 LOB: 2 BB: 1 P: 18	1B: 9 2B: 1 3B: 0 HR: 0	SF: 0 SAC: 1 DP: 0 HBP: 0	WP: 0 PB: 1 SB: 1 CS: 0	PA: 38
PITCHER Mark Gubicza, R ERA: 5.17 (1, 1)	IP: 6.0 WLS: L BF: 26 H: 6 R: 1 ER: 2 SO: 6 BB: 2 IBB: 0 HBP: 0 BLK: 0 WP: 0 HR: 0 S: 55 P: 90 ERA: 1.50 WHIP: 1.333															PITCHER				
Tom Gordon, R ERA: 4.29 (7, 1)	IP: 1.0 WLS: L BF: 7 H: 3 R: 2 ER: 2 SO: 1 BB: 1 IBB: 0 HBP: 0 BLK: 0 WP: 0 HR: 0 S: 17 P: 29 ERA: 18.00 WHIP: 4.000															PITCHER				
Wes Gardner, R ERA: 5.88 (8, 1)	IP: 1.0 WLS: L BF: 5 H: 1 R: 0 ER: 0 SO: 1 BB: 1 IBB: 0 HBP: 0 BLK: 0 WP: 0 HR: 0 S: 12 P: 18 ERA: 0.00 WHIP: 2.000															PITCHER				

AB 31
R 1
H 7
RBI 1
BB 0
SO 4
LOB 7



AB 33
R 3
H 10
RBI 2
BB 4
SO 8
LOB 26



Batter	1	2	3	4	5	6	7	8	9	AB	R	H	RBI	BB	SO	LOB	TOP										
Kirk Gibson, L OBP: 0.330, SLG: 0.407 Jim Eisenreich, L OBP: 0.334, SLG: 0.372	2-0 G3		1-0 L7		2-1 G4-3			2-3 K		4	0	0	0	0	1	0	Kansas City Royals @ Cleveland Indians Cleveland Municipal Stadium, Cleveland, OH Sun Aug 04 1991, 3:33 AM EDT Att: 13,304 - Cloudy - 72 F										
Brian McRae, S OBP: 0.391, SLG: 0.385	2-0 F9		1-0 F9		1-0 L9			2-2 3B		4	0	1	0	0	0	0											
George Brett, L OBP: 0.331, SLG: 0.422	1-2 1B		0-1 1B		2-2 G4-3			1-0 G4-3		4	0	2	0	0	0	1											
Todd Benzinger, S OBP: 0.295, SLG: 0.350	1-3 K		0-0 F9		1-3 K			2-1 1B SF8		4	1	1	0	0	2	2											
Bill Pecota, R OBP: 0.359, SLG: 0.419		3-2 1B 2B		2-0 G5-3		1-1 G6-3		1-3 K		4	1	1	0	0	1	1											
Kurt Stillwell, S OBP: 0.308, SLG: 0.353 David Howard, S OBP: 0.264, SLG: 0.267		1-3 K		1-1 G1-3		2-2 G6-3		0-2 1B		2	0	0	0	0	1	1											
Gary Thurman, R OBP: 0.313, SLG: 0.371		1-0 G5-3 1B		1-1 1B		3-3 K		2-1 SF8		3	0	2	2	0	1	0											
Tim Spehr, R OBP: 0.370, SLG: 0.409		3-1 G5-3		1-1 F9		2-3 K		3-2 G5-3		4	0	0	0	0	1	3											
Terry Shumpert, R OBP: 0.270, SLG: 0.311		0-2 F9		0-0 G1-3				1-3 K		3	0	0	0	0	1	1											
Inning Stats	R: 0 E: 0 K: 1 S: 10	H: 1 LOB: 1 BB: 0 P: 16	R: 1 E: 0 K: 1 S: 15	H: 2 LOB: 1 BB: 0 P: 23	R: 0 E: 0 K: 0 S: 5	H: 1 LOB: 1 BB: 0 P: 7	R: 0 E: 0 K: 0 S: 7	H: 1 LOB: 1 BB: 0 P: 12	R: 0 E: 0 K: 1 S: 4	H: 0 LOB: 0 BB: 0 P: 7	R: 0 E: 0 K: 1 S: 9	H: 0 LOB: 0 BB: 0 P: 13	R: 0 E: 0 K: 2 S: 9	H: 0 LOB: 0 BB: 0 P: 16	R: 0 E: 0 K: 1 S: 15	H: 1 LOB: 1 BB: 0 P: 21		R: 1 E: 0 K: 1 S: 19	H: 2 LOB: 1 BB: 0 P: 25	1B: 6 2B: 1 3B: 1 HR: 0	SF: 1 SAC: 0 DP: 0 HBP: 0	WP: 0 PB: 0 SB: 0 CS: 0	PA: 35				
PITCHER	IP	WLS	BF	H	R	ER	SO	BB	IBB	HBP	BLK	WP	HR	S	P	ERA	WHIP										
Dave Otto, L ERA: 3.47 Shawn Hillegas, R ERA: 3.93	(1, 1) 8.0	L 30	6	1	1	1	7	0	0	0	0	0	0	74	115	1.12	0.750										

Batter	1	2	3	4	5	6	7	8	9	AB	R	H	RBI	BB	SO	LOB	BOTTOM										
Alex Cole, L OBP: 0.397, SLG: 0.327	2-3 K		1-0 F7		0-2 G1-3			2-2 G6-3		4	0	0	0	0	1	1	Kansas City Royals @ Cleveland Indians Cleveland Municipal Stadium, Cleveland, OH Sun Aug 04 1991, 3:33 AM EDT Att: 13,304 - Cloudy - 72 F										
Chris James, R OBP: 0.279, SLG: 0.319	1-0 F8		3-2 F7		3-2 1B		2-3 K		4	0	1	0	0	1	1												
Carlos Baerga, S OBP: 0.360, SLG: 0.414	0-1 1B		0-2 F7		0-0 P6		0-1 L4		4	0	1	0	0	0	1												
Mark Whiten, S OBP: 0.301, SLG: 0.399	1-2 F6		3-3 K		1-3 K				3	0	0	0	0	2	1												
Mike Aldrete, L OBP: 0.416, SLG: 0.366		1-3 K		1-3 K		1-0 G1-3			3	0	0	0	0	2	0												
Glenallen Hill, R OBP: 0.328, SLG: 0.439		0-3 K		2-3 K		1-1 G5-3			3	0	0	0	0	2	0												
Jeff Manto, R OBP: 0.277, SLG: 0.250		3-1 L9		0-1 G5-3		0-2 G5-3			3	0	0	0	0	0	0												
Felix Fermin, R OBP: 0.305, SLG: 0.313		3-2 1B		0-0 G5-3		1-2 G6-3			3	0	1	0	0	0	0												
Joel Skinner, R OBP: 0.267, SLG: 0.315 Albert Belle, R OBP: 0.307, SLG: 0.513 Luis Lopez, R OBP: 0.265, SLG: 0.273		3-3 1B		1-1 F9		2-1 F9			2	0	0	0	0	1	1												
Inning Stats	R: 0 E: 0 K: 1 S: 9	H: 1 LOB: 1 BB: 0 P: 13	R: 0 E: 0 K: 2 S: 9	H: 0 LOB: 0 BB: 0 P: 13	R: 0 E: 0 K: 1 S: 13	H: 1 LOB: 1 BB: 0 P: 22	R: 0 E: 0 K: 2 S: 9	H: 0 LOB: 0 BB: 0 P: 13	R: 0 E: 0 K: 1 S: 6	H: 0 LOB: 0 BB: 0 P: 8	R: 0 E: 0 K: 0 S: 10	H: 1 LOB: 1 BB: 0 P: 14	R: 0 E: 0 K: 1 S: 6	H: 0 LOB: 0 BB: 0 P: 9	R: 0 E: 0 K: 0 S: 8	H: 0 LOB: 0 BB: 0 P: 11		R: 0 E: 0 K: 1 S: 9	H: 0 LOB: 0 BB: 0 P: 13	1B: 3 2B: 0 3B: 0 HR: 0	SF: 0 SAC: 0 DP: 0 HBP: 0	WP: 0 PB: 0 SB: 1 CS: 0	PA: 30				
PITCHER	IP	WLS	BF	H	R	ER	SO	BB	IBB	HBP	BLK	WP	HR	S	P	ERA	WHIP										
Bret Saberhagen, R ERA: 3.38	(1, 1) 9.0	W 30	3	0	0	0	9	0	0	0	0	0	0	79	116	0.00	0.333										

AB	34
R	2
H	8
RBI	2
BB	0
SO	8
LOB	9


AB	30
R	0
H	3
RBI	0
BB	0
SO	9
LOB	5



Batter	1	2	3	4	5	6	7	8	9	AB	R	H	RBI	BB	SO	LOB	TOP							
Alex Cole, L OBP: 0.389, SLG: 0.341	0-1 G6-4-3 1B	2-2 G6-3		1-1 F9		0-1 F7		3-1 1B 3B	2-2 1B	6	1	3	1	0	0	3								
Glenallen Hill, R OBP: 0.333, SLG: 0.438	2-2 G6-4-3 1-2f	3-2 1B		0-2 L7		4-1 1-2 BB		0-0 1B 3H	1-3 K	5	0	2	2	1	1	5								
Carlos Baerga, S OBP: 0.364, SLG: 0.416	4-1 BB BB	1-0 G3-1			0-0 WP 2B	2-3 K		0-1 G6-4-3 1-2 1B	0-0 FC4-6 1B	5	1	3	1	1	1	3								
Carlos Martinez, R OBP: 0.359, SLG: 0.424 Mike Aldrete, L OBP: 0.409, SLG: 0.358	4-1 FC6-4 1-2 BB		0-0 G6-3		1-2 F8	1-3 K		3-3 K	3-1 FC4-6 1-2f	3	0	0	0	1	1	3								
Albert Belle, R OBP: 0.309, SLG: 0.518	1-1 FC6-4 1-2f		1-1 F9		3-2 CS 1-H 2B		3-1 2B 2B	2-1 G6-4-3 1-2f		5	1	2	1	0	0	4								
Mark Whiten, S OBP: 0.309, SLG: 0.425		0-1 HR	1-0 HR		4-0 WP CS IBB		2-3 K		1-0 1B 1B	4	3	3	2	1	1	1								
Jeff Manto, R OBP: 0.284, SLG: 0.250		2-1 E 1B G5-3 1B	0-1 L5		3-2 WP 1-2 2-3 HBP		2-3 K		1-0 F8	4	1	1	0	0	1	2	AB 43 R 9 H 19 RBI 9 BB 4 SO 6 LOB 30							
Joel Skinner, R OBP: 0.276, SLG: 0.329		1-0 E9 1B G5-3 1B		2-2 G5-3	2-1 G4-3		0-0 2B		2-2 1B HBP 1B	5	2	3	1	0	0	2								
Felix Fermin, R OBP: 0.310, SLG: 0.315		2-2 G5-3		1-2 1B		0-1 BB 1B	2-2 P4		1-1 1B 1B HBP	4	0	2	1	0	0	2								
Inning Stats	R: 0 E: 0 K: 0 S: 9	H: 1 LOB: 2 BB: 2 P: 20	R: 3 E: 1 K: 0 S: 16	H: 4 LOB: 1 BB: 0 P: 27	R: 1 E: 0 K: 0 S: 6	H: 1 LOB: 0 BB: 0 P: 8	R: 0 E: 0 K: 0 S: 11	H: 1 LOB: 1 BB: 0 P: 15	R: 1 E: 0 K: 2 S: 14	H: 2 LOB: 2 BB: 1 P: 27	R: 0 E: 0 K: 2 S: 11	H: 1 LOB: 1 BB: 1 P: 18	R: 1 E: 0 K: 2 S: 12	H: 2 LOB: 1 BB: 0 P: 21	R: 1 E: 0 K: 1 S: 10	H: 3 LOB: 1 BB: 0 P: 18	R: 2 E: 0 K: 1 S: 16	H: 4 LOB: 3 BB: 0 P: 27	1B: 13 2B: 3 3B: 1 HR: 2	SF: 0 SAC: 0 DP: 2 HBP: 2	WP: 2 PB: 0 SB: 0 CS: 2	PA: 49		
PITCHER	IP WLS BF H R ER SO BB IBB HBP BLK WP HR S P ERA WHIP	4.2 L 25 9 5 5 0 2 1 1 0 1 2 54 93 9.64 2.357	5.1 L 11 3 1 1 4 1 0 0 0 0 0 25 43 3.86 1.714	8.1 L 5 3 1 1 1 0 0 0 0 0 0 10 18 9.00 3.000	9.1 L 8 4 2 2 1 0 0 1 0 0 0 16 27 18.00 4.000																			

Cleveland Indians @ Texas Rangers
Arlington Stadium, Arlington, TX
Mon Aug 05 1991, 8:05 PM EDT
Att: 22,315 - Cloudy - 97 F


AB 43
R 9
H 19
RBI 9
BB 4
SO 6
LOB 30

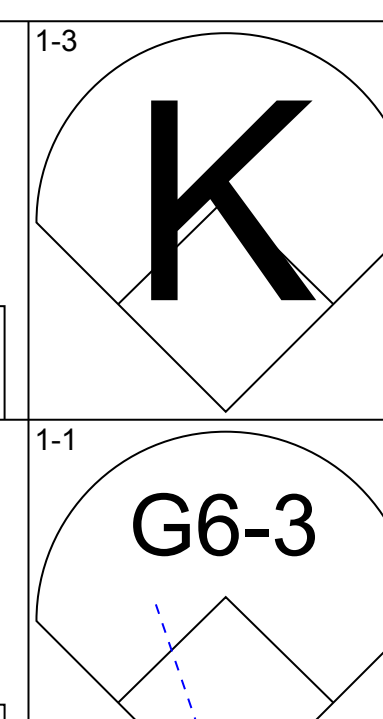
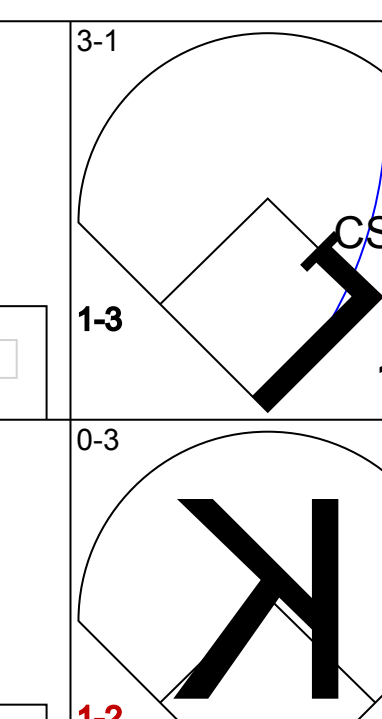

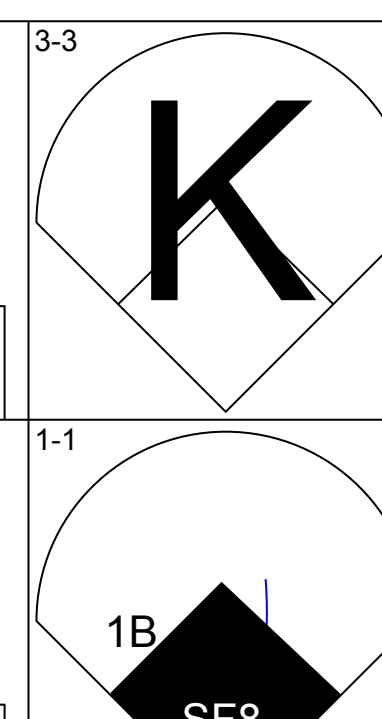
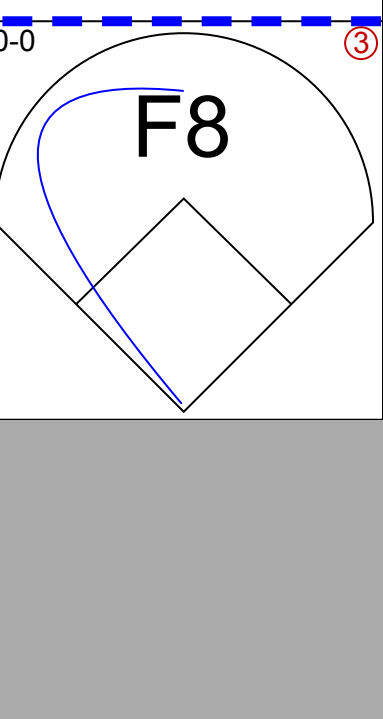
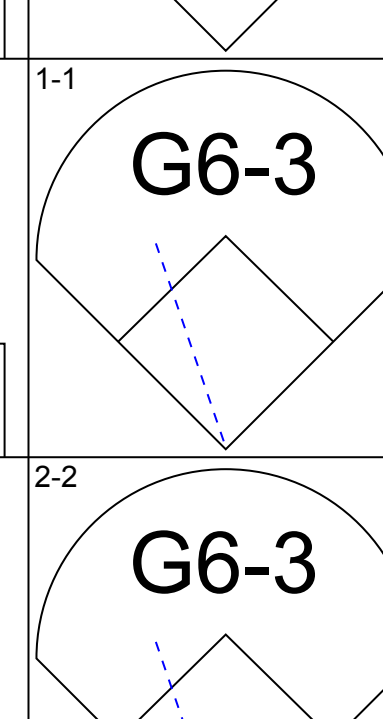
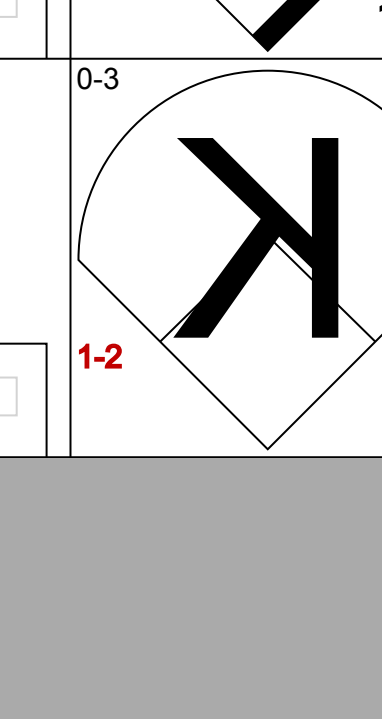
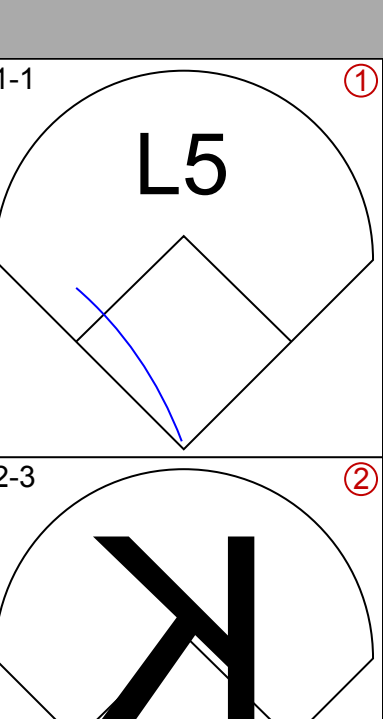
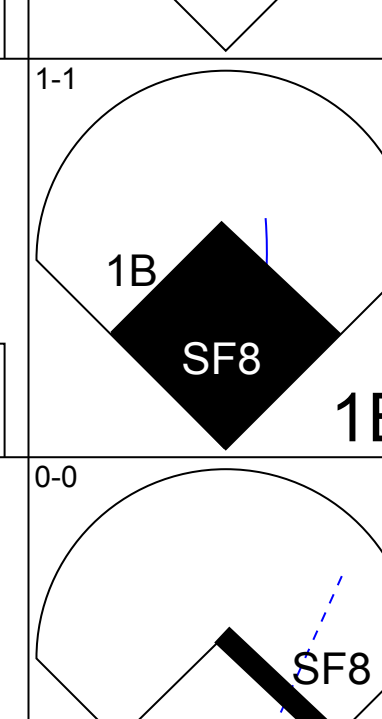

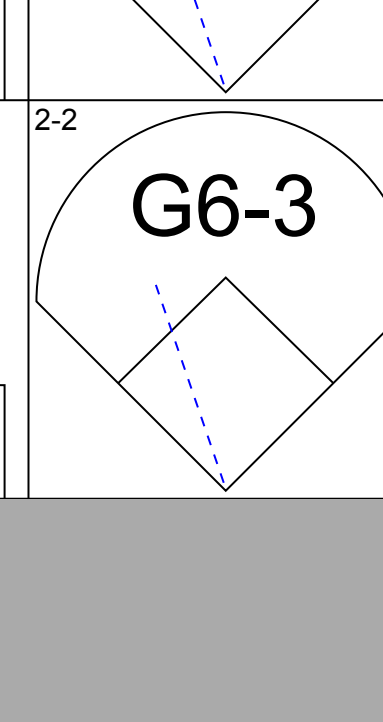
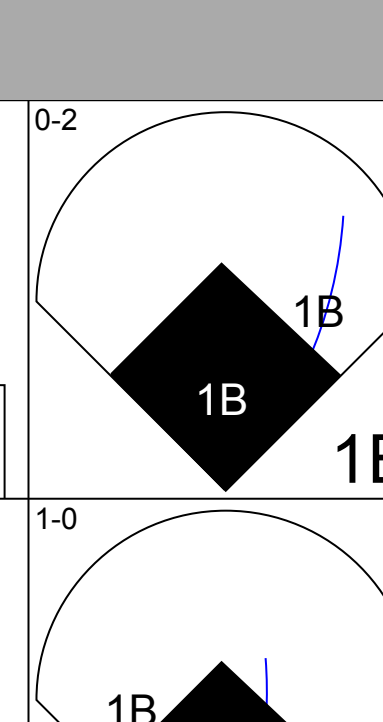
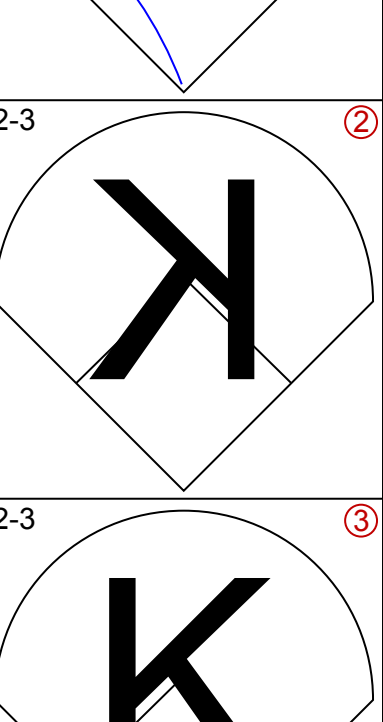
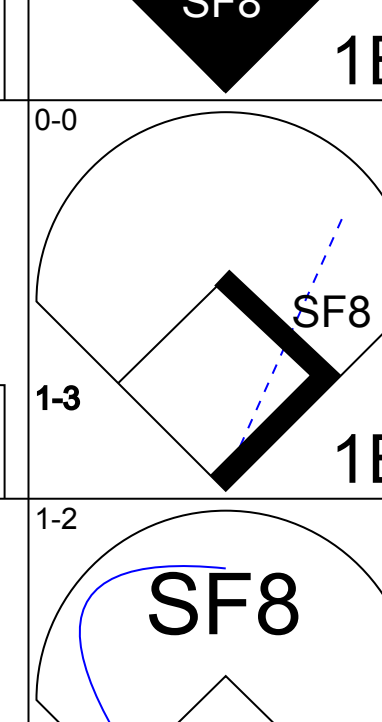

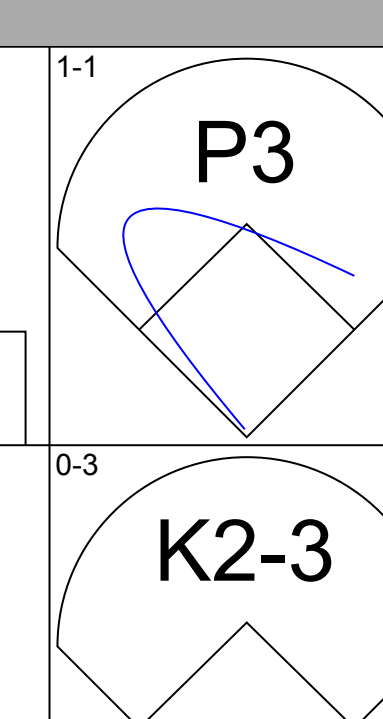
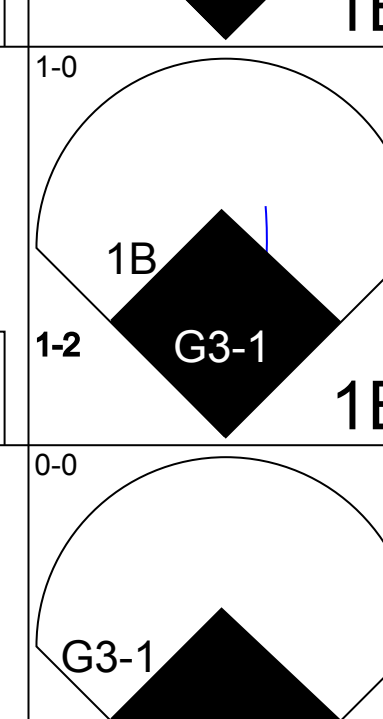
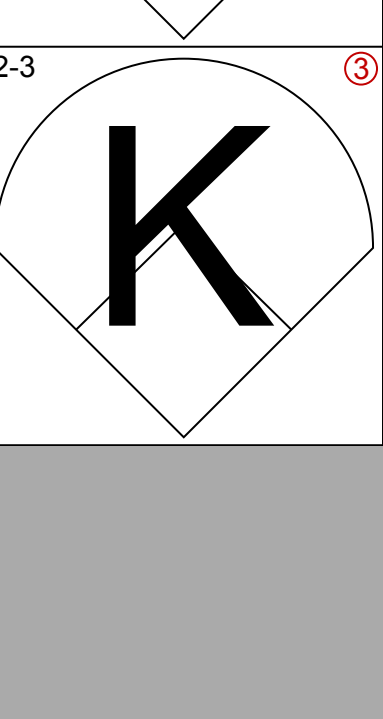
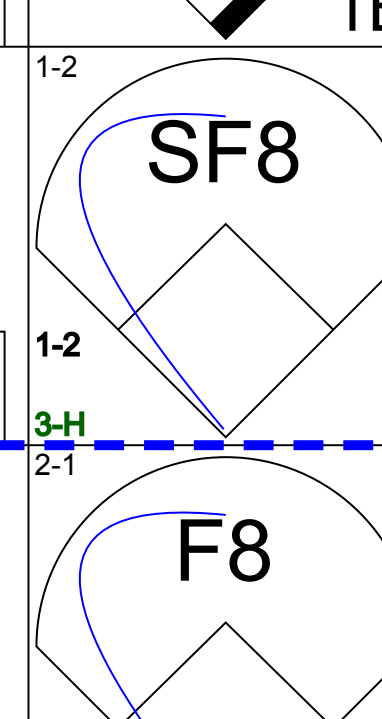

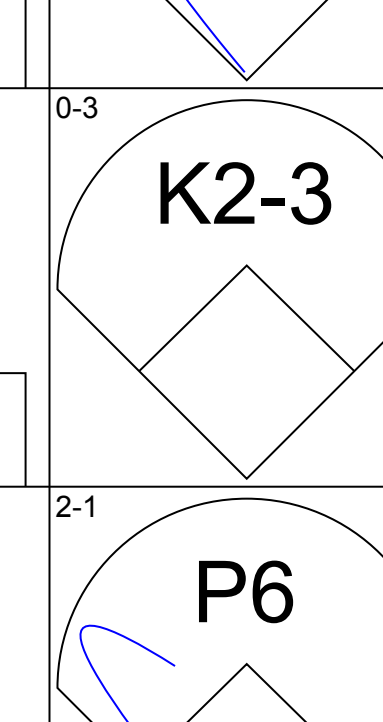
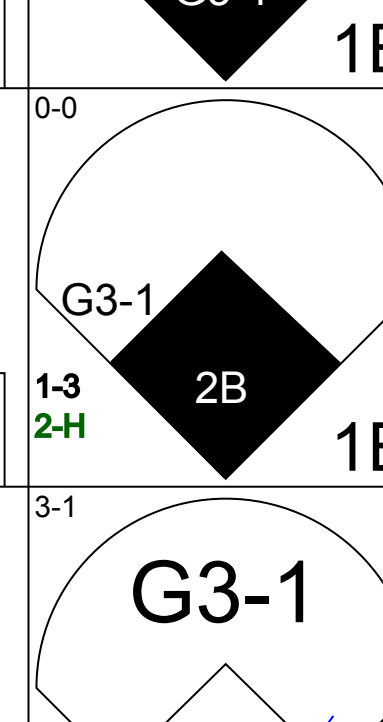
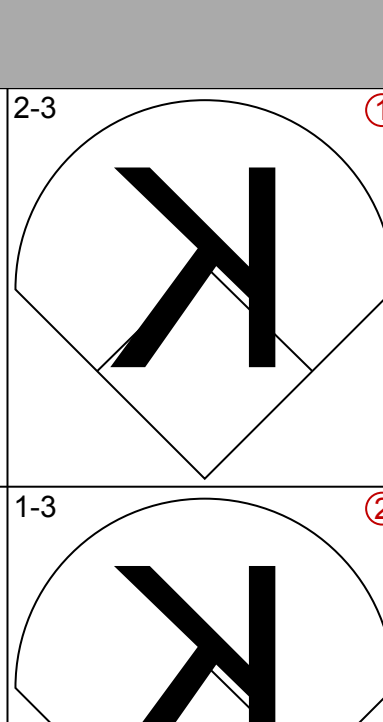
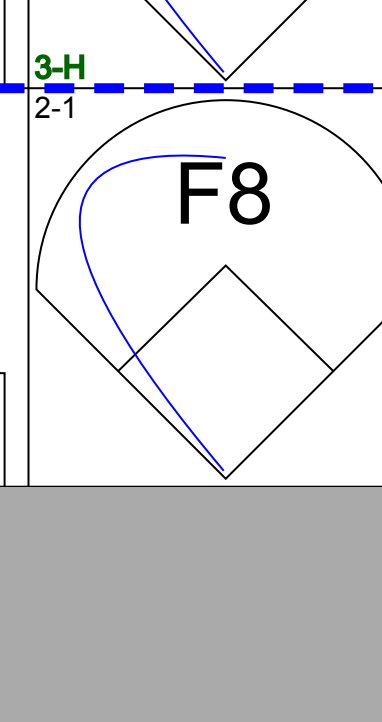
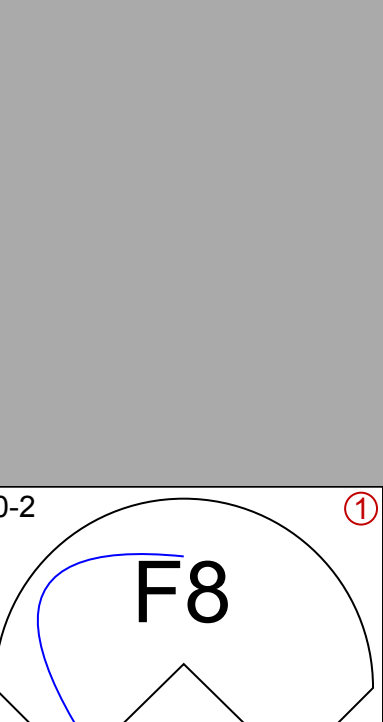
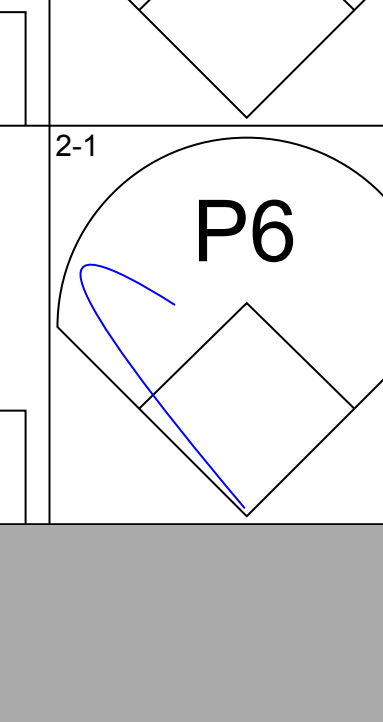
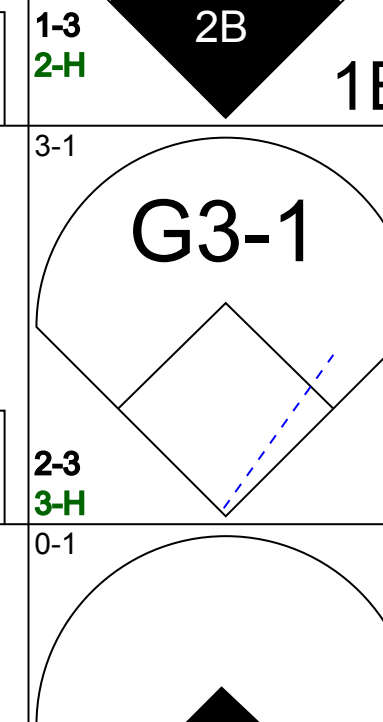
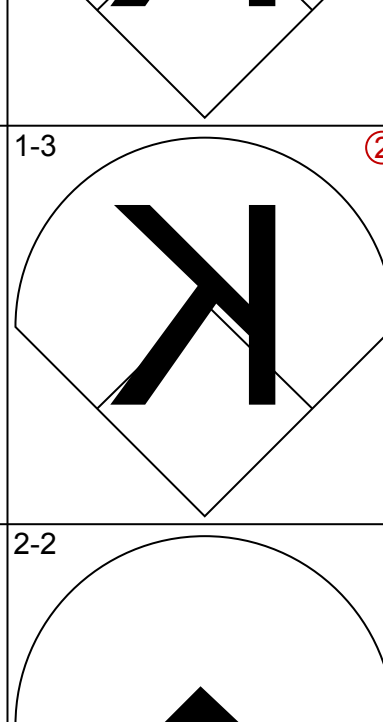
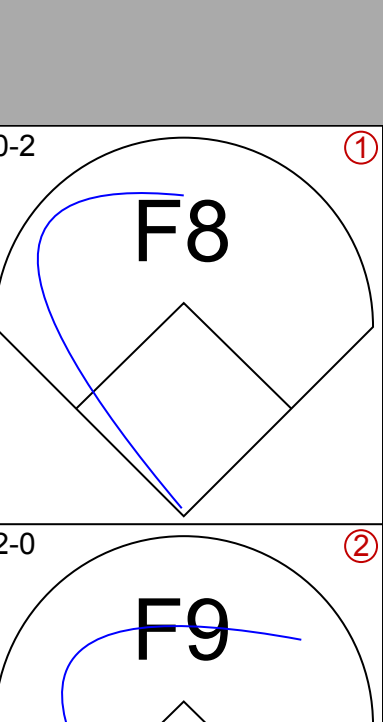
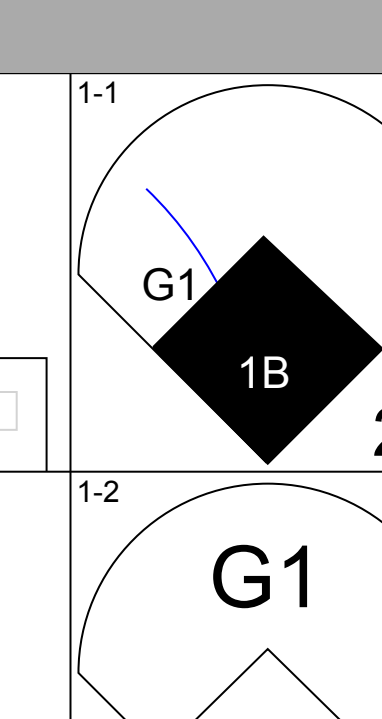
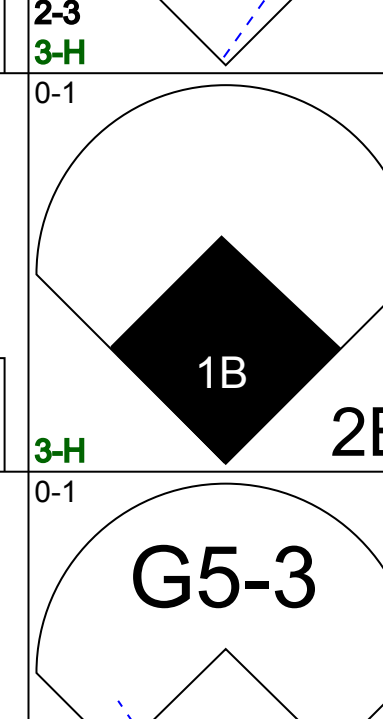
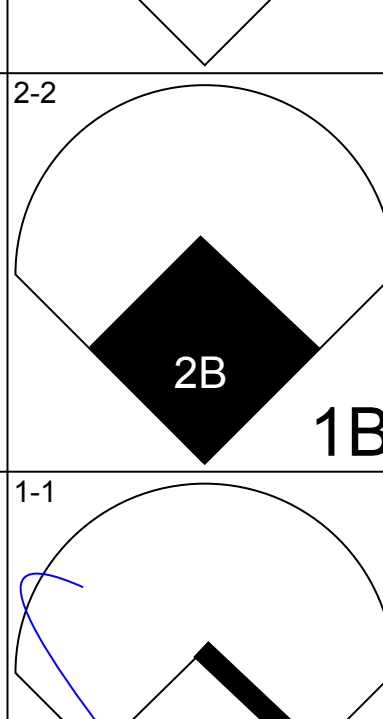
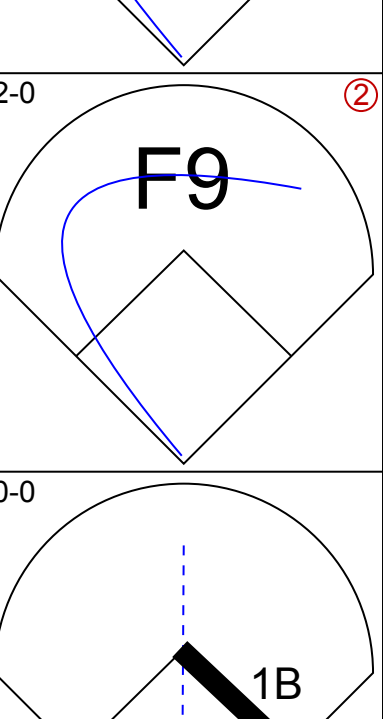
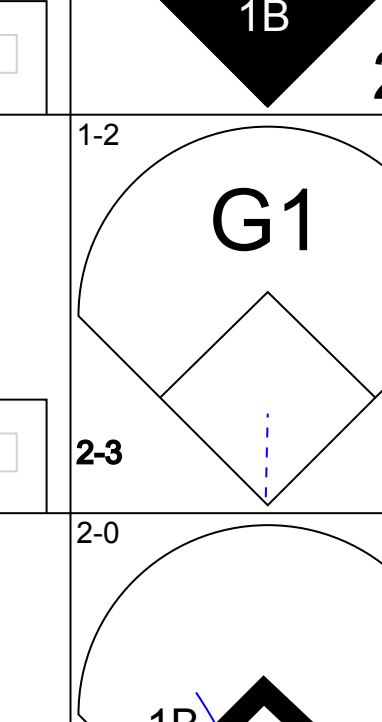
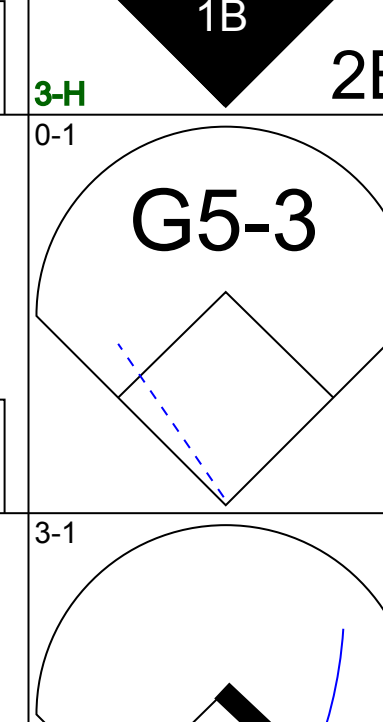
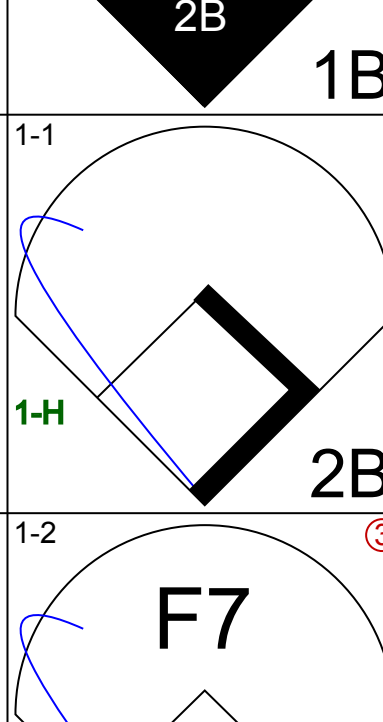
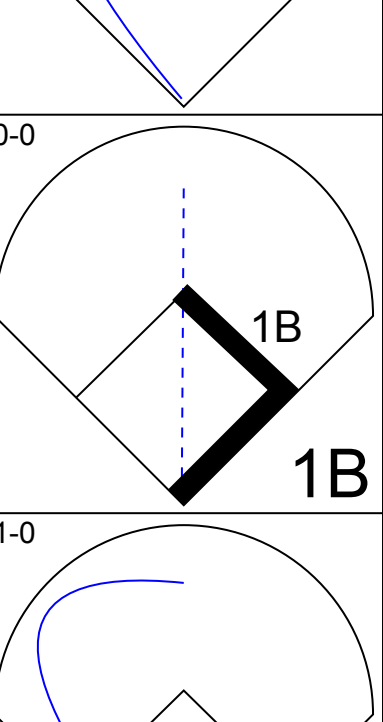
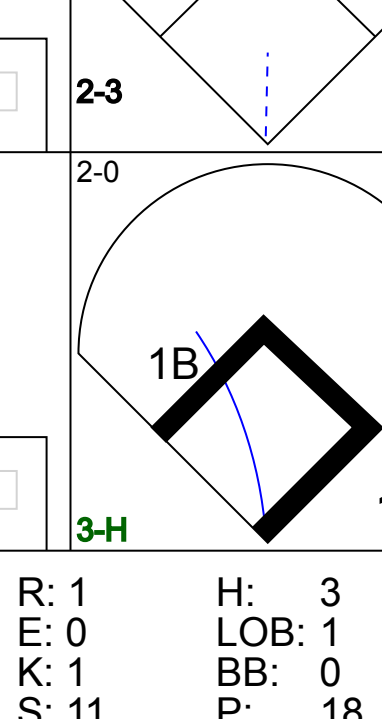
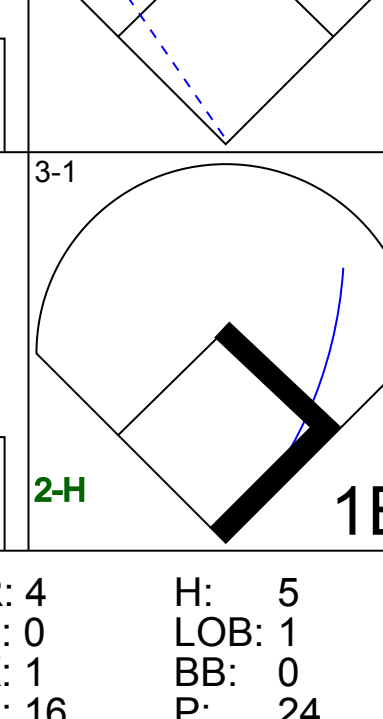
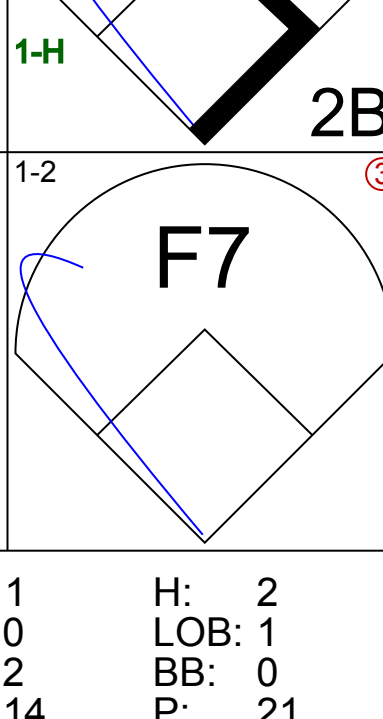
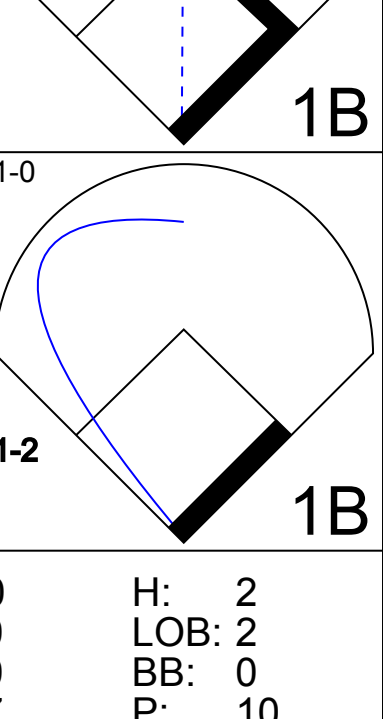


Batter	1	2	3	4	5	6	7	8	9	AB	R	H	RBI	BB	SO	LOB	BOTTOM							
Brian Downing, R OBP: 0.376, SLG: 0.443	3-1 G6-3		2-3 K		0-1 FC6-4 1-2f			1-2 G4-3		4	0	0	0	0	1	1								
Julio Franco, R OBP: 0.405, SLG: 0.462	1-3 K		1-0 G6-3			4-0 FC4-6 BB		0-2 G6-3		3	0	0	0	1	1	0								
Rafael Palmeiro, L OBP: 0.400, SLG: 0.563	2-0 F8			3-2 E4 FC4-6		1-3 K		1-1 F8		4	0	0	0	0	1	1								
Ruben Sierra, S OBP: 0.360, SLG: 0.487		2-2 E 1B		1-1 FC4-6 1-2f		2-0 FC4-6 1-2f		1-2 F8		4	0	1	0	0	0	2								
Kevin Reimer, L OBP: 0.323, SLG: 0.430		1-3 K		0-2 P6		2-3 K		0-0 G4-3		4	0	0	0	0	2	3								
Juan Gonzalez, R OBP: 0.380, SLG: 0.524		1-1 F9		0-0 F7			1-0 G5-3			3	0	0	0	0	0	2								
Steve Buechele, R OBP: 0.333, SLG: 0.450		1-0 E3			3-3 K		0-0 G6-3			3	0	0	0	0	1	1	AB 31 R 0 H 2 RBI 0 BB 1 SO 7 LOB 12							
Ivan Rodriguez, R OBP: 0.309, SLG: 0.360		0-1 F9			0-0 G6-3		1-3 K			3	0	0	0	0	1	2								
Jeff Huson, L OBP: 0.313, SLG: 0.310			2-1 G3		0-1 FC6-4 1B			1-1 F9		3	0	1	0	0	0	0								
Inning Stats	R: 0 E: 0 K: 1 S: 6	H: 0 LOB: 0 BB: 0 P: 12	R: 0 E: 1 K: 1 S: 13	H: 1 LOB: 2 BB: 0 P: 18	R: 0 E: 0 K: 1 S: 6	H: 0 LOB: 0 BB: 0 P: 11	R: 0 E: 0 K: 0 S: 9	H: 0 LOB: 1 BB: 0 P: 13	R: 0 E: 0 K: 1 S: 12	H: 1 LOB: 1 BB: 0 P: 15	R: 0 E: 0 K: 2 S: 8	H: 0 LOB: 1 BB: 1 P: 17	R: 0 E: 0 K: 1 S: 5	H: 0 LOB: 0 BB: 0 P: 7	R: 0 E: 0 K: 0 S: 9	H: 0 LOB: 0 BB: 0 P: 11	R: 0 E: 0 K: 0 S: 6	H: 0 LOB: 0 BB: 0 P: 8	1B: 2 2B: 0 3B: 0 HR: 0	SF: 0 SAC: 0 DP: 0 HBP: 0	WP: 0 PB: 0 SB: 0 CS: 0	PA: 32		
PITCHER	IP WLS BF H R ER SO BB IBB HBP BLK WP HR S P ERA WHIP	9.0 W 32 2 0 0 7 1 0 0 0 0 0 74 112 0.00 0.333																						

Cleveland Indians @ Texas Rangers
Arlington Stadium, Arlington, TX
Mon Aug 05 1991, 8:05 PM EDT
Att: 22,315 - Cloudy - 97 F

AB 31
R 0
H 2
RBI 0
BB 1
SO 7
LOB 12

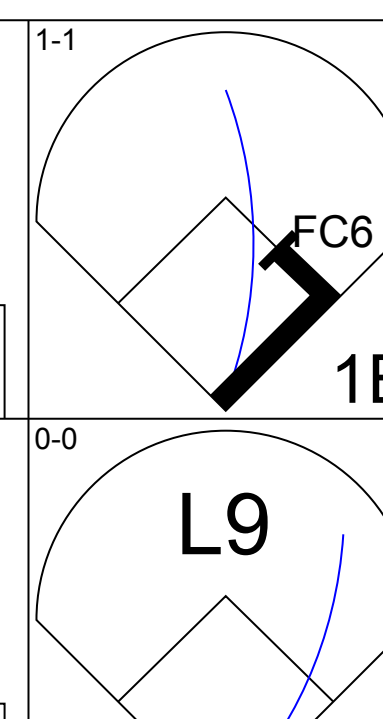
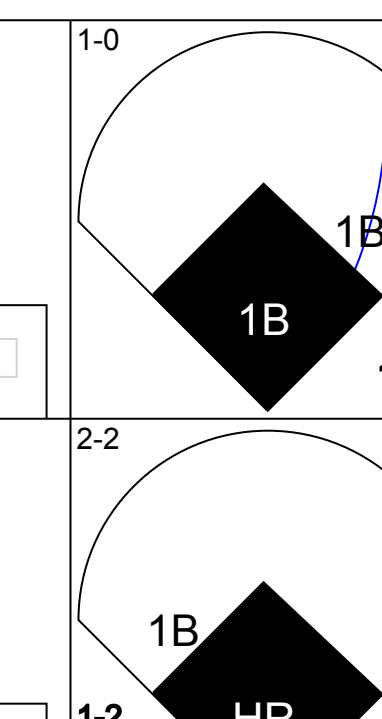
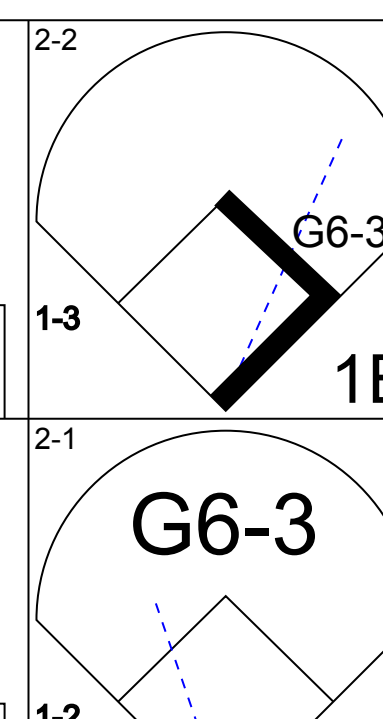
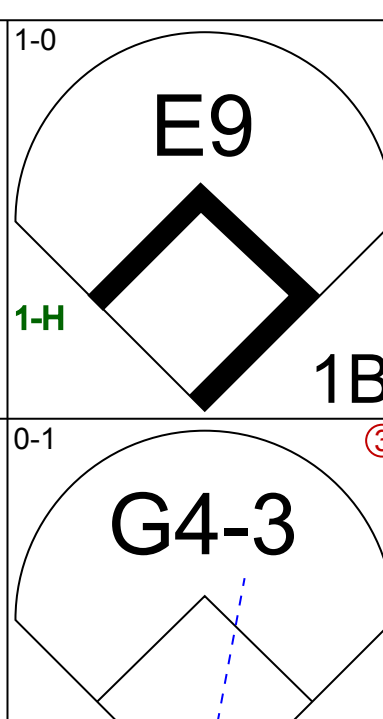
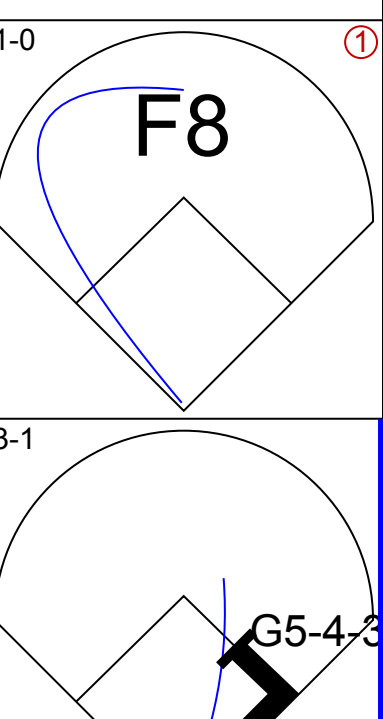
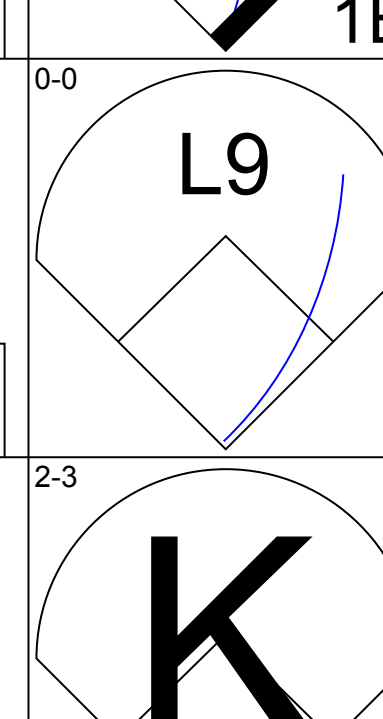
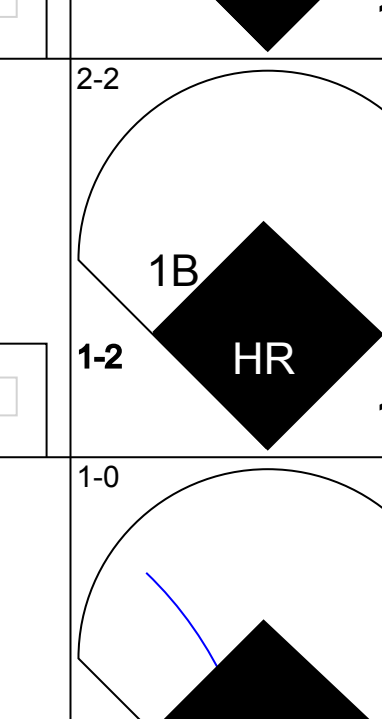
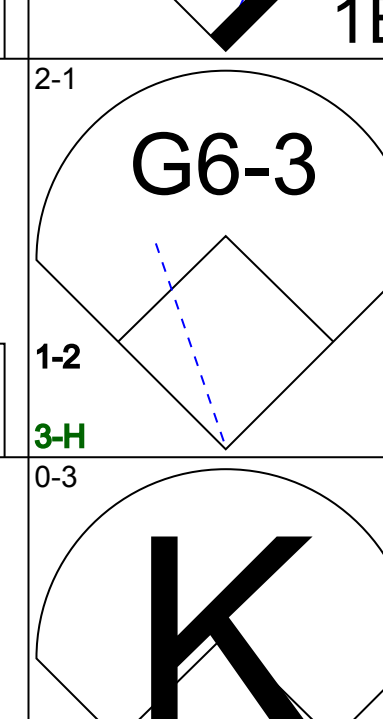
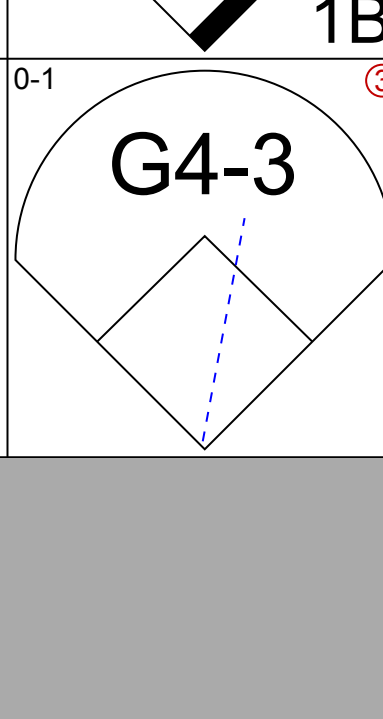
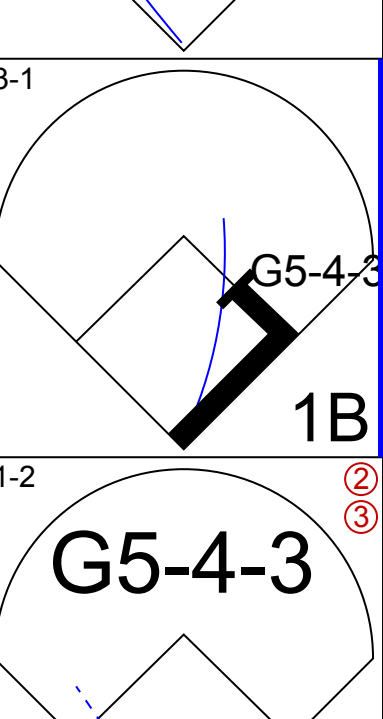
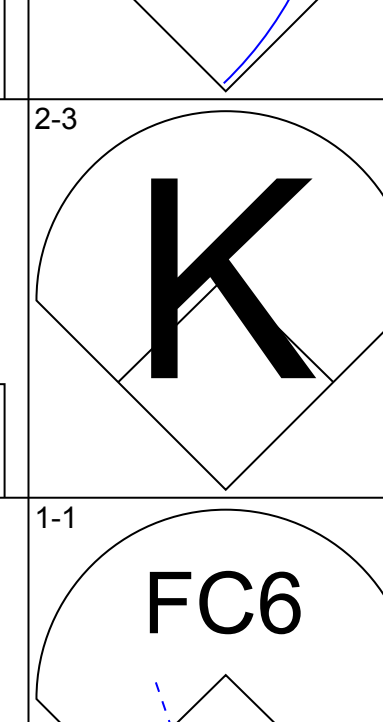
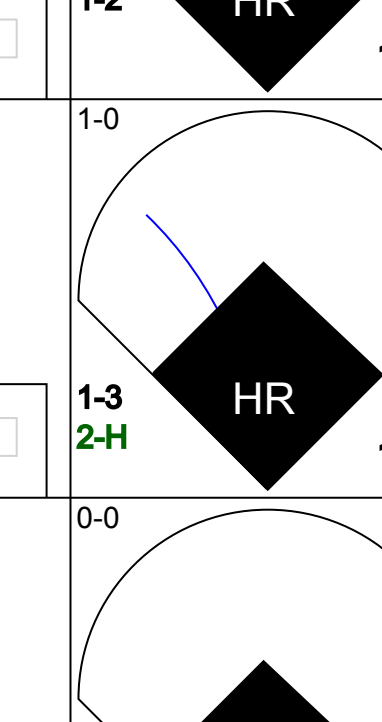
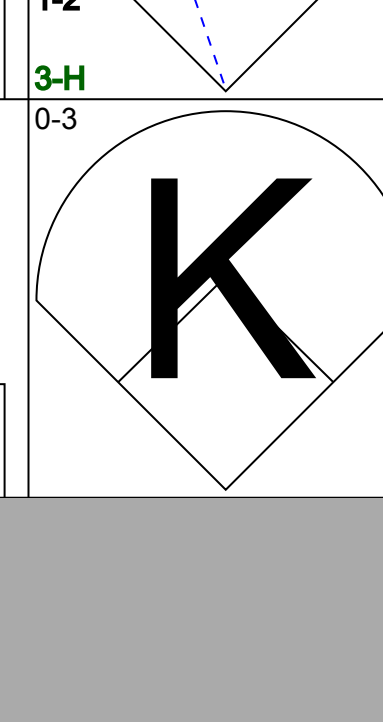
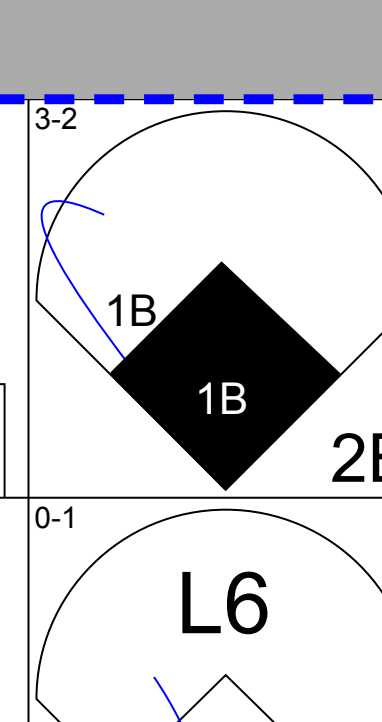
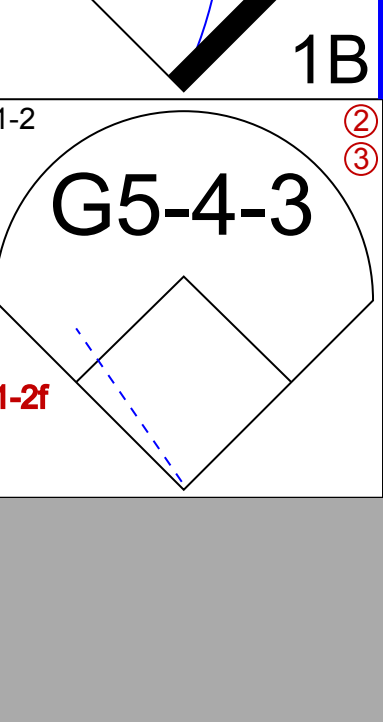
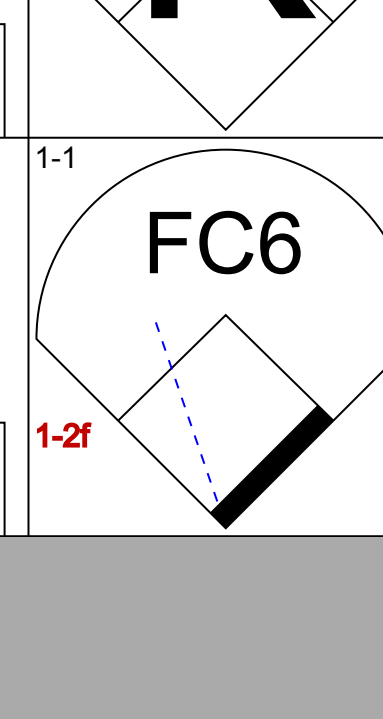
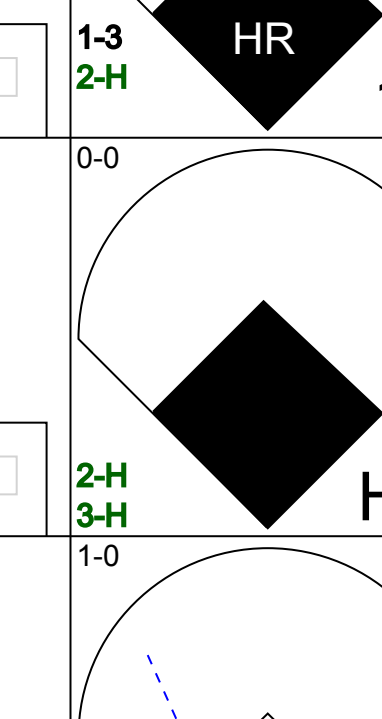


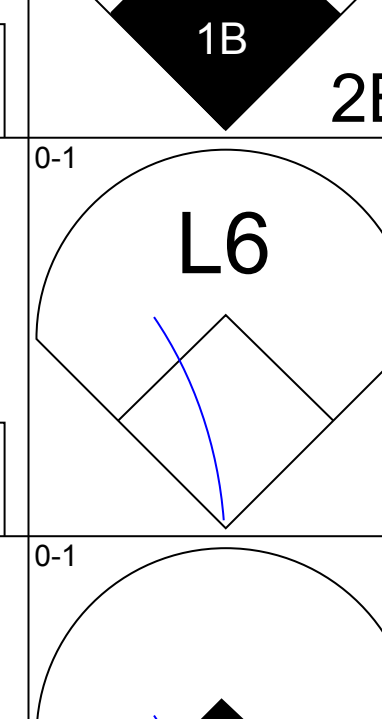
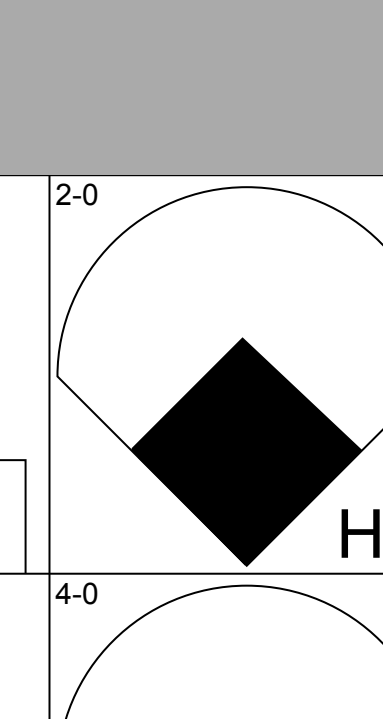
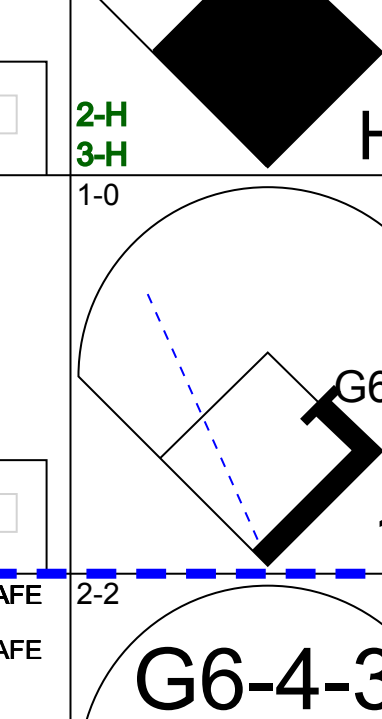
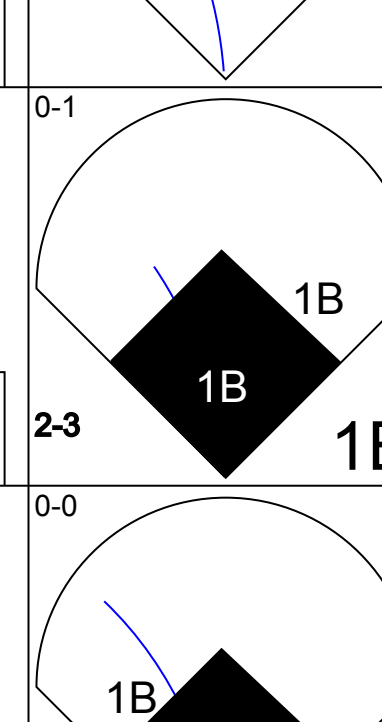
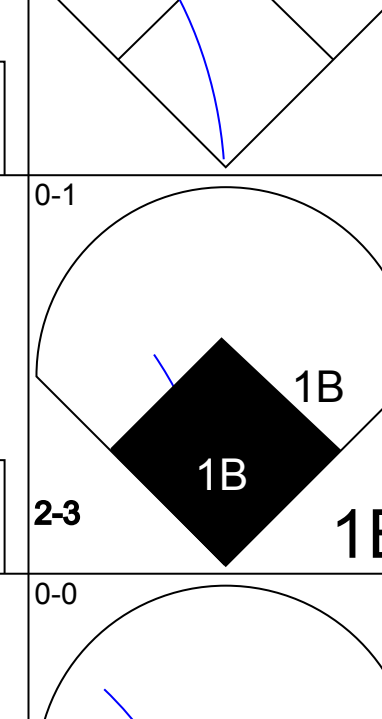

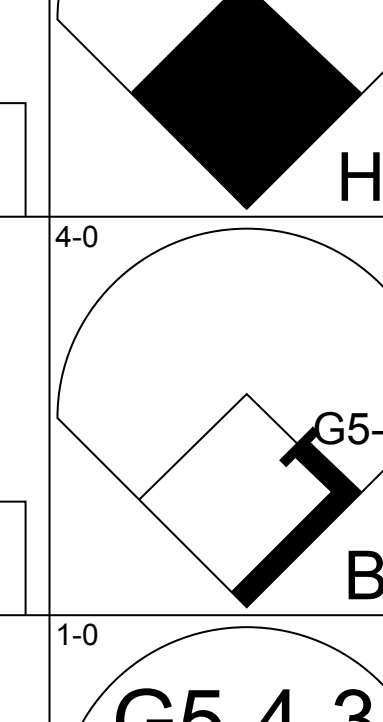
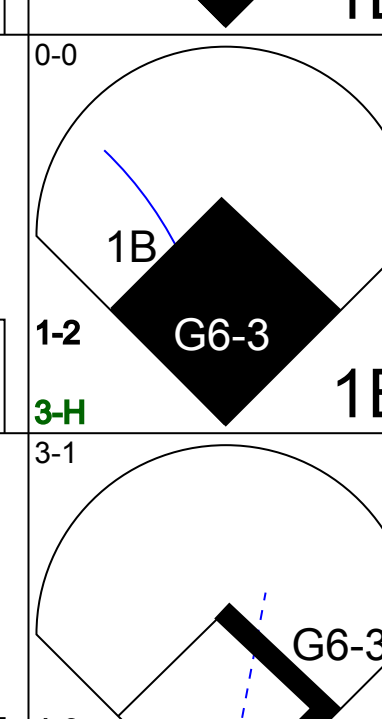
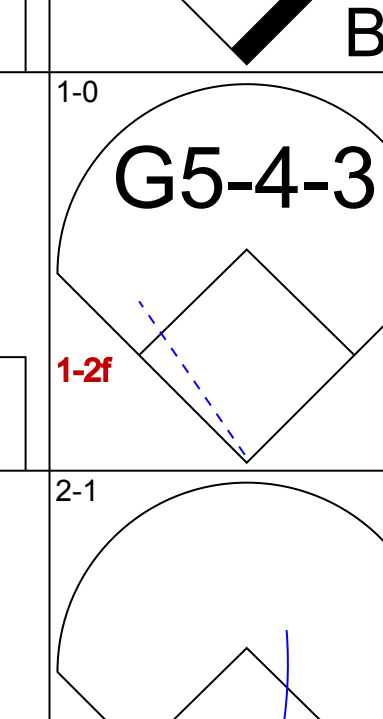
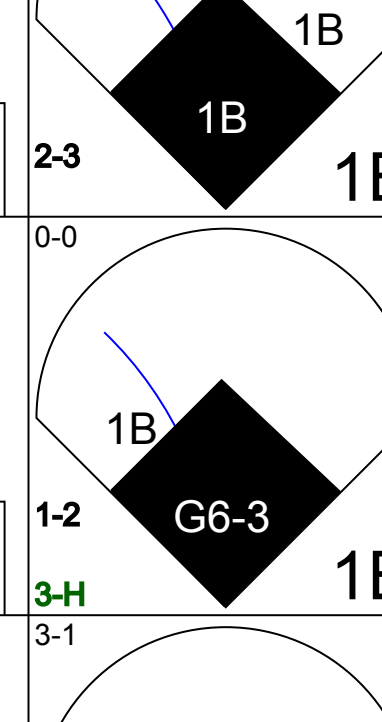
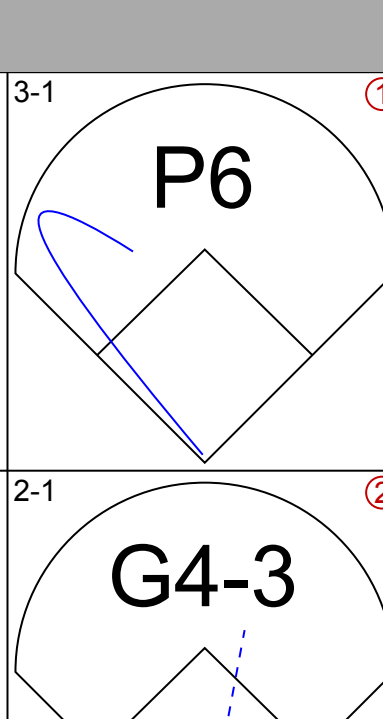
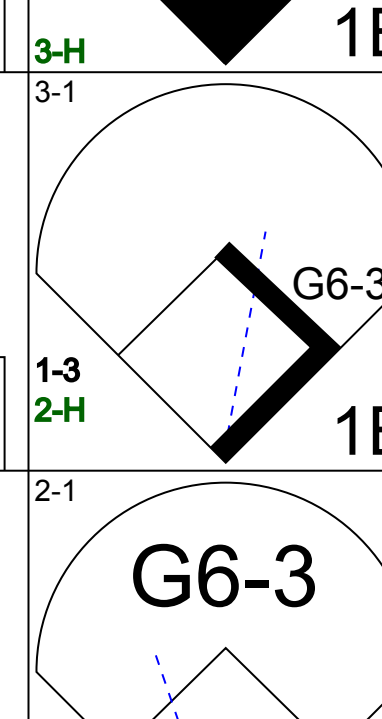
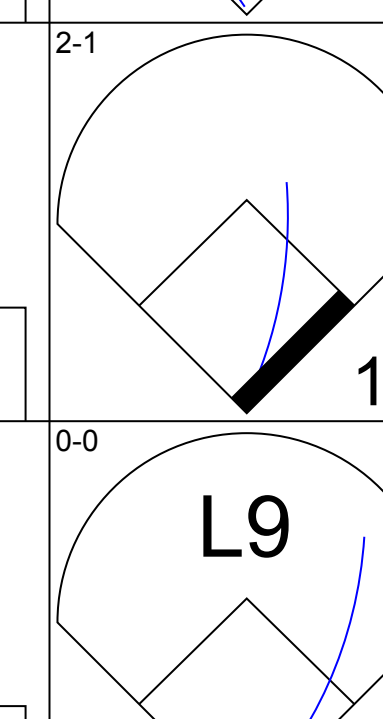
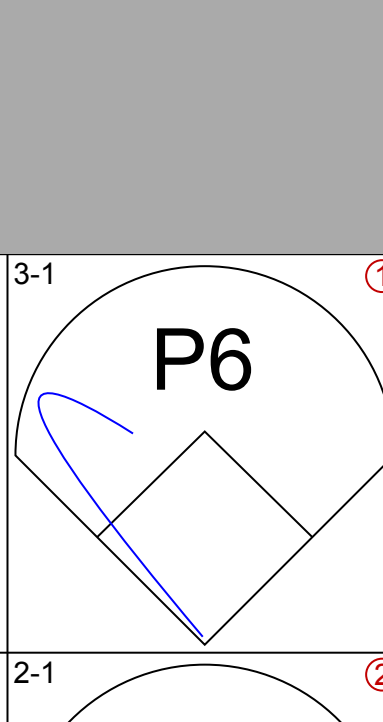
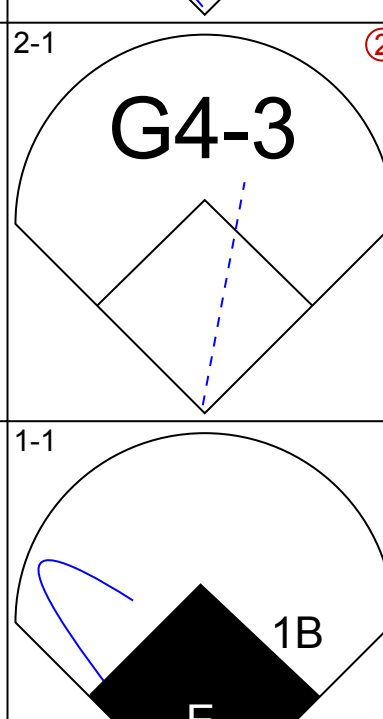
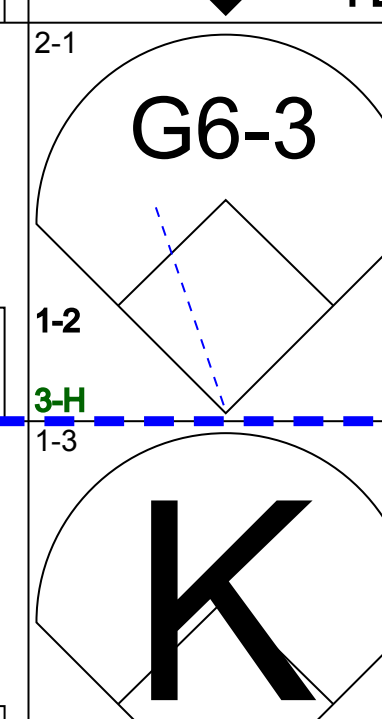
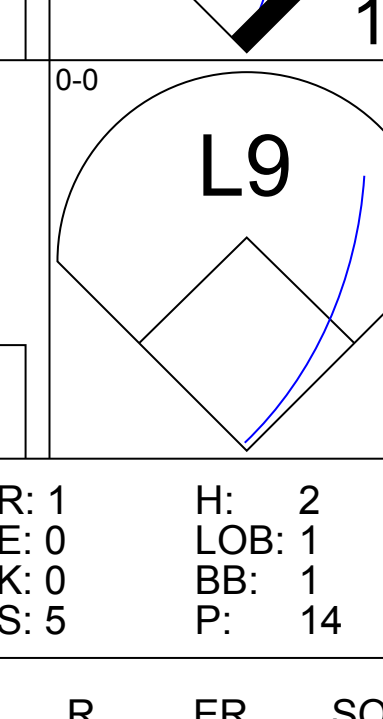
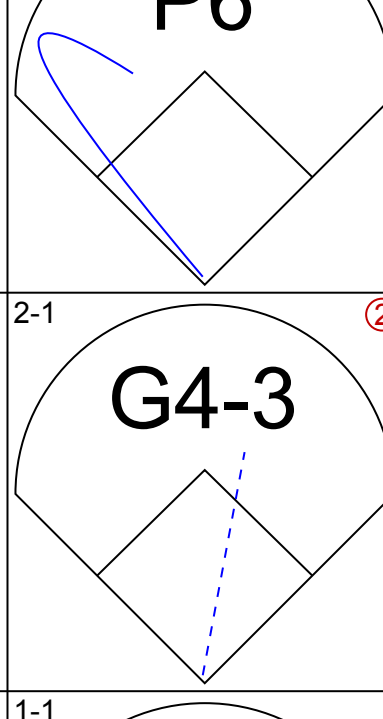
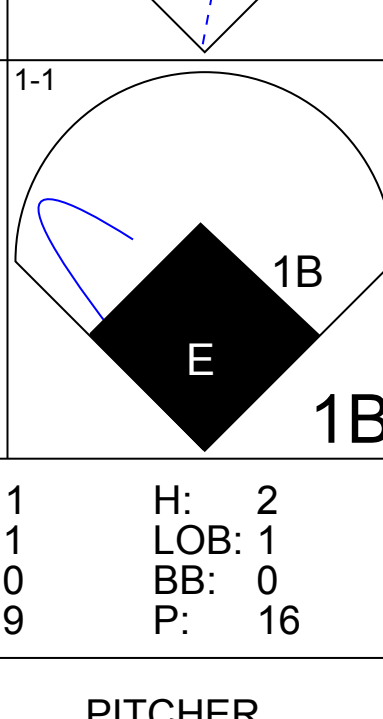
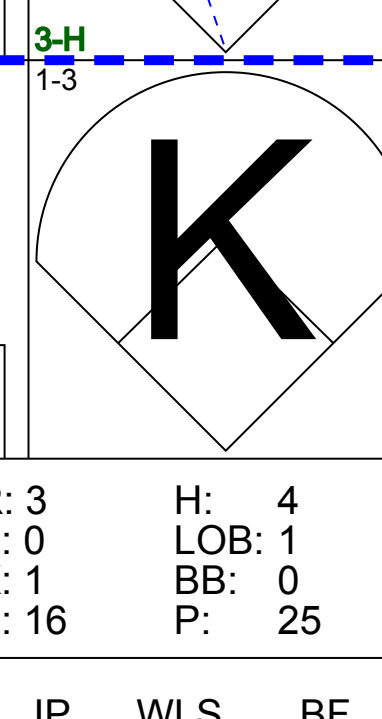


Batter	1	2	3	4	5	6	7	8	9	AB	R	H	RBI	BB	SO	LOB	TOP																					
Glenallen Hill, R OBP: 0.330, SLG: 0.431 (1, 8)										5	0	1	0	0	3	3																						
Chris James, R OBP: 0.278, SLG: 0.317 (1, 7)										5	1	1	0	0	1	2																						
Carlos Baerga, S OBP: 0.365, SLG: 0.416 (1, 4)										5	1	2	0	0	1	0																						
Albert Belle, R OBP: 0.310, SLG: 0.528 (1, 10)										4	2	2	2	0	1	0																						
Mark Whiten, S OBP: 0.307, SLG: 0.421 (1, 9)										5	1	1	1	0	2	1																						
Mike Aldrete, L OBP: 0.398, SLG: 0.347 Carlos Martinez, R OBP: 0.355, SLG: 0.419 (8, 3)										3	0	0	1	0	1	1																						
Jeff Manto, R OBP: 0.304, SLG: 0.300 (1, 5)										4	3	3	1	0	0	0																						
Joel Skinner, R OBP: 0.281, SLG: 0.339 (1, 2)										4	0	2	1	0	0	2																						
Felix Fermin, R OBP: 0.315, SLG: 0.321 (1, 6)										4	0	3	2	0	0	1																						
Inning Stats	R: 0 E: 0 K: 1 S: 8	H: 0 LOB: 0 BB: 0 P: 12	R: 0 E: 0 K: 1 S: 7	H: 0 LOB: 0 BB: 0 P: 10	R: 1 E: 0 K: 1 S: 11	H: 3 LOB: 1 BB: 0 P: 18	R: 4 E: 0 K: 1 S: 16	H: 5 LOB: 1 BB: 0 P: 24	R: 0 E: 0 K: 2 S: 8	H: 0 LOB: 0 BB: 0 P: 13	R: 1 E: 0 K: 2 S: 14	H: 2 LOB: 1 BB: 0 P: 21	R: 1 E: 0 K: 1 S: 11	H: 2 LOB: 1 BB: 0 P: 18	R: 0 E: 0 K: 0 S: 7	H: 2 LOB: 2 BB: 0 P: 10	R: 1 E: 0 K: 0 S: 12	H: 1 LOB: 0 BB: 0 P: 16	1B: 11 2B: 3 3B: 0 HR: 1	SF: 1 SAC: 0 DP: 0 HBP: 0	WP: 0 PB: 0 SB: 0 CS: 1	PA: 41																
PITCHER	IP	WLS	BF	H	R	ER	SO	BB	IBB	HBP	BLK	WP	HR	S	P	ERA	WHIP	PITCHER				IP	WLS	BF	H	R	ER	SO	BB	IBB	HBP	BLK	WP	HR	S	P	ERA	WHIP
Bobby Witt, R ERA: 5.16 (1, 1)	3.2		18	8	5	5	3	0	0	0	0	0	0	39	60	12.27	2.182																					
Gerald Alexander, R ERA: 3.86 (4, 1)	3.0		13	4	2	2	6	0	0	0	0	0	0	34	52	6.00	1.333																					
Kenny Rogers, L ERA: 6.33 (7, 1)	1.0	W	5	2	0	0	0	0	0	0	0	0	0	8	13	0.00	2.000																					
Jeff Russell, R ERA: 3.1 (8, 1)	1.1	S	5	1	1	1	0	0	0	0	0	0	1	13	17	6.75	0.750																					

Cleveland Indians @ Texas Rangers
Arlington Stadium, Arlington, TX
Tue Aug 06 1991, 8:05 PM EDT
Att: 23,266 - Sunny - 94 F

AB	40
R	8
H	15
RBI	8
BB	0
SO	9
LOB	10



Batter	1	2	3	4	5	6	7	8	9	AB	R	H	RBI	BB	SO	LOB	BOTTOM																						
Rafael Palmeiro, L OBP: 0.404, SLG: 0.566 (1, 3)										5	1	4	0	0	0	0																							
Julio Franco, R OBP: 0.405, SLG: 0.461 Mario Diaz, R OBP: 0.302, SLG: 0.315 (8, 4)										5	1	2	1	0	0	3																							
Ruben Sierra, S OBP: 0.360, SLG: 0.488 (1, 9)										5	2	2	1	0	2	3																							
Kevin Reimer, L OBP: 0.326, SLG: 0.444 (1, 10)										4	1	2	3	0	0	2																							
Juan Gonzalez, R OBP: 0.364, SLG: 0.536 (4, 7)										4	2	3	1	0	0	1																							
Steve Buechele, R OBP: 0.335, SLG: 0.449 (1, 5)										3	1	1	1	1	0	2																							
Dean Palmer, R OBP: 0.311, SLG: 0.434 Gary Pettis, S OBP: 0.344, SLG: 0.278 (4, 8)										2	0	0	0	0	1	1																							
Ivan Rodriguez, R OBP: 0.308, SLG: 0.357 (1, 2)										4	0	1	1	0	0	1																							
Jeff Huson, L OBP: 0.316, SLG: 0.310 (1, 6)										3	2	1	0	1	1	2																							
Inning Stats	R: 0 E: 0 K: 1 S: 9	H: 1 LOB: 1 BB: 0 P: 13	R: 1 E: 0 K: 0 S: 5	H: 2 LOB: 1 BB: 1 P: 14	R: 4 E: 0 K: 1 S: 13	H: 5 LOB: 0 BB: 0 P: 22	R: 1 E: 0 K: 1 S: 13	H: 1 LOB: 1 BB: 1 P: 22	R: 0 E: 0 K: 0 S: 9	H: 1 LOB: 0 BB: 0 P: 12	R: 1 E: 1 K: 0 S: 9	H: 2 LOB: 1 BB: 0 P: 16	R: 3 E: 0 K: 1 S: 16	H: 4 LOB: 1 BB: 0 P: 25	R: 0 E: 0 K: 0 S: 6	H: 1 LOB: 1 BB: 0 P: 11	1B: 14 2B: 1 3B: 0 HR: 2	SF: 0 SAC: 0 DP: 4 HBP: 0	WP: 0 PB: 0 SB: 0 CS: 0	PA: 39																			
PITCHER	IP	WLS	BF	H	R	ER	SO	BB	IBB	HBP	BLK	WP	HR	S	P	ERA	WHIP	PITCHER				IP	WLS	BF	H	R	ER	SO	BB	IBB	HBP	BLK	WP	HR	S	P	ERA	WHIP	
Charles Nagy, R ERA: 3.67 (1, 1)	2.0		14	8	5	5	1	1	0	0	0	0	0	37	60	2.25	1.250																						
Jeff Shaw, R ERA: 3.54 (3, 1)	4.0		15	4	2	1	2	1	0	0	0	0	0	37	60	2.25	1.250																						
Mike York, R ERA: 6.23 (7, 1)	0.2	L	6	4	3	3	0	0	0	0	0	0	0	13	21	40.50	6.000																						
Jesse Orosco, L ERA: 2.83 (7, 1)	1.1		4	1	0	0	1	0	0	0	0	0	0	9	15	0.00	0.750																						

Cleveland Indians @ Texas Rangers
Arlington Stadium, Arlington, TX
Tue Aug 06 1991, 8:05 PM EDT
Att: 23,266 - Sunny - 94 F


AB	37
R	10
H	17
RBI	9
BB	2
SO	4
LOB	15



Batter	1	2	3	4	5	6	7	8	9	AB	R	H	RBI	BB	SO	LOB	TOP								
Glenallen Hill, R OBP: 0.332, SLG: 0.432 Alex Cole, L OBP: 0.385, SLG: 0.336										2	1	1	1	0	0	1									
Chris James, R OBP: 0.277, SLG: 0.324										5	1	1	1	0	1	3									
Carlos Baerga, S OBP: 0.365, SLG: 0.418										5	2	2	1	0	1	2									
Albert Belle, R OBP: 0.312, SLG: 0.535										4	2	1	2	1	1	1									
Mark Whiten, S OBP: 0.312, SLG: 0.433										4	2	2	1	1	1	0									
Carlos Martinez, R OBP: 0.351, SLG: 0.420 Mike Aldrete, L OBP: 0.395, SLG: 0.343										2	0	1	3	0	0	0									
Jeff Manto, R OBP: 0.298 Jerry Browne, S OBP: 0.262, SLG: 0.250										4	1	1	0	0	1	2									
Joel Skinner, R OBP: 0.289, SLG: 0.343											4	1	2	0	1	1									
Felix Fermin, R OBP: 0.315, SLG: 0.320										4	0	1	1	0	1	3									
Inning Stats	R: 2 E: 1 K: 0 S: 13	H: 2 LOB: 0 BB: 0 P: 18	R: 2 E: 1 K: 0 S: 14	H: 3 LOB: 2 BB: 0 P: 22	R: 1 E: 0 K: 1 S: 14	H: 1 LOB: 2 BB: 2 P: 25	R: 3 E: 0 K: 0 S: 13	H: 4 LOB: 1 BB: 0 P: 23	R: 0 E: 0 K: 1 S: 14	H: 1 LOB: 0 BB: 0 P: 15	R: 2 E: 0 K: 1 S: 14	H: 1 LOB: 0 BB: 0 P: 25	R: 0 E: 0 K: 3 S: 10	H: 0 LOB: 0 BB: 0 P: 16	R: 0 E: 0 K: 3 S: 10	H: 0 LOB: 0 BB: 0 P: 13	R: 0 E: 1 K: 1 S: 11	H: 0 LOB: 1 BB: 0 P: 16	1B: 7 2B: 2 3B: 1 HR: 2	SF: 2 SAC: 0 DP: 0 HBP: 0	WP: 0 PB: 0 SB: 1 CS: 0	PA: 44			
PITCHER	IP	WLS	BF	H	R	ER	SO	BB	IBB	HBP	BLK	WP	HR	S	P	ERA	WHIP								
Brian Bohanon, L ERA: 6.1	(1, 1)	3.1	21	8	7	6	1	2	0	0	0	0	1	45	72	16.20	3.000								
Wayne Rosenthal, R ERA: 4.71	(4, 1)	2.2	13	4	3	2	1	1	0	0	0	0	1	32	56	6.75	1.875								
Mike Jeffcoat, L ERA: 3.2	(7, 1)	2.0	W	6	0	0	4	0	0	0	0	0	0	20	29	0.00	0.000								
Jeff Russell, R ERA: 3.05	(9, 1)	1.0	S	4	0	0	1	0	0	0	0	0	0	11	16	0.00	0.000								

Cleveland Indians @ Texas Rangers
Arlington Stadium, Arlington, TX
Wed Aug 07 1991, 8:05 PM EDT
Att: 23,943 - Cloudy - 97 F


AB 39
R 10
H 12
RBI 10
BB 3
SO 7
LOB 15



Batter	1	2	3	4	5	6	7	8	9	AB	R	H	RBI	BB	SO	LOB	BOTTOM								
Rafael Palmeiro, L OBP: 0.406, SLG: 0.565										4	2	2	1	0	1	1									
Julio Franco, R OBP: 0.410, SLG: 0.464										4	2	3	1	1	0	1									
Ruben Sierra, S OBP: 0.361, SLG: 0.494										5	2	2	3	0	0	3									
Kevin Reimer, L OBP: 0.327, SLG: 0.440											4	0	1	1	1	1									
Brian Downing, R OBP: 0.383, SLG: 0.451										4	2	3	2	1	1	1									
Geno Petralli, L OBP: 0.314, SLG: 0.288										5	2	2	1	0	0	3									
Steve Buechele, R OBP: 0.336, SLG: 0.451										3	1	1	2	1	0	1									
Jeff Huson, L OBP: 0.315, SLG: 0.309 Mario Diaz, R OBP: 0.301, SLG: 0.313										1	0	0	1	0	0	0									
Gary Pettis, S OBP: 0.346, SLG: 0.279										3	1	1	0	1	0	1									
Inning Stats	R: 0 E: 0 K: 0 S: 9	H: 1 LOB: 1 BB: 0 P: 15	R: 2 E: 0 K: 1 S: 14	H: 1 LOB: 1 BB: 2 P: 29	R: 0 E: 0 K: 1 S: 7	H: 0 LOB: 0 BB: 1 P: 13	R: 4 E: 0 K: 0 S: 22	H: 5 LOB: 1 BB: 0 P: 36	R: 0 E: 0 K: 1 S: 10	H: 3 LOB: 1 BB: 0 P: 15	R: 3 E: 0 K: 1 S: 18	H: 3 LOB: 0 BB: 0 P: 25	R: 0 E: 0 K: 0 S: 8	H: 1 LOB: 1 BB: 0 P: 14	R: 3 E: 0 K: 0 S: 12	H: 4 LOB: 2 BB: 2 P: 29	1B: 11 2B: 4 3B: 1 HR: 0	SF: 1 SAC: 0 DP: 2 HBP: 1	WP: 2 PB: 0 SB: 2 CS: 0	PA: 44					
PITCHER	IP	WLS	BF	H	R	ER	SO	BB	IBB	HBP	BLK	WP	HR	S	P	ERA	WHIP								
Mauro Gozzo, R ERA: 15.0	(1, 1)	3.0	16	5	5	5	2	3	0	0	0	0	0	37	71	15.00	2.667								
Rod Nichols, R ERA: 4.34	(4, 1)	2.2	15	6	4	4	0	0	0	1	0	0	0	40	58	13.50	2.250								
Shawn Hillegas, R ERA: 4.18	(6, 1)	1.1	L	7	3	2	1	0	0	0	0	0	0	13	22	13.50	2.250								
Steve Olin, R ERA: 4.09	(8, 1)	1.0		6	2	1	0	0	2	0	0	0	0	10	25	9.00	2.000								

Cleveland Indians @ Texas Rangers
Arlington Stadium, Arlington, TX
Wed Aug 07 1991, 8:05 PM EDT
Att: 23,943 - Cloudy - 97 F

AB 37
R 12
H 16
RBI 12
BB 5
SO 3
LOB 16



Batter	1	2	3	4	5	6	7	8	9	AB	R	H	RBI	BB	SO	LOB	TOP										
Alex Cole, L OBP: 0.383, SLG: 0.343 (1, 7)	G6-3		G6-3						G4-3	4	0	1	0	0	0	0											
Chris James, R OBP: 0.278, SLG: 0.328 Carlos Martinez, R OBP: 0.347, SLG: 0.416 Jerry Browne, S OBP: 0.261, SLG: 0.249 (1, 9)	2B		G1-3						G6-3	2	1	1	0	0	0	0											
Carlos Baerga, S OBP: 0.364, SLG: 0.419 (1, 4)	2B		K						K	1	0	0	0	0	1	0											
Albert Belle, R OBP: 0.309, SLG: 0.529 (1, 10)	2B		K						K	4	1	1	1	0	2	0											
Mark Whiten, S OBP: 0.312, SLG: 0.430 (1, 8)	1B		G6-3						K	3	0	0	0	0	1	1											
Mike Aldrete, L OBP: 0.393, SLG: 0.343 (1, 3)	BB		G3						G4-3	2	0	0	0	1	0	0											
Jeff Manto, R OBP: 0.293, SLG: 0.287 (1, 5)	1B		G4-3						K	3	0	1	1	0	1	0											
Joel Skinner, R OBP: 0.285, SLG: 0.337 (1, 2)	1B		G4-3						K	3	0	0	0	0	1	0											
Felix Fermin, R OBP: 0.312, SLG: 0.317 (1, 6)	1B		G1-3						L6	3	0	0	0	0	0	0											
Inning Stats	R: 2 H: 3 E: 0 K: 0 S: 14	H: 3 LOB: 2 BB: 1 P: 29	R: 0 H: 0 E: 0 K: 0 S: 10	H: 0 LOB: 0 BB: 0 P: 13	R: 0 H: 0 E: 0 K: 1 S: 6	H: 0 LOB: 0 BB: 0 P: 9	R: 0 H: 0 E: 0 K: 0 S: 5	H: 0 LOB: 0 BB: 0 P: 7	R: 0 H: 0 E: 0 K: 1 S: 6	H: 0 LOB: 0 BB: 0 P: 8	R: 0 H: 1 E: 0 K: 1 S: 9	H: 0 LOB: 0 BB: 0 P: 12	R: 0 H: 0 E: 0 K: 2 S: 9	H: 0 LOB: 0 BB: 0 P: 13	R: 0 H: 0 E: 0 K: 0 S: 5	H: 0 LOB: 0 BB: 0 P: 7	R: 0 H: 0 E: 0 K: 1 S: 7	H: 0 LOB: 0 BB: 0 P: 11	1B: 1 2B: 2 3B: 1 HR: 0	SF: 0 SAC: 0 DP: 0 HBP: 0	WP: 0 PB: 0 SB: 0 CS: 0	PA: 30					
PITCHER	IP	WLS	BF	H	R	ER	SO	BB	IBB	HBP	BLK	WP	HR	S	P	ERA	WHIP										
Mark Gubicza, R ERA: 4.89 Jeff Montgomery, R ERA: 3.6	(1, 1)	8.0	W	27	4	2	2	5	1	0	0	0	0	64	98	2.25	0.625										
(9, 1)	1.0	S	3	0	0	0	1	0	0	0	0	0	0	7	11	0.00	0.000										

Cleveland Indians @ Kansas City Royals
 Royals Stadium, Kansas City, MO
 Fri Aug 09 1991, 8:05 PM EDT
 Att: 40,661 - Cloudy - 73 F

AB 29
 R 2
 H 4
 RBI 2
 BB 1
 SO 6
 LOB 1



Batter	1	2	3	4	5	6	7	8	9	AB	R	H	RBI	BB	SO	LOB	BOTTOM										
Kirk Gibson, L OBP: 0.332, SLG: 0.414 (1, 7)	K		B1-3							3	0	0	0	1	1	1											
Brian McRae, S OBP: 0.306, SLG: 0.388 (1, 8)	L4-6		G3-6						BB	4	0	2	0	0	2	3											
George Brett, L OBP: 0.339, SLG: 0.438 (1, 10)	1B		1B							4	0	0	0	0	1	2											
Danny Tartabull, R OBP: 0.401, SLG: 0.627 Jim Eisenreich, L OBP: 0.326, SLG: 0.363 (1, 9)	1B		1B							2	2	2	1	1	0	0											
Todd Benzinger, S OBP: 0.296, SLG: 0.349 (1, 3)	2B		HR							1	0	0	0	0	0	0											
Bill Peacock, R OBP: 0.369, SLG: 0.443 (1, 5)	1B		F7							4	1	2	0	0	0	1											
Tim Spehr, R OBP: 0.333, SLG: 0.333 (1, 2)	1B		FC5-4							4	1	2	1	0	0	1											
David Howard, S OBP: 0.258, SLG: 0.281 (1, 6)	1B		G1-3							4	1	2	1	0	0	1											
Terry Shumpert, R OBP: 0.272, SLG: 0.321 (1, 4)	1B		K							2	0	0	0	0	1	2											
Inning Stats	R: 0 H: 1 E: 1 K: 1 S: 7	H: 3 LOB: 0 BB: 0 P: 9	R: 2 H: 3 E: 0 K: 0 S: 14	H: 3 LOB: 1 BB: 0 P: 20	R: 0 H: 1 E: 0 K: 0 S: 6	H: 1 LOB: 0 BB: 0 P: 7	R: 1 H: 1 E: 0 K: 1 S: 11	H: 1 LOB: 0 BB: 0 P: 14	R: 0 H: 1 E: 0 K: 1 S: 9	H: 1 LOB: 1 BB: 0 P: 12	R: 0 H: 0 E: 0 K: 1 S: 7	H: 0 LOB: 0 BB: 1 P: 12	R: 1 H: 2 E: 0 K: 1 S: 13	H: 2 LOB: 2 BB: 1 P: 20	R: 0 H: 1 E: 0 K: 0 S: 9	H: 1 LOB: 1 BB: 0 P: 16	1B: 6 2B: 4 3B: 0 HR: 1	SF: 1 SAC: 2 DP: 2 HBP: 0	WP: 0 PB: 0 SB: 0 CS: 1	PA: 34							
PITCHER	IP	WLS	BF	H	R	ER	SO	BB	IBB	HBP	BLK	WP	HR	S	P	ERA	WHIP										
Greg Swindell, L ERA: 3.1 Shawn Hillegas, R ERA: 4.06	(1, 1)	6.2	L	28	9	4	4	4	0	0	0	0	0	64	90	5.40	1.650										
(7, 1)	1.1	5	1	0	0	1	0	0	0	0	0	0	0	12	20	0.00	0.750										

Cleveland Indians @ Kansas City Royals
 Royals Stadium, Kansas City, MO
 Fri Aug 09 1991, 8:05 PM EDT
 Att: 40,661 - Cloudy - 73 F

AB 28
 R 4
 H 10
 RBI 4
 BB 2
 SO 5
 LOB 12



Batter	1	2	3	4	5	6	7	8	9	AB	R	H	RBI	BB	SO	LOB	TOP					
Glenallen Hill, R OBP: 0.325, SLG: 0.422 (1, 8)	F9		K			K			G6-3	4	0	0	0	0	2	1						
Chris James, R OBP: 0.280, SLG: 0.332 (1, 10)	1B				F8				K	4	1	2	0	0	1	0						
Carlos Baerga, S OBP: 0.364, SLG: 0.419 (1, 4)					P5				G3	3	0	1	0	0	0	1						
Albert Belle, R OBP: 0.309, SLG: 0.527 (1, 7)	G6-4-3									3	0	1	1	0	1	2						
Alex Cole, L OBP: 0.383, SLG: 0.343 (9, 7)	G6-4-3				K					0	0	0	0	0	0	0						
Mark Whiten, S OBP: 0.309, SLG: 0.425 (1, 9)									G6-4-3	3	0	0	0	0	1	1						
Carlos Martinez, R OBP: 0.340, SLG: 0.407 (1, 3)									F8	2	0	0	0	0	0	0						
Mike Aldrete, L OBP: 0.390, SLG: 0.340 (7, 3)										1	0	0	0	0	0	0						
Jeff Manto, R OBP: 0.284, SLG: 0.278 (1, 5)									K	3	0	0	0	0	2	0						
Joel Skinner, R OBP: 0.286, SLG: 0.337 (1, 2)									F9	3	0	1	0	0	0	0						
Felix Fermin, R OBP: 0.309, SLG: 0.314 (1, 6)									K	3	0	0	0	0	1	1						
Inning Stats	R: 0 E: 0 K: 0 S: 8	H: 2 LOB: 1 BB: 0 P: 11	R: 0 E: 0 K: 1 S: 10	H: 0 LOB: 0 BB: 0 P: 15	R: 0 E: 0 K: 1 S: 8	H: 0 LOB: 0 BB: 0 P: 13	R: 0 E: 0 K: 1 S: 5	H: 0 LOB: 0 BB: 0 P: 10	R: 0 E: 0 K: 1 S: 6	H: 0 LOB: 0 BB: 0 P: 7	R: 0 E: 0 K: 1 S: 11	H: 1 LOB: 1 BB: 0 P: 18	R: 1 E: 0 K: 0 S: 5	H: 2 LOB: 0 BB: 0 P: 8	R: 0 E: 0 K: 1 S: 9	H: 0 LOB: 0 BB: 0 P: 14	R: 0 E: 0 K: 2 S: 12	H: 0 LOB: 0 BB: 0 P: 16	1B: 4 2B: 2 3B: 0 HR: 0	SF: 0 SAC: 0 DP: 3 HBP: 0	WP: 0 PB: 1 SB: 0 CS: 1	PA: 29
PITCHER Bret Saberhagen, R ERA: 3.22 (1, 1)	IP: 9.0 WLS: L BF: 29 H: 5 R: 1 ER: 1 SO: 8 BB: 0 IBB: 0 HBP: 0 BLK: 0 WP: 0 HR: 0 S: 74 P: 112 ERA: 1.00 WHIP: 0.556															PITCHER						

Cleveland Indians @ Kansas City Royals
Royals Stadium, Kansas City, MO
Sat Aug 10 1991, 8:05 PM EDT
Att: 38,209 - Sunny - 80 F

AB 29
R 1
H 5
RBI 1
BB 0
SO 8
LOB 6



Batter	1	2	3	4	5	6	7	8	9	AB	R	H	RBI	BB	SO	LOB	BOTTOM			
Brian McRae, S OBP: 0.306, SLG: 0.387 (1, 8)	1B		G5-3			FC6-4			FC6-4	4	0	1	0	0	0	2				
David Howard, S OBP: 0.266, SLG: 0.288 (1, 6)						FC1-6				4	0	2	0	0	1	1				
George Brett, L OBP: 0.335, SLG: 0.433 (1, 10)						G4-3			G5-6-3	4	0	0	0	0	0	4				
Danny Tartabull, R OBP: 0.399, SLG: 0.625 (1, 9)						G4-3			F8	4	0	1	0	0	0	1				
Todd Benzinger, S OBP: 0.295, SLG: 0.348 (1, 3)						G6-3			K	4	0	1	0	0	1	0				
Bill Peacock, R OBP: 0.365, SLG: 0.437 (1, 5)						G6-3			G5-3	3	0	0	0	0	0	0				
Harvey Pulliam, R OBP: 0.667, SLG: 0.500 (1, 7)										2	0	1	0	1	0	0				
Tim Spehr, R OBP: 0.314, SLG: 0.310 (1, 2)										2	0	0	0	0	1	1				
Kevin Seitzer, R OBP: 0.349, SLG: 0.342 (7, PH)										1	0	0	0	0	0	3				
Brent Mayne, L OBP: 0.348, SLG: 0.336 (8, 2)										0	0	0	0	0	0	0				
Terry Shumpert, R OBP: 0.276, SLG: 0.322 (1, 4)										2	0	1	0	0	0	0				
Inning Stats	R: 0 E: 0 K: 0 S: 10	H: 2 LOB: 0 BB: 0 P: 16	R: 0 E: 0 K: 0 S: 5	H: 0 LOB: 0 BB: 0 P: 9	R: 0 E: 0 K: 1 S: 7	H: 0 LOB: 0 BB: 0 P: 12	R: 0 E: 0 K: 1 S: 7	H: 0 LOB: 0 BB: 0 P: 11	R: 0 E: 0 K: 0 S: 5	H: 0 LOB: 1 BB: 0 P: 8	R: 0 E: 0 K: 0 S: 10	H: 2 LOB: 2 BB: 1 P: 16	R: 0 E: 0 K: 0 S: 11	H: 2 LOB: 1 BB: 0 P: 13	R: 0 E: 0 K: 1 S: 8	H: 0 LOB: 0 BB: 0 P: 9	1B: 6 2B: 1 3B: 0 HR: 0	SF: 0 SAC: 1 DP: 2 HBP: 1	WP: 0 PB: 0 SB: 0 CS: 0	PA: 33
PITCHER Dave Otto, L ERA: 2.84 (1, 1)	IP: 8.0 WLS: W BF: 30 H: 7 R: 0 ER: 0 SO: 2 BB: 0 IBB: 0 HBP: 1 BLK: 0 WP: 0 HR: 0 S: 62 P: 96 ERA: 0.00 WHIP: 0.875															PITCHER				
Steve Olin, R ERA: 3.97 (9, 1)	IP: 1.0 WLS: S BF: 3 H: 0 R: 0 ER: 0 SO: 1 BB: 0 IBB: 0 HBP: 0 BLK: 0 WP: 0 HR: 0 S: 8 P: 9 ERA: 0.00 WHIP: 0.000															PITCHER				

Cleveland Indians @ Kansas City Royals
Royals Stadium, Kansas City, MO
Sat Aug 10 1991, 8:05 PM EDT
Att: 38,209 - Sunny - 80 F

AB 30
R 0
H 7
RBI 0
BB 1
SO 3
LOB 12



Batter	1	2	3	4	5	6	7	8	9	10	11	12	13	AB R H RBI BB SO LOB	TOP																
Glenn Hill, R OBP: 0.320, SLG: 0.410 (1, 8)														5 0 0 0 1 1 4	Cleveland Indians @ Kansas City Royals Royals Stadium, Kansas City, MO Sun Aug 11 1991, 4:33 AM EDT Att. 27,006 - Cloudy - 85 F livebaseballscorecards.com																
Chris James, R OBP: 0.279, SLG: 0.331 (1, 10)														5 0 1 1 0 1 1																	
Carlos Baerga, S OBP: 0.359, SLG: 0.413 (1, 4)														5 0 0 0 0 1 2																	
Albert Belle, R OBP: 0.306, SLG: 0.522 (9, 7)														3 0 0 0 0 0 0 2 0 1 0 0 0 0																	
Mark Whiten, S OBP: 0.308, SLG: 0.421 (1, 9)														5 0 1 0 0 2 1																	
Carlos Martinez, R OBP: 0.330, SLG: 0.394 (7, 3)														3 0 0 0 0 1 0 2 0 0 0 0 1 1																	
Jeff Manto, R OBP: 0.299, SLG: 0.326 (1, 5)														5 1 3 1 0 0 0																	
Joel Skinner, R OBP: 0.289, SLG: 0.335 (1, 2)														4 1 1 0 1 1 2																	
Tony Perezchica, R OBP: 0.273, SLG: 0.358 (13, 6)														5 0 2 0 0 0 2 0 0 0 0 0 0 0																	
Felix Fermin, R OBP: 0.309, SLG: 0.314 (13, 6)														5 0 2 0 0 0 2 0 0 0 0 0 0 0																	
Inning Stats	R: 0 E: 0 K: 0 S: 4	H: 0 LOB: 0 BB: 1 P: 11	R: 0 E: 0 K: 0 S: 7	H: 0 LOB: 0 BB: 0 P: 11	R: 1 E: 0 K: 0 S: 13	H: 3 LOB: 2 BB: 0 P: 20	R: 0 E: 0 K: 0 S: 8	H: 0 LOB: 0 BB: 0 P: 12	R: 0 E: 0 K: 0 S: 6	H: 1 LOB: 0 BB: 0 P: 10	R: 0 E: 0 K: 0 S: 6	H: 0 LOB: 0 BB: 0 P: 9	R: 0 E: 0 K: 0 S: 6	H: 0 LOB: 0 BB: 0 P: 7		R: 0 E: 0 K: 0 S: 6	H: 1 LOB: 0 BB: 0 P: 16	R: 0 E: 0 K: 0 S: 8	H: 0 LOB: 0 BB: 0 P: 15	R: 0 E: 0 K: 1 S: 7	H: 1 LOB: 1 BB: 0 P: 12	R: 0 E: 0 K: 1 S: 10	H: 1 LOB: 1 BB: 0 P: 15	R: 0 E: 0 K: 2 S: 11	H: 1 LOB: 1 BB: 0 P: 18	R: 1 E: 0 K: 0 S: 12	H: 1 LOB: 1 BB: 0 P: 22	1B: 8 2B: 1 3B: 0 HR: 1	SF: 0 SAC: 0 DP: 3 HBP: 0	W/P: 0 PB: 0 SB: 0 CS: 2	PA: 47
PITCHER	IP WLS BF H R ER SO BB IBB HBP BLK WP HR S P ERA WHIP																														
Luis Aquino, R ERA: 2.71 (1, 1)	9.0	WLS 30	H 5	R 1	ER 1	SO 4	BB 1	IBB 0	HBP 0	BLK 0	WP 0	HR 0	S 71	P 111		ERA 1.00	WHIP 0.667														
Tom Gordon, R ERA: 4.21 (10, 1)	4.0	W 16	H 4	R 1	ER 1	SO 4	BB 1	IBB 0	HBP 0	BLK 0	WP 0	HR 1	S 40	P 67	ERA 2.25	WHIP 1.250															

Batter	1	2	3	4	5	6	7	8	9	10	11	12	13	AB R H RBI BB SO LOB	BOTTOM															
Brian McRae, S OBP: 0.307, SLG: 0.387 (1, 8)														5 1 2 0 0 0 2	Cleveland Indians @ Kansas City Royals Royals Stadium, Kansas City, MO Sun Aug 11 1991, 4:33 AM EDT Att. 27,006 - Cloudy - 85 F livebaseballscorecards.com															
Kirk Gibson, L OBP: 0.326, SLG: 0.409 (1, 7)														4 0 0 0 0 1 3 1 0 0 1 1 0 1																
Kevin Seitzer, R OBP: 0.350, SLG: 0.340 (10, 5)														6 0 1 1 0 1 3																
George Brett, L OBP: 0.332, SLG: 0.428 (1, 10)														6 0 1 1 0 1 3																
Danny Tartabull, R OBP: 0.397, SLG: 0.618 (1, 9)														4 0 0 0 1 0 1																
Todd Benzinger, S OBP: 0.289, SLG: 0.340 (1, 3)														5 0 0 0 0 0 1																
Bill Pecota, R OBP: 0.366, SLG: 0.434 (7, 4)														4 0 1 0 1 0 0																
Brent Mayne, L OBP: 0.342, SLG: 0.331 (1, 2)														5 0 1 0 0 1 3																
David Howard, S OBP: 0.265, SLG: 0.287 (1, 6)														4 0 1 0 0 0 3																
Tony Shupert, R OBP: 0.276, SLG: 0.371 (8, 14)														1 0 0 0 0 0 1 0 0 0 0 0 1 0 0 0 0 0 0 0 0 0 0																
Walter Colescott, L OBP: 0.136, SLG: 0.155 (7, 6)														3 2 2 0 0 0 0																
Jim Eisenreich, L OBP: 0.331, SLG: 0.374 (10, 7)														3 2 2 0 0 0 0																
Inning Stats	R: 0 E: 0 K: 1 S: 11	H: 0 LOB: 0 BB: 0 P: 15	R: 0 E: 0 K: 0 S: 7	H: 0 LOB: 0 BB: 0 P: 10	R: 0 E: 0 K: 1 S: 9	H: 1 LOB: 0 BB: 0 P: 11	R: 0 E: 0 K: 0 S: 5	H: 0 LOB: 0 BB: 0 P: 9	R: 0 E: 0 K: 0 S: 4	H: 0 LOB: 0 BB: 0 P: 5	R: 0 E: 0 K: 0 S: 9	H: 1 LOB: 1 BB: 1 P: 14	R: 0 E: 0 K: 0 S: 6	H: 0 LOB: 0 BB: 0 P: 10		R: 0 E: 0 K: 0 S: 7	H: 0 LOB: 0 BB: 0 P: 7	R: 1 E: 1 K: 0 S: 10	H: 2 LOB: 1 BB: 0 P: 16	R: 0 E: 0 K: 0 S: 12	H: 1 LOB: 1 BB: 0 P: 15	R: 0 E: 0 K: 1 S: 11	H: 1 LOB: 2 BB: 1 P: 19	R: 0 E: 0 K: 0 S: 7	H: 0 LOB: 2 BB: 2 P: 19	R: 2 E: 2 K: 0 S: 8	H: 2 LOB: 2 BB: 0 P: 11	1B: 7 2B: 1 3B: 1 HR: 0	SF: 0 SAC: 2 DP: 2 HBP: 0	W/P: 1 PB: 0 SB: 0 CS: 1
PITCHER	IP WLS BF H R ER SO BB IBB HBP BLK WP HR S P ERA WHIP																													
Eric King, R ERA: 4.41 (1, 1)	8.0	WLS 28	H 4	R 1	ER 1	SO 2	BB 1	IBB 0	HBP 0	BLK 0	WP 0	HR 0	S 62	P 89	ERA 1.12	WHIP 0.625														
Jesse Orosco, L ERA: 2.78 (9, 1)	0.2	2	0	0	0	0	0	0	0	0	0	0	0	2	2	0.00	0.000													
Shawn Hillegas, R ERA: 3.9 (9, 1)	2.1	9	2	0	0	1	1	0	0	0	0	0	0	27	40	0.00	1.286													
Jeff Shaw, R ERA: 3.46 (12, 1)	1.0	5	0	0	0	0	1	1	0	0	1	0	0	7	19	0.00	1.000													
Steve Olin, R ERA: 3.97 (13, 1)	0.0	L 4	2	2	0	0	0	0	0	0	0	0	0	8	11	∞	∞													

Batter	1	2	3	4	5	6	7	8	9	AB	R	H	RBI	BB	SO	LOB	TOP																
Wade Boggs, L (1, 5) OBP: 0.336, SLG: 0.480	F7	SF8		E3		BB 1B	G3-1		K	5	1	1	1	0	1	1	Boston Red Sox @ Cleveland Indians Cleveland Municipal Stadium, Cleveland, OH Tue Aug 13 1991, 7:05 PM EDT Cloudy - 75 F																
Jody Reed, R (1, 4) OBP: 0.307, SLG: 0.342	G6-3	2B		K		F9	P4			5	0	1	1	0	1	3																	
Phil Planter, L (1, 9) OBP: 0.423, SLG: 0.364	2B	HBP		1B		BB 1B		FC6-4	BB	2	1	2	0	2	0	0																	
Jack Clark, R (1, 10) OBP: 0.368, SLG: 0.432	BB	P2		P6		FC5 1B		L9		3	0	0	1	2	0	5																	
Mike Greenwell, L (1, 7) OBP: 0.361, SLG: 0.438	G4-3		E S		G6-3	1B FC5		P5		5	0	2	2	0	0	3																	
Carlos Quintana, R (1, 3) OBP: 0.369, SLG: 0.407		1B 2B	F8		1B	FC5 1B		FC6-4		4	1	1	0	1	0	4																	
Ellis Burks, R (1, 8) OBP: 0.326, SLG: 0.449		F8	G5-3		1B	FC5-4		K		4	0	2	0	0	0	2																	
Steve Lyons, L (9, PH) OBP: 0.300, SLG: 0.395										1	0	0	0	0	1	0																	
Tony Peña, R (1, 2) OBP: 0.287, SLG: 0.346			F7		G6-4-3	FC5-4		L4		4	1	1	0	0	0	6																	
Mo Vaughn, L (9, PH) OBP: 0.336, SLG: 0.359	2B	SF8			G6-4-3	FC5-4				1	0	0	0	0	0	0																	
Mike Brumley, S (1, 6) OBP: 0.239, SLG: 0.234	SF8	2B		K		F9 1B		F7		5	2	3	1	0	1	0																	
Inning Stats	R: 0 E: 0 K: 0 S: 11	H: 1 LOB: 2 BB: 1 P: 22	R: 3 E: 0 K: 0 S: 19	H: 4 LOB: 2 BB: 0 P: 30	R: 0 E: 0 K: 0 S: 14	H: 1 LOB: 1 BB: 0 P: 17	R: 0 E: 1 K: 2 S: 10	H: 1 LOB: 2 BB: 0 P: 16	R: 0 E: 0 K: 0 S: 8	H: 4 LOB: 3 BB: 2 P: 35	R: 0 E: 0 K: 0 S: 5	H: 0 LOB: 0 BB: 0 P: 9	R: 0 E: 0 K: 0 S: 7	H: 0 LOB: 1 BB: 0 P: 14	R: 0 E: 0 K: 2 S: 14	H: 1 LOB: 1 BB: 0 P: 19	1B: 10 2B: 3 3B: 0 HR: 0	SF: 1 SAC: 0 DP: 1 HBP: 1	WP: 0 PB: 0 SB: 1 CS: 0	PA: 46													
PITCHER	IP WLS BF H R ER SO BB IBB HBP BLK WP HR S P ERA WHIP																PITCHER	IP WLS BF H R ER SO BB IBB HBP BLK WP HR S P ERA WHIP															
Charles Nagy, R (1, 1) ERA: 3.9	5.1	W 30	10	6	6	2	3	0	1	0	0	0	0	0	69	115	10.12	2.438															
Shawn Hillegas, R (6, 1) ERA: 3.77	2.0	W 10	2	0	0	0	2	0	0	0	0	0	0	21	37	0.00	2.000																
Jesse Orosco, L (8, 1) ERA: 2.72	0.2	S 2	0	0	0	0	0	0	0	0	0	0	0	3	6	0.00	0.000																
Steve Olin, R (9, 1) ERA: 3.86	1.0	S 4	1	0	0	2	0	0	0	0	0	0	0	14	19	0.00	1.000																

AB	39
R	6
H	13
RBI	6
BB	5
SO	4
LOB	24




Batter	1	2	3	4	5	6	7	8	9	AB	R	H	RBI	BB	SO	LOB	BOTTOM															
Glenallen Hill, R (1, 8) OBP: 0.322, SLG: 0.410	G6-3		FC5-4	P5		G6-3	FC5-4			5	1	2	0	0	0	2	Boston Red Sox @ Cleveland Indians Cleveland Municipal Stadium, Cleveland, OH Tue Aug 13 1991, 7:05 PM EDT Cloudy - 75 F															
Chris James, R (1, 7) OBP: 0.276, SLG: 0.326	K		FC5-4		F7	G6-3		F9		5	0	0	0	0	1	2																
Carlos Baerga, S (1, 4) OBP: 0.362, SLG: 0.416	K			E 1B	G4-3	1B		G6-3		5	2	3	1	0	1	0																
Albert Belle, R (1, 10) OBP: 0.311, SLG: 0.523		FC6-4		E9	BB	G4-3	F9	G6-3		5	2	3	0	0	0	1																
Mark Whiten, S (1, 9) OBP: 0.307, SLG: 0.422		K		1B	G4-3	F9				4	1	1	1	0	1	4																
Carlos Martinez, R (1, 3) OBP: 0.340, SLG: 0.396				1B	HBP	BB				2	1	1	2	1	1	1																
Mike Aldrete, L (7, 3) OBP: 0.389, SLG: 0.333		K		G5-3	HBP	BB	SH5-3	SH1	BB	0	1	0	0	1	0	0																
Jeff Manto, R (1, 5) OBP: 0.309, SLG: 0.330	FC6-4			G5-3	HBP	BB	SH5-3			2	0	1	1	1	0	1																
Joel Skinner, R (1, 2) OBP: 0.289, SLG: 0.332			F9	K		FC6-4	SH1			2	0	0	2	0	1	2																
Felix Fermin, R (1, 6) OBP: 0.308, SLG: 0.313			G5-3	G5-3		FC6-4				4	0	1	1	0	0	4																
Inning Stats	R: 0 E: 0 K: 2 S: 8	H: 0 LOB: 0 BB: 0 P: 10	R: 0 E: 0 K: 2 S: 11	H: 1 LOB: 1 BB: 0 P: 18	R: 0 E: 0 K: 0 S: 7	H: 1 LOB: 1 BB: 0 P: 13	R: 4 E: 1 K: 1 S: 22	H: 5 LOB: 1 BB: 0 P: 33	R: 2 E: 0 K: 0 S: 10	H: 2 LOB: 3 BB: 2 P: 28	R: 1 E: 0 K: 0 S: 13	H: 2 LOB: 1 BB: 0 P: 23	R: 1 E: 0 K: 0 S: 10	H: 1 LOB: 1 BB: 1 P: 18	R: 0 E: 0 K: 0 S: 5	H: 0 LOB: 0 BB: 0 P: 6	1B: 11 2B: 1 3B: 0 HR: 0	SF: 0 SAC: 2 DP: 0 HBP: 1	WP: 0 PB: 0 SB: 1 CS: 0	PA: 40												
PITCHER	IP WLS BF H R ER SO BB IBB HBP BLK WP HR S P ERA WHIP																PITCHER	IP WLS BF H R ER SO BB IBB HBP BLK WP HR S P ERA WHIP														
Matt Young, L (1, 1) ERA: 4.55	4.2	L 24	3	2	2	0	2	0	1	0	0	0	0	24	48	9.00	2.500															
Dana Kiecker, R (5, 1) ERA: 8.0	2.0	L 12	3	2	2	0	2	0	1	0	0	0	0	24	48	9.00	2.500															
Tony Fossas, L (7, 1) ERA: 4.26	1.1	S 4	0	0	0	0	0	0	0	0	0	0	0	7	10	0.00	0.000															

AB	34
R	8
H	12
RBI	8
BB	3
SO	5
LOB	17



Batter	1	2	3	4	5	6	7	8	9	AB	R	H	RBI	BB	SO	LOB	TOP																		
Wade Boggs, L (1, 5) OBP: 0.338, SLG: 0.483										4	2	2	1	1	1	0	Boston Red Sox @ Cleveland Indians Cleveland Municipal Stadium, Cleveland, OH Tue Aug 13 1991, 7:05 PM EDT Att: 15,506 - Cloudy - 75 F																		
Jody Read, R (1, 4) OBP: 0.310, SLG: 0.343										4	3	2	0	1	0	2																			
Phil Plantier, L (1, 7) OBP: 0.464, SLG: 0.462 Ellis Burks, R (9, 8) OBP: 0.328, SLG: 0.449										4	1	3	1	1	1	0																			
Jack Clark, R (1, 10) OBP: 0.370, SLG: 0.431										3	0	1	2	2	1	3																			
Mo Vaughn, L (1, 3) OBP: 0.333, SLG: 0.355 Carlos Quintana, R (9, PH) OBP: 0.371, SLG: 0.412										4	0	1	0	0	0	5																			
Tom Brunansky, R (1, 9) OBP: 0.292, SLG: 0.378										5	0	0	0	0	1	5																			
Steve Lyons, L (1, 8) OBP: 0.298, SLG: 0.385										3	0	0	0	1	0	0																			
John Marzano, R (1, 2) OBP: 0.222, SLG: 0.279										4	0	0	0	0	0	1																			
Mike Brumley, S (1, 6) OBP: 0.239, SLG: 0.224										3	1	0	0	1	1	1																			
Inning Stats	R: 2 E: 0 K: 1 S: 14	H: 3 LOB: 1 BB: 1 P: 26	R: 3 E: 0 K: 0 S: 11	H: 2 LOB: 2 BB: 3 P: 26	R: 0 E: 0 K: 0 S: 7	H: 0 LOB: 0 BB: 0 P: 12	R: 0 E: 0 K: 1 S: 6	H: 2 LOB: 1 BB: 0 P: 9	R: 0 E: 0 K: 0 S: 12	H: 0 LOB: 2 BB: 2 P: 22	R: 0 E: 0 K: 1 S: 9	H: 0 LOB: 1 BB: 1 P: 16	R: 0 E: 0 K: 1 S: 8	H: 0 LOB: 0 BB: 0 P: 11	R: 2 E: 0 K: 0 S: 12	H: 3 LOB: 1 BB: 0 P: 18	1B: 7 2B: 3 3B: 0 HR: 0	SF: 0 SAC: 0 DP: 2 HBP: 0	WP: 0 PB: 0 SB: 1 CS: 0	PA: 42															
PITCHER	IP WLS BF H R ER SO BB IBB HBP BLK WP HR S P ERA WHIP	IP WLS BF H R ER SO BB IBB HBP BLK WP HR S P ERA WHIP																																	
Mauro Gozzo, R (1, 1) ERA: 19.29	1.2	12	4	5	5	1	4	0	0	0	0	0	0	21	46	27.00	4.800																		
Rod Nichols, R (2, 1) ERA: 4.22	7.0	L	28	5	2	2	4	2	1	0	0	0	0	66	105	2.57	1.000																		
Jesse Orosco, L (9, 1) ERA: 2.7	0.1	2	1	0	0	0	0	0	0	0	0	0	0	3	6	0.00	3.000																		

Batter	1	2	3	4	5	6	7	8	9	AB	R	H	RBI	BB	SO	LOB	BOTTOM																		
Glenallen Hill, R (1, 8) OBP: 0.324, SLG: 0.412										4	1	1	0	1	0	2	Boston Red Sox @ Cleveland Indians Cleveland Municipal Stadium, Cleveland, OH Tue Aug 13 1991, 7:05 PM EDT Att: 15,506 - Cloudy - 75 F																		
Jerry Browne, S (1, 4) OBP: 0.269, SLG: 0.254										4	0	2	0	1	0	1																			
Chris James, R (1, 7) OBP: 0.277, SLG: 0.327										5	0	2	1	0	0	5																			
Albert Belle, R (1, 10) OBP: 0.309, SLG: 0.518										5	0	1	0	0	3	1																			
Mark Whiten, S (1, 9) OBP: 0.305, SLG: 0.419										5	1	1	0	0	0	1																			
Carlos Martinez, R (1, 3) OBP: 0.345, SLG: 0.394										3	2	1	0	1	0	1																			
Jeff Manto, R (1, 5) OBP: 0.325, SLG: 0.343										2	1	1	1	2	1	0																			
Joel Skinner, R (1, 2) OBP: 0.284, SLG: 0.325										4	0	0	1	0	1	5																			
Felix Fermin, R (1, 6) OBP: 0.307, SLG: 0.313										3	0	1	1	0	0	0																			
Inning Stats	R: 0 E: 1 K: 0 S: 10	H: 2 LOB: 2 BB: 0 P: 14	R: 3 E: 0 K: 0 S: 15	H: 4 LOB: 2 BB: 1 P: 24	R: 0 E: 0 K: 1 S: 8	H: 0 LOB: 0 BB: 0 P: 10	R: 0 E: 0 K: 1 S: 5	H: 0 LOB: 0 BB: 0 P: 7	R: 1 E: 0 K: 0 S: 12	H: 2 LOB: 1 BB: 0 P: 18	R: 1 E: 1 K: 1 S: 19	H: 1 LOB: 3 BB: 3 P: 38	R: 0 E: 1 K: 1 S: 15	H: 0 LOB: 2 BB: 1 P: 26	R: 0 E: 0 K: 0 S: 6	H: 1 LOB: 0 BB: 0 P: 8	R: 0 E: 0 K: 1 S: 7	H: 0 LOB: 0 BB: 0 P: 8	1B: 8 2B: 2 3B: 0 HR: 0	SF: 1 SAC: 0 DP: 0 HBP: 0	WP: 0 PB: 0 SB: 0 CS: 1	PA: 42													
PITCHER	IP WLS BF H R ER SO BB IBB HBP BLK WP HR S P ERA WHIP	IP WLS BF H R ER SO BB IBB HBP BLK WP HR S P ERA WHIP																																	
Kevin Morton, L (1, 1) ERA: 5.77	5.0		25	8	5	2	2	0	0	0	0	0	0	26	48	0.00	1.500																		
Greg Harris, R (6, 1) ERA: 3.99	2.0	10	1	0	0	2	2	0	0	1	0	0	0	6	8	0.00	1.000																		
Tony Fossas, L (8, 1) ERA: 4.15	1.0	W	3	1	0	0	0	0	0	0	0	0	0	6	8	0.00	1.000																		
Jeff Reardon, R (9, 1) ERA: 2.96	1.0	S	3	0	0	0	1	0	0	0	0	0	0	7	8	0.00	0.000																		

Batter	1	2	3	4	5	6	7	8	9	AB	R	H	RBI	BB	SO	LOB	TOP								
Wade Boggs, L (1, 5) OBP: 0.336, SLG: 0.481	G6-3		F7		L6			1B SH1-3		4	0	1	0	0	0	2	Boston Red Sox @ Cleveland Indians Cleveland Municipal Stadium, Cleveland, OH Wed Aug 14 1991, 7:05 PM EDT Att: 10,636 - Cloudy - 72 F								
Jody Read, R (1, 4) OBP: 0.310, SLG: 0.343	F8			G5-4-3		G5-3		SH1-3		3	0	1	0	0	0										
Carlos Quintana, R (1, 3) OBP: 0.370, SLG: 0.410	K			G5-4-3		G1-3		G6-4-3		4	0	1	0	0	1										
Jack Clark, R (1, 10) OBP: 0.369, SLG: 0.429				G5-3		K		G6-4-3		4	0	1	0	0	1	2									
Mike Greenwell, L (1, 7) OBP: 0.364, SLG: 0.442						1B				3	1	2	0	1	0	0									
Ellis Burks, R (1, 8) OBP: 0.329, SLG: 0.448						2B				3	1	1	1	1	1	2									
Tom Brunansky, R (1, 9) OBP: 0.294, SLG: 0.379						1B				4	0	2	0	0	0	2									
Tony Peña, R (1, 2) OBP: 0.285, SLG: 0.345			F8		G6-3		SF8			2	0	0	1	0	0	2									
Mike Brumley, S (1, 6) OBP: 0.230, SLG: 0.214	F8				K		G4-3			3	0	0	0	0	1	3									
Inning Stats	R: 0 E: 0 K: 1 S: 5	H: 0 LOB: 0 BB: 0 P: 8	R: 0 E: 0 K: 1 S: 12	H: 1 LOB: 1 BB: 1 P: 19	R: 0 E: 0 K: 0 S: 7	H: 0 LOB: 0 BB: 0 P: 8	R: 0 E: 0 K: 0 S: 6	H: 1 LOB: 0 BB: 0 P: 10	R: 1 E: 0 K: 1 S: 11	H: 3 LOB: 2 BB: 0 P: 19	R: 0 E: 0 K: 0 S: 10	H: 0 LOB: 0 BB: 0 P: 18	R: 1 E: 0 K: 0 S: 9	H: 1 LOB: 1 BB: 1 P: 17	R: 0 E: 0 K: 0 S: 8	H: 2 LOB: 1 BB: 0 P: 12		R: 0 E: 0 K: 0 S: 7	H: 1 LOB: 0 BB: 0 P: 9	1B: 8 2B: 1 3B: 0 HR: 0	SF: 1 SAC: 1 DP: 2 HBP: 0	WP: 0 PB: 1 SB: 0 CS: 2	PA: 34		
PITCHER	IP	WLS	BF	H	R	ER	SO	BB	IBB	HBP	BLK	WP	HR	S	P	ERA	WHIP								
Greg Swindell, L (1, 1) ERA: 3.08	7.1	L	30	8	2	2	4	2	0	0	0	0	0	64	107	2.46	1.364								
Jeff Shaw, R (8, 1) ERA: 3.32	1.2		4	1	0	0	0	0	0	0	0	0	0	11	13	0.00	0.600								

Batter	1	2	3	4	5	6	7	8	9	AB	R	H	RBI	BB	SO	LOB	BOTTOM								
Glenallen Hill, R (1, 10) OBP: 0.321, SLG: 0.406	F8		G5-3		FC5-4		F7		K	5	0	1	0	0	1	3	Boston Red Sox @ Cleveland Indians Cleveland Municipal Stadium, Cleveland, OH Wed Aug 14 1991, 7:05 PM EDT Att: 10,636 - Cloudy - 72 F								
Luis Lopez, R (1, 2) OBP: 0.282, SLG: 0.368	G6-3				F8			F8	G4-3	5	0	2	1	0	0	3									
Carlos Baerga, S (1, 4) OBP: 0.361, SLG: 0.414	G6-3				FC5-4			1B FC3-2		4	0	1	0	0	1	3									
Albert Belle, R (1, 7) OBP: 0.308, SLG: 0.514	K						G5-3	1B FC3-2		4	0	1	0	0	2	2									
Mark Whiten, S (1, 8) OBP: 0.302, SLG: 0.413					F9		P6	FC3-2		4	0	0	0	0	0	2									
Carlos Martinez, R (1, 3) OBP: 0.360, SLG: 0.417								1B	K	4	0	3	0	0	1	2									
Chris James, R (1, 9) OBP: 0.275, SLG: 0.324					L8		L9		L8	4	0	0	0	0	0	3									
Jeff Manto, R (1, 5) OBP: 0.316, SLG: 0.333 Jerry Browne, S (9, PH) OBP: 0.272, SLG: 0.257	F9				G6-3		G6-3		BB	3	0	0	0	0	0	2									
Felix Fermin, R (1, 6) OBP: 0.308, SLG: 0.311 Mike Aldrete, L (9, PH) OBP: 0.394, SLG: 0.333							L4		1B	2	1	0	0	1	0	0									
Inning Stats	R: 0 E: 0 K: 1 S: 16	H: 1 LOB: 1 BB: 0 P: 21	R: 0 E: 0 K: 0 S: 7	H: 1 LOB: 0 BB: 0 P: 12	R: 1 E: 1 K: 2 S: 13	H: 1 LOB: 1 BB: 1 P: 24	R: 0 E: 0 K: 0 S: 6	H: 1 LOB: 1 BB: 0 P: 10	R: 0 E: 0 K: 0 S: 7	H: 1 LOB: 1 BB: 0 P: 15	R: 0 E: 0 K: 0 S: 5	H: 0 LOB: 0 BB: 0 P: 7	R: 0 E: 0 K: 1 S: 16	H: 2 LOB: 2 BB: 0 P: 25	R: 0 E: 0 K: 1 S: 12	H: 1 LOB: 2 BB: 1 P: 18	1B: 6 2B: 2 3B: 1 HR: 0	SF: 0 SAC: 0 DP: 0 HBP: 0	WP: 0 PB: 0 SB: 0 CS: 0	PA: 38					
PITCHER	IP	WLS	BF	H	R	ER	SO	BB	IBB	HBP	BLK	WP	HR	S	P	ERA	WHIP								
Joe Hesketh, L (1, 1) ERA: 3.33	7.0	W	28	6	1	1	3	1	0	0	0	0	0	63	99	1.29	1.000								
Dennis Lamp, R (8, 1) ERA: 4.49	1.0		5	2	0	0	1	0	0	0	0	0	0	16	25	0.00	2.000								
Jeff Reardon, R (9, 1) ERA: 2.89	1.0	S	5	1	0	0	1	1	0	0	0	0	0	12	18	0.00	2.000								

Batter	1	2	3	4	5	6	7	8	9	AB	R	H	RBI	BB	SO	LOB	TOP								
Wade Boggs, L (1, 5) OBP: 0.334, SLG: 0.477	G6-3		FC		G4-3		F7-4		1B	5	0	1	2	0	0	2	Boston Red Sox @ Cleveland Indians Cleveland Municipal Stadium, Cleveland, OH Thu Aug 15 1991, 7:05 PM EDT Att: 9,160 - Cloudy - 72 F								
Jody Read, R (1, 4) OBP: 0.311, SLG: 0.344	G4-3		FC4-6		G6-3		F9		1B	5	0	2	0	0	0	1									
Carlos Quintana, R (1, 3) OBP: 0.370, SLG: 0.408	G4-3		FC6-4		1B		HBP		F9	4	1	1	0	1	0	4									
Jack Clark, R (1, 10) OBP: 0.367, SLG: 0.425	K		FC6-4		F8		K		K	4	0	0	0	0	3	4									
Mike Greenwell, L (1, 7) OBP: 0.363, SLG: 0.440	G6-3		FC6-4		L8		K		G6-3	4	1	1	0	0	0	2									
Ellis Burks, R (1, 8) OBP: 0.329, SLG: 0.451	K		FC6-4		G6-3		K		G6-3	4	0	1	2	0	1	0									
Tom Brunansky, R (1, 9) OBP: 0.294, SLG: 0.376	G4-3		FC6-4		L9		G5-3		2B	3	1	0	0	1	0	1									
John Marzano, R (1, 2) OBP: 0.254, SLG: 0.338			SH1-3		F8		F8		2B	4	2	3	1	0	0	0									
Mike Brumley, S (1, 6) OBP: 0.247, SLG: 0.247			SH1-3		K		F7-4		1B	3	1	2	1	0	1	1									
Inning Stats	R: 0 E: 0 K: 1 S: 9	H: 1 LOB: 1 BB: 0 P: 17	R: 0 E: 0 K: 1 S: 9	H: 0 LOB: 0 BB: 0 P: 11	R: 1 E: 0 K: 0 S: 11	H: 1 LOB: 1 BB: 0 P: 14	R: 0 E: 0 K: 0 S: 7	H: 0 LOB: 0 BB: 0 P: 11	R: 0 E: 0 K: 1 S: 11	H: 1 LOB: 1 BB: 0 P: 16	R: 2 E: 0 K: 0 S: 13	H: 2 LOB: 1 BB: 1 P: 24	R: 0 E: 0 K: 0 S: 6	H: 1 LOB: 0 BB: 0 P: 8	R: 0 E: 0 K: 0 S: 7	H: 1 LOB: 1 BB: 0 P: 13	R: 3 E: 0 K: 1 S: 21	H: 4 LOB: 2 BB: 1 P: 33	1B: 7 2B: 4 3B: 1 HR: 0	SF: 0 SAC: 1 DP: 2 HBP: 1	WP: 0 PB: 0 SB: 0 CS: 0	PA: 40			
PITCHER	IP	WLS	BF	H	R	ER	SO	BB	IBB	HBP	BLK	WP	HR	S	P	ERA	WHIP								
Dave Otto, L (1, 1) ERA: 2.96	7.1	L	30	7	3	3	4	1	0	0	0	0	0	69	108	3.68	1.091								
Shawn Hillegas, R (8, 1) ERA: 4.12	1.2		10	4	3	3	1	1	0	1	0	0	0	25	39	16.20	3.000								

Batter	1	2	3	4	5	6	7	8	9	AB	R	H	RBI	BB	SO	LOB	BOTTOM								
Jerry Browne, S (1, 10) OBP: 0.272, SLG: 0.262	G4-3		2B		F8				G3	4	0	1	0	0	0	1	Boston Red Sox @ Cleveland Indians Cleveland Municipal Stadium, Cleveland, OH Thu Aug 15 1991, 7:05 PM EDT Att: 9,160 - Cloudy - 72 F								
Chris James, R (1, 9) OBP: 0.272, SLG: 0.321	K		F7		G5-3				G6-3	4	0	0	0	0	1	1									
Carlos Baerga, S (1, 4) OBP: 0.360, SLG: 0.415	P7		F7		G1-2-3				K	4	0	1	0	0	1	0									
Albert Belle, R (1, 7) OBP: 0.311, SLG: 0.524			FC6-4		K				G5-3	4	1	2	1	0	1	1									
Mark Whiten, S (1, 8) OBP: 0.301, SLG: 0.410			K		G5-3				G4-3	3	0	0	0	1	1	2									
Carlos Martinez, R (1, 3) OBP: 0.347, SLG: 0.402			L9		P6				K	4	0	0	0	0	1	2									
Jeff Manto, R (1, 5) OBP: 0.322, SLG: 0.349			FC6-4		1B				G6-3	4	1	2	0	0	0	1									
Joel Skinner, R (1, 2) OBP: 0.280, SLG: 0.320			F8		K				G6-3	3	0	0	0	0	1	2									
Felix Fermin, R (1, 6) OBP: 0.308, SLG: 0.311			G3-1		G3-1				G5-3	3	0	1	1	0	0	1									
Inning Stats	R: 0 E: 0 K: 1 S: 11	H: 0 LOB: 0 BB: 0 P: 17	R: 0 E: 0 K: 1 S: 7	H: 1 LOB: 1 BB: 0 P: 11	R: 0 E: 0 K: 0 S: 7	H: 1 LOB: 1 BB: 0 P: 12	R: 0 E: 0 K: 1 S: 8	H: 0 LOB: 1 BB: 1 P: 16	R: 1 E: 0 K: 1 S: 20	H: 2 LOB: 0 BB: 0 P: 25	R: 0 E: 0 K: 0 S: 8	H: 1 LOB: 1 BB: 0 P: 15	R: 0 E: 0 K: 0 S: 11	H: 1 LOB: 1 BB: 0 P: 16	R: 0 E: 0 K: 1 S: 8	H: 0 LOB: 0 BB: 0 P: 13	R: 1 E: 0 K: 1 S: 8	H: 1 LOB: 0 BB: 0 P: 12	1B: 3 2B: 3 3B: 0 HR: 1	SF: 0 SAC: 0 DP: 0 HBP: 0	WP: 0 PB: 0 SB: 0 CS: 1	PA: 34			
PITCHER	IP	WLS	BF	H	R	ER	SO	BB	IBB	HBP	BLK	WP	HR	S	P	ERA	WHIP								
Mike Gardiner, R (1, 1) ERA: 4.75	6.0	W	23	5	1	1	4	1	0	0	0	0	0	61	96	1.50	1.000								
Dennis Lamp, R (7, 1) ERA: 4.35	2.0		7	1	0	0	1	0	0	0	0	0	0	19	29	0.00	0.500								
Greg Harris, R (9, 1) ERA: 4.02	1.0		4	1	1	1	1	0	0	0	0	0	1	8	12	9.00	1.000								

Batter	1	2	3	4	5	6	7	8	9	AB	R	H	RBI	BB	SO	LOB	TOP
Gary Pettis, S OBP: 0.344, SLG: 0.285 (1, 8)	2-2 1B SF9 2B	4-2 G1-3 1B BB	1-0 L9-2			2-1 L9		0-1 F9		4	1	1	0	1	0	2	Texas Rangers @ Cleveland Indians Cleveland Municipal Stadium, Cleveland, OH Fri Aug 16 1991, 7:05 PM EDT Sunny - 85 F livebaseballscorecards.com
Steve Buechele, R OBP: 0.333, SLG: 0.451 (1, 4)	1-1 2B 1B	0-1 G1-3 1B		3-2 G3-1		2-0 P4		3-2 F8		5	0	2	1	0	0	0	
Ruben Sierra, S OBP: 0.355, SLG: 0.490 (1, 9)	1-0 SF9 3-H	1-0 G1-3 1-2 2-3		0-0 F9		1-1 P4			0-0 F7	4	0	0	1	0	0	2	
Rafael Palmeiro, L OBP: 0.398, SLG: 0.549 (1, 3)	1-3 K	4-0 IBB		0-3 K		1-1 G3-1			1-1 P6	4	0	0	0	1	2	1	
Juan Gonzalez, R OBP: 0.359, SLG: 0.542 (1, 7)	0-2 2B	0-2 F8			0-0 F8		2-0 HR		0-0 P3	5	1	2	1	0	0	3	
Kevin Reimer, L OBP: 0.330, SLG: 0.446 (1, 10)	4-0 IBB		2-1 F8		4-2 1B BB		1-1 P4			2	0	0	0	2	0	0	
Dean Palmer, R OBP: 0.306, SLG: 0.439 (1, 5)	1-3 K		1-2 2B		0-0 2B 1B		0-0 2B			4	2	3	0	0	1	3	
Ivan Rodriguez, R OBP: 0.307, SLG: 0.368 (1, 2)		0-2 BB 1B	0-2 1B L9-2 2B		2-1 2B		0-0 F9			4	1	3	2	0	0	1	
José Hernández, R OBP: 0.308, SLG: 0.360 (1, 6)		0-3 K	0-1 2-3 1B		1-1 G6-3			0-0 G6-3		4	0	1	0	0	1	2	
Inning Stats	R: 1 E: 0 K: 2 S: 17	H: 3 LOB: 3 BB: 1 P: 27	R: 1 E: 0 K: 1 S: 14	H: 2 LOB: 3 BB: 2 P: 23	R: 1 E: 0 K: 0 S: 11	H: 3 LOB: 1 BB: 0 P: 15	R: 0 E: 0 K: 1 S: 7	H: 0 LOB: 0 BB: 0 P: 10	R: 1 E: 0 K: 0 S: 8	H: 2 LOB: 1 BB: 0 P: 11	R: 0 E: 0 K: 0 S: 8	H: 0 LOB: 0 BB: 0 P: 11	R: 0 E: 0 K: 0 S: 4	H: 0 LOB: 0 BB: 0 P: 5	1B: 5 2B: 7 3B: 0 HR: 1	SF: 1 SAC: 0 DP: 1 HBP: 0	WP: 0 PA: 41 PB: 0 SB: 0 CS: 0
PITCHER	IP WLS BF H R ER SO BB IBB HBP BLK WP HR S P ERA WHIP	IP WLS BF H R ER SO BB IBB HBP BLK WP HR S P ERA WHIP	IP WLS BF H R ER SO BB IBB HBP BLK WP HR S P ERA WHIP	IP WLS BF H R ER SO BB IBB HBP BLK WP HR S P ERA WHIP	IP WLS BF H R ER SO BB IBB HBP BLK WP HR S P ERA WHIP	IP WLS BF H R ER SO BB IBB HBP BLK WP HR S P ERA WHIP	IP WLS BF H R ER SO BB IBB HBP BLK WP HR S P ERA WHIP	IP WLS BF H R ER SO BB IBB HBP BLK WP HR S P ERA WHIP	IP WLS BF H R ER SO BB IBB HBP BLK WP HR S P ERA WHIP	IP WLS BF H R ER SO BB IBB HBP BLK WP HR S P ERA WHIP	IP WLS BF H R ER SO BB IBB HBP BLK WP HR S P ERA WHIP	IP WLS BF H R ER SO BB IBB HBP BLK WP HR S P ERA WHIP	IP WLS BF H R ER SO BB IBB HBP BLK WP HR S P ERA WHIP	IP WLS BF H R ER SO BB IBB HBP BLK WP HR S P ERA WHIP	IP WLS BF H R ER SO BB IBB HBP BLK WP HR S P ERA WHIP	IP WLS BF H R ER SO BB IBB HBP BLK WP HR S P ERA WHIP	IP WLS BF H R ER SO BB IBB HBP BLK WP HR S P ERA WHIP
Eric King, R ERA: 4.56 (1, 1)	4.2 L	26 10	4 4	4 4	4 4	2 2	0 0	0 0	0 0	0 0	0 0	0 0	0 0	0 0	0 0	0 0	7.71 2.571
Jeff Shaw, R ERA: 3.21 (5, 1)	4.1 S	15 2	1 1	1 0	0 0	0 0	0 0	0 0	0 0	1 26	40	2.08 0.462					

Batter	1	2	3	4	5	6	7	8	9	AB	R	H	RBI	BB	SO	LOB	BOTTOM		
Alex Cole, L OBP: 0.384, SLG: 0.343 (1, 10)	1-3 K		4-0 G4-3 BB		1-3 K			0-1 G3 2B	1-3 K	4	1	1	0	1	3	0	Texas Rangers @ Cleveland Indians Cleveland Municipal Stadium, Cleveland, OH Fri Aug 16 1991, 7:05 PM EDT Sunny - 85 F livebaseballscorecards.com		
Jerry Browne, S OBP: 0.266, SLG: 0.256 (1, 5)	1-1 G4-3		1-2 G4-3		0-0 F7			1-2 G3	1-1 L9	5	0	0	0	0	0	2			
Carlos Baerga, S OBP: 0.358, SLG: 0.415 (1, 4)	2-0 G6-3		0-0 G6-3			0-1 G4-3		1-0 HR 2B	2-1 G6-3	5	1	1	1	0	0	1			
Albert Belle, R OBP: 0.316, SLG: 0.535 (1, 7)		3-2 G6-3		0-1 1B		1-1 HBP		1-0 HR		3	1	2	2	0	0	0			
Mark Whiten, S OBP: 0.303, SLG: 0.409 (9, 8)		0-0 1B		0-1 P5		0-0 F8		4-2 BB 1B BB		3	0	1	0	1	0	2			
Mike Aldrete, L OBP: 0.392, SLG: 0.333 (1, 3)		1-1 1B		1-1 F7		2-0 G4-3		1-1 F9		3	0	1	0	0	0	2			
Carlos Martinez, R OBP: 0.345, SLG: 0.398 (8, PH) (9, 3)		1-1 1B		3-1 F7		2-0 G4-3		1-1 F9		1	0	0	0	0	0	1			
Jose Gonzalez, R OBP: 0.274, SLG: 0.322 (8, PH) (9, 9)		2-3 K		3-1 1B		2-0 G6-3		2-0 BB 1B		3	0	1	0	0	1	2			
Joel Skinner, R OBP: 0.276, SLG: 0.315 (8, PH) (9, 2)		3-2 G1-3		0-1 F9		0-0 G5-3		4-1 BB		3	0	0	0	0	0	4			
Felix Fermin, R OBP: 0.306, SLG: 0.309 (7, PH) (8, 6)			1-1 L3		1-3 K		1-1 G4-3	0-3 K		2	0	0	0	0	1	0			
Inning Stats	R: 0 E: 0 K: 1 S: 6	H: 0 LOB: 0 BB: 0 P: 10	R: 0 E: 0 K: 1 S: 16	H: 2 LOB: 0 BB: 0 P: 27	R: 0 E: 0 K: 0 S: 6	H: 0 LOB: 1 BB: 1 P: 12	R: 0 E: 0 K: 0 S: 10	H: 2 LOB: 2 BB: 0 P: 15	R: 0 E: 0 K: 2 S: 7	H: 0 LOB: 0 BB: 0 P: 9	R: 0 E: 0 K: 0 S: 5	H: 0 LOB: 1 BB: 0 P: 8	R: 0 E: 0 K: 1 S: 16	H: 4 LOB: 3 BB: 2 P: 32	R: 0 E: 0 K: 1 S: 7	H: 0 LOB: 0 BB: 0 P: 11	1B: 6 2B: 1 3B: 0 HR: 1	SF: 0 SAC: 0 DP: 0 HBP: 1	WP: 0 PA: 39 PB: 0 SB: 0 CS: 0
PITCHER	IP WLS BF H R ER SO BB IBB HBP BLK WP HR S P ERA WHIP	IP WLS BF H R ER SO BB IBB HBP BLK WP HR S P ERA WHIP	IP WLS BF H R ER SO BB IBB HBP BLK WP HR S P ERA WHIP	IP WLS BF H R ER SO BB IBB HBP BLK WP HR S P ERA WHIP	IP WLS BF H R ER SO BB IBB HBP BLK WP HR S P ERA WHIP	IP WLS BF H R ER SO BB IBB HBP BLK WP HR S P ERA WHIP	IP WLS BF H R ER SO BB IBB HBP BLK WP HR S P ERA WHIP	IP WLS BF H R ER SO BB IBB HBP BLK WP HR S P ERA WHIP	IP WLS BF H R ER SO BB IBB HBP BLK WP HR S P ERA WHIP	IP WLS BF H R ER SO BB IBB HBP BLK WP HR S P ERA WHIP	IP WLS BF H R ER SO BB IBB HBP BLK WP HR S P ERA WHIP	IP WLS BF H R ER SO BB IBB HBP BLK WP HR S P ERA WHIP	IP WLS BF H R ER SO BB IBB HBP BLK WP HR S P ERA WHIP	IP WLS BF H R ER SO BB IBB HBP BLK WP HR S P ERA WHIP	IP WLS BF H R ER SO BB IBB HBP BLK WP HR S P ERA WHIP	IP WLS BF H R ER SO BB IBB HBP BLK WP HR S P ERA WHIP			
Kevin Brown, R ERA: 4.31 (1, 1)	0.1 W	1 0	0 0	0 0	0 0	0 0	0 0	0 0	0 0	0 0	2 3	0.00 0.000							
Kenny Rogers, L ERA: 5.99 (8, 1)	1.1 S	6 1	0 0	0 2	1 0	0 0	0 0	0 0	0 0	0 0	12 22	0.00 1.500							

Batter	1	2	3	4	5	6	7	8	9	AB	R	H	RBI	BB	SO	LOB	TOP								
Gary Pettis, S OBP: 0.345, SLG: 0.281 (1, 8)	4-0 BB BB G4-6-3		4-1 BB 1-2	2-3 K		3-3 K		0-0 F7		3	0	0	0	2	2	2									
Geno Petralli, L OBP: 0.306, SLG: 0.285 (1, 2)	4-0 BB BB G4-6-3		2-1 F7 2-3		3-2 G3-1				0-1 F9	2	0	0	0	1	0	2									
Mike Stanley, R OBP: 0.347, SLG: 0.392 (6, FH) (6, 2)	1-2 BB G4-6-3									2	0	1	0	0	0	0									
Rafael Palmeiro, L OBP: 0.400, SLG: 0.549 (1, 3)	1-1 BB BB G4-6-3			2-1 BB 1B 2B	4-1 1B BB	1-0 G4-3			2-2 2B 1B	4	3	2	0	1	0	3									
Ruben Sierra, S OBP: 0.354, SLG: 0.487 (1, 9)	1-3 K			0-2 F9	0-2 1B HR 1B			2-1 F8	0-0 F8	5	1	1	0	0	1	3									
Juan Gonzalez, R OBP: 0.360, SLG: 0.543 (1, 7)		1-0 F8		2-0 BB 2B 1B	0-0 P3			0-1 F8	0-1 2B	5	1	2	1	0	0	2									
Kevin Reimer, L OBP: 0.326, SLG: 0.442 (1, 10)		3-1 G4-3		2-1 P3	0-0 HR 1B			2-2 F8	0-0 G3	5	1	1	1	0	0	3									
Dean Palmer, R OBP: 0.311, SLG: 0.459 (1, 5)		1-3 K		4-1 2B BB	0-1 HR			0-3 K		3	2	1	3	1	2	0									
Steve Buechele, R OBP: 0.333, SLG: 0.451 (1, 4)			1-2 G5-3	0-0 1B 2B	1-2 G1-3			1-2 L4		4	1	1	3	0	0	0									
Mario Diaz, R OBP: 0.314, SLG: 0.324 (1, 6)			4-2 CS BB BB	3-2 1B				0-1 2B		3	0	2	1	1	0	0									
Inning Stats	R: 0 E: 0 K: 1 S: 5	H: 0 LOB: 1 BB: 2 P: 15	R: 0 E: 0 K: 1 S: 6	H: 0 LOB: 0 BB: 0 P: 11	R: 0 E: 0 K: 0 S: 12	H: 0 LOB: 1 BB: 2 P: 22	R: 4 E: 0 K: 1 S: 17	H: 4 LOB: 1 BB: 1 P: 32	R: 4 E: 0 K: 0 S: 14	H: 3 LOB: 0 BB: 1 P: 22	R: 0 E: 0 K: 1 S: 12	H: 1 LOB: 1 BB: 0 P: 20	R: 0 E: 0 K: 0 S: 7	H: 0 LOB: 0 BB: 0 P: 11	R: 0 E: 0 K: 1 S: 9	H: 1 LOB: 1 BB: 0 P: 10	R: 1 E: 0 K: 0 S: 10	H: 2 LOB: 1 BB: 1 P: 12	1B: 6 2B: 4 3B: 0 HR: 1	SF: 0 SAC: 0 DP: 1 HBP: 0	WP: 0 PB: 0 SB: 0 CS: 1	PA: 42			
PITCHER	IP	WLS	BF	H	R	ER	SO	BB	IBB	HBP	BLK	WP	HR	S	P	ERA	WHIP								
Mike York, R ERA: 6.75 (1, 1)	4.1		21	4	5	5	3	6	0	0	0	0	0	44	91	10.38	2.308								
Jesse Orosco, L ERA: 3.2 (5, 1)	2.2	W	12	4	3	3	1	0	0	0	0	0	1	29	44	10.12	1.500								
Steve Olin, R ERA: 3.89 (8, 1)	2.0		9	3	1	1	1	0	0	0	0	0	0	19	22	4.50	1.500								

Texas Rangers @ Cleveland Indians
Cleveland Municipal Stadium, Cleveland, OH
Fri Aug 16 1991, 7:05 PM EDT
Att: 14,540 - Sunny - 78 F

AB 36
R 9
H 11
RBI 9
BB 6
SO 5
LOB 15



Batter	1	2	3	4	5	6	7	8	9	AB	R	H	RBI	BB	SO	LOB	BOTTOM								
Alex Cole, L OBP: 0.391, SLG: 0.350 (1, 10)	4-2 BB G5-3		4-2 2B BB	0-1 S 1B 2B		1-1 HR 1B	4-0 BB BB			1	2	1	0	2	0	0									
Jerry Browne, S OBP: 0.272, SLG: 0.259 (6, FH)										1	2	1	0	1	0	0									
Luis Lopez, R OBP: 0.311, SLG: 0.381 (1, 2)	1-1 G5-3		1-0 2B BB	1-1 G4-3		0-0 P2	4-1 E BB			4	2	1	2	1	0	4									
Joel Skinner, R OBP: 0.276, SLG: 0.315 (8, 2)	1-2 BB		FC3-6 1-H 2B	2-3 G4-3		2-0 P2	1-2 E BB			0	0	0	0	0	0	0									
Carlos Baerga, S OBP: 0.357, SLG: 0.412 (1, 4)	3-2 P5		2-3 K	2-0 1B		2-0 F7	E5			5	0	1	1	0	1	4									
Albert Belle, R OBP: 0.320, SLG: 0.542 (1, 7)	4-2 BB		4-2 BB	3-H K		3-1 HR	K			3	1	1	3	2	2	2									
Jose Gonzalez, R OBP: 0.093, SLG: 0.118 (8, 8)			FC3-6 BB	K		1-H 2-H HR	K			0	0	0	0	0	0	0									
Mark Whiten, S OBP: 0.305, SLG: 0.412 (1, 8) (8, 9)	0-3 K		1-0 FC3-6 2B		2-1 1B	2-0 P2		0-0 F7 SF8 2B		5	2	2	0	0	1	4									
Carlos Martinez, R OBP: 0.350, SLG: 0.420 (1, 3)		1-2 G5-3	1-2 1B 2B		0-0 F9 2B		2-3 K	3-2 F7		4	1	2	2	0	1	0									
Mike Aldrete, L OBP: 0.389, SLG: 0.330 (8, 3)			1-H 3-H 2B					2-3		1	0	0	0	0	0	1									
Chris James, R OBP: 0.278, SLG: 0.324 (1, 9) (8, 7)		1-2 G5-3	1-2 WP 1B		0-2 F9		0-0 BB BB	4-0 IBB		4	1	2	1	1	0	1									
Jeff Manto, R OBP: 0.317, SLG: 0.339 (1, 5)		2-1 HBP	3-2 F7		1-2 F8		0-0 F7	0-0 SF8		3	0	0	1	0	0	3									
Felix Fermin, R OBP: 0.307, SLG: 0.309 (1, 6)		0-2 G4-3		1-0 F8		0-0 HR 1B	1-2 E BB	3-H L9		4	2	1	0	1	0	2									
Inning Stats	R: 0 E: 0 K: 1 S: 12	H: 0 LOB: 2 BB: 2 P: 24	R: 0 E: 0 K: 0 S: 10	H: 0 LOB: 0 BB: 0 P: 14	R: 4 E: 0 K: 1 S: 19	H: 3 LOB: 1 BB: 2 P: 36	R: 1 E: 0 K: 1 S: 9	H: 2 LOB: 1 BB: 0 P: 14	R: 0 E: 0 K: 0 S: 9	H: 2 LOB: 1 BB: 0 P: 12	R: 3 E: 0 K: 0 S: 8	H: 3 LOB: 0 BB: 0 P: 16	R: 4 E: 1 K: 2 S: 16	H: 1 LOB: 3 BB: 3 P: 35	R: 1 E: 0 K: 0 S: 7	H: 1 LOB: 1 BB: 1 P: 14	1B: 6 2B: 5 3B: 0 HR: 1	SF: 1 SAC: 0 DP: 0 HBP: 1	WP: 1 PB: 0 SB: 1 CS: 0	PA: 45					
PITCHER	IP	WLS	BF	H	R	ER	SO	BB	IBB	HBP	BLK	WP	HR	S	P	ERA	WHIP								
Bobby Witt, R ERA: 6.11 (1, 1)	3.0		17	3	4	4	2	4	0	1	0	0	0	41	74	12.00	2.333								
Terry Mathews, R ERA: 5.04 (4, 1)	2.0		10	5	2	2	1	0	0	0	0	0	0	19	27	9.00	2.500								
Mike Jeffcoat, L ERA: 3.7 (6, 1)	1.2	L	9	3	4	3	1	1	0	0	0	0	1	16	30	16.20	2.400								
Kenny Rogers, L ERA: 6.0 (7, 1)	1.1		9	1	3	1	1	2	1	0	0	0	0	14	34	6.75	2.250								

Texas Rangers @ Cleveland Indians
Cleveland Municipal Stadium, Cleveland, OH
Fri Aug 16 1991, 7:05 PM EDT
Att: 14,540 - Sunny - 78 F

AB 35
R 13
H 12
RBI 10
BB 8
SO 5
LOB 21



Batter	1	2	3	4	5	6	7	8	9	AB	R	H	RBI	BB	SO	LOB	TOP								
Brian Downing, R OBP: 0.369, SLG: 0.439 (1, 10)	F7			HR		FC3-6 BB	G3			3	1	1	1	1	0	2									
Steve Buechele, R OBP: 0.329, SLG: 0.446 (1, 4)	F8			P8		F8		L8		4	0	0	0	0	0	1									
Rafael Palmeiro, L OBP: 0.401, SLG: 0.550 (1, 3)	P6			F9 2B		FC3-6 1B 1-2		CS 1B		4	0	2	0	0	0	1									
Ruben Sierra, S OBP: 0.355, SLG: 0.488 (1, 9)				F9 1B		FC6-4 1B		K		4	0	2	0	0	1	2									
Juan Gonzalez, R OBP: 0.356, SLG: 0.537 (1, 8) (9, 7)				P3		FC6-4 1-2		CS	G6-3	4	0	0	0	0	0	4									
Kevin Reimer, L OBP: 0.330, SLG: 0.451 Gary Pettis, S OBP: 0.345, SLG: 0.281 (1, 7) (9, 8)				L8		HR		FC4-6 HBP	P5	3	1	1	1	0	0	0									
Dean Palmer, R OBP: 0.303, SLG: 0.446 (1, 5)				L6		K		K	K	4	0	0	0	0	3	1									
Ivan Rodriguez, R OBP: 0.302, SLG: 0.361 (1, 2)				F7		G6-3		FC4-6 1B 1-2		3	0	0	0	0	0	1									
José Hernández, R OBP: 0.310, SLG: 0.357 (1, 6)				K		G6-3		1B		3	0	1	0	0	1	0									
Inning Stats	R: 0 E: 0 K: 0 S: 9	H: 0 LOB: 0 BB: 0 P: 11	R: 0 E: 0 K: 0 S: 6	H: 1 LOB: 0 BB: 0 P: 9	R: 0 E: 0 K: 1 S: 8	H: 0 LOB: 0 BB: 0 P: 10	R: 1 E: 0 K: 0 S: 10	H: 2 LOB: 1 BB: 0 P: 14	R: 1 E: 0 K: 1 S: 9	H: 1 LOB: 0 BB: 0 P: 15	R: 0 E: 0 K: 0 S: 14	H: 1 LOB: 2 BB: 1 P: 24	R: 0 E: 0 K: 1 S: 11	H: 1 LOB: 0 BB: 0 P: 14	R: 0 E: 0 K: 1 S: 11	H: 1 LOB: 0 BB: 0 P: 18	R: 0 E: 0 K: 1 S: 7	H: 0 LOB: 0 BB: 0 P: 8	1B: 4 2B: 1 3B: 0 HR: 2	SF: 0 SAC: 0 DP: 1 HBP: 1	WP: 0 PB: 0 SB: 0 CS: 1	PA: 35			
PITCHER	IP	WLS	BF	H	R	ER	SO	BB	IBB	HBP	BLK	WP	HR	S	P	ERA	WHIP								
Willie Blair, R ERA: 6.14 (1, 1)	7.0	L	28	6	2	2	3	1	0	1	0	0	2	67	97	2.57	1.000								
Rod Nichols, R ERA: 4.14 (8, 1)	2.0		6	1	0	0	2	0	0	0	0	0	0	18	26	0.00	0.500								

Texas Rangers @ Cleveland Indians
Cleveland Municipal Stadium, Cleveland, OH
Sat Aug 17 1991, 7:05 PM EDT
Att: 10,511 - Cloudy - 72 F

AB 32
R 2
H 7
RBI 2
BB 1
SO 5
LOB 12



Batter	1	2	3	4	5	6	7	8	9	AB	R	H	RBI	BB	SO	LOB	BOTTOM								
Alex Cole, L OBP: 0.385, SLG: 0.344 (1, 10)	K				G4-3		G4-3			4	0	0	0	0	2	3									
Chris James, R OBP: 0.277, SLG: 0.323 (1, 9)	FC3-6 1B			G5-3		G6-3		F8		4	0	1	0	0	0	0									
Carlos Baerga, S OBP: 0.358, SLG: 0.415 (1, 4)	FC3-6 1-2			K		G1-3 1B		2B		4	0	2	0	0	1	1									
Albert Belle, R OBP: 0.319, SLG: 0.538 (1, 7)	F7			G6-3		G1-3 1B		K		4	0	1	0	0	1	2									
Mark Whiten, S OBP: 0.301, SLG: 0.407 (1, 8)				F7		G1-3		F9		4	0	0	0	0	0	3									
Carlos Martinez, R OBP: 0.341, SLG: 0.409 Jerry Browne, S OBP: 0.271, SLG: 0.258 (1, 3) (9, PH)				K		G1-3		F7		3	0	0	0	0	2	2									
Jeff Manto, R OBP: 0.326, SLG: 0.336 Mike Aldrete, L OBP: 0.386, SLG: 0.327 (1, 5) (9, PH)				BB		2B BB		G1-3		1	0	0	0	2	0	0									
Joel Skinner, R OBP: 0.276, SLG: 0.320 Luis Lopez, R OBP: 0.325, SLG: 0.395 (1, 2) (9, PH)				G4-3		K		G1-3		3	0	1	0	0	1	1									
Felix Fermin, R OBP: 0.307, SLG: 0.308 (1, 6)				G6-3		G1-3		BLK 1B		4	0	1	0	0	0	3									
Inning Stats	R: 0 E: 0 K: 1 S: 9	H: 1 LOB: 1 BB: 0 P: 10	R: 0 E: 0 K: 1 S: 6	H: 0 LOB: 1 BB: 1 P: 13	R: 0 E: 0 K: 1 S: 10	H: 0 LOB: 0 BB: 0 P: 15	R: 0 E: 0 K: 1 S: 7	H: 0 LOB: 0 BB: 0 P: 14	R: 0 E: 0 K: 1 S: 11	H: 1 LOB: 2 BB: 0 P: 15	R: 0 E: 0 K: 1 S: 11	H: 1 LOB: 1 BB: 0 P: 18	R: 0 E: 0 K: 1 S: 7	H: 1 LOB: 0 BB: 0 P: 13	R: 0 E: 0 K: 0 S: 11	H: 1 LOB: 1 BB: 0 P: 19	1B: 5 2B: 2 3B: 0 HR: 0	SF: 0 SAC: 0 DP: 0 HBP: 0	WP: 0 PB: 0 SB: 0 CS: 0	PA: 36					
PITCHER	IP	WLS	BF	H	R	ER	SO	BB	IBB	HBP	BLK	WP	HR	S	P	ERA	WHIP								
Jose Guzman, R ERA: 3.21 (1, 1)	8.0	W	32	6	0	0	7	2	0	0	1	0	0	68	114	0.00	1.000								
Jeff Russell, R ERA: 3.09 (9, 1)	1.0	S	4	1	0	0	0	0	0	0	0	0	0	11	19	0.00	1.000								

Texas Rangers @ Cleveland Indians
Cleveland Municipal Stadium, Cleveland, OH
Sat Aug 17 1991, 7:05 PM EDT
Att: 10,511 - Cloudy - 72 F

AB 34
R 0
H 7
RBI 0
BB 2
SO 7
LOB 15



Batter	1	2	3	4	5	6	7	8	9	AB	R	H	RBI	BB	SO	LOB	TOP										
Gary Pettis, S OBP: 0.350, SLG: 0.282 (1, 8)	1-3 K	3-2 S 1B		0-0 L8		4-2 PB HR BB		4-1 G3 1B BB		3	1	1	1	2	1	1	Texas Rangers @ Cleveland Indians Cleveland Municipal Stadium, Cleveland, OH Sun Aug 18 1991, 3:33 AM EDT Att: 13,443 - Sunny - 73 F										
Steve Buechele, R OBP: 0.333, SLG: 0.446 (1, 4)	2-2 HR 1B	1-3 2-H 1B		3-1 F7		4-1 PB HR BB		3-3 K		3	2	1	0	1	1	2											
Rafael Palmeiro, L OBP: 0.401, SLG: 0.555 (1, 3)	3-2 1-H HR	0-1 G4-3				0-3 K		0-0 G3 1B		5	1	2	2	0	2	6											
Ruben Sierra, S OBP: 0.353, SLG: 0.483 Wayne Rosenthal, R (8, 1)	1-2 F8			1-3 K		3-3 K		0-0 G3		4	1	0	0	1	2	2											
Juan Gonzalez, R OBP: 0.357, SLG: 0.543 (1, 7)	2-3 K			3-3 K		1-0 1B		1-2 2-3 3-H 1B		0	0	0	0	0	0	0											
Kevin Reimer, L OBP: 0.331, SLG: 0.448 (1, 10) (8, 9)		4-2 FC5-4 BB		0-2 P5		0-0 FC5-4 1B		2-3 K		4	0	1	0	1	2	0											
Dean Palmer, R OBP: 0.294, SLG: 0.431 (1, 5)		1-1 FC5-4 1B		0-2 L7		1-0 FC5-4		3-3 K		5	1	0	0	0	2	3											
Geno Petralli, L OBP: 0.305, SLG: 0.284 Mike Stanley, R OBP: 0.345, SLG: 0.389 (9, PH) (9, 2)		0-0 F7		2-2 2B 1B		0-3 K		2-1 G3		4	1	1	0	0	1	1											
Mario Diaz, R OBP: 0.325, SLG: 0.342 (1, 6)		0-0 1B		1-0 1-H 2B		2-2 BB PB 1B		1-0 P3		4	1	3	1	0	0	0											
Inning Stats	R: 2 E: 0 K: 2 S: 15	H: 2 LOB: 0 BB: 0 P: 24	R: 1 E: 0 K: 0 S: 16	H: 2 LOB: 3 BB: 1 P: 26	R: 0 E: 0 K: 2 S: 9	H: 0 LOB: 0 BB: 0 P: 13	R: 1 E: 0 K: 0 S: 10	H: 2 LOB: 1 BB: 0 P: 16	R: 0 E: 0 K: 2 S: 11	H: 2 LOB: 2 BB: 0 P: 18	R: 5 E: 0 K: 3 S: 19	H: 2 LOB: 0 BB: 3 P: 38	R: 0 E: 0 K: 1 S: 6	H: 0 LOB: 0 BB: 0 P: 12	R: 0 E: 0 K: 1 S: 10	H: 1 LOB: 2 BB: 1 P: 17		R: 0 E: 0 K: 2 S: 9	H: 0 LOB: 0 BB: 0 P: 14	1B: 8 2B: 1 3B: 0 HR: 2	SF: 0 SAC: 0 DP: 0 HBP: 1	WP: 0 PB: 1 SB: 1 CS: 0	PA: 44				
PITCHER	IP	WLS	BF	H	R	ER	SO	BB	IBB	HBP	BLK	WP	HR	S	P	ERA	WHIP										
Charles Nagy, R ERA: 4.11 (1, 1)	5.1	L	28	9	6	6	7	2	0	1	0	0	1	70	112	10.12	2.062										
Shawn Hillegas, R ERA: 4.39 (6, 1)	2.2		13	2	3	3	4	2	1	0	0	0	1	26	52	10.12	1.500										
Jesse Orosco, L ERA: 3.12 (9, 1)	1.0		3	0	0	0	2	0	0	0	0	0	0	9	14	0.00	0.000										

AB 38
R 9
H 11
RBI 8
BB 5
SO 13
LOB 17



Batter	1	2	3	4	5	6	7	8	9	AB	R	H	RBI	BB	SO	LOB	BOTTOM										
Jerry Browne, S OBP: 0.279, SLG: 0.271 (1, 10)	1-2 F9-4-6 1B		2-2 F9		1-0 SH1-4		0-1 FC6-4 1B		2-2 2-H 2B	4	0	3	1	0	0	1	Texas Rangers @ Cleveland Indians Cleveland Municipal Stadium, Cleveland, OH Sun Aug 18 1991, 3:33 AM EDT Att: 13,443 - Sunny - 73 F										
Luis Lopez, R OBP: 0.294, SLG: 0.354 (1, 2)	1-1 P4		1-2 P2		0-1 G6-3		0-2 FC6-4		0-0 F7	5	0	0	1	0	0	5											
Carlos Baerga, S OBP: 0.359, SLG: 0.416 (1, 4)	1-0 1B		1-2 2B 1B		1-2 G3		1-3 K			4	1	2	0	0	1	2											
Albert Belle, R OBP: 0.321, SLG: 0.541 (1, 7)	3-2 F9-4-6		0-0 SF7 2B		2-1 G6-3 1B		0-3 K			4	1	2	0	0	1	2											
Mark Whiten, S OBP: 0.298, SLG: 0.403 (1, 9)		1-2 F7		0-1 SF7		0-0 G6-3		1-1 G3-1		3	0	0	1	0	0	1											
Carlos Martinez, R OBP: 0.338, SLG: 0.407 (1, 3)		0-0 G5-3		2-3 3-H SF9		2-0 WP 1B		1-2 G6-3		3	0	1	1	0	0	0											
Jeff Manto, R OBP: 0.326, SLG: 0.336 Mike Aldrete, L OBP: 0.383, SLG: 0.324 (9, PH) (1, 5)		2-2 F7		3-H K		2-2 WP 1B		1-2 1B		3	0	1	0	0	1	0											
Jose Gonzalez, R OBP: 0.105, SLG: 0.113 Alex Cole, L OBP: 0.384, SLG: 0.343 (9, PH) (1, 8)			2-2 G6-3		1-0 SH1-4 G6-3 HBP		1-3 K		3-2 G5-3	2	1	0	0	0	1	2											
Tony Perezchica, R OBP: 0.295, SLG: 0.368 (1, 6)			4-2 BLK BB		4-2 G6-3 SH1-4 BB		2-1 P6		1-1 2B 2B	2	1	1	0	2	0	0											
Inning Stats	R: 0 E: 0 K: 0 S: 10	H: 2 LOB: 1 BB: 0 P: 16	R: 0 E: 0 K: 0 S: 7	H: 0 LOB: 0 BB: 0 P: 10	R: 0 E: 0 K: 1 S: 12	H: 0 LOB: 1 BB: 1 P: 21	R: 2 E: 0 K: 1 S: 15	H: 2 LOB: 0 BB: 0 P: 18	R: 1 E: 0 K: 0 S: 11	H: 0 LOB: 1 BB: 1 P: 18	R: 0 E: 0 K: 1 S: 10	H: 3 LOB: 2 BB: 0 P: 17	R: 0 E: 0 K: 1 S: 10	H: 1 LOB: 0 BB: 0 P: 13	R: 0 E: 0 K: 1 S: 8	H: 0 LOB: 0 BB: 0 P: 10		R: 1 E: 0 K: 0 S: 10	H: 2 LOB: 1 BB: 0 P: 18	1B: 7 2B: 4 3B: 0 HR: 0	SF: 2 SAC: 1 DP: 2 HBP: 1	WP: 1 PB: 0 SB: 1 CS: 0	PA: 38				
PITCHER	IP	WLS	BF	H	R	ER	SO	BB	IBB	HBP	BLK	WP	HR	S	P	ERA	WHIP										
Brian Bohanon, L ERA: 4.81 (1, 1)	6.0	W	26	7	3	3	2	0	0	0	0	0	0	65	100	4.50	1.500										
Wayne Rosenthal, R ERA: 4.84 (7, 1)	3.0	S	12	3	1	1	2	0	0	0	0	0	0	28	41	3.00	1.000										
Wayne Rosenthal, R ERA: 4.84 (8, 1)	3.0	S	12	3	1	1	2	0	0	0	0	0	0	28	41	3.00	1.000										

AB 32
R 4
H 10
RBI 4
BB 2
SO 4
LOB 13



Batter	1	2	3	4	5	6	7	8	9	AB	R	H	RBI	BB	SO	LOB	TOP								
Glenallen Hill, R OBP: 0.324, SLG: 0.423 (1, 8)	F9			G5-3		HR		G6-3		4	1	2	1	0	0	0	Cleveland Indians @ Boston Red Sox Fenway Park, Boston, MA Wed Aug 21 1991, 7:05 PM EDT Att: 33,000 - Cloudy - 66 F								
Chris James, R OBP: 0.275, SLG: 0.320 (1, 7)	K			E6		G5-3		G6-3		4	0	0	0	0	1	2									
Carlos Baerga, S OBP: 0.356, SLG: 0.412 (1, 4) (7, 5)	G5-3			G5-4-3		L5		E3		4	1	0	0	0	0	1									
Albert Belle, R OBP: 0.320, SLG: 0.547 (1, 10)		G5-3			F9		G5-3	HR		4	1	1	2	0	0	0									
Carlos Martinez, R OBP: 0.336, SLG: 0.402 (1, 3)		L5			G6-3		G6-3			4	0	1	0	0	0	0									
Mark Whiten, S OBP: 0.300, SLG: 0.401 (1, 9)		G6-3			1B	BB		L8		2	0	0	0	2	0	1									
Jeff Manto, R OBP: 0.328, SLG: 0.339 (1, 5)			F9				G1-3			2	0	1	0	0	0	0									
Jerry Browne, S OBP: 0.276, SLG: 0.269 (7, PH) (7, 4)									K	2	0	0	0	0	1	1									
Joel Skinner, R OBP: 0.277, SLG: 0.317 (1, 2)			G5-3						F9	2	1	0	0	1	1	2									
Luis Lopez, R OBP: 0.288, SLG: 0.347 (9, PH)					K					1	0	0	0	0	0	0									
Felix Fermin, R OBP: 0.306, SLG: 0.307 (1, 6)			P5						L8	4	1	1	0	0	0	0									
Inning Stats	R: 0 E: 0 K: 1 S: 7	H: 0 LOB: 0 BB: 0 P: 12	R: 0 E: 0 K: 0 S: 3	H: 0 LOB: 0 BB: 0 P: 6	R: 0 E: 0 K: 0 S: 8	H: 0 LOB: 0 BB: 0 P: 10	R: 0 E: 1 K: 0 S: 4	H: 0 LOB: 0 BB: 0 P: 6	R: 0 E: 0 K: 1 S: 12	H: 1 LOB: 2 BB: 1 P: 21	R: 1 E: 0 K: 0 S: 7	H: 1 LOB: 0 BB: 0 P: 11	R: 0 E: 0 K: 0 S: 9	H: 0 LOB: 1 BB: 1 P: 17	R: 4 E: 1 K: 0 S: 16	H: 4 LOB: 1 BB: 1 P: 24	R: 0 E: 0 K: 1 S: 6	H: 0 LOB: 0 BB: 0 P: 6	1B: 4 2B: 0 3B: 0 HR: 2	SF: 0 SAC: 0 DP: 2 HBP: 0	WP: 0 PB: 0 SB: 0 CS: 0	PA: 36			
PITCHER	IP	WLS	BF	H	R	ER	SO	BB	IBB	HBP	BLK	WP	HR	S	P	ERA	WHIP								
Joe Hesketh, L ERA: 3.22 (1, 1)	6.0	W	21	2	1	1	2	1	0	0	0	0	1	41	66	1.50	0.500								
Dan Pety, R ERA: 5.11 (7, 1)	2.0		12	4	4	1	0	2	0	0	0	0	1	25	41	4.50	3.000								
Tom Bolton, L ERA: 4.67 (9, 1)	1.0		3	0	0	0	1	0	0	0	0	0	0	6	6	0.00	0.000								

Batter	1	2	3	4	5	6	7	8	9	AB	R	H	RBI	BB	SO	LOB	BOTTOM								
Wade Boggs, L OBP: 0.330, SLG: 0.472 (1, 5)	G1-3			L8		P6		K		5	1	1	1	0	1	2	Cleveland Indians @ Boston Red Sox Fenway Park, Boston, MA Wed Aug 21 1991, 7:05 PM EDT Att: 33,000 - Cloudy - 66 F								
Jody Read, R OBP: 0.314, SLG: 0.346 (1, 4)	P3			E5				F7		5	2	2	0	0	0	0									
Carlos Quintana, R OBP: 0.373, SLG: 0.414 (1, 3)				1B						4	2	2	1	0	1	1									
Mo Vaughn, L OBP: 0.336, SLG: 0.357 (7, PH) (8, 3)	K			P4				G4-3		1	0	0	0	0	0	1									
Jack Clark, R OBP: 0.373, SLG: 0.441 (1, 10)										4	3	3	0	1	0	0									
Mike Greenwell, L OBP: 0.364, SLG: 0.436 (1, 7)										3	2	2	2	0	0	2									
Phil Plantier, L OBP: 0.500, SLG: 0.676 (6, 7)										2	1	1	3	0	0	0									
Ellis Burks, R OBP: 0.325, SLG: 0.445 (1, 8)										4	0	0	1	0	1	4									
Steve Lyons, L OBP: 0.299, SLG: 0.385 (7, 8)										1	0	0	0	0	0	0									
Tom Brunansky, R OBP: 0.298, SLG: 0.377 (1, 9)										3	1	2	1	1	0	1									
Tony Peña, R OBP: 0.283, SLG: 0.341 (1, 2)										4	0	1	2	0	0	2									
Luis Rivera, R OBP: 0.339, SLG: 0.423 (1, 6)										0	1	0	0	0	0	0									
Mike Brumley, S OBP: 0.253, SLG: 0.253 (4, 6)										3	0	1	1	0	0	0									
Inning Stats	R: 0 E: 0 K: 1 S: 8	H: 3 LOB: 0 BB: 0 P: 13	R: 2 E: 0 K: 0 S: 8	H: 3 LOB: 0 BB: 0 P: 11	R: 4 E: 2 K: 0 S: 15	H: 3 LOB: 1 BB: 0 P: 23	R: 0 E: 0 K: 0 S: 7	H: 0 LOB: 0 BB: 0 P: 10	R: 4 E: 0 K: 1 S: 18	H: 4 LOB: 2 BB: 2 P: 34	R: 3 E: 0 K: 0 S: 14	H: 4 LOB: 1 BB: 0 P: 22	R: 0 E: 0 K: 1 S: 11	H: 1 LOB: 1 BB: 0 P: 17	R: 0 E: 0 K: 0 S: 5	H: 0 LOB: 0 BB: 0 P: 9	1B: 9 2B: 4 3B: 1 HR: 1	SF: 0 SAC: 0 DP: 1 HBP: 1	WP: 0 PB: 1 SB: 0 CS: 0	PA: 42					
PITCHER	IP	WLS	BF	H	R	ER	SO	BB	IBB	HBP	BLK	WP	HR	S	P	ERA	WHIP								
Greg Swindell, L ERA: 3.35 (1, 1)	4.0	L	22	8	9	7	1	1	0	0	0	0	1	28	47	18.00	3.500								
Jesse Orasco, L ERA: 3.93 (5, 1)	2.0		13	6	4	4	1	1	0	0	0	0	0	11	17	0.00	1.000								
Rod Nichols, R ERA: 4.1 (7, 1)	1.0		4	1	0	0	1	0	0	0	0	0	0	5	9	0.00	0.000								
Steve Olin, R ERA: 3.79 (8, 1)	1.0		3	0	0	0	0	0	0	0	0	0	0	5	9	0.00	0.000								

Batter	1	2	3	4	5	6	7	8	9	AB	R	H	RBI	BB	SO	LOB	TOP					
Alex Cole, L OBP: 0.391, SLG: 0.354 (1, 10)	1-1 L8 1B	1-1 1B		2-3 K			1-0 SH1-3 2B		4-1 FC5-4 SH1-4 BB	4	2	3	1	1	1	1	Cleveland Indians @ Boston Red Sox Fenway Park, Boston, MA Wed Aug 21 1991, 7:05 PM EDT Att: 34,069 - Cloudy - 66 F					
Jerry Browne, S OBP: 0.291, SLG: 0.271 (1, 4)	3-3 K	3-2 1B			4-1 BB		0-0 SH1-3		1-0 SH1-4	2	0	1	2	1	1	1						
Carlos Baerga, S OBP: 0.354, SLG: 0.408 (1, 5)	3-2 L8	2-3 G6-3			0-3 K		0-1 G3		4-0 FC5-4 IBB	4	0	0	0	1	1	4						
Albert Belle, R OBP: 0.320, SLG: 0.543 Jose Gonzalez, R OBP: 0.103, SLG: 0.111 (7, 8)	0-1 1B		2-1 G6-3		3-2 P5		1-3 K		2-2 FC5-4	4	0	1	1	0	1	2						
Mark Whiten, S OBP: 0.302, SLG: 0.402 (1, 9)	3-H L4		2-2 CS 2B		2-2 G6-3			4-2 FC4-6 BB	1-0 L9	4	0	1	0	1	0	4						
Mike Aldrete, L OBP: 0.387, SLG: 0.325 (1, 3)		4-0 FC3-6 HBP 1B BB	1-3 K		1-1 CS BB 1B			2-2 FC4-6 E		3	1	1	0	1	1	2						
Glenallen Hill, R OBP: 0.323, SLG: 0.417 (7, 7)		2-3 K		2-3 K		4-2 CS BB		1-3 K		3	0	0	0	1	3	2						
Luis Lopez, R OBP: 0.286, SLG: 0.327 Joel Skinner, R OBP: 0.277, SLG: 0.317 (8, 2)		1-0 FC3-6 HBP	1-3 K		2-3 K		1-2 E1		1-2 1B	3	0	0	0	0	2	3						
Felix Fermin, R OBP: 0.306, SLG: 0.307 (1, 6)	0-1 FC3-6 1B		3-2 1B		1-2 G6-3		1-2 L8			0	0	0	0	0	0	6						
Inning Stats	R: 1 E: 0 K: 1 S: 13	H: 2 LOB: 1 BB: 0 P: 21	R: 3 E: 0 K: 1 S: 12	H: 2 LOB: 1 BB: 1 P: 25	R: 0 E: 0 K: 1 S: 8	H: 1 LOB: 0 BB: 0 P: 13	R: 0 E: 0 K: 3 S: 17	H: 1 LOB: 1 BB: 0 P: 25	R: 0 E: 0 K: 1 S: 11	H: 0 LOB: 1 BB: 1 P: 20	R: 0 E: 0 K: 1 S: 14	H: 1 LOB: 1 BB: 1 P: 22	R: 0 E: 0 K: 1 S: 7	H: 1 LOB: 1 BB: 0 P: 9	R: 0 E: 0 K: 1 S: 14	H: 0 LOB: 2 BB: 2 P: 22		R: 0 E: 0 K: 0 S: 6	H: 0 LOB: 0 BB: 2 P: 18	1B: 6 2B: 2 3B: 0 HR: 0	SF: 0 SAC: 1 DP: 0 HBP: 1	WP: 0 PB: 0 SB: 1 CS: 3
PITCHER	IP WLS BF H R ER SO BB IBB HBP BLK WP HR S P ERA WHIP	7.0 31 8 4 4 9 3 0 1 0 0 0 82 135 5.14 1.571	1.0 6 0 0 0 1 2 0 0 0 0 0 15 27 0.00 2.000	0.1 2 0 0 0 0 0 1 0 0 0 0 1 6 0.00 0.000	0.2 W 2 0 0 0 0 0 0 0 0 0 4 7 0.00 0.000	PITCHER										IP WLS BF H R ER SO BB IBB HBP BLK WP HR S P ERA WHIP	5.14 31 8 4 4 9 3 0 1 0 0 0 82 135 5.14 1.571					

AB	32
R	4
H	8
RBI	4
BB	6
SO	10
LOB	27



Batter	1	2	3	4	5	6	7	8	9	AB	R	H	RBI	BB	SO	LOB	BOTTOM			
Wade Boggs, L OBP: 0.326, SLG: 0.476 (1, 5)	1-0 G5-3		1-2 G4-3		3-2 L8		2-2 G4-3		0-2 HR	5	1	1	2	0	0	2	Cleveland Indians @ Boston Red Sox Fenway Park, Boston, MA Wed Aug 21 1991, 7:05 PM EDT Att: 34,069 - Cloudy - 66 F			
Jody Read, R OBP: 0.316, SLG: 0.352 (1, 4)	1-1 G4-3		3-2 1B WP		3-2 1B			1-0 G6-3 SF9 2B		4	1	3	1	0	0	0				
Carlos Quintana, R OBP: 0.372, SLG: 0.412 (1, 3)	0-0 E 1B		2-0 F9		1-3 K			2-1 G6-3		4	0	1	0	0	1	3				
Jack Clark, R OBP: 0.374, SLG: 0.440 (1, 10)	1-1 E5		2-2 1B		1-3 1B		1-1 F8		4-1 BB 1B BB	3	1	1	0	1	0	1				
Mike Greenwell, L OBP: 0.361, SLG: 0.433 (1, 7)	0-0 G3		1-0 G4-3				2-2 F7		0-0 SF9	3	0	0	1	0	0	4				
Ellis Burkes, R OBP: 0.325, SLG: 0.447 Phil Plantier, L OBP: 0.512, SLG: 0.676 (8, PH) (9, 9)		1-0 F8		1-1 G5-3		1-1 E7 2B		4-1 1B BB		3	0	1	0	0	0	0				
Tom Brunansky, R OBP: 0.296, SLG: 0.374 Mo Vaughn, L OBP: 0.341, SLG: 0.362 Tony Peña, R OBP: 0.283, SLG: 0.341 (8, PH) (9, 2)		1-3 K		0-0 P4		0-1 L1		2-2 1B		3	0	0	0	0	1	1				
John Marzano, R OBP: 0.233, SLG: 0.310 Steve Lyons, L OBP: 0.297, SLG: 0.382 (8, PH) (9, 8)		1-0 G1-3		1-0 G5-3			3-1 L7		2-1 P6	3	0	0	0	0	0	0				
Mike Brumley, S OBP: 0.276, SLG: 0.268 (1, 6)			1-0 G4-3 1B		1-2 G1-3		4-1 G4-3 BB		1-2 HR 1B	3	2	2	0	1	0	0				
Inning Stats	R: 0 E: 1 K: 0 S: 7	H: 1 LOB: 2 BB: 0 P: 10	R: 0 E: 0 K: 1 S: 5	H: 0 LOB: 0 BB: 0 P: 8	R: 1 E: 0 K: 0 S: 12	H: 3 LOB: 2 BB: 0 P: 22	R: 0 E: 0 K: 0 S: 4	H: 0 LOB: 0 BB: 0 P: 6	R: 0 E: 1 K: 0 S: 9	H: 1 LOB: 1 BB: 0 P: 13	R: 0 E: 0 K: 0 S: 6	H: 0 LOB: 0 BB: 1 P: 15	R: 2 E: 0 K: 0 S: 12	H: 2 LOB: 2 BB: 2 P: 27	R: 2 E: 0 K: 0 S: 7	H: 2 LOB: 0 BB: 0 P: 8		1B: 7 2B: 2 3B: 0 HR: 1	SF: 1 SAC: 0 DP: 1 HBP: 0	WP: 1 PB: 0 SB: 0 CS: 0
PITCHER	IP WLS BF H R ER SO BB IBB HBP BLK WP HR S P ERA WHIP	7.2 32 7 3 3 2 2 1 0 0 0 0 1 14 23 54.00 12.000	0.1 L 5 3 2 2 0 1 0 0 0 0 1 14 23 54.00 12.000	PITCHER										IP WLS BF H R ER SO BB IBB HBP BLK WP HR S P ERA WHIP	7.2 32 7 3 3 2 2 2 1 0 0 0 1 14 23 54.00 12.000					

AB	33
R	5
H	10
RBI	5
BB	3
SO	2
LOB	13



Batter	1	2	3	4	5	6	7	8	9	AB	R	H	RBI	BB	SO	LOB	TOP					
Tim Raines, S (1, 7) OBP: 0.368, SLG: 0.358										5	1	2	0	0	1	5	Chicago White Sox @ Cleveland Indians Cleveland Municipal Stadium, Cleveland, OH Fri Aug 23 1991, 7:05 PM EDT Att: 19,259 - Sunny - 73 F livebaseballscorecards.com					
Robin Ventura, L (1, 5) OBP: 0.379, SLG: 0.477										5	0	0	2	0	1	3						
Frank Thomas, R (1, 10) OBP: 0.455, SLG: 0.574										5	0	3	0	0	0	2						
Dan Pasqua, L (1, 3) OBP: 0.363, SLG: 0.452										3	0	0	0	1	1	2						
Carlton Fisk, R (1, 2) OBP: 0.330, SLG: 0.416										3	0	1	0	1	0	3						
Ron Karkovics, R (8, PR) OBP: 0.341, SLG: 0.496										0	0	0	0	0	0	0						
Warren Newson, L (1, 9) OBP: 0.424, SLG: 0.464										4	0	1	0	0	1	3						
Lance Johnson, L (1, 8) OBP: 0.276, SLG: 0.293										4	1	1	0	0	1	2						
Scott Fletcher, R (1, 4) OBP: 0.273, SLG: 0.270										4	0	2	0	0	0	1						
Joey Cora, S (9, PR) OBP: 0.310, SLG: 0.291										0	1	0	0	0	0	0						
Ozzie Guillen, L (1, 6) OBP: 0.273, SLG: 0.328										4	0	2	1	0	0	1						
Inning Stats	R: 0 E: 0 K: 0 S: 6	H: 1 LOB: 0 BB: 0 P: 12	R: 0 E: 0 K: 2 S: 13	H: 0 LOB: 1 BB: 1 P: 22	R: 0 E: 0 K: 0 S: 4	H: 0 LOB: 0 BB: 0 P: 8	R: 0 E: 0 K: 1 S: 7	H: 1 LOB: 1 BB: 1 P: 14	R: 0 E: 0 K: 0 S: 9	H: 1 LOB: 1 BB: 0 P: 10	R: 1 E: 0 K: 0 S: 12	H: 2 LOB: 1 BB: 0 P: 17	R: 0 E: 0 K: 0 S: 7	H: 2 LOB: 2 BB: 0 P: 12	R: 0 E: 0 K: 1 S: 14	H: 2 LOB: 2 BB: 0 P: 19	R: 2 E: 0 K: 1 S: 14	H: 3 LOB: 2 BB: 0 P: 18	1B: 11 2B: 1 3B: 0 HR: 0	SF: 0 SAC: 0 DP: 2 HBP: 0	WP: 0 PB: 0 SB: 1 CS: 0	PA: 39
PITCHER	IP WLS BF H R ER SO BB IBB HBP BLK WP HR S P ERA WHIP																					
Willie Blair, R (1, 1) ERA: 4.7	8.0 W 35 11 3 3 4 2 0 0 0 0 0 77 122 3.38 1.625																					
Shawn Hillegas, R (9, 1) ERA: 4.31	1.0 S 4 1 0 0 1 0 0 0 0 0 0 9 10 0.00 1.000																					

Batter	1	2	3	4	5	6	7	8	9	AB	R	H	RBI	BB	SO	LOB	BOTTOM			
Glenallen Hill, R (1, 8) OBP: 0.330, SLG: 0.436										3	1	1	0	1	0	0	Chicago White Sox @ Cleveland Indians Cleveland Municipal Stadium, Cleveland, OH Fri Aug 23 1991, 7:05 PM EDT Att: 19,259 - Sunny - 73 F livebaseballscorecards.com			
Chris James, R (1, 7) OBP: 0.276, SLG: 0.323										4	1	1	1	0	0	2				
Carlos Baerga, S (1, 4) OBP: 0.356, SLG: 0.423										4	0	2	1	0	0	2				
Albert Belle, R (1, 10) OBP: 0.317, SLG: 0.535										4	0	0	0	0	0	2				
Mark Whiten, S (1, 9) OBP: 0.302, SLG: 0.398										3	1	1	0	1	0	0				
Carlos Martinez, R (1, 3) OBP: 0.331, SLG: 0.400										4	0	1	0	0	1	1				
Mike Aldrete, L (9, 3) OBP: 0.391, SLG: 0.330										0	0	0	0	0	0	0				
Jeff Manto, R (1, 5) OBP: 0.315, SLG: 0.323										4	1	1	0	0	1	2				
Joel Skinner, R (1, 2) OBP: 0.286, SLG: 0.322										3	0	3	1	0	0	0				
Felix Fermin, R (1, 6) OBP: 0.300, SLG: 0.301										2	0	0	1	0	0	3				
Inning Stats	R: 0 E: 0 K: 0 S: 7	H: 0 LOB: 0 BB: 0 P: 11	R: 1 E: 0 K: 0 S: 11	H: 3 LOB: 2 BB: 0 P: 14	R: 2 E: 0 K: 0 S: 11	H: 2 LOB: 1 BB: 2 P: 22	R: 1 E: 0 K: 0 S: 13	H: 3 LOB: 2 BB: 0 P: 15	R: 0 E: 0 K: 1 S: 7	H: 0 LOB: 0 BB: 0 P: 8	R: 0 E: 0 K: 0 S: 7	H: 1 LOB: 0 BB: 0 P: 12	R: 0 E: 0 K: 0 S: 9	H: 1 LOB: 1 BB: 0 P: 14	R: 0 E: 0 K: 1 S: 6	H: 0 LOB: 0 BB: 0 P: 9	1B: 8 2B: 2 3B: 0 HR: 0	SF: 1 SAC: 0 DP: 1 HBP: 0	WP: 0 PB: 0 SB: 0 CS: 1	PA: 34
PITCHER	IP WLS BF H R ER SO BB IBB HBP BLK WP HR S P ERA WHIP																			
Greg Hibbard, L (1, 1) ERA: 4.43	3.1 L 19 8 4 4 0 2 0 0 0 0 0 39 59 10.80 3.000																			
Ken Patterson, L (4, 1) ERA: 2.53	4.2 15 2 0 0 2 0 0 0 0 0 0 32 46 0.00 0.429																			

Batter	1	2	3	4	5	6	7	8	9	AB	R	H	RBI	BB	SO	LOB	TOP								
Tim Raines, S OBP: 0.369, SLG: 0.358 (1, 7)	F8		K			G6-3	CS	G1-3		3	1	1	0	1	1	0	Chicago White Sox @ Cleveland Indians Cleveland Municipal Stadium, Cleveland, OH Sat Aug 24 1991, 3:33 AM EDT Att: 13,915 - Sunny - 73 F livebaseballscorecards.com								
Robin Ventura, L OBP: 0.378, SLG: 0.475 (1, 5)	G1-3		K			G6-3		G1-3		4	0	1	0	0	1	1									
Frank Thomas, R OBP: 0.454, SLG: 0.570 (1, 10)						G6-3		P3		3	0	0	0	1	0	2									
Dan Pasqua, L OBP: 0.361, SLG: 0.448 (1, 3)	G4-3					G4-3		K		3	0	0	0	1	1	2									
Lance Johnson, L OBP: 0.278, SLG: 0.299 (1, 8)			K							4	0	2	0	0	2	0									
Ron Karkovics, R OBP: 0.341, SLG: 0.488 (9, PH)										2	0	0	0	1	1	3									
Warren Newson, L OBP: 0.429, SLG: 0.464 (9, PH)										0	0	0	0	1	0	0									
Mike Huff, R OBP: 0.365, SLG: 0.361 (9, PH)										3	0	0	0	0	0	1									
Matt Merullo, L OBP: 0.263, SLG: 0.298 (9, PH)										1	0	0	0	0	0	1									
Scott Fletcher, R OBP: 0.269, SLG: 0.266 (9, PH)										3	0	0	0	0	1	1									
Joey Cora, S OBP: 0.300, SLG: 0.289 (9, PH)										1	0	0	0	0	0	1									
Ozzie Guillen, L OBP: 0.274, SLG: 0.328 (1, 6)										3	0	1	0	0	0	0									
Inning Stats	R: 0 E: 0 K: 0 S: 6	H: 0 LOB: 1 BB: 1 P: 11	R: 0 E: 0 K: 2 S: 15	H: 0 LOB: 1 BB: 1 P: 22	R: 0 E: 0 K: 2 S: 7	H: 0 LOB: 0 BB: 0 P: 7	R: 0 E: 0 K: 1 S: 8	H: 1 LOB: 1 BB: 0 P: 11	R: 0 E: 0 K: 0 S: 3	H: 0 LOB: 0 BB: 0 P: 6	R: 1 E: 0 K: 0 S: 15	H: 2 LOB: 2 BB: 2 P: 30	R: 0 E: 0 K: 0 S: 6	H: 1 LOB: 1 BB: 0 P: 9	R: 0 E: 0 K: 1 S: 18	H: 1 LOB: 1 BB: 1 P: 25	R: 0 E: 0 K: 1 S: 6	H: 0 LOB: 1 BB: 1 P: 12	R: 0 E: 0 K: 1 S: 6	H: 0 LOB: 1 BB: 1 P: 12	1B: 4 2B: 0 3B: 1 HR: 0	SF: 0 SAC: 0 DP: 1 HBP: 0	WP: 0 PB: 0 SB: 2 CS: 1	PA: 36	
PITCHER	IP	WLS	BF	H	R	ER	SO	BB	IBB	HBP	BLK	WP	HR	S	P	ERA	WHIP								
Charles Nagy, R ERA: 3.97 (1, 1)	8.0	W	31	5	1	1	6	4	0	0	0	0	0	78	121	1.12	1.125								
Steve Olin, R ERA: 3.98 (9, 1)	1.0	S	4	0	0	0	1	1	0	0	0	0	0	6	12	0.00	1.000								

Batter	1	2	3	4	5	6	7	8	9	AB	R	H	RBI	BB	SO	LOB	BOTTOM								
Glenallen Hill, R OBP: 0.329, SLG: 0.433 (1, 8)	K		G4-3					F9		4	0	1	1	0	1	1	Chicago White Sox @ Cleveland Indians Cleveland Municipal Stadium, Cleveland, OH Sat Aug 24 1991, 3:33 AM EDT Att: 13,915 - Sunny - 73 F livebaseballscorecards.com								
Jerry Browne, S OBP: 0.277, SLG: 0.266 (1, 5)	G4-3							P5		4	0	0	0	0	1	3									
Carlos Baerga, S OBP: 0.355, SLG: 0.420 (1, 4)	K							P4		3	0	0	0	0	2	0									
Albert Belle, R OBP: 0.314, SLG: 0.529 (1, 10)								K		4	0	0	0	0	2	1									
Mark Whiten, S OBP: 0.304, SLG: 0.401 (1, 9)								G6-3		3	1	1	0	1	0	1									
Mike Aldrete, L OBP: 0.397, SLG: 0.333 (1, 3)										2	0	1	1	1	1	0									
Chris James, R OBP: 0.276, SLG: 0.325 (1, 7)										3	1	1	0	0	0	3									
Joel Skinner, R OBP: 0.287, SLG: 0.319 (1, 2)										2	0	0	0	1	1	1									
Felix Fermin, R OBP: 0.300, SLG: 0.299 (1, 6)										2	0	0	0	1	2	1									
Inning Stats	R: 0 E: 0 K: 2 S: 10	H: 0 LOB: 0 BB: 0 P: 16	R: 0 E: 0 K: 1 S: 15	H: 0 LOB: 2 BB: 2 P: 27	R: 0 E: 0 K: 1 S: 7	H: 0 LOB: 0 BB: 0 P: 8	R: 0 E: 0 K: 1 S: 6	H: 0 LOB: 1 BB: 0 P: 7	R: 1 E: 1 K: 2 S: 15	H: 2 LOB: 2 BB: 1 P: 24	R: 1 E: 0 K: 1 S: 12	H: 2 LOB: 1 BB: 0 P: 14	R: 0 E: 0 K: 1 S: 6	H: 0 LOB: 1 BB: 1 P: 13	R: 0 E: 0 K: 1 S: 7	H: 0 LOB: 0 BB: 0 P: 10		1B: 2 2B: 2 3B: 0 HR: 0	SF: 0 SAC: 0 DP: 0 HBP: 1	WP: 0 PB: 0 SB: 1 CS: 0	PA: 32				
PITCHER	IP	WLS	BF	H	R	ER	SO	BB	IBB	HBP	BLK	WP	HR	S	P	ERA	WHIP								
Jack McDowell, R ERA: 3.32 (1, 1)	8.0	L	32	4	2	2	10	4	0	1	0	0	0	78	119	2.25	1.000								

Batter	1	2	3	4	5	6	7	8	9	AB	R	H	RBI	BB	SO	LOB	TOP					
Tim Raines, S (1, 10) OBP: 0.368, SLG: 0.358										3	0	1	0	0	0	2	Chicago White Sox @ Cleveland Indians Cleveland Municipal Stadium, Cleveland, OH Sun Aug 25 1991, 7:05 PM EDT Att: 10,106 - Sunny - 78 F livebaseballscorecards.com					
Warren Newton, L (1, 7) OBP: 0.415, SLG: 0.446										4	0	0	0	0	2	2						
Robin Ventura, L (1, 5) OBP: 0.375, SLG: 0.471										4	0	0	0	0	0	1						
Frank Thomas, R (1, 3) OBP: 0.452, SLG: 0.567										4	0	1	0	0	0	1						
Carlton Fisk, R (1, 2) OBP: 0.326, SLG: 0.411										4	0	0	0	0	0	2						
Dan Pasqua, L (1, 9) OBP: 0.359, SLG: 0.444										3	0	0	0	0	1	0						
Lance Johnson, L (1, 8) OBP: 0.276, SLG: 0.297										3	0	0	0	0	0	0						
Scott Fletcher, R (1, 4) OBP: 0.270, SLG: 0.267										3	0	1	0	0	0	0						
Joey Cora, S (8, PR) OBP: 0.309, SLG: 0.289										0	0	0	0	0	0	0						
Ozzie Guillen, L (1, 6) OBP: 0.274, SLG: 0.326										2	0	0	0	1	1	1						
Inning Stats	R: 0 E: 1 K: 1 S: 11	H: 1 LOB: 1 BB: 0 P: 19	R: 0 E: 0 K: 0 S: 9	H: 0 LOB: 0 BB: 0 P: 12	R: 0 E: 0 K: 0 S: 4	H: 0 LOB: 0 BB: 1 P: 11	R: 0 E: 0 K: 0 S: 9	H: 1 LOB: 1 BB: 0 P: 14	R: 0 E: 0 K: 0 S: 6	H: 0 LOB: 0 BB: 0 P: 11	R: 0 E: 1 K: 1 S: 8	H: 0 LOB: 1 BB: 0 P: 12	R: 0 E: 0 K: 1 S: 8	H: 0 LOB: 0 BB: 0 P: 10	R: 0 E: 0 K: 1 S: 8	H: 1 LOB: 1 BB: 0 P: 11	R: 0 E: 1 K: 0 S: 8	H: 0 LOB: 1 BB: 0 P: 10	1B: 3 2B: 0 3B: 0 HR: 0	SF: 0 SAC: 1 DP: 0 HBP: 0	WP: 0 PB: 0 SB: 0 CS: 2	PA: 33
PITCHER Rod Nichols, R (1, 1) ERA: 3.78	IP: 9.0 WLS: W BF: 32 H: 3 R: 0 ER: 0 SO: 4 BB: 1 IBB: 0 HBP: 0 BLK: 0 WP: 0 HR: 0 S: 71 P: 110 ERA: 0.00 WHIP: 0.444															PITCHER Rod Nichols, R (1, 1) ERA: 3.78	IP: 9.0 WLS: W BF: 32 H: 3 R: 0 ER: 0 SO: 4 BB: 1 IBB: 0 HBP: 0 BLK: 0 WP: 0 HR: 0 S: 71 P: 110 ERA: 0.00 WHIP: 0.444					

Batter	1	2	3	4	5	6	7	8	9	AB	R	H	RBI	BB	SO	LOB	BOTTOM			
Glenallen Hill, R (1, 8) OBP: 0.328, SLG: 0.429										4	1	1	0	0	0	1	Chicago White Sox @ Cleveland Indians Cleveland Municipal Stadium, Cleveland, OH Sun Aug 25 1991, 7:05 PM EDT Att: 10,106 - Sunny - 78 F livebaseballscorecards.com			
Jerry Browne, S (1, 5) OBP: 0.280, SLG: 0.270										4	1	2	0	0	0	1				
Carlos Baerga, S (1, 4) OBP: 0.353, SLG: 0.417										3	0	0	0	0	0	2				
Albert Belle, R (1, 10) OBP: 0.318, SLG: 0.531										4	0	3	2	0	1	0				
Mark Whiten, S (1, 9) OBP: 0.304, SLG: 0.399										4	1	1	0	0	1	3				
Mike Aldrete, L (1, 3) OBP: 0.393, SLG: 0.339										4	0	1	0	0	1	2				
Chris James, R (1, 7) OBP: 0.278, SLG: 0.327										4	0	2	1	0	0	3				
Joel Skinner, R (1, 2) OBP: 0.283, SLG: 0.315										3	0	0	0	0	1	3				
Felix Fermin, R (1, 6) OBP: 0.300, SLG: 0.300										3	0	1	0	0	0	1				
Inning Stats	R: 0 E: 0 K: 0 S: 13	H: 2 LOB: 2 BB: 0 P: 18	R: 0 E: 0 K: 2 S: 8	H: 1 LOB: 1 BB: 0 P: 11	R: 0 E: 0 K: 0 S: 9	H: 1 LOB: 1 BB: 0 P: 12	R: 1 E: 0 K: 0 S: 12	H: 2 LOB: 1 BB: 0 P: 17	R: 0 E: 0 K: 2 S: 7	H: 0 LOB: 0 BB: 0 P: 10	R: 0 E: 0 K: 2 S: 8	H: 0 LOB: 0 BB: 0 P: 11	R: 0 E: 0 K: 0 S: 7	H: 1 LOB: 1 BB: 0 P: 7	R: 2 E: 0 K: 0 S: 13	H: 4 LOB: 2 BB: 0 P: 22		1B: 10 2B: 2 3B: 0 HR: 0	SF: 0 SAC: 1 DP: 1 HBP: 0	WP: 0 PB: 0 SB: 0 CS: 1
PITCHER Alex Fernandez, R (1, 1) ERA: 5.18	IP: 7.1 WLS: L BF: 31 H: 10 R: 3 ER: 3 SO: 3 BB: 0 IBB: 0 HBP: 0 BLK: 0 WP: 0 HR: 0 S: 71 P: 98 ERA: 3.68 WHIP: 1.364															PITCHER Melido Perez, R (8, 1) ERA: 3.09	IP: 0.2 WLS: L BF: 3 H: 1 R: 0 ER: 0 SO: 0 BB: 0 IBB: 0 HBP: 0 BLK: 0 WP: 0 HR: 0 S: 6 P: 10 ERA: 0.00 WHIP: 1.500			

Batter	1	2	3	4	5	6	7	8	9	AB	R	H	RBI	BB	SO	LOB	TOP					
Dan Gladden, R (1, 7) OBP: 0.328, SLG: 0.383	G4-3 2B		F8					G4-3		4	0	2	0	0	0	0	Minnesota Twins @ Cleveland Indians Cleveland Municipal Stadium, Cleveland, OH Mon Aug 26 1991, 7:05 PM EDT Att: 5,003 - Sunny - 82 F					
Chuck Knoblauch, R (1, 4) OBP: 0.344, SLG: 0.342	G4-3		FC6-4 1B		CS	K2-3		HR		4	1	2	0	0	1	1						
Kirby Puckett, R (1, 8) OBP: 0.361, SLG: 0.480	K		FC6-4 1B			HR		HR		4	2	2	2	0	1	2						
Chili Davis, S (1, 10) OBP: 0.377, SLG: 0.511	L8				F9			G5-3		4	0	0	0	0	2							
Brian Harper, R (1, 2) OBP: 0.339, SLG: 0.446		FC6-4 1B				HR		P4		4	1	2	2	0	1	0						
Shane Mack, R (1, 9) OBP: 0.363, SLG: 0.557		K				K				4	1	1	1	0	3	1						
Gene Larkin, S (1, 3) OBP: 0.350, SLG: 0.354		F7				G5-3				4	0	1	0	0	1	1						
Scott Leius, R (1, 5) OBP: 0.376, SLG: 0.410		FC6-4			CS	G6-3		F8		4	0	0	0	0	0	1						
Greg Gagne, R (1, 6) OBP: 0.304, SLG: 0.389					F9	G6-3		P6		3	0	0	0	0	0	0						
Inning Stats	R: 0 E: 0 K: 1 S: 8	H: 1 LOB: 1 BB: 0 P: 15	R: 0 E: 0 K: 1 S: 8	H: 1 LOB: 1 BB: 0 P: 14	R: 0 E: 0 K: 0 S: 7	H: 1 LOB: 1 BB: 0 P: 14	R: 1 E: 0 K: 1 S: 6	H: 2 LOB: 0 BB: 0 P: 9	R: 0 E: 0 K: 2 S: 10	H: 1 LOB: 0 BB: 0 P: 12	R: 2 E: 0 K: 0 S: 10	H: 2 LOB: 0 BB: 0 P: 14	R: 0 E: 0 K: 0 S: 6	H: 0 LOB: 0 BB: 0 P: 9	R: 2 E: 0 K: 0 S: 7	H: 2 LOB: 0 BB: 0 P: 10	R: 0 E: 0 K: 2 S: 7	H: 0 LOB: 0 BB: 0 P: 12	1B: 6 2B: 1 3B: 0 HR: 3	SF: 0 SAC: 0 DP: 0 HBP: 0	WP: 0 PB: 0 SB: 0 CS: 2	PA: 37
PITCHER	IP	WLS	BF	H	R	ER	SO	BB	IBB	HBP	BLK	WP	HR	S	P	ERA	WHIP					
Dave Otto, L (1, 1) ERA: 3.34	8.0	L	32	10	5	5	5	0	0	0	0	0	3	59	97	5.62	1.250					
Shawn Hillegas, R (9, 1) ERA: 4.24	1.0	S	3	0	0	0	2	0	0	0	0	0	0	7	12	0.00	0.000					

AB	35
R	5
H	10
RBI	5
BB	0
SO	7
LOB	8



Batter	1	2	3	4	5	6	7	8	9	AB	R	H	RBI	BB	SO	LOB	BOTTOM				
Glenallen Hill, R (1, 8) OBP: 0.321, SLG: 0.419	G4-3		G6-3			F8	FC6-4		K	5	0	0	0	0	1	5	Minnesota Twins @ Cleveland Indians Cleveland Municipal Stadium, Cleveland, OH Mon Aug 26 1991, 7:05 PM EDT Att: 5,003 - Sunny - 82 F				
Jerry Browne, S (1, 5) OBP: 0.280, SLG: 0.270	G1-3				F8	G3 1B		F8		4	1	1	0	0	0	0					
Carlos Baerga, S (1, 4) OBP: 0.350, SLG: 0.413	G1-3				K	G3		F8		4	0	0	0	0	1	2					
Albert Belle, R (1, 7) OBP: 0.320, SLG: 0.530		G6-3			P4					3	0	1	2	0	0	0					
Mark Whiten, S (1, 9) OBP: 0.301, SLG: 0.394		L5				F7	F8		G4-3	4	0	0	0	0	2						
Mike Aldrete, L (1, 3) OBP: 0.389, SLG: 0.331		G6-3				K		G4-3		3	1	0	0	1	1	0					
Carlos Martinez, R (1, 10) OBP: 0.345, SLG: 0.414									G3 1B	3	0	3	0	0	0	0					
Alex Cole, L (9, PH) OBP: 0.390, SLG: 0.351						F9 WP		G4-3		1	0	0	0	0	0	1					
Joel Skinner, R (1, 2) OBP: 0.280, SLG: 0.311									G3	3	0	0	0	0	1	3					
Luis Lopez, R (9, PH) OBP: 0.299, SLG: 0.340									WP	1	0	1	1	0	0	0					
Felix Fermin, R (1, 6) OBP: 0.303, SLG: 0.301									WP	2	1	1	0	1	0	1					
Chris James, R (9, PH) OBP: 0.278, SLG: 0.326									K	1	0	0	0	0	1	1					
Inning Stats	R: 0 E: 0 K: 0 S: 5	H: 0 LOB: 0 BB: 0 P: 9	R: 0 E: 0 K: 0 S: 8	H: 0 LOB: 0 BB: 0 P: 12	R: 0 E: 0 K: 1 S: 10	H: 1 LOB: 1 BB: 0 P: 14	R: 0 E: 0 K: 1 S: 8	H: 0 LOB: 0 BB: 0 P: 8	R: 0 E: 0 K: 0 S: 9	H: 3 LOB: 1 BB: 0 P: 11	R: 0 E: 0 K: 0 S: 8	H: 1 LOB: 2 BB: 1 P: 15	R: 0 E: 0 K: 0 S: 7	H: 0 LOB: 1 BB: 0 P: 10	R: 1 E: 0 K: 2 S: 19	H: 1 LOB: 1 BB: 1 P: 30	1B: 7 2B: 0 3B: 0 HR: 0	SF: 0 SAC: 0 DP: 0 HBP: 1	WP: 2 PB: 0 SB: 0 CS: 0	PA: 37	
PITCHER	IP	WLS	BF	H	R	ER	SO	BB	IBB	HBP	BLK	WP	HR	S	P	ERA	WHIP				
Kevin Tapani, R (1, 1) ERA: 2.94	8.0	W	32	6	2	2	3	1	0	0	0	1	0	63	91	2.25	0.875				
Rick Aguilera, R (9, 1) ERA: 2.45	1.0	S	5	1	1	1	2	1	0	0	0	1	0	19	30	9.00	2.000				

AB	34
R	3
H	7
RBI	3
BB	2
SO	5
LOB	15



Batter	1	2	3	4	5	6	7	8	9	AB	R	H	RBI	BB	SO	LOB	TOP			
Dan Gladden, R OBP: 0.325, SLG: 0.380	1-1 G5-3		3-2 SF8			0-0 F8		1-3 K		3	0	0	1	0	1	1				
Chuck Knoblauch, R OBP: 0.341, SLG: 0.339	1-2 F8		2-3 L7			3-2 G1-3			0-0 L8	4	0	0	0	0	0	1				
Kirby Puckett, R OBP: 0.358, SLG: 0.476	2-2 G4-3			1-2 F9			1-1 L9		1-3 K	4	0	0	0	0	1	0				
Chili Davis, S OBP: 0.376, SLG: 0.509		3-3 K		3-0 G6-3			1-1 L7		3-2 1B	4	0	1	0	0	1	0				
Al Newman, S OBP: 0.272, SLG: 0.232										0	0	0	0	0	0	0				
Brian Harper, R OBP: 0.339, SLG: 0.445		2-1 F8		1-2 F8			0-0 1B		2-1 1B	3	0	1	0	0	0	0				
Kent Hrbek, L OBP: 0.371, SLG: 0.450										1	0	1	0	0	0	0				
Shane Mack, R OBP: 0.360, SLG: 0.552		1-2 G4-3			0-0 G1-3		1-3 K		1-0 G4-3	3	0	0	0	0	1	1				
Randy Bush, L OBP: 0.381, SLG: 0.476										1	0	0	0	0	2					
Gene Larkin, S OBP: 0.345, SLG: 0.348			2-3 K		0-0 L3			0-3 K		3	0	0	0	0	2	0				
Scott Leius, R OBP: 0.380, SLG: 0.415			2-2 2B SF8 1B		0-1 F8			1-1 CS 1B		3	1	2	0	0	0	0				
Greg Gagne, R OBP: 0.304, SLG: 0.391			1-2 SF8 2B			0-0 F9		0-1 F9		3	0	1	0	0	0	1				
Inning Stats	R: 0 E: 0 K: 0 S: 9	H: 0 LOB: 0 BB: 0 P: 13	R: 0 E: 0 K: 1 S: 8	H: 0 LOB: 0 BB: 0 P: 14	R: 1 E: 0 K: 1 S: 17	H: 2 LOB: 1 BB: 0 P: 26	R: 0 E: 0 K: 0 S: 7	H: 0 LOB: 0 BB: 0 P: 12	R: 0 E: 0 K: 0 S: 4	H: 0 LOB: 0 BB: 0 P: 4	R: 0 E: 0 K: 1 S: 5	H: 1 LOB: 1 BB: 0 P: 8	R: 0 E: 0 K: 1 S: 13	H: 1 LOB: 1 BB: 0 P: 15	R: 0 E: 0 K: 1 S: 11	H: 2 LOB: 2 BB: 0 P: 18	1B: 5 2B: 1 3B: 0 HR: 0	SF: 1 SAC: 0 DP: 0 HBP: 0	WP: 0 PA: 33 PB: 0 SB: 0 CS: 1	
PITCHER	IP WLS BF H R ER SO BB IBB HBP BLK WP HR S P ERA WHIP																			
Greg Swindell, L ERA: 3.25	(1, 1) 8.2 W 31 5 1 1 6 0 0 0 0 0 0 79 115 1.04 0.577																			
Steve Olin, R ERA: 3.95	(9, 1) 0.1 S 2 1 0 0 0 0 0 0 0 0 0 3 6 0.00 3.000																			

Minnesota Twins @ Cleveland Indians
Cleveland Municipal Stadium, Cleveland, OH
Tue Aug 27 1991, 7:05 PM EDT
Att: 7,664 - Cloudy - 78 F

AB 32
R 1
H 6
RBI 1
BB 0
SO 6
LOB 6




Batter	1	2	3	4	5	6	7	8	9	AB	R	H	RBI	BB	SO	LOB	BOTTOM			
Glenallen Hill, R OBP: 0.324, SLG: 0.421	2-2 1B		2-0 F9		2-2 CS 1B		1-0 FC5-2			4	0	2	0	0	0	2				
Jerry Browne, S OBP: 0.278, SLG: 0.270	1-1 F8		3-2 G4-3 1B		2-0 F8		3-3 K			4	0	1	0	0	1	4				
Carlos Baerga, S OBP: 0.349, SLG: 0.412	1-1 F9		3-1 G4-3			0-1 G5-3 1B		0-1 G6-3		4	0	1	0	0	0	2				
Albert Belle, R OBP: 0.322, SLG: 0.532	2-0 1B		2-0 P3			0-0 G5-3		2-2 1B 2B		4	1	2	0	0	0	2				
Jose Gonzalez, R OBP: 0.103, SLG: 0.111	1-2 1B					1-2 1B				0	0	0	0	0	0	0				
Mark Whiten, S OBP: 0.303, SLG: 0.394	2-2 G4-3			1-1 1B FC6-4 1B		3-3 K		4-1 1B BB		3	1	1	0	1	1	3				
Mike Aldrete, L OBP: 0.386, SLG: 0.328		0-1 G4-3		1-0 FC6-4 1B		1-2 F9		2-1 F7		4	0	1	0	0	0	3				
Carlos Martinez, R OBP: 0.349, SLG: 0.416		1-2 G2-3 1B		0-0 FC6-4 G6-4-3 1B			1-1 L8	0-1 FC4 1B		4	0	2	2	0	0	1				
Joel Skinner, R OBP: 0.275, SLG: 0.305		0-2 G2-3		0-2 G6-4-3			2-1 E6 FC5-2 1B	0-0 FC4		4	0	0	0	0	0	4				
Felix Fermin, R OBP: 0.303, SLG: 0.301		0-2 G1-3			1-0 L4		3-2 FC5-2 1B			3	0	1	0	0	0	1				
Inning Stats	R: 0 E: 0 K: 0 S: 12	H: 2 LOB: 2 BB: 0 P: 19	R: 0 E: 0 K: 0 S: 12	H: 1 LOB: 1 BB: 0 P: 13	R: 0 E: 0 K: 0 S: 7	H: 1 LOB: 1 BB: 0 P: 17	R: 1 E: 0 K: 0 S: 7	H: 2 LOB: 0 BB: 0 P: 9	R: 0 E: 0 K: 1 S: 6	H: 1 LOB: 1 BB: 0 P: 10	R: 0 E: 0 K: 1 S: 10	H: 1 LOB: 2 BB: 0 P: 14	R: 0 E: 1 K: 1 S: 11	H: 1 LOB: 2 BB: 0 P: 21	R: 1 E: 0 K: 0 S: 12	H: 2 LOB: 2 BB: 1 P: 20	1B: 10 2B: 1 3B: 0 HR: 0	SF: 0 SAC: 0 DP: 1 HBP: 0	WP: 0 PA: 35 PB: 0 SB: 0 CS: 1	
PITCHER	IP WLS BF H R ER SO BB IBB HBP BLK WP HR S P ERA WHIP																			
Jack Morris, R ERA: 3.88	(1, 1) 7.2 L 34 11 2 2 2 1 0 0 0 0 0 76 122 2.35 1.565																			
Steve Bedrosian, R ERA: 3.69	(8, 1) 0.1 1 0 0 0 0 0 0 0 0 0 0 1 1 0.00 0.000																			

Minnesota Twins @ Cleveland Indians
Cleveland Municipal Stadium, Cleveland, OH
Tue Aug 27 1991, 7:05 PM EDT
Att: 7,664 - Cloudy - 78 F

AB 34
R 2
H 11
RBI 2
BB 1
SO 2
LOB 22



Batter	1	2	3	4	5	6	7	8	9	AB	R	H	RBI	BB	SO	LOB	TOP					
Dan Gladden, R (1, 7) OBP: 0.321, SLG: 0.374	E5 SH1-4 1B	F9				G5-3		G5-3		5	0	0	0	0	0	2	Minnesota Twins @ Cleveland Indians Cleveland Municipal Stadium, Cleveland, OH Wed Aug 28 1991, 7:05 PM EDT Att: 5,317 - Sunny - 82 F					
Randy Bush, L (1, 10) OBP: 0.395, SLG: 0.492	SH1-4 1B		L3					E8 1B		4	1	3	1	0	0							
Chuck Knoblauch, R (1, 4) OBP: 0.339, SLG: 0.336	SH1-4 1B		L4					G5-3		4	0	0	0	0	4							
Kent Hrbek, L (1, 3) OBP: 0.376, SLG: 0.455	BB		2B							3	1	2	0	2	1	0						
Brian Harper, R (1, 2) OBP: 0.340, SLG: 0.448	P3		2B					G5-3		5	0	2	2	0	6							
Shane Mack, R (1, 8) OBP: 0.358, SLG: 0.547	K		G5-3							5	0	1	0	0	2	9						
Mike Pagliarulo, L (1, 5) OBP: 0.339, SLG: 0.416										5	1	2	0	0	3							
Gene Larkin, S (1, 9) OBP: 0.347, SLG: 0.350										5	1	2	0	0	3							
Greg Gagne, R (1, 6) OBP: 0.304, SLG: 0.390										4	0	1	0	0	1	3						
Inning Stats	R: 0 E: 1 K: 1 S: 15	H: 1 LOB: 3 BB: 1 P: 23	R: 1 E: 0 K: 0 S: 10	H: 2 LOB: 0 BB: 0 P: 14	R: 1 E: 0 K: 0 S: 7	H: 2 LOB: 1 BB: 0 P: 11	R: 0 E: 0 K: 0 S: 6	H: 1 LOB: 0 BB: 0 P: 9	R: 0 E: 1 K: 0 S: 8	H: 1 LOB: 3 BB: 1 P: 13	R: 0 E: 0 K: 0 S: 8	H: 2 LOB: 1 BB: 0 P: 12	R: 1 E: 0 K: 1 S: 13	H: 2 LOB: 2 BB: 0 P: 18	R: 1 E: 2 K: 1 S: 13	H: 1 LOB: 1 BB: 0 P: 16	R: 0 E: 1 K: 1 S: 9	H: 1 LOB: 2 BB: 0 P: 14	1B: 10 2B: 3 3B: 0 HR: 0	SF: 0 SAC: 1 DP: 3 HBP: 1	WP: 0 PB: 0 SB: 0 CS: 0	PA: 44
PITCHER	IP WLS BF H R ER SO BB IBB HBP BLK WP HR S P ERA WHIP																					
Eric King, R (1, 1) ERA: 4.73	6.1 L 30 9 3 3 1 1 1 1 0 0 0 59 91 4.26 1.579																					
Jesse Orosco, L (7, 1) ERA: 3.93	0.0 1 1 0 0 0 0 0 0 0 0 0 1 1 ∞ ∞																					
Jeff Shaw, R (7, 1) ERA: 2.87	2.2 13 3 1 0 3 0 0 0 0 0 0 29 38 0.00 1.125																					

Batter	1	2	3	4	5	6	7	8	9	AB	R	H	RBI	BB	SO	LOB	BOTTOM					
Jerry Browne, S (1, 5) OBP: 0.279, SLG: 0.269	F7		FC6-5 1B					F9		4	0	1	0	0	0	0	Minnesota Twins @ Cleveland Indians Cleveland Municipal Stadium, Cleveland, OH Wed Aug 28 1991, 7:05 PM EDT Att: 5,317 - Sunny - 82 F					
Luis Lopez, R (1, 3) OBP: 0.279, SLG: 0.316	P4		FC6-5 1B					G4-3		4	0	0	0	0	2							
Carlos Baerga, S (1, 4) OBP: 0.351, SLG: 0.413	F8		F9							4	1	2	0	0	2							
Albert Belle, R (1, 7) OBP: 0.319, SLG: 0.526										4	0	0	0	0	2							
Mark Whiten, S (1, 9) OBP: 0.305, SLG: 0.403										4	1	2	2	0	0	0						
Carlos Martinez, R (1, 10) OBP: 0.346, SLG: 0.411										4	0	1	0	0	1	1						
Jose Gonzalez, R (1, 8) OBP: 0.398, SLG: 0.105										3	0	0	0	0	2							
Mike Aldrete, L (9, PH) OBP: 0.383, SLG: 0.326										1	0	0	0	0	0	0						
Joel Skinner, R (1, 2) OBP: 0.276, SLG: 0.306										3	0	1	0	0	0	0						
Alex Cole, L (7, PR) OBP: 0.390, SLG: 0.351										0	0	0	0	0	0	0						
Jeff Manto, R (8, 3) OBP: 0.315, SLG: 0.323										0	0	0	0	0	0	0						
Felix Fermin, R (1, 6) OBP: 0.304, SLG: 0.299										2	0	0	0	1	0	1						
Inning Stats	R: 0 E: 0 K: 0 S: 9	H: 0 LOB: 0 BB: 0 P: 13	R: 0 E: 0 K: 0 S: 8	H: 1 LOB: 1 BB: 0 P: 14	R: 0 E: 0 K: 0 S: 10	H: 1 LOB: 2 BB: 1 P: 17	R: 0 E: 0 K: 0 S: 12	H: 1 LOB: 1 BB: 0 P: 19	R: 0 E: 0 K: 0 S: 7	H: 0 LOB: 0 BB: 0 P: 10	R: 2 E: 0 K: 0 S: 17	H: 2 LOB: 0 BB: 0 P: 23	R: 0 E: 0 K: 0 S: 5	H: 1 LOB: 1 BB: 0 P: 5	R: 0 E: 0 K: 0 S: 8	H: 1 LOB: 1 BB: 0 P: 12	R: 0 E: 0 K: 1 S: 7	H: 0 LOB: 0 BB: 0 P: 12	1B: 6 2B: 0 3B: 0 HR: 1	SF: 0 SAC: 0 DP: 1 HBP: 0	WP: 0 PB: 0 SB: 0 CS: 0	PA: 34
PITCHER	IP WLS BF H R ER SO BB IBB HBP BLK WP HR S P ERA WHIP																					
David West, L (1, 1) ERA: 4.66	6.0 W 24 5 2 2 2 0 1 0 0 0 0 63 96 3.00 1.000																					
Carl Willis, R (7, 1) ERA: 1.89	2.0 7 2 0 0 0 0 0 0 0 0 0 13 17 0.00 1.000																					
Rick Aguilera, R (9, 1) ERA: 2.41	1.0 S 3 0 0 0 1 0 0 0 0 0 0 7 12 0.00 0.000																					



Batter	1	2	3	4	5	6	7	8	9	AB	R	H	RBI	BB	SO	LOB	TOP			
Alex Cole, L OBP: 0.385, SLG: 0.345 (1, 8)	F7		G4-3-6-4			K			K	4	0	0	0	0	2	2				
Jerry Browne, S OBP: 0.278, SLG: 0.269 (1, 5)	P2			F8		G3-6			G3 WP 2B 1B	4	1	1	0	0	0	1				
Carlos Baerga, S OBP: 0.350, SLG: 0.411 (1, 4)	K			L1					G3	4	0	1	0	0	1	1				
Albert Belle, R OBP: 0.318, SLG: 0.526 (1, 7)		P6		K						4	0	1	1	0	2	1				
Mark Whiten, S OBP: 0.304, SLG: 0.404 (1, 9)	L8									4	1	1	0	0	0	2				
Mike Aldrete, L OBP: 0.389, SLG: 0.328 (1, 3)										2	0	1	1	1	0	1				
Carlos Martinez, R OBP: 0.340, SLG: 0.403 (1, 10)										3	0	0	0	0	0	2				
Joel Skinner, R OBP: 0.272, SLG: 0.302 (1, 2)										3	0	0	0	0	1	0				
Felix Fermin, R OBP: 0.306, SLG: 0.303 (1, 6)										3	0	2	0	0	0	0				
Tony Perezchica, R OBP: 0.295, SLG: 0.368 (8, 6)										0	0	0	0	0	0	0				
Inning Stats	R: 0 E: 0 K: 1 S: 9	H: 0 LOB: 0 BB: 0 P: 11	R: 0 E: 0 K: 0 S: 6	H: 0 LOB: 1 BB: 1 P: 12	R: 0 E: 0 K: 0 S: 7	H: 1 LOB: 0 BB: 0 P: 7	R: 0 E: 0 K: 1 S: 8	H: 0 LOB: 0 BB: 0 P: 11	R: 1 E: 0 K: 1 S: 12	H: 2 LOB: 0 BB: 0 P: 16	R: 0 E: 0 K: 1 S: 7	H: 1 LOB: 0 BB: 0 P: 9	R: 0 E: 0 K: 0 S: 6	H: 0 LOB: 0 BB: 0 P: 9	R: 1 E: 0 K: 1 S: 16	H: 2 LOB: 1 BB: 0 P: 22	1B: 5 2B: 2 3B: 0 HR: 0	SF: 0 SAC: 0 DP: 3 HBP: 0	WP: 1 PB: 0 SB: 0 CS: 0	PA: 32
PITCHER Jack McDowell, R ERA: 3.27 (1, 1)	IP: 9.0 WLS: W BF: 32 H: 7 R: 2 ER: 2 SO: 6 BB: 1 IBB: 0 HBP: 0 BLK: 0 WP: 1 HR: 0 S: 79 P: 109 ERA: 2.00 WHIP: 0.889															PITCHER				

Cleveland Indians @ Chicago White Sox
Comiskey Park, Chicago, IL
Thu Aug 29 1991, 8:05 PM EDT
Att: 33,074 - Sunny - 82 F

AB	31
R	2
H	7
RBI	2
BB	1
SO	6
LOB	10



Batter	1	2	3	4	5	6	7	8	9	AB	R	H	RBI	BB	SO	LOB	BOTTOM			
Tim Raines, S OBP: 0.369, SLG: 0.356 (1, 7)	G3-6-1 1B		SH1-3				G4-3			3	0	2	0	0	0	0				
Robin Ventura, L OBP: 0.371, SLG: 0.470 (1, 5)	G3-6-1 1-2									4	1	2	2	0	0	2				
Frank Thomas, R OBP: 0.451, SLG: 0.566 (1, 10)	P3									4	1	2	1	0	0	1				
Dan Pasqua, L OBP: 0.359, SLG: 0.435 (1, 3)										3	2	1	0	1	0	1				
Carlton Fisk, R OBP: 0.323, SLG: 0.427 (1, 2)										4	2	2	4	0	1	1				
Lance Johnson, L OBP: 0.276, SLG: 0.302 (1, 8)										4	0	3	0	0	0	1				
Sammy Sosa, R OBP: 0.237, SLG: 0.341 (1, 9)										3	0	0	0	1	1	2				
Scott Fletcher, R OBP: 0.266, SLG: 0.263 (1, 4)										3	0	0	0	0	0	1				
Ozzie Guillen, L OBP: 0.276, SLG: 0.331 (1, 6)										3	1	1	0	0	0	0				
Inning Stats	R: 0 E: 0 K: 0 S: 9	H: 1 LOB: 0 BB: 0 P: 17	R: 2 E: 0 K: 0 S: 6	H: 2 LOB: 0 BB: 2 P: 15	R: 4 E: 0 K: 0 S: 17	H: 5 LOB: 1 BB: 0 P: 29	R: 0 E: 0 K: 0 S: 6	H: 1 LOB: 0 BB: 0 P: 9	R: 1 E: 0 K: 1 S: 10	H: 2 LOB: 0 BB: 0 P: 15	R: 0 E: 0 K: 0 S: 8	H: 0 LOB: 0 BB: 0 P: 12	R: 0 E: 0 K: 1 S: 7	H: 1 LOB: 1 BB: 0 P: 10	R: 0 E: 0 K: 1 S: 7	H: 1 LOB: 1 BB: 0 P: 11	1B: 7 2B: 3 3B: 0 HR: 4	SF: 0 SAC: 1 DP: 4 HBP: 0	WP: 0 PB: 0 SB: 0 CS: 1	PA: 34
PITCHER Willie Blair, R ERA: 7.0 (1, 1)	IP: 2.2 WLS: L BF: 15 H: 8 R: 6 ER: 6 SO: 0 BB: 2 IBB: 0 HBP: 0 BLK: 0 WP: 0 HR: 3 S: 30 P: 59 ERA: 20.25 WHIP: 3.750															PITCHER				
Rod Nichols, R ERA: 3.69 (3, 1)	IP: 5.1 WLS: L BF: 19 H: 5 R: 1 ER: 1 SO: 2 BB: 0 IBB: 0 HBP: 0 BLK: 0 WP: 0 HR: 1 S: 40 P: 59 ERA: 1.69 WHIP: 0.938															PITCHER				

Cleveland Indians @ Chicago White Sox
Comiskey Park, Chicago, IL
Thu Aug 29 1991, 8:05 PM EDT
Att: 33,074 - Sunny - 82 F

AB	31
R	7
H	13
RBI	7
BB	2
SO	2
LOB	9



Batter	1	2	3	4	5	6	7	8	9	AB	R	H	RBI	BB	SO	LOB	TOP								
Jerry Browne, S OBP: 0.285, SLG: 0.277 (1, 5)	F8	G4-3															3 0 1 0 1 0 0								
Luis Lopez, R OBP: 0.258, SLG: 0.290 Alex Cole, L OBP: 0.384, SLG: 0.342 Joel Skinner, R OBP: 0.270, SLG: 0.299 (7, PH) (7, 2)	K	F7															3 0 0 0 0 1 1 1 0 0 0 0 0 1 0 0 0 0 0 0 0								
Carlos Baerga, S OBP: 0.348, SLG: 0.407 (1, 4)	G4-3																3 0 0 0 1 0 2								
Albert Belle, R OBP: 0.319, SLG: 0.530 (1, 7)																	4 1 2 1 0 0 1								
Mark Whiten, S OBP: 0.301, SLG: 0.397 (1, 9)																	3 1 0 0 1 0 4								
Mike Aldrete, L OBP: 0.382, SLG: 0.331 (1, 3)																	4 1 1 1 0 1 1								
Carlos Martinez, R OBP: 0.341, SLG: 0.408 (1, 10)																	4 1 1 0 0 0 0								
Jose Gonzalez, R OBP: 0.123, SLG: 0.167 (1, 8)																	3 1 1 3 1 1 0								
Felix Fermin, R OBP: 0.303, SLG: 0.299 (1, 6)																	4 0 0 0 0 0 1								
Inning Stats	R: 0 E: 0 K: 1 S: 9	H: 0 LOB: 0 BB: 0 P: 12	R: 5 E: 0 K: 0 S: 13	H: 4 LOB: 0 BB: 1 P: 24	R: 0 E: 0 K: 0 S: 9	H: 1 LOB: 1 BB: 1 P: 15	R: 0 E: 0 K: 0 S: 5	H: 0 LOB: 0 BB: 0 P: 10	R: 0 E: 1 K: 0 S: 7	H: 1 LOB: 2 BB: 0 P: 9	R: 0 E: 0 K: 1 S: 7	H: 0 LOB: 0 BB: 0 P: 11	R: 0 E: 0 K: 0 S: 9	H: 0 LOB: 1 BB: 1 P: 17	R: 0 E: 0 K: 1 S: 8	H: 0 LOB: 0 BB: 0 P: 14	R: 0 E: 0 K: 0 S: 8	H: 0 LOB: 0 BB: 1 P: 14	1B: 3 2B: 1 3B: 0 HR: 2	SF: 0 SAC: 0 DP: 2 HBP: 0	WP: 0 PB: 0 SB: 1 CS: 0	PA: 36			
PITCHER	IP	WLS	BF	H	R	ER	SO	BB	IBB	HBP	BLK	WP	HR	S	P	ERA	WHIP								
Charlie Hough, R ERA: 4.25 (1, 1)	2.0		11	4	5	5	1	1	0	0	0	0	2	22	36	22.50	2.500								
Donn Pall, R ERA: 2.45 (3, 1)	5.0	W	19	2	0	0	1	2	0	0	0	0	0	37	62	0.00	0.800								
Scott Radinsky, L ERA: 2.04 (8, 1)	2.0	S	6	0	0	0	1	1	0	0	0	0	0	16	28	0.00	0.500								

Cleveland Indians @ Chicago White Sox
Comiskey Park, Chicago, IL
Sat Aug 31 1991, 8:05 PM EDT
Att: 41,619 - Cloudy - 73 F

AB 32
R 5
H 6
RBI 5
BB 4
SO 3
LOB 11



Batter	1	2	3	4	5	6	7	8	9	AB	R	H	RBI	BB	SO	LOB	BOTTOM								
Tim Raines, S OBP: 0.366, SLG: 0.354 (1, 7)	G6-3	G5-3	G3														4 0 0 0 1 0 3								
Robin Ventura, L OBP: 0.372, SLG: 0.471 (8, 3)																	3 2 2 3 1 0 0								
Frank Thomas, R OBP: 0.455, SLG: 0.570 (1, 10)																	2 1 1 2 3 1 1								
Carlton Fisk, R OBP: 0.322, SLG: 0.426 Ozzie Guillen, L OBP: 0.276, SLG: 0.331 (8, 6)																	4 1 1 0 0 0 5 1 0 1 0 0 0 0								
Craig Grebeck, R OBP: 0.352, SLG: 0.483 (8, 5)																	4 1 1 1 1 1 1								
Ron Karkovics, R OBP: 0.331, SLG: 0.465 (1, 2)																	4 1 0 0 0 2 3								
Sammy Sosa, R OBP: 0.239, SLG: 0.338 (1, 9)																	3 1 0 0 1 1 3								
Scott Fletcher, R OBP: 0.270, SLG: 0.272 (1, 4)																	4 1 2 3 0 0 1								
Lance Johnson, L OBP: 0.280, SLG: 0.302 (1, 8)																	4 2 2 1 0 0 2								
Inning Stats	R: 1 E: 0 K: 0 S: 12	H: 1 LOB: 2 BB: 2 P: 25	R: 2 E: 0 K: 1 S: 12	H: 2 LOB: 1 BB: 1 P: 23	R: 3 E: 0 K: 0 S: 13	H: 2 LOB: 1 BB: 1 P: 22	R: 0 E: 0 K: 0 S: 4	H: 0 LOB: 0 BB: 1 P: 8	R: 0 E: 0 K: 2 S: 7	H: 0 LOB: 0 BB: 0 P: 11	R: 1 E: 1 K: 0 S: 10	H: 1 LOB: 2 BB: 2 P: 20	R: 0 E: 1 K: 1 S: 9	H: 0 LOB: 1 BB: 0 P: 16	R: 3 E: 0 K: 1 S: 16	H: 4 LOB: 1 BB: 0 P: 22	1B: 6 2B: 3 3B: 0 HR: 1	SF: 1 SAC: 1 DP: 1 HBP: 0	WP: 0 PB: 0 SB: 1 CS: 0	PA: 42					
PITCHER	IP	WLS	BF	H	R	ER	SO	BB	IBB	HBP	BLK	WP	HR	S	P	ERA	WHIP								
Dave Otto, L ERA: 4.02 (1, 1)	2.0	L	15	4	6	6	1	4	0	0	0	0	0	29	59	27.00	4.000								
Jeff Shaw, R ERA: 3.07 (3, 1)	5.1		25	6	4	3	3	3	0	0	0	0	1	48	78	5.06	1.688								
Jesse Orosco, L ERA: 3.77 (8, 1)	0.2		2	0	0	0	1	0	0	0	0	0	0	6	10	0.00	0.000								

Cleveland Indians @ Chicago White Sox
Comiskey Park, Chicago, IL
Sat Aug 31 1991, 8:05 PM EDT
Att: 41,619 - Cloudy - 73 F

AB 33
R 10
H 10
RBI 10
BB 7
SO 5
LOB 19




Batter	1	2	3	4	5	6	7	8	9	AB	R	H	RBI	BB	SO	LOB	TOP					
Jerry Browne, S OBP: 0.287, SLG: 0.277 Tony Perezchica, R OBP: 0.297, SLG: 0.367	4-1 CS BB			2-1 FC6-4 1B	2-1 F9			1-0 G6-3		0	0	0	0	1	0	0	Cleveland Indians @ Chicago White Sox Sun Sep 01 1991, 4:33 AM EDT Att: 40,179 - Sunny - 69 F livebaseballscorecards.com					
Chris James, R OBP: 0.277, SLG: 0.325	1-10 SAFE F9			0-0 FC6-4 G4-3 1-2			1-0 F7	0-1 1B	4	0	1	0	0	0	2							
Carlos Baerga, S OBP: 0.347, SLG: 0.406	1-4 L7			1-1 G4-3			0-0 G6-4-3 1B	1-1 B5-3	4	0	1	0	0	0	2							
Albert Belle, R OBP: 0.316, SLG: 0.524			0-0 F8				1-2 G6-4-3 1-2	0-1 P4	4	0	0	0	0	0	2							
Mark Whiten, S OBP: 0.300, SLG: 0.394		2-0 G5-3			1-1 G6-3		4-2 FC5-4 BB	0-2 E5	3	0	0	0	1	0	0							
Carlos Martinez, R OBP: 0.339, SLG: 0.423		1-0 G6-3			2-0 HR		0-0 P3	2-1 F8	4	1	1	1	0	0	2							
Jose Gonzalez, R OBP: 0.116, SLG: 0.156			3-3 K		0-0 F9		0-3 K	1-3 K	4	0	0	0	0	3	2							
Joel Skinner, R OBP: 0.271, SLG: 0.297			1-1 P6		4-1 BB		2-0 FC5-4		2	0	0	0	1	0	1							
Felix Fermin, R OBP: 0.303, SLG: 0.297			1-0 G6-3		4-0 BB			3-2 L8	2	0	0	0	1	0	0							
Inning Stats	R: 0 E: 0 K: 0 S: 7	H: 0 LOB: 0 BB: 1 P: 14	R: 0 E: 0 K: 0 S: 3	H: 0 LOB: 0 BB: 0 P: 6	R: 0 E: 0 K: 1 S: 6	H: 0 LOB: 0 BB: 0 P: 11	R: 0 E: 1 K: 0 S: 8	H: 1 LOB: 1 BB: 0 P: 12	R: 1 E: 0 K: 0 S: 7	H: 1 LOB: 2 BB: 2 P: 20	R: 0 E: 0 K: 1 S: 6	H: 0 LOB: 1 BB: 1 P: 8	R: 0 E: 0 K: 1 S: 8	H: 0 LOB: 1 BB: 1 P: 14	R: 0 E: 0 K: 0 S: 9	H: 1 LOB: 1 BB: 0 P: 14	R: 0 E: 1 K: 1 S: 10	H: 0 LOB: 1 BB: 0 P: 13	1B: 3 2B: 0 3B: 0 HR: 1	SF: 0 SAC: 0 DP: 1 HBP: 0	WP: 0 PB: 0 SB: 0 CS: 1	PA: 34
PITCHER Wilson Alvarez, L ERA: 3.09	IP: 9.0 WLS: W BF: 34 H: 4 R: 1 ER: 1 SO: 3 BB: 4 IBB: 0 HBP: 0 BLK: 0 WP: 0 HR: 1 S: 64 P: 112 ERA: 1.00 WHIP: 0.889															PITCHER						

Batter	1	2	3	4	5	6	7	8	9	AB	R	H	RBI	BB	SO	LOB	BOTTOM			
Tim Raines, S OBP: 0.369, SLG: 0.356	0-1 BB HR	2-1 SH1-3		1-0 F8 S 1B		1 SAFE 0-1 F9		4-0 IBB		3	1	2	0	1	0	1	Cleveland Indians @ Chicago White Sox Sun Sep 01 1991, 4:33 AM EDT Att: 40,179 - Sunny - 69 F livebaseballscorecards.com			
Robin Ventura, L OBP: 0.374, SLG: 0.471	1 SAFE 4-2 SAFE HR	4-0 HR		2-1 L7		2-1 SAFE 1-3 1B		3-3 K	3	2	1	0	2	1	4					
Frank Thomas, R OBP: 0.452, SLG: 0.572	2-3 K	2-1 HR		3-2 F8		1-1 L9		2-1 F8	5	1	1	3	0	1	8					
Carlton Fisk, R OBP: 0.324, SLG: 0.438	2-2 HR	1-2 2B		1-2 G6-3			1-1 F8		4	1	2	3	0	0	1					
Ron Karkovics, R OBP: 0.329, SLG: 0.458	1-1 1B	0-3 K			0-1 G6-3		3-3 K		4	0	1	0	0	2	1					
Sammy Sosa, R OBP: 0.240, SLG: 0.337	0-0 1B	1-0 P3			0-0 G6-3		3-2 L9		4	0	1	0	0	0	1					
Lance Johnson, L OBP: 0.279, SLG: 0.302	0-0 F7		3-2 G4-3		1-1 F7			0-0 1B	4	0	1	0	0	0	2					
Scott Fletcher, R OBP: 0.270, SLG: 0.272	1-3 K		2-3 K			0-1 P6		1-1 P2	4	0	1	0	0	2	2					
Ozzie Guillen, L OBP: 0.278, SLG: 0.335		0-0 SH1-3 HR		0-3 K		0-1 1B		0-1 P2	4	1	2	0	0	1	2					
Inning Stats	R: 3 E: 0 K: 2 S: 19	H: 4 LOB: 2 BB: 1 P: 29	R: 3 E: 0 K: 1 S: 12	H: 3 LOB: 1 BB: 1 P: 22	R: 0 E: 0 K: 2 S: 9	H: 0 LOB: 0 BB: 0 P: 14	R: 0 E: 0 K: 0 S: 9	H: 1 LOB: 1 BB: 0 P: 16	R: 0 E: 0 K: 0 S: 5	H: 0 LOB: 0 BB: 0 P: 6	R: 0 E: 0 K: 1 S: 10	H: 2 LOB: 2 BB: 0 P: 13	R: 0 E: 0 K: 1 S: 10	H: 0 LOB: 0 BB: 0 P: 17	R: 0 E: 0 K: 1 S: 11	H: 2 LOB: 3 BB: 1 P: 21	1B: 8 2B: 2 3B: 0 HR: 2	SF: 0 SAC: 1 DP: 0 HBP: 0	WP: 0 PB: 0 SB: 1 CS: 0	PA: 39
PITCHER Greg Swindell, L ERA: 3.42 Jesse Orosco, L ERA: 3.63 Shawn Hillegas, R ERA: 4.15	IP: 6.0 WLS: L BF: 30 H: 10 R: 6 ER: 6 SO: 10 BB: 2 IBB: 0 HBP: 0 BLK: 0 WP: 0 HR: 2 S: 64 P: 100 ERA: 9.00 WHIP: 2.000															PITCHER				

Batter	1	2	3	4	5	6	7	8	9	AB	R	H	RBI	BB	SO	LOB	TOP										
Alex Cole, L OBP: 0.387, SLG: 0.345 (1, 8)	G4-3		1-2 1B		0-0 1B		4-1 BB		3-2 F8	4	0	2	0	1	0	0	Cleveland Indians @ Minnesota Twins Hubert H. Humphrey Metrodome, Minneapolis, MN Mon Sep 02 1991, 4:33 AM EDT Att: 28,267 - Dome - 70 F livebaseballscorecards.com										
Chris James, R OBP: 0.277, SLG: 0.322 (1, 10)	G4-3		0-0 F8		2-1 1B		0-0 L8		2-2 G6-3	4	0	0	0	0	0	3											
Carlos Baerga, S OBP: 0.349, SLG: 0.408 (1, 4)			1-3 K						4-0 2B 1B BB	3	1	1	0	1	2	4											
Albert Belle, R OBP: 0.318, SLG: 0.526 (1, 9)	G4-3				0-0 G4-3				0-2 1B 1B 2B	4	1	2	0	0	0	1											
Carlos Martinez, R OBP: 0.337, SLG: 0.419 (1, 3)		0-1 F8		1-2 P3		1-0 FC5-4 1B CS		1-0 1B G5-4-3 1B	4	1	1	1	0	0	1												
Mike Aldrete, L OBP: 0.391, SLG: 0.338 (1, 7)	G4-3			4-1 BB		1-0 E3 CS 1B		1-2 G5-4-3 1B	3	0	2	1	1	0	0												
Jeff Manto, R OBP: 0.306, SLG: 0.313 (1, 5)			3-3 K		1-3 K		2-0 G6-3		0-0 G5-4-3	4	0	0	0	0	2	4											
Joel Skinner, R OBP: 0.267, SLG: 0.292 (1, 2)			3-3 K		3-3 K				1-2 G6-3	4	0	0	0	0	3	0											
Felix Fermin, R OBP: 0.303, SLG: 0.296 (1, 6)			1-1 F8 1B		0-2 G4-3		0-0 G5-3		3-2 F9	4	0	1	0	0	0	0											
Inning Stats	R: 0 E: 0 K: 0 S: 14	H: 1 LOB: 1 BB: 0 P: 21	R: 0 E: 0 K: 1 S: 10	H: 0 LOB: 0 BB: 0 P: 16	R: 0 E: 0 K: 2 S: 10	H: 2 LOB: 2 BB: 0 P: 15	R: 0 E: 0 K: 1 S: 9	H: 0 LOB: 1 BB: 1 P: 15	R: 0 E: 0 K: 2 S: 17	H: 2 LOB: 1 BB: 0 P: 23	R: 0 E: 0 K: 1 S: 6	H: 0 LOB: 1 BB: 1 P: 11	R: 3 E: 0 K: 0 S: 12	H: 3 LOB: 0 BB: 1 P: 19	R: 0 E: 0 K: 0 S: 9	H: 0 LOB: 0 BB: 0 P: 17	1B: 7 2B: 2 3B: 0 HR: 0	SF: 0 SAC: 0 DP: 1 HBP: 1	WP: 0 PB: 0 SB: 0 CS: 2	PA: 38							
PITCHER	IP	WLS	BF	H	R	ER	SO	BB	IBB	HBP	BLK	WP	HR	S	P	ERA	WHIP										
Scott Erickson, R ERA: 3.08 (1, 1)	7.0	W	29	6	0	0	7	2	0	1	0	0	0	72	114	0.00	1.143										
Steve Bedrosian, R ERA: 4.15 (8, 1)	0.0		4	3	3	3	0	1	0	0	0	0	0	7	13	∞	∞										
Rick Aguilera, R ERA: 2.28 (8, 1)	2.0	S	5	0	0	0	0	0	0	0	0	0	0	14	23	0.00	0.000										

Batter	1	2	3	4	5	6	7	8	9	AB	R	H	RBI	BB	SO	LOB	BOTTOM										
Chuck Knoblauch, R OBP: 0.340, SLG: 0.341 (1, 4)	G3			2-1 E FC6-2 1B		4-1 CS BB		0-2 BB 1B		3	1	2	0	1	0	0	Cleveland Indians @ Minnesota Twins Hubert H. Humphrey Metrodome, Minneapolis, MN Mon Sep 02 1991, 4:33 AM EDT Att: 28,267 - Dome - 70 F livebaseballscorecards.com										
Randy Bush, L OBP: 0.395, SLG: 0.485 (1, 10)	K		2-3 K	2-0 G3		2-1 CS	4-2 BB	4-1 1B 1B BB		2	0	0	0	1	1	1											
Jarvis Brown, R OBP: 0.222, SLG: 0.222 (7, PR)				1-3 BB		1-2 BB		1-2 HR BB		0	1	0	0	0	0	0											
Chili Davis, S OBP: 0.353, SLG: 0.520 (8, PH)										0	0	0	0	1	0	0											
Al Newman, S OBP: 0.270, SLG: 0.231 (8, PR)										0	1	0	0	0	0	0											
Kirby Puckett, R OBP: 0.360, SLG: 0.479 (1, 8)	F9		3-2 F9	0-0 FC6-2		1-0 1B 2B	0-0 1B 2B	0-0 1B 1B		4	2	2	2	0	0	1											
Kent Hrbek, L OBP: 0.374, SLG: 0.456 (1, 3)		3-2 F8		1-0 G3		0-0 G3 SH1 1B	1-2 2H 1B	3-1 HR 1B		4	2	2	1	0	0	1											
Shane Mack, R OBP: 0.366, SLG: 0.561 (8, 9)		0-1 G4-3			0-0 L5		0-1 SH1	1-2 HR		3	1	1	4	0	0	0											
Mike Pagliaro, L OBP: 0.340, SLG: 0.414 (1, 5)		1-0 F8			1-2 F8		1-0 G3	2-3 K		4	0	0	0	0	1	3											
Gene Larkin, S OBP: 0.354 (1, 9)			2-0 G3		2-2 F8		1-0 E4 2B	4-1 G5-3 BB		3	0	0	0	0	0	1											
Dan Gladden, R OBP: 0.321, SLG: 0.376 (8, 7)										0	1	0	0	1	0	0											
Junior Ortiz, R OBP: 0.319, SLG: 0.292 (1, 2)			2-0 G6-3			1-1 G6-3	1-2 2B	0-1 G5-3		4	0	1	1	0	0	2											
Greg Gagne, R OBP: 0.300, SLG: 0.386 (1, 6)			2-2 G6-3			0-0 F9	0-0 G6-3	2-0 G4-3		3	0	0	0	0	0	2											
Paul Sorrento, L OBP: 0.294, SLG: 0.600 (8, PH)										1	0	0	0	0	0	1											
Scott Leius, R OBP: 0.378, SLG: 0.411 (9, 6)										0	0	0	0	0	0	0											
Inning Stats	R: 0 E: 0 K: 1 S: 11	H: 0 LOB: 0 BB: 0 P: 17	R: 0 E: 0 K: 0 S: 6	H: 0 LOB: 0 BB: 0 P: 10	R: 0 E: 0 K: 0 S: 7	H: 0 LOB: 0 BB: 0 P: 13	R: 0 E: 1 K: 0 S: 5	H: 1 LOB: 1 BB: 0 P: 10	R: 0 E: 0 K: 0 S: 8	H: 0 LOB: 0 BB: 0 P: 11	R: 0 E: 0 K: 0 S: 6	H: 0 LOB: 0 BB: 1 P: 12	R: 4 E: 1 K: 0 S: 13	H: 3 LOB: 2 BB: 1 P: 21	R: 5 E: 0 K: 1 S: 18	H: 4 LOB: 1 BB: 2 P: 34	1B: 5 2B: 2 3B: 0 HR: 1	SF: 0 SAC: 1 DP: 0 HBP: 0	WP: 0 PB: 0 SB: 1 CS: 1	PA: 37							
PITCHER	IP	WLS	BF	H	R	ER	SO	BB	IBB	HBP	BLK	WP	HR	S	P	ERA	WHIP										
Eric King, R ERA: 4.62 (1, 1)	6.2	L	26	4	4	2	1	4	0	0	0	0	0	55	93	2.70	0.900										
Shawn Hillegas, R ERA: 4.55 (7, 1)	0.1		4	2	3	3	0	1	0	0	0	0	0	6	10	81.00	9.000										
Jesse Orosco, L ERA: 3.83 (8, 1)	0.0		1	1	0	0	0	0	0	0	0	0	0	2	5	∞	∞										
Steve Olin, R ERA: 3.98 (8, 1)	1.0		5	1	2	2	1	1	0	0	0	0	1	11	20	18.00	2.000										



Batter	1	2	3	4	5	6	7	8	9	AB	R	H	RBI	BB	SO	LOB	TOP										
Devon White, S (1, 8) OBP: 0.345, SLG: 0.458 Derek Bell, R (8, 8) OBP: 0.217, SLG: 0.053	0-0 G6-3 3B 1B	2-2 E6 1B	1-2 G4-3			0-0 F7			0-0 G6-3	4	1	1	0	0	0	1											
Roberto Alomar, S (1, 4) OBP: 0.346, SLG: 0.435 Eddie Zosky, R (8, 6) OBP: 0.111, SLG: 0.111	2-1 G6-3	2-1 1B			0-0 F7		2-1 F8		2-1 F8	4	0	1	0	0	0	1											
Joe Carter, R (1, 9) OBP: 0.338, SLG: 0.533 Rob Ducey, L (5, 9) OBP: 0.339, SLG: 0.375	1-2 1B 2H 3B		2-1 E7 G4-3 2B 1B	1-1 G5-3			4-0 BB			3	2	2	1	0	0	0											
Kelly Gruber, R (1, 5) OBP: 0.311, SLG: 0.441	1-0 1B SF8 1B		0-0 G4-3	0-0 F9			0-0 F9			4	1	1	1	0	0	2											
Candy Maldonado, R (1, 7) OBP: 0.315, SLG: 0.437	2-2 1B		2-1 1B WP 2B		2-2 F7		2-0 F9			4	1	2	1	0	0	1											
Pat Tabler, R (1, 10) OBP: 0.347, SLG: 0.307 Mookie Wilson, S (8, PH) OBP: 0.275, SLG: 0.355	2-1 SF8		3-0 WP PB SF7 1B		2-0 L6			0-0 F7		2	1	1	1	0	0	0											
Ed Sprague, R (1, 3) John Olerud, L (9, 3) OBP: 0.347, SLG: 0.448	0-3 K		4-1 2B IBB		0-0 L7			1-1 G5-3		3	1	0	0	1	1	1											
Pat Borders, R (1, 2) OBP: 0.283, SLG: 0.345		0-2 L4	3-1 SF7		1-0 G5-3			1-2 G6-3		3	0	0	1	0	0	0											
Manuel Lee, S (1, 6) OBP: 0.276, SLG: 0.293 Rene Gonzales, R (3, 6) OBP: 0.299, SLG: 0.277	1-3 K		3-2 2B		1-2 F8			1-3 K		2	0	1	1	0	1	0											
Inning Stats	R: 3 E: 0 K: 1 S: 15	H: 4 LOB: 1 BB: 0 P: 23	R: 0 E: 1 K: 1 S: 16	H: 1 LOB: 2 BB: 0 P: 20	R: 4 E: 1 K: 0 S: 21	H: 4 LOB: 1 BB: 1 P: 37	R: 0 E: 0 K: 0 S: 4	H: 0 LOB: 0 BB: 0 P: 5	R: 0 E: 0 K: 0 S: 6	H: 0 LOB: 0 BB: 0 P: 10	R: 0 E: 0 K: 0 S: 5	H: 0 LOB: 0 BB: 0 P: 7	R: 0 E: 0 K: 0 S: 4	H: 0 LOB: 1 BB: 1 P: 12	R: 0 E: 0 K: 0 S: 7	H: 0 LOB: 0 BB: 0 P: 9	R: 0 E: 0 K: 1 S: 6	H: 0 LOB: 0 BB: 0 P: 9	1B: 6 2B: 2 3B: 1 HR: 0	SF: 2 SAC: 0 DP: 0 HBP: 0	WP: 1 PB: 1 SB: 1 CS: 0	PA: 38					
PITCHER	IP	WLS	BF	H	R	ER	SO	BB	IBB	HBP	BLK	WP	HR	S	P	ERA	WHIP										
Dave Otto, L (1, 1) ERA: 4.77	2.1	L	16	8	7	7	2	0	1	0	0	0	0	38	59	27.00	3.429										
Jeff Shaw, R (3, 1) ERA: 2.8	5.2		19	1	0	0	0	1	0	0	0	1	0	40	64	0.00	0.353										
Shawn Hillegas, R (9, 1) ERA: 4.41	1.0	S	3	0	0	0	1	0	0	0	0	0	0	6	9	0.00	0.000										

Toronto Blue Jays @ Cleveland Indians
Cleveland Municipal Stadium, Cleveland, OH
Fri Sep 06 1991, 7:05 PM EDT
Att: 14,533 - Sunny - 78 F

AB 34
R 7
H 9
RBI 6
BB 2
SO 3
LOB 6



Batter	1	2	3	4	5	6	7	8	9	AB	R	H	RBI	BB	SO	LOB	BOTTOM										
Alex Cole, L (1, 8) OBP: 0.398, SLG: 0.359	4-2 FC3-6 BB BB		0-0 F8			3-3 K		0-0 1B 2B 1B	3-2 F7	4	1	1	1	1	1	2											
Mike Aldrete, L (1, 3) OBP: 0.402, SLG: 0.345	4-2 FC3-6 BB		3-2 G4-1			2-1 BB 1B		2-2 1B 2B 1B	4-2 WP BB	3	1	2	0	2	0	1											
Carlos Baerga, S (1, 4) OBP: 0.349, SLG: 0.404	1-1 FC3-6 G5-4-3		1-2 F8			4-1 BB		1-0 2B 1B	1-3 K	4	0	1	1	1	1	4											
Albert Belle, R (1, 7) OBP: 0.314, SLG: 0.524	1-1 G5-4-3		2-3 K			0-3 K		1-2 2-3 3H 2B	4-2 BB	4	0	0	0	1	3	7											
Carlos Martinez, R (1, 10) OBP: 0.335, SLG: 0.416		1-0 P3		0-3 K		1-1 G4-3 1B		2-2 1B 2B	1-2 G6-3	5	0	2	2	0	1	3											
Jim Thome, L (1, 5) OBP: 0.250, SLG: 0.250		0-0 F7			2-2 F8		0-2 G4-3	1-3 K		4	0	0	0	0	1	3											
Eddie Taubensee, L (1, 2) Tony Perezchica, R (8, PR) OBP: 0.292, SLG: 0.361 Joel Skinner, R (9, 2) OBP: 0.263, SLG: 0.287		1-3 K			3-3 K		1-2 F7	4-2 BB		3	0	0	0	1	2	0											
Jose Gonzalez, R (1, 9) OBP: 0.148, SLG: 0.176			4-2 G3-4-3 BB			3-1 F8		1B K		3	1	1	0	1	1	3											
Felix Fermin, R (1, 6) OBP: 0.307, SLG: 0.300			0-0 G3-4-3			1-1 G6-3		1-2 1B 1B 1B	0-0 WP BB 1B	4	1	2	0	0	0	1											
Inning Stats	R: 0 E: 0 K: 0 S: 10	H: 0 LOB: 0 BB: 2 P: 20	R: 0 E: 0 K: 1 S: 7	H: 0 LOB: 0 BB: 0 P: 9	R: 0 E: 0 K: 0 S: 9	H: 0 LOB: 1 BB: 1 P: 16	R: 0 E: 0 K: 2 S: 10	H: 0 LOB: 0 BB: 0 P: 13	R: 0 E: 0 K: 1 S: 9	H: 0 LOB: 0 BB: 0 P: 17	R: 0 E: 0 K: 2 S: 11	H: 1 LOB: 2 BB: 1 P: 21	R: 0 E: 0 K: 0 S: 10	H: 1 LOB: 0 BB: 0 P: 12	R: 4 E: 0 K: 3 S: 28	H: 6 LOB: 3 BB: 1 P: 45	R: 0 E: 0 K: 1 S: 15	H: 1 LOB: 3 BB: 2 P: 28	1B: 7 2B: 2 3B: 0 HR: 0	SF: 0 SAC: 0 DP: 2 HBP: 0	WP: 1 PB: 0 SB: 0 CS: 0	PA: 41					
PITCHER	IP	WLS	BF	H	R	ER	SO	BB	IBB	HBP	BLK	WP	HR	S	P	ERA	WHIP										
Juan Guzman, R (1, 1) ERA: 2.96	7.0	W	25	2	0	0	6	4	0	0	0	0	0	66	108	0.00	0.857										
Mike Timlin, R (8, 1) ERA: 3.41	0.0		5	5	4	4	0	0	0	0	0	0	0	12	19	∞	∞										
Tom Henke, R (8, 1) ERA: 2.45	1.1	S	8	2	0	0	3	2	0	0	0	0	0	22	39	0.00	3.000										
Duane Ward, R (9, 1) ERA: 2.85	0.2	S	3	0	0	0	1	1	0	0	0	1	0	9	15	0.00	1.500										

Toronto Blue Jays @ Cleveland Indians
Cleveland Municipal Stadium, Cleveland, OH
Fri Sep 06 1991, 7:05 PM EDT
Att: 14,533 - Sunny - 78 F

AB 34
R 4
H 9
RBI 4
BB 7
SO 10
LOB 24



Batter	1	2	3	4	5	6	7	8	9	AB	R	H	RBI	BB	SO	LOB	TOP					
Devon White, S (1, 8) OBP: 0.350, SLG: 0.464	0-0 SH3-4 SF8 2B		0-1 G1-4-3 1B		0-0 1-2 2B 1B			0-0 CS 1B		4	2	4	0	0	0	0	Toronto Blue Jays @ Cleveland Indians Cleveland Municipal Stadium, Cleveland, OH Sat Sep 07 1991, 3:33 AM EDT Att: 17,830 - Sunny - 74 F					
Roberto Alomar, S (1, 4) OBP: 0.346, SLG: 0.436	0-1 SH3-4 2-3		2-0 F7		2-2 1-H 2-H 2B			0-2 F9		3	0	1	2	0	0	2						
Joe Carter, R (1, 9) OBP: 0.336, SLG: 0.530	0-1 SF8 3-H		0-1 G1-4-3 1-2		0-1 G6-3			0-1 F8		3	0	0	1	0	0	2						
Kelly Gruber, R (1, 5) OBP: 0.313, SLG: 0.451	1-1 1B			0-0 G6-3				0-1 CS 1-2	0-2 L5	4	1	2	1	0	0	0						
Candy Maldonado, R (1, 7) OBP: 0.310, SLG: 0.429	1-3 K			0-1 P4				0-1 F9	0-1 F7	4	0	0	0	0	1	1						
Pat Tabler, R (1, 10) OBP: 0.340, SLG: 0.299		2-2 G5-3		0-1 G5-3				0-2 L7	0-0 F9	4	0	0	0	0	0	0						
Cory Snyder, R (1, 3) OBP: 0.217, SLG: 0.268		1-3 K			1-0 F7			1-3 K		3	0	0	0	0	2	0						
Pat Borders, R (1, 2) OBP: 0.283, SLG: 0.345		3-2 1B			2-2 G5-3			1-2 G5-3		3	0	1	0	0	0	0						
Rene Gonzales, R (1, 6) OBP: 0.300, SLG: 0.278		0-0 F7			1-2 1B 2B 1B			1-0 P4		3	1	1	0	0	0	1						
Inning Stats	R: 1 E: 0 K: 1 S: 10	H: 2 LOB: 1 BB: 0 P: 12	R: 0 E: 0 K: 1 S: 11	H: 1 LOB: 1 BB: 0 P: 17	R: 0 E: 0 K: 0 S: 5	H: 1 LOB: 0 BB: 0 P: 7	R: 0 E: 0 K: 0 S: 5	H: 0 LOB: 0 BB: 0 P: 5	R: 2 E: 0 K: 0 S: 13	H: 3 LOB: 1 BB: 0 P: 19	R: 1 E: 0 K: 0 S: 8	H: 1 LOB: 0 BB: 0 P: 8	R: 0 E: 0 K: 1 S: 9	H: 0 LOB: 0 BB: 0 P: 12	R: 0 E: 0 K: 0 S: 7	H: 1 LOB: 0 BB: 0 P: 7	R: 0 E: 0 K: 0 S: 6	H: 0 LOB: 0 BB: 0 P: 6	1B: 6 2B: 2 3B: 0 HR: 1	SF: 1 SAC: 1 DP: 1 HBP: 0	WP: 0 PB: 0 SB: 0 CS: 1	PA: 34
PITCHER Greg Swindell, L (1, 1) ERA: 3.44	IP: 9.0 WLS: L BF: 33	H: 9 R: 4 ER: 4 SO: 3	BB: 0 IBB: 0 HBP: 0 BLK: 0	WP: 0 HR: 1 S: 74 P: 93	ERA: 4.00 WHIP: 1.000	PITCHER IP: 9.0 WLS: L BF: 33 H: 9 R: 4 ER: 4 SO: 3 BB: 0 IBB: 0 HBP: 0 BLK: 0 WP: 0 HR: 1 S: 74 P: 93 ERA: 4.00 WHIP: 1.000																

Batter	1	2	3	4	5	6	7	8	9	AB	R	H	RBI	BB	SO	LOB	BOTTOM					
Alex Cole, L (1, 8) OBP: 0.393, SLG: 0.354	2-1 G6-3		0-1 G6-3 2-3		2-1 G4-3			1-0 F8		4	0	0	0	0	0	2	Toronto Blue Jays @ Cleveland Indians Cleveland Municipal Stadium, Cleveland, OH Sat Sep 07 1991, 3:33 AM EDT Att: 17,830 - Sunny - 74 F					
Mike Aldrete, L (1, 3) OBP: 0.393, SLG: 0.336	2-1 F8		1-1 F7		3-2 G6-3			1-0 E1 2-3		4	0	0	0	0	2							
Carlos Baerga, S (1, 4) OBP: 0.348, SLG: 0.402	1-1 1B			3-2 F8		0-0 G4-3		2-0 G3		4	0	1	0	0	2							
Albert Belle, R (1, 7) OBP: 0.314, SLG: 0.524	0-0 B2-3			2-1 F7			2-1 G6-3 2B		2-2 G5-3	4	0	1	0	0	0	1						
Carlos Martinez, R (1, 10) OBP: 0.333, SLG: 0.429		3-2 F8		2-1 G6-3			2-2 G6-3 2-3		2-2 HR	4	1	1	1	0	0	1						
Jim Thome, L (1, 5) OBP: 0.188, SLG: 0.188		2-2 G3-1			0-1 F9		0-3 K		0-0 F7	4	0	0	0	0	1	1						
Eddie Taubensee, L (1, 2) Jerry Browne, S (9, PH) OBP: 0.286, SLG: 0.276		2-2 G5-3			1-1 G4-3		2-2 G3-1		1-2 G4-3	3	0	0	0	0	0	1						
Jose Gonzalez, R (1, 9) OBP: 0.167, SLG: 0.184			4-2 G6-3 SH5-3 BB		1-2 1B			0-0 P2		2	0	1	0	1	0	0						
Felix Fermin, R (1, 6) OBP: 0.308, SLG: 0.304			0-0 SH5-3 1-2		1-1 G5-3			1-0 2B		2	0	1	0	0	0	1						
Inning Stats	R: 0 E: 0 K: 0 S: 7	H: 1 LOB: 1 BB: 0 P: 12	R: 0 E: 0 K: 0 S: 10	H: 0 LOB: 0 BB: 0 P: 17	R: 0 E: 0 K: 0 S: 8	H: 0 LOB: 1 BB: 1 P: 13	R: 0 E: 0 K: 0 S: 7	H: 0 LOB: 0 BB: 0 P: 14	R: 0 E: 0 K: 0 S: 9	H: 1 LOB: 1 BB: 0 P: 12	R: 0 E: 0 K: 0 S: 6	H: 0 LOB: 0 BB: 0 P: 11	R: 0 E: 0 K: 1 S: 13	H: 1 LOB: 1 BB: 0 P: 19	R: 0 E: 1 K: 0 S: 5	H: 1 LOB: 2 BB: 0 P: 10	R: 1 E: 0 K: 0 S: 10	H: 1 LOB: 0 BB: 0 P: 15	1B: 2 2B: 2 3B: 0 HR: 1	SF: 0 SAC: 1 DP: 0 HBP: 0	WP: 0 PB: 0 SB: 0 CS: 0	PA: 34
PITCHER Tom Candiotti, R (1, 1) ERA: 2.34	IP: 9.0 WLS: W BF: 34	H: 5 R: 1 ER: 1 SO: 1	BB: 1 IBB: 0 HBP: 0 BLK: 0	WP: 0 HR: 1 S: 75 P: 123	ERA: 1.00 WHIP: 0.667	PITCHER IP: 9.0 WLS: W BF: 34 H: 5 R: 1 ER: 1 SO: 1 BB: 1 IBB: 0 HBP: 0 BLK: 0 WP: 0 HR: 1 S: 75 P: 123 ERA: 1.00 WHIP: 0.667																

Batter	1	2	3	4	5	6	7	8	9	AB	R	H	RBI	BB	SO	LOB	TOP
Alex Cole, L OBP: 0.390, SLG: 0.349 (1, 8)	G4-3		G4-3			FC4-6 1B	G3			4	1	0	0	0	0	2	Cleveland Indians @ Milwaukee Brewers Milwaukee County Stadium, Milwaukee, WI Tue Sep 10 1991, 8:05 PM EDT Att: 7,950 - Cloudy - 74 F
Mike Aldrete, L OBP: 0.391, SLG: 0.327 (1, 7)	L4			G6-3		1B HR		G1-3		3	1	0	0	1	0		
Carlos Baerga, S OBP: 0.344, SLG: 0.397 (1, 4)	E6 1B			G4-3		1B HR		F8		4	1	2	1	0	0		
Albert Belle, R OBP: 0.314, SLG: 0.521 (1, 10)	K			F7		1B HR		G5-3		4	1	1	0	0	1		
Reggie Jefferson, S OBP: 0.197, SLG: 0.322 (1, 3)		G3			G4-6-3 1B	HR		G6-3		4	1	2	4	0	0		
Jim Thome, L OBP: 0.178, SLG: 0.286 (1, 5)	K			G4-6-3		G4-3		G4-3		4	0	0	0	0	1		
Jose Gonzalez, R OBP: 0.168, SLG: 0.218 (1, 9)	F7			G6-3			K	G1-3		4	0	0	0	0	1		
Felix Fermin, R OBP: 0.305, SLG: 0.300 (1, 6)			F7			G4-3	G6-3			3	0	0	0	0	0		
Joel Skinner, R OBP: 0.270, SLG: 0.298 (1, 2)			K			FC4-6 1B				3	0	2	0	0	1		
Inning Stats	R: 0 H: 1 E: 1 K: 1 S: 8	H: 0 LOB: 0 BB: 0 P: 7	R: 0 H: 0 E: 0 K: 1 S: 5	H: 0 LOB: 0 BB: 0 P: 8	R: 0 H: 0 E: 0 K: 0 S: 5	H: 0 LOB: 0 BB: 0 P: 6	R: 0 H: 1 E: 0 K: 0 S: 6	H: 4 LOB: 0 BB: 1 P: 20	R: 0 H: 1 E: 0 K: 1 S: 10	H: 0 LOB: 0 BB: 0 P: 11	R: 0 H: 0 E: 0 K: 0 S: 8	H: 0 LOB: 0 BB: 0 P: 12	1B: 6 2B: 0 3B: 0 HR: 1	SF: 0 SAC: 0 DP: 1 HBP: 0	WP: 0 PB: 0 SB: 0 CS: 0	PA: 34	
PITCHER	IP WLS BF H R ER SO BB IBB HBP BLK WP HR S P ERA WHIP																
Bill Wegman, R ERA: 3.15 (1, 1)	8.0 L 31 7 5 5 4 1 0 0 0 0 0 1 59 91 5.62 1.000																
Ed Nunez, R ERA: 5.32 (9, 1)	1.0 3 0 0 0 0 0 0 0 0 0 0 0 8 12 0.00 0.000																

Batter	1	2	3	4	5	6	7	8	9	AB	R	H	RBI	BB	SO	LOB	BOTTOM
Paul Moltitor, R OBP: 0.404, SLG: 0.508 (1, 10)	F8		G5-3 1B		L4		G1-3			4	0	1	0	1	0	1	Cleveland Indians @ Milwaukee Brewers Milwaukee County Stadium, Milwaukee, WI Tue Sep 10 1991, 8:05 PM EDT Att: 7,950 - Cloudy - 74 F
Willie Randolph, R OBP: 0.425, SLG: 0.374 (1, 4)	1B		G5-3					G5-3	F7	4	0	1	0	1	0	4	
B.J. Surhoff, L OBP: 0.309, SLG: 0.366 (1, 2)	1B		F9		G2-3			G3		4	0	1	0	0	0	3	
Robin Yount, R OBP: 0.341, SLG: 0.405 (1, 8)	G5-4-3			K		K		K		4	0	0	0	0	3	2	
Greg Vaughn, R OBP: 0.315, SLG: 0.447 (1, 7)		G6-3		L4		K			1B 2B	4	1	1	0	0	1	0	
Darryl Hamilton, L OBP: 0.339, SLG: 0.365 (1, 9)		G3-6-1 BB		1B		F8			G4-1 G1-6-3 1B	3	1	2	1	1	0	0	
Jim Gantner, L OBP: 0.310, SLG: 0.356 (1, 5)	G3-6-1				1B				G1-6-3	4	0	1	0	0	0	2	
Franklin Stubbs, L OBP: 0.279, SLG: 0.360 (1, 3)			P6	P3			L9		G4-1	4	0	0	0	0	0	3	
Bill Spiers, L OBP: 0.334, SLG: 0.373 (1, 6)			G5-3 1B		K		E4			3	0	1	1	1	1	0	
Inning Stats	R: 0 H: 2 E: 0 K: 0 S: 9	H: 0 LOB: 1 BB: 1 P: 13	R: 0 H: 1 E: 0 K: 0 S: 9	H: 1 LOB: 2 BB: 1 P: 22	R: 0 H: 2 E: 0 K: 1 S: 12	H: 0 LOB: 2 BB: 0 P: 15	R: 0 H: 0 E: 0 K: 2 S: 11	H: 0 LOB: 0 BB: 0 P: 17	R: 0 H: 0 E: 1 K: 0 S: 11	H: 0 LOB: 1 BB: 0 P: 16	R: 0 H: 0 E: 0 K: 1 S: 9	H: 0 LOB: 0 BB: 0 P: 13	1B: 7 2B: 1 3B: 0 HR: 0	SF: 0 SAC: 0 DP: 2 HBP: 0	WP: 0 PB: 0 SB: 0 CS: 0	PA: 38	
PITCHER	IP WLS BF H R ER SO BB IBB HBP BLK WP HR S P ERA WHIP																
Doug Jones, R ERA: 6.3 (1, 1)	8.2 W 36 8 2 2 5 3 0 0 0 0 0 0 85 139 2.08 1.269																
Steve Olin, R ERA: 4.06 (9, 1)	0.1 S 2 0 0 0 0 1 0 0 0 0 0 0 4 8 0.00 3.000																

Batter	1	2	3	4	5	6	7	8	9	AB	R	H	RBI	BB	SO	LOB	TOP			
Alex Cole, L OBP: 0.393, SLG: 0.349 (1, 8)	4-0 S 2B BB	4-2 1B BB				3-2 BB S 1B	2-1 F7		2-2 F8	3	2	1	0	2	0	1				
Felix Fermin, R OBP: 0.306, SLG: 0.299 (1, 6)	1-3 K	0-0 1B				4-1 1B BB	2-1 G5-4-3		0-0 L6	4	1	1	1	1	1	2				
Carlos Baerga, S OBP: 0.347, SLG: 0.397 (1, 4)	4-0 2B SF7 BB	0-0 G4-3				4-1 1B 2B BB		0-2 G6-4-3 1B		2	2	1	0	2	0	2				
Albert Belle, R Wayne Kirby, L OBP: 0.316, SLG: 0.523 (8, 7)	0-0 2B				0-0 1B	1-3 K		3-0 G6-4-3 1-2		4	0	2	1	0	1	4				
Reggie Jefferson, S OBP: 0.200, SLG: 0.323 (1, 3)	1-2 SF7				0-1 F8	1-0 2B F7-2 1B		0-1 L3		3	0	1	2	0	0	0				
Carlos Martinez, R OBP: 0.323, SLG: 0.418 (1, 10)	0-3 K				2-2 F7	0-0 2B		1-0 G5-3		4	0	1	2	0	1	1				
Jim Thome, L OBP: 0.250, SLG: 0.323 (1, 5)		2-1 1B			2-0 G5-4-3 1B	4-0 IBB		1-0 G4-3		3	0	2	0	1	0	0				
Jose Gonzalez, R OBP: 0.172, SLG: 0.211 (1, 9)		4-1 S 1B BB			0-0 G5-4-3 1-2	0-2 F7-2		3-3 K		3	1	0	0	1	1	4				
Joel Skinner, R OBP: 0.270, SLG: 0.297 (1, 2)	1-3 K				3-0 L6			1-1 G5-4-3 1B		4	0	1	0	0	2	1				
Inning Stats	R: 2 E: 0 K: 2 S: 11	H: 1 LOB: 1 BB: 2 P: 20	R: 1 E: 0 K: 1 S: 10	H: 2 LOB: 2 BB: 2 P: 21	R: 0 E: 0 K: 0 S: 6	H: 1 LOB: 0 BB: 0 P: 8	R: 0 E: 0 K: 0 S: 3	H: 1 LOB: 0 BB: 0 P: 8	R: 3 E: 0 K: 1 S: 13	H: 3 LOB: 2 BB: 3 P: 30	R: 0 E: 0 K: 0 S: 6	H: 1 LOB: 0 BB: 0 P: 9	R: 0 E: 0 K: 1 S: 5	H: 0 LOB: 0 BB: 0 P: 10	R: 0 E: 0 K: 1 S: 7	H: 0 LOB: 0 BB: 9 P: 9	1B: 8 2B: 3 3B: 0 HR: 0	SF: 1 SAC: 0 DP: 4 HBP: 0	WP: 0 PB: 0 SB: 3 CS: 0	PA: 38
PITCHER	IP WLS BF H R ER SO BB IBB HBP BLK WP HR S P ERA WHIP	IP WLS BF H R ER SO BB IBB HBP BLK WP HR S P ERA WHIP																		
Jose Mesa, R ERA: 5.96 (1, 1)	4.0 L 21 6 6 6 3 6 0 0 0 0 0 0 35 73 13.50 3.000	5.0 17 4 0 0 3 0 1 0 0 0 0 0 32 53 0.00 0.800																		

Cleveland Indians @ Baltimore Orioles
Memorial Stadium, Baltimore, MD
Thu Sep 12 1991, 7:05 PM EDT
Att: 20,401 - Cloudy - 75 F

AB 30
R 6
H 10
RBI 6
BB 7
SO 6
LOB 15



Batter	1	2	3	4	5	6	7	8	9	AB	R	H	RBI	BB	SO	LOB	BOTTOM					
Mike Devereaux, R OBP: 0.318, SLG: 0.435 (1, 8)	3-3 K		1-0 G6-3			1-0 G6-3		1-1 1B	1-2 G4-6-3	5	0	1	0	0	1	3						
Joe Orsulak, L Jeff Tackett, R OBP: 0.313, SLG: 0.362 (9, 2)	2-2 HR 1B		1-1 L7			0-0 F8		0-1 1B		4	1	2	0	0	0	0						
Cal Ripken Jr., R OBP: 0.374, SLG: 0.551 (1, 6)	0-1 1H HR		3-2 G4-3			2-0 G5-3			1-1 2B	4	2	2	2	0	0	0						
Sam Horn, L OBP: 0.329, SLG: 0.505 (1, 10)	3-2 G6-4-3 1B		1-0 G6-3			1-0 G4-3			1-0 1B 2B	4	1	2	1	0	0	0						
Randy Milligan, R OBP: 0.375, SLG: 0.399 (1, 3)	1-2 G6-4-3		2-2 G1-3			3-2 F8			4-1 1B 1B E BB	3	1	0	0	1	0	1						
Chito Martinez, L Luis Mercedes, R OBP: 0.333, SLG: 0.544 (9, FR)		0-0 G5-3 1B			2-3 K			0-2 L5	0-1 E 1B	4	0	2	0	0	1	0						
Leo Gomez, R Dwight Evans, R OBP: 0.300, SLG: 0.403 (9, PH)		1 SAFE G5-3			0-0 G5-4-3 1B			1-3 K	3-3 K	3	0	1	0	0	1	1						
Bob Melvin, R Brady Anderson, L OBP: 0.297, SLG: 0.325 (9, PH)		0-1 G5-3			2-1 G5-4-3			2-2 FC3-6 1B	1-1 E 1B	2	0	0	0	0	0	2						
Billy Ripken, R David Segui, S Juan Bell, R Glenn Davis, R OBP: 0.255, SLG: 0.266 (9, PH)		2-3 G5-3			1-2 1B			0-0 FC3-6 1B	0-1 E5	2	0	0	0	0	0	1						
Inning Stats	R: 2 E: 0 K: 1 S: 18	H: 3 LOB: 0 BB: 0 P: 27	R: 0 E: 0 K: 0 S: 9	H: 1 LOB: 1 BB: 0 P: 12	R: 0 E: 0 K: 0 S: 6	H: 0 LOB: 0 BB: 0 P: 11	R: 0 E: 0 K: 1 S: 7	H: 0 LOB: 0 BB: 0 P: 12	R: 0 E: 0 K: 0 S: 4	H: 1 LOB: 0 BB: 0 P: 6	R: 0 E: 0 K: 0 S: 3	H: 0 LOB: 0 BB: 0 P: 6	R: 0 E: 0 K: 0 S: 8	H: 0 LOB: 0 BB: 0 P: 12	R: 0 E: 0 K: 1 S: 13	H: 3 LOB: 2 BB: 0 P: 17	R: 3 E: 1 K: 1 S: 18	H: 4 LOB: 2 BB: 1 P: 29	1B: 9 2B: 2 3B: 0 HR: 1	SF: 0 SAC: 0 DP: 3 HBP: 0	WP: 0 PB: 0 SB: 0 CS: 0	PA: 37
PITCHER	IP WLS BF H R ER SO BB IBB HBP BLK WP HR S P ERA WHIP	IP WLS BF H R ER SO BB IBB HBP BLK WP HR S P ERA WHIP																				
Charles Nagy, R ERA: 4.07 (1, 1)	8.0 W 29 8 2 2 3 0 0 0 0 0 0 4 10 2.25 1.000	0.0 3 2 3 3 0 1 0 0 0 0 0 0 4 10 ∞ ∞	1.0 S 5 2 0 0 1 0 0 0 0 0 0 14 19 0.00 2.000																			

Cleveland Indians @ Baltimore Orioles
Memorial Stadium, Baltimore, MD
Thu Sep 12 1991, 7:05 PM EDT
Att: 20,401 - Cloudy - 75 F

AB 36
R 5
H 12
RBI 5
BB 1
SO 4
LOB 14



Batter	1	2	3	4	5	6	7	8	9	AB	R	H	RBI	BB	SO	LOB	TOP										
Alex Cole, L OBP: 0.397, SLG: 0.343 (1, 8)	G4-3		F8		FC1-4-6 2B		G6-3		FC3-6	5	1	0	0	0	0	3	Cleveland Indians @ Baltimore Orioles Memorial Stadium, Baltimore, MD Fri Sep 13 1991, 7:05 PM EDT Att: 30,861 - Cloudy - 81 F										
Mark Lewis, R OBP: 0.284, SLG: 0.309 Jerry Browne, S OBP: 0.286, SLG: 0.274 Felix Fermin, R OBP: 0.306, SLG: 0.299 (1, 6)	K		F9		2B		F9			4	1	1	0	0	1	0											
Carlos Baerga, S OBP: 0.348, SLG: 0.396 (1, 4)	2B	1B	G6-3		2B		F9		K	4	1	1	0	1	1	3											
Albert Belle, R OBP: 0.320, SLG: 0.532 (1, 10)	2B			P4						4	0	3	3	0	0	0											
Reggie Jefferson, S OBP: 0.203, SLG: 0.333 (1, 3)	G5-3			1B	FC4-6 2B		K		G6-3-5	4	1	1	0	0	1	4											
Mike Aldrete, L OBP: 0.394, SLG: 0.331 Wayne Kirby, L (8, 7)		G4-3					K			4	0	2	0	0	1	2											
Jim Thome, L OBP: 0.250, SLG: 0.314 (1, 5)				FC4-6 1B			K			0	0	0	0	0	0	0											
Jose Gonzalez, R OBP: 0.175, SLG: 0.204 (1, 9)							G4-3		CS	4	0	1	1	0	1	1											
Joel Skinner, R OBP: 0.273, SLG: 0.295 (1, 2)							G6-3		FC3-6 BB	3	0	0	0	1	2	2											
Joel Skinner, R OBP: 0.273, SLG: 0.295 (1, 2)							G4-3		FC3-6 BB	2	0	0	0	2	0	1											
Inning Stats	R: 1 E: 0 K: 1 S: 12	H: 2 LOB: 1 BB: 0 P: 19	R: 0 E: 0 K: 1 S: 11	H: 1 LOB: 1 BB: 0 P: 17	R: 0 E: 0 K: 0 S: 12	H: 0 LOB: 0 BB: 0 P: 18	R: 1 E: 0 K: 1 S: 10	H: 2 LOB: 1 BB: 0 P: 16	R: 2 E: 0 K: 2 S: 16	H: 2 LOB: 2 BB: 2 P: 32	R: 0 E: 0 K: 0 S: 4	H: 0 LOB: 0 BB: 0 P: 9	R: 0 E: 0 K: 0 S: 5	H: 0 LOB: 0 BB: 0 P: 7	R: 0 E: 0 K: 0 S: 7	H: 2 LOB: 1 BB: 0 P: 11	R: 0 E: 0 K: 2 S: 12	H: 0 LOB: 3 BB: 3 P: 27	1B: 4 2B: 6 3B: 0 HR: 0	SF: 0 SAC: 0 DP: 1 HBP: 0	WP: 0 PB: 0 SB: 2 CS: 1	PA: 40					
PITCHER	IP	WLS	BF	H	R	ER	SO	BB	IBB	HBP	BLK	WP	HR	S	P	ERA	WHIP										
Anthony Telford, R ERA: 5.4 (1, 1)	4.1		22	7	4	4	3	1	1	0	0	0	0	55	91	8.31	1.846										
Jim Poole, L ERA: 2.4 (5, 1)	4.0		12	2	0	0	3	0	0	0	0	0	0	25	42	0.00	0.500										
Gregg Olson, R ERA: 3.17 (9, 1)	0.2	W	5	0	0	0	1	3	0	0	0	0	0	9	23	0.00	4.500										

Batter	1	2	3	4	5	6	7	8	9	AB	R	H	RBI	BB	SO	LOB	BOTTOM										
Luis Mercedes, R OBP: 0.318, SLG: 0.316 Juan Bell, R OBP: 0.200, SLG: 0.253 (1, 7)	G4-3 BB			K		G4-6-3				2	1	0	0	2	1	1	Cleveland Indians @ Baltimore Orioles Memorial Stadium, Baltimore, MD Fri Sep 13 1991, 7:05 PM EDT Att: 30,861 - Cloudy - 81 F										
Mike Devereaux, R OBP: 0.319, SLG: 0.441 (1, 8)	G4-3			G6-4-3 1B		G6-3				4	1	2	3	0	0	1											
Cal Ripken Jr., R OBP: 0.375, SLG: 0.551 (1, 6)	F9			G6-4-3						4	0	2	0	0	0	1											
Glenn Davis, R OBP: 0.319, SLG: 0.450 (1, 3)					G6-3					4	0	1	0	0	0	1											
Dwight Evans, R OBP: 0.402, SLG: 0.410 Jeff Tackett, R (9, 2)										4	0	1	0	0	1	3											
Randy Milligan, R OBP: 0.374, SLG: 0.396 (1, 10)										3	0	0	0	1	1	2											
Leo Gomez, R OBP: 0.298, SLG: 0.401 Chito Martinez, L OBP: 0.332, SLG: 0.541 Tim Hulett, R OBP: 0.265, SLG: 0.349 (1, 5)										2	0	0	0	0	0	2											
Chris Hoiles, R OBP: 0.311, SLG: 0.395 Brady Anderson, L OBP: 0.341, SLG: 0.314 (8, 7)										1	0	0	0	0	0	2											
Chris Hoiles, R OBP: 0.311, SLG: 0.395 Brady Anderson, L OBP: 0.341, SLG: 0.314 (8, 7)										1	1	1	0	0	0	0											
Chris Hoiles, R OBP: 0.311, SLG: 0.395 Brady Anderson, L OBP: 0.341, SLG: 0.314 (8, 7)										2	1	2	1	0	0	0											
Billy Ripken, R OBP: 0.257, SLG: 0.268 Joe Orsulak, L OBP: 0.313, SLG: 0.361 (8, 9)										2	0	1	0	0	0	1											
David Segui, S OBP: 0.304, SLG: 0.337 (8, 7)										1	0	1	1	0	0	0											
Inning Stats	R: 0 E: 0 K: 0 S: 6	H: 0 LOB: 0 BB: 1 P: 11	R: 0 E: 0 K: 1 S: 6	H: 0 LOB: 0 BB: 0 P: 11	R: 0 E: 0 K: 0 S: 7	H: 1 LOB: 0 BB: 0 P: 10	R: 0 E: 0 K: 1 S: 10	H: 1 LOB: 0 BB: 0 P: 11	R: 0 E: 0 K: 0 S: 15	H: 1 LOB: 1 BB: 1 P: 26	R: 1 E: 0 K: 0 S: 12	H: 2 LOB: 0 BB: 0 P: 20	R: 0 E: 0 K: 0 S: 9	H: 2 LOB: 2 BB: 0 P: 13	R: 3 E: 0 K: 1 S: 16	H: 3 LOB: 1 BB: 1 P: 26	R: 1 E: 0 K: 0 S: 10	H: 3 LOB: 2 BB: 0 P: 16	1B: 11 2B: 0 3B: 0 HR: 2	SF: 0 SAC: 0 DP: 5 HBP: 0	WP: 0 PB: 0 SB: 0 CS: 0	PA: 36					
PITCHER	IP	WLS	BF	H	R	ER	SO	BB	IBB	HBP	BLK	WP	HR	S	P	ERA	WHIP										
Dave Otto, L ERA: 4.52 (1, 1)	6.0		20	5	1	1	2	2	0	0	0	0	0	9	13	0.00	2.000										
Rod Nichols, R ERA: 3.6 (7, 1)	1.0		5	2	0	0	0	0	0	0	0	0	0	9	13	0.00	2.000										
Jeff Shaw, R ERA: 3.29 (8, 1)	1.1	L	10	5	4	4	1	1	0	0	0	0	1	24	38	27.00	4.500										
Jesse Orosco, L ERA: 3.74 (9, 1)	0.0		1	1	0	0	0	0	0	0	0	0	0	2	4	∞	∞										



Batter	1	2	3	4	5	6	7	8	9	10	11	AB	R	H	RBI	BB	SO	LOB	TOP						
Alex Cole, L OBP: 0.387, SLG: 0.343 (1, 8)	K		2B	L8		K			L6		1B	6	1	2	0	0	2	0							
Felix Fermin, R OBP: 0.306, SLG: 0.299 Mark Lewis, R OBP: 0.285, SLG: 0.309 (4, PR)	F7		P4	1B					F7		1B	3	0	1	0	0	0	1							
Carlos Baerga, S OBP: 0.347, SLG: 0.397 (1, 4)	G4-3		1B	SF9					K		G5-3	6	1	2	1	0	1	2							
Albert Belle, R OBP: 0.321, SLG: 0.530 (1, 7)		G6-3	2B	1B							P4	4	1	1	0	1	1	2							
Mike Aldrete, L OBP: 0.363, SLG: 0.323 (1, 3)			K	SF9							K	4	0	0	1	0	2	1							
Carlos Martinez, R OBP: 0.330, SLG: 0.433 (1, 10)		2B	1B	2B							L4	5	2	3	0	0	0	0							
Jim Thome, L OBP: 0.268, SLG: 0.350 (1, 5)		1B	2B	1B							G4-3	5	0	2	3	0	2	1							
Jose Gonzalez, R OBP: 0.179, SLG: 0.208 Jerry Browne, S OBP: 0.285, SLG: 0.273 Wayne Kirby, L (8, 9)		2B	1B	2B							K	3	0	1	0	0	1	1							
Joel Skinner, R OBP: 0.272, SLG: 0.293 (1, 2)	G1-3										1B	5	1	1	0	0	0	3							
Inning Stats	R: 0 E: 0 K: 1 S: 8	H: 0 LOB: 0 BB: 0 P: 11	R: 1 E: 0 K: 1 S: 14	H: 3 LOB: 2 BB: 0 P: 20	R: 4 E: 0 K: 1 S: 21	H: 5 LOB: 1 BB: 0 P: 28	R: 0 E: 0 K: 1 S: 10	H: 2 LOB: 2 BB: 0 P: 18	R: 0 E: 0 K: 1 S: 10	H: 0 LOB: 0 BB: 0 P: 16	R: 0 E: 0 K: 1 S: 6	H: 0 LOB: 1 BB: 1 P: 13	R: 0 E: 0 K: 2 S: 12	H: 1 LOB: 1 BB: 0 P: 21	R: 0 E: 0 K: 1 S: 9	H: 0 LOB: 0 BB: 0 P: 12	R: 0 E: 0 K: 1 S: 7	H: 0 LOB: 0 BB: 0 P: 7	R: 1 E: 0 K: 1 S: 14	H: 3 LOB: 2 BB: 0 P: 21	1B: 10 2B: 4 3B: 0 HR: 0	SF: 1 SAC: 0 DP: 0 HBP: 0	WP: 0 PB: 0 SB: 2 CS: 0	PA: 48	
PITCHER	IP 2.2	WLS 2.1	BF 9	H 2	R 0	ER 0	SO 3	BB 0	IBB 0	HBP 0	BLK 0	WP 0	HR 0	S 40	P 54	ERA 16.88	WHIP 3.000								
Bob Milacki, R ERA: 3.97 Mark Williamson, R ERA: 4.56 Todd Frohwrth, R ERA: 1.92 Mike Flanagan, L ERA: 2.3																									

Cleveland Indians @ Baltimore Orioles
Memorial Stadium, Baltimore, MD
Sat Sep 14 1991, 7:05 PM EDT
Att: 31,575 - Cloudy - 77 F


AB 46
R 6
H 14
RBI 6
BB 1
SO 12
LOB 12



Batter	1	2	3	4	5	6	7	8	9	10	11	AB	R	H	RBI	BB	SO	LOB	BOTTOM					
Luis Mercedes, R OBP: 0.308, SLG: 0.304 Juan Bell, R OBP: 0.199, SLG: 0.251 (8, 4)	G6-3		F8		BLK		FC6-4			F7		4	1	1	0	0	0	1						
Mike Devereaux, R OBP: 0.320, SLG: 0.441 (1, 8)	E6				2B		F9			F8		5	2	2	1	0	0	1						
Cal Ripken Jr., R OBP: 0.375, SLG: 0.557 (1, 6)	HR		F9		2B		L5			G1-3		5	1	2	3	0	0	2						
Glenn Davis, R OBP: 0.322, SLG: 0.448 Jose Mesa, R (11, PR)	G6-3										G6-4-3	5	0	2	0	0	1	1						
Dwight Evans, R OBP: 0.395, SLG: 0.401 (1, 9)	K				G5-4-3		F9			G1		5	0	0	0	0	1	2						
Randy Milligan, R OBP: 0.378, SLG: 0.406 (1, 10)		G6-3			HR					F9		5	1	3	1	0	0	0						
Tim Lulett, R OBP: 0.281, SLG: 0.344 Brady Anderson, L OBP: 0.339, SLG: 0.313 Chris Holles, R OBP: 0.310, SLG: 0.394 (10, 2)	F9				K		L7			K		3	0	0	0	0	1	1						
Bob Melvin, R OBP: 0.293, SLG: 0.321 Sam Horn, L OBP: 0.329, SLG: 0.505 Leo Gomez, R OBP: 0.297, SLG: 0.399 (10, 5)	F9						G5-3			F8		3	0	0	0	0	1	1						
Billy Ripken, R OBP: 0.266 Joe Orsulak, L OBP: 0.313, SLG: 0.360 (8, 7)			K		G6-3		FC6-4			G6-3		2	0	0	0	0	1	0						
Inning Stats	R: 2 E: 1 K: 1 S: 11	H: 1 LOB: 0 BB: 0 P: 19	R: 0 E: 0 K: 0 S: 7	H: 0 LOB: 0 BB: 0 P: 13	R: 0 E: 0 K: 1 S: 13	H: 1 LOB: 1 BB: 0 P: 16	R: 1 E: 0 K: 1 S: 12	H: 2 LOB: 0 BB: 0 P: 20	R: 2 E: 0 K: 2 S: 15	H: 3 LOB: 1 BB: 0 P: 23	R: 0 E: 0 K: 0 S: 7	H: 0 LOB: 1 BB: 1 P: 16	R: 0 E: 0 K: 0 S: 5	H: 0 LOB: 0 BB: 0 P: 8	R: 0 E: 0 K: 1 S: 8	H: 0 LOB: 0 BB: 0 P: 13	R: 0 E: 0 K: 0 S: 9	H: 0 LOB: 0 BB: 0 P: 14	R: 0 E: 0 K: 1 S: 11	H: 2 LOB: 1 BB: 0 P: 16	1B: 7 2B: 1 3B: 0 HR: 2	SF: 0 SAC: 0 DP: 2 HBP: 1	WP: 0 PB: 0 SB: 0 CS: 0	PA: 43
PITCHER	IP 6.0	WLS 2.1	BF 26	H 8	R 0	ER 0	SO 1	BB 0	IBB 0	HBP 1	BLK 1	WP 0	HR 2	S 65	P 101	ERA 6.00	WHIP 1.333							
Greg Swindell, L ERA: 3.52 Rod Nichols, R ERA: 3.54 Eric Bell, L ERA: Steve Olin, R ERA: 3.88																								

Cleveland Indians @ Baltimore Orioles
Memorial Stadium, Baltimore, MD
Sat Sep 14 1991, 7:05 PM EDT
Att: 31,575 - Cloudy - 77 F

AB 42
R 5
H 10
RBI 5
BB 0
SO 7
LOB 10



Batter	1	2	3	4	5	6	7	8	9	AB	R	H	RBI	BB	SO	LOB	TOP					
Alex Cole, L (1, 8) OBP: 0.386, SLG: 0.343 Jerry Browne, S (7, PH) Wayne Kirby, L (7, 8)	L7		CS 1B		P3		G3			3	0	1	0	0	0	0						
Tony Perezchica, R (1, 4) OBP: 0.314, SLG: 0.369 Carlos Baerga, S (8, PH) OBP: 0.347, SLG: 0.397	1B HR BB		K		G4-3			G6-3		2	1	0	0	1	1	1						
Mark Lewis, R (1, 6) OBP: 0.288, SLG: 0.316	1B HR		2B		G5-3			F8		4	1	2	0	0	0	0						
Albert Belle, R (1, 7) OBP: 0.322, SLG: 0.535	HR		K		K					3	1	1	3	1	2	1						
Carlos Martinez, R (1, 10) OBP: 0.329, SLG: 0.426	G5-3				S BB			F9		3	0	0	0	1	0	1						
Luis Lopez, R (1, 3) OBP: 0.246, SLG: 0.277 Mike Aldrete, L (9, PH) OBP: 0.381, SLG: 0.321	F9				F8			F8		3	0	0	0	0	0	1						
Jim Thome, L (1, 5) OBP: 0.244, SLG: 0.318			K		K			K		4	0	0	0	0	3	1						
Jose Gonzalez, R (1, 9) OBP: 0.183, SLG: 0.204 Eddie Taubensee, L (9, PH)	P3				G6-3			1B BB		2	0	0	0	1	0	1						
Joel Skinner, R (1, 2) OBP: 0.273, SLG: 0.294	K				K			1B		3	0	1	0	0	2	0						
Inning Stats	R: 3 E: 0 K: 0 S: 12	H: 2 LOB: 0 BB: 1 P: 23	R: 0 E: 0 K: 2 S: 9	H: 0 LOB: 0 BB: 0 P: 14	R: 0 E: 0 K: 2 S: 8	H: 2 LOB: 1 BB: 0 P: 9	R: 0 E: 0 K: 1 S: 11	H: 0 LOB: 1 BB: 1 P: 19	R: 0 E: 0 K: 1 S: 7	H: 0 LOB: 0 BB: 0 P: 11	R: 0 E: 0 K: 1 S: 6	H: 0 LOB: 0 BB: 0 P: 12	R: 0 E: 0 K: 1 S: 10	H: 1 LOB: 2 BB: 1 P: 16	R: 0 E: 0 K: 0 S: 5	H: 0 LOB: 1 BB: 0 P: 14	R: 0 E: 0 K: 1 S: 8	H: 0 LOB: 0 BB: 0 P: 13	1B: 3 2B: 1 3B: 0 HR: 1	SF: 0 SAC: 0 DP: 0 HBP: 0	WP: 0 PB: 0 SB: 1 CS: 1	PA: 35
PITCHER	IP	WLS	BF	H	R	ER	SO	BB	IBB	HBP	BLK	WP	HR	S	P	ERA	WHIP					
Arthur Rhodes, L (1, 1) ERA: 8.31	6.2		27	5	3	3	8	3	0	0	0	0	1	60	100	4.05	1.200					
Mark Williamson, R (7, 1) ERA: 4.45	1.1	W	5	0	0	0	0	1	0	0	0	0	0	8	18	0.00	0.750					
Gregg Olson, R (9, 1) ERA: 3.12	1.0	S	3	0	0	0	1	0	0	0	0	0	0	8	13	0.00	0.000					

Cleveland Indians @ Baltimore Orioles
Memorial Stadium, Baltimore, MD
Sun Sep 15 1991, 3:33 AM EDT
Att: 35,326 - Cloudy - 81 F


AB 31
R 3
H 5
RBI 3
BB 4
SO 9
LOB 8



Batter	1	2	3	4	5	6	7	8	9	AB	R	H	RBI	BB	SO	LOB	BOTTOM						
Mike Devereaux, R (1, 8) OBP: 0.321, SLG: 0.440	G4-3		G4-3		HBP BB			1B SF8 1B		3	1	1	0	1	0	0							
Joe Orsulak, L (1, 7) OBP: 0.317, SLG: 0.362	HR 1B		K		FC6-4 HBP			G5-4-3 1B		3	1	2	1	0	1	0							
Cal Ripken Jr., R (1, 6) OBP: 0.373, SLG: 0.554	L6				G5-3 FC6-4			SF8		3	0	0	1	0	0	4							
Sam Horn, L (1, 10) OBP: 0.329, SLG: 0.514 Dwight Evans, R (8, PH) OBP: 0.394, SLG: 0.399	HR				F8			G5-4-3		3	1	1	2	0	0	0							
Chito Martinez, L (1, 9) OBP: 0.327, SLG: 0.533 Brady Anderson, L (9, 7) OBP: 0.339, SLG: 0.313	F8				G6-3			G3-1		3	0	0	0	0	0	0							
David Segui, S (1, 3) OBP: 0.300, SLG: 0.332			G4-3		G3			K		3	0	0	0	0	1	0							
Leo Gomez, R (1, 5) OBP: 0.295, SLG: 0.396			P3		E5 FC3-6 HBP BB			F8		3	1	0	0	0	0	0							
Chris Hoiles, R (1, 2) OBP: 0.310, SLG: 0.391			G5-3		FC3-6 BB			G1-3		2	0	0	0	1	0	0							
Juan Bell, R (1, 4) OBP: 0.196, SLG: 0.247			L3		FC3-6 HBP BB			G4-3		3	0	0	0	0	0	2							
Inning Stats	R: 2 E: 0 K: 0 S: 12	H: 2 LOB: 0 BB: 0 P: 18	R: 0 E: 0 K: 0 S: 8	H: 0 LOB: 0 BB: 0 P: 15	R: 0 E: 0 K: 1 S: 8	H: 0 LOB: 0 BB: 0 P: 11	R: 0 E: 0 K: 0 S: 6	H: 0 LOB: 0 BB: 0 P: 11	R: 1 E: 1 K: 0 S: 14	H: 2 LOB: 3 BB: 2 P: 29	R: 0 E: 0 K: 1 S: 8	H: 0 LOB: 0 BB: 0 P: 13	R: 0 E: 0 K: 0 S: 7	H: 0 LOB: 0 BB: 0 P: 11	R: 1 E: 0 K: 0 S: 6	H: 2 LOB: 0 BB: 0 P: 7	1B: 3 2B: 0 3B: 0 HR: 1	SF: 1 SAC: 0 DP: 1 HBP: 1	WP: 0 PB: 0 SB: 0 CS: 0	PA: 31			
PITCHER	IP	WLS	BF	H	R	ER	SO	BB	IBB	HBP	BLK	WP	HR	S	P	ERA	WHIP						
Eric King, R (1, 1) ERA: 4.92	4.2		19	2	3	2	1	2	0	0	0	0	0	1	43	76	3.86	0.857					
Garland Kiser, L (5, 1) ERA: 5.67	0.0		1	0	0	0	0	0	0	1	0	0	0	1	2	∞	∞						
Willie Blair, R (5, 1) ERA: 5.67	2.2	L	10	2	1	1	1	0	0	0	0	0	0	24	35	3.38	0.750						
Eric Bell, L (8, 1) ERA: 3.12	0.2		1	0	0	0	0	0	0	0	0	0	0	1	2	0.00	0.000						

Cleveland Indians @ Baltimore Orioles
Memorial Stadium, Baltimore, MD
Sun Sep 15 1991, 3:33 AM EDT
Att: 35,326 - Cloudy - 81 F

AB 27
R 4
H 4
RBI 4
BB 2
SO 2
LOB 7



Batter	1	2	3	4	5	6	7	8	9	AB	R	H	RBI	BB	SO	LOB	TOP					
Mitt Cuyler, S OBP: 0.330, SLG: 0.334			G6-3	G4-3			G4-3			4	0	1	0	0	0	1	Detroit Tigers @ Cleveland Indians Cleveland Municipal Stadium, Cleveland, OH Wed Sep 18, 1991, 7:05 PM EDT Att: 4,976 - Cloudy - 66 F					
Lou Whitaker, L OBP: 0.391, SLG: 0.487	G5-3		2B 1B		F9			G4-3		4	1	1	0	0	0	1						
Alan Trammell, R OBP: 0.318, SLG: 0.377	P2		1B 2B		K			K		4	1	1	0	0	2	1						
Cecil Fielder, R OBP: 0.342, SLG: 0.529 Skeeter Barnes, R OBP: 0.326, SLG: 0.512	L1		1B		K			1B		4	0	2	2	0	1	1						
Mickey Tettleton, S OBP: 0.386, SLG: 0.484		G4-3	K			G3		P6		4	0	0	0	0	1	2						
Lloyd Moseby, L OBP: 0.324, SLG: 0.412	1B		F9			K		G6-3		4	0	1	0	0	1	1						
Travis Fryman, R OBP: 0.306, SLG: 0.445	P2			K		G6-3				4	0	0	0	0	2	1						
Pete Incaviglia, R OBP: 0.286, SLG: 0.344	1B		G5-3				G6-3			4	0	1	0	0	0	0						
Scott Livingstone, L OBP: 0.386, SLG: 0.388	P6						K			3	0	1	0	0	1	2						
Inning Stats	R: 0 E: 0 K: 0 S: 11	H: 1 LOB: 1 BB: 0 P: 14	R: 0 E: 0 K: 0 S: 12	H: 2 LOB: 2 BB: 0 P: 19	R: 2 E: 0 K: 1 S: 11	H: 3 LOB: 1 BB: 0 P: 18	R: 0 E: 0 K: 1 S: 9	H: 1 LOB: 1 BB: 0 P: 14	R: 0 E: 0 K: 1 S: 10	H: 0 LOB: 0 BB: 0 P: 13	R: 0 E: 0 K: 1 S: 8	H: 0 LOB: 0 BB: 0 P: 16	R: 0 E: 0 K: 1 S: 6	H: 0 LOB: 0 BB: 0 P: 7	R: 0 E: 0 K: 1 S: 8	H: 1 LOB: 1 BB: 0 P: 12	R: 0 E: 0 K: 1 S: 6	H: 0 LOB: 0 BB: 0 P: 8	1B: 7 2B: 1 3B: 0 HR: 0	SF: 0 SAC: 0 DP: 0 HBP: 0	WP: 0 PB: 0 SB: 2 CS: 0	PA: 35
PITCHER Charles Nagy, R ERA: 3.98	IP: 9.0 WLS: W BF: 35 H: 8 R: 2 ER: 2 SO: 8 BB: 0 IBB: 0 HBP: 0 BLK: 0 WP: 0 HR: 0 S: 81 P: 121 ERA: 2.00 WHIP: 0.889															PITCHER Charles Nagy, R ERA: 3.98						

Batter	1	2	3	4	5	6	7	8	9	AB	R	H	RBI	BB	SO	LOB	BOTTOM			
Alex Cole, L OBP: 0.391, SLG: 0.349	F8		B2-3		CS	G4-3 SF9 2B		K		4	1	1	0	0	1	0	Detroit Tigers @ Cleveland Indians Cleveland Municipal Stadium, Cleveland, OH Wed Sep 18, 1991, 7:05 PM EDT Att: 4,976 - Cloudy - 66 F			
Felix Fermin, R OBP: 0.308, SLG: 0.302	1B		G3-6-3 1B		G4-3					3	1	2	0	0	0	1				
Carlos Baerga, S OBP: 0.348, SLG: 0.397	1B		G3-6-3 1B			SF9				2	1	1	1	0	0	1				
Albert Belle, R OBP: 0.320, SLG: 0.530 Jose Gonzalez, R OBP: 0.193, SLG: 0.204	E9			G4-3		G5-3				3	0	1	1	0	0	0				
Mike Aldrete, L OBP: 0.368, SLG: 0.308	K			G1-3			L7			3	0	0	0	0	1	1				
Carlos Martinez, R OBP: 0.323, SLG: 0.417	F9			G6-3			F8			3	0	0	0	0	0	1				
Jim Thome, L OBP: 0.255, SLG: 0.306	L1				F9		K			3	0	0	0	0	1	0				
Joel Skinner, R OBP: 0.274, SLG: 0.295	G6-3					FC3-6 1B		G3		3	0	1	0	0	0	0				
Wayne Kirby, L OBP: 0.143, SLG: 0.286	K					FC3-6 CS		P6		3	0	0	0	0	1	1				
Inning Stats	R: 2 E: 1 K: 1 S: 18	H: 3 LOB: 1 BB: 0 P: 21	R: 0 E: 0 K: 1 S: 10	H: 0 LOB: 0 BB: 0 P: 17	R: 0 E: 0 K: 0 S: 3	H: 1 LOB: 0 BB: 0 P: 3	R: 0 E: 0 K: 0 S: 7	H: 0 LOB: 0 BB: 0 P: 13	R: 0 E: 0 K: 0 S: 6	H: 1 LOB: 0 BB: 0 P: 7	R: 1 E: 0 K: 0 S: 8	H: 1 LOB: 0 BB: 0 P: 9	R: 0 E: 0 K: 1 S: 7	H: 0 LOB: 0 BB: 0 P: 10	R: 0 E: 0 K: 1 S: 7	H: 0 LOB: 0 BB: 0 P: 8	1B: 5 2B: 1 3B: 0 HR: 0	SF: 1 SAC: 0 DP: 1 HBP: 0	WP: 0 PB: 0 SB: 0 CS: 1	PA: 29
PITCHER Bill Gullickson, R ERA: 4.08	IP: 8.0 WLS: L BF: 28 H: 6 R: 3 ER: 2 SO: 4 BB: 0 IBB: 0 HBP: 0 BLK: 0 WP: 0 HR: 0 S: 66 P: 88 ERA: 2.25 WHIP: 0.750															PITCHER Bill Gullickson, R ERA: 4.08				

Batter	1	2	3	4	5	6	7	8	9	AB	R	H	RBI	BB	SO	LOB	TOP					
Luis Mercedes, R (1, 7) OBP: 0.289, SLG: 0.265 Brady Anderson, L (9, 7) OBP: 0.338, SLG: 0.311	G6-3		K		FC6-4			SH1-4		3	0	0	0	0	1	3						
Mike Deversaux, R (1, 8) OBP: 0.316, SLG: 0.436	G6-3		K					G4-3		4	0	0	0	0	0	2						
Cal Ripken Jr., R (1, 6) OBP: 0.379, SLG: 0.561	G4-3				F8			1B IBB		3	0	0	0	1	1	0						
Glenn Davis, R (1, 3) OBP: 0.321, SLG: 0.464 David Segui, S (6, 3) OBP: 0.301, SLG: 0.333	G6-3				G5-3			1B		3	0	0	0	0	0	0						
Dwight Evans, R (1, 9) OBP: 0.388, SLG: 0.390 Joe Orsulak, L (9, 9) OBP: 0.316, SLG: 0.360	1B				L8			1B		4	0	1	0	0	0	2						
Randy Milligan, R (1, 10) OBP: 0.372, SLG: 0.412	F9							G6-3		3	0	0	0	1	0	1						
Leo Gomez, R (1, 5) OBP: 0.304, SLG: 0.415	F9				SH1-3			P3		3	0	1	0	0	0	1						
Chris Hoiles, R (1, 2) OBP: 0.319, SLG: 0.413					SH1-3 BB			1B		3	1	2	1	1	0	1						
Billy Ripken, R (1, 4) OBP: 0.258, SLG: 0.273 Juan Bell, R (8, PR) OBP: 0.195, SLG: 0.246	SH1-3				L6			G4-3 SH1-4 1B		2	0	1	0	0	0	2						
Inning Stats	R: 0 E: 0 K: 0 S: 8	H: 0 LOB: 0 BB: 0 P: 11	R: 0 E: 0 K: 0 S: 10	H: 1 LOB: 1 BB: 0 P: 16	R: 0 E: 0 K: 2 S: 8	H: 0 LOB: 1 BB: 1 P: 18	R: 0 E: 0 K: 0 S: 5	H: 0 LOB: 0 BB: 0 P: 8	R: 0 E: 0 K: 0 S: 9	H: 1 LOB: 2 BB: 1 P: 15	R: 0 E: 0 K: 2 S: 7	H: 0 LOB: 1 BB: 0 P: 13	R: 0 E: 0 K: 0 S: 7	H: 1 LOB: 1 BB: 0 P: 12	R: 1 E: 0 K: 0 S: 10	H: 2 LOB: 2 BB: 1 P: 15	R: 1 E: 0 K: 0 S: 8	H: 1 LOB: 0 BB: 0 P: 12	1B: 5 2B: 0 3B: 0 HR: 1	SF: 0 SAC: 3 DP: 0 HBP: 0	WP: 1 PB: 0 SB: 0 CS: 0	PA: 36
PITCHER Dave Otto, L (1, 1) ERA: 4.26	IP: 9.0 WLS: L BF: 36 H: 6 R: 2 ER: 2 SO: 4 BB: 2 IBB: 1 HBP: 0 BLK: 0 WP: 1 HR: 1 S: 72 P: 120 ERA: 2.00 WHIP: 0.889															PITCHER						

Baltimore Orioles @ Cleveland Indians
Cleveland Municipal Stadium, Cleveland, OH

AB 30
R 2
H 6
RBI 2
BB 3
SO 4
LOB 13



WP: 1 PA: 36
PB: 0
SB: 0
CS: 0

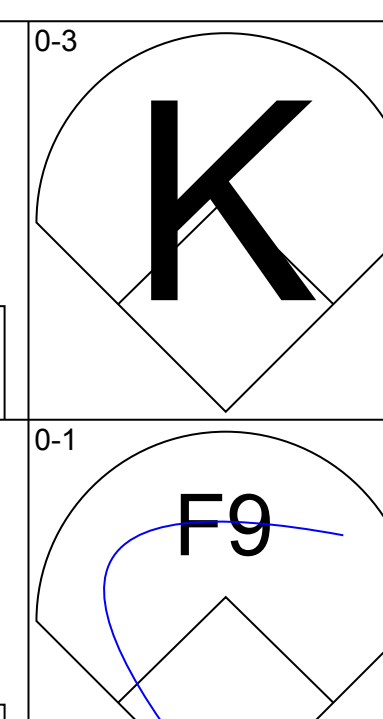
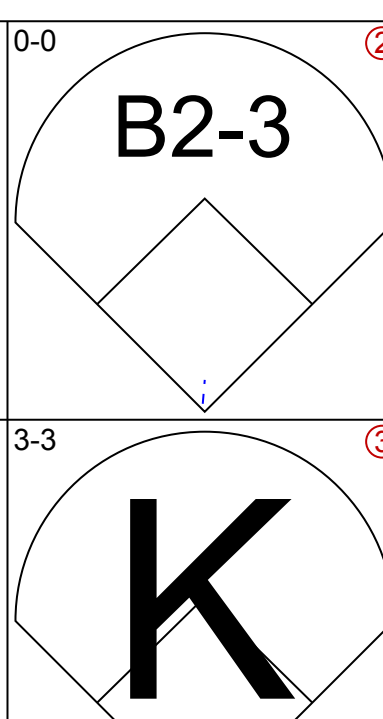
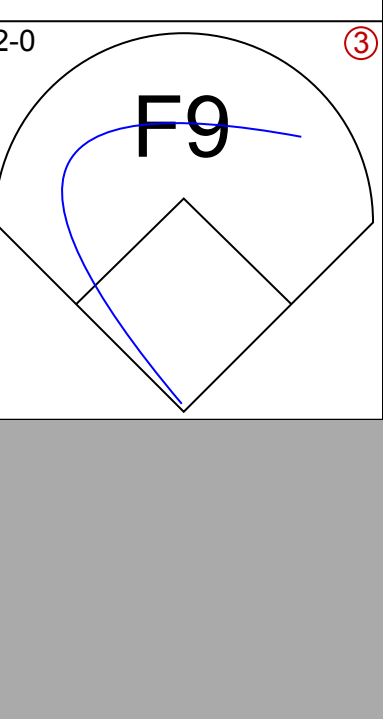
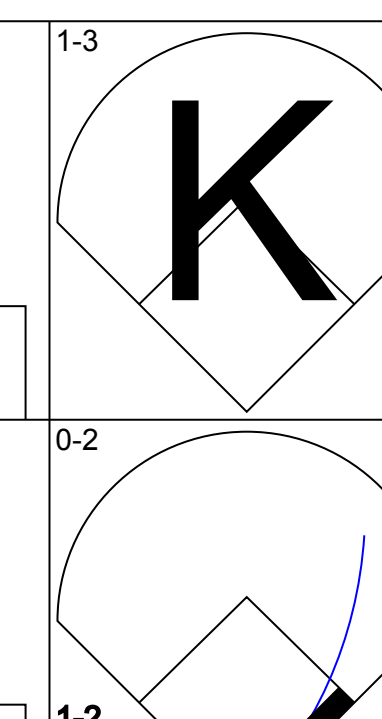
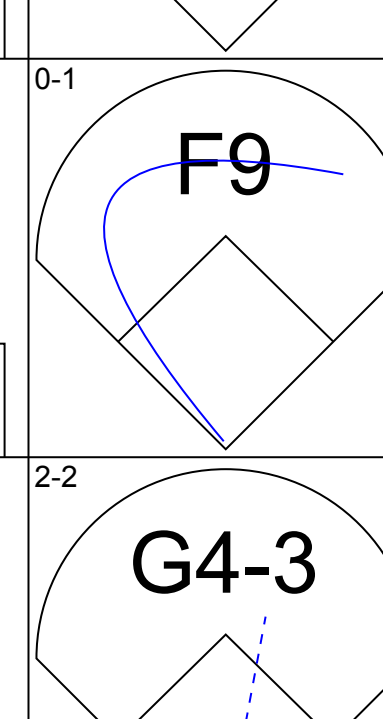

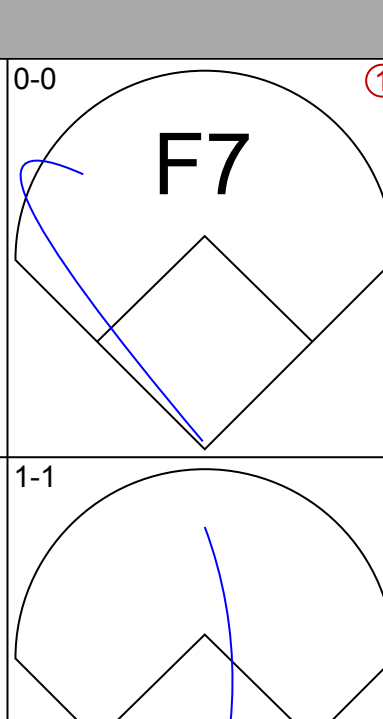
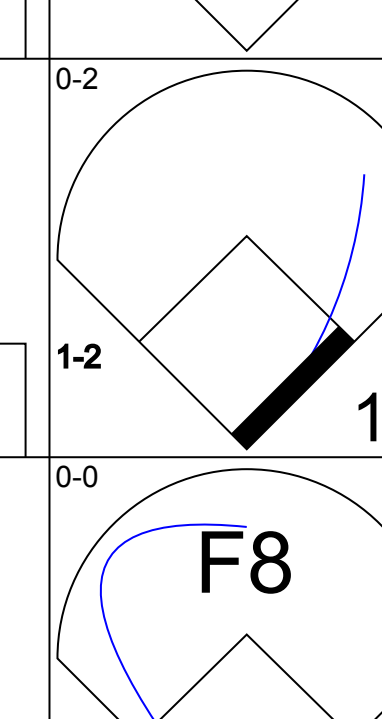
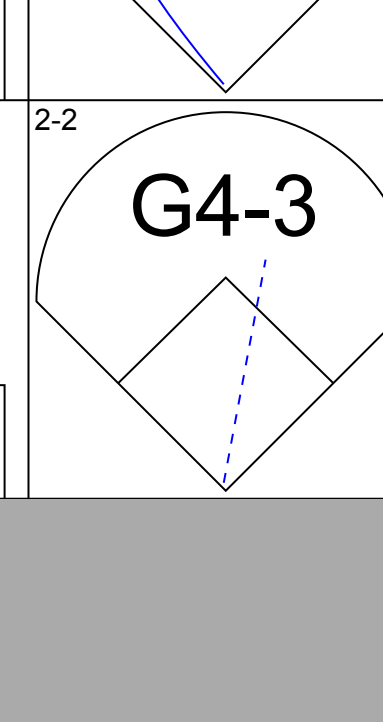
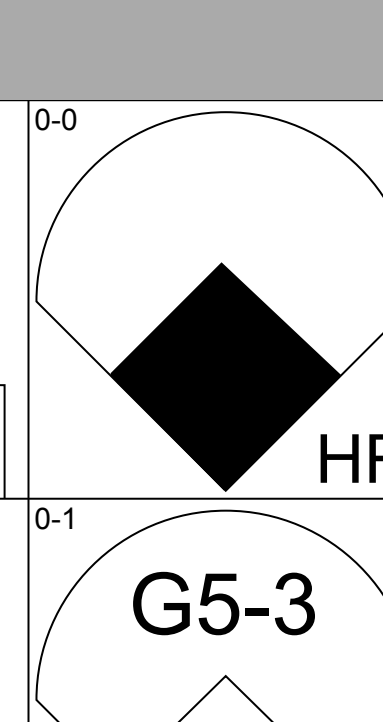
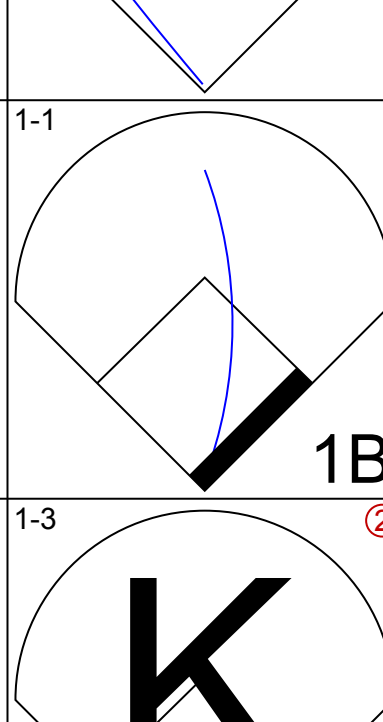
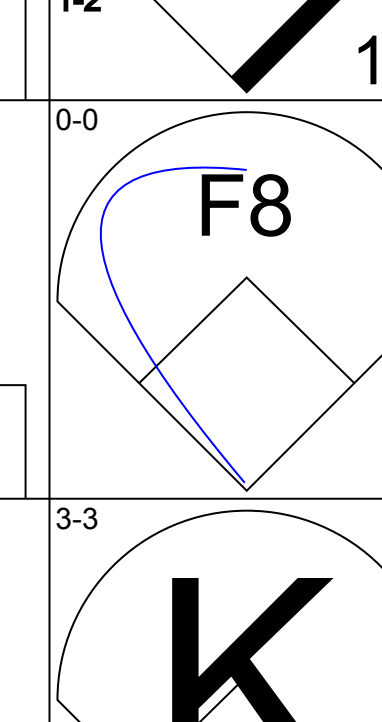
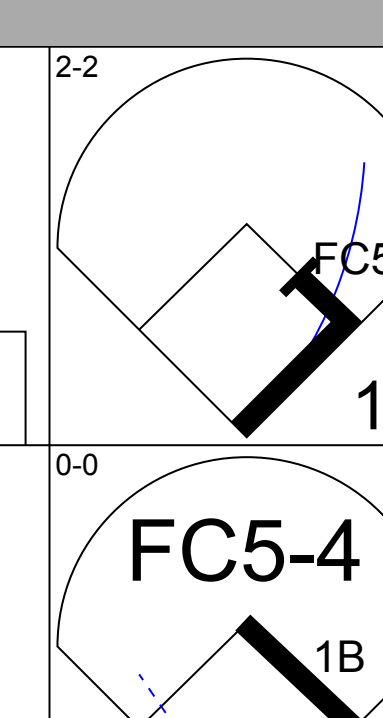
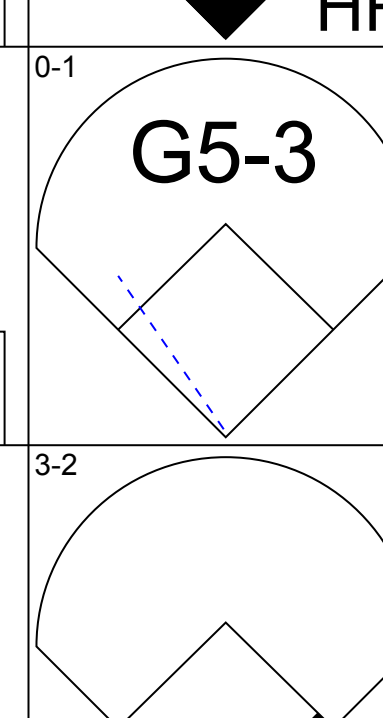
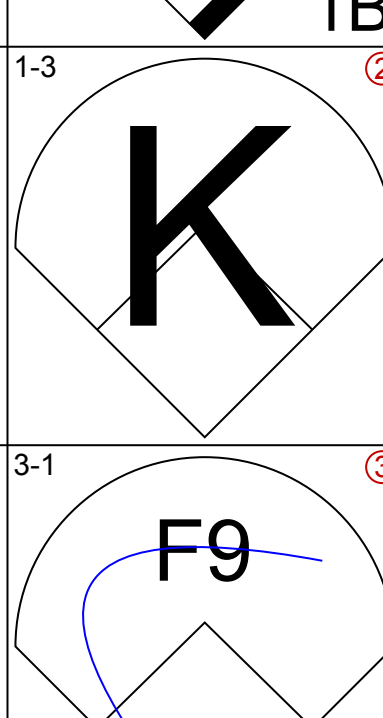
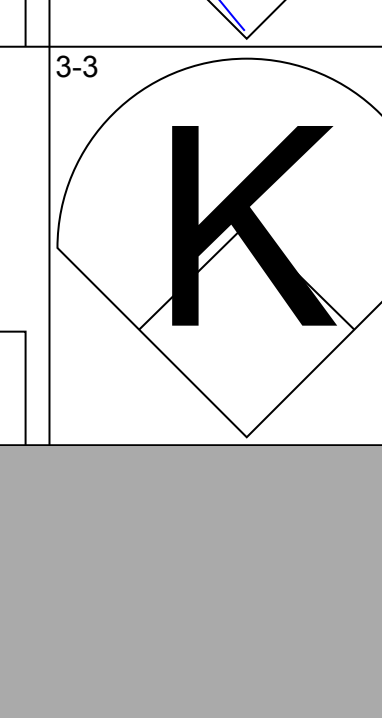
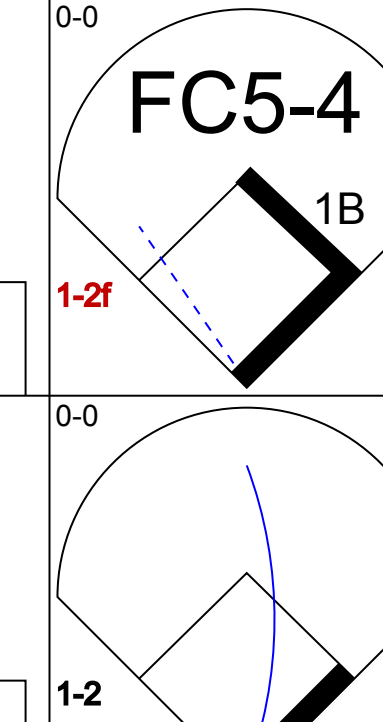
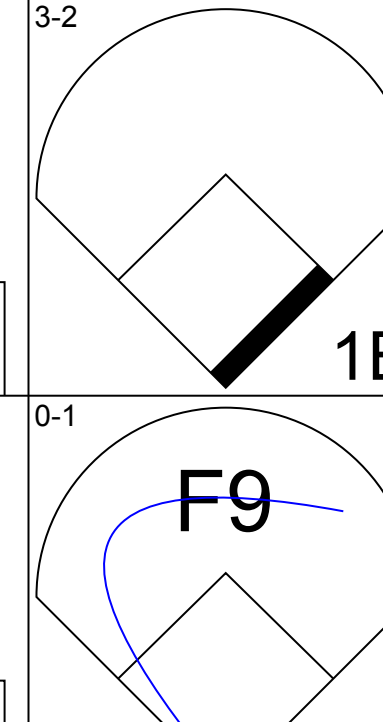
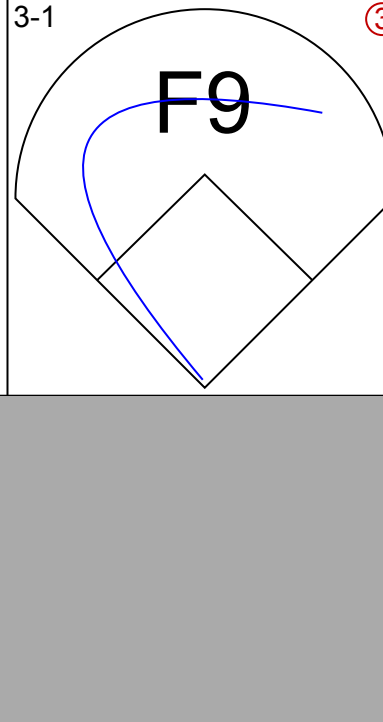
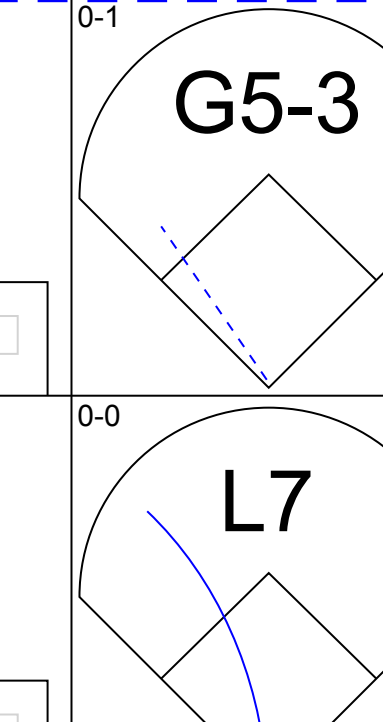
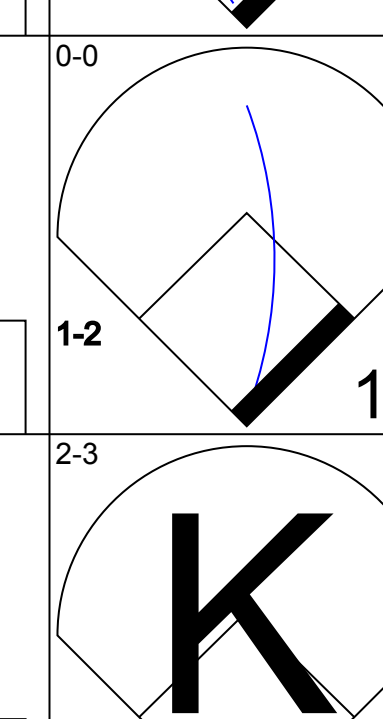
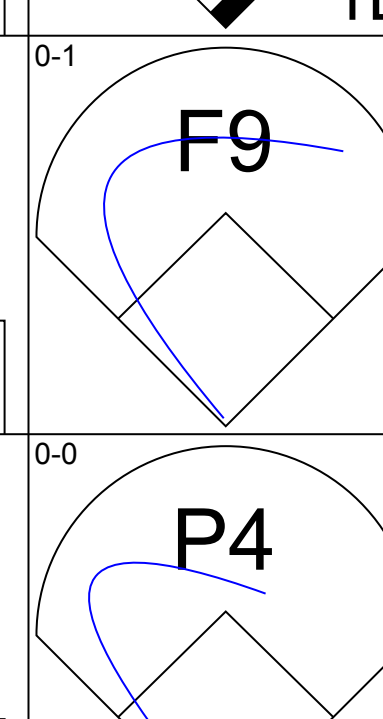
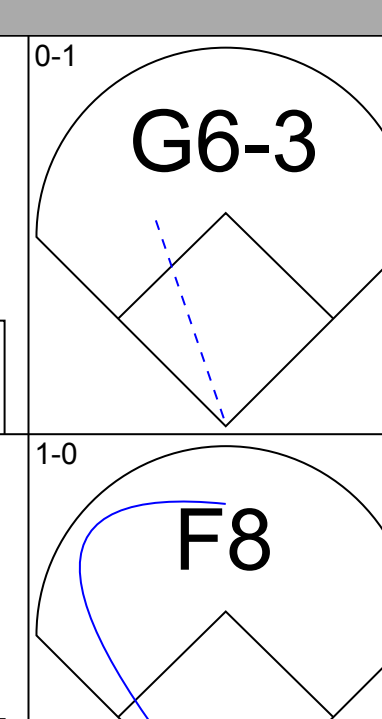
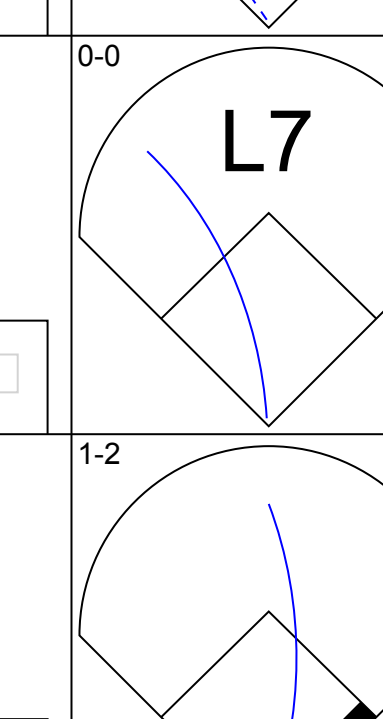
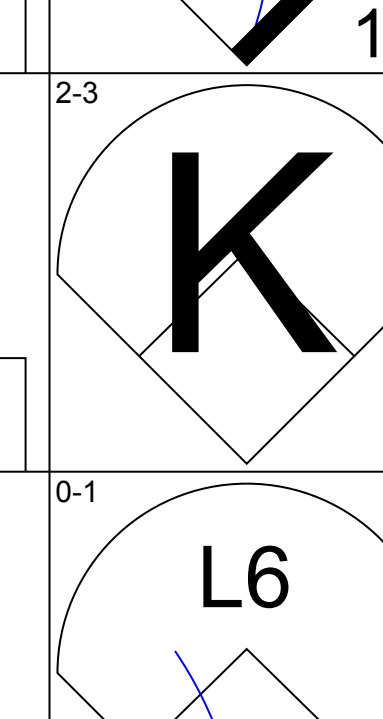
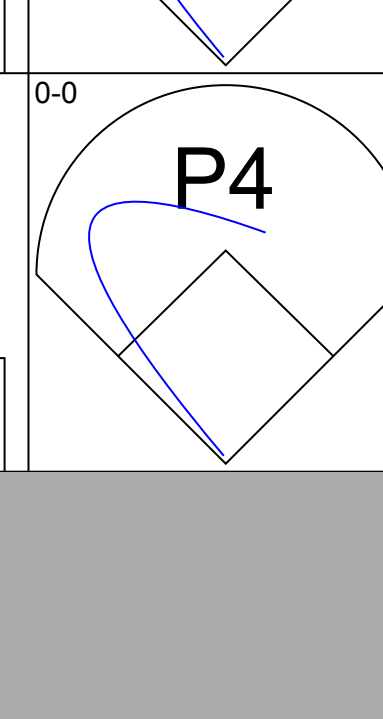
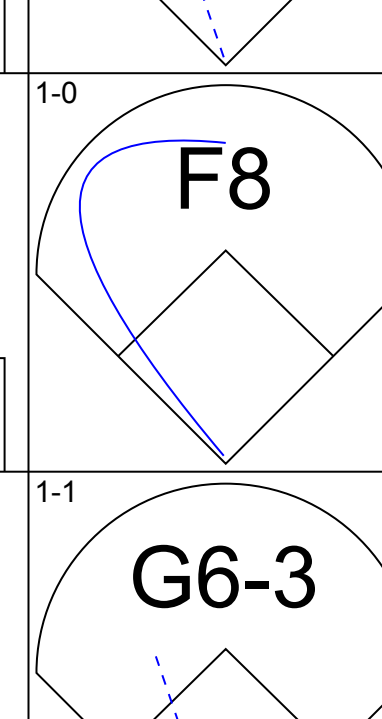
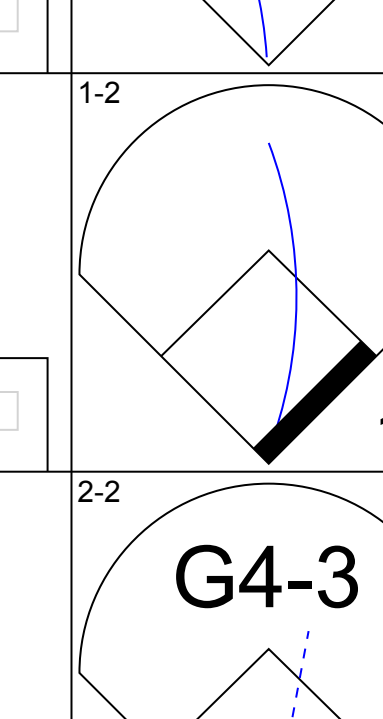
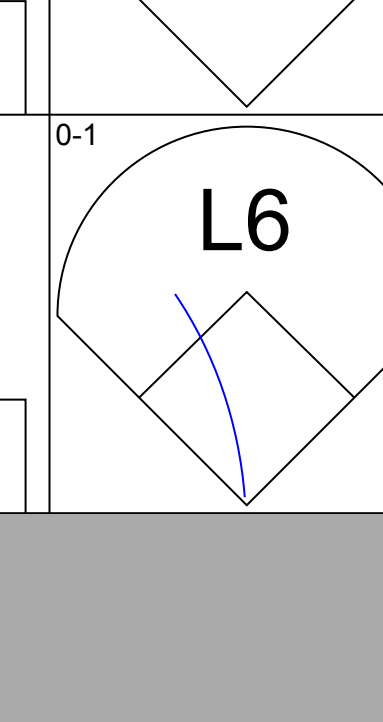
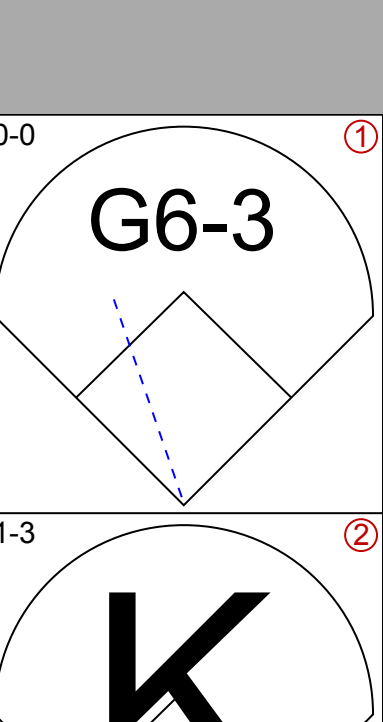
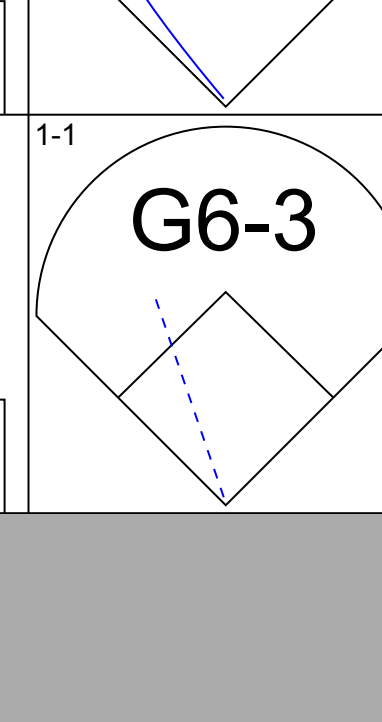
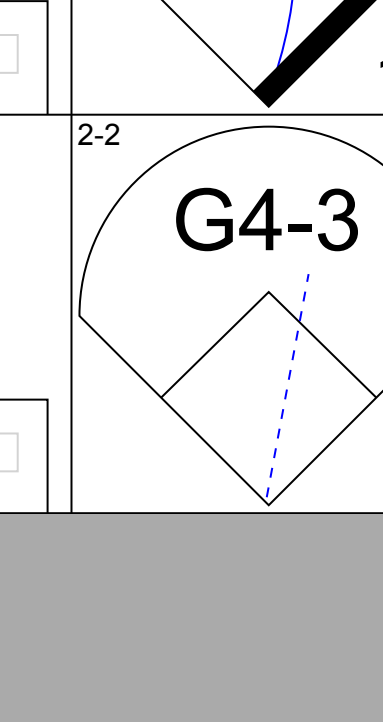
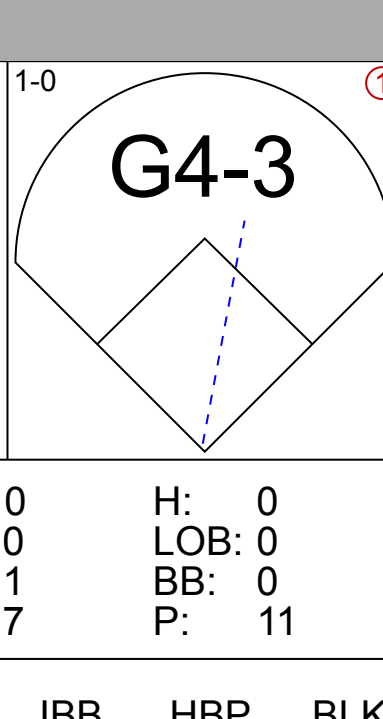
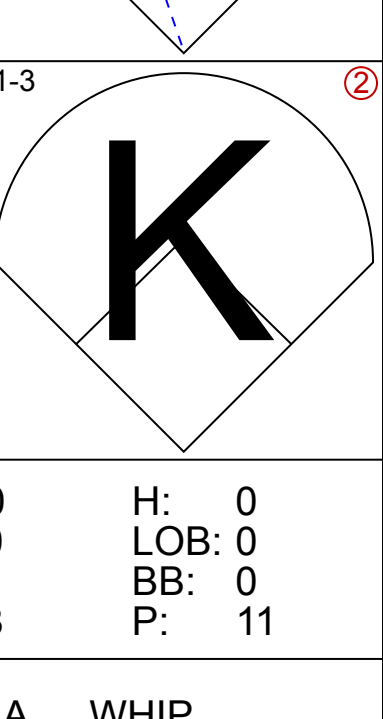
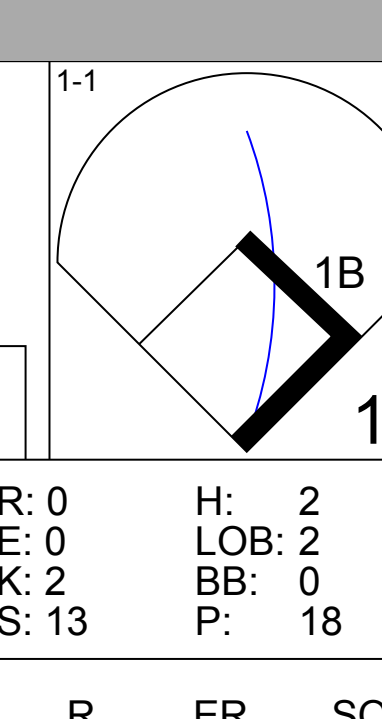
Batter	1	2	3	4	5	6	7	8	9	AB	R	H	RBI	BB	SO	LOB	BOTTOM					
Alex Cole, L (1, 8) OBP: 0.392, SLG: 0.351	G4-3		G4-6-3 1B			G5-3 1B		F8		4	0	2	0	0	0	0						
Mark Lewis, R (1, 6) OBP: 0.288, SLG: 0.313 Jerry Browne, S (9, PH) OBP: 0.287, SLG: 0.272	FC4-6 BB		G4-6-3			K		G4-3 1B BB		2	0	0	0	1	1	3						
Carlos Baerga, S (1, 4) OBP: 0.345, SLG: 0.394	FC4-6 1-2				G3-1			K		4	0	0	0	0	1	3						
Albert Belle, R (1, 7) OBP: 0.317, SLG: 0.525	G5-3				F7			G4-3		4	0	0	0	0	1	3						
Mike Aldrete, L (1, 3) OBP: 0.376, SLG: 0.314 Tony Perezchica, R (9, PR) OBP: 0.314, SLG: 0.369	G4-6-3 1B				F7			1B 1B		3	0	2	1	1	0	0						
Carlos Martinez, R (1, 10) OBP: 0.321, SLG: 0.413	F9				G6-3			F7		4	0	1	0	0	0	2						
Jim Thome, L (1, 5) OBP: 0.255, SLG: 0.288	G4-6-3 1-2				G6-3			G3-6-3 BB		3	0	0	0	1	1	4						
Joel Skinner, R (1, 2) OBP: 0.275, SLG: 0.295			G5-3			G1-6-3 1B		K		3	0	1	0	0	1	0						
Wayne Kirby, L (1, 9) OBP: 0.200, SLG: 0.300			1B		G1-6-3			G6-3		3	0	1	0	0	0	2						
Inning Stats	R: 0 E: 0 K: 0 S: 11	H: 0 LOB: 1 BB: 1 P: 21	R: 0 E: 0 K: 0 S: 7	H: 1 LOB: 0 BB: 0 P: 11	R: 0 E: 0 K: 0 S: 11	H: 2 LOB: 1 BB: 0 P: 16	R: 0 E: 0 K: 0 S: 3	H: 0 LOB: 0 BB: 0 P: 4	R: 0 E: 0 K: 0 S: 9	H: 1 LOB: 1 BB: 1 P: 15	R: 0 E: 0 K: 2 S: 11	H: 1 LOB: 1 BB: 0 P: 19	R: 0 E: 0 K: 0 S: 5	H: 0 LOB: 0 BB: 1 P: 9	R: 0 E: 0 K: 1 S: 6	H: 0 LOB: 0 BB: 0 P: 9	R: 1 E: 0 K: 2 S: 10	H: 2 LOB: 2 BB: 1 P: 20	1B: 7 2B: 0 3B: 0 HR: 0	SF: 0 SAC: 0 DP: 4 HBP: 0	WP: 0 PB: 0 SB: 0 CS: 0	PA: 34
PITCHER Bob Milacki, R (1, 1) ERA: 3.83 Gregg Olson, R (9, 1) ERA: 3.03	IP: 8.0 WLS: W BF: 29 H: 5 R: 1 ER: 1 SO: 3 BB: 4 IBB: 0 HBP: 0 BLK: 0 WP: 0 HR: 0 S: 64 P: 109 ERA: 1.12 WHIP: 1.125															PITCHER						

Baltimore Orioles @ Cleveland Indians
Cleveland Municipal Stadium, Cleveland, OH

AB 30
R 1
H 7
RBI 1
BB 4
SO 5
LOB 17

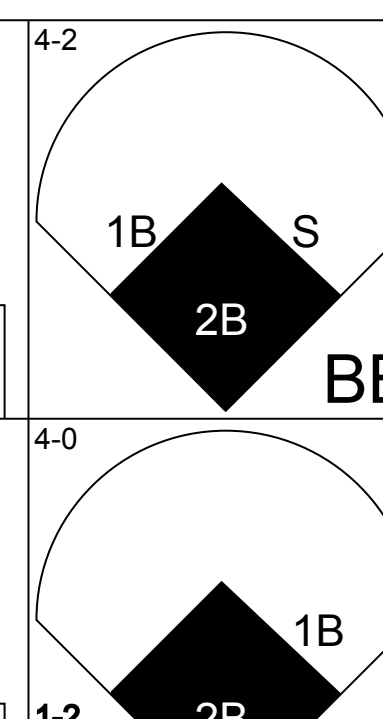
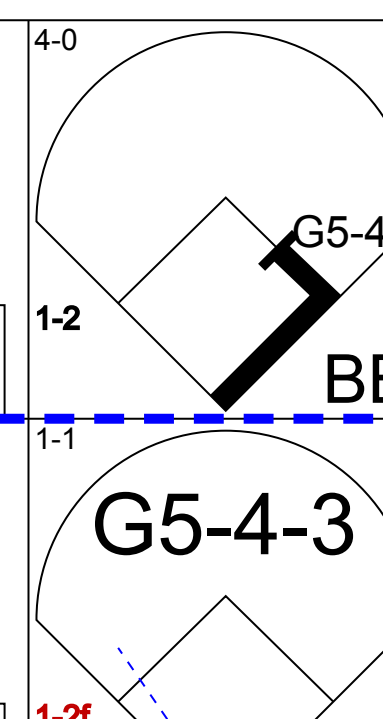
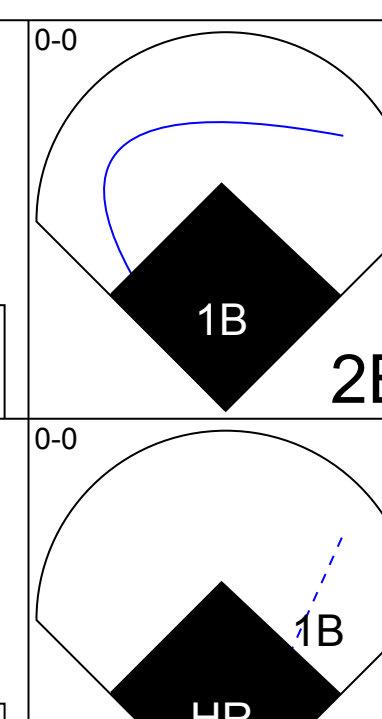

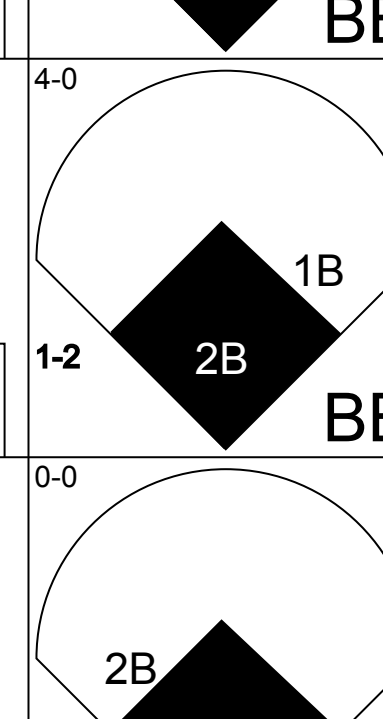

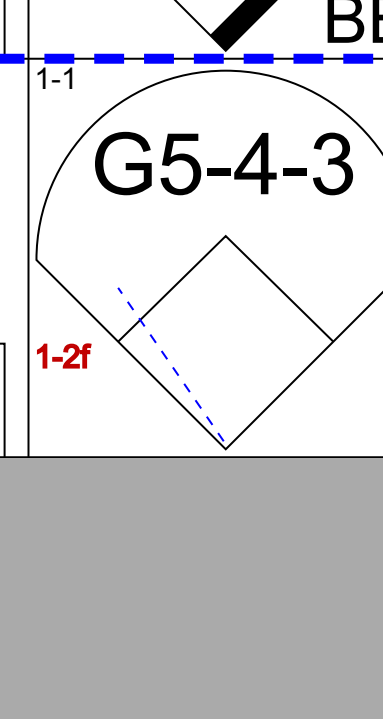
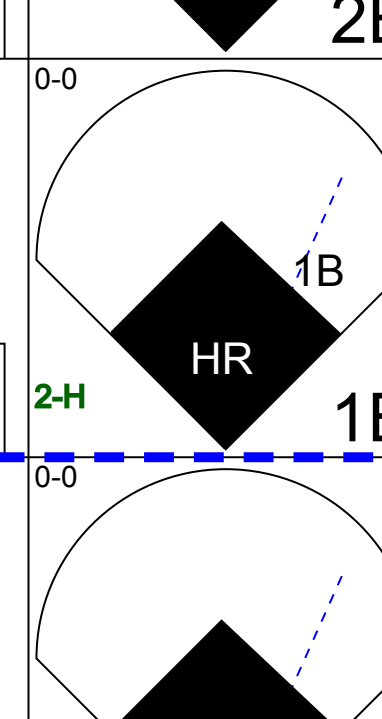

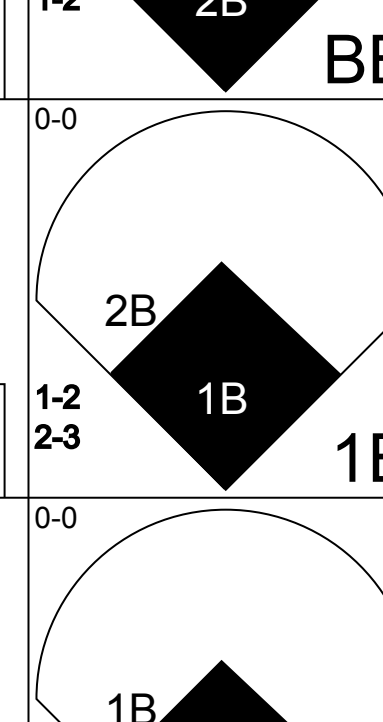
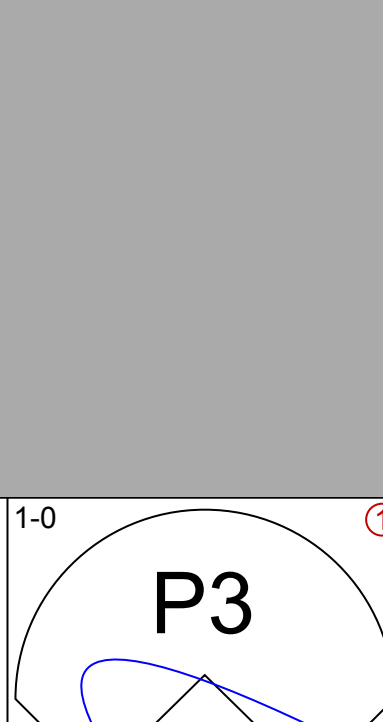
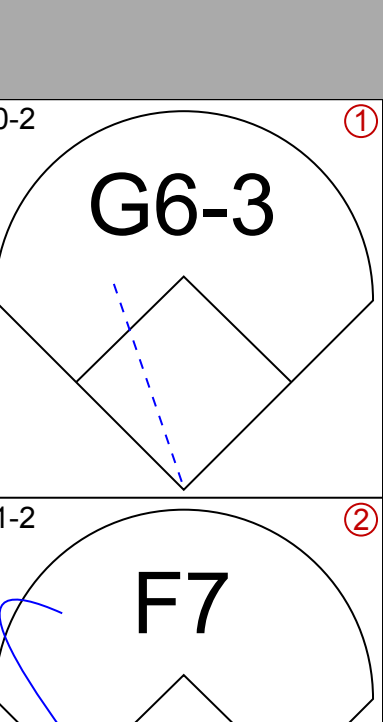
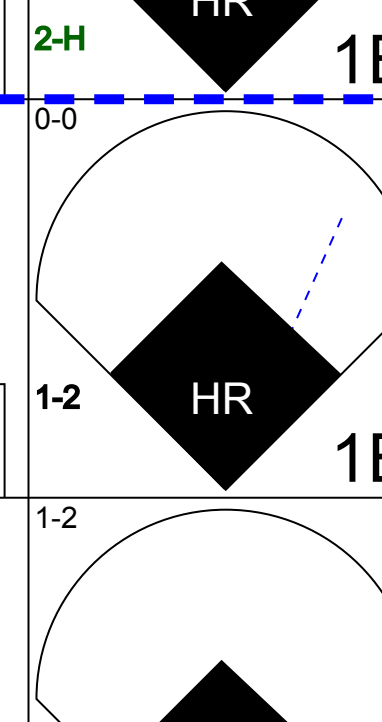

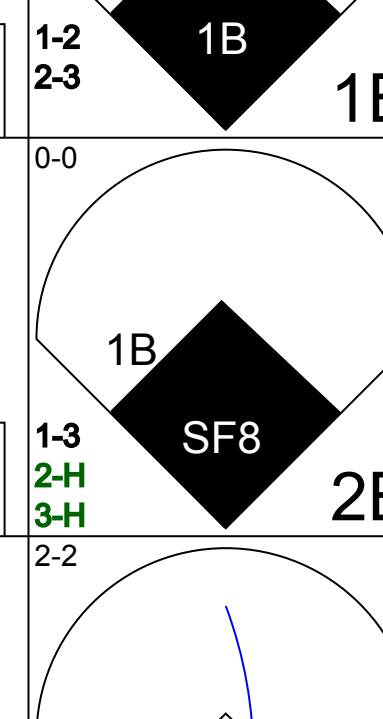
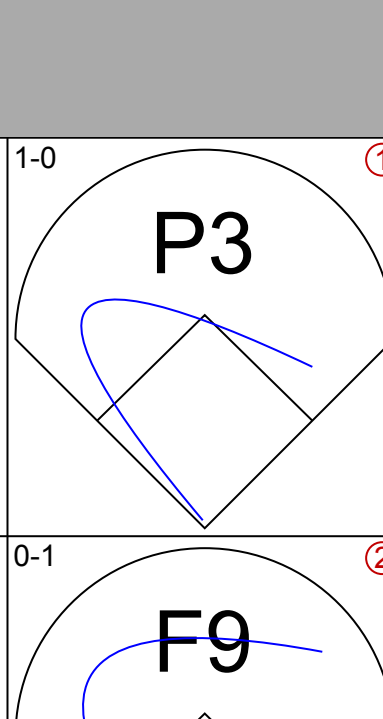
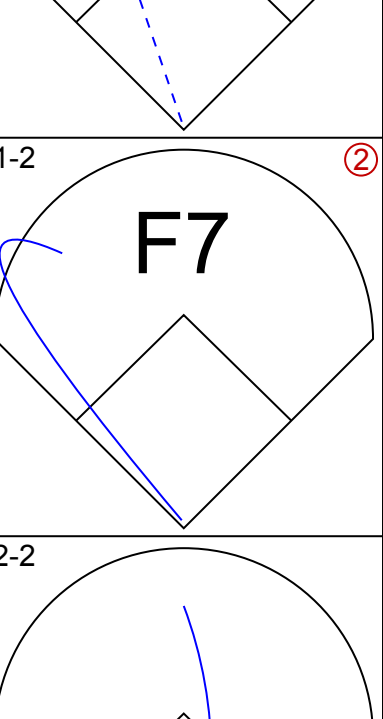
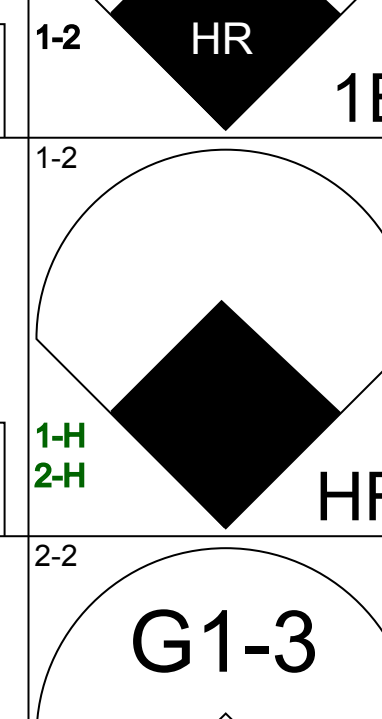
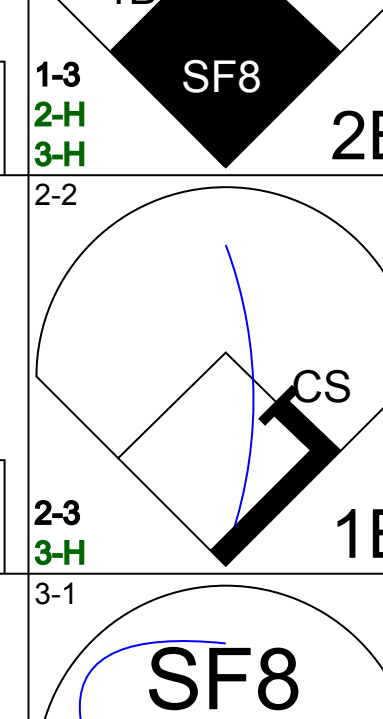
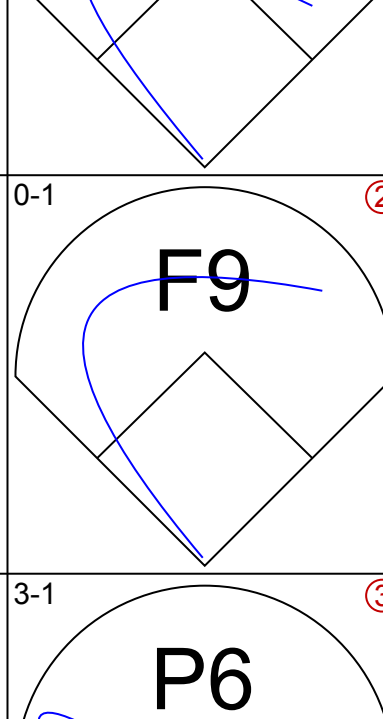
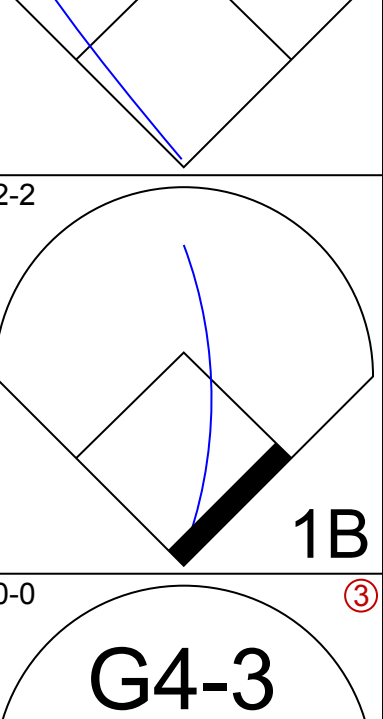
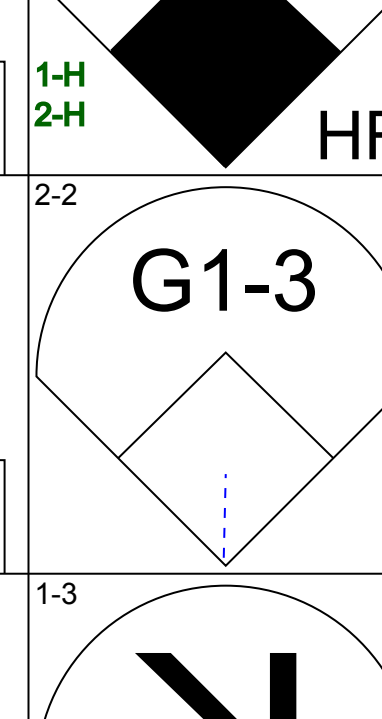
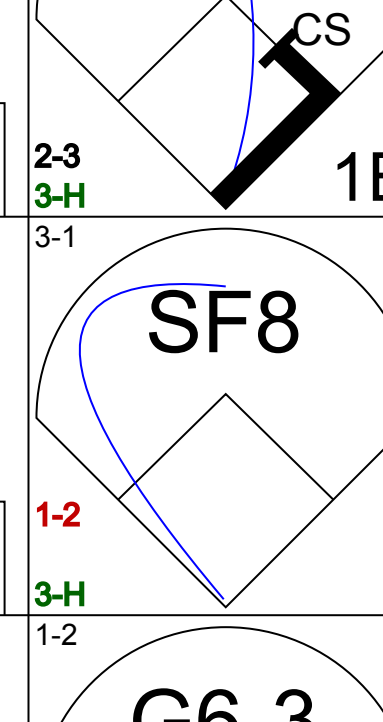
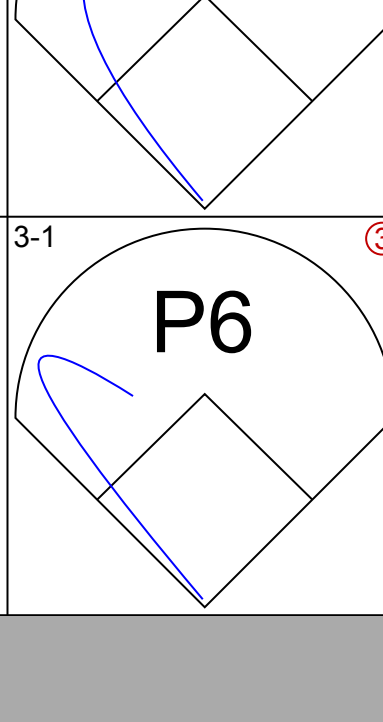
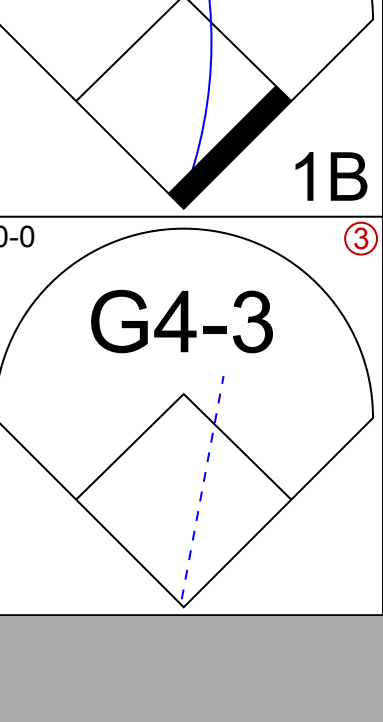
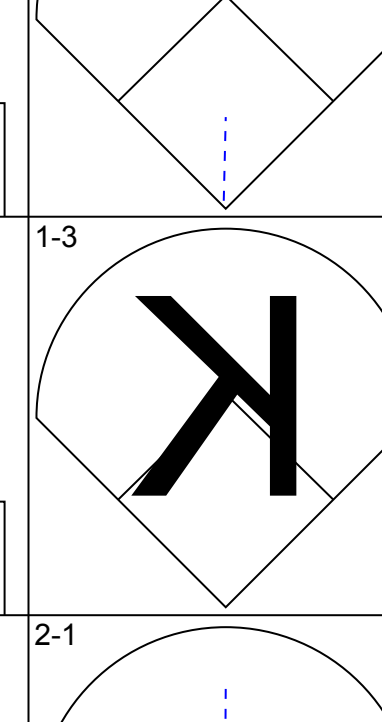
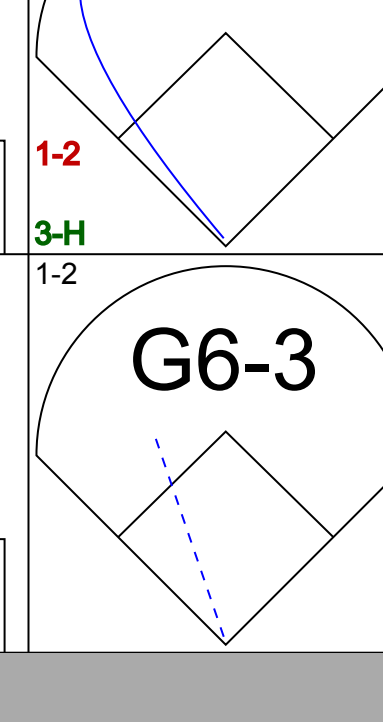
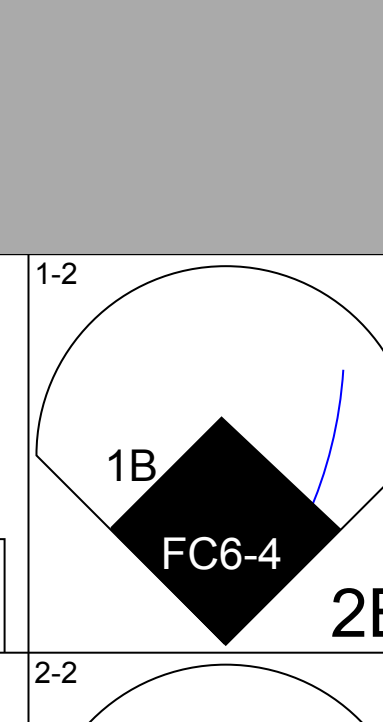
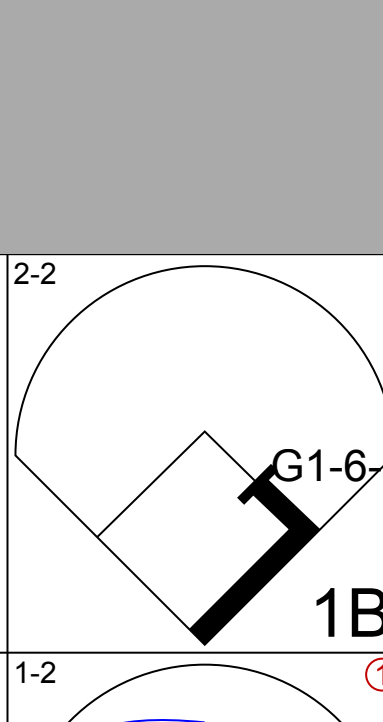

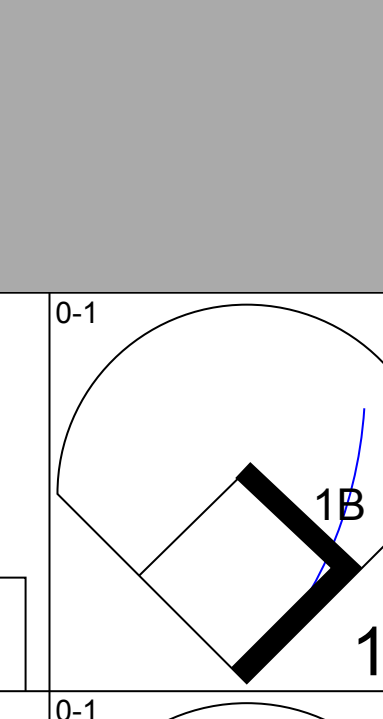
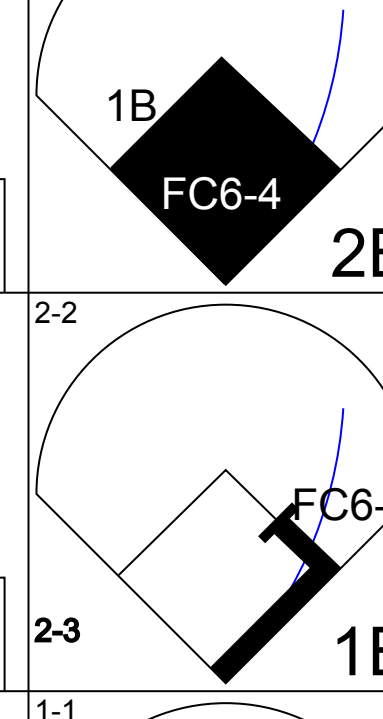
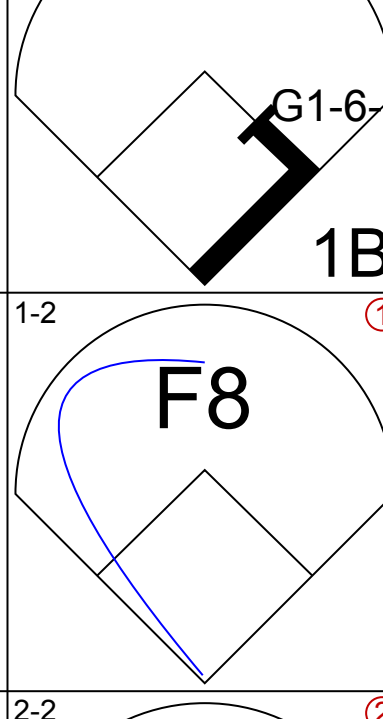

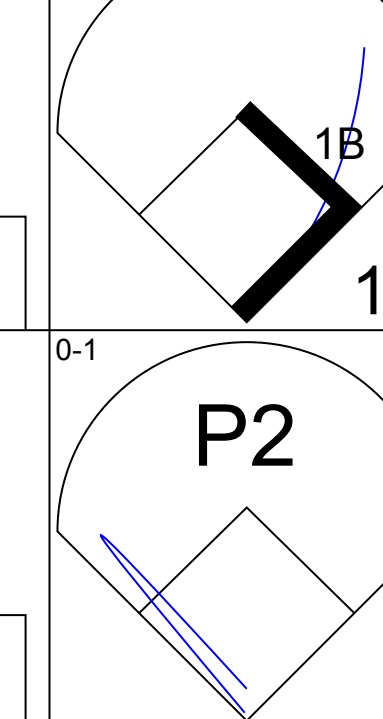
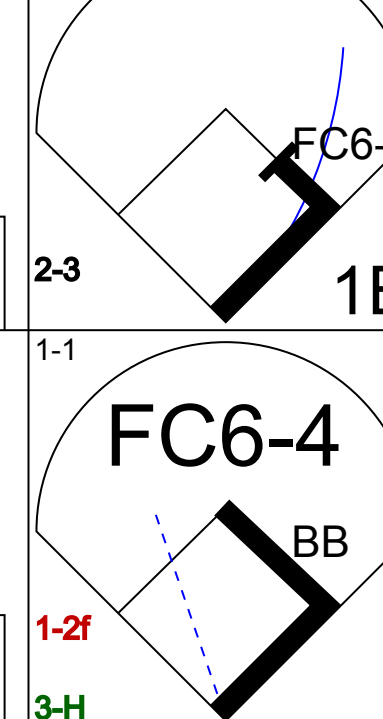
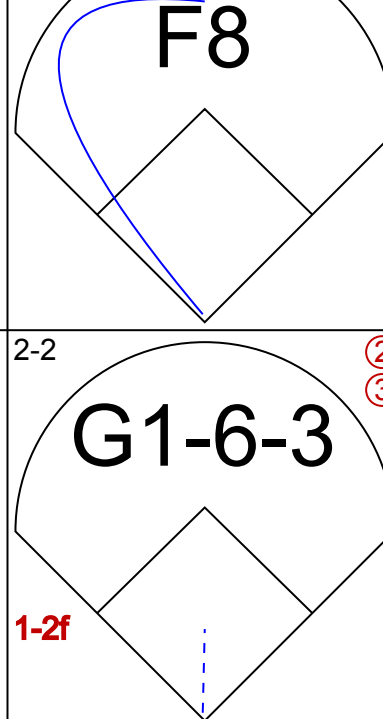
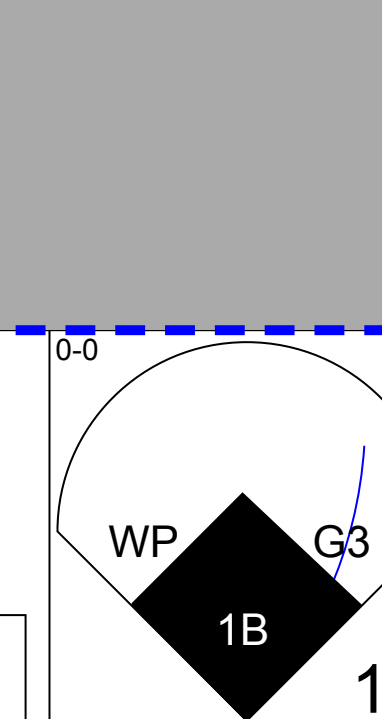


WP: 0 PA: 34
PB: 0
SB: 0
CS: 0

Batter	1	2	3	4	5	6	7	8	9	AB	R	H	RBI	BB	SO	LOB	TOP			
Luis Mercedes, R OBP: 0.262, SLG: 0.237 (1, 7)										4	0	0	0	0	2	1	Baltimore Orioles @ Cleveland Indians Cleveland Municipal Stadium, Cleveland, OH Sat Sep 21 1991, 3:33 AM EDT Att: 6,957 - Cloudy - 57 F			
Mike Deversaux, R OBP: 0.315, SLG: 0.434 (1, 8)										4	0	1	0	0	1	0				
Cal Ripken Jr., R OBP: 0.379, SLG: 0.566 Juan Bell, R OBP: 0.195, SLG: 0.246 (6, 6)										4	1	2	1	0	0	2				
Randy Milligan, R OBP: 0.371, SLG: 0.410 (1, 10)										4	0	1	0	0	2	3				
Dwight Evans, R OBP: 0.386, SLG: 0.388 (1, 9)											4	0	1	0	0	2				
David Segui, S OBP: 0.300, SLG: 0.332 (1, 3)											4	0	1	0	0	1				
Tim Hulett, R OBP: 0.346, SLG: 0.339 Joe Orsulak, L OBP: 0.317, SLG: 0.362 (9, PH)											3	0	0	0	0	1		3		
Bob Melvin, R OBP: 0.290, SLG: 0.321 Brady Anderson, L OBP: 0.337, SLG: 0.310 (9, PH)											3	0	0	0	0	2				
Billy Ripken, R OBP: 0.259, SLG: 0.274 (1, 4)										3	0	1	0	0	1	0				
Inning Stats	R: 0 E: 0 K: 1 S: 10	H: 0 LOB: 0 BB: 0 P: 12	R: 0 E: 0 K: 1 S: 11	H: 2 LOB: 2 BB: 0 P: 15	R: 0 E: 0 K: 1 S: 7	H: 0 LOB: 0 BB: 0 P: 11	R: 1 E: 0 K: 0 S: 10	H: 2 LOB: 1 BB: 0 P: 13	R: 0 E: 0 K: 1 S: 8	H: 1 LOB: 1 BB: 0 P: 13	R: 0 E: 0 K: 0 S: 5	H: 0 LOB: 0 BB: 0 P: 7	R: 0 E: 0 K: 2 S: 13	H: 2 LOB: 2 BB: 0 P: 18	R: 0 E: 0 K: 0 S: 11	H: 1 LOB: 1 BB: 0 P: 14		1B: 7 2B: 0 3B: 0 HR: 1	SF: 0 SAC: 0 DP: 0 HBP: 0	WP: 0 PB: 0 SB: 0 CS: 0
PITCHER Greg Swindell, L ERA: 3.43 Steve Olin, R ERA: 3.72 (9, 1)	IP: 8.0 WLS: W BF: 31	H: 7 R: 1 ER: 1 SO: 7	BB: 0 IBB: 0 HBP: 0 BLK: 0	WP: 0 HR: 1 S: 72 P: 100	ERA: 1.12 WHIP: 0.875															

AB	35
R	1
H	8
RBI	1
BB	0
SO	7
LOB	15



Batter	1	2	3	4	5	6	7	8	9	AB	R	H	RBI	BB	SO	LOB	BOTTOM			
Alex Cole, L OBP: 0.398, SLG: 0.357 (1, 8)										3	2	2	0	2	0	1	Baltimore Orioles @ Cleveland Indians Cleveland Municipal Stadium, Cleveland, OH Sat Sep 21 1991, 3:33 AM EDT Att: 6,957 - Cloudy - 57 F			
Jerry Browne, S OBP: 0.292, SLG: 0.275 (8, 4)										4	2	2	2	1	1	4				
Carlos Baerga, S OBP: 0.346, SLG: 0.394 Tony Perezchica, R OBP: 0.310, SLG: 0.364 (8, 5)										4	2	2	0	0	0	2				
Albert Belle, R OBP: 0.318, SLG: 0.534 (1, 7)										4	2	2	5	0	0	0				
Carlos Martinez, R OBP: 0.324, SLG: 0.415 (1, 10)										4	0	2	1	0	0	0				
Luis Lopez, R OBP: 0.233, SLG: 0.265 (1, 3)										3	0	0	1	0	1	1				
Joel Skinner, R OBP: 0.281, SLG: 0.305 (1, 2)										4	1	3	0	0	0	0				
Felix Fermin, R OBP: 0.310, SLG: 0.304 (1, 6)										4	0	2	0	0	0	2				
Wayne Kirby, L OBP: 0.214, SLG: 0.286 (1, 9)										4	1	1	1	0	0	3				
Inning Stats	R: 4 E: 0 K: 0 S: 13	H: 3 LOB: 0 BB: 2 P: 27	R: 0 E: 0 K: 1 S: 12	H: 2 LOB: 0 BB: 0 P: 13	R: 0 E: 0 K: 0 S: 5	H: 0 LOB: 0 BB: 0 P: 9	R: 1 E: 0 K: 0 S: 10	H: 2 LOB: 1 BB: 1 P: 19	R: 0 E: 0 K: 0 S: 11	H: 1 LOB: 1 BB: 0 P: 14	R: 0 E: 0 K: 0 S: 9	H: 1 LOB: 0 BB: 0 P: 14	R: 4 E: 0 K: 1 S: 16	H: 5 LOB: 1 BB: 0 P: 22	R: 1 E: 0 K: 1 S: 9	H: 2 LOB: 1 BB: 0 P: 13		1B: 12 2B: 4 3B: 0 HR: 1	SF: 1 SAC: 0 DP: 3 HBP: 0	WP: 1 PB: 0 SB: 1 CS: 1
PITCHER Arthur Rhodes, L ERA: 9.0 Jeff Bellard, L ERA: 5.34 Mark Williamson, R ERA: 4.6 Anthony Telford, R ERA: 5.29 (8, 1)	IP: 3.1 WLS: L BF: 19	H: 4 R: 2 ER: 2 SO: 0	BB: 0 IBB: 0 HBP: 0 BLK: 0	WP: 0 HR: 0 S: 24 P: 33	ERA: 6.75 WHIP: 1.500															



Batter	1	2	3	4	5	6	7	8	9	AB	R	H	RBI	BB	SO	LOB	TOP										
Brady Anderson, L OBP: 0.336, SLG: 0.309 (1, 8)										4	1	1	0	0	0	0	Baltimore Orioles @ Cleveland Indians Cleveland Municipal Stadium, Cleveland, OH Sun Sep 22 1991, 3:33 AM EDT Att: 6,863 - Cloudy - 63 F										
Joe Orsulak, L OBP: 0.317, SLG: 0.361 (1, 7)										4	0	1	0	0	0	0											
Cal Ripken Jr., R OBP: 0.377, SLG: 0.562 (1, 6)										4	0	0	1	0	0	1											
Sam Horn, L OBP: 0.322, SLG: 0.502 Luis Mercedes, R OBP: 0.256, SLG: 0.231 (1, 10)										3	0	0	0	0	1	2											
Randy Milligan, R OBP: 0.370, SLG: 0.407 (1, 3)										3	0	0	0	1	2	2											
Chito Martinez, L OBP: 0.317, SLG: 0.516 Mike Devereaux, R OBP: 0.315, SLG: 0.434 (1, 9)										3	0	0	0	0	1	3											
Leo Gomez, R OBP: 0.304, SLG: 0.415 (1, 5)										3	0	1	0	0	1	0											
Jeff Tackett, R (1, 2)										2	0	0	0	1	1	0											
Juan Bell, R OBP: 0.193, SLG: 0.244 Dwight Evans, R OBP: 0.365, SLG: 0.386 Billy Ripken, R OBP: 0.259, SLG: 0.274 (1, 4)										2	0	0	0	0	1	0											
Inning Stats	R: 1 H: 2 E: 1 K: 1 S: 17	H: 2 LOB: 2 BB: 0 P: 24	R: 0 H: 0 E: 0 K: 0 S: 6	H: 0 LOB: 0 BB: 0 P: 9	R: 0 H: 0 E: 0 K: 0 S: 7	H: 0 LOB: 0 BB: 0 P: 12	R: 0 H: 0 E: 0 K: 0 S: 7	H: 0 LOB: 0 BB: 0 P: 10	R: 0 H: 0 E: 0 K: 0 S: 8	H: 0 LOB: 0 BB: 0 P: 13	R: 0 H: 1 E: 0 K: 3 S: 13	H: 1 LOB: 3 BB: 2 P: 30	R: 0 H: 0 E: 0 K: 0 S: 5	H: 0 LOB: 0 BB: 0 P: 8	R: 0 H: 0 E: 0 K: 1 S: 9	H: 0 LOB: 0 BB: 0 P: 14		1B: 3 2B: 0 3B: 0 HR: 0	SF: 0 SAC: 0 DP: 0 HBP: 0	WP: 0 PB: 0 SB: 1 CS: 0	PA: 33						
PITCHER	IP	WLS	BF	H	R	ER	SO	BB	IBB	HBP	BLK	WP	HR	S	P	ERA	WHIP										
Shawn Hillegas, R ERA: 4.3 Eric Bell, L ERA:	(1, 1) (6, 1)	5.0 4.0	18 W 15	2 1	1 0	1 0	4 4	0 2	0 0	0 0	0 0	0 0	0 0	45 30	68 57	1.80 0.00	0.400 0.750										

Batter	1	2	3	4	5	6	7	8	9	AB	R	H	RBI	BB	SO	LOB	BOTTOM										
Alex Cole, L OBP: 0.396, SLG: 0.356 (1, 8)										4	1	1	0	0	2	0	Baltimore Orioles @ Cleveland Indians Cleveland Municipal Stadium, Cleveland, OH Sun Sep 22 1991, 3:33 AM EDT Att: 6,863 - Cloudy - 63 F										
Mark Lewis, R OBP: 0.291, SLG: 0.315 (1, 6)									4	0	2	1	0	1	0												
Carlos Baerga, S OBP: 0.346, SLG: 0.395 (1, 4)									4	0	1	1	0	0	1												
Albert Belle, R OBP: 0.319, SLG: 0.533 (1, 7)									3	0	1	0	0	0	0												
Mike Aldrete, L OBP: 0.370, SLG: 0.309 (1, 3)									3	0	0	0	0	0	1												
Carlos Martinez, R OBP: 0.325, SLG: 0.414 (1, 10)									3	0	1	0	0	0	0												
Jim Thome, L OBP: 0.241, SLG: 0.273 (1, 5)								3	0	0	0	0	0	0	1												
Joel Skinner, R OBP: 0.279, SLG: 0.303 Jerry Browne, S OBP: 0.234, SLG: 0.278 (1, 2)									2	0	0	0	0	0	0												
Wayne Kirby, L OBP: 0.188, SLG: 0.250 (1, 9)									2	0	0	0	0	0	0												
Inning Stats	R: 0 H: 0 E: 0 K: 2 S: 13	H: 0 LOB: 0 BB: 0 P: 16	R: 0 H: 0 E: 0 K: 0 S: 6	H: 0 LOB: 0 BB: 0 P: 8	R: 0 H: 0 E: 0 K: 0 S: 7	H: 0 LOB: 0 BB: 0 P: 9	R: 0 H: 1 E: 0 K: 1 S: 16	H: 1 LOB: 0 BB: 0 P: 23	R: 0 H: 2 E: 0 K: 0 S: 9	H: 2 LOB: 1 BB: 0 P: 13	R: 0 H: 0 E: 0 K: 0 S: 4	H: 0 LOB: 0 BB: 0 P: 7	R: 0 H: 0 E: 0 K: 0 S: 5	H: 0 LOB: 0 BB: 0 P: 9	R: 0 H: 0 E: 0 K: 0 S: 9	H: 0 LOB: 0 BB: 0 P: 13		R: 2 H: 4 E: 0 K: 0 S: 8	H: 4 LOB: 2 BB: 0 P: 10	1B: 6 2B: 2 3B: 0 HR: 0	SF: 0 SAC: 1 DP: 1 HBP: 0	WP: 0 PB: 0 SB: 0 CS: 0	PA: 30				
PITCHER	IP	WLS	BF	H	R	ER	SO	BB	IBB	HBP	BLK	WP	HR	S	P	ERA	WHIP										
35 Mike Mussina, R ERA: 3.31	(1, 1)	8.1	L 30	7	2	2	3	0	0	0	1	0	0	77	108	2.16	0.840										



Batter	1	2	3	4	5	6	7	8	9	AB	R	H	RBI	BB	SO	LOB	TOP					
Alex Cole, L OBP: 0.395, SLG: 0.358 (1, 8)	G5-3		2B			B5-3	L8			4	0	1	0	0	0	2	Cleveland Indians @ Detroit Tigers Tiger Stadium, Detroit, MI Mon Sep 23 1991, 7:05 PM EDT Att: 9,453 - Cloudy - 63 F					
Felix Fermin, R OBP: 0.310, SLG: 0.304 (1, 6)	G6-3		F9			1B		G6-3		4	0	1	0	0	0	1						
Carlos Baerga, S OBP: 0.345, SLG: 0.394 (1, 4)	1B			K		F7		G3-1		4	0	1	0	0	1	1						
Albert Belle, R OBP: 0.316, SLG: 0.528 (1, 7)	K			G6-3		K		K		4	0	0	0	0	3	2						
Mike Aldrete, L OBP: 0.363, SLG: 0.302 (1, 3)		G3-1		G4-3			E7 1B		P5	4	1	0	0	0	0	0						
Carlos Martinez, R OBP: 0.323, SLG: 0.411 (1, 10)	P4				FC4-6 1B		F9		G6-3	4	0	1	0	0	0	1						
Jim Thome, L OBP: 0.226, SLG: 0.254 (1, 5)	F8				FC4-6 1-2		K		K	4	0	0	0	0	2	2						
Eddie Taubensee, L OBP: 0.148, SLG: 0.042 (1, 2)			P5		F8		1B			3	0	1	0	0	0	1						
Wayne Kirby, L OBP: 0.211, SLG: 0.263 (1, 9)	F9				G6-3		1-2 3-H	1B		3	0	1	1	0	0	1						
Inning Stats	R: 0 E: 0 K: 1 S: 7	H: 1 LOB: 1 BB: 0 P: 10	R: 0 E: 0 K: 0 S: 7	H: 0 LOB: 0 BB: 0 P: 11	R: 0 E: 0 K: 0 S: 8	H: 1 LOB: 1 BB: 0 P: 9	R: 0 E: 0 K: 1 S: 8	H: 0 LOB: 0 BB: 0 P: 14	R: 0 E: 0 K: 0 S: 6	H: 1 LOB: 1 BB: 0 P: 8	R: 0 E: 0 K: 1 S: 6	H: 1 LOB: 1 BB: 0 P: 10	R: 1 E: 1 K: 1 S: 17	H: 2 LOB: 2 BB: 0 P: 26	R: 0 E: 0 K: 1 S: 8	H: 0 LOB: 0 BB: 0 P: 12	R: 0 E: 0 K: 1 S: 7	H: 0 LOB: 0 BB: 0 P: 9	1B: 5 2B: 1 3B: 0 HR: 0	SF: 0 SAC: 0 DP: 0 HBP: 0	WP: 0 PB: 0 SB: 0 CS: 0	PA: 34
PITCHER	IP	WLS	BF	H	R	ER	SO	BB	IBB	HBP	BLK	WP	HR	S	P	ERA	WHIP					
Bill Gullickson, R ERA: 3.94 (1, 1)	7.0	W	28	6	1	0	4	0	0	0	0	0	0	59	88	0.00	0.857					
Mike Henneman, R ERA: 2.94 (8, 1)	2.0	S	6	0	0	0	2	0	0	0	0	0	0	15	21	0.00	0.000					
Mike Henneman, R ERA: 2.84 (9, 1)	2.0	S	6	0	0	0	2	0	0	0	0	0	0	15	21	0.00	0.000					

Batter	1	2	3	4	5	6	7	8	9	AB	R	H	RBI	BB	SO	LOB	BOTTOM				
Tony Phillips, S OBP: 0.376, SLG: 0.450 (1, 9)	G3-6-3 BB		2B		L4		F7			3	0	1	0	1	0	1	Cleveland Indians @ Detroit Tigers Tiger Stadium, Detroit, MI Mon Sep 23 1991, 7:05 PM EDT Att: 9,453 - Cloudy - 63 F				
Lou Whitaker, L OBP: 0.388, SLG: 0.478 (1, 4)	G3-6-3 1-2		L9		1B		S BB 1B			4	0	2	1	0	0	2					
Alan Trammell, R OBP: 0.320, SLG: 0.383 (1, 10)	G5-3			FC3-6 1B	P6		S BB			3	0	1	0	1	0	1					
Cecil Fielder, R OBP: 0.343, SLG: 0.529 (1, 3)		F7		FC3-6 1B		E SF7 1B	G4-6-3 1B			3	1	2	0	1	0	0					
Mickey Tettleton, S OBP: 0.383, SLG: 0.477 (1, 2)				FC3-6 FC6		L9	G4-6-3			3	0	0	0	1	0	6					
Lloyd Moseby, L OBP: 0.322, SLG: 0.406 (1, 7)	F9			P2		L7				4	0	1	0	0	0	3					
Travis Fryman, R OBP: 0.306, SLG: 0.445 (1, 6)	K			FC6		FC		E S FC6-2 BB		3	0	0	0	1	1	5					
Scott Livingstone, L OBP: 0.365, SLG: 0.390 (1, 5)			F9			SF7		FC6-2		2	1	1	1	0	0	0					
Skeeter Barnes, R OBP: 0.319, SLG: 0.500 (8, PH)					SH3-4 1B					1	0	0	0	0	0	1					
Mike Henneman, R ERA: 2.84 (9, 1)										0	0	0	0	0	0	0					
Mitt Cuyler, S OBP: 0.328, SLG: 0.330 (1, 8)	F8				SH3-4 1-2		K		K	3	0	0	0	0	2	3					
Inning Stats	R: 0 E: 0 K: 0 S: 6	H: 0 LOB: 0 BB: 1 P: 14	R: 0 E: 0 K: 1 S: 9	H: 0 LOB: 1 BB: 1 P: 18	R: 0 E: 0 K: 0 S: 6	H: 1 LOB: 1 BB: 0 P: 9	R: 0 E: 0 K: 0 S: 9	H: 2 LOB: 2 BB: 0 P: 13	R: 1 E: 0 K: 0 S: 11	H: 2 LOB: 1 BB: 0 P: 15	R: 1 E: 1 K: 1 S: 14	H: 2 LOB: 2 BB: 0 P: 18	R: 0 E: 0 K: 0 S: 9	H: 1 LOB: 2 BB: 2 P: 23	R: 0 E: 0 K: 1 S: 14	H: 0 LOB: 1 BB: 1 P: 24	1B: 7 2B: 1 3B: 0 HR: 0	SF: 1 SAC: 1 DP: 2 HBP: 0	WP: 0 PB: 0 SB: 4 CS: 0	PA: 36	
PITCHER	IP	WLS	BF	H	R	ER	SO	BB	IBB	HBP	BLK	WP	HR	S	P	ERA	WHIP				
Eric King, R ERA: 4.76 (1, 1)	6.1	L	31	8	2	1	2	3	1	0	0	0	0	61	105	1.42	1.737				
Garland Kiser, L ERA: 3.52 (7, 1)	1.0		3	0	0	0	0	1	0	0	0	0	0	8	16	0.00	1.000				
Rod Nichols, R ERA: 3.52 (8, 1)	0.2		2	0	0	0	1	0	0	0	0	0	0	9	13	0.00	0.000				

AB	34
R	1
H	6
RBI	1
BB	0
SO	6
LOB	11



AB	29
R	2
H	8
RBI	2
BB	5
SO	3
LOB	22



Batter	1	2	3	4	5	6	7	8	9	AB	R	H	RBI	BB	SO	LOB	TOP							
Alex Cole, L OBP: 0.398, SLG: 0.363 (1, 8)										3	1	2	0	1	0	1	Cleveland Indians @ Detroit Tigers Tiger Stadium, Detroit, MI Tue Sep 24 1991, 7:05 PM EDT Att: 10,074 - Sunny - 52 F							
Jerry Browne, S OBP: 0.290, SLG: 0.274 (1, 5)										4	0	0	0	0	1	4								
Carlos Baerga, S OBP: 0.343, SLG: 0.391 (1, 4)										4	0	0	1	0	0	1								
Albert Belle, R OBP: 0.317, SLG: 0.535 (1, 7)										4	1	2	1	0	1	0								
Carlos Martinez, R OBP: 0.326, SLG: 0.417 (1, 10)										4	0	2	0	0	0	1								
Luis Lopez, R OBP: 0.234, SLG: 0.264 (1, 3)										4	0	1	0	0	0	2								
Jose Gonzalez, R OBP: 0.177, SLG: 0.196 (1, 9)										5	0	0	0	0	2	3								
Felix Fermin, R OBP: 0.310, SLG: 0.302 (1, 6)										2	0	0	0	1	0	0								
Eddie Taubensee, L OBP: 0.200, SLG: 0.111 (1, 2)										3	0	2	0	0	0	2								
Inning Stats	R: 1 E: 0 K: 1 S: 12	H: 1 LOB: 0 BB: 0 P: 20	R: 0 E: 0 K: 0 S: 8	H: 1 LOB: 2 BB: 1 P: 19	R: 0 E: 0 K: 0 S: 4	H: 0 LOB: 0 BB: 1 P: 10	R: 0 E: 0 K: 0 S: 8	H: 1 LOB: 0 BB: 0 P: 13	R: 0 E: 0 K: 1 S: 11	H: 2 LOB: 2 BB: 0 P: 15	R: 0 E: 0 K: 0 S: 9	H: 0 LOB: 0 BB: 0 P: 14	R: 0 E: 0 K: 1 S: 8	H: 0 LOB: 0 BB: 0 P: 15	R: 0 E: 0 K: 0 S: 5	H: 1 LOB: 1 BB: 0 P: 7	R: 1 E: 0 K: 1 S: 12	H: 2 LOB: 1 BB: 0 P: 17	1B: 6 2B: 2 3B: 0 HR: 1	SF: 0 SAC: 0 DP: 3 HBP: 0	WP: 1 PB: 0 SB: 1 CS: 0	PA: 35		
PITCHER	IP WLS BF H R ER SO BB IBB HBP BLK WP HR S P ERA WHIP	8.1 W 33 9 2 2 3 2 0 0 0 1 1 71 122 2.16 1.320	0.2 L 2 0 0 0 1 0 0 0 0 0 0 6 8 0.00 0.000																					

Batter	1	2	3	4	5	6	7	8	9	AB	R	H	RBI	BB	SO	LOB	BOTTOM					
Tony Phillips, S OBP: 0.374, SLG: 0.447 (1, 9)										5	0	1	0	0	0	2	Cleveland Indians @ Detroit Tigers Tiger Stadium, Detroit, MI Tue Sep 24 1991, 7:05 PM EDT Att: 10,074 - Sunny - 52 F					
Lou Whitaker, L OBP: 0.386, SLG: 0.476 (1, 4)										4	1	1	0	1	0	2						
Alan Trammell, R OBP: 0.323, SLG: 0.385 (1, 10)										4	1	2	1	1	0	2						
Cecil Fielder, R OBP: 0.342, SLG: 0.525 (1, 3)										4	1	0	0	1	1	6						
Mickey Tettleton, S OBP: 0.384, SLG: 0.483 (1, 2)										3	2	1	2	1	1	3						
Lloyd Moseby, L OBP: 0.328, SLG: 0.409 (1, 7)										3	1	2	2	1	1	0						
Travis Fryman, R OBP: 0.306, SLG: 0.445 (1, 6)										4	0	1	2	0	1	2						
Scott Livingstone, L OBP: 0.353, SLG: 0.376 (1, 5)										4	0	0	0	0	1							
Mitt Cuyler, S OBP: 0.331, SLG: 0.337 (1, 8)										3	1	2	0	1	1	0						
Inning Stats	R: 4 E: 0 K: 0 S: 14	H: 3 LOB: 1 BB: 2 P: 28	R: 0 E: 0 K: 0 S: 10	H: 1 LOB: 1 BB: 0 P: 15	R: 0 E: 0 K: 1 S: 6	H: 0 LOB: 0 BB: 1 P: 15	R: 0 E: 0 K: 1 S: 8	H: 0 LOB: 0 BB: 0 P: 14	R: 2 E: 0 K: 0 S: 15	H: 3 LOB: 1 BB: 0 P: 21	R: 1 E: 0 K: 1 S: 12	H: 1 LOB: 3 BB: 3 P: 31	R: 0 E: 0 K: 2 S: 11	H: 0 LOB: 0 BB: 0 P: 17	R: 0 E: 0 K: 0 S: 9	H: 2 LOB: 2 BB: 0 P: 15	1B: 7 2B: 1 3B: 1 HR: 1	SF: 0 SAC: 0 DP: 0 HBP: 0	WP: 2 PB: 1 SB: 2 CS: 0	PA: 40		
PITCHER	IP WLS BF H R ER SO BB IBB HBP BLK WP HR S P ERA WHIP	5.0 L 25 7 6 6 2 3 0 0 0 0 0 23 48 4.50 2.000	2.0 R 10 1 1 1 3 3 0 0 0 0 0 0 9 15 0.00 2.000	1.0 L 5 2 0 0 0 0 0 0 0 0 0 0 9 15 0.00 2.000																		

AB 33
R 2
H 9
RBI 2
BB 2
SO 4
LOB 14



AB 34
R 7
H 10
RBI 7
BB 6
SO 5
LOB 18



Batter	1	2	3	4	5	6	7	8	9	AB	R	H	RBI	BB	SO	LOB	TOP								
Alex Cole, L OBP: 0.401, SLG: 0.367 (1, 8)	G6-3		1-1 1B			G4-3		CS	2B SF8 1B	5	1	3	0	0	0	1									
Mark Lewis, R OBP: 0.289, SLG: 0.317 (1, 6)	G4-3		L9			2-3 2B			K	5	1	1	1	0	1	4									
Carlos Baerga, S OBP: 0.343, SLG: 0.392 (1, 4)	G3-1		G3			3-H 2B			SF8 2B	4	1	1	0	0	0	2									
Albert Belle, R OBP: 0.318, SLG: 0.534 Jose Gonzalez, R OBP: 0.177, SLG: 0.196 (9, 7)			K			0-0 P3			K	4	1	1	2	1	2	0									
Mike Aldrete, L OBP: 0.364, SLG: 0.308 (1, 3)	G4-3					4-2 BB			IBB	3	0	1	2	1	1	0									
Carlos Martinez, R OBP: 0.324, SLG: 0.410 (1, 10)						1-1 F8			K	4	0	0	0	1	2	4									
Jim Thome, L OBP: 0.212, SLG: 0.238 (1, 5)	G6-3					2-2 G3			E3 FC3-6 BB CS	4	0	0	0	0	0	3									
Eddie Taubensee, L OBP: 0.235, SLG: 0.290 (1, 2)						2-3 K			FC3-6 BB	3	1	1	0	1	1	0									
Wayne Kirby, L OBP: 0.261, SLG: 0.348 (1, 9)						2-1 1B			FC3-6 CS	4	1	2	1	0	1	2									
Inning Stats	R: 0 E: 0 K: 0 S: 10	H: 0 LOB: 0 BB: 0 P: 13	R: 0 E: 0 K: 1 S: 10	H: 0 LOB: 1 BB: 1 P: 18	R: 0 E: 0 K: 1 S: 10	H: 2 LOB: 2 BB: 0 P: 18	R: 0 E: 0 K: 0 S: 9	H: 0 LOB: 1 BB: 1 P: 16	R: 5 E: 0 K: 0 S: 19	H: 5 LOB: 1 BB: 0 P: 33	R: 0 E: 0 K: 1 S: 7	H: 1 LOB: 1 BB: 0 P: 12	R: 0 E: 0 K: 2 S: 8	H: 0 LOB: 0 BB: 0 P: 10	R: 0 E: 1 K: 1 S: 15	H: 0 LOB: 1 BB: 1 P: 26	R: 1 E: 0 K: 2 S: 13	H: 2 LOB: 2 BB: 1 P: 22	1B: 4 2B: 5 3B: 1 HR: 0	SF: 1 SAC: 0 DP: 0 HBP: 1	WP: 1 PB: 0 SB: 0 CS: 2	PA: 43			
PITCHER	IP	WLS	BF	H	R	ER	SO	BB	IBB	HBP	BLK	WP	HR	S	P	ERA	WHIP								
Mark Leiter, R ERA: 4.22 (1, 1)	4.1	L	21	5	4	4	2	2	0	1	0	0	0	50	83	8.31	1.615								
Dan Siskler, R ERA: 5.94 (5, 1)	0.1		3	2	1	1	0	0	0	0	0	1	0	6	11	27.00	6.000								
Paul Gibson, L ERA: 4.65 (5, 1)	2.2		11	1	0	0	4	1	0	0	0	0	0	27	44	0.00	0.750								
Jerry Don Gleaton, L ERA: 4.25 (8, 1)	1.1		6	2	1	1	1	0	1	0	0	0	0	15	27	6.75	1.500								
Mike Henneman, R ERA: 2.92 (9, 1)	0.1		1	0	0	0	1	0	0	0	0	0	0	3	3	0.00	0.000								

Cleveland Indians @ Detroit Tigers
Tiger Stadium, Detroit, MI
Wed Sep 25 1991, 7:05 PM EDT
Att: 9,563 - Cloudy - 56 F

AB	36
R	6
H	10
RBI	6
BB	4
SO	8
LOB	16



Batter	1	2	3	4	5	6	7	8	9	AB	R	H	RBI	BB	SO	LOB	BOTTOM								
Tony Phillips, S OBP: 0.373, SLG: 0.447 (1, 9)	K	K		G4-3			2B		F7	5	1	1	0	0	2	3									
Lou Whitaker, L OBP: 0.391, SLG: 0.483 (1, 4)	2B		G5-4-3 1B		G3		2B			4	1	3	1	0	0	0									
Alan Trammell, R OBP: 0.323, SLG: 0.381 (1, 10)	G6-3		G5-4-3 BB		G6-3		F7			3	0	0	0	1	0	2									
Cecil Fielder, R OBP: 0.341, SLG: 0.523 Johnny Paredes, R OBP: 0.400, SLG: 0.400 Mark Salas, L OBP: 0.119, SLG: 0.161 (8, PR) (9, 3)	F8		G5-4-3		K				L6-3 1B	4	0	1	0	0	1	3									
Mickey Tettleton, S OBP: 0.384, SLG: 0.483 (1, 2)		G1-3 1B			F9				K	4	1	2	1	0	1	1									
Lloyd Moseby, L OBP: 0.325, SLG: 0.404 Pete Inaviglia, R OBP: 0.286, SLG: 0.338 (8, PH) (9, 7)	G1-3		G4-3		G4-3				L6-3	3	0	0	0	0	0	2									
Travis Fryman, R OBP: 0.308, SLG: 0.450 (1, 6)	G4-3 1B				L6				G6-4-3 1B	4	1	3	0	0	0	0									
Scott Livingstone, L OBP: 0.344, SLG: 0.366 Dave Bergman, L OBP: 0.348, SLG: 0.381 (8, PH) (9, 7)	G4-3				F8				G6-4-3	3	0	0	1	0	1	2									
Mitt Cuyler, S OBP: 0.333, SLG: 0.338 (1, 8)					K					4	0	2	1	0	1	1									
Inning Stats	R: 0 E: 0 K: 1 S: 10	H: 1 LOB: 1 BB: 0 P: 14	R: 2 E: 0 K: 1 S: 21	H: 3 LOB: 1 BB: 0 P: 29	R: 1 E: 0 K: 0 S: 10	H: 2 LOB: 1 BB: 1 P: 20	R: 0 E: 0 K: 1 S: 11	H: 1 LOB: 1 BB: 0 P: 15	R: 0 E: 0 K: 0 S: 6	H: 0 LOB: 0 BB: 0 P: 10	R: 1 E: 0 K: 1 S: 9	H: 2 LOB: 1 BB: 0 P: 12	R: 0 E: 0 K: 1 S: 8	H: 1 LOB: 1 BB: 0 P: 12	R: 0 E: 0 K: 0 S: 11	H: 2 LOB: 1 BB: 0 P: 19	1B: 8 2B: 5 3B: 0 HR: 0	SF: 0 SAC: 0 DP: 3 HBP: 0	WP: 0 PB: 0 SB: 3 CS: 0	PA: 37					
PITCHER	IP	WLS	BF	H	R	ER	SO	BB	IBB	HBP	BLK	WP	HR	S	P	ERA	WHIP								
Doug Jones, R ERA: 5.4 (1, 1)	7.0	W	31	10	4	4	5	1	0	0	0	0	0	5	9	0.00	0.000								
Eric Bell, L ERA: (8, 1)	1.0		2	0	0	0	1	0	0	0	0	0	0	5	9	0.00	0.000								
Steve Olin, R ERA: 3.65 (9, 1)	1.0	S	4	2	0	0	0	0	0	0	0	0	0	11	19	0.00	2.000								

Cleveland Indians @ Detroit Tigers
Tiger Stadium, Detroit, MI
Wed Sep 25 1991, 7:05 PM EDT
Att: 9,563 - Cloudy - 56 F

AB	36
R	4
H	12
RBI	4
BB	1
SO	6
LOB	16



Batter	1	2	3	4	5	6	7	8	9	AB	R	H	RBI	BB	SO	LOB	TOP			
Alex Cole, L OBP: 0.397, SLG: 0.363 (1, 8)			SH5-3	G5-3			G3		L7	4	0	0	1	0	1	1	Cleveland Indians @ Detroit Tigers Tiger Stadium, Detroit, MI Thu Sep 26 1991, 7:05 PM EDT Att: 9,914 - Cloudy - 51 F			
Jerry Browne, S OBP: 0.288, SLG: 0.270 (1, 5)			G6-3		G5-3		2H	2B	G4-3	4	1	0	0	1	1	1				
Carlos Baerga, S OBP: 0.348, SLG: 0.397 (1, 4)				HBP			1H	2B		3	1	3	1	0	0	0				
Albert Belle, R OBP: 0.320, SLG: 0.537 (1, 7)			L6		G5-3					3	0	1	1	1	0	2				
Luis Lopez, R OBP: 0.238, SLG: 0.267 Mike Aldrete, L OBP: 0.362, SLG: 0.306 (7, PH) (7, 3)	G6-3			HR			G4-3		G4-3	3	1	1	0	0	0	1				
Carlos Martinez, R OBP: 0.322, SLG: 0.420 (1, 10)		L6		HR			G1-3		K	4	1	1	2	0	1	0				
Mark Lewis, R OBP: 0.289, SLG: 0.316 (1, 6)		F9		CS			F8		K	4	0	1	0	0	1	0				
Jose Gonzalez, R OBP: 0.181, SLG: 0.192 Wayne Kirby, L OBP: 0.250, SLG: 0.333 (8, PH) (8, 9)		K		G6-3			S	P2		2	1	0	0	1	1	1				
Eddie Taubensee, L OBP: 0.263, SLG: 0.235 (1, 2)			G6-3	SH5-3			1 SAFE	K	G5-3	4	0	2	0	0	1	1				
Inning Stats	R: 1 E: 0 K: 2 S: 12	H: 2 LOB: 1 BB: 0 P: 18	R: 0 E: 0 K: 1 S: 8	H: 0 LOB: 0 BB: 0 P: 14	R: 0 E: 0 K: 0 S: 7	H: 1 LOB: 2 BB: 0 P: 13	R: 2 E: 0 K: 0 S: 10	H: 4 LOB: 1 BB: 0 P: 17	R: 0 E: 0 K: 0 S: 5	H: 0 LOB: 0 BB: 0 P: 5	R: 2 E: 0 K: 1 S: 17	H: 1 LOB: 2 BB: 3 P: 35	R: 0 E: 0 K: 2 S: 9	H: 0 LOB: 0 BB: 0 P: 14	R: 0 E: 0 K: 0 S: 9	H: 0 LOB: 0 BB: 0 P: 13		1B: 6 2B: 1 3B: 1 HR: 1	SF: 0 SAC: 1 DP: 0 HBP: 1	WP: 0 PB: 0 SB: 2 CS: 1
PITCHER	IP	WLS	BF	H	R	ER	SO	BB	IBB	HBP	BLK	WP	HR	S	P	ERA	WHIP			
Frank Tanana, L ERA: 3.91 Dave Haas, R ERA: 3.89 John Cerutti, L ERA: 4.66 Mike Henneman, R ERA: 2.76	6.2		30	9	5	5	4	2	0	1	0	0	1	59	100	6.75	1.650			

Batter	1	2	3	4	5	6	7	8	9	AB	R	H	RBI	BB	SO	LOB	BOTTOM		
Mitt Cuyler, S OBP: 0.333, SLG: 0.337 (1, 8)	G4-3		SH1-3		G6-3		1 SAFE	BB		2	1	0	1	0	0	0	Cleveland Indians @ Detroit Tigers Tiger Stadium, Detroit, MI Thu Sep 26 1991, 7:05 PM EDT Att: 9,914 - Cloudy - 51 F		
Tony Phillips, S OBP: 0.372, SLG: 0.444 (1, 4) (9, 7)	G6-3		G5-3		F8		HBP	FC5-4	BB	3	0	0	0	1	0	1			
Alan Trammell, R OBP: 0.320, SLG: 0.377 (1, 6)	L7		P6		F8		FC5-4	BB		4	0	0	2	0	0	2			
Cecil Fielder, R OBP: 0.342, SLG: 0.523 (1, 3)		G6-3		HR		G4-3	FC5	1B		4	1	2	0	0	0	0			
Travis Fryman, R OBP: 0.307, SLG: 0.447 (1, 5)		L7		K		1B	FC5			3	0	0	0	1	1	3			
Pete Incaviglia, R OBP: 0.288, SLG: 0.347 (1, 10)		1B		K		1B	1B	G5-3		4	1	2	0	0	1	1			
Rob Deer, R OBP: 0.312, SLG: 0.383 (1, 9)		CS		HR		L5		K		4	1	2	3	0	1	2			
Skeeter Barnes, R OBP: 0.319, SLG: 0.496 Lou Whitaker, L OBP: 0.390, SLG: 0.482 (8, PH) (9, 4)		CS		SH1-3		G5-3		K	F9	3	1	1	0	0	1	0			
Andy Allanson, R OBP: 0.282, SLG: 0.338 Johnny Paredes, R OBP: 0.450, SLG: 0.400 Mickey Tettleton, S OBP: 0.384, SLG: 0.483 (8, 2)				SH1-3		G5-3		BB	FC5-4	0	0	0	0	0	0	0			
Inning Stats	R: 0 E: 0 K: 0 S: 5	H: 0 LOB: 0 BB: 0 P: 8	R: 1 E: 0 K: 0 S: 8	H: 2 LOB: 0 BB: 0 P: 14	R: 1 E: 0 K: 0 S: 9	H: 2 LOB: 1 BB: 0 P: 13	R: 2 E: 0 K: 2 S: 13	H: 2 LOB: 0 BB: 0 P: 21	R: 0 E: 0 K: 0 S: 6	H: 1 LOB: 2 BB: 1 P: 14	R: 2 E: 0 K: 1 S: 12	H: 2 LOB: 2 BB: 1 P: 24	R: 0 E: 0 K: 1 S: 9	H: 0 LOB: 0 BB: 0 P: 15	1B: 7 2B: 0 3B: 1 HR: 1	SF: 0 SAC: 1 DP: 0 HBP: 1		WP: 0 PB: 0 SB: 0 CS: 1	PA: 36
PITCHER	IP	WLS	BF	H	R	ER	SO	BB	IBB	HBP	BLK	WP	HR	S	P	ERA	WHIP		
Dave Otto, L ERA: 4.35 Rod Nichols, R ERA: 3.49 Eric Bell, L ERA:	1.1		5	1	0	0	1	0	0	0	0	0	0	12	22	0.00	0.750		

Batter	1	2	3	4	5	6	7	8	9	AB	R	H	RBI	BB	SO	LOB	TOP					
Steve Sax, R OBP: 0.346, SLG: 0.407	G6-3			L5	P3			P6		4	0	0	0	0	0	1	New York Yankees @ Cleveland Indians Cleveland Municipal Stadium, Cleveland, OH Fri Sep 27 1991, 7:05 PM EDT Att: 6,163 - Cloudy - 54 F					
Jim Leyritz, R OBP: 0.274, SLG: 0.206 Torey Lovullo, S OBP: 0.286, SLG: 0.167	G5-3			F8			K	K		4	0	0	0	0	2	0						
Don Mattingly, L OBP: 0.336, SLG: 0.387	F7				2B		G3-1	L6		4	0	1	0	0	0	0						
Roberto Kelly, R OBP: 0.316, SLG: 0.417		K		L6			E5	F8		4	0	0	0	0	1	1						
John Ramos, R OBP: 0.333, SLG: 0.357		L6					F9	F8		4	1	1	0	0	0	1						
Hensley Meulens, R OBP: 0.278, SLG: 0.315		G5-3								3	1	2	0	1	0	0						
Mike Humphreys, R OBP: 0.347, SLG: 0.200				P6			G6-3	G6-3		3	1	1	0	1	0	1						
Alvaro Espinoza, R OBP: 0.287, SLG: 0.350				K			F9	F9		3	0	1	2	0	1	1						
Bernie Williams, S OBP: 0.335, SLG: 0.340				F9			SF8	L3		3	0	0	1	0	0	3						
Inning Stats	R: 0 E: 0 K: 0 S: 8	H: 0 LOB: 0 BB: 0 P: 10	R: 0 E: 0 K: 1 S: 6	H: 0 LOB: 0 BB: 0 P: 8	R: 0 E: 0 K: 1 S: 9	H: 0 LOB: 0 BB: 0 P: 13	R: 0 E: 0 K: 0 S: 4	H: 1 LOB: 1 BB: 0 P: 5	R: 2 E: 0 K: 0 S: 10	H: 2 LOB: 1 BB: 1 P: 19	R: 0 E: 1 K: 1 S: 12	H: 0 LOB: 1 BB: 0 P: 15	R: 0 E: 0 K: 0 S: 8	H: 1 LOB: 1 BB: 0 P: 10	R: 0 E: 0 K: 1 S: 6	H: 0 LOB: 0 BB: 0 P: 9	R: 1 E: 0 K: 0 S: 11	H: 2 LOB: 2 BB: 1 P: 17	1B: 4 2B: 2 HR: 0	SF: 2 SAC: 0 HBP: 0	WP: 0 PB: 0 SB: 0 CS: 0	PA: 36
PITCHER Greg Swindell, L ERA: 3.41	IP: 9.0 WLS: L BF: 36 H: 6 R: 3 ER: 3 SO: 4	BB: 2 IBB: 0 HBP: 0 BLK: 0	WP: 0 HR: 0 S: 74 P: 106 ERA: 3.00 WHIP: 0.889	PITCHER										IP: 9.0 WLS: L BF: 36 H: 6 R: 3 ER: 3 SO: 4	BB: 2 IBB: 0 HBP: 0 BLK: 0	WP: 0 HR: 0 S: 74 P: 106 ERA: 3.00 WHIP: 0.889						

Batter	1	2	3	4	5	6	7	8	9	AB	R	H	RBI	BB	SO	LOB	BOTTOM					
Alex Cole, L OBP: 0.393, SLG: 0.358	E6		G1-3			G3		G4-3		4	0	0	0	0	0	0	New York Yankees @ Cleveland Indians Cleveland Municipal Stadium, Cleveland, OH Fri Sep 27 1991, 7:05 PM EDT Att: 6,163 - Cloudy - 54 F					
Jim Thome, L OBP: 0.228, SLG: 0.242	FC3-6					P6		G6-3		3	0	1	0	1	0	1						
Carlos Baerga, S OBP: 0.347, SLG: 0.396	K		K			FC5-4		G6-3		4	0	1	0	0	2	3						
Albert Belle, R OBP: 0.321, SLG: 0.537				G4-3		FC5-4				4	0	2	0	0	0	1						
Mark Whiten, S OBP: 0.302, SLG: 0.395										4	0	2	0	0	2	3						
Carlos Martinez, R OBP: 0.319, SLG: 0.415				G4-6-3		G5-4-3				3	0	0	0	0	0	2						
Reggie Jefferson, S OBP: 0.194, SLG: 0.319						G6-3				3	0	0	0	0	1	0						
Eddie Taubensee, L OBP: 0.268, SLG: 0.243						L3				3	0	1	0	0	0	0						
Felix Fermin, R OBP: 0.308, SLG: 0.300				G3				F9-3		3	0	0	0	0	0	1						
Inning Stats	R: 0 E: 1 K: 2 S: 14	H: 1 LOB: 2 BB: 0 P: 21	R: 0 E: 0 K: 1 S: 5	H: 0 LOB: 0 BB: 0 P: 5	R: 0 E: 0 K: 1 S: 10	H: 0 LOB: 1 BB: 1 P: 16	R: 0 E: 0 K: 0 S: 7	H: 1 LOB: 0 BB: 0 P: 7	R: 0 E: 0 K: 0 S: 7	H: 0 LOB: 0 BB: 0 P: 10	R: 0 E: 0 K: 0 S: 9	H: 1 LOB: 1 BB: 0 P: 15	R: 0 E: 0 K: 0 S: 5	H: 1 LOB: 0 BB: 0 P: 9	R: 0 E: 0 K: 1 S: 6	H: 1 LOB: 0 BB: 0 P: 7	R: 0 E: 0 K: 1 S: 14	H: 2 LOB: 1 BB: 0 P: 21	1B: 7 2B: 1 HR: 0	SF: 0 SAC: 0 HBP: 0	WP: 0 PB: 0 SB: 0 CS: 0	PA: 32
PITCHER Pascual Perez, R ERA: 3.15 Steve Farr, R ERA: 2.14	IP: 8.0 WLS: W BF: 28 H: 5 R: 0 ER: 0 SO: 4	BB: 1 IBB: 0 HBP: 0 BLK: 0	WP: 0 HR: 0 S: 63 P: 90 ERA: 0.00 WHIP: 0.750	PITCHER										IP: 1.0 WLS: S BF: 4 H: 2 R: 0 ER: 0 SO: 1	BB: 0 IBB: 0 HBP: 0 BLK: 0	WP: 0 HR: 0 S: 14 P: 21 ERA: 0.00 WHIP: 2.000						

Batter	1	2	3	4	5	6	7	8	9	AB	R	H	RBI	BB	SO	LOB	TOP					
Steve Sax, R OBP: 0.346, SLG: 0.411										5	1	2	1	0	0	2	New York Yankees @ Cleveland Indians Cleveland Municipal Stadium, Cleveland, OH Sat Sep 28 1991, 3:33 AM EDT Att: 8,555 - Sunny - 57 F					
Don Mattingly, L OBP: 0.334, SLG: 0.385										3	0	0	1	1	0	2						
Roberto Kelly, R OBP: 0.317, SLG: 0.419										5	1	2	0	0	0	2						
Mel Hall, L OBP: 0.323, SLG: 0.462										4	0	1	0	0	0	2						
Matt Nokes, L OBP: 0.311, SLG: 0.484										2	0	0	0	2	0	2						
Mike Humphreys, R OBP: 0.347, SLG: 0.200										0	0	0	0	0	0	0						
Bob Geren, R OBP: 0.270, SLG: 0.289										0	0	0	0	0	0	0						
Jim Levritz, R OBP: 0.260, SLG: 0.194										4	0	0	0	0	0	3						
Kevin Maas, L OBP: 0.332, SLG: 0.383										4	2	2	0	0	0	1						
Alvaro Espinoza, R OBP: 0.285, SLG: 0.349										2	0	0	0	0	1	1						
Pat Sheridan, L OBP: 0.293, SLG: 0.345										0	0	0	0	1	0	0						
Bernie Williams, S OBP: 0.334, SLG: 0.338										2	0	0	1	1	0	1						
Inning Stats	R: 1 E: 0 K: 0 S: 9	H: 2 LOB: 1 BB: 0 P: 16	R: 1 E: 0 K: 1 S: 11	H: 2 LOB: 2 BB: 1 P: 16	R: 0 E: 1 K: 0 S: 6	H: 1 LOB: 1 BB: 0 P: 12	R: 1 E: 1 K: 0 S: 10	H: 1 LOB: 0 BB: 0 P: 18	R: 1 E: 0 K: 0 S: 9	H: 1 LOB: 1 BB: 1 P: 18	R: 0 E: 0 K: 0 S: 5	H: 0 LOB: 0 BB: 0 P: 7	R: 0 E: 0 K: 0 S: 5	H: 0 LOB: 0 BB: 0 P: 9	R: 0 E: 0 K: 0 S: 6	H: 0 LOB: 1 BB: 2 P: 12	R: 0 E: 0 K: 0 S: 8	H: 0 LOB: 2 BB: 2 P: 19	1B: 3 2B: 3 3B: 1 HR: 0	SF: 2 SAC: 1 DP: 1 HBP: 0	WP: 1 PB: 0 SB: 2 CS: 0	PA: 39
PITCHER	IP WLS BF H R ER SO BB IBB HBP BLK WP HR S P ERA WHIP																					
Shawn Hillegas, R ERA: 4.42	(1, 1) 4.0 W 19 6 3 3 1 1 0 0 0 0 0 0 36 62 6.75 1.750																					
Eric Bell, L ERA:	(5, 1) 4.0 W 15 1 1 0 0 2 0 0 0 0 0 0 25 46 0.00 0.750																					
Steve Olin, R ERA: 3.58	(9, 1) 1.0 S 5 0 0 0 0 2 0 0 0 0 0 0 8 19 0.00 2.000																					

Batter	1	2	3	4	5	6	7	8	9	AB	R	H	RBI	BB	SO	LOB	BOTTOM			
Alex Cole, L OBP: 0.392, SLG: 0.355										3	1	0	0	1	1	2	New York Yankees @ Cleveland Indians Cleveland Municipal Stadium, Cleveland, OH Sat Sep 28 1991, 3:33 AM EDT Att: 8,555 - Sunny - 57 F			
Jerry Browne, S OBP: 0.295, SLG: 0.271										2	0	1	0	2	0	0				
Carlos Baerga, S OBP: 0.345, SLG: 0.393										4	1	0	1	0	0	5				
Albert Belle, R OBP: 0.323, SLG: 0.540										1	0	1	1	0	0	0				
Jose Gonzalez, R OBP: 0.195, SLG: 0.196										3	1	1	0	0	1	0				
Carlos Martinez, R OBP: 0.313, SLG: 0.409										3	0	0	1	0	0	1				
Mark Whiten, S OBP: 0.304, SLG: 0.401										4	1	2	0	0	1	0				
Wayne Kirby, L OBP: 0.250, SLG: 0.333										0	0	0	0	0	0	0				
Reggie Jefferson, S OBP: 0.200, SLG: 0.333										3	1	1	1	0	1	0				
Luis Lopez, R OBP: 0.241, SLG: 0.269										3	0	1	0	0	0	1				
Felix Fermin, R OBP: 0.310, SLG: 0.303										3	0	2	1	0	0	0				
Inning Stats	R: 2 E: 0 K: 0 S: 11	H: 2 LOB: 2 BB: 2 P: 23	R: 0 E: 0 K: 1 S: 13	H: 0 LOB: 0 BB: 0 P: 21	R: 0 E: 0 K: 0 S: 4	H: 0 LOB: 0 BB: 0 P: 6	R: 0 E: 0 K: 1 S: 5	H: 0 LOB: 0 BB: 0 P: 8	R: 0 E: 0 K: 0 S: 9	H: 2 LOB: 3 BB: 1 P: 15	R: 3 E: 1 K: 0 S: 13	H: 4 LOB: 1 BB: 0 P: 20	R: 0 E: 0 K: 1 S: 9	H: 1 LOB: 0 BB: 0 P: 15	R: 0 E: 0 K: 1 S: 7	H: 0 LOB: 0 BB: 0 P: 12	1B: 6 2B: 2 3B: 1 HR: 0	SF: 1 SAC: 0 DP: 1 HBP: 0	WP: 0 PB: 1 SB: 2 CS: 0	PA: 33
PITCHER	IP WLS BF H R ER SO BB IBB HBP BLK WP HR S P ERA WHIP																			
Jeff Johnson, L ERA: 6.08	(1, 1) 5.1 L 9 3 1 1 2 0 0 0 0 0 0 0 20 33 6.75 1.688																			
Greg Cadaret, L ERA: 3.55	(6, 1) 2.2 L 9 3 1 1 2 0 0 0 0 0 0 0 20 33 3.38 1.125																			



Batter	1	2	3	4	5	6	7	8	9	AB	R	H	RBI	BB	SO	LOB	TOP				
Steve Sax, R OBP: 0.347, SLG: 0.411 (1, 4)	G6-3		CS 1B			G5-3		1B 1B	G1-2-3	5	0	2	0	0	0	4	New York Yankees @ Cleveland Indians Cleveland Municipal Stadium, Cleveland, OH Sun Sep 29 1991, 3:33 AM EDT Att: 13,006 - Sunny - 63 F livebaseballscorecards.com				
Torey Lovullo, S OBP: 0.282, SLG: 0.176 (1, 5)	1B FC1-5 1B		P6			G3		K		4	0	1	1	0	1	2					
Roberto Kelly, R OBP: 0.320, SLG: 0.420 (1, 7)	FC1-5 S 1B		CS	G6-3						3	0	2	0	1	0	0					
Mel Hall, L OBP: 0.321, SLG: 0.458 (1, 9)	FC1-5			F9		G3		P3		4	0	0	0	0	5						
Matt Nokes, L OBP: 0.311, SLG: 0.480 Mike Humphreys, R OBP: 0.347, SLG: 0.200 (1, 10)	G1-3			F9			L4		1B 1B BB	3	0	0	0	1	0	2					
John Ramos, R OBP: 0.386, SLG: 0.389 (1, 2)		F8			K		G4-3 PB 1B		BB 1B 1B G1-2-3	4	0	2	0	0	1	0					
Kevin Maas, L OBP: 0.333, SLG: 0.384 (1, 3)		K2-3				G4-3		G1-2-3 BB 1B		4	0	2	1	0	1	1					
Alvaro Espinoza, R OBP: 0.284, SLG: 0.346 Don Mattingly, L OBP: 0.336, SLG: 0.385 (1, 6)		F8			G1-4-3		G6-3		G1-2-3 BB	3	0	0	0	0	0	2					
Bernie Williams, S OBP: 0.333, SLG: 0.344 (1, 8)			F8			G3 3B		G4-3	K	4	1	1	0	0	1	3					
Inning Stats	R: 0 E: 0 K: 0 S: 10	H: 2 LOB: 2 BB: 0 P: 15	R: 0 E: 0 K: 1 S: 8	H: 0 LOB: 0 BB: 0 P: 10	R: 0 E: 0 K: 0 S: 6	H: 1 LOB: 0 BB: 0 P: 10	R: 0 E: 0 K: 1 S: 5	H: 0 LOB: 0 BB: 0 P: 9	R: 0 E: 0 K: 1 S: 6	H: 1 LOB: 1 BB: 1 P: 20	R: 0 E: 0 K: 0 S: 8	H: 1 LOB: 1 BB: 0 P: 12	R: 0 E: 0 K: 1 S: 13	H: 2 LOB: 2 BB: 0 P: 21	R: 1 E: 0 K: 1 S: 13	H: 2 LOB: 3 BB: 2 P: 28	1B: 9 2B: 0 3B: 1 HR: 0	SF: 0 SAC: 0 DP: 2 HBP: 0	WP: 0 PB: 1 SB: 1 CS: 1	PA: 38	
PITCHER	IP WLS BF H R ER SO BB IBB HBP BLK WP HR S P ERA WHIP	7.0 W 26 6 1 1 2 1 0 0 0 0 0 53 82 1.29 1.000	1.0 S 8 4 1 1 1 1 0 0 0 0 0 20 36 9.00 5.000	1.0 S 3 0 0 0 1 1 0 0 0 0 0 6 13 0.00 1.000											IP WLS BF H R ER SO BB IBB HBP BLK WP HR S P ERA WHIP						
Eric King, R ERA: 4.59 (1, 1)											7.0 W 26 6 1 1 2 1 0 0 0 0 0 53 82 1.29 1.000										
Willie Blair, R ERA: 5.77 (8, 1)											1.0 S 8 4 1 1 1 1 0 0 0 0 0 20 36 9.00 5.000										
Steve Olin, R ERA: 3.51 (9, 1)											1.0 S 3 0 0 0 1 1 0 0 0 0 0 6 13 0.00 1.000										

Batter	1	2	3	4	5	6	7	8	9	AB	R	H	RBI	BB	SO	LOB	BOTTOM				
Alex Cole, L OBP: 0.397, SLG: 0.350 (1, 8)	G4-3	F8		K		F9		G5-3		5	0	0	0	0	1	4	New York Yankees @ Cleveland Indians Cleveland Municipal Stadium, Cleveland, OH Sun Sep 29 1991, 3:33 AM EDT Att: 13,006 - Sunny - 63 F livebaseballscorecards.com				
Jim Thome, L OBP: 0.230, SLG: 0.232 (1, 5)	P6		G1-3	G4-3		FC4 BB				3	0	0	0	1	0	1					
Carlos Baerga, S OBP: 0.343, SLG: 0.390 (1, 4)	K		G1-3		F8	FC4				4	0	0	0	0	1	2					
Carlos Martinez, R OBP: 0.316, SLG: 0.415 (1, 10)		FC6-4 1B PB 1B	G5-3		P3		2B			4	1	2	0	0	0	0					
Mark Whiten, S OBP: 0.308, SLG: 0.405 (1, 9)		FC6-4 1B		BB BB 1B	1B	1B		K		4	0	3	0	0	1	1					
Reggie Jefferson, S OBP: 0.215, SLG: 0.333 (1, 3)		FC6-4 PB 1B		BB BB 2B BB	1B	1B		K		3	2	1	0	1	1	3					
Mike Aldrete, L OBP: 0.365, SLG: 0.303 Jose Gonzalez, R OBP: 0.185, SLG: 0.196 (1, 7)		1B BB		BB BB 2B BB	1B	1B		G6-3		2	1	0	0	2	1	3					
Eddie Taubensee, L OBP: 0.311, SLG: 0.317 (1, 2)		1B		BB BB 2B 2B		F9 SH1-3 1B		K		4	1	3	3	0	1	0					
Felix Fermin, R OBP: 0.310, SLG: 0.305 (1, 6)	K			2B		SH1-3		G5-3		3	0	1	1	0	1	2					
Inning Stats	R: 0 E: 0 K: 1 S: 10	H: 0 LOB: 0 BB: 0 P: 17	R: 2 E: 0 K: 1 S: 13	H: 3 LOB: 2 BB: 1 P: 23	R: 0 E: 0 K: 0 S: 3	H: 0 LOB: 0 BB: 0 P: 5	R: 3 E: 0 K: 1 S: 15	H: 3 LOB: 1 BB: 2 P: 34	R: 0 E: 0 K: 0 S: 7	H: 1 LOB: 2 BB: 1 P: 14	R: 0 E: 0 K: 2 S: 10	H: 1 LOB: 1 BB: 0 P: 15	R: 0 E: 0 K: 1 S: 7	H: 0 LOB: 0 BB: 0 P: 10	1B: 7 2B: 3 3B: 0 HR: 0	SF: 0 SAC: 1 DP: 0 HBP: 0	WP: 0 PB: 1 SB: 0 CS: 0	PA: 37			
PITCHER	IP WLS BF H R ER SO BB IBB HBP BLK WP HR S P ERA WHIP	3.1 L 17 5 0 0 4 1 0 0 0 0 0 36 58 0.00 1.636	1.0 S 3 0 0 0 1 0 0 0 0 0 0 7 10 0.00 0.000											IP WLS BF H R ER SO BB IBB HBP BLK WP HR S P ERA WHIP							
Alan Mills, R ERA: 5.91 (1, 1)											3.1 L 17 5 0 0 4 1 0 0 0 0 0 36 58 0.00 1.636										
Eric Plunk, R ERA: 4.89 (4, 1)											1.0 S 3 0 0 0 1 0 0 0 0 0 0 7 10 0.00 0.000										
Darrin Chapin, R ERA: 4.5 (8, 1)											1.0 S 3 0 0 0 1 0 0 0 0 0 0 7 10 0.00 0.000										

Batter	1	2	3	4	5	6	7	8	9	AB	R	H	RBI	BB	SO	LOB	TOP				
Steve Sax, R OBP: 0.346, SLG: 0.412 (1,4)	G4-3		F8			G4-3	2B			4	0	1	0	0	0	0					
Don Mattingly, L OBP: 0.335, SLG: 0.386 (1,3)	F7			F8		G4-3	1B			4	1	1	0	0	0	1					
Roberto Kelly, R OBP: 0.322, SLG: 0.422 (1,7)	G6-3			1B		FC	1B			3	2	1	0	1	0	1					
Mel Hall, L OBP: 0.322, SLG: 0.458 (1,9)		F7		1B		G3				4	0	2	1	0	0	2					
Matt Nokes, L OBP: 0.312, SLG: 0.482 (1,2)	2B			F9		1B				3	0	1	0	1	0	3					
Randy Velarde, R OBP: 0.328, SLG: 0.339 (1,5)	F9			G5-3		1B				4	0	1	2	0	0	3					
Kevin Maas, L OBP: 0.331, SLG: 0.381 (1,10)	P6					F8				4	0	0	0	0	0	3					
Alvaro Espinoza, R OBP: 0.281, SLG: 0.343 (1,6)			G5-3			F9				4	0	0	0	0	0	0					
Bernie Williams, S OBP: 0.330, SLG: 0.339 (1,8)			G4-3			G1-3				4	0	0	0	0	0	0					
Inning Stats	R: 0 H: 0 E: 0 K: 0 S: 8	H: 0 LOB: 0 BB: 0 P: 13	R: 0 H: 1 E: 0 K: 0 S: 9	LOB: 1 BB: 0 P: 14	R: 0 H: 0 E: 0 K: 0 S: 8	H: 0 LOB: 0 BB: 0 P: 12	R: 0 H: 1 E: 0 K: 0 S: 10	H: 1 LOB: 2 BB: 1 P: 21	R: 0 H: 0 E: 0 K: 0 S: 7	H: 0 LOB: 0 BB: 0 P: 12	R: 2 H: 2 E: 0 K: 0 S: 11	H: 2 LOB: 2 BB: 1 P: 22	R: 0 H: 1 E: 0 K: 0 S: 8	H: 1 LOB: 1 BB: 0 P: 9	R: 1 H: 2 E: 0 K: 0 S: 5	H: 2 LOB: 0 BB: 0 P: 7	R: 0 H: 0 E: 0 K: 0 S: 9	H: 0 LOB: 0 BB: 0 P: 14	1B: 3 2B: 4 HR: 0	SF: 0 SAC: 0 DP: 1 HBP: 0	WP: 0 PA: 36 PB: 0 SB: 1 CS: 0
PITCHER Charles Nagy, R ERA: 4.1 (1,1)	IP: 9.0 WLS: L BF: 36 H: 7 R: 3 ER: 3 SO: 0 BB: 1 IBB: 1 HBP: 0 BLK: 0 WP: 0 HR: 0 S: 75 P: 124 ERA: 3.00 WHIP: 0.889															PITCHER					

New York Yankees @ Cleveland Indians
Cleveland Municipal Stadium, Cleveland, OH
Mon Sep 30 1991, 7:05 PM EDT
Att: 4,145 - Sunny - 75 F

AB 34
R 3
H 7
RBI 3
BB 2
SO 0
LOB 13



Batter	1	2	3	4	5	6	7	8	9	AB	R	H	RBI	BB	SO	LOB	BOTTOM									
Alex Cole, L OBP: 0.384, SLG: 0.347 (1,8)	K					L3				3	0	0	0	0	1	2										
Tony Perezchica, R OBP: 0.306, SLG: 0.358 (8, PH)			F7							1	0	0	0	0	1	2										
Wayne Kirby, L OBP: 0.250, SLG: 0.333 (9,7)										0	0	0	0	0	0	0										
Mark Lewis, R OBP: 0.285, SLG: 0.312 (1,6)	K					G5-3				4	0	0	0	0	2	3										
Carlos Baerga, S OBP: 0.344, SLG: 0.391 (1,4)	P6									4	0	2	0	0	0	0										
Carlos Martinez, R OBP: 0.315, SLG: 0.410 (1,10)		P3				G5-4-3				3	0	0	0	1	0	2										
Mark Whiten, S OBP: 0.305, SLG: 0.401 (1,9)						F8				4	0	0	0	0	1	2										
Reggie Jefferson, S OBP: 0.217, SLG: 0.329 (1,3)						G4-3				4	0	1	0	0	0	2										
Mike Aldrete, L OBP: 0.362, SLG: 0.299 (1,7)						G4-3				2	0	0	0	0	1	1										
Jose Gonzalez, R OBP: 0.192, SLG: 0.196 (8, PH)										0	0	0	0	1	0	0										
Jim Thome, L OBP: 0.224, SLG: 0.225 (8, PH)										2	0	0	0	0	0	0										
Jerry Browne, S OBP: 0.234, SLG: 0.270 (9,5)										1	0	0	0	0	0	1										
Eddie Taubensee, L OBP: 0.340, SLG: 0.349 (8, PH)										2	0	2	0	0	0	0										
Luis Lopez, R OBP: 0.238, SLG: 0.266 (9,2)										1	0	0	0	0	0	1										
Inning Stats	R: 0 H: 0 E: 0 K: 2 S: 11	H: 0 LOB: 0 BB: 0 P: 14	R: 0 H: 1 E: 0 K: 0 S: 9	LOB: 1 BB: 0 P: 13	R: 0 H: 1 E: 0 K: 1 S: 7	LOB: 1 BB: 0 P: 9	R: 0 H: 1 E: 0 K: 0 S: 6	H: 1 LOB: 0 BB: 0 P: 11	R: 0 H: 0 E: 0 K: 0 S: 7	H: 0 LOB: 0 BB: 0 P: 11	R: 0 H: 1 E: 0 K: 0 S: 6	H: 1 LOB: 0 BB: 0 P: 8	R: 0 H: 1 E: 0 K: 0 S: 9	H: 1 LOB: 1 BB: 0 P: 15	R: 0 H: 0 E: 1 K: 1 S: 21	H: 0 LOB: 2 BB: 1 P: 33	R: 0 H: 0 E: 0 K: 1 S: 12	H: 0 LOB: 1 BB: 1 P: 20	1B: 5 2B: 1 3B: 0 HR: 0	SF: 0 SAC: 0 DP: 2 HBP: 0	WP: 0 PA: 33 PB: 0 SB: 0 CS: 0					
PITCHER Scott Sanderson, R ERA: 3.81 (1,1)	IP: 5.0 WLS: W BF: 18 H: 4 R: 0 ER: 0 SO: 4 BB: 0 IBB: 0 HBP: 0 BLK: 0 WP: 0 HR: 0 S: 43 P: 62 ERA: 0.00 WHIP: 0.800															PITCHER										
John Habyan, R ERA: 2.37 (6,1)	2.0	6	1	0	0	0	0	0	0	0	0	12	19	0.00	0.500											
Greg Cadaret, L ERA: 3.49 (8,1)	2.0	S	9	0	0	0	2	2	0	0	0	33	53	0.00	1.000											

New York Yankees @ Cleveland Indians
Cleveland Municipal Stadium, Cleveland, OH
Mon Sep 30 1991, 7:05 PM EDT
Att: 4,145 - Sunny - 75 F

AB 31
R 0
H 5
RBI 0
BB 2
SO 6
LOB 16



Batter	1	2	3	4	5	6	7	8	9	AB	R	H	RBI	BB	SO	LOB	TOP			
Paul Moltitor, R OBP: 0.399, SLG: 0.495										5	0	3	1	0	0	2				
Willie Randolph, R OBP: 0.425, SLG: 0.380										5	1	1	0	0	1	3				
B.J. Surhoff, L OBP: 0.312, SLG: 0.366										5	0	2	0	0	0	3				
Greg Vaughn, R OBP: 0.320, SLG: 0.460										5	0	1	0	0	0	4				
Darryl Hamilton, L OBP: 0.358, SLG: 0.387										4	0	2	1	0	0	1				
Dante Bichette, R OBP: 0.283, SLG: 0.376										4	0	1	0	0	1	5				
Jim Gantner, L OBP: 0.322, SLG: 0.364										3	1	2	0	0	0	0				
Rick Dempsey, R OBP: 0.327, SLG: 0.347										4	0	0	0	0	0	2				
Dale Sveum, S OBP: 0.315, SLG: 0.356										4	0	1	0	0	0	2				
Inning Stats	R: 1 E: 0 K: 1 S: 12	H: 3 LOB: 2 BB: 0 P: 21	R: 0 E: 0 K: 0 S: 6	H: 1 LOB: 1 BB: 0 P: 9	R: 0 E: 0 K: 0 S: 8	H: 2 LOB: 2 BB: 0 P: 11	R: 1 E: 0 K: 0 S: 6	H: 2 LOB: 2 BB: 0 P: 12	R: 0 E: 0 K: 0 S: 9	H: 1 LOB: 1 BB: 0 P: 10	R: 0 E: 0 K: 0 S: 8	H: 1 LOB: 1 BB: 0 P: 10	R: 0 E: 0 K: 0 S: 9	H: 0 LOB: 0 BB: 0 P: 12	R: 0 E: 0 K: 1 S: 8	H: 1 LOB: 1 BB: 0 P: 12	1B: 12 2B: 1 3B: 0 HR: 0	SF: 0 SAC: 0 DP: 0 HBP: 1	WP: 0 PB: 0 CS: 0	PA: 40
PITCHER	IP WLS BF H R ER SO BB IBB HBP BLK WP HR S P ERA WHIP																			
Dave Otto, L ERA: 4.23	(1, 1) 7.0 W 33 12 2 2 1 0 0 0 1 0 0 0 54 86 2.57 1.714																			
Eric Bell, L ERA:	(8, 1) 1.0 3 0 0 0 0 0 0 0 0 0 0 9 12 0.00 0.000																			
Steve Olin, R ERA: 3.44	(9, 1) 1.0 4 1 0 0 1 0 0 0 0 0 0 8 12 0.00 1.000																			

Milwaukee Brewers @ Cleveland Indians
Cleveland Municipal Stadium, Cleveland, OH

AB 39
R 2
H 13
RBI 2
BB 0
SO 2
LOB 22



WP: 0 PA: 40
PB: 0
CS: 0

Tue Oct 01 1991, 7:05 PM EDT
Att: 4,346 - Cloudy - 67 F

Batter	1	2	3	4	5	6	7	8	9	AB	R	H	RBI	BB	SO	LOB	BOTTOM			
Alex Cole, L OBP: 0.385, SLG: 0.353										4	1	3	0	1	0	0				
Mark Lewis, R OBP: 0.283, SLG: 0.310										5	1	1	1	0	0	3				
Carlos Baerga, S OBP: 0.347, SLG: 0.400										4	0	2	1	1	0	2				
Carlos Martinez, R OBP: 0.312, SLG: 0.402										3	0	0	0	1	0	2				
Reggie Jefferson, S OBP: 0.220, SLG: 0.333										4	2	2	0	0	0	2				
Jim Thome, L OBP: 0.274, SLG: 0.308										4	1	3	0	0	0	1				
Eddie Taubensee, L OBP: 0.346, SLG: 0.367										2	1	1	2	1	0	1				
Jose Gonzalez, R OBP: 0.185, SLG: 0.189										4	0	0	0	0	3	3				
Wayne Kirby, L OBP: 0.200, SLG: 0.267										4	0	0	0	0	1	1				
Inning Stats	R: 0 E: 0 K: 0 S: 8	H: 1 LOB: 1 BB: 0 P: 12	R: 1 E: 0 K: 1 S: 8	H: 1 LOB: 0 BB: 0 P: 13	R: 1 E: 0 K: 0 S: 10	H: 2 LOB: 1 BB: 0 P: 16	R: 0 E: 0 K: 0 S: 3	H: 1 LOB: 0 BB: 0 P: 4	R: 0 E: 0 K: 0 S: 9	H: 1 LOB: 1 BB: 0 P: 10	R: 1 E: 0 K: 1 S: 14	H: 2 LOB: 2 BB: 1 P: 28	R: 1 E: 1 K: 1 S: 14	H: 1 LOB: 2 BB: 2 P: 33	R: 2 E: 0 K: 1 S: 13	H: 3 LOB: 2 BB: 1 P: 24	1B: 7 2B: 4 3B: 1 HR: 0	SF: 1 SAC: 0 DP: 1 HBP: 0	WP: 1 PB: 0 CS: 0	PA: 39
PITCHER	IP WLS BF H R ER SO BB IBB HBP BLK WP HR S P ERA WHIP																			
Chris George, R ERA: 3.6	(1, 1) 5.0 L 6 2 1 1 1 0 0 1 0 0 1 0 14 28 9.00 2.000																			
Darren Holmes, R ERA: 5.02	(6, 1) 1.0 4 1 1 0 1 0 1 0 0 0 0 0 10 23 0.00 1.500																			
Mark Lee, L ERA: 3.97	(7, 1) 0.1 2 0 0 0 0 1 0 0 0 0 0 0 4 10 0.00 3.000																			
Julio Machado, R ERA: 3.43	(8, 1) 1.0 7 3 2 2 1 1 0 0 0 0 0 0 13 24 18.00 4.000																			

Milwaukee Brewers @ Cleveland Indians
Cleveland Municipal Stadium, Cleveland, OH

AB 34
R 6
H 12
RBI 4
BB 4
SO 4
LOB 15



WP: 1 PA: 39
PB: 0
CS: 0

Tue Oct 01 1991, 7:05 PM EDT
Att: 4,346 - Cloudy - 67 F

Batter	1	2	3	4	5	6	7	8	9	AB	R	H	RBI	BB	SO	LOB	TOP					
Paul Moltzer, R OBP: 0.398, SLG: 0.493 (1, 10)	G6-3		G5-3		FC5-4		K	1B		5	1	1	1	0	1	2						
Willie Randolph, R OBP: 0.423, SLG: 0.378 (1, 4)	B5-3			G5-3	G1-3		1B	FC		5	2	1	1	0	0	3						
B.J. Surhoff, L OBP: 0.315, SLG: 0.368 (1, 2)	G4-3			1B		G4-3	2B	WP		5	2	3	2	0	0	0						
Greg Vaughn, R OBP: 0.323, SLG: 0.466 Jim Olander, R (8, 7)		G1-3		E	G4-3	G6-3	1B	K		5	1	3	1	0	1	1						
Darryl Hamilton, L OBP: 0.356, SLG: 0.385 (1, 8)	G3-1			E4	G4-3	G6-3	1B	G4-3		5	0	1	1	0	0	3						
Dante Bichette, R OBP: 0.283, SLG: 0.374 (1, 9)	1B			G4-3		G5-3		G6-3	E5	5	0	1	1	0	0	2						
Jim Gantner, L OBP: 0.320, SLG: 0.364 (1, 5)	L8			G4-3				G1-6-3		5	1	1	0	0	0	3						
George Canale, L OBP: 0.318, SLG: 0.500 (1, 3)			F7		G6-3		3B	1B	K	5	2	2	1	0	1	0						
Bill Spiers, L OBP: 0.336, SLG: 0.393 Dale Sveum, S OBP: 0.317, SLG: 0.356 (8, PH)	G4-1		G4-1				1B	FC	1B	3	1	2	1	0	0	0						
Inning Stats	R: 0 E: 0 K: 0 S: 7	H: 0 LOB: 0 BB: 0 P: 9	R: 0 E: 0 K: 0 S: 13	H: 1 LOB: 1 BB: 0 P: 15	R: 0 E: 0 K: 0 S: 4	H: 0 LOB: 0 BB: 0 P: 4	R: 2 E: 1 K: 0 S: 13	H: 2 LOB: 1 BB: 0 P: 20	R: 0 E: 0 K: 0 S: 7	H: 1 LOB: 1 BB: 0 P: 10	R: 0 E: 0 K: 0 S: 10	H: 1 LOB: 1 BB: 0 P: 12	R: 4 E: 0 K: 1 S: 16	H: 6 LOB: 2 BB: 0 P: 25	R: 5 E: 0 K: 1 S: 16	H: 4 LOB: 1 BB: 1 P: 27	R: 0 E: 1 K: 1 S: 8	H: 0 LOB: 0 BB: 0 P: 13	1B: 10 2B: 4 3B: 1 HR: 0	SF: 0 SAC: 0 DP: 1 HBP: 0	WP: 1 PB: 0 CS: 0	PA: 44
PITCHER	IP	WLS	BF	H	R	ER	SO	BB	IBB	HBP	BLK	WP	HR	S	P	ERA	WHIP					
Doug Jones, R ERA: 5.63 (1, 1)	7.1	L	35	13	8	6	1	0	0	0	0	0	0	75	102	7.36	1.773					
Eric Bell, L ERA: 9.57 (8, 1)	0.0		1	0	0	0	0	1	0	0	0	0	0	2	6	∞	∞					
Jeff Shaw, R ERA: 3.42 (8, 1)	1.2		8	2	3	3	2	0	0	0	0	1	0	17	27	16.20	1.200					

Milwaukee Brewers @ Cleveland Indians
Cleveland Municipal Stadium, Cleveland, OH
Wed Oct 02 1991, 7:05 PM EDT
Att: 3,785 - Sunny - 77 F

AB	43
R	11
H	15
RBI	9
BB	1
SO	3
LOB	14



Batter	1	2	3	4	5	6	7	8	9	AB	R	H	RBI	BB	SO	LOB	BOTTOM					
Alex Cole, L OBP: 0.384, SLG: 0.353 (1, 8)	G3		SF8		1B		F7			3	1	1	1	0	0	0						
Mark Lewis, R OBP: 0.286, SLG: 0.312 (1, 6)	P1		FC3-6		G6-4-3		G6-3			4	0	2	0	0	0	0						
Carlos Baerga, S OBP: 0.348, SLG: 0.403 (1, 4)	1B		FC3-6		E4			2B		4	1	2	2	0	0	2						
Carlos Martinez, R OBP: 0.311, SLG: 0.399 (1, 10)	K		1B		G6-4-3		G1-3			4	0	1	0	0	1	4						
Reggie Jefferson, S OBP: 0.221, SLG: 0.330 (1, 3)		F9			F8		F7			4	0	1	1	0	0	2						
Jim Thome, L OBP: 0.261, SLG: 0.293 (1, 5)	G3-1		K				G6-3			4	0	0	0	0	2	3						
Eddie Taubensee, L OBP: 0.322, SLG: 0.340 (1, 2)	G3-1				G6-3		F8		K	4	0	0	0	0	1	0						
Jose Gonzalez, R OBP: 0.197, SLG: 0.202 Mike Aldrete, L OBP: 0.354, SLG: 0.292 (9, PH)			1B		SF8				F7	3	1	2	0	0	1	0						
Wayne Kirby, L OBP: 0.235, SLG: 0.294 (1, 9)			1B		FC3-6		G4-3		F7	4	1	2	0	0	0	0						
Inning Stats	R: 0 E: 0 K: 1 S: 14	H: 1 LOB: 1 BB: 0 P: 20	R: 0 E: 0 K: 0 S: 3	H: 0 LOB: 0 BB: 0 P: 5	R: 3 E: 0 K: 1 S: 19	H: 5 LOB: 2 BB: 0 P: 31	R: 0 E: 0 K: 0 S: 8	H: 2 LOB: 1 BB: 0 P: 11	R: 1 E: 1 K: 0 S: 8	H: 2 LOB: 1 BB: 0 P: 12	R: 0 E: 0 K: 1 S: 6	H: 0 LOB: 0 BB: 0 P: 9	R: 0 E: 0 K: 0 S: 5	H: 0 LOB: 0 BB: 0 P: 7	R: 0 E: 0 K: 1 S: 11	H: 1 LOB: 1 BB: 0 P: 15	R: 0 E: 0 K: 1 S: 8	H: 0 LOB: 0 BB: 0 P: 14	1B: 10 2B: 1 3B: 0 HR: 0	SF: 1 SAC: 0 DP: 1 HBP: 0	WP: 0 PB: 0 CS: 0	PA: 36
PITCHER	IP	WLS	BF	H	R	ER	SO	BB	IBB	HBP	BLK	WP	HR	S	P	ERA	WHIP					
Chris Bosio, R ERA: 3.25 (4, 1)	3.0	W	11	4	1	1	1	0	0	0	0	0	0	22	32	3.00	1.333					
Darren Holmes, R ERA: 4.82 (7, 1)	3.0	S	10	1	0	0	2	0	0	0	0	0	0	24	36	0.00	0.333					

Milwaukee Brewers @ Cleveland Indians
Cleveland Municipal Stadium, Cleveland, OH
Wed Oct 02 1991, 7:05 PM EDT
Att: 3,785 - Sunny - 77 F

AB	35
R	4
H	11
RBI	4
BB	0
SO	5
LOB	11



Batter	1	2	3	4	5	6	7	8	9	AB	R	H	RBI	BB	SO	LOB	TOP								
Alex Cole, L OBP: 0.388, SLG: 0.358 (1, 8)	G4-3		G4-3		G4-3			G6-4-3		4	0	2	0	0	0	2	Cleveland Indians @ New York Yankees Yankee Stadium, Bronx, NY Fri Oct 04 1991, 7:05 PM EDT Att: 14,627 - Cloudy - 71 F								
Felix Fermin, R OBP: 0.307, SLG: 0.302 (1, 6)	K		F8					G6-4-3		4	0	0	0	0	1	2									
Carlos Baerga, S OBP: 0.345, SLG: 0.399 (1, 4)	G4-3				F7			F9		4	0	0	0	0	1	0									
Mark Whiten, S OBP: 0.303, SLG: 0.397 (1, 10)		K			F7					4	0	1	0	0	2	0									
Reggie Jefferson, S OBP: 0.214, SLG: 0.313 (1, 3)		P4			K			E5		4	1	1	0	0	1	1									
Mike Aldrete, L OBP: 0.383, SLG: 0.294 (1, 7)										0	1	0	0	2	0	0									
Jerry Browne, S OBP: 0.292, SLG: 0.269 (6, 7)										2	0	0	0	0	0	3									
Jim Thome, L OBP: 0.295, SLG: 0.360 (1, 5)										0	1	0	0	2	0	0									
Eddie Taubensee, L OBP: 0.299, SLG: 0.317 (1, 2)										4	1	2	2	0	0	1									
Wayne Kirby, L OBP: 0.200, SLG: 0.256 (1, 9)										1	0	0	1	0	0	0									
Jose Gonzalez, R OBP: 0.195, SLG: 0.200 (7, 9)										1	0	0	0	0	1	0									
Inning Stats	R: 0 E: 0 K: 1 S: 9	H: 0 LOB: 0 BB: 0 P: 10	R: 0 E: 0 K: 1 S: 8	H: 0 LOB: 1 BB: 1 P: 17	R: 0 E: 0 K: 0 S: 12	H: 1 LOB: 1 BB: 0 P: 16	R: 0 E: 0 K: 1 S: 7	H: 0 LOB: 0 BB: 0 P: 12	R: 0 E: 0 K: 0 S: 6	H: 2 LOB: 1 BB: 1 P: 13	R: 0 E: 1 K: 0 S: 12	H: 1 LOB: 2 BB: 0 P: 18	R: 0 E: 0 K: 2 S: 9	H: 0 LOB: 0 BB: 0 P: 11	R: 0 E: 0 K: 1 S: 8	H: 1 LOB: 0 BB: 0 P: 12	R: 2 E: 0 K: 1 S: 7	H: 2 LOB: 0 BB: 0 P: 8	1B: 6 2B: 0 3B: 0 HR: 1	SF: 1 SAC: 0 DP: 2 HBP: 0	WP: 0 PB: 0 SB: 0 CS: 0	PA: 35			
PITCHER	IP	WLS	BF	H	R	ER	SO	BB	IBB	HBP	BLK	WP	HR	S	P	ERA	WHIP								
Alan Mills, R ERA: 4.41 (1, 1)	5.2		22	4	1	1	3	2	0	0	0	0	0	48	78	1.59	1.059								
Lee Guetterman, L ERA: 3.53 (6, 1)	2.2		10	2	1	1	4	0	0	0	0	0	0	27	35	3.38	0.750								
Steve Farr, R ERA: 2.19 (9, 1)	0.2	L	3	1	1	1	0	0	0	0	0	0	1	3	4	13.50	1.500								

AB	32
R	3
H	7
RBI	3
BB	2
SO	7
LOB	9



Batter	1	2	3	4	5	6	7	8	9	AB	R	H	RBI	BB	SO	LOB	BOTTOM								
Steve Sax, R OBP: 0.346, SLG: 0.417 (1, 4)	G6-3		HR		F7			G5-3		4	1	1	0	0	0	0	Cleveland Indians @ New York Yankees Yankee Stadium, Bronx, NY Fri Oct 04 1991, 7:05 PM EDT Att: 14,627 - Cloudy - 71 F								
Don Mattingly, L OBP: 0.335, SLG: 0.390 (1, 3)	1B		HR		G3-1			G4-6-3		4	1	3	2	0	0	0									
Roberto Kelly, R OBP: 0.330, SLG: 0.442 (1, 7)	1B		S		F9			G4-6-3		4	0	3	0	0	0	0									
Mel Hall, L OBP: 0.318, SLG: 0.451 (1, 9)	F9		1B		L6			G4-6-3		2	0	0	0	0	1	3									
Hensley Meulens, R OBP: 0.276, SLG: 0.319 (4, 9)	F9		K					G4-6-3		2	0	0	0	0	0	2									
Matt Nokes, L OBP: 0.311, SLG: 0.476 (1, 2)	P6		G4-3		2B			K		4	0	1	0	0	1	4									
Torey Lovullo, S OBP: 0.275, SLG: 0.239 (1, 5)	G3-1				F8					4	0	1	0	0	0	0									
Kevin Maas, L OBP: 0.331, SLG: 0.377 (1, 10)	P6		K		K					4	0	0	0	0	2	2									
Alvaro Espinoza, R OBP: 0.278, SLG: 0.340 (1, 6)	G4-3		G6-3							3	0	0	0	0	0	0									
Pat Sheridan, L OBP: 0.288, SLG: 0.339 (9, PH)	G4-3				F8					1	0	0	0	0	0	0									
Bernie Williams, S OBP: 0.326, SLG: 0.335 (1, 8)	P6				F7			G5-3		3	0	0	0	0	0	0									
Inning Stats	R: 0 E: 0 K: 0 S: 16	H: 2 LOB: 2 BB: 0 P: 21	R: 0 E: 0 K: 0 S: 7	H: 0 LOB: 0 BB: 0 P: 12	R: 2 E: 0 K: 1 S: 14	H: 3 LOB: 1 BB: 0 P: 21	R: 0 E: 0 K: 1 S: 6	H: 0 LOB: 0 BB: 0 P: 9	R: 0 E: 0 K: 0 S: 6	H: 2 LOB: 2 BB: 0 P: 10	R: 0 E: 0 K: 1 S: 16	H: 2 LOB: 1 BB: 0 P: 22	R: 0 E: 0 K: 0 S: 6	H: 0 LOB: 0 BB: 0 P: 9	R: 0 E: 0 K: 1 S: 12	H: 2 LOB: 1 BB: 0 P: 19	R: 0 E: 0 K: 0 S: 6	H: 0 LOB: 0 BB: 0 P: 10	1B: 7 2B: 1 3B: 0 HR: 1	SF: 0 SAC: 0 DP: 1 HBP: 0	WP: 0 PB: 0 SB: 1 CS: 0	PA: 35			
PITCHER	IP	WLS	BF	H	R	ER	SO	BB	IBB	HBP	BLK	WP	HR	S	P	ERA	WHIP								
Shawn Hillegas, R ERA: 4.34 (1, 1)	5.2		24	7	2	2	2	0	0	0	0	0	0	60	88	3.18	1.235								
Eric Bell, L ERA: 0.5 (6, 1)	2.1	W	8	2	0	0	2	0	0	0	0	0	0	23	35	0.00	0.857								
Steve Olin, R ERA: 3.38 (9, 1)	1.0	S	3	0	0	0	0	0	0	0	0	0	0	6	10	0.00	0.000								



Batter	1	2	3	4	5	6	7	8	9	10	11	12	AB	R	H	RBI	BB	SO	LOB	TOP									
Alex Cole, L OBP: 0.366, SLG: 0.353 (1.8)	4-1 CS BB		1 SAFE 0-1 F8		0-3 K		2-3 K		4-2 SH1-4 BB 1B	1 SAFE 0-2 F8		0-0 FC1-6 2B	5	2	0	0	2	2	9										
Mark Lewis, R OBP: 0.292, SLG: 0.316 (1.6)	2-1 G6-3		1-1 F9		0-1 1B		3-2 1B		1-2 SH1-4 BB 1B	4-1 1B		1-2 2B	5	1	3	3	2	0	1										
Carlos Baerga, S OBP: 0.345, SLG: 0.397 (1.4)	0-1 F7			2-0 G3		4-2 S BB	2-1 1B		2-0 SH1-4	1-1 P3		1-3 K	5	0	1	1	1	1	3										
Mark Whiten, S OBP: 0.299, SLG: 0.391 (1.10)		2-2 E3 SH5-3 G3		0-0 F8		1-0 P5	1-1 FC6-4 1B		1-3 K			0-3 K	6	1	0	0	0	2	5										
Reggie Jefferson, S OBP: 0.229, SLG: 0.317 (1.3)		4-1 G3 SH5-3 BB		1-1 G3		2-0 F9			2-2 BB			2-3 K	5	0	2	2	1	1	1										
Mike Aldrete, L OBP: 0.384, SLG: 0.292 (8. PH) Jerry Browne, S OBP: 0.293, SLG: 0.270 (8.7)		0-0 SH5-3		1-2 2-3 F9		4-2 1B BB	3-3 K		1-1 F9			2-2 1B	1	0	0	0	1	1	1										
Jim Thome, L OBP: 0.297, SLG: 0.388 (1.5)		0-2 G3			0-0 1B BB 1B		2-0 1B 2B		2-0 P6			1-0 G3	6	1	2	1	0	0	4										
Eddie Taubensee, L OBP: 0.300, SLG: 0.317 (8. PH) Luis Lopez, R OBP: 0.253, SLG: 0.284 (8.2)		1-1 F9		2-3 3-H K		2-3 1B 1B	4-0 1B 1B		1-2 BB			0-0 P4	3	1	1	0	0	1	3										
Wayne Kirby, L OBP: 0.233, SLG: 0.250 (8. PH) Jose Gonzalez, R OBP: 0.206, SLG: 0.198 (8.9)		4-2 F8 BB			1-2 BB		1-0 P3		1-3 K			4-2 F8 S BB	1	0	0	0	2	0	2										
Inning Stats	R: 0 E: 0 K: 5	H: 0 LOB: 0 BB: 11	R: 1 E: 1 K: 0 S: 10	H: 0 LOB: 1 BB: 1 P: 17	R: 0 E: 0 K: 0 S: 6	H: 0 LOB: 0 BB: 1 P: 11	R: 0 E: 0 K: 2 S: 11	H: 2 LOB: 3 BB: 2 P: 21	R: 0 E: 0 K: 1 S: 13	H: 0 LOB: 1 BB: 1 P: 23	R: 2 E: 0 K: 1 S: 14	H: 4 LOB: 2 BB: 0 P: 27	R: 0 E: 0 K: 1 S: 8	H: 1 LOB: 2 BB: 1 P: 16	R: 2 E: 0 K: 1 S: 14	H: 2 LOB: 2 BB: 2 P: 31	R: 0 E: 0 K: 0 S: 12	H: 0 LOB: 0 BB: 0 P: 22	R: 0 E: 0 K: 2 S: 10	H: 0 LOB: 0 BB: 0 P: 13	R: 2 E: 0 K: 1 S: 13	H: 2 LOB: 1 BB: 1 P: 20	1B: 8 2B: 3 3B: 0 HR: 0	SF: 0 SAC: 2 DP: 0 HBP: 0	WP: 0 PB: 0 SB: 3 CS: 1	PA: 57			
PITCHER	IP WLS BF H R ER SO BB IBB HBP BLK WP HR S P ERA WHIP	6.2 29 12 3 2 2 2 3 0 0 0 0 0 23 47 9.00 3.000	3.1 L 16 3 2 2 3 3 0 0 0 0 0 38 62 5.40 1.800																										

Cleveland Indians @ New York Yankees
Yankee Stadium, Bronx, NY
Sat Oct 05 1991, 3:33 AM EDT
Alt: 15,681 - Cloudy - 78 F

AB	43
R	7
H	11
RBI	7
BB	12
SO	9
LOB	32



Batter	1	2	3	4	5	6	7	8	9	10	11	12	AB	R	H	RBI	BB	SO	LOB	BOTTOM									
Steve Sax, R OBP: 0.346, SLG: 0.417 (1.4)	1-0 E 2B			2-2 FC3-6 1B		1-1 G3	3-1 F9		2-3 K			1-1 FC6-4	7	0	2	1	0	1	7										
Don Mattingly, L OBP: 0.340, SLG: 0.396 (1.3)	4-2 E BB			2-0 F9		0-0 FC3-6 2B			4-0 2B			1-2 G6-4-3 1B	5	0	3	1	2	0	4										
Roberto Kelly, R OBP: 0.331, SLG: 0.445 (1.7)	1-1 E5		2-1 G4-3 2B	1-1 1B		0-0 G3	4-0 BB		2-3 K			1-1 G6-4-3 1B	6	0	2	1	1	2	6										
Mel Hall, L OBP: 0.319, SLG: 0.450 (1.9)	0-0 P4		3-2 G4-3		2-1 1B	3-2 G3			4-1 BB			1-2 1B	6	0	2	0	1	0	6										
Matt Nokes, L OBP: 0.309, SLG: 0.471 (1.2)	3-2 F9		1-0 P4		2-2 F8		0-0 SH3-4 1B		0-0 P2			1-1 G1-3	7	1	1	0	0	0	8										
Tony Lovullo, S OBP: 0.250, SLG: 0.216 (1.5)	2-1 P6		1-1 F7		0-0 P2		0-1 SH3-4 1B		1-0 P5			G4-3	5	0	0	0	0	0	7										
Kevin Maas, L OBP: 0.332, SLG: 0.376 (8. PR) Mike Humphreys, R OBP: 0.347, SLG: 0.200 (7. PH) John Ramos, R OBP: 0.310, SLG: 0.346 (11. PH)		2-1 F9		2-0 F7		1-1 G3	4-0 1B BB		1-0 SH3 1B			3-2 G6-3	4	0	1	0	1	0	1										
Alvaro Espinoza, R OBP: 0.282, SLG: 0.345 (7. PH) Pat Sheridan, L OBP: 0.296, SLG: 0.336 (8.6) Randy Velarde, R OBP: 0.322, SLG: 0.332 (8.6)		0-0 1B		0-0 1B		1-2 G3 2B	1-2 F9		0-0 SH3			1-0 G4-3	3	2	3	0	0	0	0										
Bernie Williams, S OBP: 0.334, SLG: 0.345 (1.8)		0-1 1B		2-2 FC3-6 1B		1-2 F8	1-0 1B		1-0 1B			2-2 FC6-4 1B	6	1	5	2	0	0	1										
Inning Stats	R: 0 E: 1 K: 0 S: 12	H: 1 LOB: 3 BB: 1 P: 23	R: 0 E: 0 K: 0 S: 10	H: 2 LOB: 2 BB: 0 P: 14	R: 0 E: 0 K: 0 S: 16	H: 1 LOB: 1 BB: 0 P: 16	R: 2 E: 0 K: 0 S: 13	H: 4 LOB: 2 BB: 0 P: 18	R: 0 E: 0 K: 0 S: 9	H: 1 LOB: 1 BB: 1 P: 13	R: 1 E: 0 K: 0 S: 7	H: 2 LOB: 2 BB: 1 P: 18	R: 0 E: 0 K: 0 S: 9	H: 0 LOB: 0 BB: 0 P: 9	R: 0 E: 0 K: 0 S: 9	H: 1 LOB: 1 BB: 0 P: 16	R: 0 E: 0 K: 0 S: 10	H: 2 LOB: 1 BB: 1 P: 14	1B: 14 2B: 5 3B: 0 HR: 0	SF: 0 SAC: 2 DP: 1 HBP: 0	WP: 0 PB: 0 SB: 1 CS: 0	PA: 59							
PITCHER	IP WLS BF H R ER SO BB IBB HBP BLK WP HR S P ERA WHIP	5.2 30 11 3 3 0 2 0 0 0 0 0 0 10 17 4.76 2.294	6.1 4 1 1 0 1 1 0 0 0 0 0 0 13 24 0.00 1.800	3.0 W 13 3 1 1 2 0 1 0 0 0 0 27 44 3.00 1.000	1.0 S 4 2 0 0 0 0 0 0 0 0 0 10 14 0.00 2.000																								

Cleveland Indians @ New York Yankees
Yankee Stadium, Bronx, NY
Sat Oct 05 1991, 3:33 AM EDT
Alt: 15,681 - Cloudy - 78 F

AB	52
R	5
H	19
RBI	5
BB	5
SO	3
LOB	42



Batter	1	2	3	4	5	6	7	8	9	AB	R	H	RBI	BB	SO	LOB	TOP			
Alex Cole, L OBP: 0.386, SLG: 0.354 (1, 8)	G4-3		1B		G5-3			F8		5	0	2	1	0	0	0	Cleveland Indians @ New York Yankees Yankee Stadium, Bronx, NY Sun Oct 06 1991, 3:33 AM EDT Att: 17,863 - Cloudy - 60 F			
Mark Lewis, R OBP: 0.293, SLG: 0.318 (1, 6)	G4-3 1B		SF8		F7			WP 1B SF8 1B	1B K	4	1	2	1	0	1	2				
Carlos Baerga, S OBP: 0.346, SLG: 0.398 (1, 4)	G4-3		1B		G6-3			SF8 WP 1B		4	0	2	0	0	0	1				
Mark Whiten, S OBP: 0.297, SLG: 0.388 (1, 10)	F7		G3		F9			SF8		3	0	0	1	0	0	3				
Reggie Jefferson, S OBP: 0.221, SLG: 0.306 (1, 3)		G3-1			F8			G6-3		4	0	0	0	0	0	1				
Mike Aldrete, L OBP: 0.394, SLG: 0.298 (1, 7)		F7			L7				G6-3	3	1	1	0	0	0	0				
Jerry Browne, S OBP: 0.292, SLG: 0.269 (9, PH)								G4-3 2B		1	0	0	0	0	0	0				
Jim Thome, L OBP: 0.367, SLG: 0.367 (9, PH)	G4-3							G4-3	1B 1B	3	0	1	0	0	0	1				
Eddie Taubensee, L OBP: 0.288, SLG: 0.303 (9, PH)			G4-3		P5			G4-3	1B 1B	3	0	0	1	0	0	1				
Luis Lopez, R OBP: 0.291, SLG: 0.293 (9, PH)								G4-3	1B 1B	1	0	1	0	0	0	0				
Wayne Kirby, L OBP: 0.239, SLG: 0.256 (9, PH)			1B SF8 1B		G4-3			L6	K	3	1	1	0	0	0	0				
Jose Gonzalez, R OBP: 0.205, SLG: 0.197 (9, PH)										1	0	0	0	0	1	2				
Inning Stats	R: 0 E: 0 K: 0 S: 7	H: 1 LOB: 1 BB: 0 P: 10	R: 0 E: 0 K: 0 S: 5	H: 0 LOB: 0 BB: 0 P: 9	R: 1 E: 0 K: 0 S: 13	H: 3 LOB: 2 BB: 0 P: 18	R: 0 E: 0 K: 0 S: 9	H: 1 LOB: 1 BB: 0 P: 13	R: 0 E: 0 K: 0 S: 6	H: 0 LOB: 0 BB: 0 P: 8	R: 1 E: 0 K: 0 S: 5	H: 1 LOB: 1 BB: 0 P: 7	R: 1 E: 0 K: 0 S: 10	H: 2 LOB: 1 BB: 0 P: 16	R: 1 E: 0 K: 2 S: 17	H: 3 LOB: 2 BB: 0 P: 22	1B: 10 2B: 1 3B: 0 HR: 0	SF: 2 SAC: 0 DP: 0 HBP: 0	WP: 1 PB: 0 CS: 1	PA: 38
PITCHER	IP WLS BF H R ER SO BB IBB HBP BLK WP HR S P ERA WHIP																			
Dave Eiland, R ERA: 5.33 (1, 1)	7.0 W 27 6 2 2 0 0 0 0 0 0 0 0 0 0 0 0 2.57 0.857																			
Lee Guetterman, L ERA: 3.69 (8, 1)	1.1 8 4 2 2 0 0 0 0 0 0 1 0 19 27 13.50 3.000																			
John Habyan, R ERA: 2.3 (9, 1)	0.2 S 3 1 0 0 2 0 0 0 0 0 0 0 0 8 11 0.00 1.500																			

Batter	1	2	3	4	5	6	7	8	9	AB	R	H	RBI	BB	SO	LOB	BOTTOM			
Steve Sax, R OBP: 0.345, SLG: 0.414 (1, 4)	G1-3		G5-3		G4-3			F9		4	0	0	0	1	0	3	Cleveland Indians @ New York Yankees Yankee Stadium, Bronx, NY Sun Oct 06 1991, 3:33 AM EDT Att: 17,863 - Cloudy - 60 F			
Don Mattingly, L OBP: 0.338, SLG: 0.394 (1, 10)	G3			FC6 BB		P8	K			3	0	0	0	1	1	2				
Roberto Kelly, R OBP: 0.333, SLG: 0.444 (1, 7)	G6-3			FC6 HR		F8 S BB		1B S BB 1B		3	2	1	0	1	0	1				
Mel Hall, L OBP: 0.321, SLG: 0.455 (1, 9)		K		HR		F8		1B S BB 1B SF4 BB		3	2	1	2	1	1	1				
Matt Nokes, L OBP: 0.308, SLG: 0.469 (1, 2)	P6			K		K		1B BB 1B		4	1	1	0	0	2	1				
Jim Leyritz, R OBP: 0.300, SLG: 0.221 (1, 5)					G4-3			1B BB 1B		3	0	0	1	1	1	0				
Torey Lovullo, S OBP: 0.250, SLG: 0.216 (9, 5)	K							1B BB 1B		0	0	0	0	0	0	0				
Kevin Maas, L OBP: 0.333, SLG: 0.390 (1, 3)			P8		HR			SF4		3	2	2	3	0	0	0				
Alvaro Espinoza, R OBP: 0.282, SLG: 0.344 (1, 6)			G5-3		G5-3			K		4	0	1	0	0	1	2				
Bernie Williams, S OBP: 0.336, SLG: 0.350 (1, 8)					G3-1			1B BB 1B		4	0	2	1	0	0	1				
Inning Stats	R: 0 E: 0 K: 0 S: 5	H: 0 LOB: 0 BB: 0 P: 8	R: 0 E: 0 K: 2 S: 10	H: 0 LOB: 0 BB: 0 P: 12	R: 0 E: 0 K: 0 S: 8	H: 1 LOB: 1 BB: 0 P: 12	R: 2 E: 0 K: 1 S: 6	H: 1 LOB: 0 BB: 1 P: 14	R: 1 E: 0 K: 0 S: 9	H: 1 LOB: 0 BB: 0 P: 15	R: 0 E: 0 K: 1 S: 8	H: 0 LOB: 1 BB: 1 P: 19	R: 1 E: 0 K: 1 S: 13	H: 2 LOB: 2 BB: 1 P: 26	R: 3 E: 0 K: 1 S: 17	H: 3 LOB: 2 BB: 2 P: 31	1B: 4 2B: 1 3B: 0 HR: 3	SF: 1 SAC: 0 DP: 0 HBP: 0	WP: 0 PB: 0 CS: 0	PA: 37
PITCHER	IP WLS BF H R ER SO BB IBB HBP BLK WP HR S P ERA WHIP																			
Charles Nagy, R ERA: 4.13 (1, 1)	5.0 L 19 3 3 3 3 3 0 0 0 0 0 0 1 18 40 5.40 0.800																			
Jeff Shaw, R ERA: 3.36 (6, 1)	1.2 9 2 1 1 1 2 0 0 0 0 0 1 18 40 5.40 2.400																			
Garland Kiser, L ERA: 9.64 (7, 1)	0.1 4 2 3 3 1 1 0 0 0 0 0 0 8 14 81.00 9.000																			
Tom Kramer, R ERA: 17.36 (8, 1)	1.0 5 1 0 0 1 1 0 0 0 0 0 0 12 22 0.00 2.000																			

AB 36
R 4
H 11
RBI 4
BB 0
SO 2
LOB 11

