

Cleveland Indians - 1992

Batter	1	2	3	4	5	6	7	8	9	AB R H RBI BB SO LOB	TOP
Kenny Lofton, L (1, 8) OBP: 0.250, SLG: 0.250 Tony Perezchica, R (8, 5)	3-2 F9 ①		3-2 F8 ③		0-0 F7 ③			0-0 1B		4 0 1 0 0 0 2 0 0 0 0 0 0 0	
Glenallen Hill, R (1, 10)	2-1 F8 ②			2-0 P2 ①		2-0 F9 ①		0-2 G1-3 ③		4 0 0 0 0 0 1	
Carlos Baerga, S (1, 4)	1-0 F9 ③			2-0 G4-3 ②		1-0 F9 ②			1-2 G1-6-3 ①	4 0 0 0 0 0 0	
Albert Belle, R (1, 7)		0-0 P3 ①		4-2 BB		0-0 G5-3 ③			1-0 P4 ②	3 0 0 0 1 0 0	
Paul Sorrento, L (1, 3) OBP: 0.500, SLG: 0.500		1-0 E7 1B		1-3 K ③			0-0 G3-6-3 1B		1-3 K ③	4 0 2 0 0 2 1	
Mark Whiten, S (1, 9)		3-3 K ②			1-1 G4-3 ①		2-0 G3-6-3 ① ②			3 0 0 0 0 1 2	
Sandy Alomar Jr., R (1, 2) OBP: 0.333, SLG: 0.333		3-1 F8 ③			1-2 1B 1B		2-2 F8 ③			3 0 1 0 0 0 1	
Brook Jacoby, R (1, 5) Alex Cole, L (8, PH) (8, 8)			2-3 K ①		0-1 F9 ②			3-3 K ①		2 0 0 0 0 1 1 1 0 0 0 0 1 0	
Mark Lewis, R (1, 6) OBP: 0.333, SLG: 0.333			2-2 P3 ②		0-1 1B			1-3 K ②		3 0 1 0 0 1 0	
Inning Stats	R: 0 H: 0 E: 0 LOB: 0 K: 0 BB: 0 S: 6 P: 12	R: 0 H: 1 E: 1 LOB: 1 K: 1 BB: 0 S: 8 P: 15	R: 0 H: 0 E: 0 LOB: 0 K: 1 BB: 0 S: 9 P: 16	R: 0 H: 0 E: 0 LOB: 1 K: 1 BB: 1 S: 7 P: 16	R: 0 H: 2 E: 0 LOB: 2 K: 0 BB: 0 S: 10 P: 12	R: 0 H: 0 E: 0 LOB: 0 K: 0 BB: 0 S: 3 P: 6	R: 0 H: 1 E: 0 LOB: 0 K: 0 BB: 0 S: 5 P: 9	R: 0 H: 1 E: 0 LOB: 1 K: 2 BB: 0 S: 10 P: 14	R: 0 H: 0 E: 0 LOB: 0 K: 1 BB: 0 S: 7 P: 10	1B: 5 SF: 0 2B: 0 SAC: 0 3B: 0 DP: 1 HR: 0 HBP: 0	WP: 0 PA: 32 PB: 0 SB: 0 CS: 0
PITCHER Rick Sutcliffe, R (1, 1) ERA:	IP WLS BF H R ER SO BB IBB HBP BLK WP HR S P ERA WHIP										
	9.0 W 32 5 0 0 6 1 0 0 0 0 0 0 65 110 0.00 0.667										

Cleveland Indians @ Baltimore Orioles
Oriole Park at Camden Yards, Baltimore, MD
 Mon Apr 06 1992, 3:33 AM EDT
 Att. 44,568 - Sunny - 63 F

livebaseballscorecards.com

AB 31
R 0
H 5
RBI 0
BB 1
SO 6
LOB 8



Batter	1	2	3	4	5	6	7	8	9
Brady Anderson, L (1, 7) FBBX	2-1 G4-3		1-1 G4-3		0-3 K			0-0 G1-3	
Joe Orsulak, L (1, 9) BCFBX	2-2 G3			1-2 G3		0-0 G6-3			
Cal Ripken Jr., R (1, 6) OBP: 0.333, SLG: 0.333 BCFBX	2-2 P7			2-2 G5-4-3 1B		2-2 G6-3			
Glenn Davis, R (1, 3) OBP: 0.333, SLG: 0.333 BTFBX		2-1 G6-4-3 1B		2-2 G5-4-3 1-2f		3-1 F8			
Mike Devereaux, R (1, 8) CB SAFE		1-1 G6-4-3 1-2f			0-0 F8		0-1 F8		
Sam Horn, L (1, 10) OBP: 1.000, SLG: 1.000 BTFBX		1-2 FC6-4 1B			4-2 1B 2B BB		1-0 G5-4-3 1B		
Leo Gomez, R (1, 5) OBP: 0.333, SLG: 0.333 BTFBX		2-0 FC6-4 1-2f			2-0 2B SH5-3 1B		1-1 G5-4-3 1-2f		
Chris Hoiles, R (1, 2) OBP: 0.333, SLG: 0.667 CFCB S			1-3 K		1-0 SH5-3 1-3 2-H 2B		2-0 F9		
Billy Ripken, R (1, 4) SBX			1-1 G6-3		0-0 SH5-3 2-3 3-H		2-1 P2		

Inning Stats	R: 0	H: 0	E: 0	K: 0	S: 9	R: 0	H: 2	E: 0	K: 0	S: 8	R: 0	H: 0	E: 0	K: 1	S: 7	R: 0	H: 1	E: 0	K: 0	S: 10	R: 2	H: 2	E: 0	K: 1	S: 9	R: 0	H: 0	E: 0	K: 0	S: 6	R: 0	H: 1	E: 0	K: 0	S: 5	R: 0	H: 0	E: 0	K: 0	S: 4
	LOB: 0	BB: 0	P: 15	LOB: 1	BB: 0	P: 14	LOB: 0	BB: 0	P: 10	LOB: 0	BB: 0	LOB: 1	BB: 1	P: 16	LOB: 0	BB: 0	LOB: 0	BB: 0	P: 11	LOB: 0	BB: 0	LOB: 0	BB: 0	P: 8	LOB: 0	BB: 0	P: 8	LOB: 0	BB: 0	LOB: 0	BB: 0	P: 8	LOB: 0	BB: 0	P: 8	LOB: 0	BB: 0	P: 8		

PITCHER	IP	WLS	BF	H	R	ER	SO	BB	IBB	HBP	BLK	WP	HR	S	P	ERA	WHIP
Charles Nagy, R (1, 1) ERA: 2.25	8.0	L	28	6	2	2	2	1	0	0	0	0	0	58	96	2.25	0.875


BOTTOM

Cleveland Indians @ Baltimore Orioles
Oriole Park at Camden Yards, Baltimore, MD

Mon Apr 06 1992, 3:33 AM EDT
Att. 44,568 - Sunny - 63 F

livebaseballscorecards.com

AB	26
R	2
H	6
RBI	2
BB	1
SO	2
LOB	5



1B: 5	SF: 0	WP: 0	PA: 28
2B: 1	SAC: 1	PB: 0	
3B: 0	DP: 3	SB: 0	
HR: 0	HBP: 0	CS: 0	

Batter	1	2	3	4	5	6	7	8	9	AB R H RBI BB SO LOB	TOP											
Kenny Lofton, L OBP: 0.125, SLG: 0.125 (1, 8)	0-3 K	3-1 P1			0-1 L8			3-2 G1-3		4 0 0 0 0 1 0	Cleveland Indians @ Baltimore Orioles Oriole Park at Camden Yards, Baltimore, MD Wed Apr 08 1992, 7:05 PM EDT Att. 42,870 - Sunny - 71 F											
Glenallen Hill, R OBP: 0.125, SLG: 0.125 (1, 7)	1-0 HR 1B		0-0 G5-3		1-2 G1-3			0-0 G5-3		4 1 1 0 0 0 0												
Carlos Baerga, S (1, 4)	0-1 F8		3-3 K			0-0 G4-3		1-0 G6-3		4 0 0 0 0 1 1												
Albert Belle, R (1, 10)	0-2 CI HR		0-0 P4			3-3 K		1-0 G6-3		3 1 0 0 0 1 0												
Paul Sorrento, L (1, 3)	0-1 HR			2-1 F8		2-1 G4-3		4-2 G6-4-3 BB		3 1 1 3 1 0 0												
Mark Whiten, S (1, 9)	2-2 1B			2-3 K			0-0 G6-3	1-2 G6-4-3		4 0 1 0 0 1 1												
Sandy Alomar Jr., R (1, 2)	1-1 F7			0-0 F8			0-1 E5 1B			3 0 0 0 0 0 1												
Brook Jacoby, R (1, 5)		1-1 P4			0-0 F9		1-2 SAFE SAFE 1B	1-2 G4-6-3 1B		3 0 1 0 0 0 0												
Mark Lewis, R (1, 6)		3-2 F9			3-2 HR		0-2 G4-6-3			3 1 1 1 0 0 2												
Inning Stats	R: 3 E: 1 K: 1 S: 17	H: 3 LOB: 1 BB: 0 P: 21	R: 0 E: 0 K: 0 S: 8	H: 0 LOB: 0 BB: 0 P: 15	R: 0 E: 0 K: 1 S: 5	H: 0 LOB: 0 BB: 0 P: 8	R: 0 E: 0 K: 1 S: 6	H: 0 LOB: 0 BB: 0 P: 10	R: 1 E: 0 K: 0 S: 11	H: 1 LOB: 0 BB: 0 P: 15	R: 0 E: 0 K: 1 S: 7	H: 0 LOB: 0 BB: 0 P: 12	R: 0 E: 1 K: 0 S: 10	H: 1 LOB: 1 BB: 0 P: 10	R: 0 E: 0 K: 0 S: 5	H: 0 LOB: 0 BB: 0 P: 9	R: 0 E: 0 K: 0 S: 7	H: 0 LOB: 0 BB: 1 P: 13	1B: 3 2B: 0 3B: 0 HR: 2	SF: 0 SAC: 0 DP: 2 HBP: 0	WP: 0 PB: 0 SB: 0 CS: 0	PA: 33
PITCHER	IP WLS BF H R ER SO BB IBB HBP BLK WP HR S P ERA WHIP																					
Bob Milacki, R (1, 1) ERA: 1.42	6.1 L 26 5 4 1 4 0 0 0 0 0 0 2 61 88 1.42 0.789																					
Storm Davis, R (7, 1) ERA:	1.2 4 0 0 0 0 0 0 0 0 0 0 0 8 12 0.00 0.000																					
Gregg Olson, R (9, 1) ERA:	1.0 3 0 0 0 0 1 0 0 0 0 0 0 7 13 0.00 1.000																					

AB	31
R	4
H	5
RBI	4
BB	1
SO	4
LOB	5



livebaseballscorecards.com

Batter	1	2	3	4	5	6	7	8	9	AB R H RBI BB SO LOB
Brady Anderson, L (1, 7) C B F B X	2-2 G4-3		0-1 G4-3			1-2 G4-3		2-3 K		4 0 0 0 0 1 0
Tim Hulett, R (1, 10) OBP: 0.250, SLG: 0.250 C B F B X	2-2 HBP 1B		1-0 F7			2-1 F8			2-2 F7	4 0 1 0 0 0 0
Cal Ripken Jr., R (1, 6) OBP: 0.143, SLG: 0.143 L B SAFE B X	2-1 F7				0-0 G6-3	0-0 L8			3-3 K	4 0 0 0 0 1 1
Randy Milligan, R (1, 3) SAFE SAFE H	1-0 HBP				0-0 G1-3		4-1 G4-3 WP BB		1-2 G6-3	2 0 0 0 1 0 0
Mike Devereaux, R (1, 8) F B B X	2-2 L4				2-1 G6-3		2-0 G4-3			3 0 0 0 0 0 3
Chris Hoiles, R (1, 2) OBP: 0.333, SLG: 0.500 B B C C B X		2-2 F8			0-1 G6-4-3 1B 1B		3-3 K			3 0 1 0 0 1 1
Leo Gomez, R (1, 5) OBP: 0.333, SLG: 0.333 B B C C B X		2-3 K			0-2 G6-4-3 1B 1B		2-2 P6			3 0 1 0 0 1 1
David Segui, S (1, 9) S T T B C B C X		2-2 G5-3			0-1 G6-4-3 1-2f 2-3			1-0 G4-3		3 0 0 0 0 0 2
Billy Ripken, R (1, 4) Mark McLemore, S (8, PH) (9, 4) C B X			1-1 G5-3		0-1 P6			2-2 F7		2 0 0 0 0 0 1 1 0 0 0 0 0 0

Inning Stats	R: 0 H: 1 E: 0 K: 13 S: 13	H: 1 LOB: 2 BB: 0 P: 22	R: 0 H: 0 E: 0 K: 1 S: 12	H: 0 LOB: 0 BB: 0 P: 18	R: 0 H: 0 E: 0 K: 5 S: 5	H: 0 LOB: 0 BB: 0 P: 7	R: 0 H: 0 E: 0 K: 1 S: 4	H: 0 LOB: 0 BB: 0 P: 6	R: 0 H: 2 E: 0 K: 9 S: 9	H: 2 LOB: 1 BB: 0 P: 9	R: 0 H: 0 E: 0 K: 6 S: 6	H: 0 LOB: 0 BB: 0 P: 9	R: 0 H: 0 E: 0 K: 12 S: 12	H: 0 LOB: 1 BB: 1 P: 23	R: 0 H: 0 E: 0 K: 8 S: 8	H: 0 LOB: 0 BB: 0 P: 13	R: 0 H: 0 E: 0 K: 11 S: 11	H: 0 LOB: 0 BB: 0 P: 17	1B: 3 2B: 0 3B: 0 HR: 0	SF: 0 SAC: 0 DP: 1 HBP: 1														
	IP 6.1 WLS W BF 23 H 3 R 0 ER 0 SO 1 BB 1 IBB 0 HBP 1 BLK 0 WP 1 HR 0 S 51 P 79 ERA 0.00 WHIP 0.632	IP 2.2 WLS W BF 8 H 0 R 0 ER 0 SO 3 BB 0 IBB 0 HBP 0 BLK 0 WP 0 HR 0 S 29 P 45 ERA 0.00 WHIP 0.000																																
PITCHER Dave Otto, L (1, 1) ERA:																																		
Rod Nichols, R (7, 1) ERA:																																		
PITCHER	IP	WLS	BF	H	R	ER	SO	BB	IBB	HBP	BLK	WP	HR	S	P	ERA	WHIP	IP	WLS	BF	H	R	ER	SO	BB	IBB	HBP	BLK	WP	HR	S	P	ERA	WHIP

BOTTOM


Cleveland Indians @ Baltimore Orioles

Oriole Park at Camden Yards, Baltimore, MD

Wed Apr 08 1992, 7:05 PM EDT
Att: 42,870 - Sunny - 71 F

livebaseballscorecards.com

AB	29
R	0
H	3
RBI	0
BB	1
SO	4
LOB	9



Batter	1	2	3	4	5	6	7	8	9	AB R H RBI BB SO LOB	TOP
Alex Cole, L (1, 8) B C C B F X	2-2 F9		3-1 F9 1-2			0-0 B1-3			3-2 G4-3	4 0 0 0 0 0 1	Cleveland Indians @ Baltimore Orioles Oriole Park at Camden Yards, Baltimore, MD Thu Apr 09 1992, 7:05 PM EDT Att. 42,646 - Sunny - 65 F livebaseballscorecards.com
Glenallen Hill, R (1, 7) OBP: 0.167, SLG: 0.167 X	0-0 G6-3			0-0 G6-3 S 1B		0-3 K		0-3 K	4 0 1 0 0 2 0		
Carlos Baerga, S (1, 4) B C C F S	1-3 K			3-1 F8 1-2		1-0 F8		0-3 K	4 0 0 0 0 2 1		
Albert Belle, R (1, 10)		1-3 K		0-0 G6-3 2-3		1-0 F8			3 0 0 0 0 1 1		
Paul Sorrento, L (1, 3) OBP: 0.364, SLG: 0.600 B C B B C X		3-2 G6-3		2-2 G5-3		0-3 K			3 0 0 0 0 1 1		
Mark Whiten, S (1, 9) OBP: 0.100, SLG: 0.100 C T B B S		2-3 K		1-3 K		2-0 F7			3 0 0 0 0 2 0		
Sandy Alomar Jr., R (1, 2) OBP: 0.111, SLG: 0.111 B X			1-0 F7		0-3 K		2-1 P4		3 0 0 0 0 1 0		
Brook Jacoby, R (1, 5) OBP: 0.250, SLG: 0.143 B B C B T F S X		0-2 G6-3		4-2 FC6-4 BB		2-2 F8			2 0 0 0 1 0 0		
Mark Lewis, R (1, 6) OBP: 0.333, SLG: 0.667 B B C B T F S X		3-2 S 1B		2-1 FC6-4 1-2f		0-1 F7			3 0 1 0 0 0 1		
Inning Stats	R: 0 E: 0 K: 1 S: 8 H: 0 LOB: 0 BB: 0 P: 11	R: 0 E: 0 K: 2 S: 10 H: 0 LOB: 0 BB: 0 P: 16	R: 0 E: 0 K: 0 S: 10 H: 1 LOB: 1 BB: 0 P: 17	R: 0 E: 0 K: 0 S: 8 H: 1 LOB: 1 BB: 0 P: 13	R: 0 E: 0 K: 2 S: 10 H: 0 LOB: 1 BB: 1 P: 17	R: 0 E: 0 K: 1 S: 5 H: 0 LOB: 0 BB: 0 P: 6	R: 0 E: 0 K: 1 S: 5 H: 0 LOB: 0 BB: 0 P: 8	R: 0 E: 0 K: 0 S: 8 H: 0 LOB: 0 BB: 0 P: 12	R: 0 E: 0 K: 2 S: 9 H: 0 LOB: 0 BB: 0 P: 12	1B: 2 2B: 0 3B: 0 HR: 0 SF: 0 SAC: 0 DP: 0 HBP: 0	WP: 0 PB: 0 SB: 2 CS: 0 PA: 30
PITCHER Ben McDonald, R (1, 1) ERA:	IP 9.0 WLS W BF 30 H 2 R 0 ER 0 SO 9 BB 1 IBB 0 HBP 0 BLK 0 WP 0 HR 0 S 73 P 112 ERA 0.00 WHIP 0.333	PITCHER IP WLS BF H R ER SO BB IBB HBP BLK WP HR S P ERA WHIP									

AB	29
R	0
H	2
RBI	0
BB	1
SO	9
LOB	5



Batter	1	2	3	4	5	6	7	8	9
Brady Anderson, L (1, 7) OBP: 0.167, SLG: 0.182	0-1 G4-3		3-2 1B 2B		4-2 CS BB			3-2 P4	
Joe Orsulak, L (1, 9) OBP: 0.286, SLG: 0.286	2-1 G4-3 1B		1-1 G5-3 1B 2-H		3-3 K 1-2			1-1 P6	
Cal Ripken Jr., R (1, 6) OBP: 0.091, SLG: 0.091	2-2 G4-3 1-2		2-0 G5-3 1-2		0-0 P3			2-2 G6-3	
Sam Horn, L (1, 10) OBP: 0.667, SLG: 0.500	4-2 BB		3-0 G3-1		3-3 K				
Mike Devereaux, R (1, 8) OBP: 0.111, SLG: 0.444	1-3 K			1-0 HR		2-2 G1-3			
Randy Milligan, R (1, 3)		2-1 G6-3		2-0 G5-3		0-0 F8			
Leo Gomez, R (1, 5) OBP: 0.333, SLG: 0.333		1-3 K		0-1 F7			1-1 G4-6-3 1B		
Chris Hoiles, R (1, 2) OBP: 0.333, SLG: 0.556		0-1 F7		0-1 2B			3-2 G4-6-3 1-2f		
Billy Ripken, R (1, 4)			0-2 G6-3	2-1 G6-3			0-0 P4		

Inning Stats		R: 0	H: 1	E: 0	LOB: 2	K: 1	BB: 1	S: 12	R: 0	H: 0	E: 0	LOB: 0	K: 1	BB: 0	S: 7	R: 1	H: 2	E: 0	LOB: 1	K: 0	BB: 0	S: 10	R: 1	H: 2	E: 0	LOB: 1	K: 0	BB: 0	S: 8	R: 0	H: 0	E: 0	LOB: 0	K: 1	BB: 1	S: 9	R: 0	H: 0	E: 0	LOB: 0	K: 1	BB: 0	S: 8	R: 0	H: 1	E: 0	LOB: 0	K: 0	BB: 0	S: 6	R: 0	H: 0	E: 0	LOB: 0	K: 0	BB: 0	S: 9
Jack Armstrong, R (1, 1) ERA: 3.0	IP	WLS	BF	H	R	ER	SO	BB	IBB	HBP	BLK	WP	HR	S	P	ERA	WHIP																																								
Brad Arnsberg, R (7, 1) ERA:	1.0	2	0	0	0	0	0	0	0	0	0	0	0	4	7	0.00	0.000																																								
Derek Lilliquist, L (8, 1) ERA:	1.0	3	0	0	0	0	0	0	0	0	0	0	0	9	15	0.00	0.000																																								

AB R H RBI BB SO LOB

3	1	1	0	1	0	0
4	0	2	1	0	1	1
4	0	0	0	0	0	2
2	0	0	0	1	1	1
3	1	1	1	0	1	2
3	0	0	0	0	0	0
3	0	1	0	0	1	0
3	0	1	0	0	0	1
3	0	0	0	0	0	1

AB	R	H	RBI	BB	SO	LOB
28	2	6	2	2	4	8

WP: 0 PA: 30
PB: 0
SB: 0
CS: 1

Cleveland Indians @ Baltimore Orioles
Oriole Park at Camden Yards, Baltimore, MD
 Thu Apr 09 1992, 7:05 PM EDT
 Att: 42,646 - Sunny - 65 F

livebaseballscorecards.com



Batter	1	2	3	4	5	6	7	8	9	10	11	12	13	14	15	16	17	18	19	AB	R	H	RBI	BB	SO	LOB
Kenny Lofton, L (1, 8) OBP: 0.294, SLG: 0.200	G4-3		G6-4-3 1B		2B 1B		1B SF8 BB	F9			P1			F7	P3			1B BB		7	2	2	1	2	0	2
Glenallen Hill, R (1, 7) OBP: 0.238, SLG: 0.250	F9		G6-4-3 1-2f		2B		BB 1B G3				K			K				K		8	1	2	1	0	4	3
Carlos Baerga, S (1, 4) OBP: 0.296, SLG: 0.286	FC5-4 1B				G5-3		G3 BB 1B							F7				P3 HBP		9	1	6	0	0	0	2
Albert Belle, R (1, 10) OBP: 0.211, SLG: 0.188	FC5-4 1-2f				G4-3 2B		1B SF8							K				G1-4-3 1B		7	0	2	1	1	3	6
Mark Whiten, S (1, 9) OBP: 0.158, SLG: 0.111				F8	G4-3 2B									F7						8	0	1	1	1	4	5
Paul Sorrento, L (1, 3) OBP: 0.316, SLG: 0.471				L9			G3 BB							SH1-3 1B						7	0	1	1	1	1	3
Sandy Alomar Jr., R (1, 2) OBP: 0.222, SLG: 0.333				F7			L4							K						9	0	3	0	0	2	6
Brook Jacoby, R (1, 5) OBP: 0.273, SLG: 0.200					F7		1B							L1-4 2B						3	0	1	0	0	1	1
Alex Cole, L (8, PH)															F8					1	0	0	0	0	1	0
Tony Perezchica, R (9, 5)															P7					0	0	0	0	0	0	0
Dave Rohde, S (10, PH)																				3	0	0	0	2	0	3
Mark Lewis, R (1, 6) OBP: 0.294, SLG: 0.529					G5-3									L1-4 2B						8	1	2	0	0	1	5

Inning Stats	R: 0	H: 1	R: 0	H: 1	R: 0	H: 1	R: 1	H: 2	R: 2	H: 3	R: 0	H: 2	R: 2	H: 2	R: 0	H: 0	R: 0	H: 1	R: 0	H: 1	R: 0	H: 0	R: 0	H: 1	R: 0	H: 2	R: 0	H: 1	R: 0	H: 1		
	E: 0	LOB: 1	E: 0	LOB: 1	E: 0	LOB: 0	E: 0	LOB: 2	E: 0	LOB: 2	E: 0	LOB: 1	E: 0	LOB: 0	E: 0	LOB: 0	E: 0	LOB: 0	E: 0	LOB: 1	E: 0	LOB: 0	E: 0	LOB: 2	E: 0	LOB: 2	E: 0	LOB: 0	E: 0	LOB: 0	E: 0	LOB: 0
	S: 10	P: 19	S: 11	P: 18	S: 5	P: 10	S: 10	P: 14	S: 12	P: 23	S: 7	P: 13	S: 11	P: 24	S: 6	P: 10	S: 7	P: 12	S: 9	P: 13	S: 8	P: 9	S: 7	P: 9	S: 8	P: 15	S: 2	P: 3	S: 9	P: 15	S: 10	P: 13

PITCHER	IP	WLS	BF	H	R	ER	SO	BB	IBB	HBP	BLK	WP	HR	S	P	ERA	WHIP
Joe Hesketh, L (1, 1) ERA: 5.4	5.0		23	8	3	3	3	0	1	0	0	0	0	48	84	5.40	1.600
Peter Hoy, R (6, 1) ERA	1.0		4	2	0	0	0	0	0	0	0	0	0	7	13	0.00	2.000
Tom Bolton, L (7, 1) ERA	0.0		3	2	2	2	0	1	0	0	0	0	0	5	10	∞	∞
Greg Harris, R (7, 1) ERA	3.0		11	2	0	0	3	1	0	0	0	0	0	21	40	0.00	1.000
Tony Fossas, L (10, 1) ERA	0.1		1	0	0	0	0	0	0	0	0	0	0	2	4	0.00	0.000
Danny Darwin, R (10, 1) ERA	4.1		16	3	0	0	6	0	1	0	0	0	0	36	49	0.00	0.692
Jeff Reardon, R (14, 1) ERA	2.1		9	1	0	0	0	1	0	1	0	0	0	18	31	0.00	0.857
Mike Gardiner, R (17, 1) ERA	3.0	W	13	2	0	0	5	2	0	0	0	0	0	34	56	0.00	1.333

	AB	R	H	RBI	BB	SO	LOB
	7	2	2	1	2	0	2
	8	1	2	1	0	4	3
	9	1	6	0	0	0	2
	7	0	2	1	1	3	6
	8	0	1	1	1	4	5
	7	0	1	1	1	1	3
	9	0	3	0	0	2	6
	3	0	1	0	0	1	1
	1	0	0	0	0	1	0
	0	0	0	0	0	0	0
	3	0	0	0	2	0	3
	8	1	2	0	0	1	5

	AB	R	H	RBI	BB	SO	LOB	WP	PA
	70	5	20	5	7	17	36	0	80



Boston Red Sox @ Cleveland Indians
 Cleveland Municipal Stadium, Cleveland, OH
 Sat Apr 11 1992, 3:33 AM EDT
 Att: 65,813 - Cloudy - 73 F

Batter	1	2	3	4	5	6	7	8	9	AB R H RBI BB SO LOB	TOP											
Wade Boggs, L (1, 5) OBP: 0.304, SLG: 0.318	2-1 G4-3		1-0 G4-3		2-1 G6-3	1-0 FC5 1B			1-1 G4-3 1B	5 0 2 0 0 0 1	Boston Red Sox @ Cleveland Indians Cleveland Municipal Stadium, Cleveland, OH Sun Apr 12 1992, 3:33 AM EDT Cloudy - 41 F											
Jody Reed, R (1, 4) OBP: 0.261, SLG: 0.400	2-1 G5-3		3-3 K		3-2 1B 1B	2-1 FC5		2-1 F7	5 0 1 0 0 0 1 6													
Mike Greenwell, L (1, 7) OBP: 0.190, SLG: 0.105	4-0 BB		0-3 K		1-0 P7			0-2 G4-3	4 0 0 0 0 1 2 4													
Ellis Burks, R (1, 8) OBP: 0.400, SLG: 0.412	2-3 K			1-2 S 1B	1-2 1B			4-2 CS BB	3 1 2 0 0 1 1 1													
Phil Plantier, L (1, 9) OBP: 0.250, SLG: 0.308			1-3 K	2-3 K	1-1 F7			0-3 K	4 0 0 0 0 0 3 4													
Jack Clark, R (1, 10) OBP: 0.250, SLG: 0.063 Herm Winningham, L (8, PR)			3-3 K	0-0 G5-3		3-3 K		1-1 CS	3 0 0 0 0 1 2 1 0 0 0 0 0 0 0 0													
Mo Vaughn, L (1, 3) OBP: 0.563, SLG: 0.909			4-2 BB	4-2 1B BB		0-0 1B 1B		1-3 K	2 0 1 0 0 2 1 1													
Luis Rivera, R (1, 6) OBP: 0.667, SLG: 0.700	1-3 K		0-0 K	0-0 1B	1-2 1B			1-1 G4-3	4 0 2 1 0 1 2													
John Flaherty, R (1, 2) OBP: 0.333, SLG: 0.667 Scott Cooper, L (9, PH) Tom Brunansky, R (9, PH) OBP: 0.444, SLG: 0.286			1-1 G4-3 2B	0-2 L4		2-1 L5		4-2 1B BB	3 0 1 0 0 0 0 4 0 0 0 0 0 0 0 0 0 0 0 0 0 1 0 0													
Inning Stats	R: 0 E: 0 K: 1 S: 9	H: 0 LOB: 1 BB: 1 P: 19	R: 0 E: 0 K: 3 S: 12	H: 0 LOB: 1 BB: 1 P: 21	R: 0 E: 0 K: 2 S: 9	H: 1 LOB: 1 BB: 0 P: 14	R: 1 E: 0 K: 1 S: 13	H: 2 LOB: 2 BB: 1 P: 20	R: 0 E: 0 K: 0 S: 13	H: 2 LOB: 2 BB: 0 P: 20		R: 0 E: 0 K: 1 S: 13	H: 3 LOB: 3 BB: 0 P: 21	R: 0 E: 0 K: 2 S: 10	H: 0 LOB: 0 BB: 1 P: 16	R: 0 E: 0 K: 1 S: 5	H: 0 LOB: 1 BB: 1 P: 11	R: 0 E: 0 K: 0 S: 10	H: 1 LOB: 1 BB: 1 P: 17	1B: 8 2B: 1 3B: 0 HR: 0	SF: 0 SAC: 0 DP: 2 HBP: 0	WP: 0 PB: 0 SB: 1 CS: 1
PITCHER	IP WLS BF H R ER SO BB IBB HBP BLK WP HR S P ERA WHIP																					
Charles Nagy, R (1, 1) ERA: 1.8	7.0 W 32 8 1 1 10 4 0 0 0 0 0 0 79 131 1.29 1.714																					
Brad Arnsberg, R (8, 1) ERA:	1.0 3 0 0 0 1 1 0 0 0 0 0 0 5 11 0.00 1.000																					
Derek Lilliquist, L (9, 1) ERA:	1.0 S 4 1 0 0 0 1 0 0 0 0 0 0 10 17 0.00 2.000																					

livebaseballscorecards.com

AB	33
R	1
H	9
RBI	1
BB	6
SO	11
LOB	24



Batter	1	2	3	4	5	6	7	8	9	AB	R	H	RBI	BB	SO	LOB
Kenny Lofton, L OBP: 0.381, SLG: 0.188 (1, 8) BB BB BB	4-0 S E BB		4-1 FC6-4 1-2 BB		4-0 S BB		1-1 FC6-4 1-2f 2-3			1	1	0	0	3	0	2
Glenallen Hill, R OBP: 0.200, SLG: 0.208 (1, 10) BB BB SS SS	3-3 K 1-3		0-0 FC6-4 FC S 1-2f 2-3		1-3 K 1-3		3-1 G5-3			4	0	0	0	0	2	6
Carlos Baerga, S OBP: 0.240, SLG: 0.240 (1, 4) FF SS BB X	1-2 E6 3-H		2-2 FC 1-3 3-H		0-0 G6-3			1-1 G5-3		4	0	0	2	0	0	2
Albert Belle, R OBP: 0.174, SLG: 0.150 (1, 7) S BB X	1-1 F9		3-3 K		0-0 G6-3			2-2 G5-3		4	0	0	0	0	1	3
Mark Whiten, S OBP: 0.174, SLG: 0.095 (1, 9) CC X	0-2 F9		0-0 G4-3		4-2 CS BB			1-3 K		3	0	0	0	1	1	3
Paul Sorrento, L OBP: 0.273, SLG: 0.400 (1, 3) BB X		1-0 G3		2-1 G4-3		2-3 K 1-2				3	0	0	0	0	1	1
Brook Jacoby, R OBP: 0.214, SLG: 0.154 (1, 5) BB X		0-0 L3		2-0 F8			2-2 G5-3			3	0	0	0	0	0	0
Junior Ortiz, R (1, 2) FC X		0-2 G6-3		0-0 G5-3			4-2 FC6-4 S BB			2	0	0	0	1	0	0
Mark Lewis, R OBP: 0.350, SLG: 0.500 (1, 6) BB BB BB			4-0 FC6-4 FC BB BB		1-3 K		4-0 FC6-4 1-2 BB			1	1	0	0	2	1	0

Inning Stats	R: 1	H: 0	E: 1	LOB: 1	K: 1	S: 13	R: 0	H: 0	E: 0	LOB: 0	K: 0	S: 5	R: 1	H: 0	E: 0	LOB: 2	K: 1	S: 9	R: 0	H: 0	E: 0	LOB: 0	K: 0	S: 4	R: 0	H: 0	E: 0	LOB: 1	K: 2	S: 7	R: 0	H: 0	E: 0	LOB: 0	K: 1	S: 6	R: 0	H: 0	E: 0	LOB: 2	K: 0	S: 11	R: 0	H: 0	E: 0	LOB: 0	K: 1	S: 8	R: 0	H: 0	E: 0	LOB: 0	K: 1	S: 12	1B: 0	2B: 0	3B: 0	HR: 0	SF: 0	SAC: 0	DP: 0	HBP: 0	WP: 0	PB: 0	SB: 6	CS: 1	PA: 32
--------------	------	------	------	--------	------	-------	------	------	------	--------	------	------	------	------	------	--------	------	------	------	------	------	--------	------	------	------	------	------	--------	------	------	------	------	------	--------	------	------	------	------	------	--------	------	-------	------	------	------	--------	------	------	------	------	------	--------	------	-------	-------	-------	-------	-------	-------	--------	-------	--------	-------	-------	-------	-------	--------

PITCHER	IP	WLS	BF	H	R	ER	SO	BB	IBB	HBP	BLK	WP	HR	S	P	ERA	WHIP
Matt Young, L ERA: 2.25 (1, 1)	8.0	L	32	0	2	2	6	7	0	0	0	0	0	63	120	2.25	0.875

BOTTOM

Boston Red Sox @ Cleveland Indians
Cleveland Municipal Stadium, Cleveland, OH

Sun Apr 12 1992, 3:33 AM EDT
Cloudy - 41 F

AB	25
R	2
H	0
RBI	2
BB	7
SO	6
LOB	17



livebaseballscorecards.com

Boston Red Sox @ Cleveland Indians
Cleveland Municipal Stadium, Cleveland, OH

Sun Apr 12 1992, 3:38 AM EDT
 Att. 20,480 - Sunny - 41 F

livebaseballscorecards.com



AB	35
R	3
H	9
RBI	3
BB	4
SO	4
LOB	16

AB	R	H	RBI	BB	SO	LOB
4	0	2	0	1	0	0
4	0	0	0	1	0	2
4	1	1	0	1	1	4
5	0	1	0	0	1	2
4	0	1	0	0	1	2
3	1	0	1	1	0	2
4	1	2	0	0	1	1
4	0	2	1	0	0	0
3	0	0	1	0	0	3
1B: 9	SF: 1	2B: 0	SAC: 0	3B: 0	DP: 0	HR: 0
WP: 0	PA: 40	PB: 0	SB: 0	CS: 1		

Batter	1	2	3	4	5	6	7	8	9			
Wade Boggs, L (1, 10) OBP: 0.357, SLG: 0.346	2-2 G6-3		4-1 BB		2-2 F7		3-2 BB 1-3 1B		3-2 G4-3 G5-3 1B			
Jody Reed, R (1, 4) OBP: 0.250, SLG: 0.333	0-1 P6		3-2 P3			1-2 G6-3	4-1 BB 1-2 BB		0-1 G5-3			
Phil Plantier, L (1, 9) OBP: 0.286, SLG: 0.294	4-2 BB			3-1 1B G4-3 1B		2-2 P5	1-3 K		0-1 G4-3			
Ellis Burks, R (1, 8) OBP: 0.360, SLG: 0.364	1-2 F9			3-2 G4-3 1-3 1B		1-1 G5-3		2-3 K	1-1 L4			
Tom Brunansky, R (1, 3) OBP: 0.385, SLG: 0.273		1-0 F9		1 SAFE 2-3 K			1-1 E5 CS	0-1 1B 1B 1B				
Herm Winningham, L (1, 7)		2-2 G4-3		1 SAFE 0-1 G4-3			4-2 1B 1-2 BB	0-2 F7				
Tim Lincecum, R (1, 6) OBP: 0.417, SLG: 0.667			1-3 K		2-2 G6-3		1 SAFE 2-2 1 SAFE F SAFE 1B 1-3 SF8 1B	3-1 1B 1-2 1B				
Tony Peña, R (1, 2) OBP: 0.211, SLG: 0.167			0-0 G1-3			3-1 G3-1	3-1 1B 2-3 3-H 1B	0-0 1-2 2-3 1B				
Scott Cooper, L (1, 5)			1-1 G3			2-1 F7	2-0 SF8	2-2 F9				
Inning Stats	R: 0 E: 0 K: 0 S: 11 H: 0 LOB: 1 BB: 1 P: 18	R: 0 E: 0 K: 1 S: 7 H: 0 LOB: 0 BB: 0 P: 11	R: 0 E: 0 K: 0 S: 7 H: 0 LOB: 1 BB: 1 P: 15	R: 1 E: 0 K: 1 S: 15 H: 2 LOB: 1 BB: 0 P: 25	R: 0 E: 0 K: 0 S: 7 H: 0 LOB: 0 BB: 0 P: 14	R: 0 E: 0 K: 0 S: 8 H: 0 LOB: 0 BB: 0 P: 12	R: 2 E: 1 K: 1 S: 22 H: 3 LOB: 3 BB: 2 P: 40	R: 0 E: 0 K: 1 S: 15 H: 3 LOB: 3 BB: 0 P: 22	R: 0 E: 0 K: 0 S: 13 H: 1 LOB: 1 BB: 0 P: 17			
PITCHER	IP WLS BF H R ER SO BB IBB HBP BLK WP HR S P ERA WHIP											IP WLS BF H R ER SO BB IBB HBP BLK WP HR S P ERA WHIP
Scott Scudder, R (1, 1) ERA: 4.05	6.2 L 28 5 3 3 2 3 0 0 0 0 0 73 126 4.05 1.200											
Ted Power, R (7, 1) ERA:	2.1 12 4 0 0 2 1 0 0 0 0 0 32 48 0.00 2.143											

Batter	1	2	3	4	5	6	7	8	9	AB R H RBI BB SO LOB
Alex Cole, L (1, 8) CFC	0-3 K		2-3 K			3-2 G5-3			4-2 BB G4-6-3	3 0 0 0 1 2 0
Glenallen Hill, R (1, 7) OBP: 0.207, SLG: 0.214 CBSX	1-2 P9		1-2 1B			2-0 G5-3			1-2 1-2f G4-6-3	4 0 1 0 0 0 1
Carlos Baerga, S (1, 4) OBP: 0.241, SLG: 0.241 X	0-0 1B		3-3 K			1-3 K			0-0 F7	4 0 1 0 0 2 1
Albert Belle, R (1, 10) OBP: 0.192, SLG: 0.136 1SAFE SCB B1SAFE B1SAFE S	2-3 K			4-2 L6-3 BB			1-3 K			2 0 0 0 1 2 1
Paul Sorrento, L (1, 3) OBP: 0.240, SLG: 0.348 BBCTP X		2-2 F7		1-1 L6-3			2-2 G4-3			3 0 0 0 0 0 1
Sandy Alomar Jr., R (1, 2) OBP: 0.238, SLG: 0.300 BB BB BB BB		4-0 BB		1-1 F7			2-3 K			2 0 0 0 1 1 0
Mark Whiten, S (1, 9) OBP: 0.154, SLG: 0.083 1SAFE CB CB CB CB CB CB		3-3 K			1-3 K			1-3 K		3 0 0 0 0 3 1
Brook Jacoby, R (1, 5) OBP: 0.188, SLG: 0.133 Kenny Lofton, L (8, PH) OBP: 0.364, SLG: 0.176 Tony Perezchica, R (9, 6) CB CB CB CB		1-3 K			2-2 G4-3			1-3 K		2 0 0 0 0 1 1 1 0 0 0 0 1 0 0 0 0 0 0 0 0
Felix Fermin, R (1, 6) Dave Rohde, S (8, PH) (9, 5) B C C C X			2-2 G5-3			0-0 G1-3		1-1 F7		2 0 0 0 0 0 0 1 0 0 0 0 0 0

Inning Stats	R: 0	H: 1	E: 0	K: 2	S: 10	R: 0	H: 0	E: 0	K: 2	S: 9	R: 0	H: 1	E: 0	K: 2	S: 13	R: 0	H: 0	E: 0	K: 0	S: 6	R: 0	H: 0	E: 0	K: 1	S: 7	R: 0	H: 0	E: 0	K: 2	S: 10	R: 0	H: 0	E: 0	K: 2	S: 8	R: 0	H: 0	E: 0	K: 0	S: 7	1B: 2	SF: 0	2B: 1	SAC: 0	3B: 0	DP: 2	HR: 0	HBP: 0	WP: 0	PA: 30	
	0	1	0	2	10	0	0	0	0	9	0	1	0	0	13	0	0	0	0	6	0	0	0	0	1	7	0	0	0	0	10	0	0	0	8	0	0	0	0	7	2	0	1	0	0	0	0	0	0	0	30

PITCHER	IP	WLS	BF	H	R	ER	SO	BB	IBB	HBP	BLK	WP	HR	S	P	ERA	WHIP
Roger Clemens, R (1, 1) ERA: 2.12	9.0	W	30	2	0	0	12	3	0	0	0	0	0	77	126	0.00	0.556

BOTTOM

Boston Red Sox @ Cleveland Indians
Cleveland Municipal Stadium, Cleveland, OH

Sun Apr 12 1992, 3:38 AM EDT
Att. 20,480 - Sunny - 41 F

livebaseballscorecards.com

AB	27
R	0
H	2
RBI	0
BB	3
SO	12
LOB	6



Batter	1	2	3	4	5	6	7	8	9	AB R H RBI BB SO LOB	TOP											
Dan Gladden, R (1, 7) OBP: 0.281, SLG: 0.258	0-3 K			0-1 1B		1-2 1B		0-1 1B	0-0 E	5 2 4 0 0 1 0												
Tony Phillips, S (1, 4) OBP: 0.423, SLG: 0.167	4-0 BB			2-1 1B		0-0 G5-4-3		1-1 1B	3-0 E7	4 0 2 0 1 0 1												
Alan Trammell, R (1, 6) OBP: 0.267, SLG: 0.160	0-0 G6-3			1-0 L4				0-1 F8	0-0 E5	4 0 0 0 0 0 4												
Cecil Fielder, R (1, 3) OBP: 0.241, SLG: 0.560		2-2 G5-3		0-1 L6				1-1 1B	1-0 SF7	4 0 1 1 0 0 5												
Mickey Tettleton, S (1, 2) OBP: 0.464, SLG: 0.381		4-0 BB		0-3 K				1-1 FC5-4	4-0 IBB	2 1 0 0 2 1 3												
Travis Fryman, R (1, 5) OBP: 0.250, SLG: 0.348		1-0 G4-3			1-1 F9			1-1 1B	2-3 K	4 1 1 0 0 1 3												
Rob Deer, R (1, 9) OBP: 0.231, SLG: 0.667 Skeeter Barnes, R (9, PR)				1-2 F8		1-1 F9		2-0 HR	3-2 E6	4 1 1 3 0 0 0 0 0 0 0 0 0 0	AB 35											
Mark Carreon, R (1, 10) OBP: 0.211, SLG: 0.500				2-1 F9		0-0 G6-3		1-0 HR	1-1 FC1-5	4 1 1 1 0 0 1	R 7											
Milt Cuyler, S (1, 8) OBP: 0.182, SLG: 0.190				0-0 G6-3		3-2 F7		2-0 G5-3	2-1 FC1-6	4 1 0 0 0 0 2	H 10											
Inning Stats	R: 0 E: 0 K: 1 S: 4	H: 0 LOB: 0 BB: 1 P: 8	R: 0 E: 0 K: 0 S: 5	H: 0 LOB: 0 BB: 1 P: 12	R: 0 E: 0 K: 0 S: 6	H: 0 LOB: 0 BB: 0 P: 9	R: 0 E: 0 K: 1 S: 10	H: 2 LOB: 2 BB: 0 P: 13	R: 0 E: 0 K: 0 S: 5	H: 0 LOB: 0 BB: 0 P: 7	R: 0 E: 0 K: 0 S: 7	H: 1 LOB: 0 BB: 0 P: 11	R: 4 E: 0 K: 0 S: 11	H: 4 LOB: 0 BB: 0 P: 19	R: 1 E: 0 K: 1 S: 9	H: 2 LOB: 2 BB: 1 P: 17	R: 2 E: 3 K: 0 S: 16	H: 1 LOB: 3 BB: 0 P: 29	1B: 8 2B: 0 3B: 0 HR: 2	SF: 1 SAC: 1 DP: 3 HBP: 0	WP: 0 PB: 0 SB: 0 CS: 0	PA: 40
PITCHER	IP WLS BF H R ER SO BB IBB HBP BLK WP HR S P ERA WHIP												PITCHER	IP WLS BF H R ER SO BB IBB HBP BLK WP HR S P ERA WHIP								
Dave Otto, L (1, 1) ERA: 2.7	7.0 0 27 7 4 4 2 2 0 0 0 0 2 48 79 5.14 1.286																					
Rod Nichols, R (8, 1) ERA: 3.0	2.0 L 13 3 3 1 1 0 1 0 0 0 0 0 25 46 4.50 1.500																					

Detroit Tigers @ Cleveland Indians
Cleveland Municipal Stadium, Cleveland, OH

Mon Apr 13 1992, 3:33 AM EDT
Att: 5,615 - Cloudy - 40 F

livebaseballscorecards.com




Batter	1	2	3	4	5	6	7	8	9	AB	R	H	RBI	BB	SO	LOB
Kenny Lofton, L OBP: 0.296, SLG: 0.136 (1, 8)	2-3 K	1-1 FC4-6 E S 1-2f 3-H		0-1 F7			2-2 F7	3-1 G4-3		5	0	0	1	0	1	4
Glenallen Hill, R OBP: 0.176, SLG: 0.182 (1, 10)	0-2 L9	2-2 F8 1-3		2-2 CS 1-2	1-1 G1-6-3		0-0 L9		2-2 G6-3	5	0	0	0	0	0	2
Carlos Baerga, S OBP: 0.235, SLG: 0.235 (1, 4)	0-1 2B 1B		2-2 F8		3-1 F9		2-1 G1-3		1-2 G6-3	5	0	1	0	0	0	1
Albert Belle, R OBP: 0.298, SLG: 0.296 (1, 7)	1-2 2B 1-3		2-0 2B		2-1 G6-3			2-2 FC6-4 1B	1-2 F8	5	0	3	0	0	0	0
Sandy Alomar Jr., R OBP: 0.280, SLG: 0.273 (1, 2)	4-0 IBB		3-2 F7		4-1 FC5-4 BB			1-1 FC6-4 1B		2	1	0	0	2	0	2
Paul Sorrento, L OBP: 0.276, SLG: 0.346 (1, 3)	2-0 FC1-6-4 1-2f		1-0 G4-3		4-2 FC5-4 BB		1-2 FC5-4 BB	0-1 1B	1-2 2B 1B	3	1	1	0	1	0	4
Mark Whiten, S OBP: 0.200, SLG: 0.143 (1, 9)		2-3 K		0-1 1B SF8 1B		0-0 FC5-4 G4-3		1-0 2B 1B	1-2 2-H	4	2	2	1	0	1	2
Brook Jacoby, R OBP: 0.300, SLG: 0.278 (1, 5)		4-2 1B FC4-6 BB		0-0 CS 1B		0-1 G4-3		2-1 2B		3	1	2	2	1	0	2
Tony Perezchica, R (8, PR) (9, 5)				1-3 1B		1-2f		1-H 2-H		0	0	0	0	0	0	0
Mark Lewis, R OBP: 0.375, SLG: 0.500 (1, 6)		0-0 FC4-6 1B		1-2 SF8			4-2 BB	3-2 G3		2	0	1	1	1	0	1

Inning Stats	R: 0	H: 2	E: 0	K: 12	S: 12	LOB: 3	BB: 21	P: 21
	R: 1	H: 1	E: 0	K: 14	S: 14	LOB: 1	BB: 23	P: 23
	R: 0	H: 1	E: 0	K: 8	S: 8	LOB: 1	BB: 0	P: 16
	R: 1	H: 2	E: 0	K: 10	S: 10	LOB: 0	BB: 13	P: 13
	R: 0	H: 0	E: 0	K: 6	S: 6	LOB: 0	BB: 0	P: 12
	R: 0	H: 0	E: 0	K: 8	S: 8	LOB: 1	BB: 2	P: 16
	R: 0	H: 0	E: 0	K: 9	S: 9	LOB: 1	BB: 1	P: 17
	R: 3	H: 4	E: 0	K: 15	S: 15	LOB: 1	BB: 27	P: 27
	R: 0	H: 0	E: 0	K: 11	S: 11	LOB: 0	BB: 0	P: 15

PITCHER	IP	WLS	BF	H	R	ER	SO	BB	IBB	HBP	BLK	WP	HR	S	P	ERA	WHIP
Frank Tanana, L ERA: 7.88 (1, 1)	6.0		26	6	2	2	2	3	1	0	0	0	0	58	101	3.00	1.500
Les Lancaster, R ERA: 5.68 (7, 1)	1.1		9	4	3	3	0	1	0	0	0	0	0	19	33	20.25	3.750
Mark Leiter, R ERA: 4.76 (8, 1)	0.2	W	2	0	0	0	0	0	0	0	0	0	0	5	11	0.00	0.000
Mike Henneman, R ERA: (9, 1)	1.0	S	3	0	0	0	0	0	0	0	0	0	0	11	15	0.00	0.000

DETROIT TIGERS @ CLEVELAND INDIANS
Cleveland Municipal Stadium, Cleveland, OH
 Mon Apr 13 1992, 3:33 AM EDT
 Att. 5,615 - Cloudy - 40 F

AB	34
R	5
H	10
RBI	5
BB	5
SO	2
LOB	18



WP	PA	ERA	WHIP
0	41		
0			
1			
1			

Batter	1	2	3	4	5	6	7	8	9	AB R H RBI BB SO LOB	TOP																									
Dan Gladden, R (1, 7) OBP: 0.270, SLG: 0.333	3-2 G1-3		0-0 G1-3		2-1 P6	0-0 HR		0-0 G4-3		5 1 1 3 0 0 0																										
Lou Whitaker, L (1, 4) OBP: 0.452, SLG: 0.391	1-3 K		3-1 HR		2-1 E5 SH5-3	1-0 G6-3		4-0 FC5-4 BB		4 1 1 1 1 1 0																										
Tony Phillips, S (1, 5) OBP: 0.433, SLG: 0.190	2-1 BB 1B		0-0 G4-3		0-0 SH5-3		4-2 HR BB	1-0 F8		3 1 1 0 1 0 1																										
Cecil Fielder, R (1, 3) OBP: 0.324, SLG: 0.714	4-2 SAFE SAFE 1-2 BB		2-1 2B		4-2 BB		3-2 SAFE 1-H HR	1-2 FC5-4		3 1 2 2 2 0 1																										
Mickey Tettleton, S (1, 10) OBP: 0.424, SLG: 0.320	2-2 F7		2-2 F8		2-0 G3-1		4-0 SH1-4 WP BB	1-0 P3		4 0 0 0 1 0 5																										
Rob Deer, R (1, 9) OBP: 0.333, SLG: 0.800		4-2 S BB		0-1 P1		1-2 P6	4-2 SH1-4 BB	2-1 HR		3 1 1 1 2 0 0																										
Chad Kreuter, S (1, 2)		2-2 G6-3		2-2 G4-3		3-1 L8	SAFE 2-1 SH1-4	1-3 K		4 0 0 0 0 1 1																										
Travis Fryman, R (1, 6) OBP: 0.310, SLG: 0.370		3-0 L7		1-1 HBP		1-1 E HR 1B	1-3 K	1-1 1B		4 1 2 0 0 1 3																										
Milt Cuyler, S (1, 8) OBP: 0.154, SLG: 0.160		2-2 F7		0-1 F2		0-2 E4 HR	1-3 K	2-3 K		4 1 0 0 0 1 5																										
Dave Bergman, L (9, PH) OBP: 0.200, SLG: 0.200										1 0 0 0 0 1 1																										
Inning Stats	R: 0 E: 0 K: 1 S: 15	H: 1 LOB: 2 BB: 1 P: 27	R: 0 E: 0 K: 0 S: 9	H: 0 LOB: 1 BB: 1 P: 20	R: 1 E: 0 K: 0 S: 10	H: 2 LOB: 1 BB: 0 P: 17	R: 0 E: 0 K: 0 S: 8	H: 0 LOB: 1 BB: 0 P: 11	R: 0 E: 1 K: 0 S: 8	H: 0 LOB: 2 BB: 1 P: 18	R: 3 E: 1 K: 0 S: 13	H: 2 LOB: 0 BB: 0 P: 19	R: 2 E: 0 K: 2 S: 16	H: 1 LOB: 2 BB: 3 P: 35	R: 0 E: 0 K: 0 S: 6	H: 0 LOB: 1 BB: 1 P: 12	R: 1 E: 0 K: 2 S: 13	H: 2 LOB: 1 BB: 0 P: 20	1B: 3 2B: 1 3B: 0 HR: 4	SF: 0 SAC: 2 DP: 0 HBP: 1	WP: 1 PB: 0 SB: 1 CS: 0	PA: 45														
PITCHER	IP WLS BF H R ER SO BB IBB HBP BLK WP HR S P ERA WHIP																																			
Jack Armstrong, R (1, 1) ERA: 2.25	6.0		29	5	4	1	1	3	0	1	0	0	2	63	112	1.50	1.333																			
Brad Arnsberg, R (7, 1) ERA: 4.91	0.0		4	1	2	2	0	3	0	0	0	1	1	7	22	∞	∞																			
Ted Power, R (7, 1) ERA:	2.0	W	7	0	0	0	2	1	0	0	0	0	0	15	25	0.00	0.500																			
Derek Lilliquist, L (9, 1) ERA:	0.1		1	0	0	0	0	0	0	0	0	0	0	1	2	0.00	0.000																			
Steve Olin, R (9, 1) ERA: 2.08	0.2	S	4	2	1	1	2	0	0	0	0	0	1	12	18	13.50	3.000																			

Detroit Tigers @ Cleveland Indians
Cleveland Municipal Stadium, Cleveland, OH

Tue Apr 14 1992, 7:05 PM EDT
Att: 4,083 - Cloudy - 41 F

livebaseballscorecards.com

AB	35
R	7
H	8
RBI	7
BB	7
SO	5
LOB	17



Batter	1	2	3	4	5	6	7	8	9
Kenny Lofton, L OBP: 0.281, SLG: 0.148 (1, 8) C B X	1-1 G1-3 ①		1-2 F7 ①		0-0 FC6-4 1B ②		0-1 FC6-4 1-2f ②	0-0 1B 1-3 2-H	
Glenallen Hill, R OBP: 0.205, SLG: 0.211 (1, 7) B S C X	1-2 F8 ②		0-2 G5-3 1B ②		0-0 1B 1-2		2-3 K ③	2-0 G4-3 ③	
Carlos Baerga, S OBP: 0.269, SLG: 0.289 (1, 4) C S X	0-2 L5 ③		0-2 1B 1-2		1-1 1B 1-2 2-H			1-0 FC4-6 1B 1B	
Albert Belle, R OBP: 0.257, SLG: 0.290 (1, 10) S X		0-1 G5-3 ①	0-0 G5-3 ② ③		3-3 K ③			1-1 FC4-6 1B 1-2	
Paul Sorrento, L OBP: 0.273, SLG: 0.333 (1, 3) B X		1-0 1B HR 1B		2-3 K ①		0-0 G3-1 ①		2-2 FC4-6 1B 1-2f 2-3	
Sandy Alomar Jr., R OBP: 0.276, SLG: 0.269 (1, 2) C X		0-1 F9 ②		0-0 G5-3 ②		1-3 K ②		2-2 1B 1B 1-2 3-H	
Mark Whiten, S OBP: 0.235, SLG: 0.188 (1, 9) B X		1-0 1B HR 1B 1-3		3-1 G6-3 ③		0-1 F7 ③		1-1 1B FC1-2 1B 1-2 2-H	
Brook Jacoby, R OBP: 0.375, SLG: 0.500 (1, 5) C B T B C X		2-2 HR 2-H 3-H			1-0 F8 ①		1-0 FC6-4 1B ①	0-0 FC1-2 1B 1B 1-3 2-H	
Mark Lewis, R OBP: 0.357, SLG: 0.458 (1, 6) B B T B C X		2-1 F8 ③			1-1 FC6-4 1B ②		0-2 F7 ①	0-0 FC1-2 1B 1B 1-2 3-H	

AB	R	H	RBI	BB	SO	LOB
5	1	1	1	0	0	2
5	0	2	0	0	1	3
4	1	3	1	0	0	0
4	0	1	0	0	1	4
4	2	1	0	0	1	2
4	1	1	1	0	1	1
4	1	2	1	0	0	0
4	2	3	4	0	0	0
4	0	1	0	0	0	3

BOTTOM

Detroit Tigers @ Cleveland Indians
Cleveland Municipal Stadium, Cleveland, OH

Tue Apr 14 1992, 7:05 PM EDT
Att. 4,083 - Cloudy - 41 F

livebaseballscorecards.com


AB	38
R	8
H	15
RBI	8
BB	0
SO	4
LOB	15



1B: 14	SF: 0
2B: 0	SAC: 0
3B: 0	DP: 1
HR: 1	HBP: 0

WP: 0	PA: 38
PB: 0	
SB: 0	
CS: 0	

Inning Stats	R: 0	H: 0	E: 0	K: 8	S: 8	LOB: 0	BB: 0	P: 10	R: 3	H: 3	E: 0	K: 12	S: 12	LOB: 0	BB: 0	P: 18	R: 0	H: 2	E: 0	K: 11	S: 11	LOB: 1	BB: 0	P: 12	R: 0	H: 0	E: 0	K: 1	S: 6	LOB: 0	BB: 0	P: 11	R: 1	H: 3	E: 0	K: 11	S: 11	LOB: 2	BB: 0	P: 17	R: 0	H: 0	E: 0	K: 1	S: 6	LOB: 0	BB: 0	P: 7	R: 0	H: 1	E: 0	K: 1	S: 11	LOB: 1	BB: 0	P: 13	R: 4	H: 6	E: 0	K: 16	S: 16	LOB: 2	BB: 0	P: 25	R: 0	H: 0	E: 0	K: 1	S: 6	LOB: 0	BB: 0	P: 7	R: 0	H: 1	E: 0	K: 1	S: 11	LOB: 1	BB: 0	P: 13	R: 0	H: 0	E: 0	K: 1	S: 11	LOB: 1	BB: 0	P: 13	R: 4	H: 6	E: 0	K: 16	S: 16	LOB: 2	BB: 0	P: 25
PITCHER	IP	WLS	BF	H	R	ER	SO	BB	IBB	HBP	BLK	WP	HR	S	P	ERA	WHIP																																																																															
Walt Terrell, R ERA: 4.7 (1, 1)	7.0		30	10	5	5	4	0	0	0	0	0	0	66	90	6.43	1.429																																																																															
Les Lancaster, R ERA: 9.45 (8, 1)	0.1	L	4	3	1	1	0	0	0	0	0	0	0	11	17	27.00	9.000																																																																															
John Doherty, R ERA: 7.2 (8, 1)	0.2		4	2	2	2	0	0	0	0	0	0	0	4	6	27.00	3.000																																																																															

Batter	1	2	3	4	5	6	7	8	9	AB R H RBI BB SO LOB	TOP											
Dan Gladden, R (1, 7) OBP: 0.286, SLG: 0.308	1-2 F8		4-1 1B BB	1-0 F8	1-0 L9		4-0 G6-4-3 BB			3 1 0 0 2 0 2												
Tony Phillips, S (1, 4) OBP: 0.457, SLG: 0.280	0-1 2B		2-1 1B G5-4-3 1B	4-1 BB BB		1-0 P5	2-3 K			4 2 2 0 1 1 1												
Alan Trammell, R (1, 6) OBP: 0.343, SLG: 0.250	2-0 2B		3-2 2B 1B G5-4-3	4-2 FC5-4 BB		4-1 1B WP HBP	0-0 G6-4-3			3 2 2 2 1 0 1												
Cecil Fielder, R (1, 3) OBP: 0.289, SLG: 0.625 Dave Bergman, L (7, 3) OBP: 0.167, SLG: 0.167	1-3 K		0-1 G5-4-3	2-1 FC5-4		1-1 F9		0-2 L6		4 0 0 1 0 1 6 1 0 0 0 0 0 0												
Mickey Tettleton, S (1, 2) OBP: 0.421, SLG: 0.367	2-1 G4-3		2-0 2B		2-0 P3	1-1 WP BB 1B		1-1 F7		5 1 2 1 0 0 1												
Rob Deer, R (1, 9) OBP: 0.348, SLG: 0.667		1-0 F8	2-3 K		4-1 G1-3 1B BB	4-1 BB WP BB		1-3 K		3 1 0 0 2 2 1												
Travis Fryman, R (1, 5) OBP: 0.324, SLG: 0.355		1-2 P3	3-1 L8		2-2 1B G1-3 1B	4-0 BB BB			2-0 G5-3	4 1 1 0 1 0 1	AB 36 R 8 H 10 RBI 7 BB 8 SO 5 LOB 19											
Mark Carreon, R (1, 10) OBP: 0.250, SLG: 0.455		3-2 1B		1-1 G1-3	0-2 G1-3	4-0 BB BB			1-1 G4-3	4 0 1 1 1 0 2												
Milt Cuyler, S (1, 8) OBP: 0.194, SLG: 0.200		1-0 G4-3		2-2 BB S 1B	0-0 1B	2-1 L4			3-3 K	5 0 2 2 0 1 4												
Inning Stats	R: 1 E: 0 K: 1 S: 11	H: 2 LOB: 1 BB: 0 P: 17	R: 0 E: 0 K: 0 S: 9	H: 1 LOB: 1 BB: 0 P: 15	R: 3 E: 0 K: 1 S: 17	H: 3 LOB: 1 BB: 1 P: 32	R: 0 E: 0 K: 0 S: 14	H: 1 LOB: 3 BB: 2 P: 27	R: 2 E: 0 K: 0 S: 10	H: 2 LOB: 1 BB: 1 P: 19	R: 2 E: 0 K: 1 S: 9	H: 1 LOB: 3 BB: 3 P: 30	R: 0 E: 0 K: 1 S: 6	H: 0 LOB: 0 BB: 1 P: 12	R: 0 E: 0 K: 1 S: 10	H: 0 LOB: 0 BB: 0 P: 12	R: 0 E: 0 K: 1 S: 7	H: 0 LOB: 0 BB: 0 P: 13	1B: 7 2B: 3 3B: 0 HR: 0	SF: 0 SAC: 0 DP: 1 HBP: 1	WP: 1 PB: 0 SB: 1 CS: 0	PA: 45
PITCHER	IP WLS BF H R ER SO BB IBB HBP BLK WP HR S P ERA WHIP																					
Eric Bell, L (1, 1) ERA: 6.0	3.2 L 20 7 4 4 2 2 0 0 0 0 0 0 46 80 9.82 2.455																					
Rod Nichols, R (4, 1) ERA: 4.91	1.1 8 2 2 2 0 2 0 0 0 0 0 0 15 30 13.50 3.000																					
Brad Arnsberg, R (6, 1) ERA: 8.31	0.2 7 1 2 2 0 3 0 1 0 1 0 0 7 26 27.00 6.000																					
Ted Power, R (6, 1) ERA:	1.1 4 0 0 0 1 1 0 0 0 0 0 0 8 16 0.00 0.750																					
Derek Lilliquist, L (8, 1) ERA:	1.0 3 0 0 0 1 0 0 0 0 0 0 0 10 12 0.00 0.000																					
PITCHER	IP WLS BF H R ER SO BB IBB HBP BLK WP HR S P ERA WHIP																					
Steve Olin, R (9, 1) ERA: 1.69	1.0 3 0 0 0 1 0 0 0 0 0 0 0 7 13 0.00 0.000																					

Detroit Tigers @ Cleveland Indians
Cleveland Municipal Stadium, Cleveland, OH

Wed Apr 15 1992, 7:05 PM EDT
Att: 5,280 - Cloudy - 45 F

livebaseballscorecards.com

Batter	1	2	3	4	5	6	7	8	9	AB	R	H	RBI	BB	SO	LOB
Kenny Lofton, L OBP: 0.297, SLG: 0.188 (1, 8)	1-2 G4-3		1-3 K			1-1 FC5 1-2 1B			2-0 G4-3	5	0	2	0	0	1	0
Glenallen Hill, R OBP: 0.209, SLG: 0.214 (1, 10)	0-0 G5-3			3-2 1B 1B		0-1 FC5 1-2f			0-1 F7	4	0	1	0	0	0	4
Carlos Baerga, S OBP: 0.317, SLG: 0.300 Felix Fermin, R (7, 4)	4-2 BB			1-0 1-2 1B		1-2 G6-3			0-0 P7	2	0	1	0	1	0	0
Albert Belle, R OBP: 0.263, SLG: 0.382 Thomas Howard, S OBP: 0.250, SLG: 0.250 (7, 7)	0-0 P5			0-1 P2		0-0 HR			3-3 K	3	1	1	1	0	0	3
Paul Sorrento, L OBP: 0.297, SLG: 0.333 (1, 3)		4-2 L6-3 BB		2-3 K		0-1 1B 1B			1-1 G3	3	0	1	0	1	1	2
Sandy Alomar Jr., R OBP: 0.250, SLG: 0.241 Junior Ortiz, R (7, 2)		2-1 L6-3 1-2		2-1 L6		0-0 F9			0-2 G4-3	3	0	0	0	0	0	4
Mark Whiten, S OBP: 0.237, SLG: 0.194 (1, 9)		1-0 P6		1-2 G3		2-0 FC6-4 1-2 1B			1-3 K	4	0	1	0	0	1	0
Brook Jacoby, R OBP: 0.333, SLG: 0.440 Tony Perezchica, R (7, 5)			1-2 P4		2-3 K	0-0 FC6-4 1-2f			2-3 K	3	0	0	0	0	1	2
Mark Lewis, R OBP: 0.375, SLG: 0.464 (1, 6)			1-3 K		0-2 1B 1B				3-2 P4	4	0	2	0	0	1	0

Inning Stats		R: 0	H: 0	E: 0	K: 0	S: 8	R: 0	H: 0	E: 0	K: 0	S: 7	R: 0	H: 0	E: 0	K: 2	S: 9	R: 0	H: 2	E: 0	K: 1	S: 12	R: 0	H: 2	E: 0	K: 1	S: 14	R: 1	H: 3	E: 0	K: 0	S: 11	R: 0	H: 2	E: 0	K: 1	S: 9	R: 0	H: 0	E: 0	K: 1	S: 9	R: 0	H: 0	E: 0	K: 1	S: 8	1B: 8	SF: 0	2B: 1	SAC: 0	3B: 0	DP: 1	HR: 1	HBP: 0	WP: 0	PA: 37
Eric King, R ERA: 4.66 (1, 1)	IP	WLS	BF	H	R	ER	SO	BB	IBB	HBP	BLK	WP	HR	S	P	ERA	WHIP																																							
Mark Leiter, R ERA: 3.52 (8, 1)	2.0	6	0	0	0	2	0	0	0	0	0	0	0	17	26	0.00	0.000																																							

BOTTOM


Detroit Tigers @ Cleveland Indians
Cleveland Municipal Stadium, Cleveland, OH

Wed Apr 15 1992, 7:05 PM EDT
Att. 5,280 - Cloudy - 45 F

livebaseballscorecards.com

AB 35
R 1
H 9
RBI 1
BB 2
SO 7
LOB 19



Batter	1	2	3	4	5	6	7	8	9	AB R H RBI BB SO LOB	TOP		
Dan Gladden, R (1, 7) OBP: 0.319, SLG: 0.349 Skeeter Barnes, R (7, 7)	4-2 S BB BB		2-3 K		3-1 1B 2B		1B 1B F8			4 2 2 0 1 1 1 0 0 0 0 0 0 0			
Tony Phillips, S (1, 4) OBP: 0.475, SLG: 0.310	0-0 P6		0-0 F8		2-2 1B		1-0 1B 1B 1-2 3-H	4-1 2B BB		4 2 2 2 1 0 1			
Alan Trammell, R (1, 6) OBP: 0.359, SLG: 0.258 Scott Livingstone, L (7, 5) OBP: 0.250, SLG: 0.250	1 SAFE 1 SAFE 1 SAFE 1 SAFE 1-2 S BB BB	4-2 B	1-1 G6-3		3-2 P2		3-2 1B 1B 1-3 2-H	0-0 F8		3 1 1 1 1 0 1 1 0 0 0 0 0 1			
Cecil Fielder, R (1, 3) OBP: 0.286, SLG: 0.583 Dave Bergman, L (7, 3) OBP: 0.286, SLG: 0.429	2-3 K 1-2 2-3			1-0 G6-3		2-3 K	1-0 1B 1-2 3-H	2-2 E9 1-H 2B		4 1 1 1 0 2 2 1 0 1 0 0 0 0			
Mickey Tettleton, S (1, 2) OBP: 0.419, SLG: 0.441 Chad Kreuter, S (8, 2)	3-3 K		2-1 F8		4-1 HR BB		1-1 HR 1-H 2-H	2-1 F8		4 2 1 3 1 1 3 0 0 0 0 0 0 0			
Rob Deer, R (1, 9) OBP: 0.357, SLG: 0.870		2-2 HR		2-2 F8		2-0 HR 1-H	2-3 K2-3	2-1 G6-3		5 2 2 3 0 1 1			
Travis Fryman, R (1, 5) OBP: 0.359, SLG: 0.389 (7, 6)		1-1 G1-3			3-1 2B 1B	2-2 G4-3 1B	2-2 F9		0-0 G6-3 1B	5 0 3 0 0 0 0	AB 41 R 13 H 17 RBI 11 BB 4 SO 5 LOB 14		
Mark Carreon, R (1, 10) OBP: 0.241, SLG: 0.444		0-0 G6-3			0-1 L7	0-2 G4-3	1-1 3B 2B		0-2 F8	5 1 1 0 0 0 3			
Milt Cuyler, S (1, 8) OBP: 0.250, SLG: 0.371		1-1 F9			0-0 WP 2B		1B 1B 2B 3B		1-2 G6-3	5 2 3 1 0 0 1			
Inning Stats	R: 0 H: 0 E: 0 LOB: 2 K: 2 BB: 2 S: 12 P: 25	R: 1 H: 1 E: 0 LOB: 0 K: 0 BB: 0 S: 8 P: 12	R: 0 H: 0 E: 0 LOB: 0 K: 1 BB: 0 S: 7 P: 10	R: 0 H: 0 E: 0 LOB: 0 K: 0 BB: 0 S: 6 P: 11	R: 2 H: 4 E: 0 LOB: 1 K: 0 BB: 0 S: 15 P: 25	R: 2 H: 2 E: 0 LOB: 0 K: 1 BB: 1 S: 12 P: 22	R: 7 H: 8 E: 0 LOB: 1 K: 1 BB: 0 S: 24 P: 42	R: 1 H: 1 E: 1 LOB: 1 K: 0 BB: 1 S: 9 P: 19	R: 0 H: 1 E: 0 LOB: 0 K: 0 BB: 0 S: 8 P: 9	1B: 8 SF: 0 2B: 5 SAC: 0 3B: 1 DP: 2 HR: 3 HBP: 0	WP: 1 PA: 45 PB: 0 SB: 2 CS: 0		
PITCHER	IP WLS BF H R ER SO BB IBB HBP BLK WP HR S P ERA WHIP											PITCHER	IP WLS BF H R ER SO BB IBB HBP BLK WP HR S P ERA WHIP
Dennis Cook, L (1, 1) ERA: 8.22	5.0 L 21 5 3 3 3 2 0 0 0 1 1 48 83 5.40 1.400												
Scott Scudder, R (6, 1) ERA: 10.57	1.0 9 6 6 6 1 1 0 0 0 0 1 20 36 54.00 7.000												
Rod Nichols, R (7, 1) ERA: 7.56	1.0 7 4 3 3 1 0 0 0 0 0 1 16 28 27.00 4.000												
Derek Lilliquist, L (8, 1) ERA: 1.59	1.0 5 1 1 1 0 1 0 0 0 0 0 9 19 9.00 2.000												
Steve Olin, R (9, 1) ERA: 1.42	1.0 3 1 0 0 0 0 0 0 0 0 0 8 9 0.00 1.000												

Detroit Tigers @ Cleveland Indians
Cleveland Municipal Stadium, Cleveland, OH

Thu Apr 16 1992, 3:33 AM EDT
Att: 6,434 - Cloudy - 65 F

livebaseballscorecards.com

BOTTOM

Detroit Tigers @ Cleveland Indians
Cleveland Municipal Stadium, Cleveland, OH

Thu Apr 16 1992, 3:33 AM EDT
Att. 6,434 - Cloudy - 65 F

livebaseballscorecards.com

AB	35
R	4
H	9
RBI	4
BB	2
SO	4
LOB	17



WP:	0	PA:	38
PB:	0		
SB:	2		
CS:	0		

AB R H RBI BB SO LOB

3	2	1	0	1	0	0
5	0	2	1	0	1	2
4	0	1	1	0	0	2
4	1	1	0	0	0	3
4	0	2	0	0	1	1
4	1	1	0	0	0	3
4	0	1	1	0	0	2
4	0	0	1	0	1	3
3	0	0	0	1	1	1

Batter	1	2	3	4	5	6	7	8	9
Kenny Lofton, L OBP: 0.317, SLG: 0.200 (1, 8)	4-1 G6-3 S G4-3 BB		2-2 S 1B		0-0 SH5-3 1-2		2-2 G5-3		0-0 F8
Glenallen Hill, R OBP: 0.229, SLG: 0.234 (1, 10)	3-1 G6-3 1-3		2-0 1B 1B		0-3 K		2-1 FC3-6 1B		1-0 G6-3
Carlos Baerga, S OBP: 0.311, SLG: 0.295 (1, 4)	2-2 G4-3 3-H		1-1 1B		0-1 G4-3		1-0 FC3-6 1-2f		
Albert Belle, R OBP: 0.262, SLG: 0.395 (1, 7)	0-0 F9		2-0 F8			1-0 1B 2B		1-1 G4-3	
Paul Sorrento, L OBP: 0.317, SLG: 0.351 (1, 3)		2-2 F8-3 1B		1-3 K		1-0 F8		3-2 FC5-4 1B	
Mark Whiten, S OBP: 0.238, SLG: 0.200 (1, 9)		1-0 F8-3 1-2		3-2 1B		3-2 E5 1B G3-1		0-0 L4	
Brook Jacoby, R OBP: 0.323, SLG: 0.414 (1, 5)		3-2 F8		1-1 P6		0-1 G3-1 1B 1-3 2-H		2-0 L6	
Junior Ortiz, R (1, 2)			2-0 L5		2-3 K		0-1 G3-1 1-2 3-H		1-0 FC5-4 1-2f
Mark Lewis, R OBP: 0.361, SLG: 0.419 (1, 6)			1-0 F8		4-1 SH5-3 BB		0-1 G4-3		2-3 K

Inning Stats	R: 1	H: 0	E: 0	K: 0	S: 8	H: 0	LOB: 0	BB: 1	P: 16	R: 0	H: 1	E: 0	K: 0	S: 7	H: 1	LOB: 0	BB: 0	P: 13	R: 1	H: 3	E: 0	K: 0	S: 9	R: 0	H: 1	E: 0	K: 2	S: 16	H: 0	LOB: 1	BB: 0	P: 22	R: 0	H: 0	E: 0	K: 1	S: 7	H: 2	LOB: 1	BB: 0	P: 11	R: 2	H: 2	E: 1	K: 0	S: 11	R: 0	H: 1	E: 0	K: 0	S: 8	H: 1	LOB: 1	BB: 0	P: 14	R: 0	H: 1	E: 0	K: 0	S: 6	H: 1	LOB: 1	BB: 0	P: 12	R: 0	H: 0	E: 0	K: 1	S: 5	H: 0	LOB: 0	BB: 0	P: 8	1B: 8	SF: 0	2B: 2	SAC: 1	3B: 0	DP: 1	HR: 0	HBP: 0	WP: 0	PA: 38
--------------	------	------	------	------	------	------	--------	-------	-------	------	------	------	------	------	------	--------	-------	-------	------	------	------	------	------	------	------	------	------	-------	------	--------	-------	-------	------	------	------	------	------	------	--------	-------	-------	------	------	------	------	-------	------	------	------	------	------	------	--------	-------	-------	------	------	------	------	------	------	--------	-------	-------	------	------	------	------	------	------	--------	-------	------	-------	-------	-------	--------	-------	-------	-------	--------	-------	--------

PITCHER	IP	WLS	BF	H	R	ER	SO	BB	IBB	HBP	BLK	WP	HR	S	P	ERA	WHIP
Bill Gullickson, R ERA: 6.75 (1, 1)	5.1	W	25	7	4	3	3	2	0	0	0	0	0	54	93	5.06	1.688
John Doherty, R ERA: 5.4 (6, 1)	1.2		6	1	0	0	0	0	0	0	0	0	0	12	18	0.00	0.600
Mike Munoz, L ERA: (8, 1)	1.0		4	1	0	0	0	0	0	0	0	0	0	6	12	0.00	1.000
Mike Henneman, R ERA: (9, 1)	1.0		3	0	0	0	1	0	0	0	0	0	0	5	8	0.00	0.000

Batter	1	2	3	4	5	6	7	8	9	AB	R	H	RBI	BB	SO	LOB	TOP					
Kenny Lofton, L OBP: 0.326, SLG: 0.225 (1, 8)	G4-3		B2-3			F8-3 1B		L6		5	0	2	0	0	0	0						
Alex Cole, L (1, 7)	E4			G5-3	F8-3 1-2	G6-3		G1-3		5	0	0	0	0	0	3						
Carlos Baerga, S OBP: 0.340, SLG: 0.375 (1, 4)	K			HR 1B	HR			E8		4	3	2	1	1	1	1						
Albert Belle, R OBP: 0.255, SLG: 0.442 (1, 10)	P6			HR 1B	G3		F7	F9		5	1	1	2	0	0	3						
Paul Sorrento, L OBP: 0.348, SLG: 0.381 (1, 3)			K	HR 2B 1B		HR 1B		K		5	3	3	0	0	2	0						
Sandy Alomar Jr., R OBP: 0.324, SLG: 0.471 (1, 2)			F9	HR 2B		HR 1B		HR 2B		5	3	4	3	0	0	0						
Mark Whiten, S OBP: 0.298, SLG: 0.318 (1, 9)			P2	HR 2B		HR 1B		HR 1B		4	1	3	5	1	0	0						
Brook Jacoby, R OBP: 0.278, SLG: 0.353 (1, 5)			P9	K		F9		K		5	0	0	0	0	2	4						
Mark Lewis, R OBP: 0.325, SLG: 0.371 (1, 6)			K	F7		F7		F7		4	0	0	0	0	1	3						
Inning Stats	R: 0 E: 1 K: 1 S: 10	H: 0 LOB: 1 BB: 0 P: 14	R: 0 E: 0 K: 1 S: 8	H: 0 LOB: 0 BB: 0 P: 12	R: 0 E: 0 K: 1 S: 6	H: 0 LOB: 0 BB: 0 P: 9	R: 5 E: 0 K: 1 S: 17	H: 5 LOB: 0 BB: 0 P: 27	R: 1 E: 0 K: 0 S: 17	H: 2 LOB: 0 BB: 0 P: 21	R: 2 E: 0 K: 0 S: 16	H: 3 LOB: 2 BB: 1 P: 31	R: 2 E: 0 K: 1 S: 14	H: 3 LOB: 2 BB: 1 P: 24	R: 0 E: 1 K: 0 S: 7	H: 0 LOB: 1 BB: 0 P: 10	R: 1 E: 0 K: 1 S: 9	H: 2 LOB: 0 BB: 0 P: 14	1B: 9 2B: 3 3B: 0 HR: 4	SF: 0 SAC: 0 DP: 2 HBP: 0	WP: 0 PB: 0 SB: 0 CS: 0	PA: 44
PITCHER	IP WLS BF H R ER SO BB IBB HBP BLK WP HR S P ERA WHIP																	PITCHER	IP WLS BF H R ER SO BB IBB HBP BLK WP HR S P ERA WHIP			
Scott Sanderson, R ERA: 5.6 (1, 1)	5.0 L 24 9 8 8 4 0 0 0 0 0 4 63 93 14.40 1.800																	Russ Springer, R ERA: 6.75 (6, 1)	4.0 20 6 3 3 2 2 0 0 0 0 0 0 41 69 6.75 2.000			

Cleveland Indians @ New York Yankees
 Yankee Stadium, Bronx, NY
 Fri Apr 17 1992, 7:05 PM EDT
 Att. 14,335 - Cloudy - 46 F

AB	42
R	11
H	15
RBI	11
BB	2
SO	6
LOB	14



Batter	1	2	3	4	5	6	7	8	9	AB	R	H	RBI	BB	SO	LOB
Randy Velarde, R OBP: 0.190, SLG: 0.350 Andy Stankiewicz, R OBP: 0.333, SLG: 0.200	1-0 L9		0-3 K			2-2 2B		1-0 F7		3	0	1	0	0	1	0
Don Mattingly, L OBP: 0.302, SLG: 0.488 Kevin Maas, L OBP: 0.429, SLG: 0.571	2-1 P9		1-0 F9			0-1 G5-3		0-1 F9		4	0	0	0	0	0	2
Roberto Kelly, R OBP: 0.364, SLG: 0.429 Dion James, L OBP: 0.364, SLG: 0.125	1-1 1B		2-0 G5-3			0-3 K		1-0 FC6-4		4	1	1	0	0	1	2
Mel Hall, L OBP: 0.289, SLG: 0.595	3-2 1B				2-1 F7		1-2 F9		1-1 L3	4	0	1	1	0	0	1
Danny Tartabull, R OBP: 0.472, SLG: 0.536	4-1 BB				3-3 K				1-1 G5-3	3	0	2	0	1	1	0
Matt Nokes, L OBP: 0.240, SLG: 0.208	1-3 K				2-0 G1-3				0-0 G5-3	4	0	0	0	0	2	4
Jesse Barfield, R OBP: 0.226, SLG: 0.148									1-2 P2	4	0	0	0	0	1	2
Charlie Hayes, R OBP: 0.342, SLG: 0.405										3	0	0	0	0	0	1
Pat Kelly, R OBP: 0.267, SLG: 0.200										3	0	1	0	0	1	0

Inning Stats	R: 1	H: 2	E: 0	LOB: 2	K: 1	S: 16	P: 28	R: 0	H: 0	E: 0	LOB: 0	K: 1	S: 8	R: 0	H: 0	E: 0	LOB: 0	K: 1	S: 5	R: 0	H: 0	E: 0	LOB: 0	K: 1	S: 6	R: 0	H: 0	E: 0	LOB: 0	K: 0	S: 3	R: 0	H: 1	E: 0	LOB: 1	K: 1	S: 13	R: 0	H: 1	E: 0	LOB: 1	K: 2	S: 9	R: 0	H: 1	E: 0	LOB: 1	K: 0	S: 5	R: 0	H: 1	E: 0	LOB: 1	K: 0	S: 13	1B: 4	SF: 0	2B: 2	SAC: 0	3B: 0	DP: 0	HR: 0	HBP: 0	WP: 1	PA: 34
--------------	------	------	------	--------	------	-------	-------	------	------	------	--------	------	------	------	------	------	--------	------	------	------	------	------	--------	------	------	------	------	------	--------	------	------	------	------	------	--------	------	-------	------	------	------	--------	------	------	------	------	------	--------	------	------	------	------	------	--------	------	-------	-------	-------	-------	--------	-------	-------	-------	--------	-------	--------


PITCHER	IP	WLS	BF	H	R	ER	SO	BB	IBB	HBP	BLK	WP	HR	S	P	ERA	WHIP
Charles Nagy, R ERA: 1.5	9.0	W	34	6	1	1	7	1	0	0	0	1	0	78	114	1.00	0.778

BOTTOM

Cleveland Indians @ New York Yankees
 Yankee Stadium, Bronx, NY

Fri Apr 17 1992, 7:05 PM EDT
 Att. 14,335 - Cloudy - 46 F

AB	33
R	1
H	6
RBI	1
BB	1
SO	7
LOB	13



Batter	1	2	3	4	5	6	7	8	9	AB R H RBI BB SO LOB	TOP	
Kenny Lofton, L OBP: 0.300, SLG: 0.205 (1, 8)	2-2 G4-3		1-0 G1-3		3-2 G6-3		2-2 F8			4 0 0 0 0 0 3	Cleveland Indians @ New York Yankees Yankee Stadium, Bronx, NY Sat Apr 18 1992, 3:33 AM EDT Att. 18,052 - Cloudy - 49 F	
Thomas Howard, S OBP: 0.375, SLG: 0.286 (1, 7)	0-3 K		1-0 CS 1B			2-1 L4		4-0 1B BB		3 0 1 0 1 1 0		
Carlos Baerga, S OBP: 0.340, SLG: 0.373 (1, 4) Tony Perezchica, R (6, 4)	3-2 1B		1-2 G5-3			0-0 P3		3-3 K		3 0 1 0 0 0 1 1 0 0 0 0 1 1		
Albert Belle, R OBP: 0.255, SLG: 0.426 (1, 10)	3-3 K					1-2 FC6-4 1B		3-3 K		4 0 1 0 0 2 2		
Sandy Alomar, Jr., R OBP: 0.325, SLG: 0.459 (1, 2) Junior Ortiz, R OBP: 0.222, SLG: 0.125 (6, 2)					1-1 G6-3		0-0 FC6-4		0-0 1B	3 0 1 0 0 0 1 1 0 1 0 0 0 0		
Paul Sorrento, L OBP: 0.360, SLG: 0.378 (1, 3)					0-1 G4-3			2-0 1B	2-3 K	3 0 1 0 1 1 2		
Mark Whiten, S OBP: 0.294, SLG: 0.313 (1, 9)						2-1 1B		1-2 L5-3	2-2 P4	4 0 1 0 0 0 3		
Brook Jacoby, R OBP: 0.263, SLG: 0.333 (1, 5) Felix Fermin, R OBP: 0.200, SLG: 0.200 (6, 5)						2-2 P4		0-0 1B 1B	1-0 G3	2 0 0 0 0 0 3 2 0 1 0 0 0 0		
Mark Lewis, R OBP: 0.318, SLG: 0.359 (1, 6)						3-1 F8		0-2 1B	3-3 K	4 0 1 0 0 1 3		
Inning Stats	R: 0 H: 1 E: 0 LOB: 1 K: 2 BB: 0 S: 13 P: 21	R: 0 H: 1 E: 0 LOB: 2 K: 0 BB: 1 S: 10 P: 22	R: 0 H: 1 E: 0 LOB: 0 K: 0 BB: 0 S: 5 P: 8	R: 0 H: 0 E: 0 LOB: 0 K: 0 BB: 0 S: 6 P: 7	R: 0 H: 1 E: 0 LOB: 1 K: 0 BB: 0 S: 11 P: 21	R: 0 H: 1 E: 0 LOB: 1 K: 0 BB: 0 S: 7 P: 10	R: 0 H: 3 E: 0 LOB: 2 K: 0 BB: 0 S: 11 P: 16	R: 0 H: 1 E: 0 LOB: 2 K: 3 BB: 1 S: 10 P: 22	R: 0 H: 0 E: 0 LOB: 0 K: 1 BB: 0 S: 7 P: 13	1B: 9 SF: 0 2B: 1 SAC: 0 3B: 0 DP: 1 HR: 0 HBP: 0		WP: 0 PA: 36 PB: 0 SB: 1 CS: 1
PITCHER Greg Cadaret, L ERA: 1.69 (1, 1)	IP WLS BF H R ER SO BB IBB HBP BLK WP HR S P ERA WHIP	9.0 W 36 9 0 0 6 2 0 0 0 0 0 0 80 140 0.00 1.222										

livebaseballscorecards.com

AB	34
R	0
H	9
RBI	0
BB	2
SO	6
LOB	19



Batter	1	2	3	4	5	6	7	8	9
Andy Stankiewicz, R (1, 6) <small>OBP: 0.455, SLG: 0.333</small>									
Don Mattingly, L (1, 3) <small>OBP: 0.319, SLG: 0.489</small> Kevin Maas, L (7, PH) <small>OBP: 0.500, SLG: 1.000</small> (8, 3)									
Roberto Kelly, R (1, 8) <small>OBP: 0.367, SLG: 0.413</small> Randy Velarde, R (9, 8) <small>OBP: 0.190, SLG: 0.350</small>									
Danny Tartabull, R (1, 10) <small>OBP: 0.475, SLG: 0.516</small> Jim Leyritz, R (7, PH) <small>OBP: 0.455, SLG: 0.625</small>									
Mel Hall, L (1, 7) <small>OBP: 0.333, SLG: 0.683</small> Dion James, L (8, 7) <small>OBP: 0.417, SLG: 0.125</small>									
Jesse Barfield, R (1, 9) <small>OBP: 0.250, SLG: 0.133</small>									
Mike Stanley, R (1, 2) <small>OBP: 0.500, SLG: 0.250</small>									
Charlie Hayes, R (1, 5) <small>OBP: 0.326, SLG: 0.390</small>									
Pat Kelly, R (1, 4) <small>OBP: 0.294, SLG: 0.241</small>									

AB	R	H	RBI	BB	SO	LOB
4	2	2	1	1	2	0
4	2	2	1	0	0	2
1	1	1	1	0	0	0
4	1	1	0	0	1	1
0	0	0	0	0	0	0
3	2	1	1	1	0	2
1	0	0	0	0	1	0
4	2	3	4	0	0	1
0	0	0	0	1	0	0
3	1	0	0	2	0	3
3	1	1	2	2	0	1
4	1	1	2	0	0	4
4	1	2	0	0	1	2

BOTTOM	
Cleveland Indians @ New York Yankees Yankee Stadium, Bronx, NY Sat Apr 18 1992, 3:33 AM EDT Att: 18,052 - Cloudy - 49 F	
AB 35 R 14 H 14 RBI 12 BB 7 SO 5 LOB 16	
WP: 0 PA: 44 PB: 0 SB: 0 CS: 0	

Inning Stats	R: 0	H: 0	E: 0	K: 2	S: 8	H: 0	LOB: 0	BB: 0	P: 10	R: 0	H: 1	E: 0	K: 0	S: 8	R: 0	H: 2	E: 0	K: 0	S: 8	R: 10	H: 7	E: 2	K: 1	S: 31	R: 3	H: 3	E: 0	K: 0	S: 15	R: 0	H: 0	E: 0	K: 0	S: 8	R: 1	H: 1	E: 0	K: 2	S: 14	R: 0	H: 0	E: 0	K: 0	S: 13	R: 0	H: 0	E: 0	K: 0	S: 13	R: 0	H: 0	E: 0	K: 0	S: 13
PITCHER Dave Otto, L (1, 1) <small>ERA: 6.06</small> Ted Power, R (4, 1) <small>ERA: 1.86</small> Brad Arnsberg, R (5, 1) <small>ERA: 9.82</small> Steve Olin, R (8, 1) <small>ERA: 1.23</small>	IP	WLS	BF	H	R	ER	SO	BB	IBB	HBP	BLK	WP	HR	S	P	ERA	WHIP																																					
	3.0	L	20	9	8	7	2	3	0	0	0	0	0	40	65	21.00	4.000																																					
	1.0		7	1	2	2	1	2	0	1	0	0	0	15	32	18.00	3.000																																					
	3.0		13	4	4	4	2	1	0	0	0	0	0	37	56	12.00	1.667																																					
	1.0		4	0	0	0	0	1	0	0	0	0	0	13	25	0.00	1.000																																					

WP	PA	ERA	WHIP
0	44		

Batter	1	2	3	4	5	6	7	8	9	AB R H RBI BB SO LOB	TOP		
Kenny Lofton, L (1, 8) OBP: 0.352, SLG: 0.277	1-2 G4-3 G1-3 HBP		1 SAFE 0-0 1-2 G6-4-3 1B			3-2 1B 2B		2-1 E2 WP 1B 1B		3 2 3 0 0 0 0	Cleveland Indians @ New York Yankees Yankee Stadium, Bronx, NY Sun Apr 19 1992, 3:33 AM EDT Att. 17,175 - Cloudy - 49 F		
Thomas Howard, S (1, 7) OBP: 0.333, SLG: 0.273	0-1 G1-3		0-0 G6-4-3			0-0 1B FC6-4 1B		1-0 L7		4 1 1 0 0 0 4			
Carlos Baerga, S (1, 4) OBP: 0.351, SLG: 0.382	2-2 G4-3					0-0 FC6-4 1B		1-2 G6-3 1B		4 0 2 2 0 0 1			
Albert Belle, R (1, 10) OBP: 0.273, SLG: 0.431		0-0 G3 1B				1-1 FC6-4		1-1 G6-3 1B		4 0 2 1 0 0 1			
Sandy Alomar, Jr., R (1, 2) OBP: 0.295, SLG: 0.415		1 SAFE 1-0 F8				1-2 F7		2-2 G6-3		4 0 0 0 0 1 4			
Paul Sorrento, L (1, 3) OBP: 0.340, SLG: 0.354		3-2 G3				0-0 G4-3		0-3 K		3 0 0 0 0 0 1			
Glenallen Hill, R (8, PH) OBP: 0.224, SLG: 0.229		1-2 G3						1-1 F7		1 0 0 0 0 1 2			
Felix Fermin, R (8, 3) OBP: 0.200, SLG: 0.200		1-2 G3						0-3 K		0 0 0 0 0 0 0			
Mark Whiten, S (1, 9) OBP: 0.273, SLG: 0.288		3-2 G6-3				3-2 F8		1-1 P9		4 0 0 0 0 0 1			
Brook Jacoby, R (1, 5) OBP: 0.268, SLG: 0.333			1-0 1B 1B			2-0 F8		0-0 E6		3 0 1 0 0 0 0			
Tony Perezchica, R (7, PR) (7, 5)										1 0 0 0 0 1 0			
Mark Lewis, R (1, 6) OBP: 0.292, SLG: 0.326			2-1 P5			2-2 G3-1		3-3 K		4 0 0 0 0 1 2			
Inning Stats	R: 0 E: 0 K: 0 S: 7 H: 0 LOB: 0 BB: 0 P: 10	R: 0 E: 0 K: 0 S: 8 H: 1 LOB: 1 BB: 0 P: 15	R: 0 E: 0 K: 0 S: 5 H: 2 LOB: 1 BB: 0 P: 8	R: 0 E: 0 K: 0 S: 8 H: 0 LOB: 0 BB: 0 P: 11	R: 0 E: 0 K: 0 S: 5 H: 0 LOB: 0 BB: 0 P: 10	R: 2 E: 0 K: 1 S: 16 H: 3 LOB: 1 BB: 0 P: 22	R: 0 E: 1 K: 1 S: 9 H: 0 LOB: 1 BB: 0 P: 14	R: 1 E: 1 K: 1 S: 14 H: 3 LOB: 2 BB: 0 P: 21	R: 0 E: 0 K: 1 S: 7 H: 0 LOB: 0 BB: 0 P: 10	1B: 8 2B: 1 3B: 0 HR: 0 SF: 0 SAC: 0 DP: 1 HBP: 1	WP: 1 PB: 0 SB: 0 CS: 0 PA: 36		
PITCHER	IP WLS BF H R ER SO BB IBB HBP BLK WP HR S P ERA WHIP											PITCHER	IP WLS BF H R ER SO BB IBB HBP BLK WP HR S P ERA WHIP
Jeff Johnson, L (1, 1) ERA: 7.3	6.2 W 25 6 2 2 1 0 0 1 0 0 0 0 53 82 2.70 0.900												
John Habyan, R (7, 1) ERA: 1.04	1.0 7 3 1 1 1 0 0 0 1 1 0 0 16 26 9.00 3.000												
Steve Howe, L (8, 1) ERA:	1.1 S 4 0 0 0 2 0 0 0 0 0 0 0 10 13 0.00 0.000												

livebaseballscorecards.com

AB	35
R	3
H	9
RBI	3
BB	0
SO	4
LOB	16



Batter	1	2	3	4	5	6	7	8	9
Andy Stankiewicz, R (1, 6) OBP: 0.357, SLG: 0.250 Dion James, L (7, PH) OBP: 0.417, SLG: 0.125 Randy Velarde, R (7, PH) OBP: 0.209, SLG: 0.366 (8, 6)	2-1 		3-2 		2-0 		2-2 		
Don Mattingly, L (1, 3) OBP: 0.314, SLG: 0.469	1-2 			1-0 		1-1 	1-2 		
Roberto Kelly, R (1, 8) OBP: 0.377, SLG: 0.408	2-3 			2-2 		0-0 	4-0 		
Mel Hall, L (1, 7) OBP: 0.348, SLG: 0.727		1-1 		4-1 		2-2 	0-0 		
Danny Tartabull, R (1, 10) OBP: 0.455, SLG: 0.486		2-3 		1-3 		2-0 		1-3 	
Matt Nokes, L (1, 2) OBP: 0.276, SLG: 0.357		3-2 			1-0 	0-0 		3-2 	
Jesse Barfield, R (1, 9) OBP: 0.225, SLG: 0.118		0-0 			0-2 	0-0 		1-3 	
Charlie Hayes, R (1, 5) OBP: 0.319, SLG: 0.400			0-0 		0-1 		3-2 	1-2 	
Pat Kelly, R (1, 4) OBP: 0.333, SLG: 0.267			4-2 		0-0 		0-0 		

Inning Stats	R: 0	H: 0	E: 0	K: 1	S: 8	R: 1	H: 1	E: 0	K: 1	S: 9	R: 0	H: 0	E: 0	K: 0	S: 8	R: 0	H: 0	E: 0	K: 1	S: 8	R: 0	H: 2	E: 0	K: 0	S: 10	R: 2	H: 3	E: 0	K: 0	S: 9	R: 1	H: 2	E: 0	K: 0	S: 13	R: 1	H: 1	E: 0	K: 2	S: 15	R: 1	H: 0	E: 0	K: 1	S: 8
	0	0	0	1	8	1	1	0	1	9	0	0	0	0	8	0	0	0	1	8	0	2	0	0	10	2	3	0	0	9	1	2	0	0	13	1	1	0	2	15	1	0	0	8	

PITCHER	IP	WLS	BF	H	R	ER	SO	BB	IBB	HBP	BLK	WP	HR	S	P	ERA	WHIP
Jack Armstrong, R (1, 1) ERA: 3.44	6.1	L	27	7	4	4	3	2	0	0	0	0	1	56	92	5.68	1.421
Derek Lilliquist, L (7, 1) ERA: 1.42	0.2		4	1	0	0	0	0	1	0	0	0	0	9	16	0.00	1.500
Rod Nichols, R (8, 1) ERA: 7.71	1.0		4	1	1	1	2	0	0	0	0	0	1	15	21	9.00	1.000

BOTTOM

Cleveland Indians @ New York Yankees
 Yankee Stadium, Bronx, NY

Sun Apr 19 1992, 3:33 AM EDT
 Att. 17,175 - Cloudy - 49 F

AB	R	H	RBI	BB	SO	LOB
3	0	0	0	0	0	3
0	0	0	0	0	0	0
1	0	1	1	0	0	0
4	1	1	0	0	0	1
3	1	1	0	1	1	0
3	1	1	1	1	0	4
4	0	1	2	0	3	1
4	1	2	1	0	0	1
4	0	0	0	0	1	2
4	1	1	0	0	0	1
1	0	1	0	1	0	0

AB	31
R	5
H	9
RBI	5
BB	3
SO	5
LOB	13

WP: 0 PA: 35
 PB: 0
 SB: 0
 CS: 0

Batter	1	2	3	4	5	6	7	8	9	AB R H RBI BB SO LOB	TOP
Kenny Lofton, L (1, 8) <small>OBP: 0.357, SLG: 0.271</small> Thomas Howard, S (2, PR) <small>OBP: 0.286, SLG: 0.231</small> (2, 8)	4-1 G4-6-3 1B S BB	0-0 FC4-6 1-2f 2-3			1-0 F9			3-2 F9		1 1 0 0 1 0 2 2 0 0 0 0 0 0	Cleveland Indians @ New York Yankees Yankee Stadium, Bronx, NY Mon Apr 20 1992, 3:33 AM EDT Att. 19,417 - Cloudy - 56 F
Alex Cole, L (1, 7) (SAFE) (SAFE) (SAFE)	1-3 K	0-1 G5-3			1-0 G4-3			1-1 F8		4 0 0 0 0 1 3	
Carlos Baerga, S (1, 4) <small>OBP: 0.344, SLG: 0.373</small>	3-2 G4-6-3 BB 1B		0-1 P5		0-1 P2			0-1 F7		4 1 1 0 0 0 0	
Albert Belle, R (1, 10) <small>OBP: 0.271, SLG: 0.407</small>	4-1 G4-6-3 1B BB		0-0 G5-3		3-3 K			1-0 G5-3		3 1 0 0 1 1 0	
Paul Sorrento, L (1, 3) <small>OBP: 0.333, SLG: 0.346</small>	0-2 G4-6-3 1-3 2-H 3-H		2-3 K		2-3 K			0-1 1B		4 0 1 1 0 2 1	
Sandy Alomar Jr., R (1, 2) <small>OBP: 0.292, SLG: 0.400</small>	2-2 1B CS 3-H		1-2 G5-3		3-2 G4-3			1-0 F7		4 0 1 1 0 0 1	
Mark Whiten, S (1, 9) <small>OBP: 0.293, SLG: 0.309</small>	3-2 CS 1-2	1-0 FC4-6 PB 1B	1-3 K		0-0 G4-6-3 1B					3 0 2 0 0 1 0	
Brook Jacoby, R (1, 5) <small>OBP: 0.250, SLG: 0.310</small>		1-3 K 1-2	0-1 G6-3		0-0 G4-6-3 1-2f					3 0 0 0 0 1 2	
Mark Lewis, R (1, 6) <small>OBP: 0.294, SLG: 0.311</small>		4-1 FC4-6 BB		2-3 K			1-1 G1-3			2 0 0 0 1 1 0	
Inning Stats	R: 3 H: 2 E: 0 LOB: 0 K: 1 BB: 2 S: 19 P: 35	R: 0 H: 1 E: 0 LOB: 2 K: 1 BB: 1 S: 8 P: 14	R: 0 H: 0 E: 0 LOB: 0 K: 1 BB: 0 S: 6 P: 8	R: 0 H: 0 E: 0 LOB: 0 K: 1 BB: 0 S: 8 P: 10	R: 0 H: 0 E: 0 LOB: 0 K: 1 BB: 0 S: 6 P: 10	R: 0 H: 0 E: 0 LOB: 0 K: 2 BB: 0 S: 10 P: 15	R: 0 H: 1 E: 0 LOB: 0 K: 0 BB: 0 S: 5 P: 8	R: 0 H: 0 E: 0 LOB: 0 K: 0 BB: 0 S: 8 P: 13	R: 0 H: 1 E: 0 LOB: 1 K: 0 BB: 0 S: 6 P: 8	1B: 5 SF: 0 2B: 0 SAC: 0 3B: 0 DP: 1 HR: 0 HBP: 0	WP: 0 PA: 34 PB: 1 SB: 1 CS: 1
PITCHER Melido Perez, R (1, 1) <small>ERA: 2.75</small> Rich Monteleone, R (8, 1) <small>ERA:</small>	IP WLS BF H R ER SO BB IBB HBP BLK WP HR S P ERA WHIP 7.0 L 26 4 3 3 7 3 0 0 0 0 0 0 62 100 3.86 1.000 2.0 7 1 0 0 0 0 0 0 0 0 0 0 14 21 0.00 0.500										

AB	30
R	3
H	5
RBI	2
BB	3
SO	7
LOB	9



BOTTOM

Cleveland Indians @ New York Yankees
Yankee Stadium, Bronx, NY
Mon Apr 20 1992, 3:33 AM EDT
Att. 19,417 - Cloudy - 56 F

livebaseballscorecards.com

AB	32
R	1
H	5
RBI	1
BB	2
SO	7
LOB	11



WP:	1	PA:	34
PB:	0		
SB:	0		
CS:	0		

AB R H RBI BB SO LOB

3	0	0	0	0	0	1
1	0	0	0	0	0	3
4	0	0	0	0	0	0
3	0	0	0	1	2	0
4	0	0	0	0	0	1
4	0	1	0	0	3	0
4	1	1	1	0	1	1
4	0	2	0	0	0	0
3	0	1	0	0	1	3
0	0	0	0	0	0	0
2	0	0	0	0	0	2
0	0	0	0	1	0	0
0	0	0	0	0	0	0

Batter	1	2	3	4	5	6	7	8	9
Dion James, L OBP: 0.333, SLG: 0.091 Jesse Barfield, R OBP: 0.220, SLG: 0.114 (1, 9) (7, PH) (8, 9)	2-0 G3-1		3-1 G1-6-3			2-1 G4-3	3-2 F7		
Don Mattingly, L OBP: 0.291, SLG: 0.434 (1, 3)	2-0 G3			2-2 P6		1-2 F7		1-1 P2	
Roberto Kelly, R OBP: 0.368, SLG: 0.385 (1, 8)	2-3 K			2-3 K		4-1 BB		2-2 L4	
Mel Hall, L OBP: 0.320, SLG: 0.667 (1, 7)		1-0 L4		3-1 G4-3		0-0 G1-3		1-0 F9	
Danny Tartabull, R OBP: 0.438, SLG: 0.462 (1, 10)		2-3 K			2-3 K		2-2 E 1B		1-3 K
Matt Nokes, L OBP: 0.273, SLG: 0.438 (1, 2)		2-1 F9			3-2 HR		0-0 F7		1-3 K
Randy Velarde, R OBP: 0.234, SLG: 0.378 (1, 6)			0-1 G6-3 WP 1B		1-1 F8		2-2 E7 1B		0-0 G1-3
Charlie Hayes, R OBP: 0.320, SLG: 0.396 (1, 5)			1-1 G5-3		2-2 FC6 1B		0-3 K		
Pat Kelly, R OBP: 0.333, SLG: 0.267 Andy Stankiewicz, R OBP: 0.313, SLG: 0.214 Kevin Maas, L OBP: 0.556, SLG: 1.000 Jim Leyritz, R OBP: 0.455, SLG: 0.625 (1, 4) (1, 4) (7, PH) (8, 4)			2-2 G6-3		1-1 FC6		4-0 IBB		

Inning Stats	R: 0	H: 0	E: 0	K: 1	S: 5	R: 0	H: 0	E: 0	K: 1	S: 6	R: 0	H: 1	E: 0	K: 0	S: 9	R: 0	H: 0	E: 0	K: 1	S: 9	R: 1	H: 2	E: 0	K: 1	S: 13	R: 0	H: 0	E: 0	K: 0	S: 7	R: 0	H: 2	E: 1	K: 1	S: 17	R: 0	H: 0	E: 0	K: 0	S: 6	R: 0	H: 0	E: 0	K: 2	S: 7	R: 0	H: 0	E: 0	K: 2	S: 7	1B: 4	SF: 0	2B: 0	SAC: 0	3B: 0	DP: 0	HR: 1	HBP: 0	WP: 1	PA: 34
--------------	------	------	------	------	------	------	------	------	------	------	------	------	------	------	------	------	------	------	------	------	------	------	------	------	-------	------	------	------	------	------	------	------	------	------	-------	------	------	------	------	------	------	------	------	------	------	------	------	------	------	------	-------	-------	-------	--------	-------	-------	-------	--------	-------	--------

PITCHER	IP	WLS	BF	H	R	ER	SO	BB	IBB	HBP	BLK	WP	HR	S	P	ERA	WHIP
Scott Scudder, R ERA: 6.75 (1, 1)	5.2	W	21	3	1	1	4	1	0	0	0	1	1	48	88	1.59	0.706
Eric Bell, L ERA: 5.99 (6, 1)	0.2		4	2	0	0	0	0	0	0	0	0	0	10	14	0.00	3.000
Ted Power, R ERA: 1.8 (7, 1)	0.1		2	0	0	0	1	0	1	0	0	0	0	3	7	0.00	0.000
Derek Lilliquist, L ERA: 1.08 (7, 1)	2.0		6	0	0	0	2	0	0	0	0	0	0	17	26	0.00	0.000
Steve Olin, R ERA: 1.17 (9, 1)	0.1	S	1	0	0	0	0	0	0	0	0	0	0	1	1	0.00	0.000

Batter	1	2	3	4	5	6	7	8	9	AB R H RBI BB SO LOB	TOP	
Thomas Howard, S (1, 8) OBP: 0.333, SLG: 0.353	0-1 2B		2-1 L7			0-1 1B		1-2 G4-3		4 1 2 0 0 0 0		
Glenallen Hill, R (1, 7) OBP: 0.226, SLG: 0.250	0-1 G6-3 2B		0-3 K2-3			1-3 K		1-3 K	4 0 1 1 0 3 1			
Carlos Baerga, S (1, 4) OBP: 0.323, SLG: 0.349	0-0 G6-3 2-3		3-2 G5-3			0-3 K2-3		0-0 G4-3	4 0 0 0 0 1 2			
Albert Belle, R (1, 10) OBP: 0.270, SLG: 0.397	1-3 K					1-3 K		2-2 G4-3	4 0 1 0 0 2 2			
Paul Sorrento, L (1, 3) OBP: 0.317, SLG: 0.327	0-0 F7					3-2 L7		1-3 K	3 0 0 0 0 1 2			
Sandy Alomar Jr., R (1, 2) OBP: 0.294, SLG: 0.396						3-1 L5-3		3-2 F7	3 0 1 0 0 0 1			
Mark Whiten, S (1, 9) OBP: 0.279, SLG: 0.293						1-3 K		2-2 G4-3	3 0 0 0 0 1 1			
Mark Lewis, R (1, 6) OBP: 0.283, SLG: 0.298						1-1 P2		0-1 F8	2 0 0 0 0 0 1			
Alex Cole, L (8, PH)									1 0 0 0 0 0 0			
Tony Perezchica, R (8, 5)									0 0 0 0 0 0 0			
Felix Fermin, R (1, 5) (8, 6) OBP: 0.125, SLG: 0.125						0-0 F8		1-2 L8	3 0 0 0 0 0 1			
Inning Stats	R: 1 H: 2 E: 0 LOB: 1 K: 1 BB: 0 S: 10 P: 11	R: 0 H: 1 E: 0 LOB: 1 K: 0 BB: 0 S: 9 P: 10	R: 0 H: 0 E: 0 LOB: 0 K: 1 BB: 0 S: 8 P: 13	R: 0 H: 1 E: 0 LOB: 0 K: 0 BB: 0 S: 11 P: 20	R: 0 H: 0 E: 0 LOB: 0 K: 1 BB: 0 S: 6 P: 8	R: 0 H: 1 E: 0 LOB: 1 K: 3 BB: 0 S: 11 P: 13	R: 0 H: 0 E: 0 LOB: 0 K: 1 BB: 0 S: 10 P: 16	R: 0 H: 0 E: 0 LOB: 0 K: 0 BB: 0 S: 8 P: 10	R: 0 H: 0 E: 0 LOB: 0 K: 1 BB: 0 S: 7 P: 10	1B: 3 SF: 0 2B: 3 SAC: 0 3B: 0 DP: 1 HR: 0 HBP: 0	WP: 0 PA: 31 PB: 0 SB: 1 CS: 0	
PITCHER Jack Morris, R (1, 1) ERA: 3.0	IP WLS BF H R ER SO BB IBB HBP BLK WP HR S P ERA WHIP	9.0 W 31 5 1 1 8 0 0 0 0 0 0 0 80 111 1.00 0.556										

Cleveland Indians @ Toronto Blue Jays
SkyDome, Toronto, ON
Tue Apr 21 1992, 7:05 PM EDT
Att: 40,191 - Dome - 70 F

livebaseballscorecards.com

AB	31
R	1
H	5
RBI	1
BB	0
SO	8
LOB	11



Batter	1	2	3	4	5	6	7	8	9	AB	R	H	RBI	BB	SO	LOB	BOTTOM
--------	---	---	---	---	---	---	---	---	---	----	---	---	-----	----	----	-----	--------

Devon White, S <small>(1, 8)</small> <small>OBP: 0.348, SLG: 0.339</small>	2-2 		1-2 			0-0 		2-2 		3	1	0	0	0	0	0	Cleveland Indians @ Toronto Blue Jays SkyDome, Toronto, ON Tue Apr 21 1992, 7:05 PM EDT Att: 40,191 - Dome - 70 F
Roberto Alomar, S <small>(1, 4)</small> <small>OBP: 0.406, SLG: 0.540</small>	1-0 		2-2 			2-0 		0-1 		4	1	3	2	0	0	0	
Joe Carter, R <small>(1, 7)</small> <small>OBP: 0.317, SLG: 0.431</small>	2-2 		3-2 			2-2 		3-2 		4	0	1	0	0	0	2	
Dave Winfield, R <small>(1, 9)</small> <small>OBP: 0.358, SLG: 0.450</small>	2-1 				2-2 	0-1 		1-0 		4	0	0	0	0	0	3	
Kelly Gruber, R <small>(1, 5)</small> <small>OBP: 0.348, SLG: 0.512</small>		0-0 			0-0 		0-0 			3	0	1	0	0	0	0	
John Olerud, L <small>(1, 3)</small> <small>OBP: 0.424, SLG: 0.400</small>		1-1 			0-0 		2-2 			3	0	0	0	0	0	1	
Candy Maldonado, R <small>(1, 10)</small> <small>OBP: 0.228, SLG: 0.180</small>		0-0 				2-1 		4-1 		2	0	0	0	1	0	1	
Pat Borders, R <small>(1, 2)</small> <small>OBP: 0.351, SLG: 0.458</small>		0-0 	0-1 		3-1 		2-1 			2	0	0	0	0	0	0	
Alfredo Griffin, S <small>(1, 6)</small>			1-1 		2-2 		3-2 			3	0	0	0	0	0	2	

Inning Stats	R: 0	H: 1	E: 0	LOB: 1	K: 0	BB: 0	S: 10	R: 0	H: 1	E: 0	LOB: 0	K: 0	BB: 0	S: 4	R: 2	H: 1	E: 0	LOB: 0	K: 0	BB: 0	S: 14	R: 0	H: 0	E: 0	LOB: 0	K: 0	BB: 0	S: 5	R: 0	H: 2	E: 0	LOB: 1	K: 0	BB: 0	S: 8	R: 0	H: 0	E: 1	LOB: 1	K: 0	BB: 0	S: 12	R: 0	H: 0	E: 0	LOB: 1	K: 0	BB: 0	S: 17	1B: 4	SF: 0	2B: 0	SAC: 0	3B: 0	DP: 0	HR: 1	HBP: 2	WP: 0	PA: 32
--------------	------	------	------	--------	------	-------	-------	------	------	------	--------	------	-------	------	------	------	------	--------	------	-------	-------	------	------	------	--------	------	-------	------	------	------	------	--------	------	-------	------	------	------	------	--------	------	-------	-------	------	------	------	--------	------	-------	-------	-------	-------	-------	--------	-------	-------	-------	--------	-------	--------

PITCHER	IP	WLS	BF	H	R	ER	SO	BB	IBB	HBP	BLK	WP	HR	S	P	ERA	WHIP	PITCHER	IP	WLS	BF	H	R	ER	SO	BB	IBB	HBP	BLK	WP	HR	S	P	ERA	WHIP																		
Dennis Cook, L <small>(1, 1)</small> <small>ERA: 5.65</small>	6.2	L	25	5	2	2	0	1	0	1	0	0	1	53	86	2.70	0.900	Brad Arnsberg, R <small>(7, 1)</small> <small>ERA: 8.31</small>	1.1		6	0	0	0	0	0	0	1	0	0.00	0.000																						

AB	28
R	2
H	5
RBI	2
BB	1
SO	0
LOB	9



Batter	1	2	3	4	5	6	7	8	9	AB R H RBI BB SO LOB	TOP	
Thomas Howard, S (1, 8) OBP: 0.348, SLG: 0.409	1-3 SAFE 1 K	0-0 SAFE 0 2B		2-3 SAFE 3 K		2-1 SAFE 3 G4-3			0-2 SAFE 1 G1-3 HR 1B	5 1 2 0 0 2 2		
Glenallen Hill, R (1, 7) OBP: 0.228, SLG: 0.304 Alex Cole, L (7, 7)	0-2 SAFE 1 HR	1-3 SAFE 3 K			1-0 SAFE 1 P4		0-1 SAFE 1 F9		0-2 SAFE 2 G1-3 1-2	4 1 1 1 0 1 2 1 0 0 0 0 0 1		
Carlos Baerga, S (1, 4) OBP: 0.329, SLG: 0.388	4-0 SAFE 1 BB				0-1 SAFE 1 G3		1-2 SAFE 2 F8		0-2 SAFE 2 G5-3	4 1 1 2 1 0 0		
Albert Belle, R (1, 10) OBP: 0.279, SLG: 0.435	0-3 SAFE 2 K			2-2 SAFE 2 G1-3		4-2 SAFE 2 WP BB		2-1 SAFE 2 HR	0-2 SAFE 3 G3	4 1 1 1 1 1 1		
Paul Sorrento, L (1, 3) OBP: 0.297, SLG: 0.305	2-3 SAFE 3 K			0-2 SAFE 3 F7		2-2 SAFE 3 G4-3		1-0 SAFE 3 G4-3		4 0 0 0 0 1 2		
Sandy Alomar Jr., R (1, 2) OBP: 0.298, SLG: 0.412 Junior Ortiz, R (7, 2) OBP: 0.200, SLG: 0.111						0-1 SAFE 1 2B			1-1 SAFE 1 F8	3 0 1 0 0 0 0 1 0 0 0 0 0 0		
Mark Whiten, S (1, 9) OBP: 0.292, SLG: 0.295						2-2 SAFE 1 G5-3			0-0 SAFE 2 F9	3 2 1 0 1 0 1		
Mark Lewis, R (1, 6) OBP: 0.316, SLG: 0.333						0-1 SAFE 2 1B			1-2 SAFE 3 F9	4 1 3 0 0 0 0		
Felix Fermin, R (1, 5) OBP: 0.167, SLG: 0.182						0-1 SAFE 2 1B			2-2 SAFE 1 G1-3	3 0 1 3 0 0 1		
Inning Stats	R: 1 H: 1 E: 0 LOB: 1 K: 3 BB: 1 S: 12 P: 19	R: 1 H: 2 E: 0 LOB: 2 K: 1 BB: 1 S: 13 P: 18	R: 0 H: 0 E: 0 LOB: 0 K: 0 BB: 0 S: 8 P: 10	R: 1 H: 3 E: 0 LOB: 1 K: 1 BB: 0 S: 12 P: 16	R: 0 H: 0 E: 0 LOB: 1 K: 0 BB: 1 S: 10 P: 18	R: 1 H: 2 E: 0 LOB: 1 K: 0 BB: 0 S: 9 P: 16	R: 1 H: 1 E: 0 LOB: 0 K: 0 BB: 0 S: 8 P: 11	R: 0 H: 0 E: 0 LOB: 0 K: 0 BB: 0 S: 6 P: 8	R: 2 H: 2 E: 0 LOB: 0 K: 0 BB: 0 S: 14 P: 16	1B: 6 SF: 1 2B: 2 SAC: 0 3B: 0 DP: 0 HR: 3 HBP: 0	WP: 1 PA: 40 PB: 0 SB: 1 CS: 0	
PITCHER	IP WLS BF H R ER SO BB IBB HBP BLK WP HR S P ERA WHIP											
Dave Stieb, R (1, 1) ERA: 6.0	6.0 L 28 8 4 4 5 3 0 0 0 0 1 1 64 97 6.00 1.833											
David Wells, L (7, 1) ERA: 2.08	2.0 7 1 1 1 0 0 0 0 0 0 0 1 14 19 4.50 0.500											
Duane Ward, R (9, 1) ERA: 2.16	1.0 5 2 2 2 0 0 0 0 0 0 0 1 14 16 18.00 2.000											

Cleveland Indians @ Toronto Blue Jays

SkyDome, Toronto, ON

Wed Apr 22 1992, 7:05 PM EDT
Att: 43,292 - Dome - 70 F

livebaseballscorecards.com

AB	36
R	7
H	11
RBI	7
BB	3
SO	5
LOB	10



Batter	1	2	3	4	5	6	7	8	9	AB R H RBI BB SO LOB
Devon White, S OBP: 0.352, SLG: 0.344 (1, 8)	F9		G1-3 1B		K		0-0 S 1B		G1-6-3 1-2f	5 1 2 1 0 1 2
Roberto Alomar, S OBP: 0.397, SLG: 0.522 (1, 4)	K		G1-3		G5-3		1-1 S 1B			4 0 1 1 0 1 2
Joe Carter, R OBP: 0.313, SLG: 0.435 (1, 7)	2B		F8		P3		G5-3			4 0 1 0 0 0 2
Dave Winfield, R OBP: 0.366, SLG: 0.453 (1, 9)	F9		F8		1B		G5-4-3 1B			4 0 2 0 0 0 2
Kelly Gruber, R OBP: 0.320, SLG: 0.467 (1, 5)		K		G5-3		F8		G5-4-3 1-2f		4 0 0 0 0 1 2
John Olerud, L OBP: 0.413, SLG: 0.388 (1, 3)		G4-3		G3-1		L8		1B		4 0 1 0 0 0 1
Candy Maldonado, R OBP: 0.230, SLG: 0.170 (1, 10)		2B HBP		F7		L5		G4-3		3 0 0 0 0 0 1
Greg Myers, L OBP: 0.250, SLG: 0.667 (1, 2)										1 0 1 0 0 0 0
Pat Borders, R OBP: 0.383, SLG: 0.529 (5, 2)										3 1 3 0 0 0 0
Alfredo Griffin, S (1, 6)		G4-3		G3						4 0 0 0 0 1 5

Inning Stats	R: 0	H: 1	E: 0	LOB: 1	K: 1	S: 9	P: 12	R: 0	H: 1	E: 0	LOB: 2	K: 1	S: 7	P: 11	R: 0	H: 1	E: 0	LOB: 0	K: 0	S: 5	P: 7	R: 0	H: 1	E: 0	LOB: 1	K: 1	S: 11	P: 18	R: 0	H: 1	E: 0	LOB: 1	K: 0	S: 7	P: 11	R: 2	H: 3	E: 0	LOB: 1	K: 0	S: 15	P: 21	R: 0	H: 2	E: 0	LOB: 1	K: 0	S: 7	P: 10	R: 0	H: 1	E: 0	LOB: 0	K: 1	S: 9	P: 13	1B: 7	SF: 0	2B: 4	SAC: 0	3B: 0	DP: 2	HR: 0	HBP: 1	WP: 0	PA: 37
--------------	------	------	------	--------	------	------	-------	------	------	------	--------	------	------	-------	------	------	------	--------	------	------	------	------	------	------	--------	------	-------	-------	------	------	------	--------	------	------	-------	------	------	------	--------	------	-------	-------	------	------	------	--------	------	------	-------	------	------	------	--------	------	------	-------	-------	-------	-------	--------	-------	-------	-------	--------	-------	--------


PITCHER	IP	WLS	BF	H	R	ER	SO	BB	IBB	HBP	BLK	WP	HR	S	P	ERA	WHIP
Charles Nagy, R ERA: 1.76 (1, 1)	6.2	W	28	7	2	2	3	0	0	0	0	0	0	55	83	2.70	1.050
Rod Nichols, R ERA: 6.97 (7, 1)	1.0		4	2	0	0	0	0	0	0	0	0	0	11	17	0.00	2.000
Eric Bell, L ERA: 5.59 (8, 1)	0.0		1	1	0	0	0	0	0	0	0	0	0	1	1	∞	∞
Ted Power, R ERA: 1.59 (8, 1)	1.1	S	4	1	0	0	1	0	0	0	0	0	0	10	14	0.00	0.750

BOTTOM

Cleveland Indians @ Toronto Blue Jays
SkyDome, Toronto, ON
 Wed Apr 22 1992, 7:05 PM EDT
 Att: 43,292 - Dome - 70 F

livebaseballscorecards.com

AB	36
R	2
H	11
RBI	2
BB	0
SO	4
LOB	17



Batter	1	2	3	4	5	6	7	8	9	AB R H RBI BB SO LOB	TOP															
Thomas Howard, S OBP: 0.393, SLG: 0.444 (1, 8) C X	0-1 G3-1 1B	1-1 G6-3 1B			1-1 FC4-6 1B		1-0 1B 1B	0-2 FC6-4 1B		5 1 3 0 0 0 0																
Alex Cole, L OBP: 0.154, SLG: 0.125 (1, 7) C X	0-2 1B 2B		2-1 G4-3 1B		0-0 L7 1B		1-1 1B 1B	4-2 FC6-4 BB		4 2 2 0 1 0 1																
Carlos Baerga, S OBP: 0.329, SLG: 0.386 Tony Perezchica, R (6, 4) B S F B X	2-2 HR 1B		1-2 G3-1 1B		2-2 FC4-6 1-2f		0-3 K 1B	1-2 FC6-4 1-2f 2-3		3 1 1 1 0 0 1 1 0 0 0 0 1 3 1 0 0 0 0 0 2 0 0 0 0 0 0 0																
Kenny Lofton, L OBP: 0.351, SLG: 0.265 Brook Jacoby, R (8, 5) B S F B X	2-H HR 1B		1-0 F7 1B		0-0 P4 1B		0-0 1B 1B	2-1 F8 1B		5 1 2 4 0 0 3																
Albert Belle, R OBP: 0.288, SLG: 0.478 (1, 10) X	2-H HR 1B		1-0 F7 1B		0-0 P4 1B		1-3 2-H 3-H 1B	2-1 F8 1B		5 1 2 4 0 0 3																
Paul Sorrento, L OBP: 0.304, SLG: 0.313 (1, 3) B S F B X	1-3 K 1B			X	0-0 FC3-6 1B		2-1 1B 1B		X	0-0 F9 1B	5 1 2 1 0 1 0															
Mark Whiten, S OBP: 0.300, SLG: 0.292 (1, 9) C B S F B B	4-2 E S BB			B B B B X	3-1 FC3-6 WP BB G1-3 1-2f		1-2 G3-1 1B	1-2 1B 1B	B B C X	2-1 G4-3 1B	4 1 1 0 1 0 1															
Mark Lewis, R OBP: 0.339, SLG: 0.345 (1, 6) C B C C	1-3 K 1B			B B B B B	4-0 G1-3 BB		1-2 1B 1B	0-0 FC4 1B	X	0-0 G5-3 1B	4 0 2 1 1 1 1															
Junior Ortiz, R OBP: 0.143, SLG: 0.077 (1, 2) X				B B B B B	1-2 G1-3 1-2 2-H		1-1 G4-3 1B	1-2 FC4 1-2f 3-H		1-2 FC4 1B	4 0 0 1 0 0 4															
Felix Fermin, R OBP: 0.188, SLG: 0.200 (8, 4) C B F B X				B B B B B	2-1 L9 1B			0-0 1B 1B 1B	C B C X	1-1 L9 1B	4 1 1 0 0 0 1															
Inning Stats	R: 3 E: 0 K: 2 S: 18	H: 3 LOB: 1 BB: 1 P: 26	R: 0 E: 0 K: 0 S: 7	H: 0 LOB: 0 BB: 0 P: 9	R: 0 E: 0 K: 0 S: 6	H: 0 LOB: 0 BB: 0 P: 10	R: 1 E: 0 K: 0 S: 8	H: 1 LOB: 1 BB: 1 P: 18	R: 0 E: 0 K: 0 S: 9	H: 1 LOB: 1 BB: 0 P: 12	R: 0 E: 0 K: 0 S: 10	H: 1 LOB: 1 BB: 0 P: 13	R: 4 E: 0 K: 1 S: 19	H: 7 LOB: 2 BB: 0 P: 25	R: 0 E: 0 K: 0 S: 15	H: 1 LOB: 2 BB: 1 P: 23	R: 0 E: 0 K: 0 S: 4	H: 0 LOB: 0 BB: 0 P: 6	1B: 12 2B: 1 3B: 0 HR: 1	SF: 0 SAC: 0 DP: 0 HBP: 0	WP: 1 PB: 0 SB: 2 CS: 0	PA: 43				
PITCHER	IP WLS BF H R ER SO BB IBB HBP BLK WP HR S P ERA WHIP	IP WLS BF H R ER SO BB IBB HBP BLK WP HR S P ERA WHIP	IP WLS BF H R ER SO BB IBB HBP BLK WP HR S P ERA WHIP	IP WLS BF H R ER SO BB IBB HBP BLK WP HR S P ERA WHIP	IP WLS BF H R ER SO BB IBB HBP BLK WP HR S P ERA WHIP	IP WLS BF H R ER SO BB IBB HBP BLK WP HR S P ERA WHIP	IP WLS BF H R ER SO BB IBB HBP BLK WP HR S P ERA WHIP	IP WLS BF H R ER SO BB IBB HBP BLK WP HR S P ERA WHIP	IP WLS BF H R ER SO BB IBB HBP BLK WP HR S P ERA WHIP	IP WLS BF H R ER SO BB IBB HBP BLK WP HR S P ERA WHIP	IP WLS BF H R ER SO BB IBB HBP BLK WP HR S P ERA WHIP	IP WLS BF H R ER SO BB IBB HBP BLK WP HR S P ERA WHIP	IP WLS BF H R ER SO BB IBB HBP BLK WP HR S P ERA WHIP	IP WLS BF H R ER SO BB IBB HBP BLK WP HR S P ERA WHIP	IP WLS BF H R ER SO BB IBB HBP BLK WP HR S P ERA WHIP	IP WLS BF H R ER SO BB IBB HBP BLK WP HR S P ERA WHIP	IP WLS BF H R ER SO BB IBB HBP BLK WP HR S P ERA WHIP	IP WLS BF H R ER SO BB IBB HBP BLK WP HR S P ERA WHIP	IP WLS BF H R ER SO BB IBB HBP BLK WP HR S P ERA WHIP	IP WLS BF H R ER SO BB IBB HBP BLK WP HR S P ERA WHIP	IP WLS BF H R ER SO BB IBB HBP BLK WP HR S P ERA WHIP	IP WLS BF H R ER SO BB IBB HBP BLK WP HR S P ERA WHIP	IP WLS BF H R ER SO BB IBB HBP BLK WP HR S P ERA WHIP	IP WLS BF H R ER SO BB IBB HBP BLK WP HR S P ERA WHIP		
Todd Stottlemyre, R ERA: 6.0 (1, 1)	6.2 W 34 13 8 8 3 2 0 0 0 1 1 74 109 10.80 2.250	0.2 (7, 1)	0.2 (8, 1)	1.0 (9, 1) 1.35																						

Cleveland Indians @ Toronto Blue Jays
SkyDome, Toronto, ON
Thu Apr 23 1992, 7:05 PM EDT
Att: 42,401 - Dome - 70 F

AB	40
R	8
H	14
RBI	8
BB	3
SO	3
LOB	17



livebaseballscorecards.com

Batter	1	2	3	4	5	6	7	8	9	AB	R	H	RBI	BB	SO	LOB
Devon White, S (1, 8) Turner Ward, S (7, 8) OBP: 0.360, SLG: 0.397 OBP: 0.333, SLG: 0.556	0-0 G6-3	1-0 1B	1-2 L8		0-2 HR		0-0 G5-3			4	1	2	3	0	0	1
Roberto Alomar, S (1, 4) Alfredo Griffin, S (7, 4) OBP: 0.403, SLG: 0.521	0-2 G6-3	1-2 1B		2-2 G6-3	0-0 HR		0-1 G1-3			4	1	2	1	0	0	0
Joe Carter, R (1, 10) Pat Tabler, R (7, PH) OBP: 0.310, SLG: 0.470 OBP: 0.200, SLG: 0.200	2-1 G1-4-3	2-3 K		0-1 L4	1-2 HR		2-1 F8			4	1	1	2	0	1	2
Dave Winfield, R (1, 9) Rob Ducey, L (7, 9) OBP: 0.400, SLG: 0.485		3-2 HR	4-0 2B	4-2 HR	1-1 2B			1-3 K		2	3	2	0	2	0	0
Kelly Gruber, R (1, 5) Jeff Kent, R (7, 5) OBP: 0.352, SLG: 0.633 OBP: 0.389, SLG: 0.600		2-1 HR	2-2 1B	0-2 HR	0-0 F7			2-1 P6		4	3	3	4	0	0	1
John Olerud, L (1, 3) OBP: 0.397, SLG: 0.358		3-2 G5-3	3-1 G4-3	3-2 F7		4-2 BB		1-1 L7		4	0	0	0	1	0	2
Candy Maldonado, R (1, 7) OBP: 0.246, SLG: 0.193		0-2 1B	1-0 WP		1-1 G5-3	2-3 K				4	2	2	1	0	1	1
Pat Borders, R (1, 2) OBP: 0.391, SLG: 0.537		1-2 1B	0-1 SF7		1-1 HR	1-3 K				3	2	2	1	0	1	1
Manuel Lee, S (1, 6) OBP: 0.278, SLG: 0.245		0-0 F8	2-1 1B		1-3 K	1-1 L9				4	0	1	1	0	1	4

Inning Stats	R: 0	H: 0	E: 0	K: 0	S: 6	R: 4	H: 6	E: 0	K: 1	S: 27	R: 3	H: 3	E: 0	K: 0	S: 13	R: 2	H: 1	E: 0	K: 0	S: 17	R: 4	H: 5	E: 0	K: 1	S: 19	R: 0	H: 0	E: 0	K: 2	S: 10	R: 0	H: 0	E: 0	K: 0	S: 5	R: 0	H: 0	E: 0	K: 1	S: 7	R: 0	H: 0	E: 0	K: 1	S: 7
	LOB: 0	BB: 0	P: 8	LOB: 2	BB: 0	P: 40	LOB: 1	BB: 1	P: 26	LOB: 0	BB: 1	P: 26	LOB: 1	BB: 0	P: 24	LOB: 1	BB: 1	P: 18	LOB: 0	BB: 0	P: 7	LOB: 0	BB: 0	P: 11	LOB: 0	BB: 0	P: 11	LOB: 0	BB: 0	P: 11	LOB: 0	BB: 0	P: 11	LOB: 0	BB: 0	P: 11	LOB: 0	BB: 0	P: 11	LOB: 0	BB: 0	P: 11	LOB: 0	BB: 0	P: 11


PITCHER	IP	WLS	BF	H	R	ER	SO	BB	IBB	HBP	BLK	WP	HR	S	P	ERA	WHIP
Dave Otto, L (1, 1) ERA: 7.5	1.2	L	11	6	4	4	0	0	0	0	0	0	1	29	42	21.60	3.600
Eric Bell, L (2, 1) ERA: 7.36	1.1		8	3	3	3	1	1	0	0	0	1	0	17	32	20.25	3.000
Brad Arnsberg, R (4, 1) ERA: 11.81	2.0		13	6	6	6	1	1	0	0	0	0	3	36	50	27.00	3.500
Rod Nichols, R (6, 1) ERA: 6.35	1.0		4	0	0	0	2	1	0	0	0	0	0	10	18	0.00	1.000
Derek Liliquist, L (7, 1) ERA: 0.96	1.0		3	0	0	0	0	0	0	0	0	0	0	5	7	0.00	0.000

BOTTOM

Cleveland Indians @ Toronto Blue Jays
 SkyDome, Toronto, ON
 Thu Apr 23 1992, 7:05 PM EDT
 Att: 42,401 - Dome - 70 F

AB	38
R	13
H	15
RBI	13
BB	3
SO	5
LOB	12

livebaseballscorecards.com



1B:	9	SF:	1	WP:	1	PA:	42
2B:	2	SAC:	0	PB:	0	SB:	0
3B:	0	DP:	0	CS:	0		
HR:	4	HBP:	0				

Batter	1	2	3	4	5	6	7	8	9	AB R H RBI BB SO LOB	TOP										
Paul Molitor, R (1, 10) OBP: 0.266, SLG: 0.316	2-1 G5-3		1-0 P2		3-2 CS 1B	2-2 F9			2-3 K	5 0 1 0 0 1 2											
Darryl Hamilton, L (1, 9) OBP: 0.273, SLG: 0.250	4-1 F8 BB		3-2 F7		3-0 CS 1-2	0-0 1B 2B		2-2 E 1B	0-2 G4-3	4 1 2 0 1 0 0											
B.J. Surhoff, L (1, 2) OBP: 0.196, SLG: 0.217	3-1 F8 1-2			3-1 G4-3		0-1 2B 1B 2-H		2-1 F7 1-2		4 1 1 1 0 0 2											
Greg Vaughn, R (1, 7) OBP: 0.327, SLG: 0.500		1-1 HR		4-0 1B BB		1-1 1B 2B		3-3 K		3 2 2 1 1 1 1											
Robin Yount, R (1, 8) OBP: 0.309, SLG: 0.314		1-3 K		0-0 F8		0-0 E6 1B SF9		2-2 F9		4 1 0 0 0 1 4											
Franklin Stubbs, L (1, 3) OBP: 0.261, SLG: 0.409		0-0 E5 1B		3-0 1B 1-3		0-1 SF9 S 1B		1-0 P4		4 0 2 2 0 0 0											
Kevin Seitzer, R (1, 5) OBP: 0.407, SLG: 0.511		1-0 F7		2-1 F9		0-1 SF9		1-0 F7		3 0 0 1 0 0 3											
Jim Gantner, L (1, 4) OBP: 0.400, SLG: 0.385		1-1 1B 1-3			1-0 G3	2-3 K		2-2 G1-3		4 0 1 0 0 1 1											
Scott Fletcher, R (1, 6) OBP: 0.355, SLG: 0.357			1-0 P3		1-1 G3-1	4-2 S BB			3-2 G5-3	3 0 0 0 1 0 0											
Inning Stats	R: 0 E: 0 K: 0 S: 5	H: 0 LOB: 0 BB: 1 P: 14	R: 1 E: 1 K: 1 S: 11	H: 2 LOB: 2 BB: 0 P: 13	R: 0 E: 0 K: 0 S: 5	H: 0 LOB: 0 BB: 0 P: 10	R: 0 E: 0 K: 0 S: 6	H: 1 LOB: 2 BB: 1 P: 18	R: 0 E: 0 K: 0 S: 6	H: 1 LOB: 0 BB: 0 P: 14	R: 4 E: 1 K: 1 S: 22	H: 4 LOB: 2 BB: 1 P: 31	R: 0 E: 1 K: 1 S: 11	H: 0 LOB: 0 BB: 0 P: 10	R: 0 E: 0 K: 1 S: 11	H: 0 LOB: 0 BB: 0 P: 16	1B: 6 2B: 2 3B: 0 HR: 1	SF: 1 SAC: 0 DP: 0 HBP: 0	WP: 0 PB: 0 SB: 2 CS: 1	PA: 39	
PITCHER Jack Armstrong, R (1, 1) ERA: 4.13 Jeff Shaw, R (6, 1) ERA:	IP 5.2 3.1	WLS L	BF 27 11	H 8 1	R 5 0	ER 4 0	SO 2 2	BB 3 0	IBB 0 0	HBP 0 0	BLK 0 0	WP 0 0	HR 1 0	S 52 31	P 95 51	ERA 6.35 0.00	WHIP 1.941 0.300				

Milwaukee Brewers @ Cleveland Indians
Cleveland Municipal Stadium, Cleveland, OH

AB	34
R	5
H	9
RBI	5
BB	3
SO	4
LOB	13



Fri Apr 24 1992, 7:05 PM EDT
Att: 9,042 - Cloudy - 44 F

livebaseballscorecards.com

Batter	1	2	3	4	5	6	7	8	9	AB R H RBI BB SO LOB	TOP	
Paul Molitor, R (1, 10) OBP: 0.290, SLG: 0.344	1-1 F7		4-2 1B BB	0-2 S HR 1B			1-2 G3 1B 2B	2-3 K		4 2 2 1 1 1 2		
Darryl Hamilton, L (1, 8) OBP: 0.283, SLG: 0.321	1-3 K		1-1 1B	2-2 HR			0-1 G3	3-2 G1-3		5 1 2 4 0 1 3		
B.J. Surhoff, L (1, 2) OBP: 0.196, SLG: 0.216	2-0 P6		2-2 G6-3	3-1 G4-3			3-1 WP BB 1B	2-0 F8		5 1 1 1 0 0 4		
Greg Vaughn, R (1, 7) Tim McIntosh, R (8, 7) OBP: 0.321, SLG: 0.500 OBP: 0.083, SLG: 0.083		3-2 G1-3		1-1 1B 2B	0-0 G5-3		1-1 P5		0-2 P3	4 1 1 0 0 0 1 1 0 0 0 0 0 0		
Franklin Stubbs, L (1, 3) OBP: 0.294, SLG: 0.417		1-1 G6-3		0-1 FC3-6 1B 1B	2-1 CS 1B		4-2 1B BB		1-3 K	4 1 2 1 1 1 0		
Dante Bichette, R (1, 9) OBP: 0.364, SLG: 0.375		2-3 K		2-0 FC FC3-6 1-2	1-3 K		0-0 1-3 2-H 1B		0-0 P2	5 0 1 1 0 2 2		
Kevin Seitzer, R (1, 5) William Suero, R (7, 4) OBP: 0.379, SLG: 0.469			3-2 G5-3	1-3 K	1-1 CS	3-2 G6-3	0-0 F9			4 0 0 0 0 1 4 0 0 0 0 0 0 0	AB 40 R 9 H 13 RBI 9 BB 2 SO 6 LOB 18	
Jim Gantner, L (1, 4) (7, 5) OBP: 0.388, SLG: 0.372			1-0 G3	2-1 FC3-6 1B 1B		3-2 F8		1-2 G1-3 1B 1B		4 1 1 0 0 0 2		
Scott Fletcher, R (1, 6) OBP: 0.400, SLG: 0.438			1-1 1B 2B	0-2 S 1B HR 1B		2-0 F8		1-0 G1-3 1B		4 2 3 1 0 0 0		
Inning Stats	R: 0 E: 0 K: 1 S: 6 H: 0 LOB: 0 BB: 0 P: 10	R: 0 E: 0 K: 1 S: 10 H: 0 LOB: 0 BB: 0 P: 16	R: 1 E: 0 K: 0 S: 14 H: 2 LOB: 2 BB: 1 P: 26	R: 6 E: 1 K: 1 S: 22 H: 5 LOB: 0 BB: 0 P: 32	R: 0 E: 0 K: 1 S: 7 H: 1 LOB: 0 BB: 0 P: 11	R: 0 E: 0 K: 0 S: 8 H: 0 LOB: 0 BB: 0 P: 16	R: 2 E: 0 K: 0 S: 13 H: 3 LOB: 2 BB: 1 P: 22	R: 0 E: 0 K: 1 S: 15 H: 2 LOB: 2 BB: 0 P: 24	R: 0 E: 0 K: 1 S: 8 H: 0 LOB: 0 BB: 0 P: 9	1B: 9 2B: 3 3B: 0 HR: 1 SF: 0 SAC: 0 DP: 0 HBP: 0	WP: 1 PB: 0 SB: 2 CS: 1 PA: 43	
PITCHER	IP WLS BF H R ER SO BB IBB HBP BLK WP HR S P ERA WHIP											
Scott Scudder, R (1, 1) ERA: 5.89	5.0 L 24 8 7 2 4 1 0 0 0 0 1 59 95 3.60 1.800											
Rod Nichols, R (6, 1) ERA: 5.87	4.0 18 5 2 2 2 1 0 0 0 1 0 44 71 4.50 1.500											

Milwaukee Brewers @ Cleveland Indians
Cleveland Municipal Stadium, Cleveland, OH
Sun Apr 26 1992, 3:33 AM EDT
Cloudy - 47 F

livebaseballscorecards.com



BOTTOM

Milwaukee Brewers @ Cleveland Indians
Cleveland Municipal Stadium, Cleveland, OH

Sun Apr 26 1992, 3:33 AM EDT
Cloudy - 47 F

livebaseballscorecards.com

AB	37
R	4
H	9
RBI	4
BB	1
SO	9
LOB	19



WP:	0	PA:	39
PB:	1	SB:	0
CS:	0		

AB R H RBI BB SO LOB

5	1	1	0	0	1	1
5	1	3	0	0	1	1
3	0	2	0	0	0	0
2	1	0	0	0	0	3
3	0	0	1	0	2	3
4	0	0	0	0	1	5
4	0	1	2	0	1	2
3	1	1	1	1	2	0
4	0	1	0	0	0	3
4	0	0	0	0	1	1

9

1-3	K
0-2	1B
1-1	F9
2-1	G6-3

8

0-0	E1	PB	1B	HBP
0-0	HBP	PB	1B	1B
1-2	E6	HBP	1B	1-2 2-3
1-0	BB	1B	HBP	1-2 2-3 3-H
1-2	G3-1	K	1-2 2-3	2-3
0-2	F7	BB	1B	1-2 2-H 3-H
1-0	HR	FC5	BB	1-2 2-3
1-1	F7	FC5	BB	1-2f
0-3	K	K	BB	1-2

7

1-1	F8
3-3	K
1-0	2B
2-3	K
1-2	G3-1
0-2	F7
1-2	HR
1-1	F7
0-0	F8

6

1-1	F8
3-3	K
1-0	2B
2-3	K
1-2	G3-1
0-2	F7
1-2	HR
1-1	F7
0-0	F8

5

0-0	G6-3	1B	
2-2	G6-3	1B	
3-3	K	1-2	
3-3	K	1-2	
3-2	G6-3	1-2 2-3	
0-3	K	1-2	
1-3	K	1-3	
0-1	P7	G5-3	1B
0-0	F8	G5-3	1-2

4

1-2	P5		
0-0	G6-3	1B	
2-2	G6-3	1B	
3-3	K	1-2	
3-3	K	1-2	
3-2	G6-3	1-2 2-3	
0-3	K	1-2	
1-3	K	1-3	
0-1	P7	G5-3	1B
0-0	F8	G5-3	1-2

3

1-2	P5		
0-0	G6-3	1B	
2-2	G6-3	1B	
3-3	K	1-2	
3-3	K	1-2	
3-2	G6-3	1-2 2-3	
0-3	K	1-2	
1-3	K	1-3	
0-1	P7	G5-3	1B
0-0	F8	G5-3	1-2

2

0-2	G6-4-3	1B
1-1	G6-4-3	1-2f
0-0	G3	1-2
2-2	P4	1-2
2-1	F8	1-2
1-2	G6-3	1-2
1-3	K	1-3
1-1	G5-3	1B
3-1	G5-3	1-2

1

0-2	G6-4-3	1B
1-1	G6-4-3	1-2f
0-0	G3	1-2
2-2	P4	1-2
2-1	F8	1-2
1-2	G6-3	1-2
1-3	K	1-3
1-1	G5-3	1B
3-1	G5-3	1-2

Batter

Thomas Howard, S (1, 8)	C S X
Alex Cole, L (1, 7)	F 1 SAFE B X
Carlos Baerga, S (1, 4)	X
Tony Perezchica, R (8, 4)	
Albert Belle, R (1, 10)	B B B B B X
Paul Sorrento, L (1, 3)	B B B B B X
Sandy Alomar Jr., R (1, 2)	B B B B B X
Mark Whiten, S (1, 9)	C S C S C
Mark Lewis, R (1, 6)	B B B B B X
Felix Fermin, R (1, 5)	1 SAFE 1 SAFE B B B B C C X

Inning Stats

R: 0	H: 1	R: 0	H: 0	R: 0	H: 1	R: 0	H: 2	R: 0	H: 1	R: 1	H: 1	R: 3	H: 2	R: 0	H: 1
E: 0	LOB: 0	E: 0	LOB: 0	E: 0	LOB: 1	E: 0	LOB: 2	E: 0	LOB: 0	E: 0	LOB: 0	E: 2	LOB: 3	E: 0	LOB: 1
K: 0	BB: 0	K: 0	BB: 0	K: 1	BB: 0	K: 2	BB: 0	K: 1	BB: 0	K: 0	BB: 0	K: 2	BB: 1	K: 1	BB: 0
S: 6	P: 7	S: 9	P: 14	S: 11	P: 17	S: 15	P: 23	S: 7	P: 8	S: 11	P: 14	S: 18	P: 28	S: 10	P: 14

PITCHER

Chris Bosio, R (1, 1)	IP	WLS	BF	H	R	ER	SO	BB	IBB	HBP	BLK	WP	HR	S	P	ERA	WHIP
Ricky Bones, R (8, 1)	0.2		7	2	3	0	2	0	0	1	0	0	0	16	21	0.00	3.000
Bruce Ruffin, L (8, 1)	1.1		6	1	0	0	1	1	0	0	0	0	0	12	21	0.00	1.500

Batter	1	2	3	4	5	6	7	8	9	AB R H RBI BB SO LOB	TOP											
Paul Molitor, R (1, 10) OBP: 0.301, SLG: 0.354	1-2 F8			0-0 L7		0-0 SH1-4 1B		3-1 FC1-6 1B		4 0 2 0 0 0 0												
Pat Listach, S (1, 6) OBP: 0.550, SLG: 0.667	3-3 K			2-2 1B 1B		0-0 SH1-4		1-1 FC1-6 BLK S		3 0 1 0 0 1 1												
Robin Yount, R (1, 8) OBP: 0.322, SLG: 0.321	3-3 K			3-2 1 SAFE 1 SAFE 1-2 1B		0-1 SF8		4-0 BLK 1-2 BB		2 0 1 1 1 1 0												
Greg Vaughn, R (1, 7) OBP: 0.316, SLG: 0.471		1-0 G1-3		1-2 F7		3-H 3-3 K		4-0 G5-4-3 1-2 2-3 IBB		3 0 0 0 1 1 3												
Dante Bichette, R (1, 9) OBP: 0.351, SLG: 0.361		2-2 G4-3 1B		0-0 F9			0-0 F9	0-1 G5-4-3 1-2f		4 0 1 0 0 0 5												
Kevin Seitzer, R (1, 5) OBP: 0.355, SLG: 0.434		1 SAFE 1 SAFE 0-1 G4-3			2-2 P4		2-0 F9	0-0 G6-3		4 0 0 0 0 0 1												
Andy Allanson, R (1, 2) OBP: 0.444, SLG: 0.556			1-1 G6-3		3-1 F9		1-1 E3 1B	1-1 G5-3		1 0 0 0 0 0 0												
B.J. Surhoff, L (5, PH) OBP: 0.186, SLG: 0.204										3 0 0 0 0 0 0												
Tim McIntosh, R (1, 3) OBP: 0.125, SLG: 0.125			0-1 F8		0-1 F9		1-0 1-2 1B	1-1 G2-3		4 0 1 0 0 0 0												
William Suero, R (1, 4) OBP: 0.273, SLG: 0.111			1-2 P6			1-2 SH1-4 1B SF8 1B				2 1 1 0 0 0 0												
Darryl Hamilton, L (7, PH) OBP: 0.279, SLG: 0.315										1 0 0 0 0 0 2												
Jim Gantner, L (7, 4) OBP: 0.388, SLG: 0.372										0 0 0 0 0 0 0												
Inning Stats	R: 0 E: 0 K: 2 S: 10	H: 0 LOB: 0 BB: 0 P: 17	R: 0 E: 0 K: 0 S: 6	H: 1 LOB: 0 BB: 0 P: 9	R: 0 E: 0 K: 0 S: 7	H: 0 LOB: 0 BB: 0 P: 9	R: 0 E: 0 K: 0 S: 14	H: 2 LOB: 2 BB: 0 P: 20	R: 0 E: 0 K: 0 S: 11	H: 0 LOB: 0 BB: 0 P: 16	R: 1 E: 0 K: 1 S: 10	H: 2 LOB: 1 BB: 0 P: 14	R: 0 E: 1 K: 0 S: 8	H: 1 LOB: 2 BB: 0 P: 12	R: 0 E: 0 K: 0 S: 7	H: 1 LOB: 2 BB: 2 P: 18	R: 0 E: 0 K: 0 S: 5	H: 0 LOB: 0 BB: 0 P: 7	1B: 7 2B: 0 3B: 0 HR: 0	SF: 1 SAC: 1 DP: 1 HBP: 0	WP: 0 PB: 0 SB: 1 CS: 0	PA: 35
PITCHER	IP WLS BF H R ER SO BB IBB HBP BLK WP HR S P ERA WHIP																					
Dennis Cook, L (1, 1) ERA: 4.5	5.2 W 21 5 1 1 2 0 0 0 0 0 0 55 79 1.59 0.882																					
Ted Power, R (6, 1) ERA: 1.23	3.1 S 14 2 0 0 1 1 1 0 1 0 0 23 43 0.00 0.900																					

Milwaukee Brewers @ Cleveland Indians
Cleveland Municipal Stadium, Cleveland, OH

Sun Apr 26 1992, 3:38 AM EDT
Att: 7,150 - Cloudy - 47 F

livebaseballscorecards.com

AB	31
R	1
H	7
RBI	1
BB	2
SO	3
LOB	12



Batter	1	2	3	4	5	6	7	8	9	AB R H RBI BB SO LOB
Kenny Lofton, L OBP: 0.344, SLG: 0.250 (1, 8) 1 SAFE 1 SAFE BB	4-0 G3-1 SH1-3 S BB		0-0 FC6-2 1B 1-2 2-H		1-1 G4-3		1-1 F7			3 1 0 0 1 0 3
Thomas Howard, S OBP: 0.400, SLG: 0.421 (1, 7) 1 SAFE X	0-0 SH1-3 1-2		0-1 1-3 2-H 1B		1-1 G6-3			0-0 1B SF9 1B		3 1 2 1 0 0 0
Carlos Baerga, S OBP: 0.337, SLG: 0.400 (1, 4) C X	0-1 G3-1 2-3		0-0 P6		2-2 G4-3			1 SAFE 1 SAFE 1 SAFE 1 SAFE 1B X 1-3 SF9 BB 1B		4 0 1 0 0 0 3
Mark Whiten, S OBP: 0.296, SLG: 0.311 (1, 9) C B B X	2-1 G4-3 3-H		1-0 F7		1-2 G4-3			4-2 1 SAFE S S C B B B 1-2 SF9 BB		3 0 0 0 1 0 2
Paul Sorrento, L OBP: 0.275, SLG: 0.284 (1, 3) S B B X		2-1 F8		2-2 G5-4-3 1B		1-0 G4-3		1-2 SF9 1-2 2-3 3-H 4-0		3 0 1 1 0 0 0
Sandy Alomar Jr., R OBP: 0.288, SLG: 0.361 (1, 10) B B X		1-2 F8		0-1 G5-4-3 1-2f		2-2 P4				3 0 0 0 1 0 1
Mark Lewis, R OBP: 0.315, SLG: 0.333 (1, 6) C X		2-2 G5-3		3-2 1B 2B			0-0 F9	1-0 P3		4 0 1 0 0 0 3
Junior Ortiz, R OBP: 0.278, SLG: 0.133 (1, 2) B B B X			4-1 E BB FC6-2 BB		4-1 1B BB		2-2 CS 1B	3-2 F8		2 0 1 0 2 0 3
Felix Fermin, R OBP: 0.240, SLG: 0.217 (1, 5) B B B X			4-0 1B BB		1-2 1-2 2-H 1B		1 SAFE 1 SAFE S B B X 1-1 1-2 1B			2 1 2 0 1 0 0

Inning Stats																1B: 7	SF: 1	2B: 1	SAC: 1	3B: 0	DP: 1	HR: 0	HBP: 0	WP: 0		PA: 35									
R: 1		H: 0		E: 0		LOB: 0		K: 0		S: 5		R: 0		H: 0		E: 0		LOB: 0		K: 0		S: 9		R: 0		H: 2		E: 0		LOB: 3		K: 0		S: 13	
R: 0		H: 0		E: 0		LOB: 0		K: 0		S: 9		R: 0		H: 3		E: 0		LOB: 2		K: 0		S: 12		R: 0		H: 0		E: 0		LOB: 0		K: 0		S: 7	
R: 0		H: 0		E: 0		LOB: 0		K: 0		S: 9		R: 0		H: 0		E: 0		LOB: 0		K: 0		S: 7		R: 0		H: 2		E: 0		LOB: 1		K: 0		S: 13	
R: 1		H: 0		E: 0		LOB: 0		K: 0		S: 5		R: 1		H: 1		E: 1		LOB: 2		K: 0		S: 6		R: 0		H: 0		E: 0		LOB: 0		K: 0		S: 7	
R: 0		H: 0		E: 0		LOB: 0		K: 0		S: 9		R: 0		H: 0		E: 0		LOB: 0		K: 0		S: 7		R: 0		H: 0		E: 0		LOB: 0		K: 0		S: 11	
R: 0		H: 0		E: 0		LOB: 0		K: 0		S: 9		R: 0		H: 0		E: 0		LOB: 0		K: 0		S: 7		R: 0		H: 0		E: 0		LOB: 0		K: 0		S: 7	

BOTTOM

Milwaukee Brewers @ Cleveland Indians
Cleveland Municipal Stadium, Cleveland, OH

Sun Apr 26 1992, 3:38 AM EDT
Att. 7,150 - Cloudy - 47 F

AB	27
R	3
H	8
RBI	2
BB	6
SO	0
LOB	15

PITCHER																WP: 0	PA: 35
IP		WLS	BF	H	R	ER	SO	BB	IBB	HBP	BLK	WP	HR	S	P	ERA	WHIP
7.0		L	30	8	3	3	0	4	0	0	0	0	0	58	102	3.86	1.714
0.1			2	0	0	0	0	1	0	0	0	0	0	5	10	0.00	3.000
0.2			3	0	0	0	0	0	1	0	0	0	0	5	13	0.00	0.000

Batter	1	2	3	4	5	6	7	8	9	AB R H RBI BB SO LOB	TOP																	
Mike Kingery, L (1, 7) <small>OBP: 0.138, SLG: 0.107</small> Randy Ready, R (9, PH) <small>OBP: 0.625, SLG: 0.500</small> Jerry Browne, S (9, 4)										4 0 0 0 0 1 3 1 0 0 0 0 0 3 0 0 0 0 0 0 0																		
Carney Lansford, R (1, 5) <small>OBP: 0.416, SLG: 0.478</small>										5 0 2 2 0 0 4																		
Jose Canseco, R (1, 9) <small>OBP: 0.311, SLG: 0.475</small>										5 0 0 0 0 0 5																		
Harold Baines, L (1, 10) <small>OBP: 0.250, SLG: 0.282</small>										4 0 0 0 0 1 1																		
Mark McGwire, R (1, 3) <small>OBP: 0.466, SLG: 0.779</small>										3 0 0 0 1 2 1																		
Terry Steinbach, R (1, 2) <small>OBP: 0.318, SLG: 0.500</small> Rickey Henderson, R (9, PR) <small>OBP: 0.376, SLG: 0.365</small> Scott Hemond, R (9, 2) <small>OBP: 0.318, SLG: 0.300</small>										3 0 0 0 1 0 1 0 0 0 0 0 0 0 0 0 0 0 0 0 0																		
Willie Wilson, S (1, 8) <small>OBP: 0.357, SLG: 0.406</small>										4 2 3 0 0 0 1																		
Mike Bordick, R (1, 6) <small>OBP: 0.408, SLG: 0.400</small>										2 0 2 0 0 0 0																		
Lance Blankenship, R (1, 4) <small>OBP: 0.351, SLG: 0.359</small>										1 1 0 1 2 1 1																		
Inning Stats	R: 0 H: 0 E: 0 LOB: 0 K: 0 BB: 0 S: 8 P: 11	R: 0 H: 0 E: 0 LOB: 1 K: 1 BB: 1 S: 14 P: 22	R: 0 H: 1 E: 1 LOB: 2 K: 1 BB: 0 S: 14 P: 18	R: 0 H: 0 E: 0 LOB: 0 K: 1 BB: 0 S: 9 P: 14	R: 1 H: 1 E: 0 LOB: 0 K: 1 BB: 0 S: 9 P: 13	R: 0 H: 1 E: 0 LOB: 1 K: 0 BB: 0 S: 6 P: 12	R: 0 H: 2 E: 1 LOB: 3 K: 0 BB: 1 S: 21 P: 29	R: 0 H: 0 E: 0 LOB: 0 K: 1 BB: 0 S: 9 P: 15	R: 2 H: 2 E: 0 LOB: 2 K: 0 BB: 2 S: 12 P: 30	1B: 7 SF: 1 2B: 0 SAC: 2 3B: 0 DP: 0 HR: 0 HBP: 0	WP: 1 PA: 39 PB: 0 SB: 0 CS: 2																	
PITCHER	IP WLS BF H R ER SO BB IBB HBP BLK WP HR S P ERA WHIP											PITCHER	IP WLS BF H R ER SO BB IBB HBP BLK WP HR S P ERA WHIP															
Charles Nagy, R (1, 1) <small>ERA: 1.63</small> Steve Olin, R (9, 1) <small>ERA: 3.0</small> Derek Lilliquist, L (9, 1) <small>ERA: 0.93</small> Ted Power, R (9, 1) <small>ERA: 1.2</small>	8.0		32	5	1	1	5	2	0	0	0	1	0	90	134	1.12	0.875											
	0.1	L	4	1	2	2	0	1	1	0	0	0	0	3	13	54.00	6.000											
	0.1		1	0	0	0	0	0	0	0	0	0	0	4	7	0.00	0.000											
	0.1		2	1	0	0	0	0	0	0	0	0	0	5	10	0.00	3.000											

Oakland Athletics @ Cleveland Indians
 Cleveland Municipal Stadium, Cleveland, OH

Tue Apr 28 1992, 7:05 PM EDT
 Att: 5,028 - Sunny - 47 F

AB	32
R	3
H	7
RBI	3
BB	4
SO	5
LOB	20



Batter	1	2	3	4	5	6	7	8	9	AB R H RBI BB SO LOB	BOTTOM									
Kenny Lofton, L OBP: 0.323, SLG: 0.232 (1, 8)	1-2 ①		2-2 ①		2-3 ②			0-0 ①		4 0 0 0 0 1 1	Oakland Athletics @ Cleveland Indians Cleveland Municipal Stadium, Cleveland, OH Tue Apr 28 1992, 7:05 PM EDT Att. 5,028 - Sunny - 47 F									
Thomas Howard, S OBP: 0.409, SLG: 0.429 (1, 7)	2-2 ②		1-0 ②		0-0 ③		1-1 ③		4 0 2 1 0 0 0											
Carlos Baerga, S OBP: 0.345, SLG: 0.429 (1, 4)	3-2 ③		1-2 ③		1-1 ③		3-2 ③		4 0 2 0 0 0 1											
Albert Belle, R OBP: 0.282, SLG: 0.421 (1, 10)	4-1 ③		2-2 ③		0-0 ①		4-0 ③		2 0 0 0 2 0 1											
Paul Sorrento, L OBP: 0.274, SLG: 0.273 (1, 3)	1-2 ③		4-1 ③		0-0 ②		1-0 ③		3 0 0 0 1 0 5											
Sandy Alomar Jr., R OBP: 0.271, SLG: 0.338 (1, 2)		1-1 ①	1-2 ①		1-2 ③		1-3 ①		4 0 0 0 0 1 1											
Mark Whiten, S OBP: 0.282, SLG: 0.295 (1, 9)		2-2 ②	0-0 ③		1-3 ①		1-3 ②		4 0 0 0 0 2 1											
Mark Lewis, R OBP: 0.338, SLG: 0.357 (1, 6)		1-1 ③	1-1 ①		2-2 ①		0-3 ③		4 1 3 0 0 1 0											
Felix Fermin, R OBP: 0.222, SLG: 0.200 (1, 5)		2-2 ③	1-0 ①		0-0 ③				2 0 0 0 0 0 2											
Inning Stats	R: 0 E: 0 K: 0 S: 14	H: 1 LOB: 2 BB: 1 P: 25	R: 0 E: 0 K: 0 S: 11	H: 1 LOB: 1 BB: 0 P: 17	R: 0 E: 1 K: 0 S: 11	H: 0 LOB: 0 BB: 1 P: 17	R: 1 E: 0 K: 1 S: 10	H: 2 LOB: 1 BB: 0 P: 15	R: 0 E: 0 K: 0 S: 5	H: 0 LOB: 0 BB: 0 P: 6		R: 0 E: 0 K: 1 S: 7	H: 1 LOB: 0 BB: 0 P: 10	R: 0 E: 0 K: 0 S: 8	H: 2 LOB: 2 BB: 1 P: 17	R: 0 E: 0 K: 3 S: 10	H: 0 LOB: 0 BB: 0 P: 12	1B: 5 2B: 2 3B: 0 HR: 0	SF: 0 SAC: 1 DP: 3 HBP: 0	WP: 0 PB: 0 SB: 0 CS: 0
PITCHER	IP WLS BF H R ER SO BB IBB HBP BLK WP HR S P ERA WHIP																			
Mike Moore, R ERA: 1.51 (1, 1)	8.0 W 32 7 1 1 2 2 1 0 0 0 0 73 119 1.12 1.125																			
Dennis Eckersley, R ERA: 0.84 (9, 1)	1.0 S 3 0 0 0 3 0 0 0 0 0 0 10 12 0.00 0.000																			

AB	31
R	1
H	7
RBI	1
BB	3
SO	5
LOB	12



Batter	1	2	3	4	5	6	7	8	9	AB R H RBI BB SO LOB	TOP											
Lance Blankenship, R OBP: 0.354, SLG: 0.353 (1, 4)	1-1 F9 S 1B		2-1 G6-3		1-1 G6-3		3-2 P4		4-0 G4-6-3 BB	4 0 1 0 1 0 0												
Carney Lansford, R OBP: 0.415, SLG: 0.466 (1, 5)	4-2 G5-4-3 BB		2-1 1B		1-0 G6-3		3-1 G5-3		1-2 G4-6-3	4 0 1 0 1 0 3												
Jose Canseco, R OBP: 0.309, SLG: 0.464 (1, 9)	1-0 F9		1-3 K		3-0 1B			3-3 K		4 0 1 0 0 2 3												
Mark McGwire, R OBP: 0.457, SLG: 0.792 (1, 3)	0-1 G5-4-3			1-0 F8	2-3 K			3-1 HR		4 1 1 1 0 1 3												
Terry Steinbach, R OBP: 0.304, SLG: 0.500 (1, 2)		0-0 G1-3		3-2 2B		2-2 G4-3		2-2 G3		4 1 1 0 0 0 0												
Randy Ready, R OBP: 0.545, SLG: 0.444 (1, 10)		3-1 E6		1-1 L3		3-2 1B		2-1 F8		3 0 1 0 0 0 1												
Harold Baines, L OBP: 0.247, SLG: 0.278 (8, PH)										1 0 0 0 0 0 0												
Willie Wilson, S OBP: 0.351, SLG: 0.412 (1, 8)		2-3 K		3-2 1B		0-3 K			1-1 F8	4 0 1 1 0 2 2												
Mike Bordick, R OBP: 0.405, SLG: 0.397 (1, 6)		1-1 FC6-4		1-0 1B		3-2 F9			2-2 BB	3 0 1 0 0 0 2												
Jamie Quirk, L OBP: 0.250, SLG: 0.273 (9, PH)				2-3 1B					1B	1 0 1 0 0 0 0												
Scott Hemond, R OBP: 0.280, SLG: 0.261 (1, 7)			2-1 F8		0-3 K		2-1 P2		1-2 BB	3 0 0 0 0 1 2												
Jerry Browne, S OBP: 0.143, SLG: 0.143 (9, PH)									1B	1 0 1 0 0 0 0												
Inning Stats	R: 0 E: 0 K: 0 S: 7	H: 1 LOB: 1 BB: 1 P: 13	R: 0 E: 1 K: 1 S: 9	H: 0 LOB: 1 BB: 0 P: 14	R: 0 E: 0 K: 1 S: 10	H: 1 LOB: 1 BB: 0 P: 17	R: 1 E: 0 K: 1 S: 15	H: 3 LOB: 2 BB: 0 P: 24	R: 0 E: 0 K: 1 S: 7	H: 1 LOB: 1 BB: 0 P: 14	R: 0 E: 0 K: 0 S: 13	H: 1 LOB: 1 BB: 0 P: 21	R: 0 E: 0 K: 0 S: 7	H: 0 LOB: 0 BB: 0 P: 15	R: 1 E: 0 K: 1 S: 11	H: 1 LOB: 0 BB: 0 P: 21	R: 0 E: 0 K: 0 S: 12	H: 2 LOB: 2 BB: 1 P: 21	1B: 7 2B: 2 3B: 0 HR: 1	SF: 0 SAC: 0 DP: 2 HBP: 0	WP: 0 PB: 0 SB: 1 CS: 0	PA: 38
PITCHER	IP WLS BF H R ER SO BB IBB HBP BLK WP HR S P ERA WHIP																					
Dave Otto, L ERA: 6.0 (1, 1)	6.0 W 26 7 1 1 5 1 0 0 0 0 0 0 61 103 1.50 1.333																					
Rod Nichols, R ERA: 5.6 (7, 1)	2.1 10 3 1 1 1 0 0 0 0 0 1 26 48 3.86 1.286																					
Steve Olin, R ERA: 2.79 (9, 1)	0.2 S 2 0 0 0 0 1 0 0 0 0 0 0 4 9 0.00 1.500																					

Oakland Athletics @ Cleveland Indians
Cleveland Municipal Stadium, Cleveland, OH
Wed Apr 29 1992, 7:05 PM EDT
Att: 5,055 - Cloudy - 58 F

livebaseballscores.com

AB	36
R	2
H	10
RBI	2
BB	2
SO	6
LOB	16



BOTTOM

Oakland Athletics @ Cleveland Indians
Cleveland Municipal Stadium, Cleveland, OH

Wed Apr 29 1992, 7:05 PM EDT
Att. 5,055 - Cloudy - 58 F

livebaseballscorecards.com

AB	36
R	5
H	13
RBI	5
BB	2
SO	5
LOB	14



WP:	1	PA:	38
PB:	0		
SB:	1		
CS:	3		

AB R H RBI BB SO LOB

5	0	2	0	0	0	3
5	1	2	0	0	1	1
4	1	1	0	0	0	3
4	1	1	2	0	1	1
4	0	0	0	0	1	1
4	2	4	2	0	0	0
4	0	2	1	0	1	1
3	0	1	0	1	0	3
3	0	0	0	1	1	1
1B:	10	SF:	0			
2B:	1	SAC:	0			
3B:	1	DP:	1			
HR:	1	HBP:	0			

Batter	1	2	3	4	5	6	7	8	9
Kenny Lofton, L OBP: 0.329, SLG: 0.246 (1, 8)	2-2 G4-3		0-0 CS 1B	0-0 FC6-4		1-1 1B CS 1B		1-0 F7	
Thomas Howard, S OBP: 0.408, SLG: 0.426 (1, 7)	0-2 1B		1-1 SAFE SAFE 1-2		1-3 K 1B 2B	1-1 G4-6-3 1B		1-2 G2-3	
Carlos Baerga, S OBP: 0.341, SLG: 0.420 (1, 4)	1-1 F8		1-1 F7		0-1 SAFE 1-2 2B 1B	0-1 G4-6-3			
Albert Belle, R OBP: 0.281, SLG: 0.425 (1, 10)	1-2 G6-3			0-0 F9	0-0 G4-3 1B 2B		1-3 K		
Paul Sorrento, L OBP: 0.261, SLG: 0.259 (1, 3)		2-1 G4-3		3-1 F8	2-1 G4-3		1-3 K		
Mark Whiten, S OBP: 0.315, SLG: 0.390 (1, 9)		3-1 HR		1-2 1B 3B	1-1 S 1B		1-1 1B 1B		
Brook Jacoby, R OBP: 0.271, SLG: 0.326 (1, 5)		0-2 F9		1-0 BB 1B	1-3 SAFE SAFE K		1-0 1B		
Junior Ortiz, R OBP: 0.318, SLG: 0.167 (1, 2)		4-2 BB		0-0 BB 1B	0-0 G6-3		0-0 G4-3		
Mark Lewis, R OBP: 0.333, SLG: 0.342 (1, 6)		2-3 K		4-1 FC6-4 BB		2-2 E5 CS 1B		2-2 F8	

Inning Stats	R: 0	H: 1	E: 0	LOB: 1	K: 0	S: 11	R: 1	H: 1	E: 0	LOB: 1	K: 1	S: 15	R: 0	H: 1	E: 0	LOB: 0	K: 0	S: 5	R: 1	H: 3	E: 0	LOB: 3	K: 0	S: 11	R: 3	H: 3	E: 0	LOB: 1	K: 2	S: 14	R: 0	H: 2	E: 1	LOB: 1	K: 0	S: 9	R: 0	H: 2	E: 0	LOB: 2	K: 2	S: 10	R: 0	H: 0	E: 0	LOB: 0	K: 0	S: 7
--------------	------	------	------	--------	------	-------	------	------	------	--------	------	-------	------	------	------	--------	------	------	------	------	------	--------	------	-------	------	------	------	--------	------	-------	------	------	------	--------	------	------	------	------	------	--------	------	-------	------	------	------	--------	------	------

PITCHER	IP	WLS	BF	H	R	ER	SO	BB	IBB	HBP	BLK	WP	HR	S	P	ERA	WHIP
Ron Darling, R ERA: 4.8 (1, 1)	4.0	L	22	8	5	5	2	2	0	0	0	1	1	48	75	11.25	2.500
Vince Horsman, L ERA: (5, 1)	0.1		2	1	0	0	0	0	0	0	0	0	0	4	7	0.00	3.000
Jeff Parrett, R ERA: 1.1 (5, 1)	1.2		6	2	0	0	1	0	0	0	0	0	0	13	18	0.00	1.200
Rick Honeycutt, L ERA: 2.84 (7, 1)	0.2		4	2	0	0	2	0	0	0	0	0	0	9	13	0.00	3.000
Rich Gossage, R ERA: 3.68 (7, 1)	1.1		4	0	0	0	0	0	0	0	0	0	0	8	12	0.00	0.000

Batter	1	2	3	4	5	6	7	8	9	AB R H RBI BB SO LOB	TOP		
Luis Polonia, L (1, 7) OBP: 0.378, SLG: 0.290	0-0 G6-3		2-1 F7		0-1 SH5-4 1B	1-1 CS	4-1 1B BB	0-0 F9		4 2 1 0 1 0 3			
Chad Curtis, R (1, 9) OBP: 0.406, SLG: 0.481	0-1 F8		2-1 HR 1B		0-1 SH5-4		0-2 G4-6-3 1B		1-2 P6	4 1 2 0 0 0 0			
Junior Felix, S (1, 8) OBP: 0.319, SLG: 0.442	4-1 FC6-4 BB		0-0 HR		1-2 HR 1B		0-2 G4-6-3 1B		2-0	4 2 4 6 1 0 0			
Hubie Brooks, R (1, 10) OBP: 0.318, SLG: 0.500	2-2 FC6-4		2-1 L4		2-2 HR		1-0 G4-6-3		3-2 F8	5 1 1 2 0 0 4			
Lee Stevens, L (1, 3) OBP: 0.275, SLG: 0.370		4-2 SH1-3 BB	1-1 P6		1-3 K		0-1 G3		0-2 G3	4 0 0 0 1 1 2			
Mike Fitzgerald, R (1, 2) OBP: 0.226, SLG: 0.143		0-0 SH1-3		2-0 P5	3-3 K			0-1 G5-3		3 0 0 0 0 1 0			
Rene Gonzales, R (1, 5) OBP: 0.484, SLG: 0.783		4-2 G6-4-3 BB		1-3 K		4-1 FC6-4 BB		3-1 G5-3		2 0 0 0 2 1 0			
Bobby Rose, R (1, 4) OBP: 0.297, SLG: 0.343		0-1 G6-4-3		1-0 F9		1-1 L6		4-1 BB		3 0 0 0 1 0 3			
Gary Disarcina, R (1, 6) OBP: 0.371, SLG: 0.355			4-2 1B HR BB		1-1 SH5-4 1B 1B		1-1 FC6-4 CS		0-0 E6	3 2 1 0 1 0 2			
Inning Stats	R: 0 E: 0 K: 0 S: 7 H: 0 LOB: 1 BB: 1 P: 13	R: 0 E: 0 K: 0 S: 13 H: 0 LOB: 1 BB: 2 P: 21	R: 3 E: 0 K: 0 S: 12 H: 2 LOB: 0 BB: 1 P: 22	R: 0 E: 0 K: 1 S: 5 H: 0 LOB: 0 BB: 0 P: 9	R: 4 E: 0 K: 2 S: 18 H: 4 LOB: 0 BB: 0 P: 26	R: 0 E: 0 K: 0 S: 7 H: 0 LOB: 0 BB: 1 P: 13	R: 1 E: 0 K: 0 S: 11 H: 2 LOB: 1 BB: 1 P: 16	R: 0 E: 1 K: 0 S: 7 H: 0 LOB: 2 BB: 1 P: 14	R: 0 E: 0 K: 0 S: 10 H: 1 LOB: 1 BB: 0 P: 16	1B: 7 2B: 0 3B: 0 HR: 2 SF: 0 SAC: 2 DP: 2 HBP: 0	WP: 0 PB: 0 SB: 1 CS: 1 PA: 42		
PITCHER	IP WLS BF H R ER SO BB IBB HBP BLK WP HR S P ERA WHIP											PITCHER	IP WLS BF H R ER SO BB IBB HBP BLK WP HR S P ERA WHIP
Jeff Shaw, R (1, 1) ERA: 8.22	4.1 L 22 6 7 7 1 4 0 0 0 0 0 2 49 81 14.54 2.308												
Eric Bell, L (5, 1) ERA: 7.11	1.2 8 2 1 1 2 2 0 0 0 0 0 0 21 35 5.40 2.400												
Ted Power, R (7, 1) ERA: 1.06	2.0 7 0 0 0 0 1 0 0 0 0 0 0 10 18 0.00 0.500												
Steve Olin, R (9, 1) ERA: 2.53	1.0 4 1 0 0 0 0 0 0 0 0 0 0 10 16 0.00 1.000												

California Angels @ Cleveland Indians
Cleveland Municipal Stadium, Cleveland, OH
Thu Apr 30 1992, 3:33 AM EDT
Att: 4,675 - Cloudy - 49 F

livebaseballscorecards.com

AB 32
R 8
H 9
RBI 8
BB 7
SO 3
LOB 14



Batter	1	2	3	4	5	6	7	8	9	AB R H RBI BB SO LOB
Kenny Lofton, L OBP: 0.320, SLG: 0.231 (1, 8)	1-1 G6-3		1-1 B5-3		0-1 FC4-6 G3	1-0 G4-3			4-1 BB	4 0 0 0 1 0 2
Thomas Howard, S OBP: 0.389, SLG: 0.392 (1, 7)	4-2 G4-6-3 BB		0-0 G4-3		1-2 G3		1-2 G4-3		0-1 F8	4 0 0 0 1 0 3
Carlos Baerga, S OBP: 0.333, SLG: 0.402 (1, 4)	2-1 G4-6-3 1-2f		1-0 F7		2-0 FC4-6 HBP		0-0 B5-3		2-2 F9	4 0 0 0 0 0 3
Albert Belle, R OBP: 0.298, SLG: 0.429 (1, 10)		4-2 1B BB		1-2 1B 1B	0-0 FC4-6 1-2f		0-1 PB 1B		0-3 K	4 2 2 0 1 1 4
Paul Sorrento, L OBP: 0.272, SLG: 0.262 (1, 3)		2-2 1B SF8 1B		0-0 F9		1-1 1B HBP	3-2 G4-3			3 2 1 0 0 0 2
Mark Whiten, S OBP: 0.333, SLG: 0.407 (1, 9)		0-0 SF8 1B		3-1 1B CS 1B		0-2 1B SF7 1B		0-3 K	4 1 3 1 0 1 0	
Brook Jacoby, R OBP: 0.269, SLG: 0.327 (1, 5)		2-2 SF8		1-0 CS 1B		3-3 K		0-0 L6	3 0 1 2 0 1 2	
Junior Ortiz, R OBP: 0.320, SLG: 0.190 (1, 2)		2-3 K		1-3 K		0-0 SF7 1B		0-0 G3	3 0 1 1 0 2 3	
Jesse Levis, L (8, PH) (9, 2)				1-2 K		2-3 3-H			1 0 0 0 0 0 0	
Mark Lewis, R OBP: 0.341, SLG: 0.368 (1, 6)		3-2 F9			1-0 FC4-6 1B	0-0 SF7		1-0 F9 2B	3 0 2 1 0 0 1	

Inning Stats	R: 0	H: 0	E: 0	K: 0	S: 7	LOB: 0	BB: 1	P: 14	R: 2	H: 2	E: 0	K: 1	S: 17	LOB: 1	BB: 1	P: 30	R: 0	H: 0	E: 0	K: 0	S: 4	LOB: 0	BB: 0	P: 6	R: 1	H: 3	E: 0	K: 1	S: 11	LOB: 1	BB: 0	P: 16	R: 0	H: 1	E: 0	K: 0	S: 8	LOB: 2	BB: 0	P: 11	R: 2	H: 2	E: 0	K: 1	S: 12	LOB: 1	BB: 0	P: 17	R: 0	H: 1	E: 0	K: 0	S: 9	LOB: 1	BB: 0	P: 13	R: 0	H: 0	E: 0	K: 1	S: 5	LOB: 0	BB: 0	P: 5	R: 0	H: 1	E: 0	K: 1	S: 12	LOB: 2	BB: 1	P: 19	1B: 9	SF: 2	2B: 1	SAC: 0	3B: 0	DP: 1	HR: 0	HBP: 2	WP: 0	PA: 40
--------------	------	------	------	------	------	--------	-------	-------	------	------	------	------	-------	--------	-------	-------	------	------	------	------	------	--------	-------	------	------	------	------	------	-------	--------	-------	-------	------	------	------	------	------	--------	-------	-------	------	------	------	------	-------	--------	-------	-------	------	------	------	------	------	--------	-------	-------	------	------	------	------	------	--------	-------	------	------	------	------	------	-------	--------	-------	-------	-------	-------	-------	--------	-------	-------	-------	--------	-------	--------

PITCHER	IP	WLS	BF	H	R	ER	SO	BB	IBB	HBP	BLK	WP	HR	S	P	ERA	WHIP
Joe Grahe, R ERA: 7.14 (1, 1)	5.1	W	26	8	5	5	3	2	0	2	0	0	0	57	91	8.44	1.875
Mark Eichhorn, R ERA: 2.76 (6, 1)	2.2		9	1	0	0	1	0	0	0	0	0	0	16	21	0.00	0.375
Bryan Harvey, R ERA: 0.82 (9, 1)	1.0	S	5	1	0	0	1	1	0	0	0	0	0	12	19	0.00	2.000

BOTTOM

California Angels @ Cleveland Indians
Cleveland Municipal Stadium, Cleveland, OH

Thu Apr 30 1992, 3:33 AM EDT
Att. 4,675 - Cloudy - 49 F

livebaseballscorecards.com

AB	33
R	5
H	10
RBI	5
BB	3
SO	5
LOB	20



Batter	1	2	3	4	5	6	7	8	9	AB R H RBI BB SO LOB	TOP											
Luis Polonia, L OBP: 0.391, SLG: 0.311 (1, 7)	2-2 E8 FC 1B		2-1 L8		0-1 2B 1B	2-1 1B		1-0 F8		5 2 3 0 0 0 2												
Chad Curtis, R OBP: 0.378, SLG: 0.469 (1, 9)	0-0 F8		2-1 G5-4-3		1-1 1B 2B	0-0 L7		1-2 FC6-4		5 1 1 0 0 0 5												
Junior Felix, S OBP: 0.323, SLG: 0.433 (1, 8)	2-0 FC 2-H			2-3 K	4-1 1B 2B	3-2 1B			3-1 F8	4 1 1 2 1 1 0												
Hubie Brooks, R OBP: 0.312, SLG: 0.477 (1, 10)	2-2 P4			4-2 E G5-3 WP BB	2-3 K	1-3 K			0-0 F8	4 1 0 0 1 2 6												
Alvin Davis, L OBP: 0.350, SLG: 0.432 (1, 3)	2-1 F8			1-0 G5-3	0-0 2B 1B				2-0 F9	5 0 1 2 0 0 2												
Gary Gaetti, R OBP: 0.263, SLG: 0.371 (1, 5)		0-0 L7		2-0 E6 WP	2-0 2B			0-1 G5-3		4 0 1 1 0 0 1												
Mike Fitzgerald, R OBP: 0.286, SLG: 0.290 (1, 2)		1-0 G4-3 1B		4-2 1-2 3-H BB		2-1 HR		3-2 G6-3		3 1 2 1 1 0 0												
Rene Gonzales, R OBP: 0.457, SLG: 0.704 (1, 4)		1-2 G4-3		2-2 P7		1-3 K			0-0 FC6-4 1B	4 0 1 0 0 1 3												
Gary Disarcina, R OBP: 0.378, SLG: 0.364 (1, 6)			0-0 G5-4-3 1B		0-1 G6-3	0-0 1B 1B		1-0 F9		4 1 2 0 0 0 1												
Inning Stats	R: 1 E: 1 K: 0 S: 14	H: 1 LOB: 1 BB: 0 P: 21	R: 0 E: 0 K: 0 S: 5	H: 1 LOB: 0 BB: 0 P: 7	R: 0 E: 0 K: 0 S: 6	H: 1 LOB: 0 BB: 0 P: 9	R: 1 E: 1 K: 1 S: 16	H: 0 LOB: 2 BB: 2 P: 31	R: 3 E: 0 K: 1 S: 12	H: 4 LOB: 2 BB: 1 P: 21	R: 2 E: 0 K: 2 S: 15	H: 4 LOB: 2 BB: 0 P: 24	R: 0 E: 0 K: 0 S: 8	H: 0 LOB: 0 BB: 0 P: 14	R: 0 E: 0 K: 0 S: 6	H: 1 LOB: 1 BB: 0 P: 9	R: 0 E: 0 K: 0 S: 4	H: 0 LOB: 0 BB: 0 P: 9	1B: 9 2B: 2 3B: 0 HR: 1	SF: 0 SAC: 0 DP: 2 HBP: 0	WP: 1 PB: 0 SB: 0 CS: 0	PA: 41
PITCHER	IP WLS BF H R ER SO BB IBB HBP BLK WP HR S P ERA WHIP																					
Scott Scudder, R ERA: 6.46 (1, 1)	5.1 L 28 10 7 5 3 3 0 0 0 1 1 61 102 8.44 2.438																					
Rod Nichols, R ERA: 4.87 (6, 1)	2.2 10 2 0 0 1 0 0 0 0 0 0 21 34 0.00 0.750																					
Derek Lilliquist, L ERA: 0.84 (9, 1)	1.0 3 0 0 0 0 0 0 0 0 0 0 4 9 0.00 0.000																					

California Angels @ Cleveland Indians
Cleveland Municipal Stadium, Cleveland, OH

Fri May 01 1992, 7:05 PM EDT
Att: 9,367 - Sunny - 75 F

livebaseballscorecards.com

AB	38
R	7
H	12
RBI	6
BB	3
SO	4
LOB	20



Batter	1	2	3	4	5	6	7	8	9	AB	R	H	RBI	BB	SO	LOB
Kenny Lofton, L OBP: 0.329, SLG: 0.224 (1, 8) C B S X	1-2 G4-3 ①			1-1 G4-3 ①		4-0 1B BB		4-1 S E 1B BB		2	1	0	0	2	0	0
Thomas Howard, S OBP: 0.397, SLG: 0.400 (1, 7) B C B X	2-1 CS 1B			1-3 K ②		0-1 1-3 1B		2-2 S 1B 1-2		4	1	2	0	0	1	1
Carlos Baerga, S OBP: 0.333, SLG: 0.400 (1, 4) Tony Perezchica, R OBP: 0.333, SLG: 0.400 (8, 4) B L SAFE X	1-1 P4 ② ③ 1-2			0-0 FC6-4 1B		1-0 G5-3 ③		4-2 1-2 2-3 1B BB		3	0	1	0	0	0	3
Albert Belle, R OBP: 0.306, SLG: 0.425 (1, 10) B B B B X				1-1 FC6-4 ③ 1-2f				3-1 1-1 2-3 1B		3	0	1	3	1	0	1
Mark Whiten, S OBP: 0.320, SLG: 0.389 (1, 9) B C B X				1-3 K ①				0-1 F9 ③		4	0	0	0	0	2	1
Sandy Alomar Jr., R OBP: 0.268, SLG: 0.333 (1, 2) Junior Ortiz, R OBP: 0.286, SLG: 0.167 (3, 2) C C C X				3-2 E5 G5-4-3				2-1 G6-4-3 ② ③ 1-2f		1	0	0	0	0	0	0
Brook Jacoby, R OBP: 0.268, SLG: 0.321 (1, 3) F B B C S X				0-0 G5-4-3 ② ③ 1-2f				0-0 HR 1B		3	0	0	0	0	0	1
Craig Worthington, R OBP: 0.269, SLG: 0.259 (1, 5) Paul Sorrento, L OBP: 0.269, SLG: 0.259 (9, PH) S B B S S				2-3 K ②				3-1 F8 ① C F S X		3	0	0	0	0	1	1
Mark Lewis, R OBP: 0.337, SLG: 0.400 (1, 6) C S B X				0-0 L1 ①				0-3 K ②		1	0	0	0	0	1	1
				1-2 G4-3 ③				2-0 1-H HR		4	1	1	2	0	1	1

Inning Stats	R: 0	H: 1	E: 0	K: 0	S: 7	H: 0	LOB: 0	BB: 0	P: 11	R: 0	H: 0	E: 0	K: 2	S: 9	H: 0	LOB: 0	BB: 0	P: 14	R: 0	H: 1	E: 0	K: 1	S: 8	H: 0	LOB: 0	BB: 0	P: 11	R: 0	H: 1	E: 0	K: 1	S: 9	H: 0	LOB: 2	BB: 1	P: 15	R: 0	H: 0	E: 0	K: 1	S: 5	H: 0	LOB: 0	BB: 1	P: 12	R: 5	H: 3	E: 1	K: 0	S: 16	H: 0	LOB: 0	BB: 2	P: 34	R: 0	H: 0	E: 0	K: 2	S: 9	H: 0	LOB: 1	BB: 0	P: 11	1B: 5	2B: 0	3B: 0	HR: 1	SF: 0	SAC: 0	DP: 2	HBP: 0	WP: 1	PB: 0	SB: 2	CS: 1	PA: 36
--------------	------	------	------	------	------	------	--------	-------	-------	------	------	------	------	------	------	--------	-------	-------	------	------	------	------	------	------	--------	-------	-------	------	------	------	------	------	------	--------	-------	-------	------	------	------	------	------	------	--------	-------	-------	------	------	------	------	-------	------	--------	-------	-------	------	------	------	------	------	------	--------	-------	-------	-------	-------	-------	-------	-------	--------	-------	--------	-------	-------	-------	-------	--------

PITCHER	IP	WLS	BF	H	R	ER	SO	BB	IBB	HBP	BLK	WP	HR	S	P	ERA	WHIP
Mark Langston, L ERA: 8.44 (1, 1)	7.1	W	30	5	5	4	6	4	0	0	0	0	1	64	113	4.91	1.227
Chuck Crim, R ERA: 5.0 (8, 1)	0.1		1	1	0	0	0	0	0	0	0	0	0	2	5	0.00	3.000
Bryan Harvey, R ERA: 0.73 (8, 1)	1.1	S	5	0	0	0	2	0	0	0	0	1	0	11	13	0.00	0.000

BOTTOM

California Angels @ Cleveland Indians
Cleveland Municipal Stadium, Cleveland, OH

Fri May 01 1992, 7:05 PM EDT
Att. 9,367 - Sunny - 75 F

livebaseballscorecards.com

AB	32
R	5
H	6
RBI	5
BB	4
SO	8
LOB	11



Batter	1	2	3	4	5	6	7	8	9	AB R H RBI BB SO LOB	TOP																									
Luis Polonia, L (1, 7) OBP: 0.385, SLG: 0.321	1-1 2B		2-2 P7		2-2 P6			2-2 G6-3		4 0 1 0 0 0 1																										
Chad Curtis, R (1, 9) OBP: 0.341, SLG: 0.417	1-2 L3		1-1 G6-3			3-3 K		3-1 E5		4 0 0 0 0 1 2																										
Junior Felix, S (1, 8) OBP: 0.320, SLG: 0.426	2-1 P5			1-1 1B G5-6-3		1-3 K		0-3 K		4 1 1 0 0 2 3																										
Hubie Brooks, R (1, 10) OBP: 0.299, SLG: 0.457	1-2 F8			3-2 G5-6-3		1-0 F7		0-1 P5		4 0 0 0 0 0 2																										
Gary Gaetti, R (1, 5) OBP: 0.275, SLG: 0.370		0-1 F9		1-1 1B		4-2 F9-3 BB		0-0 P3		3 0 1 1 1 0 0																										
Mike Fitzgerald, R (1, 2) OBP: 0.308, SLG: 0.400		2-2 HR		1-2 1B		1-0 F9-3		1-0 G6-3		4 1 2 1 0 0 1																										
Rene Gonzales, R (1, 3) OBP: 0.447, SLG: 0.667		2-1 1B F8		3-1 F7		1-0 G5-3				3 0 1 0 0 0 1																										
Bobby Rose, R (1, 4) OBP: 0.299, SLG: 0.343		1-2 F8			3-2 P4			1-2 E G6-3 1B		3 0 1 0 0 0 1																										
Gary Disarcina, R (1, 6) OBP: 0.364, SLG: 0.348			1-1 F7		1-0 P4			0-0 P2		3 0 0 0 0 0 1																										
Inning Stats	R: 0 E: 0 K: 0 S: 11	H: 1 LOB: 1 BB: 0 P: 16	R: 1 E: 0 K: 0 S: 10	H: 2 LOB: 0 BB: 0 P: 16	R: 0 E: 0 K: 0 S: 8	H: 0 LOB: 0 BB: 0 P: 12	R: 1 E: 0 K: 0 S: 12	H: 3 LOB: 1 BB: 0 P: 21	R: 0 E: 0 K: 2 S: 7	H: 0 LOB: 0 BB: 0 P: 12	R: 0 E: 0 K: 0 S: 4	H: 0 LOB: 0 BB: 1 P: 10	R: 0 E: 1 K: 1 S: 12	H: 1 LOB: 2 BB: 0 P: 18	R: 0 E: 0 K: 0 S: 4	H: 0 LOB: 0 BB: 0 P: 5	1B: 5 2B: 2 3B: 0 HR: 1	SF: 0 SAC: 0 DP: 1 HBP: 0	WP: 0 PB: 0 SB: 0 CS: 0	PA: 33																
PITCHER	IP WLS BF H R ER SO BB IBB HBP BLK WP HR S P ERA WHIP																																			
Dennis Cook, L (1, 1) ERA: 4.15	6.0		23	6	2	2	2	1	0	0	0	0	1	57	96	3.00	1.167																			
Ted Power, R (7, 1) ERA: 0.96	1.2		6	1	0	0	0	0	0	0	0	0	0	11	19	0.00	0.600																			
Derek Lilliquist, L (8, 1) ERA: 0.82	0.1	W	1	0	0	0	1	0	0	0	0	0	0	3	3	0.00	0.000																			
Steve Olin, R (9, 1) ERA: 2.31	1.0	S	3	0	0	0	0	0	0	0	0	0	0	4	5	0.00	0.000																			

California Angels @ Cleveland Indians
Cleveland Municipal Stadium, Cleveland, OH
Sat May 02 1992, 3:33 AM EDT
Att: 6,544 - Cloudy - 76 F

livebaseballscorecards.com

AB	32
R	2
H	7
RBI	2
BB	1
SO	3
LOB	12



Batter	1	2	3	4	5	6	7	8	9	AB	R	H	RBI	BB	SO	LOB		
Kenny Lofton, L OBP: 0.337, SLG: 0.229 (1, 8)	1-0 G6-3 1B		1-1 G4-3			4-0 1B FC3-2 BB		0-0 B2-3		3	1	1	0	1	0	0		
Thomas Howard, S OBP: 0.393, SLG: 0.397 (1, 7)	1-2 F7			1-1 G6-3		2-1 FC3-2 1B		3-2 G4-3		3	0	1	0	0	0	1		
Alex Cole, L OBP: 0.222, SLG: 0.182 (6, PR)						1-2 1B				1	0	0	0	0	0	0		
Carlos Baerga, S OBP: 0.350, SLG: 0.414 (1, 4)	1-1 G6-3			0-1 FC3-6 PB 1B		0-1 FC3-2		0-1 1B 1B		4	2	3	0	0	0	1		
Albert Belle, R OBP: 0.324, SLG: 0.433 (1, 10)	0-1 1B			4-1 FC3-6 BB		0-3 H		0-0 BB 1B		3	0	2	1	1	1	3		
Paul Sorrento, L OBP: 0.278, SLG: 0.270 (1, 3)		2-2 G3-6-3 1B		2-2 FC3-6 PB		0-0 FC3-2 FC6-4		0-0 BB 1B		4	0	2	1	0	0	5		
Mark Whiten, S OBP: 0.317, SLG: 0.376 (1, 9)		1-2 G3-6-3 1-2f		1-2 G4-3 1-2 3-H		3-1 FC6-4 1-2f		4-2 FC6-4 BB		3	0	0	0	1	0	5		
Craig Worthington, R (1, 5)		1-0 P5			2-1 G6-3		1-3 K	1-2 FC6-4 1-2f		4	0	0	0	0	1	3		
Junior Ortiz, R OBP: 0.323, SLG: 0.222 (1, 2)			1-2 L5		3-2 G4-6-3 1B		1-1 G4-6-3 1B		3 0 2 0 0 0 0									
Felix Fermin, R OBP: 0.200, SLG: 0.179 (1, 6)			1-2 F9		0-1 G4-6-3 1-2f		0-1 G4-6-3 1-2f		3 0 0 0 0 0 2									
Inning Stats	R: 1 E: 0 K: 0 S: 9	H: 2 LOB: 1 BB: 0 P: 11	R: 0 E: 0 K: 0 S: 8	H: 1 LOB: 0 BB: 0 P: 12	R: 0 E: 0 K: 0 S: 9	H: 0 LOB: 0 BB: 0 P: 12	R: 1 E: 0 K: 0 S: 11	H: 1 LOB: 1 BB: 1 P: 19	R: 0 E: 0 K: 1 S: 10	H: 1 LOB: 0 BB: 0 P: 15	R: 0 E: 0 K: 1 S: 10	H: 2 LOB: 3 BB: 1 P: 19	R: 0 E: 0 K: 1 S: 7	H: 1 LOB: 0 BB: 0 P: 9	R: 1 E: 0 K: 0 S: 15	H: 3 LOB: 3 BB: 1 P: 23	1B: 11 2B: 0 3B: 0 HR: 0	SF: 0 SAC: 0 DP: 3 HBP: 0

BOTTOM

California Angels @ Cleveland Indians
Cleveland Municipal Stadium, Cleveland, OH

Sat May 02 1992, 3:33 AM EDT
Att. 6,544 - Cloudy - 76 F

livebaseballscorecards.com

AB	31
R	3
H	11
RBI	2
BB	3
SO	2
LOB	20



WP: 0	PA: 34
PB: 1	
SB: 1	
CS: 0	

PITCHER	IP	WLS	BF	H	R	ER	SO	BB	IBB	HBP	BLK	WP	HR	S	P	ERA	WHIP
Julio Valera, R ERA: 3.0 (1, 1)	5.0		20	6	2	1	0	2	0	0	0	0	0	49	77	1.80	1.600
Scott Bailes, L ERA: 2.08 (6, 1)	1.0		4	1	0	0	1	0	0	0	0	0	0	8	11	0.00	1.000
Mark Eichhorn, R ERA: 2.95 (7, 1)	2.0	L	10	4	1	1	1	1	0	0	0	0	0	22	32	4.50	2.500

Batter	1	2	3	4	5	6	7	8	9	AB R H RBI BB SO LOB	TOP																
Luis Polonia, L (1, 7) OBP: 0.385, SLG: 0.325	1-2 G4-3		0-0 SF8 G4-3 2B 1B	2-2 FC4-6 1B		0-1 P8		2-0 F7		5 1 2 1 0 0 4																	
John Morris, L (1, 9) OBP: 0.318, SLG: 0.300 Chad Curtis, R (7, PR) OBP: 0.357, SLG: 0.417	0-3 K		2-1 G4-3	1-0 FC4-6			0-1 G4-6-3 1B		4-1 SH3 1B BB	4 0 1 0 0 1 3 0 1 0 0 1 0 0																	
Junior Felix, S (1, 8) OBP: 0.308, SLG: 0.412	1-3 K		2-2 SF8		1-3 K		1-0 G4-6-3		2-1 SH3	3 0 0 1 0 2 1																	
Hubie Brooks, R (1, 10) OBP: 0.314, SLG: 0.469		1-3 K	1-1 1B 2B		2-2 G6-3		0-1 1B		4-0 1B 1B IBB	4 1 2 1 1 1 0																	
Lee Stevens, L (1, 3) OBP: 0.291, SLG: 0.380 Mike Fitzgerald, R (9, PH) OBP: 0.308, SLG: 0.400 Alvin Davis, L (9, PH) OBP: 0.366, SLG: 0.447		2-2 BB 1B	0-0 1B		1-3 K		0-1 G4-1		0-0 E 1B 1B	4 0 2 0 0 1 1 0 0 0 0 0 0 0 1 1 1 1 0 0 0																	
Gary Gaetti, R (1, 5) OBP: 0.294, SLG: 0.390		4-0 FC6-4 BB	0-3 K			2-3 K		0-0 F9 2B	1-0 E8 1B	4 0 2 1 1 2 2																	
Lance Parrish, R (1, 2) OBP: 0.323, SLG: 0.500		0-3 K		1-2 F8		0-0 E 1B		1-1 F9	4-0 IBB	4 0 1 0 1 1 3																	
Bobby Rose, R (1, 4) OBP: 0.280, SLG: 0.324		0-0 FC6-4		1-0 G5-3		2-2 F7		0-2 G6-3	2-2 SF7-5-6	4 0 0 1 0 0 4																	
Gary Disarcina, R (1, 6) OBP: 0.383, SLG: 0.361			2-1 G4-3 SF8 1B	0-1 E S 1B		2-2 E6		3-1 HBP		3 2 2 0 0 0 1																	
Inning Stats	R: 0 E: 0 K: 2 S: 10	H: 0 LOB: 0 BB: 0 P: 12	R: 0 E: 0 K: 2 S: 12	H: 1 LOB: 2 BB: 1 P: 19	R: 2 E: 0 K: 1 S: 18	H: 4 LOB: 2 BB: 0 P: 24	R: 1 E: 0 K: 0 S: 12	H: 2 LOB: 1 BB: 0 P: 17	R: 0 E: 0 K: 2 S: 10	H: 0 LOB: 0 BB: 0 P: 14	R: 0 E: 1 K: 1 S: 13	H: 1 LOB: 2 BB: 0 P: 19	R: 0 E: 0 K: 0 S: 7	H: 2 LOB: 1 BB: 0 P: 8	R: 0 E: 0 K: 0 S: 9	H: 1 LOB: 2 BB: 0 P: 15	R: 3 E: 1 K: 0 S: 10	H: 2 LOB: 1 BB: 3 P: 27	1B: 11 2B: 3 3B: 0 HR: 0	SF: 2 SAC: 1 DP: 2 HBP: 1	WP: 0 PB: 0 SB: 1 CS: 0	PA: 44					
PITCHER	IP WLS BF H R ER SO BB IBB HBP BLK WP HR S P ERA WHIP																										
Charles Nagy, R (1, 1) ERA: 1.75	7.2		36	11	3	2	8	1	0	1	0	0	0	90	125	2.35	1.565										
Derek Lilliquist, L (8, 1) ERA: 2.31	0.2	L	4	0	2	2	0	1	1	0	0	0	0	4	16	27.00	1.500										
Ted Power, R (9, 1) ERA: 0.93	0.2		4	2	1	0	0	0	1	0	0	0	0	7	14	0.00	3.000										

California Angels @ Cleveland Indians
Cleveland Municipal Stadium, Cleveland, OH
Sun May 03 1992, 3:33 AM EDT
Att. 8,797 - Cloudy - 56 F

livebaseballscorecards.com

AB	36
R	6
H	13
RBI	6
BB	4
SO	8
LOB	19



Batter	1	2	3	4	5	6	7	8	9	AB R H RBI BB SO LOB
Alex Cole, L OBP: 0.317, SLG: 0.270 (1, 7)	2-2 S 1B		3-2 S PB 1B		2-1 1 SAFE 1 SAFE 1 SAFE 1-3 1B 1B		1-0 S F9-2 1B		4-2 DI BB	4 1 4 0 1 0 0
Mark Lewis, R OBP: 0.330, SLG: 0.388 (1, 6)	0-1 F8		2-3 1 SAFE 2 SAFE 1-H K		1-2 1 SAFE 1 SAFE 1-2 1B		0-0 P1		1-2 F8	5 0 1 0 0 1 3
Carlos Baerga, S OBP: 0.336, SLG: 0.398 (1, 4)	2-2 L4		1-0 G5-3		2-1 1 SAFE 1 SAFE 1-2 P3		3-1 1 SAFE 1 SAFE 1-H F9-2			4 0 0 0 0 0 4
Albert Belle, R OBP: 0.321, SLG: 0.419 (1, 10)	3-2 F8			4-2 2B SF8 BB	2-2 P5			1-1 G4-3		3 1 0 0 1 0 3
Mark Whiten, S OBP: 0.343, SLG: 0.417 (1, 9)		1-1 F9 2B		2-0 SF8 2B		2-2 S 1B HBP		1-0 S 1B		3 1 3 0 0 0 0
Brook Jacoby, R OBP: 0.254, SLG: 0.309 (1, 3)		1-1 F9		0-0 SF8		2-3 K		1-3 K		2 0 0 1 0 1 2
Paul Sorrento, L OBP: 0.276, SLG: 0.267 (8, PH) (9, 3)		2-3 F9		2-3 3-H SF8				1-2 K		1 0 0 0 0 1 1
Craig Worthington, R OBP: 0.182, SLG: 0.100 (1, 5)		3 SAFE 1-0 F8		4-1 G4-6-3 BB		0-2 1 SAFE 1 SAFE 1-H CS 1B		3-0 G4-3		3 0 1 1 1 0 2
Junior Ortiz, R OBP: 0.324, SLG: 0.233 (1, 2)		0-1 G1-3		0-0 G4-6-3		3-2 1-2 1B			1-1 P6	3 0 1 0 0 0 3
Jesse Levis, L (9, PH)										1 0 0 0 0 0 0
Kenny Lofton, L OBP: 0.333, SLG: 0.230 (1, 8)			0-0 G6-3		1-1 1B 1B		1-1 F7		0-0 F7	4 0 1 0 0 0 1

Inning Stats	R: 0	H: 1	E: 0	K: 0	S: 12	H: 1	LOB: 1	BB: 0	P: 19	R: 0	H: 1	E: 0	K: 0	S: 7	H: 1	LOB: 1	BB: 0	P: 10	R: 1	H: 1	E: 0	K: 1	S: 8	H: 1	LOB: 0	BB: 0	P: 14	R: 1	H: 1	E: 0	K: 0	S: 6	H: 1	LOB: 1	BB: 2	P: 16	R: 0	H: 3	E: 0	K: 0	S: 12	H: 2	LOB: 2	BB: 0	P: 20	R: 1	H: 2	E: 0	K: 1	S: 14	H: 1	LOB: 1	BB: 0	P: 22	R: 0	H: 1	E: 0	K: 0	S: 4	H: 1	LOB: 0	BB: 0	P: 8	R: 0	H: 1	E: 0	K: 1	S: 7	H: 1	LOB: 1	BB: 0	P: 13	R: 0	H: 0	E: 0	K: 0	S: 8	H: 0	LOB: 1	BB: 1	P: 14	1B: 9	SF: 1	2B: 3	SAC: 0	3B: 0	DP: 2	HR: 0	HBP: 1	WP: 0	PA: 38
--------------	------	------	------	------	-------	------	--------	-------	-------	------	------	------	------	------	------	--------	-------	-------	------	------	------	------	------	------	--------	-------	-------	------	------	------	------	------	------	--------	-------	-------	------	------	------	------	-------	------	--------	-------	-------	------	------	------	------	-------	------	--------	-------	-------	------	------	------	------	------	------	--------	-------	------	------	------	------	------	------	------	--------	-------	-------	------	------	------	------	------	------	--------	-------	-------	-------	-------	-------	--------	-------	-------	-------	--------	-------	--------

PITCHER	IP	WLS	BF	H	R	ER	SO	BB	IBB	HBP	BLK	WP	HR	S	P	ERA	WHIP
Chuck Finley, L ERA: 3.86 (1, 1)	5.0		22	7	2	1	1	2	0	0	0	0	0	45	79	1.80	1.800
Steve Frey, L ERA: 0.93 (6, 1)	2.0		8	3	1	1	1	0	0	1	0	0	0	18	30	4.50	1.500
Mark Eichhorn, R ERA: 2.89 (8, 1)	0.1		2	1	0	0	0	0	0	0	0	0	0	3	5	0.00	3.000
Scott Bailes, L ERA: 1.8 (8, 1)	0.2	W	2	0	0	0	1	0	0	0	0	0	0	4	8	0.00	0.000
Bryan Harvey, R ERA: 0.68 (9, 1)	1.0	S	4	0	0	0	0	1	0	0	0	0	0	8	14	0.00	1.000

BOTTOM

California Angels @ Cleveland Indians
Cleveland Municipal Stadium, Cleveland, OH

Sun May 03 1992, 3:33 AM EDT
Att. 8,797 - Cloudy - 56 F

AB	33
R	3
H	11
RBI	2
BB	3
SO	3
LOB	19



PITCHER	IP	WLS	BF	H	R	ER	SO	BB	IBB	HBP	BLK	WP	HR	S	P	ERA	WHIP
---------	----	-----	----	---	---	----	----	----	-----	-----	-----	----	----	---	---	-----	------

Batter	1	2	3	4	5	6	7	8	9	AB R H RBI BB SO LOB
Keith Miller, R (1, 4) OBP: 0.353, SLG: 0.436	0-0 L5		3-1 P4		1 SAFE 2-1 F7		1-1 HR	1-0 2B 1B		5 2 2 3 0 0 1
Brian McRae, S (1, 8) OBP: 0.221, SLG: 0.258	3-2 G6-3		0-0 G5-3		1 SAFE 4-1 BB		1-0 F7	0-0 1B 2B		4 1 1 1 1 0 0
Gregg Jefferies, S (1, 5) OBP: 0.283, SLG: 0.326 Curtis Wilkerson, S (7, 6) OBP: 0.080, SLG: 0.083	1-0 P3			2-1 G4-6-3 1B	1-1 L5-4		2-2 1B 1B	1-1 1B		4 1 2 0 0 0 2 1 0 1 1 0 0 0
Wally Joyner, L (1, 3) OBP: 0.377, SLG: 0.459		1-0 HR 1B		1-1 G4-6-3		1-1 F8	0-1 F9	3-1 HBP		4 1 1 0 0 0 2
George Brett, L (1, 10) OBP: 0.290, SLG: 0.329		1-3 K		2-2 2B 1B		1-1 F8	3-2 1B	1-0 G4-3		5 1 2 1 0 1 3
Kevin McReynolds, R (1, 7) OBP: 0.295, SLG: 0.373		3-1 P4		3-2 1B 2B		2-1 E6 2B	1-3 K		1-2 G6-4-3 1B	5 2 2 0 0 1 2
Mike Macfarlane, R (1, 2) OBP: 0.382, SLG: 0.404		1-1 HR		4-2 1B BB		1-1 2B		2-3 K	0-1 F7	4 1 2 3 1 1 1
Gary Thurman, R (1, 9) OBP: 0.467, SLG: 0.800		2-3 K		2-2 1B		1-0 G5-3		0-2 G5-3 1B	1-2 G6-4-3	5 1 2 2 0 1 2
Rico Rossy, R (1, 6) OBP: 0.321, SLG: 0.227 (7, 5)			3-3 K		4-0 L5-4 BB		4-0 HR BB	2-2 G5-3		2 1 0 0 2 1 1

Inning Stats	R: 0 E: 0 K: 0 S: 6	H: 0 LOB: 0 BB: 0 P: 10	R: 2 E: 0 K: 2 S: 13	H: 2 LOB: 0 BB: 0 P: 21	R: 0 E: 0 K: 1 S: 7	H: 0 LOB: 0 BB: 0 P: 13	R: 2 E: 0 K: 0 S: 19	H: 4 LOB: 2 BB: 1 P: 33	R: 0 E: 0 K: 0 S: 6	H: 0 LOB: 1 BB: 2 P: 16	R: 1 E: 1 K: 0 S: 9	H: 1 LOB: 1 BB: 0 P: 15	R: 3 E: 0 K: 1 S: 16	H: 3 LOB: 1 BB: 1 P: 27	R: 3 E: 0 K: 1 S: 16	H: 4 LOB: 2 BB: 0 P: 26	R: 0 E: 0 K: 0 S: 9	H: 1 LOB: 0 BB: 0 P: 11	1B: 10 2B: 4 3B: 0 HR: 2	SF: 0 SAC: 0 DP: 3 HBP: 1	WP: 0 PB: 0 SB: 3 CS: 0	PA: 44
--------------	------------------------------	----------------------------------	-------------------------------	----------------------------------	------------------------------	----------------------------------	-------------------------------	----------------------------------	------------------------------	----------------------------------	------------------------------	----------------------------------	-------------------------------	----------------------------------	-------------------------------	----------------------------------	------------------------------	----------------------------------	-----------------------------------	------------------------------------	----------------------------------	--------

PITCHER	IP	WLS	BF	H	R	ER	SO	BB	IBB	HBP	BLK	WP	HR	S	P	ERA	WHIP
Dave Otto, L (1, 1) ERA: 6.43	4.0		18	6	4	4	3	2	0	0	0	0	1	45	81	9.00	2.000
Rod Nichols, R (5, 1) ERA: 5.56	2.1	L	12	3	4	3	0	2	0	0	0	0	1	22	42	11.57	2.143
Eric Bell, L (7, 1) ERA: 7.63	2.2		14	6	3	3	2	0	0	1	0	0	0	34	49	10.12	2.250

TOP

Kansas City Royals @ Cleveland Indians
Cleveland Municipal Stadium, Cleveland, OH

Mon May 04 1992, 7:05 PM EDT
Att. 3,930 - Cloudy - 50 F

livebaseballscorecards.com

AB	39
R	11
H	15
RBI	11
BB	4
SO	5
LOB	14



Batter	1	2	3	4	5	6	7	8	9	AB	R	H	RBI	BB	SO	LOB
Alex Cole, L OBP: 0.326, SLG: 0.268 (1, 7)	G6-3		FC3-2 1B		G4-3		S WP HBP		G4-3	4	1	1	1	0	0	1
Mark Lewis, R OBP: 0.327, SLG: 0.375 (1, 6)	G5-3		FC3-2 PB 1B SF9				K			3	1	0	0	1	1	4
Carlos Baerga, S OBP: 0.333, SLG: 0.393 (1, 4)	K		SF9 PB 1B		CS	G6-3	F9			4	0	1	2	0	1	1
Albert Belle, R OBP: 0.321, SLG: 0.432 (1, 10)		F9	SF9			G4-3 1B			G4-6-3 1B	2	1	1	1	0	0	0
Jesse Levis, L OBP: 0.250, SLG: 0.250 (8, PH)										1	0	1	0	0	0	0
Mark Whiten, S OBP: 0.339, SLG: 0.404 (1, 9)		K	F8			G4-3 1B			K	3	1	0	0	1	2	2
Paul Sorrento, L OBP: 0.265, SLG: 0.255 (1, 3)					K					4	0	0	0	0	2	3
Brook Jacoby, R OBP: 0.270, SLG: 0.322 (1, 5)						G4-3			G4-6-3	4	1	2	2	0	1	0
Junior Ortiz, R OBP: 0.316, SLG: 0.212 (1, 2)									F9	3	0	0	0	1	0	1
Kenny Lofton, L OBP: 0.341, SLG: 0.244 (1, 8)									G4-3	4	1	2	0	0	0	0

Inning Stats	R: 0	H: 0	E: 0	K: 1	S: 9	R: 0	H: 0	E: 0	K: 2	S: 10	R: 4	H: 4	E: 0	K: 0	S: 14	R: 0	H: 0	E: 0	K: 2	S: 9	R: 0	H: 0	E: 0	K: 0	S: 10	R: 2	H: 2	E: 0	K: 0	S: 11	R: 0	H: 0	E: 0	K: 1	S: 10	R: 0	H: 1	E: 0	K: 0	S: 8	R: 0	H: 1	E: 0	K: 0	S: 8	1B: 7	2B: 1	3B: 0	HR: 0	SF: 1	SAC: 0	DP: 1	HBP: 1	WP: 1	PB: 1	SB: 1	CS: 1	PA: 38
--------------	------	------	------	------	------	------	------	------	------	-------	------	------	------	------	-------	------	------	------	------	------	------	------	------	------	-------	------	------	------	------	-------	------	------	------	------	-------	------	------	------	------	------	------	------	------	------	------	-------	-------	-------	-------	-------	--------	-------	--------	-------	-------	-------	-------	--------

PITCHER	IP	WLS	BF	H	R	ER	SO	BB	IBB	HBP	BLK	WP	HR	S	P	ERA	WHIP
Tom Gordon, R ERA: 4.84 (1, 1)	5.2		25	6	6	5	5	3	0	0	0	0	0	62	102	7.94	1.588
Rusty Meacham, R ERA: 1.17 (6, 1)	0.1	W	1	0	0	0	0	0	0	0	0	0	0	1	2	0.00	0.000
Neal Heaton, L ERA: 3.44 (7, 1)	1.0		4	0	0	0	1	0	0	1	0	1	0	10	17	0.00	0.000
Mike Boddicker, R ERA: 4.15 (8, 1)	2.0		7	2	0	0	1	0	0	0	0	0	0	16	26	0.00	1.000

BOTTOM

Kansas City Royals @ Cleveland Indians
Cleveland Municipal Stadium, Cleveland, OH

Mon May 04 1992, 7:05 PM EDT
Att. 3,930 - Cloudy - 50 F

livebaseballscorecards.com

AB	32
R	6
H	8
RBI	6
BB	3
SO	7
LOB	12



Kansas City Royals @ Cleveland Indians
Cleveland Municipal Stadium, Cleveland, OH

Tue May 05 1992, 7:05 PM EDT
 Att: 5,021 - Cloudy - 47 F

AB	36
R	6
H	10
RBI	6
BB	5
SO	6
LOB	16



WP:	1	PA:	41
PB:	0		
SB:	0		
CS:	0		

AB R H RBI BB SO LOB

4	0	0	0	1	1	0
4	1	1	0	1	0	2
3	2	2	0	2	0	1
5	1	3	4	0	0	1
5	0	2	1	0	1	3
3	0	0	0	1	1	2
4	0	0	0	0	2	5
4	0	0	0	0	1	2
3	1	1	1	0	0	0
1	1	1	0	0	0	0

Batter	1	2	3	4	5	6	7	8	9
Keith Miller, R (1, 4) OBP: 0.346, SLG: 0.418	1-1 G6-3	0-1 F8			0-2 G5-3		2-3 K		4-1 G6-3 BB
Brian McRae, S (1, 8) OBP: 0.229, SLG: 0.257	4-2 1B BB		2-1 L9		0-0 G4-3		2-2 1B		2-1 G6-3 1-2f 2-3
Gregg Jefferies, S (1, 5) OBP: 0.306, SLG: 0.337	2-0 1B 1B		4-1 BB		4-0 HR BB		1-1 L4		0-1 1B 1B
Wally Joyner, L (1, 3) OBP: 0.387, SLG: 0.495	1-0 E 1B 1B		0-0 P6		1-0 1-H HR		1-2 P6		0-0 1B 1B
George Brett, L (1, 10) OBP: 0.296, SLG: 0.345	1-1 E 1B		1-3 K		0-0 L4		0-1 WP 2B		1-0 P8
Kevin McReynolds, R (1, 7) OBP: 0.293, SLG: 0.360	0-0 E6		1-1 F8		2-3 K		4-2 BB		
Jim Eisenreich, L (1, 9) OBP: 0.271, SLG: 0.286	3-2 G1-2-3 3-Hf		1-3 K2-3		0-0 F8		2-3 K		
Mike Macfarlane, R (1, 2) OBP: 0.361, SLG: 0.375		2-0 G6-3		0-0 G5-3		2-3 K		0-1 P3	
Rico Rossy, R (1, 6) OBP: 0.323, SLG: 0.360		1-0 F8			0-0 HR		3-2 F9		0-1 G6-3 BB 1B

Inning Stats	R: 2	H: 3	R: 0	H: 0	R: 0	H: 0	R: 3	H: 2	R: 0	H: 0	R: 0	H: 1	R: 0	H: 1	R: 1	H: 3
	E: 1	LOB: 2	E: 0	LOB: 0	E: 0	LOB: 1	E: 0	LOB: 0	E: 0	LOB: 0	E: 0	LOB: 1	E: 0	LOB: 2	E: 0	LOB: 2
	K: 0	BB: 1	K: 0	BB: 0	K: 1	BB: 1	K: 2	BB: 0	K: 1	BB: 0	K: 1	BB: 0	K: 1	BB: 1	K: 0	BB: 1
	S: 14	P: 26	S: 4	P: 7	S: 7	P: 14	S: 6	P: 8	S: 7	P: 11	S: 11	P: 19	S: 13	P: 20	S: 9	P: 16

PITCHER	IP	WLS	BF	H	R	ER	SO	BB	IBB	HBP	BLK	WP	HR	S	P	ERA	WHIP
Jack Armstrong, R (1, 1) ERA: 4.7	6.2	W	29	6	5	5	5	3	0	0	0	0	2	54	94	6.75	1.350
Derek Lilliquist, L (7, 1) ERA: 2.13	1.0		5	1	0	0	1	1	0	0	0	1	0	13	21	0.00	2.000
Steve Olin, R (8, 1) ERA: 2.77	1.1	S	7	3	1	1	0	1	0	0	0	0	0	11	18	6.75	3.000

1B:	7	SF:	0
2B:	1	SAC:	0
3B:	0	DP:	2
HR:	2	HBP:	0

Batter	1	2	3	4	5	6	7	8	9
Alex Cole, L OBP: 0.314, SLG: 0.261 (1, 7)	1-0 B1-3	2-2 2B G6-3 1B	1-3 K		1-0 F8			1-0 F7	
Mark Lewis, R OBP: 0.333, SLG: 0.391 (1, 6)	2-2 1B SF8 1B	1-0 G6-3 1B 2B	1-2 F9			2-1 F7			
Carlos Baerga, S OBP: 0.339, SLG: 0.391 (1, 4)	0-1 1-3 1B	0-0 G6-3		4-1 WP 1B BB		2-2 G4-3			
Albert Belle, R OBP: 0.319, SLG: 0.429 (1, 10)	0-0 SF8	1-2 1B		2-2 F7		2-3 K			
Mark Whiten, S OBP: 0.336, SLG: 0.392 (1, 9)	2-2 G1-3		4-0 E S PB BB	2-3 K		0-0 G6-3			
Brook Jacoby, R OBP: 0.299, SLG: 0.339 (1, 3)		3-2 1B 1B 1B	4-2 PB E 1B BB	1-0 WP 1B		3-3 K			
Craig Worthington, R OBP: 0.200, SLG: 0.143 (1, 5)		3-1 L6	3-2 BB 1B	3-3 K		2-2 F8			
Junior Ortiz, R OBP: 0.333, SLG: 0.222 (1, 2)		1-0 1B 2B 1B	0-0 F8		4-2 G3-6 BB		1-2 P9		
Kenny Lofton, L OBP: 0.347, SLG: 0.247 (1, 8)		0-0 2B 1B	4-1 BB		2-1 G3-6		2-2 G4-3		

AB	R	H	RBI	BB	SO	LOB
5	1	1	1	0	1	2
4	2	2	2	0	0	2
3	0	1	1	1	0	1
3	0	1	2	0	1	1
3	1	0	0	1	1	2
3	2	2	0	1	1	0
4	0	1	1	0	1	3
3	1	1	0	1	0	1
3	1	1	0	1	0	1

BOTTOM	
AB	31
R	8
H	10
RBI	7
BB	5
SO	5
LOB	13
WP	1
PB	1
SB	1
CS	0
PA	37

Kansas City Royals @ Cleveland Indians
Cleveland Municipal Stadium, Cleveland, OH

Tue May 05 1992, 7:05 PM EDT
 Att. 5,021 - Cloudy - 47 F

livebaseballscorecards.com



Inning Stats		R: 1	H: 2	E: 0	K: 0	S: 10	R: 5	H: 6	E: 0	K: 0	S: 15	R: 2	H: 1	E: 1	K: 1	S: 15	R: 0	H: 1	E: 0	K: 2	S: 13	R: 0	H: 0	E: 0	K: 1	S: 8	R: 0	H: 0	E: 0	K: 1	S: 9	R: 0	H: 0	E: 0	K: 0	S: 14	R: 0	H: 0	E: 0	K: 1	S: 14	R: 0	H: 0	E: 0	K: 0	S: 11
PITCHER		IP	WLS	BF	H	R	ER	SO	BB	IBB	HBP	BLK	WP	HR	S	P	ERA	WHIP																												
Mike Magnante, L ERA: 7.07 (1, 1)		2.0	L	13	8	6	6	0	0	0	0	0	0	0	25	41	27.00	4.000																												
Mark Davis, L ERA: 8.5 (3, 1)		3.0		15	2	2	1	3	5	0	0	0	1	0	34	70	3.00	2.333																												
Hipolito Pichardo, R ERA: 7.11 (6, 1)		2.0		6	0	0	0	2	0	0	0	0	0	0	17	28	0.00	0.000																												
Rusty Meacham, R ERA: 1.04 (8, 1)		1.0		3	0	0	0	0	0	0	0	0	0	0	7	11	0.00	0.000																												

Batter	1	2	3	4	5	6	7	8	9	AB R H RBI BB SO LOB
Alex Cole, L (1, 7) OBP: 0.321, SLG: 0.245	4-2 G3-1 S BB		4-0 1B BB	2-3 K			3-2 F8	1-2 FC6-4 1-2f		3 1 0 0 2 1 2
Mark Lewis, R (1, 6) OBP: 0.327, SLG: 0.381	2-3 K		0-0 1B 1B			1-0 G6-3	2-2 G5-3		0-0 P2	5 1 1 0 0 1 1
Carlos Baerga, S (1, 4) OBP: 0.342, SLG: 0.391	1-0 G3-1		1-2 1B 1B			0-1 P8		2-2 HR 1B	2-2 E7	5 1 2 1 0 0 1
Albert Belle, R (1, 10) OBP: 0.314, SLG: 0.417	1-0 F9		0-0 1B			0-0 F9		0-2 P6	1-3 K	5 0 1 1 0 1 3
Mark Whiten, S (1, 9) OBP: 0.356, SLG: 0.394		1-1 1B	3-3 K			4-0 CS BB		4-2 HR BB	4-0 IBB	2 1 1 0 3 1 1
Paul Sorrento, L (1, 3) OBP: 0.271, SLG: 0.286		2-3 K		4-2 SH5-4 G6-3 BB		3-3 K		2-1 HR	2-2 G3	4 2 1 3 1 2 4
Brook Jacoby, R (1, 5) OBP: 0.324, SLG: 0.369		1 SAFE 2-0 F9		4-2 SH5-4 1-2 BB		1-2 1B		1-2 1B 2B		3 1 2 0 1 0 1
Junior Ortiz, R (1, 2) OBP: 0.311, SLG: 0.205		BB 3-1 G5-3		0-0 SH5-4 1-2 2-3		1-1 L5		2-2 G5-3		3 0 0 0 0 0 3
Kenny Lofton, L (1, 8) OBP: 0.343, SLG: 0.247			3-3 K	1-0 G6-3 3-H			0-2 G6-3	1-2 FC6-4 1B		4 0 1 2 0 1 1

Inning Stats	R: 0 E: 0 K: 1 S: 7	H: 0 LOB: 1 BB: 1 P: 15	R: 0 E: 0 K: 1 S: 9	H: 1 LOB: 1 BB: 0 P: 17	R: 2 E: 0 K: 2 S: 11	H: 3 LOB: 1 BB: 1 P: 22	R: 1 E: 0 K: 1 S: 9	H: 0 LOB: 1 BB: 2 P: 20	R: 0 E: 0 K: 0 S: 4	H: 0 LOB: 0 BB: 0 P: 5	R: 0 E: 0 K: 1 S: 8	H: 1 LOB: 1 BB: 1 P: 17	R: 0 E: 0 K: 0 S: 9	H: 0 LOB: 0 BB: 0 P: 14	R: 4 E: 0 K: 0 S: 23	H: 4 LOB: 1 BB: 1 P: 36	R: 0 E: 1 K: 1 S: 10	H: 0 LOB: 2 BB: 1 P: 19	1B: 7 2B: 1 3B: 0 HR: 1	SF: 0 SAC: 1 DP: 0 HBP: 0	WP: 0 PB: 0 SB: 1 CS: 1	PA: 42
--------------	------------------------------	----------------------------------	------------------------------	----------------------------------	-------------------------------	----------------------------------	------------------------------	----------------------------------	------------------------------	---------------------------------	------------------------------	----------------------------------	------------------------------	----------------------------------	-------------------------------	----------------------------------	-------------------------------	----------------------------------	----------------------------------	------------------------------------	----------------------------------	--------

PITCHER	IP	WLS	BF	H	R	ER	SO	BB	IBB	HBP	BLK	WP	HR	S	P	ERA	WHIP
Bobby Witt, R (1, 1) ERA: 4.03	7.0	L	30	6	4	4	6	5	0	0	0	0	0	60	115	5.14	1.571
Terry Mathews, R (8, 1) ERA: 6.35	0.2		6	3	3	3	0	1	0	0	0	0	1	17	27	40.50	6.000
Floyd Bannister, L (8, 1) ERA: 3.75	1.1		6	0	0	0	1	0	1	0	0	0	0	13	23	0.00	0.000

TOP

Cleveland Indians @ Texas Rangers
Arlington Stadium, Arlington, TX

Wed May 06 1992, 8:05 PM EDT
Att. 17,125 - Sunny - 71 F

AB	34
R	7
H	9
RBI	7
BB	7
SO	7
LOB	17

C

livebaseballscorecards.com

Batter	1	2	3	4	5	6	7	8	9	AB R H RBI BB SO LOB
Jeff Huson, L (1, 4) OBP: 0.308, SLG: 0.370 Monty Fariss, R (7, PH) OBP: 0.458, SLG: 0.444 (8, 4)	1-1 P2		1-3 K		1-0 BB BB 1B		1-3 K		3-3 K	3 0 1 0 0 1 0 2 0 0 0 0 2 2
Rafael Palmeiro, L (1, 3)	1-0 G3-1 2B		2-0 HR 1B		4-1 BB BB 1B SAFE		4-0 BB		1-2 BB	2 1 2 0 2 0 0
Ruben Sierra, S (1, 9) OBP: 0.355, SLG: 0.487	3-2 G3-1		0-0 1-H HR		4-2 BB BB 1B		3-0 P6			3 1 1 2 1 0 3
Juan Gonzalez, R (1, 8) OBP: 0.313, SLG: 0.463	1-2 F7		1-1 G3		2-0 F9			2-2 G6-3		4 0 0 0 0 0 4
Kevin Reimer, L (1, 10) OBP: 0.339, SLG: 0.465		1-3 K		0-0 P5		2-2 P9		3-3 K		4 0 0 0 0 2 0
Dean Palmer, R (1, 5) OBP: 0.321, SLG: 0.427		3-3 K		1-2 G6-3		1-3 K		1-3 K		4 0 0 0 0 3 0
Jack Daugherty, S (1, 7) OBP: 0.237, SLG: 0.170		4-2 BB FC6-4		0-0 G4-3		2-2 F9			0-2 G4-3	3 0 0 0 1 0 0
Dickie Thon, R (1, 6) OBP: 0.298, SLG: 0.299		1-2 FC6-4		2-1 L4			1-3 K		3-2 DI 1B	4 0 1 0 0 1 1
Ivan Rodriguez, R (1, 2) OBP: 0.323, SLG: 0.418			1-1 F9		1-3 K		1-2 BB 1B		0-1 G1-3	4 0 1 0 0 1 1

Inning Stats	R: 0	H: 1	E: 0	LOB: 1	K: 0	BB: 0	S: 9	P: 15	R: 0	H: 0	E: 0	LOB: 1	K: 2	BB: 1	S: 16	P: 25	R: 2	H: 2	E: 0	LOB: 0	K: 1	BB: 0	S: 9	P: 14	R: 0	H: 0	E: 0	LOB: 0	K: 0	BB: 0	S: 5	P: 6	R: 0	H: 1	E: 0	LOB: 3	K: 1	BB: 2	S: 12	P: 26	R: 0	H: 0	E: 0	LOB: 0	K: 1	BB: 0	S: 11	P: 16	R: 0	H: 1	E: 0	LOB: 2	K: 2	BB: 1	S: 10	P: 20	R: 0	H: 0	E: 0	LOB: 0	K: 2	BB: 0	S: 10	P: 16	R: 0	H: 1	E: 0	LOB: 1	K: 1	BB: 0	S: 17	P: 23	1B: 4	SF: 0	2B: 1	SAC: 0	3B: 0	DP: 0	HR: 1	HBP: 0	WP: 0	PA: 37
--------------	------	------	------	--------	------	-------	------	-------	------	------	------	--------	------	-------	-------	-------	------	------	------	--------	------	-------	------	-------	------	------	------	--------	------	-------	------	------	------	------	------	--------	------	-------	-------	-------	------	------	------	--------	------	-------	-------	-------	------	------	------	--------	------	-------	-------	-------	------	------	------	--------	------	-------	-------	-------	------	------	------	--------	------	-------	-------	-------	-------	-------	-------	--------	-------	-------	-------	--------	-------	--------

PITCHER	IP	WLS	BF	H	R	ER	SO	BB	IBB	HBP	BLK	WP	HR	S	P	ERA	WHIP
Scott Scudder, R (1, 1) ERA: 5.7	6.1	W	27	5	2	2	6	3	0	0	0	0	1	68	110	2.84	1.263
Kevin Wickander, L (7, 1) ERA:	2.2	S	10	1	0	0	4	1	0	0	0	0	0	31	51	0.00	0.750


BOTTOM

Cleveland Indians @ Texas Rangers
 Arlington Stadium, Arlington, TX

Wed May 06 1992, 8:05 PM EDT
 Att. 17,125 - Sunny - 71 F

livebaseballscorecards.com

AB	33
R	2
H	6
RBI	2
BB	4
SO	10
LOB	11



Batter	1	2	3	4	5	6	7	8	9	AB R H RBI BB SO LOB	TOP														
Alex Cole, L (1, 7) OBP: 0.295, SLG: 0.222	3-2 G4-3	0-3 K		1-0 G4-3	1-3 K			1-2 G4-3		5 0 0 0 0 2 3															
Mark Lewis, R (1, 6) OBP: 0.348, SLG: 0.406	0-0 1B 2B		4-0 FC6-4 BB	3-1 S 1B		1-0 L7		1-0 WP 1B		4 1 3 1 1 0 0															
Carlos Baerga, S (1, 4) OBP: 0.336, SLG: 0.383	3-1 BB 1B		1-1 FC6-4 WP 1B BB	1-2 G4-3		0-0 P5		0-3 K		5 1 1 1 0 1 3															
Albert Belle, R (1, 10) OBP: 0.309, SLG: 0.402	4-2 BB BB		2-3 K		0-3 K	1-1 F7		2-3 K		4 0 0 0 1 3 2															
Mark Whiten, S (1, 9) OBP: 0.374, SLG: 0.406	4-1 1-2 2-3 BB		4-0 WP 1B BB		3-2 G3 1B 2B		0-0 F8	4-0 1-2 IBB		2 2 1 0 3 0 0															
Paul Sorrento, L (1, 3) OBP: 0.277, SLG: 0.284	1-3 K		3-2 1-1-H 2-H 1B		3-1 G3		4-1 G4-6-3 BB	1-2 G3-1		4 0 1 2 1 1 6															
Brook Jacoby, R (1, 5) OBP: 0.320, SLG: 0.353	2-2 L9		1-0 F9		4-0 1B HR BB		0-0 G4-6-3			3 1 0 0 1 0 5															
Junior Ortiz, R (1, 2) OBP: 0.347, SLG: 0.256		2-1 CS 1B		3-1 1B 1B	3-1 1-2 HR 1B		3-2 L7			4 2 3 1 0 0 0															
Kenny Lofton, L (1, 8) OBP: 0.359, SLG: 0.303		3-2 P7		1-0 1B	0-0 1-1-H 2-H HR		1-0 G4-3 1B			4 1 3 3 0 0 1															
Inning Stats	R: 1 E: 0 K: 1 S: 16	H: 2 LOB: 3 BB: 2 P: 33	R: 0 E: 0 K: 1 S: 8	H: 1 LOB: 0 BB: 0 P: 13	R: 2 E: 0 K: 1 S: 11	H: 1 LOB: 1 BB: 2 P: 26	R: 1 E: 0 K: 0 S: 9	H: 3 LOB: 1 BB: 0 P: 18	R: 4 E: 0 K: 2 S: 15	H: 3 LOB: 0 BB: 1 P: 29	R: 0 E: 0 K: 0 S: 4	H: 0 LOB: 0 BB: 0 P: 6	R: 0 E: 0 K: 0 S: 3	H: 0 LOB: 0 BB: 1 P: 7	R: 0 E: 0 K: 0 S: 7	H: 1 LOB: 0 BB: 0 P: 12	R: 0 E: 0 K: 2 S: 11	H: 1 LOB: 2 BB: 1 P: 19	1B: 9 2B: 2 3B: 0 HR: 1	SF: 0 SAC: 0 DP: 2 HBP: 0	WP: 2 PB: 0 SB: 1 CS: 1	PA: 42			
PITCHER	IP WLS BF H R ER SO BB IBB HBP BLK WP HR S P ERA WHIP																								
Roger Pavlik, R (1, 1) ERA: 3.72	3.2		20	7	4	4	3	4	0	0	0	1	0	41	86	9.82	3.000								
Mike Campbell, R (4, 1) ERA: 9.82	3.2	L	15	3	4	4	2	2	0	0	0	0	1	28	52	9.82	1.364								
Kenny Rogers, L (8, 1) ERA: 1.72	1.2		7	2	0	0	2	0	1	0	0	1	0	15	25	0.00	1.200								

Cleveland Indians @ Texas Rangers
Arlington Stadium, Arlington, TX
Thu May 07 1992, 8:05 PM EDT
Att. 19,573 - Sunny - 75 F

livebaseballscorecards.com

AB 35
R 8
H 12
RBI 8
BB 7
SO 7
LOB 20



Batter	1	2	3	4	5	6	7	8	9	AB	R	H	RBI	BB	SO	LOB
Brian Downing, R OBP: 0.514, SLG: 0.431 (1, 10)	2-1 BLK 1B	1 SAFE SAFE 4-2 1B BB		4-1 BB		1-2 2-H 1B	0-0 P3		1-2 P5	4	1	2	1	2	0	4
Rafael Palmeiro, L OBP: 0.374, SLG: 0.500 (1, 3)	1-1 E4 1B 2B	1-0 F9		3-2 F9		3-1 F9		2-2 E3 WP		5	1	0	0	0	0	6
Juan Gonzalez, R OBP: 0.308, SLG: 0.451 (1, 8)	3-1 P6	2-0 FC5-4 1B		2-3 K		0-3 K		3-2 G5-3		5	0	1	1	0	2	6
Ruben Sierra, S OBP: 0.349, SLG: 0.492 (1, 9)	1-1 L7	0-0 F7			0-1 F8		3-2 1B 3B	3-0 P6		5	1	1	0	0	0	5
Monty Fariss, R OBP: 0.462, SLG: 0.450 Kevin Reimer, L OBP: 0.339, SLG: 0.462 (1, 7) (5, PH) (6, 7)	1-2 2B 1B	2-1 FC5-4			0-2 G6-3		0-0 FC1-5 E 1B	0-3 K		2	0	1	1	0	0	2
Dean Palmer, R OBP: 0.325, SLG: 0.446 (1, 5)	1-1 2B		2-2 F8		1-3 K		3-2 E5 FC1-5 2B		1-1 G4-3 2B	5	1	2	1	0	1	1
Dickie Thon, R OBP: 0.296, SLG: 0.297 Geno Petrali, L OBP: 0.194, SLG: 0.355 (1, 6) (9, PH)	0-0 G5-3		2-0 F8		2-1 E 1B		2-1 FC1-5 2B		2-1 G4-3	4	1	1	0	0	0	4
Ivan Rodriguez, R OBP: 0.317, SLG: 0.438 (1, 2)		1-1 HR		0-3 K2-3		0-2 F8		0-2 P3	2-0 G5-3	5	1	1	1	0	1	4
Al Newman, S OBP: 0.264, SLG: 0.245 Jack Daugherty, S OBP: 0.250, SLG: 0.204 Jeff Huson, L OBP: 0.316, SLG: 0.370 (1, 4) (7, PH) (7, PR) (8, 4)		4-0 F9 1B BB		2-1 F8		0-1 E6 1B		1-1 2B	2-0 HBP	2	1	0	0	1	0	1

Inning Stats	R: 2	H: 3	E: 1	K: 0	S: 14	LOB: 2	BB: 0	P: 23	R: 2	H: 2	E: 0	K: 0	S: 9	LOB: 2	BB: 2	P: 23	R: 0	H: 0	E: 0	K: 1	S: 7	LOB: 0	BB: 0	P: 11	R: 0	H: 0	E: 0	K: 1	S: 10	LOB: 0	BB: 0	P: 9	R: 1	H: 2	E: 1	K: 1	S: 15	LOB: 2	BB: 0	P: 21	R: 2	H: 3	E: 1	K: 0	S: 15	LOB: 2	BB: 0	P: 24	R: 0	H: 0	E: 1	K: 1	S: 10	LOB: 1	BB: 0	P: 18	R: 0	H: 1	E: 0	K: 0	S: 9	LOB: 2	BB: 0	P: 16	1B: 6	2B: 3	3B: 1	HR: 1	SF: 0	SAC: 0	DP: 0	HBP: 1	WP: 1	PA: 46
--------------	------	------	------	------	-------	--------	-------	-------	------	------	------	------	------	--------	-------	-------	------	------	------	------	------	--------	-------	-------	------	------	------	------	-------	--------	-------	------	------	------	------	------	-------	--------	-------	-------	------	------	------	------	-------	--------	-------	-------	------	------	------	------	-------	--------	-------	-------	------	------	------	------	------	--------	-------	-------	-------	-------	-------	-------	-------	--------	-------	--------	-------	--------


PITCHER	IP	WLS	BF	H	R	ER	SO	BB	IBB	HBP	BLK	WP	HR	S	P	ERA	WHIP
Dennis Cook, L ERA: 4.61 (1, 1)	1.1		11	4	4	2	0	2	0	0	1	0	1	19	38	13.50	4.500
Rod Nichols, R ERA: 4.73 (2, 1)	4.0	W	17	3	1	0	3	1	0	0	0	0	0	39	62	0.00	1.000
Mike Christopher, R ERA: 6.75 (6, 1)	1.1		8	3	2	1	1	0	0	0	0	0	0	19	31	6.75	2.250
Eric Plunk, R ERA: (7, 1)	1.0		4	0	0	0	0	0	0	0	0	1	0	8	16	0.00	0.000
Derek Liliquist, L ERA: 2.08 (8, 1)	0.1		1	0	0	0	1	0	0	0	0	0	0	3	3	0.00	0.000

BOTTOM

Cleveland Indians @ Texas Rangers
Arlington Stadium, Arlington, TX

Thu May 07 1992, 8:05 PM EDT
Att: 19,573 - Sunny - 75 F

AB	42
R	7
H	11
RBI	7
BB	3
SO	5
LOB	35



Batter	1	2	3	4	5	6	7	8	9	AB R H RBI BB SO LOB	TOP											
Alex Cole, L (1, 7) OBP: 0.303, SLG: 0.237	3-2 G5-3		2-1 G6-3		0-0 2B 1B	3-3 1-2			2-1 G4-3 1B	5 0 2 0 0 1 1												
Mark Lewis, R (1, 6) OBP: 0.359, SLG: 0.425	1-2 1B 1B		1-0 F8		1-1 1-3 2B			1-1 F8 HBP 1B	3-3 1-2	5 0 3 0 0 1 1												
Carlos Baerga, S (1, 4) OBP: 0.331, SLG: 0.371	0-0 F8			0-1 G3	1-3 K			2-0 1-2 S HBP	0-1 G4-3 2-3	4 0 0 0 0 1 4												
Albert Belle, R (1, 10) OBP: 0.305, SLG: 0.393	2-2 1-2 1B			2-3 K	3-3 K			2-2 F8 2-3	1-0 F7	5 0 1 0 0 2 5												
Mark Whiten, S (1, 9) OBP: 0.370, SLG: 0.400	3-3 K			2-1 1B 1B	2-1 G6-3			3-3 1-2 K		4 1 1 0 0 2 6												
Paul Sorrento, L (1, 3) OBP: 0.287, SLG: 0.295		0-0 L4		3-0 1-3 PB 1B 1B		0-0 G4-6-3 1B		2-1 G1-3		3 1 2 0 0 0 0 1 0 0 0 0 0 2 0 0 0 0 0 0 0												
Thomas Howard, S (7, PH) OBP: 0.387, SLG: 0.390																						
Craig Worthington, R (7, 5) OBP: 0.200, SLG: 0.143																						
Brook Jacoby, R (1, 5) OBP: 0.316, SLG: 0.347		2-2 G6-3		1-0 1-H 3-H 1B 1B		0-0 G4-6-3 1-2f		2-2 G1-3		4 1 1 2 0 0 1	AB 39 R 4 H 13 RBI 4 BB 0 SO 7 LOB 21											
Junior Ortiz, R (1, 2) OBP: 0.358, SLG: 0.298		1-1 G3-1		1-0 2-H FC6-4 1B		0-2 1B 2B		1-1 G1-3		4 1 2 1 0 0 0												
Kenny Lofton, L (1, 8) OBP: 0.355, SLG: 0.301			0-1 G4-3	0-1 FC6-4 1-2f		0-0 2-H S 1B		2-1 G4-3		4 0 1 1 0 0 1												
Inning Stats	R: 0 E: 0 K: 1 S: 13	H: 2 LOB: 2 BB: 0 P: 22	R: 0 E: 0 K: 0 S: 6	H: 0 LOB: 0 BB: 0 P: 9	R: 0 E: 0 K: 0 S: 5	H: 0 LOB: 0 BB: 0 P: 8	R: 3 E: 0 K: 1 S: 13	H: 4 LOB: 1 BB: 0 P: 22	R: 0 E: 0 K: 2 S: 15	H: 2 LOB: 2 BB: 0 P: 21	R: 1 E: 0 K: 1 S: 9	H: 3 LOB: 1 BB: 0 P: 12	R: 0 E: 0 K: 1 S: 10	H: 1 LOB: 2 BB: 0 P: 20	R: 0 E: 0 K: 0 S: 7	H: 0 LOB: 0 BB: 0 P: 12	R: 0 E: 0 K: 1 S: 8	H: 1 LOB: 1 BB: 0 P: 14	1B: 11 2B: 2 3B: 0 HR: 0	SF: 0 SAC: 0 DP: 1 HBP: 1	WP: 0 PB: 1 SB: 3 CS: 0	PA: 40
PITCHER	IP WLS BF H R ER SO BB IBB HBP BLK WP HR S P ERA WHIP																					
Scott Erickson, R (1, 1) ERA: 4.97	5.2 W 27 11 4 4 4 0 0 0 0 0 0 0 58 88 6.35 1.941																					
Tom Edens, R (6, 1) ERA: 3.0	1.0 5 1 0 0 2 0 0 1 0 0 0 0 11 22 0.00 1.000																					
Gary Wayne, L (7, 1) ERA: 1.29	1.1 4 0 0 0 0 0 0 0 0 0 0 0 9 16 0.00 0.000																					
Rick Aguilera, R (9, 1) ERA: 6.46	1.0 S 4 1 0 0 1 0 0 0 0 0 0 0 8 14 0.00 1.000																					

Cleveland Indians @ Minnesota Twins
 Hubert H. Humphrey Metrodome, Minneapolis, MN

Fri May 08 1992, 8:05 PM EDT
 Att. 25,083 - Dome - 70 F

livebaseballscorecards.com



Batter	1	2	3	4	5	6	7	8	9	AB	R	H	RBI	BB	SO	LOB
Shane Mack, R OBP: 0.410, SLG: 0.536 (1, 7)	1-3 K	0-2 E9 1B		1-3 K		0-1 SH1-3		4-2 BB		3	0	1	1	1	2	1
Chuck Knoblauch, R OBP: 0.350, SLG: 0.342 (1, 4)	2-2 P9	1-2 L4		0-1 G4-3		0-0 SF9		0-1 F9		4	0	0	1	0	0	3
Kirby Puckett, R OBP: 0.328, SLG: 0.516 (1, 8)	0-0 1B		2-0 1B G4-3 1B		1-0 1B SF9 1B		2-2 1B			4	1	4	0	0	0	0
Kent Hrbek, L OBP: 0.455, SLG: 0.523 (1, 3)	2-1 G6-3		2-1 G4-3		3-1 1B HR 1B		3-2 P8			4	1	1	0	0	0	3
Chili Davis, S OBP: 0.344, SLG: 0.350 (1, 10)		0-0 1B 3B	0-3 K		2-1 SF9		1-1 G6-3			3	1	1	1	0	1	1
Gene Larkin, S OBP: 0.302, SLG: 0.455 (1, 9)		0-3 K	0-0 S 1B		2-0 HR		4-2 CS BB			3	1	2	2	1	1	1
Jarvis Brown, R (7, PR)			2-3 1B		1-1 HR					0	0	0	0	0	0	0
Scott Leius, R OBP: 0.278, SLG: 0.337 (1, 5)		2-3 K	1-3 K		2-1 G5-3		2-3 K			4	0	0	0	0	3	4
Lenny Webster, R OBP: 0.240, SLG: 0.227 (1, 2)		4-2 1B BB			1-0 G5-3		1-2 G5-3		0-0 G4-3	3	1	0	0	1	0	0
Greg Gagne, R OBP: 0.333, SLG: 0.358 (1, 6)		0-2 1B E 1B			3-2 2B		2-2 SH1-3 SF9 1B		1-1 CS 1B	4	2	4	1	0	0	0

Inning Stats	R: 0	H: 1	E: 0	K: 1	S: 9	H: 1	LOB: 1	BB: 0	P: 14	R: 3	H: 3	E: 1	K: 2	S: 23	H: 2	LOB: 2	BB: 0	P: 15	R: 0	H: 1	E: 0	K: 1	S: 9	H: 1	LOB: 1	BB: 0	P: 14	R: 3	H: 3	E: 0	K: 0	S: 11	H: 2	LOB: 1	BB: 0	P: 22	R: 1	H: 2	E: 0	K: 1	S: 13	H: 0	LOB: 1	BB: 1	P: 18	R: 0	H: 1	E: 0	K: 0	S: 7	H: 1	LOB: 1	BB: 1	P: 12
1B: 10	SF: 2	2B: 1	SAC: 1	3B: 1	DP: 0	HR: 1	HBP: 0																																															

BOTTOM

Cleveland Indians @ Minnesota Twins
 Hubert H. Humphrey Metrodome, Minneapolis, MN
 Fri May 08 1992, 8:05 PM EDT
 Att. 25,083 - Dome - 70 F

livebaseballscorecards.com

AB	32
R	7
H	13
RBI	6
BB	3
SO	7
LOB	13



PITCHER	IP	WLS	BF	H	R	ER	SO	BB	IBB	HBP	BLK	WP	HR	S	P	ERA	WHIP
Charles Nagy, R (1, 1) ERA: 2.6	5.2	L	30	12	7	6	6	1	0	0	0	0	1	73	109	9.53	2.294
Derek Lilliquist, L (6, 1) ERA: 1.88	1.1		4	0	0	0	1	1	0	0	0	0	0	15	24	0.00	0.750
Mike Christopher, R (8, 1) ERA: 3.86	1.0		4	1	0	0	0	1	0	0	0	0	0	7	12	0.00	2.000

Batter	1	2	3	4	5	6	7	8	9	AB R H RBI BB SO LOB	TOP		
Kenny Lofton, L (1, 8) OBP: 0.366, SLG: 0.327	3-2 F7		0-0 P3		1-2 1B		1-0 FC6-4 1B		1-2 2B	5 1 3 0 0 0 0			
Junior Ortiz, R (1, 2) OBP: 0.333, SLG: 0.275	0-1 F9		2-2 F8		1-2 G3		1-1 FC6-4		2-1 2B	4 0 0 0 0 0 2			
Jesse Lewis, L (8, 2) OBP: 0.400, SLG: 0.600							1-2f		2-H 2B	1 0 1 1 0 0 0			
Carlos Baerga, S (1, 4) OBP: 0.333, SLG: 0.367	1-1 F8			1-2 1B E HBP		2-0 G5-3		1-2 2B G4-3 1B	1-1 P5	4 2 1 0 0 0 1			
Mark Whiten, S (1, 9) OBP: 0.377, SLG: 0.396		4-0 2B BB		3-2 E5 1B		4-2 1B BB		2-2 G4-3	3-3 K	1 1 0 0 2 0 1			
Alex Cole, L (7, 9) OBP: 0.294, SLG: 0.230				1-2				1-2		2 0 0 0 0 1 2			
Brook Jacoby, R (1, 3) OBP: 0.310, SLG: 0.351		0-1 F8		3-3 K		1-2 F7		1-0 2B	1-1 F9	5 1 1 1 0 1 5			
Thomas Howard, S (1, 7) OBP: 0.394, SLG: 0.397		0-0 F9		1-0 G5-4-3 1B		0-0 1B		1-3 K		4 0 2 1 0 1 2			
Mark Lewis, R (1, 6) OBP: 0.358, SLG: 0.431		1-1 2B		1-0 G5-4-3		2-2 G6-3		1-2 1B 2B		3 0 1 1 0 0 4			
Felix Fermin, R (8, PH) OBP: 0.226, SLG: 0.241		1-H		1-2f				2-3 1B		1 0 1 1 0 0 0			
Craig Worthington, R (1, 5) OBP: 0.211, SLG: 0.167		3-2 P5		3-2 G6-3		3-2 P3		0-0 FC5-4 1B		4 0 1 0 0 0 1			
Tony Perezchica, R (1, 10) OBP: 0.211, SLG: 0.167			0-3 K		0-1 F8		1-3 K	0-0 FC5-4		4 0 0 0 0 2 2			
Inning Stats	R: 0 E: 0 K: 0 S: 7 H: 0 LOB: 0 BB: 0 P: 11	R: 1 E: 0 K: 0 S: 8 H: 1 LOB: 1 BB: 1 P: 16	R: 0 E: 0 K: 1 S: 8 H: 0 LOB: 0 BB: 0 P: 10	R: 1 E: 1 K: 1 S: 10 H: 1 LOB: 1 BB: 0 P: 19	R: 0 E: 0 K: 0 S: 11 H: 1 LOB: 1 BB: 0 P: 16	R: 0 E: 0 K: 0 S: 10 H: 1 LOB: 2 BB: 1 P: 19	R: 0 E: 0 K: 1 S: 10 H: 1 LOB: 1 BB: 0 P: 15	R: 2 E: 0 K: 1 S: 16 H: 4 LOB: 2 BB: 0 P: 22	R: 1 E: 0 K: 1 S: 12 H: 2 LOB: 1 BB: 0 P: 20	1B: 6 2B: 5 3B: 0 HR: 0 SF: 0 SAC: 0 DP: 1 HBP: 1	WP: 0 PB: 0 SB: 0 CS: 0 PA: 41		
PITCHER	IP WLS BF H R ER SO BB IBB HBP BLK WP HR S P ERA WHIP											PITCHER	IP WLS BF H R ER SO BB IBB HBP BLK WP HR S P ERA WHIP
John Smiley, L (1, 1) ERA: 4.99	7.2 W 35 9 4 3 4 2 0 1 0 0 0 0 79 127 3.52 1.435												
Bob Kipper, L (8, 1) ERA: 3.46	1.1 6 2 1 1 1 0 0 0 0 0 0 0 13 21 6.75 1.500												

Cleveland Indians @ Minnesota Twins
 Hubert H. Humphrey Metrodome, Minneapolis, MN
 Sat May 09 1992, 8:05 PM EDT
 Att. 26,330 - Dome - 70 F

livebaseballscorecards.com

AB	38
R	5
H	11
RBI	5
BB	2
SO	5
LOB	20



Batter	1	2	3	4	5	6	7	8	9	AB	R	H	RBI	BB	SO	LOB
Shane Mack, R (1, 7) OBP: 0.409, SLG: 0.552	4-2 1B BB 2B BB	1-2 G5-3	0-0 HR		0-0 FC6-4		0-2 FC6-4			4	2	1	4	1	0	3
Chuck Knoblauch, R (1, 4) OBP: 0.352, SLG: 0.339	4-2 1B BB 2B BB	2-1 FC4-6 1B	1-1 F9		0-0 G6-3			3-1 G6-3		4	1	1	0	1	0	1
Kirby Puckett, R (1, 8) OBP: 0.333, SLG: 0.539 Jarvis Brown, R (7, 8)	0-0 2B 1-2 SF9 2-3 1B	1-0 FC4-6 1B		1-1 HR		3-2 F8		2-3 K		4	3	2	1	0	0	1
Chili Davis, S (1, 10) OBP: 0.350, SLG: 0.369 Randy Bush, L (8, PH) OBP: 0.333, SLG: 0.394	1-2 SF9 1B 2B	1-1 1B		2-0 G5-3		2-3 K		2-2 L5		4	1	2	3	0	1	0
Brian Harper, R (1, 2) OBP: 0.272, SLG: 0.305	1-0 SF9 2-3 3-H	1-0 G4-3		2-1 G4-3		1-1 F9				3	0	0	1	0	0	1
Pedro Munoz, R (1, 9) OBP: 0.297, SLG: 0.396	1-0 1B 3-H		1-1 F8		1-3 K		0-0 F8 1B			4	0	2	1	0	1	0
Kent Hrbek, L (1, 3) OBP: 0.441, SLG: 0.500 Gene Larkin, S (8, 3) OBP: 0.302, SLG: 0.455	0-1 P6		0-2 G5-3		0-0 G4-3		2-0 FC6-4 1B			4	0	1	0	0	0	1
Scott Leius, R (1, 5) OBP: 0.301, SLG: 0.360 Donnie Hill, S (6, 5) OBP: 0.323, SLG: 0.259	0-0 FC5 1-2 1B		0-0 WP HR 1B		1-1 1B WP FC6-4 1B		0-3 K			3	2	3	0	0	0	0
Greg Gagne, R (1, 6) OBP: 0.341, SLG: 0.357	0-0 FC5 1-2f		4-2 HR BB		1-1 FC6-4 1B		1-0 F8			3	1	1	0	1	0	4

Inning Stats	R: 4	H: 4	E: 0	LOB: 2	K: 0	P: 17	R: 1	H: 2	E: 0	LOB: 1	K: 0	P: 15	R: 3	H: 2	E: 0	LOB: 0	K: 0	P: 11	R: 1	H: 1	E: 0	LOB: 0	K: 1	P: 14	R: 1	H: 2	E: 0	LOB: 1	K: 0	P: 9	R: 0	H: 0	E: 0	LOB: 0	K: 1	P: 15	R: 0	H: 2	E: 0	LOB: 2	K: 1	P: 13	R: 0	H: 0	E: 0	LOB: 0	K: 1	P: 15		
1B: 10	SF: 1	2B: 1	SAC: 0	3B: 0	DP: 0	HR: 2	HBP: 0	WP: 2	PA: 40	PB: 0	SB: 1	CS: 0																																						

PITCHER	IP	WLS	BF	H	R	ER	SO	BB	IBB	HBP	BLK	WP	HR	S	P	ERA	WHIP
Dave Otto, L (1, 1) ERA: 8.18	5.0	L	29	11	10	10	1	3	0	0	0	2	2	52	83	18.00	2.800
Dennis Cook, L (6, 1) ERA: 4.45	1.0		3	0	0	0	1	0	0	0	0	0	0	9	15	0.00	0.000
Eric Plunk, R (7, 1) ERA:	0.0		1	1	0	0	0	0	0	0	0	0	0	1	1	∞	∞
Kevin Wickander, L (7, 1) ERA:	1.0		4	1	0	0	1	0	0	0	0	0	0	9	12	0.00	1.000
Steve Olin, R (8, 1) ERA: 2.4	1.0		3	0	0	0	1	0	0	0	0	0	0	8	15	0.00	0.000

BOTTOM

Cleveland Indians @ Minnesota Twins
 Hubert H. Humphrey Metrodome, Minneapolis, MN
 Sat May 09 1992, 8:05 PM EDT
 Att. 26,330 - Dome - 70 F

livebaseballscores.com

AB	36
R	10
H	13
RBI	10
BB	3
SO	4
LOB	13



Batter	1	2	3	4	5	6	7	8	9	AB R H RBI BB SO LOB	TOP																
Kenny Lofton, L (1, 8) OBP: 0.376, SLG: 0.327	4-0 F7 BB		4-0 BB SF8 BB	1-0 FC3-6 1B		1-0 FC1-2 1B		2-1 F7		3 2 1 1 2 0 1																	
Alex Cole, L (1, 7) OBP: 0.292, SLG: 0.231	1-2 F7		1-3 H	2-1 S 1B		0-1 F7		1-2 F7		4 0 1 1 0 1 6																	
Thomas Howard, S (8, PH) OBP: 0.388, SLG: 0.391	1-2 F7									1 0 0 0 0 0 0																	
Carlos Baerga, S (1, 4) OBP: 0.321, SLG: 0.353	2-2 F8		1-2 SF8 BB	1-1 G5-3		0-2 FC1-2 FC6-4		0-1 G6-3		5 0 0 0 0 0 6																	
Albert Belle, R (1, 10) OBP: 0.316, SLG: 0.391		4-2 BB BB	4-2 SF8 BB		0-2 G3	1-2 FC6-4			2-0 1B 1B	3 0 1 1 2 0 3																	
Mark Whiten, S (1, 9) OBP: 0.393, SLG: 0.456		4-2 BB BB	2-2 SF8		0-1 HR		2-2 G4-3 3B		1-0 1B 1B	3 2 3 2 1 0 0																	
Paul Sorrento, L (1, 3) OBP: 0.275, SLG: 0.282	1-1 L7		0-0 G4-3		2-3 K		2-1 G4-3		3-3 K	5 0 0 1 0 2 6																	
Brook Jacoby, R (1, 5) OBP: 0.315, SLG: 0.346		4-2 G4-6-3 BB		0-0 P7	0-1 G6-3		3-H 2-2 1B		2-3 K	4 0 1 0 1 1 2																	
Jesse Levis, L (1, 2) OBP: 0.500, SLG: 0.750	1-2 G4-6-3			0-0 1B FC3-6 2B		1-2 1B FC1-2 1B		0-1 F8	0-1 P8	3 1 2 0 0 0 3																	
Junior Ortiz, R (7, PH) OBP: 0.322, SLG: 0.264	1-2 G4-6-3									2 0 0 0 0 0 3																	
Felix Fermin, R (1, 6) OBP: 0.286, SLG: 0.303			0-0 E BB 1B	0-1 FC3-6 1B		0-2 FC1-2 1B		1-0 F9		4 1 3 0 0 0 1																	
Inning Stats	R: 0 E: 0 K: 0 S: 7	H: 0 LOB: 0 BB: 1 P: 14	R: 0 E: 0 K: 0 S: 11	H: 0 LOB: 2 BB: 3 P: 25	R: 2 E: 1 K: 1 S: 15	H: 1 LOB: 2 BB: 2 P: 27	R: 2 E: 0 K: 0 S: 9	H: 3 LOB: 1 BB: 0 P: 13	R: 1 E: 0 K: 1 S: 15	H: 1 LOB: 0 BB: 0 P: 17	R: 0 E: 0 K: 0 S: 16	H: 3 LOB: 3 BB: 0 P: 19	R: 1 E: 0 K: 0 S: 11	H: 2 LOB: 1 BB: 0 P: 18	R: 0 E: 0 K: 0 S: 7	H: 0 LOB: 0 BB: 0 P: 10	R: 0 E: 0 K: 2 S: 13	H: 2 LOB: 2 BB: 0 P: 21	1B: 9 2B: 1 3B: 1 HR: 1	SF: 1 SAC: 0 DP: 1 HBP: 0	WP: 0 PB: 0 SB: 2 CS: 0	PA: 44					
PITCHER	IP WLS BF H R ER SO BB IBB HBP BLK WP HR S P ERA WHIP																										
Pat Mahomes, R (1, 1) ERA: 4.91	3.2		20	4	4	2	1	6	0	0	0	0	0	40	76	4.91	2.727										
Mark Guthrie, L (4, 1) ERA: 3.18	2.0	W	10	4	1	1	1	0	0	0	0	0	1	30	35	4.50	2.000										
Carl Willis, R (6, 1) ERA: 5.23	0.2		4	2	1	1	0	0	0	0	0	0	0	11	18	13.50	3.000										
Gary Wayne, L (7, 1) ERA: 1.13	2.0		8	2	0	0	1	0	0	0	0	0	0	18	28	0.00	1.000										
Rick Aguilera, R (9, 1) ERA: 6.19	0.2	S	2	0	0	0	1	0	0	0	0	0	0	5	7	0.00	0.000										

Cleveland Indians @ Minnesota Twins
 Hubert H. Humphrey Metrodome, Minneapolis, MN
 Sun May 10 1992, 4:33 AM EDT
 Att. 18,962 - Dome - 70 F

livebaseballscorecards.com

AB	37
R	6
H	12
RBI	6
BB	6
SO	4
LOB	31




Batter	1	2	3	4	5	6	7	8	9	AB	R	H	RBI	BB	SO	LOB	BOTTOM									
Shane Mack, R <small>(1, 7)</small> <small>OBP: 0.405, SLG: 0.538</small>	4-2 BB	1-2 G3		1-3 K		0-1 SH1-4		1-1 F9		3	1	0	0	1	1	3	<div style="text-align: center;"> <h2>Cleveland Indians @ Minnesota Twins</h2> <h3>Hubert H. Humphrey Metrodome, Minneapolis, MN</h3> <p>Sun May 10 1992, 4:33 AM EDT Att. 18,962 - Dome - 70 F</p> </div>									
Chuck Knoblauch, R <small>(1, 4)</small> <small>OBP: 0.361, SLG: 0.345</small>	1-2 FC4-6 1B	1-1 G6-3		0-0 1B		4-2 BB		1-2 P4		4	0	2	2	1	0	1										
Kirby Puckett, R <small>(1, 8)</small> <small>OBP: 0.328, SLG: 0.530</small>	0-0 FC4-6 2B		2-2 G4-6-3 1B	0-0 G4-3		1-0 SF8		0-3 K		4	1	1	2	0	1	3										
Kent Hrbek, L <small>(1, 3)</small> <small>OBP: 0.444, SLG: 0.519</small>	0-0 HR		1-1 G4-6-3 1B		2-3 K	1-0 G4-3				4	1	2	1	0	1	1										
Brian Harper, R <small>(1, 2)</small> <small>OBP: 0.280, SLG: 0.323</small> Jarvis Brown, R <small>(7, PR)</small> <small>(8, 9)</small>	2-1 G5-3		3-1 G4-6-3		1-1 G3-1 2B		0-2 CS 1B			4	0	2	0	0	0	3										
Chili Davis, S <small>(1, 10)</small> <small>OBP: 0.346, SLG: 0.356</small>	4-2 HR		3-3 K		1-0 G3-1		1-3 K			3	1	0	0	1	2	3										
Pedro Munoz, R <small>(1, 9)</small> <small>OBP: 0.305, SLG: 0.430</small> Lenny Webster, R <small>(8, 2)</small> <small>OBP: 0.240, SLG: 0.227</small>	1-0 HR			2-1 SH3-4 1B	1-3 K		0-3 K			4	2	2	3	0	2	2										
Scott Leius, R <small>(1, 5)</small> <small>OBP: 0.309, SLG: 0.387</small>	1-1 G4-3			0-2 E8 SH3-4 1B		0-0 SH1-4 1B WP		0-0 1B 3B		4	3	2	0	0	0	1										
Greg Gagne, R <small>(1, 6)</small> <small>OBP: 0.351, SLG: 0.368</small>		1-0 G6-3		1-0 SH3-4		1-0 WP SH1-4 SF8 1B		2-0 1B		3	1	2	1	0	0	0										
Inning Stats	R: 5 E: 0 K: 0 S: 14	H: 3 LOB: 0 BB: 2 P: 27	R: 0 E: 0 K: 0 S: 6	H: 0 LOB: 0 BB: 0 P: 9	R: 0 E: 0 K: 1 S: 11	H: 2 LOB: 1 BB: 0 P: 20	R: 2 E: 1 K: 1 S: 11	H: 2 LOB: 1 BB: 0 P: 15	R: 0 E: 0 K: 2 S: 9	H: 1 LOB: 1 BB: 0 P: 14	R: 2 E: 0 K: 0 S: 11	H: 2 LOB: 1 BB: 1 P: 17	R: 0 E: 0 K: 2 S: 10	H: 1 LOB: 1 BB: 0 P: 11	R: 1 E: 0 K: 1 S: 12	H: 2 LOB: 1 BB: 0 P: 15	1B: 9 2B: 2 3B: 1 HR: 1	SF: 1 SAC: 2 DP: 1 HBP: 0	WP: 1 PB: 0 SB: 0 CS: 1	PA: 39						
PITCHER Jack Armstrong, R <small>(1, 1)</small> <small>ERA: 5.75</small> Mike Christopher, R <small>(6, 1)</small> <small>ERA: 3.6</small>	IP: 5.1 WLS: L BF: 28	H: 10 R: 9 ER: 7 SO: 4	R: 0 E: 0 K: 1 S: 6	H: 2 LOB: 1 BB: 0 P: 9	R: 0 E: 0 K: 1 S: 11	H: 1 LOB: 1 BB: 0 P: 14	R: 2 E: 0 K: 0 S: 11	H: 2 LOB: 1 BB: 1 P: 17	R: 0 E: 0 K: 2 S: 10	H: 1 LOB: 1 BB: 0 P: 11	R: 1 E: 0 K: 1 S: 12	H: 2 LOB: 1 BB: 0 P: 15	IP: 5.1 WLS: L BF: 28	H: 10 R: 9 ER: 7 SO: 4	R: 0 E: 0 K: 1 S: 6	H: 2 LOB: 1 BB: 0 P: 9	R: 0 E: 0 K: 1 S: 11	H: 1 LOB: 1 BB: 0 P: 14	R: 2 E: 0 K: 0 S: 11	H: 2 LOB: 1 BB: 1 P: 17	R: 0 E: 0 K: 2 S: 10	H: 1 LOB: 1 BB: 0 P: 11	R: 1 E: 0 K: 1 S: 12	H: 2 LOB: 1 BB: 0 P: 15	ERA: 11.81 WHIP: 2.250	ERA: 3.38 WHIP: 1.500

Cleveland Indians @ Minnesota Twins
 Hubert H. Humphrey Metrodome, Minneapolis, MN
 Sun May 10 1992, 4:33 AM EDT
 Att. 18,962 - Dome - 70 F

AB	33
R	10
H	13
RBI	9
BB	3
SO	7
LOB	17



WP: 1	PA: 39
PB: 0	
SB: 0	
CS: 1	

Batter	1	2	3	4	5	6	7	8	9	AB R H RBI BB SO LOB	TOP											
Kenny Lofton, L (1, 8) OBP: 0.364, SLG: 0.314	0-1 G6-3		2-0 G1-3			1-1 F8			3-2 G3	4 0 0 0 0 0 1	Cleveland Indians @ Kansas City Royals Royals Stadium, Kansas City, MO Tue May 12 1992, 8:05 PM EDT Att. 18,480 - Cloudy - 79 F livebaseballscorecards.com AB 30 R 0 H 4 RBI 0 BB 0 SO 4 LOB 6 											
Alex Cole, L (1, 7) OBP: 0.289, SLG: 0.232	0-0 1B			0-0 B5-3			2-2 G3-1		1-1 G4-3	4 0 1 0 0 0 1												
Carlos Baerga, S (1, 4) OBP: 0.319, SLG: 0.350	2-0 G6-4-3			1-1 F9			2-2 G3		0-1 G3-1	4 0 1 0 0 0 1												
Albert Belle, R (1, 10) OBP: 0.316, SLG: 0.390	0-1 G6-4-3			0-0 G6-3			1-0 1B			3 0 1 0 0 0 2												
Mark Whiten, S (1, 9) OBP: 0.384, SLG: 0.444		3-2 G1			1-3 K		3-3 K			3 0 0 0 0 2 1												
Paul Sorrento, L (1, 3) OBP: 0.268, SLG: 0.274		2-1 G6-3			0-2 G5-3			0-0 G6-3		3 0 0 0 0 0 0												
Brook Jacoby, R (1, 5) OBP: 0.304, SLG: 0.333		1-3 K			3-2 G5-3			3-2 F8		3 0 0 0 0 1 0												
Mark Lewis, R (1, 6) OBP: 0.350, SLG: 0.420			0-3 K			0-0 G4-3		2-1 L4		3 0 0 0 0 1 0												
Junior Ortiz, R (1, 2) OBP: 0.311, SLG: 0.255 Thomas Howard, S (9, PH) OBP: 0.397, SLG: 0.400			2-2 G6-3			1-2 G4-3			1-2 G4-3	2 0 0 0 0 0 0 1 0 1 0 0 0 0												
Inning Stats	R: 0 E: 0 K: 0 S: 7	H: 2 LOB: 1 BB: 0 P: 8	R: 0 E: 0 K: 1 S: 9	H: 0 LOB: 0 BB: 0 P: 15	R: 0 E: 0 K: 1 S: 7	H: 0 LOB: 0 BB: 0 P: 11	R: 0 E: 0 K: 0 S: 4	H: 0 LOB: 0 BB: 0 P: 5	R: 0 E: 0 K: 1 S: 9	H: 0 LOB: 0 BB: 0 P: 13	R: 0 E: 0 K: 0 S: 7	H: 0 LOB: 0 BB: 0 P: 9	R: 0 E: 0 K: 1 S: 11	H: 1 LOB: 1 BB: 0 P: 19	R: 0 E: 0 K: 0 S: 7	H: 0 LOB: 0 BB: 0 P: 12	R: 0 E: 0 K: 0 S: 10	H: 1 LOB: 1 BB: 0 P: 15	1B: 4 2B: 0 3B: 0 HR: 0	SF: 0 SAC: 0 DP: 1 HBP: 0	WP: 0 PB: 0 SB: 0 CS: 0	PA: 30
PITCHER Mark Gubicza, R (1, 1) ERA: 3.09	IP 9.0 WLS W BF 30 H 4 R 0 ER 0 SO 4 BB 0 IBB 0 HBP 0 BLK 0 WP 0 HR 0 S 71 P 107 ERA 0.00 WHIP 0.444											PITCHER IP WLS BF H R ER SO BB IBB HBP BLK WP HR S P ERA WHIP										

Batter	1	2	3	4	5	6	7	8	9	AB	R	H	RBI	BB	SO	LOB
Jim Eisenreich, L (1, 9) OBP: 0.274, SLG: 0.333	0-0 G6-4-3 1B		4-1 1B BB	0-0 L8			0-0 P5	1-1 SF7		3	0	1	1	1	0	2
Brian McRae, S (1, 8) OBP: 0.259, SLG: 0.264	1-1 G6-4-3 1-2f		0-1 1-2 1B		0-0 P2		4-2 WP S BB	2-2 2-H 1B		4	0	2	1	1	0	1
Gregg Jefferies, S (1, 5) OBP: 0.267, SLG: 0.295	3-1 G3-1		3-1 F7		3-1 L3		0-0 F9	1-1 F8		5	0	0	0	0	0	5
Mike Macfarlane, R (1, 2) OBP: 0.358, SLG: 0.406		1-3 K	3-1 P2		1-1 G5-3		4-2 1-2 WP BB			3	0	0	0	1	1	2
George Brett, L (1, 3) OBP: 0.300, SLG: 0.336 Wally Joyner, L (9, 3) OBP: 0.374, SLG: 0.474		1-2 G3		0-0 G6-3		1-1 F7	4-2 1-2 2-3 BB			3	0	0	0	1	0	0
Kevin McReynolds, R (1, 7) OBP: 0.314, SLG: 0.370		3-2 1B 2B		2-0 G3-1 1B 1B		4-2 WP E BB	3-2 G6-3			3	1	2	0	1	0	3
Chris Gwynn, L (1, 10) OBP: 0.318, SLG: 0.409 Gary Thurman, R (8, PR) OBP: 0.320, SLG: 0.500		3-2 2-3 1B		0-0 G3-1 1-2		3-2 F9		3-2 SF7 3B		4	0	2	0	0	0	2
Curtis Wilkerson, S (1, 4) OBP: 0.135, SLG: 0.114		0-0 P4		0-1 2-H 1B		2-2 E6 WP	1-1 F9			4	0	1	1	0	0	4
Rico Rossy, R (1, 6) OBP: 0.306, SLG: 0.256			0-3 K		4-2 G1-3 BB		3-2 G1-3 1-2 2-3	4-0 SF7 1B IBB		2	1	0	0	2	1	2

Inning Stats	R: 0	H: 1	E: 0	LOB: 0	K: 0	S: 5	P: 9	R: 0	H: 2	E: 0	LOB: 2	K: 1	S: 15	P: 23	R: 0	H: 1	E: 0	LOB: 2	K: 1	S: 10	P: 20	R: 1	H: 2	E: 0	LOB: 2	K: 0	S: 8	P: 14	R: 0	H: 0	E: 0	LOB: 0	K: 0	S: 5	P: 9	R: 0	H: 0	E: 1	LOB: 2	K: 0	S: 17	P: 28	R: 0	H: 0	E: 0	LOB: 3	K: 0	S: 16	P: 30	R: 2	H: 2	E: 0	LOB: 2	K: 0	S: 17	P: 27	R: 0	H: 2	E: 0	LOB: 2	K: 0	S: 17	P: 27
--------------	------	------	------	--------	------	------	------	------	------	------	--------	------	-------	-------	------	------	------	--------	------	-------	-------	------	------	------	--------	------	------	-------	------	------	------	--------	------	------	------	------	------	------	--------	------	-------	-------	------	------	------	--------	------	-------	-------	------	------	------	--------	------	-------	-------	------	------	------	--------	------	-------	-------


PITCHER	IP	WLS	BF	H	R	ER	SO	BB	IBB	HBP	BLK	WP	HR	S	P	ERA	WHIP
Scott Scudder, R (1, 1) ERA: 4.91	6.2	L	32	6	1	1	2	6	0	0	0	2	0	73	127	1.35	1.800
Eric Plunk, R (7, 1) ERA:	0.1		1	0	0	0	0	0	0	0	0	0	0	3	6	0.00	0.000
Kevin Wickander, L (8, 1) ERA: 3.86	1.0		6	2	2	2	0	0	1	0	0	0	0	17	27	18.00	2.000

BOTTOM

Cleveland Indians @ Kansas City Royals
Royals Stadium, Kansas City, MO

Tue May 12 1992, 8:05 PM EDT
 Att. 18,480 - Cloudy - 79 F

AB	31
R	3
H	8
RBI	3
BB	7
SO	2
LOB	21



WP	PA	3B	SAC	DP	HBP	ERA	WHIP
2	39	1	0	1	0		

Batter	1	2	3	4	5	6	7	8	9	AB R H RBI BB SO LOB	TOP											
Kenny Lofton, L (1, 8) OBP: 0.368, SLG: 0.321	1-1 G6-3			1-0 BB 1B 1B	2-1 SH1-3 1B		1-0 B5-3			4 1 2 0 0 0 0	Cleveland Indians @ Kansas City Royals Royals Stadium, Kansas City, MO Wed May 13 1992, 8:05 PM EDT Att. 17,252 - Cloudy - 73 F											
Thomas Howard, S (1, 7) OBP: 0.380, SLG: 0.382	1-1 L7			1-0 F7	0-1 SH1-3			2-3 K	3 0 0 0 0 1 1													
Carlos Baerga, S (1, 4) OBP: 0.316, SLG: 0.348	1-3 K			1-0 BB 1-2 1B	1-3 K			0-0 F9	4 1 1 0 0 2 1													
Albert Belle, R (1, 10) OBP: 0.314, SLG: 0.385		1-3 K		1-3 K		1-2 E8 G4-3 1B		2-3 K	4 0 1 0 0 3 2													
Mark Whiten, S (1, 9) OBP: 0.380, SLG: 0.433		3-2 F8		4-2 1B 1-2 2-3 BB		2-0 G4-3		3-3 K	3 1 0 0 1 1 1													
Paul Sorrento, L (1, 3) OBP: 0.276, SLG: 0.282		2-0 G6-3		1-1 E 1-2 2-H 3-H 1B		2-3 K		1-2 1B 1B	4 0 2 2 0 1 1													
Brook Jacoby, R (1, 5) OBP: 0.305, SLG: 0.333			1-3 K	1-0 E9 1-3 2-H 1B		1-1 F7		1-3 K	3 0 1 1 0 1 1													
Alex Cole, L (9, PH) OBP: 0.286, SLG: 0.229									1 0 0 0 0 1 1													
Mark Lewis, R (1, 6) OBP: 0.354, SLG: 0.422		2-2 G6-3 1B		0-0 F8			1-1 L1	1-2 1B	4 0 2 0 0 0 2													
Junior Ortiz, R (1, 2) OBP: 0.297, SLG: 0.241	1-1 G6-3				0-0 G6-3		1-0 G6-3		2-0 G3-1	3 0 0 0 0 0 1												
Jesse Levis, L (9, PH) OBP: 0.444, SLG: 0.667									1 0 0 0 0 0 2													
Inning Stats	R: 0 E: 0 K: 1 S: 14	H: 0 LOB: 0 BB: 0 P: 17	R: 0 E: 0 K: 1 S: 8	H: 0 LOB: 0 BB: 0 P: 14	R: 0 E: 0 K: 1 S: 10	H: 1 LOB: 0 BB: 0 P: 14	R: 3 E: 1 K: 1 S: 13	H: 4 LOB: 2 BB: 1 P: 22	R: 0 E: 0 K: 1 S: 11	H: 1 LOB: 1 BB: 0 P: 14	R: 0 E: 1 K: 1 S: 9	H: 1 LOB: 1 BB: 0 P: 15	R: 0 E: 0 K: 0 S: 4	H: 0 LOB: 0 BB: 0 P: 7	R: 0 E: 0 K: 2 S: 8	H: 0 LOB: 0 BB: 0 P: 12	R: 0 E: 0 K: 2 S: 17	H: 2 LOB: 2 BB: 0 P: 25	1B: 9 2B: 0 3B: 0 HR: 0	SF: 0 SAC: 1 DP: 1 HBP: 0	WP: 0 PB: 0 SB: 0 CS: 0	PA: 36
PITCHER	IP WLS BF H R ER SO BB IBB HBP BLK WP HR S P ERA WHIP																					
Kevin Appier, R (1, 1) ERA: 1.7	7.0 W 28 7 3 3 6 1 0 0 0 0 0 0 69 103 3.86 1.143																					
Neal Heaton, L (8, 1) ERA: 3.52	1.0 3 0 0 0 2 0 0 0 0 0 0 0 8 12 0.00 0.000																					
Jeff Montgomery, R (9, 1) ERA: 2.55	1.0 S 5 2 0 0 2 0 0 0 0 0 0 0 17 25 0.00 2.000																					

AB	34
R	3
H	9
RBI	3
BB	1
SO	10
LOB	13



Batter	1	2	3	4	5	6	7	8	9	AB	R	H	RBI	BB	SO	LOB
Keith Miller, R OBP: 0.355, SLG: 0.439 (1, 10)	0-2 E3 CS	2-2 F8			2-2 FC3-6 1B		2-1 L6			4	0	1	0	0	0	1
Brian McRae, S OBP: 0.259, SLG: 0.258 (1, 8)	1-1 F9 1-2	4-1 BB			0-0 F9		2-1 G4-3			3	0	0	0	1	0	2
Gregg Jefferies, S OBP: 0.266, SLG: 0.294 (1, 5)	0-0 G6-3	0-1 F8			1-0 FC3-6 1B		2-0 1B			4	1	1	0	0	0	3
Mike Macfarlane, R OBP: 0.365, SLG: 0.418 (1, 2)		2-2 F9 1B 2B	2-0 G5-3		4-0 1B 1-2 BB		2-3 K			3	1	1	0	1	1	1
George Brett, L OBP: 0.306, SLG: 0.351 (1, 3)		1-0 F9	0-1 G3		1-1 FC6-4 1B		0-0 2B			4	0	2	1	0	0	1
Wally Joyner, L OBP: 0.374, SLG: 0.474 (9, 3)		2-3			1-2 2-H				0	0	0	0	0	0	0	0
Kevin McReynolds, R OBP: 0.311, SLG: 0.359 (1, 7)		4-0 1B HR BB	3-2 G6-3		2-2 FC6-4 1-2f		2-2 F8			3	1	0	0	1	0	3
Gary Thurman, R OBP: 0.333, SLG: 0.500 (1, 9)		0-0 HR 1B			2-2 G3-1		4-2 G4-6-3 BB			2	1	1	1	0	0	0
Jim Eisenreich, L OBP: 0.281, SLG: 0.327 (6, PH)		1-2 HR 1B			0-0 CS 1B		0-0 F7			1	0	0	0	1	0	1
Curtis Wilkerson, S OBP: 0.171, SLG: 0.231 (1, 4)		1-0 HR			0-0 CS 1B		0-0 F7			4	1	2	3	0	0	2
Rico Rossy, R OBP: 0.308, SLG: 0.286 (1, 6)		2-2 2B			3-2 G1-3 1-2		1-0 G4-6-3			3	0	1	0	0	0	2

Inning Stats	R: 0	H: 0	E: 1	LOB: 0	K: 0	BB: 0	S: 6	P: 7	R: 4	H: 4	E: 0	LOB: 2	K: 0	BB: 2	S: 16	R: 0	H: 0	E: 0	LOB: 0	K: 0	BB: 0	S: 6	R: 0	H: 1	E: 0	LOB: 0	K: 0	BB: 0	S: 9	R: 1	H: 2	E: 0	LOB: 2	K: 0	BB: 1	S: 11	R: 0	H: 0	E: 0	LOB: 0	K: 1	BB: 0	S: 8	R: 0	H: 1	E: 0	LOB: 1	K: 0	BB: 0	S: 9	R: 0	H: 1	E: 0	LOB: 1	K: 0	BB: 0	S: 8
--------------	------	------	------	--------	------	-------	------	------	------	------	------	--------	------	-------	-------	------	------	------	--------	------	-------	------	------	------	------	--------	------	-------	------	------	------	------	--------	------	-------	-------	------	------	------	--------	------	-------	------	------	------	------	--------	------	-------	------	------	------	------	--------	------	-------	------

PITCHER	IP	WLS	BF	H	R	ER	SO	BB	IBB	HBP	BLK	WP	HR	S	P	ERA	WHIP
Dennis Cook, L ERA: 5.4 (1, 1)	1.2	L	11	4	4	4	0	2	0	0	0	0	1	20	37	21.60	3.600
Rod Nichols, R ERA: 4.22 (2, 1)	5.1		20	4	1	1	1	2	0	0	0	0	0	41	72	1.69	1.125
Derek Lilliquist, L ERA: 1.8 (8, 1)	0.2		3	1	0	0	0	0	0	0	0	0	0	7	9	0.00	1.500
Eric Plunk, R ERA: (8, 1)	0.1		1	0	0	0	0	0	0	0	0	0	0	1	2	0.00	0.000

BOTTOM


Cleveland Indians @ Kansas City Royals
Royals Stadium, Kansas City, MO

Wed May 13 1992, 8:05 PM EDT
Att. 17,252 - Cloudy - 73 F

AB	31
R	5
H	9
RBI	5
BB	4
SO	1
LOB	16

WP: 0 PA: 35
PB: 0
SB: 0
CS: 2

1B: 5 SF: 0
2B: 3 SAC: 0
3B: 0 DP: 1
HR: 1 HBP: 0



PITCHER	IP	WLS	BF	H	R	ER	SO	BB	IBB	HBP	BLK	WP	HR	S	P	ERA	WHIP
---------	----	-----	----	---	---	----	----	----	-----	-----	-----	----	----	---	---	-----	------

Batter	1	2	3	4	5	6	7	8	9	AB R H RBI BB SO LOB	TOP	
Shane Mack, R (1, 7) OBP: 0.400, SLG: 0.511	0-0 CS 1B			0-2 G6-4-3 1B		1-2 G1-3			1-2 L7	4 0 2 0 0 0 0	Minnesota Twins @ Cleveland Indians Cleveland Municipal Stadium, Cleveland, OH Fri May 15 1992, 7:05 PM EDT Att. 25,695 - Sunny - 56 F livebaseballscorecards.com	
Chuck Knoblauch, R (1, 4) OBP: 0.359, SLG: 0.341	1-1 F8			0-0 G6-4-3 1-2f		3-1 L8		0-1 E5 G6-4-3	4 0 0 0 0 0 2			
Kirby Puckett, R (1, 8) OBP: 0.329, SLG: 0.521	2-0 F8			1-2 G5-3			0-0 1B	0-2 G6-4-3 1-2f	4 0 1 0 0 0 2			
Kent Hrbek, L (1, 3) OBP: 0.438, SLG: 0.574	1 SAFE 0-0 CS 1-2	1-0 G1-3		2-1 G4-3		0-0 F7		0-0 F7	3 0 0 0 0 0 1			
Chili Davis, S (1, 10) OBP: 0.342, SLG: 0.351		2-0 G1-3		2-1 G5-3 1B 1B		1-2 F8		1-2 F8	3 0 1 0 0 0 1			
Gene Larkin, S (1, 9) OBP: 0.301, SLG: 0.440		2-3 K		1-0 G5-3 1B 1-2		0-3 K		0-3 K	3 0 1 0 0 2 1			
Greg Gagne, R (1, 6) OBP: 0.362, SLG: 0.398			3-2 CS 1B	1-1 G5-3		1-2 2-3		0-1 B3-1	3 0 1 0 0 0 2			
Lenny Webster, R (1, 2) OBP: 0.214, SLG: 0.200			0-3 K 1-2	2-2 G5-3				3-1 G6-3	3 0 0 0 0 1 3			
Jeff Reboulet, R (1, 5) OBP: 0.214, SLG: 0.200			0-1 G6-3		1-2 F7		0-0 G4-3	0-0 G4-3	3 0 0 0 0 0 0			
Inning Stats	R: 0 E: 0 K: 0 S: 4 H: 1 LOB: 0 BB: 0 P: 7	R: 0 E: 0 K: 1 S: 5 H: 0 LOB: 0 BB: 0 P: 10	R: 0 E: 0 K: 1 S: 14 H: 1 LOB: 0 BB: 0 P: 17	R: 0 E: 0 K: 0 S: 7 H: 1 LOB: 0 BB: 0 P: 8	R: 0 E: 0 K: 0 S: 12 H: 2 LOB: 2 BB: 0 P: 20	R: 0 E: 0 K: 0 S: 9 H: 0 LOB: 0 BB: 0 P: 14	R: 0 E: 0 K: 1 S: 8 H: 1 LOB: 1 BB: 0 P: 9	R: 0 E: 0 K: 0 S: 5 H: 0 LOB: 0 BB: 0 P: 8	R: 0 E: 1 K: 0 S: 9 H: 0 LOB: 0 BB: 0 P: 10	1B: 6 2B: 0 3B: 0 HR: 0 SF: 0 SAC: 0 DP: 2 HBP: 0	WP: 0 PB: 0 SB: 0 CS: 2 PA: 31	
PITCHER Charles Nagy, R (1, 1) ERA: 2.21	IP WLS BF H R ER SO BB IBB HBP BLK WP HR S P ERA WHIP	9.0 W 30 6 0 0 3 0 0 0 0 0 0 0 73 103 0.00 0.667										



Batter	1	2	3	4	5	6	7	8	9	AB	R	H	RBI	BB	SO	LOB	BOTTOM			
Kenny Lofton, L (1, 8) OBP: 0.362, SLG: 0.316	2-1 G4-3		3-2 G6-3			3-1 SH1-3 1B		1-0 P5		5	1	1	0	0	0	2	Minnesota Twins @ Cleveland Indians Cleveland Municipal Stadium, Cleveland, OH Fri May 15 1992, 7:05 PM EDT Att. 25,695 - Sunny - 56 F			
Thomas Howard, S (1, 7) OBP: 0.387, SLG: 0.417	3-2 G3-1		1-0 3B			0-0 SH1-3		2-2 F8		4	1	2	0	0	0	0				
Carlos Baerga, S (1, 4) OBP: 0.327, SLG: 0.356	0-1 G4-3		3-2 G4-3			0-0 WP 1B		0-0 1B		5	1	3	2	0	0	1				
Albert Belle, R (1, 10) OBP: 0.317, SLG: 0.381					0-0 WP 1B	1-0 F9		1-2 F8		4	0	1	0	1	1	4				
Mark Whiten, S (1, 9) OBP: 0.377, SLG: 0.423					1-3 K 1B	3-3 K		4-0 SH3-4 1B IBB		3	1	0	0	1	3	3				
Paul Sorrento, L (1, 3) OBP: 0.285, SLG: 0.280					1-3 K			1-1 SH3-4		1	0	0	0	2	1	1				
Felix Fermin, R (7, PH) OBP: 0.286, SLG: 0.303								1-2 2-3 3-H		0	0	0	1	0	0	0				
Brook Jacoby, R (8, 3) OBP: 0.305, SLG: 0.333										0	0	0	0	0	0	0				
Mark Lewis, R (1, 6) OBP: 0.359, SLG: 0.420					4-1 BB	0-0 FC9-6 BB		1-1 1B		3	0	1	2	1	0	3				
Craig Worthington, R (1, 5) OBP: 0.261, SLG: 0.190					1-0 F8	4-1 BB		2-1 FC4-6 1B		3	0	1	0	1	1	4				
Junior Ortiz, R (1, 2) OBP: 0.294, SLG: 0.230			3-2 G1-3			3-0 SH1-3 1B HBP		0-1 FC4-6		3	1	0	0	0	1	4				
Inning Stats	R: 0 E: 0 K: 0 S: 7	H: 0 LOB: 0 BB: 0 P: 12	R: 0 E: 0 K: 2 S: 12	H: 0 LOB: 2 BB: 2 P: 29	R: 0 E: 0 K: 0 S: 15	H: 1 LOB: 1 BB: 0 P: 25	R: 0 E: 0 K: 2 S: 9	H: 1 LOB: 2 BB: 1 P: 16	R: 2 E: 0 K: 1 S: 8	H: 2 LOB: 1 BB: 0 P: 18	R: 0 E: 0 K: 1 S: 9	H: 0 LOB: 2 BB: 2 P: 17	R: 3 E: 0 K: 1 S: 16	H: 4 LOB: 2 BB: 1 P: 29	R: 0 E: 0 K: 0 S: 11	H: 1 LOB: 1 BB: 0 P: 15	1B: 8 2B: 0 3B: 1 HR: 0	SF: 0 SAC: 2 DP: 0 HBP: 1	WP: 2 PB: 0 SB: 1 CS: 0	PA: 40
PITCHER	IP WLS BF H R ER SO	IP WLS BF H R ER SO	IP WLS BF H R ER SO	IP WLS BF H R ER SO	IP WLS BF H R ER SO	IP WLS BF H R ER SO	IP WLS BF H R ER SO	IP WLS BF H R ER SO	IP WLS BF H R ER SO	IP WLS BF H R ER SO	IP WLS BF H R ER SO	IP WLS BF H R ER SO	IP WLS BF H R ER SO	IP WLS BF H R ER SO	IP WLS BF H R ER SO	IP WLS BF H R ER SO	ERA WHIP	ERA WHIP		
Scott Erickson, R (1, 1) ERA: 4.79	5.1	L	26	4	2	2	5	5	0	0	0	0	0	0	0	0	0	3.38	1.688	
Mark Guthrie, L (6, 1) ERA: 4.42	1.1		7	2	3	3	2	0	1	0	0	0	0	0	0	0	0	20.25	1.500	
Carl Willis, R (7, 1) ERA: 6.35	0.1		3	2	0	0	0	0	0	0	0	0	0	0	0	0	0	0.00	6.000	
Pat Mahomes, R (8, 1) ERA: 4.73	1.0		4	1	0	0	0	0	0	0	0	0	0	0	0	0	0	0.00	1.000	

AB	31
R	5
H	9
RBI	5
BB	6
SO	7
LOB	22



Batter	1	2	3	4	5	6	7	8	9	AB	R	H	RBI	BB	SO	LOB	TOP										
Shane Mack, R (1, 7) OBP: 0.407, SLG: 0.511	1-1 SH G4-3 1B	2-2 2B E 1B	0-0 P3		1-0 G6-3		4-2 BB			4	2	2	0	1	0	1											
Chuck Knoblauch, R (1, 4) OBP: 0.360, SLG: 0.351	0-1 P9	1-1 E 2B	0-0 F9			1-2 1B 1B	2-2 G5-3			5	1	2	0	0	0	4											
Kirby Puckett, R (1, 8) OBP: 0.327, SLG: 0.534	0-1 SH G4-3 2B	1-0 E6		0-0 HR		0-1 P5		1-1 F9		4	2	1	2	0	0	1											
Kent Hrbek, L (1, 3) OBP: 0.449, SLG: 0.563	0-0 G4-3	4-2 2B BB		4-1 FC6-4 BB		0-1 1B		0-0 L9		3	0	1	1	2	0	1											
Brian Harper, R (1, 2) OBP: 0.263, SLG: 0.339	2-2 1B 2B	0-2 P6		0-0 P4		0-3 K		1-2 P2		5	1	1	1	0	1	5											
Randy Bush, L (1, 10) OBP: 0.333, SLG: 0.410	2-1 1B 1B	2-2 F7		0-0 FC6-4		3-1 P7			1-3 K	3	1	1	1	0	0	3											
Chili Davis, S (6, PH) OBP: 0.336, SLG: 0.344				1-2f						2	0	0	0	0	1	2											
Pedro Munoz, R (1, 9) OBP: 0.319, SLG: 0.439	0-1 1B		2-3 K	2-1 L4		4-0 G3 G5-3 BB		0-1 G3		3	0	1	1	1	1	1											
Gene Larkin, S (9, PH) OBP: 0.298, SLG: 0.435										1	0	0	0	0	0	0											
Jarvis Brown, R (9, 9)										0	0	0	0	0	0	0											
Greg Gagne, R (1, 6) OBP: 0.355, SLG: 0.398	2-3 K		0-1 2B		2-1 G5-3		2-0 G5-3		2-0 L4	5	1	1	0	0	1	2											
Jeff Reboulet, R (1, 5) OBP: 0.222, SLG: 0.250		0-0 F8	1-2 2B		3-1 F7		2-2 G3			4	0	1	1	0	0	1											
Inning Stats	R: 4 E: 1 K: 1 S: 18	H: 4 LOB: 1 BB: 0 P: 24	R: 2 E: 1 K: 0 S: 18	H: 2 LOB: 2 BB: 1 P: 28	R: 1 E: 0 K: 1 S: 11	H: 2 LOB: 1 BB: 0 P: 14	R: 1 E: 0 K: 0 S: 6	H: 1 LOB: 1 BB: 1 P: 12	R: 0 E: 0 K: 0 S: 5	H: 0 LOB: 0 BB: 0 P: 11	R: 0 E: 0 K: 1 S: 15	H: 2 LOB: 2 BB: 0 P: 19	R: 0 E: 0 K: 0 S: 9	H: 0 LOB: 2 BB: 2 P: 23	R: 0 E: 0 K: 0 S: 6	H: 0 LOB: 0 BB: 0 P: 8	R: 0 E: 0 K: 1 S: 6	H: 0 LOB: 0 BB: 0 P: 9	1B: 6 2B: 4 3B: 0 HR: 1	SF: 0 SAC: 1 DP: 0 HBP: 0	WP: 0 PB: 0 SB: 0 CS: 0	PA: 44					
PITCHER	IP	WLS	BF	H	R	ER	SO	BB	IBB	HBP	BLK	WP	HR	S	P	ERA	WHIP										
Jack Armstrong, R (1, 1) ERA: 5.79	1.1	L	13	6	6	1	1	1	0	0	0	0	0	29	43	6.75	5.250										
Mike Christopher, R (2, 1) ERA: 4.15	3.2		15	3	2	2	1	1	0	0	0	0	1	29	46	4.91	1.091										
Kevin Wickander, L (6, 1) ERA: 2.84	1.2		8	2	0	0	1	1	0	0	0	0	0	19	31	0.00	1.800										
Eric Plunk, R (7, 1) ERA:	1.1		5	0	0	0	0	1	0	0	0	0	0	11	19	0.00	0.750										
Steve Olin, R (9, 1) ERA: 2.25	1.0		3	0	0	0	1	0	0	0	0	0	0	6	9	0.00	0.000										

Minnesota Twins @ Cleveland Indians
Cleveland Municipal Stadium, Cleveland, OH

Sat May 16 1992, 3:33 AM EDT
Att. 19,556 - Sunny - 62 F

livebaseballscorecards.com

AB	39
R	8
H	11
RBI	7
BB	4
SO	4
LOB	21



Batter	1	2	3	4	5	6	7	8	9	AB R H RBI BB SO LOB	BOTTOM													
Kenny Lofton, L OBP: 0.363, SLG: 0.328 (1, 8) C B L X	1-2 G4-3 ①		1-2 G4-3 ②		1-1 2B 2B		0-1 FC4-6 1-2f ②		1-1 G3 S 1B	5 1 2 0 0 0 1	Minnesota Twins @ Cleveland Indians Cleveland Municipal Stadium, Cleveland, OH Sat May 16 1992, 3:33 AM EDT Att. 19,556 - Sunny - 62 F AB 38 R 6 H 13 RBI 5 BB 1 SO 5 LOB 15													
Thomas Howard, S OBP: 0.388, SLG: 0.429 (1, 7) C F F B S	2-3 K ②		1-0 1B		0-1 2B 2B 2-H		2-1 G6-3 1-2 ③	SAFE SAFE SAFE SAFE SAFE SAFE SAFE SAFE SAFE SAFE	2-3 K 1-2 ①	5 0 2 1 0 2 2														
Carlos Baerga, S OBP: 0.329, SLG: 0.358 (1, 4) X	0-0 1B		2-3 K ③		0-1 F8 ③			0-1 2B WP 1B	1-0 G3 2-3	5 1 2 0 0 1 3														
Albert Belle, R OBP: 0.320, SLG: 0.397 (1, 10) B B F S B C	3-3 K ③			0-1 1B SF8 2B		0-0 L8 ①		0-1 WP 2B 2B	1-1 F9 ③	5 2 2 0 0 1 2														
Mark Whiten, S OBP: 0.387, SLG: 0.449 (1, 9) L X		0-1 G6-3 G3 2B		0-0 G3-6-3 1B		0-1 2B 2B		3-3 K ①		4 1 3 0 0 1 1														
Mark Lewis, R OBP: 0.356, SLG: 0.413 (1, 6) B X		1-0 G6-3 ①		1-1 SF8 ①		2-1 F9 ②		2-3 3-H 2B G6-3 BB		2 1 0 1 1 0 2														
Paul Sorrento, L OBP: 0.278, SLG: 0.273 (1, 3) Tony Perezchica, R OBP: 0.167, SLG: 0.182 (8, PH) (9, 5) F B X		1-1 G3 ②		1-1 G3-6-3 ② ③ 1-2f		1-2 G1-3 ③		0-0 2B ①		3 0 0 1 0 0 2 1 0 1 1 0 0 0														
Craig Worthington, R OBP: 0.231, SLG: 0.167 (1, 5) Alex Cole, L OBP: 0.282, SLG: 0.225 (8, PH) Felix Fermin, R OBP: 0.286, SLG: 0.303 (9, 3) B X		1-0 P3 ③		1-1 L5 ①		0-2 G5-3 ①		2-1 G6-3 ②		3 0 0 0 0 0 0 1 0 0 1 0 0 1 0 0 0 0 0 0 0														
Junior Ortiz, R OBP: 0.296, SLG: 0.234 (1, 2) Jesse Levis, L OBP: 0.400, SLG: 0.600 (8, PH) (9, 2) B X			1-0 F9 ①		0-2 F7 ②		0-0 FC4-6 1B	1-2 G4-3 ③		3 0 1 0 0 0 0 1 0 0 0 0 0 1														
Inning Stats	R: 0 E: 0 K: 2 S: 12	H: 1 LOB: 1 BB: 0 P: 18	R: 1 E: 0 K: 0 S: 6	H: 1 LOB: 0 BB: 0 P: 9	R: 0 E: 0 K: 1 S: 9	H: 1 LOB: 1 BB: 0 P: 14	R: 1 E: 0 K: 0 S: 7	H: 2 LOB: 0 BB: 0 P: 9	R: 1 E: 0 K: 0 S: 11	H: 2 LOB: 1 BB: 0 P: 13		R: 0 E: 0 K: 0 S: 8	H: 1 LOB: 1 BB: 0 P: 11	R: 0 E: 0 K: 0 S: 8	H: 1 LOB: 1 BB: 0 P: 10	R: 3 E: 0 K: 1 S: 14	H: 3 LOB: 1 BB: 1 P: 24	R: 0 E: 0 K: 1 S: 11	H: 1 LOB: 1 BB: 0 P: 16	1B: 6 2B: 7 3B: 0 HR: 0	SF: 1 SAC: 0 DP: 1 HBP: 0	WP: 1 PB: 0 SB: 2 CS: 0	PA: 40 ERA WHIP	
PITCHER	IP WLS BF H R ER SO	WLS W 2 0 0 0 1	BF 31 11 5 5 3	H 11 0 0 0 0	R 5 0 0 0 0	ER 5 0 0 0 0	SO 3 1 0 0 0	BB 0 0 0 0 0	IBB 0 0 0 0 0	HBP 0 0 0 0 0	BLK 0 0 0 0 0	WP 0 1 0 0 0	HR 0 0 0 0 0	S 65 4 1 16	P 88 11 1 24	ERA 6.43 0.00 ∞ 5.40	WHIP 1.571 3.000 ∞ 0.600							
John Smiley, L ERA: 5.21 (1, 1)	7.0																							
Tom Edens, R ERA: 3.24 (8, 1)	0.1																							
Gary Wayne, L ERA: 1.13 (8, 1)	0.0																							
Rick Aguilera, R ERA: 5.3 (8, 1)	1.2	S	6	1	1	1	1	0	0	0	0	0	0	0	0	0	0	0	0	0	0	0	0	0



Batter	1	2	3	4	5	6	7	8	9	AB R H RBI BB SO LOB	TOP	
Shane Mack, R OBP: 0.400, SLG: 0.500 (1, 7) C X	0-1 1B HR 1B		1-0 G5-3	0-0 G5-3			0-1 G4-3		0-1 E5 1B	5 2 1 0 0 0 2		
Chuck Knoblauch, R OBP: 0.374, SLG: 0.381 (1, 4) C SAFE SAFE X	0-1 1B HR 1B		1-2 L9		0-0 2B		3-1 S WP 2B		2-2 1B 1B	5 3 4 2 0 0 0		
Kirby Puckett, R OBP: 0.335, SLG: 0.556 (1, 8) X	0-0 HR 1-H 2-H		0-1 BLK 1B		3-3 K		1-2 G4-3		1-1 1B 1B	5 1 3 3 0 1 1		
Chili Davis, S OBP: 0.347, SLG: 0.350 (1, 10) F B SAFE SAFE X	2-2 G4-3 1B		1-0 F8		0-0 F7		4-2 1B BB		1-2 1B 1B	4 0 2 1 1 0 2		
Brian Harper, R OBP: 0.288, SLG: 0.350 (1, 2) F SAFE SAFE X	0-2 G4-3 1-2f			2-2 HR 2B		0-0 F9		1-2 PO 1B	0-0 F9	5 1 2 0 0 0 4		
Pedro Munoz, R OBP: 0.316, SLG: 0.459 (1, 9) Jarvis Brown, R (8, 9) F SAFE SAFE C	2-3 K			0-0 HR		3-3 K		1-0 PO	0-0 G4-3	2-3 K	4 1 1 2 0 2 0 1 0 0 0 0 1 2	
Kent Hrbek, L OBP: 0.427, SLG: 0.529 (1, 3) F SAFE SAFE X			3-2 F7		2-2 F7		3-2 G6-3		0-0 P3		4 0 0 0 0 0 0	
Greg Gagne, R OBP: 0.351, SLG: 0.393 (1, 6) F SAFE SAFE C			2-3 K		0-1 K FC9-4-6 1B		1-0 P3		0-3 K		4 0 1 0 0 2 0	
Jeff Reboulet, R OBP: 0.231, SLG: 0.250 (1, 5) X			0-0 P3		0-0 FC9-4-6 1-2f		0-1 G4-3 2B 1B		3-3 K		4 1 1 0 0 1 1	
Inning Stats	R: 3 E: 0 K: 1 S: 14 H: 4 LOB: 0 BB: 0 P: 18	R: 0 E: 0 K: 1 S: 8 H: 0 LOB: 0 BB: 0 P: 13	R: 0 E: 0 K: 0 S: 7 H: 1 LOB: 1 BB: 0 P: 10	R: 2 E: 0 K: 0 S: 15 H: 3 LOB: 1 BB: 0 P: 19	R: 0 E: 0 K: 1 S: 7 H: 1 LOB: 1 BB: 0 P: 10	R: 0 E: 0 K: 1 S: 7 H: 0 LOB: 0 BB: 0 P: 14	R: 2 E: 0 K: 0 S: 17 H: 3 LOB: 1 BB: 1 P: 26	R: 0 E: 0 K: 1 S: 5 H: 0 LOB: 0 BB: 0 P: 5	R: 2 E: 1 K: 2 S: 18 H: 3 LOB: 2 BB: 0 P: 26	1B: 10 2B: 3 3B: 0 HR: 2 SF: 0 SAC: 0 DP: 1 HBP: 0	WP: 1 PB: 0 SB: 1 CS: 0 PA: 43	
PITCHER	IP WLS BF H R ER SO BB IBB HBP BLK WP HR S P ERA WHIP											
Dennis Cook, L ERA: 5.91 (1, 1)	5.0 L 23 9 5 5 3 0 0 0 0 1 0 2 51 70 9.00 1.800											
Rod Nichols, R ERA: 4.5 (6, 1)	2.0 9 3 2 2 1 1 0 0 0 1 0 24 40 9.00 2.000											
Derek Lilliquist, L ERA: 1.65 (8, 1)	1.1 5 0 1 1 2 0 0 0 0 0 0 10 13 6.75 0.000											
Steve Olin, R ERA: 2.7 (9, 1)	0.2 5 3 1 0 1 0 0 0 0 0 0 13 18 0.00 4.500											

Minnesota Twins @ Cleveland Indians
Cleveland Municipal Stadium, Cleveland, OH
Sun May 17 1992, 3:33 AM EDT
Att. 9,672 - Sunny - 83 F

livebaseballscorecards.com

AB	41
R	9
H	15
RBI	8
BB	1
SO	7
LOB	12



Batter	1	2	3	4	5	6	7	8	9	AB	R	H	RBI	BB	SO	LOB
Kenny Lofton, L OBP: 0.357, SLG: 0.323 (1, 8)	0-1 2B SF7 1B	1-3 K			0-2 G6-3		0-0 FC6-4 1-2f		1-1 G5-3	5	1	1	0	0	1	2
Thomas Howard, S OBP: 0.376, SLG: 0.427 (1, 7)	0-0 1-3 2B		2-2 G4-3		0-0 F7		2-1 G5-3		0-3 K	5	0	1	0	0	1	1
Carlos Baerga, S OBP: 0.340, SLG: 0.390 (1, 4)	0-1 SF7 3-H		1-2 HR		1-1 1B			2-1 1B 1B		3	2	3	2	0	0	0
Albert Belle, R OBP: 0.312, SLG: 0.385 (1, 10)	0-0 G5-3		2-1 G6-3		2-1 F9			2-3 K		4	0	0	0	0	1	3
Mark Whiten, S OBP: 0.383, SLG: 0.443 (1, 9)	1-2 G4-3		2-3 K		2-2 G6-3			2-2 PB 1B 1B		4	0	1	0	0	1	1
Paul Sorrento, L OBP: 0.285, SLG: 0.328 (1, 3)		0-0 HR		1-1 HR		2-1 F7		1-3 K		4	2	2	2	0	1	2
Mark Lewis, R OBP: 0.353, SLG: 0.408 (1, 6)		1-1 L4		0-0 P3		1-3 K		0-1 PB 1B		4	0	1	1	0	1	0
Tony Perezchica, R OBP: 0.133, SLG: 0.143 (1, 5)		1-2 G4-3		0-1 B1-3			1-1 P6		1-0 G1-3	3	0	0	0	0	0	0
Alex Cole, L OBP: 0.278, SLG: 0.222 (8, PH)									1-2 2-3	1	0	0	0	0	0	2
Craig Worthington, R OBP: 0.231, SLG: 0.167 (9, 5)										0	0	0	0	0	0	0
Junior Ortiz, R OBP: 0.311, SLG: 0.269 (1, 2)		1-2 2B		1-1 G5-3			2-1 FC6-4 1B		1-2 G3	3	0	2	0	0	0	0
Jesse Levis, L OBP: 0.364, SLG: 0.545 (9, PH)										1	0	0	0	0	0	0

Inning Stats	R: 1	H: 2	E: 0	K: 0	S: 9	H: 2	LOB: 1	BB: 0	P: 10	R: 1	H: 2	E: 0	K: 1	S: 13	H: 1	LOB: 1	BB: 0	P: 17	R: 1	H: 1	E: 0	K: 1	S: 14	H: 1	LOB: 0	BB: 0	P: 21	R: 1	H: 1	E: 0	K: 0	S: 7	H: 1	LOB: 1	BB: 0	P: 11	R: 0	H: 0	E: 0	K: 1	S: 9	H: 0	LOB: 0	BB: 0	P: 14	R: 0	H: 1	E: 0	K: 0	S: 7	H: 1	LOB: 1	BB: 0	P: 12	R: 1	H: 3	E: 0	K: 2	S: 16	H: 0	LOB: 2	BB: 0	P: 24	R: 0	H: 0	E: 0	K: 1	S: 8	H: 0	LOB: 0	BB: 0	P: 10	1B: 6	SF: 1	2B: 2	SAC: 0	3B: 0	DP: 0	HR: 3	HBP: 0	WP: 0	PA: 38
--------------	------	------	------	------	------	------	--------	-------	-------	------	------	------	------	-------	------	--------	-------	-------	------	------	------	------	-------	------	--------	-------	-------	------	------	------	------	------	------	--------	-------	-------	------	------	------	------	------	------	--------	-------	-------	------	------	------	------	------	------	--------	-------	-------	------	------	------	------	-------	------	--------	-------	-------	------	------	------	------	------	------	--------	-------	-------	-------	-------	-------	--------	-------	-------	-------	--------	-------	--------

PITCHER	IP	WLS	BF	H	R	ER	SO	BB	IBB	HBP	BLK	WP	HR	S	P	ERA	WHIP
Kevin Tapani, R ERA: 4.99 (1, 1)	6.1	W	27	8	4	4	3	0	0	0	0	0	3	64	89	5.68	1.263
Mark Guthrie, L ERA: 4.58 (7, 1)	1.1		6	2	1	1	2	0	0	0	0	0	0	16	25	6.75	1.500
Rick Aguilera, R ERA: 4.95 (8, 1)	1.1	S	5	1	0	0	1	0	0	0	0	0	0	11	14	0.00	0.750

BOTTOM

Minnesota Twins @ Cleveland Indians
Cleveland Municipal Stadium, Cleveland, OH

Sun May 17 1992, 3:33 AM EDT
Att. 9,672 - Sunny - 83 F

livebaseballscorecards.com

AB	37
R	5
H	11
RBI	5
BB	0
SO	6
LOB	11



Batter	1	2	3	4	5	6	7	8	9	AB R H RBI BB SO LOB	TOP																									
John Cangelosi, S (1, 8) OBP: 0.333, SLG: 0.267 Juan Gonzalez, R (4, PH) OBP: 0.293, SLG: 0.401 (4, 8)	1-0 G4-3		4-2 SH3-4 BB	2-2 G4-3			4-0 2B 1-2 1B BB		0-3 K	1 0 0 0 1 0 0 2 1 0 0 1 1 3																										
Jeff Huson, L (1, 6) OBP: 0.315, SLG: 0.364 Dickie Thon, R (7, PH) OBP: 0.292, SLG: 0.339 (7, 6)	3-2 G3		1-0 SH3-4		0-0 B1-3		0-1 1B SF7 2B		3-2 F8	2 0 0 0 0 0 0 2 1 1 1 0 0 0																										
Rafael Palmeiro, L (1, 3) OBP: 0.395, SLG: 0.510	4-1 BB		1-3 K		1-0 F9		1-2 2-3 3-H 1B		1-1 G6-3	4 0 1 1 1 1 2																										
Ruben Sierra, S (1, 9) OBP: 0.315, SLG: 0.449	2-3 K		2-0 F9		1-0 F9		2-2 SF7			3 0 0 1 0 1 3																										
Kevin Reimer, L (1, 10) OBP: 0.297, SLG: 0.414		2-0 G6-3		3-1 P7		2-3 K		1-3 K		4 0 0 0 0 2 1																										
Jack Daugherty, S (1, 7) OBP: 0.271, SLG: 0.242 Monty Fariss, R (6, PH) OBP: 0.419, SLG: 0.375 (6, 7)		4-1 S BB		2-2 1B 1B HBP		4-2 BB		1-3 SAFE SAFE K		0 0 0 0 1 0 0 1 0 0 0 1 1 1																										
Dean Palmer, R (1, 5) OBP: 0.294, SLG: 0.397		3-3 SAFE K		0-1 SAFE 1-2 1B 1B		1-3 K		2-2 F9		4 0 1 0 0 2 2																										
Geno Petralli, L (1, 2) OBP: 0.191, SLG: 0.304		1-1 F7		1-3 K		0-2 SAFE F8		0-0 G1-3		4 0 0 0 0 1 4																										
Al Newman, S (1, 4) OBP: 0.303, SLG: 0.267			1-1 SH3-4 1B		3-2 1-2 2-3 1B		4-1 WP 2B BB		1-2 G1-3	3 1 2 0 1 0 0																										
Inning Stats	R: 0 E: 0 K: 1 S: 9	H: 0 LOB: 1 BB: 1 P: 19	R: 0 E: 0 K: 1 S: 7	H: 0 LOB: 1 BB: 1 P: 17	R: 0 E: 1 K: 1 S: 9	H: 1 LOB: 2 BB: 1 P: 18	R: 0 E: 0 K: 1 S: 16	H: 2 LOB: 3 BB: 0 P: 27	R: 0 E: 0 K: 2 S: 11	H: 0 LOB: 1 BB: 1 P: 18	R: 3 E: 0 K: 2 S: 17	H: 2 LOB: 1 BB: 2 P: 30	R: 0 E: 0 K: 0 S: 7	H: 0 LOB: 0 BB: 0 P: 10	R: 0 E: 0 K: 1 S: 8	H: 0 LOB: 0 BB: 0 P: 12	1B: 4 2B: 1 3B: 0 HR: 0	SF: 1 SAC: 1 DP: 0 HBP: 1	WP: 1 PB: 0 SB: 1 CS: 0	PA: 39																
PITCHER	IP WLS BF H R ER SO BB IBB HBP BLK WP HR S P ERA WHIP																																			
Scott Scudder, R (1, 1) ERA: 4.5	3.1		16	2	0	0	3	3	0	1	0	0	0	31	65	0.00	1.500																			
Kevin Wickander, L (4, 1) ERA: 3.0	2.2		11	1	1	1	3	2	0	0	0	0	0	25	44	3.38	1.125																			
Eric Plunk, R (7, 1) ERA: 3.0	0.0		1	0	0	0	0	1	0	0	0	1	0	0	4	∞	∞																			
Derek Lilliquist, L (7, 1) ERA: 1.96	2.0	L	8	2	2	2	2	0	0	0	0	0	0	23	31	9.00	1.000																			
Steve Olin, R (9, 1) ERA: 2.55	1.0		3	0	0	0	1	0	0	0	0	0	0	8	12	0.00	0.000																			

Texas Rangers @ Cleveland Indians
 Cleveland Municipal Stadium, Cleveland, OH

Mon May 18 1992, 7:05 PM EDT
 Att. 4,438 - Sunny - 56 F

livebaseballscorecards.com

AB	30
R	3
H	5
RBI	3
BB	6
SO	9
LOB	16




Batter	1	2	3	4	5	6	7	8	9	AB R H RBI BB SO LOB
Kenny Lofton, L OBP: 0.361, SLG: 0.323 (1, 8)	4-2 G6-3 S 1B BB		1-1 BB 1B		2-2 G6-3		0-2 FC1-6 S 1-2f			3 1 1 0 1 0 1
Thomas Howard, S OBP: 0.371, SLG: 0.419 (1, 7)	2-2 G6-3		2-2 BB 1B		1-1 G4-3		0-3 K			4 0 1 0 0 1 2
Carlos Baerga, S OBP: 0.343, SLG: 0.389 (1, 4)	0-0 G3 1B		4-1 BB		1-2 G6-3		1-0 L6			3 0 1 1 1 0 1
Albert Belle, R OBP: 0.316, SLG: 0.403 (1, 10)	3-1 G3 1B		1-1 P4		1-2 1B 3B		3-3 K			4 1 2 0 0 1 3
Mark Whiten, S OBP: 0.380, SLG: 0.437 (1, 9)	0-0 G3		2-3 K		1-1 L5-3 1B		0-0 G6-3			4 0 1 0 0 1 5
Paul Sorrento, L OBP: 0.279, SLG: 0.320 (1, 3)	0-0 G4-3		1-3 K		1-2 L5-3		2-1 P3			3 0 0 0 0 1 7
Brook Jacoby, R OBP: 0.302, SLG: 0.330 (8, PH) (9, 3)					SAFE SAFE SAFE					1 0 0 0 0 0 0
Sandy Alomar Jr., R OBP: 0.280, SLG: 0.343 (1, 2)		1-2 G6-4-3 1B		0-3 K		1-0 1B		0-0 G5-3		4 0 2 1 0 1 0
Jim Thome, L (1, 5)		1-1 G6-4-3		2-3 K2-3		0-3 K		1-3 K		4 0 0 0 0 3 2
Felix Fermin, R OBP: 0.270, SLG: 0.286 (1, 6)		3-2 G6-3		0-1 G3-1		1-1 FC1-6 1B		1-1 F8		2 0 0 0 0 0 0
Tony Perezchica, R OBP: 0.176, SLG: 0.188 (5, 6)										2 0 1 0 0 0 0

Inning Stats	R: 1	H: 2	E: 0	K: 0	S: 10	LOB: 2	BB: 1	P: 19	R: 0	H: 1	E: 0	K: 0	S: 9	LOB: 0	BB: 0	P: 14	R: 0	H: 2	E: 0	K: 2	S: 14	LOB: 3	BB: 1	P: 25	R: 0	H: 0	E: 0	K: 2	S: 10	LOB: 0	BB: 0	P: 12	R: 0	H: 3	E: 0	K: 1	S: 12	LOB: 1	BB: 0	P: 16	R: 0	H: 1	E: 0	K: 1	S: 9	LOB: 1	BB: 0	P: 11	R: 0	H: 0	E: 0	K: 1	S: 6	LOB: 0	BB: 0	P: 11	R: 0	H: 0	E: 0	K: 1	S: 6	LOB: 0	BB: 0	P: 8	1B: 8	SF: 0	2B: 1	SAC: 0	3B: 1	DP: 2	HR: 0	HBP: 0	WP: 0	PA: 36
--------------	------	------	------	------	-------	--------	-------	-------	------	------	------	------	------	--------	-------	-------	------	------	------	------	-------	--------	-------	-------	------	------	------	------	-------	--------	-------	-------	------	------	------	------	-------	--------	-------	-------	------	------	------	------	------	--------	-------	-------	------	------	------	------	------	--------	-------	-------	------	------	------	------	------	--------	-------	------	-------	-------	-------	--------	-------	-------	-------	--------	-------	--------

PITCHER	IP	WLS	BF	H	R	ER	SO	BB	IBB	HBP	BLK	WP	HR	S	P	ERA	WHIP
Kevin Brown, R ERA: 3.53 (1, 1)	6.1	W	28	9	2	2	5	2	0	0	0	0	0	68	104	2.84	1.737
Kenny Rogers, L ERA: 2.74 (7, 1)	2.2	S	8	0	0	0	3	0	0	0	0	0	0	16	24	0.00	0.000

TEXAS RANGERS @ CLEVELAND INDIANS
CLEVELAND MUNICIPAL STADIUM, CLEVELAND, OH
 Mon May 18 1992, 7:05 PM EDT
 Att. 4,438 - Sunny - 56 F

AB	34
R	2
H	9
RBI	2
BB	2
SO	8
LOB	21



livebaseballscorecards.com

Batter	1	2	3	4	5	6	7	8	9	AB R H RBI BB SO LOB	TOP																																																																																											
Jeff Huson, L (1, 4) OBP: 0.307, SLG: 0.362 C F B B X	2-2 P6 ①		2-2 G3 BLK 2B		3-2 E6 1-3 B C L F 1 SAFE F 1 SAFE X		2-2 G3-1 ② B C C X	2-1 P6 ③ X	0-0 F8 ③	6 1 1 0 0 0 6																																																																																												
Rafael Palmeiro, L (1, 3) OBP: 0.390, SLG: 0.500 C X	0-1 F8 ②		3-1 G3 ② 2-3		2-3 K ① B S 1 SAFE S 1 SAFE S		1-2 1B ③ B C C X		1-3 K ①	5 0 1 0 0 2 3																																																																																												
Juan Gonzalez, R (1, 8) OBP: 0.296, SLG: 0.400 B B B	4-0 BB		0-0 G5-3 ③ 3-H		1-1 SF8 ② B S X		1-3 K ③ B C C X		0-2 HR 1B	3 1 1 1 1 1 1																																																																																												
Ruben Sierra, S (1, 9) OBP: 0.318, SLG: 0.466 B 1 SAFE 1 SAFE C X	1-1 F7 ③			0-1 P6 ① F X	0-1 G1-3 ③			2-1 BB 1B BB 1B	1-1 HR 1B	5 2 2 2 0 0 2																																																																																												
Kevin Reimer, L (1, 7) OBP: 0.307, SLG: 0.421 C S B S		1-3 K ①		0-0 G3-1 ② X		1-0 1B ① B X		1-0 BB BB SF9 1B	1-1 BB 1B	5 2 3 0 0 1 0																																																																																												
Geno Petralli, L (1, 2) OBP: 0.212, SLG: 0.286 B C B B X		3-1 G4-3 ② C B B B		4-2 BB ③ C B B B		0-0 F7 ① F B B X		2-2 F7 ① B C B B	4-1 BB 1B BB	3 0 0 0 2 0 3																																																																																												
Monty Fariss, R (1, 10) OBP: 0.412, SLG: 0.346 Jack Daugherty, S (8, PH) OBP: 0.282, SLG: 0.242 John Cangelosi, S (8, PR) OBP: 0.333, SLG: 0.267 Ivan Rodriguez, R (9, PH) OBP: 0.312, SLG: 0.403 C B F B B		4-2 WP BB		2-3 K ③ B C B B		2-3 K ② B S S		4-2 SF9 BB BB 1-2 2-3	0-0 F7 ②	2 0 0 0 1 2 2 0 0 0 0 1 0 0 0 0 0 0 0 0 0 1 0 0 0 0 0 2																																																																																												
Dean Palmer, R (1, 5) OBP: 0.304, SLG: 0.407 F 1 SAFE SAFE S T B B X		2-3 K ③ 1-2		3-2 1B 2B S B B X	3-2 F7 ③ B F B X		4-1 BB BB 1-2 2-3 3-H	1-0 BB 1B	4 1 2 2 1 1 2																																																																																													
Dickie Thon, R (1, 6) OBP: 0.296, SLG: 0.339 B X			1-0 F7 ①		1-1 SF8 1B 2-H		2-2 F7 ① C B B X	1-2 SF9 ② B C B B	4-2 BB 1B	3 1 1 2 1 0 0																																																																																												
Inning Stats	R: 0 E: 0 K: 0 S: 7 H: 0 LOB: 1 BB: 1 P: 14	R: 0 E: 0 K: 2 S: 11 H: 0 LOB: 1 BB: 1 P: 21	R: 1 E: 0 K: 0 S: 7 H: 1 LOB: 0 BB: 0 P: 13	R: 0 E: 0 K: 1 S: 8 H: 0 LOB: 1 BB: 1 P: 14	R: 2 E: 1 K: 1 S: 16 H: 2 LOB: 1 BB: 0 P: 26	R: 0 E: 0 K: 1 S: 8 H: 1 LOB: 1 BB: 0 P: 14	R: 0 E: 0 K: 1 S: 13 H: 1 LOB: 1 BB: 0 P: 19	R: 2 E: 0 K: 0 S: 14 H: 2 LOB: 2 BB: 2 P: 30	R: 3 E: 0 K: 1 S: 19 H: 4 LOB: 3 BB: 2 P: 31	1B: 8 2B: 2 3B: 0 HR: 1 SF: 2 SAC: 0 DP: 0 HBP: 0	WP: 1 PB: 0 SB: 0 CS: 0 PA: 46																																																																																											
PITCHER	IP WLS BF H R ER SO BB IBB HBP BLK WP HR S P ERA WHIP	<table border="1"> <thead> <tr> <th>PITCHER</th> <th>IP</th> <th>WLS</th> <th>BF</th> <th>H</th> <th>R</th> <th>ER</th> <th>SO</th> <th>BB</th> <th>IBB</th> <th>HBP</th> <th>BLK</th> <th>WP</th> <th>HR</th> <th>S</th> <th>P</th> <th>ERA</th> <th>WHIP</th> </tr> </thead> <tbody> <tr> <td>Jack Armstrong, R</td> <td>(1, 1)</td> <td>6.0</td> <td></td> <td>4</td> <td>3</td> <td>2</td> <td>5</td> <td>3</td> <td>0</td> <td>0</td> <td>1</td> <td>1</td> <td>0</td> <td>57</td> <td>102</td> <td>3.00</td> <td>1.167</td> </tr> <tr> <td>Eric Plunk, R</td> <td>(7, 1)</td> <td>1.1</td> <td></td> <td>9</td> <td>3</td> <td>2</td> <td>1</td> <td>2</td> <td>0</td> <td>0</td> <td>0</td> <td>0</td> <td>0</td> <td>22</td> <td>41</td> <td>13.50</td> <td>3.750</td> </tr> <tr> <td>Steve Olin, R</td> <td>(8, 1)</td> <td>1.0</td> <td>L</td> <td>7</td> <td>3</td> <td>3</td> <td>1</td> <td>1</td> <td>0</td> <td>0</td> <td>0</td> <td>0</td> <td>1</td> <td>18</td> <td>28</td> <td>27.00</td> <td>4.000</td> </tr> <tr> <td>Mike Christopher, R</td> <td>(9, 1)</td> <td>0.2</td> <td></td> <td>4</td> <td>1</td> <td>0</td> <td>0</td> <td>1</td> <td>0</td> <td>0</td> <td>0</td> <td>0</td> <td>0</td> <td>6</td> <td>11</td> <td>0.00</td> <td>3.000</td> </tr> </tbody> </table>											PITCHER	IP	WLS	BF	H	R	ER	SO	BB	IBB	HBP	BLK	WP	HR	S	P	ERA	WHIP	Jack Armstrong, R	(1, 1)	6.0		4	3	2	5	3	0	0	1	1	0	57	102	3.00	1.167	Eric Plunk, R	(7, 1)	1.1		9	3	2	1	2	0	0	0	0	0	22	41	13.50	3.750	Steve Olin, R	(8, 1)	1.0	L	7	3	3	1	1	0	0	0	0	1	18	28	27.00	4.000	Mike Christopher, R	(9, 1)	0.2		4	1	0	0	1	0	0	0	0	0	6	11	0.00	3.000
PITCHER	IP	WLS	BF	H	R	ER	SO	BB	IBB	HBP	BLK	WP	HR	S	P	ERA	WHIP																																																																																					
Jack Armstrong, R	(1, 1)	6.0		4	3	2	5	3	0	0	1	1	0	57	102	3.00	1.167																																																																																					
Eric Plunk, R	(7, 1)	1.1		9	3	2	1	2	0	0	0	0	0	22	41	13.50	3.750																																																																																					
Steve Olin, R	(8, 1)	1.0	L	7	3	3	1	1	0	0	0	0	1	18	28	27.00	4.000																																																																																					
Mike Christopher, R	(9, 1)	0.2		4	1	0	0	1	0	0	0	0	0	6	11	0.00	3.000																																																																																					

Texas Rangers @ Cleveland Indians
 Cleveland Municipal Stadium, Cleveland, OH
 Tue May 19 1992, 7:05 PM EDT
 Att. 7,348 - Sunny - 59 F

livebaseballscorecards.com

AB	37
R	8
H	11
RBI	7
BB	7
SO	7
LOB	21



Batter	1	2	3	4	5	6	7	8	9	AB	R	H	RBI	BB	SO	LOB
Kenny Lofton, L OBP: 0.362, SLG: 0.321 (1, 8)	4-0 S 1B BB	2-1 SF7 1B		1-3 K			2-2 P4	0-0 F8		4	1	1	0	1	1	0
Alex Cole, L OBP: 0.298, SLG: 0.230 (1, 10)	4-2 1B 1B BB	1-1 SF7 1B		3-1 1B			4-0 BB HR BB		2-2 L7	2	1	1	1	2	0	0
Carlos Baerga, S OBP: 0.351, SLG: 0.401 (1, 4)	1-2 1B 1B	0-0 F8		1-0 F8			1-1 BB HR 1B		1-0 G6-3 2B	5	1	3	1	0	0	2
Paul Sorrento, L OBP: 0.273, SLG: 0.313 (1, 3)	2-1 P5		0-1 F8		2-3 K		4-0 HR BB		0-1 G6-3	3	0	0	0	0	1	2
Brook Jacoby, R OBP: 0.309, SLG: 0.330 (7, PH)							1-2 2-3 HR BB		2-3	0	1	0	0	1	0	0
Albert Belle, R OBP: 0.314, SLG: 0.400 (9, PH)										1	0	0	0	0	0	1
Mark Whiten, S OBP: 0.393, SLG: 0.468 (1, 9)	1-0 1B 1B		0-0 1B E 1B		0-0 F8		2-2 HR		4-2 BB	4	2	3	4	1	0	0
Sandy Alomar Jr., R OBP: 0.263, SLG: 0.320 (1, 2)	1-0 P4		0-0 F7		0-0 G6-3		2-0 G6-3		1-3 K	5	0	0	0	0	1	6
Thomas Howard, S OBP: 0.366, SLG: 0.411 (1, 7)	0-2 L4		0-1 E9 1B		1-0 B1-3		1-2 F8			4	0	1	0	0	0	3
Jim Thome, L OBP: 0.125, SLG: 0.125 (1, 5)		1-0 1B SF7 1B		1-0 G4-3		0-3 K		2-2 G4-3		4	1	1	0	0	1	1
Dave Rohde, S (9, 5)										0	0	0	0	0	0	0
Tony Perezchica, R OBP: 0.143, SLG: 0.150 (1, 6)		2-2 F9		1-2 L7		2-1 P2		1-1 F8		4	0	0	0	0	0	1

Inning Stats	R: 1	H: 2	E: 0	K: 0	S: 13	LOB: 3	BB: 2	P: 26	R: 1	H: 2	E: 0	K: 0	S: 9	LOB: 1	BB: 0	P: 15	R: 1	H: 2	E: 1	K: 0	S: 7	LOB: 1	BB: 0	P: 8	R: 0	H: 1	E: 0	K: 1	S: 10	LOB: 0	BB: 0	P: 11	R: 0	H: 0	E: 0	K: 1	S: 6	LOB: 0	BB: 0	P: 9	R: 4	H: 2	E: 0	K: 0	S: 15	LOB: 0	BB: 2	P: 31	R: 0	H: 0	E: 0	K: 0	S: 6	LOB: 0	BB: 0	P: 9	R: 0	H: 1	E: 0	K: 1	S: 12	LOB: 2	BB: 1	P: 20	1B: 8	SF: 1	2B: 1	SAC: 0	3B: 0	DP: 0	HR: 1	HBP: 0	WP: 0	PA: 42
PITCHER	IP	WLS	BF	H	R	ER	SO	BB	IBB	HBP	BLK	WP	HR	S	P	ERA	WHIP																																																									
Roger Pavlik, R ERA: 4.66 (1, 1)	0.0		3	1	1	1	0	2	0	0	0	0	0	5	14	∞	∞																																																									
Mike Jeffcoat, L ERA: 1.8 (1, 1)	5.0		21	6	2	1	2	0	0	0	0	0	0	43	62	1.80	1.200																																																									
Floyd Bannister, L ERA: 4.3 (6, 1)	1.1		6	1	2	2	1	1	0	0	0	0	0	12	22	13.50	1.500																																																									
Jeff Robinson, R ERA: 5.2 (7, 1)	0.2		4	1	2	2	0	1	0	0	0	0	0	9	18	27.00	3.000																																																									
Lance McCullers, R ERA: (8, 1)	1.0	W	3	0	0	0	0	0	0	0	0	0	0	6	9	0.00	0.000																																																									
PITCHER	IP	WLS	BF	H	R	ER	SO	BB	IBB	HBP	BLK	WP	HR	S	P	ERA	WHIP																																																									
Jeff Russell, R ERA: 1.4 (9, 1)	1.0		5	1	0	0	1	1	0	0	0	0	0	12	20	0.00	2.000																																																									

BOTTOM

Texas Rangers @ Cleveland Indians
Cleveland Municipal Stadium, Cleveland, OH

Tue May 19 1992, 7:05 PM EDT
Att. 7,348 - Sunny - 59 F

AB	36
R	7
H	10
RBI	6
BB	5
SO	4
LOB	16



WP: 0	PA: 42
PB: 0	
SB: 1	
CS: 0	

livebaseballscores.com

Batter	1	2	3	4	5	6	7	8	9	AB R H RBI BB SO LOB	TOP
Jeff Huson, L (1, 4) <small>OBP: 0.314, SLG: 0.376</small>	0-0 		1-1 			0-1 		2-3 		4 0 2 0 0 1 0	Texas Rangers @ Cleveland Indians Cleveland Municipal Stadium, Cleveland, OH Wed May 20 1992, 7:05 PM EDT Att. 6,687 - Sunny - 62 F
Rafael Palmeiro, L (1, 3) <small>OBP: 0.387, SLG: 0.490</small>	2-2 		0-0 			4-2 		1-0 		3 1 0 0 1 0 2	
Juan Gonzalez, R (1, 8) <small>OBP: 0.295, SLG: 0.396</small>	1-3 		2-1 	2-2 		0-1 		3-2 		4 0 1 0 0 1 2	
Ruben Sierra, S (1, 9) <small>OBP: 0.328, SLG: 0.470</small>	4-0 			1-0 		2-0 		1-2 		3 0 2 1 1 0 1	
Kevin Reimer, L (1, 7) <small>OBP: 0.306, SLG: 0.423</small>	2-1 			0-0 		1-1 		2-2 		4 0 1 0 0 0 4	
Jack Daugherty, S (1, 10) John Cangelosi, S (7, PR) <small>OBP: 0.284, SLG: 0.262</small> <small>OBP: 0.333, SLG: 0.267</small>		1-2 		1-0 		0-0 		0-0 		3 0 1 0 0 0 1	
Ivan Rodriguez, R (1, 2) <small>OBP: 0.302, SLG: 0.390</small>		0-1 			0-0 		0-0 	2-3 		4 0 0 0 0 0 2	
Dean Palmer, R (1, 5) <small>OBP: 0.296, SLG: 0.396</small>		2-0 			2-3 		2-0 	1-2 		4 0 0 0 0 1 2	
Dickie Thon, R (1, 6) <small>OBP: 0.289, SLG: 0.331</small>			1-1 		1-1 		1-0 			3 0 0 0 0 0 1	
Inning Stats	R: 0 H: 1 E: 0 LOB: 2 K: 1 BB: 1 S: 11 P: 20	R: 0 H: 0 E: 0 LOB: 0 K: 0 BB: 0 S: 7 P: 10	R: 0 H: 1 E: 0 LOB: 0 K: 0 BB: 0 S: 6 P: 10	R: 0 H: 1 E: 0 LOB: 1 K: 0 BB: 0 S: 10 P: 14	R: 0 H: 0 E: 0 LOB: 0 K: 1 BB: 0 S: 8 P: 11	R: 1 H: 1 E: 0 LOB: 1 K: 0 BB: 1 S: 11 P: 18	R: 0 H: 1 E: 0 LOB: 1 K: 0 BB: 0 S: 4 P: 7	R: 0 H: 1 E: 0 LOB: 1 K: 1 BB: 0 S: 13 P: 20	R: 0 H: 1 E: 0 LOB: 1 K: 0 BB: 0 S: 11 P: 15	1B: 4 SF: 0 2B: 3 SAC: 1 3B: 0 DP: 0 HR: 0 HBP: 0	WP: 0 PA: 36 PB: 0 SB: 1 CS: 1
PITCHER Charles Nagy, R (1, 1) <small>ERA: 2.06</small>	IP 9.0 WLS L BF 35 H 7 R 1 ER 1 SO 3 BB 2 IBB 0 HBP 0 BLK 0 WP 0 HR 0 S 81 P 125 ERA 1.00 WHIP 1.000					PITCHER IP WLS BF H R ER SO BB IBB HBP BLK WP HR S P ERA WHIP					

livebaseballscorecards.com

AB	32
R	1
H	7
RBI	1
BB	2
SO	3
LOB	15




Batter	1	2	3	4	5	6	7	8	9	AB	R	H	RBI	BB	SO	LOB	
Kenny Lofton, L OBP: 0.353, SLG: 0.311 (1, 8)	1-0 B2-3		2-1 G4-3		1-1 L7			0-0 FC2-6-5		4	0	0	0	0	0	4	
Alex Cole, L OBP: 0.284, SLG: 0.218 (1, 10)	2-1 F7		2-3 K			0-0 G3-1		2-1 F8		4	0	0	0	0	1	3	
Carlos Baerga, S OBP: 0.349, SLG: 0.398 (1, 4)	1-0 G4-3			3-2 P5		1-2 G3-1			0-0 FC3-6 1B	4	0	1	0	0	0	0	
Paul Sorrento, L OBP: 0.272, SLG: 0.306 (1, 3)		0-0 G3-1		4-2 FC4-6 BB		2-3 K		1-0 FC3-6 1B	1-2f	3	0	0	0	1	1	1	
Mark Whiten, S OBP: 0.389, SLG: 0.462 (1, 9)		3-2 G3		2-0 FC4-6 FC6-4 1-2f			2-1 G4-3		2-2 E 1B	1-3	4	0	1	0	0	0	1
Sandy Alomar Jr., R OBP: 0.262, SLG: 0.329 (1, 2)		0-1 2B		1-0 FC6-4 1-2f			0-0 G5-3		0-0 F9	1-2	4	0	1	0	0	0	3
Thomas Howard, S OBP: 0.351, SLG: 0.394 (1, 7)		2-3 K			0-0 L5		1-2 F9		1-0 G4-3		4	0	0	0	0	1	3
Brook Jacoby, R OBP: 0.320, SLG: 0.341 (1, 5)			0-0 G4-3 SH5-3 1B		0-1 G5-3			1-0 FC2-6-5 SH1-4 1B		3	0	2	0	0	0	0	
Dave Rohde, S (8, PR) (9, 5)										0	0	0	0	0	0	0	
Tony Perezchica, R OBP: 0.182, SLG: 0.150 (1, 6)			1-0 SH5-3		4-2 BB			0-0 SH1-4	1-2	0	0	0	0	1	0	0	

Inning Stats	R: 0	H: 0	E: 0	K: 0	S: 4	R: 0	H: 1	E: 0	K: 1	S: 9	R: 0	H: 1	E: 0	K: 1	S: 7	R: 0	H: 0	E: 0	K: 0	S: 10	R: 0	H: 0	E: 0	K: 1	S: 9	R: 0	H: 0	E: 0	K: 0	S: 6	R: 0	H: 1	E: 0	K: 0	S: 5	R: 0	H: 2	E: 1	K: 0	S: 7	1B: 4	SF: 0	2B: 1	SAC: 2	3B: 0	DP: 0	HR: 0	HBP: 0	WP: 0	PA: 34
Jose Guzman, R ERA: 2.76 (1, 1)	8.1	WLS	W	BF	32	H	5	R	0	ER	0	SO	3	BB	2	IBB	0	HBP	0	BLK	0	WP	0	HR	0	S	62	P	103	ERA	0.00	WHIP	0.840																	
Jeff Russell, R ERA: 1.35 (9, 1)	0.2	S	2	0	0	0	0	0	0	0	0	0	0	0	0	0	0	0	0	0	0	0	0	0	0	2	3	0.00	0.000																					

TEXAS RANGERS @ CLEVELAND INDIANS
CLEVELAND MUNICIPAL STADIUM, CLEVELAND, OH
 Wed May 20 1992, 7:05 PM EDT
 Att. 6,687 - Sunny - 62 F

AB	30
R	0
H	5
RBI	0
BB	2
SO	3
LOB	15



Batter	1	2	3	4	5	6	7	8	9	AB R H RBI BB SO LOB	TOP											
Kenny Lofton, L (1, 8) OBP: 0.363, SLG: 0.319	3-2 P5		4-2 S BB			1-0 S 1B		2-1 G5-4-3 1B		3 1 2 0 1 0 0	Cleveland Indians @ Seattle Mariners The Kingdome, Seattle, WA Fri May 22 1992, 10:05 PM EDT Att: 14,936 - Dome - 70 F											
Thomas Howard, S (1, 7) OBP: 0.337, SLG: 0.378	0-0 P3		2-1 G4-3			2-3 K		1-2 G5-4-3		4 0 0 0 0 1 3												
Carlos Baerga, S (1, 4) OBP: 0.352, SLG: 0.396	4-1 BB					1-2 1B		2-1 G6-3		3 0 1 1 1 0 0												
Albert Belle, R (1, 10) OBP: 0.307, SLG: 0.389	2-3 K					1-1 L8			1-3 K	4 0 0 0 0 3 2												
Mark Whiten, S (1, 9) OBP: 0.392, SLG: 0.463						1-2 L6			1-0 HBP 1B	4 0 2 0 0 0 0												
Sandy Alomar Jr., R (1, 2) OBP: 0.261, SLG: 0.317						0-0 F8			1-0 HBP	3 0 0 0 0 0 1												
Alex Cole, L (9, PR) OBP: 0.284, SLG: 0.218									1-2 HBP	0 0 0 0 0 0 0												
Mark Lewis, R (1, 6) OBP: 0.357, SLG: 0.402						4-1 CS BB			2-3 K	2 0 0 0 1 1 2												
Brook Jacoby, R (1, 3) OBP: 0.320, SLG: 0.333						2-3 K			1-0 F7	2 0 0 0 1 2 1												
Paul Sorrento, L (9, PH) OBP: 0.270, SLG: 0.304						1-2 K				1 0 0 0 0 0 2												
Dave Rohde, S (1, 5)						1-3 K				3 0 0 0 0 3 2												
Inning Stats	R: 0 E: 0 K: 1 S: 9	H: 0 LOB: 1 BB: 1 P: 18	R: 0 E: 0 K: 0 S: 8	H: 0 LOB: 0 BB: 0 P: 14	R: 0 E: 0 K: 2 S: 13	H: 0 LOB: 1 BB: 1 P: 22	R: 0 E: 0 K: 1 S: 7	H: 0 LOB: 0 BB: 0 P: 9	R: 0 E: 0 K: 1 S: 5	H: 0 LOB: 0 BB: 1 P: 11	R: 1 E: 0 K: 2 S: 15	H: 2 LOB: 1 BB: 0 P: 23	R: 0 E: 0 K: 1 S: 10	H: 1 LOB: 2 BB: 1 P: 21	R: 0 E: 0 K: 0 S: 7	H: 1 LOB: 0 BB: 0 P: 12	R: 0 E: 0 K: 2 S: 8	H: 1 LOB: 2 BB: 0 P: 14	1B: 5 2B: 0 3B: 0 HR: 0	SF: 0 SAC: 0 DP: 1 HBP: 2	WP: 0 PB: 0 SB: 4 CS: 1	PA: 35
PITCHER	IP WLS BF H R ER SO BB IBB HBP BLK WP HR S P ERA WHIP																					
Randy Johnson, L (1, 1) ERA: 3.43	8.1 W 33 5 1 1 9 4 0 2 0 0 0 0 78 137 1.08 1.080																					
Mike Schooler, R (9, 1) ERA: 6.5	0.2 S 2 0 0 0 1 0 0 0 0 0 0 0 4 7 0.00 0.000																					

livebaseballscorecards.com

AB	29
R	1
H	5
RBI	1
BB	4
SO	10
LOB	13



Batter	1	2	3	4	5	6	7	8	9	AB	R	H	RBI	BB	SO	LOB
Harold Reynolds, S (1, 4) OBP: 0.341, SLG: 0.329	2-2 F7			3-2 G4-3		2-2 P5	1-0 FC6-4			4	0	0	0	0	0	2
Edgar Martinez, R (1, 5) OBP: 0.373, SLG: 0.525	2-1 F8			2-2 G5-3		1-2 1B		2-2 1B		4	0	2	0	0	0	0
Ken Griffey Jr., L (1, 8) OBP: 0.316, SLG: 0.469	2-3 K			2-0 2B		1-0 G4-3		2-2 F8		4	0	1	0	0	1	2
Kevin Mitchell, R (1, 7) OBP: 0.291, SLG: 0.324		0-0 E5		4-0 BB			0-0 E6	2-1 F8		3	1	0	0	1	0	1
Pete O'Brien, L (1, 3) OBP: 0.214, SLG: 0.452		1-1 L8		1-0 P7			4-0 SH1-3	2-0 F8		3	1	0	0	1	0	4
Jay Buhner, R (1, 9) OBP: 0.351, SLG: 0.346		2-0 G6-4-3			2-0 L4		0-0 SH1-3			2	0	0	0	0	0	1
Tino Martinez, L (1, 10) OBP: 0.333, SLG: 0.462			1-1 G4-3		2-3 K		2-2 1B			3	0	1	2	0	1	0
Dave Cochrane, S (1, 2) OBP: 0.328, SLG: 0.333			3-1 G4-3		3-2 F7		3-3 K			3	0	0	0	0	1	1
Omar Vizquel, S (1, 6) OBP: 0.231, SLG: 0.216			3-1 G6-3			0-0 F7	2-2 FC6-4			3	0	1	0	0	0	0

Inning Stats	R: 0	H: 0	E: 0	K: 1	S: 8	R: 0	H: 0	E: 1	K: 0	S: 4	R: 0	H: 0	E: 0	K: 0	S: 6	R: 0	H: 1	E: 0	K: 0	S: 8	R: 0	H: 0	E: 0	K: 1	S: 7	R: 0	H: 1	E: 0	K: 0	S: 9	R: 2	H: 2	E: 1	K: 1	S: 15	R: 0	H: 1	E: 0	K: 0	S: 14	
	0	0	0	1	14	0	0	1	0	7	0	0	0	0	13	0	1	0	0	20	0	0	0	0	1	13	0	1	0	0	26	0	1	0	0	21	0	1	0	0	21

PITCHER	IP	WLS	BF	H	R	ER	SO	BB	IBB	HBP	BLK	WP	HR	S	P	ERA	WHIP
Scott Scudder, R (1, 1) ERA: 4.08	6.1	L	24	2	2	1	2	2	0	0	0	0	0	44	87	1.42	0.632
Kevin Wickander, L (7, 1) ERA: 2.7	1.0		6	3	0	0	1	0	0	0	0	0	0	24	34	0.00	3.000
Ted Power, R (8, 1) ERA: 0.9	0.2		2	0	0	0	0	0	0	0	0	0	0	3	7	0.00	0.000

BOTTOM

Cleveland Indians @ Seattle Mariners
The Kingdome, Seattle, WA

Fri May 22 1992, 10:05 PM EDT
Att. 14,936 - Dome - 70 F

livebaseballscorecards.com

AB	29
R	2
H	5
RBI	2
BB	2
SO	3
LOB	11



WP: 0	PA: 32
PB: 0	
SB: 1	
CS: 0	

Batter	1	2	3	4	5	6	7	8	9	AB R H RBI BB SO LOB	TOP											
Kenny Lofton, L (1, 8) OBP: 0.354, SLG: 0.310	3-2 G4-3		1-0 SH2-3		1-0 G4-3		0-0 G4-3		2-3 K	4 0 0 0 0 1 0	Cleveland Indians @ Seattle Mariners The Kingdome, Seattle, WA Sat May 23 1992, 10:05 PM EDT Att. 15,272 - Dome - 70 F											
Thomas Howard, S (1, 10) OBP: 0.321, SLG: 0.359	0-0 G2-3		1-2 G3		1-0 G5-3		0-0 G3		2-1 G6-3	5 0 0 0 0 0 1												
Carlos Baerga, S (1, 4) OBP: 0.359, SLG: 0.405	1-0 G3-1		1-0 1B HBP			2-2 HR 1B	2-2 F8		1-2 WP 2B	4 1 2 0 0 0 0												
Albert Belle, R (1, 7) OBP: 0.317, SLG: 0.419 Alex Cole, L (8, 7) OBP: 0.281, SLG: 0.215		2-2 F9	0-0 1B		2-2 HR 1B			2-1 2B FC 1B	3-3 K	4 2 3 3 0 0 0 1 0 0 0 0 1 1												
Mark Whiten, S (1, 9) OBP: 0.394, SLG: 0.470		0-1 BB 1B	3-3 K		2-1 G3			1-1 FC 2B		4 0 2 0 0 1 2												
Paul Sorrento, L (1, 3) OBP: 0.278, SLG: 0.314 Glenallen Hill, R (8, PH) OBP: 0.224, SLG: 0.298 Felix Fermin, R (8, 5) OBP: 0.270, SLG: 0.286		4-1 BB		0-0 G1		2-1 F8 1B 2B		0-0 FC 2B		2 1 1 0 1 0 0 1 0 0 1 0 0 1 0 0 0 0 0 0 0												
Sandy Alomar Jr., R (1, 2) OBP: 0.250, SLG: 0.302		0-3 K		0-1 P9		0-0 F8		1-0 FC5-2-6		4 0 0 0 0 1 5												
Brook Jacoby, R (1, 5) OBP: 0.327, SLG: 0.333		2-0 G1-3		1-3 K		1-0 FC5-4 1B		4-0 G6-4-3 IBB		3 0 1 1 1 1 2												
Mark Lewis, R (1, 6) OBP: 0.347, SLG: 0.389			0-0 E5 G3 SH2-3 1B		0-3 K		2-0 FC5-4		2-1 G6-4-3	4 1 0 0 0 1 4												
Inning Stats	R: 0 E: 0 K: 0 S: 5	H: 0 LOB: 0 BB: 0 P: 9	R: 0 E: 0 K: 1 S: 10	H: 1 LOB: 2 BB: 1 P: 18	R: 1 E: 1 K: 1 S: 9	H: 1 LOB: 2 BB: 0 P: 15	R: 0 E: 0 K: 1 S: 6	H: 0 LOB: 0 BB: 0 P: 7	R: 0 E: 0 K: 1 S: 5	H: 0 LOB: 0 BB: 0 P: 7		R: 3 E: 0 K: 0 S: 22	H: 4 LOB: 1 BB: 0 P: 33	R: 0 E: 0 K: 0 S: 6	H: 0 LOB: 0 BB: 0 P: 8	R: 1 E: 0 K: 0 S: 8	H: 2 LOB: 2 BB: 1 P: 18	R: 0 E: 0 K: 2 S: 13	H: 1 LOB: 1 BB: 0 P: 21	1B: 5 2B: 3 3B: 0 HR: 1	SF: 0 SAC: 1 DP: 1 HBP: 1	WP: 1 PB: 0 SB: 0 CS: 0
PITCHER	IP WLS BF H R ER SO BB IBB HBP BLK WP HR S P ERA WHIP											PITCHER	IP WLS BF H R ER SO BB IBB HBP BLK WP HR S P ERA WHIP									
Erik Hanson, R (1, 1) ERA: 5.23	7.0 L 32 8 5 4 4 1 0 1 0 0 1 67 104 5.14 1.286																					
Russ Swan, L (8, 1) ERA: 6.14	0.0 1 0 0 0 0 0 0 0 0 0 0 0 1 1 ∞ ∞																					
Jeff Nelson, R (8, 1) ERA: 3.71	1.0 3 0 0 0 0 0 0 1 0 0 0 0 3 10 0.00 0.000																					
Dennis Powell, L (9, 1) ERA: 3.78	1.0 4 1 0 0 0 2 0 0 0 0 1 0 13 21 0.00 1.000																					

livebaseballscorecards.com

AB	36
R	5
H	9
RBI	5
BB	2
SO	6
LOB	16



Batter	1	2	3	4	5	6	7	8	9	AB	R	H	RBI	BB	SO	LOB
Harold Reynolds, S OBP: 0.331, SLG: 0.318 (1, 4)	1-1 G6-3			1-1 F8		1-2 G3	0-0 F9		0-3 K	5	0	0	0	0	1	2
Edgar Martinez, R OBP: 0.377, SLG: 0.517 (1, 5)	4-0 G3-6-3 BB			2-0 F8		4-1 BB		2-0 G6-3		2	0	0	0	2	0	0
Ken Griffey Jr., L OBP: 0.315, SLG: 0.460 (1, 8)	2-2 G3-6-3 1-2f			2-3 K		1-1 F9		1-0 1B HBP		3	0	0	0	0	1	2
Kevin Mitchell, R OBP: 0.290, SLG: 0.317 (1, 10)		2-2 G1-3			4-1 HR BB	2-3 K		2-1 L4		3	1	0	0	1	1	2
Jay Buhner, R OBP: 0.361, SLG: 0.377 (1, 9)		1-1 F8			3-1 HR		4-2 FC5-6 BB	0-0 1B		3	1	2	2	1	0	0
Tino Martinez, L OBP: 0.338, SLG: 0.454 (1, 3)		3-1 G6-3			1-2 G4-1		4-1 1B FC5-6 SF8 BB	4-0 IBB		2	1	0	0	2	0	0
Henry Cotto, R OBP: 0.343, SLG: 0.500 (8, PH)			3-3 K		2-0 HR		0-1 FC5-6 SF8 1B	1-2 F9		3	1	1	1	0	1	2
Greg Briley, L OBP: 0.217, SLG: 0.250 (9, 7)							1-2 2-3f			1	0	0	0	0	0	3
Omar Vizquel, S OBP: 0.222, SLG: 0.208 (7, PH)			3-2 P4		1-2 G3-1		0-1 1B		2-2 G3	2	0	0	0	0	0	0
Dave Cochrane, S OBP: 0.333, SLG: 0.339 (8, 2)							1-2 2-3			2	0	1	0	0	0	0
Matt Sinatro, R OBP: 0.111, SLG: 0.111 (7, PH)			1-1 F8		1-0 F7		0-0 SF8		0-2 G3-1	2	0	0	0	0	0	0
Pete O'Brien, L OBP: 0.213, SLG: 0.452 (8, 6)							2-3 3-H			0	0	0	0	1	0	0
Jeff Schaefer, R OBP: 0.229, SLG: 0.353 (9, PH)										0	0	0	0	0	0	0
Bert Heffernan, L OBP: 0.100, SLG: 0.200										1	0	0	0	0	0	0

Inning Stats	R: 0	H: 0	E: 0	LOB: 0	K: 0	P: 12	R: 0	H: 0	E: 0	LOB: 0	K: 0	P: 10	R: 0	H: 0	E: 0	LOB: 0	K: 1	P: 15	R: 3	H: 2	E: 0	LOB: 0	K: 0	P: 23	R: 0	H: 0	E: 0	LOB: 1	K: 1	P: 17	R: 1	H: 1	E: 0	LOB: 2	K: 0	P: 17	R: 0	H: 1	E: 0	LOB: 3	K: 0	P: 17	R: 0	H: 0	E: 0	LOB: 0	K: 1	P: 13	1B: 2	SF: 1	2B: 0	SAC: 0	3B: 0	DP: 1	HR: 2	HBP: 1	WP: 0	PA: 37
--------------	------	------	------	--------	------	-------	------	------	------	--------	------	-------	------	------	------	--------	------	-------	------	------	------	--------	------	-------	------	------	------	--------	------	-------	------	------	------	--------	------	-------	------	------	------	--------	------	-------	------	------	------	--------	------	-------	-------	-------	-------	--------	-------	-------	-------	--------	-------	--------

PITCHER	IP	WLS	BF	H	R	ER	SO	BB	IBB	HBP	BLK	WP	HR	S	P	ERA	WHIP
Denis Boucher, L ERA: 5.4	(1, 1)	5.0	18	2	3	3	2	2	0	0	0	0	2	41	78	5.40	0.800
Rod Nichols, R ERA: 4.46	(6, 1)	0.1	2	0	0	0	0	1	0	0	0	0	0	4	9	0.00	3.000
Kevin Wickander, L ERA: 2.61	(6, 1)	0.1	1	0	0	0	0	0	0	0	0	0	0	2	3	0.00	0.000
Eric Plunk, R ERA: 7.71	(6, 1)	0.1	3	0	1	1	1	2	0	0	0	0	0	6	16	27.00	6.000
Ted Power, R ERA: 0.89	(7, 1)	0.1	2	1	0	0	0	0	0	0	0	0	0	4	4	0.00	3.000

BOTTOM

Cleveland Indians @ Seattle Mariners
The Kingdome, Seattle, WA
Sat May 23 1992, 10:05 PM EDT
Att: 15,272 - Dome - 70 F

livebaseballscorecards.com

AB	29
R	4
H	4
RBI	4
BB	6
SO	4
LOB	11



Batter	1	2	3	4	5	6	7	8	9	AB R H RBI BB SO LOB	TOP															
Kenny Lofton, L (1, 8) OBP: 0.345, SLG: 0.301	2-2 F8	2-0 F7			0-0 L9		1-2 G3			4 0 0 0 0 0 2																
Glenallen Hill, R (1, 10) OBP: 0.242, SLG: 0.328	1-0 G4-3 2B		3-2 FC4-6 1B		0-0 P2			0-3 K		4 0 2 0 0 1 0																
Carlos Baerga, S (1, 4) OBP: 0.356, SLG: 0.407	1-0 G4-3		1 SAFE 1-0 FC4-6 1B SF8		1-3 K			1-0 FC6-5 2B		4 1 1 0 0 1 2																
Albert Belle, R (1, 7) OBP: 0.322, SLG: 0.441 Thomas Howard, S (8, 7) OBP: 0.321, SLG: 0.359	3-1 G4-3		0-1 1B CS 1B		2-1 HR			0-1 FC6-5 BB		4 2 2 1 0 0 2 0 0 0 0 0 0 0																
Mark Whiten, S (1, 9) OBP: 0.397, SLG: 0.471		1-0 G3-1 2B 1B	3-2 SF8		3-2 F8			4-0 1-2 BB		2 1 1 1 1 0 0																
Paul Sorrento, L (1, 3) OBP: 0.284, SLG: 0.314		1-2 G3-1	3-0 CS 1B		4-2 L5-3 BB			2-3 K		3 0 1 0 1 1 3																
Sandy Alomar Jr., R (1, 2) OBP: 0.240, SLG: 0.289		0-0 P3	1-2 CS	0-0 F8		3-2 L5-3			1-3 K	4 0 0 0 0 1 2																
Brook Jacoby, R (1, 5) OBP: 0.342, SLG: 0.343		4-2 2B BB		0-1 G5-4-3 1B			1-0 G6-3		0-2 G5-4-3 1B	3 0 2 0 1 0 0																
Mark Lewis, R (1, 6) OBP: 0.344, SLG: 0.393		0-1 G5-4-3 2B		1-2 G5-4-3			1-2 G5-3		0-0 G5-4-3	4 0 1 1 0 0 2																
Inning Stats	R: 0 E: 0 K: 0 S: 7	H: 1 LOB: 1 BB: 0 P: 14	R: 1 E: 0 K: 0 S: 12	H: 2 LOB: 2 BB: 1 P: 20	R: 2 E: 0 K: 0 S: 13	H: 3 LOB: 0 BB: 0 P: 24	R: 0 E: 0 K: 0 S: 6	H: 1 LOB: 0 BB: 0 P: 7	R: 0 E: 0 K: 1 S: 6	H: 0 LOB: 0 BB: 0 P: 7	R: 1 E: 0 K: 0 S: 11	H: 1 LOB: 0 BB: 1 P: 22	R: 0 E: 0 K: 0 S: 7	H: 0 LOB: 0 BB: 0 P: 10	R: 0 E: 0 K: 2 S: 10	H: 1 LOB: 2 BB: 1 P: 17	R: 0 E: 0 K: 1 S: 7	H: 1 LOB: 0 BB: 0 P: 8	1B: 6 2B: 4 3B: 0 HR: 1	SF: 1 SAC: 0 DP: 3 HBP: 0	WP: 0 PB: 0 SB: 0 CS: 2	PA: 37				
PITCHER	IP WLS BF H R ER SO BB IBB HBP BLK WP HR S P ERA WHIP																									
Clay Parker, R (1, 1) ERA: 5.73	5.0	22	8	4	4	1	1	0	0	0	0	1	46	76	7.20	1.800										
Dennis Powell, L (6, 1) ERA: 3.71	0.1	2	0	0	0	0	1	0	0	0	0	0	5	12	0.00	3.000										
Dave Schmidt, R (6, 1) ERA: 10.13	1.2	4	0	0	0	0	0	0	0	0	0	0	11	16	0.00	0.000										
Jim Acker, R (8, 1) ERA: 4.05	0.2	4	1	0	0	1	1	0	0	0	0	0	6	11	0.00	3.000										
Russ Swan, L (8, 1) ERA: 6.1	0.1	1	0	0	0	1	0	0	0	0	0	0	4	6	0.00	0.000										
PITCHER	IP WLS BF H R ER SO BB IBB HBP BLK WP HR S P ERA WHIP																									
Calvin Jones, R (9, 1) ERA: 5.23	1.0	3	1	0	0	1	0	0	0	0	0	0	7	8	0.00	1.000										

Cleveland Indians @ Seattle Mariners
The Kingdome, Seattle, WA
Sun May 24 1992, 10:05 PM EDT
Att: 14,089 - Dome - 70 F

AB	32
R	4
H	10
RBI	3
BB	3
SO	4
LOB	13



Batter	1	2	3	4	5	6	7	8	9	AB	R	H	RBI	BB	SO	LOB
Greg Briley, L OBP: 0.231, SLG: 0.262 (1, 7)	1-0 S 1B		0-1 F8 1B	0-0 2-3 1B			1-1 P8 1B	0-0 F7		5	0	2	0	0	0	3
Edgar Martinez, R OBP: 0.377, SLG: 0.510 (1, 5)	2-3 K 1-2		2-0 BB 1B 1-2	0-2 P3			4-0 2B BB 1-2		3-1 G5-3	4	0	1	0	1	1	3
Ken Griffey Jr., L OBP: 0.317, SLG: 0.465 (1, 8)	1-1 F7		0-0 P6		2-2 P6		0-1 2B 1-3 2-H		1-0 E BB G4-3 1B	5	1	2	1	0	0	3
Jay Buhner, R OBP: 0.369, SLG: 0.376 (1, 9)	4-1 BB		2-0 BB 1B 1-2 2-H		1-1 G6-3		1-3 K		4-2 G4-3 E 1B BB 1-2	3	1	1	1	2	1	2
Pete O'Brien, L OBP: 0.219, SLG: 0.442 (1, 3)	1-0 P4		4-0 1B 1-2 2-3 BB		3-2 F9		4-0 BB		0-0 E4 G4-3 1B 1-2 2-3	3	1	0	0	2	0	4
Dave Cochrane, S OBP: 0.333, SLG: 0.328 (1, 2)		2-2 P6	2-2 G6-3			1-2 FC3-6 HBP	1-2 F7		0-1 G4-3	2	0	0	0	0	0	3
Henry Cotto, R OBP: 0.338, SLG: 0.492 (7, PH)									1-2 2-3 3-H	1	0	0	0	0	0	3
Bert Heffernan, L OBP: 0.091, SLG: 0.182 (8, 2)									1-2 2-3 3-H	1	0	0	1	0	0	2
Tino Martinez, L OBP: 0.341, SLG: 0.455 (1, 10)		1-0 G4-3		3-1 F7		3-2 FC3-6 G6-4-3 1-2f		1-1 2B	4-0 1B IBB	4	0	1	0	1	0	1
Omar Vizquel, S OBP: 0.207, SLG: 0.193 (1, 6)			0-0 G6-3		1-3 K	1-0 G6-4-3 1-2f		1-1 P2	1-0 1B	4	0	0	0	0	1	2
Kevin Mitchell, R OBP: 0.295, SLG: 0.321 (9, PH)									1-3 2-H 3-H	1	0	1	2	0	0	0
Harold Reynolds, S OBP: 0.335, SLG: 0.329 (1, 4)			2-0 E4 1B	1-1 1B 2B			0-0 BB 2B 1B	1-0 P3		4	2	2	0	0	0	1

Inning Stats	R: 0	H: 1	E: 0	K: 1	S: 8	H: 0	LOB: 2	BB: 1	P: 17	R: 0	H: 0	E: 0	K: 0	S: 7	R: 1	H: 2	E: 1	K: 0	S: 10	R: 0	H: 2	E: 0	K: 1	S: 12	R: 0	H: 0	E: 0	K: 0	S: 8	R: 0	H: 0	E: 0	K: 0	S: 6	R: 1	H: 2	E: 0	K: 1	S: 11	R: 0	H: 1	E: 0	K: 0	S: 6	R: 3	H: 2	E: 1	K: 0	S: 9	1B: 7	2B: 3	3B: 0	HR: 0	SF: 0	SAC: 0	DP: 1	HBP: 1	WP: 0	PA: 44
--------------	------	------	------	------	------	------	--------	-------	-------	------	------	------	------	------	------	------	------	------	-------	------	------	------	------	-------	------	------	------	------	------	------	------	------	------	------	------	------	------	------	-------	------	------	------	------	------	------	------	------	------	------	-------	-------	-------	-------	-------	--------	-------	--------	-------	--------

PITCHER	IP	WLS	BF	H	R	ER	SO	BB	IBB	HBP	BLK	WP	HR	S	P	ERA	WHIP
Jack Armstrong, R ERA: 4.89 (1, 1)	6.1		29	6	2	1	2	3	0	0	0	0	0	54	99	1.42	1.421
Derek Lilliquist, L ERA: 1.83 (7, 1)	0.1		3	1	0	0	1	1	0	0	0	0	0	5	10	0.00	6.000
Ted Power, R ERA: 0.82 (7, 1)	1.2		7	2	1	0	0	0	0	0	0	0	0	12	20	0.00	1.200
Steve Olin, R ERA: 3.48 (9, 1)	0.1	L	5	1	2	0	0	1	1	0	0	0	0	6	15	0.00	6.000

BOTTOM

Cleveland Indians @ Seattle Mariners
The Kingdome, Seattle, WA
Sun May 24 1992, 10:05 PM EDT
Att: 14,089 - Dome - 70 F

livebaseballscorecards.com

AB	37
R	5
H	10
RBI	5
BB	6
SO	3
LOB	27



Cleveland Indians @ Oakland Athletics
Oakland-Alameda County Coliseum, Oakland, CA

Mon May 25 1992, 7:05 PM PDT
 Att. 41,050 - Cloudy - 64 F



Batter	1	2	3	4	5	6	7	8	9	AB R H RBI BB SO LOB
Kenny Lofton, L OBP: 0.353, SLG: 0.325 (1, 8)	1-1 G3-1 SF8 1B	0-1 FC6-4 1-2f 2-3		1-1 1B 3B		3-2 G6-3		0-0 1B		5 2 3 1 0 0 2
Thomas Howard, S OBP: 0.333, SLG: 0.370 (1, 7)	2-1 G3-1 1-3	1-2 G4-3		1-2 1B HR 1B		2-1 1B		2-2 1B		5 1 3 1 0 0 3
Carlos Baerga, S OBP: 0.352, SLG: 0.403 (1, 4)	1-2 SF8 3-H		1-1 P6	1-0 HR 1B		0-3 K		1-3 K		4 1 1 1 0 2 3
Albert Belle, R OBP: 0.335, SLG: 0.487 (1, 10)	1-0 2B 1B		1-0 HR	3-2 HR 1-H 2-H		2-3 K			4-1 1B BB E BB	4 4 3 4 1 1 1
Mark Whiten, S OBP: 0.397, SLG: 0.471 (1, 9)	1-1 1-H 2B		2-1 G3	0-3 K			0-1 G6-3		4-2 E FC7-4 BB	4 1 1 1 1 1 0
Paul Sorrento, L OBP: 0.288, SLG: 0.313 (1, 3)	0-0 G3		2-2 G4-3		4-1 BB		3-3 K		0-0 E6 FC7-4 1B 1-3 2-H	4 0 1 0 1 1 1
Brook Jacoby, R OBP: 0.336, SLG: 0.337 (1, 5)				2-1 G4-3 CS 1B	1-1 F9		0-0 L3		0-1 FC7-4 FC6-4 1-2f 3-H	5 0 1 1 0 0 2
Mark Lewis, R OBP: 0.346, SLG: 0.393 (1, 6)				1-2 FC6-4 BB 1-2 1B	0-0 1B 1B	2-2 P4		3-1 P3	1-2 F8	5 0 2 0 0 0 2
Sandy Alomar Jr., R OBP: 0.248, SLG: 0.287 (1, 2)				1-0 3B 1B	1-2 F9			0-3 K	1-1 FC6-4 1-2f	4 1 1 0 1 1 2

Inning Stats	R: 2 E: 0 K: 0 S: 12	H: 3 LOB: 1 BB: 0 P: 18	R: 0 E: 0 K: 0 S: 14	H: 2 LOB: 2 BB: 1 P: 20	R: 1 E: 0 K: 0 S: 8	H: 1 LOB: 0 BB: 0 P: 14	R: 5 E: 0 K: 1 S: 18	H: 6 LOB: 0 BB: 0 P: 27	R: 0 E: 0 K: 0 S: 11	H: 0 LOB: 1 BB: 1 P: 19	R: 0 E: 0 K: 2 S: 11	H: 1 LOB: 1 BB: 0 P: 18	R: 0 E: 0 K: 1 S: 6	H: 0 LOB: 0 BB: 0 P: 9	R: 0 E: 0 K: 2 S: 13	H: 2 LOB: 2 BB: 0 P: 19	R: 2 E: 1 K: 0 S: 13	H: 1 LOB: 1 BB: 2 P: 23	1B: 12 2B: 1 3B: 1 HR: 2	SF: 1 SAC: 0 DP: 0 HBP: 0	WP: 0 PB: 0 SB: 1 CS: 1	PA: 45
--------------	-------------------------------	----------------------------------	-------------------------------	----------------------------------	------------------------------	----------------------------------	-------------------------------	----------------------------------	-------------------------------	----------------------------------	-------------------------------	----------------------------------	------------------------------	---------------------------------	-------------------------------	----------------------------------	-------------------------------	----------------------------------	-----------------------------------	------------------------------------	----------------------------------	--------

PITCHER	IP	WLS	BF	H	R	ER	SO	BB	IBB	HBP	BLK	WP	HR	S	P	ERA	WHIP
Joe Slusarski, R ERA: 5.13 (1, 1)	3.2	L	19	9	5	5	0	1	0	0	0	0	1	40	62	12.27	2.727
Vince Horsman, L ERA: 1.8 (4, 1)	0.1		4	3	3	3	1	0	0	0	0	0	1	12	17	81.00	9.000
Kevin Campbell, R ERA: 2.35 (5, 1)	3.2		14	2	0	0	4	1	0	0	0	0	0	34	55	0.00	0.818
Rick Honeycutt, L ERA: 3.86 (8, 1)	0.1		2	1	0	0	1	0	0	0	0	0	0	7	10	0.00	3.000
Rich Gossage, R ERA: 4.02 (9, 1)	1.0		6	1	2	1	0	2	0	0	0	0	0	13	23	9.00	3.000

PITCHER	IP	WLS	BF	H	R	ER	SO	BB	IBB	HBP	BLK	WP	HR	S	P	ERA	WHIP
---------	----	-----	----	---	---	----	----	----	-----	-----	-----	----	----	---	---	-----	------

Batter	1	2	3	4	5	6	7	8	9	AB R H RBI BB SO LOB
Jerry Browne, S OBP: 0.308, SLG: 0.228 (1, 4)	1-1 G3-1		1-2 G3-1	1-2 1B		3-2 F7			3-2 L9	5 0 1 2 0 0 1
Carney Lansford, R OBP: 0.349, SLG: 0.363 (1, 5)	0-0 BB 1B		2-1 SF5 1B	1-3 K			0-1 G5-3		1-2 F8	5 0 2 0 0 1 1
Harold Baines, L OBP: 0.282, SLG: 0.275 (1, 10)	1-0 F8		0-0 SF5		0-1 G6-4-3 1B		1-3 K		1-0 G4-3	4 0 1 1 0 1 1
Mark McGwire, R OBP: 0.417, SLG: 0.691 (1, 3)	4-1 FC6-4 BB		0-3 K		0-0 G6-4-3		2-3 K			3 0 0 0 1 2 2
Terry Steinbach, R OBP: 0.300, SLG: 0.344 (1, 2)	0-0 FC6-4			0-1 F9	2-1 HR			0-0 1B 1B		4 2 2 1 0 0 2
Willie Wilson, S OBP: 0.333, SLG: 0.351 (1, 8)		1-0 F8		2-1 S 1B	0-0 1B			0-2 L4 1B 1B		4 1 3 0 0 0 0
Randy Ready, R OBP: 0.481, SLG: 0.263 (1, 7)		1-3 K		4-2 G4-3 1B BB	3-2 F7			2-2 F7		3 1 0 0 1 1 3
Mike Bordick, R OBP: 0.391, SLG: 0.409 (1, 6)		3-2 F8		0-1 G4-3 1B		1-1 G6-3		2-2 1B		4 1 2 2 0 0 0
Lance Blankenship, R OBP: 0.390, SLG: 0.353 (1, 9)			4-2 1B G3-1 SF5 BB	2-2 G4-3		0-0 G6-3		1-2 L4		3 1 0 0 1 0 4

Inning Stats	R: 0	H: 1	E: 0	K: 6	S: 6	LOB: 2	BB: 1	P: 12	R: 0	H: 0	E: 0	K: 1	S: 7	LOB: 0	BB: 0	P: 12	R: 1	H: 1	E: 0	K: 1	S: 11	LOB: 1	BB: 1	P: 18	R: 3	H: 3	E: 0	K: 1	S: 20	LOB: 1	BB: 1	P: 30	R: 1	H: 0	E: 0	K: 0	S: 12	LOB: 1	BB: 0	P: 16	R: 0	H: 0	E: 0	K: 2	S: 8	LOB: 0	BB: 0	P: 11	R: 1	H: 3	E: 0	K: 0	S: 17	LOB: 1	BB: 0	P: 22	R: 0	H: 0	E: 0	K: 0	S: 9	LOB: 0	BB: 0	P: 14	1B: 10	SF: 1	2B: 1	SAC: 0	3B: 0	DP: 2	HR: 1	HBP: 0	WP: 0	PA: 39
--------------	------	------	------	------	------	--------	-------	-------	------	------	------	------	------	--------	-------	-------	------	------	------	------	-------	--------	-------	-------	------	------	------	------	-------	--------	-------	-------	------	------	------	------	-------	--------	-------	-------	------	------	------	------	------	--------	-------	-------	------	------	------	------	-------	--------	-------	-------	------	------	------	------	------	--------	-------	-------	--------	-------	-------	--------	-------	-------	-------	--------	-------	--------

PITCHER	IP	WLS	BF	H	R	ER	SO	BB	IBB	HBP	BLK	WP	HR	S	P	ERA	WHIP
Charles Nagy, R ERA: 2.57 (1, 1)	7.0	W	33	10	6	6	5	3	0	0	0	0	1	75	114	7.71	1.857
Ted Power, R ERA: 0.75 (8, 1)	2.0	S	6	1	0	0	0	0	0	0	0	0	0	21	31	0.00	0.500

BOTTOM

Cleveland Indians @ Oakland Athletics
Oakland-Alameda County Coliseum, Oakland, CA
 Mon May 25 1992, 7:05 PM PDT
 Att: 41,050 - Cloudy - 64 F

AB	35
R	6
H	11
RBI	6
BB	3
SO	5
LOB	14



Batter	1	2	3	4	5	6	7	8	9	AB R H RBI BB SO LOB	TOP		
Kenny Lofton, L OBP: 0.345, SLG: 0.316 (1, 8) X	0-0 F8		2-1 F7			1-2 G4-3		2-3 K		4 0 0 0 0 1 1			
Thomas Howard, S OBP: 0.322, SLG: 0.357 (1, 7) C B F F X	2-2 G1-3		0-0 G4-3			1-3 K			2-3 K	4 0 0 0 0 2 1			
Carlos Baerga, S OBP: 0.350, SLG: 0.400 (1, 4) B X	1-0 P5				0-1 F8	0-0 1B			0-2 P6	4 0 1 0 0 0 0			
Albert Belle, R OBP: 0.333, SLG: 0.481 (1, 10) C X			0-1 F7		0-1 CS 1B	0-1 P6			2-2 F9	4 0 1 0 0 0 1			
Mark Whiten, S OBP: 0.396, SLG: 0.469 (1, 9) S C X T C S X			0-2 G5-3 1B		0-0 F8			2-1 G3		3 0 1 0 0 0 1			
Paul Sorrento, L OBP: 0.282, SLG: 0.306 (1, 3) S B X F B			1-1 G5-3		3-2 CS	3-3 K		0-0 F8		3 0 0 0 0 1 1			
Brook Jacoby, R OBP: 0.328, SLG: 0.327 (1, 5) X			0-0 G5-3		1-2 CS	0-0 F8		3-3 K		3 0 0 0 0 1 1			
Mark Lewis, R OBP: 0.346, SLG: 0.413 (1, 6) B X T C S B			1-2 G6-3		1-1 HR			0-2 F9		3 1 1 1 0 0 0			
Sandy Alomar Jr., R OBP: 0.250, SLG: 0.281 (1, 2) H B C S			2-2 HBP		0-0 G5-3			1-2 F8		2 0 0 0 0 0 0			
Inning Stats	R: 0 E: 0 K: 0 S: 6 H: 0 LOB: 0 BB: 0 P: 9	R: 0 E: 0 K: 0 S: 9 H: 1 LOB: 1 BB: 0 P: 10	R: 0 E: 0 K: 0 S: 9 H: 0 LOB: 1 BB: 0 P: 14	R: 0 E: 0 K: 0 S: 7 H: 1 LOB: 0 BB: 0 P: 10	R: 1 E: 0 K: 1 S: 7 H: 1 LOB: 0 BB: 0 P: 11	R: 0 E: 0 K: 1 S: 9 H: 1 LOB: 1 BB: 0 P: 11	R: 0 E: 0 K: 1 S: 6 H: 0 LOB: 0 BB: 0 P: 11	R: 0 E: 0 K: 1 S: 9 H: 0 LOB: 0 BB: 0 P: 12	R: 0 E: 0 K: 1 S: 12 H: 0 LOB: 0 BB: 0 P: 16	1B: 3 2B: 0 3B: 0 HR: 1 SF: 0 SAC: 0 DP: 0 HBP: 1	WP: 0 PB: 0 SB: 0 CS: 1 PA: 32		
PITCHER	IP WLS BF H R ER SO BB IBB HBP BLK WP HR S P ERA WHIP											PITCHER	IP WLS BF H R ER SO BB IBB HBP BLK WP HR S P ERA WHIP
Bob Welch, R ERA: 3.0 (1, 1)	6.0 L 22 4 1 1 2 0 0 1 0 0 1 47 65 1.50 0.667												
Jeff Parrett, R ERA: 2.51 (7, 1)	3.0 9 0 0 0 3 0 0 0 0 0 0 27 39 0.00 0.000												

Cleveland Indians @ Oakland Athletics
Oakland-Alameda County Coliseum, Oakland, CA

AB	30
R	1
H	4
RBI	1
BB	0
SO	5
LOB	6



Tue May 26 1992, 7:05 PM PDT
Att. 18,842 - Sunny - 65 F

livebaseballscorecards.com

Batter	1	2	3	4	5	6	7	8	9	AB	R	H	RBI	BB	SO	LOB
Rickey Henderson, R OBP: 0.423, SLG: 0.439 (1, 7)	1-1 G5-3 1B		1-1 G6-3 1B		3-1 P2			1-1 G6-3		4	0	1	0	0	0	1
Carney Lansford, R OBP: 0.341, SLG: 0.354 (1, 5)	1-3 K		0-0 G6-3 1-2f			1-0 G6-3		3-2 F8	3-2 F8	4	0	0	0	0	1	1
Randy Ready, R OBP: 0.467, SLG: 0.238 Harold Baines, L OBP: 0.280, SLG: 0.273 (1, 10) (9, PH)	4-2 BB		2-0 P8			3-2 F8		1-1 P6	1-1 P6	2	0	0	0	1	0	0
Mark McGwire, R OBP: 0.408, SLG: 0.673 (1, 3)	1-3 SAFE SAFE K		1-3 SAFE SAFE K			1-0 F9		1-1 G1-3	1-1 G1-3	4	0	0	0	0	2	1
Terry Steinbach, R OBP: 0.301, SLG: 0.344 (1, 2)		1-0 G3 BB 1B		0-3 K		1-2 P3				3	0	1	0	0	1	0
Willie Wilson, S OBP: 0.333, SLG: 0.358 (1, 8)		2-3 SAFE K		3-2 2B		2-2 L3				3	0	1	0	0	1	1
Lance Blankenship, R OBP: 0.395, SLG: 0.363 (1, 4) (9, 9)		4-1 G3 BB		2-2 SH1-3 2B		2-2 G6-3				2	0	1	0	1	0	0
Mike Bordick, R OBP: 0.387, SLG: 0.404 (1, 6)		3-2 G3		1-1 SH1-3		1-0 P4				2	0	0	0	0	0	2
Scott Brosius, R OBP: 0.176, SLG: 0.206 Jerry Browne, S OBP: 0.303, SLG: 0.224 (1, 9) (8, PH) (9, 4)		1-2 F8		1-1 L4		0-3 K				2	0	0	0	0	0	3
										1	0	0	0	0	1	0

Inning Stats	R: 0	H: 0	E: 0	K: 2	S: 10	R: 0	H: 1	E: 0	K: 1	S: 12	R: 0	H: 1	E: 0	K: 0	S: 4	R: 0	H: 1	E: 0	K: 2	S: 11	R: 0	H: 1	E: 0	K: 0	S: 9	R: 0	H: 0	E: 0	K: 0	S: 5	R: 0	H: 0	E: 0	K: 0	S: 11	R: 0	H: 0	E: 0	K: 1	S: 7	R: 0	H: 0	E: 0	K: 0	S: 7	R: 0	H: 0	E: 0	K: 0	S: 7	1B: 2	2B: 2	3B: 0	HR: 0	SF: 0	SAC: 1	DP: 1	HBP: 0	WP: 0	PB: 0	SB: 0	CS: 0	PA: 31
--------------	------	------	------	------	-------	------	------	------	------	-------	------	------	------	------	------	------	------	------	------	-------	------	------	------	------	------	------	------	------	------	------	------	------	------	------	-------	------	------	------	------	------	------	------	------	------	------	------	------	------	------	------	-------	-------	-------	-------	-------	--------	-------	--------	-------	-------	-------	-------	--------

PITCHER	IP	WLS	BF	H	R	ER	SO	BB	IBB	HBP	BLK	WP	HR	S	P	ERA	WHIP
Dave Otto, L ERA: 6.92 (1, 1)	6.0	W	22	4	0	0	5	2	0	0	0	0	0	51	88	0.00	1.000
Eric Plunk, R ERA: 5.14 (7, 1)	2.1		7	0	0	0	1	0	0	0	0	0	0	21	31	0.00	0.000
Kevin Wickander, L ERA: 2.53 (9, 1)	0.1		1	0	0	0	0	0	0	0	0	0	0	2	3	0.00	0.000
Steve Olin, R ERA: 3.43 (9, 1)	0.1	S	1	0	0	0	0	0	0	0	0	0	0	2	3	0.00	0.000

BOTTOM

Cleveland Indians @ Oakland Athletics
Oakland-Alameda County Coliseum, Oakland, CA

livebaseballscores.com

AB	28
R	0
H	4
RBI	0
BB	2
SO	6
LOB	9



Tue May 26 1992, 7:05 PM PDT
Att. 18,842 - Sunny - 65 F

Batter	1	2	3	4	5	6	7	8	9	AB R H RBI BB SO LOB	TOP		
Kenny Lofton, L (1, 8) OBP: 0.337, SLG: 0.308	0-2 G1-3		2-2 L7			2-3 K		1-0 F7		4 0 0 0 0 1 0	Cleveland Indians @ Oakland Athletics Oakland-Alameda County Coliseum, Oakland, CA Wed May 27 1992, 3:33 AM PDT Att. 24,679 - Sunny - 66 F		
Glenallen Hill, R (1, 10) OBP: 0.227, SLG: 0.308	2-1 P3			0-3 K		0-0 P5		1-0 L6		4 0 0 0 0 1 0			
Carlos Baerga, S (1, 4) OBP: 0.343, SLG: 0.392	0-0 G3-1			0-2 F7		0-0 G6-3			1-1 P2	4 0 0 0 0 0 0			
Albert Belle, R (1, 7) OBP: 0.339, SLG: 0.503 Thomas Howard, S (7, 7) OBP: 0.319, SLG: 0.354		2-2 L9-3 1B		3-2 P6			1-0 HR		0-2 G4-3	3 1 2 1 0 0 0 1 0 0 0 0 0 0			
Mark Whiten, S (1, 9) OBP: 0.398, SLG: 0.470		3-2 L9-3 1-2			1-1 HR 1B		0-0 G1-3		1-0 1B	4 1 2 0 0 0 1			
Paul Sorrento, L (1, 3) OBP: 0.293, SLG: 0.353		4-2 BB			1-2 HR 1-H		0-1 HR		1-3 K	3 2 2 3 1 1 1			
Brook Jacoby, R (1, 5) OBP: 0.328, SLG: 0.321		0-1 P3			2-3 K		3-2 CS HBP			2 0 0 0 0 1 1			
Mark Lewis, R (1, 6) OBP: 0.340, SLG: 0.404			1-0 G5-3		1-3 K		3-3 K 1-2			3 0 0 0 0 2 1			
Junior Ortiz, R (1, 2) OBP: 0.299, SLG: 0.257			1-2 P5		1-3 K			3-3 K		3 0 0 0 0 2 0			
Inning Stats	R: 0 E: 0 K: 0 S: 6 H: 0 LOB: 0 BB: 0 P: 8	R: 0 E: 0 K: 0 S: 11 H: 1 LOB: 1 BB: 1 P: 20	R: 0 E: 0 K: 0 S: 7 H: 0 LOB: 0 BB: 0 P: 11	R: 0 E: 0 K: 1 S: 9 H: 0 LOB: 0 BB: 0 P: 12	R: 2 E: 0 K: 3 S: 16 H: 2 LOB: 0 BB: 0 P: 22	R: 0 E: 0 K: 1 S: 5 H: 0 LOB: 0 BB: 0 P: 7	R: 2 E: 0 K: 1 S: 12 H: 2 LOB: 1 BB: 0 P: 19	R: 0 E: 0 K: 1 S: 5 H: 0 LOB: 0 BB: 0 P: 10	R: 0 E: 0 K: 1 S: 9 H: 1 LOB: 1 BB: 0 P: 12	1B: 3 2B: 2 3B: 0 HR: 3 SF: 0 SAC: 0 DP: 2 HBP: 1	WP: 0 PB: 0 SB: 1 CS: 1 PA: 33		
PITCHER	IP WLS BF H R ER SO BB IBB HBP BLK WP HR S P ERA WHIP											PITCHER	IP WLS BF H R ER SO BB IBB HBP BLK WP HR S P ERA WHIP
Dave Stewart, R (1, 1) ERA: 4.27	7.0 L 26 5 4 4 6 1 0 1 0 0 3 66 99 5.14 0.857												
Gene Nelson, R (8, 1) ERA: 6.46	2.0 7 1 0 0 2 0 0 0 0 0 0 14 22 0.00 0.500												

livebaseballscorecards.com

AB 31
R 4
H 6
RBI 4
BB 1
SO 8
LOB 4



Batter	1	2	3	4	5	6	7	8	9	AB	R	H	RBI	BB	SO	LOB
Rickey Henderson, R OBP: 0.429, SLG: 0.449 Randy Ready, R OBP: 0.438, SLG: 0.217	2-1 1B FC4-6 2B		4-1 SH1-3 1B BB	2-2 P4 1-2			2-2 F8			1	1	1	0	1	0	0
Jerry Browne, S OBP: 0.304, SLG: 0.230	0-0 FC4-6 2-3 1B		2-1 SH1-3 1-2 2-3			1-0 G3	2-2 G5-3			3	0	1	0	0	0	0
Harold Baines, L OBP: 0.286, SLG: 0.280	2-0 FC4-6 1-2f 3-H		2-1 1B 3-H			1-2 1B	1-1 F7			4	0	2	2	0	0	1
Mark McGwire, R OBP: 0.400, SLG: 0.656	0-0 F8		1-2 F7			1-3 K		3-3 K		4	0	0	0	0	2	4
Jamie Quirk, L OBP: 0.296, SLG: 0.288	1-1 E5 1-2		0-0 G4-3			1-2 F8		2-2 P6		4	0	0	0	0	0	4
Willie Wilson, S OBP: 0.331, SLG: 0.355	2-3 K			1-3 K		3-1 S 1B		3-1 G1-4-3		4	0	1	0	0	2	2
Dann Howitt, L OBP: 0.250, SLG: 0.250		2-0 F8		1-1 1B WP 1B		0-0 F8		2-2 G6-3		4	0	1	0	0	0	1
Mike Bordick, R OBP: 0.389, SLG: 0.406		1-1 G6-3		3-2 FC5-4 1-3 1B		2-2 F7 1-2		1-2 G4-6-3 1B		4	0	2	0	0	0	1
Lance Blankenship, R OBP: 0.386, SLG: 0.353		3-2 L5		2-1 FC5-4 1-2f		1-2 F9 2-3		0-1 G4-6-3 1-2f		4	0	0	0	0	0	4

Inning Stats	R: 1	H: 2	E: 1	K: 1	S: 10	H: 2	LOB: 2	BB: 0	P: 17	R: 0	H: 0	E: 0	K: 0	S: 6	H: 0	LOB: 0	BB: 0	P: 12	R: 1	H: 1	E: 0	K: 0	S: 9	H: 1	LOB: 2	BB: 1	P: 18	R: 0	H: 2	E: 0	K: 1	S: 13	H: 2	LOB: 2	BB: 0	P: 22	R: 0	H: 1	E: 0	K: 1	S: 11	H: 1	LOB: 1	BB: 0	P: 15	R: 0	H: 1	E: 0	K: 0	S: 9	H: 1	LOB: 1	BB: 0	P: 15	R: 0	H: 0	E: 0	K: 0	S: 9	H: 0	LOB: 0	BB: 0	P: 14	R: 0	H: 0	E: 0	K: 1	S: 8	H: 0	LOB: 0	BB: 0	P: 16	R: 0	H: 1	E: 0	K: 0	S: 9	H: 1	LOB: 0	BB: 0	P: 12	1B: 7	SF: 0	2B: 1	SAC: 1	3B: 0	DP: 1	HR: 0	HBP: 0
--------------	------	------	------	------	-------	------	--------	-------	-------	------	------	------	------	------	------	--------	-------	-------	------	------	------	------	------	------	--------	-------	-------	------	------	------	------	-------	------	--------	-------	-------	------	------	------	------	-------	------	--------	-------	-------	------	------	------	------	------	------	--------	-------	-------	------	------	------	------	------	------	--------	-------	-------	------	------	------	------	------	------	--------	-------	-------	------	------	------	------	------	------	--------	-------	-------	-------	-------	-------	--------	-------	-------	-------	--------

PITCHER	IP	WLS	BF	H	R	ER	SO	BB	IBB	HBP	BLK	WP	HR	S	P	ERA	WHIP
Scott Scudder, R ERA: 3.79	(1, 1)	8.1	W	35	8	2	2	4	1	0	0	1	0	82	139	2.16	1.080
Steve Olin, R ERA: 3.32	(9, 1)	0.2	S	1	0	0	0	0	0	0	0	0	0	2	2	0.00	0.000

BOTTOM

Cleveland Indians @ Oakland Athletics
Oakland-Alameda County Coliseum, Oakland, CA
 Wed May 27 1992, 3:33 AM PDT
 Att. 24,679 - Sunny - 66 F

AB	34
R	2
H	8
RBI	2
BB	1
SO	4
LOB	19



WP	PA	ERA	WHIP
1	36		

Cleveland Indians @ California Angels

Anaheim Stadium, Anaheim, CA

Fri May 29 1992, 10:05 PM EDT
Att. 22,322 - Sunny - 73 F

livebaseballscorecards.com

AB	43
R	14
H	18
RBI	14
BB	5
SO	5
LOB	21



Batter	1	2	3	4	5	6	7	8	9	AB R H RBI BB SO LOB
Kenny Lofton, L OBP: 0.342, SLG: 0.315 (1, 8)	1-1 P3 SF8 1B		0-1 G4-3-6 1-2f	0-0 E9 1-3 1B	1-0 G3 1-2 2-3		1-2 FC4-6 1-2f FC5-4	2-2 1B		6 1 3 3 0 0 4
Glenallen Hill, R OBP: 0.222, SLG: 0.296 (1, 10)	0-1 P3 1-3		0-0 HR 1B	0-2 F8 3-H	1-3 K		0-0 FC5-4 1-2f	1-1 P6		6 1 1 0 0 1 8
Carlos Baerga, S OBP: 0.343, SLG: 0.404 (1, 4)	0-0 SF8 3-H		2-2 HR 1B		2-0 HR HBP		0-1 G3	1-2 G6-3	1-3 K	4 2 1 3 0 1 0
Albert Belle, R OBP: 0.349, SLG: 0.542 (1, 7)	4-2 S BB		3-2 FC6-4 1B		0-0 HR 1B		2-2 G5-3	0-0 HR	1-1 G5-3	5 2 3 3 1 0 0
Mark Whiten, S OBP: 0.391, SLG: 0.456 (1, 9)	2-2 G4-3 1-2		0-1 FC6-4 1-2f		4-2 E 1B BB		0-3 K	1-3 K	0-0 G4-3	5 1 0 0 1 2 2
Carlos Martinez, R OBP: 0.600, SLG: 0.750 (1, 3)		0-0 G5-3		2-2 F9 1B WP 1B		0-0 F8 1-3	3-1 1B 2B	4-1 1B BB		4 3 2 0 1 0 1
Brook Jacoby, R OBP: 0.346, SLG: 0.336 (1, 5)		1-2 G6-3		4-2 E 1B BB		1-0 1B 1B	1-1 FC6-4 1B FC4-6 2-3	3-2 2B 1B		4 3 3 1 1 0 0
Mark Lewis, R OBP: 0.343, SLG: 0.407 (8, PH)		0-2 F7		3-2 F9 2-3		1-1 G3 1B 1B	2-1 FC6-4 1B	4-2 2B 1B BB		4 0 2 1 0 0 2 0 1 0 0 1 0 0
Felix Fermin, R OBP: 0.289, SLG: 0.266 (8, 6)				2-3 K 2-3		1-2 G3 1B 1B	1-1 FC6-4 1-2f 2-3	2-1 1B 2B		5 0 3 3 0 1 4 0 0 0 0 0 0 0
Sandy Alomar Jr., R OBP: 0.266, SLG: 0.307 (1, 2)			2-1 G4-3-6 1B		1-3 K					
Junior Ortiz, R OBP: 0.299, SLG: 0.257 (8, 2)										

Inning Stats	R: 1	H: 1	E: 0	LOB: 1	K: 0	BB: 1	S: 11	P: 18	R: 0	H: 0	E: 0	LOB: 0	K: 0	BB: 0	S: 7	P: 8	R: 2	H: 4	E: 0	LOB: 1	K: 0	BB: 0	S: 13	P: 20	R: 1	H: 2	E: 1	LOB: 2	K: 1	BB: 1	S: 18	P: 28	R: 4	H: 4	E: 1	LOB: 2	K: 1	BB: 1	S: 16	P: 28	R: 0	H: 0	E: 0	LOB: 0	K: 1	BB: 0	S: 8	P: 10	R: 2	H: 3	E: 0	LOB: 1	K: 0	BB: 0	S: 12	P: 20	R: 4	H: 4	E: 0	LOB: 2	K: 1	BB: 2	S: 25	P: 43	R: 0	H: 0	E: 0	LOB: 0	K: 1	BB: 0	S: 6	P: 8	1B: 13	SF: 1	2B: 2	SAC: 0	3B: 0	DP: 1	HR: 3	HBP: 1	WP: 1	PA: 50
--------------	------	------	------	--------	------	-------	-------	-------	------	------	------	--------	------	-------	------	------	------	------	------	--------	------	-------	-------	-------	------	------	------	--------	------	-------	-------	-------	------	------	------	--------	------	-------	-------	-------	------	------	------	--------	------	-------	------	-------	------	------	------	--------	------	-------	-------	-------	------	------	------	--------	------	-------	-------	-------	------	------	------	--------	------	-------	------	------	--------	-------	-------	--------	-------	-------	-------	--------	-------	--------

PITCHER	IP	WLS	BF	H	R	ER	SO	BB	IBB	HBP	BLK	WP	HR	S	P	ERA	WHIP
Chuck Finley, L ERA: 5.88 (1, 1)	4.0	L	23	8	7	7	1	3	0	1	0	1	2	52	83	15.75	2.750
Chuck Crim, R ERA: 4.45 (5, 1)	2.1		13	6	3	3	2	0	0	0	0	0	0	29	44	11.57	2.571
Scott Bailes, L ERA: 6.35 (7, 1)	1.1		10	4	4	4	1	2	0	0	0	0	1	27	45	27.00	4.500
Steve Frey, L ERA: 1.1 (8, 1)	1.1		4	0	0	0	1	0	0	0	0	0	0	8	11	0.00	0.000

PITCHER	IP	WLS	BF	H	R	ER	SO	BB	IBB	HBP	BLK	WP	HR	S	P	ERA	WHIP
---------	----	-----	----	---	---	----	----	----	-----	-----	-----	----	----	---	---	-----	------

Batter	1	2	3	4	5	6	7	8	9	AB	R	H	RBI	BB	SO	LOB
Chad Curtis, R OBP: 0.326, SLG: 0.350 (1, 8) BB C F X	4-1 G4-6-3 BB		4-2 CS BB		0-0 F7		1-0 F8			2	0	0	0	2	0	2
Von Hayes, L OBP: 0.336, SLG: 0.405 (1, 9) John Morris, L OBP: 0.265, SLG: 0.226 (8, 9) SAFE C F X	0-1 G4-6-3 1-2f		1-0 CS 1-2	4-2 G6-4-3 1B BB		2-3 K		0-1 E 1B		2	1	0	0	1	1	1
Jose Gonzalez, R OBP: 0.333, SLG: 0.400 (1, 7) SAFE C F X	1-2 1B			0-0 G6-4-3 1-2 1B		1-3 K		0-3 K		4	0	2	0	0	2	1
Hubie Brooks, R OBP: 0.294, SLG: 0.374 (1, 3) SAFE C F X	0-2 F7			3-1 G6-4-3 1-2f 2-3		0-0 1B		0-0 E6 G5-4-3 1-2		4	0	1	0	0	0	4
Rene Gonzales, R OBP: 0.397, SLG: 0.540 (1, 4) SAFE C F X		1-1 G6-3		3-2 1B 1B		0-0 F8		2-2 G5-4-3 1-2f		4	1	1	1	0	0	3
Gary Gaetti, R OBP: 0.273, SLG: 0.344 (1, 5) SAFE C F X		0-0 P3		1-1 1B 1-2 1B			0-0 G6-3		0-0 F7	4	0	1	0	0	0	0
Lance Parrish, R OBP: 0.297, SLG: 0.456 (1, 10) SAFE C F X		1-3 K		2-2 1B 1-3 2-H			0-0 F9		0-1 G5-3	4	0	1	1	0	1	0
Mike Fitzgerald, R OBP: 0.278, SLG: 0.338 (1, 2) Ron Tingley, R OBP: 0.231, SLG: 0.360 (9, PH) SAFE C F X		2-2 P7			0-0 F8		4-2 1B BB		1-3 K	2	0	0	0	1	0	0
Luis Sojo, R OBP: 0.333, SLG: 0.333 (1, 6) SAFE C F X			0-0 F9		1-1 F9		1-0 1B			1	0	0	0	0	0	0

BOTTOM	
Cleveland Indians @ California Angels Anaheim Stadium, Anaheim, CA	
WP: 0 PA: 36	
AB 31	
R 2	
H 8	
RBI 2	
BB 4	
SO 5	
LOB 11	
	

Inning Stats	
R: 0 E: 0 K: 0 S: 10	H: 1 LOB: 1 BB: 1 P: 15
R: 0 E: 0 K: 1 S: 6	H: 0 LOB: 0 BB: 0 P: 8
R: 0 E: 0 K: 0 S: 7	H: 0 LOB: 0 BB: 1 P: 14
R: 2 E: 0 K: 0 S: 14	H: 4 LOB: 2 BB: 1 P: 27
R: 0 E: 0 K: 0 S: 4	H: 0 LOB: 0 BB: 0 P: 5
R: 0 E: 0 K: 2 S: 8	H: 1 LOB: 1 BB: 0 P: 11
R: 0 E: 0 K: 0 S: 6	H: 1 LOB: 2 BB: 1 P: 12
R: 0 E: 1 K: 1 S: 9	H: 1 LOB: 1 BB: 0 P: 11
R: 0 E: 0 K: 1 S: 6	H: 0 LOB: 0 BB: 0 P: 7
1B: 8 2B: 0 3B: 0 HR: 0	SF: 0 SAC: 0 DP: 3 HBP: 0
WP: 0 PB: 0 SB: 0 CS: 1	

PITCHER																
IP	WLS	BF	H	R	ER	SO	BB	IBB	HBP	BLK	WP	HR	S	P	ERA	WHIP
7.0	W	28	7	2	2	3	4	0	0	0	0	0	55	92	2.57	1.571
1.0		4	1	0	0	1	0	0	0	0	0	0	9	11	0.00	1.000
1.0		3	0	0	0	1	0	0	0	0	0	0	6	7	0.00	0.000

Fri May 29 1992, 10:05 PM EDT
Att. 22,322 - Sunny - 73 F

livebaseballscorecards.com

Batter	1	2	3	4	5	6	7	8	9	AB R H RBI BB SO LOB	TOP		
Kenny Lofton, L (1, 8) OBP: 0.335, SLG: 0.308	0-3 K		1-2 F9			0-1 P6		0-1 G3		4 0 0 0 0 1 2	Cleveland Indians @ California Angels Anaheim Stadium, Anaheim, CA Sat May 30 1992, 10:05 PM EDT Att. 37,322 - Sunny - 73 F		
Thomas Howard, S (1, 7) OBP: 0.308, SLG: 0.345	1-1 G6-3		0-1 G3			1-0 F7		1-2 SF8		3 0 0 1 0 0 1			
Carlos Baerga, S (1, 4) OBP: 0.341, SLG: 0.401	2-0 F9		2-3 K			0-2 BB 1B		1-1 F8		4 0 1 0 0 1 1			
Albert Belle, R (1, 10) OBP: 0.347, SLG: 0.532		0-0 G4-3		0-3 K		4-2 BB		1-3 K		3 0 0 0 1 2 0			
Mark Whiten, S (1, 9) OBP: 0.383, SLG: 0.445		2-3 K		0-2 G6-3		0-0 F7		0-3 K		4 0 0 0 0 2 2			
Paul Sorrento, L (1, 3) OBP: 0.292, SLG: 0.346		4-2 1B BB		1-1 G5-3			1-2 G1-3		1-3 K	3 0 0 0 1 1 0			
Brook Jacoby, R (1, 5) OBP: 0.346, SLG: 0.336		0-0 1-3 1B		0-0 G6-3			3-3 K			3 0 1 0 0 1 0			
Mark Lewis, R (1, 6) OBP: 0.337, SLG: 0.399		0-3 K		0-1 L4			3-3 K			3 0 0 0 0 2 2			
Sandy Alomar Jr., R (1, 2) OBP: 0.268, SLG: 0.317			0-0 F9 2B		1-0 F8			0-0 E6 G3 SF8		3 1 1 0 0 0 0			
Inning Stats	R: 0 E: 0 K: 1 S: 6 H: 0 LOB: 0 BB: 0 P: 9	R: 0 E: 0 K: 2 S: 10 H: 1 LOB: 2 BB: 1 P: 16	R: 0 E: 0 K: 1 S: 9 H: 1 LOB: 1 BB: 0 P: 12	R: 0 E: 0 K: 1 S: 8 H: 0 LOB: 0 BB: 0 P: 9	R: 0 E: 0 K: 0 S: 4 H: 0 LOB: 0 BB: 0 P: 5	R: 0 E: 0 K: 0 S: 12 H: 1 LOB: 2 BB: 1 P: 17	R: 0 E: 0 K: 2 S: 10 H: 0 LOB: 0 BB: 0 P: 17	R: 1 E: 1 K: 0 S: 8 H: 0 LOB: 0 BB: 0 P: 10	R: 0 E: 0 K: 3 S: 10 H: 0 LOB: 0 BB: 0 P: 12	1B: 2 2B: 1 3B: 0 HR: 0 SF: 1 SAC: 0 DP: 0 HBP: 0	WP: 0 PB: 0 SB: 0 CS: 0 PA: 33		
PITCHER	IP WLS BF H R ER SO BB IBB HBP BLK WP HR S P ERA WHIP											PITCHER	IP WLS BF H R ER SO BB IBB HBP BLK WP HR S P ERA WHIP
Bert Blyleven, R (1, 1) ERA: 1.93	7.0 W 26 3 0 0 7 2 0 0 0 0 0 0 59 85 0.00 0.714												
Bryan Harvey, R (8, 1) ERA: 2.52	2.0 S 7 0 1 0 3 0 0 0 0 0 0 0 18 22 0.00 0.000												

livebaseballscorecards.com

AB	30
R	1
H	3
RBI	1
BB	2
SO	10
LOB	8



Batter	1	2	3	4	5	6	7	8	9
Luis Polonia, L OBP: 0.344, SLG: 0.323 (1, 7)	1-1 G4-3		4-2 1B 3B BB		2-1 G4-3		2-3 K		
Chad Curtis, R OBP: 0.333, SLG: 0.381 (1, 8)	1-2 G6-3		1-0 3B 1B			2-1 3B	0-2 G5-3		
Von Hayes, L OBP: 0.333, SLG: 0.417 (1, 9)	3-0 P6		2-0 3B			1-0 G1-3		3-3 K	
Alvin Davis, L OBP: 0.361, SLG: 0.375 (1, 10)		4-0 BB	1-1 G4-3			4-1 G6-4-3 BB		4-2 BB	
Rene Gonzales, R OBP: 0.383, SLG: 0.519 (1, 4)		0-3 K		0-2 G6-3		1-0 G6-4-3		0-1 F9	
Lee Stevens, L OBP: 0.283, SLG: 0.344 (1, 3)		1-0 F7		0-0 F9			0-1 FC5-6 1B	0-2 G4-3	
Gary Gaetti, R OBP: 0.274, SLG: 0.344 (1, 5)		2-2 G6-3		3-1 G5-3			0-0 FC5-6 1B		
Ron Tingley, R OBP: 0.241, SLG: 0.357 (1, 2)			2-2 G5-3		0-1 CS 1B		0-1 FC5-6 1B		
Gary Disarcina, R OBP: 0.338, SLG: 0.317 (1, 6)			0-3 K		3-2 F8		0-1 S 1B		

Inning Stats	R: 0	H: 0	E: 0	LOB: 0	K: 0	S: 6	P: 11	R: 0	H: 0	E: 0	LOB: 1	K: 1	S: 7	P: 14	R: 2	H: 2	E: 0	LOB: 1	K: 1	S: 13	P: 22	R: 0	H: 0	E: 0	LOB: 0	K: 0	S: 6	P: 9	R: 0	H: 1	E: 0	LOB: 0	K: 0	S: 7	P: 12	R: 0	H: 1	E: 0	LOB: 1	K: 0	S: 6	P: 13	R: 1	H: 3	E: 0	LOB: 2	K: 1	S: 14	P: 15	R: 0	H: 0	E: 0	LOB: 1	K: 1	S: 11	P: 18
1B: 5	SF: 0	2B: 0	SAC: 0	3B: 2	DP: 1	HR: 0	HBP: 0																																																	

AB R H RBI BB SO LOB

3	1	0	0	1	1	2
4	1	2	0	0	0	2
4	0	1	2	0	1	1
1	0	0	0	3	0	1
4	0	0	0	0	1	4
4	0	1	0	0	0	2
3	1	1	0	0	0	1
3	0	1	0	0	0	2
3	0	1	1	0	1	1

WP: 0	PA: 33
PB: 0	ERA
SB: 1	WHIP
CS: 1	

Cleveland Indians @ California Angels
Anaheim Stadium, Anaheim, CA
 Sat May 30 1992, 10:05 PM EDT
 Att. 37,322 - Sunny - 73 F

AB	29
R	3
H	7
RBI	3
BB	4
SO	4
LOB	16



PITCHER	IP	WLS	BF	H	R	ER	SO	BB	IBB	HBP	BLK	WP	HR	S	P	ERA	WHIP
Jack Armstrong, R ERA: 4.82 (1, 1)	6.1	L	27	7	3	3	2	3	0	0	0	0	0	52	88	4.26	1.579
Kevin Wickander, L ERA: 2.19 (7, 1)	1.2		6	0	0	0	2	1	0	0	0	0	0	18	26	0.00	0.600

Batter	1	2	3	4	5	6	7	8	9	AB R H RBI BB SO LOB
Kenny Lofton, L (1, 8) OBP: 0.342, SLG: 0.316	1-1 CS 1B		3-2 P7		1-2 S 1B		0-0 2B FC6-5 1B		0-1 G3-1	5 2 3 0 0 0 0
Glenallen Hill, R (1, 10) OBP: 0.237, SLG: 0.311	1-1 P3		0-3 K		4-2 1B BB		1-1 FC6-5 2B			3 0 1 0 1 1 1
Carlos Baerga, S (1, 4) OBP: 0.344, SLG: 0.400	1-0 G4-3		4-2 FC6-4 BB		0-2 1B		0-1 FC6-5			3 0 1 2 1 0 2
Albert Belle, R (1, 7) OBP: 0.345, SLG: 0.523 Thomas Howard, S (7, 7) OBP: 0.308, SLG: 0.345		4-2 E BB	1-1 FC6-4		2-3 K		0-1 F7			3 1 0 0 1 1 4 0 0 0 0 0 0 0
Mark Whiten, S (1, 9) OBP: 0.376, SLG: 0.435		0-0 L4		3-3 K		2-2 G5-3		2-0 G4-3		4 0 0 0 0 1 3
Carlos Martinez, R (1, 3) OBP: 0.333, SLG: 0.375		0-2 E6 G5-3 1B		3-2 G5-3		2-2 G6-3		0-2 G6-3		4 1 0 0 0 0 0
Brook Jacoby, R (1, 5) OBP: 0.343, SLG: 0.333		0-1 G5-3		0-0 1B		1-0 F8		2-0 G6-3		4 0 1 0 0 0 1
Junior Ortiz, R (1, 2) OBP: 0.296, SLG: 0.257		1-2 FC5-4 1B		0-3 K		2-2 L3		1-2 G6-3		4 0 1 1 0 1 1
Felix Fermin, R (1, 6) OBP: 0.262, SLG: 0.256		0-1 FC5-4		2-1 G6-3		1-0 G1-3		0-1 G5-3		4 0 0 0 0 0 1

Inning Stats	R: 0	H: 1	E: 0	K: 0	S: 5	R: 2	H: 1	E: 1	K: 0	S: 13	R: 0	H: 0	E: 0	K: 1	S: 16	R: 0	H: 1	E: 0	K: 2	S: 16	R: 1	H: 2	E: 0	K: 1	S: 17	R: 0	H: 0	E: 0	K: 0	S: 7	R: 1	H: 2	E: 0	K: 0	S: 8	R: 0	H: 0	E: 0	K: 0	S: 5	R: 0	H: 0	E: 0	K: 0	S: 7	R: 0	H: 0	E: 0	K: 0	S: 7	R: 0	H: 0	E: 0	K: 0	S: 7	1B: 6	2B: 1	3B: 0	HR: 0	SF: 0	SAC: 0	DP: 0	HBP: 0	WP: 0	PB: 0	SB: 1	CS: 1	PA: 37
--------------	------	------	------	------	------	------	------	------	------	-------	------	------	------	------	-------	------	------	------	------	-------	------	------	------	------	-------	------	------	------	------	------	------	------	------	------	------	------	------	------	------	------	------	------	------	------	------	------	------	------	------	------	------	------	------	------	------	-------	-------	-------	-------	-------	--------	-------	--------	-------	-------	-------	-------	--------

PITCHER	IP	WLS	BF	H	R	ER	SO	BB	IBB	HBP	BLK	WP	HR	S	P	ERA	WHIP
Jim Abbott, L (1, 1) ERA: 2.75	7.0	L	31	7	4	2	4	3	0	0	0	0	0	82	122	2.57	1.429
Mark Eichhorn, R (8, 1) ERA: 2.36	2.0		6	0	0	0	0	0	0	0	0	0	0	12	17	0.00	0.000

Cleveland Indians @ California Angels
Anaheim Stadium, Anaheim, CA
 Sun May 31 1992, 6:33 AM EDT
 Att. 40,167 - Sunny - 75 F

AB	34
R	4
H	7
RBI	3
BB	3
SO	4
LOB	13



WP: 0	PA: 37
--------------	---------------

Batter	1	2	3	4	5	6	7	8	9	AB	R	H	RBI	BB	SO	LOB
Luis Polonia, L OBP: 0.347, SLG: 0.324 (1, 7)	1-2 CS BB 1B		0-0 F7		4-0 FC6-4 BB			1-3 K		3	0	1	0	1	1	0
Chad Curtis, R OBP: 0.340, SLG: 0.414 (1, 8)	4-1 BB BB 1-2 FC4 BB		2-1 G6-3		1-2 FC6-4 1-2f			0-0 HR		3	2	1	1	1	0	2
Von Hayes, L OBP: 0.341, SLG: 0.418 (1, 9)	4-1 BB BB 1-2 FC4 BB		2-0 G3				0-1 G6-4-3 1B	4-1 G6-4-3 BB		2	1	1	0	1	0	0
Jose Gonzalez, R OBP: 0.375, SLG: 0.400 (8, PH) (9, 9)	1-2 2-3 FC4 BB									0	0	0	0	1	0	0
Alvin Davis, L OBP: 0.373, SLG: 0.379 (1, 10)	4-2 FC4 1-2 2-3 BB			1-0 G1-4-3		2-2 G6-4-3 1B		1-1 G6-4-3 BB		2	0	1	0	1	0	0
Hubie Brooks, R OBP: 0.253, SLG: 0.371 (8, PH)	1-2 2-3 FC4 BB									1	0	0	0	0	0	1
Rene Gonzales, R OBP: 0.371, SLG: 0.500 (1, 5)	1-1 FC4 1-2f 2-H 3-H			0-2 G5-3		1-1 G6-4-3 1-2f 2-3		0-0 F7		4	0	0	2	0	0	3
Lee Stevens, L OBP: 0.275, SLG: 0.333 (1, 3)	0-1 F8			0-0 G4-3		1-3 K		1-2 G4-3 1B		3	0	0	0	0	1	2
Gary Gaetti, R OBP: 0.278, SLG: 0.348 (9, PH)										1	0	1	0	0	0	0
Lance Parrish, R OBP: 0.282, SLG: 0.431 (1, 2)		1-3 K			1-1 G5-3			0-2 G4-3		4	0	0	0	0	1	1
Luis Sojo, R OBP: 0.500, SLG: 0.500 (1, 4)		0-1 F8			3-2 G4-3 S 1B			1-0 G6-3 1B		3	0	2	0	0	0	0
Gary Disarcina, R OBP: 0.331, SLG: 0.310 (1, 6)		0-2 G5-3			2-1 G4-3 1-3			0-0 G6-3 1-2f		3	0	0	0	0	0	2

Inning Stats	R: 2	H: 1	E: 0	LOB: 1	K: 0	BB: 3	S: 13	R: 0	H: 0	E: 0	LOB: 0	K: 1	BB: 0	S: 8	R: 0	H: 0	E: 0	LOB: 0	K: 0	BB: 0	S: 5	R: 0	H: 0	E: 0	LOB: 0	K: 0	BB: 0	S: 4	R: 0	H: 1	E: 0	LOB: 2	K: 0	BB: 1	S: 12	R: 0	H: 2	E: 0	LOB: 1	K: 1	BB: 0	S: 10	R: 0	H: 1	E: 0	LOB: 0	K: 0	BB: 0	S: 6	R: 1	H: 1	E: 0	LOB: 0	K: 1	BB: 1	S: 7	R: 0	H: 1	E: 0	LOB: 0	K: 0	BB: 0	S: 9	R: 0	H: 1	E: 0	LOB: 0	K: 0	BB: 0	S: 9	1B: 6	SF: 0	2B: 0	SAC: 0	3B: 0	DP: 4	HR: 1	HBP: 0	WP: 0	PA: 34
--------------	------	------	------	--------	------	-------	-------	------	------	------	--------	------	-------	------	------	------	------	--------	------	-------	------	------	------	------	--------	------	-------	------	------	------	------	--------	------	-------	-------	------	------	------	--------	------	-------	-------	------	------	------	--------	------	-------	------	------	------	------	--------	------	-------	------	------	------	------	--------	------	-------	------	------	------	------	--------	------	-------	------	-------	-------	-------	--------	-------	-------	-------	--------	-------	--------

PITCHER	IP	WLS	BF	H	R	ER	SO	BB	IBB	HBP	BLK	WP	HR	S	P	ERA	WHIP
Charles Nagy, R ERA: 2.57 (1, 1)	7.0	W	27	5	2	2	2	4	0	0	0	0	0	58	96	2.57	1.286
Derek Lilliquist, L ERA: 2.14 (8, 1)	0.1		3	1	1	1	1	1	0	0	0	0	1	5	10	27.00	6.000
Ted Power, R ERA: 0.72 (8, 1)	1.0		2	0	0	0	0	0	0	0	0	0	0	3	4	0.00	0.000
Kevin Wickander, L ERA: 2.19 (9, 1)	0.0		1	1	0	0	0	0	0	0	0	0	0	4	5	∞	∞
Steve Olin, R ERA: 3.22 (9, 1)	0.2	S	1	0	0	0	0	0	0	0	0	0	0	4	4	0.00	0.000

BOTTOM

Cleveland Indians @ California Angels
Anaheim Stadium, Anaheim, CA

Sun May 31 1992, 6:33 AM EDT
Att. 40,167 - Sunny - 75 F

livebaseballscorecards.com

AB	29
R	3
H	7
RBI	3
BB	5
SO	3
LOB	11



Batter	1	2	3	4	5	6	7	8	9	AB R H RBI BB SO LOB	TOP	
Henry Cotto, R (1, 7) OBP: 0.352, SLG: 0.492 Greg Briley, L (8, PH) OBP: 0.238, SLG: 0.289 (8, 7)	2-0 G4-3 S 1B		3-2 G5-3		4-2 2B BB			0-3 K		2 0 1 0 1 0 0 1 0 0 0 0 1 0		
Edgar Martinez, R (1, 5) OBP: 0.376, SLG: 0.529	2-1 F9			1-0 HR 2B	2-0 2B			2-3 K		4 1 2 1 0 1 1		
Ken Griffey Jr., L (1, 8) OBP: 0.350, SLG: 0.541	0-0 G4-3 1-3			0-1 HR	1-1 G5-3			4-1 BB		3 1 1 2 1 0 3		
Dave Cochrane, S (1, 10) OBP: 0.325, SLG: 0.319	2-3 K			1-0 F8		1-0 F9		2-3 K		4 0 0 0 0 2 2		
Jay Buhner, R (1, 9) OBP: 0.342, SLG: 0.335		2-1 F7		0-0 G6-3		1-3 K		2-0 G6-3		4 0 0 0 0 1 0		
Pete O'Brien, L (1, 3) OBP: 0.251, SLG: 0.463		1-1 G4-3		2-1 P4		0-1 G4-3		0-1 FC4-6 1B		4 0 1 0 0 0 0		
Dave Valle, R (1, 2) OBP: 0.327, SLG: 0.409 Tino Martinez, L (9, PH) OBP: 0.333, SLG: 0.444		1-2 G4-3			0-0 SH1-3 2B 2B		3-2 F9	1-1 FC4-6 FC5-4 1-2f		3 1 1 0 0 0 0 1 0 0 0 0 0 1	AB 31 R 3 H 6 RBI 3 BB 3 SO 5 LOB 10	
Omar Vizquel, S (1, 6) OBP: 0.299, SLG: 0.306 Kevin Mitchell, R (9, PH) OBP: 0.287, SLG: 0.302			0-0 P1		1-1 SH1-3		4-0 CS BB	2-2 FC5-4 1-2f		1 0 0 0 1 0 0 1 0 0 0 0 0 1		
Harold Reynolds, S (1, 4) OBP: 0.315, SLG: 0.326			1-2 G5-3		0-0 G5-3		1 SAFE 3-2 G4-3 1-2			3 0 0 0 0 0 2		
Inning Stats	R: 0 H: 1 E: 0 LOB: 1 K: 1 BB: 0 S: 8 P: 13	R: 0 H: 0 E: 0 LOB: 0 K: 0 BB: 0 S: 7 P: 11	R: 0 H: 0 E: 0 LOB: 0 K: 0 BB: 0 S: 7 P: 11	R: 2 H: 2 E: 0 LOB: 0 K: 0 BB: 0 S: 7 P: 11	R: 1 H: 2 E: 0 LOB: 2 K: 0 BB: 1 S: 9 P: 17	R: 0 H: 0 E: 0 LOB: 0 K: 1 BB: 0 S: 6 P: 8	R: 0 H: 0 E: 0 LOB: 0 K: 0 BB: 1 S: 7 P: 17	R: 0 H: 0 E: 0 LOB: 1 K: 3 BB: 1 S: 13 P: 21	R: 0 H: 1 E: 0 LOB: 1 K: 0 BB: 0 S: 8 P: 13	1B: 2 SF: 0 2B: 3 SAC: 1 3B: 0 DP: 0 HR: 1 HBP: 0	WP: 0 PA: 35 PB: 0 SB: 1 CS: 1	
PITCHER	IP WLS BF H R ER SO BB IBB HBP BLK WP HR S P ERA WHIP											
Dave Otto, L (1, 1) ERA: 6.46	7.0 W 27 5 3 3 2 2 0 0 0 0 0 1 51 88 3.86 1.000											
Ted Power, R (8, 1) ERA: 0.7	0.2 2 0 0 0 2 0 0 0 0 0 0 0 8 10 0.00 0.000											
Kevin Wickander, L (8, 1) ERA: 2.13	0.1 2 0 0 0 1 1 0 0 0 0 0 0 5 11 0.00 3.000											
Steve Olin, R (9, 1) ERA: 3.09	1.0 S 4 1 0 0 0 0 0 0 0 0 0 0 8 13 0.00 1.000											

Seattle Mariners @ Cleveland Indians
Cleveland Municipal Stadium, Cleveland, OH
Tue Jun 02 1992, 7:05 PM EDT
Att. 7,265 - Sunny - 64 F

livebaseballscorecards.com



Batter	1	2	3	4	5	6	7	8	9	AB	R	H	RBI	BB	SO	LOB
Kenny Lofton, L OBP: 0.340, SLG: 0.311 (1, 8) B L X	1-1 F8		4-2 2B 1-2 G3-1 BB		0-0 G3		1-1 L8			3	1	0	0	1	0	1
Glenallen Hill, R OBP: 0.263, SLG: 0.385 (1, 10) F B B X	2-1 FC4-6 1B		1-0 G3-1 1-3 2-H 2B		2-3 K		2-1 1-H HR			4	1	3	3	0	1	0
Carlos Baerga, S OBP: 0.342, SLG: 0.397 (1, 4) S B X SAFE	1-2 FC4-6 FC5-4 1-2f		3-2 G3-1 2-3 3-H		3-2 FC4 1B		2-1 P3			4	0	1	1	0	0	2
Albert Belle, R OBP: 0.338, SLG: 0.511 (1, 7) Thomas Howard, S OBP: 0.308, SLG: 0.345 (9, 7) C X	0-1 FC5-4 1-2f		0-1 G6-3		0-0 FC4 1-2f			0-1 G5-3		4	0	0	0	0	0	3
Mark Whiten, S OBP: 0.373, SLG: 0.428 (1, 9) C B B B B		0-3 K	4-2 BB		0-0 B1-3			1-3 K		3	0	0	0	1	2	0
Paul Sorrento, L OBP: 0.286, SLG: 0.338 (1, 3) B B X C		1-1 G4-3	2-0 L6		1-0 F8			0-0 G1-3		4	0	0	0	0	0	2
Brook Jacoby, R OBP: 0.343, SLG: 0.333 (1, 5) B B X		2-0 1B		1-0 F9		2-0 F8				3	0	1	0	0	0	0
Mark Lewis, R OBP: 0.331, SLG: 0.391 (1, 6) X		0-0 P3		3-1 L7			1-3 K			3	0	0	0	0	1	1
Sandy Alomar Jr., R OBP: 0.287, SLG: 0.336 (1, 2) F X			0-1 2B 1B	1-1 1B			1-0 HR 1B			3	2	3	0	0	0	0

Inning Stats	R: 0	H: 1	E: 0	LOB: 1	K: 0	S: 9	P: 13	R: 0	H: 1	E: 0	LOB: 1	K: 1	S: 7	R: 0	H: 2	E: 0	LOB: 2	K: 0	S: 14	R: 0	H: 1	E: 0	LOB: 1	K: 0	S: 5	R: 0	H: 1	E: 0	LOB: 0	K: 1	S: 8	R: 0	H: 0	E: 0	LOB: 0	K: 0	S: 3	R: 2	H: 2	E: 0	LOB: 0	K: 1	S: 10	R: 0	H: 0	E: 0	LOB: 0	K: 1	S: 7		
	1B: 6	SF: 0	2B: 1	SAC: 0	3B: 0	DP: 0	HR: 1	HR: 1	HBP: 0	CS: 0	WP: 0	PA: 33																																							

PITCHER	IP	WLS	BF	H	R	ER	SO	BB	IBB	HBP	BLK	WP	HR	S	P	ERA	WHIP	PITCHER	IP	WLS	BF	H	R	ER	SO	BB	IBB	HBP	BLK	WP	HR	S	P	ERA	WHIP																
Erik Hanson, R ERA: 4.83 (1, 1)	8.0	L	33	8	4	4	4	2	0	0	0	0	1	63	105	4.50	1.250																																		

BOTTOM

Seattle Mariners @ Cleveland Indians
Cleveland Municipal Stadium, Cleveland, OH

Tue Jun 02 1992, 7:05 PM EDT
Att. 7,265 - Sunny - 64 F

livebaseballscorecards.com

AB	31
R	4
H	8
RBI	4
BB	2
SO	4
LOB	9



Batter	1	2	3	4	5	6	7	8	9	AB R H RBI BB SO LOB	TOP
Greg Briley, L (1, 7) OBP: 0.241, SLG: 0.291 Henry Cotto, R (7, PH) OBP: 0.356, SLG: 0.493 (7, 7)	1-3 		2-2 G6-3 1-2		2-1 		2-2 		1-2 G6-3	3 0 1 0 0 1 1 2 0 1 0 0 0 0	
Edgar Martinez, R (1, 5) OBP: 0.376, SLG: 0.531	2-2 		2-2 		1-3 		3-1 F9		2-2 G6-3	5 0 2 0 0 1 5	
Ken Griffey Jr., L (1, 8) OBP: 0.347, SLG: 0.538	1-3 		0-0 G3		3-2 		0-3 		2-3 	5 0 1 2 0 3 4	
Pete O'Brien, L (1, 10) OBP: 0.257, SLG: 0.461	4-1 			2-1 	2-1 F9		2-3 			3 0 1 0 1 1 4	
Jay Buhner, R (1, 9) OBP: 0.340, SLG: 0.333	1-3 			1-2 G5-4-3 1-2f		0-1 		1-3 		4 0 1 0 0 2 3	
Tino Martinez, L (1, 3) OBP: 0.331, SLG: 0.438		1-0 G4-3		2-2 F7		3-1 F8		1-1 		4 1 1 0 0 0 1	
Dave Valle, R (1, 2) OBP: 0.333, SLG: 0.406		1-2 			1-0 G4-3	1-2 G6-3		4-2 		3 0 1 0 1 0 1	AB 36 R 3 H 12 RBI 2 BB 3 SO 8 LOB 23
Omar Vizquel, S (1, 6) OBP: 0.300, SLG: 0.307 Dave Cochrane, S (8, PH) OBP: 0.321, SLG: 0.315 (8, 6)		2-1 G4-3 1-2f			0-0 	2-2 G3-1		2-2 		3 1 1 0 0 0 2 1 0 0 0 0 0 1	
Harold Reynolds, S (1, 4) OBP: 0.323, SLG: 0.331			2-2 		3-1 		4-2 	3-2 G4-3		3 1 2 0 1 0 1	
Inning Stats	R: 0 H: 1 E: 0 LOB: 2 K: 3 BB: 1 S: 15 P: 24	R: 0 H: 1 E: 0 LOB: 0 K: 0 BB: 0 S: 7 P: 10	R: 0 H: 2 E: 0 LOB: 1 K: 0 BB: 0 S: 10 P: 16	R: 0 H: 1 E: 0 LOB: 0 K: 0 BB: 0 S: 9 P: 14	R: 2 H: 4 E: 0 LOB: 2 K: 1 BB: 0 S: 15 P: 27	R: 0 H: 1 E: 0 LOB: 1 K: 0 BB: 0 S: 10 P: 16	R: 0 H: 1 E: 0 LOB: 2 K: 2 BB: 1 S: 16 P: 27	R: 1 H: 1 E: 1 LOB: 1 K: 1 BB: 1 S: 16 P: 27	R: 0 H: 0 E: 0 LOB: 0 K: 1 BB: 0 S: 12 P: 17	1B: 10 SF: 0 2B: 2 SAC: 0 3B: 0 DP: 2 HR: 0 HBP: 0	WP: 0 PA: 39 PB: 0 SB: 0 CS: 1
PITCHER Scott Scudder, R (1, 1) ERA: 3.71 Kevin Wickander, L (7, 1) ERA: 1.98 Eric Plunk, R (8, 1) ERA: 4.5 Dennis Cook, L (9, 1) ERA: 5.59	IP WLS BF H R ER SO BB IBB HBP BLK WP HR S P ERA WHIP 6.0 W 26 10 2 2 4 1 0 0 0 0 0 0 66 107 3.00 1.833 1.0 5 1 0 0 2 1 0 0 0 0 0 0 16 27 0.00 2.000 1.0 5 1 1 0 1 1 0 0 0 0 0 0 16 27 0.00 2.000 1.0 3 0 0 0 1 0 0 0 0 0 0 0 12 17 0.00 0.000	PITCHER IP WLS BF H R ER SO BB IBB HBP BLK WP HR S P ERA WHIP									

Seattle Mariners @ Cleveland Indians
 Cleveland Municipal Stadium, Cleveland, OH
 Wed Jun 03 1992, 7:05 PM EDT
 Att: 7,536 - Cloudy - 65 F

livebaseballscorecards.com



Batter	1	2	3	4	5	6	7	8	9
Kenny Lofton, L OBP: 0.332, SLG: 0.302 (1, 8)	1-0 G1-3		2-1 G4-3	2-0 F8		0-0 F8		0-1 FC6	
Glenallen Hill, R OBP: 0.250, SLG: 0.366 (1, 10)	3-2 F9		2-3 K	1-1 G5-3			0-0 G6-3		
Carlos Baerga, S OBP: 0.341, SLG: 0.409 (1, 4)	0-0 F7			0-2 HR			0-0 F7		
Albert Belle, R OBP: 0.346, SLG: 0.514 Thomas Howard, S OBP: 0.308, SLG: 0.345 (1, 7) (8, 7)		1-1 F7		1-1 1B	0-0 G6-3		4-0 BB		
Mark Whiten, S OBP: 0.371, SLG: 0.424 (1, 9)		2-1 G4-3		0-0 1B	1-0 G6-3		0-0 G2-3		
Paul Sorrento, L OBP: 0.296, SLG: 0.344 (1, 3)		4-2 1B		2-1 1B	3-0 1B		0-0 F7		
Brook Jacoby, R OBP: 0.355, SLG: 0.370 (1, 5)		0-1 BB		1-3 HR	0-1 1B		2-2 HR		
Mark Lewis, R OBP: 0.330, SLG: 0.388 (1, 6)		1-3 1B		1-2 HR	0-2 F7		0-1 HR		
Sandy Alomar Jr., R OBP: 0.294, SLG: 0.369 (1, 2)		0-0 F8		2-2 HR		1-1 F9		0-1 G4-3	
			2-2 F8	0-0 HR		2-2 G6-3		3-2 FC6	

Inning Stats	R: 0	H: 0	E: 0	K: 0	S: 6	R: 0	H: 1	E: 0	K: 0	S: 10	R: 0	H: 0	E: 0	K: 1	S: 10	R: 7	H: 7	E: 0	K: 0	S: 19	R: 0	H: 2	E: 0	K: 0	S: 6	R: 0	H: 0	E: 0	K: 0	S: 3	R: 1	H: 2	E: 0	K: 0	S: 13	R: 0	H: 0	E: 0	K: 0	S: 6	R: 0	H: 0	E: 0	K: 0	S: 3	R: 1	H: 2	E: 0	K: 0	S: 13	1B: 9	2B: 0	3B: 0	HR: 3	SF: 0	SAC: 0	DP: 1	HBP: 0	WP: 0	PB: 0	SB: 0	CS: 0	PA: 37
--------------	------	------	------	------	------	------	------	------	------	-------	------	------	------	------	-------	------	------	------	------	-------	------	------	------	------	------	------	------	------	------	------	------	------	------	------	-------	------	------	------	------	------	------	------	------	------	------	------	------	------	------	-------	-------	-------	-------	-------	-------	--------	-------	--------	-------	-------	-------	-------	--------

PITCHER	IP	WLS	BF	H	R	ER	SO	BB	IBB	HBP	BLK	WP	HR	S	P	ERA	WHIP
Clay Parker, R ERA: 6.98 (1, 1)	3.0	L	17	7	6	6	1	1	0	0	0	0	1	39	61	18.00	2.667
Jim Acker, R ERA: 3.81 (4, 1)	4.0		15	3	1	1	0	1	0	0	0	0	1	21	35	2.25	1.000
Jeff Nelson, R ERA: 4.43 (8, 1)	1.0		5	2	1	1	0	0	0	0	0	0	1	13	18	9.00	2.000

BOTTOM

AB	R	H	RBI	BB	SO	LOB
5	0	0	0	0	0	1
4	0	0	0	0	1	0
4	1	1	1	0	0	0
3	1	2	0	1	0	0
0	0	0	0	0	0	0
4	1	1	0	0	0	2
3	1	2	1	1	0	0
4	2	3	2	0	0	1
4	1	1	0	0	0	2
4	1	2	4	0	0	0

AB	35
R	8
H	12
RBI	8
BB	2
SO	1
LOB	6



WP	HR	S	P	ERA	WHIP
0	0	0	0	0	0

Seattle Mariners @ Cleveland Indians
Cleveland Municipal Stadium, Cleveland, OH
 Wed Jun 03 1992, 7:05 PM EDT
 Att. 7,536 - Cloudy - 65 F

livebaseballscorecards.com

Batter	1	2	3	4	5	6	7	8	9	AB R H RBI BB SO LOB	TOP											
Henry Cotto, R OBP: 0.346, SLG: 0.472 (1, 7) (9, 8)	1-0 BB 1B HR 1B	2-2 SAFE G4-3		0-1 G5-3		1-1 F8		1-1 F9		5 1 1 0 0 0 2												
Edgar Martinez, R OBP: 0.386, SLG: 0.538 (1, 5)	1-0 BB 1B HR 1B	3-0 HR 1B		1-1 1B			2-1 HR 1B		1-1 G3-1	5 3 4 1 0 0 0												
Ken Griffey Jr., L OBP: 0.353, SLG: 0.568 Greg Briley, L OBP: 0.241, SLG: 0.291 (1, 8) (9, 7)	4-1 HR BB 1-2 2-3	2-2 HR		2-3 K			0-2 HR		0-0 G4-3	4 3 2 4 1 1 1 0 0 0 0 0 0 0												
Kevin Mitchell, R OBP: 0.301, SLG: 0.350 (1, 10)	1-2 HR 1-H 2-H 3-H	1-0 BLK 1B			1-2 P9		0-1 HR		4-0 BB	4 2 3 5 1 0 0												
Jay Buhner, R OBP: 0.332, SLG: 0.323 (1, 9)	1-1 F7	2-1 G5-3			0-1 P9		1-3 K		0-0 F7	5 0 0 0 0 1 2												
Dave Cochrane, S OBP: 0.305, SLG: 0.299 (1, 3)	1-1 P6				3-1 G6-3		2-2 G6-3			4 0 0 0 0 1 0												
Dave Valle, R OBP: 0.321, SLG: 0.390 Bert Heffernan, L OBP: 0.091, SLG: 0.182 (1, 2) (8, 2)	2-2 P3				2-1 F9		2-3 K			4 0 0 0 0 1 0 0 0 0 0 0 0 0												
Jeff Schaefer, R OBP: 0.200, SLG: 0.308 (1, 6)		2-2 F9			1-3 K		1-2 G6-3		2-2 CI G6-4-3	3 0 0 0 0 1 0												
Harold Reynolds, S OBP: 0.327, SLG: 0.335 (1, 4)		0-2 G4-3 1B			2-2 F8		1-1 1B		1-1 G6-4-3 1-2f	4 1 2 0 0 0 1												
Inning Stats	R: 4 E: 0 K: 0 S: 13	H: 3 LOB: 0 BB: 1 P: 24	R: 3 E: 0 K: 0 S: 18	H: 4 LOB: 1 BB: 0 P: 30	R: 0 E: 0 K: 2 S: 11	H: 0 LOB: 0 BB: 0 P: 15	R: 0 E: 0 K: 1 S: 11	H: 1 LOB: 1 BB: 0 P: 16	R: 0 E: 0 K: 0 S: 7	H: 0 LOB: 0 BB: 0 P: 11	R: 0 E: 0 K: 0 S: 9	H: 1 LOB: 1 BB: 0 P: 12	R: 3 E: 0 K: 2 S: 19	H: 3 LOB: 0 BB: 0 P: 26	R: 0 E: 1 K: 0 S: 10	H: 0 LOB: 0 BB: 0 P: 14	R: 0 E: 0 K: 0 S: 4	H: 0 LOB: 1 BB: 1 P: 9	1B: 8 2B: 0 3B: 0 HR: 4	SF: 0 SAC: 0 DP: 1 HBP: 0	WP: 0 PB: 0 SB: 0 CS: 0	PA: 41
PITCHER	IP WLS BF H R ER SO BB IBB HBP BLK WP HR S P ERA WHIP																					
Denis Boucher, L ERA: 7.9 (1, 1)	1.2 L 12 6 7 7 0 1 0 0 0 0 2 28 48 37.80 4.200																					
Dennis Cook, L ERA: 5.53 (2, 1)	5.1 22 6 3 3 5 0 0 0 1 0 2 60 86 5.06 1.125																					
Derek Lilliquist, L ERA: 2.05 (8, 1)	1.0 3 0 0 0 0 0 0 0 0 0 0 10 14 0.00 0.000																					
Steve Olin, R ERA: 2.96 (9, 1)	1.0 4 0 0 0 0 1 0 0 0 0 0 4 9 0.00 1.000																					

Seattle Mariners @ Cleveland Indians
Cleveland Municipal Stadium, Cleveland, OH

Thu Jun 04 1992, 7:05 PM EDT
Att: 5,022 - Cloudy - 66 F

livebaseballscorecards.com

AB	38
R	10
H	12
RBI	10
BB	2
SO	5
LOB	6



BOTTOM

Seattle Mariners @ Cleveland Indians
Cleveland Municipal Stadium, Cleveland, OH

livebaseballscorecards.com

AB	34
R	3
H	7
RBI	2
BB	1
SO	4
LOB	14



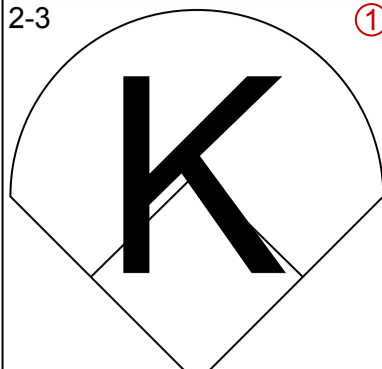
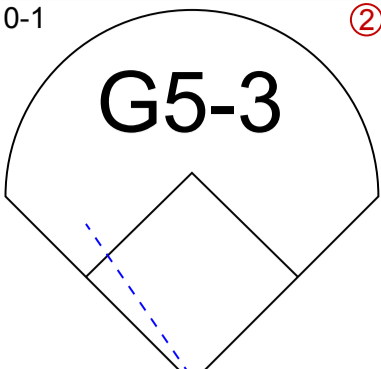
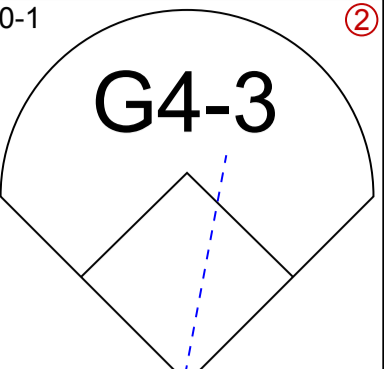
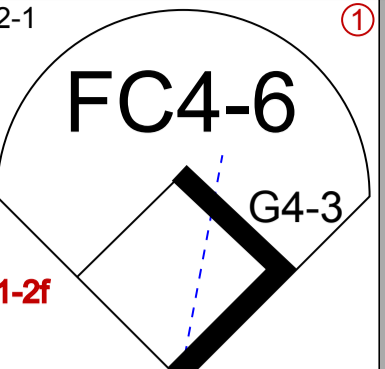
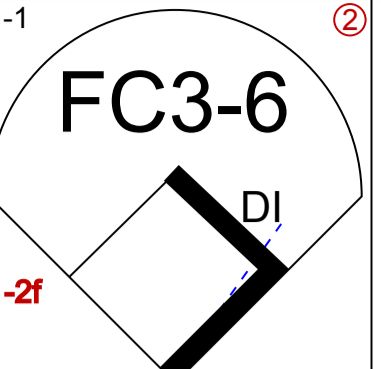
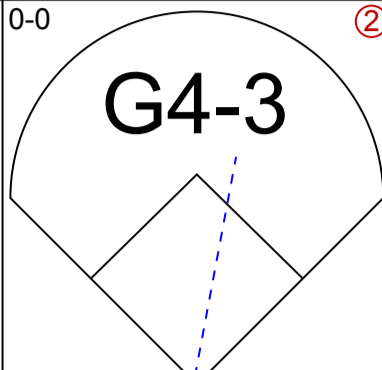
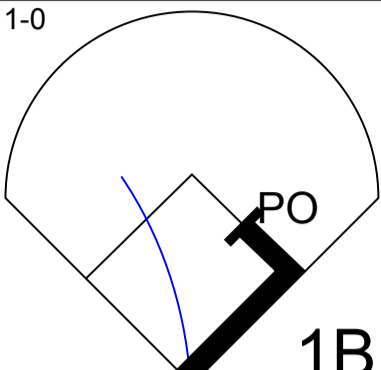
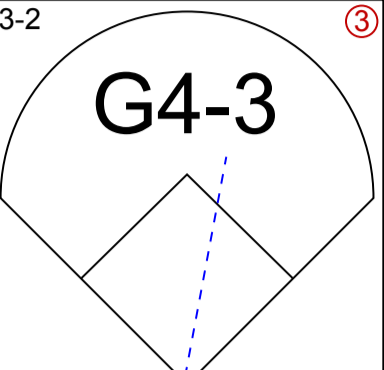
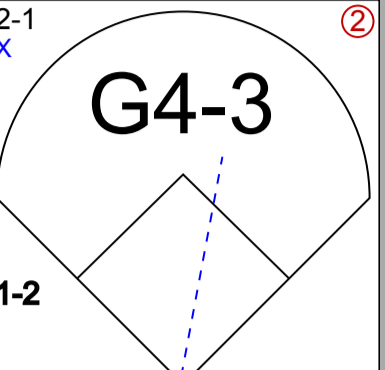
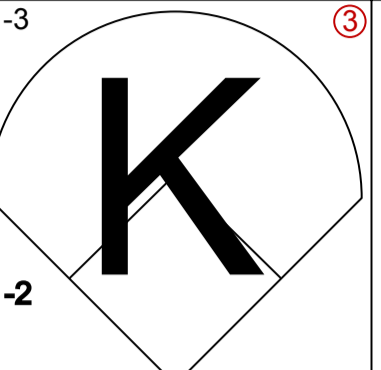
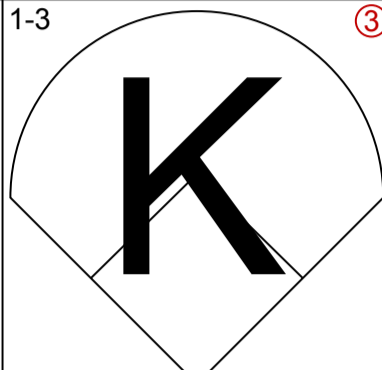
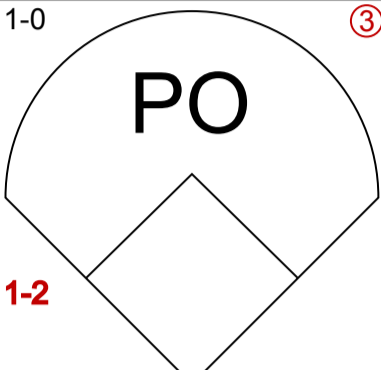
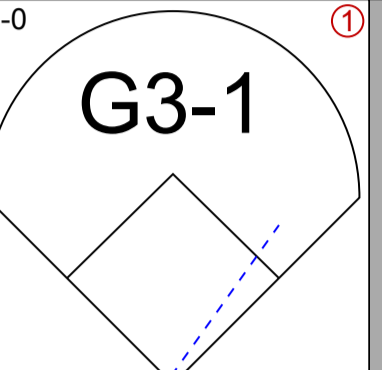
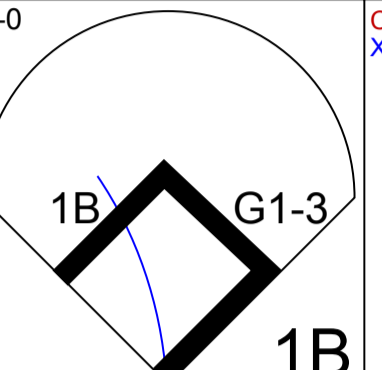
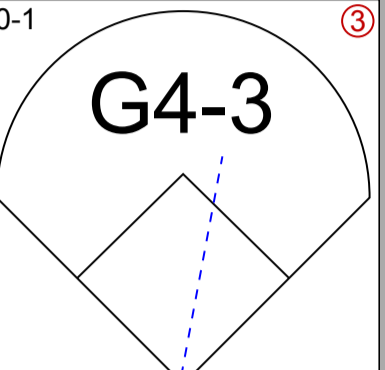
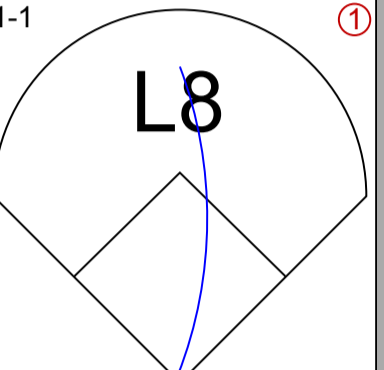
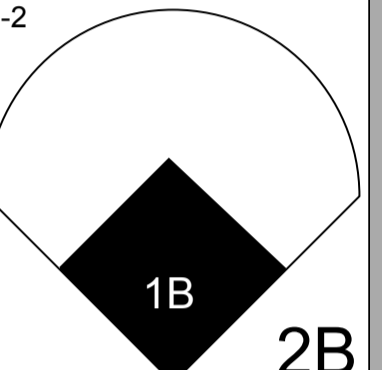
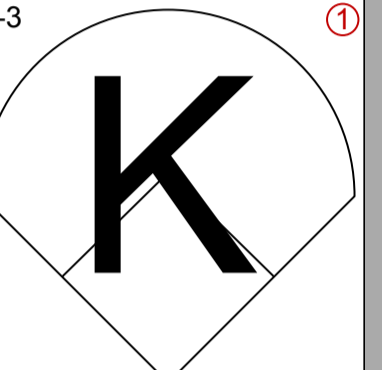
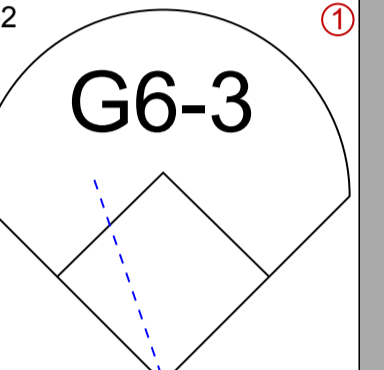
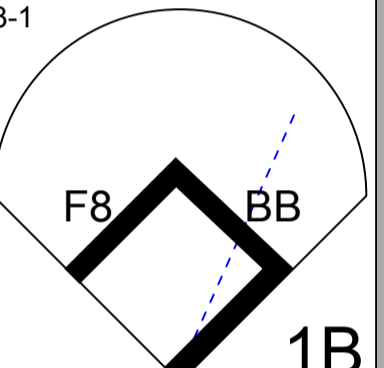
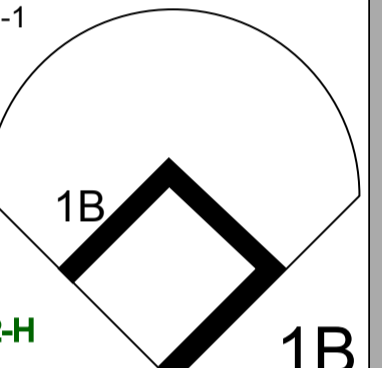
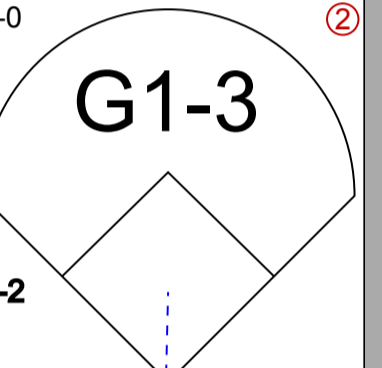
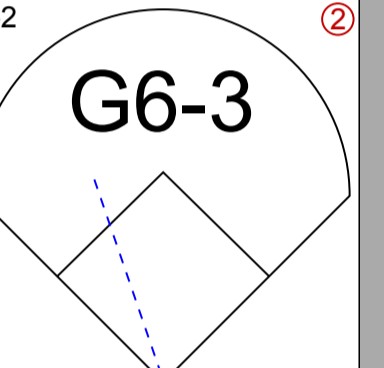
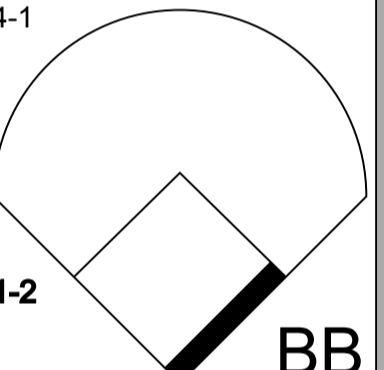
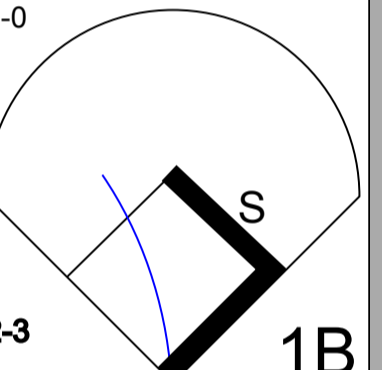
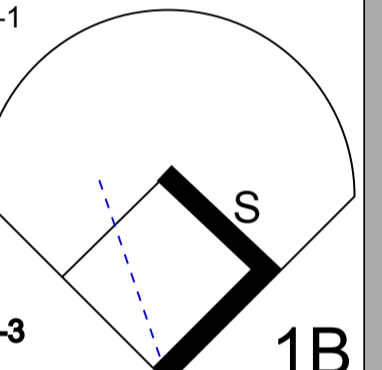
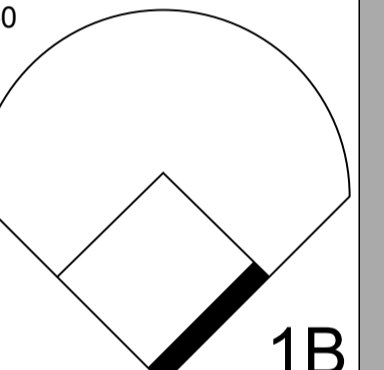
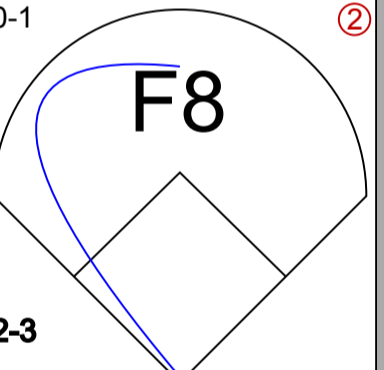
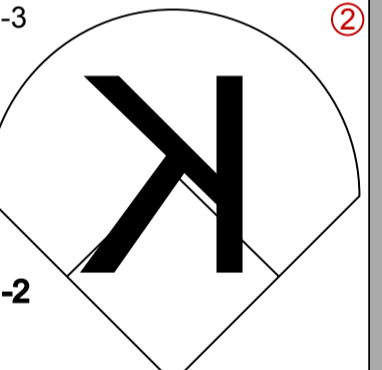
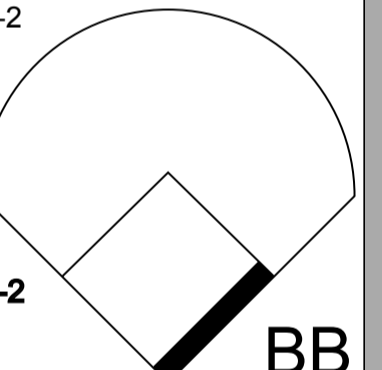
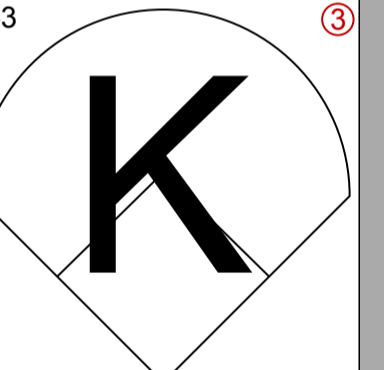
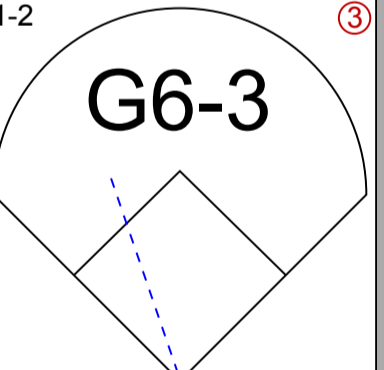
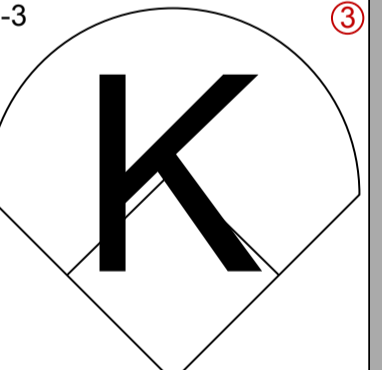
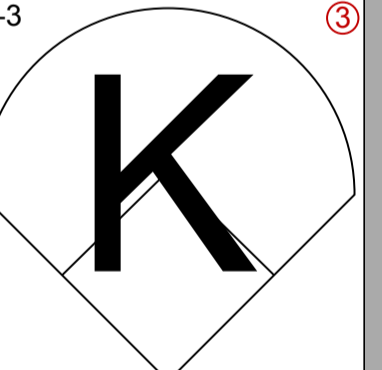
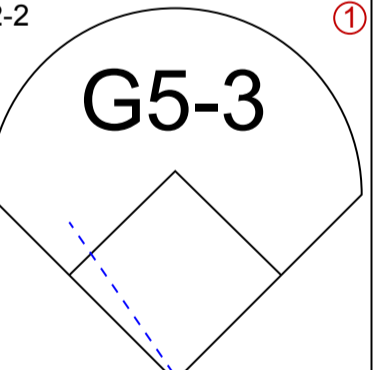
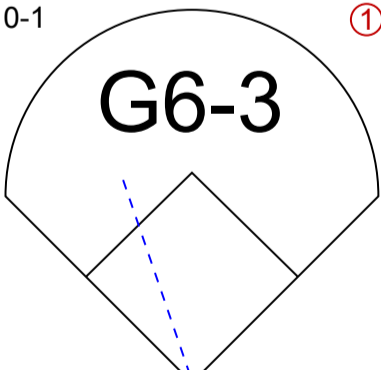
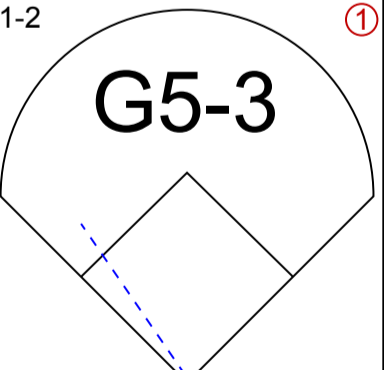
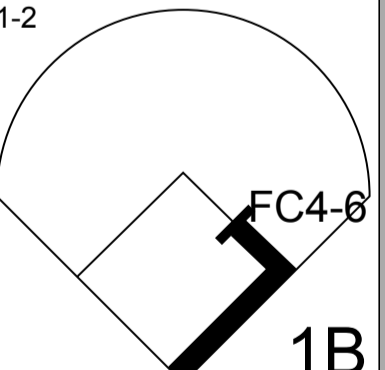
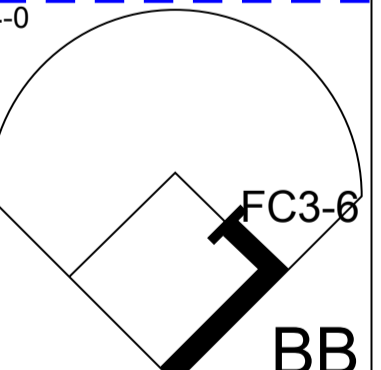
WP:	1	PA:	35
PB:	1	ERA:	
SB:	0	WHIP:	
CS:	0		

Thu Jun 04 1992, 7:05 PM EDT
Att. 5,022 - Cloudy - 66 F

Batter	1	2	3	4	5	6	7	8	9	AB	R	H	RBI	BB	SO	LOB
Thomas Howard, S OBP: 0.315, SLG: 0.350 (1, 8) (8, 9)	1-1 WP 1B		1-2 G4-3			1-0 G5-3		1-2 FC5-4 PB 1B		4	0	2	1	0	0	0
Glenallen Hill, R OBP: 0.239, SLG: 0.349 (1, 10)	0-2 P6		2-1 P6			0-0 G5-3		2-1 FC5-2 FC5-4		4	0	0	0	0	0	3
Carlos Baerga, S OBP: 0.339, SLG: 0.410 (1, 4)	1-3 SAFE SAFE SAFE SAFE SAFE SAFE SAFE					1-3 K		0-1 FC5-4		4	0	1	0	0	2	3
Albert Belle, R OBP: 0.340, SLG: 0.503 (1, 7)	0-1 G6-3					3-2 G5-3		3-3 K		4	0	0	0	0	1	4
Mark Whiten, S OBP: 0.372, SLG: 0.430 Alex Cole, L OBP: 0.275, SLG: 0.210 (7, PH) (8, 8)						2-1 F8		2-2 G3		2	1	1	0	0	0	0
								2-3 G3		2	0	0	0	0	0	1
Carlos Martinez, R OBP: 0.250, SLG: 0.273 Paul Sorrento, L OBP: 0.294, SLG: 0.342 (1, 3) (9, PH)						1-3 K		1-0 P4		3	0	0	0	0	1	2
										1	0	0	0	0	0	0
Brook Jacoby, R OBP: 0.350, SLG: 0.364 Felix Fermin, R OBP: 0.295, SLG: 0.293 (1, 5) (8, 5)						1-0 F9		2-1 BB 1B 1B		2	0	0	1	0	0	0
										2	1	2	0	0	0	0
Mark Lewis, R OBP: 0.326, SLG: 0.384 (1, 6)						3-1 F8		1-0 1B BB PB 1B		4	1	1	0	0	0	1
Sandy Alomar Jr., R OBP: 0.289, SLG: 0.363 Junior Ortiz, R OBP: 0.305, SLG: 0.257 (1, 2) (8, 2)						1-0 P6		4-0 PB FC5-2 BB		2	0	0	0	0	0	0
										0	0	0	0	0	1	0

Inning Stats	R: 0	H: 1	E: 0	K: 1	S: 11	R: 1	H: 1	E: 0	K: 0	S: 9	R: 0	H: 0	E: 0	K: 1	S: 6	R: 0	H: 0	E: 0	K: 1	S: 10	R: 0	H: 0	E: 0	K: 1	S: 6	R: 0	H: 1	E: 0	K: 0	S: 8	R: 2	H: 3	E: 0	K: 1	S: 15	R: 0	H: 1	E: 0	K: 0	S: 8	R: 0	H: 1	E: 0	K: 0	S: 8	1B: 5	2B: 2	3B: 0	HR: 0	SF: 0	SAC: 0	DP: 0	HBP: 0	WP: 1	PB: 1	SB: 0	CS: 0	PA: 35
--------------	------	------	------	------	-------	------	------	------	------	------	------	------	------	------	------	------	------	------	------	-------	------	------	------	------	------	------	------	------	------	------	------	------	------	------	-------	------	------	------	------	------	------	------	------	------	------	-------	-------	-------	-------	-------	--------	-------	--------	-------	-------	-------	-------	--------

PITCHER	IP	WLS	BF	H	R	ER	SO	BB	IBB	HBP	BLK	WP	HR	S	P	ERA	WHIP
Dave Fleming, L ERA: 3.17 (1, 1)	7.0		24	3	1	1	3	0	0	0	0	1	0	54	80	1.29	0.429
Russ Swan, L ERA: 6.07 (8, 1)	1.0		7	3	2	1	1	1	0	0	0	0	0	15	28	9.00	4.000
Mike Schooler, R ERA: 5.48 (9, 1)	1.0		4	1	0	0	0	0	0	0	0	0	0	8	13	0.00	1.000

Batter	1	2	3	4	5	6	7	8	9	AB R H RBI BB SO LOB	TOP	
Kenny Lofton, L (1, 8) OBP: 0.324, SLG: 0.294	2-3 		0-1 		0-1 		2-1 		1-1 	5 0 0 0 0 1 2	Cleveland Indians @ Boston Red Sox Fenway Park, Boston, MA Sat Jun 06 1992, 3:33 AM EDT Cloudy - 72 F	
Alex Cole, L (1, 10) OBP: 0.271, SLG: 0.209	0-0 		1-0 		3-2 		2-1 		1-3 	5 0 1 0 0 1 2		
Carlos Baerga, S (1, 4) OBP: 0.338, SLG: 0.407	1-3 		1-0 		0-0 		2-0 		0-1 	4 0 1 0 0 1 1		
Albert Belle, R (1, 7) OBP: 0.338, SLG: 0.503		1-1 		1-2 		1-3 		1-2 		4 1 1 0 0 1 1		
Paul Sorrento, L (1, 3) OBP: 0.299, SLG: 0.345		3-1 		1-1 		0-0 		0-2 		4 0 2 1 0 0 1		
Thomas Howard, S (1, 9) OBP: 0.336, SLG: 0.366		4-1 		1-0 		0-1 		0-0 		3 0 3 0 1 0 0		
Brook Jacoby, R (1, 5) OBP: 0.347, SLG: 0.356		0-1 		2-3 		4-2 		1-3 		3 0 0 0 1 2 5		
Mark Lewis, R (1, 6) OBP: 0.322, SLG: 0.377 Glenallen Hill, R (9, PH) OBP: 0.236, SLG: 0.345		1-2 		2-3 		0-3 			2-2 	3 0 0 0 0 2 7 1 0 0 0 0 0 0		
Sandy Alomar Jr., R (1, 2) OBP: 0.296, SLG: 0.362			0-1 		1-2 		1-2 		4-0 	3 0 1 0 1 0 0		
Inning Stats	R: 0 E: 0 K: 2 S: 8 H: 0 LOB: 0 BB: 0 P: 11	R: 0 E: 0 K: 0 S: 11 H: 1 LOB: 2 BB: 1 P: 20	R: 0 E: 0 K: 0 S: 5 H: 1 LOB: 0 BB: 0 P: 7	R: 1 E: 0 K: 2 S: 13 H: 3 LOB: 2 BB: 0 P: 20	R: 0 E: 0 K: 0 S: 8 H: 0 LOB: 0 BB: 0 P: 12	R: 0 E: 0 K: 2 S: 12 H: 2 LOB: 3 BB: 1 P: 19	R: 0 E: 0 K: 0 S: 9 H: 1 LOB: 1 BB: 0 P: 14	R: 0 E: 0 K: 1 S: 10 H: 1 LOB: 1 BB: 0 P: 12	R: 0 E: 0 K: 1 S: 8 H: 0 LOB: 1 BB: 1 P: 16	1B: 8 2B: 1 3B: 0 HR: 0 SF: 0 SAC: 0 DP: 0 HBP: 0		WP: 0 PB: 0 SB: 2 CS: 0 PA: 39
PITCHER Roger Clemens, R (1, 1) ERA: 1.56 Greg Harris, R (9, 1) ERA: 1.93	IP WLS BF H R ER SO BB IBB HBP BLK WP HR S P ERA WHIP	8.0 W 34 9 1 1 7 2 0 0 0 0 0 0 76 115 1.12 1.375	1.0 4 0 0 0 1 1 0 0 0 0 0 0 8 16 0.00 1.000	PITCHER IP WLS BF H R ER SO BB IBB HBP BLK WP HR S P ERA WHIP								

livebaseballscorecards.com

AB	35
R	1
H	9
RBI	1
BB	3
SO	8
LOB	19



Batter	1	2	3	4	5	6	7	8	9
Jody Reed, R OBP: 0.386, SLG: 0.410 (1, 4)	4-0 BB 1B	1-1 1B 1B		2-1 L5		1-0 P4		3-3 K	
Mike Greenwell, L OBP: 0.340, SLG: 0.297 (1, 7)	2-2 F8	1-0 1B		1-1 G4-3		2-3 K		1-3 K	
Wade Boggs, L OBP: 0.378, SLG: 0.398 (1, 5)	4-1 1B BB	2-1 FC6-4 1B		2-2 HR 1B		4-2 1B BB			
Jack Clark, R OBP: 0.345, SLG: 0.311 (1, 10)	1-0 F8	1-1 FC6-4		2-0 P3		0-3 K			
Phil Plantier, L OBP: 0.322, SLG: 0.346 (1, 9)	1-0 1B		3-2 G5-3 1B		0-0 HR		0-2 P2		
Bob Zupcic, R OBP: 0.386, SLG: 0.442 (8, 9)	1-2 2-H 1B		0-0 G5-3		4-0 BB		0-0 1B		
Ellis Burks, R OBP: 0.332, SLG: 0.413 (1, 8)	3-2 F7		1-2 G5-3		1-3 K		1-1 F9		
Tom Brunansky, R OBP: 0.369, SLG: 0.356 (1, 3)		1-2 G5-3		0-3 K					
Scott Cooper, L OBP: 0.279, SLG: 0.224 (9, 3)									
Luis Rivera, R OBP: 0.333, SLG: 0.264 (1, 6)		0-1 G1-3		2-1 F8		1-2 F9		4-2 SH1-3 BB	
Tony Peña, R OBP: 0.242, SLG: 0.270 (1, 2)		4-0 1B BB		1-1 F8		2-3 K		0-0 SH1-3	

Inning Stats	R: 1	H: 1	E: 0	K: 0	S: 9	LOB: 2	BB: 2	P: 24	R: 2	H: 3	E: 0	K: 0	S: 12	LOB: 2	BB: 1	P: 22	R: 0	H: 1	E: 0	K: 1	S: 11	LOB: 1	BB: 0	P: 16	R: 0	H: 0	E: 0	K: 0	S: 6	LOB: 0	BB: 0	P: 10	R: 2	H: 2	E: 0	K: 1	S: 14	LOB: 1	BB: 1	P: 24	R: 0	H: 0	E: 0	K: 2	S: 9	LOB: 0	BB: 0	P: 14	R: 0	H: 1	E: 0	K: 1	S: 15	LOB: 2	BB: 1	P: 20	R: 0	H: 0	E: 0	K: 2	S: 11	LOB: 1	BB: 1	P: 19	R: 0	H: 0	E: 0	K: 2	S: 11	LOB: 0	BB: 0	P: 19
--------------	------	------	------	------	------	--------	-------	-------	------	------	------	------	-------	--------	-------	-------	------	------	------	------	-------	--------	-------	-------	------	------	------	------	------	--------	-------	-------	------	------	------	------	-------	--------	-------	-------	------	------	------	------	------	--------	-------	-------	------	------	------	------	-------	--------	-------	-------	------	------	------	------	-------	--------	-------	-------	------	------	------	------	-------	--------	-------	-------

PITCHER	IP	WLS	BF	H	R	ER	SO	BB	IBB	HBP	BLK	WP	HR	S	P	ERA	WHIP
Jack Armstrong, R ERA: 5.16 (1, 1)	5.0	L	26	7	5	5	2	4	0	0	0	0	1	52	96	9.00	2.200
Eric Plunk, R ERA: 3.6 (6, 1)	2.0		8	1	0	0	3	1	0	0	0	0	0	24	34	0.00	1.000
Derek Lilliquist, L ERA: 1.96 (8, 1)	1.0		4	0	0	0	2	1	0	0	0	0	0	11	19	0.00	1.000

AB R H RBI BB SO LOB

4 2 1 0 1 1 1

5 0 1 1 0 2 2

2 1 2 1 2 0 0

4 0 0 0 0 1 6

4 1 3 3 0 0 1

0 0 0 0 0 0 0

3 0 1 0 1 0 3

4 0 0 0 0 2 4

0 0 0 0 0 0 0

3 0 0 0 1 0 2

2 1 0 0 1 1 0

AB 31

R 5

H 8

RBI 5

BB 6

SO 7

LOB 19

WP: 0 PA: 38

PB: 0

SB: 0

CS: 0

1B: 7 SF: 0

2B: 0 SAC: 1

3B: 0 DP: 0

HR: 1 HBP: 0

Cleveland Indians @ Boston Red Sox

Fenway Park, Boston, MA

Sat Jun 06 1992, 3:33 AM EDT

Cloudy - 72 F



AB R H RBI BB SO LOB

4 2 1 0 1 1 1

5 0 1 1 0 2 2

2 1 2 1 2 0 0

4 0 0 0 0 1 6

4 1 3 3 0 0 1

0 0 0 0 0 0 0

3 0 1 0 1 0 3

4 0 0 0 0 2 4

0 0 0 0 0 0 0

3 0 0 0 1 0 2

2 1 0 0 1 1 0

AB 31

R 5

H 8

RBI 5

BB 6

SO 7

LOB 19

WP: 0 PA: 38

PB: 0

SB: 0

CS: 0

1B: 7 SF: 0

2B: 0 SAC: 1

3B: 0 DP: 0

HR: 1 HBP: 0

Batter	1	2	3	4	5	6	7	8	9	AB R H RBI BB SO LOB	TOP		
Thomas Howard, S OBP: 0.341, SLG: 0.378 (1, 9) X	0-0 SH1-3 G6-3 2B		3-2 S 1B		1-2 G6-3			1-0 G4-3		4 1 2 0 0 0 1			
Felix Fermin, R OBP: 0.298, SLG: 0.295 (1, 6) X	0-0 SH1-3 2-3		2-2 L8 1-2		3-1 P6			0-0 1B		3 0 1 0 0 0 1			
Carlos Baerga, S OBP: 0.332, SLG: 0.400 (1, 4) F B F F F X	1-2 G6-3 3-H			1-3 K		1-2 F8		0-0 P3		4 0 0 1 0 1 2			
Albert Belle, R OBP: 0.336, SLG: 0.503 Kenny Lofton, L OBP: 0.324, SLG: 0.294 (1, 7) C F B S (8, 8) S	1-3 K			3-2 X HR 2B		1-0 G6-3		1-0 L8		4 1 1 0 0 1 2 0 0 0 0 0 0 0			
Carlos Martinez, R OBP: 0.313, SLG: 0.533 (1, 3) S L B B T T X			3-2 G4-3		2-2 HR		1-1 F8		1-2 G5-4-3 1B	4 1 2 2 0 0 0			
Glenallen Hill, R OBP: 0.247, SLG: 0.352 (1, 10) C B B X			2-1 G1-3		0-0 FC5-4 1B		0-0 G4-6-3 1B		0-2 P3	4 0 2 0 0 0 1			
Brook Jacoby, R OBP: 0.338, SLG: 0.346 (1, 5) F B S X			2-2 G4-3		3-2 L8		1-1 G4-6-3 1-2f		1-1 G5-4-3 1-2f	4 0 0 0 0 0 3			
Junior Ortiz, R OBP: 0.294, SLG: 0.247 (1, 2) C X			0-1 P3		0-0 FC5-4 1-2f		3-2 G6-3			3 0 0 0 0 0 1			
Alex Cole, L OBP: 0.273, SLG: 0.205 (1, 8) (8, 7) L X	0-1 G1-3				0-1 G1-3			4-1 1B G4-3 BB		2 0 0 0 1 0 0			
Inning Stats	R: 1 H: 1 E: 0 LOB: 0 K: 1 BB: 0 S: 10 P: 12	R: 0 H: 0 E: 0 LOB: 0 K: 0 BB: 0 S: 9 P: 16	R: 0 H: 1 E: 0 LOB: 1 K: 0 BB: 0 S: 12 P: 16	R: 2 H: 3 E: 0 LOB: 1 K: 1 BB: 0 S: 23 P: 31	R: 0 H: 0 E: 0 LOB: 0 K: 0 BB: 0 S: 7 P: 11	R: 0 H: 0 E: 0 LOB: 0 K: 0 BB: 0 S: 8 P: 11	R: 0 H: 1 E: 0 LOB: 0 K: 0 BB: 0 S: 7 P: 11	R: 0 H: 1 E: 0 LOB: 2 K: 0 BB: 1 S: 5 P: 11	R: 0 H: 1 E: 0 LOB: 0 K: 0 BB: 0 S: 8 P: 10	1B: 5 SF: 0 2B: 2 SAC: 1 3B: 0 DP: 2 HR: 1 HBP: 0	WP: 0 PA: 34 PB: 0 SB: 1 CS: 0		
PITCHER	IP WLS BF H R ER SO BB IBB HBP BLK WP HR S P ERA WHIP											PITCHER	IP WLS BF H R ER SO BB IBB HBP BLK WP HR S P ERA WHIP
Frank Viola, L ERA: 3.28 (1, 1)	8.0 L 31 7 3 3 2 1 0 0 0 0 0 1 81 119 3.38 1.000												
Jeff Reardon, R ERA: 2.0 (9, 1)	1.0 3 1 0 0 0 0 0 0 0 0 0 0 8 10 0.00 1.000												

Cleveland Indians @ Boston Red Sox
 Fenway Park, Boston, MA
 Sat Jun 06 1992, 3:38 AM EDT
 Att. 32,937 - Cloudy - 71 F

livebaseballscorecards.com

AB 32
 R 3
 H 8
 RBI 3
 BB 1
 SO 2
 LOB 11



Batter	1	2	3	4	5	6	7	8	9	AB R H RBI BB SO LOB	TOP											
Kenny Lofton, L (1, 8) OBP: 0.318, SLG: 0.288	0-0 B1-3		1-0 G6-3			0-1 B2-3		1-1 F7		4 0 0 0 0 0 0	Cleveland Indians @ Boston Red Sox Fenway Park, Boston, MA Sun Jun 07 1992, 3:33 AM EDT Att. 33,202 - Overcast - 82 F											
Thomas Howard, S (1, 9) OBP: 0.346, SLG: 0.382	2-1 G1-3			1-2 G6-3		0-0 1B		1-1 1B		4 0 2 0 0 0 0												
Carlos Baerga, S (1, 4) OBP: 0.331, SLG: 0.397	1-0 1B			2-1 G1-3		1-1 G6-3		0-0 F8		4 0 1 0 0 0 2												
Albert Belle, R (1, 7) OBP: 0.335, SLG: 0.495	1-3 K			4-2 BB		2-3 K		0-3 K		3 0 0 0 1 3 1												
Carlos Martinez, R (1, 3) OBP: 0.300, SLG: 0.474		2-1 G6-3		2-2 P3		1-1 1B 1B		1-3 K		4 0 1 0 0 1 1												
Glenallen Hill, R (1, 10) OBP: 0.258, SLG: 0.368		3-2 1B		0-2 F8		1-3 K		3-2 2B		4 0 2 0 0 1 1												
Sandy Alomar Jr., R (1, 2) OBP: 0.295, SLG: 0.358		1-0 G6-3		0-0 G1-3		1-0 1B		0-1 G5-3		4 0 1 0 0 0 2												
Brook Jacoby, R (1, 5) OBP: 0.331, SLG: 0.338			0-0 F9		1-3 K	1-2 L9				3 0 0 0 0 1 2												
Felix Fermin, R (1, 6) OBP: 0.286, SLG: 0.283 Alex Cole, L (8, PH) OBP: 0.270, SLG: 0.202 Mark Lewis, R (8, 6) OBP: 0.322, SLG: 0.377			1-2 L4		0-0 G1-3		0-2 F7			2 0 0 0 0 0 0 1 0 0 0 0 0 0 0 0 0 0 0 0 0												
Inning Stats	R: 0 E: 0 K: 1 S: 7	H: 1 LOB: 1 BB: 0 P: 11	R: 0 E: 0 K: 0 S: 6	H: 1 LOB: 0 BB: 0 P: 12	R: 0 E: 0 K: 0 S: 5	H: 0 LOB: 0 BB: 0 P: 7	R: 0 E: 0 K: 0 S: 12	H: 0 LOB: 1 BB: 1 P: 21	R: 0 E: 0 K: 1 S: 7	H: 0 LOB: 0 BB: 0 P: 8	R: 0 E: 0 K: 0 S: 6	H: 1 LOB: 1 BB: 0 P: 7	R: 0 E: 0 K: 2 S: 12	H: 2 LOB: 2 BB: 0 P: 18	R: 0 E: 0 K: 0 S: 8	H: 1 LOB: 1 BB: 0 P: 10	R: 0 E: 0 K: 2 S: 19	H: 1 LOB: 1 BB: 0 P: 23	1B: 6 2B: 1 3B: 0 HR: 0	SF: 0 SAC: 0 DP: 1 HBP: 0	WP: 0 PB: 0 SB: 0 CS: 0	PA: 34
PITCHER	IP WLS BF H R ER SO BB IBB HBP BLK WP HR S P ERA WHIP																					
Joe Hesketh, L (1, 1) ERA: 3.05	6.1 W 23 4 0 0 3 1 0 0 0 0 0 0 48 74 0.00 0.789																					
Danny Darwin, R (7, 1) ERA: 4.91	2.2 S 11 3 0 0 3 0 0 0 0 0 0 0 34 43 0.00 1.125																					

livebaseballscorecards.com

AB	33
R	0
H	7
RBI	0
BB	1
SO	6
LOB	9



Batter	1	2	3	4	5	6	7	8	9
Jody Reed, R OBP: 0.378, SLG: 0.399 (1, 4)	0-1 G5-3		0-2 F9		1-3 K		2-1 SH G1-6-3	2-2 F8	
Mike Greenwell, L OBP: 0.329, SLG: 0.287 (1, 7)	2-0 G3		2-2 G3		0-1 G4-3		3-2 G1-6-3		
Wade Boggs, L OBP: 0.378, SLG: 0.390 (1, 5)	1-1 1B		1-1 L8		0-1 G6-3		4-0 IBB		
Jack Clark, R OBP: 0.353, SLG: 0.321 (1, 10)	0-0 P8			2-1 2B 1B		3-2 F9 WP 1B	0-1 P3		
Ellis Burks, R OBP: 0.329, SLG: 0.403 (1, 8)		1-1 G5-3		4-2 2B G4-3 BB		2-1 F9		1-2 1B 1B	
Tom Brunansky, R OBP: 0.379, SLG: 0.379 (1, 3)		0-0 1B		1-2 G4-3 2B		0-0 G5-3		0-1 1B	
Scott Cooper, L OBP: 0.296, SLG: 0.246 (9, 3)				1-3 2B				1-3 1B	
Bob Zuppcic, R OBP: 0.359, SLG: 0.424 (1, 9)		0-1 1-3		2-2 G4-3		2-2 F9		2-3 K	
Luis Rivera, R OBP: 0.336, SLG: 0.280 (1, 6)		2-0 P2		1-3 K			1-1 SH1-3 2B	1-1 1B 1B	
Tony Peña, R OBP: 0.250, SLG: 0.278 (1, 2)			1-2 G3 S 1B		1-1 F8		1-0 SH1-3	0-0 1B	

Inning Stats	R: 0	H: 1	E: 0	LOB: 1	K: 0	BB: 0	S: 6	P: 9
	R: 0	H: 1	E: 0	LOB: 1	K: 0	BB: 0	S: 6	P: 9
	R: 0	H: 1	E: 0	LOB: 1	K: 0	BB: 0	S: 11	P: 15
	R: 2	H: 2	E: 0	LOB: 1	K: 1	BB: 1	S: 16	P: 26
	R: 0	H: 0	E: 0	LOB: 0	K: 1	BB: 0	S: 7	P: 8
	R: 0	H: 1	E: 0	LOB: 1	K: 0	BB: 0	S: 11	P: 18
	R: 1	H: 1	E: 0	LOB: 2	K: 0	BB: 1	S: 11	P: 21
	R: 1	H: 4	E: 0	LOB: 2	K: 1	BB: 0	S: 15	P: 21


PITCHER	IP	WLS	BF	H	R	ER	SO	BB	IBB	HBP	BLK	WP	HR	S	P	ERA	WHIP
Dave Otto, L ERA: 6.06 (1, 1)	6.0	L	25	6	2	2	2	1	0	0	0	1	0	57	85	3.00	1.167
Ted Power, R ERA: 1.3 (7, 1)	2.0		12	5	2	2	1	0	1	0	0	0	0	26	42	9.00	2.500

BOTTOM

Cleveland Indians @ Boston Red Sox
 Fenway Park, Boston, MA
 Sun Jun 07 1992, 3:33 AM EDT
 Att. 33,202 - Overcast - 82 F

AB	R	H	RBI	BB	SO	LOB
4	0	0	1	0	1	3
4	0	0	0	0	0	2
3	0	1	0	1	0	1
4	1	2	0	0	0	3
3	2	1	0	1	0	1
4	0	3	1	0	0	1
0	0	0	0	0	0	0
4	0	0	1	0	1	4
4	1	2	1	0	1	2
3	0	2	0	0	0	1

AB	33
R	4
H	11
RBI	4
BB	2
SO	3
LOB	18



1B	9	SF	0	WP	1	PA	37
2B	2	SAC	2	PB	0		
3B	0	DP	0	SB	2		
HR	0	HBP	0	CS	0		

Batter	1	2	3	4	5	6	7	8	9	AB R H RBI BB SO LOB	TOP											
Kenny Lofton, L (1, 8) OBP: 0.329, SLG: 0.301	3-2 CS 1B		0-0 1-2 2-3 1B		0-0 FC6-4 1B	0-2 F7			1-2 1B	5 0 4 0 0 0 1												
Thomas Howard, S (1, 9) OBP: 0.333, SLG: 0.368	1-3 SAFE 1 SAFE 1 SAFE 1 SAFE 1 SAFE 1 SAFE 1 SAFE		1-3 K		1-2 FC6-4 2B 1-2f		1-1 L7		2-1 F7	5 0 0 0 0 1 7												
Carlos Baerga, S (1, 4) OBP: 0.328, SLG: 0.397	3-2 P5 1-2		1-3 K		2-1 2B 1-3		1-3 K		1-2 L8	5 0 1 0 0 2 6												
Albert Belle, R (1, 7) OBP: 0.336, SLG: 0.505		3-2 L8		2-1 HR	4-2 BB		1-3 K		2-2 F9	4 1 1 1 1 1 2												
Paul Sorrento, L (1, 3) OBP: 0.303, SLG: 0.345		3-3 K		2-2 FC5-4 1B 1B	3-1 P4			4-2 G6-3 BB		3 0 1 0 1 1 3												
Glenallen Hill, R (1, 10) OBP: 0.267, SLG: 0.367		2-3 K		0-0 FC5-4 1B 1-2		1-0 WP 1B HBP		3-2 L8		3 1 1 0 0 1 1												
Sandy Alomar Jr., R (1, 2) OBP: 0.290, SLG: 0.352			1-3 K	0-0 FC5-4 1B		2-2 FC6-4 1B 1-H		1-2 G6-3		2 0 0 0 0 1 2												
Junior Ortiz, R (6, PH) OBP: 0.299, SLG: 0.253				1-2 G6-4-3 1B 1-2f		0-1 P3		1-2 G5-3		2 0 1 1 0 0 1												
Brook Jacoby, R (1, 5) OBP: 0.329, SLG: 0.336			1-0 1B 1B 1B					0-2 G5-3		4 0 1 0 0 0 4												
Mark Lewis, R (1, 6) OBP: 0.326, SLG: 0.376			3-1 1B 1B		2-2 F8	1-1 FC6-4			4-1 1B BB	3 0 1 0 1 0 1												
Inning Stats	R: 0 E: 0 K: 0 S: 12	H: 1 LOB: 0 BB: 0 P: 19	R: 0 E: 0 K: 2 S: 10	H: 0 LOB: 0 BB: 0 P: 18	R: 0 E: 0 K: 3 S: 15	H: 3 LOB: 3 BB: 0 P: 22	R: 1 E: 0 K: 0 S: 10	H: 3 LOB: 1 BB: 0 P: 15	R: 0 E: 0 K: 0 S: 16	H: 2 LOB: 3 BB: 1 P: 28	R: 1 E: 0 K: 2 S: 12	H: 1 LOB: 1 BB: 0 P: 16	R: 0 E: 0 K: 2 S: 9	H: 0 LOB: 0 BB: 0 P: 12	R: 0 E: 0 K: 0 S: 17	H: 0 LOB: 1 BB: 1 P: 25	R: 0 E: 0 K: 0 S: 13	H: 1 LOB: 2 BB: 1 P: 23	1B: 9 2B: 1 3B: 0 HR: 1	SF: 0 SAC: 0 DP: 1 HBP: 1	WP: 2 PB: 0 SB: 0 CS: 2	PA: 40
PITCHER	IP WLS BF H R ER SO BB IBB HBP BLK WP HR S P ERA WHIP																					
Mark Leiter, R (1, 1) ERA: 3.67	5.0 W 23 9 1 1 6 1 0 0 0 1 1 63 102 1.80 2.000																					
John Doherty, R (6, 1) ERA: 4.01	0.0 1 0 1 1 0 0 0 0 1 0 0 0 0 1 ∞ ∞																					
Kurt Knudsen, R (6, 1) ERA: 1.47	4.0 S 16 2 0 0 2 2 0 0 0 1 0 51 75 0.00 1.000																					

Cleveland Indians @ Detroit Tigers
Tiger Stadium, Detroit, MI
 Mon Jun 08 1992, 7:05 PM EDT
 Att. 11,667 - Sunny - 75 F

livebaseballscorecards.com

AB 36
R 2
H 11
RBI 2
BB 3
SO 7
LOB 28



Batter	1	2	3	4	5	6	7	8	9
Tony Phillips, S OBP: 0.391, SLG: 0.380 (1, 7)	L4	G6-3		F8		1B BB		K	
Lou Whitaker, L OBP: 0.399, SLG: 0.509 (1, 4)	1B HR	1B HR		F7		P2		2B	
Travis Fryman, R OBP: 0.331, SLG: 0.455 (1, 6)	1B HR	P4		F8		G6-4-3 1B		F7	
Cecil Fielder, R OBP: 0.302, SLG: 0.475 (1, 10)	HR	K			BB BB	G6-4-3		F7	
Mickey Tettleton, S OBP: 0.345, SLG: 0.471 (1, 2)	BB HR BB	L8			K		FC5-4 1B		
Dave Bergman, L OBP: 0.329, SLG: 0.290 (1, 3)	BB HR 1B		P5		K		FC5-4 1B		
Rob Deer, R OBP: 0.305, SLG: 0.511 (1, 9)	HR BB		L5		BB		FC5-4 BB		
Scott Livingstone, L OBP: 0.328, SLG: 0.333 (1, 5)	K		BB		K		FC6-4 BB		
Milt Cuyler, S OBP: 0.281, SLG: 0.374 (1, 8)	HR		F8		1B 1B		FC6-4		

Inning Stats	R: 7 E: 0 K: 1 S: 18	H: 5 LOB: 0 BB: 2 P: 39	R: 1 E: 0 K: 1 S: 10	H: 1 LOB: 0 BB: 0 P: 16	R: 0 E: 0 K: 0 S: 9	H: 0 LOB: 1 BB: 1 P: 16	R: 0 E: 0 K: 0 S: 4	H: 0 LOB: 0 BB: 0 P: 4	R: 0 E: 0 K: 3 S: 13	H: 0 LOB: 2 BB: 2 P: 26	R: 1 E: 0 K: 0 S: 11	H: 2 LOB: 1 BB: 1 P: 21	R: 0 E: 0 K: 0 S: 13	H: 2 LOB: 2 BB: 1 P: 23	R: 0 E: 0 K: 1 S: 11	H: 1 LOB: 1 BB: 0 P: 17
--------------	-------------------------------	----------------------------------	-------------------------------	----------------------------------	------------------------------	----------------------------------	------------------------------	---------------------------------	-------------------------------	----------------------------------	-------------------------------	----------------------------------	-------------------------------	----------------------------------	-------------------------------	----------------------------------

PITCHER	IP	WLS	BF	H	R	ER	SO	BB	IBB	HBP	BLK	WP	HR	S	P	ERA	WHIP
Scott Scudder, R ERA: 4.57 (1, 1)	0.1	L	7	4	6	6	0	2	0	0	0	0	1	13	31	162.00	18.000
Dennis Cook, L ERA: 5.51 (1, 1)	5.0		22	3	3	3	5	4	0	0	0	0	2	48	85	5.40	1.400
Eric Plunk, R ERA: 3.38 (6, 1)	0.2		2	1	0	0	0	0	0	0	0	0	0	4	6	0.00	1.500
Kevin Wickander, L ERA: 1.84 (7, 1)	1.0		5	2	0	0	0	1	0	0	0	0	0	13	23	0.00	3.000
Steve Olin, R ERA: 2.77 (8, 1)	1.0		4	1	0	0	1	0	0	0	0	0	0	11	17	0.00	1.000

AB R H RBI BB SO LOB

4 0 0 0 1 1 0

5 2 3 1 0 0 2

5 1 2 1 0 0 1

4 1 1 3 1 1 3

3 1 1 0 1 1 1

4 1 2 0 0 1 1

2 1 0 0 2 0 2

2 0 0 0 2 2 5

4 2 2 4 0 0 3

AB 33

R 9

H 11

RBI 9

BB 7

SO 6

LOB 18

WP: 0 PA: 40

PB: 0

SB: 0

CS: 0

WP: 0 PA: 40


ERA WHIP

Cleveland Indians @ Detroit Tigers

Tiger Stadium, Detroit, MI

Mon Jun 08 1992, 7:05 PM EDT

Att. 11,667 - Sunny - 75 F



Batter	1	2	3	4	5	6	7	8	9	AB R H RBI BB SO LOB	TOP		
Kenny Lofton, L (1, 8) OBP: 0.330, SLG: 0.303	0-1 G4-3	1-1 2-3 1B		0-0 G4-3		1-2 1B			1-1 G4-3	5 0 2 0 0 0 0			
Thomas Howard, S (1, 9) OBP: 0.336, SLG: 0.383	3-2 G4-3	0-1 SAFE P3		1-1 F7 2B		2-0 G4-3			1-0 G4-3 2B	5 0 2 0 0 0 3			
Carlos Baerga, S (1, 4) OBP: 0.329, SLG: 0.408	1-3 K		2-1 HR	0-1 F7		4-0 E5 BB			0-0 G4-3 2-3	4 1 1 1 1 1 2			
Albert Belle, R (1, 7) OBP: 0.329, SLG: 0.493		2-1 F9	3-3 HR	1-0 L7		0-2 E5 1-3			1-0 P4	5 0 0 0 0 1 3			
Carlos Martinez, R (1, 3) OBP: 0.292, SLG: 0.409		3-1 G5-3	4-0 HR BB		2-2 G5-3				1-2 F8	3 1 0 0 1 0 1			
Glenallen Hill, R (1, 10) OBP: 0.276, SLG: 0.431		0-0 HR	1-1 HR		0-0 G5-3				0-0 G4-3	4 2 2 3 0 0 1			
Brook Jacoby, R (1, 5) OBP: 0.333, SLG: 0.340		0-1 1B 2B 1B	0-0 FC5-4 1B		0-3 K				2-2 G4-3	4 1 2 0 0 1 0			
Mark Lewis, R (1, 6) OBP: 0.325, SLG: 0.374		1-2 SAFE SAFE 2B 1B	1-0 P3		1-2 F8				0-0 L6	4 1 1 0 0 0 1			
Junior Ortiz, R (1, 2) OBP: 0.297, SLG: 0.265		1-1 1B 2B	0-0 FC5-4		3-1 G5-3				1-0 G5-3	4 0 1 2 0 0 1			
Inning Stats	R: 0 E: 0 K: 1 S: 8 H: 0 LOB: 0 BB: 0 P: 12	R: 3 E: 0 K: 0 S: 16 H: 5 LOB: 2 BB: 0 P: 24	R: 3 E: 0 K: 1 S: 10 H: 3 LOB: 1 BB: 1 P: 21	R: 0 E: 0 K: 0 S: 6 H: 1 LOB: 1 BB: 0 P: 8	R: 0 E: 0 K: 1 S: 7 H: 0 LOB: 0 BB: 0 P: 9	R: 0 E: 0 K: 0 S: 9 H: 1 LOB: 1 BB: 0 P: 16	R: 0 E: 1 K: 0 S: 7 H: 0 LOB: 1 BB: 1 P: 12	R: 0 E: 0 K: 0 S: 5 H: 0 LOB: 0 BB: 0 P: 8	R: 0 E: 0 K: 0 S: 5 H: 1 LOB: 1 BB: 0 P: 8	1B: 5 2B: 3 3B: 0 HR: 3 SF: 0 SAC: 0 DP: 0 HBP: 0	WP: 0 PB: 0 SB: 0 CS: 0 PA: 40		
PITCHER	IP WLS BF H R ER SO BB IBB HBP BLK WP HR S P ERA WHIP											PITCHER	IP WLS BF H R ER SO BB IBB HBP BLK WP HR S P ERA WHIP
Frank Tanana, L (1, 1) ERA: 6.29	2.1 L 15 7 6 6 2 1 0 0 0 0 3 31 53 23.14 3.429												
Les Lancaster, R (3, 1) ERA: 6.69	6.2 25 4 0 0 1 1 0 0 0 0 0 42 65 0.00 0.750												

Cleveland Indians @ Detroit Tigers

Tiger Stadium, Detroit, MI

Tue Jun 09 1992, 7:05 PM EDT
Att. 11,840 - Sunny - 73 F

livebaseballscorecards.com

AB	38
R	6
H	11
RBI	6
BB	2
SO	3
LOB	12



Batter	1	2	3	4	5	6	7	8	9	AB	R	H	RBI	BB	SO	LOB
Tony Phillips, S OBP: 0.393, SLG: 0.376 (1, 4)	1-2 G5-3		4-2 BB			1-0 P2		4-2 BB		2	0	0	0	2	0	0
Skeeter Barnes, R OBP: 0.227, SLG: 0.220 (1, 5)	0-2 G5-3		1-2 P3			1-0 P4		0-0 F9		4	0	0	0	0	0	3
Travis Fryman, R OBP: 0.329, SLG: 0.451 (1, 6)	2-2 L6				1-2 G5-3					4	1	1	0	0	1	0
Cecil Fielder, R OBP: 0.301, SLG: 0.476 (1, 3)					2-0 F9					4	0	1	1	0	1	0
Mark Carreon, R OBP: 0.310, SLG: 0.414 (1, 7)					3-2 F8					1	0	1	0	0	0	0
Mickey Tettleton, S OBP: 0.341, SLG: 0.464 (3, 7)										3	0	0	0	0	0	1
Rob Deer, R OBP: 0.304, SLG: 0.506 (1, 9)					2-3 K					4	0	1	0	0	1	1
Phil Clark, R OBP: 0.462, SLG: 0.727 (1, 10)					1-0 K					2	0	1	0	2	0	2
Chad Kreuter, S OBP: 0.255, SLG: 0.327 (1, 2)					1-2 FC5-4					3	0	0	0	1	2	4
Milt Cuyler, S OBP: 0.276, SLG: 0.367 (1, 8)					1-2 FC5-4					3	0	0	0	0	0	3

Inning Stats	R: 0 E: 0 K: 0 S: 11	H: 0 LOB: 0 BB: 0 P: 14	R: 0 E: 0 K: 1 S: 11	H: 2 LOB: 1 BB: 0 P: 17	R: 0 E: 0 K: 0 S: 10	H: 0 LOB: 1 BB: 2 P: 19	R: 0 E: 0 K: 1 S: 9	H: 1 LOB: 1 BB: 0 P: 14	R: 0 E: 0 K: 1 S: 6	H: 0 LOB: 0 BB: 0 P: 9	R: 0 E: 0 K: 0 S: 8	H: 0 LOB: 0 BB: 0 P: 14	R: 0 E: 0 K: 1 S: 13	H: 0 LOB: 2 BB: 2 P: 24	R: 1 E: 0 K: 1 S: 15	H: 2 LOB: 2 BB: 1 P: 29	1B: 4 2B: 1 3B: 0 HR: 0	SF: 0 SAC: 0 DP: 2 HBP: 0	WP: 0 PB: 0 SB: 0 CS: 0	PA: 35
PITCHER	IP	WLS	BF	H	R	ER	SO	BB	IBB	HBP	BLK	WP	HR	S	P	ERA	WHIP			
Denis Boucher, L ERA: 4.98 (1, 1)	8.0	W	29	3	0	0	4	4	0	0	0	0	0	79	128	0.00	0.875			
Ted Power, R ERA: 1.57 (9, 1)	1.0		6	2	1	1	1	1	0	0	0	0	0	15	29	9.00	3.000			

BOTTOM

Cleveland Indians @ Detroit Tigers
 Tiger Stadium, Detroit, MI
 Tue Jun 09 1992, 7:05 PM EDT
 Att. 11,840 - Sunny - 73 F

livebaseballscorecards.com

AB	30
R	1
H	5
RBI	1
BB	5
SO	5
LOB	14



Batter	1	2	3	4	5	6	7	8	9	10	11	AB R H RBI BB SO LOB	TOP																			
Kenny Lofton, L OBP: 0.339, SLG: 0.300 (1, 8)	4-2 FC1-6 S BB		4-1 S 2B BB		1-2 G3		1-1 G4-3			4-1 SH3 BB	4-2 BB	2 1 0 0 4 0 1	<p>Cleveland Indians @ Detroit Tigers Tiger Stadium, Detroit, MI Wed Jun 10 1992, 7:05 PM EDT Att. 11,767 - Sunny - 75 F</p>																			
Thomas Howard, S OBP: 0.331, SLG: 0.372 (1, 9)	4-1 FC1-6 BB		4-2 SAFE K		0-3 K			2-2 G1-3		1-0 SH3	3-1 F8	4 0 0 0 1 2 2																				
Carlos Baerga, S OBP: 0.331, SLG: 0.409 (1, 4)	2-1 FC1-6 BB		0-1 K					3-2 G3		4-0 IBB		4 0 1 1 1 0 2																				
Albert Belle, R OBP: 0.326, SLG: 0.486 (1, 7)	1-3 K		0-0 F9					1-1 L9		1-2 2B 1B		5 0 1 0 0 2 5																				
Paul Sorrento, L OBP: 0.311, SLG: 0.358 (1, 3)	3-1 F7							1-0 CS 1B		2-2 CS 2B		5 0 3 0 0 0 4																				
Glenallen Hill, R OBP: 0.282, SLG: 0.486 (1, 10)								2-2 CS 1-2		0-0 P1		5 2 2 2 0 0 3																				
Brook Jacoby, R OBP: 0.329, SLG: 0.355 (1, 5)								1-0 G6-3		3-1 G1-3		5 1 1 1 0 1 1																				
Mark Lewis, R OBP: 0.316, SLG: 0.363 (1, 6)								3-1 L9		1-3 K		5 0 0 0 0 2 1																				
Junior Ortiz, R OBP: 0.292, SLG: 0.261 (1, 2)								0-0 F8 1B		2-3 K		5 0 1 0 0 1 0																				
Inning Stats	R: 0 E: 0 K: 1 S: 10	H: 0 LOB: 2 BB: 2 P: 24	R: 0 E: 0 K: 0 S: 7	H: 0 LOB: 0 BB: 0 P: 14	R: 1 E: 0 K: 1 S: 9	H: 1 LOB: 1 BB: 1 P: 18	R: 0 E: 0 K: 2 S: 9	H: 1 LOB: 1 BB: 0 P: 12	R: 0 E: 0 K: 1 S: 8	H: 0 LOB: 0 BB: 0 P: 9	R: 0 E: 0 K: 0 S: 10	H: 1 LOB: 0 BB: 0 P: 17		R: 1 E: 0 K: 0 S: 8	H: 2 LOB: 1 BB: 0 P: 16	R: 0 E: 0 K: 0 S: 15	H: 2 LOB: 2 BB: 0 P: 22	R: 0 E: 0 K: 2 S: 8	H: 0 LOB: 0 BB: 0 P: 14	R: 0 E: 0 K: 1 S: 8	H: 0 LOB: 2 BB: 2 P: 17	R: 2 E: 0 K: 0 S: 14	H: 2 LOB: 1 BB: 1 P: 25	1B: 4 2B: 2 3B: 0 HR: 3	SF: 0 SAC: 1 DP: 0 HBP: 0	WP: 0 PB: 0 SB: 2 CS: 1	PA: 48					
PITCHER	IP WLS BF H R ER SO BB IBB HBP BLK WP HR S P ERA WHIP																															
Kevin Ritz, R ERA: 5.92 (1, 1)	7.0	28	5	2	2	5	3	0	0	0	0	0	0	1	61	110	2.57	1.143														
Walt Terrell, R ERA: 6.04 (8, 1)	1.0	5	2	0	0	0	0	0	0	0	0	0	0	15	22	0.00	2.000															
Mike Henneman, R ERA: 3.71 (9, 1)	2.0	8	0	0	0	3	1	1	0	0	0	0	0	16	31	0.00	0.500															
Mike Munoz, L ERA: 3.91 (11, 1)	1.0	L 6	2	2	2	0	1	0	0	0	0	0	2	14	25	18.00	3.000															

livebaseballscorecards.com

AB	40
R	4
H	9
RBI	4
BB	6
SO	8
LOB	19



Batter		1	2	3	4	5	6	7	8	9	10	11	AB	R	H	RBI	BB	SO	LOB	BOTTOM						
Tony Phillips, S OBP: 0.393, SLG: 0.374 (1, 7)	C F S S	2-3 K		1 SAFE 1 SAFE 1 SAFE 4-1 1-2 BB		1-1 G3-1		1-2 SF9 SH5-3 BB		X 0-0 CS 1B		S T X 1-2 F7	4	0	1	0	2	1	1							
Lou Whitaker, L OBP: 0.396, SLG: 0.500 (1, 4)	B X	1-0 G1-3		1 SAFE 1 SAFE 2-2 F8		1-1 P6		1-2 2-3 SH5-3		B S B C C B 4-2 1-2 FC5-4 BB			3	0	0	0	1	0	2							
Travis Fryman, R OBP: 0.323, SLG: 0.443 (1, 6)	B F X	1-1 G6-3		1 SAFE 1 SAFE 1-0 F7		0-0 F9		0-1 SF9		B F S B X 3-1 FC5-4		1-2f	4	0	0	1	0	0	3							
Cecil Fielder, R OBP: 0.294, SLG: 0.464 (1, 10)			B B F X 2-1 P3		1 SAFE 1 SAFE 1-3 K		X 0-0 G1-3		B F S X 1-2 G4-3		C X 0-1 G6-3		5	0	0	0	0	1	3							
Mickey Tettleton, S OBP: 0.348, SLG: 0.485 Skeeter Barnes, R OBP: 0.222, SLG: 0.214 (1, 2)	B B C C X		3-1 2B		1 SAFE 1 SAFE 2-3 K		B F X 1-1 F8 2B		S B X 1-1 SH1-4 WP 2B		C B X 1-1 F9		4	0	3	0	0	1	0							
Dave Bergman, L OBP: 0.342, SLG: 0.286 Phil Clark, R OBP: 0.429, SLG: 0.667 (1, 3)	X	0-0 P3		B B B 4-0 1B BB		B B B 4-0 BB		X 0-0 SH1-4		B X 2-2 G5-3		1	0	0	0	2	0	1								
Shawn Hare, L OBP: 0.231, SLG: 0.091 (7, 7)	B B C C X	4-2 BB		B SAFE 3-1 F8		B X 1-0 F8		2-1 G4-3 1B		C B C C B 4-2 E5 BB		2	0	0	0	1	0	3								
Chad Kreuter, S OBP: 0.281, SLG: 0.340 (8, PH)	B B B X	2-0 L9		F C C X 2-2 1B		3-3 K		X 3-3 G4-3		0-0 G4-3		B B X 2-0 E5	2	0	1	0	0	0	2							
Scott Livingstone, L OBP: 0.333, SLG: 0.338 Rob Deer, R OBP: 0.300, SLG: 0.497 (6, PH)	B B X		1-2 1B		1-2 1B					1-2f		1-3 K	3	0	0	0	0	1	5							
Milt Cuyler, S OBP: 0.280, SLG: 0.361 (1, 8)				1 SAFE 1 SAFE 1 SAFE 4-2 S BB		3-2 F8		H 1-0 SH5-3 BB SF9 HBP		B C X 1-1 G4-3		F F S 0-3 K	3	1	0	0	1	1	3							
Inning Stats	R: 0 E: 0 K: 1 S: 6	H: 0 LOB: 0 BB: 0 P: 10	R: 0 E: 0 K: 0 S: 8	H: 1 LOB: 2 BB: 1 P: 19	R: 0 E: 0 K: 1 S: 11	H: 0 LOB: 2 BB: 2 P: 23	R: 0 E: 0 K: 1 S: 14	H: 1 LOB: 2 BB: 1 P: 28	R: 0 E: 0 K: 0 S: 5	H: 0 LOB: 0 BB: 0 P: 7	R: 0 E: 0 K: 1 S: 9	H: 1 LOB: 2 BB: 1 P: 18	R: 1 E: 0 K: 0 S: 6	H: 0 LOB: 1 BB: 1 P: 12	R: 1 E: 0 K: 0 S: 6	H: 2 LOB: 1 BB: 0 P: 9	R: 0 E: 0 K: 0 S: 7	H: 1 LOB: 1 BB: 1 P: 15	R: 0 E: 0 K: 0 S: 7	H: 0 LOB: 0 BB: 0 P: 10	R: 0 E: 1 K: 1 S: 10	H: 0 LOB: 1 BB: 1 P: 17	1B: 3 2B: 3 3B: 0 HR: 0	SF: 1 SAC: 2 DP: 1 HBP: 1	WP: 1 PA: 46	
PITCHER	IP WLS BF H R ER SO BB IBB HBP BLK WP HR S P ERA WHIP																									
Jack Armstrong, R ERA: 4.73 Kevin Wickander, L ERA: 2.35 Eric Plunk, R ERA: 3.97 Derek Lilliquist, L ERA: 1.93 Steve Olin, R ERA: 2.43	(1, 1) (6, 1) (7, 1) (8, 1) (8, 1)	5.2 0.2 0.2 0.1 3.2	25 4 3 1 13	3 0 1 0 2	0 1 1 0 0	0 1 1 0 0	3 1 1 0 1	5 1 0 0 2	0 0 0 0 0	0 1 0 0 0	0 1 1 0 0	0 0 0 0 1	0 0 0 0 0	0 0 0 0 0	0 0 0 0 0	0 0 0 0 0	0 0 0 0 0	0 0 0 0 0	0 0 0 0 0	0 0 0 0 0	0 0 0 0 0	0 0 0 0 0	0 0 0 0 0	0 0 0 0 0	0.00 13.50 13.50 0.00 0.00	1.412 1.500 1.500 0.000 1.091

Cleveland Indians @ Detroit Tigers
Tiger Stadium, Detroit, MI
 Wed Jun 10 1992, 7:05 PM EDT
 Att. 11,767 - Sunny - 75 F

livebaseballscorecards.com

AB	34
R	2
H	6
RBI	1
BB	8
SO	5
LOB	23



Batter	1	2	3	4	5	6	7	8	9	AB R H RBI BB SO LOB	TOP											
Andy Stankiewicz, R (1, 6) OBP: 0.400, SLG: 0.434	1-2 P4			1-0 1B		1-0 G1-4-3			1-2 G1-3	4 0 1 0 0 0 1	New York Yankees @ Cleveland Indians Cleveland Municipal Stadium, Cleveland, OH Fri Jun 12 1992, 7:05 PM EDT Att. 30,193 - Sunny - 74 F livebaseballscorecards.com											
Mel Hall, L (1, 7) OBP: 0.258, SLG: 0.417	1-2 G4-3			0-0 1B			1-0 P6	1-0 F8	4 0 1 0 0 0 0													
Roberto Kelly, R (1, 8) OBP: 0.359, SLG: 0.472	0-0 F9			0-2 F8			0-1 F8		3 0 0 0 0 0 2													
Don Mattingly, L (1, 3) OBP: 0.303, SLG: 0.409		1-0 G3		1-1 G4-6-3			0-1 1B		3 0 1 0 0 0 2													
Danny Tartabull, R (1, 9) OBP: 0.409, SLG: 0.396		3-3 K			3-1 G3-6-4 1B		3-2 G1-4-3		3 0 1 0 0 1 1													
Kevin Maas, L (1, 10) OBP: 0.364, SLG: 0.500		0-0 G6-3			1-0 F7			1-3 K	3 0 0 0 0 1 1													
Matt Nokes, L (1, 2) OBP: 0.309, SLG: 0.395			2-3 K		0-1 G3-6-4			2-3 K	3 0 0 0 0 2 1													
Charlie Hayes, R (1, 5) OBP: 0.298, SLG: 0.389			0-3 K			0-0 FC5-4 1B		0-2 L8	3 0 1 0 0 1 0													
Mike Gallego, R (1, 4) OBP: 0.333, SLG: 0.333			0-0 G5-3			2-0 FC5-4 G1-4-3		0-2 P4	3 0 0 0 0 0 1													
Inning Stats	R: 0 E: 0 K: 0 S: 7	H: 0 LOB: 0 BB: 0 P: 9	R: 0 E: 0 K: 1 S: 6	H: 0 LOB: 0 BB: 0 P: 10	R: 0 E: 0 K: 2 S: 8	H: 0 LOB: 0 BB: 0 P: 10	R: 0 E: 0 K: 0 S: 8	H: 2 LOB: 1 BB: 0 P: 10	R: 0 E: 0 K: 0 S: 5	H: 1 LOB: 0 BB: 0 P: 9	R: 0 E: 0 K: 0 S: 3	H: 1 LOB: 0 BB: 0 P: 6	R: 0 E: 0 K: 0 S: 8	H: 1 LOB: 1 BB: 0 P: 12	R: 0 E: 0 K: 2 S: 10	H: 0 LOB: 0 BB: 0 P: 13	R: 0 E: 0 K: 0 S: 9	H: 0 LOB: 0 BB: 0 P: 11	1B: 5 2B: 0 3B: 0 HR: 0	SF: 0 SAC: 0 DP: 3 HBP: 0	WP: 0 PB: 0 SB: 0 CS: 0	PA: 29
PITCHER Charles Nagy, R (1, 1) ERA: 2.22	IP: 9.0 WLS: W BF: 29 H: 5 R: 0 ER: 0 SO: 5 BB: 0 IBB: 0 HBP: 0 BLK: 0 WP: 0 HR: 0 S: 64 P: 90 ERA: 0.00 WHIP: 0.556											PITCHER	IP: 9.0 WLS: W BF: 29 H: 5 R: 0 ER: 0 SO: 5 BB: 0 IBB: 0 HBP: 0 BLK: 0 WP: 0 HR: 0 S: 64 P: 90 ERA: 0.00 WHIP: 0.556									

New York Yankees @ Cleveland Indians
 Cleveland Municipal Stadium, Cleveland, OH
 Fri Jun 12 1992, 7:05 PM EDT
 Att. 30,193 - Sunny - 74 F

AB	29
R	0
H	5
RBI	0
BB	0
SO	5
LOB	9



Batter	1	2	3	4	5	6	7	8	9	AB R H RBI BB SO LOB
Kenny Lofton, L OBP: 0.338, SLG: 0.300 (1, 8) C B C B B X	3-2 G3-1 ①		3-2 F8 ③		0-0 2-H 1B			3-2 G4-3 ①		4 0 1 1 0 0 0
Thomas Howard, S OBP: 0.329, SLG: 0.365 (1, 9) B F B B B	4-2 S BB			0-0 1B	0-1 G4-3 ③			1-2 F7 ②		3 1 0 0 1 0 1
Carlos Baerga, S OBP: 0.333, SLG: 0.408 (1, 4) 1 SAFE F 1 SAFE S B B C	2-3 K ②			0-2 G4-3 S 2-H 1B				1-0 F9 ③		3 1 1 1 1 1 1
Albert Belle, R OBP: 0.322, SLG: 0.479 (1, 7) X	0-0 L7 ③			2-0 G6-3 ①						3 0 0 0 0 0 3
Paul Sorrento, L OBP: 0.316, SLG: 0.364 (1, 3)		1-1 G6-4-3 1B		2-1 G4-3 ②				2-0 G6-4-3 1B 1-H		3 0 2 1 0 0 1
Glenallen Hill, R OBP: 0.274, SLG: 0.473 (1, 10) B X		1-0 G6-4-3 ① 1-2f		0-1 G6-3 ③				2-0 G6-4-3 ② ③ 1-2f		3 0 0 0 0 0 3
Brook Jacoby, R OBP: 0.329, SLG: 0.361 (1, 5) X		0-0 G6-3 ③			1-1 1B 2B					3 1 1 0 0 0 0
Mark Lewis, R OBP: 0.312, SLG: 0.357 (1, 6) C T C			0-3 K ①		1-3 K ①			0-3 K ②		3 0 0 0 0 3 1
Sandy Alomar Jr., R OBP: 0.284, SLG: 0.344 (1, 2) B C B X			2-1 F9 ②		0-0 P4 ②			1-1 F9 ③		3 0 0 0 0 0 1

Inning Stats	R: 0	H: 0	E: 0	K: 1	S: 10	R: 0	H: 1	E: 0	K: 0	S: 4	R: 0	H: 0	E: 0	K: 1	S: 9	R: 1	H: 1	E: 1	K: 0	S: 9	R: 1	H: 2	E: 0	K: 1	S: 10	R: 1	H: 1	E: 0	K: 1	S: 5	R: 0	H: 0	E: 0	K: 1	S: 6	R: 0	H: 0	E: 0	K: 0	S: 9	1B: 4	SF: 0	2B: 1	SAC: 0	3B: 0	DP: 2	HR: 0	HBP: 0	WP: 0	PA: 30
	0	0	0	1	10	0	1	0	0	4	0	0	0	1	9	1	1	1	0	9	1	2	0	1	10	1	1	0	1	5	0	0	0	1	0	0	0	0	9	4	0	1	0	2	0	0	0	0	0	30

PITCHER	IP	WLS	BF	H	R	ER	SO	BB	IBB	HBP	BLK	WP	HR	S	P	ERA	WHIP
Scott Kamieniecki, R ERA: 3.86 (1, 1)	8.0	L	30	5	3	2	4	2	0	0	0	0	0	62	98	2.25	0.875

BOTTOM

New York Yankees @ Cleveland Indians
Cleveland Municipal Stadium, Cleveland, OH

Fri Jun 12 1992, 7:05 PM EDT
Att: 30,193 - Sunny - 74 F

livebaseballscorecards.com

AB	28
R	3
H	5
RBI	3
BB	2
SO	4
LOB	11



Batter	1	2	3	4	5	6	7	8	9	AB R H RBI BB SO LOB	TOP											
Andy Stankiewicz, R OBP: 0.392, SLG: 0.432 (1, 6)	1-1 E 2B	2-2 F7			2-1 F8		1-0 F8		1-0 F9	5 1 1 0 0 0 3												
Don Mattingly, L OBP: 0.301, SLG: 0.405 (1, 3)	2-0 E3 G1-6-3 2-H		0-2 G6-3			0-2 G5-3			2-3 K	5 0 1 0 0 1 1												
Roberto Kelly, R OBP: 0.356, SLG: 0.466 (1, 8)	1-0 G1-6-3 1-2f		2-1 F8			2-0 S HR 1B			0-1 F8	5 1 1 0 0 1 3												
Danny Tartabull, R OBP: 0.416, SLG: 0.397 (1, 9)	1-2 1B		1-2 G4-3			1 SAFE 1 SAFE 1 SAFE 1-2 HR BB			4-2 1B BB	2 1 1 0 2 0 0												
Jim Leyritz, R OBP: 0.415, SLG: 0.717 (1, 10)	1-2 G1-3				2-3 K2-3				2-2 F9	4 1 1 3 0 1 2												
Mel Hall, L OBP: 0.266, SLG: 0.424 (1, 7)					2-0 F9				1-2 1B	3 0 2 0 1 0 0												
Mike Stanley, R OBP: 0.345, SLG: 0.289 (1, 2)					1-3 K				1-3 1B	4 0 0 0 0 2 4												
Charlie Hayes, R OBP: 0.297, SLG: 0.386 (1, 5)									2-3 K	4 0 1 0 0 3 3												
Pat Kelly, R OBP: 0.313, SLG: 0.362 (1, 4)									0-1 1B	4 0 1 0 0 1 2												
Inning Stats	R: 1 E: 1 K: 0 S: 11	H: 2 LOB: 1 BB: 0 P: 17	R: 0 E: 0 K: 1 S: 13	H: 1 LOB: 2 BB: 1 P: 19	R: 0 E: 0 K: 0 S: 8	H: 0 LOB: 0 BB: 0 P: 11	R: 0 E: 0 K: 2 S: 7	H: 0 LOB: 0 BB: 0 P: 12	R: 0 E: 0 K: 1 S: 6	H: 0 LOB: 0 BB: 0 P: 11	R: 3 E: 0 K: 1 S: 15	H: 3 LOB: 1 BB: 1 P: 25	R: 0 E: 0 K: 1 S: 7	H: 1 LOB: 1 BB: 0 P: 12	R: 0 E: 0 K: 2 S: 15	H: 1 LOB: 2 BB: 1 P: 25	R: 0 E: 0 K: 1 S: 9	H: 1 LOB: 1 BB: 0 P: 11	1B: 6 2B: 2 3B: 0 HR: 1	SF: 0 SAC: 0 DP: 1 HBP: 0	WP: 0 PB: 0 SB: 2 CS: 0	PA: 39
PITCHER	IP WLS BF H R ER SO BB IBB HBP BLK WP HR S P ERA WHIP																					
Dave Otto, L ERA: 5.98 (1, 1)	6.2 L 29 7 4 4 5 2 0 0 0 0 1 64 103 5.40 1.350																					
Eric Plunk, R ERA: 3.55 (7, 1)	1.1 6 1 0 0 3 1 0 0 0 0 0 18 29 0.00 1.500																					
Ted Power, R ERA: 1.52 (9, 1)	1.0 4 1 0 0 1 0 0 0 0 0 0 9 11 0.00 1.000																					

New York Yankees @ Cleveland Indians
Cleveland Municipal Stadium, Cleveland, OH

Sat Jun 13 1992, 3:33 AM EDT
Att. 19,249 - Sunny - 84 F

livebaseballscorecards.com

AB	36
R	4
H	9
RBI	3
BB	3
SO	9
LOB	18



Batter	1	2	3	4	5	6	7	8	9	AB	R	H	RBI	BB	SO	LOB
Kenny Lofton, L OBP: 0.340, SLG: 0.303 (1, 8)	F7		K		G3			G3		4	0	2	0	0	0	1
Thomas Howard, S OBP: 0.327, SLG: 0.362 (1, 9)	CS		K			F7		G3		4	0	1	0	0	1	2
Carlos Baerga, S OBP: 0.332, SLG: 0.418 (1, 4)	HR		L9			G4-3		G4-3		4	1	1	1	0	0	0
Albert Belle, R OBP: 0.321, SLG: 0.472 (1, 7)	G6-3			K			BB		P6	3	0	0	0	1	1	0
Paul Sorrento, L OBP: 0.320, SLG: 0.367 (1, 3)		BB		K			BB		G4-3	4	0	2	0	0	1	0
Glenallen Hill, R OBP: 0.265, SLG: 0.456 (1, 10)		X	F8		K		F8		F7	4	0	0	0	0	1	3
Brook Jacoby, R OBP: 0.329, SLG: 0.357 (1, 5)		C	K			G3-1				2	0	0	0	1	1	1
Sandy Alomar Jr., R OBP: 0.292, SLG: 0.352 (1, 2)		B	FC6-4				G1-3		G6-4-3	3	0	2	0	0	0	1
Felix Fermin, R OBP: 0.269, SLG: 0.265 (1, 6)		X	FC6-4			G1-3		L6		3	0	0	0	0	0	3

Inning Stats	R: 1	H: 2	E: 0	K: 0	S: 9	H: 2	LOB: 0	BB: 0	P: 13	R: 0	H: 2	E: 0	K: 1	S: 8	H: 1	LOB: 2	BB: 0	P: 12	R: 0	H: 1	E: 0	K: 3	S: 9	R: 0	H: 0	E: 0	K: 3	S: 9	R: 0	H: 1	E: 0	K: 0	S: 7	R: 0	H: 1	E: 0	K: 0	S: 10	R: 0	H: 0	E: 0	K: 0	S: 4	R: 0	H: 1	E: 0	K: 0	S: 5	R: 0	H: 0	E: 0	K: 0	S: 5	R: 0	H: 0	E: 0	K: 0	S: 5	R: 0	H: 0	E: 0	K: 0	S: 5	1B: 7	2B: 0	3B: 0	HR: 1	SF: 0	SAC: 0	DP: 1	HBP: 0	WP: 0	PB: 0	SB: 0	CS: 1	PA: 33
--------------	------	------	------	------	------	------	--------	-------	-------	------	------	------	------	------	------	--------	-------	-------	------	------	------	------	------	------	------	------	------	------	------	------	------	------	------	------	------	------	------	-------	------	------	------	------	------	------	------	------	------	------	------	------	------	------	------	------	------	------	------	------	------	------	------	------	------	-------	-------	-------	-------	-------	--------	-------	--------	-------	-------	-------	-------	--------

PITCHER	IP	WLS	BF	H	R	ER	SO	BB	IBB	HBP	BLK	WP	HR	S	P	ERA	WHIP
Melido Perez, R ERA: 2.85 (1, 1)	7.0	W	27	7	1	1	5	2	0	0	0	0	1	53	87	1.29	1.286
John Habyan, R ERA: 1.8 (8, 1)	1.0		3	1	0	0	0	0	0	0	0	0	0	5	6	0.00	1.000
Steve Farr, R ERA: 0.98 (9, 1)	1.0	S	3	0	0	0	0	0	0	0	0	0	0	5	6	0.00	0.000

BOTTOM

New York Yankees @ Cleveland Indians
Cleveland Municipal Stadium, Cleveland, OH

Sat Jun 13 1992, 3:33 AM EDT
Att: 19,249 - Sunny - 84 F

livebaseballscorecards.com

AB	31
R	1
H	8
RBI	1
BB	2
SO	5
LOB	11



Batter	1	2	3	4	5	6	7	8	9	10	AB R H RBI BB SO LOB	TOP											
Andy Stankiewicz, R OBP: 0.388, SLG: 0.421 (1, 6)	4-1 1B G6-4-3 BB	1-1 F7			0-0 L6		1-0 SH5-4		1-3 K		3 1 0 0 1 1 3	New York Yankees @ Cleveland Indians Cleveland Municipal Stadium, Cleveland, OH Sun Jun 14 1992, 3:33 AM EDT Att. 35,171 - Sunny - 79 F											
Mel Hall, L OBP: 0.273, SLG: 0.438 (1, 7)	SAFE 2-2 G6-4-3 1B		1-1 F8 2B		1-0 G3-1		1-0 SF9		1-2 2B	4 1 3 1 0 0 0													
Roberto Kelly, R OBP: 0.357, SLG: 0.467 (1, 8)	1-0 G6-4-3 1-2f 3-H		1-1 F8 2-3		1-2 L8		4-0 2B IBB		1-0 2B	4 0 1 1 1 0 2													
Don Mattingly, L OBP: 0.303, SLG: 0.409 (1, 10)	1-3 K		0-0 L6		2-0 1B		2-1 1B 2B		1-2 F7	5 0 2 1 0 1 2													
Danny Tartabull, R OBP: 0.416, SLG: 0.393 (1, 9)		2-1 G6-3	1-3 K		1-2 1B		1-3 K		4-0 IBB	4 0 1 0 1 2 1													
Kevin Maas, L OBP: 0.358, SLG: 0.496 (1, 3)		3-2 BB 2B		0-2 G5-3		2-0 F8		2-2 F9	1-2 P3	5 0 1 0 0 0 4													
Matt Nokes, L OBP: 0.301, SLG: 0.383 (1, 2)		2-3 K		1-1 F9		0-0 F9		3-3 K	1-1 P6	5 0 0 0 0 2 5													
Charlie Hayes, R OBP: 0.301, SLG: 0.386 (1, 5)		4-1 BB BB		2-3 K			0-2 SH5-4 1B SF9 1B		0-2 F9	3 1 1 0 1 1 0													
Mike Gallego, R OBP: 0.341, SLG: 0.333 (1, 4)		4-2 BB		0-0 P4		1-0 2B SH5-4 1B		1-1 P3		3 1 1 0 1 0 0													
Inning Stats	R: 1 E: 0 K: 1 S: 9	H: 1 LOB: 0 BB: 1 P: 16	R: 0 E: 0 K: 1 S: 15	H: 1 LOB: 3 BB: 2 P: 31	R: 0 E: 0 K: 1 S: 8	H: 1 LOB: 1 BB: 0 P: 11	R: 0 E: 0 K: 1 S: 8	H: 0 LOB: 0 BB: 0 P: 4	R: 0 E: 0 K: 0 S: 9	H: 2 LOB: 2 BB: 0 P: 15	R: 2 E: 0 K: 0 S: 8		H: 3 LOB: 2 BB: 1 P: 17	R: 0 E: 0 K: 2 S: 9	H: 0 LOB: 0 BB: 0 P: 15	R: 0 E: 0 K: 1 S: 8	H: 0 LOB: 0 BB: 0 P: 10	R: 1 E: 0 K: 0 S: 13	H: 2 LOB: 2 BB: 1 P: 22	1B: 5 2B: 5 3B: 0 HR: 0	SF: 1 SAC: 1 DP: 1 HBP: 0	WP: 0 PB: 0 SB: 0 CS: 0	PA: 43
PITCHER	IP WLS BF H R ER SO BB IBB HBP BLK WP HR S P ERA WHIP																						
Scott Scudder, R ERA: 4.54 (1, 1)	6.1 28	7 3	3 3	4 4	0 0	0 0	0 0	0 0	0 0	0 0	0 0	0 0	0 0	0 0	0 0	4.26 1.579							
Kevin Wickander, L ERA: 2.12 (7, 1)	1.2 6	1 0	0 0	2 2	0 0	1 0	0 0	0 0	0 0	0 0	0 0	0 0	0 0	0 0	0 0	0.00 0.600							
Ted Power, R ERA: 1.76 (9, 1)	1.0 5	L 2	1 1	1 1	0 0	0 0	0 0	0 0	0 0	0 0	0 0	0 0	0 0	0 0	0 0	9.00 2.000							
Derek Lilliquist, L ERA: 1.85 (10, 1)	1.0 4	0 0	0 0	0 0	0 0	0 0	0 0	0 0	0 0	0 0	0 0	0 0	0 0	0 0	0 0	0.00 0.000							

livebaseballscorecards.com

AB	36
R	4
H	10
RBI	3
BB	5
SO	7
LOB	17



Baltimore Orioles @ Cleveland Indians
Cleveland Municipal Stadium, Cleveland, OH

Mon Jun 15 1992, 7:05 PM EDT
 Att: 7,277 - Cloudy - 63 F

AB	37
R	6
H	12
RBI	6
BB	6
SO	3
LOB	21



Batter	1	2	3	4	5	6	7	8	9
Brady Anderson, L (1, 7) OBP: 0.372, SLG: 0.518	4-2 WP HR BB	1-2 E 1B		0-0 F7		2-3 K		0-0 L9	
Mike Devereaux, R (1, 8) OBP: 0.331, SLG: 0.475	2-2 SAFE HR 1-H	0-1 E8 1-3			1-0 1B 2B	2-3 K		1-1 P9	
Cal Ripken Jr., R (1, 6) OBP: 0.350, SLG: 0.409	0-1 G6-3	1-2 G4-3			1-1 BB 1B 2-H	1-1 1B 1B		0-0 P2	
Randy Milligan, R (1, 3) OBP: 0.418, SLG: 0.461 David Segui, S (9, 3) OBP: 0.320, SLG: 0.327	3-2 E6 1B		4-2 FC6-4 BB		4-2 1B BB 1-2	1-1 1B		0-0 HR	
Glenn Davis, R (1, 10) OBP: 0.278, SLG: 0.373 Mark McLemore, S (9, PR) OBP: 0.333, SLG: 0.278	1-1 F9		1-1 FC6-4 HBP 1-2f		0-2 1B 1B 1-3 2-H	3-3 K		4-1 SH1-3 BB	
Leo Gomez, R (1, 5) OBP: 0.379, SLG: 0.442	1-1 SAFE 1-2 1B		1-0 G4-3 HBP 1-2		2-2 F9		3-2 P3	0-0 SH1-3 1-2	
Chris Hoiles, R (1, 2) OBP: 0.395, SLG: 0.536	2-2 P3		1-1 G4-3 1-2f		0-0 E 1B 1-2 1B	4-0 G1-3 BB		4-2 BB	
Joe Orsulak, L (1, 9) OBP: 0.314, SLG: 0.336		1-1 G3		0-0 G6-3 1B	1-1 E8 1-3 2-H 1B	0-1 G1-3		0-1 F8	
Billy Ripken, R (1, 4) OBP: 0.235, SLG: 0.304		2-1 G5-3		SAFE 2-1 G6-3 1-2	1-0 F7	1-1 G5-3		0-0 G3-1	

AB	R	H	RBI	BB	SO	LOB
4	1	1	0	1	1	0
5	2	2	2	0	1	1
5	1	2	1	0	0	2
3	1	2	1	2	0	0
0	0	0	0	0	0	0
4	1	1	1	1	1	4
0	0	0	0	0	0	0
3	0	1	0	0	0	1
3	0	1	0	2	0	4
5	0	2	1	0	0	3
5	0	0	0	0	0	6

Inning Stats	R	H	E	K	S	R	H	E	K	S	R	H	E	K	S	R	H	E	K	S	R	H	E	K	S	R	H	E	K	S	R	H	E	K	S	R	H	E	K	S	R	H	E	K	S	R	H	E	K	S	R	H	E	K	S	1B	2B	3B	HR	SF	SAC	DP	HBP	WP	PA					
	2	2	1	0	21	0	1	1	0	16	0	0	0	0	6	3	5	1	0	18	0	2	0	3	15	0	0	0	0	8	0	0	0	0	16	0	0	0	0	4	0	0	0	0	16	0	0	0	0	5	1	1	0	0	9	0	2	0	2	17	9	1	0	2	0	0	1	1	1	45

PITCHER	IP	WLS	BF	H	R	ER	SO	BB	IBB	HBP	BLK	WP	HR	S	P	ERA	WHIP
Denis Boucher, L (1, 1) ERA: 5.81	4.2		25	8	5	5	0	3	0	1	0	1	1	62	97	9.64	2.357
Dennis Cook, L (5, 1) ERA: 5.33	3.1	L	16	4	1	1	3	2	0	0	0	0	1	32	56	2.70	1.800
Ted Power, R (9, 1) ERA: 1.74	0.1		2	0	0	0	0	1	0	0	0	0	0	4	8	0.00	3.000
Derek Lilliquist, L (9, 1) ERA: 1.8	0.2		2	0	0	0	0	0	0	0	0	0	0	3	3	0.00	0.000

WP	1	PA	45
PB	0	SB	0
CS	0		

Batter	1	2	3	4	5	6	7	8	9	AB R H RBI BB SO LOB
Kenny Lofton, L OBP: 0.333, SLG: 0.302 (1, 8)	1-1 P5		0-1 G4-3 1-3 2B	2-1 FC3-2		0-0 B5-3		1-3 K	0-0 G2-3	6 0 1 0 0 1 5
Thomas Howard, S OBP: 0.320, SLG: 0.354 (1, 9)	0-1 F8		0-0 SF8	1-1 G3-1		0-1 P5		3-2 1B 1B		4 1 1 1 0 0 4
Carlos Baerga, S OBP: 0.335, SLG: 0.421 (1, 4)	0-0 G3		2-1 G4-3				1-0 K 1B	0-0 1B 1B		5 1 2 0 0 1 1
Albert Belle, R OBP: 0.329, SLG: 0.487 (1, 7)		2-2 1B SF8	4-0 BB		1-0 FC5-4 PB		0-1 F9	1-1 WP 1B		4 1 3 1 1 0 1
Paul Sorrento, L OBP: 0.332, SLG: 0.372 (1, 3)		1-0 1B	0-0 P4		4-2 FC5-4 BB		3-1 BB 1B	4-0 IBB		3 1 2 0 2 0 2
Glenallen Hill, R OBP: 0.270, SLG: 0.443 (1, 10)		2-3 K		1-0 1B FC3-2	1-0 FC5-4 FC6-4		0-0 FC6-4 1B	1-1 G5-2-3		5 0 2 1 0 1 7
Brook Jacoby, R OBP: 0.326, SLG: 0.350 (1, 5)		0-0 SF8		0-0 FC3-2 1B	1-1 FC6-4		4-2 FC6-4 BB			2 0 1 1 1 0 2
Alex Cole, L OBP: 0.267, SLG: 0.200 (9, PH)		3-H		1-2 1B	1-2		1-2 BB			1 0 0 0 0 1 0
Mark Lewis, R OBP: 0.317, SLG: 0.366 (1, 6)		2-2 F9		1-1 FC3-2 1B		0-2 G1-3	0-1 FC6-4			5 0 1 1 0 0 3
Sandy Alomar Jr., R OBP: 0.297, SLG: 0.348 (1, 2)			1-0 2B SF8		2-3 K		0-1 G4-3			4 1 2 0 1 1 5

Inning Stats	R: 0	H: 0	E: 0	K: 5	S: 5	R: 1	H: 2	E: 0	K: 11	S: 11	R: 1	H: 2	E: 0	K: 0	S: 7	R: 0	H: 3	E: 0	K: 11	S: 11	R: 0	H: 1	E: 0	K: 10	S: 10	R: 0	H: 1	E: 0	K: 7	S: 8	R: 2	H: 3	E: 0	K: 12	S: 12	R: 1	H: 3	E: 0	K: 11	S: 11	R: 0	H: 0	E: 0	K: 8	S: 8	1B: 14	SF: 2	3B: 0	HR: 0
--------------	------	------	------	------	------	------	------	------	-------	-------	------	------	------	------	------	------	------	------	-------	-------	------	------	------	-------	-------	------	------	------	------	------	------	------	------	-------	-------	------	------	------	-------	-------	------	------	------	------	------	--------	-------	-------	-------

PITCHER	IP	WLS	BF	H	R	ER	SO	BB	IBB	HBP	BLK	WP	HR	S	P	ERA	WHIP
Rick Sutcliffe, R ERA: 4.09 (1, 1)	6.1		32	11	4	4	3	2	0	0	0	0	0	56	92	5.68	2.053
Todd Frohwrth, R ERA: 2.16 (7, 1)	0.2		4	1	0	0	0	1	0	0	0	0	0	7	11	0.00	3.000
Storm Davis, R ERA: 4.06 (8, 1)	1.0	W	6	3	1	1	1	0	1	0	0	1	0	11	21	9.00	3.000
Gregg Olson, R ERA: 1.21 (9, 1)	1.0	S	4	0	0	0	1	1	0	0	0	0	0	8	14	0.00	1.000

BOTTOM

Baltimore Orioles @ Cleveland Indians
Cleveland Municipal Stadium, Cleveland, OH

Mon Jun 15 1992, 7:05 PM EDT
Att. 7,277 - Cloudy - 63 F

livebaseballscorecards.com

AB	39
R	5
H	15
RBI	5
BB	5
SO	5
LOB	30

C

WP: 1	PA: 46
PB: 1	
SB: 0	
CS: 0	

Batter	1	2	3	4	5	6	7	8	9	AB R H RBI BB SO LOB	TOP														
Brady Anderson, L (1, 7) OBP: 0.369, SLG: 0.510	0-1 G4-3		2-2 G4-3		4-1 BB			0-1 P9	1-2 P2	4 0 0 0 1 0 2															
Mike Devereaux, R (1, 8) OBP: 0.336, SLG: 0.490	1-2 2B		3-2 1B		2-3 K			1-0 1B	0-2 G1-3	5 1 3 0 0 1 3															
Cal Ripken Jr., R (1, 6) OBP: 0.349, SLG: 0.407	1-2 FC6-4-5-6 BB		0-3 K		3-1 G4-3			2-1 HR		4 1 1 1 0 1 3															
Sam Horn, L (1, 10) OBP: 0.345, SLG: 0.465 Glenn Davis, R (8, PH) OBP: 0.286, SLG: 0.417	4-1 1-2 BB			1-0 HR			0-0 P6	1-1 HR		2 1 1 1 1 0 0 1 1 1 2 0 0 0															
Randy Milligan, R (1, 3) OBP: 0.410, SLG: 0.450	0-1 F8			0-0 F9			1-0 G6-3	2-2 F9		4 0 0 0 0 0 2															
Joe Orsulak, L (1, 9) OBP: 0.305, SLG: 0.326			2-3 K		2-3 K		0-2 P6	2-2 F9		4 0 0 0 0 2 0															
Leo Gomez, R (1, 5) OBP: 0.377, SLG: 0.438			2-2 L6		2-2 F7			2-2 P4	2-1 BB	4 0 1 0 0 0 0															
Chris Hoiles, R (1, 2) OBP: 0.397, SLG: 0.549			3-3 K				2-0 HR	1-3 K	4-1 BB	3 1 1 1 1 2 0															
Billy Ripken, R (1, 4) OBP: 0.231, SLG: 0.299 Chito Martinez, L (7, PH) OBP: 0.356, SLG: 0.403 Mark McLemore, S (7, 4) OBP: 0.330, SLG: 0.276					1-0 G5-3		3-2 G5-3	1-2 L4	1-3 K	2 0 0 0 0 0 0 1 0 0 0 0 0 0 1 0 0 0 0 1 2															
Inning Stats	R: 0 E: 0 K: 0 S: 11	H: 1 LOB: 2 BB: 1 P: 17	R: 0 E: 0 K: 2 S: 9	H: 0 LOB: 0 BB: 0 P: 16	R: 0 E: 0 K: 1 S: 11	H: 1 LOB: 1 BB: 0 P: 17	R: 1 E: 0 K: 1 S: 9	H: 1 LOB: 0 BB: 0 P: 14	R: 1 E: 0 K: 1 S: 11	H: 1 LOB: 1 BB: 1 P: 25	R: 0 E: 0 K: 0 S: 5	H: 0 LOB: 0 BB: 0 P: 6	R: 0 E: 0 K: 1 S: 9	H: 0 LOB: 0 BB: 0 P: 13	R: 3 E: 0 K: 0 S: 15	H: 3 LOB: 0 BB: 0 P: 23	R: 0 E: 0 K: 1 S: 12	H: 1 LOB: 2 BB: 1 P: 20	1B: 3 2B: 1 3B: 1 HR: 3	SF: 0 SAC: 0 DP: 0 HBP: 0	WP: 0 PB: 0 SB: 1 CS: 0	PA: 38			
PITCHER	IP	WLS	BF	H	R	ER	SO	BB	IBB	HBP	BLK	WP	HR	S	P	ERA	WHIP								
Jack Armstrong, R (1, 1) ERA: 4.74	7.1	W	30	6	4	4	6	2	0	0	0	0	2	70	116	4.91	1.091								
Derek Lilliquist, L (8, 1) ERA: 2.1	0.2		3	1	1	1	0	0	0	0	0	0	1	10	15	13.50	1.500								
Steve Olin, R (9, 1) ERA: 2.35	1.0	S	5	1	0	0	1	1	0	0	0	0	0	12	20	0.00	2.000								

Baltimore Orioles @ Cleveland Indians
Cleveland Municipal Stadium, Cleveland, OH

Tue Jun 16 1992, 7:05 PM EDT
Att. 11,754 - Sunny - 66 F

livebaseballscorecards.com

AB	35
R	5
H	8
RBI	5
BB	3
SO	7
LOB	12



Batter	1	2	3	4	5	6	7	8	9	AB R H RBI BB SO LOB	TOP																				
Brady Anderson, L (1, 7) OBP: 0.366, SLG: 0.504	2-1 F9	1-3 K			0-0 S 1B		2-0 G4-3		0-0 B1-3	5 0 1 0 0 1 2																					
Mike Devereaux, R (1, 8) OBP: 0.338, SLG: 0.494	0-1 1B 2B		0-1 F9		2-3 K		0-0 1B 1B			4 1 2 0 0 1 1																					
Cal Ripken Jr., R (1, 6) OBP: 0.355, SLG: 0.412	2-2 FC6-4 1B 2-H		1-0 1B		2-3 K		0-0 G4-6-3 1B			4 0 3 1 0 1 1																					
Sam Horn, L (1, 10) OBP: 0.350, SLG: 0.466	0-0 P7		1-0 FC6-4 1B		1-0 FC6-4 1B		0-0 G4-6-3 1B 1-2f			4 0 2 0 0 0 3																					
Randy Milligan, R (1, 3) OBP: 0.402, SLG: 0.439	3-1 FC6-4 1-2f		0-0 FC6-4 1-2f		2-1 FC6-4 1B 1-2f			3-2 G5-3		4 1 0 0 0 0 3																					
Joe Orsulak, L (1, 9) OBP: 0.310, SLG: 0.331		1-1 G1-3		1-3 K		0-0 1B 1-2		0-0 G6-4-3 1B		4 0 2 0 0 1 0																					
Leo Gomez, R (1, 5) OBP: 0.370, SLG: 0.429		0-1 G6-3		0-3 K		0-0 P3		1-0 G6-4-3 1-2f		4 0 0 0 0 1 3																					
Chris Hoiles, R (1, 2) OBP: 0.399, SLG: 0.548		2-2 1B 1B		2-3 K		1-0 1-3 2-H 1B			1-3 K	4 0 2 1 0 2 0																					
Mark McLemore, S (1, 4) OBP: 0.328, SLG: 0.275		0-2 1-3 1B			0-0 B1-3		2-0 G4-3		2-1 G1-3	4 0 1 0 0 0 2																					
Inning Stats	R: 1 E: 0 K: 0 S: 10	H: 2 LOB: 1 BB: 0 P: 17	R: 0 E: 0 K: 1 S: 15	H: 2 LOB: 2 BB: 0 P: 19	R: 0 E: 0 K: 0 S: 5	H: 2 LOB: 1 BB: 0 P: 7	R: 0 E: 0 K: 3 S: 9	H: 0 LOB: 0 BB: 0 P: 12	R: 0 E: 0 K: 2 S: 8	H: 1 LOB: 1 BB: 0 P: 12	R: 1 E: 0 K: 0 S: 7	H: 3 LOB: 2 BB: 0 P: 13	R: 0 E: 0 K: 0 S: 4	H: 2 LOB: 1 BB: 0 P: 6	R: 0 E: 0 K: 0 S: 5	H: 1 LOB: 0 BB: 0 P: 9	R: 0 E: 0 K: 1 S: 6	H: 0 LOB: 0 BB: 0 P: 9	1B: 12 2B: 1 3B: 0 HR: 0	SF: 0 SAC: 0 DP: 2 HBP: 0	WP: 0 PB: 0 SB: 1 CS: 0	PA: 37									
PITCHER Charles Nagy, R (1, 1) ERA: 2.2	IP 9.0	WLS W	BF 37	H 13	R 2	ER 2	SO 7	BB 0	IBB 0	HBP 0	BLK 0	WP 0	HR 0	S 69	P 104	ERA 2.00	WHIP 1.444														
											PITCHER	IP	WLS	BF	H	R	ER	SO	BB	IBB	HBP	BLK	WP	HR	S	P	ERA	WHIP			

Baltimore Orioles @ Cleveland Indians
Cleveland Municipal Stadium, Cleveland, OH
 Wed Jun 17 1992, 3:33 AM EDT
 Att. 11,334 - Sunny - 85 F

livebaseballscorecards.com

AB	37
R	2
H	13
RBI	2
BB	0
SO	7
LOB	15



Batter	1	2	3	4	5	6	7	8	9
Kenny Lofton, L OBP: 0.345, SLG: 0.325 (1, 8) C C X	0-2 F8 ①		1-2 1B 1B			0-1 S 2B 1B		2-1 G6-3 ①	
Thomas Howard, S OBP: 0.324, SLG: 0.359 (1, 7) F B F B B	4-2 G3 BB		0-0 G4-6-3 1B 1-3			3-2 SAFE 2B 2B 1-H		2-2 G6-3 ②	
Carlos Baerga, S OBP: 0.332, SLG: 0.420 (1, 4) X	0-0 G3 1-2 ②		0-1 G4-6-3 1-2f ② ③			1-1 SH1-3 WP 2B 2-H		1-3 K ③	
Albert Belle, R OBP: 0.326, SLG: 0.491 (1, 10) F B S C X	1-3 K ③			0-0 P5 ①		0-0 SH1-3 2-3 ①			
Paul Sorrento, L OBP: 0.330, SLG: 0.368 (1, 3) F B X		1-1 F7 ①		1-2 G4-3 ②		2-1 F8 ②			
Mark Whiten, S OBP: 0.369, SLG: 0.422 (1, 9) S B F X		1-3 K2-3 ②		1-2 G6-3 ③		1-2 F9 ③			
Brook Jacoby, R OBP: 0.330, SLG: 0.345 (1, 5) B T C B B B		4-2 BB ③			0-0 G5-3 ①		4-2 G6-4-3 BB ① ②		
Mark Lewis, R OBP: 0.316, SLG: 0.369 (1, 6) X		0-0 P2 ③			3-2 F8 ②		0-1 G6-4-3 1-2f ① ②		
Junior Ortiz, R OBP: 0.283, SLG: 0.253 (1, 2) X			0-0 F7 ①		2-2 L9 ③		2-1 P6 ③		

AB	R	H	RBI	BB	SO	LOB
4	1	2	0	0	0	0
3	1	2	1	1	0	0
4	1	1	1	0	1	3
2	0	0	0	0	1	1
3	0	0	0	0	0	0
3	0	0	0	0	1	0
1	0	0	0	2	0	0
3	0	0	0	0	0	2
3	0	0	0	0	0	0

BOTTOM

Baltimore Orioles @ Cleveland Indians
Cleveland Municipal Stadium, Cleveland, OH

Wed Jun 17 1992, 3:33 AM EDT
Att: 11,334 - Sunny - 85 F

livebaseballscorecards.com

AB	26
R	3
H	5
RBI	2
BB	3
SO	3
LOB	6



1B: 3	SF: 0
2B: 2	SAC: 1
3B: 0	DP: 2
HR: 0	HBP: 0

WP: 1	PA: 30
PB: 0	
SB: 1	
CS: 0	

Inning Stats		R	H	E	K	S	R		H	E	K	S	R		H	E	K	S	R		H	E	K	S	R		H	E	K	S	R		H	E	K	S		
35 Mike Mussina, R (1, 1) ERA: 2.46		6.0	5	0	1	25	3	3	0	0	3	2	3	0	0	0	1	0	0	0	0	0	0	0	0	0	0	0	0	0	0	0	0	0	0	0	0	
Storm Davis, R (7, 1) ERA: 3.86		2.0	0	0	1	5	0	0	0	0	1	1	0	0	0	0	0	0	0	0	0	0	0	0	0	0	0	0	0	0	0	0	0	0	0	0	0	0

PITCHER		IP	WLS	BF	H	R	ER	SO	BB	IBB	HBP	BLK	WP	HR	S	P	ERA	WHIP
35 Mike Mussina, R (1, 1) ERA: 2.46		6.0	1	25	5	0	0	2	3	0	0	0	1	0	54	84	4.50	1.333
Storm Davis, R (7, 1) ERA: 3.86		2.0	0	5	0	0	0	1	0	0	0	0	0	0	12	19	0.00	0.000

Batter	1	2	3	4	5	6	7	8	9	AB R H RBI BB SO LOB	TOP
Kenny Lofton, L (1, 8) OBP: 0.340, SLG: 0.319	1-0 G3			1-2 G6-3		0-0 F7			0-0 G3	4 0 0 0 0 0 1	Cleveland Indians @ Milwaukee Brewers Milwaukee County Stadium, Milwaukee, WI Thu Jun 18 1992, 8:05 PM EDT Att. 12,691 - Cloudy - 68 F livebaseballscorecards.com
Glenallen Hill, R (1, 10) OBP: 0.262, SLG: 0.429	0-0 G5-3			2-3 K		1-3 K			1-2 P3	4 0 0 0 0 2 1	
Carlos Baerga, S (1, 4) OBP: 0.327, SLG: 0.414	2-2 L7			0-0 G3-1				0-2 F8	2-3 K	4 0 0 0 0 1 0	
Albert Belle, R (1, 7) OBP: 0.330, SLG: 0.506		1-1 G5-3			0-0 HR			1-2 G1 1B		3 1 2 1 0 0 0	
Paul Sorrento, L (1, 3) OBP: 0.326, SLG: 0.363		0-0 G4-1			0-0 G6-3			3-2 G1	1-2	3 0 0 0 0 0 1	
Mark Whiten, S (1, 9) OBP: 0.364, SLG: 0.415		1-0 F8			2-3 K			1-1 G3		3 0 0 0 0 1 1	
Brook Jacoby, R (1, 5) OBP: 0.325, SLG: 0.339			0-0 P4		1-1 G5-3			3-2 G6-3		3 0 0 0 0 0 0	
Mark Lewis, R (1, 6) OBP: 0.312, SLG: 0.363			0-2 P6			0-2 G5-3		2-3 K		3 0 0 0 0 1 0	
Sandy Alomar Jr., R (1, 2) OBP: 0.289, SLG: 0.338			0-2 P3			0-1 1B		1-2 F9		3 0 1 0 0 0 0	
Inning Stats	R: 0 E: 0 K: 0 S: 5 H: 0 LOB: 0 BB: 0 P: 8	R: 0 E: 0 K: 0 S: 4 H: 0 LOB: 0 BB: 0 P: 6	R: 0 E: 0 K: 0 S: 7 H: 0 LOB: 0 BB: 0 P: 7	R: 0 E: 0 K: 1 S: 7 H: 0 LOB: 0 BB: 0 P: 10	R: 1 E: 0 K: 1 S: 7 H: 1 LOB: 0 BB: 0 P: 10	R: 0 E: 0 K: 1 S: 9 H: 1 LOB: 1 BB: 0 P: 10	R: 0 E: 0 K: 0 S: 13 H: 1 LOB: 1 BB: 0 P: 18	R: 0 E: 0 K: 1 S: 12 H: 0 LOB: 0 BB: 0 P: 18	R: 0 E: 0 K: 1 S: 7 H: 0 LOB: 0 BB: 0 P: 10	1B: 2 2B: 0 3B: 0 HR: 1 SF: 0 SAC: 0 DP: 0 HBP: 0	WP: 0 PB: 0 SB: 0 CS: 0 PA: 30
PITCHER Bill Wegman, R (1, 1) ERA: 3.01	IP: 9.0 WLS: W BF: 30 H: 3 R: 1 ER: 1 SO: 5 BB: 0 IBB: 0 HBP: 0 BLK: 0 WP: 0 HR: 1 S: 71 P: 97 ERA: 1.00 WHIP: 0.333										

Cleveland Indians @ Milwaukee Brewers
Milwaukee County Stadium, Milwaukee, WI

Thu Jun 18 1992, 8:05 PM EDT
 Att. 12,691 - Cloudy - 68 F

AB	30
R	1
H	3
RBI	1
BB	0
SO	5
LOB	4



Batter	1	2	3	4	5	6	7	8	9	AB	R	H	RBI	BB	SO	LOB
Pat Listach, S OBP: 0.356, SLG: 0.340 (1, 6)	0-0 F7	1-1 G4-3		1-0 1B		1-3 K				4	0	1	2	0	1	4
Kevin Seitzer, R OBP: 0.356, SLG: 0.391 (1, 5)	0-0 B5-3		0-1 G6-3	1-0 G6-3			1-2 G3-1			4	0	0	0	0	0	1
Paul Molitor, R OBP: 0.396, SLG: 0.519 (1, 10)	1-3 K		0-0 1B		1-1 F7		4-0 BB			3	0	1	0	1	1	0
B.J. Surhoff, L OBP: 0.251, SLG: 0.288 (1, 2)		2-1 FC3-6 1B	3-2 1B		1-3 K		1-1 L7			4	1	2	0	0	1	1
Robin Yount, R OBP: 0.355, SLG: 0.426 (1, 8)		4-2 FC3-6 BB	0-0 FC6-4		3-1 L4		2-3 K			3	0	0	0	1	1	2
Dante Bichette, R OBP: 0.344, SLG: 0.452 (1, 9)		2-2 L9		0-0 G6-3		0-1 G6-3		2-3 K		4	0	0	0	0	1	2
Darryl Hamilton, L OBP: 0.358, SLG: 0.381 (1, 7)		2-0 FC3-6 1B		4-1 FC9-6 BB		1-1 E S 1B		2-2 1B		3	1	2	0	1	0	2
Tim McIntosh, R OBP: 0.255, SLG: 0.229 (1, 3)		4-1 1B		2-2 FC9-6 1B		1-2 E5		0-3 K		2	1	0	0	1	0	2
Franklin Stubbs, L OBP: 0.293, SLG: 0.363 (8, PH) (9, 3)		1-2 BB		1-2f 1B		1-3 P3		0-3 K		1	0	0	0	0	1	1
Scott Fletcher, R OBP: 0.374, SLG: 0.407 (1, 4)		1-2 1B		1-0 S 1B		0-0 P3		2-1 L7		4	1	2	2	0	0	3

Inning Stats	R: 0	H: 0	E: 0	K: 1	S: 5	LOB: 0	BB: 0	P: 6	R: 2	H: 2	E: 0	K: 0	S: 17	LOB: 2	BB: 2	P: 33	R: 0	H: 2	E: 0	K: 0	S: 9	LOB: 1	BB: 0	P: 11	R: 2	H: 2	E: 0	K: 0	S: 9	LOB: 1	BB: 1	P: 18	R: 0	H: 0	E: 0	K: 1	S: 9	LOB: 0	BB: 0	P: 14	R: 0	H: 1	E: 1	K: 1	S: 11	LOB: 2	BB: 0	P: 14	R: 0	H: 0	E: 0	K: 1	S: 9	LOB: 1	BB: 1	P: 16	R: 0	H: 1	E: 0	K: 2	S: 12	LOB: 1	BB: 0	P: 17
PITCHER	IP	WLS	BF	H	R	ER	SO	BB	IBB	HBP	BLK	WP	HR	S	P	ERA	WHIP																																															
Dave Otto, L ERA: 6.05 (1, 1)	5.1	L	26	7	4	4	2	3	0	0	0	0	0	56	91	6.75	1.875																																															
Eric Plunk, R ERA: 2.93 (6, 1)	2.2		10	1	0	0	4	1	0	0	0	0	0	25	38	0.00	0.750																																															


BOTTOM

Cleveland Indians @ Milwaukee Brewers
Milwaukee County Stadium, Milwaukee, WI

Thu Jun 18 1992, 8:05 PM EDT
 Att: 12,691 - Cloudy - 68 F

livebaseballscorecards.com

AB	32
R	4
H	8
RBI	4
BB	4
SO	6
LOB	18



WP: 0	PA: 36
PB: 0	
SB: 4	
CS: 1	

Batter	1	2	3	4	5	6	7	8	9	AB R H RBI BB SO LOB	TOP		
Kenny Lofton, L (1, 8) OBP: 0.337, SLG: 0.317	1-1 G4-3 G6-3 1B		X 0-0 P5	0-0 B1-3		B X 1-0 L8		X 0-0 G4-3 1-2f		5 0 1 0 0 0 4			
Glenallen Hill, R (1, 10) OBP: 0.259, SLG: 0.435	1-0 G6-3 1-2		B B C B S B X 3-2 HR 3B	0-1 P2		S B F F C 1-3 K		B B C S 1-3 K		5 1 1 0 0 2 3			
Carlos Baerga, S (1, 4) OBP: 0.325, SLG: 0.407	0-1 G4-3 2-3		C B B B F B 4-2 HR BB	0-1 P6		B X 1-0 G3		X 0-0 P4		4 1 0 0 1 0 1			
Albert Belle, R (1, 7) OBP: 0.331, SLG: 0.515 Thomas Howard, S (9, 7) OBP: 0.324, SLG: 0.359	4-2 BB BB		F B X 1-1 1-H 3-H HR		F F B B X 2-2 F7		B B X 2-0 F9		C B F L S 1-3 K		4 1 1 3 1 1 0 0 0 0 0 0 0 0		
Paul Sorrento, L (1, 3) OBP: 0.333, SLG: 0.372	4-1 SAFE 1-2 BB		F S B B B X 3-2 2B 2B		X 0-0 G3-1		C X 0-1 1B				3 1 2 0 1 0 0		
Mark Whiten, S (1, 9) OBP: 0.362, SLG: 0.417	2-3 K		B 2 SAFE X 1-0 S FC6-4 2B		X 0-0 G5-3		B X 1-0 G4-3				4 1 1 1 0 1 4		
Brook Jacoby, R (1, 5) OBP: 0.335, SLG: 0.343 Felix Fermin, R (6, PR) (6, 5) OBP: 0.283, SLG: 0.280		C X 0-1 G6-4-3 1B	B B B B 4-0 FC6-4 BB		S B B B 4-1 1B BB		X 0-0 HBP 1B				1 0 1 0 2 0 0 1 0 1 0 0 0 0		
Mark Lewis, R (1, 6) OBP: 0.311, SLG: 0.361	1-0 G6-4-3 1-2f		C B F B X 2-2 FC6-4 FC6-4 1-2f 2-H		X 0-0 1B		B C P C X 1-1 F8				4 0 1 1 0 0 3		
Sandy Alomar Jr., R (1, 2) OBP: 0.288, SLG: 0.331	0-1 G5-3		B C X 1-1 FC6-4 1-2f		X 0-0 P2		B C F C H 2-2 G4-3 HBP				3 0 0 0 0 0 3		
Inning Stats	R: 0 H: 1 E: 0 LOB: 3 K: 1 BB: 2 S: 13 P: 25	R: 0 H: 1 E: 0 LOB: 0 K: 0 BB: 0 S: 5 P: 6	R: 5 H: 4 E: 0 LOB: 1 K: 0 BB: 2 S: 17 P: 36	R: 0 H: 0 E: 0 LOB: 0 K: 0 BB: 0 S: 5 P: 5	R: 0 H: 0 E: 0 LOB: 0 K: 0 BB: 0 S: 5 P: 7	R: 0 H: 1 E: 0 LOB: 2 K: 1 BB: 1 S: 8 P: 14	R: 0 H: 1 E: 0 LOB: 1 K: 0 BB: 0 S: 5 P: 9	R: 0 H: 1 E: 0 LOB: 1 K: 0 BB: 0 S: 7 P: 9	R: 0 H: 0 E: 0 LOB: 0 K: 2 BB: 0 S: 9 P: 11	1B: 5 SF: 0 2B: 2 SAC: 0 3B: 1 DP: 2 HR: 1 HBP: 1	WP: 0 PA: 40 PB: 0 SB: 1 CS: 0		
PITCHER	IP WLS BF H R ER SO BB IBB HBP BLK WP HR S P ERA WHIP											PITCHER	IP WLS BF H R ER SO BB IBB HBP BLK WP HR S P ERA WHIP
Ricky Bones, R (1, 1) ERA: 4.46	5.1 L 27 7 5 5 1 5 0 0 0 0 0 1 48 86 8.44 2.250												
Jesse Orosco, L (6, 1) ERA: 4.91	0.1 1 0 0 0 0 0 0 0 0 0 0 0 1 2 0.00 0.000												
Jim Austin, R (6, 1) ERA: 2.49	1.1 5 1 0 0 1 0 0 0 0 0 0 0 9 14 0.00 0.750												
Darren Holmes, R (8, 1) ERA: 1.0	1.0 4 1 0 0 0 0 0 0 1 0 0 0 7 9 0.00 1.000												
Doug Henry, R (9, 1) ERA: 2.86	1.0 3 0 0 0 0 2 0 0 0 0 0 0 9 11 0.00 0.000												

Cleveland Indians @ Milwaukee Brewers
Milwaukee County Stadium, Milwaukee, WI

Fri Jun 19 1992, 8:05 PM EDT
Att. 19,111 - Cloudy - 53 F

AB	34
R	5
H	9
RBI	5
BB	5
SO	4
LOB	18



WP: 0	PA: 40
PB: 0	
SB: 1	
CS: 0	

1B: 5	SF: 0
2B: 2	SAC: 0
3B: 1	DP: 2
HR: 1	HBP: 1

livebaseballscorecards.com

Batter	1	2	3	4	5	6	7	8	9	AB	R	H	RBI	BB	SO	LOB
Darryl Hamilton, L (1, 7) OBP: 0.360, SLG: 0.381	1-3 K		1-0 P5		3-2 2-H 1B		1-1 BB 1-2 1B	0-2 G4-3		5	0	2	1	0	1	3
Kevin Seitzer, R (1, 5) OBP: 0.353, SLG: 0.387	2-1 G6-3		1-1 F9		2-1 F7		1-1 BB 1-2 2-3 1B		0-1 L4	5	0	1	0	0	0	2
Paul Molitor, R (1, 10) OBP: 0.393, SLG: 0.510	0-0 P3			0-1 G1-4-3		1-1 G6-3	4-1 1-2 2-3 3-H BB		1-2 G6-3	4	0	0	1	1	0	0
B.J. Surhoff, L (1, 3) OBP: 0.250, SLG: 0.282		4-2 FC5-4 BB		3-2 G4-3		0-0 G4-3	2-0 L3		2-3 K	4	0	0	0	1	1	3
Robin Yount, R (1, 8) OBP: 0.361, SLG: 0.441		1-1 FC5-4 CS		3-2 2B		1-0 2B		0-2 1B SF7 1B		4	1	3	0	0	0	1
Dante Bichette, R (1, 9) OBP: 0.342, SLG: 0.444		1 SAFE 4-2 1-2 BB		0-0 L8		0-2 G5-3		0-2 P4		3	0	0	0	1	0	3
Dave Nilsson, L (1, 2) OBP: 0.288, SLG: 0.453		3-2 SAFE P9		0-0 F8			1-1 1B BB 1B	3-2 HBP 1B		4	1	2	0	0	0	1
Scott Fletcher, R (1, 4) OBP: 0.385, SLG: 0.421			2-2 S 1B		2-2 1B 2B		1-3 K	1-0 HBP		3	1	2	0	0	1	1
Pat Listach, S (1, 6) OBP: 0.349, SLG: 0.335			0-2 F7		2-3 K		3-3 K	3-2 SF7		3	0	0	1	0	2	3

Inning Stats	R: 0	H: 0	E: 0	K: 1	S: 6	R: 0	H: 0	E: 0	K: 0	S: 11	R: 0	H: 1	E: 0	K: 0	S: 10	R: 0	H: 1	E: 0	K: 0	S: 9	R: 1	H: 2	E: 0	K: 1	S: 15	R: 0	H: 1	E: 0	K: 0	S: 7	R: 1	H: 3	E: 0	K: 2	S: 14	R: 1	H: 2	E: 0	K: 0	S: 16	R: 0	H: 0	E: 0	K: 1	S: 9	1B: 7	2B: 3	3B: 0	HR: 0	SF: 1	SAC: 0	DP: 0	HBP: 1	WP: 0	PA: 40
--------------	------	------	------	------	------	------	------	------	------	-------	------	------	------	------	-------	------	------	------	------	------	------	------	------	------	-------	------	------	------	------	------	------	------	------	------	-------	------	------	------	------	-------	------	------	------	------	------	-------	-------	-------	-------	-------	--------	-------	--------	-------	--------

PITCHER	IP	WLS	BF	H	R	ER	SO	BB	IBB	HBP	BLK	WP	HR	S	P	ERA	WHIP
Scott Scudder, R (1, 1) ERA: 4.38	6.2	W	29	8	2	2	4	2	0	0	0	0	0	70	113	2.70	1.500
Ted Power, R (7, 1) ERA: 1.99	0.2		5	2	1	1	0	1	0	0	0	0	0	11	20	13.50	4.500
Steve Olin, R (8, 1) ERA: 2.23	1.2	S	6	0	0	0	1	0	0	1	0	0	0	16	23	0.00	0.000

BOTTOM

Cleveland Indians @ Milwaukee Brewers
Milwaukee County Stadium, Milwaukee, WI

Fri Jun 19 1992, 8:05 PM EDT
Att: 19,111 - Cloudy - 53 F

livebaseballscorecards.com

AB	35
R	3
H	10
RBI	3
BB	3
SO	5
LOB	17



Cleveland Indians @ Milwaukee Brewers
 Milwaukee County Stadium, Milwaukee, WI

Sat Jun 20 1992, 8:05 PM EDT
 Att. 25,337 - Sunny - 55 F

livebaseballscorecards.com

AB	29
R	1
H	3
RBI	1
BB	1
SO	4
LOB	10



WP:	0	PA:	31
PB:	0		
SB:	1		
CS:	0		

Batter	1	2	3	4	5	6	7	8	9	AB	R	H	RBI	BB	SO	LOB
Kenny Lofton, L (1, 8) OBP: 0.332, SLG: 0.311	E3 L9 1B G6-3		F8			FC6-4 1-2f		G1		4	1	0	0	0	0	2
Thomas Howard, S (1, 7) OBP: 0.322, SLG: 0.357	G6-3 1B		G4-3			K			K	4	0	1	0	0	2	1
Carlos Baerga, S (1, 4) OBP: 0.321, SLG: 0.401	L9				F8	F7			K2-3	4	0	0	0	0	1	3
Albert Belle, R (1, 10) OBP: 0.326, SLG: 0.506	G6-3				L7			K	F9	4	0	0	1	0	1	1
Paul Sorrento, L (1, 3) OBP: 0.333, SLG: 0.369	G4-3				G1-3			G5-4-3 BB		2	0	0	0	1	0	1
Mark Whiten, S (1, 9) OBP: 0.358, SLG: 0.411		B4-3			G3-1			G5-4-3 1-2f		3	0	0	0	0	0	1
Sandy Alomar Jr., R (1, 2) OBP: 0.289, SLG: 0.331		P3			G1-3			L3 1B		3	0	1	0	0	0	0
Mark Lewis, R (1, 5) OBP: 0.307, SLG: 0.356			F8			F9		L3 1-2		3	0	0	0	0	0	1
Felix Fermin, R (1, 6) OBP: 0.304, SLG: 0.288			G4-3			FC6-4 1B		HBP		2	0	1	0	0	0	0

Batter	1	2	3	4	5	6	7	8	9	
Inning Stats	R: 1 E: 1 K: 0 S: 9 H: 1 LOB: 1 BB: 0 P: 16	R: 0 E: 0 K: 0 S: 4 H: 0 LOB: 0 BB: 0 P: 7	R: 0 E: 0 K: 0 S: 5 H: 0 LOB: 0 BB: 0 P: 10	R: 0 E: 0 K: 0 S: 6 H: 0 LOB: 0 BB: 0 P: 10	R: 0 E: 0 K: 0 S: 5 H: 0 LOB: 0 BB: 0 P: 10	R: 0 E: 0 K: 1 S: 11 H: 1 LOB: 1 BB: 0 P: 14	R: 0 E: 0 K: 1 S: 5 H: 0 LOB: 0 BB: 1 P: 12	R: 0 E: 0 K: 0 S: 5 H: 1 LOB: 1 BB: 0 P: 8	R: 0 E: 0 K: 2 S: 10 H: 0 LOB: 0 BB: 0 P: 13	1B: 3 2B: 1 3B: 0 HR: 0 SF: 0 SAC: 0 DP: 2 HBP: 1

PITCHER	IP	WLS	BF	H	R	ER	SO	BB	IBB	HBP	BLK	WP	HR	S	P	ERA	WHIP
Chris Bosio, R (1, 1) ERA: 4.55	5.2	W	20	2	1	0	1	0	0	0	0	0	0	37	63	0.00	0.353
Mike Fetters, R (6, 1) ERA: 0.43	2.1		8	1	0	0	1	1	0	1	0	0	0	13	24	0.00	0.857
Doug Henry, R (9, 1) ERA: 2.76	1.0	S	3	0	0	0	2	0	0	0	0	0	0	10	13	0.00	0.000

Batter	1	2	3	4	5	6	7	8	9
Pat Listach, S OBP: 0.346, SLG: 0.332 (1, 6)	2-2 G5-3		0-0 2B 1B	2-3 K		0-2 L9		2-3 K	
Kevin Seitzer, R OBP: 0.350, SLG: 0.393 (1, 5)	1-0 L9		2-2 SF8 3-H		0-1 G6-3		1-1 3B	1-1 G6-4-3 1-2f	
Paul Molitor, R OBP: 0.394, SLG: 0.521 (1, 3)	4-0 BB		1-0 F7		1-2 HR		2-2 F8		
B.J. Surhoff, L OBP: 0.250, SLG: 0.286 (1, 10)	3-1 G4-3		2-1 2B 1-H		0-0 L8		1-3 K		
Robin Yount, R OBP: 0.355, SLG: 0.433 (1, 8)		1-3 K	2-0 P3		2-3 K		1-0 F8		
Dante Bichette, R OBP: 0.346, SLG: 0.451 (1, 9)		3-3 K		1-1 SH5-4 1B		1-2 G6-3		1-0 E 1B 2B	
Darryl Hamilton, L OBP: 0.368, SLG: 0.387 (1, 7)		2-2 E5		2-0 SH5-4 1B		4-0 1B BB		1-2 E8 1B 1B	
Dave Nilsson, L OBP: 0.290, SLG: 0.439 (1, 2)		2-0 G4-3		0-1 SH5-4 1-2 2-3		0-0 F7		4-1 1B BB	
Scott Fletcher, R OBP: 0.396, SLG: 0.427 (1, 4)			4-2 1B SF8 BB		0-0 G5-3		1-0 1B	2-0 G6-4-3 1-2 2-3 3-H 1B	

Inning Stats	R: 0	H: 0	E: 0	K: 0	S: 6	LOB: 1	BB: 1	P: 16
	R: 0	H: 0	E: 1	K: 2	S: 10	LOB: 1	BB: 0	P: 18
	R: 2	H: 2	E: 0	K: 0	S: 14	LOB: 1	BB: 1	P: 23
	R: 0	H: 2	E: 0	K: 1	S: 10	LOB: 2	BB: 0	P: 15
	R: 1	H: 1	E: 0	K: 1	S: 10	LOB: 0	BB: 0	P: 13
	R: 0	H: 1	E: 0	K: 0	S: 8	LOB: 2	BB: 1	P: 14
	R: 0	H: 1	E: 0	K: 1	S: 10	LOB: 1	BB: 0	P: 14
	R: 1	H: 3	E: 1	K: 1	S: 13	LOB: 2	BB: 1	P: 24

PITCHER	IP	WLS	BF	H	R	ER	SO	BB	IBB	HBP	BLK	WP	HR	S	P	ERA	WHIP
Denis Boucher, L ERA: 5.51 (1, 1)	6.1	L	30	7	3	3	4	3	0	0	0	0	1	63	107	4.26	1.579
Kevin Wickander, L ERA: 2.55 (7, 1)	0.2		5	2	1	1	1	1	0	0	0	0	0	10	17	13.50	4.500
Ted Power, R ERA: 1.93 (8, 1)	1.0		3	1	0	0	1	0	0	0	0	0	0	8	13	0.00	1.000

AB R H RBI BB SO LOB

5	1	1	0	0	2	7
4	0	1	1	0	0	3
3	1	1	1	1	0	2
4	0	1	1	0	1	2
4	0	0	0	0	2	2
4	1	2	0	0	1	0
3	0	2	0	1	0	0
2	0	0	0	1	0	2
3	1	2	1	1	0	2

WP	HR	S	P	ERA	WHIP
0	0	0	0	0	0

Cleveland Indians @ Milwaukee Brewers
Milwaukee County Stadium, Milwaukee, WI
 Sat Jun 20 1992, 8:05 PM EDT
 Att. 25,337 - Sunny - 55 F

livebaseballscores.com

AB	32
R	4
H	10
RBI	4
BB	4
SO	6
LOB	20



Batter	1	2	3	4	5	6	7	8	9	AB R H RBI BB SO LOB	TOP																									
Kenny Lofton, L (1, 8) OBP: 0.337, SLG: 0.320	1-2 G4-3 3B	2-2 E4 G4-6-3			4-0 1B BB		4-2 SH1-3 BB		2-1 B5-3	3 1 1 0 2 0 2																										
Thomas Howard, S (1, 7) OBP: 0.321, SLG: 0.354	0-1 F7	0-0 G4-6-3			2-1 1-3 1B		1-1 SH1-3		0-1 G3-1	4 0 1 0 0 0 4																										
Carlos Baerga, S (1, 4) OBP: 0.319, SLG: 0.396	0-0 G4-3				0-1 P5		1-2 F8		4-2 BB	4 0 0 1 1 0 3																										
Albert Belle, R (1, 10) OBP: 0.324, SLG: 0.500	2-1 1B 1B				2-1 F7		2-2 P4		0-0 P4	5 0 1 0 0 0 4																										
Paul Sorrento, L (1, 3) OBP: 0.333, SLG: 0.368 Carlos Martinez, R (8, PH) OBP: 0.310, SLG: 0.444	1-2 1-3 1B				0-0 F7		2-2 F7		0-1 G6-3	3 0 1 0 0 0 0 1 0 0 0 0 0 0																										
Mark Whiten, S (1, 9) OBP: 0.356, SLG: 0.405	3-1 F7				1-1 P4		4-0 1B BB		2-1 G1-3	3 1 0 0 1 0 2																										
Mark Lewis, R (1, 6) OBP: 0.314, SLG: 0.363					2-2 G3		1-1 1B 1B		2-2 BB 1B	4 0 3 0 0 0 0																										
Junior Ortiz, R (1, 2) OBP: 0.294, SLG: 0.258 Glenallen Hill, R (8, PH) OBP: 0.265, SLG: 0.435 Sandy Alomar Jr., R (8, 2) OBP: 0.289, SLG: 0.331					2-2 G4-3		1-1 F9-3 1-3 2-H 1B		4-2 BB 1B	2 0 1 1 0 0 0 0 0 0 0 1 0 0 0 0 0 0 0 0 0																										
Felix Fermin, R (1, 5) OBP: 0.288, SLG: 0.273 Alex Cole, L (8, PH) OBP: 0.265, SLG: 0.198 Brook Jacoby, R (8, 5) OBP: 0.335, SLG: 0.343					2-2 F7		2-1 G6-3		1-3 K	3 0 0 0 0 0 4 1 0 0 0 0 1 2 0 0 0 0 0 0 0																										
Inning Stats	R: 1 E: 0 K: 0 S: 13	H: 3 LOB: 2 BB: 0 P: 20	R: 0 E: 1 K: 0 S: 9	H: 1 LOB: 2 BB: 0 P: 14	R: 0 E: 0 K: 0 S: 6	H: 0 LOB: 0 BB: 0 P: 10	R: 0 E: 0 K: 0 S: 8	H: 0 LOB: 0 BB: 0 P: 13	R: 0 E: 0 K: 0 S: 10	H: 1 LOB: 2 BB: 1 P: 18	R: 1 E: 0 K: 0 S: 8	H: 2 LOB: 1 BB: 1 P: 16	R: 0 E: 0 K: 0 S: 13	H: 0 LOB: 1 BB: 1 P: 21	R: 0 E: 0 K: 1 S: 12	H: 1 LOB: 2 BB: 1 P: 21	R: 0 E: 0 K: 0 S: 8	H: 0 LOB: 1 BB: 1 P: 14	1B: 7 2B: 1 3B: 1 HR: 0	SF: 0 SAC: 1 DP: 2 HBP: 1	WP: 0 PB: 0 SB: 0 CS: 0	PA: 40														
PITCHER	IP WLS BF H R ER SO BB IBB HBP BLK WP HR S P ERA WHIP																																			
Ron Robinson, R (1, 1) ERA: 4.5	5.1		26	7	2	2	0	2	0	1	0	0	0	53	90	3.38	1.688																			
Dan Plesac, L (6, 1) ERA: 3.98	2.1	W	8	1	0	0	0	1	0	0	0	0	0	21	33	0.00	0.857																			
Darren Holmes, R (8, 1) ERA: 0.96	0.1		2	0	0	0	1	1	0	0	0	0	0	5	10	0.00	3.000																			
Doug Henry, R (9, 1) ERA: 2.67	1.0	S	4	0	0	0	0	1	0	0	0	0	0	8	14	0.00	1.000																			

Cleveland Indians @ Milwaukee Brewers
Milwaukee County Stadium, Milwaukee, WI

Sun Jun 21 1992, 4:33 AM EDT
Att. 23,609 - Sunny - 59 F

AB	33
R	2
H	8
RBI	2
BB	5
SO	1
LOB	21



WP: 0	PA: 40
-------	--------

Batter	1	2	3	4	5	6	7	8	9	AB	R	H	RBI	BB	SO	LOB	BOTTOM									
Pat Listach, S (1, 6) OBP: 0.349, SLG: 0.332	4-1 WP 2B BB		X 0-0 CS 1B			C 2-3 K		B 3-2 G4-3		3	1	1	0	1	1	0										
Kevin Seitzer, R (1, 5) OBP: 0.352, SLG: 0.403	1 SAFE 1 SAFE 1 SAFE G4-3 1-H 2B		P 2-3 SAFE 1-2			C 3-1 1B 2B		X 0-0 G6-3		4	1	2	1	0	1	1										
Darryl Hamilton, L (1, 8) OBP: 0.371, SLG: 0.401	C 3-3 K		B 1-0 G6-3			B 2-0 2-H 1B 1B		C 1-1 1B 3B		4	2	2	1	0	1	1										
B.J. Surhoff, L (1, 10) OBP: 0.255, SLG: 0.291	C 1-1 G4-3		X 0-1 G6-3			S 1-2 S 1B		C 1-1 FC5-4 1B		4	0	2	2	0	0	1										
Dante Bichette, R (1, 9) OBP: 0.339, SLG: 0.441	B 1-1 P5		X 0-0 F9			S 0-3 SAFE SAFE K		S 1-1 SAFE SAFE FC5-4 1-2f		4	0	0	0	0	1	3										
Franklin Stubbs, L (1, 3) OBP: 0.288, SLG: 0.356		C 2-3 K		F 3-1 L7		B 1-1 G3-1				3	0	0	0	0	1	1										
Greg Vaughn, R (1, 7) OBP: 0.288, SLG: 0.381		B 4-2 FC4 BB				C 2-3 K		S 2-3 K		2	0	0	0	1	2	0										
Dave Nilsson, L (1, 2) OBP: 0.278, SLG: 0.420		B 1 SAFE X F7				B 1-3 K		S 2-3 K		3	0	0	0	0	2	1										
Scott Fletcher, R (1, 4) OBP: 0.387, SLG: 0.417		F 1 SAFE X FC4 1-2f				X 0-0 L7		C 0-1 G5-3		3	0	0	0	0	0	1										
Inning Stats	R: 1 E: 0 K: 1 S: 10	H: 1 LOB: 1 BB: 1 P: 20	R: 0 E: 0 K: 1 S: 8	H: 0 LOB: 1 BB: 1 P: 16	R: 0 E: 0 K: 1 S: 8	H: 1 LOB: 0 BB: 0 P: 9	R: 0 E: 0 K: 0 S: 5	H: 0 LOB: 0 BB: 0 P: 8	R: 0 E: 0 K: 2 S: 8	H: 0 LOB: 0 BB: 0 P: 11	R: 2 E: 1 K: 2 S: 17	H: 3 LOB: 1 BB: 0 P: 26	R: 0 E: 0 K: 2 S: 8	H: 0 LOB: 0 BB: 0 P: 12	R: 1 E: 0 K: 0 S: 10	H: 2 LOB: 1 BB: 0 P: 16	1B: 4 2B: 2 3B: 1 HR: 0	SF: 0 SAC: 0 DP: 0 HBP: 0	WP: 1 PB: 0 SB: 1 CS: 1	PA: 32	ERA WHIP					
PITCHER	IP WLS BF H R ER SO BB IBB HBP BLK WP HR S P ERA WHIP																									
Jack Armstrong, R (1, 1) ERA: 4.63	7.2 L 30 6 4 3 9 2 0 0 0 1 0 70 112 3.52 1.043																									
Derek Lilliquist, L (8, 1) ERA: 2.08	0.1 2 1 0 0 0 0 0 0 0 0 0 4 6 0.00 3.000																									

Cleveland Indians @ Milwaukee Brewers
Milwaukee County Stadium, Milwaukee, WI

Sun Jun 21 1992, 4:33 AM EDT
Att. 23,609 - Sunny - 59 F

livebaseballscorecards.com

AB	30
R	4
H	7
RBI	4
BB	2
SO	9
LOB	9



Batter	1	2	3	4	5	6	7	8	9	AB R H RBI BB SO LOB	TOP											
Kenny Lofton, L (1, 8) OBP: 0.336, SLG: 0.323	3-2 F8			1-0 2B		1-1 F8		0-1 P4		4 0 1 0 0 0 0												
Mark Lewis, R (1, 6) OBP: 0.309, SLG: 0.356	2-3 K			1-2 L8		0-0 G1-3		2-1 P5		4 0 0 0 0 1 1												
Carlos Baerga, S (1, 4) OBP: 0.321, SLG: 0.395	3-1 F7			4-0 BB		0-1 FC5-4 1B			2-2 G3	3 0 1 0 1 0 0												
Albert Belle, R (1, 7) OBP: 0.323, SLG: 0.496		0-1 F9		1-1 F7		0-0 FC5-4 1-2f			0-0 1B 1B	4 1 1 0 0 0 3												
Carlos Martinez, R (1, 3) OBP: 0.303, SLG: 0.419		1-1 G6-3		3-2 F7			0-0 1B		0-3 K	4 0 1 0 0 1 3												
Mark Whiten, S (1, 9) OBP: 0.354, SLG: 0.402		1-3 K			3-3 K		3-3 K		2-2 1B 1B	4 0 1 0 0 3 1												
Glenallen Hill, R (1, 10) OBP: 0.264, SLG: 0.430			2-3 K		3-2 F8		0-0 P3		0-0 1B 1-2 2-H	4 0 1 1 0 1 1												
Sandy Alomar Jr., R (1, 2) OBP: 0.288, SLG: 0.329			1-3 K		0-0 1B		1-2 L4		1-0 F7	4 0 1 0 0 1 3												
Felix Fermin, R (1, 5) OBP: 0.274, SLG: 0.259			2-2 G5-3		3-2 G6-3			0-1 G6-3		3 0 0 0 0 0 1												
Inning Stats	R: 0 E: 0 K: 1 S: 11	H: 0 LOB: 0 BB: 0 P: 19	R: 0 E: 0 K: 1 S: 7	H: 0 LOB: 0 BB: 0 P: 9	R: 0 E: 0 K: 2 S: 9	H: 0 LOB: 0 BB: 0 P: 14	R: 0 E: 0 K: 0 S: 9	H: 1 LOB: 2 BB: 1 P: 19	R: 0 E: 0 K: 1 S: 12	H: 1 LOB: 1 BB: 0 P: 21	R: 0 E: 0 K: 0 S: 6	H: 1 LOB: 1 BB: 0 P: 7	R: 0 E: 0 K: 1 S: 8	H: 1 LOB: 1 BB: 0 P: 12	R: 0 E: 0 K: 0 S: 6	H: 0 LOB: 0 BB: 0 P: 8	R: 1 E: 0 K: 1 S: 12	H: 3 LOB: 2 BB: 0 P: 17	1B: 6 2B: 1 3B: 0 HR: 0	SF: 0 SAC: 0 DP: 0 HBP: 0	WP: 0 PB: 0 SB: 0 CS: 0	PA: 35
PITCHER Charlie Hough, R (1, 1) ERA: 3.34	IP: 9.0 WLS: W BF: 35 H: 7 R: 1 ER: 1 SO: 7 BB: 1 IBB: 0 HBP: 0 BLK: 0 WP: 0 HR: 0 S: 80 P: 126 ERA: 1.00 WHIP: 0.889											PITCHER IP: WLS: BF: H: R: ER: SO: BB: IBB: HBP: BLK: WP: HR: S: P: ERA: WHIP:										

Cleveland Indians @ Chicago White Sox
Comiskey Park, Chicago, IL
Mon Jun 22 1992, 8:05 PM EDT
Att. 32,967 - Cloudy - 61 F

AB	34
R	1
H	7
RBI	1
BB	1
SO	7
LOB	13



Batter	1	2	3	4	5	6	7	8	9	AB R H RBI BB SO LOB	TOP																						
Kenny Lofton, L (1, 8) OBP: 0.331, SLG: 0.318	1-3 		2-1 		2-0 		0-0 			4 0 0 0 0 1 1																							
Thomas Howard, S (1, 7) OBP: 0.319, SLG: 0.352	0-0 		0-2 		1-1 			0-1 		4 0 1 0 0 0 0																							
Carlos Baerga, S (1, 4) OBP: 0.327, SLG: 0.398	4-2 			1-1 		1-1 		1-2 		3 0 2 0 1 0 0																							
Albert Belle, R (1, 10) OBP: 0.329, SLG: 0.498	2-1 			4-0 		1-2 		1-0 		3 0 2 0 1 0 1																							
Paul Sorrento, L (1, 3) OBP: 0.328, SLG: 0.361	3-2 			2-3 		0-2 		1-1 		4 0 0 0 0 1 7																							
Mark Whiten, S (1, 9) OBP: 0.357, SLG: 0.401		1-0 		4-2 		0-0 		3-1 		3 1 1 0 1 0 2																							
Sandy Alomar Jr., R (1, 2) OBP: 0.281, SLG: 0.321		1-3 		1-2 		3-2 		0-0 		4 0 0 0 0 1 6																							
Mark Lewis, R (1, 6) OBP: 0.308, SLG: 0.355		2-0 		2-1 		0-0 		1-1 		4 0 1 1 0 0 3																							
Felix Fermin, R (1, 5) OBP: 0.273, SLG: 0.258			0-2 		0-0 		1-0 		2-1 	4 0 1 0 0 0 0																							
Inning Stats	R: 0 E: 0 K: 1 S: 14	H: 2 LOB: 2 BB: 1 P: 23	R: 0 E: 0 K: 1 S: 5	H: 0 LOB: 0 BB: 0 P: 9	R: 0 E: 0 K: 0 S: 8	H: 0 LOB: 0 BB: 0 P: 10	R: 0 E: 1 K: 1 S: 12	H: 0 LOB: 3 BB: 2 P: 26	R: 0 E: 0 K: 0 S: 4	H: 0 LOB: 0 BB: 0 P: 7	R: 0 E: 0 K: 0 S: 15	H: 2 LOB: 2 BB: 0 P: 20	R: 0 E: 0 K: 0 S: 3	H: 1 LOB: 0 BB: 0 P: 4	R: 0 E: 0 K: 0 S: 8	H: 1 LOB: 1 BB: 0 P: 11	R: 1 E: 0 K: 0 S: 7	H: 2 LOB: 0 BB: 0 P: 13	1B: 8 2B: 0 3B: 0 HR: 0	SF: 0 SAC: 0 DP: 1 HBP: 0	WP: 0 PB: 0 SB: 1 CS: 1	PA: 36											
PITCHER Jack McDowell, R (1, 1) ERA: 3.33	IP 9.0	WLS W	BF 36	H 8	R 1	ER 1	SO 3	BB 3	IBB 0	HBP 0	BLK 0	WP 0	HR 0	S 76	P 123	ERA 1.00	WHIP 1.222																
											PITCHER	IP	WLS	BF	H	R	ER	SO	BB	IBB	HBP	BLK	WP	HR	S	P	ERA	WHIP					

Cleveland Indians @ Chicago White Sox
Comiskey Park, Chicago, IL
 Tue Jun 23 1992, 8:05 PM EDT
 Att. 36,972 - Cloudy - 66 F

livebaseballscorecards.com

AB	33
R	1
H	8
RBI	1
BB	3
SO	3
LOB	20



Batter	1	2	3	4	5	6	7	8	9
Tim Raines, S OBP: 0.352, SLG: 0.352 (1, 7)	0-0 WP 1B	3-1 G1-3		2-2 2B		1-0 P6		3-2 G4-6-3 1B	
Robin Ventura, L OBP: 0.401, SLG: 0.435 (1, 5)	3-1 G6-4-3 1B	1-1 G1-3		2-0 2B		3-3 K		3-3 K	
Frank Thomas, R OBP: 0.423, SLG: 0.519 (1, 3)	4-2 G6-4-3 BB		1-3 K	1-0 L9			4-2 BB	1-2 G4-6-3	
George Bell, R OBP: 0.282, SLG: 0.359 (1, 10)	3-1 G6-4-3		0-0 F8		1-1 G1-3		2-3 K		
Craig Grebeck, R OBP: 0.318, SLG: 0.349 (1, 6)	2-2 1B		3-2 F8		3-1 P6		2-0 P7		
Steve Sax, R OBP: 0.291, SLG: 0.286 (1, 4)	1-0 1B		0-0 F9		4-1 1B		0-1 F8		
Shawn Abner, R OBP: 0.340, SLG: 0.362 (1, 9)	3-1 F7		2-1 1B	1-1 1B			1-2 1B		
Lance Johnson, L OBP: 0.301, SLG: 0.345 (1, 8)		0-0 G1-3		4-1 1B		0-0 F7		1-0 1B	
Ron Karkovice, R OBP: 0.298, SLG: 0.327 (1, 2)		4-2 G1-3 BB		4-2 1B		3-3 K		0-0 1B	

Inning Stats	R: 2	H: 4	E: 0	K: 0	S: 13	LOB: 2	BB: 1	P: 29	R: 0	H: 0	E: 0	K: 0	S: 7	LOB: 0	BB: 0	P: 15	R: 0	H: 0	E: 0	K: 1	S: 7	LOB: 0	BB: 0	P: 11	R: 3	H: 3	E: 0	K: 0	S: 11	LOB: 1	BB: 2	P: 26	R: 0	H: 1	E: 0	K: 0	S: 8	LOB: 2	BB: 1	P: 17	R: 0	H: 0	E: 0	K: 2	S: 8	LOB: 0	BB: 0	P: 15	R: 0	H: 0	E: 0	K: 1	S: 10	LOB: 1	BB: 1	P: 18	R: 2	H: 4	E: 0	K: 1	S: 17	LOB: 1	BB: 0	P: 26
1B: 11	SF: 0	2B: 1	SAC: 0	3B: 0	DP: 2	HR: 0	HBP: 0	WP: 2	PA: 39																																																							


PITCHER	IP	WLS	BF	H	R	ER	SO	BB	IBB	HBP	BLK	WP	HR	S	P	ERA	WHIP
Dave Otto, L ERA: 6.38 (1, 1)	3.2	L	20	7	5	5	1	4	0	0	0	1	0	37	79	12.27	3.000
Dennis Cook, L ERA: 5.0 (4, 1)	3.1		13	1	0	0	3	2	0	0	0	0	0	27	52	0.00	0.900
Eric Plunk, R ERA: 3.86 (8, 1)	1.0		6	4	2	2	1	0	0	0	0	0	0	17	26	18.00	4.000

BOTTOM

Cleveland Indians @ Chicago White Sox
Comiskey Park, Chicago, IL

Tue Jun 23 1992, 8:05 PM EDT
Att: 36,972 - Cloudy - 66 F

AB	33
R	7
H	12
RBI	7
BB	6
SO	5
LOB	16



PITCHER	IP	WLS	BF	H	R	ER	SO	BB	IBB	HBP	BLK	WP	HR	S	P	ERA	WHIP
---------	----	-----	----	---	---	----	----	----	-----	-----	-----	----	----	---	---	-----	------

Batter	1	2	3	4	5	6	7	8	9	AB R H RBI BB SO LOB	TOP						
Thomas Howard, S (1, 8) OBP: 0.318, SLG: 0.350	1-1 G5-3		0-0 1B		2-2 G5-3			2-1 G1-3		4 0 1 2 0 0 0	Cleveland Indians @ Chicago White Sox Comiskey Park, Chicago, IL Wed Jun 24 1992, 8:05 PM EDT Att. 30,575 - Sunny - 64 F						
Mark Lewis, R (1, 6) OBP: 0.307, SLG: 0.357	0-2 G6-3		1-0 L9			1-1 1B 2B		0-3 K		4 0 1 0 0 1 2							
Carlos Baerga, S (1, 4) OBP: 0.329, SLG: 0.401	1-1 G3		0-0 SF9			1-0 FC5-4 1B		1-2		3 0 2 1 0 0 0							
Albert Belle, R (1, 7) OBP: 0.324, SLG: 0.490		0-1 G5-3	3-2 G1-3			1-2 P5		2-2 P9		4 0 0 0 0 0 4							
Carlos Martinez, R (1, 3) OBP: 0.270, SLG: 0.371		1-2 G4-3		1-0 G5-3		0-0 P4		0-0 P3		4 0 0 0 0 0 2							
Mark Whiten, S (1, 9) OBP: 0.355, SLG: 0.398		2-3 K		1-2 G3		1 SAFE FC5-4		1-2 WP 1B		4 0 1 0 0 1 2							
Glenallen Hill, R (1, 10) OBP: 0.271, SLG: 0.428			2-1 SH 1B 1B		1-0 F9		2-2 G4-6-3 HBP		0-2 P4	3 1 1 0 0 0 1							
Sandy Alomar Jr., R (1, 2) OBP: 0.281, SLG: 0.319			1-1 SH 1B 1B			1 SAFE G6-3		1-1 F7		2-3 K		4 1 1 0 0 1 2					
Felix Fermin, R (1, 5) OBP: 0.265, SLG: 0.250			0-1 SH 1B SF9		1-1 G4-3		0-1 G4-6-3			2 1 0 0 0 0 1							
Inning Stats	R: 0 H: 0 E: 0 K: 0 S: 8 H: 0 LOB: 0 BB: 0 P: 10	R: 0 H: 0 E: 0 K: 1 S: 8 H: 0 LOB: 0 BB: 0 P: 11	R: 3 H: 3 E: 0 K: 0 S: 13 H: 3 LOB: 1 BB: 0 P: 20	R: 0 H: 0 E: 0 K: 0 S: 5 H: 0 LOB: 0 BB: 0 P: 8	R: 0 H: 0 E: 0 K: 0 S: 7 H: 0 LOB: 0 BB: 0 P: 10	R: 0 H: 2 E: 0 K: 0 S: 11 H: 2 LOB: 2 BB: 0 P: 14	R: 0 H: 0 E: 0 K: 0 S: 7 H: 0 LOB: 0 BB: 0 P: 9	R: 0 H: 1 E: 0 K: 1 S: 11 H: 1 LOB: 1 BB: 0 P: 16	R: 0 H: 1 E: 0 K: 1 S: 13 H: 1 LOB: 1 BB: 0 P: 16	1B: 6 SF: 1 2B: 1 SAC: 1 3B: 0 DP: 1 HR: 0 HBP: 1	WP: 1 PA: 35 PB: 0 SB: 0 CS: 0						
PITCHER	IP WLS BF H R ER SO BB IBB HBP BLK WP HR S P ERA WHIP																
Greg Hibbard, L (1, 1) ERA: 4.24	8.0	31	6	3	3	2	0	0	1	0	0	0	70	98	3.38	0.750	
Roberto Hernandez, R (9, 1) ERA: 1.5	1.0	W	4	1	0	0	1	0	0	0	0	1	0	13	16	0.00	1.000

AB	32
R	3
H	7
RBI	3
BB	0
SO	3
LOB	14



Batter	1	2	3	4	5	6	7	8	9	AB R H RBI BB SO LOB
Tim Raines, S OBP: 0.356, SLG: 0.361 (1, 7)	2-0 BB 1B		1-3 K		2-1 G4-3		2-1 2B		1-1 3-H 1B	5 0 3 1 0 1 1
Robin Ventura, L OBP: 0.399, SLG: 0.430 (1, 5)	2-1 P5		1-1 G3		4-0 1B BB		3-1 P6			3 0 0 0 1 0 3
Frank Thomas, R OBP: 0.424, SLG: 0.516 (1, 3)	4-1 G5-4-3 1-2 BB		2-1 HR 1B		3-2 F9		3-1 F7			3 1 1 1 1 0 2
George Bell, R OBP: 0.285, SLG: 0.372 (1, 10)	2-2 G5-4-3 1-2f		1-0 HR		1-1 1B			3-2 P4		4 1 2 2 0 0 2
Warren Newson, L OBP: 0.400, SLG: 0.338 (1, 9)		4-2 G5-3 BB	1-1 1B		2-2 P5			2-2 L8		2 0 1 0 1 0 2
Shawn Abner, R OBP: 0.333, SLG: 0.354 (8, PH) (9, 9)										1 0 0 0 0 0 0
Carlton Fisk, R OBP: 0.212, SLG: 0.188 (1, 2)		3-2 SAFE G5-3 1-2	1-3 K		2-3 K			2-2 P4		4 0 0 0 0 2 2
Lance Johnson, L OBP: 0.305, SLG: 0.345 (1, 8)		4-2 G6-4-3 BB		0-0 G3-1		1-0 F7			1-1 G3-1 SH1-4 1B	3 1 1 0 1 0 0
Craig Grebeck, R OBP: 0.313, SLG: 0.343 (1, 6)		1-1 G6-4-3 1-2f		0-1 G4-3		1-3 K			1-1 SH1-4 1-2	3 0 0 0 0 1 2
Joey Cora, S OBP: 0.300, SLG: 0.245 (1, 4)			4-0 G3 S 1B BB		1-2 G3-1		0-1 G4-3		0-1 G3-1 2-3	3 1 0 0 1 0 1

Inning Stats	R: 0 E: 0 K: 0 S: 8	H: 1 LOB: 1 BB: 1 P: 17	R: 0 E: 0 K: 0 S: 16	H: 0 LOB: 1 BB: 2 P: 28	R: 3 E: 0 K: 2 S: 14	H: 3 LOB: 1 BB: 1 P: 25	R: 0 E: 0 K: 0 S: 6	H: 0 LOB: 0 BB: 0 P: 7	R: 0 E: 0 K: 0 S: 10	H: 1 LOB: 2 BB: 1 P: 22	R: 0 E: 0 K: 2 S: 7	H: 0 LOB: 0 BB: 0 P: 11	R: 0 E: 0 K: 0 S: 8	H: 1 LOB: 1 BB: 0 P: 16	R: 0 E: 0 K: 0 S: 11	H: 0 LOB: 0 BB: 0 P: 18	R: 1 E: 0 K: 0 S: 8	H: 2 LOB: 1 BB: 0 P: 11	1B: 6 2B: 1 3B: 0 HR: 1	SF: 0 SAC: 1 DP: 2 HBP: 0
--------------	------------------------------	----------------------------------	-------------------------------	----------------------------------	-------------------------------	----------------------------------	------------------------------	---------------------------------	-------------------------------	----------------------------------	------------------------------	----------------------------------	------------------------------	----------------------------------	-------------------------------	----------------------------------	------------------------------	----------------------------------	----------------------------------	------------------------------------

BOTTOM

Cleveland Indians @ Chicago White Sox
Comiskey Park, Chicago, IL

Wed Jun 24 1992, 8:05 PM EDT
Att. 30,575 - Sunny - 64 F

AB	31
R	4
H	8
RBI	4
BB	5
SO	4
LOB	15



PITCHER	IP	WLS	BF	H	R	ER	SO	BB	IBB	HBP	BLK	WP	HR	S	P	ERA	WHIP
Scott Scudder, R ERA: 4.37 (1, 1)	6.1		28	6	3	3	4	5	0	0	0	0	1	65	116	4.26	1.737
Derek Lilliquist, L ERA: 2.0 (7, 1)	1.0		3	0	0	0	0	0	0	0	0	0	0	8	17	0.00	0.000
Ted Power, R ERA: 2.12 (8, 1)	1.1	L	5	1	1	1	0	0	0	0	0	0	0	13	19	6.75	0.750
Kevin Wickander, L ERA: 3.38 (9, 1)	0.0		1	1	0	0	0	0	0	0	0	0	0	2	3	∞	∞

Batter	1	2	3	4	5	6	7	8	9	AB R H RBI BB SO LOB	TOP
Devon White, S (1, 8) OBP: 0.304, SLG: 0.397	2-2 G3		4-0 FC3-8 BB		0-0 G1-3		3-2 L4-3		1-1 1B 3B	4 1 1 0 1 0 2	
Roberto Alomar, S (1, 4) OBP: 0.427, SLG: 0.480	3-3 K		0-1 FC3-6 1B			0-1 F7		4-2 G5-4-3 BB	0-1 FC5-4 1B	4 0 1 1 1 1 1	
Joe Carter, R (1, 9) OBP: 0.315, SLG: 0.497	2-2 G5-3		1-0 FC6-4 1B			1-0 P4		2-1 G5-4-3	1-1 FC5-4	5 0 1 0 0 0 2	
Dave Winfield, R (1, 10) OBP: 0.391, SLG: 0.521			0-0 FC6-4			1-1 G2-3		1-0 HR		4 1 1 1 0 1 2	
John Olerud, L (1, 3) OBP: 0.352, SLG: 0.416			1-0 HR			3-3 K		4-2 E 1B BB	1-1 HR	3 3 2 2 1 1 0	
Kelly Gruber, R (1, 5) OBP: 0.269, SLG: 0.397			0-2 1B			0-1 F9		1-2 1B 1B	1-1 E6	4 1 2 1 0 0 0	
Candy Maldonado, R (1, 7) OBP: 0.325, SLG: 0.408			1-3 K			3-3 K		0-0 1B 1B	2-3 K	4 0 1 0 0 3 2	
Pat Borders, R (1, 2) OBP: 0.302, SLG: 0.377			1-3 K			0-0 P3		0-2 L4-3 1B	1-3 K	4 0 1 1 0 2 1	
Manuel Lee, S (1, 6) OBP: 0.320, SLG: 0.326			4-0 CS BB			2-3 K		2-3 K	2-2 F8	3 0 0 0 1 2 2	
Inning Stats	R: 0 E: 0 K: 1 S: 10 H: 0 LOB: 0 BB: 0 P: 17	R: 1 E: 0 K: 3 S: 13 H: 2 LOB: 1 BB: 0 P: 18	R: 0 E: 0 K: 0 S: 5 H: 1 LOB: 2 BB: 2 P: 13	R: 0 E: 0 K: 2 S: 8 H: 0 LOB: 0 BB: 0 P: 14	R: 0 E: 0 K: 1 S: 8 H: 0 LOB: 0 BB: 0 P: 10	R: 0 E: 0 K: 0 S: 5 H: 0 LOB: 0 BB: 0 P: 7	R: 2 E: 1 K: 1 S: 19 H: 3 LOB: 1 BB: 1 P: 29	R: 2 E: 1 K: 1 S: 15 H: 2 LOB: 1 BB: 1 P: 25	R: 1 E: 0 K: 1 S: 14 H: 2 LOB: 1 BB: 0 P: 19	1B: 6 2B: 1 3B: 1 HR: 3 SF: 0 SAC: 0 DP: 2 HBP: 0	WP: 0 PB: 0 SB: 0 CS: 1 PA: 39
PITCHER	IP WLS BF H R ER SO BB IBB HBP BLK WP HR S P ERA WHIP										
Jack Armstrong, R (1, 1) ERA: 4.72	8.0 L 34 8 5 5 9 4 0 0 0 0 0 3 83 133 5.62 1.500										
Steve Olin, R (9, 1) ERA: 2.43	1.0 5 2 1 1 1 0 0 0 0 0 0 0 14 19 9.00 2.000										

Toronto Blue Jays @ Cleveland Indians
Cleveland Municipal Stadium, Cleveland, OH

Fri Jun 26 1992, 7:05 PM EDT
Att. 16,299 - Sunny - 68 F

livebaseballscorecards.com

AB	35
R	6
H	10
RBI	6
BB	4
SO	10
LOB	12



Batter	1	2	3	4	5	6	7	8	9	AB R H RBI BB SO LOB
Kenny Lofton, L (1, 8) OBP: 0.327, SLG: 0.314 Brook Jacoby, R (9, PH) OBP: 0.338, SLG: 0.353	1-1 L3			1-3 K		1-2 G4-3			2-2 1B 2B	3 0 0 0 0 1 0 1 1 1 0 0 0 0
Alex Cole, L (1, 7) OBP: 0.276, SLG: 0.213 Glenallen Hill, R (9, PH) OBP: 0.276, SLG: 0.432	0-0 CS 1B			1-2 G1-3 1B			1-2 F9		2-1 FC6-4 1B 2-H	3 0 2 0 0 0 0 1 0 1 1 0 0 0
Carlos Baerga, S (1, 4) OBP: 0.325, SLG: 0.395	1-2 SAFE G3-1			1-0 SAFE SAFE G1-3			2-3 K		0-0 FC6-4 1-2f	4 0 0 0 0 1 3
Albert Belle, R (1, 10) OBP: 0.321, SLG: 0.485				2-2 F8			0-1 G6-3			3 0 0 0 0 1 1
Paul Sorrento, L (1, 3) OBP: 0.323, SLG: 0.356										3 0 0 0 0 1 0
Mark Whiten, S (1, 9) OBP: 0.351, SLG: 0.393										3 0 0 0 0 2 0
Sandy Alomar Jr., R (1, 2) OBP: 0.276, SLG: 0.313										3 0 0 0 0 0 0
Jim Thome, L (1, 5) OBP: 0.100, SLG: 0.100 Thomas Howard, S (9, PH) OBP: 0.316, SLG: 0.348										2 0 0 0 0 0 0 1 0 0 0 0 0 0
Mark Lewis, R (1, 6) OBP: 0.303, SLG: 0.352										3 0 0 0 0 1 0

Inning Stats	R: 0 E: 0 K: 0 S: 7	H: 1 LOB: 0 BB: 0 P: 8	R: 0 E: 0 K: 2 S: 7	H: 0 LOB: 0 BB: 0 P: 14	R: 0 E: 0 K: 0 S: 5	H: 0 LOB: 0 BB: 0 P: 8	R: 0 E: 0 K: 1 S: 10	H: 1 LOB: 1 BB: 0 P: 15	R: 0 E: 0 K: 1 S: 5	H: 0 LOB: 0 BB: 0 P: 10	R: 0 E: 0 K: 0 S: 6	H: 0 LOB: 0 BB: 0 P: 8	R: 0 E: 0 K: 1 S: 13	H: 0 LOB: 0 BB: 0 P: 16	R: 0 E: 0 K: 1 S: 10	H: 0 LOB: 0 BB: 0 P: 13	R: 1 E: 0 K: 1 S: 10	H: 2 LOB: 1 BB: 0 P: 16	1B: 3 2B: 1 3B: 0 HR: 0	SF: 0 SAC: 0 DP: 0 HBP: 0
--------------	------------------------------	---------------------------------	------------------------------	----------------------------------	------------------------------	---------------------------------	-------------------------------	----------------------------------	------------------------------	----------------------------------	------------------------------	---------------------------------	-------------------------------	----------------------------------	-------------------------------	----------------------------------	-------------------------------	----------------------------------	----------------------------------	------------------------------------

PITCHER	IP	WLS	BF	H	R	ER	SO	BB	IBB	HBP	BLK	WP	HR	S	P	ERA	WHIP
Juan Guzman, R (1, 1) ERA: 2.13	8.0	W	25	2	0	0	6	0	0	0	0	0	0	63	92	0.00	0.250
Bob MacDonald, L (9, 1) ERA: 2.94	1.0		5	2	1	1	1	0	0	0	0	0	0	10	16	9.00	2.000

BOTTOM

Toronto Blue Jays @ Cleveland Indians
Cleveland Municipal Stadium, Cleveland, OH

livebaseballscorecards.com

AB	30
R	1
H	4
RBI	1
BB	0
SO	7
LOB	4

C

WP: 0	PA: 30
PB: 0	
SB: 0	
CS: 1	

Fri Jun 26 1992, 7:05 PM EDT
Att. 16,299 - Sunny - 68 F

Batter	1	2	3	4	5	6	7	8	9	AB R H RBI BB SO LOB	TOP					
Devon White, S (1, 8) OBP: 0.303, SLG: 0.394	0-0 F8		2-3 K	3-1 F8			1-1 G3-6-3 1B		1-3 K	5 0 1 0 0 2 6						
Roberto Alomar, S (1, 4) OBP: 0.420, SLG: 0.472	1-0 G4-3		1-0 FC5		0-1 G4-3		1-2 G3-6-3			4 0 0 0 0 0 3						
Joe Carter, R (1, 9) OBP: 0.314, SLG: 0.491	0-2 G5-3			1-2 G5-3	4-0 B2-3 1B BB			3-2 P4		3 1 0 0 1 0 0						
Dave Winfield, R (1, 10) OBP: 0.393, SLG: 0.524		1-2 G5-3		2-0 1B FC 1B	0-0 B2-3			1-0 PB SF9 2B		4 2 2 0 0 0 1						
John Olerud, L (1, 3) OBP: 0.355, SLG: 0.420		2-3 K		1-1 E SF9 1B	0-1 1B			2-2 SF9		3 1 2 2 0 1 0						
Kelly Gruber, R (1, 5) OBP: 0.269, SLG: 0.395		2-2 G5-3		0-0 SF9 E 1B		2-0 F9		0-2 G5-3		4 0 1 0 0 0 0						
Candy Maldonado, R (1, 7) OBP: 0.319, SLG: 0.399			1-2 L4	0-0 FC BB		3-2 P3			1-3 K	4 0 0 1 0 1 2						
Pat Borders, R (1, 2) OBP: 0.305, SLG: 0.378			0-2 1B	2-2 SF9		2-2 G6-3			4-0 BB	2 0 1 1 1 0 0						
Manuel Lee, S (1, 6) OBP: 0.322, SLG: 0.326			1-0 FC5	4-1 BB			1-0 G3-1		1-3 K	3 0 1 0 1 1 1						
Inning Stats	R: 0 E: 0 K: 0 S: 5 H: 0 LOB: 0 BB: 0 P: 6	R: 0 E: 0 K: 1 S: 9 H: 0 LOB: 0 BB: 0 P: 14	R: 0 E: 0 K: 1 S: 13 H: 2 LOB: 2 BB: 0 P: 18	R: 2 E: 1 K: 0 S: 18 H: 3 LOB: 3 BB: 1 P: 31	R: 1 E: 0 K: 0 S: 5 H: 1 LOB: 1 BB: 1 P: 9	R: 0 E: 0 K: 0 S: 7 H: 0 LOB: 0 BB: 0 P: 14	R: 0 E: 0 K: 0 S: 7 H: 1 LOB: 0 BB: 0 P: 9	R: 1 E: 0 K: 0 S: 15 H: 1 LOB: 0 BB: 0 P: 21	R: 0 E: 0 K: 3 S: 10 H: 0 LOB: 1 BB: 1 P: 17	1B: 7 2B: 1 3B: 0 HR: 0 SF: 2 SAC: 0 DP: 1 HBP: 0	WP: 0 PB: 1 SB: 0 CS: 0 PA: 37					
PITCHER	IP WLS BF H R ER SO BB IBB HBP BLK WP HR S P ERA WHIP															
Charles Nagy, R (1, 1) ERA: 2.38	7.1		31	8	4	2	2	2	2	0	0	0	69	110	2.46	1.364
Derek Lilliquist, L (8, 1) ERA: 1.98	0.1		1	0	0	0	0	0	0	0	0	0	6	8	0.00	0.000
Eric Plunk, R (8, 1) ERA: 3.57	1.1	W	5	0	0	0	3	1	0	0	0	0	14	21	0.00	0.750

Toronto Blue Jays @ Cleveland Indians
Cleveland Municipal Stadium, Cleveland, OH
Sat Jun 27 1992, 7:05 PM EDT
Att. 40,560 - Sunny - 67 F

livebaseballscorecards.com

AB	32
R	4
H	8
RBI	4
BB	3
SO	5
LOB	13



Batter	1	2	3	4	5	6	7	8	9
Thomas Howard, S OBP: 0.308, SLG: 0.339 (1, 8) (9, 7)	1-1 F8	0-0 P3		1-1 G6-3		1-2 CS	2-1 F8	1-1 G4-3	
Felix Fermin, R OBP: 0.250, SLG: 0.235 (1, 6)	2-3 K		0-0 G6-3		2-1 G4-3		0-0 G6-3		
Carlos Baerga, S OBP: 0.333, SLG: 0.410 (1, 4)	2-2 1B S 1B		1-2 1B 2B		1-2 HR 2B		0-1 1B		
Albert Belle, R OBP: 0.327, SLG: 0.500 (1, 10)	1-2 E S 1B		0-0 1B		1-1 HR		1-1 G6-3		
Carlos Martinez, R OBP: 0.268, SLG: 0.359 (1, 3)	2-3 K		3-2 F9		0-1 G6-4-3 1B		3-2 G5-3		
Brook Jacoby, R OBP: 0.333, SLG: 0.347 Alex Cole, L OBP: 0.283, SLG: 0.221 Jim Thome, L OBP: 0.100, SLG: 0.100 (1, 5) (8, PH) (9, 5)		2-2 P5	1-1 P3		0-0 G6-4-3		0-2 G5-3 1B 1B		
Glenallen Hill, R OBP: 0.282, SLG: 0.434 Kenny Lofton, L OBP: 0.327, SLG: 0.314 (1, 7) (9, 8)		0-0 E6 F9 1B		1-1 P6		1-0 F8	0-0 G5-3 1B 1B		
Mark Whiten, S OBP: 0.353, SLG: 0.389 (1, 9)		4-2 BB		1-1 P4		4-1 CS BB	1-1 G5-3		
Sandy Alomar Jr., R OBP: 0.281, SLG: 0.323 (1, 2)		1-2 F9		2-1 2B		1-0 F8	1-2 1B		

Inning Stats	R: 1	H: 2	E: 1	K: 2	S: 17	LOB: 1	BB: 0	P: 25	R: 0	H: 1	E: 1	K: 0	S: 13	LOB: 2	BB: 1	P: 20	R: 1	H: 2	E: 0	K: 0	S: 11	LOB: 1	BB: 0	P: 15	R: 0	H: 1	E: 0	K: 0	S: 8	LOB: 1	BB: 0	P: 13	R: 2	H: 3	E: 0	K: 0	S: 12	LOB: 0	BB: 0	P: 16	R: 0	H: 0	E: 0	K: 0	S: 5	LOB: 0	BB: 1	P: 12	R: 0	H: 1	E: 0	K: 0	S: 7	LOB: 1	BB: 0	P: 10	R: 2	H: 3	E: 0	K: 0	S: 15	LOB: 1	BB: 0	P: 21
--------------	------	------	------	------	-------	--------	-------	-------	------	------	------	------	-------	--------	-------	-------	------	------	------	------	-------	--------	-------	-------	------	------	------	------	------	--------	-------	-------	------	------	------	------	-------	--------	-------	-------	------	------	------	------	------	--------	-------	-------	------	------	------	------	------	--------	-------	-------	------	------	------	------	-------	--------	-------	-------

PITCHER	IP	WLS	BF	H	R	ER	SO	BB	IBB	HBP	BLK	WP	HR	S	P	ERA	WHIP
Jimmy Key, L ERA: 3.19 (1, 1)	7.0		31	10	4	4	2	2	0	0	0	0	1	73	111	5.14	1.714
Duane Ward, R ERA: 2.45 (8, 1)	1.0	L	6	3	2	2	0	0	0	0	0	0	0	15	21	18.00	3.000

BOTTOM

Toronto Blue Jays @ Cleveland Indians
Cleveland Municipal Stadium, Cleveland, OH

Sat Jun 27 1992, 7:05 PM EDT
Att: 40,560 - Sunny - 67 F

AB	R	H	RBI	BB	SO	LOB
5	0	0	0	0	0	4
4	0	0	0	0	1	0
4	3	4	0	0	0	0
4	1	3	3	0	0	1
4	0	1	0	0	1	2
3	0	0	0	0	0	2
1	1	1	0	0	0	0
0	0	0	0	0	0	0
4	1	2	0	0	0	0
0	0	0	0	0	0	0
2	0	0	0	2	0	2
4	0	2	2	0	0	3

AB	35
R	6
H	13
RBI	5
BB	2
SO	2
LOB	14

C

1B	9	SF	0	WP	0	PA	38
2B	3	SAC	0	PB	0		
3B	0	DP	1	SB	2		
HR	1	HBP	0	CS	1		

PITCHER	IP	WLS	BF	H	R	ER	SO	BB	IBB	HBP	BLK	WP	HR	S	P	ERA	WHIP
---------	----	-----	----	---	---	----	----	----	-----	-----	-----	----	----	---	---	-----	------

Toronto Blue Jays @ Cleveland Indians
Cleveland Municipal Stadium, Cleveland, OH

Sun Jun 28 1992, 3:33 AM EDT
Att. 23,560 - Cloudy - 70 F

AB	36
R	6
H	8
RBI	6
BB	5
SO	5
LOB	16



WP:	1	PA:	42
PB:	0		
SB:	0		
CS:	1		

Batter	1	2	3	4	5	6	7	8	9	AB R H RBI BB SO LOB
Devon White, S OBP: 0.304, SLG: 0.390 (1, 8)	2-1 G6-3	1-0 FC			0-0 G6-3		2-2 E HBP	4-2 FC4-6 BB		3 1 0 0 1 0 1
Roberto Alomar, S OBP: 0.417, SLG: 0.470 (1, 4)	3-2 G5-3	1-2 L5			2-2 F8		0-0 E 2B	1-2 FC4-6		5 1 1 0 0 0 4
Joe Carter, R OBP: 0.322, SLG: 0.505 (1, 9)	2-0 HR				1-1 BB 1B		3-1 E7 1B	0-1 P2		4 1 3 3 1 0 2
Dave Winfield, R OBP: 0.393, SLG: 0.519 (1, 10)	3-2 E4 HR				4-2 BB 1B		4-0 FC5-4 IBB			3 1 0 0 2 0 1
John Olerud, L OBP: 0.356, SLG: 0.433 (1, 3)	1-1 HR				2-2 G4-3		0-0 F7			5 1 2 2 0 0 4
Candy Maldonado, R OBP: 0.312, SLG: 0.389 (1, 7)	3-2 G6-3				1-3 K		1-2 FC5-4			5 0 0 0 0 2 3
Pat Borders, R OBP: 0.300, SLG: 0.372 (1, 2)					0-0 P5		1-2 G6-3			4 0 0 0 0 1 0
Jeff Kent, R OBP: 0.367, SLG: 0.512 (1, 5)					0-3 K		3-3 K			3 1 1 1 1 2 0
Manuel Lee, S OBP: 0.321, SLG: 0.324 (1, 6)					2-2 F9		2-2 G4-3			4 0 1 0 0 0 1

Inning Stats	R: 3	H: 2	R: 0	H: 0	R: 0	H: 1	R: 0	H: 1	R: 0	H: 0	R: 2	H: 2	R: 1	H: 2	R: 0	H: 0	1B: 4	SF: 0	WP: 1	PA: 42
E: 1	LOB: 0	E: 0	LOB: 2	E: 0	LOB: 0	E: 0	LOB: 2	E: 0	LOB: 0	E: 1	LOB: 2	E: 0	LOB: 2	E: 0	LOB: 0	2B: 1	SAC: 0	PB: 0		
K: 0	BB: 0	K: 0	BB: 1	K: 1	BB: 1	K: 2	BB: 0	K: 0	BB: 1	K: 0	BB: 1	K: 1	BB: 1	K: 0	BB: 0	3B: 0	DP: 0	SB: 0		
S: 15	P: 29	S: 7	P: 14	S: 11	P: 18	S: 7	P: 9	S: 13	P: 22	S: 11	P: 16	S: 14	P: 26	S: 23	P: 34	S: 8	P: 11	HR: 3	HBP: 1	CS: 1

PITCHER	IP	WLS	BF	H	R	ER	SO	BB	IBB	HBP	BLK	WP	HR	S	P	ERA	WHIP
Dennis Cook, L ERA: 4.73 (1, 1)	5.0		23	4	3	1	2	3	0	0	0	1	2	53	92	1.80	1.400
Ted Power, R ERA: 2.55 (6, 1)	1.1		8	2	2	2	2	0	1	1	0	0	0	19	35	13.50	1.500
Derek Lilliquist, L ERA: 1.95 (7, 1)	0.1		1	0	0	0	0	0	0	0	0	0	0	1	1	0.00	0.000
Steve Olin, R ERA: 2.6 (7, 1)	1.1	W	7	2	1	1	1	1	0	0	1	0	1	28	40	6.75	2.250
Eric Plunk, R ERA: 3.38 (9, 1)	1.0	S	3	0	0	0	0	0	0	0	0	0	0	8	11	0.00	0.000

Batter	1	2	3	4	5	6	7	8	9	AB R H RBI BB SO LOB
Kenny Lofton, L OBP: 0.332, SLG: 0.317 (1, 8)	0-1 1B 1B	1-0 SH5-3 CS 1B		3-1 B1-3		3-2 G3		4-0 IBB		4 2 2 0 1 0 0
Felix Fermin, R OBP: 0.263, SLG: 0.250 (1, 6)	0-2 1B 1-3 G6-4-3 1B	1-0 SH5-3 1-3		0-0 1B			0-1 G6-3	1-2 G5-3		4 1 2 0 0 0 2
Carlos Baerga, S OBP: 0.339, SLG: 0.415 (1, 4)	0-0 1B 1-3 3-H	1-1 CS 1B		0-0 P4			0-2 G6-4-3 1B			4 0 3 2 0 0 1
Albert Belle, R OBP: 0.322, SLG: 0.493 (1, 10)	0-0 G6-4-3 1-2f 3-H	2-3 K			3-2 L7		2-1 G6-4-3 1-2f			4 0 0 0 0 1 3
Carlos Martinez, R OBP: 0.273, SLG: 0.357 Alex Cole, L OBP: 0.290, SLG: 0.221 Thomas Howard, S OBP: 0.308, SLG: 0.339 (1, 3) (8, PH) (9, 7)	1-2 BB 1B	1-2 CS 1-2	0-3 K		0-2 F9			4-2 SH1-4 HR BB		3 1 1 0 0 1 0 0 1 0 0 1 0 0 0 0 0 0 0 0 0
Mark Whiten, S OBP: 0.357, SLG: 0.390 (1, 9)	4-1 BB 1-2 1B BB		1-2 G5-3		2-0 1B			1-0 SH1-4		2 1 1 0 1 0 0
Glenallen Hill, R OBP: 0.283, SLG: 0.428 Paul Sorrento, L OBP: 0.326, SLG: 0.373 (1, 7) (8, PH) (9, 3)	4-2 1B 1-2 2-3 BB		2-1 E5 BLK		0-0 G5-3			0-1 HR		2 0 0 0 1 0 1 1 1 1 2 0 0 0
Jim Thome, L OBP: 0.214, SLG: 0.286 Brook Jacoby, R OBP: 0.333, SLG: 0.347 (1, 5) (9, 5)	2-2 1B		2-2 F7			2-1 G4-3		1-0 G4-3 2B		4 0 2 2 0 0 1 0 0 0 0 0 0 0
Sandy Alomar Jr., R OBP: 0.275, SLG: 0.316 (1, 2)	0-1 P2		0-3 K			1-2 L9		1-2 G4-3		4 0 0 0 0 1 3

Inning Stats	R: 4	H: 5	E: 0	LOB: 2	K: 0	S: 21	R: 1	H: 2	E: 0	LOB: 0	K: 1	S: 11	R: 0	H: 0	E: 1	LOB: 1	K: 1	S: 12	R: 0	H: 1	E: 0	LOB: 1	K: 1	S: 7	R: 0	H: 1	E: 0	LOB: 1	K: 0	S: 8	R: 0	H: 0	E: 0	LOB: 0	K: 0	S: 8	R: 2	H: 2	E: 0	LOB: 2	K: 0	S: 13
Jack Morris, R ERA: 4.28 Duane Ward, R ERA: 2.8	IP	WLS	BF	H	R	ER	SO	BB	IBB	HBP	BLK	WP	HR	S	P	ERA	WHIP																									
	7.0		31	10	5	4	3	2	0	0	1	0	0	74	112	5.14	1.714																									
	1.0	L	7	2	2	2	0	1	1	0	0	0	1	13	25	18.00	3.000																									

Toronto Blue Jays @ Cleveland Indians
Cleveland Municipal Stadium, Cleveland, OH

Sun Jun 28 1992, 3:33 AM EDT
Att. 23,560 - Cloudy - 70 F

AB	32
R	7
H	12
RBI	6
BB	4
SO	3
LOB	11

WP: 0 PA: 39
PB: 0
SB: 0
CS: 2

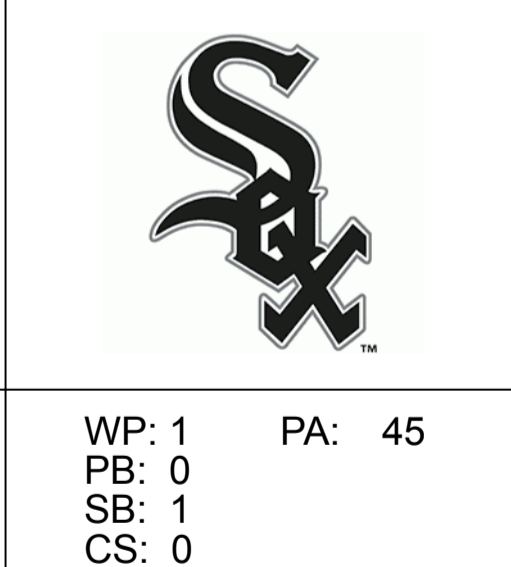


Batter	1	2	3	4	5	6	7	8	9	AB R H RBI BB SO LOB	TOP
Tim Raines, S (1, 7) <small>OBP: 0.344, SLG: 0.344</small>	0-3 	3-2 	0-0 		2-2 		1-1 			4 0 0 1 0 1 3	
Robin Ventura, L (1, 5) <small>OBP: 0.409, SLG: 0.468</small>	0-1 	2-2 	0-1 		0-0 		0-3 			5 2 4 2 0 1 1	
Frank Thomas, R (1, 3) <small>OBP: 0.438, SLG: 0.512</small>	4-2 	4-2 	1-0 		2-3 			3-2 		2 1 0 1 2 1 1	
George Bell, R (1, 10) <small>OBP: 0.289, SLG: 0.390</small>	1-1 	2-0 	2-2 		1-1 			1-0 		5 1 2 2 0 0 1	
Warren Newson, L (1, 9) <small>OBP: 0.389, SLG: 0.321</small> Shawn Abner, R (6, PH) <small>OBP: 0.339, SLG: 0.365</small>	4-2 	0-1 		1-3 		2-0 		0-0 		2 0 1 0 1 1 0 2 0 1 0 0 0 0	
Carlton Fisk, R (1, 2) <small>OBP: 0.256, SLG: 0.179</small>	1-1 	1-1 		2-2 		4-1 			1-3 	4 0 0 0 1 1 4	
Lance Johnson, L (1, 8) <small>OBP: 0.299, SLG: 0.333</small>		E5 		2-3 		0-1 			4-2 	4 1 0 0 1 1 4	
Craig Grebeck, R (1, 6) <small>OBP: 0.327, SLG: 0.369</small>		2-1 	1-2 		1-2 		1-1 		0-0 	5 1 2 0 0 0 2	
Joey Cora, S (1, 4) <small>OBP: 0.313, SLG: 0.255</small>		0-0 	2-1 		3-2 		3-2 		0-0 	5 3 2 0 0 0 2	
Inning Stats	R: 1 H: 2 E: 0 LOB: 2 K: 1 BB: 2 S: 14 P: 24	R: 5 H: 3 E: 3 LOB: 2 K: 0 BB: 1 S: 23 P: 37	R: 2 H: 3 E: 0 LOB: 1 K: 0 BB: 0 S: 12 P: 18	R: 0 H: 0 E: 0 LOB: 0 K: 2 BB: 0 S: 9 P: 14	R: 1 H: 2 E: 0 LOB: 1 K: 1 BB: 0 S: 13 P: 21	R: 0 H: 1 E: 0 LOB: 1 K: 0 BB: 1 S: 6 P: 13	R: 0 H: 1 E: 0 LOB: 1 K: 1 BB: 0 S: 13 P: 17	R: 0 H: 0 E: 0 LOB: 0 K: 0 BB: 0 S: 5 P: 9	R: 0 H: 0 E: 0 LOB: 1 K: 1 BB: 1 S: 7 P: 12	1B: 9 SF: 2 2B: 4 SAC: 0 3B: 0 DP: 2 HR: 0 HBP: 0	WP: 1 PA: 45 PB: 0 SB: 1 CS: 0
PITCHER Scott Scudder, R (1, 1) <small>ERA: 4.54</small> Kevin Wickander, L (6, 1) <small>ERA: 2.78</small>	IP WLS BF H R ER SO BB IBB HBP BLK WP HR S P ERA WHIP 5.0 L 30 10 9 4 4 3 0 0 0 0 0 0 71 114 7.20 2.600 4.0 15 2 0 0 2 2 0 0 0 1 0 31 51 0.00 1.000	PITCHER IP WLS BF H R ER SO BB IBB HBP BLK WP HR S P ERA WHIP									

Chicago White Sox @ Cleveland Indians
 Cleveland Municipal Stadium, Cleveland, OH

Mon Jun 29 1992, 7:05 PM EDT
 Att: 8,331 - Sunny - 76 F

AB	38
R	9
H	12
RBI	6
BB	5
SO	6
LOB	18



BOTTOM

Chicago White Sox @ Cleveland Indians
Cleveland Municipal Stadium, Cleveland, OH

Mon Jun 29 1992, 7:05 PM EDT
 Att. 8,331 - Sunny - 76 F

livebaseballscorecards.com

AB	39
R	6
H	10
RBI	6
BB	1
SO	5
LOB	12



WP: 0	PA: 40
PB: 0	
SB: 1	
CS: 0	

Batter	1	2	3	4	5	6	7	8	9	AB	R	H	RBI	BB	SO	LOB
Kenny Lofton, L (1, 8) OBP: 0.333, SLG: 0.316	0-0 G4-3	4-2 FC6-4 BB		3-1 1-H 1B		3-2 L9		0-2 G1-3		4	0	1	1	1	0	1
Felix Fermin, R (1, 6) OBP: 0.263, SLG: 0.250 Alex Cole, L (9, PH) OBP: 0.287, SLG: 0.219	0-1 HR 1B	1-0 FC6-4		1-2 P3		3-2 F8		2-1 F7		4	1	1	0	0	0	3
Carlos Baerga, S (1, 4) OBP: 0.336, SLG: 0.421	2-2 1-H HR		1-0 G6-3			1-2 L9		0-0 L3		5	1	1	2	0	0	0
Albert Belle, R (1, 7) OBP: 0.317, SLG: 0.484	2-0 L9		0-1 G6-3			3-3 K		3-3 K		5	0	0	0	0	2	1
Paul Sorrento, L (1, 10) OBP: 0.329, SLG: 0.394	1-2 P5		3-1 2B			0-0 HR		2-3 K		4	1	2	1	0	1	1
Carlos Martinez, R (1, 3) OBP: 0.271, SLG: 0.348		1-3 K	1-0 F8			0-1 3B 1B		0-1 L6		4	1	1	0	0	1	2
Mark Whiten, S (1, 9) OBP: 0.359, SLG: 0.401		1-0 G3-1		3-2 FC4-6 1B		2-0 1-H 3B		2-2 G6-3		4	0	2	1	0	0	0
Jim Thome, L (1, 5) OBP: 0.222, SLG: 0.444		3-1 HR		0-0 FC4-6 1B		1-3 K		1-0 E3		4	2	1	1	0	1	2
Sandy Alomar Jr., R (1, 2) OBP: 0.274, SLG: 0.314		1-1 BB 1B		1-1 F7		2-2 F8		1-2 G5-3		4	0	1	0	0	0	2

Inning Stats	R	H	E	K	S	H	LOB	BB	P	R	H	E	K	S	H	LOB	BB	P	1B	SF	2B	3B	HR	WP	PA	
	2	2	0	0	12	1	2	0	16	0	1	0	1	11	0	1	0	11	0	0	0	0	0	0	0	40
	0	0	0	0	0	0	2	1	22	0	0	0	1	22	0	1	0	22	5	0	1	1	3	0	0	
	0	0	0	0	0	0	1	0	0	0	0	0	0	0	0	0	0	0	0	0	0	0	0	0	0	
	0	0	0	0	0	0	0	0	0	0	0	0	0	0	0	0	0	0	0	0	0	0	0	0	0	
	0	0	0	0	0	0	0	0	0	0	0	0	0	0	0	0	0	0	0	0	0	0	0	0	0	
	0	0	0	0	0	0	0	0	0	0	0	0	0	0	0	0	0	0	0	0	0	0	0	0	0	
	0	0	0	0	0	0	0	0	0	0	0	0	0	0	0	0	0	0	0	0	0	0	0	0	0	
	0	0	0	0	0	0	0	0	0	0	0	0	0	0	0	0	0	0	0	0	0	0	0	0	0	
	0	0	0	0	0	0	0	0	0	0	0	0	0	0	0	0	0	0	0	0	0	0	0	0	0	
	0	0	0	0	0	0	0	0	0	0	0	0	0	0	0	0	0	0	0	0	0	0	0	0	0	
	0	0	0	0	0	0	0	0	0	0	0	0	0	0	0	0	0	0	0	0	0	0	0	0	0	

PITCHER	IP	WLS	BF	H	R	ER	SO	BB	IBB	HBP	BLK	WP	HR	S	P	ERA	WHIP
Jack McDowell, R (1, 1) ERA: 3.66	5.0	W	26	10	6	6	3	1	0	0	0	0	0	9	95	10.80	2.200
Brian Drahman, R (6, 1) ERA:	1.0		3	0	0	0	0	0	0	0	0	0	0	9	17	0.00	0.000
Roberto Hernandez, R (7, 1) ERA: 2.35	2.0		8	0	0	0	2	0	0	0	0	0	0	27	36	0.00	0.000
Bobby Thigpen, R (9, 1) ERA: 3.13	1.0	S	3	0	0	0	0	0	0	0	0	0	0	5	8	0.00	0.000

Batter	1	2	3	4	5	6	7	8	9	AB R H RBI BB SO LOB	TOP																
Tim Raines, S OBP: 0.345, SLG: 0.342 (1, 7)	4-2 BB 1B		1-0 1B 1B	2-0 P9		0-0 B1-3		0-0 P4		4 1 1 0 1 0 1																	
Robin Ventura, L OBP: 0.409, SLG: 0.465 (1, 5)	2-2 L7		3-2 1B HR 1B	4-1 BB		1-3 K		3-3 K		4 1 1 0 1 2 2																	
Frank Thomas, R OBP: 0.435, SLG: 0.506 (1, 3)	1-3 K		0-0 HR 1B	2-3 K			2-3 K		2-1 F7	5 1 1 1 0 3 2																	
George Bell, R OBP: 0.294, SLG: 0.404 (1, 10)	1-0 1-2 1B		0-0 1-H 2-H HR		2-2 G5-3		0-1 1B 1B		1-2 G5-3	5 1 3 3 0 0 0																	
Carlton Fisk, R OBP: 0.271, SLG: 0.205 (1, 2)	2-2 P4		2-2 FC5-4 1B		1-1 FC6-4 1B		3-2 F9		0-3 K	5 0 2 0 0 1 3																	
Shawn Abner, R OBP: 0.333, SLG: 0.357 (1, 9)		1-2 L3	2-1 FC5-4 1B		2-2 FC6-4 1B		2-1 1-2 1B			4 0 1 0 0 0 2																	
Craig Grebeck, R OBP: 0.330, SLG: 0.377 (1, 6)		1-2 G6-3 2B	1-1 F9		1-1 1-2 1B		1-2 F9			4 0 2 0 0 0 3																	
Lance Johnson, L OBP: 0.298, SLG: 0.332 (1, 8)		2-2 G6-3	0-0 G4-3		1-1 L4			0-0 SH1-4 1B		4 0 1 0 0 0 4																	
Joey Cora, S OBP: 0.300, SLG: 0.241 (1, 4)		2-3 K		1-1 F8		2-3 K		0-1 SH1-4		3 0 0 0 0 2 1																	
Inning Stats	R: 0 E: 0 K: 1 S: 17	H: 1 LOB: 2 BB: 1 P: 27	R: 0 E: 0 K: 1 S: 15	H: 1 LOB: 1 BB: 0 P: 21	R: 4 E: 0 K: 0 S: 15	H: 5 LOB: 1 BB: 0 P: 24	R: 0 E: 0 K: 1 S: 7	H: 0 LOB: 1 BB: 1 P: 16	R: 0 E: 0 K: 0 S: 12	H: 2 LOB: 2 BB: 0 P: 19	R: 0 E: 0 K: 2 S: 9	H: 0 LOB: 0 BB: 0 P: 12	R: 0 E: 0 K: 1 S: 14	H: 2 LOB: 2 BB: 0 P: 22	R: 0 E: 0 K: 1 S: 8	H: 1 LOB: 1 BB: 0 P: 11	R: 0 E: 0 K: 1 S: 8	H: 0 LOB: 0 BB: 0 P: 11	1B: 10 2B: 1 3B: 0 HR: 1	SF: 0 SAC: 1 DP: 0 HBP: 0	WP: 0 PB: 0 SB: 0 CS: 0	PA: 41					
PITCHER	IP WLS BF H R ER SO BB IBB HBP BLK WP HR S P ERA WHIP																										
Denis Boucher, L ERA: 5.73 (1, 1)	5.0		26	9	4	4	3	2	0	0	0	0	1	66	107	7.20	2.200										
Ted Power, R ERA: 2.41 (6, 1)	2.0		8	2	0	0	3	0	0	0	0	0	0	23	34	0.00	1.000										
Derek Lilliquist, L ERA: 1.82 (8, 1)	2.0	W	7	1	0	0	2	0	0	0	0	0	0	16	22	0.00	0.500										

Chicago White Sox @ Cleveland Indians
Cleveland Municipal Stadium, Cleveland, OH

Tue Jun 30 1992, 7:05 PM EDT
Att. 16,956 - Sunny - 70 F

livebaseballscorecards.com

AB	38
R	4
H	12
RBI	4
BB	2
SO	8
LOB	18



Batter	1	2	3	4	5	6	7	8	9	AB R H RBI BB SO LOB
Kenny Lofton, L OBP: 0.331, SLG: 0.314 (1, 8)	1-3 K		1-2 G6-3	0-0 B3		1-2 G4-3		0-0 G1-3		5 0 1 1 0 1 1
Mark Lewis, R OBP: 0.301, SLG: 0.349 (1, 6)	0-2 G5-3		0-0 G4-3	0-2 F7		1-0 FC4-6		1-1 G1-3		5 0 1 0 0 0 2
Carlos Baerga, S OBP: 0.340, SLG: 0.434 (1, 4)	0-1 1B		2-1 HR		0-2 1B	1-0 FC4-6		1-0 G4-3		5 2 3 1 0 0 1
Albert Belle, R OBP: 0.328, SLG: 0.491 (1, 10)	0-2 1B		2-0 1B		2-2 2B	2-0 1B		0-0 1B		4 1 4 0 0 0 0
Alex Cole, L OBP: 0.287, SLG: 0.219 (9, PR)	1-2 1B		1-2 2B		1-3 FC5	1-2 HBP		1-2 1B		0 1 0 0 0 0 0
Carlos Martinez, R OBP: 0.302, SLG: 0.392 (1, 3)	3-1 P3		0-1 2B		1-0 BB	0-0 P6		1-2 1B		5 0 3 2 0 0 4
Glenallen Hill, R OBP: 0.282, SLG: 0.430 (1, 7)			2-2 2B		1-2 FC5			1-2 1B		4 0 1 1 0 0 2
Mark Whiten, S OBP: 0.361, SLG: 0.400 (1, 9)			1-1 BB		0-1 B3	0-0 F7		0-2 L4		3 1 1 0 1 0 2
Jim Thome, L OBP: 0.227, SLG: 0.381 (1, 5)			3-2 F7		2-3 K	4-0 FC6-4		3-2 F8		3 0 0 0 1 1 2
Sandy Alomar Jr., R OBP: 0.268, SLG: 0.307 (1, 2)			0-2 P4		1-2 E5	0-1 FC6-4		0-1 L8		4 0 0 0 0 0 5

Inning Stats	R: 0	H: 2	E: 0	K: 1	S: 14	LOB: 2	BB: 0	P: 18	R: 0	H: 0	E: 0	K: 0	S: 11	LOB: 1	BB: 1	P: 18	R: 2	H: 4	E: 0	K: 0	S: 12	LOB: 2	BB: 0	P: 19	R: 1	H: 1	E: 1	K: 1	S: 13	LOB: 1	BB: 0	P: 16	R: 1	H: 3	E: 0	K: 0	S: 13	LOB: 3	BB: 1	P: 21	R: 0	H: 1	E: 0	K: 0	S: 6	LOB: 2	BB: 0	P: 11	R: 0	H: 0	E: 0	K: 0	S: 10	LOB: 0	BB: 0	P: 13	R: 0	H: 1	E: 1	K: 0	S: 5	LOB: 0	BB: 0	P: 6	R: 1	H: 2	E: 1	K: 0	S: 5	LOB: 2	BB: 0	P: 7	1B: 11	SF: 0	2B: 2	SAC: 0	3B: 0	DP: 0	HR: 1	HBP: 1	WP: 0	PA: 41
--------------	------	------	------	------	-------	--------	-------	-------	------	------	------	------	-------	--------	-------	-------	------	------	------	------	-------	--------	-------	-------	------	------	------	------	-------	--------	-------	-------	------	------	------	------	-------	--------	-------	-------	------	------	------	------	------	--------	-------	-------	------	------	------	------	-------	--------	-------	-------	------	------	------	------	------	--------	-------	------	------	------	------	------	------	--------	-------	------	--------	-------	-------	--------	-------	-------	-------	--------	-------	--------

PITCHER	IP	WLS	BF	H	R	ER	SO	BB	IBB	HBP	BLK	WP	HR	S	P	ERA	WHIP
Greg Hibbard, L ERA: 4.34 (1, 1)	4.0		23	10	4	3	2	1	0	0	0	0	1	57	81	6.75	2.750
Terry Leach, R ERA: 1.91 (5, 1)	4.1	L	18	4	1	0	0	1	0	1	0	0	0	32	48	0.00	1.154


BOTTOM


Chicago White Sox @ Cleveland Indians
Cleveland Municipal Stadium, Cleveland, OH

Tue Jun 30 1992, 7:05 PM EDT
Att. 16,956 - Sunny - 70 F

livebaseballscorecards.com

AB	38
R	5
H	14
RBI	5
BB	2
SO	2
LOB	19



Batter	1	2	3	4	5	6	7	8	9	AB R H RBI BB SO LOB	TOP
Tim Raines, S (1, 7) OBP: 0.345, SLG: 0.340	2-1 G3	1-0 1B		4-2 SF9 WP 1-2 BB 3-H		2-1 G5-3	0-0 F8		2-0 L7	5 0 1 1 1 0 3	
Robin Ventura, L (1, 5) OBP: 0.409, SLG: 0.464	1-2 G4-3	1-0 G3-1		3-1 F8		2-2 1B SF9 1B		1-0 G1-4-3 1B		5 1 2 0 0 0 3	
Frank Thomas, R (1, 3) OBP: 0.434, SLG: 0.506	3-0 F9		0-0 1B	3-1 SF9		3-2 1B		0-2 G1-4-3 1-2f		4 0 2 1 0 0 1	
George Bell, R (1, 10) OBP: 0.299, SLG: 0.405		2-2 G1-3 1B	1-2 P4	4-0 BB		1-0 SF9		4-2 1B BB		2 1 1 1 2 0 1	
Warren Newson, L (1, 9) OBP: 0.380, SLG: 0.313 Shawn Abner, R (8, 9) OBP: 0.333, SLG: 0.357		2-3 K	2-2 F7	3-3 K		1-0 L7		2-0 FC6 1B		5 0 1 0 0 2 5 0 0 0 0 0 0 0	
Lance Johnson, L (1, 8) OBP: 0.293, SLG: 0.325	1-0 G1-3		0-1 G6-3		2-2 G6-3		2-1 L6	0-2 FC6		5 0 0 0 0 0 4	
Steve Sax, R (1, 4) OBP: 0.293, SLG: 0.287 Joey Cora, S (7, 4) OBP: 0.296, SLG: 0.237		0-1 WP 2B 1B		1-2 2B 2B	2-1 G6-3		3-1 G6-3		1-1 L6	4 2 2 1 0 0 0 1 0 0 0 0 0 0	AB 40 R 8 H 16 RBI 7 BB 4 SO 3 LOB 19
Craig Grebeck, R (1, 6) OBP: 0.345, SLG: 0.408	1 SAFE 1B 2B	2-1 1B 2B		0-1 WP 2B	0-0 1B		3-2 1B 1B		0-0 2B	5 2 5 2 0 0 0	
Ron Karkovics, R (1, 2) OBP: 0.311, SLG: 0.331	1-0 S 1B			4-2 F8 WP SF9 BB	1-3 K		1-0 1B		2-1 G6-3	4 2 2 1 1 1 2	
Inning Stats	R: 0 H: 0 E: 0 LOB: 0 K: 0 BB: 0 S: 6 P: 12	R: 4 H: 5 E: 0 LOB: 1 K: 1 BB: 0 S: 16 P: 26	R: 0 H: 1 E: 0 LOB: 1 K: 0 BB: 0 S: 9 P: 12	R: 3 H: 2 E: 0 LOB: 2 K: 1 BB: 3 S: 18 P: 40	R: 0 H: 1 E: 0 LOB: 1 K: 1 BB: 0 S: 10 P: 15	R: 1 H: 2 E: 0 LOB: 1 K: 0 BB: 0 S: 11 P: 20	R: 0 H: 2 E: 0 LOB: 2 K: 0 BB: 0 S: 9 P: 18	R: 0 H: 2 E: 0 LOB: 2 K: 0 BB: 1 S: 11 P: 18	R: 0 H: 1 E: 0 LOB: 1 K: 0 BB: 0 S: 6 P: 11	1B: 12 SF: 2 2B: 4 SAC: 0 3B: 0 DP: 1 HR: 0 HBP: 0	WP: 4 PA: 46 PB: 0 SB: 2 CS: 0
PITCHER Jack Armstrong, R (1, 1) ERA: 5.24 Jeff Mutis, L (4, 1) ERA: 2.25 Steve Olin, R (8, 1) ERA: 2.45	IP WLS BF H R ER SO BB IBB HBP BLK WP HR S P ERA WHIP	IP WLS BF H R ER SO BB IBB HBP BLK WP HR S P ERA WHIP	IP WLS BF H R ER SO BB IBB HBP BLK WP HR S P ERA WHIP	IP WLS BF H R ER SO BB IBB HBP BLK WP HR S P ERA WHIP	IP WLS BF H R ER SO BB IBB HBP BLK WP HR S P ERA WHIP	IP WLS BF H R ER SO BB IBB HBP BLK WP HR S P ERA WHIP	IP WLS BF H R ER SO BB IBB HBP BLK WP HR S P ERA WHIP	IP WLS BF H R ER SO BB IBB HBP BLK WP HR S P ERA WHIP	IP WLS BF H R ER SO BB IBB HBP BLK WP HR S P ERA WHIP	IP WLS BF H R ER SO BB IBB HBP BLK WP HR S P ERA WHIP	IP WLS BF H R ER SO BB IBB HBP BLK WP HR S P ERA WHIP

Chicago White Sox @ Cleveland Indians
 Cleveland Municipal Stadium, Cleveland, OH

Wed Jul 01 1992, 7:05 PM EDT
 Att. 11,302 - Sunny - 76 F

livebaseballscorecards.com

BOTTOM

Chicago White Sox @ Cleveland Indians
Cleveland Municipal Stadium, Cleveland, OH

Wed Jul 01 1992, 7:05 PM EDT
Att. 11,302 - Sunny - 76 F

livebaseballscorecards.com

AB	35
R	5
H	11
RBI	5
BB	5
SO	7
LOB	21



WP	0	PA	41
PB	0		
SB	0		
CS	0		

AB R H RBI BB SO LOB

5	0	3	1	0	0	0
3	0	1	0	0	1	1
1	0	1	1	0	0	0
1	0	0	0	0	1	1
4	0	0	0	0	1	2
5	0	2	0	0	0	3
4	1	1	0	1	0	3
2	1	1	0	1	1	1
1	0	0	0	0	1	1
2	2	1	2	2	0	1
2	0	0	0	1	1	3
1	0	0	0	0	1	2
3	1	1	1	0	0	1
1	0	0	0	0	0	2
0	0	0	0	0	0	0

1B	10	SF	0
2B	0	SAC	0
3B	0	DP	1
HR	1	HBP	1

WP	0	ERA	7.50	WHIP	1.500		
HR	1	S	57	P	96		
S	14	P	17	ERA	0.00	WHIP	3.000
S	6	P	10	ERA	0.00	WHIP	6.000
S	14	P	17	ERA	0.00	WHIP	3.000
S	6	P	10	ERA	0.00	WHIP	1.200

Batter	1	2	3	4	5	6	7	8	9
Kenny Lofton, L (1, 8) OBP: 0.336, SLG: 0.319	0-2 G6-3		1-1 G6-3 1B		1-1 F7		0-0 1B 1-2 3-H		0-0 1B
Mark Lewis, R (1, 6) OBP: 0.302, SLG: 0.349	1-0 G4-6-3 1B		1-1 G6-3			2-3 K	0-0 HBP 1B		1-3 K
Thomas Howard, S (7, PH) OBP: 0.312, SLG: 0.342			1-2				1-3 2-H		
Felix Fermin, R (8, 6) OBP: 0.259, SLG: 0.247									
Carlos Baerga, S (1, 4) OBP: 0.338, SLG: 0.428	2-2 G4-6-3 1-2f		2-0 G4-3			2-1 F7	1-0 HBP		0-3 K
Albert Belle, R (1, 7) OBP: 0.329, SLG: 0.489					1-2 1B	2-0 L7	1-1 F8		0-0 1B
Carlos Martinez, R (1, 3) OBP: 0.310, SLG: 0.382					1-0 F8		4-0 BB 1B	0-2 BB 1B	1-0 P4
Paul Sorrento, L (1, 10) OBP: 0.333, SLG: 0.395					0-3 K		4-0 BB 1B	3-3 K	
Glenallen Hill, R (8, PH) OBP: 0.280, SLG: 0.427							1-2 BB		
Mark Whiten, S (1, 9) OBP: 0.367, SLG: 0.414					1-2 P7		4-2 1B 1-2 2-3 BB	4-2 FC6-4 BB	
Jim Thome, L (1, 5) OBP: 0.240, SLG: 0.348							2-3 K	1-3 K	
Brook Jacoby, R (8, PH) OBP: 0.332, SLG: 0.345									
Junior Ortiz, R (1, 2) OBP: 0.295, SLG: 0.260						3-1 G3			
Alex Cole, L (8, PH) OBP: 0.284, SLG: 0.216									
Sandy Alomar Jr., R (9, 2) OBP: 0.268, SLG: 0.307							1-2 1B	0-0 FC6-4 1-2f	
							1-3 2-H 3-H		

Inning Stats	R: 0	H: 1	E: 0	LOB: 0	K: 0	P: 11	R: 2	H: 2	E: 0	LOB: 1	K: 0	P: 23	R: 0	H: 1	E: 0	LOB: 0	K: 0	P: 9	R: 0	H: 1	E: 0	LOB: 1	K: 1	P: 17	R: 0	H: 0	E: 0	LOB: 0	K: 0	P: 10	R: 0	H: 0	E: 0	LOB: 0	K: 1	P: 12	R: 3	H: 3	E: 0	LOB: 3	K: 1	P: 30	R: 0	H: 1	E: 0	LOB: 2	K: 2	P: 24	R: 0	H: 2	E: 0	LOB: 2	K: 2	P: 12	1B: 10	SF: 0	2B: 0	SAC: 0	3B: 0	DP: 1	HR: 1	HBP: 1	WP: 0	PA: 41
--------------	------	------	------	--------	------	-------	------	------	------	--------	------	-------	------	------	------	--------	------	------	------	------	------	--------	------	-------	------	------	------	--------	------	-------	------	------	------	--------	------	-------	------	------	------	--------	------	-------	------	------	------	--------	------	-------	------	------	------	--------	------	-------	--------	-------	-------	--------	-------	-------	-------	--------	-------	--------

PITCHER	IP	WLS	BF	H	R	ER	SO	BB	IBB	HBP	BLK	WP	HR	S	P	ERA	WHIP
Kirk McCaskill, R (1, 1) ERA: 3.77	6.0	W	25	5	5	5	2	4	0	0	0	0	1	57	96	7.50	1.500
Donn Pall, R (7, 1) ERA: 4.54	0.2		3	2	0	0	1	0	0	0	0	0	0	8	11	0.00	3.000
Roberto Hernandez, R (7, 1) ERA: 2.3	0.1		4	2	0	0	0	0	0	1	0	0	0	7	9	0.00	6.000
Scott Radinsky, L (8, 1) ERA: 2.73	0.1		2	0	0	0	1	1	0	0	0	0	0	8	15	0.00	3.000
Bobby Thigpen, R (8, 1) ERA: 2.97	1.2	S	7	2	0	0	3	0	0	0	0	0	0	14	17	0.00	1.200

Batter	1	2	3	4	5	6	7	8	9	AB R H RBI BB SO LOB	TOP		
Jerry Browne, S OBP: 0.335, SLG: 0.278 (1, 7) (6, 8) (8, 5)	4-1 BB G6-4-3		3-1 L6		0-0 B5-3		3-2 F9			3 0 0 0 1 0 3			
Carney Lansford, R OBP: 0.317, SLG: 0.345 Jim Corsi, R (1, 5) (8, 1)	0-0 G6-4-3 1-2f		1-1 E6 2-H		3-1 F8		1-2 G6-3			4 0 0 0 0 0 2 0 0 0 0 0 0 0			
Harold Baines, L OBP: 0.317, SLG: 0.369 (1, 10) (8, 9)	1-3 K		1-1 G4-3		1-0 G4-3		1-1 F7			4 0 0 0 0 1 2			
Mark McGwire, R OBP: 0.404, SLG: 0.619 Troy Neel, L OBP: 0.250, SLG: 0.250 (1, 3) (6, 7)		1-2 F8		4-1 FC3-6 1B BB		0-0 G6-3		3-1 F7		2 0 0 0 1 0 0 1 0 0 0 0 0 0			
Terry Steinbach, R OBP: 0.354, SLG: 0.435 Lance Blankenship, R OBP: 0.389, SLG: 0.336 (1, 2) (6, 3) (8, 8)		2-2 G4-3 2B		1-2 FC3-6 1B		3-2 F9		2-1 G6-3		3 0 2 0 0 0 0 1 0 0 0 0 0 0			
Willie Wilson, S OBP: 0.344, SLG: 0.335 Jamie Quirk, L OBP: 0.301, SLG: 0.294 (1, 8) (6, 2)		0-0 G4-3 2-3		1-1 L7		1-2 G4-3		1-2 G1-3		3 0 0 0 0 0 3 1 0 0 0 0 0 0			
Dann Howitt, L OBP: 0.208, SLG: 0.188 (1, 9) (8, 3)		1-1 G3		2-1 FC3-6 1-2f 2-3		2-0 F8		1-3 K		4 0 0 0 0 1 3			
Mike Bordick, R OBP: 0.362, SLG: 0.382 (1, 4)			1-1 G5-3		0-3 K		0-0 L3			3 0 0 0 0 1 2			
Walt Weiss, S OBP: 0.310, SLG: 0.267 (1, 6)			1-0 E 2B		2-2 B5-3 1B		2-2 1B			3 1 3 0 0 0 0			
Inning Stats	R: 0 E: 0 K: 1 S: 7 H: 0 LOB: 0 BB: 1 P: 12	R: 0 E: 0 K: 0 S: 9 H: 1 LOB: 1 BB: 0 P: 13	R: 1 E: 1 K: 0 S: 9 H: 1 LOB: 1 BB: 0 P: 16	R: 0 E: 0 K: 1 S: 11 H: 1 LOB: 2 BB: 1 P: 19	R: 0 E: 0 K: 0 S: 9 H: 1 LOB: 1 BB: 0 P: 15	R: 0 E: 0 K: 0 S: 9 H: 0 LOB: 0 BB: 0 P: 13	R: 0 E: 0 K: 0 S: 9 H: 1 LOB: 1 BB: 0 P: 16	R: 0 E: 0 K: 0 S: 7 H: 0 LOB: 0 BB: 0 P: 12	R: 0 E: 0 K: 1 S: 8 H: 0 LOB: 0 BB: 0 P: 12	1B: 3 2B: 2 3B: 0 HR: 0 SF: 0 SAC: 0 DP: 1 HBP: 0	WP: 0 PB: 0 SB: 0 CS: 0 PA: 34		
PITCHER	IP WLS BF H R ER SO BB IBB HBP BLK WP HR S P ERA WHIP											PITCHER	IP WLS BF H R ER SO BB IBB HBP BLK WP HR S P ERA WHIP
Charles Nagy, R ERA: 2.26 (1, 1)	7.0 W 28 5 1 0 2 2 0 0 0 0 0 0 63 104 0.00 1.000												
Eric Plunk, R ERA: 3.2 (8, 1)	1.0 3 0 0 0 0 0 0 0 0 0 0 0 7 12 0.00 0.000												
Steve Olin, R ERA: 2.39 (9, 1)	1.0 3 0 0 0 0 1 0 0 0 0 0 0 8 12 0.00 0.000												

Oakland Athletics @ Cleveland Indians
Cleveland Municipal Stadium, Cleveland, OH

Fri Jul 03 1992, 7:05 PM EDT
Att. 44,849 - Cloudy - 77 F

livebaseballscorecards.com

AB	32
R	1
H	5
RBI	0
BB	2
SO	3
LOB	15



Batter	1	2	3	4	5	6	7	8	9	AB	R	H	RBI	BB	SO	LOB
Kenny Lofton, L OBP: 0.333, SLG: 0.317 (1, 8)	0-0 G6-3	0-0 G4-6-3		0-2 E S 1B	2-2 F9			0-0 G3-1		5	0	1	0	0	0	2
Mark Lewis, R OBP: 0.304, SLG: 0.347 (1, 6)	4-2 HR BB	2-1 P8		0-0 F9		1-0 1B 1B		3-1 G6-3		4	1	1	0	1	0	1
Carlos Baerga, S OBP: 0.340, SLG: 0.438 Felix Fermin, R OBP: 0.268, SLG: 0.282 (1, 4) (8, 4)	0-0 HR		1-2 P6	1-1 L8		0-1 G4-6-3 1B		1-1 3B		4	1	2	2	0	0	1
Albert Belle, R OBP: 0.327, SLG: 0.484 (1, 10)	1-0 WP 2B 1B		1-0 G6-3		0-0 F9	1-3 K		3-3 K		5	1	1	0	0	2	3
Paul Sorrento, L OBP: 0.340, SLG: 0.408 (1, 3)	3-2 1-H 2B		1-2 E 1B 2B		4-0 1B 2B BB	0-0 G4-6-3				3	2	2	1	1	0	2
Mark Whiten, S OBP: 0.369, SLG: 0.415 (1, 9)	2-2 P4		1-0 1B 1B		1-0 1B 2B 1B		1-1 G4-3			4	1	2	1	0	0	1
Glenallen Hill, R OBP: 0.286, SLG: 0.425 (1, 7)	2-3 K		2-0 1B 1B		2-0 P4		4-2 L9-3-6 1B BB			3	0	1	0	1	1	3
Jim Thome, L OBP: 0.310, SLG: 0.385 (1, 5)		4-2 WP G4-6-3 BB	2-0 F7		2-2 2B 1B		1-0 1B			3	2	2	0	1	0	2
Sandy Alomar Jr., R OBP: 0.273, SLG: 0.317 (1, 2)		2-2 FC G4-6-3		0-0 CS 1B	1-1 PB 2B		1-2 L9-3-6			4	0	2	3	0	0	3

Inning Stats	R: 3	H: 3	LOB: 1	K: 1	S: 16	R: 1	H: 0	LOB: 0	K: 0	S: 10	R: 1	H: 3	LOB: 2	K: 0	S: 10	R: 0	H: 2	LOB: 1	K: 0	S: 8	R: 3	H: 3	LOB: 1	K: 0	S: 12	R: 0	H: 2	LOB: 1	K: 1	S: 7	R: 0	H: 1	LOB: 1	K: 0	S: 10	R: 0	H: 1	LOB: 1	K: 1	S: 9	1B: 10	SF: 0	2B: 4	SAC: 0	3B: 1	DP: 3	HR: 1	HBP: 0
--------------	------	------	--------	------	-------	------	------	--------	------	-------	------	------	--------	------	-------	------	------	--------	------	------	------	------	--------	------	-------	------	------	--------	------	------	------	------	--------	------	-------	------	------	--------	------	------	--------	-------	-------	--------	-------	-------	-------	--------

PITCHER	IP	WLS	BF	H	R	ER	SO	BB	IBB	HBP	BLK	WP	HR	S	P	ERA	WHIP
Ron Darling, R ERA: 4.79 (1, 1)	3.0	L	17	6	5	5	1	2	0	0	0	2	1	36	64	15.00	2.667
Gene Nelson, R ERA: 6.75 (4, 1)	4.0		19	8	3	3	1	2	0	0	0	0	0	37	58	6.75	2.500
Jim Corsi, R ERA: 1.8 (8, 1)	1.0		4	1	0	0	1	0	0	0	0	0	0	9	16	0.00	1.000

BOTTOM

Oakland Athletics @ Cleveland Indians
Cleveland Municipal Stadium, Cleveland, OH

livebaseballscores.com

AB	36
R	8
H	15
RBI	7
BB	4
SO	3
LOB	18



WP: 3 PA: 40
PB: 1
SB: 1
CS: 1

Fri Jul 03 1992, 7:05 PM EDT
Att: 44,849 - Cloudy - 77 F

Batter	1	2	3	4	5	6	7	8	9	AB R H RBI BB SO LOB	TOP										
Jerry Browne, S OBP: 0.333, SLG: 0.277 (1, 9) B C F S (8, 5)	2-3 K		1-0 SH5-3 1B		0-2 FC4-6 1-2f		1-1 E6 FC6-4 2-3			4 0 1 0 0 1 2	Oakland Athletics @ Cleveland Indians Cleveland Municipal Stadium, Cleveland, OH Sat Jul 04 1992, 3:33 AM EDT Att. 18,510 - Sunny - 74 F										
Carney Lansford, R OBP: 0.317, SLG: 0.345 Lance Blankenship, R OBP: 0.389, SLG: 0.336 (1, 5) X (8, 9)	0-0 1B		0-0 SH5-3 1-2		1-1 F8		0-0 FC6-4 1-2f			3 0 1 0 0 0 3 0 0 0 0 0 0 0											
Harold Baines, L OBP: 0.316, SLG: 0.367 (1, 10) B B C X	3-1 1B 1-3		3-1 F8		1-0 F8			2-3 K		4 0 1 0 0 1 2											
Mark McGwire, R OBP: 0.399, SLG: 0.610 Dann Howitt, L OBP: 0.208, SLG: 0.188 (1, 3) B X (8, 3)	1-0 F9		1-1 G5-3			2-3 K		2-1 G6-3		4 0 0 0 0 1 2 0 0 0 0 0 0 0											
Troy Neel, L OBP: 0.313, SLG: 0.214 (1, 7) B X		1-3 K 2B G3-1		1-0 G3		3-2 CS HBP		4-2 BB		2 1 0 0 1 1 0											
Terry Steinbach, R OBP: 0.357, SLG: 0.442 Jamie Quirk, L OBP: 0.301, SLG: 0.294 (1, 2) S B SAFE X (8, 2)		2-1 G3-1 1-3 2B		0-0 BB 1B		3-3 K 1-2		2-2 F8		4 0 2 0 0 1 2 0 0 0 0 0 0 0											
Willie Wilson, S OBP: 0.347, SLG: 0.335 (1, 8) B X		1-2 G3-1 2-3 3-H		4-2 G6-3 1-2 BB			2-1 E S 1B		2-2 P5	3 0 1 1 1 0 1											
Mike Bordick, R OBP: 0.356, SLG: 0.375 (1, 4) B X		2-0 F8		1-2 G6-3 1-2f			0-3 K 1-2		1-3 K	4 0 0 0 0 2 4											
Walt Weiss, S OBP: 0.308, SLG: 0.266 (1, 6) B X		1-0 G4-3			1-1 FC4-6 1B		0-1 F7		0-1 G4-3	4 0 1 0 0 0 2											
Inning Stats	R: 0 E: 0 K: 1 S: 7	H: 2 LOB: 1 BB: 0 P: 13	R: 1 E: 0 K: 1 S: 10	H: 1 LOB: 1 BB: 0 P: 17	R: 0 E: 0 K: 0 S: 6	H: 1 LOB: 1 BB: 1 P: 11	R: 0 E: 0 K: 0 S: 7	H: 1 LOB: 1 BB: 1 P: 13	R: 0 E: 0 K: 2 S: 10	H: 0 LOB: 1 BB: 0 P: 18		R: 0 E: 1 K: 1 S: 11	H: 1 LOB: 2 BB: 0 P: 14	R: 0 E: 0 K: 1 S: 11	H: 0 LOB: 1 BB: 1 P: 21	R: 0 E: 0 K: 1 S: 9	H: 0 LOB: 0 BB: 0 P: 12	1B: 6 2B: 2 3B: 0 HR: 0	SF: 0 SAC: 1 DP: 2 HBP: 1	WP: 1 PB: 0 SB: 1 CS: 1	PA: 36
PITCHER Scott Scudder, R ERA: 4.34 Ted Power, R ERA: 2.23	IP 6.0	WLS W	BF 24	H 6	R 1	ER 1	SO 4	BB 1	IBB 0	HBP 1	BLK 0	WP 1	HR 0	S 48	P 83	ERA 1.50	WHIP 1.167				
	IP 3.0	WLS S	BF 12	H 1	R 0	ER 0	SO 3	BB 1	IBB 0	HBP 0	BLK 0	WP 0	HR 0	S 31	P 47	ERA 0.00	WHIP 0.667				

livebaseballscorecards.com

AB	32
R	1
H	7
RBI	1
BB	2
SO	7
LOB	18



Batter	1	2	3	4	5	6	7	8	9
Kenny Lofton, L OBP: 0.334, SLG: 0.325 (1, 8)	3-2 SH3 1B 2B	1-1 G3 2B		2-2 G4-3 1-2f 1B 2B		1-0 F9 1B		1-0 1B 2B	
Felix Fermin, R OBP: 0.291, SLG: 0.317 (1, 6)	0-0 SH3 2B	2-1 F9 1B		1-0 1B 2B		3-2 1B		1-1 1B 1B	
Carlos Baerga, S OBP: 0.344, SLG: 0.441 (1, 4)	1-2 1B		0-2 P6 1B	3-1 1B		0-1 G4-3 1B		1-2 1B	
Albert Belle, R OBP: 0.323, SLG: 0.478 (1, 7)	0-1 F9 1B		1-2 G1-3 1B		0-0 G6-3 1B		1-0 P2 1B	2-2 F9 1B	
Thomas Howard, S OBP: 0.310, SLG: 0.340 (8, 7)									
Paul Sorrento, L OBP: 0.343, SLG: 0.423 (1, 10)	2-0 F8 1B		0-1 1B 1B		1-0 HR		1-3 K		
Reggie Jefferson, S OBP: 0.500, SLG: 0.500 (1, 3)		1-0 2B 1B	0-2 1B 1B		1-3 K		2-1 G4-3 1B		
Mark Whiten, S OBP: 0.371, SLG: 0.421 (1, 9)		1-2 2B 2B	1-2 1B 1B		2-2 F9 1B			2-3 K	
Jim Thome, L OBP: 0.333, SLG: 0.433 (1, 5)		1-0 G3 2B	3-2 G4-3 1B			2-1 1B 1B		1-3 K	
Sandy Alomar Jr., R OBP: 0.278, SLG: 0.321 (1, 2)		1-0 P2 1B		1-0 G4-3 1B		0-0 P2 1B		2-2 2B 1B 1B	

Inning Stats	R: 1	H: 2	E: 0	K: 0	S: 11	H: 2	LOB: 1	BB: 0	P: 17	R: 2	H: 3	E: 0	K: 0	S: 11	H: 3	LOB: 2	BB: 0	P: 23	R: 1	H: 3	E: 0	K: 0	S: 8	H: 1	LOB: 0	BB: 0	P: 12	R: 0	H: 2	E: 0	K: 0	S: 9	H: 0	LOB: 0	BB: 0	P: 10	R: 2	H: 4	E: 0	K: 2	S: 20	H: 4	LOB: 2	BB: 0	P: 30
--------------	------	------	------	------	-------	------	--------	-------	-------	------	------	------	------	-------	------	--------	-------	-------	------	------	------	------	------	------	--------	-------	-------	------	------	------	------	------	------	--------	-------	-------	------	------	------	------	-------	------	--------	-------	-------

PITCHER	IP	WLS	BF	H	R	ER	SO	BB	IBB	HBP	BLK	WP	HR	S	P	ERA	WHIP
Kelly Downs, R ERA: 3.86 (1, 1)	3.0	L	17	8	4	4	0	0	0	0	0	0	0	40	58	12.00	2.667
Kevin Campbell, R ERA: 5.4 (4, 1)	2.0		8	4	2	2	1	0	0	0	0	0	1	16	27	9.00	2.000
Jeff Parrett, R ERA: 2.89 (6, 1)	1.0		5	2	0	0	0	0	0	0	0	0	0	9	15	0.00	2.000
Rich Gossage, R ERA: 2.76 (7, 1)	1.0		3	0	0	0	1	0	0	0	0	0	0	6	10	0.00	0.000
Rick Honeycutt, L ERA: 3.18 (8, 1)	1.0		7	4	2	2	2	0	0	0	0	0	0	20	30	18.00	4.000

AB R H RBI BB SO LOB

5	2	2	0	0	0	3
4	1	3	2	0	0	1
5	0	3	2	0	0	2
4	0	0	0	0	0	1
1	0	0	0	0	0	2
4	2	2	1	0	1	1
4	1	2	0	0	1	0
4	1	2	2	0	1	0
4	0	2	1	0	1	2
4	1	2	0	0	0	2

AB	R	H	RBI	BB	SO	LOB
39	8	18	8	0	4	14



Oakland Athletics @ Cleveland Indians
Cleveland Municipal Stadium, Cleveland, OH
 Sat Jul 04 1992, 3:33 AM EDT
 Att. 18,510 - Sunny - 74 F

livebaseballscorecards.com

WP: 0	PA: 40
PB: 0	
SB: 0	
CS: 0	

Batter	1	2	3	4	5	6	7	8	9	AB R H RBI BB SO LOB	TOP																																				
Lance Blankenship, R OBP: 0.389, SLG: 0.335 (1, 9) B C X	1-1 G4-3 ①	3-3 K ③		4-2 BB			2-0 G6-3 1-2 1B		1-0 G1-3 ①	4 0 1 0 1 1 0																																					
Jerry Browne, S OBP: 0.330, SLG: 0.270 (1, 7) C B B F B	4-2 E 2B BB		0-0 G4-3 ① SAFE	1-1 P5 ③			1-1 P3 ①		0-3 K ②	4 1 0 0 1 1 3																																					
Carney Lansford, R OBP: 0.322, SLG: 0.351 (1, 5) 1 SAFE 1 SAFE 1 SAFE 1 SAFE 1 SAFE 1 SAFE 1 SAFE F B B B B B	3-1 1B 2B 1-H		2-0 HR 1B			2-2 F8 ①	0-0 G6-3 1-2f ②		4-2 2B BB	4 3 2 1 1 0 2																																					
Harold Baines, L OBP: 0.321, SLG: 0.388 (1, 10) B X	1-0 1B 2B 2-H		0-0 HR			0-3 K ②		3-3 K ① B X	1-0 2B 1-H	5 1 3 4 0 2 0																																					
Mark McGwire, R OBP: 0.393, SLG: 0.599 (1, 3) B B C C C C F X	2-3 K ②		2-2 G6-3 ②			2-3 K ③		1-3 K ② F B X	1-1 P4 ③	5 0 0 0 0 3 2																																					
Terry Steinbach, R OBP: 0.364, SLG: 0.446 (1, 2) B F X	1-1 1-2 1B		4-2 BB			0-0 G1-3 ①		0-2 1B 1B 1B		3 0 2 0 1 0 0																																					
Willie Wilson, S OBP: 0.345, SLG: 0.333 (1, 8) B X	1-0 F7 ③		0-2 F8 ③			2-1 G4-3 ②		2-0 1B 1-2 1B		4 0 1 0 0 0 3																																					
Mike Bordick, R OBP: 0.355, SLG: 0.374 (1, 4) C B B X		2-1 G1-3 ①		1-1 F9 ①		2-0 G6-3 ③		1-1 1B 1-2 2-3 1B		4 0 1 0 0 0 0																																					
Walt Weiss, S OBP: 0.306, SLG: 0.265 (1, 6) B B X		2-1 L9 ②		1-1 G4-3 ②			3-2 1B 1B	2-2 P5 ③		4 0 1 0 0 0 3																																					
Inning Stats	R: 2 E: 1 K: 1 S: 13	H: 3 LOB: 2 BB: 1 P: 26	R: 0 E: 0 K: 1 S: 7	H: 0 LOB: 0 BB: 0 P: 14	R: 2 E: 0 K: 0 S: 13	H: 2 LOB: 1 BB: 1 P: 21	R: 0 E: 0 K: 0 S: 8	H: 0 LOB: 1 BB: 1 P: 15	R: 0 E: 0 K: 2 S: 9	H: 0 LOB: 0 BB: 0 P: 13	R: 0 E: 0 K: 0 S: 4	H: 0 LOB: 0 BB: 0 P: 8	R: 0 E: 0 K: 0 S: 8	H: 2 LOB: 1 BB: 0 P: 13	R: 0 E: 0 K: 2 S: 18	H: 3 LOB: 3 BB: 0 P: 27	R: 1 E: 0 K: 1 S: 9	H: 1 LOB: 1 BB: 1 P: 16	1B: 8 2B: 2 3B: 0 HR: 1	SF: 0 SAC: 0 DP: 1 HBP: 0	WP: 0 PB: 0 SB: 0 CS: 0	PA: 41																									
PITCHER	IP	WLS	BF	H	R	ER	SO	BB	IBB	HBP	BLK	WP	HR	S	P	ERA	WHIP	PITCHER											IP	WLS	BF	H	R	ER	SO	BB	IBB	HBP	BLK	WP	HR	S	P	ERA	WHIP		
Jack Armstrong, R ERA: 5.29 (1, 1)	6.0	L	28	7	4	4	4	3	0	0	0	0	1	59	106	6.00	1.667																														
Kevin Wickander, L ERA: 2.63 (7, 1)	1.1		3	0	0	0	1	0	0	0	0	0	0	9	13	0.00	0.000																														
Steve Olin, R ERA: 2.52 (8, 1)	1.2		10	4	1	1	2	1	0	0	0	0	0	21	34	5.40	3.000																														

Oakland Athletics @ Cleveland Indians
Cleveland Municipal Stadium, Cleveland, OH

livebaseballscorecards.com

AB	37
R	5
H	11
RBI	5
BB	4
SO	7
LOB	13



Sun Jul 05 1992, 7:05 PM EDT
Att. 30,598 - Cloudy - 70 F

BOTTOM

Oakland Athletics @ Cleveland Indians
Cleveland Municipal Stadium, Cleveland, OH

Sun Jul 05 1992, 7:05 PM EDT
 Att. 30,598 - Cloudy - 70 F

livebaseballscorecards.com

AB	37
R	2
H	12
RBI	2
BB	0
SO	6
LOB	14



WP: 0	PA: 37
PB: 0	
SB: 0	
CS: 1	

AB	R	H	RBI	BB	SO	LOB
5	1	2	1	0	0	2

3	0	1	0	0	0	1
1	0	0	0	0	1	1
0	0	0	0	0	0	0

4	1	2	1	0	0	1
---	---	---	---	---	---	---

4	0	0	0	0	2	2
---	---	---	---	---	---	---

4	0	2	0	0	0	1
---	---	---	---	---	---	---

3	0	2	0	0	1	1
1	0	0	0	0	0	1

4	0	0	0	0	1	3
---	---	---	---	---	---	---

4	0	1	0	0	1	0
---	---	---	---	---	---	---

3	0	1	0	0	0	1
1	0	1	0	0	0	0

1B: 8	SF: 0
2B: 2	SAC: 0
3B: 1	DP: 2
HR: 2	HBP: 0

Batter	1	2	3	4	5	6	7	8	9
Kenny Lofton, L (1, 8) OBP: 0.335, SLG: 0.344	0-1 HR		0-0 P3		2-1 3B		0-1 FC4-6		0-2 L4
Felix Fermin, R (1, 6) OBP: 0.292, SLG: 0.318 Glenallen Hill, R (7, PH) OBP: 0.284, SLG: 0.422 Mark Lewis, R (8, 6) OBP: 0.304, SLG: 0.347	0-1 G3 1B		1-1 G4-3		1-2 G1-3		2-3 K		
Carlos Baerga, S (1, 4) OBP: 0.346, SLG: 0.454	1-0 G3 1-2		1-2 2B		2-1 HR		2-0 G4-3		
Albert Belle, R (1, 7) OBP: 0.319, SLG: 0.471	2-3 K		3-3 K		0-0 F8		1-1 F8		
Reggie Jefferson, S (1, 3) OBP: 0.500, SLG: 0.500	3-2 G4-3			3-1 G6-4-3 1B		3-1 G1-3		1-0 1B	
Paul Sorrento, L (1, 10) OBP: 0.347, SLG: 0.427 Carlos Martinez, R (8, PH) OBP: 0.305, SLG: 0.375		0-1 CS 1B		0-3 K		1-1 1B		0-0 F9	
Mark Whiten, S (1, 9) OBP: 0.365, SLG: 0.414		3-3 K 1-2		0-0 G6-4-3 1-2f		0-0 P2		2-1 P5	
Jim Thome, L (1, 5) OBP: 0.324, SLG: 0.412		2-1 1B			3-2 G3-1		1-2 P5		2-3 K
Sandy Alomar Jr., R (1, 2) OBP: 0.279, SLG: 0.321 Thomas Howard, S (9, PH) ERA: 2.86 OBP: 0.313, SLG: 0.344		1-1 G5-3			0-0 P4		1-1 FC4-6 1B		0-0 1B

Inning Stats	R: 1	H: 2	E: 0	K: 1	S: 13	R: 0	H: 2	E: 0	K: 1	S: 10	R: 0	H: 1	E: 0	K: 1	S: 12	R: 0	H: 1	E: 0	K: 0	S: 6	R: 0	H: 1	E: 0	K: 0	S: 10	R: 1	H: 2	E: 0	K: 0	S: 8	R: 0	H: 1	E: 0	K: 1	S: 10	R: 0	H: 1	E: 0	K: 0	S: 5	R: 0	H: 1	E: 0	K: 1	S: 11	1B: 8	2B: 2	3B: 1	HR: 2	SF: 0	SAC: 0	DP: 2	HBP: 0	WP: 0	PB: 0	SB: 0	CS: 1	PA: 37
--------------	------	------	------	------	-------	------	------	------	------	-------	------	------	------	------	-------	------	------	------	------	------	------	------	------	------	-------	------	------	------	------	------	------	------	------	------	-------	------	------	------	------	------	------	------	------	------	-------	-------	-------	-------	-------	-------	--------	-------	--------	-------	-------	-------	-------	--------

PITCHER	IP	WLS	BF	H	R	ER	SO	BB	IBB	HBP	BLK	WP	HR	S	P	ERA	WHIP
Bob Welch, R (1, 1) ERA: 2.86	6.1	W	27	10	2	2	4	0	0	0	0	0	2	64	98	2.84	1.579
Rick Honeycutt, L (7, 1) ERA: 3.09	0.2		2	0	0	0	1	0	0	0	0	0	0	5	7	0.00	0.000
Jeff Parrett, R (8, 1) ERA: 2.86	0.2		2	0	0	0	0	0	0	0	0	0	0	3	6	0.00	0.000
Vince Horsman, L (8, 1) ERA: 2.28	0.0		1	1	0	0	0	0	0	0	0	0	0	1	2	∞	∞
Dennis Eckersley, R (8, 1) ERA: 1.76	1.1	S	5	1	0	0	1	0	0	0	0	0	0	12	16	0.00	0.750

Batter	1	2	3	4	5	6	7	8	9	AB R H RBI BB SO LOB	TOP											
Lance Blankenship, R OBP: 0.391, SLG: 0.345 (1, 7)	G6-3		F8	BB		E	G5-3			5 1 2 4 1 0 2												
Mike Bordick, R OBP: 0.351, SLG: 0.369 (1, 4)	K		1B	L9		K		G6-3	F9	6 0 1 0 0 2 4												
Carney Lansford, R OBP: 0.323, SLG: 0.352 Jerry Browne, S OBP: 0.328, SLG: 0.269 (1, 5) (9, PH) (9, 5)	G6-3		1B		F9	E5		P3	G4-3	5 0 2 1 0 0 0 1 0 0 0 0 0 1												
Mark McGwire, R OBP: 0.390, SLG: 0.591 Jim Corsi, R (1, 3) (9, 1)		F8	F8		F8	FC6-4 BB		F8		4 0 0 0 1 0 2 0 0 0 0 0 0 0												
Terry Steinbach, R OBP: 0.369, SLG: 0.447 Jamie Quirk, L OBP: 0.301, SLG: 0.294 (1, 2) (9, 2)		BB		HR	G4-3	FC6-4			G1-3 E 1B 1B	4 2 2 0 1 0 2 0 0 0 0 0 0 0												
Willie Wilson, S OBP: 0.342, SLG: 0.330 (1, 8)	K					G5-3	K		E G1-3 1B 1B	5 1 1 0 0 3 2												
Troy Neel, L OBP: 0.381, SLG: 0.526 (1, 10) (9, 3)		P6		HR		1B 2B 1B	1B 2B		G1-3	5 3 3 2 0 0 3												
Scott Brosius, R OBP: 0.256, SLG: 0.436 (1, 9)			HR	HR		1B 2B 1B	G3 1B		E5 1B 2B	5 4 4 3 0 0 1												
Walt Weiss, S OBP: 0.319, SLG: 0.275 (1, 6)			1B BB	G1-3		1B 1B	G3		2B 1B	4 2 2 1 1 0 1												
Inning Stats	R: 0 E: 0 K: 1 S: 7	H: 0 LOB: 0 BB: 0 P: 13	R: 0 E: 0 K: 1 S: 9	H: 0 LOB: 1 BB: 1 P: 19	R: 1 E: 0 K: 0 S: 13	H: 3 LOB: 2 BB: 1 P: 21	R: 3 E: 0 K: 1 S: 13	H: 3 LOB: 1 BB: 1 P: 25	R: 0 E: 0 K: 0 S: 7	H: 0 LOB: 0 BB: 0 P: 12	R: 4 E: 1 K: 1 S: 21	H: 5 LOB: 2 BB: 1 P: 37	R: 1 E: 0 K: 1 S: 12	H: 2 LOB: 1 BB: 0 P: 19	R: 0 E: 0 K: 0 S: 8	H: 0 LOB: 0 BB: 0 P: 10	R: 4 E: 1 K: 0 S: 21	H: 4 LOB: 1 BB: 0 P: 33	1B: 11 2B: 3 3B: 0 HR: 3	SF: 0 SAC: 0 DP: 0 HBP: 0	WP: 0 PB: 0 SB: 0 CS: 0	PA: 48
PITCHER	IP WLS BF H R ER SO BB IBB HBP BLK WP HR S P ERA WHIP																					
Jeff Mutis, L ERA: 7.71 (1, 1)	5.1 L 28 10 8 7 3 3 0 0 0 0 3 58 106 11.81 2.438																					
Ted Power, R ERA: 2.36 (6, 1)	1.2 9 3 1 1 2 1 0 0 0 0 0 24 40 5.40 2.400																					
Derek Lilliquist, L ERA: 1.76 (8, 1)	1.0 3 0 0 0 0 0 0 0 0 0 0 8 10 0.00 0.000																					
Eric Plunk, R ERA: 4.35 (9, 1)	1.0 8 4 4 3 0 0 0 0 0 0 0 21 33 27.00 4.000																					

Oakland Athletics @ Cleveland Indians
Cleveland Municipal Stadium, Cleveland, OH

livebaseballscorecards.com

AB	44
R	13
H	17
RBI	11
BB	4
SO	5
LOB	18



Mon Jul 06 1992, 7:05 PM EDT
Att. 12,057 - Sunny - 71 F

Batter	1	2	3	4	5	6	7	8	9	AB R H RBI BB SO LOB
Kenny Lofton, L OBP: 0.335, SLG: 0.344 Thomas Howard, S OBP: 0.310, SLG: 0.340	3-1 CS 1B		3-1 SAFE FC6-4 1-2f		1-0 G4-3		0-0 G4-3		2-0 L3	3 0 1 0 0 0 3 2 0 0 0 0 0 0
Mark Lewis, R OBP: 0.305, SLG: 0.350	1 SAFE 1 SAFE K			2-0 F8		1-2 G4-3 1B 2B		4-1 BB	2-1 G6-3	4 1 1 0 0 1 1 1
Carlos Baerga, S OBP: 0.345, SLG: 0.452	1 SAFE 1 SAFE K			2-2 1B		0-2 G4-3 2-3		0-2 G4-3		4 0 1 0 0 0 1 3
Paul Sorrento, L OBP: 0.345, SLG: 0.424		1-2 L7		1-1 F7		3-2 G4-3		1-1 1B 1B		4 0 1 0 0 0 2
Reggie Jefferson, S OBP: 0.417, SLG: 0.417		0-0 G3-1		1-1 L5		1-1 1B HR 1B		1-3 K		4 1 1 1 0 0 1 2
Mark Whiten, S OBP: 0.364, SLG: 0.411		0-0 F8			1-0 G5-3		0-0 1-2 HR 1B		2-3 K	4 1 1 0 0 0 1 1
Glenallen Hill, R OBP: 0.295, SLG: 0.446			2-1 G6-3		4-2 1B BB		1-0 1-H 2-H HR		2-2 1-2 1B	3 1 2 3 1 0 0
Jim Thome, L OBP: 0.293, SLG: 0.368			2-3 K		1-3 K		0-0 F7		2-3 K	4 0 0 0 0 0 3 3
Sandy Alomar Jr., R OBP: 0.283, SLG: 0.325			1-2 FC6-4 1B		1-1 1B				3-2 F8	4 0 2 0 0 0 0 0

Inning Stats	R: 0 E: 0 K: 2 S: 11	H: 1 LOB: 0 BB: 0 P: 15	R: 0 E: 0 K: 0 S: 5	H: 0 LOB: 0 BB: 0 P: 6	R: 0 E: 0 K: 1 S: 10	H: 1 LOB: 1 BB: 0 P: 18	R: 0 E: 0 K: 0 S: 9	H: 1 LOB: 1 BB: 0 P: 15	R: 0 E: 0 K: 1 S: 9	H: 1 LOB: 2 BB: 1 P: 17	R: 4 E: 0 K: 0 S: 14	H: 4 LOB: 0 BB: 0 P: 20	R: 0 E: 0 K: 0 S: 8	H: 0 LOB: 1 BB: 1 P: 15	R: 0 E: 0 K: 3 S: 15	H: 2 LOB: 2 BB: 0 P: 23	R: 0 E: 0 K: 0 S: 4	H: 0 LOB: 0 BB: 0 P: 8	1B: 8 2B: 1 3B: 0 HR: 1	SF: 0 SAC: 0 DP: 0 HBP: 0
--------------	-------------------------------	----------------------------------	------------------------------	---------------------------------	-------------------------------	----------------------------------	------------------------------	----------------------------------	------------------------------	----------------------------------	-------------------------------	----------------------------------	------------------------------	----------------------------------	-------------------------------	----------------------------------	------------------------------	---------------------------------	----------------------------------	------------------------------------

BOTTOM

Oakland Athletics @ Cleveland Indians
Cleveland Municipal Stadium, Cleveland, OH

Mon Jul 06 1992, 7:05 PM EDT
Att. 12,057 - Sunny - 71 F

AB	36
R	4
H	10
RBI	4
BB	2
SO	7
LOB	15



PITCHER	IP	WLS	BF	H	R	ER	SO	BB	IBB	HBP	BLK	WP	HR	S	P	ERA	WHIP
Mike Moore, R ERA: 4.64	(1, 1)	6.0	26	8	4	4	4	1	0	0	0	0	1	58	91	6.00	1.500
Rich Gossage, R ERA: 2.6	(7, 1)	2.0	9	2	0	0	3	1	0	0	0	0	0	23	38	0.00	1.500
Jim Corsi, R ERA: 1.5	(9, 1)	1.0	3	0	0	0	0	0	0	0	0	0	0	4	8	0.00	0.000

Batter	1	2	3	4	5	6	7	8	9	AB R H RBI BB SO LOB	TOP											
Luis Polonia, L (1, 7) OBP: 0.332, SLG: 0.320	1-2 G4-3		1-3 K			2-2 F7			3-2 G3	4 0 0 0 0 1 1	California Angels @ Cleveland Indians Cleveland Municipal Stadium, Cleveland, OH Tue Jul 07 1992, 7:05 PM EDT Att: 9,796 - Cloudy - 77 F											
Luis Sojo, R (1, 4) OBP: 0.286, SLG: 0.368	1-3 K2-3			1-0 P4		3-1 G6-3			1-1 F7	4 0 0 0 0 1 0												
Chad Curtis, R (1, 8) OBP: 0.344, SLG: 0.398	1-3 K			2-2 CS 1B		1-2 F8			1-2 G4-3	4 0 1 0 0 1 0												
Gary Gaetti, R (1, 10) OBP: 0.265, SLG: 0.315		1-3 K		3-1 P6 1-2			3-3 K			3 0 0 0 0 2 1												
Von Hayes, L (1, 9) OBP: 0.343, SLG: 0.364		2-1 L7			0-2 G1-6-3		1-2 G4-3			3 0 0 0 0 0 0												
Rene Gonzales, R (1, 5) OBP: 0.337, SLG: 0.408		0-2 G5-3			1-1 2B 1B		2-1 G6-3			3 1 1 0 0 0 0												
Lee Stevens, L (1, 3) OBP: 0.260, SLG: 0.326			3-2 G6-3		2-2 F7		1-2 F7			3 0 0 0 0 0 1												
Mike Fitzgerald, R (1, 2) OBP: 0.295, SLG: 0.333			2-2 B5-3 1B		2-0 K 1-H 2B		0-2 G3			2 0 2 1 0 0 0												
John Morris, L (8, PH) OBP: 0.245, SLG: 0.200										1 0 0 0 0 0 0												
Ron Tingley, R (8, 2) OBP: 0.211, SLG: 0.315										0 0 0 0 0 0 0												
Gary Disarcina, R (1, 6) OBP: 0.307, SLG: 0.320			0-0 B5-3		2-3 K		0-0 F7			3 0 0 0 0 1 2												
Inning Stats	R: 0 E: 0 K: 2 S: 9	H: 0 LOB: 0 BB: 0 P: 12	R: 0 E: 0 K: 1 S: 8	H: 0 LOB: 0 BB: 0 P: 11	R: 0 E: 0 K: 1 S: 10	H: 1 LOB: 1 BB: 0 P: 16	R: 0 E: 0 K: 0 S: 6	H: 1 LOB: 0 BB: 0 P: 12	R: 1 E: 0 K: 1 S: 12	H: 2 LOB: 1 BB: 0 P: 19	R: 0 E: 0 K: 0 S: 8	H: 0 LOB: 0 BB: 0 P: 14	R: 0 E: 0 K: 1 S: 9	H: 0 LOB: 0 BB: 0 P: 15	R: 0 E: 0 K: 0 S: 7	H: 0 LOB: 0 BB: 0 P: 8	R: 0 E: 0 K: 0 S: 9	H: 0 LOB: 0 BB: 0 P: 14	1B: 3 2B: 1 3B: 0 HR: 0	SF: 0 SAC: 0 DP: 0 HBP: 0	WP: 0 PB: 0 SB: 0 CS: 1	PA: 30
PITCHER	IP WLS BF H R ER SO BB IBB HBP BLK WP HR S P ERA WHIP																					
Dennis Cook, L (1, 1) ERA: 4.34	7.1 W 25 4 1 1 6 0 0 0 0 0 0 0 65 103 1.23 0.545																					
Steve Olin, R (8, 1) ERA: 2.41	1.2 S 5 0 0 0 0 0 0 0 0 0 0 0 13 18 0.00 0.000																					

livebaseballscorecards.com

AB	30
R	1
H	4
RBI	1
BB	0
SO	6
LOB	5



Batter	1	2	3	4	5	6	7	8	9	AB	R	H	RBI	BB	SO	LOB
--------	---	---	---	---	---	---	---	---	---	----	---	---	-----	----	----	-----

Glenallen Hill, R <small>OBP: 0.306, SLG: 0.469</small> (1, 8) 										3	2	2	1	1	1	0
Mark Lewis, R <small>OBP: 0.305, SLG: 0.348</small> (1, 6) 										4	1	1	0	0	1	1
Carlos Baerga, S <small>OBP: 0.344, SLG: 0.449</small> (1, 4) 										4	0	1	1	0	0	0
Albert Belle, R <small>OBP: 0.321, SLG: 0.472</small> (1, 7) 										4	0	2	1	0	0	0
Carlos Martinez, R <small>OBP: 0.290, SLG: 0.356</small> (1, 10) 										3	0	0	0	0	0	2
Reggie Jefferson, S <small>OBP: 0.333, SLG: 0.333</small> (1, 3) 										3	0	0	0	0	0	2
Mark Whiten, S <small>OBP: 0.363, SLG: 0.408</small> (1, 9) 										2	0	0	0	1	1	2
Jim Thome, L <small>OBP: 0.318, SLG: 0.390</small> (1, 5) 										3	0	2	0	0	1	0
Sandy Alomar Jr., R <small>OBP: 0.279, SLG: 0.320</small> (1, 2) 										3	0	0	0	0	0	3

Inning Stats	R: 2	H: 3	LOB: 2	K: 0	S: 12	P: 23	R: 0	H: 1	LOB: 0	K: 1	S: 8	P: 11	R: 0	H: 0	LOB: 0	K: 0	S: 5	P: 10	R: 0	H: 1	LOB: 2	K: 0	S: 8	P: 18	R: 0	H: 1	LOB: 0	K: 1	S: 7	P: 9	R: 0	H: 1	LOB: 0	K: 2	S: 11	P: 16	R: 1	H: 1	LOB: 0	K: 0	S: 7	P: 10
--------------	------	------	--------	------	-------	-------	------	------	--------	------	------	-------	------	------	--------	------	------	-------	------	------	--------	------	------	-------	------	------	--------	------	------	------	------	------	--------	------	-------	-------	------	------	--------	------	------	-------

PITCHER	IP	WLS	BF	H	R	ER	SO	BB	IBB	HBP	BLK	WP	HR	S	P	ERA	WHIP	
Chuck Finley, L <small>ERA: 5.42</small>	(1, 1)	8.0	L	31	8	3	3	4	2	0	0	0	1	1	67	112	3.38	1.250

BOTTOM

California Angels @ Cleveland Indians Cleveland Municipal Stadium, Cleveland, OH Tue Jul 07 1992, 7:05 PM EDT Att. 9,796 - Cloudy - 77 F

AB 29 R 3 H 8 RBI 3 BB 2 SO 4 LOB 10



WP	HR	S	P	ERA	WHIP
1	1	3	4	3.38	1.250

Batter	1	2	3	4	5	6	7	8	9	AB R H RBI BB SO LOB	TOP									
Luis Polonia, L OBP: 0.331, SLG: 0.319 (1, 7)	1-0 G4-3	0-1 1B			0-0 G4-3		1-0 G1-3			4 0 1 0 0 0 0										
Luis Sojo, R OBP: 0.309, SLG: 0.425 (1, 4)	0-1 1B 2B	2-2 1B			1-1 HR		1-1 P4			4 2 3 1 0 0 0										
Junior Felix, S OBP: 0.289, SLG: 0.380 (1, 8)	1-0 2B 1B	1-2 F8			4-1 CS BB		0-3 K			3 1 1 0 1 1 2										
Von Hayes, L OBP: 0.342, SLG: 0.366 (1, 10)	1-0 E7 1B 2B				2-1 G1-5-3		2-3 K			4 1 1 1 0 2 1										
Chad Curtis, R OBP: 0.338, SLG: 0.389 (1, 9)	2-2 F8				2-2 G5-3		1-2 F9			4 0 0 0 0 0 1										
Rene Gonzales, R OBP: 0.336, SLG: 0.405 (1, 5)	0-0 1B				3-3 K		1-0 G6-3			4 0 1 1 0 1 0										
Lee Stevens, L OBP: 0.255, SLG: 0.319 (1, 3)	3-2 G4-3				0-0 G4-1		1-0 G4-3			4 0 0 0 0 0 1										
Mike Fitzgerald, R OBP: 0.287, SLG: 0.324 (1, 2)		1-3 K			2-0 P3		2-1 F8			3 0 0 0 0 1 0										
Gary Disarcina, R OBP: 0.303, SLG: 0.316 (1, 6)		1-0 G6-3			1-1 F8		2-0 F8			3 0 0 0 0 0 0										
Inning Stats	R: 3 E: 1 K: 0 S: 17	H: 4 LOB: 1 BB: 0 P: 25	R: 0 E: 0 K: 1 S: 16	H: 2 LOB: 2 BB: 0 P: 19	R: 0 E: 0 K: 2 S: 8	H: 0 LOB: 0 BB: 0 P: 13	R: 0 E: 0 K: 0 S: 4	H: 0 LOB: 0 BB: 0 P: 7	R: 1 E: 0 K: 0 S: 6	H: 1 LOB: 0 BB: 1 P: 13	R: 0 E: 0 K: 0 S: 5	H: 0 LOB: 0 BB: 0 P: 9	R: 0 E: 0 K: 2 S: 8	H: 0 LOB: 0 BB: 0 P: 11	R: 0 E: 0 K: 0 S: 10	H: 0 LOB: 0 BB: 0 P: 17	1B: 5 2B: 1 3B: 0 HR: 1	SF: 0 SAC: 0 DP: 0 HBP: 0	WP: 0 PB: 0 SB: 0 CS: 1	PA: 34
PITCHER	IP WLS BF H R ER SO BB IBB HBP BLK WP HR S P ERA WHIP																			
Charles Nagy, R ERA: 2.4 (1, 1)	7.0 W 28 7 4 4 3 1 0 0 0 0 1 60 95 5.14 1.143																			
Derek Lilliquist, L ERA: 1.71 (8, 1)	1.0 3 0 0 0 2 0 0 0 0 0 0 8 11 0.00 0.000																			
Eric Plunk, R ERA: 4.15 (9, 1)	1.0 3 0 0 0 0 0 0 0 0 0 0 10 17 0.00 0.000																			

California Angels @ Cleveland Indians
Cleveland Municipal Stadium, Cleveland, OH
Wed Jul 08 1992, 7:05 PM EDT
Att. 7,195 - Overcast - 80 F

livebaseballscorecards.com

AB 33
R 4
H 7
RBI 3
BB 1
SO 5
LOB 5



Batter	1	2	3	4	5	6	7	8	9
Thomas Howard, S OBP: 0.313, SLG: 0.338 (1, 8)	4-2 G4-3 BB		2-2 E8 2B 1-3 SF9		0-2 G1-3		3-2 BB 1B 1-3 HR 1B	1-3 K	
Mark Lewis, R OBP: 0.305, SLG: 0.352 Paul Sorrento, L OBP: 0.348, SLG: 0.426 Felix Fermin, R OBP: 0.292, SLG: 0.318 (1, 6) (7, PH) (8, 6)	0-1 G4-3		0-1 SF9 2-3 3-H 2B		2-0 G5-3		0-1 BB 1-2 HR 1B 3-H		
Carlos Baerga, S OBP: 0.343, SLG: 0.446 (1, 4)	2-2 F9		0-0 SF9 2-3 3-H		1-3 K		4-0 HR 1-2 2-3 BB		
Albert Belle, R OBP: 0.320, SLG: 0.480 (1, 10)	0-0 F9		0-0 SF9 3-H		0-1 G3		0-0 HR 1-H 2-H 3-H		
Reggie Jefferson, S OBP: 0.263, SLG: 0.263 (1, 3)		2-3 K	1-3 K		1-0 G1-3		0-1 G4-3		
Glenallen Hill, R OBP: 0.310, SLG: 0.476 (1, 7)		0-1 FC1-4 1B		3-2 G5-3		2-1 F9		0-0 2B	
Mark Whiten, S OBP: 0.362, SLG: 0.409 (1, 9)		3-2 FC1-4 FC5-4 1-2f		0-1 CS 2B		3-2 G6-3		2-1 P8	
Brook Jacoby, R OBP: 0.337, SLG: 0.346 Kenny Lofton, L OBP: 0.335, SLG: 0.344 Jim Thome, L OBP: 0.333, SLG: 0.390 (1, 5) (7, PR) (8, 5)		1-2 FC5-4 1-2f		4-0 BB 2-3		3-1 BB 1B		1-0 HBP	
Sandy Alomar Jr., R OBP: 0.283, SLG: 0.320 (1, 2)		1-0 E 2B 1B		2-1 G1-3		4-1 1B 1-2 WP 1B BB		2-3 K	

Inning Stats	R: 0 E: 0 K: 10 S: 10	H: 0 LOB: 1 BB: 1 P: 16	R: 0 E: 0 K: 15 S: 15	H: 1 LOB: 1 BB: 0 P: 21	R: 3 E: 1 K: 13 S: 13	H: 2 LOB: 0 BB: 0 P: 17	R: 0 E: 0 K: 10 S: 10	H: 1 LOB: 1 BB: 1 P: 19	R: 0 E: 0 K: 7 S: 7	H: 0 LOB: 0 BB: 0 P: 10	R: 0 E: 0 K: 5 S: 5	H: 0 LOB: 0 BB: 0 P: 8	R: 5 E: 0 K: 14 S: 14	H: 4 LOB: 1 BB: 2 P: 31	R: 0 E: 0 K: 9 S: 9	H: 1 LOB: 2 BB: 0 P: 15
--------------	--------------------------------	----------------------------------	--------------------------------	----------------------------------	--------------------------------	----------------------------------	--------------------------------	----------------------------------	------------------------------	----------------------------------	------------------------------	---------------------------------	--------------------------------	----------------------------------	------------------------------	----------------------------------

PITCHER															PITCHER																		
IP	WLS	BF	H	R	ER	SO	BB	IBB	HBP	BLK	WP	HR	S	P	ERA	WHIP	IP	WLS	BF	H	R	ER	SO	BB	IBB	HBP	BLK	WP	HR	S	P	ERA	WHIP
Mark Langston, L ERA: 4.02 (1, 1)	6.2	L	28	6	5	3	3	3	0	0	0	0	69	113	4.05	1.350																	
Mark Eichhorn, R ERA: 2.3 (7, 1)	0.0		2	1	0	0	1	0	0	0	0	0	2	6	∞	∞																	
Joe Grahe, R ERA: 4.64 (7, 1)	0.1		2	1	3	3	0	0	0	0	0	1	3	3	81.00	3.000																	
Mike Butcher, R ERA: (8, 1)	1.0		5	1	0	2	0	0	1	0	0	0	9	15	0.00	1.000																	


BOTTOM

AB	R	H	RBI	BB	SO	LOB
4	2	1	0	1	1	3
3	1	1	1	0	0	1
1	1	1	1	0	0	0
0	0	0	0	0	0	0
2	1	0	1	1	1	1
3	1	1	5	0	0	1
4	0	0	0	0	2	1
4	0	2	0	0	0	0
4	0	1	0	0	0	2
2	0	1	0	1	0	1
0	0	0	0	0	0	0
0	0	0	0	0	0	0
3	2	1	0	1	1	3

California Angels @ Cleveland Indians
Cleveland Municipal Stadium, Cleveland, OH

Wed Jul 08 1992, 7:05 PM EDT
Att. 7,195 - Overcast - 80 F

AB	30
R	8
H	9
RBI	8
BB	4
SO	5
LOB	13



1B: 5	SF: 2	WP: 1	PA: 37
2B: 3	SAC: 0	PB: 0	
3B: 0	DP: 0	SB: 0	
HR: 1	HBP: 1	CS: 1	

Batter	1	2	3	4	5	6	7	8	9	AB R H RBI BB SO LOB	TOP											
Kenny Lofton, L (1, 8) OBP: 0.330, SLG: 0.338	3-1 F7		3-3 K		1-0 F9	2-0 FC4-6			1-0 L1	5 0 0 0 0 1 2												
Mark Lewis, R (1, 6) OBP: 0.299, SLG: 0.345	1-3 K		1-0 FC5-4 WP 1B		1-3 K			2-2 F8	1-3 K	5 0 0 0 0 3 1												
Carlos Baerga, S (1, 4) OBP: 0.348, SLG: 0.450 Felix Fermin, R (6, 4) OBP: 0.297, SLG: 0.322	4-2 2B BB		0-1 WP 1B		1-1 1B			0-0 F8	0-1 WP 1B	2 1 2 0 1 0 0 2 0 1 0 0 0 0												
Albert Belle, R (1, 7) OBP: 0.322, SLG: 0.482	2-2 1-H 2B		1-3 K2-3		2-2 FC4-6 1B			2-3 K	2-3 K	5 0 2 1 0 3 3												
Paul Sorrento, L (1, 10) OBP: 0.347, SLG: 0.438 Glenallen Hill, R (8, PH) OBP: 0.309, SLG: 0.473	0-0 G3			3-1 HR	2-2 FC4-6			1-3 K		3 1 1 1 0 0 3 1 0 0 0 0 1 0												
Reggie Jefferson, S (1, 3) OBP: 0.261, SLG: 0.304		1-3 K		1-1 F9		1-0 G4-3 1B 2B		2-3 K		4 1 1 0 0 2 0												
Mark Whiten, S (1, 9) OBP: 0.360, SLG: 0.411		0-1 G4-3		1-1 G4-3		0-1 G4-3		2-2 1B 2B		4 1 1 0 0 0 1												
Jim Thome, L (1, 5) OBP: 0.333, SLG: 0.372 Brook Jacoby, R (8, PH) (8, 5)		2-3 K		4-1 FC6-4 BB		1-3 K		2-2 2-H 1B		2 0 0 0 1 2 1 1 0 1 1 0 0 0												
Sandy Alomar Jr., R (1, 2) OBP: 0.288, SLG: 0.322 Junior Ortiz, R (6, 2) OBP: 0.292, SLG: 0.258			4-2 FC5-4 HBP	2-1 FC6-4		1-0 FC4-6 1B		0-2 G5-3		2 0 1 1 0 0 1 1 0 0 0 0 0 1												
Inning Stats	R: 1 E: 0 K: 1 S: 11	H: 1 LOB: 1 BB: 1 P: 21	R: 0 E: 0 K: 2 S: 8	H: 0 LOB: 0 BB: 0 P: 11	R: 0 E: 0 K: 2 S: 11	H: 1 LOB: 2 BB: 0 P: 20	R: 1 E: 0 K: 0 S: 9	H: 1 LOB: 1 BB: 1 P: 20	R: 0 E: 0 K: 1 S: 12	H: 2 LOB: 2 BB: 0 P: 19	R: 1 E: 0 K: 1 S: 9	H: 2 LOB: 1 BB: 0 P: 14	R: 0 E: 0 K: 1 S: 7	H: 0 LOB: 0 BB: 0 P: 11	R: 1 E: 0 K: 2 S: 15	H: 2 LOB: 1 BB: 0 P: 22	R: 0 E: 0 K: 2 S: 9	H: 1 LOB: 1 BB: 0 P: 13	1B: 6 2B: 3 3B: 0 HR: 1	SF: 0 SAC: 0 DP: 0 HBP: 1	WP: 2 PB: 0 SB: 0 CS: 0	PA: 40
PITCHER	IP WLS BF H R ER SO BB IBB HBP BLK WP HR S P ERA WHIP																					
Nolan Ryan, R (1, 1) ERA: 3.76	7.0 W 31 7 3 3 8 2 0 1 0 1 1 67 116 3.86 1.286																					
Floyd Bannister, L (8, 1) ERA: 6.53	1.0 5 2 1 1 2 0 0 0 0 0 0 15 22 9.00 2.000																					
Terry Mathews, R (9, 1) ERA: 6.1	1.0 4 1 0 0 2 0 0 0 0 1 0 9 13 0.00 1.000																					

Cleveland Indians @ Texas Rangers
Arlington Stadium, Arlington, TX
Thu Jul 09 1992, 8:05 PM EDT
Att. 35,560 - Sunny - 93 F

livebaseballscorecards.com

AB	37
R	4
H	10
RBI	4
BB	2
SO	12
LOB	13



Batter	1	2	3	4	5	6	7	8	9	AB	R	H	RBI	BB	SO	LOB
Jeff Frye, R OBP: 0.600, SLG: 1.333 (1, 4)	4-1 BB HR BB	1-1 SAFE 1B 3B		0-2 G5-4-3 1B	0-2 FC5-2 HR		1-1 SF7			3	3	2	1	1	0	3
Dean Palmer, R OBP: 0.337, SLG: 0.470 (1, 5)	4-2 HR BB	2-3 K		1-1 G5-4-3 1-2f	1-2 HR		0-1 G4-3			3	2	1	4	1	1	2
Al Newman, S OBP: 0.296, SLG: 0.238 (6, 5)	1-2 HR BB			2-2 FC5-4 1B	1-2 F7			1-2 2B		4	1	2	0	1	1	2
Rafael Palmeiro, L OBP: 0.354, SLG: 0.396 (1, 3)	2-3 K	4-2 BB 1B BB		1-0 FC5-4 1-2f		1-0 F7		0-1 F8		3	1	1	3	1	0	1
Ruben Sierra, S OBP: 0.332, SLG: 0.488 (1, 9)	2-1 HR	4-2 E 1B BB								1	0	0	0	0	0	1
Donald Harris, R OBP: 0.333, SLG: 0.333 (8, 9)	1-H 2-H HR	1-2 BB														
Juan Gonzalez, R OBP: 0.308, SLG: 0.489 (1, 8)	1-0 G5-3	2-1 E7 1B				0-3 K		0-3 G6-3		5	0	1	2	0	2	1
Kevin Reimer, L OBP: 0.338, SLG: 0.464 (1, 7)	1-2 HR	0-0 F9				2-1 BB 1B		2-2 F9		4	2	2	1	0	0	2
John Cangelosi, S OBP: 0.340, SLG: 0.256 (7, 7)										1	0	0	0	0	0	1
Brian Downing, R OBP: 0.416, SLG: 0.405 (1, 10)	3-2 HR					4-0 BB 1B BB		2-1 PB SF9 2B		2	1	1	1	1	1	0
Geno Petralli, L OBP: 0.260, SLG: 0.293 (7, PH)						1-2 FC5-2 BB				1	1	1	0	0	0	0
Ivan Rodriguez, R OBP: 0.332, SLG: 0.455 (1, 2)	1-1 F9					2-2 FC5-2 BB HR 1B		4-2 SF9 PB SF7 BB		3	2	1	1	1	0	0
Terry Mathews, L (9, 1)										0	0	0	0	0	0	0
Jeff Huson, L OBP: 0.356, SLG: 0.351 (1, 6)		4-2 CS BB				4-2 FC5-2 HR BB		1-2 SF9		1	1	0	1	2	1	0

Inning Stats	R: 5	H: 3	LOB: 0	K: 1	S: 19	R: 2	H: 2	LOB: 2	K: 1	S: 14	R: 0	H: 0	LOB: 0	K: 2	S: 9	R: 0	H: 2	LOB: 1	K: 0	S: 9	R: 5	H: 3	LOB: 0	K: 1	S: 21	R: 0	H: 0	LOB: 0	K: 0	S: 10	R: 2	H: 1	LOB: 0	K: 0	S: 15	R: 0	H: 1	LOB: 1	K: 1	S: 10	1B: 5	SF: 2	2B: 2	SAC: 0	3B: 1	DP: 1	HR: 4	HBP: 0	WP: 0	PA: 42
--------------	------	------	--------	------	-------	------	------	--------	------	-------	------	------	--------	------	------	------	------	--------	------	------	------	------	--------	------	-------	------	------	--------	------	-------	------	------	--------	------	-------	------	------	--------	------	-------	-------	-------	-------	--------	-------	-------	-------	--------	-------	--------

PITCHER	IP	WLS	BF	H	R	ER	SO	BB	IBB	HBP	BLK	WP	HR	S	P	ERA	WHIP
Scott Scudder, R ERA: 4.94 (1, 1)	1.2	L	13	4	7	7	2	5	0	0	0	0	3	30	63	37.80	5.400
Kevin Wickander, L ERA: 3.71 (2, 1)	2.2		14	5	4	4	3	2	0	0	0	0	0	31	54	13.50	2.625
Ted Power, R ERA: 2.62 (5, 1)	2.2		11	2	3	2	0	1	0	0	0	0	1	36	50	6.75	1.125
Steve Olin, R ERA: 2.36 (8, 1)	1.0		4	1	0	0	1	0	0	0	0	0	0	10	12	0.00	1.000


BOTTOM

Cleveland Indians @ Texas Rangers
Arlington Stadium, Arlington, TX

Thu Jul 09 1992, 8:05 PM EDT
Att: 35,560 - Sunny - 93 F

livebaseballscorecards.com

AB	32
R	14
H	12
RBI	14
BB	8
SO	6
LOB	13



Batter	1	2	3	4	5	6	7	8	9	AB R H RBI BB SO LOB	TOP	
Thomas Howard, S (1, 8) OBP: 0.315, SLG: 0.333	4-0 1B E BB		4-2 1B 1B BB	0-2 F9			2-2 G6-3		1-1 F7	3 2 0 0 2 0 1		
Mark Lewis, R (1, 6) OBP: 0.302, SLG: 0.347 Paul Sorrento, L (9, PH) OBP: 0.346, SLG: 0.436	3-1 F8		0-1 FC 1B 1-2 FC6-4 1B		0-2 L5		1-2 1B		2-3 K	4 1 2 0 0 0 1 1 0 0 0 0 1 1		
Carlos Baerga, S (1, 4) OBP: 0.350, SLG: 0.450	0-1 E6 1-H 1B		1-1 FC E 1-2 2-H 1B		3-3 K		1-0 F8			4 1 2 1 0 1 1		
Albert Belle, R (1, 10) OBP: 0.321, SLG: 0.482	2-1 P6		2-1 FC FC6-4 1-2 2-3		0-0 2B			1-1 F8		4 0 1 0 0 0 3		
Carlos Martinez, R (1, 3) OBP: 0.273, SLG: 0.333	0-0 F9		2-1 FC6-4 1-2 2-H 3-H		2-3 K			1-2 G5-3		4 0 0 1 0 1 3		
Mark Whiten, S (1, 9) OBP: 0.359, SLG: 0.408		0-0 1B	1-0 F7		2-1 G6-3			1-0 G5-3		4 0 1 0 0 0 1		
Glenallen Hill, R (1, 7) OBP: 0.303, SLG: 0.464 Kenny Lofton, L (9, PH) OBP: 0.332, SLG: 0.338		2-1 P6	0-0 G4-3		0-1 G5-3			4-2 G1-3 1B BB		3 0 0 0 0 0 2 0 1 0 0 1 0 0		
Jim Thome, L (1, 5) OBP: 0.308, SLG: 0.340		1-3 K		3-1 G3		1-3 K		0-1 G1-3		4 0 0 0 0 2 2		
Sandy Alomar Jr., R (1, 2) OBP: 0.288, SLG: 0.320		2-1 L4		1-1 G6-3			1-1 G5-3		1-2 2-H 1B	4 0 1 1 0 0 1		
Inning Stats	R: 1 H: 1 E: 1 LOB: 1 K: 0 BB: 1 S: 7 P: 16	R: 0 H: 1 E: 0 LOB: 1 K: 1 BB: 0 S: 8 P: 13	R: 3 H: 2 E: 1 LOB: 1 K: 0 BB: 1 S: 12 P: 22	R: 0 H: 0 E: 0 LOB: 0 K: 0 BB: 0 S: 7 P: 11	R: 0 H: 1 E: 0 LOB: 1 K: 2 BB: 0 S: 11 P: 16	R: 0 H: 0 E: 0 LOB: 0 K: 1 BB: 0 S: 7 P: 10	R: 0 H: 1 E: 0 LOB: 1 K: 0 BB: 0 S: 9 P: 14	R: 0 H: 0 E: 0 LOB: 0 K: 0 BB: 0 S: 6 P: 9	R: 1 H: 1 E: 0 LOB: 1 K: 1 BB: 1 S: 13 P: 21	1B: 6 SF: 0 2B: 1 SAC: 0 3B: 0 DP: 0 HR: 0 HBP: 0	WP: 0 PA: 38 PB: 0 SB: 0 CS: 0	
PITCHER Brian Bohanon, L (1, 1) ERA: 6.98 Kenny Rogers, L (8, 1) ERA: 3.02 Jeff Russell, R (9, 1) ERA: 1.9	IP WLS BF H R ER SO BB IBB HBP BLK WP HR S P ERA WHIP											
	7.0 W 30 6 4 3 4 2 0 0 0 0 0 0 61 102 3.86 1.143											
	1.0 3 0 0 0 0 0 0 0 0 0 0 0 6 9 0.00 0.000											
	1.0 S 5 1 1 1 1 1 0 0 0 0 0 0 13 21 9.00 2.000											

Cleveland Indians @ Texas Rangers
Arlington Stadium, Arlington, TX
Fri Jul 10 1992, 8:05 PM EDT
Att. 25,916 - Sunny - 93 F

livebaseballscorecards.com

AB	35
R	5
H	7
RBI	3
BB	3
SO	5
LOB	16



Batter	1	2	3	4	5	6	7	8	9	AB	R	H	RBI	BB	SO	LOB
Jeff Frye, R OBP: 0.556, SLG: 0.857 (1, 4)	1-3 K	2-2 1B	0-1 G1-3			X 0-0 SH3-4		1-1 1B 1B		4	0	2	0	0	1	3
Dean Palmer, R OBP: 0.338, SLG: 0.469 (1, 5)	3-2 1B HR 1B	1 SAFE 0-1 F7			1-1 G5-3	X 0-0 F9		1 SAFE 1-2 1B		5	1	2	0	0	0	2
Rafael Palmeiro, L OBP: 0.354, SLG: 0.396 (1, 3)	0-2 F7		X 0-0 1B 1B		1-2 G3	B 1-0 1B		S 0-1 G4-3		5	1	2	1	0	0	3
Ruben Sierra, S OBP: 0.337, SLG: 0.491 (1, 9)	3-1 1-2 HR 1B		X 0-0 HBP 1B 1-3 BB 1B		1-1 1B	C 2-3 K				4	2	3	0	0	1	1
Juan Gonzalez, R OBP: 0.310, SLG: 0.498 (1, 8)	2-1 1-H 2-H HR		C 1-1 BB HBP 1-2 FC5-2 1B 3-H		1-1 P4		C 0-2 G6-3			4	1	2	4	0	0	1
Kevin Reimer, L OBP: 0.343, SLG: 0.466 (1, 7)	2-0 1B		C 3-2 FC5-2 BB 1-2 2-3 HBP		1-2 G3		C 2-2 CS 1B			3	0	2	0	0	0	0
John Cangelosi, S OBP: 0.340, SLG: 0.256 (7, PR) (8, 7)			B 1-2 2-3 HBP				C 2-1 F7			0	0	0	0	0	0	0
Brian Downing, R OBP: 0.413, SLG: 0.397 (1, 10)	2-2 P9		B 4-2 FC5-2 BB 1-2 2-3 3-H		1-1 F7		1 SAFE 2-1 F8			3	0	0	1	1	0	2
Ivan Rodriguez, R OBP: 0.326, SLG: 0.446 (1, 2)		1-3 K	C 0-3 K		C 1-1 G6-3		B 2-1 L1-4			4	0	0	0	0	2	3
Jeff Huson, L OBP: 0.356, SLG: 0.351 (1, 6)		X 0-0 F8	F 0-1 FC5-2		F 1-2 SH3-4 1B 1B		X 0-0 F7			0	0	0	0	0	0	0
Dickie Thon, R OBP: 0.301, SLG: 0.373 (2, 6)			1-2 2-3 3-H							4	1	1	0	0	0	3

Inning Stats	R: 3	H: 4	E: 0	LOB: 1	K: 1	BB: 0	S: 18	P: 31	R: 0	H: 1	E: 0	LOB: 1	K: 1	BB: 0	S: 10	P: 13	R: 2	H: 3	E: 0	LOB: 3	K: 1	BB: 1	S: 18	P: 26	R: 0	H: 1	E: 0	LOB: 1	K: 0	BB: 0	S: 9	P: 13	R: 0	H: 0	E: 0	LOB: 0	K: 0	BB: 0	S: 7	P: 10	R: 1	H: 2	E: 0	LOB: 1	K: 1	BB: 0	S: 9	P: 13	R: 0	H: 1	E: 0	LOB: 1	K: 0	BB: 0	S: 10	P: 13	R: 0	H: 2	E: 0	LOB: 2	K: 0	BB: 0	S: 10	P: 14
PITCHER Jack Armstrong, R ERA: 5.4 (1, 1)	IP	WLS	BF	H	R	ER	SO	BB	IBB	HBP	BLK	WP	HR	S	P	ERA	WHIP	IP	WLS	BF	H	R	ER	SO	BB	IBB	HBP	BLK	WP	HR	S	P	ERA	WHIP	IP	WLS	BF	H	R	ER	SO	BB	IBB	HBP	BLK	WP	HR	S	P	ERA	WHIP													


BOTTOM

Cleveland Indians @ Texas Rangers
Arlington Stadium, Arlington, TX

Fri Jul 10 1992, 8:05 PM EDT
Att: 25,916 - Sunny - 93 F

livebaseballscorecards.com

AB	36
R	6
H	14
RBI	6
BB	1
SO	4
LOB	18



1B:	13	SF:	0	WP:	0	PA:	39
2B:	0	SAC:	1	PB:	0	SB:	0
3B:	0	DP:	0	CS:	1		
HR:	1	HBP:	1				

Batter	1	2	3	4	5	6	7	8	9	AB R H RBI BB SO LOB	TOP
Kenny Lofton, L OBP: 0.328, SLG: 0.333 (1, 8) B C X	1-1 B1-3 ①		X 0-0 F8 ①		B X 1-0 G6-3 ② ③ 1-2f			B X 1-0 B2-3 ②		4 0 0 0 0 0 1	
Felix Fermin, R OBP: 0.295, SLG: 0.319 (1, 6) C X	0-1 G4-3 ②		C B C X 1-1 1B ②		B B C C X 3-2 L9 ①			C F B B X 2-2 G4-3 ③		4 0 1 0 0 0 0	
Carlos Baerga, S OBP: 0.354, SLG: 0.462 (1, 4) B B X	2-0 HR		1 SAFE B 1 SAFE C C S 1 SAFE S	2-3 K ②		C X 0-1 G5-3 1B		B C C F B X 2-2 G6-4-3 1B		4 1 3 1 0 1 1	
Albert Belle, R OBP: 0.320, SLG: 0.479 (1, 7) S X	0-1 BB 1B		S 1 SAFE S 1 SAFE B 1 SAFE S	1-3 K ③		S F X 0-2 G5-3 ② 1-2		X 0-0 G6-4-3 ① ② 1-2f		4 0 1 0 0 1 3	
Paul Sorrento, L OBP: 0.345, SLG: 0.430 (1, 10) B B B	4-0 BB 1-2		X 0-0 G6-3 ①		B X 2-0 G5-3 ③			X 0-0 F7 ③		3 0 0 0 1 0 1	
Reggie Jefferson, S OBP: 0.231, SLG: 0.269 (1, 3) X	0-0 G4-3 ③		B X 1-0 F8 ②		B B B X 2-0 G3 ①					3 0 0 0 0 0 2	
Mark Whiten, S OBP: 0.359, SLG: 0.405 (1, 9) L B B B B		4-2 G6-4-3 BB	X 1-2 L4 ③		B B B F 2-3 K ②					2 0 0 0 1 1 0	
Jim Thome, L OBP: 0.291, SLG: 0.320 (1, 5) X		0-0 G6-4-3 ① ② 1-2f	C X 0-1 G6-3 ①		X 0-0 G6-3 ③					3 0 0 0 0 0 1	
Sandy Alomar Jr., R OBP: 0.288, SLG: 0.321 (1, 2) B C X		1-1 G6-3 ③	C X 0-1 G6-3 ①		C X 0-1 G6-3 ① 1B			C F S X 0-2 G6-3 ①		3 0 1 0 0 0 0	
Inning Stats	R: 1 E: 0 K: 0 S: 8 H: 2 LOB: 2 BB: 1 P: 15	R: 0 E: 0 K: 0 S: 5 H: 0 LOB: 0 BB: 1 P: 10	R: 0 E: 0 K: 2 S: 9 H: 1 LOB: 1 BB: 0 P: 13	R: 0 E: 0 K: 0 S: 6 H: 0 LOB: 0 BB: 0 P: 8	R: 0 E: 0 K: 0 S: 5 H: 1 LOB: 0 BB: 0 P: 6	R: 0 E: 0 K: 0 S: 9 H: 1 LOB: 1 BB: 0 P: 14	R: 0 E: 0 K: 1 S: 6 H: 0 LOB: 0 BB: 0 P: 10	R: 0 E: 0 K: 0 S: 7 H: 0 LOB: 0 BB: 0 P: 10	R: 0 E: 0 K: 0 S: 5 H: 1 LOB: 0 BB: 0 P: 7	1B: 5 2B: 0 3B: 0 HR: 1 SF: 0 SAC: 0 DP: 3 HBP: 0	WP: 0 PB: 0 SB: 0 CS: 0 PA: 32
PITCHER Kevin Brown, R ERA: 3.01 (1, 1)	IP 9.0 WLS W BF 32 H 6 R 1 ER 1 SO 3 BB 2 IBB 0 HBP 0 BLK 0 WP 0 HR 1 S 60 P 93 ERA 1.00 WHIP 0.889										
PITCHER	IP WLS BF H R ER SO BB IBB HBP BLK WP HR S P ERA WHIP										

Cleveland Indians @ Texas Rangers
Arlington Stadium, Arlington, TX
Sat Jul 11 1992, 8:05 PM EDT
Att. 33,046 - Sunny - 93 F

livebaseballscorecards.com

AB	30
R	1
H	6
RBI	1
BB	2
SO	3
LOB	9



Batter	1	2	3	4	5	6	7	8	9	AB	R	H	RBI	BB	SO	LOB
Jeff Frye, R OBP: 0.429, SLG: 0.667 (1, 4)	0-3 K	0-0 1-H 2B 2B	0-2 G3			0-2 G4-3		2-1 G5-3		5	1	1	1	0	1	1
Dean Palmer, R OBP: 0.340, SLG: 0.468 (1, 5)	1-3 K	4-0 2B BB			1-1 1B 1B	1-0 P6				3	0	1	0	1	1	0
Rafael Palmeiro, L OBP: 0.356, SLG: 0.407 (1, 3)	0-1 E	1-2 1-3 2-H 2B			0-3 K	0-0 G4-3				4	1	2	1	0	1	1
Ruben Sierra, S OBP: 0.333, SLG: 0.485 (1, 9)	2-0 E6 1B	1-1 P4			2-3 K		1-0 F8			4	0	0	0	0	1	3
Juan Gonzalez, R OBP: 0.312, SLG: 0.498 (1, 7)	0-0 1-2 1B	1-3 K			0-1 1-2 1B		0-1 F8			4	0	2	0	0	1	2
Brian Downing, R OBP: 0.417, SLG: 0.421 (1, 10)	1-0 F7		3-2 HR		2-2 1-2 2-H 1B		2-1 1B			3	1	2	1	0	0	2
Kevin Reimer, L OBP: 0.345, SLG: 0.468 (7, PH)										1	0	1	0	0	0	0
Ivan Rodriguez, R OBP: 0.324, SLG: 0.442 (1, 2)		1-2 G1-3	0-0 1B		2-2 G6-3		0-1 P9			4	0	1	0	0	0	1
Dickie Thon, R OBP: 0.300, SLG: 0.379 (1, 6)		0-0 1B 3B	1-1 F7		0-0 F9		2-2 P4			4	1	1	0	0	0	1
Donald Harris, R OBP: 0.286, SLG: 0.286 (1, 8)		2-2 2B 1B	0-1 L7		0-0 G5-3		0-3 K			4	1	1	1	0	1	1

Inning Stats	R: 1	H: 2	E: 1	K: 2	S: 12	LOB: 2	BB: 0	P: 16	R: 3	H: 4	E: 0	K: 1	S: 18	LOB: 2	BB: 1	P: 28	R: 1	H: 2	E: 0	K: 0	S: 11	LOB: 1	BB: 0	P: 15	R: 0	H: 3	E: 0	K: 2	S: 14	LOB: 2	BB: 0	P: 19	R: 0	H: 0	E: 0	K: 0	S: 5	LOB: 0	BB: 0	P: 7	R: 0	H: 0	E: 0	K: 0	S: 5	LOB: 0	BB: 0	P: 6	R: 0	H: 1	E: 0	K: 0	S: 7	LOB: 1	BB: 0	P: 10	R: 0	H: 0	E: 0	K: 1	S: 8	LOB: 0	BB: 0	P: 12
--------------	------	------	------	------	-------	--------	-------	-------	------	------	------	------	-------	--------	-------	-------	------	------	------	------	-------	--------	-------	-------	------	------	------	------	-------	--------	-------	-------	------	------	------	------	------	--------	-------	------	------	------	------	------	------	--------	-------	------	------	------	------	------	------	--------	-------	-------	------	------	------	------	------	--------	-------	-------

PITCHER	IP	WLS	BF	H	R	ER	SO	BB	IBB	HBP	BLK	WP	HR	S	P	ERA	WHIP
Jeff Mutis, L ERA: 9.53 (1, 1)	2.0	L	16	8	5	4	3	1	0	0	0	0	1	34	51	18.00	4.500
Ted Power, R ERA: 2.4 (3, 1)	4.0		14	3	0	0	2	0	0	0	0	0	0	31	40	0.00	0.750
Steve Olin, R ERA: 2.3 (7, 1)	1.0		4	1	0	0	0	0	0	0	0	0	0	7	10	0.00	1.000
Eric Plunk, R ERA: 3.97 (8, 1)	1.0		3	0	0	0	1	0	0	0	0	0	0	8	12	0.00	0.000


BOTTOM

Cleveland Indians @ Texas Rangers
Arlington Stadium, Arlington, TX

Sat Jul 11 1992, 8:05 PM EDT
Att: 33,046 - Sunny - 93 F

AB	36
R	5
H	12
RBI	4
BB	1
SO	6
LOB	12

WP: 0 PA: 37
PB: 0 SB: 0
CS: 0



PITCHER	IP	WLS	BF	H	R	ER	SO	BB	IBB	HBP	BLK	WP	HR	S	P	ERA	WHIP
---------	----	-----	----	---	---	----	----	----	-----	-----	-----	----	----	---	---	-----	------

Batter	1	2	3	4	5	6	7	8	9	AB R H RBI BB SO LOB	TOP																									
Kenny Lofton, L (1, 8) OBP: 0.326, SLG: 0.329	3-3 		1-3 		0-1 G4-3 		4-1 		2-3 	4 0 0 0 1 3 0	Cleveland Indians @ Texas Rangers Arlington Stadium, Arlington, TX Sun Jul 12 1992, 8:05 PM EDT Att. 25,116 - Cloudy - 96 F																									
Mark Lewis, R (1, 6) OBP: 0.297, SLG: 0.341	2-1 G5-3 		3-2 G5-3 			2-3 	0-3 		1-1 L4 	5 0 0 0 0 2 2																										
Carlos Baerga, S (1, 4) OBP: 0.360, SLG: 0.469	2-2 			1-3 		2-0 		3-2 	0-1 	4 2 3 0 0 1 0																										
Albert Belle, R (1, 10) OBP: 0.324, SLG: 0.489	0-1 			1-1 		1-1 F7 		0-3 	4-0 	4 1 2 2 1 1 2																										
Paul Sorrento, L (1, 3) OBP: 0.341, SLG: 0.425 Carlos Martinez, R (8, PH) OBP: 0.294, SLG: 0.369	0-2 G1-3 			2-3 		3-1 P5 		2-2 	1-2 	3 0 0 0 0 1 3 2 1 2 0 0 0 0																										
Mark Whiten, S (1, 9) OBP: 0.362, SLG: 0.418		4-2 		3-0 G3 		0-0 		0-1 	0-0 G4-1 	4 2 2 3 1 0 3																										
Glenallen Hill, R (1, 7) OBP: 0.297, SLG: 0.453		2-1 G5-4-3 		1-3 		0-0 F8 		1-1 P3 		4 0 0 0 0 1 2																										
Jim Thome, L (1, 5) OBP: 0.298, SLG: 0.327 Brook Jacoby, R (7, PH) OBP: 0.346, SLG: 0.357		0-2 F9 			1-2 		1-0 SH4-3 			2 0 1 0 0 0 0 2 0 2 0 0 0 0																										
Sandy Alomar Jr., R (1, 2) OBP: 0.284, SLG: 0.316					0-0 F8 		1-0 F8-3 			3 0 0 1 0 0 2																										
Inning Stats	R: 0 E: 0 K: 1 S: 12	H: 1 LOB: 2 BB: 0 P: 19	R: 0 E: 0 K: 0 S: 10	H: 0 LOB: 0 BB: 1 P: 16	R: 0 E: 0 K: 1 S: 7	H: 0 LOB: 0 BB: 0 P: 11	R: 2 E: 0 K: 3 S: 12	H: 1 LOB: 0 BB: 0 P: 20	R: 0 E: 0 K: 0 S: 6	H: 1 LOB: 0 BB: 0 P: 8		R: 0 E: 0 K: 1 S: 9	H: 1 LOB: 1 BB: 0 P: 17	R: 1 E: 0 K: 1 S: 11	H: 2 LOB: 2 BB: 1 P: 17	R: 3 E: 0 K: 1 S: 15	H: 4 LOB: 1 BB: 0 P: 21	R: 0 E: 0 K: 1 S: 11	H: 2 LOB: 3 BB: 1 P: 19	1B: 8 2B: 3 3B: 0 HR: 2	SF: 0 SAC: 1 DP: 2 HBP: 1	WP: 1 PB: 0 SB: 0 CS: 0	PA: 42													
PITCHER	IP WLS BF H R ER SO BB IBB HBP BLK WP HR S P ERA WHIP																																			
Todd Burns, R (1, 1) ERA: 3.49	6.1		25	5	3	3	6	1	0	1	0	1	1	58	93	4.26	0.947																			
Kenny Rogers, L (7, 1) ERA: 3.52	1.1	L	10	5	3	3	2	1	0	0	0	0	1	23	35	20.25	4.500																			
Terry Mathews, R (8, 1) ERA: 5.85	1.1		7	2	0	0	1	0	1	0	0	0	0	12	20	0.00	1.500																			

livebaseballscorecards.com

AB	37
R	6
H	12
RBI	6
BB	3
SO	9
LOB	14



BOTTOM

Cleveland Indians @ Texas Rangers
Arlington Stadium, Arlington, TX
Sun Jul 12 1992, 8:05 PM EDT
Att. 25,116 - Cloudy - 96 F

livebaseballscorecards.com

AB 38
R 3
H 11
RBI 2
BB 3
SO 8
LOB 15



WP: 0 PA: 41
PB: 0
SB: 0
CS: 0

AB R H RBI BB SO LOB

5	0	0	0	0	1	0
4	1	0	0	1	1	0
5	2	5	1	0	0	0
4	0	3	1	1	1	1
5	0	0	0	0	1	6
3	0	1	0	0	1	0
1	0	1	0	0	0	0
3	0	0	0	1	1	2
4	0	1	0	0	0	2
3	0	0	0	0	2	3
1	0	0	0	0	0	1
0	0	0	0	0	0	0

Batter	1	2	3	4	5	6	7	8	9
Jeff Frye, R OBP: 0.316, SLG: 0.471 (1, 4)	2-1 F9		1-1 F8		2-3 K		1-2 G3-1		1-2 P8
Dean Palmer, R OBP: 0.338, SLG: 0.462 (1, 5)	1-3 K		1-0 P3		3-2 G5-3		4-1 3B BB		0-1 G3
Rafael Palmeiro, L OBP: 0.364, SLG: 0.421 (1, 3)	1-2 1B		1-2 1B E 1B		1-0 2B 1B		2-1 1-H 3B		1-1 1B 1B
Ruben Sierra, S OBP: 0.340, SLG: 0.491 (1, 9)	2-3 K		0-1 E9 1B 1-H		2-2 1-H 2B		4-0 IBB		1-2 1B 1-2 1B
Juan Gonzalez, R OBP: 0.308, SLG: 0.491 (1, 7)		2-0 P4	1-0 F8		3-3 K		0-2 G4-3		1-0 F8
Brian Downing, R OBP: 0.415, SLG: 0.420 (1, 10)		1-2 2B 1B		2-1 F7		2-3 K		1-1 G5-3 1B	
Geno Petrali, L OBP: 0.266, SLG: 0.299 (8, PH)		2-3 K		4-0 BB		1-0 P4		0-2 F7	
Ivan Rodriguez, R OBP: 0.323, SLG: 0.435 (1, 2)		2-3 K		1-1 P8		2-2 L7		1-2 G5-3	
Dickie Thon, R OBP: 0.300, SLG: 0.381 (1, 6)		2-0 1 SAFE 2B		1-1 P8		2-2 L7		1-2 G5-3	
Donald Harris, R OBP: 0.200, SLG: 0.200 (1, 8)		1-2 P2		1-3 K		1-3 K		1-0 G4-3	
Jeff Huson, L OBP: 0.354, SLG: 0.349 (8, PH)									
John Cangelosi, S OBP: 0.340, SLG: 0.256 (9, 8)									

Inning Stats	R: 0	H: 1	E: 0	K: 2	S: 13	H: 1	LOB: 1	BB: 0	P: 19	R: 0	H: 2	E: 0	K: 1	S: 12	H: 2	LOB: 2	BB: 0	P: 20	R: 1	H: 2	E: 1	K: 0	S: 9	H: 2	LOB: 1	BB: 0	P: 13	R: 0	H: 0	E: 0	K: 1	S: 7	H: 2	LOB: 1	BB: 1	P: 15	R: 1	H: 2	E: 0	K: 2	S: 17	H: 0	LOB: 0	BB: 0	P: 12	R: 1	H: 1	E: 0	K: 1	S: 13	H: 1	LOB: 2	BB: 2	P: 25	R: 0	H: 1	E: 0	K: 0	S: 9	H: 1	LOB: 1	BB: 0	P: 12	R: 0	H: 2	E: 0	K: 0	S: 11	H: 2	LOB: 2	BB: 0	P: 15	1B: 8	SF: 0	2B: 2	SAC: 0	3B: 1	DP: 0	HR: 0	HBP: 0	WP: 0	PA: 41
--------------	------	------	------	------	-------	------	--------	-------	-------	------	------	------	------	-------	------	--------	-------	-------	------	------	------	------	------	------	--------	-------	-------	------	------	------	------	------	------	--------	-------	-------	------	------	------	------	-------	------	--------	-------	-------	------	------	------	------	-------	------	--------	-------	-------	------	------	------	------	------	------	--------	-------	-------	------	------	------	------	-------	------	--------	-------	-------	-------	-------	-------	--------	-------	-------	-------	--------	-------	--------

PITCHER	IP	WLS	BF	H	R	ER	SO	BB	IBB	HBP	BLK	WP	HR	S	P	ERA	WHIP
Dennis Cook, L ERA: 4.19 (1, 1)	6.2		31	8	3	2	8	2	1	0	0	0	0	75	129	2.70	1.500
Steve Olin, R ERA: 2.2 (7, 1)	2.0	W	9	3	0	0	0	0	0	0	0	0	0	22	28	0.00	1.500
Eric Plunk, R ERA: 3.91 (9, 1)	0.1	S	1	0	0	0	0	0	0	0	0	0	0	1	2	0.00	0.000

Batter	1	2	3	4	5	6	7	8	9	AB R H RBI BB SO LOB	TOP											
Kenny Lofton, L (1, 8) OBP: 0.327, SLG: 0.328	4-2 G6-3 G1-3 BB	1-0 F7			0-0 B1-3		1-1 1-2 1B		3-3 K	4 0 1 0 1 1 2												
Felix Fermin, R (1, 6) OBP: 0.286, SLG: 0.309	0-1 G1-3	0-0 G5-3			1-1 G5-3		1-3 K			3 0 0 0 0 0 3												
Thomas Howard, S (7, PH) OBP: 0.313, SLG: 0.332	1-2									1 0 0 0 0 1 2												
Mark Lewis, R (7, 6) OBP: 0.297, SLG: 0.341										0 0 0 0 0 0 0												
Carlos Baerga, S (1, 4) OBP: 0.356, SLG: 0.463	0-1 G6-3			0-1 G1-6-3		1-1 G4-3		1-2 G4-3		4 0 0 0 0 0 3												
Albert Belle, R (1, 10) OBP: 0.326, SLG: 0.488	4-2 BB			1-2 F8		2-2 G5-3		2-2 G6-4-3 1B		3 0 1 0 1 0 0												
Paul Sorrento, L (1, 3) OBP: 0.336, SLG: 0.418	1-1 L8			3-2 F7		0-1 G4-3		2-2 G6-4-3 1-2f		4 0 0 0 0 0 3												
Mark Whiten, S (1, 9) OBP: 0.364, SLG: 0.417				2-3 K		4-2 BB		1-2 G6-3		3 1 1 0 1 1 0												
Glenallen Hill, R (1, 7) OBP: 0.306, SLG: 0.477				1-2 1B		2-1 G6-3		1-0 HR		4 1 3 1 0 0 1												
Jim Thome, L (1, 5) OBP: 0.295, SLG: 0.327				0-0 SF7		0-0 G6-4-3 1B		3-2 F7		3 0 1 1 0 0 0												
Sandy Alomar Jr., R (1, 2) OBP: 0.288, SLG: 0.319				2-1 G6-4-3		0-2 1B		2-1 F7		4 0 2 0 0 0 2												
Inning Stats	R: 0 E: 0 K: 0 S: 11	H: 0 LOB: 2 BB: 2 P: 20	R: 1 E: 0 K: 0 S: 8	H: 3 LOB: 2 BB: 0 P: 13	R: 0 E: 0 K: 0 S: 10	H: 0 LOB: 0 BB: 0 P: 14	R: 0 E: 0 K: 1 S: 10	H: 2 LOB: 1 BB: 0 P: 15	R: 0 E: 0 K: 0 S: 5	H: 0 LOB: 0 BB: 0 P: 7	R: 0 E: 0 K: 0 S: 9	H: 0 LOB: 1 BB: 1 P: 17	R: 0 E: 0 K: 1 S: 14	H: 2 LOB: 2 BB: 0 P: 20	R: 0 E: 0 K: 0 S: 10	H: 1 LOB: 0 BB: 0 P: 15	R: 1 E: 0 K: 1 S: 9	H: 1 LOB: 0 BB: 0 P: 18	1B: 8 2B: 0 3B: 0 HR: 1	SF: 1 SAC: 0 DP: 2 HBP: 0	WP: 0 PB: 0 SB: 0 CS: 0	PA: 37
PITCHER	IP WLS BF H R ER SO BB IBB HBP BLK WP HR S P ERA WHIP																					
Hipolito Pichardo, R (1, 1) ERA: 3.43	6.0 W 25 5 1 1 1 3 0 0 0 0 0 0 53 86 1.50 1.333																					
Rusty Meacham, R (7, 1) ERA: 1.73	2.0 8 3 0 0 1 0 0 0 0 0 0 0 24 35 0.00 1.500																					
Jeff Montgomery, R (9, 1) ERA: 1.76	1.0 S 4 1 1 1 1 0 0 0 0 0 0 1 9 18 9.00 1.000																					

Cleveland Indians @ Kansas City Royals
Royals Stadium, Kansas City, MO
 Thu Jul 16 1992, 8:05 PM EDT
 Att. 25,080 - Sunny - 77 F

AB	33
R	2
H	9
RBI	2
BB	3
SO	3
LOB	16



Batter	1	2	3	4	5	6	7	8	9	AB R H RBI BB SO LOB
Brian McRae, S OBP: 0.289, SLG: 0.313 (1, 8)	3-3 K		2-3 K		3-1 G4-3		2-0 WP BB 1-3 1B			4 0 1 0 0 2 0
Gregg Jefferies, S OBP: 0.312, SLG: 0.383 (1, 5)	1-1 G4-3			3-1 1B FC9-5 1B	0-0 B1-3		4-2 1-2 S BB			3 1 1 0 1 0 0
George Brett, L OBP: 0.324, SLG: 0.401 (1, 10)	0-0 2B			2-2 BB 1-3 E 1B		2-2 F8	3-3 K	1-2 2-3 3-H		4 1 2 0 0 1 2
Kevin McReynolds, R OBP: 0.368, SLG: 0.439 (1, 7)	0-1 F7			4-2 E 1-2 BB		3-2 F9	4-0 FC4-6 IBB			2 0 0 0 2 0 1
Wally Joyner, L OBP: 0.326, SLG: 0.410 (1, 3)		0-2 F8		1-3 K		4-2 1B BB	1-2 FC4-6			3 0 0 0 1 1 6
Chris Gwynn, L OBP: 0.302, SLG: 0.393 (1, 9)		1-2 G3		0-1 FC9-5 1B		3-2 1-3 1B		2-3 K		3 0 1 1 0 0 1
Gary Thurman, R OBP: 0.269, SLG: 0.327 (8, PH) (9, 9)				1-3 2-H 3-H						1 0 0 0 0 1 0
Brent Mayne, L OBP: 0.273, SLG: 0.290 (1, 2)		2-0 P5		1-2 1-3 1B		1-1 L5		0-3 K		4 0 1 0 0 1 2
Curtis Wilkerson, S OBP: 0.271, SLG: 0.307 (1, 4)			2-3 K		1-0 G3		0-0 E4 1B WP	0-1 2B		4 1 1 0 0 1 2
David Howard, S OBP: 0.152, SLG: 0.067 (1, 6)			0-1 F8		2-1 G4-3		1-3 K	2-3 K		4 0 0 0 0 2 2

Inning Stats	R: 0	H: 1	E: 0	K: 1	S: 8	LOB: 1	BB: 0	P: 12	R: 0	H: 0	E: 0	K: 0	S: 8	LOB: 0	BB: 0	P: 11	R: 0	H: 0	E: 0	K: 2	S: 9	LOB: 0	BB: 0	P: 13	R: 2	H: 3	E: 1	K: 1	S: 18	LOB: 2	BB: 1	P: 29	R: 0	H: 0	E: 0	K: 0	S: 5	LOB: 0	BB: 0	P: 10	R: 0	H: 1	E: 0	K: 0	S: 20	LOB: 2	BB: 1	P: 33	R: 1	H: 1	E: 1	K: 2	S: 16	LOB: 3	BB: 2	P: 28	R: 0	H: 1	E: 0	K: 3	S: 12	LOB: 1	BB: 0	P: 16	R: 0	H: 1	E: 0	K: 3	S: 12	LOB: 1	BB: 0	P: 16
--------------	------	------	------	------	------	--------	-------	-------	------	------	------	------	------	--------	-------	-------	------	------	------	------	------	--------	-------	-------	------	------	------	------	-------	--------	-------	-------	------	------	------	------	------	--------	-------	-------	------	------	------	------	-------	--------	-------	-------	------	------	------	------	-------	--------	-------	-------	------	------	------	------	-------	--------	-------	-------	------	------	------	------	-------	--------	-------	-------


PITCHER	IP	WLS	BF	H	R	ER	SO	BB	IBB	HBP	BLK	WP	HR	S	P	ERA	WHIP
Jose Mesa, R ERA: 5.01 (1, 1)	6.0	L	25	5	2	2	4	2	0	0	0	0	0	68	108	3.00	1.167
Ted Power, R ERA: 2.39 (7, 1)	0.1		4	1	1	0	1	1	0	0	0	0	0	10	14	0.00	6.000
Derek Lilliquist, L ERA: 1.82 (7, 1)	1.2		7	1	0	0	4	0	1	0	0	1	0	18	30	0.00	0.600

BOTTOM

Cleveland Indians @ Kansas City Royals
Royals Stadium, Kansas City, MO
 Thu Jul 16 1992, 8:05 PM EDT
 Att. 25,080 - Sunny - 77 F

livebaseballscorecards.com

AB	32
R	3
H	7
RBI	1
BB	4
SO	9
LOB	16



1B: 5	SF: 0	WP: 1	PA: 36
2B: 2	SAC: 0	PB: 0	
3B: 0	DP: 0	SB: 1	
HR: 0	HBP: 0	CS: 0	

Batter	1	2	3	4	5	6	7	8	9	AB R H RBI BB SO LOB
Kenny Lofton, L (1, 8) OBP: 0.327, SLG: 0.327	3-2 G4-3			2-2 G5-3		0-2 P5		0-0 1B		4 0 1 0 0 0 1
Mark Lewis, R (1, 6) OBP: 0.300, SLG: 0.341	0-1 G6-3			2-0 3B 1B		1-2 F9		2-1 HBP		3 1 1 0 0 0 1
Carlos Baerga, S (1, 4) OBP: 0.355, SLG: 0.466	2-1 F7			1-0 1-H G6-3 3B		2-1 G3-1		1-1 G4-3		4 1 1 1 0 0 3

Albert Belle, R (1, 10) OBP: 0.322, SLG: 0.482		0-0 L8		1-1 G6-3		1-0 P6		1-2 G4-3		4 0 0 1 0 0 0
Paul Sorrento, L (1, 3) OBP: 0.338, SLG: 0.429		1-3 K		0-1 G1-3		4-2 G4-3 BB		2-1 HR		3 1 1 1 1 1 0
Mark Whiten, S (1, 9) OBP: 0.363, SLG: 0.412		0-0 P5		2-2 G4-3		1-1 G4-3		4-2 FC5-4 BB		3 0 0 0 1 0 1

Glenallen Hill, R (1, 7) OBP: 0.300, SLG: 0.467			1-1 E6 L4-6 S		0-0 F8		1-3 K		0-0 FC5-4 1-2f	4 0 0 0 0 1 2
Jim Thome, L (1, 5) OBP: 0.292, SLG: 0.310			0-0 F8		0-3 K			1-3 K 1 SAFE	4-1 FC5-4 1-2 IBB	3 0 0 0 1 2 1
Sandy Alomar Jr., R (1, 2) OBP: 0.288, SLG: 0.323			2-1 L4-6 1-3		1-2 F9 2B			1-2 G6-3 1-2f	1-1 FC5-4 1-2f	4 0 1 0 0 0 3

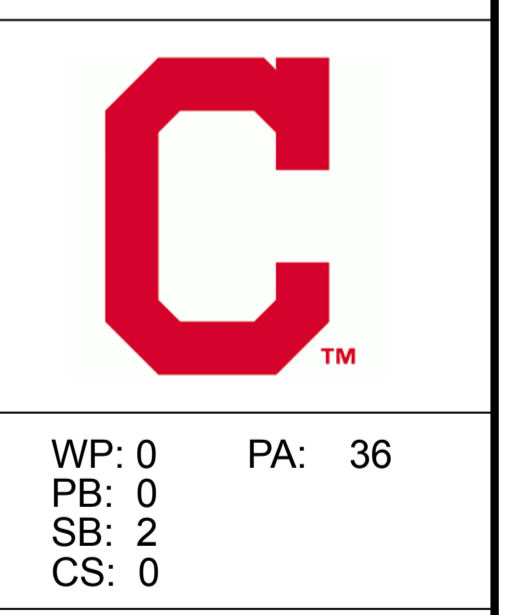
Inning Stats	R: 0 E: 0 K: 0 S: 8	H: 0 LOB: 0 BB: 0 P: 13	R: 0 E: 0 K: 1 S: 8	H: 0 LOB: 0 BB: 0 P: 9	R: 0 E: 1 K: 0 S: 6	H: 0 LOB: 0 BB: 0 P: 8	R: 2 E: 0 K: 0 S: 9	H: 2 LOB: 0 BB: 0 P: 15	R: 0 E: 0 K: 1 S: 8	H: 0 LOB: 0 BB: 0 P: 10	R: 0 E: 0 K: 0 S: 12	H: 1 LOB: 1 BB: 0 P: 16	R: 0 E: 0 K: 1 S: 8	H: 0 LOB: 1 BB: 1 P: 15	R: 0 E: 0 K: 1 S: 13	H: 1 LOB: 2 BB: 0 P: 18	R: 1 E: 0 K: 0 S: 11	H: 1 LOB: 2 BB: 2 P: 23	1B: 2 2B: 2 3B: 1 HR: 1	SF: 0 SAC: 0 DP: 1 HBP: 1
--------------	------------------------------	----------------------------------	------------------------------	---------------------------------	------------------------------	---------------------------------	------------------------------	----------------------------------	------------------------------	----------------------------------	-------------------------------	----------------------------------	------------------------------	----------------------------------	-------------------------------	----------------------------------	-------------------------------	----------------------------------	----------------------------------	------------------------------------

PITCHER																	WP: 0	PA: 36
IP	WLS	BF	H	R	ER	SO	BB	IBB	HBP	BLK	WP	HR	S	P	ERA	WHIP	ERA	WHIP
Rick Reed, R (1, 1) ERA: 4.08	5.0		17	2	2	2	0	0	0	0	0	0	39	55	3.60	0.400		
Tom Gordon, R (6, 1) ERA: 5.05	2.2		12	2	0	2	1	0	1	0	0	0	31	46	0.00	1.125		
Jeff Montgomery, R (8, 1) ERA: 1.9	1.1	W	7	1	1	0	1	1	0	0	0	1	13	26	6.75	1.500		

TOP

Cleveland Indians @ Kansas City Royals
Royals Stadium, Kansas City, MO
 Fri Jul 17 1992, 8:05 PM EDT
 Att. 28,033 - Sunny - 81 F

AB	32
R	3
H	5
RBI	3
BB	3
SO	4
LOB	12



Batter	1	2	3	4	5	6	7	8	9	AB	R	H	RBI	BB	SO	LOB
Brian McRae, S OBP: 0.288, SLG: 0.312 (1, 8)	1-3 K		1-1 FC5-4 CS			0-0 1B		0-3 K		4	0	1	1	0	2	1
Gregg Jefferies, S OBP: 0.311, SLG: 0.379 (1, 5)	2-1 G6-3		1-0 CS	4-0 BB		1-1 G3-1		1-1 G3		3	0	0	0	1	0	1
George Brett, L OBP: 0.323, SLG: 0.399 (1, 10)	1-3 K			0-1 G4-6-3			2-1 1B SF8		0-3 K	4	1	1	0	0	2	1
Kevin McReynolds, R OBP: 0.373, SLG: 0.444 (1, 7)		4-2 BB		1-3 K			0-1 SF8 FC4-6		1-2 FC5-4 1B	3	2	2	0	1	1	0
Wally Joyner, L OBP: 0.328, SLG: 0.410 (1, 3)		0-0 FC4-6			1-3 K		2-1 FC4-6		4-0 FC5-4 IBB	3	0	1	0	1	1	1
Chris Gwynn, L OBP: 0.284, SLG: 0.375 (1, 9)		0-0 L7			0-2 G6-3		2-2 SF8		1-2 FC5-4	3	0	0	1	0	0	3
Mike Macfarlane, R OBP: 0.296, SLG: 0.379 (1, 2)		1-2 CS	2-2 FC6-4		3-3 K		0-2 FC4-6		2-2 FC5-4	2	0	1	0	0	1	0
Jim Eisenreich, L OBP: 0.319, SLG: 0.373 (7, PH)			1-2 1B				1-2f FC6		1-3 1B	1	0	0	1	0	0	1
Brent Mayne, L OBP: 0.280, SLG: 0.298 (8, 2)			1-2 1B				3-H FC6		1-3 3-H 1B	1	0	1	1	0	0	0
Curtis Wilkerson, S OBP: 0.266, SLG: 0.301 (1, 4)			0-0 FC6-4			0-0 F8		1-0 FC6		3	1	0	0	0	0	2
David Howard, S OBP: 0.194, SLG: 0.094 (1, 6)			3-2 FC5-4			4-1 1B		0-0 G5-3		2	0	1	0	1	0	0

Inning Stats	R: 0	H: 0	E: 0	K: 2	S: 8	LOB: 0	BB: 0	P: 12	R: 0	H: 0	E: 0	K: 0	S: 6	LOB: 0	BB: 1	P: 11	R: 1	H: 2	E: 0	K: 0	S: 11	LOB: 0	BB: 0	P: 17	R: 0	H: 0	E: 0	K: 1	S: 5	LOB: 0	BB: 1	P: 10	R: 0	H: 1	E: 0	K: 0	S: 5	LOB: 1	BB: 1	P: 10	R: 2	H: 3	E: 0	K: 0	S: 13	LOB: 1	BB: 0	P: 20	R: 0	H: 0	E: 0	K: 1	S: 6	LOB: 0	BB: 0	P: 7	R: 1	H: 2	E: 0	K: 1	S: 12	LOB: 2	BB: 1	P: 20	1B: 7	SF: 1	2B: 1	SAC: 0	3B: 0	DP: 1	HR: 0	HBP: 0	WP: 0	PA: 36
--------------	------	------	------	------	------	--------	-------	-------	------	------	------	------	------	--------	-------	-------	------	------	------	------	-------	--------	-------	-------	------	------	------	------	------	--------	-------	-------	------	------	------	------	------	--------	-------	-------	------	------	------	------	-------	--------	-------	-------	------	------	------	------	------	--------	-------	------	------	------	------	------	-------	--------	-------	-------	-------	-------	-------	--------	-------	-------	-------	--------	-------	--------

PITCHER	IP	WLS	BF	H	R	ER	SO	BB	IBB	HBP	BLK	WP	HR	S	P	ERA	WHIP
Charles Nagy, R ERA: 2.45 (1, 1)	8.0		29	6	3	3	6	3	0	0	0	0	0	64	101	3.38	1.125
Eric Plunk, R ERA: 4.18 (9, 1)	0.2	L	5	2	1	1	1	0	1	0	0	0	0	12	20	13.50	3.000

BOTTOM

Cleveland Indians @ Kansas City Royals
Royals Stadium, Kansas City, MO

Fri Jul 17 1992, 8:05 PM EDT
Att: 28,033 - Sunny - 81 F

livebaseballscorecards.com

AB	29
R	4
H	8
RBI	4
BB	4
SO	7
LOB	10



Batter	1	2	3	4	5	6	7	8	9	AB R H RBI BB SO LOB	TOP
Kenny Lofton, L (1, 8) OBP: 0.326, SLG: 0.326	2-2 F7		1-0 P6			0-0 F8		3-2 2B 1B		4 1 1 0 0 0 2	Cleveland Indians @ Kansas City Royals Royals Stadium, Kansas City, MO Sat Jul 18 1992, 8:05 PM EDT Att. 29,000 - Sunny - 82 F
Mark Lewis, R (1, 6) OBP: 0.299, SLG: 0.339	2-2 F7		0-1 F8			0-1 F9 1B		1-3 K		4 0 1 0 0 1 2	
Carlos Baerga, S (1, 4) OBP: 0.354, SLG: 0.467	2-2 G5-3				0-3 K	0-0 F9		1-0 1-H 2B		4 0 1 1 0 1 2	
Albert Belle, R (1, 10) OBP: 0.319, SLG: 0.476		1-3 K		2-3 K		1-3 K		1-0 P4		4 0 0 0 0 3 3	
Paul Sorrento, L (1, 3) OBP: 0.337, SLG: 0.426		3-0 1B		0-0 F8			2-0 L7		2-3 K	4 0 1 0 0 1 0	
Mark Whiten, S (1, 9) OBP: 0.358, SLG: 0.406		0-0 F9			1-0 F9		1-0 G3-1		2-2 G6-3	4 0 0 0 0 0 1	
Glenallen Hill, R (1, 7) OBP: 0.299, SLG: 0.462		1-0 F7			3-2 G6-3		0-0 S 1B		0-1 F8	4 0 1 0 0 0 1	
Brook Jacoby, R (1, 5) OBP: 0.346, SLG: 0.357			0-0 1B		1-2 G6-3		1-1 F9			3 0 1 0 0 0 1	
Sandy Alomar Jr., R (1, 2) OBP: 0.288, SLG: 0.323			0-1 F8			0-1 F9 1B		0-1 F7		3 0 1 0 0 0 1	
Inning Stats	R: 0 H: 0 E: 0 LOB: 0 K: 0 BB: 0 S: 10 P: 16	R: 0 H: 1 E: 0 LOB: 1 K: 1 BB: 0 S: 6 P: 11	R: 0 H: 1 E: 0 LOB: 1 K: 0 BB: 0 S: 6 P: 7	R: 0 H: 0 E: 0 LOB: 0 K: 2 BB: 0 S: 8 P: 10	R: 0 H: 0 E: 0 LOB: 0 K: 0 BB: 0 S: 8 P: 13	R: 0 H: 2 E: 0 LOB: 2 K: 1 BB: 0 S: 9 P: 10	R: 0 H: 1 E: 0 LOB: 1 K: 0 BB: 0 S: 5 P: 9	R: 1 H: 2 E: 0 LOB: 1 K: 1 BB: 0 S: 11 P: 17	R: 0 H: 0 E: 0 LOB: 0 K: 1 BB: 0 S: 8 P: 12	1B: 6 SF: 0 2B: 1 SAC: 0 3B: 0 DP: 0 HR: 0 HBP: 0	WP: 0 PA: 34 PB: 0 SB: 1 CS: 0
PITCHER	IP WLS BF H R ER SO BB IBB HBP BLK WP HR S P ERA WHIP										
Kevin Appier, R (1, 1) ERA: 2.27	7.2 W 30 7 1 1 5 0 0 0 0 0 0 0 62 91 1.17 0.913										
Rusty Meacham, R (8, 1) ERA: 1.69	1.1 S 4 0 0 0 1 0 0 0 0 0 0 0 9 14 0.00 0.000										

AB	34
R	1
H	7
RBI	1
BB	0
SO	6
LOB	13



livebaseballscorecards.com

Batter	1	2	3	4	5	6	7	8	9	AB	R	H	RBI	BB	SO	LOB
Brian McRae, S OBP: 0.293, SLG: 0.318 (1, 8)	2-1 SF8 1B	0-1 FC WP		1-2 1B			0-1 G6-3 1B			4	1	3	1	0	0	1
Gregg Jefferies, S OBP: 0.310, SLG: 0.377 (1, 5)	4-1 WP 2B BB	2-1 SF8		2-2 P5			1-1 G6-3			2	1	0	1	1	0	2
George Brett, L OBP: 0.323, SLG: 0.395 (1, 10)	0-1 F7	1-0 F7					4-1 1B BB			3	0	0	0	1	0	3
Kevin McReynolds, R OBP: 0.371, SLG: 0.443 (1, 7)	2-2 SF8		0-0 P3				2-1 F8 1B			3	0	1	1	0	0	0
Wally Joyner, L OBP: 0.327, SLG: 0.411 (1, 3)	2-1 2B		1-1 F8				0-1 G5-3			4	0	1	1	0	0	2
Chris Gwynn, L OBP: 0.282, SLG: 0.368 (1, 9)	2-0 L4		2-1 1B				1-0 G6-3			4	0	1	0	0	0	1
Mike Macfarlane, R OBP: 0.295, SLG: 0.377 (1, 2)		1-1 G5-3	3-0 F9				0-0 CS 1B 1B			4	0	1	0	0	0	1
David Howard, S OBP: 0.225, SLG: 0.114 (1, 6)		4-2 1B FC BB		2-2 F8			1-1 1B			3	1	1	0	1	0	0
Rico Rossy, R OBP: 0.306, SLG: 0.295 (1, 4)		1-0 FC SF8 1B		0-0 P3			3-3 K			3	1	1	0	0	1	2

Inning Stats	R: 2	H: 2	E: 0	K: 0	S: 11	LOB: 1	BB: 1	P: 23	R: 2	H: 1	E: 0	K: 0	S: 16	LOB: 1	BB: 1	P: 25	R: 0	H: 1	E: 0	K: 0	S: 6	LOB: 1	BB: 0	P: 12	R: 0	H: 1	E: 0	K: 0	S: 12	LOB: 1	BB: 1	P: 15	R: 0	H: 0	E: 0	K: 0	S: 8	LOB: 0	BB: 0	P: 9	R: 0	H: 2	E: 0	K: 1	S: 8	LOB: 2	BB: 0	P: 13	R: 0	H: 2	E: 0	K: 0	S: 9	LOB: 2	BB: 1	P: 16	R: 0	H: 0	E: 0	K: 0	S: 5	LOB: 0	BB: 0	P: 6
--------------	------	------	------	------	-------	--------	-------	-------	------	------	------	------	-------	--------	-------	-------	------	------	------	------	------	--------	-------	-------	------	------	------	------	-------	--------	-------	-------	------	------	------	------	------	--------	-------	------	------	------	------	------	------	--------	-------	-------	------	------	------	------	------	--------	-------	-------	------	------	------	------	------	--------	-------	------

PITCHER	IP	WLS	BF	H	R	ER	SO	BB	IBB	HBP	BLK	WP	HR	S	P	ERA	WHIP
Jack Armstrong, R ERA: 5.43 (1, 1)	6.0	L	27	7	4	4	1	2	0	0	0	2	0	61	97	6.00	1.500
Kevin Wickander, L ERA: 3.58 (7, 1)	1.0		5	2	0	0	0	1	0	0	0	0	0	9	16	0.00	3.000
Steve Olin, R ERA: 2.15 (8, 1)	1.0		3	0	0	0	0	0	0	0	0	0	0	5	6	0.00	0.000

BOTTOM

Cleveland Indians @ Kansas City Royals
Royals Stadium, Kansas City, MO
 Sat Jul 18 1992, 8:05 PM EDT
 Att. 29,000 - Sunny - 82 F

AB	30
R	4
H	9
RBI	4
BB	3
SO	1
LOB	12



WP	PA	3B	DP	CS	1B	SF	SAC	DP	HBP	ER	WHIP
2	35	0	2	1	8	2	0	2	0	0.00	1.500

Batter	1	2	3	4	5	6	7	8	9	AB R H RBI BB SO LOB	TOP
--------	---	---	---	---	---	---	---	---	---	----------------------	-----

Kenny Lofton, L (1, 8) <small>OBP: 0.327, SLG: 0.325</small>	0-1 B1-3		1-2 P2	2-0 1B			0-0 B5-3		4-1 E 1B BB	4 1 1 0 1 0 0	
Thomas Howard, S (1, 7) <small>OBP: 0.311, SLG: 0.329</small>	2-2 HR 1B		1-2 L5	0-2 F7			1-2 G4-3		1-2 F8	5 1 1 0 0 0 3	
Carlos Baerga, S (1, 4) <small>OBP: 0.359, SLG: 0.482</small>	1-0 HR		2-2 1B 1B			0-2 L7	2-2 2B		2-2 1B 1B	5 1 4 3 0 0 0	
Paul Sorrento, L (1, 3) <small>OBP: 0.342, SLG: 0.427</small>	2-2 G4-3		0-1 1B	1-2 1B		1-0 F7	4-0 IBB		1-1 G5-4-3 1B	4 0 2 0 1 0 0	
Carlos Martinez, R (1, 10) <small>OBP: 0.274, SLG: 0.343</small>	0-1 G5-3		2-2 G1-3			1-0 G6-3	1-3 K		0-0 G5-4-3 1-2f	5 0 0 0 0 1 6	

Mark Whiten, S (1, 9) <small>OBP: 0.360, SLG: 0.406</small>		2-1 F9		3-2 SH5-3 2B 1B		4-2 G5-3 BB		1-3 K		3 1 1 0 1 1 0	
---	--	-----------	--	--------------------------	--	-------------------	--	----------	--	---------------	--

Brook Jacoby, R (1, 5) <small>OBP: 0.341, SLG: 0.351</small>		1-0 F9		0-0 SH5-3		1-3 K		0-1 L4		3 0 0 0 0 1 1	
--	--	-----------	--	--------------	--	----------	--	-----------	--	---------------	--

Felix Fermin, R (1, 6) <small>OBP: 0.294, SLG: 0.309</small>		4-2 BB		1-0 G5-3		0-1 G5-3		2-2 1B		3 0 1 0 1 0 2	
--	--	-----------	--	-------------	--	-------------	--	-----------	--	---------------	--

Junior Ortiz, R (1, 2) <small>OBP: 0.291, SLG: 0.267</small>		2-2 G4-3		0-0 1B 2B		0-0 G1-3		1-3 K		4 0 1 1 0 1 3	
--	--	-------------	--	-----------------	--	-------------	--	----------	--	---------------	--

Inning Stats	R: 2 E: 0 K: 0 S: 14	H: 2 LOB: 0 BB: 0 P: 19	R: 0 E: 0 K: 0 S: 8	H: 0 LOB: 1 BB: 1 P: 17	R: 0 E: 0 K: 0 S: 17	H: 2 LOB: 2 BB: 0 P: 23	R: 1 E: 0 K: 0 S: 11	H: 3 LOB: 2 BB: 0 P: 17	R: 0 E: 0 K: 0 S: 5	H: 0 LOB: 0 BB: 0 P: 7	R: 0 E: 0 K: 1 S: 8	H: 0 LOB: 1 BB: 1 P: 13	R: 0 E: 0 K: 1 S: 11	H: 1 LOB: 2 BB: 1 P: 19	R: 0 E: 0 K: 2 S: 13	H: 1 LOB: 1 BB: 0 P: 16	R: 1 E: 1 K: 0 S: 11	H: 2 LOB: 1 BB: 1 P: 18	1B: 8 2B: 2 3B: 0 HR: 1	SF: 0 SAC: 1 DP: 1 HBP: 0	WP: 0 PB: 0 SB: 0 CS: 0	PA: 41
--------------	-------------------------------	----------------------------------	------------------------------	----------------------------------	-------------------------------	----------------------------------	-------------------------------	----------------------------------	------------------------------	---------------------------------	------------------------------	----------------------------------	-------------------------------	----------------------------------	-------------------------------	----------------------------------	-------------------------------	----------------------------------	----------------------------------	------------------------------------	----------------------------------	--------

PITCHER	IP	WLS	BF	H	R	ER	SO	BB	IBB	HBP	BLK	WP	HR	S	P	ERA	WHIP
Luis Aquino, R (1, 1) <small>ERA: 9.39</small>	4.0		20	7	3	3	0	1	0	0	0	0	1	50	76	6.75	2.000
Tom Gordon, R (5, 1) <small>ERA: 4.84</small>	3.1		13	1	0	0	3	1	1	0	0	0	0	27	43	0.00	0.600
Steve Shifflett, R (8, 1) <small>ERA: 1.17</small>	1.0	L	6	2	1	1	1	1	0	0	0	0	0	18	26	9.00	3.000
Neal Heaton, L (9, 1) <small>ERA: 4.17</small>	0.0		1	1	0	0	0	0	0	0	0	0	0	2	3	∞	∞
Rusty Meacham, R (9, 1) <small>ERA: 1.67</small>	0.2		1	0	0	0	0	0	0	0	0	0	0	1	1	0.00	0.000

Cleveland Indians @ Kansas City Royals
Royals Stadium, Kansas City, MO
 Sun Jul 19 1992, 4:33 AM EDT
 Att. 21,637 - Sunny - 86 F

AB	36
R	4
H	11
RBI	4
BB	4
SO	4
LOB	15



livebaseballscorecards.com

Batter	1	2	3	4	5	6	7	8	9	AB	R	H	RBI	BB	SO	LOB
Brian McRae, S (1, 8) OBP: 0.299, SLG: 0.319	0-0 2B 1B	4-2 1B 1-2 BB		4-0 S BB			0-0 F8			2	1	1	0	2	0	1
Gregg Jefferies, S (1, 5) OBP: 0.313, SLG: 0.382 David Howard, S (5, 6) OBP: 0.220, SLG: 0.111	1-1 1-H 1B 2B	2-0 1-3 2-H 1B		3-2 F8 1-2			3-3 K 1-2			3	1	2	2	0	0	1
George Brett, L (1, 10) OBP: 0.325, SLG: 0.396 Gary Thurman, R (8, PR) OBP: 0.269, SLG: 0.327	1-1 F9 2-H 1B	1-1 F9			0-1 G4-1			1-2 S 1B		4	0	2	1	0	0	2
Kevin McReynolds, R (1, 7) OBP: 0.367, SLG: 0.438	3-2 F9 1-3		2-1 F8		2-3 K			2-2 P4		4	0	0	0	0	1	2
Wally Joyner, L (1, 3) OBP: 0.327, SLG: 0.409	3-1 F7		2-2 1B		2-1 L9			3-3 K		4	0	1	0	0	1	2
Jim Eisenreich, L (1, 9) OBP: 0.314, SLG: 0.366	1-0 L9		0-0 L9			2-2 F7		0-0 G6-3		4	0	0	0	0	0	4
Brent Mayne, L (1, 2) OBP: 0.272, SLG: 0.289 Mike Macfarlane, R (9, PH) OBP: 0.294, SLG: 0.376		1-0 F7	2-2 G4-3			2-2 G3-1			1-3 K	3	0	0	0	0	0	1
Curtis Wilkerson, S (1, 4) OBP: 0.260, SLG: 0.294		1-3 K		0-0 F9		0-0 G3			0-0 L5	4	0	0	0	0	1	0
Rico Rossy, R (1, 6) OBP: 0.313, SLG: 0.298 Chris Gwynn, L (9, PH) OBP: 0.278, SLG: 0.362		4-2 BB 1B BB		2-3 K			0-0 CS 1B		2-2 F8	2	1	1	0	1	1	0
										1	0	0	0	0	0	0

Inning Stats	R: 2	H: 3	E: 0	K: 0	S: 12	H: 3	LOB: 1	BB: 0	P: 21	R: 1	H: 1	E: 0	K: 1	S: 11	H: 1	LOB: 1	BB: 0	P: 15	R: 0	H: 0	E: 0	K: 1	S: 8	H: 0	LOB: 1	BB: 0	P: 16	R: 0	H: 0	E: 0	K: 1	S: 7	H: 0	LOB: 0	BB: 0	P: 11	R: 0	H: 0	E: 0	K: 0	S: 11	H: 0	LOB: 0	BB: 0	P: 15	R: 0	H: 1	E: 0	K: 1	S: 6	H: 1	LOB: 1	BB: 0	P: 8	R: 0	H: 1	E: 0	K: 1	S: 10	H: 1	LOB: 2	BB: 0	P: 16	R: 0	H: 0	E: 0	K: 1	S: 9	H: 0	LOB: 0	BB: 0	P: 12	1B: 6	2B: 2	3B: 0	HR: 0	SF: 0	SAC: 0	DP: 1	HBP: 0	WP: 0	PB: 0	SB: 3	CS: 1	PA: 36
--------------	------	------	------	------	-------	------	--------	-------	-------	------	------	------	------	-------	------	--------	-------	-------	------	------	------	------	------	------	--------	-------	-------	------	------	------	------	------	------	--------	-------	-------	------	------	------	------	-------	------	--------	-------	-------	------	------	------	------	------	------	--------	-------	------	------	------	------	------	-------	------	--------	-------	-------	------	------	------	------	------	------	--------	-------	-------	-------	-------	-------	-------	-------	--------	-------	--------	-------	-------	-------	-------	--------

PITCHER	IP	WLS	BF	H	R	ER	SO	BB	IBB	HBP	BLK	WP	HR	S	P	ERA	WHIP
Scott Scudder, R (1, 1) ERA: 4.86	7.0		29	6	3	3	4	3	0	0	0	0	0	64	110	3.86	1.286
Kevin Wickander, L (8, 1) ERA: 3.58	0.0		1	1	0	0	0	0	0	0	0	0	0	3	4	∞	∞
Ted Power, R (8, 1) ERA: 2.37	0.1	W	1	0	0	0	0	0	0	0	0	0	0	3	5	0.00	0.000
Derek Lilliquist, L (8, 1) ERA: 1.99	0.2		2	0	0	0	1	0	0	0	0	0	0	4	7	0.00	0.000
Steve Olin, R (9, 1) ERA: 2.11	1.0	S	3	0	0	0	1	0	0	0	0	0	0	9	12	0.00	0.000

BOTTOM

Cleveland Indians @ Kansas City Royals
 Royals Stadium, Kansas City, MO
 Sun Jul 19 1992, 4:33 AM EDT
 Att. 21,637 - Sunny - 86 F

livebaseballscorecards.com

AB	33
R	3
H	7
RBI	3
BB	3
SO	6
LOB	14



Batter	1	2	3	4	5	6	7	8	9	AB R H RBI BB SO LOB	TOP
Kenny Lofton, L OBP: 0.322, SLG: 0.320 (1, 8) B C X	2-1 G1-3 SAFE	2-3 K 1-2			0-3 K		2-1 F8		1-0 FC4-2 1B 1-2 2-3 3-H	5 0 0 0 0 2 6	
Thomas Howard, S OBP: 0.313, SLG: 0.330 (1, 7) C S X	1-2 G6-3		2-1 F8		0-0 1B			1-3 K	0-2 1B 1-3 2-H 3-H	5 0 2 2 0 1 0	
Carlos Baerga, S OBP: 0.358, SLG: 0.477 (1, 4) B B C B	4-1 WP 1B BB		1-2 G4-3		0-2 F7			2-1 F8	2-2 G3	4 1 0 0 1 0 4	
Albert Belle, R OBP: 0.318, SLG: 0.473 (1, 10) B B X	2-0 2B 1B 1-H		1-0 G5-3			0-0 L4		0-0 G3-1		4 1 1 1 0 0 0	
Paul Sorrento, L OBP: 0.344, SLG: 0.430 (1, 3) C B X	1-1 2B 1-H			2-2 L1		1-0 G3-1			4-1 SH1-4 1B BB	3 1 1 1 1 0 0	
Mark Whiten, S OBP: 0.359, SLG: 0.404 (1, 9) C B F B C	3-3 K			0-0 G6-3		3-2 F8			0-0 1B SH1-4 FC4-2 1B 1-2	4 0 1 0 0 1 1	
Brook Jacoby, R OBP: 0.341, SLG: 0.351 (1, 5) B B B B B		2-3 K		3-2 G6-3			0-1 SH3 1B		0-1 SH1-4	3 0 1 0 0 1 0	
Felix Fermin, R OBP: 0.305, SLG: 0.306 (1, 6) B X		1-0 F9			4-0 1B BB		0-1 SH3		4-0 FC4-2 1B IBB 1-2	1 1 0 0 2 0 0	
Sandy Alomar Jr., R OBP: 0.292, SLG: 0.326 (1, 2) C X		0-1 PB 1B			2-1 F8		3-1 F8		0-0 FC4-2 1B 1-2 2-3 3-H	4 1 2 1 0 0 2	
Inning Stats	R: 2 E: 0 K: 1 S: 12 H: 2 LOB: 1 BB: 1 P: 25	R: 0 E: 0 K: 2 S: 11 H: 1 LOB: 1 BB: 0 P: 15	R: 0 E: 0 K: 0 S: 6 H: 0 LOB: 0 BB: 0 P: 10	R: 0 E: 0 K: 0 S: 7 H: 0 LOB: 0 BB: 0 P: 12	R: 0 E: 0 K: 1 S: 9 H: 1 LOB: 2 BB: 1 P: 15	R: 0 E: 0 K: 0 S: 5 H: 0 LOB: 0 BB: 0 P: 9	R: 0 E: 0 K: 0 S: 8 H: 1 LOB: 1 BB: 0 P: 13	R: 0 E: 0 K: 1 S: 6 H: 0 LOB: 0 BB: 0 P: 9	R: 3 E: 0 K: 0 S: 13 H: 3 LOB: 2 BB: 2 P: 24	1B: 7 2B: 1 3B: 0 HR: 0 SF: 0 SAC: 2 DP: 0 HBP: 0	WP: 1 PB: 1 SB: 0 CS: 0 PA: 39
PITCHER Willie Banks, R ERA: 4.59 (1, 1)	IP: 8.0 WLS: L BF: 31 H: 5 R: 2 ER: 2 SO: 5 BB: 2 IBB: 0 HBP: 0 BLK: 0 WP: 1 HR: 0 S: 64 P: 108 ERA: 2.25 WHIP: 0.875										
Bob Kipper, L ERA: 3.58 (9, 1)	IP: 0.1 WLS: L BF: 4 H: 1 R: 3 ER: 3 SO: 0 BB: 1 IBB: 1 HBP: 0 BLK: 0 WP: 0 HR: 0 S: 4 P: 12 ERA: 81.00 WHIP: 6.000										
Carl Willis, R ERA: 3.98 (9, 1)	IP: 0.2 WLS: L BF: 4 H: 2 R: 0 ER: 0 SO: 0 BB: 0 IBB: 0 HBP: 0 BLK: 0 WP: 0 HR: 0 S: 9 P: 12 ERA: 0.00 WHIP: 3.000										
PITCHER	IP WLS BF H R ER SO BB IBB HBP BLK WP HR S P ERA WHIP										

Cleveland Indians @ Minnesota Twins
Hubert H. Humphrey Metrodome, Minneapolis, MN
 Mon Jul 20 1992, 8:05 PM EDT
 Att. 26,190 - Dome - 70 F

AB	33
R	5
H	8
RBI	5
BB	4
SO	5
LOB	13



Batter	1	2	3	4	5	6	7	8	9	AB R H RBI BB SO LOB
Chuck Knoblauch, R (1, 4) OBP: 0.398, SLG: 0.368	1-1 G6-3		2-2 G5-3		1-2 2B 1B			3-2 SH1-3 1B		4 1 2 0 0 0 0
Shane Mack, R (1, 7) OBP: 0.377, SLG: 0.473	1-0 G5-3		2-2 3B		3-2 1-H 2B			0-0 SH1-3 1-2		3 0 2 1 0 0 0
Kirby Puckett, R (1, 8) OBP: 0.366, SLG: 0.529	0-0 1B 1B		0-0 G5-3		0-0 F9			0-3 K		4 0 1 0 0 1 3
Chili Davis, S (1, 10) OBP: 0.374, SLG: 0.410	1-1 1-2 1B			3-3 K		1-2 P4		1-0 G4-3		4 0 1 0 0 1 1
Pedro Munoz, R (1, 9) OBP: 0.310, SLG: 0.443 J.T. Bruett, L (9, PH) OBP: 0.311, SLG: 0.225	3-2 F8		2-2 G5-3		1-0 G6-3			2-2 1B 1B		3 0 0 0 0 0 2 1 0 1 0 0 0 0
Brian Harper, R (1, 2) OBP: 0.339, SLG: 0.404		0-1 L7		3-1 1B		1-0 F8		0-3 K		4 0 1 0 0 1 1
Kent Hrbek, L (1, 3) OBP: 0.403, SLG: 0.486		2-0 G3		3-3 K		1-2 CS 1B		0-0 F8		4 0 1 0 0 1 2
Scott Leius, R (1, 5) OBP: 0.315, SLG: 0.350 Randy Bush, L (9, PH) OBP: 0.287, SLG: 0.313		0-0 F7			1-3 K	1-2 G6-4-3 1B		1-0 1B		3 0 1 0 0 1 0 1 0 1 0 0 0 0
Greg Gagne, R (1, 6) OBP: 0.288, SLG: 0.355 Gene Larkin, S (9, PH) OBP: 0.338, SLG: 0.381			0-1 P3		3-3 K	2-1 G6-4-3 1-2f		1-3 K		3 0 0 0 0 1 1 1 0 0 0 0 1 2

Inning Stats	R: 0 E: 0 K: 9	H: 2 LOB: 2 BB: 0 P: 15	R: 0 E: 0 K: 4 S: 4	H: 0 LOB: 0 BB: 0 P: 6	R: 0 E: 0 K: 11 S: 11	H: 1 LOB: 1 BB: 0 P: 15	R: 0 E: 0 K: 2 S: 11	H: 1 LOB: 1 BB: 0 P: 22	R: 1 E: 0 K: 15 S: 15	H: 2 LOB: 1 BB: 0 P: 23	R: 0 E: 0 K: 5 S: 5	H: 0 LOB: 0 BB: 0 P: 8	R: 0 E: 0 K: 9 S: 9	H: 2 LOB: 0 BB: 0 P: 13	R: 0 E: 0 K: 1 S: 9	H: 1 LOB: 1 BB: 0 P: 13	R: 0 E: 0 K: 12 S: 12	H: 2 LOB: 2 BB: 0 P: 16	1B: 9 2B: 1 3B: 1 HR: 0	SF: 0 SAC: 1 DP: 1 HBP: 0
--------------	----------------------	----------------------------------	------------------------------	---------------------------------	--------------------------------	----------------------------------	-------------------------------	----------------------------------	--------------------------------	----------------------------------	------------------------------	---------------------------------	------------------------------	----------------------------------	------------------------------	----------------------------------	--------------------------------	----------------------------------	----------------------------------	------------------------------------


BOTTOM

Cleveland Indians @ Minnesota Twins
 Hubert H. Humphrey Metrodome, Minneapolis, MN


Mon Jul 20 1992, 8:05 PM EDT
 Att: 26,190 - Dome - 70 F

AB	35
R	1
H	11
RBI	1
BB	0
SO	7
LOB	12

WP: 0 PA: 36
 PB: 0
 SB: 0
 CS: 1



PITCHER	IP	WLS	BF	H	R	ER	SO	BB	IBB	HBP	BLK	WP	HR	S	P	ERA	WHIP
Dennis Cook, L (1, 1) ERA: 3.97	6.1		26	8	1	1	4	0	0	0	0	0	0	62	98	1.42	1.263
Ted Power, R (7, 1) ERA: 2.34	0.2		1	0	0	0	0	0	0	0	0	0	0	2	4	0.00	0.000
Steve Olin, R (8, 1) ERA: 2.02	2.0	S	9	3	0	0	3	0	0	0	0	0	0	21	29	0.00	1.500

Batter	1	2	3	4	5	6	7	8	9	AB R H RBI BB SO LOB	TOP											
Kenny Lofton, L (1, 8) OBP: 0.321, SLG: 0.319	1-1 1B 1B	0-0 F9		1-1 F7			3-3 K			4 1 1 0 0 1 1												
Felix Fermin, R (1, 6) OBP: 0.303, SLG: 0.304	0-1 E 1B	1-0 G1-4-3			1-0 G4-3			3-2 L8		4 1 1 0 0 0 1												
Carlos Baerga, S (1, 4) OBP: 0.361, SLG: 0.479	1-2 E2 2B 2-H 3-H	1-2 G3-1			2-2 G5-4-3 HBP			3-1 S 1B		3 1 2 1 0 0 1												
Albert Belle, R (1, 10) OBP: 0.318, SLG: 0.470 Carlos Martinez, R (8, PH) OBP: 0.270, SLG: 0.338	1-2 2B G3 HBP		0-3 K		1-1 G5-4-3			1-0 F9		2 1 0 0 0 1 1 1 0 0 0 0 0 1												
Paul Sorrento, L (1, 3) OBP: 0.342, SLG: 0.431	2-2 G3 2B 1-3 2-H		3-3 K			0-3 K		1-3 K		4 0 1 1 0 3 1												
Mark Whiten, S (1, 9) OBP: 0.360, SLG: 0.403	1-0 P6		0-0 CS 1B			1-0 G6-3			1-1 G1-3 HBP	3 0 1 0 0 0 2												
Glenallen Hill, R (1, 7) OBP: 0.293, SLG: 0.452	0-1 G3 2-3 3-H		1 SAFE 1 SAFE 1 SAFE 1 SAFE 1-2	1-2 CS	0-0 G5-3		1-2 G5-3		0-0 G1-3	4 0 0 1 0 0 2												
Jim Thome, L (1, 5) OBP: 0.294, SLG: 0.361 Brook Jacoby, R (8, 5) OBP: 0.340, SLG: 0.349	3-3 K			2-0 HR			3-3 K		0-0 P4	3 1 1 1 0 2 1 1 0 0 0 0 0 1	AB 32 R 5 H 7 RBI 4 BB 1 SO 7 LOB 13											
Sandy Alomar Jr., R (1, 2) OBP: 0.291, SLG: 0.322		4-2 G1-4-3 BB		0-0 P6			2-1 G6-3		1-1 G3	3 0 0 0 1 0 1												
Inning Stats	R: 4 E: 1 K: 1 S: 23	H: 4 LOB: 1 BB: 0 P: 32	R: 0 E: 0 K: 0 S: 7	H: 0 LOB: 1 BB: 1 P: 13	R: 0 E: 0 K: 2 S: 9	H: 1 LOB: 0 BB: 0 P: 13	R: 1 E: 0 K: 0 S: 5	H: 1 LOB: 0 BB: 0 P: 8	R: 0 E: 0 K: 0 S: 5	H: 0 LOB: 0 BB: 0 P: 9	R: 0 E: 0 K: 1 S: 8	H: 0 LOB: 0 BB: 0 P: 10	R: 0 E: 0 K: 2 S: 11	H: 0 LOB: 0 BB: 0 P: 19	R: 0 E: 0 K: 1 S: 10	H: 1 LOB: 1 BB: 0 P: 18	R: 0 E: 0 K: 0 S: 5	H: 0 LOB: 1 BB: 0 P: 7	1B: 5 2B: 1 3B: 0 HR: 1	SF: 0 SAC: 0 DP: 1 HBP: 3	WP: 0 PB: 0 SB: 1 CS: 1	PA: 37
PITCHER	IP WLS BF H R ER SO BB IBB HBP BLK WP HR S P ERA WHIP																					
Kevin Tapani, R (1, 1) ERA: 4.08	5.0 L 22 6 5 3 3 1 0 2 0 0 1 49 75 5.40 1.400																					
Gary Wayne, L (6, 1) ERA: 2.25	4.0 14 1 0 0 4 0 0 1 0 0 0 34 54 0.00 0.250																					

Cleveland Indians @ Minnesota Twins
 Hubert H. Humphrey Metrodome, Minneapolis, MN

Tue Jul 21 1992, 8:05 PM EDT
 Att. 28,992 - Dome - 70 F

livebaseballscorecards.com

Batter	1	2	3	4	5	6	7	8	9	AB R H RBI BB SO LOB
Chuck Knoblauch, R (1, 4) OBP: 0.396, SLG: 0.364	2-1 	0-0 			4-0 		3-2 		0-0 	3 0 0 1 1 0 2
Shane Mack, R (1, 7) OBP: 0.378, SLG: 0.470	1-0 	1-3 			4-1 		0-1 		0-2 	4 0 1 0 1 1 3
Kirby Puckett, R (1, 8) OBP: 0.364, SLG: 0.525	1-1 		3-1 		0-0 		1-3 		0-0 	5 0 1 0 0 1 5
Kent Hrbek, L (1, 3) OBP: 0.401, SLG: 0.480	0-0 		3-2 		2-2 			4-1 		3 0 0 0 1 0 3
Chili Davis, S (1, 10) OBP: 0.376, SLG: 0.419		3-2 	2-2 		0-0 			2-1 		4 1 2 0 0 0 1
Brian Harper, R (1, 2) OBP: 0.338, SLG: 0.402		0-2 	0-2 		1-1 			1-1 		4 1 1 0 0 0 2
Pedro Munoz, R (1, 9) OBP: 0.309, SLG: 0.440		1-3 		0-2 		1-2 		1-0 		4 0 1 0 0 1 2
Scott Leius, R (1, 5) OBP: 0.315, SLG: 0.350 Randy Bush, L (8, PH) OBP: 0.284, SLG: 0.309 Greg Gagne, R (9, 6) OBP: 0.288, SLG: 0.355		2-2 		1-0 		2-2 		0-0 		3 0 1 1 0 0 0 1 0 0 0 0 0 2 0 0 0 0 0 0 0
Jeff Reboulet, R (1, 6) OBP: 0.338, SLG: 0.283 J.T. Bruett, L (9, PH) OBP: 0.326, SLG: 0.244		0-1 		0-0 		4-2 		1-1 		2 0 0 0 1 0 2 1 0 1 0 0 0 0

BOTTOM

Cleveland Indians @ Minnesota Twins
 Hubert H. Humphrey Metrodome, Minneapolis, MN

livebaseballscorecards.com

AB	34
R	2
H	8
RBI	2
BB	4
SO	3
LOB	22



Inning Stats	R: 0	H: 1	E: 0	K: 6	LOB: 1	BB: 0	P: 10	R: 2	H: 3	E: 1	K: 2	S: 26	R: 0	H: 1	E: 0	K: 0	S: 12	R: 0	H: 0	E: 0	K: 6	S: 6	R: 0	H: 0	E: 0	K: 5	S: 5	R: 0	H: 0	E: 0	K: 1	S: 14	R: 0	H: 1	E: 0	K: 0	S: 7	R: 0	H: 1	E: 0	K: 0	S: 7	R: 0	H: 1	E: 0	K: 0	S: 7	1B: 6	SF: 1	2B: 2	SAC: 0	3B: 0	DP: 1	HR: 0	HBP: 0	WP: 0	PA: 39
--------------	------	------	------	------	--------	-------	-------	------	------	------	------	-------	------	------	------	------	-------	------	------	------	------	------	------	------	------	------	------	------	------	------	------	-------	------	------	------	------	------	------	------	------	------	------	------	------	------	------	------	-------	-------	-------	--------	-------	-------	-------	--------	-------	--------

PITCHER	IP	WLS	BF	H	R	ER	SO	BB	IBB	HBP	BLK	WP	HR	S	P	ERA	WHIP
Jose Mesa, R (1, 1) ERA: 4.71	6.2	W	28	5	2	1	2	3	0	0	0	0	0	70	111	1.35	1.200
Ted Power, R (7, 1) ERA: 2.32	0.1		2	1	0	0	1	0	0	0	0	0	0	5	6	0.00	3.000
Derek Lilliquist, L (8, 1) ERA: 1.56	0.2		4	1	0	0	0	1	0	0	0	0	0	6	14	0.00	3.000
Steve Olin, R (8, 1) ERA: 1.97	1.1	S	5	1	0	0	0	0	0	0	0	0	0	8	9	0.00	0.750

PITCHER	IP	WLS	BF	H	R	ER	SO	BB	IBB	HBP	BLK	WP	HR	S	P	ERA	WHIP
Jose Mesa, R (1, 1) ERA: 4.71	6.2	W	28	5	2	1	2	3	0	0	0	0	0	70	111	1.35	1.200
Ted Power, R (7, 1) ERA: 2.32	0.1		2	1	0	0	1	0	0	0	0	0	0	5	6	0.00	3.000
Derek Lilliquist, L (8, 1) ERA: 1.56	0.2		4	1	0	0	0	1	0	0	0	0	0	6	14	0.00	3.000
Steve Olin, R (8, 1) ERA: 1.97	1.1	S	5	1	0	0	0	0	0	0	0	0	0	8	9	0.00	0.750

Tue Jul 21 1992, 8:05 PM EDT
 Att. 28,992 - Dome - 70 F

Batter	1	2	3	4	5	6	7	8	9	AB R H RBI BB SO LOB	TOP
Thomas Howard, S (1, 8) OBP: 0.311, SLG: 0.343	1-2 F8		1-3 K			2 SAFE 1-3 K			X 0-0 HR	4 1 1 1 0 2 2	Cleveland Indians @ Minnesota Twins Hubert H. Humphrey Metrodome, Minneapolis, MN Wed Jul 22 1992, 4:33 AM EDT Att. 40,394 - Dome - 70 F livebaseballscorecards.com
Mark Lewis, R (1, 6) OBP: 0.302, SLG: 0.337	0-0 P4			4-2 L4-3 BB			3-2 F9	BBB BB C C C C BB	4-2 BB	2 0 0 0 2 0 0	
Carlos Baerga, S (1, 4) OBP: 0.358, SLG: 0.474	2-1 G1-3			2-2 L4-3			1-2 F8	S 1 SAFE F X	0-2 G6-3	4 0 0 0 0 0 2	
Albert Belle, R (1, 10) OBP: 0.316, SLG: 0.466		3-2 F9		0-0 G5-3			1-0 F8			3 0 0 0 0 0 0	
Carlos Martinez, R (1, 3) OBP: 0.260, SLG: 0.324		0-1 F9			1-1 G6-3		0-3 K			3 0 0 0 0 1 0	
Mark Whiten, S (1, 9) OBP: 0.357, SLG: 0.399		2-2 G5-3			0-0 G6-3		0-3 K			3 0 0 0 0 1 0	
Brook Jacoby, R (1, 5) OBP: 0.335, SLG: 0.344			1-2 G2-3		1-3 K		1-1 P6			3 0 0 0 0 1 0	
Glenallen Hill, R (1, 7) OBP: 0.299, SLG: 0.466			0-0 F9 2B			0-0 CS 2B		0-3 K		3 0 2 0 0 1 0	
Junior Ortiz, R (1, 2) OBP: 0.286, SLG: 0.262 Sandy Alomar Jr., R (9, PH) OBP: 0.290, SLG: 0.320 (9, 2)			0-1 F9			0-2 P3		0-3 K		2 0 0 0 0 0 2 1 0 0 0 0 1 0	
Inning Stats	R: 0 E: 0 K: 0 S: 7 H: 0 LOB: 0 BB: 0 P: 10	R: 0 E: 0 K: 0 S: 10 H: 0 LOB: 0 BB: 0 P: 15	R: 0 E: 0 K: 1 S: 10 H: 1 LOB: 1 BB: 0 P: 12	R: 0 E: 0 K: 0 S: 7 H: 0 LOB: 0 BB: 1 P: 13	R: 0 E: 0 K: 1 S: 6 H: 0 LOB: 0 BB: 0 P: 8	R: 0 E: 0 K: 1 S: 9 H: 1 LOB: 0 BB: 0 P: 10	R: 0 E: 0 K: 0 S: 7 H: 0 LOB: 0 BB: 0 P: 12	R: 0 E: 0 K: 2 S: 9 H: 0 LOB: 0 BB: 0 P: 10	R: 1 E: 0 K: 2 S: 13 H: 1 LOB: 1 BB: 1 P: 17	1B: 0 2B: 3 3B: 0 HR: 1 SF: 0 SAC: 0 DP: 1 HBP: 0	WP: 0 PB: 0 SB: 0 CS: 1 PA: 30
PITCHER John Smiley, L (1, 1) ERA: 3.2	IP: 9.0 WLS: W BF: 30 H: 3 R: 1 ER: 1 SO: 7 BB: 2 IBB: 0 HBP: 0 BLK: 0 WP: 0 HR: 1 S: 78 P: 107 ERA: 1.00 WHIP: 0.556										

Cleveland Indians @ Minnesota Twins
 Hubert H. Humphrey Metrodome, Minneapolis, MN

Wed Jul 22 1992, 4:33 AM EDT
 Att. 40,394 - Dome - 70 F

AB 28
R 1
H 3
RBI 1
BB 2
SO 7
LOB 6



Batter	1	2	3	4	5	6	7	8	9	AB	R	H	RBI	BB	SO	LOB
Shane Mack, R OBP: 0.379, SLG: 0.471 (1, 7)										4	0	2	1	0	1	1
Greg Gagne, R OBP: 0.288, SLG: 0.354 (1, 6)										4	0	1	0	0	2	4
Kirby Puckett, R OBP: 0.363, SLG: 0.522 (1, 8)										4	1	1	0	0	1	1
Kent Hrbek, L OBP: 0.399, SLG: 0.475 (1, 3)										3	0	0	0	1	1	1
Chili Davis, S OBP: 0.374, SLG: 0.416 (1, 10)										4	0	1	0	0	0	2
Brian Harper, R OBP: 0.340, SLG: 0.403 (1, 2)										4	0	2	1	0	0	1
Gene Larkin, S OBP: 0.333, SLG: 0.375 (1, 9)										3	0	0	0	0	0	1
Scott Leius, R OBP: 0.316, SLG: 0.353 (1, 5)										3	1	1	0	0	0	0
Jeff Reboulet, R OBP: 0.368, SLG: 0.327 (1, 4)										2	0	2	0	1	0	0

Inning Stats	R: 0	H: 1	E: 0	K: 1	S: 9	R: 0	H: 0	E: 0	K: 0	S: 8	R: 1	H: 3	E: 0	K: 0	S: 8	R: 0	H: 1	E: 0	K: 1	S: 10	R: 0	H: 0	E: 0	K: 0	S: 6	R: 0	H: 1	E: 0	K: 0	S: 9	R: 0	H: 2	E: 0	K: 1	S: 11	R: 1	H: 2	E: 0	K: 0	S: 7	1B: 8	2B: 3	3B: 0	HR: 0	SF: 0	SAC: 0	DP: 2	HBP: 0	WP: 0	PB: 0	SB: 0	CS: 2	PA: 34
	0	1	0	1	9	0	0	0	0	8	1	3	0	0	8	0	1	0	1	10	0	0	0	0	0	6	1	0	1	0	0	1	0	2	1	17	2	2	0	0	7	8	3	0	0	0	0	0	0	34			

PITCHER	IP	WLS	BF	H	R	ER	SO	BB	IBB	HBP	BLK	WP	HR	S	P	ERA	WHIP
Charles Nagy, R ERA: 2.44 (1, 1)	8.0	L	31	9	2	2	5	2	0	0	0	0	0	75	117	2.25	1.375
Eric Plunk, R ERA: 4.13 (9, 1)	0.1		2	1	0	0	0	0	0	0	0	0	0	5	6	0.00	3.000


BOTTOM

Cleveland Indians @ Minnesota Twins
 Hubert H. Humphrey Metrodome, Minneapolis, MN

Wed Jul 22 1992, 4:33 AM EDT
 Att. 40,394 - Dome - 70 F

livebaseballscorecards.com

AB	31
R	2
H	10
RBI	2
BB	2
SO	5
LOB	11



Batter	1	2	3	4	5	6	7	8	9	10	11	12	13	14	AB R H RBI BB SO LOB	TOP															
Brian McRae, S OBP: 0.288, SLG: 0.302 (1, 8)	G6-3		G4-3			G4-3		P6			B1-3				5 0 0 0 1 0 2	Kansas City Royals @ Cleveland Indians Cleveland Municipal Stadium, Cleveland, OH Thu Jul 23 1992, 7:05 PM EDT Att: 8,788 - Overcast - 69 F															
Gregg Jefferies, S OBP: 0.316, SLG: 0.385 (1, 5)	G6-3			G3		P7					L8		F9		6 0 1 0 0 0 1																
George Brett, L OBP: 0.324, SLG: 0.386 (1, 10)	F8						E6				F8			K	5 0 1 0 1 1 0																
Kevin McReynolds, R OBP: 0.358, SLG: 0.425 (1, 7)															5 0 1 0 1 1 0																
Wally Joyner, L OBP: 0.327, SLG: 0.404 (1, 3)															6 0 0 0 0 2 4																
Chris Gwynn, L OBP: 0.280, SLG: 0.367 (1, 9)															5 0 1 0 1 0 2																
Brent Mayne, L OBP: 0.273, SLG: 0.288 (1, 2)															3 0 1 0 0 0 0																
Mike Macfarlane, R OBP: 0.302, SLG: 0.374 (10, PH)															0 0 0 0 1 0 0																
Gary Thurman, R OBP: 0.272, SLG: 0.321 (10, PR)															0 0 0 0 0 0 0																
Bob Melvin, R OBP: 0.339, SLG: 0.358 (10, 2)															1 0 0 0 0 0 1																
Curtis Wilkerson, S OBP: 0.254, SLG: 0.287 (1, 4)															5 0 0 0 0 1 2																
David Howard, S OBP: 0.255, SLG: 0.180 (1, 6)															4 0 1 0 0 2 2																
Jim Eisenreich, L OBP: 0.313, SLG: 0.361 (13, PH)															1 0 0 0 0 0 0																
Rico Rossy, R OBP: 0.311, SLG: 0.297 (13, 6)															0 0 0 0 0 0 0																
Inning Stats	R: 0 E: 0 K: 9 S: 9	H: 0 LOB: 0 BB: 0 P: 16	R: 0 E: 0 K: 10 S: 10	H: 0 LOB: 0 BB: 0 P: 13	R: 0 E: 0 K: 1 S: 12	H: 1 LOB: 1 BB: 20	R: 0 E: 0 K: 11 S: 11	H: 0 LOB: 1 BB: 1 P: 19	R: 0 E: 0 K: 1 S: 11	H: 0 LOB: 0 BB: 0 P: 17	R: 0 E: 0 K: 1 S: 8	H: 0 LOB: 0 BB: 0 P: 12	R: 0 E: 0 K: 1 S: 9	H: 2 LOB: 2 BB: 1 P: 19	R: 0 E: 0 K: 1 S: 10	H: 0 LOB: 1 BB: 1 P: 16	R: 0 E: 0 K: 0 S: 8	H: 1 LOB: 1 BB: 0 P: 12	R: 0 E: 0 K: 1 S: 9	H: 0 LOB: 1 BB: 1 P: 16	R: 0 E: 0 K: 1 S: 11	H: 1 LOB: 0 BB: 0 P: 18	1B: 6 2B: 1 3B: 0 HR: 0	SF: 0 SAC: 0 DP: 1 HBP: 0	WP: 0 PB: 0 SB: 1 CS: 0	PA: 51					
PITCHER	IP WLS BF H R ER SO BB IBB HBP BLK WP HR S P ERA WHIP																														
Rod Nichols, R ERA: 3.61 (1, 1)	8.0	28	2	0	0	4	1	0	0	0	0	0	0	78	119	0.00	0.375														
Derek Liliquist, L ERA: 1.51 (9, 1)	1.0	5	2	0	0	0	1	0	0	0	0	0	0	10	19	0.00	3.000														
Eric Plunk, R ERA: 3.54 (10, 1)	4.0	14	1	0	0	2	2	0	0	0	0	0	0	31	54	0.00	0.750														
Kevin Wickander, L ERA: 3.45 (14, 1)	1.0	W 4	1	0	0	1	0	0	0	1	0	0	0	11	18	0.00	1.000														

livebaseballscorecards.com

AB	47
R	0
H	6
RBI	0
BB	4
SO	7
LOB	19



Batter	1	2	3	4	5	6	7	8	9	10	11	12	13	14	AB	R	H	RBI	BB	SO	LOB
Kenny Lofton, L (1, 8) OBP: 0.322, SLG: 0.318	F8		F8			P6			B4-3			FC1-4 SH1-3 BB		SF8 1B	5	0	1	0	1	0	1
Mark Lewis, R (1, 6) OBP: 0.298, SLG: 0.332																					
Thomas Howard, S (12, PH) OBP: 0.311, SLG: 0.343	K					F9			P4			SH1-3		SF8 1B	4	0	0	0	0	1	0
Felix Fermin, R (13, 6) OBP: 0.309, SLG: 0.311																					
Carlos Baerga, S (1, 4) OBP: 0.355, SLG: 0.469	G3-1																				
Albert Belle, R (1, 10) OBP: 0.311, SLG: 0.459																					
Paul Sorrento, L (1, 3) OBP: 0.338, SLG: 0.425																					
Carlos Martinez, R (12, PH) OBP: 0.256, SLG: 0.320																					
Mark Whiten, S (1, 9) OBP: 0.355, SLG: 0.393																					
Glenallen Hill, R (1, 7) OBP: 0.296, SLG: 0.464																					
Jim Thome, L (1, 5) OBP: 0.294, SLG: 0.361																					
Brook Jacoby, R (3, 5) OBP: 0.336, SLG: 0.345																					
Sandy Alomar Jr., R (1, 2) OBP: 0.288, SLG: 0.318																					

R: 0	H: 0	R: 0	H: 0	R: 0	H: 1	R: 0	H: 0	R: 0	H: 0	R: 0	H: 0	R: 0	H: 0	R: 0	H: 0	R: 0	H: 0	R: 1	H: 3	1B: 5	SF: 1	WP: 0	PA: 49
E: 0	LOB: 0	E: 0	LOB: 0	E: 0	LOB: 1	E: 0	LOB: 0	E: 0	LOB: 0	E: 0	LOB: 0	E: 0	LOB: 0	E: 0	LOB: 2	E: 0	LOB: 0	E: 0	LOB: 2	2B: 1	SAC: 1	PB: 0	
K: 1	BB: 0	K: 1	BB: 1	K: 0	BB: 0	K: 0	BB: 0	K: 0	BB: 0	K: 1	BB: 0	K: 0	BB: 0	K: 0	BB: 2	K: 0	BB: 0	K: 0	BB: 0	3B: 0	DP: 0	SB: 0	
S: 5	P: 7	S: 10	P: 18	S: 8	P: 12	S: 5	P: 8	S: 7	P: 8	S: 5	P: 7	S: 4	P: 6	S: 8	P: 12	S: 8	P: 10	S: 10	P: 12	HR: 0	HBP: 0	CS: 1	

PITCHER		IP	WLS	BF	H	R	ER	SO	BB	IBB	HBP	BLK	WP	HR	S	P	ERA	WHIP
Kevin Appier, R (1, 1)	ERA: 2.12	10.0	32	2	0	0	4	1	0	0	0	0	0	0	65	95	0.00	0.300
Steve Shifflett, R (11, 1)	ERA: 2.61	1.1	7	1	0	0	1	1	1	0	0	0	0	0	12	25	0.00	1.500
Rusty Meacham, R (12, 1)	ERA: 1.78	0.1	1	0	0	0	0	0	0	0	0	0	0	3	5	0.00	0.000	
Mike Magnante, L (12, 1)	ERA: 5.13	1.2	8	3	1	1	0	0	0	0	0	0	0	0	19	25	5.40	1.800

PITCHER		IP	WLS	BF	H	R	ER	SO	BB	IBB	HBP	BLK	WP	HR	S	P	ERA	WHIP
Kevin Appier, R (1, 1)	ERA: 2.12	10.0	32	2	0	0	4	1	0	0	0	0	0	0	65	95	0.00	0.300
Steve Shifflett, R (11, 1)	ERA: 2.61	1.1	7	1	0	0	1	1	1	0	0	0	0	0	12	25	0.00	1.500
Rusty Meacham, R (12, 1)	ERA: 1.78	0.1	1	0	0	0	0	0	0	0	0	0	0	3	5	0.00	0.000	
Mike Magnante, L (12, 1)	ERA: 5.13	1.2	8	3	1	1	0	0	0	0	0	0	0	0	19	25	5.40	1.800

Kansas City Royals @ Cleveland Indians
Cleveland Municipal Stadium, Cleveland, OH

AB	43
R	1
H	6
RBI	1
BB	3
SO	5
LOB	8



WP: 0	PA: 49
PB: 0	
SB: 0	
CS: 1	

Thu Jul 23 1992, 7:05 PM EDT
 Att: 8,788 - Overcast - 69 F

Kansas City Royals @ Cleveland Indians
Cleveland Municipal Stadium, Cleveland, OH

Fri Jul 24 1992, 7:05 PM EDT
 Att. 10,824 - Cloudy - 67 F

AB	40
R	8
H	16
RBI	8
BB	2
SO	2
LOB	16



WP:	0	PA:	43
PB:	0		
SB:	0		
CS:	0		

Batter	1	2	3	4	5	6	7	8	9	AB R H RBI BB SO LOB
Brian McRae, S (1, 8) OBP: 0.292, SLG: 0.312	0-1 P4		3-2 E 1B		1-0 G4-6-3 1B		2-1 SF8 3B		0-2 G4-3	5 2 3 2 0 0 0
Gregg Jefferies, S (1, 5) OBP: 0.315, SLG: 0.384	0-1 G1-3		3-1 F8 1B		2-1 G4-6-3		2-1 SF8		1-0 G6-3	4 0 1 2 0 0 2
George Brett, L (1, 10) OBP: 0.331, SLG: 0.392	3-2 BB 1B		1-2 F8		2-2 G6-4-3 1B		1-2 1B		0-2 HR 1B	5 1 4 0 0 0 1
Kevin McReynolds, R (1, 7) OBP: 0.361, SLG: 0.435	4-1 1B		3-2 P3		3-2 G6-4-3 1B		1-0 P4		2-2 HR	4 1 2 2 1 0 2
Wally Joyner, L (1, 3) OBP: 0.325, SLG: 0.404	2-2 G4-3		1-2 G1-3		1-0 G6-4-3		3-2 F9		1-1 HR 2B	5 1 1 0 0 0 4
Chris Gwynn, L (1, 9) OBP: 0.287, SLG: 0.398		3-1 F7	0-1 G1-3		1-3 K		4-1 1B BB		1-0 HR	4 1 1 2 1 1 1
Brent Mayne, L (1, 2) OBP: 0.278, SLG: 0.294		0-1 G4-1	1-3 K				2-1 2B 3B 1B		1-1 F7	5 1 2 0 0 1 0
Curtis Wilkerson, S (1, 4) OBP: 0.254, SLG: 0.286		0-2 G4-3			1-2 1B 1B		2-1 F7		0-2 P7	4 0 1 0 0 0 3
David Howard, S (1, 6) OBP: 0.254, SLG: 0.204			2-2 F8		2-0 F7		3-1 3B 2B		3-2 F7	4 1 1 0 0 0 3

Inning Stats	R: 0	H: 1	E: 0	K: 0	S: 12	P: 21	R: 0	H: 0	E: 0	K: 0	S: 7	P: 10	R: 1	H: 2	E: 1	K: 0	S: 16	R: 0	H: 0	E: 0	K: 1	S: 8	P: 10	R: 0	H: 2	E: 0	K: 0	S: 8	P: 13	R: 0	H: 2	E: 0	K: 1	S: 11	P: 18	R: 3	H: 4	E: 0	K: 0	S: 16	P: 28	R: 0	H: 1	E: 0	K: 0	S: 17	P: 29	R: 4	H: 4	E: 0	K: 0	S: 16	P: 22	1B: 11	SF: 1	2B: 2	SAC: 0	3B: 1	DP: 2	HR: 2	HBP: 0	WP: 0	PA: 43
--------------	------	------	------	------	-------	-------	------	------	------	------	------	-------	------	------	------	------	-------	------	------	------	------	------	-------	------	------	------	------	------	-------	------	------	------	------	-------	-------	------	------	------	------	-------	-------	------	------	------	------	-------	-------	------	------	------	------	-------	-------	--------	-------	-------	--------	-------	-------	-------	--------	-------	--------

PITCHER	IP	WLS	BF	H	R	ER	SO	BB	IBB	HBP	BLK	WP	HR	S	P	ERA	WHIP
Scott Scudder, R (1, 1) ERA: 4.81	6.2	L	30	11	4	3	2	1	0	0	0	0	0	77	124	4.05	1.800
Ted Power, R (7, 1) ERA: 2.75	2.0		11	4	3	3	0	1	0	0	0	0	1	31	48	13.50	2.500
Derek Lilliquist, L (9, 1) ERA: 1.75	0.1		2	1	1	1	0	0	0	0	0	0	1	3	5	27.00	3.000

PITCHER	IP	WLS	BF	H	R	ER	SO	BB	IBB	HBP	BLK	WP	HR	S	P	ERA	WHIP
---------	----	-----	----	---	---	----	----	----	-----	-----	-----	----	----	---	---	-----	------

Batter	1	2	3	4	5	6	7	8	9	AB	R	H	RBI	BB	SO	LOB
Kenny Lofton, L OBP: 0.326, SLG: 0.331 (1, 8) B F X	1-1 G1-6-3 1B		X 0-0 CS 1B		C B X 1-1 P6			B X 1-0 2-H HR		4	1	3	2	0	0	1
Felix Fermin, R OBP: 0.301, SLG: 0.302 (1, 6) Thomas Howard, S OBP: 0.310, SLG: 0.341 (8, PH) Mark Lewis, R OBP: 0.298, SLG: 0.332 (9, 6) C B P X	2-1 G1-6-3 1-2f		1 SAFE B 1 SAFE X 1-0 G1-6-3 1-2 3-H		X 0-0 F9		B X 1-0 F8			3	0	0	1	0	0	2
Carlos Baerga, S OBP: 0.354, SLG: 0.466 (1, 4) B X	1-0 1B		B C X 1-1 F8		B B X 2-0 G6-3		B F F F S 2-3 K2-3			4	0	1	0	0	1	0
Albert Belle, R OBP: 0.316, SLG: 0.463 (1, 10) B X	1-0 1-2 1B		X 0-0 G4-6-3 1B		C B F B X 3-2 G4-3		B X 1-0 1B			4	0	3	0	0	0	0
Paul Sorrento, L OBP: 0.337, SLG: 0.426 (1, 3) B X	1-0 L7		B X 1-0 G4-6-3 1-2f		B B B C X 3-2 2B		B F B X 2-1 L3			4	0	1	0	0	0	4
Mark Whiten, S OBP: 0.351, SLG: 0.388 (1, 9) B B C X		2-1 G1-3	X 0-0 L6		B B B C X 3-1 F7		B B B C X 3-1 G1			4	0	0	0	0	0	1
Glenallen Hill, R OBP: 0.295, SLG: 0.457 (1, 7) B B B C X		3-2 L5	S X 0-1 G5-3		B B B C X 0-1 G5-3		B B B C X 1-1 HBP			3	0	0	0	0	0	1
Brook Jacoby, R OBP: 0.330, SLG: 0.338 (1, 5) B B C X		0-1 G4-3	X 0-0 F8		B B B C X 1-2 L8		B B B C X 1-2 F8			4	0	0	0	0	0	2
Sandy Alomar Jr., R OBP: 0.295, SLG: 0.333 (1, 2) C X		0-1 1B G1-6-3 2B	B X 1-2 1B		X 0-0 HR 2B		S B X 1-1 G5-3			4	2	3	0	0	0	1

Inning Stats	R: 0	H: 3	E: 0	LOB: 2	K: 0	BB: 0	S: 8	R: 0	H: 0	E: 0	LOB: 0	K: 0	BB: 0	S: 8	R: 1	H: 2	E: 0	LOB: 0	K: 0	BB: 0	S: 6	R: 0	H: 1	E: 0	LOB: 0	K: 0	BB: 0	S: 3	R: 0	H: 1	E: 0	LOB: 1	K: 0	BB: 0	S: 9	R: 0	H: 0	E: 0	LOB: 0	K: 0	BB: 0	S: 6	R: 0	H: 1	E: 0	LOB: 1	K: 0	BB: 0	S: 12	R: 2	H: 3	E: 0	LOB: 1	K: 1	BB: 0	S: 10	R: 0	H: 0	E: 0	LOB: 1	K: 0	BB: 0	S: 8	1B: 7	SF: 0	2B: 3	SAC: 0	3B: 0	DP: 2	HR: 1	HBP: 1	WP: 0	PA: 36
--------------	------	------	------	--------	------	-------	------	------	------	------	--------	------	-------	------	------	------	------	--------	------	-------	------	------	------	------	--------	------	-------	------	------	------	------	--------	------	-------	------	------	------	------	--------	------	-------	------	------	------	------	--------	------	-------	-------	------	------	------	--------	------	-------	-------	------	------	------	--------	------	-------	------	-------	-------	-------	--------	-------	-------	-------	--------	-------	--------

PITCHER	IP	WLS	BF	H	R	ER	SO	BB	IBB	HBP	BLK	WP	HR	S	P	ERA	WHIP
Luis Aquino, R ERA: 5.93 (1, 1)	6.0	W	22	7	1	1	0	0	0	0	0	0	0	40	60	1.50	1.167
Juan Berenguer, R ERA: 5.3 (7, 1)	1.0		6	3	2	2	0	0	0	0	0	0	1	14	22	18.00	3.000
Jeff Montgomery, R ERA: 1.75 (8, 1)	2.0	S	8	1	0	0	1	0	0	1	0	0	0	16	28	0.00	0.500

BOTTOM

Kansas City Royals @ Cleveland Indians
Cleveland Municipal Stadium, Cleveland, OH

Fri Jul 24 1992, 7:05 PM EDT
Att: 10,824 - Cloudy - 67 F

AB	35
R	3
H	11
RBI	3
BB	0
SO	1
LOB	12



PITCHER	IP	WLS	BF	H	R	ER	SO	BB	IBB	HBP	BLK	WP	HR	S	P	ERA	WHIP
---------	----	-----	----	---	---	----	----	----	-----	-----	-----	----	----	---	---	-----	------

Kansas City Royals @ Cleveland Indians
Cleveland Municipal Stadium, Cleveland, OH

Sat Jul 25 1992, 7:05 PM EDT
 Att. 15,779 - Cloudy - 73 F

livebaseballscorecards.com



WP: 0 PA: 42
 PB: 1
 SB: 3
 CS: 0

Batter	1	2	3	4	5	6	7	8	9	AB	R	H	RBI	BB	SO	LOB	TOP					
Brian McRae, S (1, 8) OBP: 0.296, SLG: 0.314	3-1 FC6-4 1B	1-2 FC4-6 1-2f 2-3 3-H			3-2 F8	4-2 BB		0-1 FC4 1B 1-2 2-3		4	1	2	1	1	0	2						
Gregg Jefferies, S (1, 5) OBP: 0.313, SLG: 0.381	1-1 E5 FC6-4	0-0 L7			0-0 1B S 1B	2-1 L8		2-1 FC4 1-2f 2-3 3-H		5	0	1	1	0	0	7						
George Brett, L (1, 10) OBP: 0.329, SLG: 0.390	1-2 FC6-4 1-2f 3-H				3-2 L7 1-3 1B		0-0 L7	1-3 K		5	0	1	1	0	1	3						
Kevin McReynolds, R (1, 7) OBP: 0.356, SLG: 0.428	1-1 F8				0-0 G6-3		3-2 F8		0-0 G6-3	5	0	0	0	0	0	3						
Wally Joyner, L (1, 3) OBP: 0.326, SLG: 0.404	1-0 F7						2-2 2B 1B	2-2 1B		5	1	2	0	0	0	1						
Mike Macfarlane, R (1, 2) OBP: 0.300, SLG: 0.375		1-3 K			1-3 K		0-1 2B 1B 2B 1-H	2-3 K		5	1	1	1	0	3	1						
Gary Thurman, R (1, 9) OBP: 0.274, SLG: 0.321		0-0 S PB FC4-6 1B			0-1 G4-3		2-3 K			3	1	1	0	0	1	1						
Jim Eisenreich, L (8, PH) OBP: 0.316, SLG: 0.364										1	0	1	0	0	0	0						
David Howard, S (1, 6) OBP: 0.258, SLG: 0.196										2	0	0	0	0	1	0						
Chris Gwynn, L (8, PH) OBP: 0.295, SLG: 0.398										0	1	0	0	0	1	0						
Curtis Wilkerson, S (8, 4) OBP: 0.254, SLG: 0.286										0	0	0	0	0	0	0						
Rico Rossy, R (1, 4) OBP: 0.310, SLG: 0.302		1-2 E8 FC4-6			1-1 G6-3	2-1 2B		2-1 FC5-6 FC4 1B 1-2 2-3f		4	0	1	1	0	0	4						
Inning Stats	R: 1 E: 1 K: 0 S: 11	H: 1 LOB: 1 BB: 0 P: 18	R: 1 E: 1 K: 1 S: 13	H: 1 LOB: 2 BB: 1 P: 20	R: 0 E: 0 K: 0 S: 7	H: 0 LOB: 0 BB: 0 P: 11	R: 0 E: 0 K: 1 S: 7	H: 0 LOB: 0 BB: 0 P: 8	R: 0 E: 0 K: 0 S: 11	H: 2 LOB: 2 BB: 0 P: 18	R: 2 E: 0 K: 1 S: 19	H: 3 LOB: 2 BB: 1 P: 31	R: 0 E: 0 K: 1 S: 12	H: 1 LOB: 1 BB: 0 P: 19	R: 1 E: 0 K: 1 S: 16	H: 2 LOB: 2 BB: 1 P: 26	R: 0 E: 0 K: 0 S: 3	H: 0 LOB: 0 BB: 0 P: 3	1B: 8 2B: 2 3B: 0 HR: 0	SF: 0 SAC: 0 DP: 0 HBP: 0	WP: 0 PA: 42 PB: 1 SB: 3 CS: 0	
PITCHER	IP	WLS	BF	H	R	ER	SO	BB	IBB	HBP	BLK	WP	HR	S	P	ERA	WHIP					
Dennis Cook, L (1, 1) ERA: 3.92	5.2		28	7	4	2	3	2	0	0	0	0	0	66	102	3.18	1.588					
Eric Plunk, R (6, 1) ERA: 3.68	1.1		7	2	1	1	1	1	0	0	0	0	0	19	33	6.75	2.250					
Steve Olin, R (8, 1) ERA: 1.89	2.0	W	7	1	0	0	1	0	0	0	0	0	0	14	19	0.00	0.500					

Batter	1	2	3	4	5	6	7	8	9	AB	R	H	RBI	BB	SO	LOB
Kenny Lofton, L OBP: 0.325, SLG: 0.328 (1, 8)	4-1 BB		3-2 G4-3		0-0 FC3-2-6-1 PB 1B		1-1 B1-3			3	1	0	0	1	0	2
Thomas Howard, S OBP: 0.313, SLG: 0.344 (1, 7)	0-2 F7			2-1 G3-6-3 1B	2-2 S 1B		2-3 K			4	0	2	1	0	1	1
Carlos Baerga, S OBP: 0.353, SLG: 0.464 (1, 4)	2-1 F8			0-1 G3-6-3 1-2f	3-3 K			0-1 FC3-6 1B		4	0	1	0	0	1	3
Albert Belle, R OBP: 0.315, SLG: 0.460 (1, 10)	1-3 K			2-2 G5-3		1-2 G6-4-3 BB 3B 1B		1-3 K		4	1	1	0	0	2	2
Paul Sorrento, L OBP: 0.336, SLG: 0.421 (1, 3)		1-0 P4			3-2 F8	4-2 BB BB SAFE SAFE		0-0 FC3-6 1-2f		3	0	0	0	1	0	1
Glenallen Hill, R OBP: 0.294, SLG: 0.450 (1, 9)		0-0 G5-3			4-2 1B BB	0-0 G6-4-3 1-2f 2-3		0-3 K		3	1	0	0	1	1	3
Jim Thome, L OBP: 0.310, SLG: 0.406 (1, 5)		2-3 K			0-2 1B 1B	3-2 3B			1-0 SH1-4 1B 1B	3	1	2	1	0	1	0
Brook Jacoby, R OBP: 0.333, SLG: 0.341 (7, 5)					1-3 1B 1B					1	0	1	0	0	0	0
Mark Whiten, S OBP: 0.351, SLG: 0.388 (9, PR)										0	1	0	0	0	0	0
Felix Fermin, R OBP: 0.302, SLG: 0.303 (1, 6)			3-2 G6-3		0-1 1B 1B	1-0 G1-3			0-0 SH1-4	3	0	1	1	0	0	1
Sandy Alomar Jr., R OBP: 0.294, SLG: 0.332 (1, 2)			1-2 G1-3		2-1 PB 1B				1-2 1B	1	0	0	0	0	0	0
Junior Ortiz, R OBP: 0.296, SLG: 0.274 (5, 2)									3-H 1B	3	1	2	2	0	0	0

Inning Stats	R: 0	H: 0	E: 0	K: 1	S: 9	R: 0	H: 0	E: 0	K: 1	S: 5	R: 0	H: 0	E: 0	K: 0	S: 10	R: 0	H: 1	E: 0	K: 0	S: 7	R: 4	H: 4	E: 0	K: 1	S: 23	R: 1	H: 2	E: 0	K: 0	S: 11	R: 0	H: 0	E: 0	K: 1	S: 9	R: 0	H: 1	E: 0	K: 2	S: 9	R: 1	H: 2	E: 0	K: 0	S: 6	1B: 9	2B: 0	3B: 1	HR: 0	SF: 0	SAC: 1	DP: 2	HBP: 0	WP: 0	PB: 1	SB: 2	CS: 0	PA: 36
--------------	------	------	------	------	------	------	------	------	------	------	------	------	------	------	-------	------	------	------	------	------	------	------	------	------	-------	------	------	------	------	-------	------	------	------	------	------	------	------	------	------	------	------	------	------	------	------	-------	-------	-------	-------	-------	--------	-------	--------	-------	-------	-------	-------	--------

PITCHER	IP	WLS	BF	H	R	ER	SO	BB	IBB	HBP	BLK	WP	HR	S	P	ERA	WHIP
Mike Boddicker, R ERA: 4.61 (1, 1)	4.2		20	5	4	4	2	2	0	0	0	0	0	51	83	7.71	1.500
Tom Gordon, R ERA: 4.64 (5, 1)	2.1		9	2	1	1	2	1	0	0	0	0	0	23	39	3.86	1.286
Rusty Meacham, R ERA: 1.89 (8, 1)	1.1	L	7	3	1	1	2	0	0	0	0	0	0	15	17	6.75	2.250

BOTTOM

Kansas City Royals @ Cleveland Indians
Cleveland Municipal Stadium, Cleveland, OH

Sat Jul 25 1992, 7:05 PM EDT
Att: 15,779 - Cloudy - 73 F

livebaseballscorecards.com

AB	32
R	6
H	10
RBI	5
BB	3
SO	6
LOB	13



Batter	1	2	3	4	5	6	7	8	9	10	11	12	13	AB R H RBI BB SO LOB	TOP																							
Brian McRae, S OBP: 0.294, SLG: 0.312 (1, 8)	G4-3 2-2		G4-6-3 0-0			G4-3 1-1		L4 2-0			B4-3 0-0		FC4-6 0-0	6 0 1 0 0 0 3																								
Gregg Jefferies, S OBP: 0.314, SLG: 0.390 (1, 5)	HR 1-0		G4-3 2-2			G4-3 1-1			F9 2-2		G4-3 1-1			5 1 2 1 0 0 1																								
George Brett, L OBP: 0.330, SLG: 0.390 (1, 10)	F8 0-1			G4-6-3 1-0			F9 2-2				1B 0-0		K 3-3	5 0 2 0 0 1 0																								
Jim Eisenreich, L OBP: 0.314, SLG: 0.360 (1, 7)	F8 3-2			F8 1-2							1B 0-3			5 0 1 0 0 1 2																								
Wally Joyner, L OBP: 0.322, SLG: 0.398 (1, 3)		F8 2-2		G4-6-3 0-0			F8 1-1					G6-3 1-2		5 0 0 0 0 1 3																								
Chris Gwynn, L OBP: 0.303, SLG: 0.405 (2, PR)														1 0 1 0 0 0 0																								
Gary Thurman, R OBP: 0.289, SLG: 0.316 (2, 9)														2 0 0 0 0 1 1																								
Kevin McReynolds, R OBP: 0.355, SLG: 0.426 (10, PH)														2 0 0 0 0 1 0																								
Brent Mayne, L OBP: 0.283, SLG: 0.298 (1, 2)														5 0 2 0 0 1 1																								
David Howard, S OBP: 0.242, SLG: 0.183 (1, 6)														4 0 0 0 0 0 2																								
Terry Shumpert, R OBP: 0.208, SLG: 0.314 (8, PH)														2 0 1 0 0 1 0																								
Mike Macfarlane, R OBP: 0.299, SLG: 0.373 (8, 4)														1 0 0 0 0 0 1																								
Curtis Wilkerson, S OBP: 0.257, SLG: 0.288 (8, 4)														2 0 1 0 0 1 1																								
Inning Stats	R: 1 E: 0 K: 0 S: 9	H: 1 LOB: 0 BB: 0 P: 15	R: 0 E: 0 K: 1 S: 14	H: 1 LOB: 1 BB: 0 P: 20	R: 0 E: 0 K: 0 S: 7	H: 2 LOB: 1 BB: 0 P: 9	R: 0 E: 0 K: 0 S: 5	H: 1 LOB: 0 BB: 0 P: 7	R: 0 E: 0 K: 1 S: 8	H: 1 LOB: 1 BB: 0 P: 10	R: 0 E: 0 K: 1 S: 10	H: 1 LOB: 1 BB: 0 P: 16	R: 0 E: 0 K: 2 S: 12	H: 1 LOB: 1 BB: 0 P: 15	R: 0 E: 0 K: 1 S: 6	H: 0 LOB: 0 BB: 0 P: 10	R: 0 E: 0 K: 0 S: 7	H: 0 LOB: 1 BB: 0 P: 9	R: 0 E: 0 K: 0 S: 9	H: 1 LOB: 1 BB: 0 P: 12	1B: 10 2B: 0 3B: 0 HR: 1	SF: 0 SAC: 1 DP: 2 HBP: 0	WP: 0 PB: 0 SB: 1 CS: 0	PA: 46														
PITCHER	IP WLS BF H R ER SO BB IBB HBP BLK WP HR S P ERA WHIP																																					
Jose Mesa, R ERA: 4.38 (1, 1)	8.0		28	8	1	1	3	0	0	0	0	0	0	1	65	98	1.12	1.000																				
Derek Lilliquist, L ERA: 1.87 (9, 1)	1.2		7	2	0	0	3	0	0	0	0	0	0	0	22	27	0.00	1.200																				
Ted Power, R ERA: 2.63 (10, 1)	2.1		7	0	0	0	2	0	0	0	0	0	0	0	16	22	0.00	0.000																				
Steve Olin, R ERA: 1.86 (13, 1)	1.0	W	4	1	0	0	0	0	0	0	0	0	0	0	9	12	0.00	1.000																				

Kansas City Royals @ Cleveland Indians
Cleveland Municipal Stadium, Cleveland, OH

Sun Jul 26 1992, 3:33 AM EDT
 Att. 22,239 - Overcast - 73 F

livebaseballscorecards.com

AB	45
R	1
H	11
RBI	1
BB	0
SO	8
LOB	15



Batter	1	2	3	4	5	6	7	8	9	10	11	12	13	AB R H RBI BB SO LOB
Kenny Lofton, L OBP: 0.323, SLG: 0.326 (1, 8)	2-2 F8 1B		0-1 G6-3		0-0 B1-3			0-2 P1		1-0 G4-3			0-0 G4-3	6 0 1 0 0 0 1
Glenallen Hill, R OBP: 0.295, SLG: 0.447 (1, 7)	1-2 P1		2-1 1B			0-1 G4-3		1-2 F8		3-2 G4-3 SH1-3 1B			2-1 L6	6 0 2 0 0 0 2
Carlos Baerga, S OBP: 0.351, SLG: 0.468 (1, 4)	2-2 F8		0-1 F9			2-3 K		1-2 F9		1-1 SH1-3			0-1 HR	5 1 1 1 0 0 1 2
Albert Belle, R OBP: 0.315, SLG: 0.456 Thomas Howard, S OBP: 0.312, SLG: 0.342 (1, 10) (9, PR)	1-3 K			2-2 P2		2-3 K		4-1 1B CS BB		0-0 G4-3				3 0 0 0 1 2 1 1 0 0 0 0 0 1
Paul Sorrento, L OBP: 0.346, SLG: 0.444 (1, 3)		1-1 1B 2B		0-0 HR			1-0 G3-1 SH2-3 1B		1-0 CS 1B		4-0 FC4-6 IBB			4 1 4 1 1 0 0
Mark Whiten, S OBP: 0.350, SLG: 0.384 (1, 9)		3-1 P5		3-3 K			1-0 SH2-3		4-0 IBB		0-0 FC4-6			3 0 0 0 1 1 3
Jim Thome, L OBP: 0.297, SLG: 0.388 Brook Jacoby, R OBP: 0.330, SLG: 0.338 (1, 5) (9, PH) (10, 5)		1-2 F7		0-0 F7			0-1 G3-1		1-3 K					3 0 0 0 0 0 2 2 0 0 0 0 1 3
Felix Fermin, R OBP: 0.298, SLG: 0.298 (1, 6)		0-0 2-H 1B			2-2 G6-3		2-2 G5-3			2-3 K				5 0 1 0 0 1 1
Sandy Alomar Jr., R OBP: 0.292, SLG: 0.329 (1, 2)			2-2 F9			1-2 G6-3		1-0 CS 1B		1-1 G5-3			2-1 G1-3	5 0 1 0 0 0 0

Inning Stats	R: 0	H: 1	E: 0	LOB: 1	K: 1	S: 12	R: 0	H: 2	E: 0	LOB: 1	K: 0	S: 8	R: 0	H: 1	E: 0	LOB: 1	K: 0	S: 9	R: 1	H: 1	E: 0	LOB: 0	K: 1	S: 8	R: 0	H: 0	E: 0	LOB: 0	K: 2	S: 8	R: 0	H: 1	E: 0	LOB: 1	K: 0	S: 8	R: 0	H: 1	E: 0	LOB: 0	K: 0	S: 7	R: 0	H: 1	E: 0	LOB: 3	K: 1	S: 14	R: 0	H: 0	E: 0	LOB: 0	K: 1	S: 6	R: 0	H: 0	E: 0	LOB: 2	K: 0	S: 6	R: 1	H: 1	E: 0	LOB: 0	K: 0	S: 5	1B: 7	2B: 1	3B: 0	HR: 2	SF: 0	SAC: 2	DP: 0	HBP: 0	WP: 0	PA: 48
--------------	------	------	------	--------	------	-------	------	------	------	--------	------	------	------	------	------	--------	------	------	------	------	------	--------	------	------	------	------	------	--------	------	------	------	------	------	--------	------	------	------	------	------	--------	------	------	------	------	------	--------	------	-------	------	------	------	--------	------	------	------	------	------	--------	------	------	------	------	------	--------	------	------	-------	-------	-------	-------	-------	--------	-------	--------	-------	--------

PITCHER	IP	WLS	BF	H	R	ER	SO	BB	IBB	HBP	BLK	WP	HR	S	P	ERA	WHIP
Hipolito Pichardo, R ERA: 2.93 (1, 1)	7.0		26	6	1	1	4	0	0	0	0	0	1	61	92	1.29	0.857
Mike Magnante, L ERA: 5.0 (8, 1)	1.2		7	2	0	0	0	1	1	0	0	0	0	14	24	0.00	1.800
Rusty Meacham, R ERA: 1.85 (9, 1)	1.1		4	0	0	0	2	0	0	0	0	0	0	13	18	0.00	0.000
Steve Shifflett, R ERA: 2.77 (11, 1)	2.2	L	11	2	1	1	0	0	1	0	0	0	1	19	34	3.38	0.750


BOTTOM

Kansas City Royals @ Cleveland Indians
Cleveland Municipal Stadium, Cleveland, OH

Sun Jul 26 1992, 3:33 AM EDT
Att: 22,239 - Overcast - 73 F

livebaseballscorecards.com

AB	43
R	2
H	10
RBI	2
BB	3
SO	6
LOB	16



Batter	1	2	3	4	5	6	7	8	9	AB	R	H	RBI	BB	SO	LOB	TOP					
Pat Listach, S OBP: 0.354, SLG: 0.352 (1, 6) X	0-0 G6-3		0-0 1B 1B 2B	2-2 CS	2-0 G6-3	1-3 K		2-0 G6-4-3		5	1	1	0	0	1	3						
Kevin Seitzer, R OBP: 0.340, SLG: 0.392 (1, 5) B F S X	2-2 P3		3-2 G6-3 1B 2-3 3-H		2-2 1B 2B	0-0 1B			3-1 F8	5	1	3	1	0	0	0						
Paul Molitor, R OBP: 0.395, SLG: 0.478 (1, 10) X	0-0 3B		0-0 G6-3 1B 1-2 3-H		4-2 FC5-4 1B BB			4-1 SF8 BB	0-1 F9	3	1	2	1	2	0	0						
John Jaha, R OBP: 0.245, SLG: 0.250 (1, 3) C F S	0-3 K		2-2 G6-3 1-2 2-3		2-2 FC5-4 1B 1-2 2-H			0-1 G4-3	0-1 G6-3	5	0	1	1	0	1	4						
Robin Yount, R OBP: 0.321, SLG: 0.380 (1, 8)		1-3 K	4-1 BB		1-2 FC5-4 1-2 2-3			2-0 SF8		2	0	0	1	1	1	2						
Darryl Hamilton, L OBP: 0.350, SLG: 0.404 (1, 9)		2-0 G4-3	1-2 G3		0-2 G3			3-H 2-1 2B		4	0	1	0	0	0	5						
Greg Vaughn, R OBP: 0.289, SLG: 0.391 (1, 7) C O B F		1-3 K		1-3 K		2-3 K		1-3 K		4	0	0	0	0	4	1						
B.J. Surhoff, L OBP: 0.297, SLG: 0.334 (1, 2)			1-2 G1-6-3		1-1 G4-3			1-2 1B 1B 1B	2-2 G6-4-3 1B	4	0	2	0	0	0	0						
Jim Gantner, L OBP: 0.279, SLG: 0.292 (1, 4) C X			0-1 2B 1B 1B		1-1 CS 1B			1-0 1B 1-2 1B	0-0 F7	4	1	3	0	0	0	1						
Inning Stats	R: 0 E: 0 K: 1 S: 8	H: 1 LOB: 1 BB: 0 P: 10	R: 0 E: 0 K: 2 S: 7	H: 0 LOB: 0 BB: 0 P: 11	R: 2 E: 0 K: 0 S: 17	H: 4 LOB: 3 BB: 1 P: 28	R: 0 E: 0 K: 1 S: 9	H: 1 LOB: 0 BB: 0 P: 14	R: 1 E: 0 K: 0 S: 16	H: 2 LOB: 2 BB: 1 P: 27	R: 0 E: 0 K: 2 S: 11	H: 3 LOB: 3 BB: 0 P: 16	R: 1 E: 1 K: 1 S: 9	H: 1 LOB: 1 BB: 1 P: 18	R: 0 E: 0 K: 0 S: 7	H: 1 LOB: 0 BB: 0 P: 11	R: 0 E: 0 K: 0 S: 6	H: 0 LOB: 0 BB: 0 P: 9	1B: 9 2B: 3 3B: 1 HR: 0	SF: 1 SAC: 0 DP: 1 HBP: 0	WP: 0 PB: 0 SB: 0 CS: 1	PA: 41
PITCHER	IP	WLS	BF	H	R	ER	SO	BB	IBB	HBP	BLK	WP	HR	S	P	ERA	WHIP					
Charles Nagy, R ERA: 2.51 (1, 1)	6.2	L	33	12	4	3	6	3	0	0	0	0	0	74	120	4.05	2.250					
Jack Armstrong, R ERA: 5.32 (7, 1)	2.1		7	1	0	0	1	0	0	0	0	0	0	16	24	0.00	0.429					

Milwaukee Brewers @ Cleveland Indians
Cleveland Municipal Stadium, Cleveland, OH

livebaseballscorecards.com

AB 36
R 4
H 13
RBI 4
BB 3
SO 7
LOB 16



Mon Jul 27 1992, 7:05 PM EDT
Att. 8,538 - Sunny - 72 F

Batter	1	2	3	4	5	6	7	8	9	AB R H RBI BB SO LOB
Kenny Lofton, L OBP: 0.320, SLG: 0.322 (1, 8) B F X	1-1 L7 ①			X 0-0 P7 ①		B C X 1-1 G4-3 ③		B X 1-0 B5-3 ②		4 0 0 0 0 0 1
Felix Fermin, R OBP: 0.290, SLG: 0.291 (1, 4) Thomas Howard, S OBP: 0.311, SLG: 0.341 (9, PH) B X	1-0 P9 ②			C X 0-1 F9 ②		B B C B C X 3-2 G5-3 ①		B B F F S F F X 1-3 K ③		3 0 0 0 0 0 0 1 0 0 0 0 1 0
Carlos Baerga, S OBP: 0.349, SLG: 0.465 (1, 10) B X	1-0 F9 ③			B S X 1-1 G4-3 ③		B B T C B X 2-3 K ②				3 0 0 0 0 1 0
Paul Sorrento, L OBP: 0.349, SLG: 0.446 (1, 3) B B T B T B X			3-2 F8 ①		X 0-0 1B ①		B B T C B X 2-2 FC5-4 1B ①			3 0 2 0 0 0 0
Glenallen Hill, R OBP: 0.291, SLG: 0.441 (1, 7) B B X			2-0 G5-3 ②		B X 1-0 G5-3 ②		B X 1-0 FC5-4 ③			3 0 0 0 0 0 1
Mark Whiten, S OBP: 0.347, SLG: 0.380 (1, 9) B B X			1-0 G5-3 ③		C B C X 0-3 K ③		B B F B X 1-2 F9 ①			3 0 0 0 0 1 0
Jim Thome, L OBP: 0.286, SLG: 0.371 (1, 5) B F B F S X			2-3 K ①		X 0-0 G4-3 ①		B B X 2-0 F8 ②			3 0 0 0 0 1 0
Sandy Alomar Jr., R OBP: 0.293, SLG: 0.329 (1, 2) C B C S X			0-3 K ②		B B C X 2-1 1B ②		B X 0-0 G5-3 ③			3 0 1 0 0 1 0
Mark Lewis, R OBP: 0.295, SLG: 0.329 (1, 6) C 1 C B X			0-0 G6-3 ③		C SAFE 1 C B X 1-2 F8 ②		X 0-0 F9 ①			3 0 0 0 0 0 1

Inning Stats	R: 0 E: 0 K: 0 S: 4	H: 0 LOB: 0 BB: 0 P: 7	R: 0 E: 0 K: 0 S: 5	H: 0 LOB: 0 BB: 0 P: 11	R: 0 E: 0 K: 2 S: 7	H: 0 LOB: 0 BB: 0 P: 9	R: 0 E: 0 K: 0 S: 5	H: 0 LOB: 0 BB: 0 P: 6	R: 0 E: 0 K: 1 S: 5	H: 1 LOB: 0 BB: 0 P: 6	R: 0 E: 0 K: 0 S: 8	H: 1 LOB: 1 BB: 0 P: 12	R: 0 E: 0 K: 1 S: 11	H: 1 LOB: 1 BB: 0 P: 19	R: 0 E: 0 K: 0 S: 5	H: 0 LOB: 0 BB: 0 P: 8	R: 0 E: 0 K: 1 S: 5	H: 0 LOB: 0 BB: 0 P: 7	1B: 3 2B: 0 3B: 0 HR: 0	SF: 0 SAC: 0 DP: 0 HBP: 0	WP: 0 PB: 0 SB: 0 CS: 0	PA: 29
---------------------	------------------------------	---------------------------------	------------------------------	----------------------------------	------------------------------	---------------------------------	------------------------------	---------------------------------	------------------------------	---------------------------------	------------------------------	----------------------------------	-------------------------------	----------------------------------	------------------------------	---------------------------------	------------------------------	---------------------------------	----------------------------------	------------------------------------	----------------------------------	--------

PITCHER Jaime Navarro, R ERA: 3.4 (1, 1)	IP 9.0	WLS W	BF 29	H 3	R 0	ER 0	SO 5	BB 0	IBB 0	HBP 0	BLK 0	WP 0	HR 0	S 55	P 85	ERA 0.00	WHIP 0.333	PITCHER	IP 9.0	WLS W	BF 29	H 3	R 0	ER 0	SO 5	BB 0	IBB 0	HBP 0	BLK 0	WP 0	HR 0	S 55	P 85	ERA 0.00	WHIP 0.333
--	-----------	----------	----------	--------	--------	---------	---------	---------	----------	----------	----------	---------	---------	---------	---------	-------------	---------------	----------------	-----------	----------	----------	--------	--------	---------	---------	---------	----------	----------	----------	---------	---------	---------	---------	-------------	---------------

BOTTOM

Milwaukee Brewers @ Cleveland Indians
Cleveland Municipal Stadium, Cleveland, OH

Mon Jul 27 1992, 7:05 PM EDT
Att. 8,538 - Sunny - 72 F

livebaseballscorecards.com

AB	29
R	0
H	3
RBI	0
BB	0
SO	5
LOB	3



Batter	1	2	3	4	5	6	7	8	9	AB R H RBI BB SO LOB	TOP		
Pat Listach, S (1, 6) OBP: 0.355, SLG: 0.357	1-2 FC6-5 S 1B		1-0 L8		2-3 K			0-0 2B		4 0 2 0 0 1 1			
Kevin Seitzer, R (1, 5) OBP: 0.337, SLG: 0.387	2-3 SAFE 1 SAFE SAFE 1-2			2-2 G1-3		0-0 F7		1-3 K		4 0 0 0 0 2 2			
Paul Molitor, R (1, 10) OBP: 0.391, SLG: 0.473	0-1 FC6-5 FC5-4 2-3			0-2 F9		3-2 G5-3		2-3 K		4 0 0 0 0 1 2			
Dante Bichette, R (1, 9) OBP: 0.339, SLG: 0.461	1 SAFE 1-0 FC5-4 1-2f			1-1 G5-3		0-0 G5-3			0-0 G6-4-3 1B	4 0 1 0 0 0 1			
Robin Yount, R (1, 8) OBP: 0.318, SLG: 0.375				0-2 G4-3		0-1 G6-3		1-1 L5		4 0 0 0 0 1 1			
Darryl Hamilton, L (1, 7) OBP: 0.353, SLG: 0.409				4-1 CS BB		0-3 K		0-1 2B		2 0 1 0 1 1 0			
Greg Vaughn, R (9, PH) OBP: 0.288, SLG: 0.390									1-0 G6-4-3 1-2f	1 0 0 0 0 0 1			
John Jaha, R (1, 3) OBP: 0.250, SLG: 0.314				2-1 G5-3 1-2		0-0 HR		0-0 P6		3 1 1 1 0 0 2			
B.J. Surhoff, L (1, 2) OBP: 0.297, SLG: 0.332				2-1 F8		4-1 2B BB		2-0 L9		2 1 0 0 1 0 1			
Jim Gantner, L (1, 4) OBP: 0.280, SLG: 0.298				2-3 K		0-0 2B 1-H		2-2 G4-3		3 0 1 1 0 1 0			
Inning Stats	R: 0 H: 1 E: 0 LOB: 1 K: 1 BB: 0 S: 11 P: 15	R: 0 H: 0 E: 0 LOB: 0 K: 0 BB: 1 S: 7 P: 12	R: 0 H: 0 E: 0 LOB: 0 K: 1 BB: 0 S: 7 P: 12	R: 0 H: 0 E: 0 LOB: 0 K: 0 BB: 0 S: 9 P: 12	R: 2 H: 2 E: 0 LOB: 1 K: 2 BB: 1 S: 12 P: 18	R: 0 H: 0 E: 0 LOB: 0 K: 0 BB: 0 S: 7 P: 10	R: 0 H: 1 E: 0 LOB: 1 K: 0 BB: 0 S: 6 P: 9	R: 0 H: 1 E: 0 LOB: 1 K: 2 BB: 0 S: 11 P: 16	R: 0 H: 1 E: 0 LOB: 0 K: 1 BB: 0 S: 5 P: 9	1B: 2 SF: 0 2B: 3 SAC: 0 3B: 0 DP: 1 HR: 1 HBP: 0	WP: 0 PA: 33 PB: 0 SB: 1 CS: 1		
PITCHER	IP WLS BF H R ER SO BB IBB HBP BLK WP HR S P ERA WHIP											PITCHER	IP WLS BF H R ER SO BB IBB HBP BLK WP HR S P ERA WHIP
Rod Nichols, R (1, 1) ERA: 3.47	7.0 W 26 4 2 2 4 2 0 0 0 0 0 1 59 88 2.57 0.857												
Eric Plunk, R (8, 1) ERA: 3.52	1.1 6 2 0 0 3 0 0 0 0 0 0 0 15 23 0.00 1.500												
Derek Lilliquist, L (9, 1) ERA: 1.64	0.2 S 1 0 0 0 0 0 0 0 0 0 0 0 1 2 0.00 0.000												

Milwaukee Brewers @ Cleveland Indians
Cleveland Municipal Stadium, Cleveland, OH
Tue Jul 28 1992, 7:05 PM EDT
Att. 12,164 - Sunny - 78 F

AB	31
R	2
H	6
RBI	2
BB	2
SO	7
LOB	11



Batter	1	2	3	4	5	6	7	8	9
Kenny Lofton, L OBP: 0.321, SLG: 0.321 (1, 8)	2-1 G4-3	3-2 L8		2-2 1B		4-0 FC5 2B BB		1-0 G4-3	
Mark Lewis, R OBP: 0.293, SLG: 0.337 (1, 6)	2-0 G6-3		1-2 HR	1-3 K		1-2 FC5 2B 1-2 2-3f		0-3 K	
Carlos Baerga, S OBP: 0.350, SLG: 0.468 (1, 4)	0-1 FC6-4 1B		0-1 F7	1-0 G3		1-0 2B 1-3 2-H			
Albert Belle, R OBP: 0.311, SLG: 0.451 (1, 7)	1-0 FC6-4		1-0 F8		0-0 G5-3	2-2 G5-3			
Thomas Howard, S OBP: 0.311, SLG: 0.341 (8, 7)									
Paul Sorrento, L OBP: 0.351, SLG: 0.447 (1, 3)		1-2 1B 1B	3-3 K		3-2 1B		2-3 K		
Glenallen Hill, R OBP: 0.295, SLG: 0.442 (1, 10)		1-0 1B 1-2 1B		1-0 S BB 1B 1B	1-0 P7		1-1 P3		
Mark Whiten, S OBP: 0.348, SLG: 0.385 (1, 9)		0-1 1-2 2-H 1B		0-0 P6	0-0 B2-3		3-2 2B		
Jim Thome, L OBP: 0.296, SLG: 0.370 (1, 5)		2-1 F7		4-1 1B 1B 1-2 BB		1-1 FC5 BB 1B	2-3 K		
Sandy Alomar Jr., R OBP: 0.292, SLG: 0.328 (1, 2)		0-1 L7		1-2 1B 1-2 2-H 1B		1-1 P2	1-3 K		

AB	R	H	RBI	BB	SO	LOB
4	1	1	0	1	0	2
5	1	1	1	0	2	5
4	0	2	1	0	0	3
4	0	0	0	0	0	3
0	0	0	0	0	0	0
4	1	2	0	0	2	0
4	1	2	0	0	0	1
4	0	2	1	0	0	2
3	0	1	0	1	1	3
4	0	1	1	0	1	3

BOTTOM

Milwaukee Brewers @ Cleveland Indians
Cleveland Municipal Stadium, Cleveland, OH

Tue Jul 28 1992, 7:05 PM EDT
Att. 12,164 - Sunny - 78 F

livebaseballscorecards.com

AB	36
R	4
H	12
RBI	4
BB	2
SO	6
LOB	22



1B: 9	SF: 0
2B: 2	SAC: 0
3B: 0	DP: 0
HR: 1	HBP: 0

WP: 0	PA: 38
PB: 0	
SB: 1	
CS: 0	

Inning Stats		R: 0	H: 1	E: 0	LOB: 1	K: 0	BB: 0	S: 6	P: 11								
Ricky Bones, R ERA: 4.9 (1, 1)	5.0	WLS	BF	H	R	ER	SO	BB	IBB	HBP	BLK	WP	HR	S	P	ERA	WHIP
Jim Austin, R ERA: 2.5 (6, 1)	0.1	L	1	0	0	0	0	0	0	0	0	0	0	2	3	0.00	0.000
Mike Fetters, R ERA: 0.69 (6, 1)	1.2		8	2	0	0	2	1	0	0	0	0	0	21	37	0.00	1.800
Doug Henry, R ERA: 2.89 (8, 1)	1.0		3	0	0	0	2	0	0	0	0	0	0	8	10	0.00	0.000

Batter	1	2	3	4	5	6	7	8	9	AB R H RBI BB SO LOB	TOP											
Pat Listach, S OBP: 0.357, SLG: 0.356 (1, 6)	2-3 K	1-3 K			4-0 F8-6-4 1B BB		2-1 CS 1B			3 0 1 0 1 2 1												
Kevin Seitzer, R OBP: 0.338, SLG: 0.387 (1, 5)	3-2 F9		4-1 HR BB		2-2 SAFE 1B		1-1 CS	0-2 G6-3		3 1 1 0 1 0 0												
Paul Molitor, R OBP: 0.392, SLG: 0.481 (1, 10)	0-2 1B 1B		2-1 SAFE SAFE HR		0-0 F8-6-4 2-3		0-1 F9			4 1 2 2 0 0 2												
Dante Bichette, R OBP: 0.341, SLG: 0.461 Alex Diaz, S (8, PR) (8, 8)	1-2 SAFE 1B		1-2 G3-1		0-0 G1-3		0-0 S 1B			4 0 2 0 0 0 1 0 0 0 0 0 0 0												
Darryl Hamilton, L OBP: 0.349, SLG: 0.403 (1, 8) (8, 9)	1-0 F8		0-2 G3-1		1-1 G4-3		0-2 G3-1			4 0 0 0 0 0 3												
Greg Vaughn, R OBP: 0.284, SLG: 0.385 (1, 7)		3-1 E5 SH1-3 G4-3	3-0 P7		2-2 G6-3		1-1 P6			4 1 0 0 0 0 0												
John Jaha, R OBP: 0.250, SLG: 0.296 (1, 3)		4-0 SH1-3 BB		1-2 F9		0-3 K		1-3 K		3 0 0 0 1 2 0												
Tim McIntosh, R OBP: 0.250, SLG: 0.238 B.J. Surhoff, L OBP: 0.296, SLG: 0.331 (9, PH)		0-0 SH1-3		0-0 CS 1B		2-3 K		2-3 K		2 0 1 0 0 1 0 1 0 0 0 0 1 0												
Scott Fletcher, R OBP: 0.346, SLG: 0.385 (1, 4)		1-0 G4-3		1-0 F7		0-2 G3				3 0 0 1 0 0 2												
Inning Stats	R: 0 E: 0 K: 1 S: 14	H: 2 LOB: 2 BB: 0 P: 21	R: 1 E: 1 K: 1 S: 7	H: 0 LOB: 1 BB: 1 P: 16	R: 2 E: 0 K: 0 S: 10	H: 1 LOB: 0 BB: 1 P: 20	R: 0 E: 0 K: 0 S: 6	H: 1 LOB: 0 BB: 0 P: 7	R: 0 E: 0 K: 1 S: 8	H: 0 LOB: 0 BB: 0 P: 11	R: 0 E: 0 K: 1 S: 11	H: 1 LOB: 0 BB: 0 P: 15	R: 0 E: 0 K: 0 S: 9	H: 1 LOB: 2 BB: 0 P: 9	R: 0 E: 0 K: 2 S: 9	H: 0 LOB: 0 BB: 0 P: 13	1B: 6 2B: 1 3B: 0 HR: 1	SF: 0 SAC: 1 DP: 1 HBP: 0	WP: 0 PB: 0 SB: 1 CS: 2	PA: 36		
PITCHER	IP WLS BF H R ER SO BB IBB HBP BLK WP HR S P ERA WHIP																					
Scott Scudder, R ERA: 4.8 (1, 1)	2.0		11	2	2	1	2	2	0	0	0	0	0	22	42	4.50	2.000					
Jack Armstrong, R ERA: 5.22 (3, 1)	4.0	W	14	3	1	1	1	1	0	0	0	0	1	28	44	2.25	1.000					
Ted Power, R ERA: 2.51 (7, 1)	2.2		9	2	0	0	2	0	0	0	0	0	0	25	31	0.00	0.750					
Derek Lilliquist, L ERA: 1.63 (9, 1)	0.1	S	1	0	0	0	1	0	0	0	0	0	0	4	6	0.00	0.000					

Milwaukee Brewers @ Cleveland Indians
Cleveland Municipal Stadium, Cleveland, OH
Wed Jul 29 1992, 3:33 AM EDT
Att. 10,836 - Sunny - 79 F

livebaseballscorecards.com

AB	31
R	3
H	7
RBI	3
BB	3
SO	6
LOB	9



Batter	1	2	3	4	5	6	7	8	9
Kenny Lofton, L OBP: 0.329, SLG: 0.330 (1, 8)	4-2 S 1B BB		2-1 1B		2-1 G4-3 2B	2-2 1-2 2-H 3-H 1B		2-2 HBP	
Mark Lewis, R OBP: 0.288, SLG: 0.331 (1, 6)	2-1 F8		1-1 F9		2-1 G4-3 2-3	0-1 G3-1		0-1 G5-3	
Carlos Baerga, S OBP: 0.347, SLG: 0.463 (1, 4)	1-2 P6		1-1 P6		2-3 K		2-3 K		
Albert Belle, R OBP: 0.313, SLG: 0.452 (1, 10)	1-2 1-H 1B		1-1 L9			1-2 1B 1B	2-2 F8		
Paul Sorrento, L OBP: 0.353, SLG: 0.451 (1, 3)	3-2 G4-3			1-0 G3-1		1-2 FC1-5 1-3 1B 1B	3-1 2B		
Glenallen Hill, R OBP: 0.299, SLG: 0.443 (1, 7)		2-2 CS CI 1B		1-3 K		1-2 BB FC1-5 1-2 3-H 1B 1B	1-1 G4-3		
Mark Whiten, S OBP: 0.348, SLG: 0.383 (1, 9)		0-1 CI CS		4-2 BB		0-0 FC1-5 1-2 2-3f 1B BB	1-1 G5-3		
Jim Thome, L OBP: 0.298, SLG: 0.360 (1, 5)		2-0 F7		1-3 K		4-2 1B 1-2 2-3 BB	0-0 L7		
Brook Jacoby, R OBP: 0.329, SLG: 0.337 (8, PH) (9, 5)									
Junior Ortiz, R OBP: 0.294, SLG: 0.273 (1, 2)		1-3 K			2-0 P2	0-0 P4		1-2 HBP 1B	

Inning Stats	R: 1 E: 0 K: 0 S: 18	H: 1 LOB: 1 BB: 1 P: 28	R: 0 E: 1 K: 1 S: 9	H: 1 LOB: 1 BB: 0 P: 14	R: 0 E: 0 K: 2 S: 9	H: 1 LOB: 1 BB: 0 P: 13	R: 0 E: 0 K: 2 S: 9	H: 0 LOB: 1 BB: 1 P: 16	R: 0 E: 0 K: 1 S: 8	H: 1 LOB: 1 BB: 0 P: 16	R: 3 E: 0 K: 1 S: 19	H: 4 LOB: 2 BB: 1 P: 28	R: 0 E: 0 K: 1 S: 11	H: 1 LOB: 1 BB: 0 P: 19	R: 0 E: 0 K: 0 S: 10	H: 1 LOB: 2 BB: 0 P: 14
--------------	-------------------------------	----------------------------------	------------------------------	----------------------------------	------------------------------	----------------------------------	------------------------------	----------------------------------	------------------------------	----------------------------------	-------------------------------	----------------------------------	-------------------------------	----------------------------------	-------------------------------	----------------------------------

PITCHER															PITCHER																		
IP	WLS	BF	H	R	ER	SO	BB	IBB	HBP	BLK	WP	HR	S	P	ERA	WHIP	IP	WLS	BF	H	R	ER	SO	BB	IBB	HBP	BLK	WP	HR	S	P	ERA	WHIP
21 Cal Eldred, R ERA: 3.57 (1, 1)	5.1	L	26	7	4	4	4	3	0	0	0	0	65	107	6.75	1.875																	
Darren Holmes, R ERA: 4.24 (6, 1)	1.2		7	2	0	0	1	0	0	0	0	0	17	27	0.00	1.200																	
Dan Plesac, L ERA: 3.76 (8, 1)	1.0		5	1	0	0	0	0	0	1	0	0	10	14	0.00	1.000																	

AB R H RBI BB SO LOB

3	1	3	2	1	0	0
5	0	0	0	0	0	7
4	0	0	0	0	2	3
4	1	2	1	0	0	1
4	0	2	0	0	0	1
4	1	2	1	0	1	1
2	1	0	0	1	0	2
2	0	0	0	1	1	3
1	0	0	0	0	0	0
4	0	1	0	0	1	5


1B: 8	SF: 0	WP: 0	PA: 38
2B: 2	SAC: 0	PB: 0	
3B: 0	DP: 0	SB: 1	
HR: 0	HBP: 1	CS: 2	

Milwaukee Brewers @ Cleveland Indians
Cleveland Municipal Stadium, Cleveland, OH
 Wed Jul 29 1992, 3:33 AM EDT
 Att. 10,836 - Sunny - 79 F

AB	33
R	4
H	10
RBI	4
BB	3
SO	5
LOB	23



WP: 0	PA: 38
PB: 0	
SB: 1	
CS: 2	

Batter	1	2	3	4	5	6	7	8	9	AB R H RBI BB SO LOB	TOP																	
Tony Phillips, S OBP: 0.397, SLG: 0.410 (1, 4) (9, 8)	1-0 HR		2-2 E5 2B 2B		1-3 K		0-0 P3		2-3 K	5 2 1 1 0 2 0																		
Dan Gladden, R OBP: 0.318, SLG: 0.363 (1, 7)	3-3 K		3-2 2B 2B		2-3 K		1-1 HR 1B		4-0 1B HR BB	4 3 2 0 1 2 0																		
Travis Fryman, R OBP: 0.325, SLG: 0.453 (1, 6)	4-0 BLK BB		0-0 2B 2B		2-1 P3		3-2 HR 1B		1-1 HR 1B	4 2 3 2 1 0 0																		
Cecil Fielder, R OBP: 0.315, SLG: 0.456 (1, 3)	2-2 G6-3		3-2 P4		0-1 E9 1B		0-0 HR		0-0 HR	5 2 2 6 0 0 2																		
Mickey Tettleton, S OBP: 0.370, SLG: 0.482 (1, 10)	1-1 G5-3		4-2 BB		1-0 FC6-4 1B		3-1 P4		2-1 L4	4 0 1 0 1 0 1																		
Mark Carreon, R OBP: 0.279, SLG: 0.362 (1, 9)		0-0 F7	1-2 P3		1-3 K		0-1 G1-3			4 0 0 0 0 1 4																		
Skeeter Barnes, R OBP: 0.267, SLG: 0.347 Scott Livingstone, L OBP: 0.319, SLG: 0.322 (8, PH) (8, 5)		1-2 G4-3		0-1 G6-3		3-1 F7		2-2 P5		3 0 0 0 0 0 2 1 0 0 0 0 0 0	AB 38 R 9 H 9 RBI 9 BB 3 SO 6 LOB 11																	
Chad Kreuter, S OBP: 0.283, SLG: 0.316 (1, 2)		2-0 P3		1-3 K		2-1 FC6-4		3-1 G3-1		4 0 0 0 0 1 2																		
Gary Pettis, S OBP: 0.275, SLG: 0.258 Lou Whitaker, L OBP: 0.406, SLG: 0.469 (9, PH) (9, 4)			2-1 L9		0-0 F7		3-2 G5-3		3-2 F8	3 0 0 0 0 0 0 1 0 0 0 0 0 0																		
Inning Stats	R: 1 E: 0 K: 1 S: 9	H: 1 LOB: 1 BB: 1 P: 20	R: 0 E: 0 K: 0 S: 5	H: 0 LOB: 0 BB: 0 P: 8	R: 2 E: 1 K: 0 S: 20	H: 2 LOB: 2 BB: 1 P: 35	R: 0 E: 0 K: 1 S: 6	H: 0 LOB: 0 BB: 0 P: 7	R: 0 E: 0 K: 2 S: 8	H: 1 LOB: 2 BB: 0 P: 13	R: 3 E: 0 K: 0 S: 13	H: 3 LOB: 0 BB: 0 P: 23	R: 0 E: 0 K: 0 S: 7	H: 0 LOB: 0 BB: 0 P: 12	R: 3 E: 0 K: 1 S: 11	H: 2 LOB: 0 BB: 1 P: 23	1B: 4 2B: 2 3B: 0 HR: 3	SF: 0 SAC: 0 DP: 0 HBP: 0	WP: 0 PB: 0 SB: 0 CS: 0	PA: 41								
PITCHER	IP WLS BF H R ER SO BB IBB HBP BLK WP HR S P ERA WHIP																											
Dennis Cook, L ERA: 3.93 (1, 1)	6.2		29	5	4	3	5	2	0	0	1	0	1	65	111	4.05	1.050											
Eric Plunk, R ERA: 4.13 (7, 1)	2.0	L	9	2	3	3	1	1	0	0	0	0	1	19	39	13.50	1.500											
Steve Olin, R ERA: 2.18 (9, 1)	0.1		3	2	2	2	0	0	0	0	0	0	1	5	8	54.00	6.000											

Detroit Tigers @ Cleveland Indians
Cleveland Municipal Stadium, Cleveland, OH

Fri Jul 31 1992, 3:33 AM EDT
Att. 53,419 - Cloudy - 66 F

livebaseballscorecards.com

BOTTOM

Detroit Tigers @ Cleveland Indians
Cleveland Municipal Stadium, Cleveland, OH

Fri Jul 31 1992, 3:33 AM EDT
Att. 53,419 - Cloudy - 66 F

livebaseballscorecards.com

AB	38
R	6
H	12
RBI	6
BB	3
SO	3
LOB	18



WP:	0	PA:	41
PB:	0		
SB:	0		
CS:	0		

AB R H RBI BB SO LOB

4 1 0 0 1 0 2
4 1 2 0 0 0 0
1 0 1 0 0 0 0

5 2 2 1 0 1 3

5 2 2 4 0 0 2

4 0 2 1 1 0 2

4 0 2 0 0 0 1

4 0 1 0 0 0 5

3 0 0 0 1 1 1

4 0 0 0 0 1 2

1B:	9	SF:	0
2B:	2	SAC:	0
3B:	0	DP:	2
HR:	1	HBP:	0

Batter	1	2	3	4	5	6	7	8	9
Kenny Lofton, L OBP: 0.328, SLG: 0.326 (1, 8)	4-2 1B E BB	3-2 G6-3		1-2 F7		1-2 F7		1-1 G3	
Mark Lewis, R OBP: 0.291, SLG: 0.333 Thomas Howard, S OBP: 0.314, SLG: 0.344 (9, PH)	1-0 E 2B 1B	0-0 E6			0-1 FC4-6 1B		0-2 P9		0-2 1B
Carlos Baerga, S OBP: 0.348, SLG: 0.462 (1, 4)	1-2 E9 2B 1B 3-H	1-3 K			2-1 FC4-6 FC6-4 1-2f		0-1 HR 1B		1-0 P5
Albert Belle, R OBP: 0.314, SLG: 0.462 (1, 10)	2-2 1B 2B 2-H 3-H		2-1 G5-3		0-1 FC6-4 1-2f		3-1 HR		0-0 F8
Paul Sorrento, L OBP: 0.357, SLG: 0.452 (1, 3)	0-1 G6-4-3 1B 2-H		1-2 1B 1B		0-2 F8		4-2 BB		0-2 L5
Glenallen Hill, R OBP: 0.302, SLG: 0.444 (1, 7)	2-2 G6-4-3 1B 1-2		1-2 G4-6-3 1B 1-2			2-1 P3	2-2 P3		
Mark Whiten, S OBP: 0.347, SLG: 0.384 (1, 9)	3-1 G6-4-3 1-2f 2-3		2-2 G4-6-3 1-2f			0-0 2B	0-0 L9		
Jim Thome, L OBP: 0.295, SLG: 0.346 (1, 5)	0-1 G5-3			2-3 K		4-0 IBB		1-2 G5-3	
Junior Ortiz, R OBP: 0.285, SLG: 0.263 (1, 2)		0-0 G6-3		2-3 K		1-0 F9		0-0 B5-3	

Inning Stats	R: 4	H: 5	E: 1	K: 0	S: 18	LOB: 1	BB: 1	P: 31	R: 0	H: 0	E: 1	K: 1	S: 10	LOB: 1	BB: 0	P: 14	R: 0	H: 2	E: 0	K: 0	S: 13	LOB: 1	BB: 0	P: 19	R: 0	H: 0	E: 0	K: 2	S: 12	LOB: 0	BB: 0	P: 17	R: 0	H: 1	E: 0	K: 0	S: 9	LOB: 1	BB: 0	P: 11	R: 2	H: 2	E: 0	K: 0	S: 13	LOB: 1	BB: 1	P: 22	R: 0	H: 0	E: 0	K: 0	S: 6	LOB: 0	BB: 0	P: 8	R: 0	H: 1	E: 0	K: 0	S: 8	LOB: 1	BB: 0	P: 9
--------------	------	------	------	------	-------	--------	-------	-------	------	------	------	------	-------	--------	-------	-------	------	------	------	------	-------	--------	-------	-------	------	------	------	------	-------	--------	-------	-------	------	------	------	------	------	--------	-------	-------	------	------	------	------	-------	--------	-------	-------	------	------	------	------	------	--------	-------	------	------	------	------	------	------	--------	-------	------

PITCHER	IP	WLS	BF	H	R	ER	SO	BB	IBB	HBP	BLK	WP	HR	S	P	ERA	WHIP
Walt Terrell, R ERA: 5.36 (1, 1)	0.0		6	5	4	4	0	1	0	0	0	0	0	14	24	∞	∞
John Doherty, R ERA: 4.12 (1, 1)	5.0		17	3	0	0	3	0	0	0	0	0	0	48	68	0.00	0.600
Kurt Knudsen, R ERA: 2.76 (6, 1)	1.1		9	3	2	2	0	1	1	0	0	0	0	16	31	13.50	3.000
John Kiely, R ERA: 1.37 (7, 1)	1.2	W	5	0	0	0	0	0	0	0	0	0	0	10	14	0.00	0.000
Mike Henneman, R ERA: 4.53 (9, 1)	1.0	S	4	1	0	0	0	0	0	0	0	0	0	8	9	0.00	1.000

PITCHER	IP	WLS	BF	H	R	ER	SO	BB	IBB	HBP	BLK	WP	HR	S	P	ERA	WHIP
---------	----	-----	----	---	---	----	----	----	-----	-----	-----	----	----	---	---	-----	------

Batter	1	2	3	4	5	6	7	8	9	AB R H RBI BB SO LOB	TOP																																	
Tony Phillips, S OBP: 0.397, SLG: 0.410 (1, 10)	2-3 K ①			0-1 BB BB 1B	2-2 L9 ②		0-0 HR 1B		0-1 P3 ②	5 2 2 0 0 1 1																																		
Lou Whitaker, L OBP: 0.403, SLG: 0.462 (1, 4)	0-1 F7 ②			4-1 BB BB BB	1-2 L5 ③		1-3 K ①		0-1 F7 ③	4 0 0 0 1 1 4																																		
Travis Fryman, R OBP: 0.322, SLG: 0.449 (1, 6)	2-2 F7 ③			1-2 P6 ①		3-2 F7 ①	2-3 K ②			4 0 0 0 0 1 5																																		
Cecil Fielder, R OBP: 0.315, SLG: 0.462 (1, 3)		3-3 K ①		3-2 P2 ②		1-0 P3 ②	2-2 HR ①			4 1 1 4 0 1 2																																		
Mickey Tettleton, S OBP: 0.371, SLG: 0.479 (1, 2)		2-1 G4-3 ②		4-1 BB BB		4-2 1B BB	1-1 P6 ③			2 0 0 0 2 0 0																																		
Dan Gladden, R OBP: 0.321, SLG: 0.363 (1, 7)		0-0 L8 ③		4-2 BB ①		0-0 1B ①		3-2 P4 ①		3 0 1 1 1 0 0																																		
Shawn Hare, L OBP: 0.179, SLG: 0.160 (1, 9)			1-1 F8 ①	2-1 G4-3 ③		3-1 F9 ③		2-2 G3-1 ②		4 0 0 0 0 0 5																																		
Scott Livingstone, L OBP: 0.323, SLG: 0.331 (1, 5)			0-0 F7 ②		0-1 2B ①		2-1 1B HR 1B	1-3 K ③		4 1 2 0 0 1 0																																		
Gary Pettis, S OBP: 0.274, SLG: 0.258 (1, 8)			0-1 G3 ③		3-2 F7 ①		1-1 1B HR 1B		3-2 F8 ①	4 1 1 0 0 0 1																																		
Inning Stats	R: 0 E: 0 K: 1 S: 8	H: 0 LOB: 0 BB: 0 P: 12	R: 0 E: 0 K: 1 S: 9	H: 0 LOB: 0 BB: 0 P: 14	R: 0 E: 0 K: 0 S: 5	H: 0 LOB: 0 BB: 0 P: 6	R: 1 E: 0 K: 0 S: 15	H: 1 LOB: 3 BB: 3 P: 33	R: 0 E: 0 K: 0 S: 11	H: 1 LOB: 1 BB: 0 P: 17	R: 0 E: 0 K: 0 S: 10	H: 1 LOB: 2 BB: 1 P: 21	R: 4 E: 0 K: 2 S: 18	H: 4 LOB: 0 BB: 0 P: 27	R: 0 E: 0 K: 1 S: 9	H: 0 LOB: 0 BB: 0 P: 15	R: 0 E: 0 K: 0 S: 10	H: 0 LOB: 0 BB: 0 P: 13	1B: 5 2B: 1 3B: 0 HR: 1	SF: 0 SAC: 0 DP: 0 HBP: 0	WP: 0 PB: 0 SB: 0 CS: 0	PA: 38																						
PITCHER	IP	WLS	BF	H	R	ER	SO	BB	IBB	HBP	BLK	WP	HR	S	P	ERA	WHIP	PITCHER								IP	WLS	BF	H	R	ER	SO	BB	IBB	HBP	BLK	WP	HR	S	P	ERA	WHIP		
Jose Mesa, R ERA: 4.39 (1, 1)	6.0		27	5	3	3	2	4	0	0	0	0	0	62	110	4.50	1.500																											
Kevin Wickander, L ERA: 3.72 (7, 1)	0.1		2	1	0	0	1	0	0	0	0	0	0	4	5	0.00	3.000																											
Ted Power, R ERA: 2.65 (7, 1)	0.1		2	1	2	2	1	0	0	0	0	0	1	8	12	54.00	3.000																											
Eric Plunk, R ERA: 3.97 (7, 1)	1.1	W	4	0	0	0	1	0	0	0	0	0	0	11	18	0.00	0.000																											
Derek Lilliquist, L ERA: 1.59 (9, 1)	1.0	S	3	0	0	0	0	0	0	0	0	0	0	10	13	0.00	0.000																											

Detroit Tigers @ Cleveland Indians
Cleveland Municipal Stadium, Cleveland, OH

Sat Aug 01 1992, 3:33 AM EDT
Att. 21,066 - Sunny - 73 F

livebaseballscorecards.com

AB	34
R	5
H	7
RBI	5
BB	4
SO	5
LOB	18



Batter	1	2	3	4	5	6	7	8	9	AB R H RBI BB SO LOB	BOTTOM										
Kenny Lofton, L OBP: 0.328, SLG: 0.325 (1, 8)	4-1 1B SF8 BB	2-2 F9	0-0 F7	[Greyed Out]			2-2 G1-3	2-1 1B 1-2 2-H	[Greyed Out]			4 1 1 1 1 0 3									
Thomas Howard, S OBP: 0.324, SLG: 0.358 (1, 7)	1-0 S HBP 1-3 1B	[Greyed Out]		2-1 G1-3	2-1 CS 1B	0-0 2B	1-0 1-3 2-H 1B	[Greyed Out]			5 0 4 1 0 0 0										
Carlos Baerga, S OBP: 0.348, SLG: 0.459 (1, 4)	1-2 S HBP 1-2	[Greyed Out]		0-1 B1-3	0-3 K 1-2	4-0 IBB	1-1 P4	[Greyed Out]			3 0 0 0 1 1 3										
Albert Belle, R OBP: 0.313, SLG: 0.458 (1, 10)	1-3 K	[Greyed Out]		2-1 1B 1B	2-3 K	1-3 K	[Greyed Out]		0-0 G6-3	[Greyed Out]		5 1 1 0 0 3 5									
Carlos Martinez, R OBP: 0.259, SLG: 0.325 (1, 3)	1-2 SF8	[Greyed Out]		1-0 1B 1B	[Greyed Out]			1-3 K	2-1 F8	[Greyed Out]		2 1 1 1 0 0 0 2 0 0 0 0 1 0									
Paul Sorrento, L OBP: 0.355, SLG: 0.449 (7, PH) (8, 3)	3-H	[Greyed Out]		1-1 BB 1B	1-2 P4	[Greyed Out]			0-0 HR 1B	[Greyed Out]		4 2 3 2 1 0 0									
Glenallen Hill, R OBP: 0.313, SLG: 0.463 (1, 9)	4-2 1-2 2-3 BB	[Greyed Out]		1-2 2-H 1B	2-0 HR	[Greyed Out]			0-0 G3	[Greyed Out]		5 2 3 2 0 1 4									
Brook Jacoby, R OBP: 0.335, SLG: 0.357 (1, 5)	2-3 K	[Greyed Out]		2-2 BB 1B	1-1 F8	[Greyed Out]			1-0 P6	[Greyed Out]		3 0 0 0 1 0 1									
Mark Lewis, R OBP: 0.291, SLG: 0.330 (1, 6)	[Greyed Out]		1-1 P9	4-0 BB BB	[Greyed Out]			0-0 L9	2-2 1B 1-2 HBP	[Greyed Out]		2 1 0 1 1 0 0									
Junior Ortiz, R OBP: 0.291, SLG: 0.259 (1, 2)	[Greyed Out]		2-0 G4-3	4-1 BB	[Greyed Out]			[Greyed Out]			[Greyed Out]		[Greyed Out]								
Inning Stats	R: 1 E: 0 K: 2 S: 18	H: 1 LOB: 3 BB: 2 P: 32	R: 0 E: 0 K: 0 S: 7	H: 0 LOB: 0 BB: 0 P: 12	R: 3 E: 0 K: 0 S: 15	H: 4 LOB: 3 BB: 2 P: 31	R: 0 E: 0 K: 2 S: 9	H: 1 LOB: 0 BB: 0 P: 13	R: 1 E: 0 K: 0 S: 9	H: 1 LOB: 0 BB: 0 P: 13	R: 0 E: 0 K: 1 S: 9	H: 1 LOB: 2 BB: 1 P: 16	R: 3 E: 0 K: 1 S: 14	H: 4 LOB: 2 BB: 0 P: 22	R: 0 E: 0 K: 0 S: 5	H: 1 LOB: 1 BB: 0 P: 7	1B: 10 2B: 1 3B: 0 HR: 2	SF: 1 SAC: 0 DP: 0 HBP: 2	WP: 0 PB: 0 SB: 2 CS: 1	PA: 43 ERA WHIP	
PITCHER Frank Tanana, L ERA: 4.49 (1, 1)	IP 5.0	WLS L	BF 26	H 7	R 5	ER 5	SO 4	BB 4	IBB 0	HBP 1	BLK 0	WP 0	HR 1	S 58	P 101	ERA 9.00	WHIP 2.200				
Les Lancaster, R ERA: 5.85 (6, 1)	IP 3.0	WLS L	BF 17	H 6	R 3	ER 3	SO 2	BB 0	IBB 1	HBP 1	BLK 0	WP 0	HR 1	S 28	P 45	ERA 9.00	WHIP 2.000				

Detroit Tigers @ Cleveland Indians
Cleveland Municipal Stadium, Cleveland, OH

Sat Aug 01 1992, 3:33 AM EDT
Att: 21,066 - Sunny - 73 F

livebaseballscorecards.com

AB	35
R	8
H	13
RBI	8
BB	5
SO	6
LOB	16



Batter	1	2	3	4	5	6	7	8	9	AB R H RBI BB SO LOB	TOP
Tony Phillips, S (1, 10) OBP: 0.395, SLG: 0.407	1-0 E3 CS		0-3 K		1-3 K			1-1 SH5-3		3 0 0 0 0 2 1	
Lou Whitaker, L (1, 4) OBP: 0.398, SLG: 0.456	3-1 F8			0-1 F9		0-1 F7		0-2 G6-3		4 0 0 1 0 0 1	
Travis Fryman, R (1, 6) OBP: 0.319, SLG: 0.444	2-3 K			2-2 G5-3		1-3 K		0-3 K		4 0 0 0 0 3 1	
Cecil Fielder, R (1, 3) OBP: 0.314, SLG: 0.467		1-1 HR		2-1 G6-3		2-0 G6-3			2-3 K	4 1 1 1 0 1 0	
Mickey Tettleton, S (1, 2) OBP: 0.374, SLG: 0.489			3-3 K		4-2 BB 2B		1-1 HR		2-1 E 1B	3 2 2 1 1 1 0	
Dan Gladden, R (1, 7) OBP: 0.320, SLG: 0.359			3-3 K		4-1 2B G3		3-1 P5		0-1 FC	3 1 0 0 1 1 1	
Shawn Hare, L (1, 9) OBP: 0.172, SLG: 0.154 Mark Carreon, R (5, PH) OBP: 0.280, SLG: 0.366			1-2 G5-3		1-0 G3 2B		1-1 G6-3		2-2 P3	1 0 0 0 0 0 0 3 0 1 1 0 0 2	
Scott Livingstone, L (1, 5) OBP: 0.317, SLG: 0.324				2-2 G4-3		1-1 G3			0-1 F8	4 0 0 1 0 0 3	
Gary Pettis, S (1, 8) OBP: 0.276, SLG: 0.275			1-3 K		2-3 K			1-0 SH5-3 G6-3 2B		3 1 1 0 0 2 1	
Inning Stats	R: 0 E: 1 K: 1 S: 7 H: 0 LOB: 0 BB: 0 P: 13	R: 1 E: 0 K: 2 S: 12 H: 1 LOB: 0 BB: 0 P: 20	R: 0 E: 0 K: 2 S: 9 H: 0 LOB: 0 BB: 0 P: 12	R: 0 E: 0 K: 0 S: 7 H: 0 LOB: 0 BB: 0 P: 11	R: 2 E: 0 K: 2 S: 12 H: 1 LOB: 1 BB: 2 P: 25	R: 0 E: 0 K: 1 S: 7 H: 0 LOB: 0 BB: 0 P: 10	R: 1 E: 0 K: 0 S: 9 H: 1 LOB: 0 BB: 0 P: 15	R: 1 E: 0 K: 1 S: 9 H: 1 LOB: 0 BB: 0 P: 11	R: 0 E: 1 K: 1 S: 12 H: 1 LOB: 2 BB: 0 P: 18	1B: 1 2B: 2 3B: 0 HR: 2 SF: 0 SAC: 1 DP: 0 HBP: 0	WP: 0 PB: 0 SB: 0 CS: 1 PA: 35
PITCHER Charles Nagy, R (1, 1) ERA: 2.64	IP WLS BF H R ER SO BB IBB HBP BLK WP HR S P ERA WHIP										
	9.0 L 35 5 5 5 10 2 0 0 0 0 0 2 84 135 5.00 0.778										

Detroit Tigers @ Cleveland Indians
Cleveland Municipal Stadium, Cleveland, OH

Sun Aug 02 1992, 3:33 AM EDT
Att. 25,733 - Sunny - 75 F

livebaseballscorecards.com

AB 32
R 5
H 5
RBI 5
BB 2
SO 10
LOB 10



Batter	1	2	3	4	5	6	7	8	9	AB	R	H	RBI	BB	SO	LOB
Kenny Lofton, L OBP: 0.329, SLG: 0.326 (1, 8) C B X	1-1 CS 1B		3-1 G4-3 1-2		2-1 L4			2-2 1B SF8 1B	0-0 B1-3	5	1	2	0	0	0	2
Thomas Howard, S OBP: 0.322, SLG: 0.356 (1, 7) B B F X	2-1 G5-3 1-2		0-1 G4-3		1-3 K			0-0 1-3 1B		4	0	1	0	0	1	2
Carlos Baerga, S OBP: 0.347, SLG: 0.459 (1, 4) C X	0-1 F8				1-0 1B SF7 2B		3-1 G3	1-2 P6		4	1	1	0	0	0	2
Albert Belle, R OBP: 0.317, SLG: 0.468 (1, 10) F B X		1-1 G6-4-3 2B		2-2 SF7 2B 1B		0-0 F8 2B		0-0 SF8		3	1	3	1	0	0	0
Paul Sorrento, L OBP: 0.353, SLG: 0.446 (1, 3) B B B F B		4-1 G6-4-3 BB		0-0 SF7		1-1 F8		3-H P6		2	0	0	1	1	0	2
Glenallen Hill, R OBP: 0.311, SLG: 0.463 (1, 9) X		0-0 G6-4-3 1-2f 2-3		2-2 G3-1 2B 2-H		0-1 F9			0-1 G3	4	0	1	1	0	0	3
Jim Thome, L OBP: 0.283, SLG: 0.329 (1, 5) B X		1-0 G6-3		0-0 G3-1 2-3		3-2 G4-3			1-0 F8	4	0	0	0	0	0	2
Mark Lewis, R OBP: 0.291, SLG: 0.330 (1, 6) Mark Whiten, S OBP: 0.349, SLG: 0.389 (9, PH) F X			0-1 G4-3 1B		1-1 F8		1-0 L9		0-2 1B 2B	3	0	1	0	0	0	1
Sandy Alomar Jr., R OBP: 0.292, SLG: 0.327 (1, 2) B B F X			2-1 F8		0-1 F9		1-1 L8		1-1 2-H 1B	1	1	1	0	0	0	0

Inning Stats	R: 0	H: 1	E: 0	LOB: 0	K: 0	BB: 0	S: 6	P: 9	R: 0	H: 1	E: 0	LOB: 1	K: 0	BB: 1	S: 5	P: 11	R: 0	H: 1	E: 0	LOB: 1	K: 0	BB: 0	S: 8	P: 13	R: 2	H: 3	E: 0	LOB: 1	K: 0	BB: 0	S: 11	R: 0	H: 0	E: 0	LOB: 0	K: 1	BB: 0	S: 8	P: 11	R: 0	H: 1	E: 0	LOB: 1	K: 0	BB: 0	S: 7	P: 11	R: 0	H: 0	E: 0	LOB: 0	K: 0	BB: 0	S: 6	P: 11	R: 1	H: 2	E: 0	LOB: 1	K: 0	BB: 0	S: 14	P: 20	R: 1	H: 2	E: 0	LOB: 1	K: 0	BB: 0	S: 10	P: 12	1B: 6	SF: 2	2B: 5	SAC: 0	3B: 0	DP: 1	HR: 0	HBP: 0	WP: 0	PA: 37
Bill Gullickson, R ERA: 3.66 (1, 1)	IP	WLS	BF	H	R	ER	SO	BB	IBB	HBP	BLK	WP	HR	S	P	ERA	WHIP																																																																
Mike Henneman, R ERA: 4.53 (8, 1)	2.0	S	8	2	1	1	0	0	0	0	0	0	0	16	22	4.50	1.000																																																																

BOTTOM

Detroit Tigers @ Cleveland Indians
Cleveland Municipal Stadium, Cleveland, OH

Sun Aug 02 1992, 3:33 AM EDT
Att: 25,733 - Sunny - 75 F

livebaseballscorecards.com

AB	34
R	4
H	11
RBI	4
BB	1
SO	1
LOB	15



WP: 0	PA: 37
PB: 0	
SB: 0	
CS: 1	

PITCHER	IP	WLS	BF	H	R	ER	SO	BB	IBB	HBP	BLK	WP	HR	S	P	ERA	WHIP
Bill Gullickson, R ERA: 3.66 (1, 1)	7.0	W	29	9	3	3	3	1	1	0	0	0	0	59	93	3.86	1.429
Mike Henneman, R ERA: 4.53 (8, 1)	2.0	S	8	2	1	1	0	0	0	0	0	0	0	16	22	4.50	1.000

Batter	1	2	3	4	5	6	7	8	9	10	11	12	AB R H RBI BB SO LOB	TOP													
Kenny Lofton, L OBP: 0.335, SLG: 0.347 (1, 8)	3-2 HR		0-2 G3-1 3B		0-0 SH5-3		2-3 K			4-2 1B S BB		2-2 1B 2B	4 3 3 3 1 1 0														
Thomas Howard, S OBP: 0.323, SLG: 0.356 (1, 7)	2-3 K1-3		0-1 G3-1		2-3 K			0-0 F8		3-2 1B SAFE		0-0 1B CS	6 0 2 2 0 2 2														
Carlos Baerga, S OBP: 0.350, SLG: 0.467 Felix Fermin, R OBP: 0.288, SLG: 0.288 (12, PH) (12, 4)	1-0 1B		4-2 BB		0-1 HR			1-0 G3		1-1 G4-3		2-2 F7 1-2	4 1 2 3 1 0 2 1 0 0 0 0 0 1														
Albert Belle, R OBP: 0.316, SLG: 0.465 (1, 10)	1-0 G6-3		2-1 P5		0-0 G5-3			3-3 K			0-0 1B FC3-6		5 0 1 0 0 1 1														
Paul Sorrento, L OBP: 0.351, SLG: 0.442 (1, 3)		1-1 G6-3		0-1 G5-4-3 1B		1-0 G3-1			0-0 F9		2-2 FC3-6 G6-3 1-2f		5 0 1 0 0 0 1														
Glenallen Hill, R OBP: 0.305, SLG: 0.453 Mark Whiten, S OBP: 0.349, SLG: 0.389 (11, 9)		0-0 F8		0-0 G5-4-3 1-2f		2-3 K			0-3 K		1-2 G6-3 1-2		5 0 0 0 0 2 2 0 0 0 0 0 0 0														
Jim Thome, L OBP: 0.268, SLG: 0.310 (1, 5)		3-1 F7		2-1 G4-3		0-1 L5			0-1 F7		1-3 K		5 0 0 0 0 1 1														
Mark Lewis, R OBP: 0.296, SLG: 0.332 (1, 6)			1-0 S 3B 1B		1-0 SH5-3 E HR 1B			1-1 F9		1-2 G6-3		4-1 SH1-3 2B BB	4 3 2 0 1 0 0														
Sandy Alomar Jr., R OBP: 0.287, SLG: 0.322 (1, 2)			1-0 F9		1-2 E6 SH5-3 HR			0-2 G6-3		1-1 P3		0-2 SH1-3 1-2	4 1 0 0 0 0 2														
Inning Stats	R: 1 E: 0 K: 1 S: 10	H: 2 LOB: 0 BB: 0 P: 17	R: 0 E: 0 K: 0 S: 5	H: 0 LOB: 0 BB: 0 P: 9	R: 2 E: 1 K: 0 S: 11	H: 2 LOB: 1 BB: 1 P: 19	R: 0 E: 0 K: 0 S: 5	H: 1 LOB: 0 BB: 0 P: 7	R: 3 E: 1 K: 1 S: 11	H: 2 LOB: 0 BB: 0 P: 15	R: 0 E: 0 K: 1 S: 9	H: 0 LOB: 0 BB: 0 P: 12	R: 0 E: 0 K: 1 S: 6	H: 0 LOB: 0 BB: 0 P: 6	R: 0 E: 0 K: 0 S: 12	H: 1 LOB: 2 BB: 1 P: 22	R: 0 E: 0 K: 1 S: 10	H: 1 LOB: 1 BB: 0 P: 14	R: 2 E: 0 K: 0 S: 11	H: 2 LOB: 0 BB: 1 P: 19	1B: 7 2B: 1 3B: 1 HR: 2	SF: 0 SAC: 2 DP: 1 HBP: 0	WP: 0 PB: 0 SB: 2 CS: 1	PA: 48			
PITCHER	IP WLS BF H R ER SO BB IBB HBP BLK WP HR S P ERA WHIP																	PITCHER	IP WLS BF H R ER SO BB IBB HBP BLK WP HR S P ERA WHIP								
Scott Kamieniecki, R ERA: 4.72 (1, 1)	5.0																										
Rich Monteleone, R ERA: 3.02 (6, 1)	4.0		12	0	0	0	4	0	0	0	0	0	0	0	0	0	28	38	0.00	0.000							
Steve Farr, R ERA: 1.45 (10, 1)	2.0		9	2	0	0	1	1	0	0	0	0	0	0	0	0	22	36	0.00	1.500							
John Habyan, R ERA: 3.34 (12, 1)	0.1	L	4	2	2	2	0	1	0	0	0	0	0	0	0	0	8	14	54.00	9.000							
Jerry Nielsen, L ERA: 4.5 (12, 1)	0.2		1	0	0	0	0	0	0	0	0	0	0	0	0	0	3	5	0.00	0.000							

Cleveland Indians @ New York Yankees
 Yankee Stadium, Bronx, NY
 Mon Aug 03 1992, 7:05 PM EDT
 Att. 15,046 - Cloudy - 74 F

AB	43
R	8
H	11
RBI	8
BB	3
SO	7
LOB	12



Batter	1	2	3	4	5	6	7	8	9	10	11	12	AB	R	H	RBI	BB	SO	LOB	BOTTOM	
Bernie Williams, S <small>OBP: 0.333, SLG: 0.368</small> (1, 7)	 2-3		 0-0		 2-1		 3-3		 1-1		 0-0		6 1 1 0 0 2 4								
Randy Velarde, R <small>OBP: 0.320, SLG: 0.414</small> (1, 6)	 0-0		 4-1		 3-2		 3-2		 1-1		 3-2		5 1 1 0 1 0 0								
Don Mattingly, L <small>OBP: 0.326, SLG: 0.419</small> (1, 3)	 2-1		 3-1		 0-1		 1-0		 2-1		 4-0		4 0 2 2 1 0 0								
Mel Hall, L <small>OBP: 0.306, SLG: 0.460</small> (1, 10)		 2-2	 1-2		 3-H 0-0		 0-0		 1-2		 2-1		6 0 1 1 0 0 3								
Roberto Kelly, R <small>OBP: 0.328, SLG: 0.412</small> (1, 8)		 1-0	 2-1		 4-1		 0-0		 0-3		 0-1		4 2 1 0 1 1 5								
Dion James, L <small>OBP: 0.345, SLG: 0.373</small> Jim Leyritz, R <small>OBP: 0.339, SLG: 0.429</small> Andy Stankiewicz, R <small>OBP: 0.348, SLG: 0.365</small> (8, PR)		 2-0		 3-1		 1-3		 2-2		 0-1		 1-1		3 0 0 0 0 0 1 2							
Kevin Maas, L <small>OBP: 0.309, SLG: 0.425</small> (12, PH)		 1-0		 3-3		 2-3		 2-2		 4-2		 1-2		4 1 1 2 1 2 2							
Matt Nokes, L <small>OBP: 0.280, SLG: 0.380</small> (1, 2)		 1-0		 0-0		 0-1		 1-2		 0-0		 1-2		4 0 0 0 0 0 1							
Charlie Hayes, R <small>OBP: 0.276, SLG: 0.372</small> (1, 5)		 2-2		 0-0		 2-2		 2-3		 2-3		 4-0		4 1 1 0 1 1 0							
Pat Kelly, R <small>OBP: 0.285, SLG: 0.346</small> (1, 4)			 0-0		 2-2		 0-1		 2-3		 4-0		WP: 0 PA: 51								

Inning Stats	R: 0	H: 0	E: 0	K: 1	S: 7	R: 2	H: 1	E: 0	K: 0	S: 9	R: 2	H: 3	E: 0	K: 0	S: 12	R: 0	H: 0	E: 0	K: 1	S: 7	R: 1	H: 2	E: 0	K: 2	S: 12	R: 0	H: 0	E: 0	K: 1	S: 8	R: 1	H: 2	E: 0	K: 0	S: 10	R: 0	H: 0	E: 0	K: 1	S: 8	R: 0	H: 0	E: 0	K: 1	S: 8	R: 0	H: 1	E: 0	K: 1	S: 10	R: 0	H: 1	E: 0	K: 0	S: 7	R: 0	H: 0	E: 1	K: 0	S: 11	1B: 7	2B: 3	3B: 0	HR: 1	SF: 1	SAC: 1	DP: 2	HBP: 1	WP: 0	PA: 51
--------------	------	------	------	------	------	------	------	------	------	------	------	------	------	------	-------	------	------	------	------	------	------	------	------	------	-------	------	------	------	------	------	------	------	------	------	-------	------	------	------	------	------	------	------	------	------	------	------	------	------	------	-------	------	------	------	------	------	------	------	------	------	-------	-------	-------	-------	-------	-------	--------	-------	--------	-------	--------

Cleveland Indians @ New York Yankees
 Yankee Stadium, Bronx, NY
 Mon Aug 03 1992, 7:05 PM EDT
 Att: 15,046 - Cloudy - 74 F

livebaseballscorecards.com

AB	43
R	6
H	10
RBI	6
BB	5
SO	7
LOB	19



Batter	1	2	3	4	5	6	7	8	9	AB R H RBI BB SO LOB	TOP										
Kenny Lofton, L (1, 8) OBP: 0.338, SLG: 0.348	4-0 1B SF9 BB	2-2 1-3 2-H 1B			2-2 G3-1		1-1 1B		0-2 F8	4 1 2 1 1 0 0	<p style="text-align: center;">Cleveland Indians @ New York Yankees Yankee Stadium, Bronx, NY</p> <p style="text-align: right;">Tue Aug 04 1992, 7:05 PM EDT Att. 14,013 - Cloudy - 69 F</p> <hr/> <p>AB 34 R 3 H 10 RBI 3 BB 1 SO 3 LOB 10</p> <div style="text-align: right; font-size: 2em; font-weight: bold; color: red; margin-bottom: 5px;">C</div> <hr/> <p>WP: 0 PA: 37 PB: 0 SB: 1 CS: 0</p>										
Thomas Howard, S (1, 7) OBP: 0.325, SLG: 0.358	1-2 SF9 1B		1-1 F8		0-0 1B		0-0 F8		4 0 2 0 0 0 1												
Carlos Baerga, S (1, 4) OBP: 0.351, SLG: 0.471	0-1 SF9		1-1 G6-3		0-0 FC6-4 1B		1-0 1B 2B		3 1 2 1 0 0 0												
Carlos Martinez, R (1, 3) OBP: 0.262, SLG: 0.325 Paul Sorrento, L (8, PH) OBP: 0.350, SLG: 0.440	0-0 F8		2-0 1B		1-1 FC6-4		0-0 L8		3 0 1 0 0 0 3 1 0 0 0 0 0 1												
Glenallen Hill, R (1, 9) OBP: 0.304, SLG: 0.450	0-0 G6-3		0-0 P4		0-1 F9		0-0 G4-3 1B		4 0 1 1 0 0 2												
Mark Whiten, S (1, 10) OBP: 0.348, SLG: 0.388		1-0 G5-3		1-1 G1-3		0-1 G6-4-3 1B		1-0 G4-3	4 0 1 0 0 0 1												
Brook Jacoby, R (1, 5) OBP: 0.329, SLG: 0.350		0-0 F9		1-2 F8		1-1 G6-4-3		1-0 G6-3	4 0 0 0 0 0 2												
Mark Lewis, R (1, 6) OBP: 0.295, SLG: 0.334		1-0 1B 2B		1-2 G4-3		1-0 L7		2-3 K	4 1 1 0 0 1 0												
Sandy Alomar Jr., R (1, 2) OBP: 0.287, SLG: 0.318		1-0 1B HBP		1-3 K		2-3 K		1-2 P3	3 0 0 0 0 2 0												
Inning Stats	R: 1 E: 0 K: 0 S: 7	H: 1 LOB: 1 BB: 1 P: 12	R: 1 E: 0 K: 0 S: 6	H: 2 LOB: 2 BB: 0 P: 11	R: 0 E: 0 K: 0 S: 6	H: 1 LOB: 1 BB: 0 P: 10	R: 0 E: 0 K: 0 S: 8	H: 0 LOB: 0 BB: 0 P: 11	R: 0 E: 0 K: 1 S: 13	H: 2 LOB: 2 BB: 0 P: 17	R: 0 E: 0 K: 0 S: 6	H: 1 LOB: 0 BB: 0 P: 7	R: 0 E: 0 K: 1 S: 7	H: 1 LOB: 1 BB: 0 P: 11	R: 1 E: 0 K: 0 S: 5	H: 2 LOB: 1 BB: 0 P: 8	R: 0 E: 0 K: 1 S: 9	H: 0 LOB: 0 BB: 0 P: 12	1B: 8 2B: 2 3B: 0 HR: 0	SF: 1 SAC: 0 DP: 1 HBP: 1	WP: 0 PB: 0 SB: 1 CS: 0
PITCHER	IP WLS BF H R ER SO BB IBB HBP BLK WP HR S P ERA WHIP											PITCHER	IP WLS BF H R ER SO BB IBB HBP BLK WP HR S P ERA WHIP								
Curt Young, L (1, 1) ERA: 3.67	6.2 W 28 8 2 2 2 1 0 1 0 0 0 0 52 78 2.70 1.350																				
Tim Burke, R (7, 1) ERA: 3.75	1.1 6 2 1 1 0 0 0 0 0 0 0 0 6 9 6.75 1.500																				
Steve Farr, R (9, 1) ERA: 1.41	1.0 S 3 0 0 0 1 0 0 0 0 0 0 0 9 12 0.00 0.000																				

Batter	1	2	3	4	5	6	7	8	9	AB	R	H	RBI	BB	SO	LOB
--------	---	---	---	---	---	---	---	---	---	----	---	---	-----	----	----	-----

Bernie Williams, S <small>(1, 7)</small> <small>OBP: 0.320, SLG: 0.348</small>										4	0	1	0	0	0	2
Mel Hall, L <small>(1, 9)</small> <small>OBP: 0.308, SLG: 0.463</small>										4	2	2	0	0	0	2
Roberto Kelly, R <small>(1, 8)</small> <small>OBP: 0.329, SLG: 0.421</small>										4	2	2	2	0	1	0
Don Mattingly, L <small>(1, 3)</small> <small>OBP: 0.325, SLG: 0.420</small>										4	0	1	0	0	0	2
Jim Leyritz, R <small>(1, 10)</small> <small>OBP: 0.336, SLG: 0.422</small>										4	0	1	1	0	1	1
Randy Velarde, R <small>(1, 6)</small> <small>OBP: 0.320, SLG: 0.413</small>										3	0	1	1	0	1	1
Charlie Hayes, R <small>(1, 5)</small> <small>OBP: 0.276, SLG: 0.372</small>										3	0	1	0	0	0	3
Mike Stanley, R <small>(1, 2)</small> <small>OBP: 0.362, SLG: 0.429</small>										2	0	0	0	1	1	0
Pat Kelly, R <small>(1, 4)</small> <small>OBP: 0.286, SLG: 0.343</small>										2	0	0	0	1	0	2

BOTTOM

Cleveland Indians @ New York Yankees
 Yankee Stadium, Bronx, NY
 Tue Aug 04 1992, 7:05 PM EDT
 Att. 14,013 - Cloudy - 69 F

AB	30
R	4
H	9
RBI	4
BB	2
SO	4
LOB	13



Inning Stats	R: 0 E: 0 K: 0 S: 7	H: 0 LOB: 0 BB: 0 P: 12	R: 0 E: 0 K: 0 S: 7	H: 0 LOB: 0 BB: 0 P: 14	R: 0 E: 0 K: 0 S: 8	H: 1 LOB: 1 BB: 1 P: 15	R: 2 E: 0 K: 0 S: 8	H: 4 LOB: 1 BB: 0 P: 12	R: 0 E: 0 K: 0 S: 7	H: 0 LOB: 0 BB: 0 P: 15	R: 2 E: 0 K: 2 S: 16	H: 3 LOB: 1 BB: 0 P: 26	R: 0 E: 0 K: 1 S: 8	H: 1 LOB: 1 BB: 1 P: 15	R: 0 E: 0 K: 1 S: 10	H: 0 LOB: 0 BB: 0 P: 14	1B: 6 2B: 2 3B: 0 HR: 1	SF: 0 SAC: 0 DP: 3 HBP: 0	WP: 0 PB: 0 SB: 0 CS: 0	PA: 32
---------------------	------------------------------	----------------------------------	------------------------------	----------------------------------	------------------------------	----------------------------------	------------------------------	----------------------------------	------------------------------	----------------------------------	-------------------------------	----------------------------------	------------------------------	----------------------------------	-------------------------------	----------------------------------	----------------------------------	------------------------------------	----------------------------------	--------

	IP	WLS	BF	H	R	ER	SO	BB	IBB	HBP	BLK	WP	HR	S	P	ERA	WHIP
PITCHER Dave Otto, L <small>(1, 1)</small> <small>ERA: 6.44</small>	5.0	L	22	8	4	4	0	1	0	0	0	0	1	43	80	7.20	1.800
Jack Armstrong, R <small>(6, 1)</small> <small>ERA: 5.09</small>	3.0		10	1	0	0	4	1	0	0	0	0	0	28	43	0.00	0.667

WP	0
PA	32

Batter	1	2	3	4	5	6	7	8	9	10	11	AB R H RBI BB SO LOB	TOP												
Kenny Lofton, L OBP: 0.336, SLG: 0.346 (1, 8)	0-2 P4	0-1 F9			2-1 CS 1B			2-1 F7		1-1 F7		5 0 1 0 0 0 2	Cleveland Indians @ New York Yankees Yankee Stadium, Bronx, NY Wed Aug 05 1992, 7:05 PM EDT Att: 15,634 - Cloudy - 66 F												
Thomas Howard, S OBP: 0.327, SLG: 0.356 (1, 7)	4-2 S 1B BB		3-3 K		1-3 K 1-2			2-1 G4-3 1B		2-2 G4-3		4 1 1 0 1 2 2													
Carlos Baerga, S OBP: 0.354, SLG: 0.474 (1, 4)	2-2 HR 1-H 1B		2-2 G4-6-3 1B			2-2 G3-1		1-2 G4-3 1-2f			2-0 G3 1B 2B	5 2 3 1 0 0 1													
Paul Sorrento, L OBP: 0.351, SLG: 0.448 (1, 3)	3-0 HR 1-H 1B		1-1 G4-6-3 1-2f			3-3 K			4-1 BB		2-2 G3	4 1 1 2 1 1 2													
Mark Whiten, S OBP: 0.346, SLG: 0.383 (1, 10)	0-3 K			1-1 F7		2-1 G4-3			0-3 K		2-2 G3 2-3	4 0 0 0 1 2 1													
Glenallen Hill, R OBP: 0.302, SLG: 0.445 (1, 9)	2-3 K			2-2 G5-3			1-1 F8		0-3 K		0-1 CS 1B IBB	5 0 1 1 0 2 1													
Jim Thome, L OBP: 0.270, SLG: 0.322 Brook Jacoby, R OBP: 0.326, SLG: 0.347 (1, 5) (7, 5)		2-2 F7		1-1 2B			2-1 G1		0-1 G1-3		2-1 G6-3 1-2 3-H	3 0 1 0 0 0 0 2 0 0 0 0 0 3													
Mark Lewis, R OBP: 0.295, SLG: 0.333 (1, 6)		2-3 K		3-2 G5-3			1-2 1B			0-1 G6-3		4 0 1 0 0 1 1													
Sandy Alomar Jr., R OBP: 0.290, SLG: 0.328 (1, 2)		2-1 2B			2-3 K		0-0 L6			1-2 2B		4 0 2 0 0 1 1													
Inning Stats	R: 3 E: 0 K: 2 S: 18	H: 2 LOB: 0 BB: 1 P: 29	R: 0 E: 0 K: 1 S: 12	H: 1 LOB: 1 BB: 0 P: 18	R: 0 E: 0 K: 1 S: 12	H: 1 LOB: 0 BB: 0 P: 18	R: 0 E: 0 K: 0 S: 12	H: 1 LOB: 1 BB: 0 P: 19	R: 0 E: 0 K: 1 S: 8	H: 0 LOB: 0 BB: 0 P: 15	R: 0 E: 0 K: 0 S: 8	H: 1 LOB: 1 BB: 0 P: 12		R: 0 E: 0 K: 0 S: 7	H: 1 LOB: 0 BB: 0 P: 12	R: 0 E: 0 K: 2 S: 9	H: 0 LOB: 1 BB: 1 P: 13	R: 0 E: 0 K: 0 S: 13	H: 1 LOB: 1 BB: 0 P: 17	R: 1 E: 0 K: 0 S: 10	H: 2 LOB: 1 BB: 1 P: 19	1B: 6 2B: 4 3B: 0 HR: 1	SF: 0 SAC: 0 DP: 2 HBP: 0	WP: 0 PB: 0 SB: 1 CS: 3	PA: 43
PITCHER	IP WLS BF H R ER SO BB IBB HBP BLK WP HR S P ERA WHIP																								
Shawn Hillegas, R ERA: 4.62 (1, 1)	7.0	27	7	3	3	7	1	0	0	0	0	0	1	78	124	3.86	1.143								
Greg Cadaret, L ERA: 4.8 (8, 1)	1.1	5	1	0	0	1	1	0	0	0	0	0	0	11	20	0.00	1.500								
Tim Burke, R ERA: 3.72 (9, 1)	2.2	L 11	3	1	1	1	0	1	0	0	0	0	0	28	41	3.38	1.125								

livebaseballscores.com

AB	40
R	4
H	11
RBI	4
BB	3
SO	9
LOB	14



BOTTOM

Cleveland Indians @ New York Yankees

Yankee Stadium, Bronx, NY

Wed Aug 05 1992, 7:05 PM EDT
Att: 15,634 - Cloudy - 66 F

livebaseballscores.com

AB	40
R	3
H	7
RBI	3
BB	4
SO	6
LOB	13



WP: 0	PA: 45
PB: 0	
SB: 1	
CS: 0	

Batter	1	2	3	4	5	6	7	8	9	10	11	AB	R	H	RBI	BB	SO	LOB							
Bernie Williams, S (1, 7) OBP: 0.267, SLG: 0.286	G6-3		G3			L8	G3		L8			5	0	0	0	0	0	1							
Mel Hall, L (1, 9) OBP: 0.307, SLG: 0.460	F8			P5		L4		G4-3				5	0	1	0	0	0	0							
Roberto Kelly, R (1, 8) OBP: 0.330, SLG: 0.419	G5-3			S 1B		1B BB		P4				4	1	1	0	1	0	2							
Don Mattingly, L (1, 3) OBP: 0.326, SLG: 0.418		P4		K		1B 1B		BB HBP BB				4	0	1	0	1	2	1							
Jim Leyritz, R (1, 2) OBP: 0.341, SLG: 0.420 Matt Nokes, L (9, 2) OBP: 0.279, SLG: 0.378		K		G4-3		1B 1B		BB HBP				3	0	1	1	0	1	1							
Randy Velarde, R (1, 6) OBP: 0.322, SLG: 0.407		G5-3				BB	P2					3	0	0	0	2	0	2							
Charlie Hayes, R (1, 5) OBP: 0.278, SLG: 0.389			HR			P3		HR				5	2	2	2	0	1	4							
Mike Stanley, R (1, 10) OBP: 0.356, SLG: 0.420 Kevin Maas, L (7, PH) OBP: 0.305, SLG: 0.419			L7			L9		K				2	0	0	0	0	0	1							
Andy Stankiewicz, R (1, 4) OBP: 0.346, SLG: 0.362			G4-3			F7		F7				3	0	0	0	0	2	0							
Inning Stats	R: 0 E: 0 K: 0 S: 6	H: 0 LOB: 0 BB: 0 P: 10	R: 0 E: 0 K: 1 S: 7	H: 0 LOB: 0 BB: 0 P: 11	R: 1 E: 0 K: 0 S: 13	H: 1 LOB: 0 BB: 0 P: 18	R: 0 E: 0 K: 1 S: 9	H: 1 LOB: 1 BB: 0 P: 14	R: 0 E: 0 K: 0 S: 8	H: 0 LOB: 1 BB: 1 P: 14	R: 1 E: 0 K: 0 S: 13	H: 2 LOB: 2 BB: 1 P: 24	R: 1 E: 0 K: 1 S: 9	H: 1 LOB: 0 BB: 0 P: 12	R: 0 E: 0 K: 1 S: 11	H: 0 LOB: 3 BB: 2 P: 25	R: 0 E: 0 K: 1 S: 10	H: 2 LOB: 2 BB: 0 P: 13	R: 0 E: 0 K: 1 S: 12	H: 0 LOB: 0 BB: 0 P: 16	R: 0 E: 1 K: 0 S: 8	H: 0 LOB: 0 BB: 0 P: 13	1B: 5 2B: 0 3B: 0 HR: 2	SF: 0 SAC: 0 DP: 0 HBP: 1	WP: 0 PA: 45

Batter	1	2	3	4	5	6	7	8	9	10	11						
Dennis Cook, L (1, 1) ERA: 3.88																	
Eric Plunk, R (6, 1) ERA: 3.82																	
Kevin Wickander, L (8, 1) ERA: 3.41																	
Ted Power, R (8, 1) ERA: 2.59																	
Derek Lillquist, L (10, 1) ERA: 1.69																	
PITCHER	IP	WLS	BF	H	R	ER	SO	BB	IBB	HBP	BLK	WP	HR	S	P	ERA	WHIP
Dennis Cook, L (1, 1)	5.2		23	4	2	2	2	2	0	0	0	0	1	53	87	3.18	1.059
Eric Plunk, R (6, 1)	1.1		5	1	1	1	1	0	0	0	0	0	1	12	16	6.75	0.750
Kevin Wickander, L (8, 1)	0.2		4	0	0	0	0	1	0	1	0	0	0	8	15	0.00	1.500
Ted Power, R (8, 1)	1.1		7	2	0	0	2	1	0	0	0	0	0	13	23	0.00	2.250
Derek Lillquist, L (10, 1)	2.0	W	6	0	0	0	1	0	0	0	0	0	0	20	29	0.00	0.000

Batter	1	2	3	4	5	6	7	8	9	10	11	12	13	AB	R	H	RBI	BB	SO	LOB	TOP																		
Kenny Lofton, L OBP: 0.332, SLG: 0.341 (1, 8)	G1-3		K		G4-3		P5		G4-3			G4-3		6	0	0	0	0	0	1	2																		
Thomas Howard, S OBP: 0.331, SLG: 0.364 (1, 7)	G3 1B			G1		2B 1B	F7			G4-3			G4-3 1B 2B	6	1	3	0	0	0	0	0																		
Carlos Baerga, S OBP: 0.352, SLG: 0.472 (1, 4)	G3			F7		1B 2B				G4-3			G4-3	6	1	1	0	0	0	2																			
Paul Sorrento, L OBP: 0.353, SLG: 0.449 (1, 3)	F8			F8 1B		1B 1B				G4-3			K	6	1	3	2	0	1	1																			
Glenallen Hill, R OBP: 0.299, SLG: 0.436 (1, 10)				F8		P4				K			G4-3	5	0	0	0	0	1	1	3																		
Mark Whiten, S OBP: 0.348, SLG: 0.389 (1, 9)				P6 1-2		1B BB				WP SF8 2B			F8	5	2	2	0	1	0	2																			
Jim Thome, L OBP: 0.267, SLG: 0.316 Brook Jacoby, R OBP: 0.326, SLG: 0.347 (1, 5) (13, 5)				F8		K G4-6-3 1B				K			G4-3	5	0	1	1	0	2	2																			
Mark Lewis, R OBP: 0.292, SLG: 0.330 Carlos Martinez, R OBP: 0.259, SLG: 0.325 Felix Fermin, R OBP: 0.286, SLG: 0.286 (1, 6) (9, PH) (9, 6)				L7		G4-6-3 1-2f 3-H 1B				SF8 2-H			K	3	0	0	0	0	0	1	3																		
Sandy Alomar Jr., R OBP: 0.292, SLG: 0.330 (1, 2)				P1						F7 1B			F9	0	0	0	0	0	0	0	0																		
Inning Stats	R: 0 E: 0 K: 0 S: 12	H: 1 LOB: 1 BB: 0 P: 15	R: 0 E: 0 K: 0 S: 10	H: 0 LOB: 0 BB: 1 P: 20	R: 0 E: 0 K: 1 S: 9	H: 0 LOB: 0 BB: 0 P: 15	R: 0 E: 0 K: 0 S: 9	H: 1 LOB: 1 BB: 0 P: 15	R: 1 E: 0 K: 1 S: 12	H: 2 LOB: 1 BB: 0 P: 17	R: 2 E: 0 K: 1 S: 17	H: 4 LOB: 2 BB: 1 P: 26	R: 0 E: 0 K: 1 S: 9	H: 0 LOB: 0 BB: 0 P: 16	R: 0 E: 0 K: 1 S: 9	H: 0 LOB: 0 BB: 0 P: 14	R: 1 E: 0 K: 1 S: 9	H: 2 LOB: 1 BB: 0 P: 14	R: 0 E: 0 K: 1 S: 9	H: 0 LOB: 0 BB: 0 P: 11	R: 0 E: 0 K: 0 S: 5	H: 0 LOB: 0 BB: 0 P: 7	R: 0 E: 0 K: 1 S: 12	H: 0 LOB: 0 BB: 0 P: 20	R: 1 E: 0 K: 0 S: 10	H: 2 LOB: 1 BB: 0 P: 16	1B: 8 2B: 4 3B: 0 HR: 0	SF: 1 SAC: 0 DP: 1 HBP: 0	WP: 1 PB: 1 SB: 2 CS: 1	PA: 51									
PITCHER	IP	WLS	BF	H	R	ER	SO	BB	IBB	HBP	BLK	WP	HR	S	P	ERA	WHIP																						
Ben McDonald, R ERA: 4.4 (1, 1)	5.2		25	8	3	3	2	2	0	0	0	0	0	0	0	4.76	1.765																						
Storm Davis, R ERA: 3.09 (6, 1)	2.1		7	0	0	0	2	0	0	0	0	0	0	0	22	0.00	0.000																						
Gregg Olson, R ERA: 2.32 (9, 1)	1.0		5	2	1	1	1	0	0	0	0	1	0	9	9.00	2.000																							
Alan Mills, R ERA: 1.97 (10, 1)	4.0	L	14	2	1	1	2	0	0	0	0	0	0	36	2.25	0.500																							

Cleveland Indians @ Baltimore Orioles
Oriole Park at Camden Yards, Baltimore, MD

Fri Aug 07 1992, 7:05 PM EDT
Att: 45,755 - Sunny - 83 F

livebaseballscorecards.com

AB	48
R	5
H	12
RBI	4
BB	2
SO	7
LOB	15



Batter	1	2	3	4	5	6	7	8	9	10	11	12	13	AB R H RBI BB SO LOB											
Brady Anderson, L (1, 7) OBP: 0.371, SLG: 0.462	G3		S 2B BB	G4-3		F8-2-4-5 2-3 3-H			P8			F9 2B		5 1 1 0 1 0 4											
Mike Devereaux, R (1, 8) OBP: 0.320, SLG: 0.465	CS BB		F8		P4			CS BB		G1-3		G1-3		4 0 0 0 2 0 2											
Cal Ripken Jr., R (1, 6) OBP: 0.341, SLG: 0.379	P4 1-2		1-H 2B 2B		G5-3		L9			K		BB		5 1 1 1 1 1 2											
Glenn Davis, R (1, 10) OBP: 0.365, SLG: 0.465		K	2-H 2B		K		F9			F8		F9 2-3		6 0 1 1 0 2 3											
Randy Milligan, R (1, 3) OBP: 0.398, SLG: 0.367		F9	BB BB			BB 1B BB	CS 1-2		F8			1B SH1-3 1B		2 1 0 0 2 0 0											
David Segui, S (9, 3) OBP: 0.309, SLG: 0.312														2 0 1 0 0 1 2											
Joe Orsulak, L (1, 9) OBP: 0.372, SLG: 0.406		BB 1B		P4		1B BB 1B			F9		SH1-3 1-2			5 1 2 0 0 1 2											
Leo Gomez, R (1, 5) OBP: 0.370, SLG: 0.444		SAFE BB		P6		1B BB BB			F8		P3			4 0 0 0 2 1 1											
Tim Hulett, R (1, 4) OBP: 0.360, SLG: 0.407		K2-3		BB		F8-2-4-5 1B 1B			F8			1B		5 0 2 1 1 1 2											
Jeff Tackett, R (1, 2) OBP: 0.300, SLG: 0.401				G1-3					K					3 0 1 1 0 1 1											
Chito Martinez, L (9, PH) OBP: 0.347, SLG: 0.398				K										1 0 0 0 0 1 0											
Mark Parent, R (10, 2) OBP: 0.333, SLG: 0.625														1 0 0 0 0 1 2											
Inning Stats	R: 0 E: 0 K: 0 S: 10	H: 0 LOB: 0 BB: 1 P: 17	R: 0 E: 0 K: 2 S: 12	H: 1 LOB: 2 BB: 1 P: 18	R: 2 E: 0 K: 0 S: 13	H: 2 LOB: 2 BB: 2 P: 28	R: 0 E: 0 K: 1 S: 9	H: 0 LOB: 1 BB: 1 P: 17	R: 0 E: 0 K: 1 S: 6	H: 0 LOB: 0 BB: 1 P: 7	R: 0 E: 0 K: 0 S: 10	H: 0 LOB: 0 BB: 1 P: 18	R: 0 E: 0 K: 0 S: 5	H: 0 LOB: 0 BB: 0 P: 8	R: 0 E: 0 K: 1 S: 10	H: 0 LOB: 0 BB: 0 P: 17	R: 0 E: 0 K: 1 S: 8	H: 2 LOB: 2 BB: 0 P: 11	R: 0 E: 0 K: 1 S: 12	H: 1 LOB: 2 BB: 1 P: 18	R: 0 E: 0 K: 2 S: 7	H: 0 LOB: 0 BB: 0 P: 13	1B: 6 2B: 3 3B: 1 HR: 0	SF: 0 SAC: 1 DP: 0 HBP: 0	WP: 0 PA: 54
PITCHER	IP	WLS	BF	H	R	ER	SO	BB	IBB	HBP	BLK	WP	HR	S	P	ERA	WHIP								
Jose Mesa, R (1, 1) ERA: 4.53	5.0		25	4	4	4	4	7	0	0	0	0	0	53	99	7.20	2.200								
Ted Power, R (6, 1) ERA: 2.51	2.0		6	2	0	0	0	1	0	0	0	0	0	17	30	0.00	1.500								
Eric Plunk, R (8, 1) ERA: 3.69	1.1		4	0	0	0	0	0	0	0	0	0	0	8	14	0.00	0.000								
Derek Lilliquist, L (9, 1) ERA: 1.66	0.2		2	0	0	0	1	0	0	0	0	0	0	7	11	0.00	0.000								
Steve Olin, R (10, 1) ERA: 2.02	2.2		12	3	0	0	2	1	0	0	0	0	0	22	31	0.00	1.500								
PITCHER	IP	WLS	BF	H	R	ER	SO	BB	IBB	HBP	BLK	WP	HR	S	P	ERA	WHIP								
Kevin Wickander, L (12, 1) ERA: 3.27	1.1	W	4	0	0	0	3	0	0	0	0	0	0	12	18	0.00	0.000								


BOTTOM

Cleveland Indians @ Baltimore Orioles
Oriole Park at Camden Yards, Baltimore, MD

Fri Aug 07 1992, 7:05 PM EDT
Att: 45,755 - Sunny - 83 F

AB	R	H	RBI	BB	SO	LOB
5	1	1	0	1	0	4
4	0	0	0	2	0	2
5	1	1	1	1	1	2
6	0	1	1	0	2	3
2	1	0	0	2	0	0
2	0	1	0	0	1	2
5	1	2	0	0	1	2
4	0	0	0	2	1	1
5	0	2	1	1	1	2
3	0	1	1	0	1	1
1	0	0	0	0	1	2

AB 43
R 4
H 9
RBI 4
BB 9
SO 10
LOB 21



Batter	1	2	3	4	5	6	7	8	9	AB R H RBI BB SO LOB	TOP											
Thomas Howard, S OBP: 0.328, SLG: 0.364 (1, 8)	0-3 ①		1-1 2B	2-3 ③		1-0 ②		3-2 ③		5 1 1 0 0 2 1	Cleveland Indians @ Baltimore Orioles Oriole Park at Camden Yards, Baltimore, MD Sat Aug 08 1992, 7:05 PM EDT Att. 45,686 - Cloudy - 81 F											
Mark Lewis, R OBP: 0.299, SLG: 0.348 (1, 6)	3-2 2B		1-2 ②		1-0 ①	4-1 ③		2-1 1B	4 2 3 1 1 0 1													
Carlos Baerga, S OBP: 0.350, SLG: 0.476 (1, 4)	1-3 ②		1-1 ③		1-3 ①	2-2 ③		2-2 ①	5 1 1 2 0 2 3													
Albert Belle, R OBP: 0.322, SLG: 0.478 (1, 10)	0-0 2B		1-0 ③		4-1 1B, BB		0-0 ①	0-0 1B	4 2 3 2 1 0 0													
Carlos Martinez, R OBP: 0.278, SLG: 0.333 (1, 3)	1-3 ③		2-1 ③		0-1 1B		0-2 ②	4-0 1B, BB	4 0 2 0 1 1 1													
Glenallen Hill, R OBP: 0.301, SLG: 0.435 (1, 7)		1-1 ①	2-3 ③		0-1 1B		1-0 ③	2-2 ②, ③	5 0 2 0 0 1 4													
Mark Whiten, S OBP: 0.347, SLG: 0.386 (1, 9)		4-0 CS, BB		3-2 ①	0-1 ②		0-0 ③		3 0 0 1 1 0 3													
Brook Jacoby, R OBP: 0.321, SLG: 0.341 (1, 5)		3-3 ②, ③		1-2 ②	0-3 ③		0-0 ①		4 0 0 0 0 2 3													
Sandy Alomar Jr., R OBP: 0.291, SLG: 0.332 (1, 2)			3-2 ①	0-0 ①		1-1 ①		3-1 ②	4 0 1 0 0 0 0													
Inning Stats	R: 1 E: 0 K: 3 S: 14	H: 2 LOB: 1 BB: 0 P: 19	R: 0 E: 0 K: 1 S: 5	H: 0 LOB: 1 BB: 1 P: 13	R: 3 E: 0 K: 1 S: 17	H: 4 LOB: 1 BB: 0 P: 28	R: 0 E: 0 K: 1 S: 12	H: 1 LOB: 1 BB: 0 P: 18	R: 2 E: 0 K: 2 S: 15	H: 3 LOB: 2 BB: 1 P: 21	R: 0 E: 0 K: 0 S: 7	H: 0 LOB: 1 BB: 1 P: 15	R: 0 E: 0 K: 0 S: 6	H: 1 LOB: 1 BB: 0 P: 7	R: 0 E: 0 K: 0 S: 6	H: 0 LOB: 0 BB: 0 P: 12	R: 0 E: 0 K: 0 S: 10	H: 2 LOB: 2 BB: 1 P: 20	1B: 6 2B: 6 3B: 0 HR: 3	SF: 0 SAC: 0 DP: 2 HBP: 0	WP: 0 PB: 0 SB: 0 CS: 1	PA: 42
PITCHER	IP WLS BF H R ER SO BB IBB HBP BLK WP HR S P ERA WHIP	IP WLS BF H R ER SO BB IBB HBP BLK WP HR S P ERA WHIP																				
Arthur Rhodes, L ERA: 3.27 (1, 1)	4.1 L 22 8 6 6 7 2 0 0 0 0 0 3 54 90 12.46 2.308																					
Todd Frohwrth, R ERA: 2.52 (5, 1)	3.2 15 3 0 0 1 1 0 0 0 0 0 0 28 43 0.00 1.091																					
Pat Clements, L ERA: 2.04 (9, 1)	1.0 5 2 0 0 0 0 1 0 0 0 0 0 10 20 0.00 3.000																					

AB	38
R	6
H	13
RBI	6
BB	4
SO	8
LOB	16



Batter	1	2	3	4	5	6	7	8	9	AB R H RBI BB SO LOB
Brady Anderson, L (1, 7) OBP: 0.370, SLG: 0.459	4-1 BB S BB		0-1 F9			1-1 P6			3-1 G4-3	3 0 0 0 1 0 1
Mike Devereaux, R (1, 8) OBP: 0.317, SLG: 0.461	1-1 SAFE P3			2-2 G6-3		1-0 F8			0-1 F7	4 0 0 0 0 0 2
Cal Ripken Jr., R (1, 6) OBP: 0.339, SLG: 0.377	2-3 K 1-2			2-2 L1			0-1 G5-3			3 0 0 0 0 1 1
Glenn Davis, R (1, 3) OBP: 0.365, SLG: 0.463	2-3 K			1-1 G4-3			2-1 G4-6-3 1B			3 0 1 0 0 1 1
Sam Horn, L (1, 10) OBP: 0.333, SLG: 0.425		1-3 K			3-2 G1-3		2-2 G4-6-3 1-2f			3 0 0 0 0 1 1
Joe Orsulak, L (1, 9) OBP: 0.369, SLG: 0.402		1-0 G4-3			1-0 G4-3			3-2 L3		3 0 0 0 0 0 0
Leo Gomez, R (1, 5) OBP: 0.367, SLG: 0.440		2-3 K			2-1 F9			1-0 G3		3 0 0 0 0 1 0
Billy Ripken, R (1, 4) OBP: 0.281, SLG: 0.347			0-3 K			4-0 BB		0-1 G6-3		2 0 0 0 1 1 0
Mark Parent, R (1, 2) OBP: 0.273, SLG: 0.500 David Segui, S (9, PH) OBP: 0.307, SLG: 0.309			0-0 G1-3			3-3 K			1-3 K	2 0 0 0 0 1 1 1 0 0 0 0 1 0

Inning Stats	R: 0 E: 0 K: 2 S: 9	H: 0 LOB: 1 BB: 1 P: 18	R: 0 E: 0 K: 2 S: 8	H: 0 LOB: 0 BB: 0 P: 12	R: 0 E: 0 K: 1 S: 6	H: 0 LOB: 0 BB: 0 P: 6	R: 0 E: 0 K: 0 S: 8	H: 0 LOB: 0 BB: 0 P: 13	R: 0 E: 0 K: 0 S: 8	H: 0 LOB: 0 BB: 0 P: 14	R: 0 E: 0 K: 1 S: 6	H: 0 LOB: 1 BB: 1 P: 15	R: 0 E: 0 K: 0 S: 7	H: 1 LOB: 0 BB: 0 P: 11	R: 0 E: 0 K: 0 S: 8	H: 0 LOB: 0 BB: 0 P: 12	R: 0 E: 0 K: 1 S: 7	H: 0 LOB: 0 BB: 0 P: 11	1B: 1 2B: 0 3B: 0 HR: 0	SF: 0 SAC: 0 DP: 1 HBP: 0	WP: 0 PB: 0 SB: 1 CS: 0	PA: 29
PITCHER Charles Nagy, R (1, 1) ERA: 2.51	IP 9.0	WLS W	BF 29	H 1	R 0	ER 0	SO 7	BB 2	IBB 0	HBP 0	BLK 0	WP 0	HR 0	S 67	P 112	ERA 0.00	WHIP 0.333					PITCHER IP WLS BF H R ER SO BB IBB HBP BLK WP HR S P ERA WHIP


BOTTOM

Cleveland Indians @ Baltimore Orioles
Oriole Park at Camden Yards, Baltimore, MD

Sat Aug 08 1992, 7:05 PM EDT
 Att. 45,686 - Cloudy - 81 F

livebaseballscorecards.com

AB	27
R	0
H	1
RBI	0
BB	2
SO	7
LOB	7



Batter	1	2	3	4	5	6	7	8	9	10	AB R H RBI BB SO LOB	TOP												
Kenny Lofton, L OBP: 0.335, SLG: 0.341 (1, 8)	0-1 S 1B 1B		4-0 PB BB		3-3 K		4-1 1B 1-2 BB		0-2 P5		3 1 1 0 2 1 0													
Thomas Howard, S OBP: 0.326, SLG: 0.361 (1, 7)	1-0 P5		1-1 F7		1-2 F8		1-0 1-3 2-H 1B		0-0 F8		5 0 1 1 0 0 2													
Carlos Baerga, S OBP: 0.351, SLG: 0.474 (1, 4)	2-2 1-H 1B		1-3 K		2-2 G5-4-3 HBP		0-3 K		2-3 K		4 0 1 1 0 3 3													
Albert Belle, R OBP: 0.318, SLG: 0.472 (1, 10)	2-3 K		1-1 P2		0-1 G5-4-3 1-2f		1-2 G5-3		1-0 F8		5 0 0 0 0 1 5													
Paul Sorrento, L OBP: 0.351, SLG: 0.445 (1, 3)	1-0 F7		0-0 G4-3		1-2 BB 1B		0-2 G5-3		2-3 K		5 0 1 0 0 1 1													
Mark Whiten, S OBP: 0.349, SLG: 0.385 (1, 9)		1-2 F8	1-0 S 1B		4-0 1-2 BB		0-0 G4-3				3 0 1 0 1 0 0													
Jim Thome, L OBP: 0.275, SLG: 0.316 (1, 5)		4-2 WP G4-3 BB	2-2 F7		1-0 F7		1-0 1B				3 0 1 0 1 0 3													
Mark Lewis, R OBP: 0.299, SLG: 0.347 (1, 6)		1-1 G4-3	3-1 F8		3-2 BB 1B 1B		1-1 F8				4 1 1 0 0 0 3													
Sandy Alomar Jr., R OBP: 0.287, SLG: 0.327 (1, 2)		3-2 G5-3	3-2 G5-3		0-0 F8		2-2 F9				4 0 0 0 0 0 2													
Inning Stats	R: 1 E: 0 K: 1 S: 12	H: 2 LOB: 1 BB: 0 P: 17	R: 0 E: 0 K: 0 S: 12	H: 0 LOB: 1 BB: 1 P: 21	R: 0 E: 0 K: 1 S: 7	H: 0 LOB: 1 BB: 1 P: 14	R: 0 E: 0 K: 0 S: 7	H: 1 LOB: 1 BB: 0 P: 13	R: 0 E: 0 K: 1 S: 12	H: 0 LOB: 0 BB: 0 P: 19	R: 0 E: 0 K: 0 S: 8	H: 1 LOB: 2 BB: 1 P: 16	R: 0 E: 0 K: 1 S: 12	H: 2 LOB: 2 BB: 1 P: 21	R: 0 E: 0 K: 0 S: 7	H: 1 LOB: 1 BB: 0 P: 9	R: 0 E: 0 K: 0 S: 8	H: 0 LOB: 0 BB: 0 P: 10	R: 0 E: 0 K: 2 S: 7	H: 0 LOB: 0 BB: 0 P: 12	1B: 7 2B: 0 3B: 0 HR: 0	SF: 0 SAC: 0 DP: 1 HBP: 1	WP: 1 PB: 1 SB: 2 CS: 0	PA: 41
PITCHER	IP WLS BF ERA WHIP	IP WLS BF ERA WHIP											IP WLS BF ERA WHIP											
Rick Sutcliffe, R ERA: 4.45 Storm Davis, R ERA: 2.93	(1, 1) 6.1	(7, 1) 3.2											(1, 1) 6.1											

Cleveland Indians @ Baltimore Orioles
 Oriole Park at Camden Yards, Baltimore, MD
 Sun Aug 09 1992, 3:33 AM EDT
 Att: 43,742 - Cloudy - 89 F

livebaseballscorecards.com

AB 36
 R 2
 H 7
 RBI 2
 BB 4
 SO 6
 LOB 19



Batter	1	2	3	4	5	6	7	8	9	10	AB R H RBI BB SO LOB
Brady Anderson, L (1, 7) OBP: 0.368, SLG: 0.456	0-0 G1-3		2-3 K		1-1 F7			3-2 G4-3		0-1 1B BB 1B	5 0 1 0 0 1 0
Mike Devereaux, R (1, 8) OBP: 0.318, SLG: 0.458	2-0 P5		4-2 BB		2-2 G6-3			0-0 G6-3		4-1 1B BB	3 0 0 0 2 0 0
Cal Ripken Jr., R (1, 6) OBP: 0.339, SLG: 0.377	2-3 K		2-0 L3			1-0 P6		2-2 1B		0-0 1B	5 0 2 1 0 1 1
Glenn Davis, R (1, 10) OBP: 0.367, SLG: 0.477		2-2 G3 1B 2B			1-1 G6-3		2-2 3B	0-0 G4-3			4 1 2 0 0 0 1
Randy Milligan, R (1, 3) OBP: 0.394, SLG: 0.362		0-0 G3			1-1 P7		1-2 G4-3		0-1 L4		4 0 0 0 0 0 2
Chito Martinez, L (1, 9) OBP: 0.352, SLG: 0.412		1-1 1B			0-1 1B 2B		2-3 K		0-0 G1-3		4 1 2 1 0 1 1
Tim Hulett, R (1, 5) OBP: 0.356, SLG: 0.400		2-1 F8 1B			2-0 1B			2-2 L4		1-3 K	4 0 1 1 0 1 1
Mark McLemore, S (1, 4) OBP: 0.339, SLG: 0.322		1-0 F8			1-1 F8			2-2 1B		3-2 BB SH3-4 1B	4 1 2 0 0 0 2
Jeff Tackett, R (1, 2) OBP: 0.294, SLG: 0.393			1-2 P5			3-3 K		0-0 1B		2-0 SH3-4	3 0 0 0 0 1 1

Inning Stats	R: 0 E: 0 K: 1 S: 6	H: 0 LOB: 0 BB: 0 P: 10	R: 1 E: 0 K: 0 S: 10	H: 2 LOB: 1 BB: 0 P: 15	R: 0 E: 0 K: 1 S: 11	H: 0 LOB: 1 BB: 1 P: 20	R: 1 E: 0 K: 0 S: 9	H: 2 LOB: 1 BB: 0 P: 14	R: 0 E: 0 K: 1 S: 10	H: 0 LOB: 0 BB: 0 P: 16	R: 0 E: 0 K: 1 S: 10	H: 1 LOB: 1 BB: 0 P: 16	R: 0 E: 0 K: 0 S: 7	H: 1 LOB: 0 BB: 0 P: 11	R: 0 E: 0 K: 0 S: 8	H: 1 LOB: 1 BB: 0 P: 13	R: 0 E: 0 K: 1 S: 7	H: 0 LOB: 0 BB: 0 P: 8	R: 1 E: 0 K: 0 S: 8	H: 3 LOB: 3 BB: 1 P: 17	1B: 7 2B: 2 3B: 1 HR: 0	SF: 0 SAC: 1 DP: 1 HBP: 0	WP: 0 PB: 0 SB: 0 CS: 0	PA: 39	
PITCHER	IP	WLS	BF	H	R	ER	SO	BB	IBB	HBP	BLK	WP	HR	S	P	ERA	WHIP								

Rod Nichols, R (1, 1) ERA: 3.82	7.0		27	6	2	2	4	1	0	0	0	0	0	0	102	2.57	1.000								
Kevin Wickander, L (8, 1) ERA: 3.24	0.1		1	0	0	0	0	0	0	0	0	0	0	3	6	0.00	0.000								
Ted Power, R (8, 1) ERA: 2.57	2.0	L	8	2	1	1	1	0	0	0	0	0	0	16	24	4.50	1.000								
Derek Lilliquist, L (10, 1) ERA: 1.66	0.0		1	1	0	0	0	0	0	0	0	0	0	2	2	∞	∞								
Eric Plunk, R (10, 1) ERA: 3.69	0.0		2	1	0	0	0	1	0	0	0	0	0	2	6	∞	∞								

BOTTOM

Cleveland Indians @ Baltimore Orioles
Oriole Park at Camden Yards, Baltimore, MD

Sun Aug 09 1992, 3:33 AM EDT
Att. 43,742 - Cloudy - 89 F

livebaseballscorecards.com

AB	36
R	3
H	10
RBI	3
BB	2
SO	5
LOB	9



Batter	1	2	3	4	5	6	7	8	9	AB R H RBI BB SO LOB											
Wade Boggs, L (1, 5) OBP: 0.361, SLG: 0.383	0-1 G4-3		2-2 F7		2-1 F7		2-2 G6-3		2-0 G6-3	5 0 0 0 0 0 2											
Billy Hatcher, R (1, 7) OBP: 0.335, SLG: 0.399	0-1 2B		1-2 1B 3B		2-2 G4-3		4-1 BB			3 2 2 0 1 0 0											
Bob Zupcic, R (1, 8) OBP: 0.338, SLG: 0.400	0-0 F9		0-0 FC5-4 1B		0-1 G5-3		0-1 F9			4 0 1 1 0 0 3											
Tom Brunansky, R (1, 9) OBP: 0.345, SLG: 0.475	2-2 2B		1-0 FC5-4 HR		4-0 WP BB		3-2 CS 1B			3 1 2 1 1 0 1											
Jack Clark, R (1, 10) OBP: 0.349, SLG: 0.318	2-3 K		1-1 HR		2-2 G5-3		3-3 K			4 1 1 2 0 2 3											
Jody Reed, R (1, 4) OBP: 0.333, SLG: 0.343		2-0 G4-3 SF8 2B	3-2 F8		1-2 G6-3		2-2 G6-3			4 1 1 0 0 0 1											
Mo Vaughn, L (1, 3) OBP: 0.340, SLG: 0.380		3-1 G4-3		2-1 F9		0-0 P6		1-2 G4-3		4 0 0 0 0 0 2											
Tony Peña, R (1, 2) OBP: 0.288, SLG: 0.302 Scott Cooper, L (9, PH) OBP: 0.324, SLG: 0.309		0-0 SF8		1-3 K		4-0 G6-3 BB		2-3 K		1 0 0 1 1 1 0 1 0 0 0 0 1 0											
John Valentin, R (1, 6) OBP: 0.318, SLG: 0.300 Phil Plantier, L (9, PH) OBP: 0.326, SLG: 0.355		0-0 F8		0-1 G6-3		1-0 G6-3		1-2 1B		3 0 0 0 0 0 1 1 0 1 0 0 0 0											
Inning Stats	R: 1 E: 0 K: 1 S: 11	H: 2 LOB: 1 BB: 0 P: 15	R: 1 E: 0 K: 0 S: 5	H: 1 LOB: 0 BB: 0 P: 10	R: 3 E: 0 K: 0 S: 14	H: 3 LOB: 0 BB: 0 P: 22	R: 0 E: 0 K: 1 S: 7	H: 0 LOB: 0 BB: 0 P: 10	R: 0 E: 0 K: 0 S: 7	H: 0 LOB: 1 BB: 1 P: 14	R: 0 E: 0 K: 0 S: 7	H: 0 LOB: 2 BB: 2 P: 18	R: 0 E: 0 K: 1 S: 10	H: 1 LOB: 0 BB: 0 P: 18	R: 0 E: 0 K: 1 S: 10	H: 1 LOB: 1 BB: 0 P: 16	1B: 3 2B: 4 3B: 1 HR: 1	SF: 1 SAC: 0 DP: 1 HBP: 0	WP: 1 PB: 0 SB: 0 CS: 1	PA: 37	
PITCHER	IP	WLS	BF	H	R	ER	SO	BB	IBB	HBP	BLK	WP	HR	S	P	ERA	WHIP				
Dennis Cook, L (1, 1) ERA: 4.09	6.0		25	6	5	5	2	1	0	0	0	1	1	51	82	7.50	1.167				
Jack Armstrong, R (7, 1) ERA: 5.01	2.0	W	8	1	0	0	1	2	0	0	0	0	0	17	36	0.00	1.500				
Steve Olin, R (9, 1) ERA: 1.98	1.0	S	4	1	0	0	1	0	0	0	0	0	0	10	16	0.00	1.000				

Boston Red Sox @ Cleveland Indians
Cleveland Municipal Stadium, Cleveland, OH
 Mon Aug 10 1992, 7:05 PM EDT
 Att: 9,225 - Cloudy - 83 F

livebaseballscorecards.com

AB	33
R	5
H	8
RBI	5
BB	3
SO	4
LOB	13



Batter	1	2	3	4	5	6	7	8	9	AB R H RBI BB SO LOB
Kenny Lofton, L OBP: 0.336, SLG: 0.340 (1, 8)	4-0 G6-3 BB		0-1 HR 1B	0-1 F7		1-0 G6-3 1-2 2-3		3-2 F8 1-3 2-H		4 1 1 0 1 0 3
Glenallen Hill, R OBP: 0.299, SLG: 0.429 (1, 7)	2-1 G6-3 1-2		0-0 F9		0-1 G6-3		1-0 G6-3	4-0 HR BB		4 1 0 0 1 0 2
Carlos Baerga, S OBP: 0.353, SLG: 0.482 (1, 4)	0-1 G6-3 2-3		0-2 HR 1B		0-1 1B		1-3 K	0-1 HR 1-H 3-H		5 2 3 3 0 1 1
Albert Belle, R OBP: 0.321, SLG: 0.487 (1, 10)	0-0 F7		0-0 HR 1-H 2-H		3-3 K		0-0 HR	4-2 FC4-6 BB		4 2 2 4 1 1 2
Paul Sorrento, L OBP: 0.351, SLG: 0.444 (1, 3)		1-0 G6-3	1-2 FC4-6 1B		0-2 F8		4-2 BB	0-1 FC4-6 1-2f		3 0 1 0 0 0 1
Carlos Martinez, R OBP: 0.283, SLG: 0.329 (7, PH) (8, 3)										1 0 0 0 1 0 1
Mark Whiten, S OBP: 0.348, SLG: 0.383 (1, 9)		1-2 F9	2-3 K			3-2 S 1B 1B	3-2 G5-3			4 0 1 0 0 1 2
Sandy Alomar Jr., R OBP: 0.290, SLG: 0.327 (1, 2)		4-0 E BB	1-0 FC4-6 1-2f			2-3 K		1-0 E 1B 1B		3 1 1 0 1 1 2
Jim Thome, L OBP: 0.274, SLG: 0.314 (1, 5)		2-0 E4		2-1 G4-3		0-0 S 1B		0-3 K		4 0 1 0 0 1 2
Brook Jacoby, R OBP: 0.321, SLG: 0.341 (9, 5)		1-2 E4				1-2 S 1B		1 SAFE 1 SAFE F F S		0 0 0 0 0 0 0
Mark Lewis, R OBP: 0.298, SLG: 0.346 (1, 6)		1-3 K		1-1 G6-3		3-3 K		1-0 E HR 1B		4 1 1 0 0 2 4

Inning Stats	R: 0	H: 0	E: 0	K: 0	S: 5	LOB: 1	BB: 1	P: 11	R: 0	H: 0	E: 1	K: 1	S: 8	LOB: 2	BB: 1	P: 17	R: 3	H: 4	E: 0	K: 1	S: 15	LOB: 1	BB: 0	P: 19	R: 0	H: 1	E: 0	K: 1	S: 11	LOB: 1	BB: 0	P: 14	R: 0	H: 2	E: 0	K: 2	S: 12	LOB: 2	BB: 0	P: 21	R: 1	H: 1	E: 0	K: 1	S: 13	LOB: 1	BB: 1	P: 22	R: 4	H: 3	E: 1	K: 1	S: 16	LOB: 1	BB: 2	P: 29
	1B: 8	2B: 0	3B: 0	HR: 3	SF: 0	SAC: 0	DP: 0	HBP: 0	WP: 0	PA: 41	1B: 8	2B: 0	3B: 0	HR: 3	SF: 0	SAC: 0	DP: 0	HBP: 0	WP: 0	PA: 41	1B: 8	2B: 0	3B: 0	HR: 3	SF: 0	SAC: 0	DP: 0	HBP: 0	WP: 0	PA: 41	1B: 8	2B: 0	3B: 0	HR: 3	SF: 0	SAC: 0	DP: 0	HBP: 0	WP: 0	PA: 41	1B: 8	2B: 0	3B: 0	HR: 3	SF: 0	SAC: 0	DP: 0	HBP: 0	WP: 0	PA: 41						

PITCHER	IP	WLS	BF	H	R	ER	SO	BB	IBB	HBP	BLK	WP	HR	S	P	ERA	WHIP
Danny Darwin, R ERA: 4.78 (1, 1)	6.2		31	8	4	4	6	2	0	0	0	0	2	63	99	5.40	1.500
Tony Fossas, L ERA: 2.95 (7, 1)	0.1		2	0	0	0	0	1	0	0	0	0	0	7	14	0.00	3.000
Paul Quantrill, R ERA: 1.88 (8, 1)	0.2	L	4	2	2	1	1	0	0	0	0	0	0	10	15	13.50	3.000
Jeff Reardon, R ERA: 3.32 (8, 1)	0.1		4	1	2	1	0	2	0	0	0	0	1	6	14	27.00	9.000

BOTTOM

Boston Red Sox @ Cleveland Indians
Cleveland Municipal Stadium, Cleveland, OH

Mon Aug 10 1992, 7:05 PM EDT
Att. 9,225 - Cloudy - 83 F

livebaseballscores.com

AB	36
R	8
H	11
RBI	7
BB	5
SO	7
LOB	20



Batter	1	2	3	4	5	6	7	8	9	AB R H RBI BB SO LOB	TOP											
Wade Boggs, L (1, 5) OBP: 0.361, SLG: 0.383	1-1 G6-3		1-1 1B		2-1 1B		1-0 F9		2-3 K	5 0 2 1 0 1 0	Boston Red Sox @ Cleveland Indians Cleveland Municipal Stadium, Cleveland, OH Tue Aug 11 1992, 7:05 PM EDT Att. 15,425 - Sunny - 72 F											
Billy Hatcher, R (1, 7) OBP: 0.342, SLG: 0.406	1-1 G5-3		0-0 1B		2-0 1B		1-1 1B			4 0 3 0 0 0 0												
Bob Zupcic, R (1, 8) OBP: 0.332, SLG: 0.393	2-0 F9		1-1 G4-6-3		1-0 F9		0-0 F8			4 0 0 0 0 0 5												
Tom Brunansky, R (1, 3) OBP: 0.344, SLG: 0.470		1-1 F8		2-2 F8		4-1 SH2-4		2-3 K		3 0 0 0 1 1 1												
Jack Clark, R (1, 10) OBP: 0.348, SLG: 0.314		1-0 F7		4-2 G6-4-3		2-1 E6		2-2 G5-3		3 0 0 0 1 0 1												
Jody Reed, R (1, 4) OBP: 0.333, SLG: 0.343		0-2 BB		2-2 G6-4-3		0-0 SH2-4		3-2 L8		3 0 1 0 0 0 1												
Phil Plantier, L (1, 9) OBP: 0.328, SLG: 0.353		4-2 SAFE		1-2 BB		4-0 K		2-1 P2		2 0 0 0 2 1 0												
John Marzano, R (1, 2) OBP: 0.182, SLG: 0.286		0-0 G3-1		0-0 1B		0-0 F9		1-2 F7		4 1 1 0 0 0 5												
John Valentin, R (1, 6) OBP: 0.304, SLG: 0.286			1-1 G4-3		2-2 G4-3		0-0 P6		2-3 K	2 0 0 0 0 0 1												
Scott Cooper, L (6, PH) OBP: 0.322, SLG: 0.308										1 0 0 0 0 0 3												
Luis Rivera, R (6, 6) OBP: 0.294, SLG: 0.256										1 0 0 0 0 1 0												
Inning Stats	R: 0 E: 0 K: 0 S: 5	H: 0 LOB: 0 BB: 0 P: 9	R: 0 E: 0 K: 0 S: 10	H: 1 LOB: 2 BB: 1 P: 16	R: 0 E: 0 K: 0 S: 7	H: 2 LOB: 1 BB: 0 P: 10	R: 0 E: 0 K: 0 S: 9	H: 0 LOB: 0 BB: 1 P: 17	R: 1 E: 0 K: 1 S: 11	H: 3 LOB: 2 BB: 0 P: 19	R: 0 E: 1 K: 0 S: 7	H: 0 LOB: 3 BB: 2 P: 17	R: 0 E: 0 K: 1 S: 7	H: 1 LOB: 1 BB: 0 P: 11	R: 0 E: 0 K: 0 S: 8	H: 0 LOB: 0 BB: 0 P: 15	R: 0 E: 0 K: 2 S: 9	H: 0 LOB: 0 BB: 0 P: 14	1B: 6 2B: 1 3B: 0 HR: 0	SF: 0 SAC: 1 DP: 2 HBP: 0	WP: 0 PB: 0 SB: 0 CS: 0	PA: 37
PITCHER	IP WLS BF H R ER SO BB IBB HBP BLK WP HR S P ERA WHIP																					
Dave Otto, L (1, 1) ERA: 6.14	5.0 W 22 6 1 1 1 3 0 0 0 0 0 43 76 1.80 1.800																					
Ted Power, R (6, 1) ERA: 2.47	2.2 11 1 0 0 1 0 1 0 0 0 0 19 34 0.00 0.375																					
Derek Lilliquist, L (8, 1) ERA: 1.61	1.1 S 4 0 0 0 2 0 0 0 0 0 0 11 18 0.00 0.000																					

AB	32
R	1
H	7
RBI	1
BB	4
SO	4
LOB	17



livebaseballscorecards.com

Batter	1	2	3	4	5	6	7	8	9	AB R H RBI BB SO LOB
--------	---	---	---	---	---	---	---	---	---	----------------------

Kenny Lofton, L <small>(1, 8) OBP: 0.337, SLG: 0.342</small>										3 1 1 0 1 0 2
Glenallen Hill, R <small>(1, 7) OBP: 0.299, SLG: 0.430</small>										4 1 1 1 0 0 3
Carlos Baerga, S <small>(1, 4) OBP: 0.354, SLG: 0.482</small>										4 0 2 0 0 0 1
Albert Belle, R <small>(1, 10) OBP: 0.318, SLG: 0.484</small>										3 0 0 1 0 1 2
Carlos Martinez, R <small>(1, 3) OBP: 0.271, SLG: 0.315</small>										4 0 0 0 0 1 0
Mark Whiten, S <small>(1, 9) OBP: 0.349, SLG: 0.385</small>										4 0 2 0 0 0 0
Sandy Alomar Jr., R <small>(1, 2) OBP: 0.289, SLG: 0.324</small>										3 1 0 0 1 1 2
Brook Jacoby, R <small>(1, 5) OBP: 0.325, SLG: 0.347</small>										2 0 1 0 1 0 1
Mark Lewis, R <small>(1, 6) OBP: 0.301, SLG: 0.352</small>										3 0 2 1 0 1 1

Inning Stats	R: 2 H: 2 E: 0 K: 12 S: 18	R: 0 H: 2 E: 0 K: 14 S: 23	R: 0 H: 1 E: 0 K: 8 S: 12	R: 0 H: 1 E: 0 K: 7 S: 13	R: 0 H: 1 E: 0 K: 11 S: 18	R: 1 H: 1 E: 0 K: 8 S: 20	R: 0 H: 0 E: 0 K: 5 S: 5	R: 0 H: 1 E: 0 K: 7 S: 8
--------------	----------------------------	----------------------------	---------------------------	---------------------------	----------------------------	---------------------------	--------------------------	--------------------------

PITCHER Frank Viola, L <small>(1, 1) ERA: 3.17</small>	IP 8.0 WLS L BF 34 H 9 R 3 ER 3 SO 4 BB 3 IBB 0 HBP 0 BLK 0 WP 0 HR 0 S 72 P 117 ERA 3.38 WHIP 1.500	PITCHER	IP WLS BF H R ER SO BB IBB HBP BLK WP HR S P ERA WHIP
--	--	----------------	---

BOTTOM

Boston Red Sox @ Cleveland Indians
Cleveland Municipal Stadium, Cleveland, OH

Tue Aug 11 1992, 7:05 PM EDT
 Att. 15,425 - Sunny - 72 F

livebaseballscorecards.com

AB	30
R	3
H	9
RBI	3
BB	3
SO	4
LOB	12



WP: 0 PA: 34	PB: 0
SB: 0	CS: 0

Batter	1	2	3	4	5	6	7	8	9	AB R H RBI BB SO LOB	TOP																									
Wade Boggs, L (1, 10) OBP: 0.362, SLG: 0.383	2-2 G5-3	2-2 L6		1-0 F7			3-1 SH3-4 SF8 1B		0-2 FC6-4 1B	5 1 2 0 0 0 2																										
Billy Hatcher, R (1, 7) OBP: 0.341, SLG: 0.400	4-1 BB BB	2-2 G1-3		0-0 P4			0-1 SH3-4		1-3 K	3 0 0 0 1 1 3																										
Bob Zuppic, R (1, 8) OBP: 0.333, SLG: 0.393	1-0 F9			1-1 1B 1B		0-0 G4-3	1-1 2B 1B		0-0 FC6-4 1-2f	5 2 2 1 0 0 2																										
Tom Brunansky, R (1, 9) OBP: 0.345, SLG: 0.468	4-2 BB BB			1-1 F8		3-2 G3-6-3 1B	2-1 SF8		1-1 FC6-4 1-2f	3 0 1 1 1 0 2																										
Mo Vaughn, L (1, 3) OBP: 0.343, SLG: 0.387	0-0 F8			1-0 BB 1B 1B		0-0 G3-6-3 1-2f	1-0 WP 1-H 2B			4 0 2 1 0 0 3																										
Jody Reed, R (1, 4) OBP: 0.334, SLG: 0.344				1-1 BB 1B		2-1 G6-3	3-1 G6-3			4 0 2 1 0 0 1																										
Scott Cooper, L (1, 5) OBP: 0.321, SLG: 0.303				4-0 BB BB		0-0 P5		2-3 K		3 1 0 0 1 1 1																										
Tony Peña, R (1, 2) OBP: 0.288, SLG: 0.302				1-2 BB 1B		3-1 G6-4-3		2-3 K		4 0 1 0 0 2 3																										
Luis Rivera, R (1, 6) OBP: 0.298, SLG: 0.258				3-2 F9			4-0 SH3-4 1B BB		0-0 F8	2 1 1 1 1 0 0																										
Herm Winningham, L (8, PH) OBP: 0.241, SLG: 0.274										1 0 0 0 0 0 0																										
John Valentin, R (8, 6) OBP: 0.304, SLG: 0.286										0 0 0 0 0 0 0																										
Inning Stats	R: 0 E: 0 K: 0 S: 11	H: 0 LOB: 2 BB: 2 P: 21	R: 1 E: 0 K: 0 S: 20	H: 3 LOB: 2 BB: 0 P: 30	R: 1 E: 0 K: 0 S: 9	H: 3 LOB: 1 BB: 1 P: 20	R: 0 E: 0 K: 0 S: 7	H: 0 LOB: 0 BB: 0 P: 11	R: 0 E: 0 K: 1 S: 6	H: 0 LOB: 0 BB: 0 P: 8	R: 3 E: 0 K: 0 S: 11	H: 3 LOB: 1 BB: 1 P: 25	R: 0 E: 0 K: 2 S: 8	H: 0 LOB: 0 BB: 0 P: 12	R: 0 E: 0 K: 1 S: 10	H: 1 LOB: 1 BB: 0 P: 12	1B: 10 2B: 1 3B: 0 HR: 0	SF: 1 SAC: 1 DP: 2 HBP: 0	WP: 1 PB: 0 SB: 0 CS: 0	PA: 40																
PITCHER	IP WLS BF H R ER SO BB IBB HBP BLK WP HR S P ERA WHIP																																			
Jose Mesa, R (1, 1) ERA: 4.53	6.0		27	7	3	3	1	4	0	0	0	0	0	58	102	4.50	1.833																			
Kevin Wickander, L (7, 1) ERA: 3.51	0.0		1	1	0	0	0	0	0	0	0	0	0	2	5	∞	∞																			
Eric Plunk, R (7, 1) ERA: 3.73	2.0	W	8	2	2	2	2	0	0	0	0	1	0	17	28	9.00	1.000																			
Steve Olin, R (9, 1) ERA: 1.95	1.0	S	4	1	0	0	1	0	0	0	0	0	0	10	12	0.00	1.000																			

Boston Red Sox @ Cleveland Indians
Cleveland Municipal Stadium, Cleveland, OH

Wed Aug 12 1992, 7:05 PM EDT
 Att. 11,516 - Sunny - 66 F

livebaseballscorecards.com

AB	34
R	5
H	11
RBI	5
BB	4
SO	4
LOB	17



Batter	1	2	3	4	5	6	7	8	9
Kenny Lofton, L (1, 8) OBP: 0.339, SLG: 0.342 Thomas Howard, S (3, PH) OBP: 0.329, SLG: 0.363 (4, 8)	4-2 1B S BB		1-2 S 1B		0-1 L8		2-0 HBP 1B 1-2 3-H	1-0 E8 1-3 2-H	
Glenallen Hill, R (1, 10) OBP: 0.297, SLG: 0.425	1-3 K2-3 1-2		1 SAFE 2-2 1 SAFE SAFE 1-H 1B G4-6-3		1-0 G4-3		1-2 F8 2-1 2-3	1-2 G6-3	
Carlos Baerga, S (1, 4) OBP: 0.357, SLG: 0.481	1-1 G5-4-3 2-3 1B		1-2 G4-6-3 1-2f			0-3 K	1-0 HBP 1B 1-2 2-3	4-0 IBB	
Albert Belle, R (1, 7) OBP: 0.319, SLG: 0.481	1-0 G5-4-3 1-2f			0-3 K		2-0 G4-6-3 1B 1-2 2-3 3-H	2-1 HBP 1B 1-2 2-3 3-H	0-0 L8	
Paul Sorrento, L (1, 3) OBP: 0.354, SLG: 0.453 Brook Jacoby, R (7, PH) OBP: 0.328, SLG: 0.350 (8, 5)		0-2 HR		4-2 BB		2-0 G4-6-3 1-2f	0-1 1B 1-2 2-H 3-H		
Mark Whiten, S (1, 9) OBP: 0.348, SLG: 0.389		2-3 K		2-1 F8			G4-3 3B K		
Jim Thome, L (1, 5) OBP: 0.267, SLG: 0.305 Sandy Alomar Jr., R (8, 2) OBP: 0.292, SLG: 0.324		2-2 F7		0-2 G4-1			1-0 G4-3 3-H	4-1 FC3-6 BB	
Mark Lewis, R (1, 6) OBP: 0.304, SLG: 0.353		3-2 F7			0-1 G5-3 1B		3-2 1B 1B 1-2 3-H	1-2 FC3-6 1B 1-2f E	
Junior Ortiz, R (1, 2) OBP: 0.287, SLG: 0.254 Carlos Martinez, R (7, PH) OBP: 0.286, SLG: 0.330 (8, 3)			0-1 G6-3		0-0 G5-3 1-2		0-1 HBP 1B 1-3	0-0 E 1-2 1B	

Inning Stats	R: 0 E: 0 K: 1 S: 9	H: 1 LOB: 1 BB: 1 P: 16	R: 1 E: 0 K: 1 S: 12	H: 1 LOB: 0 BB: 0 P: 19	R: 1 E: 0 K: 0 S: 12	H: 2 LOB: 0 BB: 0 P: 15	R: 0 E: 0 K: 1 S: 13	H: 0 LOB: 1 BB: 1 P: 19	R: 0 E: 0 K: 0 S: 6	H: 1 LOB: 1 BB: 0 P: 7	R: 0 E: 0 K: 1 S: 5	H: 1 LOB: 0 BB: 0 P: 9	R: 5 E: 0 K: 1 S: 21	H: 5 LOB: 2 BB: 0 P: 36	R: 1 E: 1 K: 0 S: 13	H: 1 LOB: 3 BB: 2 P: 24
1B: 10 2B: 0 3B: 1 HR: 1	SF: 0 SAC: 0 DP: 3 HBP: 2	WP: 0 PA: 40														

PITCHER	IP	WLS	BF	H	R	ER	SO	BB	IBB	HBP	BLK	WP	HR	S	P	ERA	WHIP
John Dopper, R (1, 1) ERA: 3.44	6.1		26	8	4	4	4	2	0	0	0	0	1	66	101	5.68	1.579
Daryl Irvine, R (7, 1) ERA: 5.79	0.1	L	5	2	1	1	0	0	0	2	0	0	0	7	13	27.00	6.000
Tony Fossas, L (7, 1) ERA: 2.89	0.1		2	1	2	2	1	0	0	0	0	0	0	5	7	54.00	3.000
Paul Quantrill, R (8, 1) ERA: 1.76	1.0		7	1	1	0	0	1	1	0	0	0	0	13	24	0.00	2.000

AB R H RBI BB SO LOB

0	0	0	0	1	0	0
4	2	2	1	0	0	2
5	0	1	1	0	1	6
3	1	1	0	1	1	1
4	0	1	1	0	1	5
2	1	1	1	1	0	1
1	0	1	2	0	0	0
4	1	1	0	0	2	3
3	0	0	1	0	0	1
0	0	0	0	1	0	0
4	2	2	0	0	0	1
2	0	0	0	0	0	1
2	1	2	0	0	0	0

AB	34
R	8
H	12
RBI	7
BB	4
SO	5
LOB	21



WP	PA	ERA	WHIP
0	40		

Boston Red Sox @ Cleveland Indians
 Cleveland Municipal Stadium, Cleveland, OH
 Wed Aug 12 1992, 7:05 PM EDT
 Att: 11,516 - Sunny - 66 F

livebaseballscorecards.com

Batter	1	2	3	4	5	6	7	8	9	AB R H RBI BB SO LOB	TOP											
Wade Boggs, L (1, 5) OBP: 0.360, SLG: 0.379	1-1 G3-1		0-0 G5-4-3		4-0 1B 1B IBB	0-1 FC6-4		1-0 G3-1		4 1 0 0 1 0 4	Boston Red Sox @ Cleveland Indians Cleveland Municipal Stadium, Cleveland, OH Thu Aug 13 1992, 7:05 PM EDT Att. 26,797 - Sunny - 68 F											
Billy Hatcher, R (1, 7) OBP: 0.338, SLG: 0.395	0-3 K		1-3 K		0-0 1B 1B		0-3 K		5 1 1 2 0 3 0													
Bob Zuppic, R (1, 8) OBP: 0.331, SLG: 0.389	0-3 K			1-3 K	1-1 1B 1B SAFE		2-0 G5-3		5 0 1 1 0 2 0													
Tom Brunansky, R (1, 9) OBP: 0.349, SLG: 0.471		1-2 E 1B		0-1 G4-3	3-2 1B 1B		0-0 1B 1B		5 0 3 1 0 0 0													
Mo Vaughn, L (1, 3) OBP: 0.341, SLG: 0.384		2-0 F8		0-0 G4-3	3-3 K		2-0 1B		4 0 1 0 0 1 3													
Jack Clark, R (1, 10) OBP: 0.346, SLG: 0.310		2-3 SAFE K			4-2 G5-3 SH1 1B BB	1-0 G6-3	2-3 K		3 1 0 0 1 2 3													
Jody Reed, R (1, 4) OBP: 0.332, SLG: 0.342		1-2 SAFE FC			1-0 SH1	2-2 G6-3		1-0 G1-3	3 0 0 0 0 0 1													
Tony Peña, R (1, 2) OBP: 0.291, SLG: 0.305		1-3 K			4-2 G5-3 1B BB	2-1 E 2B		2-2 G5-3	3 1 1 0 1 1 2													
John Valentin, R (1, 6) OBP: 0.300, SLG: 0.283			3-2 G5-4-3 1B		2-2 G5-3	0-2 E5 FC6-4		2-0 E7	4 0 1 0 0 0 3													
Inning Stats	R: 0 E: 0 K: 2 S: 9	H: 0 LOB: 0 BB: 0 P: 10	R: 0 E: 1 K: 2 S: 17	H: 1 LOB: 2 BB: 0 P: 24	R: 0 E: 0 K: 1 S: 7	H: 1 LOB: 0 BB: 0 P: 11	R: 0 E: 0 K: 1 S: 6	H: 0 LOB: 0 BB: 0 P: 7	R: 4 E: 0 K: 1 S: 21	H: 3 LOB: 2 BB: 3 P: 43	R: 0 E: 1 K: 0 S: 11	H: 1 LOB: 2 BB: 0 P: 16	R: 0 E: 0 K: 2 S: 9	H: 2 LOB: 2 BB: 0 P: 15	R: 0 E: 1 K: 0 S: 6	H: 0 LOB: 1 BB: 0 P: 12	R: 0 E: 0 K: 0 S: 7	H: 0 LOB: 0 BB: 0 P: 12	1B: 7 2B: 1 3B: 0 HR: 0	SF: 0 SAC: 1 DP: 1 HBP: 0	WP: 0 PB: 0 SB: 0 CS: 0	PA: 40
PITCHER	IP WLS BF H R ER SO BB IBB HBP BLK WP HR S P ERA WHIP																					
Charles Nagy, R (1, 1) ERA: 2.59	8.0 L 37 8 4 4 9 2 1 0 0 0 0 0 86 138 4.50 1.250																					
Jack Armstrong, R (9, 1) ERA: 4.97	1.0 3 0 0 0 0 0 0 0 0 0 0 0 7 12 0.00 0.000																					

livebaseballscorecards.com

AB	36
R	4
H	8
RBI	4
BB	3
SO	9
LOB	16



Batter	1	2	3	4	5	6	7	8	9	AB	R	H	RBI	BB	SO	LOB
Thomas Howard, S (1, 8) OBP: 0.327, SLG: 0.362	1-3 K			0-1 G4-3 1B	0-1 G3			0-0 G4-3		4	0	1	0	0	1	2
Glenallen Hill, R (1, 7) OBP: 0.300, SLG: 0.438	1-1 P3			2-0 G4-3 1B	1-3 K			1-0 HR		4	1	2	1	0	1	2
Carlos Baerga, S (1, 4) OBP: 0.354, SLG: 0.477	0-2 P5			0-0 G4-3				1-2 G3-1		4	0	0	0	0	0	2
Albert Belle, R (1, 10) OBP: 0.318, SLG: 0.478			3-3 K	4-2 G4-6-3 BB				2-1 F7		3	0	0	0	1	2	0
Paul Sorrento, L (1, 3) OBP: 0.350, SLG: 0.448			3-3 K	2-0 G4-6-3				2-2 G4-3		4	0	0	0	0	2	3
Mark Whiten, S (1, 9) OBP: 0.347, SLG: 0.387			2-3 K		0-0 1B SF8 1B			0-1 P3		4	1	1	0	0	2	0
Sandy Alomar Jr., R (1, 2) OBP: 0.298, SLG: 0.330				3-2 G4-6-3 1B	0-1 G3 1B			1-2 G6-3		4	0	3	0	0	0	0
Jim Thome, L (1, 5) OBP: 0.267, SLG: 0.306				2-2 G4-6-3	3-1 SF8			3-2 1B		3	0	1	1	0	1	2
Mark Lewis, R (1, 6) OBP: 0.304, SLG: 0.353				1-3 K	1-1 G3 1B			2-3 K		3	0	1	0	0	2	1

Inning Stats	R: 0	H: 0	E: 0	K: 1	S: 8	R: 0	H: 0	E: 0	K: 3	S: 10	R: 0	H: 1	E: 0	K: 1	S: 10	R: 0	H: 2	E: 0	K: 0	S: 7	R: 1	H: 3	E: 0	K: 1	S: 12	R: 0	H: 0	E: 0	K: 1	S: 8	R: 0	H: 1	E: 0	K: 2	S: 15	R: 1	H: 1	E: 0	K: 0	S: 7	R: 0	H: 1	E: 0	K: 2	S: 10	1B: 8	SF: 1	2B: 0	SAC: 0	3B: 0	DP: 2	HR: 1	HBP: 0	WP: 0	PA: 35
PITCHER	IP	WLS	BF	H	R	ER	SO	BB	IBB	HBP	BLK	WP	HR	S	P	ERA	WHIP																																						
Roger Clemens, R (1, 1) ERA: 2.2	8.0	W	31	8	2	2	9	1	0	0	0	0	0	77	121	2.25	1.125																																						
Jeff Reardon, R (9, 1) ERA: 3.23	1.0	S	4	1	0	0	2	0	0	0	0	0	0	10	14	0.00	1.000																																						

BOTTOM

Boston Red Sox @ Cleveland Indians
 Cleveland Municipal Stadium, Cleveland, OH
 Thu Aug 13 1992, 7:05 PM EDT
 Att: 26,797 - Sunny - 68 F

livebaseballscorecards.com

AB	33
R	2
H	9
RBI	2
BB	1
SO	11
LOB	12



Batter	1	2	3	4	5	6	7	8	9	AB R H RBI BB SO LOB	TOP										
Derek Bell, R (1, 8) OBP: 0.312, SLG: 0.327	0-1 1B BB 1B		0-1 1B BB F9		1-1 1B 1-3 2-H			1-3 K ①		5 2 3 1 0 1 2											
Roberto Alomar, S (1, 4) OBP: 0.408, SLG: 0.441	4-1 G3 1B 1-2 BB		0-1 K G1-3		0-1 F7 ③			1-2 G4-3 ②		4 0 0 0 1 1 6											
Joe Carter, R (1, 9) OBP: 0.321, SLG: 0.508	1-1 1B 1-2 2-H		4-1 1B HR 1-2 2-3 BB	2-3 K ①		0-0 P3 ①		1-3 K ③		4 1 1 1 1 2 0											
Dave Winfield, R (1, 10) OBP: 0.381, SLG: 0.506	0-3 K ①		0-0 1B HR 1-2 2-H 3-H	0-2 F8 ②		4-2 G3 BB		2-2 L9 ①		4 1 1 2 1 1 2											
John Olerud, L (1, 3) OBP: 0.390, SLG: 0.467	0-1 G3 ③ 2-3		1-2 HR 1-H 2-H	3-2 G4-3 ③		0-0 G3 ② 1-2		1-1 1B ①		5 1 2 3 0 0 3											
Candy Maldonado, R (1, 7) OBP: 0.349, SLG: 0.466		2-1 G5-3 ①	1-0 HR ①		0-3 K ① C X	0-1 G5-3 ③ C X		2-1 F9 ② B C X		5 1 1 1 0 1 2											
Kelly Gruber, R (1, 5) OBP: 0.268, SLG: 0.381		1-3 K ② C T B B	4-2 1B E BB ② F F B		0-2 1B 1B 1B ② C X S F		3-1 F8 ① B B B T B B	0-0 P4 ③ X		4 2 1 0 1 1 1											
Pat Borders, R (1, 2) OBP: 0.299, SLG: 0.384		2-2 G4-3 ③ C T B T C B	1-0 E 1B 1-2 1B ③ B X		2-2 1B 1B 1B ② C S S T B T B T C B		0-3 K ② C S S T B T C B			4 0 2 0 0 1 0											
Manuel Lee, S (1, 6) OBP: 0.337, SLG: 0.309					2-0 P5 ② B B B T B T C B			0-0 P5 ③ X		2 1 2 0 0 0 0											
Alfredo Griffin, S (5, PH) OBP: 0.192, SLG: 0.204										2 0 0 0 0 0 2											
E7 1B 1-2 2-H																					
Inning Stats	R: 1 E: 0 K: 1 S: 10 H: 2 LOB: 1 P: 15	R: 0 E: 0 K: 1 S: 8 H: 0 LOB: 0 BB: 0 P: 13	R: 7 E: 1 K: 1 S: 25 H: 7 LOB: 2 BB: 2 P: 43	R: 0 E: 0 K: 1 S: 9 H: 0 LOB: 0 BB: 0 P: 14	R: 1 E: 0 K: 1 S: 14 H: 3 LOB: 2 BB: 0 P: 19	R: 0 E: 0 K: 0 S: 7 H: 0 LOB: 1 BB: 1 P: 11	R: 0 E: 0 K: 1 S: 6 H: 0 LOB: 0 BB: 0 P: 9	R: 0 E: 0 K: 2 S: 11 H: 0 LOB: 0 BB: 0 P: 14	R: 0 E: 0 K: 0 S: 8 H: 1 LOB: 1 BB: 0 P: 13	1B: 11 2B: 0 3B: 0 HR: 2 SF: 0 SAC: 0 DP: 0 HBP: 0	WP: 0 PA: 43 PB: 0 SB: 0 CS: 0										
PITCHER	IP WLS BF H R ER SO BB IBB HBP BLK WP HR S P ERA WHIP	PITCHER											IP WLS BF H R ER SO BB IBB HBP BLK WP HR S P ERA WHIP								
Rod Nichols, R (1, 1) ERA: 4.81	2.1 L 17 8 8 8 3 3 0 0 0 0 0 2 35 62 30.86 4.714																				
Jack Armstrong, R (3, 1) ERA: 4.9	3.2 16 4 1 1 2 1 0 0 0 0 0 0 38 53 2.46 1.364																				
Ted Power, R (7, 1) ERA: 2.43	1.0 3 0 0 0 1 0 0 0 0 0 0 0 6 9 0.00 0.000																				
Eric Plunk, R (8, 1) ERA: 3.64	1.0 3 0 0 0 2 0 0 0 0 0 0 0 0 11 14 0.00 0.000																				
Kevin Wickander, L (9, 1) ERA: 3.41	1.0 4 1 0 0 0 0 0 0 0 0 0 0 0 8 13 0.00 1.000																				

Toronto Blue Jays @ Cleveland Indians
Cleveland Municipal Stadium, Cleveland, OH

Fri Aug 14 1992, 7:05 PM EDT
Att. 41,686 - Cloudy - 65 F

livebaseballscorecards.com



Batter	1	2	3	4	5	6	7	8	9	AB	R	H	RBI	BB	SO	LOB
Thomas Howard, S (1, 8) OBP: 0.325, SLG: 0.366	3-3 K		1-1 G5-3		0-3 K		0-0 G6-3 3B		1-1 G3	5	1	1	1	0	2	1
Mark Whiten, S (1, 9) OBP: 0.351, SLG: 0.400	2-0 1B		3-1 HR			2-2 2B 1B	2-1 G6-3			4	2	3	2	0	0	0
Carlos Baerga, S (1, 4) OBP: 0.353, SLG: 0.477	1 SAFE 3-3 K		2-1 G4-3			0-1 1B 2B	2-3 K			4	1	1	1	0	2	1
Albert Belle, R (1, 10) OBP: 0.318, SLG: 0.475		0-1 P4		1-0 G5-3		0-1 FC5 1B 1B	2-2 F9			4	0	1	1	0	0	0
Carlos Martinez, R (1, 3) OBP: 0.294, SLG: 0.337		1-1 G3-1 BB 1B		3-2 F8		1-0 FC5 1B		0-1 G1-3		4	0	2	0	0	0	0
Glenallen Hill, R (1, 7) OBP: 0.299, SLG: 0.433		4-0 G3-1 BB		1-2 F8		3-3 K		2-2 G1-3		3	0	0	0	1	1	2
Sandy Alomar Jr., R (1, 2) OBP: 0.294, SLG: 0.325		3-2 G3-1		1-2 P2		1-1 FC5		2-3 K		4	0	0	0	0	1	4
Brook Jacoby, R (1, 5) OBP: 0.325, SLG: 0.346		3-3 K		3-2 F9		3-3 K			1-3 K	2	0	0	0	0	1	2
Jim Thome, L (6, PH) OBP: 0.262, SLG: 0.300										2	0	0	0	0	2	2
Mark Lewis, R (1, 6) OBP: 0.307, SLG: 0.354			1-1 G5-3		2-2 1B		1-0 3B HBP		1-3 K	2	1	1	0	0	0	0
Paul Sorrento, L (9, PH) OBP: 0.349, SLG: 0.446										1	0	0	0	0	1	0

Inning Stats	R: 0	H: 1	E: 0	K: 2	S: 8	R: 0	H: 1	E: 0	K: 1	S: 10	R: 1	H: 1	E: 0	K: 0	S: 8	R: 0	H: 0	E: 0	K: 0	S: 7	R: 0	H: 1	E: 0	K: 1	S: 12	R: 2	H: 4	E: 0	K: 2	S: 21	R: 2	H: 1	E: 0	K: 1	S: 9	R: 0	H: 0	E: 0	K: 1	S: 10	R: 0	H: 0	E: 0	K: 2	S: 9	R: 0	H: 0	E: 0	K: 2	S: 9	1B: 6	SF: 0	2B: 1	SAC: 0	3B: 1	DP: 0	HR: 1	HBP: 1	WP: 0	PA: 37
--------------	------	------	------	------	------	------	------	------	------	-------	------	------	------	------	------	------	------	------	------	------	------	------	------	------	-------	------	------	------	------	-------	------	------	------	------	------	------	------	------	------	-------	------	------	------	------	------	------	------	------	------	------	-------	-------	-------	--------	-------	-------	-------	--------	-------	--------

PITCHER	IP	WLS	BF	H	R	ER	SO	BB	IBB	HBP	BLK	WP	HR	S	P	ERA	WHIP
David Wells, L (1, 1) ERA: 4.46	5.1	W	24	8	3	3	5	1	0	0	0	0	1	61	103	5.06	1.688
Mark Eichhorn, R (6, 1) ERA: 2.62	2.2		10	1	2	2	3	0	0	1	0	0	0	24	39	6.75	0.375
Duane Ward, R (9, 1) ERA: 2.4	1.0		3	0	0	0	2	0	0	0	0	0	0	9	12	0.00	0.000

BOTTOM

Toronto Blue Jays @ Cleveland Indians
Cleveland Municipal Stadium, Cleveland, OH

Fri Aug 14 1992, 7:05 PM EDT
Att: 41,686 - Cloudy - 65 F

livebaseballscorecards.com

AB	35
R	5
H	9
RBI	5
BB	1
SO	10
LOB	12



Batter	1	2	3	4	5	6	7	8	9	AB R H RBI BB SO LOB	TOP											
Devon White, S (1, 8) OBP: 0.286, SLG: 0.380	0-1 HR	3-3 K		2-3 K			1-2 F9			4 1 1 1 0 2 1												
Roberto Alomar, S (1, 4) OBP: 0.409, SLG: 0.440	3-2 FC4-6 1B 1B		1-3 K2-3		4-2 CS BB		1-0 G6-3			3 0 1 0 1 1 0												
Joe Carter, R (1, 9) OBP: 0.322, SLG: 0.509	1-0 P3		3-0 2B		4-2 WP BB BB		2-1 P3			3 1 1 0 1 0 1												
Dave Winfield, R (1, 10) OBP: 0.380, SLG: 0.504	3-2 FC4-6 1B		3-3 K		1-3 K		1-0 F9			4 0 1 0 0 2 2												
John Olerud, L (1, 3) OBP: 0.391, SLG: 0.469	2-1 FC4-6		2-0 1B 2B		4-1 WP BB		2-0 F7			3 0 1 1 1 0 2												
Candy Maldonado, R (1, 7) OBP: 0.348, SLG: 0.464	2-3 K		0-0 1B		2-2 P6		1-1 G5-3			4 0 1 0 0 1 4												
Kelly Gruber, R (1, 5) OBP: 0.268, SLG: 0.377			4-2 CS BB		1-1 L5		0-0 F7			3 0 0 0 1 1 2												
Pat Borders, R (1, 2) OBP: 0.298, SLG: 0.382			1-3 K		1-0 G5-3		2-2 G6-4-3 1B			4 0 1 0 0 1 1												
Manuel Lee, S (1, 6) OBP: 0.336, SLG: 0.306			4-2 BB		0-1 F9		0-1 G6-4-3			3 0 0 0 1 1 1												
Inning Stats	R: 1 E: 0 K: 1 S: 16	H: 3 LOB: 2 BB: 0 P: 25	R: 0 E: 0 K: 2 S: 10	H: 0 LOB: 1 BB: 2 P: 22	R: 1 E: 0 K: 2 S: 11	H: 3 LOB: 2 BB: 0 P: 21	R: 0 E: 0 K: 1 S: 6	H: 0 LOB: 0 BB: 0 P: 9	R: 0 E: 0 K: 1 S: 15	H: 0 LOB: 2 BB: 3 P: 30	R: 0 E: 0 K: 0 S: 6	H: 1 LOB: 0 BB: 0 P: 8	R: 0 E: 0 K: 0 S: 6	H: 0 LOB: 0 BB: 0 P: 10	R: 0 E: 0 K: 0 S: 4	H: 0 LOB: 0 BB: 0 P: 8	R: 0 E: 0 K: 2 S: 9	H: 0 LOB: 0 BB: 0 P: 17	1B: 4 2B: 2 3B: 0 HR: 1	SF: 0 SAC: 0 DP: 1 HBP: 0	WP: 1 PB: 0 SB: 0 CS: 2	PA: 36
PITCHER	IP WLS BF H R ER SO BB IBB HBP BLK WP HR S P ERA WHIP																					
Dennis Cook, L (1, 1) ERA: 4.01	6.2 W 29 7 2 2 7 5 0 0 0 1 1 68 121 2.70 1.800																					
Ted Power, R (7, 1) ERA: 2.38	1.1 4 0 0 0 0 0 0 0 0 0 0 6 12 0.00 0.000																					
Steve Olin, R (9, 1) ERA: 1.92	1.0 S 3 0 0 0 2 0 0 0 0 0 0 9 17 0.00 0.000																					

Toronto Blue Jays @ Cleveland Indians
Cleveland Municipal Stadium, Cleveland, OH
Sun Aug 16 1992, 3:33 AM EDT
Overcast - 63 F

livebaseballscorecards.com

AB	31
R	2
H	7
RBI	2
BB	5
SO	9
LOB	14



Batter	1	2	3	4	5	6	7	8	9	AB R H RBI BB SO LOB
Thomas Howard, S OBP: 0.321, SLG: 0.361 (1, 8)	2-1 F7	1-1 F9			0-0 L9		0-0 L8			4 0 0 0 0 0 1
Mark Whiten, S OBP: 0.353, SLG: 0.404 (1, 9)	2-2 1B		0-0 F7		3-2 G4-3		2-0 F8 2B			4 0 2 0 0 0 0
Carlos Baerga, S OBP: 0.356, SLG: 0.479 (1, 4)	0-1 G3-1		2-1 1B		2-2 FC6 1B		4-0 IBB			3 0 2 0 1 0 0
Albert Belle, R OBP: 0.317, SLG: 0.473 (1, 10)		0-1 1B 2B 1B	1-3 K		1-0 FC6		0-0 F8			4 1 1 0 0 1 4
Paul Sorrento, L OBP: 0.351, SLG: 0.456 (1, 3)		1-0 2B 1B	2-3 K			0-0 HR	2-0 F8			4 2 2 1 0 1 3
Glenallen Hill, R OBP: 0.302, SLG: 0.435 (1, 7)		2-1 G4-3 1B 2B	0-3 K		0-2 P4		4-1 G5-4-3 BB			3 1 1 1 1 1 0
Sandy Alomar Jr., R OBP: 0.293, SLG: 0.324 (1, 2)		1-1 P6	1-2 K 1B 1B		0-0 G6-3		0-0 G5-4-3			4 0 1 0 0 0 3
Jim Thome, L OBP: 0.272, SLG: 0.304 (1, 5)		2-0 G4-3	2-2 1B		2-1 HBP		2-0 F9			2 0 1 1 0 0 1
Brook Jacoby, R OBP: 0.324, SLG: 0.345 (7, 5)		2-3 3-H	1-2 1B							1 0 0 0 0 0 0
Mark Lewis, R OBP: 0.307, SLG: 0.354 (1, 6)		2-2 1B	2-3 K		2-1 P4					3 0 1 1 0 1 3

Inning Stats	R: 0	H: 1	E: 0	LOB: 0	K: 0	S: 7	R: 3	H: 4	E: 0	LOB: 1	K: 0	S: 15	R: 0	H: 1	E: 0	LOB: 1	K: 2	S: 9	R: 0	H: 2	E: 0	LOB: 1	K: 2	S: 14	R: 0	H: 1	E: 0	LOB: 1	K: 0	S: 11	R: 1	H: 1	E: 0	LOB: 1	K: 0	S: 8	R: 0	H: 1	E: 0	LOB: 2	K: 0	S: 4	R: 0	H: 0	E: 0	LOB: 0	K: 0	S: 3

PITCHER	IP	WLS	BF	H	R	ER	SO	BB	IBB	HBP	BLK	WP	HR	S	P	ERA	WHIP
Todd Stottlemire, R ERA: 4.99 (1, 1)	7.0	L	32	11	4	4	4	0	0	1	0	0	1	68	108	5.14	1.571
Mark Eichhorn, R ERA: 2.58 (8, 1)	1.0		3	0	0	0	0	1	0	0	0	0	0	3	9	0.00	1.000

BOTTOM

Toronto Blue Jays @ Cleveland Indians
Cleveland Municipal Stadium, Cleveland, OH

livebaseballscores.com

AB	32
R	4
H	11
RBI	4
BB	2
SO	4
LOB	15



WP	PA	ERA	WHIP
0	35		

Sun Aug 16 1992, 3:33 AM EDT
Overcast - 63 F

Batter	1	2	3	4	5	6	7	8	9	AB R H RBI BB SO LOB	TOP											
Derek Bell, R OBP: 0.315, SLG: 0.325 (1, 8)	1-2 SAFE G5-3	1-2 SAFE 2B 1B	4-1 FC5-4 BB		2-1 P3			0-2 P4		4 1 1 0 1 0 0												
Roberto Alomar, S OBP: 0.409, SLG: 0.440 (1, 4)	2-0 L6	0-0 2B 1B	0-2 FC5-4		1-2 2B 1B			2-3 K		5 1 2 0 0 1 2												
Joe Carter, R OBP: 0.325, SLG: 0.513 (1, 10)	4-2 HR BB	1-2 F9	0-1 F8		0-0 2B			1-0 2B		4 1 2 0 1 0 5												
Dave Winfield, R OBP: 0.383, SLG: 0.514 (1, 9)	1-0 HR	0-0 2B		2-2 CS 1B				3-2 L7		5 1 3 5 0 0 1												
Candy Maldonado, R OBP: 0.349, SLG: 0.461 (1, 7)	0-1 1B	4-1 BB		3-2 G3-1				0-0 G6-3		4 0 1 0 1 0 1												
Kelly Gruber, R OBP: 0.270, SLG: 0.375 (1, 5)	1-1 1B	0-2 P9		4-1 BB BB				0-1 P3		4 0 1 0 1 0 2												
Pat Tabler, R OBP: 0.300, SLG: 0.266 (1, 3)	0-0 P9	2-2 L8		4-0 FC6-4 BB				1-0 G4-3		4 0 0 0 1 0 4												
Randy Knorr, R OBP: 0.357, SLG: 0.571 (1, 2)		2-1 HR		1-1 FC6-4				0-1 G5-3		4 1 1 1 0 0 2												
Alfredo Griffin, S OBP: 0.214, SLG: 0.245 (1, 6)		1-2 1B 2B 1B		3-1 FC5-4 2B				1-1 G3-1		4 1 2 0 0 0 0												
Inning Stats	R: 2 E: 0 K: 0 S: 12	H: 3 LOB: 2 BB: 1 P: 21	R: 4 E: 0 K: 0 S: 25	H: 5 LOB: 2 BB: 1 P: 36	R: 0 E: 0 K: 0 S: 9	H: 1 LOB: 2 BB: 1 P: 16	R: 0 E: 0 K: 0 S: 11	H: 1 LOB: 2 BB: 2 P: 25	R: 0 E: 0 K: 0 S: 9	H: 2 LOB: 2 BB: 0 P: 13	R: 0 E: 0 K: 0 S: 6	H: 0 LOB: 0 BB: 0 P: 10	R: 0 E: 0 K: 0 S: 6	H: 0 LOB: 0 BB: 0 P: 9	R: 0 E: 0 K: 1 S: 11	H: 1 LOB: 1 BB: 0 P: 17	R: 0 E: 0 K: 0 S: 4	H: 0 LOB: 0 BB: 0 P: 5	1B: 7 2B: 4 3B: 0 HR: 2	SF: 0 SAC: 0 DP: 0 HBP: 0	WP: 0 PB: 0 SB: 0 CS: 1	PA: 43
PITCHER	IP WLS BF H R ER SO BB IBB HBP BLK WP HR S P ERA WHIP																					
Dave Otto, L ERA: 6.64 (1, 1)	1.0 L 10 6 5 5 0 1 0 0 0 0 2 21 34 45.00 7.000																					
Eric Plunk, R ERA: 3.6 (2, 1)	3.0 16 4 1 1 0 4 0 0 0 0 0 36 64 3.00 2.667																					
Kevin Wickander, L ERA: 3.22 (5, 1)	2.0 7 2 0 0 0 0 0 0 0 0 0 15 23 0.00 1.000																					
Derek Lilliquist, L ERA: 1.54 (7, 1)	2.0 7 1 0 0 1 0 0 0 0 0 0 17 26 0.00 0.500																					
Steve Olin, R ERA: 1.89 (9, 1)	1.0 3 0 0 0 0 0 0 0 0 0 0 4 5 0.00 0.000																					

Toronto Blue Jays @ Cleveland Indians
Cleveland Municipal Stadium, Cleveland, OH

Sun Aug 16 1992, 3:38 AM EDT
Att. 27,997 - Overcast - 64 F

AB	38
R	6
H	13
RBI	6
BB	5
SO	1
LOB	17



WP: 0	PA: 43
-------	--------

ERA	WHIP
-----	------

livebaseballscorecards.com

Batter	1	2	3	4	5	6	7	8	9	AB	R	H	RBI	BB	SO	LOB
Kenny Lofton, L (1, 8) OBP: 0.340, SLG: 0.344	3-3 K		0-0 B1-3		3-2 S 1B			3-2 E4 1B		4	0	2	1	0	1	2
Mark Whiten, S (1, 9) OBP: 0.349, SLG: 0.399	1-3 K2-3		0-0 G4-3		1-0 G3			0-3 K		4	0	0	1	0	2	3
Carlos Baerga, S (1, 4) OBP: 0.355, SLG: 0.477	0-1 1B		0-3 K					0-0 G3		4	0	1	0	0	2	2
Albert Belle, R (1, 10) OBP: 0.314, SLG: 0.469	1-1 F9			1-3 K		1-0 G6-3			2-0 G5-3	4	0	0	0	0	1	1
Paul Sorrento, L (1, 3) OBP: 0.347, SLG: 0.451		1-0 G5-3		1-0 G1-3		0-1 G4-3			2-3 K	4	0	0	0	0	1	0
Thomas Howard, S (1, 7) OBP: 0.320, SLG: 0.357		0-2 G1-3		2-2 G5-3			0-3 K		4-1 BB	3	0	0	0	1	1	0
Brook Jacoby, R (1, 5) OBP: 0.323, SLG: 0.341		0-1 F9			0-1 F8		4-1 G6-4-3 BB		1-0 L9	3	0	0	0	1	0	1
Mark Lewis, R (1, 6) OBP: 0.310, SLG: 0.359			1-1 1B G4-3 1B		3-2 1B 2B		0-0 G6-4-3			3	2	2	0	0	0	1
Junior Ortiz, R (1, 2) OBP: 0.288, SLG: 0.256			1-1 G4-3 B1-3 1B		1-3 K			1-0 G1-3		3	0	1	0	0	1	1

Inning Stats	R: 0	H: 1	E: 0	K: 2	S: 11	R: 0	H: 0	E: 0	K: 0	S: 6	R: 1	H: 2	E: 0	K: 1	S: 9	R: 0	H: 0	E: 0	K: 1	S: 8	R: 1	H: 2	E: 0	K: 1	S: 16	R: 0	H: 0	E: 0	K: 1	S: 6	R: 0	H: 0	E: 1	K: 1	S: 8	R: 0	H: 1	E: 0	K: 1	S: 8	R: 0	H: 0	E: 0	K: 1	S: 6	R: 0	H: 0	E: 0	K: 1	S: 6	1B: 5	2B: 1	3B: 0	HR: 0	SF: 0	SAC: 0	DP: 1	HBP: 0	WP: 0	PB: 0	SB: 1	CS: 0	PA: 34
--------------	------	------	------	------	-------	------	------	------	------	------	------	------	------	------	------	------	------	------	------	------	------	------	------	------	-------	------	------	------	------	------	------	------	------	------	------	------	------	------	------	------	------	------	------	------	------	------	------	------	------	------	-------	-------	-------	-------	-------	--------	-------	--------	-------	-------	-------	-------	--------

PITCHER	IP	WLS	BF	H	R	ER	SO	BB	IBB	HBP	BLK	WP	HR	S	P	ERA	WHIP
Jack Morris, R (1, 1) ERA: 4.46	7.0	W	26	5	2	2	7	1	0	0	0	0	0	61	89	2.57	0.857
Duane Ward, R (8, 1) ERA: 2.36	1.0		4	1	0	0	1	0	0	0	0	0	0	8	12	0.00	1.000
Tom Henke, R (9, 1) ERA: 2.39	1.0		4	0	0	0	1	1	0	0	0	0	0	6	15	0.00	1.000

BOTTOM

Toronto Blue Jays @ Cleveland Indians
Cleveland Municipal Stadium, Cleveland, OH

Sun Aug 16 1992, 3:38 AM EDT
Att. 27,997 - Overcast - 64 F

livebaseballscorecards.com

AB	32
R	2
H	6
RBI	2
BB	2
SO	9
LOB	11



Batter	1	2	3	4	5	6	7	8	9	AB R H RBI BB SO LOB	TOP											
Chuck Knoblauch, R (1, 4) OBP: 0.377, SLG: 0.363 B C F F F B X	2-2 E5			0-1 F9	1-1 G4-3			3-2 G5-3		4 0 0 0 0 0 3												
Gene Larkin, S (1, 9) OBP: 0.321, SLG: 0.365 Jeff Reboulet, R (6, 9) OBP: 0.333, SLG: 0.304 (7, 6) B X	1-0 G3			0-1 P6		1-0 1B 2B		2-2 G3		3 0 1 0 0 0 0 1 0 0 0 0 0 0												
Kirby Puckett, R (1, 8) OBP: 0.362, SLG: 0.506 C B C S	1-3 K			1-3 K		1-3 K		1-2 1B		4 0 1 0 0 3 1												
Chili Davis, S (1, 10) OBP: 0.376, SLG: 0.409 C F T B		1-3 K			0-0 1B FC6-4 2B	3-0 2B 1B		0-1 G4-3		4 1 2 0 0 1 1												
Shane Mack, R (1, 7) OBP: 0.401, SLG: 0.485 B T B X		1-1 E4 G4-3			2-2 FC6-4 1B	2-1 2B		3-2 F9		4 0 2 0 0 0 0												
Kent Hrbek, L (1, 3) OBP: 0.369, SLG: 0.416 X		0-0 G4-3 1-2f			0-1 FC6-4 2B 1-2f 3-H		3-1 BB 1B		1-3 K	4 0 1 1 0 1 2												
Lenny Webster, R (1, 2) OBP: 0.258, SLG: 0.297 C B B B X			2-2 F9		0-1 2B		4-1 G4-3 BB		0-0 1B	3 0 2 0 1 0 0												
Mike Pagliarulo, L (1, 5) OBP: 0.181, SLG: 0.185 B F B X			2-1 P3		0-0 F8		1-0 P2		0-0 G3	4 0 0 0 0 0 5												
Greg Gagne, R (1, 6) OBP: 0.294, SLG: 0.365 Randy Bush, L (7, PH) OBP: 0.279, SLG: 0.317 (7, 9) B B X			2-0 F8		1-0 HBP		1-1 G4-3 1-2f			1 0 0 0 0 0 0 1 0 0 0 0 0 2												
Inning Stats	R: 0 E: 1 K: 1 S: 9	H: 0 LOB: 0 BB: 0 P: 13	R: 0 E: 1 K: 1 S: 6	H: 0 LOB: 0 BB: 0 P: 8	R: 0 E: 0 K: 0 S: 6	H: 0 LOB: 0 BB: 0 P: 12	R: 0 E: 0 K: 1 S: 7	H: 0 LOB: 0 BB: 0 P: 8	R: 1 E: 0 K: 0 S: 11	H: 3 LOB: 3 BB: 0 P: 15	R: 0 E: 0 K: 1 S: 8	H: 3 LOB: 2 BB: 0 P: 15	R: 0 E: 0 K: 0 S: 6	H: 1 LOB: 1 BB: 1 P: 15	R: 0 E: 0 K: 0 S: 13	H: 1 LOB: 1 BB: 0 P: 19	R: 0 E: 0 K: 1 S: 10	H: 1 LOB: 1 BB: 0 P: 14	1B: 5 2B: 4 3B: 0 HR: 0	SF: 0 SAC: 0 DP: 2 HBP: 1	WP: 0 PB: 0 SB: 0 CS: 0	PA: 35
PITCHER	IP WLS BF H R ER SO BB IBB HBP BLK WP HR S P ERA WHIP																					
Jose Mesa, R (1, 1) ERA: 4.37 Ted Power, R (7, 1) ERA: 2.28	6.0 W 25 7 1 1 4 1 0 1 0 0 0 0 50 81 1.50 1.333																					
	3.0 S 10 2 0 0 1 0 0 0 0 0 0 0 26 38 0.00 0.667																					

Minnesota Twins @ Cleveland Indians
 Cleveland Municipal Stadium, Cleveland, OH
 Tue Aug 18 1992, 7:05 PM EDT
 Att. 15,736 - Cloudy - 75 F

AB	33
R	1
H	9
RBI	1
BB	1
SO	5
LOB	14



Batter	1	2	3	4	5	6	7	8	9	AB	R	H	RBI	BB	SO	LOB	BOTTOM				
Kenny Lofton, L OBP: 0.343, SLG: 0.350 (1, 8) B C B B B	4-2 L4-6 G3-1 BB		2-1 S 1B		1-0 B1-3	2-3 K		2-2 1B 3B 1-H 2-H		4	1	2	2	1	1	2					
Mark Whiten, S OBP: 0.350, SLG: 0.396 (1, 9) C F X	0-2 G3-1 1-2		4-2 G4-6-3 BB		0-0 G4-3		0-0 L9	4-2 1B BB		3	0	0	0	2	0	1					
Carlos Baerga, S OBP: 0.356, SLG: 0.476 (1, 4) B X	1-0 L4-6 2-3		1-0 G4-6-3 1-2f			1-0 G4-3	1-2 BB 1B	1-2 G6-4-3 1B 1-2 3-H		5	0	2	1	0	0	3					
Albert Belle, R OBP: 0.317, SLG: 0.468 (1, 10) X		0-0 WP 1B 1B		4-2 G6-4-3 BB		1-0 G6-3	4-2 BB	0-0 G6-4-3 1-2f		3	1	1	0	2	0	2					
Paul Sorrento, L OBP: 0.346, SLG: 0.447 (1, 3) S T B S		1-3 K 1-2		0-0 G6-4-3 1-2f		4-2 2B E BB	0-1 F7			3	1	0	0	1	1	4					
Glenallen Hill, R OBP: 0.308, SLG: 0.452 (1, 7) B T B B B B B		4-2 1B CS BB		1-1 HR		1-1 E 2B	3-3 K			3	2	2	1	1	1	2					
Jim Thome, L OBP: 0.281, SLG: 0.307 (1, 5) Brook Jacoby, R OBP: 0.326, SLG: 0.343 (7, 5) C X		0-1 1B 1-3 2-H		4-2 FC6-4 BB		2-1 E6 1B BB		0-0 1B 3B 1B		2	1	1	1	1	0	0					
Mark Lewis, R OBP: 0.312, SLG: 0.359 (1, 6) B B X		2-0 P4		1-0 FC6-4 1-2f		4-2 1B BB		0-0 3B 1B		3	1	1	0	1	0	3					
Junior Ortiz, R OBP: 0.287, SLG: 0.256 (1, 2) S B C B		2-2 CS 3-H	0-3 K		2-0 G6-3	1-1 1B 1-2 2-H		2-2 F9		4	0	1	1	0	1	2					
Inning Stats	R: 0 E: 0 K: 0 S: 6	H: 0 LOB: 0 BB: 1 P: 11	R: 1 E: 0 K: 1 S: 11	H: 2 LOB: 1 BB: 1 P: 20	R: 0 E: 0 K: 1 S: 9	H: 1 LOB: 1 BB: 1 P: 15	R: 1 E: 0 K: 0 S: 9	H: 1 LOB: 1 BB: 2 P: 19	R: 0 E: 0 K: 0 S: 3	H: 0 LOB: 0 BB: 0 P: 6	R: 3 E: 1 K: 1 S: 16	H: 2 LOB: 2 BB: 2 P: 32	R: 0 E: 0 K: 1 S: 13	H: 1 LOB: 2 BB: 1 P: 21	R: 3 E: 0 K: 0 S: 15	H: 4 LOB: 1 BB: 1 P: 24	1B: 8 2B: 2 3B: 1 HR: 1	SF: 0 SAC: 0 DP: 4 HBP: 0	WP: 1 PB: 0 SB: 1 CS: 1	PA: 41 ERA WHIP	
PITCHER Scott Erickson, R ERA: 3.81 (1, 1) Willie Banks, R ERA: 5.93 (6, 1) Carl Willis, R ERA: 3.59 (8, 1)	IP 5.2 1.2 0.2	WLS L 2	BF 27 11 2	H 6 4 1	R 5 3 0	ER 2 3 0	SO 2 2 0	BB 7 2 0	IBB 0 0 0	HBP 0 0 0	BLK 0 0 0	WP 1 0 0	HR 1 0 0	S 51 27 4	P 98 45 5	ERA 3.18 16.20 0.00	WHIP 2.294 3.600 1.500				ERA WHIP

Minnesota Twins @ Cleveland Indians
Cleveland Municipal Stadium, Cleveland, OH

Tue Aug 18 1992, 7:05 PM EDT
Att. 15,736 - Cloudy - 75 F

livebaseballscorecards.com

AB	31
R	8
H	11
RBI	6
BB	9
SO	4
LOB	19



Batter	1	2	3	4	5	6	7	8	9	AB R H RBI BB SO LOB	TOP	
Shane Mack, R (1, 7) OBP: 0.398, SLG: 0.481	0-0 L8		2-1 G5-3		3-2 G5-3			1-3 K		4 0 0 0 0 1 0	Minnesota Twins @ Cleveland Indians Cleveland Municipal Stadium, Cleveland, OH Wed Aug 19 1992, 7:05 PM EDT Att. 11,300 - Cloudy - 66 F	
Greg Gagne, R (1, 6) OBP: 0.299, SLG: 0.375	1-2 1B 2B		0-0 G4-3			0-0 1B 2B		0-1 1B 1B		4 1 3 0 0 0 0		
Kirby Puckett, R (1, 8) OBP: 0.365, SLG: 0.508	0-1 1B		3-0 FC4-6 1B			1-3 K		2-1 FC6-4 1B		4 0 3 0 0 1 1		
Chili Davis, S (1, 10) OBP: 0.374, SLG: 0.407	2-3 K		0-0 FC4-6 1-2f			0-0 2-H 1B		1-3 K		4 0 1 1 0 2 5		
Brian Harper, R (1, 2) OBP: 0.342, SLG: 0.420	0-1 G1			0-1 G5-3		1-0 F8		0-0 FC6-4 1-2f		4 0 0 0 0 0 5		
Kent Hrbek, L (1, 3) OBP: 0.365, SLG: 0.411		1-3 K		1-3 K		0-2 F8		2-1 G4-3		4 0 0 0 0 2 1		
Pedro Munoz, R (1, 9) OBP: 0.306, SLG: 0.435		1-1 G5-3		0-0 F8			0-1 L3	0-0 F8		4 0 0 0 0 0 0		
Mike Pagliarulo, L (1, 5) OBP: 0.184, SLG: 0.188		1-0 FC6-4 1B			0-2 G3-1		1-0 G4-3	1-0 G3-1		4 0 1 0 0 0 0		
Jeff Reboulet, R (1, 4) OBP: 0.323, SLG: 0.293		1-2 FC6-4 1-2f			3-2 G6-3		3-2 G6-3			3 0 0 0 0 0 1		
Inning Stats	R: 0 H: 2 E: 0 LOB: 2 K: 1 BB: 0 S: 12 P: 15	R: 0 H: 1 E: 0 LOB: 1 K: 1 BB: 0 S: 10 P: 14	R: 0 H: 1 E: 0 LOB: 1 K: 0 BB: 0 S: 5 P: 10	R: 0 H: 0 E: 0 LOB: 0 K: 1 BB: 0 S: 6 P: 7	R: 0 H: 0 E: 0 LOB: 0 K: 0 BB: 0 S: 10 P: 16	R: 1 H: 2 E: 0 LOB: 1 K: 1 BB: 0 S: 10 P: 11	R: 0 H: 0 E: 0 LOB: 0 K: 0 BB: 0 S: 6 P: 10	R: 0 H: 2 E: 0 LOB: 2 K: 2 BB: 0 S: 11 P: 15	R: 0 H: 0 E: 0 LOB: 0 K: 0 BB: 0 S: 4 P: 7	1B: 6 SF: 0 2B: 2 SAC: 0 3B: 0 DP: 0 HR: 0 HBP: 0	WP: 0 PA: 35 PB: 0 SB: 0 CS: 0	
PITCHER Charles Nagy, R (1, 1) ERA: 2.52	IP WLS BF H R ER SO BB IBB HBP BLK WP HR S P ERA WHIP	9.0 W 35 8 1 1 6 0 0 0 0 0 0 0 74 105 1.00 0.889										

livebaseballscorecards.com

AB	35
R	1
H	8
RBI	1
BB	0
SO	6
LOB	13



Batter	1	2	3	4	5	6	7	8	9	10	AB R H RBI BB SO LOB	TOP												
Chuck Knoblauch, R OBP: 0.381, SLG: 0.370 (1, 4)	0-2 FC3-6 1B		0-2 1B G3-1 1B		2-2 G5-3 2B		2-2 P6			1-2 L4-3 1B	5 1 4 0 0 0 0	Minnesota Twins @ Cleveland Indians Cleveland Municipal Stadium, Cleveland, OH Thu Aug 20 1992, 7:05 PM EDT Att: 11,062 - Sunny - 66 F												
Randy Bush, L OBP: 0.276, SLG: 0.321 (1, 10)	1 SAFE 2-2 FC3-6 1-2f		1-1 G3-1		1-1 G5-3			1-0 E9 2B	0-2 L4-3	5 0 1 0 0 0 4														
Kirby Puckett, R OBP: 0.365, SLG: 0.509 (1, 8)	0-0 L7		1-2 2-3 1B		1-1 2B			0-0 G4-3	1-0 G5-3	5 0 2 1 0 0 2														
Kent Hrbek, L OBP: 0.362, SLG: 0.406 (1, 3)	3-3 K 1-2		0-0 P7		2-0 F7			3-0 G3-1-4		4 0 0 0 0 1 5														
Shane Mack, R OBP: 0.397, SLG: 0.479 (1, 7)		1-1 G3	0-0 L8			0-1 G4-6-3 1B		1-3 K		4 0 1 0 0 1 3														
Brian Harper, R OBP: 0.338, SLG: 0.416 (1, 2)		1-1 F7		1-1 G5-3		2-2 G4-6-3 1-2f		2-2 F8		4 0 0 0 0 0 1														
Pedro Munoz, R OBP: 0.306, SLG: 0.432 (1, 9)		2-2 1B 1B		1-0 P4		2-2 F7		3-2 F9		4 0 1 0 0 0 0														
Scott Leius, R OBP: 0.328, SLG: 0.360 (1, 5)		2-1 1-2 1B		2-3 K			0-2 F9	1-0 FC6 1B		4 0 2 0 0 1 0														
Greg Gagne, R OBP: 0.296, SLG: 0.371 (1, 6)		0-3 K2-3			0-0 F7		0-2 G6-3	0-1 FC6 1-2f		4 0 0 0 0 1 3														
Inning Stats	R: 0 E: 0 K: 1 S: 11	H: 1 LOB: 1 BB: 0 P: 16	R: 0 E: 0 K: 1 S: 13	H: 2 LOB: 2 BB: 0 P: 19	R: 0 E: 0 K: 0 S: 12	H: 2 LOB: 2 BB: 0 P: 14	R: 0 E: 0 K: 1 S: 6	H: 0 LOB: 0 BB: 0 P: 10	R: 1 E: 0 K: 0 S: 9	H: 2 LOB: 1 BB: 0 P: 15	R: 0 E: 0 K: 0 S: 10		H: 1 LOB: 0 BB: 0 P: 13	R: 0 E: 0 K: 0 S: 9	H: 0 LOB: 0 BB: 0 P: 11	R: 0 E: 1 K: 1 S: 6	H: 1 LOB: 1 BB: 0 P: 11	R: 0 E: 0 K: 0 S: 13	H: 1 LOB: 1 BB: 0 P: 19	R: 0 E: 0 K: 0 S: 10	H: 1 LOB: 0 BB: 0 P: 12	1B: 8 2B: 4 3B: 0 HR: 0	SF: 0 SAC: 0 DP: 2 HBP: 0	WP: 0 PB: 0 SB: 1 CS: 0
PITCHER	IP WLS BF H R ER SO BB IBB HBP BLK WP HR S P ERA WHIP																							
Rod Nichols, R ERA: 4.44 (1, 1)	7.1																							
Kevin Wickander, L ERA: 3.19 (8, 1)	0.1	1	0	0	0	0	0	0	0	0	0	0	0	0	0	0	0	0	0	0	0	0	0	0
Eric Plunk, R ERA: 3.42 (8, 1)	2.1	W 8	2	0	0	1	0	0	0	0	0	0	0	0	0	0	0	0	0	0	0	0	0	0

livebaseballscorecards.com

AB	39
R	1
H	11
RBI	1
BB	0
SO	4
LOB	18



Batter	1	2	3	4	5	6	7	8	9	10	AB	R	H	RBI	BB	SO	LOB
Kenny Lofton, L OBP: 0.339, SLG: 0.351 (1, 8)	2-2 G5-3		2-2 G3			0-0 G3			0-0 F8		4	0	0	0	0	0	0
Mark Whiten, S OBP: 0.348, SLG: 0.401 (1, 9)	0-2 G5-3			2-2 F8			0-0 HR		1-1 G6-3		4	1	1	1	0	0	0
Carlos Baerga, S OBP: 0.350, SLG: 0.468 (1, 4)	2-2 G3-1			3-2 F7			1-2 G6-3			0-0 F8	4	0	0	0	0	0	0
Albert Belle, R OBP: 0.316, SLG: 0.461 (1, 10)		0-0 G6-3		0-0 G6-3			3-3 K			4-2 2B BB	3	1	0	0	1	1	0
Paul Sorrento, L OBP: 0.350, SLG: 0.452 (1, 3)		4-1 G5-3 BB			2-1 FC3-8 1B		2-3 K			1-1 2B	3	0	2	1	1	1	0
Glenallen Hill, R OBP: 0.304, SLG: 0.444 (1, 7)		1-2 G5-3			1-0 FC3-6 F8-4-3		1-3 K				3	0	0	0	0	1	2
Jim Thome, L OBP: 0.275, SLG: 0.299 (1, 5)		2-3 K			2-0 F8-4-3		0-0 G5-3				3	0	0	0	0	1	2
Brook Jacoby, R OBP: 0.326, SLG: 0.343 (9, 5)					1-2						0	0	0	0	0	0	0
Mark Lewis, R OBP: 0.312, SLG: 0.362 (1, 6)			1-0 G5-3			0-1 G5-3			2-1 P3		3	0	0	0	0	0	0
Junior Ortiz, R OBP: 0.282, SLG: 0.252 (1, 2)			2-2 G4-3			2-2 G5-3			2-2 G4-3		3	0	0	0	0	0	0

Inning Stats	R: 0	H: 0	E: 0	K: 0	S: 12	P: 16	R: 0	H: 0	E: 0	K: 1	S: 9	P: 16	R: 0	H: 0	E: 0	K: 0	S: 8	P: 13	R: 0	H: 0	E: 0	K: 0	S: 8	P: 13	R: 0	H: 1	E: 0	K: 0	S: 4	P: 9	R: 0	H: 0	E: 0	K: 0	S: 6	P: 8	R: 1	H: 1	E: 0	K: 2	S: 11	P: 17	R: 0	H: 0	E: 0	K: 1	S: 6	P: 9	R: 0	H: 0	E: 0	K: 0	S: 7	P: 10	R: 1	H: 1	E: 0	K: 0	S: 5	P: 10	1B: 1	2B: 2	3B: 0	HR: 1	SF: 0	SAC: 0	DP: 1	HBP: 0	WP: 0	PA: 32
--------------	------	------	------	------	-------	-------	------	------	------	------	------	-------	------	------	------	------	------	-------	------	------	------	------	------	-------	------	------	------	------	------	------	------	------	------	------	------	------	------	------	------	------	-------	-------	------	------	------	------	------	------	------	------	------	------	------	-------	------	------	------	------	------	-------	-------	-------	-------	-------	-------	--------	-------	--------	-------	--------

PITCHER	IP	WLS	BF	H	R	ER	SO	BB	IBB	HBP	BLK	WP	HR	S	P	ERA	WHIP
Kevin Tapani, R ERA: 3.89 (1, 1)	9.1	L	32	3	2	2	4	2	0	0	0	0	1	76	121	1.93	0.536

MINNESOTA TWINS @ CLEVELAND INDIANS
Cleveland Municipal Stadium, Cleveland, OH
 Thu Aug 20 1992, 7:05 PM EDT
 Att. 11,062 - Sunny - 66 F

livebaseballscorecards.com

AB	30
R	2
H	3
RBI	2
BB	2
SO	4
LOB	4



Batter	1	2	3	4	5	6	7	8	9	AB R H RBI BB SO LOB	TOP													
Brian Downing, R (1, 10) OBP: 0.405, SLG: 0.420 Geno Petrali, L (8, PH) OBP: 0.285, SLG: 0.290	4-2 B HR BB	2-2 F8			2-2 G3 1-3 2B		1-1 F8	2-1 G3		3 1 1 0 1 0 2 1 0 0 0 0 0 2														
Rafael Palmeiro, L (1, 3) OBP: 0.338, SLG: 0.407	0-0 L9		1-1 G3		2-0 G3		3-1 1B	2-1 G6-3		5 0 1 1 0 0 2														
Ruben Sierra, S (1, 9) OBP: 0.316, SLG: 0.444	1-2 1-H HR		2-1 P6		4-0 FC6-4 BB		0-2 1B	1-0 G4-3		4 1 2 3 1 0 0														
Juan Gonzalez, R (1, 8) OBP: 0.297, SLG: 0.513	4-2 BB		3-3 K		0-2 FC6-4		2-2 P3	0-1 HR		4 1 1 1 1 1 4														
Monty Fariss, R (1, 7) OBP: 0.316, SLG: 0.356 (8, 4)	2-3 K			1-2 G5-3		2-2 F8	3-2 G6-3	2-3 K		5 0 0 0 0 2 3														
Dean Palmer, R (1, 5) OBP: 0.328, SLG: 0.450	0-1 F9			1-3 K		3-1 HR		2-2 F8		4 1 1 1 0 1 1														
Ivan Rodriguez, R (1, 2) OBP: 0.318, SLG: 0.393		1-0 2B		2-2 G4-3		0-2 G6-3		0-1 2B		4 0 2 0 0 0 0														
Mario Diaz, R (1, 6) OBP: 0.091, SLG: 0.091 (7, 4) Kevin Reimer, L (8, PH) OBP: 0.352, SLG: 0.475 (8, 7)		0-0 F9			1-0 G5-3	1-2 F9		4-2 BB		3 0 0 0 0 0 1 0 0 0 0 1 0 0														
Jeff Frye, R (1, 4) OBP: 0.305, SLG: 0.333 Jeff Huson, L (7, PH) OBP: 0.342, SLG: 0.369 (7, 6)		2-3 K			0-1 2B G3 1B		2-2 1B 1B	0-3 K		2 1 1 0 0 1 1 2 1 1 0 0 1 2														
Inning Stats	R: 2 E: 0 K: 1 S: 17	H: 1 LOB: 1 BB: 2 P: 28	R: 0 E: 0 K: 1 S: 10	H: 1 LOB: 1 BB: 0 P: 15	R: 0 E: 0 K: 1 S: 11	H: 0 LOB: 0 BB: 0 P: 17	R: 0 E: 0 K: 1 S: 9	H: 0 LOB: 0 BB: 0 P: 13	R: 1 E: 0 K: 0 S: 10	H: 2 LOB: 2 BB: 1 P: 19	R: 1 E: 0 K: 0 S: 15	H: 1 LOB: 0 BB: 0 P: 21	R: 1 E: 0 K: 0 S: 19	H: 3 LOB: 2 BB: 0 P: 30	R: 0 E: 0 K: 1 S: 12	H: 1 LOB: 2 BB: 1 P: 20	R: 1 E: 0 K: 1 S: 8	H: 1 LOB: 0 BB: 0 P: 13	1B: 4 2B: 3 3B: 0 HR: 3	SF: 0 SAC: 0 DP: 0 HBP: 0	WP: 0 PB: 0 SB: 0 CS: 0	PA: 41		
PITCHER	IP WLS BF H R ER SO BB IBB HBP BLK WP HR S P ERA WHIP																							
Dennis Cook, L (1, 1) ERA: 4.11 Ted Power, R (7, 1) ERA: 2.36 Derek Lilliquist, L (8, 1) ERA: 1.53 Steve Olin, R (8, 1) ERA: 1.99	6.0 W 26 5 4 4 4 3 0 0 0 0 2 72 113 6.00 1.333	1.1 8 4 1 1 0 0 0 0 0 0 0 24 37 6.75 3.000	0.1 2 0 0 0 1 1 0 0 0 0 0 5 9 0.00 3.000	1.1 S 5 1 1 1 1 0 0 0 0 0 1 10 17 6.75 0.750																				

Texas Rangers @ Cleveland Indians
 Cleveland Municipal Stadium, Cleveland, OH

Fri Aug 21 1992, 7:05 PM EDT
 Att. 35,101 - Sunny - 68 F

livebaseballscorecards.com

AB	37
R	6
H	10
RBI	6
BB	4
SO	6
LOB	18



Batter	1	2	3	4	5	6	7	8	9	AB R H RBI BB SO LOB	TOP										
Brian Downing, R (1, 10) OBP: 0.406, SLG: 0.419	0-0 P2			0-1 F7		4-2 SH2-4 BB		1-1 FC4-6 1B		3 0 1 0 1 0 0											
Rafael Palmeiro, L (1, 3) OBP: 0.338, SLG: 0.406	0-3 K			1-3 K		1-0 SH2-4		0-0 FC4-6 1B		3 0 1 0 0 2 0											
Ruben Sierra, S (1, 9) OBP: 0.317, SLG: 0.442	2-2 F8			4-2 BB		4-0 IBB		2-2 FC4-6 1-2f 2-3		2 0 0 0 2 0 2											
Juan Gonzalez, R (1, 8) OBP: 0.294, SLG: 0.509			1-2 G6-3	2-3 K		1-2 P3		0-3 K		4 0 0 0 0 2 6											
Kevin Reimer, L (1, 7) OBP: 0.348, SLG: 0.470			1-0 G4-3		1-0 G4-3	1-3 K		3-1 G5-3		4 0 0 0 0 1 5											
Dean Palmer, R (1, 5) OBP: 0.325, SLG: 0.446			2-3 K		0-3 K		1-2 G6-3		1-3 K	4 0 0 0 0 3 0											
Ivan Rodriguez, R (1, 2) OBP: 0.318, SLG: 0.394			1-1 G6-3		3-3 K		0-1 2B		1-0 G4-3	4 0 1 0 0 1 0											
Jeff Huson, L (1, 6) OBP: 0.344, SLG: 0.369			3-1 L8		0-1 2B 1B		0-3 K		4-0 BB	3 1 1 0 1 1 1											
Jeff Frye, R (1, 4) OBP: 0.308, SLG: 0.346			2-1 P3		0-0 SH2-4 1-H 2B		0-3 K		3-2 F7	2 0 1 1 0 0 0											
Geno Petralli, L (7, PH) OBP: 0.282, SLG: 0.287										2 0 0 0 0 1 2											
Inning Stats	R: 0 E: 0 K: 1 S: 7	H: 0 LOB: 0 BB: 0 P: 9	R: 0 E: 0 K: 1 S: 7	H: 0 LOB: 0 BB: 0 P: 11	R: 0 E: 0 K: 0 S: 6	H: 0 LOB: 1 BB: 1 P: 12	R: 0 E: 0 K: 2 S: 11	H: 0 LOB: 1 BB: 1 P: 18	R: 0 E: 0 K: 2 S: 8	H: 1 LOB: 1 BB: 0 P: 12	R: 1 E: 0 K: 1 S: 12	H: 2 LOB: 3 BB: 2 P: 23	R: 0 E: 0 K: 2 S: 14	H: 1 LOB: 1 BB: 0 P: 15	R: 0 E: 0 K: 1 S: 12	H: 2 LOB: 2 BB: 0 P: 18	R: 0 E: 0 K: 1 S: 7	H: 0 LOB: 1 BB: 1 P: 16	1B: 3 2B: 2 3B: 0 HR: 0	SF: 0 SAC: 1 DP: 0 HBP: 0	WP: 0 PA: 36 PB: 0 SB: 0 CS: 0
PITCHER	IP WLS BF H R ER SO BB IBB HBP BLK WP HR S P ERA WHIP																				
Jack Armstrong, R (1, 1) ERA: 4.78	5.0 W 19 2 1 1 6 2 0 0 0 0 0 44 71 1.80 0.800																				
Kevin Wickander, L (6, 1) ERA: 3.16	0.1 2 0 0 0 0 0 1 0 0 0 0 1 6 0.00 0.000																				
Ted Power, R (6, 1) ERA: 2.29	2.1 10 3 0 0 4 0 0 0 0 0 0 30 36 0.00 1.286																				
Derek Lilliquist, L (8, 1) ERA: 1.52	0.1 1 0 0 0 0 0 0 0 0 0 0 2 5 0.00 0.000																				
Eric Plunk, R (9, 1) ERA: 3.35	1.0 4 0 0 0 1 1 0 0 0 0 0 7 16 0.00 1.000																				

Texas Rangers @ Cleveland Indians
Cleveland Municipal Stadium, Cleveland, OH

Sat Aug 22 1992, 3:33 AM EDT
Att. 16,799 - Sunny - 73 F

livebaseballscorecards.com

AB	31
R	1
H	5
RBI	1
BB	4
SO	11
LOB	16



BOTTOM

Texas Rangers @ Cleveland Indians
Cleveland Municipal Stadium, Cleveland, OH

Sat Aug 22 1992, 3:33 AM EDT
Att. 16,799 - Sunny - 73 F

livebaseballscorecards.com

AB	35
R	6
H	13
RBI	6
BB	2
SO	3
LOB	19



WP:	0	PA:	40
PB:	0		
SB:	0		
CS:	0		

AB R H RBI BB SO LOB

3 0 1 0 2 0 2

4 1 0 1 0 0 2

4 0 1 0 0 0 2

5 1 0 0 0 3 4

4 2 3 2 0 0 0

4 1 3 1 0 0 1

4 0 1 1 0 0 4

4 1 3 0 0 0 2

1B:	10	SF:	0
2B:	2	SAC:	2
3B:	0	DP:	1
HR:	1	HBP:	1

Batter	1	2	3	4	5	6	7	8	9
Kenny Lofton, L OBP: 0.342, SLG: 0.351 (1, 8)	1-1 FC4-6 1B		0-0 G3		4-2 SH1-3 BB	0-1 FC4-6 1-2f		4-2 HBP BB	
Thomas Howard, S OBP: 0.316, SLG: 0.352 (1, 7)	1-2 FC4-6 1-2f		0-2 G3-1		1-1 SH1-3		1-2 E4 FC5-4 1B	1-2 F8	
Carlos Baerga, S OBP: 0.353, SLG: 0.468 (1, 4)	0-1 G4-6-3 1-2f		1-2 G3		1-2 F9		0-0 FC5-4 1B	1-0 HBP	
Albert Belle, R OBP: 0.318, SLG: 0.463 (1, 10)		2-3 K		2-3 K		0-2 G6-3	1-2 FC5-4 1B	2-3 K	
Paul Sorrento, L OBP: 0.353, SLG: 0.463 (1, 3)		3-0 1B 2B		1-1 G4-3		2-2 HR	2-1 1B		
Mark Whiten, S OBP: 0.352, SLG: 0.404 (1, 9)		0-0 P4		2-2 1B		1-2 1B	1-0 1B		
Brook Jacoby, R OBP: 0.323, SLG: 0.344 (1, 5)		0-1 1B		1-2 F9		2-2 P9	1-2 L7		
Felix Fermin, R OBP: 0.300, SLG: 0.309 (1, 6)		1-2 1B			1-0 SH3-4 SH1-3 2B	0-0 1B	2-2 F8		
Junior Ortiz, R OBP: 0.289, SLG: 0.261 (1, 2)		1-1 G1-3			0-0 SH3-4	2-1 FC4-6 1B		1-0 G6-3	

Inning Stats	R: 0	H: 1	E: 0	LOB: 0	K: 0	S: 7	P: 9	R: 1	H: 3	E: 0	LOB: 2	K: 1	S: 12	P: 19	R: 0	H: 0	E: 0	LOB: 0	K: 0	S: 10	P: 11	R: 0	H: 1	E: 0	LOB: 1	K: 1	S: 11	R: 1	H: 1	E: 0	LOB: 1	K: 0	S: 12	P: 17	R: 2	H: 4	E: 1	LOB: 2	K: 0	S: 18	P: 25	R: 2	H: 3	E: 1	LOB: 2	K: 0	S: 16	P: 24	R: 0	H: 0	E: 0	LOB: 2	K: 1	S: 10	P: 19
--------------	------	------	------	--------	------	------	------	------	------	------	--------	------	-------	-------	------	------	------	--------	------	-------	-------	------	------	------	--------	------	-------	------	------	------	--------	------	-------	-------	------	------	------	--------	------	-------	-------	------	------	------	--------	------	-------	-------	------	------	------	--------	------	-------	-------

PITCHER	IP	WLS	BF	H	R	ER	SO	BB	IBB	HBP	BLK	WP	HR	S	P	ERA	WHIP
Bobby Witt, R ERA: 4.4 (1, 1)	5.2	L	27	10	4	4	2	1	0	0	0	0	1	68	96	6.35	1.941
Kenny Rogers, L ERA: 2.97 (6, 1)	0.1		1	0	0	0	0	0	0	0	0	0	0	2	2	0.00	0.000
Todd Burns, R ERA: 3.7 (7, 1)	1.0		7	3	2	1	0	0	0	0	0	0	0	16	24	9.00	3.000
Jeff Russell, R ERA: 1.96 (8, 1)	1.0		5	0	0	0	1	1	0	1	0	0	0	10	19	0.00	1.000

WP:	HR	S	P	ERA	WHIP
0	0	0	0	0.00	0.000

Batter	1	2	3	4	5	6	7	8	9	AB R H RBI BB SO LOB	TOP																
Brian Downing, R (1, 10) OBP: 0.412, SLG: 0.439	2-2 HBP 1B		2-2 HR 1B		1-1 G4-6-3 1B			1-0 SAFE G3	3-2 HR	5 2 4 3 0 0 1																	
Kevin Reimer, L (1, 7) OBP: 0.350, SLG: 0.469	2-1 HBP		2-2 HR 1B		0-0 G4-6-3			0-2 G3	4-2 PB 2B	3 1 1 0 0 0 2																	
David Hulse, L (8, 8) OBP: 0.313, SLG: 0.214	1-2 HBP		1-2 HR 1B		1-2			2-3	2B	0 1 0 0 1 0 0																	
Ruben Sierra, S (1, 9) OBP: 0.320, SLG: 0.446	1-1 1-2 2-H 1B		0-2 F7				1-2 F8	1-1 HR 1B	2-1 2B	5 2 3 2 0 0 2																	
Juan Gonzalez, R (1, 8) OBP: 0.297, SLG: 0.522	3-3 K		0-0 HR				1-2 P9	1-1 HR	4-2 2B	4 3 2 5 1 1 2																	
Rafael Palmeiro, L (1, 3) OBP: 0.337, SLG: 0.403	3-2 G3-1		0-0 F7				3-1 F8	4-2 HR BB	2-1 F7	4 1 0 0 1 0 4																	
Dean Palmer, R (1, 5) OBP: 0.324, SLG: 0.450		2-2 P6		0-1 F9			2-3 K	2-0 HR	3-2 L8	5 1 1 2 0 1 2																	
Geno Petrali, L (1, 2) OBP: 0.285, SLG: 0.292		3-2 G4-3		3-1 G3-1			4-2 G6-4-3 BB	2-2 G5-3	3-1 2B	4 0 1 2 1 0 0																	
Jeff Huson, L (1, 6) OBP: 0.342, SLG: 0.366		0-0 G4-3		1-0 G6-3			0-0 G6-4-3		1B HR 1B	5 1 1 0 0 0 2																	
Jeff Frye, R (1, 4) OBP: 0.303, SLG: 0.339			0-1 G6-3				0-3 K	0-0 G3 1B	1-0 HR 1B	2 0 0 0 0 1 0																	
Al Newman, S (8, PH) OBP: 0.326, SLG: 0.259										2 2 2 0 0 0 0																	
Inning Stats	R: 0 E: 0 K: 1 S: 15	H: 2 LOB: 2 BB: 0 P: 26	R: 0 E: 0 K: 0 S: 8	H: 0 LOB: 0 BB: 0 P: 13	R: 3 E: 0 K: 0 S: 13	H: 3 LOB: 0 BB: 0 P: 17	R: 0 E: 0 K: 0 S: 5	H: 0 LOB: 0 BB: 0 P: 9	R: 0 E: 0 K: 1 S: 6	H: 1 LOB: 0 BB: 0 P: 7	R: 0 E: 0 K: 1 S: 8	H: 0 LOB: 0 BB: 0 P: 13	R: 0 E: 0 K: 1 S: 6	H: 0 LOB: 0 BB: 1 P: 12	R: 5 E: 0 K: 0 S: 19	H: 4 LOB: 0 BB: 1 P: 30	R: 6 E: 0 K: 0 S: 22	H: 5 LOB: 1 BB: 2 P: 48	1B: 9 2B: 2 3B: 0 HR: 4	SF: 0 SAC: 0 DP: 2 HBP: 1	WP: 0 PB: 1 SB: 0 CS: 0	PA: 44					
PITCHER	IP	WLS	BF	H	R	ER	SO	BB	IBB	HBP	BLK	WP	HR	S	P	ERA	WHIP										
Jose Mesa, R (1, 1) ERA: 4.34	7.0		26	6	3	3	3	1	0	1	0	0	1	61	97	3.86	1.000										
Steve Olin, R (8, 1) ERA: 2.67	0.2	L	7	4	5	5	0	1	0	0	0	0	2	16	25	67.50	7.500										
Derek Lilliquist, L (8, 1) ERA: 1.51	0.1		1	0	0	0	0	0	0	0	0	0	0	3	5	0.00	0.000										
Dave Otto, L (9, 1) ERA: 7.21	0.0		5	4	5	5	0	1	0	0	0	0	1	10	23	∞	∞										
Eric Plunk, R (9, 1) ERA: 3.47	1.0		5	1	1	1	0	1	0	0	0	0	0	12	25	9.00	2.000										

Texas Rangers @ Cleveland Indians
Cleveland Municipal Stadium, Cleveland, OH

Sun Aug 23 1992, 3:33 AM EDT
Att. 27,706 - Cloudy - 82 F

livebaseballscorecards.com

AB	39
R	14
H	15
RBI	14
BB	4
SO	3
LOB	15



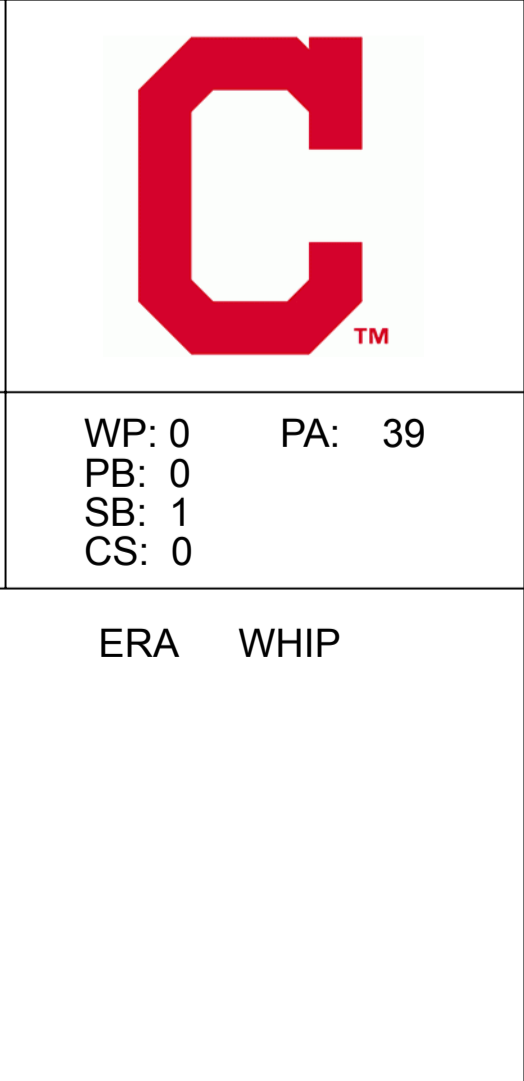
Batter	1	2	3	4	5	6	7	8	9	AB	R	H	RBI	BB	SO	LOB
Kenny Lofton, L OBP: 0.347, SLG: 0.362 (1, 8)	2-1 F7 1B		1-0 HR		3-2 1B FC1-2 1B		4-0 1B SF8 BB		0-0 F8	4	2	3	1	1	0	1
Thomas Howard, S OBP: 0.320, SLG: 0.360 (1, 7)	1-2 F7 1-2		0-0 2B		2-2 FC1-2 1B 1-3		0-2 1B 1-3 2-H		2-3 K	5	0	3	1	0	1	2
Carlos Baerga, S OBP: 0.352, SLG: 0.464 (1, 4)	0-1 F8		3-2 G3		0-2 FC1-2 1-2 3-H		4-0 IBB		0-2 G6-3	4	0	0	0	1	0	4
Albert Belle, R OBP: 0.318, SLG: 0.462 (1, 10)		2-2 G4-6-3 1B		2-3 K	2-0 F7		3-0 SF8		3-0 SF8	3	0	1	1	0	1	2
Paul Sorrento, L OBP: 0.353, SLG: 0.462 (1, 3)		2-0 FC G4-6-3		1-0 1B 1B		2-2 G3-1	1-0 P3		1-0 P3	3	1	1	0	0	0	1
Carlos Martinez, R OBP: 0.290, SLG: 0.330 (7, PH) (8, 3)		1-2 G4-6-3		1-0 1B 1B		4-2 G6-3 BB			2-1 L4	1	0	0	0	0	0	2
Mark Whiten, S OBP: 0.351, SLG: 0.401 (1, 9)		1-0 G4-6-3 1-2f 2-3		2-0 F7		4-2 G6-3 BB			2-1 L4	3	0	0	0	1	0	3
Brook Jacoby, R OBP: 0.322, SLG: 0.343 (1, 5)		0-0 G6-3		1-0 1B 1-2 1B		1-2 G6-3 1-2f			0-3 K	4	0	1	0	0	1	2
Felix Fermin, R OBP: 0.299, SLG: 0.307 (1, 6)			0-2 G5-3		1-0 1B 1-3 2-H		0-1 G1-3		0-0 P4	4	0	1	1	0	0	0
Jesse Levis, L OBP: 0.357, SLG: 0.571 (1, 2)			1-1 G3-1		0-1 G6-3		1-2 1B 2B		1-2 2B	3	0	1	0	0	0	0
Glenallen Hill, R OBP: 0.300, SLG: 0.438 (7, PR)										0	1	0	0	0	0	0
Junior Ortiz, R OBP: 0.293, SLG: 0.273 (8, 2)										1	0	1	0	0	0	0

Inning Stats	R: 0	H: 1	E: 0	LOB: 0	K: 0	S: 8	P: 11	R: 0	H: 1	E: 1	LOB: 1	K: 0	S: 7	P: 12	R: 1	H: 2	E: 0	LOB: 1	K: 0	S: 12	P: 17	R: 1	H: 3	E: 0	LOB: 2	K: 1	S: 7	P: 14	R: 0	H: 2	E: 0	LOB: 2	K: 0	S: 17	P: 23	R: 0	H: 0	E: 0	LOB: 0	K: 0	S: 8	P: 15	R: 2	H: 2	E: 0	LOB: 2	K: 0	S: 10	P: 23	R: 0	H: 0	E: 0	LOB: 0	K: 1	S: 6	P: 8	R: 0	H: 1	E: 0	LOB: 1	K: 1	S: 14	P: 17	1B: 8	SF: 1	2B: 3	SAC: 0	3B: 0	DP: 2	HR: 1	HBP: 0	WP: 0	PA: 39
--------------	------	------	------	--------	------	------	-------	------	------	------	--------	------	------	-------	------	------	------	--------	------	-------	-------	------	------	------	--------	------	------	-------	------	------	------	--------	------	-------	-------	------	------	------	--------	------	------	-------	------	------	------	--------	------	-------	-------	------	------	------	--------	------	------	------	------	------	------	--------	------	-------	-------	-------	-------	-------	--------	-------	-------	-------	--------	-------	--------

PITCHER	IP	WLS	BF	H	R	ER	SO	BB	IBB	HBP	BLK	WP	HR	S	P	ERA	WHIP
Kevin Brown, R ERA: 3.41 (1, 1)	6.2		31	11	4	4	1	2	1	0	0	0	1	68	113	5.40	1.950
Kenny Rogers, L ERA: 2.95 (7, 1)	0.1	W	1	0	0	0	0	0	0	0	0	0	0	1	2	0.00	0.000
Ed Nunez, R ERA: 3.81 (8, 1)	1.0		3	0	0	0	1	0	0	0	0	0	0	6	8	0.00	0.000
Brian Bohanon, L ERA: 6.61 (9, 1)	1.0		4	1	0	0	1	0	0	0	0	0	0	14	17	0.00	1.000

TEXAS RANGERS @ CLEVELAND INDIANS
Cleveland Municipal Stadium, Cleveland, OH
 Sun Aug 23 1992, 3:33 AM EDT
 Att: 27,706 - Cloudy - 82 F

AB	35
R	4
H	12
RBI	4
BB	3
SO	3
LOB	17



Batter	1	2	3	4	5	6	7	8	9	AB R H RBI BB SO LOB	TOP
Kenny Lofton, L OBP: 0.348, SLG: 0.366 (1, 8) B C B F B C	3-3 K ①		X 0-0 G4-3 ③			C B L B X 2-2 2B		C C C B B X 2-2 1B	4 0 2 0 0 1 0		
Mark Whiten, S OBP: 0.348, SLG: 0.397 (1, 9) S B F S	1-3 K ②			B X 1-0 G5-3 ①		B F F F X 1-2 L5 ③		C C C C S 0-3 K ②	4 0 0 0 0 2 2		
Carlos Baerga, S OBP: 0.351, SLG: 0.461 (1, 4) F H	1-1 FC5-4 HBP			B X 1-0 F9		B B F B X 2-1 G6-3 ①		C X 0-1 G4-3 ③	3 0 0 0 0 0 1		
Albert Belle, R OBP: 0.316, SLG: 0.459 (1, 10) B X	1-0 FC5-4 1-2f			X 0-0 G6-3 ③		C B C B X 2-3 K ②			3 0 0 0 0 1 1		
Carlos Martinez, R OBP: 0.282, SLG: 0.320 (1, 3)		B B X 2-0 P4 ①		B X 1-0 F9 ①		B S X 1-1 F9 ③			3 0 0 0 0 0 0		
Glenallen Hill, R OBP: 0.297, SLG: 0.434 (1, 7)		B X 1-0 P4 ②		B C X 1-1 P5 ②		B X 1-0 P4 ①			3 0 0 0 0 0 0		
Brook Jacoby, R OBP: 0.319, SLG: 0.339 (1, 5)		B X 1-0 F8 ③		B C X 1-2 L3 ③		B F F F S 2-3 K ②			3 0 0 0 0 1 0		
Mark Lewis, R OBP: 0.314, SLG: 0.364 (1, 6)			S B T C 1-3 K2-3 ①		C B X 1-1 P4 ①		F X 0-1 G5-3 ③		3 0 0 0 0 1 0		
Junior Ortiz, R OBP: 0.288, SLG: 0.268 (1, 2)			F B C B X 1-2 G6-3 ②		X 0-0 G4-3 ②		B C B X 2-1 F9 ①		3 0 0 0 0 0 0		
Inning Stats	R: 0 E: 0 K: 2 S: 8 H: 0 LOB: 1 BB: 0 P: 14	R: 0 E: 0 K: 0 S: 3 H: 0 LOB: 0 BB: 0 P: 7	R: 0 E: 0 K: 1 S: 8 H: 0 LOB: 0 BB: 0 P: 10	R: 0 E: 0 K: 0 S: 3 H: 0 LOB: 0 BB: 0 P: 5	R: 0 E: 0 K: 0 S: 6 H: 0 LOB: 0 BB: 0 P: 9	R: 0 E: 0 K: 0 S: 10 H: 1 LOB: 1 BB: 0 P: 14	R: 0 E: 0 K: 1 S: 7 H: 0 LOB: 0 BB: 0 P: 12	R: 0 E: 0 K: 1 S: 8 H: 0 LOB: 0 BB: 0 P: 11	R: 0 E: 0 K: 1 S: 10 H: 1 LOB: 1 BB: 0 P: 14	1B: 1 2B: 1 3B: 0 HR: 0 SF: 0 SAC: 0 DP: 0 HBP: 1	WP: 0 PB: 0 SB: 0 CS: 0 PA: 30
PITCHER Dave Fleming, L ERA: 3.12 (1, 1)	IP 9.0 WLS W BF 30 H 2 R 0 ER 0 SO 6 BB 0 IBB 0 HBP 1 BLK 0 WP 0 HR 0 S 63 P 96 ERA 0.00 WHIP 0.222										

Cleveland Indians @ Seattle Mariners
The Kingdome, Seattle, WA
Tue Aug 25 1992, 10:05 PM EDT
Att: 14,015 - Dome - 70 F

livebaseballscorecards.com

AB	29
R	0
H	2
RBI	0
BB	0
SO	6
LOB	4



Batter	1	2	3	4	5	6	7	8	9	AB R H RBI BB SO LOB
Omar Vizquel, S OBP: 0.365, SLG: 0.374 (1, 6)	2-1 G4-3		3-1 HR 1B	1-2 P2		3-2 P6				4 1 1 0 0 0 0
Edgar Martinez, R OBP: 0.407, SLG: 0.553 (1, 10)	4-2 1B BB		0-0 HR		3-2 1B		1-1 G5-3			3 1 2 3 1 0 0
Ken Griffey Jr., L OBP: 0.368, SLG: 0.557 (1, 8)	0-0 1B		1-3 K		2-2 L3		0-0 E4 1B			4 0 1 0 0 1 1
Kevin Mitchell, R OBP: 0.343, SLG: 0.424 (1, 7)	1-0 FC5-4-3		0-0 BB 1B		4-1 3B BB		0-0 G1-6-3 1B			3 1 2 0 1 0 2
Tino Martinez, L OBP: 0.306, SLG: 0.386 (1, 3)		2-0 L9	4-0 BB		4-1 3B BB		1-1 G1-6-3			2 1 0 0 2 0 2
Jay Buhner, R OBP: 0.325, SLG: 0.416 (1, 9)		2-3 K	2-3 K		0-0 3B		1-2 P3			4 0 1 2 0 2 2
Mike Blowers, R OBP: 0.242, SLG: 0.200 (1, 5)		1-3 K	0-0 G6-3		0-0 G5-3		1-1 G5-3			4 0 0 0 0 1 3
Dave Valle, R OBP: 0.303, SLG: 0.361 (1, 2)			1-2 1B 2B		1-1 F7		0-2 G4-3 1B			4 1 3 0 0 0 0
Harold Reynolds, S OBP: 0.324, SLG: 0.339 (1, 4)			0-0 1B HR 1B		1-0 G4-3		1-2 G4-3			4 1 1 1 0 0 2


Inning Stats	R: 0	H: 1	E: 0	LOB: 1	K: 0	S: 6	R: 0	H: 0	E: 0	LOB: 0	K: 2	S: 7	R: 4	H: 5	E: 0	LOB: 2	K: 2	S: 18	R: 0	H: 0	E: 0	LOB: 0	K: 0	S: 6	R: 2	H: 2	E: 0	LOB: 1	K: 0	S: 11	R: 0	H: 1	E: 0	LOB: 0	K: 0	S: 11	R: 0	H: 1	E: 1	LOB: 1	K: 0	S: 9	R: 0	H: 1	E: 0	LOB: 1	K: 0	S: 11	1B: 7	2B: 4	3B: 1	HR: 1	SF: 0	SAC: 0	DP: 4	HBP: 0	WP: 1	PB: 0	SB: 1	CS: 0	PA: 36
PITCHER Charles Nagy, R ERA: 2.69 (1, 1)	IP	WLS	BF	H	R	ER	SO	BB	IBB	HBP	BLK	WP	HR	S	P	ERA	WHIP	IP	WLS	BF	H	R	ER	SO	BB	IBB	HBP	BLK	WP	HR	S	P	ERA	WHIP	IP	WLS	BF	H	R	ER	SO	BB	IBB	HBP	BLK	WP	HR	S	P	ERA	WHIP										

BOTTOM

Cleveland Indians @ Seattle Mariners
The Kingdome, Seattle, WA
Tue Aug 25 1992, 10:05 PM EDT
Att. 14,015 - Dome - 70 F

livebaseballscorecards.com

AB	32
R	6
H	11
RBI	6
BB	4
SO	4
LOB	12



Batter	1	2	3	4	5	6	7	8	9	10	AB R H RBI BB SO LOB	TOP																		
Kenny Lofton, L OBP: 0.351, SLG: 0.367 (1, 8)	4-2 F9 G4-3 BB		2-2 G1-3			2-1 1B SF8 1B	3-3 K			2-2 WP 1B 2B	4 3 2 0 1 1 3																			
Mark Whiten, S OBP: 0.349, SLG: 0.397 (1, 9)	3-1 F9 1-3			1-3 K		1-0 CS 1B		3-2 F8		0-0 WP 2B 1B	5 1 2 1 0 1 1																			
Carlos Baerga, S OBP: 0.352, SLG: 0.465 (1, 4)	1-0 G4-3 3-H			1-3 K		1-1 SF8		0-0 F8 2B		1-2 2B 2B	4 1 2 4 0 1 0																			
Albert Belle, R OBP: 0.316, SLG: 0.460 (1, 10)	3-3 K			2-2 1B		2-3 K		1-1 F8		1-0 2B 2B	5 0 2 1 0 2 2																			
Carlos Martinez, R OBP: 0.278, SLG: 0.315 (1, 3)		1-1 F8-4 1B		1-0 L8		1-2 CS	1-3 K	2-0 L8		1-1 P3	5 0 1 0 0 1 3																			
Glenallen Hill, R OBP: 0.296, SLG: 0.428 (1, 7)		1-0 F8-4 1-2		2-0 F8		4-2 BB 1B BB		2-2 L5		2-0 P2	4 0 0 0 1 0 2																			
Brook Jacoby, R OBP: 0.318, SLG: 0.337 (1, 5)		0-2 F9		1-1 L7		0-1 SAFE BB 1B		0-0 F8			4 0 1 0 0 0 0																			
Mark Lewis, R OBP: 0.314, SLG: 0.361 (1, 6)			0-3 K		0-2 F9	4-2 BB 1B BB		1-3 K			3 0 0 0 1 2 0																			
Junior Ortiz, R OBP: 0.288, SLG: 0.269 (1, 2)			0-2 F8		1-0 1B 1B	0-3 K				0-0 L3	3 1 1 0 0 1 3																			
Thomas Howard, S OBP: 0.319, SLG: 0.358 (10, PH)											1 0 0 0 0 0 0																			
Jesse Levis, L OBP: 0.357, SLG: 0.571 (10, 2)											0 0 0 0 0 0 0																			
Inning Stats	R: 1 E: 0 K: 1 S: 8	H: 0 LOB: 0 BB: 1 P: 19	R: 0 E: 0 K: 0 S: 6	H: 1 LOB: 0 BB: 0 P: 8	R: 0 E: 0 K: 1 S: 10	H: 0 LOB: 0 BB: 0 P: 12	R: 0 E: 0 K: 2 S: 11	H: 1 LOB: 1 BB: 0 P: 16	R: 0 E: 0 K: 0 S: 7	H: 0 LOB: 0 BB: 0 P: 10	R: 2 E: 0 K: 1 S: 11	H: 3 LOB: 0 BB: 0 P: 19	R: 0 E: 0 K: 3 S: 21	H: 1 LOB: 3 BB: 2 P: 33	R: 0 E: 0 K: 0 S: 8	H: 1 LOB: 1 BB: 0 P: 14	R: 0 E: 0 K: 1 S: 10	H: 0 LOB: 0 BB: 0 P: 13	R: 3 E: 0 K: 0 S: 12	H: 4 LOB: 1 BB: 0 P: 19	1B: 8 2B: 4 3B: 0 HR: 0	SF: 1 SAC: 0 DP: 1 HBP: 0	WP: 1 PB: 0 SB: 1 CS: 1	PA: 43						
PITCHER	IP WLS BF H R ER SO BB IBB HBP BLK WP HR S P ERA WHIP																													
Randy Johnson, L ERA: 3.95 (1, 1)	7.0	L	28	6	3	3	8	3	0	0	0	0	0	1	0	26	38	11.57	1.714											
Russ Swan, L ERA: 4.95 (8, 1)	2.1		11	4	3	3	1	0	0	0	0	0	0	0	0	4	8	0.00	1.500											
Jeff Nelson, R ERA: 3.23 (10, 1)	0.2		3	1	0	0	0	0	0	0	0	0	0	0	0	4	8	0.00	1.500											

Cleveland Indians @ Seattle Mariners
The Kingdome, Seattle, WA
Wed Aug 26 1992, 10:05 PM EDT
Att. 12,289 - Dome - 70 F

livebaseballscorecards.com

AB 38
R 6
H 11
RBI 6
BB 3
SO 9
LOB 14



BOTTOM

Cleveland Indians @ Seattle Mariners
The Kingdome, Seattle, WA
Wed Aug 26 1992, 10:05 PM EDT
Att. 12,289 - Dome - 70 F

livebaseballscorecards.com



AB R H RBI BB SO LOB

5	1	1	0	0	1	0
5	0	2	0	0	1	1
4	0	2	0	1	1	1
3	0	0	1	1	0	1
5	2	2	1	0	1	4
3	0	1	0	2	2	1
3	0	2	1	0	0	0
2	0	0	0	0	0	2
4	0	1	0	1	1	4
5	0	0	0	0	1	4

AB	39
R	3
H	11
RBI	3
BB	5
SO	8
LOB	18

WP	2	PA	45
PB	1		
SB	0		
CS	0		

Batter	1	2	3	4	5	6	7	8	9	10
Omar Vizquel, S OBP: 0.363, SLG: 0.374 (1, 6)	P4		K		1B SF8 2B		G1-3		G4-3	
Edgar Martinez, R OBP: 0.406, SLG: 0.551 (1, 5)	G3-1		WP 1B		K		L8		BB WP 1B	
Ken Griffey Jr., L OBP: 0.370, SLG: 0.556 (1, 8)	K		G4-3		SF8 1B		1B		BB IBB	
Kevin Mitchell, R OBP: 0.341, SLG: 0.421 (1, 7)		G6-3		F8	SF8		F8		BB	
Tino Martinez, L OBP: 0.307, SLG: 0.394 (1, 3)		PB 1B		HR	G6-3		F8		K	
Jay Buhner, R OBP: 0.327, SLG: 0.415 (1, 9)	K		FC6-4 1B BB		K		FC4 BB		G6-4-3 1B	
Pete O'Brien, L OBP: 0.275, SLG: 0.367 Lance Parrish, R OBP: 0.294, SLG: 0.441 (1, 10) (8, PH)	1-H 1B		1 SAFE FC6-4 1B		G1-3		L6		G6-4-3 1-2f	
Dave Valle, R OBP: 0.305, SLG: 0.359 (1, 2)	K		FC6-4 1-2f 2-3		1B		FC4 1-2f		FC4-6 BB	
Bret Boone, R OBP: 0.261, SLG: 0.300 (1, 4)	F9		F9		K		L3		FC4-6 1-2f	

Inning Stats	R: 0 H: 0 E: 0 K: 1 S: 9	R: 1 H: 2 E: 0 K: 2 S: 12	R: 0 H: 1 E: 0 K: 1 S: 9	R: 1 H: 2 E: 0 K: 0 S: 15	R: 1 H: 2 E: 0 K: 1 S: 9	R: 0 H: 1 E: 0 K: 2 S: 9	R: 0 H: 1 E: 0 K: 0 S: 11	R: 0 H: 0 E: 0 K: 0 S: 11	R: 0 H: 1 E: 0 K: 1 S: 11	R: 0 H: 1 E: 0 K: 0 S: 8	1B: 9 2B: 1 3B: 0 HR: 1	SF: 1 SAC: 0 DP: 1 HBP: 0
--------------	--------------------------	---------------------------	--------------------------	---------------------------	--------------------------	--------------------------	---------------------------	---------------------------	---------------------------	--------------------------	-------------------------	---------------------------

PITCHER	IP	WLS	BF	H	R	ER	SO	BB	IBB	HBP	BLK	WP	HR	S	P	ERA	WHIP
Rod Nichols, R ERA: 4.27	7.0		31	9	3	2	7	1	0	0	0	1	1	74	119	2.57	1.429
Kevin Wickander, L ERA: 3.13	0.1		2	0	0	0	0	1	0	0	0	0	0	5	11	0.00	3.000
Ted Power, R ERA: 2.25	1.1		5	1	0	0	0	0	0	0	0	0	0	13	20	0.00	0.750
Derek Lilliquist, L ERA: 1.51	0.0		1	0	0	0	0	0	1	0	0	1	0	4		∞	∞
Eric Plunk, R ERA: 3.44	0.1	W	3	1	0	0	1	1	0	0	0	0	0	5	10	0.00	6.000

PITCHER	IP	WLS	BF	H	R	ER	SO	BB	IBB	HBP	BLK	WP	HR	S	P	ERA	WHIP
Steve Olin, R ERA: 2.63 (10, 1)	1.0		3	0	0	0	0	1	0	0	0	0	0	7	14	0.00	1.000

Batter	1	2	3	4	5	6	7	8	9	AB R H RBI BB SO LOB	TOP											
Kenny Lofton, L (1, 8) OBP: 0.352, SLG: 0.366	1-1 FC3-6 1B	4-1 BB		0-1 F9			2-2 F7		1-1 F7	4 0 1 0 1 0 1												
Mark Whiten, S (1, 9) OBP: 0.352, SLG: 0.396	0-1 F8	0-0 G4-3		3-1 1B			4-1 BB		4-1 BB	3 0 1 0 2 0 4												
Carlos Baerga, S (1, 4) OBP: 0.348, SLG: 0.461	1-0 FC3-6 1B		1-1 G3-1	0-0 P3			2-1 G3-6-3 BB		1-1 G4-3	5 0 0 0 0 0 5												
Albert Belle, R (1, 10) OBP: 0.320, SLG: 0.477	1-1 1B		1-0 HR		2-0 F8			2-0 HR		4 2 3 2 0 0 0												
Paul Sorrento, L (1, 3) OBP: 0.349, SLG: 0.456	2-1 F9		1-1 G3		0-0 P6			2-0 F7		4 0 0 0 0 0 2												
Glenallen Hill, R (1, 7) OBP: 0.292, SLG: 0.422		2-0 G6-3	0-0 E6		1-1 F8			1-3 K		4 0 0 0 0 1 0												
Brook Jacoby, R (1, 5) OBP: 0.317, SLG: 0.333		0-1 P2	1-0 P3			0-1 G1-3		4-0 BB		3 0 0 0 1 0 1												
Mark Lewis, R (1, 6) OBP: 0.313, SLG: 0.360		2-2 BB 1B		0-2 F8		1-1 B1-3		1-2 FC5-4 BB		4 0 1 0 0 0 1												
Jesse Levis, L (1, 2) OBP: 0.389, SLG: 0.556		0-1 BB 1B		0-2 1B		1-2 G6-3			0-2 F7	4 0 2 0 0 0 0												
Inning Stats	R: 0 E: 0 K: 0 S: 9	H: 2 LOB: 2 BB: 0 P: 14	R: 0 E: 0 K: 0 S: 10	H: 2 LOB: 3 BB: 1 P: 18	R: 1 E: 1 K: 0 S: 7	H: 1 LOB: 1 BB: 0 P: 11	R: 0 E: 0 K: 0 S: 11	H: 2 LOB: 2 BB: 0 P: 14	R: 0 E: 0 K: 0 S: 4	H: 0 LOB: 0 BB: 0 P: 7	R: 0 E: 0 K: 0 S: 8	H: 0 LOB: 0 BB: 0 P: 10	R: 0 E: 0 K: 0 S: 7	H: 0 LOB: 0 BB: 1 P: 15	R: 1 E: 0 K: 1 S: 8	H: 1 LOB: 1 BB: 1 P: 18	R: 0 E: 0 K: 0 S: 8	H: 0 LOB: 1 BB: 1 P: 14	1B: 6 2B: 0 3B: 0 HR: 2	SF: 0 SAC: 0 DP: 1 HBP: 0	WP: 0 PB: 0 SB: 0 CS: 0	PA: 39
PITCHER	IP WLS BF H R ER SO BB IBB HBP BLK WP HR S P ERA WHIP												PITCHER	IP WLS BF H R ER SO BB IBB HBP BLK WP HR S P ERA WHIP								
Brian Fisher, R (1, 1) ERA: 3.91	7.0 W 30 7 1 1 0 2 0 0 0 0 0 1 56 89 1.29 1.286																					
Calvin Jones, R (8, 1) ERA: 5.96	2.0 9 1 1 1 1 2 0 0 0 0 0 1 16 32 4.50 1.500																					

Cleveland Indians @ Seattle Mariners
The Kingdome, Seattle, WA
Thu Aug 27 1992, 10:05 PM EDT
Att: 11,891 - Dome - 70 F

livebaseballscorecards.com

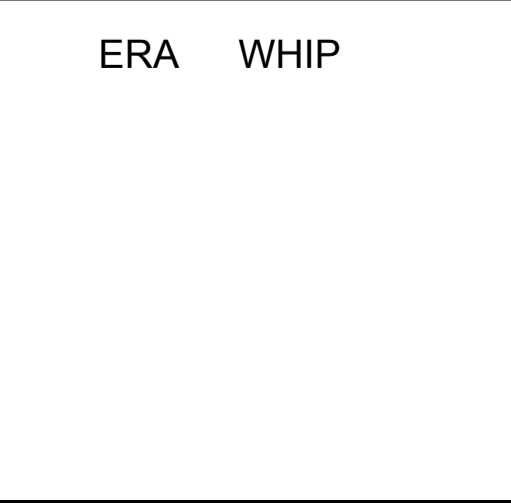
AB	35
R	2
H	8
RBI	2
BB	4
SO	1
LOB	14



Batter	1	2	3	4	5	6	7	8	9	AB R H RBI BB SO LOB	BOTTOM
Henry Cotto, R OBP: 0.317, SLG: 0.367 (1, 8) <small>F X</small>	0-1 G5-3 ①		2-2 L8 ③			0-1 G4-3 ①	2-2 S 1B	4-0 IBB		4 1 1 0 1 0 1	Cleveland Indians @ Seattle Mariners The Kingdome, Seattle, WA Thu Aug 27 1992, 10:05 PM EDT Att. 11,891 - Dome - 70 F
Bret Boone, R OBP: 0.286, SLG: 0.360 (1, 4) <small>B F F X</small>	2-2 G5-3 ②			0-0 G5-3 ①		2-1 2B 2B	1-2 2B 1B	0-3 K ②		5 2 2 2 0 1 3	
Edgar Martinez, R OBP: 0.405, SLG: 0.550 (1, 5) <small>C F F B X</small>	1-3 K ③			0-0 L9 ②		3-0 1B 2B	0-1 F8 ①	1-2 F9 ③		5 1 1 1 0 1 4	
Kevin Mitchell, R OBP: 0.343, SLG: 0.425 (1, 7) <small>B X</small>		1-0 G5-3 ①		0-1 P4 ③		2-2 1B HBP 1B	0-0 2B ①			4 0 2 2 0 0 0	
Jay Buhner, R OBP: 0.327, SLG: 0.412 (1, 9) <small>B C F B X</small>		2-3 K ②			0-0 F8 ①	1-0 1B HBP	0-1 F8 ②			3 0 0 0 0 1 1	
Tino Martinez, L OBP: 0.307, SLG: 0.393 (1, 3) <small>B C F X</small>		1-1 G4-3 ③			0-1 L9 ②	1-2 1B ③	1-1 P5 ③			4 0 1 0 0 0 1	
Lance Parrish, R OBP: 0.302, SLG: 0.466 (1, 10) <small>F B F F B X</small>			3-2 2B		1-0 HR	3-1 L6 ②		1-0 G3 1B		4 1 3 1 0 0 3	
Dave Valle, R OBP: 0.307, SLG: 0.359 (1, 2) <small>B X</small>		1-0 F9 ①			4-2 BB ③	0-2 P4 ③		1-0 G3 1B		3 0 1 0 1 0 4	
Omar Vizquel, S OBP: 0.362, SLG: 0.373 (1, 6) <small>S F F B X</small>			1-2 F9 ②		0-1 F9 ③		0-1 1B 1B	2-2 G3 ①		4 1 1 0 0 0 4	

Inning Stats	R: 0	H: 0	E: 0	LOB: 0	K: 1	BB: 0	S: 8	R: 0	H: 0	E: 0	LOB: 0	K: 1	BB: 0	S: 6	R: 0	H: 1	E: 0	LOB: 1	K: 0	BB: 0	S: 10	R: 0	H: 0	E: 0	LOB: 0	K: 0	BB: 0	S: 4	R: 1	H: 1	E: 0	LOB: 1	K: 0	BB: 1	S: 8	R: 2	H: 4	E: 0	LOB: 3	K: 0	BB: 0	S: 16	R: 3	H: 4	E: 0	LOB: 1	K: 0	BB: 0	S: 16	R: 0	H: 2	E: 0	LOB: 3	K: 1	BB: 1	S: 12	1B: 7	SF: 0	2B: 4	SAC: 0	3B: 0	DP: 0	HR: 1	HBP: 1	WP: 0	PA: 39
--------------	------	------	------	--------	------	-------	------	------	------	------	--------	------	-------	------	------	------	------	--------	------	-------	-------	------	------	------	--------	------	-------	------	------	------	------	--------	------	-------	------	------	------	------	--------	------	-------	-------	------	------	------	--------	------	-------	-------	------	------	------	--------	------	-------	-------	-------	-------	-------	--------	-------	-------	-------	--------	-------	--------

PITCHER	IP	WLS	BF	H	R	ER	SO	BB	IBB	HBP	BLK	WP	HR	S	P	ERA	WHIP	PITCHER	IP	WLS	BF	H	R	ER	SO	BB	IBB	HBP	BLK	WP	HR	S	P	ERA	WHIP																				
Dennis Cook, L ERA: 4.15 (1, 1)	5.1	L	24	6	3	3	2	1	0	1	0	0	1	47	75	5.06	1.312																																						
Ted Power, R ERA: 2.55 (6, 1)	1.2		9	4	3	3	0	0	0	0	0	0	0	21	27	16.20	2.400																																						
Derek Lilliquist, L ERA: 1.48 (8, 1)	1.0		6	2	0	0	1	0	1	0	0	0	0	12	21	0.00	2.000																																						



Batter	1	2	3	4	5	6	7	8	9	AB R H RBI BB SO LOB	TOP							
Kenny Lofton, L OBP: 0.352, SLG: 0.367 (1, 8) B X	1-0 G6-3		4-2 1B BB		3-2 1B G6-4-3 2B	3-3 K		0-0 G3		4 2 1 0 1 1 4								
Thomas Howard, S OBP: 0.324, SLG: 0.362 (1, 7) X	0-0 G6-4-3 1B		2-1 P3		1-2 G6-4-3 1B		2-2 G1-3		2-1 S 2B 1B	5 1 3 1 0 0 1								
Carlos Baerga, S OBP: 0.347, SLG: 0.458 (1, 4) C X	0-1 G6-4-3 1-2f		3-2 G1-4-3 1B		1-0 G6-4-3 1-2f		2-0 F8		1-0 P6	5 0 1 1 0 0 3								
Albert Belle, R OBP: 0.319, SLG: 0.473 (1, 10) F C C C		1-3 K	1-2 G1-4-3 1-2f		0-0 1B		3-3 K		1-0 P3	5 0 1 0 0 2 2								
Paul Sorrento, L OBP: 0.355, SLG: 0.469 (1, 3) C B X		2-1 2B		1-1 F7	2-2 1B			1-0 SH5-3 2B	0-1 1-H 2B	5 1 4 1 0 0 0								
Mark Whiten, S OBP: 0.352, SLG: 0.393 (1, 9) F C C C		0-3 K		1-1 F7	1-3 K			4-2 SH5-3 BB	4-0 IBB	3 0 0 0 2 2 3								
Brook Jacoby, R OBP: 0.323, SLG: 0.335 (1, 5) C B B B		4-2 2B BB		4-0 BB		3-2 SH5-3 1B		2-0 SH5-3 1-2 2-3	1-3 K	2 1 1 0 2 1 2								
Mark Lewis, R OBP: 0.316, SLG: 0.363 (1, 6) B B B B		3-1 1-H 2-H 2B		0-2 F8		0-0 SH5-3		4-0 IBB		2 0 1 2 1 0 1								
Junior Ortiz, R OBP: 0.289, SLG: 0.270 (1, 2) B B X	2-0 G6-3				3-2 2B 1B	1-1 G1-3		1-2 P4		3 1 1 0 0 0 2 1 0 0 0 0 0 3 0 0 0 0 0 0 0								
Carlos Martinez, R OBP: 0.276, SLG: 0.312 (8, PH) Jesse Levis, L OBP: 0.389, SLG: 0.556 (8, 2)																		
Inning Stats	R: 0 E: 0 K: 0 S: 4 H: 1 LOB: 0 BB: 0 P: 5	R: 2 E: 0 K: 2 S: 13 H: 2 LOB: 1 BB: 1 P: 25	R: 1 E: 0 K: 0 S: 12 H: 1 LOB: 0 BB: 1 P: 21	R: 0 E: 0 K: 0 S: 7 H: 0 LOB: 1 BB: 1 P: 13	R: 2 E: 0 K: 1 S: 19 H: 5 LOB: 2 BB: 0 P: 30	R: 0 E: 0 K: 1 S: 10 H: 1 LOB: 1 BB: 0 P: 17	R: 0 E: 0 K: 1 S: 7 H: 0 LOB: 0 BB: 0 P: 14	R: 0 E: 0 K: 0 S: 8 H: 1 LOB: 3 BB: 2 P: 20	R: 1 E: 0 K: 1 S: 9 H: 2 LOB: 2 BB: 1 P: 18	1B: 8 2B: 5 3B: 0 HR: 0 SF: 0 SAC: 2 DP: 3 HBP: 0	WP: 0 PB: 0 SB: 1 CS: 0 PA: 43							
PITCHER	IP WLS BF H R ER SO BB IBB HBP BLK WP HR S P ERA WHIP																	
Mike Moore, R ERA: 4.34 (1, 1)	4.2		23	9	5	5	2	3	0	0	0	0	0	0	52	90	9.64	2.571
Jim Corsi, R ERA: 2.01 (5, 1)	2.1	W	10	2	0	0	3	1	0	0	0	0	0	0	23	43	0.00	1.286
Jeff Parrett, R ERA: 3.07 (8, 1)	0.2		3	0	0	0	0	0	1	0	0	0	0	4	11	0.00	0.000	
Rick Honeycutt, L ERA: 3.65 (8, 1)	0.1		1	0	0	0	0	0	0	0	0	0	0	1	1	0.00	0.000	
Dennis Eckersley, R ERA: 2.03 (9, 1)	1.0	S	6	2	1	1	1	0	1	0	0	0	0	9	18	9.00	2.000	

Cleveland Indians @ Oakland Athletics
Oakland-Alameda County Coliseum, Oakland, CA

livebaseballscorecards.com

AB	35
R	6
H	13
RBI	5
BB	6
SO	6
LOB	21



Fri Aug 28 1992, 7:05 PM PDT
Att. 30,422 - Cloudy - 65 F

Batter	1	2	3	4	5	6	7	8	9	AB	R	H	RBI	BB	SO	LOB
Rickey Henderson, R (1, 7) OBP: 0.430, SLG: 0.458	2-2 F8	0-2 G4-3			1-2 L6		4-0 E S BB			3	0	0	0	1	0	0
Jerry Browne, S (1, 5) OBP: 0.363, SLG: 0.323	3-2 1B BLK HR 1B		2-1 F8		1-2 F7		1-3 K			4	1	1	0	0	1	1
Jose Canseco, R (1, 9) OBP: 0.340, SLG: 0.466	3-2 SAFE 1-3 HR 1B		2-3 K		2-3 K		3-3 K			4	1	1	0	0	3	1
Harold Baines, L (1, 10) OBP: 0.333, SLG: 0.381	1-0 HR		1-2 G4-3		0-0 HR 1B		4-0 F9 SH1-4 1B BB			3	2	2	3	1	0	0
Eric Fox, S (8, PR) OBP: 0.282, SLG: 0.396										0	1	0	0	0	0	0
Carney Lansford, R (1, 3) OBP: 0.324, SLG: 0.390	0-0 F8			0-0 G5-3		0-2 HR		1-0 SH1-4		3	1	1	2	0	0	0
Terry Steinbach, R (1, 2) OBP: 0.353, SLG: 0.440	1-1 G3		0-1 BB 1B		2-1 F9		1-2 F9			4	0	1	0	0	0	2
Mike Bordick, R (1, 4) OBP: 0.351, SLG: 0.357		0-2 G5-3		0-0 F9		1-0 F8		0-1 1B		4	0	1	1	0	0	1
Walt Weiss, S (1, 6) OBP: 0.326, SLG: 0.260		0-0 P6		4-2 SAFE 1-2 BB		2-2 P8		1-2 3-H P5		3	0	0	0	1	0	1
Lance Blankenship, R (1, 8) OBP: 0.381, SLG: 0.349		0-2 HR		0-2 P5		0-1 F8				3	1	1	1	0	0	2

Inning Stats	R: 3	H: 3	E: 0	LOB: 0	K: 0	S: 16	P: 26	R: 1	H: 1	E: 0	LOB: 0	K: 0	S: 11	R: 0	H: 0	E: 0	LOB: 0	K: 1	S: 8	R: 0	H: 1	E: 0	LOB: 2	K: 0	S: 9	R: 0	H: 0	E: 0	LOB: 0	K: 1	S: 9	R: 2	H: 2	E: 0	LOB: 0	K: 0	S: 10	R: 0	H: 0	E: 0	LOB: 1	K: 2	S: 10	R: 1	H: 1	E: 0	LOB: 1	K: 0	S: 12	1B: 5	SF: 0	2B: 0	SAC: 1	3B: 0	DP: 0	HR: 3	HBP: 0
--------------	------	------	------	--------	------	-------	-------	------	------	------	--------	------	-------	------	------	------	--------	------	------	------	------	------	--------	------	------	------	------	------	--------	------	------	------	------	------	--------	------	-------	------	------	------	--------	------	-------	------	------	------	--------	------	-------	-------	-------	-------	--------	-------	-------	-------	--------

PITCHER	IP	WLS	BF	H	R	ER	SO	BB	IBB	HBP	BLK	WP	HR	S	P	ERA	WHIP
Jack Armstrong, R (1, 1) ERA: 4.96	6.0	L	26	7	6	6	2	1	0	0	1	0	3	63	91	9.00	1.333
Eric Plunk, R (7, 1) ERA: 3.51	1.2		7	0	1	1	2	2	0	0	0	0	0	16	30	5.40	1.200
Steve Olin, R (8, 1) ERA: 2.62	0.1		2	1	0	0	0	0	0	0	0	0	0	6	7	0.00	3.000


BOTTOM

Cleveland Indians @ Oakland Athletics
Oakland-Alameda County Coliseum, Oakland, CA

Fri Aug 28 1992, 7:05 PM PDT
Att: 30,422 - Cloudy - 65 F

livebaseballscorecards.com

AB	31
R	7
H	8
RBI	7
BB	3
SO	4
LOB	8



WP: 0	PA: 35
PB: 0	
SB: 1	
CS: 0	

Batter	1	2	3	4	5	6	7	8	9	AB R H RBI BB SO LOB	TOP											
Kenny Lofton, L (1, 8) OBP: 0.349, SLG: 0.364	1-1 F8			1-1 F9		1-3 K		0-0 G5-3		4 0 0 0 0 1 1												
Thomas Howard, S (1, 7) OBP: 0.326, SLG: 0.362	0-3 K			0-3 K			4-2 E SF4 BB		1-1 G3 1B	3 1 1 0 1 2 0												
Carlos Baerga, S (1, 4) OBP: 0.346, SLG: 0.457	1-2 F8			1-2 G6-3			1-2 E8 BB 1-3 1B		1-0 G3	4 0 1 0 0 0 1												
Albert Belle, R (1, 10) OBP: 0.316, SLG: 0.470		2-3 K			2-2 F7		0-2 SF4		0-1 G5-3	3 0 0 1 0 1 1												
Paul Sorrento, L (1, 3) OBP: 0.354, SLG: 0.467		1-0 P5			1-1 G5-4-3 1B		3-H 1-1 F8		0-0 G3-1	4 0 1 0 0 0 2												
Glenallen Hill, R (1, 9) OBP: 0.292, SLG: 0.420		1-3 K			3-1 G5-4-3 1-2f		4-1 FC6-4 BB			2 0 0 0 1 1 1												
Brook Jacoby, R (1, 5) OBP: 0.320, SLG: 0.331			3-2 P9			1-2 P3		0-1 FC6-4		3 0 0 0 0 0 2												
Mark Lewis, R (1, 6) OBP: 0.313, SLG: 0.360			1-1 L6			2-0 L4			2-3 K	3 0 0 0 0 1 0												
Jesse Levis, L (1, 2) OBP: 0.381, SLG: 0.571			1-2 G6-3			0-0 2B			0-1 P5	3 0 1 0 0 0 0												
Inning Stats	R: 0 E: 0 K: 1 S: 9	H: 0 LOB: 0 BB: 0 P: 11	R: 0 E: 0 K: 2 S: 8	H: 0 LOB: 0 BB: 0 P: 12	R: 0 E: 0 K: 0 S: 10	H: 0 LOB: 0 BB: 0 P: 15	R: 0 E: 0 K: 1 S: 8	H: 0 LOB: 0 BB: 0 P: 10	R: 0 E: 0 K: 0 S: 7	H: 1 LOB: 0 BB: 0 P: 13	R: 0 E: 0 K: 1 S: 8	H: 1 LOB: 1 BB: 0 P: 12	R: 1 E: 1 K: 0 S: 13	H: 1 LOB: 2 BB: 2 P: 23	R: 0 E: 0 K: 1 S: 6	H: 0 LOB: 0 BB: 0 P: 8	R: 0 E: 0 K: 0 S: 6	H: 1 LOB: 1 BB: 0 P: 8	1B: 3 2B: 1 3B: 0 HR: 0	SF: 1 SAC: 0 DP: 1 HBP: 0	WP: 0 PB: 0 SB: 0 CS: 0	PA: 32
PITCHER	IP WLS BF H R ER SO BB IBB HBP BLK WP HR S P ERA WHIP																					
Dave Stewart, R (1, 1) ERA: 3.85	6.1 W 22 3 1 0 5 1 0 0 0 0 0 0 58 86 0.00 0.632																					
Vince Horsman, L (7, 1) ERA: 2.63	0.1 1 0 0 0 0 0 0 0 0 0 0 0 2 3 0.00 0.000																					
Jeff Parrett, R (7, 1) ERA: 3.03	1.0 4 0 0 0 1 1 0 0 0 0 0 0 8 14 0.00 1.000																					
Rick Honeycutt, L (8, 1) ERA: 3.62	0.1 1 0 0 0 0 0 0 0 0 0 0 0 1 1 0.00 0.000																					
Dennis Eckersley, R (9, 1) ERA: 2.0	1.0 S 4 1 0 0 0 0 0 0 0 0 0 0 6 8 0.00 1.000																					

Cleveland Indians @ Oakland Athletics
Oakland-Alameda County Coliseum, Oakland, CA

Sat Aug 29 1992, 3:33 AM PDT
Att. 35,036 - Cloudy - 72 F

AB	29
R	1
H	4
RBI	1
BB	2
SO	6
LOB	8



WP: 0	PA: 32
PB: 0	
SB: 0	
CS: 0	

Batter	1	2	3	4	5	6	7	8	9	AB R H RBI BB SO LOB	TOP																
Kenny Lofton, L (1, 8) OBP: 0.352, SLG: 0.369	3-2 1B 3B		3-2 G6-3		2-1 L9		4-1 1B 1-2 BB		1-2 BB 1B E	4 2 2 0 1 0 1																	
Mark Whiten, S (1, 9) OBP: 0.351, SLG: 0.391	0-0 P6		2-3 K		3-2 1-3 1B		1-3 K		1-1 E5 1B BB 1-2	5 0 1 0 0 2 4																	
Carlos Baerga, S (1, 4) OBP: 0.345, SLG: 0.454	2-0 P7		0-1 P7		0-0 G4-3		0-1 1-3 2-H 1B		0-0 L9	5 0 1 1 0 0 5																	
Albert Belle, R (1, 10) OBP: 0.317, SLG: 0.468	3-2 1B			2-3 K		1-0 G5-3		1-0 P4	4-1 1B BB 1-2 2-3 BB	4 0 1 1 1 1 2																	
Paul Sorrento, L (1, 3) OBP: 0.351, SLG: 0.463 Brook Jacoby, R (8, PH) OBP: 0.324, SLG: 0.336 (8, 5)	3-3 K			0-0 L9		3-2 F9		2-2 FC5-4 1B	3-1 1B 1-2 2-3 3-H 1B	3 0 0 0 0 1 1 2 0 2 1 0 0 0																	
Carlos Martinez, R (1, 5) OBP: 0.289, SLG: 0.377 (8, 3)		1-1 HR		3-1 FC6-4 1B		0-2 HR		1-2 P4	1-0 F8	5 2 3 2 0 0 4																	
Glenallen Hill, R (1, 7) OBP: 0.290, SLG: 0.416 Thomas Howard, S (8, PH) OBP: 0.325, SLG: 0.361 (8, 7)		2-1 G6-3		2-2 FC6-4 1-2f		2-2 F8		2-2 FC5-4 1-2f		3 0 0 0 0 0 1 1 0 0 0 0 0 1																	
Mark Lewis, R (1, 6) OBP: 0.315, SLG: 0.362		3-1 CS 1B		1-0 1B 1B		2-3 K2-3		1-3 K		4 0 2 0 0 2 1																	
Junior Ortiz, R (1, 2) OBP: 0.288, SLG: 0.270		2-1 G5-3 1-2		0-2 F8		0-2 BB 1B		2-1 G3-1		4 1 1 0 0 0 2																	
Inning Stats	R: 1 E: 0 K: 1 S: 12	H: 2 LOB: 1 BB: 0 P: 23	R: 1 E: 0 K: 0 S: 9	H: 2 LOB: 0 BB: 0 P: 16	R: 0 E: 0 K: 1 S: 8	H: 0 LOB: 0 BB: 0 P: 13	R: 0 E: 0 K: 1 S: 10	H: 1 LOB: 1 BB: 0 P: 17	R: 0 E: 0 K: 0 S: 10	H: 2 LOB: 2 BB: 0 P: 16	R: 1 E: 0 K: 2 S: 13	H: 1 LOB: 0 BB: 0 P: 19	R: 1 E: 0 K: 2 S: 13	H: 2 LOB: 2 BB: 1 P: 21	R: 0 E: 0 K: 1 S: 12	H: 1 LOB: 1 BB: 0 P: 18	R: 1 E: 1 K: 0 S: 12	H: 2 LOB: 3 BB: 1 P: 24	1B: 10 2B: 0 3B: 1 HR: 2	SF: 0 SAC: 0 DP: 0 HBP: 0	WP: 0 PB: 0 SB: 0 CS: 1	PA: 42					
PITCHER	IP	WLS	BF	H	R	ER	SO	BB	IBB	HBP	BLK	WP	HR	S	P	ERA	WHIP										
Ron Darling, R (1, 1) ERA: 3.88	5.2	W	24	8	3	3	3	0	0	0	0	0	2	59	99	4.76	1.412										
Jeff Parrett, R (6, 1) ERA: 3.09	1.1		7	2	1	1	2	1	0	0	0	0	0	16	26	6.75	2.250										
Vince Horsman, L (8, 1) ERA: 2.63	0.0		1	1	0	0	0	0	0	0	0	0	0	3	5	∞	∞										
Kevin Campbell, R (8, 1) ERA: 4.29	1.0		3	0	0	0	1	0	0	0	0	0	0	9	13	0.00	0.000										
Rick Honeycutt, L (9, 1) ERA: 3.52	1.0	S	7	2	1	0	0	1	0	0	0	0	0	12	24	0.00	3.000										

Cleveland Indians @ Oakland Athletics
Oakland-Alameda County Coliseum, Oakland, CA

Sun Aug 30 1992, 3:33 AM PDT
Att. 37,524 - Cloudy - 68 F

livebaseballscorecards.com

AB	40
R	5
H	13
RBI	5
BB	2
SO	6
LOB	22



Batter	1	2	3	4	5	6	7	8	9	AB	R	H	RBI	BB	SO	LOB
Eric Fox, S OBP: 0.296, SLG: 0.416 (1, 8)	2-1 G3 2B	1-0 1B		0-0 G4-3	2-2 1B 1B		1-3 K			5	0	3	0	0	1	1
Jerry Browne, S OBP: 0.365, SLG: 0.338 (1, 5)	0-2 G3 2-3	1-3 K		0-1 2B 1B	0-0 FC5-4 1B			1-2 G1-3		5	1	2	2	0	1	3
Jose Canseco, R OBP: 0.335, SLG: 0.456 (1, 10)	4-2 G4-6-3 BB		2-3 K	0-3 K	1-2 FC5-4 1B			0-3 K		4	0	0	0	1	3	3
Harold Baines, L OBP: 0.333, SLG: 0.383 Scott Brosius, R OBP: 0.239, SLG: 0.369 (1, 9) (6, PH) (7, 9)	1-2 G4-6-3 1-2f		0-1 2B FC6-2 1B	2-1 1B 2B		3-2 P3		3-2 P3		3	0	2	1	0	0	2
Carney Lansford, R OBP: 0.330, SLG: 0.397 (1, 3)		1-1 1B 2B	1-2 1B 2B	2-0 G6-3		4-0 BB				3	2	2	0	1	0	1
Terry Steinbach, R OBP: 0.349, SLG: 0.435 (1, 2)		2-0 1B FC1-5-2 1B	1-0 FC6-2 1B 2B		0-3 K	0-0 G5-4-3				4	1	1	1	0	1	3
Mike Bordick, R OBP: 0.354, SLG: 0.360 (1, 4)		2-0 FC1-5-2 1B 1B	1-2 2B 1B	1-1 1B G6-3 1B			2-1 SH1 1B			4	2	4	0	0	0	0
Walt Weiss, S OBP: 0.325, SLG: 0.264 (1, 6)		1-0 FC1-5-2 1B	1-2 2B	1-0 G6-3			1-2 SH1			3	0	1	2	0	0	3
Lance Blankenship, R OBP: 0.388, SLG: 0.351 (1, 7)		2-2 1B 1B	1-2 G4-3		4-2 1B BB		2-1 F8			3	1	1	1	1	0	3

Inning Stats	R: 0	H: 1	E: 0	LOB: 1	K: 0	P: 18	R: 2	H: 5	E: 0	LOB: 2	K: 1	P: 22	R: 2	H: 4	E: 0	LOB: 2	K: 1	P: 27	R: 1	H: 2	E: 0	LOB: 1	K: 1	P: 13	R: 2	H: 3	E: 0	LOB: 2	K: 1	P: 26	R: 0	H: 0	E: 0	LOB: 0	K: 0	P: 11	R: 0	H: 1	E: 0	LOB: 1	K: 1	P: 16	R: 0	H: 0	E: 0	LOB: 0	K: 1	P: 13
	0	1	0	1	0	18	2	5	0	2	1	22	2	4	0	2	1	13	27	1	2	0	1	13	2	3	0	0	0	2	1	11	0	0	0	0	11	0	1	0	1	16	0	0	0	13		

PITCHER	IP	WLS	BF	H	R	ER	SO	BB	IBB	HBP	BLK	WP	HR	S	P	ERA	WHIP
Charles Nagy, R ERA: 2.93 (1, 1)	4.2	L	29	15	7	7	4	2	0	0	0	0	0	67	102	13.50	3.643
Eric Plunk, R ERA: 3.48 (5, 1)	0.1		1	0	0	0	0	0	0	0	0	0	0	3	4	0.00	0.000
Dave Otto, L ERA: 7.06 (6, 1)	1.2		6	1	0	0	0	1	0	0	0	0	0	12	23	0.00	1.200
Derek Liliquist, L ERA: 1.46 (7, 1)	0.2		2	0	0	0	1	0	0	0	0	0	0	6	8	0.00	0.000
Steve Olin, R ERA: 2.59 (8, 1)	0.2		2	0	0	0	1	0	0	0	0	0	0	6	9	0.00	0.000


BOTTOM

Cleveland Indians @ Oakland Athletics
Oakland-Alameda County Coliseum, Oakland, CA

Sun Aug 30 1992, 3:33 AM PDT
Att: 37,524 - Cloudy - 68 F

AB	36
R	7
H	16
RBI	7
BB	3
SO	6
LOB	19

livebaseballscores.com



1B:	11	SF:	0	WP:	0	PA:	40
2B:	5	SAC:	1	PB:	0		
3B:	0	DP:	2	SB:	0		
HR:	0	HBP:	0	CS:	0		

Batter	1	2	3	4	5	6	7	8	9	AB R H RBI BB SO LOB	TOP
Kenny Lofton, L (1, 8) OBP: 0.351, SLG: 0.368	2-2 1B S SF9 1B		1-3 K	1-2 G4-3			2-2 L4			4 1 1 0 0 1 1	
Mark Whiten, S (1, 9) OBP: 0.352, SLG: 0.391	2-0 G6-4-3 1-3 1B		4-1 E FC 1B BB	2-2 F8			1-3 K			3 1 1 0 1 1 1	
Carlos Baerga, S (1, 4) OBP: 0.343, SLG: 0.452	1-0 SF9		2-0 FC 1-3 1B					0-0 F8		3 1 0 1 0 0 1	
Albert Belle, R (1, 10) OBP: 0.317, SLG: 0.467	0-0 G6-4-3 1-2f		1-1 F8					3-2 G5-3		4 0 1 0 0 0 3	
Paul Sorrento, L (1, 3) OBP: 0.353, SLG: 0.461			4-2 1B FC5-4 BB	4-0 1B IBB			2-2 G3-6-3 1-2f	1-3 K		2 1 0 0 2 1 1	
Carlos Martinez, R (1, 5) OBP: 0.296, SLG: 0.381			2-2 FC5-4 1-3 1B	0-0 1-2 2-H 3-H 1B			1-1 G1-4-3	0-1 P6		4 0 2 2 0 0 0 0 0 0 0 0 0 0	
Brook Jacoby, R (9, 5) OBP: 0.324, SLG: 0.336											
Glenallen Hill, R (1, 7) OBP: 0.289, SLG: 0.413			1-0 FC5-4 1-2f 3-H S	1-2 L4			0-0 CS 1B	3-1 F9		4 0 1 1 0 0 3	
Mark Lewis, R (1, 6) OBP: 0.315, SLG: 0.361			0-0 F7				3-0 F9 1-2	0-0 F7		4 0 1 0 0 0 2	
Junior Ortiz, R (1, 2) OBP: 0.283, SLG: 0.265			2-1 G4-3	1-0 L5				0-0 F8		3 0 0 0 0 0 2	
Inning Stats	R: 1 H: 2 E: 0 LOB: 0 K: 0 BB: 0 S: 7 P: 12	R: 1 H: 1 E: 0 LOB: 1 K: 0 BB: 1 S: 11 P: 18	R: 2 H: 1 E: 1 LOB: 2 K: 1 BB: 2 S: 11 P: 24	R: 0 H: 1 E: 0 LOB: 1 K: 0 BB: 0 S: 9 P: 13	R: 0 H: 1 E: 0 LOB: 0 K: 0 BB: 0 S: 8 P: 12	R: 0 H: 1 E: 0 LOB: 0 K: 0 BB: 0 S: 5 P: 8	R: 0 H: 0 E: 0 LOB: 0 K: 1 BB: 0 S: 9 P: 12	R: 0 H: 0 E: 0 LOB: 0 K: 1 BB: 0 S: 7 P: 11	R: 0 H: 0 E: 0 LOB: 0 K: 0 BB: 0 S: 5 P: 8	1B: 7 SF: 1 2B: 0 SAC: 0 3B: 0 DP: 2 HR: 0 HBP: 0	WP: 0 PA: 35 PB: 0 SB: 2 CS: 1
PITCHER	IP WLS BF H R ER SO BB IBB HBP BLK WP HR S P ERA WHIP										
Bert Blyleven, R (1, 1) ERA: 4.69	7.0 L 29 7 4 2 2 2 2 1 0 0 0 0 60 99 2.57 1.286										
Scott Lewis, R (8, 1) ERA: 7.29	2.0 6 0 0 0 1 0 0 0 0 0 0 0 12 19 0.00 0.000										

Cleveland Indians @ California Angels
Anaheim Stadium, Anaheim, CA
 Mon Aug 31 1992, 10:05 PM EDT
 Att. 18,013 - Sunny - 73 F

livebaseballscorecards.com

AB 31
R 4
H 7
RBI 4
BB 3
SO 3
LOB 14



BOTTOM

Cleveland Indians @ California Angels
Anaheim Stadium, Anaheim, CA

Mon Aug 31 1992, 10:05 PM EDT
Att. 18,013 - Sunny - 73 F

livebaseballscorecards.com

AB	32
R	3
H	7
RBI	3
BB	3
SO	1
LOB	18



WP:	0	PA:	36
PB:	0		
SB:	1		
CS:	1		

AB R H RBI BB SO LOB

3 1 0 0 0 0 2

3 0 0 0 1 0 0

4 0 0 0 0 1 3

3 0 1 1 1 0 0

4 0 0 1 0 0 3

3 1 1 0 1 0 2

4 0 1 0 0 0 3

4 0 1 0 0 0 4

3 1 3 1 0 0 0

1 0 0 0 0 0 1

1B:	7	SF:	0
2B:	0	SAC:	0
3B:	0	DP:	1
HR:	0	HBP:	1

Batter	1	2	3	4	5	6	7	8	9
Luis Polonia, L OBP: 0.351, SLG: 0.342 (1, 10)	0-0 P5 ①		0-0 G6-4-3 ①② 1-2f		1-1 FC6 ③ 1-2f			1-2 BB BB G5-3 HBP 1-2	
Luis Sojo, R OBP: 0.308, SLG: 0.414 (1, 4)	2-1 F7 ②		3-2 F8 ③			1-2 G5-3 ①		4-0 G5-3 BB 1-2 2-3 BB	
Junior Felix, S OBP: 0.291, SLG: 0.365 (1, 8)	1-3 K ③			1-0 F9 ①		0-2 G4-3 ②		0-0 F8 ①	
Tim Salmon, R OBP: 0.275, SLG: 0.286 (1, 9)		2-2 1B 1B		0-2 P4 ②		3-2 F8 ③		4-1 G5-3 1-2 2-3 3-H BB	
Lee Stevens, L OBP: 0.285, SLG: 0.357 (1, 3)		0-0 P5 ①		1-1 F9 ③			2-0 F9 ①	0-0 G5-3 ②	
Chad Curtis, R OBP: 0.333, SLG: 0.371 (1, 7)		1-2 FC6-4 1B			4-1 S 1B BB		0-0 G6-3 ②	0-0 F8 ③	
Gary Disarcina, R OBP: 0.286, SLG: 0.304 (1, 6)		1-2 F7 ②			1-2 G5-3 ①		1-1 1B		1-1 G4-3 ①
Damion Easley, R OBP: 0.328, SLG: 0.339 (1, 5)		0-0 FC6-4 ③			0-0 F8 ②		1-2 P4 ③		3-2 CS 1B
Ron Tingley, R OBP: 0.272, SLG: 0.304 Ken Oberkfell, L OBP: 0.283, SLG: 0.255 (9, PH)			0-0 G6-4-3 1B		1-0 FC6 1B 2-H			1-2 BB BB HBP 1B	3-2 G6-3 ②③ 1-2

Inning Stats	R: 0 H: 0 E: 0 K: 5 S: 6	H: 0 LOB: 0 BB: 0 P: 9	R: 0 H: 2 E: 0 K: 13 S: 13	H: 2 LOB: 2 BB: 0 P: 17	R: 0 H: 1 E: 0 K: 5 S: 5	H: 1 LOB: 0 BB: 0 P: 8	R: 0 H: 0 E: 0 K: 7 S: 7	H: 0 LOB: 0 BB: 0 P: 9	R: 1 H: 1 E: 0 K: 8 S: 8	H: 1 LOB: 1 BB: 1 P: 15	R: 0 H: 0 E: 0 K: 9 S: 9	H: 0 LOB: 0 BB: 0 P: 9	R: 0 H: 1 E: 0 K: 8 S: 8	H: 1 LOB: 1 BB: 0 P: 12	R: 2 H: 1 E: 0 K: 9 S: 9	H: 1 LOB: 2 BB: 2 P: 19	R: 0 H: 1 E: 0 K: 12 S: 12	H: 1 LOB: 0 BB: 0 P: 19
--------------	--------------------------	------------------------	----------------------------	-------------------------	--------------------------	------------------------	--------------------------	------------------------	--------------------------	-------------------------	--------------------------	------------------------	--------------------------	-------------------------	--------------------------	-------------------------	----------------------------	-------------------------

PITCHER	IP	WLS	BF	H	R	ER	SO	BB	IBB	HBP	BLK	WP	HR	S	P	ERA	WHIP
Rod Nichols, R ERA: 4.13 (1, 1)	7.0	W	27	6	2	2	1	1	0	0	0	0	0	59	87	2.57	1.000
Kevin Wickander, L ERA: 3.29 (8, 1)	0.0		2	0	0	0	0	1	0	1	0	0	0	2	7	∞	∞
Ted Power, R ERA: 2.52 (8, 1)	1.0		4	0	1	1	0	1	0	0	0	0	0	4	8	9.00	1.000
Eric Plunk, R ERA: 3.42 (9, 1)	1.0	S	3	1	0	0	0	0	0	0	0	0	0	12	19	0.00	1.000

Batter	1	2	3	4	5	6	7	8	9	AB R H RBI BB SO LOB	TOP																
Kenny Lofton, L (1, 8) OBP: 0.355, SLG: 0.370	4-2 1B FC4-6 BB	0-1 1B BB	1-1 G4-3			4-2 G4-3 BB			3-2 G5-3 S 1B	3 2 2 1 2 0 2																	
Mark Whiten, S (1, 9) OBP: 0.350, SLG: 0.387	0-0 F8	4-2 1B 1B BB		2-3 K		1-0 G4-3			2-2 P1	4 1 0 0 1 1 3																	
Carlos Baerga, S (1, 4) OBP: 0.343, SLG: 0.451	2-1 FC4-6 1B	1-0 1B 1B		0-0 F9		0-1 G3-1			2-1 G5-3	5 0 2 2 0 0 2																	
Albert Belle, R (1, 10) OBP: 0.313, SLG: 0.462	0-1 FC4-6 S	1-0 L6		1-2 F8			0-1 F9		3-1 G4-3	5 0 0 1 0 0 4																	
Carlos Martinez, R (1, 3) OBP: 0.295, SLG: 0.377	0-1 F9	1-1 FC6-4 1B			2-1 F8		0-0 G4-3			4 0 1 1 0 0 1																	
Glenallen Hill, R (1, 7) OBP: 0.289, SLG: 0.421		HR			0-3 K		0-0 F8			4 1 1 1 0 1 2																	
Brook Jacoby, R (1, 5) OBP: 0.324, SLG: 0.336		3-1 G5-3	3-1 F9		1-0 FC5-4 1B			1-0 L1		3 0 1 0 0 0 0																	
Paul Sorrento, L (8, PH) OBP: 0.352, SLG: 0.459										1 0 0 0 0 0 0																	
Mark Lewis, R (1, 6) OBP: 0.316, SLG: 0.360		4-2 1B 1B BB	1-1 G4-3 1B		2-1 FC5-4			1-0 G6-3		3 1 1 0 1 0 1																	
Sandy Alomar Jr., R (1, 2) OBP: 0.293, SLG: 0.324		1-0 BB 1B	0-2 1B			2-3 K		0-1 G4-3		0 0 0 0 0 0 0																	
Junior Ortiz, R (2, PH) OBP: 0.290, SLG: 0.272										3 1 2 0 0 1 0																	
Jesse Levis, L (8, PH) OBP: 0.364, SLG: 0.545										1 0 0 0 0 0 0																	
Inning Stats	R: 1 E: 0 K: 0 S: 11	H: 1 LOB: 1 BB: 1 P: 17	R: 5 E: 0 K: 0 S: 22	H: 5 LOB: 2 BB: 2 P: 39	R: 0 E: 0 K: 0 S: 10	H: 2 LOB: 1 BB: 0 P: 15	R: 0 E: 0 K: 1 S: 7	H: 0 LOB: 0 BB: 0 P: 10	R: 0 E: 0 K: 1 S: 8	H: 1 LOB: 1 BB: 0 P: 13	R: 0 E: 0 K: 1 S: 10	H: 0 LOB: 1 BB: 1 P: 16	R: 0 E: 0 K: 0 S: 4	H: 0 LOB: 0 BB: 0 P: 4	R: 0 E: 0 K: 0 S: 4	H: 0 LOB: 0 BB: 0 P: 6	R: 0 E: 0 K: 0 S: 12	H: 1 LOB: 1 BB: 0 P: 22	1B: 9 2B: 0 3B: 0 HR: 1	SF: 0 SAC: 0 DP: 0 HBP: 0	WP: 0 PB: 0 SB: 2 CS: 0	PA: 40					
PITCHER	IP WLS BF H R ER SO BB IBB HBP BLK WP HR S P ERA WHIP																										
Tim Fortugno, L (1, 1) ERA: 5.29	1.2		14	6	6	6	0	3	0	0	0	0	1	30	52	32.40	5.400										
Mike Butcher, R (2, 1) ERA: 3.25	3.1		12	3	0	0	2	0	0	0	0	0	0	28	42	0.00	0.900										
Chuck Crim, R (6, 1) ERA: 5.14	2.0	W	7	0	0	0	1	1	0	0	0	0	0	14	20	0.00	0.500										
Joe Grahe, R (8, 1) ERA: 3.27	2.0	S	7	1	0	0	0	0	0	0	0	0	0	16	28	0.00	0.500										

Cleveland Indians @ California Angels
Anaheim Stadium, Anaheim, CA

Tue Sep 01 1992, 10:05 PM EDT
 Att. 17,586 - Sunny - 71 F

livebaseballscorecards.com

AB	36
R	6
H	10
RBI	6
BB	4
SO	3
LOB	15



Batter	1	2	3	4	5	6	7	8	9
Damion Easley, R OBP: 0.318, SLG: 0.328 (1, 5)	2-2 G6-3	2-3 K		1-1 G1-3		1-0 1B		1-2 G4-3	
Luis Sojo, R OBP: 0.310, SLG: 0.417 (1, 4)	3-1 P4		2-1 1B SF7	1-1 F8		1-1 1B		1-0 P4	
Tim Salmon, R OBP: 0.333, SLG: 0.297 (1, 9)	3-2 E5 HR		4-0 1B BB		3-2 1B CS	4-0 1B BB		4-2 1B BB	
Gary Gaetti, R OBP: 0.274, SLG: 0.346 (1, 10)	1-1 HR		0-0 1B	1-2 2-3	2-2 HR	0-0 L9		0-0 FC6-4 1B	
Chad Curtis, R OBP: 0.332, SLG: 0.373 (1, 8) (4, 7)	1-1 1B 2B		0-0 SF7	3-1 G6-3	3-2 G6-3	2-0 F9		1-0 FC6-4	
Mike Fitzgerald, R OBP: 0.286, SLG: 0.292 Junior Felix, S OBP: 0.291, SLG: 0.367 (1, 7) (3, PH) (4, 8)	0-2 1B		2-3 K	2-2 P6			0-2 2B		
Lee Stevens, L OBP: 0.281, SLG: 0.352 (1, 3)	1-1 G4-3		0-0 G3-1	0-1 F7	2-3 K	0-1 1B 1B	1-2 G1-3		
Gary Disarcina, R OBP: 0.288, SLG: 0.306 (1, 6)			1-1 F9	0-1 E S 1B		0-1 1B 1B		1-2 K	
John Orton, R OBP: 0.267, SLG: 0.200 (1, 2)			1-3 K	1-3 K		0-1 1B 1B	2-3 K		

Inning Stats	R: 3	H: 3	E: 1	K: 0	S: 20	LOB: 1	BB: 0	P: 31	R: 0	H: 0	E: 0	K: 2	S: 9	LOB: 0	BB: 0	P: 13	R: 1	H: 2	E: 0	K: 1	S: 9	LOB: 2	BB: 1	P: 17	R: 0	H: 1	E: 0	K: 1	S: 9	LOB: 1	BB: 0	P: 12	R: 1	H: 2	E: 0	K: 0	S: 16	LOB: 0	BB: 0	P: 26	R: 2	H: 4	E: 0	K: 0	S: 12	LOB: 3	BB: 1	P: 19	R: 0	H: 1	E: 0	K: 2	S: 13	LOB: 1	BB: 0	P: 18	R: 0	H: 1	E: 0	K: 0	S: 8	LOB: 2	BB: 1	P: 15
--------------	------	------	------	------	-------	--------	-------	-------	------	------	------	------	------	--------	-------	-------	------	------	------	------	------	--------	-------	-------	------	------	------	------	------	--------	-------	-------	------	------	------	------	-------	--------	-------	-------	------	------	------	------	-------	--------	-------	-------	------	------	------	------	-------	--------	-------	-------	------	------	------	------	------	--------	-------	-------

PITCHER	IP	WLS	BF	H	R	ER	SO	BB	IBB	HBP	BLK	WP	HR	S	P	ERA	WHIP
Dennis Cook, L ERA: 4.15 (1, 1)	2.1		14	5	4	1	2	1	0	0	0	0	1	33	54	3.86	2.571
Ted Power, R ERA: 2.55 (3, 1)	2.2		10	3	1	1	2	0	0	0	0	0	1	30	45	3.38	1.125
Eric Plunk, R ERA: 3.69 (6, 1)	1.0	L	8	4	2	2	0	1	0	0	0	0	0	12	19	18.00	5.000
Kevin Wickander, L ERA: 3.2 (7, 1)	1.0		4	1	0	0	2	0	0	0	0	0	0	13	18	0.00	1.000
Steve Olin, R ERA: 2.55 (8, 1)	1.0		5	1	0	0	0	1	0	0	0	0	0	8	15	0.00	2.000

BOTTOM


Cleveland Indians @ California Angels
Anaheim Stadium, Anaheim, CA

Tue Sep 01 1992, 10:05 PM EDT
Att. 17,586 - Sunny - 71 F

AB	R	H	RBI	BB	SO	LOB
5	0	1	1	0	1	1
5	1	2	1	0	0	1
2	1	1	0	3	0	0
5	2	4	3	0	0	3
4	1	1	1	0	0	5
1	0	1	1	0	0	0
3	0	1	0	0	1	2
4	0	0	0	0	1	4
4	1	2	0	0	0	1
4	1	1	0	0	3	2

AB	37
R	7
H	14
RBI	7
BB	3
SO	6
LOB	19

WP: 0 PA: 41
PB: 0
SB: 1
CS: 1



PITCHER	IP	WLS	BF	H	R	ER	SO	BB	IBB	HBP	BLK	WP	HR	S	P	ERA	WHIP
---------	----	-----	----	---	---	----	----	----	-----	-----	-----	----	----	---	---	-----	------

Batter	1	2	3	4	5	6	7	8	9	10	11	12	13	14	15	AB R H RBI BB SO LOB	TOP											
Kenny Lofton, L OBP: 0.357, SLG: 0.372 (1, 8)	3-2 CS S 1B		1-2 1B 1B		1-2 E S 1B 1B			1-1 G4-3		3-2 F8			3-2 G4-3			6 2 3 0 0 0 0												
Thomas Howard, S OBP: 0.328, SLG: 0.365 (1, 7)	1 SAFE 2-3 K		4-1 1B BB		1-1 1-H 1B			0-0 G6-3			0-1 FC6-2 2B		2-2 G4-3			5 0 2 1 1 1 1												
Carlos Baerga, S OBP: 0.341, SLG: 0.448 (1, 4)	2-2 F4		0-1 FC6-4 1B		0-0 F8			2-0 P3			0-0 F8			1-0 L7		6 0 1 1 0 0 3												
Albert Belle, R OBP: 0.310, SLG: 0.456 (1, 10)		0-0 P2	1-2 FC6-4			0-0 F8			1-3 K		1-1 FC6-2			0-0 G6-3		6 0 0 0 0 1 3												
Carlos Martinez, R OBP: 0.293, SLG: 0.373 (1, 3)		2-0 F8		1-1 G6-3		1-3 K		2-2 1B		2-2 F7			1-0 F7			4 0 1 0 0 1 0												
Paul Sorrento, L OBP: 0.350, SLG: 0.457 (11, PH)																2 0 0 0 0 0 1												
Glenallen Hill, R OBP: 0.287, SLG: 0.419 (1, 9)		3-2 2B		0-0 G5-3		1-0 F8		0-0 F8		0-0 F8		1-2 P2			1-3 K	6 0 1 0 0 1 1												
Brook Jacoby, R OBP: 0.320, SLG: 0.331 (1, 5)		3-2 G6-3		2-0 F8		2-3 K		2-3 K				0-0 F9		4-2 G4-6-3 BB		4 0 0 0 0 2 2	AB 50											
Wayne Kirby, L OBP: 0.304, SLG: 0.307 (12, PH)																1 0 0 0 0 0 0	R 2											
Felix Fermin, R OBP: 0.304, SLG: 0.307 (12, 5)																0 0 0 0 1 0 0	H 8											
Mark Lewis, R OBP: 0.312, SLG: 0.355 (1, 6)			2-2 F7		1-1 F8		0-0 P2		0-0 P2	1-1 P4		0-1 G6-3		0-1 G4-6-3		6 0 0 0 0 0 1	RBI 2											
Junior Ortiz, R OBP: 0.287, SLG: 0.265 (1, 2)			4-1 1B BB		0-0 F7		3-1 F8		1-2 G1-3				1-2 G4-3			4 0 0 0 1 0 0	BB 3											
Inning Stats	R: 0 E: 0 K: 1 S: 11	H: 1 LOB: 0 BB: 0 P: 17	R: 0 E: 0 K: 0 S: 9	H: 1 LOB: 1 BB: 0 P: 17	R: 1 E: 0 K: 0 S: 14	H: 2 LOB: 2 BB: 2 P: 26	R: 0 E: 0 K: 0 S: 4	H: 0 LOB: 0 BB: 0 P: 7	R: 1 E: 0 K: 1 S: 10	H: 2 LOB: 1 BB: 0 P: 13	R: 0 E: 0 K: 0 S: 5	H: 0 LOB: 0 BB: 0 P: 7	R: 0 E: 0 K: 2 S: 10	H: 1 LOB: 1 BB: 0 P: 15	R: 0 E: 0 K: 0 S: 8	H: 0 LOB: 0 BB: 0 P: 13	R: 0 E: 0 K: 0 S: 8	H: 0 LOB: 0 BB: 0 P: 9	R: 0 E: 0 K: 0 S: 9	H: 0 LOB: 0 BB: 0 P: 15	R: 0 E: 0 K: 0 S: 3	H: 0 LOB: 0 BB: 0 P: 5	R: 0 E: 0 K: 1 S: 7	H: 0 LOB: 0 BB: 1 P: 12	1B: 6 2B: 2 3B: 0 HR: 0	SF: 0 SAC: 0 DP: 1 HBP: 0	WP: 0 PB: 0 SB: 3 CS: 1	PA: 53
PITCHER Chuck Finley, L ERA: 4.24 Scott Lewis, R ERA: 5.88	IP 10.0	WLS W	BF 37	H 7	R 2	ER 2	SO 5	BB 2	IBB 0	HBP 0	BLK 0	WP 0	HR 0	S 81	P 133	ERA 1.80	WHIP 0.900											


Cleveland Indians @ California Angels
Anaheim Stadium, Anaheim, CA
Wed Sep 02 1992, 10:05 PM EDT
Att. 18,141 - Cloudy - 72 F

livebaseballscorecards.com

AB 50
R 2
H 8
RBI 2
BB 3
SO 6
LOB 12



Batter	1	2	3	4	5	6	7	8	9	10	11	12	13	14	15	AB	R	H	RBI	BB	SO	LOB
Damion Easley, R OBP: 0.316, SLG: 0.324 (1, 5)	K		G6-3		K		K		K			1B		G6-4-3		7	0	2	0	0	4	4
Luis Sojo, R OBP: 0.306, SLG: 0.414 (1, 4)	P4		G6-3			1B 2B	P5			G5-3		K		G6-4-3		7	1	1	0	0	1	4
Junior Felix, S OBP: 0.289, SLG: 0.363 Ron Tingley, R OBP: 0.272, SLG: 0.304 Ken Oberkfell, L OBP: 0.279, SLG: 0.250 Mike Fitzgerald, R OBP: 0.269, SLG: 0.295 (1, 8)	L5		K			K	G3			G4-3		1B				4	0	0	0	0	2	3
Gary Gaetti, R OBP: 0.276, SLG: 0.348 Rob Ducey, L OBP: 0.203, SLG: 0.232 (1, 10)	K			F9		1B		CS		F8		P4				4	1	2	0	0	1	0
Tim Salmon, R OBP: 0.346, SLG: 0.395 (1, 9)	1B 2B		G6-3		G6-3	1B 1B	F7				L8		K			6	1	2	1	1	1	1
Chad Curtis, R OBP: 0.334, SLG: 0.375 (8, 8)	1B		G3		G3	1B BB	G6-3				SH1-3		S			6	0	3	0	0	1	4
Lee Stevens, L OBP: 0.279, SLG: 0.349 (1, 3)	K		K		F9					SH1-3		K				5	0	1	2	0	3	3
Gary Disarcina, R OBP: 0.286, SLG: 0.304 (1, 6)	K					1B	P4			K		P6		F9		6	0	1	0	0	2	6
John Orton, R OBP: 0.274, SLG: 0.211 Luis Polonia, L OBP: 0.352, SLG: 0.343 (7, PH)	G6-3		G6-3		F7			S				B1-3		K		2	0	1	0	0	0	1

Inning Stats		R: 0	H: 0	E: 0	K: 1	S: 5	R: 0	H: 2	E: 0	K: 3	S: 17	R: 0	H: 1	E: 0	K: 1	S: 11	R: 0	H: 0	E: 0	K: 0	S: 7	R: 0	H: 1	E: 0	K: 1	S: 9	R: 2	H: 3	E: 0	K: 2	S: 15	R: 0	H: 1	E: 0	K: 1	S: 11	R: 0	H: 1	E: 0	K: 0	S: 7	R: 0	H: 1	E: 0	K: 3	S: 12	R: 0	H: 0	E: 0	K: 0	S: 5	R: 0	H: 1	E: 0	K: 0	S: 7	R: 0	H: 2	E: 0	K: 1	S: 7	R: 0	H: 1	E: 0	K: 2	S: 9	R: 0	H: 1	E: 0	K: 1	S: 6	R: 1	H: 1	E: 0	K: 1	S: 7	R: 0	H: 0	E: 0	K: 1	S: 7
Jack Armstrong, R ERA: 4.85 Steve Olin, R ERA: 2.43 Derek Liliquist, L ERA: 1.51												PITCHER IP WLS BF H R ER SO BB IBB HBP BLK WP HR S P ERA WHIP Jack Armstrong, R (1, 1) 7.0 31 9 2 0 3 0 0 0 0 0 0 0 26 38 2.57 1.429 Steve Olin, R (8, 1) 3.1 11 2 0 0 3 0 0 0 0 0 0 0 26 38 0.00 0.600 Derek Liliquist, L (11, 1) 4.1 L 17 5 1 1 5 0 0 0 0 0 0 1 31 45 2.08 1.154												AB 57 R 3 H 16 RBI 3 BB 1 SO 17 LOB 28																																																									

Cleveland Indians @ California Angels
 Anaheim Stadium, Anaheim, CA

Wed Sep 02 1992, 10:05 PM EDT
 Att: 18,141 - Cloudy - 72 F

Batter	1	2	3	4	5	6	7	8	9	AB R H RBI BB SO LOB	TOP												
Omar Vizquel, S OBP: 0.353, SLG: 0.366 (1, 6) X	0-0 B1-3		0-2 L8		4-2 BB		1-1 G4-6-3			3 0 0 0 1 0 1													
Bret Boone, R OBP: 0.245, SLG: 0.300 (1, 4) B B F B X	3-1 F8		1-3 K		0-3 K		0-2 L1			4 0 0 0 0 2 2													
Ken Griffey Jr., L OBP: 0.365, SLG: 0.551 (1, 8) S B B X	1-1 BB 1B		3-2 L4		1-1 L3		1-2 P6			4 0 1 0 0 0 0													
Tino Martinez, L OBP: 0.310, SLG: 0.402 (1, 3) B B F 1 B B SAFE	4-1 1-2 BB		0-1 F7		1-2 1B 1B		1-2 F9			3 0 1 0 1 0 0													
Jay Buhner, R OBP: 0.330, SLG: 0.413 (1, 9) C X	0-1 P3		1-1 F9		1-3 K		0-0 G5-3			4 0 0 0 0 1 3													
Pete O'Brien, L OBP: 0.275, SLG: 0.367 (1, 10) X		0-0 F7		1-1 P5		2-0 1B 1B		1-1 F9		4 0 1 0 0 0 0													
Henry Cotto, R OBP: 0.321, SLG: 0.372 (1, 7) C B X		1-1 G3 S 1B		0-1 L7		2-2 1-2 2-3 1B		0-1 F8		4 0 2 0 0 0 0													
Dave Valle, R OBP: 0.315, SLG: 0.381 (1, 2) C B B O C X		2-2 G3		3-2 BB 1B		2-0 F8		1-0 FC4-6 1B		3 0 1 0 0 0 4 1 0 1 0 0 0 0													
Greg Briley, L OBP: 0.264, SLG: 0.361 (9, PH) C B B O C X		1-3		1-3 K				2-2 FC4-6		4 0 1 0 0 2 3													
Shane Turner, L OBP: 0.365, SLG: 0.365 (1, 5) C B B O C X		1-3 K		1-3 K			0-0 G4-6-3 1B																
Inning Stats	R: 0 E: 0 K: 0 S: 8	H: 1 LOB: 2 BB: 1 P: 16	R: 0 E: 0 K: 1 S: 10	H: 1 LOB: 1 BB: 0 P: 14	R: 0 E: 0 K: 1 S: 9	H: 0 LOB: 0 BB: 0 P: 13	R: 0 E: 0 K: 0 S: 6	H: 0 LOB: 0 BB: 0 P: 8	R: 0 E: 0 K: 2 S: 18	H: 1 LOB: 2 BB: 1 P: 26	R: 0 E: 0 K: 1 S: 17	H: 3 LOB: 3 BB: 0 P: 26	R: 0 E: 0 K: 0 S: 6	H: 1 LOB: 0 BB: 0 P: 7	R: 0 E: 0 K: 0 S: 7	H: 0 LOB: 0 BB: 0 P: 9	R: 0 E: 0 K: 0 S: 8	H: 1 LOB: 1 BB: 0 P: 12	1B: 8 2B: 0 3B: 0 HR: 0	SF: 0 SAC: 0 DP: 1 HBP: 0	WP: 0 PB: 0 SB: 1 CS: 0	PA: 36	
PITCHER Jose Mesa, R ERA: 4.09 (1, 1)	IP 9.0	WLS W	BF 36	H 8	R 0	ER 0	SO 5	BB 2	IBB 0	HBP 0	BLK 0	WP 0	HR 0	S 89	P 131	ERA 0.00	WHIP 1.111						PITCHER IP WLS BF H R ER SO BB IBB HBP BLK WP HR S P ERA WHIP

Seattle Mariners @ Cleveland Indians
Cleveland Municipal Stadium, Cleveland, OH

Fri Sep 04 1992, 7:05 PM EDT
Att: 9,933 - Cloudy - 68 F

livebaseballscorecards.com

AB	34
R	0
H	8
RBI	0
BB	2
SO	5
LOB	13



BOTTOM

Seattle Mariners @ Cleveland Indians
Cleveland Municipal Stadium, Cleveland, OH

Fri Sep 04 1992, 7:05 PM EDT
Att. 9,933 - Cloudy - 68 F

livebaseballscorecards.com

AB	33
R	7
H	12
RBI	7
BB	2
SO	9
LOB	12

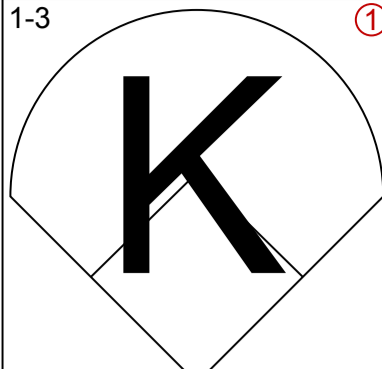
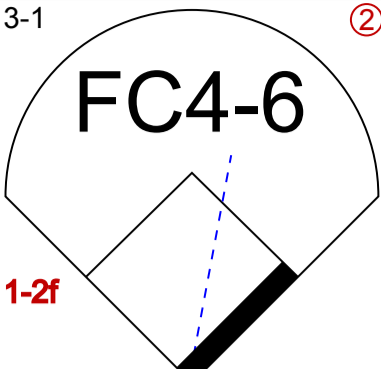
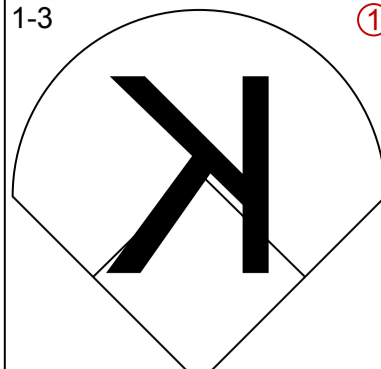
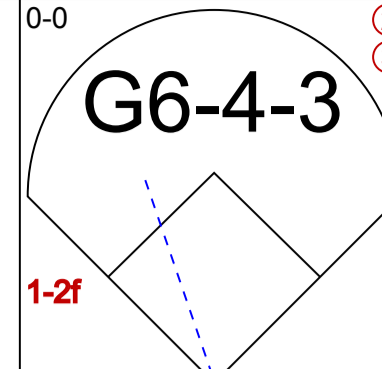
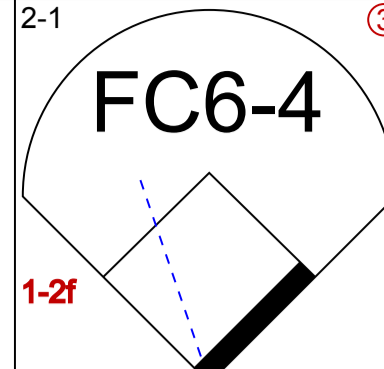
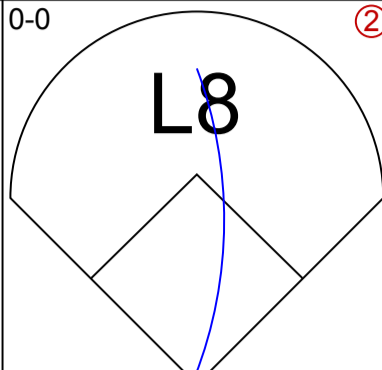
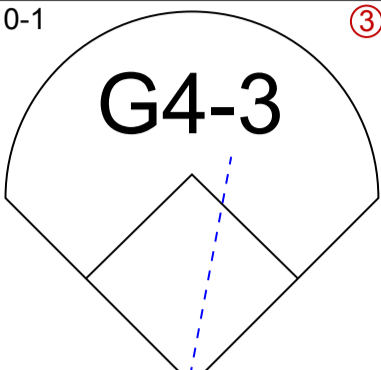
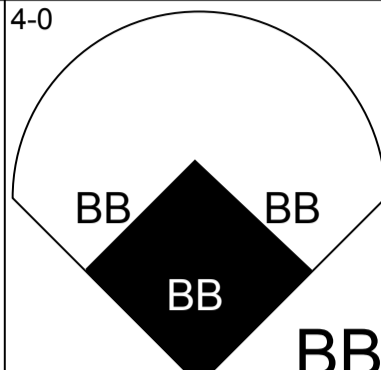
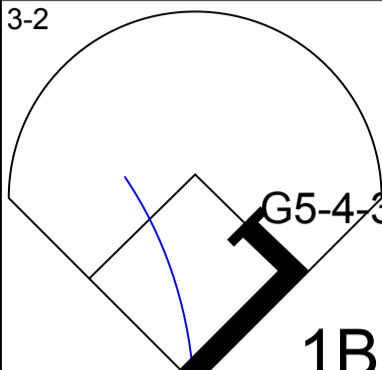
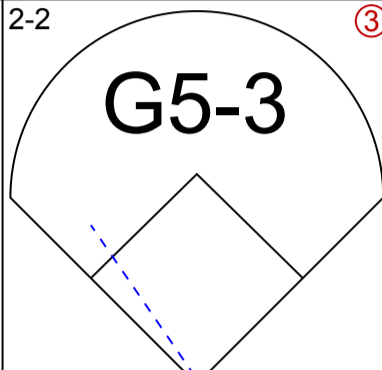
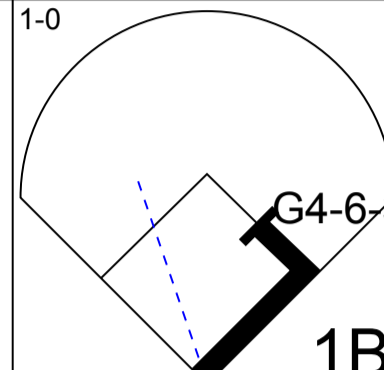
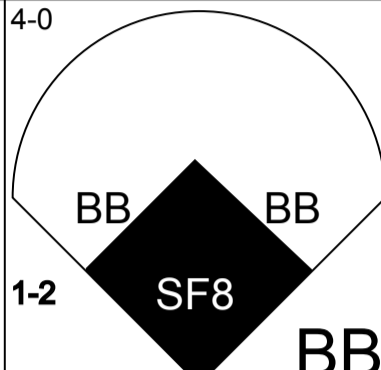
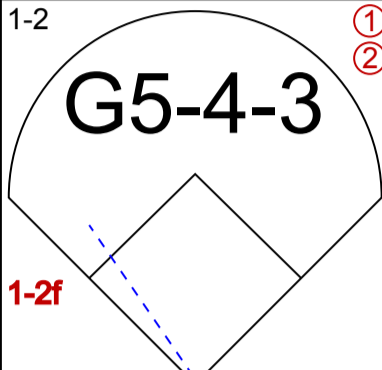
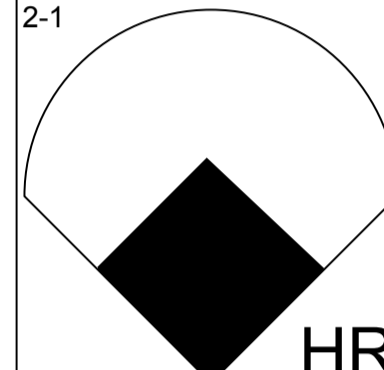
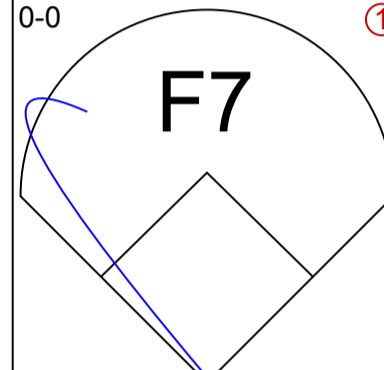
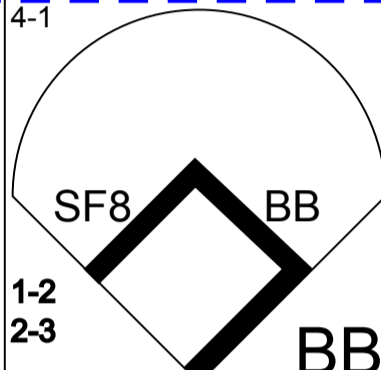
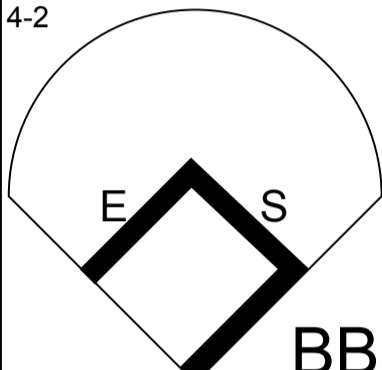
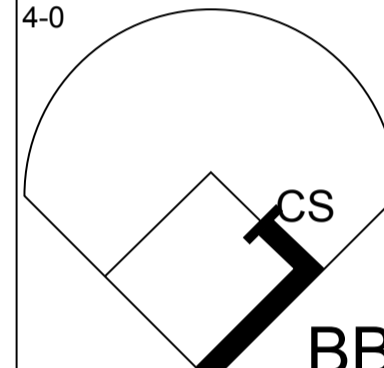
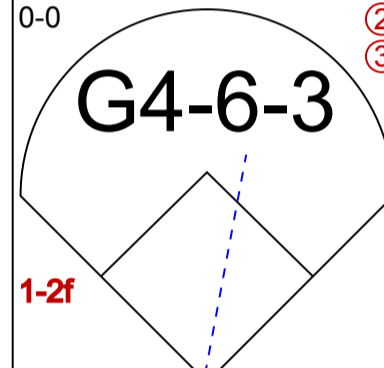
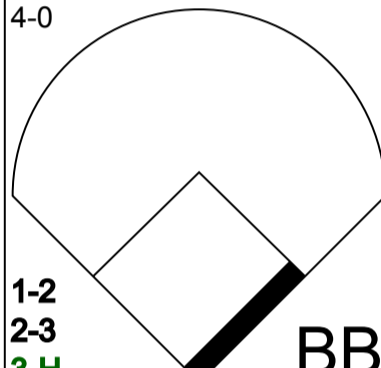
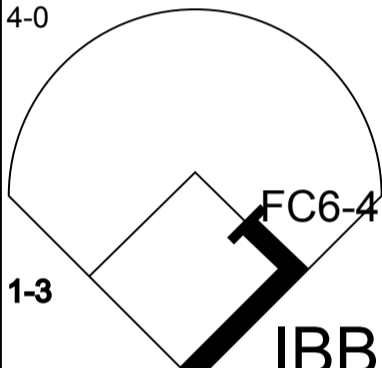
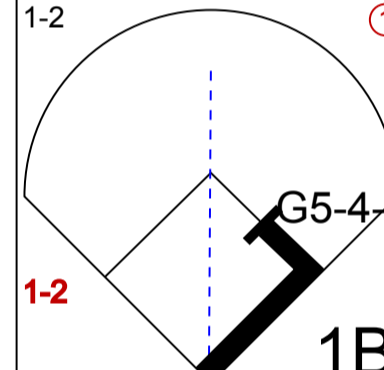
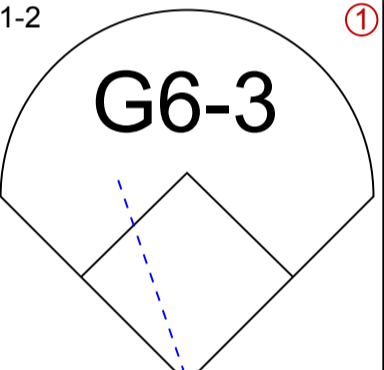
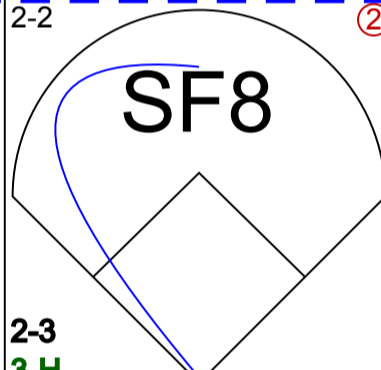
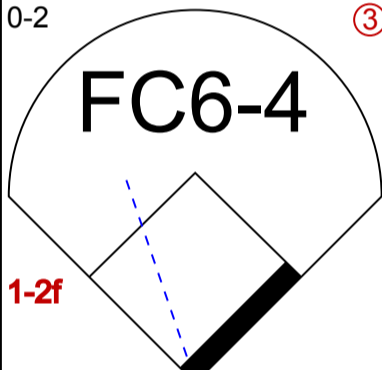
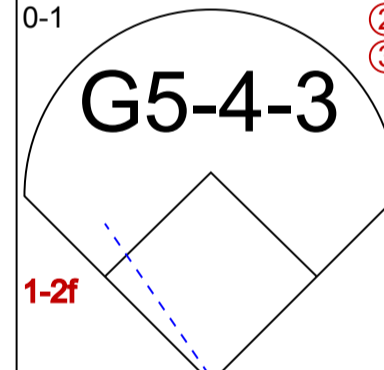
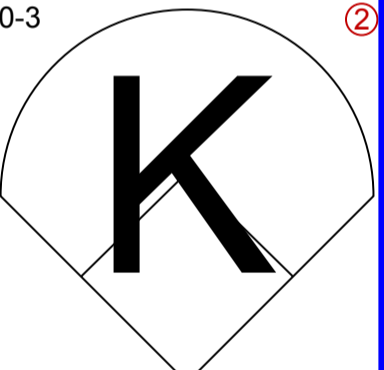
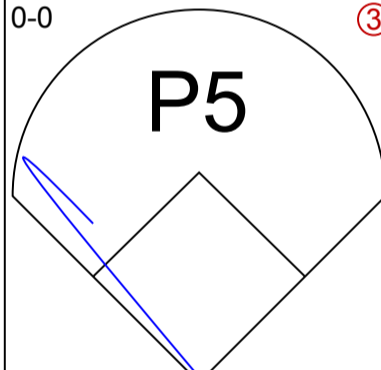
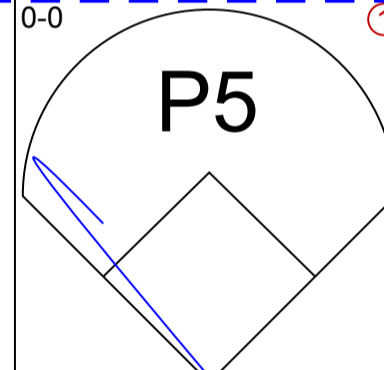
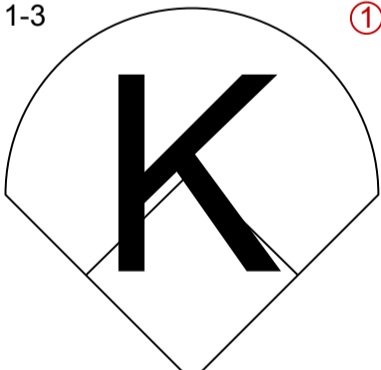
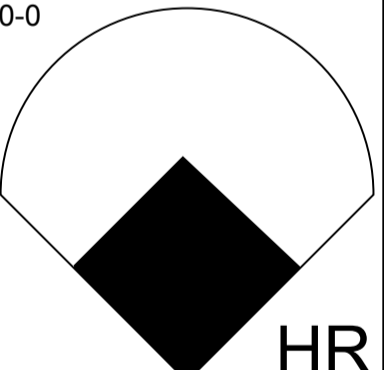
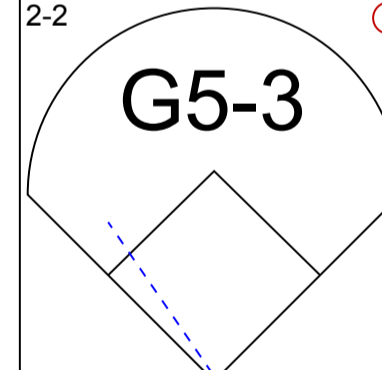
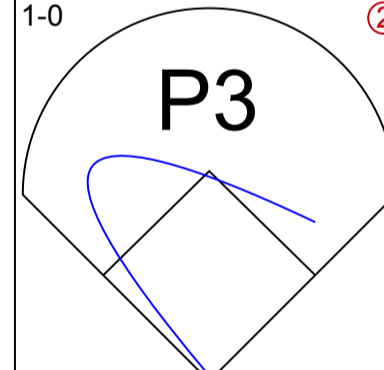
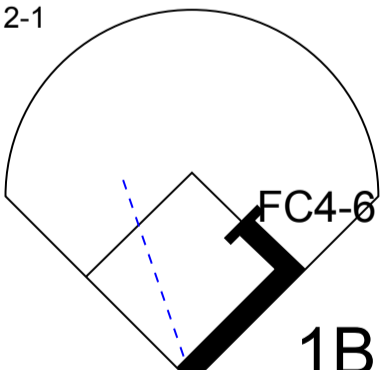
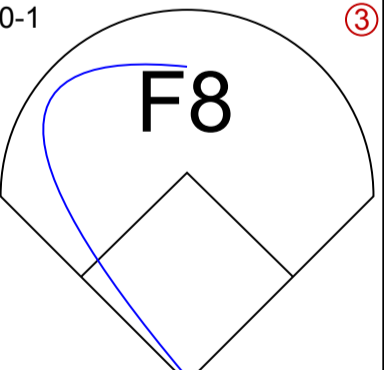
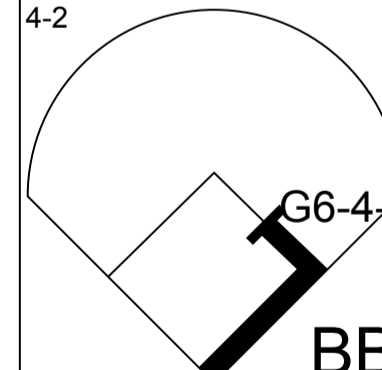
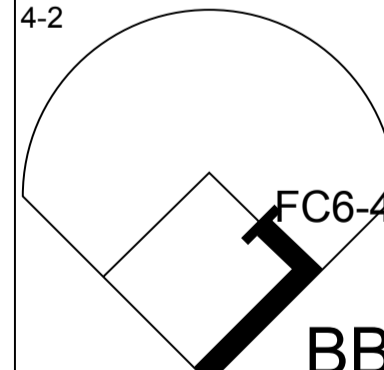


WP:	0	PA:	36
PB:	0		
SB:	1		
CS:	0		

AB	R	H	RBI	BB	SO	LOB
4	0	1	0	0	2	1
4	1	0	0	0	2	2
4	1	2	1	0	0	0
3	1	0	0	1	1	1
4	2	3	4	0	1	1
3	1	2	1	1	1	1
3	0	1	0	0	1	2
4	0	1	1	0	1	2
4	1	2	0	0	0	2
1B:	7	SF:	0			
2B:	5	SAC:	1			
3B:	1	DP:	2			
HR:	1	HBP:	0			

Batter	1	2	3	4	5	6	7	8	9									
Kenny Lofton, L OBP: 0.356, SLG: 0.371 (1, 8)	2-3 K ①		0-1 FC5-4 1B 1-2	2-2 L4-3 ②			3-3 K ②											
Thomas Howard, S OBP: 0.324, SLG: 0.360 (1, 7)	2-2 L4 ②		0-2 FC5-4 BB 1B 3B 1-2f 2-3		0-3 K ①		0-3 K ③											
Carlos Baerga, S OBP: 0.342, SLG: 0.448 (1, 4)	3-2 G3 ③		0-1 SAFE 3B 1B 1-2 3-H		2-0 K 1B S		3-2 F7 ①											
Albert Belle, R OBP: 0.309, SLG: 0.453 (1, 10)		0-1 L5 ①	4-1 3B BB 1-2 2-3		0-3 K ②		3-2 F7 ②											
Carlos Martinez, R OBP: 0.307, SLG: 0.431 (1, 5)		3-2 2B ②	0-0 3B 1-2 2-3		3-3 K ③		1-2 HR											
Paul Sorrento, L OBP: 0.354, SLG: 0.464 (1, 3)		3-2 2B ②	3-3 K ②		1-2 SH1-3 L6-5 2B		4-2 1B BB											
Mark Whiten, S OBP: 0.350, SLG: 0.386 (1, 9)		3-1 F8 ②	3-3 K ③		1-1 SH1-3 ①		2-2 1B 1B											
Mark Lewis, R OBP: 0.311, SLG: 0.354 (1, 6)		1-1 P3 ③		1-3 K ①		1-0 L6-5 ② ③		1-0 FC5-4 1B 1-3 3-H										
Junior Ortiz, R OBP: 0.292, SLG: 0.271 (1, 2)			2-1 FC5-4 1B 1B	0-0 L4-3 1B			1-2 P3 ①	2-2 FC5-4 ③										
Inning Stats	R: 0 E: 0 K: 12	H: 0 LOB: 0 BB: 19	R: 1 E: 0 K: 12	H: 2 LOB: 1 BB: 22	R: 4 E: 0 K: 21	H: 4 LOB: 1 BB: 33	R: 0 E: 0 K: 7	H: 1 LOB: 0 BB: 10	R: 0 E: 0 K: 10	H: 1 LOB: 1 BB: 15	R: 0 E: 0 K: 6	H: 0 LOB: 0 BB: 13	R: 2 E: 0 K: 18	H: 3 LOB: 2 BB: 34	1B: 7 2B: 5 3B: 1 HR: 1	SF: 0 SAC: 1 DP: 2 HBP: 0	WP: 0 PB: 0 SB: 1 CS: 0	PA: 36

PITCHER	IP	WLS	BF	H	R	ER	SO	BB	IBB	HBP	BLK	WP	HR	S	P	ERA	WHIP
Dave Fleming, L ERA: 3.25 (1, 1)	3.0	L	16	6	5	5	3	1	0	0	0	0	0	45	74	15.00	2.333
Calvin Jones, R ERA: 5.37 (4, 1)	2.0		7	2	0	0	4	0	0	0	0	0	0	17	25	0.00	1.000
Mark Grant, R ERA: 4.2 (6, 1)	1.0		3	1	0	0	0	0	0	0	0	0	0	6	9	0.00	1.000
Dennis Powell, L ERA: 5.14 (7, 1)	1.0		3	0	0	0	2	0	0	0	0	0	0	9	13	0.00	0.000
Jeff Nelson, R ERA: 3.49 (8, 1)	1.0		7	3	2	2	0	1	0	0	0	0	1	18	34	18.00	4.000

Batter	1	2	3	4	5	6	7	8	9	AB R H RBI BB SO LOB	TOP														
Omar Vizquel, S (1, 6) OBP: 0.349, SLG: 0.361	1-3 		3-1 FC4-6 			1-3 	0-0 G6-4-3 		2-1 FC6-4 	5 0 0 0 0 2 3															
Harold Reynolds, S (1, 4) OBP: 0.323, SLG: 0.337	0-0 L8 		0-1 G4-3 			4-0 BB 		3-2 G5-4-3 1B 		3 1 1 0 1 0 1															
Edgar Martinez, R (1, 10) OBP: 0.406, SLG: 0.556	2-2 G5-3 			1-0 G4-6-3 1B 		4-0 BB SF8 BB 		1-2 G5-4-3 		3 1 1 0 1 0 1															
Ken Griffey Jr., L (1, 8) OBP: 0.368, SLG: 0.557		2-1 		0-0 F7 		4-1 SF8 BB BB 		4-2 E S BB 		2 1 1 1 2 0 1															
Tino Martinez, L (1, 3) OBP: 0.314, SLG: 0.401		4-0 CS BB 		0-0 G4-6-3 		4-0 BB 		4-0 FC6-4 1-3 IBB 		1 0 0 1 3 0 1															
Jay Buhner, R (1, 9) OBP: 0.330, SLG: 0.413		1-2 G5-4-3 1B 			1-2 G6-3 		SF8 		0-2 FC6-4 	3 0 1 1 0 0 2															
Henry Cotto, R (1, 7) OBP: 0.319, SLG: 0.369		0-1 G5-4-3 			0-3 K 		0-0 P5 		0-0 P5 	2 0 0 0 0 1 1															
Greg Biley, L (6, PH) OBP: 0.282, SLG: 0.358										1 0 0 0 0 0 2															
John Moses, S (6, 7) OBP: 0.278, SLG: 0.200										1 0 0 0 0 0 0															
Dave Valle, R (1, 2) OBP: 0.315, SLG: 0.388			1-3 K 		0-0 		2-2 G5-3 		1-0 P3 	4 1 1 1 0 1 0															
Mike Blowers, R (1, 5) OBP: 0.311, SLG: 0.250			2-1 FC4-6 1B 		0-1 F8 		4-2 G6-4-3 BB 		4-2 FC6-4 BB 	2 0 1 0 2 0 0															
Inning Stats	R: 0 E: 0 K: 1 S: 8	H: 0 LOB: 0 BB: 0 P: 11	R: 1 E: 0 K: 0 S: 8	H: 2 LOB: 0 BB: 1 P: 15	R: 0 E: 0 K: 1 S: 9	H: 1 LOB: 1 BB: 0 P: 15	R: 0 E: 0 K: 0 S: 3	H: 1 LOB: 0 BB: 0 P: 4	R: 1 E: 0 K: 1 S: 11	H: 1 LOB: 0 BB: 0 P: 12	R: 2 E: 0 K: 1 S: 10	H: 0 LOB: 2 BB: 4 P: 29	R: 0 E: 0 K: 0 S: 7	H: 0 LOB: 0 BB: 1 P: 13	R: 0 E: 0 K: 0 S: 13	H: 1 LOB: 2 BB: 2 P: 24	R: 0 E: 0 K: 0 S: 6	H: 0 LOB: 1 BB: 1 P: 13	1B: 4 2B: 0 3B: 0 HR: 2	SF: 1 SAC: 0 DP: 4 HBP: 0	WP: 0 PB: 0 SB: 1 CS: 1	PA: 37			
PITCHER	IP WLS BF H R ER SO BB IBB HBP BLK WP HR S P ERA WHIP																								
Charles Nagy, R (1, 1) ERA: 3.02	5.1		21	5	4	4	4	3	0	0	0	0	2	44	71	6.75	1.500								
Kevin Wickander, L (6, 1) ERA: 3.2	0.0		2	0	0	0	0	2	0	0	0	0	0	1	9	∞	∞								
Ted Power, R (6, 1) ERA: 2.46	2.2		10	1	0	0	0	2	1	0	0	0	0	24	43	0.00	1.125								
Eric Plunk, R (9, 1) ERA: 3.62	1.0	W	4	0	0	0	0	1	0	0	0	0	0	6	13	0.00	1.000								

Seattle Mariners @ Cleveland Indians
Cleveland Municipal Stadium, Cleveland, OH

livebaseballscorecards.com

AB	27
R	4
H	6
RBI	4
BB	9
SO	4
LOB	12



Sat Sep 05 1992, 3:33 AM EDT
Att. 11,270 - Sunny - 76 F

BOTTOM

Seattle Mariners @ Cleveland Indians
Cleveland Municipal Stadium, Cleveland, OH

Sat Sep 05 1992, 3:33 AM EDT
Att. 11,270 - Sunny - 76 F

livebaseballscorecards.com

AB	32
R	5
H	9
RBI	5
BB	8
SO	9
LOB	17



WP:	1	PA:	40
PB:	0		
SB:	3		
CS:	1		

AB R H RBI BB SO LOB

4	1	0	0	1	1	3
1	1	0	0	4	1	0
0	1	0	0	0	0	0
5	1	3	2	0	1	2
5	0	3	3	0	1	2
4	0	1	0	0	1	3
4	0	0	0	0	2	2
3	0	1	0	1	0	1
2	0	0	0	2	1	1
3	1	1	0	0	0	1
1	0	0	0	0	1	2
0	0	0	0	0	0	0

1B:	7	SF:	0
2B:	2	SAC:	0
3B:	0	DP:	1
HR:	0	HBP:	0

Batter	1	2	3	4	5	6	7	8	9
Kenny Lofton, L OBP: 0.355, SLG: 0.368 (1, 8)	0-3 K		4-0 S BB		0-0 FC2-5 BB 1B	0-2 G4-3			3-2 G4-3
Felix Fermin, R OBP: 0.321, SLG: 0.305 Wayne Kirby, L (9, PR)	4-0 L8 1B BB		4-1 SAFE SAFE G4-6-3 BB		4-2 1B BB		2-3 K		4-1 1B BB
Carlos Baerga, S OBP: 0.345, SLG: 0.450 (1, 4)	0-1 1-2 1B		0-1 G4-6-3		1-0 2B 1B		0-3 K		0-0 1B 1B
Albert Belle, R OBP: 0.312, SLG: 0.459 (1, 7)	1-2 L8			1-0 S 2B	1-2 CS 2B		3-3 K		1-0 1-2 3-H 1B
Carlos Martinez, R OBP: 0.305, SLG: 0.425 (1, 3)	0-1 G6-3			0-0 G5-3	1-2 WP 1B			3-3 K	
Glenallen Hill, R OBP: 0.283, SLG: 0.414 (1, 10)			1-3 K		2-3 K			2-2 F8	
Mark Whiten, S OBP: 0.351, SLG: 0.386 (1, 9)			2-1 G5-3		1-1 G6-3		3-2 G3 1B		4-2 E S BB
Brook Jacoby, R OBP: 0.322, SLG: 0.328 (1, 5)			0-3 K2-3				4-2 FC2-5 BB		4-2 SAFE SAFE 1-3 BB
Junior Ortiz, R OBP: 0.293, SLG: 0.272 Paul Sorrento, L OBP: 0.353, SLG: 0.463 Jesse Levis, L OBP: 0.364, SLG: 0.545 (8, PH) (9, 2)			3-2 G4-3				0-0 BB FC2-5 1B		3-3 G3

Inning Stats	R: 0	H: 1	E: 0	K: 1	S: 11	LOB: 2	BB: 1	P: 16	R: 0	H: 0	E: 0	K: 2	S: 11	LOB: 0	BB: 0	P: 14	R: 0	H: 0	E: 0	K: 0	S: 7	LOB: 1	BB: 2	P: 18	R: 0	H: 1	E: 0	K: 1	S: 7	LOB: 1	BB: 0	P: 11	R: 4	H: 4	E: 0	K: 0	S: 20	LOB: 1	BB: 2	P: 32	R: 0	H: 1	E: 0	K: 0	S: 10	LOB: 1	BB: 0	P: 13	R: 0	H: 0	E: 0	K: 3	S: 10	LOB: 0	BB: 0	P: 15	R: 0	H: 0	E: 0	K: 2	S: 13	LOB: 2	BB: 2	P: 29	R: 1	H: 2	E: 0	K: 0	S: 7	LOB: 3	BB: 1	P: 15	1B: 7	2B: 2	3B: 0	HR: 0	SF: 0	SAC: 0	DP: 1	HBP: 0
--------------	------	------	------	------	-------	--------	-------	-------	------	------	------	------	-------	--------	-------	-------	------	------	------	------	------	--------	-------	-------	------	------	------	------	------	--------	-------	-------	------	------	------	------	-------	--------	-------	-------	------	------	------	------	-------	--------	-------	-------	------	------	------	------	-------	--------	-------	-------	------	------	------	------	-------	--------	-------	-------	------	------	------	------	------	--------	-------	-------	-------	-------	-------	-------	-------	--------	-------	--------

PITCHER	IP	WLS	BF	H	R	ER	SO	BB	IBB	HBP	BLK	WP	HR	S	P	ERA	WHIP
Randy Johnson, L ERA: 3.92 (1, 1)	7.2		35	7	4	4	8	7	0	0	0	1	0	86	142	4.70	1.826
Jeff Nelson, R ERA: 3.48 (8, 1)	0.1		1	0	0	0	1	0	0	0	0	0	0	3	6	0.00	0.000
Russ Swan, L ERA: 5.01 (9, 1)	0.1	L	3	1	1	1	0	1	0	0	0	0	0	6	13	27.00	6.000
Mike Schooler, R ERA: 4.84 (9, 1)	0.0		1	1	0	0	0	0	0	0	0	0	0	1	2	∞	∞

PITCHER	IP	WLS	BF	H	R	ER	SO	BB	IBB	HBP	BLK	WP	HR	S	P	ERA	WHIP
---------	----	-----	----	---	---	----	----	----	-----	-----	-----	----	----	---	---	-----	------

Batter	1	2	3	4	5	6	7	8	9	10	11	12	AB R H RBI BB SO LOB	TOP			
Henry Cotto, R OBP: 0.321, SLG: 0.380 Pete O'Brien, L OBP: 0.277, SLG: 0.369 John Moses, S OBP: 0.263, SLG: 0.188 (9, 7)	1-3 K		0-0 1B		0-1 G5-3		2-1 1B 3B		0-0 2B 1B		0-1 G4-3		4 1 2 1 0 1 0 1 0 1 0 0 0 0 1 1 0 0 0 0 0				
Edgar Martinez, R OBP: 0.407, SLG: 0.554 (1, 10)	2-2 G6-3		0-0 1B FC6-4		0-1 L9		1-0 1B 1B		4-0 2B BB		2-1 G6-3		5 0 2 1 1 0 0				
Ken Griffey Jr., L OBP: 0.369, SLG: 0.558 (1, 8)	1-1 F9		0-0 P2		0-2 F8		2-0 1B 1B		1-0 1B 2B		3-0 CS 1B		6 0 3 1 0 0 2				
Lance Parrish, R OBP: 0.304, SLG: 0.451 (1, 2)		1-3 K	2-1 FC6-4 1-2f		1-1 F9		0-2 P6		2-3 K		2-0 CS	1-3 K	6 0 0 0 0 3 7				
Tino Martinez, L OBP: 0.318, SLG: 0.411 (1, 3)		0-1 HR		0-1 G5-3 1B		2-3 K		0-3 K		4-0 FC4 IBB		1-2 HR 1B	5 2 3 1 1 2 0				
Jay Buhner, R OBP: 0.331, SLG: 0.425 (1, 9)		1-3 K		0-0 G5-3 1-2		4-0 G4-3 PB BB		0-1 HR		2-1 FC4 1-2f		0-0 HR	5 3 2 3 1 1 4				
Bret Boone, R OBP: 0.237, SLG: 0.286 (8, 5)		2-3 K		0-2 G5-3		2-2 PB G4-3 3B 1B		1-0 G6-3		0-2 P5		0-0 G4-3	6 1 1 0 0 1 1				
Mike Blowers, R OBP: 0.319, SLG: 0.333 Greg Britley, L OBP: 0.261, SLG: 0.356 Shane Turner, L OBP: 0.365, SLG: 0.365 Dave Valle, R OBP: 0.314, SLG: 0.387 Harold Reynolds, S OBP: 0.324, SLG: 0.337 (7, 5)		2-0 HR		1-1 F9		1-2 G4-3		1-3 K2-3		1-0 G4-3 1B		3-2 P5	2 1 1 1 0 0 1 1 0 0 0 0 0 2 0 0 0 0 0 0 0 1 0 0 0 0 1 0 2 0 1 0 0 0 0				
Jeff Schaefer, R OBP: 0.132, SLG: 0.194 Omar Vizquel, S OBP: 0.346, SLG: 0.358 (7, 6)		0-1 G4-3			2-3 K		1-0 L8		0-1 P4		1-0 G4-3		2 0 0 0 0 1 0 3 0 0 0 0 0 3				
Inning Stats	R: 0 H: 0 E: 0 LOB: 0 K: 1 BB: 0 S: 11 P: 15	R: 1 H: 1 E: 0 LOB: 0 K: 3 BB: 0 S: 11 P: 15	R: 1 H: 3 E: 0 LOB: 2 K: 0 BB: 0 S: 8 P: 12	R: 0 H: 1 E: 0 LOB: 1 K: 0 BB: 0 S: 8 P: 9	R: 0 H: 0 E: 0 LOB: 0 K: 1 BB: 0 S: 7 P: 9	R: 0 H: 0 E: 0 LOB: 0 K: 1 BB: 0 S: 9 P: 12	R: 3 H: 4 E: 0 LOB: 2 K: 0 BB: 1 S: 15 P: 28	R: 1 H: 1 E: 0 LOB: 0 K: 2 BB: 0 S: 11 P: 13	R: 1 H: 2 E: 0 LOB: 3 K: 1 BB: 2 S: 9 P: 22	R: 0 H: 1 E: 0 LOB: 0 K: 0 BB: 0 S: 5 P: 7	R: 0 H: 1 E: 0 LOB: 0 K: 0 BB: 0 S: 5 P: 12	R: 2 H: 2 E: 0 LOB: 0 K: 1 BB: 0 S: 13 P: 18	1B: 10 SF: 0 2B: 1 SAC: 0 3B: 1 DP: 1 HR: 4 HBP: 0	WP: 0 PA: 54 PB: 1 SB: 0 CS: 1			
PITCHER	IP WLS BF H R ER SO BB IBB HBP BLK WP HR S P ERA WHIP																
Rod Nichols, R ERA: 4.32 Eric Plunk, R ERA: 3.62 Derek Lilliquist, L ERA: 1.63 Steve Olin, R ERA: 2.66	(1, 1) 6.2 (7, 1) 0.0 (7, 1) 1.2 (9, 1) 3.2	WLS WLS WLS W	BF 28 1 7 17	H 7 1 2 6	R 5 0 1 3	ER 5 0 1 3	SO 6 0 2 2	BB 1 0 0 1	IBB 0 0 0 1	HBP 0 0 0 0	BLK 0 0 0 0	WP 0 0 0 0	HR 2 0 1 1	S 63 1 18 30	P 91 2 22 57	ERA 6.75 ∞ 5.40 7.36	WHIP 1.200 ∞ 1.200 1.909

Seattle Mariners @ Cleveland Indians
Cleveland Municipal Stadium, Cleveland, OH
Sun Sep 06 1992, 3:33 AM EDT
Att. 13,483 - Cloudy - 82 F

livebaseballscorecards.com



Batter	1	2	3	4	5	6	7	8	9	10	11	12	AB	R	H	RBI	BB	SO	LOB	BOTTOM								
Kenny Lofton, L OBP: 0.359, SLG: 0.370 (1, 8)	4-2 S HR BB G4-3	0-0 G3			0-0 2B SF8 1B	2-3 K		4-2 BB		0-0 BB G4-3 1B		2-1 S 2B 1B	5	3	3	0	2	1	1									
Wayne Kirby, L OBP: 0.375, SLG: 0.333 (1, 10)	2-2 G4-3	1-0 F7			0-0 SF8 1B 2B	4-1 CS BB		2-3 K		0-1 G4-3		4-1 2B HR BB	5	2	1	0	2	1	4									
Carlos Baerga, S OBP: 0.346, SLG: 0.449 (1, 4)	4-0 S HR BB				1-1 P4	2-0 CS	1-0 G3	1-1 G6-3		4-0 BB IBB		2-0 HR 2B	5	2	1	1	2	0	3									
Albert Belle, R OBP: 0.317, SLG: 0.480 Thomas Howard, S OBP: 0.327, SLG: 0.359 (1, 7) (8, 7)	2-2 HR				4-0 E 1B IBB		3-2 HR		3-2 G6-3	4-2 BB		4-0 HR IBB	3	3	3	5	1	0	0									
Paul Sorrento, L OBP: 0.352, SLG: 0.459 (1, 3)	1-2 F9				1-0 SF8	1-1 1B	1-1 PB E 1B		4-2 1B BB	0-1 G3-1		2-0 F7	5	0	1	1	1	0	6									
Carlos Martinez, R OBP: 0.311, SLG: 0.447 (1, 5)	2-1 1B				0-2 E6 BB 1B	1-1 E4 PB	1-2 1B		0-0 F7		0-0 F7	0-1 HR	7	1	3	5	0	0	2									
Mark Whiten, S OBP: 0.353, SLG: 0.385 (1, 9)	3-2 L4				4-1 F7	4-1 FC6-4 BB	1-2 1B	4-0 G5-3 IBB	3-1 DI 1B		2-0 P6		4	0	1	0	2	0	1									
Mark Lewis, R OBP: 0.309, SLG: 0.353 (1, 6)		2-1 G3 2B			0-0 G1-6-3	0-1 FC6-4	1-2 1B	0-0 G5-3	3-2 G1-3		1-2 F8		6	0	1	0	0	0	8									
Jesse Levis, L OBP: 0.320, SLG: 0.480 Glenallen Hill, R OBP: 0.282, SLG: 0.413 Junior Ortiz, R OBP: 0.290, SLG: 0.269 (1, 2) (8, PH) (9, 2)		0-1 P7			0-1 G6-3			0-0 G6-3	3-1 F8		2-2 G3-1	2-1 P4	3	0	0	0	0	0	1									
Inning Stats	R: 3 E: 0 K: 0 S: 23	H: 2 LOB: 1 BB: 2 P: 40	R: 0 E: 0 K: 0 S: 6	H: 1 LOB: 1 BB: 0 P: 9	R: 1 E: 0 K: 0 S: 6	H: 1 LOB: 0 BB: 0 P: 7	R: 0 E: 0 K: 0 S: 5	H: 0 LOB: 0 BB: 0 P: 8	R: 2 E: 1 K: 0 S: 11	H: 3 LOB: 3 BB: 2 P: 21	R: 0 E: 0 K: 1 S: 5	H: 0 LOB: 0 BB: 1 P: 13	R: 1 E: 1 K: 0 S: 9	H: 2 LOB: 2 BB: 1 P: 19	R: 0 E: 0 K: 1 S: 10	H: 0 LOB: 1 BB: 1 P: 20	R: 0 E: 0 K: 0 S: 12	H: 1 LOB: 2 BB: 1 P: 25	R: 0 E: 0 K: 0 S: 12	H: 1 LOB: 3 BB: 2 P: 22	R: 0 E: 0 K: 0 S: 5	H: 0 LOB: 0 BB: 0 P: 8	R: 5 E: 0 K: 0 S: 9	H: 3 LOB: 0 BB: 2 P: 25	1B: 7 2B: 3 3B: 0 HR: 4	SF: 1 SAC: 0 DP: 1 HBP: 0	WP: 0 PB: 1 SB: 3 CS: 1	PA: 61
PITCHER	IP	WLS	BF	H	R	ER	SO	BB	IBB	HBP	BLK	WP	HR	S	P	ERA	WHIP											
Brian Fisher, R ERA: 4.35 (1, 1)	4.2		24	7	6	6	0	2	1	0	0	0	2	48	78	11.57	1.929											
Rich DeLucia, R ERA: 6.38 (5, 1)	1.2		7	1	1	1	1	2	0	0	0	0	1	12	28	5.40	1.800											
Russ Swan, L ERA: 4.91 (7, 1)	2.0		10	1	0	0	1	2	1	0	0	0	0	21	44	0.00	1.500											
Jeff Nelson, R ERA: 3.39 (9, 1)	1.2		9	2	0	0	0	1	1	0	0	0	0	18	34	0.00	1.800											
Calvin Jones, R ERA: 5.56 (11, 1)	1.1		6	1	2	2	0	1	0	0	0	0	0	10	21	13.50	1.500											
PITCHER	IP	WLS	BF	H	R	ER	SO	BB	IBB	HBP	BLK	WP	HR	S	P	ERA	WHIP											
Mike Schooler, R ERA: 5.4 (12, 1)	0.1	L	4	2	3	3	0	0	1	0	0	0	1	4	12	81.00	6.000											

Seattle Mariners @ Cleveland Indians
Cleveland Municipal Stadium, Cleveland, OH
Sun Sep 06 1992, 3:33 AM EDT
Att. 13,483 - Cloudy - 82 F

AB	47
R	12
H	14
RBI	12
BB	12
SO	2
LOB	26



Batter	1	2	3	4	5	6	7	8	9	AB R H RBI BB SO LOB	TOP		
Kenny Lofton, L (1, 8) OBP: 0.360, SLG: 0.369	4-1 G3-1 S BB		2-2 G4-3		4-1 S BB		1-2 G4-3			2 0 0 0 2 0 0	Cleveland Indians @ Milwaukee Brewers Milwaukee County Stadium, Milwaukee, WI Mon Sep 07 1992, 4:33 AM EDT Att. 41,348 - Cloudy - 73 F		
Felix Fermin, R (1, 4) OBP: 0.313, SLG: 0.295	0-3 K		0-0 F8		2-1 G6-3		2-2 G5-3			4 0 0 0 0 1 2			
Paul Sorrento, L (1, 3) OBP: 0.351, SLG: 0.457	2-2 G3-1		1-1 F9			2-2 1B BB		0-3 K		4 0 1 0 0 1 1			
Albert Belle, R (1, 7) OBP: 0.317, SLG: 0.477	1-2 P6			3-2 G5-3		4-2 1B BB		0-1 G4-3		3 0 0 0 1 0 1			
Carlos Martinez, R (1, 5) OBP: 0.309, SLG: 0.441		1-2 FC6-4 1B		2-2 F9		1-0 P4		3-1 L5		4 0 1 0 0 0 2			
Mark Whiten, S (1, 9) OBP: 0.354, SLG: 0.384		2-2 FC6-4 FC5 S 1-2f		4-2 BB		3-1 1-2 2-3 1B		1-2 G3		3 0 1 0 1 0 1			
Glenallen Hill, R (1, 10) OBP: 0.279, SLG: 0.408		0-2 FC5 1B 1-3		0-3 K		1-3 K		1-3 K		4 0 0 0 0 3 5			
Mark Lewis, R (1, 6) OBP: 0.311, SLG: 0.355		0-1 1B			3-1 F7		1-1 F9		0-0 1B	4 0 2 0 0 0 3			
Junior Ortiz, R (1, 2) OBP: 0.285, SLG: 0.264 Thomas Howard, S (9, PH) OBP: 0.326, SLG: 0.358		2-0 G5-3			3-1 F9		1-0 F8		0-0 P5	3 0 0 0 0 0 2 1 0 0 0 0 0 1			
Inning Stats	R: 0 E: 0 K: 1 S: 11 H: 0 LOB: 1 BB: 1 P: 18	R: 0 E: 0 K: 0 S: 12 H: 2 LOB: 2 BB: 0 P: 17	R: 0 E: 0 K: 0 S: 6 H: 0 LOB: 0 BB: 0 P: 9	R: 0 E: 0 K: 1 S: 12 H: 0 LOB: 1 BB: 1 P: 21	R: 0 E: 0 K: 0 S: 7 H: 0 LOB: 1 BB: 1 P: 19	R: 0 E: 0 K: 1 S: 13 H: 2 LOB: 3 BB: 1 P: 25	R: 0 E: 0 K: 0 S: 10 H: 0 LOB: 0 BB: 0 P: 14	R: 0 E: 0 K: 1 S: 7 H: 0 LOB: 0 BB: 0 P: 10	R: 0 E: 0 K: 1 S: 8 H: 1 LOB: 1 BB: 0 P: 10	1B: 5 2B: 0 3B: 0 HR: 0 SF: 0 SAC: 0 DP: 0 HBP: 0	WP: 0 PB: 0 SB: 3 CS: 0 PA: 36		
PITCHER	IP WLS BF H R ER SO BB IBB HBP BLK WP HR S P ERA WHIP											PITCHER	IP WLS BF H R ER SO BB IBB HBP BLK WP HR S P ERA WHIP
21 Cal Eldred, R (1, 1) ERA: 1.3	7.0 W 29 4 0 0 3 4 0 0 0 0 0 0 71 123 0.00 1.143												
Jim Austin, R (8, 1) ERA: 1.95	1.0 3 0 0 0 1 0 0 0 0 0 0 0 7 10 0.00 0.000												
Doug Henry, R (9, 1) ERA: 4.34	1.0 S 4 1 0 0 1 0 0 0 0 0 0 0 8 10 0.00 1.000												

AB	32
R	0
H	5
RBI	0
BB	4
SO	5
LOB	18



Batter	1	2	3	4	5	6	7	8	9
Pat Listach, S OBP: 0.357, SLG: 0.354 (1, 6)	1-1 G5-3		0-1 FC9-6			1-1 1B		0-0 F9	
Robin Yount, R OBP: 0.320, SLG: 0.384 (1, 8)	1-1 G5-3		0-0 CS	3-2 PB S 1B		2-1 F8			
Paul Molitor, R OBP: 0.386, SLG: 0.465 (1, 10)	2-3 K			3-1 G4-6-3 1B		1-1 1B			
Dante Bichette, R OBP: 0.330, SLG: 0.428 (1, 9)		2-3 K		0-1 G4-6-3		3-2 F8			
Greg Vaughn, R OBP: 0.296, SLG: 0.395 (1, 7)		1-2 HR		0-0 G6-3			4-1 CS BB		
Kevin Seitzer, R OBP: 0.331, SLG: 0.360 (1, 5)		0-1 G1-3			2-2 G3-1		2-0 G5-3		
Jim Gantner, L OBP: 0.274, SLG: 0.306 (9, 5)							1-2 G5-3		
John Jaha, R OBP: 0.285, SLG: 0.333 (1, 3)		1-3 K			2-1 F9		2-2 F7		
B.J. Surhoff, L OBP: 0.308, SLG: 0.319 (1, 2)			0-1 P6		3-2 F9			0-1 F9	
Scott Fletcher, R OBP: 0.347, SLG: 0.375 (1, 4)			0-1 FC9-8 1B			0-0 F9		1-1 F8	

AB	R	H	RBI	BB	SO	LOB
4	0	1	0	0	0	1
3	1	1	0	0	0	1
3	0	2	1	0	1	0
3	0	0	0	0	1	3
2	1	1	1	1	0	0
3	0	0	0	0	0	1
0	0	0	0	0	0	0
3	0	0	0	0	1	0
3	0	0	0	0	0	0
3	0	1	0	0	0	0

BOTTOM

Cleveland Indians @ Milwaukee Brewers
Milwaukee County Stadium, Milwaukee, WI

Mon Sep 07 1992, 4:33 AM EDT
 Att. 41,348 - Cloudy - 73 F

livebaseballscorecards.com

AB	27
R	2
H	6
RBI	2
BB	1
SO	3
LOB	6



Inning Stats	R: 0	H: 0	E: 0	K: 1	S: 8	LOB: 0	BB: 0	P: 12
	R: 1	H: 1	E: 0	K: 2	S: 13	LOB: 0	BB: 0	P: 17
	R: 0	H: 1	E: 0	K: 0	S: 6	LOB: 0	BB: 0	P: 6
	R: 1	H: 2	E: 0	K: 0	S: 10	LOB: 0	BB: 0	P: 16
	R: 0	H: 0	E: 0	K: 0	S: 8	LOB: 0	BB: 0	P: 15
	R: 0	H: 2	E: 0	K: 0	S: 11	LOB: 2	BB: 0	P: 18
	R: 0	H: 0	E: 0	K: 0	S: 7	LOB: 0	BB: 1	P: 14
	R: 0	H: 0	E: 0	K: 0	S: 5	LOB: 0	BB: 0	P: 6

PITCHER	IP	WLS	BF	H	R	ER	SO	BB	IBB	HBP	BLK	WP	HR	S	P	ERA	WHIP
Dennis Cook, L ERA: 4.03 (1, 1)	8.0	L	28	6	2	2	3	1	0	0	0	0	1	68	104	2.25	0.875

PITCHER	IP	WLS	BF	H	R	ER	SO	BB	IBB	HBP	BLK	WP	HR	S	P	ERA	WHIP

WP: 0	PA: 29
PB: 1	
SB: 1	
CS: 2	

Batter	1	2	3	4	5	6	7	8	9	AB R H RBI BB SO LOB	TOP											
Kenny Lofton, L (1, 8) OBP: 0.359, SLG: 0.366	1-2 L3		4-1 BB		0-1 G1-3		1-2 G5-3			3 0 0 0 1 0 1	Cleveland Indians @ Milwaukee Brewers Milwaukee County Stadium, Milwaukee, WI Tue Sep 08 1992, 8:05 PM EDT Att. 39,650 - Sunny - 68 F											
Thomas Howard, S (1, 7) OBP: 0.322, SLG: 0.353	1-0 F9		0-0 F9		2-1 F7			1-0 G4-3		4 0 0 0 0 0 3												
Carlos Baerga, S (1, 4) OBP: 0.345, SLG: 0.448	2-3 K				0-1 G5-3		0-2 2B	3-2 G1-3		4 1 1 0 0 1 0												
Albert Belle, R (1, 10) OBP: 0.320, SLG: 0.480		1-0 P2		4-2 2B		0-1 G6-3		4-2 BB		2 2 1 1 2 0 0												
Paul Sorrento, L (1, 3) OBP: 0.350, SLG: 0.458		3-2 F9		2-2 2B		0-0 G5-3		1-1 G4-3		4 0 1 0 0 0 2												
Carlos Martinez, R (1, 5) OBP: 0.301, SLG: 0.430		1-1 G5-3		0-1 G6-3		1-1 G6-3		0-0 P1		4 0 0 2 0 0 1												
Mark Whiten, S (1, 9) OBP: 0.352, SLG: 0.381			1-0 G4-3	3-1 G3-1		0-0 G3-1		2-2 G1-3		4 0 0 0 0 0 1												
Mark Lewis, R (1, 6) OBP: 0.309, SLG: 0.352 Wayne Kirby, L (9, PH) OBP: 0.333, SLG: 0.286			0-1 G4-3		1-1 P6		1-3 K	1-1 G1-3		3 0 0 0 0 1 0 1 0 0 0 0 0 0												
Junior Ortiz, R (1, 2) OBP: 0.291, SLG: 0.271			0-0 BB		2-1 G1-3		3-2 G6-3			3 0 2 0 0 0 0												
Inning Stats	R: 0 E: 0 K: 1 S: 7	H: 0 LOB: 0 BB: 0 P: 11	R: 0 E: 0 K: 0 S: 6	H: 0 LOB: 0 BB: 0 P: 11	R: 0 E: 0 K: 0 S: 6	H: 1 LOB: 2 BB: 1 P: 11	R: 1 E: 0 K: 0 S: 12	H: 1 LOB: 1 BB: 1 P: 21	R: 0 E: 0 K: 0 S: 8	H: 1 LOB: 1 BB: 0 P: 13		R: 2 E: 0 K: 0 S: 10	H: 2 LOB: 0 BB: 0 P: 11	R: 0 E: 0 K: 1 S: 10	H: 0 LOB: 0 BB: 0 P: 15	R: 0 E: 0 K: 0 S: 8	H: 0 LOB: 1 BB: 1 P: 17	R: 0 E: 0 K: 0 S: 7	H: 0 LOB: 0 BB: 0 P: 10	1B: 3 2B: 2 3B: 0 HR: 0	SF: 0 SAC: 0 DP: 0 HBP: 0	WP: 0 PB: 0 SB: 0 CS: 0
PITCHER	IP WLS BF H R ER SO BB IBB HBP BLK WP HR S P ERA WHIP												IP WLS BF H R ER SO BB IBB HBP BLK WP HR S P ERA WHIP									
Ricky Bones, R (1, 1) ERA: 4.57	7.0 W 28 5 3 3 2 2 0 0 0 0 0 0 59 93 3.86 1.000																					
Mike Fetters, R (8, 1) ERA: 1.15	2.0 S 7 0 0 0 0 1 0 0 0 0 0 0 15 27 0.00 0.500																					

livebaseballscorecards.com

AB	32
R	3
H	5
RBI	3
BB	3
SO	2
LOB	8



Batter	1	2	3	4	5	6	7	8	9	AB R H RBI BB SO LOB
Pat Listach, S OBP: 0.357, SLG: 0.353 (1, 6)	4-1 1B 1B 1B BB	0-1 F8	1-1 G6-3			3-2 1B 1B	2-3 K			4 1 1 0 1 1 3
Darryl Hamilton, L OBP: 0.353, SLG: 0.404 (1, 9)	2-1 F7	1-1 1B 1B		1-1 L6		0-0 F8 1B 1B		0-1 G3		5 0 2 0 0 0 1
Paul Molitor, R OBP: 0.389, SLG: 0.467 (1, 3)	1-0 1B 1B	2-0 1B 1B		0-0 G6-3		1-2 F8 1B		4-0 BB BB SF9 BB		4 1 3 0 1 0 0
Robin Yount, R OBP: 0.321, SLG: 0.383 (1, 8)	1-0 BB 1B 1B	1-1 F9		2-2 G1-3		0-0 F8		4-2 SF9 BB BB		4 1 1 0 1 0 4
Greg Vaughn, R OBP: 0.297, SLG: 0.394 (1, 7)	1-1 BB BB 1B		3-2 P6		0-0 G5-3	1-2 F7		4-2 SF9 BB		4 0 1 1 1 0 2
B.J. Surhoff, L OBP: 0.312, SLG: 0.326 (1, 10)	4-2 BB		2-1 P4		1-0 G4-3 2B		0-1 G4-3 SF9 2B	0-2 SF9		3 0 2 0 1 0 0
Alex Diaz, S (7, PR)										0 1 0 0 0 0 0
Franklin Stubbs, L OBP: 0.293, SLG: 0.372 (8, PH)	1-2 2-3 BB							1-2 2-3 3-H		0 0 0 0 0 0 0
Dante Bichette, R OBP: 0.329, SLG: 0.428 (8, PH)										0 0 0 1 0 0 0
Kevin Seitzer, R OBP: 0.333, SLG: 0.360 (1, 5)	4-1 BB BB		0-0 HR 1B		1-0 G4-3		3-1 G4-3	2-0 F8		3 1 1 1 1 0 2
Jim Gantner, L OBP: 0.273, SLG: 0.305 (8, 5)	1-2 2-3 BB				2-3 K		2-3 IBB			1 0 0 0 0 0 2
Dave Nilsson, L OBP: 0.258, SLG: 0.322 (1, 2)	0-1 F8		0-1 HR		3-3 K		4-0 IBB			3 1 1 2 1 1 4
Scott Fletcher, R OBP: 0.349, SLG: 0.385 (1, 4)		2-3 K	4-0 S BB			0-0 HR	1-0 SF9			2 1 1 2 1 1 0

Cleveland Indians @ Milwaukee Brewers
Milwaukee County Stadium, Milwaukee, WI
 Tue Sep 08 1992, 8:05 PM EDT
 Att: 39,650 - Sunny - 68 F

AB	33
R	7
H	13
RBI	7
BB	8
SO	3
LOB	18

WP: 0 PA: 43
 PB: 0
 SB: 1
 CS: 0



Inning Stats		R	H	E	K	S	L	BB	IBB	HBP	BLK	WP	HR	S	P	ERA	WHIP
R: 2	H: 3	0	2	0	1	10	5	5	2	4	0	0	2	50	94	9.00	2.800
E: 0	LOB: 3	0	1	0	0	0	0	0	0	0	0	0	0	1	1	∞	∞
K: 0	BB: 3	1	1	1	1	0	1	0	0	0	0	0	0	16	28	4.50	1.000
S: 13	P: 30	11	17	10	20	6	9	6	11	6	11	6	9	20	6	0.00	0.000

PITCHER	IP	WLS	BF	H	R	ER	SO	BB	IBB	HBP	BLK	WP	HR	S	P	ERA	WHIP
Jack Armstrong, R (1, 1)	5.0	L	28	10	5	5	2	4	0	0	0	0	2	50	94	9.00	2.800
Kevin Wickander, L (6, 1)	0.0		1	1	0	0	0	0	0	0	0	0	0	1	1	∞	∞
Ted Power, R (6, 1)	2.0		8	2	1	1	1	0	1	0	0	0	0	16	28	4.50	1.000
Eric Plunk, R (8, 1)	0.1		4	0	1	1	0	3	0	0	0	0	0	8	20	27.00	9.000
Derek Lilliquist, L (8, 1)	0.2		2	0	0	0	0	0	0	0	0	0	0	4	6	0.00	0.000

Batter	1	2	3	4	5	6	7	8	9	AB R H RBI BB SO LOB	TOP																									
Kenny Lofton, L (1, 8) OBP: 0.358, SLG: 0.365	0-2 G3	0-0 FC1-6 1-2f 2-3			2-2 G5-3		2-2 G1-6-3 1B		0-0 E1 1-H 3-H	5 0 1 0 0 0 2	Cleveland Indians @ Milwaukee Brewers Milwaukee County Stadium, Milwaukee, WI Wed Sep 09 1992, 8:05 PM EDT Att. 47,589 - Cloudy - 66 F																									
Thomas Howard, S (1, 7) OBP: 0.318, SLG: 0.348	0-0 G4-3	2-0 F7			3-1 F7		0-1 G1-6-3 1-2f		1-3 K	5 0 0 0 0 1 4																										
Carlos Baerga, S (1, 4) OBP: 0.344, SLG: 0.446	1-1 F7			1-1 G4-3	2-1 1B			0-0 F7		4 0 1 0 0 0 0																										
Albert Belle, R (1, 10) OBP: 0.321, SLG: 0.480		1-2 1B 1B		0-0 F8	0-2 FC6 1B			2-1 F9		4 1 2 0 0 0 0																										
Paul Sorrento, L (1, 3) OBP: 0.349, SLG: 0.455		2-2 1B 1B		0-0 F8	1-0 FC6 1-2f			3-1 P5		4 1 1 0 0 0 2																										
Carlos Martinez, R (1, 5) OBP: 0.297, SLG: 0.424		2-1 P3		1-2 G5-3	0-2 P4			4-2 FC3-6 BB		2 0 0 0 0 0 2																										
Brook Jacoby, R (5, 5) OBP: 0.321, SLG: 0.327		SAFE								1 0 0 0 0 0 0																										
Wayne Kirby, L (9, PH) OBP: 0.400, SLG: 0.286										0 0 0 0 1 0 0																										
Mark Lewis, R (9, 6) OBP: 0.309, SLG: 0.352										0 0 0 0 0 0 0																										
Mark Whiten, S (1, 9) OBP: 0.353, SLG: 0.382		1-0 BB 1B		1-2 1B	0-0 F7			0-0 FC3-6 1B 1-2f E		4 2 2 1 0 0 1																										
Felix Fermin, R (1, 6) OBP: 0.318, SLG: 0.296		4-0 FC1-6 1B BB		0-1 F7	0-0 G6-3			1-2 E 1B		3 1 1 0 1 0 1																										
Junior Ortiz, R (1, 2) OBP: 0.292, SLG: 0.272		0-0 FC1-6 1B		3-1 F8			2-2 F9		1-3 K	3 0 1 2 0 0 1																										
Jesse Levis, L (9, PH) OBP: 0.308, SLG: 0.462		1-2 2-H 3-H								1 0 0 0 0 1 2																										
Inning Stats	R: 0 E: 0 K: 0 S: 6	H: 0 LOB: 0 BB: 0 P: 7	R: 3 E: 0 K: 0 S: 12	H: 4 LOB: 2 BB: 1 P: 24	R: 0 E: 0 K: 0 S: 4	H: 0 LOB: 0 BB: 0 P: 5	R: 0 E: 0 K: 0 S: 10	H: 1 LOB: 1 BB: 0 P: 15	R: 0 E: 0 K: 0 S: 13	H: 2 LOB: 2 BB: 0 P: 21	R: 0 E: 0 K: 0 S: 5	H: 0 LOB: 0 BB: 0 P: 5	R: 0 E: 0 K: 0 S: 8	H: 1 LOB: 0 BB: 0 P: 12	R: 0 E: 0 K: 0 S: 5	H: 0 LOB: 0 BB: 0 P: 10	R: 2 E: 1 K: 2 S: 13	H: 1 LOB: 1 BB: 1 P: 20	1B: 9 2B: 0 3B: 0 HR: 0	SF: 0 SAC: 0 DP: 1 HBP: 0	WP: 0 PB: 0 SB: 0 CS: 0	PA: 38														
PITCHER	IP WLS BF H R ER SO BB IBB HBP BLK WP HR S P ERA WHIP																																			
Chris Bosio, R (1, 1) ERA: 3.81	7.0		29	8	3	3	0	1	0	0	0	0	0	58	89	3.86	1.286																			
Jim Austin, R (8, 1) ERA: 1.92	1.0		3	0	0	0	0	0	0	0	0	0	0	5	10	0.00	0.000																			
Doug Henry, R (9, 1) ERA: 4.32	0.1	L	3	1	2	0	0	1	0	0	0	0	0	6	11	0.00	6.000																			
Darren Holmes, R (9, 1) ERA: 2.94	0.2		3	0	0	0	2	0	0	0	0	0	0	7	9	0.00	0.000																			

AB	36
R	5
H	9
RBI	3
BB	2
SO	2
LOB	15



livebaseballscorecards.com

Batter	1	2	3	4	5	6	7	8	9	AB R H RBI BB SO LOB	TOP									
Kenny Lofton, L (1, 8) OBP: 0.357, SLG: 0.364	1-3 1B	1-0 1B		0-1 1B		0-0 1B			1-0 1B	4 0 1 0 0 1 0										
Felix Fermin, R (1, 6) OBP: 0.333, SLG: 0.321	2-1 1B	0-0 1B		0-1 1B		0-1 1B			0-1 2B	5 2 4 0 0 0 1										
Carlos Baerga, S (1, 4) OBP: 0.345, SLG: 0.445	1-1 1B	3-3 1B		1-2 1-2f				0-0 1B	4-0 IBB	4 1 1 0 1 1 3										
Albert Belle, R (1, 7) OBP: 0.319, SLG: 0.476	0-0 1B		2-2 1B		1-0 1B			0-0 1B	1-1 1B	4 1 0 0 0 0 2										
Paul Sorrento, L (8, 3) OBP: 0.351, SLG: 0.457	FC4-6 1B								1-3 2-H 1B	1 0 1 1 0 0 0										
Carlos Martinez, R (1, 3) OBP: 0.302, SLG: 0.426	1-0 1B		3-2 1B		0-0 1B			1-2 1B	0-0 1B	4 0 2 2 0 0 0										
Thomas Howard, S (8, 7) OBP: 0.317, SLG: 0.347	1-2 2-H 3-H 1B								1 0 0 0 0 0 1											
Mark Whiten, S (1, 9) OBP: 0.354, SLG: 0.383	2-2 1B		1-1 1B		2-2 1B			1-0 1B		4 1 2 0 0 0 3										
Glenallen Hill, R (1, 10) OBP: 0.279, SLG: 0.406	1-2 2-3 1B		1-0 1B		2-1 1B			0-1 1B		4 0 1 0 0 1 3										
Brook Jacoby, R (1, 5) OBP: 0.320, SLG: 0.326		1-0 1B	2-1 1B		0-0 1B			2-3 1B		4 0 1 1 0 1 1										
Junior Ortiz, R (1, 2) OBP: 0.291, SLG: 0.272		2-2 1B	0-0 1-2f		1-2 1B			0-2 1B		4 0 1 0 0 0 3										
Inning Stats	R: 3 E: 1 K: 2 S: 16	H: 3 LOB: 1 BB: 0 P: 24	R: 0 E: 1 K: 1 S: 10	H: 2 LOB: 2 BB: 0 P: 17	R: 1 E: 0 K: 0 S: 13	H: 3 LOB: 2 BB: 0 P: 22	R: 0 E: 0 K: 0 S: 7	H: 1 LOB: 0 BB: 0 P: 8	R: 0 E: 0 K: 0 S: 7	H: 1 LOB: 1 BB: 0 P: 8	R: 0 E: 0 K: 0 S: 6	H: 0 LOB: 0 BB: 0 P: 7	R: 0 E: 0 K: 1 S: 10	H: 1 LOB: 1 BB: 0 P: 13	R: 1 E: 0 K: 0 S: 6	H: 2 LOB: 1 BB: 1 P: 12	1B: 13 2B: 1 3B: 0 HR: 0	SF: 0 SAC: 1 DP: 1 HBP: 0	WP: 0 PB: 0 SB: 2 CS: 0	PA: 41
PITCHER	IP WLS BF H R ER SO BB IBB HBP BLK WP HR S P ERA WHIP																			
Greg Hibbard, L (1, 1) ERA: 4.22	7.0 L 32 11 4 3 3 0 0 0 0 0 0 0 66 98 3.86 1.571																			
Terry Leach, R (8, 1) ERA: 2.01	2.0 9 3 1 1 1 0 1 0 0 0 0 0 16 25 4.50 1.500																			

Cleveland Indians @ Chicago White Sox
Comiskey Park, Chicago, IL
Fri Sep 11 1992, 8:05 PM EDT
Att. 30,983 - Sunny - 69 F

AB	39
R	5
H	14
RBI	4
BB	1
SO	4
LOB	17



livebaseballscorecards.com

Batter	1	2	3	4	5	6	7	8	9	AB	R	H	RBI	BB	SO	LOB
Steve Sax, R OBP: 0.292, SLG: 0.323 (1, 4)	1-2 G1-6-3		0-0 1B		2-2 F8		1-1 G4-3			4	0	1	0	0	0	2
Tim Raines, S OBP: 0.374, SLG: 0.382 (1, 7)	2-0 F8		1-0 G4-3 1B		3-1 HR			3-2 F7		4	1	2	1	0	0	0
Frank Thomas, R OBP: 0.443, SLG: 0.532 (1, 3)	3-3 K		0-0 L9		2-3 K			2-1 G6-3		4	0	0	0	0	2	2
George Bell, R OBP: 0.295, SLG: 0.420 (1, 10)		2-2 G1-3	1-2 G4-3		0-2 G5-3			1-1 F8		4	0	0	0	0	0	2
Robin Ventura, L OBP: 0.366, SLG: 0.422 (1, 5)		3-1 E 2B		1-0 F7		3-2 G4-3		0-1 F9		4	0	1	0	0	0	0
Dan Pasqua, L OBP: 0.291, SLG: 0.321 (1, 9)		2-3 K		3-1 1B		1-1 F8		2-2 HBP		3	0	1	0	0	1	1
Shawn Abner, R OBP: 0.311, SLG: 0.350 (9, PH)										0	0	0	0	0	0	0
Lance Johnson, L OBP: 0.320, SLG: 0.363 (1, 8)		4-0 E BB		0-0 L6		1-0 E3 1B		0-2 F8		3	0	0	0	1	0	2
Carlton Fisk, R OBP: 0.321, SLG: 0.337 (1, 2)		1-1 E5		3-2 F8		2-2 G4-3 1B		1-1 F7		3	0	1	0	0	0	3
Ron Karkovics, R OBP: 0.297, SLG: 0.355 (7, PR)		1-2 2-3								1	0	0	0	0	0	1
Esteban Beltre, R OBP: 0.226, SLG: 0.258 (1, 6)		0-1 G6-3			0-0 G4-3			3-2 L9		3	0	0	0	0	0	5

Inning Stats	R: 0	H: 0	E: 0	K: 1	S: 9	LOB: 0	BB: 0	P: 15	R: 0	H: 1	E: 1	K: 1	S: 14	LOB: 3	BB: 1	P: 26	R: 0	H: 2	E: 0	K: 0	S: 6	LOB: 1	BB: 0	P: 8	R: 0	H: 1	E: 0	K: 0	S: 7	LOB: 1	BB: 0	P: 14	R: 1	H: 1	E: 0	K: 1	S: 11	LOB: 0	BB: 0	P: 18	R: 0	H: 0	E: 0	K: 0	S: 8	LOB: 0	BB: 0	P: 12	R: 0	H: 1	E: 1	K: 0	S: 9	LOB: 2	BB: 0	P: 16	R: 0	H: 0	E: 0	K: 0	S: 7	LOB: 0	BB: 0	P: 13	R: 0	H: 0	E: 0	K: 0	S: 9	LOB: 1	BB: 0	P: 12	1B: 4	SF: 0	2B: 1	SAC: 0	3B: 0	DP: 2	HR: 1	HBP: 1	WP: 0	PA: 35
PITCHER	IP	WLS	BF	H	R	ER	SO	BB	IBB	HBP	BLK	WP	HR	S	P	ERA	WHIP																																																																	
Charles Nagy, R ERA: 2.98 (1, 1)	6.0	W	26	6	1	1	3	1	0	0	0	0	1	59	100	1.50	1.167																																																																	
Ted Power, R ERA: 2.45 (7, 1)	2.0		5	0	0	0	0	0	0	0	0	0	0	12	22	0.00	0.000																																																																	
Derek Lilliquist, L ERA: 1.57 (9, 1)	1.0		4	0	0	0	0	0	0	1	0	0	0	9	12	0.00	0.000																																																																	

BOTTOM

Cleveland Indians @ Chicago White Sox
Comiskey Park, Chicago, IL
 Fri Sep 11 1992, 8:05 PM EDT
 Att: 30,983 - Sunny - 69 F

livebaseballscorecards.com

AB	33
R	1
H	6
RBI	1
BB	1
SO	3
LOB	18



Batter	1	2	3	4	5	6	7	8	9	AB R H RBI BB SO LOB	TOP											
Kenny Lofton, L OBP: 0.358, SLG: 0.364 (1, 8) C B X	1-1 G4-3		3-2 1B	0-0 1B			3-2 G6-3	1-3 K		5 0 2 1 0 1 2												
Felix Fermin, R OBP: 0.323, SLG: 0.310 (1, 6) C B F X	1-2 G3-1		3-1 P4	2-0 F9			1-0 G3-1		1-2 G6-3	5 0 0 0 0 0 3												
Carlos Baerga, S OBP: 0.344, SLG: 0.443 (1, 4) X	0-0 E6		2-2 G4-3		2-2 G4-3		2-0 F7		2-0 1B	5 0 1 0 0 0 1												
Albert Belle, R OBP: 0.316, SLG: 0.471 (1, 10) B 1 C 1 F S	1-3 K			1-0 G1-3	1-2 G4-3			3-3 K	2-1 F7	5 0 0 0 0 2 2												
Carlos Martinez, R OBP: 0.307, SLG: 0.440 (1, 3) Wayne Kirby, L OBP: 0.400, SLG: 0.286 (8, PR) Paul Sorrento, L OBP: 0.350, SLG: 0.456 (8, 3)		1-2 G4-3 2B		0-1 G6-3	0-1 P4			0-1 1B 2B	1-1 F8	4 0 2 0 0 0 0 0 1 0 0 0 0 0 1 0 0 0 0 0 1												
Mark Whiten, S OBP: 0.357, SLG: 0.385 (1, 9) X	0-0 G4-3		1-1 BB E 1B		0-0 1B			4-0 1B SF8 IBB		3 2 2 0 1 0 1												
Glenallen Hill, R OBP: 0.284, SLG: 0.407 (1, 7) B B B B	4-0 G4-3 BB		4-1 BB E BB		0-0 L9			0-0 1B		2 1 1 1 2 0 1												
Brook Jacoby, R OBP: 0.323, SLG: 0.327 (1, 5) X	0-0 G4-3		4-0 E 1B BB		1-0 G4-6-3 1B			0-1 SF8		2 1 1 1 1 0 2												
Junior Ortiz, R OBP: 0.290, SLG: 0.271 (1, 2) C B F C			2-3 K	1-1 E6 1B		1-2 G4-6-3		3-1 1B		4 0 1 0 0 1 3												
Inning Stats	R: 0 E: 1 K: 1 S: 9	H: 0 LOB: 1 BB: 0 P: 12	R: 0 E: 0 K: 1 S: 5	H: 1 LOB: 1 BB: 1 P: 10	R: 0 E: 0 K: 1 S: 15	H: 1 LOB: 1 BB: 0 P: 23	R: 3 E: 1 K: 0 S: 11	H: 2 LOB: 2 BB: 2 P: 23	R: 0 E: 0 K: 0 S: 9	H: 0 LOB: 0 BB: 0 P: 12	R: 0 E: 0 K: 0 S: 6	H: 2 LOB: 1 BB: 0 P: 8	R: 0 E: 0 K: 0 S: 5	H: 0 LOB: 0 BB: 0 P: 11	R: 2 E: 0 K: 2 S: 14	H: 3 LOB: 2 BB: 1 P: 25	R: 0 E: 0 K: 0 S: 8	H: 1 LOB: 1 BB: 0 P: 14	1B: 8 2B: 2 3B: 0 HR: 0	SF: 1 SAC: 0 DP: 2 HBP: 0	WP: 0 PB: 0 SB: 0 CS: 0	PA: 41
PITCHER	IP WLS BF H R ER SO BB IBB HBP BLK WP HR S P ERA WHIP																					
Kirk McCaskill, R ERA: 3.95 (1, 1)	7.1 L 34 8 5 2 3 3 1 0 0 0 0 0 67 113 2.46 1.500																					
Roberto Hernandez, R ERA: 1.72 (8, 1)	1.2 7 2 0 0 1 0 0 0 0 0 0 0 15 25 0.00 1.200																					

Cleveland Indians @ Chicago White Sox
Comiskey Park, Chicago, IL
Sat Sep 12 1992, 8:05 PM EDT
Att. 34,768 - Sunny - 73 F

AB	36
R	5
H	10
RBI	3
BB	4
SO	4
LOB	16



WP: 0	PA: 41
-------	--------

Batter	1	2	3	4	5	6	7	8	9	AB	R	H	RBI	BB	SO	LOB
Joey Cora, S OBP: 0.333, SLG: 0.273 (1, 4)	1-0 FC4-6 HBP	0-0 G4-3			2-2 1B		0-1 L7		2-2 G3	4	0	1	1	0	0	1
Tim Raines, S OBP: 0.370, SLG: 0.378 (1, 7)	1-0 FC4-6 1-2f	2-0 F7			2-0 L8		0-0 B3		1-1 F7	5	1	0	0	0	0	3
Frank Thomas, R OBP: 0.443, SLG: 0.530 (1, 3)	4-2 FC3-6 BB				4-2 1B BB		2-2 F8			2	0	0	0	2	0	0
George Bell, R OBP: 0.296, SLG: 0.420 (1, 10)	1-2 FC3-6 1-2f				0-0 1B			1-1 1B 1B		4	1	2	0	0	0	1
Steve Sax, R OBP: 0.292, SLG: 0.323 (8, PR)					1-2 2-H					0	0	0	0	0	0	0
Robin Ventura, L OBP: 0.367, SLG: 0.423 (1, 5)	1-0 2B				4-2 BB		2-2 P4		1-1 P3	3	0	1	1	1	0	3
Dan Pasqua, L OBP: 0.287, SLG: 0.317 (1, 9)	3-2 G3-1				1-0 P6				1-2 1B	3	0	0	0	0	1	2
Shawn Abner, R OBP: 0.314, SLG: 0.354 (8, PH)									1-2 1B	1	0	1	0	0	0	0
(9, 9)																
Lance Johnson, L OBP: 0.323, SLG: 0.365 (1, 8)		1-0 SH1-3 G4-3 1B			3-1 L8				0-0 G5-3 1B	3	1	2	0	1	0	0
Ron Karkovics, R OBP: 0.297, SLG: 0.353 (1, 2)		4-2 G4-3 SH1-3 BB			2-0 P6				1-2 G5-3	2	0	0	0	1	1	1
Warren Newson, L OBP: 0.364, SLG: 0.242 (8, PH)									0-0 G5-3	1	0	0	0	0	0	3
Carlton Fisk, R OBP: 0.321, SLG: 0.337 (9, 2)									1-2f	0	0	0	0	0	0	0
Dale Sveum, S OBP: 0.243, SLG: 0.261 (1, 6)		0-1 SH1-3			3-1 F7				2-2 G4-3	3	0	0	0	0	1	1

Inning Stats	R: 2	H: 1	E: 1	LOB: 1	K: 0	P: 10	R: 1	H: 1	E: 0	LOB: 1	K: 0	P: 8	R: 0	H: 0	E: 0	LOB: 1	K: 0	P: 5	R: 0	H: 0	E: 0	LOB: 0	K: 0	P: 5	R: 0	H: 2	E: 0	LOB: 2	K: 0	P: 13	R: 0	H: 0	E: 0	LOB: 1	K: 3	P: 13	R: 0	H: 0	E: 0	LOB: 0	K: 0	P: 7	R: 0	H: 3	E: 0	LOB: 3	K: 0	P: 9	R: 0	H: 0	E: 0	LOB: 0	K: 0	P: 12	R: 0	H: 0	E: 0	LOB: 0	K: 0	P: 17	1B: 6	SF: 0	2B: 1	SAC: 1	3B: 0	DP: 1	HR: 0	HBP: 1	WP: 0	PA: 38
--------------	------	------	------	--------	------	-------	------	------	------	--------	------	------	------	------	------	--------	------	------	------	------	------	--------	------	------	------	------	------	--------	------	-------	------	------	------	--------	------	-------	------	------	------	--------	------	------	------	------	------	--------	------	------	------	------	------	--------	------	-------	------	------	------	--------	------	-------	-------	-------	-------	--------	-------	-------	-------	--------	-------	--------

PITCHER	IP	WLS	BF	H	R	ER	SO	BB	IBB	HBP	BLK	WP	HR	S	P	ERA	WHIP
Dave Mlicki, R ERA: 3.0 (1, 1)	6.0		27	4	3	2	3	5	0	0	0	0	0	54	106	3.00	1.500
Eric Plunk, R ERA: 3.7 (7, 1)	1.0	W	4	1	0	0	0	0	0	0	0	0	0	9	12	0.00	1.000
Derek Lilliquist, L ERA: 1.56 (8, 1)	0.1		3	2	0	0	0	0	0	0	0	0	0	6	8	0.00	6.000
Steve Olin, R ERA: 2.56 (8, 1)	1.2	S	4	0	0	0	0	0	0	0	0	0	0	13	18	0.00	0.000


BOTTOM

Cleveland Indians @ Chicago White Sox
Comiskey Park, Chicago, IL
Sat Sep 12 1992, 8:05 PM EDT
Att. 34,768 - Sunny - 73 F

livebaseballscorecards.com

AB	31
R	3
H	7
RBI	2
BB	5
SO	3
LOB	15



Batter	1	2	3	4	5	6	7	8	9	10	11	12	13	AB R H RBI BB SO LOB	TOP												
Kenny Lofton, L OBP: 0.359, SLG: 0.366 (1, 8)	3-2 G6-3 FC 1B		1-2 CS 1B			1-0 F9			2-3 K		1-1 G1-3		0-0 S 1B	6 2 3 0 0 1 0	Cleveland Indians @ Chicago White Sox Comiskey Park, Chicago, IL Sun Sep 13 1992, 4:33 AM EDT Att: 34,235 - Sunny - 76 F livebaseballscorecards.com AB 47 R 2 H 13 RBI 2 BB 2 SO 10 LOB 17 												
Felix Fermin, R OBP: 0.317, SLG: 0.305 (1, 6)	0-2 G6-3 1-3		2-1 G4-3 1-2			1-1 P4			2-2 L4		0-1 G4-3		1 SAFE 2-1 FC6-2 1B	6 0 1 1 0 0 2													
Carlos Baerga, S OBP: 0.342, SLG: 0.440 (1, 4)	0-2 FC 2B WP		0-1 G4-3			1-3 K			1-0 1B		1-2 G1-3		2-1 FC6-2 1B	6 0 1 1 0 1 1													
Albert Belle, R OBP: 0.318, SLG: 0.473 (1, 10)	1 SAFE 1-2 FC5 1-3 2B					3-2 F9		0-0 G6-4-3 1B	1-3 K		1-3 K		0-0 B1-5-4 1B	6 0 3 0 0 1 2													
Paul Sorrento, L OBP: 0.351, SLG: 0.455 Wayne Kirby, L OBP: 0.400, SLG: 0.286 Brook Jacoby, R OBP: 0.325, SLG: 0.330 (1, 3) (10, PR) (10, 5)	4-0 IBB					1-3 K		1 SAFE 1-3 K			3-2 CS 1B		0-0 B1-5-4 1B	3 0 1 0 1 2 1 0 0 0 0 0 0 0 1 0 1 0 0 0 0													
Carlos Martinez, R OBP: 0.298, SLG: 0.427 (1, 5) (10, 3)	2-0 FC5 2-3f					2-1 F8		0-0 G6-4-3 1-2f			0-0 P3		1-1 B1-5-4	5 0 0 0 0 0 6													
Mark Whiten, S OBP: 0.359, SLG: 0.386 (1, 9)			0-2 CS 1B						3-3 K		2-1 1B 1-2 1B		4-0 IBB	4 0 2 0 1 1 0													
Glenallen Hill, R OBP: 0.283, SLG: 0.404 (1, 7)			1 SAFE 1-0 F7 1-2			1-3 K			2-3 K		1 SAFE 0-1 FC5-4 1B		1-3 K	5 0 1 0 0 3 3													
Jesse Levis, L OBP: 0.276, SLG: 0.414 Thomas Howard, S OBP: 0.316, SLG: 0.346 Junior Ortiz, R OBP: 0.289, SLG: 0.270 (1, 2) (10, PH) (10, 2)			1-3 K			3-2 F9			2-2 F8		1-1 FC5-4 1-2f		2-2 L9	3 0 0 0 0 1 0 1 0 0 0 0 0 2 1 0 0 0 0 0 0													
Inning Stats	R: 1 E: 0 K: 0 S: 15	H: 2 LOB: 2 BB: 1 P: 25	R: 0 E: 0 K: 1 S: 9	H: 1 LOB: 0 BB: 0 P: 11	R: 0 E: 0 K: 0 S: 8	H: 1 LOB: 0 BB: 0 P: 10	R: 0 E: 0 K: 1 S: 8	H: 0 LOB: 0 BB: 0 P: 14	R: 0 E: 0 K: 1 S: 13	H: 0 LOB: 0 BB: 0 P: 17	R: 0 E: 0 K: 1 S: 7	H: 1 LOB: 0 BB: 0 P: 6	R: 0 E: 0 K: 2 S: 12	H: 0 LOB: 0 BB: 0 P: 19		R: 0 E: 0 K: 2 S: 12	H: 1 LOB: 1 BB: 0 P: 17	R: 0 E: 0 K: 0 S: 12	H: 3 LOB: 2 BB: 0 P: 18	R: 0 E: 0 K: 1 S: 7	H: 2 LOB: 2 BB: 1 P: 15	R: 0 E: 0 K: 1 S: 9	H: 2 LOB: 1 BB: 0 P: 15	1B: 12 2B: 1 3B: 0 HR: 0	SF: 0 SAC: 0 DP: 2 HBP: 0	WP: 1 PB: 0 SB: 2 CS: 3	PA: 49
PITCHER	IP WLS BF H R ER SO BB IBB HBP BLK WP HR S P ERA WHIP	IP WLS BF H R ER SO BB IBB HBP BLK WP HR S P ERA WHIP																									
Jack McDowell, R ERA: 3.07 (1, 1)	9.0	31	6	1	1	9	0	0	0	0	0	0	0	0		129	1.00	0.667									
Scott Radinsky, L ERA: 2.1 (10, 1)	2.0	8	3	0	0	0	0	0	0	0	0	0	0	0		19	0.00	1.500									
Bobby Thigpen, R ERA: 4.53 (12, 1)	2.0	L 10	4	1	1	1	0	1	0	0	0	0	0	0	16	4.50	2.000										

Batter	1	2	3	4	5	6	7	8	9	AB R H RBI BB SO LOB	TOP		
Kenny Lofton, L (1, 8) OBP: 0.358, SLG: 0.363	0-3 K		2-2 G4-3		0-0 G3		4-0 IBB			3 0 0 0 1 1 2			
Felix Fermin, R (1, 6) OBP: 0.310, SLG: 0.299	1-3 K		2-2 SF9		1-0 G6-3		2-1 G4-3			3 0 0 1 0 1 3			
Carlos Baerga, S (1, 4) OBP: 0.343, SLG: 0.441	2-1 G3		3-2 2B			4-2 G3 BB		2-3 K		3 0 1 0 1 1 0			
Albert Belle, R (1, 10) OBP: 0.318, SLG: 0.471		2-2 E4 G4-3	0-1 G3		1-3 K		4-2 BB			3 0 0 0 1 1 2			
Paul Sorrento, L (1, 3) OBP: 0.348, SLG: 0.450		0-1 G4-3		2-0 P3		2-2 G3		2-3 K		4 0 0 0 0 1 3			
Carlos Martinez, R (1, 5) OBP: 0.291, SLG: 0.417		0-0 G6-3		2-2 G5-3		3-3 K		2-2 G6-3		4 0 0 0 0 1 3			
Brook Jacoby, R (8, 5) OBP: 0.325, SLG: 0.330										0 0 0 0 0 0 0			
Mark Whiten, S (1, 9) OBP: 0.359, SLG: 0.385		3-3 K		2-3 K			1-0 CS 1B		1-0 G3	4 0 1 0 0 2 1	AB 31 R 2 H 5 RBI 2 BB 4 SO 8 LOB 17		
Glenallen Hill, R (1, 7) OBP: 0.288, SLG: 0.414			0-0 HR		4-1 F9 S BB		0-0 CS 1B		2-1 P3	3 1 2 1 1 0 0			
Junior Ortiz, R (1, 2) OBP: 0.288, SLG: 0.275			2-1 SF9 2B		3-2 F9		2-1 F9		1-1 G6-3	4 1 1 0 0 0 3			
Inning Stats	R: 0 E: 0 K: 2 S: 8 H: 0 LOB: 0 BB: 0 P: 11	R: 0 E: 1 K: 1 S: 10 H: 0 LOB: 1 BB: 0 P: 15	R: 2 E: 0 K: 0 S: 14 H: 3 LOB: 1 BB: 0 P: 23	R: 0 E: 0 K: 1 S: 10 H: 0 LOB: 0 BB: 0 P: 16	R: 0 E: 0 K: 0 S: 7 H: 0 LOB: 1 BB: 1 P: 14	R: 0 E: 0 K: 2 S: 15 H: 0 LOB: 1 BB: 1 P: 25	R: 0 E: 0 K: 0 S: 6 H: 2 LOB: 2 BB: 1 P: 15	R: 0 E: 0 K: 2 S: 12 H: 0 LOB: 1 BB: 1 P: 22	R: 0 E: 0 K: 0 S: 5 H: 0 LOB: 0 BB: 0 P: 9	1B: 2 2B: 2 3B: 0 HR: 1 SF: 1 SAC: 0 DP: 0 HBP: 0	WP: 0 PB: 0 SB: 1 CS: 2 PA: 36		
PITCHER	IP WLS BF H R ER SO BB IBB HBP BLK WP HR S P ERA WHIP											PITCHER	IP WLS BF H R ER SO BB IBB HBP BLK WP HR S P ERA WHIP
David Cone, R (1, 1) ERA: 3.07	8.0 L 33 5 2 2 8 3 1 0 0 0 1 82 141 2.25 1.000												
Mark Eichhorn, R (9, 1) ERA: 3.17	1.0 3 0 0 0 0 0 0 0 0 0 0 5 9 0.00 0.000												

Cleveland Indians @ Toronto Blue Jays
SkyDome, Toronto, ON
 Mon Sep 14 1992, 7:05 PM EDT
 Att. 50,394 - Sunny - 72 F

livebaseballscorecards.com



Batter	1	2	3	4	5	6	7	8	9	AB R H RBI BB SO LOB	TOP											
Kenny Lofton, L (1, 8) OBP: 0.359, SLG: 0.365	0-1 SH3 1B	0-0 1B			2-1 G4-3			2-2 G4-3		4 1 2 0 0 0 0	Cleveland Indians @ Toronto Blue Jays SkyDome, Toronto, ON Tue Sep 15 1992, 7:05 PM EDT Att. 49,487 - Sunny - 76 F											
Felix Fermin, R (1, 6) OBP: 0.306, SLG: 0.295 Wayne Kirby, L (8, PH) OBP: 0.455, SLG: 0.750 Mark Lewis, R (8, 6) OBP: 0.309, SLG: 0.352	1-1 SH3 1-3	3-1 L8 1-2			0-0 G6-3			0-0 HR		2 0 0 0 0 0 1 1 1 1 1 0 0 0 0 0 0 0 0 0 0												
Carlos Baerga, S (1, 4) OBP: 0.345, SLG: 0.443	2-1 BB SF9 1B				1-0 G4-6-3 1B			2-0 FC4-6 1B		4 1 3 1 0 0 0												
Albert Belle, R (1, 7) OBP: 0.319, SLG: 0.470	4-2 BB 1B BB				0-1 G4-6-3 1-2f			0-0 FC4-6 1-2f		3 1 1 0 1 0 2												
Paul Sorrento, L (1, 3) OBP: 0.350, SLG: 0.449	4-2 1B BB				3-0 FC6-4 1B			3-3 K		3 0 1 0 1 1 1												
Carlos Martinez, R (1, 5) OBP: 0.287, SLG: 0.412 Thomas Howard, S (9, PH) OBP: 0.315, SLG: 0.345	1-1 SF9				1-2 FC6-4 1-2f			0-1 G5-3		2 0 0 1 0 0 1 1 0 0 0 0 1 0												
Mark Whiten, S (1, 9) OBP: 0.360, SLG: 0.386	1-1 1B				0-1 F8			3-2 P6		4 0 2 1 0 0 0												
Glenallen Hill, R (1, 10) OBP: 0.285, SLG: 0.410					3-2 G6-3			0-0 L9		4 0 0 0 0 2 1												
Junior Ortiz, R (1, 2) OBP: 0.284, SLG: 0.270 Jesse Levis, L (9, PH) OBP: 0.267, SLG: 0.400					0-1 F8			1-2 F8		3 0 0 0 0 0 0 1 0 0 0 0 0 1												
Inning Stats	R: 3 E: 0 K: 0 S: 16	H: 3 LOB: 1 BB: 2 P: 28	R: 0 E: 0 K: 1 S: 10	H: 1 LOB: 1 BB: 0 P: 15	R: 0 E: 0 K: 0 S: 7	H: 2 LOB: 1 BB: 0 P: 12	R: 0 E: 0 K: 0 S: 7	H: 0 LOB: 0 BB: 0 P: 10	R: 0 E: 0 K: 0 S: 4	H: 0 LOB: 0 BB: 0 P: 7		R: 0 E: 0 K: 0 S: 5	H: 1 LOB: 0 BB: 0 P: 8	R: 0 E: 0 K: 0 S: 7	H: 0 LOB: 0 BB: 0 P: 11	R: 1 E: 0 K: 1 S: 9	H: 2 LOB: 1 BB: 0 P: 16	R: 0 E: 0 K: 2 S: 11	H: 1 LOB: 1 BB: 0 P: 18	1B: 9 2B: 0 3B: 0 HR: 1	SF: 1 SAC: 1 DP: 1 HBP: 0	WP: 1 PB: 0 SB: 3 CS: 0
PITCHER	IP WLS BF H R ER SO BB IBB HBP BLK WP HR S P ERA WHIP																					
Juan Guzman, R (1, 1) ERA: 2.49	7.0 W 27 7 3 3 1 2 0 0 0 0 0 0 56 91 3.86 1.286																					
Duane Ward, R (8, 1) ERA: 2.07	1.0 5 2 1 1 1 0 0 0 0 0 1 9 16 9.00 2.000																					
Tom Henke, R (9, 1) ERA: 2.02	1.0 S 4 1 0 0 2 0 0 0 0 1 0 11 18 0.00 1.000																					

AB	32
R	4
H	10
RBI	4
BB	2
SO	4
LOB	7



livebaseballscorecards.com

Batter	1	2	3	4	5	6	7	8	9	AB	R	H	RBI	BB	SO	LOB
Devon White, S OBP: 0.298, SLG: 0.381 (1, 8)	G6-3		S BLK HR BB		F9 1B 2B		G6-3			3	2	1	0	1	0	0
Roberto Alomar, S OBP: 0.417, SLG: 0.434 (1, 4)	S WP SF9 BB		SF8		F9		FC5-4 1B			2	1	1	1	1	0	1
Joe Carter, R OBP: 0.313, SLG: 0.505 (1, 9)	SF9		P4		BB 1B		FC5-4			3	0	1	2	0	0	2
Dave Winfield, R OBP: 0.375, SLG: 0.498 (1, 10)	G6-3		HR		BB			HBP BB		2	1	1	2	2	0	0
John Olerud, L OBP: 0.377, SLG: 0.461 (1, 3)		G3-1	G6-3		K			F8		4	0	0	0	0	1	3
Candy Maldonado, R OBP: 0.350, SLG: 0.472 (1, 7)		K		F8		G6-3		G5-4-3 HBP		3	0	0	0	0	1	0
Kelly Gruber, R OBP: 0.285, SLG: 0.378 (1, 5)		FC6-4 1B		G6-3		P9		G5-4-3		4	0	1	0	0	0	2
Pat Borders, R OBP: 0.298, SLG: 0.395 (1, 2)		FC6-4		P3		F7				3	0	0	0	0	0	1
Alfredo Griffin, S OBP: 0.230, SLG: 0.243 (1, 6)			BLK BB SF8 BB		G4-3		G1-3			2	1	0	0	1	0	0

Inning Stats	R: 1	H: 0	E: 0	K: 10	S: 10	LOB: 0	BB: 1	P: 18	R: 0	H: 1	E: 0	K: 1	S: 9	LOB: 1	BB: 0	P: 15	R: 3	H: 1	E: 0	K: 10	S: 10	LOB: 0	BB: 2	P: 21	R: 0	H: 0	E: 0	K: 0	S: 5	LOB: 0	BB: 0	P: 8	R: 1	H: 2	E: 0	K: 1	S: 12	LOB: 2	BB: 1	P: 23	R: 0	H: 0	E: 0	K: 0	S: 4	LOB: 0	BB: 0	P: 6	R: 0	H: 1	E: 0	K: 0	S: 8	LOB: 1	BB: 0	P: 12	R: 0	H: 0	E: 0	K: 0	S: 7	LOB: 1	BB: 1	P: 15
--------------	------	------	------	-------	-------	--------	-------	-------	------	------	------	------	------	--------	-------	-------	------	------	------	-------	-------	--------	-------	-------	------	------	------	------	------	--------	-------	------	------	------	------	------	-------	--------	-------	-------	------	------	------	------	------	--------	-------	------	------	------	------	------	------	--------	-------	-------	------	------	------	------	------	--------	-------	-------


PITCHER	IP	WLS	BF	H	R	ER	SO	BB	IBB	HBP	BLK	WP	HR	S	P	ERA	WHIP
Alan Embree, L ERA: 9.64 (1, 1)	4.2	L	21	4	5	5	1	3	0	0	1	1	1	41	75	9.64	1.500
Rod Nichols, R ERA: 4.21 (5, 1)	2.1		10	1	0	0	1	2	0	0	0	0	0	19	34	0.00	1.286
Kevin Wickander, L ERA: 3.18 (8, 1)	0.1		1	0	0	0	0	0	0	0	0	0	0	1	2	0.00	0.000
Ted Power, R ERA: 2.44 (8, 1)	0.2		2	0	0	0	0	0	0	1	0	0	0	4	7	0.00	0.000

BOTTOM

Cleveland Indians @ Toronto Blue Jays
 SkyDome, Toronto, ON
 Tue Sep 15 1992, 7:05 PM EDT
 Att. 49,487 - Sunny - 76 F

AB	26
R	5
H	5
RBI	5
BB	5
SO	2
LOB	9

livebaseballscorecards.com



1B	2B	3B	HR	SF	SAC	DP	HBP	WP	HR	S	P	ERA	WHIP
3	1	0	1	2	0	1	1	1	0	0	0	3.18	1.286

Batter	1	2	3	4	5	6	7	8	9	AB R H RBI BB SO LOB	TOP		
Kenny Lofton, L OBP: 0.360, SLG: 0.365 (1, 8)	3-2 G6-3	3-2 1B			2-1 G6-3		0-0 1B 1B		0-1 G4-3	5 0 2 0 0 0 0			
Mark Lewis, R OBP: 0.308, SLG: 0.350 (1, 6)	0-3 K	SAFE 1-3 K			0-1 P3		2-3 K		1-2 G1-3 1B	5 0 1 0 0 3 4			
Carlos Baerga, S OBP: 0.346, SLG: 0.443 (1, 4)	2-2 G3-4-1		1-1 1B		2-3 K		1-1 1B		SAFE 1-1 G1-3	5 0 2 1 0 1 1			
Albert Belle, R OBP: 0.321, SLG: 0.470 (1, 10)		2-2 G1-3 2B 1B	3-3 K		0-0 PB G6-3 1B		0-3 K		4-2 BB	4 1 2 0 1 2 3			
Paul Sorrento, L OBP: 0.346, SLG: 0.444 (1, 3)		SAFE 3-2 G1-3 1-2	3-1 G4-3		SAFE 1-0 F9		3-2 G3		2-2 G3-1	5 0 0 0 0 0 7			
Carlos Martinez, R OBP: 0.291, SLG: 0.410 (1, 5)		2-2 2B HR HBP		1-0 FC6-4 1B		0-1 G6-3		1-2 F7		3 1 1 0 0 0 1 0 0 0 0 0 0 0			
Brook Jacoby, R OBP: 0.325, SLG: 0.330 (8, 5)													
Mark Whiten, S OBP: 0.359, SLG: 0.387 (1, 9)		2-0 HR 2B		0-0 FC6-4 1-2 1-2		2-2 G6-3		1-1 P4		4 1 1 1 0 0 2			
Glenallen Hill, R OBP: 0.290, SLG: 0.431 (1, 7)		0-1 HR		SAFE 3-3 K 1-2		0-0 1B 1B 1B		1-0 HR		4 3 3 4 0 1 1			
Junior Ortiz, R OBP: 0.283, SLG: 0.270 (1, 2)		2-3 K		0-0 G5-3		SAFE 0-0 1B 1B 1B		1-2 G3		4 0 1 0 0 1 1			
Inning Stats	R: 0 E: 0 K: 1 S: 12 H: 0 LOB: 0 P: 17	R: 4 E: 0 K: 2 S: 23 H: 4 LOB: 1 BB: 0 P: 38	R: 0 E: 0 K: 1 S: 9 H: 1 LOB: 0 BB: 0 P: 16	R: 0 E: 0 K: 1 S: 6 H: 1 LOB: 1 BB: 0 P: 10	R: 0 E: 0 K: 1 S: 9 H: 0 LOB: 0 BB: 0 P: 13	R: 0 E: 0 K: 0 S: 7 H: 1 LOB: 1 BB: 0 P: 10	R: 1 E: 0 K: 2 S: 14 H: 4 LOB: 3 BB: 0 P: 20	R: 1 E: 0 K: 0 S: 10 H: 1 LOB: 0 BB: 0 P: 14	R: 0 E: 0 K: 0 S: 14 H: 1 LOB: 2 BB: 1 P: 22	1B: 10 2B: 1 3B: 0 HR: 2 SF: 0 SAC: 0 DP: 0 HBP: 1	WP: 0 PB: 1 SB: 2 CS: 0 PA: 41		
PITCHER	IP WLS BF H R ER SO BB IBB HBP BLK WP HR S P ERA WHIP											PITCHER	IP WLS BF H R ER SO BB IBB HBP BLK WP HR S P ERA WHIP
Todd Stottlemire, R ERA: 4.6 (1, 1)	6.2 L 31 11 5 5 8 0 0 1 0 0 1 77 118 6.75 1.650												
David Wells, L ERA: 5.6 (7, 1)	1.1 5 1 1 1 0 0 0 0 0 0 1 13 20 6.75 0.750												
Mike Timlin, R ERA: 4.58 (9, 1)	1.0 5 1 0 0 0 1 0 0 0 0 0 14 22 0.00 2.000												

Cleveland Indians @ Toronto Blue Jays
SkyDome, Toronto, ON
 Wed Sep 16 1992, 7:05 PM EDT
 Att. 50,416 - Sunny - 77 F

livebaseballscorecards.com

AB 39
R 6
H 13
RBI 6
BB 1
SO 8
LOB 20



BOTTOM

Cleveland Indians @ Toronto Blue Jays

SkyDome, Toronto, ON
Wed Sep 16 1992, 7:05 PM EDT
Att: 50,416 - Sunny - 77 F

livebaseballscores.com

AB	32
R	3
H	7
RBI	3
BB	2
SO	5
LOB	19



WP:	1	PA:	35
PB:	0	SB:	1
CS:	0		

AB R H RBI BB SO LOB

3 0 0 0 1 2 5

4 0 1 2 0 0 3

3 0 0 1 0 0 2

4 0 1 0 0 1 1

4 0 1 0 0 0 2

4 1 1 0 0 1 3

4 1 1 0 0 0 1

2 1 1 0 1 0 1

1B:	7	SF:	1
2B:	0	SAC:	0
3B:	0	DP:	2
HR:	0	HBP:	0

9

R: 0 H: 1

R: 0 H: 1

R: 0 H: 1

R: 0 H: 1

8

R: 3 H: 4

R: 0 H: 0

R: 3 H: 4

R: 3 H: 4

7

R: 0 H: 0

R: 0 H: 0

R: 0 H: 0

R: 0 H: 0

6

R: 0 H: 0

R: 0 H: 0

R: 0 H: 0

R: 0 H: 0

5

R: 0 H: 1

R: 0 H: 1

R: 0 H: 1

R: 0 H: 1

4

R: 0 H: 0

R: 0 H: 0

R: 0 H: 0

R: 0 H: 0

3

R: 0 H: 0

R: 0 H: 0

R: 0 H: 0

R: 0 H: 0

2

R: 0 H: 1

R: 0 H: 0

R: 0 H: 0

R: 0 H: 0

1

R: 0 H: 0

R: 0 H: 0

R: 0 H: 0

R: 0 H: 0

Batter

Devon White, S (1, 8)
OBP: 0.297, SLG: 0.379

Roberto Alomar, S (1, 4)
OBP: 0.416, SLG: 0.432

Joe Carter, R (1, 10)
OBP: 0.311, SLG: 0.503

Dave Winfield, R (1, 9)
OBP: 0.374, SLG: 0.496

John Olerud, L (1, 3)
OBP: 0.376, SLG: 0.459

Kelly Gruber, R (1, 5)
OBP: 0.285, SLG: 0.376

Turner Ward, S (1, 7)
OBP: 0.375, SLG: 0.591

Ed Sprague, R (1, 2)
OBP: 0.276, SLG: 0.389

Alfredo Griffin, S (1, 6)
OBP: 0.241, SLG: 0.248

Inning Stats

Charles Nagy, R (1, 1)
ERA: 3.0

Ted Power, R (8, 1)
ERA: 2.39

PITCHER	IP	WLS	BF	H	R	ER	SO	BB	IBB	HBP	BLK	WP	HR	S	P	ERA	WHIP
Charles Nagy, R	7.1	W	29	6	3	3	5	2	0	0	0	1	0	63	107	3.68	1.091
Ted Power, R	1.2	S	6	1	0	0	0	0	0	0	0	0	0	14	21	0.00	0.600

PITCHER	IP	WLS	BF	H	R	ER	SO	BB	IBB	HBP	BLK	WP	HR	S	P	ERA	WHIP
Charles Nagy, R	7.1	W	29	6	3	3	5	2	0	0	0	1	0	63	107	3.68	1.091
Ted Power, R	1.2	S	6	1	0	0	0	0	0	0	0	0	0	14	21	0.00	0.600

Batter	1	2	3	4	5	6	7	8	9	10	AB R H RBI BB SO LOB	TOP										
Kenny Lofton, L OBP: 0.358, SLG: 0.363 (1, 8) <small>S B X</small>	1-1 F7		2-2 E7 SF8		2-2 FC4-6			0-0 1B 2B 1B		0-2 F8	5 2 1 0 0 0 2	Cleveland Indians @ Toronto Blue Jays SkyDome, Toronto, ON Thu Sep 17 1992, 7:05 PM EDT Att. 50,408 - Sunny - 75 F										
Mark Lewis, R OBP: 0.308, SLG: 0.351 Reggie Jefferson, S OBP: 0.259, SLG: 0.296 Thomas Howard, S OBP: 0.315, SLG: 0.345 Felix Fermin, R OBP: 0.304, SLG: 0.293 (1, 6) <small>C X</small> (8, PH) (8, PR) (8, 6)	0-1 FC5-4 1B		2-1 SF8		0-1 G5-3		0-1 SAFE 1 SAFE 1 SAFE 1	0-1 2B 1B		0-0 G6-3	2 0 1 1 0 0 2 1 0 1 0 0 0 0 0 1 0 0 0 0 0 1 0 0 0 0 0 0											
Carlos Baerga, S OBP: 0.343, SLG: 0.439 (1, 4) <small>B C F X</small>	1-2 FC5-4 HR		2-0 G4-3		0-3 K		0-3 SAFE 1 SAFE 1 SAFE 1	0-3 K		1-0 G4-3	5 1 0 0 0 2 3											
Albert Belle, R OBP: 0.322, SLG: 0.478 (1, 10) <small>X</small>	0-0 1-H HR			0-3 K		3-3 K		0-0 2B			4 1 2 4 0 2 0											
Paul Sorrento, L OBP: 0.347, SLG: 0.442 (1, 3) <small>B C B X</small>	2-1 G5-3			0-3 K		4-2 BB		4-0 G6-4-3 IBB			2 0 0 0 2 1 0											
Carlos Martinez, R OBP: 0.285, SLG: 0.401 (1, 5) <small>C L X</small>		0-2 G5-3		1-1 G5-3		3-1 F7		1-1 G6-4-3			4 0 0 0 0 0 3											
Mark Whiten, S OBP: 0.358, SLG: 0.384 (1, 9) <small>X</small>		0-0 F7			4-2 FC1-5 1B BB		1-1 G1-3		3-2 F8		3 0 0 0 1 0 0											
Glenallen Hill, R OBP: 0.289, SLG: 0.429 (1, 7) <small>B S F X</small>		2-2 L7			0-0 FC4-6 FC1-5 1B		0-0 G6-3		1-1 F9		4 0 1 0 0 0 0											
Junior Ortiz, R OBP: 0.280, SLG: 0.267 Wayne Kirby, L OBP: 0.417, SLG: 0.667 Jesse Levis, L OBP: 0.258, SLG: 0.387 (1, 2) (7, PH) (7, 2)			0-0 G6-3		1-1 FC1-5 FC4-6		3-2 L4		0-1 G4-3		2 0 0 0 0 0 2 1 0 0 0 0 0 0 1 0 0 0 0 0 0											
Inning Stats	R: 2 E: 0 K: 0 S: 10	H: 2 LOB: 0 BB: 0 P: 14	R: 0 E: 0 K: 0 S: 7	H: 0 LOB: 0 BB: 0 P: 9	R: 1 E: 1 K: 0 S: 7	H: 0 LOB: 0 BB: 0 P: 13	R: 0 E: 0 K: 2 S: 8	H: 0 LOB: 0 BB: 0 P: 9	R: 0 E: 0 K: 2 S: 10	H: 0 LOB: 1 BB: 1 P: 20	R: 0 E: 0 K: 0 S: 9		H: 0 LOB: 0 BB: 0 P: 13	R: 2 E: 0 K: 1 S: 9	H: 3 LOB: 2 BB: 1 P: 14	R: 0 E: 0 K: 0 S: 7	H: 0 LOB: 0 BB: 0 P: 11	R: 0 E: 0 K: 0 S: 5	H: 0 LOB: 0 BB: 0 P: 6	1B: 4 2B: 1 3B: 0 HR: 1	SF: 1 SAC: 0 DP: 1 HBP: 0	WP: 0 PB: 0 SB: 2 CS: 0
PITCHER Jack Morris, R ERA: 4.08 Duane Ward, R ERA: 2.05 (1, 1) (10, 1)	IP 9.0	WLS 36	BF 6	H 5	R 4	ER 4	SO 5	BB 2	IBB 1	HBP 0	BLK 0	WP 0	HR 1	S 77	P 120	ERA 4.00	WHIP 0.889					

livebaseballscorecards.com

AB 35
R 5
H 6
RBI 5
BB 3
SO 5
LOB 12



BOTTOM

Cleveland Indians @ Toronto Blue Jays
 SkyDome, Toronto, ON
 Thu Sep 17 1992, 7:05 PM EDT
 Att. 50,408 - Sunny - 75 F

livebaseballscorecards.com

AB	36
R	7
H	7
RBI	6
BB	5
SO	7
LOB	15



WP: 2	PA: 41
PB: 1	
SB: 2	
CS: 0	

AB R H RBI BB SO LOB

5 1 1 0 0 1 3

5 1 1 1 0 0 0

4 1 1 1 1 1 1

4 2 1 1 1 0 1

4 2 1 2 1 1 2

3 0 1 0 1 0 1

4 0 1 1 0 2 3

4 0 0 0 0 1 4

3 0 0 0 1 1 0

1B: 4 SF: 0
 2B: 1 SAC: 0
 3B: 0 DP: 1
 HR: 2 HBP: 0

Batter	1	2	3	4	5	6	7	8	9	10
Devon White, S (1, 8) OBP: 0.297, SLG: 0.379	E6 1B 2B	K		P4		G3			G4-3	
Roberto Alomar, S (1, 4) OBP: 0.414, SLG: 0.430	PB S 1B 3-H	G3			F7	G4-3			G5-3	
Joe Carter, R (1, 9) OBP: 0.311, SLG: 0.506	K2-3 1-3		HR		F8	G6-3 S BB			L8	
Dave Winfield, R (1, 10) OBP: 0.375, SLG: 0.494	E WP 1B 3-H		G1-3		P6	G6-3			HR BB	
John Olerud, L (1, 3) OBP: 0.376, SLG: 0.464	E3 1B WP 1B 1-3		K			WP E BB			G6-3	HR 1-H
Candy Maldonado, R (1, 7) OBP: 0.352, SLG: 0.471	1B 1-3 3-H		BB			E7 WP			G4-3	
Kelly Gruber, R (1, 5) OBP: 0.285, SLG: 0.375	G6-4-3 1B 1-2 3-H		K			K			P2	
Pat Borders, R (1, 2) OBP: 0.296, SLG: 0.391	G6-4-3 1-2f					P3			G6-3	
Alfredo Griffin, S (1, 6) OBP: 0.242, SLG: 0.241		F9				BB			G5-3	

Inning Stats	R: 4	H: 5	E: 2	K: 1	S: 14	R: 0	H: 0	E: 0	K: 1	S: 9	R: 1	H: 1	E: 0	K: 2	S: 17	R: 0	H: 0	E: 0	K: 2	S: 10	R: 0	H: 0	E: 0	K: 0	S: 6	R: 0	H: 0	E: 1	K: 1	S: 11	R: 0	H: 0	E: 0	K: 0	S: 6	R: 0	H: 0	E: 0	K: 0	S: 5	R: 0	H: 0	E: 0	K: 0	S: 9	R: 2	H: 1	E: 0	K: 0	S: 10	R: 0	H: 1	E: 0	K: 0	S: 10	1B: 4	SF: 0	2B: 1	SAC: 0	3B: 0	DP: 1	HR: 2	HBP: 0	WP: 2	PA: 41
--------------	------	------	------	------	-------	------	------	------	------	------	------	------	------	------	-------	------	------	------	------	-------	------	------	------	------	------	------	------	------	------	-------	------	------	------	------	------	------	------	------	------	------	------	------	------	------	------	------	------	------	------	-------	------	------	------	------	-------	-------	-------	-------	--------	-------	-------	-------	--------	-------	--------

PITCHER	IP	WLS	BF	H	R	ER	SO	BB	IBB	HBP	BLK	WP	HR	S	P	ERA	WHIP
Scott Scudder, R ERA: 5.04	0.1		7	5	4	3	1	0	0	0	0	1	0	13	24	81.00	15.000
Jack Armstrong, R ERA: 4.89	4.2		17	1	1	1	5	2	0	0	0	0	1	47	73	1.93	0.643
Mike Christopher, R ERA: 3.0	2.0		8	0	0	0	1	2	0	0	0	1	0	13	30	0.00	1.000
Eric Plunk, R ERA: 3.63	2.1	L	9	1	2	2	0	1	0	0	0	0	1	24	36	7.71	0.857

Batter	1	2	3	4	5	6	7	8	9	AB R H RBI BB SO LOB	TOP
--------	---	---	---	---	---	---	---	---	---	----------------------	-----

Steve Sax, R OBP: 0.290, SLG: 0.318 (1, 4)	4-0 BB S BB	1-0 FC4 S 1-2 2-3		2-1 P2		4-1 F8 BB SF8 BB		2-1 G4-3		3 1 0 0 2 0 2	
Tim Raines, S OBP: 0.374, SLG: 0.390 (1, 7)	0-2 SAFE F7	2-2 SAFE G3-1 1-2 3-H			2-1 HR	4-0 BB BB		2-1 F8		4 1 1 1 1 0 2	
Frank Thomas, R OBP: 0.438, SLG: 0.529 (1, 3)	3-3 SAFE K 1-2			1-3 K	2-3 K	1-0 F8 2-3		0-0 F7		5 0 0 0 0 3 3	
George Bell, R OBP: 0.300, SLG: 0.424 (1, 10)	1-0 F7			1-1 IHR	1-0 F7	0-2 SF8 3-H		0-2 G3-1		4 1 1 2 0 0 1	
Robin Ventura, L OBP: 0.368, SLG: 0.420 (1, 5)		2-3 K		3-2 WP 1B	4-2 1B BB 1B BB	4-1 BB 1-2 BB		2-3 K		3 1 1 0 2 2 0	
Dan Pasqua, L OBP: 0.302, SLG: 0.330 (1, 9) Chris Cron, R (9, PH) Shawn Abner, R OBP: 0.314, SLG: 0.340 (9, 9)		2-0 2B E 1B		3-3 K2-3 1-2	4-2 1B 1B BB	0-1 F8		2-3 K		3 2 1 0 1 1 3 1 0 0 0 0 1 0 0 0 0 0 0 0 0	
Lance Johnson, L OBP: 0.324, SLG: 0.374 (1, 8)		2-0 E4 1B 2B		2-1 G3	1-1 E 1B 1-2 2-3 1B					4 1 2 0 0 0 1	
Ron Karkovice, R OBP: 0.300, SLG: 0.353 (1, 2)		2-1 FC4 S 1B 3-H		2-3 K	0-2 E7 1B 1-3 2-H 3-H 1B					4 1 2 3 0 1 0	
Dale Sveum, S OBP: 0.249, SLG: 0.279 (1, 6)		2-0 FC4 1B		0-3 K	1-1 F8					4 0 1 0 0 1 2	

Inning Stats	R: 0	H: 0	E: 0	K: 1	S: 8	P: 16	R: 3	H: 4	E: 1	K: 1	S: 12	P: 25	R: 1	H: 2	E: 0	K: 2	S: 16	P: 26	R: 0	H: 0	E: 0	K: 2	S: 8	P: 12	R: 3	H: 3	E: 1	K: 1	S: 17	P: 32	R: 1	H: 0	E: 0	K: 0	S: 9	P: 21	R: 0	H: 0	E: 0	K: 0	S: 7	P: 10	R: 0	H: 0	E: 0	K: 0	S: 5	P: 9	R: 0	H: 0	E: 0	K: 2	S: 9	P: 13	R: 0	H: 0	E: 0	K: 0	S: 9	P: 13	1B: 6	2B: 1	3B: 0	HR: 2	SF: 1	SAC: 0	DP: 0	HBP: 0	WP: 1	PB: 0	SB: 3	CS: 0	PA: 42
--------------	------	------	------	------	------	-------	------	------	------	------	-------	-------	------	------	------	------	-------	-------	------	------	------	------	------	-------	------	------	------	------	-------	-------	------	------	------	------	------	-------	------	------	------	------	------	-------	------	------	------	------	------	------	------	------	------	------	------	-------	------	------	------	------	------	-------	-------	-------	-------	-------	-------	--------	-------	--------	-------	-------	-------	-------	--------

PITCHER	IP	WLS	BF	H	R	ER	SO	BB	IBB	HBP	BLK	WP	HR	S	P	ERA	WHIP
Dave Mlicki, R ERA: 7.59 (1, 1)	4.2	L	24	7	7	7	7	3	0	0	0	1	1	54	102	13.50	2.143
Rod Nichols, R ERA: 4.26 (5, 1)	1.0		7	2	1	1	0	2	0	0	0	0	0	13	23	9.00	4.000
Kevin Wickander, L ERA: 3.12 (6, 1)	0.2		3	0	0	0	0	1	0	0	0	0	0	5	10	0.00	1.500
Ted Power, R ERA: 2.34 (7, 1)	2.0		6	0	0	0	0	0	0	0	0	0	0	13	19	0.00	0.000
Derek Lilliquist, L ERA: 1.54 (9, 1)	0.2		2	0	0	0	2	0	0	0	0	0	0	6	10	0.00	0.000

PITCHER	IP	WLS	BF	H	R	ER	SO	BB	IBB	HBP	BLK	WP	HR	S	P	ERA	WHIP

Chicago White Sox @ Cleveland Indians
Cleveland Municipal Stadium, Cleveland, OH

Fri Sep 18 1992, 7:05 PM EDT
Att. 25,861 - Cloudy - 66 F

AB	35
R	8
H	9
RBI	6
BB	6
SO	9
LOB	14



BOTTOM

Chicago White Sox @ Cleveland Indians
Cleveland Municipal Stadium, Cleveland, OH

livebaseballscorecards.com

AB	35
R	7
H	10
RBI	7
BB	3
SO	7
LOB	15



WP	0	PA	38
PB	0		
SB	1		
CS	1		

ERA WHIP

AB R H RBI BB SO LOB

5	1	2	0	0	1	0
3	2	2	0	0	0	1
1	0	0	0	0	0	0
0	0	0	0	0	0	0
1	0	0	0	0	0	0
2	2	0	0	2	0	1
4	1	2	2	0	2	4
3	0	2	4	1	0	1
4	0	0	0	0	0	4
4	0	1	0	0	0	2
4	1	1	1	0	2	1
3	0	0	0	0	1	1
1	0	0	0	0	1	0

Batter	1	2	3	4	5	6	7	8	9
Kenny Lofton, L OBP: 0.359, SLG: 0.364 (1, 8)	2-2 G3-1 S HR 1B		2-1 CS 1B		1-3 K		2-2 G4-3		1-2 F8
Felix Fermin, R OBP: 0.310, SLG: 0.313 (1, 6)	0-1 F8		1-2 E 3B		0-0 BB 3B 1B		0-1 G4-3		1-2 L8
Wayne Kirby, L OBP: 0.385, SLG: 0.600 (7, PH)									
Mark Lewis, R OBP: 0.308, SLG: 0.351 (8, 6)									
Thomas Howard, S OBP: 0.314, SLG: 0.344 (9, PH)									
Carlos Baerga, S OBP: 0.344, SLG: 0.438 (1, 4)	2-2 G3-1		4-2 E BB		4-1 BB SAFE 3B BB		0-1 G6-3		
Albert Belle, R OBP: 0.324, SLG: 0.484 (1, 10)	1-0 HR		0-3 K		0-3 K			1-1 E 1B	
Paul Sorrento, L OBP: 0.351, SLG: 0.451 (1, 3)	4-2 FC6-4 BB		3-0 E8 1H 3H 2B		0-0 K 1H 2H 3B			1-2 P5	
Carlos Martinez, R OBP: 0.279, SLG: 0.392 (1, 5)	2-2 FC6-4		0-0 G1-3		2-0 P3			3-1 E4 L3	
Mark Whiten, S OBP: 0.357, SLG: 0.383 (1, 9)		1-2 G3		2-0 G3-1		0-0 G4-6-3 1B		0-2 L3	
Glenallen Hill, R OBP: 0.289, SLG: 0.435 (1, 7)		3-2 G5-3		3-3 K		0-3 K		1-0 HR	
Junior Ortiz, R OBP: 0.276, SLG: 0.263 (1, 2)		1-3 K		1-2 P5		0-0 G4-6-3		1-3 K	
Reggie Jefferson, S OBP: 0.250, SLG: 0.286 (9, PH)									

Inning Stats	R: 2 E: 0 K: 0 S: 18	H: 2 LOB: 1 BB: 1 P: 28	R: 0 E: 0 K: 1 S: 12	H: 0 LOB: 0 BB: 0 P: 17	R: 2 E: 1 K: 1 S: 14	H: 3 LOB: 1 BB: 1 P: 23	R: 0 E: 0 K: 1 S: 8	H: 0 LOB: 0 BB: 0 P: 14	R: 2 E: 0 K: 2 S: 10	H: 2 LOB: 1 BB: 1 P: 17	R: 0 E: 0 K: 1 S: 5	H: 1 LOB: 0 BB: 0 P: 5	R: 0 E: 0 K: 0 S: 7	H: 0 LOB: 0 BB: 0 P: 9	R: 0 E: 1 K: 0 S: 10	H: 1 LOB: 1 BB: 0 P: 15	R: 1 E: 0 K: 1 S: 15	H: 1 LOB: 0 BB: 0 P: 19	1B: 5 2B: 2 3B: 2 HR: 2	SF: 0 SAC: 0 DP: 2 HBP: 0
---------------------	-------------------------------	----------------------------------	-------------------------------	----------------------------------	-------------------------------	----------------------------------	------------------------------	----------------------------------	-------------------------------	----------------------------------	------------------------------	---------------------------------	------------------------------	---------------------------------	-------------------------------	----------------------------------	-------------------------------	----------------------------------	----------------------------------	------------------------------------

PITCHER	IP	WLS	BF	H	R	ER	SO	BB	IBB	HBP	BLK	WP	HR	S	P	ERA	WHIP
Kirk McCaskill, R ERA: 4.13 (1, 1)	5.0	W	24	7	6	6	5	3	0	0	0	0	1	62	99	10.80	2.000
Terry Leach, R ERA: 1.97 (6, 1)	2.0		6	1	0	0	1	0	0	0	0	0	0	12	14	0.00	0.500
Roberto Hernandez, R ERA: 1.86 (8, 1)	2.0	S	8	2	1	1	1	0	0	0	0	0	1	25	34	4.50	1.000

Fri Sep 18 1992, 7:05 PM EDT
Att: 25,861 - Cloudy - 66 F

Chicago White Sox @ Cleveland Indians
 Cleveland Municipal Stadium, Cleveland, OH

Sat Sep 19 1992, 3:33 AM EDT
 Att. 13,014 - Cloudy - 63 F

livebaseballscorecards.com

AB	34
R	4
H	7
RBI	4
BB	3
SO	6
LOB	12



WP:	0	PA:	37
PB:	0		
SB:	0		
CS:	0		

AB R H RBI BB SO LOB

5	0	1	0	0	0	2
4	0	1	1	0	2	0
4	2	2	1	0	0	2
4	1	1	2	0	1	2
3	0	0	0	1	0	0
3	0	0	0	1	1	1
0	0	0	0	0	0	0
4	0	1	0	0	0	2
3	0	0	0	0	1	2
1	0	0	0	0	0	1
3	1	1	0	0	1	0
0	0	0	0	1	0	0

Batter	1	2	3	4	5	6	7	8	9
Steve Sax, R OBP: 0.289, SLG: 0.317 (1, 4)	1-0 F8		1-1 G4-3		1-2 1B 1B		1-1 F8		0-0 G1-3
Mike Huff, R OBP: 0.297, SLG: 0.276 (1, 7)	0-2 G6-3		1-3 K		1-1 1B		1-3 K		
Frank Thomas, R OBP: 0.438, SLG: 0.537 (1, 3)	0-0 HR			3-2 HR 2B	1-0 F8			2-0 P3	
George Bell, R OBP: 0.300, SLG: 0.428 (1, 10)	2-1 F7			2-0 HR 2-H	0-1 P3			1-3 K	
Robin Ventura, L OBP: 0.367, SLG: 0.417 (1, 5)		4-2 G4-3 BB		1-1 F7		0-1 G1-3		0-1 P5	
Carlton Fisk, R OBP: 0.323, SLG: 0.328 (1, 2)		1-3 K		1-2 F9		1-2 F7		4-0 BB BB	
Joey Cora, S OBP: 0.328, SLG: 0.267 (9, PR)									
Lance Johnson, L OBP: 0.324, SLG: 0.373 (1, 8)		0-0 G4-3		0-0 L6		0-0 1B		2-1 P5	
Shawn Abner, R OBP: 0.309, SLG: 0.335 (1, 9)		1-1 F7			1-0 G4-3		1-3 K	1-2 P5	
Dan Pasqua, L OBP: 0.301, SLG: 0.329 (9, PH)									
Esteban Beltre, R OBP: 0.222, SLG: 0.253 (1, 6)			0-1 L9		1-0 1B 1B		3-3 K	4-1 BB	
Tim Raines, S OBP: 0.375, SLG: 0.390 (9, PH)									

Inning Stats	R: 1 E: 0 K: 0 S: 7	H: 1 LOB: 0 BB: 0 P: 10	R: 0 E: 0 K: 1 S: 13	H: 0 LOB: 1 BB: 1 P: 19	R: 0 E: 0 K: 1 S: 7	H: 0 LOB: 0 BB: 0 P: 9	R: 2 E: 0 K: 0 S: 12	H: 2 LOB: 0 BB: 0 P: 19	R: 1 E: 0 K: 0 S: 11	H: 3 LOB: 2 BB: 0 P: 15	R: 0 E: 0 K: 1 S: 13	H: 1 LOB: 1 BB: 0 P: 15	R: 0 E: 0 K: 2 S: 8	H: 0 LOB: 0 BB: 0 P: 13	R: 0 E: 0 K: 1 S: 6	H: 0 LOB: 0 BB: 0 P: 9	R: 0 E: 0 K: 0 S: 7	H: 0 LOB: 2 BB: 2 P: 18	1B: 4 2B: 1 3B: 0 HR: 2	SF: 0 SAC: 0 DP: 0 HBP: 0	WP: 0 PB: 0 SB: 0 CS: 0	PA: 37
--------------	------------------------------	----------------------------------	-------------------------------	----------------------------------	------------------------------	---------------------------------	-------------------------------	----------------------------------	-------------------------------	----------------------------------	-------------------------------	----------------------------------	------------------------------	----------------------------------	------------------------------	---------------------------------	------------------------------	----------------------------------	----------------------------------	------------------------------------	----------------------------------	--------

PITCHER	IP	WLS	BF	H	R	ER	SO	BB	IBB	HBP	BLK	WP	HR	S	P	ERA	WHIP
Dennis Cook, L ERA: 3.92 (1, 1)	7.0		29	7	4	4	5	1	0	0	0	0	2	71	100	5.14	1.143
Eric Plunk, R ERA: 3.57 (8, 1)	1.0	W	4	0	0	0	1	1	0	0	0	0	0	6	13	0.00	1.000
Derek Lilliquist, L ERA: 1.53 (9, 1)	0.1		1	0	0	0	0	0	0	0	0	0	0	2	4	0.00	0.000
Steve Olin, R ERA: 2.5 (9, 1)	0.2	S	3	0	0	0	0	1	0	0	0	0	0	5	10	0.00	1.500

BOTTOM

Chicago White Sox @ Cleveland Indians
Cleveland Municipal Stadium, Cleveland, OH

Sat Sep 19 1992, 3:33 AM EDT
Att. 13,014 - Cloudy - 63 F

livebaseballscorecards.com

AB	32
R	5
H	9
RBI	5
BB	5
SO	2
LOB	19



WP:	0	PA:	38
PB:	0	CS:	0

AB R H RBI BB SO LOB

4	1	1	0	1	0	2	
5	1	1	0	0	0	4	
3	1	2	1	1	0	0	
4	0	1	1	0	1	2	
0	0	0	0	0	0	0	
2	0	0	0	2	0	2	
0	1	0	0	0	0	0	
3	1	1	0	1	0	2	
3	0	0	1	0	0	2	
0	0	0	0	0	0	0	
4	0	3	2	0	1	2	
3	0	0	0	0	0	2	
1	0	0	0	0	0	1	
0	0	0	0	0	0	0	
1B:	8	SF:	0	WP:	0	PA:	38
2B:	1	SAC:	1	PB:	0		
3B:	0	DP:	0	SB:	0		
HR:	0	HBP:	0	CS:	0		

Batter	1	2	3	4	5	6	7	8	9
Kenny Lofton, L (1, 8) OBP: 0.359, SLG: 0.363	1-1 G4-3		1-0 P8		1-0 F7		0-1 G6-3 1B	4-2 BB	
Felix Fermin, R (1, 6) OBP: 0.307, SLG: 0.309	1-0 G4-3			1-1 G5-3		1-2 BB 1B	1-0 G6-3	0-1 P4	
Carlos Baerga, S (1, 4) OBP: 0.347, SLG: 0.439	1-2 P5			0-2 FC5-4 1B		4-1 BB 1B G5-3	0-0 FC6-4 1B		
Albert Belle, R (1, 7) OBP: 0.323, SLG: 0.482		2-3 K		1-2 FC5-4 BB		3-2 G5-3 BB 1B	0-0 FC6-4		
Thomas Howard, S (9, 7) OBP: 0.314, SLG: 0.344				1-2f		1-2 2-H	1-2f		
Paul Sorrento, L (1, 10) OBP: 0.352, SLG: 0.448		1-0 G5-3		4-0 BB		2-0 P5	4-2 SH1-4 1B BB		
Wayne Kirby, L (8, PR) OBP: 0.385, SLG: 0.600				1-2					
Mark Whiten, S (1, 9) OBP: 0.358, SLG: 0.383		1-0 G4-3		1-0 P6		4-2 G5-3 BB	0-0 SH1-4 2B 1B		
Carlos Martinez, R (1, 5) OBP: 0.275, SLG: 0.386			1-2 P3		2-2 G6-3	0-0 G5-3	0-0 SH1-4		
Brook Jacoby, R (9, 5) OBP: 0.325, SLG: 0.330					1-2 2-3 3-H	1-2 2-3	1-2 2-3		
Reggie Jefferson, S (1, 3) OBP: 0.313, SLG: 0.375			3-2 1B		0-2 FC4-6 1B	3-3 K	1-1 G4-3 2B		
Jesse Levis, L (1, 2) OBP: 0.235, SLG: 0.353			1-2 F9		1-0 FC4-6		0-2 G4-3		
Glenallen Hill, R (8, PH) OBP: 0.288, SLG: 0.434					1-2f		2-H 3-H		
Junior Ortiz, R (9, 2) OBP: 0.276, SLG: 0.263							2-3		

Inning Stats	R: 0 E: 0 K: 0 S: 7	H: 0 LOB: 0 BB: 0 P: 10	R: 0 E: 0 K: 1 S: 5	H: 0 LOB: 0 BB: 0 P: 9	R: 0 E: 0 K: 0 S: 12	H: 1 LOB: 1 BB: 0 P: 18	R: 0 E: 0 K: 0 S: 9	H: 1 LOB: 2 BB: 1 P: 16	R: 0 E: 0 K: 0 S: 8	H: 1 LOB: 1 BB: 0 P: 12	R: 2 E: 0 K: 1 S: 17	H: 2 LOB: 2 BB: 2 P: 34	R: 1 E: 0 K: 0 S: 9	H: 2 LOB: 1 BB: 0 P: 10	R: 2 E: 0 K: 0 S: 14	H: 2 LOB: 3 BB: 2 P: 23
--------------	------------------------------	----------------------------------	------------------------------	---------------------------------	-------------------------------	----------------------------------	------------------------------	----------------------------------	------------------------------	----------------------------------	-------------------------------	----------------------------------	------------------------------	----------------------------------	-------------------------------	----------------------------------

PITCHER	IP	WLS	BF	H	R	ER	SO	BB	IBB	HBP	BLK	WP	HR	S	P	ERA	WHIP
Jack McDowell, R (1, 1) ERA: 3.17	7.1	L	34	8	5	5	2	4	0	0	0	0	0	72	118	6.14	1.636
Scott Radinsky, L (8, 1) ERA: 2.08	0.1		3	1	0	0	0	1	0	0	0	0	0	7	12	0.00	6.000
Bobby Thigpen, R (8, 1) ERA: 4.44	0.1		1	0	0	0	0	0	0	0	0	0	0	2	2	0.00	0.000

Batter	1	2	3	4	5	6	7	8	9	AB R H RBI BB SO LOB	TOP											
Joey Cora, S (1, 4) OBP: 0.344, SLG: 0.311 B C F F X B B B B	1-2 SF8 2B	4-0 S BB		1-1 1B		3-2 SF8 3B	0-2 FC3-6 1-2f		0-0 G4-3	5 2 3 0 1 0 1												
Tim Raines, S (1, 7) OBP: 0.373, SLG: 0.389 B B X B C X	2-0 1B 1B	1-1 F8 1-2		0-0 F7		3-1 SF8 3-H	0-2 G3-1			4 1 1 1 0 0 3												
Frank Thomas, R (1, 3) OBP: 0.436, SLG: 0.533 B C F F X B B B B	2-2 L6		2-2 1B 1B	1-0 F7		1-1 G4-3		2-3 K		5 1 1 0 0 1 3												
George Bell, R (1, 10) OBP: 0.299, SLG: 0.426 P B B B X B B B B	3-1 SF8 3-H		1-2 F7	0-2 F9		2-2 HR HBP		0-0 L7		3 1 0 1 0 0 2												
Robin Ventura, L (1, 5) OBP: 0.370, SLG: 0.425 B B C X B B B B	2-2 1B 1-2 1B		0-2 1B 1-2 1B		1-2 G6-3	1-0 HR 1-H		4-0 BLK BB		4 2 3 2 1 0 0												
Dan Pasqua, L (1, 9) Shawn Abner, R (8, PR) OBP: 0.310, SLG: 0.340 OBP: 0.309, SLG: 0.335 B B B X B B B B	3-0 1B 1-2 2-H 1B		0-0 1B 1-3 2-H 1B		2-3 K	1-1 2B		4-1 BB		4 1 3 2 1 1 0 0 0 0 0 0 0 0												
Lance Johnson, L (1, 8) OBP: 0.323, SLG: 0.370 X	0-0 G3-1		1-0 G1-3		4-0 HR BB	3-2 G5-3		1-2 F7		4 1 0 0 1 0 7												
Ron Karkovics, R (1, 2) OBP: 0.301, SLG: 0.364 B X B B B B		1-0 F9	1-0 1B 2-H 3-H 1B		0-0 HR 1-H		3-3 K		0-1 P6	5 1 2 4 0 1 0												
Dale Sveum, S (1, 6) OBP: 0.248, SLG: 0.274 B C F F X B B B B		1-3 K	1-1 G1-3		2-2 G1-3		4-1 FC3-6 BB		1-3 K	4 0 0 0 1 2 1												
Inning Stats	R: 2 E: 0 K: 0 S: 17	H: 4 LOB: 2 BB: 0 P: 29	R: 0 E: 0 K: 1 S: 6	H: 0 LOB: 1 BB: 1 P: 13	R: 3 E: 0 K: 0 S: 18	H: 4 LOB: 1 BB: 0 P: 24	R: 0 E: 0 K: 0 S: 7	H: 1 LOB: 1 BB: 0 P: 9	R: 2 E: 0 K: 1 S: 11	H: 1 LOB: 0 BB: 1 P: 20	R: 3 E: 0 K: 0 S: 19	H: 3 LOB: 1 BB: 0 P: 33	R: 0 E: 0 K: 1 S: 12	H: 0 LOB: 1 BB: 1 P: 19	R: 0 E: 0 K: 1 S: 9	H: 0 LOB: 2 BB: 2 P: 20	R: 0 E: 0 K: 1 S: 7	H: 0 LOB: 0 BB: 0 P: 8	1B: 8 2B: 2 3B: 1 HR: 2	SF: 2 SAC: 0 DP: 0 HBP: 1	WP: 0 PB: 0 SB: 1 CS: 0	PA: 46
PITCHER	IP WLS BF H R ER SO BB IBB HBP BLK WP HR S P ERA WHIP																					
Jose Mesa, R (1, 1) ERA: 4.2	5.0 L 27 10 7 7 2 2 0 0 0 0 0 1 59 95 12.60 2.400																					
Rod Nichols, R (6, 1) ERA: 4.52	0.2 6 3 3 3 0 0 0 0 1 0 0 1 16 27 40.50 4.500																					
Jack Armstrong, R (6, 1) ERA: 4.82	2.1 10 0 0 0 2 3 0 0 0 1 0 0 24 45 0.00 1.286																					
Steve Olin, R (9, 1) ERA: 2.46	1.0 3 0 0 0 1 0 0 0 0 0 0 0 7 8 0.00 0.000																					

Chicago White Sox @ Cleveland Indians
 Cleveland Municipal Stadium, Cleveland, OH

Sun Sep 20 1992, 3:33 AM EDT
 Att. 13,457 - Sunny - 68 F

AB	38
R	10
H	13
RBI	10
BB	5
SO	5
LOB	17



WP: 0	PA: 46
-------	--------

BOTTOM

Chicago White Sox @ Cleveland Indians
Cleveland Municipal Stadium, Cleveland, OH

Sun Sep 20 1992, 3:33 AM EDT
Att. 13,457 - Sunny - 68 F

livebaseballscorecards.com

AB	37
R	8
H	11
RBI	8
BB	6
SO	6
LOB	19



WP:	0	PA:	44
PB:	0	SB:	1
CS:	0		

AB R H RBI BB SO LOB

4 3 2 1 1 0 1
2 1 1 1 2 0 1
1 0 0 0 0 0 0
0 0 0 0 0 0 0

5 0 3 2 0 1 4

3 0 1 2 2 0 3

5 1 2 1 0 1 5

5 0 0 0 0 2 3

4 1 0 0 1 1 0

5 0 0 0 0 1 2

2 2 2 1 0 0 0
1 0 0 0 0 0 0
0 0 0 0 0 0 0

1B: 11 SF: 0
2B: 0 SAC: 0
3B: 0 DP: 1
HR: 0 HBP: 1

Batter	1	2	3	4	5	6	7	8	9
Kenny Lofton, L OBP: 0.361, SLG: 0.364 (1, 8)	4-1 FC4-6 BB	0-0 1B 1B		3-2 FC4-6 1B		2-1 S 1B		0-1 G3	
Felix Fermin, R OBP: 0.317, SLG: 0.311 Thomas Howard, S OBP: 0.313, SLG: 0.343 Mark Lewis, R OBP: 0.308, SLG: 0.351 (8, PH)	2-2 FC4-6 1B	4-2 1B BB		0-1 G4-3 1B		4-1 1B BB		0-1 P3	
Carlos Baerga, S OBP: 0.349, SLG: 0.440 (1, 4)	0-1 G6-4-3 1B	3-2 BB 1B		0-0 G4-3		0-3 K		0-1 BB 1B	
Albert Belle, R OBP: 0.326, SLG: 0.481 (1, 10)	1-0 G6-4-3 1B	4-2 FC6-4 BB		1-0 P4		0-0 1B 1B		4-2 BB 1B	
Carlos Martinez, R OBP: 0.278, SLG: 0.386 (1, 5)		BB 1B				0-2 G1-3		2-2 K	
Mark Whiten, S OBP: 0.355, SLG: 0.379 (1, 9)		FC6-4 1B				1-2 2-H 1B		1-3 K	
Glenallen Hill, R OBP: 0.287, SLG: 0.429 (1, 7)		0-3 K	1-3 K2-3		1-0 F7	2-1 G1-3		0-0 G6-3	
Reggie Jefferson, S OBP: 0.270, SLG: 0.324 (1, 3)		4-1 1B BB	2-1 F9		2-2 G6-3		0-3 K	3-2 F8	
Junior Ortiz, R OBP: 0.286, SLG: 0.271 Wayne Kirby, L OBP: 0.357, SLG: 0.545 Jesse Levis, L OBP: 0.235, SLG: 0.353 (7, PH)		3-3 K	3-2 G6-3			0-2 G4-3	1-2 L7	1-2 L9	
Wayne Kirby, L OBP: 0.357, SLG: 0.545 Jesse Levis, L OBP: 0.235, SLG: 0.353 (8, 2)		3-2 BB 1B		2-1 FC4-6 1B		2-2 1B HBP	0-0 G4-3		

Inning Stats	R: 0	H: 1	E: 0	LOB: 1	K: 0	S: 7	P: 14	R: 4	H: 4	E: 0	LOB: 3	K: 2	S: 28	P: 49	R: 0	H: 0	E: 0	LOB: 0	K: 1	S: 8	P: 14	R: 1	H: 2	E: 1	LOB: 1	K: 0	S: 9	P: 15	R: 0	H: 0	E: 0	LOB: 0	K: 0	S: 7	P: 10	R: 3	H: 3	E: 0	LOB: 2	K: 1	S: 19	P: 31	R: 0	H: 0	E: 0	LOB: 0	K: 1	S: 7	P: 8	R: 0	H: 1	E: 0	LOB: 2	K: 1	S: 12	P: 17	R: 0	H: 0	E: 0	LOB: 0	K: 0	S: 7	P: 11	1B: 11	SF: 0	2B: 0	SAC: 0	3B: 0	DP: 1	HR: 0	HBP: 1	WP: 0	PA: 44
--------------	------	------	------	--------	------	------	-------	------	------	------	--------	------	-------	-------	------	------	------	--------	------	------	-------	------	------	------	--------	------	------	-------	------	------	------	--------	------	------	-------	------	------	------	--------	------	-------	-------	------	------	------	--------	------	------	------	------	------	------	--------	------	-------	-------	------	------	------	--------	------	------	-------	--------	-------	-------	--------	-------	-------	-------	--------	-------	--------

PITCHER	IP	WLS	BF	H	R	ER	SO	BB	IBB	HBP	BLK	WP	HR	S	P	ERA	WHIP
Wilson Alvarez, L ERA: 5.26 (1, 1)	1.2		12	5	4	4	2	3	0	0	0	0	0	30	54	21.60	4.800
Mike Dunne, R ERA: 5.0 (2, 1)	4.0	W	19	4	4	3	2	2	0	1	0	0	0	42	69	6.75	1.500
Terry Leach, R ERA: 1.91 (6, 1)	2.0		8	2	0	0	1	0	0	0	0	0	0	19	24	0.00	1.000
Bobby Thigpen, R ERA: 4.33 (8, 1)	1.1	S	5	0	0	0	1	1	0	0	0	0	0	13	22	0.00	0.750

Batter	1	2	3	4	5	6	7	8	9	AB R H RBI BB SO LOB	TOP	
Kenny Lofton, L (1, 8) OBP: 0.363, SLG: 0.367	2-2 L4-6 S 1B		0-1 L5			0-0 G6-3 1B 2B	3-2 G3		4-0 IBB	4 1 2 0 1 0 1		
Felix Fermin, R (1, 6) OBP: 0.309, SLG: 0.302	1-2 L4-6 1-3		0-0 P3			1-0 G6-3 2-3		1-0 G3	1-3 K	5 0 0 0 0 1 5		
Carlos Baerga, S (1, 4) OBP: 0.348, SLG: 0.439	2-1 P6					1-2 G3-1 1B 2B 1B		0-2 G3		4 1 1 1 0 0 0		
Albert Belle, R (1, 7) OBP: 0.325, SLG: 0.480 Thomas Howard, S (8, 7) OBP: 0.313, SLG: 0.343						3-3 K 1-2 2B 1B		1-3 K		4 1 1 0 0 2 0 0 0 0 0 0 0 0		
Paul Sorrento, L (1, 3) OBP: 0.353, SLG: 0.451						1-2 L7 1-H 2-H 2B			2-2 G4-3	4 0 2 2 0 0 0		
Carlos Martinez, R (1, 5) OBP: 0.284, SLG: 0.391 Brook Jacoby, R (8, 5) OBP: 0.324, SLG: 0.329						2-0 G4-6-3 1B 2-2 P4			2-3 K	3 0 2 0 0 0 1 1 0 0 0 0 1 0		
Mark Whiten, S (1, 9) OBP: 0.354, SLG: 0.376						3-2 G4-6-3 1-2f 1B			1-1 E7 2B	3 1 0 0 1 1 3		
Reggie Jefferson, S (1, 10) OBP: 0.268, SLG: 0.300						2-3 K			1-0 2B HBP	3 0 0 0 0 2 3		
Junior Ortiz, R (1, 2) OBP: 0.286, SLG: 0.275						1-2 G6-3			0-0 2B	4 0 1 1 0 1 1		
Inning Stats	R: 0 H: 1 E: 0 LOB: 0 K: 0 BB: 0 S: 10 P: 15	R: 0 H: 2 E: 0 LOB: 2 K: 2 BB: 0 S: 13 P: 23	R: 0 H: 0 E: 0 LOB: 0 K: 0 BB: 0 S: 6 P: 7	R: 0 H: 0 E: 0 LOB: 0 K: 1 BB: 0 S: 11 P: 18	R: 0 H: 1 E: 0 LOB: 0 K: 1 BB: 0 S: 7 P: 14	R: 3 H: 4 E: 0 LOB: 1 K: 1 BB: 0 S: 14 P: 20	R: 0 H: 0 E: 0 LOB: 1 K: 0 BB: 1 S: 7 P: 17	R: 0 H: 0 E: 0 LOB: 0 K: 1 BB: 0 S: 7 P: 9	R: 1 H: 1 E: 1 LOB: 3 K: 2 BB: 1 S: 13 P: 24	1B: 6 SF: 0 2B: 4 SAC: 0 3B: 0 DP: 2 HR: 0 HBP: 1	WP: 0 PA: 38 PB: 0 SB: 1 CS: 0	
PITCHER Roger Clemens, R (1, 1) ERA: 2.41	IP WLS BF H R ER SO BB IBB HBP BLK WP HR S P ERA WHIP	9.0 L 38 9 4 3 8 1 1 1 0 0 0 88 147 3.00 1.111										

Cleveland Indians @ Boston Red Sox
Fenway Park, Boston, MA
 Tue Sep 22 1992, 7:05 PM EDT
 Att. 24,412 - Cloudy - 77 F

livebaseballscorecards.com

AB	35
R	4
H	9
RBI	4
BB	2
SO	8
LOB	14



Batter	1	2	3	4	5	6	7	8	9	AB	R	H	RBI	BB	SO	LOB
Billy Hatcher, R OBP: 0.308, SLG: 0.347 (1, 7) B C B B B B (9, 8)	3-3 K ①		0-1 G5-4-3 1-2f ②			0-1 G6-3 1B ③		1-0 F8 ①		4	0	1	0	0	1	1
Bob Zupcic, R OBP: 0.319, SLG: 0.348 (1, 8) Phil Plantier, L OBP: 0.325, SLG: 0.350 (8, PH) (9, 7)	0-0 G5-3 ②			1-0 G5-3 ①		0-2 G6-3 1-2f ③		1-1 G4-3 ②		3	0	0	0	0	0	1
Wade Boggs, L OBP: 0.357, SLG: 0.365 (1, 5) Steve Lyons, L OBP: 0.235, SLG: 0.286 (8, PR) (9, 3)	1-2 F7 ③			3-0 HR HBP ②		4-1 BB ③		3-2 2B ③		2	1	1	0	1	0	0
Tom Brunansky, R OBP: 0.349, SLG: 0.440 (1, 9)		2-2 2B ①		2-3 K ②		2-3 K ③		1-2 F9 ③		4	0	1	0	0	2	3
Eric Wedge, R OBP: 0.379, SLG: 0.491 (1, 10) Herm Winningham, L OBP: 0.267, SLG: 0.296 (9, PH) Tim Naehring, R OBP: 0.277, SLG: 0.286 (9, PH)		2-2 F8 ①		0-2 HR 1-H ②			0-3 K ①		2-2 G4-3 ①	3	1	1	2	0	1	1
Jody Reed, R OBP: 0.322, SLG: 0.319 (1, 4)		1-2 L9 ②		0-1 G1-3 ③			2-2 L9 ②		2-2 L1 ②	4	0	0	0	0	0	1
Scott Cooper, L OBP: 0.343, SLG: 0.369 (1, 3) (9, 5)		0-0 G6-3 ③				0-0 G6-3 ①		1-2 1B ②		1-2 G4-3 ③	4	0	1	0	0	1
Tony Peña, R OBP: 0.280, SLG: 0.301 (1, 2)			1-0 G4-3 ①			2-2 F9 ②		0-0 E4 ②		3	0	0	0	0	0	1
John Valentin, R OBP: 0.352, SLG: 0.439 (1, 6)			2-0 G5-4-3 1B ③			2-1 G6-3 ③		0-1 P3 ③		3	0	1	0	0	0	2

Inning Stats	R: 0	H: 0	E: 0	K: 1	S: 7	H: 0	LOB: 0	BB: 0	P: 11	R: 0	H: 1	E: 0	K: 0	S: 11	R: 0	H: 1	E: 0	K: 0	S: 4	R: 2	H: 1	E: 0	K: 1	S: 9	R: 0	H: 0	E: 0	K: 0	S: 6	R: 0	H: 1	E: 0	K: 1	S: 9	R: 0	H: 1	E: 1	K: 1	S: 13	R: 0	H: 1	E: 0	K: 0	S: 10	R: 0	H: 0	E: 0	K: 0	S: 10	R: 0	H: 0	E: 0	K: 0	S: 10	1B: 3	2B: 2	3B: 0	HR: 1	SF: 0	SAC: 0	DP: 2	HBP: 1	WP: 0	PB: 0	SB: 0	CS: 0	PA: 34
--------------	------	------	------	------	------	------	--------	-------	-------	------	------	------	------	-------	------	------	------	------	------	------	------	------	------	------	------	------	------	------	------	------	------	------	------	------	------	------	------	------	-------	------	------	------	------	-------	------	------	------	------	-------	------	------	------	------	-------	-------	-------	-------	-------	-------	--------	-------	--------	-------	-------	-------	-------	--------


PITCHER	IP	WLS	BF	H	R	ER	SO	BB	IBB	HBP	BLK	WP	HR	S	P	ERA	WHIP
Alan Embree, L ERA: 6.75 (1, 1)	3.1		12	2	1	1	1	0	0	0	0	0	0	23	39	2.70	0.600
Ted Power, R ERA: 2.37 (4, 1)	2.2	W	10	2	1	1	2	1	0	0	0	0	1	23	35	3.38	1.125
Eric Plunk, R ERA: 3.46 (7, 1)	2.0		9	2	0	0	1	0	0	0	0	0	0	23	32	0.00	1.000
Derek Lilliquist, L ERA: 1.51 (9, 1)	1.0	S	3	0	0	0	0	0	0	0	0	0	0	10	15	0.00	0.000

BOTTOM

Cleveland Indians @ Boston Red Sox
Fenway Park, Boston, MA
Tue Sep 22 1992, 7:05 PM EDT
Att. 24,412 - Cloudy - 77 F

livebaseballscorecards.com

AB	32
R	2
H	6
RBI	2
BB	1
SO	4
LOB	11



Batter	1	2	3	4	5	6	7	8	9	AB R H RBI BB SO LOB	TOP		
Kenny Lofton, L (1, 8) OBP: 0.363, SLG: 0.366	4-0 BB G5-3		1-3 K		0-0 G4-3		3-1 F9-3 1B		0-0 B1-3	4 0 1 0 1 1 1	Cleveland Indians @ Boston Red Sox Fenway Park, Boston, MA Wed Sep 23 1992, 7:05 PM EDT Att. 26,415 - Sunny - 58 F		
Felix Fermin, R (1, 6) OBP: 0.306, SLG: 0.299	2-2 SAFE SAFE SAFE SAFE SAFE SAFE 1-2 G5-3			1-1 1B	2-1 G4-3		1-1 SAFE SAFE SAFE SAFE SAFE SAFE 1-2 F9-3		2-2 G4-3	5 0 1 0 0 0 2			
Carlos Baerga, S (1, 4) OBP: 0.346, SLG: 0.440	0-1 L7			1-2 HR 2B	1-2 G5-3			0-0 1B E 1B 1B	0-3 K	5 2 2 0 0 1 0			
Albert Belle, R (1, 10) OBP: 0.326, SLG: 0.485		2-3 K		0-0 HR 2-H		1-0 G1-3		0-0 E 1B SF8 1B		4 2 2 2 0 1 0			
Carlos Martinez, R (1, 5) OBP: 0.279, SLG: 0.385		1-1 G4-3		0-1 F9		2-2 E1 1B		0-0 P3		3 0 0 0 0 0 0			
Brook Jacoby, R (7, 5) OBP: 0.323, SLG: 0.327										1 0 0 0 0 0 2			
Reggie Jefferson, S (1, 3) OBP: 0.311, SLG: 0.386		2-2 G5-3		1-1 HR 3B		2-2 SAFE SAFE SAFE SAFE SAFE SAFE 1-2 1B		2-1 E 1B		4 1 3 0 0 0 0			
Mark Whiten, S (1, 9) OBP: 0.355, SLG: 0.375			4-1 G6-3 BB	4-1 HR BB		2-3 K		3-2 E3 FC5-4		2 1 0 0 2 1 4			
Glenallen Hill, R (1, 7) OBP: 0.287, SLG: 0.436		2-1 SAFE SAFE SAFE SAFE SAFE SAFE F8		3-2 SAFE SAFE SAFE SAFE SAFE SAFE 1-H HR		3-2 P3		2-1 SF8		3 1 1 4 0 0 3			
Junior Ortiz, R (1, 2) OBP: 0.281, SLG: 0.270			1-1 G6-3	0-1 F8			1-2 G3		1-2 FC5-4	4 0 0 0 0 0 3			
Inning Stats	R: 0 E: 0 K: 0 S: 5 H: 0 LOB: 0 BB: 1 P: 11	R: 0 E: 0 K: 1 S: 10 H: 0 LOB: 0 BB: 0 P: 15	R: 0 E: 0 K: 1 S: 8 H: 0 LOB: 1 BB: 1 P: 16	R: 5 E: 0 K: 0 S: 17 H: 5 LOB: 0 BB: 1 P: 27	R: 0 E: 0 K: 0 S: 7 H: 0 LOB: 0 BB: 0 P: 10	R: 0 E: 1 K: 1 S: 16 H: 1 LOB: 2 BB: 0 P: 26	R: 0 E: 0 K: 0 S: 8 H: 1 LOB: 0 BB: 0 P: 12	R: 2 E: 1 K: 0 S: 13 H: 3 LOB: 2 BB: 0 P: 21	R: 0 E: 0 K: 1 S: 9 H: 0 LOB: 0 BB: 0 P: 11	1B: 6 2B: 2 3B: 1 HR: 2 SF: 1 SAC: 0 DP: 1 HBP: 0	WP: 0 PB: 0 SB: 0 CS: 0 PA: 39		
PITCHER	IP WLS BF H R ER SO BB IBB HBP BLK WP HR S P ERA WHIP											PITCHER	IP WLS BF H R ER SO BB IBB HBP BLK WP HR S P ERA WHIP
Scott Taylor, L (1, 1) ERA: 9.0	3.2 L 17 5 5 5 2 3 0 0 0 0 0 2 38 67 12.27 2.182												
Paul Quantrill, R (4, 1) ERA: 2.34	3.2 16 5 2 0 1 0 0 0 0 0 0 0 38 57 0.00 1.364												
Ken Ryan, R (8, 1) ERA: 7.11	1.2 6 0 0 0 0 1 0 0 0 0 0 0 17 25 0.00 0.000												

livebaseballscorecards.com



Batter	1	2	3	4	5	6	7	8	9	AB R H RBI BB SO LOB	TOP											
Kenny Lofton, L (1, 8) OBP: 0.367, SLG: 0.367	4-2 1B S BB		1-0 G4-6-3 1B		1-2 1-3 2-H 1B		4-1 2B BB		1-3 K	3 0 2 1 2 1 1												
Felix Fermin, R (1, 6) OBP: 0.315, SLG: 0.311	1-1 SAFE SAFE SAFE 1-3 1B		0-1 G4-6-3 1-2f		4-2 1B 3B BB		1-1 2B		0-0 1-H 2B	3 1 2 0 1 0 1 1 0 1 1 0 0 0												
Thomas Howard, S (9, PH) OBP: 0.315, SLG: 0.348																						
Carlos Baerga, S (1, 4) OBP: 0.346, SLG: 0.437	0-0 P3				3-1 P4		0-1 P6		0-2 P6	5 0 0 0 0 1 6												
Albert Belle, R (1, 7) OBP: 0.326, SLG: 0.484	0-0 G4-6-3 1-2f				0-1 F9		1-0 1-3 3B 1B		0-0 F8	4 1 1 0 0 0 2												
Paul Sorrento, L (1, 3) OBP: 0.350, SLG: 0.447					0-0 L6		0-3 K		1-0 G4-3	4 0 0 0 0 2 2												
Reggie Jefferson, S (1, 10) OBP: 0.347, SLG: 0.479					0-0 PB 1B		2-1 1-H 3-H 3B		0-2 2B	4 1 3 2 0 1 0												
Carlos Martinez, R (1, 5) OBP: 0.279, SLG: 0.387					3-2 SAFE SAFE SAFE 1-2 P4		1-2 F9		0-0 P3	4 0 1 0 0 0 3												
Mark Whiten, S (1, 9) OBP: 0.353, SLG: 0.372					0-0 F8		0-2 F9		1-1 F7	4 0 0 0 0 1 2												
Junior Ortiz, R (1, 2) OBP: 0.281, SLG: 0.267					3-2 L9		3-2 G4-3		0-0 2B 1B	2 0 0 0 1 0 0 1 1 1 0 0 0 0												
Wayne Kirby, L (9, PH) OBP: 0.400, SLG: 0.583					4-0 1B BB																	
Inning Stats	R: 0 E: 0 K: 0 S: 6	H: 1 LOB: 1 BB: 1 P: 11	R: 0 E: 0 K: 3 S: 11	H: 1 LOB: 1 BB: 0 P: 13	R: 0 E: 0 K: 0 S: 6	H: 1 LOB: 0 BB: 0 P: 10	R: 0 E: 0 K: 0 S: 5	H: 0 LOB: 0 BB: 0 P: 8	R: 1 E: 0 K: 0 S: 10	H: 2 LOB: 2 BB: 1 P: 18	R: 2 E: 0 K: 1 S: 15	H: 2 LOB: 1 BB: 1 P: 23	R: 0 E: 0 K: 0 S: 13	H: 1 LOB: 2 BB: 1 P: 21	R: 0 E: 0 K: 0 S: 6	H: 1 LOB: 1 BB: 0 P: 7	R: 1 E: 0 K: 2 S: 12	H: 2 LOB: 1 BB: 0 P: 14	1B: 6 2B: 4 3B: 1 HR: 0	SF: 0 SAC: 0 DP: 2 HBP: 0	WP: 0 PB: 1 SB: 1 CS: 0	PA: 39
PITCHER	IP WLS BF H R ER SO BB IBB HBP BLK WP HR S P ERA WHIP																					
Danny Darwin, R (1, 1) ERA: 3.81	8.2 W 38 11 4 4 5 4 0 0 0 0 0 0 79 120 4.15 1.731																					
Greg Harris, R (9, 1) ERA: 2.7	0.1 S 1 0 0 0 1 0 0 0 0 0 0 0 5 5 0.00 0.000																					

Cleveland Indians @ Boston Red Sox
Fenway Park, Boston, MA
 Thu Sep 24 1992, 7:05 PM EDT
 Att. 28,135 - Cloudy - 53 F

livebaseballscorecards.com

AB	35
R	4
H	11
RBI	4
BB	4
SO	6
LOB	17



Batter	1	2	3	4	5	6	7	8	9	10	AB R H RBI BB SO LOB	TOP											
Kenny Lofton, L OBP: 0.367, SLG: 0.370 (1, 8) C B X	2-1 HR 2B	1-1 G1-3		1-2 1-3 3-H 1B		0-2 G1-3			1-0 G6-3		5 1 2 1 0 0 3	Cleveland Indians @ Detroit Tigers Tiger Stadium, Detroit, MI Fri Sep 25 1992, 7:05 PM EDT Att. 13,624 - Sunny - 61 F											
Thomas Howard, S OBP: 0.316, SLG: 0.351 (1, 9) X (8, 7)	0-0 F7		0-1 E7 G6-3 1B	0-0 G1-3			0-1 G4-3		1-1 2B		5 0 2 0 0 0 3												
Carlos Baerga, S OBP: 0.348, SLG: 0.447 (1, 4) B X	1-0 2-H HR		0-1 P6		1-0 HR		1-0 F7		4-0 IBB		4 2 2 3 1 0 1												
Albert Belle, R OBP: 0.325, SLG: 0.482 Mark Whiten, S OBP: 0.352, SLG: 0.371 (1, 7) B B X (8, 9)	2-0 G6-3		0-2 G6-3		3-2 G1-6-3 1B		0-2 F7		1-2 G1-3		4 0 1 0 0 0 1 1 0 0 0 0 0 2												
Paul Sorrento, L OBP: 0.349, SLG: 0.447 (1, 10) B F B X	3-1 G1-3		1-3 K		1-2 G1-6-3 1-2f			2-2 1B SF9 2B		1-2 G6-3	5 1 1 0 0 1 2												
Reggie Jefferson, S OBP: 0.352, SLG: 0.472 (1, 3)		1-0 F8		3-1 G3		0-0 F8		1-1 2-3 1B		1-0 1B 1B	5 0 2 0 0 0 0												
Carlos Martinez, R OBP: 0.278, SLG: 0.383 Brook Jacoby, R OBP: 0.322, SLG: 0.326 (1, 5) B F X (8, 5)		2-1 P4		4-0 WP 1B G3-1 BB		2-1 L7		2-1 SF9		1-3 K	2 1 0 1 1 0 0 1 0 0 0 0 1 1												
Felix Fermin, R OBP: 0.322, SLG: 0.324 (1, 6) B X		1-0 1B 1B		1-1 G3-1		0-1 2B		1 SAFE 1-1 CB 1 SAFE X G4-6-3		1-2 1B	5 0 3 0 0 0 2												
Junior Ortiz, R OBP: 0.285, SLG: 0.268 Wayne Kirby, L OBP: 0.375, SLG: 0.538 Jesse Levis, L OBP: 0.235, SLG: 0.353 (1, 2) B B C X (10, PH) (10, 2)		2-1 1B		4-1 1B 2-3 BB		1-2 P5		1-2 F9		1-1 G6-3	3 0 1 0 1 0 1 1 0 0 0 0 0 2 0 0 0 0 0 0 0												
Inning Stats	R: 2 E: 0 K: 0 S: 7	H: 2 LOB: 0 BB: 0 P: 15	R: 0 E: 0 K: 0 S: 8	H: 2 LOB: 2 BB: 0 P: 15	R: 0 E: 1 K: 1 S: 10	H: 1 LOB: 1 BB: 0 P: 11	R: 1 E: 0 K: 0 S: 9	H: 2 LOB: 0 BB: 0 P: 14	R: 0 E: 0 K: 0 S: 10	H: 0 LOB: 0 BB: 0 P: 7	R: 1 E: 0 K: 0 S: 9		H: 2 LOB: 0 BB: 0 P: 15	R: 0 E: 0 K: 0 S: 9	H: 1 LOB: 2 BB: 1 P: 16	R: 0 E: 0 K: 1 S: 12	H: 2 LOB: 2 BB: 0 P: 17	1B: 8 2B: 4 3B: 0 HR: 2	SF: 1 SAC: 0 DP: 2 HBP: 0	WP: 1 PB: 0 SB: 0 CS: 0	PA: 45		
PITCHER Bill Gullickson, R ERA: 4.12 Mark Leiter, R ERA: 4.4 Mark Leiter, R ERA: 4.4 Mike Henneman, R ERA: 4.01	IP 7.0 WLS BF 33 R 5 ER 5 SO 1 BB 2 IBB 0 HBP 0 BLK 0 WP 1 HR 2 S 64 P 105 ERA 6.43 WHIP 1.857							PITCHER IP 2.0 WLS BF 7 R 0 ER 0 SO 0 BB 1 IBB 0 HBP 0 BLK 0 WP 0 HR 0 S 13 P 23 ERA 0.00 WHIP 0.500															

livebaseballscorecards.com

AB	41
R	5
H	14
RBI	5
BB	3
SO	2
LOB	18



Batter	1	2	3	4	5	6	7	8	9	10	AB	R	H	RBI	BB	SO	LOB
Tony Phillips, S OBP: 0.392, SLG: 0.398 (1, 8)	4-2 G3-6-1 BB		2-3 K		3-2 G3-1	2-0 F8			1-2 G4-3 1B 2B		4	1	1	0	1	1	3
Lou Whitaker, L OBP: 0.390, SLG: 0.468 (1, 4)	2-0 G3-6-1 1-2f		2-0 F7		3-3 K	4-2 BB			0-0 G4-3		4	0	0	0	1	1	3
Travis Fryman, R OBP: 0.320, SLG: 0.426 (1, 6)	0-1 G5-3			2-0 BB 1B 1B	4-2 BB	2-3 K			1-3 K		4	1	1	0	1	2	3
Cecil Fielder, R OBP: 0.326, SLG: 0.452 (1, 10) (9, 3)		1-3 K		1-2 P5	2-0 L6			3-2 G4-3	1-1 FC6-4 1B		5	0	1	1	0	1	2
Mickey Tettleton, S OBP: 0.376, SLG: 0.462 (1, 2)		1-3 K		4-2 1B BB BB		4-2 HR HBP		1-1 G6-4-3 1B	3-H FC6-4		1	0	0	0	1	1	0
Rich Rowland, R OBP: 0.364, SLG: 0.222 (6, PR) (7, 2)				1-2 2B BB		2-0 E5 HR		0-1 G6-4-3	0-0 1-2f		2	1	1	0	0	0	1
Rob Deer, R OBP: 0.333, SLG: 0.540 (1, 9)		2-2 2B		4-2 1B BB		1-2 HR		1-2f			4	1	1	0	1	0	2
Scott Livingstone, L OBP: 0.317, SLG: 0.375 (1, 5)		0-1 G3-1		0-0 1B		0-2 HR		1-2 P3			3	1	2	4	0	0	1
Skeeter Barnes, R OBP: 0.314, SLG: 0.389 (8, PH) (9, 5)				1-2 2-3 3-H		1-H 2-H			1B 1B		2	1	1	0	0	0	0
Mark Carreon, R OBP: 0.280, SLG: 0.359 (1, 7)			1-0 P2	1-3 K		4-2 FC3-6 BB		1-2 F7	1-2 1B		4	0	1	0	1	1	3
Dave Bergman, L OBP: 0.299, SLG: 0.261 (1, 3)			0-1	1-0 L3		1-2 FC3-6 BB		1-1 G5-3	2-1 1B		3	0	1	0	0	0	5
Dan Gladden, R OBP: 0.302, SLG: 0.356 (8, PH)						1-2f			1-2 2-H		1	0	0	0	0	0	0
Mark Leiter, R (9, 1)											0	0	0	0	0	0	0
Mike Henneman, R (10, 1)											0	0	0	0	0	0	0
Chad Kreuter, S OBP: 0.317, SLG: 0.335 (10, PH)				1B		1-2f					1	0	1	1	0	0	0

Inning Stats	R: 0	H: 0	E: 0	K: 5	S: 5	P: 11	R: 0	H: 1	E: 0	K: 2	S: 11	P: 15	R: 0	H: 1	E: 0	K: 1	S: 7	R: 1	H: 2	E: 0	K: 1	S: 20	P: 33	R: 0	H: 0	E: 0	K: 1	S: 10	R: 3	H: 1	E: 1	K: 1	S: 20	R: 0	H: 1	E: 0	K: 0	S: 7	R: 0	H: 1	E: 0	K: 0	S: 8	R: 1	H: 2	E: 0	K: 1	S: 10	R: 0	H: 3	E: 0	K: 0	S: 8	R: 1	H: 2	E: 0	K: 1	S: 10	R: 0	H: 0	E: 0	K: 0	S: 11	R: 1	H: 2	E: 0	K: 1	S: 13	R: 1	H: 3	E: 0	K: 0	S: 11	1B: 8	2B: 2	3B: 0	HR: 1	SF: 0	SAC: 0	DP: 2	HBP: 1	WP: 0	PA: 45	PB: 0	SB: 0	CS: 0
--------------	------	------	------	------	------	-------	------	------	------	------	-------	-------	------	------	------	------	------	------	------	------	------	-------	-------	------	------	------	------	-------	------	------	------	------	-------	------	------	------	------	------	------	------	------	------	------	------	------	------	------	-------	------	------	------	------	------	------	------	------	------	-------	------	------	------	------	-------	------	------	------	------	-------	------	------	------	------	-------	-------	-------	-------	-------	-------	--------	-------	--------	-------	--------	-------	-------	-------

PITCHER	IP	WLS	BF	H	R	ER	SO	BB	IBB	HBP	BLK	WP	HR	S	P	ERA	WHIP
Dave Micki, R ERA: 5.74	(1, 1)	5.0	22	4	1	1	5	4	0	0	0	0	0	53	93	1.80	1.600
Ted Power, R ERA: 2.54	(6, 1)	0.2	7	1	3	2	0	2	0	1	0	0	0	17	34	27.00	4.500
Eric Plunk, R ERA: 3.39	(6, 1)	1.1	4	1	0	0	1	0	0	0	0	0	0	10	16	0.00	0.750
Derek Lilliquist, L ERA: 1.62	(8, 1)	1.1	5	1	1	1	0	0	0	0	0	0	0	12	16	6.75	0.750
Steve Olin, R ERA: 2.51	(9, 1)	1.0	L 7	4	1	1	1	0	0	0	0	0	0	14	19	9.00	4.000

PITCHER	IP	WLS	BF	H	R	ER	SO	BB	IBB	HBP	BLK	WP	HR	S	P	ERA	WHIP
Steve Olin, R ERA: 2.51	(9, 1)	1.0	L 7	4	1	1	1	0	0	0	0	0	0	14	19	9.00	4.000

BOTTOM

Cleveland Indians @ Detroit Tigers

Tiger Stadium, Detroit, MI

Fri Sep 25 1992, 7:05 PM EDT

Att. 13,624 - Sunny - 61 F

livebaseballscorecards.com

AB	38
R	6
H	11
RBI	6
BB	6
SO	7
LOB	23



WP: 0	PA: 45
PB: 0	
SB: 0	
CS: 0	

Batter	1	2	3	4	5	6	7	8	9	AB R H RBI BB SO LOB	TOP														
Kenny Lofton, L OBP: 0.366, SLG: 0.368 (1, 8)	1-1 E4 G6-3 P5-2 S	0-1 G4-3		0-0 1B		1-0 G4-3		2-2 G6-3		5 0 1 1 0 0 3															
Felix Fermin, R OBP: 0.319, SLG: 0.317 (1, 6)	0-2 G6-3		0-1 F8	0-0 F8			2-1 L3	4-1 BB		4 0 0 0 1 0 3															
Carlos Baerga, S OBP: 0.347, SLG: 0.445 (1, 4)	1-0 P5-2		0-1 F7	1-0 L8			2-0 G6-3 1B	1-2 F7		5 0 1 0 0 0 6															
Albert Belle, R OBP: 0.326, SLG: 0.481 (1, 7)			0-1 1B 1B	2-2 1B		2-3 K	2-0 G6-3	0-3 K		5 1 2 0 0 2 1															
Paul Sorrento, L OBP: 0.347, SLG: 0.442 (1, 3)			0-0 L9	3-1 G4-3		2-3 K	0-0 G1-3	4-1 G1-6-3 BB		4 0 0 0 1 1 3															
Reggie Jefferson, S OBP: 0.362, SLG: 0.491 (1, 10)		1-0 P5		2-0 WP 1B 2B		1-3 K		2-2 G4-3 2B 1B	1-1 G1-6-3	4 1 2 0 0 1 1 1 1 0 0 0 0 1															
Wayne Kirby, L OBP: 0.353, SLG: 0.500 (8, PR)																									
Mark Whiten, S OBP: 0.351, SLG: 0.370 (1, 9)		3-1 1B 1B		2-0 F9		0-1 G6-3		0-0 G4-3		4 1 1 0 0 0 2															
Brook Jacoby, R OBP: 0.327, SLG: 0.330 (1, 5)		1-2 1B 1B		2-0 1B 1B		3-3 K		4-0 2B IBB		3 2 2 2 1 1 0															
Jesse Levis, L OBP: 0.297, SLG: 0.486 (1, 2)				1-0 1B		2-0 HR		2-2 G6-3 2B		3 1 3 2 0 0 0															
Carlos Martinez, R OBP: 0.282, SLG: 0.391 (8, PH)				1-3 1B						1 0 1 2 0 0 0															
Junior Ortiz, R OBP: 0.285, SLG: 0.268 (8, 2)				1-3 1B						0 0 0 0 0 0 0															
Inning Stats	R: 0 E: 1 K: 0 S: 6	H: 0 LOB: 0 BB: 0 P: 8	R: 2 E: 0 K: 0 S: 12	H: 4 LOB: 2 BB: 0 P: 17	R: 0 E: 0 K: 0 S: 10	H: 1 LOB: 1 BB: 0 P: 15	R: 2 E: 0 K: 0 S: 7	H: 4 LOB: 2 BB: 0 P: 15	R: 0 E: 0 K: 3 S: 11	H: 0 LOB: 0 BB: 0 P: 16	R: 1 E: 0 K: 1 S: 9	H: 1 LOB: 0 BB: 0 P: 15	R: 0 E: 0 K: 0 S: 5	H: 1 LOB: 1 BB: 0 P: 11	R: 2 E: 0 K: 0 S: 14	H: 2 LOB: 3 BB: 2 P: 29	R: 0 E: 0 K: 1 S: 6	H: 0 LOB: 0 BB: 1 P: 11	1B: 10 2B: 3 3B: 0 HR: 1	SF: 0 SAC: 0 DP: 2 HBP: 0	WP: 1 PB: 0 SB: 1 CS: 0	PA: 42			
PITCHER	IP WLS BF H R ER SO BB IBB HBP BLK WP HR S P ERA WHIP																								
Dave Haas, R ERA: 3.79 (1, 1)	3.1		19	9	4	4	0	0	0	0	0	1	0	33	52	10.80	2.700								
Kurt Knudsen, R ERA: 4.76 (4, 1)	4.0	L	16	3	3	3	4	0	1	0	0	0	1	31	55	6.75	0.750								
Mike Munoz, L ERA: 3.09 (8, 1)	0.1		2	1	0	0	0	0	0	0	0	0	0	6	10	0.00	3.000								
John Kiely, R ERA: 2.18 (8, 1)	1.1		5	0	0	0	1	2	0	0	0	0	0	10	20	0.00	1.500								

Cleveland Indians @ Detroit Tigers
 Tiger Stadium, Detroit, MI
 Sat Sep 26 1992, 3:33 AM EDT
 Att. 16,567 - Cloudy - 66 F

AB	39
R	7
H	13
RBI	7
BB	3
SO	5
LOB	20



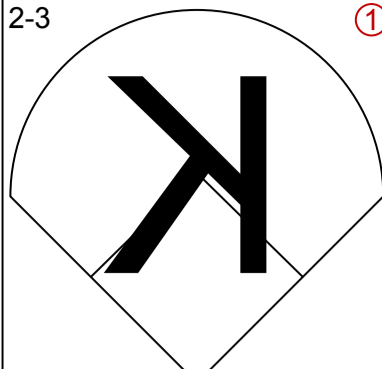
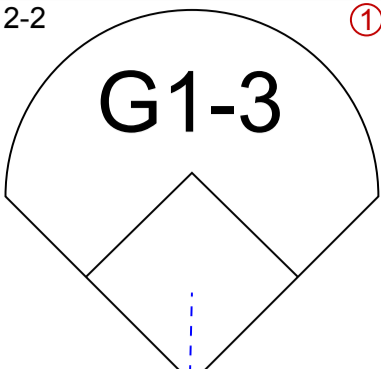
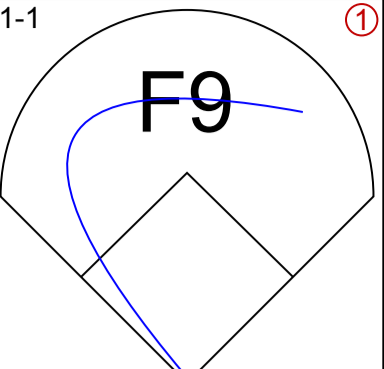
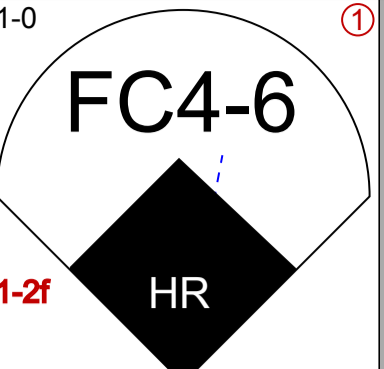
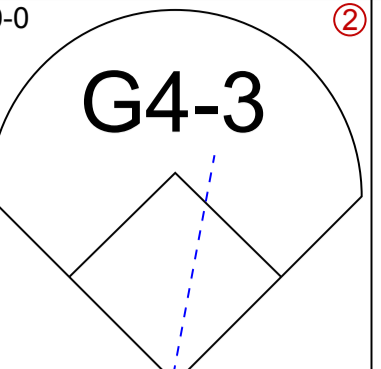
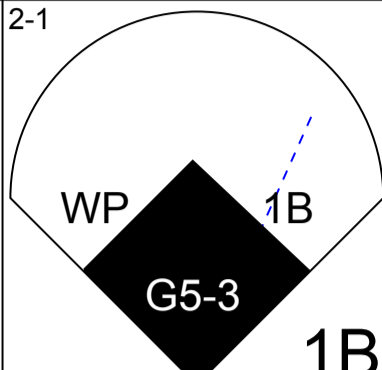
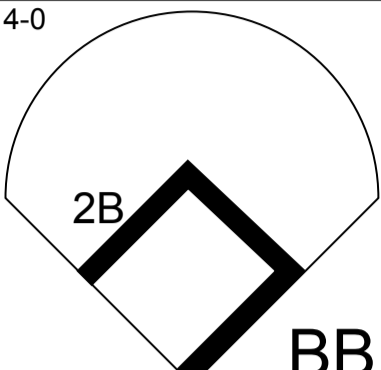
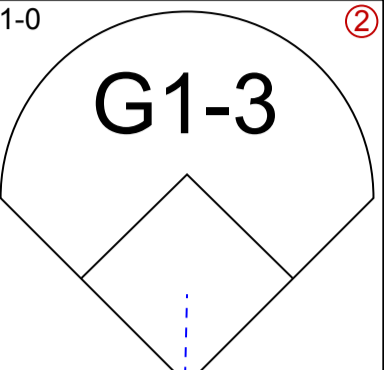
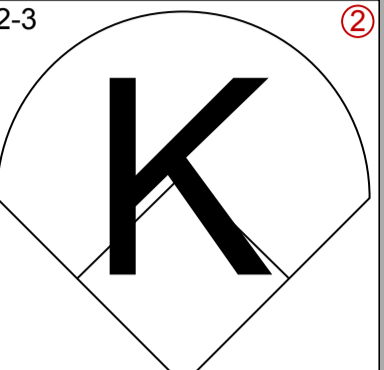
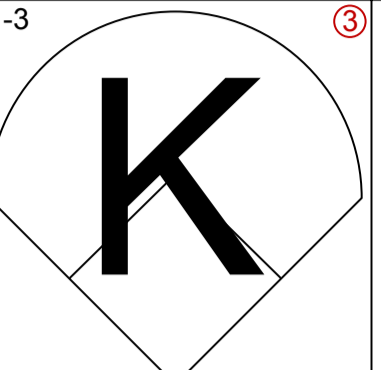
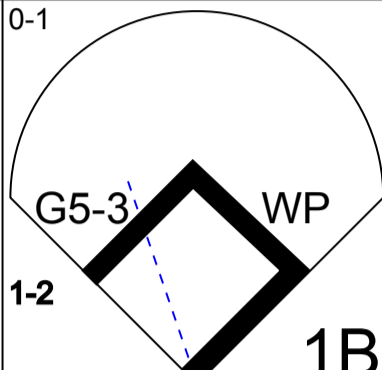
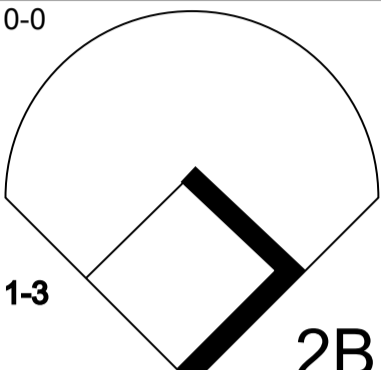
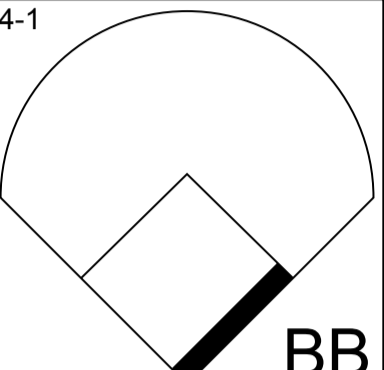
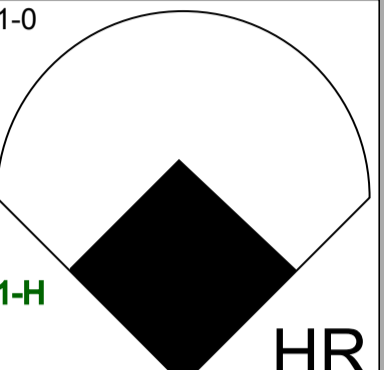
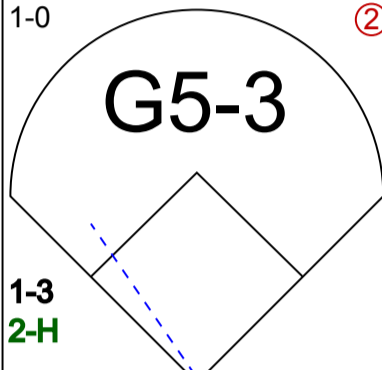
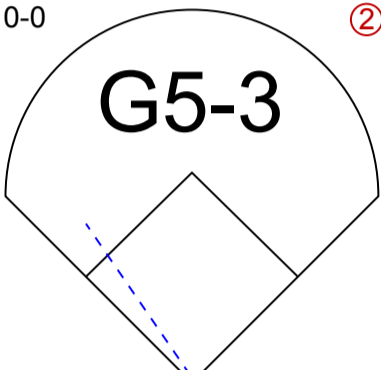
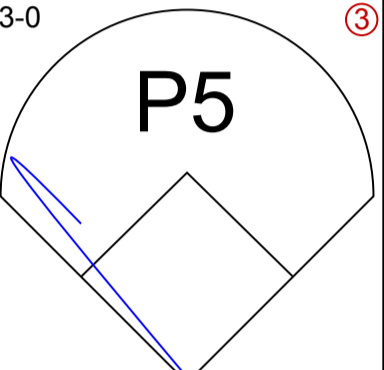
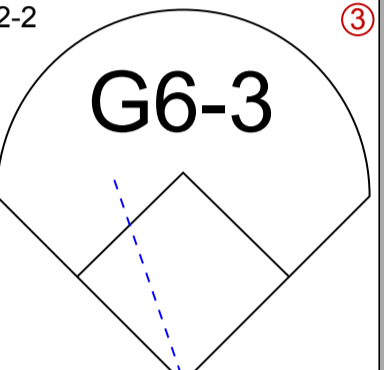
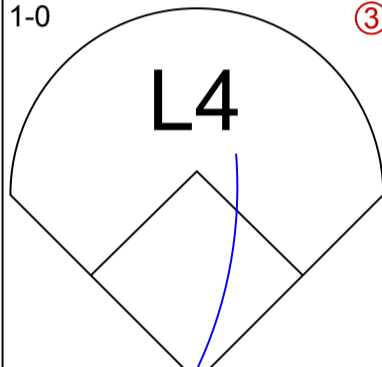
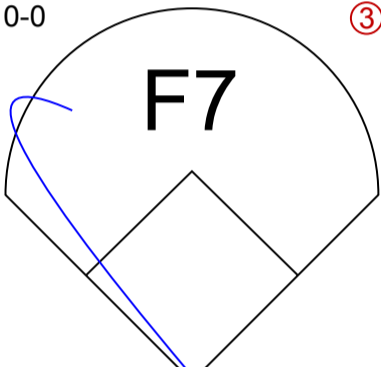
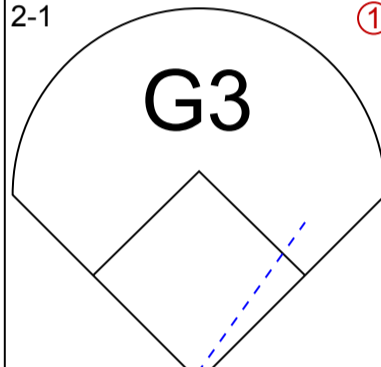
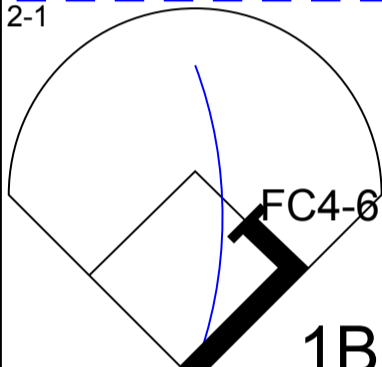
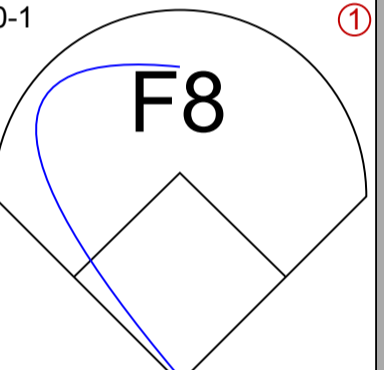
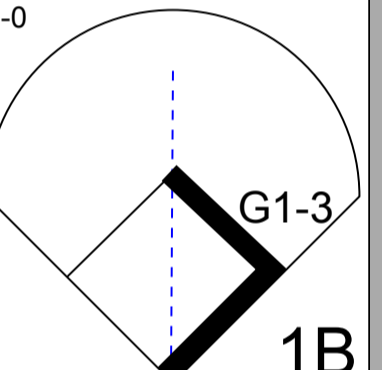
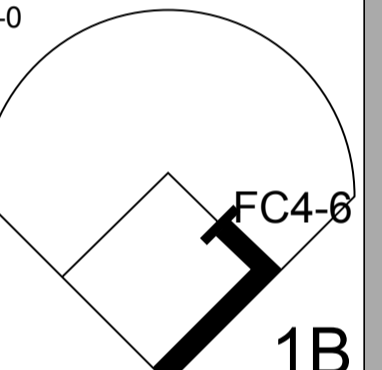
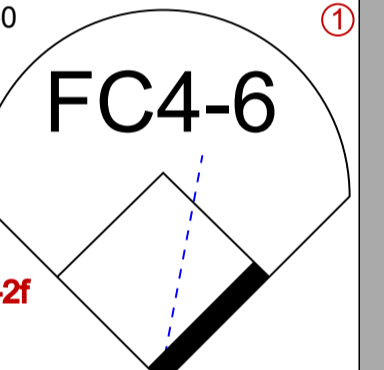
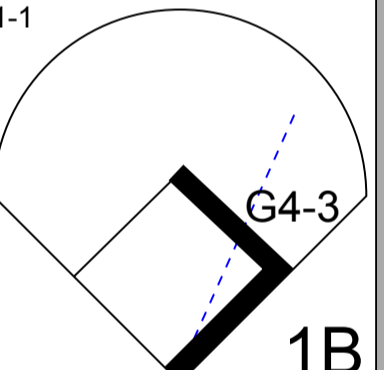
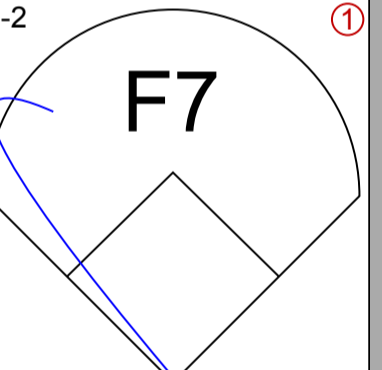
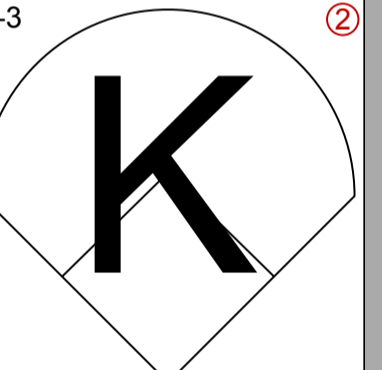
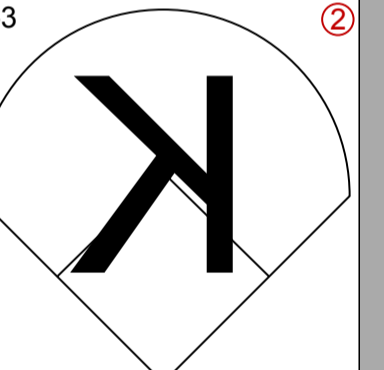
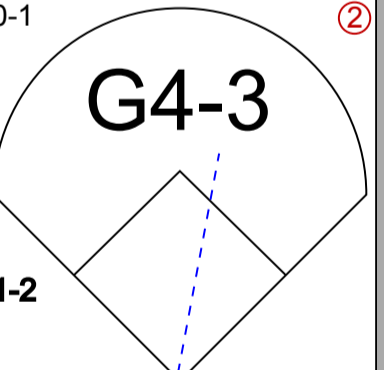
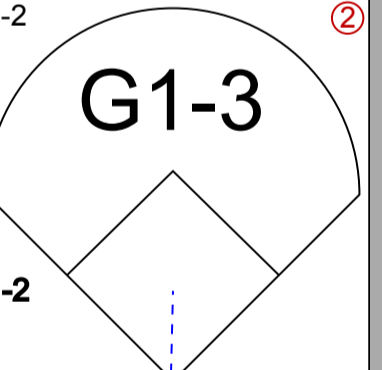
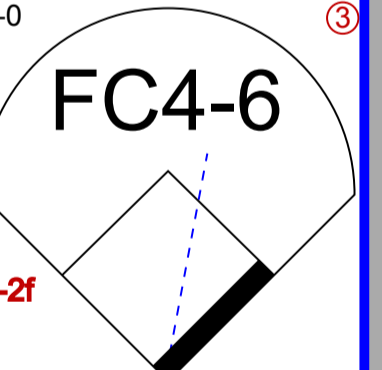
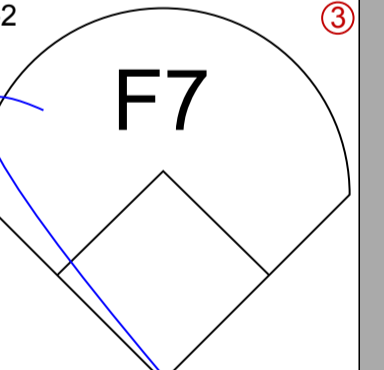
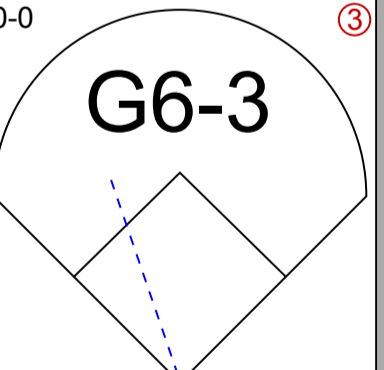
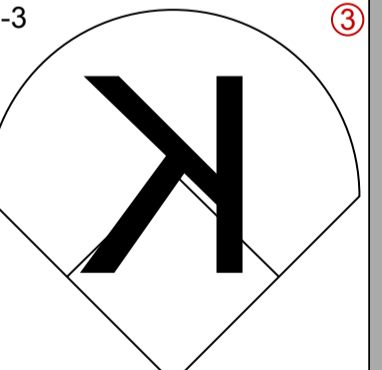
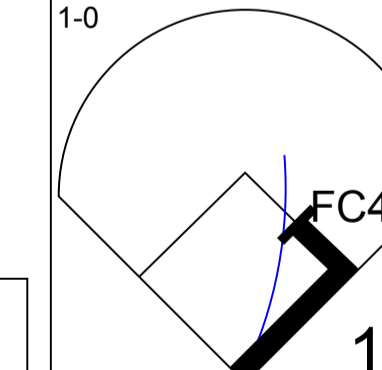
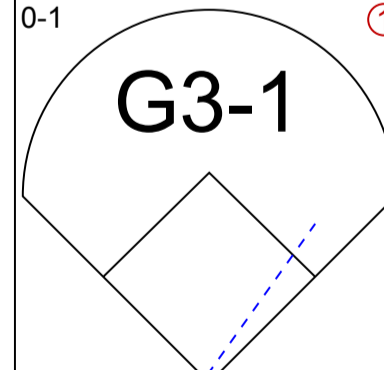
Batter	1	2	3	4	5	6	7	8	9	AB R H RBI BB SO LOB	BOTTOM
Tony Phillips, S (1, 4) OBP: 0.391, SLG: 0.396	3-1 E1 BB 1B	2-2 FC5-2		0-0 P3		1-0 F7		3-3 K		5 0 1 0 0 1 5	Cleveland Indians @ Detroit Tigers Tiger Stadium, Detroit, MI Sat Sep 26 1992, 3:33 AM EDT Att: 16,567 - Cloudy - 66 F
Dan Gladden, R (1, 8) OBP: 0.303, SLG: 0.353	4-1 BB BB	2-2 F7		0-0 P3		1-2 F9		4-0 1-2 BB		3 0 0 0 2 0 4	
Travis Fryman, R (1, 6) OBP: 0.317, SLG: 0.423	2-3 K			1-1 F9		2-3 K		2-3 K		5 0 0 0 0 3 6	
Cecil Fielder, R (1, 3) OBP: 0.327, SLG: 0.457	0-1 L8			0-3 K		0-2 HR		0-1 G3-1		5 1 2 1 0 1 2	
Rob Deer, R (1, 9) OBP: 0.336, SLG: 0.547	4-2 1-2 2-3 BB			0-0 HR		1-1 E SF7 1B		0-3 K		4 2 2 1 1 2 1	
Mark Carreon, R (1, 7) OBP: 0.279, SLG: 0.356	0-1 G6-3			2-2 P4		2-2 E8 S 1B		2-0 P4		5 0 1 0 0 0 4	
Phil Clark, R (1, 10) OBP: 0.482, SLG: 0.560				1-1 1B		1-3 K		2-3 K		3 1 2 0 0 1 2	
Lou Whitaker, L (7, PH) OBP: 0.389, SLG: 0.467				SH3-4 FC5-2 2B		1-1 1B				1 0 0 0 0 1 1	
Rich Rowland, R (1, 2) OBP: 0.462, SLG: 0.300				4-0 SH3-4 BB		1-0 1B		3-2 FC1-6 1B		1 0 1 0 1 0 0	
Mickey Tettleton, S (5, PH) (6, 2)				2-3 1B		3-1 SF7				1 0 1 1 0 0 0	
Skeeter Barnes, R (1, 5) OBP: 0.316, SLG: 0.390				0-0 1B		1-3 K		1-2 FC1-6 WP		2 0 1 1 0 1 1	
Scott Livingstone, L (8, PH) (9, 5)				1-2 2-3 1B		1-2 K		1-2f		1 0 0 0 0 0 1	
Inning Stats	R: 0 H: 1 E: 1 LOB: 3 K: 1 BB: 2 S: 12 P: 25	R: 0 H: 1 E: 0 LOB: 2 K: 0 BB: 1 S: 11 P: 21	R: 1 H: 1 E: 0 LOB: 0 K: 1 BB: 0 S: 10 P: 12	R: 1 H: 3 E: 0 LOB: 2 K: 0 BB: 0 S: 8 P: 11	R: 2 H: 3 E: 1 LOB: 1 K: 2 BB: 0 S: 16 P: 24	R: 0 H: 0 E: 0 LOB: 0 K: 1 BB: 0 S: 8 P: 12	R: 0 H: 1 E: 0 LOB: 1 K: 2 BB: 0 S: 8 P: 14	R: 0 H: 1 E: 0 LOB: 2 K: 2 BB: 1 S: 12 P: 25	R: 0 H: 0 E: 0 LOB: 0 K: 1 BB: 0 S: 8 P: 12	1B: 7 SF: 1 2B: 2 SAC: 1 3B: 0 DP: 0 HR: 2 HBP: 0	WP: 1 PA: 42 PB: 0 SB: 1 CS: 0
PITCHER	IP WLS BF H R ER SO BB IBB HBP BLK WP HR S P ERA WHIP										
Dennis Cook, L (1, 1) ERA: 3.99	4.0										
Jack Armstrong, R (5, 1) ERA: 4.67	3.0 W 11 2 0 0 5 0 0 0 0 0 0 27 44 0.00 0.667										
Eric Plunk, R (8, 1) ERA: 3.36	0.2 4 1 0 0 1 1 0 0 0 0 1 0 9 20 0.00 3.000										
Steve Olin, R (8, 1) ERA: 2.47	1.1 S 4 0 0 0 2 0 0 0 0 0 0 0 11 17 0.00 0.000										

livebaseballscores.com

AB	36
R	4
H	11
RBI	4
BB	4
SO	10
LOB	27



Batter	1	2	3	4	5	6	7	8	9	AB R H RBI BB SO LOB
--------	---	---	---	---	---	---	---	---	---	----------------------

Kenny Lofton, L (1, 8) OBP: 0.363, SLG: 0.365	2-3 		2-2 		1-1 		1-0 		0-0 	5 1 0 0 0 1 1
Felix Fermin, R (1, 6) OBP: 0.324, SLG: 0.319 José Hernández, R (6, 6)	2-1 		4-0 		1-0 		2-3 		1-3 	2 1 1 0 1 0 0 2 0 0 0 0 2 1
Carlos Baerga, S (1, 4) OBP: 0.350, SLG: 0.454	0-1 		0-0 		4-1 		1-0 			3 1 3 2 1 0 0
Albert Belle, R (1, 7) OBP: 0.324, SLG: 0.478 Thomas Howard, S (6, 7)	1-0 		0-0 		3-0 		2-2 			3 0 0 1 0 0 4 1 0 0 0 0 0 0
Paul Sorrento, L (1, 10) OBP: 0.346, SLG: 0.441	1-0 		0-0 		2-1 		2-1 			4 0 1 0 0 0 3
Reggie Jefferson, S (1, 3)		0-1 		0-0 		1-0 		2-0 		4 0 2 0 0 0 1
Carlos Martínez, R (1, 5) OBP: 0.281, SLG: 0.388		1-1 		1-2 		0-3 		3-3 		4 0 1 0 0 2 3
Mark Whiten, S (1, 9) OBP: 0.349, SLG: 0.368 Wayne Kirby, L (6, 9) OBP: 0.333, SLG: 0.467		0-1 		0-2 		0-0 		1-2 		3 0 0 0 0 0 3 1 0 0 0 0 0 1
Junior Ortiz, R (1, 2) OBP: 0.285, SLG: 0.268		0-0 		1-3 		1-0 		0-1 		4 0 1 0 0 1 2

Cleveland Indians @ Detroit Tigers
Tiger Stadium, Detroit, MI

Sun Sep 27 1992, 3:33 AM EDT
Att. 14,330 - Sunny - 65 F

livebaseballscorecards.com

AB	36
R	3
H	9
RBI	3
BB	2
SO	6
LOB	19



Inning Stats	R: 1	H: 2	E: 0	K: 1	S: 9	R: 0	H: 1	E: 0	K: 0	S: 7	R: 0	H: 1	E: 0	K: 1	S: 6	R: 0	H: 1	E: 0	K: 1	S: 14	R: 0	H: 0	E: 0	K: 0	S: 5	R: 0	H: 1	E: 0	K: 1	S: 7	R: 2	H: 2	E: 0	K: 1	S: 9	R: 0	H: 1	E: 0	K: 1	S: 11	R: 0	H: 0	E: 0	K: 1	S: 6	1B: 7	2B: 1	3B: 0	HR: 1	SF: 0	SAC: 0	DP: 0	HBP: 0	WP: 1	PA: 38	PB: 0	SB: 0	CS: 0
--------------	------	------	------	------	------	------	------	------	------	------	------	------	------	------	------	------	------	------	------	-------	------	------	------	------	------	------	------	------	------	------	------	------	------	------	------	------	------	------	------	-------	------	------	------	------	------	-------	-------	-------	-------	-------	--------	-------	--------	-------	--------	-------	-------	-------

PITCHER																	PITCHER																	
IP	WLS	BF	H	R	ER	SO	BB	IBB	HBP	BLK	WP	HR	S	P	ERA	WHIP	IP	WLS	BF	H	R	ER	SO	BB	IBB	HBP	BLK	WP	HR	S	P	ERA	WHIP	
Walt Terrell, R (1, 1) ERA: 5.2	7.0	W	31	8	3	3	4	2	0	0	0	1	1	57	91	3.86	1.429	Mark Leiter, R (8, 1) ERA: 4.32	2.0		7	1	0	0	2	0	0	0	0	0	17	26	0.00	0.500

Batter	1	2	3	4	5	6	7	8	9	AB R H RBI BB SO LOB	TOP													
Bernie Williams, S OBP: 0.358, SLG: 0.418 (1, 8) C C C B S	2-3 K	1-0 F8		4-2 E BB		1-0 F7		4-0 FC6-4 IBB		3 0 0 0 2 1 1														
Randy Velarde, R OBP: 0.336, SLG: 0.393 (1, 6) C C B X	1-2 G5-3		1-1 G6-3	0-2 G4-3			0-1 F8	1-1 FC6-4		5 0 0 0 0 0 3														
Don Mattingly, L OBP: 0.331, SLG: 0.424 (1, 3) C B X	1-1 BB 1B		2-2 G4-3		0-1 G6-3		1-2 F9		1-1 F8	5 0 1 0 0 0 0														
Danny Tartabull, R OBP: 0.407, SLG: 0.491 (1, 10) F B B B B	4-1 BB		3-2 E5 FC6-4		1-3 K		0-0 1B		1-0 CI 1B	4 0 2 0 1 1 0														
Roberto Kelly, R OBP: 0.322, SLG: 0.387 (1, 7) C B S C	1-3 K		1-0 FC6-4		2-2 2B 1B		0-1 1B		1-1 CI G4-6-3	4 1 2 0 0 1 3														
Charlie Hayes, R OBP: 0.299, SLG: 0.415 (1, 5) Mel Hall, L OBP: 0.309, SLG: 0.420 (9, PH)			1-3 K		0-0 HR	1-1 2B	0-2 F7		1-0 G4-6-3	4 1 2 2 0 1 2 1 0 0 0 0 0 2														
Gerald Williams, R OBP: 0.304, SLG: 0.739 (1, 9) G S T H C S B			1-3 K		1-1 HR		1-1 F9		1-2 F9	4 1 1 1 0 1 1														
Mike Stanley, R OBP: 0.369, SLG: 0.433 (1, 2) X T H G B T B			2-2 1B 2B		0-0 G3		2-3 K		2-2 F9	4 1 1 0 0 1 0														
Mike Gallego, R OBP: 0.328, SLG: 0.352 (1, 4) X T H G S F			2-2 2-H 1B		0-0 F9		1-1 F7		3-1 2B	4 0 2 1 0 0 0														
Inning Stats	R: 0 E: 0 K: 2 S: 12	H: 1 LOB: 2 BB: 1 P: 21	R: 1 E: 0 K: 2 S: 17	H: 2 LOB: 1 BB: 0 P: 24	R: 0 E: 1 K: 0 S: 9	H: 0 LOB: 1 BB: 0 P: 16	R: 2 E: 1 K: 0 S: 13	H: 2 LOB: 1 BB: 1 P: 18	R: 1 E: 0 K: 1 S: 14	H: 2 LOB: 1 BB: 0 P: 18	R: 0 E: 0 K: 1 S: 7	H: 0 LOB: 0 BB: 0 P: 11	R: 0 E: 0 K: 0 S: 10	H: 2 LOB: 2 BB: 0 P: 13	R: 0 E: 0 K: 0 S: 12	H: 1 LOB: 2 BB: 1 P: 23	R: 0 E: 1 K: 0 S: 6	H: 1 LOB: 1 BB: 0 P: 10	1B: 6 2B: 3 3B: 0 HR: 2	SF: 0 SAC: 0 DP: 1 HBP: 0	WP: 0 PB: 0 SB: 0 CS: 0	PA: 42		
PITCHER	IP WLS BF H R ER SO BB IBB HBP BLK WP HR S P ERA WHIP																							
Alan Embree, L ERA: 6.43 (1, 1)	6.0		28	7	4	4	6	2	0	0	0	0	2	72	108	6.00	1.500							
Ted Power, R ERA: 2.49 (7, 1)	2.0	W	10	3	0	0	0	0	1	0	0	0	0	22	36	0.00	1.500							
Derek Lilliquist, L ERA: 1.61 (9, 1)	0.1		1	0	0	0	0	0	0	0	0	0	0	2	3	0.00	0.000							
Steve Olin, R ERA: 2.45 (9, 1)	0.2	S	3	1	0	0	0	0	0	0	0	0	0	4	7	0.00	1.500							

New York Yankees @ Cleveland Indians
Cleveland Municipal Stadium, Cleveland, OH

Mon Sep 28 1992, 7:05 PM EDT
Att: 5,979 - Sunny - 63 F

livebaseballscorecards.com

AB	38
R	4
H	11
RBI	4
BB	3
SO	6
LOB	12



Batter	1	2	3	4	5	6	7	8	9
Thomas Howard, S OBP: 0.314, SLG: 0.348 (1, 8) (9, 7)	0-1 P6	2-1 F7		0-0 F8			1-2 G3	3-2 1B	
Felix Fermin, R OBP: 0.326, SLG: 0.327 (1, 6)	0-1 HR 2B	0-0 G5-3			1-1 1B		2-2 F9	0-1 P6	
Carlos Baerga, S OBP: 0.350, SLG: 0.452 (1, 4)	4-2 HR BB	2-1 G4-3			1-0 P6		1-1 F9		
Albert Belle, R OBP: 0.324, SLG: 0.482 Kenny Lofton, L OBP: 0.363, SLG: 0.365 (1, 7) (9, 8)	2-0 HR		1-0 F7		1-3 K			2-2 F7	
Paul Sorrento, L OBP: 0.345, SLG: 0.446 (1, 3)	1-1 HR		3-3 K		0-0 F8			1-0 L8	
Reggie Jefferson, S OBP: 0.409, SLG: 0.538 Wayne Kirby, L OBP: 0.333, SLG: 0.467 (1, 10) (8, PR)	0-0 1B		2-1 PB 2B			0-0 1B		2-2 1B 1B	
Carlos Martinez, R OBP: 0.281, SLG: 0.386 Brook Jacoby, R OBP: 0.327, SLG: 0.330 (1, 5) (9, 5)	2-2 F7		1-1 G6-3			0-0 P5		1-0 1B BB 1B 1B	
Mark Whiten, S OBP: 0.349, SLG: 0.365 (1, 9)	0-0 G3			0-0 L6		0-0 F7		4-0 1B 1B BB	
Junior Ortiz, R OBP: 0.284, SLG: 0.268 (1, 2)		2-1 E9 G5-3		1-1 P4		3-3 K		1-1 1B	

Inning Stats	R: 4	H: 4	E: 0	LOB: 1	K: 0	S: 14	P: 23	R: 0	H: 0	E: 1	LOB: 1	K: 0	S: 7	P: 13	R: 0	H: 1	E: 0	LOB: 1	K: 1	S: 9	P: 16	R: 0	H: 0	E: 0	LOB: 0	K: 0	S: 4	P: 5	R: 0	H: 1	E: 0	LOB: 1	K: 1	S: 7	P: 10	R: 0	H: 1	E: 0	LOB: 1	K: 1	S: 6	P: 9	R: 0	H: 0	E: 0	LOB: 0	K: 0	S: 9	P: 13	R: 2	H: 4	E: 0	LOB: 3	K: 0	S: 18	P: 32
--------------	------	------	------	--------	------	-------	-------	------	------	------	--------	------	------	-------	------	------	------	--------	------	------	-------	------	------	------	--------	------	------	------	------	------	------	--------	------	------	-------	------	------	------	--------	------	------	------	------	------	------	--------	------	------	-------	------	------	------	--------	------	-------	-------

PITCHER	IP	WLS	BF	H	R	ER	SO	BB	IBB	HBP	BLK	WP	HR	S	P	ERA	WHIP
Sam Millitello, R ERA: 3.45 (1, 1)	7.2	L	34	9	6	6	3	1	0	0	0	1	2	66	105	7.04	1.304
Russ Springer, R ERA: 6.14 (8, 1)	0.1		4	2	0	0	0	1	0	0	0	0	0	8	16	0.00	9.000


BOTTOM

New York Yankees @ Cleveland Indians
Cleveland Municipal Stadium, Cleveland, OH

Mon Sep 28 1992, 7:05 PM EDT
Att. 5,979 - Sunny - 63 F

AB	R	H	RBI	BB	SO	LOB
5	0	1	1	0	0	1
5	1	2	0	0	0	4
3	1	0	0	1	0	2
4	1	1	3	0	1	1
0	0	0	0	0	0	0
4	1	1	1	0	1	1
4	0	4	0	0	0	0
0	1	0	0	0	0	0
4	1	1	1	0	0	3
0	0	0	0	0	0	0
3	0	0	0	1	0	2
4	0	1	0	0	1	1

AB	36
R	6
H	11
RBI	6
BB	2
SO	3
LOB	15



WP	PA
1	38
PB	1
SB	0
CS	0

PITCHER	IP	WLS	BF	H	R	ER	SO	BB	IBB	HBP	BLK	WP	HR	S	P	ERA	WHIP
---------	----	-----	----	---	---	----	----	----	-----	-----	-----	----	----	---	---	-----	------

Batter	1	2	3	4	5	6	7	8	9	AB R H RBI BB SO LOB	TOP
Bernie Williams, S (1, 8) OBP: 0.357, SLG: 0.416 C B F S	2-3 		0-1 		1-0 			1-2 		4 0 1 0 0 1 2	
Randy Velarde, R (1, 6) OBP: 0.336, SLG: 0.394 B F X	1-1 			0-0 		1-3 		1-1 		4 0 1 0 0 1 1	
Don Mattingly, L (1, 10) OBP: 0.331, SLG: 0.423 B F X	1-1 			0-1 		0-0 			1-0 	4 1 1 0 0 0 1	
Danny Tartabull, R (1, 9) Gerald Williams, R (9, PR) OBP: 0.407, SLG: 0.490 OBP: 0.304, SLG: 0.739 B F S B S	2-3 			3-1 		0-0 			4-2 	3 1 1 0 1 1 2 0 0 0 0 0 0 0	
Mel Hall, L (1, 7) OBP: 0.309, SLG: 0.421 B S X		1-1 		0-1 		2-2 			0-1 	4 1 1 1 0 0 1	
J.T. Snow, L (1, 3) Roberto Kelly, R (9, PH) Kevin Maas, L (9, PH) OBP: 0.388, SLG: 0.214 OBP: 0.322, SLG: 0.387 OBP: 0.303, SLG: 0.406 C X		0-1 		3-1 		1-3 		1-2 	1-2 	3 0 1 2 0 1 0 0 0 0 0 0 0 0 1 0 1 0 0 0 0	
Matt Nokes, L (1, 2) OBP: 0.289, SLG: 0.420 L C F X		0-2 		1-1 		0-0 			0-2 	4 0 0 0 0 0 3	
Charlie Hayes, R (1, 5) OBP: 0.298, SLG: 0.413 C B B B B			3-3 		3-2 			2-2 		3 0 0 0 0 1 0	
Mike Gallego, R (1, 4) OBP: 0.333, SLG: 0.354 B F B B B			4-1 		0-0 			3-2 		2 0 1 0 1 0 0	
Inning Stats	R: 0 H: 1 E: 0 LOB: 1 K: 2 BB: 0 S: 10 P: 16	R: 0 H: 0 E: 0 LOB: 0 K: 0 BB: 0 S: 7 P: 8	R: 0 H: 0 E: 0 LOB: 0 K: 1 BB: 1 S: 6 P: 13	R: 3 H: 4 E: 0 LOB: 0 K: 0 BB: 0 S: 11 P: 18	R: 0 H: 1 E: 0 LOB: 0 K: 0 BB: 0 S: 8 P: 12	R: 0 H: 0 E: 1 LOB: 0 K: 1 BB: 0 S: 5 P: 6	R: 0 H: 0 E: 0 LOB: 0 K: 1 BB: 0 S: 7 P: 10	R: 0 H: 1 E: 0 LOB: 1 K: 0 BB: 0 S: 12 P: 19	R: 0 H: 1 E: 0 LOB: 2 K: 0 BB: 1 S: 12 P: 18	1B: 6 SF: 0 2B: 3 SAC: 0 3B: 0 DP: 4 HR: 0 HBP: 0	WP: 1 PA: 34 PB: 0 SB: 0 CS: 0
PITCHER Charles Nagy, R (1, 1) ERA: 2.99 Derek Lilliquist, L (9, 1) ERA: 1.61 Eric Plunk, R (9, 1) ERA: 3.34	IP WLS BF H R ER SO BB IBB HBP BLK WP HR S P ERA WHIP 8.1 W 31 7 3 3 5 2 0 0 0 1 0 69 110 3.24 1.080 0.1 1 0 0 0 0 0 0 0 0 0 0 2 2 0.00 0.000 0.1 S 2 1 0 0 0 0 0 0 0 0 0 0 7 8 0.00 3.000	PITCHER IP WLS BF H R ER SO BB IBB HBP BLK WP HR S P ERA WHIP									

New York Yankees @ Cleveland Indians
 Cleveland Municipal Stadium, Cleveland, OH

Tue Sep 29 1992, 7:05 PM EDT
 Att: 7,672 - Cloudy - 50 F

AB	32
R	3
H	8
RBI	3
BB	2
SO	5
LOB	10



Batter	1	2	3	4	5	6	7	8	9
Kenny Lofton, L OBP: 0.362, SLG: 0.363 (1, 8)	3-2 G6-3		3-3 K				0-0 F7		
Thomas Howard, S OBP: 0.316, SLG: 0.350 (1, 9)	1-3 K			0-2 G6-3 1B	1-3 K		0-0 1B		
Carlos Baerga, S OBP: 0.348, SLG: 0.449 (1, 4)	0-1 G6-3			0-0 G6-3 1-2f	1-1 G6-3		0-0 G3		
Albert Belle, R OBP: 0.323, SLG: 0.486 (1, 7)		2-3 K		0-1 G6-3		0-0 HR		0-0 F8	
Paul Sorrento, L OBP: 0.345, SLG: 0.451 (1, 3)		2-3 K			2-2 HR	0-0 P8		2-3 K	
Reggie Jefferson, S OBP: 0.400, SLG: 0.522 (1, 10)		3-2 L8			1-2 G3-1 1B WP 1B	2-0 F8		1-3 K	
Carlos Martinez, R OBP: 0.281, SLG: 0.385 Brook Jacoby, R OBP: 0.327, SLG: 0.330 (1, 5) (9, 5)			1-0 F9		1-0 WP G3-1 1B 1B	3-3 K			
Felix Fermin, R OBP: 0.321, SLG: 0.322 (1, 6)		0-2 G5-3			3-2 G3-1		0-2 G5-3		
Junior Ortiz, R OBP: 0.289, SLG: 0.273 (1, 2)		0-2 1B			3-2 BB 1B 2-H 3-H		2-2 E6 1B		

Inning Stats	R: 0	H: 0	E: 0	K: 1	S: 9	LOB: 0	BB: 0	P: 13
	R: 0	H: 0	E: 0	K: 2	S: 12 <td>LOB: 0</td> <td>BB: 0</td> <td>P: 19 </td>	LOB: 0	BB: 0	P: 19
	R: 0	H: 1	E: 0	K: 1	S: 12 <td>LOB: 1</td> <td>BB: 0</td> <td>P: 16 </td>	LOB: 1	BB: 0	P: 16
	R: 0	H: 1	E: 0	K: 0	S: 8 <td>LOB: 0</td> <td>BB: 0</td> <td>P: 8 </td>	LOB: 0	BB: 0	P: 8
	R: 3	H: 4	E: 0	K: 1	S: 19 <td>LOB: 2</td> <td>BB: 1</td> <td>P: 35 </td>	LOB: 2	BB: 1	P: 35
	R: 1	H: 1	E: 0	K: 1	S: 6 <td>LOB: 0</td> <td>BB: 0</td> <td>P: 11 </td>	LOB: 0	BB: 0	P: 11
	R: 0	H: 1	E: 1	K: 0	S: 9 <td>LOB: 2</td> <td>BB: 0</td> <td>P: 11 </td>	LOB: 2	BB: 0	P: 11
	R: 0	H: 0	E: 0	K: 2	S: 8 <td>LOB: 0</td> <td>BB: 0</td> <td>P: 11 </td>	LOB: 0	BB: 0	P: 11

PITCHER	IP	WLS	BF	H	R	ER	SO	BB	IBB	HBP	BLK	WP	HR	S	P	ERA	WHIP
Scott Kamieniecki, R ERA: 4.26 (1, 1)	6.0	L	25	7	4	4	6	1	0	0	0	1	2	66	102	6.00	1.333
John Habyan, R ERA: 3.88 (7, 1)	1.1		6	1	0	0	0	0	0	0	0	0	0	10	12	0.00	0.750
Jerry Nielsen, L ERA: 4.58 (8, 1)	0.2		2	0	0	0	2	0	0	0	0	0	0	7	10	0.00	0.000

AB R H RBI BB SO LOB

3	0	0	0	1	1	2
4	0	2	0	0	2	2
4	0	0	0	0	0	5
4	1	1	1	0	1	0
4	1	1	1	0	2	0
4	1	1	0	0	1	0

3	1	1	0	0	1	0
0	0	0	0	0	0	0
3	0	0	0	0	0	2
3	0	2	1	0	0	0

1B: 6	SF: 0	WP: 1	PA: 33
2B: 0	SAC: 0	PB: 0	
3B: 0	DP: 1	SB: 0	
HR: 2	HBP: 0	CS: 0	

AB	R	H	RBI	BB	SO	LOB
32	4	8	3	1	8	11



New York Yankees @ Cleveland Indians
Cleveland Municipal Stadium, Cleveland, OH
Tue Sep 29 1992, 7:05 PM EDT
Att. 7,672 - Cloudy - 50 F

livebaseballscorecards.com

Batter	1	2	3	4	5	6	7	8	9	AB R H RBI BB SO LOB	TOP											
Bernie Williams, S (1, 8) OBP: 0.354, SLG: 0.411	3-2 F7	0-0 F8		0-0 E7 G6-3 1B		2-1 F9			1-0 G3-1	5 0 1 0 0 0 3												
Roberto Kelly, R (1, 7) OBP: 0.323, SLG: 0.386	4-2 CS BB		0-1 F9	0-0 G6-3 1-2f			0-3 K		0-0 1B 1B	4 0 1 0 1 1 2												
Don Mattingly, L (1, 3) OBP: 0.331, SLG: 0.423	1-0 P3 1-2		2-2 F9		2-0 E2 G3-1 1B		2-0 L6		0-0 SAFE 1-3 1B	5 0 2 0 0 0 1												
Danny Tartabull, R (1, 10) OBP: 0.409, SLG: 0.498		0-0 HR	4-1 1B BB		1-2 G5-3		2-1 2B 1B		0-2 F8	4 2 2 1 1 0 3												
Mel Hall, L (1, 9) OBP: 0.310, SLG: 0.423		1-0 G1-3	2-2 1-2 1B		3-1 G3-1		0-0 1-H 2B			4 0 2 1 0 0 1												
Gerald Williams, R (9, 9) OBP: 0.304, SLG: 0.739										0 0 0 0 0 0 0												
Randy Velarde, R (1, 6) OBP: 0.333, SLG: 0.390		1-3 K	2-0 F9		0-1 G4-3			2-3 K		4 0 0 0 0 2 3												
Matt Nokes, L (1, 2) OBP: 0.294, SLG: 0.426		1-1 1B 3B		4-0 1B E 1B BB		4-1 SH1-3 BB		2-3 K		2 2 1 0 2 1 0												
Charlie Hayes, R (1, 5) OBP: 0.300, SLG: 0.414		0-0 1B 1B		2-1 E 1B		0-0 SH1-3		2-3 K		3 0 2 1 0 1 0												
Mike Gallego, R (1, 4) OBP: 0.332, SLG: 0.352		1-1 1B		3-1 F7		1-2 F9		1-0 G1-3		4 0 1 0 0 0 3												
Inning Stats	R: 0 E: 0 K: 0 S: 7	H: 0 LOB: 0 BB: 1 P: 15	R: 2 E: 0 K: 1 S: 12	H: 4 LOB: 2 BB: 0 P: 16	R: 0 E: 0 K: 0 S: 11	H: 1 LOB: 2 BB: 1 P: 21	R: 1 E: 1 K: 0 S: 6	H: 2 LOB: 1 BB: 1 P: 15	R: 0 E: 1 K: 0 S: 8	H: 1 LOB: 1 BB: 0 P: 14	R: 0 E: 0 K: 0 S: 7	H: 0 LOB: 1 BB: 1 P: 14	R: 1 E: 0 K: 1 S: 7	H: 2 LOB: 1 BB: 0 P: 11	R: 0 E: 0 K: 3 S: 11	H: 0 LOB: 0 BB: 0 P: 17	R: 0 E: 0 K: 0 S: 8	H: 2 LOB: 2 BB: 0 P: 10	1B: 9 2B: 1 3B: 1 HR: 1	SF: 0 SAC: 1 DP: 1 HBP: 0	WP: 0 PB: 0 SB: 0 CS: 1	PA: 40
PITCHER	IP WLS BF H R ER SO BB IBB HBP BLK WP HR S P ERA WHIP																					
Dave Micki, R (1, 1) ERA: 4.98	6.0 L 28 8 3 2 1 4 0 0 0 0 0 1 51 95 3.00 2.000																					
Jack Armstrong, R (7, 1) ERA: 4.64	3.0 12 4 1 1 4 0 0 0 0 0 0 0 26 38 3.00 1.333																					

New York Yankees @ Cleveland Indians
Cleveland Municipal Stadium, Cleveland, OH

Wed Sep 30 1992, 7:05 PM EDT
Att. 6,211 - Cloudy - 54 F

livebaseballscorecards.com

AB 35
R 4
H 12
RBI 3
BB 4
SO 5
LOB 16



Batter	1	2	3	4	5	6	7	8	9	AB	R	H	RBI	BB	SO	LOB
Thomas Howard, S OBP: 0.312, SLG: 0.346 (1, 8)	1-2 G6-3		1-3 K		0-2 G4-3			2-2 F7		4	0	0	0	0	1	1
Felix Fermin, R OBP: 0.317, SLG: 0.317 (1, 6) Wayne Kirby, L OBP: 0.316, SLG: 0.438 (8, PH) José Hernández, R (9, 6)	0-1 F9		1-1 FC6-4		1-0 G4-3			3-2 P2		3	0	0	0	0	0	1
Carlos Baerga, S OBP: 0.347, SLG: 0.449 (1, 4)	1-0 G4-3							2-2 G6-3		4	1	1	0	0	1	0
Albert Belle, R OBP: 0.323, SLG: 0.483 (1, 7)																
Paul Sorrento, L OBP: 0.344, SLG: 0.448 (1, 3)																
Reggie Jefferson, S OBP: 0.378, SLG: 0.493 (1, 10)																
Carlos Martinez, R OBP: 0.282, SLG: 0.384 (1, 5)																
Mark Whiten, S OBP: 0.350, SLG: 0.366 (1, 9)																
Junior Ortiz, R OBP: 0.286, SLG: 0.270 (1, 2) Jesse Levis, L OBP: 0.289, SLG: 0.474 (7, PH) (8, 2)																

Inning Stats	R: 0	H: 0	E: 0	K: 0	S: 6	R: 0	H: 0	E: 0	K: 0	S: 7	R: 0	H: 0	E: 0	K: 1	S: 8	R: 2	H: 3	E: 0	K: 1	S: 11	R: 0	H: 0	E: 0	K: 0	S: 7	R: 0	H: 0	E: 0	K: 2	S: 10	R: 0	H: 0	E: 1	K: 2	S: 8	R: 0	H: 0	E: 0	K: 0	S: 9	R: 0	H: 0	E: 0	K: 1	S: 7	R: 0	H: 0	E: 0	K: 1	S: 9	1B: 2	SF: 0	2B: 1	SAC: 0	3B: 0	DP: 0	HR: 0	HBP: 0
PITCHER	IP	WLS	BF	H	R	ER	SO	BB	IBB	HBP	BLK	WP	HR	S	P	ERA	WHIP																																									
Melido Perez, R ERA: 2.87 Steve Farr, R ERA: 1.59	(1, 1)	8.0	W	30	3	2	2	6	3	0	0	0	0	66	113	2.25	0.750																																									
	(9, 1)	1.0	S	3	0	0	0	1	0	0	0	0	0	7	9	0.00	0.000																																									

BOTTOM

New York Yankees @ Cleveland Indians
Cleveland Municipal Stadium, Cleveland, OH

Wed Sep 30 1992, 7:05 PM EDT
Att. 6,211 - Cloudy - 54 F

livebaseballscores.com

AB	30
R	2
H	3
RBI	2
BB	3
SO	7
LOB	11



WP: 1	PA: 34
PB: 0	
SB: 0	
CS: 1	
ERA	WHIP

Batter	1	2	3	4	5	6	7	8	9	10	AB R H RBI BB SO LOB	TOP										
Brady Anderson, L (1, 7) OBP: 0.372, SLG: 0.448	3-2 L1			1-1 P9		1-1 F9			2-1 WP HR 1B		4 1 1 0 0 0 0	Baltimore Orioles @ Cleveland Indians Cleveland Municipal Stadium, Cleveland, OH Thu Oct 01 1992, 7:05 PM EDT Att. 5,076 - Sunny - 59 F										
Luis Mercedes, R (1, 9) OBP: 0.220, SLG: 0.143 Joe Orsulak, L (9, PH) OBP: 0.341, SLG: 0.382	1-3 K			1-1 G4-3			2-1 G6-3		1-1 L4		3 0 0 0 0 1 0 1 0 0 0 0 0 1											
Mike Devereaux, R (1, 8) OBP: 0.321, SLG: 0.464	3-3 K			3-2 F8			1-2 P4		1-2 HR		4 1 1 2 0 1 0											
Cal Ripken Jr., R (1, 6) OBP: 0.319, SLG: 0.351			1-2 F8		1-0 P4		2-0 F7		0-0 F9		4 0 0 0 0 0 0											
Glenn Davis, R (1, 10) OBP: 0.339, SLG: 0.428			4-1 G6-4-3 BB		0-1 BB 1B			1-0 F8		0-0 IHR	3 1 2 1 1 0 0											
Randy Milligan, R (1, 3) OBP: 0.385, SLG: 0.362 Mark McLemore, S (8, PR) OBP: 0.313, SLG: 0.299			2-2 G6-4-3 1-2f		4-2 G6-4-3 BB			0-0 1B		0-0 P6	2 0 1 0 1 0 1 1 0 0 0 0 0 0											
Tim Hulett, R (1, 5) OBP: 0.345, SLG: 0.409				2-1 F7		0-0 G6-4-3 1-2f		2-2 F9		1-0 G3-6-3 1B	4 0 1 0 0 0 3											
Billy Ripken, R (1, 4) OBP: 0.276, SLG: 0.311 David Segui, S (8, PH) OBP: 0.302, SLG: 0.293			4-0 G5-4-3 BB		0-1 P3			0-3 K		0-0 G3-6-3 1-2f	1 0 0 0 1 0 0 2 0 0 0 0 1 2											
Jeff Tackett, R (1, 2) OBP: 0.296, SLG: 0.379 Chito Martinez, L (9, PH) OBP: 0.360, SLG: 0.410 Mark Parent, R (9, 2) OBP: 0.300, SLG: 0.370			2-2 G5-4-3 1-2f		1-2 P3			1-3 K			2 0 0 0 0 0 1 1 0 0 0 0 1 0 0 0 0 0 0 0 0											
Inning Stats	R: 0 E: 0 K: 2 S: 9	H: 0 LOB: 0 BB: 0 P: 16	R: 0 E: 0 K: 0 S: 9	H: 0 LOB: 0 BB: 1 P: 16	R: 0 E: 0 K: 0 S: 5	H: 0 LOB: 0 BB: 1 P: 13	R: 0 E: 0 K: 0 S: 7	H: 1 LOB: 1 BB: 1 P: 13	R: 0 E: 0 K: 0 S: 7	H: 0 LOB: 0 BB: 0 P: 9	R: 0 E: 0 K: 0 S: 6		H: 0 LOB: 0 BB: 0 P: 11	R: 0 E: 0 K: 1 S: 8	H: 1 LOB: 1 BB: 0 P: 11	R: 2 E: 0 K: 1 S: 12	H: 2 LOB: 0 BB: 0 P: 17	R: 1 E: 0 K: 0 S: 4	H: 2 LOB: 0 BB: 0 P: 5	1B: 4 2B: 0 3B: 0 HR: 2	SF: 0 SAC: 0 DP: 4 HBP: 0	WP: 1 PB: 0 SB: 0 CS: 0
PITCHER	IP WLS BF H R ER SO BB IBB HBP BLK WP HR S P ERA WHIP																					
Dennis Cook, L (1, 1) ERA: 3.82	7.0	L	22	5	3	3	2	0	0	0	0	1	1	24	33	9.00	1.667					
Eric Plunk, R (8, 1) ERA: 3.58	3.0	L	13	5	3	3	2	0	0	0	0	1	1	24	33	9.00	1.667					

livebaseballscorecards.com

AB	32
R	3
H	6
RBI	3
BB	3
SO	4
LOB	8



Batter	1	2	3	4	5	6	7	8	9	10	AB	R	H	RBI	BB	SO	LOB
Kenny Lofton, L (1, 8) OBP: 0.361, SLG: 0.363	3-2 G5-3		2-3 K		0-0 2B		0-0 G3		0-3 K		5	0	1	0	0	2	2
Felix Fermin, R (1, 6) OBP: 0.316, SLG: 0.316	0-0 F9		2-2 G4-3		0-0 P3			0-0 2B 1B		0-0 F8	4	1	1	0	0	0	1
Jesse Lewis, L (10, PH) OBP: 0.282, SLG: 0.462											1	0	0	0	0	0	0
Carlos Baerga, S (1, 4) OBP: 0.349, SLG: 0.453	0-2 2B		0-2 1B			2-2 2B		1-2 F8		1-1 G5-3	5	0	3	0	0	0	1
Albert Belle, R (1, 7) OBP: 0.322, SLG: 0.483	1-0 P2		1-0 F8			1-3 K		2-2 2B		0-1 G6-3	4	0	1	1	0	1	3
Thomas Howard, S (8, PR) OBP: 0.311, SLG: 0.345								1-H 2B			1	0	0	0	0	0	0
Paul Sorrento, L (1, 3) OBP: 0.345, SLG: 0.449		0-1 F9 1B 2B		2-3 K		0-0 F8		4-0 G4-6-3 IBB			3	1	1	0	1	1	1
Reggie Jefferson, S (1, 10) OBP: 0.359, SLG: 0.468		0-0 F9		0-1 G3		1-2 G5-3		0-0 G4-6-3			4	0	0	0	0	0	4
Carlos Martinez, R (1, 5) OBP: 0.287, SLG: 0.388		2-2 1B		0-2 G6-3			0-2 CS 1B		0-1 P4		3	0	2	1	0	0	0
Wayne Kirby, L (7, PR) OBP: 0.316, SLG: 0.438											0	0	0	0	0	0	0
Brook Jacoby, R (8, 5) OBP: 0.326, SLG: 0.329		3-H 1B									1	0	0	0	0	0	0
Mark Whiten, S (1, 9) OBP: 0.350, SLG: 0.365		3-2 G4-6-3 1B		2-1 E3 G4-6-3		0-1 F8			0-0 G4-3		4	0	1	0	0	0	1
Junior Ortiz, R (1, 2) OBP: 0.290, SLG: 0.274		1-1 G4-6-3		0-2 G4-6-3		2-0 1B			2-2 1B		4	0	2	0	0	0	3

Inning Stats	R: 0	H: 1	E: 0	K: 0	S: 9	H: 1	LOB: 1	BB: 0	P: 13	R: 1	H: 3	E: 0	K: 0	S: 12	H: 1	LOB: 1	BB: 0	P: 18	R: 0	H: 1	E: 0	K: 1	S: 17	H: 1	LOB: 1	BB: 0	P: 22	R: 0	H: 0	E: 0	K: 1	S: 9	H: 0	LOB: 0	BB: 0	P: 11	R: 0	H: 1	E: 1	K: 0	S: 7	H: 1	LOB: 1	BB: 0	P: 9	R: 0	H: 1	E: 0	K: 1	S: 12	H: 1	LOB: 1	BB: 0	P: 16	R: 0	H: 2	E: 0	K: 0	S: 8	H: 2	LOB: 1	BB: 0	P: 9	R: 1	H: 2	E: 0	K: 0	S: 8	H: 2	LOB: 1	BB: 1	P: 15	R: 0	H: 1	E: 0	K: 1	S: 9	H: 1	LOB: 1	BB: 0	P: 11	R: 0	H: 0	E: 0	K: 0	S: 5	H: 0	LOB: 0	BB: 0	P: 6	1B: 7	SF: 0	2B: 5	SAC: 0	3B: 0	DP: 3	HR: 0	HBP: 0	WP: 0	PA: 40
--------------	------	------	------	------	------	------	--------	-------	-------	------	------	------	------	-------	------	--------	-------	-------	------	------	------	------	-------	------	--------	-------	-------	------	------	------	------	------	------	--------	-------	-------	------	------	------	------	------	------	--------	-------	------	------	------	------	------	-------	------	--------	-------	-------	------	------	------	------	------	------	--------	-------	------	------	------	------	------	------	------	--------	-------	-------	------	------	------	------	------	------	--------	-------	-------	------	------	------	------	------	------	--------	-------	------	-------	-------	-------	--------	-------	-------	-------	--------	-------	--------

PITCHER	IP	WLS	BF	H	R	ER	SO	BB	IBB	HBP	BLK	WP	HR	S	P	ERA	WHIP
35 Mike Mussina, R (1, 1) ERA: 2.54	9.0	W	37	12	2	2	4	0	1	0	0	0	0	91	124	2.00	1.333
Gregg Olson, R (10, 1) ERA: 1.97	1.0	S	3	0	0	0	0	0	0	0	0	0	0	5	6	0.00	0.000

BOTTOM

Baltimore Orioles @ Cleveland Indians
Cleveland Municipal Stadium, Cleveland, OH
 Thu Oct 01 1992, 7:05 PM EDT
 Att: 5,076 - Sunny - 59 F

livebaseballscorecards.com

AB	39
R	2
H	12
RBI	2
BB	1
SO	4
LOB	16



WP	0	PA	40
PB	0		
SB	0		
CS	1		

Batter	1	2	3	4	5	6	7	8	9	AB	R	H	RBI	BB	SO	LOB
Kenny Lofton, L OBP: 0.362, SLG: 0.365 (1, 8) B C B F F F F X	3-2 HR 1B		0-2 L6 ①		3-2 SF8 ①		0-0 S 1B 2-H			3	2	2	2	0	0	1
Thomas Howard, S OBP: 0.314, SLG: 0.353 (1, 7) X	0-0 1-H HR		3-3 K ②		1-3 K ②		4-1 SAFE SAFE 1B SAFE 1-2 E BB			3	2	1	2	1	2	2
Carlos Baerga, S OBP: 0.351, SLG: 0.455 (1, 4) B X	1-0 G6-4-3 1B		1-1 1-H 1B ①		1-0 FC5-4 1-2f		0-2 E8 1-H 2-H 1B			4	1	3	2	0	0	1
Albert Belle, R OBP: 0.322, SLG: 0.482 (1, 10) C X	0-1 F7 ①		0-0 2-H 1B ③			1-1 P6 ①	3-2 F7 ③			4	0	1	1	0	0	2
Reggie Jefferson, S OBP: 0.354, SLG: 0.457 (1, 3) B B X	2-0 G6-4-3 1-2f			0-0 G5-4-3 1B		1-3 K ②		1-0 F8 ①		4	0	1	0	0	1	1
Carlos Martinez, R OBP: 0.286, SLG: 0.383 (1, 5) Brook Jacoby, R OBP: 0.326, SLG: 0.329 (9, 5)		1-0 F8 ①		1-0 F7 ①		3-2 L5 ③		4-1 L6-3 BB		3	0	0	0	1	0	1
Mark Whiten, S OBP: 0.347, SLG: 0.362 (1, 9) C B B X		2-1 G5-3 ②		3-2 G5-4-3 1-2f			0-1 P3 ①	1-0 L6-3 ②		4	0	0	0	0	0	2
Felix Fermin, R OBP: 0.320, SLG: 0.317 (1, 6) B X		1-0 G5-3 ③			1-0 1B SF8 1B		4-1 G5-3 1B BB			2	2	1	0	1	0	0
Junior Ortiz, R OBP: 0.294, SLG: 0.279 (1, 2) F B F X			1-2 CS 1B 1B		0-2 FC5-4 1B		0-0 G5-3 1-2			3	1	2	0	0	0	1

Inning Stats	R: 2	H: 3	E: 0	K: 0	S: 10	LOB: 3	BB: 0	P: 16	R: 0	H: 0	E: 0	K: 0	S: 4	LOB: 0	BB: 0	P: 8	R: 2	H: 3	E: 0	K: 1	S: 12	LOB: 1	BB: 0	P: 17	R: 0	H: 1	E: 0	K: 0	S: 6	LOB: 0	BB: 0	P: 10	R: 1	H: 2	E: 0	K: 1	S: 12	LOB: 1	BB: 0	P: 18	R: 0	H: 0	E: 0	K: 1	S: 8	LOB: 0	BB: 0	P: 13	R: 3	H: 2	E: 1	K: 0	S: 13	LOB: 1	BB: 2	P: 24	R: 0	H: 0	E: 0	K: 0	S: 3	LOB: 0	BB: 1	P: 9
--------------	------	------	------	------	-------	--------	-------	-------	------	------	------	------	------	--------	-------	------	------	------	------	------	-------	--------	-------	-------	------	------	------	------	------	--------	-------	-------	------	------	------	------	-------	--------	-------	-------	------	------	------	------	------	--------	-------	-------	------	------	------	------	-------	--------	-------	-------	------	------	------	------	------	--------	-------	------


PITCHER	IP	WLS	BF	H	R	ER	SO	BB	IBB	HBP	BLK	WP	HR	S	P	ERA	WHIP
Craig Lefferts, L ERA: 3.76 (1, 1)	6.2	L	28	10	7	5	3	1	0	0	0	0	1	57	91	6.75	1.650
Mark Williamson, R ERA: 1.1 (7, 1)	0.1		3	1	1	0	0	1	0	0	0	0	0	8	15	0.00	6.000
Alan Mills, R ERA: 2.66 (8, 1)	1.0		3	0	0	0	0	1	0	0	0	0	0	3	9	0.00	1.000

BOTTOM

Baltimore Orioles @ Cleveland Indians
Cleveland Municipal Stadium, Cleveland, OH

Fri Oct 02 1992, 7:05 PM EDT
Att. 10,367 - Sunny - 68 F

AB	30
R	8
H	11
RBI	7
BB	3
SO	3
LOB	11



WP: 0	PA: 34
PB: 0	
SB: 1	
CS: 1	

PITCHER	IP	WLS	BF	H	R	ER	SO	BB	IBB	HBP	BLK	WP	HR	S	P	ERA	WHIP
---------	----	-----	----	---	---	----	----	----	-----	-----	-----	----	----	---	---	-----	------

Batter	1	2	3	4	5	6	7	8	9	AB R H RBI BB SO LOB	TOP											
Brady Anderson, L (1, 8) OBP: 0.374, SLG: 0.447	1-0 G4-3		4-1 G4-3 1B S BB		4-0 1B E BB	1-2 S 1B		1-2 BB 1B		3 2 2 0 2 0 0												
Luis Mercedes, R (1, 7) OBP: 0.255, SLG: 0.174	0-0 1B 1B		3-1 G4-3		1-0 E7 HR 1B 1-H 2-H	2-3 K		4-1 BB		4 1 2 1 1 1 2												
Cal Ripken Jr., R (1, 6) OBP: 0.324, SLG: 0.367	0-2 1B 1B 1-2		0-1 1B 3-H		0-1 HR		2-0 P6	1-0 P9		5 1 3 3 0 0 2												
Glenn Davis, R (1, 10) OBP: 0.336, SLG: 0.422 Mark McLemore, S (7, PR) OBP: 0.311, SLG: 0.297	2-2 1B 1-2 1B		2-1 P4		2-3 K		4-2 G1-3 BB	0-1 G3		3 0 1 0 1 1 1 1 0 0 0 0 0 2												
Randy Milligan, R (1, 3) OBP: 0.384, SLG: 0.362 David Segui, S (9, 3) OBP: 0.300, SLG: 0.292	0-2 L9			1-0 2B	1-0 F8		2-2 G1-3 1-2	2-1 G4-3		5 0 1 0 0 0 3 0 0 0 0 0 0 0												
Chito Martinez, L (1, 9) OBP: 0.366, SLG: 0.405		2-3 K		2-3 K	0-3 K		4-0 IBB	0-0 1B 1B		4 0 1 0 1 3 1												
Billy Ripken, R (1, 4) OBP: 0.275, SLG: 0.312		0-2 F8		1-1 G5-3		0-2 E 2B	1-1 L7	1-2 P4		5 1 1 0 0 0 4												
Steve Scarsone, R (1, 5) OBP: 0.231, SLG: 0.200		1-3 K		1-3 K		0-0 E3 F8-3 1B 2-H	0-2 F8	0-0 1B 1B		5 0 2 0 0 2 1												
Mark Parent, R (1, 2) OBP: 0.314, SLG: 0.452			2-2 F9		4-2 BB 1B BB	2-1 F8-3		0-0 HR	3-3 K	4 2 1 1 1 1 3												
Inning Stats	R: 0 E: 0 K: 0 S: 14	H: 3 LOB: 2 BB: 0 P: 17	R: 0 E: 0 K: 2 S: 10	H: 0 LOB: 0 BB: 0 P: 13	R: 1 E: 0 K: 0 S: 11	H: 1 LOB: 1 BB: 1 P: 21	R: 0 E: 0 K: 2 S: 10	H: 1 LOB: 1 BB: 0 P: 15	R: 4 E: 1 K: 2 S: 13	H: 2 LOB: 0 BB: 2 P: 25	R: 1 E: 1 K: 1 S: 12	H: 3 LOB: 1 BB: 0 P: 17	R: 0 E: 0 K: 0 S: 9	H: 0 LOB: 2 BB: 2 P: 22	R: 1 E: 0 K: 0 S: 11	H: 2 LOB: 2 BB: 1 P: 17	R: 0 E: 0 K: 1 S: 11	H: 2 LOB: 2 BB: 0 P: 17	1B: 10 2B: 3 3B: 0 HR: 2	SF: 0 SAC: 0 DP: 1 HBP: 0	WP: 0 PB: 0 SB: 2 CS: 0	PA: 45
PITCHER	IP WLS BF H R ER SO BB IBB HBP BLK WP HR S P ERA WHIP																					
Alan Embree, L (1, 1) ERA: 7.0	4.0 L 20 6 4 4 4 3 0 0 0 0 0 0 49 79 9.00 2.250																					
Mike Christopher, R (5, 1) ERA: 3.0	3.0 14 4 2 2 3 1 1 0 0 0 0 1 30 51 6.00 1.667																					
Ted Power, R (8, 1) ERA: 2.55	1.0 6 2 1 1 0 1 0 0 0 0 0 1 11 17 9.00 3.000																					
Steve Olin, R (9, 1) ERA: 2.43	1.0 5 2 0 0 1 0 0 0 0 0 0 0 11 17 0.00 2.000																					

Baltimore Orioles @ Cleveland Indians
Cleveland Municipal Stadium, Cleveland, OH

AB	39
R	7
H	14
RBI	5
BB	6
SO	8
LOB	19



Sat Oct 03 1992, 3:33 AM EDT
Att. 11,504 - Sunny - 73 F

livebaseballscorecards.com

Batter	1	2	3	4	5	6	7	8	9	AB R H RBI BB SO LOB
Kenny Lofton, L OBP: 0.362, SLG: 0.365 Wayne Kirby, L OBP: 0.286, SLG: 0.389	3-2 S 1B	2-3 K			0-3 K		0-1 G5-3		0-3 K	3 0 1 0 0 2 4 2 0 0 0 0 1 0
Thomas Howard, S OBP: 0.312, SLG: 0.351	3-2 F9		0-3 K		1-1 FC5-4		0-1 BB 1B		0-1 F9	5 0 1 0 0 1 3
Carlos Baerga, S OBP: 0.352, SLG: 0.455	1-3 K		2-2 G5-4-3 1B		2-2 F9		0-0 BB 1B		0-3 K	5 0 2 0 0 2 3
Albert Belle, R OBP: 0.321, SLG: 0.479	4-0 FC6-4 IBB		1-1 G5-4-3		0-0 G6-3		0-0 F7			3 0 0 0 1 0 3
Reggie Jefferson, S OBP: 0.360, SLG: 0.488	1-1 FC6-4		1-3 K		0-0 HR		4-1 1-2 2-3 BB			3 1 1 1 1 1 2
Carlos Martinez, R OBP: 0.283, SLG: 0.378 Paul Sorrento, L OBP: 0.344, SLG: 0.448 Brook Jacoby, R OBP: 0.326, SLG: 0.329		1-2 F7	1-0 P6		0-2 F8		1-2 F8			3 0 0 0 0 0 0 1 0 0 0 0 0 3 0 0 0 0 0 0 0
Mark Whiten, S OBP: 0.348, SLG: 0.363		2-1 E6 1B 1B	3-2 F7		0-0 E 1B 1B			1-3 K		4 0 2 0 0 1 0
Felix Fermin, R OBP: 0.323, SLG: 0.321		2-3 K			0-0 FC5-4 BB 1B		1-0 E9 1B	2-1 G4-3		4 0 2 0 0 1 1
Junior Ortiz, R OBP: 0.297, SLG: 0.280		0-1 1B			4-1 FC5-4 BB		1-0 G5-3	2-1 F9		3 0 1 0 1 0 2

Inning Stats	R: 0 E: 0 K: 1 S: 13	H: 1 LOB: 2 BB: 1 P: 25	R: 0 E: 1 K: 2 S: 13	H: 2 LOB: 2 BB: 0 P: 20	R: 0 E: 0 K: 1 S: 10	H: 1 LOB: 0 BB: 0 P: 13	R: 0 E: 0 K: 1 S: 7	H: 0 LOB: 0 BB: 0 P: 12	R: 0 E: 0 K: 1 S: 12	H: 1 LOB: 2 BB: 1 P: 19	R: 1 E: 1 K: 0 S: 11	H: 3 LOB: 2 BB: 0 P: 13	R: 0 E: 0 K: 0 S: 11	H: 2 LOB: 3 BB: 1 P: 16	R: 0 E: 0 K: 1 S: 7	H: 0 LOB: 0 BB: 0 P: 12	R: 0 E: 0 K: 2 S: 9	H: 0 LOB: 0 BB: 0 P: 9	1B: 9 2B: 0 3B: 0 HR: 1	SF: 0 SAC: 0 DP: 1 HBP: 0
--------------	-------------------------------	----------------------------------	-------------------------------	----------------------------------	-------------------------------	----------------------------------	------------------------------	----------------------------------	-------------------------------	----------------------------------	-------------------------------	----------------------------------	-------------------------------	----------------------------------	------------------------------	----------------------------------	------------------------------	---------------------------------	----------------------------------	------------------------------------


PITCHER	IP	WLS	BF	H	R	ER	SO	BB	IBB	HBP	BLK	WP	HR	S	P	ERA	WHIP
Arthur Rhodes, L ERA: 3.63	(1, 1)	6.2	W	32	10	1	1	6	2	1	0	0	1	73	113	1.35	1.800
Mark Williamson, R ERA: 0.96	(7, 1)	2.1	S	7	0	0	3	0	0	0	0	0	0	20	26	0.00	0.000

BOTTOM


Baltimore Orioles @ Cleveland Indians
Cleveland Municipal Stadium, Cleveland, OH

Sat Oct 03 1992, 3:33 AM EDT
Att. 11,504 - Sunny - 73 F

AB	36
R	1
H	10
RBI	1
BB	3
SO	9
LOB	21



WP	PA	ERA	WHIP
0	39		

Batter	1	2	3	4	5	6	7	8	9	10	11	12	13	AB R H RBI BB SO LOB	TOP														
Brady Anderson, L (1, 8) OBP: 0.373, SLG: 0.449	0-0 F7		3-2 3B			2-0 P6		2-2 F7		1-2 1B CS 1B	0-1 P6			6 0 2 0 0 0 5	<p>Baltimore Orioles @ Cleveland Indians Cleveland Municipal Stadium, Cleveland, OH</p> <p>Sun Oct 04 1992, 3:33 AM EDT Att: 30,187 - Sunny - 61 F</p> <p>livebaseballscorecards.com</p> <table border="0"> <tr><td>AB</td><td>45</td></tr> <tr><td>R</td><td>4</td></tr> <tr><td>H</td><td>11</td></tr> <tr><td>RBI</td><td>3</td></tr> <tr><td>BB</td><td>6</td></tr> <tr><td>SO</td><td>11</td></tr> <tr><td>LOB</td><td>24</td></tr> </table> 	AB	45	R	4	H	11	RBI	3	BB	6	SO	11	LOB	24
AB	45																												
R	4																												
H	11																												
RBI	3																												
BB	6																												
SO	11																												
LOB	24																												
Mark McLemore, S (1, 4) OBP: 0.308, SLG: 0.294	2-3 K		2-2 F8			0-0 FC3-6 1-2f		1-1 G1-3 1-2		3-2 1B CS 1B		0-0 G6-3		6 0 1 0 0 1 3															
Joe Orsulak, L (1, 7) OBP: 0.342, SLG: 0.381	0-2 1B					3-3 K			1-1 1B 2B 1B	1-0 L3		0-0 B1-3		6 1 2 0 0 1 3															
Cal Ripken Jr., R (1, 6) Manny Alexander, R (4, 6) OBP: 0.323, SLG: 0.366 OBP: 0.200, SLG: 0.200	0-1 G3					1-0 F8			1-0 G5-3	0-2 2B E 1B	1-3 K		3-3 K	2 0 0 0 0 0 1 4 1 1 0 0 2 2															
Chito Martinez, L (1, 9) Tim Hulett, R (9, PH) Gregg Olson, R (9, 1) Randy Milligan, R (11, PH) Alan Mills, R (11, 1) Glenn Davis, R (13, PH) Bob Milacki, R (13, 1)			1-3 K			3-2 G4-1			0-1 FC3-6 1B	3-2 E9 SH1-4 SH3-4 1-H 2-H 2B		0-1 G6-3		3 0 1 0 0 0 1 0 1 1 1 1 0 0 0 0 0 0 0 0 0 0 0 0 1 0 0 0 0 0 0 0 0 0 0 0 0 0 0 0 0 1 0 0 1 0 0 0 0 0 0 0 0 0 0 0															
Luis Mercedes, R (1, 10) OBP: 0.267, SLG: 0.180 (9, 9)			4-2 G6-4-3 BB			2-2 G6-3			2-1 FC3-6 1-2f	0-0 SH1-4		1-2 2B FC2 1B		4 0 1 0 1 1 2															
David Segui, S (1, 3) OBP: 0.306, SLG: 0.296			1 SAFE 1-2 G6-4-3 1-2f			1-3 K			1-3 K	4-0 SH3-4 IBB		1 SAFE SAFE 1 SAFE 1-2 FC2 1-3 2B		4 0 1 0 2 2 2															
Mark Parent, R (1, 2) Billy Ripken, R (8, PR) Jeff Tackett, R (8, 2) OBP: 0.316, SLG: 0.441 OBP: 0.275, SLG: 0.312 OBP: 0.307, SLG: 0.380			1-2 G5-3			0-0 P6			1-0 1B	0-0 SH3-4		4-1 FC2 IBB		3 0 1 0 0 0 0 0 0 0 0 0 0 0 0 0 0 2 1 0 0															
Steve Scarfone, R (1, 5) OBP: 0.219, SLG: 0.167			0-3 K			4-0 FC3-6 BB			1-3 K	1-3 K		1-1 FC2		5 0 0 0 1 3 6															
Inning Stats	R: 0 E: 0 K: 1 S: 9	H: 1 LOB: 1 BB: 0 P: 11	R: 0 E: 0 K: 1 S: 12	H: 0 LOB: 0 BB: 1 P: 18	R: 0 E: 0 K: 1 S: 12	H: 1 LOB: 1 BB: 0 P: 18	R: 0 E: 0 K: 1 S: 6	H: 0 LOB: 0 BB: 0 P: 10	R: 0 E: 0 K: 1 S: 7	H: 0 LOB: 1 BB: 1 P: 16	R: 0 E: 1 K: 1 S: 8	H: 1 LOB: 1 BB: 0 P: 12	R: 0 E: 0 K: 1 S: 9	H: 1 LOB: 2 BB: 0 P: 14	R: 3 E: 1 K: 1 S: 13	H: 3 LOB: 1 BB: 1 P: 22	R: 0 E: 0 K: 1 S: 10	H: 2 LOB: 1 BB: 0 P: 16	R: 0 E: 0 K: 1 S: 18	H: 2 LOB: 3 BB: 1 P: 23	R: 0 E: 0 K: 1 S: 8	H: 0 LOB: 0 BB: 0 P: 11	R: 1 E: 0 K: 1 S: 13	H: 0 LOB: 1 BB: 2 P: 26	1B: 8 2B: 2 3B: 1 HR: 0	SF: 1 SAC: 2 DP: 1 HBP: 0	WP: 1 PB: 0 SB: 1 CS: 2	PA: 54	
PITCHER	IP WLS BF H R ER SO BB IBB HBP BLK WP HR S P ERA WHIP														IP WLS BF H R ER SO BB IBB HBP BLK WP HR S P ERA WHIP														
Charles Nagy, R (1, 1) ERA: 2.96	8.0		31	6	2	2	7	2	0	0	0	0	0	0	0	75	115	2.25	1.000										
Derek Lilliquist, L (9, 1) ERA: 1.75	0.0		1	1	0	0	0	0	0	0	0	0	0	0	0	3	6	∞	∞										
Steve Olin, R (9, 1) ERA: 2.34	3.0		14	4	1	1	2	0	2	0	0	0	0	0	0	33	49	3.00	1.333										
Eric Plunk, R (12, 1) ERA: 3.64	1.1	L	6	0	1	1	2	2	0	0	0	0	0	0	0	15	28	6.75	1.500										
Ted Power, R (13, 1) ERA: 2.54	0.2		2	0	0	0	0	0	0	0	0	0	0	1	0	6	9	0.00	0.000										

Batter	1	2	3	4	5	6	7	8	9	10	11	12	13	AB R H RBI BB SO LOB	BOTTOM												
Thomas Howard, S OBP: 0.308, SLG: 0.346 (1, 8)	0-0 F7		1-3 K			3-2 G3-1		2-3 K			0-0 SH1-3		0-0 B5-3	5 0 0 0 0 2 0	Baltimore Orioles @ Cleveland Indians Cleveland Municipal Stadium, Cleveland, OH Sun Oct 04 1992, 3:33 AM EDT Att: 30,187 - Sunny - 61 F												
Felix Fermin, R OBP: 0.326, SLG: 0.321 (1, 6)	0-1 G4-3			0-1 E4		0-1 G1-3 1B			4-1 G3 S WP BB		2-2 P4		0-2 L8	3 1 1 0 1 0 0 0 1 0 0 0 0 0 2 0 0 0 0 0 2													
Kenny Lofton, L OBP: 0.362, SLG: 0.365 (9, PR)										1-0 G3		4-0 IBB		2-1 1B		4 1 2 0 2 0 2											
José Hernández, R (10, 6)										1-3																	
Carlos Baerga, S OBP: 0.354, SLG: 0.455 (1, 4)	4-1 FC6-4 BB			1-1 E5		0-1 G1-3			1-0 G3																		
Albert Belle, R OBP: 0.320, SLG: 0.477 (1, 7)	0-1 FC6-4			1-2 1B		1-1 G4-3			3-3 K		0-1 F7					5 0 1 1 0 1 6											
Paul Sorrento, L OBP: 0.341, SLG: 0.443 (1, 10)		2-3 K		0-0 G4-6-3		2-0 F9			3-1 F9			2-1 L7				5 0 0 0 0 1 2											
Reggie Jefferson, S OBP: 0.352, SLG: 0.483 (1, 3)		0-2 G3-1		2-1 P3		1-0 L9				2-2 G1-3		1-0 2B				5 0 1 0 0 0 0											
Carlos Martínez, R OBP: 0.283, SLG: 0.377 (1, 5)		2-3 K			0-1 G6-3	2-2 CS 1B				0-3 K		0-3 K				3 0 1 0 0 1 0 2 0 0 0 0 2 1											
Brook Jacoby, R OBP: 0.324, SLG: 0.326 (8, 5)										2-3 K						4 0 0 0 1 3 0											
Mark Whiten, S OBP: 0.347, SLG: 0.360 (1, 9)			0-0 G4-3		2-3 K	2-2 CS		0-3 K				4-0 IBB															
Jesse Levis, L OBP: 0.279, SLG: 0.442 (1, 2)			0-0 G1-6-3		3-3 K			3-3 K			1-0 PB SH1-3 1B		2-3 K	4 0 1 0 0 2 0 0 0 0 0 0 0 0 1 0 0 0 0 1 2													
Wayne Kirby, L OBP: 0.286, SLG: 0.389 (11, PR)																											
Junior Ortiz, R OBP: 0.296, SLG: 0.279 (12, 2)																											
Inning Stats	R: 0 E: 0 K: 0 S: 6	H: 0 LOB: 1 BB: 1 P: 10	R: 0 E: 0 K: 2 S: 14	H: 0 LOB: 0 BB: 0 P: 18	R: 0 E: 0 K: 1 S: 5	H: 0 LOB: 0 BB: 0 P: 6	R: 2 E: 2 K: 0 S: 10	H: 2 LOB: 0 BB: 0 P: 14	R: 0 E: 0 K: 2 S: 10	H: 0 LOB: 0 BB: 0 P: 15	R: 0 E: 0 K: 0 S: 7	H: 1 LOB: 0 BB: 0 P: 14	R: 0 E: 0 K: 3 S: 9	H: 0 LOB: 0 BB: 0 P: 14	R: 1 E: 0 K: 1 S: 7	H: 0 LOB: 1 BB: 1 P: 18	R: 0 E: 0 K: 2 S: 11	H: 0 LOB: 0 BB: 0 P: 15	R: 0 E: 0 K: 0 S: 7	H: 1 LOB: 2 BB: 1 P: 14	R: 0 E: 0 K: 0 S: 10	H: 1 LOB: 2 BB: 1 P: 19	R: 0 E: 0 K: 0 S: 7	H: 1 LOB: 1 BB: 0 P: 9	1B: 6 2B: 1 3B: 0 HR: 0	SF: 0 SAC: 1 DP: 1 HBP: 0	WP: 1 PA: 49 PB: 1 SB: 1 CS: 1
PITCHER	IP WLS BF H R ER SO BB IBB HBP BLK WP HR S P ERA WHIP																										
Ben McDonald, R ERA: 4.24 (1, 1)	8.0	28	4	2	0	8	1	0	0	0	0	0	0	0	0	0	0.00	0.625									
Gregg Olson, R ERA: 2.05 (9, 1)	2.0	7	0	1	1	3	1	0	0	0	1	0	0	0	0	0	4.50	0.500									
Alan Mills, R ERA: 2.61 (11, 1)	2.0	W 10	2	0	0	2	0	2	0	0	0	0	0	0	0	0	0.00	1.000									
Bob Milacki, R ERA: 5.68 (13, 1)	1.0	S 3	1	0	0	0	0	0	0	0	0	0	0	0	0	0	0.00	1.000									

AB	43
R	3
H	7
RBI	1
BB	4
SO	13
LOB	15



WP: 1	PA: 49
PB: 1	
SB: 1	
CS: 1	

livebaseballscorecards.com