

Cleveland Indians - 1992

Batter	1	2	3	4	5	6	7	8	9	AB	R	H	RBI	BB	SO	LOB	TOP			
Kenny Lofton, L OBP: 0.250, SLG: 0.250 Tony Perezchica, R (8.5)	F9		F8		F7			1B		4	0	1	0	0	0	2				
Glenallen Hill, R (1, 10)	F8			P2		F9		G1-3		4	0	0	0	0	0	1				
Carlos Baerga, S (1, 4)	F9			G4-3		F9			G1-6-3	4	0	0	0	0	0	0				
Albert Belle, R (1, 7)						G5-3			P4	3	0	0	0	1	0	0				
Paul Sorrento, L OBP: 0.500, SLG: 0.500 (1, 3)	E7			BB					K	4	0	2	0	0	2	1				
Mark Whiten, S (1, 9)	K					G4-3			K	3	0	0	0	0	1	2				
Sandy Alomar Jr., R OBP: 0.333, SLG: 0.333 (1, 2)	F8								K	3	0	1	0	0	0	1				
Brook Jacoby, R Alex Cole, L (8, PH) (8, 8)				K		F9			K	2	0	0	0	0	1	1				
Mark Lewis, R OBP: 0.333, SLG: 0.333 (1, 6)				P3					K	3	0	1	0	0	1	0				
Inning Stats	R: 0 E: 0 K: 0 S: 6	H: 0 LOB: 0 BB: 0 P: 12	R: 0 E: 1 K: 1 S: 8	H: 1 LOB: 1 BB: 0 P: 15	R: 0 E: 0 K: 1 S: 9	H: 0 LOB: 0 BB: 0 P: 16	R: 0 E: 0 K: 1 S: 7	H: 0 LOB: 1 BB: 1 P: 16	R: 0 E: 0 K: 0 S: 10	H: 2 LOB: 2 BB: 0 P: 12	R: 0 E: 0 K: 0 S: 5	H: 1 LOB: 0 BB: 0 P: 9	R: 0 E: 0 K: 2 S: 10	H: 1 LOB: 1 BB: 0 P: 14	R: 0 E: 0 K: 1 S: 7	H: 0 LOB: 0 BB: 0 P: 10	1B: 5 2B: 0 3B: 0 HR: 0	SF: 0 SAC: 0 DP: 1 HBP: 0	WP: 0 PB: 0 SB: 0 CS: 0	PA: 32
PITCHER Rick Sutcliffe, R ERA:	IP: 9.0 WLS: W BF: 32 H: 5 R: 0 ER: 0 SO: 6 BB: 1 IBB: 0 HBP: 0 BLK: 0 WP: 0 HR: 0 S: 65 P: 110 ERA: 0.00 WHIP: 0.667															PITCHER IP: WLS: BF: H: R: ER: SO: BB: IBB: HBP: BLK: WP: HR: S: P: ERA: WHIP:				

Cleveland Indians @ Baltimore Orioles
 Oriole Park at Camden Yards, Baltimore, MD
 Mon Apr 06 1992, 3:33 AM EDT
 Att: 44,568 - Sunny - 63 F

AB	31
R	0
H	5
RBI	0
BB	1
SO	6
LOB	8



Batter	1	2	3	4	5	6	7	8	9	AB	R	H	RBI	BB	SO	LOB	BOTTOM			
Brady Anderson, L (1, 7)	G4-3		G4-3		K			G1-3		4	0	0	0	0	1	1				
Joe Orsulak, L (1, 9)	G3			G3		G6-3				3	0	0	0	0	0	0				
Cal Ripken Jr., R OBP: 0.333, SLG: 0.333 (1, 6)	P7			G5-4-3		G6-3				3	0	1	0	0	0	0				
Glenn Davis, R OBP: 0.333, SLG: 0.333 (1, 3)				G5-4-3		F8				3	0	1	0	0	0	1				
Mike Devereaux, R (1, 8)				G6-4-3		F8				3	0	0	0	0	0	1				
Sam Horn, L OBP: 1.000, SLG: 1.000 (1, 10)				FC6-4		2B				2	1	2	0	1	0	0				
Leo Gomez, R OBP: 0.333, SLG: 0.333 (1, 5)				FC6-4		2B				3	1	1	0	0	0	2				
Chris Hoiles, R OBP: 0.333, SLG: 0.667 (1, 2)				K		SH5-3				3	0	1	1	0	1	0				
Billy Ripken, R (1, 4)				G6-3		SH5-3				2	0	0	1	0	0	0				
Inning Stats	R: 0 E: 0 K: 0 S: 9	H: 2 LOB: 1 BB: 0 P: 14	R: 0 E: 0 K: 1 S: 7	H: 0 LOB: 0 BB: 0 P: 10	R: 0 E: 0 K: 0 S: 10	H: 1 LOB: 0 BB: 0 P: 15	R: 2 E: 0 K: 1 S: 9	H: 2 LOB: 1 BB: 1 P: 16	R: 0 E: 0 K: 0 S: 6	H: 0 LOB: 0 BB: 0 P: 11	R: 0 E: 0 K: 0 S: 5	H: 1 LOB: 0 BB: 0 P: 7	R: 0 E: 0 K: 0 S: 4	H: 0 LOB: 0 BB: 0 P: 8	R: 0 E: 0 K: 0 S: 7	H: 0 LOB: 0 BB: 0 P: 10	1B: 5 2B: 1 3B: 0 HR: 0	SF: 0 SAC: 1 DP: 3 HBP: 0	WP: 0 PB: 0 SB: 0 CS: 0	PA: 28
PITCHER Charles Nagy, R ERA: 2.25	IP: 8.0 WLS: L BF: 28 H: 6 R: 2 ER: 2 SO: 2 BB: 1 IBB: 0 HBP: 0 BLK: 0 WP: 0 HR: 0 S: 58 P: 96 ERA: 2.25 WHIP: 0.875															PITCHER IP: WLS: BF: H: R: ER: SO: BB: IBB: HBP: BLK: WP: HR: S: P: ERA: WHIP:				

Cleveland Indians @ Baltimore Orioles
 Oriole Park at Camden Yards, Baltimore, MD
 Mon Apr 06 1992, 3:33 AM EDT
 Att: 44,568 - Sunny - 63 F

AB	26
R	2
H	6
RBI	2
BB	1
SO	2
LOB	5




Batter	1	2	3	4	5	6	7	8	9	AB	R	H	RBI	BB	SO	LOB	TOP					
Kenny Lofton, L OBP: 0.125, SLG: 0.125 (1, 8)	0-3 K	3-1 P1			0-1 L8			3-2 G1-3		4	0	0	0	0	1	0	Cleveland Indians @ Baltimore Orioles Oriole Park at Camden Yards, Baltimore, MD Wed Apr 08 1992, 7:05 PM EDT Att: 42,870 - Sunny - 71 F					
Glenallen Hill, R OBP: 0.125, SLG: 0.125 (1, 7)	1-0 CI HR		0-0 G5-3		1-2 G1-3			0-0 G5-3		4	1	1	0	0	0	0						
Carlos Baerga, S (1, 4)	0-1 F8		3-3 K			0-0 G4-3		1-0 G6-3		4	0	0	0	0	1	1						
Albert Belle, R (1, 10)	0-2 CI HR		0-0 P4			3-3 K			1-0 G6-3	3	1	0	0	0	1	0						
Paul Sorrento, L OBP: 0.500, SLG: 0.857 (1, 3)	0-1 HR			2-1 F8		2-1 G4-3		4-2 G6-4-3 BB		3	1	1	3	1	0	0						
Mark Whiten, S OBP: 0.143, SLG: 0.143 (1, 9)	2-2 1B			2-3 K			0-0 G6-3	1-2 G6-4-3		4	0	1	0	0	1	1						
Sandy Alomar Jr., R OBP: 0.167, SLG: 0.167 (1, 2)	1-1 F7			0-0 F8			0-1 E5 1B			3	0	0	0	0	0	1						
Brook Jacoby, R OBP: 0.200, SLG: 0.200 (1, 5)		1-1 P4			0-0 F9		1-2 G4-6-3 1B			3	0	1	0	0	0	0						
Mark Lewis, R OBP: 0.333, SLG: 0.833 (1, 6)		3-2 F9			3-2 HR		0-2 G4-6-3			3	1	1	1	0	0	2						
Inning Stats	R: 3 E: 1 K: 1 S: 17	H: 3 LOB: 1 BB: 0 P: 21	R: 0 E: 0 K: 0 S: 8	H: 0 LOB: 0 BB: 0 P: 15	R: 0 E: 0 K: 1 S: 5	H: 0 LOB: 0 BB: 0 P: 8	R: 0 E: 0 K: 1 S: 6	H: 0 LOB: 0 BB: 0 P: 10	R: 1 E: 0 K: 0 S: 11	H: 1 LOB: 0 BB: 0 P: 15	R: 0 E: 0 K: 1 S: 7	H: 0 LOB: 0 BB: 0 P: 12	R: 0 E: 1 K: 0 S: 10	H: 1 LOB: 1 BB: 0 P: 10	R: 0 E: 0 K: 0 S: 5	H: 0 LOB: 0 BB: 1 P: 9	R: 0 E: 0 K: 0 S: 7	H: 0 LOB: 0 BB: 1 P: 13	1B: 3 2B: 0 3B: 0 HR: 2	SF: 0 SAC: 0 DP: 2 HBP: 0	WP: 0 PB: 0 SB: 0 CS: 0	PA: 33
PITCHER	IP	WLS	BF	H	R	ER	SO	BB	IBB	HBP	BLK	WP	HR	S	P	ERA	WHIP					
Bob Milacki, R ERA: 1.42 (1, 1)	6.1	L	26	5	4	1	4	0	0	0	0	0	2	61	88	1.42	0.789					
Storm Davis, R ERA (7, 1)	1.2		4	0	0	0	0	0	0	0	0	0	0	8	12	0.00	0.000					
Gregg Olson, R ERA (9, 1)	1.0		3	0	0	0	0	1	0	0	0	0	0	7	13	0.00	1.000					

AB	31
R	4
H	5
RBI	4
BB	1
SO	4
LOB	5



Batter	1	2	3	4	5	6	7	8	9	AB	R	H	RBI	BB	SO	LOB	BOTTOM					
Brady Anderson, L (1, 7)	2-2 G4-3		0-1 G4-3			1-2 G4-3		2-3 K		4	0	0	0	0	1	0	Cleveland Indians @ Baltimore Orioles Oriole Park at Camden Yards, Baltimore, MD Wed Apr 08 1992, 7:05 PM EDT Att: 42,870 - Sunny - 71 F					
Tim Lincecum, R OBP: 0.250, SLG: 0.250 (1, 10)	2-2 HBP 1B		1-0 F7			2-1 F8			2-2 F7	4	0	1	0	0	0	0						
Cal Ripken Jr., R OBP: 0.143, SLG: 0.143 (1, 6)	2-1 F7			0-0 G6-3		0-0 L8			3-3 K	4	0	0	0	0	1	1						
Randy Milligan, R (1, 3)	1-0 HBP			0-0 G1-3			4-1 G4-3 WP BB		1-2 G6-3	2	0	0	0	1	0	0						
Mike Devereaux, R (1, 8)	2-2 L4			2-1 G6-3			2-0 G4-3			3	0	0	0	0	0	3						
Chris Hoiles, R OBP: 0.333, SLG: 0.500 (1, 2)		2-2 F8			0-1 G6-4-3 1B		3-3 K			3	0	1	0	0	1	1						
Leo Gomez, R OBP: 0.333, SLG: 0.333 (1, 5)		2-3 K			0-2 G6-4-3 1B		2-2 P6			3	0	1	0	0	1	1						
David Segui, S (1, 9)		2-2 G5-3			0-1 G6-4-3			1-0 G4-3		3	0	0	0	0	0	2						
Billy Ripken, R Mark McLemore, S (8, PH) (9, 4)			1-1 G5-3		0-1 P6			2-2 F7		2	0	0	0	0	0	1						
Inning Stats	R: 0 E: 0 K: 0 S: 13	H: 1 LOB: 2 BB: 0 P: 22	R: 0 E: 0 K: 1 S: 12	H: 0 LOB: 0 BB: 0 P: 18	R: 0 E: 0 K: 0 S: 5	H: 0 LOB: 0 BB: 0 P: 7	R: 0 E: 0 K: 0 S: 4	H: 0 LOB: 0 BB: 0 P: 6	R: 0 E: 0 K: 0 S: 9	H: 2 LOB: 1 BB: 0 P: 9	R: 0 E: 0 K: 0 S: 6	H: 0 LOB: 0 BB: 0 P: 9	R: 0 E: 0 K: 1 S: 12	H: 0 LOB: 1 BB: 1 P: 23	R: 0 E: 0 K: 1 S: 8	H: 0 LOB: 0 BB: 0 P: 13	R: 0 E: 0 K: 1 S: 11	H: 0 LOB: 0 BB: 0 P: 17	1B: 3 2B: 0 3B: 0 HR: 0	SF: 0 SAC: 0 DP: 1 HBP: 1	WP: 1 PB: 0 SB: 0 CS: 0	PA: 31
PITCHER	IP	WLS	BF	H	R	ER	SO	BB	IBB	HBP	BLK	WP	HR	S	P	ERA	WHIP					
Dave Otto, L ERA (1, 1)	6.1	W	23	3	0	0	1	0	0	0	0	0	0	29	45	0.00	0.632					
Rod Nichols, R ERA (7, 1)	2.2		8	0	0	0	3	0	0	0	0	0	0	29	45	0.00	0.000					

AB	29
R	0
H	3
RBI	0
BB	1
SO	4
LOB	9



Batter	1	2	3	4	5	6	7	8	9	AB	R	H	RBI	BB	SO	LOB	TOP			
Alex Cole, L (1,8)	F9		F9			B1-3			G4-3	4	0	0	0	0	0	1				
Glenallen Hill, R (1,7) OBP: 0.167, SLG: 0.167	G6-3			G6-3		K			K	4	0	1	0	0	2	0				
Carlos Baerga, S (1,4)	K			F8		F8			K	4	0	0	0	0	2	1				
Albert Belle, R (1,10)		K		G6-3				F8		3	0	0	0	0	1	1				
Paul Sorrento, L (1,3) OBP: 0.364, SLG: 0.600	G6-3			G5-3				K		3	0	0	0	0	1	1				
Mark Whiten, S (1,9)	K					K		F7		3	0	0	0	0	2	0				
Sandy Alomar Jr., R (1,2) OBP: 0.111, SLG: 0.111			F7			K			P4	3	0	0	0	0	1	0				
Brook Jacoby, R (1,5) OBP: 0.250, SLG: 0.143		G6-3						F8		2	0	0	0	1	0	0				
Mark Lewis, R (1,6) OBP: 0.333, SLG: 0.667				S		FC6-4		F7		3	0	1	0	0	0	1				
Inning Stats	R: 0 H: 0 E: 0 K: 1 S: 8	H: 0 LOB: 0 BB: 0 P: 11	R: 0 H: 0 E: 0 K: 2 S: 10	H: 0 LOB: 0 BB: 0 P: 16	R: 0 H: 1 E: 0 K: 0 S: 10	H: 1 LOB: 1 BB: 0 P: 17	R: 0 H: 1 E: 0 K: 0 S: 8	H: 1 LOB: 1 BB: 1 P: 13	R: 0 H: 0 E: 0 K: 1 S: 5	H: 0 LOB: 0 BB: 0 P: 6	R: 0 H: 0 E: 0 K: 1 S: 5	H: 0 LOB: 0 BB: 0 P: 8	R: 0 H: 0 E: 0 K: 0 S: 8	H: 0 LOB: 0 BB: 0 P: 12	R: 0 H: 0 E: 0 K: 2 S: 9	H: 0 LOB: 0 BB: 0 P: 12	1B: 2 2B: 0 3B: 0 HR: 0	SF: 0 SAC: 0 DP: 0 HBP: 0	WP: 0 PB: 0 SB: 2 CS: 0	PA: 30
PITCHER Ben McDonald, R (1,1) ERA:	IP: 9.0 WLS: W BF: 30 H: 2 R: 0 ER: 0 SO: 9 BB: 1 IBB: 0 HBP: 0 BLK: 0 WP: 0 HR: 0 S: 73 P: 112 ERA: 0.00 WHIP: 0.333																			

Cleveland Indians @ Baltimore Orioles
 Oriole Park at Camden Yards, Baltimore, MD
 Thu Apr 09 1992, 7:05 PM EDT
 Att: 42,646 - Sunny - 65 F


AB 29
 R 0
 H 2
 RBI 0
 BB 1
 SO 9
 LOB 5



Batter	1	2	3	4	5	6	7	8	9	AB	R	H	RBI	BB	SO	LOB	BOTTOM			
Brady Anderson, L (1,7) OBP: 0.167, SLG: 0.182	G4-3		1B					P4		3	1	1	0	1	0	0				
Joe Orsulak, L (1,9) OBP: 0.286, SLG: 0.286	G4-3		G5-3		K			P6		4	0	2	1	0	1	1				
Cal Ripken Jr., R (1,6) OBP: 0.091, SLG: 0.091	G4-3		G5-3		P3			G6-3		4	0	0	0	0	0	2				
Sam Horn, L (1,10) OBP: 0.667, SLG: 0.500			G3-1			K				2	0	0	0	1	1	1				
Mike Devereaux, R (1,8) OBP: 0.111, SLG: 0.444	K			HR		G1-3				3	1	1	1	0	1	2				
Randy Milligan, R (1,3)		G6-3		G5-3				F8		3	0	0	0	0	0	0				
Leo Gomez, R (1,5) OBP: 0.333, SLG: 0.333		K		F7				G4-6-3		3	0	1	0	0	1	0				
Chris Hoiles, R (1,2) OBP: 0.333, SLG: 0.556		F7						G4-6-3		3	0	1	0	0	0	1				
Billy Ripken, R (1,4)			G6-3		G6-3			P4		3	0	0	0	0	0	1				
Inning Stats	R: 0 H: 1 E: 0 K: 1 S: 12	H: 0 LOB: 2 BB: 1 P: 21	R: 0 H: 0 E: 0 K: 1 S: 7	H: 0 LOB: 0 BB: 0 P: 10	R: 1 H: 2 E: 0 K: 0 S: 10	H: 2 LOB: 1 BB: 0 P: 19	R: 1 H: 2 E: 0 K: 0 S: 8	H: 2 LOB: 1 BB: 0 P: 13	R: 0 H: 0 E: 0 K: 1 S: 8	H: 0 LOB: 0 BB: 1 P: 15	R: 0 H: 0 E: 0 K: 1 S: 8	H: 0 LOB: 0 BB: 0 P: 13	R: 0 H: 1 E: 0 K: 0 S: 6	H: 1 LOB: 0 BB: 0 P: 10	R: 0 H: 0 E: 0 K: 0 S: 9	H: 0 LOB: 0 BB: 0 P: 15	1B: 3 2B: 2 3B: 0 HR: 1	SF: 0 SAC: 0 DP: 1 HBP: 0	WP: 0 PB: 0 SB: 0 CS: 1	PA: 30
PITCHER Jack Armstrong, R (1,1) ERA: 3.0 Brad Armstrong, R (7,1) ERA: Derek Lilliquist, L (8,1) ERA:	IP: 6.0 WLS: L BF: 25 H: 6 R: 2 ER: 2 SO: 4 BB: 2 IBB: 0 HBP: 0 BLK: 0 WP: 0 HR: 0 S: 94 P: 7 ERA: 3.00 WHIP: 1.333																			

Cleveland Indians @ Baltimore Orioles
 Oriole Park at Camden Yards, Baltimore, MD
 Thu Apr 09 1992, 7:05 PM EDT
 Att: 42,646 - Sunny - 65 F

AB 28
 R 2
 H 6
 RBI 2
 BB 2
 SO 4
 LOB 8




Batter	1	2	3	4	5	6	7	8	9	10	11	12	13	14	15	16	17	18	19	AB	R	H	RBI	BB	SO	LOB	TOP								
Wade Boggs, L OBP: 0.278, SLG: 0.294																				9	1	2	1	0	2	4									
Jody Reed, R OBP: 0.278, SLG: 0.467																				8	1	2	1	1	0	2									
Mike Greenwell, L OBP: 0.188, SLG: 0.133																					7	0	1	0	1	0	4								
Ellis Burks, R OBP: 0.313, SLG: 0.357																					6	0	0	0	2	3	5								
Jack Clark, R OBP: 0.250, SLG: 0.077																					7	1	1	0	1	3	2								
Tom Brunansky, R OBP: 0.375, SLG: 0.288																				3	0	1	0	1	1	0									
Phil Plantier, R OBP: 0.333, SLG: 0.444																				3	0	0	0	0	0	3									
Mo Vaughn, L OBP: 0.500, SLG: 1.000																				6	2	2	1	2	1	4									
Tony Peña, R OBP: 0.133, SLG: 0.071																				7	0	0	0	0	1	5									
Luis Rivera, R OBP: 0.750, SLG: 0.833																				3	1	3	0	1	0	0									
Herm Winstanham, L (P, PR)																				0	0	0	0	0	0	0									
Tim Lincecum, R OBP: 0.375, SLG: 0.750																				4	1	2	2	0	1	0									
Inning Stats	R: 1 E: 0 K: 1 P: 8	H: 2 LOB: 2 BB: 0 P: 14	R: 1 E: 0 K: 2 P: 12	H: 1 LOB: 0 BB: 0 P: 21	R: 2 E: 0 K: 0 P: 15	H: 3 LOB: 0 BB: 0 P: 27	R: 1 E: 1 K: 1 P: 12	H: 3 LOB: 2 BB: 0 P: 22	R: 0 E: 0 K: 0 P: 9	H: 0 LOB: 0 BB: 0 P: 14	R: 0 E: 0 K: 0 P: 11	H: 0 LOB: 1 BB: 1 P: 11	R: 0 E: 0 K: 1 P: 7	H: 0 LOB: 1 BB: 1 P: 13	R: 0 E: 0 K: 1 P: 15	H: 1 LOB: 2 BB: 1 P: 20	R: 0 E: 0 K: 1 P: 14	H: 0 LOB: 0 BB: 0 P: 15	R: 0 E: 0 K: 0 P: 8	H: 0 LOB: 0 BB: 0 P: 9	R: 0 E: 0 K: 1 P: 11	H: 0 LOB: 0 BB: 1 P: 10	R: 0 E: 0 K: 1 P: 14	H: 0 LOB: 0 BB: 2 P: 18	R: 0 E: 0 K: 1 P: 18	H: 0 LOB: 0 BB: 2 P: 20	R: 2 E: 0 K: 0 P: 12	H: 1 LOB: 0 BB: 1 P: 20	1B: 9 2B: 4 3B: 0 HR: 3	SF: 0 SAC: 1 DP: 5 HBP: 1	WP: 0 PB: 0 SB: 0 CS: 0	PA: 75			
PITCHER	IP: 6 LOB: 2 K: 1 P: 14	WLS: 2 BF: 4	H: 4 R: 3 ER: 1 SO: 3	R: 1 ER: 0 SO: 3	H: 3 LOB: 0 BB: 0 P: 27	R: 2 ER: 0 SO: 15	H: 3 LOB: 2 BB: 0 P: 22	R: 0 ER: 0 SO: 9	H: 0 LOB: 0 BB: 0 P: 14	R: 0 ER: 0 SO: 11	H: 0 LOB: 1 BB: 1 P: 11	R: 0 ER: 0 SO: 7	H: 0 LOB: 1 BB: 1 P: 13	R: 0 ER: 0 SO: 15	H: 1 LOB: 2 BB: 1 P: 20	R: 0 ER: 0 SO: 14	H: 0 LOB: 0 BB: 0 P: 15	R: 0 ER: 0 SO: 8	H: 0 LOB: 0 BB: 0 P: 9	R: 0 ER: 0 SO: 11	H: 0 LOB: 0 BB: 1 P: 10	R: 0 ER: 0 SO: 14	H: 0 LOB: 0 BB: 2 P: 18	R: 0 ER: 0 SO: 18	H: 0 LOB: 0 BB: 2 P: 20	R: 2 ER: 0 SO: 12	H: 1 LOB: 0 BB: 1 P: 20	1B: 9 2B: 4 3B: 0 HR: 3	SF: 0 SAC: 1 DP: 5 HBP: 1	WP: 0 PB: 0 SB: 0 CS: 0	PA: 75				
Dennis Cook, L ERA: 13.5	11.1	2.2	12	6	4	4	3	0	0	15	28	6.75	2.250																						
Rod Nichols, R ERA: 2.50	3.1	7	3	1	1	1	0	0	0	15	28	6.75	2.250																						
Ted Power, R ERA: 2.50	5.1	11	0	0	1	2	0	0	0	20	38	0.00	0.667																						
Brad Arnsberg, R ERA: 18.1	1.2	6	1	0	0	1	2	0	0	0	13	31	0.00	1.800																					
Dean Lilliquist, L ERA: 18.1	1.1	4	0	0	0	1	1	0	0	0	13	25	0.00	0.750																					


Boston Red Sox @ Cleveland Indians
Cleveland Municipal Stadium, Cleveland, OH
Sat Apr 11 1992, 3:33 AM EDT
Att: 65,813 - Cloudy - 73 F

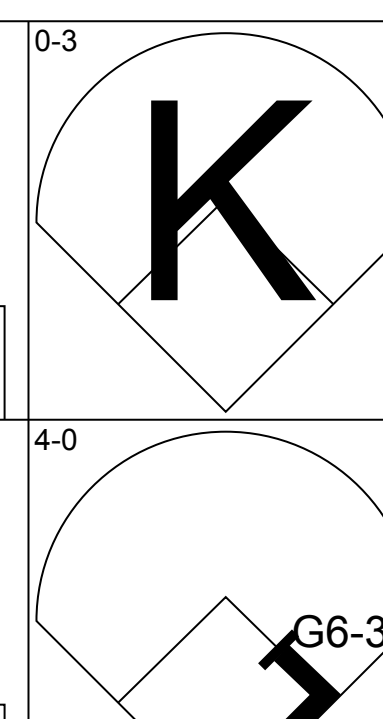
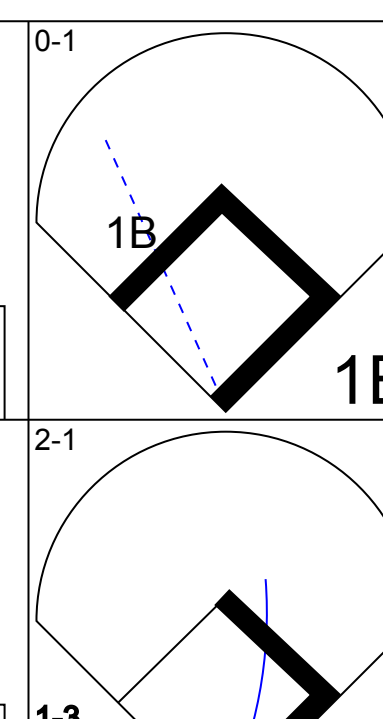
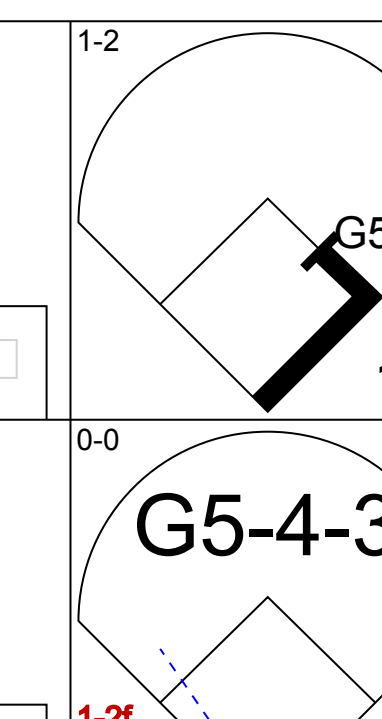
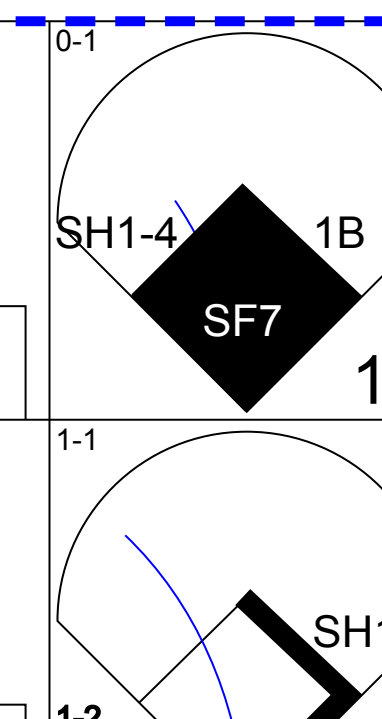
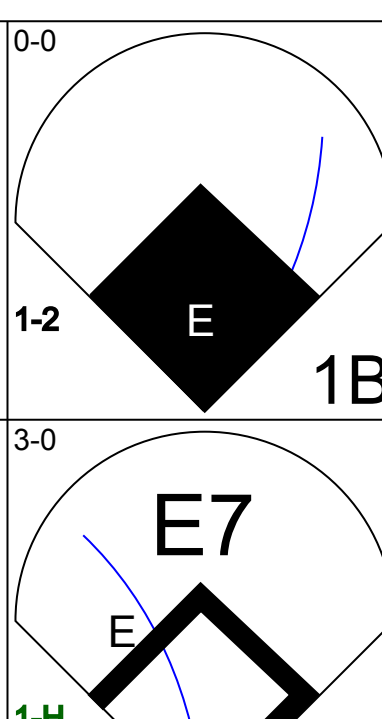
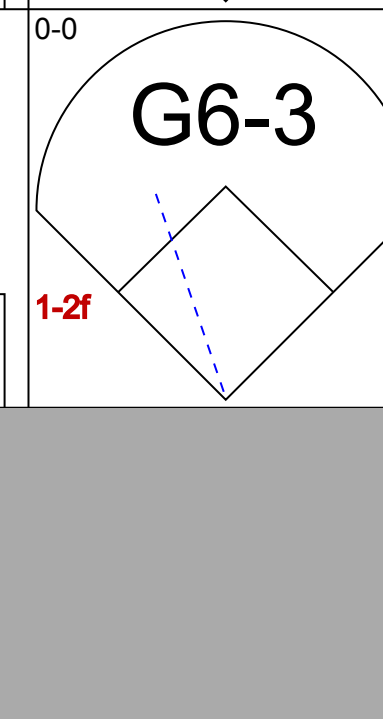
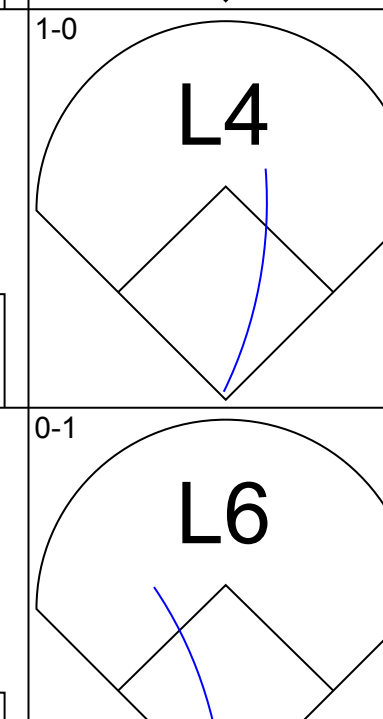

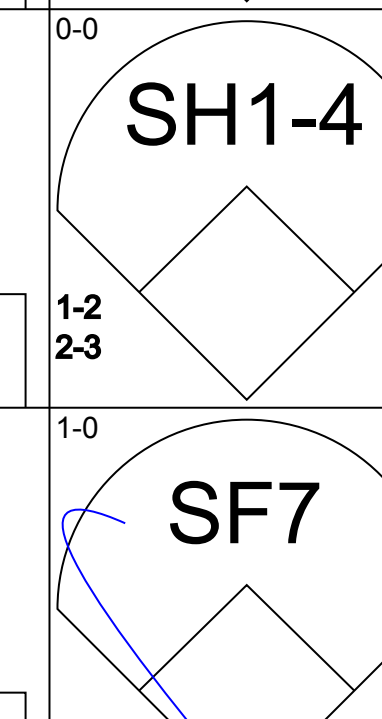
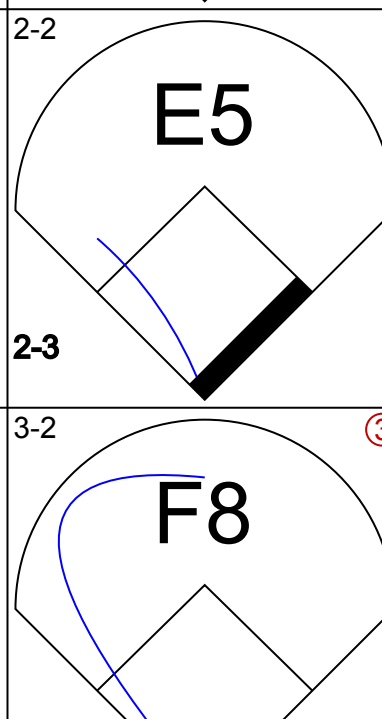

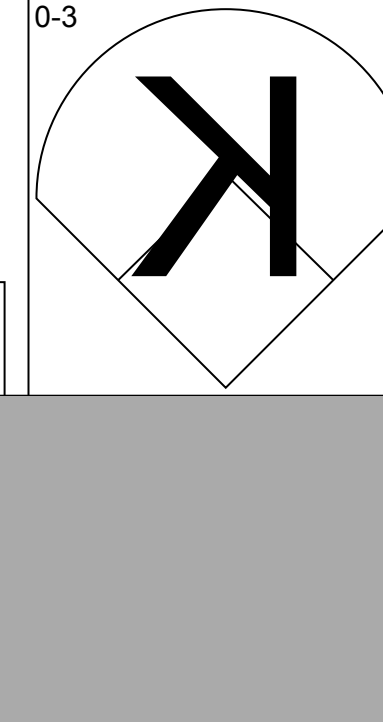
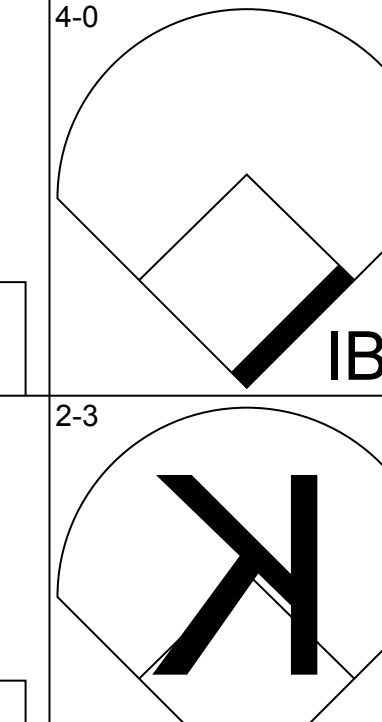

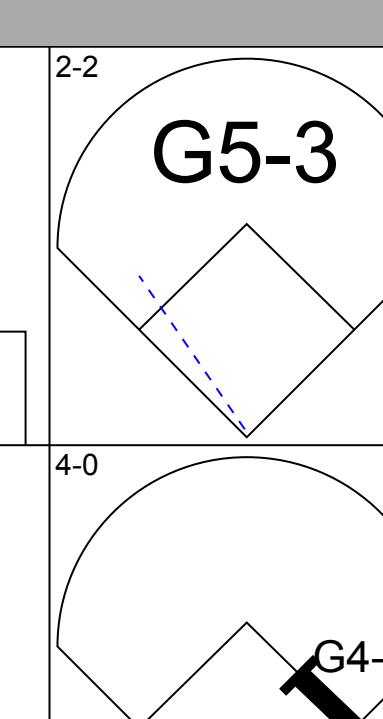
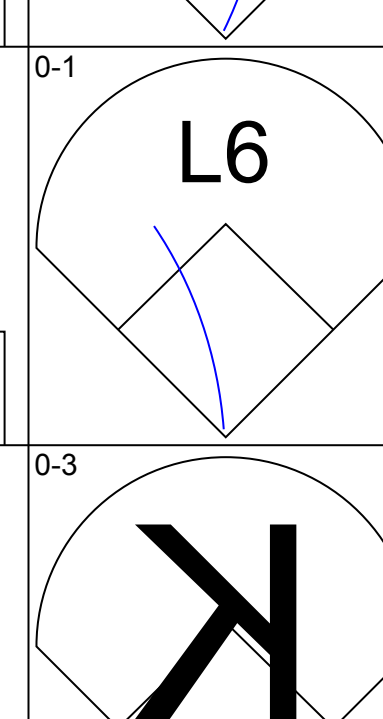
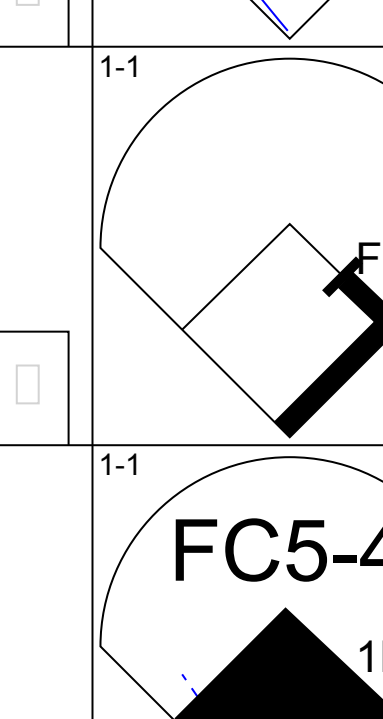
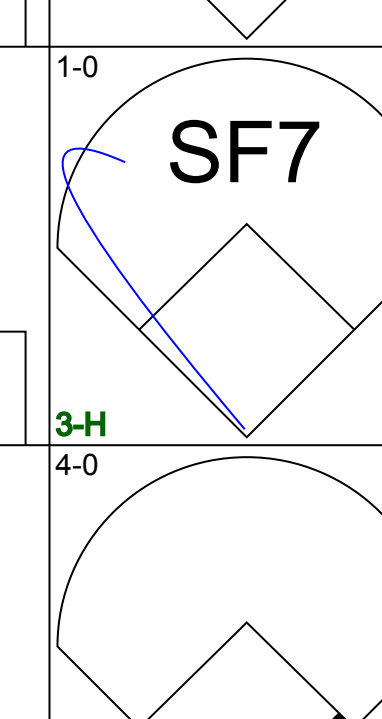
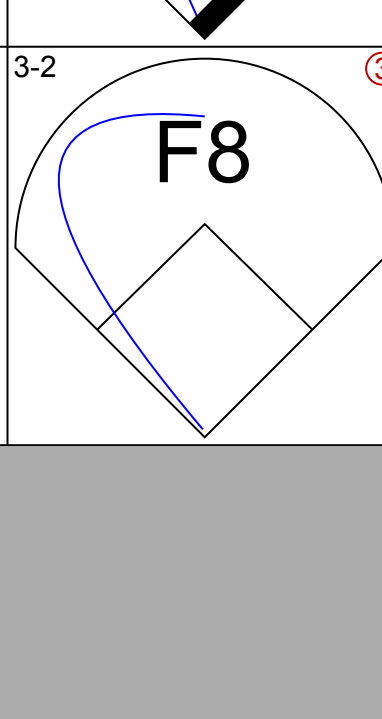
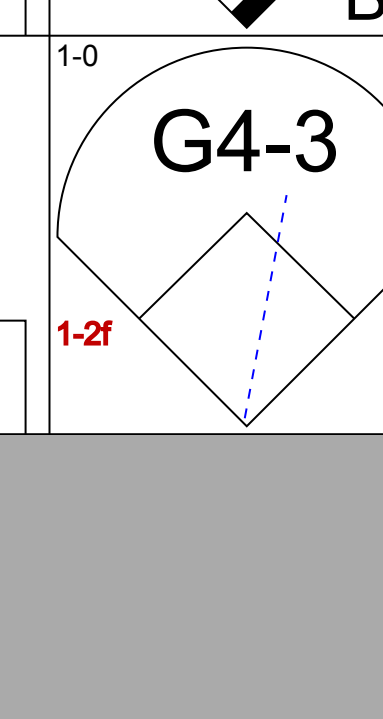

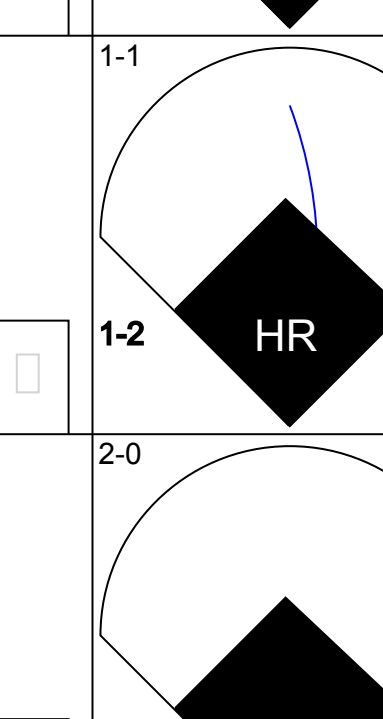


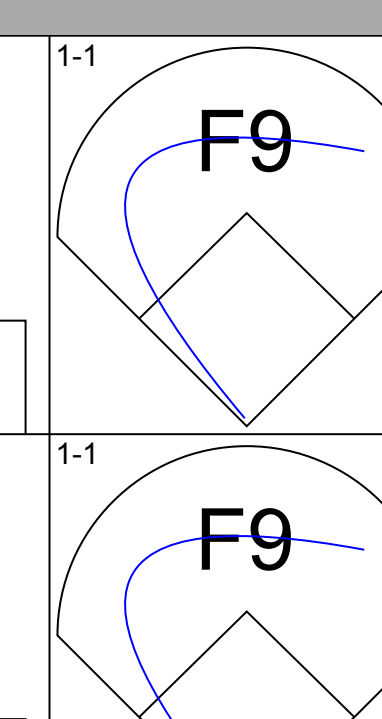
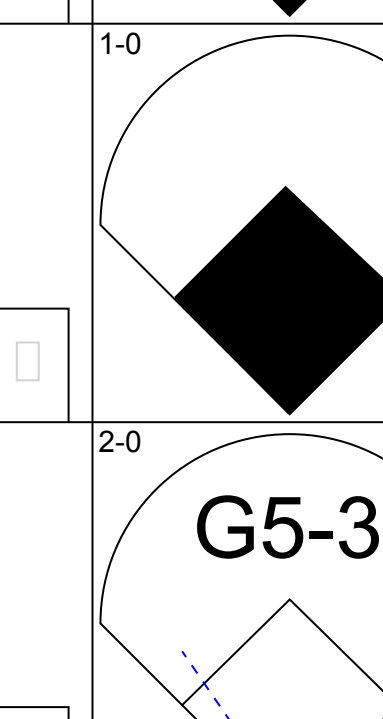

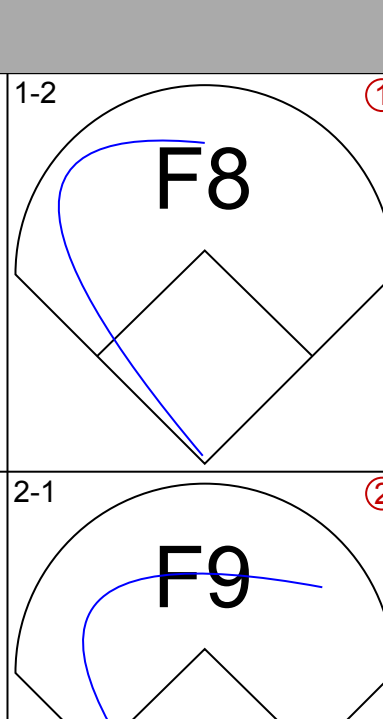
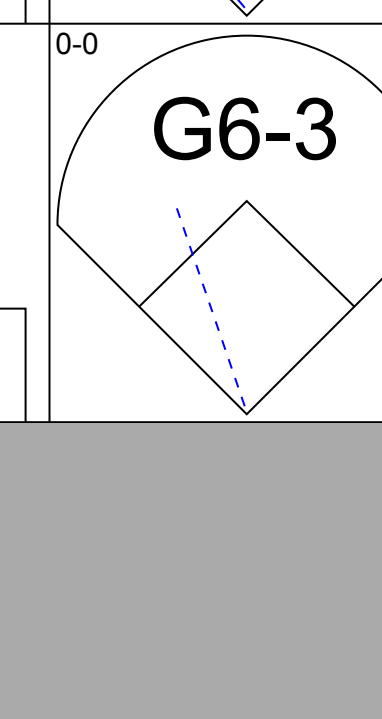
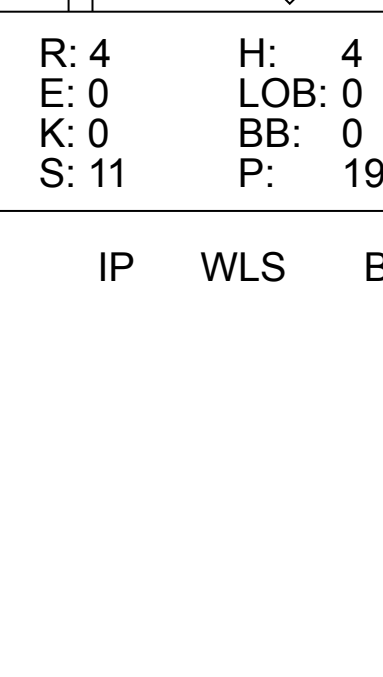
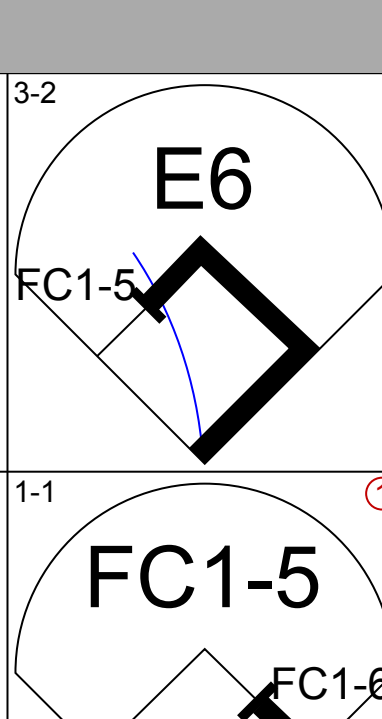
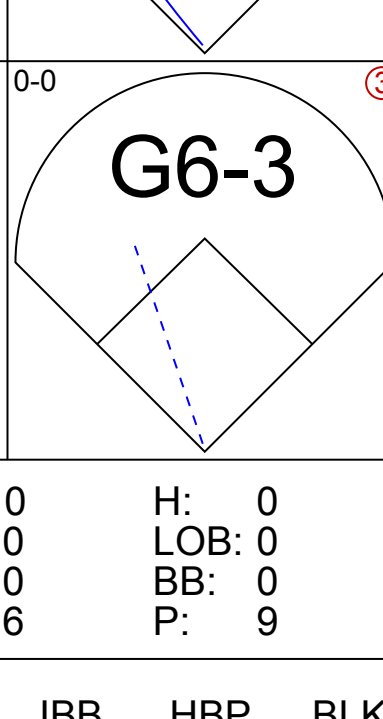
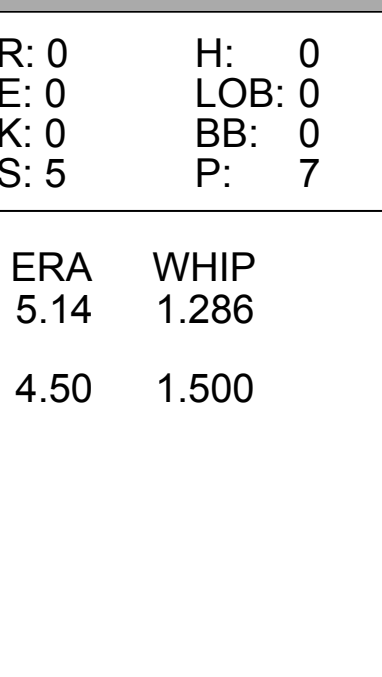
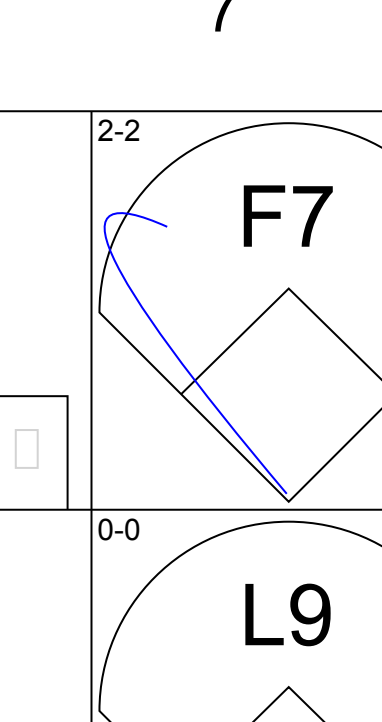
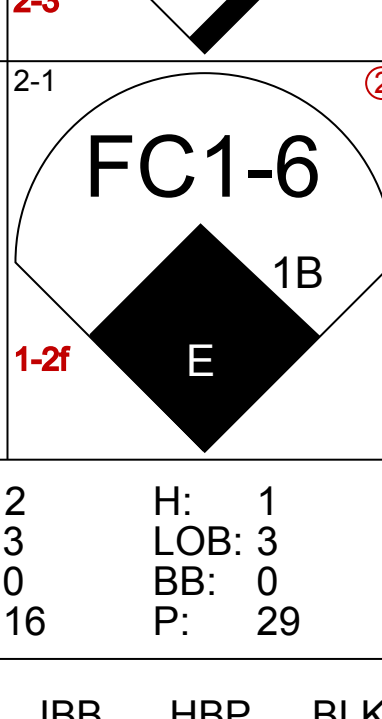

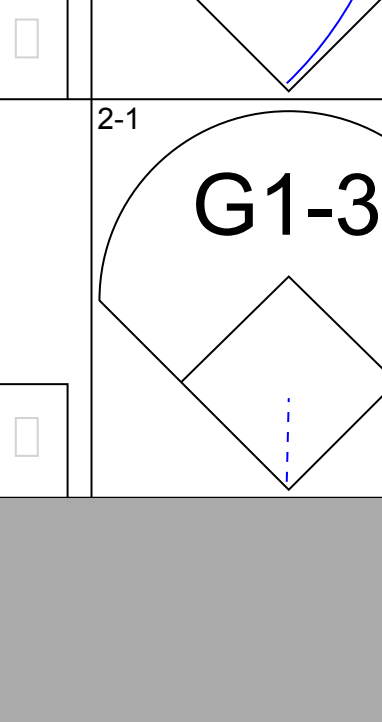
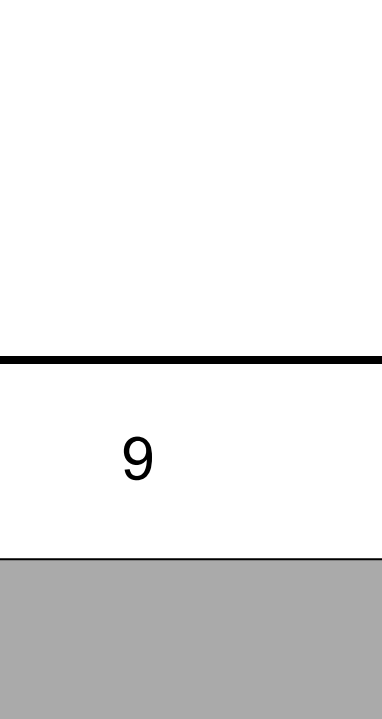
AB: 63
R: 7
H: 14
RBI: 5
BB: 9
SO: 12
LOB: 29

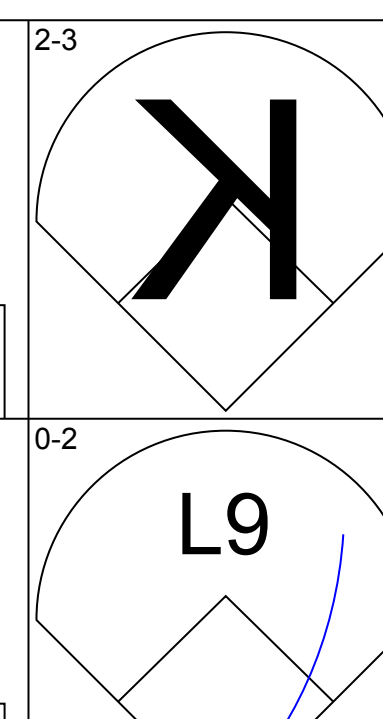
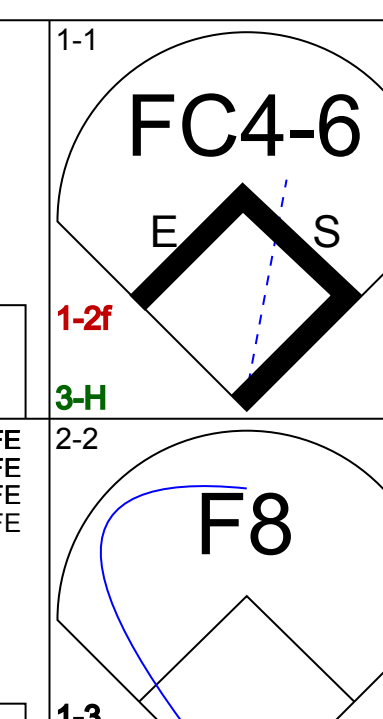
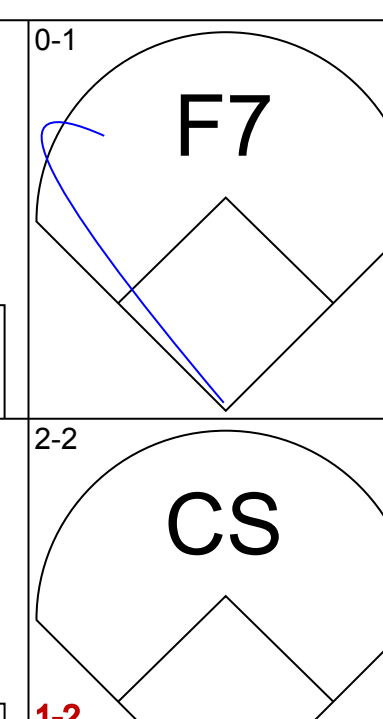
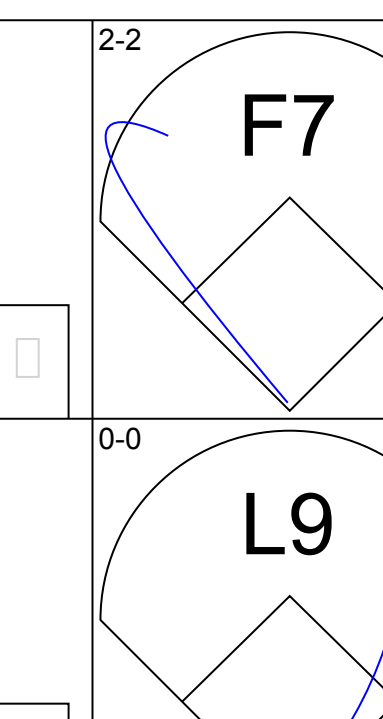
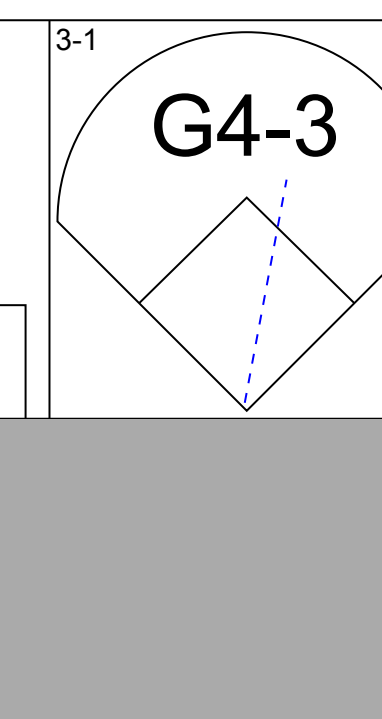
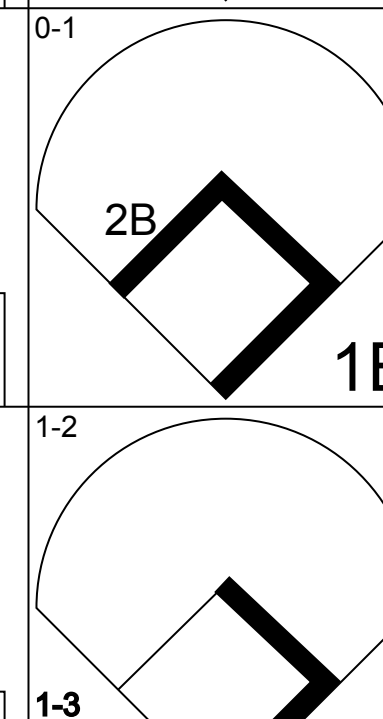


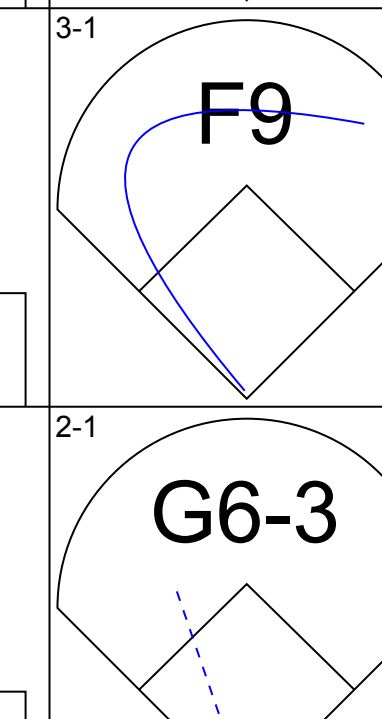
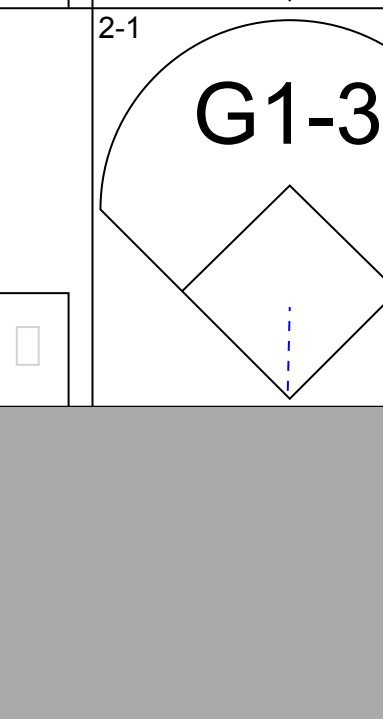
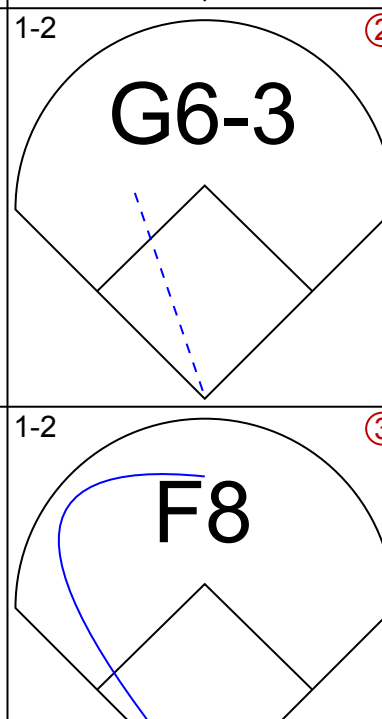
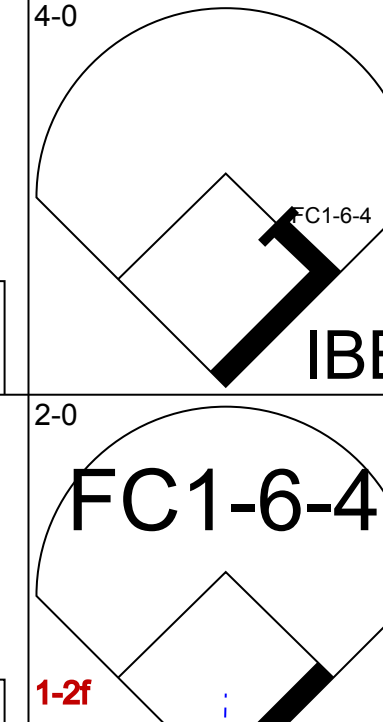
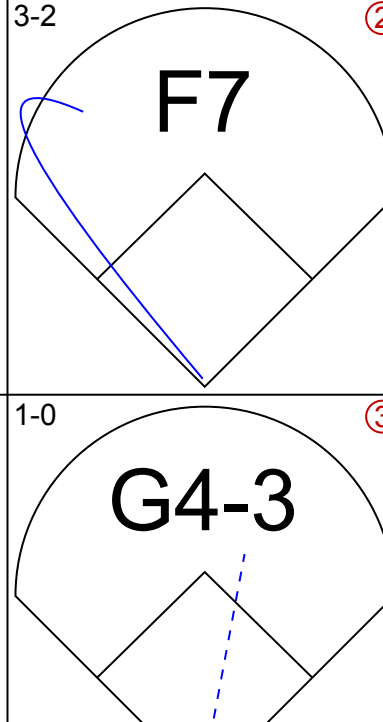





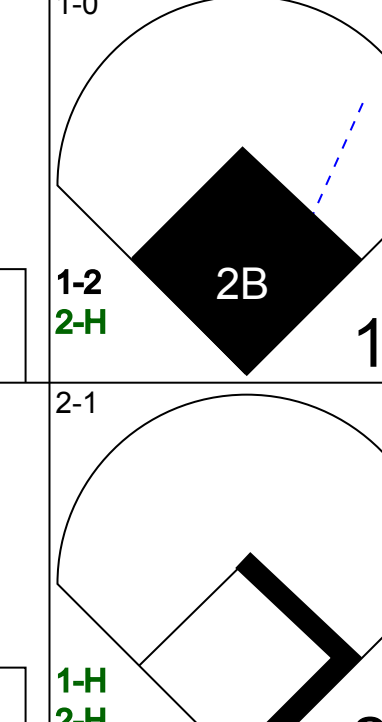


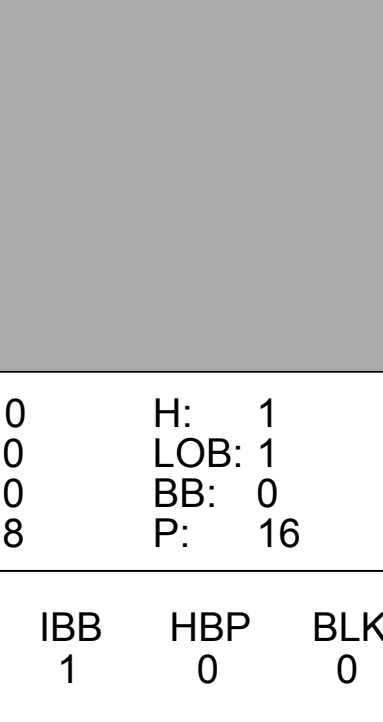
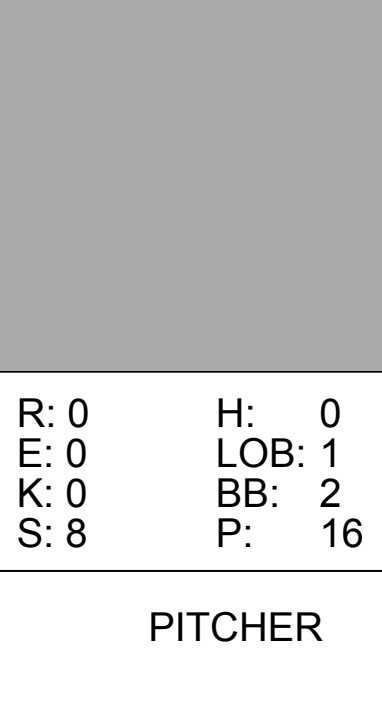
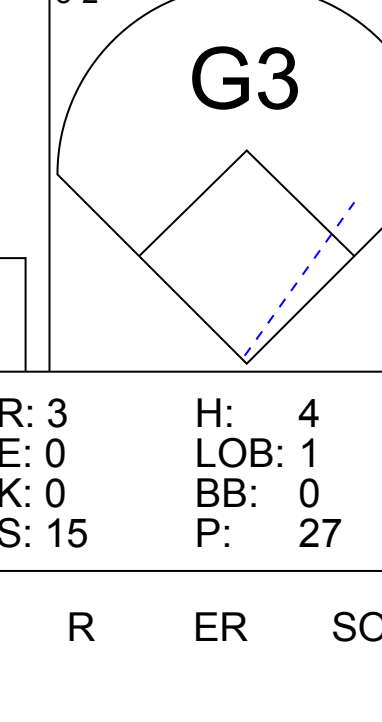







Batter	1	2	3	4	5	6	7	8	9	10	11	12	13	14	15	16	17	18	19	AB	R	H	RBI	BB	SO	LOB	BOTTOM									
Kenny Lofton, L OBP: 0.294, SLG: 0.200																					7	2	2	1	2	0	2									
Glenallen Hill, R OBP: 0.238, SLG: 0.250																				8	1	2	1	0	4	3										
Carlos Baerga, S OBP: 0.296, SLG: 0.286																					9	1	6	0	0	2										
Albert Belle, R OBP: 0.211, SLG: 0.188																					7	0	2	1	1	3	6									
Mark Whiten, S OBP: 0.158, SLG: 0.111																					8	0	1	1	1	4	5									
Paul Sorrento, L OBP: 0.216, SLG: 0.471																				7	0	1	1	1	1	3										
Sandy Alomar Jr., R OBP: 0.222, SLG: 0.333																					9	0	3	0	0	2	6									
Brook Jacoby, R OBP: 0.273, SLG: 0.200																				3	0	1	0	0	1	1										
Alex Cole, L (P, PR)																				1	0	0	0	0	1	0										
Tony Perezchica, R ERA: 10.00																					3	0	0	0	2	0	3									
Dave Rohde, S ERA: 11.5																					8	1	2	0	0	1	5									
Mark Lewis, R OBP: 0.294, SLG: 0.529																					8	1	2	0	0	1	5									
Inning Stats	R: 0 E: 0 K: 0 P: 10	H: 1 LOB: 1 BB: 0 P: 19	R: 0 E: 0 K: 2 P: 11	H: 1 LOB: 0 BB: 0 P: 18	R: 0 E: 0 K: 0 P: 10	H: 1 LOB: 0 BB: 0 P: 10	R: 1 E: 0 K: 0 P: 10	H: 2 LOB: 1 BB: 0 P: 14	R: 2 E: 0 K: 1 P: 12	H: 2 LOB: 2 BB: 2 P: 24	R: 0 E: 0 K: 0 P: 10	H: 0 LOB: 0 BB: 0 P: 10	R: 0 E: 0 K: 2 P: 12	H: 1 LOB: 0 BB: 0 P: 12	R: 0 E: 0 K: 1 P: 9	H: 0 LOB: 0 BB: 0 P: 15	R: 0 E: 0 K: 0 P: 9	H: 0 LOB: 0 BB: 0 P: 15	R: 0 E: 0 K: 1 P: 11	H: 2 LOB: 2 BB: 1 P: 15	R: 0 E: 0 K: 2 P: 9	H: 0 LOB: 0 BB: 0 P: 15	R: 0 E: 0 K: 1 P: 11	H: 0 LOB: 0 BB: 1 P: 10	R: 0 E: 0 K: 2 P: 15	H: 1 LOB: 1 BB: 1 P: 15	R: 0 E: 0 K: 1 P: 11	H: 0 LOB: 0 BB: 0 P: 15	1B: 14 2B: 7 3B: 0 HR: 0	SF: 1 SAC: 1 DP: 4 HBP: 1	WP: 0 PB: 0 SB: 0 CS: 1	PA: 80				
PITCHER	IP: 5 LOB: 1 K: 0 P: 19	WLS: 2 BF: 8	H: 3 R: 3 ER: 0 SO: 3	R: 3 ER: 0 SO: 3	H: 3 LOB: 0 BB: 0 P: 27	R: 2 ER: 0 SO: 15	H: 3 LOB: 2 BB: 0 P: 22	R: 0 ER: 0 SO: 9	H: 0 LOB: 0 BB: 0 P: 14	R: 0 ER: 0 SO: 11	H: 0 LOB: 1 BB: 1 P: 11	R: 0 ER: 0 SO: 7	H: 0 LOB: 1 BB: 1 P: 13	R: 0 ER: 0 SO: 15	H: 1 LOB: 2 BB: 1 P: 20	R: 0 ER: 0 SO: 14	H: 0 LOB: 0 BB: 0 P: 15	R: 0 ER: 0 SO: 8	H: 0 LOB: 0 BB: 0 P: 9	R: 0 ER: 0 SO: 11	H: 0 LOB: 0 BB: 1 P: 10	R: 0 ER: 0 SO: 14	H: 0 LOB: 0 BB: 2 P: 18	R: 0 ER: 0 SO: 18	H: 0 LOB: 0 BB: 2 P: 20	R: 2 ER: 0 SO: 12	H: 1 LOB: 0 BB: 1 P: 20	1B: 14 2B: 7 3B: 0 HR: 0	SF: 1 SAC: 1 DP: 4 HBP: 1	WP: 0 PB: 0 SB: 0 CS: 1	PA: 80					
Joe Hesketh, L ERA: 5.4	11.1	5.0	23	8	3	3	3	0	0	48	84	5.40	1.600																							
Peter Hoy, R ERA: 10.00	6.1	1.0	4	2	0	0	0	0	0	7	13	0.00	2.000																							
Tom Bolton, L ERA: 7.1	7.1	0.0	3	2																																

Batter	1	2	3	4	5	6	7	8	9	AB	R	H	RBI	BB	SO	LOB	TOP				
Wade Boggs, L (1, 5) OBP: 0.304, SLG: 0.318	G4-3		G4-3		G6-3	FC5 1B			G4-3 1B	5	0	2	0	0	0	1	Boston Red Sox @ Cleveland Indians Cleveland Municipal Stadium, Cleveland, OH Sun Apr 12 1992, 3:33 AM EDT Cloudy - 41 F livebaseballscorecards.com AB 33 R 1 H 9 RBI 1 BB 6 SO 11 LOB 24 				
Jody Read, R (1, 4) OBP: 0.281, SLG: 0.400	G5-3		K		1B	FC5 1B			F7	5	0	1	0	0	1	6					
Mike Greenwell, L (1, 7) OBP: 0.190, SLG: 0.105	BB		K		P7				G4-3 1-2	4	0	0	0	1	2	4					
Ellis Burks, R (1, 8) OBP: 0.400, SLG: 0.412	K			1-2 1B	1-2 1B				CS BB	3	1	2	0	1	1	1					
Phil Plantier, L (1, 9) OBP: 0.250, SLG: 0.308		K		2-3 SAFE SAFE SAFE	K	F7			K	4	0	0	0	0	3	4					
Jack Clark, R (1, 10) Herm Winingham, L (8, PR) OBP: 0.250, SLG: 0.063	K		G5-3		G5-3		K	CS 1-2	G4-3 BB	3	0	0	0	1	2	1					
Mo Vaughn, L (1, 3) OBP: 0.563, SLG: 0.909	BB		BB		1B	1B			K	2	0	1	0	2	1	1					
Luis Rivera, R (1, 6) OBP: 0.667, SLG: 0.700	K				0-0 1B	1B			G4-3 1-2	4	0	2	1	0	1	2					
John Flaherty, R (1, 2) Scott Cooper, L (9, PH) Tom Brunansky, R (9, PH) OBP: 0.333, SLG: 0.667			G4-3 2B		L4		L5		1B BB	3	0	1	0	0	0	4					
Inning Stats	R: 0 E: 0 K: 1 S: 9	H: 0 LOB: 1 BB: 1 P: 19	R: 0 E: 0 K: 3 S: 12	H: 0 LOB: 1 BB: 1 P: 21	R: 0 E: 0 K: 2 S: 9	H: 1 LOB: 0 BB: 0 P: 14	R: 1 E: 0 K: 1 S: 13	H: 2 LOB: 2 BB: 1 P: 20	R: 0 E: 0 K: 1 S: 13	H: 3 LOB: 3 BB: 0 P: 21	R: 0 E: 0 K: 2 S: 10	H: 0 LOB: 0 BB: 1 P: 16	R: 0 E: 0 K: 1 S: 5	H: 0 LOB: 1 BB: 1 P: 11	R: 0 E: 0 K: 0 S: 10	H: 1 LOB: 1 BB: 1 P: 17		1B: 8 2B: 1 3B: 0 HR: 0	SF: 0 SAC: 0 DP: 2 HBP: 0	WP: 0 PB: 0 SB: 1 CS: 1	PA: 40
PITCHER	IP	WLS	BF	H	R	ER	SO	BB	IBB	HBP	BLK	WP	HR	S	P	ERA	WHIP				
Charles Nagy, R (1, 1) ERA: 1.8	7.0	W	32	8	1	1	10	4	0	0	0	0	0	79	131	1.29	1.714				
Brad Armsberg, R (8, 1) ERA:	1.0		3	0	0	0	1	1	0	0	0	0	0	5	11	0.00	1.000				
Derek Lilliquist, L (9, 1) ERA:	1.0	S	4	1	0	0	0	1	0	0	0	0	0	10	17	0.00	2.000				

Batter	1	2	3	4	5	6	7	8	9	AB	R	H	RBI	BB	SO	LOB	BOTTOM				
Kenny Lofton, L (1, 8) OBP: 0.381, SLG: 0.188	S E BB		FC6-4 1-2 BB		S BB		FC6-4 1-2 2-3			1	1	0	0	3	0	2	Boston Red Sox @ Cleveland Indians Cleveland Municipal Stadium, Cleveland, OH Sun Apr 12 1992, 3:33 AM EDT Cloudy - 41 F livebaseballscorecards.com AB 25 R 2 H 0 RBI 2 BB 7 SO 6 LOB 17 				
Glenallen Hill, R (1, 10) OBP: 0.200, SLG: 0.208	K		FC6-4 FC S 1-2 2-3		K		G5-3			4	0	0	0	0	2	6					
Carlos Baerga, S (1, 4) OBP: 0.240, SLG: 0.240	E6		FC		G6-3				G5-3	4	0	0	2	0	0	2					
Albert Belle, R (1, 7) OBP: 0.174, SLG: 0.150	F9		K		G6-3		G5-3		G5-3	4	0	0	0	0	1	3					
Mark Whiten, S (1, 9) OBP: 0.174, SLG: 0.095	F9		G4-3		CS BB		K		K	3	0	0	0	1	1	3					
Paul Sorrento, L (1, 3) OBP: 0.273, SLG: 0.400	G3		G4-3		K					3	0	0	0	0	1	1					
Brook Jacoby, R (1, 5) OBP: 0.214, SLG: 0.154	L3		F8		G5-3					3	0	0	0	0	0	0					
Junior Ortiz, R (1, 2)	G6-3		G5-3		G5-3		FC6-4 S BB			2	0	0	0	1	0	0					
Mark Lewis, R (1, 6) OBP: 0.350, SLG: 0.500			FC6-4 BB FC BB		K		FC6-4 1-2 BB			1	1	0	0	2	1	0					
Inning Stats	R: 1 E: 1 K: 1 S: 13	H: 0 LOB: 0 BB: 1 P: 22	R: 0 E: 0 K: 0 S: 5	H: 0 LOB: 0 BB: 0 P: 6	R: 1 E: 0 K: 1 S: 9	H: 0 LOB: 2 BB: 2 P: 22	R: 0 E: 0 K: 0 S: 4	H: 0 LOB: 0 BB: 0 P: 8	R: 0 E: 0 K: 2 S: 7	H: 0 LOB: 1 BB: 1 P: 13	R: 0 E: 0 K: 1 S: 6	H: 0 LOB: 0 BB: 1 P: 12	R: 0 E: 0 K: 0 S: 11	H: 0 LOB: 2 BB: 2 P: 25	R: 0 E: 0 K: 1 S: 8	H: 0 LOB: 0 BB: 0 P: 12		1B: 0 2B: 0 3B: 0 HR: 0	SF: 0 SAC: 0 DP: 0 HBP: 0	WP: 0 PB: 0 SB: 6 CS: 1	PA: 32
PITCHER	IP	WLS	BF	H	R	ER	SO	BB	IBB	HBP	BLK	WP	HR	S	P	ERA	WHIP				
Matt Young, L (1, 1) ERA: 2.25	8.0	L	32	0	2	2	6	7	0	0	0	0	0	63	120	2.25	0.875				

Batter	1	2	3	4	5	6	7	8	9	AB	R	H	RBI	BB	SO	LOB	TOP					
Dan Gladden, R OBP: 0.281, SLG: 0.258 (1, 7)										5	2	4	0	0	1	0	Detroit Tigers @ Cleveland Indians Cleveland Municipal Stadium, Cleveland, OH Mon Apr 13 1992, 3:33 AM EDT Att: 5,615 - Cloudy - 40 F					
Tony Phillips, S OBP: 0.423, SLG: 0.167 (1, 4)										4	0	2	0	1	0	1						
Alan Trammell, R OBP: 0.267, SLG: 0.160 (1, 6)										4	0	0	0	0	0	4						
Cecil Fielder, R OBP: 0.241, SLG: 0.560 (1, 3)										4	0	1	1	0	0	5						
Mickey Tettleton, S OBP: 0.464, SLG: 0.381 (1, 2)										2	1	0	0	2	1	3						
Travis Fryman, R OBP: 0.250, SLG: 0.348 (1, 5)										4	1	1	0	0	1	3						
Rob Deer, R Skeeter Barnes, R (9, PR) (9, PR)										4	1	1	3	0	0	0		AB 35 R 7 H 10 RBI 5 BB 3 SO 3 LOB 19				
Mark Carreon, R OBP: 0.211, SLG: 0.500 (1, 10)										4	1	1	1	0	0	1						
Mitt Cuyler, S OBP: 0.182, SLG: 0.190 (1, 8)										4	1	0	0	0	0	2						
Inning Stats	R: 0 E: 0 K: 1 S: 4	H: 0 LOB: 0 BB: 1 P: 8	R: 0 E: 0 K: 0 S: 5	H: 0 LOB: 0 BB: 1 P: 12	R: 0 E: 0 K: 0 S: 6	H: 0 LOB: 0 BB: 0 P: 9	R: 0 E: 0 K: 1 S: 10	H: 2 LOB: 2 BB: 0 P: 13	R: 0 E: 0 K: 0 S: 5	H: 0 LOB: 0 BB: 0 P: 7	R: 0 E: 0 K: 0 S: 7	H: 1 LOB: 0 BB: 0 P: 11	R: 4 E: 0 K: 0 S: 11	H: 4 LOB: 0 BB: 0 P: 19	R: 1 E: 0 K: 1 S: 9	H: 2 LOB: 2 BB: 1 P: 17		R: 2 E: 3 K: 0 S: 16	H: 1 LOB: 3 BB: 0 P: 29	1B: 8 2B: 0 3B: 0 HR: 2	SF: 1 SAC: 1 DP: 3 HBP: 0	WP: 0 PB: 0 SB: 0 CS: 0
PITCHER	IP	WLS	BF	H	R	ER	SO	BB	IBB	HBP	BLK	WP	HR	S	P	ERA	WHIP					
Dave Otto, L ERA: 2.7 (1, 1)	7.0		27	7	4	4	2	2	0	0	0	0	2	48	79	5.14	1.286					
Rod Nichols, R ERA: 3.0 (8, 1)	2.0	L	13	3	3	1	1	0	1	0	0	0	0	25	46	4.50	1.500					

Batter	1	2	3	4	5	6	7	8	9	AB	R	H	RBI	BB	SO	LOB	BOTTOM					
Kenny Lofton, L OBP: 0.296, SLG: 0.136 (1, 8)										5	0	0	1	0	1	4	Detroit Tigers @ Cleveland Indians Cleveland Municipal Stadium, Cleveland, OH Mon Apr 13 1992, 3:33 AM EDT Att: 5,615 - Cloudy - 40 F					
Glenallen Hill, R OBP: 0.176, SLG: 0.182 (1, 10)										5	0	0	0	0	0	2						
Carlos Baerga, S OBP: 0.235, SLG: 0.235 (1, 4)										5	0	1	0	0	0	1						
Albert Belle, R OBP: 0.258, SLG: 0.296 (1, 7)										5	0	3	0	0	0	0						
Sandy Alomar Jr., R OBP: 0.280, SLG: 0.273 (1, 2)										2	1	0	0	2	0	2						
Paul Sorrento, L OBP: 0.276, SLG: 0.346 (1, 3)										3	1	1	0	1	0	4						
Mark Whiten, S OBP: 0.200, SLG: 0.143 (1, 9)										4	2	2	1	0	1	2						
Brook Jacoby, R OBP: 0.300, SLG: 0.278 Tony Perezchica, R (8, PR) (9, 5)										3	1	2	2	1	0	2						
Mark Lewis, R OBP: 0.375, SLG: 0.500 (1, 6)										2	0	1	1	1	0	1						
Inning Stats	R: 0 E: 0 K: 1 S: 12	H: 2 LOB: 3 BB: 1 P: 21	R: 1 E: 0 K: 1 S: 14	H: 1 LOB: 1 BB: 1 P: 23	R: 0 E: 0 K: 0 S: 8	H: 1 LOB: 0 BB: 0 P: 16	R: 0 E: 0 K: 0 S: 10	H: 2 LOB: 0 BB: 0 P: 13	R: 0 E: 0 K: 0 S: 6	H: 0 LOB: 0 BB: 0 P: 12	R: 0 E: 0 K: 0 S: 8	H: 0 LOB: 1 BB: 2 P: 16	R: 0 E: 0 K: 0 S: 9	H: 0 LOB: 1 BB: 1 P: 17	R: 3 E: 0 K: 0 S: 15	H: 4 LOB: 1 BB: 0 P: 27		R: 0 E: 0 K: 0 S: 11	H: 0 LOB: 0 BB: 0 P: 15	1B: 7 2B: 3 3B: 0 HR: 0	SF: 1 SAC: 0 DP: 1 HBP: 0	WP: 0 PB: 0 SB: 1 CS: 1
PITCHER	IP	WLS	BF	H	R	ER	SO	BB	IBB	HBP	BLK	WP	HR	S	P	ERA	WHIP					
Frank Tanana, L ERA: 7.88 (1, 1)	6.0		26	6	2	2	2	3	1	0	0	0	0	19	33	3.00	1.500					
Les Lancaster, R ERA: 5.69 (7, 1)	1.1		9	4	3	3	0	1	0	0	0	0	0	5	11	0.00	0.000					
Mark Leiter, R ERA: 4.76 (8, 1)	0.2	W	2	0	0	0	0	0	0	0	0	0	0	5	11	0.00	0.000					
Mike Henneman, R ERA: (9, 1)	1.0	S	3	0	0	0	0	0	0	0	0	0	0	11	15	0.00	0.000					

Batter	1	2	3	4	5	6	7	8	9	AB	R	H	RBI	BB	SO	LOB	TOP				
Dan Gladden, R (1.7) OBP: 0.270, SLG: 0.333	G1-3		G1-3			P6		G4-3		5	1	1	3	0	0	0	Detroit Tigers @ Cleveland Indians Cleveland Municipal Stadium, Cleveland, OH Tue Apr 14 1992, 7:05 PM EDT Att: 4,083 - Cloudy - 41 F livebaseballscores.com				
Lou Whitaker, L (1.4) OBP: 0.452, SLG: 0.391	K		HR			E5		BB		4	1	1	1	1	1	0					
Tony Phillips, S (1.5) OBP: 0.433, SLG: 0.190	BB		G4-3			SH5-3		F8		3	1	1	0	1	0	1					
Cecil Fielder, R (1.3) OBP: 0.324, SLG: 0.714	BB							FC5-4		3	1	2	2	2	0	1					
Mickey Tettleton, S (1.10) OBP: 0.424, SLG: 0.320	F7		F8			G3-1				4	0	0	0	1	0	5					
Rob Deer, R (1.9) OBP: 0.333, SLG: 0.800										3	1	1	1	2	0	0					
Chad Kreuter, S (1.2)										4	0	0	0	0	1	1					
Travis Fryman, R (1.6) OBP: 0.310, SLG: 0.370										4	1	2	0	0	1	3					
Mitt Cuyler, S (1.8) OBP: 0.154, SLG: 0.160										4	1	0	0	0	1	5					
Dave Bergman, L (9, PH) OBP: 0.200, SLG: 0.200										1	0	0	0	0	1	1					
Inning Stats	R: 0 E: 0 K: 1 S: 15	H: 1 LOB: 2 BB: 1 P: 27	R: 0 E: 0 K: 0 S: 9	H: 0 LOB: 1 BB: 1 P: 20	R: 1 E: 0 K: 0 S: 10	H: 2 LOB: 1 BB: 0 P: 17	R: 0 E: 0 K: 0 S: 8	H: 0 LOB: 1 BB: 0 P: 11	R: 0 E: 1 K: 0 S: 8	H: 0 LOB: 2 BB: 1 P: 18	R: 3 E: 1 K: 0 S: 13	H: 2 LOB: 0 BB: 0 P: 19	R: 2 E: 0 K: 2 S: 16	H: 1 LOB: 2 BB: 3 P: 35	R: 0 E: 0 K: 0 S: 6	H: 0 LOB: 1 BB: 1 P: 12	R: 1 E: 0 K: 2 S: 13	H: 2 LOB: 1 BB: 0 P: 20	1B: 3 2B: 1 3B: 0 HR: 4	SF: 0 SAC: 2 DP: 0 HBP: 1	WP: 1 PA: 45 PB: 0 SB: 1 CS: 0
PITCHER	IP WLS BF H R ER SO BB IBB HBP BLK WP HR S P ERA WHIP	6.0 29 5 4 1 1 3 0 1 0 0 2 63 112 1.50 1.333	0.0 4 1 2 2 0 3 0 0 0 0 1 7 22 ∞ ∞	2.0 W 7 0 0 0 2 1 0 0 0 0 0 0 15 25 0.00 0.500	0.1 1 0 0 0 0 0 0 0 0 0 0 0 1 2 0.00 0.000	0.2 S 4 2 1 1 2 0 0 0 0 0 0 1 12 18 13.50 3.000															

Batter	1	2	3	4	5	6	7	8	9	AB	R	H	RBI	BB	SO	LOB	BOTTOM		
Kenny Lofton, L (1.8) OBP: 0.281, SLG: 0.148	G1-3		F7			FC6-4		FC6-4		5	1	1	1	0	0	2	Detroit Tigers @ Cleveland Indians Cleveland Municipal Stadium, Cleveland, OH Tue Apr 14 1992, 7:05 PM EDT Att: 4,083 - Cloudy - 41 F livebaseballscores.com		
Glenallen Hill, R (1.7) OBP: 0.205, SLG: 0.211	F8		1B			1B		G4-3		5	0	2	0	0	1	3			
Carlos Baerga, S (1.4) OBP: 0.289, SLG: 0.289	L5		1B			1B				4	1	3	1	0	0	0			
Albert Belle, R (1.10) OBP: 0.257, SLG: 0.290										4	0	1	0	0	1	4			
Paul Sorrento, L (1.3) OBP: 0.273, SLG: 0.333										4	2	1	0	0	1	2			
Sandy Alomar Jr., R (1.2) OBP: 0.276, SLG: 0.269										4	1	1	1	0	1	1			
Mark Whiten, S (1.9) OBP: 0.235, SLG: 0.188										4	1	2	1	0	0	0			
Brook Jacoby, R (1.5) OBP: 0.375, SLG: 0.500										4	2	3	4	0	0	0			
Mark Lewis, R (1.6) OBP: 0.357, SLG: 0.458										4	0	1	0	0	0	3			
Inning Stats	R: 0 E: 0 K: 0 S: 8	H: 0 LOB: 0 BB: 0 P: 10	R: 3 E: 0 K: 0 S: 12	H: 3 LOB: 0 BB: 0 P: 18	R: 0 E: 0 K: 1 S: 11	H: 2 LOB: 1 BB: 0 P: 12	R: 0 E: 0 K: 1 S: 6	H: 0 LOB: 0 BB: 0 P: 11	R: 1 E: 0 K: 1 S: 11	H: 3 LOB: 2 BB: 0 P: 17	R: 0 E: 0 K: 1 S: 6	H: 0 LOB: 0 BB: 0 P: 7	R: 0 E: 0 K: 1 S: 11	H: 1 LOB: 1 BB: 0 P: 13	R: 4 E: 0 K: 0 S: 16	H: 6 LOB: 2 BB: 0 P: 25	1B: 14 2B: 0 3B: 0 HR: 1	SF: 0 SAC: 0 DP: 1 HBP: 0	WP: 0 PA: 38 PB: 0 SB: 0 CS: 0
PITCHER	IP WLS BF H R ER SO BB IBB HBP BLK WP HR S P ERA WHIP	7.0 30 10 10 5 4 6 3 0 0 0 1 66 90 6.43 1.429	0.1 L 4 3 1 1 0 0 0 0 0 0 0 0 11 17 27.00 9.000	0.2 4 2 2 2 0 0 0 0 0 0 0 0 4 6 27.00 3.000															


Batter	1	2	3	4	5	6	7	8	9	AB	R	H	RBI	BB	SO	LOB	TOP					
Kenny Lofton, L OBP: 0.300, SLG: 0.205	G4-3		G1-3		G6-3		F8			4	0	0	0	0	0	3	Cleveland Indians @ New York Yankees Yankee Stadium, Bronx, NY Sat Apr 18 1992, 3:33 AM EDT Att: 18,052 - Cloudy - 49 F					
Thomas Howard, S OBP: 0.375, SLG: 0.286	K					L4		1B BB	3	0	1	0	1	1	0							
Carlos Baerga, S OBP: 0.340, SLG: 0.373 Tony Perezchica, R OBP: 0.275, SLG: 0.145	1B		G5-3			P3		K	3	0	1	0	0	0	1							
Albert Belle, R OBP: 0.255, SLG: 0.426	K				G4-3	FC6-4 1B		K	4	0	1	0	0	2	2							
Sandy Alomar Jr., R OBP: 0.325, SLG: 0.459 Junior Ortiz, R OBP: 0.222, SLG: 0.125		S 1B			G6-3				3	0	1	0	0	0	1							
Paul Sorrento, L OBP: 0.360, SLG: 0.378					G4-3				1	0	1	0	0	0	0							
Mark Whiten, S OBP: 0.294, SLG: 0.313							L5-3 1B		2	2	0	0	0	0	3							
Brook Jacoby, R OBP: 0.263, SLG: 0.333 Felix Fermin, R OBP: 0.200, SLG: 0.200		F7				P4		G3	2	0	0	0	0	0	3							
Mark Lewis, R OBP: 0.318, SLG: 0.359		F9				F8		K	2	0	1	0	0	0	0							
Inning Stats	R: 0 E: 0 K: 2 S: 13	H: 1 LOB: 1 BB: 0 P: 21	R: 0 E: 0 K: 0 S: 10	H: 1 LOB: 2 BB: 1 P: 22	R: 0 E: 0 K: 0 S: 5	H: 0 LOB: 0 BB: 0 P: 8	R: 0 E: 0 K: 0 S: 6	H: 0 LOB: 0 BB: 0 P: 7	R: 0 E: 0 K: 0 S: 11	H: 1 LOB: 1 BB: 0 P: 21	R: 0 E: 0 K: 0 S: 7	H: 1 LOB: 1 BB: 0 P: 10	R: 0 E: 0 K: 3 S: 11	H: 3 LOB: 2 BB: 0 P: 16	R: 0 E: 0 K: 3 S: 10	H: 1 LOB: 2 BB: 1 P: 22	R: 0 E: 0 K: 1 S: 7	H: 0 LOB: 0 BB: 0 P: 13	1B: 9 2B: 1 3B: 0 HR: 0	SF: 0 SAC: 0 DP: 1 HBP: 0	WP: 0 PB: 0 SB: 1 CS: 1	PA: 36
PITCHER Greg Cadaret, L ERA: 1.69	IP: 9.0 W: 0 L: 1 BF: 36	H: 9 R: 0 ER: 0 SO: 6	BB: 2 IBB: 0 HBP: 0 BLK: 0	WP: 0 HR: 0 S: 80 P: 140	ERA: 0.00 WHIP: 1.222																	

Batter	1	2	3	4	5	6	7	8	9	AB	R	H	RBI	BB	SO	LOB	BOTTOM			
Andy Stankiewicz, R OBP: 0.455, SLG: 0.333	K		G6-4-3	1B BB 1B	G4-6-3		K			4	2	2	1	1	2	0	Cleveland Indians @ New York Yankees Yankee Stadium, Bronx, NY Sat Apr 18 1992, 3:33 AM EDT Att: 18,052 - Cloudy - 49 F			
Don Mattingly, L OBP: 0.319, SLG: 0.489 Kevin Maas, L OBP: 0.500, SLG: 1.000	G4-3		G6-4-3	BB HBP	G4-6-3 1B			HR	4	2	2	1	0	0	2					
Roberto Kelly, R OBP: 0.367, SLG: 0.413 Randy Velarde, R OBP: 0.190, SLG: 0.350	K		G5-3	BB HBP			P4		4	1	1	0	0	1	1					
Danny Tartabull, R OBP: 0.475, SLG: 0.516 Jim Leyritz, R OBP: 0.455, SLG: 0.625		BB BB 1B		E5 1B	G4-6-3		K		3	2	1	1	1	0	2					
Mel Hall, L OBP: 0.333, SLG: 0.683 Dion James, L OBP: 0.417, SLG: 0.125		F7		BB 1B				BB	4	2	3	4	0	0	1					
Jesse Barfield, R OBP: 0.250, SLG: 0.133		BB BB		BB 1B			G6-3		3	1	0	0	2	0	3					
Mike Stanley, R OBP: 0.500, SLG: 0.250				BB 1B			G5-3		3	1	1	2	2	0	1					
Charlie Hayes, R OBP: 0.326, SLG: 0.390			G6-4-3				G5-3		4	1	1	2	0	0	4					
Pat Kelly, R OBP: 0.294, SLG: 0.241			G6-4-3	1B 1B			G6-3		4	1	2	0	0	1	2					
Inning Stats	R: 0 E: 0 K: 2 S: 8	H: 0 LOB: 0 BB: 0 P: 10	R: 0 E: 0 K: 0 S: 8	H: 1 LOB: 2 BB: 2 P: 18	R: 0 E: 0 K: 0 S: 8	H: 2 LOB: 1 BB: 0 P: 12	R: 10 E: 2 K: 1 S: 31	H: 7 LOB: 2 BB: 3 P: 57	R: 3 E: 0 K: 0 S: 15	H: 3 LOB: 0 BB: 1 P: 23	R: 0 E: 0 K: 0 S: 8	H: 0 LOB: 0 BB: 0 P: 11	R: 1 E: 0 K: 2 S: 14	H: 1 LOB: 0 BB: 0 P: 22	R: 0 E: 0 K: 0 S: 13	H: 0 LOB: 1 BB: 1 P: 25	1B: 12 2B: 0 3B: 0 HR: 2	SF: 1 SAC: 0 DP: 3 HBP: 1	WP: 0 PB: 0 SB: 0 CS: 0	PA: 44
PITCHER Dave Otto, L ERA: 6.06 Ted Power, R ERA: 1.99 Brad Arnsberg, R ERA: 9.82 Steve Olin, R ERA: 1.23	IP: 3.0 W: 0 L: 1 BF: 20	H: 9 R: 8 ER: 7 SO: 2	BB: 3 IBB: 0 HBP: 0 BLK: 0	WP: 0 HR: 0 S: 0 P: 15	ERA: 21.00 WHIP: 4.000															

Baseball scorecard for the top half of a game. Columns include Batter, Inning (1-9), and AB R H RBI BB SO LOB. Pitchers are listed at the bottom. Inning Stats table: R: 1, H: 2, E: 0, LOB: 1, K: 0, BB: 0, S: 10, P: 11. PITCHER: Jack Morris, R (1, 1) IP: 9.0, WLS: W, BF: 31, H: 5, R: 1, ER: 1, SO: 8, BB: 0, IBB: 0, HBP: 0, BLK: 0, WP: 0, HR: 0, S: 80, P: 111, ERA: 1.00, WHIP: 0.556.

Cleveland Indians @ Toronto Blue Jays
SkyDome, Toronto, ON
Tue Apr 21 1992, 7:05 PM EDT
Att: 40,191 - Dome - 70 F


AB 31
R 1
H 5
RBI 1
BB 0
SO 8
LOB 11



Baseball scorecard for the bottom half of a game. Columns include Batter, Inning (1-9), and AB R H RBI BB SO LOB. Pitchers are listed at the bottom. Inning Stats table: R: 0, H: 1, E: 0, LOB: 1, K: 0, BB: 0, S: 10, P: 17. PITCHER: Dennis Cook, L (1, 1) IP: 6.2, WLS: L, BF: 25, H: 5, R: 2, ER: 2, SO: 2, BB: 1, IBB: 0, HBP: 1, BLK: 0, WP: 1, HR: 1, S: 53, P: 86, ERA: 2.70, WHIP: 0.900.

Cleveland Indians @ Toronto Blue Jays
SkyDome, Toronto, ON
Tue Apr 21 1992, 7:05 PM EDT
Att: 40,191 - Dome - 70 F

AB 28
R 2
H 5
RBI 2
BB 1
SO 0
LOB 9



Batter	1	2	3	4	5	6	7	8	9	AB	R	H	RBI	BB	SO	LOB	TOP					
Thomas Howard, S OBP: 0.348, SLG: 0.409	1-3 SAFE K	0-0 2B		2-3 SAFE K		2-1 G4-3			0-2 G1-3 HR	5	1	2	0	0	2	2						
Glenallen Hill, R OBP: 0.228, SLG: 0.304 Alex Cole, L	0-2 HR	1-3 K			1-0 P4		0-1 F9		0-2 G1-3	4	1	1	1	0	1	2						
Carlos Baerga, S OBP: 0.329, SLG: 0.388	4-0 BB		0-1 G3		1-2 F8		0-2 G5-3		0-0 HR	4	1	1	2	1	0	0						
Albert Belle, R OBP: 0.279, SLG: 0.435	0-3 K		2-2 G1-3		4-2 WP BB		2-1 HR		0-2 G3	4	1	1	1	1	1	1						
Paul Sorrento, L OBP: 0.297, SLG: 0.305	2-3 K		0-2 F7		1 SAFE 2-2 G4-3		1-0 G4-3			4	0	0	0	0	1	2						
Sandy Alomar Jr, R OBP: 0.298, SLG: 0.412 Junior Ortiz, R OBP: 0.260, SLG: 0.111		0-1 G6-3		0-1 2B		0-1 G5-3		1-1 F8		3	0	1	0	0	0	0						
Mark Whiten, S OBP: 0.292, SLG: 0.295		4-1 1B FC4-6 BB		2-2 G5-3		1-0 1B SF8 1B		0-0 F9		3	2	1	0	1	0	1						
Mark Lewis, R OBP: 0.316, SLG: 0.333		0-2 FC4-6 1B		0-1 1B		1 SAFE 3-1 1B		1-2 F9		4	1	3	0	0	0	0						
Felix Fermin, R OBP: 0.167, SLG: 0.182		0-2 FC4-6 2B		0-1 1B		1 SAFE 1-1 SF8		2-2 G1-3		3	0	1	3	0	0	1						
Inning Stats	R: 1 E: 0 K: 3 S: 12	H: 1 LOB: 1 BB: 1 P: 19	R: 1 E: 0 K: 1 S: 13	H: 2 LOB: 2 BB: 1 P: 18	R: 0 E: 0 K: 0 S: 8	H: 0 LOB: 0 BB: 0 P: 10	R: 1 E: 0 K: 1 S: 12	H: 3 LOB: 1 BB: 0 P: 16	R: 0 E: 0 K: 0 S: 10	H: 0 LOB: 1 BB: 0 P: 18	R: 1 E: 0 K: 0 S: 8	H: 1 LOB: 0 BB: 0 P: 11	R: 0 E: 0 K: 0 S: 6	H: 0 LOB: 0 BB: 0 P: 8	R: 2 E: 0 K: 0 S: 14	H: 2 LOB: 0 BB: 0 P: 16	1B: 6 2B: 2 3B: 0 HR: 3	SF: 1 SAC: 0 DP: 0 HBP: 0	WP: 1 PB: 0 SB: 1 CS: 0	PA: 40		
PITCHER	IP WLS BF H R ER SO BB IBB HBP BLK WP HR S P ERA WHIP	IP WLS BF H R ER SO BB IBB HBP BLK WP HR S P ERA WHIP	IP WLS BF H R ER SO BB IBB HBP BLK WP HR S P ERA WHIP	IP WLS BF H R ER SO BB IBB HBP BLK WP HR S P ERA WHIP	IP WLS BF H R ER SO BB IBB HBP BLK WP HR S P ERA WHIP	IP WLS BF H R ER SO BB IBB HBP BLK WP HR S P ERA WHIP	IP WLS BF H R ER SO BB IBB HBP BLK WP HR S P ERA WHIP	IP WLS BF H R ER SO BB IBB HBP BLK WP HR S P ERA WHIP	IP WLS BF H R ER SO BB IBB HBP BLK WP HR S P ERA WHIP	IP WLS BF H R ER SO BB IBB HBP BLK WP HR S P ERA WHIP	IP WLS BF H R ER SO BB IBB HBP BLK WP HR S P ERA WHIP	IP WLS BF H R ER SO BB IBB HBP BLK WP HR S P ERA WHIP	IP WLS BF H R ER SO BB IBB HBP BLK WP HR S P ERA WHIP	IP WLS BF H R ER SO BB IBB HBP BLK WP HR S P ERA WHIP	IP WLS BF H R ER SO BB IBB HBP BLK WP HR S P ERA WHIP	IP WLS BF H R ER SO BB IBB HBP BLK WP HR S P ERA WHIP	IP WLS BF H R ER SO BB IBB HBP BLK WP HR S P ERA WHIP	IP WLS BF H R ER SO BB IBB HBP BLK WP HR S P ERA WHIP	IP WLS BF H R ER SO BB IBB HBP BLK WP HR S P ERA WHIP	IP WLS BF H R ER SO BB IBB HBP BLK WP HR S P ERA WHIP	IP WLS BF H R ER SO BB IBB HBP BLK WP HR S P ERA WHIP	IP WLS BF H R ER SO BB IBB HBP BLK WP HR S P ERA WHIP

Cleveland Indians @ Toronto Blue Jays
SkyDome, Toronto, ON
Wed Apr 22 1992, 7:05 PM EDT
Att: 43,292 - Dome - 70 F

AB 36
R 7
H 11
RBI 7
BB 3
SO 5
LOB 10



Batter	1	2	3	4	5	6	7	8	9	AB	R	H	RBI	BB	SO	LOB	BOTTOM						
Devon White, S OBP: 0.352, SLG: 0.344	1-0 F9		3-2 G1-3 1B		3-3 K		0-0 S 1B		2-2 G1-6-3	5	1	2	1	0	1	2							
Roberto Alomar, S OBP: 0.397, SLG: 0.522	2-3 K		0-0 G1-3		1-1 G5-3		1-1 S 1B			4	0	1	1	0	1	2							
Joe Carter, R OBP: 0.313, SLG: 0.435	0-2 2B		0-0 F8		3-2 P3		2-2 G5-3			4	0	1	0	0	0	2							
Dave Winfield, R OBP: 0.366, SLG: 0.453	0-1 F9		2-1 F8		1-0 1B					4	0	2	0	0	0	2							
Kelly Gruber, R OBP: 0.320, SLG: 0.467		0-3 K		0-1 G5-3		0-1 F8		3-2 G5-4-3		4	0	0	0	0	1	2							
John Olerud, L OBP: 0.413, SLG: 0.388		0-0 G4-3		2-1 G3-1		0-0 L8		0-0 1B		4	0	1	0	0	0	1							
Candy Maldonado, R OBP: 0.230, SLG: 0.170		2-0 2B HBP		0-0 F7		0-1 L5		0-0 G4-3		3	0	0	0	0	0	1							
Greg Myers, L OBP: 0.250, SLG: 0.667 Pat Borders, R OBP: 0.383, SLG: 0.529		1-1 2B		3-2 G3 2B		1-2 1B 2B				1	0	1	0	0	0	0							
Alfredo Griffin, S		1-0 G4-3		0-1 G3		2-1 G5-3				4	0	0	0	0	1	5							
Inning Stats	R: 0 E: 0 K: 1 S: 9	H: 1 LOB: 0 BB: 0 P: 12	R: 0 E: 0 K: 1 S: 7	H: 1 LOB: 2 BB: 0 P: 11	R: 0 E: 0 K: 0 S: 7	H: 1 LOB: 0 BB: 0 P: 12	R: 0 E: 0 K: 0 S: 5	H: 0 LOB: 0 BB: 0 P: 7	R: 0 E: 0 K: 0 S: 11	H: 1 LOB: 1 BB: 0 P: 18	R: 0 E: 0 K: 0 S: 7	H: 1 LOB: 1 BB: 0 P: 11	R: 2 E: 0 K: 0 S: 15	H: 3 LOB: 1 BB: 0 P: 21	R: 0 E: 0 K: 0 S: 7	H: 2 LOB: 1 BB: 0 P: 10	R: 0 E: 0 K: 1 S: 9	H: 1 LOB: 0 BB: 0 P: 13	1B: 7 2B: 4 3B: 0 HR: 0	SF: 0 SAC: 0 DP: 2 HBP: 1	WP: 0 PB: 0 SB: 2 CS: 0	PA: 37	
PITCHER	IP WLS BF H R ER SO BB IBB HBP BLK WP HR S P ERA WHIP	IP WLS BF H R ER SO BB IBB HBP BLK WP HR S P ERA WHIP	IP WLS BF H R ER SO BB IBB HBP BLK WP HR S P ERA WHIP	IP WLS BF H R ER SO BB IBB HBP BLK WP HR S P ERA WHIP	IP WLS BF H R ER SO BB IBB HBP BLK WP HR S P ERA WHIP	IP WLS BF H R ER SO BB IBB HBP BLK WP HR S P ERA WHIP	IP WLS BF H R ER SO BB IBB HBP BLK WP HR S P ERA WHIP	IP WLS BF H R ER SO BB IBB HBP BLK WP HR S P ERA WHIP	IP WLS BF H R ER SO BB IBB HBP BLK WP HR S P ERA WHIP	IP WLS BF H R ER SO BB IBB HBP BLK WP HR S P ERA WHIP	IP WLS BF H R ER SO BB IBB HBP BLK WP HR S P ERA WHIP	IP WLS BF H R ER SO BB IBB HBP BLK WP HR S P ERA WHIP	IP WLS BF H R ER SO BB IBB HBP BLK WP HR S P ERA WHIP	IP WLS BF H R ER SO BB IBB HBP BLK WP HR S P ERA WHIP	IP WLS BF H R ER SO BB IBB HBP BLK WP HR S P ERA WHIP	IP WLS BF H R ER SO BB IBB HBP BLK WP HR S P ERA WHIP	IP WLS BF H R ER SO BB IBB HBP BLK WP HR S P ERA WHIP	IP WLS BF H R ER SO BB IBB HBP BLK WP HR S P ERA WHIP	IP WLS BF H R ER SO BB IBB HBP BLK WP HR S P ERA WHIP	IP WLS BF H R ER SO BB IBB HBP BLK WP HR S P ERA WHIP	IP WLS BF H R ER SO BB IBB HBP BLK WP HR S P ERA WHIP	IP WLS BF H R ER SO BB IBB HBP BLK WP HR S P ERA WHIP	IP WLS BF H R ER SO BB IBB HBP BLK WP HR S P ERA WHIP

Cleveland Indians @ Toronto Blue Jays
SkyDome, Toronto, ON
Wed Apr 22 1992, 7:05 PM EDT
Att: 43,292 - Dome - 70 F

AB 36
R 2
H 11
RBI 2
BB 0
SO 4
LOB 17



Batter	1	2	3	4	5	6	7	8	9	AB	R	H	RBI	BB	SO	LOB	TOP										
Thomas Howard, S OBP: 0.393, SLG: 0.444 (1, 8)	G3-1	G6-3															Cleveland Indians @ Toronto Blue Jays SkyDome, Toronto, ON Thu Apr 23 1992, 7:05 PM EDT Att: 42,401 - Dome - 70 F										
Alex Cole, L OBP: 0.154, SLG: 0.125 (1, 7)	1B		G4-3		L7		1B	1B		4	2	2	0	1	0	1											
Carlos Baerga, S OBP: 0.329, SLG: 0.386 Tony Perezchica, R (6, 4)	2B		G3-1		FC4-6		K	FC6-4		3	1	1	1	0	0	1											
Kenny Lofton, L OBP: 0.351, SLG: 0.265 Brook Jacoby, R OBP: 0.250, SLG: 0.310 (8, FH) (8, 5)	HR				1-2			1-2		1	0	0	0	0	1	3											
Albert Belle, R OBP: 0.288, SLG: 0.478 (1, 10)	1B				P4					1	0	0	0	0	0	2											
Paul Sorrento, L OBP: 0.304, SLG: 0.313 (1, 3)	HR		F7							5	1	2	4	0	0	3											
Mark Whiten, S OBP: 0.300, SLG: 0.292 (1, 9)	K									5	1	2	1	0	1	0											
Mark Lewis, R OBP: 0.339, SLG: 0.345 (1, 6)										4	1	1	0	1	0	1											
Junior Ortiz, R OBP: 0.143, SLG: 0.077 (1, 2)										4	0	2	1	1	1	1											
Felix Fermin, R OBP: 0.188, SLG: 0.200 (8, 4)										4	0	0	1	0	0	4											
Inning Stats	R: 3 E: 0 K: 2 S: 18	H: 3 LOB: 1 BB: 1 P: 26	R: 0 E: 0 K: 0 S: 7	H: 0 LOB: 0 BB: 0 P: 9	R: 0 E: 0 K: 0 S: 6	H: 0 LOB: 0 BB: 0 P: 10	R: 1 E: 0 K: 0 S: 8	H: 1 LOB: 1 BB: 1 P: 18	R: 0 E: 0 K: 0 S: 9	H: 1 LOB: 1 BB: 0 P: 12	R: 0 E: 0 K: 0 S: 10	H: 1 LOB: 1 BB: 0 P: 13	R: 4 E: 0 K: 1 S: 19	H: 7 LOB: 2 BB: 0 P: 25	R: 0 E: 0 K: 0 S: 15	H: 1 LOB: 2 BB: 1 P: 23	R: 0 E: 0 K: 0 S: 4	H: 0 LOB: 0 BB: 0 P: 6	1B: 12 2B: 1 3B: 0 HR: 1	SF: 0 SAC: 0 DP: 0 HBP: 0	WP: 1 PB: 0 SB: 2 CS: 0	PA: 43					
PITCHER	IP	WLS	BF	H	R	ER	SO	BB	IBB	HBP	BLK	WP	HR	S	P	ERA	WHIP										
Todd Stottlemyre, R ERA: 6.0 (1, 1)	6.2	W	34	13	8	8	3	2	0	0	0	1	1	74	109	10.80	2.250										
Pat Hentgen, R ERA: 5.0 (7, 1)	0.2		4	1	0	0	0	1	0	0	0	0	0	13	19	0.00	3.000										
Duane Ward, R ERA: 2.0 (8, 1)	0.2		2	0	0	0	0	0	0	0	0	0	0	5	8	0.00	0.000										
Tom Henke, R ERA: 1.35 (9, 1)	1.0		3	0	0	0	0	0	0	0	0	0	0	4	6	0.00	0.000										
Devon White, S OBP: 0.360, SLG: 0.397 Turner Ward, S OBP: 0.333, SLG: 0.556 (1, 8) (7, 8)	G6-3		L8														4	1	2	3	0	0	1				
Roberto Alomar, S OBP: 0.403, SLG: 0.521 Alfredo Griffin, S (7, 4)	1B																4	1	2	1	0	0	0				
Joe Carter, R OBP: 0.310, SLG: 0.470 Pat Tabler, R OBP: 0.200, SLG: 0.200 (1, 10) (7, FH)	1B																4	1	1	2	0	1	2				
Dave Winfield, R OBP: 0.400, SLG: 0.485 Rob Ducey, L (7, 9)																	2	3	2	0	2	0	0				
Kelly Gruber, R OBP: 0.352, SLG: 0.633 Jeff Kent, R OBP: 0.389, SLG: 0.600 (1, 5) (7, 5)	HR																1	0	0	0	0	1	0				
John Olerud, L OBP: 0.397, SLG: 0.358 (1, 3)																	4	0	0	0	1	0	2				
Candy Maldonado, R OBP: 0.246, SLG: 0.193 (1, 7)																	4	2	2	1	0	1	1				
Pat Borders, R OBP: 0.391, SLG: 0.537 (1, 2)																	3	2	2	1	0	1	1				
Manuel Lee, S OBP: 0.278, SLG: 0.245 (1, 6)																	4	0	1	1	0	1	4				
Inning Stats	R: 0 E: 0 K: 0 S: 6	H: 0 LOB: 0 BB: 0 P: 8	R: 4 E: 0 K: 1 S: 27	H: 6 LOB: 2 BB: 0 P: 40	R: 3 E: 0 K: 0 S: 13	H: 3 LOB: 1 BB: 1 P: 26	R: 2 E: 0 K: 0 S: 17	H: 1 LOB: 0 BB: 1 P: 26	R: 4 E: 0 K: 1 S: 19	H: 5 LOB: 1 BB: 0 P: 24	R: 0 E: 0 K: 2 S: 10	H: 0 LOB: 1 BB: 1 P: 18	R: 0 E: 0 K: 0 S: 5	H: 0 LOB: 0 BB: 0 P: 7	R: 0 E: 0 K: 1 S: 7	H: 0 LOB: 0 BB: 0 P: 11	1B: 9 2B: 2 3B: 0 HR: 4	SF: 1 SAC: 0 DP: 0 HBP: 0	WP: 1 PB: 0 SB: 0 CS: 0	PA: 42							
PITCHER	IP	WLS	BF	H	R	ER	SO	BB	IBB	HBP	BLK	WP	HR	S	P	ERA	WHIP										
Dave Otto, L ERA: 7.5 Eric Bell, L ERA: 7.56 Brad Arnsberg, R ERA: 11.81 Rod Nichols, R ERA: 6.35 Derek Liljequist, L ERA: 0.95 (1, 1) (2, 1) (4, 1) (6, 1) (7, 1)	1.2	L	11	6	4	4	0	0	0	0	0	1	0	29	42	21.60	3.600										
Steve Olin, R ERA: 1.04 (8, 1)	1.0		3	0	0	0	1	0	0	0	0	0	0	7	11	0.00	0.000										

AB	40
R	8
H	14
RBI	8
BB	3
SO	3
LOB	17



AB	38
R	13
H	15
RBI	13
BB	3
SO	5
LOB	12



Batter	1	2	3	4	5	6	7	8	9	AB	R	H	RBI	BB	SO	LOB	TOP			
Paul Moltzer, R (1, 10) OBP: 0.301, SLG: 0.354	F8			L7		SH1-4 1B		FC1-6 1B		4	0	2	0	0	0	0	Milwaukee Brewers @ Cleveland Indians Cleveland Municipal Stadium, Cleveland, OH Sun Apr 26 1992, 3:38 AM EDT Att: 7,150 - Cloudy - 47 F			
Pat Listach, S (1, 6) OBP: 0.550, SLG: 0.667	K			1B		SH1-4		FC1-6 BLK S		3	0	1	0	0	1	1				
Robin Yount, R (1, 8) OBP: 0.322, SLG: 0.321	K			1B		SF8		BLK BB		2	0	1	1	1	1	0				
Greg Vaughn, R (1, 7) OBP: 0.316, SLG: 0.471		G1-3		F7		K		G5-4-3 IBB		3	0	0	0	1	1	3				
Dante Bichette, R (1, 9) OBP: 0.351, SLG: 0.361		G4-3 1B		F9				F9		4	0	1	0	0	0	5				
Kevin Seitzer, R (1, 5) OBP: 0.355, SLG: 0.434		G4-3			P4			F9		4	0	0	0	0	0	1				
Andy Allanson, R (1, 2) OBP: 0.444, SLG: 0.556				G6-3		F9		E3 1B		1	0	0	0	0	0	0				
B.J. Surhoff, L (5, PH) OBP: 0.186, SLG: 0.204						F9				3	0	0	0	0	0	0				
Tim McIntosh, R (1, 3) OBP: 0.125, SLG: 0.125				F8		F9				4	0	1	0	0	0	0				
William Suero, R (1, 4) OBP: 0.273, SLG: 0.111								G5-3		2	1	1	0	0	0	0				
Darryl Hamilton, L (7, PH) OBP: 0.279, SLG: 0.315										1	0	0	0	0	0	2				
Jim Gantner, L (7, 4) OBP: 0.388, SLG: 0.372						SH1-4 SF8 1B		G5-3		0	0	0	0	0	0	0				
Inning Stats	R: 0 E: 0 K: 2 S: 10	H: 0 LOB: 0 BB: 0 P: 17	R: 0 E: 0 K: 0 S: 6	H: 1 LOB: 0 BB: 0 P: 9	R: 0 E: 0 K: 0 S: 7	H: 0 LOB: 0 BB: 0 P: 9	R: 0 E: 0 K: 0 S: 14	H: 2 LOB: 2 BB: 0 P: 20	R: 0 E: 0 K: 0 S: 11	H: 0 LOB: 0 BB: 0 P: 16	R: 1 E: 0 K: 1 S: 10	H: 2 LOB: 1 BB: 0 P: 14	R: 0 E: 1 K: 0 S: 8	H: 1 LOB: 2 BB: 0 P: 12	R: 0 E: 0 K: 0 S: 7	H: 0 LOB: 0 BB: 0 P: 7	1B: 7 2B: 0 3B: 0 HR: 0	SF: 1 SAC: 1 DP: 1 HBP: 0	WP: 0 PB: 0 SB: 1 CS: 1	PA: 35
PITCHER	IP WLS BF H R ER SO BB IBB HBP BLK WP HR S P ERA WHIP	IP WLS BF H R ER SO BB IBB HBP BLK WP HR S P ERA WHIP	IP WLS BF H R ER SO BB IBB HBP BLK WP HR S P ERA WHIP	IP WLS BF H R ER SO BB IBB HBP BLK WP HR S P ERA WHIP	IP WLS BF H R ER SO BB IBB HBP BLK WP HR S P ERA WHIP	IP WLS BF H R ER SO BB IBB HBP BLK WP HR S P ERA WHIP	IP WLS BF H R ER SO BB IBB HBP BLK WP HR S P ERA WHIP	IP WLS BF H R ER SO BB IBB HBP BLK WP HR S P ERA WHIP	IP WLS BF H R ER SO BB IBB HBP BLK WP HR S P ERA WHIP	IP WLS BF H R ER SO BB IBB HBP BLK WP HR S P ERA WHIP	IP WLS BF H R ER SO BB IBB HBP BLK WP HR S P ERA WHIP	IP WLS BF H R ER SO BB IBB HBP BLK WP HR S P ERA WHIP	IP WLS BF H R ER SO BB IBB HBP BLK WP HR S P ERA WHIP	IP WLS BF H R ER SO BB IBB HBP BLK WP HR S P ERA WHIP	IP WLS BF H R ER SO BB IBB HBP BLK WP HR S P ERA WHIP	IP WLS BF H R ER SO BB IBB HBP BLK WP HR S P ERA WHIP	IP WLS BF H R ER SO BB IBB HBP BLK WP HR S P ERA WHIP			
Dennis Cook, L (1, 1) ERA: 4.5	5.2	W	21	5	1	1	2	0	0	0	0	0	0	0	0	0	1.59	0.882		
Ted Power, R (6, 1) ERA: 1.23	3.1	S	14	2	0	0	1	1	1	0	1	0	0	1	0	0	0.00	0.900		

AB	31
R	1
H	7
RBI	1
BB	2
SO	3
LOB	12



Batter	1	2	3	4	5	6	7	8	9	AB	R	H	RBI	BB	SO	LOB	BOTTOM			
Kenny Lofton, L (1, 8) OBP: 0.344, SLG: 0.250	G3-1 SH1-3 S BB		FC6-2 1B		G4-3		F7			3	1	0	0	1	0	3	Milwaukee Brewers @ Cleveland Indians Cleveland Municipal Stadium, Cleveland, OH Sun Apr 26 1992, 3:38 AM EDT Att: 7,150 - Cloudy - 47 F			
Thomas Howard, S (1, 7) OBP: 0.400, SLG: 0.421	SH1-3		0-1		G6-3			1B SF9 1B		3	1	2	1	0	0	0				
Carlos Baerga, S (1, 4) OBP: 0.337, SLG: 0.400	G3-1		0-0		P6			SF9 BB 1B		4	0	1	0	0	0	3				
Mark Whiten, S (1, 9) OBP: 0.296, SLG: 0.311	G4-3		1-0		F7			SF9 BB		3	0	0	0	1	0	2				
Paul Sorrento, L (1, 3) OBP: 0.275, SLG: 0.284		F8		G5-4-3 1B		G4-3		SF9		3	0	1	1	0	0	0				
Sandy Alomar Jr., R (1, 10) OBP: 0.288, SLG: 0.361		F8		G5-4-3		P4		1-2 2-3 3-H		3	0	0	0	1	0	1				
Mark Lewis, R (1, 6) OBP: 0.315, SLG: 0.333		G5-3		1B				F9		4	0	1	0	0	0	3				
Junior Ortiz, R (1, 2) OBP: 0.278, SLG: 0.133				E FC6-2 BB				F8		2	0	1	0	2	0	3				
Felix Fermin, R (1, 5) OBP: 0.240, SLG: 0.217				1B						2	1	2	0	1	0	0				
Inning Stats	R: 1 E: 0 K: 0 S: 5	H: 0 LOB: 1 BB: 1 P: 11	R: 0 E: 0 K: 0 S: 9	H: 0 LOB: 0 BB: 0 P: 14	R: 1 E: 1 K: 0 S: 6	H: 1 LOB: 2 BB: 2 P: 15	R: 0 E: 0 K: 0 S: 12	H: 3 LOB: 2 BB: 1 P: 22	R: 0 E: 0 K: 0 S: 7	H: 0 LOB: 0 BB: 0 P: 11	R: 0 E: 0 K: 0 S: 9	H: 2 LOB: 1 BB: 0 P: 13	R: 0 E: 0 K: 0 S: 13	H: 2 LOB: 3 BB: 2 P: 28	R: 1 E: 0 K: 0 S: 13	H: 2 LOB: 3 BB: 2 P: 28		1B: 7 2B: 1 3B: 0 HR: 0	SF: 1 SAC: 1 DP: 1 HBP: 0	WP: 0 PB: 0 SB: 1 CS: 1
PITCHER	IP WLS BF H R ER SO BB IBB HBP BLK WP HR S P ERA WHIP	IP WLS BF H R ER SO BB IBB HBP BLK WP HR S P ERA WHIP	IP WLS BF H R ER SO BB IBB HBP BLK WP HR S P ERA WHIP	IP WLS BF H R ER SO BB IBB HBP BLK WP HR S P ERA WHIP	IP WLS BF H R ER SO BB IBB HBP BLK WP HR S P ERA WHIP	IP WLS BF H R ER SO BB IBB HBP BLK WP HR S P ERA WHIP	IP WLS BF H R ER SO BB IBB HBP BLK WP HR S P ERA WHIP	IP WLS BF H R ER SO BB IBB HBP BLK WP HR S P ERA WHIP	IP WLS BF H R ER SO BB IBB HBP BLK WP HR S P ERA WHIP	IP WLS BF H R ER SO BB IBB HBP BLK WP HR S P ERA WHIP	IP WLS BF H R ER SO BB IBB HBP BLK WP HR S P ERA WHIP	IP WLS BF H R ER SO BB IBB HBP BLK WP HR S P ERA WHIP	IP WLS BF H R ER SO BB IBB HBP BLK WP HR S P ERA WHIP	IP WLS BF H R ER SO BB IBB HBP BLK WP HR S P ERA WHIP	IP WLS BF H R ER SO BB IBB HBP BLK WP HR S P ERA WHIP	IP WLS BF H R ER SO BB IBB HBP BLK WP HR S P ERA WHIP				
Jaime Navarro, R (1, 1) ERA: 4.5	7.0	L	30	8	3	3	0	4	0	0	0	0	0	0	0	0	3.86	1.714		
Jesse Orosco, L (8, 1) ERA: 2.7	0.1		2	0	0	0	0	1	0	0	0	0	0	5	10	0.00	3.000			
Jim Austin, R (8, 1) ERA: 1.42	0.2		3	0	0	0	0	0	1	0	0	0	0	5	13	0.00	0.000			



Batter	1	2	3	4	5	6	7	8	9	AB	R	H	RBI	BB	SO	LOB	TOP								
Mike Kingery, L (1.7) Randy Ready, R (9.4) Jerry Browne, S (9.4)	F8		G4-3		K		E6		FC3-2 1B	4	0	0	0	0	1	3	Oakland Athletics @ Cleveland Indians Cleveland Municipal Stadium, Cleveland, OH Tue Apr 28 1992, 7:05 PM EDT Att: 5,028 - Sunny - 47 F								
Carney Lansford, R (1.5)	L1		E5				FC6-4		1B	5	0	2	2	0	0	4									
Jose Canseco, R (1.9)	F8		FC6-4				F7		P3	5	0	0	0	0	0	5									
Harold Baines, L (1.10)					G4-3		F7		G4-3	4	0	0	0	0	1	1									
Mark McGwire, R (1.3)					K		FC4		K	3	0	0	0	1	2	1									
Terry Steinbach, R (1.2) Rickey Henderson, R (9.4) Scott Hemond, R (9.2)			L6		G6-3				G4-3	3	0	0	0	1	0	1									
Willie Wilson, S (1.8)									SH1-4 FC3-2 1B	4	2	3	0	0	0	1									
Mike Bordick, R (1.6)									1B	2	0	2	0	0	0	0									
Lance Blankenship, R (9.7)									1B	1	1	0	1	2	1	1									
Inning Stats	R: 0 E: 0 K: 0 S: 8	H: 0 LOB: 0 BB: 0 P: 11	R: 0 E: 0 K: 1 S: 14	H: 0 LOB: 1 BB: 2 P: 22	R: 0 E: 1 K: 1 S: 14	H: 1 LOB: 2 BB: 0 P: 18	R: 0 E: 0 K: 1 S: 9	H: 0 LOB: 0 BB: 0 P: 14	R: 1 E: 0 K: 1 S: 9	H: 1 LOB: 0 BB: 0 P: 13	R: 0 E: 0 K: 0 S: 6	H: 1 LOB: 1 BB: 0 P: 12	R: 0 E: 1 K: 0 S: 21	H: 2 LOB: 3 BB: 1 P: 29	R: 0 E: 0 K: 1 S: 9	H: 0 LOB: 0 BB: 0 P: 15	R: 2 E: 0 K: 0 S: 12	H: 2 LOB: 2 BB: 2 P: 30	1B: 7 2B: 0 3B: 0 HR: 0	SF: 1 SAC: 2 DP: 0 HBP: 0	WP: 1 PB: 0 SB: 0 CS: 2	PA: 39			
PITCHER	IP WLS BF H R ER SO BB IBB HBP BLK WP HR S P ERA WHIP	8.0 32 5 1 1 5 2 0 0 0 1 0 90 134 1.12 0.875	0.1 L 4 1 2 2 0 1 1 0 0 0 0 3 54.00 6.000	0.1 1 0 0 0 0 0 0 0 0 0 0 4 7 0.00 0.000	0.1 2 1 0 0 0 0 0 0 0 0 0 5 10 0.00 3.000																				

AB 32
R 3
H 7
RBI 3
BB 4
SO 5
LOB 20



Batter	1	2	3	4	5	6	7	8	9	AB	R	H	RBI	BB	SO	LOB	BOTTOM							
Kenny Lofton, L (1.8)	G1-3		G3-1		K			B1-3		4	0	0	0	0	1	1	Oakland Athletics @ Cleveland Indians Cleveland Municipal Stadium, Cleveland, OH Tue Apr 28 1992, 7:05 PM EDT Att: 5,028 - Sunny - 47 F							
Thomas Howard, S (1.7)	G4-3		G4-3				1B	2B	1B	4	0	2	1	0	0	0								
Carlos Baerga, S (1.4)			E3		F8			2B		4	0	2	0	0	0	1								
Albert Belle, R (1.10)			FC6-4				G1-3		G6-4-3 IBB	2	0	0	0	2	0	1								
Paul Sorrento, L (1.3)	F8				G4-6-3 BB		F8		G6-4-3	3	0	0	0	1	0	5								
Sandy Alomar Jr., R (1.2)			G6-3		L5		G6-3		K	4	0	0	0	0	1	1								
Mark Whiten, S (1.9)			G3		G4-6-3		K		K	4	0	0	0	0	2	1								
Mark Lewis, R (1.6)			FC5-4 1B				SH1-4 1B		K	4	1	3	0	0	1	0								
Felix Fermin, R (1.5)			FC5-4		SH1-4		G6-3		G6-3	2	0	0	0	0	0	2								
Inning Stats	R: 0 E: 0 K: 0 S: 14	H: 1 LOB: 2 BB: 1 P: 25	R: 0 E: 0 K: 0 S: 11	H: 1 LOB: 0 BB: 0 P: 17	R: 0 E: 0 K: 0 S: 11	H: 0 LOB: 1 BB: 0 P: 17	R: 0 E: 0 K: 0 S: 7	H: 0 LOB: 0 BB: 1 P: 12	R: 1 E: 0 K: 1 S: 10	H: 2 LOB: 1 BB: 0 P: 15	R: 0 E: 0 K: 0 S: 5	H: 0 LOB: 0 BB: 0 P: 6	R: 0 E: 0 K: 1 S: 7	H: 1 LOB: 0 BB: 0 P: 10	R: 0 E: 0 K: 0 S: 8	H: 2 LOB: 2 BB: 1 P: 17	R: 0 E: 0 K: 3 S: 10	H: 0 LOB: 0 BB: 0 P: 12	1B: 5 2B: 2 3B: 0 HR: 0	SF: 0 SAC: 1 DP: 3 HBP: 0	WP: 0 PB: 0 SB: 0 CS: 0	PA: 35		
PITCHER	IP WLS BF H R ER SO BB IBB HBP BLK WP HR S P ERA WHIP	8.0 32 7 1 1 2 2 1 0 0 0 0 10 12 0.00 0.000	1.0 S 3 0 0 0 3 0 0 0 0 0 0 10 12 0.00 0.000																					

AB 31
R 1
H 7
RBI 1
BB 3
SO 5
LOB 12



Batter	1	2	3	4	5	6	7	8	9	AB	R	H	RBI	BB	SO	LOB	TOP			
Lance Blankenship, R OBP: 0.354, SLG: 0.353	1-1 F9 S 1B		2-1 G6-3		1-1 G6-3		3-2 P4		4-0 G4-6-3 BB	4	0	1	0	1	0	0	Oakland Athletics @ Cleveland Indians Cleveland Municipal Stadium, Cleveland, OH Wed Apr 29 1992, 7:05 PM EDT Att: 5,055 - Cloudy - 58 F			
Carney Lansford, R OBP: 0.415, SLG: 0.466	4-2 G5-4-3 BB		2-1 1B		1-0 G6-3		3-1 G5-3		1-2 G4-6-3 1-2	4	0	1	0	1	0	3				
Jose Canseco, R OBP: 0.309, SLG: 0.464	1-0 F9		1-3 K		3-0 1B			3-3 K		4	0	1	0	0	2	3				
Mark McGwire, R OBP: 0.457, SLG: 0.792	0-1 G5-4-3				1-0 F8		2-3 K		3-1 HR	4	1	1	1	0	1	3				
Terry Steinbach, R OBP: 0.304, SLG: 0.500		0-0 G1-3			3-2 2B		2-2 G4-3		2-2 G3	4	1	1	0	0	0	0				
Randy Ready, R OBP: 0.545, SLG: 0.444 Harold Baines, L OBP: 0.247, SLG: 0.278	3-1 E6 FC6-4		1-1 L3		3-2 1B		3-2 1B		2-1 F8	3	0	1	0	0	0	1				
Willie Wilson, S OBP: 0.351, SLG: 0.412	2-3 K		3-2 1B 2B		0-3 K				1-1 F8	4	0	1	1	0	2	2				
Mike Bordick, R OBP: 0.405, SLG: 0.397 Jamie Quirk, L OBP: 0.250, SLG: 0.273	1-1 FC6-4		1-0 1B		3-2 F9				2-2 BB 1B	3	0	1	0	0	0	2				
Scott Hemond, R OBP: 0.280, SLG: 0.261 Jerry Browne, S OBP: 0.143, SLG: 0.143			2-1 F8		0-3 K		2-1 P2		1-2 BB 1B	3	0	0	0	0	1	2				
Inning Stats	R: 0 E: 0 K: 0 S: 7	H: 1 LOB: 1 BB: 1 P: 13	R: 0 E: 1 K: 1 S: 9	H: 0 LOB: 1 BB: 0 P: 14	R: 0 E: 0 K: 1 S: 10	H: 1 LOB: 1 BB: 0 P: 17	R: 1 E: 0 K: 1 S: 15	H: 3 LOB: 2 BB: 0 P: 24	R: 0 E: 0 K: 1 S: 7	H: 1 LOB: 0 BB: 0 P: 14	R: 0 E: 0 K: 0 S: 13	H: 0 LOB: 0 BB: 0 P: 21	R: 0 E: 0 K: 1 S: 11	H: 0 LOB: 0 BB: 0 P: 15	R: 1 E: 0 K: 1 S: 11	H: 1 LOB: 2 BB: 1 P: 21		1B: 7 2B: 2 3B: 0 HR: 1	SF: 0 SAC: 0 DP: 2 HBP: 0	WP: 0 PB: 0 SB: 1 CS: 0
PITCHER	IP WLS BF H R ER SO	IP WLS BF H R ER SO	IP WLS BF H R ER SO	IP WLS BF H R ER SO	IP WLS BF H R ER SO	IP WLS BF H R ER SO	IP WLS BF H R ER SO	IP WLS BF H R ER SO	IP WLS BF H R ER SO	IP WLS BF H R ER SO	IP WLS BF H R ER SO	IP WLS BF H R ER SO	IP WLS BF H R ER SO	IP WLS BF H R ER SO	IP WLS BF H R ER SO	IP WLS BF H R ER SO	ERA WHIP	ERA WHIP		
Dave Otto, L ERA: 6.0	6.0	W	26	7	1	1	5	1	0	0	0	0	0	0	0	0	0	1.50	1.333	
Rod Nichols, R ERA: 5.8	2.1		10	3	1	1	1	0	0	0	0	0	0	0	0	0	0	3.86	1.286	
Steve Olin, R ERA: 2.79	0.2	S	2	0	0	0	0	1	0	0	0	0	0	0	0	0	0	0.00	1.500	

Batter	1	2	3	4	5	6	7	8	9	AB	R	H	RBI	BB	SO	LOB	BOTTOM			
Kenny Lofton, L OBP: 0.329, SLG: 0.246	2-2 G4-3		0-0 CS 1B		0-0 FC6-4		1-1 1B CS 1B		1-0 F7	5	0	2	0	0	0	3	Oakland Athletics @ Cleveland Indians Cleveland Municipal Stadium, Cleveland, OH Wed Apr 29 1992, 7:05 PM EDT Att: 5,055 - Cloudy - 58 F			
Thomas Howard, S OBP: 0.408, SLG: 0.426	0-2 1B		1-1 G3		1-3 K 2B		1-1 G4-6-3 1B		1-2 G2-3	5	1	2	0	0	1	1				
Carlos Baerga, S OBP: 0.341, SLG: 0.420	1-1 F8		1-1 F7		0-1 2B 1B		0-1 G4-6-3			4	1	1	0	0	0	3				
Albert Belle, R OBP: 0.281, SLG: 0.425	1-2 G6-3				0-0 F9		0-0 G4-3 1B 2B		1-3 K	4	1	1	2	0	1	1				
Paul Sorrento, L OBP: 0.261, SLG: 0.259		2-1 G4-3		3-1 F8		2-1 G4-3		1-3 K	4	0	0	0	0	0	1	1				
Mark Whiten, S OBP: 0.315, SLG: 0.390		3-1 HR		1-2 1B 3B		1-1 S 1B		1-1 1B 1B	4	2	4	2	0	0	0					
Brook Jacoby, R OBP: 0.271, SLG: 0.326		0-2 F9		1-0 BB 1B		1-3 K		1-3 1B	4	0	2	1	0	1	1					
Junior Ortiz, R OBP: 0.318, SLG: 0.167		4-2 BB		0-0 BB 1B		0-0 G6-3		0-0 G4-3	3	0	1	0	1	0	3					
Mark Lewis, R OBP: 0.333, SLG: 0.342		2-3 K		4-1 FC6-4 BB		2-2 E5 CS 1B		2-2 F8	3	0	0	0	1	1	1					
Inning Stats	R: 0 E: 0 K: 0 S: 11	H: 1 LOB: 1 BB: 0 P: 15	R: 1 E: 0 K: 1 S: 15	H: 1 LOB: 1 BB: 1 P: 26	R: 0 E: 0 K: 0 S: 5	H: 1 LOB: 0 BB: 0 P: 7	R: 1 E: 0 K: 0 S: 11	H: 3 LOB: 3 BB: 1 P: 20	R: 3 E: 0 K: 2 S: 14	H: 3 LOB: 1 BB: 0 P: 19	R: 0 E: 1 K: 0 S: 9	H: 2 LOB: 1 BB: 0 P: 13	R: 0 E: 0 K: 2 S: 10	H: 2 LOB: 2 BB: 0 P: 14	R: 0 E: 0 K: 0 S: 7	H: 0 LOB: 0 BB: 0 P: 11		1B: 10 2B: 1 3B: 1 HR: 1	SF: 0 SAC: 0 DP: 1 HBP: 0	WP: 1 PB: 0 SB: 1 CS: 3
PITCHER	IP WLS BF H R ER SO	IP WLS BF H R ER SO	IP WLS BF H R ER SO	IP WLS BF H R ER SO	IP WLS BF H R ER SO	IP WLS BF H R ER SO	IP WLS BF H R ER SO	IP WLS BF H R ER SO	IP WLS BF H R ER SO	IP WLS BF H R ER SO	IP WLS BF H R ER SO	IP WLS BF H R ER SO	IP WLS BF H R ER SO	IP WLS BF H R ER SO	IP WLS BF H R ER SO	IP WLS BF H R ER SO	ERA WHIP	ERA WHIP		
Ron Darling, R ERA: 4.8	4.0	L	22	8	5	2	2	2	0	0	0	0	0	0	0	0	0	11.25	2.500	
Vince Horsman, L ERA: 1.1	0.1		2	1	0	0	0	0	0	0	0	0	0	0	0	0	0	0.00	3.000	
Jeff Parrett, R ERA: 1.1	1.2		6	2	0	0	1	0	0	0	0	0	0	0	0	0	0	0.00	1.200	
Rick Honeycutt, L ERA: 2.84	0.2		4	2	0	0	2	0	0	0	0	0	0	0	0	0	0	0.00	3.000	
Rich Gossage, R ERA: 3.88	1.1		4	0	0	0	0	0	0	0	0	0	0	0	0	0	0	0.00	0.000	

AB	36
R	2
H	10
RBI	2
BB	2
SO	6
LOB	16



Batter	1	2	3	4	5	6	7	8	9	AB	R	H	RBI	BB	SO	LOB	TOP			
Luis Polonia, L OBP: 0.391, SLG: 0.311 (1, 7)	E8 FC 1B		L8					F8		5	2	3	0	0	0	2	California Angels @ Cleveland Indians Cleveland Municipal Stadium, Cleveland, OH Fri May 01 1992, 7:05 PM EDT Att: 9,367 - Sunny - 75 F			
Chad Curtis, R OBP: 0.378, SLG: 0.469 (1, 9)	F8		G5-4-3					FC6-4		5	1	1	0	0	0	5				
Junior Felix, S OBP: 0.323, SLG: 0.433 (1, 8)	FC 2-H								F8	4	1	1	2	1	1	0				
Hubie Brooks, R OBP: 0.312, SLG: 0.477 (1, 10)	P4								F8	4	1	0	0	1	2	6				
Alvin Davis, L OBP: 0.350, SLG: 0.432 (1, 3)	F8								F9	5	0	1	2	0	0	2				
Gary Gaetti, R OBP: 0.371, SLG: 0.371 (1, 5)		L7								4	0	1	1	0	0	1				
Mike Fitzgerald, R OBP: 0.286, SLG: 0.290 (1, 2)										3	1	2	1	1	0	0				
Rene Gonzales, R OBP: 0.457, SLG: 0.704 (1, 4)										4	0	1	0	0	1	3				
Gary Disarcina, R OBP: 0.378, SLG: 0.364 (1, 6)										4	1	2	0	0	0	1				
Inning Stats	R: 1 E: 1 K: 0 S: 14	H: 1 LOB: 1 BB: 0 P: 21	R: 0 E: 0 K: 0 S: 5	H: 1 LOB: 0 BB: 0 P: 7	R: 0 E: 0 K: 0 S: 6	H: 1 LOB: 0 BB: 0 P: 9	R: 1 E: 1 K: 1 S: 16	H: 0 LOB: 2 BB: 1 P: 31	R: 3 E: 0 K: 1 S: 12	H: 4 LOB: 2 BB: 1 P: 21	R: 2 E: 0 K: 2 S: 15	H: 4 LOB: 0 BB: 0 P: 24	R: 0 E: 0 K: 0 S: 8	H: 1 LOB: 1 BB: 0 P: 9	R: 0 E: 0 K: 0 S: 4	H: 0 LOB: 0 BB: 0 P: 9	1B: 9 2B: 2 3B: 0 HR: 1	SF: 0 SAC: 0 DP: 2 HBP: 0	WP: 1 PB: 0 SB: 0 CS: 0	PA: 41
PITCHER	IP WLS BF H R ER SO	IP WLS BF H R ER SO	IP WLS BF H R ER SO	IP WLS BF H R ER SO	IP WLS BF H R ER SO	IP WLS BF H R ER SO	IP WLS BF H R ER SO	IP WLS BF H R ER SO	IP WLS BF H R ER SO	IP WLS BF H R ER SO	IP WLS BF H R ER SO	IP WLS BF H R ER SO	IP WLS BF H R ER SO	IP WLS BF H R ER SO	IP WLS BF H R ER SO	IP WLS BF H R ER SO	ERA WHIP	ERA WHIP		
Scott Scudder, R ERA: 6.48 (1, 1)	5.1 L 28 10 7 5 3																8.44 2.438			
Rod Nichols, R ERA: 4.87 (6, 1)	2.2 10 2 0 0 1																0.00 0.750			
Derek Liliquist, L ERA: 0.84 (9, 1)	1.0 3 0 0 0 0																0.00 0.000			

AB	38
R	7
H	12
RBI	6
BB	3
SO	4
LOB	20



Batter	1	2	3	4	5	6	7	8	9	AB	R	H	RBI	BB	SO	LOB	BOTTOM			
Kenny Lofton, L OBP: 0.329, SLG: 0.224 (1, 8)	G4-3			G4-3						2	1	0	0	2	0	0	California Angels @ Cleveland Indians Cleveland Municipal Stadium, Cleveland, OH Fri May 01 1992, 7:05 PM EDT Att: 9,367 - Sunny - 75 F			
Thomas Howard, S OBP: 0.397, SLG: 0.400 (1, 7)				K						4	1	2	0	0	1	1				
Carlos Baerga, S OBP: 0.333, SLG: 0.400 Tony Perezchica, R (8, 4)										3	0	1	0	0	0	3				
										0	1	0	0	1	0	0				
Albert Belle, R OBP: 0.306, SLG: 0.425 (1, 10)										3	0	1	3	1	0	1				
Mark Whiten, S OBP: 0.320, SLG: 0.389 (1, 9)										4	0	0	0	0	2	1				
Sandy Alomar Jr., R OBP: 0.268, SLG: 0.333 Junior Ortiz, R OBP: 0.280, SLG: 0.167 (1, 2) (3, 2)										1	0	0	0	0	0	0				
										3	0	0	0	0	0	1				
Brook Jacoby, R OBP: 0.288, SLG: 0.321 (1, 3)										4	1	1	0	0	2	1				
Craig Worthington, R OBP: 0.289, SLG: 0.259 (8, PH)										3	0	0	0	0	1	1				
Paul Sorrento, L OBP: 0.289, SLG: 0.259 (8, PH)										1	0	0	0	0	1	1				
Mark Lewis, R OBP: 0.337, SLG: 0.400 (1, 6)										4	1	1	2	0	1	1				
Inning Stats	R: 0 E: 0 K: 0 S: 7	H: 1 LOB: 0 BB: 0 P: 11	R: 0 E: 0 K: 0 S: 7	H: 0 LOB: 0 BB: 0 P: 12	R: 0 E: 0 K: 2 S: 9	H: 0 LOB: 0 BB: 0 P: 14	R: 0 E: 0 K: 1 S: 8	H: 1 LOB: 1 BB: 0 P: 11	R: 0 E: 0 K: 1 S: 7	H: 0 LOB: 0 BB: 0 P: 11	R: 0 E: 0 K: 1 S: 9	H: 1 LOB: 2 BB: 1 P: 15	R: 0 E: 0 K: 1 S: 5	H: 0 LOB: 0 BB: 1 P: 12	R: 0 E: 0 K: 2 S: 9	H: 0 LOB: 1 BB: 0 P: 11	1B: 5 2B: 0 3B: 0 HR: 1	SF: 0 SAC: 0 DP: 2 HBP: 0	WP: 1 PB: 0 SB: 2 CS: 1	PA: 36
PITCHER	IP WLS BF H R ER SO	IP WLS BF H R ER SO	IP WLS BF H R ER SO	IP WLS BF H R ER SO	IP WLS BF H R ER SO	IP WLS BF H R ER SO	IP WLS BF H R ER SO	IP WLS BF H R ER SO	IP WLS BF H R ER SO	IP WLS BF H R ER SO	IP WLS BF H R ER SO	IP WLS BF H R ER SO	IP WLS BF H R ER SO	IP WLS BF H R ER SO	IP WLS BF H R ER SO	IP WLS BF H R ER SO	ERA WHIP	ERA WHIP		
Mark Langston, L ERA: 8.44 (1, 1)	7.1 W 30 5 5 4 6																4.91 1.227			
Chuck Cmm, R ERA: 5.0 (8, 1)	0.1 1 1 0 0 0																0.00 3.000			
Bryan Harvey, R ERA: 0.73 (8, 1)	1.1 S 5 0 0 0 2																0.00 0.000			

AB	32
R	5
H	6
RBI	5
BB	4
SO	8
LOB	11



Batter	1	2	3	4	5	6	7	8	9	AB	R	H	RBI	BB	SO	LOB	TOP			
Luis Polonia, L OBP: 0.385, SLG: 0.325 (1, 7)	G4-3		SF8 G4-3 2B 1B	FC4-6 1B		P8		F7		5	1	2	1	0	0	4				
John Morris, L OBP: 0.318, SLG: 0.300 Chad Curtis, R OBP: 0.357, SLG: 0.417 (7, 9)	K		G4-3	FC4-6 1B			G4-6-3 1B		SH3 1B BB	4	0	1	0	0	1	3				
Junior Felix, S OBP: 0.308, SLG: 0.412 (1, 8)	K		SF8				G4-6-3 1B		SH3	3	0	0	1	0	2	1				
Hubie Brooks, R OBP: 0.314, SLG: 0.469 (1, 10)		K	1B 2B			G6-3		1B	1B 1B IBB	4	1	2	1	1	1	0				
Lee Stevens, L OBP: 0.291, SLG: 0.380 Mike Fitzgerald, R OBP: 0.308, SLG: 0.400 Alvin Davis, L OBP: 0.366, SLG: 0.447 (9, 3)		BB 1B				K		G4-1	E 1B	4	0	2	0	0	1	1				
Gary Gaetti, R OBP: 0.294, SLG: 0.390 (1, 5)		FC6-4 BB				K		F9 2B	E8 1B	4	0	2	1	1	2	2				
Lance Parrish, R OBP: 0.323, SLG: 0.500 (1, 2)		K				F8		F9	1B	4	0	1	0	1	1	3				
Bobby Rose, R OBP: 0.280, SLG: 0.324 (1, 4)		FC6-4				G5-3		F7	SF7-5-6	4	0	0	1	0	0	4				
Gary Disarcina, R OBP: 0.383, SLG: 0.361 (1, 6)						G4-3 SF8 1B		E6		3	2	2	0	0	0	1				
Inning Stats	R: 0 E: 0 K: 2 S: 10	H: 0 LOB: 0 BB: 0 P: 12	R: 0 E: 0 K: 2 S: 12	H: 1 LOB: 2 BB: 1 P: 19	R: 2 E: 0 K: 1 S: 18	H: 4 LOB: 2 BB: 0 P: 24	R: 1 E: 0 K: 0 S: 12	H: 2 LOB: 1 BB: 0 P: 17	R: 0 E: 1 K: 1 S: 13	H: 1 LOB: 2 BB: 0 P: 19	R: 0 E: 0 K: 0 S: 7	H: 2 LOB: 1 BB: 0 P: 8	R: 0 E: 0 K: 0 S: 9	H: 1 LOB: 2 BB: 0 P: 15	R: 3 E: 1 K: 0 S: 10	H: 2 LOB: 1 BB: 3 P: 27	1B: 11 2B: 3 3B: 0 HR: 0	SF: 2 SAC: 1 DP: 2 HBP: 1	WP: 0 PB: 0 SB: 1 CS: 0	PA: 44
PITCHER	IP WLS BF H R ER SO	IP WLS BF H R ER SO	IP WLS BF H R ER SO	IP WLS BF H R ER SO	IP WLS BF H R ER SO	IP WLS BF H R ER SO	IP WLS BF H R ER SO	IP WLS BF H R ER SO	IP WLS BF H R ER SO	IP WLS BF H R ER SO	IP WLS BF H R ER SO	IP WLS BF H R ER SO	IP WLS BF H R ER SO	IP WLS BF H R ER SO	IP WLS BF H R ER SO	IP WLS BF H R ER SO	ERA WHIP	ERA WHIP		
Charles Nagy, R ERA: 1.75 Derek Lilliquist, L ERA: 2.31 Ted Power, R ERA: 0.93	(1, 1) (8, 1) (9, 1)	7.2 L 4 2	36 0 4 2	11 3 0 1	3 2 2 0	8 0 0 0	1 1 0 0	0 0 0 0	0 0 0 0	0 0 0 0	90 16 7 14	125 16 14	2.35 27.00 0.00	1.565 1.500 3.000						

California Angels @ Cleveland Indians
Cleveland Municipal Stadium, Cleveland, OH
Sun May 03 1992, 3:33 AM EDT
Att: 8,797 - Cloudy - 56 F

AB 36
R 6
H 13
RBI 6
BB 4
SO 8
LOB 19



Batter	1	2	3	4	5	6	7	8	9	AB	R	H	RBI	BB	SO	LOB	BOTTOM					
Alex Cole, L OBP: 0.317, SLG: 0.270 (1, 7)	S 1B		S PB 1B				S F9-2 1B		DI BB	4	1	4	0	1	0	0						
Mark Lewis, R OBP: 0.330, SLG: 0.388 (1, 6)	F8		K				P1		F8	5	0	1	0	0	1	3						
Carlos Baerga, S OBP: 0.336, SLG: 0.398 (1, 4)	L4		G5-3				P3		F9-2	4	0	0	0	0	0	4						
Albert Belle, R OBP: 0.321, SLG: 0.419 (1, 10)	F8						P5		G4-3	3	1	0	0	1	0	3						
Mark Whiten, S OBP: 0.343, SLG: 0.417 (1, 9)							S 1B HBP		S 1B	3	1	3	0	0	0	0						
Brook Jacoby, R OBP: 0.294, SLG: 0.309 Paul Sorrento, L OBP: 0.276, SLG: 0.267 (9, 3)							SF8		K	2	0	0	1	0	1	2						
Craig Worthington, R OBP: 0.182, SLG: 0.100 (1, 5)									G4-3	3	0	1	1	1	0	2						
Junior Ortiz, R OBP: 0.324, SLG: 0.233 Jesse Levis, L (9, PH)									G4-3	3	0	1	0	0	0	3						
Kenny Lofton, L OBP: 0.333, SLG: 0.230 (1, 8)									P6	1	0	0	0	0	0	0						
									F7	4	0	1	0	0	0	1						
Inning Stats	R: 0 E: 0 K: 0 S: 12	H: 1 LOB: 1 BB: 0 P: 19	R: 0 E: 0 K: 0 S: 7	H: 1 LOB: 0 BB: 0 P: 10	R: 1 E: 0 K: 1 S: 8	H: 1 LOB: 0 BB: 0 P: 14	R: 1 E: 0 K: 0 S: 6	H: 1 LOB: 2 BB: 2 P: 16	R: 0 E: 0 K: 1 S: 12	H: 3 LOB: 2 BB: 0 P: 20	R: 1 E: 0 K: 0 S: 14	H: 2 LOB: 1 BB: 0 P: 22	R: 0 E: 0 K: 0 S: 4	H: 1 LOB: 0 BB: 0 P: 8	R: 0 E: 0 K: 1 S: 7	H: 1 LOB: 1 BB: 0 P: 13	R: 0 E: 0 K: 0 S: 8	H: 0 LOB: 1 BB: 1 P: 14	1B: 9 2B: 3 3B: 0 HR: 0	SF: 1 SAC: 0 DP: 2 HBP: 1	WP: 0 PB: 1 SB: 7 CS: 1	PA: 38
PITCHER	IP WLS BF H R ER SO	IP WLS BF H R ER SO	IP WLS BF H R ER SO	IP WLS BF H R ER SO	IP WLS BF H R ER SO	IP WLS BF H R ER SO	IP WLS BF H R ER SO	IP WLS BF H R ER SO	IP WLS BF H R ER SO	IP WLS BF H R ER SO	IP WLS BF H R ER SO	IP WLS BF H R ER SO	IP WLS BF H R ER SO	IP WLS BF H R ER SO	IP WLS BF H R ER SO	IP WLS BF H R ER SO	ERA WHIP	ERA WHIP				
Chuck Finley, L ERA: 3.86 Steve Frey, L ERA: 0.93 Mark Eichhorn, R ERA: 2.89 Scott Bailes, L ERA: 1.8 Bryan Harvey, R ERA: 0.68	(1, 1) (6, 1) (8, 1) (8, 1) (9, 1)	5.0 8 2 0	22 3 1 0	7 1 0 0	1 1 0 0	1 0 0 0	0 0 0 0	0 0 0 0	0 0 0 0	0 0 0 0	18 3 5 4 8 14	30 30 5 8 14	4.50 0.00 0.00 0.00 0.00	1.500 3.000 0.000 0.000 1.000								

California Angels @ Cleveland Indians
Cleveland Municipal Stadium, Cleveland, OH
Sun May 03 1992, 3:33 AM EDT
Att: 8,797 - Cloudy - 56 F

AB 33
R 3
H 11
RBI 2
BB 3
SO 3
LOB 19



Batter	1	2	3	4	5	6	7	8	9	AB	R	H	RBI	BB	SO	LOB	TOP								
Keith Miller, R OBP: 0.353, SLG: 0.436 (1, 4)	L5		P4		F7		HR	2B 1B		5	2	2	3	0	0	1	Kansas City Royals @ Cleveland Indians Cleveland Municipal Stadium, Cleveland, OH Mon May 04 1992, 7:05 PM EDT Att: 3,930 - Cloudy - 50 F								
Brian McRae, S OBP: 0.221, SLG: 0.258 (1, 8)	G6-3		G5-3		BB		F7	1B 2B		4	1	1	1	1	0	0									
Gregg Jefferies, S OBP: 0.283, SLG: 0.326 Curtis Wilkerson, S OBP: 0.080, SLG: 0.083 (1, 5) (7, 6)	P3			G4-6-3	L5-4		1B	1B		4	1	2	0	0	0	2									
Wally Joyner, L OBP: 0.377, SLG: 0.459 (1, 3)		HR		G4-6-3		F8	F9	HBP		4	1	1	0	0	0	2									
George Brett, L OBP: 0.290, SLG: 0.329 (1, 10)		K		2B	1B	F8		G4-3		5	1	2	1	0	1	3									
Kevin McReynolds, R OBP: 0.255, SLG: 0.373 (1, 7)	P4			1B	2B	E6	K			5	2	2	0	0	1	2									
Mike Macfarlane, R OBP: 0.382, SLG: 0.404 (1, 2)		HR		1B	BB					4	1	2	3	1	1	1									
Gary Thurman, R OBP: 0.467, SLG: 0.800 (1, 9)		K			1B	G5-3		G6-4-3		5	1	2	2	0	1	2									
Rico Rossy, R OBP: 0.321, SLG: 0.227 (7, 5)			K		L5-4	BB	HR	G5-3		2	1	0	0	2	1	1									
Inning Stats	R: 0 E: 0 K: 0 S: 6	H: 0 LOB: 0 BB: 0 P: 10	R: 2 E: 0 K: 2 S: 13	H: 2 LOB: 0 BB: 0 P: 21	R: 0 E: 0 K: 1 S: 7	H: 0 LOB: 0 BB: 0 P: 13	R: 2 E: 0 K: 0 S: 19	H: 4 LOB: 2 BB: 1 P: 33	R: 0 E: 0 K: 0 S: 6	H: 0 LOB: 1 BB: 2 P: 16	R: 1 E: 1 K: 0 S: 9	H: 1 LOB: 1 BB: 0 P: 15	R: 3 E: 0 K: 1 S: 16	H: 3 LOB: 1 BB: 1 P: 27	R: 3 E: 0 K: 1 S: 16	H: 4 LOB: 2 BB: 0 P: 26		R: 0 E: 0 K: 0 S: 9	H: 1 LOB: 0 BB: 0 P: 11	1B: 10 2B: 4 3B: 0 HR: 2	SF: 0 SAC: 0 DP: 3 HBP: 1	WP: 0 PB: 0 SB: 3 CS: 0	PA: 44		
PITCHER	IP	WLS	BF	H	R	ER	SO	BB	IBB	HBP	BLK	WP	HR	S	P	ERA	WHIP								
Dave Otto, L ERA: 6.43 (1, 1)	4.0		18	6	4	4	3	2	0	0	0	0	1	45	81	9.00	2.000								
Rod Nichols, R ERA: 5.55 (5, 1)	2.1	L	12	3	4	3	0	2	0	0	0	0	1	22	42	11.57	2.143								
Eric Bell, L ERA: 7.63 (7, 1)	2.2		14	6	3	3	2	0	0	1	0	0	0	34	49	10.12	2.250								

Batter	1	2	3	4	5	6	7	8	9	AB	R	H	RBI	BB	SO	LOB	BOTTOM								
Alex Cole, L OBP: 0.326, SLG: 0.268 (1, 7)	G6-3		FC3-2		G4-3		S	WP	G4-3	4	1	1	1	0	0	1	Kansas City Royals @ Cleveland Indians Cleveland Municipal Stadium, Cleveland, OH Mon May 04 1992, 7:05 PM EDT Att: 3,930 - Cloudy - 50 F								
Mark Lewis, R OBP: 0.327, SLG: 0.375 (1, 6)	G5-3		FC3-2		CS		K			3	1	0	0	1	1	4									
Carlos Baerga, S OBP: 0.333, SLG: 0.393 (1, 4)	K		SF9		CS		G6-3	F9		4	0	1	2	0	1	1									
Albert Belle, R OBP: 0.321, SLG: 0.432 Jesse Lewis, L OBP: 0.250, SLG: 0.250 (8, PH)	F9		SF9		G4-3		1B	G4-6-3		2	1	1	1	0	0	0									
Mark Whiten, S OBP: 0.339, SLG: 0.404 (1, 9)	K		F8		G4-3		1B	K		3	1	0	0	1	2	2									
Paul Sorrento, L OBP: 0.285, SLG: 0.255 (1, 3)	K				K		G4-3	G4-6-3		4	0	0	0	0	2	3									
Brook Jacoby, R OBP: 0.270, SLG: 0.322 (1, 5)			1B		K		G4-3	F9		4	1	2	2	0	1	0									
Junior Ortiz, R OBP: 0.316, SLG: 0.212 (1, 2)			1B		L7		G6-3	G4-3		3	0	0	0	1	0	1									
Kenny Lofton, L OBP: 0.341, SLG: 0.244 (1, 8)			FC3-2		L5		G6-3			4	1	2	0	0	0	0									
Inning Stats	R: 0 E: 0 K: 1 S: 9	H: 0 LOB: 0 BB: 0 P: 15	R: 0 E: 0 K: 2 S: 10	H: 0 LOB: 0 BB: 0 P: 14	R: 4 E: 0 K: 0 S: 14	H: 4 LOB: 1 BB: 1 P: 22	R: 0 E: 0 K: 2 S: 9	H: 0 LOB: 0 BB: 0 P: 14	R: 0 E: 0 K: 0 S: 10	H: 0 LOB: 0 BB: 1 P: 20	R: 2 E: 0 K: 0 S: 11	H: 2 LOB: 1 BB: 1 P: 19	R: 0 E: 0 K: 1 S: 10	H: 0 LOB: 0 BB: 0 P: 17	R: 0 E: 0 K: 1 S: 8	H: 1 LOB: 0 BB: 0 P: 13		R: 0 E: 0 K: 0 S: 8	H: 1 LOB: 1 BB: 0 P: 13	1B: 7 2B: 1 3B: 0 HR: 0	SF: 1 SAC: 0 DP: 1 HBP: 1	WP: 1 PB: 1 SB: 1 CS: 1	PA: 38		
PITCHER	IP	WLS	BF	H	R	ER	SO	BB	IBB	HBP	BLK	WP	HR	S	P	ERA	WHIP								
Tom Gordon, R ERA: 4.84 (1, 1)	5.2		25	6	6	5	5	3	0	0	0	0	0	62	102	7.94	1.588								
Rusty Meacham, R ERA: 1.17 (6, 1)	0.1	W	1	0	0	0	0	0	0	0	0	0	0	1	2	0.00	0.000								
Neal Heaton, L ERA: 3.44 (7, 1)	1.0		4	0	0	0	1	0	0	1	0	1	0	10	17	0.00	0.000								
Mike Boddicker, R ERA: 4.15 (8, 1)	2.0		7	2	0	0	1	0	0	0	0	0	0	16	26	0.00	1.000								

Batter	1	2	3	4	5	6	7	8	9	AB	R	H	RBI	BB	SO	LOB	TOP					
Keith Miller, R OBP: 0.346, SLG: 0.418 (1, 4)	1-1 G6-3	0-1 F8			0-2 G5-3		2-3 K		4-1 G6-3 BB	4	0	0	0	1	1	0	Kansas City Royals @ Cleveland Indians Cleveland Municipal Stadium, Cleveland, OH Tue May 05 1992, 7:05 PM EDT Att: 5,021 - Cloudy - 47 F					
Brian McRae, S OBP: 0.229, SLG: 0.257 (1, 8)	4-2 1B BB		2-1 L9		0-0 G4-3		2-2 1B		2-1 G6-3	4	1	1	0	1	0	2						
Gregg Jefferies, S OBP: 0.306, SLG: 0.337 (1, 5)	2-0 1B SAFE SAFE SAFE SAFE		4-1 BB		4-0 HR BB		1-1 L4		0-1 1B	3	2	2	0	2	0	1						
Wally Joyner, L OBP: 0.387, SLG: 0.495 (1, 3)	1-0 1B E G1-2-3 2H		0-0 P6		1-0 HR		1-2 P6		0-0 1B	5	1	3	4	0	0	1						
George Brett, L OBP: 0.296, SLG: 0.345 (1, 10)	1-1 E 1B		1-3 K		0-0 L4		0-1 WP 2B		1-0 P8	5	0	2	1	0	1	3						
Kevin McReynolds, R OBP: 0.253, SLG: 0.380 (1, 7)	0-0 E6		1-1 F8		2-3 K		4-2 2B BB			3	0	0	0	1	1	2						
Jim Eisenreich, L OBP: 0.271, SLG: 0.286 (1, 9)	3-2 G1-2-3 3H		1-3 K2-3		0-0 F8		2-3 K			4	0	0	0	0	2	5						
Mike Macfarlane, R OBP: 0.361, SLG: 0.375 (1, 2)		2-0 G6-3		0-0 G5-3		2-3 K		0-1 P3		4	0	0	0	0	1	2						
Rico Rossy, R OBP: 0.323, SLG: 0.360 (1, 6)		1-0 F8			0-0 HR		3-2 F9		0-1 G6-3 BB 1B	3	1	1	1	0	0	0						
Chris Gwynn, L OBP: 0.357, SLG: 0.357 (9, PH)										1	1	1	0	0	0	0						
Inning Stats	R: 2 E: 1 K: 0 S: 14	H: 3 LOB: 2 BB: 1 P: 26	R: 0 E: 0 K: 0 S: 4	H: 0 LOB: 0 BB: 0 P: 7	R: 0 E: 0 K: 1 S: 7	H: 0 LOB: 1 BB: 1 P: 14	R: 0 E: 0 K: 1 S: 6	H: 0 LOB: 0 BB: 0 P: 8	R: 3 E: 0 K: 0 S: 7	H: 2 LOB: 0 BB: 0 P: 12	R: 0 E: 0 K: 2 S: 7	H: 0 LOB: 0 BB: 0 P: 11	R: 0 E: 0 K: 1 S: 11	H: 1 LOB: 1 BB: 0 P: 19	R: 0 E: 0 K: 1 S: 13	H: 1 LOB: 2 BB: 1 P: 20	R: 1 E: 0 K: 0 S: 9	H: 3 LOB: 2 BB: 1 P: 16	1B: 7 2B: 1 3B: 0 HR: 2	SF: 0 SAC: 0 DP: 2 HBP: 0	WP: 1 PB: 0 SB: 0 CS: 0	PA: 41
PITCHER	IP WLS BF H R ER SO BB IBB HBP BLK WP HR S P ERA WHIP	IP WLS BF H R ER SO BB IBB HBP BLK WP HR S P ERA WHIP																				
Jack Armstrong, R ERA: 4.7 (1, 1)	6.2 W 29 6 5 5 5 3 0 0 0 0 2 54 94 6.75 1.350																					
Derek Liliquist, L ERA: 2.13 (7, 1)	1.0 S 5 1 0 0 1 1 0 0 0 0 1 0 13 21 0.00 2.000																					
Steve Olin, R ERA: 2.77 (8, 1)	1.1 S 7 3 1 1 0 1 0 0 0 0 0 0 11 18 6.75 3.000																					

Batter	1	2	3	4	5	6	7	8	9	AB	R	H	RBI	BB	SO	LOB	BOTTOM			
Alex Cole, L OBP: 0.314, SLG: 0.261 (1, 7)	1-0 B1-3	2-2 2B G6-3 1B	1-3 K		1-0 F8			1-0 F7		5	1	1	1	0	1	2	Kansas City Royals @ Cleveland Indians Cleveland Municipal Stadium, Cleveland, OH Tue May 05 1992, 7:05 PM EDT Att: 5,021 - Cloudy - 47 F			
Mark Lewis, R OBP: 0.333, SLG: 0.391 (1, 6)	2-2 1B SF8	1-0 G6-3 1B 2B	1-2 F9		2-1 F7					4	2	2	2	0	0	2				
Carlos Baerga, S OBP: 0.339, SLG: 0.391 (1, 4)	0-1 1B	0-0 G6-3		4-1 WP 1B BB		2-2 G4-3				3	0	1	1	1	0	1				
Albert Belle, R OBP: 0.319, SLG: 0.429 (1, 10)	0-0 SF8	1-2 1B		2-2 F7		2-3 K				3	0	1	2	0	1	1				
Mark Whiten, S OBP: 0.336, SLG: 0.392 (1, 9)	2-2 G1-3		4-0 E S PB BB		2-3 K		0-0 G6-3			3	1	0	0	1	1	2				
Brook Jacoby, R OBP: 0.299, SLG: 0.339 (1, 3)		3-2 1B 1B	4-2 PB E 1B BB		1-0 WP 1B		3-3 K			3	2	2	0	1	1	0				
Craig Worthington, R OBP: 0.200, SLG: 0.143 (1, 5)		3-1 L6	3-2 BB 1B		3-3 K		2-2 F8			4	0	1	1	0	1	3				
Junior Ortiz, R OBP: 0.333, SLG: 0.222 (1, 2)		1-0 1B 2B 1B	0-0 F8		4-2 G3-6 BB		1-2 P9			3	1	1	0	1	0	1				
Kenny Lofton, L OBP: 0.347, SLG: 0.247 (1, 8)		0-0 1B 2B 1B	4-1 BB		2-1 G3-6		2-2 G4-3			3	1	1	0	1	0	1				
Inning Stats	R: 1 E: 0 K: 0 S: 10	H: 2 LOB: 1 BB: 0 P: 15	R: 5 E: 0 K: 0 S: 15	H: 6 LOB: 1 BB: 0 P: 26	R: 2 E: 1 K: 1 S: 15	H: 1 LOB: 2 BB: 3 P: 32	R: 0 E: 0 K: 2 S: 13	H: 1 LOB: 2 BB: 1 P: 25	R: 0 E: 0 K: 0 S: 6	H: 0 LOB: 0 BB: 1 P: 13	R: 0 E: 0 K: 1 S: 8	H: 0 LOB: 0 BB: 0 P: 14	R: 0 E: 0 K: 1 S: 9	H: 0 LOB: 0 BB: 0 P: 14	R: 0 E: 0 K: 0 S: 7	H: 0 LOB: 0 BB: 0 P: 11		1B: 9 2B: 1 3B: 0 HR: 0	SF: 1 SAC: 0 DP: 1 HBP: 0	WP: 1 PB: 1 SB: 1 CS: 0
PITCHER	IP WLS BF H R ER SO BB IBB HBP BLK WP HR S P ERA WHIP	IP WLS BF H R ER SO BB IBB HBP BLK WP HR S P ERA WHIP																		
Mike Magnante, L ERA: 7.07 (1, 1)	2.0 L 13 2 2 1 3 5 0 0 0 0 0 25 41 27.00 4.000																			
Mark Davis, L ERA: 8.5 (3, 1)	3.0 15 2 2 1 3 5 0 0 0 0 0 34 70 3.00 2.333																			
Hipolito Pichardo, R ERA: 7.11 (6, 1)	2.0 6 0 0 0 2 0 0 0 0 0 0 17 28 0.00 0.000																			
Rusty Meacham, R ERA: 1.04 (8, 1)	1.0 3 0 0 0 0 0 0 0 0 0 0 7 11 0.00 0.000																			

Batter	1	2	3	4	5	6	7	8	9	AB	R	H	RBI	BB	SO	LOB	TOP			
Alex Cole, L OBP: 0.321, SLG: 0.245 (1, 7)	G3-1 S BB		1B BB	K			F8	FC6-4 1-2		3	1	0	0	2	1	2				
Mark Lewis, R OBP: 0.327, SLG: 0.381 (1, 6)	K		1B BB		G6-3		G5-3		P2	5	1	1	0	0	1	1				
Carlos Baerga, S OBP: 0.342, SLG: 0.391 (1, 4)	G3-1		1B BB		P8			HR BB 1B	E7	5	1	2	1	0	0	1				
Albert Belle, R OBP: 0.314, SLG: 0.417 (1, 10)	F9		1B BB		F9			P6	K	5	0	1	1	0	1	3				
Mark Whiten, S OBP: 0.356, SLG: 0.394 (1, 9)		1B	K					HR BB		2	1	1	0	3	1	1				
Paul Sorrento, L OBP: 0.271, SLG: 0.286 (1, 3)	K			SH5-4 BB G6-3 BB		K		HR	G3	4	2	1	3	1	2	4				
Brook Jacoby, R OBP: 0.324, SLG: 0.369 (1, 5)	F9			SH5-4 BB				1B 2B		3	1	2	0	1	0	1				
Junior Ortiz, R OBP: 0.311, SLG: 0.205 (1, 2)	G5-3			SH5-4		L5		G5-3		3	0	0	0	0	0	3				
Kenny Lofton, L OBP: 0.343, SLG: 0.247 (1, 8)			K		G6-3			FC6-4 1B		4	0	1	2	0	1	1				
Inning Stats	R: 0 E: 0 K: 1 S: 7	H: 0 LOB: 1 BB: 1 P: 15	R: 0 E: 0 K: 1 S: 9	H: 1 LOB: 1 BB: 0 P: 17	R: 2 E: 0 K: 2 S: 11	H: 3 LOB: 1 BB: 1 P: 22	R: 1 E: 0 K: 1 S: 9	H: 0 LOB: 1 BB: 2 P: 20	R: 0 E: 0 K: 0 S: 4	H: 1 LOB: 0 BB: 1 P: 5	R: 0 E: 0 K: 0 S: 9	H: 0 LOB: 0 BB: 0 P: 14	R: 4 E: 0 K: 0 S: 23	H: 4 LOB: 1 BB: 1 P: 36	R: 0 E: 1 K: 1 S: 10	H: 0 LOB: 2 BB: 1 P: 19	1B: 7 2B: 1 3B: 0 HR: 1	SF: 0 SAC: 1 DP: 0 HBP: 0	WP: 0 PB: 0 SB: 1 CS: 1	PA: 42
PITCHER	IP	WLS	BF	H	R	ER	SO	BB	IBB	HBP	BLK	WP	HR	S	P	ERA	WHIP			
Bobby Witt, R ERA: 4.03 (1, 1)	7.0	L	30	6	4	4	6	5	0	0	0	0	0	60	115	5.14	1.571			
Tery Mathews, R ERA: 6.35 (8, 1)	0.2		6	3	3	3	0	1	0	0	0	0	1	17	27	40.50	6.000			
Floyd Bannister, L ERA: 3.75 (8, 1)	1.1		6	0	0	0	1	0	1	0	0	0	0	13	23	0.00	0.000			

Cleveland Indians @ Texas Rangers
Arlington Stadium, Arlington, TX
Wed May 06 1992, 8:05 PM EDT
Att. 17,125 - Sunny - 71 F


AB 34
R 7
H 9
RBI 7
BB 7
SO 7
LOB 17



Batter	1	2	3	4	5	6	7	8	9	AB	R	H	RBI	BB	SO	LOB	BOTTOM			
Jeff Huson, L OBP: 0.308, SLG: 0.370 (1, 4)	P2		K		BB BB 1B		K		K	3	0	1	0	0	1	0				
Monty Fariss, R OBP: 0.458, SLG: 0.444 (7, FH) (8, 4)										2	0	0	0	0	2	2				
Rafael Palmeiro, L OBP: 0.389, SLG: 0.524 (1, 3)	G3-1 2B		HR 1B		BB BB		BB			2	1	2	0	2	0	0				
Ruben Sierra, S OBP: 0.355, SLG: 0.487 (1, 9)	G3-1		HR		BB BB		P6			3	1	1	2	1	0	3				
Juan Gonzalez, R OBP: 0.313, SLG: 0.463 (1, 8)	F7		G3		F9			G6-3		4	0	0	0	0	0	4				
Kevin Reimer, L OBP: 0.339, SLG: 0.465 (1, 10)		K		P5		P9		K		4	0	0	0	0	2	0				
Dean Palmer, R OBP: 0.321, SLG: 0.427 (1, 5)	K			G6-3		K		K		4	0	0	0	0	3	0				
Jack Daugherty, S OBP: 0.237, SLG: 0.170 (1, 7)		FC6-4 BB		G4-3		F9		G4-3		3	0	0	0	1	0	0				
Dickie Thon, R OBP: 0.298, SLG: 0.299 (1, 6)	FC6-4				L4		K		DI 1B	4	0	1	0	0	1	1				
Ivan Rodriguez, R OBP: 0.323, SLG: 0.418 (1, 2)			F9		K		BB 1B		G1-3	4	0	1	0	0	1	1				
Inning Stats	R: 0 E: 0 K: 0 S: 9	H: 1 LOB: 1 BB: 0 P: 15	R: 0 E: 0 K: 2 S: 16	H: 0 LOB: 1 BB: 1 P: 25	R: 2 E: 0 K: 1 S: 9	H: 2 LOB: 0 BB: 0 P: 14	R: 0 E: 0 K: 0 S: 5	H: 0 LOB: 0 BB: 0 P: 6	R: 0 E: 0 K: 1 S: 11	H: 1 LOB: 2 BB: 1 P: 16	R: 0 E: 0 K: 2 S: 10	H: 0 LOB: 0 BB: 0 P: 16	R: 0 E: 0 K: 2 S: 10	H: 0 LOB: 0 BB: 0 P: 16	R: 0 E: 0 K: 1 S: 17	H: 1 LOB: 1 BB: 0 P: 23	1B: 4 2B: 1 3B: 0 HR: 1	SF: 0 SAC: 0 DP: 0 HBP: 0	WP: 0 PB: 0 SB: 0 CS: 0	PA: 37
PITCHER	IP	WLS	BF	H	R	ER	SO	BB	IBB	HBP	BLK	WP	HR	S	P	ERA	WHIP			
Scott Scudder, R ERA: 5.7 (1, 1)	6.1	W	27	5	2	2	6	3	0	0	0	0	0	31	51	2.84	1.263			
Kevin Wickander, L ERA: (7, 1)	2.2	S	10	1	0	0	4	1	0	0	0	0	0	31	51	0.00	0.750			

Cleveland Indians @ Texas Rangers
Arlington Stadium, Arlington, TX
Wed May 06 1992, 8:05 PM EDT
Att. 17,125 - Sunny - 71 F

AB 33
R 2
H 6
RBI 2
BB 4
SO 10
LOB 11



Batter	1	2	3	4	5	6	7	8	9	AB	R	H	RBI	BB	SO	LOB	TOP								
Alex Cole, L OBP: 0.295, SLG: 0.222 (1, 7)	G4-3	K		G4-3	K			G4-3		5	0	0	0	0	2	3									
Mark Lewis, R OBP: 0.348, SLG: 0.406 (1, 6)	1B	2B		FC6-4	S	1B		L7	WP	4	1	3	1	1	0	0									
Carlos Baerga, S OBP: 0.336, SLG: 0.383 (1, 4)	BB	1B		FC6-4	1B			P5	K	5	1	1	1	0	1	3									
Albert Belle, R OBP: 0.309, SLG: 0.402 (1, 10)	BB	BB		K				F7	K	4	0	0	0	1	3	2									
Mark Whiten, S OBP: 0.374, SLG: 0.406 (1, 9)	1-2	BB		WP	1B	2B		F8	1B	2	2	1	0	3	0	0									
Paul Sorrento, L OBP: 0.277, SLG: 0.284 (1, 3)	K	1B		1-2	2-3	G3		G4-6-3	BB	4	0	1	2	1	1	6									
Brook Jacoby, R OBP: 0.320, SLG: 0.353 (1, 5)	L9			F9	1B	HR		G4-6-3	1B	3	1	0	0	1	0	5									
Junior Ortiz, R OBP: 0.347, SLG: 0.256 (1, 2)		CS		1B	1B	1B		L7	1B	4	2	3	1	0	0	0									
Kenny Lofton, L OBP: 0.359, SLG: 0.303 (1, 8)	P7			1B	1B	HR		G4-3	1B	4	1	3	3	0	0	1									
Inning Stats	R: 1 E: 0 K: 1 S: 16	H: 2 LOB: 3 BB: 2 P: 33	R: 0 E: 0 K: 1 S: 8	H: 1 LOB: 0 BB: 0 P: 13	R: 2 E: 0 K: 1 S: 11	H: 1 LOB: 1 BB: 2 P: 26	R: 1 E: 0 K: 0 S: 9	H: 3 LOB: 1 BB: 0 P: 18	R: 4 E: 0 K: 2 S: 15	H: 3 LOB: 0 BB: 1 P: 29	R: 0 E: 0 K: 0 S: 4	H: 0 LOB: 0 BB: 0 P: 6	R: 0 E: 0 K: 0 S: 3	H: 0 LOB: 0 BB: 1 P: 7	R: 0 E: 0 K: 0 S: 7	H: 1 LOB: 2 BB: 0 P: 12	R: 0 E: 0 K: 2 S: 11	H: 1 LOB: 2 BB: 1 P: 19	1B: 9 2B: 2 3B: 0 HR: 1	SF: 0 SAC: 0 DP: 2 HBP: 0	WP: 2 PB: 0 SB: 1 CS: 1	PA: 42			
PITCHER	IP	WLS	BF	H	R	ER	SO	BB	IBB	HBP	BLK	WP	HR	S	P	ERA	WHIP								
Roger Pavlik, R ERA: 3.72 (1, 1)	3.2		20	7	4	4	3	4	0	0	0	1	0	41	86	9.82	3.000								
Mike Campbell, R ERA: 9.92 (4, 1)	3.2	L	15	3	4	4	2	2	0	0	0	0	1	28	52	9.82	1.364								
Kenny Rogers, L ERA: 1.72 (8, 1)	1.2		7	2	0	0	2	0	1	0	0	1	0	15	25	0.00	1.200								

Cleveland Indians @ Texas Rangers
Arlington Stadium, Arlington, TX
Thu May 07 1992, 8:05 PM EDT
Att: 19,573 - Sunny - 75 F

AB	35
R	8
H	12
RBI	8
BB	7
SO	7
LOB	20



Batter	1	2	3	4	5	6	7	8	9	AB	R	H	RBI	BB	SO	LOB	BOTTOM								
Brian Downing, R OBP: 0.514, SLG: 0.431 (1, 10)	BLK	1B		BB				P3	P5	4	1	2	1	2	0	4									
Rafael Palmeiro, L OBP: 0.374, SLG: 0.500 (1, 3)	E4	1B		F9				F9	E3	5	1	0	0	0	0	6									
Juan Gonzalez, R OBP: 0.308, SLG: 0.451 (1, 8)	P6	1B		FC5-4				K	G5-3	5	0	1	1	0	2	6									
Ruben Sierra, S OBP: 0.349, SLG: 0.492 (1, 9)	L7	F7		F8				F8	P6	5	1	1	0	0	0	5									
Monty Fariss, R OBP: 0.462, SLG: 0.450 (5, PH)	2B	FC5-4		G6-3				FC1-5	K	2	0	1	1	0	0	2									
Kevin Reimer, L OBP: 0.339, SLG: 0.462 (6, 7)	1B	1-2		1B				FC1-5	1B	3	0	1	1	0	1	1									
Dean Palmer, R OBP: 0.325, SLG: 0.446 (1, 5)	1-3	2B		F8				E5	FC1-5	5	1	2	1	0	1	1									
Dickie Thon, R OBP: 0.296, SLG: 0.297 (1, 6)	G5-3			F8				FC1-5	1B	4	1	1	0	0	0	4									
Geno Petralli, L OBP: 0.194, SLG: 0.355 (9, PH)				F8				FC1-5	2B	1	0	0	0	0	0	1									
Ivan Rodriguez, R OBP: 0.317, SLG: 0.438 (1, 2)		HR		K2-3				F8	P3	5	1	1	1	0	1	4									
Al Newman, S OBP: 0.264, SLG: 0.245 (7, PH)		HR		F8				E6		2	1	0	0	1	0	1									
Jack Daugherty, S OBP: 0.250, SLG: 0.204 (7, PR)		F9		BB				1B		1	0	1	1	0	0	0									
Jeff Huson, L OBP: 0.316, SLG: 0.370 (8, 4)		1B		BB				1-3	2B	0	0	0	0	0	0	0									
Inning Stats	R: 2 E: 1 K: 0 S: 14	H: 3 LOB: 2 BB: 0 P: 23	R: 2 E: 0 K: 0 S: 9	H: 2 LOB: 2 BB: 2 P: 23	R: 0 E: 0 K: 1 S: 7	H: 0 LOB: 0 BB: 0 P: 11	R: 0 E: 0 K: 1 S: 10	H: 0 LOB: 1 BB: 1 P: 21	R: 0 E: 1 K: 1 S: 15	H: 2 LOB: 2 BB: 0 P: 21	R: 2 E: 1 K: 0 S: 15	H: 3 LOB: 2 BB: 0 P: 24	R: 0 E: 1 K: 1 S: 10	H: 0 LOB: 1 BB: 0 P: 18	R: 0 E: 0 K: 0 S: 9	H: 1 LOB: 2 BB: 0 P: 16	1B: 6 2B: 3 3B: 1 HR: 1	SF: 0 SAC: 0 DP: 0 HBP: 1	WP: 1 PB: 0 SB: 0 CS: 0	PA: 46					
PITCHER	IP	WLS	BF	H	R	ER	SO	BB	IBB	HBP	BLK	WP	HR	S	P	ERA	WHIP								
Dennis Cook, L ERA: 4.81 (1, 1)	1.1		11	4	4	2	0	2	0	0	0	0	0	19	38	13.50	4.500								
Rod Nichols, R ERA: 4.73 (2, 1)	4.0	W	17	3	1	0	3	1	0	0	0	0	0	39	62	0.00	1.000								
Mike Christopher, R ERA: 6.75 (6, 1)	1.1		8	3	2	1	1	0	0	0	0	0	0	19	31	6.75	2.250								
Eric Plunk, R ERA: 9.75 (7, 1)	1.0		4	0	0	0	0	0	0	0	0	1	0	8	16	0.00	0.000								
Derek Lilliquist, L ERA: 2.08 (8, 1)	0.1		1	0	0	0	1	0	0	0	0	0	0	3	3	0.00	0.000								

Cleveland Indians @ Texas Rangers
Arlington Stadium, Arlington, TX
Thu May 07 1992, 8:05 PM EDT
Att: 19,573 - Sunny - 75 F

AB	42
R	7
H	11
RBI	7
BB	3
SO	5
LOB	35



Batter	1	2	3	4	5	6	7	8	9	AB	R	H	RBI	BB	SO	LOB	TOP	
Alex Cole, L OBP: 0.303, SLG: 0.237 (1, 7)	G5-3		G6-3			2B			G4-3	5	0	2	0	0	1	1	Cleveland Indians @ Minnesota Twins Hubert H. Humphrey Metrodome, Minneapolis, MN Fri May 08 1992, 8:05 PM EDT Att: 25,083 - Dome - 70 F livebaseballscorecards.com	
Mark Lewis, R OBP: 0.359, SLG: 0.425 (1, 6)	1B		F8			2B			1B	5	0	3	0	0	1	1		
Carlos Baerga, S OBP: 0.331, SLG: 0.371 (1, 4)	F8				G3				G4-3	4	0	0	0	0	1	4		
Albert Belle, R OBP: 0.305, SLG: 0.393 (1, 10)	1B				K				F8	5	0	1	0	0	2	5		
Mark Whiten, S OBP: 0.370, SLG: 0.400 (1, 9)	K				1B				K	4	1	1	0	0	2	6		
Paul Sorento, L OBP: 0.287, SLG: 0.295 (7, PH)			L4						G1-3	3	1	2	0	0	0	0		
Thomas Howard, S OBP: 0.387, SLG: 0.390 (7, 5)					1B					1	0	0	0	0	0	2		
Craig Worthington, R OBP: 0.200, SLG: 0.143 (7, 5)										0	0	0	0	0	0	0		
Brook Jacoby, R OBP: 0.316, SLG: 0.347 (7, 3)	G6-3				1B				G1-3	4	1	1	2	0	0	1		
Junior Ortiz, R OBP: 0.358, SLG: 0.298 (1, 2)	G3-1				1B				G1-3	4	1	2	1	0	0	0		
Kenny Lofton, L OBP: 0.355, SLG: 0.301 (1, 8)			G4-3		FC6-4				G4-3	4	0	1	1	0	0	1		
Inning Stats	R: 0 E: 0 K: 1 S: 13	H: 2 LOB: 2 BB: 0 P: 22	R: 0 E: 0 K: 0 S: 6	H: 0 LOB: 0 BB: 0 P: 9	R: 0 E: 0 K: 0 S: 5	H: 4 LOB: 1 BB: 0 P: 22	R: 0 E: 0 K: 1 S: 15	H: 2 LOB: 2 BB: 0 P: 21	R: 0 E: 0 K: 1 S: 10	H: 1 LOB: 2 BB: 0 P: 20	R: 0 E: 0 K: 0 S: 7	H: 0 LOB: 0 BB: 0 P: 12	R: 0 E: 0 K: 1 S: 8	H: 1 LOB: 1 BB: 0 P: 14	1B: 11 2B: 2 3B: 0 HR: 0	SF: 0 SAC: 0 DP: 1 HBP: 1	WP: 0 PB: 1 SB: 3 CS: 0	PA: 40
PITCHER	IP WLS BF H R ER SO BB IBB HBP BLK WP HR S P ERA WHIP																	
Scott Erickson, R ERA: 4.97 (1, 1)	5.2 W 27 11 4 4 4 0 0 0 0 0 0 0 58 88 6.35 1.941																	
Tom Edens, R ERA: 3.0 (6, 1)	1.0 5 1 0 0 2 0 0 0 1 0 0 0 0 11 22 0.00 1.000																	
Gary Wayne, L ERA: 1.29 (7, 1)	1.1 4 0 0 0 0 0 0 0 0 0 0 0 9 16 0.00 0.000																	
Rick Aguilera, R ERA: 6.46 (9, 1)	1.0 S 4 1 0 0 1 0 0 0 0 0 0 0 8 14 0.00 1.000																	

Batter	1	2	3	4	5	6	7	8	9	AB	R	H	RBI	BB	SO	LOB	BOTTOM			
Shane Mack, R OBP: 0.410, SLG: 0.536 (1, 7)	K	E9				SH1-3				3	0	1	1	1	2	1	Cleveland Indians @ Minnesota Twins Hubert H. Humphrey Metrodome, Minneapolis, MN Fri May 08 1992, 8:05 PM EDT Att: 25,083 - Dome - 70 F livebaseballscorecards.com			
Chuck Knoblauch, R OBP: 0.350, SLG: 0.342 (1, 4)	P9	L4			G4-3	SF9			F9	4	0	0	1	0	0	3				
Kirby Puckett, R OBP: 0.328, SLG: 0.516 (1, 8)	1B				1B	1B				4	1	4	0	0	0	0				
Kent Hrbek, L OBP: 0.455, SLG: 0.523 (1, 3)	G6-3				G4-3	HR			P8	4	1	1	0	0	0	3				
Chili Davis, S OBP: 0.344, SLG: 0.350 (1, 10)						SF9			G6-3	3	1	1	1	0	1	1				
Gene Larkin, S OBP: 0.302, SLG: 0.455 (7, FR)	K					HR			CS	3	1	2	2	1	1	1				
Jarvis Brown, R (8, 9)									BB	0	0	0	0	0	0	0				
Scott Leius, R OBP: 0.278, SLG: 0.337 (1, 5)	K					G5-3			K	4	0	0	0	0	3	4				
Lenny Webster, R OBP: 0.240, SLG: 0.227 (1, 2)	1B					G5-3			G4-3	3	1	0	0	1	0	0				
Greg Gagne, R OBP: 0.333, SLG: 0.358 (1, 6)	1B					SH1-3			CS	4	2	4	1	0	0	0				
Inning Stats	R: 0 E: 0 K: 1 S: 9	H: 1 LOB: 1 BB: 0 P: 14	R: 3 E: 1 K: 2 S: 23	H: 3 LOB: 1 BB: 1 P: 30	R: 0 E: 0 K: 2 S: 11	H: 2 LOB: 2 BB: 0 P: 15	R: 0 E: 0 K: 1 S: 9	H: 1 LOB: 1 BB: 0 P: 14	R: 3 E: 0 K: 0 S: 11	H: 3 LOB: 0 BB: 0 P: 22	R: 1 E: 0 K: 0 S: 13	H: 2 LOB: 1 BB: 0 P: 20	R: 0 E: 0 K: 1 S: 12	H: 0 LOB: 1 BB: 1 P: 18	R: 0 E: 0 K: 0 S: 7	H: 1 LOB: 1 BB: 1 P: 12	1B: 10 2B: 1 3B: 1 HR: 1	SF: 2 SAC: 1 DP: 0 HBP: 0	WP: 0 PB: 0 SB: 2 CS: 2	PA: 38
PITCHER	IP WLS BF H R ER SO BB IBB HBP BLK WP HR S P ERA WHIP																			
Charles Nagy, R ERA: 2.6 (1, 1)	5.2 L 30 12 7 6 6 1 0 0 0 0 0 0 0 15 24 0.00 0.750																			
Derek Liliquist, L ERA: 1.88 (6, 1)	1.1 4 0 0 0 1 1 0 0 0 0 0 0 7 12 0.00 2.000																			
Mike Christopher, R ERA: 3.86 (8, 1)	1.0 4 1 0 0 0 1 0 0 0 0 0 0 7 12 0.00 2.000																			

Batter	1	2	3	4	5	6	7	8	9	AB	R	H	RBI	BB	SO	LOB	TOP										
Kenny Lofton, L OBP: 0.376, SLG: 0.327 (1, 8)	4-0 BB F7		4-0 BB SF8	1-0 FC3-6 1B		1-0 FC1-2 1B		2-1 F7		3	2	1	1	2	0	1	Cleveland Indians @ Minnesota Twins Hubert H. Humphrey Metrodome, Minneapolis, MN Sun May 10 1992, 4:33 AM EDT Att: 18,962 - Dome - 70 F livebaseballscorecards.com										
Alex Cole, L OBP: 0.292, SLG: 0.231 (1, 7)	1-2 F7		1-3 BB	2-1 1B		0-1 F7		1-2 F7		4	0	1	1	0	1	6											
Thomas Howard, S OBP: 0.388, SLG: 0.391 (8, FH)	1-2 F7			1-H 1B						1	0	0	0	0	0	0											
Carlos Baerga, S OBP: 0.321, SLG: 0.353 (1, 4)	2-2 F8		1-2 SF8 BB	1-1 G5-3		0-2 FC1-2 FC6-4		0-1 G6-3		5	0	0	0	0	0	6											
Albert Belle, R OBP: 0.316, SLG: 0.391 (1, 10)		4-2 BB BB	4-2 SF8 BB		0-2 G3	1-2 FC6-4			2-0 1B	3	0	1	1	2	0	3											
Mark Whiten, S OBP: 0.393, SLG: 0.456 (1, 9)		4-2 BB BB	2-2 SF8 BB		0-1 HR		2-2 G4-3		1-0 1B	3	2	3	2	1	0	0											
Paul Sorrento, L OBP: 0.275, SLG: 0.282 (1, 3)	1-1 L7		0-0 G4-3		2-3 K		2-1 G4-3		3-3 K	5	0	0	1	0	2	6											
Brook Jacoby, R OBP: 0.315, SLG: 0.346 (1, 5)		4-2 G4-6-3 BB		0-0 P7	0-1 G6-3		3-H 2-2 1B		2-3 K	4	0	1	0	1	1	2											
Jesse Levis, L OBP: 0.500, SLG: 0.750 (7, FH)	1-2 G4-6-3			0-0 1B FC3-6		1-2 1B FC1-2		0-1 F8		3	1	2	0	0	0	3											
Junior Ortiz, R OBP: 0.322, SLG: 0.264 (7, 2)	1-2 G4-6-3			1-2 1B FC3-6		1-2 1B FC1-2		0-1 P8		2	0	0	0	0	0	3											
Felix Fermin, R OBP: 0.286, SLG: 0.303 (1, 6)			0-0 E BB	0-1 FC3-6		0-2 FC1-2		1-0 F9		4	1	3	0	0	0	1											
Inning Stats	R: 0 E: 0 K: 0 S: 7	H: 0 LOB: 0 BB: 1 P: 14	R: 0 E: 0 K: 0 S: 11	H: 0 LOB: 2 BB: 3 P: 25	R: 2 E: 1 K: 1 S: 15	H: 1 LOB: 2 BB: 2 P: 27	R: 2 E: 0 K: 0 S: 9	H: 3 LOB: 1 BB: 0 P: 13	R: 1 E: 0 K: 1 S: 15	H: 1 LOB: 0 BB: 0 P: 17	R: 0 E: 0 K: 0 S: 16	H: 3 LOB: 1 BB: 0 P: 19	R: 1 E: 0 K: 0 S: 11	H: 2 LOB: 1 BB: 0 P: 18	R: 0 E: 0 K: 2 S: 13	H: 2 LOB: 2 BB: 0 P: 21	1B: 9 2B: 1 3B: 1 HR: 1	SF: 1 SAC: 0 DP: 1 HBP: 0	WP: 0 PB: 0 CS: 0	PA: 44							
PITCHER	IP	WLS	BF	H	R	ER	SO	BB	IBB	HBP	BLK	WP	HR	S	P	ERA	WHIP										
Pat Mahomes, R ERA: 4.91 (1, 1)	3.2		20	4	4	2	1	6	0	0	0	0	0	40	76	4.91	2.727										
Mark Guthrie, L ERA: 3.18 (4, 1)	2.0	W	10	4	1	1	1	0	0	0	0	0	1	30	35	4.50	2.000										
Carl Willis, R ERA: 5.23 (6, 1)	0.2		4	2	1	1	0	0	0	0	0	0	0	11	18	13.50	3.000										
Gary Wayne, L ERA: 1.13 (7, 1)	2.0		8	2	0	0	1	0	0	0	0	0	0	18	28	0.00	1.000										
Rick Aquilera, R ERA: 6.19 (9, 1)	0.2	S	2	0	0	0	1	0	0	0	0	0	0	5	7	0.00	0.000										
Batter	1	2	3	4	5	6	7	8	9	AB	R	H	RBI	BB	SO	LOB	BOTTOM										
Shane Mack, R OBP: 0.405, SLG: 0.538 (1, 7)	4-2 1B FC4-6	1-2 G3		1-3 K		0-1 SH1-4		1-1 F9		3	1	0	0	1	1	3	Cleveland Indians @ Minnesota Twins Hubert H. Humphrey Metrodome, Minneapolis, MN Sun May 10 1992, 4:33 AM EDT Att: 18,962 - Dome - 70 F livebaseballscorecards.com										
Chuck Knoblauch, R OBP: 0.381, SLG: 0.345 (1, 4)	1-2 FC4-6	1-1 G6-3		0-0 1B		4-2 BB		1-2 P4		4	0	2	2	1	0	1											
Kirby Puckett, R OBP: 0.328, SLG: 0.530 (1, 8)	0-0 FC4-6		2-2 G4-6-3	1-1 G4-3		2-3 SF8		0-3 K		4	1	1	2	0	1	3											
Kent Hrbek, L OBP: 0.444, SLG: 0.519 (1, 3)	0-0 HR		1-1 G4-6-3	2-3 K		1-0 G4-3				4	1	2	1	0	1	1											
Brian Harper, R OBP: 0.280, SLG: 0.323 (7, PR)	2-1 G5-3		3-1 G4-6-3	1-1 G3-1		0-2 CS				4	0	2	0	0	0	3											
Jarvis Brown, R (8, 9)			1-2 2-3	2-3 2B						0	0	0	0	0	0	0											
Chili Davis, S OBP: 0.346, SLG: 0.356 (1, 10)	4-2 HR		3-3 K	1-0 G3-1		1-3 K		1-2 K		3	1	0	0	1	2	3											
Pedro Munoz, R ERA: 5.75 (1, 9)	1-0 BB			2-3 K		0-3 K				4	2	2	3	0	2	2											
Lenny Webster, R OBP: 0.240, SLG: 0.227 (8, 2)	1-H 2-H HR			SH3-4						0	0	0	0	0	0	0											
Scott Leius, R OBP: 0.309, SLG: 0.387 (1, 5)	1-1 G4-3			0-2 E8		0-0 SH1-4		0-0 1B		4	3	2	0	0	0	1											
Greg Gagne, R OBP: 0.351, SLG: 0.368 (1, 6)		1-0 G6-3		1-2 SH3-4		1-0 WP		2-0 1B		3	1	2	1	0	0	0											
Inning Stats	R: 5 E: 0 K: 0 S: 14	H: 3 LOB: 0 BB: 2 P: 27	R: 0 E: 0 K: 0 S: 6	H: 0 LOB: 0 BB: 0 P: 9	R: 0 E: 0 K: 1 S: 11	H: 2 LOB: 1 BB: 0 P: 20	R: 2 E: 1 K: 1 S: 11	H: 2 LOB: 1 BB: 0 P: 15	R: 0 E: 0 K: 2 S: 9	H: 1 LOB: 1 BB: 0 P: 14	R: 2 E: 0 K: 0 S: 11	H: 2 LOB: 1 BB: 1 P: 17	R: 0 E: 0 K: 2 S: 10	H: 1 LOB: 1 BB: 0 P: 11	R: 1 E: 0 K: 1 S: 12	H: 2 LOB: 1 BB: 0 P: 15	1B: 9 2B: 2 3B: 1 HR: 1	SF: 1 SAC: 2 DP: 1 HBP: 0	WP: 1 PB: 0 CS: 1	PA: 39							
PITCHER	IP	WLS	BF	H	R	ER	SO	BB	IBB	HBP	BLK	WP	HR	S	P	ERA	WHIP										
Jack Armstrong, R ERA: 5.75 (1, 1)	5.1	L	28	10	9	7	4	2	0	0	0	0	1	56	90	11.81	2.250										
Mike Christopher, R ERA: 3.6 (6, 1)	2.2		11	3	1	1	3	1	0	0	0	1	0	28	38	3.38	1.500										

Batter	1	2	3	4	5	6	7	8	9	AB	R	H	RBI	BB	SO	LOB	TOP					
Kenny Lofton, L OBP: 0.364, SLG: 0.314 (1, 8)	G6-3		G1-3			F8			G3	4	0	0	0	0	0	1						
Alex Cole, L OBP: 0.289, SLG: 0.232 (1, 7)	1B			B5-3			G3-1		G4-3	4	0	1	0	0	0	1						
Carlos Baerga, S OBP: 0.319, SLG: 0.350 (1, 4)	G6-4-3			F9			G3		G3-1	4	0	1	0	0	0	1						
Albert Belle, R OBP: 0.316, SLG: 0.390 (1, 10)	G6-4-3			G6-3						3	0	1	0	0	0	2						
Mark Whiten, S OBP: 0.384, SLG: 0.444 (1, 9)		G1				K			K	3	0	0	0	0	2	1						
Paul Sorrento, L OBP: 0.288, SLG: 0.274 (1, 3)	G6-3				G5-3				G6-3	3	0	0	0	0	0	0						
Brook Jacoby, R OBP: 0.304, SLG: 0.333 (1, 5)				K		G5-3			F8	3	0	0	0	0	1	0						
Mark Lewis, R OBP: 0.350, SLG: 0.420 (1, 6)				K		G4-3			L4	3	0	0	0	0	1	0						
Junior Ortiz, R OBP: 0.311, SLG: 0.255 (1, 2)				G6-3						2	0	0	0	0	0	0						
Thomas Howard, S OBP: 0.397, SLG: 0.400 (9, PH)						G4-3			G4-3	1	0	1	0	0	0	0						
Inning Stats	R: 0 E: 0 K: 0 S: 7	H: 2 LOB: 1 BB: 0 P: 8	R: 0 E: 0 K: 1 S: 9	H: 0 LOB: 0 BB: 0 P: 15	R: 0 E: 0 K: 1 S: 7	H: 0 LOB: 0 BB: 0 P: 11	R: 0 E: 0 K: 0 S: 4	H: 0 LOB: 0 BB: 0 P: 5	R: 0 E: 0 K: 1 S: 9	H: 0 LOB: 0 BB: 0 P: 13	R: 0 E: 0 K: 0 S: 7	H: 0 LOB: 0 BB: 0 P: 9	R: 0 E: 0 K: 1 S: 11	H: 1 LOB: 1 BB: 0 P: 19	R: 0 E: 0 K: 0 S: 7	H: 0 LOB: 2 BB: 0 P: 12	R: 0 E: 0 K: 0 S: 10	H: 1 LOB: 1 BB: 0 P: 15	1B: 4 2B: 0 3B: 0 HR: 0	SF: 0 SAC: 0 DP: 1 HBP: 0	WP: 0 PB: 0 CS: 0	PA: 30
PITCHER Mark Gubicza, R ERA: 3.09 (1, 1)	IP: 9.0 WLS: W BF: 30 H: 4 R: 0 ER: 0 SO: 4 BB: 0 IBB: 0 HBP: 0 BLK: 0 WP: 0 HR: 0 S: 71 P: 107 ERA: 0.00 WHIP: 0.444															PITCHER Mark Gubicza, R ERA: 3.09 (1, 1)	IP: 9.0 WLS: W BF: 30 H: 4 R: 0 ER: 0 SO: 4 BB: 0 IBB: 0 HBP: 0 BLK: 0 WP: 0 HR: 0 S: 71 P: 107 ERA: 0.00 WHIP: 0.444					

Cleveland Indians @ Kansas City Royals
 Royals Stadium, Kansas City, MO
 Tue May 12 1992, 8:05 PM EDT
 Att: 18,480 - Cloudy - 79 F

AB	30
R	0
H	4
RBI	0
BB	0
SO	4
LOB	6



Batter	1	2	3	4	5	6	7	8	9	AB	R	H	RBI	BB	SO	LOB	BOTTOM													
Jim Eisenreich, L OBP: 0.274, SLG: 0.333 (1, 9)	G6-4-3		1B	L8			P5	SF7		3	0	1	1	1	0	2														
Brian McRae, S OBP: 0.259, SLG: 0.264 (1, 8)	G6-4-3		BB			P2	WP			4	0	2	1	1	0	1														
Gregg Jefferies, S OBP: 0.267, SLG: 0.295 (1, 5)	G3-1		F7		L3		F9	F8		5	0	0	0	0	0	5														
Mike Macfarlane, R OBP: 0.358, SLG: 0.406 (1, 2)		K	P2		G5-3		WP			3	0	0	0	1	1	2														
George Brett, L OBP: 0.300, SLG: 0.336 (1, 3)		G3			G6-3		F7			3	0	0	0	1	0	0														
Wally Joyner, L OBP: 0.374, SLG: 0.474 (9, 3)										0	0	0	0	0	0	0														
Kevin McReynolds, R OBP: 0.314, SLG: 0.370 (1, 7)		1B		G3-1		WP		G6-3		3	1	2	0	1	0	3														
Chris Gwynn, L OBP: 0.318, SLG: 0.409 (1, 10)		2B			G3-1		F9			4	0	2	0	0	0	2														
Gary Thurman, R OBP: 0.320, SLG: 0.500 (6, PR)		1B								0	1	0	0	0	0	0														
Curtis Wilkerson, S OBP: 0.135, SLG: 0.114 (1, 4)		P4					E6			4	0	1	1	0	0	4														
Rico Rossy, R OBP: 0.306, SLG: 0.256 (1, 6)				K			G1-3			2	1	0	0	2	1	2														
Inning Stats	R: 0 E: 0 K: 0 S: 5	H: 1 LOB: 0 BB: 0 P: 9	R: 0 E: 0 K: 1 S: 15	H: 2 LOB: 2 BB: 0 P: 23	R: 0 E: 0 K: 1 S: 10	H: 1 LOB: 2 BB: 1 P: 20	R: 1 E: 0 K: 0 S: 8	H: 2 LOB: 2 BB: 1 P: 14	R: 0 E: 0 K: 0 S: 5	H: 0 LOB: 0 BB: 0 P: 9	R: 0 E: 1 K: 0 S: 17	H: 0 LOB: 2 BB: 1 P: 28	R: 0 E: 0 K: 0 S: 16	H: 0 LOB: 3 BB: 3 P: 30	R: 2 E: 0 K: 0 S: 17	H: 2 LOB: 2 BB: 1 P: 27	1B: 6 2B: 1 3B: 1 HR: 0	SF: 1 SAC: 0 DP: 1 HBP: 0	WP: 2 PB: 0 SB: 1 CS: 0	PA: 39										
PITCHER Scott Scudder, R ERA: 4.91 (1, 1)	IP: 6.2 WLS: L BF: 32 H: 6 R: 1 ER: 1 SO: 2 BB: 0 IBB: 0 HBP: 0 BLK: 0 WP: 0 HR: 0 S: 73 P: 127 ERA: 1.35 WHIP: 1.800															PITCHER Scott Scudder, R ERA: 4.91 (1, 1)	IP: 6.2 WLS: L BF: 32 H: 6 R: 1 ER: 1 SO: 2 BB: 0 IBB: 0 HBP: 0 BLK: 0 WP: 0 HR: 0 S: 73 P: 127 ERA: 1.35 WHIP: 1.800													
Eric Plunk, R ERA (7, 1)	0.1	1	0	0	0	0	0	0	3	6	0.00	0.000																		
Kevin Wickander, L ERA: 3.86 (8, 1)	1.0	6	2	2	2	0	0	1	0	0	0	0	17	27	18.00	2.000														

Cleveland Indians @ Kansas City Royals
 Royals Stadium, Kansas City, MO
 Tue May 12 1992, 8:05 PM EDT
 Att: 18,480 - Cloudy - 79 F

AB	31
R	3
H	8
RBI	3
BB	7
SO	2
LOB	21



Batter	1	2	3	4	5	6	7	8	9	AB	R	H	RBI	BB	SO	LOB	TOP				
Kenny Lofton, L OBP: 0.368, SLG: 0.321 (1, 8)	G6-3			BB 1B 1B	SH1-3 1B		B5-3			4	1	2	0	0	0	0	Cleveland Indians @ Kansas City Royals Royals Stadium, Kansas City, MO Wed May 13 1992, 8:05 PM EDT Att: 17,252 - Cloudy - 73 F				
Thomas Howard, S OBP: 0.380, SLG: 0.382 (1, 7)	L7			F7	SH1-3			K	3	0	0	0	0	0	1						
Carlos Baerga, S OBP: 0.318, SLG: 0.348 (1, 4)	K			BB 1B	K			F9	4	1	1	0	0	2	1						
Albert Belle, R OBP: 0.314, SLG: 0.385 (1, 10)		K		K				K	4	0	1	0	0	3	2						
Mark Whiten, S OBP: 0.380, SLG: 0.433 (1, 9)	F8			1B 1B BB	G4-3			K	3	1	0	0	1	1	1						
Paul Sorrento, L OBP: 0.276, SLG: 0.282 (1, 3)	G6-3			E 1B 1B	K			1B	4	0	2	2	0	1	1						
Brook Jacoby, R OBP: 0.305, SLG: 0.333 (9, PH)				E9 1B	F7			K	3	0	1	1	0	1	1						
Alex Cole, L OBP: 0.286, SLG: 0.229 (9, PH)				1-3 2-H				K	1	0	0	0	0	1	1						
Mark Lewis, R OBP: 0.354, SLG: 0.422 (1, 6)				F8			L1	1B	4	0	2	0	0	0	2						
Junior Ortiz, R OBP: 0.297, SLG: 0.241 (9, PH)				G6-3	G6-3		G6-3	G3-1	3	0	0	0	0	0	1						
Jesse Lewis, L OBP: 0.444, SLG: 0.667 (9, PH)				1-2					1	0	0	0	0	0	2						
Inning Stats	R: 0 E: 0 K: 1 S: 14	H: 0 LOB: 0 BB: 0 P: 17	R: 0 E: 0 K: 1 S: 8	H: 0 LOB: 0 BB: 0 P: 14	R: 0 E: 0 K: 1 S: 10	H: 1 LOB: 0 BB: 0 P: 14	R: 3 E: 1 K: 1 S: 13	H: 4 LOB: 2 BB: 1 P: 22	R: 0 E: 0 K: 1 S: 9	H: 1 LOB: 1 BB: 0 P: 15	R: 0 E: 0 K: 0 S: 4	H: 0 LOB: 0 BB: 0 P: 7	R: 0 E: 0 K: 2 S: 8	H: 0 LOB: 0 BB: 0 P: 12	R: 0 E: 0 K: 2 S: 17	H: 2 LOB: 2 BB: 0 P: 25	1B: 9 2B: 0 3B: 0 HR: 0	SF: 0 SAC: 1 DP: 1 HBP: 0	WP: 0 PB: 0 SB: 0 CS: 0	PA: 36	
PITCHER	IP	WLS	BF	H	R	ER	SO	BB	IBB	HBP	BLK	WP	HR	S	P	ERA	WHIP				
Kevin Appier, R ERA: 1.7 (1, 1)	7.0	W	28	7	3	3	6	1	0	0	0	0	0	69	103	3.86	1.143				
Neal Heaton, L ERA: 3.52 (8, 1)	1.0		3	0	0	0	2	0	0	0	0	0	0	8	12	0.00	0.000				
Jeff Montgomery, R ERA: 2.55 (9, 1)	1.0	S	5	2	0	0	2	0	0	0	0	0	0	17	25	0.00	2.000				

Batter	1	2	3	4	5	6	7	8	9	AB	R	H	RBI	BB	SO	LOB	BOTTOM				
Keith Miller, R OBP: 0.355, SLG: 0.439 (1, 10)	E3	F8			FC3-6 1B		L6			4	0	1	0	0	0	1	Cleveland Indians @ Kansas City Royals Royals Stadium, Kansas City, MO Wed May 13 1992, 8:05 PM EDT Att: 17,252 - Cloudy - 73 F				
Brian McRae, S OBP: 0.259, SLG: 0.258 (1, 8)	F9				F9		G4-3		3	0	0	0	1	0	2						
Gregg Jefferies, S OBP: 0.266, SLG: 0.294 (1, 5)	G6-3	F8			FC3-6 1B		1B		4	1	1	0	0	0	3						
Mike Macfarlane, R OBP: 0.365, SLG: 0.418 (1, 2)		F9 1B 2B		G5-3			K		3	1	1	0	1	1	1						
George Brett, L OBP: 0.306, SLG: 0.351 (1, 3)		F9		G3					4	0	2	1	0	0	1						
Wally Joyner, L OBP: 0.374, SLG: 0.474 (9, 3)		F9			FC6-4 1B		2B		0	0	0	0	0	0	0						
Kevin McReynolds, R OBP: 0.311, SLG: 0.359 (1, 7)		1B HR BB		G6-3	FC6-4		F8		3	1	0	0	1	0	3						
Gary Thurman, R OBP: 0.333, SLG: 0.500 (1, 9)					G3-1				2	1	1	1	0	0	0						
Jim Eisenreich, L OBP: 0.281, SLG: 0.327 (6, PH) (7, 9)		HR 1B					G4-6-3 BB		1	0	0	0	1	0	1						
Curtis Wilkerson, S OBP: 0.171, SLG: 0.231 (1, 4)		HR					F7		4	1	2	3	0	0	2						
Rico Rossy, R OBP: 0.308, SLG: 0.286 (1, 6)					G1-3		G4-6-3		3	0	1	0	0	0	2						
Inning Stats	R: 0 E: 1 K: 0 S: 6	H: 0 LOB: 0 BB: 0 P: 7	R: 4 E: 0 K: 0 S: 16	H: 4 LOB: 2 BB: 2 P: 32	R: 0 E: 0 K: 0 S: 6	H: 0 LOB: 0 BB: 0 P: 11	R: 0 E: 0 K: 0 S: 9	H: 1 LOB: 0 BB: 0 P: 13	R: 1 E: 0 K: 0 S: 11	H: 2 LOB: 2 BB: 1 P: 21	R: 0 E: 0 K: 1 S: 4	H: 0 LOB: 1 BB: 0 P: 16	R: 0 E: 0 K: 0 S: 8	H: 1 LOB: 1 BB: 0 P: 11	1B: 5 2B: 3 3B: 0 HR: 1	SF: 0 SAC: 0 DP: 1 HBP: 0	WP: 0 PB: 0 SB: 0 CS: 2	PA: 35			
PITCHER	IP	WLS	BF	H	R	ER	SO	BB	IBB	HBP	BLK	WP	HR	S	P	ERA	WHIP				
Dennis Cook, L ERA: 5.4 (1, 1)	1.2	L	11	4	4	4	0	2	0	0	0	0	0	41	72	1.69	1.125				
Rod Nichols, R ERA: 4.22 (2, 1)	5.1		20	4	1	1	1	2	0	0	0	0	0	7	9	0.00	1.500				
Derek Lilliquist, L ERA: 1.8 (8, 1)	0.2		3	1	0	0	0	0	0	0	0	0	0	1	2	0.00	0.000				
Eric Plunk, R ERA: (8, 1)	0.1		1	0	0	0	0	0	0	0	0	0	0	1	2	0.00	0.000				



Batter	1	2	3	4	5	6	7	8	9	AB	R	H	RBI	BB	SO	LOB	TOP					
Shane Mack, R OBP: 0.400, SLG: 0.511 (1, 7)										4	0	2	0	0	0	0						
Chuck Knoblauch, R OBP: 0.359, SLG: 0.341 (1, 4)										4	0	0	0	0	0	2						
Kirby Puckett, R OBP: 0.329, SLG: 0.521 (1, 8)										4	0	1	0	0	0	2						
Kent Hrbek, L OBP: 0.438, SLG: 0.574 (1, 3)										3	0	0	0	0	0	1						
Chili Davis, S OBP: 0.342, SLG: 0.351 (1, 10)										3	0	1	0	0	0	1						
Gene Larkin, S OBP: 0.301, SLG: 0.440 (1, 9)										3	0	1	0	0	2	1						
Greg Gagne, R OBP: 0.362, SLG: 0.398 (1, 6)										3	0	1	0	0	0	2						
Lenny Webster, R OBP: 0.214, SLG: 0.200 (1, 2)										3	0	0	0	0	1	3						
Jeff Reboulet, R (1, 5)										3	0	0	0	0	0	0						
Inning Stats	R: 0 E: 0 K: 0 S: 4	H: 1 LOB: 0 BB: 0 P: 7	R: 0 E: 0 K: 1 S: 5	H: 0 LOB: 0 BB: 0 P: 10	R: 0 E: 0 K: 1 S: 14	H: 1 LOB: 0 BB: 0 P: 17	R: 0 E: 0 K: 0 S: 7	H: 1 LOB: 0 BB: 0 P: 8	R: 0 E: 0 K: 0 S: 12	H: 2 LOB: 2 BB: 0 P: 20	R: 0 E: 0 K: 1 S: 9	H: 0 LOB: 0 BB: 0 P: 14	R: 0 E: 0 K: 1 S: 8	H: 1 LOB: 1 BB: 0 P: 9	R: 0 E: 0 K: 0 S: 5	H: 0 LOB: 0 BB: 0 P: 8	R: 0 E: 1 K: 0 S: 9	H: 0 LOB: 0 BB: 0 P: 10	1B: 6 2B: 0 3B: 0 HR: 0	SF: 0 SAC: 0 DP: 2 HBP: 0	WP: 0 PB: 0 CS: 2	PA: 31
PITCHER Charles Nagy, R ERA: 2.21 (1, 1)	IP: 9.0 WLS: W BF: 30 H: 6 R: 0 ER: 0 SO: 3 BB: 0 IBB: 0 HBP: 0 BLK: 0 WP: 0 HR: 0 S: 73 P: 103 ERA: 0.00 WHIP: 0.667																					

Minnesota Twins @ Cleveland Indians
Cleveland Municipal Stadium, Cleveland, OH

AB 30
R 0
H 6
RBI 0
BB 0
SO 3
LOB 12



WP: 0 PA: 31
PB: 0
CS: 2

Batter	1	2	3	4	5	6	7	8	9	AB	R	H	RBI	BB	SO	LOB	BOTTOM			
Kenny Lofton, L OBP: 0.362, SLG: 0.316 (1, 8)										5	1	1	0	0	0	2				
Thomas Howard, S OBP: 0.387, SLG: 0.417 (1, 7)										4	1	2	0	0	0	0				
Carlos Baerga, S OBP: 0.327, SLG: 0.356 (1, 4)										5	1	3	2	0	0	1				
Albert Belle, R OBP: 0.317, SLG: 0.381 (1, 10)										4	0	1	0	1	1	4				
Mark Whiten, S OBP: 0.377, SLG: 0.423 (1, 9)										3	1	0	0	1	3	3				
Paul Sorrento, L OBP: 0.285, SLG: 0.280 (1, 3)										1	0	0	0	2	1	1				
Felix Fermin, R OBP: 0.286, SLG: 0.303 (7, PH)										0	0	0	1	0	0	0				
Brook Jacoby, R OBP: 0.305, SLG: 0.333 (8, 3)										0	0	0	0	0	0	0				
Mark Lewis, R OBP: 0.359, SLG: 0.420 (1, 6)										3	0	1	2	1	0	3				
Craig Worthington, R OBP: 0.261, SLG: 0.190 (1, 5)										3	0	1	0	1	1	4				
Junior Ortiz, R OBP: 0.294, SLG: 0.230 (1, 2)										3	1	0	0	0	1	4				
Inning Stats	R: 0 E: 0 K: 0 S: 7	H: 0 LOB: 0 BB: 0 P: 12	R: 0 E: 0 K: 2 S: 12	H: 0 LOB: 2 BB: 2 P: 29	R: 0 E: 0 K: 0 S: 15	H: 1 LOB: 0 BB: 0 P: 25	R: 0 E: 0 K: 2 S: 9	H: 1 LOB: 2 BB: 1 P: 16	R: 2 E: 0 K: 1 S: 8	H: 2 LOB: 1 BB: 0 P: 18	R: 0 E: 0 K: 1 S: 9	H: 0 LOB: 2 BB: 2 P: 17	R: 3 E: 0 K: 1 S: 16	H: 4 LOB: 2 BB: 1 P: 29	R: 0 E: 0 K: 0 S: 11	H: 1 LOB: 1 BB: 0 P: 15	1B: 8 2B: 0 3B: 1 HR: 0	SF: 0 SAC: 2 DP: 0 HBP: 1	WP: 2 PB: 0 CS: 0	PA: 40
PITCHER Scott Erickson, R ERA: 4.79 (1, 1)	IP: 5.1 WLS: L BF: 26 H: 4 R: 2 ER: 2 SO: 5 BB: 5 IBB: 0 HBP: 1 BLK: 0 WP: 2 HR: 0 S: 55 P: 112 ERA: 3.38 WHIP: 1.688																			
Mark Guthrie, L ERA: 4.42 (6, 1)	IP: 1.1 WLS: 0 BF: 7 H: 2 R: 3 ER: 3 SO: 2 BB: 0 IBB: 0 HBP: 0 BLK: 0 WP: 0 HR: 0 S: 15 P: 25 ERA: 20.25 WHIP: 1.500																			
Carl Willis, R ERA: 6.35 (7, 1)	IP: 0.1 WLS: 0 BF: 3 H: 2 R: 0 ER: 0 SO: 0 BB: 0 IBB: 0 HBP: 0 BLK: 0 WP: 0 HR: 0 S: 6 P: 9 ERA: 0.00 WHIP: 6.000																			
Pat Mahomes, R ERA: 4.73 (8, 1)	IP: 1.0 WLS: 0 BF: 4 H: 1 R: 0 ER: 0 SO: 0 BB: 0 IBB: 0 HBP: 0 BLK: 0 WP: 0 HR: 0 S: 11 P: 15 ERA: 0.00 WHIP: 1.000																			

Minnesota Twins @ Cleveland Indians
Cleveland Municipal Stadium, Cleveland, OH

AB 31
R 5
H 9
RBI 5
BB 6
SO 7
LOB 22



WP: 2 PA: 40
PB: 0
CS: 0

Batter	1	2	3	4	5	6	7	8	9	AB	R	H	RBI	BB	SO	LOB	TOP										
Shane Mack, R OBP: 0.407, SLG: 0.511 (1, 7)	1-1 SH G4-3 1B	2-2 2B E 1B	0-0 P3		1-0 G6-3		4-2 BB			4	2	2	0	1	0	1											
Chuck Knoblauch, R OBP: 0.390, SLG: 0.351 (1, 4)	0-1 P9	1-1 E 2B	0-0 F9			1-2 1B	2-2 G5-3			5	1	2	0	0	0	4											
Kirby Puckett, R OBP: 0.327, SLG: 0.534 (1, 8)	0-1 SH G4-3 2B	1-0 E6		0-0 HR		0-1 P5		1-1 F9		4	2	1	2	0	0	1											
Kent Hrbek, L OBP: 0.449, SLG: 0.563 (1, 3)	0-0 G4-3			4-1 FC6-4 BB		0-1		0-0 L9		3	0	1	1	2	0	1											
Brian Harper, R OBP: 0.283, SLG: 0.339 (1, 2)	2-2 1B 2B	0-2 P6		0-0 P4		0-3 1B		1-2 P2		5	1	1	1	0	1	5											
Randy Bush, L OBP: 0.333, SLG: 0.410 (1, 10)	2-1 1B	2-2 F7		0-0 FC6-4		3-1 P7				3	1	1	1	0	0	3											
Chili Davis, S OBP: 0.336, SLG: 0.344 (6, PH)	2-H 1B			1-2					1-3 K	2	0	0	0	0	1	2											
Pedro Munoz, R OBP: 0.319, SLG: 0.439 (9, PH)	0-1		2-3 K	2-1 L4			4-0 G3 G5-3 BB		0-1 G3	3	0	1	1	1	1	1											
Gene Larkin, S OBP: 0.298, SLG: 0.435 (9, 9)	2-H 1B									1	0	0	0	0	0	0											
Jarvis Brown, R (9, 9)										0	0	0	0	0	0	0											
Greg Gagne, R OBP: 0.355, SLG: 0.398 (1, 6)	2-3 K		0-1 2B		2-1 G5-3		2-0 G5-3		2-0 L4	5	1	1	0	0	1	2											
Jeff Reboulet, R OBP: 0.222, SLG: 0.250 (1, 5)		0-0 F8	1-2 2B		3-1 F7		2-2 G3			4	0	1	1	0	0	1											
Inning Stats	R: 4 E: 1 K: 1 S: 18	H: 4 LOB: 1 BB: 0 P: 24	R: 2 E: 1 K: 0 S: 18	H: 2 LOB: 2 BB: 1 P: 28	R: 1 E: 0 K: 1 S: 11	H: 2 LOB: 1 BB: 0 P: 14	R: 1 E: 0 K: 0 S: 6	H: 1 LOB: 1 BB: 1 P: 12	R: 0 E: 0 K: 0 S: 5	H: 0 LOB: 0 BB: 0 P: 11	R: 0 E: 0 K: 1 S: 15	H: 2 LOB: 2 BB: 0 P: 19	R: 0 E: 0 K: 0 S: 9	H: 0 LOB: 2 BB: 2 P: 23	R: 0 E: 0 K: 0 S: 6	H: 0 LOB: 0 BB: 0 P: 8	R: 0 E: 0 K: 1 S: 6	H: 0 LOB: 0 BB: 0 P: 9	1B: 6 2B: 4 3B: 0 HR: 1	SF: 0 SAC: 1 DP: 0 HBP: 0	WP: 0 PB: 0 SB: 0 CS: 0	PA: 44					
PITCHER	IP	WLS	BF	H	R	ER	SO	BB	IBB	HBP	BLK	WP	HR	S	P	ERA	WHIP										
Jack Armstrong, R ERA: 5.79 (1, 1)	1.1	L	13	6	6	1	1	1	0	0	0	0	0	29	43	6.75	5.250										
Mike Christopher, R ERA: 4.15 (2, 1)	3.2		15	3	2	2	1	1	0	0	0	0	1	29	46	4.91	1.091										
Kevin Wickander, L ERA: 2.84 (6, 1)	1.2		8	2	0	0	1	1	0	0	0	0	0	19	31	0.00	1.800										
Eric Plunk, R ERA: (7, 1)	1.1		5	0	0	0	0	1	0	0	0	0	0	11	19	0.00	0.750										
Steve Olin, R ERA: 2.25 (9, 1)	1.0		3	0	0	0	1	0	0	0	0	0	0	6	9	0.00	0.000										

Minnesota Twins @ Cleveland Indians
Cleveland Municipal Stadium, Cleveland, OH
Sat May 16 1992, 3:33 AM EDT
Att: 19,556 - Sunny - 62 F

AB 39
R 8
H 11
RBI 7
BB 4
SO 4
LOB 21



Batter	1	2	3	4	5	6	7	8	9	AB	R	H	RBI	BB	SO	LOB	BOTTOM										
Kenny Lofton, L OBP: 0.363, SLG: 0.328 (1, 8)	1-2 G4-3		1-2 G4-3				0-1 FC4-6 S 1B		1-1 G3 S 1B	5	1	2	0	0	0	1											
Thomas Howard, S OBP: 0.388, SLG: 0.429 (1, 7)	2-3 K		1-0		0-1 2B		2-1 G6-3		2-3 K	5	0	2	1	0	2	2											
Carlos Baerga, S OBP: 0.329, SLG: 0.358 (1, 4)	0-0 1B		2-3 K		0-1 F8			0-1 2B WP 1B	1-0 G3	5	1	2	0	0	1	3											
Albert Belle, R OBP: 0.320, SLG: 0.397 (1, 10)	3-3 K			0-1 1B SF8 2B			0-0 L8		0-1 WP 2B 2B	5	2	2	0	0	1	2											
Mark Whiten, S OBP: 0.387, SLG: 0.449 (1, 9)		0-1 G6-3 G3 2B		0-0 G3-6-3 1B			0-1 2B		3-3 K	4	1	3	0	0	1	1											
Mark Lewis, R OBP: 0.356, SLG: 0.413 (1, 6)		1-0 G6-3		1-1 SF8			2-1 F9		2-3 3-H 4-1 2B G6-3 BB	2	1	0	1	1	0	2											
Paul Sorrento, L OBP: 0.278, SLG: 0.273 (1, 3)		1-1 G3		3-H G3-6-3			1-2 G1-3		0-0 1B	3	0	0	1	0	0	2											
Tony Perezchica, R OBP: 0.167, SLG: 0.182 (6, PH)				1-2					1-3 2B	1	0	1	1	0	0	0											
Craig Worthington, R OBP: 0.231, SLG: 0.167 (1, 5)		1-0 P3			1-1 L5			0-2 G5-3	3-H G6-3	3	0	0	0	0	0	0											
Alex Cole, L OBP: 0.282, SLG: 0.225 (8, PH)									2-1	1	0	0	1	0	0	1											
Felix Fermin, R OBP: 0.286, SLG: 0.303 (9, 3)									1-2 G4-3	0	0	0	0	0	0	0											
Junior Ortiz, R OBP: 0.296, SLG: 0.234 (1, 2)					0-2 F9				3-H	3	0	1	0	0	0	0											
Jesse Levis, L OBP: 0.400, SLG: 0.600 (8, PH)									1-2 FC4-6 1B	1	0	0	0	0	0	1											
Inning Stats	R: 0 E: 0 K: 2 S: 12	H: 1 LOB: 1 BB: 0 P: 18	R: 1 E: 0 K: 0 S: 6	H: 1 LOB: 0 BB: 0 P: 9	R: 0 E: 0 K: 1 S: 9	H: 1 LOB: 1 BB: 0 P: 14	R: 1 E: 0 K: 0 S: 7	H: 2 LOB: 0 BB: 0 P: 9	R: 1 E: 0 K: 0 S: 11	H: 2 LOB: 1 BB: 0 P: 13	R: 0 E: 0 K: 0 S: 8	H: 1 LOB: 1 BB: 0 P: 11	R: 0 E: 0 K: 0 S: 8	H: 1 LOB: 1 BB: 0 P: 10	R: 3 E: 0 K: 1 S: 14	H: 3 LOB: 1 BB: 1 P: 24	R: 0 E: 0 K: 1 S: 11	H: 1 LOB: 1 BB: 0 P: 16	1B: 6 2B: 7 3B: 0 HR: 0	SF: 1 SAC: 0 DP: 1 HBP: 0	WP: 1 PB: 0 SB: 2 CS: 0	PA: 40					
PITCHER	IP	WLS	BF	H	R	ER	SO	BB	IBB	HBP	BLK	WP	HR	S	P	ERA	WHIP										
John Smiley, L ERA: 5.21 (1, 1)	7.0		31	11	5	5	3	0	0	0	0	0	0	65	88	6.43	1.571										
Tom Edens, R ERA: 3.24 (8, 1)	0.1		2	0	0	0	1	1	0	0	0	1	0	4	11	0.00	3.000										
Gary Wayne, L ERA: 1.13 (8, 1)	0.0		1	1	0	0	0	0	0	0	0	0	0	1	1	∞	∞										
Rick Aguilera, R ERA: 5.3 (8, 1)	1.2	S	6	1	1	1	1	0	0	0	0	0	0	16	24	5.40	0.600										

Minnesota Twins @ Cleveland Indians
Cleveland Municipal Stadium, Cleveland, OH
Sat May 16 1992, 3:33 AM EDT
Att: 19,556 - Sunny - 62 F

AB 38
R 6
H 13
RBI 5
BB 1
SO 5
LOB 15



Batter	1	2	3	4	5	6	7	8	9	AB	R	H	RBI	BB	SO	LOB	TOP				
Shane Mack, R OBP: 0.400, SLG: 0.500 (1, 7)										5	2	1	0	0	0	2	Minnesota Twins @ Cleveland Indians Cleveland Municipal Stadium, Cleveland, OH Sun May 17, 1992, 3:33 AM EDT Att: 9,672 - Sunny - 83 F				
Chuck Knoblauch, R OBP: 0.374, SLG: 0.381 (1, 4)										5	3	4	2	0	0	0					
Kirby Puckett, R OBP: 0.335, SLG: 0.556 (1, 8)										5	1	3	3	0	1	1					
Chili Davis, S OBP: 0.347, SLG: 0.350 (1, 10)										4	0	2	1	1	0	2					
Brian Harper, R OBP: 0.288, SLG: 0.350 (1, 2)										5	1	2	0	0	0	4					
Pedro Munoz, R OBP: 0.316, SLG: 0.459 Jarvis Brown, R (8, 9)										4	1	1	2	0	2	0					
Kent Hrbek, L OBP: 0.427, SLG: 0.529 (1, 3)										4	0	0	0	0	0	0					
Greg Gagne, R OBP: 0.351, SLG: 0.393 (1, 6)										4	0	1	0	0	2	0					
Jeff Reboulet, R OBP: 0.231, SLG: 0.250 (1, 5)										4	1	1	0	0	1	1					
Inning Stats	R: 3 E: 0 K: 1 S: 14	H: 4 LOB: 0 BB: 0 P: 18	R: 0 E: 0 K: 1 S: 8	H: 0 LOB: 0 BB: 0 P: 13	R: 0 E: 0 K: 0 S: 7	H: 1 LOB: 1 BB: 0 P: 10	R: 2 E: 0 K: 0 S: 15	H: 3 LOB: 1 BB: 0 P: 19	R: 0 E: 0 K: 1 S: 7	H: 0 LOB: 0 BB: 0 P: 14	R: 2 E: 0 K: 0 S: 17	H: 3 LOB: 1 BB: 1 P: 26	R: 0 E: 0 K: 1 S: 5	H: 0 LOB: 0 BB: 0 P: 5	R: 2 E: 1 K: 2 S: 18	H: 3 LOB: 2 BB: 0 P: 26	1B: 10 2B: 3 3B: 0 HR: 2	SF: 0 SAC: 0 DP: 1 HBP: 0	WP: 1 PB: 0 SB: 1 CS: 0	PA: 43	
PITCHER	IP WLS BF H R ER SO BB IBB HBP BLK WP HR S P ERA WHIP	IP WLS BF H R ER SO BB IBB HBP BLK WP HR S P ERA WHIP	IP WLS BF H R ER SO BB IBB HBP BLK WP HR S P ERA WHIP	IP WLS BF H R ER SO BB IBB HBP BLK WP HR S P ERA WHIP	IP WLS BF H R ER SO BB IBB HBP BLK WP HR S P ERA WHIP	IP WLS BF H R ER SO BB IBB HBP BLK WP HR S P ERA WHIP	IP WLS BF H R ER SO BB IBB HBP BLK WP HR S P ERA WHIP	IP WLS BF H R ER SO BB IBB HBP BLK WP HR S P ERA WHIP	IP WLS BF H R ER SO BB IBB HBP BLK WP HR S P ERA WHIP	IP WLS BF H R ER SO BB IBB HBP BLK WP HR S P ERA WHIP	IP WLS BF H R ER SO BB IBB HBP BLK WP HR S P ERA WHIP	IP WLS BF H R ER SO BB IBB HBP BLK WP HR S P ERA WHIP	IP WLS BF H R ER SO BB IBB HBP BLK WP HR S P ERA WHIP	IP WLS BF H R ER SO BB IBB HBP BLK WP HR S P ERA WHIP	IP WLS BF H R ER SO BB IBB HBP BLK WP HR S P ERA WHIP	IP WLS BF H R ER SO BB IBB HBP BLK WP HR S P ERA WHIP	IP WLS BF H R ER SO BB IBB HBP BLK WP HR S P ERA WHIP	IP WLS BF H R ER SO BB IBB HBP BLK WP HR S P ERA WHIP	IP WLS BF H R ER SO BB IBB HBP BLK WP HR S P ERA WHIP	IP WLS BF H R ER SO BB IBB HBP BLK WP HR S P ERA WHIP	IP WLS BF H R ER SO BB IBB HBP BLK WP HR S P ERA WHIP

AB	41
R	9
H	15
RBI	8
BB	1
SO	7
LOB	12



Batter	1	2	3	4	5	6	7	8	9	AB	R	H	RBI	BB	SO	LOB	BOTTOM					
Kenny Lofton, L OBP: 0.357, SLG: 0.323 (1, 8)										5	1	1	0	0	1	2	Minnesota Twins @ Cleveland Indians Cleveland Municipal Stadium, Cleveland, OH Sun May 17, 1992, 3:33 AM EDT Att: 9,672 - Sunny - 83 F					
Thomas Howard, S OBP: 0.376, SLG: 0.427 (1, 7)										5	0	1	0	0	1	1						
Carlos Baerga, S OBP: 0.340, SLG: 0.390 (1, 4)										3	2	3	2	0	0	0						
Albert Belle, R OBP: 0.312, SLG: 0.385 (1, 10)										4	0	0	0	0	1	3						
Mark Whiten, S OBP: 0.383, SLG: 0.443 (1, 9)										4	0	1	0	0	1	1						
Paul Sorrento, L OBP: 0.285, SLG: 0.328 (1, 3)										4	2	2	2	0	1	2						
Mark Lewis, R OBP: 0.353, SLG: 0.408 (1, 6)										4	0	1	1	0	1	0						
Tony Perezchica, R OBP: 0.133, SLG: 0.143 Alex Cole, L OBP: 0.278, SLG: 0.222 Craig Worthington, R OBP: 0.231, SLG: 0.167 (1, 5) (8, PH) (9, 5)										3	0	0	0	0	0	0						
Junior Ortiz, R OBP: 0.311, SLG: 0.269 Jesse Lewis, L OBP: 0.364, SLG: 0.545 (1, 2) (8, PH)										1	0	0	0	0	0	0						
Inning Stats	R: 1 E: 0 K: 0 S: 9	H: 2 LOB: 1 BB: 0 P: 10	R: 1 E: 0 K: 1 S: 13	H: 2 LOB: 1 BB: 0 P: 17	R: 1 E: 0 K: 0 S: 14	H: 1 LOB: 0 BB: 0 P: 21	R: 1 E: 0 K: 0 S: 7	H: 1 LOB: 0 BB: 0 P: 9	R: 0 E: 0 K: 0 S: 8	H: 1 LOB: 1 BB: 0 P: 11	R: 0 E: 0 K: 1 S: 9	H: 0 LOB: 0 BB: 0 P: 14	R: 0 E: 0 K: 0 S: 7	H: 1 LOB: 1 BB: 0 P: 12	R: 1 E: 0 K: 2 S: 16	H: 3 LOB: 2 BB: 0 P: 24	R: 0 E: 0 K: 1 S: 8	H: 0 LOB: 0 BB: 0 P: 10	1B: 6 2B: 2 3B: 0 HR: 3	SF: 1 SAC: 0 DP: 0 HBP: 0	WP: 0 PB: 1 SB: 0 CS: 0	PA: 38
PITCHER	IP WLS BF H R ER SO BB IBB HBP BLK WP HR S P ERA WHIP	IP WLS BF H R ER SO BB IBB HBP BLK WP HR S P ERA WHIP	IP WLS BF H R ER SO BB IBB HBP BLK WP HR S P ERA WHIP	IP WLS BF H R ER SO BB IBB HBP BLK WP HR S P ERA WHIP	IP WLS BF H R ER SO BB IBB HBP BLK WP HR S P ERA WHIP	IP WLS BF H R ER SO BB IBB HBP BLK WP HR S P ERA WHIP	IP WLS BF H R ER SO BB IBB HBP BLK WP HR S P ERA WHIP	IP WLS BF H R ER SO BB IBB HBP BLK WP HR S P ERA WHIP	IP WLS BF H R ER SO BB IBB HBP BLK WP HR S P ERA WHIP	IP WLS BF H R ER SO BB IBB HBP BLK WP HR S P ERA WHIP	IP WLS BF H R ER SO BB IBB HBP BLK WP HR S P ERA WHIP	IP WLS BF H R ER SO BB IBB HBP BLK WP HR S P ERA WHIP	IP WLS BF H R ER SO BB IBB HBP BLK WP HR S P ERA WHIP	IP WLS BF H R ER SO BB IBB HBP BLK WP HR S P ERA WHIP	IP WLS BF H R ER SO BB IBB HBP BLK WP HR S P ERA WHIP	IP WLS BF H R ER SO BB IBB HBP BLK WP HR S P ERA WHIP	IP WLS BF H R ER SO BB IBB HBP BLK WP HR S P ERA WHIP	IP WLS BF H R ER SO BB IBB HBP BLK WP HR S P ERA WHIP	IP WLS BF H R ER SO BB IBB HBP BLK WP HR S P ERA WHIP	IP WLS BF H R ER SO BB IBB HBP BLK WP HR S P ERA WHIP	IP WLS BF H R ER SO BB IBB HBP BLK WP HR S P ERA WHIP	

AB	37
R	5
H	11
RBI	5
BB	0
SO	6
LOB	11



Batter	1	2	3	4	5	6	7	8	9	AB	R	H	RBI	BB	SO	LOB	TOP										
John Cangelosi, S (1, 8) OBP: 0.333, SLG: 0.267 Juan Gonzalez, R (4, PH) OBP: 0.293, SLG: 0.401	G4-3		SH3-4 BB	G4-3			2B 1B BB		K	1	0	0	0	1	0	0											
Jeff Huson, L (1, 6) OBP: 0.315, SLG: 0.364 Dickie Thon, R (7, PH) OBP: 0.292, SLG: 0.339	G3		SH3-4	B1-3			1B SF7 2B		F8	2	0	0	0	0	0	0											
Rafael Palmeiro, L (1, 3) OBP: 0.395, SLG: 0.510	BB		K	F9			1B		G6-3	4	0	1	1	1	1	2											
Ruben Sierra, S (1, 9) OBP: 0.315, SLG: 0.449	K		F9	F9			SF7			3	0	0	1	0	1	3											
Kevin Reimer, L (1, 10) OBP: 0.297, SLG: 0.414		G6-3		P7			K		K	4	0	0	0	0	2	1											
Jack Daugherty, S (1, 7) OBP: 0.271, SLG: 0.242 Monty Fariss, R (6, PH) OBP: 0.419, SLG: 0.375	S BB		1B 1B HBP	BB			BB		K	0	0	0	0	1	0	0											
Dean Palmer, R (1, 5) OBP: 0.294, SLG: 0.397	K		1B	1B					F9	4	0	1	0	0	2	2											
Geno Petralli, L (1, 2) OBP: 0.191, SLG: 0.304	F7		K	K			F8		G1-3	4	0	0	0	0	1	4											
Al Newman, S (1, 4) OBP: 0.303, SLG: 0.267			E5 SH3-4 1B	1B			WP 2B BB		G1-3	3	1	2	0	1	0	0											
Inning Stats	R: 0 E: 0 K: 1 S: 9	H: 0 LOB: 1 BB: 1 P: 19	R: 0 E: 0 K: 1 S: 7	H: 0 LOB: 1 BB: 1 P: 17	R: 0 E: 1 K: 1 S: 9	H: 1 LOB: 2 BB: 1 P: 18	R: 0 E: 0 K: 1 S: 16	H: 2 LOB: 3 BB: 0 P: 27	R: 0 E: 0 K: 0 S: 3	H: 0 LOB: 1 BB: 1 P: 18	R: 3 E: 0 K: 2 S: 17	H: 2 LOB: 2 BB: 2 P: 30	R: 0 E: 0 K: 0 S: 7	H: 0 LOB: 0 BB: 0 P: 10	R: 0 E: 0 K: 1 S: 8	H: 0 LOB: 0 BB: 0 P: 12	1B: 4 2B: 1 3B: 0 HR: 0	SF: 1 SAC: 1 DP: 0 HBP: 1	WP: 1 PA: 39 PB: 0 SB: 1 CS: 0								
PITCHER	IP	WLS	BF	H	R	ER	SO	BB	IBB	HBP	BLK	WP	HR	S	P	ERA	WHIP										
Scott Souder, R (1, 1) ERA: 4.5	3.1		16	2	0	0	3	3	0	1	0	0	0	31	65	0.00	1.500										
Kevin Wickander, L (4, 1) ERA: 3.0	2.2		11	1	1	1	3	2	0	0	0	0	0	25	44	3.38	1.125										
Eric Plunk, R (7, 1) ERA: 3.0	0.0		1	0	0	0	0	1	0	0	0	1	0	4	4	∞	∞										
Derek Lilliquist, L (7, 1) ERA: 1.96	2.0	L	8	2	2	2	2	0	0	0	0	0	0	23	31	9.00	1.000										
Steve Olin, R (9, 1) ERA: 2.55	1.0		3	0	0	0	1	0	0	0	0	0	0	8	12	0.00	0.000										

Texas Rangers @ Cleveland Indians
Cleveland Municipal Stadium, Cleveland, OH
Mon May 18 1992, 7:05 PM EDT
Att.: 4,438 - Sunny - 56 F

AB	30
R	3
H	5
RBI	3
BB	6
SO	9
LOB	16



Batter	1	2	3	4	5	6	7	8	9	AB	R	H	RBI	BB	SO	LOB	BOTTOM										
Kenny Lofton, L (1, 8) OBP: 0.361, SLG: 0.323	G6-3 1B BB		BB 1B		G6-3		FC1-6 S			3	1	1	0	1	0	1											
Thomas Howard, S (1, 7) OBP: 0.371, SLG: 0.419	G6-3		BB 1B		G4-3		K			4	0	1	0	0	1	2											
Carlos Baerga, S (1, 4) OBP: 0.343, SLG: 0.389	G3 1B		BB		G6-3		L6			3	0	1	1	1	0	1											
Albert Belle, R (1, 10) OBP: 0.316, SLG: 0.403	G3 1B		P4				1B 3B		K	4	1	2	0	0	1	3											
Mark Whiten, S (1, 9) OBP: 0.380, SLG: 0.437	G3		K				L5-3 1B		G6-3	4	0	1	0	0	1	5											
Paul Sorrento, L (1, 3) OBP: 0.279, SLG: 0.320 Brook Jacoby, R (8, PH) OBP: 0.302, SLG: 0.330	G4-3		K				L5-3 1B		P3	3	0	0	0	0	1	7											
Sandy Alomar Jr., R (1, 2) OBP: 0.280, SLG: 0.343		G6-4-3 1B					1B		G5-3	4	0	2	1	0	1	0											
Jim Thome, L (1, 5)		G6-4-3					1B		K	4	0	0	0	0	3	2											
Felix Fermin, R (1, 6) OBP: 0.270, SLG: 0.286 Tony Perezchica, R (5, 6) OBP: 0.176, SLG: 0.188	G6-3		G3-1				FC1-6 1B		F8	2	0	0	0	0	0	0											
Inning Stats	R: 1 E: 0 K: 0 S: 10	H: 2 LOB: 2 BB: 1 P: 19	R: 0 E: 0 K: 0 S: 9	H: 1 LOB: 0 BB: 0 P: 14	R: 0 E: 0 K: 2 S: 14	H: 2 LOB: 3 BB: 1 P: 25	R: 0 E: 0 K: 2 S: 10	H: 0 LOB: 0 BB: 0 P: 12	R: 0 E: 0 K: 0 S: 8	H: 3 LOB: 1 BB: 0 P: 12	R: 1 E: 0 K: 1 S: 12	H: 3 LOB: 1 BB: 0 P: 16	R: 0 E: 0 K: 1 S: 9	H: 1 LOB: 1 BB: 0 P: 11	R: 0 E: 0 K: 1 S: 6	H: 0 LOB: 0 BB: 0 P: 11	R: 0 E: 0 K: 1 S: 6	H: 0 LOB: 0 BB: 0 P: 8	1B: 8 2B: 1 3B: 1 HR: 0	SF: 0 SAC: 0 DP: 2 HBP: 0	WP: 0 PA: 36 PB: 0 SB: 2 CS: 0						
PITCHER	IP	WLS	BF	H	R	ER	SO	BB	IBB	HBP	BLK	WP	HR	S	P	ERA	WHIP										
Kevin Brown, R (1, 1) ERA: 3.53	6.1	W	28	9	2	2	5	2	0	0	0	0	0	68	104	2.84	1.737										
Kenny Rogers, L (7, 1) ERA: 2.74	2.2	S	8	0	0	0	3	0	0	0	0	0	0	16	24	0.00	0.000										

Texas Rangers @ Cleveland Indians
Cleveland Municipal Stadium, Cleveland, OH
Mon May 18 1992, 7:05 PM EDT
Att.: 4,438 - Sunny - 56 F

AB	34
R	2
H	9
RBI	2
BB	2
SO	8
LOB	21



Batter	1	2	3	4	5	6	7	8	9	AB	R	H	RBI	BB	SO	LOB	TOP								
Jeff Huson, L OBP: 0.307, SLG: 0.362 (1, 4)										6	1	1	0	0	0	6	Texas Rangers @ Cleveland Indians Cleveland Municipal Stadium, Cleveland, OH Tue May 19 1992, 7:05 PM EDT Att: 7,348 - Sunny - 59 F								
Rafael Palmeiro, L OBP: 0.390, SLG: 0.500 (1, 3)										5	0	1	0	0	2	3									
Juan Gonzalez, R OBP: 0.296, SLG: 0.400 (1, 8)										3	1	1	1	1	1	1									
Ruben Sierra, S OBP: 0.318, SLG: 0.466 (1, 9)										5	2	2	2	0	0	2									
Kevin Reimer, L OBP: 0.307, SLG: 0.421 (1, 7)										5	2	3	0	0	1	0									
Geno Petralli, L OBP: 0.212, SLG: 0.286 (1, 2)										3	0	0	0	2	0	3									
Monty Fariss, R OBP: 0.282, SLG: 0.346 (8, PH)										2	0	0	0	1	2	2									
Jack Daugherty, S OBP: 0.333, SLG: 0.267 (8, PH)										0	0	0	0	1	0	0									
John Cangelosi, S OBP: 0.312, SLG: 0.403 (9, PH)										1	0	0	0	0	0	2									
Dean Palmer, R OBP: 0.304, SLG: 0.407 (1, 5)										4	1	2	2	1	1	2									
Dickie Thon, R OBP: 0.296, SLG: 0.339 (1, 6)										3	1	1	2	1	0	0									
Inning Stats	R: 0 E: 0 K: 0 S: 7	H: 0 LOB: 1 BB: 1 P: 14	R: 0 E: 0 K: 2 S: 11	H: 0 LOB: 1 BB: 1 P: 21	R: 1 E: 0 K: 0 S: 7	H: 1 LOB: 0 BB: 0 P: 13	R: 0 E: 0 K: 1 S: 8	H: 0 LOB: 1 BB: 1 P: 14	R: 2 E: 1 K: 1 S: 16	H: 2 LOB: 1 BB: 0 P: 26	R: 0 E: 0 K: 1 S: 8	H: 1 LOB: 1 BB: 0 P: 14	R: 0 E: 0 K: 1 S: 13	H: 1 LOB: 1 BB: 0 P: 19	R: 2 E: 0 K: 0 S: 14	H: 2 LOB: 2 BB: 2 P: 30	R: 3 E: 0 K: 1 S: 19	H: 4 LOB: 3 BB: 2 P: 31	1B: 8 2B: 2 3B: 0 HR: 1	SF: 2 SAC: 0 DP: 0 HBP: 0	WP: 1 PB: 0 SB: 0 CS: 0	PA: 46			
PITCHER	IP	WLS	BF	H	R	ER	SO	BB	IBB	HBP	BLK	WP	HR	S	P	ERA	WHIP								
Jack Armstrong, R ERA: 5.4 (1, 1)	6.0		26	4	3	2	5	3	0	0	1	1	0	57	102	3.00	1.167								
Eric Plunk, R ERA: 6.23 (7, 1)	1.1		9	3	2	2	1	2	0	0	0	0	0	22	41	13.50	3.750								
Steve Olin, R ERA: 3.86 (8, 1)	1.0	L	7	3	3	3	1	1	0	0	0	0	1	18	28	27.00	4.000								
Mike Christopher, R ERA: 3.86 (9, 1)	0.2		4	1	0	0	0	1	0	0	0	0	0	6	11	0.00	3.000								

AB	37
R	8
H	11
RBI	7
BB	7
SO	7
LOB	21



Batter	1	2	3	4	5	6	7	8	9	AB	R	H	RBI	BB	SO	LOB	BOTTOM								
Kenny Lofton, L OBP: 0.362, SLG: 0.321 (1, 8)										4	1	1	0	1	1	0	Texas Rangers @ Cleveland Indians Cleveland Municipal Stadium, Cleveland, OH Tue May 19 1992, 7:05 PM EDT Att: 7,348 - Sunny - 59 F								
Alex Cole, L OBP: 0.296, SLG: 0.230 (1, 10)										2	1	1	1	2	0	0									
Carlos Baerga, S OBP: 0.351, SLG: 0.401 (1, 4)										5	1	3	1	0	0	2									
Paul Sorrento, L OBP: 0.273, SLG: 0.313 (1, 3)										3	0	0	0	0	1	2									
Brook Jacoby, R OBP: 0.309, SLG: 0.330 (7, PH)										0	1	0	0	1	0	0									
Albert Belle, R OBP: 0.314, SLG: 0.400 (8, PH)										1	0	0	0	0	0	1									
Mark Whiten, S OBP: 0.393, SLG: 0.468 (1, 9)										4	2	3	4	1	0	0									
Sandy Alomar Jr., R OBP: 0.263, SLG: 0.320 (1, 2)										5	0	0	0	0	1	6									
Thomas Howard, S OBP: 0.366, SLG: 0.411 (1, 7)										4	0	1	0	0	0	3									
Jim Thome, L OBP: 0.125, SLG: 0.125 (1, 5)										4	1	1	0	0	1	1									
Dave Rohde, S (9, 5)										0	0	0	0	0	0	0									
Tony Perezchica, R OBP: 0.143, SLG: 0.150 (1, 6)										4	0	0	0	0	0	1									
Inning Stats	R: 1 E: 0 K: 0 S: 13	H: 2 LOB: 3 BB: 2 P: 26	R: 1 E: 0 K: 0 S: 9	H: 2 LOB: 0 BB: 0 P: 15	R: 1 E: 1 K: 0 S: 7	H: 2 LOB: 1 BB: 0 P: 8	R: 0 E: 0 K: 1 S: 10	H: 1 LOB: 1 BB: 0 P: 16	R: 0 E: 0 K: 1 S: 9	H: 0 LOB: 0 BB: 0 P: 11	R: 4 E: 0 K: 0 S: 15	H: 2 LOB: 0 BB: 2 P: 31	R: 0 E: 0 K: 0 S: 6	H: 0 LOB: 0 BB: 0 P: 9	R: 0 E: 0 K: 0 S: 12	H: 1 LOB: 2 BB: 1 P: 20	1B: 8 2B: 1 3B: 0 HR: 1	SF: 1 SAC: 0 DP: 0 HBP: 0	WP: 0 PB: 0 SB: 1 CS: 0	PA: 42					
PITCHER	IP	WLS	BF	H	R	ER	SO	BB	IBB	HBP	BLK	WP	HR	S	P	ERA	WHIP								
Roger Pavlik, R ERA: 4.66 (1, 1)	5.0		21	6	2	1	2	0	0	0	0	0	0	43	62	1.80	1.200								
Mike Jeffcoat, L ERA: 1.9 (6, 1)	1.1		6	1	2	2	1	1	0	0	0	0	0	12	22	13.50	1.500								
Floyd Bannister, L ERA: 4.3 (7, 1)	0.2		4	1	2	2	0	1	0	0	0	0	1	9	18	27.00	3.000								
Jeff Robinson, R ERA: 5.2 (8, 1)	1.0	W	3	0	0	0	0	0	0	0	0	0	0	6	9	0.00	0.000								



Batter	1	2	3	4	5	6	7	8	9	AB	R	H	RBI	BB	SO	LOB	TOP					
Jeff Huson, L (1, 4) OBP: 0.314, SLG: 0.376	G3 2B		CS G3-1 1B			G3-1		K		4	0	2	0	0	1	0	Texas Rangers @ Cleveland Indians Cleveland Municipal Stadium, Cleveland, OH Wed May 20 1992, 7:05 PM EDT Att: 6,687 - Sunny - 62 F					
Rafael Palmeiro, L (1, 3) OBP: 0.387, SLG: 0.490	G3		G3-1			G1-3 1B BB		G3		3	1	0	0	1	0	2						
Juan Gonzalez, R (1, 8) OBP: 0.295, SLG: 0.396	K		CS		G1-3	G1-3		G3		4	0	1	0	0	1	2						
Ruben Sierra, S (1, 9) OBP: 0.328, SLG: 0.470	BB		2-3		1-0 FC6-4 1B	2-0 S 1B		1B P6		3	0	2	1	1	0	1						
Kevin Reimer, L (1, 7) OBP: 0.306, SLG: 0.423	L8		2-3		0-0 F9	1-1 F9		2B SH1-4		4	0	1	0	0	0	4						
Jack Daugherty, S (1, 10) OBP: 0.284, SLG: 0.262 John Cangelosi, S (7, PR) OBP: 0.333, SLG: 0.267	G3-1		1-2 FC6-4		1-0 FC6-4			2B SH1-4		3	0	1	0	0	0	1						
Ivan Rodriguez, R (1, 2) OBP: 0.302, SLG: 0.390	G5-3		0-1		0-0 G6-3			P4		4	0	0	0	0	0	2						
Dean Palmer, R (1, 5) OBP: 0.296, SLG: 0.396	F8		2-0		2-3 K			P4 G3		4	0	0	0	0	1	2						
Dickie Thon, R (1, 6) OBP: 0.289, SLG: 0.331	P3		1-1		1-1 G6-3			F8		3	0	0	0	0	0	1						
Inning Stats	R: 0 E: 0 K: 1 S: 11	H: 1 LOB: 2 BB: 1 P: 20	R: 0 E: 0 K: 0 S: 7	H: 0 LOB: 0 BB: 0 P: 10	R: 0 E: 0 K: 0 S: 6	H: 1 LOB: 0 BB: 0 P: 10	R: 0 E: 0 K: 0 S: 10	H: 1 LOB: 1 BB: 0 P: 14	R: 0 E: 0 K: 1 S: 8	H: 0 LOB: 0 BB: 0 P: 11	R: 1 E: 0 K: 0 S: 11	H: 1 LOB: 1 BB: 1 P: 18	R: 0 E: 0 K: 0 S: 4	H: 1 LOB: 1 BB: 0 P: 7	R: 0 E: 0 K: 1 S: 13	H: 1 LOB: 1 BB: 0 P: 20		R: 0 E: 0 K: 0 S: 11	H: 1 LOB: 1 BB: 0 P: 15	1B: 4 2B: 3 3B: 0 HR: 0	SF: 0 SAC: 1 DP: 0 HBP: 0	WP: 0 PB: 0 SB: 1 CS: 1
PITCHER Charles Nagy, R (1, 1) ERA: 2.06	IP: 9.0 WLS: L BF: 35 H: 7 R: 1 ER: 1 SO: 3 BB: 2 IBB: 0 HBP: 0 BLK: 0 WP: 0 HR: 0 S: 81 P: 125 ERA: 1.00 WHIP: 1.000															PITCHER	IP: 9.0 WLS: L BF: 35 H: 7 R: 1 ER: 1 SO: 3 BB: 2 IBB: 0 HBP: 0 BLK: 0 WP: 0 HR: 0 S: 81 P: 125 ERA: 1.00 WHIP: 1.000					

AB	32
R	1
H	7
RBI	1
BB	2
SO	3
LOB	15



Batter	1	2	3	4	5	6	7	8	9	AB	R	H	RBI	BB	SO	LOB	BOTTOM					
Kenny Lofton, L (1, 8) OBP: 0.353, SLG: 0.311	B2-3		G4-3		L7			FC2-6-5		4	0	0	0	0	0	4	Texas Rangers @ Cleveland Indians Cleveland Municipal Stadium, Cleveland, OH Wed May 20 1992, 7:05 PM EDT Att: 6,687 - Sunny - 62 F					
Alex Cole, L (1, 10) OBP: 0.284, SLG: 0.218	F7		K		G3-1		F8		4	0	0	0	0	1	3							
Carlos Baerga, S (1, 4) OBP: 0.349, SLG: 0.398	G4-3		P5		G3-1		G3-1		4	0	1	0	0	0	0							
Paul Sorrento, L (1, 3) OBP: 0.272, SLG: 0.306	G3-1		FC4-6 BB		K		FC3-6 1B		3	0	0	0	1	1	1							
Mark Whiten, S (1, 9) OBP: 0.389, SLG: 0.462	G3		FC4-6 FC6-4		G4-3		E 1B		4	0	1	0	0	0	1							
Sandy Alomar Jr., R (1, 2) OBP: 0.262, SLG: 0.329	2B		FC6-4		G5-3		F9		4	0	1	0	0	0	3							
Thomas Howard, S (1, 7) OBP: 0.351, SLG: 0.394	K		L5		F9		G4-3		4	0	0	0	0	1	3							
Brook Jacoby, R (1, 5) OBP: 0.320, SLG: 0.341 Dave Rohde, S (8, PR) (9, 5)	G4-3 SH5-3 1B		G5-3		G5-3		SH1-4 1B		3	0	2	0	0	0	0							
Tony Perezchica, R (1, 6) OBP: 0.182, SLG: 0.150	SH5-3		BB		SH1-4				0	0	0	0	1	0	0							
Inning Stats	R: 0 E: 0 K: 0 S: 4	H: 0 LOB: 0 BB: 0 P: 8	R: 0 E: 0 K: 1 S: 9	H: 1 LOB: 1 BB: 0 P: 14	R: 0 E: 0 K: 1 S: 7	H: 1 LOB: 1 BB: 0 P: 12	R: 0 E: 0 K: 0 S: 10	H: 0 LOB: 1 BB: 1 P: 20	R: 0 E: 0 K: 0 S: 7	H: 0 LOB: 1 BB: 1 P: 12	R: 0 E: 0 K: 1 S: 9	H: 0 LOB: 0 BB: 0 P: 12	R: 0 E: 0 K: 0 S: 6	H: 0 LOB: 0 BB: 0 P: 9	R: 0 E: 0 K: 0 S: 5	H: 1 LOB: 2 BB: 0 P: 8		R: 0 E: 1 K: 0 S: 7	H: 2 LOB: 2 BB: 0 P: 11	1B: 4 2B: 1 3B: 0 HR: 0	SF: 0 SAC: 2 DP: 0 HBP: 0	WP: 0 PB: 0 SB: 0 CS: 0
PITCHER Jose Guzman, R (1, 1) ERA: 2.76 Jeff Russell, R (9, 1) ERA: 1.35	IP: 8.1 WLS: S BF: 2 H: 0 R: 0 ER: 0 SO: 0 BB: 0 IBB: 0 HBP: 0 BLK: 0 WP: 0 HR: 0 S: 2 P: 3 ERA: 0.00 WHIP: 0.000															PITCHER	IP: 8.1 WLS: S BF: 2 H: 0 R: 0 ER: 0 SO: 0 BB: 0 IBB: 0 HBP: 0 BLK: 0 WP: 0 HR: 0 S: 2 P: 3 ERA: 0.00 WHIP: 0.000					

AB	30
R	0
H	5
RBI	0
BB	2
SO	3
LOB	15

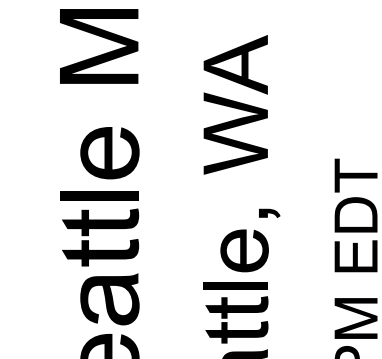


Batter	1	2	3	4	5	6	7	8	9	AB	R	H	RBI	BB	SO	LOB	TOP								
Kenny Lofton, L OBP: 0.363, SLG: 0.319 (1, 8)	P5		S BB			S 1B		G5-4-3 1B		3	1	2	0	1	0	0	Cleveland Indians @ Seattle Mariners The Kingdome, Seattle, WA Fri May 22 1992, 10:05 PM EDT Att: 14,936 - Dome - 70 F								
Thomas Howard, S OBP: 0.337, SLG: 0.378 (1, 7)	P3		G4-3			K		G5-4-3		4	0	0	0	0	1	3									
Carlos Baerga, S OBP: 0.352, SLG: 0.396 (1, 4)				G1-3				G6-3		3	0	1	1	1	0	0									
Albert Belle, R OBP: 0.307, SLG: 0.389 (1, 10)			K			L8			K	4	0	0	0	0	3	2									
Mark Whiten, S OBP: 0.392, SLG: 0.463 (1, 9)		L9							HBP 1B	4	0	2	0	0	0	0									
Sandy Alomar Jr., R OBP: 0.261, SLG: 0.317 Alex Cole, L OBP: 0.284, SLG: 0.218 (9, PR)		G6-3				F8		P9		3	0	0	0	0	0	1									
Mark Lewis, R OBP: 0.357, SLG: 0.402 (1, 6)								HBP		0	0	0	0	0	0	0									
Brook Jacoby, R OBP: 0.320, SLG: 0.333 Paul Sorrento, L OBP: 0.270, SLG: 0.304 (9, PH)									HBP	2	0	0	0	1	1	2									
Dave Rohde, S (1, 5)			K						F7	2	0	0	0	1	2	1									
Inning Stats	R: 0 E: 0 K: 1 S: 9	H: 0 LOB: 1 BB: 1 P: 18	R: 0 E: 0 K: 0 S: 8	H: 0 LOB: 0 BB: 0 P: 14	R: 0 E: 0 K: 2 S: 13	H: 0 LOB: 1 BB: 1 P: 22	R: 0 E: 0 K: 1 S: 7	H: 0 LOB: 0 BB: 0 P: 9	R: 0 E: 0 K: 1 S: 5	H: 0 LOB: 0 BB: 1 P: 11	R: 1 E: 0 K: 2 S: 15	H: 2 LOB: 1 BB: 0 P: 23	R: 0 E: 0 K: 1 S: 10	H: 1 LOB: 2 BB: 1 P: 21	R: 0 E: 0 K: 0 S: 7	H: 1 LOB: 0 BB: 0 P: 12		R: 0 E: 0 K: 2 S: 8	H: 1 LOB: 2 BB: 0 P: 14	1B: 5 2B: 0 3B: 0 HR: 0	SF: 0 SAC: 0 DP: 1 HBP: 2	WP: 0 PB: 0 SB: 4 CS: 1	PA: 35		
PITCHER	IP	WLS	BF	H	R	ER	SO	BB	IBB	HBP	BLK	WP	HR	S	P	ERA	WHIP								
Randy Johnson, L ERA: 3.43 Mike Schooler, R ERA: 6.5	(1, 1)	8.1	W	33	5	1	9	4	0	2	0	0	0	78	137	1.08	1.080								
Harold Reynolds, S OBP: 0.341, SLG: 0.329 (1, 4)	F7																	4	0	0	0	0	0	2	Cleveland Indians @ Seattle Mariners The Kingdome, Seattle, WA Fri May 22 1992, 10:05 PM EDT Att: 14,936 - Dome - 70 F
Edgar Martinez, R OBP: 0.373, SLG: 0.525 (1, 5)	F8																	4	0	2	0	0	0	0	
Ken Griffey Jr., L OBP: 0.316, SLG: 0.469 (1, 8)	K																	4	0	1	0	0	1	2	
Kevin Mitchell, R OBP: 0.291, SLG: 0.324 (1, 7)			E5															3	1	0	0	1	0	1	
Pete O'Brien, L OBP: 0.214, SLG: 0.452 (1, 3)			L8															3	1	0	0	1	0	4	
Jay Buhner, R OBP: 0.351, SLG: 0.346 (1, 9)			G6-4-3															2	0	0	0	0	0	1	
Tino Martinez, L OBP: 0.333, SLG: 0.462 (1, 10)				G4-3														3	0	1	2	0	1	0	
Dave Cochrane, S OBP: 0.328, SLG: 0.333 (1, 2)				G4-3														3	0	0	0	0	1	1	
Omar Vizquel, S OBP: 0.231, SLG: 0.216 (1, 6)				G6-3														3	0	1	0	0	0	0	
Inning Stats	R: 0 E: 0 K: 1 S: 8	H: 0 LOB: 0 BB: 0 P: 14	R: 0 E: 1 K: 0 S: 4	H: 0 LOB: 0 BB: 0 P: 7	R: 0 E: 0 K: 0 S: 6	H: 0 LOB: 0 BB: 0 P: 13	R: 0 E: 0 K: 0 S: 8	H: 1 LOB: 2 BB: 1 P: 20	R: 0 E: 0 K: 1 S: 7	H: 0 LOB: 0 BB: 0 P: 14	R: 0 E: 0 K: 0 S: 9	H: 1 LOB: 1 BB: 0 P: 13	R: 2 E: 1 K: 1 S: 15	H: 2 LOB: 2 BB: 1 P: 26	R: 0 E: 0 K: 0 S: 14	H: 1 LOB: 1 BB: 0 P: 21	1B: 4 2B: 1 3B: 0 HR: 0	SF: 0 SAC: 1 DP: 1 HBP: 0	WP: 0 PB: 0 SB: 1 CS: 0	PA: 32					
PITCHER	IP	WLS	BF	H	R	ER	SO	BB	IBB	HBP	BLK	WP	HR	S	P	ERA	WHIP								
Scott Scudder, R ERA: 4.08 Kevin Wickander, L ERA: 2.7 Ted Power, R ERA: 0.9	(1, 1)	6.1	L	24	2	2	1	2	2	0	0	0	0	24	34	0.00	3.000								
Harold Reynolds, S OBP: 0.341, SLG: 0.329 (1, 4)	F7																	4	0	0	0	0	0	2	Cleveland Indians @ Seattle Mariners The Kingdome, Seattle, WA Fri May 22 1992, 10:05 PM EDT Att: 14,936 - Dome - 70 F
Edgar Martinez, R OBP: 0.373, SLG: 0.525 (1, 5)	F8																	4	0	2	0	0	0	0	
Ken Griffey Jr., L OBP: 0.316, SLG: 0.469 (1, 8)	K																	4	0	1	0	0	1	2	
Kevin Mitchell, R OBP: 0.291, SLG: 0.324 (1, 7)			E5															3	1	0	0	1	0	1	
Pete O'Brien, L OBP: 0.214, SLG: 0.452 (1, 3)			L8															3	1	0	0	1	0	4	
Jay Buhner, R OBP: 0.351, SLG: 0.346 (1, 9)			G6-4-3															2	0	0	0	0	0	1	
Tino Martinez, L OBP: 0.333, SLG: 0.462 (1, 10)				G4-3														3	0	1	2	0	1	0	
Dave Cochrane, S OBP: 0.328, SLG: 0.333 (1, 2)				G4-3														3	0	0	0	0	1	1	
Omar Vizquel, S OBP: 0.231, SLG: 0.216 (1, 6)				G6-3														3	0	1	0	0	0	0	
Inning Stats	R: 0 E: 0 K: 1 S: 8	H: 0 LOB: 0 BB: 0 P: 14	R: 0 E: 1 K: 0 S: 4	H: 0 LOB: 0 BB: 0 P: 7	R: 0 E: 0 K: 0 S: 6	H: 0 LOB: 0 BB: 0 P: 13	R: 0 E: 0 K: 0 S: 8	H: 1 LOB: 2 BB: 1 P: 20	R: 0 E: 0 K: 1 S: 7	H: 0 LOB: 0 BB: 0 P: 14	R: 0 E: 0 K: 0 S: 9	H: 1 LOB: 1 BB: 0 P: 13	R: 2 E: 1 K: 1 S: 15	H: 2 LOB: 2 BB: 1 P: 26	R: 0 E: 0 K: 0 S: 14	H: 1 LOB: 1 BB: 0 P: 21	1B: 4 2B: 1 3B: 0 HR: 0	SF: 0 SAC: 1 DP: 1 HBP: 0	WP: 0 PB: 0 SB: 1 CS: 0	PA: 32					
PITCHER	IP	WLS	BF	H	R	ER	SO	BB	IBB	HBP	BLK	WP	HR	S	P	ERA	WHIP								
Scott Scudder, R ERA: 4.08 Kevin Wickander, L ERA: 2.7 Ted Power, R ERA: 0.9	(1, 1)	6.1	L	24	2	2	1	2	2	0	0	0	0	24	34	0.00	3.000								

AB 29
R 1
H 5
RBI 1
BB 4
SO 10
LOB 13



AB 29
R 2
H 5
RBI 2
BB 2
SO 3
LOB 11



Batter	1	2	3	4	5	6	7	8	9	AB	R	H	RBI	BB	SO	LOB	TOP					
Kenny Lofton, L OBP: 0.354, SLG: 0.310 (1, 8)	G4-3		SH2-3		G4-3		G4-3		K	4	0	0	0	0	1	0	Cleveland Indians @ Seattle Mariners The Kingdome, Seattle, WA Sat May 23 1992, 10:05 PM EDT Att: 15,272 - Dome - 70 F					
Thomas Howard, S OBP: 0.321, SLG: 0.359 (1, 10)	G2-3		G3		G5-3		G3		G6-3	5	0	0	0	0	0	1						
Carlos Baerga, S OBP: 0.359, SLG: 0.405 (1, 4)	G3-1		1B HBP			HR 1B	F8		WP 2B	4	1	2	0	0	0	0						
Albert Belle, R OBP: 0.317, SLG: 0.419 Alex Cole OBP: 0.281, SLG: 0.215 (8, 7)		F9	1-2 1B			HR 1H		2B FC 1B	K	4	2	3	3	0	0	0						
Mark Whiten, S OBP: 0.394, SLG: 0.470 (1, 9)		BB 1B	K			G3		FC 2B		4	0	2	0	0	1	2						
Paul Sorrento, L OBP: 0.278, SLG: 0.314 Glenallen Hill, R OBP: 0.224, SLG: 0.298 Felix Fermin, R OBP: 0.270, SLG: 0.286 (8, 5)		4-1 BB			G1		F8 1B 2B		FC	2	1	1	0	1	0	0						
Sandy Alomar Jr., R OBP: 0.250, SLG: 0.302 (1, 2)		K			P9		F8		FC5-2-6	4	0	0	0	0	1	5						
Brook Jacoby, R OBP: 0.327, SLG: 0.333 (8, 3)		G1-3			K		FC5-4 1B		G6-4-3 IBB	3	0	1	1	1	1	2						
Mark Lewis, R OBP: 0.347, SLG: 0.389 (1, 6)			E5 G3 SH2-3 1B		K		FC5-4		G6-4-3	4	1	0	0	0	1	4						
Inning Stats	R: 0 E: 0 K: 0 S: 5	H: 0 LOB: 0 BB: 0 P: 9	R: 0 E: 0 K: 1 S: 10	H: 1 LOB: 2 BB: 1 P: 18	R: 1 E: 1 K: 1 S: 9	H: 1 LOB: 2 BB: 0 P: 15	R: 0 E: 0 K: 1 S: 6	H: 0 LOB: 0 BB: 0 P: 7	R: 0 E: 0 K: 1 S: 5	H: 0 LOB: 0 BB: 0 P: 7	R: 3 E: 0 K: 0 S: 22	H: 4 LOB: 1 BB: 0 P: 33	R: 0 E: 0 K: 0 S: 6	H: 0 LOB: 0 BB: 0 P: 8	R: 1 E: 0 K: 0 S: 8	H: 2 LOB: 2 BB: 1 P: 18		R: 0 E: 0 K: 2 S: 13	H: 1 LOB: 1 BB: 0 P: 21	1B: 5 2B: 3 3B: 0 HR: 1	SF: 0 SAC: 1 DP: 1 HBP: 1	WP: 1 PB: 0 SB: 0 CS: 0
PITCHER	IP	WLS	BF	H	R	ER	SO	BB	IBB	HBP	BLK	WP	HR	S	P	ERA	WHIP					
Erik Hanson, R ERA: 5.23 (1, 1)	7.0	L	32	8	5	4	4	1	0	0	0	0	0	1	104	5.14	1.286					
Russ Swan, L ERA: 8.14 (8, 1)	0.0		1	0	0	0	0	0	0	0	0	0	0	1	1	∞	∞					
Jeff Nelson, R ERA: 3.71 (8, 1)	1.0		3	0	0	0	0	0	1	0	0	0	0	3	10	0.00	0.000					
Dennis Powell, L ERA: 3.78 (9, 1)	1.0		4	1	0	0	2	0	0	0	0	1	0	13	21	0.00	1.000					

Batter	1	2	3	4	5	6	7	8	9	AB	R	H	RBI	BB	SO	LOB	BOTTOM					
Harold Reynolds, S OBP: 0.331, SLG: 0.318 (1, 4)	G6-3			F8		G3	F9		K	5	0	0	0	0	1	2	Cleveland Indians @ Seattle Mariners The Kingdome, Seattle, WA Sat May 23 1992, 10:05 PM EDT Att: 15,272 - Dome - 70 F					
Edgar Martinez, R OBP: 0.377, SLG: 0.517 (1, 5)	G3-6-3 BB			F8		BB		G6-3		2	0	0	0	2	0	0						
Ken Griffey Jr., L OBP: 0.315, SLG: 0.460 (1, 8)	G3-6-3 1-2			K		F9		1B HBP		3	0	0	0	0	1	2						
Kevin Mitchell, R OBP: 0.290, SLG: 0.317 (1, 10)		G1-3			HR BB	K		L4		3	1	0	0	1	1	2						
Jay Buhner, R OBP: 0.361, SLG: 0.377 (1, 9)		F8		HR		FC5-6 BB		1B		3	1	2	2	1	0	0						
Tino Martinez, L OBP: 0.338, SLG: 0.454 (1, 3)		G6-3			G4-1		1B FC5-6 SF8 BB	IBB		2	1	0	0	2	0	0						
Henry Cotto, R OBP: 0.213, SLG: 0.500 Greg Briley, L OBP: 0.217, SLG: 0.250 (8, 7)			K		HR		FC5-6 SF8 1B	F9		3	1	1	1	0	1	2						
Omar Vizquel, S OBP: 0.222, SLG: 0.208 Dave Cochrane, S OBP: 0.333, SLG: 0.339 (8, 2)			P4		G3-1			G3		2	0	0	0	0	0	0						
Matt Sinatro, R OBP: 0.111, SLG: 0.111 Pete O'Brien, L OBP: 0.213, SLG: 0.452 Jeff Schaefer, R OBP: 0.228, SLG: 0.353 Bert Heffernan, L OBP: 0.100, SLG: 0.200 (8, 7)			F8		F7		SF8	G3-1		0	0	0	1	0	0	0						
Inning Stats	R: 0 E: 0 K: 0 S: 5	H: 0 LOB: 0 BB: 1 P: 12	R: 0 E: 0 K: 0 S: 10	H: 0 LOB: 0 BB: 0 P: 16	R: 0 E: 0 K: 1 S: 8	H: 0 LOB: 0 BB: 0 P: 15	R: 0 E: 0 K: 1 S: 7	H: 0 LOB: 0 BB: 0 P: 12	R: 3 E: 0 K: 0 S: 11	H: 2 LOB: 1 BB: 1 P: 23	R: 0 E: 0 K: 1 S: 9	H: 0 LOB: 1 BB: 1 P: 17	R: 1 E: 0 K: 0 S: 9	H: 1 LOB: 2 BB: 2 P: 17	R: 0 E: 0 K: 0 S: 7	H: 1 LOB: 3 BB: 1 P: 17		R: 0 E: 0 K: 1 S: 11	H: 0 LOB: 0 BB: 0 P: 13	1B: 2 2B: 0 3B: 0 HR: 2	SF: 1 SAC: 0 DP: 1 HBP: 1	WP: 0 PB: 0 SB: 0 CS: 0
PITCHER	IP	WLS	BF	H	R	ER	SO	BB	IBB	HBP	BLK	WP	HR	S	P	ERA	WHIP					
Denis Boucher, L ERA: 5.4 (1, 1)	5.0		18	2	3	3	2	2	0	0	0	0	0	4	78	0.00	3.000					
Rod Nichols, R ERA: 4.46 (6, 1)	0.1		2	0	0	0	0	1	0	0	0	0	0	4	9	0.00	3.000					
Kevin Wickander, L ERA: 2.61 (6, 1)	0.1		1	0	0	0	0	0	0	0	0	0	0	2	3	0.00	0.000					
Eric Plunk, R ERA: 7.71 (7, 1)	0.1		3	0	1	1	1	2	0	0	0	0	0	6	16	27.00	6.000					
Ted Power, R ERA: 0.89 (7, 1)	0.1		2	1	0	0	0	0	0	0	0	0	0	4	4	0.00	3.000					
PITCHER	IP	WLS	BF	H	R	ER	SO	BB	IBB	HBP	BLK	WP	HR	S	P	ERA	WHIP					
Derek Lilliquist, L ERA: 1.86 (7, 1)	1.0		4	0	0	0	0	0	0	0	0	0	0	3	6	0.00	0.000					
Steve Olin, R ERA: 3.54 (8, 1)	1.2	S	7	1	0	0	1	0	1	0	0	0	0	17	26	0.00	0.600					



Batter	1	2	3	4	5	6	7	8	9	AB	R	H	RBI	BB	SO	LOB	TOP				
Kenny Lofton, L OBP: 0.345, SLG: 0.301 (1, 8)	F8	F7			L9		G3			4	0	0	0	0	0	2					
Glenallen Hill, R OBP: 0.242, SLG: 0.328 (1, 10)	G4-3 2B		FC4-6 1B		P2			K		4	0	2	0	0	1	0					
Carlos Baerga, S OBP: 0.356, SLG: 0.407 (1, 4)	G4-3		FC4-6 1B SF8		K			FC6-5 2B		4	1	1	0	0	1	2					
Albert Belle, R OBP: 0.322, SLG: 0.441 Thomas Howard, S OBP: 0.321, SLG: 0.359 (8, 7)	G4-3		1B CS 1B			HR		FC6-5 BB		4	2	2	1	0	0	2					
Mark Whiten, S OBP: 0.397, SLG: 0.471 (1, 9)		G3-1 2B 1B	SF8		F8			BB		2	1	1	1	1	0	0					
Paul Sorrento, L OBP: 0.284, SLG: 0.314 (1, 3)	G3-1		CS 1B		L5-3 BB			K		3	0	1	0	1	1	3					
Sandy Alomar Jr., R OBP: 0.240, SLG: 0.299 (1, 2)	P3		CS		L5-3			K		4	0	0	0	0	1	2					
Brook Jacoby, R OBP: 0.342, SLG: 0.343 (1, 5)	2B BB				G5-4-3 1B		G6-3		G5-4-3 1B	3	0	2	0	1	0	0					
Mark Lewis, R OBP: 0.344, SLG: 0.393 (1, 6)	G5-4-3 2B				G5-4-3		G5-3		G5-4-3	4	0	1	1	0	0	2					
Inning Stats	R: 0 E: 0 K: 0 S: 7	H: 1 LOB: 1 BB: 0 P: 14	R: 1 E: 0 K: 0 S: 12	H: 2 LOB: 2 BB: 1 P: 20	R: 2 E: 0 K: 0 S: 13	H: 3 LOB: 0 BB: 0 P: 24	R: 0 E: 0 K: 0 S: 6	H: 1 LOB: 0 BB: 0 P: 7	R: 0 E: 0 K: 0 S: 6	H: 0 LOB: 0 BB: 0 P: 7	R: 1 E: 0 K: 0 S: 11	H: 1 LOB: 0 BB: 1 P: 22	R: 0 E: 0 K: 2 S: 10	H: 1 LOB: 2 BB: 1 P: 17	R: 0 E: 0 K: 1 S: 7	H: 1 LOB: 0 BB: 0 P: 8	1B: 6 2B: 4 3B: 0 HR: 1	SF: 1 SAC: 0 DP: 3 HBP: 0	WP: 0 PB: 0 CS: 2	PA: 37	
PITCHER	IP	WLS	BF	H	R	ER	SO	BB	IBB	HBP	BLK	WP	HR	S	P	ERA	WHIP				
Clay Parker, R ERA: 5.73 (1, 1)	5.0		22	8	4	4	1	1	0	0	0	0	1	46	76	7.20	1.800				
Dennis Powell, L ERA: 3.71 (6, 1)	0.1		2	0	0	0	0	1	0	0	0	0	0	5	12	0.00	3.000				
Dave Schmidt, R ERA: 10.13 (6, 1)	1.2		4	0	0	0	0	0	0	0	0	0	0	11	16	0.00	0.000				
Jim Acker, R ERA: 4.05 (8, 1)	0.2		4	1	0	0	1	1	0	0	0	0	0	6	11	0.00	3.000				
Russ Swan, L ERA: 6.1 (8, 1)	0.1		1	0	0	0	1	0	0	0	0	0	0	4	6	0.00	0.000				
Clayton Kershaw, R ERA: 3.35 (9, 1)	1.0		3	1	0	0	1	0	0	0	0	0	0	7	8	0.00	1.000				
Calvin Jones, R ERA: 5.23 (9, 1)	1.0		3	1	0	0	1	0	0	0	0	0	0	7	8	0.00	1.000				
Batter	1	2	3	4	5	6	7	8	9	AB	R	H	RBI	BB	SO	LOB	BOTTOM				
Greg Briley, L OBP: 0.231, SLG: 0.262 (1, 7)	S 1B		F8				P8		F7	5	0	2	0	0	0	3					
Edgar Martinez, R OBP: 0.377, SLG: 0.510 (1, 5)	K		BB 1B		P3		2B BB		G5-3	4	0	1	0	1	1	3					
Ken Griffey Jr., L OBP: 0.317, SLG: 0.465 (1, 8)	F7		P6		P6		2B		E BB G4-3 1B	5	1	2	1	0	0	3					
Jay Buhner, R OBP: 0.369, SLG: 0.376 (1, 9)	BB		BB 1B		G6-3		K		G4-3 E BB 1B BB	3	1	1	1	2	1	2					
Pete O'Brien, L OBP: 0.219, SLG: 0.442 (1, 3)	P4		BB		F9		BB		E4 BB G4-3 1B	3	1	0	0	2	0	4					
Dave Cochrane, S OBP: 0.333, SLG: 0.328 Henry Cotto, R OBP: 0.338, SLG: 0.492 Bert Heffernan, L OBP: 0.091, SLG: 0.182 (8, 2)	P6		G6-3				FC3-6 HBP		F7	2	0	0	0	0	0	3					
Tino Martinez, L OBP: 0.341, SLG: 0.455 (1, 10)	G4-3				F7		FC3-6 G6-4-3		2B	4	0	1	0	1	0	1					
Omar Vizquel, S OBP: 0.207, SLG: 0.193 Kevin Mitchell, R OBP: 0.295, SLG: 0.321 (9, PH)	G6-3				K		G6-4-3		P2	4	0	0	0	0	1	2					
Harold Reynolds, S OBP: 0.335, SLG: 0.329 (1, 4)			E4 1B		1B 2B		BB 2B		P3	4	2	2	0	0	0	1					
Inning Stats	R: 0 E: 0 K: 1 S: 8	H: 1 LOB: 2 BB: 1 P: 17	R: 0 E: 0 K: 0 S: 7	H: 0 LOB: 0 BB: 0 P: 10	R: 1 E: 1 K: 0 S: 10	H: 2 LOB: 3 BB: 1 P: 22	R: 0 E: 0 K: 1 S: 12	H: 2 LOB: 2 BB: 0 P: 17	R: 0 E: 0 K: 0 S: 6	H: 0 LOB: 0 BB: 0 P: 11	R: 1 E: 0 K: 1 S: 11	H: 2 LOB: 3 BB: 2 P: 22	R: 0 E: 0 K: 0 S: 6	H: 1 LOB: 1 BB: 0 P: 9	R: 3 E: 1 K: 0 S: 9	H: 2 LOB: 2 BB: 2 P: 22	1B: 7 2B: 3 3B: 0 HR: 0	SF: 0 SAC: 0 DP: 1 HBP: 1	WP: 0 PB: 0 CS: 0	PA: 44	
PITCHER	IP	WLS	BF	H	R	ER	SO	BB	IBB	HBP	BLK	WP	HR	S	P	ERA	WHIP				
Jack Armstrong, R ERA: 4.89 (7, 1)	6.1		29	6	2	1	2	3	0	1	0	0	0	54	99	1.42	1.421				
Derek Liliquist, L ERA: 1.83 (7, 1)	0.1		3	1	0	0	1	1	0	0	0	0	0	5	10	0.00	6.000				
Ted Power, R ERA: 0.65 (9, 1)	1.2		7	2	1	0	0	0	0	0	0	0	0	12	20	0.00	1.200				
Steve Olin, R ERA: 3.48 (9, 1)	0.1		5	1	2	0	0	1	1	0	0	0	0	6	15	0.00	6.000				

Cleveland Indians @ Seattle Mariners
The Kingdome, Seattle, WA
Sun May 24 1992, 10:05 PM EDT
Att: 14,089 - Dome - 70 F


AB 32
R 4
H 10
RBI 3
BB 3
SO 4
LOB 13

WP: 0
PB: 0
CS: 2

Cleveland Indians @ Seattle Mariners
The Kingdome, Seattle, WA
Sun May 24 1992, 10:05 PM EDT
Att: 14,089 - Dome - 70 F

AB 37
R 5
H 10
RBI 5
BB 6
SO 3
LOB 27

WP: 0
PB: 0
CS: 0



Batter	1	2	3	4	5	6	7	8	9	AB	R	H	RBI	BB	SO	LOB	TOP											
Kenny Lofton, L OBP: 0.353, SLG: 0.325	1-1 G3-1 SF8 1B	0-1 FC6-4		1-1 1B 3B		3-2 G6-3		0-0 1B		5	2	3	1	0	0	2	Cleveland Indians @ Oakland Athletics Oakland-Alameda County Coliseum, Oakland, CA Mon May 25 1992, 7:05 PM PDT Att: 41,050 - Cloudy - 64 F											
Thomas Howard, S OBP: 0.333, SLG: 0.370	2-1 G3-1	1-2 G4-3		1-2 1B HR 1B		2-1 1B		2-2 1B		5	1	3	1	0	0	3												
Carlos Baerga, S OBP: 0.352, SLG: 0.403	1-2 SF8		1-1 P6	3-H 1B HR 1B		0-3 K		1-3 K		4	1	1	1	0	2	3												
Albert Belle, R OBP: 0.335, SLG: 0.487	1-0 2B 1B		1-0 HR	3-2 HR HR		2-3 K		4-1 1B BB E BB		4	4	3	4	1	1	1												
Mark Whiten, S OBP: 0.397, SLG: 0.471	1-1 1-H 2B		2-1 G3	0-3 K		0-1 G6-3		4-2 E FC7-4 BB		4	1	1	1	1	1	0												
Paul Sorrento, L OBP: 0.288, SLG: 0.313	0-0 G3		2-2 G4-3		4-1 BB		3-3 K	0-0 E6 FC7-4 1B		4	0	1	0	1	1	1												
Brook Jacoby, R OBP: 0.336, SLG: 0.337		0-1 CS 1B		2-1 G4-3	1-1 F9		0-0 L3	0-1 FC7-4 FC6-4		5	0	1	1	0	0	2												
Mark Lewis, R OBP: 0.346, SLG: 0.393	1-2 FC6-4 BB 1B		0-0 1B	0-0 1B	2-2 P4			3-1 P3	1-2 F8	5	0	2	0	0	0	2												
Sandy Alomar Jr., R OBP: 0.248, SLG: 0.287	4-0 FC6-4 BB		1-0 3B 1B	1-2 F9				0-3 K	1-1 FC6-4	4	1	1	0	1	1	2												
Inning Stats	R: 2 E: 0 K: 0 S: 12	H: 3 LOB: 1 BB: 0 P: 18	R: 0 E: 0 K: 0 S: 14	H: 2 LOB: 2 BB: 1 P: 20	R: 1 E: 0 K: 0 S: 8	H: 1 LOB: 0 BB: 0 P: 14	R: 5 E: 0 K: 1 S: 18	H: 6 LOB: 0 BB: 0 P: 27	R: 0 E: 0 K: 0 S: 11	H: 0 LOB: 1 BB: 1 P: 19	R: 0 E: 0 K: 1 S: 6	H: 0 LOB: 0 BB: 0 P: 9	R: 0 E: 0 K: 2 S: 13	H: 2 LOB: 2 BB: 0 P: 19	R: 2 E: 1 K: 0 S: 13	H: 1 LOB: 1 BB: 2 P: 23	1B: 12 2B: 1 3B: 1 HR: 2	SF: 1 SAC: 0 DP: 0 HBP: 0	WP: 0 PB: 0 SB: 1 CS: 1	PA: 45								
PITCHER	IP	WLS	BF	H	R	ER	SO	BB	IBB	HBP	BLK	WP	HR	S	P	ERA	WHIP											
Joe Slusarski, R ERA: 5.13	(1, 1)	3.2	L	19	9	5	5	0	1	0	0	0	0	1	40	62	12.27	2.727										
Vince Horsman, L ERA: 1.8	(4, 1)	0.1		4	3	3	3	1	0	0	0	0	0	1	12	17	81.00	9.000										
Kevin Campbell, R ERA: 2.35	(5, 1)	3.2		14	2	0	0	4	1	0	0	0	0	0	34	55	0.00	0.818										
Rick Honeycutt, L ERA: 3.86	(8, 1)	0.1		2	1	0	0	1	0	0	0	0	0	7	10	0.00	3.000											
Rich Gossage, R ERA: 4.02	(9, 1)	1.0		6	1	2	1	0	2	0	0	0	0	0	13	23	9.00	3.000										
Batter	1	2	3	4	5	6	7	8	9	AB	R	H	RBI	BB	SO	LOB	BOTTOM											
Jerry Browne, S OBP: 0.308, SLG: 0.228	1-1 G3-1		1-2 G3-1	1-2 2-H 3-H 1B		3-2 F7			3-2 L9	5	0	1	2	0	0	1	Cleveland Indians @ Oakland Athletics Oakland-Alameda County Coliseum, Oakland, CA Mon May 25 1992, 7:05 PM PDT Att: 41,050 - Cloudy - 64 F											
Carney Lansford, R OBP: 0.349, SLG: 0.363	0-0 BB 1B		2-1 SF5 1B	1-3 K			0-1 G5-3		1-2 F8	5	0	2	0	0	1	1												
Harold Baines, L OBP: 0.282, SLG: 0.275	1-0 F8		0-0 SF5	1-2 3-H 1B	0-1 G6-4-3 1B		1-3 K		1-0 G4-3	4	0	1	1	0	1	1												
Mark McGwire, R OBP: 0.417, SLG: 0.691	4-1 FC6-4 BB		0-3 K		0-0 G6-4-3		2-3 K			3	0	0	0	1	2	2												
Terry Steinbach, R OBP: 0.300, SLG: 0.344	0-0 FC6-4			0-1 F9	2-1 HR			0-0 1B 1B		4	2	2	1	0	0	2												
Willie Wilson, S OBP: 0.333, SLG: 0.351		1-0 F8		2-1 S 1B 1B	0-0 1B			0-2 L4 1B 1B		4	1	3	0	0	0	0												
Randy Ready, R OBP: 0.481, SLG: 0.263		1-3 K		4-2 G4-3 1B BB	3-2 F7			2-2 F7		3	1	0	0	1	1	3												
Mike Bordick, R OBP: 0.391, SLG: 0.409		3-2 F8		0-1 G4-3 1B 1B		1-1 G6-3		2-2 1B 1B		4	1	2	2	0	0	0												
Lance Blankenship, R OBP: 0.390, SLG: 0.353			4-2 1B G3-1 SF5 BB	1-2 2-3 G4-3		0-0 G6-3		1-2 L4		3	1	0	0	1	0	4												
Inning Stats	R: 0 E: 0 K: 0 S: 6	H: 1 LOB: 2 BB: 1 P: 12	R: 0 E: 0 K: 1 S: 7	H: 0 LOB: 0 BB: 0 P: 12	R: 1 E: 0 K: 1 S: 11	H: 1 LOB: 1 BB: 1 P: 18	R: 3 E: 0 K: 1 S: 20	H: 3 LOB: 1 BB: 1 P: 30	R: 1 E: 0 K: 0 S: 12	H: 3 LOB: 1 BB: 0 P: 16	R: 0 E: 0 K: 2 S: 8	H: 0 LOB: 0 BB: 0 P: 11	R: 1 E: 0 K: 0 S: 17	H: 3 LOB: 1 BB: 0 P: 22	R: 0 E: 0 K: 0 S: 9	H: 0 LOB: 0 BB: 0 P: 14	1B: 10 2B: 1 3B: 0 HR: 1	SF: 1 SAC: 0 DP: 2 HBP: 0	WP: 0 PB: 0 SB: 1 CS: 0	PA: 39								
PITCHER	IP	WLS	BF	H	R	ER	SO	BB	IBB	HBP	BLK	WP	HR	S	P	ERA	WHIP											
Charles Nagy, R ERA: 2.57	(1, 1)	7.0	W	33	10	6	6	5	3	0	0	0	0	0	75	114	7.71	1.857										
Ted Power, R ERA: 0.75	(8, 1)	2.0	S	6	1	0	0	0	0	0	0	0	0	21	31	0.00	0.500											

livebaseballscores.com



livebaseballscores.com



Batter	1	2	3	4	5	6	7	8	9	AB	R	H	RBI	BB	SO	LOB	TOP				
Kenny Lofton, L OBP: 0.345, SLG: 0.316 (1, 8)	F8		F7			G4-3		K		4	0	0	0	0	1	1					
Thomas Howard, S OBP: 0.322, SLG: 0.357 (1, 7)	G1-3		G4-3			K		K		4	0	0	0	0	2	1					
Carlos Baerga, S OBP: 0.350, SLG: 0.400 (1, 4)	P5			F8					P6	4	0	1	0	0	0	0					
Albert Belle, R OBP: 0.333, SLG: 0.481 (1, 10)		F7			CS 1B			P6		4	0	1	0	0	0	1					
Mark Whiten, S OBP: 0.396, SLG: 0.469 (1, 9)		G5-3 1B		F8			G3			3	0	1	0	0	0	1					
Paul Sorrento, L OBP: 0.282, SLG: 0.306 (1, 3)		G5-3		CS		K		F8		3	0	0	0	0	1	1					
Brook Jacoby, R OBP: 0.328, SLG: 0.327 (1, 5)		G5-3				F8		K		3	0	0	0	0	1	1					
Mark Lewis, R OBP: 0.346, SLG: 0.413 (1, 6)			G6-3					F9		3	1	1	1	0	0	0					
Sandy Alomar Jr., R OBP: 0.250, SLG: 0.281 (1, 2)						G5-3		F8		2	0	0	0	0	0	0					
Inning Stats	R: 0 E: 0 K: 0 S: 6	H: 0 LOB: 0 BB: 0 P: 9	R: 0 E: 0 K: 0 S: 9	H: 1 LOB: 1 BB: 0 P: 10	R: 0 E: 0 K: 0 S: 9	H: 0 LOB: 1 BB: 0 P: 14	R: 0 E: 0 K: 0 S: 7	H: 1 LOB: 0 BB: 0 P: 10	R: 1 E: 0 K: 1 S: 7	H: 1 LOB: 0 BB: 0 P: 11	R: 0 E: 0 K: 1 S: 9	H: 0 LOB: 0 BB: 0 P: 11	R: 0 E: 0 K: 1 S: 9	H: 0 LOB: 0 BB: 0 P: 12	R: 0 E: 0 K: 1 S: 12	H: 0 LOB: 0 BB: 0 P: 16	1B: 3 2B: 0 3B: 0 HR: 1	SF: 0 SAC: 0 DP: 0 HBP: 1	WP: 0 PB: 0 SB: 0 CS: 1	PA: 32	
PITCHER	IP	WLS	BF	H	R	ER	SO	BB	IBB	HBP	BLK	WP	HR	S	P	ERA	WHIP				
Bob Welch, R ERA: 3.0 (1, 1)	6.0	L	22	4	1	1	2	0	0	1	0	0	1	47	65	1.50	0.667				
Jeff Parrett, R ERA: 2.51 (7, 1)	3.0		9	0	0	0	3	0	0	0	0	0	0	27	39	0.00	0.000				

Cleveland Indians @ Oakland Athletics
Oakland-Alameda County Coliseum, Oakland, CA
Tue May 26 1992, 7:05 PM PDT
Att. 18,842 - Sunny - 65 F

AB	30
R	1
H	4
RBI	1
BB	0
SO	5
LOB	6



Batter	1	2	3	4	5	6	7	8	9	AB	R	H	RBI	BB	SO	LOB	BOTTOM					
Rickey Henderson, R OBP: 0.423, SLG: 0.439 (1, 7)	G5-3		G6-3 1B		P2			G6-3		4	0	1	0	0	0	1						
Carney Lansford, R OBP: 0.341, SLG: 0.354 (1, 5)	K		G6-3			G6-3		F8		4	0	0	0	0	1	1						
Randy Ready, R OBP: 0.467, SLG: 0.238 (1, 10)			P8			F8		P6		2	0	0	0	1	0	0						
Harold Baines, L OBP: 0.280, SLG: 0.273 (9, PH)						F8				1	0	0	0	0	0	0						
Mark McGwire, R OBP: 0.408, SLG: 0.673 (1, 3)						F9		G1-3		4	0	0	0	0	2	1						
Terry Steinbach, R OBP: 0.301, SLG: 0.344 (1, 2)		G3 BB 1B				P3				3	0	1	0	0	1	0						
Willie Wilson, S OBP: 0.333, SLG: 0.358 (1, 8)		K				L3				3	0	1	0	0	1	1						
Lance Blankenship, R OBP: 0.355, SLG: 0.563 (9, 9)			G3 BB			SH1-3 2B		G6-3		2	0	1	0	1	0	0						
Mike Bordick, R OBP: 0.387, SLG: 0.404 (1, 6)		G3				SH1-3		P4		2	0	0	0	0	2							
Scott Brosius, R OBP: 0.176, SLG: 0.206 (1, 9)						L4				2	0	0	0	0	0	3						
Jerry Browne, S OBP: 0.303, SLG: 0.224 (8, PH)		F8						K		1	0	0	0	0	1	0						
Inning Stats	R: 0 E: 0 K: 2 S: 10	H: 0 LOB: 1 BB: 1 P: 17	R: 0 E: 0 K: 1 S: 12	H: 1 LOB: 2 BB: 1 P: 23	R: 0 E: 0 K: 0 S: 4	H: 1 LOB: 0 BB: 0 P: 7	R: 0 E: 0 K: 2 S: 11	H: 1 LOB: 1 BB: 0 P: 15	R: 0 E: 0 K: 0 S: 9	H: 1 LOB: 1 BB: 0 P: 16	R: 0 E: 0 K: 0 S: 5	H: 0 LOB: 0 BB: 0 P: 10	R: 0 E: 0 K: 0 S: 11	H: 0 LOB: 0 BB: 0 P: 16	R: 0 E: 0 K: 1 S: 7	H: 0 LOB: 0 BB: 0 P: 9	R: 0 E: 0 K: 0 S: 7	H: 0 LOB: 0 BB: 0 P: 12	1B: 2 2B: 2 3B: 0 HR: 0	SF: 0 SAC: 1 DP: 1 HBP: 0	WP: 0 PB: 0 SB: 0 CS: 0	PA: 31
PITCHER	IP	WLS	BF	H	R	ER	SO	BB	IBB	HBP	BLK	WP	HR	S	P	ERA	WHIP					
Dave Otto, L ERA: 6.92 (1, 1)	6.0	W	22	4	0	0	5	2	0	0	0	0	0	51	88	0.00	1.000					
Eric Plunk, R ERA: 5.14 (7, 1)	2.1		7	0	0	0	1	0	0	0	0	0	0	21	31	0.00	0.000					
Kevin Wickander, L ERA: 2.53 (9, 1)	0.1	S	1	0	0	0	0	0	0	0	0	0	0	2	3	0.00	0.000					
Steve Olin, R ERA: 3.43 (9, 1)	0.1		1	0	0	0	0	0	0	0	0	0	0	2	3	0.00	0.000					

Cleveland Indians @ Oakland Athletics
Oakland-Alameda County Coliseum, Oakland, CA
Tue May 26 1992, 7:05 PM PDT
Att. 18,842 - Sunny - 65 F

AB	28
R	0
H	4
RBI	0
BB	2
SO	6
LOB	9



Batter	1	2	3	4	5	6	7	8	9	AB	R	H	RBI	BB	SO	LOB	TOP					
Kenny Lofton, L OBP: 0.337, SLG: 0.308 (1, 8)	G1-3		L7			K		F7		4	0	0	0	0	1	0	Cleveland Indians @ Oakland Athletics Oakland-Alameda County Coliseum, Oakland, CA Wed May 27 1992, 3:33 AM PDT Att: 24,679 - Sunny - 66 F					
Glenallen Hill, R OBP: 0.227, SLG: 0.308 (1, 10)	P3			K		P5		L6		4	0	0	0	0	1	0						
Carlos Baerga, S OBP: 0.343, SLG: 0.392 (1, 4)	G3-1			F7		G6-3			P2	4	0	0	0	0	0	0						
Albert Belle, R OBP: 0.339, SLG: 0.503 Thomas Howard, S OBP: 0.319, SLG: 0.354 (1, 7)		L9-3 1B		P6			HR		G4-3	3	1	2	1	0	0	0						
Mark Whiten, S OBP: 0.398, SLG: 0.470 (1, 9)		L9-3 1-2			1-1	HR	1B		G1-3	4	1	2	0	0	0	1						
Paul Sorrento, L OBP: 0.293, SLG: 0.353 (1, 3)		BB			1-2	HR	HR			3	2	2	3	1	1	1						
Brook Jacoby, R OBP: 0.328, SLG: 0.321 (1, 5)			P3		2-3	K				2	0	0	0	0	1	1						
Mark Lewis, R OBP: 0.340, SLG: 0.404 (1, 6)			G5-3		1-3	K				3	0	0	0	0	2	1						
Junior Ortiz, R OBP: 0.299, SLG: 0.257 (1, 2)			P5		1-3	K				3	0	0	0	0	2	0						
Inning Stats	R: 0 E: 0 K: 0 S: 6	H: 0 LOB: 0 BB: 0 P: 8	R: 0 E: 0 K: 0 S: 11	H: 1 LOB: 1 BB: 1 P: 20	R: 0 E: 0 K: 0 S: 7	H: 0 LOB: 0 BB: 0 P: 11	R: 0 E: 0 K: 1 S: 9	H: 0 LOB: 0 BB: 0 P: 12	R: 2 E: 0 K: 3 S: 16	H: 2 LOB: 0 BB: 0 P: 22	R: 0 E: 0 K: 1 S: 5	H: 0 LOB: 0 BB: 0 P: 7	R: 2 E: 0 K: 1 S: 12	H: 2 LOB: 1 BB: 0 P: 19	R: 0 E: 0 K: 1 S: 5	H: 0 LOB: 0 BB: 0 P: 10		R: 0 E: 0 K: 1 S: 9	H: 1 LOB: 1 BB: 0 P: 12	1B: 3 2B: 2 3B: 0 HR: 3	SF: 0 SAC: 0 DP: 2 HBP: 1	WP: 0 PB: 0 SB: 1 CS: 1
PITCHER	IP	WLS	BF	H	R	ER	SO	BB	IBB	HBP	BLK	WP	HR	S	P	ERA	WHIP					
Dave Stewart, R ERA: 4.27 (1, 1)	7.0	L	26	5	4	4	6	1	0	1	0	0	3	66	99	5.14	0.857					
Gene Nelson, R ERA: 6.46 (8, 1)	2.0		7	1	0	0	2	0	0	0	0	0	0	14	22	0.00	0.500					

AB	31
R	4
H	6
RBI	4
BB	1
SO	8
LOB	4



Batter	1	2	3	4	5	6	7	8	9	AB	R	H	RBI	BB	SO	LOB	BOTTOM					
Rickey Henderson, R OBP: 0.429, SLG: 0.449 Randy Ready, R OBP: 0.430, SLG: 0.217 (1, 7)	1B FC4-6 2B		SH1-3 1B BB		2-2 P4 1-2		F8			1	1	1	0	1	0	0	Cleveland Indians @ Oakland Athletics Oakland-Alameda County Coliseum, Oakland, CA Wed May 27 1992, 3:33 AM PDT Att: 24,679 - Sunny - 66 F					
Jerry Browne, S OBP: 0.304, SLG: 0.230 (1, 5)		FC4-6 1B	SH1-3		G3		G5-3			3	0	1	0	0	0	0						
Harold Baines, L OBP: 0.286, SLG: 0.280 (1, 10)	FC4-6 E 1-2 3-H		1B		1-2 1B		F7			4	0	2	2	0	0	1						
Mark McGwire, R OBP: 0.400, SLG: 0.656 (1, 3)	F8		F7		K			K		4	0	0	0	0	2	4						
Jamie Quirk, L OBP: 0.296, SLG: 0.288 (1, 2)	E5 1-2		G4-3		F8			P6		4	0	0	0	0	0	4						
Willie Wilson, S OBP: 0.331, SLG: 0.355 (1, 8)	K				K		S S 1B		G1-4-3	4	0	1	0	0	2	2						
Dann Howitt, L OBP: 0.250, SLG: 0.250 (1, 9)		F8		1B WP 1B		F8		G6-3		4	0	1	0	0	0	1						
Mike Bordick, R OBP: 0.389, SLG: 0.406 (1, 6)		G6-3		FC5-4 1B		F7			G4-6-3 1B	4	0	2	0	0	0	1						
Lance Blankenship, R OBP: 0.386, SLG: 0.353 (1, 4)		L5		FC5-4 S 1-2		F9			G4-6-3	4	0	0	0	0	0	4						
Inning Stats	R: 1 E: 1 K: 1 S: 10	H: 2 LOB: 2 BB: 0 P: 17	R: 0 E: 0 K: 0 S: 6	H: 0 LOB: 0 BB: 0 P: 12	R: 1 E: 0 K: 0 S: 9	H: 1 LOB: 2 BB: 1 P: 18	R: 0 E: 0 K: 1 S: 13	H: 2 LOB: 0 BB: 0 P: 22	R: 0 E: 0 K: 1 S: 11	H: 1 LOB: 1 BB: 0 P: 15	R: 0 E: 0 K: 0 S: 9	H: 1 LOB: 0 BB: 0 P: 15	R: 0 E: 0 K: 1 S: 8	H: 0 LOB: 0 BB: 0 P: 14	R: 0 E: 0 K: 1 S: 8	H: 0 LOB: 0 BB: 0 P: 16		R: 0 E: 0 K: 0 S: 9	H: 1 LOB: 0 BB: 0 P: 12	1B: 7 2B: 1 3B: 0 HR: 0	SF: 0 SAC: 1 DP: 1 HBP: 0	WP: 1 PB: 0 SB: 4 CS: 0
PITCHER	IP	WLS	BF	H	R	ER	SO	BB	IBB	HBP	BLK	WP	HR	S	P	ERA	WHIP					
Scott Scudder, R ERA: 3.79 (1, 1)	8.1	W	35	8	2	2	4	1	0	0	0	0	0	82	139	2.16	1.080					
Steve Olin, R ERA: 3.32 (9, 1)	0.2	S	1	0	0	0	0	0	0	0	0	0	0	2	2	0.00	0.000					



Batter	1	2	3	4	5	6	7	8	9	AB	R	H	RBI	BB	SO	LOB	TOP					
Kenny Lofton, L OBP: 0.342, SLG: 0.315 (1, 8)										6	1	3	3	0	0	4	Cleveland Indians @ California Angels Anaheim Stadium, Anaheim, CA Fri May 29 1992, 10:05 PM EDT Att: 22,322 - Sunny - 73 F					
Glenallen Hill, R OBP: 0.222, SLG: 0.296 (1, 10)										6	1	1	0	0	1	8						
Carlos Baerga, S OBP: 0.343, SLG: 0.404 (1, 4)										4	2	1	3	0	1	0						
Albert Belle, R OBP: 0.349, SLG: 0.542 (1, 7)										5	2	3	3	1	0	0						
Mark Whiten, S OBP: 0.391, SLG: 0.456 (1, 9)										5	1	0	0	1	2	2						
Carlos Martinez, R OBP: 0.600, SLG: 0.750 (1, 3)										4	3	2	0	1	0	1						
Brook Jacoby, R OBP: 0.346, SLG: 0.336 (1, 5)										4	3	3	1	1	0	0						
Mark Lewis, R OBP: 0.343, SLG: 0.407 (8, PH)										4	0	2	1	0	0	2						
Felix Fermin, R OBP: 0.286, SLG: 0.286 (8, 6)										0	1	0	0	1	0	0						
Sandy Alomar Jr., R OBP: 0.266, SLG: 0.307 (1, 2)										5	0	3	3	0	1	4						
Junior Ortiz, R OBP: 0.259, SLG: 0.257 (8, 2)										0	0	0	0	0	0	0						
Inning Stats	R: 1 E: 0 K: 0 S: 11	H: 1 LOB: 1 BB: 1 P: 18	R: 0 E: 0 K: 0 S: 7	H: 0 LOB: 0 BB: 0 P: 8	R: 2 E: 0 K: 0 S: 13	H: 4 LOB: 1 BB: 0 P: 20	R: 1 E: 1 K: 1 S: 18	H: 2 LOB: 2 BB: 1 P: 28	R: 4 E: 1 K: 1 S: 16	H: 4 LOB: 2 BB: 1 P: 28	R: 0 E: 0 K: 1 S: 8	H: 0 LOB: 0 BB: 0 P: 10	R: 2 E: 0 K: 0 S: 12	H: 3 LOB: 1 BB: 0 P: 20	R: 4 E: 0 K: 1 S: 25	H: 4 LOB: 2 BB: 2 P: 43	R: 0 E: 0 K: 1 S: 6	H: 0 LOB: 0 BB: 0 P: 8	1B: 13 2B: 2 3B: 0 HR: 3	SF: 1 SAC: 0 DP: 1 HBP: 1	WP: 1 PB: 0 SB: 2 CS: 0	PA: 50
PITCHER	IP	WLS	BF	H	R	ER	SO	BB	IBB	HBP	BLK	WP	HR	S	P	ERA	WHIP					
Chuck Finley, L ERA: 5.88 (1, 1)	4.0	L	23	8	7	7	1	3	0	1	0	1	2	52	83	15.75	2.750					
Chuck Cmm, R ERA: 4.45 (5, 1)	2.1		13	6	3	3	2	0	0	0	0	0	0	29	44	11.57	2.571					
Scott Bailes, L ERA: 6.35 (7, 1)	1.1		10	4	4	4	1	2	0	0	0	0	1	27	45	27.00	4.500					
Steve Frey, L ERA: 1.1 (8, 1)	1.1		4	0	0	0	1	0	0	0	0	0	0	8	11	0.00	0.000					

AB	43
R	14
H	18
RBI	14
BB	5
SO	5
LOB	21



Batter	1	2	3	4	5	6	7	8	9	AB	R	H	RBI	BB	SO	LOB	BOTTOM					
Chad Curtis, R OBP: 0.326, SLG: 0.350 (1, 8)										2	0	0	0	2	0	2	Cleveland Indians @ California Angels Anaheim Stadium, Anaheim, CA Fri May 29 1992, 10:05 PM EDT Att: 22,322 - Sunny - 73 F					
Von Hayes, L OBP: 0.336, SLG: 0.405 (1, 9)										2	1	0	0	1	1	1						
John Morris, L OBP: 0.265, SLG: 0.226 (8, 9)										1	0	1	0	0	0	0						
Jose Gonzalez, R OBP: 0.333, SLG: 0.400 (1, 7)										4	0	2	0	0	2	1						
Hubie Brooks, R OBP: 0.254, SLG: 0.374 (1, 3)										4	0	1	0	0	0	4						
Rene Gonzales, R OBP: 0.397, SLG: 0.540 (1, 4)										4	1	1	1	0	0	3						
Gary Gaetti, R OBP: 0.273, SLG: 0.344 (1, 5)										4	0	1	0	0	0	0						
Lance Parrish, R OBP: 0.297, SLG: 0.456 (1, 10)										4	0	1	1	0	1	0						
Mike Fitzgerald, R OBP: 0.278, SLG: 0.338 (1, 2)										2	0	0	0	1	0	0						
Ron Tingley, R OBP: 0.251, SLG: 0.360 (9, PH)										1	0	0	0	0	1	0						
Luis Sojo, R OBP: 0.333, SLG: 0.333 (1, 6)										3	0	1	0	0	0	0						
Inning Stats	R: 0 E: 0 K: 0 S: 10	H: 1 LOB: 1 BB: 1 P: 15	R: 0 E: 0 K: 1 S: 6	H: 0 LOB: 0 BB: 0 P: 8	R: 0 E: 0 K: 0 S: 7	H: 0 LOB: 1 BB: 1 P: 14	R: 2 E: 0 K: 0 S: 14	H: 4 LOB: 2 BB: 1 P: 27	R: 0 E: 0 K: 0 S: 4	H: 0 LOB: 0 BB: 0 P: 5	R: 0 E: 0 K: 2 S: 8	H: 1 LOB: 1 BB: 0 P: 11	R: 0 E: 0 K: 0 S: 6	H: 1 LOB: 2 BB: 1 P: 12	R: 0 E: 1 K: 1 S: 9	H: 1 LOB: 1 BB: 0 P: 11	R: 0 E: 0 K: 1 S: 6	H: 0 LOB: 0 BB: 0 P: 7	1B: 8 2B: 0 3B: 0 HR: 0	SF: 0 SAC: 0 DP: 3 HBP: 0	WP: 0 PB: 0 SB: 0 CS: 1	PA: 36
PITCHER	IP	WLS	BF	H	R	ER	SO	BB	IBB	HBP	BLK	WP	HR	S	P	ERA	WHIP					
Denis Boucher, L ERA: 3.75 (1, 1)	7.0	W	28	7	2	2	3	4	0	0	0	0	0	9	11	0.00	1.000					
Dennis Cook, L ERA: 5.75 (8, 1)	1.0		4	1	0	0	1	0	0	0	0	0	0	9	11	0.00	1.000					
Derek Lilliquist, L ERA: 1.74 (9, 1)	1.0		3	0	0	0	1	0	0	0	0	0	0	6	7	0.00	0.000					

AB	31
R	2
H	8
RBI	2
BB	4
SO	5
LOB	11



Batter	1	2	3	4	5	6	7	8	9	AB	R	H	RBI	BB	SO	LOB	TOP										
Kenny Lofton, L OBP: 0.335, SLG: 0.308 (1, 8)	0-3		1-2			0-1		0-1		4	0	0	0	0	1	2	Cleveland Indians @ California Angels Anaheim Stadium, Anaheim, CA Sat May 30 1992, 10:05 PM EDT Att: 37,322 - Sunny - 73 F										
Thomas Howard, S OBP: 0.308, SLG: 0.345 (1, 7)	1-1		0-1			1-0		1-2		3	0	0	1	0	0	1											
Carlos Baerga, S OBP: 0.341, SLG: 0.401 (1, 4)	2-0		2-3			0-2		3-H 1-1		4	0	1	0	0	1	1											
Albert Belle, R OBP: 0.347, SLG: 0.532 (1, 10)		0-0		0-3		4-2		1-3		3	0	0	0	1	2	0											
Mark Whiten, S OBP: 0.383, SLG: 0.445 (1, 9)		2-3		0-2		1-2		0-3		4	0	0	0	0	2	2											
Paul Sorrento, L OBP: 0.292, SLG: 0.346 (1, 3)		4-2		1-1			1-2	1-3		3	0	0	0	1	1	0											
Brook Jacoby, R OBP: 0.346, SLG: 0.336 (1, 5)		0-0		0-0		3-3				3	0	1	0	0	1	0											
Mark Lewis, R OBP: 0.337, SLG: 0.399 (1, 6)		0-3		0-1		3-3				3	0	0	0	0	2	2											
Sandy Alomar Jr., R OBP: 0.268, SLG: 0.317 (1, 2)			0-0		1-0			0-0		3	1	1	0	0	0	0											
Inning Stats	R: 0 E: 0 K: 1 S: 6	H: 0 LOB: 0 BB: 0 P: 9	R: 0 E: 0 K: 2 S: 10	H: 1 LOB: 2 BB: 1 P: 16	R: 0 E: 0 K: 1 S: 9	H: 1 LOB: 1 BB: 0 P: 12	R: 0 E: 0 K: 1 S: 8	H: 0 LOB: 0 BB: 0 P: 9	R: 0 E: 0 K: 0 S: 4	H: 0 LOB: 0 BB: 0 P: 5	R: 0 E: 0 K: 0 S: 12	H: 1 LOB: 2 BB: 1 P: 17	R: 0 E: 0 K: 2 S: 10	H: 0 LOB: 0 BB: 0 P: 17	R: 1 E: 1 K: 0 S: 8	H: 0 LOB: 0 BB: 0 P: 10	R: 0 E: 0 K: 3 S: 10	H: 0 LOB: 0 BB: 0 P: 12	1B: 2 2B: 1 3B: 0 HR: 0	SF: 1 SAC: 0 DP: 0 HBP: 0	WP: 0 PB: 0 SB: 0 CS: 0	PA: 33					
PITCHER	IP	WLS	BF	H	R	ER	SO	BB	IBB	HBP	BLK	WP	HR	S	P	ERA	WHIP										
Bert Blyleven, R ERA: 1.93 (1, 1)	7.0	W	26	3	0	0	7	2	0	0	0	0	0	59	85	0.00	0.714										
Bryan Harvey, R ERA: 2.52 (8, 1)	2.0	S	7	0	1	0	3	0	0	0	0	0	0	18	22	0.00	0.000										

Batter	1	2	3	4	5	6	7	8	9	AB	R	H	RBI	BB	SO	LOB	BOTTOM										
Luis Polonia, L OBP: 0.344, SLG: 0.323 (1, 7)	1-1		4-2		2-1		2-3			3	1	0	0	1	1	2	Cleveland Indians @ California Angels Anaheim Stadium, Anaheim, CA Sat May 30 1992, 10:05 PM EDT Att: 37,322 - Sunny - 73 F										
Chad Curtis, R OBP: 0.333, SLG: 0.381 (1, 8)	1-2		1-0		1-2	2-1	0-2			4	1	2	0	0	0	2											
Von Hayes, L OBP: 0.333, SLG: 0.417 (1, 9)	3-0		2-0		1-H 2-H	1-0		3-3		4	0	1	2	0	1	1											
Alvin Davis, L OBP: 0.361, SLG: 0.375 (1, 10)		4-0	1-1		4-1	1-0	4-2	0-1		1	0	0	0	3	0	1											
Rene Gonzales, R OBP: 0.383, SLG: 0.519 (1, 4)	0-3		0-2		1-0	1-2	0-1			4	0	0	0	0	1	4											
Lee Stevens, L OBP: 0.283, SLG: 0.344 (1, 3)	1-0		0-1		0-2	1-2	0-2			4	0	1	0	0	0	2											
Gary Gaetti, R OBP: 0.274, SLG: 0.344 (1, 5)	2-2		3-1		0-0	1-2	1-2			3	1	1	0	0	0	1											
Ron Tingley, R OBP: 0.241, SLG: 0.357 (1, 2)		2-2		0-1		1-2	0-1			3	0	1	0	0	0	2											
Gary Disarcina, R OBP: 0.338, SLG: 0.317 (1, 6)			0-3		3-2	1-3	0-1			3	0	1	1	0	1	1											
Inning Stats	R: 0 E: 0 K: 0 S: 6	H: 0 LOB: 0 BB: 0 P: 11	R: 0 E: 0 K: 1 S: 7	H: 0 LOB: 1 BB: 1 P: 14	R: 2 E: 0 K: 1 S: 13	H: 2 LOB: 1 BB: 1 P: 22	R: 0 E: 0 K: 0 S: 6	H: 0 LOB: 0 BB: 0 P: 9	R: 0 E: 0 K: 0 S: 7	H: 1 LOB: 0 BB: 0 P: 12	R: 0 E: 0 K: 0 S: 6	H: 1 LOB: 1 BB: 1 P: 13	R: 1 E: 0 K: 1 S: 14	H: 3 LOB: 2 BB: 0 P: 15	R: 0 E: 0 K: 1 S: 11	H: 0 LOB: 1 BB: 1 P: 18	1B: 5 2B: 0 3B: 2 HR: 0	SF: 0 SAC: 0 DP: 1 HBP: 0	WP: 0 PB: 0 SB: 1 CS: 1	PA: 33							
PITCHER	IP	WLS	BF	H	R	ER	SO	BB	IBB	HBP	BLK	WP	HR	S	P	ERA	WHIP										
Jack Armstrong, R ERA: 4.82 (1, 1)	6.1	L	27	7	3	3	2	3	0	0	0	0	0	52	88	4.26	1.579										
Kevin Wickander, L ERA: 2.19 (7, 1)	1.2		6	0	0	0	2	1	0	0	0	0	0	18	26	0.00	0.600										

Batter	1	2	3	4	5	6	7	8	9	AB	R	H	RBI	BB	SO	LOB	TOP										
Henry Cotto, R (1, 7) OBP: 0.352, SLG: 0.492 Greg Briley, L (8, FH) OBP: 0.238, SLG: 0.289	2-0 G4-3 1B		3-2 G5-3		4-2 2B BB			0-3 K		2	0	1	0	1	0	0	Seattle Mariners @ Cleveland Indians Cleveland Municipal Stadium, Cleveland, OH Tue Jun 02 1992, 7:05 PM EDT Att: 7,265 - Sunny - 64 F										
Edgar Martinez, R (1, 5) OBP: 0.376, SLG: 0.529	2-1 F9			1-0 HR 2B	2-0 2B			2-3 K		4	1	2	1	0	1	1											
Ken Griffey Jr., L (1, 8) OBP: 0.350, SLG: 0.541	0-0 G4-3			0-1 HR	3-H G5-3			4-1 BB		3	1	1	2	1	0	3											
Dave Cochrane, S (1, 10)	2-3 K			1-0 F8		1-0 F9		2-3 K		4	0	0	0	0	2	2											
Jay Buhner, R (1, 9) OBP: 0.342, SLG: 0.335		2-1 F7		0-0 G6-3		1-3 K		2-0 G6-3		4	0	0	0	0	1	0											
Pete O'Brien, L (1, 3) OBP: 0.251, SLG: 0.463		1-1 G4-3		2-1 P4		0-1 G4-3		0-1 FC4-6 1B		4	0	1	0	0	0	0											
Dave Valle, R (1, 2) Tino Martinez, L (9, FH) OBP: 0.333, SLG: 0.444		1-2 G4-3			0-0 SH1-3 2B		3-2 F9	1-1 FC4-6 FC5-4 1-2		3	1	1	0	0	0	0											
Omar Vizquel, S (1, 6) Kevin Mitchell, R (9, FH) OBP: 0.299, SLG: 0.306 OBP: 0.287, SLG: 0.302			0-0 P1		1-1 SH1-3		4-0 CS BB	2-2 FC5-4 1-2		1	0	0	0	1	0	0											
Harold Reynolds, S (1, 4) OBP: 0.315, SLG: 0.326			1-2 G5-3		0-0 G5-3		1-2 G4-3			3	0	0	0	0	0	2											
Inning Stats	R: 0 E: 0 K: 1 S: 8	H: 1 LOB: 1 BB: 0 P: 13	R: 0 E: 0 K: 0 S: 7	H: 0 LOB: 0 BB: 0 P: 11	R: 0 E: 0 K: 0 S: 7	H: 0 LOB: 0 BB: 0 P: 11	R: 2 E: 0 K: 0 S: 7	H: 2 LOB: 0 BB: 0 P: 11	R: 1 E: 0 K: 0 S: 9	H: 2 LOB: 2 BB: 1 P: 17	R: 0 E: 0 K: 1 S: 6	H: 0 LOB: 0 BB: 0 P: 8	R: 0 E: 0 K: 0 S: 7	H: 0 LOB: 1 BB: 1 P: 17	R: 0 E: 0 K: 3 S: 13	H: 0 LOB: 1 BB: 1 P: 21		R: 0 E: 0 K: 0 S: 8	H: 1 LOB: 1 BB: 0 P: 13	1B: 2 2B: 3 3B: 0 HR: 1	SF: 0 SAC: 1 DP: 0 HBP: 0	WP: 0 PB: 0 SB: 1 CS: 1	PA: 35				
PITCHER	IP	WLS	BF	H	R	ER	SO	BB	IBB	HBP	BLK	WP	HR	S	P	ERA	WHIP										
Dave Otto, L (1, 1) ERA: 6.46	7.0	W	27	5	3	3	2	2	0	0	0	0	1	51	88	3.86	1.000										
Ted Power, R (8, 1) ERA: 0.7	0.2		2	0	0	0	2	0	0	0	0	0	0	8	10	0.00	0.000										
Kevin Wickander, L (8, 1) ERA: 2.13	0.1		2	0	0	0	1	1	0	0	0	0	0	5	11	0.00	3.000										
Steve Olin, R (9, 1) ERA: 3.09	1.0	S	4	1	0	0	0	0	0	0	0	0	0	8	13	0.00	1.000										

AB	31
R	3
H	6
RBI	3
BB	3
SO	5
LOB	10



Batter	1	2	3	4	5	6	7	8	9	AB	R	H	RBI	BB	SO	LOB	BOTTOM										
Kenny Lofton, L (1, 8) OBP: 0.340, SLG: 0.311	1-1 F8		4-2 2B G3-1 BB		0-0 G3		1-1 L8			3	1	0	0	1	0	1	Seattle Mariners @ Cleveland Indians Cleveland Municipal Stadium, Cleveland, OH Tue Jun 02 1992, 7:05 PM EDT Att: 7,265 - Sunny - 64 F										
Glenallen Hill, R (1, 10) OBP: 0.263, SLG: 0.385	2-1 FC4-6 1B		1-0 G3-1 1-3 2-H 2B		2-3 K		2-1 HR			4	1	3	3	0	1	0											
Carlos Baerga, S (1, 4) OBP: 0.342, SLG: 0.397	1-2 FC4-6 FC5-4 1-2		3-2 G3-1		3-2 FC4 1B		2-1 P3			4	0	1	1	0	0	2											
Albert Belle, R (1, 7) OBP: 0.338, SLG: 0.511 Thomas Howard, S (9, 7) OBP: 0.306, SLG: 0.345	0-1 FC5-4 1-2		0-1 G6-3		0-0 FC4			0-1 G5-3		4	0	0	0	0	0	3											
Mark Whiten, S (1, 9) OBP: 0.373, SLG: 0.428		0-3 K	4-2 BB		0-0 B1-3		1-3 K			3	0	0	0	1	2	0											
Paul Sorrento, L (1, 3) OBP: 0.286, SLG: 0.338		1-1 G4-3	2-0 L6		1-0 F8		0-0 G1-3			4	0	0	0	0	0	2											
Brook Jacoby, R (1, 5) OBP: 0.343, SLG: 0.333		2-0 1B		1-0 F9		2-0 F8				3	0	1	0	0	0	0											
Mark Lewis, R (1, 6) OBP: 0.331, SLG: 0.391		0-0 P3		3-1 L7			1-3 K			3	0	0	0	0	1	1											
Sandy Alomar Jr., R (1, 2) OBP: 0.287, SLG: 0.336			0-1 BB 2B		1-1 1B		1-0 HR 1B			3	2	3	0	0	0	0											
Inning Stats	R: 0 E: 0 K: 0 S: 9	H: 1 LOB: 1 BB: 0 P: 13	R: 0 E: 0 K: 1 S: 7	H: 1 LOB: 0 BB: 0 P: 10	R: 2 E: 0 K: 0 S: 14	H: 2 LOB: 2 BB: 2 P: 28	R: 0 E: 0 K: 0 S: 5	H: 1 LOB: 1 BB: 0 P: 10	R: 0 E: 0 K: 0 S: 8	H: 0 LOB: 0 BB: 0 P: 13	R: 0 E: 0 K: 0 S: 3	H: 0 LOB: 0 BB: 0 P: 6	R: 2 E: 0 K: 1 S: 10	H: 2 LOB: 0 BB: 0 P: 17	R: 0 E: 0 K: 1 S: 7	H: 0 LOB: 0 BB: 0 P: 8		1B: 6 2B: 1 3B: 0 HR: 1	SF: 0 SAC: 0 DP: 0 HBP: 0	WP: 0 PB: 0 SB: 0 CS: 0	PA: 33						
PITCHER	IP	WLS	BF	H	R	ER	SO	BB	IBB	HBP	BLK	WP	HR	S	P	ERA	WHIP										
Erik Hanson, R (1, 1) ERA: 4.83	8.0	L	33	8	4	4	4	2	0	0	0	0	1	63	105	4.50	1.250										

AB	31
R	4
H	8
RBI	4
BB	2
SO	4
LOB	9



Batter	1	2	3	4	5	6	7	8	9	AB	R	H	RBI	BB	SO	LOB	TOP										
Greg Briley, L (1, 7) OBP: 0.241, SLG: 0.291 Henry Cotto, R (7, PH) OBP: 0.356, SLG: 0.493										3	0	1	0	0	1	1	Seattle Mariners @ Cleveland Indians Cleveland Municipal Stadium, Cleveland, OH Wed Jun 03 1992, 7:05 PM EDT Att: 7,536 - Cloudy - 65 F										
Edgar Martinez, R (1, 5) OBP: 0.376, SLG: 0.531										5	0	2	0	0	1	5											
Ken Griffey Jr., L (1, 8) OBP: 0.347, SLG: 0.538										5	0	1	2	0	3	4											
Pete O'Brien, L (1, 10) OBP: 0.257, SLG: 0.461										3	0	1	0	1	1	4											
Jay Buhner, R (1, 9) OBP: 0.340, SLG: 0.333										4	0	1	0	0	2	3											
Tino Martinez, L (1, 3) OBP: 0.331, SLG: 0.438										4	1	1	0	0	0	1											
Dave Valle, R (1, 2) OBP: 0.333, SLG: 0.406										3	0	1	0	1	0	1											
Omar Vizquel, S (1, 6) OBP: 0.300, SLG: 0.307 Dave Cochrane, S (8, PH) OBP: 0.315, SLG: 0.315										3	1	1	0	0	0	2											
Harold Reynolds, S (1, 4) OBP: 0.323, SLG: 0.331										3	1	2	0	1	0	1											
Inning Stats	R: 0 E: 0 K: 3 S: 15	H: 1 LOB: 2 BB: 1 P: 24	R: 0 E: 0 K: 0 S: 7	H: 1 LOB: 0 BB: 0 P: 10	R: 0 E: 0 K: 0 S: 10	H: 2 LOB: 1 BB: 0 P: 16	R: 0 E: 0 K: 0 S: 9	H: 1 LOB: 0 BB: 0 P: 14	R: 2 E: 0 K: 1 S: 15	H: 4 LOB: 2 BB: 0 P: 27	R: 0 E: 0 K: 0 S: 10	H: 1 LOB: 1 BB: 0 P: 16	R: 0 E: 0 K: 2 S: 16	H: 1 LOB: 2 BB: 1 P: 27	R: 1 E: 1 K: 1 S: 16	H: 1 LOB: 1 BB: 1 P: 27		R: 0 E: 0 K: 1 S: 12	H: 0 LOB: 0 BB: 0 P: 17	1B: 10 2B: 2 3B: 0 HR: 0	SF: 0 SAC: 0 DP: 2 HBP: 0	WP: 0 PB: 0 SB: 0 CS: 1	PA: 39				
PITCHER	IP	WLS	BF	H	R	ER	SO	BB	IBB	HBP	BLK	WP	HR	S	P	ERA	WHIP										
Scott Scudder, R (1, 1) ERA: 3.71	6.0	W	26	10	2	2	4	1	0	0	0	0	0	66	107	3.00	1.833										
Kevin Wickander, L (7, 1) ERA: 1.99	1.0		5	1	0	0	2	1	0	0	0	0	0	16	27	0.00	2.000										
Eric Plunk, R (8, 1) ERA: 4.5	1.0		5	1	1	0	1	1	0	0	0	0	0	16	27	0.00	2.000										
Dennis Cook, L (9, 1) ERA: 5.99	1.0		3	0	0	0	1	0	0	0	0	0	0	12	17	0.00	0.000										

Batter	1	2	3	4	5	6	7	8	9	AB	R	H	RBI	BB	SO	LOB	BOTTOM										
Kenny Lofton, L (1, 8) OBP: 0.332, SLG: 0.302										5	0	0	0	0	0	1	Seattle Mariners @ Cleveland Indians Cleveland Municipal Stadium, Cleveland, OH Wed Jun 03 1992, 7:05 PM EDT Att: 7,536 - Cloudy - 65 F										
Glenallen Hill, R (1, 10) OBP: 0.250, SLG: 0.366										4	0	0	0	0	1	0											
Carlos Baerga, S (1, 4) OBP: 0.341, SLG: 0.409										4	1	1	1	0	0	0											
Albert Belle, R (1, 7) OBP: 0.346, SLG: 0.514 Thomas Howard, S (8, 7) OBP: 0.306, SLG: 0.345										3	1	2	0	1	0	0											
Mark Whiten, S (1, 9) OBP: 0.371, SLG: 0.424										4	1	1	0	0	0	2											
Paul Sorrento, L (1, 3) OBP: 0.296, SLG: 0.344										3	1	2	1	1	0	0											
Brook Jacoby, R (1, 5) OBP: 0.355, SLG: 0.370										4	2	3	2	0	0	1											
Mark Lewis, R (1, 6) OBP: 0.330, SLG: 0.388										4	1	1	0	0	0	2											
Sandy Alomar Jr., R (1, 2) OBP: 0.294, SLG: 0.399										4	1	2	4	0	0	0											
Inning Stats	R: 0 E: 0 K: 0 S: 6	H: 0 LOB: 0 BB: 0 P: 10	R: 0 E: 0 K: 0 S: 10	H: 1 LOB: 2 BB: 1 P: 17	R: 0 E: 0 K: 1 S: 10	H: 0 LOB: 0 BB: 0 P: 16	R: 7 E: 0 K: 0 S: 19	H: 7 LOB: 0 BB: 0 P: 27	R: 0 E: 0 K: 0 S: 6	H: 2 LOB: 1 BB: 0 P: 10	R: 0 E: 0 K: 0 S: 6	H: 0 LOB: 0 BB: 0 P: 9	R: 0 E: 0 K: 0 S: 3	H: 0 LOB: 1 BB: 1 P: 7	R: 1 E: 0 K: 0 S: 13	H: 2 LOB: 1 BB: 0 P: 18		1B: 9 2B: 0 3B: 0 HR: 3	SF: 0 SAC: 0 DP: 1 HBP: 0	WP: 0 PB: 0 SB: 0 CS: 0	PA: 37						
PITCHER	IP	WLS	BF	H	R	ER	SO	BB	IBB	HBP	BLK	WP	HR	S	P	ERA	WHIP										
Clay Parker, R (1, 1) ERA: 6.98	3.0	L	17	7	6	6	1	1	0	0	0	0	1	39	61	18.00	2.667										
Jim Acker, R (4, 1) ERA: 3.51	4.0		15	3	1	1	0	1	0	0	0	0	1	21	35	2.25	1.000										
Jeff Nelson, R (8, 1) ERA: 4.43	1.0		5	2	1	1	0	0	0	0	0	0	1	13	18	9.00	2.000										

AB	36
R	3
H	12
RBI	2
BB	3
SO	8
LOB	23

AB	35
R	8
H	12
RBI	8
BB	2
SO	1
LOB	6



Batter	1	2	3	4	5	6	7	8	9	AB R H RBI BB SO LOB	TOP											
Henry Cotto, R OBP: 0.346, SLG: 0.472 (1, 7)										5 1 1 0 0 0 2	Seattle Mariners @ Cleveland Indians Cleveland Municipal Stadium, Cleveland, OH Thu Jun 04 1992, 7:05 PM EDT Att: 5,022 - Cloudy - 66 F											
Edgar Martinez, R OBP: 0.386, SLG: 0.538 (1, 5)										5 3 4 1 0 0 0												
Ken Griffey Jr., L OBP: 0.321, SLG: 0.568 Greg Britley, L OBP: 0.241, SLG: 0.291 (9, 7)										4 3 2 4 1 1 1 0 0 0 0 0 0 0												
Kevin Mitchell, R OBP: 0.301, SLG: 0.350 (1, 10)										4 2 3 5 1 0 0												
Jay Buhner, R OBP: 0.332, SLG: 0.323 (1, 9)										5 0 0 0 0 1 2												
Dave Cochrane, S OBP: 0.305, SLG: 0.299 (1, 3)										4 0 0 0 0 1 0												
Dave Valle, R Bert Heffernan, L OBP: 0.091, SLG: 0.182 (8, 2)										4 0 0 0 0 1 0 0 0 0 0 0 0 0												
Jeff Schaefer, R OBP: 0.200, SLG: 0.308 (1, 6)										3 0 0 0 0 1 0												
Harold Reynolds, S OBP: 0.327, SLG: 0.335 (1, 4)										4 1 2 0 0 0 1												
Inning Stats	R: 4 E: 0 K: 0 S: 13	H: 3 LOB: 0 BB: 1 P: 24	R: 3 E: 0 K: 0 S: 18	H: 4 LOB: 1 BB: 0 P: 30	R: 0 E: 0 K: 2 S: 11	H: 0 LOB: 0 BB: 0 P: 15	R: 0 E: 0 K: 1 S: 11	H: 1 LOB: 1 BB: 0 P: 16	R: 0 E: 0 K: 0 S: 7	H: 0 LOB: 0 BB: 0 P: 11	R: 0 E: 0 K: 0 S: 9	H: 1 LOB: 0 BB: 0 P: 12	R: 3 E: 0 K: 2 S: 19	H: 3 LOB: 0 BB: 0 P: 26	R: 0 E: 1 K: 0 S: 10	H: 0 LOB: 2 BB: 0 P: 14	R: 0 E: 0 K: 0 S: 4	H: 0 LOB: 1 BB: 1 P: 9	1B: 8 2B: 0 3B: 0 HR: 4	SF: 0 SAC: 0 DP: 1 HBP: 0	WP: 0 PB: 0 SB: 0 CS: 0	PA: 41
PITCHER	IP WLS BF H R ER SO BB IBB HBP BLK WP HR S P ERA WHIP											PITCHER	IP WLS BF H R ER SO BB IBB HBP BLK WP HR S P ERA WHIP									
Denis Boucher, L ERA: 7.9 (1, 1)	1.2 L 12 6 7 7 0 1 0 0 0 0 0 2 28 48 5.06 1.125																					
Dennis Cook, L ERA: 5.53 (2, 1)	5.1 22 6 3 3 5 0 0 0 0 1 0 2 60 86 0.00 0.000																					
Derek Lilliquist, L ERA: 2.05 (8, 1)	1.0 3 0 0 0 0 0 0 0 0 0 0 0 10 14 0.00 1.000																					
Steve Olin, R ERA: 2.96 (9, 1)	1.0 4 0 0 0 0 1 0 0 0 0 0 0 4 9 0.00 1.000																					

Batter	1	2	3	4	5	6	7	8	9	AB R H RBI BB SO LOB	BOTTOM											
Thomas Howard, S OBP: 0.315, SLG: 0.350 (8, 9)										4 0 2 1 0 0 0	Seattle Mariners @ Cleveland Indians Cleveland Municipal Stadium, Cleveland, OH Thu Jun 04 1992, 7:05 PM EDT Att: 5,022 - Cloudy - 66 F											
Glenallen Hill, R OBP: 0.238, SLG: 0.349 (1, 10)										4 0 0 0 0 0 3												
Carlos Baerga, S OBP: 0.339, SLG: 0.410 (1, 4)										4 0 1 0 0 2 3												
Albert Belle, R OBP: 0.340, SLG: 0.503 (1, 7)										4 0 0 0 0 1 4												
Mark Whiten, S OBP: 0.372, SLG: 0.430 Alex Cole, L OBP: 0.275, SLG: 0.210 (7, PH) (8, 8)										2 1 1 0 0 0 0 2 0 0 0 0 0 1												
Carlos Martinez, R OBP: 0.250, SLG: 0.273 Paul Sorrento, L OBP: 0.294, SLG: 0.342 (1, 3) (8, PH)										3 0 0 0 0 1 2 1 0 0 0 0 0 0												
Brook Jacoby, R OBP: 0.350, SLG: 0.364 Felix Fermin, R OBP: 0.295, SLG: 0.293 (8, 5)										2 0 0 1 0 0 0 2 1 2 0 0 0 0												
Mark Lewis, R OBP: 0.328, SLG: 0.384 (1, 6)										4 1 1 0 0 0 1												
Sandy Alomar Jr., R OBP: 0.289, SLG: 0.363 Junior Ortiz, R OBP: 0.355, SLG: 0.257 (1, 2) (8, 2)										2 0 0 0 0 0 0 0 0 0 0 1 0 0												
Inning Stats	R: 0 E: 0 K: 1 S: 11	H: 1 LOB: 1 BB: 0 P: 13	R: 1 E: 0 K: 0 S: 9	H: 1 LOB: 0 BB: 0 P: 12	R: 0 E: 0 K: 0 S: 6	H: 0 LOB: 0 BB: 0 P: 10	R: 0 E: 0 K: 1 S: 10	H: 0 LOB: 0 BB: 0 P: 16	R: 0 E: 0 K: 0 S: 6	H: 0 LOB: 0 BB: 0 P: 11	R: 0 E: 0 K: 0 S: 4	H: 0 LOB: 1 BB: 0 P: 5	R: 0 E: 0 K: 0 S: 8	H: 1 LOB: 1 BB: 0 P: 13	R: 2 E: 0 K: 1 S: 15	H: 3 LOB: 2 BB: 1 P: 28	R: 0 E: 0 K: 0 S: 8	H: 1 LOB: 1 BB: 0 P: 13	1B: 5 2B: 2 3B: 0 HR: 0	SF: 0 SAC: 0 DP: 0 HBP: 0	WP: 1 PB: 1 SB: 0 CS: 0	PA: 35
PITCHER	IP WLS BF H R ER SO BB IBB HBP BLK WP HR S P ERA WHIP											PITCHER	IP WLS BF H R ER SO BB IBB HBP BLK WP HR S P ERA WHIP									
Dave Fleming, L ERA: 3.17 (1, 1)	7.0 W 24 3 1 1 3 1 0 0 0 0 0 0 15 28 9.00 4.000																					
Russ Swan, L ERA: 8.07 (8, 1)	1.0 7 3 2 1 1 1 0 0 0 0 0 0 8 13 0.00 1.000																					
Mike Schooler, R ERA: 5.48 (9, 1)	1.0 4 1 0 0 0 0 0 0 0 0 0 0 0 8 13 0.00 1.000																					

AB	38
R	10
H	12
RBI	10
BB	2
SO	5
LOB	6



Batter	1	2	3	4	5	6	7	8	9	AB	R	H	RBI	BB	SO	LOB	TOP										
Kenny Lofton, L OBP: 0.324, SLG: 0.294 (1, 8)										5	0	0	0	0	1	2	Cleveland Indians @ Boston Red Sox Fenway Park, Boston, MA Sat Jun 06 1992, 3:33 AM EDT Cloudy - 72 F										
Alex Cole, L OBP: 0.271, SLG: 0.209 (1, 10)										5	0	1	0	0	1	2											
Carlos Baerga, S OBP: 0.338, SLG: 0.407 (1, 4)										4	0	1	0	0	1	1											
Albert Belle, R OBP: 0.338, SLG: 0.503 (1, 7)										4	1	1	0	0	1	1											
Paul Sorrento, L OBP: 0.299, SLG: 0.345 (1, 3)										4	0	2	1	0	0	1											
Thomas Howard, S OBP: 0.326, SLG: 0.366 (1, 9)										3	0	3	0	1	0	0											
Brook Jacoby, R OBP: 0.347, SLG: 0.356 (1, 5)										3	0	0	0	1	2	5											
Mark Lewis, R OBP: 0.322, SLG: 0.377 Glenallen Hill, R OBP: 0.236, SLG: 0.345 (9, PH)										3	0	0	0	0	2	7											
Sandy Alomar Jr., R OBP: 0.296, SLG: 0.362 (1, 2)										3	0	1	0	1	0	0											
Inning Stats	R: 0 E: 0 K: 2 S: 8	H: 0 LOB: 0 BB: 0 P: 11	R: 0 E: 0 K: 0 S: 11	H: 1 LOB: 2 BB: 1 P: 20	R: 0 E: 0 K: 0 S: 5	H: 1 LOB: 0 BB: 0 P: 7	R: 1 E: 0 K: 2 S: 13	H: 3 LOB: 2 BB: 0 P: 20	R: 0 E: 0 K: 0 S: 8	H: 2 LOB: 3 BB: 0 P: 19	R: 0 E: 0 K: 0 S: 9	H: 1 LOB: 1 BB: 0 P: 14	R: 0 E: 0 K: 1 S: 10	H: 1 LOB: 1 BB: 0 P: 12	R: 0 E: 0 K: 1 S: 8	H: 0 LOB: 1 BB: 1 P: 16		1B: 8 2B: 1 3B: 0 HR: 0	SF: 0 SAC: 0 DP: 0 HBP: 0	WP: 0 PB: 0 SB: 2 CS: 0	PA: 39						
PITCHER	IP	WLS	BF	H	R	ER	SO	BB	IBB	HBP	BLK	WP	HR	S	P	ERA	WHIP										
Roger Clemens, R ERA: 1.56 Greg Harris, R ERA: 1.93	(1, 1)	8.0	W	34	9	1	7	2	0	0	0	0	0	76	115	1.12	1.375										

AB	35
R	1
H	9
RBI	1
BB	3
SO	8
LOB	19



Batter	1	2	3	4	5	6	7	8	9	AB	R	H	RBI	BB	SO	LOB	BOTTOM										
Jody Reed, R OBP: 0.386, SLG: 0.410 (1, 4)										4	2	1	0	1	1	1	Cleveland Indians @ Boston Red Sox Fenway Park, Boston, MA Sat Jun 06 1992, 3:33 AM EDT Cloudy - 72 F										
Mike Greenwell, L OBP: 0.340, SLG: 0.297 (1, 7)										5	0	1	1	0	2	2											
Wade Boggs, L OBP: 0.378, SLG: 0.398 (1, 5)										2	1	2	1	2	0	0											
Jack Clark, R OBP: 0.345, SLG: 0.311 (1, 10)										4	0	0	0	0	1	6											
Phil Plantier, L OBP: 0.322, SLG: 0.346 Bob Zupic, R OBP: 0.386, SLG: 0.442 (8, 9)										4	1	3	3	0	0	1											
Ellis Burks, R OBP: 0.332, SLG: 0.413 (1, 8)										3	0	1	0	1	0	3											
Tom Brunansky, R OBP: 0.369, SLG: 0.356 Scott Cooper, L OBP: 0.279, SLG: 0.224 (9, 3)										4	0	0	0	0	2	4											
Luis Rivera, R OBP: 0.333, SLG: 0.264 (1, 6)										3	0	0	0	1	0	2											
Tony Peña, R OBP: 0.242, SLG: 0.270 (1, 2)										2	1	0	0	1	1	0											
Inning Stats	R: 1 E: 0 K: 0 S: 9	H: 1 LOB: 2 BB: 2 P: 24	R: 2 E: 0 K: 0 S: 12	H: 3 LOB: 2 BB: 1 P: 22	R: 0 E: 0 K: 1 S: 11	H: 1 LOB: 1 BB: 0 P: 16	R: 0 E: 0 K: 0 S: 6	H: 0 LOB: 0 BB: 0 P: 10	R: 2 E: 0 K: 1 S: 14	H: 2 LOB: 1 BB: 1 P: 24	R: 0 E: 0 K: 2 S: 9	H: 0 LOB: 0 BB: 0 P: 14	R: 0 E: 0 K: 1 S: 15	H: 1 LOB: 2 BB: 1 P: 20	R: 0 E: 0 K: 2 S: 11	H: 0 LOB: 1 BB: 1 P: 19		1B: 7 2B: 0 3B: 0 HR: 1	SF: 0 SAC: 1 DP: 0 HBP: 0	WP: 0 PB: 0 SB: 0 CS: 0	PA: 38						
PITCHER	IP	WLS	BF	H	R	ER	SO	BB	IBB	HBP	BLK	WP	HR	S	P	ERA	WHIP										
Jack Armstrong, R ERA: 5.16 Eric Plunk, R ERA: 3.6 Derek Lilliquist, L ERA: 1.96	(1, 1)	5.0	L	26	7	5	2	4	0	0	0	0	0	24	34	0.00	1.000										

AB	31
R	5
H	8
RBI	5
BB	6
SO	7
LOB	19



Batter	1	2	3	4	5	6	7	8	9	AB	R	H	RBI	BB	SO	LOB	TOP				
Thomas Howard, S (1, 9) OBP: 0.341, SLG: 0.378	0-0 SH1-3 G6-3 2B		3-2 S 1B		1-2 G6-3			1-0 G4-3		4	1	2	0	0	0	1					
Felix Fermin, R (1, 6) OBP: 0.296, SLG: 0.295	0-0 SH1-3 2-3		2-2 L8		3-1 P6			0-0 1B		3	0	1	0	0	0	1					
Carlos Baerga, S (1, 4) OBP: 0.332, SLG: 0.400	1-2 G6-3			1-3 K				0-0 P3		4	0	0	1	0	1	2					
Albert Belle, R (1, 7) OBP: 0.336, SLG: 0.503	1-3 K			3-2 HR				1-0 L8		4	1	1	0	0	1	2					
Kenny Lofton, L (8, 8) OBP: 0.324, SLG: 0.294										0	0	0	0	0	0	0					
Carlos Martinez, R (1, 3) OBP: 0.313, SLG: 0.533		3-2 G4-3		2-2 HR				1-1 F8		4	1	2	2	0	0	0					
Glenallen Hill, R (1, 10) OBP: 0.247, SLG: 0.352		2-1 G1-3		0-0 FC5-4 1B				0-0 G4-6-3 1B		4	0	2	0	0	0	1					
Brook Jacoby, R (1, 5) OBP: 0.338, SLG: 0.346		2-2 G4-3		3-2 L8				1-1 G4-6-3 1-2		4	0	0	0	0	0	3					
Junior Ortiz, R (1, 2) OBP: 0.294, SLG: 0.247			0-1 P3		0-0 FC5-4 1-2			3-2 G6-3		3	0	0	0	0	0	1					
Alex Cole, L (1, 8) OBP: 0.273, SLG: 0.205			0-1 G1-3					4-1 1B G4-3 BB		2	0	0	0	1	0	0					
Inning Stats	R: 1 E: 0 K: 1 S: 10	H: 1 LOB: 0 BB: 0 P: 12	R: 0 E: 0 K: 0 S: 9	H: 0 LOB: 0 BB: 0 P: 16	R: 0 E: 0 K: 0 S: 12	H: 1 LOB: 1 BB: 0 P: 16	R: 2 E: 0 K: 1 S: 23	H: 3 LOB: 1 BB: 0 P: 31	R: 0 E: 0 K: 0 S: 7	H: 0 LOB: 0 BB: 0 P: 11	R: 0 E: 0 K: 0 S: 7	H: 1 LOB: 0 BB: 0 P: 11	R: 0 E: 0 K: 0 S: 5	H: 1 LOB: 2 BB: 1 P: 11	R: 0 E: 0 K: 0 S: 8	H: 1 LOB: 0 BB: 0 P: 10	1B: 5 2B: 2 3B: 0 HR: 1	SF: 0 SAC: 1 DP: 2 HBP: 0	WP: 0 PB: 0 SB: 1 CS: 0	PA: 34	
PITCHER	IP	WLS	BF	H	R	ER	SO	BB	IBB	HBP	BLK	WP	HR	S	P	ERA	WHIP				
Frank Viola, L (1, 1) ERA: 3.28	8.0	L	31	7	3	3	2	1	0	0	0	0	1	81	119	3.38	1.000				
Jeff Reardon, R (9, 1) ERA: 2.0	1.0		3	1	0	0	0	0	0	0	0	0	0	8	10	0.00	1.000				

Cleveland Indians @ Boston Red Sox
Fenway Park, Boston, MA
Sat Jun 06 1992, 3:38 AM EDT
Att: 32,937 - Cloudy - 71 F


AB 32
R 3
H 8
RBI 3
BB 1
SO 2
LOB 11



Batter	1	2	3	4	5	6	7	8	9	AB	R	H	RBI	BB	SO	LOB	BOTTOM					
Jody Reed, R (1, 4) OBP: 0.384, SLG: 0.407	1-2 G1-3			0-3 K				3-2 G3 G4 1B		4	0	1	0	0	1	1						
Mike Greenwell, L (1, 7) OBP: 0.338, SLG: 0.295	2-2 G4-3			0-0 F7				2-2 G4		4	0	1	0	0	0	1						
Wade Boggs, L (1, 5) OBP: 0.376, SLG: 0.391	0-1 F7			0-2 G4-3				1-1 G3		3	0	0	0	1	0	1						
Ellis Burks, R (1, 10) OBP: 0.325, SLG: 0.404		0-2 L8						3-2 G6-3		4	0	0	0	0	0	4						
Phil Plantier, L (1, 9) OBP: 0.317, SLG: 0.340		2-2 G3-1						1-0 L4		3	0	0	0	0	0	0						
Bob Zupic, R (1, 8) OBP: 0.383, SLG: 0.455		1-1 G5-3						2-2 1B		3	1	1	0	0	1	0						
Scott Cooper, L (1, 3) OBP: 0.296, SLG: 0.246				1-1 L5-3 1B				3-2 G4-1		3	0	2	1	0	0	0						
Tim Lincecum, R (1, 6) OBP: 0.282, SLG: 0.296				1-1 L5-3				0-0 G4-3		2	0	0	0	0	0	1						
Tom Brunansky, R (9, PH) OBP: 0.366, SLG: 0.352				1-2 K				0-1 G1-4-3		1	0	0	0	0	0	1						
Luis Rivera, R (9, 6) OBP: 0.333, SLG: 0.264								1-2 G1-4-3		0	0	0	0	0	0	0						
John Flaherty, R (1, 2) OBP: 0.179, SLG: 0.185				1-3 K				3-2 G1-3		2	0	0	0	0	1	0						
Jack Clark, R (9, PH) OBP: 0.349, SLG: 0.316										1	0	1	0	0	0	0						
Tony Peña, R (9, PR) OBP: 0.242, SLG: 0.270										0	0	0	0	0	0	0						
Inning Stats	R: 0 E: 0 K: 0 S: 8	H: 0 LOB: 0 BB: 0 P: 11	R: 0 E: 0 K: 0 S: 8	H: 0 LOB: 0 BB: 0 P: 11	R: 0 E: 0 K: 1 S: 8	H: 1 LOB: 0 BB: 0 P: 10	R: 0 E: 0 K: 1 S: 7	H: 0 LOB: 0 BB: 0 P: 7	R: 0 E: 0 K: 0 S: 8	H: 0 LOB: 0 BB: 0 P: 10	R: 0 E: 0 K: 0 S: 8	H: 0 LOB: 0 BB: 0 P: 14	R: 0 E: 0 K: 0 S: 11	H: 1 LOB: 1 BB: 0 P: 20	R: 1 E: 0 K: 0 S: 10	H: 2 LOB: 2 BB: 0 P: 14	R: 0 E: 0 K: 0 S: 10	H: 2 LOB: 3 BB: 1 P: 19	1B: 5 2B: 2 3B: 0 HR: 0	SF: 0 SAC: 0 DP: 3 HBP: 0	WP: 0 PB: 0 SB: 0 CS: 0	PA: 31
PITCHER	IP	WLS	BF	H	R	ER	SO	BB	IBB	HBP	BLK	WP	HR	S	P	ERA	WHIP					
Charles Nagy, R (1, 1) ERA: 2.44	8.1	W	28	5	1	1	3	0	0	0	0	0	0	73	108	1.08	0.600					
Kevin Wickander, L (9, 1) ERA: 1.99	0.0		2	1	0	0	0	1	0	0	0	0	0	1	5	∞	∞					
Steve Olin, R (9, 1) ERA: 2.88	0.2	S	1	0	0	0	0	0	0	0	0	0	0	3	3	0.00	0.000					

Cleveland Indians @ Boston Red Sox
Fenway Park, Boston, MA
Sat Jun 06 1992, 3:38 AM EDT
Att: 32,937 - Cloudy - 71 F

AB 30
R 1
H 6
RBI 1
BB 1
SO 3
LOB 9



Batter	1	2	3	4	5	6	7	8	9	AB	R	H	RBI	BB	SO	LOB	TOP										
Kenny Lofton, L OBP: 0.318, SLG: 0.288 (1, 8)	B1-3		G6-3			B2-3		F7		4	0	0	0	0	0	0	Cleveland Indians @ Boston Red Sox Fenway Park, Boston, MA Sun Jun 07 1992, 3:33 AM EDT Att: 33,202 - Overcast - 82 F										
Thomas Howard, S OBP: 0.346, SLG: 0.382 (1, 9)	G1-3			G6-3				1B		4	0	2	0	0	0												
Carlos Baerga, S OBP: 0.331, SLG: 0.397 (1, 4)				G1-3		G6-3		F8		4	0	1	0	0	2												
Albert Belle, R OBP: 0.335, SLG: 0.495 (1, 7)	K									3	0	0	0	1	3												
Carlos Martinez, R OBP: 0.300, SLG: 0.474 (1, 3)		G6-3								4	0	1	0	0	1												
Glenallen Hill, R OBP: 0.258, SLG: 0.368 (1, 10)										4	0	2	0	0	1												
Sandy Alomar Jr., R OBP: 0.299, SLG: 0.358 (1, 2)										4	0	1	0	0	2												
Brook Jacoby, R OBP: 0.331, SLG: 0.338 (1, 5)										3	0	0	0	0	1												
Felix Fermin, R OBP: 0.286, SLG: 0.283 (1, 6)										2	0	0	0	0	0	C											
Alex Cole, L OBP: 0.270, SLG: 0.202 (8, PH)										1	0	0	0	0	0												
Mark Lewis, R OBP: 0.322, SLG: 0.377 (8, 6)										0	0	0	0	0	0												
Inning Stats	R: 0 E: 0 K: 1 S: 7	H: 1 LOB: 1 BB: 0 P: 11	R: 0 E: 0 K: 0 S: 6	H: 1 LOB: 0 BB: 0 P: 12	R: 0 E: 0 K: 0 S: 5	H: 0 LOB: 0 BB: 0 P: 7	R: 0 E: 0 K: 0 S: 12	H: 0 LOB: 1 BB: 1 P: 21	R: 0 E: 0 K: 1 S: 7	H: 0 LOB: 0 BB: 0 P: 8	R: 0 E: 0 K: 0 S: 6	H: 1 LOB: 1 BB: 0 P: 7	R: 0 E: 0 K: 2 S: 12	H: 2 LOB: 2 BB: 0 P: 18	R: 0 E: 0 K: 0 S: 8		H: 1 LOB: 1 BB: 0 P: 10	R: 0 E: 0 K: 2 S: 19	H: 1 LOB: 1 BB: 0 P: 23	1B: 6 2B: 1 3B: 0 HR: 0	SF: 0 SAC: 0 DP: 1 HBP: 0	WP: 0 PB: 0 SB: 0 CS: 0	PA: 34				
PITCHER	IP	WLS	BF	H	R	ER	SO	BB	IBB	HBP	BLK	WP	HR	S	P	ERA	WHIP										
Joe Hesketh, L ERA: 3.05 (1, 1)	6.1	W	23	4	0	0	3	1	0	0	0	0	0	48	74	0.00	0.789										
Danny Darwin, R ERA: 4.91 (7, 1)	2.2	S	11	3	0	0	3	0	0	0	0	0	0	34	43	0.00	1.125										

Batter	1	2	3	4	5	6	7	8	9	AB	R	H	RBI	BB	SO	LOB	BOTTOM										
Jody Reed, R OBP: 0.378, SLG: 0.399 (1, 4)	G5-3		F9					F8		4	0	0	1	0	1	3	Cleveland Indians @ Boston Red Sox Fenway Park, Boston, MA Sun Jun 07 1992, 3:33 AM EDT Att: 33,202 - Overcast - 82 F										
Mike Greenwell, L OBP: 0.329, SLG: 0.287 (1, 7)	G3		G3							4	0	0	0	0	2												
Wade Boggs, L OBP: 0.378, SLG: 0.390 (1, 5)			L8							3	0	1	0	1	0												
Jack Clark, R OBP: 0.353, SLG: 0.321 (1, 10)										4	1	2	0	0	3												
Ellis Burks, R OBP: 0.329, SLG: 0.403 (1, 8)										3	2	1	0	1	0												
Tom Brunansky, R OBP: 0.379, SLG: 0.379 (1, 3)										4	0	3	1	0	0												
Scott Cooper, L OBP: 0.296, SLG: 0.246 (9, 3)										0	0	0	0	0	0												
Bob Zupic, R OBP: 0.359, SLG: 0.424 (1, 9)										4	0	0	1	0	1												
Luis Rivera, R OBP: 0.338, SLG: 0.280 (1, 6)										4	1	2	1	0	1												
Tony Peña, R OBP: 0.250, SLG: 0.278 (1, 2)										3	0	2	0	0	0												
Inning Stats	R: 0 E: 0 K: 0 S: 6	H: 1 LOB: 1 BB: 0 P: 9	R: 0 E: 0 K: 0 S: 6	H: 1 LOB: 0 BB: 0 P: 9	R: 0 E: 0 K: 0 S: 11	H: 1 LOB: 1 BB: 0 P: 15	R: 2 E: 0 K: 1 S: 16	H: 2 LOB: 1 BB: 1 P: 26	R: 0 E: 0 K: 0 S: 7	H: 0 LOB: 0 BB: 0 P: 8	R: 0 E: 0 K: 0 S: 11	H: 1 LOB: 1 BB: 0 P: 18	R: 1 E: 0 K: 0 S: 11	H: 1 LOB: 2 BB: 1 P: 21	R: 1 E: 0 K: 1 S: 15	H: 4 LOB: 2 BB: 0 P: 21	1B: 9 2B: 2 3B: 0 HR: 0	SF: 0 SAC: 2 DP: 0 HBP: 0	WP: 1 PB: 0 SB: 2 CS: 0	PA: 37							
PITCHER	IP	WLS	BF	H	R	ER	SO	BB	IBB	HBP	BLK	WP	HR	S	P	ERA	WHIP										
Dave Otto, L ERA: 6.06 (1, 1)	6.0	L	25	6	2	2	2	1	0	0	0	0	0	57	85	3.00	1.167										
Ted Power, R ERA: 1.3 (7, 1)	2.0		12	5	2	2	1	0	1	0	0	0	0	26	42	9.00	2.500										

Batter	1	2	3	4	5	6	7	8	9	AB	R	H	RBI	BB	SO	LOB	TOP								
Kenny Lofton, L OBP: 0.329, SLG: 0.301	3-2 CS 1B		0-0 1-2 2-3 1B		0-0 FC6-4 1B	0-2 F7			1-2 1B	5	0	4	0	0	0	1	Cleveland Indians @ Detroit Tigers Tiger Stadium, Detroit, MI Mon Jun 08 1992, 7:05 PM EDT Att: 11,667 - Sunny - 75 F								
Thomas Howard, S OBP: 0.333, SLG: 0.368	1-3 SAFE FC CS 1-2		1-3 K		1-2 FC6-4 2B 1-2		1-1 L7		2-1 F7	5	0	0	0	0	1	7									
Carlos Baerga, S OBP: 0.328, SLG: 0.397	3-2 P5 1-2		1-3 K		2-1 2B		1-3 K		1-2 L8	5	0	1	0	0	2	6									
Albert Belle, R OBP: 0.336, SLG: 0.505		3-2 L8		2-1 HR	4-2 BB		1-3 K		2-2 F9	4	1	1	1	1	1	2									
Paul Sorrento, L OBP: 0.303, SLG: 0.345		3-3 K		2-2 FC5-4 1B	3-1 P4			4-2 G6-3 BB		3	0	1	0	1	1	3									
Glenallen Hill, R OBP: 0.267, SLG: 0.367		2-3 K		0-0 FC5-4 1B		1-0 WP 1B HBP		3-2 L8		3	1	1	0	0	1	1									
Sandy Alomar Jr., R OBP: 0.290, SLG: 0.352 Junior Ortiz, R OBP: 0.299, SLG: 0.253			1-3 K	0-0 FC5-4 G6-4-3 1-2 2-3		2-2 FC6-4 1B 1-H		1-2 G6-3		2	0	0	0	0	1	2									
Brook Jacoby, R OBP: 0.329, SLG: 0.336			1-0 1B 1B	1-2 G6-4-3 1-2		0-1 P3		0-2 G5-3		4	0	1	0	0	0	4									
Mark Lewis, R OBP: 0.326, SLG: 0.376			3-1 1B 1-2 1B		2-2 F8	1-1 FC6-4 1-2			4-1 1B BB	3	0	1	0	1	0	1									
Inning Stats	R: 0 E: 0 K: 0 S: 12	H: 1 LOB: 0 BB: 0 P: 19	R: 0 E: 0 K: 2 S: 10	H: 0 LOB: 0 BB: 0 P: 18	R: 0 E: 0 K: 3 S: 15	H: 3 LOB: 3 BB: 0 P: 22	R: 1 E: 0 K: 0 S: 10	H: 3 LOB: 1 BB: 0 P: 15	R: 0 E: 0 K: 0 S: 16	H: 2 LOB: 3 BB: 1 P: 28	R: 1 E: 0 K: 0 S: 12	H: 1 LOB: 1 BB: 0 P: 16	R: 0 E: 0 K: 2 S: 9	H: 0 LOB: 0 BB: 0 P: 12	R: 0 E: 0 K: 0 S: 17	H: 0 LOB: 1 BB: 1 P: 25	R: 0 E: 0 K: 0 S: 13	H: 1 LOB: 2 BB: 1 P: 23	1B: 9 2B: 1 3B: 0 HR: 1	SF: 0 SAC: 0 DP: 1 HBP: 1	WP: 2 PB: 0 SB: 0 CS: 2	PA: 40			
PITCHER	IP	WLS	BF	H	R	ER	SO	BB	IBB	HBP	BLK	WP	HR	S	P	ERA	WHIP								
Mark Leiter, R ERA: 3.67	5.0	W	23	9	1	1	6	1	0	0	0	1	1	63	102	1.80	2.000								
John Doherty, R ERA: 4.01	0.0		1	0	1	1	0	0	0	1	0	0	0	0	1	∞	∞								
Kurt Knudsen, R ERA: 1.47	4.0	S	16	2	0	0	2	2	0	0	0	1	0	51	75	0.00	1.000								

Batter	1	2	3	4	5	6	7	8	9	AB	R	H	RBI	BB	SO	LOB	BOTTOM								
Tony Phillips, S OBP: 0.391, SLG: 0.380	L4			0-0 F8		4-2 1B BB		2-3 K		4	0	0	0	1	1	0	Cleveland Indians @ Detroit Tigers Tiger Stadium, Detroit, MI Mon Jun 08 1992, 7:05 PM EDT Att: 11,667 - Sunny - 75 F								
Lou Whitaker, L OBP: 0.395, SLG: 0.509	3-1 1B HR	1-1 HR		0-0 F7		3-2 P2		3-2 2B		5	2	3	1	0	0	2									
Travis Fryman, R OBP: 0.331, SLG: 0.455	1-1 SAFE 1-2 HR 1B	3-2 P4		0-1 F8		2-2 G6-4-3 1B 1-2 2-H		1-0 F7		5	1	2	1	0	0	1									
Cecil Fielder, R OBP: 0.302, SLG: 0.475	0-0 1-H 2-H HR	1-3 K		4-2 BB BB		0-0 G6-4-3 1-2		0-0 F7		4	1	1	3	1	1	3									
Mickey Tettleton, S OBP: 0.345, SLG: 0.471	4-0 BB HR BB	1-1 L8		2-3 K		0-1 FC5-4 1B				3	1	1	0	1	1	1									
Dave Bergman, L OBP: 0.329, SLG: 0.290	3-2 BB HR 1B		2-2 P5		2-3 K	0-1 FC5-4 1B		1-2 1B		4	1	2	0	0	1	1									
Rob Deer, R OBP: 0.305, SLG: 0.511	4-2 HR BB		1-1 L5		4-2 BB	3-2 FC5-4 BB		1-2 2-3		2	1	0	0	2	0	2									
Scott Livingstone, L OBP: 0.328, SLG: 0.333	2-3 K		4-1 BB		1-3 K	4-0 FC6-4 BB		1-2 BB		2	0	0	0	2	2	5									
Mitt Cuyler, S OBP: 0.281, SLG: 0.374	0-0 1-H 2-H 3-H HR		0-1 F8		1-1 BB 1B	3-2 FC6-4				4	2	2	4	0	0	3									
Inning Stats	R: 7 E: 0 K: 1 S: 18	H: 5 LOB: 2 BB: 2 P: 39	R: 1 E: 0 K: 1 S: 10	H: 1 LOB: 0 BB: 0 P: 16	R: 0 E: 0 K: 0 S: 9	H: 0 LOB: 1 BB: 1 P: 16	R: 0 E: 0 K: 0 S: 4	H: 0 LOB: 0 BB: 0 P: 4	R: 0 E: 0 K: 3 S: 13	H: 0 LOB: 2 BB: 2 P: 26	R: 1 E: 0 K: 0 S: 11	H: 2 LOB: 1 BB: 1 P: 21	R: 0 E: 0 K: 0 S: 13	H: 2 LOB: 2 BB: 1 P: 23	R: 0 E: 0 K: 1 S: 11	H: 1 LOB: 1 BB: 0 P: 17	1B: 7 2B: 2 3B: 0 HR: 3	SF: 0 SAC: 0 DP: 2 HBP: 0	WP: 0 PB: 0 SB: 0 CS: 0	PA: 40					
PITCHER	IP	WLS	BF	H	R	ER	SO	BB	IBB	HBP	BLK	WP	HR	S	P	ERA	WHIP								
Scott Scudder, R ERA: 4.57	0.1	L	7	4	6	6	0	2	0	0	0	0	1	13	31	162.00	18.000								
Dennis Cook, L ERA: 5.51	5.0		22	3	3	3	5	4	0	0	0	0	2	48	85	5.40	1.400								
Eric Plunk, R ERA: 3.38	0.2		2	1	0	0	0	0	0	0	0	0	0	4	6	0.00	1.500								
Kevin Wickander, L ERA: 1.84	1.0		5	2	0	0	0	1	0	0	0	0	0	13	23	0.00	3.000								
Steve Olin, R ERA: 2.77	1.0		4	1	0	0	1	0	0	0	0	0	0	11	17	0.00	1.000								

AB	36
R	2
H	11
RBI	2
BB	3
SO	7
LOB	28



AB	33
R	9
H	11
RBI	9
BB	7
SO	6
LOB	18



Batter	1	2	3	4	5	6	7	8	9	AB	R	H	RBI	BB	SO	LOB	TOP										
Kenny Lofton, L OBP: 0.330, SLG: 0.303	G4-3			G4-3					G4-3	5	0	2	0	0	0	0	Cleveland Indians @ Detroit Tigers Tiger Stadium, Detroit, MI Tue Jun 09 1992, 7:05 PM EDT Att: 11,840 - Sunny - 73 F										
Thomas Howard, S OBP: 0.336, SLG: 0.383	G4-3	P3		F7					G4-3	5	0	2	0	0	0	3											
Carlos Baerga, S OBP: 0.329, SLG: 0.408	K			F7					G4-3	4	1	1	1	1	1	2											
Albert Belle, R OBP: 0.329, SLG: 0.493		F9		K					P4	5	0	0	0	0	1	3											
Carlos Martinez, R OBP: 0.292, SLG: 0.409	G5-3			HR						3	1	0	0	1	0	1											
Glenallen Hill, R OBP: 0.276, SLG: 0.431				HR						4	2	2	3	0	0	1											
Brook Jacoby, R OBP: 0.333, SLG: 0.340										4	1	2	0	0	1	0											
Mark Lewis, R OBP: 0.325, SLG: 0.374										4	1	1	0	0	0	1											
Junior Ortiz, R OBP: 0.297, SLG: 0.265										4	0	1	2	0	0	1											
Inning Stats	R: 0 E: 0 K: 1 S: 8	H: 0 LOB: 0 BB: 0 P: 12	R: 3 E: 0 K: 0 S: 16	H: 5 LOB: 2 BB: 0 P: 24	R: 3 E: 0 K: 1 S: 10	H: 3 LOB: 1 BB: 1 P: 21	R: 0 E: 0 K: 0 S: 6	H: 1 LOB: 1 BB: 0 P: 8	R: 0 E: 0 K: 1 S: 7	H: 0 LOB: 0 BB: 0 P: 9	R: 0 E: 0 K: 0 S: 9	H: 1 LOB: 1 BB: 0 P: 16	R: 0 E: 1 K: 0 S: 7	H: 0 LOB: 1 BB: 1 P: 12	R: 0 E: 0 K: 0 S: 5	H: 0 LOB: 0 BB: 0 P: 8	R: 0 E: 0 K: 0 S: 5	H: 1 LOB: 1 BB: 0 P: 8	1B: 5 2B: 3 3B: 0 HR: 3	SF: 0 SAC: 0 DP: 0 HBP: 0	WP: 0 PB: 0 SB: 0 CS: 0	PA: 40					
PITCHER	IP	WLS	BF	H	R	ER	SO	BB	IBB	HBP	BLK	WP	HR	S	P	ERA	WHIP										
Frank Tanana, L ERA: 6.29	(1, 1)	2.1	L	15	7	6	2	1	0	0	0	0	3	31	53	23.14	3.429										
Les Lancaster, R ERA: 6.69	(3, 1)	6.2		25	4	0	1	1	0	0	0	0	0	42	65	0.00	0.750										

AB	38
R	6
H	11
RBI	6
BB	2
SO	3
LOB	12



Batter	1	2	3	4	5	6	7	8	9	AB	R	H	RBI	BB	SO	LOB	BOTTOM										
Tony Phillips, S OBP: 0.393, SLG: 0.376	G5-3									2	0	0	0	2	0	0	Cleveland Indians @ Detroit Tigers Tiger Stadium, Detroit, MI Tue Jun 09 1992, 7:05 PM EDT Att: 11,840 - Sunny - 73 F										
Skeeter Barnes, R OBP: 0.227, SLG: 0.220	G5-3									4	0	0	0	0	0	3											
Travis Fryman, R OBP: 0.329, SLG: 0.451	L6									4	1	1	0	0	1	0											
Cecil Fielder, R OBP: 0.301, SLG: 0.476										4	0	1	1	0	1	0											
Mark Carreon, R OBP: 0.310, SLG: 0.414										1	0	1	0	0	0	0											
Mickey Tettleton, S OBP: 0.341, SLG: 0.464										3	0	0	0	0	0	1											
Rob Deer, R OBP: 0.304, SLG: 0.506										4	0	1	0	0	1	1											
Phil Clark, R OBP: 0.462, SLG: 0.727										2	0	1	0	2	0	2											
Chad Kreuter, S OBP: 0.255, SLG: 0.327										3	0	0	0	1	2	4											
Mitt Cuyler, S OBP: 0.276, SLG: 0.367										3	0	0	0	0	0	3											
Inning Stats	R: 0 E: 0 K: 0 S: 11	H: 2 LOB: 1 BB: 0 P: 14	R: 0 E: 0 K: 1 S: 11	H: 2 LOB: 1 BB: 0 P: 17	R: 0 E: 0 K: 0 S: 10	H: 0 LOB: 2 BB: 2 P: 19	R: 0 E: 0 K: 0 S: 11	H: 0 LOB: 0 BB: 0 P: 17	R: 0 E: 0 K: 1 S: 9	H: 1 LOB: 1 BB: 0 P: 14	R: 0 E: 0 K: 1 S: 6	H: 0 LOB: 0 BB: 0 P: 9	R: 0 E: 0 K: 0 S: 8	H: 0 LOB: 0 BB: 0 P: 14	R: 0 E: 0 K: 1 S: 13	H: 0 LOB: 2 BB: 2 P: 24	R: 1 E: 0 K: 0 S: 15	H: 2 LOB: 2 BB: 1 P: 29	1B: 4 2B: 1 3B: 0 HR: 0	SF: 0 SAC: 0 DP: 2 HBP: 0	WP: 0 PB: 0 SB: 0 CS: 0	PA: 35					
PITCHER	IP	WLS	BF	H	R	ER	SO	BB	IBB	HBP	BLK	WP	HR	S	P	ERA	WHIP										
Denis Boucher, L ERA: 4.98	(1, 1)	8.0	W	29	3	0	4	4	0	0	0	0	0	15	28	0.00	0.875										
Ted Power, R ERA: 1.57	(9, 1)	1.0		6	2	1	1	1	0	0	0	0	0	15	29	9.00	3.000										



Batter	1	2	3	4	5	6	7	8	9	AB	R	H	RBI	BB	SO	LOB	TOP					
Andy Stankiewicz, R OBP: 0.400, SLG: 0.434	1-2 P4			1-0 1B		1-0 G1-4-3			1-2 G1-3	4	0	1	0	0	0	1						
Mel Hall, L OBP: 0.258, SLG: 0.417	1-2 G4-3			0-0 1B			1-0 P6		1-0 F8	4	0	1	0	0	0	0						
Roberto Kelly, R OBP: 0.359, SLG: 0.472	0-0 F9			0-2 F8			0-1 F8			3	0	0	0	0	0	2						
Don Mattingly, L OBP: 0.303, SLG: 0.409		1-0 G3		1-1 G4-6-3			0-1 1B			3	0	1	0	0	0	2						
Danny Tartabull, R OBP: 0.409, SLG: 0.396		3-3 K			3-1 G3-6-4 1B		3-2 G1-4-3			3	0	1	0	0	1	1						
Kevin Maas, L OBP: 0.384, SLG: 0.500	0-0 G6-3				1-0 F7			1-3 K		3	0	0	0	0	1	1						
Matt Nokes, L OBP: 0.309, SLG: 0.395			2-3 K		0-1 G3-6-4 1B			2-3 K		3	0	0	0	0	2	1						
Charlie Hayes, R OBP: 0.298, SLG: 0.389			0-3 K			0-0 FC5-4 1B		0-2 L8		3	0	1	0	0	1	0						
Mike Gallego, R OBP: 0.333, SLG: 0.333			0-0 G5-3			2-0 FC5-4 G1-4-3 1B			0-2 P4	3	0	0	0	0	0	1						
Inning Stats	R: 0 E: 0 K: 0 S: 7	H: 0 LOB: 0 BB: 0 P: 9	R: 0 E: 0 K: 1 S: 6	H: 0 LOB: 0 BB: 0 P: 10	R: 0 E: 0 K: 2 S: 8	H: 0 LOB: 0 BB: 0 P: 10	R: 0 E: 0 K: 0 S: 8	H: 2 LOB: 1 BB: 0 P: 10	R: 0 E: 0 K: 0 S: 5	H: 1 LOB: 0 BB: 0 P: 9	R: 0 E: 0 K: 0 S: 3	H: 1 LOB: 1 BB: 0 P: 6	R: 0 E: 0 K: 0 S: 8	H: 1 LOB: 1 BB: 0 P: 12	R: 0 E: 0 K: 2 S: 10	H: 0 LOB: 0 BB: 0 P: 13	R: 0 E: 0 K: 0 S: 9	H: 0 LOB: 0 BB: 0 P: 11	1B: 5 2B: 0 3B: 0 HR: 0	SF: 0 SAC: 0 DP: 3 HBP: 0	WP: 0 PB: 0 SB: 0 CS: 0	PA: 29
PITCHER Charles Nagy, R ERA: 2.22	IP: 9.0 WLS: W BF: 29 H: 5 R: 0 ER: 0 SO: 5 BB: 0 IBB: 0 HBP: 0 BLK: 0 WP: 0 HR: 0 S: 64 P: 90 ERA: 0.00 WHIP: 0.556															PITCHER						

New York Yankees @ Cleveland Indians
Cleveland Municipal Stadium, Cleveland, OH

AB 29
R 0
H 5
RBI 0
BB 0
SO 5
LOB 9



WP: 0 PA: 29
PB: 0
SB: 0
CS: 0

Batter	1	2	3	4	5	6	7	8	9	AB	R	H	RBI	BB	SO	LOB	BOTTOM			
Kenny Lofton, L OBP: 0.338, SLG: 0.300	3-2 G3-1		3-2 F8		0-0 1B			3-2 G4-3		4	0	1	1	0	0	0				
Thomas Howard, S OBP: 0.329, SLG: 0.365	4-2 S BB			0-0 E9 1B	0-1 G4-3			1-2 F7		3	1	0	0	1	0	1				
Carlos Baerga, S OBP: 0.333, SLG: 0.408	2-3 K			0-2 G4-3 S 1B		4-2 S 1B BB		1-0 F9		3	1	1	1	1	1	1				
Albert Belle, R OBP: 0.322, SLG: 0.479	0-0 L7			2-0 G6-3		0-0 L7				3	0	0	0	0	0	3				
Paul Sorrento, L OBP: 0.316, SLG: 0.364		1-1 G6-4-3 1B		2-1 G4-3		2-0 G6-4-3 1B				3	0	2	1	0	0	1				
Glenallen Hill, R OBP: 0.274, SLG: 0.473		1-0 G6-4-3		0-1 G6-3		2-0 G6-4-3				3	0	0	0	0	0	3				
Brook Jacoby, R OBP: 0.329, SLG: 0.361		0-0 G6-3			1-1 1B 2B					3	1	1	0	0	0	0				
Mark Lewis, R OBP: 0.312, SLG: 0.357			0-3 K		1-3 K			0-3 K		3	0	0	0	0	3	1				
Sandy Alomar Jr., R OBP: 0.284, SLG: 0.344			2-1 F9		0-0 P4			1-1 F9		3	0	0	0	0	0	1				
Inning Stats	R: 0 E: 0 K: 1 S: 10	H: 0 LOB: 1 BB: 1 P: 19	R: 0 E: 0 K: 0 S: 4	H: 1 LOB: 0 BB: 0 P: 6	R: 0 E: 0 K: 1 S: 9	H: 0 LOB: 0 BB: 0 P: 14	R: 1 E: 1 K: 0 S: 9	H: 1 LOB: 1 BB: 0 P: 13	R: 1 E: 0 K: 0 S: 10	H: 2 LOB: 1 BB: 0 P: 12	R: 1 E: 0 K: 0 S: 5	H: 1 LOB: 1 BB: 1 P: 13	R: 0 E: 0 K: 1 S: 6	H: 0 LOB: 0 BB: 0 P: 7	R: 0 E: 0 K: 0 S: 9	H: 0 LOB: 0 BB: 0 P: 14	1B: 4 2B: 1 3B: 0 HR: 0	SF: 0 SAC: 0 DP: 2 HBP: 0	WP: 0 PB: 0 SB: 3 CS: 0	PA: 30
PITCHER Scott Kamieniecki, R ERA: 3.86	IP: 8.0 WLS: L BF: 30 H: 5 R: 3 ER: 2 SO: 4 BB: 2 IBB: 0 HBP: 0 BLK: 0 WP: 0 HR: 0 S: 62 P: 98 ERA: 2.25 WHIP: 0.875															PITCHER				

New York Yankees @ Cleveland Indians
Cleveland Municipal Stadium, Cleveland, OH

AB 28
R 3
H 5
RBI 3
BB 2
SO 4
LOB 11

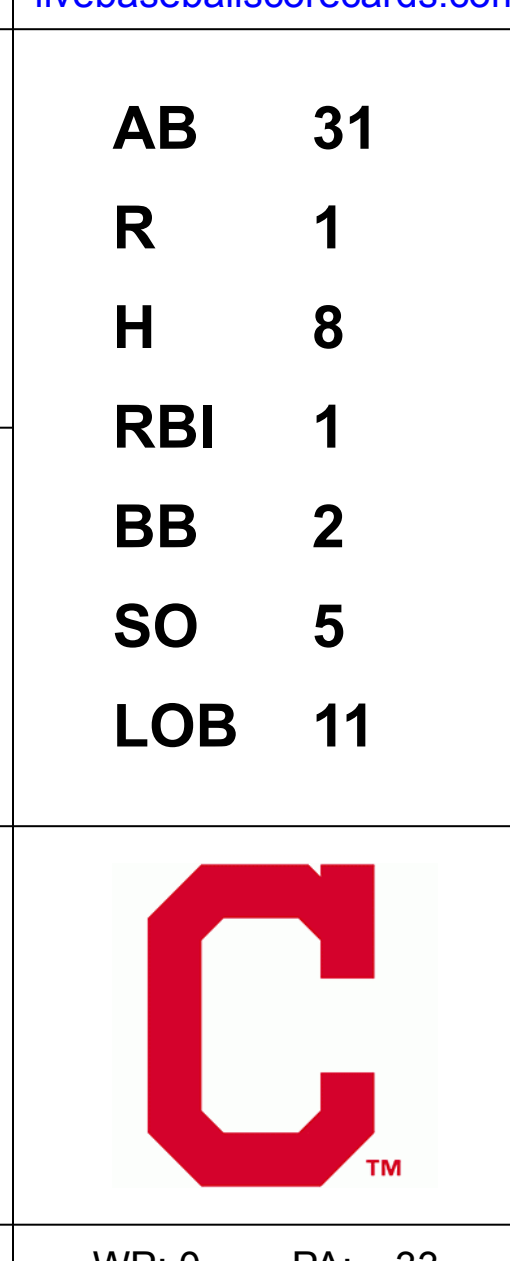



WP: 0 PA: 30
PB: 0
SB: 3
CS: 0

Batter	1	2	3	4	5	6	7	8	9	AB R H RBI BB SO LOB	TOP									
Andy Stankiewicz, R OBP: 0.392, SLG: 0.432	1-1 E 2B	2-2 F7			2-1 F8		1-0 F8		1-0 F9	5 1 1 0 0 0 3	New York Yankees @ Cleveland Indians Cleveland Municipal Stadium, Cleveland, OH Sat Jun 13 1992, 3:33 AM EDT Att: 19,249 - Sunny - 84 F									
Don Mattingly, L OBP: 0.301, SLG: 0.405	2-0 E3 G1-6-3 2H		0-2 G6-3			0-2 G5-3	2-1		2-3 K	5 0 1 0 0 1 1										
Roberto Kelly, R OBP: 0.356, SLG: 0.466	1-0 G1-6-3 1-2		2-1 F8			2-0 S HR 1B	1-3 K		0-1 F8	5 1 1 0 0 1 3										
Danny Tartabull, R OBP: 0.416, SLG: 0.397	1-2 1B		1-2 G4-3			4-2 SAFE 1B SAFE HR BB 1-2		4-2 1B BB		2 1 1 0 2 0 0										
Jim Leyritz, R OBP: 0.415, SLG: 0.717	1-2 G1-3			2-3 K2-3		2-0 1-H 2H HR		2-2 F9		4 1 1 3 0 1 2										
Mel Hall, L OBP: 0.266, SLG: 0.424		4-2 1B BB		2-0 F9		0-0 2B		1-2	1-3 1B	3 0 2 0 1 0 0										
Mike Stanley, R OBP: 0.345, SLG: 0.289		0-0 F8		1-3 K		1-0 G1-3		1-3 K		4 0 0 0 0 2 4										
Charlie Hayes, R OBP: 0.297, SLG: 0.386		0-0 1-2 1B			2-3 K	1-3 K		2-3 K		4 0 1 0 0 3 3										
Pat Kelly, R OBP: 0.313, SLG: 0.362		0-3 K			1-0 F9		1-0 G5-3		0-1 1B	4 0 1 0 0 1 2										
Inning Stats	R: 1 E: 1 K: 0 S: 11	H: 2 LOB: 1 BB: 0 P: 17	R: 0 E: 0 K: 1 S: 13	H: 1 LOB: 2 BB: 1 P: 19	R: 0 E: 0 K: 0 S: 8	H: 0 LOB: 0 BB: 0 P: 11	R: 0 E: 0 K: 2 S: 7	H: 0 LOB: 0 BB: 0 P: 12	R: 0 E: 0 K: 1 S: 15	H: 3 LOB: 1 BB: 1 P: 25	R: 0 E: 0 K: 1 S: 7	H: 1 LOB: 1 BB: 0 P: 12	R: 0 E: 0 K: 2 S: 15	H: 1 LOB: 2 BB: 1 P: 25	R: 0 E: 0 K: 1 S: 9	H: 1 LOB: 1 BB: 0 P: 11	1B: 6 2B: 2 3B: 0 HR: 1	SF: 0 SAC: 0 DP: 1 HBP: 0	WP: 0 PB: 0 SB: 2 CS: 0	PA: 39
PITCHER	IP WLS BF H R ER SO BB IBB HBP BLK WP HR S P ERA WHIP																			
Dave Otto, L ERA: 5.98	(1, 1) 6.2 L 29 7 4 4 5 2 0 0 0 0 0 1 64 103 5.40 1.350																			
Eric Plunk, R ERA: 3.55	(7, 1) 1.1 6 1 0 0 3 1 0 0 0 0 0 0 18 29 0.00 1.500																			
Ted Power, R ERA: 1.52	(9, 1) 1.0 4 1 0 0 1 0 0 0 0 0 0 0 9 11 0.00 1.000																			

Batter	1	2	3	4	5	6	7	8	9	AB R H RBI BB SO LOB	BOTTOM									
Kenny Lofton, L OBP: 0.340, SLG: 0.303	1-2 F7		0-0 K 1B		2-0 G3			0-0 G3 1B		4 0 2 0 0 0 1	New York Yankees @ Cleveland Indians Cleveland Municipal Stadium, Cleveland, OH Sat Jun 13 1992, 3:33 AM EDT Att: 19,249 - Sunny - 84 F									
Thomas Howard, S OBP: 0.327, SLG: 0.362	1-1 CS 1B		3-3 K 1-2			0-0 F7		1-1 G3 1-2		4 0 1 0 0 1 2										
Carlos Baerga, S OBP: 0.332, SLG: 0.418	1-1 HR		1-0 L9			3-2 G4-3		0-1 G4-3		4 1 1 1 0 0 0										
Albert Belle, R OBP: 0.321, SLG: 0.472	1-1 G6-3			0-3 K		4-0 1B BB		0-0 P6		3 0 0 0 1 1 0										
Paul Sorrento, L OBP: 0.320, SLG: 0.367		1-0 1B 1B		0-3 K		2-1 SAFE 1-2 1B		1-0 G4-3		4 0 2 0 0 1 0										
Glenallen Hill, R OBP: 0.265, SLG: 0.456		0-0 F8		1-3 K		3-2 F8		0-2 F7		4 0 0 0 0 1 3										
Brook Jacoby, R OBP: 0.329, SLG: 0.357		1-3 K			1-2 G3-1		4-2 G6-4-3 BB			2 0 0 0 1 1 1										
Sandy Alomar Jr., R OBP: 0.292, SLG: 0.352		2-1 FC6-4 1B			1-0 G1-3 1B		0-0 G6-4-3 1-2			3 0 2 0 0 0 1										
Felix Fermin, R OBP: 0.269, SLG: 0.265		0-0 FC6-4			0-0 G1-3		1-0 L6			3 0 0 0 0 0 3										
Inning Stats	R: 1 E: 0 K: 0 S: 9	H: 2 LOB: 0 BB: 0 P: 13	R: 0 E: 0 K: 1 S: 8	H: 2 LOB: 0 BB: 0 P: 12	R: 0 E: 0 K: 3 S: 9	H: 0 LOB: 0 BB: 0 P: 10	R: 0 E: 0 K: 0 S: 7	H: 1 LOB: 1 BB: 0 P: 11	R: 0 E: 0 K: 0 S: 10	H: 1 LOB: 2 BB: 1 P: 22	R: 0 E: 0 K: 0 S: 4	H: 0 LOB: 0 BB: 1 P: 9	R: 0 E: 0 K: 0 S: 5	H: 1 LOB: 0 BB: 0 P: 6	R: 0 E: 0 K: 0 S: 5	H: 0 LOB: 0 BB: 0 P: 6	1B: 7 2B: 0 3B: 0 HR: 1	SF: 0 SAC: 0 DP: 1 HBP: 0	WP: 0 PB: 0 SB: 0 CS: 1	PA: 33
PITCHER	IP WLS BF H R ER SO BB IBB HBP BLK WP HR S P ERA WHIP																			
Melido Perez, R ERA: 2.85	(1, 1) 7.0 W 27 7 1 1 5 2 0 0 0 0 0 0 1 53 87 1.29 1.286																			
John Habyan, R ERA: 1.5	(8, 1) 1.0 3 1 0 0 0 0 0 0 0 0 0 0 5 6 0.00 1.000																			
Steve Farr, R ERA: 0.98	(9, 1) 1.0 S 3 0 0 0 0 0 0 0 0 0 0 0 5 6 0.00 0.000																			

AB	36
R	4
H	9
RBI	3
BB	3
SO	9
LOB	18



livebaseballscorecards.com

livebaseballscorecards.com

Batter	1	2	3	4	5	6	7	8	9	AB	R	H	RBI	BB	SO	LOB	TOP								
Brady Anderson, L (1, 7) OBP: 0.372, SLG: 0.518	4-2 WP HR BB	1-2 E 1B		0-0 F7		2-3 K		0-0 L9		4	1	1	0	1	1	0	Baltimore Orioles @ Cleveland Indians Cleveland Municipal Stadium, Cleveland, OH Mon Jun 15 1992, 7:05 PM EDT Att: 7,277 - Cloudy - 63 F								
Mike Devereaux, R (1, 8) OBP: 0.331, SLG: 0.475	2-2 HR	0-1 E8			1-0 1B 2B	2-3 K		1-1 P9		5	2	2	2	0	1	1									
Cal Ripken Jr., R (1, 6) OBP: 0.350, SLG: 0.409	0-1 G6-3	1-2 G4-3			1-1 2H 1B 1B	1-1 1B 1B		0-0 P2		5	1	2	1	0	0	2									
Randy Milligan, R (1, 3) OBP: 0.418, SLG: 0.461	3-2 E6 1B		4-2 FC6-4 BB		4-2 1B 1B	1-1 1B 1B		0-0 HR		3	1	2	1	2	0	0									
David Segui, S (9, 3) OBP: 0.320, SLG: 0.327					1-2 BB	1-3 1B				0	0	0	0	0	0	0									
Glenn Davis, R (1, 10) OBP: 0.278, SLG: 0.373	1-1 F9		1-1 FC6-4 HBP		1-3 2H 1B 1B	3-3 K		4-1 SH1-3 BB		4	1	1	1	1	1	4									
Mark McLemore, S (9, PR) OBP: 0.333, SLG: 0.278			1-2							0	0	0	0	0	0	0									
Leo Gomez, R (1, 5) OBP: 0.379, SLG: 0.442	1-1 1B		1-0 G4-3 HBP		2-2 F9			0-0 SH1-3		3	0	1	0	0	0	1									
Chris Holles, R (1, 2) OBP: 0.395, SLG: 0.536	2-2 P3		1-1 G4-3		0-0 E 1B 1B	4-0 G1-3 BB		4-2 BB		3	0	1	0	2	0	4									
Joe Orsulak, L (1, 9) OBP: 0.314, SLG: 0.336		1-1 G3		0-0 G6-3 1B	1-1 E8 1B 1B	0-1 G1-3		0-1 F8		5	0	2	1	0	0	3									
Billy Ripken, R (1, 4) OBP: 0.235, SLG: 0.304	2-1 G5-3		2-1 G5-3		1-0 F7	1-1 G5-3		0-0 G3-1		5	0	0	0	0	0	6									
Inning Stats	R: 2 E: 1 K: 0 S: 21	H: 2 LOB: 2 BB: 1 P: 34	R: 0 E: 1 K: 0 S: 16	H: 1 LOB: 2 BB: 0 P: 21	R: 0 E: 0 K: 0 S: 6	H: 0 LOB: 1 BB: 1 P: 13	R: 0 E: 0 K: 0 S: 4	H: 1 LOB: 0 BB: 0 P: 6	R: 3 E: 1 K: 0 S: 18	H: 5 LOB: 2 BB: 1 P: 28	R: 0 E: 0 K: 0 S: 15	H: 2 LOB: 1 BB: 1 P: 24	R: 0 E: 0 K: 0 S: 8	H: 0 LOB: 0 BB: 1 P: 16	R: 0 E: 0 K: 0 S: 4	H: 0 LOB: 0 BB: 2 P: 5	R: 1 E: 0 K: 0 S: 9	H: 1 LOB: 2 BB: 2 P: 17	1B: 9 2B: 1 3B: 0 HR: 2	SF: 0 SAC: 1 DP: 1 HBP: 1	WP: 1 PB: 0 SB: 0 CS: 0	PA: 45			
PITCHER	IP	WLS	BF	H	R	ER	SO	BB	IBB	HBP	BLK	WP	HR	S	P	ERA	WHIP								
Denis Boucher, L (1, 1) ERA: 5.91	4.2		25	8	5	5	0	3	0	1	0	1	1	62	97	9.64	2.357								
Dennis Cook, L (5, 1) ERA: 5.33	3.1	L	16	4	1	1	3	2	0	0	0	0	1	32	56	2.70	1.800								
Ted Power, R (9, 1) ERA: 1.74	0.1		2	0	0	0	0	1	0	0	0	0	0	4	8	0.00	3.000								
Derek Liliquist, L (9, 1) ERA: 1.8	0.2		2	0	0	0	0	0	0	0	0	0	0	3	3	0.00	0.000								

Batter	1	2	3	4	5	6	7	8	9	AB	R	H	RBI	BB	SO	LOB	BOTTOM								
Kenny Lofton, L (1, 8) OBP: 0.333, SLG: 0.302	1-1 P5		0-1 G4-3 2B	2-1 FC3-2		0-0 B5-3		1-3 K	0-0 G2-3	6	0	1	0	0	1	5	Baltimore Orioles @ Cleveland Indians Cleveland Municipal Stadium, Cleveland, OH Mon Jun 15 1992, 7:05 PM EDT Att: 7,277 - Cloudy - 63 F								
Thomas Howard, S (1, 9) OBP: 0.320, SLG: 0.354	0-1 F8		0-0 SF8	1-1 G3-1		0-1 P5		3-2 1B 1B		4	1	1	1	0	0	4									
Carlos Baerga, S (1, 4) OBP: 0.335, SLG: 0.421	0-0 G3		2-1 G4-3		2-3 K		1-0 1B 1B	0-0 1B 1B		5	1	2	0	0	1	1									
Albert Belle, R (1, 7) OBP: 0.329, SLG: 0.487		2-2 1B SF8 1B	4-0 BB		1-0 FC5-4 PB 1B		0-1 F9	1-1 WP 1B		4	1	3	1	1	0	1									
Paul Sorrento, L (1, 3) OBP: 0.332, SLG: 0.372		1-0 1B	0-0 P4		4-2 FC5-4 BB		3-1 BB FC6-4 1B	4-0 1B		3	1	2	0	2	0	2									
Glenallen Hill, R (1, 10) OBP: 0.270, SLG: 0.443		2-3 K		1-0 1B FC3-2 1B	1-0 FC5-4 FC6-4		0-0 FC6-4 BB 1B	1-1 G5-2-3		5	0	2	1	0	1	7									
Brook Jacoby, R (1, 5) OBP: 0.326, SLG: 0.350		0-0 SF8		0-0 FC3-2 1B	1-1 FC6-4		4-2 FC6-4 BB 1B			2	0	1	1	1	0	2									
Alex Cole, L (9, PH) OBP: 0.267, SLG: 0.200		3-2 1B		1-2 1B	1-2 1B		1-2 2-3 BB			1	0	0	0	0	1	0									
Mark Lewis, R (1, 6) OBP: 0.317, SLG: 0.366		3-H F9		1-1 FC3-2 1B		0-2 G1-3		0-1 FC6-4		5	0	1	1	0	0	3									
Sandy Alomar Jr., R (1, 2) OBP: 0.297, SLG: 0.348			1-0 2B SF8 1B	2-3 K		1-0 B5-3 1B		4-2 G4-3		4	1	2	0	1	1	5									
Inning Stats	R: 0 E: 0 K: 0 S: 5	H: 0 LOB: 0 BB: 0 P: 6	R: 1 E: 0 K: 1 S: 11	H: 2 LOB: 1 BB: 0 P: 18	R: 1 E: 0 K: 0 S: 7	H: 2 LOB: 2 BB: 1 P: 14	R: 0 E: 0 K: 1 S: 11	H: 3 LOB: 3 BB: 0 P: 18	R: 0 E: 0 K: 0 S: 10	H: 1 LOB: 1 BB: 1 P: 19	R: 0 E: 0 K: 0 S: 7	H: 1 LOB: 1 BB: 0 P: 8	R: 2 E: 0 K: 0 S: 12	H: 3 LOB: 2 BB: 1 P: 20	R: 1 E: 0 K: 1 S: 11	H: 3 LOB: 1 BB: 1 P: 21	R: 0 E: 0 K: 1 S: 8	H: 0 LOB: 1 BB: 1 P: 14	1B: 14 2B: 1 3B: 0 HR: 0	SF: 2 SAC: 0 DP: 1 HBP: 0	WP: 1 PB: 1 SB: 0 CS: 0	PA: 46			
PITCHER	IP	WLS	BF	H	R	ER	SO	BB	IBB	HBP	BLK	WP	HR	S	P	ERA	WHIP								
Rick Sutcliffe, R (1, 1) ERA: 4.09	6.1		32	11	4	4	3	2	0	0	0	0	0	7	11	0.00	3.000								
Todd Frothingham, R (7, 1) ERA: 2.16	0.2		4	1	0	0	0	1	0	0	0	0	0	7	11	0.00	3.000								
Storm Davis, R (8, 1) ERA: 4.06	1.0	W	6	3	1	1	1	0	1	0	0	1	0	11	21	9.00	3.000								
Gregg Olson, R (9, 1) ERA: 1.21	1.0	S	4	0	0	0	1	1	0	0	0	0	0	8	14	0.00	1.000								



Batter	1	2	3	4	5	6	7	8	9	AB	R	H	RBI	BB	SO	LOB	TOP										
Brady Anderson, L (1, 7) OBP: 0.369, SLG: 0.510	G4-3		G4-3					P9	P2	4	0	0	0	1	0	2	Baltimore Orioles @ Cleveland Indians Cleveland Municipal Stadium, Cleveland, OH Tue Jun 16 1992, 7:05 PM EDT Att: 11,754 - Sunny - 66 F										
Mike Devereaux, R (1, 8) OBP: 0.336, SLG: 0.490	2B		1B					1B	G1-3	5	1	3	0	0	1	3											
Cal Ripken Jr., R (1, 6) OBP: 0.349, SLG: 0.407	FC6-4-5-6							HR		4	1	1	1	0	1	3											
Sam Horn, L (1, 10) OBP: 0.345, SLG: 0.465 Glenn Davis, R (8, PH) OBP: 0.296, SLG: 0.417	BB							HR		2	1	1	1	1	0	0											
Randy Milligan, R (1, 3) OBP: 0.410, SLG: 0.450	F8							HR		4	0	0	0	0	0	2											
Joe Orsulak, L (1, 9) OBP: 0.305, SLG: 0.326										4	0	0	0	0	2	0											
Leo Gomez, R (1, 5) OBP: 0.377, SLG: 0.438										4	0	1	0	0	0	0											
Chris Hoiles, R (1, 2) OBP: 0.397, SLG: 0.549										3	1	1	1	1	2	0											
Billy Ripken, R (1, 4) OBP: 0.231, SLG: 0.299 Chito Martinez, L (7, PH) OBP: 0.356, SLG: 0.403 Mark McLemore, S (7, 4) OBP: 0.330, SLG: 0.276										2	0	0	0	0	0	0											
Inning Stats	R: 0 E: 0 K: 0 S: 11	H: 1 LOB: 2 BB: 1 P: 17	R: 0 E: 0 K: 2 S: 9	H: 0 LOB: 0 BB: 0 P: 16	R: 0 E: 0 K: 1 S: 11	H: 1 LOB: 1 BB: 0 P: 17	R: 1 E: 0 K: 1 S: 9	H: 1 LOB: 0 BB: 0 P: 14	R: 1 E: 0 K: 1 S: 11	H: 1 LOB: 1 BB: 1 P: 25	R: 0 E: 0 K: 0 S: 5	H: 0 LOB: 0 BB: 0 P: 6	R: 0 E: 0 K: 1 S: 9	H: 0 LOB: 0 BB: 0 P: 13	R: 3 E: 0 K: 0 S: 15	H: 3 LOB: 0 BB: 0 P: 23	R: 0 E: 0 K: 1 S: 12	H: 1 LOB: 2 BB: 1 P: 20	1B: 3 2B: 1 3B: 1 HR: 3	SF: 0 SAC: 0 DP: 0 HBP: 0	WP: 0 PB: 0 SB: 1 CS: 0	PA: 38					
PITCHER	IP	WLS	BF	H	R	ER	SO	BB	IBB	HBP	BLK	WP	HR	S	P	ERA	WHIP										
Jack Armstrong, R (1, 1) ERA: 4.74	7.1	W	30	6	4	4	6	2	0	0	0	0	2	70	116	4.91	1.091										
Derek Lilliquist, L (8, 1) ERA: 2.1	0.2		3	1	1	1	0	0	0	0	0	0	1	10	15	13.50	1.500										
Steve Olin, R (9, 1) ERA: 2.35	1.0	S	5	1	0	0	1	1	0	0	0	0	0	12	20	0.00	2.000										

AB 35
R 5
H 8
RBI 5
BB 3
SO 7
LOB 12



Batter	1	2	3	4	5	6	7	8	9	AB	R	H	RBI	BB	SO	LOB	BOTTOM												
Kenny Lofton, L (1, 8) OBP: 0.343, SLG: 0.322	G4-3									5	2	4	1	0	0	0	Baltimore Orioles @ Cleveland Indians Cleveland Municipal Stadium, Cleveland, OH Tue Jun 16 1992, 7:05 PM EDT Att: 11,754 - Sunny - 66 F												
Thomas Howard, S (1, 7) OBP: 0.314, SLG: 0.348	F7									3	1	0	2	0	1	2													
Carlos Baerga, S (1, 4) OBP: 0.333, SLG: 0.419	K									4	0	1	1	0	2	0													
Albert Belle, R (1, 10) OBP: 0.328, SLG: 0.496										4	1	1	1	0	0	1													
Paul Sorrento, L (1, 3) OBP: 0.335, SLG: 0.374										4	0	2	0	0	0	0													
Mark Whiten, S (1, 9) OBP: 0.374, SLG: 0.429										3	0	1	0	1	1	1													
Brook Jacoby, R (1, 5) OBP: 0.324, SLG: 0.347										4	1	1	0	0	0	5													
Mark Lewis, R (1, 6) OBP: 0.321, SLG: 0.374										4	2	2	1	0	0	0													
Sandy Alomar Jr., R (1, 2) OBP: 0.289, SLG: 0.338										4	0	0	0	0	1	2													
Inning Stats	R: 0 E: 0 K: 1 S: 8	H: 0 LOB: 0 BB: 0 P: 13	R: 0 E: 0 K: 0 S: 7	H: 1 LOB: 1 BB: 0 P: 12	R: 0 E: 0 K: 1 S: 13	H: 1 LOB: 1 BB: 0 P: 18	R: 1 E: 0 K: 2 S: 12	H: 2 LOB: 1 BB: 0 P: 17	R: 2 E: 0 K: 0 S: 9	H: 2 LOB: 0 BB: 0 P: 12	R: 0 E: 0 K: 0 S: 6	H: 0 LOB: 0 BB: 0 P: 11	R: 4 E: 1 K: 1 S: 19	H: 5 LOB: 3 BB: 1 P: 32	R: 0 E: 0 K: 0 S: 8	H: 1 LOB: 1 BB: 0 P: 10	1B: 9 2B: 1 3B: 1 HR: 1	SF: 0 SAC: 2 DP: 0 HBP: 0	WP: 0 PB: 0 SB: 2 CS: 0	PA: 38									
PITCHER	IP	WLS	BF	H	R	ER	SO	BB	IBB	HBP	BLK	WP	HR	S	P	ERA	WHIP												
Ben McDonald, R (1, 1) ERA: 4.2	6.1	L	27	8	5	5	5	8	5	5	5	0	0	0	0	65	98	7.11	1.263										
Mike Flanagan, L (7, 1) ERA: 9.0	0.0		2	1	1	0	0	0	0	0	0	0	0	3	3	∞	∞												
Todd Frohwirth, R (7, 1) ERA: 2.06	1.2		9	3	1	0	0	1	0	0	0	0	0	14	24	0.00	2.400												



Batter	1	2	3	4	5	6	7	8	9	AB	R	H	RBI	BB	SO	LOB	TOP					
Brady Anderson, L (1, 7) OBP: 0.366, SLG: 0.504	2-1 F9	1-3 K			0-0 1B		2-0 G4-3		0-0 B1-3	5	0	1	0	0	1	2	Baltimore Orioles @ Cleveland Indians Cleveland Municipal Stadium, Cleveland, OH Wed Jun 17 1992, 3:33 AM EDT Att: 11,334 - Sunny - 85 F livebaseballscorecards.com					
Mike Devereaux, R (1, 8) OBP: 0.336, SLG: 0.494	0-1 1B		0-1 F9		2-3 K		0-0 1B			4	1	2	0	0	1	1						
Cal Ripken Jr., R (1, 6) OBP: 0.355, SLG: 0.412	2-2 2B		1-0 1B		2-3 K		0-0 1B			4	0	3	1	0	1	1						
Sam Horn, L (1, 10) OBP: 0.350, SLG: 0.466	0-0 P7		1-0 1B		1-0 FC6-4		0-0 1B			4	0	2	0	0	0	3						
Randy Milligan, R (1, 3) OBP: 0.402, SLG: 0.439	3-1 FC6-4		0-0 FC6-4		2-1 FC6-4		3-2 G5-3			4	1	0	0	0	0	3						
Joe Orsulak, L (1, 9) OBP: 0.310, SLG: 0.331		1-1 G1-3		1-3 K		0-0 1B		0-0 1B		4	0	2	0	0	1	0						
Leo Gomez, R (1, 5) OBP: 0.370, SLG: 0.429		0-1 G6-3		0-3 K		0-0 P3		1-0 G6-4-3		4	0	0	0	0	1	3						
Chris Hoiles, R (1, 2) OBP: 0.399, SLG: 0.548		2-2 1B		2-3 K		1-0 1B		1-3 2H		4	0	2	1	0	2	0						
Mark McLemore, S (1, 4) OBP: 0.328, SLG: 0.275		0-2 1B			0-0 B1-3		2-0 G4-3		2-1 G1-3	4	0	1	0	0	0	2						
Inning Stats	R: 1 E: 0 K: 0 S: 10	H: 2 LOB: 1 BB: 0 P: 17	R: 0 E: 0 K: 1 S: 15	H: 2 LOB: 2 BB: 0 P: 19	R: 0 E: 0 K: 3 S: 5	H: 2 LOB: 0 BB: 0 P: 7	R: 0 E: 0 K: 3 S: 9	H: 0 LOB: 0 BB: 0 P: 12	R: 0 E: 0 K: 2 S: 8	H: 1 LOB: 1 BB: 0 P: 12	R: 1 E: 0 K: 0 S: 7	H: 3 LOB: 2 BB: 0 P: 13	R: 0 E: 0 K: 0 S: 4	H: 2 LOB: 1 BB: 0 P: 6	R: 0 E: 0 K: 0 S: 5	H: 1 LOB: 0 BB: 0 P: 9	R: 0 E: 0 K: 1 S: 6	H: 0 LOB: 0 BB: 0 P: 9	1B: 12 2B: 1 3B: 0 HR: 0	SF: 0 SAC: 0 DP: 2 HBP: 0	WP: 0 PB: 0 SB: 1 CS: 0	PA: 37
PITCHER Charles Nagy, R (1, 1) ERA: 2.2	IP: 9.0 WLS: W BF: 37 H: 13 R: 2 ER: 2 SO: 7 BB: 0 IBB: 0 HBP: 0 BLK: 0 WP: 0 HR: 0 S: 69 P: 104 ERA: 2.00 WHIP: 1.444															PITCHER						

Batter	1	2	3	4	5	6	7	8	9	AB	R	H	RBI	BB	SO	LOB	BOTTOM			
Kenny Lofton, L (1, 8) OBP: 0.345, SLG: 0.325	0-2 F8		1-2 1B			0-1 2B		2-1 G6-3		4	1	2	0	0	0	0	Baltimore Orioles @ Cleveland Indians Cleveland Municipal Stadium, Cleveland, OH Wed Jun 17 1992, 3:33 AM EDT Att: 11,334 - Sunny - 85 F livebaseballscorecards.com			
Thomas Howard, S (1, 7) OBP: 0.324, SLG: 0.359	4-2 G3		0-0 1B		3-2 2B		2-2 G6-3			3	1	2	1	1	0	0				
Carlos Baerga, S (1, 4) OBP: 0.332, SLG: 0.420	0-0 G3		0-1 G4-6-3		1-1 2B		1-3 K			4	1	1	1	0	1	3				
Albert Belle, R (1, 10) OBP: 0.326, SLG: 0.491	1-3 K				0-0 P5		0-0 SH1-3			2	0	0	0	0	1	1				
Paul Sorrento, L (1, 3) OBP: 0.330, SLG: 0.368		1-1 F7		1-2 G4-3		2-1 F8				3	0	0	0	0	0	0				
Mark Whiten, S (1, 9) OBP: 0.369, SLG: 0.422		1-3 K2-3		1-2 G6-3		3-2 F9				3	0	0	0	0	1	0				
Brook Jacoby, R (1, 5) OBP: 0.330, SLG: 0.345		4-2 BB			0-0 G5-3		4-2 BB			1	0	0	0	2	0	0				
Mark Lewis, R (1, 6) OBP: 0.316, SLG: 0.369		0-0 P2			3-2 F8		0-1 G6-4-3			3	0	0	0	0	0	2				
Junior Ortiz, R (1, 2) OBP: 0.283, SLG: 0.253			0-0 F7		2-2 L9		2-1 P6			3	0	0	0	0	0	0				
Inning Stats	R: 0 E: 0 K: 1 S: 10	H: 0 LOB: 1 BB: 1 P: 15	R: 0 E: 0 K: 1 S: 8	H: 0 LOB: 1 BB: 1 P: 14	R: 0 E: 0 K: 0 S: 7	H: 2 LOB: 0 BB: 0 P: 8	R: 0 E: 0 K: 0 S: 7	H: 0 LOB: 0 BB: 0 P: 9	R: 0 E: 0 K: 0 S: 7	H: 0 LOB: 0 BB: 0 P: 12	R: 3 E: 0 K: 0 S: 13	H: 3 LOB: 0 BB: 0 P: 20	R: 0 E: 0 K: 0 S: 6	H: 0 LOB: 1 BB: 1 P: 12	R: 0 E: 0 K: 1 S: 8	H: 0 LOB: 0 BB: 0 P: 13	1B: 3 2B: 2 3B: 0 HR: 0	SF: 0 SAC: 1 DP: 2 HBP: 0	WP: 1 PB: 0 SB: 1 CS: 0	PA: 30
PITCHER 35 Mike Mussina, R (1, 1) ERA: 2.46	IP: 6.0 WLS: L BF: 25 H: 5 R: 3 ER: 3 SO: 2 BB: 3 IBB: 0 HBP: 0 BLK: 0 WP: 1 HR: 0 S: 54 P: 84 ERA: 4.50 WHIP: 1.333															PITCHER				
Storm Davis, R (7, 1) ERA: 3.66	IP: 2.0 WLS: 5 BF: 5 H: 0 R: 0 ER: 0 SO: 1 BB: 0 IBB: 0 HBP: 0 BLK: 0 WP: 0 HR: 0 S: 12 P: 19 ERA: 0.00 WHIP: 0.000															PITCHER				



Batter	1	2	3	4	5	6	7	8	9	AB	R	H	RBI	BB	SO	LOB	TOP			
Kenny Lofton, L OBP: 0.340, SLG: 0.319 (1, 8)	1-0 G3			1-2 G6-3		0-0 F7			0-0 G3	4	0	0	0	0	0	1				
Glenallen Hill, R OBP: 0.282, SLG: 0.429 (1, 10)	0-0 G5-3			2-3 K		1-3 K			1-2 P3	4	0	0	0	0	2	1				
Carlos Baerga, S OBP: 0.327, SLG: 0.414 (1, 4)	2-2 L7			0-0 G3-1					2-3 K	4	0	0	0	0	1	0				
Albert Belle, R OBP: 0.330, SLG: 0.506 (1, 7)		1-1 G5-3			0-0 HR				1-2 G1 1B	3	1	2	1	0	0	0				
Paul Sorrento, L OBP: 0.326, SLG: 0.363 (1, 3)		0-0 G4-1			0-0 G6-3				3-2 G1 1-2	3	0	0	0	0	0	1				
Mark Whiten, S OBP: 0.384, SLG: 0.415 (1, 9)		1-0 F8			2-3 K				1-1 G3	3	0	0	0	0	1	1				
Brook Jacoby, R OBP: 0.325, SLG: 0.339 (1, 5)			0-0 P4		1-1 G5-3				3-2 G6-3	3	0	0	0	0	0	0				
Mark Lewis, R OBP: 0.312, SLG: 0.363 (1, 6)			0-2 P6			0-2 G5-3			2-3 K	3	0	0	0	0	1	0				
Sandy Alomar Jr., R OBP: 0.289, SLG: 0.338 (1, 2)			0-2 P3			0-1 1B			1-2 F9	3	0	1	0	0	0	0				
Inning Stats	R: 0 E: 0 K: 0 S: 5	H: 0 LOB: 0 BB: 0 P: 8	R: 0 E: 0 K: 0 S: 4	H: 0 LOB: 0 BB: 0 P: 6	R: 0 E: 0 K: 0 S: 7	H: 0 LOB: 0 BB: 0 P: 7	R: 0 E: 0 K: 1 S: 7	H: 0 LOB: 0 BB: 0 P: 10	R: 1 E: 0 K: 1 S: 9	H: 1 LOB: 1 BB: 0 P: 10	R: 0 E: 0 K: 0 S: 13	H: 1 LOB: 1 BB: 0 P: 18	R: 0 E: 0 K: 1 S: 12	H: 0 LOB: 0 BB: 0 P: 18	R: 0 E: 0 K: 1 S: 7	H: 0 LOB: 0 BB: 0 P: 10	1B: 2 2B: 0 3B: 0 HR: 1	SF: 0 SAC: 0 DP: 0 HBP: 0	WP: 0 PB: 0 SB: 0 CS: 0	PA: 30
PITCHER Bill Wegman, R ERA: 3.01 (1, 1)	IP: 9.0 WLS: W BF: 30 H: 3 R: 1 ER: 1 SO: 5 BB: 0 IBB: 0 HBP: 0 BLK: 0 WP: 0 HR: 1 S: 71 P: 97 ERA: 1.00 WHIP: 0.333															PITCHER IP: WLS: BF: H: R: ER: SO: BB: IBB: HBP: BLK: WP: HR: S: P: ERA: WHIP				

Cleveland Indians @ Milwaukee Brewers
Milwaukee County Stadium, Milwaukee, WI

AB 30
R 1
H 3
RBI 1
BB 0
SO 5
LOB 4



Thu Jun 18 1992, 8:05 PM EDT
Att: 12,691 - Cloudy - 68 F

Batter	1	2	3	4	5	6	7	8	9	AB	R	H	RBI	BB	SO	LOB	BOTTOM			
Pat Listach, S OBP: 0.356, SLG: 0.340 (1, 6)	0-0 F7	1-1 G4-3		1-0 S 1B		1-3 K				4	0	1	2	0	1	4				
Kevin Seitzer, R OBP: 0.356, SLG: 0.391 (1, 5)	0-0 B5-3		0-1 G6-3	1-0 G6-3			1-2 G3-1			4	0	0	0	0	0	1				
Paul Molitor, R OBP: 0.396, SLG: 0.519 (1, 10)	1-3 K		0-0 CS 1B		1-1 F7		4-0 BB			3	0	1	0	1	1	0				
B.J. Surhoff, L OBP: 0.251, SLG: 0.288 (1, 2)		2-1 FC3-6 1B BB 1B	3-2 FC6-4 1B	1-3 K	1-3 K		1-1 L7			4	1	2	0	0	1	1				
Robin Yount, R OBP: 0.355, SLG: 0.426 (1, 8)		4-2 FC3-6 1B BB	0-0 FC6-4 1B	3-1 L4			2-3 K			3	0	0	0	1	1	2				
Dante Bichette, R OBP: 0.344, SLG: 0.452 (1, 9)		2-2 L9		0-0 G6-3		0-1 G6-3		2-3 K		4	0	0	0	0	1	2				
Darryl Hamilton, L OBP: 0.358, SLG: 0.381 (1, 7)		2-0 FC3-6 1B S		4-1 FC9-6 BB		1-1 E S 1B		2-2 1B		3	1	2	0	1	0	2				
Tim McIntosh, R OBP: 0.255, SLG: 0.229 (8, PH)		4-1 1B BB		2-2 FC9-6 1B S		1-2 E5		0-3 K		2	1	0	0	1	0	2				
Franklin Stubbs, L OBP: 0.293, SLG: 0.363 (9, 3)		1-2 1B BB		1-2 1B S		1-3 1B		2-3 K		1	0	0	0	0	1	1				
Scott Fletcher, R OBP: 0.374, SLG: 0.407 (1, 4)		1-2 1B		1-0 S 1B		0-0 P3		2-1 L7		4	1	2	2	0	0	3				
Inning Stats	R: 0 E: 0 K: 1 S: 5	H: 0 LOB: 0 BB: 0 P: 6	R: 2 E: 0 K: 0 S: 17	H: 2 LOB: 2 BB: 2 P: 33	R: 0 E: 0 K: 0 S: 9	H: 2 LOB: 1 BB: 0 P: 11	R: 2 E: 0 K: 0 S: 9	H: 2 LOB: 1 BB: 1 P: 18	R: 0 E: 0 K: 1 S: 9	H: 0 LOB: 0 BB: 0 P: 14	R: 0 E: 1 K: 1 S: 11	H: 1 LOB: 2 BB: 0 P: 14	R: 0 E: 0 K: 1 S: 9	H: 0 LOB: 1 BB: 1 P: 16	R: 0 E: 0 K: 2 S: 12	H: 1 LOB: 1 BB: 0 P: 17	1B: 8 2B: 0 3B: 0 HR: 0	SF: 0 SAC: 0 DP: 0 HBP: 0	WP: 0 PB: 0 SB: 4 CS: 1	PA: 36
PITCHER Dave Otto, L ERA: 6.05 Eric Plunk, R ERA: 2.93 (6, 1)	IP: 5.1 WLS: L BF: 26 H: 7 R: 4 ER: 4 SO: 4 BB: 3 IBB: 0 HBP: 0 BLK: 0 WP: 0 HR: 0 S: 56 P: 91 ERA: 6.75 WHIP: 1.875															PITCHER IP: WLS: BF: H: R: ER: SO: BB: IBB: HBP: BLK: WP: HR: S: P: ERA: WHIP				

Cleveland Indians @ Milwaukee Brewers
Milwaukee County Stadium, Milwaukee, WI

AB 32
R 4
H 8
RBI 4
BB 4
SO 6
LOB 18



Thu Jun 18 1992, 8:05 PM EDT
Att: 12,691 - Cloudy - 68 F

Batter	1	2	3	4	5	6	7	8	9	AB	R	H	RBI	BB	SO	LOB	TOP										
Kenny Lofton, L OBP: 0.337, SLG: 0.317 (1, 8)	1-1 G4-3 G6-3 1B		0-0 P5	0-0 B1-3		1-0 L8		0-0 G4-3		5	0	1	0	0	0	4	Cleveland Indians @ Milwaukee Brewers Milwaukee County Stadium, Milwaukee, WI Fri Jun 19 1992, 8:05 PM EDT Att: 19,111 - Cloudy - 53 F										
Glenallen Hill, R OBP: 0.259, SLG: 0.435 (1, 10)	1-0 G6-3		3-2 HR	0-1 P2		1-3 K		1-3 K		5	1	1	0	0	2	3											
Carlos Baerga, S OBP: 0.325, SLG: 0.407 (1, 4)	0-1 G4-3		4-2 HR	0-1 P6			1-0 G3		0-0 P4	4	1	0	0	1	0	1											
Albert Belle, R OBP: 0.331, SLG: 0.515 (1, 7)	4-2 BB		1-1 HR		2-2 F7		2-0 F9		1-3 K	4	1	1	3	1	1	0											
Thomas Howard, S OBP: 0.324, SLG: 0.359 (9, 7)			1-H 3-H HR							0	0	0	0	0	0	0											
Paul Sorrento, L OBP: 0.333, SLG: 0.372 (1, 3)	4-1 BB		3-2 2B		0-0 G3-1		0-1 1B			3	1	2	0	1	0	0											
Mark Whiten, S OBP: 0.382, SLG: 0.417 (1, 9)	2-3 K		1-0 2B		0-0 G5-3		1-0 G4-3			4	1	1	1	0	1	4											
Brook Jacoby, R OBP: 0.335, SLG: 0.343 (6, PR)		0-1 G6-4-3 1B	4-0 FC6-4 BB			4-1 1B BB		0-0 HBP 1B		1	0	1	0	2	0	0											
Felix Fermin, R OBP: 0.283, SLG: 0.280 (6, 5)										1	0	1	0	0	0	0											
Mark Lewis, R OBP: 0.311, SLG: 0.361 (1, 6)	1-0 G6-4-3		2-2 FC6-4		0-0 1B		1-2 1B	1-1 F8		4	0	1	1	0	0	3											
Sandy Alomar Jr., R OBP: 0.288, SLG: 0.331 (1, 2)	0-1 G5-3		1-1 FC6-4		0-0 P2		2-2 G4-3 HBP			3	0	0	0	0	0	3											
Inning Stats	R: 0 E: 0 K: 1 S: 13	H: 1 LOB: 3 BB: 2 P: 25	R: 0 E: 0 K: 0 S: 5	H: 1 LOB: 0 BB: 0 P: 6	R: 5 E: 0 K: 0 S: 17	H: 4 LOB: 1 BB: 2 P: 36	R: 0 E: 0 K: 0 S: 5	H: 0 LOB: 0 BB: 0 P: 5	R: 0 E: 0 K: 1 S: 8	H: 1 LOB: 2 BB: 1 P: 14	R: 0 E: 0 K: 0 S: 5	H: 1 LOB: 1 BB: 0 P: 9	R: 0 E: 0 K: 0 S: 7	H: 1 LOB: 0 BB: 0 P: 9	R: 0 E: 0 K: 2 S: 9	H: 0 LOB: 0 BB: 0 P: 11	1B: 5 2B: 2 3B: 1 HR: 1	SF: 0 SAC: 0 DP: 2 HBP: 1	WP: 0 PB: 0 SB: 1 CS: 0	PA: 40							
PITCHER	IP	WLS	BF	H	R	ER	SO	BB	IBB	HBP	BLK	WP	HR	S	P	ERA	WHIP										
Ricky Bones, R ERA: 4.46 (1, 1)	5.1	L	27	7	5	5	1	5	0	0	0	0	1	48	86	8.44	2.250										
Jesse Orosco, L ERA: 4.91 (6, 1)	0.1		1	0	0	0	0	0	0	0	0	0	0	1	2	0.00	0.000										
Jim Austin, R ERA: 2.49 (6, 1)	1.1		5	1	0	0	1	0	0	0	0	0	0	9	14	0.00	0.750										
Darren Holmes, R ERA: 1.0 (8, 1)	1.0		4	1	0	0	0	0	0	1	0	0	0	7	9	0.00	1.000										
Doug Henry, R ERA: 2.69 (9, 1)	1.0		3	0	0	0	2	0	0	0	0	0	0	9	11	0.00	0.000										

Batter	1	2	3	4	5	6	7	8	9	AB	R	H	RBI	BB	SO	LOB	BOTTOM										
Darryl Hamilton, L OBP: 0.360, SLG: 0.381 (1, 7)	1-3 K		1-0 P5		3-2 2H 1B		1-1 BB 1B	0-2 G4-3		5	0	2	1	0	1	3	Cleveland Indians @ Milwaukee Brewers Milwaukee County Stadium, Milwaukee, WI Fri Jun 19 1992, 8:05 PM EDT Att: 19,111 - Cloudy - 53 F										
Kevin Seitzer, R OBP: 0.353, SLG: 0.387 (1, 5)	2-1 G6-3		1-1 F9		2-1 F7		1-1 BB 1B		0-1 L4	5	0	1	0	0	0	2											
Paul Molitor, R OBP: 0.393, SLG: 0.510 (1, 10)	0-0 P3			0-1 G1-4-3		1-1 G6-3	4-1 BB	1-2 2-3 3H BB	1-2 G6-3	4	0	0	1	1	0	0											
B.J. Surhoff, L OBP: 0.250, SLG: 0.282 (1, 3)		4-2 FC5-4 BB		3-2 G4-3		0-0 G4-3	2-0 L3		2-3 K	4	0	0	0	1	1	3											
Robin Yount, R OBP: 0.361, SLG: 0.441 (1, 8)		1-1 FC5-4		3-2 2B		1-0 2B		0-2 1B SF7 1B		4	1	3	0	0	0	1											
Dante Bichette, R OBP: 0.342, SLG: 0.444 (1, 9)	1-0 SAFE 1-2 BB	4-2 BB		0-0 L8		0-2 G5-3		0-2 P4		3	0	0	0	1	0	3											
Dave Nilsson, L OBP: 0.288, SLG: 0.453 (1, 2)		3-2 P9			0-0 F8		1-1 1B BB 1B	3-2 HBP 1B		4	1	2	0	0	0	1											
Scott Fletcher, R OBP: 0.385, SLG: 0.421 (1, 4)			2-2 S 1B		2-2 1B 2B		1-3 K	1-0 HBP		3	1	2	0	0	1	1											
Pat Listach, S OBP: 0.349, SLG: 0.335 (1, 6)			0-2 F7		2-3 K		3-3 K	3-2 SF7		3	0	0	1	0	2	3											
Inning Stats	R: 0 E: 0 K: 1 S: 6	H: 0 LOB: 0 BB: 0 P: 9	R: 0 E: 0 K: 0 S: 11	H: 0 LOB: 1 BB: 2 P: 23	R: 0 E: 0 K: 0 S: 10	H: 1 LOB: 0 BB: 0 P: 14	R: 0 E: 0 K: 0 S: 9	H: 1 LOB: 1 BB: 0 P: 15	R: 1 E: 0 K: 1 S: 15	H: 2 LOB: 1 BB: 0 P: 24	R: 0 E: 0 K: 0 S: 7	H: 1 LOB: 1 BB: 0 P: 9	R: 1 E: 0 K: 2 S: 14	H: 3 LOB: 3 BB: 1 P: 27	R: 0 E: 0 K: 0 S: 16	H: 2 LOB: 2 BB: 0 P: 23	R: 0 E: 0 K: 1 S: 9	H: 0 LOB: 0 BB: 0 P: 12	1B: 7 2B: 3 3B: 0 HR: 0	SF: 1 SAC: 0 DP: 0 HBP: 1	WP: 0 PB: 0 SB: 1 CS: 1	PA: 40					
PITCHER	IP	WLS	BF	H	R	ER	SO	BB	IBB	HBP	BLK	WP	HR	S	P	ERA	WHIP										
Scott Scudder, R ERA: 4.38 (1, 1)	6.2	W	29	8	2	2	4	2	0	0	0	0	0	70	113	6.270	1.500										
Ted Power, R ERA: 1.99 (7, 1)	0.2		5	2	1	1	0	1	0	0	0	0	0	11	20	13.500	4.500										
Steve Olin, R ERA: 2.23 (8, 1)	1.2	S	6	0	0	0	1	0	0	1	0	0	0	16	23	0.000	0.000										

Batter	1	2	3	4	5	6	7	8	9	AB	R	H	RBI	BB	SO	LOB	TOP			
Kenny Lofton, L OBP: 0.332, SLG: 0.311	E3 L9 1B G6-3		F8			FC6-4		G1		4	1	0	0	0	0	2	Cleveland Indians @ Milwaukee Brewers Milwaukee County Stadium, Milwaukee, WI Sat Jun 20 1992, 8:05 PM EDT Att: 25,337 - Sunny - 55 F			
Thomas Howard, S OBP: 0.322, SLG: 0.357	G6-3 1B		G4-3			K			K	4	0	1	0	0	2	1				
Carlos Baerga, S OBP: 0.321, SLG: 0.401	L9			F8		F7			K2-3	4	0	0	0	0	1	3				
Albert Belle, R OBP: 0.326, SLG: 0.506	G6-3			L7					F9	4	0	0	1	0	1	1				
Paul Sorrento, L OBP: 0.333, SLG: 0.369	G4-3			G1-3						2	0	0	0	1	0	1				
Mark Whiten, S OBP: 0.358, SLG: 0.411		B4-3			G3-1				G5-4-3	3	0	0	0	0	0	1				
Sandy Alomar Jr., R OBP: 0.289, SLG: 0.331		P3			G1-3					3	0	1	0	0	0	0				
Mark Lewis, R OBP: 0.307, SLG: 0.356			F8			F9			L3	3	0	0	0	0	0	1				
Felix Fermin, R OBP: 0.304, SLG: 0.288			G4-3							2	0	1	0	0	0	0				
Inning Stats	R: 1 E: 1 K: 0 S: 9	H: 1 LOB: 1 BB: 0 P: 16	R: 0 E: 0 K: 0 S: 4	H: 0 LOB: 0 BB: 0 P: 7	R: 0 E: 0 K: 0 S: 5	H: 0 LOB: 0 BB: 0 P: 10	R: 0 E: 0 K: 0 S: 6	H: 0 LOB: 0 BB: 0 P: 10	R: 0 E: 0 K: 1 S: 11	H: 1 LOB: 1 BB: 0 P: 14	R: 0 E: 0 K: 1 S: 5	H: 0 LOB: 0 BB: 1 P: 12	R: 0 E: 0 K: 0 S: 5	H: 1 LOB: 0 BB: 0 P: 8	R: 0 E: 0 K: 2 S: 10	H: 0 LOB: 0 BB: 0 P: 13	1B: 3 2B: 1 3B: 0 HR: 0	SF: 0 SAC: 0 DP: 2 HBP: 1	WP: 0 PB: 0 SB: 1 CS: 0	PA: 31
PITCHER	IP	WLS	BF	H	R	ER	SO	BB	IBB	HBP	BLK	WP	HR	S	P	ERA	WHIP			
Chris Bosio, R ERA: 4.55	(1, 1)	5.2	W	20	2	1	0	1	0	0	0	0	0	37	63	0.00	0.353			
Mike Fetters, R ERA: 0.43	(6, 1)	2.1		8	1	0	0	1	1	0	1	0	0	13	24	0.00	0.857			
Doug Henry, R ERA: 2.76	(9, 1)	1.0	S	3	0	0	0	2	0	0	0	0	0	10	13	0.00	0.000			

Batter	1	2	3	4	5	6	7	8	9	AB	R	H	RBI	BB	SO	LOB	BOTTOM			
Pat Listach, S OBP: 0.346, SLG: 0.332	G5-3			K		L9				5	1	1	0	0	2	7	Cleveland Indians @ Milwaukee Brewers Milwaukee County Stadium, Milwaukee, WI Sat Jun 20 1992, 8:05 PM EDT Att: 25,337 - Sunny - 55 F			
Kevin Seitzer, R OBP: 0.350, SLG: 0.393	L9		SF8		G6-3			G6-4-3		4	0	1	1	0	0	3				
Paul Molitor, R OBP: 0.394, SLG: 0.521			F7							3	1	1	1	1	0	2				
B.J. Surhoff, L OBP: 0.250, SLG: 0.286	G4-3				L8					4	0	1	1	0	1	2				
Robin Yount, R OBP: 0.355, SLG: 0.433		K	P3							4	0	0	0	0	2	2				
Dante Bichette, R OBP: 0.346, SLG: 0.451						G6-3				4	1	2	0	0	1	0				
Darryl Hamilton, L OBP: 0.368, SLG: 0.387		E5						E8		3	0	2	0	1	0	0				
Dave Nilsson, L OBP: 0.290, SLG: 0.439		G4-3				F7				2	0	0	0	1	0	2				
Scott Fletcher, R OBP: 0.396, SLG: 0.427					G5-3					3	1	2	1	1	0	2				
Inning Stats	R: 0 E: 0 K: 0 S: 6	H: 0 LOB: 1 BB: 1 P: 16	R: 0 E: 1 K: 2 S: 10	H: 0 LOB: 0 BB: 0 P: 18	R: 2 E: 0 K: 0 S: 14	H: 2 LOB: 1 BB: 1 P: 23	R: 0 E: 0 K: 1 S: 10	H: 2 LOB: 2 BB: 0 P: 15	R: 1 E: 0 K: 1 S: 10	H: 1 LOB: 0 BB: 0 P: 13	R: 0 E: 0 K: 0 S: 8	H: 1 LOB: 2 BB: 1 P: 14	R: 0 E: 0 K: 1 S: 10	H: 1 LOB: 1 BB: 0 P: 14	R: 1 E: 1 K: 1 S: 13	H: 3 LOB: 2 BB: 1 P: 24	1B: 6 2B: 2 3B: 1 HR: 1	SF: 1 SAC: 1 DP: 1 HBP: 0	WP: 0 PB: 0 SB: 0 CS: 0	PA: 38
PITCHER	IP	WLS	BF	H	R	ER	SO	BB	IBB	HBP	BLK	WP	HR	S	P	ERA	WHIP			
Denis Boucher, L ERA: 5.51	(1, 1)	6.1	L	30	7	3	3	4	3	0	0	0	0	63	107	4.26	1.579			
Kevin Wickander, L ERA: 2.55	(7, 1)	0.2		5	2	1	1	1	1	0	0	0	0	10	17	13.50	4.500			
Ted Power, R ERA: 1.93	(8, 1)	1.0		3	1	0	0	1	0	0	0	0	0	8	13	0.00	1.000			

Batter	1	2	3	4	5	6	7	8	9	AB	R	H	RBI	BB	SO	LOB	TOP								
Kenny Lofton, L OBP: 0.337, SLG: 0.320 (1, 8)	1-2 G4-3 3B	2-2 E4 G4-6-3			4-0 1B BB		4-2 SH1-3 BB		2-1 B5-3	3	1	1	0	2	0	2									
Thomas Howard, S OBP: 0.321, SLG: 0.354 (1, 7)	0-1 F7	0-0 G4-6-3			2-1 1B		1-1 SH1-3		0-1 G3-1	4	0	1	0	0	0	4									
Carlos Baerga, S OBP: 0.319, SLG: 0.396 (1, 4)	0-0 G4-3		1-0 F8		0-1 P5		1-2 F8		4-2 BB	4	0	0	1	1	0	3									
Albert Belle, R OBP: 0.324, SLG: 0.500 (1, 10)	2-1 1B		3-2 P5		2-1 F7		2-2 P4		0-0 P4	5	0	1	0	0	0	4									
Paul Sorrento, L OBP: 0.233, SLG: 0.368 Carlos Martinez, R (8, PH) OBP: 0.310, SLG: 0.444 (8, 3)	1-2 1B		0-0 F7			2-2 F7			0-1 G6-3	3	0	1	0	0	0	0									
Mark Whiten, S OBP: 0.356, SLG: 0.405 (1, 9)	3-1 F7			1-1 P4		4-0 1B BB		2-1 G1-3		3	1	0	0	1	0	2									
Mark Lewis, R OBP: 0.314, SLG: 0.363 (1, 6)		0-0 E HBP 1B		2-2 G3		1-1 1B 1B		2-2 BB 1B		4	0	3	0	0	0	0									
Junior Ortiz, R OBP: 0.254, SLG: 0.258 Glenallen Hill, R (8, PH) OBP: 0.265, SLG: 0.435 Sandy Alomar Jr., R OBP: 0.269, SLG: 0.331 (8, 2)		1-1 E HBP		2-2 G4-3		1-1 F9-3 1B		4-2 BB		2	0	1	1	0	0	0									
Felix Fermin, R OBP: 0.288, SLG: 0.273 Alex Cole, L (8, PH) OBP: 0.265, SLG: 0.198 Brook Jacoby, R OBP: 0.335, SLG: 0.343 (8, 5)		2-2 F7			2-1 G6-3		0-0 F9-3		1-3 K	3	0	0	0	0	0	4									
Inning Stats	R: 1 E: 0 K: 0 S: 13	H: 3 LOB: 2 BB: 0 P: 20	R: 0 E: 1 K: 0 S: 9	H: 1 LOB: 2 BB: 0 P: 14	R: 0 E: 0 K: 0 S: 6	H: 0 LOB: 0 BB: 0 P: 10	R: 0 E: 0 K: 0 S: 8	H: 0 LOB: 0 BB: 0 P: 13	R: 0 E: 0 K: 0 S: 10	H: 1 LOB: 2 BB: 1 P: 18	R: 0 E: 0 K: 0 S: 8	H: 2 LOB: 1 BB: 1 P: 16	R: 0 E: 0 K: 0 S: 13	H: 0 LOB: 1 BB: 1 P: 21	R: 0 E: 0 K: 0 S: 12	H: 1 LOB: 2 BB: 1 P: 21	R: 0 E: 0 K: 0 S: 8	H: 0 LOB: 1 BB: 1 P: 14	1B: 7 2B: 1 3B: 1 HR: 0	SF: 0 SAC: 1 DP: 2 HBP: 1	WP: 0 PB: 0 SB: 0 CS: 0	PA: 40			
PITCHER	IP	WLS	BF	H	R	ER	SO	BB	IBB	HBP	BLK	WP	HR	S	P	ERA	WHIP								
Ron Robinson, R ERA: 4.5 (1, 1)	5.1		26	7	2	2	0	2	0	1	0	0	0	53	90	3.38	1.688								
Dan Plesac, L ERA: 3.95 (6, 1)	2.1	W	8	1	0	0	0	1	0	0	0	0	0	21	33	0.00	0.857								
Darren Holmes, R ERA: 0.96 (8, 1)	0.1		2	0	0	0	1	1	0	0	0	0	0	5	10	0.00	3.000								
Doug Henry, R ERA: 2.67 (9, 1)	1.0	S	4	0	0	0	0	1	0	0	0	0	0	8	14	0.00	1.000								

Cleveland Indians @ Milwaukee Brewers
Milwaukee County Stadium, Milwaukee, WI

Sun Jun 21 1992, 4:33 AM EDT
Att: 23,609 - Sunny - 59 F

AB 33
R 2
H 8
RBI 2
BB 5
SO 1
LOB 21



Batter	1	2	3	4	5	6	7	8	9	AB	R	H	RBI	BB	SO	LOB	BOTTOM								
Pat Listach, S OBP: 0.349, SLG: 0.332 (1, 6)	4-1 WP 2B BB		0-0 CS 1B			2-3 K		3-2 G4-3		3	1	1	0	1	1	0									
Kevin Seitzer, R OBP: 0.352, SLG: 0.403 (1, 5)	1-0 G4-3 2B		2-3 K			3-1 1B 2B		0-0 G6-3		4	1	2	1	0	1	1									
Darryl Hamilton, L OBP: 0.371, SLG: 0.401 (1, 8)	3-3 K		1-0 G6-3			2-0 E7 1B		1-1 1B 3B		4	2	2	1	0	1	1									
B.J. Surhoff, L OBP: 0.255, SLG: 0.291 (1, 10)	1-1 G4-3			0-1 G6-3		1-2 S 1B		1-1 FC5-4 1B		4	0	2	2	0	0	1									
Dante Bichette, R OBP: 0.339, SLG: 0.441 (1, 9)	1-1 P5			0-0 F9		1-2 K		1-1 FC5-4		4	0	0	0	0	1	3									
Franklin Stubbs, L OBP: 0.288, SLG: 0.356 (1, 3)			2-3 K		3-1 L7		1-1 G3-1			3	0	0	0	0	1	1									
Greg Vaughn, R OBP: 0.288, SLG: 0.381 (1, 7)		4-2 FC4 BB			2-3 K		2-3 K			2	0	0	0	1	2	0									
Dave Nilsson, L OBP: 0.278, SLG: 0.420 (1, 2)		1-0 F7			1-3 K		2-3 K			3	0	0	0	0	2	1									
Scott Fletcher, R OBP: 0.387, SLG: 0.417 (1, 4)		1-1 FC4			0-0 L7		0-1 G5-3			3	0	0	0	0	0	1									
Inning Stats	R: 1 E: 0 K: 1 S: 10	H: 1 LOB: 1 BB: 1 P: 20	R: 0 E: 0 K: 1 S: 8	H: 0 LOB: 1 BB: 1 P: 16	R: 0 E: 0 K: 1 S: 8	H: 1 LOB: 0 BB: 0 P: 9	R: 0 E: 0 K: 0 S: 5	H: 0 LOB: 0 BB: 0 P: 8	R: 0 E: 0 K: 2 S: 8	H: 3 LOB: 1 BB: 0 P: 11	R: 0 E: 0 K: 2 S: 17	H: 0 LOB: 0 BB: 0 P: 12	R: 0 E: 0 K: 0 S: 10	H: 2 LOB: 1 BB: 0 P: 16	R: 1 E: 0 K: 0 S: 8	H: 0 LOB: 0 BB: 0 P: 14	1B: 4 2B: 2 3B: 1 HR: 0	SF: 0 SAC: 0 DP: 0 HBP: 0	WP: 1 PB: 0 SB: 1 CS: 1	PA: 32					
PITCHER	IP	WLS	BF	H	R	ER	SO	BB	IBB	HBP	BLK	WP	HR	S	P	ERA	WHIP								
Jack Armstrong, R ERA: 4.83 (1, 1)	7.2	L	30	6	4	3	9	2	0	0	0	0	0	70	112	3.52	1.043								
Derek Liliquist, L ERA: 2.08 (8, 1)	0.1		2	1	0	0	0	0	0	0	0	0	0	4	6	0.00	3.000								

Cleveland Indians @ Milwaukee Brewers
Milwaukee County Stadium, Milwaukee, WI

Sun Jun 21 1992, 4:33 AM EDT
Att: 23,609 - Sunny - 59 F

AB 30
R 4
H 7
RBI 4
BB 2
SO 9
LOB 9

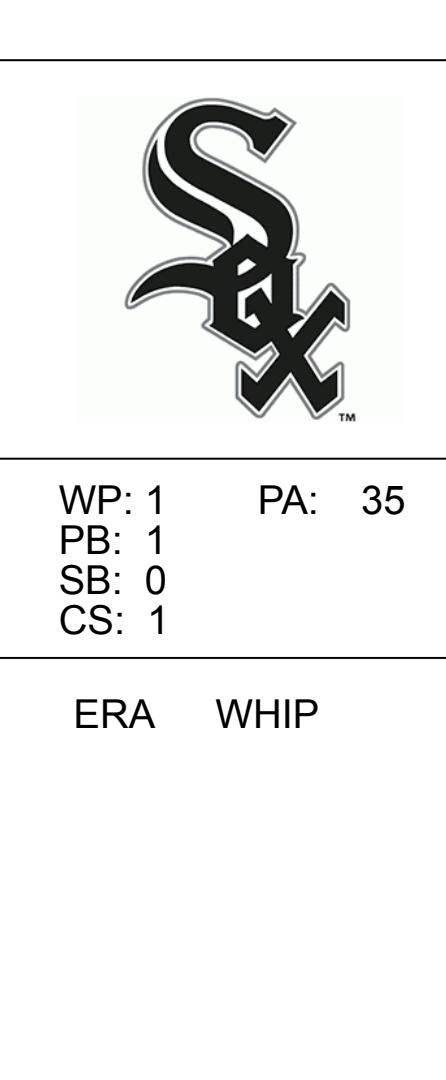


Batter	1	2	3	4	5	6	7	8	9	AB	R	H	RBI	BB	SO	LOB	TOP			
Kenny Lofton, L OBP: 0.336, SLG: 0.323 (1, 8)	F8					F8		P4		4	0	1	0	0	0	0	Cleveland Indians @ Chicago White Sox Comiskey Park, Chicago, IL Mon Jun 22 1992, 8:05 PM EDT Att: 32,967 - Cloudy - 61 F			
Mark Lewis, R OBP: 0.309, SLG: 0.356 (1, 6)	K			L8		G1-3		P5		4	0	0	0	0	1					
Carlos Baerga, S OBP: 0.321, SLG: 0.395 (1, 4)	F7				BB			FC5-4 1B		3	0	1	0	1	0					
Albert Belle, R OBP: 0.323, SLG: 0.496 (1, 7)				F9		F7		FC5-4 1B		4	1	1	0	0	3					
Carlos Martinez, R OBP: 0.303, SLG: 0.419 (1, 3)				G6-3		F7				4	0	1	0	0	1					
Mark Whiten, S OBP: 0.354, SLG: 0.402 (1, 9)				K						4	0	1	0	0	3					
Glenallen Hill, R OBP: 0.264, SLG: 0.430 (1, 10)						K				4	0	1	1	0	1					
Sandy Alomar Jr., R OBP: 0.288, SLG: 0.329 (1, 2)						K				4	0	1	0	0	1					
Felix Fermin, R OBP: 0.274, SLG: 0.259 (1, 5)				G5-3		G6-3				3	0	0	0	0	1					
Inning Stats	R: 0 E: 0 K: 1 S: 11	H: 0 LOB: 0 BB: 0 P: 19	R: 0 E: 0 K: 1 S: 7	H: 0 LOB: 0 BB: 0 P: 9	R: 0 E: 0 K: 2 S: 9	H: 0 LOB: 0 BB: 0 P: 14	R: 0 E: 0 K: 0 S: 9	H: 1 LOB: 2 BB: 1 P: 19	R: 0 E: 0 K: 1 S: 6	H: 1 LOB: 1 BB: 0 P: 7	R: 0 E: 0 K: 1 S: 8	H: 1 LOB: 1 BB: 0 P: 12	R: 0 E: 0 K: 0 S: 6	H: 0 LOB: 0 BB: 0 P: 8	R: 1 E: 0 K: 1 S: 12	H: 3 LOB: 2 BB: 0 P: 17	1B: 6 2B: 1 3B: 0 HR: 0	SF: 0 SAC: 0 DP: 0 HBP: 0	WP: 0 PB: 0 SB: 0 CS: 0	PA: 35
PITCHER Charlie Hough, R ERA: 3.34 (1, 1)	IP: 9.0 WLS: W BF: 35 H: 7 R: 1 ER: 1 SO: 7 BB: 1 IBB: 0 HBP: 0 BLK: 0 WP: 0 HR: 0 S: 80 P: 126 ERA: 1.00 WHIP: 0.889																			

Batter	1	2	3	4	5	6	7	8	9	AB	R	H	RBI	BB	SO	LOB	BOTTOM			
Tim Raines, S OBP: 0.347, SLG: 0.346 (1, 7)	G4-3						SF7			2	1	1	1	1	0	0	Cleveland Indians @ Chicago White Sox Comiskey Park, Chicago, IL Mon Jun 22 1992, 8:05 PM EDT Att: 32,967 - Cloudy - 61 F			
Robin Ventura, L OBP: 0.401, SLG: 0.432 (1, 5)	G1-3						F8			3	1	1	0	1	0	0				
Frank Thomas, R OBP: 0.424, SLG: 0.525 (1, 3)	L5									4	2	2	1	0	1	2				
George Bell, R OBP: 0.286, SLG: 0.364 (1, 10)										4	2	2	5	0	1	0				
Warren Newson, L OBP: 0.390, SLG: 0.333 (8, PH) Shawn Abner, R OBP: 0.304, SLG: 0.326 (9, 9)	G4-3									3	0	0	0	0	0	0				
Lance Johnson, L OBP: 0.298, SLG: 0.345 (1, 8)	G4-3									1	0	0	0	0	1	0				
Steve Sax, R OBP: 0.288, SLG: 0.286 (1, 4)										3	0	1	0	1	0	0				
Craig Grebeck, R OBP: 0.319, SLG: 0.352 (1, 6)										4	0	1	0	0	0	2				
Ron Karkovics, R OBP: 0.287, SLG: 0.325 (1, 2)										3	1	1	0	0	2	0				
Inning Stats	R: 0 E: 0 K: 0 S: 7	H: 0 LOB: 0 BB: 0 P: 12	R: 0 E: 0 K: 1 S: 6	H: 0 LOB: 0 BB: 0 P: 11	R: 0 E: 0 K: 1 S: 9	H: 0 LOB: 0 BB: 0 P: 13	R: 4 E: 0 K: 0 S: 16	H: 5 LOB: 0 BB: 0 P: 25	R: 0 E: 0 K: 2 S: 9	H: 0 LOB: 2 BB: 2 P: 19	R: 0 E: 0 K: 0 S: 10	H: 1 LOB: 1 BB: 0 P: 13	R: 1 E: 0 K: 1 S: 6	H: 1 LOB: 0 BB: 0 P: 8	R: 2 E: 0 K: 1 S: 10	H: 2 LOB: 0 BB: 1 P: 19	1B: 6 2B: 1 3B: 0 HR: 2	SF: 1 SAC: 0 DP: 1 HBP: 0	WP: 1 PB: 1 SB: 0 CS: 1	PA: 35
PITCHER Charles Nagy, R ERA: 2.38 Kevin Wickander, L ERA: 3.39 (8, 1)	IP: 7.0 WLS: L BF: 29 H: 7 R: 5 ER: 4 SO: 5 BB: 2 IBB: 0 HBP: 0 BLK: 0 WP: 1 HR: 1 S: 63 P: 101 ERA: 5.14 WHIP: 1.286																			

AB	34
R	1
H	7
RBI	1
BB	1
SO	7
LOB	13

AB	30
R	7
H	9
RBI	7
BB	3
SO	6
LOB	5



Batter	1	2	3	4	5	6	7	8	9	AB	R	H	RBI	BB	SO	LOB	TOP			
Kenny Lofton, L OBP: 0.331, SLG: 0.318 (1, 8)	 1-3		 2-1		 2-0		 0-0			4	0	0	0	0	1	1				
Thomas Howard, S OBP: 0.319, SLG: 0.352 (1, 7)	 0-0		 0-2		 1-1			 0-1		4	0	1	0	0	0	0				
Carlos Baerga, S OBP: 0.327, SLG: 0.398 (1, 4)	 4-2			 1-1		 1-1		 1-2		3	0	2	0	1	0	0				
Albert Belle, R OBP: 0.329, SLG: 0.498 (1, 10)	 2-1			 4-0		 1-2		 1-0		3	0	2	0	1	0	1				
Paul Sorrento, L OBP: 0.328, SLG: 0.361 (1, 3)	 3-2			 2-3		 0-2		 1-1		4	0	0	0	0	1	7				
Mark Whiten, S OBP: 0.357, SLG: 0.401 (1, 9)		 1-0		 4-2		 0-0			 3-1	3	1	1	0	1	0	2				
Sandy Alomar Jr., R OBP: 0.291, SLG: 0.321 (1, 2)	 1-3			 1-2		 3-2			 0-0	4	0	0	0	0	1	6				
Mark Lewis, R OBP: 0.308, SLG: 0.355 (1, 6)	 2-0			 2-1			 0-0		 1-1	4	0	1	1	0	0	3				
Felix Fermin, R OBP: 0.273, SLG: 0.258 (1, 5)			 0-2		 0-0		 1-0		 2-1	4	0	1	0	0	0	0				
Inning Stats	R: 0 E: 0 K: 1 S: 14	H: 2 LOB: 2 BB: 1 P: 23	R: 0 E: 0 K: 1 S: 5	H: 0 LOB: 0 BB: 0 P: 9	R: 0 E: 0 K: 0 S: 8	H: 0 LOB: 0 BB: 0 P: 10	R: 0 E: 0 K: 1 S: 12	H: 0 LOB: 0 BB: 2 P: 26	R: 0 E: 0 K: 0 S: 4	H: 2 LOB: 2 BB: 0 P: 20	R: 0 E: 0 K: 0 S: 3	H: 1 LOB: 0 BB: 4 P: 4	R: 0 E: 0 K: 0 S: 8	H: 1 LOB: 1 BB: 0 P: 11	R: 1 E: 0 K: 0 S: 7	H: 2 LOB: 0 BB: 0 P: 13	1B: 8 2B: 0 3B: 0 HR: 0	SF: 0 SAC: 0 DP: 1 HBP: 0	WP: 0 PB: 0 SB: 1 CS: 1	PA: 36
PITCHER Jack McDowell, R ERA: 3.33 (1, 1)	IP: 9.0 WLS: W BF: 36 H: 8 R: 1 ER: 1 SO: 3 BB: 3 IBB: 0 HBP: 0 BLK: 0 WP: 0 HR: 0 S: 76 P: 123 ERA: 1.00 WHIP: 1.222															PITCHER				

Cleveland Indians @ Chicago White Sox
Comiskey Park, Chicago, IL
Tue Jun 23 1992, 8:05 PM EDT
Att: 36,972 - Cloudy - 66 F

AB 33
R 1
H 8
RBI 1
BB 3
SO 3
LOB 20



Batter	1	2	3	4	5	6	7	8	9	AB	R	H	RBI	BB	SO	LOB	BOTTOM			
Tim Raines, S OBP: 0.352, SLG: 0.352 (1, 7)	 0-0		 3-1		 2-2		 1-0		 3-2	5	2	3	3	0	0	1				
Robin Ventura, L OBP: 0.401, SLG: 0.435 (1, 5)	 3-1		 1-1		 2-0		 3-3		 3-3	5	1	2	3	0	2	3				
Frank Thomas, R OBP: 0.423, SLG: 0.519 (1, 3)	 4-2		 1-3		 1-0		 4-2		 1-2	3	0	0	0	2	1	3				
George Bell, R OBP: 0.282, SLG: 0.359 (1, 10)	 3-1		 0-0		 1-1		 2-3			4	0	0	0	0	1	3				
Craig Grebeck, R OBP: 0.318, SLG: 0.349 (1, 6)	 2-2		 3-2		 3-1		 2-0			4	0	1	1	0	0	1				
Steve Sax, R OBP: 0.291, SLG: 0.286 (1, 4)	 1-0			 0-0		 4-1		 0-1		3	0	1	0	1	0	1				
Shawn Abner, R OBP: 0.340, SLG: 0.362 (1, 9)	 3-1			 2-1		 1-1		 1-2		4	1	3	0	0	0	2				
Lance Johnson, L OBP: 0.301, SLG: 0.345 (1, 8)		 0-0		 4-1		 0-0		 1-0		3	2	1	0	1	0	2				
Ron Karkovice, R OBP: 0.298, SLG: 0.327 (1, 2)	 4-2			 4-2		 3-3		 0-0		2	1	1	0	2	1	0				
Inning Stats	R: 2 E: 0 K: 0 S: 13	H: 4 LOB: 2 BB: 1 P: 29	R: 0 E: 0 K: 0 S: 7	H: 0 LOB: 1 BB: 1 P: 15	R: 0 E: 0 K: 1 S: 7	H: 0 LOB: 0 BB: 0 P: 11	R: 3 E: 0 K: 0 S: 11	H: 3 LOB: 1 BB: 2 P: 26	R: 0 E: 0 K: 0 S: 8	H: 1 LOB: 2 BB: 1 P: 17	R: 0 E: 0 K: 2 S: 8	H: 0 LOB: 0 BB: 1 P: 15	R: 0 E: 0 K: 1 S: 10	H: 0 LOB: 1 BB: 1 P: 18	R: 2 E: 0 K: 1 S: 17	H: 4 LOB: 1 BB: 0 P: 26	1B: 11 2B: 1 3B: 0 HR: 0	SF: 0 SAC: 0 DP: 2 HBP: 0	WP: 2 PB: 0 SB: 1 CS: 0	PA: 39
PITCHER Dave Otto, L ERA: 6.38 (1, 1)	IP: 3.2 WLS: L BF: 20 H: 7 R: 5 ER: 5 SO: 1 BB: 4 IBB: 0 HBP: 0 BLK: 0 WP: 1 HR: 0 S: 37 P: 79 ERA: 12.27 WHIP: 3.000															PITCHER				
Dennis Cook, L ERA: 5.0 (4, 1)	IP: 3.1 WLS: L BF: 13 H: 1 R: 0 ER: 0 SO: 3 BB: 2 IBB: 0 HBP: 0 BLK: 0 WP: 0 HR: 0 S: 27 P: 52 ERA: 0.00 WHIP: 0.900															PITCHER				
Eric Plunk, R ERA: 3.86 (8, 1)	IP: 1.0 WLS: L BF: 6 H: 4 R: 2 ER: 2 SO: 1 BB: 0 IBB: 0 HBP: 0 BLK: 0 WP: 0 HR: 0 S: 17 P: 26 ERA: 18.00 WHIP: 4.000															PITCHER				

Cleveland Indians @ Chicago White Sox
Comiskey Park, Chicago, IL
Tue Jun 23 1992, 8:05 PM EDT
Att: 36,972 - Cloudy - 66 F

AB 33
R 7
H 12
RBI 7
BB 6
SO 5
LOB 16



Batter	1	2	3	4	5	6	7	8	9	AB	R	H	RBI	BB	SO	LOB	TOP				
Thomas Howard, S OBP: 0.318, SLG: 0.350 (1, 8)	G5-3		G5-3		G5-3			G1-3		4	0	1	2	0	0	0	Cleveland Indians @ Chicago White Sox Comiskey Park, Chicago, IL Wed Jun 24 1992, 8:05 PM EDT Att: 30,575 - Sunny - 64 F				
Mark Lewis, R OBP: 0.307, SLG: 0.357 (1, 6)	G6-3		L9			1B	2B	K		4	0	1	0	0	1	2					
Carlos Baerga, S OBP: 0.329, SLG: 0.401 (1, 4)	G3		SF9			FC5-4	1B			3	0	2	1	0	0	0					
Albert Belle, R OBP: 0.324, SLG: 0.490 (1, 7)		G5-3	G1-3			1B	P5	P9		4	0	0	0	0	0	4					
Carlos Martinez, R OBP: 0.270, SLG: 0.371 (1, 3)	G4-3				G5-3		P4		P3	4	0	0	0	0	2						
Mark Whiten, S OBP: 0.355, SLG: 0.398 (1, 9)	K				G3		FC5-4		WP	4	0	1	0	0	1	2					
Glenallen Hill, R OBP: 0.271, SLG: 0.428 (1, 10)			SH		F9			G4-6-3	P4	3	1	1	0	0	0	1					
Sandy Alomar Jr., R OBP: 0.281, SLG: 0.319 (1, 2)			SH		G6-3		F7		K	4	1	1	0	0	1	2					
Felix Fermin, R OBP: 0.265, SLG: 0.250 (1, 5)			SH		G4-3		G4-6-3			2	1	0	0	0	0	1					
Inning Stats	R: 0 E: 0 K: 0 S: 8	H: 0 LOB: 0 BB: 0 P: 10	R: 0 E: 0 K: 1 S: 8	H: 0 LOB: 0 BB: 0 P: 11	R: 3 E: 0 K: 0 S: 13	H: 3 LOB: 1 BB: 0 P: 20	R: 0 E: 0 K: 0 S: 5	H: 0 LOB: 0 BB: 0 P: 8	R: 0 E: 0 K: 0 S: 7	H: 2 LOB: 2 BB: 0 P: 14	R: 0 E: 0 K: 1 S: 11	H: 0 LOB: 1 BB: 0 P: 16	R: 0 E: 0 K: 1 S: 11	H: 1 LOB: 1 BB: 0 P: 16	R: 0 E: 0 K: 1 S: 13	H: 1 LOB: 1 BB: 0 P: 16	1B: 6 2B: 1 3B: 0 HR: 0	SF: 1 SAC: 1 DP: 1 HBP: 1	WP: 1 PB: 0 SB: 0 CS: 0	PA: 35	
PITCHER	IP	WLS	BF	H	R	ER	SO	BB	IBB	HBP	BLK	WP	HR	S	P	ERA	WHIP				
Greg Hibbard, L ERA: 4.24 (1, 1)	8.0		31	6	3	3	2	0	0	1	0	0	0	70	98	3.38	0.750				
Roberto Hernandez, R ERA: 1.5 (9, 1)	1.0	W	4	1	0	0	1	0	0	0	0	1	0	13	16	0.00	1.000				

Batter	1	2	3	4	5	6	7	8	9	AB	R	H	RBI	BB	SO	LOB	BOTTOM				
Tim Raines, S OBP: 0.356, SLG: 0.361 (1, 7)	BB		K		G4-3					5	0	3	1	0	1	1	Cleveland Indians @ Chicago White Sox Comiskey Park, Chicago, IL Wed Jun 24 1992, 8:05 PM EDT Att: 30,575 - Sunny - 64 F				
Robin Ventura, L OBP: 0.399, SLG: 0.430 (1, 5)	P5		G3		1B	BB	P6			3	0	0	0	1	0	3					
Frank Thomas, R OBP: 0.424, SLG: 0.516 (1, 3)	G5-4-3		HR		F9		F7			3	1	1	1	1	0	2					
George Bell, R OBP: 0.285, SLG: 0.372 (1, 10)	G5-4-3		HR		1B			P4		4	1	2	2	0	0	2					
Warren Newson, L OBP: 0.400, SLG: 0.338 ERA: 4.37 Shawn Abner, R OBP: 0.333, SLG: 0.354 (8, PH) (9, 9)	G5-3		1B		P5			L8		2	0	1	0	1	0	2					
Carlton Fisk, R OBP: 0.212, SLG: 0.188 (1, 2)	G5-3		K					P4		4	0	0	0	0	2	2					
Lance Johnson, L OBP: 0.305, SLG: 0.345 (1, 8)	G6-4-3				G3-1		F7		G3-1	3	1	1	0	1	0	0					
Craig Grebeck, R OBP: 0.313, SLG: 0.343 (1, 6)	G6-4-3				G4-3		K		SH1-4	3	0	0	0	0	1	2					
Joey Cora, S OBP: 0.300, SLG: 0.245 (1, 4)			G3		G3-1		G4-3		G3-1	3	1	0	0	1	0	1					
Inning Stats	R: 0 E: 0 K: 0 S: 8	H: 1 LOB: 1 BB: 1 P: 17	R: 0 E: 0 K: 0 S: 16	H: 0 LOB: 2 BB: 2 P: 28	R: 3 E: 0 K: 2 S: 14	H: 3 LOB: 1 BB: 1 P: 25	R: 0 E: 0 K: 0 S: 6	H: 0 LOB: 0 BB: 0 P: 7	R: 0 E: 0 K: 2 S: 7	H: 0 LOB: 0 BB: 0 P: 11	R: 0 E: 0 K: 0 S: 8	H: 1 LOB: 1 BB: 0 P: 16	R: 0 E: 0 K: 0 S: 11	H: 0 LOB: 0 BB: 0 P: 18	R: 1 E: 0 K: 0 S: 8	H: 2 LOB: 1 BB: 0 P: 11	1B: 6 2B: 1 3B: 0 HR: 1	SF: 0 SAC: 1 DP: 2 HBP: 0	WP: 0 PB: 0 SB: 1 CS: 0	PA: 37	
PITCHER	IP	WLS	BF	H	R	ER	SO	BB	IBB	HBP	BLK	WP	HR	S	P	ERA	WHIP				
Scott Scudder, R ERA: 2.0 (1, 1)	6.1		28	6	3	3	4	5	0	0	0	0	0	65	116	4.26	1.737				
Derek Lilliquist, L ERA: 2.0 (7, 1)	1.0		3	0	0	0	0	0	0	0	0	0	0	8	17	0.00	0.000				
Ted Power, R ERA: 2.12 (8, 1)	1.1	L	5	1	1	1	0	0	0	0	0	0	0	13	19	6.75	0.750				
Kevin Wickander, L ERA: 3.38 (9, 1)	0.0		1	1	0	0	0	0	0	0	0	0	0	2	3	*	*				

Batter	1	2	3	4	5	6	7	8	9	AB	R	H	RBI	BB	SO	LOB	TOP					
Devon White, S (1, 8) OBP: 0.304, SLG: 0.397	G3		FC3-6 BB		G1-3		L4-3		1B 3B	4	1	1	0	1	0	2	Toronto Blue Jays @ Cleveland Indians Cleveland Municipal Stadium, Cleveland, OH Fri Jun 26 1992, 7:05 PM EDT Att: 16,299 - Sunny - 68 F					
Roberto Alomar, S (1, 4) OBP: 0.427, SLG: 0.480	K		FC3-6 1B			F7		G5-4-3 BB	FC5-4 1B	4	0	1	1	1	1							
Joe Carter, R (1, 9) OBP: 0.315, SLG: 0.497	G5-3		FC6-4 1B			P4		G5-4-3 1-2	FC5-4 1-2	5	0	1	0	0	0	2						
Dave Winfield, R (1, 10) OBP: 0.391, SLG: 0.521		K	FC6-4 1-2			G2-3			HR	4	1	1	1	0	1	2						
John Olerud, L (1, 3) OBP: 0.352, SLG: 0.416		HR			K			E 1B BB	HR	3	3	2	2	1	1	0						
Kelly Gruber, R (1, 5) OBP: 0.269, SLG: 0.397		1B			F9			1B 1B	E6	4	1	2	1	0	0	0						
Candy Maldonado, R (1, 7) OBP: 0.325, SLG: 0.408		K			K			1B 1B	K	4	0	1	0	0	3	2						
Pat Borders, R (1, 2) OBP: 0.302, SLG: 0.377		K				P3		L4-3 1B	K	4	0	1	1	0	2	1						
Manuel Lee, S (1, 6) OBP: 0.320, SLG: 0.326			CS BB		K			K	F8	3	0	0	0	1	2	2						
Inning Stats	R: 0 H: 0 E: 0 K: 1 S: 10	H: 0 LOB: 0 BB: 0 P: 17	R: 1 H: 2 E: 0 K: 3 S: 13	H: 2 LOB: 1 BB: 0 P: 18	R: 0 H: 1 E: 0 K: 0 S: 5	H: 1 LOB: 2 BB: 2 P: 13	R: 0 H: 0 E: 0 K: 2 S: 8	H: 0 LOB: 0 BB: 0 P: 14	R: 0 H: 0 E: 0 K: 1 S: 8	H: 0 LOB: 0 BB: 0 P: 10	R: 0 H: 0 E: 0 K: 0 S: 5	H: 0 LOB: 0 BB: 0 P: 7	R: 2 H: 3 E: 1 K: 1 S: 19	H: 3 LOB: 1 BB: 1 P: 29	R: 2 H: 2 E: 1 K: 1 S: 15	H: 2 LOB: 1 BB: 1 P: 25	R: 1 H: 2 E: 0 K: 0 S: 14	H: 2 LOB: 1 BB: 0 P: 19	1B: 6 2B: 1 3B: 1 HR: 3	SF: 0 SAC: 0 DP: 2 HBP: 0	WP: 0 PB: 0 SB: 0 CS: 1	PA: 39
PITCHER	IP	WLS	BF	H	R	ER	SO	BB	IBB	HBP	BLK	WP	HR	S	P	ERA	WHIP					
Jack Armstrong, R (1, 1) ERA: 4.72	8.0	L	34	8	5	5	9	4	0	0	0	0	3	83	133	5.62	1.500					
Steve Olin, R (9, 1) ERA: 2.43	1.0		5	2	1	1	1	0	0	0	0	0	0	14	19	9.00	2.000					

AB	35
R	6
H	10
RBI	6
BB	4
SO	10
LOB	12



Batter	1	2	3	4	5	6	7	8	9	AB	R	H	RBI	BB	SO	LOB	BOTTOM					
Kenny Lofton, L (1, 8) OBP: 0.327, SLG: 0.314	L3					G4-3			1B 2B	3	0	0	0	0	1	0	Toronto Blue Jays @ Cleveland Indians Cleveland Municipal Stadium, Cleveland, OH Fri Jun 26 1992, 7:05 PM EDT Att: 16,299 - Sunny - 68 F					
Brook Jacoby, R (9, FH) OBP: 0.338, SLG: 0.353										1	1	1	0	0	0	0						
Alex Cole, L (1, 7) OBP: 0.276, SLG: 0.213							F9		FC6-4 1B	3	0	2	0	0	0	0						
Glenallen Hill, R (9, FH) OBP: 0.276, SLG: 0.432									2-H 1B	1	0	1	1	0	0	0						
Carlos Baerga, S (1, 4) OBP: 0.325, SLG: 0.395	G3-1					G1-3			FC6-4 1-2	4	0	0	0	0	1	3						
Albert Belle, R (1, 10) OBP: 0.321, SLG: 0.485		K				F8			G6-3	3	0	0	0	0	1	1						
Paul Sorrento, L (1, 3) OBP: 0.323, SLG: 0.356		K				F7			F8	3	0	0	0	0	1	0						
Mark Whiten, S (1, 9) OBP: 0.351, SLG: 0.393									K	3	0	0	0	0	2	0						
Sandy Alomar Jr., R (1, 2) OBP: 0.276, SLG: 0.313						F8			G5-3	3	0	0	0	0	0	0						
Jim Thome, L (1, 5) OBP: 0.100, SLG: 0.100									F8	2	0	0	0	0	0	0						
Thomas Howard, S (9, PH) OBP: 0.316, SLG: 0.348										1	0	0	0	0	0	0						
Mark Lewis, R (1, 6) OBP: 0.303, SLG: 0.352									K	3	0	0	0	0	1	0						
Inning Stats	R: 0 H: 1 E: 0 K: 0 S: 7	H: 0 LOB: 0 BB: 0 P: 8	R: 0 H: 0 E: 0 K: 2 S: 7	H: 0 LOB: 0 BB: 0 P: 14	R: 0 H: 0 E: 0 K: 0 S: 5	H: 0 LOB: 0 BB: 0 P: 8	R: 0 H: 1 E: 0 K: 1 S: 10	H: 1 LOB: 1 BB: 0 P: 15	R: 0 H: 0 E: 0 K: 1 S: 5	H: 0 LOB: 0 BB: 0 P: 10	R: 0 H: 0 E: 0 K: 0 S: 6	H: 0 LOB: 0 BB: 0 P: 8	R: 0 H: 0 E: 0 K: 1 S: 13	H: 0 LOB: 0 BB: 0 P: 16	R: 0 H: 0 E: 0 K: 1 S: 10	H: 0 LOB: 0 BB: 0 P: 13	R: 1 H: 2 E: 0 K: 1 S: 10	H: 2 LOB: 1 BB: 0 P: 16	1B: 3 2B: 1 3B: 0 HR: 0	SF: 0 SAC: 0 DP: 0 HBP: 0	WP: 0 PB: 0 SB: 0 CS: 1	PA: 30
PITCHER	IP	WLS	BF	H	R	ER	SO	BB	IBB	HBP	BLK	WP	HR	S	P	ERA	WHIP					
Juan Guzman, R (1, 1) ERA: 2.13	8.0	W	25	2	0	0	6	0	0	0	0	0	0	63	92	0.00	0.250					
Bob MacDonald, L (9, 1) ERA: 2.94	1.0		5	2	1	1	1	0	0	0	0	0	0	10	16	9.00	2.000					



Batter	1	2	3	4	5	6	7	8	9	AB	R	H	RBI	BB	SO	LOB	TOP								
Devon White, S OBP: 0.303, SLG: 0.394 (1, 8)	F8		K	F8			G3-6-3 1B		K	5	0	1	0	0	2	6	Toronto Blue Jays @ Cleveland Indians Cleveland Municipal Stadium, Cleveland, OH Sat Jun 27 1992, 7:05 PM EDT Att: 40,560 - Sunny - 67 F								
Roberto Alomar, S OBP: 0.420, SLG: 0.472 (1, 4)	G4-3		FC5		G4-3		G3-6-3			4	0	0	0	0	0	3									
Joe Carter, R OBP: 0.314, SLG: 0.491 (1, 9)	G5-3			G5-3	B2-3 1B			P4		3	1	0	0	1	0	0									
Dave Winfield, R OBP: 0.393, SLG: 0.524 (1, 10)		G5-3		1B FC 1B	B2-3			PB SF9 2B		4	2	2	0	0	0	1									
John Olerud, L OBP: 0.355, SLG: 0.420 (1, 3)	K			E SF9 1B				SF9 2H		3	1	2	2	0	1	0									
Kelly Gruber, R OBP: 0.269, SLG: 0.395 (1, 5)	G5-3			SF9 E 1B				G5-3		4	0	1	0	0	0	0									
Candy Maldonado, R OBP: 0.319, SLG: 0.399 (1, 7)			L4	FC BB			P3		K	4	0	0	1	0	1	2									
Pat Borders, R OBP: 0.305, SLG: 0.378 (1, 2)				SF9 1B			G6-3			2	0	1	1	1	0	0									
Manuel Lee, S OBP: 0.322, SLG: 0.326 (1, 6)				FC5 1B			G3-1		K	3	0	1	0	1	1	1									
Inning Stats	R: 0 E: 0 K: 0 S: 5	H: 0 LOB: 0 BB: 0 P: 6	R: 0 E: 0 K: 1 S: 9	H: 0 LOB: 0 BB: 0 P: 14	R: 0 E: 0 K: 1 S: 13	H: 2 LOB: 2 BB: 0 P: 18	R: 2 E: 1 K: 0 S: 18	H: 3 LOB: 3 BB: 1 P: 31	R: 1 E: 0 K: 0 S: 5	H: 1 LOB: 1 BB: 1 P: 9	R: 0 E: 0 K: 0 S: 7	H: 0 LOB: 0 BB: 0 P: 14	R: 0 E: 0 K: 0 S: 7	H: 1 LOB: 0 BB: 0 P: 9	R: 1 E: 0 K: 0 S: 15	H: 1 LOB: 0 BB: 0 P: 21	R: 0 E: 0 K: 3 S: 10	H: 0 LOB: 1 BB: 1 P: 17	1B: 7 2B: 1 3B: 0 HR: 0	SF: 2 SAC: 0 DP: 1 HBP: 0	WP: 0 PB: 1 SB: 0 CS: 0	PA: 37			
PITCHER	IP	WLS	BF	H	R	ER	SO	BB	IBB	HBP	BLK	WP	HR	S	P	ERA	WHIP								
Charles Nagy, R ERA: 2.36 (1, 1)	7.1		31	8	4	2	2	2	0	0	0	0	0	69	110	2.46	1.364								
Derek Lilliquist, L ERA: 1.98 (8, 1)	0.1	W	1	0	0	0	0	0	0	0	0	0	0	6	8	0.00	0.000								
Eric Plunk, R ERA: 3.57 (8, 1)	1.1		5	0	0	0	3	1	0	0	0	0	0	14	21	0.00	0.750								

AB	32
R	4
H	8
RBI	4
BB	3
SO	5
LOB	13



Batter	1	2	3	4	5	6	7	8	9	AB	R	H	RBI	BB	SO	LOB	BOTTOM								
Thomas Howard, S OBP: 0.308, SLG: 0.339 (1, 8)	F8	P3		G6-3		CS	F8	G4-3		5	0	0	0	0	0	4	Toronto Blue Jays @ Cleveland Indians Cleveland Municipal Stadium, Cleveland, OH Sat Jun 27 1992, 7:05 PM EDT Att: 40,560 - Sunny - 67 F								
Felix Fermin, R OBP: 0.250, SLG: 0.235 (1, 6)	K		G6-3		G4-3		G6-3			4	0	0	0	0	1	0									
Carlos Baerga, S OBP: 0.333, SLG: 0.410 (1, 4)	1B S		1B 2B		HR 2B		1B			4	3	4	0	0	0	0									
Albert Belle, R OBP: 0.327, SLG: 0.500 (1, 10)	E S 1B		2H 1B		HR		G6-3			4	1	3	3	0	0	1									
Carlos Martinez, R OBP: 0.268, SLG: 0.359 (1, 3)	K		F9		G6-4-3 1B		G5-3			4	0	1	0	0	1	2									
Brook Jacoby, R OBP: 0.333, SLG: 0.347 (1, 5)		P5		P3		G6-4-3		G5-3 1B		3	0	0	0	0	0	2									
Alex Cole, L OBP: 0.283, SLG: 0.221 (8, FH)								G5-3 1B		1	1	1	0	0	0	0									
Jim Thome, L OBP: 0.100, SLG: 0.100 (9, 5)								1B 1B		0	0	0	0	0	0	0									
Glenallen Hill, R OBP: 0.327, SLG: 0.434 (1, 7)		E6 F9 1B		P6		F8		G5-3 1B		4	1	2	0	0	0	0									
Kenny Lofton, L OBP: 0.327, SLG: 0.314 (9, 8)								1B 1B		0	0	0	0	0	0	0									
Mark Whiten, S OBP: 0.353, SLG: 0.389 (1, 9)				P4		CS		G5-3		2	0	0	0	2	0	2									
Sandy Alomar Jr., R OBP: 0.281, SLG: 0.323 (1, 2)		F9		F9		F8		1B		4	0	2	2	0	0	3									
Inning Stats	R: 1 E: 1 K: 2 S: 17	H: 2 LOB: 1 BB: 0 P: 25	R: 0 E: 1 K: 0 S: 13	H: 1 LOB: 2 BB: 1 P: 20	R: 1 E: 0 K: 0 S: 11	H: 2 LOB: 1 BB: 0 P: 15	R: 0 E: 0 K: 0 S: 8	H: 1 LOB: 1 BB: 0 P: 13	R: 2 E: 0 K: 0 S: 12	H: 3 LOB: 0 BB: 0 P: 16	R: 0 E: 0 K: 0 S: 5	H: 0 LOB: 0 BB: 1 P: 12	R: 0 E: 0 K: 0 S: 7	H: 1 LOB: 1 BB: 0 P: 10	R: 2 E: 0 K: 0 S: 15	H: 3 LOB: 1 BB: 0 P: 21	R: 0 E: 0 K: 0 S: 10	H: 0 LOB: 1 BB: 0 P: 17	1B: 9 2B: 3 3B: 0 HR: 1	SF: 0 SAC: 0 DP: 1 HBP: 0	WP: 0 PB: 0 SB: 2 CS: 1	PA: 38			
PITCHER	IP	WLS	BF	H	R	ER	SO	BB	IBB	HBP	BLK	WP	HR	S	P	ERA	WHIP								
Jimmy Key, L ERA: 3.19 (1, 1)	7.0		31	10	4	4	2	2	0	0	0	0	0	15	21	18.00	3.000								
Duane Ward, R ERA: 2.45 (8, 1)	1.0	L	6	3	2	2	0	0	0	0	0	0	0	15	21	18.00	3.000								

AB	35
R	6
H	13
RBI	5
BB	2
SO	2
LOB	14



Batter	1	2	3	4	5	6	7	8	9	AB	R	H	RBI	BB	SO	LOB	TOP											
Devon White, S OBP: 0.304, SLG: 0.390	2-1 G6-3	1-0 FC			0-0 G6-3		2-2 2B E HBP	4-2 FC4-6 BB		3	1	0	0	1	0	1	Toronto Blue Jays @ Cleveland Indians Cleveland Municipal Stadium, Cleveland, OH Sun Jun 28 1992, 3:33 AM EDT Att: 23,560 - Cloudy - 70 F											
Roberto Alomar, S OBP: 0.417, SLG: 0.470	3-2 G5-3	1-2 L5			2-2 F8		0-0 E 2B	1-2 FC4-6		5	1	1	0	0	0	4												
Joe Carter, R OBP: 0.322, SLG: 0.505	2-0 HR				1-1 BB 1B		3-1 E7 1B	0-1 P2		4	1	3	3	1	0	2												
Dave Winfield, R OBP: 0.393, SLG: 0.519	3-2 E4 HR				4-2 F9 1B		4-0 FC5-4 1B		0-2 G3-1	3	1	0	0	2	0	1												
John Olerud, L OBP: 0.356, SLG: 0.433	1-1 HR				2-2 G4-3		0-0 F7		0-0 G5-3	5	1	2	2	0	0	4												
Candy Maldonado, R OBP: 0.312, SLG: 0.389	3-2 G6-3				1-3 K		1-2 FC5-4		3-2 P4	5	0	0	0	0	2	3												
Pat Borders, R OBP: 0.300, SLG: 0.372					0-0 P5		1-2 G6-3		2-3 K	4	0	0	0	0	1	0												
Jeff Kent, R OBP: 0.367, SLG: 0.512					0-3 K		3-3 K		3-2 HR	3	1	1	1	1	2	0												
Manuel Lee, S OBP: 0.321, SLG: 0.324					2-2 F9		2-2 G4-3		1-2 FC4-6 BLK 1B	4	0	1	0	0	0	1												
Inning Stats	R: 3 E: 1 K: 0 S: 15	H: 2 LOB: 0 BB: 0 P: 29	R: 0 E: 0 K: 0 S: 7	H: 0 LOB: 2 BB: 1 P: 14	R: 0 E: 0 K: 1 S: 11	H: 1 LOB: 1 BB: 1 P: 18	R: 0 E: 0 K: 1 S: 7	H: 0 LOB: 0 BB: 0 P: 9	R: 0 E: 0 K: 2 S: 13	H: 0 LOB: 0 BB: 0 P: 16	R: 2 E: 1 K: 0 S: 14	H: 2 LOB: 2 BB: 1 P: 26	R: 1 E: 0 K: 1 S: 23	H: 2 LOB: 2 BB: 1 P: 34	R: 0 E: 0 K: 0 S: 8	H: 0 LOB: 0 BB: 0 P: 11	1B: 4 2B: 1 3B: 0 HR: 3	SF: 0 SAC: 0 DP: 0 HBP: 1	WP: 1 PB: 0 SB: 0 CS: 1	PA: 42								
PITCHER	IP	WLS	BF	H	R	ER	SO	BB	IBB	HBP	BLK	WP	HR	S	P	ERA	WHIP											
Dennis Cook, L ERA: 4.73	(1, 1)	5.0		23	4	3	1	2	3	0	0	0	1	2	53	92	1.80	1.400										
Ted Power, R ERA: 2.56	(6, 1)	1.1		8	2	2	2	2	0	1	1	0	0	0	19	35	13.50	1.500										
Derek Lilliquist, L ERA: 1.95	(7, 1)	0.1		1	0	0	0	0	0	0	0	0	0	1	1	0.00	0.000											
Steve Olin, R ERA: 2.6	(7, 1)	1.1	W	7	2	1	1	1	1	0	0	1	0	1	28	40	6.75	2.250										
Eric Flurck, R ERA: 3.38	(9, 1)	1.0	S	3	0	0	0	0	0	0	0	0	0	0	8	11	0.00	0.000										

Batter	1	2	3	4	5	6	7	8	9	AB	R	H	RBI	BB	SO	LOB	BOTTOM											
Kenny Lofton, L OBP: 0.332, SLG: 0.317	0-1 1B	1-0 SH5-3 CS 1B			3-1 B1-3			4-0 IBB		4	2	2	0	1	0	0	Toronto Blue Jays @ Cleveland Indians Cleveland Municipal Stadium, Cleveland, OH Sun Jun 28 1992, 3:33 AM EDT Att: 23,560 - Cloudy - 70 F											
Felix Fermin, R OBP: 0.283, SLG: 0.250	0-2 1B	1-0 SH5-3			0-0 1B		0-1 G6-3	1-2 G5-3		4	1	2	0	0	0	2												
Carlos Baerga, S OBP: 0.339, SLG: 0.415	0-0 1B	1-1 CS 1B			0-0 P4		0-2 G6-4-3 1B			4	0	3	2	0	0	1												
Albert Belle, R OBP: 0.322, SLG: 0.493	0-0 G6-4-3	2-3 K			3-2 L7		2-1 G6-4-3			4	0	0	0	0	1	3												
Carlos Martinez, R OBP: 0.273, SLG: 0.357	1-2 BB 1B	1-2 CS			0-2 F9		4-2 SH1-4 HR BB			3	1	1	0	0	1	0												
Alex Cole, L OBP: 0.290, SLG: 0.221										0	1	0	0	1	0	0												
Thomas Howard, S OBP: 0.308, SLG: 0.339										0	0	0	0	0	0	0												
Mark Whiten, S OBP: 0.357, SLG: 0.390	4-1 BB 1B	1-2 BB			2-0 G5-3		1-0 SH1-4			2	1	1	0	1	0	0												
Glenallen Hill, R OBP: 0.283, SLG: 0.428	4-2 1B				2-1 E5 BLK		0-1 HR			2	0	0	0	1	0	1												
Paul Sorrento, L OBP: 0.326, SLG: 0.373	1-2 2-3 BB				0-0 G5-3		2-3 HR			1	1	1	2	0	0	0												
Jim Thome, L OBP: 0.214, SLG: 0.286	2-2 1B				2-2 F7		1-0 G4-3			4	0	2	2	0	0	1												
Brook Jacoby, R OBP: 0.333, SLG: 0.347	1-2 2H 3H 1B				1-2 1B		2-1 G4-3			0	0	0	0	0	0	0												
Sandy Alomar Jr., R OBP: 0.275, SLG: 0.316	0-1 P2				0-3 K		1-2 L9			4	0	0	0	0	1	3												
Inning Stats	R: 4 E: 0 K: 0 S: 21	H: 5 LOB: 2 BB: 2 P: 32	R: 1 E: 0 K: 1 S: 11	H: 2 LOB: 0 BB: 0 P: 17	R: 0 E: 1 K: 1 S: 12	H: 0 LOB: 1 BB: 0 P: 17	R: 0 E: 0 K: 1 S: 7	H: 1 LOB: 0 BB: 0 P: 10	R: 0 E: 0 K: 0 S: 8	H: 0 LOB: 0 BB: 0 P: 14	R: 0 E: 0 K: 0 S: 7	H: 1 LOB: 0 BB: 0 P: 9	R: 2 E: 0 K: 0 S: 13	H: 2 LOB: 2 BB: 2 P: 25	R: 1 E: 0 K: 0 S: 8	H: 0 LOB: 0 BB: 0 P: 11	1B: 10 2B: 1 3B: 0 HR: 1	SF: 0 SAC: 2 DP: 2 HBP: 0	WP: 0 PB: 0 SB: 0 CS: 2	PA: 39								
PITCHER	IP	WLS	BF	H	R	ER	SO	BB	IBB	HBP	BLK	WP	HR	S	P	ERA	WHIP											
Jack Morris, R ERA: 4.28	(1, 1)	7.0		31	10	5	4	3	2	0	0	1	1	12	112	5.14	1.714											
Duane Ward, R ERA: 2.6	(8, 1)	1.0	L	7	2	2	2	0	1	1	0	0	0	1	13	25	18.00	3.000										

AB	36
R	6
H	8
RBI	6
BB	5
SO	5
LOB	16



Batter	1	2	3	4	5	6	7	8	9	AB	R	H	RBI	BB	SO	LOB	TOP										
Tim Raines, S OBP: 0.344, SLG: 0.344 (1, 7)	0-3 K	3-2 G3	0-0 SF9		2-2 F8		1-1 F8			4	0	0	1	0	1	3	Chicago White Sox @ Cleveland Indians Cleveland Municipal Stadium, Cleveland, OH Mon Jun 29 1992, 7:05 PM EDT Att: 8,331 - Sunny - 76 F										
Robin Ventura, L OBP: 0.409, SLG: 0.468 (1, 5)	0-1 BB 2B	2-2 BB 1B	0-1 BB 1B		0-0 BB 2B		0-3 K			5	2	4	2	0	1	1											
Frank Thomas, R OBP: 0.438, SLG: 0.512 (1, 3)	4-2 BB 2B	4-2 BB 1B	1-0 SF9		2-3 K			3-2 F9		2	1	0	1	2	1	1											
George Bell, R OBP: 0.289, SLG: 0.390 (1, 10)	1-1 BB 2B	2-0 BB 1B	2-2 F7			1-1 G6-3		1-0 F7		5	1	2	2	0	0	1											
Warren Newson, L OBP: 0.389, SLG: 0.321 Shawn Abner, R OBP: 0.339, SLG: 0.365 (6, PH) (6, 9)	4-2 BB G6-4-3	0-1 E 1B		1-3 K		2-0 L6-4 2B		0-0 G5-3		2	0	1	0	1	1	0											
Carlton Fisk, R OBP: 0.296, SLG: 0.179 (1, 2)	1-1 G6-4-3	1-1 FC FC6-4		2-2 G6-3		4-1 BB			1-3 K	4	0	0	0	1	1	4											
Lance Johnson, L OBP: 0.299, SLG: 0.333 (1, 8)		E5 FC		2-3 K		0-1 L6-4 2B			4-2 BB	4	1	0	0	1	1	4											
Craig Grebeck, R OBP: 0.327, SLG: 0.369 (1, 6)		2-1 G6-3	1-2 BB SF9		1-2 F8		1-1 WP 1B		0-0 L8	5	1	2	0	0	0	2											
Joey Cora, S OBP: 0.313, SLG: 0.255 (1, 4)		0-0 FC G3	2-1 BB SF9		3-2 BB 2B		3-2 G5-3		0-0 F9	5	3	2	0	0	0	2											
Inning Stats	R: 1 E: 0 K: 1 S: 14	H: 2 LOB: 2 BB: 2 P: 24	R: 5 E: 3 K: 0 S: 23	H: 3 LOB: 2 BB: 1 P: 37	R: 2 E: 0 K: 0 S: 12	H: 3 LOB: 1 BB: 0 P: 18	R: 0 E: 0 K: 2 S: 9	H: 0 LOB: 0 BB: 0 P: 14	R: 1 E: 0 K: 1 S: 13	H: 2 LOB: 1 BB: 1 P: 21	R: 0 E: 0 K: 0 S: 6	H: 1 LOB: 1 BB: 1 P: 13	R: 0 E: 0 K: 1 S: 13	H: 1 LOB: 0 BB: 0 P: 17	R: 0 E: 0 K: 0 S: 5	H: 0 LOB: 0 BB: 0 P: 9		R: 0 E: 0 K: 1 S: 7	H: 0 LOB: 1 BB: 1 P: 12	1B: 9 2B: 4 3B: 0 HR: 0	SF: 2 SAC: 0 DP: 2 HBP: 0	WP: 1 PB: 0 SB: 1 CS: 0	PA: 45				
PITCHER	IP	WLS	BF	H	R	ER	SO	BB	IBB	HBP	BLK	WP	HR	S	P	ERA	WHIP										
Scott Scudder, R ERA: 4.54 (1, 1)	5.0	L	30	10	9	4	4	3	0	0	0	0	0	71	114	7.20	2.600										
Kevin Wickander, L ERA: 2.79 (6, 1)	4.0		15	2	0	0	2	2	0	0	0	1	0	31	51	0.00	1.000										

AB	38
R	9
H	12
RBI	6
BB	5
SO	6
LOB	18



Batter	1	2	3	4	5	6	7	8	9	AB	R	H	RBI	BB	SO	LOB	BOTTOM										
Kenny Lofton, L OBP: 0.333, SLG: 0.316 (1, 8)	0-0 G4-3	4-2 FC6-4 BB		3-1 1B		3-2 L9		0-2 G1-3		4	0	1	1	1	0	1	Chicago White Sox @ Cleveland Indians Cleveland Municipal Stadium, Cleveland, OH Mon Jun 29 1992, 7:05 PM EDT Att: 8,331 - Sunny - 76 F										
Felix Fermin, R OBP: 0.283, SLG: 0.250 Alex Cole, L OBP: 0.287, SLG: 0.219 (9, PH)	0-1 HR 1B	1-0 FC6-4		1-2 P3		3-2 F8		2-1 F7		4	1	1	0	0	0	3											
Carlos Baerga, S OBP: 0.336, SLG: 0.421 (1, 4)	2-2 HR		1-0 G6-3		1-2 L9		0-1 E6		0-0 L3	5	1	1	2	0	0	0											
Albert Belle, R OBP: 0.317, SLG: 0.484 (1, 7)	2-0 L9		0-1 G6-3		3-3 K		3-3 K		1-1 F8	5	0	0	0	0	2	1											
Paul Sorrento, L OBP: 0.329, SLG: 0.394 (1, 10)	1-2 P5		3-1 2B		0-0 HR		2-3 K			4	1	2	1	0	1	1											
Carlos Martinez, R OBP: 0.271, SLG: 0.348 (1, 3)			1-3 K		1-0 F8		0-1 3B 1B		0-1 L6	4	1	1	0	0	1	2											
Mark Whiten, S OBP: 0.359, SLG: 0.401 (1, 9)		1-0 G3-1		3-2 FC4-6 1B		2-0 3B		2-2 G6-3		4	0	2	1	0	0	0											
Jim Thome, L OBP: 0.222, SLG: 0.444 (1, 5)		3-1 HR		0-0 FC4-6 1B		1-3 K		1-0 E3		4	2	1	1	0	1	2											
Sandy Alomar Jr., R OBP: 0.274, SLG: 0.314 (1, 2)		1-1 BB 1B		1-1 F7		2-2 F8		1-2 G5-3		4	0	1	0	0	0	2											
Inning Stats	R: 2 E: 0 K: 0 S: 12	H: 2 LOB: 0 BB: 0 P: 16	R: 1 E: 0 K: 1 S: 11	H: 2 LOB: 1 BB: 1 P: 22	R: 0 E: 0 K: 0 S: 6	H: 1 LOB: 0 BB: 0 P: 11	R: 1 E: 0 K: 0 S: 16	H: 2 LOB: 1 BB: 0 P: 24	R: 2 E: 0 K: 2 S: 15	H: 3 LOB: 1 BB: 0 P: 22	R: 0 E: 0 K: 0 S: 9	H: 0 LOB: 0 BB: 0 P: 17	R: 0 E: 1 K: 2 S: 12	H: 0 LOB: 1 BB: 0 P: 17	R: 0 E: 1 K: 0 S: 15	H: 0 LOB: 1 BB: 0 P: 19		R: 0 E: 0 K: 0 S: 5	H: 0 LOB: 0 BB: 0 P: 8	1B: 5 2B: 1 3B: 1 HR: 3	SF: 0 SAC: 0 DP: 0 HBP: 0	WP: 0 PB: 0 SB: 1 CS: 0	PA: 40				
PITCHER	IP	WLS	BF	H	R	ER	SO	BB	IBB	HBP	BLK	WP	HR	S	P	ERA	WHIP										
Jack McDowell, R ERA: 3.86 (1, 1)	5.0	W	26	10	6	6	3	1	0	0	0	0	0	60	95	10.80	2.200										
Brian Draheim, R ERA: (6, 1)	1.0		3	0	0	0	0	0	0	0	0	0	0	9	17	0.00	0.000										
Roberto Hernandez, R ERA: 2.25 (7, 1)	2.0		8	0	0	0	2	0	0	0	0	0	0	27	36	0.00	0.000										
Bobby Thigpen, R ERA: 3.13 (9, 1)	1.0	S	3	0	0	0	0	0	0	0	0	0	0	5	8	0.00	0.000										

AB	39
R	6
H	10
RBI	6
BB	1
SO	5
LOB	12



Batter	1	2	3	4	5	6	7	8	9	AB	R	H	RBI	BB	SO	LOB	TOP										
Tim Raines, S OBP: 0.345, SLG: 0.340 (1, 7)	G3	1-H 1B		SF9 WP BB		G5-3	F8		L7	5	0	1	1	1	0	3	Chicago White Sox @ Cleveland Indians Cleveland Municipal Stadium, Cleveland, OH Wed Jul 01 1992, 7:05 PM EDT Att: 11,302 - Sunny - 76 F										
Robin Ventura, L OBP: 0.409, SLG: 0.464 (1, 5)	G4-3	G3-1		F8		1B SF9 1B			G1-4-3 1B	5	1	2	0	0	0	3											
Frank Thomas, R OBP: 0.434, SLG: 0.506 (1, 3)	F9			SF9		1B			G1-4-3 1-2 1B	4	0	2	1	0	0	1											
George Bell, R OBP: 0.299, SLG: 0.405 (1, 10)		G1-3 1B		P4		SF9			1B BB	2	1	1	1	2	0	1											
Warren Newson, L OBP: 0.380, SLG: 0.313 Shawn Abner, R OBP: 0.333, SLG: 0.357 (8, 9)	K	K		F7		L7			FC6 1B	5	0	1	0	0	2	5											
Lance Johnson, L OBP: 0.293, SLG: 0.325 (1, 8)	G1-3	G6-3		G6-3		L6			FC6 1-2	5	0	0	0	0	0	4											
Steve Sax, R OBP: 0.293, SLG: 0.287 Joey Cora, S OBP: 0.296, SLG: 0.237 (7, 4)	WP 2B	1B		2B		G6-3			L6	4	2	2	1	0	0	0											
Craig Grebeck, R OBP: 0.345, SLG: 0.408 (1, 6)	1-H 1B	2B		WP 2B		1B			2B	5	2	5	2	0	0	0											
Ron Karkovics, R OBP: 0.311, SLG: 0.331 (1, 2)	S 1B	1B		F8 WP BB		K			G6-3	4	2	2	1	1	1	2											
Inning Stats	R: 0 E: 0 K: 0 S: 6	H: 0 LOB: 0 BB: 0 P: 12	R: 4 E: 0 K: 1 S: 16	H: 5 LOB: 1 BB: 0 P: 26	R: 0 E: 0 K: 0 S: 9	H: 1 LOB: 1 BB: 0 P: 12	R: 3 E: 0 K: 1 S: 18	H: 2 LOB: 2 BB: 3 P: 40	R: 0 E: 0 K: 1 S: 10	H: 1 LOB: 1 BB: 0 P: 15	R: 1 E: 0 K: 0 S: 11	H: 2 LOB: 2 BB: 0 P: 20	R: 0 E: 0 K: 0 S: 9	H: 2 LOB: 2 BB: 0 P: 18	R: 0 E: 0 K: 0 S: 11	H: 2 LOB: 2 BB: 1 P: 18		R: 0 E: 0 K: 0 S: 6	H: 1 LOB: 0 BB: 0 P: 11	1B: 12 2B: 4 3B: 0 HR: 0	SF: 2 SAC: 0 DP: 1 HBP: 0	WP: 4 PB: 0 SB: 2 CS: 0	PA: 46				
PITCHER	IP	WLS	BF	H	R	ER	SO	BB	IBB	HBP	BLK	WP	HR	S	P	ERA	WHIP										
Jack Armstrong, R ERA: 5.24 (1, 1)	3.0	L	18	8	7	7	1	1	0	0	0	2	0	38	62	21.00	3.000										
Jeff Mutis, L ERA: 2.25 (4, 1)	4.0		20	6	1	1	2	2	0	0	0	2	0	42	83	2.25	2.000										
Steve Olin, R ERA: 2.45 (8, 1)	2.0		8	2	0	0	0	1	0	0	0	0	0	16	27	0.00	1.500										

Batter	1	2	3	4	5	6	7	8	9	AB	R	H	RBI	BB	SO	LOB	BOTTOM										
Kenny Lofton, L OBP: 0.336, SLG: 0.319 (1, 8)	G6-3		G6-3 1B		F7		1B 1B		1B	5	0	3	1	0	0	0	Chicago White Sox @ Cleveland Indians Cleveland Municipal Stadium, Cleveland, OH Wed Jul 01 1992, 7:05 PM EDT Att: 11,302 - Sunny - 76 F										
Mark Lewis, R OBP: 0.302, SLG: 0.349 Thomas Howard, S OBP: 0.312, SLG: 0.342 Felix Fermin, R OBP: 0.259, SLG: 0.247 (8, 6)	G4-6-3 1B		G6-3 1-2		K		HBP 1B		K	3	0	1	0	0	1	1											
Carlos Baerga, S OBP: 0.338, SLG: 0.428 (1, 4)	G4-6-3 1-2		G4-3		F7		HBP		K	4	0	0	0	0	1	2											
Albert Belle, R OBP: 0.329, SLG: 0.489 (1, 7)		G6-3		1B		L7			1B	5	0	2	0	0	0	3											
Carlos Martinez, R OBP: 0.310, SLG: 0.382 (1, 3)		G4-3		F8		F8			P4	4	1	1	0	1	0	3											
Paul Sorrento, L OBP: 0.333, SLG: 0.395 Glenallen Hill, R OBP: 0.280, SLG: 0.427 (8, PH)		HR 1B		K		K			K	2	1	1	0	1	1	1											
Mark Whiten, S OBP: 0.367, SLG: 0.414 (1, 9)		HR		P7		1B BB			FC6-4 BB	2	2	1	2	2	0	1											
Jim Thome, L OBP: 0.240, SLG: 0.348 Brook Jacoby, R OBP: 0.332, SLG: 0.345 (8, PH) (9, 5)		FC6 BB		G3		K			K	2	0	0	0	1	1	3											
Junior Ortiz, R OBP: 0.295, SLG: 0.260 Alex Cole, L OBP: 0.254, SLG: 0.216 Sandy Alomar Jr., R OBP: 0.289, SLG: 0.397 (8, PH) (9, 2)		FC6		G6-3		1B 1B			FC6-4	3	1	1	1	0	0	1											
Inning Stats	R: 0 E: 0 K: 0 S: 9	H: 1 LOB: 0 BB: 0 P: 11	R: 2 E: 0 K: 0 S: 15	H: 2 LOB: 1 BB: 1 P: 23	R: 0 E: 0 K: 1 S: 5	H: 1 LOB: 0 BB: 0 P: 9	R: 0 E: 0 K: 1 S: 14	H: 1 LOB: 1 BB: 0 P: 17	R: 0 E: 0 K: 0 S: 6	H: 0 LOB: 0 BB: 0 P: 10	R: 0 E: 0 K: 1 S: 6	H: 0 LOB: 0 BB: 0 P: 12	R: 3 E: 0 K: 1 S: 13	H: 3 LOB: 3 BB: 3 P: 30	R: 0 E: 0 K: 2 S: 16	H: 1 LOB: 2 BB: 1 P: 24		R: 0 E: 0 K: 2 S: 10	H: 2 LOB: 2 BB: 0 P: 12	1B: 10 2B: 0 3B: 0 HR: 1	SF: 0 SAC: 0 DP: 1 HBP: 1	WP: 0 PB: 0 SB: 0 CS: 0	PA: 41				
PITCHER	IP	WLS	BF	H	R	ER	SO	BB	IBB	HBP	BLK	WP	HR	S	P	ERA	WHIP										
Kirk McCaskill, R ERA: 3.77 (7, 1)	0.2		3	2	0	0	1	0	0	0	0	0	0	8	11	0.00	3.000										
Roberto Hernandez, R ERA: 2.3 (8, 1)	0.1		4	2	0	0	0	0	0	1	0	0	0	7	9	0.00	6.000										
Scott Radinsky, L ERA: 2.73 (8, 1)	0.1		2	0	0	0	1	1	0	0	0	0	0	8	15	0.00	3.000										
Bobby Thigpen, R ERA: 2.97 (8, 1)	1.2	S	7	2	0	0	3	0	0	0	0	0	0	14	17	0.00	1.200										

Batter	1	2	3	4	5	6	7	8	9	AB	R	H	RBI	BB	SO	LOB	TOP										
Jerry Browne, S OBP: 0.335, SLG: 0.278	4-1 BB G6-4-3		3-1 L6		0-0 B5-3		3-2 F9			3	0	0	0	1	0	3											
Carney Lansford, R OBP: 0.317, SLG: 0.345 Jim Corsi, R	0-0 G6-4-3		1-1 E6		3-1 F8			1-2 G6-3		4	0	0	0	0	0	2											
Harold Baines, L OBP: 0.317, SLG: 0.369	1-3 K		1-1 G4-3		1-0 G4-3			1-1 F7		4	0	0	0	0	1	2											
Mark McGwire, R OBP: 0.404, SLG: 0.619 Troy Neel, L OBP: 0.250, SLG: 0.250		1-2 F8		4-1 FC3-6 1B BB		0-0 G6-3		3-1 F7		2	0	0	0	1	0	0											
Terry Steinbach, R OBP: 0.354, SLG: 0.435 Lance Blankenship, R OBP: 0.389, SLG: 0.336		2-2 G4-3 2B		1-2 FC3-6 1B		3-2 F9			2-1 G6-3	3	0	2	0	0	0	0											
Willie Wilson, S OBP: 0.344, SLG: 0.335 Jamie Quirk, L OBP: 0.301, SLG: 0.294	0-0 G4-3		1-1 L7		1-2 G4-3			1-2 G1-3		3	0	0	0	0	3												
Dann Howitt, L OBP: 0.208, SLG: 0.188	1-1 G3		2-1 FC3-6		2-0 F8			1-3 K		4	0	0	0	0	1	3											
Mike Bordick, R OBP: 0.362, SLG: 0.382			1-1 G5-3		0-3 K		0-0 L3			3	0	0	0	0	1	2											
Walt Weiss, S OBP: 0.310, SLG: 0.267			1-0 E 2B		2-2 B5-3 1B		2-2 1B			3	1	3	0	0	0	0											
Inning Stats	R: 0 E: 0 K: 1 S: 7	H: 0 LOB: 0 BB: 1 P: 12	R: 0 E: 0 K: 0 S: 9	H: 1 LOB: 1 BB: 0 P: 13	R: 1 E: 1 K: 0 S: 9	H: 1 LOB: 1 BB: 0 P: 16	R: 0 E: 0 K: 1 S: 11	H: 1 LOB: 1 BB: 1 P: 19	R: 0 E: 0 K: 0 S: 9	H: 0 LOB: 0 BB: 0 P: 13	R: 0 E: 0 K: 0 S: 9	H: 1 LOB: 1 BB: 0 P: 16	R: 0 E: 0 K: 0 S: 7	H: 0 LOB: 0 BB: 0 P: 12	R: 0 E: 0 K: 1 S: 8	H: 0 LOB: 0 BB: 0 P: 12	1B: 3 2B: 2 3B: 0 HR: 0	SF: 0 SAC: 0 DP: 1 HBP: 0	WP: 0 PB: 0 SB: 0 CS: 0	PA: 34							
PITCHER	IP	WLS	BF	H	R	ER	SO	BB	IBB	HBP	BLK	WP	HR	S	P	ERA	WHIP										
Charles Nagy, R ERA: 2.26	(1, 1)	7.0	W	28	5	1	0	2	2	0	0	0	0	63	104	0.00	1.000										
Eric Plunk, R ERA: 3.2	(8, 1)	1.0		3	0	0	0	0	0	0	0	0	0	7	12	0.00	0.000										
Steve Olin, R ERA: 2.39	(9, 1)	1.0		3	0	0	0	1	0	0	0	0	0	8	12	0.00	0.000										

Oakland Athletics @ Cleveland Indians
Cleveland Municipal Stadium, Cleveland, OH

AB 32
R 1
H 5
RBI 0
BB 2
SO 3
LOB 15



Fri Jul 03 1992, 7:05 PM EDT
Att: 44,849 - Cloudy - 77 F

Batter	1	2	3	4	5	6	7	8	9	AB	R	H	RBI	BB	SO	LOB	BOTTOM										
Kenny Lofton, L OBP: 0.333, SLG: 0.317	0-0 G6-3	0-0 G4-6-3		0-2 E S 1B	2-2 F9			0-0 G3-1		5	0	1	0	0	0	2											
Mark Lewis, R OBP: 0.304, SLG: 0.347	4-2 HR BB	2-1 P8		0-0 F9		1-0 1B		3-1 G6-3		4	1	1	0	1	0	1											
Carlos Baerga, S OBP: 0.340, SLG: 0.438 Felix Fermin, R OBP: 0.288, SLG: 0.282	0-0 HR		1-2 P6	1-1 L8		0-1 G4-6-3 1B		1-1 G6-3 3B		4	1	2	2	0	0	1											
Albert Belle, R OBP: 0.327, SLG: 0.484	1-0 WP 2B 1B		1-0 G6-3		0-0 F9	1-3 K		3-3 K		5	1	1	0	0	2	3											
Paul Sorrento, L OBP: 0.340, SLG: 0.408	3-2 1B		1-2 E 1B 2B		4-0 1B 2B BB		0-0 G4-6-3			3	2	2	1	1	0	2											
Mark Whiten, S OBP: 0.369, SLG: 0.415	2-2 P4		1-0 1B 1B		1-0 1B 2B 1B		1-1 G4-3			4	1	2	1	0	0	1											
Glenallen Hill, R OBP: 0.286, SLG: 0.425	2-3 K		2-0 1B		2-0 P4		4-2 L9-3-6 1B BB			3	0	1	0	1	1	3											
Jim Thome, L OBP: 0.310, SLG: 0.385		4-2 WP G4-6-3 BB		2-0 F7		2-2 2B 1B		1-0 1B		3	2	2	0	1	0	2											
Sandy Alomar Jr., R OBP: 0.273, SLG: 0.317		2-2 FC G4-6-3		0-0 CS 1B	1-1 PB 2B		1-2 L9-3-6			4	0	2	3	0	0	3											
Inning Stats	R: 3 E: 0 K: 1 S: 16	H: 3 LOB: 1 BB: 1 P: 28	R: 1 E: 0 K: 0 S: 10	H: 0 LOB: 0 BB: 1 P: 18	R: 1 E: 1 K: 0 S: 10	H: 3 LOB: 2 BB: 0 P: 18	R: 0 E: 0 K: 0 S: 8	H: 2 LOB: 1 BB: 0 P: 8	R: 3 E: 0 K: 0 S: 12	H: 3 LOB: 1 BB: 1 P: 24	R: 0 E: 0 K: 1 S: 7	H: 2 LOB: 1 BB: 0 P: 9	R: 0 E: 0 K: 0 S: 10	H: 1 LOB: 1 BB: 1 P: 17	R: 0 E: 0 K: 1 S: 9	H: 1 LOB: 1 BB: 0 P: 16	1B: 10 2B: 4 3B: 1 HR: 1	SF: 0 SAC: 0 DP: 3 HBP: 0	WP: 3 PB: 1 SB: 1 CS: 1	PA: 40							
PITCHER	IP	WLS	BF	H	R	ER	SO	BB	IBB	HBP	BLK	WP	HR	S	P	ERA	WHIP										
Ron Darling, R ERA: 4.79	(1, 1)	3.0	L	17	6	5	5	1	2	0	0	0	0	37	64	15.00	2.667										
Gene Nelson, R ERA: 6.75	(4, 1)	4.0		19	8	3	3	1	2	0	0	0	0	9	16	0.00	1.000										
Jim Corsi, R ERA: 1.8	(8, 1)	1.0		4	1	0	0	1	0	0	0	0	0	9	16	0.00	1.000										

Oakland Athletics @ Cleveland Indians
Cleveland Municipal Stadium, Cleveland, OH

AB 36
R 8
H 15
RBI 7
BB 4
SO 3
LOB 18



Fri Jul 03 1992, 7:05 PM EDT
Att: 44,849 - Cloudy - 77 F

Batter	1	2	3	4	5	6	7	8	9	AB	R	H	RBI	BB	SO	LOB	TOP								
Lance Blankenship, R OBP: 0.389, SLG: 0.335	1-1 G4-3	3-3 K		4-2 BB			2-0 G6-3		1-0 G1-3	4	0	1	0	1	1	0									
Jerry Browne, S OBP: 0.330, SLG: 0.270	4-2 2B BB		0-0 G4-3	1-1 P5			1-1 P3		0-3 K	4	1	0	0	1	1	3									
Carney Lansford, R OBP: 0.322, SLG: 0.351	1-1 1B 2B		2-0 HR		2-2 F8		0-0 G6-3		4-2 2B BB	4	3	2	1	1	0	2									
Harold Baines, L OBP: 0.321, SLG: 0.388	1-0 1B		0-0 HR		0-3 K			3-3 K	1-0 2B	5	1	3	4	0	2	0									
Mark McGwire, R OBP: 0.393, SLG: 0.599	2-3 K		2-2 G6-3		2-3 K			1-3 K	1-1 P4	5	0	0	0	0	3	2									
Terry Steinbach, R OBP: 0.384, SLG: 0.446	1-1 1-2 1B		4-2 BB		0-0 G1-3			0-2 1B 1B		3	0	2	0	1	0	0									
Willie Wilson, S OBP: 0.345, SLG: 0.333	1-0 F7		0-2 F8		2-1 G4-3			2-0 1B 1B		4	0	1	0	0	0	3									
Mike Bordick, R OBP: 0.355, SLG: 0.374		2-1 G1-3		1-1 F9		2-0 G6-3		1-1 1-2 2-3 1B		4	0	1	0	0	0	0									
Walt Weiss, S OBP: 0.306, SLG: 0.265		2-1 L9		1-1 G4-3			3-2 1B 1B	2-2 P5		4	0	1	0	0	0	3									
Inning Stats	R: 2 E: 1 K: 1 S: 13	H: 3 LOB: 2 BB: 1 P: 26	R: 0 E: 0 K: 1 S: 7	H: 0 LOB: 0 BB: 0 P: 14	R: 2 E: 0 K: 0 S: 13	H: 2 LOB: 1 BB: 1 P: 21	R: 0 E: 0 K: 0 S: 8	H: 0 LOB: 1 BB: 1 P: 15	R: 0 E: 0 K: 0 S: 9	H: 0 LOB: 0 BB: 0 P: 13	R: 0 E: 0 K: 0 S: 4	H: 0 LOB: 0 BB: 0 P: 8	R: 0 E: 0 K: 0 S: 8	H: 2 LOB: 1 BB: 0 P: 13	R: 0 E: 0 K: 2 S: 18	H: 3 LOB: 3 BB: 0 P: 27	R: 1 E: 0 K: 1 S: 9	H: 1 LOB: 1 BB: 1 P: 16	1B: 8 2B: 2 3B: 0 HR: 1	SF: 0 SAC: 0 DP: 1 HBP: 0	WP: 0 PB: 0 SB: 0 CS: 0	PA: 41			
PITCHER	IP	WLS	BF	H	R	ER	SO	BB	IBB	HBP	BLK	WP	HR	S	P	ERA	WHIP								
Jack Armstrong, R ERA: 5.29	6.0	L	28	7	4	4	4	3	0	0	0	0	1	59	106	6.00	1.667								
Kevin Wickander, L ERA: 2.53	1.1		3	0	0	0	1	0	0	0	0	0	0	9	13	0.00	0.000								
Steve Olin, R ERA: 2.52	1.2		10	4	1	1	2	1	0	0	0	0	0	21	34	5.40	3.000								

Oakland Athletics @ Cleveland Indians
Cleveland Municipal Stadium, Cleveland, OH
Sun Jul 05 1992, 7:05 PM EDT
Att: 30,598 - Cloudy - 70 F

AB	37
R	5
H	11
RBI	5
BB	4
SO	7
LOB	13



Batter	1	2	3	4	5	6	7	8	9	AB	R	H	RBI	BB	SO	LOB	BOTTOM								
Kenny Lofton, L OBP: 0.335, SLG: 0.344	0-1 HR		0-0 P3		2-1 3B		0-1 FC4-6		0-2 L4	5	1	2	1	0	0	2									
Felix Fermin, R OBP: 0.292, SLG: 0.318	0-1 HR		1-1 G4-3		1-2 G1-3		2-3 K			3	0	1	0	0	0	1									
Glenallen Hill, R OBP: 0.284, SLG: 0.422										1	0	0	0	0	1	1									
Mark Lewis, R OBP: 0.304, SLG: 0.347										0	0	0	0	0	0	0									
Carlos Baerga, S OBP: 0.346, SLG: 0.454	1-0 G3		1-2 2B		2-1 HR			2-0 G4-3		4	1	2	1	0	0	1									
Albert Belle, R OBP: 0.319, SLG: 0.471	2-3 K		3-3 K		0-0 F8			1-1 F8		4	0	0	0	0	2	2									
Reggie Jefferson, S OBP: 0.500, SLG: 0.500	3-2 G4-3			3-1 G6-4-3 1B		3-1 G1-3		1-0 1B		4	0	2	0	0	0	1									
Paul Sorrento, L OBP: 0.347, SLG: 0.427		0-1 CS 1B		0-3 K		1-1 1B		0-0 F9		3	0	2	0	0	1	1									
Carlos Martinez, R OBP: 0.305, SLG: 0.375										1	0	0	0	0	0	1									
Mark Whiten, S OBP: 0.365, SLG: 0.414		3-3 K		0-0 G6-4-3		0-0 P2			2-1 P5	4	0	0	0	0	1	3									
Jim Thome, L OBP: 0.324, SLG: 0.412		2-1 1B			3-2 G3-1		1-2 P5		2-3 K	4	0	1	0	0	1	0									
Sandy Alomar Jr., R OBP: 0.279, SLG: 0.321			1-1 G5-3		0-0 P4		1-1 FC4-6 1B		0-0 1B	3	0	1	0	0	0	1									
Thomas Howard, S OBP: 0.313, SLG: 0.344										1	0	1	0	0	0	0									
Inning Stats	R: 1 E: 0 K: 1 S: 13	H: 2 LOB: 1 BB: 0 P: 19	R: 0 E: 0 K: 1 S: 10	H: 2 LOB: 1 BB: 0 P: 16	R: 0 E: 0 K: 1 S: 12	H: 1 LOB: 0 BB: 0 P: 17	R: 0 E: 0 K: 1 S: 6	H: 1 LOB: 0 BB: 0 P: 9	R: 0 E: 0 K: 0 S: 10	H: 1 LOB: 1 BB: 0 P: 16	R: 1 E: 0 K: 0 S: 8	H: 2 LOB: 1 BB: 0 P: 14	R: 0 E: 0 K: 1 S: 10	H: 1 LOB: 1 BB: 0 P: 14	R: 0 E: 0 K: 0 S: 5	H: 1 LOB: 1 BB: 0 P: 9	R: 0 E: 0 K: 1 S: 11	H: 1 LOB: 1 BB: 0 P: 15	1B: 8 2B: 2 3B: 1 HR: 2	SF: 0 SAC: 0 DP: 2 HBP: 0	WP: 0 PB: 0 SB: 0 CS: 1	PA: 37			
PITCHER	IP	WLS	BF	H	R	ER	SO	BB	IBB	HBP	BLK	WP	HR	S	P	ERA	WHIP								
Bob Welch, R ERA: 2.86	6.1	W	27	10	2	2	4	0	0	0	0	0	0	64	98	2.84	1.579								
Rick Honeycutt, L ERA: 3.09	0.2		2	0	0	0	1	0	0	0	0	0	0	5	7	0.00	0.000								
Jeff Parrett, R ERA: 2.86	0.2		2	0	0	0	0	0	0	0	0	0	0	3	6	0.00	0.000								
Vince Horsman, L ERA: 2.28	0.0		1	1	0	0	0	0	0	0	0	0	0	1	2	=	=								
Dennis Eckersley, R ERA: 1.76	1.1	S	5	1	0	0	1	0	0	0	0	0	0	12	16	0.00	0.750								

Oakland Athletics @ Cleveland Indians
Cleveland Municipal Stadium, Cleveland, OH
Sun Jul 05 1992, 7:05 PM EDT
Att: 30,598 - Cloudy - 70 F

AB	37
R	2
H	12
RBI	2
BB	0
SO	6
LOB	14



Batter	1	2	3	4	5	6	7	8	9	AB	R	H	RBI	BB	SO	LOB	TOP								
Lance Blankenship, R OBP: 0.391, SLG: 0.345	G6-3		F8				G5-3			5	1	2	4	1	0	2									
Mike Bordick, R OBP: 0.351, SLG: 0.369	K		1B					G6-3	F9	6	0	1	0	0	2	4									
Carney Lansford, R OBP: 0.323, SLG: 0.352 Jerry Browne, S OBP: 0.328, SLG: 0.269	G6-3		1B			F9	E5	P3	G4-3	5	0	2	1	0	0	0									
Mark McGwire, R OBP: 0.390, SLG: 0.591 Jim Corsi, R		F8	F8			F8		F8		4	0	0	0	1	0	2									
Terry Steinbach, R OBP: 0.369, SLG: 0.447 Jamie Quirk, L OBP: 0.301, SLG: 0.294						G4-3	FC6-4			4	2	2	0	1	0	2									
Willie Wilson, S OBP: 0.342, SLG: 0.330	K						G5-3			5	1	1	0	0	3	2									
Troy Neel, L OBP: 0.381, SLG: 0.526	P6									5	3	3	2	0	0	3									
Scott Brosius, R OBP: 0.256, SLG: 0.436										5	4	4	3	0	0	1									
Walt Weiss, S OBP: 0.319, SLG: 0.275										4	2	2	1	1	0	1									
Inning Stats	R: 0 E: 0 K: 1 S: 7	H: 0 LOB: 0 BB: 0 P: 13	R: 0 E: 0 K: 1 S: 9	H: 0 LOB: 1 BB: 1 P: 19	R: 1 E: 0 K: 0 S: 13	H: 3 LOB: 2 BB: 1 P: 21	R: 3 E: 0 K: 1 S: 13	H: 3 LOB: 1 BB: 1 P: 25	R: 0 E: 0 K: 0 S: 7	H: 0 LOB: 0 BB: 0 P: 12	R: 4 E: 1 K: 1 S: 21	H: 5 LOB: 2 BB: 1 P: 37	R: 1 E: 0 K: 0 S: 12	H: 2 LOB: 1 BB: 0 P: 19	R: 0 E: 0 K: 0 S: 8	H: 0 LOB: 0 BB: 0 P: 10	R: 4 E: 1 K: 0 S: 21	H: 4 LOB: 1 BB: 0 P: 33	1B: 11 2B: 3 3B: 0 HR: 3	SF: 0 SAC: 0 DP: 0 HBP: 0	WP: 0 PB: 0 SB: 0 CS: 0	PA: 48			
PITCHER	IP	WLS	BF	H	R	ER	SO	BB	IBB	HBP	BLK	WP	HR	S	P	ERA	WHIP								
Jeff Muts, L ERA: 7.71	5.1	L	28	10	8	7	3	3	0	0	0	0	3	58	106	11.81	2.438								
Ted Power, R ERA: 2.36	1.2		9	3	1	1	2	1	0	0	0	0	0	24	40	5.40	2.400								
Derek Liliquist, L ERA: 1.78	1.0		3	0	0	0	0	0	0	0	0	0	0	8	10	0.00	0.000								
Eric Plunk, R ERA: 4.35	1.0		8	4	4	3	0	0	0	0	0	0	0	21	33	27.00	4.000								

Oakland Athletics @ Cleveland Indians
Cleveland Municipal Stadium, Cleveland, OH
Mon Jul 06 1992, 7:05 PM EDT
Att: 12,057 - Sunny - 71 F

AB 44
R 13
H 17
RBI 11
BB 4
SO 5
LOB 18



Batter	1	2	3	4	5	6	7	8	9	AB	R	H	RBI	BB	SO	LOB	BOTTOM								
Kenny Lofton, L OBP: 0.335, SLG: 0.344 Thomas Howard, S OBP: 0.310, SLG: 0.340	CS		FC6-4				G4-3			3	0	1	0	0	0	3									
Mark Lewis, R OBP: 0.305, SLG: 0.350	K									4	1	1	0	1	1	1									
Carlos Baerga, S OBP: 0.345, SLG: 0.452	K									4	0	1	0	0	1	3									
Paul Sorrento, L OBP: 0.345, SLG: 0.424		L7								4	0	1	0	0	0	2									
Reggie Jefferson, S OBP: 0.417, SLG: 0.417			G3-1							4	1	1	1	0	1	2									
Mark Whiten, S OBP: 0.384, SLG: 0.411										4	1	1	0	0	1	1									
Glenallen Hill, R OBP: 0.295, SLG: 0.446										3	1	2	3	1	0	0									
Jim Thome, L OBP: 0.293, SLG: 0.368										4	0	0	0	0	3	3									
Sandy Alomar Jr., R OBP: 0.283, SLG: 0.325										4	0	2	0	0	0	0									
Inning Stats	R: 0 E: 0 K: 2 S: 11	H: 1 LOB: 0 BB: 0 P: 15	R: 0 E: 0 K: 0 S: 5	H: 0 LOB: 0 BB: 0 P: 6	R: 0 E: 0 K: 1 S: 10	H: 1 LOB: 1 BB: 0 P: 18	R: 0 E: 0 K: 0 S: 9	H: 1 LOB: 1 BB: 0 P: 15	R: 0 E: 0 K: 1 S: 9	H: 1 LOB: 2 BB: 1 P: 17	R: 4 E: 0 K: 0 S: 14	H: 4 LOB: 0 BB: 0 P: 20	R: 0 E: 0 K: 0 S: 8	H: 0 LOB: 1 BB: 1 P: 15	R: 0 E: 0 K: 3 S: 15	H: 2 LOB: 2 BB: 0 P: 23	R: 0 E: 0 K: 0 S: 4	H: 0 LOB: 0 BB: 0 P: 8	1B: 8 2B: 1 3B: 0 HR: 1	SF: 0 SAC: 0 DP: 0 HBP: 0	WP: 0 PB: 0 SB: 0 CS: 1	PA: 38			
PITCHER	IP	WLS	BF	H	R	ER	SO	BB	IBB	HBP	BLK	WP	HR	S	P	ERA	WHIP								
Mike Moore, R ERA: 4.64	6.0	W	26	8	4	4	4	1	0	0	0	0	0	23	38	6.00	1.500								
Rich Gossage, R ERA: 2.6	2.0		9	2	0	0	3	1	0	0	0	0	0	4	8	0.00	1.500								
Jim Corsi, R ERA: 1.5	1.0		3	0	0	0	0	0	0	0	0	0	0	4	8	0.00	0.000								

Oakland Athletics @ Cleveland Indians
Cleveland Municipal Stadium, Cleveland, OH
Mon Jul 06 1992, 7:05 PM EDT
Att: 12,057 - Sunny - 71 F

AB 36
R 4
H 10
RBI 4
BB 2
SO 7
LOB 15



Batter	1	2	3	4	5	6	7	8	9	AB	R	H	RBI	BB	SO	LOB	TOP					
Luis Polonia, L OBP: 0.332, SLG: 0.320	1-2 G4-3		1-3 K			2-2 F7			3-2 G3	4	0	0	0	0	1	1	California Angels @ Cleveland Indians Cleveland Municipal Stadium, Cleveland, OH Tue Jul 07 1992, 7:05 PM EDT Att: 9,796 - Cloudy - 77 F					
Luis Sojo, R OBP: 0.286, SLG: 0.368	1-3 K2-3			1-0 P4		3-1 G6-3			1-1 F7	4	0	0	0	0	1	0						
Chad Curtis, R OBP: 0.344, SLG: 0.398	1-3 K			2-2 CS 1B		1-2 F8			1-2 G4-3	4	0	1	0	0	1	0						
Gary Gaetti, R OBP: 0.265, SLG: 0.315		1-3 K		3-1 SAFE SAFE 1B	1-2 P6		3-3 K			3	0	0	0	0	2	1						
Von Hayes, L OBP: 0.343, SLG: 0.364		2-1 L7			0-2 G1-6-3		1-2 G4-3			3	0	0	0	0	0	0						
Rene Gonzales, R OBP: 0.337, SLG: 0.408		0-2 G5-3			1-1 2B 1B		2-1 G6-3			3	1	1	0	0	0	0						
Lee Stevens, L OBP: 0.260, SLG: 0.326			3-2 G6-3		2-2 SAFE SAFE F7		1-2 F7			3	0	0	0	0	0	1						
Mike Fitzgerald, R OBP: 0.295, SLG: 0.333			2-2 B5-3 1B		2-0 1-H 2B		0-2 G3			2	0	2	1	0	0	0						
John Morris, L OBP: 0.245, SLG: 0.200					1-1 2B					1	0	0	0	0	0	0						
Ron Tingley, R OBP: 0.211, SLG: 0.315					2-3 K					0	0	0	0	0	0	0						
Gary Disarcina, R OBP: 0.307, SLG: 0.320			0-0 B5-3		1-2 F7		0-0 F7			3	0	0	0	0	1	2						
Inning Stats	R: 0 E: 0 K: 2 S: 9	H: 0 LOB: 0 BB: 0 P: 12	R: 0 E: 0 K: 1 S: 8	H: 0 LOB: 0 BB: 0 P: 11	R: 0 E: 0 K: 1 S: 10	H: 1 LOB: 1 BB: 0 P: 16	R: 0 E: 0 K: 0 S: 6	H: 1 LOB: 0 BB: 0 P: 12	R: 1 E: 0 K: 1 S: 12	H: 2 LOB: 1 BB: 0 P: 19	R: 0 E: 0 K: 0 S: 8	H: 0 LOB: 0 BB: 0 P: 14	R: 0 E: 0 K: 1 S: 9	H: 0 LOB: 0 BB: 0 P: 15	R: 0 E: 0 K: 0 S: 7	H: 0 LOB: 0 BB: 0 P: 8	R: 0 E: 0 K: 0 S: 9	H: 0 LOB: 0 BB: 0 P: 14	1B: 3 2B: 1 3B: 0 HR: 0	SF: 0 SAC: 0 DP: 0 HBP: 0	WP: 0 PB: 0 SB: 0 CS: 1	PA: 30
PITCHER	IP WLS BF H R ER SO BB IBB HBP BLK WP HR S P ERA WHIP	7.1 W 25 4 1 1 6 0 0 0 0 0 0 65 103 1.23 0.545	1.2 S 5 0 0 0 0 0 0 0 0 0 0 13 18 0.00 0.000																			

Batter	1	2	3	4	5	6	7	8	9	AB	R	H	RBI	BB	SO	LOB	BOTTOM					
Glenallen Hill, R OBP: 0.306, SLG: 0.469	4-2 1B 1B BB	3-3 K			0-2 CS 1B			1-0 HR		3	2	1	1	1	1	0	California Angels @ Cleveland Indians Cleveland Municipal Stadium, Cleveland, OH Tue Jul 07 1992, 7:05 PM EDT Att: 9,796 - Cloudy - 77 F					
Mark Lewis, R OBP: 0.305, SLG: 0.348	1-0 WP 1B 1B		1-0 G4-3		1-3 SAFE K		0-0 G1-3			4	1	1	0	0	1	1						
Carlos Baerga, S OBP: 0.344, SLG: 0.449	2-0 WP 1B 1-2 2-H		1-0 G4-3		1-0 G5-3		1-1 F8			4	0	1	1	0	0	0						
Albert Belle, R OBP: 0.321, SLG: 0.472	2-2 1-H 2-H 1B		3-2 F7			2-1 G5-4-3 1B		1-2 G5-3		4	0	2	1	0	0	0						
Carlos Martinez, R OBP: 0.290, SLG: 0.356	0-0 E5			2-1 G5-3		3-2 SAFE SAFE SAFE G5-4-3		1-2 G6-3		3	0	0	0	0	0	2						
Reggie Jefferson, S OBP: 0.333, SLG: 0.333	2-0 F9			0-0 G5-3		1-0 G6-3				3	0	0	0	0	0	2						
Mark Whiten, S OBP: 0.363, SLG: 0.498	0-0 L7			4-2 1B BB			1-3 K			2	0	0	0	1	1	2						
Jim Thome, L OBP: 0.318, SLG: 0.390		0-2 G4-6-3 1B		1-0 1B BB		2-3 K				3	0	2	0	0	1	0						
Sandy Alomar Jr., R OBP: 0.279, SLG: 0.320		SAFE G4-6-3		3-1 F9		2-2 F8				3	0	0	0	0	0	3						
Inning Stats	R: 2 E: 1 K: 0 S: 12	H: 3 LOB: 2 BB: 1 P: 23	R: 0 E: 0 K: 1 S: 8	H: 1 LOB: 0 BB: 0 P: 11	R: 0 E: 0 K: 0 S: 5	H: 0 LOB: 0 BB: 0 P: 10	R: 0 E: 0 K: 0 S: 8	H: 1 LOB: 2 BB: 1 P: 18	R: 0 E: 0 K: 1 S: 7	H: 1 LOB: 0 BB: 0 P: 9	R: 0 E: 0 K: 0 S: 9	H: 1 LOB: 0 BB: 0 P: 15	R: 0 E: 0 K: 2 S: 11	H: 0 LOB: 0 BB: 0 P: 16	R: 1 E: 0 K: 0 S: 7	H: 1 LOB: 0 BB: 0 P: 10		R: 0 E: 0 K: 0 S: 8	H: 0 LOB: 0 BB: 0 P: 10	1B: 7 2B: 0 3B: 0 HR: 1	SF: 0 SAC: 0 DP: 2 HBP: 0	WP: 1 PB: 0 SB: 0 CS: 1
PITCHER	IP WLS BF H R ER SO BB IBB HBP BLK WP HR S P ERA WHIP	8.0 L 31 8 3 3 4 2 0 0 0 1 1 67 112 3.38 1.250																				

Batter	1	2	3	4	5	6	7	8	9	AB	R	H	RBI	BB	SO	LOB	TOP			
Luis Polonia, L OBP: 0.331, SLG: 0.319	G4-3	1B			G4-3		G1-3			4	0	1	0	0	0	0	California Angels @ Cleveland Indians Cleveland Municipal Stadium, Cleveland, OH Wed Jul 08 1992, 7:05 PM EDT Att. 7,195 - Overcast - 80 F			
Luis Sojo, R OBP: 0.309, SLG: 0.425	1B	2B			HR			P4	4	2	3	1	0	0	0					
Junior Felix, S OBP: 0.289, SLG: 0.380	2B	E			CS			K	3	1	1	0	1	1	2					
Von Hayes, L OBP: 0.342, SLG: 0.366	E7	1B			G1-5-3			K	4	1	1	1	0	2	1					
Chad Curtis, R OBP: 0.338, SLG: 0.389	F8				G5-3				4	0	0	0	0	0	1					
Rene Gonzales, R OBP: 0.336, SLG: 0.405					K			F9	4	0	1	1	0	1	0					
Lee Stevens, L OBP: 0.255, SLG: 0.319	G4-3				G4-1			G4-3	4	0	0	0	0	0	1					
Mike Fitzgerald, R OBP: 0.287, SLG: 0.324		K			P3			F8	3	0	0	0	0	1	0					
Gary Disarcina, R OBP: 0.303, SLG: 0.316	G6-3				F8			F8	3	0	0	0	0	0	0					
Inning Stats	R: 3 E: 1 K: 0 S: 17	H: 4 LOB: 1 BB: 0 P: 25	R: 0 E: 0 K: 1 S: 16	H: 2 LOB: 2 BB: 0 P: 19	R: 0 E: 0 K: 2 S: 8	H: 0 LOB: 0 BB: 0 P: 13	R: 0 E: 0 K: 0 S: 4	H: 0 LOB: 0 BB: 0 P: 7	R: 1 E: 0 K: 0 S: 6	H: 1 LOB: 0 BB: 1 P: 13	R: 0 E: 0 K: 0 S: 5	H: 0 LOB: 0 BB: 0 P: 9	R: 0 E: 0 K: 2 S: 8	H: 0 LOB: 0 BB: 0 P: 11	R: 0 E: 0 K: 0 S: 10	H: 0 LOB: 0 BB: 0 P: 17	1B: 5 2B: 1 3B: 0 HR: 1	SF: 0 SAC: 0 DP: 0 HBP: 0	WP: 0 PB: 0 SB: 0 CS: 1	PA: 34
PITCHER	IP WLS BF H R ER SO BB IBB HBP BLK WP HR S P ERA WHIP																			
Charles Nagy, R ERA: 2.4	(1, 1) 7.0 W 28 7 4 4 3 1 0 0 0 0 1 60 95 5.14 1.143																			
Derek Liliquist, L ERA: 1.71	(8, 1) 1.0 3 0 0 0 2 0 0 0 0 0 0 8 11 0.00 0.000																			
Eric Plunk, R ERA: 4.15	(9, 1) 1.0 3 0 0 0 0 0 0 0 0 0 0 10 17 0.00 0.000																			

AB	33
R	4
H	7
RBI	3
BB	1
SO	5
LOB	5



Batter	1	2	3	4	5	6	7	8	9	AB	R	H	RBI	BB	SO	LOB	BOTTOM			
Thomas Howard, S OBP: 0.313, SLG: 0.338	G4-3		E8		G1-3		BB	K		4	2	1	0	1	1	3	California Angels @ Cleveland Indians Cleveland Municipal Stadium, Cleveland, OH Wed Jul 08 1992, 7:05 PM EDT Att. 7,195 - Overcast - 80 F			
Mark Lewis, R OBP: 0.305, SLG: 0.352	BB		SF9		G5-3		1B		3	1	1	1	0	0	1					
Paul Sorrento, L OBP: 0.348, SLG: 0.426	G4-3		SF9				HR		1	1	1	1	0	0	0					
Felix Fermin, R OBP: 0.292, SLG: 0.318			SF9				HR		0	0	0	0	0	0	0					
Carlos Baerga, S OBP: 0.343, SLG: 0.446	F9		SF9		K		HR		2	1	0	1	1	1	1					
Albert Belle, R OBP: 0.320, SLG: 0.480	F9		SF9			G3	HR		3	1	1	5	0	0	1					
Reggie Jefferson, S OBP: 0.263, SLG: 0.263		K	K			G1-3	G4-3		4	0	0	0	0	2	1					
Glenallen Hill, R OBP: 0.310, SLG: 0.476					G5-3				4	0	2	0	0	0	0					
Mark Whiten, S OBP: 0.362, SLG: 0.409		FC1-4					G6-3	P8	4	0	1	0	0	0	2					
Brook Jacoby, R OBP: 0.337, SLG: 0.346		FC5-4							2	0	1	0	1	0	1					
Kenny Lofton, L OBP: 0.355, SLG: 0.344		FC5-4							0	0	0	0	0	0	0					
Jim Thome, L OBP: 0.333, SLG: 0.390							BB		0	0	0	0	0	0	0					
Sandy Alomar Jr., R OBP: 0.283, SLG: 0.320					G1-3		1B	K	3	2	1	0	1	1	3					
Inning Stats	R: 0 E: 0 K: 0 S: 10	H: 0 LOB: 1 BB: 1 P: 16	R: 0 E: 0 K: 1 S: 15	H: 1 LOB: 0 BB: 0 P: 21	R: 3 E: 1 K: 1 S: 13	H: 2 LOB: 0 BB: 0 P: 17	R: 0 E: 0 K: 0 S: 10	H: 1 LOB: 1 BB: 1 P: 19	R: 0 E: 0 K: 0 S: 7	H: 0 LOB: 0 BB: 0 P: 10	R: 0 E: 0 K: 0 S: 5	H: 0 LOB: 0 BB: 0 P: 8	R: 5 E: 0 K: 0 S: 14	H: 4 LOB: 1 BB: 2 P: 31	R: 0 E: 0 K: 2 S: 9	H: 1 LOB: 2 BB: 0 P: 15	1B: 5 2B: 3 3B: 0 HR: 1	SF: 2 SAC: 0 DP: 0 HBP: 1	WP: 1 PB: 0 SB: 0 CS: 1	PA: 37
PITCHER	IP WLS BF H R ER SO BB IBB HBP BLK WP HR S P ERA WHIP																			
Mark Langston, L ERA: 4.02	(1, 1) 6.2 L 28 6 5 3 3 3 0 0 0 0 0 0 69 113 4.05 1.350																			
Mark Eichhorn, R ERA: 2.3	(7, 1) 0.0 2 1 0 0 0 1 0 0 0 0 0 0 2 6 ∞ ∞																			
Joe Grahe, R ERA: 4.64	(7, 1) 0.1 2 1 3 3 0 0 0 0 0 0 0 1 3 3 81.00 3.000																			
Mike Butcher, R ERA:	(8, 1) 1.0 5 1 0 0 2 0 0 1 0 0 0 0 9 15 0.00 1.000																			

AB	30
R	8
H	9
RBI	8
BB	4
SO	5
LOB	13



Batter	1	2	3	4	5	6	7	8	9	AB	R	H	RBI	BB	SO	LOB	TOP				
Kenny Lofton, L OBP: 0.330, SLG: 0.338 (1, 8)	3-1 F7		3-3 K		1-0 F9	2-0 FC4-6			1-0 L1	5	0	0	0	0	1	2					
Mark Lewis, R OBP: 0.299, SLG: 0.345 (1, 6)	1-3 K		1-0 FC5-4 WP 1B		1-3 K		2-2 F8		1-3 K	5	0	0	0	0	3	1					
Carlos Baerga, S OBP: 0.348, SLG: 0.450 Felix Fermin, R OBP: 0.297, SLG: 0.322 (1, 4) (6, 4)	4-2 2B BB		0-1 WP 1B		1-1 1B		0-0 F8		0-1 WP 1B	2	1	2	0	1	0	0					
Albert Belle, R OBP: 0.322, SLG: 0.482 (1, 7)	2-2 1-H 2B		1-3 K2-3		2-2 FC4-6 1B		2-3 K		2-3 K	5	0	2	1	0	3	3					
Paul Sorrento, L OBP: 0.347, SLG: 0.438 Glenallen Hill, R OBP: 0.309, SLG: 0.473 (1, 10) (8, PH)	0-0 G3			3-1 HR	2-2 FC4-6			1-3 K		3	1	1	1	0	0	3					
Reggie Jefferson, S OBP: 0.281, SLG: 0.304 (1, 3)		1-3 K		1-1 F9		1-0 G4-3 1B 2B		2-3 K		4	1	1	0	0	2	0					
Mark Whiten, S OBP: 0.360, SLG: 0.411 (1, 9)		0-1 G4-3		1-1 G4-3		0-1 G4-3		2-2 1B 2B		4	1	1	0	0	0	1					
Jim Thome, L OBP: 0.333, SLG: 0.372 Brook Jacoby, R OBP: 0.340, SLG: 0.350 (8, PH) (8, 5)		2-3 K		4-1 FC6-4 BB		1-3 K		2-2 2H 1B		2	0	0	0	1	2	1					
Sandy Alomar Jr., R OBP: 0.288, SLG: 0.322 Junior Ortiz, R OBP: 0.252, SLG: 0.258 (1, 2) (6, 2)			4-2 FC5-4 HBP	2-1 FC6-4		1-0 FC4-6 1B		0-2 G5-3		2	0	1	1	0	0	1					
Inning Stats	R: 1 E: 0 K: 1 S: 11	H: 1 LOB: 1 BB: 1 P: 21	R: 0 E: 0 K: 2 S: 8	H: 0 LOB: 0 BB: 0 P: 11	R: 0 E: 0 K: 2 S: 11	H: 1 LOB: 2 BB: 1 P: 20	R: 1 E: 0 K: 0 S: 9	H: 1 LOB: 1 BB: 1 P: 20	R: 0 E: 0 K: 1 S: 12	H: 2 LOB: 2 BB: 0 P: 19	R: 0 E: 0 K: 1 S: 7	H: 0 LOB: 0 BB: 0 P: 11	R: 1 E: 0 K: 2 S: 15	H: 2 LOB: 1 BB: 0 P: 22	R: 0 E: 0 K: 2 S: 9	H: 1 LOB: 1 BB: 0 P: 13	1B: 6 2B: 3 3B: 0 HR: 1	SF: 0 SAC: 0 DP: 0 HBP: 1	WP: 2 PB: 0 SB: 0 CS: 0	PA: 40	
PITCHER	IP	WLS	BF	H	R	ER	SO	BB	IBB	HBP	BLK	WP	HR	S	P	ERA	WHIP				
Nolan Ryan, R ERA: 3.76 (1, 1)	7.0	W	31	7	3	3	8	2	0	0	0	1	1	67	116	3.86	1.286				
Floyd Bannister, L ERA: 6.53 (8, 1)	1.0		5	2	1	1	2	0	0	0	0	0	0	15	22	9.00	2.000				
Terry Mathews, R ERA: 6.1 (9, 1)	1.0		4	1	0	0	2	0	0	0	0	1	0	9	13	0.00	1.000				

Cleveland Indians @ Texas Rangers
Arlington Stadium, Arlington, TX
Thu Jul 09 1992, 8:05 PM EDT
Att: 35,560 - Sunny - 93 F

AB 37
R 4
H 10
RBI 4
BB 2
SO 12
LOB 13



Batter	1	2	3	4	5	6	7	8	9	AB	R	H	RBI	BB	SO	LOB	BOTTOM					
Jeff Frye, R OBP: 0.600, SLG: 1.333 (1, 4)	4-1 HR BB	1-1 1B 3B		0-2 G5-4-3 1B	0-2 FC5-2 HR		1-1 SF7			3	3	2	1	1	0	3						
Dean Palmer, R OBP: 0.337, SLG: 0.470 Al Newman, S OBP: 0.296, SLG: 0.238 (1, 5) (6, 5)	4-2 HR BB	2-3 K		1-1 G5-4-3	1-2 1B		0-1 G4-3			3	2	1	4	1	1	2						
Rafael Palmeiro, L OBP: 0.354, SLG: 0.396 (1, 3)	2-3 K	4-2 1B BB		2-2 FC5-4 1B	1-2 F7			1-2 2B		4	1	2	0	1	1	2						
Ruben Sierra, S OBP: 0.332, SLG: 0.488 Donald Harris, R OBP: 0.333, SLG: 0.333 (1, 9) (8, 9)	2-1 HR	4-2 1B BB		1-0 FC5-4	1-0 F7			0-1 F8		3	1	1	3	1	0	1						
Juan Gonzalez, R OBP: 0.308, SLG: 0.489 (1, 8)	1-0 G5-3	2-1 E7 1B		1-2 FC5-4	0-3 K		1-2 G6-3		0-3 K	5	0	1	2	0	2	1						
Kevin Reimer, L OBP: 0.338, SLG: 0.464 John Cangelosi, S OBP: 0.340, SLG: 0.256 (1, 7) (7, 7)	1-2 HR	0-0 F9		1-2 HR 1B	2-1 K		2-2 F9		1-1 G6-3	4	2	2	1	0	0	2						
Brian Downing, R OBP: 0.416, SLG: 0.495 Geno Petralli, L OBP: 0.260, SLG: 0.293 (1, 10) (7, PH) (9, 2)	3-2 HR		1-3 K		4-0 BB FC5-2 BB		2-1 PB SF9 2B			2	1	1	1	1	1	0						
Ivan Rodriguez, R OBP: 0.332, SLG: 0.455 Terry Mathews, L (1, 2) (9, 1)	1-1 F9		2-1 F9		2-2 FC5-2 HR 1B		4-2 SF9 PB SF7 BB			3	2	1	1	1	0	0						
Jeff Huson, L OBP: 0.356, SLG: 0.351 (1, 6)		4-2 CS BB	2-3 K		4-2 FC5-2 HR BB		1-2 SF9			1	1	0	1	2	1	0						
Inning Stats	R: 5 E: 0 K: 1 S: 19	H: 3 LOB: 2 BB: 2 P: 37	R: 2 E: 1 K: 1 S: 14	H: 2 LOB: 3 BB: 3 P: 31	R: 0 E: 0 K: 2 S: 9	H: 0 LOB: 0 BB: 0 P: 14	R: 0 E: 0 K: 0 S: 9	H: 2 LOB: 1 BB: 0 P: 13	R: 5 E: 0 K: 1 S: 21	H: 3 LOB: 0 BB: 2 P: 35	R: 0 E: 0 K: 0 S: 10	H: 0 LOB: 0 BB: 0 P: 14	R: 2 E: 0 K: 0 S: 15	H: 1 LOB: 0 BB: 1 P: 23	R: 0 E: 0 K: 1 S: 10	H: 1 LOB: 1 BB: 0 P: 12	1B: 5 2B: 2 3B: 1 HR: 4	SF: 2 SAC: 0 DP: 1 HBP: 0	WP: 0 PB: 1 SB: 0 CS: 1	PA: 42		
PITCHER	IP	WLS	BF	H	R	ER	SO	BB	IBB	HBP	BLK	WP	HR	S	P	ERA	WHIP					
Scott Scudder, R ERA: 4.94 (1, 1)	1.2	L	13	4	7	7	2	5	0	0	0	0	0	3	30	63	37.80	5.400				
Kevin Wickander, L ERA: 3.71 (2, 1)	2.2		14	5	4	4	3	2	0	0	0	0	0	31	54	13.50	2.625					
Ted Power, R ERA: 2.62 (5, 1)	2.2		11	2	3	2	0	1	0	0	0	0	1	36	50	6.75	1.125					
Steve Olin, R ERA: 2.36 (8, 1)	1.0		4	1	0	0	1	0	0	0	0	0	0	10	12	0.00	1.000					

Cleveland Indians @ Texas Rangers
Arlington Stadium, Arlington, TX
Thu Jul 09 1992, 8:05 PM EDT
Att: 35,560 - Sunny - 93 F

AB 32
R 14
H 12
RBI 14
BB 8
SO 6
LOB 13



Batter	1	2	3	4	5	6	7	8	9	AB	R	H	RBI	BB	SO	LOB	TOP				
Thomas Howard, S (1, 8) OBP: 0.315, SLG: 0.333	4-0 1B E BB		4-2 1B BB	0-2 F9			2-2 G6-3		1-1 F7	3	2	0	0	2	0	1					
Mark Lewis, R (1, 6) OBP: 0.302, SLG: 0.347	3-1 F8		0-1 FC 1B FC6-4		0-2 L5		1-2		2-3 K	4	1	2	0	0	0	1					
Paul Sorrento, L (9, PH) OBP: 0.346, SLG: 0.436			1-2 1B							1	0	0	0	0	1	1					
Carlos Baerga, S (1, 4) OBP: 0.350, SLG: 0.450	0-1 E6 1H 1B		1-1 FC E 1B		3-3 K		1-0 F8			4	1	2	1	0	1	1					
Albert Belle, R (1, 10) OBP: 0.321, SLG: 0.482	2-1 P6		2-1 FC FC6-4		0-0				1-1 F8	4	0	1	0	0	0	3					
Carlos Martinez, R (1, 3) OBP: 0.273, SLG: 0.333	0-0 F9		2-1 FC6-4		2-3 K				1-2 G5-3	4	0	0	1	0	1	3					
Mark Whiten, S (1, 9) OBP: 0.355, SLG: 0.408		0-0	1-0 F7			2-1 G6-3			1-0 G5-3	4	0	1	0	0	0	1					
Glenallen Hill, R (1, 7) OBP: 0.303, SLG: 0.464		2-1 P6	0-0 G4-3			0-1 G5-3			4-2 G1-3 1B BB	3	0	0	0	0	0	2					
Kenny Lofton, L (9, PH) OBP: 0.332, SLG: 0.338										0	1	0	0	1	0	0					
Jim Thome, L (1, 5) OBP: 0.308, SLG: 0.340		1-3 K		3-1 G3		1-3 K			0-1 G1-3	4	0	0	0	0	2	2					
Sandy Alomar Jr., R (1, 2) OBP: 0.288, SLG: 0.320		2-1 L4		1-1 G6-3			1-1 G5-3		1-2 2H 1B	4	0	1	1	0	0	1					
Inning Stats	R: 1 E: 1 K: 0 S: 7	H: 1 LOB: 1 BB: 1 P: 16	R: 0 E: 0 K: 1 S: 8	H: 1 LOB: 1 BB: 0 P: 13	R: 3 E: 1 K: 0 S: 12	H: 2 LOB: 1 BB: 1 P: 22	R: 0 E: 0 K: 0 S: 7	H: 0 LOB: 0 BB: 0 P: 11	R: 0 E: 0 K: 2 S: 11	H: 1 LOB: 1 BB: 0 P: 16	R: 0 E: 0 K: 1 S: 9	H: 1 LOB: 1 BB: 0 P: 14	R: 0 E: 0 K: 0 S: 6	H: 0 LOB: 0 BB: 0 P: 9	R: 1 E: 0 K: 1 S: 13	H: 1 LOB: 1 BB: 1 P: 21	1B: 6 2B: 1 3B: 0 HR: 0	SF: 0 SAC: 0 DP: 0 HBP: 0	WP: 0 PB: 0 SB: 0 CS: 0	PA: 38	
PITCHER	IP	WLS	BF	H	R	ER	SO	BB	IBB	HBP	BLK	WP	HR	S	P	ERA	WHIP				
Brian Bohanon, L (1, 1) ERA: 6.98	7.0	W	30	6	4	3	4	2	0	0	0	0	0	61	102	3.86	1.143				
Kenny Rogers, L (8, 1) ERA: 3.02	1.0		3	0	0	0	0	0	0	0	0	0	0	6	9	0.00	0.000				
Jeff Russell, R (9, 1) ERA: 1.9	1.0	S	5	1	1	1	1	1	0	0	0	0	0	13	21	9.00	2.000				

Cleveland Indians @ Texas Rangers
Arlington Stadium, Arlington, TX
Fri Jul 10 1992, 8:05 PM EDT
Att: 25,916 - Sunny - 93 F


AB 35
R 5
H 7
RBI 3
BB 3
SO 5
LOB 16



Batter	1	2	3	4	5	6	7	8	9	AB	R	H	RBI	BB	SO	LOB	BOTTOM				
Jeff Frye, R (1, 4) OBP: 0.556, SLG: 0.857	1-3 K	2-2 1B	0-1 G1-3			0-0 SH3-4		1-1 1B 1B		4	0	2	0	0	1	3					
Dean Palmer, R (1, 5) OBP: 0.338, SLG: 0.469	3-2 1B HR	0-1 F7		1-1 G5-3		0-0 F9		1-2 1B 1B		5	1	2	0	0	0	2					
Rafael Palmeiro, L (1, 3) OBP: 0.354, SLG: 0.396	0-2 F7		0-0 1B 1B	1-2 G3		1-0 1B		0-1 G4-3		5	1	2	1	0	0	3					
Ruben Sierra, S (1, 9) OBP: 0.337, SLG: 0.491	3-1 1B HR		0-0 HBP 1B BB 1B	1-1 1B		2-3 K				4	2	3	0	0	1	1					
Juan Gonzalez, R (1, 8) OBP: 0.310, SLG: 0.498	2-1 1B HR		1-1 BB HBP FC5-2 1B	1-1 P4		0-2 G6-3				4	1	2	4	0	0	1					
Kevin Reimer, L (1, 7) OBP: 0.343, SLG: 0.466	2-0 1B		3-2 FC5-2 BB HBP		1-2 G3		2-2 CS 1B			3	0	2	0	0	0	0					
John Cangelosi, S (7, PR) OBP: 0.340, SLG: 0.256			1-2 2-3 3H HBP							0	0	0	0	0	0	0					
Brian Downing, R (1, 10) OBP: 0.413, SLG: 0.397	2-2 P9		4-2 FC5-2 BB		1-1 F7		2-1 F8			3	0	0	1	1	0	2					
Ivan Rodriguez, R (1, 2) OBP: 0.326, SLG: 0.446		1-3 K	0-3 K		0-3 G6-3			2-1 L1-4		4	0	0	0	0	2	3					
Jeff Huson, L (1, 6) OBP: 0.356, SLG: 0.351		0-0 F8		0-1 FC5-2		1-2 SH3-4 1B				0	0	0	0	0	0	0					
Dickie Thon, R (2, 6) OBP: 0.301, SLG: 0.373			1-2 2-3 3H 1B							4	1	1	0	0	0	3					
Inning Stats	R: 3 E: 0 K: 1 S: 18	H: 4 LOB: 1 BB: 0 P: 31	R: 0 E: 0 K: 1 S: 10	H: 1 LOB: 1 BB: 0 P: 13	R: 2 E: 0 K: 1 S: 18	H: 3 LOB: 3 BB: 1 P: 26	R: 0 E: 0 K: 0 S: 9	H: 1 LOB: 1 BB: 0 P: 13	R: 0 E: 0 K: 1 S: 10	H: 2 LOB: 2 BB: 0 P: 14	R: 0 E: 0 K: 0 S: 10	H: 2 LOB: 2 BB: 0 P: 14	1B: 13 2B: 0 3B: 0 HR: 1	SF: 0 SAC: 1 DP: 0 HBP: 1	WP: 0 PB: 0 SB: 0 CS: 1	PA: 39					
PITCHER	IP	WLS	BF	H	R	ER	SO	BB	IBB	HBP	BLK	WP	HR	S	P	ERA	WHIP				
Jack Armstrong, R (1, 1) ERA: 5.4	8.0	L	39	14	6	6	4	1	0	1	0	0	1	91	133	6.75	1.875				

Cleveland Indians @ Texas Rangers
Arlington Stadium, Arlington, TX
Fri Jul 10 1992, 8:05 PM EDT
Att: 25,916 - Sunny - 93 F

AB 36
R 6
H 14
RBI 6
BB 1
SO 4
LOB 18



Batter	1	2	3	4	5	6	7	8	9	AB	R	H	RBI	BB	SO	LOB	TOP					
Kenny Lofton, L OBP: 0.328, SLG: 0.333 (1, 8)	B1-3 1-1		F8 0-0		G6-3 1-0			B2-3 1-0		4	0	0	0	0	0	1	Cleveland Indians @ Texas Rangers Arlington Stadium, Arlington, TX Sat Jul 11 1992, 8:05 PM EDT Att: 33,046 - Sunny - 93 F					
Felix Fermin, R OBP: 0.295, SLG: 0.319 (1, 6)	G4-3 0-1		1B 1-1			L9 3-2		G4-3 2-2		4	0	1	0	0	0	0						
Carlos Baerga, S OBP: 0.354, SLG: 0.462 (1, 4)	HR 2-0		K 2-3			G5-3 0-1		1B G6-4-3 2-2		4	1	3	1	0	1	1						
Albert Belle, R OBP: 0.320, SLG: 0.479 (1, 7)	1B 0-1		K 1-3			G5-3 0-2		G6-4-3 0-0		4	0	1	0	0	1	3						
Paul Sorrento, L OBP: 0.345, SLG: 0.430 (1, 10)	1-2 4-0				G6-3 0-0		G5-3 2-0		F7 0-0	3	0	0	0	1	0	1						
Reggie Jefferson, S OBP: 0.231, SLG: 0.269 (1, 3)	G4-3 0-0				F8 1-0					3	0	0	0	0	0	2						
Mark Whiten, S OBP: 0.359, SLG: 0.405 (1, 9)		G6-4-3 4-2			L4 1-2			K 2-3		2	0	0	0	1	1	0						
Jim Thome, L OBP: 0.291, SLG: 0.320 (1, 5)		G6-4-3 0-0			G6-3 0-1			G6-3 0-0		3	0	0	0	0	0	1						
Sandy Alomar Jr., R OBP: 0.288, SLG: 0.321 (1, 2)		G6-3 1-1			G6-3 0-1			G6-3 0-2		3	0	1	0	0	0	0						
Inning Stats	R: 1 E: 0 K: 0 S: 8	H: 2 LOB: 2 BB: 1 P: 15	R: 0 E: 0 K: 0 S: 5	H: 0 LOB: 0 BB: 1 P: 10	R: 0 E: 0 K: 2 S: 9	H: 1 LOB: 1 BB: 0 P: 13	R: 0 E: 0 K: 0 S: 6	H: 0 LOB: 0 BB: 0 P: 8	R: 0 E: 0 K: 0 S: 5	H: 1 LOB: 0 BB: 0 P: 6	R: 0 E: 0 K: 0 S: 9	H: 1 LOB: 1 BB: 0 P: 14	R: 0 E: 0 K: 1 S: 6	H: 0 LOB: 0 BB: 0 P: 10	R: 0 E: 0 K: 0 S: 7	H: 0 LOB: 0 BB: 0 P: 10	R: 0 E: 0 K: 0 S: 5	H: 1 LOB: 0 BB: 0 P: 7	1B: 5 2B: 0 3B: 0 HR: 1	SF: 0 SAC: 0 DP: 3 HBP: 0	WP: 0 PB: 0 SB: 0 CS: 0	PA: 32
PITCHER Kevin Brown, R ERA: 3.01 (1, 1)	IP: 9.0 WLS: W BF: 32 H: 6 R: 1 ER: 1 SO: 3 BB: 2 IBB: 0 HBP: 0 BLK: 0 WP: 0 HR: 1 S: 60 P: 93 ERA: 1.00 WHIP: 0.889															PITCHER	IP: 9.0 WLS: W BF: 32 H: 6 R: 1 ER: 1 SO: 3 BB: 2 IBB: 0 HBP: 0 BLK: 0 WP: 0 HR: 1 S: 60 P: 93 ERA: 1.00 WHIP: 0.889					

Batter	1	2	3	4	5	6	7	8	9	AB	R	H	RBI	BB	SO	LOB	BOTTOM					
Jeff Frye, R OBP: 0.429, SLG: 0.667 (1, 4)	K 0-3	2B 0-0	G3 0-2			G4-3 0-2		G5-3 2-1		5	1	1	1	0	1	1	Cleveland Indians @ Texas Rangers Arlington Stadium, Arlington, TX Sat Jul 11 1992, 8:05 PM EDT Att: 33,046 - Sunny - 93 F					
Dean Palmer, R OBP: 0.340, SLG: 0.468 (1, 5)	K 1-3	2B 4-0		1B 1-1		P6 1-0				3	0	1	0	1	1	0						
Rafael Palmeiro, L OBP: 0.356, SLG: 0.407 (1, 3)	F 0-1	3B 1-2		K 0-3		G4-3 0-0				4	1	2	1	0	1	1						
Ruben Sierra, S OBP: 0.333, SLG: 0.485 (1, 9)	E6 2-0	P4 1-1		K 2-3		F8 1-0				4	0	0	0	0	1	3						
Juan Gonzalez, R OBP: 0.312, SLG: 0.498 (1, 7)	1B 0-0	K 1-3		1B 0-1		F8 0-1				4	0	2	0	0	1	2						
Brian Downing, R OBP: 0.417, SLG: 0.421 (1, 10)	F7 1-0		HR 3-2		1B 2-2		1B 2-1			3	1	2	1	0	0	2						
Kevin Reimer, L OBP: 0.345, SLG: 0.468 (7, FH)				1B 1-2						1	0	1	0	0	0	0						
Ivan Rodriguez, R OBP: 0.324, SLG: 0.442 (1, 2)		G1-3 1-2	1B 0-0		G6-3 2-2		P9 0-1			4	0	1	0	0	0	1						
Dickie Thon, R OBP: 0.300, SLG: 0.379 (1, 6)		1B 0-0	F7 1-1		F9 0-0			P4 2-2		4	1	1	0	0	0	1						
Donald Harris, R OBP: 0.286, SLG: 0.286 (1, 8)		2B 2-2	1B 0-1		L7 0-0			K 0-3		4	1	1	1	0	1	1						
Inning Stats	R: 1 E: 1 K: 2 S: 12	H: 2 LOB: 2 BB: 0 P: 16	R: 3 E: 0 K: 1 S: 18	H: 4 LOB: 2 BB: 1 P: 28	R: 1 E: 0 K: 0 S: 11	H: 2 LOB: 1 BB: 0 P: 15	R: 0 E: 0 K: 2 S: 14	H: 3 LOB: 2 BB: 0 P: 19	R: 0 E: 0 K: 0 S: 5	H: 0 LOB: 0 BB: 0 P: 7	R: 0 E: 0 K: 0 S: 5	H: 0 LOB: 0 BB: 0 P: 6	R: 0 E: 0 K: 0 S: 7	H: 1 LOB: 1 BB: 0 P: 10	R: 0 E: 0 K: 1 S: 8	H: 0 LOB: 0 BB: 0 P: 12	R: 0 E: 0 K: 1 S: 8	H: 0 LOB: 0 BB: 0 P: 12	1B: 7 2B: 2 3B: 2 HR: 1	SF: 0 SAC: 0 DP: 0 HBP: 0	WP: 0 PB: 0 SB: 0 CS: 0	PA: 37
PITCHER Jeff Mutis, L ERA: 9.53 (1, 1)	IP: 2.0 WLS: L BF: 16 H: 8 R: 5 ER: 4 SO: 3 BB: 1 IBB: 0 HBP: 0 BLK: 0 WP: 0 HR: 1 S: 34 P: 51 ERA: 18.00 WHIP: 4.500															PITCHER	IP: 2.0 WLS: L BF: 16 H: 8 R: 5 ER: 4 SO: 3 BB: 1 IBB: 0 HBP: 0 BLK: 0 WP: 0 HR: 1 S: 34 P: 51 ERA: 18.00 WHIP: 4.500					
Ted Power, R ERA: 2.5 (3, 1)	4.0 WLS: L BF: 14 H: 3 R: 0 ER: 0 SO: 2 BB: 0 IBB: 0 HBP: 0 BLK: 0 WP: 0 HR: 0 S: 31 P: 40 ERA: 0.00 WHIP: 0.750															PITCHER	IP: 4.0 WLS: L BF: 14 H: 3 R: 0 ER: 0 SO: 2 BB: 0 IBB: 0 HBP: 0 BLK: 0 WP: 0 HR: 0 S: 31 P: 40 ERA: 0.00 WHIP: 0.750					
Steve Olin, R ERA: 2.3 (7, 1)	1.0 WLS: L BF: 4 H: 1 R: 0 ER: 0 SO: 0 BB: 0 IBB: 0 HBP: 0 BLK: 0 WP: 0 HR: 0 S: 7 P: 10 ERA: 0.00 WHIP: 1.000															PITCHER	IP: 1.0 WLS: L BF: 4 H: 1 R: 0 ER: 0 SO: 0 BB: 0 IBB: 0 HBP: 0 BLK: 0 WP: 0 HR: 0 S: 7 P: 10 ERA: 0.00 WHIP: 1.000					
Eric Plunk, R ERA: 3.97 (8, 1)	1.0 WLS: L BF: 3 H: 0 R: 0 ER: 0 SO: 1 BB: 0 IBB: 0 HBP: 0 BLK: 0 WP: 0 HR: 0 S: 8 P: 12 ERA: 0.00 WHIP: 0.000															PITCHER	IP: 1.0 WLS: L BF: 3 H: 0 R: 0 ER: 0 SO: 1 BB: 0 IBB: 0 HBP: 0 BLK: 0 WP: 0 HR: 0 S: 8 P: 12 ERA: 0.00 WHIP: 0.000					

AB	30
R	1
H	6
RBI	1
BB	2
SO	3
LOB	9



Batter	1	2	3	4	5	6	7	8	9	AB	R	H	RBI	BB	SO	LOB	TOP								
Kenny Lofton, L OBP: 0.326, SLG: 0.329 (1, 8)										4	0	0	0	1	3	0	Cleveland Indians @ Texas Rangers Arlington Stadium, Arlington, TX Sun Jul 12 1992, 8:05 PM EDT Att: 25,116 - Cloudy - 96 F								
Mark Lewis, R OBP: 0.297, SLG: 0.341 (1, 6)										5	0	0	0	0	2	2									
Carlos Baerga, S OBP: 0.360, SLG: 0.469 (1, 4)										4	2	3	0	0	1	0									
Albert Belle, R OBP: 0.324, SLG: 0.489 (1, 10)										4	1	2	2	1	1	2									
Paul Sorrento, L OBP: 0.341, SLG: 0.425 Carlos Martinez, R OBP: 0.294, SLG: 0.369 (8, 3)										3	0	0	0	0	1	3									
Mark Whiten, S OBP: 0.382, SLG: 0.418 (1, 9)										4	2	2	3	1	0	3									
Glenallen Hill, R OBP: 0.297, SLG: 0.453 (1, 7)										4	0	0	0	0	1	2									
Jim Thome, L OBP: 0.298, SLG: 0.327 Brook Jacoby, R OBP: 0.346, SLG: 0.357 (7, 5)										2	0	1	0	0	0	0									
Sandy Alomar Jr., R OBP: 0.284, SLG: 0.316 (1, 2)										3	0	0	1	0	0	2									
Inning Stats	R: 0 E: 0 K: 1 S: 12	H: 1 LOB: 2 BB: 0 P: 19	R: 0 E: 0 K: 0 S: 10	H: 0 LOB: 0 BB: 1 P: 16	R: 0 E: 0 K: 1 S: 7	H: 0 LOB: 0 BB: 0 P: 11	R: 2 E: 0 K: 3 S: 12	H: 1 LOB: 0 BB: 0 P: 20	R: 0 E: 0 K: 0 S: 6	H: 1 LOB: 1 BB: 0 P: 8	R: 0 E: 0 K: 1 S: 9	H: 1 LOB: 1 BB: 0 P: 17	R: 1 E: 0 K: 1 S: 11	H: 2 LOB: 2 BB: 1 P: 17	R: 3 E: 0 K: 1 S: 15	H: 4 LOB: 1 BB: 0 P: 21		R: 0 E: 0 K: 1 S: 11	H: 2 LOB: 3 BB: 1 P: 19	1B: 8 2B: 3 3B: 0 HR: 2	SF: 0 SAC: 1 DP: 2 HBP: 1	WP: 1 PB: 0 SB: 0 CS: 0	PA: 42		
PITCHER	IP	WLS	BF	H	R	ER	SO	BB	IBB	HBP	BLK	WP	HR	S	P	ERA	WHIP								
Todd Burns, R ERA: 3.49 (1, 1)	6.1		25	5	3	3	6	1	0	1	0	1	1	58	93	4.26	0.947								
Kenny Rogers, L ERA: 3.52 (7, 1)	1.1	L	10	5	3	3	2	1	0	0	0	0	1	23	35	20.25	4.500								
Terry Mathews, R ERA: 5.85 (8, 1)	1.1		7	2	0	0	1	0	1	0	0	0	0	12	20	0.00	1.500								

Batter	1	2	3	4	5	6	7	8	9	AB	R	H	RBI	BB	SO	LOB	BOTTOM								
Jeff Frye, R OBP: 0.316, SLG: 0.471 (1, 4)										5	0	0	0	0	1	0	Cleveland Indians @ Texas Rangers Arlington Stadium, Arlington, TX Sun Jul 12 1992, 8:05 PM EDT Att: 25,116 - Cloudy - 96 F								
Dean Palmer, R OBP: 0.338, SLG: 0.462 (1, 5)										4	1	0	0	1	1	0									
Rafael Palmeiro, L OBP: 0.364, SLG: 0.421 (1, 3)										5	2	5	1	0	0	0									
Ruben Sierra, S OBP: 0.340, SLG: 0.491 (1, 9)										4	0	3	1	1	1	1									
Juan Gonzalez, R OBP: 0.308, SLG: 0.491 (1, 7)										5	0	0	0	0	1	6									
Brian Downing, R OBP: 0.415, SLG: 0.420 Geno Petralli, L OBP: 0.266, SLG: 0.299 (8, 8)										3	0	1	0	0	1	0									
Ivan Rodriguez, R OBP: 0.323, SLG: 0.435 (1, 2)										3	0	0	0	1	1	2									
Dickie Thon, R OBP: 0.300, SLG: 0.381 (1, 6)										4	0	1	0	0	0	2									
Donald Harris, R OBP: 0.200, SLG: 0.200 Jeff Huson, L OBP: 0.354, SLG: 0.349 John Cangelosi, S OBP: 0.340, SLG: 0.256 (9, 8)										3	0	0	0	0	2	3									
Inning Stats	R: 0 E: 0 K: 2 S: 13	H: 1 LOB: 1 BB: 0 P: 19	R: 0 E: 0 K: 1 S: 12	H: 2 LOB: 2 BB: 0 P: 20	R: 1 E: 1 K: 0 S: 9	H: 2 LOB: 1 BB: 0 P: 13	R: 0 E: 0 K: 1 S: 7	H: 0 LOB: 1 BB: 1 P: 15	R: 1 E: 0 K: 2 S: 17	H: 2 LOB: 1 BB: 0 P: 28	R: 0 E: 0 K: 1 S: 7	H: 0 LOB: 0 BB: 0 P: 12	R: 1 E: 0 K: 1 S: 13	H: 1 LOB: 2 BB: 2 P: 25	R: 0 E: 0 K: 0 S: 9	H: 1 LOB: 2 BB: 0 P: 12		R: 0 E: 0 K: 0 S: 11	H: 2 LOB: 2 BB: 0 P: 15	1B: 8 2B: 2 3B: 1 HR: 0	SF: 0 SAC: 0 DP: 0 HBP: 0	WP: 0 PB: 0 SB: 0 CS: 0	PA: 41		
PITCHER	IP	WLS	BF	H	R	ER	SO	BB	IBB	HBP	BLK	WP	HR	S	P	ERA	WHIP								
Dennis Cook, L ERA: 4.19 (1, 1)	6.2		31	8	3	2	8	2	1	0	0	0	0	75	129	2.70	1.500								
Steve Olin, R ERA: 2.2 (7, 1)	2.0	W	9	3	0	0	0	0	0	0	0	0	0	22	28	0.00	1.500								
Eric Plunk, R ERA: 3.91 (9, 1)	0.1	S	1	0	0	0	0	0	0	0	0	0	0	1	2	0.00	0.000								

AB 37
R 6
H 12
RBI 6
BB 3
SO 9
LOB 14



AB 38
R 3
H 11
RBI 2
BB 3
SO 8
LOB 15



Batter	1	2	3	4	5	6	7	8	9	AB	R	H	RBI	BB	SO	LOB	TOP				
Kenny Lofton, L OBP: 0.327, SLG: 0.328 (1, 8)										4	0	1	0	1	1	2					
Felix Fermin, R OBP: 0.286, SLG: 0.309 Thomas Howard, S OBP: 0.313, SLG: 0.332 Mark Lewis, R OBP: 0.297, SLG: 0.341 (1, 6) (7, PH) (7, 6)										3	0	0	0	0	0	3					
Carlos Baerga, S OBP: 0.356, SLG: 0.463 (1, 4)										4	0	0	0	0	0	3					
Albert Belle, R OBP: 0.326, SLG: 0.488 (1, 10)										3	0	1	0	1	0	0					
Paul Sorrento, L OBP: 0.336, SLG: 0.418 (1, 3)										4	0	0	0	0	0	3					
Mark Whiten, S OBP: 0.384, SLG: 0.417 (1, 9)										3	1	1	0	1	1	0					
Glenallen Hill, R OBP: 0.306, SLG: 0.477 (1, 7)										4	1	3	1	0	0	1					
Jim Thome, L OBP: 0.295, SLG: 0.327 (1, 5)										3	0	1	1	0	0	0					
Sandy Alomar Jr., R OBP: 0.288, SLG: 0.319 (1, 2)										4	0	2	0	0	0	2					
Inning Stats	R: 0 E: 0 K: 0 S: 11	H: 0 LOB: 2 BB: 2 P: 20	R: 1 E: 0 K: 0 S: 8	H: 3 LOB: 2 BB: 0 P: 13	R: 0 E: 0 K: 0 S: 10	H: 0 LOB: 0 BB: 0 P: 14	R: 0 E: 0 K: 1 S: 10	H: 2 LOB: 1 BB: 0 P: 15	R: 0 E: 0 K: 0 S: 5	H: 0 LOB: 1 BB: 1 P: 17	R: 0 E: 0 K: 1 S: 14	H: 2 LOB: 2 BB: 0 P: 20	R: 0 E: 0 K: 0 S: 10	H: 1 LOB: 0 BB: 0 P: 15	R: 1 E: 0 K: 1 S: 9	H: 1 LOB: 0 BB: 0 P: 18	1B: 8 2B: 0 3B: 0 HR: 1	SF: 1 SAC: 0 DP: 2 HBP: 0	WP: 0 PB: 0 SB: 0 CS: 0	PA: 37	
PITCHER	IP	WLS	BF	H	R	ER	SO	BB	IBB	HBP	BLK	WP	HR	S	P	ERA	WHIP				
Hipolito Pichardo, R ERA: 3.43 Rusty Meacham, R ERA: 1.73 Jeff Montgomery, R ERA: 1.76 (1, 1) (7, 1) (9, 1)	6.0	W	25	5	1	1	1	3	0	0	0	0	0	53	86	1.50	1.333				

Cleveland Indians @ Kansas City Royals
Royals Stadium, Kansas City, MO
Thu Jul 16 1992, 8:05 PM EDT
Att: 25,080 - Sunny - 77 F

AB 33
R 2
H 9
RBI 2
BB 3
SO 3
LOB 16



Batter	1	2	3	4	5	6	7	8	9	AB	R	H	RBI	BB	SO	LOB	BOTTOM				
Brian McRae, S OBP: 0.289, SLG: 0.313 (1, 8)										4	0	1	0	0	2	0					
Gregg Jefferies, S OBP: 0.312, SLG: 0.383 (1, 5)										3	1	1	0	1	0	0					
George Brett, L OBP: 0.324, SLG: 0.401 (1, 10)										4	1	2	0	0	1	2					
Kevin McReynolds, R OBP: 0.368, SLG: 0.439 (1, 7)										2	0	0	0	2	0	1					
Wally Joyner, L OBP: 0.326, SLG: 0.410 (1, 3)										3	0	0	0	1	1	6					
Chris Gwynn, L OBP: 0.302, SLG: 0.393 Gary Thurman, R OBP: 0.269, SLG: 0.327 (1, 9) (8, PH) (9, 9)										3	0	1	1	0	0	1					
Brent Mayne, L OBP: 0.273, SLG: 0.290 (1, 2)										4	0	1	0	0	1	2					
Curtis Wilkerson, S OBP: 0.271, SLG: 0.307 (1, 4)										4	1	1	0	0	1	2					
David Howard, S OBP: 0.152, SLG: 0.067 (1, 6)										4	0	0	0	0	2	2					
Inning Stats	R: 0 E: 0 K: 1 S: 8	H: 1 LOB: 1 BB: 0 P: 12	R: 0 E: 0 K: 0 S: 8	H: 0 LOB: 0 BB: 0 P: 11	R: 0 E: 0 K: 2 S: 9	H: 0 LOB: 0 BB: 0 P: 13	R: 2 E: 1 K: 1 S: 18	H: 3 LOB: 2 BB: 1 P: 29	R: 0 E: 0 K: 0 S: 5	H: 0 LOB: 0 BB: 0 P: 10	R: 0 E: 0 K: 0 S: 20	H: 1 LOB: 2 BB: 1 P: 33	R: 1 E: 1 K: 2 S: 16	H: 1 LOB: 3 BB: 2 P: 28	R: 0 E: 0 K: 3 S: 12	H: 1 LOB: 1 BB: 0 P: 16	1B: 5 2B: 2 3B: 0 HR: 0	SF: 0 SAC: 0 DP: 0 HBP: 0	WP: 1 PB: 0 SB: 1 CS: 0	PA: 36	
PITCHER	IP	WLS	BF	H	R	ER	SO	BB	IBB	HBP	BLK	WP	HR	S	P	ERA	WHIP				
Jose Mesa, R ERA: 5.01 Ted Power, R ERA: 2.39 Derek Lilliquist, L ERA: 1.62 (1, 1) (7, 1) (7, 1)	6.0	L	25	5	2	2	4	2	0	0	0	0	0	68	108	3.00	1.167				

Cleveland Indians @ Kansas City Royals
Royals Stadium, Kansas City, MO
Thu Jul 16 1992, 8:05 PM EDT
Att: 25,080 - Sunny - 77 F

AB 32
R 3
H 7
RBI 1
BB 4
SO 9
LOB 16



Batter	1	2	3	4	5	6	7	8	9	AB	R	H	RBI	BB	SO	LOB	TOP				
Kenny Lofton, L OBP: 0.327, SLG: 0.327 (1, 8)	G4-3			G5-3		P5		HBP 1B		4	0	1	0	0	0	1	Cleveland Indians @ Kansas City Royals Royals Stadium, Kansas City, MO Fri Jul 17 1992, 8:05 PM EDT Att: 28,033 - Sunny - 81°F				
Mark Lewis, R OBP: 0.300, SLG: 0.341 (1, 6)	G6-3			3B 1B		F9		HBP		3	1	1	0	0	0	1					
Carlos Baerga, S OBP: 0.355, SLG: 0.466 (1, 4)	F7			1-H G6-3 3B		G3-1		G4-3		4	1	1	1	0	0	3					
Albert Belle, R OBP: 0.322, SLG: 0.482 (1, 10)		L8		G6-3			P6		G4-3	4	0	0	1	0	0	0					
Paul Sorrento, L OBP: 0.338, SLG: 0.429 (1, 3)		K		3-H G1-3			G4-3 BB		HR	3	1	1	1	1	1	0					
Mark Whiten, S OBP: 0.383, SLG: 0.412 (1, 9)		P5			G4-3		G4-3		FC5-4 BB	3	0	0	0	1	0	1					
Glenallen Hill, R OBP: 0.300, SLG: 0.467 (1, 7)			E6 L4-6 S		F8		K		FC5-4 S	4	0	0	0	0	1	2					
Jim Thome, L OBP: 0.292, SLG: 0.310 (1, 5)			F8		K			K	FC5-4 IBB	3	0	0	0	1	2	1					
Sandy Alomar Jr., R OBP: 0.288, SLG: 0.323 (1, 2)			L4-6			F9 2B		G6-3	FC5-4	4	0	1	0	0	0	3					
Inning Stats	R: 0 E: 0 K: 0 S: 8	H: 0 LOB: 0 BB: 0 P: 13	R: 0 E: 0 K: 1 S: 8	H: 0 LOB: 0 BB: 0 P: 9	R: 0 E: 1 K: 0 S: 6	H: 0 LOB: 0 BB: 0 P: 8	R: 2 E: 0 K: 0 S: 9	H: 2 LOB: 0 BB: 0 P: 15	R: 0 E: 0 K: 1 S: 12	H: 1 LOB: 1 BB: 1 P: 16	R: 0 E: 0 K: 1 S: 8	H: 0 LOB: 1 BB: 1 P: 15	R: 0 E: 0 K: 1 S: 13	H: 1 LOB: 2 BB: 2 P: 18	R: 1 E: 0 K: 0 S: 11	H: 1 LOB: 2 BB: 2 P: 23	1B: 2 2B: 2 3B: 1 HR: 1	SF: 0 SAC: 0 DP: 1 HBP: 1	WP: 0 PB: 0 SB: 2 CS: 0	PA: 36	
PITCHER	IP	WLS	BF	H	R	ER	SO	BB	IBB	HBP	BLK	WP	HR	S	P	ERA	WHIP				
Rick Reed, R ERA: 4.08 (1, 1)	5.0		17	2	2	2	2	0	0	0	0	0	0	39	55	3.60	0.400				
Tom Gordon, R ERA: 5.05 (6, 1)	2.2		12	2	0	0	2	1	0	1	0	0	0	31	46	0.00	1.125				
Jeff Montgomery, R ERA: 1.9 (8, 1)	1.1	W	7	1	1	1	0	1	1	0	0	0	1	13	26	6.75	1.500				

Batter	1	2	3	4	5	6	7	8	9	AB	R	H	RBI	BB	SO	LOB	BOTTOM					
Brian McRae, S OBP: 0.288, SLG: 0.312 (1, 8)	K		FC5-4 CS			1B		K		4	0	1	1	0	2	1	Cleveland Indians @ Kansas City Royals Royals Stadium, Kansas City, MO Fri Jul 17 1992, 8:05 PM EDT Att: 28,033 - Sunny - 81°F					
Gregg Jefferies, S OBP: 0.311, SLG: 0.379 (1, 5)	G6-3		CS	G4-6-3 BB		G3-1		G3		3	0	0	0	1	0	1						
George Brett, L OBP: 0.323, SLG: 0.399 (1, 10)	K			G4-6-3			1B SF8 1B		K	4	1	1	0	0	2	1						
Kevin McReynolds, R OBP: 0.373, SLG: 0.444 (1, 7)		FC4-6 BB		K			SF8 FC4-6 1B		FC5-4 1B 2B	3	2	2	0	1	1	0						
Wally Joyner, L OBP: 0.328, SLG: 0.410 (1, 3)		FC4-6 CS			K		FC4-6 1B		FC5-4 IBB	3	0	1	0	1	1	1						
Chris Gwynn, L OBP: 0.284, SLG: 0.375 (1, 9)		L7			G6-3		SF8		FC5-4 1B DI	3	0	0	1	0	0	3						
Mike MacFarlane, R OBP: 0.296, SLG: 0.379 (1, 2)			CS	FC6-4 1B			FC4-6 FC6		FC5-4 1B	2	0	1	0	0	1	0						
Jim Eisenreich, L OBP: 0.319, SLG: 0.373 (7, PH)					K					1	0	0	1	0	0	1						
Brent Mayne, L OBP: 0.280, SLG: 0.298 (8, 2)										1	0	1	1	0	0	0						
Curtis Wilkerson, S OBP: 0.266, SLG: 0.301 (1, 4)				FC6-4 1B S			F8 FC6			3	1	0	0	0	0	2						
David Howard, S OBP: 0.194, SLG: 0.094 (1, 6)				FC5-4 1B			1B BB		G5-3	2	0	1	0	1	0	0						
Inning Stats	R: 0 E: 0 K: 2 S: 8	H: 0 LOB: 0 BB: 1 P: 12	R: 0 E: 0 K: 0 S: 6	H: 0 LOB: 0 BB: 1 P: 11	R: 1 E: 0 K: 0 S: 11	H: 2 LOB: 0 BB: 0 P: 17	R: 0 E: 0 K: 1 S: 5	H: 0 LOB: 0 BB: 1 P: 10	R: 0 E: 0 K: 2 S: 10	H: 0 LOB: 0 BB: 0 P: 14	R: 0 E: 0 K: 0 S: 5	H: 1 LOB: 1 BB: 1 P: 10	R: 2 E: 0 K: 0 S: 13	H: 3 LOB: 1 BB: 0 P: 20	R: 0 E: 0 K: 1 S: 6	H: 0 LOB: 0 BB: 0 P: 7	R: 1 E: 0 K: 1 S: 12	H: 2 LOB: 2 BB: 1 P: 20	1B: 7 2B: 1 3B: 0 HR: 0	SF: 1 SAC: 0 DP: 1 HBP: 0	WP: 0 PB: 0 SB: 1 CS: 2	PA: 36
PITCHER	IP	WLS	BF	H	R	ER	SO	BB	IBB	HBP	BLK	WP	HR	S	P	ERA	WHIP					
Charles Nagy, R ERA: 2.45 (1, 1)	8.0		29	6	3	3	6	3	0	0	0	0	0	64	101	3.38	1.125					
Eric Plunk, R ERA: 4.15 (9, 1)	0.2	L	5	2	1	1	1	0	1	0	0	0	0	12	20	13.50	3.000					

AB	32
R	3
H	5
RBI	3
BB	3
SO	4
LOB	12



Batter	1	2	3	4	5	6	7	8	9	AB	R	H	RBI	BB	SO	LOB	TOP								
Kenny Lofton, L OBP: 0.326, SLG: 0.326 (1, 8)	F7		P6			F8		2B 1B		4	1	1	0	0	0	2	Cleveland Indians @ Kansas City Royals Royals Stadium, Kansas City, MO Sat Jul 18 1992, 8:05 PM EDT Att: 29,000 - Sunny - 82 F								
Mark Lewis, R OBP: 0.299, SLG: 0.339 (1, 6)	F7		F8			F9 1B		K		4	0	1	0	0	1	2									
Carlos Baerga, S OBP: 0.354, SLG: 0.467 (1, 4)	G5-3			K		F9 1B		F9 1B		4	0	1	1	0	1	2									
Albert Belle, R OBP: 0.319, SLG: 0.476 (1, 10)		K		K		K		P4		4	0	0	0	0	3	3									
Paul Sorrento, L OBP: 0.337, SLG: 0.426 (1, 3)		1B		F8			L7		K	4	0	1	0	0	1	0									
Mark Whiten, S OBP: 0.358, SLG: 0.406 (1, 9)		F9			F9		G3-1		G6-3	4	0	0	0	0	0	1									
Glenallen Hill, R OBP: 0.299, SLG: 0.462 (1, 7)		F7			G6-3		S 1B		F8	4	0	1	0	0	0	1									
Brook Jacoby, R OBP: 0.346, SLG: 0.357 (1, 5)			1B		G6-3		F9			3	0	1	0	0	0	1									
Sandy Alomar Jr., R OBP: 0.288, SLG: 0.323 (1, 2)			F8			F9 1B		F7		3	0	1	0	0	0	1									
Inning Stats	R: 0 E: 0 K: 0 S: 10	H: 0 LOB: 0 BB: 0 P: 16	R: 0 E: 0 K: 1 S: 6	H: 1 LOB: 1 BB: 0 P: 11	R: 0 E: 0 K: 0 S: 6	H: 1 LOB: 1 BB: 0 P: 7	R: 0 E: 0 K: 2 S: 8	H: 0 LOB: 0 BB: 0 P: 10	R: 0 E: 0 K: 0 S: 8	H: 0 LOB: 0 BB: 0 P: 13	R: 0 E: 0 K: 1 S: 9	H: 2 LOB: 2 BB: 0 P: 10	R: 0 E: 0 K: 0 S: 5	H: 1 LOB: 1 BB: 0 P: 9	R: 1 E: 0 K: 1 S: 11	H: 2 LOB: 1 BB: 0 P: 17	R: 0 E: 0 K: 1 S: 8	H: 0 LOB: 0 BB: 0 P: 12	1B: 6 2B: 1 3B: 0 HR: 0	SF: 0 SAC: 0 DP: 0 HBP: 0	WP: 0 PB: 0 SB: 1 CS: 1	PA: 34			
PITCHER	IP	WLS	BF	H	R	ER	SO	BB	IBB	HBP	BLK	WP	HR	S	P	ERA	WHIP								
Kevin Appier, R ERA: 2.27 (1, 1)	7.2	W	30	7	1	1	5	0	0	0	0	0	0	62	91	1.17	0.913								
Rusty Meacham, R ERA: 1.69 (8, 1)	1.1	S	4	0	0	0	1	0	0	0	0	0	0	9	14	0.00	0.000								

Batter	1	2	3	4	5	6	7	8	9	AB	R	H	RBI	BB	SO	LOB	BOTTOM								
Brian McRae, S OBP: 0.293, SLG: 0.318 (1, 8)	S SF8 1B		FC WP			1B		G6-3 1B		4	1	3	1	0	0	1	Cleveland Indians @ Kansas City Royals Royals Stadium, Kansas City, MO Sat Jul 18 1992, 8:05 PM EDT Att: 29,000 - Sunny - 82 F								
Gregg Jefferies, S OBP: 0.310, SLG: 0.377 (1, 5)	WP 2B BB	SF8		P5		G6-3		G6-3		2	1	0	1	1	0	2									
George Brett, L OBP: 0.323, SLG: 0.395 (1, 10)	F7	F7			F8		1B BB			3	0	0	0	1	0	3									
Kevin McReynolds, R OBP: 0.371, SLG: 0.443 (1, 7)	SF8		P3		F8		1B			3	0	1	1	0	0	0									
Wally Joyner, L OBP: 0.327, SLG: 0.411 (1, 3)	2B		F8		G5-3		P6			4	0	1	1	0	0	2									
Chris Gwynn, L OBP: 0.282, SLG: 0.368 (1, 9)	L4		1B			G6-3		G3		4	0	1	0	0	0	1									
Mike Macfarlane, R OBP: 0.295, SLG: 0.377 (1, 2)		G5-3	F9			CS 1B		F9		4	0	1	0	0	0	1									
David Howard, S OBP: 0.225, SLG: 0.114 (1, 6)		1B FC BB		F8		1B		G4-3		3	1	1	0	1	0	0									
Rico Rossy, R OBP: 0.306, SLG: 0.295 (1, 4)		FC SF8 1B		P3		K				3	1	1	0	0	1	2									
Inning Stats	R: 2 E: 0 K: 0 S: 11	H: 2 LOB: 1 BB: 1 P: 23	R: 2 E: 0 K: 0 S: 16	H: 1 LOB: 1 BB: 1 P: 25	R: 0 E: 0 K: 0 S: 6	H: 1 LOB: 1 BB: 0 P: 12	R: 0 E: 0 K: 0 S: 12	H: 1 LOB: 1 BB: 0 P: 15	R: 0 E: 0 K: 1 S: 8	H: 0 LOB: 0 BB: 0 P: 9	R: 0 E: 0 K: 0 S: 8	H: 2 LOB: 2 BB: 0 P: 13	R: 0 E: 0 K: 0 S: 9	H: 2 LOB: 2 BB: 1 P: 16	R: 0 E: 0 K: 0 S: 5	H: 0 LOB: 0 BB: 0 P: 6	1B: 8 2B: 2 3B: 0 HR: 0	SF: 2 SAC: 0 DP: 2 HBP: 0	WP: 2 PB: 0 SB: 3 CS: 1	PA: 35					
PITCHER	IP	WLS	BF	H	R	ER	SO	BB	IBB	HBP	BLK	WP	HR	S	P	ERA	WHIP								
Jack Armstrong, R ERA: 5.43 (1, 1)	6.0	L	27	7	4	4	1	2	0	0	0	2	0	61	97	6.00	1.500								
Kevin Wickander, L ERA: 3.59 (7, 1)	1.0		5	2	0	0	0	1	0	0	0	0	0	9	16	0.00	3.000								
Steve Olin, R ERA: 2.15 (8, 1)	1.0		3	0	0	0	0	0	0	0	0	0	0	5	6	0.00	0.000								

AB 34
R 1
H 7
RBI 1
BB 0
SO 6
LOB 13



AB 30
R 4
H 9
RBI 4
BB 3
SO 1
LOB 12



Batter	1	2	3	4	5	6	7	8	9	AB	R	H	RBI	BB	SO	LOB	TOP					
Kenny Lofton, L OBP: 0.322, SLG: 0.320 (1, 8)	G1-3	K			K		F8		FC4-2 1B	5	0	0	0	0	2	6	Cleveland Indians @ Minnesota Twins Hubert H. Humphrey Metrodome, Minneapolis, MN Mon Jul 20 1992, 8:05 PM EDT Att: 26,190 - Dome - 70 F livebaseballscorecards.com					
Thomas Howard, S OBP: 0.313, SLG: 0.330 (1, 7)	G6-3		F8					K	1B	5	0	2	2	0	1	0						
Carlos Baerga, S OBP: 0.358, SLG: 0.477 (1, 4)	WP 1B		G4-3		F7			F8	G3	4	1	0	0	1	0	4						
Albert Belle, R OBP: 0.318, SLG: 0.473 (1, 10)	1-H 2B		G5-3			L4		G3-1		4	1	1	1	0	0	0						
Paul Sorrento, L OBP: 0.344, SLG: 0.430 (1, 3)	1-H 2B			L1		G3-1			SH1-4 1B	3	1	1	1	1	0	0						
Mark Whiten, S OBP: 0.359, SLG: 0.404 (1, 9)	K		G6-3			F8			1B SH1-4 FC4-2 1B	4	0	1	0	0	1	1						
Brook Jacoby, R OBP: 0.341, SLG: 0.351 (1, 5)		K		G6-3					SH1-4 1B	3	0	1	0	0	1	0						
Felix Fermin, R OBP: 0.305, SLG: 0.306 (1, 6)		F9				1B BB		SH3	FC4-2 1B IBB	1	1	0	0	2	0	0						
Sandy Alomar Jr., R OBP: 0.292, SLG: 0.326 (1, 2)					F8		F8		FC4-2 1B	4	1	2	1	0	0	2						
Inning Stats	R: 2 E: 0 K: 1 S: 12	H: 2 LOB: 1 BB: 1 P: 25	R: 0 E: 0 K: 2 S: 11	H: 1 LOB: 1 BB: 0 P: 15	R: 0 E: 0 K: 0 S: 6	H: 0 LOB: 0 BB: 0 P: 10	R: 0 E: 0 K: 0 S: 7	H: 0 LOB: 0 BB: 0 P: 12	R: 0 E: 0 K: 1 S: 9	H: 1 LOB: 2 BB: 1 P: 15	R: 0 E: 0 K: 0 S: 5	H: 0 LOB: 0 BB: 0 P: 9	R: 0 E: 0 K: 1 S: 8	H: 1 LOB: 1 BB: 0 P: 13	R: 0 E: 0 K: 1 S: 6	H: 0 LOB: 0 BB: 0 P: 9	R: 3 E: 0 K: 0 S: 13	H: 3 LOB: 2 BB: 2 P: 24	1B: 7 2B: 1 3B: 0 HR: 0	SF: 0 SAC: 2 DP: 0 HBP: 0	WP: 1 PB: 1 SB: 0 CS: 0	PA: 39
PITCHER	IP	WLS	BF	H	R	ER	SO	BB	IBB	HBP	BLK	WP	HR	S	P	ERA	WHIP					
Willie Banks, R ERA: 4.59 (1, 1)	8.0	L	31	5	2	2	5	2	0	0	0	1	0	64	108	2.25	0.875					
Bob Kipper, L ERA: 3.98 (9, 1)	0.1		4	1	3	3	0	1	1	0	0	0	0	4	12	81.00	6.000					
Carl Willis, R ERA: 3.98 (9, 1)	0.2		4	2	0	0	0	0	0	0	0	0	0	9	12	0.00	3.000					

Batter	1	2	3	4	5	6	7	8	9	AB	R	H	RBI	BB	SO	LOB	BOTTOM					
Chuck Knoblauch, R OBP: 0.398, SLG: 0.368 (1, 4)	G6-3		G5-3					SH1-3 1B		4	1	2	0	0	0	0	Cleveland Indians @ Minnesota Twins Hubert H. Humphrey Metrodome, Minneapolis, MN Mon Jul 20 1992, 8:05 PM EDT Att: 26,190 - Dome - 70 F livebaseballscorecards.com					
Shane Mack, R OBP: 0.377, SLG: 0.473 (1, 7)	G5-3							SH1-3		3	0	2	1	0	0	0						
Kirby Puckett, R OBP: 0.366, SLG: 0.529 (1, 8)	1B		G5-3				F9	K		4	0	1	0	0	1	3						
Chili Davis, S OBP: 0.374, SLG: 0.410 (1, 10)	1B						P4	G4-3		4	0	1	0	0	1	1						
Pedro Munoz, R OBP: 0.310, SLG: 0.443 (9, PH) J.T. Bruett, L OBP: 0.311, SLG: 0.225 (9, PH)	F8		G5-3				G6-3		1B	3	0	0	0	0	0	2						
Brian Harper, R OBP: 0.339, SLG: 0.404 (1, 2)		L7					F8		K	4	0	1	0	0	1	1						
Kent Hrbek, L OBP: 0.403, SLG: 0.486 (1, 3)		G3						CS 1B	F8	4	0	1	0	0	1	2						
Scott Leius, R OBP: 0.315, SLG: 0.350 (9, PH) Randy Bush, L OBP: 0.287, SLG: 0.313 (9, PH)	F7						K	G6-4-3 1B		3	0	1	0	0	1	0						
Greg Gagne, R OBP: 0.288, SLG: 0.355 (9, PH) Gene Larkin, S OBP: 0.338, SLG: 0.381 (9, PH)			P3				K	G6-4-3 1B	K	3	0	0	0	0	1	1						
Inning Stats	R: 0 E: 0 K: 0 S: 9	H: 2 LOB: 2 BB: 0 P: 15	R: 0 E: 0 K: 0 S: 4	H: 0 LOB: 0 BB: 0 P: 6	R: 0 E: 0 K: 2 S: 11	H: 1 LOB: 1 BB: 0 P: 15	R: 0 E: 0 K: 2 S: 11	H: 1 LOB: 1 BB: 0 P: 22	R: 1 E: 0 K: 2 S: 15	H: 2 LOB: 1 BB: 0 P: 23	R: 0 E: 0 K: 0 S: 5	H: 0 LOB: 0 BB: 0 P: 8	R: 0 E: 0 K: 1 S: 9	H: 2 LOB: 2 BB: 0 P: 13	R: 0 E: 0 K: 1 S: 9	H: 1 LOB: 1 BB: 0 P: 13	R: 0 E: 0 K: 2 S: 12	H: 2 LOB: 2 BB: 0 P: 16	1B: 9 2B: 1 3B: 1 HR: 0	SF: 0 SAC: 1 DP: 1 HBP: 0	WP: 0 PB: 0 SB: 0 CS: 1	PA: 36
PITCHER	IP	WLS	BF	H	R	ER	SO	BB	IBB	HBP	BLK	WP	HR	S	P	ERA	WHIP					
Dennis Cook, L ERA: 3.97 (7, 1)	0.2		1	0	0	0	0	0	0	0	0	0	0	2	4	0.00	0.000					
Ted Power, R ERA: 2.34 (8, 1)	2.0	S	9	3	0	0	3	0	0	0	0	0	0	21	29	0.00	1.500					



Batter	1	2	3	4	5	6	7	8	9	AB	R	H	RBI	BB	SO	LOB	TOP					
Kenny Lofton, L OBP: 0.321, SLG: 0.319 (1, 8)	1-1 1B 1B	0-0 F9		1-1 F7			3-3 K			4	1	1	0	0	1	1	Cleveland Indians @ Minnesota Twins Hubert H. Humphrey Metrodome, Minneapolis, MN Tue Jul 21 1992, 8:05 PM EDT Att: 28,992 - Dome - 70 F livebaseballscorecards.com					
Felix Fermin, R OBP: 0.303, SLG: 0.304 (1, 6)	0-1 E 1B	1-0 G1-4-3			1-0 G4-3			3-2 L8		4	1	1	0	0	0	1						
Carlos Baerga, S OBP: 0.361, SLG: 0.479 (1, 4)	1-2 E2 2B 1B	1-2 G3-1			2-2 G5-4-3 HBP			3-1 S 1B		3	1	2	1	0	0	1						
Albert Belle, R OBP: 0.318, SLG: 0.470 Carlos Martinez, R OBP: 0.270, SLG: 0.338 (8, PH)	1-2 2B G3 HBP		0-3 K		1-1 G5-4-3 1-2			1-0 F9		2	1	0	0	0	1	1						
Paul Sorrento, L OBP: 0.342, SLG: 0.431 (1, 3)	2-2 G3 1-3 2-H		3-3 K			0-3 K		1-3 K		4	0	1	1	0	3	1						
Mark Whiten, S OBP: 0.380, SLG: 0.403 (1, 9)	1-0 P6		1-0 CS 1B			1-0 G6-3			1-1 G1-3 HBP	3	0	1	0	0	0	2						
Glenallen Hill, R OBP: 0.293, SLG: 0.452 (1, 7)	0-1 G3		1-2 CS 1-2		0-0 G5-3			0-0 G1-3		4	0	0	1	0	0	2						
Jim Thome, L OBP: 0.294, SLG: 0.361 Brook Jacoby, R OBP: 0.340, SLG: 0.349 (8, 5)	3-3 K			2-0 HR			3-3 K		0-0 P4	3	1	1	1	0	2	1						
Sandy Alomar Jr., R OBP: 0.291, SLG: 0.322 (1, 2)		4-2 G1-4-3 BB		0-0 P6			2-1 G6-3		1-1 G3	3	0	0	0	1	0	1						
Inning Stats	R: 4 E: 1 K: 1 S: 23	H: 4 LOB: 1 BB: 0 P: 32	R: 0 E: 0 K: 0 S: 7	H: 0 LOB: 1 BB: 1 P: 13	R: 0 E: 0 K: 2 S: 9	H: 1 LOB: 0 BB: 0 P: 13	R: 1 E: 0 K: 0 S: 5	H: 1 LOB: 0 BB: 0 P: 8	R: 0 E: 0 K: 0 S: 5	H: 0 LOB: 0 BB: 0 P: 9	R: 0 E: 0 K: 1 S: 8	H: 0 LOB: 0 BB: 0 P: 10	R: 0 E: 0 K: 1 S: 11	H: 0 LOB: 0 BB: 0 P: 19	R: 0 E: 0 K: 1 S: 10	H: 1 LOB: 1 BB: 0 P: 18		R: 0 E: 0 K: 0 S: 5	H: 0 LOB: 1 BB: 0 P: 7	1B: 5 2B: 1 3B: 0 HR: 1	SF: 0 SAC: 0 DP: 1 HBP: 3	WP: 0 PB: 0 SB: 1 CS: 1
PITCHER	IP WLS BF H R ER SO BB IBB HBP BLK WP HR S P ERA WHIP	IP WLS BF H R ER SO BB IBB HBP BLK WP HR S P ERA WHIP																				
Kevin Tapani, R ERA: 4.08 (1, 1)	5.0 L 22 6 5 3 3	4.0 14 1 0 0 4																				
Gary Wayne, L ERA: 2.25 (6, 1)	4.0 14 1 0 0 4																					

Batter	1	2	3	4	5	6	7	8	9	AB	R	H	RBI	BB	SO	LOB	BOTTOM					
Chuck Knoblauch, R OBP: 0.396, SLG: 0.364 (1, 4)	2-1 G6-3	0-0 SF8			4-0 F8 BB BB		3-2 G6-3		0-0 F9	3	0	0	1	1	0	2	Cleveland Indians @ Minnesota Twins Hubert H. Humphrey Metrodome, Minneapolis, MN Tue Jul 21 1992, 8:05 PM EDT Att: 28,992 - Dome - 70 F livebaseballscorecards.com					
Shane Mack, R OBP: 0.378, SLG: 0.470 (1, 7)	1-0 G6-3	1-3 K			4-1 G6-4-3 BB		0-1 G6-3		0-2 F8	4	0	1	0	1	1	3						
Kirby Puckett, R OBP: 0.364, SLG: 0.525 (1, 8)	1-1 1B		3-1 F9		0-0 F8		2-3 1B		0-0 G1-3	5	0	1	0	0	1	5						
Kent Hrbek, L OBP: 0.401, SLG: 0.480 (1, 3)	0-0 G4-3		3-2 L8		2-2 G6-4-3			4-1 1B BB		3	0	0	0	1	0	3						
Chili Davis, S OBP: 0.376, SLG: 0.419 (1, 10)		3-2 1B 2B		2-2 2B		0-0 G6-3		2-1 F8		4	1	2	0	0	0	1						
Brian Harper, R OBP: 0.338, SLG: 0.402 (1, 2)		0-2 E 1B SF8 1B		0-2 F8		1-1 L7		1-1 F9		4	1	1	0	0	0	2						
Pedro Munoz, R OBP: 0.309, SLG: 0.440 (1, 9)		1-3 K		0-2 G4-3		1-2 G6-3		1-0 1B		4	0	1	0	0	1	2						
Scott Leius, R OBP: 0.315, SLG: 0.350 Randy Bush, L OBP: 0.284, SLG: 0.309 Greg Gagne, R OBP: 0.288, SLG: 0.355 (9, 6)		2-2 SF8 E 1B		1-0 F8			2-2 G1-3	0-0 G1		3	0	1	1	0	0	0						
Jeff Reboulet, R OBP: 0.338, SLG: 0.283 (9, 5)		1-2 3-H E1		0-0 F7			4-2 1B G6-3 BB		1-1 1B	2	0	0	0	1	0	2						
J.T. Bruett, L OBP: 0.326, SLG: 0.244 (9, PH)		1-2 2-3								1	0	1	0	0	0	0						
Inning Stats	R: 0 E: 0 K: 0 S: 6	H: 1 LOB: 1 BB: 0 P: 10	R: 2 E: 1 K: 2 S: 26	H: 3 LOB: 2 BB: 0 P: 33	R: 0 E: 0 K: 0 S: 12	H: 1 LOB: 1 BB: 0 P: 20	R: 0 E: 0 K: 0 S: 6	H: 0 LOB: 0 BB: 0 P: 7	R: 0 E: 0 K: 0 S: 5	H: 0 LOB: 2 BB: 2 P: 15	R: 0 E: 0 K: 1 S: 14	H: 0 LOB: 0 BB: 0 P: 8	R: 0 E: 0 K: 1 S: 14	H: 1 LOB: 2 BB: 1 P: 24	R: 0 E: 0 K: 0 S: 7	H: 1 LOB: 2 BB: 1 P: 15	R: 0 E: 0 K: 0 S: 7	H: 1 LOB: 1 BB: 0 P: 8	1B: 6 2B: 2 3B: 0 HR: 0	SF: 1 SAC: 0 DP: 1 HBP: 0	WP: 0 PB: 0 SB: 0 CS: 0	PA: 39
PITCHER	IP WLS BF H R ER SO BB IBB HBP BLK WP HR S P ERA WHIP	IP WLS BF H R ER SO BB IBB HBP BLK WP HR S P ERA WHIP																				
Jose Mesa, R ERA: 4.71 (7, 1)	0.1 2 1 0 0 1																					
Ted Power, R ERA: 2.32 (8, 1)	0.2 4 1 0 0 0																					
Derek Lilliquist, L ERA: 1.56 (8, 1)	1.1 S 5 1 0 0 0																					



Batter	1	2	3	4	5	6	7	8	9	AB	R	H	RBI	BB	SO	LOB	TOP					
Thomas Howard, S OBP: 0.311, SLG: 0.343 (1, 8)	F8		K			K			HR	4	1	1	1	0	2	2	Cleveland Indians @ Minnesota Twins Hubert H. Humphrey Metrodome, Minneapolis, MN Wed Jul 22 1992, 4:33 AM EDT Att: 40,394 - Dome - 70 F livebaseballscorecards.com					
Mark Lewis, R OBP: 0.302, SLG: 0.337 (1, 6)	P4			BB			F9		BB	2	0	0	0	2	0	0						
Carlos Baerga, S OBP: 0.358, SLG: 0.474 (1, 4)	G1-3			L4-3			F8		G6-3	4	0	0	0	0	2							
Albert Belle, R OBP: 0.316, SLG: 0.466 (1, 10)		F9			G5-3		F8			3	0	0	0	0	0							
Carlos Martinez, R OBP: 0.260, SLG: 0.324 (1, 3)		F9				G6-3			K	3	0	0	0	0	1	0						
Mark Whiten, S OBP: 0.357, SLG: 0.399 (1, 9)		G5-3				G6-3			K	3	0	0	0	0	1	0						
Brook Jacoby, R OBP: 0.335, SLG: 0.344 (1, 5)			G2-3			K			P6	3	0	0	0	0	1	0						
Glenallen Hill, R OBP: 0.299, SLG: 0.466 (1, 7)			F9			CS			K	3	0	2	0	0	1	0						
Junior Ortiz, R OBP: 0.286, SLG: 0.262 Sandy Alomar, Jr., R OBP: 0.250, SLG: 0.320 (9, PH) (9, 2)			F9			P3			K	2	0	0	0	0	0	2	C					
										1	0	0	0	0	1	0						
Inning Stats	R: 0 E: 0 K: 0 S: 7	H: 0 LOB: 0 BB: 0 P: 10	R: 0 E: 0 K: 0 S: 10	H: 0 LOB: 0 BB: 0 P: 15	R: 0 E: 0 K: 1 S: 10	H: 1 LOB: 1 BB: 0 P: 12	R: 0 E: 0 K: 0 S: 7	H: 0 LOB: 0 BB: 1 P: 13	R: 0 E: 0 K: 1 S: 6	H: 0 LOB: 0 BB: 0 P: 8	R: 0 E: 0 K: 0 S: 9	H: 1 LOB: 0 BB: 0 P: 10	R: 0 E: 0 K: 0 S: 7	H: 0 LOB: 0 BB: 0 P: 12	R: 0 E: 0 K: 2 S: 9	H: 0 LOB: 0 BB: 0 P: 10	R: 1 E: 0 K: 13 S: 13	H: 1 LOB: 1 BB: 1 P: 17	1B: 0 2B: 3 3B: 0 HR: 1	SF: 0 SAC: 0 DP: 1 HBP: 0	WP: 0 PB: 0 SB: 0 CS: 1	PA: 30
PITCHER John Smiley, L ERA: 3.2 (1, 1)	IP: 9.0 WLS: W BF: 30 H: 3 R: 1 ER: 1 SO: 7 BB: 2 IBB: 0 HBP: 0 BLK: 0 WP: 0 HR: 1 S: 78 P: 107 ERA: 1.00 WHIP: 0.556																					

Batter	1	2	3	4	5	6	7	8	9	AB	R	H	RBI	BB	SO	LOB	BOTTOM					
Shane Mack, R OBP: 0.379, SLG: 0.471 (1, 7)	K		G6-4-3			G6-3			CS	4	0	2	1	0	1	1	Cleveland Indians @ Minnesota Twins Hubert H. Humphrey Metrodome, Minneapolis, MN Wed Jul 22 1992, 4:33 AM EDT Att: 40,394 - Dome - 70 F livebaseballscorecards.com					
Greg Gagne, R OBP: 0.288, SLG: 0.354 (1, 6)	FC6-4		G6-4-3			K2-3		CS	1B	4	0	1	0	0	2	4						
Kirby Puckett, R OBP: 0.363, SLG: 0.522 (1, 8)	FC6-4					G1-3		CS	F7	4	1	1	0	0	1	1						
Kent Hrbek, L OBP: 0.399, SLG: 0.475 (1, 3)	P6					K			1B	3	0	0	0	1	1	1						
Chili Davis, S OBP: 0.374, SLG: 0.416 (1, 10)		L4							BB	4	0	1	0	0	0	2						
Brian Harper, R OBP: 0.340, SLG: 0.403 (1, 2)		G5-3				F7			1B	4	0	2	1	0	0	1						
Gene Larkin, S OBP: 0.333, SLG: 0.375 (1, 9)		L6				G3			1B	3	0	0	0	0	0	1						
Scott Leius, R OBP: 0.316, SLG: 0.353 (1, 5)			1B			G5-3			G5-3	3	1	1	0	0	0	0						
Jeff Reboulet, R OBP: 0.368, SLG: 0.327 (1, 4)			G6-4-3						1B	2	0	2	0	1	0	0	MINNESOTA TWINS BASEBALL CLUB					
									CS	2B												
Inning Stats	R: 0 E: 0 K: 1 S: 9	H: 1 LOB: 1 BB: 0 P: 14	R: 0 E: 0 K: 0 S: 8	H: 0 LOB: 0 BB: 0 P: 9	R: 1 E: 0 K: 0 S: 8	H: 3 LOB: 0 BB: 0 P: 14	R: 0 E: 0 K: 1 S: 10	H: 1 LOB: 1 BB: 0 P: 15	R: 0 E: 0 K: 0 S: 6	H: 0 LOB: 1 BB: 1 P: 11	R: 0 E: 0 K: 2 S: 12	H: 0 LOB: 0 BB: 0 P: 16	R: 0 E: 0 K: 0 S: 9	H: 1 LOB: 0 BB: 0 P: 14	R: 0 E: 0 K: 1 S: 11	H: 2 LOB: 1 BB: 0 P: 17	R: 1 E: 0 K: 0 S: 7	H: 2 LOB: 2 BB: 1 P: 13	1B: 8 2B: 3 3B: 0 HR: 0	SF: 0 SAC: 0 DP: 2 HBP: 0	WP: 0 PB: 0 SB: 0 CS: 2	PA: 34
PITCHER Charles Nagy, R ERA: 2.44 Eric Plunk, R ERA: 4.13 (9, 1)	IP: 8.0 WLS: L BF: 31 H: 9 R: 2 ER: 2 SO: 5 BB: 2 IBB: 0 HBP: 0 BLK: 0 WP: 0 HR: 0 S: 75 P: 117 ERA: 2.25 WHIP: 1.375																					

Batter	1	2	3	4	5	6	7	8	9	10	11	12	13	14	AB	R	H	RBI	BB	SO	LOB	TOP					
Brian McRae, S OBP: 0.285, SLG: 0.302 (1, 8)	G6-3		G4-3			G4-3		P6			B1-3				5	0	0	0	1	0	2						
Gregg Jefferies, S OBP: 0.316, SLG: 0.385 (1, 5)	G6-3					P7			BB F7-2 1B		L8		F9		6	0	1	0	0	0	1						
George Brett, L OBP: 0.324, SLG: 0.386 (1, 10)	F8							E6			F8				5	0	1	0	1	1	0						
Kevin McReynolds, R OBP: 0.398, SLG: 0.425 (1, 7)			K			F9		F8		F9		K			6	0	0	0	0	2	4						
Wally Joyner, L OBP: 0.327, SLG: 0.404 (1, 3)			P5			F7		F9				G4-3			5	0	1	0	1	0	2						
Chris Gwynn, L OBP: 0.280, SLG: 0.367 (1, 9)			G4-3					K			F7-2				6	0	1	0	0	1	5						
Brent Mayne, L OBP: 0.273, SLG: 0.288 Mike Macfiatane, R OBP: 0.302, SLG: 0.374 Gary Thurman, R OBP: 0.272, SLG: 0.321 Bob Melvin, R OBP: 0.339, SLG: 0.358 (1, 2)			G3-1 1B			F8		G4-3				G4-3			3	0	1	0	0	0	0						
Curtis Wilkerson, S OBP: 0.254, SLG: 0.287 (1, 4)			G3-1			K		F7			P7 BB				5	0	0	0	0	1	2						
David Howard, S OBP: 0.255, SLG: 0.180 Jim Eisenreich, L OBP: 0.313, SLG: 0.361 Rico Rossy, R OBP: 0.311, SLG: 0.297 (1, 6)			L8								K				4	0	1	0	0	2	2						
Inning Stats	R: 0 E: 0 K: 0 S: 9	H: 0 LOB: 0 BB: 0 P: 16	R: 0 E: 0 K: 1 S: 10	H: 0 LOB: 0 BB: 0 P: 13	R: 0 E: 0 K: 0 S: 12	H: 0 LOB: 1 BB: 0 P: 20	R: 0 E: 0 K: 1 S: 11	H: 0 LOB: 0 BB: 0 P: 17	R: 0 E: 1 K: 1 S: 8	H: 1 LOB: 1 BB: 0 P: 12	R: 0 E: 0 K: 1 S: 10	H: 2 LOB: 2 BB: 1 P: 19	R: 0 E: 0 K: 1 S: 8	H: 0 LOB: 0 BB: 0 P: 10	R: 0 E: 0 K: 1 S: 6	H: 1 LOB: 1 BB: 1 P: 16	R: 0 E: 0 K: 0 S: 9	H: 0 LOB: 1 BB: 1 P: 16	R: 0 E: 0 K: 1 S: 11	H: 0 LOB: 1 BB: 0 P: 18	1B: 6 2B: 1 3B: 0 HR: 0	SF: 0 SAC: 0 DP: 1 HBP: 0	WP: 0 PB: 0 SB: 1 CS: 0	PA: 51			
PITCHER	IP 8.0	WLS 26	BF 28	H 2	R 0	ER 0	SO 4	BB 1	IBB 0	HBP 0	BLK 0	WP 0	HR 0	S 78	P 119	ERA 0.00	WHIP 0.375										
Rod Nichols, R ERA: 3.61 Derek Littlejohn, L ERA: 1.51 Eric Plunk, R ERA: 3.54 Kevin Wickander, L ERA: 3.45 (1, 1)	IP 1.0	WLS 5	BF 2	H 2	R 0	ER 0	SO 0	BB 0	IBB 0	HBP 0	BLK 0	WP 0	HR 0	S 10	P 19	ERA 0.00	WHIP 3.000										

Kansas City Royals @ Cleveland Indians
Cleveland Municipal Stadium, Cleveland, OH
Thu Jul 23 1992, 7:05 PM EDT
Att. 8,788 - Overcast - 69 F

AB 47
R 0
H 6
RBI 0
BB 4
SO 7
LOB 19



Batter	1	2	3	4	5	6	7	8	9	10	11	12	13	14	AB	R	H	RBI	BB	SO	LOB	BOTTOM					
Kenny Lofton, L OBP: 0.322, SLG: 0.318 (1, 8)	F8		F8			P6					B4-3				5	0	1	0	1	0	1						
Mark Lewis, R OBP: 0.298, SLG: 0.332 Thomas Howard, S OBP: 0.311, SLG: 0.343 Felix Fermin, R OBP: 0.309, SLG: 0.311 (1, 6)						F9					P4		SH1-3		4	0	0	0	0	1	0						
Carlos Baerga, S OBP: 0.355, SLG: 0.469 (1, 4)			G3-1					P4			G1-3				4	0	0	1	1	0	0						
Albert Belle, R OBP: 0.311, SLG: 0.459 (1, 10)			K					P3			F8		FC1-4		5	0	0	0	0	2	2						
Paul Sorrento, L OBP: 0.338, SLG: 0.425 Carlos Martinez, R OBP: 0.256, SLG: 0.320 (1, 3)			G4-3					L8			G1-4-3				4	0	0	0	0	0	0						
Mark Whiten, S OBP: 0.355, SLG: 0.393 (1, 9)								G4-3			K		FC1-4		4	0	0	0	1	1	0						
Glenallen Hill, R OBP: 0.296, SLG: 0.464 (1, 7)			CS								P4				5	0	1	0	0	1	0						
Jim Thome, L OBP: 0.294, SLG: 0.361 Brook Jacoby, R OBP: 0.338, SLG: 0.345 (1, 5)											G6-3				0	0	0	0	0	0	0						
Sandy Alomar Jr., R OBP: 0.298, SLG: 0.318 (1, 2)															5	0	2	0	0	0	1						
Inning Stats	R: 0 E: 0 K: 1 S: 5	H: 0 LOB: 0 BB: 0 P: 7	R: 0 E: 0 K: 1 S: 10	H: 0 LOB: 1 BB: 1 P: 18	R: 0 E: 0 K: 0 S: 8	H: 1 LOB: 1 BB: 0 P: 12	R: 0 E: 0 K: 1 S: 5	H: 0 LOB: 0 BB: 0 P: 8	R: 0 E: 0 K: 0 S: 7	H: 0 LOB: 0 BB: 0 P: 8	R: 0 E: 0 K: 0 S: 7	H: 0 LOB: 0 BB: 0 P: 8	R: 0 E: 0 K: 1 S: 8	H: 1 LOB: 1 BB: 0 P: 10	R: 0 E: 0 K: 0 S: 9	H: 0 LOB: 2 BB: 2 P: 23	R: 0 E: 0 K: 0 S: 7	H: 0 LOB: 0 BB: 0 P: 10	R: 1 E: 0 K: 0 S: 10	H: 3 LOB: 2 BB: 0 P: 12	1B: 5 2B: 1 3B: 0 HR: 0	SF: 1 SAC: 0 DP: 0 HBP: 0	WP: 0 PB: 0 SB: 0 CS: 1	PA: 49			
PITCHER	IP 10.0	WLS 32	BF 32	H 2	R 0	ER 0	SO 4	BB 1	IBB 0	HBP 0	BLK 0	WP 0	HR 0	S 65	P 95	ERA 0.00	WHIP 0.300										
Kevin Appier, R ERA: 2.12 Steve Shifflett, R ERA: 2.91 Rusty Meacham, R ERA: 1.78 Mike Magnante, L ERA: 5.13 (1, 1)	IP 1.1	WLS 7	BF 1	H 0	R 0	ER 0	SO 1	BB 1	IBB 0	HBP 0	BLK 0	WP 0	HR 0	S 12	P 25	ERA 0.00	WHIP 1.500										

Kansas City Royals @ Cleveland Indians
Cleveland Municipal Stadium, Cleveland, OH
Thu Jul 23 1992, 7:05 PM EDT
Att. 8,788 - Overcast - 69 F

AB 43
R 1
H 6
RBI 1
BB 3
SO 5
LOB 8



Batter	1	2	3	4	5	6	7	8	9	AB	R	H	RBI	BB	SO	LOB	TOP							
Brian McRae, S OBP: 0.292, SLG: 0.312 (1, 8)										5	2	3	2	0	0	0	Kansas City Royals @ Cleveland Indians Cleveland Municipal Stadium, Cleveland, OH Fri Jul 24, 1992, 7:05 PM EDT Att: 10,824 - Cloudy - 67 F							
Gregg Jefferies, S OBP: 0.315, SLG: 0.384 (1, 5)										4	0	1	2	0	0	2								
George Brett, L OBP: 0.331, SLG: 0.392 (1, 10)										5	1	4	0	0	0	1								
Kevin McReynolds, R OBP: 0.361, SLG: 0.435 (1, 7)										4	1	2	2	1	0	2								
Wally Joyner, L OBP: 0.325, SLG: 0.404 (1, 3)										5	1	1	0	0	0	4								
Chris Cwynn, L OBP: 0.287, SLG: 0.398 (1, 9)										4	1	1	2	1	1	1								
Brent Mayne, L OBP: 0.278, SLG: 0.294 (1, 2)										5	1	2	0	0	1	0								
Curtis Wilkerson, S OBP: 0.254, SLG: 0.286 (1, 4)										4	0	1	0	0	0	3								
David Howard, S OBP: 0.254, SLG: 0.204 (1, 6)										4	1	1	0	0	0	3								
Inning Stats	R: 0 E: 0 K: 0 S: 12	H: 1 LOB: 2 BB: 1 P: 21	R: 0 E: 0 K: 0 S: 7	H: 0 LOB: 0 BB: 0 P: 10	R: 1 E: 1 K: 0 S: 16	H: 2 LOB: 1 BB: 0 P: 26	R: 0 E: 0 K: 1 S: 8	H: 0 LOB: 0 BB: 0 P: 10	R: 0 E: 0 K: 0 S: 8	H: 2 LOB: 1 BB: 0 P: 13	R: 0 E: 0 K: 0 S: 11	H: 2 LOB: 1 BB: 0 P: 18	R: 3 E: 0 K: 0 S: 16	H: 4 LOB: 1 BB: 0 P: 28	R: 0 E: 0 K: 0 S: 17	H: 1 LOB: 2 BB: 1 P: 29	R: 4 E: 0 K: 0 S: 16	H: 4 LOB: 0 BB: 0 P: 22	1B: 11 2B: 2 3B: 1 HR: 2	SF: 1 SAC: 0 DP: 2 HBP: 0	WP: 0 PB: 0 SB: 0 CS: 0	PA: 43		
PITCHER	IP	WLS	BF	H	R	ER	SO	BB	IBB	HBP	BLK	WP	HR	S	P	ERA	WHIP							
Scott Scudder, R ERA: 4.81 (1, 1)	6.2	L	30	11	4	3	2	1	0	0	0	0	0	77	124	4.05	1.800							
Ted Power, R ERA: 2.75 (7, 1)	2.0		11	4	3	3	0	1	0	0	0	0	1	31	48	13.50	2.500							
Derek Liliquist, L ERA: 1.75 (9, 1)	0.1		2	1	1	1	0	0	0	0	0	0	1	3	5	27.00	3.000							

Batter	1	2	3	4	5	6	7	8	9	AB	R	H	RBI	BB	SO	LOB	BOTTOM							
Kenny Lofton, L OBP: 0.326, SLG: 0.331 (1, 8)										4	1	3	2	0	0	1	Kansas City Royals @ Cleveland Indians Cleveland Municipal Stadium, Cleveland, OH Fri Jul 24, 1992, 7:05 PM EDT Att: 10,824 - Cloudy - 67 F							
Felix Fermin, R OBP: 0.301, SLG: 0.302 (1, 6)										3	0	0	1	0	0	2								
Thomas Howard, S OBP: 0.310, SLG: 0.341 (8, FH)										1	0	0	0	0	0	0								
Mark Lewis, R OBP: 0.298, SLG: 0.332 (9, 6)										4	0	1	0	0	1	0								
Carlos Baerga, S OBP: 0.354, SLG: 0.466 (1, 4)										4	0	3	0	0	0	0								
Albert Belle, R OBP: 0.316, SLG: 0.463 (1, 10)										4	0	3	0	0	0	0								
Paul Sorrento, L OBP: 0.337, SLG: 0.426 (1, 3)										4	0	1	0	0	0	4								
Mark Whiten, S OBP: 0.351, SLG: 0.388 (1, 9)										4	0	0	0	0	0	1								
Glenallen Hill, R OBP: 0.295, SLG: 0.457 (1, 7)										3	0	0	0	0	0	1								
Brook Jacoby, R OBP: 0.330, SLG: 0.338 (1, 5)										4	0	0	0	0	0	2								
Sandy Alomar Jr., R OBP: 0.295, SLG: 0.333 (1, 2)										4	2	3	0	0	0	1								
Inning Stats	R: 0 E: 0 K: 0 S: 8	H: 3 LOB: 2 BB: 0 P: 13	R: 0 E: 0 K: 0 S: 8	H: 0 LOB: 0 BB: 0 P: 13	R: 1 E: 0 K: 0 S: 6	H: 2 LOB: 0 BB: 0 P: 8	R: 0 E: 0 K: 0 S: 3	H: 1 LOB: 0 BB: 0 P: 4	R: 0 E: 0 K: 0 S: 9	H: 1 LOB: 1 BB: 0 P: 11	R: 0 E: 0 K: 0 S: 6	H: 0 LOB: 0 BB: 0 P: 11	R: 0 E: 0 K: 0 S: 12	H: 1 LOB: 1 BB: 0 P: 19	R: 2 E: 0 K: 1 S: 10	H: 3 LOB: 1 BB: 0 P: 17	R: 0 E: 0 K: 0 S: 8	H: 0 LOB: 1 BB: 0 P: 14	1B: 7 2B: 3 3B: 0 HR: 1	SF: 0 SAC: 0 DP: 2 HBP: 1	WP: 0 PB: 0 SB: 0 CS: 1	PA: 36		
PITCHER	IP	WLS	BF	H	R	ER	SO	BB	IBB	HBP	BLK	WP	HR	S	P	ERA	WHIP							
Luis Aquino, R ERA: 5.93 (7, 1)	1.0		6	3	2	2	0	0	0	0	0	0	1	14	22	18.00	3.000							
Juan Berenguer, R ERA: 5.3 (8, 1)	2.0	S	8	1	0	0	1	0	0	0	0	0	0	16	28	0.00	0.500							

Batter	1	2	3	4	5	6	7	8	9	AB	R	H	RBI	BB	SO	LOB	TOP								
Brian McRae, S OBP: 0.296, SLG: 0.314 (1, 8)										4	1	2	1	1	0	2	Kansas City Royals @ Cleveland Indians Cleveland Municipal Stadium, Cleveland, OH Sat Jul 25 1992, 7:05 PM EDT Att: 15,779 - Cloudy - 73 F								
Gregg Jefferies, S OBP: 0.313, SLG: 0.381 (1, 5)										5	0	1	1	0	0	7									
George Brett, L OBP: 0.274, SLG: 0.390 (1, 10)										5	0	1	1	0	1	3									
Kevin McReynolds, R OBP: 0.356, SLG: 0.428 (1, 7)										5	0	0	0	0	0	3									
Wally Joyner, L OBP: 0.326, SLG: 0.404 (1, 3)										5	1	2	0	0	0	1									
Mike Macfarlane, R OBP: 0.300, SLG: 0.375 (1, 2)										5	1	1	1	0	3	1									
Gary Thurman, R OBP: 0.274, SLG: 0.321 (8, PH)										3	1	1	0	0	1	1									
Jim Eisenreich, L OBP: 0.316, SLG: 0.364 (8, 9)										2	0	0	0	1	0	1									
David Howard, S OBP: 0.258, SLG: 0.196 (8, PH)										0	1	0	0	0	1	0									
Chris Gwynn, L OBP: 0.295, SLG: 0.398 (8, 4)										0	0	0	0	0	0	0									
Curtis Wilkerson, S OBP: 0.254, SLG: 0.296 (8, 4)										0	0	0	0	0	0	0									
Rico Rossy, R OBP: 0.310, SLG: 0.302 (1, 4)										4	0	1	1	0	0	4									
Inning Stats	R: 1 E: 1 K: 0 S: 11	H: 1 LOB: 1 BB: 0 P: 18	R: 1 E: 1 K: 1 S: 13	H: 1 LOB: 2 BB: 1 P: 20	R: 0 E: 0 K: 1 S: 7	H: 0 LOB: 0 BB: 0 P: 11	R: 0 E: 0 K: 1 S: 7	H: 0 LOB: 0 BB: 0 P: 8	R: 0 E: 0 K: 1 S: 11	H: 2 LOB: 2 BB: 1 P: 18	R: 2 E: 0 K: 1 S: 19	H: 3 LOB: 2 BB: 1 P: 31	R: 0 E: 0 K: 1 S: 12	H: 1 LOB: 1 BB: 0 P: 19	R: 1 E: 0 K: 1 S: 16	H: 2 LOB: 2 BB: 1 P: 26	R: 0 E: 0 K: 0 S: 3	H: 0 LOB: 0 BB: 0 P: 3	1B: 8 2B: 2 3B: 0 HR: 0	SF: 0 SAC: 0 DP: 0 HBP: 0	WP: 0 PB: 1 SB: 3 CS: 0	PA: 42			
PITCHER	IP	WLS	BF	H	R	ER	SO	BB	IBB	HBP	BLK	WP	HR	S	P	ERA	WHIP								
Dennis Cook, L ERA: 3.92 (1, 1)	5.2		28	7	4	2	3	2	0	0	0	0	0	66	102	3.18	1.588								
Eric Plunk, R ERA: 3.69 (6, 1)	1.1		7	2	1	1	1	1	0	0	0	0	0	19	33	6.75	2.250								
Steve Olin, R ERA: 1.89 (8, 1)	2.0	W	7	1	0	0	1	0	0	0	0	0	0	14	19	0.00	0.500								

Batter	1	2	3	4	5	6	7	8	9	AB	R	H	RBI	BB	SO	LOB	BOTTOM								
Kenny Lofton, L OBP: 0.325, SLG: 0.328 (1, 8)										3	1	0	0	1	0	2	Kansas City Royals @ Cleveland Indians Cleveland Municipal Stadium, Cleveland, OH Sat Jul 25 1992, 7:05 PM EDT Att: 15,779 - Cloudy - 73 F								
Thomas Howard, S OBP: 0.313, SLG: 0.344 (1, 7)										4	0	2	1	0	1	1									
Carlos Baerga, S OBP: 0.353, SLG: 0.464 (1, 4)										4	0	1	0	0	1	3									
Albert Belle, R OBP: 0.315, SLG: 0.460 (1, 10)										4	1	1	0	0	2	2									
Paul Sorrento, L OBP: 0.336, SLG: 0.421 (1, 3)										3	0	0	0	1	0	1									
Glenallen Hill, R OBP: 0.294, SLG: 0.450 (1, 9)										3	1	0	0	1	1	3									
Jim Thome, L OBP: 0.310, SLG: 0.406 (1, 5)										3	1	2	1	0	1	0									
Brook Jacoby, R OBP: 0.333, SLG: 0.341 (7, 5)										1	0	1	0	0	0	0									
Mark Whiten, S OBP: 0.351, SLG: 0.388 (9, PR)										0	1	0	0	0	0	0									
Felix Fermin, R OBP: 0.302, SLG: 0.303 (1, 6)										3	0	1	1	0	0	1									
Sandy Alomar Jr., R OBP: 0.294, SLG: 0.332 (1, 2)										1	0	0	0	0	0	0									
Junior Ortiz, R OBP: 0.256, SLG: 0.274 (5, 2)										3	1	2	2	0	0	0									
Inning Stats	R: 0 E: 0 K: 1 S: 9	H: 0 LOB: 1 BB: 1 P: 16	R: 0 E: 0 K: 1 S: 5	H: 0 LOB: 0 BB: 0 P: 8	R: 0 E: 0 K: 0 S: 10	H: 0 LOB: 0 BB: 0 P: 17	R: 0 E: 0 K: 0 S: 7	H: 1 LOB: 0 BB: 0 P: 11	R: 4 E: 0 K: 1 S: 23	H: 4 LOB: 1 BB: 1 P: 37	R: 1 E: 0 K: 0 S: 11	H: 2 LOB: 1 BB: 1 P: 20	R: 0 E: 0 K: 1 S: 9	H: 0 LOB: 0 BB: 0 P: 13	R: 0 E: 0 K: 2 S: 9	H: 1 LOB: 1 BB: 0 P: 10	R: 1 E: 0 K: 0 S: 6	H: 2 LOB: 1 BB: 0 P: 7	1B: 9 2B: 0 3B: 1 HR: 0	SF: 0 SAC: 1 DP: 2 HBP: 0	WP: 0 PB: 1 SB: 2 CS: 0	PA: 36			
PITCHER	IP	WLS	BF	H	R	ER	SO	BB	IBB	HBP	BLK	WP	HR	S	P	ERA	WHIP								
Mike Boddicker, R ERA: 4.61 (1, 1)	4.2		20	5	4	4	2	2	0	0	0	0	0	51	83	7.71	1.500								
Tom Gordon, R ERA: 4.64 (5, 1)	2.1		9	2	1	1	2	1	0	0	0	0	0	23	39	3.86	1.286								
Rusty Meacham, R ERA: 1.89 (8, 1)	1.1	L	7	3	1	1	2	0	0	0	0	0	0	15	17	6.75	2.250								

Batter	1	2	3	4	5	6	7	8	9	10	11	12	13	AB R H RBI BB SO LOB	TOP												
Brian McRae, S OBP: 0.294, SLG: 0.312 (1, 8)	G4-3		G4-6-3			G4-3 1B		L4			B4-3		FC4-6	6 0 1 0 0 0 3	Kansas City Royals @ Cleveland Indians Cleveland Municipal Stadium, Cleveland, OH Sun Jul 26 1992, 3:35 AM EDT Att. 22,239 - Overcast - 73 F livebaseballscores.com												
Gregg Jefferies, S OBP: 0.314, SLG: 0.390 (1, 5)	HR		1B			G4-3 1-2			F9		G4-3			5 1 2 1 0 0 1													
George Brett, L OBP: 0.330, SLG: 0.390 (1, 10)	F8					G4-6-3 1B			F9		1B			5 0 2 0 0 1 0													
Jim Eisenreich, L OBP: 0.314, SLG: 0.360 (10, 9)	F8					F8 1B			1B		K			5 0 1 0 0 1 2													
Wally Joyner, L OBP: 0.322, SLG: 0.398 (1, 3)			F8			G4-6-3 1-2			F8		K			5 0 0 0 0 1 3													
Chris Gwynn, L OBP: 0.303, SLG: 0.405 (2, PR)														1 0 1 0 0 0 0													
Gary Thurman, R OBP: 0.289, SLG: 0.316 (2, 9)														2 0 0 0 0 1 1													
Kevin McReynolds, R OBP: 0.395, SLG: 0.426 (10, PH)														2 0 0 0 0 1 0													
Brent Mayne, L OBP: 0.283, SLG: 0.298 (1, 2)														5 0 2 0 0 1 1													
David Howard, S OBP: 0.242, SLG: 0.183 (1, 6)														4 0 0 0 0 0 2													
Terry Shumpert, R OBP: 0.208, SLG: 0.314 (8, PH)														2 0 1 0 0 1 0													
Mike MacFarlane, R OBP: 0.290, SLG: 0.373 (8, 4)														1 0 0 0 0 0 1													
Curtis Wilkerson, S OBP: 0.257, SLG: 0.288 (8, 4)														2 0 1 0 0 0 1													
Inning Stats	R: 1 E: 0 K: 0 S: 9	H: 1 LOB: 0 BB: 0 P: 15	R: 0 E: 0 K: 14 S: 14	H: 1 LOB: 1 BB: 20	R: 0 E: 0 K: 0 S: 7	H: 1 LOB: 0 BB: 0 P: 9	R: 0 E: 0 K: 1 S: 8	H: 1 LOB: 0 BB: 0 P: 10	R: 0 E: 0 K: 1 S: 10	H: 1 LOB: 1 BB: 0 P: 16	R: 0 E: 0 K: 2 S: 12	H: 1 LOB: 1 BB: 0 P: 15	R: 0 E: 0 K: 1 S: 6	H: 0 LOB: 0 BB: 0 P: 10	R: 0 E: 0 K: 0 S: 7	H: 0 LOB: 0 BB: 0 P: 9	R: 0 E: 0 K: 0 S: 9	H: 1 LOB: 1 BB: 0 P: 12	1B: 10 2B: 0 3B: 0 HR: 1	SF: 0 SAC: 1 DP: 2 HBP: 0	W/P: 0 PB: 0 SB: 1 CS: 0	PA: 46					
PITCHER	IP WLS BF H R ER SO BB IBB HBP BLK WP HR S P ERA WHIP																										
Jose Mesa, R ERA: 4.38 (9, 1)	8.0 28 8 1 1 3 0 0 0 0 0 1 65 98 1.12 1.000																										
Derek Lirio, L ERA: 1.87 (10, 1)	1.2 7 2 0 0 0 0 0 0 0 0 0 22 27 0.00 1.200																										
Ted Power, R ERA: 2.83 (13, 1)	2.1 7 0 0 0 2 0 0 0 0 0 0 16 22 0.00 0.000																										
Steve Olm, R ERA: 1.88 (13, 1)	1.0 W 4 1 0 0 0 0 0 0 0 0 0 9 12 0.00 1.000																										

Batter	1	2	3	4	5	6	7	8	9	10	11	12	13	AB R H RBI BB SO LOB	BOTTOM												
Kenny Lofton, L OBP: 0.323, SLG: 0.326 (1, 8)	F8 1B		G6-3			B1-3		P1			G4-3		G4-3	6 0 1 0 0 0 1	Kansas City Royals @ Cleveland Indians Cleveland Municipal Stadium, Cleveland, OH Sun Jul 26 1992, 3:35 AM EDT Att. 22,239 - Overcast - 73 F livebaseballscores.com												
Glenallen Hill, R OBP: 0.298, SLG: 0.447 (1, 7)	P1		1B					F8			G4-3 SH1-3 1B		L6	6 0 2 0 0 0 2													
Carlos Baerga, S OBP: 0.351, SLG: 0.468 (1, 4)	F8		F9					K			F9		SH1-3	5 1 1 1 0 1 2													
Albert Belle, R OBP: 0.315, SLG: 0.456 (9, PR)	K							K			1B CS BB		G4-3	3 0 0 0 1 2 1													
Thomas Howard, S OBP: 0.312, SLG: 0.342 (9, PR)								K			1B CS BB		G4-3	1 0 0 0 0 0 1													
Paul Sorrento, L OBP: 0.346, SLG: 0.444 (1, 3)											1B 2B		HR	4 1 4 1 1 0 0													
Mark Whiten, S OBP: 0.350, SLG: 0.384 (1, 9)											1B CS BB		FC4-6 1B	3 0 0 0 1 1 3													
Jim Thome, L OBP: 0.297, SLG: 0.388 (9, PH)											1B		FC4-6	3 0 0 0 0 0 2													
Brook Jacoby, R OBP: 0.330, SLG: 0.338 (10, 5)											1B		1B	2 0 0 0 0 1 3													
Felix Fermin, R OBP: 0.298, SLG: 0.298 (1, 6)													G6-3	5 0 1 0 0 1 1													
Sandy Alomar Jr., R OBP: 0.292, SLG: 0.329 (1, 2)													G5-3	3 0 0 0 0 0 2													
Inning Stats	R: 0 E: 0 K: 1 S: 12	H: 1 LOB: 1 BB: 0 P: 18	R: 0 E: 0 K: 0 S: 8	H: 2 LOB: 1 BB: 0 P: 13	R: 0 E: 0 K: 0 S: 8	H: 1 LOB: 0 BB: 0 P: 13	R: 0 E: 0 K: 2 S: 8	H: 0 LOB: 0 BB: 0 P: 12	R: 0 E: 0 K: 0 S: 7	H: 1 LOB: 1 BB: 0 P: 12	R: 0 E: 0 K: 1 S: 14	H: 1 LOB: 3 BB: 2 P: 23	R: 0 E: 0 K: 1 S: 6	H: 0 LOB: 0 BB: 0 P: 10		R: 0 E: 0 K: 0 S: 8	H: 1 LOB: 2 BB: 1 P: 16	R: 0 E: 0 K: 0 S: 6	H: 0 LOB: 0 BB: 0 P: 11	R: 1 E: 0 K: 0 S: 5	H: 1 LOB: 0 BB: 0 P: 7	1B: 7 2B: 1 3B: 0 HR: 2	SF: 0 SAC: 2 DP: 0 HBP: 0	W/P: 0 PB: 0 SB: 1 CS: 3	PA: 48		
PITCHER	IP WLS BF H R ER SO BB IBB HBP BLK WP HR S P ERA WHIP																										
Hipolito Pichardo, R ERA: 2.93 (8, 1)	7.0 26 6 1 1 4 0 0 0 0 0 1 61 92 1.29 0.857																										
Mike MacFarlane, L ERA: 5.0 (9, 1)	1.2 7 2 0 0 0 1 1 0 0 0 0 14 24 0.00 1.800																										
Rusty Meacham, R ERA: 1.85 (11, 1)	1.1 4 0 0 0 2 0 0 0 0 0 0 13 18 0.00 0.000																										
Steve Shifflett, R ERA: 2.77 (11, 1)	2.2 L 11 2 1 1 0 0 1 0 0 0 0 19 34 3.38 0.750																										

Batter	1	2	3	4	5	6	7	8	9	AB	R	H	RBI	BB	SO	LOB	TOP					
Pat Listach, S OBP: 0.354, SLG: 0.352 (1, 6)	G6-3		1B	CS	G6-3	K		G6-4-3		5	1	1	0	0	1	3						
Kevin Seitzer, R OBP: 0.340, SLG: 0.392 (1, 5)	P3		1B		1B				F8	5	1	3	1	0	0	0						
Paul Moltor, R OBP: 0.395, SLG: 0.478 (1, 10)			1B						F9	3	1	2	1	2	0	0						
John Jaha, R OBP: 0.245, SLG: 0.250 (1, 3)	K		G6-3		BB				G6-3	5	0	1	1	0	1	4						
Robin Yount, R OBP: 0.321, SLG: 0.380 (1, 8)		K								2	0	0	1	1	1	2						
Darryl Hamilton, L OBP: 0.350, SLG: 0.404 (1, 9)		G4-3	G3							4	0	1	0	0	0	5						
Greg Vaughn, R OBP: 0.289, SLG: 0.391 (1, 7)				K						4	0	0	0	0	4	1						
B.J. Surhoff, L OBP: 0.297, SLG: 0.334 (1, 2)			G1-6-3	G4-3						4	0	2	0	0	0	0						
Jim Gantner, L OBP: 0.279, SLG: 0.292 (1, 4)			1B	CS					F7	4	1	3	0	0	0	1						
Inning Stats	R: 0 E: 0 K: 1 S: 8	H: 1 LOB: 1 BB: 0 P: 10	R: 0 E: 0 K: 2 S: 7	H: 0 LOB: 0 BB: 0 P: 11	R: 2 E: 0 K: 0 S: 17	H: 4 LOB: 3 BB: 1 P: 28	R: 0 E: 0 K: 1 S: 9	H: 1 LOB: 0 BB: 0 P: 14	R: 1 E: 0 K: 0 S: 16	H: 2 LOB: 2 BB: 1 P: 27	R: 0 E: 0 K: 2 S: 11	H: 3 LOB: 3 BB: 0 P: 16	R: 1 E: 1 K: 1 S: 9	H: 1 LOB: 1 BB: 1 P: 18	R: 0 E: 0 K: 0 S: 7	H: 1 LOB: 0 BB: 0 P: 11	R: 0 E: 0 K: 0 S: 6	H: 0 LOB: 0 BB: 0 P: 9	1B: 9 2B: 3 3B: 1 HR: 0	SF: 1 SAC: 0 DP: 1 HBP: 0	WP: 0 PB: 0 CS: 1	PA: 41
PITCHER	IP	WLS	BF	H	R	ER	SO	BB	IBB	HBP	BLK	WP	HR	S	P	ERA	WHIP					
Charles Nagy, R ERA: 2.51 (1, 1)	6.2	L	33	12	4	3	6	3	0	0	0	0	0	74	120	4.05	2.250					
Jack Armstrong, R ERA: 5.32 (7, 1)	2.1		7	1	0	0	1	0	0	0	0	0	0	16	24	0.00	0.429					

Milwaukee Brewers @ Cleveland Indians
Cleveland Municipal Stadium, Cleveland, OH

AB 36
R 4
H 13
RBI 4
BB 3
SO 7
LOB 16



WP: 0 PA: 41
PB: 0
CS: 1

Mon Jul 27 1992, 7:05 PM EDT
Att: 8,538 - Sunny - 72 F

Batter	1	2	3	4	5	6	7	8	9	AB	R	H	RBI	BB	SO	LOB	BOTTOM					
Kenny Lofton, L OBP: 0.320, SLG: 0.322 (1, 8)	L7			P7		G4-3			B5-3	4	0	0	0	0	0	1						
Felix Fermin, R OBP: 0.280, SLG: 0.291 (1, 4)	P9			F9						3	0	0	0	0	0	0						
Thomas Howard, S OBP: 0.311, SLG: 0.341 (9, PH)									K	1	0	0	0	0	1	0						
Carlos Baerga, S OBP: 0.349, SLG: 0.465 (1, 10)	F9			G4-3						3	0	0	0	0	1	0						
Paul Sorrento, L OBP: 0.349, SLG: 0.446 (1, 3)		F8			1B					3	0	2	0	0	0	0						
Glenallen Hill, R OBP: 0.291, SLG: 0.441 (1, 7)		G5-3			G5-3					3	0	0	0	0	0	1						
Mark Whiten, S OBP: 0.347, SLG: 0.380 (1, 9)		G5-3								3	0	0	0	0	1	0						
Jim Thome, L OBP: 0.286, SLG: 0.371 (1, 5)			K			G4-3			F8	3	0	0	0	0	1	0						
Sandy Alomar Jr., R OBP: 0.293, SLG: 0.329 (1, 2)			K						G5-3	3	0	1	0	0	1	0						
Mark Lewis, R OBP: 0.295, SLG: 0.329 (1, 6)			G6-3			F8			F9	3	0	0	0	0	0	1						
Inning Stats	R: 0 E: 0 K: 0 S: 4	H: 0 LOB: 0 BB: 0 P: 7	R: 0 E: 0 K: 0 S: 5	H: 0 LOB: 0 BB: 0 P: 11	R: 0 E: 0 K: 2 S: 7	H: 0 LOB: 0 BB: 0 P: 9	R: 0 E: 0 K: 0 S: 5	H: 0 LOB: 0 BB: 0 P: 6	R: 0 E: 0 K: 1 S: 5	H: 1 LOB: 0 BB: 0 P: 6	R: 0 E: 0 K: 0 S: 8	H: 1 LOB: 1 BB: 0 P: 12	R: 0 E: 0 K: 1 S: 11	H: 1 LOB: 1 BB: 0 P: 19	R: 0 E: 0 K: 0 S: 5	H: 0 LOB: 0 BB: 0 P: 8	R: 0 E: 0 K: 1 S: 5	H: 0 LOB: 0 BB: 0 P: 7	1B: 3 2B: 0 3B: 0 HR: 0	SF: 0 SAC: 0 DP: 0 HBP: 0	WP: 0 PB: 0 CS: 0	PA: 29
PITCHER	IP	WLS	BF	H	R	ER	SO	BB	IBB	HBP	BLK	WP	HR	S	P	ERA	WHIP					
Jaime Navarro, R ERA: 3.4 (1, 1)	9.0	W	29	3	0	0	5	0	0	0	0	0	0	55	85	0.00	0.333					

Milwaukee Brewers @ Cleveland Indians
Cleveland Municipal Stadium, Cleveland, OH

AB 29
R 0
H 3
RBI 0
BB 0
SO 5
LOB 3



WP: 0 PA: 29
PB: 0
CS: 0

Mon Jul 27 1992, 7:05 PM EDT
Att: 8,538 - Sunny - 72 F

Batter	1	2	3	4	5	6	7	8	9	AB	R	H	RBI	BB	SO	LOB	TOP			
Pat Listach, S (1, 6) OBP: 0.357, SLG: 0.356										3	0	1	0	1	2	1	Milwaukee Brewers @ Cleveland Indians Cleveland Municipal Stadium, Cleveland, OH Wed Jul 29 1992, 3:33 AM EDT Att: 10,836 - Sunny - 79 F livebaseballscorecards.com			
Kevin Seitzer, R (1, 5) OBP: 0.336, SLG: 0.387										3	1	1	0	1	0	0				
Paul Molitor, R (1, 10) OBP: 0.392, SLG: 0.481										4	1	2	2	0	0	2				
Dante Bichette, R (1, 9) OBP: 0.341, SLG: 0.461 Alex Diaz, S (8, PR) (8, 8)										4	0	2	0	0	0	1				
Darryl Hamilton, L (1, 8) OBP: 0.349, SLG: 0.403 (8, 9)										4	0	0	0	0	0	3				
Greg Vaughn, R (1, 7) OBP: 0.284, SLG: 0.385										4	1	0	0	0	0	0				
John Jaha, R (1, 3) OBP: 0.250, SLG: 0.296										3	0	0	0	1	2	0				
Tim McIntosh, R (1, 2) OBP: 0.250, SLG: 0.238 B.J. Surhoff, L (9, PH) OBP: 0.236, SLG: 0.331										2	0	1	0	0	1	0				
Scott Fletcher, R (1, 4) OBP: 0.346, SLG: 0.385										3	0	0	1	0	0	2				
Inning Stats	R: 0 E: 0 K: 1 S: 14	H: 2 LOB: 2 BB: 0 P: 21	R: 1 E: 1 K: 1 S: 7	H: 0 LOB: 1 BB: 1 P: 16	R: 2 E: 0 K: 0 S: 10	H: 1 LOB: 0 BB: 1 P: 20	R: 0 E: 0 K: 0 S: 6	H: 1 LOB: 0 BB: 0 P: 7	R: 0 E: 0 K: 1 S: 8	H: 0 LOB: 0 BB: 0 P: 11	R: 0 E: 0 K: 1 S: 11	H: 1 LOB: 0 BB: 0 P: 15	R: 0 E: 0 K: 0 S: 9	H: 1 LOB: 2 BB: 0 P: 9	R: 0 E: 0 K: 2 S: 9	H: 0 LOB: 0 BB: 0 P: 13		1B: 6 2B: 1 3B: 0 HR: 1	SF: 0 SAC: 1 DP: 1 HBP: 0	WP: 0 PB: 0 SB: 1 CS: 2
PITCHER	IP WLS BF H R ER SO BB IBB HBP BLK WP HR S P ERA WHIP																			
Scott Scudder, R (1, 1) ERA: 4.8	2.0	11	2	2	1	2	2	0	0	0	0	0	0	22	42	4.50	2.000			
Jack Armstrong, R (3, 1) ERA: 5.22	4.0	W	14	3	1	1	1	0	0	0	0	0	1	28	44	2.25	1.000			
Ted Power, R (7, 1) ERA: 2.51	2.2	S	9	2	0	0	2	0	0	0	0	0	0	25	31	0.00	0.750			
Derek Liliquist, L (9, 1) ERA: 1.63	0.1	S	1	0	0	0	1	0	0	0	0	0	0	4	6	0.00	0.000			

Batter	1	2	3	4	5	6	7	8	9	AB	R	H	RBI	BB	SO	LOB	BOTTOM	
Kenny Lofton, L (1, 8) OBP: 0.329, SLG: 0.330										3	1	3	2	1	0	0	Milwaukee Brewers @ Cleveland Indians Cleveland Municipal Stadium, Cleveland, OH Wed Jul 29 1992, 3:33 AM EDT Att: 10,836 - Sunny - 79 F livebaseballscorecards.com	
Mark Lewis, R (1, 6) OBP: 0.288, SLG: 0.331										5	0	0	0	0	0	7		
Carlos Baerga, S (1, 4) OBP: 0.347, SLG: 0.463										4	0	0	0	0	2	3		
Albert Belle, R (1, 10) OBP: 0.313, SLG: 0.452										4	1	2	1	0	0	1		
Paul Sorrento, L (1, 3) OBP: 0.353, SLG: 0.451										4	0	2	0	0	0	1		
Glenallen Hill, R (1, 7) OBP: 0.299, SLG: 0.443										4	1	2	1	0	1	1		
Mark Whiten, S (1, 9) OBP: 0.348, SLG: 0.383										2	1	0	0	1	0	2		
Jim Thome, L (1, 5) OBP: 0.298, SLG: 0.360 Brook Jacoby, R (8, PH) OBP: 0.329, SLG: 0.337 (9, 5)										2	0	0	0	1	1	3		
Junior Ortiz, R (1, 2) OBP: 0.294, SLG: 0.273										4	0	1	0	0	1	5		
Inning Stats	R: 1 E: 0 K: 0 S: 18	H: 1 LOB: 1 BB: 1 P: 28	R: 0 E: 1 K: 1 S: 9	H: 1 LOB: 0 BB: 0 P: 14	R: 0 E: 0 K: 2 S: 9	H: 0 LOB: 1 BB: 1 P: 16	R: 0 E: 0 K: 1 S: 8	H: 1 LOB: 1 BB: 0 P: 16	R: 3 E: 0 K: 0 S: 19	H: 4 LOB: 2 BB: 1 P: 28	R: 0 E: 0 K: 1 S: 11	H: 1 LOB: 1 BB: 0 P: 19	R: 0 E: 0 K: 0 S: 10	H: 1 LOB: 2 BB: 0 P: 14	1B: 8 2B: 2 3B: 0 HR: 0	SF: 0 SAC: 0 DP: 0 HBP: 1		WP: 0 PB: 0 SB: 1 CS: 2
PITCHER	IP WLS BF H R ER SO BB IBB HBP BLK WP HR S P ERA WHIP																	
21 Cal Eldred, R (1, 1) ERA: 3.57	5.1	L	26	7	4	4	4	3	0	0	0	0	0	65	107	6.75	1.875	
Darren Holmes, R (6, 1) ERA: 4.24	1.2		7	2	0	0	1	0	0	0	0	0	0	17	27	0.00	1.200	
Dan Plesac, L (8, 1) ERA: 3.76	1.0		5	1	0	0	0	0	0	0	0	0	0	10	14	0.00	1.000	

Batter	1	2	3	4	5	6	7	8	9	AB	R	H	RBI	BB	SO	LOB	TOP			
Tony Phillips, S OBP: 0.397, SLG: 0.410 (1, 4)	1-0 HR		2-2 E5 2B		1-3 K		0-0 P3		2-3 K	5	2	1	1	0	2	0				
Dan Gladden, R OBP: 0.318, SLG: 0.363 (1, 7)	3-3 K		3-2 2B		2-3 K		1-1 1B HR		4-0 1B HR BB	4	3	2	0	1	2	0				
Travis Fryman, R OBP: 0.325, SLG: 0.453 (1, 6)	4-0 BLK BB		0-0 2B		2-1 P3		3-2 1B HR		1-1 1B HR	4	2	3	2	1	0	0				
Cecil Fielder, R OBP: 0.315, SLG: 0.456 (1, 3)	2-2 G6-3		3-2 P4			0-1 E9 1B		0-0 HR	0-0 1B	5	2	2	6	0	0	2				
Mickey Tettleton, S OBP: 0.370, SLG: 0.482 (1, 10)	1-1 G5-3		4-2 BB			1-0 FC6-4 1B		3-1 P4	0-0 2-1 L4	4	0	1	0	1	0	1				
Mark Carreon, R OBP: 0.279, SLG: 0.362 (1, 9)		0-0 F7	1-2 P3			1-3 K		0-1 G1-3		4	0	0	0	0	1	4				
Skeeter Barnes, R OBP: 0.297, SLG: 0.347 Scott Livingstone, L OBP: 0.319, SLG: 0.322 (8, PH) (8, 5)		1-2 G4-3		0-1 G6-3		3-1 F7		2-2 P5		3	0	0	0	0	0	2	AB 38 R 9 H 9 RBI 9 BB 3 SO 6 LOB 11			
Chad Kreuter, S OBP: 0.283, SLG: 0.316 (1, 2)		2-0 P3		1-3 K		2-1 FC6-4		3-1 G3-1		4	0	0	0	0	1	2				
Gary Pettis, S OBP: 0.275, SLG: 0.258 Lou Whitaker, L OBP: 0.406, SLG: 0.469 (9, PH) (9, 4)			2-1 L9	0-0 F7			3-2 G5-3		3-2 F8	3	0	0	0	0	0	0				
Inning Stats	R: 1 E: 0 K: 1 S: 9	H: 1 LOB: 1 BB: 1 P: 20	R: 0 E: 0 K: 0 S: 5	H: 0 LOB: 0 BB: 0 P: 8	R: 2 E: 1 K: 0 S: 20	H: 2 LOB: 2 BB: 1 P: 35	R: 0 E: 0 K: 1 S: 6	H: 0 LOB: 0 BB: 0 P: 7	R: 0 E: 0 K: 1 S: 8	H: 1 LOB: 2 BB: 0 P: 17	R: 3 E: 0 K: 0 S: 13	H: 3 LOB: 0 BB: 0 P: 23	R: 0 E: 0 K: 0 S: 7	H: 0 LOB: 0 BB: 0 P: 12	R: 3 E: 0 K: 1 S: 11	H: 2 LOB: 1 BB: 1 P: 23	1B: 4 2B: 2 3B: 0 HR: 3	SF: 0 SAC: 0 DP: 0 HBP: 0	WP: 0 PB: 0 SB: 0 CS: 0	PA: 41
PITCHER	IP WLS BF H R ER SO BB IBB HBP BLK WP HR S P ERA WHIP	IP WLS BF H R ER SO BB IBB HBP BLK WP HR S P ERA WHIP																		
Dennis Cook, L ERA: 3.93 (1, 1)	6.2 L 9 2 3 3 1 2 0 0 0 0 1 65 111 4.05 1.050	2.0 L 9 2 3 3 1 1 0 0 0 0 1 19 39 13.50 1.500																		
Eric Plunk, R ERA: 4.13 (7, 1)	0.1 S 2 2 2 0 0 0 0 0 0 1 5 8 54.00 6.000																			
Steve Olin, R ERA: 2.18 (9, 1)																				

Detroit Tigers @ Cleveland Indians
Cleveland Municipal Stadium, Cleveland, OH
Fri Jul 31 1992, 3:33 AM EDT
Att: 53,419 - Cloudy - 66 F

AB 38
R 9
H 9
RBI 9
BB 3
SO 6
LOB 11



Batter	1	2	3	4	5	6	7	8	9	AB	R	H	RBI	BB	SO	LOB	BOTTOM			
Kenny Lofton, L OBP: 0.328, SLG: 0.326 (1, 8)	4-2 1B E BB	3-2 G6-3		1-2 F7		1-2 F7		1-1 G3		4	1	0	0	1	0	2				
Mark Lewis, R OBP: 0.291, SLG: 0.333 Thomas Howard, S OBP: 0.314, SLG: 0.344 (8, PH) (8, 5)	1-0 E 2B 1B	0-0 E6			0-1 FC4-6 1B		0-2 P9		0-2 1B	4	1	2	0	0	0	0				
Carlos Baerga, S OBP: 0.348, SLG: 0.462 (1, 4)	1-2 E9 2B 1B	1-3 K			2-1 FC4-6 FC6-4 1-2		0-1 HR 1B		1-0 P5	5	2	2	1	0	1	3				
Albert Belle, R OBP: 0.314, SLG: 0.462 (1, 10)	2-2 1B 2B		2-1 G5-3		0-1 FC6-4		3-1 HR		0-0 F8	5	2	2	4	0	0	2				
Paul Sorrento, L OBP: 0.357, SLG: 0.452 (1, 3)	0-1 G6-4-3 1B		1-2 1B		0-2 F8		4-2 BB		0-2 L5	4	0	2	1	1	0	2				
Glenallen Hill, R OBP: 0.302, SLG: 0.444 (1, 7)	2-2 G6-4-3 1B		1-2 G4-6-3 1B			2-1 P3		2-2 P3		4	0	2	0	0	0	1				
Mark Whiten, S OBP: 0.347, SLG: 0.384 (1, 9)	3-1 G6-4-3		2-2 G4-6-3			0-0 2B		0-0 L9		4	0	1	0	0	0	5				
Jim Thome, L OBP: 0.295, SLG: 0.346 (1, 5)	0-1 G5-3			2-3 K		4-0 IBB		1-2 G5-3		3	0	0	0	1	1	1				
Junior Ortiz, R OBP: 0.285, SLG: 0.263 (1, 2)		0-0 G6-3		2-3 K		1-0 F9		0-0 B5-3		4	0	0	0	0	1	2				
Inning Stats	R: 4 E: 1 K: 0 S: 18	H: 5 LOB: 1 BB: 1 P: 31	R: 0 E: 1 K: 1 S: 10	H: 0 LOB: 1 BB: 0 P: 14	R: 0 E: 0 K: 2 S: 12	H: 0 LOB: 0 BB: 0 P: 17	R: 0 E: 0 K: 0 S: 9	H: 1 LOB: 1 BB: 0 P: 11	R: 0 E: 0 K: 0 S: 7	H: 1 LOB: 2 BB: 1 P: 15	R: 2 E: 0 K: 0 S: 13	H: 2 LOB: 1 BB: 1 P: 22	R: 0 E: 0 K: 0 S: 6	H: 0 LOB: 0 BB: 0 P: 8	R: 0 E: 0 K: 0 S: 8	H: 1 LOB: 1 BB: 0 P: 9	1B: 9 2B: 2 3B: 0 HR: 1	SF: 0 SAC: 0 DP: 2 HBP: 0	WP: 0 PB: 0 SB: 0 CS: 0	PA: 41
PITCHER	IP WLS BF H R ER SO BB IBB HBP BLK WP HR S P ERA WHIP	IP WLS BF H R ER SO BB IBB HBP BLK WP HR S P ERA WHIP																		
Walt Terrell, R ERA: 5.36 (1, 1)	5.0 W 5 0 0 0 0 0 0 0 0 0 0 10 14 0.00 0.000	1.1 S 4 1 0 0 0 0 0 0 0 0 0 8 9 0.00 1.000																		
John Doherty, R ERA: 4.12 (6, 1)																				
Kurt Knudsen, R ERA: 2.76 (7, 1)																				
John Kiely, R ERA: 1.37 (9, 1)																				
Mike Hememan, R ERA: 4.53 (9, 1)																				

Detroit Tigers @ Cleveland Indians
Cleveland Municipal Stadium, Cleveland, OH
Fri Jul 31 1992, 3:33 AM EDT
Att: 53,419 - Cloudy - 66 F

AB 38
R 6
H 12
RBI 6
BB 3
SO 3
LOB 18



Batter	1	2	3	4	5	6	7	8	9	AB	R	H	RBI	BB	SO	LOB	TOP					
Tony Phillips, S OBP: 0.397, SLG: 0.410 (1, 10)										5	2	2	0	0	1	1	Detroit Tigers @ Cleveland Indians Cleveland Municipal Stadium, Cleveland, OH Sat Aug 01 1992, 3:33 AM EDT Att: 21,066 - Sunny - 73 F					
Lou Whitaker, L OBP: 0.403, SLG: 0.462 (1, 4)										4	0	0	0	1	1	4						
Travis Fryman, R OBP: 0.322, SLG: 0.449 (1, 6)										4	0	0	0	0	1	5						
Cecil Fielder, R OBP: 0.315, SLG: 0.462 (1, 3)										4	1	1	4	0	1	2						
Mickey Tettleton, S OBP: 0.371, SLG: 0.479 (1, 2)										2	0	0	0	2	0	0						
Dan Gladden, R OBP: 0.321, SLG: 0.363 (1, 7)										3	0	1	1	1	0	0						
Shawn Hare, L OBP: 0.179, SLG: 0.160 (1, 9)										4	0	0	0	0	0	5						
Scott Livingstone, L OBP: 0.323, SLG: 0.331 (1, 5)										4	1	2	0	0	1	0						
Gary Pettis, S OBP: 0.274, SLG: 0.258 (1, 8)										4	1	1	0	0	0	1						
Inning Stats	R: 0 E: 0 K: 1 S: 8	H: 0 LOB: 0 BB: 0 P: 12	R: 0 E: 0 K: 1 S: 9	H: 0 LOB: 0 BB: 0 P: 14	R: 0 E: 0 K: 0 S: 5	H: 0 LOB: 0 BB: 0 P: 6	R: 1 E: 0 K: 0 S: 15	H: 1 LOB: 3 BB: 3 P: 33	R: 0 E: 0 K: 0 S: 10	H: 1 LOB: 1 BB: 0 P: 17	R: 0 E: 0 K: 0 S: 10	H: 1 LOB: 2 BB: 1 P: 21	R: 4 E: 0 K: 2 S: 18	H: 4 LOB: 0 BB: 0 P: 27	R: 0 E: 0 K: 1 S: 9	H: 0 LOB: 0 BB: 0 P: 15	R: 0 E: 0 K: 0 S: 10	H: 0 LOB: 0 BB: 0 P: 13	1B: 5 2B: 1 3B: 0 HR: 1	SF: 0 SAC: 0 DP: 0 HBP: 0	WP: 0 PB: 0 SB: 0 CS: 0	PA: 38
PITCHER	IP WLS BF H R ER SO BB IBB HBP BLK WP HR S P ERA WHIP																					
Jose Mesa, R ERA: 4.38 (1, 1)	6.0 27 5 3 3 2 4 0 0 0 0 0 0 62 110 4.50 1.500																					
Kevin Wickander, L ERA: 3.72 (7, 1)	0.1 2 1 0 0 1 0 0 0 0 0 0 1 8 12 54.00 3.000																					
Ted Power, R ERA: 2.65 (7, 1)	1.1 W 4 0 0 0 1 0 0 0 0 0 0 0 11 18 0.00 0.000																					
Eric Plunk, R ERA: 3.97 (9, 1)	1.0 S 3 0 0 0 0 0 0 0 0 0 0 0 10 13 0.00 0.000																					

Batter	1	2	3	4	5	6	7	8	9	AB	R	H	RBI	BB	SO	LOB	BOTTOM			
Kenny Lofton, L OBP: 0.328, SLG: 0.325 (1, 8)										4	1	1	1	1	0	3	Detroit Tigers @ Cleveland Indians Cleveland Municipal Stadium, Cleveland, OH Sat Aug 01 1992, 3:33 AM EDT Att: 21,066 - Sunny - 73 F			
Thomas Howard, S OBP: 0.324, SLG: 0.358 (1, 7)										5	0	4	1	0	0	0				
Carlos Baerga, S OBP: 0.348, SLG: 0.459 (1, 4)										3	0	0	0	1	1	3				
Albert Belle, R OBP: 0.313, SLG: 0.458 (1, 10)										5	1	1	0	0	3	5				
Carlos Martinez, R OBP: 0.259, SLG: 0.325 Paul Sorrento, L OBP: 0.355, SLG: 0.449 (7, PH) (8, 3)										2	1	1	1	0	0	0				
Glenallen Hill, R OBP: 0.313, SLG: 0.463 (1, 9)										4	2	3	2	1	0	0				
Brook Jacoby, R OBP: 0.335, SLG: 0.357 (1, 5)										5	2	3	2	0	1	4				
Mark Lewis, R OBP: 0.291, SLG: 0.330 (1, 6)										3	0	0	0	1	0	1				
Junior Ortiz, R OBP: 0.291, SLG: 0.259 (1, 2)										2	1	0	1	1	0	0				
Inning Stats	R: 1 E: 0 K: 2 S: 18	H: 1 LOB: 3 BB: 2 P: 32	R: 0 E: 0 K: 0 S: 7	H: 0 LOB: 0 BB: 0 P: 12	R: 3 E: 0 K: 0 S: 15	H: 4 LOB: 3 BB: 2 P: 31	R: 0 E: 0 K: 2 S: 9	H: 1 LOB: 0 BB: 0 P: 13	R: 1 E: 0 K: 0 S: 9	H: 1 LOB: 0 BB: 0 P: 13	R: 0 E: 0 K: 1 S: 9	H: 1 LOB: 2 BB: 1 P: 16	R: 3 E: 0 K: 1 S: 14	H: 4 LOB: 2 BB: 0 P: 22	R: 0 E: 0 K: 0 S: 5	H: 1 LOB: 1 BB: 0 P: 7	1B: 10 2B: 1 3B: 0 HR: 2	SF: 1 SAC: 0 DP: 0 HBP: 2	WP: 0 PB: 0 SB: 2 CS: 1	PA: 43
PITCHER	IP WLS BF H R ER SO BB IBB HBP BLK WP HR S P ERA WHIP																			
Frank Tanana, L ERA: 4.49 (6, 1)	5.0 L 17 6 3 3 2 0 1 1 0 0 1 28 45 9.00 2.000																			

Batter	1	2	3	4	5	6	7	8	9	AB	R	H	RBI	BB	SO	LOB	TOP					
Tony Phillips, S OBP: 0.395, SLG: 0.407 (1, 10)	E3 		K 		K 			SH5-3 		3	0	0	0	0	2	1	Detroit Tigers @ Cleveland Indians Cleveland Municipal Stadium, Cleveland, OH Sun Aug 02 1992, 3:33 AM EDT Att: 25,733 - Sunny - 75 F					
Lou Whitaker, L OBP: 0.396, SLG: 0.456 (1, 4)	F8 			F9 		F7 		G6-3 		4	0	0	1	0	0	1						
Travis Fryman, R OBP: 0.319, SLG: 0.444 (1, 6)	K 			G5-3 		K 		K 		4	0	0	0	0	3	1						
Cecil Fielder, R OBP: 0.314, SLG: 0.467 (1, 3)		HR 		G6-3 		G6-3 			K 	4	1	1	1	0	1	0						
Mickey Tettleton, S OBP: 0.374, SLG: 0.489 (1, 2)		K 			2B BB 		HR 		E 1B 	3	2	2	1	1	1	0						
Dan Gladden, R OBP: 0.320, SLG: 0.359 (1, 7)		K 			2B G3 BB 		P5 		FC 	3	1	0	0	1	1	1						
Shawn Hare, L OBP: 0.172, SLG: 0.154 Mark Carreon, R OBP: 0.280, SLG: 0.366 (5, PH) (5, 9)	G5-3 				G3 		G6-3 		P3 	1	0	0	0	0	0	0						
Scott Livingstone, L OBP: 0.317, SLG: 0.324 (1, 5)			G4-3 		G3 		G3 		F8 	4	0	0	1	0	0	3						
Gary Pettis, S OBP: 0.276, SLG: 0.275 (1, 8)			K 		K 			SH5-3 G6-3 2B 		3	1	1	0	0	2	1						
Inning Stats	R: 0 E: 1 K: 1 S: 7	H: 0 LOB: 0 BB: 0 P: 13	R: 1 E: 0 K: 2 S: 12	H: 1 LOB: 0 BB: 0 P: 20	R: 0 E: 0 K: 2 S: 9	H: 0 LOB: 0 BB: 0 P: 12	R: 0 E: 0 K: 0 S: 7	H: 0 LOB: 0 BB: 0 P: 11	R: 2 E: 0 K: 2 S: 12	H: 1 LOB: 1 BB: 2 P: 25	R: 0 E: 0 K: 1 S: 7	H: 0 LOB: 0 BB: 0 P: 10	R: 1 E: 0 K: 0 S: 9	H: 1 LOB: 0 BB: 0 P: 15	R: 1 E: 0 K: 1 S: 9	H: 1 LOB: 0 BB: 0 P: 11	R: 0 E: 1 K: 1 S: 12	H: 1 LOB: 2 BB: 0 P: 18	1B: 1 2B: 2 3B: 0 HR: 2	SF: 0 SAC: 1 DP: 0 HBP: 0	WP: 0 PB: 0 SB: 0 CS: 1	PA: 35
PITCHER Charles Nagy, R ERA: 2.64 (1, 1)	IP: 9.0 WLS: L BF: 35 H: 5 R: 5 ER: 5 SO: 10 BB: 2 IBB: 0 HBP: 0 BLK: 0 WP: 0 HR: 2 S: 84 P: 135 ERA: 5.00 WHIP: 0.778															PITCHER						

Batter	1	2	3	4	5	6	7	8	9	AB	R	H	RBI	BB	SO	LOB	BOTTOM					
Kenny Lofton, L OBP: 0.329, SLG: 0.326 (1, 8)	CS 1B 		G4-3 		L4 			1B SF8 1B 	B1-3 	5	1	2	0	0	0	2	Detroit Tigers @ Cleveland Indians Cleveland Municipal Stadium, Cleveland, OH Sun Aug 02 1992, 3:33 AM EDT Att: 25,733 - Sunny - 75 F					
Thomas Howard, S OBP: 0.322, SLG: 0.356 (1, 7)	G5-3 		G4-3 		K 			1B 		4	0	1	0	0	1	2						
Carlos Baerga, S OBP: 0.347, SLG: 0.459 (1, 4)	F8 			1B SF7 2B 		G3 		P6 		4	1	1	0	0	0	2						
Albert Belle, R OBP: 0.317, SLG: 0.468 (1, 10)		G6-4-3 2B 		2B SF7 1B 		F8 2B 		SF8 		3	1	3	1	0	0	0						
Paul Sorrento, L OBP: 0.353, SLG: 0.446 (1, 3)		G6-4-3 BB 		SF7 		F8 		P6 		2	0	0	1	1	0	2						
Glenallen Hill, R OBP: 0.311, SLG: 0.463 (1, 9)	G6-4-3 		G3-1 2B 		G3-1 2B 		F9 		G3 	4	0	1	1	0	0	3						
Jim Thome, L OBP: 0.283, SLG: 0.329 (1, 5)	G6-3 		G3-1 		G3-1 		G4-3 		F8 	4	0	0	0	0	0	2						
Mark Lewis, R OBP: 0.291, SLG: 0.330 Mark Whiten, S OBP: 0.349, SLG: 0.389 (9, PH)			G4-3 1B 		F8 		L9 		1B 2B 	3	0	1	0	0	0	1						
Sandy Alomar Jr., R OBP: 0.292, SLG: 0.327 (1, 2)	F8 		F8 		F9 		L8 		1B 	4	0	1	1	0	0	1						
Inning Stats	R: 0 E: 0 K: 0 S: 6	H: 1 LOB: 0 BB: 0 P: 9	R: 0 E: 0 K: 0 S: 5	H: 1 LOB: 1 BB: 1 P: 11	R: 0 E: 0 K: 0 S: 8	H: 1 LOB: 0 BB: 0 P: 13	R: 2 E: 0 K: 0 S: 11	H: 3 LOB: 1 BB: 0 P: 17	R: 0 E: 0 K: 1 S: 8	H: 0 LOB: 0 BB: 0 P: 11	R: 0 E: 0 K: 0 S: 7	H: 1 LOB: 1 BB: 0 P: 11	R: 0 E: 0 K: 0 S: 6	H: 0 LOB: 0 BB: 0 P: 11	R: 1 E: 0 K: 0 S: 14	H: 2 LOB: 1 BB: 0 P: 20	R: 1 E: 0 K: 0 S: 10	H: 2 LOB: 1 BB: 0 P: 12	1B: 6 2B: 5 3B: 0 HR: 0	SF: 2 SAC: 0 DP: 1 HBP: 0	WP: 0 PB: 0 SB: 0 CS: 1	PA: 37
PITCHER Bill Gullickson, R ERA: 3.66 Mike Henneman, R ERA: 4.53 (8, 1)	IP: 7.0 WLS: W BF: 29 H: 9 R: 3 ER: 3 SO: 3 BB: 1 IBB: 0 HBP: 0 BLK: 0 WP: 0 HR: 0 S: 59 P: 93 ERA: 3.86 WHIP: 1.429															PITCHER						

Batter	1	2	3	4	5	6	7	8	9	10	11	12	AB	R	H	RBI	BB	SO	LOB	TOP				
Kenny Lofton, L OBP: 0.335, SLG: 0.347 (1, 8)	3-2 HR		0-2 G3-1 3B		0-0 SH5-3		2-3 K			4-2 1B S BB		2-2 1B 2B	4 3 3 3 1 1 0											
Thomas Howard, S OBP: 0.323, SLG: 0.356 (1, 7)	2-3 K1-3		0-1 G3-1		2-3 K			0-0 F8		3-2 1B		0-0 1B CS	6 0 2 2 0 2 2											
Carlos Baerga, S OBP: 0.350, SLG: 0.467 (1, 4)	1-0 1B		4-2 BB		0-1 HR			1-0 G3		1-1 G4-3		2-2 F7	4 1 2 3 1 0 2											
Felix Fermin, R OBP: 0.288, SLG: 0.288 (12, PH)												1-2 1B	1 0 0 0 0 0 1											
Albert Belle, R OBP: 0.316, SLG: 0.485 (1, 10)	1-0 G6-3		2-1 P5		2-H 3-H 0-0 HR			3-3 K					5 0 1 0 0 1 1											
Paul Sorrento, L OBP: 0.351, SLG: 0.442 (1, 3)		1-1 G6-3		0-1 1B		1-0 G3-1			0-0 F9		2-2 FC3-6 G6-3		5 0 1 0 0 0 1											
Glenallen Hill, R OBP: 0.305, SLG: 0.453 (1, 9)		0-0 F8		0-0 G5-4-3		2-3 K			0-3 K		1-2 G6-3		5 0 0 0 0 2 2											
Mark Whiten, S OBP: 0.349, SLG: 0.389 (11, 9)												1-2 G6-3	0 0 0 0 0 0 0											
Jim Thome, L OBP: 0.268, SLG: 0.310 (1, 5)		3-1 F7		2-1 G4-3		0-1 L5			0-1 F7		1-3 K		5 0 0 0 0 1 1											
Mark Lewis, R OBP: 0.256, SLG: 0.332 (1, 6)			1-0 3B 1B		1-0 SH5-3 HR 1B		1-1 F9			1-2 G6-3		4-1 SH1-3 2B BB	4 3 2 0 1 0 0											
Sandy Alomar Jr., R OBP: 0.287, SLG: 0.322 (1, 2)			1-0 F9		1-2 E6 SH5-3 HR		0-2 G6-3			1-1 P3		0-2 SH1-3	4 1 0 0 0 0 2											
Inning Stats	R: 1 E: 0 K: 1 S: 10	H: 2 LOB: 0 BB: 0 P: 17	R: 0 E: 0 K: 5 S: 5	H: 0 LOB: 0 BB: 0 P: 9	R: 2 E: 0 K: 0 S: 11	H: 2 LOB: 1 BB: 1 P: 19	R: 0 E: 0 K: 0 S: 5	H: 1 LOB: 0 BB: 0 P: 7	R: 3 E: 1 K: 1 S: 11	H: 2 LOB: 0 BB: 0 P: 15	R: 0 E: 0 K: 1 S: 6	H: 0 LOB: 0 BB: 0 P: 9	R: 0 E: 0 K: 1 S: 6	H: 0 LOB: 0 BB: 0 P: 6	R: 0 E: 0 K: 0 S: 12	H: 1 LOB: 2 BB: 1 P: 22	R: 0 E: 0 K: 1 S: 10	H: 1 LOB: 1 BB: 0 P: 14	R: 2 E: 0 K: 0 S: 11	H: 2 LOB: 0 BB: 1 P: 19	1B: 7 2B: 1 3B: 1 HR: 2	SF: 0 SAC: 2 DP: 1 HBP: 0	WP: 0 PB: 0 SB: 2 CS: 1	PA: 48
PITCHER	IP WLS BF H R ER SO BB IBB HBP BLK WP HR S P ERA WHIP	IP WLS BF H R ER SO BB IBB HBP BLK WP HR S P ERA WHIP																			IP WLS BF H R ER SO BB IBB HBP BLK WP HR S P ERA WHIP			
Scott Kamieniecki, R ERA: 4.72	(1, 1) 5.0 22 7 6 3 2 1 0 0 0 0 0 0 28 38 5.40 1.600	(6, 1) 4.0 12 0 0 0 4 0 0 0 0 0 0 0 28 38 0.00 0.000	(10, 1) 2.0 9 2 0 0 1 1 0 0 0 0 0 0 22 36 0.00 1.500	(12, 1) 0.1 L 4 2 2 2 0 1 0 0 0 0 0 8 14 54.00 9.000	(12, 1) 0.2 1 0 0 0 0 0 0 0 0 0 0 0 3 5 0.00 0.000																			(1, 1) 5.0 22 7 6 3 2 1 0 0 0 0 0 28 38 5.40 1.600

Cleveland Indians @ New York Yankees
Yankee Stadium, Bronx, NY
Mon Aug 03 1992, 7:05 PM EDT
Alt: 15,046 - Cloudy - 74 F

AB 43
R 8
H 11
RBI 8
BB 3
SO 7
LOB 12



Batter	1	2	3	4	5	6	7	8	9	10	11	12	AB	R	H	RBI	BB	SO	LOB	BOTTOM								
Bernie Williams, S OBP: 0.333, SLG: 0.368 (1, 7)	2-3 K		0-0 1B 2B		2-1 F7		3-3 K		1-1 P6		0-0 G3-2-4		6 1 1 0 0 2 4															
Randy Velarde, R OBP: 0.320, SLG: 0.414 (1, 6)	0-0 G5-3		4-1 1B 1B BB		3-2 1B		3-2 F8		1-1 F8		3-2 G5-3		5 1 1 0 1 0 0															
Don Mattingly, L OBP: 0.328, SLG: 0.419 (1, 3)	2-1 P4		3-1 1B		0-1 SF7		1-0 P3		2-1 1B		4-0 E BB		4 0 2 2 1 0 0															
Mel Hall, L OBP: 0.306, SLG: 0.460 (1, 10)		2-2 G4-3	1-2 1B		3-H 0-0 G4-3		0-0 G4-3		1-2 F8		1-2 F8		6 0 1 1 0 0 3															
Roberto Kelly, R OBP: 0.328, SLG: 0.412 (1, 8)		1-0 HR HBP	2-1 L3		4-1 S BB 1B		0-0 E S 2B 1B		0-3 K		0-1 F9		4 2 1 0 1 1 5															
Dion James, L OBP: 0.345, SLG: 0.373 (8, PH)		2-0 P6		3-1 F8		1-3 K		2-2 1H 2B		0-1 SH5-4 BB G3-2-4 1B		1-1 F9	3 0 0 0 0 0 1 2															
Jim Leyritz, R OBP: 0.336, SLG: 0.429 (8, PH)		1-0 HR											1 0 1 1 0 0 0 0															
Andy Stankiewicz, R OBP: 0.348, SLG: 0.365 (8, PH)													1 0 1 0 0 0 0 0															
Kevin Maas, L OBP: 0.309, SLG: 0.425 (12, PH)													1 0 0 0 0 0 0 2															
Matt Nokes, L OBP: 0.280, SLG: 0.380 (1, 2)		1-0 HR		3-3 K		2-3 K		2-2 F9		4-2 SH5-4 BB			4 1 1 2 1 2 2															
Charlie Hayes, R OBP: 0.276, SLG: 0.372 (1, 5)		2-2 F9		0-0 G6-3		0-1 F9		1-2 F8		0-0 SH5-4			4 0 0 0 0 0 1															
Pat Kelly, R OBP: 0.285, SLG: 0.346 (1, 4)			0-0 F9		2-2 1B SF7 1B		0-1 G3		2-3 K		4-0 IBB		4 1 1 0 1 1 0															
Inning Stats	R: 0 E: 0 K: 1 S: 7	H: 0 LOB: 0 BB: 0 P: 11	R: 2 E: 0 K: 0 S: 9	H: 1 LOB: 0 BB: 0 P: 17	R: 2 E: 0 K: 0 S: 12	H: 3 LOB: 1 BB: 1 P: 22	R: 0 E: 0 K: 1 S: 7	H: 0 LOB: 0 BB: 0 P: 13	R: 1 E: 0 K: 0 S: 12	H: 2 LOB: 1 BB: 0 P: 19	R: 0 E: 0 K: 2 S: 10	H: 0 LOB: 1 BB: 1 P: 17	R: 0 E: 0 K: 1 S: 8	H: 0 LOB: 0 BB: 0 P: 14	R: 1 E: 0 K: 0 S: 10	H: 2 LOB: 1 BB: 0 P: 15	R: 0 E: 0 K: 1 S: 8	H: 0 LOB: 0 BB: 0 P: 12	R: 0 E: 0 K: 1 S: 10	H: 1 LOB: 1 BB: 0 P: 14	R: 0 E: 0 K: 0 S: 7	H: 1 LOB: 2 BB: 2 P: 14	R: 0 E: 1 K: 0 S: 11	H: 0 LOB: 2 BB: 1 P: 21	1B: 7 2B: 3 3B: 0 HR: 1	SF: 1 SAC: 1 DP: 2 HBP: 1	WP: 0 PB: 0 SB: 2 CS: 0	PA: 51
PITCHER	IP WLS BF H R ER SO BB IBB HBP BLK WP HR S P ERA WHIP	IP WLS BF H R ER SO BB IBB HBP BLK WP HR S P ERA WHIP																			IP WLS BF H R ER SO BB IBB HBP BLK WP HR S P ERA WHIP							
Rod Nichols, R ERA: 3.98	(1, 1) 5.0 23 6 5 5 2 2 0 1 0 0 0 1 48 87 9.00 1.600	(6, 1) 2.0 6 0 0 0 3 0 0 0 0 0 0 0 17 26 0.00 0.000	(8, 1) 1.0 5 2 1 1 0 0 0 0 0 0 0 0 10 15 9.00 2.000	(8, 1) 2.1 11 2 0 0 2 1 1 0 0 0 0 0 24 39 0.00 1.286	(11, 1) 1.2 W 6 0 0 0 0 1 0 0 0 0 0 12 22 0.00 0.600																			(1, 1) 5.0 23 6 5 5 2 2 0 1 0 0 0 1 48 87 9.00 1.600				

Cleveland Indians @ New York Yankees
Yankee Stadium, Bronx, NY
Mon Aug 03 1992, 7:05 PM EDT
Alt: 15,046 - Cloudy - 74 F

AB 43
R 6
H 10
RBI 6
BB 5
SO 7
LOB 19



Batter	1	2	3	4	5	6	7	8	9	AB	R	H	RBI	BB	SO	LOB	TOP				
Thomas Howard, S OBP: 0.328, SLG: 0.364 (1, 8)										5	1	1	0	0	2	1					
Mark Lewis, R OBP: 0.299, SLG: 0.348 (1, 6)										4	2	3	1	1	0	1					
Carlos Baerga, S OBP: 0.350, SLG: 0.476 (1, 4)										5	1	1	2	0	2	3					
Albert Belle, R OBP: 0.322, SLG: 0.478 (1, 10)										4	2	3	2	1	0	0					
Carlos Martinez, R OBP: 0.278, SLG: 0.333 (1, 3)										4	0	2	0	1	1	1					
Glenallen Hill, R OBP: 0.301, SLG: 0.435 (1, 7)										5	0	2	0	0	1	4					
Mark Whiten, S OBP: 0.347, SLG: 0.386 (1, 9)										3	0	0	1	1	0	3					
Brook Jacoby, R OBP: 0.321, SLG: 0.341 (1, 5)										4	0	0	0	0	2	3					
Sandy Alomar Jr., R OBP: 0.291, SLG: 0.332 (1, 2)										4	0	1	0	0	0	0					
Inning Stats	R: 1 E: 0 K: 3 S: 14	H: 2 LOB: 1 BB: 0 P: 19	R: 0 E: 0 K: 1 S: 5	H: 0 LOB: 1 BB: 1 P: 13	R: 3 E: 0 K: 1 S: 17	H: 4 LOB: 1 BB: 0 P: 28	R: 0 E: 0 K: 1 S: 12	H: 1 LOB: 0 BB: 0 P: 18	R: 2 E: 0 K: 2 S: 15	H: 3 LOB: 2 BB: 1 P: 21	R: 0 E: 0 K: 0 S: 6	H: 1 LOB: 1 BB: 0 P: 7	R: 0 E: 0 K: 0 S: 6	H: 0 LOB: 0 BB: 0 P: 12	R: 0 E: 0 K: 0 S: 10	H: 2 LOB: 2 BB: 1 P: 20	1B: 6 2B: 6 3B: 0 HR: 3	SF: 0 SAC: 0 DP: 2 HBP: 0	WP: 0 PB: 0 SB: 0 CS: 1	PA: 42	
PITCHER	IP	WLS	BF	H	R	ER	SO	BB	IBB	HBP	BLK	WP	HR	S	P	ERA	WHIP				
Arthur Rhodes, L ERA: 3.27 (1, 1)	4.1	L	22	8	6	6	7	2	0	0	0	0	3	54	90	12.46	2.308				
Todd Frothing, R ERA: 2.52 (5, 1)	3.2		15	3	0	0	1	1	0	0	0	0	0	28	43	0.00	1.091				
Pat Clements, L ERA: 2.04 (9, 1)	1.0		5	2	0	0	0	1	0	0	0	0	0	10	20	0.00	3.000				

Cleveland Indians @ Baltimore Orioles
 Oriole Park at Camden Yards, Baltimore, MD
 Sat Aug 08 1992, 7:05 PM EDT
 Att: 45,686 - Cloudy - 81 F

AB 38
 R 6
 H 13
 RBI 6
 BB 4
 SO 8
 LOB 16



Batter	1	2	3	4	5	6	7	8	9	AB	R	H	RBI	BB	SO	LOB	BOTTOM					
Brady Anderson, L OBP: 0.370, SLG: 0.459 (1, 7)										3	0	0	0	1	0	1						
Mike Devereaux, R OBP: 0.317, SLG: 0.461 (1, 8)										4	0	0	0	0	0	2						
Cal Ripken Jr., R OBP: 0.339, SLG: 0.377 (1, 6)										3	0	0	0	0	1	1						
Glenn Davis, R OBP: 0.365, SLG: 0.463 (1, 3)										3	0	1	0	0	1	1						
Sam Horn, L OBP: 0.333, SLG: 0.425 (1, 10)										3	0	0	0	0	1	1						
Joe Orsulak, L OBP: 0.369, SLG: 0.402 (1, 9)										3	0	0	0	0	0	0						
Leo Gomez, R OBP: 0.367, SLG: 0.440 (1, 5)										3	0	0	0	0	1	0						
Billy Ripken, R OBP: 0.281, SLG: 0.347 (1, 4)										2	0	0	0	1	1	0						
Mark Parent, R OBP: 0.273, SLG: 0.500 (1, 2)										2	0	0	0	0	1	1						
David Segui, S OBP: 0.307, SLG: 0.309 (9, PH)										1	0	0	0	0	1	0						
Inning Stats	R: 0 E: 0 K: 2 S: 9	H: 0 LOB: 1 BB: 1 P: 18	R: 0 E: 0 K: 2 S: 8	H: 0 LOB: 0 BB: 0 P: 12	R: 0 E: 0 K: 1 S: 6	H: 0 LOB: 0 BB: 0 P: 6	R: 0 E: 0 K: 0 S: 8	H: 0 LOB: 0 BB: 0 P: 13	R: 0 E: 0 K: 0 S: 8	H: 0 LOB: 0 BB: 0 P: 14	R: 0 E: 0 K: 1 S: 6	H: 0 LOB: 1 BB: 1 P: 15	R: 0 E: 0 K: 0 S: 7	H: 1 LOB: 0 BB: 0 P: 11	R: 0 E: 0 K: 0 S: 8	H: 0 LOB: 0 BB: 0 P: 12	R: 0 E: 0 K: 1 S: 7	H: 0 LOB: 0 BB: 0 P: 11	1B: 1 2B: 0 3B: 0 HR: 0	SF: 0 SAC: 0 DP: 1 HBP: 0	WP: 0 PB: 0 SB: 1 CS: 0	PA: 29
PITCHER	IP	WLS	BF	H	R	ER	SO	BB	IBB	HBP	BLK	WP	HR	S	P	ERA	WHIP					
Charles Nagy, R ERA: 2.51 (1, 1)	9.0	W	29	1	0	0	7	2	0	0	0	0	0	67	112	0.00	0.333					

Cleveland Indians @ Baltimore Orioles
 Oriole Park at Camden Yards, Baltimore, MD
 Sat Aug 08 1992, 7:05 PM EDT
 Att: 45,686 - Cloudy - 81 F

AB 27
 R 0
 H 1
 RBI 0
 BB 2
 SO 7
 LOB 7



Batter	1	2	3	4	5	6	7	8	9	10	AB	R	H	RBI	BB	SO	LOB	TOP						
Kenny Lofton, L OBP: 0.335, SLG: 0.341 (1, 8)	0-1 S 1B		4-0 PB BB		3-3 K		4-1 1B BB		0-2 P5		3	1	1	0	2	1	0	Cleveland Indians @ Baltimore Orioles Oriole Park at Camden Yards, Baltimore, MD Sun Aug 09 1992, 3:33 AM EDT Att. 43,742 - Cloudy - 89 F						
Thomas Howard, S OBP: 0.326, SLG: 0.361 (1, 7)	1-0 P5		1-1 F7		1-2 F8		1-2 1-0 1-3 2-H 1B		0-0 F8		5	0	1	1	0	0	2							
Carlos Baerga, S OBP: 0.351, SLG: 0.474 (1, 4)	2-2 1B		1-3 K		2-2 G5-4-3 HBP K		0-3 K		2-3 K		4	0	1	1	0	3	3							
Albert Belle, R OBP: 0.316, SLG: 0.472 (1, 10)	2-3 K		1-1 P2		0-1 G5-4-3 1-2f K		1-2 G5-3		1-0 F8		5	0	0	0	0	1	5							
Paul Sorrento, L OBP: 0.351, SLG: 0.445 (1, 3)	1-0 F7				0-0 G4-3		1-2 BB 1B		0-2 G5-3		5	0	1	0	0	1	1							
Mark Whiten, S OBP: 0.348, SLG: 0.385 (1, 9)		1-2 F8		1-0 S 1B		4-0 BB 1-2 BB		0-0 G4-3			3	0	1	0	1	0	0							
Jim Thome, L OBP: 0.275, SLG: 0.316 (1, 5)		4-2 WP G4-3 BB		2-2 F7		1-0 F7		1-0 1B			3	0	1	0	1	0	3							
Mark Lewis, R OBP: 0.299, SLG: 0.347 (1, 6)		1-1 G4-3		3-1 F8			3-2 BB 1B		1-1 F8		4	1	1	0	0	0	3							
Sandy Alomar Jr., R OBP: 0.287, SLG: 0.327 (1, 2)		3-2 G5-3		3-2 G5-3		0-0 F8		2-2 F9			4	0	0	0	0	0	2							
Inning Stats	R: 1 E: 0 K: 1 S: 12	H: 2 LOB: 1 BB: 0 P: 17	R: 0 E: 0 K: 12 S: 12	H: 0 LOB: 1 BB: 1 P: 21	R: 0 E: 0 K: 1 S: 7	H: 0 LOB: 1 BB: 1 P: 14	R: 0 E: 0 K: 0 S: 7	H: 1 LOB: 1 BB: 0 P: 13	R: 0 E: 0 K: 1 S: 12	H: 0 LOB: 0 BB: 0 P: 19	R: 0 E: 0 K: 1 S: 8	H: 1 LOB: 2 BB: 1 P: 16	R: 1 E: 0 K: 1 S: 12	H: 2 LOB: 2 BB: 1 P: 21	R: 0 E: 0 K: 0 S: 7	H: 1 LOB: 1 BB: 0 P: 9	R: 0 E: 0 K: 0 S: 8		H: 0 LOB: 0 BB: 0 P: 10	R: 0 E: 0 K: 2 S: 7	H: 0 LOB: 0 BB: 0 P: 12	1B: 7 2B: 0 3B: 0 HR: 0	SF: 0 SAC: 0 DP: 1 HBP: 1	WP: 1 PB: 1 SB: 2 CS: 0
PITCHER	IP WLS BF H R ER SO BB IBB HBP BLK WP HR S P ERA WHIP	6.1 28 5 2 2 3 4 0 1 0 0 0 0 0 63 112 2.84 1.421	3.2 13 2 0 0 3 0 0 0 0 0 0 0 0 29 40 0.00 0.545																					

AB	36
R	2
H	7
RBI	2
BB	4
SO	6
LOB	19



Batter	1	2	3	4	5	6	7	8	9	10	AB	R	H	RBI	BB	SO	LOB	BOTTOM		
Brady Anderson, L OBP: 0.368, SLG: 0.456 (1, 7)	0-0 G1-3		2-3 K		1-1 F7			3-2 G4-3		0-1 1B BB 1B	5	0	1	0	0	1	0	Cleveland Indians @ Baltimore Orioles Oriole Park at Camden Yards, Baltimore, MD Sun Aug 09 1992, 3:33 AM EDT Att. 43,742 - Cloudy - 89 F		
Mike Devereaux, R OBP: 0.318, SLG: 0.458 (1, 8)	2-0 P5		4-2 BB		2-2 G6-3			0-0 G6-3		4-1 1B BB 1B	3	0	0	0	2	0	0			
Cal Ripken Jr., R OBP: 0.339, SLG: 0.377 (1, 6)	2-3 K		2-0 L3		1-0 P6			2-2 1B		0-0 1B	5	0	2	1	0	1	1			
Glenn Davis, R OBP: 0.367, SLG: 0.477 (1, 10)		2-2 G3 1B 2B		1-1 G6-3		2-2 3B		0-0 G4-3			4	1	2	0	0	0	1			
Randy Milligan, R OBP: 0.394, SLG: 0.362 (1, 3)		0-0 G3		1-1 P7		1-2 G4-3		0-1 L4			4	0	0	0	0	0	2			
Chito Martinez, L OBP: 0.352, SLG: 0.412 (1, 9)		1-1 1B		0-1 K		2-3 K		0-0 G1-3			4	1	2	1	0	1	1			
Tim Lincecum, R OBP: 0.356, SLG: 0.400 (1, 5)		2-1 F8		2-0 1B		2-2 L4		1-3 K			4	0	1	1	0	1	1			
Mark McLemore, S OBP: 0.339, SLG: 0.322 (1, 4)		1-0 F8		1-1 F8		2-2 G6-4-3 1B				3-2 BB SH3-4 1B	4	1	2	0	0	0	2			
Jeff Tackett, R OBP: 0.294, SLG: 0.393 (1, 2)			1-2 P5		3-3 K		0-0 G6-4-3		2-0 SH3-4		3	0	0	0	0	1	1			
Inning Stats	R: 0 E: 0 K: 1 S: 6	H: 0 LOB: 0 BB: 0 P: 10	R: 1 E: 0 K: 10 S: 10	H: 2 LOB: 1 BB: 0 P: 15	R: 1 E: 0 K: 1 S: 9	H: 2 LOB: 1 BB: 0 P: 14	R: 0 E: 0 K: 1 S: 10	H: 1 LOB: 1 BB: 0 P: 16	R: 0 E: 0 K: 0 S: 7	H: 1 LOB: 0 BB: 0 P: 11	R: 0 E: 0 K: 0 S: 8	H: 1 LOB: 1 BB: 0 P: 13	R: 0 E: 0 K: 1 S: 7	H: 0 LOB: 0 BB: 0 P: 8	R: 1 E: 0 K: 0 S: 8	H: 3 LOB: 3 BB: 1 P: 17	1B: 7 2B: 2 3B: 1 HR: 0		SF: 0 SAC: 1 DP: 1 HBP: 0	WP: 0 PB: 0 SB: 0 CS: 0
PITCHER	IP WLS BF H R ER SO BB IBB HBP BLK WP HR S P ERA WHIP	7.0 27 6 2 2 4 1 0 0 0 0 0 0 0 3 6 0.00 0.000	2.0 8 2 1 1 1 0 0 0 0 0 0 0 0 2 2 0.00 0.000	2.0 1 1 1 0 0 0 0 0 0 0 0 0 0 2 2 0.00 0.000	2.0 1 1 0 0 0 0 1 0 0 0 0 0 0 2 2 0.00 0.000	2.0 8 2 1 1 1 0 0 0 0 0 0 0 0 16 24 4.50 1.000	2.0 1 1 0 0 0 0 0 0 0 0 0 0 0 2 2 0.00 0.000	2.0 1 1 0 0 0 0 1 0 0 0 0 0 0 2 2 0.00 0.000												

AB	36
R	3
H	10
RBI	3
BB	2
SO	5
LOB	9



Batter	1	2	3	4	5	6	7	8	9	AB	R	H	RBI	BB	SO	LOB	TOP										
Wade Boggs, L (1, 5) OBP: 0.361, SLG: 0.383	G4-3		F7		F7		G6-3		G6-3	5	0	0	0	0	0	2	Boston Red Sox @ Cleveland Indians Cleveland Municipal Stadium, Cleveland, OH Mon Aug 10 1992, 7:05 PM EDT Att: 9,225 - Cloudy - 83 F										
Billy Hatcher, R (1, 7) OBP: 0.335, SLG: 0.399	2B		1B		G4-3		BB			3	2	2	0	1	0	0											
Bob Zupcic, R (1, 8) OBP: 0.338, SLG: 0.400	F9		1B		G5-3		F9			4	0	1	1	0	0	3											
Tom Brunansky, R (1, 9) OBP: 0.345, SLG: 0.475	2B		HR		WP		CS			3	1	2	1	1	0	1											
Jack Clark, R (1, 10) OBP: 0.349, SLG: 0.318	K		HR		G5-3		K			4	1	1	2	0	2	3											
Jody Reed, R (1, 4)		SF8	F8		G6-3		G6-3			4	1	1	0	0	0	1											
Mo Vaughn, L (1, 3)	G4-3		F9		P6				G4-3	4	0	0	0	0	0	2											
Tony Peña, R (1, 2) Scott Cooper, L (9, PH) OBP: 0.288, SLG: 0.302 OBP: 0.309, SLG: 0.309	SF8		K		G6-3		G6-3		K	1	0	0	1	1	1	0											
John Valentin, R (1, 6) Phil Plantier, L (9, PH) OBP: 0.318, SLG: 0.300 OBP: 0.326, SLG: 0.355	F8		G6-3		G6-3		G6-3		1B	3	0	0	0	0	0	1											
Inning Stats	R: 1 E: 0 K: 1 S: 11	H: 2 LOB: 1 BB: 0 P: 15	R: 1 E: 0 K: 0 S: 5	H: 1 LOB: 0 BB: 0 P: 10	R: 3 E: 0 K: 0 S: 14	H: 3 LOB: 0 BB: 0 P: 22	R: 0 E: 0 K: 1 S: 7	H: 0 LOB: 0 BB: 0 P: 10	R: 0 E: 0 K: 0 S: 7	H: 0 LOB: 1 BB: 1 P: 14	R: 0 E: 0 K: 0 S: 7	H: 0 LOB: 2 BB: 2 P: 18	R: 0 E: 0 K: 1 S: 10	H: 1 LOB: 0 BB: 0 P: 18	R: 0 E: 0 K: 1 S: 10	H: 1 LOB: 1 BB: 0 P: 16		1B: 3 2B: 4 3B: 1 HR: 1	SF: 1 SAC: 0 DP: 1 HBP: 0	WP: 1 PB: 0 SB: 0 CS: 1	PA: 37						
PITCHER	IP	WLS	BF	H	R	ER	SO	BB	IBB	HBP	BLK	WP	HR	S	P	ERA	WHIP										
Dennis Cook, L (1, 1) ERA: 4.09	6.0		25	6	5	5	2	1	0	0	0	1	1	51	82	7.50	1.167										
Jack Armstrong, R (7, 1) ERA: 5.01	2.0	W	8	1	0	0	1	2	0	0	0	0	0	17	36	0.00	1.500										
Steve Olin, R (9, 1) ERA: 1.98	1.0	S	4	1	0	0	1	0	0	0	0	0	0	10	16	0.00	1.000										

Batter	1	2	3	4	5	6	7	8	9	AB	R	H	RBI	BB	SO	LOB	BOTTOM										
Kenny Lofton, L (1, 8) OBP: 0.336, SLG: 0.340	G6-3		1B		F7		G6-3		F8	4	1	1	0	1	0	3	Boston Red Sox @ Cleveland Indians Cleveland Municipal Stadium, Cleveland, OH Mon Aug 10 1992, 7:05 PM EDT Att: 9,225 - Cloudy - 83 F										
Glenallen Hill, R (1, 7) OBP: 0.299, SLG: 0.429	G6-3		F9		G6-3		G6-3		HR	4	1	0	0	1	0	2											
Carlos Baerga, S (1, 4) OBP: 0.353, SLG: 0.482	G6-3		HR		1B		K		HR	5	2	3	3	0	1	1											
Albert Belle, R (1, 10) OBP: 0.321, SLG: 0.487	F7		HR		K		HR		FC4-6	4	2	2	4	1	1	2											
Paul Sorrento, L (1, 3) Carlos Martinez, R (7, PH) OBP: 0.351, SLG: 0.444 OBP: 0.283, SLG: 0.329	G6-3		FC4-6		F8		HR		FC4-6	3	0	1	0	0	0	1											
Mark Whiten, S (1, 9) OBP: 0.348, SLG: 0.383	F9		K		F8		G5-3		BB	4	0	1	0	0	1	2											
Sandy Alomar Jr., R (1, 2) OBP: 0.290, SLG: 0.327	E		FC4-6		K		K		1B	3	1	1	0	1	1	2											
Jim Thome, L (1, 5) Brook Jacoby, R (9, 5) OBP: 0.274, SLG: 0.314 OBP: 0.321, SLG: 0.341	E4		G4-3		G4-3		S		K	4	0	1	0	0	1	2											
Mark Lewis, R (1, 6) OBP: 0.298, SLG: 0.346	K		G6-3		G6-3		K		E	4	1	1	0	0	2	4											
Inning Stats	R: 0 E: 0 K: 0 S: 5	H: 0 LOB: 1 BB: 1 P: 11	R: 0 E: 1 K: 1 S: 8	H: 0 LOB: 2 BB: 1 P: 17	R: 3 E: 0 K: 1 S: 15	H: 4 LOB: 1 BB: 0 P: 19	R: 0 E: 0 K: 0 S: 6	H: 0 LOB: 0 BB: 0 P: 9	R: 0 E: 0 K: 1 S: 11	H: 1 LOB: 1 BB: 0 P: 14	R: 0 E: 0 K: 2 S: 12	H: 2 LOB: 2 BB: 0 P: 21	R: 1 E: 0 K: 1 S: 13	H: 1 LOB: 1 BB: 1 P: 22	R: 4 E: 1 K: 1 S: 16	H: 3 LOB: 1 BB: 2 P: 29		1B: 8 2B: 0 3B: 0 HR: 3	SF: 0 SAC: 0 DP: 0 HBP: 0	WP: 0 PB: 0 SB: 2 CS: 0	PA: 41						
PITCHER	IP	WLS	BF	H	R	ER	SO	BB	IBB	HBP	BLK	WP	HR	S	P	ERA	WHIP										
Danny Darwin, R (1, 1) ERA: 4.78	6.2		31	8	4	4	6	2	0	0	0	0	2	63	99	5.40	1.500										
Tony Fossas, L (7, 1) ERA: 2.95	0.1		2	0	0	0	0	1	0	0	0	0	0	7	14	0.00	3.000										
Paul Quantrill, R (8, 1) ERA: 1.88	0.2	L	4	2	2	1	1	0	0	0	0	0	0	10	15	13.50	3.000										
Jeff Reardon, R (8, 1) ERA: 3.32	0.1		4	1	2	1	0	2	0	0	0	0	1	6	14	27.00	9.000										

Batter	1	2	3	4	5	6	7	8	9	AB	R	H	RBI	BB	SO	LOB	TOP			
Wade Boggs, L (1, 10) OBP: 0.362, SLG: 0.383	G5-3	L6		F7			SH3-4 1B SF8 1B		FC6-4 1B	5	1	2	0	0	0	2	Boston Red Sox @ Cleveland Indians Cleveland Municipal Stadium, Cleveland, OH Wed Aug 12 1992, 7:05 PM EDT Att: 11,516 - Sunny - 66 F			
Billy Hatcher, R (1, 7) OBP: 0.341, SLG: 0.400	BB BB	G1-3		P4			SH3-4		K	3	0	0	0	1	1	3				
Bob Zupcic, R (1, 8) OBP: 0.333, SLG: 0.393	F9			1B 1B			2B 1B		FC6-4 FC6-4	5	2	2	1	0	0	2				
Tom Brunansky, R (1, 9) OBP: 0.345, SLG: 0.468	BB BB			F8			SF8		FC6-4	3	0	1	1	1	0	2				
Mo Vaughn, L (1, 3) OBP: 0.343, SLG: 0.387	F8			BB 1B			WP 2B			4	0	2	1	0	0	3				
Jody Reed, R (1, 4) OBP: 0.334, SLG: 0.344		FC6-4 1B		BB 1B			G6-3 G6-3			4	0	2	1	0	0	1				
Scott Cooper, L (1, 5) OBP: 0.321, SLG: 0.303		FC6-4 1B		G6-4-3 BB			P5		K	3	1	0	0	1	1	1				
Tony Peña, R (1, 2) OBP: 0.288, SLG: 0.302		1B		G6-4-3			K		K	4	0	1	0	0	2	3				
Luis Rivera, R (1, 6) OBP: 0.298, SLG: 0.258 (8, PH) Herm Winningham, L (8, PH) John Valentin, R (8, 6) OBP: 0.304, SLG: 0.286		1B		F9			SH3-4 1B BB		F8	2	1	1	1	1	0	0				
Inning Stats	R: 0 E: 0 K: 0 S: 11	H: 0 LOB: 2 BB: 2 P: 21	R: 1 E: 0 K: 0 S: 20	H: 3 LOB: 2 BB: 0 P: 30	R: 1 E: 0 K: 0 S: 9	H: 3 LOB: 1 BB: 20	R: 0 E: 0 K: 0 S: 7	H: 0 LOB: 0 BB: 0 P: 11	R: 0 E: 0 K: 1 S: 6	H: 0 LOB: 0 BB: 0 P: 8	R: 3 E: 0 K: 0 S: 11	H: 3 LOB: 1 BB: 1 P: 25	R: 0 E: 0 K: 2 S: 8	H: 0 LOB: 0 BB: 0 P: 12	R: 0 E: 0 K: 1 S: 10	H: 1 LOB: 1 BB: 0 P: 12	1B: 10 2B: 1 3B: 0 HR: 0	SF: 1 SAC: 1 DP: 2 HBP: 0	WP: 1 PB: 0 SB: 0 CS: 0	PA: 40
PITCHER	IP WLS BF H R ER SO BB IBB HBP BLK WP HR S P ERA WHIP	IP WLS BF H R ER SO BB IBB HBP BLK WP HR S P ERA WHIP	IP WLS BF H R ER SO BB IBB HBP BLK WP HR S P ERA WHIP	IP WLS BF H R ER SO BB IBB HBP BLK WP HR S P ERA WHIP	IP WLS BF H R ER SO BB IBB HBP BLK WP HR S P ERA WHIP	IP WLS BF H R ER SO BB IBB HBP BLK WP HR S P ERA WHIP	IP WLS BF H R ER SO BB IBB HBP BLK WP HR S P ERA WHIP	IP WLS BF H R ER SO BB IBB HBP BLK WP HR S P ERA WHIP	IP WLS BF H R ER SO BB IBB HBP BLK WP HR S P ERA WHIP	IP WLS BF H R ER SO BB IBB HBP BLK WP HR S P ERA WHIP	IP WLS BF H R ER SO BB IBB HBP BLK WP HR S P ERA WHIP	IP WLS BF H R ER SO BB IBB HBP BLK WP HR S P ERA WHIP	IP WLS BF H R ER SO BB IBB HBP BLK WP HR S P ERA WHIP	IP WLS BF H R ER SO BB IBB HBP BLK WP HR S P ERA WHIP	IP WLS BF H R ER SO BB IBB HBP BLK WP HR S P ERA WHIP	IP WLS BF H R ER SO BB IBB HBP BLK WP HR S P ERA WHIP	IP WLS BF H R ER SO BB IBB HBP BLK WP HR S P ERA WHIP			
Jose Mesa, R (1, 1) ERA: 4.53	6.0	27	7	3	3	1	4	0	0	0	0	0	0	0	0	0	4.50	1.833		
Kevin Wickander, L (7, 1) ERA: 3.51	0.0	1	1	0	0	0	0	0	0	0	0	0	0	0	0	0	∞	∞		
Eric Plunk, R (7, 1) ERA: 3.73	2.0	W	8	2	2	2	0	0	0	0	1	0	17	28	9.00	1.000				
Steve Olin, R (9, 1) ERA: 1.95	1.0	S	4	1	0	1	0	0	0	0	0	0	10	12	0.00	1.000				

Batter	1	2	3	4	5	6	7	8	9	AB	R	H	RBI	BB	SO	LOB	BOTTOM			
Kenny Lofton, L (1, 8) OBP: 0.339, SLG: 0.342	1B S BB				L8		HBP 1B HBP		E8	0	0	0	0	1	0	0	Boston Red Sox @ Cleveland Indians Cleveland Municipal Stadium, Cleveland, OH Wed Aug 12 1992, 7:05 PM EDT Att: 11,516 - Sunny - 66 F			
Thomas Howard, S (3, PH) OBP: 0.329, SLG: 0.363				1B			1B			4	2	2	1	0	0	2				
Glenallen Hill, R (1, 10) OBP: 0.297, SLG: 0.425	K2-3			G4-6-3 1B			F8		G6-3	5	0	1	1	0	1	6				
Carlos Baerga, S (1, 4) OBP: 0.357, SLG: 0.481	G5-4-3 1B			G4-6-3			K		HBP 1B HBP	3	1	1	0	1	1	1				
Albert Belle, R (1, 7) OBP: 0.319, SLG: 0.481	G5-4-3			K			G4-6-3 1B		L8	4	0	1	1	0	1	5				
Paul Sorrento, L (1, 3) OBP: 0.354, SLG: 0.453 (7, PH) Brook Jacoby, R (8, 5) OBP: 0.328, SLG: 0.350				BB			G4-6-3		1B	2	1	1	1	1	0	1				
Mark Whiten, S (1, 9) OBP: 0.348, SLG: 0.389				F8			K			1	0	1	0	0	2	3				
Jim Thome, L (1, 5) OBP: 0.297, SLG: 0.305 Sandy Alomar Jr., R (8, 2) OBP: 0.292, SLG: 0.324				G4-1			G4-3		FC3-6 BB	3	0	0	1	0	0	1				
Mark Lewis, R (1, 6) OBP: 0.304, SLG: 0.353				F7			G4-3		FC3-6 1B	4	2	2	0	0	0	1				
Junior Ortiz, R (1, 2) OBP: 0.287, SLG: 0.254 Carlos Martinez, R (7, PH) OBP: 0.286, SLG: 0.330				G6-3			G5-3		E	2	0	0	0	0	0	1				
Inning Stats	R: 0 E: 0 K: 1 S: 9	H: 1 LOB: 1 BB: 1 P: 16	R: 1 E: 0 K: 1 S: 12	H: 1 LOB: 0 BB: 0 P: 19	R: 1 E: 0 K: 0 S: 12	H: 2 LOB: 0 BB: 0 P: 15	R: 0 E: 0 K: 1 S: 13	H: 0 LOB: 1 BB: 1 P: 19	R: 0 E: 0 K: 0 S: 6	H: 1 LOB: 1 BB: 0 P: 7	R: 0 E: 0 K: 1 S: 5	H: 1 LOB: 0 BB: 0 P: 9	R: 5 E: 0 K: 1 S: 21	H: 5 LOB: 2 BB: 0 P: 36	R: 1 E: 1 K: 0 S: 13	H: 1 LOB: 3 BB: 2 P: 24	1B: 10 2B: 0 3B: 1 HR: 1	SF: 0 SAC: 0 DP: 3 HBP: 2	WP: 0 PB: 0 SB: 2 CS: 0	PA: 40
PITCHER	IP WLS BF H R ER SO BB IBB HBP BLK WP HR S P ERA WHIP	IP WLS BF H R ER SO BB IBB HBP BLK WP HR S P ERA WHIP	IP WLS BF H R ER SO BB IBB HBP BLK WP HR S P ERA WHIP	IP WLS BF H R ER SO BB IBB HBP BLK WP HR S P ERA WHIP	IP WLS BF H R ER SO BB IBB HBP BLK WP HR S P ERA WHIP	IP WLS BF H R ER SO BB IBB HBP BLK WP HR S P ERA WHIP	IP WLS BF H R ER SO BB IBB HBP BLK WP HR S P ERA WHIP	IP WLS BF H R ER SO BB IBB HBP BLK WP HR S P ERA WHIP	IP WLS BF H R ER SO BB IBB HBP BLK WP HR S P ERA WHIP	IP WLS BF H R ER SO BB IBB HBP BLK WP HR S P ERA WHIP	IP WLS BF H R ER SO BB IBB HBP BLK WP HR S P ERA WHIP	IP WLS BF H R ER SO BB IBB HBP BLK WP HR S P ERA WHIP	IP WLS BF H R ER SO BB IBB HBP BLK WP HR S P ERA WHIP	IP WLS BF H R ER SO BB IBB HBP BLK WP HR S P ERA WHIP	IP WLS BF H R ER SO BB IBB HBP BLK WP HR S P ERA WHIP	IP WLS BF H R ER SO BB IBB HBP BLK WP HR S P ERA WHIP	IP WLS BF H R ER SO BB IBB HBP BLK WP HR S P ERA WHIP			
John Dopson, R (1, 1) ERA: 3.44	6.1	26	8	4	4	4	2	0	0	0	0	0	0	0	0	0	5.68	1.579		
Daryl Irvine, R (7, 1) ERA: 5.79	0.1	L	5	2	1	1	0	0	2	0	0	0	7	13	27.00	6.000				
Tony Fossas, L (7, 1) ERA: 2.89	0.1		2	1	2	2	1	0	0	0	0	0	5	7	54.00	3.000				
Paul Quantrill, R (8, 1) ERA: 1.76	1.0		7	1	1	0	0	1	1	0	0	0	13	24	0.00	2.000				

AB 34
R 5
H 11
RBI 5
BB 4
SO 4
LOB 17




AB 34
R 8
H 12
RBI 7
BB 4
SO 5
LOB 21



Batter	1	2	3	4	5	6	7	8	9	AB	R	H	RBI	BB	SO	LOB	TOP																						
Wade Boggs, L OBP: 0.380, SLG: 0.379	G3-1		G5-4-3			FC6-4		G3-1		4	1	0	0	1	0	4	Boston Red Sox @ Cleveland Indians Cleveland Municipal Stadium, Cleveland, OH Thu Aug 13 1992, 7:05 PM EDT Att: 26,797 - Sunny - 68 F																						
Billy Hatcher, R OBP: 0.338, SLG: 0.395	K		K						G6-3	5	1	1	2	0	3	0																							
Bob Zupcic, R OBP: 0.331, SLG: 0.389	K								F8	5	0	1	1	0	2	0																							
Tom Brunansky, R OBP: 0.349, SLG: 0.471									F9	5	0	3	1	0	0	0																							
Mo Vaughn, L OBP: 0.341, SLG: 0.384										4	0	1	0	0	1	3																							
Jack Clark, R OBP: 0.346, SLG: 0.310										3	1	0	0	1	2	3																							
Jody Reed, R OBP: 0.332, SLG: 0.342										3	0	0	0	0	0	1																							
Tony Peña, R OBP: 0.291, SLG: 0.305										3	1	1	0	1	1	2																							
John Valentin, R OBP: 0.300, SLG: 0.283										4	0	1	0	0	0	3																							
Inning Stats	R: 0 E: 0 K: 2 S: 9	H: 0 LOB: 0 BB: 0 P: 10	R: 0 E: 1 K: 2 S: 17	H: 1 LOB: 2 BB: 0 P: 24	R: 0 E: 0 K: 1 S: 7	H: 1 LOB: 0 BB: 0 P: 11	R: 0 E: 0 K: 1 S: 6	H: 0 LOB: 2 BB: 0 P: 7	R: 4 E: 0 K: 1 S: 21	H: 3 LOB: 2 BB: 3 P: 43	R: 0 E: 1 K: 0 S: 11	H: 1 LOB: 2 BB: 0 P: 16	R: 0 E: 0 K: 2 S: 9	H: 2 LOB: 2 BB: 0 P: 15	R: 0 E: 1 K: 0 S: 6	H: 0 LOB: 1 BB: 0 P: 12	R: 0 E: 0 K: 0 S: 7	H: 0 LOB: 0 BB: 0 P: 12	1B: 7 2B: 1 3B: 0 HR: 0	SF: 0 SAC: 1 DP: 1 HBP: 0	WP: 0 PB: 0 SB: 0 CS: 0	PA: 40																	
PITCHER	IP	WLS	BF	H	R	ER	SO	BB	IBB	HBP	BLK	WP	HR	S	P	ERA	WHIP	PITCHER				IP	WLS	BF	H	R	ER	SO	BB	IBB	HBP	BLK	WP	HR	S	P	ERA	WHIP	
Charles Nagy, R ERA: 2.59	(1, 1)	8.0	L	37	8	4	4	9	2	1	0	0	0	0	86	138	4.50	1.250																					
Jack Armstrong, R ERA: 4.97	(9, 1)	1.0		3	0	0	0	0	0	0	0	0	0	0	7	12	0.00	0.000																					

livebaseballscorecards.com

AB 36
R 4
H 8
RBI 4
BB 3
SO 9
LOB 16



Batter	1	2	3	4	5	6	7	8	9	AB	R	H	RBI	BB	SO	LOB	BOTTOM																							
Thomas Howard, S OBP: 0.327, SLG: 0.362	K									4	0	1	0	0	1	2	Boston Red Sox @ Cleveland Indians Cleveland Municipal Stadium, Cleveland, OH Thu Aug 13 1992, 7:05 PM EDT Att: 26,797 - Sunny - 68 F																							
Glenallen Hill, R OBP: 0.300, SLG: 0.438	P3									4	1	2	1	0	1	2																								
Carlos Baerga, S OBP: 0.354, SLG: 0.477	P5									4	0	0	0	0	0	2																								
Albert Belle, R OBP: 0.318, SLG: 0.478										3	0	0	0	1	2	0																								
Paul Sorrento, L OBP: 0.350, SLG: 0.448										4	0	0	0	0	2	3																								
Mark Whiten, S OBP: 0.347, SLG: 0.387										4	1	1	0	0	2	0																								
Sandy Alomar Jr., R OBP: 0.298, SLG: 0.330										4	0	3	0	0	0	0																								
Jim Thome, L OBP: 0.267, SLG: 0.306										3	0	1	1	0	1	2																								
Mark Lewis, R OBP: 0.304, SLG: 0.353										3	0	1	0	0	2	1																								
Inning Stats	R: 0 E: 0 K: 1 S: 8	H: 0 LOB: 0 BB: 0 P: 10	R: 0 E: 0 K: 3 S: 10	H: 0 LOB: 0 BB: 0 P: 18	R: 0 E: 0 K: 1 S: 10	H: 1 LOB: 0 BB: 0 P: 16	R: 0 E: 0 K: 0 S: 7	H: 2 LOB: 2 BB: 1 P: 15	R: 1 E: 0 K: 1 S: 12	H: 3 LOB: 2 BB: 0 P: 17	R: 0 E: 0 K: 1 S: 8	H: 0 LOB: 0 BB: 0 P: 12	R: 0 E: 0 K: 2 S: 15	H: 1 LOB: 1 BB: 0 P: 22	R: 1 E: 0 K: 0 S: 7	H: 1 LOB: 0 BB: 0 P: 11	R: 0 E: 0 K: 2 S: 10	H: 1 LOB: 1 BB: 0 P: 14	1B: 8 2B: 0 3B: 0 HR: 1	SF: 1 SAC: 0 DP: 2 HBP: 0	WP: 0 PB: 0 SB: 0 CS: 0	PA: 35																		
PITCHER	IP	WLS	BF	H	R	ER	SO	BB	IBB	HBP	BLK	WP	HR	S	P	ERA	WHIP	PITCHER				IP	WLS	BF	H	R	ER	SO	BB	IBB	HBP	BLK	WP	HR	S	P	ERA	WHIP		
Roger Clemens, R ERA: 2.2	(1, 1)	8.0	W	31	8	2	2	9	1	0	0	0	0	0	121	121	2.25	1.125																						
Jeff Reardon, R ERA: 3.23	(9, 1)	1.0	S	4	1	0	0	2	0	0	0	0	0	0	10	14	0.00	1.000																						

livebaseballscorecards.com

AB 33
R 2
H 9
RBI 2
BB 1
SO 11
LOB 12



Batter	1	2	3	4	5	6	7	8	9	AB	R	H	RBI	BB	SO	LOB	TOP										
Devon White, S OBP: 0.286, SLG: 0.380	0-1 HR	3-3 K		2-3 K		1-2 F9				4	1	1	1	0	2	1	Toronto Blue Jays @ Cleveland Indians Cleveland Municipal Stadium, Cleveland, OH Sun Aug 16 1992, 3:33 AM EDT Overcast - 63 F livebaseballscorecards.com										
Roberto Alomar, S OBP: 0.409, SLG: 0.440	3-2 FC4-6 1B		1-3 K2-3		4-2 CS BB	1-0 G6-3				3	0	1	0	1	1	0											
Joe Carter, R OBP: 0.322, SLG: 0.509	0-0 P3		3-0 2B		4-2 WP BB BB	2-1 P3				3	1	1	0	1	0	1											
Dave Winfield, R OBP: 0.380, SLG: 0.504	3-2 FC4-6 1B		3-3 K		1-3 K			1-0 F9		4	0	1	0	0	2	2											
John Olerud, L OBP: 0.391, SLG: 0.469	2-1 FC4-6		2-0 1B 2B		4-1 WP BB			2-0 F7		3	0	1	1	1	0	2											
Candy Maldonado, R OBP: 0.348, SLG: 0.464	2-3 K		0-0 1B		2-2 P6			1-1 G5-3		4	0	1	0	0	1	4											
Kelly Gruber, R OBP: 0.266, SLG: 0.377		4-2 CS BB	1-1 L5		0-0 F7			3-3 K		3	0	0	0	1	1	2											
Pat Borders, R OBP: 0.298, SLG: 0.382		1-3 K		1-0 G5-3		2-2 G6-4-3 1B		3-1 G5-3		4	0	1	0	0	1	1											
Manuel Lee, S OBP: 0.336, SLG: 0.306		4-2 BB		0-1 F9		0-1 G6-4-3		2-3 K		3	0	0	0	1	1	1											
Inning Stats	R: 1 E: 0 K: 1 S: 16	H: 3 LOB: 2 BB: 0 P: 25	R: 0 E: 0 K: 2 S: 10	H: 0 LOB: 1 BB: 2 P: 22	R: 1 E: 0 K: 2 S: 11	H: 3 LOB: 2 BB: 0 P: 21	R: 0 E: 0 K: 1 S: 6	H: 0 LOB: 0 BB: 3 P: 9	R: 0 E: 0 K: 0 S: 15	H: 1 LOB: 0 BB: 0 P: 8	R: 0 E: 0 K: 0 S: 6	H: 0 LOB: 0 BB: 0 P: 10	R: 0 E: 0 K: 0 S: 4	H: 0 LOB: 0 BB: 0 P: 8	R: 0 E: 0 K: 2 S: 9	H: 0 LOB: 0 BB: 0 P: 17	1B: 4 2B: 2 3B: 0 HR: 1	SF: 0 SAC: 0 DP: 1 HBP: 0	WP: 1 PB: 0 SB: 0 CS: 2	PA: 36							
PITCHER	IP	WLS	BF	H	R	ER	SO	BB	IBB	HBP	BLK	WP	HR	S	P	ERA	WHIP										
Dennis Cook, L ERA: 4.01	(1, 1)	6.2	W	29	7	2	7	5	0	0	0	1	1	68	121	2.70	1.800										
Ted Power, R ERA: 2.33	(7, 1)	1.1		4	0	0	0	0	0	0	0	0	0	6	12	0.00	0.000										
Steve Olin, R ERA: 1.92	(9, 1)	1.0	S	3	0	0	2	0	0	0	0	0	0	9	17	0.00	0.000										

Batter	1	2	3	4	5	6	7	8	9	AB	R	H	RBI	BB	SO	LOB	BOTTOM										
Thomas Howard, S OBP: 0.321, SLG: 0.361	2-1 F7	1-1 F9			0-0 L9		0-0 L8			4	0	0	0	0	0	1	Toronto Blue Jays @ Cleveland Indians Cleveland Municipal Stadium, Cleveland, OH Sun Aug 16 1992, 3:33 AM EDT Overcast - 63 F livebaseballscorecards.com										
Mark Whiten, S OBP: 0.353, SLG: 0.404	2-2 1B		0-0 F7		3-2 G4-3		2-0 F8 2B			4	0	2	0	0	0	0											
Carlos Baerga, S OBP: 0.356, SLG: 0.479	0-1 G3-1		2-1 1B		2-2 FC6 1B		4-0 IBB			3	0	2	0	1	0	0											
Albert Belle, R OBP: 0.317, SLG: 0.473		0-1 1B 2B 1B	1-3 K		1-0 FC6		0-0 F8			4	1	1	0	0	1	4											
Paul Sorrento, L OBP: 0.351, SLG: 0.456		1-0 2B G4-3 1B	2-3 K		0-0 HR		2-0 F8			4	2	2	1	0	1	3											
Glenallen Hill, R OBP: 0.302, SLG: 0.435		2-1 G4-3 1B 2B		0-3 K		0-2 P4		4-1 G5-4-3 BB		3	1	1	1	1	1	0											
Sandy Alomar Jr., R OBP: 0.293, SLG: 0.324		3-H P6		1-2 K 1B 1B		0-0 G6-3		0-0 G5-4-3		4	0	1	0	0	0	3											
Jim Thome, L OBP: 0.272, SLG: 0.304		2-0 G4-3		2-2 1B		2-1 HBP		2-0 F9		2	0	1	1	0	0	1											
Brook Jacoby, R OBP: 0.324, SLG: 0.345		2-3 3-H 2-2		1-2 1B						1	0	0	0	0	0	0											
Mark Lewis, R OBP: 0.307, SLG: 0.354		3-H 1B		2-3 K		2-1 P4				3	0	1	1	0	1	3											
Inning Stats	R: 0 E: 0 K: 0 S: 7	H: 1 LOB: 0 BB: 0 P: 11	R: 3 E: 0 K: 0 S: 15	H: 4 LOB: 1 BB: 0 P: 23	R: 0 E: 0 K: 2 S: 9	H: 1 LOB: 1 BB: 0 P: 14	R: 0 E: 0 K: 2 S: 14	H: 2 LOB: 1 BB: 0 P: 19	R: 0 E: 0 K: 0 S: 11	H: 1 LOB: 1 BB: 0 P: 17	R: 1 E: 0 K: 0 S: 8	H: 1 LOB: 2 BB: 1 P: 12	R: 0 E: 0 K: 0 S: 4	H: 0 LOB: 0 BB: 1 P: 12	R: 0 E: 0 K: 0 S: 3	H: 0 LOB: 0 BB: 1 P: 9	1B: 8 2B: 2 3B: 0 HR: 1	SF: 0 SAC: 0 DP: 1 HBP: 1	WP: 0 PB: 0 SB: 0 CS: 0	PA: 35							
PITCHER	IP	WLS	BF	H	R	ER	SO	BB	IBB	HBP	BLK	WP	HR	S	P	ERA	WHIP										
Todd Stottlemyre, R ERA: 4.99	(1, 1)	7.0	L	32	11	4	4	0	1	1	0	0	0	68	108	5.14	1.571										
Mark Eichhorn, R ERA: 2.58	(8, 1)	1.0		3	0	0	0	1	0	0	0	0	0	3	9	0.00	1.000										

AB	31
R	2
H	7
RBI	2
BB	5
SO	9
LOB	14



AB	32
R	4
H	11
RBI	4
BB	2
SO	4
LOB	15



Batter	1	2	3	4	5	6	7	8	9	AB	R	H	RBI	BB	SO	LOB	TOP										
Derek Bell, R OBP: 0.315, SLG: 0.325 (1, 8)	1-2 G5-3	1-2 SAFE 1B	4-1 FC5-4 BB		2-1 P3			0-2 P4		4	1	1	0	1	0	0	Toronto Blue Jays @ Cleveland Indians Cleveland Municipal Stadium, Cleveland, OH Sun Aug 16 1992, 3:38 AM EDT Att: 27,997 - Overcast - 64 F										
Roberto Alomar, S OBP: 0.409, SLG: 0.440 (1, 4)	2-0 L6	0-0 2B	0-2 FC5-4		1-2 2B			2-3 K		5	1	2	0	0	1	2											
Joe Carter, R OBP: 0.325, SLG: 0.513 (1, 10)	4-2 HR	1-2 F9	0-1 F8		0-0 2B			1-0 2B		4	1	2	0	1	0	5											
Dave Winfield, R OBP: 0.383, SLG: 0.514 (1, 9)	1-0 HR	0-0 2B		2-2 CS 1B				1-1 F7		5	1	3	5	0	0	1											
Candy Maldonado, R OBP: 0.349, SLG: 0.461 (1, 7)	0-1 1B	4-1 BB		3-2 G3-1				2-1 P4		4	0	1	0	1	0	1											
Kelly Gruber, R OBP: 0.270, SLG: 0.375 (1, 5)	1-1 1B	0-2 P9		4-1 BB				1-1 L6		4	0	1	0	1	0	2											
Pat Tabler, R OBP: 0.300, SLG: 0.266 (1, 3)	0-0 P9	2-2 L8		4-0 FC6-4 BB				2-1 P4		4	0	0	0	1	0	4											
Randy Knorr, R OBP: 0.357, SLG: 0.571 (1, 2)		2-1 HR		1-1 FC6-4				0-1 G5-3		4	1	1	1	0	0	2											
Alfredo Griffin, S OBP: 0.214, SLG: 0.245 (1, 6)		1-2 1B	3-1 FC5-4 2B		1-0 G6-3			1-1 G3-1		4	1	2	0	0	0	0											
Inning Stats	R: 2 E: 0 K: 0 S: 12	H: 3 LOB: 2 BB: 1 P: 21	R: 4 E: 0 K: 0 S: 25	H: 5 LOB: 2 BB: 1 P: 36	R: 0 E: 0 K: 0 S: 9	H: 1 LOB: 2 BB: 1 P: 16	R: 0 E: 0 K: 0 S: 11	H: 0 LOB: 0 BB: 0 P: 10	R: 0 E: 0 K: 0 S: 6	H: 0 LOB: 0 BB: 0 P: 9	R: 0 E: 0 K: 0 S: 11	H: 1 LOB: 1 BB: 0 P: 17	R: 0 E: 0 K: 0 S: 4	H: 0 LOB: 0 BB: 0 P: 5	1B: 7 2B: 4 3B: 0 HR: 2	SF: 0 SAC: 0 DP: 0 HBP: 0	WP: 0 PA: 43 PB: 0 SB: 0 CS: 1										
PITCHER	IP	WLS	BF	H	R	ER	SO	BB	IBB	HBP	BLK	WP	HR	S	P	ERA	WHIP										
Dave Otto, L ERA: 6.64 (1, 1)	1.0	L	10	6	5	5	0	1	0	0	0	0	2	21	34	45.00	7.000										
Eric Plunk, R ERA: 3.6 (2, 1)	3.0		16	4	1	1	0	4	0	0	0	0	0	36	64	3.00	2.667										
Kevin Wickander, L ERA: 3.22 (5, 1)	2.0		7	2	0	0	0	0	0	0	0	0	0	15	23	0.00	1.000										
Derek Lilliquist, L ERA: 1.54 (7, 1)	2.0		7	1	0	0	1	0	0	0	0	0	0	17	26	0.00	0.500										
Steve Olin, R ERA: 1.89 (9, 1)	1.0		3	0	0	0	0	0	0	0	0	0	0	4	5	0.00	0.000										

AB	38
R	6
H	13
RBI	6
BB	5
SO	1
LOB	17



Batter	1	2	3	4	5	6	7	8	9	AB	R	H	RBI	BB	SO	LOB	BOTTOM										
Kenny Lofton, L OBP: 0.340, SLG: 0.344 (1, 8)	3-3 K		0-0 B1-3		3-2 S 1B			3-2 E4 1B		4	0	2	1	0	1	2	Toronto Blue Jays @ Cleveland Indians Cleveland Municipal Stadium, Cleveland, OH Sun Aug 16 1992, 3:38 AM EDT Att: 27,997 - Overcast - 64 F										
Mark Whiten, S OBP: 0.345, SLG: 0.399 (1, 9)	1-3 K2-3		0-0 G4-3		1-0 G3			0-3 K		4	0	0	1	0	2	3											
Carlos Baerga, S OBP: 0.355, SLG: 0.477 (1, 4)	0-1 1B		2-3 3H 0-3 K					0-0 G3		4	0	1	0	0	2	2											
Albert Belle, R OBP: 0.314, SLG: 0.469 (1, 10)	1-1 F9			1-3 K				1-0 G6-3		4	0	0	0	0	1	1											
Paul Sorrento, L OBP: 0.347, SLG: 0.451 (1, 3)		1-0 G5-3		1-0 G1-3				0-1 G4-3		4	0	0	0	0	1	0											
Thomas Howard, S OBP: 0.320, SLG: 0.357 (1, 7)		0-2 G1-3		2-2 G5-3				0-3 K		3	0	0	0	1	1	0											
Brook Jacoby, R OBP: 0.323, SLG: 0.341 (1, 5)		0-1 F9			0-1 F8			4-1 G6-4-3 BB		3	0	0	0	1	0	1											
Mark Lewis, R OBP: 0.310, SLG: 0.359 (1, 6)			1-1 1B		3-2 1B			0-0 G6-4-3		3	2	2	0	0	0	1											
Junior Ortiz, R OBP: 0.288, SLG: 0.256 (1, 2)			1-1 G4-3		1-3 K			1-0 G1-3		3	0	1	0	0	1	1											
Inning Stats	R: 0 E: 0 K: 2 S: 11	H: 1 LOB: 0 BB: 0 P: 16	R: 0 E: 0 K: 0 S: 6	H: 0 LOB: 0 BB: 0 P: 7	R: 1 E: 0 K: 1 S: 9	H: 2 LOB: 1 BB: 0 P: 11	R: 0 E: 0 K: 1 S: 8	H: 0 LOB: 0 BB: 0 P: 12	R: 1 E: 0 K: 1 S: 16	H: 2 LOB: 1 BB: 0 P: 24	R: 0 E: 0 K: 1 S: 6	H: 0 LOB: 0 BB: 1 P: 10	R: 0 E: 1 K: 1 S: 8	H: 1 LOB: 1 BB: 0 P: 12	R: 0 E: 0 K: 1 S: 6	H: 0 LOB: 1 BB: 1 P: 15	1B: 5 2B: 1 3B: 0 HR: 0	SF: 0 SAC: 0 DP: 1 HBP: 0	WP: 0 PA: 34 PB: 0 SB: 1 CS: 0								
PITCHER	IP	WLS	BF	H	R	ER	SO	BB	IBB	HBP	BLK	WP	HR	S	P	ERA	WHIP										
Jack Morris, R ERA: 4.46 (1, 1)	7.0	W	26	5	2	2	7	1	0	0	0	0	0	8	12	0.00	1.000										
Duane Ward, R ERA: 2.39 (8, 1)	1.0		4	1	0	0	1	0	0	0	0	0	0	8	12	0.00	1.000										
Tom Henke, R ERA: 2.39 (9, 1)	1.0		4	0	0	0	1	1	0	0	0	0	0	6	15	0.00	1.000										



Batter	1	2	3	4	5	6	7	8	9	AB	R	H	RBI	BB	SO	LOB	TOP								
Chuck Knoblauch R (1,4) OBP: 0.377, SLG: 0.363	E5			F9	G4-3			G5-3		4	0	0	0	0	0	3	Minnesota Twins @ Cleveland Indians Cleveland Municipal Stadium, Cleveland, OH Tue Aug 18 1992, 7:05 PM EDT Att: 15,736 - Cloudy - 75 F								
Gene Larkin S (1,9) OBP: 0.321, SLG: 0.365 Jeff Reboulet R (6,9) OBP: 0.333, SLG: 0.304	G3			P6				G3		3	0	1	0	0	0	0									
Kirby Puckett R (1,8) OBP: 0.362, SLG: 0.506	K			K						4	0	1	0	0	3	1									
Chili Davis S (1,10) OBP: 0.376, SLG: 0.409								G4-3		4	1	2	0	0	1	1									
Shane Mack R (1,7) OBP: 0.401, SLG: 0.485	E4									4	0	2	0	0	0	0									
Kent Hrbek L (1,3) OBP: 0.369, SLG: 0.416	G4-3									4	0	1	1	0	1	2									
Lenny Webster R (1,2) OBP: 0.258, SLG: 0.297										3	0	2	0	1	0	0									
Mike Pagliarulo L (1,5) OBP: 0.181, SLG: 0.185										4	0	0	0	0	0	5									
Greg Gagne R (1,6) OBP: 0.294, SLG: 0.365 Randy Bush L (7,PH) OBP: 0.279, SLG: 0.317										1	0	0	0	0	0	0									
										1	0	0	0	0	0	2									
Inning Stats	R: 0 E: 1 K: 1 S: 9	H: 0 LOB: 0 BB: 0 P: 13	R: 0 E: 1 K: 1 S: 6	H: 0 LOB: 0 BB: 0 P: 8	R: 0 E: 0 K: 0 S: 6	H: 0 LOB: 0 BB: 0 P: 12	R: 0 E: 0 K: 1 S: 7	H: 0 LOB: 0 BB: 0 P: 8	R: 1 E: 0 K: 0 S: 11	H: 3 LOB: 3 BB: 0 P: 15	R: 0 E: 0 K: 1 S: 8	H: 3 LOB: 2 BB: 0 P: 15	R: 0 E: 0 K: 0 S: 6	H: 1 LOB: 1 BB: 1 P: 15	R: 0 E: 0 K: 1 S: 13	H: 1 LOB: 1 BB: 0 P: 19	R: 0 E: 0 K: 1 S: 10	H: 1 LOB: 1 BB: 0 P: 14	1B: 5 2B: 4 3B: 0 HR: 0	SF: 0 SAC: 0 DP: 2 HBP: 1	WP: 0 PB: 0 SB: 0 CS: 0	PA: 35			
PITCHER	IP	WLS	BF	H	R	ER	SO	BB	IBB	HBP	BLK	WP	HR	S	P	ERA	WHIP								
Jose Mesa R (1,1) ERA: 4.37 Ted Power R (7,1) ERA: 2.28	6.0	W	25	7	1	1	4	1	0	1	0	0	0	50	81	1.50	1.333								
	3.0	S	10	2	0	0	1	0	0	0	0	0	0	26	38	0.00	0.667								

Batter	1	2	3	4	5	6	7	8	9	AB	R	H	RBI	BB	SO	LOB	BOTTOM								
Kenny Lofton L (1,8) OBP: 0.343, SLG: 0.350	L4-6 G3-1 BB				B1-3	K				4	1	2	2	1	1	2	Minnesota Twins @ Cleveland Indians Cleveland Municipal Stadium, Cleveland, OH Tue Aug 18 1992, 7:05 PM EDT Att: 15,736 - Cloudy - 75 F								
Mark Whiten S (1,9) OBP: 0.350, SLG: 0.396	G3-1				G4-3			L9		3	0	0	0	2	0	1									
Carlos Baerga S (1,4) OBP: 0.356, SLG: 0.476	L4-6				G4-6-3					5	0	2	1	0	0	3									
Albert Belle R (1,10) OBP: 0.317, SLG: 0.468										3	1	1	0	2	0	2									
Paul Sorrento L (1,3) OBP: 0.346, SLG: 0.447										3	1	0	0	1	1	4									
Glenallen Hill R (1,7) OBP: 0.308, SLG: 0.452										3	2	2	1	1	1	2									
Jim Thome L (1,5) OBP: 0.281, SLG: 0.307 Brook Jacoby R (7,5) OBP: 0.326, SLG: 0.343										2	1	1	1	1	0	0									
										1	1	1	0	0	0	0									
Mark Lewis R (1,6) OBP: 0.312, SLG: 0.359										3	1	1	0	1	0	3									
Junior Ortiz R (1,2) OBP: 0.287, SLG: 0.256										4	0	1	1	0	1	2									
Inning Stats	R: 0 E: 0 K: 0 S: 6	H: 2 LOB: 1 BB: 1 P: 20	R: 0 E: 0 K: 1 S: 11	H: 1 LOB: 1 BB: 1 P: 15	R: 1 E: 0 K: 0 S: 9	H: 1 LOB: 1 BB: 2 P: 19	R: 0 E: 0 K: 0 S: 3	H: 0 LOB: 0 BB: 0 P: 6	R: 3 E: 1 K: 1 S: 16	H: 2 LOB: 2 BB: 2 P: 32	R: 0 E: 0 K: 1 S: 13	H: 1 LOB: 2 BB: 1 P: 21	R: 3 E: 0 K: 0 S: 15	H: 4 LOB: 1 BB: 1 P: 24	1B: 8 2B: 2 3B: 1 HR: 1	SF: 0 SAC: 0 DP: 4 HBP: 0	WP: 1 PB: 0 SB: 1 CS: 1	PA: 41							
PITCHER	IP	WLS	BF	H	R	ER	SO	BB	IBB	HBP	BLK	WP	HR	S	P	ERA	WHIP								
Scott Erickson R (1,1) ERA: 3.81 Willie Banks R (6,1) ERA: 5.93 Carl Willis R (8,1) ERA: 3.59	5.2	L	27	6	5	2	2	7	0	0	0	0	0	51	98	3.18	2.294								
	1.2		11	4	3	3	2	2	0	0	0	0	0	27	45	16.20	3.600								
	0.2		2	1	0	0	0	0	0	0	0	0	0	4	5	0.00	1.500								

AB	33
R	1
H	9
RBI	1
BB	1
SO	5
LOB	14



Batter	1	2	3	4	5	6	7	8	9	AB	R	H	RBI	BB	SO	LOB	TOP			
Shane Mack, R OBP: 0.398, SLG: 0.481 (1, 7)	L8		G5-3		G5-3			K		4	0	0	0	0	1	0	Minnesota Twins @ Cleveland Indians Cleveland Municipal Stadium, Cleveland, OH Wed Aug 19 1992, 7:05 PM EDT Att: 11,300 - Cloudy - 66 F			
Greg Gagne, R OBP: 0.299, SLG: 0.375 (1, 6)	1B 2B		G4-3				1B 2B	1B		4	1	3	0	0	0	0				
Kirby Puckett, R OBP: 0.365, SLG: 0.508 (1, 8)	1B		FC4-6 1B				K	FC6-4 1B		4	0	3	0	0	1	1				
Chili Davis, S OBP: 0.374, SLG: 0.407 (1, 10)	K		FC4-6 1-2				2H 1B	K		4	0	1	1	1	0	2				
Brian Harper, R OBP: 0.342, SLG: 0.420 (1, 2)	G1				G5-3		F8	FC6-4		4	0	0	0	0	0	5				
Kent Hrbek, L OBP: 0.365, SLG: 0.411 (1, 3)			K		K		F8			4	0	0	0	0	2	1				
Pedro Munoz, R OBP: 0.306, SLG: 0.435 (1, 9)			G5-3		F8			L3		4	0	0	0	0	0	0				
Mike Pagliarulo, L OBP: 0.184, SLG: 0.188 (1, 5)			FC6-4 1B				G3-1	G4-3		4	0	1	0	0	0	0				
Jeff Reboulet, R OBP: 0.323, SLG: 0.293 (1, 4)			FC6-4 1-2				G6-3	G6-3		3	0	0	0	0	0	1				
Inning Stats	R: 0 E: 0 K: 1 S: 12	H: 2 LOB: 2 BB: 0 P: 15	R: 0 E: 0 K: 1 S: 10	H: 1 LOB: 1 BB: 0 P: 14	R: 0 E: 0 K: 0 S: 5	H: 1 LOB: 1 BB: 0 P: 10	R: 0 E: 0 K: 1 S: 6	H: 0 LOB: 0 BB: 0 P: 7	R: 1 E: 0 K: 0 S: 10	H: 2 LOB: 1 BB: 0 P: 11	R: 0 E: 0 K: 0 S: 6	H: 0 LOB: 0 BB: 0 P: 10	R: 0 E: 0 K: 2 S: 11	H: 2 LOB: 2 BB: 0 P: 15	R: 0 E: 0 K: 0 S: 4	H: 0 LOB: 0 BB: 0 P: 7	1B: 6 2B: 2 3B: 0 HR: 0	SF: 0 SAC: 0 DP: 0 HBP: 0	WP: 0 PB: 0 SB: 0 CS: 0	PA: 35
PITCHER Charles Nagy, R ERA: 2.52 (1, 1)	IP: 9.0 WLS: W BF: 35 H: 8 R: 1 ER: 1 SO: 6 BB: 0 IBB: 0 HBP: 0 BLK: 0 WP: 0 HR: 0 S: 74 P: 105 ERA: 1.00 WHIP: 0.889																			

Batter	1	2	3	4	5	6	7	8	9	AB	R	H	RBI	BB	SO	LOB	BOTTOM			
Kenny Lofton, L OBP: 0.342, SLG: 0.354 (1, 8)	K		1-H 3B		G4-3			K		4	0	1	1	0	2	1	Minnesota Twins @ Cleveland Indians Cleveland Municipal Stadium, Cleveland, OH Wed Aug 19 1992, 7:05 PM EDT Att: 11,300 - Cloudy - 66 F			
Mark Whiten, S OBP: 0.345, SLG: 0.395 (1, 9)	G4-3		G6-3				K FC1-5	1B		4	0	1	0	0	1	1				
Carlos Baerga, S OBP: 0.353, SLG: 0.472 (1, 4)	K2-3				G4-3		FC1-5 1B	F8		4	1	0	0	0	1	2				
Albert Belle, R OBP: 0.317, SLG: 0.464 (1, 10)			G4-3		F7		S 1B BB	G5-3		3	1	0	0	1	0	0				
Carlos Martinez, R OBP: 0.292, SLG: 0.333 (1, 3)			G5-3		F8		S 1B 1B	F8		4	1	1	1	0	0	0				
Glenallen Hill, R OBP: 0.307, SLG: 0.449 (1, 7)	F7				L7		1-H 2-H 1B	G4-3		4	0	1	2	0	0	0				
Brook Jacoby, R OBP: 0.326, SLG: 0.343 (1, 5)			K		G5-3		G5-3			3	1	1	0	0	1	1				
Mark Lewis, R OBP: 0.315, SLG: 0.365 (1, 6)			CS 2B		G5-3		G4-3			3	0	2	0	0	0	1				
Junior Ortiz, R OBP: 0.288, SLG: 0.258 (1, 2)			2-SAFE 3B 1B		G5-3		L4			3	1	1	1	0	0	1				
Inning Stats	R: 0 E: 0 K: 2 S: 8	H: 0 LOB: 0 BB: 0 P: 12	R: 0 E: 0 K: 0 S: 7	H: 0 LOB: 0 BB: 0 P: 10	R: 1 E: 0 K: 1 S: 15	H: 3 LOB: 1 BB: 0 P: 22	R: 0 E: 0 K: 0 S: 7	H: 0 LOB: 0 BB: 0 P: 11	R: 1 E: 0 K: 0 S: 9	H: 2 LOB: 1 BB: 0 P: 15	R: 3 E: 1 K: 1 S: 13	H: 2 LOB: 1 BB: 1 P: 22	R: 0 E: 0 K: 1 S: 7	H: 1 LOB: 1 BB: 0 P: 12	R: 0 E: 0 K: 0 S: 9	H: 0 LOB: 0 BB: 0 P: 10	1B: 6 2B: 1 3B: 1 HR: 0	SF: 0 SAC: 0 DP: 0 HBP: 0	WP: 0 PB: 0 SB: 2 CS: 1	PA: 33
PITCHER Bill Krueger, L ERA: 3.9 (1, 1)	IP: 6.0 WLS: L BF: 26 H: 7 R: 5 ER: 4 SO: 4 BB: 1 IBB: 0 HBP: 0 BLK: 0 WP: 0 HR: 0 S: 59 P: 92 ERA: 6.00 WHIP: 1.333																			
Mike Trombley, R ERA (7, 1)	IP: 1.0 WLS: L BF: 4 H: 1 R: 0 ER: 0 SO: 1 BB: 0 IBB: 0 HBP: 0 BLK: 0 WP: 0 HR: 0 S: 7 P: 12 ERA: 0.00 WHIP: 1.000																			
Rick Aguilera, R ERA: 3.6 (8, 1)	IP: 1.0 WLS: L BF: 3 H: 0 R: 0 ER: 0 SO: 0 BB: 0 IBB: 0 HBP: 0 BLK: 0 WP: 0 HR: 0 S: 9 P: 10 ERA: 0.00 WHIP: 0.000																			

Batter	1	2	3	4	5	6	7	8	9	AB	R	H	RBI	BB	SO	LOB	TOP								
Brian Downing, R OBP: 0.406, SLG: 0.419 (1, 10)	P2			F7		SH2-4 BB		FC4-6 1B		3	0	1	0	1	0	0	Texas Rangers @ Cleveland Indians Cleveland Municipal Stadium, Cleveland, OH Sat Aug 22 1992, 3:33 AM EDT Att: 16,799 - Sunny - 73 F								
Rafael Palmeiro, L OBP: 0.338, SLG: 0.406 (1, 3)	K			K		SH2-4		FC4-6 1B		3	0	1	0	0	2	0									
Ruben Sierra, S OBP: 0.317, SLG: 0.442 (1, 9)	F8							FC4-6		2	0	0	0	2	0	2									
Juan Gonzalez, R OBP: 0.294, SLG: 0.509 (1, 8)		G6-3								4	0	0	0	0	2	6									
Kevin Reimer, L OBP: 0.348, SLG: 0.470 (1, 7)		G4-3								4	0	0	0	0	1	5									
Dean Palmer, R OBP: 0.325, SLG: 0.446 (1, 5)										4	0	0	0	0	3	0									
Ivan Rodriguez, R OBP: 0.318, SLG: 0.394 (1, 2)			G6-3							4	0	1	0	0	1	0									
Jeff Huson, L OBP: 0.344, SLG: 0.369 (1, 6)			L8							3	1	1	0	1	1	1									
Jeff Frye, R OBP: 0.308, SLG: 0.346 Geno Petralli, L OBP: 0.282, SLG: 0.287 (7, PH) (7, 4)			P3							2	0	1	1	0	0	0									
						SH2-4 1-H 2B				2	0	0	0	0	1	2									
Inning Stats	R: 0 E: 0 K: 1 S: 7	H: 0 LOB: 0 BB: 0 P: 9	R: 0 E: 0 K: 1 S: 7	H: 0 LOB: 0 BB: 0 P: 11	R: 0 E: 0 K: 0 S: 6	H: 0 LOB: 0 BB: 0 P: 12	R: 0 E: 0 K: 2 S: 11	H: 0 LOB: 1 BB: 1 P: 18	R: 0 E: 0 K: 2 S: 8	H: 0 LOB: 0 BB: 0 P: 12	R: 1 E: 0 K: 1 S: 12	H: 2 LOB: 3 BB: 2 P: 23	R: 0 E: 0 K: 2 S: 14	H: 1 LOB: 1 BB: 0 P: 15	R: 0 E: 0 K: 1 S: 12	H: 2 LOB: 2 BB: 1 P: 18	R: 0 E: 0 K: 1 S: 7	H: 0 LOB: 1 BB: 1 P: 16	1B: 3 2B: 2 3B: 0 HR: 0	SF: 0 SAC: 1 DP: 0 HBP: 0	WP: 0 PB: 0 SB: 0 CS: 0	PA: 36			
PITCHER	IP	WLS	BF	H	R	ER	SO	BB	IBB	HBP	BLK	WP	HR	S	P	ERA	WHIP								
Jack Armstrong, R ERA: 4.78 Kevin Wickander, L ERA: 3.16 Ted Power, R ERA: 2.29 Derek Liliquist, L ERA: 1.52 Eric Plunk, R ERA: 3.35	5.0	W	19	2	1	1	6	2	0	0	0	0	0	44	71	1.80	0.800								

Batter	1	2	3	4	5	6	7	8	9	AB	R	H	RBI	BB	SO	LOB	BOTTOM								
Kenny Lofton, L OBP: 0.342, SLG: 0.351 (1, 8)	FC4-6 1B		G3			FC4-6		HBP BB		3	0	1	0	2	0	2	Texas Rangers @ Cleveland Indians Cleveland Municipal Stadium, Cleveland, OH Sat Aug 22 1992, 3:33 AM EDT Att: 16,799 - Sunny - 73 F								
Thomas Howard, S OBP: 0.316, SLG: 0.352 (1, 7)	FC4-6 G4-6-3 1-2		G3-1			SH1-3 BB		E4 1B		4	1	0	1	0	0	2									
Carlos Baerga, S OBP: 0.353, SLG: 0.468 (1, 4)	G4-6-3 1-2		G3			F9		FC5-4 1B		4	0	1	0	0	0	2									
Albert Belle, R OBP: 0.318, SLG: 0.463 (1, 10)		K				G6-3		FC5-4 1B		5	1	0	0	0	3	4									
Paul Sorrento, L OBP: 0.353, SLG: 0.463 (1, 3)		1B 2B				G4-3		HR 1B		4	2	3	2	0	0	0									
Mark Whiten, S OBP: 0.352, SLG: 0.404 (1, 9)		P4				1B		1B 1B		4	1	3	1	0	0	1									
Brook Jacoby, R OBP: 0.323, SLG: 0.344 (1, 5)		1B 2H				F9		P9 L7		4	0	1	1	0	0	4									
Felix Fermin, R OBP: 0.300, SLG: 0.309 (1, 6)		1B				SH3-4 SH1-3 2B		F8		4	1	3	0	0	0	2									
Junior Ortiz, R OBP: 0.289, SLG: 0.261 (1, 2)		G1-3				SH3-4		FC4-6 1B		3	0	1	1	0	0	2									
Inning Stats	R: 0 E: 0 K: 0 S: 7	H: 1 LOB: 0 BB: 0 P: 9	R: 1 E: 0 K: 1 S: 12	H: 3 LOB: 2 BB: 0 P: 19	R: 0 E: 0 K: 0 S: 10	H: 0 LOB: 0 BB: 0 P: 11	R: 0 E: 0 K: 1 S: 11	H: 1 LOB: 1 BB: 0 P: 17	R: 1 E: 0 K: 0 S: 12	H: 1 LOB: 1 BB: 1 P: 17	R: 2 E: 0 K: 0 S: 18	H: 4 LOB: 2 BB: 0 P: 25	R: 2 E: 1 K: 0 S: 16	H: 3 LOB: 2 BB: 0 P: 24	R: 0 E: 0 K: 1 S: 10	H: 0 LOB: 2 BB: 1 P: 19	1B: 10 2B: 2 3B: 0 HR: 1	SF: 0 SAC: 2 DP: 1 HBP: 1	WP: 0 PB: 0 SB: 0 CS: 0	PA: 40					
PITCHER	IP	WLS	BF	H	R	ER	SO	BB	IBB	HBP	BLK	WP	HR	S	P	ERA	WHIP								
Bobby Witt, R ERA: 4.4 Kenny Rogers, L ERA: 2.97 Todd Burns, R ERA: 3.7 Jeff Russell, R ERA: 1.96	5.2	L	27	10	4	4	2	1	0	0	0	0	0	2	2	6.35	1.941								

AB	31
R	1
H	5
RBI	1
BB	4
SO	11
LOB	16



Batter	1	2	3	4	5	6	7	8	9	AB	R	H	RBI	BB	SO	LOB	TOP					
Kenny Lofton, L OBP: 0.348, SLG: 0.366 (1, 8)										4	0	2	0	0	1	0	Cleveland Indians @ Seattle Mariners The Kingdome, Seattle, WA Tue Aug 25 1992, 10:05 PM EDT Att. 14,015 - Dome - 70 F					
Mark Whiten, S OBP: 0.348, SLG: 0.397 (1, 9)										4	0	0	0	0	2	2						
Carlos Baerga, S OBP: 0.351, SLG: 0.461 (1, 4)										3	0	0	0	0	0	1						
Albert Belle, R OBP: 0.316, SLG: 0.459 (1, 10)										3	0	0	0	0	1	1						
Carlos Martinez, R OBP: 0.282, SLG: 0.320 (1, 3)										3	0	0	0	0	0	0						
Glenallen Hill, R OBP: 0.297, SLG: 0.434 (1, 7)										3	0	0	0	0	0	0						
Brook Jacoby, R OBP: 0.319, SLG: 0.339 (1, 5)										3	0	0	0	0	1	0						
Mark Lewis, R OBP: 0.314, SLG: 0.364 (1, 6)										3	0	0	0	0	1	0						
Junior Ortiz, R OBP: 0.288, SLG: 0.268 (1, 2)										3	0	0	0	0	0	0						
Inning Stats	R: 0 E: 0 K: 2 S: 8	H: 0 LOB: 1 BB: 0 P: 14	R: 0 E: 0 K: 0 S: 3	H: 0 LOB: 0 BB: 0 P: 7	R: 0 E: 0 K: 1 S: 8	H: 0 LOB: 0 BB: 0 P: 10	R: 0 E: 0 K: 0 S: 3	H: 0 LOB: 0 BB: 0 P: 5	R: 0 E: 0 K: 0 S: 6	H: 0 LOB: 0 BB: 0 P: 9	R: 0 E: 0 K: 0 S: 10	H: 1 LOB: 1 BB: 0 P: 14	R: 0 E: 0 K: 1 S: 7	H: 0 LOB: 0 BB: 0 P: 12	R: 0 E: 0 K: 1 S: 8	H: 0 LOB: 0 BB: 0 P: 11	R: 0 E: 0 K: 1 S: 10	H: 1 LOB: 1 BB: 0 P: 14	1B: 1 2B: 1 3B: 0 HR: 0	SF: 0 SAC: 0 DP: 0 HBP: 1	WP: 0 PB: 0 SB: 0 CS: 0	PA: 30
PITCHER Dave Fleming, L ERA: 3.12 (1, 1)	IP: 9.0 WLS: W BF: 30	H: 2 R: 0 ER: 0 SO: 6	BB: 0 IBB: 0 HBP: 1 BLK: 0	WP: 0 HR: 0 S: 63 P: 96	ERA: 0.00 WHIP: 0.222											ERA: 0.00 WHIP: 0.222						

AB	29
R	0
H	2
RBI	0
BB	0
SO	6
LOB	4



Batter	1	2	3	4	5	6	7	8	9	AB	R	H	RBI	BB	SO	LOB	BOTTOM			
Omar Vizquel, S OBP: 0.365, SLG: 0.374 (1, 6)										4	1	1	0	0	0	0	Cleveland Indians @ Seattle Mariners The Kingdome, Seattle, WA Tue Aug 25 1992, 10:05 PM EDT Att. 14,015 - Dome - 70 F			
Edgar Martinez, R OBP: 0.407, SLG: 0.553 (1, 10)										3	1	2	3	1	0	0				
Ken Griffey Jr., L OBP: 0.368, SLG: 0.557 (1, 8)										4	0	1	0	0	1	1				
Kevin Mitchell, R OBP: 0.343, SLG: 0.424 (1, 7)										3	1	2	0	1	0	2				
Tino Martinez, L OBP: 0.306, SLG: 0.386 (1, 3)										2	1	0	0	2	0	2				
Jay Buhner, R OBP: 0.325, SLG: 0.416 (1, 9)										4	0	1	2	0	2	2				
Mike Blowers, R OBP: 0.242, SLG: 0.200 (1, 5)										4	0	0	0	0	1	3				
Dave Valle, R OBP: 0.303, SLG: 0.361 (1, 2)										4	1	3	0	0	0	0				
Harold Reynolds, S OBP: 0.324, SLG: 0.339 (1, 4)										4	1	1	1	0	0	2				
Inning Stats	R: 0 E: 0 K: 0 S: 6	H: 1 LOB: 1 BB: 1 P: 13	R: 0 E: 0 K: 2 S: 7	H: 0 LOB: 0 BB: 0 P: 12	R: 4 E: 0 K: 2 S: 18	H: 5 LOB: 2 BB: 1 P: 28	R: 0 E: 0 K: 0 S: 6	H: 0 LOB: 0 BB: 0 P: 9	R: 2 E: 0 K: 0 S: 11	H: 2 LOB: 1 BB: 2 P: 24	R: 0 E: 0 K: 0 S: 11	H: 1 LOB: 0 BB: 0 P: 15	R: 0 E: 1 K: 0 S: 6	H: 1 LOB: 1 BB: 0 P: 8	R: 0 E: 0 K: 0 S: 9	H: 1 LOB: 1 BB: 0 P: 11	1B: 7 2B: 4 3B: 1 HR: 1	SF: 0 SAC: 0 DP: 4 HBP: 0	WP: 1 PB: 0 SB: 1 CS: 0	PA: 36
PITCHER Charles Nagy, R ERA: 2.69 (1, 1)	IP: 8.0 WLS: L BF: 36	H: 11 R: 6 ER: 6 SO: 4	BB: 4 IBB: 0 HBP: 0 BLK: 0	WP: 1 HR: 1 S: 74 P: 120	ERA: 6.75 WHIP: 1.875											ERA: 6.75 WHIP: 1.875				

AB	32
R	6
H	11
RBI	6
BB	4
SO	4
LOB	12



Batter	1	2	3	4	5	6	7	8	9	10	AB	R	H	RBI	BB	SO	LOB	TOP						
Kenny Lofton, L OBP: 0.351, SLG: 0.367 (1, 8)											4	3	2	0	1	1	3	Cleveland Indians @ Seattle Mariners The Kingdome, Seattle, WA Wed Aug 26 1992, 10:05 PM EDT Att. 12,289 - Dome - 70 F						
Mark Whiten, S OBP: 0.349, SLG: 0.397 (1, 9)											5	1	2	1	0	1	1							
Carlos Baerga, S OBP: 0.352, SLG: 0.465 (1, 4)											4	1	2	4	0	1	0							
Albert Belle, R OBP: 0.316, SLG: 0.460 (1, 10)											5	0	2	1	0	2	2							
Carlos Martinez, R OBP: 0.278, SLG: 0.315 (1, 3)											5	0	1	0	0	1	3							
Glenn Hill, R OBP: 0.296, SLG: 0.428 (1, 7)											4	0	0	0	1	0	2							
Brook Jacoby, R OBP: 0.318, SLG: 0.337 (1, 5)											4	0	1	0	0	0	0							
Mark Lewis, R OBP: 0.314, SLG: 0.361 (1, 6)											3	0	0	0	1	2	0							
Junior Ortiz, R OBP: 0.288, SLG: 0.269 (1, 2)											3	1	1	0	0	1	3							
Thomas Howard, S OBP: 0.319, SLG: 0.358 (10, PH)											1	0	0	0	0	0	0							
Jesse Levis, L OBP: 0.357, SLG: 0.571 (10, 2)											0	0	0	0	0	0	0							
Inning Stats	R: 1 E: 0 K: 1 S: 8	H: 0 LOB: 0 BB: 1 P: 19	R: 0 E: 0 K: 0 S: 6	H: 1 LOB: 0 BB: 0 P: 8	R: 0 E: 0 K: 1 S: 10	H: 0 LOB: 0 BB: 0 P: 12	R: 0 E: 0 K: 2 S: 11	H: 1 LOB: 1 BB: 0 P: 16	R: 0 E: 0 K: 0 S: 7	H: 0 LOB: 0 BB: 0 P: 10	R: 2 E: 0 K: 1 S: 11	H: 3 LOB: 0 BB: 0 P: 19	R: 0 E: 0 K: 3 S: 21	H: 1 LOB: 3 BB: 2 P: 33	R: 0 E: 0 K: 0 S: 8	H: 1 LOB: 1 BB: 0 P: 14	R: 0 E: 0 K: 1 S: 10	H: 0 LOB: 0 BB: 0 P: 13	R: 3 E: 0 K: 0 S: 12	H: 4 LOB: 1 BB: 0 P: 19	1B: 8 2B: 4 3B: 0 HR: 0	SF: 1 SAC: 0 DP: 1 HBP: 0	WP: 1 PB: 0 SB: 1 CS: 1	PA: 43
PITCHER	IP	WLS	BF	H	R	ER	SO	BB	IBB	HBP	BLK	WP	HR	S	P	ERA	WHIP							
Randy Johnson, L ERA: 3.95 (1, 1)	7.0		28	6	3	3	8	3	0	0	0	0	0	74	117	3.86	1.286							
Russ Swan, L ERA: 4.95 (8, 1)	2.1	L	11	4	3	3	1	0	0	0	0	1	0	26	38	11.57	1.714							
Jeff Nelson, R ERA: 3.23 (10, 1)	0.2		3	1	0	0	0	0	0	0	0	0	0	4	8	0.00	1.500							

Batter	1	2	3	4	5	6	7	8	9	10	AB	R	H	RBI	BB	SO	LOB	BOTTOM						
Omar Vizquel, S OBP: 0.363, SLG: 0.374 (1, 6)											5	1	1	0	0	1	0	Cleveland Indians @ Seattle Mariners The Kingdome, Seattle, WA Wed Aug 26 1992, 10:05 PM EDT Att. 12,289 - Dome - 70 F						
Edgar Martinez, R OBP: 0.406, SLG: 0.551 (1, 5)											5	0	2	0	0	1	1							
Ken Griffey Jr., L OBP: 0.370, SLG: 0.556 (1, 8)											4	0	2	0	1	1	1							
Kevin Mitchell, R OBP: 0.341, SLG: 0.421 (1, 7)											3	0	0	1	1	0	1							
Tino Martinez, L OBP: 0.307, SLG: 0.384 (1, 3)											5	2	2	1	0	1	4							
Jay Buhner, R OBP: 0.327, SLG: 0.415 (1, 9)											3	0	1	0	2	2	1							
Pete O'Brien, L OBP: 0.275, SLG: 0.367 (1, 10)											3	0	2	1	0	0	0							
Lance Parrish, R OBP: 0.294, SLG: 0.441 (8, PH)											2	0	0	0	0	0	2							
Dave Valle, R OBP: 0.305, SLG: 0.359 (1, 2)											4	0	1	0	1	1	4							
Bret Boone, R OBP: 0.261, SLG: 0.300 (1, 4)											5	0	0	0	0	1	4							
Inning Stats	R: 0 E: 0 K: 1 S: 9	H: 0 LOB: 0 BB: 0 P: 15	R: 1 E: 0 K: 2 S: 12	H: 2 LOB: 1 BB: 0 P: 19	R: 0 E: 0 K: 1 S: 9	H: 1 LOB: 1 BB: 0 P: 15	R: 1 E: 0 K: 0 S: 15	H: 2 LOB: 2 BB: 1 P: 23	R: 1 E: 0 K: 1 S: 9	H: 2 LOB: 1 BB: 0 P: 17	R: 0 E: 0 K: 2 S: 9	H: 1 LOB: 1 BB: 0 P: 15	R: 0 E: 0 K: 0 S: 11	H: 1 LOB: 1 BB: 0 P: 15	R: 0 E: 0 K: 0 S: 11	H: 0 LOB: 1 BB: 1 P: 19	R: 0 E: 0 K: 1 S: 11	H: 1 LOB: 3 BB: 2 P: 24	R: 0 E: 0 K: 0 S: 8	H: 1 LOB: 1 BB: 1 P: 16	1B: 9 2B: 1 3B: 0 HR: 1	SF: 1 SAC: 0 DP: 1 HBP: 0	WP: 2 PB: 1 SB: 0 CS: 0	PA: 45
PITCHER	IP	WLS	BF	H	R	ER	SO	BB	IBB	HBP	BLK	WP	HR	S	P	ERA	WHIP							
Rod Nichols, R ERA: 4.27 (1, 1)	7.0		31	9	3	2	7	1	0	0	0	0	0	5	11	0.00	3.000							
Kevin Wickander, L ERA: 3.13 (8, 1)	0.1		2	0	0	0	0	1	0	0	0	0	0	13	20	0.750								
Ted Power, R ERA: 2.26 (8, 1)	1.1		5	1	0	0	0	0	0	0	0	0	0	4										
Derek Lilquist, L ERA: 1.51 (8, 1)	0.0		1	0	0	0	0	0	1	0	0	0	0	5	10	0.00	6.000							
Eric Plunk, R ERA: 3.44 (8, 1)	0.1	W	3	1	0	0	1	1	0	0	0	0	0	5	10	0.00	6.000							



Batter	1	2	3	4	5	6	7	8	9	AB	R	H	RBI	BB	SO	LOB	TOP										
Kenny Lofton, L OBP: 0.352, SLG: 0.366 (1, 8)	1-1 FC3-6 1B	4-1 BB		0-1 F9			2-2 F7		1-1 F7	4	0	1	0	1	0	1	Cleveland Indians @ Seattle Mariners The Kingdome, Seattle, WA Thu Aug 27 1992, 10:05 PM EDT Att: 11,891 - Dome - 70 F AB 35 R 2 H 8 RBI 2 BB 4 SO 1 LOB 14										
Mark Whiten, S OBP: 0.352, SLG: 0.396 (1, 9)	0-1 F8	0-0 G4-3		3-1 1B			4-1 G3-6-3 BB		4-1 BB	3	0	1	0	2	0	4											
Carlos Baerga, S OBP: 0.348, SLG: 0.461 (1, 4)	1-0 FC3-6 1B 1-2			1-1 G3-1			2-1 G3-6-3 BB 1-2		1-1 G4-3	5	0	0	0	0	0	5											
Albert Belle, R OBP: 0.320, SLG: 0.477 (1, 10)	1-1 1B			1-0 HR			2-0 F8		2-0 HR	4	2	3	2	0	0	0											
Paul Sorrento, L OBP: 0.349, SLG: 0.456 (1, 3)	2-1 F9			1-1 G3			0-0 P6		2-0 F7	4	0	0	0	0	0	2											
Glenallen Hill, R OBP: 0.292, SLG: 0.422 (1, 7)				2-0 G6-3			1-1 F8		1-3 K	4	0	0	0	0	1	0											
Brook Jacoby, R OBP: 0.317, SLG: 0.333 (1, 5)				0-1 P2			0-1 G1-3		4-0 FC5-4 BB	3	0	0	0	1	0	1											
Mark Lewis, R OBP: 0.313, SLG: 0.360 (1, 6)				2-2 BB 1B 1B			1-1 B1-3		1-2 FC5-4 1-2	4	0	1	0	0	0	1											
Jesse Lewis, L OBP: 0.389, SLG: 0.556 (1, 2)				0-1 BB 1B 1-2			1-2 G6-3		0-2 F7	4	0	2	0	0	0	0											
Inning Stats	R: 0 E: 0 K: 0 S: 9	H: 2 LOB: 2 BB: 0 P: 14	R: 0 E: 0 K: 0 S: 10	H: 2 LOB: 3 BB: 1 P: 18	R: 1 E: 1 K: 0 S: 7	H: 1 LOB: 1 BB: 0 P: 11	R: 0 E: 0 K: 0 S: 11	H: 2 LOB: 2 BB: 0 P: 14	R: 0 E: 0 K: 0 S: 4	H: 0 LOB: 0 BB: 0 P: 7	R: 0 E: 0 K: 0 S: 8	H: 0 LOB: 0 BB: 1 P: 10	R: 0 E: 0 K: 0 S: 7	H: 0 LOB: 0 BB: 1 P: 15	R: 1 E: 0 K: 1 S: 8	H: 1 LOB: 1 BB: 1 P: 18	R: 0 E: 0 K: 0 S: 8	H: 0 LOB: 1 BB: 1 P: 14	1B: 6 2B: 0 3B: 0 HR: 2	SF: 0 SAC: 0 DP: 1 HBP: 0	WP: 0 PB: 0 SB: 0 CS: 0	PA: 39					
PITCHER	IP	WLS	BF	H	R	ER	SO	BB	IBB	HBP	BLK	WP	HR	S	P	ERA	WHIP										
Brian Fisher, R ERA: 3.91 (1, 1)	7.0	W	30	7	1	1	0	2	0	0	0	0	1	56	89	1.29	1.286										
Calvin Jones, R ERA: 5.95 (8, 1)	2.0		9	1	1	1	1	2	0	0	0	0	1	16	32	4.50	1.500										

Batter	1	2	3	4	5	6	7	8	9	AB	R	H	RBI	BB	SO	LOB	BOTTOM										
Henry Cotto, R OBP: 0.317, SLG: 0.367 (1, 8)	0-1 G5-3		2-2 L8			0-1 G4-3	2-2 S 1B	4-0 IBB		4	1	1	0	1	0	1	Cleveland Indians @ Seattle Mariners The Kingdome, Seattle, WA Thu Aug 27 1992, 10:05 PM EDT Att: 11,891 - Dome - 70 F AB 36 R 6 H 12 RBI 6 BB 2 SO 3 LOB 21										
Bret Boone, R OBP: 0.286, SLG: 0.360 (1, 4)	2-2 G5-3			0-0 G5-3		2-1 2B	1-2 1B 2B	0-3 K		5	2	2	2	0	1	3											
Edgar Martinez, R OBP: 0.405, SLG: 0.550 (1, 5)	1-3 K			0-0 L9		3-0 1B 2B	0-1 F8	1-2 F9		5	1	1	1	0	1	4											
Kevin Mitchell, R OBP: 0.343, SLG: 0.425 (1, 7)				1-0 G5-3		0-1 P4	2-2 1B HBP 1B	0-0 2B		4	0	2	2	0	0	0											
Jay Buhner, R OBP: 0.327, SLG: 0.412 (1, 9)				2-3 K		0-0 F8	1-0 1B HBP	0-1 F8		3	0	0	0	0	1	1											
Tino Martinez, L OBP: 0.307, SLG: 0.393 (1, 3)				1-1 G4-3		0-1 L9	1-2 HBP	1-1 P5		4	0	1	0	0	0	1											
Lance Parrish, R OBP: 0.302, SLG: 0.466 (1, 10)				3-2 2B		1-0 HR	3-1 L6	1-0 G3 1B 1B		4	1	3	1	0	0	3											
Dave Valle, R OBP: 0.307, SLG: 0.359 (1, 2)				1-0 F9		4-2 HR	0-2 P4	1-0 G3 1B		3	0	1	0	1	0	4											
Omar Vizquel, S OBP: 0.362, SLG: 0.373 (1, 6)				1-2 F9		0-1 F9		2-2 1B 1B	1-2 2-3	4	1	1	0	0	0	4											
Inning Stats	R: 0 E: 0 K: 1 S: 8	H: 0 LOB: 0 BB: 0 P: 11	R: 0 E: 0 K: 1 S: 6	H: 0 LOB: 0 BB: 0 P: 10	R: 0 E: 0 K: 0 S: 10	H: 1 LOB: 1 BB: 0 P: 17	R: 0 E: 0 K: 0 S: 4	H: 0 LOB: 0 BB: 0 P: 4	R: 1 E: 0 K: 0 S: 8	H: 1 LOB: 1 BB: 1 P: 13	R: 2 E: 0 K: 0 S: 16	H: 4 LOB: 3 BB: 0 P: 28	R: 3 E: 0 K: 0 S: 16	H: 4 LOB: 1 BB: 0 P: 19	R: 0 E: 0 K: 1 S: 12	H: 2 LOB: 3 BB: 1 P: 21	R: 0 E: 0 K: 1 S: 8	H: 0 LOB: 1 BB: 1 P: 14	1B: 7 2B: 4 3B: 0 HR: 1	SF: 0 SAC: 0 DP: 0 HBP: 1	WP: 0 PB: 0 SB: 1 CS: 0	PA: 39					
PITCHER	IP	WLS	BF	H	R	ER	SO	BB	IBB	HBP	BLK	WP	HR	S	P	ERA	WHIP										
Dennis Cook, L ERA: 4.15 (1, 1)	5.1	L	24	6	3	3	2	1	0	1	0	0	0	47	75	5.06	1.312										
Ted Power, R ERA: 2.55 (6, 1)	1.2		9	4	3	3	0	0	0	0	0	0	0	21	27	16.20	2.400										
Derek Lilliquist, L ERA: 1.48 (8, 1)	1.0		6	2	0	0	1	0	1	0	0	0	0	12	21	0.00	2.000										

Batter	1	2	3	4	5	6	7	8	9	AB	R	H	RBI	BB	SO	LOB	TOP								
Kenny Lofton, L OBP: 0.352, SLG: 0.367 (1, 8)	G6-3		1B BB			1B G6-4-3 2B		G3		4	2	1	0	1	1	4	Cleveland Indians @ Oakland Athletics Oakland-Alameda County Coliseum, Oakland, CA Fri Aug 28 1992, 7:05 PM PDT Att: 30,422 - Cloudy - 65 F								
Thomas Howard, S OBP: 0.324, SLG: 0.362 (1, 7)	G6-4-3 1B		P3			G6-4-3 1B		G1-3		5	1	3	1	0	0	1									
Carlos Baerga, S OBP: 0.347, SLG: 0.458 (1, 4)	G6-4-3 1-2		G1-4-3 1B			G6-4-3 1-2		F8		5	0	1	1	0	0	3									
Albert Belle, R OBP: 0.319, SLG: 0.473 (1, 10)			G1-4-3 1-2			1B		K		5	0	1	0	0	2	2									
Paul Sorrento, L OBP: 0.355, SLG: 0.469 (1, 3)						1B				5	1	4	1	0	0	0									
Mark Whiten, S OBP: 0.352, SLG: 0.393 (1, 9)						1B				3	0	0	0	2	2	3									
Brook Jacoby, R OBP: 0.323, SLG: 0.335 (1, 5)										2	1	1	0	2	1	2									
Mark Lewis, R OBP: 0.316, SLG: 0.363 (1, 6)										2	0	1	2	1	0	1									
Junior Ortiz, R OBP: 0.289, SLG: 0.270 (1, 2)										3	1	1	0	0	0	2									
Carlos Martinez, R OBP: 0.276, SLG: 0.312 (8, PH)										1	0	0	0	0	0	3									
Jesse Lewis, L OBP: 0.389, SLG: 0.556 (8, 2)										0	0	0	0	0	0	0									
Inning Stats	R: 0 E: 0 K: 0 S: 4	H: 1 LOB: 0 BB: 0 P: 5	R: 2 E: 0 K: 2 S: 13	H: 2 LOB: 1 BB: 1 P: 25	R: 1 E: 0 K: 0 S: 12	H: 1 LOB: 0 BB: 1 P: 21	R: 0 E: 0 K: 0 S: 7	H: 0 LOB: 1 BB: 1 P: 13	R: 2 E: 0 K: 1 S: 19	H: 5 LOB: 2 BB: 0 P: 30	R: 0 E: 0 K: 1 S: 10	H: 1 LOB: 1 BB: 0 P: 17	R: 0 E: 0 K: 1 S: 7	H: 0 LOB: 0 BB: 0 P: 14	R: 0 E: 0 K: 0 S: 8	H: 1 LOB: 3 BB: 2 P: 20	R: 1 E: 0 K: 1 S: 9	H: 2 LOB: 2 BB: 1 P: 18	1B: 8 2B: 5 3B: 0 HR: 0	SF: 0 SAC: 1 DP: 3 HBP: 0	WP: 0 PB: 0 SB: 1 CS: 1	PA: 43			
PITCHER	IP	WLS	BF	H	R	ER	SO	BB	IBB	HBP	BLK	WP	HR	S	P	ERA	WHIP								
Mike Moore, R ERA: 4.34 (1, 1)	4.2		23	9	5	5	2	3	0	0	0	0	0	52	90	9.64	2.571								
Jim Corsi, R ERA: 2.01 (8, 1)	2.1	W	10	2	0	0	3	1	0	0	0	0	0	23	43	0.00	1.286								
Jeff Parrett, R ERA: 3.07 (8, 1)	0.2		3	0	0	0	0	0	0	0	0	0	0	4	11	0.00	0.000								
Rick Honeycutt, L ERA: 3.65 (8, 1)	0.1		1	0	0	0	0	0	0	0	0	0	0	1	1	0.00	0.000								
Dennis Eckersley, R ERA: 2.93 (9, 1)	1.0	S	6	2	1	1	1	0	1	0	0	0	0	9	18	9.00	2.000								

Batter	1	2	3	4	5	6	7	8	9	AB	R	H	RBI	BB	SO	LOB	BOTTOM								
Rickey Henderson, R OBP: 0.430, SLG: 0.458 (1, 7)	F8	G4-3			L6					3	0	0	0	1	0	0	Cleveland Indians @ Oakland Athletics Oakland-Alameda County Coliseum, Oakland, CA Fri Aug 28 1992, 7:05 PM PDT Att: 30,422 - Cloudy - 65 F								
Jerry Browne, S OBP: 0.363, SLG: 0.323 (1, 5)	1B BLK HR		F8		F7					4	1	1	0	0	1	1									
Jose Canseco, R OBP: 0.340, SLG: 0.466 (1, 9)	1B HR				K					4	1	1	0	0	3	1									
Harold Baines, L OBP: 0.333, SLG: 0.381 (1, 10)										3	2	2	3	1	0	0									
Eric Fox, S OBP: 0.282, SLG: 0.396 (8, PR)	HR		G4-3							0	1	0	0	0	0	0									
Carney Lansford, R OBP: 0.324, SLG: 0.390 (1, 3)	F8				G5-3					3	1	1	2	0	0	0									
Terry Steinbach, R OBP: 0.353, SLG: 0.440 (1, 2)	G3				BB 1B					4	0	1	0	0	0	2									
Mike Bordick, R OBP: 0.351, SLG: 0.357 (1, 4)					F9					4	0	1	1	0	0	1									
Walt Weiss, S OBP: 0.326, SLG: 0.260 (1, 6)										3	0	0	0	1	0	1									
Lance Blankenship, R OBP: 0.381, SLG: 0.349 (1, 8)										3	1	1	1	0	0	2									
Inning Stats	R: 3 E: 0 K: 0 S: 16	H: 3 LOB: 0 BB: 0 P: 26	R: 1 E: 0 K: 0 S: 11	H: 1 LOB: 0 BB: 0 P: 11	R: 0 E: 0 K: 1 S: 8	H: 0 LOB: 0 BB: 0 P: 13	R: 0 E: 0 K: 0 S: 9	H: 1 LOB: 2 BB: 1 P: 13	R: 0 E: 0 K: 0 S: 10	H: 2 LOB: 0 BB: 0 P: 15	R: 0 E: 0 K: 2 S: 10	H: 0 LOB: 1 BB: 1 P: 18	R: 0 E: 0 K: 0 S: 12	H: 1 LOB: 1 BB: 1 P: 19	R: 1 E: 0 K: 0 S: 12	H: 1 LOB: 1 BB: 1 P: 19	1B: 5 2B: 0 3B: 0 HR: 3	SF: 0 SAC: 1 DP: 0 HBP: 0	WP: 0 PB: 0 SB: 1 CS: 0	PA: 35					
PITCHER	IP	WLS	BF	H	R	ER	SO	BB	IBB	HBP	BLK	WP	HR	S	P	ERA	WHIP								
Jack Armstrong, R ERA: 4.96 (1, 1)	6.0	L	26	7	6	6	2	1	0	0	1	0	0	1	1	9.00	1.333								
Eric Plunk, R ERA: 3.51 (7, 1)	1.2		7	0	1	1	2	2	0	0	0	0	0	16	30	5.40	1.200								
Steve Olin, R ERA: 2.62 (8, 1)	0.1		2	1	0	0	0	0	0	0	0	0	0	6	7	0.00	3.000								



Batter	1	2	3	4	5	6	7	8	9	AB	R	H	RBI	BB	SO	LOB	TOP					
Kenny Lofton, L OBP: 0.349, SLG: 0.364	F8			F9		K		G5-3		4	0	0	0	0	1	1						
Thomas Howard, S OBP: 0.326, SLG: 0.362	K			K			SF4 BB		G3	3	1	1	0	1	2	0						
Carlos Baerga, S OBP: 0.346, SLG: 0.457	F8			G6-3			E8 BB		G3	4	0	1	0	0	0	1						
Albert Belle, R OBP: 0.316, SLG: 0.470		K			F7		SF4		G5-3	3	0	0	1	0	1	1						
Paul Sorrento, L OBP: 0.354, SLG: 0.467		P5					F8		G3-1	4	0	1	0	0	0	2						
Glenallen Hill, R OBP: 0.292, SLG: 0.420				K			G5-4-3			2	0	0	0	1	1	1						
Brook Jacoby, R OBP: 0.320, SLG: 0.331							G5-4-3															
Mark Lewis, R OBP: 0.313, SLG: 0.360				L6						3	0	0	0	0	1	0						
Jesse Levis, L OBP: 0.381, SLG: 0.571				G6-3						3	0	1	0	0	0	0						
Inning Stats	R: 0 E: 0 K: 1 S: 9	H: 0 LOB: 0 BB: 0 P: 11	R: 0 E: 0 K: 2 S: 8	H: 0 LOB: 0 BB: 0 P: 12	R: 0 E: 0 K: 0 S: 10	H: 0 LOB: 0 BB: 0 P: 15	R: 0 E: 0 K: 1 S: 8	H: 0 LOB: 0 BB: 0 P: 10	R: 0 E: 0 K: 0 S: 7	H: 1 LOB: 0 BB: 0 P: 13	R: 0 E: 0 K: 1 S: 8	H: 1 LOB: 1 BB: 0 P: 12	R: 1 E: 1 K: 0 S: 13	H: 1 LOB: 2 BB: 2 P: 23	R: 0 E: 0 K: 1 S: 6	H: 0 LOB: 0 BB: 0 P: 8	R: 0 E: 0 K: 0 S: 6	H: 1 LOB: 1 BB: 0 P: 8	1B: 3 2B: 1 3B: 0 HR: 0	SF: 1 SAC: 0 DP: 1 HBP: 0	WP: 0 PB: 0 SB: 0 CS: 0	PA: 32
PITCHER	IP	WLS	BF	H	R	ER	SO	BB	IBB	HBP	BLK	WP	HR	S	P	ERA	WHIP					
Dave Stewart, R ERA: 3.85	6.1	W	22	3	1	0	5	1	0	0	0	0	0	28	3	0.00	0.632					
Vince Horsman, L ERA: 2.63	0.1		1	0	0	0	0	0	0	0	0	0	0	2	3	0.00	0.000					
Jeff Parrett, R ERA: 3.03	1.0		4	0	0	0	1	1	0	0	0	0	0	8	14	0.00	1.000					
Rick Honeycutt, L ERA: 3.62	0.1		1	0	0	0	0	0	0	0	0	0	0	1	1	0.00	0.000					
Dennis Eckersley, R ERA: 2.0	1.0	S	4	1	0	0	0	0	0	0	0	0	0	6	8	0.00	1.000					

Cleveland Indians @ Oakland Athletics
Oakland-Alameda County Coliseum, Oakland, CA

AB 29
R 1
H 4
RBI 1
BB 2
SO 6
LOB 8



WP: 0 PA: 32
PB: 0
SB: 0
CS: 0

Batter	1	2	3	4	5	6	7	8	9	AB	R	H	RBI	BB	SO	LOB	BOTTOM				
Rickey Henderson, R OBP: 0.433, SLG: 0.460	S G6-4-3						F7			3	0	2	0	1	0	1					
Jerry Browne, S OBP: 0.365, SLG: 0.337	G6-4-3									4	1	2	3	0	0	4					
Jose Canseco, R OBP: 0.337, SLG: 0.461	P4				F8					4	0	0	0	0	1	2					
Harold Baines, L OBP: 0.330, SLG: 0.378	G1-3				F8					3	0	0	0	0	0	2					
Randy Ready, R OBP: 0.326, SLG: 0.309					F8					1	0	0	0	0	0	0					
Carney Lansford, R OBP: 0.326, SLG: 0.390					F9					3	1	1	0	0	0	0					
Terry Steinbach, R OBP: 0.350, SLG: 0.437										3	0	0	0	0	0	1					
Mike Bordick, R OBP: 0.348, SLG: 0.354										4	0	0	0	0	0	3					
Walt Weiss, S OBP: 0.325, SLG: 0.259										4	0	1	1	0	1	2					
Lance Blankenship, R OBP: 0.386, SLG: 0.351										1	2	1	0	2	0	0					
Inning Stats	R: 0 E: 0 K: 0 S: 13	H: 1 LOB: 1 BB: 0 P: 22	R: 1 E: 0 K: 0 S: 19	H: 3 LOB: 3 BB: 1 P: 33	R: 0 E: 0 K: 0 S: 6	H: 0 LOB: 0 BB: 0 P: 11	R: 0 E: 0 K: 0 S: 5	H: 0 LOB: 0 BB: 0 P: 6	R: 1 E: 0 K: 0 S: 11	H: 2 LOB: 1 BB: 1 P: 19	R: 0 E: 0 K: 0 S: 5	H: 0 LOB: 0 BB: 0 P: 9	R: 2 E: 0 K: 1 S: 14	H: 1 LOB: 0 BB: 1 P: 23	R: 0 E: 1 K: 1 S: 9	H: 0 LOB: 2 BB: 0 P: 14	1B: 6 2B: 0 3B: 0 HR: 1	SF: 0 SAC: 0 DP: 0 HBP: 1	WP: 0 PB: 0 SB: 2 CS: 1	PA: 35	
PITCHER	IP	WLS	BF	H	R	ER	SO	BB	IBB	HBP	BLK	WP	HR	S	P	ERA	WHIP				
Jose Mesa, R ERA: 4.38	7.0	L	30	7	4	4	4	3	0	0	0	0	1	73	123	5.14	1.429				
Kevin Wickander, L ERA: 3.05	1.0		5	0	0	0	1	0	0	1	0	0	0	9	14	0.00	0.000				

Cleveland Indians @ Oakland Athletics
Oakland-Alameda County Coliseum, Oakland, CA

AB 30
R 4
H 7
RBI 4
BB 3
SO 2
LOB 15



WP: 0 PA: 35
PB: 0
SB: 2
CS: 1

Batter	1	2	3	4	5	6	7	8	9	AB	R	H	RBI	BB	SO	LOB	TOP										
Kenny Lofton, L OBP: 0.352, SLG: 0.369 (1, 8)										4	2	2	0	1	0	1	Cleveland Indians @ Oakland Athletics Oakland-Alameda County Coliseum, Oakland, CA Sun Aug 30 1992, 3:33 AM PDT Att: 37,524 - Cloudy - 68 F										
Mark Whiten, S OBP: 0.351, SLG: 0.391 (1, 9)										5	0	1	0	0	2	4											
Carlos Baerga, S OBP: 0.345, SLG: 0.454 (1, 4)										5	0	1	1	0	0	5											
Albert Belle, R OBP: 0.317, SLG: 0.468 (1, 10)										4	0	1	1	1	1	2											
Paul Sorrento, L OBP: 0.351, SLG: 0.463 Brook Jacoby, R OBP: 0.324, SLG: 0.336 (8, 5)										3	0	0	0	0	1	1											
Carlos Martinez, R OBP: 0.289, SLG: 0.377 (8, 3)										5	2	3	2	0	0	4											
Glenallen Hill, R OBP: 0.290, SLG: 0.416 Thomas Howard, S OBP: 0.325, SLG: 0.361 (8, 7)										3	0	0	0	0	0	1											
Mark Lewis, R OBP: 0.315, SLG: 0.362 (1, 6)										4	0	2	0	0	2	1											
Junior Ortiz, R OBP: 0.288, SLG: 0.270 (1, 2)										4	1	1	0	0	0	2											
Inning Stats	R: 1 E: 0 K: 1 S: 12	H: 2 LOB: 1 BB: 0 P: 23	R: 1 E: 0 K: 0 S: 9	H: 2 LOB: 0 BB: 0 P: 16	R: 0 E: 0 K: 1 S: 8	H: 0 LOB: 0 BB: 0 P: 13	R: 0 E: 0 K: 1 S: 10	H: 1 LOB: 1 BB: 0 P: 17	R: 0 E: 0 K: 0 S: 10	H: 2 LOB: 2 BB: 0 P: 16	R: 1 E: 0 K: 0 S: 13	H: 1 LOB: 0 BB: 1 P: 19	R: 1 E: 0 K: 2 S: 13	H: 2 LOB: 2 BB: 1 P: 21	R: 0 E: 0 K: 1 S: 12	H: 1 LOB: 1 BB: 0 P: 18		R: 1 E: 1 K: 0 S: 12	H: 2 LOB: 3 BB: 1 P: 24	1B: 10 2B: 0 3B: 1 HR: 2	SF: 0 SAC: 0 DP: 0 HBP: 0	WP: 0 PB: 0 SB: 0 CS: 1	PA: 42				
PITCHER	IP	WLS	BF	H	R	ER	SO	BB	IBB	HBP	BLK	WP	HR	S	P	ERA	WHIP										
Ron Darling, R ERA: 3.88 (1, 1)	5.2	W	24	8	3	3	3	0	0	0	0	0	2	59	99	4.76	1.412										
Jeff Parrett, R ERA: 3.09 (6, 1)	1.1		7	2	1	1	2	1	0	0	0	0	0	16	26	6.75	2.250										
Vince Horsman, L ERA: 2.63 (8, 1)	0.0		1	1	0	0	0	0	0	0	0	0	0	3	5	∞	∞										
Kevin Campbell, R ERA: 4.29 (8, 1)	1.0		3	0	0	0	1	0	0	0	0	0	0	9	13	0.00	0.000										
Rick Honeycutt, L ERA: 3.52 (9, 1)	1.0	S	7	2	1	0	0	1	0	0	0	0	0	12	24	0.00	3.000										
Batter	1	2	3	4	5	6	7	8	9	AB	R	H	RBI	BB	SO	LOB	BOTTOM										
Eric Fox, S OBP: 0.296, SLG: 0.416 (1, 8)										5	0	3	0	0	1	1	Cleveland Indians @ Oakland Athletics Oakland-Alameda County Coliseum, Oakland, CA Sun Aug 30 1992, 3:33 AM PDT Att: 37,524 - Cloudy - 68 F										
Jerry Browne, S OBP: 0.365, SLG: 0.338 (1, 5)										5	1	2	2	0	1	3											
Jose Canseco, R OBP: 0.335, SLG: 0.456 (1, 10)										4	0	0	0	1	3	3											
Harold Baines, L OBP: 0.333, SLG: 0.383 Scott Brosius, R OBP: 0.239, SLG: 0.369 (7, 9)										3	0	2	1	0	0	2											
Carney Lansford, R OBP: 0.330, SLG: 0.397 (1, 3)										3	2	2	0	1	0	1											
Terry Steinbach, R OBP: 0.349, SLG: 0.435 (1, 2)										4	1	1	1	0	1	3											
Mike Bordick, R OBP: 0.354, SLG: 0.360 (1, 4)										4	2	4	0	0	0	0											
Walt Weiss, S OBP: 0.325, SLG: 0.264 (1, 6)										3	0	1	2	0	0	3											
Lance Blankenship, R OBP: 0.388, SLG: 0.351 (1, 7)										3	1	1	1	1	0	3											
Inning Stats	R: 0 E: 0 K: 0 S: 11	H: 1 LOB: 1 BB: 1 P: 18	R: 2 E: 0 K: 1 S: 13	H: 5 LOB: 2 BB: 0 P: 22	R: 2 E: 0 K: 1 S: 20	H: 4 LOB: 2 BB: 0 P: 27	R: 1 E: 0 K: 1 S: 9	H: 2 LOB: 1 BB: 0 P: 13	R: 2 E: 0 K: 1 S: 17	H: 3 LOB: 2 BB: 1 P: 26	R: 0 E: 0 K: 0 S: 4	H: 0 LOB: 0 BB: 1 P: 11	R: 0 E: 0 K: 1 S: 11	H: 1 LOB: 1 BB: 0 P: 16	R: 0 E: 0 K: 1 S: 9	H: 0 LOB: 0 BB: 0 P: 13		1B: 11 2B: 5 3B: 0 HR: 0	SF: 0 SAC: 1 DP: 2 HBP: 0	WP: 0 PB: 0 SB: 0 CS: 0	PA: 40						
PITCHER	IP	WLS	BF	H	R	ER	SO	BB	IBB	HBP	BLK	WP	HR	S	P	ERA	WHIP										
Charles Nagy, R ERA: 2.93 (1, 1)	4.2	L	29	15	7	7	4	2	0	0	0	0	0	67	102	13.50	3.643										
Eric Plunk, R ERA: 3.48 (5, 1)	0.1		1	0	0	0	0	0	0	0	0	0	0	3	4	0.00	0.000										
Dave Otto, L ERA: 7.06 (6, 1)	1.2		6	1	0	0	0	1	0	0	0	0	0	12	23	0.00	1.200										
Derek Liliquist, L ERA: 1.46 (7, 1)	0.2		2	0	0	0	1	0	0	0	0	0	0	6	8	0.00	0.000										
Steve Olin, R ERA: 2.59 (8, 1)	0.2		2	0	0	0	1	0	0	0	0	0	0	6	9	0.00	0.000										


Batter	1	2	3	4	5	6	7	8	9	AB	R	H	RBI	BB	SO	LOB	TOP				
Kenny Lofton, L OBP: 0.351, SLG: 0.368										4	1	1	0	0	1	1	Cleveland Indians @ California Angels Anaheim Stadium, Anaheim, CA Mon Aug 31 1992, 10:05 PM EDT Att: 18,013 - Sunny - 73 F				
Mark Whiten, S OBP: 0.352, SLG: 0.391										3	1	1	0	1	1						
Carlos Baerga, S OBP: 0.343, SLG: 0.452										3	1	0	1	0	0	1					
Albert Belle, R OBP: 0.317, SLG: 0.467										4	0	1	0	0	0	3					
Paul Sorrento, L OBP: 0.353, SLG: 0.461										2	1	0	0	2	1	1					
Carlos Martinez, R OBP: 0.296, SLG: 0.381										4	0	2	2	0	0	0					
Brook Jacoby, R OBP: 0.324, SLG: 0.336										0	0	0	0	0	0	0					
Glenallen Hill, R OBP: 0.289, SLG: 0.413										4	0	1	1	0	0	3					
Mark Lewis, R OBP: 0.315, SLG: 0.361										4	0	1	0	0	0	2					
Junior Ortiz, R OBP: 0.283, SLG: 0.265										3	0	0	0	0	0	2					
Inning Stats	R: 1 E: 0 K: 0 S: 7	H: 2 LOB: 0 BB: 0 P: 12	R: 1 E: 0 K: 0 S: 11	H: 1 LOB: 1 BB: 1 P: 18	R: 2 E: 1 K: 1 S: 11	H: 1 LOB: 2 BB: 2 P: 24	R: 0 E: 0 K: 0 S: 9	H: 1 LOB: 1 BB: 0 P: 13	R: 0 E: 0 K: 0 S: 8	H: 1 LOB: 0 BB: 0 P: 12	R: 0 E: 0 K: 1 S: 9	H: 0 LOB: 0 BB: 0 P: 12	R: 0 E: 0 K: 1 S: 7	H: 0 LOB: 0 BB: 0 P: 11	R: 0 E: 0 K: 0 S: 5	H: 0 LOB: 0 BB: 0 P: 8	1B: 7 2B: 0 3B: 0 HR: 0	SF: 1 SAC: 0 DP: 2 HBP: 0	WP: 0 PB: 0 SB: 2 CS: 1	PA: 35	
PITCHER	IP	WLS	BF	H	R	ER	SO	BB	IBB	HBP	BLK	WP	HR	S	P	ERA	WHIP				
Bert Blyleven, R ERA: 4.69	(1, 1)	7.0	L	29	7	4	2	2	2	1	0	0	0	60	99	2.57	1.286				
Scott Lewis, R ERA: 7.29	(8, 1)	2.0		6	0	0	0	1	0	0	0	0	0	12	19	0.00	0.000				

AB	31
R	4
H	7
RBI	4
BB	3
SO	3
LOB	14



Batter	1	2	3	4	5	6	7	8	9	AB	R	H	RBI	BB	SO	LOB	BOTTOM					
Luis Polonia, L OBP: 0.351, SLG: 0.342										3	1	0	0	0	0	2	Cleveland Indians @ California Angels Anaheim Stadium, Anaheim, CA Mon Aug 31 1992, 10:05 PM EDT Att: 18,013 - Sunny - 73 F					
Luis Sojo, R OBP: 0.308, SLG: 0.414										3	0	0	0	1	0	0						
Junior Felix, S OBP: 0.291, SLG: 0.365										4	0	0	0	0	1	3						
Tim Salmon, R OBP: 0.275, SLG: 0.286										3	0	1	1	1	0	0						
Lee Stevens, L OBP: 0.285, SLG: 0.357										4	0	0	1	0	0	3						
Chad Curtis, R OBP: 0.333, SLG: 0.371										3	1	1	0	1	0	2						
Gary Disarcina, R OBP: 0.286, SLG: 0.304										4	0	1	0	0	0	3						
Damon Easley, R OBP: 0.328, SLG: 0.339										4	0	1	0	0	0	4						
Ron Tingley, R OBP: 0.272, SLG: 0.304										3	1	3	1	0	0	0						
Ken Oberkfell, L OBP: 0.283, SLG: 0.255										1	0	0	0	0	0	1						
Inning Stats	R: 0 E: 0 K: 1 S: 6	H: 0 LOB: 0 BB: 0 P: 9	R: 0 E: 0 K: 0 S: 13	H: 2 LOB: 2 BB: 0 P: 17	R: 0 E: 0 K: 0 S: 5	H: 1 LOB: 0 BB: 0 P: 8	R: 0 E: 0 K: 0 S: 7	H: 0 LOB: 0 BB: 0 P: 9	R: 1 E: 0 K: 0 S: 8	H: 1 LOB: 1 BB: 1 P: 15	R: 0 E: 0 K: 0 S: 9	H: 0 LOB: 0 BB: 0 P: 13	R: 0 E: 0 K: 0 S: 8	H: 1 LOB: 1 BB: 0 P: 12	R: 2 E: 0 K: 0 S: 9	H: 1 LOB: 2 BB: 2 P: 19	R: 0 E: 0 K: 0 S: 12	H: 1 LOB: 0 BB: 0 P: 19	1B: 7 2B: 0 3B: 0 HR: 0	SF: 0 SAC: 0 DP: 1 HBP: 1	WP: 0 PB: 0 SB: 1 CS: 1	PA: 36
PITCHER	IP	WLS	BF	H	R	ER	SO	BB	IBB	HBP	BLK	WP	HR	S	P	ERA	WHIP					
Rod Nichols, R ERA: 4.13	(1, 1)	7.0	W	27	6	2	2	1	0	0	0	0	0	59	87	2.57	1.000					
Kevin Wickander, L ERA: 3.29	(8, 1)	0.0		2	0	0	0	1	0	1	0	0	0	2	7	∞	∞					
Ted Power, R ERA: 2.52	(8, 1)	1.0		4	0	1	1	0	1	0	0	0	0	4	8	9.00	1.000					
Eric Plunk, R ERA: 3.42	(9, 1)	1.0	S	3	1	0	0	0	0	0	0	0	0	12	19	0.00	1.000					

AB	32
R	3
H	7
RBI	3
BB	3
SO	1
LOB	18




Batter	1	2	3	4	5	6	7	8	9	AB	R	H	RBI	BB	SO	LOB	TOP					
Kenny Lofton, L OBP: 0.355, SLG: 0.370 (1, 8)										3	2	2	1	2	0	2	Cleveland Indians @ California Angels Anaheim Stadium, Anaheim, CA Tue Sep 01 1992, 10:05 PM EDT Att: 17,586 - Sunny - 71 F					
Mark Whiten, S OBP: 0.350, SLG: 0.387 (1, 9)										4	1	0	0	1	1	3						
Carlos Baerga, S OBP: 0.343, SLG: 0.451 (1, 4)										5	0	2	2	0	0	2						
Albert Belle, R OBP: 0.313, SLG: 0.462 (1, 10)										5	0	0	1	0	0	4						
Carlos Martinez, R OBP: 0.295, SLG: 0.377 (1, 3) (8, 5)										4	0	1	1	0	0	1						
Glenallen Hill, R OBP: 0.289, SLG: 0.421 (1, 7)										4	1	1	1	0	1	2						
Brook Jacoby, R OBP: 0.324, SLG: 0.338 (8, PH)										3	0	1	0	0	0	0						
Paul Sorrento, L OBP: 0.352, SLG: 0.459 (8, 3)										1	0	0	0	0	0	0						
Mark Lewis, R OBP: 0.316, SLG: 0.360 (1, 6)										3	1	1	0	1	0	1						
Sandy Alomar Jr., R OBP: 0.293, SLG: 0.324 (2, PH)										0	0	0	0	0	0	0						
Junior Ortiz, R OBP: 0.250, SLG: 0.272 (2, 2)										3	1	2	0	0	1	0						
Jesse Lewis, L OBP: 0.364, SLG: 0.545 (8, PH) (8, 2)										1	0	0	0	0	0	0						
Inning Stats	R: 1 E: 0 K: 0 S: 11	H: 1 LOB: 1 BB: 1 P: 17	R: 5 E: 0 K: 0 S: 22	H: 5 LOB: 2 BB: 2 P: 39	R: 0 E: 0 K: 1 S: 10	H: 2 LOB: 1 BB: 0 P: 15	R: 0 E: 0 K: 1 S: 7	H: 0 LOB: 0 BB: 0 P: 10	R: 0 E: 0 K: 1 S: 8	H: 1 LOB: 1 BB: 0 P: 13	R: 0 E: 0 K: 0 S: 10	H: 0 LOB: 0 BB: 0 P: 16	R: 0 E: 0 K: 0 S: 4	H: 0 LOB: 0 BB: 0 P: 4	R: 0 E: 0 K: 0 S: 4	H: 0 LOB: 0 BB: 0 P: 6	R: 0 E: 0 K: 0 S: 12	H: 1 LOB: 1 BB: 0 P: 22	1B: 9 2B: 0 3B: 0 HR: 1	SF: 0 SAC: 0 DP: 0 HBP: 0	WP: 0 PB: 0 SB: 2 CS: 0	PA: 40
PITCHER	IP	WLS	BF	H	R	ER	SO	BB	IBB	HBP	BLK	WP	HR	S	P	ERA	WHIP					
Tim Fortugno, L ERA: 5.29	1.2		14	6	6	6	0	3	0	0	0	0	1	30	52	32.40	5.400					
Mike Butcher, R ERA: 3.25	3.1		12	3	0	0	2	0	0	0	0	0	0	28	42	0.00	0.900					
Chuck Crim, R ERA: 5.14	2.0	W	7	0	0	0	1	1	0	0	0	0	0	14	20	0.00	0.500					
Joe Grahe, R ERA: 3.27	2.0	S	7	1	0	0	0	0	0	0	0	0	0	16	28	0.00	0.500					

AB	36
R	6
H	10
RBI	6
BB	4
SO	3
LOB	15



Batter	1	2	3	4	5	6	7	8	9	AB	R	H	RBI	BB	SO	LOB	BOTTOM					
Damon Easley, R OBP: 0.318, SLG: 0.328 (1, 5)										5	0	1	1	0	1	1	Cleveland Indians @ California Angels Anaheim Stadium, Anaheim, CA Tue Sep 01 1992, 10:05 PM EDT Att: 17,586 - Sunny - 71 F					
Luis Sojo, R OBP: 0.310, SLG: 0.417 (1, 4)										5	1	2	1	0	0	1						
Tim Salmon, R OBP: 0.333, SLG: 0.297 (1, 9)										2	1	1	0	3	0	0						
Gary Gaetti, R OBP: 0.274, SLG: 0.346 (1, 10)										5	2	4	3	0	0	3						
Chad Curtis, R OBP: 0.332, SLG: 0.373 (1, 8) (4, 7)										4	1	1	1	0	0	5						
Mike Fitzgerald, R OBP: 0.286, SLG: 0.292 (3, PH)										1	0	1	1	0	0	0						
Junior Felix, S OBP: 0.291, SLG: 0.367 (4, 8)										3	0	1	0	0	1	2						
Lee Stevens, L OBP: 0.281, SLG: 0.352 (1, 3)										4	0	0	0	0	1	4						
Gary Disarcina, R OBP: 0.288, SLG: 0.306 (1, 6)										4	1	2	0	0	0	1						
John Orton, R OBP: 0.267, SLG: 0.200 (1, 2)										4	1	1	0	0	3	2						
Inning Stats	R: 3 E: 1 K: 0 S: 20	H: 3 LOB: 1 BB: 0 P: 31	R: 0 E: 0 K: 2 S: 9	H: 0 LOB: 0 BB: 0 P: 13	R: 1 E: 0 K: 1 S: 9	H: 2 LOB: 1 BB: 1 P: 17	R: 0 E: 0 K: 1 S: 9	H: 1 LOB: 1 BB: 0 P: 12	R: 1 E: 0 K: 0 S: 16	H: 2 LOB: 0 BB: 0 P: 26	R: 2 E: 0 K: 0 S: 12	H: 4 LOB: 3 BB: 1 P: 19	R: 0 E: 0 K: 2 S: 13	H: 1 LOB: 1 BB: 0 P: 18	R: 0 E: 0 K: 0 S: 8	H: 1 LOB: 2 BB: 1 P: 15	R: 0 E: 0 K: 0 S: 12	H: 1 LOB: 1 BB: 0 P: 22	1B: 9 2B: 3 3B: 0 HR: 2	SF: 1 SAC: 0 DP: 0 HBP: 0	WP: 0 PB: 0 SB: 1 CS: 1	PA: 41
PITCHER	IP	WLS	BF	H	R	ER	SO	BB	IBB	HBP	BLK	WP	HR	S	P	ERA	WHIP					
Dennis Cook, L ERA: 4.15	2.1		14	5	4	1	2	1	0	0	0	0	1	33	54	3.86	2.571					
Ted Power, R ERA: 2.55	2.2		10	3	1	1	2	0	0	0	0	0	1	30	45	3.38	1.125					
Eric Plunk, R ERA: 3.69	1.0	L	8	4	2	2	0	1	0	0	0	0	0	12	19	18.00	5.000					
Kevin Wickander, L ERA: 3.2	1.0		4	1	0	0	2	0	0	0	0	0	0	13	18	0.00	1.000					
Steve Olin, R ERA: 2.55	1.0		5	1	0	0	0	1	0	0	0	0	0	8	15	0.00	2.000					




Batter	1	2	3	4	5	6	7	8	9	10	11	12	13	14	15	AB	R	H	RBI	BB	SO	LOB	TOP								
Kenny Lofton, L OBP: 0.357, SLG: 0.372 (1, 8)																6	2	3	0	0	0	0	Cleveland Indians @ California Angels Anaheim Stadium, Anaheim, CA Wed Sep 02 1992, 10:05 PM EDT Att. 18,141 - Cloudy - 72 F livebaseballscorecards.com								
Thomas Howard, S OBP: 0.328, SLG: 0.365 (1, 7)																5	0	2	1	1	1	1									
Carlos Baerga, S OBP: 0.347, SLG: 0.448 (1, 4)																6	0	1	1	0	0	3									
Albert Belle, R OBP: 0.310, SLG: 0.456 (1, 10)																6	0	0	0	0	1	3									
Carlos Martinez, R OBP: 0.283, SLG: 0.373 (1, 3)																4	0	1	0	0	1	0									
Paul Sorrento, L OBP: 0.350, SLG: 0.457 (11, PH)																2	0	0	0	0	0	1									
Glenallen Hill, R OBP: 0.287, SLG: 0.419 (1, 9)																6	0	1	0	0	1	1									
Brook Jacoby, R OBP: 0.320, SLG: 0.331 (1, 5)																4	0	0	0	0	2	2									
Wayne Kirby, L OBP: 0.304, SLG: 0.307 (12, PH)																1	0	0	0	0	0	0									
Felix Fermin, R OBP: 0.304, SLG: 0.307 (12, 5)																0	0	0	0	1	0	0									
Mark Lewis, R OBP: 0.312, SLG: 0.355 (1, 6)																6	0	0	0	0	0	1									
Junior Ortiz, R OBP: 0.287, SLG: 0.265 (1, 2)																4	0	0	0	1	0	0									
Inning Stats	R: 0 E: 0 K: 1 S: 11	H: 1 LOB: 0 BB: 0 P: 17	R: 0 E: 0 K: 0 S: 9	H: 1 LOB: 1 BB: 0 P: 17	R: 1 E: 0 K: 0 S: 14	H: 2 LOB: 2 BB: 2 P: 26	R: 0 E: 0 K: 0 S: 4	H: 0 LOB: 0 BB: 0 P: 7	R: 1 E: 0 K: 0 S: 10	H: 2 LOB: 1 BB: 0 P: 13	R: 0 E: 0 K: 1 S: 5	H: 0 LOB: 0 BB: 0 P: 7	R: 0 E: 0 K: 1 S: 4	H: 0 LOB: 0 BB: 0 P: 7	R: 0 E: 0 K: 2 S: 10	H: 1 LOB: 1 BB: 0 P: 15	R: 0 E: 0 K: 0 S: 8	H: 0 LOB: 0 BB: 0 P: 13	R: 0 E: 0 K: 0 S: 8	H: 0 LOB: 0 BB: 0 P: 9	R: 0 E: 0 K: 0 S: 9	H: 0 LOB: 0 BB: 0 P: 15		R: 0 E: 0 K: 0 S: 3	H: 0 LOB: 0 BB: 0 P: 5	R: 0 E: 0 K: 1 S: 7	H: 0 LOB: 0 BB: 0 P: 12	1B: 6 2B: 2 3B: 0 HR: 0	SF: 0 SAC: 0 DP: 1 HBP: 0	WP: 0 PB: 0 SH: 4 CS: 1	PA: 53
CHUCK FINLEY, L ERA: 4.24 (1, 1)	IP: 7.0 WLS: 10.0 BF: 37	H: 7 R: 2 ER: 2 SO: 5	BB: 2 IBB: 0 HBP: 0 BLK: 0	WP: 0 HR: 0 S: 81	P: 133 ERA: 1.80 WHIP: 0.900	PITCHER																									
SCOTT LEWIS, R ERA: 5.88 (11, 1)	IP: 5.0 WLS: 5.0 BF: 16	H: 1 R: 0 ER: 0 SO: 1	BB: 1 IBB: 0 HBP: 0 BLK: 0	WP: 0 HR: 0 S: 35	P: 52 ERA: 0.00 WHIP: 0.400	PITCHER																									

Batter	1	2	3	4	5	6	7	8	9	10	11	12	13	14	15	AB	R	H	RBI	BB	SO	LOB	BOTTOM									
Damon Easley, R OBP: 0.315, SLG: 0.324 (1, 5)																7	0	2	0	0	4	4	Cleveland Indians @ California Angels Anaheim Stadium, Anaheim, CA Wed Sep 02 1992, 10:05 PM EDT Att. 18,141 - Cloudy - 72 F livebaseballscorecards.com									
Luis Sojo, R OBP: 0.306, SLG: 0.414 (1, 4)																7	1	1	0	0	1	4										
Junior Felix, S OBP: 0.289, SLG: 0.363 (1, 8)																4	0	0	0	0	2	3										
Ron Tingley, R OBP: 0.272, SLG: 0.304 (8, 2)																0	0	0	0	0	0	0										
Ken Oberkfell, L OBP: 0.279, SLG: 0.250 (10, PH)																1	0	0	0	0	0	0										
Mike Fitzgerald, R OBP: 0.269, SLG: 0.295 (11, 2)																2	0	1	0	0	0	0										
Gary Gaetti, R OBP: 0.276, SLG: 0.348 (1, 10)																4	1	2	0	0	1	0										
Rob Ducey, L OBP: 0.203, SLG: 0.232 (8, PH)																3	0	0	0	0	1	2										
Tim Salmon, R OBP: 0.346, SLG: 0.395 (1, 9)																6	1	2	1	1	1	1										
Chad Curtis, R OBP: 0.334, SLG: 0.375 (1, 7)																6	0	3	0	0	1	4										
Lee Stevens, L OBP: 0.279, SLG: 0.349 (1, 3)																5	0	1	2	0	3	3										
Gary Disarcina, R OBP: 0.266, SLG: 0.304 (1, 6)																6	0	1	0	0	2	6										
John Orton, R OBP: 0.274, SLG: 0.211 (1, 2)																2	0	1	0	0	0	1										
Luis Polonia, L OBP: 0.302, SLG: 0.343 (7, PH)																4	0	2	0	0	1	0										
Inning Stats	R: 0 E: 0 K: 1 S: 5	H: 0 LOB: 0 BB: 0 P: 6	R: 0 E: 0 K: 3 S: 17	H: 2 LOB: 2 BB: 0 P: 26	R: 0 E: 0 K: 1 S: 11	H: 1 LOB: 1 BB: 0 P: 17	R: 0 E: 0 K: 0 S: 7	H: 0 LOB: 0 BB: 0 P: 10	R: 0 E: 0 K: 1 S: 9	H: 1 LOB: 1 BB: 0 P: 11	R: 2 E: 0 K: 2 S: 15	H: 3 LOB: 2 BB: 1 P: 22	R: 0 E: 0 K: 1 S: 11	H: 1 LOB: 1 BB: 0 P: 15	R: 0 E: 0 K: 3 S: 12	H: 1 LOB: 1 BB: 0 P: 19	R: 0 E: 0 K: 0 S: 5	H: 0 LOB: 0 BB: 0 P: 7	R: 0 E: 0 K: 0 S: 7	H: 1 LOB: 1 BB: 0 P: 9	R: 0 E: 0 K: 1 S: 7	H: 2 LOB: 2 BB: 0 P: 11		R: 0 E: 0 K: 1 S: 9	H: 1 LOB: 1 BB: 0 P: 15	R: 0 E: 0 K: 1 S: 6	H: 1 LOB: 0 BB: 0 P: 7	R: 1 E: 0 K: 1 S: 7	H: 1 LOB: 0 BB: 0 P: 9	1B: 13 2B: 2 3B: 0 HR: 1	SF: 0 SAC: 1 DP: 1 HBP: 0	WP: 0 PB: 0 SH: 4 CS: 1
Jack Armstrong, R ERA: 4.85 (1, 1)	IP: 7.0 WLS: 7.0 BF: 31	H: 9 R: 2 ER: 2 SO: 9	BB: 1 IBB: 0 HBP: 0 BLK: 0	WP: 0 HR: 0 S: 78	P: 111 ERA: 2.57 WHIP: 1.429	PITCHER																										
Steve Dlin, R ERA: 2.43 (8, 1)	IP: 3.1 WLS: 11 BF: 2	H: 2 R: 0 ER: 0 SO: 3	BB: 0 IBB: 0 HBP: 0 BLK: 0	WP: 0 HR: 0 S: 26	P: 38 ERA: 0.00 WHIP: 0.600	PITCHER																										
Derek Lilliquist, L ERA: 1.51 (11, 1)	IP: 4.1 WLS: 17 BF: 5	H: 1 R: 1 ER: 1 SO: 5	BB: 0 IBB: 0 HBP: 0 BLK: 0	WP: 0 HR: 1 S: 31	P: 45 ERA: 2.08 WHIP: 1.154	PITCHER																										

Batter	1	2	3	4	5	6	7	8	9	AB	R	H	RBI	BB	SO	LOB	TOP					
Omar Vizquel, S OBP: 0.393, SLG: 0.366	B1-3		L8				G4-6-3			3	0	0	0	1	0	1	Seattle Mariners @ Cleveland Indians Cleveland Municipal Stadium, Cleveland, OH Fri Sep 04 1992, 7:05 PM EDT Att: 9,933 - Cloudy - 68 F					
Bret Boone, R OBP: 0.245, SLG: 0.300	F8		K				L1			4	0	0	0	0	2	2						
Ken Griffey Jr., L OBP: 0.365, SLG: 0.551	BB		L4							4	0	1	0	0	0	0						
Tino Martinez, L OBP: 0.310, SLG: 0.402	BB		F7							3	0	1	0	1	0	0						
Jay Buhner, R OBP: 0.330, SLG: 0.413	P3		F9							4	0	0	0	0	1	3						
Pete O'Brien, L OBP: 0.275, SLG: 0.367			F7							4	0	1	0	0	0	0						
Henry Cotto, R OBP: 0.321, SLG: 0.372			G3							4	0	2	0	0	0	0						
Dave Valle, R OBP: 0.315, SLG: 0.381			G3							3	0	1	0	0	0	4						
Greg Briley, L OBP: 0.294, SLG: 0.361										1	0	1	0	0	0	0						
Shane Turner, L OBP: 0.365, SLG: 0.365			K							4	0	1	0	0	2	3						
Inning Stats	R: 0 E: 0 K: 1 S: 8	H: 1 LOB: 2 BB: 1 P: 16	R: 0 E: 0 K: 1 S: 10	H: 1 LOB: 1 BB: 0 P: 14	R: 0 E: 0 K: 1 S: 9	H: 0 LOB: 0 BB: 0 P: 13	R: 0 E: 0 K: 0 S: 6	H: 0 LOB: 0 BB: 0 P: 8	R: 0 E: 0 K: 2 S: 18	H: 1 LOB: 2 BB: 1 P: 26	R: 0 E: 0 K: 1 S: 17	H: 3 LOB: 3 BB: 0 P: 26	R: 0 E: 0 K: 0 S: 6	H: 1 LOB: 0 BB: 0 P: 7	R: 0 E: 0 K: 0 S: 7	H: 0 LOB: 0 BB: 0 P: 9	R: 0 E: 0 K: 0 S: 8	H: 1 LOB: 1 BB: 0 P: 12	1B: 8 2B: 0 3B: 0 HR: 0	SF: 0 SAC: 0 DP: 1 HBP: 0	WP: 0 PB: 0 SB: 1 CS: 0	PA: 36
PITCHER Jose Mesa, R ERA: 4.09	IP: 9.0 WLS: W BF: 36 H: 8 R: 0 ER: 0 SO: 5 BB: 2 IBB: 0 HBP: 0 BLK: 0 WP: 0 HR: 0 S: 89 P: 131 ERA: 0.00 WHIP: 1.111															PITCHER						

Batter	1	2	3	4	5	6	7	8	9	AB	R	H	RBI	BB	SO	LOB	BOTTOM			
Kenny Lofton, L OBP: 0.356, SLG: 0.371	K		FC5-4	L4-3			K			4	0	1	0	0	2	1	Seattle Mariners @ Cleveland Indians Cleveland Municipal Stadium, Cleveland, OH Fri Sep 04 1992, 7:05 PM EDT Att: 9,933 - Cloudy - 68 F			
Thomas Howard, S OBP: 0.324, SLG: 0.360	L4		BB			K				4	1	0	0	0	2	2				
Carlos Baerga, S OBP: 0.342, SLG: 0.448	G3		BB			S				4	1	2	1	0	0	0				
Albert Belle, R OBP: 0.309, SLG: 0.453	L5		BB			K				3	1	0	0	1	1	1				
Carlos Martinez, R OBP: 0.307, SLG: 0.431	2B		BB			K				4	2	3	4	0	1	1				
Paul Sorrento, L OBP: 0.354, SLG: 0.464	2B		BB			SH1-3				3	1	2	1	1	1	1				
Mark Whiten, S OBP: 0.350, SLG: 0.386	F8		K			SH1-3				3	0	1	0	0	1	2				
Mark Lewis, R OBP: 0.311, SLG: 0.354	P3		K			L6-5				4	0	1	1	0	1	2				
Junior Ortiz, R OBP: 0.292, SLG: 0.271			FC5-4	L4-3						4	1	2	0	0	0	2				
Inning Stats	R: 0 E: 0 K: 1 S: 12	H: 0 LOB: 0 BB: 0 P: 19	R: 1 E: 0 K: 0 S: 12	H: 2 LOB: 1 BB: 0 P: 22	R: 4 E: 0 K: 2 S: 21	H: 4 LOB: 1 BB: 1 P: 33	R: 0 E: 0 K: 1 S: 7	H: 1 LOB: 0 BB: 0 P: 10	R: 0 E: 0 K: 3 S: 10	H: 1 LOB: 1 BB: 0 P: 15	R: 0 E: 0 K: 0 S: 6	H: 1 LOB: 0 BB: 0 P: 9	R: 0 E: 0 K: 2 S: 9	H: 0 LOB: 0 BB: 0 P: 13	R: 2 E: 0 K: 0 S: 18	H: 3 LOB: 2 BB: 1 P: 34		1B: 7 2B: 5 3B: 1 HR: 1	SF: 0 SAC: 1 DP: 2 HBP: 0	WP: 0 PB: 0 SB: 1 CS: 0
PITCHER Dave Fleming, L ERA: 3.25 Calvin Jones, R ERA: 5.37 Mark Grant, R ERA: 4.2 Dennis Powell, L ERA: 5.14 Jeff Nielson, R ERA: 3.49	IP: 3.0 WLS: L BF: 16 H: 6 R: 5 ER: 3 SO: 4 BB: 1 IBB: 0 HBP: 0 BLK: 0 WP: 0 HR: 0 S: 45 P: 74 ERA: 15.00 WHIP: 2.333															PITCHER				

AB 34
R 0
H 8
RBI 0
BB 2
SO 5
LOB 13




AB 33
R 7
H 12
RBI 7
BB 2
SO 9
LOB 12



Batter	1	2	3	4	5	6	7	8	9	10	11	12	AB	R	H	RBI	BB	SO	LOB	TOP							
Henry Cotto, R OBP: 0.221, SLG: 0.380 (R, PH) Pete O'Brien, L OBP: 0.277, SLG: 0.369 (9, PR) John Moses, S OBP: 0.263, SLG: 0.188 (9, 7)	1-3 K		0-0 1B		0-1 G5-3		2-1 1B 2H 3H 10		0-0 2B 1B		0-1 G4-3		4 1 2 1 0 1 0 1 0 1 0 0 0 0 1 1 0 0 0 0 0														
Edgar Martinez, R OBP: 0.407, SLG: 0.554	2-2 G6-3		0-0 1B FC6-4		0-1 L9		1-2 1B		4-0 2B 1B		2-1 G6-3		5 0 2 1 1 0 0														
Ken Griffey Jr., L OBP: 0.369, SLG: 0.558	1-1 F9		0-0 P2			0-2 F8		1-2 1B		1-0 2B		3-0 1B CS	6 0 3 1 0 0 2														
Lance Parrish, R OBP: 0.304, SLG: 0.451		1-3 K	2-1 FC6-4			1-1 F9		0-2 P6		2-3 K		2-0 CS	6 0 0 0 0 3 7														
Tino Martinez, L OBP: 0.318, SLG: 0.411		0-1 HR			0-1 G5-3 1B				0-3 K			1-2 HR 1B	5 2 3 1 1 2 0														
Jay Buhner, R OBP: 0.331, SLG: 0.425	1-3 K				0-0 G5-3		4-0 G4-3 1B PB BB		0-1 HR		2-1 FC4		5 3 2 3 1 1 4														
Bret Boone, R OBP: 0.237, SLG: 0.286 (8, 5)	2-3 K				0-2 G5-3		2-2 PB G4-3 1B 1-2 3B		1-0 G6-3		0-2 P5		6 1 1 0 0 1 1														
Mike Blowers, R OBP: 0.319, SLG: 0.333 (7, PH) Greg Briley, L OBP: 0.261, SLG: 0.356 (7, 5) Shane Turner, L OBP: 0.365, SLG: 0.365 (8, PH) Dave Valle, R OBP: 0.314, SLG: 0.387 (8, 4) Harold Reynolds, S OBP: 0.324, SLG: 0.337 (8, 4) Jeff Schaefer, R OBP: 0.152, SLG: 0.194 (7, PH) Omar Vizquel, S OBP: 0.346, SLG: 0.358 (7, 6)	2-0 HR		1-1 F9		1-2 G4-3		1-3 K2-3		1-0 G4-3 1B		3-2 P5		2 1 1 1 0 0 1 1 0 0 0 0 0 2 0 0 0 0 0 0 0 1 0 0 0 0 1 0 2 0 1 0 0 0 0														
Inning Stats	R: 0 E: 0 K: 1 S: 11	H: 0 LOB: 0 BB: 0 P: 15	R: 1 E: 0 K: 3 S: 11	H: 1 LOB: 0 BB: 0 P: 15	R: 1 E: 0 K: 0 S: 8	H: 3 LOB: 2 BB: 0 P: 12	R: 0 E: 0 K: 0 S: 8	H: 1 LOB: 1 BB: 0 P: 9	R: 0 E: 0 K: 1 S: 7	H: 0 LOB: 0 BB: 0 P: 9	R: 3 E: 0 K: 0 S: 15	H: 4 LOB: 2 BB: 1 P: 28	R: 1 E: 0 K: 2 S: 11	H: 1 LOB: 0 BB: 0 P: 13	R: 1 E: 0 K: 1 S: 9	H: 2 LOB: 3 BB: 2 P: 22	R: 0 E: 0 K: 0 S: 5	H: 1 LOB: 0 BB: 0 P: 7	R: 0 E: 0 K: 0 S: 13	H: 1 LOB: 0 BB: 0 P: 18	1B: 10 2B: 1 3B: 1 HR: 4	SF: 0 SAC: 0 DP: 1 HBP: 0	WP: 0 PB: 1 SB: 0 CS: 1	PA: 54			
PITCHER	IP WLS BF H R ER SO BB IBB HBP BLK WP HR S P ERA WHIP	6.2 28 7 5 5 6 1 0 0 0 0 0 0 2 63 91 6.75 1.200	0.0 1 1 0 0 0 0 0 0 0 0 0 0 1 18 22 5.40 1.200	1.2 7 2 1 1 2 0 0 0 0 0 0 1 30 57 7.36 1.909	3.2 W 17 6 3 3 2 1 1 0 0 0 1 30 57 7.36 1.909																						

Seattle Mariners @ Cleveland Indians
Cleveland Municipal Stadium, Cleveland, OH
Sun Sep 06 1992, 3:33 AM EDT
Alt. 13,483 - Cloudy - 82 F


AB 50
R 9
H 16
RBI 8
BB 3
SO 10
LOB 20



Batter	1	2	3	4	5	6	7	8	9	10	11	12	AB	R	H	RBI	BB	SO	LOB	BOTTOM								
Kenny Lofton, L OBP: 0.359, SLG: 0.370 (1, 8)	4-2 S HR G4-3 BB		0-0 G3		0-0 2B SF8 1B		2-3 K		4-2 BB		0-0 BB G4-3 1B		2-1 S 2B 1B	5 3 3 0 2 1 1														
Wayne Kirby, L OBP: 0.375, SLG: 0.333	2-2 SAFE G4-3		1-0 F7		0-0 SF8 1B 2B		4-1 CS BB		2-3 K		0-1 G4-3		4-1 2B HR BB	5 2 1 0 2 1 4														
Carlos Baerga, S OBP: 0.346, SLG: 0.449	4-0 SAFE HR BB		0-0 F8		1-1 P4		2-0 CS		1-0 G3		1-1 G6-3		4-0 HR 2B	5 2 1 1 2 0 3														
Albert Belle, R OBP: 0.317, SLG: 0.480 (1, 7) Thomas Howard, S OBP: 0.327, SLG: 0.359 (8, 7)	2-2 1H 2H HR		0-0 HR		4-0 E 1B IBB		3-2 HR		3-2 G6-3		4-2 BB IBB		4-0 HR IBB	3 3 3 5 1 0 0 1 1 0 0 2 0 0														
Paul Sorrento, L OBP: 0.352, SLG: 0.459 (1, 3)	1-2 F9		1-1 G4-3		1-0 SF8		1-1 PB E 1B		4-2 1B BB		0-1 G3-1		2-0 F7	5 0 1 1 1 0 6														
Carlos Martinez, R OBP: 0.311, SLG: 0.447 (1, 5)	2-1 1B		0-1 G1-3		2-3 3H 3H 2 1B		1-1 E4 PB		0-0 F7		0-5 F7		0-1 HR	7 1 3 5 0 0 2														
Mark Whiten, S OBP: 0.353, SLG: 0.385 (1, 9)	3-2 L4		3-1 F7		4-1 FC6-4 BB		4-0 G5-3 IBB		3-1 DI 1B		3-1 P6		2-0 P6	4 0 1 0 2 0 1														
Mark Lewis, R OBP: 0.309, SLG: 0.353 (1, 6)	2-1 G3 2B		0-0 G1-6-3		0-1 FC6-4		0-0 G5-3		3-2 G1-3		1-2 F8		2-1 P4	6 0 1 0 0 0 8														
Jesse Levis, L OBP: 0.320, SLG: 0.480 (8, PH) Glenallen Hill, R OBP: 0.282, SLG: 0.413 (9, 2) Junior Ortiz, R OBP: 0.290, SLG: 0.289	0-1 P7		0-1 G6-3		0-0 G6-3		3-1 F8		2-2 G3-1		2-1 P4		3 0 0 0 0 0 1 1 0 0 0 0 0 0 2 0 0 0 0 0 0															
Inning Stats	R: 3 E: 0 K: 0 S: 23	H: 2 LOB: 1 BB: 2 P: 40	R: 0 E: 0 K: 0 S: 6	H: 1 LOB: 1 BB: 0 P: 9	R: 1 E: 0 K: 0 S: 11	H: 1 LOB: 0 BB: 0 P: 7	R: 0 E: 0 K: 0 S: 5	H: 0 LOB: 0 BB: 0 P: 8	R: 2 E: 1 K: 0 S: 11	H: 3 LOB: 3 BB: 2 P: 21	R: 0 E: 0 K: 1 S: 5	H: 0 LOB: 0 BB: 0 P: 13	R: 1 E: 0 K: 0 S: 9	H: 2 LOB: 2 BB: 1 P: 19	R: 0 E: 0 K: 1 S: 10	H: 0 LOB: 1 BB: 1 P: 20	R: 0 E: 0 K: 0 S: 12	H: 1 LOB: 2 BB: 2 P: 25	R: 0 E: 0 K: 0 S: 5	H: 1 LOB: 3 BB: 2 P: 22	R: 0 E: 0 K: 0 S: 5	H: 0 LOB: 0 BB: 0 P: 8	R: 5 E: 0 K: 0 S: 9	H: 3 LOB: 0 BB: 2 P: 25	1B: 7 2B: 3 3B: 0 HR: 4	SF: 1 SAC: 0 DP: 1 HBP: 0	WP: 0 PB: 1 SB: 3 CS: 1	PA: 61
PITCHER	IP WLS BF H R ER SO BB IBB HBP BLK WP HR S P ERA WHIP	4.2 24 7 6 6 0 2 0 0 0 0 0 1 12 28 5.40 1.929	1.2 7 1 1 1 1 2 0 0 0 0 0 1 12 28 5.40 1.929	2.0 10 1 0 0 1 2 1 0 0 0 0 0 21 44 0.00 1.500	1.2 9 2 0 0 0 1 1 0 0 0 0 0 18 34 0.00 1.800	1.1 6 1 2 2 0 1 0 0 0 0 0 10 21 13.50 1.500																						

Seattle Mariners @ Cleveland Indians
Cleveland Municipal Stadium, Cleveland, OH
Sun Sep 06 1992, 3:33 AM EDT
Alt. 13,483 - Cloudy - 82 F

AB 47
R 12
H 14
RBI 12
BB 12
SO 2
LOB 26



Batter	1	2	3	4	5	6	7	8	9	AB	R	H	RBI	BB	SO	LOB	TOP										
Kenny Lofton, L OBP: 0.360, SLG: 0.369 (1, 8)	G3-1 S BB		G4-3 ①			G4-1 S BB	G4-3 ②			2	0	0	0	2	0	0	Cleveland Indians @ Milwaukee Brewers Milwaukee County Stadium, Milwaukee, WI Mon Sep 07 1992, 4:33 AM EDT Att: 41,348 - Cloudy - 73 F										
Felix Fermin, R OBP: 0.313, SLG: 0.295 (1, 4)	K ①		F8 ②			G6-3 ③	G5-3 ③			4	0	0	0	0	1	2											
Paul Sorrento, L OBP: 0.351, SLG: 0.457 (1, 3)	G3-1 ②		F9 ③			1B BB 1B		K ①		4	0	1	0	0	1	1											
Albert Belle, R OBP: 0.317, SLG: 0.477 (1, 7)	P6 ③			G5-3 ①		4-2 1B BB 1-2		G4-3 ②		3	0	0	0	1	0	1											
Carlos Martinez, R OBP: 0.309, SLG: 0.441 (1, 5)		FC6-4 1B ①		F9 ②		1-0 P4 ①		L5 ③		4	0	1	0	0	0	2											
Mark Whiten, S OBP: 0.354, SLG: 0.384 (1, 9)		FC6-4 FC5 S 1-2 ①		4-2 BB ②		3-1 1-2 2-3 1B ③		G3 ①		3	0	1	0	1	0	1											
Glenallen Hill, R OBP: 0.279, SLG: 0.408 (1, 10)		FC5 1B 1-3 ②		0-3 K SAFE SAFE ③		1-3 K ②		K ②		4	0	0	0	0	3	5											
Mark Lewis, R OBP: 0.311, SLG: 0.355 (1, 6)		0-1 1B ①				3-1 F7 ①		0-0 1B ③		4	0	2	0	0	0	3											
Junior Ortiz, R OBP: 0.285, SLG: 0.264 (1, 2)		2-0 G5-3 ③				3-1 F9 ②		0-0 P5 ③		3	0	0	0	0	0	2											
Thomas Howard, S OBP: 0.326, SLG: 0.358 (9, PH)										1	0	0	0	0	0	1											
Inning Stats	R: 0 E: 0 K: 1 S: 11	H: 0 LOB: 1 BB: 1 P: 18	R: 0 E: 0 K: 0 S: 12	H: 2 LOB: 2 BB: 0 P: 17	R: 0 E: 0 K: 0 S: 6	H: 0 LOB: 0 BB: 0 P: 9	R: 0 E: 0 K: 1 S: 12	H: 0 LOB: 1 BB: 1 P: 21	R: 0 E: 0 K: 0 S: 7	H: 2 LOB: 3 BB: 1 P: 19	R: 0 E: 0 K: 1 S: 10	H: 0 LOB: 0 BB: 0 P: 14	R: 0 E: 0 K: 1 S: 7	H: 0 LOB: 0 BB: 0 P: 10	R: 0 E: 0 K: 1 S: 8	H: 1 LOB: 1 BB: 0 P: 10	1B: 5 2B: 0 3B: 0 HR: 0	SF: 0 SAC: 0 DP: 0 HBP: 0	WP: 0 PB: 0 SB: 3 CS: 0	PA: 36							
PITCHER	IP	WLS	BF	H	R	ER	SO	BB	IBB	HBP	BLK	WP	HR	S	P	ERA	WHIP										
21 Cal Eldred, R ERA: 1.3 (1, 1)	7.0	W	29	4	0	0	3	4	0	0	0	0	0	71	123	0.00	1.143										
Jim Austin, R ERA: 1.95 (8, 1)	1.0		3	0	0	0	1	0	0	0	0	0	0	7	10	0.00	0.000										
Doug Henry, R ERA: 4.34 (9, 1)	1.0	S	4	1	0	0	1	0	0	0	0	0	0	8	10	0.00	1.000										

Batter	1	2	3	4	5	6	7	8	9	AB	R	H	RBI	BB	SO	LOB	BOTTOM										
Pat Listach, S OBP: 0.357, SLG: 0.354 (1, 6)	G5-3 ①		FC9-6 CS 1-2 ②			1B 1B ①		F9 ③		4	0	1	0	0	0	1	Cleveland Indians @ Milwaukee Brewers Milwaukee County Stadium, Milwaukee, WI Mon Sep 07 1992, 4:33 AM EDT Att: 41,348 - Cloudy - 73 F										
Robin Yount, R OBP: 0.320, SLG: 0.384 (1, 8)	G5-3 ②		CS 1-2 ③		PB S 1B ①	F8 ②				3	1	1	0	0	0	1											
Paul Molitor, R OBP: 0.386, SLG: 0.465 (1, 10)	K ③			3-1 1B ①		1-1 1B ②		1-3 1B ③		3	0	2	1	0	1	0											
Dante Bichette, R OBP: 0.330, SLG: 0.428 (1, 9)		K ①		0-1 G4-6-3 1B ①		3-2 F8 ③				3	0	0	0	0	1	3											
Greg Vaughn, R OBP: 0.296, SLG: 0.395 (1, 7)		HR ①		0-0 G6-3 ③			4-1 CS BB ①			2	1	1	1	1	0	0											
Kevin Seitzer, R OBP: 0.331, SLG: 0.360 (1, 5)					G3-1 ①		2-0 G5-3 ②			3	0	0	0	0	0	1											
Jim Gantner, L OBP: 0.274, SLG: 0.306 (9, 5)						1-2 G5-3 ②				0	0	0	0	0	0	0											
John Jaha, R OBP: 0.285, SLG: 0.333 (1, 3)			K ③		2-1 F9 ②		2-2 F7 ③			3	0	0	0	0	1	0											
B.J. Surhoff, L OBP: 0.308, SLG: 0.319 (1, 2)			P6 ①		3-2 F9 ③			0-1 F9 ①		3	0	0	0	0	0	0											
Scott Fletcher, R OBP: 0.347, SLG: 0.375 (1, 4)			FC9-6 1B ①			0-0 F9 ①		1-1 F8 ②		3	0	1	0	0	0	0											
Inning Stats	R: 0 E: 0 K: 1 S: 8	H: 0 LOB: 0 BB: 0 P: 12	R: 1 E: 0 K: 2 S: 13	H: 1 LOB: 0 BB: 0 P: 17	R: 0 E: 0 K: 0 S: 6	H: 1 LOB: 0 BB: 0 P: 6	R: 1 E: 0 K: 0 S: 10	H: 2 LOB: 0 BB: 0 P: 16	R: 0 E: 0 K: 0 S: 8	H: 0 LOB: 0 BB: 0 P: 15	R: 0 E: 0 K: 0 S: 11	H: 2 LOB: 2 BB: 0 P: 18	R: 0 E: 0 K: 0 S: 7	H: 0 LOB: 0 BB: 1 P: 14	R: 0 E: 0 K: 0 S: 5	H: 0 LOB: 0 BB: 0 P: 6	1B: 5 2B: 0 3B: 0 HR: 1	SF: 0 SAC: 0 DP: 1 HBP: 0	WP: 0 PB: 1 SB: 1 CS: 2	PA: 29							
PITCHER	IP	WLS	BF	H	R	ER	SO	BB	IBB	HBP	BLK	WP	HR	S	P	ERA	WHIP										
Dennis Cook, L ERA: 4.03 (1, 1)	8.0	L	28	6	2	2	3	1	0	0	0	0	1	68	104	2.25	0.875										

AB	32
R	0
H	5
RBI	0
BB	4
SO	5
LOB	18



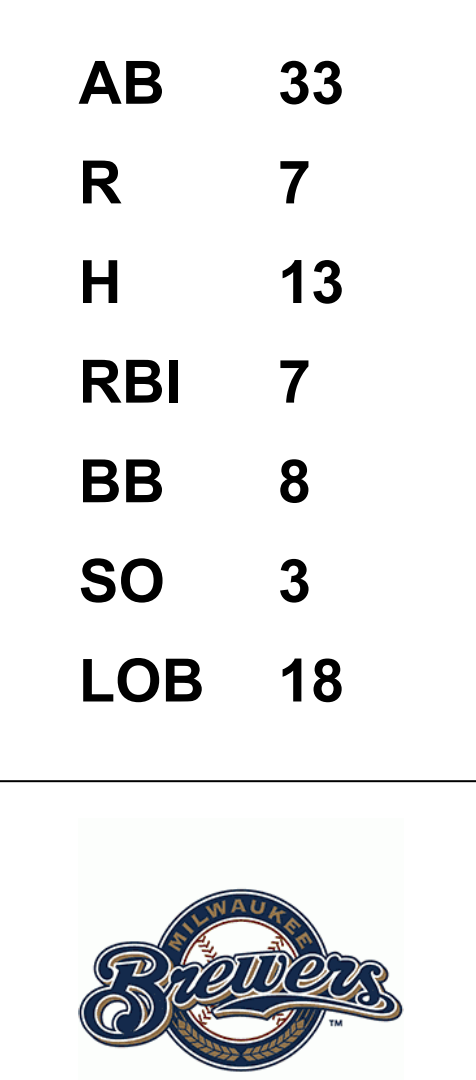
AB	27
R	2
H	6
RBI	2
BB	1
SO	3
LOB	6



Batter	1	2	3	4	5	6	7	8	9	AB	R	H	RBI	BB	SO	LOB	TOP					
Kenny Lofton, L OBP: 0.359, SLG: 0.366 (1, 8)	L3		BB		G1-3		G5-3			3	0	0	0	1	0	1	Cleveland Indians @ Milwaukee Brewers Milwaukee County Stadium, Milwaukee, WI Tue Sep 08 1992, 8:05 PM EDT Att: 39,650 - Sunny - 68 F					
Thomas Howard, S OBP: 0.322, SLG: 0.353 (1, 7)	F9		F9		F7			G4-3		4	0	0	0	0	0	3						
Carlos Baerga, S OBP: 0.345, SLG: 0.448 (1, 4)	K			G5-3		2B	1B	G1-3		4	1	1	0	0	1	0						
Albert Belle, R OBP: 0.320, SLG: 0.480 (1, 10)		P2		2B	G6-3	BB		G4-3		2	2	1	1	2	0	0						
Paul Sorrento, L OBP: 0.350, SLG: 0.458 (1, 3)	F9			2B	G5-3			G4-3		4	0	1	0	0	0	2						
Carlos Martinez, R OBP: 0.301, SLG: 0.430 (1, 5)	G5-3			G6-3		G6-3			P1	4	0	0	2	0	0	1						
Mark Whiten, S OBP: 0.352, SLG: 0.381 (1, 9)			G4-3	G3-1		G3-1		G1-3		4	0	0	0	0	0	1						
Mark Lewis, R OBP: 0.309, SLG: 0.352 (9, PH)			G4-3		P6		K	G1-3		3	0	0	0	0	1	0						
Wayne Kirby, L OBP: 0.333, SLG: 0.286 (9, PH)									G1-3	1	0	0	0	0	0	0						
Junior Ortiz, R OBP: 0.291, SLG: 0.271 (1, 2)			BB		G1-3		G6-3			3	0	2	0	0	0	0						
Inning Stats	R: 0 E: 0 K: 1 S: 7	H: 0 LOB: 0 BB: 0 P: 11	R: 0 E: 0 K: 0 S: 6	H: 0 LOB: 0 BB: 0 P: 11	R: 0 E: 0 K: 0 S: 6	H: 1 LOB: 2 BB: 1 P: 11	R: 1 E: 0 K: 0 S: 12	H: 1 LOB: 1 BB: 0 P: 21	R: 0 E: 0 K: 1 S: 8	H: 1 LOB: 1 BB: 0 P: 13	R: 2 E: 0 K: 0 S: 10	H: 2 LOB: 0 BB: 0 P: 11	R: 0 E: 0 K: 1 S: 10	H: 0 LOB: 0 BB: 0 P: 15	R: 0 E: 0 K: 0 S: 8	H: 0 LOB: 1 BB: 1 P: 17	R: 0 E: 0 K: 0 S: 7	H: 0 LOB: 0 BB: 0 P: 10	1B: 3 2B: 2 3B: 0 HR: 0	SF: 0 SAC: 0 DP: 0 HBP: 0	WP: 0 PB: 0 SB: 0 CS: 0	PA: 35
PITCHER	IP	WLS	BF	H	R	ER	SO	BB	IBB	HBP	BLK	WP	HR	S	P	ERA	WHIP					
Ricky Bones, R ERA: 4.57 (1, 1)	7.0	W	28	5	3	3	2	2	0	0	0	0	0	59	93	3.86	1.000					
Mike Fetters, R ERA: 1.15 (8, 1)	2.0	S	7	0	0	0	0	1	0	0	0	0	0	15	27	0.00	0.500					

Batter	1	2	3	4	5	6	7	8	9	AB	R	H	RBI	BB	SO	LOB	BOTTOM				
Pat Listach, S OBP: 0.357, SLG: 0.353 (1, 6)	1B	F8	G6-3			1B	K			4	1	1	0	1	1	3	Cleveland Indians @ Milwaukee Brewers Milwaukee County Stadium, Milwaukee, WI Tue Sep 08 1992, 8:05 PM EDT Att: 39,650 - Sunny - 68 F				
Darryl Hamilton, L OBP: 0.312, SLG: 0.404 (1, 9)	F7			L6		F8		G3		5	0	2	0	0	0	1					
Paul Moltzer, R OBP: 0.389, SLG: 0.467 (1, 3)	1B			G6-3		1B		BB	SF9	4	1	3	0	1	0	0					
Robin Yount, R OBP: 0.321, SLG: 0.383 (1, 8)	BB	F9		G1-3		F8		SF9	BB	4	1	1	0	1	0	4					
Greg Vaughn, R OBP: 0.297, SLG: 0.394 (1, 7)	BB		P6		G5-3	F7		SF9	BB	4	0	1	1	1	0	2					
B.J. Surhoff, L OBP: 0.312, SLG: 0.326 (7, PR)	1B			P4				SF9		3	0	2	0	1	0	0					
Franklin Stubbs, L OBP: 0.333, SLG: 0.372 (8, PH)	BB				G4-3					0	1	0	0	0	0	0					
Dante Bichette, R OBP: 0.329, SLG: 0.428 (8, PH)	BB				2B					0	0	0	0	0	0	0					
Kevin Seitzer, R OBP: 0.273, SLG: 0.305 (8, 5)	BB			HR				F8		3	1	1	1	1	0	2					
Jim Gantner, L OBP: 0.273, SLG: 0.305 (8, 5)	BB				G4-3					1	0	0	0	0	0	2					
Dave Nilsson, L OBP: 0.258, SLG: 0.322 (1, 2)	F8					K				3	1	1	2	1	1	4					
Scott Fletcher, R OBP: 0.349, SLG: 0.385 (1, 4)		K				HR		SF9		2	1	1	2	1	1	0					
Inning Stats	R: 2 E: 0 K: 0 S: 13	H: 3 LOB: 3 BB: 3 P: 30	R: 0 E: 0 K: 1 S: 11	H: 2 LOB: 2 BB: 0 P: 17	R: 2 E: 1 K: 0 S: 10	H: 2 LOB: 1 BB: 1 P: 20	R: 0 E: 0 K: 0 S: 6	H: 0 LOB: 0 BB: 0 P: 9	R: 0 E: 0 K: 1 S: 6	H: 1 LOB: 1 BB: 0 P: 11	R: 1 E: 0 K: 0 S: 13	H: 4 LOB: 2 BB: 0 P: 18	R: 1 E: 0 K: 1 S: 8	H: 1 LOB: 2 BB: 1 P: 18	R: 1 E: 0 K: 0 S: 12	H: 0 LOB: 2 BB: 3 P: 26	1B: 9 2B: 2 3B: 0 HR: 2	SF: 2 SAC: 0 DP: 0 HBP: 0	WP: 0 PB: 0 SB: 1 CS: 0	PA: 43	
PITCHER	IP	WLS	BF	H	R	ER	SO	BB	IBB	HBP	BLK	WP	HR	S	P	ERA	WHIP				
Jack Armstrong, R ERA: 4.98 (1, 1)	5.0	L	28	10	5	5	2	4	0	0	0	0	0	16	28	4.50	1.000				
Kevin Wickander, L ERA: 3.2 (6, 1)	0.0		1	1	0	0	0	0	0	0	0	0	0	1	1	-	-				
Ted Power, R ERA: 2.51 (8, 1)	2.0		8	2	1	1	1	0	1	0	0	0	0	8	28	27.00	9.000				
Eric Plunk, R ERA: 3.76 (8, 1)	0.1		4	0	1	1	0	3	0	0	0	0	0	4	6	0.00	0.000				
Derek Liliquist, L ERA: 1.61 (8, 1)	0.2		2	0	0	0	0	0	0	0	0	0	0	4	6	0.00	0.000				

AB 32
R 3
H 5
RBI 3
BB 3
SO 2
LOB 8



Batter	1	2	3	4	5	6	7	8	9	AB	R	H	RBI	BB	SO	LOB	TOP				
Kenny Lofton, L OBP: 0.357, SLG: 0.364 (1, 8)										4	0	1	0	0	1	0	Cleveland Indians @ Chicago White Sox Comiskey Park, Chicago, IL Fri Sep 11 1992, 8:05 PM EDT Att: 30,983 - Sunny - 69 F				
Felix Fermin, R OBP: 0.333, SLG: 0.321 (1, 6)										5	2	4	0	0	0	1					
Carlos Baerga, S OBP: 0.345, SLG: 0.445 (1, 4)										4	1	1	0	1	1	3					
Albert Belle, R OBP: 0.319, SLG: 0.476 Paul Sorrento, L OBP: 0.351, SLG: 0.457 (8, 3)										4	1	0	0	0	0	2					
Carlos Martinez, R OBP: 0.302, SLG: 0.426 Thomas Howard, S OBP: 0.317, SLG: 0.347 (8, 7)										4	0	2	2	0	0	0					
Mark Whiten, S OBP: 0.354, SLG: 0.383 (1, 9)										4	1	2	0	0	0	3					
Glenallen Hill, R OBP: 0.279, SLG: 0.406 (1, 10)										4	0	1	0	0	1	3					
Brook Jacoby, R OBP: 0.320, SLG: 0.326 (1, 5)										4	0	1	1	0	1	1					
Junior Ortiz, R OBP: 0.291, SLG: 0.272 (1, 2)										4	0	1	0	0	0	3					
Inning Stats	R: 3 E: 1 K: 2 S: 16	H: 3 LOB: 1 BB: 0 P: 24	R: 0 E: 1 K: 1 S: 10	H: 2 LOB: 2 BB: 0 P: 17	R: 1 E: 0 K: 0 S: 13	H: 3 LOB: 2 BB: 0 P: 22	R: 0 E: 0 K: 0 S: 7	H: 1 LOB: 0 BB: 0 P: 8	R: 0 E: 0 K: 0 S: 7	H: 1 LOB: 1 BB: 0 P: 8	R: 0 E: 0 K: 0 S: 6	H: 0 LOB: 0 BB: 0 P: 7	R: 0 E: 0 K: 1 S: 10	H: 1 LOB: 1 BB: 0 P: 13	R: 1 E: 0 K: 0 S: 6	H: 2 LOB: 1 BB: 1 P: 12		1B: 13 2B: 1 3B: 0 HR: 0	SF: 0 SAC: 1 DP: 1 HBP: 0	WP: 0 PB: 0 SB: 2 CS: 0	PA: 41
PITCHER	IP WLS BF L	H R ER SO	BB IBB HBP BLK	WP HR S P	ERA WHIP	PITCHER											IP WLS BF H R ER SO	BB IBB HBP BLK	WP HR S P	ERA WHIP	
Greg Hibbard, L ERA: 4.22 Terry Leach, R ERA: 2.01 (8, 1)	7.0 L 32	11 4 3 3	0 0 0 0	0 0 16 25	3.86 1.571												2.0 9 3 1	1 1 1 1	0 1 0 0	0 0 16 25	4.50 1.500

Batter	1	2	3	4	5	6	7	8	9	AB	R	H	RBI	BB	SO	LOB	BOTTOM					
Steve Sax, R OBP: 0.292, SLG: 0.323 (1, 4)										4	0	1	0	0	0	2	Cleveland Indians @ Chicago White Sox Comiskey Park, Chicago, IL Fri Sep 11 1992, 8:05 PM EDT Att: 30,983 - Sunny - 69 F					
Tim Raines, S OBP: 0.374, SLG: 0.382 (1, 7)										4	1	2	1	0	0	0						
Frank Thomas, R OBP: 0.443, SLG: 0.532 (1, 3)										4	0	0	0	0	2	2						
George Bell, R OBP: 0.295, SLG: 0.420 (1, 10)										4	0	0	0	0	0	2						
Robin Ventura, L OBP: 0.366, SLG: 0.422 (1, 5)											4	0	1	0	0	0		0				
Dan Pasqua, L OBP: 0.291, SLG: 0.321 Shawn Abner, R OBP: 0.311, SLG: 0.350 (9, FH)											3	0	1	0	0	1		1				
Lance Johnson, L OBP: 0.320, SLG: 0.363 (1, 8)											3	0	0	0	1	0		2				
Carlton Fisk, R OBP: 0.321, SLG: 0.337 Ron Karkovics, R OBP: 0.297, SLG: 0.355 (7, PR)											3	0	1	0	0	0		3				
Esteban Beltre, R OBP: 0.226, SLG: 0.258 (1, 6)											3	0	0	0	0	5						
Inning Stats	R: 0 E: 0 K: 1 S: 9	H: 0 LOB: 0 BB: 0 P: 15	R: 0 E: 1 K: 1 S: 14	H: 1 LOB: 3 BB: 1 P: 26	R: 0 E: 0 K: 0 S: 6	H: 2 LOB: 1 BB: 0 P: 8	R: 0 E: 0 K: 0 S: 7	H: 1 LOB: 1 BB: 0 P: 14	R: 1 E: 0 K: 1 S: 11	H: 1 LOB: 0 BB: 0 P: 18	R: 0 E: 0 K: 0 S: 8	H: 0 LOB: 0 BB: 0 P: 12	R: 0 E: 1 K: 0 S: 9	H: 1 LOB: 2 BB: 0 P: 16	R: 0 E: 0 K: 0 S: 7	H: 0 LOB: 0 BB: 0 P: 13		R: 0 E: 0 K: 0 S: 9	H: 0 LOB: 1 BB: 0 P: 12	1B: 4 2B: 1 3B: 0 HR: 1	SF: 0 SAC: 0 DP: 2 HBP: 1	WP: 0 PB: 0 SB: 0 CS: 0
PITCHER	IP WLS BF L	H R ER SO	BB IBB HBP BLK	WP HR S P	ERA WHIP	PITCHER											IP WLS BF H R ER SO	BB IBB HBP BLK	WP HR S P	ERA WHIP		
Charles Nagy, R ERA: 2.98 Ted Power, R ERA: 2.45 Derek Lilliquist, L ERA: 1.57 (8, 1)	6.0 W 26	5 0 0 0	0 0 0 0	0 0 9 12	0.00 0.000												1.0 4 0 0	0 0 0 0	0 0 1 0	0 0 9 12	0.00 0.000	

Batter	1	2	3	4	5	6	7	8	9	AB	R	H	RBI	BB	SO	LOB	TOP			
Kenny Lofton, L OBP: 0.358, SLG: 0.364 (1, 8)	G4-3		1B	1B			G6-3	K		5	0	2	1	0	1	2	Cleveland Indians @ Chicago White Sox Comiskey Park, Chicago, IL Sat Sep 12 1992, 8:05 PM EDT Att: 34,768 - Sunny - 73 F			
Felix Fermin, R OBP: 0.323, SLG: 0.310 (1, 6)	G3-1		P4	F9			G3-1		G6-3	5	0	0	0	0	0	3				
Carlos Baerga, S OBP: 0.344, SLG: 0.443 (1, 4)	E6		G4-3		G4-3		F7		1B	5	0	1	0	0	0	1				
Albert Belle, R OBP: 0.316, SLG: 0.471 (1, 10)	K			G1-3	G4-3			K	F7	5	0	0	0	0	2	2				
Carlos Martinez, R OBP: 0.307, SLG: 0.440 Wayne Kirby, L OBP: 0.400, SLG: 0.286 Paul Sorrento, L OBP: 0.350, SLG: 0.456 (8, 3)		G4-3		G6-3	P4			1B	F8	4	0	2	0	0	0	0				
Mark Whiten, S OBP: 0.357, SLG: 0.385 (1, 9)	G4-3			BB	BB	1B		1B	SF8	3	2	2	0	1	0	1				
Glenallen Hill, R OBP: 0.284, SLG: 0.407 (1, 7)				BB	BB	1B	L9		1B	2	1	1	1	2	0	1				
Brook Jacoby, R OBP: 0.323, SLG: 0.327 (1, 5)	G4-3			BB	BB	1B		SF8		2	1	1	1	1	0	2				
Junior Ortiz, R OBP: 0.290, SLG: 0.271 (1, 2)			K		E6		G4-6-3		1B	4	0	1	0	0	1	3				
Inning Stats	R: 0 H: 0 E: 1 K: 1 S: 9	H: 0 LOB: 1 BB: 0 P: 12	R: 0 H: 1 E: 0 K: 0 S: 5	H: 1 LOB: 1 BB: 1 P: 10	R: 0 H: 1 E: 0 K: 1 S: 15	H: 1 LOB: 1 BB: 2 P: 23	R: 3 H: 2 E: 1 K: 0 S: 11	H: 2 LOB: 2 BB: 2 P: 23	R: 0 H: 0 E: 0 K: 0 S: 6	H: 2 LOB: 1 BB: 0 P: 8	R: 0 H: 0 E: 0 K: 0 S: 5	H: 0 LOB: 0 BB: 0 P: 11	R: 2 H: 3 E: 0 K: 2 S: 14	H: 3 LOB: 2 BB: 1 P: 25	R: 0 H: 1 E: 0 K: 0 S: 8	H: 1 LOB: 1 BB: 0 P: 14		1B: 8 2B: 2 3B: 0 HR: 0	SF: 1 SAC: 0 DP: 2 HBP: 0	WP: 0 PA: 41 PB: 0 SB: 0 CS: 0
PITCHER	IP	WLS	BF	H	R	ER	SO	BB	IBB	HBP	BLK	WP	HR	S	P	ERA	WHIP			
Kirk McCaskill, R ERA: 3.95	(1, 1)	7.1	L	34	8	5	2	3	3	1	0	0	0	0	67	113	2.46	1.500		
Roberto Hernandez, R ERA: 1.72	(8, 1)	1.2		7	2	0	0	1	0	0	0	0	0	15	25	0.00	1.200			

Batter	1	2	3	4	5	6	7	8	9	AB	R	H	RBI	BB	SO	LOB	BOTTOM			
Joey Cora, S OBP: 0.333, SLG: 0.273 (1, 4)	FC4-6 HBP	G4-3			S		L7		G3	4	0	1	1	0	0	1	Cleveland Indians @ Chicago White Sox Comiskey Park, Chicago, IL Sat Sep 12 1992, 8:05 PM EDT Att: 34,768 - Sunny - 73 F			
Tim Raines, S OBP: 0.370, SLG: 0.378 (1, 7)	FC4-6 E	F7			L8		B3		F7	5	1	0	0	0	0	3				
Frank Thomas, R OBP: 0.443, SLG: 0.530 (1, 3)	FC3-6 BB		L7		1B		F8			2	0	0	0	2	0	0				
George Bell, R OBP: 0.296, SLG: 0.420 Steve Sax, R OBP: 0.292, SLG: 0.323 (8, PR)	FC3-6 2B		F8		1B			1B	1B	4	1	2	0	0	0	1				
Robin Ventura, L OBP: 0.367, SLG: 0.423 (1, 5)	2H 2B				P4			P3		3	0	1	1	1	0	3				
Dan Pasqua, L OBP: 0.287, SLG: 0.317 Shawn Abner, R OBP: 0.314, SLG: 0.354 (9, 9)	G3-1		P6		K		K	1B	1B	3	0	0	0	0	1	2				
Lance Johnson, L OBP: 0.323, SLG: 0.365 (1, 8)		SH1-3 G4-3		L8		S		G5-3	1B	3	1	2	0	1	0	0				
Ron Karkovics, R OBP: 0.297, SLG: 0.353 Warren Newson, L OBP: 0.264, SLG: 0.242 Carlton Fisk, R OBP: 0.321, SLG: 0.337 (9, 2)		G4-3 SH1-3		P6		K		G5-3		2	0	0	0	1	1	1				
Dale Sveum, S OBP: 0.243, SLG: 0.261 (1, 6)		SH1-3		F7		K			G4-3	3	0	0	0	0	1	1				
Inning Stats	R: 2 H: 1 E: 1 K: 0 S: 10	H: 1 LOB: 1 BB: 1 P: 21	R: 1 H: 1 E: 0 K: 0 S: 8	H: 1 LOB: 1 BB: 1 P: 15	R: 0 H: 0 E: 0 K: 0 S: 5	H: 0 LOB: 0 BB: 1 P: 13	R: 0 H: 2 E: 0 K: 0 S: 13	H: 2 LOB: 2 BB: 1 P: 23	R: 0 H: 0 E: 0 K: 3 S: 13	H: 0 LOB: 1 BB: 1 P: 21	R: 0 H: 0 E: 0 K: 0 S: 7	H: 0 LOB: 0 BB: 0 P: 9	R: 0 H: 3 E: 0 K: 0 S: 9	H: 3 LOB: 3 BB: 0 P: 12	R: 0 H: 0 E: 0 K: 0 S: 12	H: 0 LOB: 0 BB: 0 P: 17		1B: 6 2B: 1 3B: 0 HR: 0	SF: 0 SAC: 1 DP: 1 HBP: 1	WP: 0 PA: 38 PB: 0 SB: 4 CS: 0
PITCHER	IP	WLS	BF	H	R	ER	SO	BB	IBB	HBP	BLK	WP	HR	S	P	ERA	WHIP			
Dave Micki, R ERA: 3.0	(1, 1)	6.0		27	4	3	2	3	5	0	1	0	0	0	54	106	3.00	1.500		
Eric Plunk, R ERA: 3.7	(7, 1)	1.0	W	4	1	0	0	0	0	0	0	0	0	9	12	0.00	1.000			
Derek Lilliquist, L ERA: 1.56	(8, 1)	0.1		3	2	0	0	0	0	0	0	0	0	6	8	0.00	6.000			
Steve Olin, R ERA: 2.56	(8, 1)	1.2	S	4	0	0	0	0	0	0	0	0	0	13	18	0.00	0.000			

Batter	1	2	3	4	5	6	7	8	9	10	11	12	13	AB R H RBI BB SO LOB	TOP															
Kenny Lofton, L OBP: 0.359, SLG: 0.366 (1, 8)														6 2 3 0 0 1 0	Cleveland Indians @ Chicago White Sox Comiskey Park, Chicago, IL Sun Sep 13 1992, 4:33 AM EDT Att. 34,235 - Sunny - 76 F livebaseballscores.com															
Felix Fermin, R OBP: 0.317, SLG: 0.305 (1, 6)														6 0 1 1 0 0 2																
Carlos Baerga, S OBP: 0.342, SLG: 0.440 (1, 4)														6 0 1 1 0 1 1																
Albert Belle, R OBP: 0.318, SLG: 0.473 (1, 10)														6 0 3 0 0 1 2																
Paul Sorrento, L OBP: 0.361, SLG: 0.455 (10, PR)														3 0 1 0 1 2 1																
Wayne Kirby, L OBP: 0.400, SLG: 0.286 (10, 9)														0 0 0 0 0 0 0																
Brook Jacoby, R OBP: 0.323, SLG: 0.330 (10, 5)														1 0 1 0 0 0 0																
Carlos Martinez, R OBP: 0.296, SLG: 0.427 (10, 3)														5 0 0 0 0 0 6																
Mark Whiten, S OBP: 0.359, SLG: 0.386 (1, 9)														4 0 2 0 1 1 0																
Glenallen Hill, R OBP: 0.283, SLG: 0.404 (1, 7)														5 0 1 0 0 3 3																
Jesse Levis, L OBP: 0.276, SLG: 0.414 (10, PH)														3 0 0 0 0 1 0																
Thomas Howard, S OBP: 0.316, SLG: 0.346 (10, 2)														1 0 0 0 0 0 2																
Junior Ortiz, R OBP: 0.289, SLG: 0.270 (10, 2)														1 0 0 0 0 0 0																
Inning Stats	R: 1 E: 0 K: 15	H: 2 LOB: 2 BB: 1 P: 25	R: 0 E: 0 K: 1	H: 1 LOB: 0 BB: 0 P: 11	R: 0 E: 0 K: 8	H: 1 LOB: 0 BB: 0 P: 10	R: 0 E: 0 K: 1	H: 0 LOB: 0 BB: 0 P: 8	R: 0 E: 0 K: 1	H: 1 LOB: 0 BB: 0 P: 6	R: 0 E: 0 K: 2	H: 0 LOB: 0 BB: 0 P: 17	R: 0 E: 0 K: 0	H: 2 LOB: 2 BB: 1 P: 15	R: 1 E: 1 K: 0 S: 9	H: 2 LOB: 1 BB: 0 P: 15	1B: 12 2B: 1 3B: 0 HR: 0	SF: 0 SAC: 0 DP: 2 HBP: 0	WP: 1 PB: 0 SB: 2 CS: 3	PA: 49										
PITCHER	IP WLS BF H R ER SO BB IBB HBP BLK WP HR S P ERA WHIP																													
Jack McDowell, R ERA: 3.07	9.0	31	6	1	1	9	0	1	0	89	129	1.00	0.667																	
Scott Radinsky, L ERA: 2.1	2.0	8	3	0	0	0	0	0	0	19	27	0.00	1.500																	
Bobby Thigpen, R ERA: 4.53	2.0	L	10	4	1	1	1	0	1	0	0	0	0	16	30	4.50	2.000													

Batter	1	2	3	4	5	6	7	8	9	10	11	12	13	AB R H RBI BB SO LOB	BOTTOM												
Steve Sax, R OBP: 0.289, SLG: 0.319 (1, 4)														6 0 0 0 0 0 1	Cleveland Indians @ Chicago White Sox Comiskey Park, Chicago, IL Sun Sep 13 1992, 4:33 AM EDT Att. 34,235 - Sunny - 76 F livebaseballscores.com												
Mike Huff, R OBP: 0.268, SLG: 0.253 (1, 9)														5 0 0 0 0 3 0													
Frank Thomas, R OBP: 0.441, SLG: 0.527 (1, 3)														6 1 1 1 0 0 1 1													
George Bell, R OBP: 0.296, SLG: 0.421 (9, PR)														4 0 2 1 0 2 0													
Joey Cora, S OBP: 0.328, SLG: 0.267 (9, PR)														2 0 0 0 0 0 0													
Robin Ventura, L OBP: 0.366, SLG: 0.422 (1, 5)														4 0 1 0 0 0 1													
Carlton Fisk, R OBP: 0.330, SLG: 0.339 (9, PR)														2 0 1 0 2 0 0													
Ron Karkovics, R OBP: 0.296, SLG: 0.351 (10, 2)														1 0 0 0 0 1 0													
Lance Johnson, L OBP: 0.324, SLG: 0.365 (1, 8)														5 0 2 0 0 0 4													
Shawn Abner, R OBP: 0.315, SLG: 0.350 (1, 7)														2 0 0 0 1 0 1													
Tim Lincecum, R OBP: 0.369, SLG: 0.377 (10, 7)														2 0 0 0 0 0 4													
Esteban Beltré, R OBP: 0.219, SLG: 0.250 (9, PH)														3 0 0 0 0 0 4													
Dan Pascqua, L OBP: 0.296, SLG: 0.316 (10, 6)														1 0 0 0 0 0 3													
Dale Sveum, S OBP: 0.242, SLG: 0.260 (10, 6)														1 0 0 0 0 0 1													
Inning Stats	R: 0 E: 0 K: 1	H: 0 LOB: 0 BB: 0 P: 7	R: 0 E: 0 K: 1	H: 3 LOB: 3 BB: 1 P: 24	R: 1 E: 0 K: 1	H: 2 LOB: 1 BB: 0 P: 27	R: 0 E: 0 K: 0	H: 0 LOB: 1 BB: 1 P: 15	R: 0 E: 0 K: 0	H: 0 LOB: 0 BB: 0 P: 10	R: 0 E: 1 K: 0	H: 1 LOB: 3 BB: 1 P: 24	R: 0 E: 0 K: 1	H: 0 LOB: 0 BB: 0 P: 11	R: 0 E: 0 K: 0	H: 1 LOB: 1 BB: 0 P: 22	R: 0 E: 0 K: 0	H: 0 LOB: 0 BB: 0 P: 9	1B: 6 2B: 1 3B: 0 HR: 0	SF: 0 SAC: 1 DP: 1 HBP: 1	WP: 0 PB: 0 SB: 1 CS: 0	PA: 49					
PITCHER	IP WLS BF H R ER SO BB IBB HBP BLK WP HR S P ERA WHIP																										
Dennis Cook, L ERA: 3.86	8.1	34	6	1	1	5	2	1	0	86	128	1.08	0.960														
Eric Plunk, R ERA: 3.47	3.2	W	12	1	0	0	2	0	0	0	33	50	0.00	0.273													
Steve Olin, R ERA: 2.53	1.0	S	3	0	0	0	0	0	0	6	9	0.00	0.000														

Batter	1	2	3	4	5	6	7	8	9	AB	R	H	RBI	BB	SO	LOB	TOP					
Kenny Lofton, L OBP: 0.358, SLG: 0.363 (1, 8)										3	0	0	0	1	1	2	Cleveland Indians @ Toronto Blue Jays SkyDome, Toronto, ON Mon Sep 14 1992, 7:05 PM EDT Att: 50,394 - Sunny - 72 F					
Felix Fermin, R OBP: 0.310, SLG: 0.299 (1, 6)										3	0	0	1	0	1	3						
Carlos Baerga, S OBP: 0.343, SLG: 0.441 (1, 4)										3	0	1	0	1	1	0						
Albert Belle, R OBP: 0.318, SLG: 0.471 (1, 10)										3	0	0	0	1	1	2						
Paul Sorrento, L OBP: 0.348, SLG: 0.450 (1, 3)										4	0	0	0	0	1	3						
Carlos Martinez, R OBP: 0.291, SLG: 0.417 (1, 5)										4	0	0	0	0	1	3						
Brook Jacoby, R OBP: 0.325, SLG: 0.330 (8, 5)										0	0	0	0	0	0	0						
Mark Whiten, S OBP: 0.359, SLG: 0.385 (1, 9)										4	0	1	0	0	2	1						
Glenallen Hill, R OBP: 0.288, SLG: 0.414 (1, 7)										3	1	2	1	1	0	0						
Junior Ortiz, R OBP: 0.288, SLG: 0.275 (1, 2)										4	1	1	0	0	0	3						
Inning Stats	R: 0 E: 0 K: 2 S: 8	H: 0 LOB: 0 BB: 0 P: 11	R: 0 E: 1 K: 1 S: 10	H: 0 LOB: 1 BB: 0 P: 15	R: 2 E: 0 K: 0 S: 14	H: 3 LOB: 1 BB: 0 P: 23	R: 0 E: 0 K: 1 S: 10	H: 0 LOB: 0 BB: 0 P: 16	R: 0 E: 0 K: 0 S: 7	H: 0 LOB: 1 BB: 1 P: 14	R: 0 E: 0 K: 2 S: 15	H: 2 LOB: 2 BB: 1 P: 25	R: 0 E: 0 K: 0 S: 12	H: 0 LOB: 1 BB: 0 P: 22	R: 0 E: 0 K: 0 S: 5	H: 0 LOB: 0 BB: 0 P: 9	1B: 2 2B: 2 3B: 0 HR: 1	SF: 1 SAC: 0 DP: 0 HBP: 0	WP: 0 PB: 0 SB: 1 CS: 2	PA: 36		
PITCHER	IP WLS BF H R ER SO BB IBB HBP BLK WP HR S P ERA WHIP	IP WLS BF H R ER SO BB IBB HBP BLK WP HR S P ERA WHIP	IP WLS BF H R ER SO BB IBB HBP BLK WP HR S P ERA WHIP	IP WLS BF H R ER SO BB IBB HBP BLK WP HR S P ERA WHIP	IP WLS BF H R ER SO BB IBB HBP BLK WP HR S P ERA WHIP	IP WLS BF H R ER SO BB IBB HBP BLK WP HR S P ERA WHIP	IP WLS BF H R ER SO BB IBB HBP BLK WP HR S P ERA WHIP	IP WLS BF H R ER SO BB IBB HBP BLK WP HR S P ERA WHIP	IP WLS BF H R ER SO BB IBB HBP BLK WP HR S P ERA WHIP	IP WLS BF H R ER SO BB IBB HBP BLK WP HR S P ERA WHIP	IP WLS BF H R ER SO BB IBB HBP BLK WP HR S P ERA WHIP	IP WLS BF H R ER SO BB IBB HBP BLK WP HR S P ERA WHIP	IP WLS BF H R ER SO BB IBB HBP BLK WP HR S P ERA WHIP	IP WLS BF H R ER SO BB IBB HBP BLK WP HR S P ERA WHIP	IP WLS BF H R ER SO BB IBB HBP BLK WP HR S P ERA WHIP	IP WLS BF H R ER SO BB IBB HBP BLK WP HR S P ERA WHIP	IP WLS BF H R ER SO BB IBB HBP BLK WP HR S P ERA WHIP	IP WLS BF H R ER SO BB IBB HBP BLK WP HR S P ERA WHIP	IP WLS BF H R ER SO BB IBB HBP BLK WP HR S P ERA WHIP	IP WLS BF H R ER SO BB IBB HBP BLK WP HR S P ERA WHIP	IP WLS BF H R ER SO BB IBB HBP BLK WP HR S P ERA WHIP	IP WLS BF H R ER SO BB IBB HBP BLK WP HR S P ERA WHIP

AB	31
R	2
H	5
RBI	2
BB	4
SO	8
LOB	17



Batter	1	2	3	4	5	6	7	8	9	AB	R	H	RBI	BB	SO	LOB	BOTTOM						
Devon White, S OBP: 0.296, SLG: 0.379 (1, 8)										4	0	1	0	0	0	0	Cleveland Indians @ Toronto Blue Jays SkyDome, Toronto, ON Mon Sep 14 1992, 7:05 PM EDT Att: 50,394 - Sunny - 72 F						
Kelly Gruber, R OBP: 0.286, SLG: 0.379 (1, 5)										4	0	0	0	0	1	1							
Joe Carter, R OBP: 0.313, SLG: 0.506 (1, 9)										4	0	0	0	0	0	1							
Dave Winfield, R OBP: 0.373, SLG: 0.492 (1, 10)										4	1	1	0	0	0	1							
John Olerud, L OBP: 0.380, SLG: 0.466 (1, 3)										4	0	1	0	0	1	0							
Derek Bell, R OBP: 0.304, SLG: 0.333 (9, PR)										0	0	0	0	0	0	0							
Candy Maldonado, R OBP: 0.351, SLG: 0.475 (1, 7)										3	0	1	1	1	1	0							
Pat Borders, R OBP: 0.300, SLG: 0.398 (1, 2)										3	0	1	0	0	0	0							
Roberto Alomar, S OBP: 0.416, SLG: 0.433 (9, PH)										0	0	0	0	1	0	0							
Eddie Zosky, R OBP: 0.400, SLG: 0.800 (1, 6)										3	0	1	0	0	1	2							
Rance Mulliniks, L (9, PH)										1	0	0	0	0	0	3							
Alfredo Griffin, S OBP: 0.227, SLG: 0.248 (1, 4)										3	0	0	0	0	0	1							
Inning Stats	R: 0 E: 0 K: 1 S: 8	H: 0 LOB: 0 BB: 0 P: 10	R: 0 E: 0 K: 0 S: 9	H: 1 LOB: 2 BB: 1 P: 15	R: 0 E: 0 K: 0 S: 6	H: 0 LOB: 0 BB: 0 P: 9	R: 0 E: 0 K: 1 S: 10	H: 0 LOB: 0 BB: 0 P: 14	R: 0 E: 0 K: 0 S: 8	H: 1 LOB: 1 BB: 0 P: 11	R: 0 E: 0 K: 0 S: 8	H: 1 LOB: 1 BB: 0 P: 10	R: 0 E: 0 K: 0 S: 6	H: 0 LOB: 0 BB: 0 P: 9	R: 0 E: 0 K: 1 S: 6	H: 0 LOB: 0 BB: 0 P: 6	R: 1 E: 0 K: 0 S: 13	H: 3 LOB: 3 BB: 1 P: 21	1B: 5 2B: 0 3B: 1 HR: 0	SF: 0 SAC: 0 DP: 0 HBP: 0	WP: 0 PB: 0 SB: 0 CS: 0	PA: 35	
PITCHER	IP WLS BF H R ER SO BB IBB HBP BLK WP HR S P ERA WHIP	IP WLS BF H R ER SO BB IBB HBP BLK WP HR S P ERA WHIP	IP WLS BF H R ER SO BB IBB HBP BLK WP HR S P ERA WHIP	IP WLS BF H R ER SO BB IBB HBP BLK WP HR S P ERA WHIP	IP WLS BF H R ER SO BB IBB HBP BLK WP HR S P ERA WHIP	IP WLS BF H R ER SO BB IBB HBP BLK WP HR S P ERA WHIP	IP WLS BF H R ER SO BB IBB HBP BLK WP HR S P ERA WHIP	IP WLS BF H R ER SO BB IBB HBP BLK WP HR S P ERA WHIP	IP WLS BF H R ER SO BB IBB HBP BLK WP HR S P ERA WHIP	IP WLS BF H R ER SO BB IBB HBP BLK WP HR S P ERA WHIP	IP WLS BF H R ER SO BB IBB HBP BLK WP HR S P ERA WHIP	IP WLS BF H R ER SO BB IBB HBP BLK WP HR S P ERA WHIP	IP WLS BF H R ER SO BB IBB HBP BLK WP HR S P ERA WHIP	IP WLS BF H R ER SO BB IBB HBP BLK WP HR S P ERA WHIP	IP WLS BF H R ER SO BB IBB HBP BLK WP HR S P ERA WHIP	IP WLS BF H R ER SO BB IBB HBP BLK WP HR S P ERA WHIP	IP WLS BF H R ER SO BB IBB HBP BLK WP HR S P ERA WHIP	IP WLS BF H R ER SO BB IBB HBP BLK WP HR S P ERA WHIP	IP WLS BF H R ER SO BB IBB HBP BLK WP HR S P ERA WHIP	IP WLS BF H R ER SO BB IBB HBP BLK WP HR S P ERA WHIP	IP WLS BF H R ER SO BB IBB HBP BLK WP HR S P ERA WHIP	IP WLS BF H R ER SO BB IBB HBP BLK WP HR S P ERA WHIP	IP WLS BF H R ER SO BB IBB HBP BLK WP HR S P ERA WHIP



Batter	1	2	3	4	5	6	7	8	9	AB	R	H	RBI	BB	SO	LOB	TOP								
Kenny Lofton, L OBP: 0.359, SLG: 0.365	0-1 SH3 1B	0-0 S 1B			2-1 G4-3			2-2 G4-3		4	1	2	0	0	0	0	Cleveland Indians @ Toronto Blue Jays SkyDome, Toronto, ON Tue Sep 15 1992, 7:05 PM EDT Att: 49,487 - Sunny - 76 F								
Felix Fermin, R OBP: 0.306, SLG: 0.295	1-1 SH3	3-1 L8			0-0 G6-3			0-0		2	0	0	0	0	0	1									
Wayne Kirby, L OBP: 0.455, SLG: 0.750										1	1	1	1	0	0	0									
Mark Lewis, R OBP: 0.309, SLG: 0.352	1-3	1-2								0	0	0	0	0	0	0									
Carlos Baerga, S OBP: 0.345, SLG: 0.443	2-1 BB SF9 1B		1-0 G4-6-3 1B		1-0 F8			2-0 FC4-6 1B		4	1	3	1	0	0	0									
Albert Belle, R OBP: 0.319, SLG: 0.470	4-2 BB 1B BB		0-1 G4-6-3		2-1 1B			0-0 FC4-6		3	1	1	0	1	0	2									
Paul Sorrento, L OBP: 0.350, SLG: 0.449	4-2 1B BB		3-0 FC6-4 1B		1-0 F8			3-3 K		3	0	1	0	1	1	1									
Carlos Martinez, R OBP: 0.287, SLG: 0.412	1-1 SF9		1-2 FC6-4		0-1 G5-3					2	0	0	1	0	0	1									
Thomas Howard, S OBP: 0.315, SLG: 0.345			1-2							1	0	0	0	0	1	0									
Mark Whiten, S OBP: 0.360, SLG: 0.386	3-H 1B		0-1 F8		3-2 P6			2-1 WP 1B		4	0	2	1	0	0	0									
Glenallen Hill, R OBP: 0.285, SLG: 0.410		2-3 K	3-2 G6-3		0-0 L9			1-3 K		4	0	0	0	0	2	1									
Junior Ortiz, R OBP: 0.284, SLG: 0.270		0-0 G6-3	0-1 F8		1-2 F8			1-2 G4-3		3	0	0	0	0	0	0									
Jesse Lewis, L OBP: 0.267, SLG: 0.400										1	0	0	0	0	0	1									
Inning Stats	R: 3 E: 0 K: 0 S: 16	H: 3 LOB: 1 BB: 2 P: 28	R: 0 E: 0 K: 1 S: 10	H: 1 LOB: 1 BB: 0 P: 15	R: 0 E: 0 K: 0 S: 7	H: 2 LOB: 1 BB: 0 P: 12	R: 0 E: 0 K: 0 S: 7	H: 0 LOB: 0 BB: 0 P: 10	R: 0 E: 0 K: 0 S: 4	H: 0 LOB: 0 BB: 0 P: 7	R: 0 E: 0 K: 0 S: 5	H: 1 LOB: 0 BB: 0 P: 8	R: 0 E: 0 K: 0 S: 7	H: 0 LOB: 0 BB: 0 P: 11	R: 1 E: 0 K: 1 S: 9	H: 2 LOB: 1 BB: 0 P: 16	R: 0 E: 0 K: 2 S: 11	H: 1 LOB: 1 BB: 0 P: 18	1B: 9 2B: 0 3B: 0 HR: 1	SF: 1 SAC: 1 DP: 1 HBP: 0	WP: 1 PB: 0 SB: 3 CS: 0	PA: 36			
PITCHER	IP	WLS	BF	H	R	ER	SO	BB	IBB	HBP	BLK	WP	HR	S	P	ERA	WHIP								
Juan Guzman, R ERA: 2.49	7.0	W	27	7	3	3	1	2	0	0	0	0	0	56	91	3.86	1.286								
Duane Ward, R ERA: 2.07	1.0		5	2	1	1	1	0	0	0	0	0	1	9	16	9.00	2.000								
Tom Henke, R ERA: 2.02	1.0	S	4	1	0	0	2	0	0	0	0	1	0	11	18	0.00	1.000								

Batter	1	2	3	4	5	6	7	8	9	AB	R	H	RBI	BB	SO	LOB	BOTTOM								
Devon White, S OBP: 0.298, SLG: 0.381	0-2 G6-3		4-2 S BLK HR BB		3-2 F9 1B 2B		1-1 G6-3			3	2	1	0	1	0	0	Cleveland Indians @ Toronto Blue Jays SkyDome, Toronto, ON Tue Sep 15 1992, 7:05 PM EDT Att: 49,487 - Sunny - 76 F								
Roberto Alomar, S OBP: 0.417, SLG: 0.434	4-1 S WP SF9 BB		2-0 SF8		0-0 F9		1-0 FC5-4 1B			2	1	1	1	1	0	1									
Joe Carter, R OBP: 0.313, SLG: 0.505	3-2 SF9		1-0 P4		1-0 BB 1B		2-0 FC5-4			3	0	1	2	0	0	2									
Dave Winfield, R OBP: 0.375, SLG: 0.498	1-2 G6-3		2-3 HR		3-H BB		4-2 HBP BB			2	1	1	2	2	0	0									
John Olerud, L OBP: 0.377, SLG: 0.461		2-1 G3-1	0-2 G6-3		1-3 K		1-0 F8			4	0	0	0	0	1	3									
Candy Maldonado, R OBP: 0.350, SLG: 0.472		2-3 K		1-0 F8		2-1 G6-3		1-2 G5-4-3 HBP		3	0	0	0	0	1	0									
Kelly Gruber, R OBP: 0.285, SLG: 0.378		1-2 FC6-4 1B		1-0 G6-3		0-0 P9		2-1 G5-4-3		4	0	1	0	0	0	2									
Pat Borders, R OBP: 0.298, SLG: 0.395		1-0 FC6-4		1-2 P3		0-0 F7				3	0	0	0	0	0	1									
Alfredo Griffin, S OBP: 0.230, SLG: 0.243			4-0 BLK BB SF8 BB		2-1 G4-3		1-2 G1-3			2	1	0	0	1	0	0									
Inning Stats	R: 1 E: 0 K: 0 S: 10	H: 0 LOB: 0 BB: 1 P: 18	R: 0 E: 0 K: 1 S: 9	H: 1 LOB: 1 BB: 0 P: 15	R: 3 E: 0 K: 0 S: 10	H: 1 LOB: 0 BB: 2 P: 21	R: 0 E: 0 K: 0 S: 5	H: 0 LOB: 0 BB: 0 P: 8	R: 1 E: 0 K: 1 S: 12	H: 2 LOB: 2 BB: 1 P: 23	R: 0 E: 0 K: 0 S: 4	H: 0 LOB: 0 BB: 0 P: 6	R: 0 E: 0 K: 0 S: 8	H: 1 LOB: 1 BB: 0 P: 12	R: 0 E: 0 K: 0 S: 7	H: 0 LOB: 1 BB: 1 P: 15		1B: 3 2B: 1 3B: 0 HR: 1	SF: 2 SAC: 0 DP: 1 HBP: 1	WP: 1 PB: 0 SB: 2 CS: 0	PA: 34				
PITCHER	IP	WLS	BF	H	R	ER	SO	BB	IBB	HBP	BLK	WP	HR	S	P	ERA	WHIP								
Alan Embree, L ERA: 9.64	4.2	L	21	4	5	5	1	3	0	0	0	1	0	19	34	0.00	1.286								
Rod Nichols, R ERA: 4.21	2.1		10	1	0	0	1	2	0	0	0	0	0	1	2	0.00	0.000								
Kevin Wickander, L ERA: 3.18	0.1		1	0	0	0	0	0	0	0	0	0	0	1	2	0.00	0.000								
Ted Power, R ERA: 2.44	0.2		2	0	0	0	0	0	0	1	0	0	0	4	7	0.00	0.000								



Batter	1	2	3	4	5	6	7	8	9	AB	R	H	RBI	BB	SO	LOB	TOP				
Kenny Lofton, L OBP: 0.360, SLG: 0.365 (1, 8)	G6-3				G6-3				G4-3	5	0	2	0	0	0	0	Cleveland Indians @ Toronto Blue Jays SkyDome, Toronto, ON Wed Sep 16 1992, 7:05 PM EDT Att: 50,416 - Sunny - 77 F				
Mark Lewis, R OBP: 0.308, SLG: 0.350 (1, 6)	K	K			P3		K		G1-3	5	0	1	0	0	3	4					
Carlos Baerga, S OBP: 0.346, SLG: 0.443 (1, 4)	G3-4-1				K				G1-3	5	0	2	1	0	1	1					
Albert Belle, R OBP: 0.321, SLG: 0.470 (1, 10)		G1-3			K					4	1	2	0	1	2	3					
Paul Sorrento, L OBP: 0.346, SLG: 0.444 (1, 3)	G1-3				G4-3				G3-1	5	0	0	0	0	0	7					
Carlos Martinez, R OBP: 0.291, SLG: 0.410 Brook Jacoby, R OBP: 0.325, SLG: 0.330 (8, 5)		2B			FC6-4				F7	3	1	1	0	0	0	1					
Mark Whiten, S OBP: 0.359, SLG: 0.387 (1, 9)		HR			FC6-4				P4	4	1	1	1	0	0	2					
Glenallen Hill, R OBP: 0.290, SLG: 0.431 (1, 7)		HR			K					4	3	3	4	0	1	1					
Junior Ortiz, R OBP: 0.283, SLG: 0.270 (1, 2)		HR			K				G3	4	0	1	0	0	1	1					
Inning Stats	R: 0 E: 0 K: 1 S: 12	H: 0 LOB: 0 BB: 0 P: 17	R: 4 E: 0 K: 2 S: 23	H: 4 LOB: 1 BB: 0 P: 38	R: 0 E: 0 K: 1 S: 9	H: 1 LOB: 1 BB: 0 P: 16	R: 0 E: 0 K: 1 S: 6	H: 1 LOB: 1 BB: 0 P: 10	R: 0 E: 0 K: 0 S: 7	H: 1 LOB: 0 BB: 0 P: 10	R: 1 E: 0 K: 2 S: 14	H: 4 LOB: 3 BB: 0 P: 20	R: 1 E: 0 K: 0 S: 10	H: 1 LOB: 2 BB: 1 P: 14	R: 0 E: 0 K: 0 S: 14	H: 1 LOB: 2 BB: 1 P: 22		1B: 10 2B: 1 3B: 0 HR: 2	SF: 0 SAC: 0 DP: 0 HBP: 1	WP: 0 PB: 1 SB: 2 CS: 0	PA: 41
PITCHER	IP	WLS	BF	H	R	ER	SO	BB	IBB	HBP	BLK	WP	HR	S	P	ERA	WHIP				
Todd Stottlemyre, R ERA: 4.6 (1, 1)	6.2	L	31	11	5	5	8	0	0	1	0	0	1	77	118	6.75	1.650				
David Welis, L ERA: 5.6 (7, 1)	1.1		5	1	1	1	0	0	0	0	0	0	1	13	20	6.75	0.750				
Mike Timlin, R ERA: 4.58 (9, 1)	1.0		5	1	0	0	0	1	0	0	0	0	0	14	22	0.00	2.000				

Batter	1	2	3	4	5	6	7	8	9	AB	R	H	RBI	BB	SO	LOB	BOTTOM				
Devon White, S OBP: 0.297, SLG: 0.379 (1, 8)	FC6-4				P7				K	3	0	0	0	1	2	5	Cleveland Indians @ Toronto Blue Jays SkyDome, Toronto, ON Wed Sep 16 1992, 7:05 PM EDT Att: 50,416 - Sunny - 77 F				
Roberto Alomar, S OBP: 0.416, SLG: 0.432 (1, 4)	FC6-4				FC6				G4-3	4	0	1	2	0	0	3					
Joe Carter, R OBP: 0.311, SLG: 0.503 (1, 10)	G6-4-3				F8				F8	3	0	0	1	0	0	2					
Dave Winfield, R OBP: 0.374, SLG: 0.496 (1, 9)		G4-3			G5-3				K	4	0	1	0	0	1	1					
John Olerud, L OBP: 0.376, SLG: 0.459 (1, 3)		G3			K				G3	4	0	1	0	0	1	1					
Kelly Gruber, R OBP: 0.285, SLG: 0.376 (1, 5)		G4-3							F7	4	0	1	0	0	0	2					
Turner Ward, S OBP: 0.375, SLG: 0.591 (1, 7)					K				G4-6-3	4	1	1	0	0	1	3					
Ed Sprague, R OBP: 0.278, SLG: 0.389 (1, 2)					E6				F9	4	1	1	0	0	0	1					
Alfredo Griffin, S OBP: 0.241, SLG: 0.248 (1, 6)					P6				G4-3	2	1	1	0	1	0	1					
Inning Stats	R: 0 E: 0 K: 0 S: 3	H: 0 LOB: 0 BB: 1 P: 8	R: 0 E: 0 K: 1 S: 9	H: 1 LOB: 0 BB: 0 P: 16	R: 0 E: 1 K: 0 S: 8	H: 0 LOB: 1 BB: 0 P: 13	R: 0 E: 0 K: 1 S: 6	H: 0 LOB: 0 BB: 0 P: 9	R: 0 E: 0 K: 1 S: 7	H: 1 LOB: 1 BB: 1 P: 16	R: 0 E: 0 K: 1 S: 6	H: 0 LOB: 0 BB: 0 P: 9	R: 3 E: 0 K: 1 S: 20	H: 4 LOB: 1 BB: 0 P: 31	R: 0 E: 0 K: 0 S: 11	H: 1 LOB: 1 BB: 0 P: 16		1B: 7 2B: 0 3B: 0 HR: 0	SF: 1 SAC: 0 DP: 2 HBP: 0	WP: 1 PB: 0 SB: 1 CS: 0	PA: 35
PITCHER	IP	WLS	BF	H	R	ER	SO	BB	IBB	HBP	BLK	WP	HR	S	P	ERA	WHIP				
Charles Nagy, R ERA: 3.0 (1, 1)	7.1	W	29	6	3	3	5	2	0	0	0	0	0	63	107	3.68	1.091				
Ted Power, R ERA: 2.39 (8, 1)	1.2	S	6	1	0	0	0	0	0	0	0	0	0	14	21	0.00	0.600				

AB 39
R 6
H 13
RBI 6
BB 1
SO 8
LOB 20



Batter	1	2	3	4	5	6	7	8	9	10	AB	R	H	RBI	BB	SO	LOB	TOP						
Kenny Lofton, L OBP: 0.358, SLG: 0.363 (1.8)	F7		E7 SF8		FC4-6			1B 2B 1B		F8	5	2	1	0	0	0	2							
Mark Lewis, R OBP: 0.304, SLG: 0.351 (8. PH)			SF8		G5-3			SAFE 2B 1B		G6-3	2	0	1	1	0	0	2							
Reggie Jefferson, S OBP: 0.259, SLG: 0.296 (8. PR)	FC5-4 1B										0	1	0	0	0	0	0							
Thomas Howard, S OBP: 0.319, SLG: 0.345 (8.6)											0	1	0	0	0	0	0							
Felix Fermin, R OBP: 0.304, SLG: 0.293 (8.6)											1	0	0	0	0	0	0							
Carlos Baerga, S OBP: 0.343, SLG: 0.439 (1.4)	FC5-4 HR		G4-3					K		G4-3	5	1	0	0	0	2	3							
Albert Belle, R OBP: 0.322, SLG: 0.478 (1.10)						K					4	1	2	4	0	2	0							
Paul Sorrento, L OBP: 0.347, SLG: 0.442 (1.3)	G5-3										2	0	0	0	2	1	0							
Carlos Martinez, R OBP: 0.285, SLG: 0.401 (1.5)		G5-3									4	0	0	0	0	0	3							
Mark Whiten, S OBP: 0.358, SLG: 0.384 (1.9)											3	0	0	0	1	0	0							
Glenallen Hill, R OBP: 0.289, SLG: 0.429 (1.7)											4	0	1	0	0	0	0							
Junior Ortiz, R OBP: 0.280, SLG: 0.267 (7. PH)											2	0	0	0	0	0	2							
Wayne Kirby, L OBP: 0.417, SLG: 0.667 (7.2)											1	0	0	0	0	0	0							
Jesse Lewis, L OBP: 0.258, SLG: 0.387 (7.2)											1	0	0	0	0	0	0							
Inning Stats	R: 2 E: 0 K: 0 S: 10	H: 2 LOB: 0 BB: 0 P: 14	R: 0 E: 0 K: 0 S: 7	H: 0 LOB: 0 BB: 0 P: 9	R: 1 E: 1 K: 0 S: 7	H: 0 LOB: 0 BB: 0 P: 13	R: 0 E: 0 K: 2 S: 8	H: 0 LOB: 0 BB: 0 P: 9	R: 0 E: 0 K: 2 S: 10	H: 0 LOB: 1 BB: 1 P: 20	R: 0 E: 0 K: 0 S: 9	H: 0 LOB: 0 BB: 0 P: 13	R: 2 E: 0 K: 1 S: 9	H: 3 LOB: 2 BB: 1 P: 14	R: 0 E: 0 K: 0 S: 7	H: 0 LOB: 0 BB: 0 P: 11	R: 0 E: 0 K: 0 S: 5	H: 0 LOB: 0 BB: 0 P: 6	1B: 4 2B: 1 3B: 0 HR: 1	SF: 1 SAC: 0 DP: 1 HBP: 0	WP: 0 PB: 0 SB: 2 CS: 0	PA: 39		
PITCHER	IP 9.0	WLS 36	BF 6	H 5	R 4	ER 5	SO 5	BB 2	IBB 0	HBP 0	BLK 0	WP 0	HR 1	S 77	P 120	ERA 4.00	WHIP 0.889							
Jack Morris, R ERA: 4.08 (1.1)																								
Duane Ward, R ERA: 2.05 (10.1)	1.0	W	3	0	0	0	0	0	0	0	0	0	0	5	6	0.00	0.000							

Cleveland Indians @ Toronto Blue Jays
 SkyDome, Toronto, ON
 Thu Sep 17 1992, 7:05 PM EDT
 Att. 50,408 - Sunny - 75 F


AB 35
 R 5
 H 6
 RBI 5
 BB 3
 SO 5
 LOB 12



Batter	1	2	3	4	5	6	7	8	9	10	AB	R	H	RBI	BB	SO	LOB	BOTTOM						
Devon White, S OBP: 0.297, SLG: 0.379 (1.8)	E6 1B 2B			P4		G3				G4-3	5	1	1	0	0	1	3							
Roberto Alomar, S OBP: 0.414, SLG: 0.430 (1.4)	PB 1B 1B		G3							G5-3	5	1	1	1	0	0	0							
Joe Carter, R OBP: 0.311, SLG: 0.506 (1.9)	K2-3										4	1	1	1	1	1	1							
Dave Winfield, R OBP: 0.375, SLG: 0.494 (1.10)	E WP 1B		G1-3								4	2	1	1	1	0	1							
John Olerud, L OBP: 0.376, SLG: 0.464 (1.3)	E3 1B WP 1B										4	2	1	2	1	1	2							
Candy Maldonado, R OBP: 0.352, SLG: 0.471 (1.7)											3	0	1	0	1	0	1							
Kelly Gruber, R OBP: 0.285, SLG: 0.375 (1.5)											4	0	1	1	0	2	3							
Pat Borders, R OBP: 0.296, SLG: 0.391 (1.2)	G6-4-3										4	0	0	0	0	1	4							
Alfredo Griffin, S OBP: 0.242, SLG: 0.241 (1.6)		F9									3	0	0	0	1	1	0							
Inning Stats	R: 4 E: 2 K: 1 S: 14	H: 5 LOB: 1 BB: 0 P: 25	R: 0 E: 0 K: 1 S: 9	H: 0 LOB: 0 BB: 0 P: 14	R: 1 E: 0 K: 2 S: 17	H: 1 LOB: 1 BB: 1 P: 25	R: 0 E: 0 K: 2 S: 10	H: 0 LOB: 0 BB: 0 P: 15	R: 0 E: 0 K: 0 S: 6	H: 0 LOB: 1 BB: 1 P: 15	R: 0 E: 0 K: 0 S: 5	H: 0 LOB: 0 BB: 0 P: 8	R: 0 E: 0 K: 0 S: 9	H: 0 LOB: 0 BB: 0 P: 14	R: 2 E: 0 K: 0 S: 10	H: 1 LOB: 0 BB: 1 P: 14	1B: 4 2B: 1 3B: 0 HR: 2	SF: 0 SAC: 0 DP: 1 HBP: 0	WP: 2 PB: 1 SB: 2 CS: 0	PA: 41				
PITCHER	IP 0.1	WLS 7	BF 5	H 4	R 3	ER 1	SO 1	BB 0	IBB 0	HBP 0	BLK 0	WP 0	HR 0	S 13	P 24	ERA 81.000	WHIP 15.000							
Scott Scudder, R ERA: 5.04 (1.1)																								
Jack Armstrong, R ERA: 4.89 (1.1)	4.2	17	1	1	1	5	2	0	0	0	0	0	1	47	73	1.93	0.643							
Mike Christopher, R ERA: 3.0 (8.1)	2.0	8	0	0	0	1	2	0	0	0	1	0	0	13	30	0.00	1.000							
Eric Plunk, R ERA: 3.63 (8.1)	2.1	L	9	1	2	2	0	1	0	0	0	1	0	24	36	7.71	0.857							

Cleveland Indians @ Toronto Blue Jays
 SkyDome, Toronto, ON
 Thu Sep 17 1992, 7:05 PM EDT
 Att. 50,408 - Sunny - 75 F

AB 36
 R 7
 H 7
 RBI 6
 BB 5
 SO 7
 LOB 15



Batter	1	2	3	4	5	6	7	8	9	AB	R	H	RBI	BB	SO	LOB	TOP					
Steve Sax, R OBP: 0.290, SLG: 0.318 (1, 4)										3	1	0	0	2	0	2						
Tim Raines, S OBP: 0.374, SLG: 0.390 (1, 7)										4	1	1	1	1	0	2						
Frank Thomas, R OBP: 0.438, SLG: 0.529 (1, 3)										5	0	0	0	0	3	3						
George Bell, R OBP: 0.300, SLG: 0.424 (1, 10)										4	1	1	2	0	0	1						
Robin Ventura, L OBP: 0.368, SLG: 0.420 (1, 5)										3	1	1	0	2	2	0						
Dan Pasqua, L OBP: 0.302, SLG: 0.330 (9, PH)										3	2	1	0	1	1	3						
Chris Cron, R (9, PH)										1	0	0	0	0	1	0						
Shawn Abner, R OBP: 0.314, SLG: 0.340 (9, 9)										0	0	0	0	0	0	0						
Lance Johnson, L OBP: 0.324, SLG: 0.374 (1, 8)										4	1	2	0	0	0	1						
Ron Karkovics, R OBP: 0.300, SLG: 0.353 (1, 2)										4	1	2	3	0	1	0						
Dale Sveum, S OBP: 0.249, SLG: 0.279 (1, 6)										4	0	1	0	0	1	2						
Inning Stats	R: 0 E: 0 K: 1 S: 8	H: 0 LOB: 1 BB: 1 P: 16	R: 3 E: 1 K: 12 S: 12	H: 4 LOB: 1 BB: 0 P: 25	R: 1 E: 0 K: 2 S: 16	H: 2 LOB: 1 BB: 0 P: 26	R: 0 E: 0 K: 2 S: 8	H: 0 LOB: 0 BB: 0 P: 12	R: 3 E: 1 K: 17 S: 17	H: 3 LOB: 2 BB: 2 P: 32	R: 1 E: 0 K: 0 S: 9	H: 0 LOB: 2 BB: 3 P: 21	R: 0 E: 0 K: 0 S: 7	H: 0 LOB: 0 BB: 0 P: 10	R: 0 E: 0 K: 0 S: 5	H: 0 LOB: 0 BB: 0 P: 9	R: 0 E: 0 K: 2 S: 9	H: 0 LOB: 0 BB: 0 P: 13	1B: 6 2B: 1 3B: 0 HR: 2	SF: 1 SAC: 0 DP: 0 HBP: 0	WP: 1 PB: 0 SB: 3 CS: 0	PA: 42
PITCHER	IP	WLS	BF	H	R	ER	SO	BB	IBB	HBP	BLK	WP	HR	S	P	ERA	WHIP					
Dave Mlicki, R ERA: 7.99 (1, 1)	4.2	L	24	7	7	7	7	3	0	0	0	1	1	54	102	13.50	2.143					
Rod Nichols, R ERA: 4.26 (5, 1)	1.0		7	2	1	1	0	2	0	0	0	0	0	13	23	9.00	4.000					
Kevin Wickander, L ERA: 3.12 (6, 1)	0.2		3	0	0	0	0	1	0	0	0	0	0	5	10	0.00	1.500					
Ted Power, R ERA: 2.34 (7, 1)	2.0		6	0	0	0	0	0	0	0	0	0	0	13	19	0.00	0.000					
Derek Lilliquist, L ERA: 1.54 (9, 1)	0.2		2	0	0	0	2	0	0	0	0	0	0	6	10	0.00	0.000					

Chicago White Sox @ Cleveland Indians
Cleveland Municipal Stadium, Cleveland, OH
Fri Sep 18 1992, 7:05 PM EDT
Att: 25,861 - Cloudy - 66 F

AB 35
R 8
H 9
RBI 6
BB 6
SO 9
LOB 14



Batter	1	2	3	4	5	6	7	8	9	AB	R	H	RBI	BB	SO	LOB	BOTTOM					
Kenny Lofton, L OBP: 0.359, SLG: 0.364 (1, 8)										5	1	2	0	0	1	0						
Felix Fermin, R OBP: 0.310, SLG: 0.313 (1, 6)										3	2	2	0	0	0	1						
Wayne Kirby, L OBP: 0.385, SLG: 0.600 (7, PH)										1	0	0	0	0	0	0						
Mark Lewis, R OBP: 0.308, SLG: 0.351 (8, 6)										0	0	0	0	0	0	0						
Thomas Howard, S OBP: 0.314, SLG: 0.344 (9, PH)										1	0	0	0	0	0	0						
Carlos Baerga, S OBP: 0.344, SLG: 0.438 (1, 4)										2	2	0	0	2	0	1						
Albert Belle, R OBP: 0.324, SLG: 0.484 (1, 10)										4	1	2	2	0	2	4						
Paul Sorrento, L OBP: 0.351, SLG: 0.451 (1, 3)										3	0	2	4	1	0	1						
Carlos Martinez, R OBP: 0.279, SLG: 0.392 (1, 5)										4	0	0	0	0	0	4						
Mark Whiten, S OBP: 0.357, SLG: 0.383 (1, 9)										4	0	1	0	0	0	2						
Glenallen Hill, R OBP: 0.289, SLG: 0.435 (1, 7)										4	1	1	1	0	2	1						
Junior Ortiz, R OBP: 0.276, SLG: 0.263 (1, 2)										3	0	0	0	0	1	1						
Reggie Jefferson, S OBP: 0.250, SLG: 0.296 (9, PH)										1	0	0	0	0	1	0						
Inning Stats	R: 2 E: 0 K: 0 S: 18	H: 2 LOB: 1 BB: 1 P: 28	R: 0 E: 0 K: 1 S: 12	H: 0 LOB: 0 BB: 0 P: 17	R: 2 E: 1 K: 1 S: 14	H: 3 LOB: 1 BB: 1 P: 23	R: 0 E: 0 K: 1 S: 8	H: 0 LOB: 0 BB: 0 P: 14	R: 2 E: 0 K: 2 S: 10	H: 2 LOB: 1 BB: 1 P: 17	R: 0 E: 0 K: 1 S: 5	H: 1 LOB: 0 BB: 0 P: 5	R: 0 E: 0 K: 0 S: 7	H: 0 LOB: 0 BB: 0 P: 9	R: 0 E: 1 K: 0 S: 10	H: 1 LOB: 1 BB: 0 P: 15	R: 1 E: 0 K: 1 S: 15	H: 1 LOB: 0 BB: 0 P: 19	1B: 5 2B: 2 3B: 2 HR: 2	SF: 0 SAC: 0 DP: 2 HBP: 0	WP: 0 PB: 0 SB: 1 CS: 1	PA: 38
PITCHER	IP	WLS	BF	H	R	ER	SO	BB	IBB	HBP	BLK	WP	HR	S	P	ERA	WHIP					
Kirk McCaskill, R ERA: 4.13 (1, 1)	5.0	W	24	7	6	6	5	3	0	0	0	0	0	62	99	10.80	2.000					
Terry Lesh, R ERA: 1.97 (6, 1)	2.0		6	1	0	0	1	0	0	0	0	0	0	12	14	0.00	0.500					
Roberto Hernandez, R ERA: 1.86 (8, 1)	2.0	S	8	2	1	1	1	0	0	0	0	0	1	25	34	4.50	1.000					

Chicago White Sox @ Cleveland Indians
Cleveland Municipal Stadium, Cleveland, OH
Fri Sep 18 1992, 7:05 PM EDT
Att: 25,861 - Cloudy - 66 F

AB 35
R 7
H 10
RBI 7
BB 3
SO 7
LOB 15



Batter	1	2	3	4	5	6	7	8	9	AB	R	H	RBI	BB	SO	LOB	TOP																
Steve Sax, R OBP: 0.288, SLG: 0.317 (1,4)	F8		G4-3				F8		G1-3	5	0	1	0	0	0	2	Chicago White Sox @ Cleveland Indians Cleveland Municipal Stadium, Cleveland, OH Sat Sep 19 1992, 3:33 AM EDT Att: 13,014 - Cloudy - 63 F																
Mike Huff, R OBP: 0.297, SLG: 0.276 (1,7)	G6-3		K				K			4	0	1	1	0	2	0																	
Frank Thomas, R OBP: 0.438, SLG: 0.537 (1,3)	HR									4	2	2	1	0	0	2																	
George Bell, R OBP: 0.300, SLG: 0.428 (1,10)	F7									4	1	1	2	0	1	2																	
Robin Ventura, L OBP: 0.367, SLG: 0.417 (1,5)										3	0	0	0	1	0	0																	
Carlton Fisk, R OBP: 0.323, SLG: 0.328 (1,2)										3	0	0	0	1	1	1																	
Joey Cora, S OBP: 0.328, SLG: 0.267 (9, PR)										0	0	0	0	0	0	0																	
Lance Johnson, L OBP: 0.324, SLG: 0.373 (1,8)										4	0	1	0	0	0	2																	
Shawn Abner, R OBP: 0.309, SLG: 0.335 (1,9)										3	0	0	0	0	1	2																	
Dan Pasqua, L OBP: 0.301, SLG: 0.329 (9, PH)										1	0	0	0	0	0	1																	
Esteban Beltré, R OBP: 0.222, SLG: 0.253 (1,6)										3	1	1	0	0	1	0																	
Tim Raines, S OBP: 0.375, SLG: 0.390 (9, PH)										0	0	0	0	1	0	0																	
Inning Stats	R: 1 E: 0 K: 0 S: 7	H: 1 LOB: 0 BB: 0 P: 10	R: 0 E: 0 K: 1 S: 13	H: 0 LOB: 1 BB: 1 P: 19	R: 0 E: 0 K: 1 S: 7	H: 0 LOB: 0 BB: 0 P: 9	R: 2 E: 0 K: 0 S: 12	H: 2 LOB: 0 BB: 0 P: 19	R: 1 E: 0 K: 0 S: 11	H: 3 LOB: 2 BB: 0 P: 15	R: 0 E: 0 K: 1 S: 13	H: 1 LOB: 0 BB: 0 P: 15	R: 0 E: 0 K: 2 S: 8	H: 0 LOB: 0 BB: 0 P: 13	R: 0 E: 0 K: 1 S: 6	H: 0 LOB: 0 BB: 2 P: 9	R: 0 E: 0 K: 0 S: 7	H: 0 LOB: 2 BB: 2 P: 18	1B: 4 2B: 1 3B: 0 HR: 2	SF: 0 SAC: 0 DP: 0 HBP: 0	WP: 0 PB: 0 CS: 0	PA: 37											
PITCHER	IP WLS BF H R ER SO BB IBB HBP BLK WP HR S P ERA WHIP																																
Dennis Cook, L ERA: 3.92 (1,1)	7.0	29	7	4	4	5	1	0	0	0	0	0	2	71	100	5.14	1.143																
Eric Plunk, R ERA: 3.57 (8,1)	1.0	W	4	0	0	1	1	0	0	0	0	0	0	6	13	0.00	1.000																
Derek Lilliquist, L ERA: 1.53 (9,1)	0.1	S	1	0	0	0	0	0	0	0	0	0	0	2	4	0.00	0.000																
Steve Olin, R ERA: 2.5 (9,1)	0.2	S	3	0	0	0	1	0	0	0	0	0	0	5	10	0.00	1.500																

Batter	1	2	3	4	5	6	7	8	9	AB	R	H	RBI	BB	SO	LOB	BOTTOM																
Kenny Lofton, L OBP: 0.359, SLG: 0.363 (1,8)	G4-3		P8				F7			4	1	1	0	1	0	2	Chicago White Sox @ Cleveland Indians Cleveland Municipal Stadium, Cleveland, OH Sat Sep 19 1992, 3:33 AM EDT Att: 13,014 - Cloudy - 63 F																
Felix Fermin, R OBP: 0.307, SLG: 0.309 (1,6)	G4-3									5	1	1	0	0	0	4																	
Carlos Baerga, S OBP: 0.347, SLG: 0.439 (1,4)	P5									3	1	2	1	1	0	0																	
Albert Belle, R OBP: 0.323, SLG: 0.482 (1,7)										4	0	1	1	0	1	2																	
Thomas Howard, S OBP: 0.314, SLG: 0.344 (9,7)										0	0	0	0	0	0	0																	
Paul Sorrento, L OBP: 0.352, SLG: 0.448 (1,10)										2	0	0	0	2	0	2																	
Wayne Kirby, L OBP: 0.385, SLG: 0.600 (8, PR)										0	1	0	0	0	0	0																	
Mark Whiten, S OBP: 0.358, SLG: 0.383 (1,9)										3	1	1	0	1	0	2																	
Carlos Martinez, R OBP: 0.275, SLG: 0.386 (1,5)										3	0	0	1	0	0	2																	
Brook Jacoby, R OBP: 0.325, SLG: 0.330 (9,5)										0	0	0	0	0	0	0																	
Reggie Jefferson, S OBP: 0.313, SLG: 0.375 (1,3)										4	0	3	2	0	1	2																	
Jesse Levis, L OBP: 0.235, SLG: 0.353 (1,2)										3	0	0	0	0	0	2																	
Glenallen Hill, R OBP: 0.288, SLG: 0.434 (8, PH)										1	0	0	0	0	0	1																	
Junior Ortiz, R OBP: 0.276, SLG: 0.263 (9,2)										0	0	0	0	0	0	0																	
Inning Stats	R: 0 E: 0 K: 0 S: 7	H: 0 LOB: 0 BB: 0 P: 10	R: 0 E: 0 K: 1 S: 5	H: 0 LOB: 0 BB: 0 P: 9	R: 0 E: 0 K: 0 S: 12	H: 1 LOB: 1 BB: 0 P: 18	R: 0 E: 0 K: 0 S: 9	H: 1 LOB: 2 BB: 1 P: 16	R: 0 E: 0 K: 0 S: 8	H: 1 LOB: 1 BB: 0 P: 12	R: 2 E: 0 K: 1 S: 17	H: 2 LOB: 2 BB: 2 P: 34	R: 1 E: 0 K: 0 S: 9	H: 2 LOB: 1 BB: 0 P: 10	R: 2 E: 0 K: 0 S: 14	H: 2 LOB: 3 BB: 2 P: 23	R: 2 E: 0 K: 0 S: 7	H: 2 LOB: 0 BB: 2 P: 18	1B: 8 2B: 1 3B: 0 HR: 0	SF: 0 SAC: 1 DP: 0 HBP: 0	WP: 0 PB: 0 CS: 0	PA: 38											
PITCHER	IP WLS BF H R ER SO BB IBB HBP BLK WP HR S P ERA WHIP																																
Jack McDowell, R ERA: 3.17 (1,1)	7.1	L	34	8	5	5	2	0	0	0	0	0	0	72	118	6.14	1.636																
Scott Radinsky, L ERA: 2.09 (8,1)	0.1	S	3	1	0	0	1	0	0	0	0	0	0	7	12	0.00	6.000																
Bobby Thigpen, R ERA: 4.44 (8,1)	0.1	S	1	0	0	0	0	0	0	0	0	0	0	2	2	0.00	0.000																

Batter	1	2	3	4	5	6	7	8	9	AB	R	H	RBI	BB	SO	LOB	TOP													
Joey Cora, S OBP: 0.344, SLG: 0.311	1-2 SF8 2B	4-0 S BB		1-1 1B		3-2 SF8 3B	0-2 FC3-6		0-0 G4-3	5	2	3	0	1	0	1														
Tim Raines, S OBP: 0.373, SLG: 0.389	2-0 1B 2-3 1B	1-1 F8		0-0 F7		3-1 SF8	0-2 G3-1			4	1	1	1	0	0	3														
Frank Thomas, R OBP: 0.436, SLG: 0.533	2-2 L6		2-2 1B 1B	1-0 F7		3-H G4-3		2-3 K		5	1	1	0	0	1	3														
George Bell, R OBP: 0.299, SLG: 0.426	3-1 SF8		1-2 F7	0-2 F9		2-2 HR		0-0 L7		3	1	0	1	0	0	2														
Robin Ventura, L OBP: 0.370, SLG: 0.425	2-2 1B 1-2 1B		0-2 1B 1B		1-2 G6-3	1-0 HR		4-0 BLK BB		4	2	3	2	1	0	0														
Dan Paskua, L OBP: 0.310, SLG: 0.340	3-0 1B		0-0 1B		2-3 K	1-1 2B		4-1 BB		4	1	3	2	1	1	0														
Shawn Abner, R OBP: 0.309, SLG: 0.335	1-2 2-H 1B		1-3 2-H 1B		4-0 HR BB	3-2 G5-3		1-2 BB		4	1	0	0	1	0	7														
Lance Johnson, L OBP: 0.323, SLG: 0.370	0-0 G3-1		1-0 G1-3																											
Ron Karkovics, R OBP: 0.301, SLG: 0.364		1-0 F9	1-0 1B		0-0 HR		3-3 K		0-1 P6	5	1	2	4	0	1	0														
Dale Sveum, S OBP: 0.248, SLG: 0.274		1-3 K	1-1 G1-3		2-2 G1-3		4-1 FC3-6 BB		1-3 K	4	0	0	0	1	2	1														
Inning Stats	R: 2 E: 0 K: 0 S: 17	H: 4 LOB: 2 BB: 0 P: 29	R: 0 E: 0 K: 1 S: 6	H: 0 LOB: 1 BB: 1 P: 13	R: 3 E: 0 K: 0 S: 18	H: 4 LOB: 1 BB: 0 P: 24	R: 0 E: 0 K: 0 S: 7	H: 1 LOB: 0 BB: 1 P: 9	R: 2 E: 0 K: 1 S: 11	H: 1 LOB: 0 BB: 1 P: 20	R: 3 E: 0 K: 0 S: 19	H: 3 LOB: 1 BB: 0 P: 33	R: 0 E: 0 K: 1 S: 12	H: 0 LOB: 1 BB: 1 P: 19	R: 0 E: 0 K: 1 S: 9	H: 0 LOB: 2 BB: 2 P: 20	R: 0 E: 0 K: 1 S: 7	H: 0 LOB: 0 BB: 2 P: 8	1B: 8 2B: 2 3B: 1 HR: 2	SF: 2 SAC: 0 DP: 0 HBP: 1	WP: 0 PB: 0 SB: 1 CS: 0	PA: 46								
PITCHER	IP WLS BF H R ER SO BB IBB HBP BLK WP HR S P ERA WHIP											IP WLS BF H R ER SO BB IBB HBP BLK WP HR S P ERA WHIP																		
Jose Mesa, R ERA: 4.2	(1, 1)	5.0	L	27	10	7	7	2	2	0	0	0	0	0	0	1	59	95	12.60	2.400										
Rod Nichols, R ERA: 4.52	(6, 1)	0.2		6	3	3	3	0	0	0	1	0	0	0	1	16	27	40.50	4.500											
Jack Armstrong, R ERA: 4.82	(6, 1)	2.1		10	0	0	0	2	3	0	0	1	0	0	0	24	45	0.00	1.286											
Steve Olin, R ERA: 2.46	(9, 1)	1.0		3	0	0	0	1	0	0	0	0	0	0	7	8	0.00	0.000												

Chicago White Sox @ Cleveland Indians
Cleveland Municipal Stadium, Cleveland, OH

AB 38
R 10
H 13
RBI 10
BB 5
SO 5
LOB 17



livebaseballscorecards.com

Chicago White Sox @ Cleveland Indians
Cleveland Municipal Stadium, Cleveland, OH

AB 37
R 8
H 11
RBI 8
BB 6
SO 6
LOB 19



Batter	1	2	3	4	5	6	7	8	9	AB	R	H	RBI	BB	SO	LOB	BOTTOM												
Kenny Lofton, L OBP: 0.361, SLG: 0.364	4-1 FC4-6 BB	0-0 BB 1B		3-2 FC4-6 1B		2-1 S 1B		0-1 G3		4	3	2	1	1	0	1													
Felix Fermin, R OBP: 0.317, SLG: 0.311	2-2 FC4-6	4-2 BB 1B		0-1 G4-3 1B		4-1 1B BB		0-1 P3		2	1	1	1	2	0	1													
Thomas Howard, S OBP: 0.313, SLG: 0.343	1-2 1B	1-2 2-3 BB		2-H 1B		1-2 BB				1	0	0	0	0	0	0													
Mark Lewis, R OBP: 0.308, SLG: 0.351	1-2 1B	1-3 2-H 1B		2-3 1B		0-3 K		0-1 BB 1B		5	0	3	2	0	1	4													
Carlos Baerga, S OBP: 0.349, SLG: 0.440	0-1 G6-4-3 1B	1-3 2-H 3-H 1B		1-0 P4		0-0 1B		4-2 1B BB		3	0	1	2	2	0	3													
Albert Belle, R OBP: 0.326, SLG: 0.481	1-0 G6-4-3	1-2 FC6-4 BB				1-2 2-H 3-H 1B		1-2 BB		5	1	2	1	0	1	5													
Carlos Martinez, R OBP: 0.278, SLG: 0.386		1B FC6-4			0-2 G1-3		1-2 2-H 1B		1-3 K	5	0	0	0	0	2	3													
Mark Whiten, S OBP: 0.355, SLG: 0.379		0-3 K	1-3 K2-3		1-0 F7	2-1 G1-3			0-0 G6-3	5	0	0	0	0	2	3													
Glenallen Hill, R OBP: 0.287, SLG: 0.429		4-1 1B BB	2-1 F9		2-2 G6-3		0-3 K		3-2 F8	4	1	0	0	1	1	0													
Reggie Jefferson, S OBP: 0.270, SLG: 0.324		3-3 K	3-2 G6-3			0-2 G4-3		1-2 L7		5	0	0	0	0	1	2													
Junior Ortiz, R OBP: 0.286, SLG: 0.271		3-2 BB 1B		2-1 1B		2-2 1B HBP		0-0 G4-3		2	2	2	1	0	0	0													
Wayne Kirby, L OBP: 0.357, SLG: 0.545		1-3 2-H 1B								1	0	0	0	0	0	0													
Jesse Lewis, L OBP: 0.235, SLG: 0.353										0	0	0	0	0	0	0													
Inning Stats	R: 0 E: 0 K: 0 S: 7	H: 1 LOB: 1 BB: 1 P: 14	R: 4 E: 0 K: 2 S: 28	H: 4 LOB: 3 BB: 3 P: 49	R: 0 E: 0 K: 1 S: 8	H: 0 LOB: 0 BB: 0 P: 14	R: 1 E: 1 K: 0 S: 9	H: 2 LOB: 1 BB: 0 P: 15	R: 0 E: 0 K: 0 S: 7	H: 0 LOB: 0 BB: 0 P: 10	R: 3 E: 0 K: 1 S: 19	H: 3 LOB: 2 BB: 1 P: 31	R: 0 E: 0 K: 1 S: 7	H: 0 LOB: 0 BB: 0 P: 8	R: 0 E: 0 K: 1 S: 12	H: 1 LOB: 2 BB: 1 P: 17	R: 0 E: 0 K: 0 S: 7	H: 0 LOB: 0 BB: 0 P: 11	1B: 11 2B: 0 3B: 0 HR: 0	SF: 0 SAC: 0 DP: 1 HBP: 1	WP: 0 PB: 0 SB: 1 CS: 0	PA: 44							
PITCHER	IP WLS BF H R ER SO BB IBB HBP BLK WP HR S P ERA WHIP											IP WLS BF H R ER SO BB IBB HBP BLK WP HR S P ERA WHIP																	
Wilson Alvarez, L ERA: 5.26	(1, 1)	1.2		5	4	4	2	2	3	0	0	0	0	0	0	30	54	21.60	4.800										
Mike Dume, R ERA: 5.0	(2, 1)	4.0	W	19	4	4	3	2	2	0	1	0	0	0	42	69	6.75	1.500											
Terry Leach, R ERA: 1.91	(6, 1)	2.0		8	2	0	0	1	0	0	0	0	0	0	19	24	0.00	1.000											
Bobby Thigpen, R ERA: 4.33	(8, 1)	1.1	S	5	0	0	0	1	1	0	0	0	0	0	13	22	0.00	0.750											

Sun Sep 20 1992, 3:33 AM EDT
Att: 13,457 - Sunny - 68 F

Batter	1	2	3	4	5	6	7	8	9	AB	R	H	RBI	BB	SO	LOB	TOP					
Kenny Lofton, L OBP: 0.363, SLG: 0.367 (1, 8)										4	1	2	0	1	0	1	Cleveland Indians @ Boston Red Sox Fenway Park, Boston, MA Tue Sep 22 1992, 7:05 PM EDT Att: 24,412 - Cloudy - 77 F					
Felix Fermin, R OBP: 0.309, SLG: 0.302 (1, 6)										5	0	0	0	0	1	5						
Carlos Baerga, S OBP: 0.348, SLG: 0.439 (1, 4)										4	1	1	1	0	0	0						
Albert Belle, R OBP: 0.325, SLG: 0.480 Thomas Howard, S OBP: 0.313, SLG: 0.343 (8, 7)										4	1	1	0	0	2	0						
Paul Sorrento, L OBP: 0.353, SLG: 0.451 (1, 3)										4	0	2	2	0	0	0						
Carlos Martinez, R OBP: 0.284, SLG: 0.391 Brook Jacoby, R OBP: 0.324, SLG: 0.329 (8, 5)										3	0	2	0	0	0	1						
Mark Whiten, S OBP: 0.354, SLG: 0.376 (1, 9)										3	1	0	0	1	1	3						
Reggie Jefferson, S OBP: 0.268, SLG: 0.300 (1, 10)										3	0	0	0	0	2	3						
Junior Ortiz, R OBP: 0.286, SLG: 0.275 (1, 2)										4	0	1	1	0	1	1						
Inning Stats	R: 0 E: 0 K: 0 S: 10	H: 1 LOB: 0 BB: 0 P: 15	R: 0 E: 0 K: 2 S: 13	H: 2 LOB: 2 BB: 0 P: 23	R: 0 E: 0 K: 1 S: 6	H: 0 LOB: 0 BB: 0 P: 7	R: 0 E: 0 K: 1 S: 11	H: 0 LOB: 0 BB: 0 P: 18	R: 0 E: 0 K: 1 S: 7	H: 1 LOB: 0 BB: 0 P: 14	R: 3 E: 0 K: 1 S: 14	H: 4 LOB: 1 BB: 1 P: 20	R: 0 E: 0 K: 0 S: 7	H: 0 LOB: 1 BB: 1 P: 17	R: 0 E: 0 K: 1 S: 7	H: 0 LOB: 0 BB: 0 P: 9		R: 1 E: 1 K: 2 S: 13	H: 1 LOB: 3 BB: 1 P: 24	1B: 6 2B: 4 3B: 0 HR: 0	SF: 0 SAC: 0 DP: 2 HBP: 1	WP: 0 PB: 0 SB: 1 CS: 0
PITCHER Roger Clemens, R ERA: 2.41 (1, 1)	IP: 9.0 WLS: L BF: 38	H: 9 R: 4 ER: 3 SO: 8	BB: 1 IBB: 1 HBP: 1 BLK: 0	WP: 0 HR: 0 S: 88 P: 147	ERA: 3.00 WHIP: 1.111	PITCHER										IP: 9.0 WLS: L BF: 38	H: 9 R: 4 ER: 3 SO: 8	BB: 1 IBB: 1 HBP: 1 BLK: 0	WP: 0 HR: 0 S: 88 P: 147	ERA: 3.00 WHIP: 1.111		

Batter	1	2	3	4	5	6	7	8	9	AB	R	H	RBI	BB	SO	LOB	BOTTOM			
Billy Hatcher, R OBP: 0.308, SLG: 0.347 (1, 7)										4	0	1	0	0	1	1	Cleveland Indians @ Boston Red Sox Fenway Park, Boston, MA Tue Sep 22 1992, 7:05 PM EDT Att: 24,412 - Cloudy - 77 F			
Bob Zupic, R OBP: 0.319, SLG: 0.348 Phil Plantier, L OBP: 0.325, SLG: 0.350 (8, PH)										3	0	0	0	0	0	1				
Wade Boggs, L OBP: 0.357, SLG: 0.365 Steve Lyons, L OBP: 0.235, SLG: 0.286 (8, PR)										2	1	1	0	1	0	0				
Tom Brunansky, R OBP: 0.349, SLG: 0.440 (1, 9)										4	0	1	0	0	2	3				
Eric Wedge, R OBP: 0.379, SLG: 0.491 Herm Winningham, L OBP: 0.267, SLG: 0.296 Tim Lincecum, R OBP: 0.277, SLG: 0.286 (9, PH)										3	1	1	2	0	1	1				
Jody Reed, R OBP: 0.322, SLG: 0.319 (1, 4)										4	0	0	0	0	0	1				
Scott Cooper, L OBP: 0.343, SLG: 0.369 (9, 5)										4	0	1	0	0	0	1				
Tony Peña, R OBP: 0.280, SLG: 0.301 (1, 2)										3	0	0	0	0	0	1				
John Valentin, R OBP: 0.352, SLG: 0.439 (1, 6)										3	0	1	0	0	0	2				
Inning Stats	R: 0 E: 0 K: 1 S: 7	H: 0 LOB: 0 BB: 0 P: 11	R: 0 E: 0 K: 0 S: 11	H: 1 LOB: 1 BB: 0 P: 16	R: 0 E: 0 K: 0 S: 4	H: 1 LOB: 0 BB: 0 P: 7	R: 2 E: 0 K: 1 S: 9	H: 1 LOB: 0 BB: 0 P: 15	R: 0 E: 0 K: 1 S: 9	H: 1 LOB: 1 BB: 1 P: 15	R: 0 E: 1 K: 1 S: 13	H: 1 LOB: 2 BB: 0 P: 16	R: 0 E: 0 K: 0 S: 10	H: 1 LOB: 1 BB: 0 P: 16	R: 0 E: 0 K: 0 S: 10	H: 0 LOB: 0 BB: 0 P: 15		1B: 3 2B: 2 3B: 0 HR: 1	SF: 0 SAC: 0 DP: 2 HBP: 1	WP: 0 PB: 0 SB: 0 CS: 0
PITCHER Alan Embree, L ERA: 6.75 Ted Power, R ERA: 2.37 Eric Plunk, R ERA: 3.46 Derek Lilliquist, L ERA: 1.51 (9, 1)	IP: 3.1 WLS: W BF: 10	H: 2 R: 1 ER: 1 SO: 2	BB: 1 IBB: 0 HBP: 0 BLK: 0	WP: 0 HR: 1 S: 23 P: 35	ERA: 3.38 WHIP: 1.125	PITCHER										IP: 3.1 WLS: W BF: 10	H: 2 R: 1 ER: 1 SO: 2	BB: 1 IBB: 0 HBP: 0 BLK: 0	WP: 0 HR: 1 S: 23 P: 35	ERA: 3.38 WHIP: 1.125

Batter	1	2	3	4	5	6	7	8	9	AB	R	H	RBI	BB	SO	LOB	TOP																				
Kenny Lofton, L OBP: 0.367, SLG: 0.367 (1, 8)	4-2 1B S BB		1-0 G4-6-3 1B		1-2 1-3 2-H 1B		4-1 2B BB		1-3 K	3	0	2	1	2	1	1	Cleveland Indians @ Boston Red Sox Fenway Park, Boston, MA Thu Sep 24 1992, 7:05 PM EDT Att: 28,135 - Cloudy - 53 F																				
Felix Fermin, R OBP: 0.315, SLG: 0.311 Thomas Howard, S OBP: 0.315, SLG: 0.348 (9, PH)	1-1 SAFE SAFE SAFE SAFE 1-3 G4-6-3 1B		0-1 G4-6-3 1-2			4-2 1B 3B BB	1-1 1-3 2B	0-0 1-H 2B	3	1	2	0	1	0	1	1																					
Carlos Baerga, S OBP: 0.346, SLG: 0.437 (1, 4)	0-0 P3			3-1 P4		0-1 P6	0-2 P6	0-3 K	5	0	0	0	0	1	6																						
Albert Belle, R OBP: 0.326, SLG: 0.484 (1, 7)	0-0 G4-6-3 1-2			0-1 F9		1-0 3B 1B		0-0 F8	4	1	1	0	0	0	2																						
Paul Sorrento, L OBP: 0.350, SLG: 0.447 (1, 3)		0-3 K		0-0 L6		0-3 K		1-0 G4-3	4	0	0	0	0	2	2																						
Reggie Jefferson, S OBP: 0.347, SLG: 0.479 (1, 10)		0-3 K			0-0 PB 1B	2-1 1-H 3-H 3B		0-2 2B	4	1	3	2	0	1	0																						
Carlos Martinez, R OBP: 0.279, SLG: 0.387 (1, 5)		1-1 2B			3-2 SAFE SAFE SAFE SAFE 1-2 P4	1-2 F9		0-0 P3	4	0	1	0	0	0	3																						
Mark Whiten, S OBP: 0.353, SLG: 0.372 (1, 9)		1-3 K			0-0 F8		0-2 F9		1-1 F7	4	0	0	0	0	1	2																					
Junior Ortiz, R OBP: 0.281, SLG: 0.267 Wayne Kirby, L OBP: 0.400, SLG: 0.583 (9, PH)			3-2 L9		4-0 1B BB		3-2 G4-3		0-0 2B 1B	2	0	0	0	1	0	0																					
Inning Stats	R: 0 E: 0 K: 0 S: 6	H: 1 LOB: 1 BB: 1 P: 11	R: 0 E: 0 K: 3 S: 11	H: 1 LOB: 1 BB: 0 P: 13	R: 0 E: 0 K: 0 S: 6	H: 1 LOB: 0 BB: 0 P: 10	R: 0 E: 0 K: 0 S: 5	H: 0 LOB: 0 BB: 0 P: 8	R: 1 E: 0 K: 0 S: 10	H: 2 LOB: 2 BB: 1 P: 18	R: 2 E: 0 K: 1 S: 15	H: 2 LOB: 1 BB: 1 P: 23	R: 0 E: 0 K: 0 S: 13	H: 1 LOB: 2 BB: 1 P: 21	R: 0 E: 0 K: 0 S: 6	H: 1 LOB: 1 BB: 0 P: 7	R: 1 E: 0 K: 2 S: 12	H: 2 LOB: 1 BB: 0 P: 14	1B: 6 2B: 4 3B: 1 HR: 0	SF: 0 SAC: 0 DP: 2 HBP: 0	WP: 0 PB: 1 SB: 1 CS: 0	PA: 39															
PITCHER	IP	WLS	BF	H	R	ER	SO	BB	IBB	HBP	BLK	WP	HR	S	P	ERA	WHIP	PITCHER		IP	WLS	BF	H	R	ER	SO	BB	IBB	HBP	BLK	WP	HR	S	P	ERA	WHIP	
Danny Darwin, R ERA: 3.81 Greg Harris, R ERA: 2.7	(1, 1)	8.2	W	38	11	4	4	5	4	0	0	0	0	0	79	120	4.15	1.731			(9, 1)	0.1	S	1	0	0	0	1	0	0	0	0	0	5	5	0.00	0.000

AB 35
R 4
H 11
RBI 4
BB 4
SO 6
LOB 17



Batter	1	2	3	4	5	6	7	8	9	AB	R	H	RBI	BB	SO	LOB	BOTTOM																			
Billy Hatcher, R OBP: 0.308, SLG: 0.345 (1, 7)	4-0 BB 2B BB	2-2 G6-3 1-2		2-1 P4		1-2 BB BB 1B		0-1 G1-3		4	1	1	0	1	0	3	Cleveland Indians @ Boston Red Sox Fenway Park, Boston, MA Thu Sep 24 1992, 7:05 PM EDT Att: 28,135 - Cloudy - 53 F																			
Scott Cooper, L OBP: 0.342, SLG: 0.363 (1, 5)	4-0 2B BB BB		1-1 G1-3	0-0 G3		4-2 BB BB BB		1-2 G3	3	1	0	0	2	0	2																					
Wade Boggs, L OBP: 0.397, SLG: 0.363 (1, 10)	4-1 2B 2-3 BB		1-1 3B 1B		2-1 1B 2B 1B	0-3 K			3	3	2	0	1	1	3																					
Tom Brunansky, R OBP: 0.350, SLG: 0.440 (1, 9)	3-2 G4-3 1-H 2-H 3-H 2B		2-0 F7		0-2 2B 1B	4-2 FC6-4 BB		1-2 2-3 3-H BB	3	0	2	4	1	0	1																					
Mo Vaughn, L OBP: 0.327, SLG: 0.409 (1, 3)	0-1 G4-3		2-1 3B		0-2 FC8-4 2B	0-0 FC6-4		0-0 FC6-4	4	0	2	2	0	0	4																					
Bob Zupic, R OBP: 0.316, SLG: 0.344 (1, 8)	1-2 G5-3		1-2 P3		0-0 L9		1-3 K		4	0	0	0	0	1	4																					
John Valentin, R OBP: 0.341, SLG: 0.423 (1, 6)	2-0 F9			3-2 1B 1B	0-1 FC8-4		0-1 F9		4	0	1	0	0	0	3																					
Tony Peña, R OBP: 0.282, SLG: 0.301 (1, 2)		1-2 G3		0-0 1B		4-0 BB SH3 BB BB		1-0 P4	3	1	1	0	1	0	0																					
Tim Lincecum, R OBP: 0.284, SLG: 0.289 (1, 4)		4-1 G6-3 BB		2-1 P4		1-0 SH3		0-0 F9	2	0	0	0	1	0	2																					
Inning Stats	R: 3 E: 0 K: 0 S: 10	H: 1 LOB: 3 BB: 3 P: 28	R: 0 E: 0 K: 0 S: 9	H: 0 LOB: 1 BB: 1 P: 16	R: 1 E: 0 K: 0 S: 10	H: 2 LOB: 1 BB: 0 P: 17	R: 0 E: 0 K: 0 S: 10	H: 2 LOB: 2 BB: 0 P: 17	R: 1 E: 0 K: 1 S: 12	H: 3 LOB: 1 BB: 3 P: 26	R: 0 E: 0 K: 1 S: 6	H: 0 LOB: 0 BB: 0 P: 8	R: 0 E: 0 K: 0 S: 7	H: 0 LOB: 0 BB: 0 P: 8	R: 0 E: 0 K: 0 S: 6	H: 0 LOB: 0 BB: 0 P: 8	1B: 6 2B: 3 3B: 1 HR: 0	SF: 0 SAC: 1 DP: 2 HBP: 0	WP: 0 PB: 0 SB: 0 CS: 0	PA: 38																
PITCHER	IP	WLS	BF	H	R	ER	SO	BB	IBB	HBP	BLK	WP	HR	S	P	ERA	WHIP	PITCHER		IP	WLS	BF	H	R	ER	SO	BB	IBB	HBP	BLK	WP	HR	S	P	ERA	WHIP
Scott Scudder, R ERA: 5.28 Rod Nichols, R ERA: 4.56 Mike Christopher, R ERA: 2.92 Kevin Wickander, L ERA: 3.07 Jack Armstrong, R ERA: 4.76	(1, 1)	0.0	L	2	0	2	0	0	2	0	0	0	0	0	8	7.20	2.200			(8, 1)	1.0	3	0	0	0	0	0	0	0	0	0	7	8	0.00	0.000	

AB 30
R 6
H 9
RBI 6
BB 7
SO 2
LOB 22



Batter	1	2	3	4	5	6	7	8	9	10	AB	R	H	RBI	BB	SO	LOB	TOP							
Kenny Lofton, L OBP: 0.367, SLG: 0.370 (1, 8)	2-1 HR	1-1 G1-3		1-2 1B		0-2 G1-3			1-0 G6-3		5	1	2	1	0	0	3	Cleveland Indians @ Detroit Tigers Tiger Stadium, Detroit, MI Fri Sep 25 1992, 7:05 PM EDT Att. 13,624 - Sunny - 61 F							
Thomas Howard, S OBP: 0.316, SLG: 0.351 (1, 9) (8, 7)	0-0 F7		0-1 G6-3 1B	1-3 3-H G1-3			0-1 G4-3		1-1 2B		5	0	2	0	0	0	3								
Carlos Baerga, S OBP: 0.348, SLG: 0.447 (1, 4)	1-0 HR		0-1 P6		1-0 HR		1-0 F7		4-0 IBB		4	2	2	3	1	0	1								
Albert Belle, R OBP: 0.325, SLG: 0.482 Mark Whiten, S OBP: 0.352, SLG: 0.371 (1, 7) (8, 9)	2-0 G6-3		0-2 G6-3		3-2 HR		0-2 F7		1-2 G1-3		4	0	1	0	0	0	1								
Paul Sorrento, L OBP: 0.349, SLG: 0.447 (1, 10)	3-1 G1-3		1-3 K		1-2 G1-6-3 1B			2-2 1B SF9 2B		1-2 G6-3	5	1	1	0	0	1	2								
Reggie Jefferson, S OBP: 0.362, SLG: 0.472 (1, 3)		1-0 F8		3-1 G3		0-0 F8		1-1 G4-6-3 1B		1-0 1B	5	0	2	0	0	0	0								
Carlos Martinez, R OBP: 0.278, SLG: 0.383 Brook Jacoby, R OBP: 0.322, SLG: 0.326 (1, 5) (8, 5)		2-1 P4		4-0 WP G3-1 1B BB		2-1 L7		2-1 SF9		1-3 K	2	1	0	1	1	0	0								
Felix Fermin, R OBP: 0.322, SLG: 0.324 (1, 6)		1-0 1B		1-1 G3-1		0-1 2B		1-1 G4-6-3		1-2 1B	5	0	3	0	0	0	2								
Junior Ortiz, R OBP: 0.285, SLG: 0.288 Wayne Kirby, L OBP: 0.375, SLG: 0.538 Jesse Levis, L OBP: 0.235, SLG: 0.353 (1, 2) (10, PH) (10, 2)		2-1 1B		4-1 1B BB		1-2 P5		0-2 F9		1-1 G6-3	3	0	1	0	1	0	1								
Inning Stats	R: 2 E: 0 K: 0 S: 7	H: 2 LOB: 0 BB: 0 P: 15	R: 0 E: 0 K: 0 S: 8	H: 2 LOB: 0 BB: 0 P: 15	R: 0 E: 1 K: 1 S: 10	H: 1 LOB: 1 BB: 0 P: 11	R: 1 E: 0 K: 0 S: 9	H: 1 LOB: 2 BB: 2 P: 22	R: 1 E: 0 K: 0 S: 9	H: 2 LOB: 0 BB: 0 P: 14	R: 0 E: 0 K: 0 S: 10	H: 1 LOB: 1 BB: 0 P: 13	R: 0 E: 0 K: 0 S: 6	H: 0 LOB: 0 BB: 0 P: 7	R: 1 E: 0 K: 0 S: 9	H: 2 LOB: 0 BB: 0 P: 15	R: 0 E: 0 K: 0 S: 9		H: 1 LOB: 2 BB: 0 P: 16	R: 0 E: 0 K: 1 S: 12	H: 2 LOB: 2 BB: 0 P: 17	1B: 8 2B: 4 3B: 0 HR: 2	SF: 1 SAC: 0 DP: 2 HBP: 0	WP: 1 PB: 0 SB: 0 CS: 0	PA: 45
PITCHER	IP	WLS	BF	H	R	ER	SO	BB	IBB	HBP	BLK	WP	HR	S	P	ERA	WHIP								
Bill Gullickson, R ERA: 4.12 Mark Leiter, R ERA: 4.4 Mark Leiter, R ERA: 4.4 Mike Henneman, R ERA: 4.01 (1, 1) (8, 1) (9, 1) (10, 1)	7.0		33	11	5	5	1	2	0	0	0	1	2	64	105	6.43	1.857								

Batter	1	2	3	4	5	6	7	8	9	10	AB	R	H	RBI	BB	SO	LOB	BOTTOM							
Tony Phillips, S OBP: 0.392, SLG: 0.398 (1, 8)	4-2 G3-6 BB		2-3 K		3-2 G3-1	2-0 F8			1-2 G4-3 1B 2B		4	1	1	0	1	1	3	Cleveland Indians @ Detroit Tigers Tiger Stadium, Detroit, MI Fri Sep 25 1992, 7:05 PM EDT Att. 13,624 - Sunny - 61 F							
Lou Whitaker, L OBP: 0.390, SLG: 0.488 (1, 4)	2-0 G3-6-1		2-0 F7		3-3 K	4-2 BB			0-0 G4-3		4	0	0	0	1	1	3								
Travis Fryman, R OBP: 0.320, SLG: 0.426 (1, 6)	0-1 G5-3			2-0 BB 1B	4-2 BB	2-3 K			1-3 K		4	1	1	0	1	2	3								
Cecil Fielder, R OBP: 0.326, SLG: 0.452 (1, 10) (9, 3)		1-3 K		1-2 P5	2-0 L6		3-2 G4-3		1-1 FC6-4 1B		5	0	1	1	0	1	2								
Mickey Tettleton, S OBP: 0.376, SLG: 0.462 Rich Rowland, R OBP: 0.364, SLG: 0.222 (1, 2) (6, PR) (7, 2)		1-3 K		4-2 1B BB		4-2 HR HBP	1-1 G6-4-3 1B		0-0 FC6-4		1	0	0	0	1	1	0								
Rob Deer, R OBP: 0.333, SLG: 0.540 (1, 9)		2-2 2B		4-2 1B BB	1-2 HR	2-0 E5 HR	0-1 G6-4-3			0-0 G4-3	4	1	1	0	1	0	2								
Scott Livingstone, L OBP: 0.317, SLG: 0.375 Skeeter Barnes, R OBP: 0.314, SLG: 0.389 (1, 5) (8, PH) (9, 5)		0-1 G3-1		1-2 2-3 3-H 1B	0-0 1B	0-2 HR		1-2 P3		0-1 1B 1B	3	1	2	4	0	0	1								
Mark Carreon, R OBP: 0.280, SLG: 0.359 (1, 7)			1-0 P2	1-3 K	4-2 FC3-6 BB	4-2 FC3-6 BB		1-2 F7		1-2 1B	4	0	1	0	1	1	3								
Dave Bergman, L OBP: 0.299, SLG: 0.281 Dan Gladden, R OBP: 0.302, SLG: 0.356 Mark Leiter, R Mike Henneman, R Chad Kreuter, S (1, 3) (8, PH) (9, 1) (10, 1) (10, PH)		0-1 G3-1		1-0 L3	1-2 2-3 3-H 1B	1-2 HR	1-1 G5-3		2-1 1B	1-2 1B	3	0	1	0	0	0	5								
Inning Stats	R: 0 E: 0 K: 0 S: 5	H: 0 LOB: 0 BB: 1 P: 11	R: 0 E: 0 K: 2 S: 11	H: 1 LOB: 1 BB: 0 P: 15	R: 0 E: 0 K: 1 S: 7	H: 1 LOB: 0 BB: 12	R: 1 E: 0 K: 1 S: 20	H: 2 LOB: 3 BB: 2 P: 33	R: 0 E: 0 K: 1 S: 10	H: 0 LOB: 1 BB: 1 P: 22	R: 3 E: 1 K: 0 S: 7	H: 1 LOB: 2 BB: 2 P: 39	R: 0 E: 0 K: 0 S: 7	H: 1 LOB: 0 BB: 0 P: 11	R: 0 E: 0 K: 0 S: 8	H: 0 LOB: 0 BB: 0 P: 11	R: 1 E: 0 K: 1 S: 10		H: 2 LOB: 1 BB: 0 P: 13	R: 1 E: 0 K: 0 S: 8	H: 3 LOB: 2 BB: 0 P: 11	1B: 8 2B: 2 3B: 0 HR: 1	SF: 0 SAC: 0 DP: 2 HBP: 1	WP: 0 PB: 0 SB: 0 CS: 0	PA: 45
PITCHER	IP	WLS	BF	H	R	ER	SO	BB	IBB	HBP	BLK	WP	HR	S	P	ERA	WHIP								
Dave Mlicki, R ERA: 5.74 Ted Power, R ERA: 2.54 Eric Plunk, R ERA: 3.39 Derek Liguist, L ERA: 1.62 Steve Olin, R ERA: 2.51 (1, 1) (8, 1) (8, 1) (8, 1) (8, 1)	5.0		22	4	1	1	5	4	0	0	0	0	1	53	93	1.80	1.600								

Batter	1	2	3	4	5	6	7	8	9	AB	R	H	RBI	BB	SO	LOB	TOP										
Kenny Lofton, L OBP: 0.366, SLG: 0.368 (1, 8)	E4 G6-3 P5-2	G4-3		1-2 3-H 1B		G4-3		G6-3		5	0	1	1	0	0	3	Cleveland Indians @ Detroit Tigers Tiger Stadium, Detroit, MI Sat Sep 26 1992, 3:33 AM EDT Att: 16,567 - Cloudy - 66 F										
Felix Fermin, R OBP: 0.319, SLG: 0.317 (1, 6)	G6-3		F8	F8			L3			4	0	0	0	1	0	3											
Carlos Baerga, S OBP: 0.347, SLG: 0.445 (1, 4)	P5-2		F7	L8				F7		5	0	1	0	0	0	6											
Albert Belle, R OBP: 0.326, SLG: 0.481 (1, 7)										5	1	2	0	0	2	1											
Paul Sorrento, L OBP: 0.347, SLG: 0.442 (1, 3)			G4-3							4	0	0	0	1	1	3											
Reggie Jefferson, S OBP: 0.362, SLG: 0.491 (8, PR)										4	1	2	0	0	1	1											
Wayne Kirby, L OBP: 0.353, SLG: 0.500 (8, PR)										1	1	0	0	0	0	1											
Mark Whiten, S OBP: 0.351, SLG: 0.370 (1, 9)										4	1	1	0	0	0	2											
Brook Jacoby, R OBP: 0.327, SLG: 0.330 (1, 5)										3	2	2	2	1	1	0											
Jesse Levis, L OBP: 0.297, SLG: 0.486 (1, 2)										3	1	3	2	0	0	0											
Carlos Martinez, R OBP: 0.282, SLG: 0.391 (8, PH)										1	0	1	2	0	0	0											
Junior Ortiz, R OBP: 0.285, SLG: 0.268 (8, 2)										0	0	0	0	0	0	0											
Inning Stats	R: 0 E: 1 K: 0 S: 6	H: 0 LOB: 0 BB: 0 P: 8	R: 2 E: 0 K: 0 S: 12	H: 4 LOB: 2 BB: 0 P: 17	R: 0 E: 0 K: 0 S: 10	H: 1 LOB: 1 BB: 0 P: 15	R: 2 E: 0 K: 0 S: 7	H: 4 LOB: 2 BB: 0 P: 15	R: 0 E: 0 K: 3 S: 11	H: 0 LOB: 0 BB: 0 P: 16	R: 1 E: 0 K: 1 S: 9	H: 1 LOB: 0 BB: 0 P: 15	R: 0 E: 0 K: 0 S: 5	H: 1 LOB: 1 BB: 0 P: 11	R: 2 E: 0 K: 0 S: 14	H: 2 LOB: 2 BB: 2 P: 29	R: 0 E: 0 K: 1 S: 6	H: 0 LOB: 0 BB: 1 P: 11	1B: 10 2B: 3 3B: 0 HR: 1	SF: 0 SAC: 0 DP: 2 HBP: 0	WP: 1 PB: 0 SB: 1 CS: 0	PA: 42					
PITCHER	IP	WLS	BF	H	R	ER	SO	BB	IBB	HBP	BLK	WP	HR	S	P	ERA	WHIP										
Dave Haas, R ERA: 3.79 (1, 1)	3.1		19	9	4	4	0	0	0	0	0	1	0	33	52	10.80	2.700										
Kurt Knudsen, R ERA: 4.75 (4, 1)	4.0	L	16	3	3	3	4	0	1	0	0	0	1	31	55	6.75	0.750										
Mike Munoz, L ERA: 3.09 (8, 1)	0.1		2	1	0	0	0	0	0	0	0	0	0	6	10	0.00	3.000										
John Kiely, R ERA: 2.18 (8, 1)	1.1		5	0	0	0	1	2	0	0	0	0	0	10	20	0.00	1.500										

AB	39
R	7
H	13
RBI	7
BB	3
SO	5
LOB	20



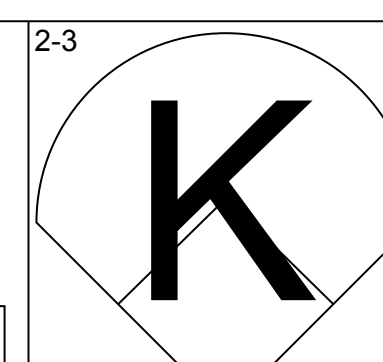
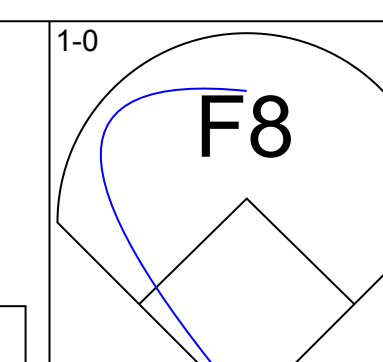
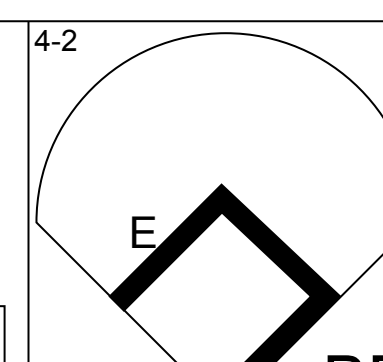
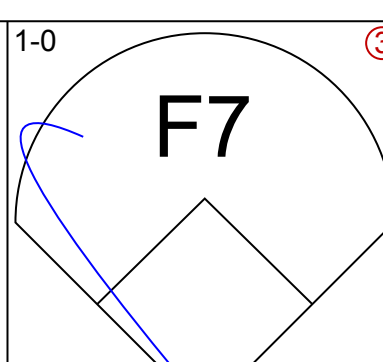
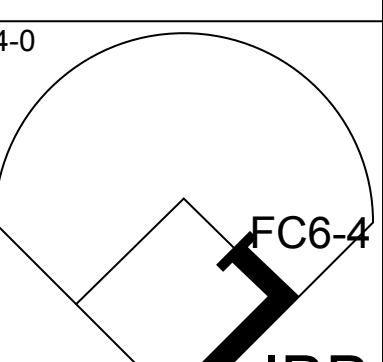
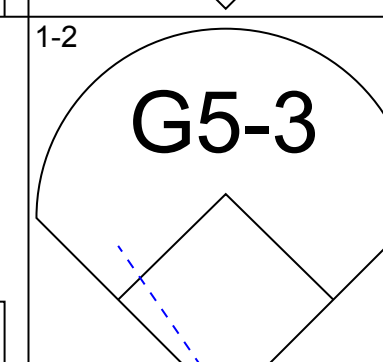
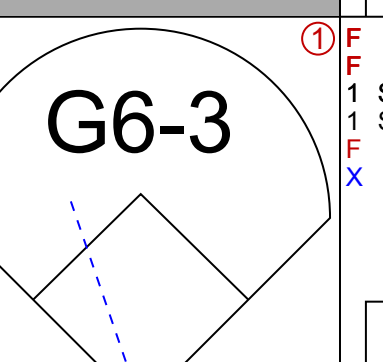
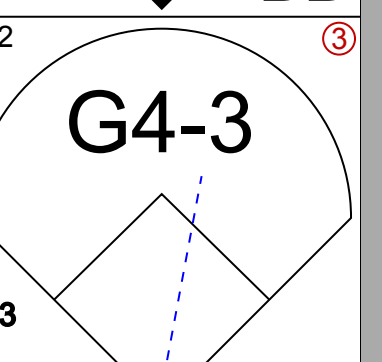
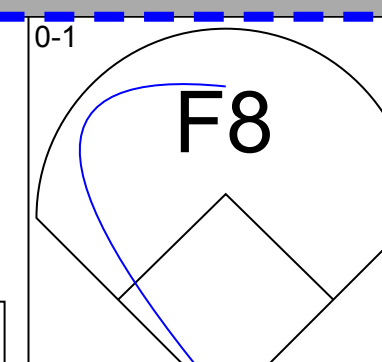
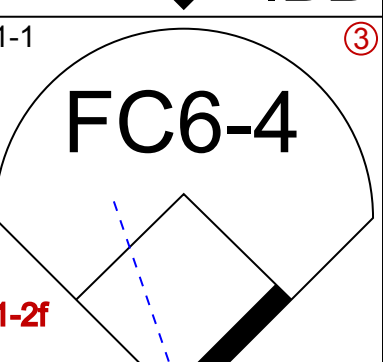
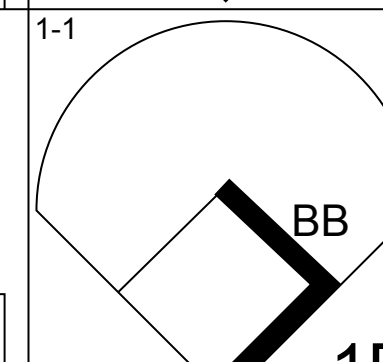
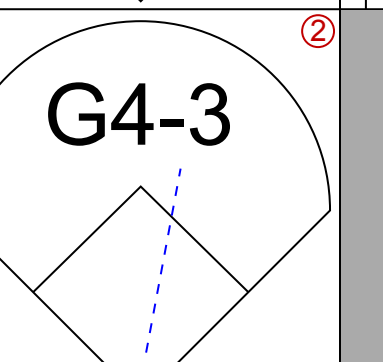
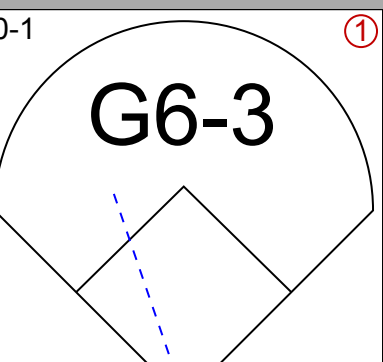
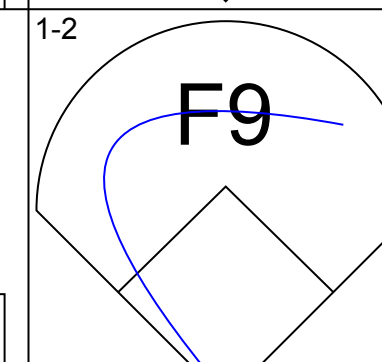
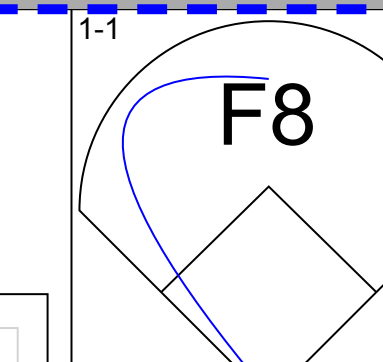
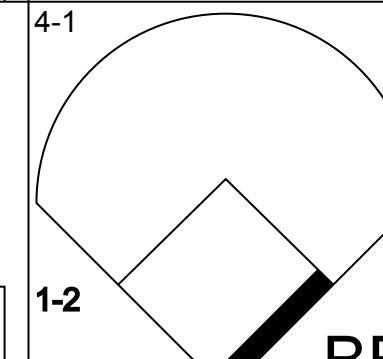
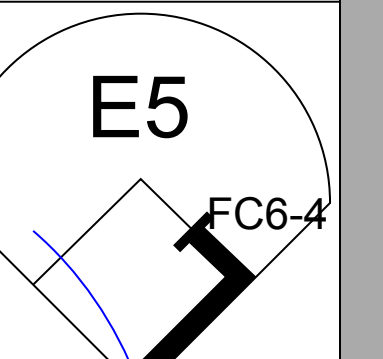
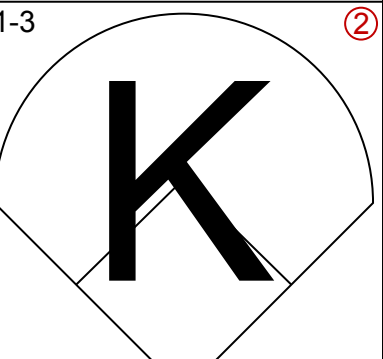
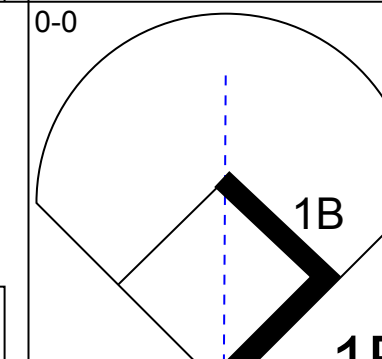

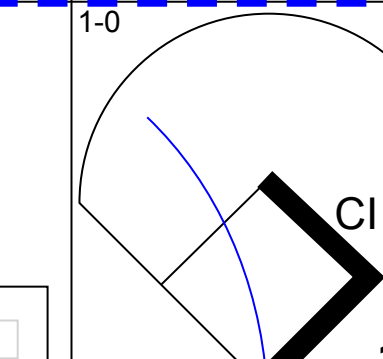
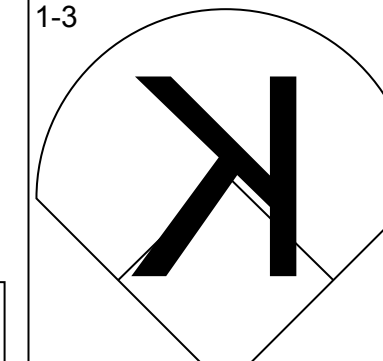
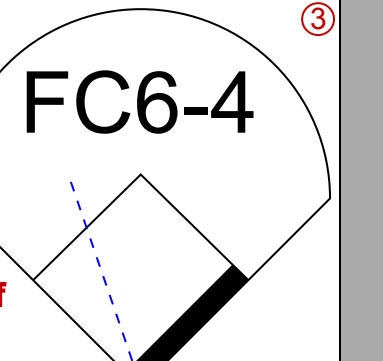
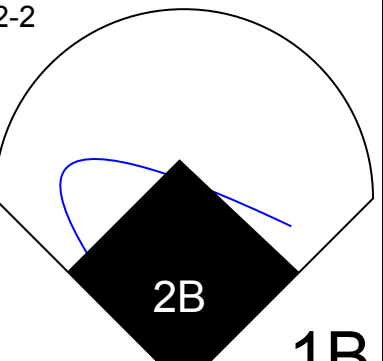
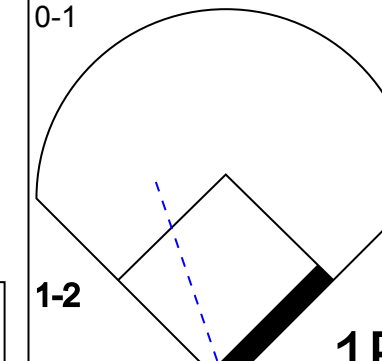

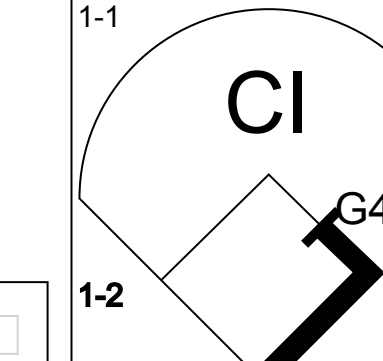
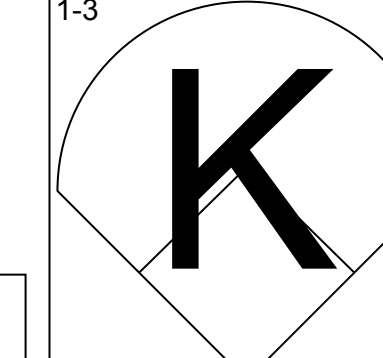
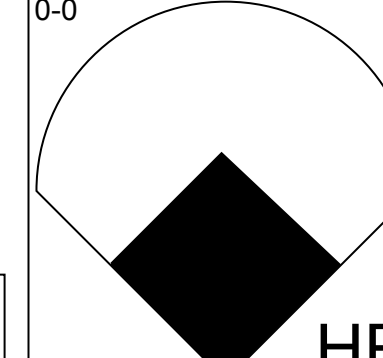

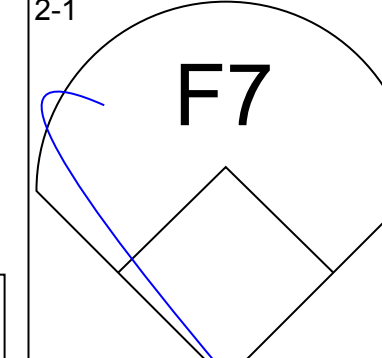

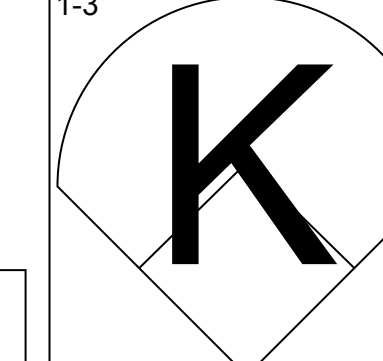
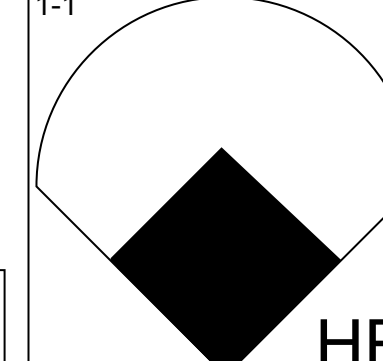

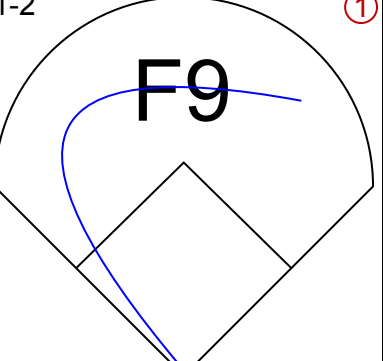
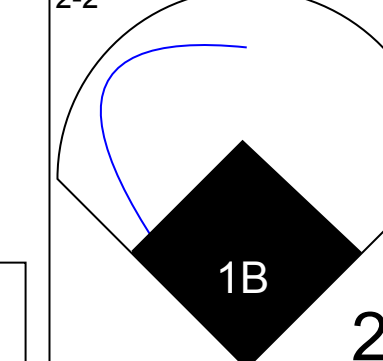
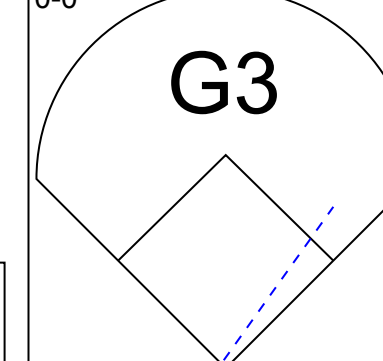
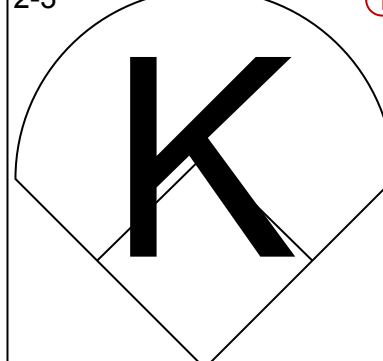
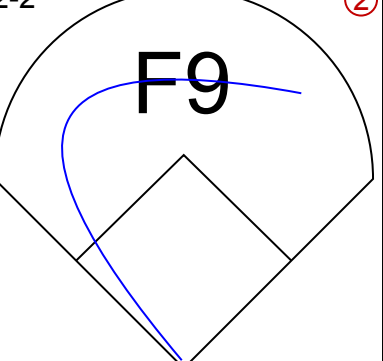
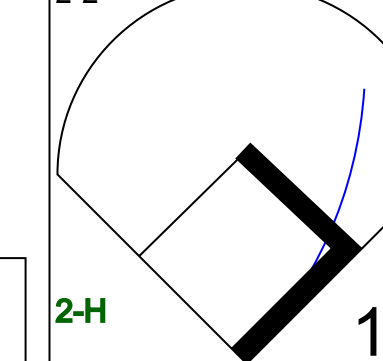
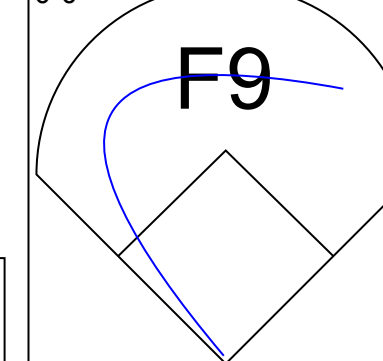
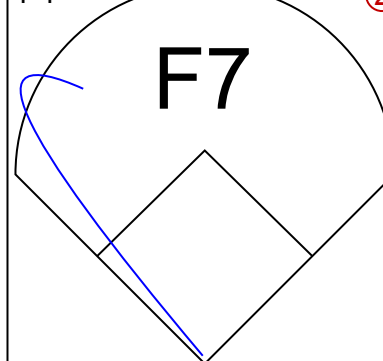
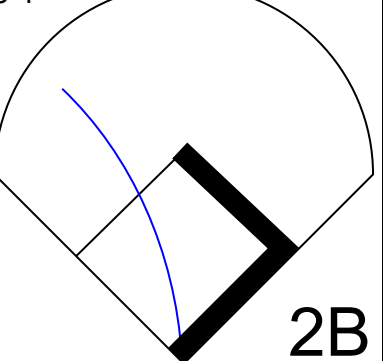
Batter	1	2	3	4	5	6	7	8	9	AB	R	H	RBI	BB	SO	LOB	BOTTOM										
Tony Phillips, S OBP: 0.391, SLG: 0.396 (1, 4)	E1 BB 1B	FC5-2		P3		F7		K		5	0	1	0	0	1	5	Cleveland Indians @ Detroit Tigers Tiger Stadium, Detroit, MI Sat Sep 26 1992, 3:33 AM EDT Att: 16,567 - Cloudy - 66 F										
Dan Gladden, R OBP: 0.303, SLG: 0.353 (1, 8)		F7		P3		F9				3	0	0	0	2	0	4											
Travis Fryman, R OBP: 0.317, SLG: 0.423 (1, 6)			F9	F9						5	0	0	0	0	3	6											
Cecil Fielder, R OBP: 0.327, SLG: 0.457 (1, 3)	L8									5	1	2	1	0	1	2											
Rob Deer, R OBP: 0.336, SLG: 0.547 (1, 9)										4	2	2	1	1	2	1											
Mark Carreon, R OBP: 0.279, SLG: 0.356 (1, 7)	G6-3		P4							5	0	1	0	0	0	4											
Phil Clark, R OBP: 0.462, SLG: 0.560 (1, 10)										3	1	2	0	0	1	2											
Lou Whitaker, L OBP: 0.389, SLG: 0.467 (7, PH)										1	0	0	0	0	1	1											
Rich Rowland, R OBP: 0.462, SLG: 0.300 (1, 2)										1	0	1	0	1	0	0											
Mickey Tettleton, S OBP: 0.377, SLG: 0.463 (5, PH)										1	0	1	1	0	0	0											
Skeeter Barnes, R OBP: 0.316, SLG: 0.390 (1, 5)										2	0	1	1	0	1	1											
Scott Livingstone, L OBP: 0.316, SLG: 0.374 (8, PH)										1	0	0	0	0	0	1											
Inning Stats	R: 0 E: 1 K: 1 S: 12	H: 1 LOB: 3 BB: 2 P: 25	R: 0 E: 0 K: 0 S: 11	H: 1 LOB: 1 BB: 1 P: 21	R: 1 E: 0 K: 1 S: 10	H: 1 LOB: 0 BB: 0 P: 12	R: 1 E: 0 K: 0 S: 8	H: 3 LOB: 2 BB: 0 P: 11	R: 2 E: 1 K: 2 S: 16	H: 3 LOB: 1 BB: 0 P: 24	R: 0 E: 0 K: 1 S: 8	H: 0 LOB: 0 BB: 0 P: 12	R: 0 E: 0 K: 2 S: 8	H: 1 LOB: 1 BB: 0 P: 14	R: 0 E: 0 K: 2 S: 12	H: 1 LOB: 2 BB: 1 P: 25	R: 0 E: 0 K: 1 S: 8	H: 0 LOB: 0 BB: 0 P: 12	1B: 7 2B: 2 3B: 0 HR: 2	SF: 1 SAC: 1 DP: 0 HBP: 0	WP: 1 PB: 0 SB: 1 CS: 0	PA: 42					
PITCHER	IP	WLS	BF	H	R	ER	SO	BB	IBB	HBP	BLK	WP	HR	S	P	ERA	WHIP										
Dennis Cook, L ERA: 3.99 (1, 1)	3.0	W	11	2	0	0	5	0	0	0	0	0	0	27	44	0.00	0.667										
Jack Armstrong, R ERA: 4.07 (5, 1)	0.2		4	1	0	0	1	1	0	0	0	1	0	9	20	0.00	3.000										
Eric Plunk, R ERA: 3.36 (8, 1)	1.1	S	4	0	0	0	2	0	0	0	0	0	0	11	17	0.00	0.000										

AB	36
R	4
H	11
RBI	4
BB	4
SO	10
LOB	27



Batter	1	2	3	4	5	6	7	8	9	AB	R	H	RBI	BB	SO	LOB	TOP										
Kenny Lofton, L OBP: 0.363, SLG: 0.365 (1, 8)	2-3 1B		2-2 1B		1-1 1B		1-0 1-2		0-0 1B	5	1	0	0	0	1	1	Cleveland Indians @ Detroit Tigers Tiger Stadium, Detroit, MI Sun Sep 27 1992, 3:33 AM EDT Att: 14,330 - Sunny - 65 F										
Felix Fermin, R OBP: 0.324, SLG: 0.319 José Hernández, R (6, 6)	2-1 G5-3 1B		4-0 BB		1-0 1B		2-3 1B		1-3 1B	2	1	1	0	1	0	0											
Carlos Baerga, S OBP: 0.350, SLG: 0.454 (1, 4)	0-1 1-2 1B		0-0 1-3 2B		4-1 BB		1-0 HR			3	1	3	2	1	0	0											
Albert Belle, R OBP: 0.324, SLG: 0.478 Thomas Howard, S OBP: 0.315, SLG: 0.350 (6, 7)	1-0 2H 1B		0-0 1B		3-0 1B		2-2 1B			3	0	0	1	0	0	4											
Paul Sorrento, L OBP: 0.346, SLG: 0.441 (1, 10)	1-0 1B		0-0 1B			2-1 1B		2-1 1B		4	0	1	0	0	0	3											
Reggie Jefferson, S OBP: 0.371, SLG: 0.492 (1, 3)		0-1 1B		0-0 1B		1-0 1B		2-0 1B		4	0	2	0	0	0	1											
Carlos Martínez, R OBP: 0.281, SLG: 0.388 (1, 5)		1-1 1B		1-2 1B		0-3 1B		3-3 1B		4	0	1	0	0	2	3											
Mark Whiten, S OBP: 0.349, SLG: 0.368 Wayne Kirby, L OBP: 0.333, SLG: 0.467 (6, 9)		0-1 1B		0-2 1B		0-0 1-2		1-2 1B		3	0	0	0	0	0	3											
Junior Ortiz, R OBP: 0.285, SLG: 0.268 (1, 2)		0-0 1B		1-3 1B			1-0 1B		0-1 1B	4	0	1	0	0	1	2											
Inning Stats	R: 1 E: 0 K: 1 S: 9	H: 2 LOB: 1 BB: 0 P: 15	R: 0 E: 0 K: 0 S: 7	H: 1 LOB: 1 BB: 0 P: 8	R: 0 E: 0 K: 0 S: 6	H: 1 LOB: 2 BB: 1 P: 12	R: 0 E: 0 K: 1 S: 14	H: 1 LOB: 1 BB: 0 P: 16	R: 0 E: 0 K: 0 S: 5	H: 1 LOB: 1 BB: 1 P: 10	R: 2 E: 0 K: 1 S: 9	H: 2 LOB: 0 BB: 0 P: 16	R: 0 E: 0 K: 1 S: 11	H: 1 LOB: 1 BB: 0 P: 19	R: 0 E: 0 K: 1 S: 6	H: 0 LOB: 0 BB: 7 P: 7		1B: 7 2B: 1 3B: 0 HR: 1	SF: 0 SAC: 0 DP: 0 HBP: 0	WP: 1 PB: 0 SB: 0 CS: 0	PA: 38						
PITCHER	IP	WLS	BF	H	R	ER	SO	BB	IBB	HBP	BLK	WP	HR	S	P	ERA	WHIP										
Walt Terrell, R ERA: 5.2 Mark Leiter, R ERA: 4.32	(1, 1) (8, 1)	7.0 2.0	W 7	31 1	8 0	3 0	4 2	2 0	0 0	0 0	0 0	1 0	1 0	57 17	91 26	3.86 0.00	1.429 0.500										

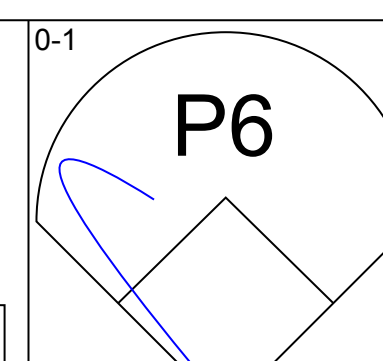
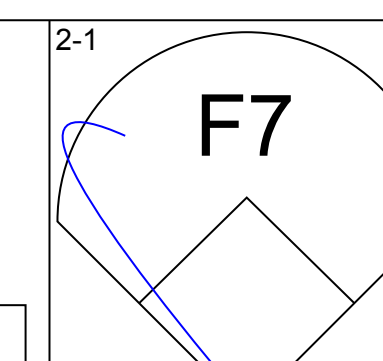
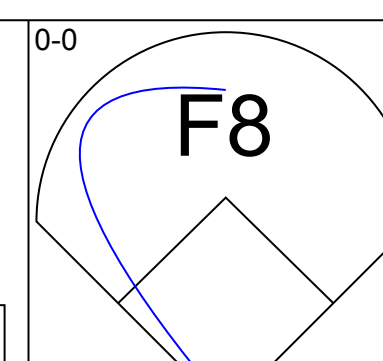
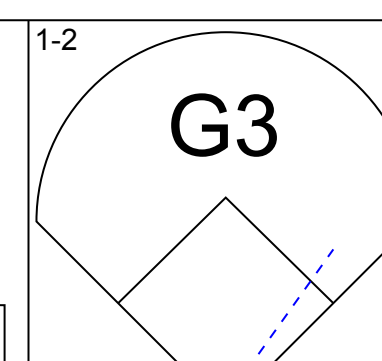
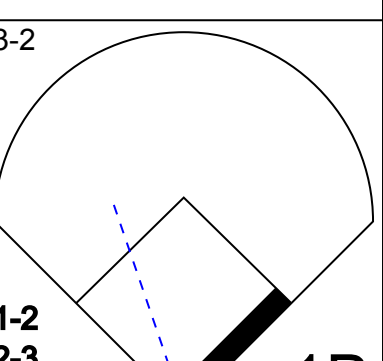
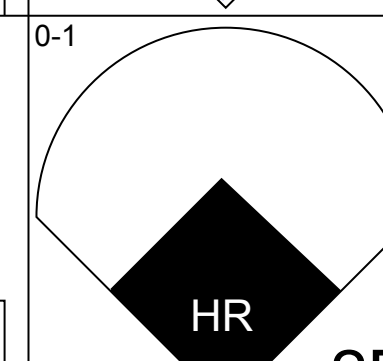
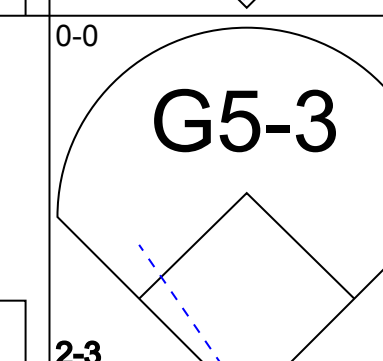
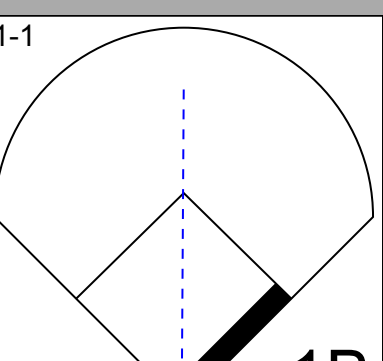
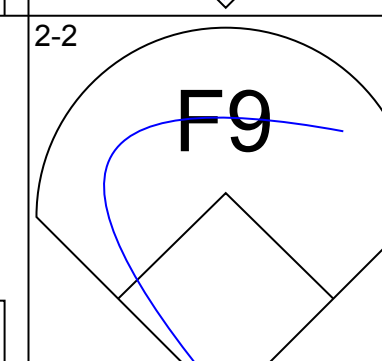
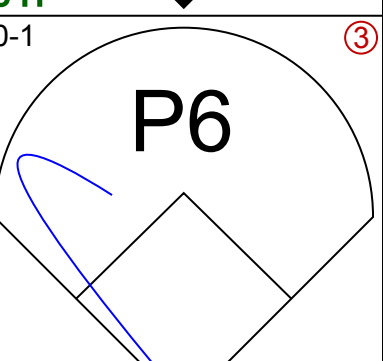
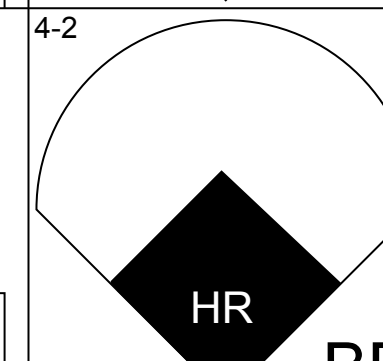
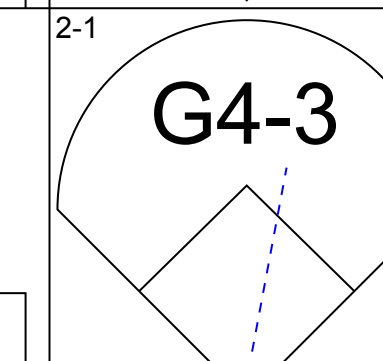
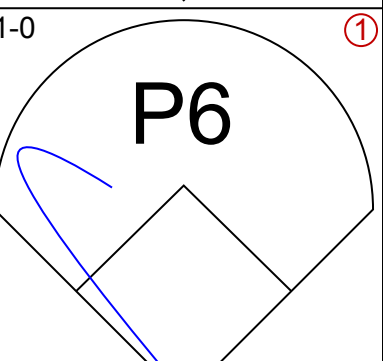
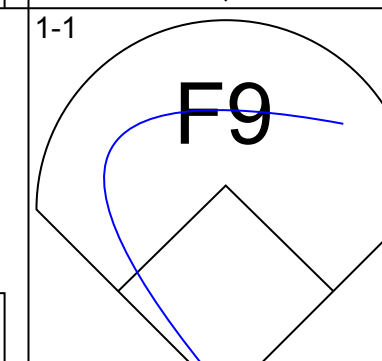
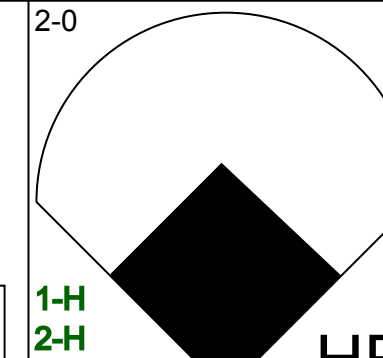
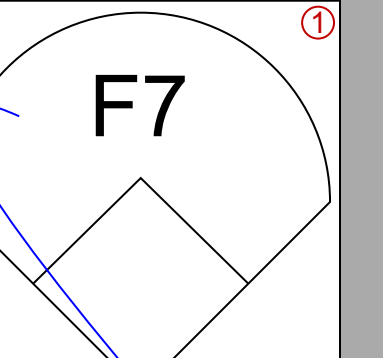
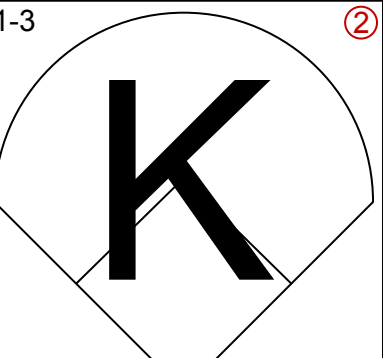
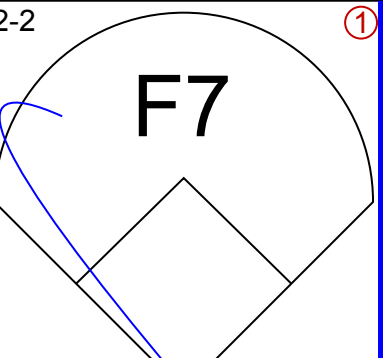
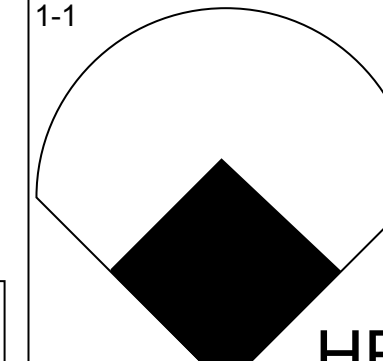
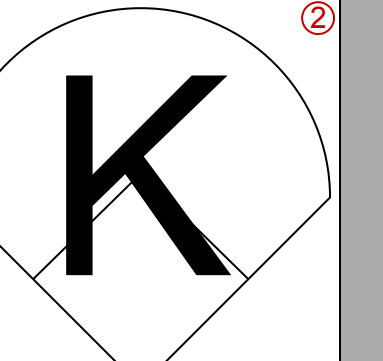
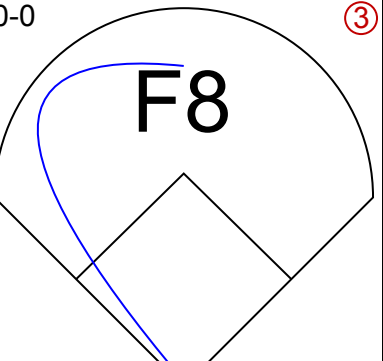
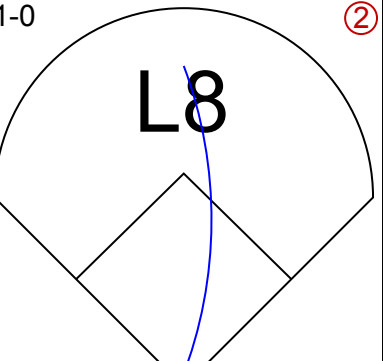
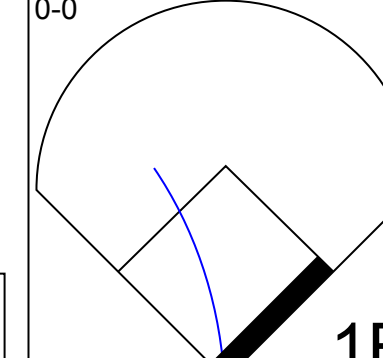
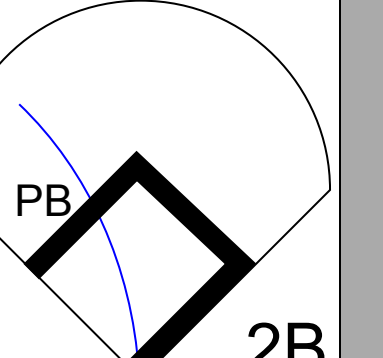
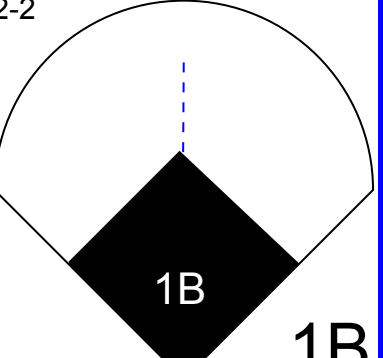
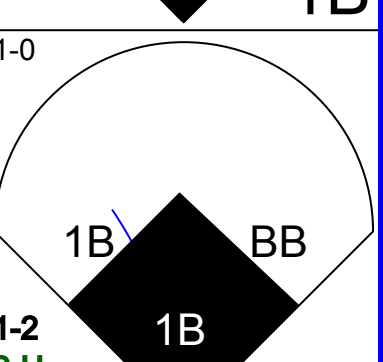
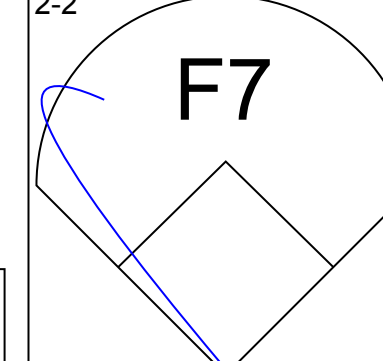
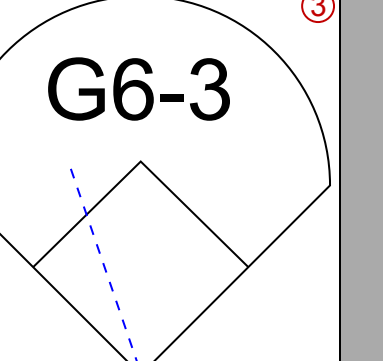
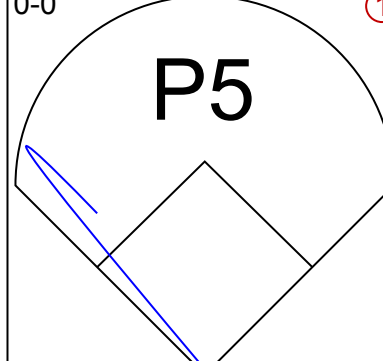
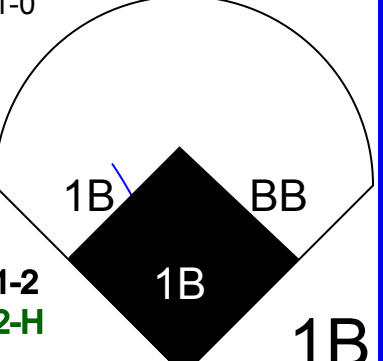
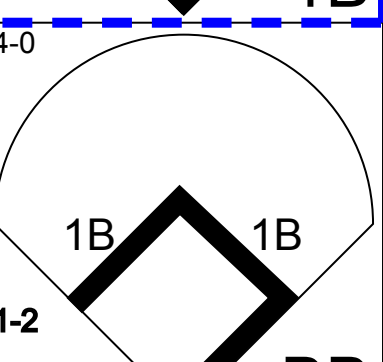
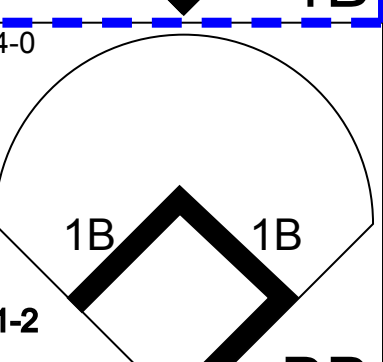
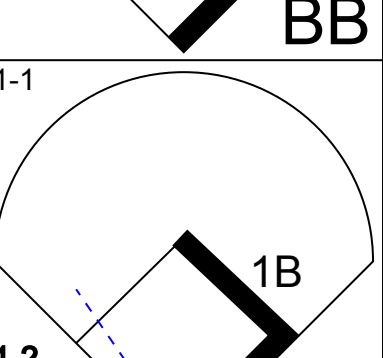
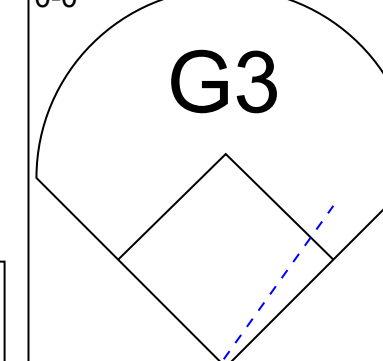
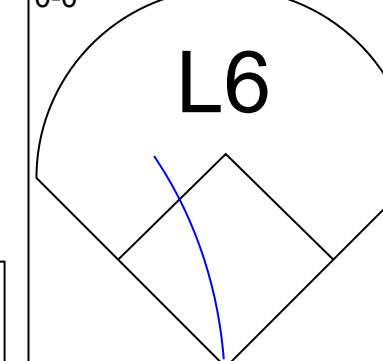
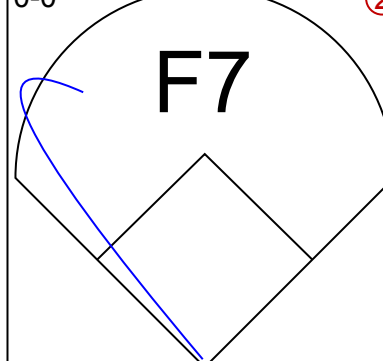
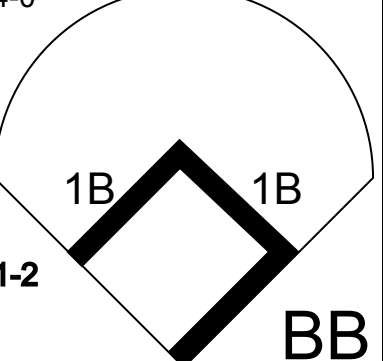
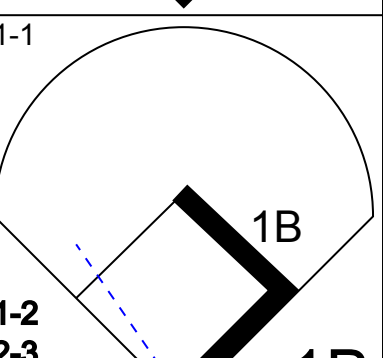
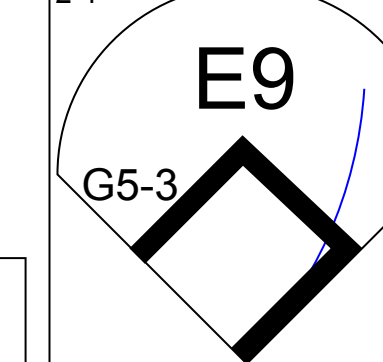
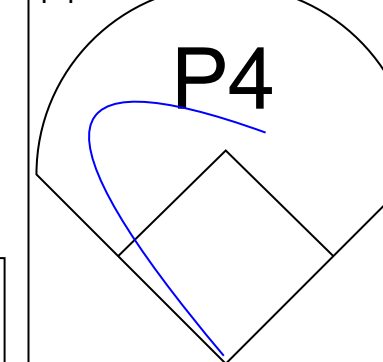
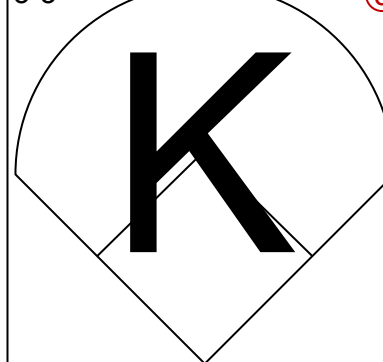
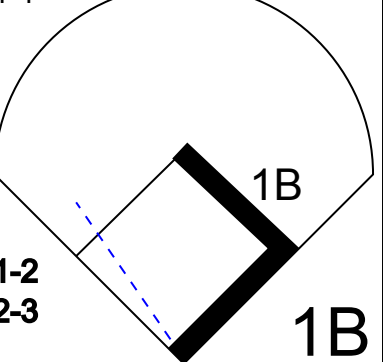
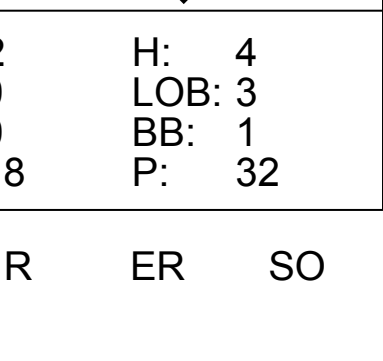
Batter	1	2	3	4	5	6	7	8	9	AB	R	H	RBI	BB	SO	LOB	BOTTOM										
Tony Phillips, S OBP: 0.391, SLG: 0.395 (1, 8)	4-2 BB	2-1 1B	1-0 1B		0-0 1B		0-0 1B			4	1	1	0	1	0	1	Cleveland Indians @ Detroit Tigers Tiger Stadium, Detroit, MI Sun Sep 27 1992, 3:33 AM EDT Att: 14,330 - Sunny - 65 F										
Lou Whitaker, L OBP: 0.391, SLG: 0.469 (1, 4)	4-2 BB	3-2 1B		3-2 1B		0-1 2B	1-1 1B			4	3	2	0	1	0	2											
Travis Fryman, R OBP: 0.318, SLG: 0.423 (1, 6)	0-1 1-2 2-3		1-2 1B	0-0 1-3 1B		1-0 2B	1-1 1B			4	2	2	0	0	1	3											
Cecil Fielder, R OBP: 0.327, SLG: 0.462 (1, 10)	3-3 1B		0-2 1B	0-0 1-2 2H 3H		3-2 2H		3-2 1B		5	2	2	2	0	1	4											
Mickey Tettleton, S OBP: 0.377, SLG: 0.467 (1, 2)	2-1 1B		2-2 1-1 2H	1-1 1B		0-3 1B		4-2 BB		4	1	1	3	1	1	3											
Rob Deer, R OBP: 0.340, SLG: 0.558 (1, 9)	1-1 1H 2H 3H		4-0 2B		2-0 1B	1-3 1B		0-3 1B		4	2	2	4	1	2	1											
Scott Livingstone, L OBP: 0.322, SLG: 0.378 (1, 5)	4-0 1B		1-1 1-3 2B		4-0 1B		4-2 1B	0-0 1B		2	2	1	0	3	0	1											
Mark Carreon, R OBP: 0.278, SLG: 0.356 (1, 7)	2-2 1B		0-0 1B		0-2 1B		3-2 1B			3	0	1	1	0	0	2											
Dave Bergman, L OBP: 0.298, SLG: 0.260 Skeeter Barnes, R OBP: 0.310, SLG: 0.385 (3, PH) (4, 3)		0-2 1B	0-2 3H		1-3 1B		0-0 1-2 1B			1	0	0	0	0	0	0											
Inning Stats	R: 3 E: 0 K: 1 S: 17	H: 2 LOB: 2 BB: 3 P: 37	R: 0 E: 0 K: 0 S: 8	H: 0 LOB: 0 BB: 0 P: 13	R: 5 E: 0 K: 0 S: 16	H: 4 LOB: 0 BB: 1 P: 25	R: 1 E: 0 K: 0 S: 10	H: 2 LOB: 0 BB: 0 P: 14	R: 1 E: 0 K: 1 S: 8	H: 1 LOB: 1 BB: 1 P: 15	R: 2 E: 0 K: 2 S: 13	H: 2 LOB: 0 BB: 0 P: 18	R: 1 E: 2 K: 1 S: 16	H: 1 LOB: 2 BB: 1 P: 26	R: 0 E: 0 K: 1 S: 9	H: 0 LOB: 1 BB: 1 P: 16		1B: 6 2B: 3 3B: 0 HR: 3	SF: 2 SAC: 1 DP: 1 HBP: 0	WP: 0 PB: 0 SB: 0 CS: 0	PA: 43						
PITCHER	IP	WLS	BF	H	R	ER	SO	BB	IBB	HBP	BLK	WP	HR	S	P	ERA	WHIP										
Jose Mesa, R ERA: 4.35 Denis Boucher, L ERA: 6.37 Mike Christopher, R ERA: 2.4	(1, 1) (3, 1) (6, 1)	2.0 3.1 2.2	L 16	15 6	7 5	7 5	1 1	4 1	0 0	0 0	0 0	0 0	2 0	32 31	49 49	13.50 0.00	2.100 1.125										

Batter	1	2	3	4	5	6	7	8	9	AB	R	H	RBI	BB	SO	LOB	TOP					
Bernie Williams , S (1, 8) OBP: 0.358, SLG: 0.418				 BB				 IBB		3	0	0	0	2	1	1						
Randy Velarde , R (1, 6) OBP: 0.336, SLG: 0.393										5	0	0	0	0	0	3						
Don Mattingly , L (1, 3) OBP: 0.331, SLG: 0.424	 1B									5	0	1	0	0	0	0						
Danny Tartabull , R (1, 10) OBP: 0.407, SLG: 0.491	 1B		 FC6-4				 1B	 1B	 1B	4	0	2	0	1	1	0						
Roberto Kelly , R (1, 7) OBP: 0.322, SLG: 0.387			 1-2		 1B		 1B	 1B	 G4-6-3	4	1	2	0	0	1	3						
Charlie Hayes , R (1, 5) OBP: 0.295, SLG: 0.415						 1-H				4	1	2	2	0	1	2						
Mel Hall , L (9, FH) OBP: 0.309, SLG: 0.420								 1-2		1	0	0	0	0	2							
Gerald Williams , R (1, 9) OBP: 0.304, SLG: 0.739										4	1	1	1	0	1	1						
Mike Stanley , R (1, 2) OBP: 0.369, SLG: 0.433		 2B								4	1	1	0	0	1	0						
Mike Gallego , R (1, 4) OBP: 0.328, SLG: 0.352		 1B								4	0	2	1	0	0	0						
Inning Stats	R: 0 E: 0 K: 2 S: 12	H: 1 LOB: 2 BB: 1 P: 21	R: 1 E: 0 K: 2 S: 17	H: 2 LOB: 1 BB: 0 P: 24	R: 0 E: 1 K: 0 S: 9	H: 0 LOB: 1 BB: 0 P: 16	R: 2 E: 1 K: 0 S: 13	H: 2 LOB: 1 BB: 1 P: 18	R: 1 E: 0 K: 1 S: 14	H: 2 LOB: 0 BB: 0 P: 18	R: 0 E: 0 K: 1 S: 7	H: 0 LOB: 0 BB: 0 P: 11	R: 0 E: 0 K: 0 S: 10	H: 2 LOB: 2 BB: 0 P: 13	R: 0 E: 0 K: 0 S: 12	H: 1 LOB: 2 BB: 0 P: 23	R: 0 E: 1 K: 0 S: 6	H: 1 LOB: 1 BB: 0 P: 10	1B: 6 2B: 3 3B: 0 HR: 2	SF: 0 SAC: 0 DP: 1 HBP: 0	WP: 0 PB: 0 SB: 0 CS: 0	PA: 42
PITCHER	IP	WLS	BF	H	R	ER	SO	BB	IBB	HBP	BLK	WP	HR	S	P	ERA	WHIP					
Alan Embree , L (1, 1) ERA: 6.43	6.0		28	7	4	4	6	2	0	0	0	0	2	72	108	6.00	1.500					
Ted Power , R (7, 1) ERA: 2.49	2.0	W	10	3	0	0	0	0	1	0	0	0	0	22	36	0.00	1.500					
Derek Lilliquist , L (9, 1) ERA: 1.61	0.1		1	0	0	0	0	0	0	0	0	0	0	2	3	0.00	0.000					
Steve Olin , R (9, 1) ERA: 2.45	0.2	S	3	1	0	0	0	0	0	0	0	0	0	4	7	0.00	1.500					

New York Yankees @ Cleveland Indians
Cleveland Municipal Stadium, Cleveland, OH
Mon Sep 28 1992, 7:05 PM EDT
Att: 5,979 - Sunny - 63 F

AB	38
R	4
H	11
RBI	4
BB	3
SO	6
LOB	12



Batter	1	2	3	4	5	6	7	8	9	AB	R	H	RBI	BB	SO	LOB	BOTTOM					
Thomas Howard , S (1, 8) OBP: 0.314, SLG: 0.348								 1-2 2-3 3-H		5	0	1	1	0	0	1						
Felix Fermin , R (1, 6) OBP: 0.326, SLG: 0.327	 2B									5	1	2	0	0	0	4						
Carlos Baerga , S (1, 4) OBP: 0.350, SLG: 0.452	 BB									3	1	0	0	1	0	2						
Albert Belle , R (1, 7) OBP: 0.324, SLG: 0.482	 1-H 2-H									4	1	1	3	0	1	1						
Kenny Lofton , L (9, 8) OBP: 0.363, SLG: 0.365										0	0	0	0	0	0	0						
Paul Sorrento , L (1, 3) OBP: 0.345, SLG: 0.446										4	1	1	1	0	1	1						
Reggie Jefferson , S (1, 10) OBP: 0.409, SLG: 0.538				 2B				 1B		4	0	4	0	0	0	0						
Wayne Kirby , L (8, PR) OBP: 0.333, SLG: 0.467								 1B		0	1	0	0	0	0	0						
Carlos Martinez , R (1, 5) OBP: 0.409, SLG: 0.538								 1B	 1B	4	1	1	1	0	0	3						
Brook Jacoby , R (9, 5) OBP: 0.327, SLG: 0.330								 1B	 1B	0	0	0	0	0	0	0						
Mark Whiten , S (1, 9) OBP: 0.349, SLG: 0.365								 1B	 1B	3	0	0	0	1	0	2						
Junior Ortiz , R (1, 2) OBP: 0.284, SLG: 0.268		 G5-3						 1B	 1B	4	0	1	0	0	1	1						
Inning Stats	R: 4 E: 0 K: 0 S: 14	H: 4 LOB: 1 BB: 1 P: 23	R: 0 E: 1 K: 0 S: 7	H: 0 LOB: 0 BB: 0 P: 13	R: 0 E: 0 K: 1 S: 9	H: 1 LOB: 0 BB: 0 P: 16	R: 0 E: 0 K: 0 S: 4	H: 0 LOB: 0 BB: 0 P: 5	R: 0 E: 0 K: 1 S: 7	H: 1 LOB: 1 BB: 0 P: 10	R: 0 E: 0 K: 1 S: 6	H: 1 LOB: 0 BB: 0 P: 9	R: 0 E: 0 K: 0 S: 9	H: 0 LOB: 0 BB: 0 P: 13	R: 2 E: 0 K: 0 S: 18	H: 4 LOB: 3 BB: 1 P: 32	R: 0 E: 1 K: 0 S: 6	H: 0 LOB: 0 BB: 0 P: 10	1B: 7 2B: 2 3B: 0 HR: 2	SF: 0 SAC: 0 DP: 0 HBP: 0	WP: 1 PB: 1 SB: 0 CS: 0	PA: 38
PITCHER	IP	WLS	BF	H	R	ER	SO	BB	IBB	HBP	BLK	WP	HR	S	P	ERA	WHIP					
Sam Miltello , R (1, 1) ERA: 3.45	7.2	L	34	9	6	6	3	1	0	0	0	0	0	66	105	7.04	1.304					
Russ Springer , R (8, 1) ERA: 6.14	0.1		4	2	0	0	0	1	0	0	0	0	0	8	16	0.00	9.000					

New York Yankees @ Cleveland Indians
Cleveland Municipal Stadium, Cleveland, OH
Mon Sep 28 1992, 7:05 PM EDT
Att: 5,979 - Sunny - 63 F


AB	36
R	6
H	11
RBI	6
BB	2
SO	3
LOB	15



Batter	1	2	3	4	5	6	7	8	9	AB	R	H	RBI	BB	SO	LOB	TOP										
Bernie Williams, S (1, 8) OBP: 0.357, SLG: 0.416										4	0	1	0	0	1	2	New York Yankees @ Cleveland Indians Cleveland Municipal Stadium, Cleveland, OH Tue Sep 29 1992, 7:05 PM EDT Att: 7,672 - Cloudy - 50 F										
Randy Velarde, R (1, 6) OBP: 0.336, SLG: 0.394										4	0	1	0	0	1	1											
Don Mattingly, L (1, 10) OBP: 0.331, SLG: 0.423										4	1	1	0	0	0	1											
Danny Tartabull, R (1, 9) OBP: 0.407, SLG: 0.490 Gerald Williams, R (9, PR) OBP: 0.304, SLG: 0.739										3	1	1	0	1	1	2											
Mel Hall, L (1, 7) OBP: 0.309, SLG: 0.421										4	1	1	1	0	0	1											
J.T. Snow, L (1, 3) OBP: 0.368, SLG: 0.214 Roberto Kelly, R (9, PH) OBP: 0.322, SLG: 0.387 Kevin Maas, L (9, PH) OBP: 0.303, SLG: 0.406										3	0	1	2	0	1	0											
Matt Nokes, L (1, 2) OBP: 0.289, SLG: 0.420										4	0	0	0	0	0	3											
Charlie Hayes, R (1, 5) OBP: 0.296, SLG: 0.413										3	0	0	0	0	1	0											
Mike Gallego, R (1, 4) OBP: 0.333, SLG: 0.354										2	0	1	0	1	0	0											
Inning Stats	R: 0 E: 0 K: 2 S: 10	H: 1 LOB: 1 BB: 0 P: 16	R: 0 E: 0 K: 0 S: 7	H: 0 LOB: 0 BB: 0 P: 8	R: 0 E: 0 K: 1 S: 6	H: 0 LOB: 0 BB: 1 P: 13	R: 3 E: 0 K: 0 S: 11	H: 4 LOB: 0 BB: 0 P: 18	R: 0 E: 1 K: 1 S: 5	H: 0 LOB: 0 BB: 0 P: 6	R: 0 E: 0 K: 1 S: 7	H: 0 LOB: 0 BB: 0 P: 10	R: 0 E: 0 K: 0 S: 12	H: 1 LOB: 1 BB: 0 P: 19	R: 0 E: 0 K: 0 S: 12	H: 1 LOB: 2 BB: 1 P: 18		1B: 6 2B: 3 3B: 0 HR: 0	SF: 0 SAC: 0 DP: 4 HBP: 0	WP: 1 PB: 0 SB: 0 CS: 0	PA: 34						
PITCHER	IP	WLS	BF	H	R	ER	SO	BB	IBB	HBP	BLK	WP	HR	S	P	ERA	WHIP										
Charles Nagy, R (1, 1) ERA: 2.99	8.1	W	31	7	3	3	5	2	0	0	0	1	0	69	110	3.24	1.080										
Derek Lilliquist, L (9, 1) ERA: 1.61	0.1		1	0	0	0	0	0	0	0	0	0	0	2	2	0.00	0.000										
Eric Plunk, R (9, 1) ERA: 3.34	0.1	S	2	1	0	0	0	0	0	0	0	0	0	7	8	0.00	3.000										

Batter	1	2	3	4	5	6	7	8	9	AB	R	H	RBI	BB	SO	LOB	BOTTOM										
Kenny Lofton, L (1, 8) OBP: 0.362, SLG: 0.363										3	0	0	0	1	1	2	New York Yankees @ Cleveland Indians Cleveland Municipal Stadium, Cleveland, OH Tue Sep 29 1992, 7:05 PM EDT Att: 7,672 - Cloudy - 50 F										
Thomas Howard, S (1, 9) OBP: 0.316, SLG: 0.350										4	0	2	0	0	2	2											
Carlos Baerga, S (1, 4) OBP: 0.348, SLG: 0.449										4	0	0	0	0	0	5											
Albert Belle, R (1, 7) OBP: 0.323, SLG: 0.486										4	1	1	1	0	1	0											
Paul Sorrento, L (1, 3) OBP: 0.345, SLG: 0.451										4	1	1	1	0	2	0											
Reggie Jefferson, S (1, 10) OBP: 0.400, SLG: 0.522										4	1	1	0	0	1	0											
Carlos Martinez, R (1, 5) ERA: 4.26 Brook Jacoby, R (9, 5) OBP: 0.327, SLG: 0.330										3	1	1	0	0	1	0											
Felix Fermin, R (1, 6) OBP: 0.321, SLG: 0.322										3	0	0	0	0	0	2											
Junior Ortiz, R (1, 2) OBP: 0.289, SLG: 0.273										3	0	2	1	0	0	0											
Inning Stats	R: 0 E: 0 K: 1 S: 9	H: 0 LOB: 0 BB: 0 P: 13	R: 0 E: 0 K: 2 S: 12	H: 0 LOB: 0 BB: 0 P: 19	R: 0 E: 0 K: 1 S: 12	H: 1 LOB: 1 BB: 0 P: 16	R: 0 E: 0 K: 0 S: 8	H: 1 LOB: 0 BB: 0 P: 8	R: 3 E: 0 K: 1 S: 19	H: 4 LOB: 2 BB: 1 P: 35	R: 1 E: 0 K: 1 S: 6	H: 1 LOB: 2 BB: 0 P: 11	R: 0 E: 1 K: 0 S: 9	H: 1 LOB: 2 BB: 0 P: 11	R: 0 E: 0 K: 2 S: 8	H: 0 LOB: 0 BB: 0 P: 11		1B: 6 2B: 0 3B: 0 HR: 2	SF: 0 SAC: 0 DP: 1 HBP: 0	WP: 1 PB: 0 SB: 0 CS: 0	PA: 33						
PITCHER	IP	WLS	BF	H	R	ER	SO	BB	IBB	HBP	BLK	WP	HR	S	P	ERA	WHIP										
Scott Kamieniecki, R (1, 1) ERA: 3.88	6.0	L	25	7	4	4	6	1	0	0	0	0	0	10	12	0.00	0.750										
Jerry Nielsen, L (8, 1) ERA: 4.56	0.2		2	0	0	0	2	0	0	0	0	0	0	7	10	0.00	0.000										

AB 32
R 3
H 8
RBI 3
BB 2
SO 5
LOB 10




Batter	1	2	3	4	5	6	7	8	9	AB	R	H	RBI	BB	SO	LOB	TOP					
Bernie Williams, S (1, 8) OBP: 0.354, SLG: 0.411	F7	F8		E7		F9			G3-1	5	0	1	0	0	0	3						
Roberto Kelly, R (1, 7) OBP: 0.323, SLG: 0.386			F9	G6-3			K		1B	4	0	1	0	1	1	2						
Don Mattingly, L (1, 3) OBP: 0.331, SLG: 0.423	P3		F9		E2		L6		1B	5	0	2	0	0	0	1						
Danny Tartabull, R (1, 10) OBP: 0.409, SLG: 0.498		HR		1B	G5-3		2B		F8	4	2	2	1	1	0	3						
Mel Hall, L (1, 9) OBP: 0.310, SLG: 0.423		G1-3		1B	G3-1					4	0	2	1	0	0	1						
Gerald Williams, R (9, 9) OBP: 0.304, SLG: 0.739							2B			0	0	0	0	0	0	0						
Randy Velarde, R (1, 6) OBP: 0.333, SLG: 0.390			F9		G4-3				F8	4	0	0	0	0	2	3						
Matt Nokes, L (1, 2) OBP: 0.294, SLG: 0.426		1B		1B		SH1-3			K	2	2	1	0	2	1	0						
Charlie Hayes, R (1, 5) OBP: 0.300, SLG: 0.414		1B		E	SH1-3				K	3	0	2	1	0	1	0						
Mike Gallego, R (1, 4) OBP: 0.332, SLG: 0.352		1B		F7		F9			G1-3	4	0	1	0	0	0	3						
Inning Stats	R: 0 E: 0 K: 0 S: 7	H: 0 LOB: 0 BB: 1 P: 15	R: 2 E: 0 K: 1 S: 12	H: 4 LOB: 2 BB: 0 P: 16	R: 0 E: 0 K: 0 S: 11	H: 1 LOB: 2 BB: 1 P: 21	R: 1 E: 1 K: 0 S: 6	H: 2 LOB: 1 BB: 1 P: 15	R: 0 E: 1 K: 0 S: 8	H: 1 LOB: 1 BB: 0 P: 14	R: 0 E: 0 K: 1 S: 7	H: 0 LOB: 1 BB: 1 P: 14	R: 1 E: 0 K: 1 S: 7	H: 2 LOB: 1 BB: 0 P: 11	R: 0 E: 0 K: 3 S: 11	H: 0 LOB: 0 BB: 0 P: 17	R: 0 E: 0 K: 0 S: 8	H: 2 LOB: 2 BB: 0 P: 10	1B: 9 2B: 1 3B: 1 HR: 1	SF: 0 SAC: 1 DP: 1 HBP: 0	WP: 0 PB: 0 SB: 0 CS: 1	PA: 40
PITCHER	IP	WLS	BF	H	R	ER	SO	BB	IBB	HBP	BLK	WP	HR	S	P	ERA	WHIP					
Dave Milick, R (1, 1) ERA: 4.98	6.0	L	28	8	3	2	1	4	0	0	0	0	1	51	95	3.00	2.000					
Jack Armstrong, R (7, 1) ERA: 4.64	3.0		12	4	1	1	4	0	0	0	0	0	0	26	38	3.00	1.333					

New York Yankees @ Cleveland Indians
Cleveland Municipal Stadium, Cleveland, OH
Wed Sep 30 1992, 7:05 PM EDT
Att: 6,211 - Cloudy - 54 F

livebaseballscores.com

AB 35
R 4
H 12
RBI 3
BB 4
SO 5
LOB 16




Batter	1	2	3	4	5	6	7	8	9	AB	R	H	RBI	BB	SO	LOB	BOTTOM					
Thomas Howard, S (1, 8) OBP: 0.312, SLG: 0.346	G6-3		K		G4-3			F7		4	0	0	0	0	1	1						
Felix Fermin, R (1, 6) OBP: 0.317, SLG: 0.317										3	0	0	0	0	0	1						
Wayne Kirby, L (8, PH) OBP: 0.316, SLG: 0.438	F9		FC6-4		G4-3			P2		1	0	0	0	0	0	0						
José Hernández, R (9, 6)										0	0	0	0	0	0	0						
Carlos Baerga, S (1, 4) OBP: 0.347, SLG: 0.449	G4-3			1B		K		G6-3		4	1	1	0	0	1	0						
Albert Belle, R (1, 7) OBP: 0.323, SLG: 0.483				L8		P3		F8		3	0	0	0	1	0	1						
Paul Sorrento, L (1, 3) OBP: 0.344, SLG: 0.448		P2		1B		K				3	1	0	0	1	2	1						
Reggie Jefferson, S (1, 10) OBP: 0.378, SLG: 0.493		P8		K		F8		G4-3		4	0	0	0	0	1	3						
Carlos Martinez, R (1, 5) OBP: 0.282, SLG: 0.384		G6-3		1B		E6				3	0	1	1	0	0	1						
Mark Whiten, S (1, 9) OBP: 0.350, SLG: 0.366				FC4-6		K				2	0	1	1	1	1	1						
Junior Ortiz, R (1, 2) OBP: 0.286, SLG: 0.270				1B						2	0	0	0	0	0	1						
Jesse Levis, L (7, PH) OBP: 0.289, SLG: 0.474		FC4-6		CS		K				1	0	0	0	0	1	1						
Inning Stats	R: 0 E: 0 K: 0 S: 6	H: 0 LOB: 0 BB: 0 P: 8	R: 0 E: 0 K: 0 S: 7	H: 0 LOB: 1 BB: 1 P: 14	R: 0 E: 0 K: 1 S: 8	H: 0 LOB: 1 BB: 1 P: 15	R: 2 E: 0 K: 1 S: 11	H: 3 LOB: 1 BB: 1 P: 22	R: 0 E: 0 K: 2 S: 10	H: 0 LOB: 0 BB: 0 P: 15	R: 0 E: 1 K: 2 S: 8	H: 0 LOB: 1 BB: 0 P: 13	R: 0 E: 0 K: 0 S: 9	H: 0 LOB: 0 BB: 0 P: 16	R: 0 E: 0 K: 1 S: 7	H: 0 LOB: 0 BB: 0 P: 9	1B: 2 2B: 1 3B: 0 HR: 0	SF: 0 SAC: 0 DP: 0 HBP: 0	WP: 1 PB: 0 SB: 0 CS: 1	PA: 34		
PITCHER	IP	WLS	BF	H	R	ER	SO	BB	IBB	HBP	BLK	WP	HR	S	P	ERA	WHIP					
Melido Perez, R (1, 1) ERA: 2.87	8.0	W	30	3	2	2	6	3	0	0	0	0	0	66	113	2.25	0.750					
Steve Farr, R (9, 1) ERA: 1.59	1.0	S	3	0	0	0	1	0	0	0	0	0	0	7	9	0.00	0.000					

New York Yankees @ Cleveland Indians
Cleveland Municipal Stadium, Cleveland, OH
Wed Sep 30 1992, 7:05 PM EDT
Att: 6,211 - Cloudy - 54 F

livebaseballscores.com

AB 30
R 2
H 3
RBI 2
BB 3
SO 7
LOB 11



Batter	1	2	3	4	5	6	7	8	9	10	AB	R	H	RBI	BB	SO	LOB	TOP						
Brady Anderson, L (1, 7) OBP: 0.372, SLG: 0.448	L1			P9		F9			WP HR 1B		4	1	1	0	0	0	0							
Luis Mercedes, R (1, 9) OBP: 0.220, SLG: 0.143	K			G4-3			G6-3		L4		3	0	0	0	0	1	0							
Joe Orsuta, L (9, PH) OBP: 0.341, SLG: 0.382	K			F8			P4		HR		4	1	1	2	0	1	0							
Mike Devereaux, R (1, 8) OBP: 0.321, SLG: 0.464	K						F7		2H HR		4	0	0	0	0	0	0							
Cal Ripken Jr., R (1, 6) OBP: 0.319, SLG: 0.351		F8				P4			F9		4	0	0	0	0	0	0							
Glenn Davis, R (1, 10) OBP: 0.339, SLG: 0.428											3	1	2	1	1	0	0							
Randy Milligan, R (1, 3) OBP: 0.276, SLG: 0.311											2	0	1	0	1	0	1							
Mark McLemore, S (8, PR) OBP: 0.313, SLG: 0.299											1	0	0	0	0	0	0							
Tim Lincecum, R (1, 5) OBP: 0.345, SLG: 0.409											4	0	1	0	0	0	3							
Billy Ripken, R (1, 4) OBP: 0.276, SLG: 0.311											1	0	0	0	1	0	0							
David Segui, S (8, PH) OBP: 0.302, SLG: 0.293											2	0	0	0	0	1	2							
Jeff Tackett, R (1, 2) OBP: 0.298, SLG: 0.379											2	0	0	0	0	0	1							
Chito Martinez, L (9, PH) OBP: 0.360, SLG: 0.410											1	0	0	0	0	1	0							
Mark Parent, R (9, 2) OBP: 0.300, SLG: 0.370											0	0	0	0	0	0	0							
Inning Stats	R: 0 E: 0 K: 2 S: 9	H: 0 LOB: 0 BB: 0 P: 16	R: 0 E: 0 K: 0 S: 9	H: 0 LOB: 0 BB: 1 P: 16	R: 0 E: 0 K: 0 S: 5	H: 0 LOB: 0 BB: 1 P: 13	R: 0 E: 0 K: 0 S: 7	H: 0 LOB: 0 BB: 0 P: 12	R: 0 E: 0 K: 0 S: 8	H: 1 LOB: 1 BB: 1 P: 13	R: 0 E: 0 K: 0 S: 7	H: 0 LOB: 0 BB: 0 P: 9	R: 0 E: 0 K: 0 S: 6	H: 0 LOB: 0 BB: 0 P: 11	R: 0 E: 0 K: 1 S: 8	H: 1 LOB: 1 BB: 0 P: 11	R: 2 E: 0 K: 1 S: 12	H: 2 LOB: 0 BB: 0 P: 17	R: 1 E: 0 K: 0 S: 4	H: 2 LOB: 0 BB: 0 P: 5	1B: 4 2B: 0 3B: 0 HR: 2	SF: 0 SAC: 0 DP: 4 HBP: 0	WP: 1 PA: 35	
PITCHER	IP	WLS	BF	H	R	ER	SO	BB	IBB	HBP	BLK	WP	HR	S	P	ERA	WHIP							
Dennis Cook, L (1, 1) ERA: 3.82	7.0		22	1	0	0	2	3	0	0	0	0	0	51	90	0.00	0.571							
Eric Plunk, R (8, 1) ERA: 3.58	3.0	L	13	5	3	3	2	0	0	0	0	1	1	24	33	9.00	1.667							

Baltimore Orioles @ Cleveland Indians
Cleveland Municipal Stadium, Cleveland, OH
Thu Oct 01 1992, 7:05 PM EDT
Att: 5,076 - Sunny - 59 F


AB 32
R 3
H 6
RBI 3
BB 3
SO 4
LOB 8



Batter	1	2	3	4	5	6	7	8	9	10	AB	R	H	RBI	BB	SO	LOB	BOTTOM						
Kenny Lofton, L (1, 8) OBP: 0.361, SLG: 0.363	G5-3										5	0	1	0	0	2	2							
Felix Fermin, R (1, 6) OBP: 0.316, SLG: 0.316	F9										4	1	1	0	0	0	1							
Jesse Lewis, L (10, PH) OBP: 0.282, SLG: 0.462	F9										1	0	0	0	0	0	0							
Carlos Baerga, S (1, 4) OBP: 0.349, SLG: 0.453	2B										5	0	3	0	0	0	1							
Albert Belle, R (1, 7) OBP: 0.483, SLG: 0.483	P2										4	0	1	1	0	1	3							
Thomas Howard, S (8, PR) OBP: 0.311, SLG: 0.345	F8										1	0	0	0	0	0	0							
Paul Sorrento, L (1, 3) OBP: 0.345, SLG: 0.449											3	1	1	0	1	1	1							
Reggie Jefferson, S (1, 10) OBP: 0.359, SLG: 0.468											4	0	0	0	0	0	4							
Carlos Martinez, R (1, 5) OBP: 0.287, SLG: 0.388											3	0	2	1	0	0	0							
Wayne Kirby, L (7, PR) OBP: 0.316, SLG: 0.438											0	0	0	0	0	0	0							
Brook Jacoby, R (8, 5) OBP: 0.326, SLG: 0.329											1	0	0	0	0	0	0							
Mark Whiten, S (1, 9) OBP: 0.350, SLG: 0.365											4	0	1	0	0	0	1							
Junior Ortiz, R (1, 2) OBP: 0.290, SLG: 0.274											4	0	2	0	0	0	3							
Inning Stats	R: 0 E: 0 K: 0 S: 9	H: 1 LOB: 1 BB: 0 P: 13	R: 1 E: 0 K: 0 S: 12	H: 3 LOB: 1 BB: 0 P: 18	R: 0 E: 0 K: 1 S: 17	H: 1 LOB: 1 BB: 0 P: 22	R: 0 E: 0 K: 1 S: 9	H: 0 LOB: 0 BB: 0 P: 11	R: 0 E: 0 K: 0 S: 7	H: 1 LOB: 1 BB: 0 P: 9	R: 0 E: 0 K: 0 S: 12	H: 1 LOB: 1 BB: 0 P: 16	R: 0 E: 0 K: 0 S: 8	H: 2 LOB: 1 BB: 0 P: 9	R: 1 E: 0 K: 0 S: 8	H: 2 LOB: 1 BB: 1 P: 15	R: 0 E: 0 K: 1 S: 9	H: 1 LOB: 1 BB: 0 P: 11	R: 0 E: 0 K: 0 S: 5	H: 0 LOB: 0 BB: 0 P: 6	1B: 7 2B: 5 3B: 0 HR: 0	SF: 0 SAC: 0 DP: 3 HBP: 0	WP: 0 PA: 40	
PITCHER	IP	WLS	BF	H	R	ER	SO	BB	IBB	HBP	BLK	WP	HR	S	P	ERA	WHIP							
35 Mike Mussina, R (1, 1) ERA: 2.54	9.0	W	37	12	2	2	4	0	1	0	0	0	0	91	124	2.00	1.333							
Gregg Olson, R (10, 1) ERA: 1.97	1.0	S	3	0	0	0	0	0	0	0	0	0	0	5	6	0.00	0.000							

Baltimore Orioles @ Cleveland Indians
Cleveland Municipal Stadium, Cleveland, OH
Thu Oct 01 1992, 7:05 PM EDT
Att: 5,076 - Sunny - 59 F

AB 39
R 2
H 12
RBI 2
BB 1
SO 4
LOB 16



Batter	1	2	3	4	5	6	7	8	9	AB	R	H	RBI	BB	SO	LOB	TOP								
Brady Anderson, L (1, 8) OBP: 0.371, SLG: 0.446	L7		P7			G3			P4	5	0	1	1	0	0	2	Baltimore Orioles @ Cleveland Indians Cleveland Municipal Stadium, Cleveland, OH Fri Oct 02 1992, 7:05 PM EDT Att: 10,367 - Sunny - 68 F								
Joe Orsulak, L (1, 7) OBP: 0.342, SLG: 0.382	G5-3		G6-3		FC3-6				HR	5	2	2	0	0	0	3									
Cal Ripken Jr., R (1, 6) OBP: 0.322, SLG: 0.360					F7				HR	4	1	3	4	1	0	0									
Glenn Davis, R (1, 10) OBP: 0.335, SLG: 0.423					F7				P9	5	0	0	0	0	1	4									
Chito Martinez, L (1, 9) OBP: 0.366, SLG: 0.408									F9	3	0	1	0	2	1	2									
David Segui, S (1, 3) OBP: 0.300, SLG: 0.292										4	0	1	0	0	0	5									
Tim Lulett, R (1, 5) OBP: 0.336, SLG: 0.397									F9	4	0	0	0	0	1	3									
Steve Scarson, R (1, 4) OBP: 0.190, SLG: 0.150									G5-3	4	1	1	0	0	0	0									
Jeff Tackett, R (1, 2) OBP: 0.305, SLG: 0.380									G6-3	2	1	1	0	2	0	0									
Inning Stats	R: 0 E: 0 K: 1 S: 12	H: 0 LOB: 1 BB: 1 P: 22	R: 0 E: 0 K: 0 S: 9	H: 0 LOB: 0 BB: 1 P: 13	R: 0 E: 0 K: 0 S: 9	H: 0 LOB: 1 BB: 1 P: 17	R: 0 E: 0 K: 0 S: 8	H: 2 LOB: 2 BB: 0 P: 11	R: 3 E: 0 K: 1 S: 18	H: 3 LOB: 2 BB: 2 P: 33	R: 0 E: 0 K: 1 S: 8	H: 1 LOB: 1 BB: 0 P: 13	R: 0 E: 0 K: 1 S: 15	H: 2 LOB: 0 BB: 0 P: 22	R: 0 E: 0 K: 0 S: 6	H: 0 LOB: 0 BB: 0 P: 9	R: 2 E: 0 K: 0 S: 7	H: 2 LOB: 0 BB: 0 P: 12	1B: 8 2B: 1 3B: 0 HR: 1	SF: 0 SAC: 0 DP: 1 HBP: 0	WP: 0 PB: 0 SB: 0 CS: 0	PA: 41			
PITCHER	IP	WLS	BF	H	R	ER	SO	BB	IBB	HBP	BLK	WP	HR	S	P	ERA	WHIP								
Jose Mesa, R (1, 1) ERA: 4.59	4.1		21	5	3	3	1	4	0	0	0	0	0	49	84	6.23	2.077								
Rod Nichols, R (5, 1) ERA: 4.53	4.2	W	20	5	2	2	2	1	0	0	0	0	1	43	68	3.86	1.286								

Batter	1	2	3	4	5	6	7	8	9	AB	R	H	RBI	BB	SO	LOB	BOTTOM								
Kenny Lofton, L (1, 8) OBP: 0.362, SLG: 0.365	HR		L6		SF8					3	2	2	2	0	0	1	Baltimore Orioles @ Cleveland Indians Cleveland Municipal Stadium, Cleveland, OH Fri Oct 02 1992, 7:05 PM EDT Att: 10,367 - Sunny - 68 F								
Thomas Howard, S (1, 7) OBP: 0.314, SLG: 0.353			K		K					3	2	1	2	1	2	2									
Carlos Baerga, S (1, 4) OBP: 0.351, SLG: 0.455					FC5-4				E8	4	1	3	2	0	0	1									
Albert Belle, R (1, 10) OBP: 0.322, SLG: 0.482	F7								F7	4	0	1	1	0	0	2									
Reggie Jefferson, S (1, 3) OBP: 0.354, SLG: 0.457	G6-4-3								F8	4	0	1	0	0	1	1									
Carlos Martinez, R (1, 5) OBP: 0.286, SLG: 0.383										3	0	0	0	1	0	1									
Brook Jacoby, R (9, 5) OBP: 0.326, SLG: 0.329									L6-3	0	0	0	0	0	0	0									
Mark Whiten, S (1, 9) OBP: 0.347, SLG: 0.362									L6-3	4	0	0	0	0	0	2									
Felix Fermin, R (1, 6) OBP: 0.320, SLG: 0.317										2	2	1	0	1	0	0									
Junior Ortiz, R (1, 2) OBP: 0.294, SLG: 0.279									G5-3	3	1	2	0	0	0	1									
Inning Stats	R: 2 E: 0 K: 0 S: 10	H: 3 LOB: 0 BB: 0 P: 16	R: 0 E: 0 K: 0 S: 4	H: 0 LOB: 0 BB: 0 P: 8	R: 2 E: 0 K: 1 S: 12	H: 3 LOB: 1 BB: 0 P: 17	R: 0 E: 0 K: 0 S: 6	H: 1 LOB: 0 BB: 0 P: 10	R: 1 E: 0 K: 1 S: 12	H: 2 LOB: 1 BB: 0 P: 18	R: 0 E: 0 K: 1 S: 8	H: 0 LOB: 0 BB: 0 P: 13	R: 3 E: 1 K: 0 S: 13	H: 2 LOB: 1 BB: 2 P: 24	R: 0 E: 0 K: 0 S: 3	H: 0 LOB: 0 BB: 1 P: 9	R: 0 E: 0 K: 0 S: 3	H: 0 LOB: 0 BB: 1 P: 9	1B: 10 2B: 1 3B: 0 HR: 1	SF: 1 SAC: 0 DP: 3 HBP: 0	WP: 0 PB: 0 SB: 1 CS: 1	PA: 34			
PITCHER	IP	WLS	BF	H	R	ER	SO	BB	IBB	HBP	BLK	WP	HR	S	P	ERA	WHIP								
Craig Lefferts, L (1, 1) ERA: 3.76	6.2	L	28	10	7	5	3	1	0	0	0	0	0	1	57	6.75	1.650								
Mark Williamson, R (7, 1) ERA: 1.1	0.1		3	1	1	0	0	1	0	0	0	0	0	8	15	0.00	6.000								
Alan Mills, R (8, 1) ERA: 2.66	1.0		3	0	0	0	0	1	0	0	0	0	0	3	9	0.00	1.000								



Batter	1	2	3	4	5	6	7	8	9	AB	R	H	RBI	BB	SO	LOB	TOP						
Brady Anderson, L (1, 8) OBP: 0.374, SLG: 0.447	G4-3		G4-3 1B BB			1-2 E BB		1-2 BB 1B		3	2	2	0	2	0	0	Baltimore Orioles @ Cleveland Indians Cleveland Municipal Stadium, Cleveland, OH Sat Oct 03 1992, 3:33 AM EDT Att: 11,504 - Sunny - 73 F						
Luis Mercedes, R (1, 7) OBP: 0.255, SLG: 0.174	1B		G4-3		E7 HR 1B	K		BB BB BB BB BB BB		4	1	2	1	1	1	2							
Cal Ripken Jr., R (1, 6) OBP: 0.324, SLG: 0.367	1B		1B		HR			P6		5	1	3	3	0	0	2							
Glenn Davis, R (1, 10) OBP: 0.336, SLG: 0.422 Mark McLemore, S (7, PR) OBP: 0.311, SLG: 0.297	1B		P4		K			G1-3 BB		3	0	1	0	1	1	1							
Randy Milligan, R (1, 3) OBP: 0.384, SLG: 0.362 David Segui, S (9, 3) OBP: 0.300, SLG: 0.292	L9				F8			G1-3		5	0	1	0	0	0	3							
Chito Martinez, L (1, 9) OBP: 0.365, SLG: 0.405			K		K			BB BB BB BB BB BB		4	0	1	0	1	3	1							
Billy Ripken, R (1, 4) OBP: 0.275, SLG: 0.312	F8				G5-3			L7		5	1	1	0	0	0	4							
Steve Scarsone, R (1, 5) OBP: 0.231, SLG: 0.290			K		K			F8		5	0	2	0	0	2	1							
Mark Parent, R (1, 2) OBP: 0.314, SLG: 0.452			F9					HR		4	2	1	1	1	1	3							
Inning Stats	R: 0 E: 0 K: 0 S: 14	H: 3 LOB: 2 BB: 0 P: 17	R: 0 E: 0 K: 2 S: 10	H: 0 LOB: 0 BB: 0 P: 13	R: 1 E: 0 K: 0 S: 11	H: 1 LOB: 1 BB: 1 P: 21	R: 0 E: 0 K: 2 S: 10	H: 1 LOB: 1 BB: 0 P: 15	R: 4 E: 1 K: 2 S: 13	H: 2 LOB: 0 BB: 2 P: 25	R: 1 E: 1 K: 1 S: 12	H: 3 LOB: 1 BB: 0 P: 17	R: 0 E: 0 K: 0 S: 9	H: 0 LOB: 2 BB: 2 P: 22	R: 1 E: 0 K: 1 S: 11	H: 2 LOB: 2 BB: 1 P: 17		R: 0 E: 0 K: 1 S: 11	H: 2 LOB: 2 BB: 0 P: 17	1B: 10 2B: 3 3B: 0 HR: 2	SF: 0 SAC: 0 DP: 1 HBP: 0	WP: 0 PB: 0 SB: 2 CS: 0	PA: 45
PITCHER	IP	WLS	BF	H	R	ER	SO	BB	IBB	HBP	BLK	WP	HR	S	P	ERA	WHIP						
Alan Embree, L (1, 1) ERA: 7.0	4.0	L	20	6	4	4	4	3	0	0	0	0	0	1	30	49	9.00	2.250					
Mike Christopher, R (5, 1) ERA: 3.0	3.0		14	4	2	2	3	1	1	0	0	0	0	1	11	17	6.00	1.667					
Ted Power, R (8, 1) ERA: 2.55	1.0		6	2	1	1	0	1	0	0	0	0	0	1	11	17	9.00	3.000					
Steve Olin, R (9, 1) ERA: 2.43	1.0		5	2	0	0	1	0	0	0	0	0	0	11	17	0.00	2.000						

AB	39
R	7
H	14
RBI	5
BB	6
SO	8
LOB	19



Batter	1	2	3	4	5	6	7	8	9	AB	R	H	RBI	BB	SO	LOB	BOTTOM						
Kenny Lofton, L (1, 8) OBP: 0.362, SLG: 0.365 Wayne Kirby, L (7, 7) OBP: 0.286, SLG: 0.389	S 1B		K		K		G5-3		K	3	0	1	0	0	2	4	Baltimore Orioles @ Cleveland Indians Cleveland Municipal Stadium, Cleveland, OH Sat Oct 03 1992, 3:33 AM EDT Att: 11,504 - Sunny - 73 F						
Thomas Howard, S (1, 7) OBP: 0.312, SLG: 0.351	F9		K		FC5-4		BB 1B		F9	5	0	1	0	0	1	3							
Carlos Baerga, S (1, 4) OBP: 0.352, SLG: 0.455	K		G5-4 1B		F9		BB 1B		K	5	0	2	0	0	2	3							
Albert Belle, R (1, 10) OBP: 0.321, SLG: 0.479	FC6-4 IBB		G5-4-3 1B		G6-3		F7			3	0	0	0	1	0	3							
Reggie Jefferson, S (1, 3) OBP: 0.360, SLG: 0.488	FC6-4		K		HR		BB			3	1	1	1	1	1	2							
Carlos Martinez, R (1, 5) OBP: 0.283, SLG: 0.378 Paul Sorrento, L (7, PH) OBP: 0.344, SLG: 0.448 Brook Jacoby, R (8, 5) OBP: 0.326, SLG: 0.329	F7		P6		F8		F8			3	0	0	0	0	0	0							
Mark Whiten, S (1, 9) OBP: 0.348, SLG: 0.363	E6 1B		F7		E 1B				K	4	0	2	0	0	1	0							
Felix Fermin, R (1, 6) OBP: 0.323, SLG: 0.321	K		FC5-4 BB 1B		E9		G4-3			4	0	2	0	0	1	1							
Junior Ortiz, R (1, 2) OBP: 0.297, SLG: 0.280			FC5-4 BB		G5-3		F9			3	0	1	0	1	0	2							
Inning Stats	R: 0 E: 1 K: 1 S: 13	H: 1 LOB: 2 BB: 1 P: 25	R: 0 E: 1 K: 2 S: 13	H: 2 LOB: 2 BB: 0 P: 20	R: 0 E: 0 K: 1 S: 10	H: 1 LOB: 0 BB: 0 P: 13	R: 0 E: 0 K: 1 S: 7	H: 0 LOB: 0 BB: 0 P: 12	R: 0 E: 0 K: 1 S: 12	H: 1 LOB: 2 BB: 1 P: 19	R: 1 E: 1 K: 0 S: 11	H: 3 LOB: 2 BB: 0 P: 13	R: 0 E: 0 K: 0 S: 11	H: 2 LOB: 3 BB: 1 P: 16	R: 0 E: 0 K: 1 S: 7	H: 0 LOB: 0 BB: 0 P: 12		R: 0 E: 0 K: 2 S: 9	H: 0 LOB: 0 BB: 0 P: 9	1B: 9 2B: 0 3B: 0 HR: 1	SF: 0 SAC: 0 DP: 1 HBP: 0	WP: 0 PB: 0 SB: 1 CS: 0	PA: 39
PITCHER	IP	WLS	BF	H	R	ER	SO	BB	IBB	HBP	BLK	WP	HR	S	P	ERA	WHIP						
Arthur Rhodes, L (1, 1) ERA: 3.63	6.2	W	32	10	1	1	6	2	1	0	0	0	0	1	73	113	1.35	1.800					
Mark Williamson, R (7, 1) ERA: 0.96	2.1	S	7	0	0	0	3	0	0	0	0	0	0	20	26	0.00	0.000						

AB	36
R	1
H	10
RBI	1
BB	3
SO	9
LOB	21



