

Cleveland Indians - 1994

Batter	1	2	3	4	5	6	7	8	9	AB	R	H	RBI	BB	SO	LOB	TOP								
Rich Amaral, R OBP: 0.455, SLG: 0.500 (1, 4)	P5		BB 1B		F9		1-2 1B		DI 1B	5	0	3	0	0	0	1									
Felix Fermin, R (1, 6)	L4		BB			3B BB	L3		G1-3	3	1	0	0	2	0	4									
Ken Griffey Jr., L OBP: 0.444, SLG: 0.625 (1, 8)	F9		G4-3			1-0 1B 3B		FC5-4 1B		4	1	2	1	0	0	2									
Jay Buhner, R OBP: 0.375, SLG: 0.286 (1, 9)		2-1 1B		L7		2-1 1B G3-6-3		FC5-4 1-2		4	0	2	1	0	0	1									
Eric Anthony, L OBP: 0.111, SLG: 0.500 (1, 7)	F9			K		3-1 1B G3-6-3		K		4	0	0	0	0	2	3									
Tino Martinez, L OBP: 0.222, SLG: 0.125 (1, 3)	F9			K		3-3 K		G4-3		4	0	0	0	0	2	2									
Reggie Jefferson, S OBP: 0.500, SLG: 0.571 (1, 10)	F9					0-0 2B		G6-3		4	0	2	0	0	0	1									
Mike Blowers, R OBP: 0.125, SLG: 0.125 Torey Lovullo, S (9, PH)			G4-3		P3		G1-3		P4	3	0	0	0	0	0	1									
Dan Wilson, R Mackey Sasser, L (9, PH)			P3		K		1B BB		F8	1	0	0	0	0	0	1									
Inning Stats	R: 0 E: 0 K: 0 S: 8	H: 0 LOB: 0 BB: 0 P: 12	R: 0 E: 0 K: 0 S: 6	H: 1 LOB: 1 BB: 0 P: 11	R: 0 E: 0 K: 0 S: 11	H: 1 LOB: 2 BB: 1 P: 24	R: 0 E: 0 K: 2 S: 8	H: 0 LOB: 0 BB: 0 P: 11	R: 0 E: 0 K: 1 S: 10	H: 1 LOB: 1 BB: 0 P: 16	R: 2 E: 0 K: 1 S: 10	H: 2 LOB: 0 BB: 1 P: 23	R: 0 E: 0 K: 0 S: 7	H: 1 LOB: 2 BB: 1 P: 14	R: 0 E: 0 K: 1 S: 17	H: 1 LOB: 1 BB: 0 P: 21	R: 0 E: 0 K: 0 S: 11	H: 2 LOB: 2 BB: 0 P: 15	1B: 7 2B: 1 3B: 1 HR: 0	SF: 0 SAC: 0 DP: 1 HBP: 0	WP: 0 PB: 0 SB: 0 CS: 0	PA: 38			
PITCHER	IP	WLS	BF	H	R	ER	SO	BB	IBB	HBP	BLK	WP	HR	S	P	ERA	WHIP								
Jack Morris, R ERA: 3.6 (1, 1)	5.0	W	22	5	2	2	3	2	0	0	0	0	0	48	86	3.60	1.400								
Russ Swan, L ERA: (6, 1)	1.2		5	0	0	0	1	1	0	0	0	0	0	8	20	0.00	0.600								
Jose Mesa, R ERA: 3.38 (7, 1)	1.1		6	2	0	0	1	0	0	0	0	0	0	21	26	0.00	1.500								
Steve Farr, R ERA: (9, 1)	1.0		5	2	0	0	0	0	0	0	0	0	0	11	15	0.00	2.000								

Seattle Mariners @ Cleveland Indians
Jacobs Field, Cleveland, OH
Thu Apr 07 1994, 7:05 PM EDT
Att: 34,087 - Unknown - 35 F

AB 35
R 2
H 9
RBI 2
BB 3
SO 5
LOB 18

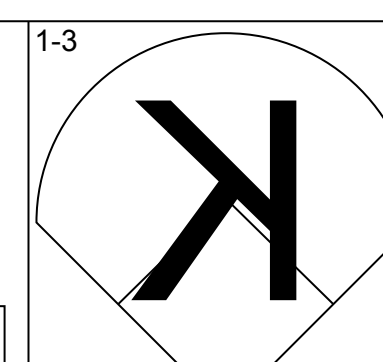
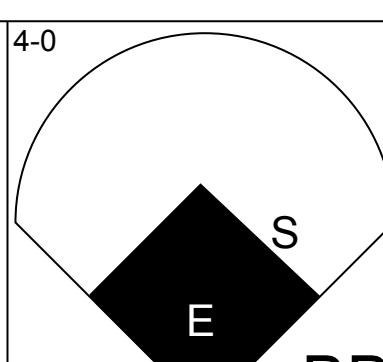
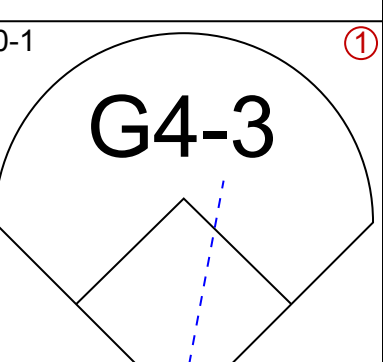
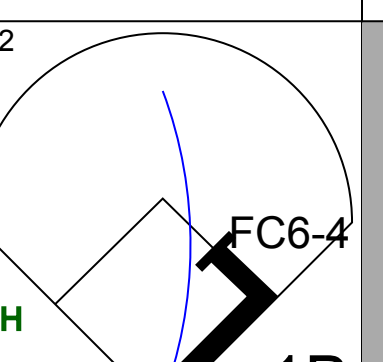
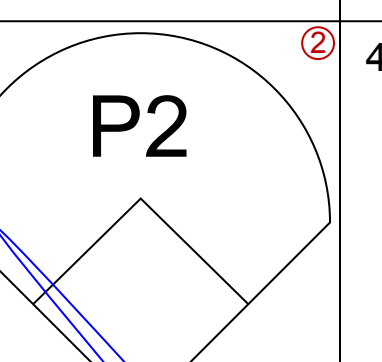
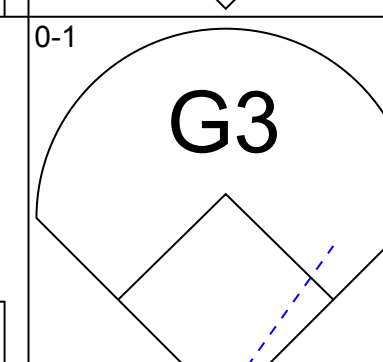
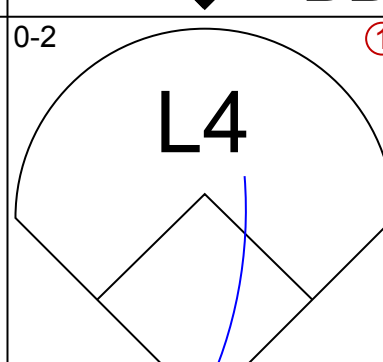
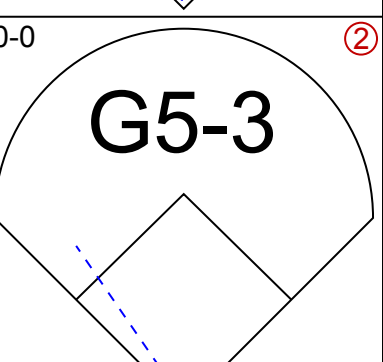
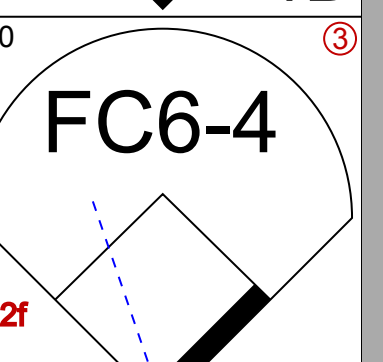
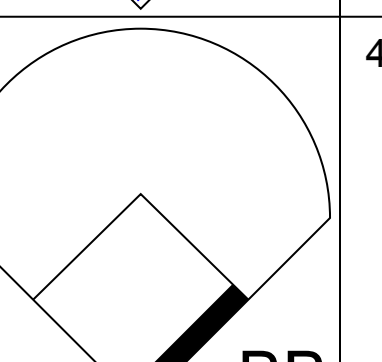
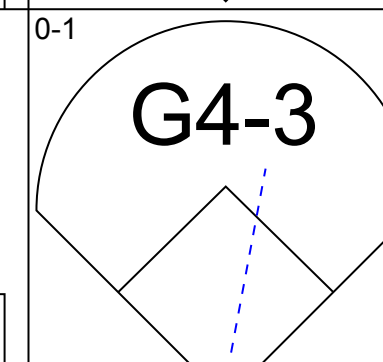
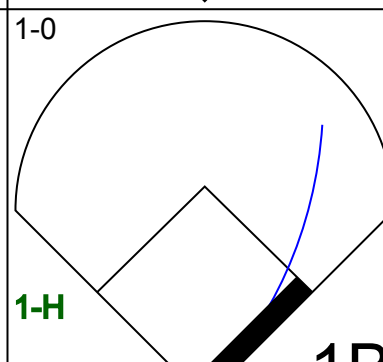
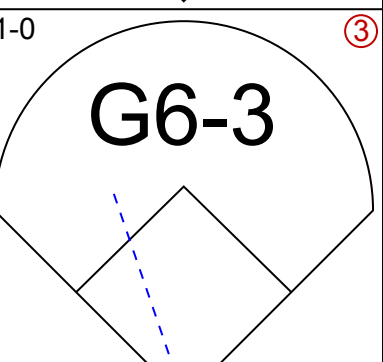

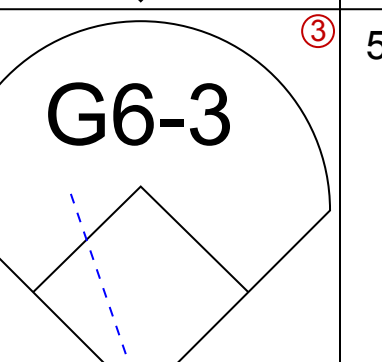
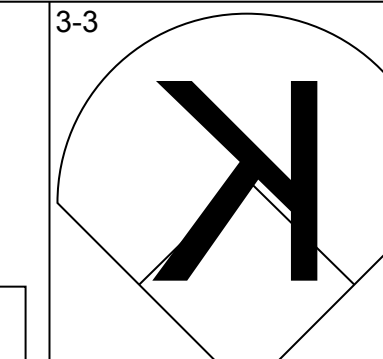
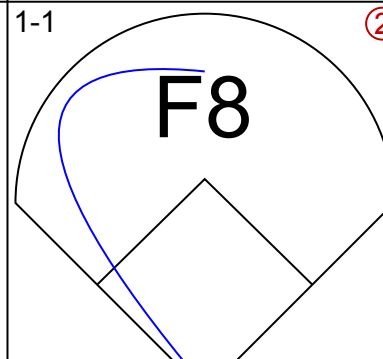



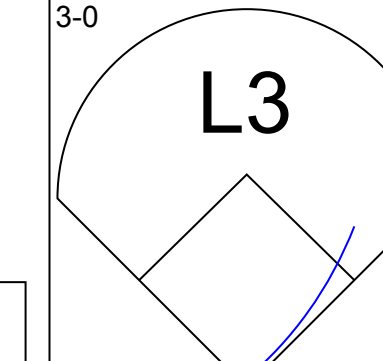
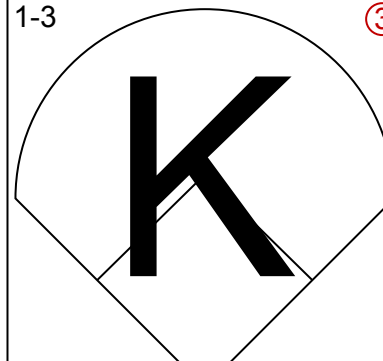



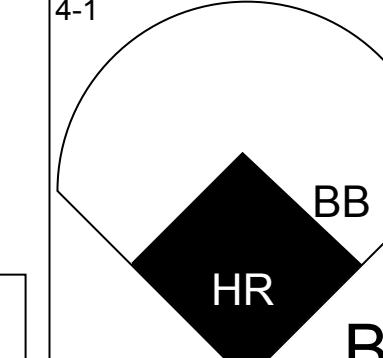
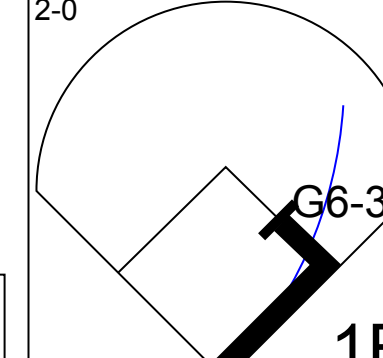



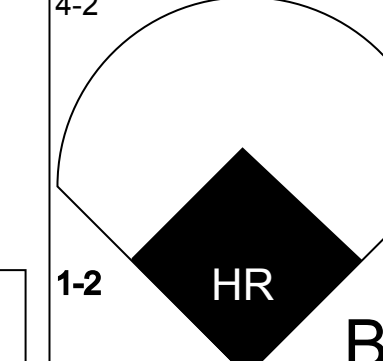
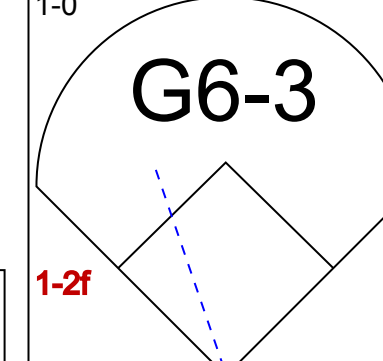
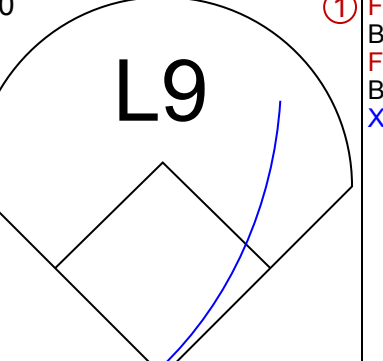

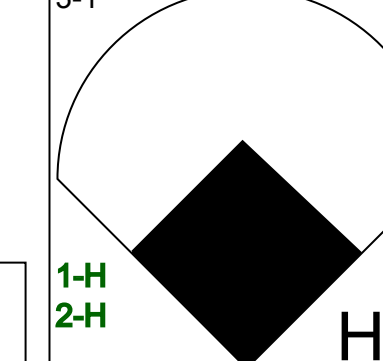
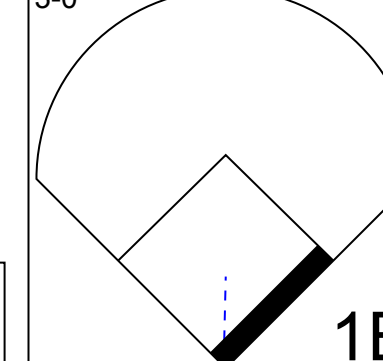

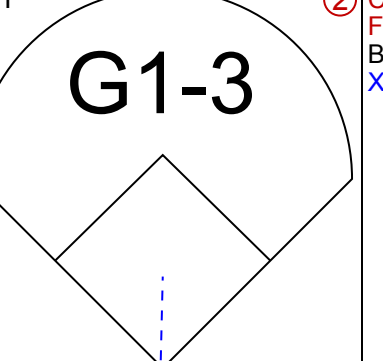
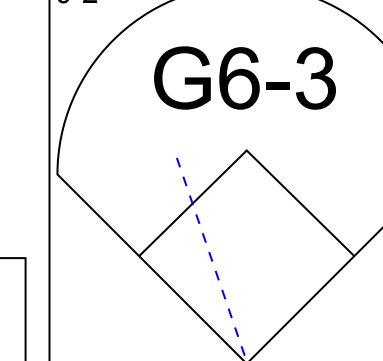
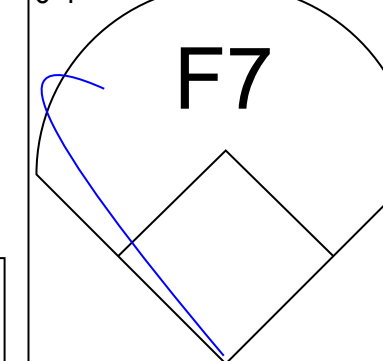

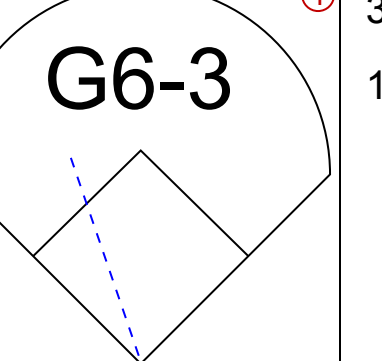


Batter	1	2	3	4	5	6	7	8	9	AB	R	H	RBI	BB	SO	LOB	BOTTOM								
Wayne Kirby, L OBP: 0.333, SLG: 0.333 (1, 8)	P3		E7 1B SF8	G6-3		FC4-6 1B		K		5	1	1	0	0	1	1									
Omar Vizquel, S OBP: 0.400, SLG: 0.333 (1, 6)	2B 1B		F8 1B	F8		FC4-6 1B		F8		5	2	3	0	0	0	1									
Carlos Baerga, S OBP: 0.100, SLG: 0.111 (1, 4)	F7		SF8		F8	FC4-6		1B		4	0	1	2	0	0	3									
Albert Belle, R OBP: 0.400, SLG: 0.500 (1, 7)	2B		1B BB		G4-3 BB	L9		F9		3	0	1	1	2	0	3									
Eddie Murray, S OBP: 0.333, SLG: 0.778 (1, 10)	G4-3		F8		G4-3		HR			4	1	1	1	0	0	4									
Paul Sorrento, L OBP: 0.500, SLG: 0.400 (1, 3)		P6	FC6-4 1B		BB		G4-3 WP 1B			3	0	2	1	1	0	0									
Sandy Alomar Jr., R OBP: 0.444, SLG: 0.286 (1, 2)	G1-6-3 1B		FC6-4		F8		G4-3			4	0	1	0	0	0	5									
Jim Thome, L OBP: 0.400, SLG: 0.600 (1, 5)	G1-6-3			E5 G6-3		1B FC4-6 1B		G3		4	1	1	0	0	0	2									
Manny Ramirez, R OBP: 0.375, SLG: 0.333 (1, 9)			E BB	K		K		P3		3	1	0	0	1	2	3									
Inning Stats	R: 1 E: 0 K: 0 S: 11	H: 2 LOB: 1 BB: 0 P: 18	R: 0 E: 0 K: 0 S: 9	H: 1 LOB: 0 BB: 0 P: 16	R: 3 E: 1 K: 0 S: 12	H: 2 LOB: 2 BB: 2 P: 21	R: 0 E: 1 K: 1 S: 13	H: 0 LOB: 1 BB: 0 P: 16	R: 0 E: 0 K: 0 S: 7	H: 0 LOB: 2 BB: 2 P: 18	R: 1 E: 0 K: 0 S: 11	H: 3 LOB: 0 BB: 0 P: 17	R: 1 E: 0 K: 0 S: 13	H: 2 LOB: 1 BB: 0 P: 20	R: 0 E: 0 K: 1 S: 14	H: 1 LOB: 1 BB: 0 P: 20	1B: 9 2B: 1 3B: 0 HR: 1	SF: 1 SAC: 0 DP: 1 HBP: 0	WP: 1 PB: 0 SB: 1 CS: 0	PA: 40					
PITCHER	IP	WLS	BF	H	R	ER	SO	BB	IBB	HBP	BLK	WP	HR	S	P	ERA	WHIP								
Chris Bosio, R ERA: 3.38 (1, 1)	5.1	L	29	8	5	2	2	4	0	0	0	0	0	59	99	3.38	2.250								
Kevin King, L ERA: 5.4 (6, 1)	0.1		1	0	0	0	0	0	0	0	0	0	0	2	4	0.00	0.000								
Jeff Nelson, R ERA: (6, 1)	0.1		1	0	0	0	0	0	0	0	0	0	0	2	3	0.00	0.000								
John Cummings, L ERA: 13.5 (7, 1)	0.2		4	2	1	1	0	0	0	0	0	1	1	10	15	13.50	3.000								
Bobby Thigpen, R ERA: (7, 1)	1.1		5	1	0	0	1	0	0	0	0	0	0	17	25	0.00	0.750								

Seattle Mariners @ Cleveland Indians
Jacobs Field, Cleveland, OH
Thu Apr 07 1994, 7:05 PM EDT
Att: 34,087 - Unknown - 35 F

AB 35
R 6
H 11
RBI 5
BB 4
SO 3
LOB 22



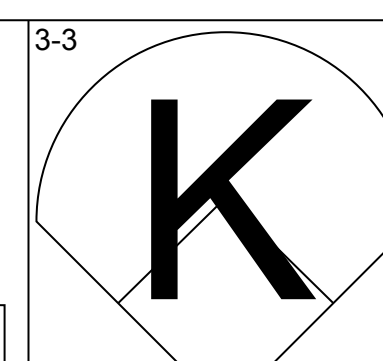
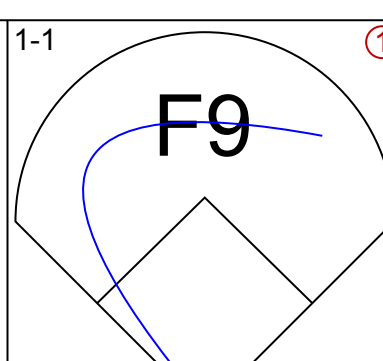
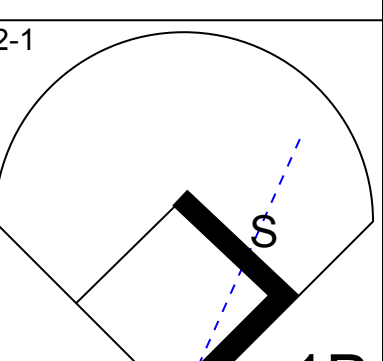

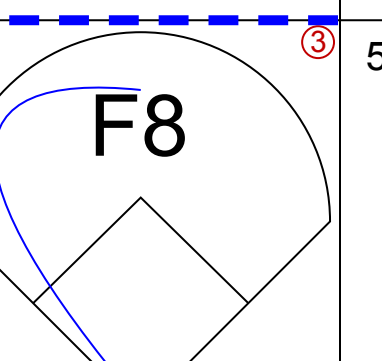

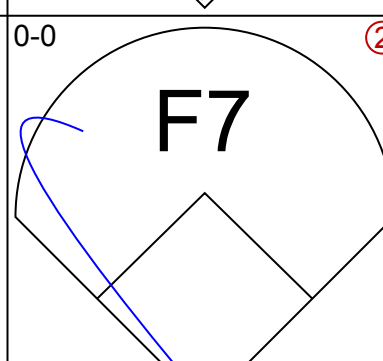
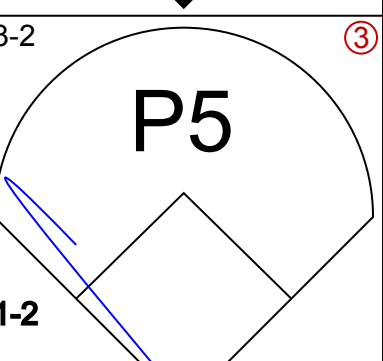


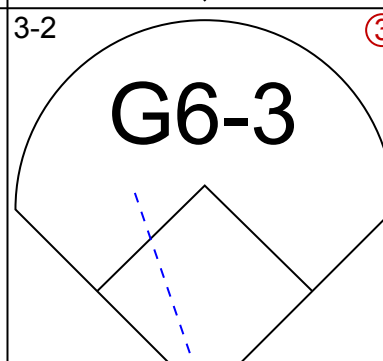



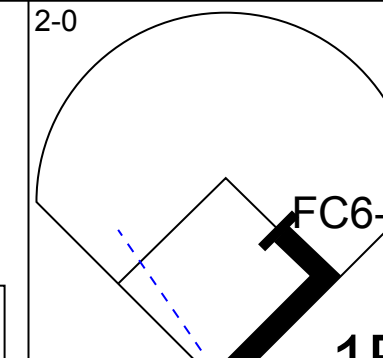



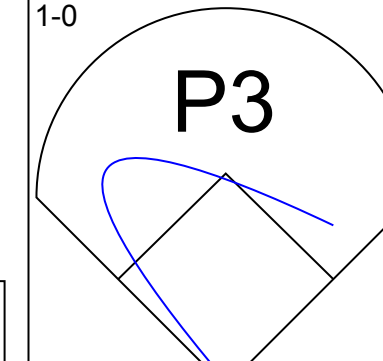

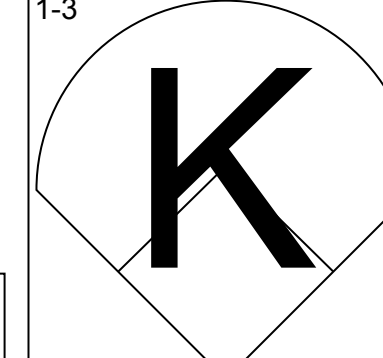
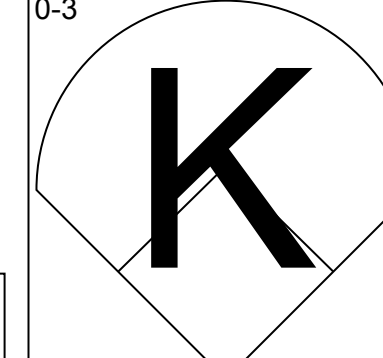

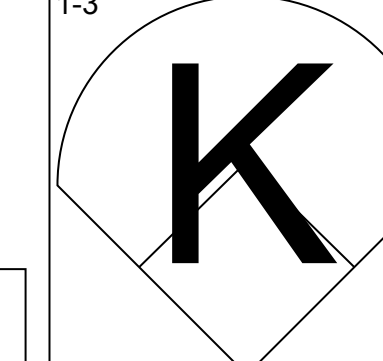
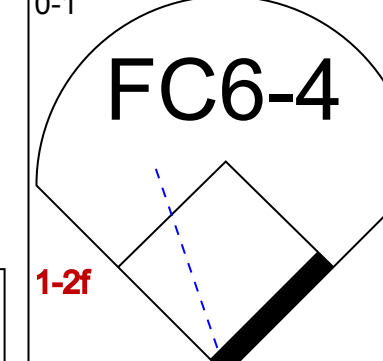
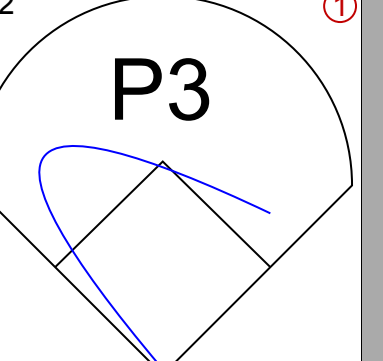
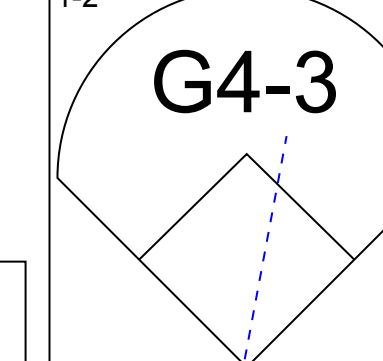
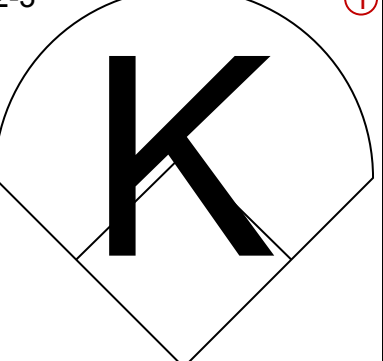
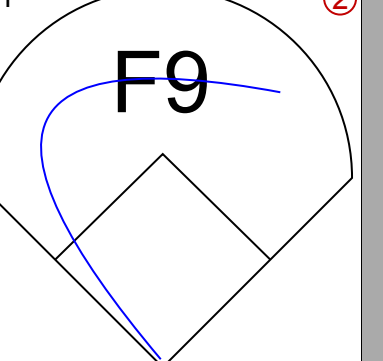
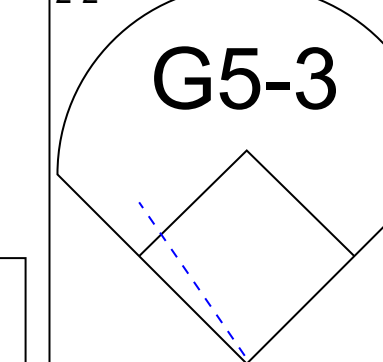
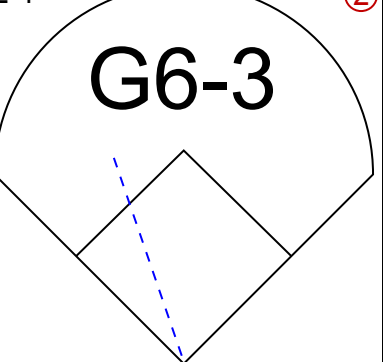
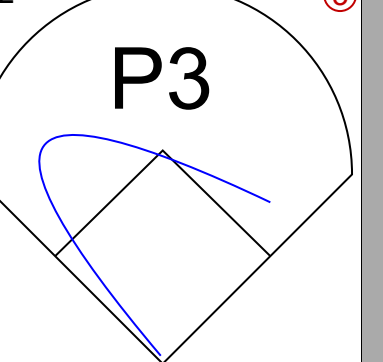
Batter	1	2	3	4	5	6	7	8	9	AB	R	H	RBI	BB	SO	LOB	TOP										
Wayne Kirby, L OBP: 0.364, SLG: 0.300 (1, 8)			 BB						 1B		4	1	1	1	1	1	0										
Omar Vizquel, S OBP: 0.333, SLG: 0.231 (1, 6)									 1-2		4	0	0	0	1	0	2										
Carlos Baerga, S OBP: 0.200, SLG: 0.214 (1, 4)			 1-H						 1B		5	1	2	0	0	0	1										
Albert Belle, R OBP: 0.429, SLG: 0.500 (1, 7)							 1B		 1-2	 1B	4	1	2	0	0	1	1										
Eddie Murray, S OBP: 0.308, SLG: 0.615 (1, 10)									 1-3	 1B	4	1	1	1	0	1	2										
Paul Sorrento, L OBP: 0.600, SLG: 0.500 (1, 3)	 HR				 1B		 1-2		 1-3	 1B	3	1	2	1	1	0	1										
Sandy Alomar Jr., R OBP: 0.385, SLG: 0.200 (1, 2)	 BB				 1-2						3	1	0	1	1	0	2										
Jim Thome, L OBP: 0.444, SLG: 0.889 Alvaro Espinoza, R (8, 5)	 2-H				 1-H				 2-3		4	1	2	3	0	0	1										
Manny Ramirez, R OBP: 0.364, SLG: 0.333 Kenny Lofton, L (7, PR) (7, 8)							 1B				3	0	1	0	0	0	1										
											1	1	0	0	0	0											
Inning Stats	R: 0 E: 0 K: 1 S: 7	H: 0 LOB: 0 BB: 0 P: 8	R: 3 E: 0 K: 1 S: 13	H: 1 LOB: 0 BB: 2 P: 30	R: 1 E: 0 K: 1 S: 10	H: 1 LOB: 1 BB: 1 P: 17	R: 0 E: 0 K: 0 S: 5	H: 2 LOB: 1 BB: 0 P: 11	R: 0 E: 0 K: 0 S: 4	H: 1 LOB: 0 BB: 0 P: 11	R: 1 E: 0 K: 0 S: 10	H: 2 LOB: 1 BB: 0 P: 18	R: 3 E: 0 K: 0 S: 12	H: 4 LOB: 0 BB: 0 P: 20	R: 0 E: 0 K: 0 S: 7	H: 0 LOB: 1 BB: 1 P: 15	1B: 10 2B: 1 3B: 0 HR: 1	SF: 0 SAC: 0 DP: 2 HBP: 0	WP: 0 PB: 0 SB: 3 CS: 1	PA: 39							
PITCHER	IP	WLS	BF	H	R	ER	SO	BB	IBB	HBP	BLK	WP	HR	S	P	ERA	WHIP										
Tom Gordon, R ERA: 9.82	3.2	L	17	4	4	4	3	3	0	0	0	0	1	33	64	9.82	1.909										
Billy Brewer, L ERA: 3.0	2.1		7	1	0	0	0	0	0	0	0	0	0	13	18	0.00	0.429										
Mike Magnante, L ERA: 5.0	1.0		6	3	2	2	0	0	0	0	0	0	0	11	19	18.00	3.000										
Hipolito Pichardo, R ERA: 7.71	1.0		5	3	2	2	0	0	0	0	0	0	0	11	19	18.00	3.000										
Jeff Montgomery, R ERA:	1.0		4	0	0	0	0	1	0	0	0	0	0	7	15	0.00	1.000										

Cleveland Indians @ Kansas City Royals
Kauffman Stadium, Kansas City, MO

AB 35
R 8
H 11
RBI 7
BB 4
SO 3
LOB 11



WP: 0 PA: 39
PB: 0
SB: 3
CS: 1

Batter	1	2	3	4	5	6	7	8	9	AB	R	H	RBI	BB	SO	LOB	BOTTOM										
Vince Coleman, S OBP: 0.143, SLG: 0.357 (1, 7)					 1B					5	1	2	1	0	1	3											
Brian McRae, S OBP: 0.500, SLG: 0.500 (1, 8)	 E				 1-2			 1B		4	1	2	0	0	0	1											
Wally Joyner, L OBP: 0.333, SLG: 0.500 (1, 3)	 1B									3	1	0	0	1	0	1											
Mike Macfarlane, R OBP: 0.417, SLG: 0.636 (1, 2)	 2-H				 1B				 1-2	4	0	2	1	0	1	1											
Gary Gaetti, R OBP: 0.500, SLG: 0.400 (1, 5)										3	0	1	0	0	0	2											
Bob Hamelin, L OBP: 0.333, SLG: 0.273 (1, 10)										4	0	0	0	0	3	4											
Dave Henderson, R (1, 9)					 1-2					4	0	0	0	0	1	2											
Greg Gagne, R (1, 6)										3	0	0	0	1	1	0											
Jose Lind, R OBP: 0.200, SLG: 0.200 Hubie Brooks, R (9, PH)										3	0	0	0	0	0	0											
										0	0	0	0	1	0	0											
Inning Stats	R: 2 E: 0 K: 2 S: 14	H: 2 LOB: 1 BB: 1 P: 26	R: 0 E: 0 K: 1 S: 9	H: 0 LOB: 0 BB: 0 P: 13	R: 0 E: 0 K: 0 S: 7	H: 1 LOB: 1 BB: 0 P: 10	R: 0 E: 0 K: 1 S: 7	H: 1 LOB: 1 BB: 0 P: 21	R: 0 E: 0 K: 2 S: 11	H: 1 LOB: 1 BB: 0 P: 16	R: 0 E: 0 K: 0 S: 8	H: 0 LOB: 0 BB: 0 P: 13	R: 1 E: 0 K: 0 S: 6	H: 2 LOB: 0 BB: 0 P: 12	R: 0 E: 0 K: 0 S: 8	H: 0 LOB: 3 BB: 2 P: 25	1B: 6 2B: 0 3B: 0 HR: 1	SF: 0 SAC: 0 DP: 1 HBP: 1	WP: 0 PB: 0 SB: 3 CS: 0	PA: 37							
PITCHER	IP	WLS	BF	H	R	ER	SO	BB	IBB	HBP	BLK	WP	HR	S	P	ERA	WHIP										
Charles Nagy, R ERA: 1.25	7.0	W	27	5	2	1	7	1	0	0	0	0	0	68	110	1.29	0.857										
Derek Liliquist, L ERA: 6.75	1.0		4	2	1	1	0	0	0	0	0	0	1	6	12	9.00	2.000										
Matt Turner, R ERA:	0.2		5	0	0	0	0	2	0	1	0	0	0	6	20	0.00	3.000										
Steve Farr, R ERA:	0.1	S	1	0	0	0	0	0	0	0	0	0	0	2	5	0.00	0.000										

Cleveland Indians @ Kansas City Royals
Kauffman Stadium, Kansas City, MO


AB 33
R 3
H 7
RBI 2
BB 3
SO 7
LOB 14



WP: 0 PA: 37
PB: 0
SB: 3
CS: 0

Batter	1	2	3	4	5	6	7	8	9	AB	R	H	RBI	BB	SO	LOB	TOP										
Kenny Lofton, L (1, 8) OBP: 0.400, SLG: 0.143	2-1 G3-6-3 1B			1-0 B1-3		4-2 BB			1-3 K	3	0	1	0	1	1	0	Cleveland Indians @ Kansas City Royals Kauffman Stadium, Kansas City, MO Sun Apr 10 1994, 3:33 AM CDT Att: 16,342 - Overcast - 54 F										
Omar Vizquel, S (1, 6) OBP: 0.316, SLG: 0.294	2-2 F8		2-1 G5-3		0-2 F7			1-1 2B	4	0	1	0	0	0	3												
Jim Thome, L (1, 5) OBP: 0.308, SLG: 0.615	0-1 G3-6-3 1-2		0-1 F7		1-0 F8			2-3 K	4	0	0	0	0	1	4												
Albert Belle, R (1, 7) OBP: 0.333, SLG: 0.375		3-2 F8			2-3 K		1-0 P4	3-3 K	4	0	0	0	0	2	1												
Eddie Murray, S (1, 10) OBP: 0.250, SLG: 0.500		2-3 K			1-3 K		0-1 L7		3	0	0	0	0	2	0												
Paul Sorrento, L (1, 3) OBP: 0.462, SLG: 0.364		1-0 G4-3			2-0 G3-1		2-1 P5		3	0	0	0	0	0	0												
Sandy Alomar Jr., R (1, 2) OBP: 0.375, SLG: 0.308			3-1 G5-3			2-0 G5-3		0-1 G4-3 G5-3 2B	3	0	1	0	0	0	0												
Manny Ramirez, R (1, 9) OBP: 0.385, SLG: 0.636			2-1 F9			0-0 HR		1-1 G4-3	2	1	1	1	0	0	0												
Wayne Kirby, L (8, PH) OBP: 0.333, SLG: 0.273								2-3 G5-3	1	0	0	0	0	0	1												
Alvaro Espinoza, R (1, 4) OBP: 0.333, SLG: 0.667			3-2 G5-3			1-1 2B		0-0 G5-3 3-H	3	0	1	0	0	0	1												
Inning Stats	R: 0 E: 0 K: 0 S: 8	H: 1 LOB: 0 BB: 0 P: 12	R: 0 E: 0 K: 1 S: 8	H: 0 LOB: 0 BB: 0 P: 14	R: 0 E: 0 K: 0 S: 7	H: 0 LOB: 0 BB: 0 P: 15	R: 0 E: 0 K: 0 S: 5	H: 0 LOB: 0 BB: 0 P: 8	R: 0 E: 0 K: 2 S: 8	H: 0 LOB: 0 BB: 0 P: 13	R: 1 E: 0 K: 0 S: 10	H: 2 LOB: 2 BB: 1 P: 18	R: 0 E: 0 K: 0 S: 5	H: 0 LOB: 0 BB: 0 P: 8	R: 0 E: 0 K: 3 S: 14	H: 1 LOB: 0 BB: 0 P: 6	R: 0 E: 0 K: 3 S: 14	H: 1 LOB: 1 BB: 0 P: 21	1B: 1 2B: 4 3B: 0 HR: 1	SF: 0 SAC: 0 DP: 2 HBP: 0	WP: 0 PB: 0 SB: 1 CS: 1	PA: 31					
PITCHER	IP	WLS	BF	H	R	ER	SO	BB	IBB	HBP	BLK	WP	HR	S	P	ERA	WHIP										
Chris Haney, L (1, 1) ERA: 1.5	6.0	W	21	3	1	1	3	1	0	0	0	0	1	46	80	1.50	0.667										
Billy Brewer, L (7, 1) ERA: 2.25	1.0		3	0	0	0	0	0	0	0	0	0	0	5	8	0.00	0.000										
Stan Belinda, R (8, 1) ERA: 2.25	2.0		7	2	0	0	3	0	0	0	0	0	0	19	27	0.00	1.000										

Batter	1	2	3	4	5	6	7	8	9	AB	R	H	RBI	BB	SO	LOB	BOTTOM										
Vince Coleman, S (1, 7) OBP: 0.263, SLG: 0.526	0-2 3B		0-1 2B 1B		1-2 G6-4-3 1B	1-1 F7		1-0 FC5-4 1-2		5	1	3	0	0	0	3	Cleveland Indians @ Kansas City Royals Kauffman Stadium, Kansas City, MO Sun Apr 10 1994, 3:33 AM CDT Att: 16,342 - Overcast - 54 F										
Brent Mayne, L (1, 2) OBP: 0.200, SLG: 0.400	1-3 K		0-2 SH1-3 1-H 2B		0-2 G6-4-3 1-2		3-2 G5-3	0-3 K	5	0	1	1	0	2	3												
Brian McRae, S (1, 8) OBP: 0.533, SLG: 0.538	2-3 K		0-0 SH1-3			2-2 G4-3 HBP 1B	1-1 G5-3 1B		3	2	2	0	0	1	1												
Wally Joyner, L (1, 3) OBP: 0.313, SLG: 0.429	2-1 F8		3-2 G1-3			1-2 P6	0-0 G5-3 1B		4	1	1	0	0	0	3												
Gary Gaetti, R (1, 5) OBP: 0.500, SLG: 0.462		0-2 FC5 2B	0-0 G3			4-2 HBP G4-3 1B BB	0-0 G5-3	1-2 2-3 1B	3	1	1	0	1	0	3												
Bob Hamelin, L (1, 10) OBP: 0.287, SLG: 0.214		1-1 G6-3		0-3 K		0-1 G4-3	0-1 G5-3 1B		3	0	0	0	0	1	3												
Hubie Brooks, R (7, PH) OBP: 1.000, SLG: 1.000						1-2 2-3 1B	2-H 3-H 1-2		1	0	1	2	0	0	0												
Kevin Koslofski, L (1, 9)		4-2 FC5 BB		3-3 K		4-0 HBP 1B IBB		0-0 G4-3	2	1	0	0	2	1	1												
Greg Gagne, R (1, 6)		1-0 FC5		1-3 K		3-1 1B		0-0 F9	2	0	0	1	0	1	2												
David Howard, S (7, 6)		1-2 2-3				1-2 2-3 3-H 1B			1	0	0	0	0	0	0												
Jose Lind, R (1, 4) OBP: 0.286, SLG: 0.286		0-1 G4-3			1-3 K	0-0 1B		2-1 FC5-4 1B	4	0	2	2	0	1	2												
Inning Stats	R: 0 E: 0 K: 2 S: 12	H: 1 LOB: 1 BB: 0 P: 17	R: 0 E: 0 K: 0 S: 10	H: 1 LOB: 2 BB: 1 P: 16	R: 1 E: 0 K: 0 S: 10	H: 2 LOB: 1 BB: 0 P: 13	R: 0 E: 0 K: 3 S: 10	H: 0 LOB: 0 BB: 0 P: 14	R: 0 E: 0 K: 1 S: 11	H: 1 LOB: 0 BB: 0 P: 13	R: 3 E: 0 K: 0 S: 22	H: 2 LOB: 2 BB: 2 P: 36	R: 2 E: 0 K: 0 S: 15	H: 3 LOB: 1 BB: 0 P: 20	R: 0 E: 0 K: 1 S: 7	H: 1 LOB: 1 BB: 0 P: 10	1B: 8 2B: 2 3B: 1 HR: 0	SF: 0 SAC: 1 DP: 1 HBP: 1	WP: 0 PB: 0 SB: 2 CS: 0	PA: 38							
PITCHER	IP	WLS	BF	H	R	ER	SO	BB	IBB	HBP	BLK	WP	HR	S	P	ERA	WHIP										
Dennis Martinez, R (1, 1) ERA: 4.15	6.0	L	28	7	4	4	6	2	1	1	0	0	0	75	109	6.00	1.500										
Russ Swan, L (7, 1) ERA: 5.4	0.2		4	2	2	2	0	0	0	0	0	0	0	8	12	27.00	3.000										
Jose Mesa, R (7, 1) ERA: 3.0	0.1		2	1	0	0	0	0	0	0	0	0	0	7	8	0.00	3.000										
Chris Nabholz, L (8, 1) ERA:	1.0		4	1	0	0	1	0	0	0	0	0	0	7	10	0.00	1.000										



Batter	1	2	3	4	5	6	7	8	9	AB	R	H	RBI	BB	SO	LOB	TOP				
Kenny Lofton, L OBP: 0.333, SLG: 0.167 (1, 8)	F8		CS	G3-1 E 1B	F7	F7			G3	5	1	1	0	0	0	0	Cleveland Indians @ California Angels Anaheim Stadium, Anaheim, CA Mon Apr 11 1994, 6:33 AM EDT Att: 37,285 - Sunny - 75 F				
Omar Vizquel, S OBP: 0.292, SLG: 0.238 (1, 6)	G1-3			G4-3	G6-3				G1-3	4	0	0	0	1	0						
Carlos Baerga, S OBP: 0.211, SLG: 0.222 (7, PR) Alvaro Espinoza, R OBP: 0.250, SLG: 0.500 (7, 4)	F8			G3-1		G3			HBP 1B	4	0	1	0	0	0	1					
Albert Belle, R OBP: 0.348, SLG: 0.350 (1, 7)		F7		E6		1B E 1B			F7	4	1	1	0	0	0	1					
Eddie Murray, S OBP: 0.300, SLG: 0.500 (1, 10)		G6-4-3 1B		G4-3		1B E 1B			F9	4	1	2	0	0	0	3					
Paul Sorrento, L OBP: 0.412, SLG: 0.400 (1, 3)	G6-4-3				G1-3	E7 HR 2B			F8	4	1	1	2	0	0	3					
Sandy Alomar Jr., R OBP: 0.350, SLG: 0.471 (1, 2) Tony Peña, R OBP: 0.306, SLG: 0.250 (8, 2)			L8		HR	P2			F9	4	1	1	1	0	0	1					
Jim Thome, L OBP: 0.353, SLG: 0.563 (1, 5)			G4-3		HR 1B	HR BB			K	3	2	1	0	1	1	0					
Manny Ramirez, R OBP: 0.500, SLG: 1.143 (1, 9) Wayne Kirby, L OBP: 0.306, SLG: 0.250 (7, 9)			CS 1B		HR	HR			F8	3	2	3	5	0	0	0					
Inning Stats	R: 0 E: 0 K: 0 S: 9	H: 0 LOB: 0 BB: 0 P: 14	R: 0 E: 0 K: 0 S: 7	H: 1 LOB: 0 BB: 0 P: 13	R: 0 E: 0 K: 0 S: 10	H: 1 LOB: 0 BB: 0 P: 16	R: 1 E: 1 K: 0 S: 15	H: 1 LOB: 1 BB: 0 P: 23	R: 3 E: 0 K: 0 S: 10	H: 3 LOB: 0 BB: 0 P: 18	R: 5 E: 1 K: 0 S: 12	H: 4 LOB: 0 BB: 0 P: 25	R: 0 E: 0 K: 1 S: 12	H: 1 LOB: 2 BB: 0 P: 20	R: 0 E: 0 K: 1 S: 9	H: 0 LOB: 0 BB: 0 P: 13	R: 0 E: 0 K: 1 S: 12	H: 0 LOB: 1 BB: 1 P: 21	1B: 7 2B: 1 3B: 0 HR: 3	SF: 0 SAC: 0 DP: 1 HBP: 1	WP: 0 PA: 41 PB: 0 SB: 0 CS: 1
PITCHER	IP	WLS	BF	H	R	ER	SO	BB	IBB	HBP	BLK	WP	HR	S	P	ERA	WHIP				
John Dopper, R ERA: 3.65 (1, 1)	5.1	L	23	8	6	5	0	0	0	0	0	0	2	54	90	8.44	1.500				
Bob Patterson, L ERA: 20.25 (6, 1)	0.2		5	2	3	3	0	1	0	0	0	0	1	9	19	40.50	4.500				
Bill Sampen, R ERA: 2.7 (7, 1)	3.0		12	1	0	0	2	1	0	1	0	0	0	33	54	0.00	0.667				


AB	37
R	9
H	11
RBI	8
BB	2
SO	2
LOB	11




Batter	1	2	3	4	5	6	7	8	9	AB	R	H	RBI	BB	SO	LOB	BOTTOM				
Chad Curtis, R OBP: 0.250, SLG: 0.200 (1, 8)	K		K			K			K	3	0	0	0	0	3	0	Cleveland Indians @ California Angels Anaheim Stadium, Anaheim, CA Mon Apr 11 1994, 6:33 AM EDT Att: 37,285 - Sunny - 75 F				
Jim Edmonds, L OBP: 0.333, SLG: 0.333 (7, 8)									K	1	0	0	0	0	1	0					
Bo Jackson, R OBP: 0.294, SLG: 0.267 (9, PH)									K	1	0	0	0	0	1	2					
Dwight Smith, L OBP: 0.385, SLG: 0.615 (1, 7)	G1-3 2B		G3			G6-3			K	4	0	1	0	0	1	0					
Tim Salmon, R OBP: 0.387, SLG: 0.333 (1, 9)	G1-3				F7				P2 1B BB	3	1	0	0	1	0	1					
Chili Davis, S OBP: 0.516, SLG: 0.750 (1, 10)	K				F7				1B BB 1B	4	2	2	1	0	1	1					
Damon Easley, R OBP: 0.333, SLG: 0.417 (1, 5) Spike Owen, S OBP: 0.500, SLG: 0.333 (8, 5)		CS BB			G5-3				F8 PB BB 1B	2	0	0	0	1	0	0					
Eduardo Perez, R OBP: 0.258, SLG: 0.148 (1, 3)		1 SAFE 1 SAFE 1 SAFE	G1-3 BB			K			G4-3 1B PB 1B	2	1	0	0	2	1	0					
Chris Turner, R OBP: 0.353, SLG: 0.231 (1, 2)			G1-3			L7			P3 K 1B	4	1	0	0	0	1	3					
Harold Reynolds, S OBP: 0.500, SLG: 0.550 (1, 4)			G3			G3			G6-4-3 1B 1B	4	0	2	1	0	0	1					
Gary Disarcina, R OBP: 0.393, SLG: 0.481 (1, 6)			G5-3			F7			G6-4-3 1B	4	0	1	2	0	0	1					
Inning Stats	R: 0 E: 0 K: 2 S: 10	H: 1 LOB: 1 BB: 0 P: 11	R: 0 E: 0 K: 0 S: 10	H: 0 LOB: 2 BB: 2 P: 19	R: 0 E: 0 K: 1 S: 13	H: 0 LOB: 0 BB: 0 P: 21	R: 0 E: 0 K: 0 S: 4	H: 0 LOB: 0 BB: 0 P: 6	R: 0 E: 0 K: 1 S: 5	H: 0 LOB: 0 BB: 0 P: 6	R: 1 E: 0 K: 0 S: 12	H: 1 LOB: 0 BB: 0 P: 21	R: 0 E: 0 K: 0 S: 6	H: 1 LOB: 0 BB: 0 P: 9	R: 5 E: 0 K: 4 S: 34	H: 4 LOB: 2 BB: 2 P: 55	1B: 5 2B: 1 3B: 0 HR: 1	SF: 0 SAC: 0 DP: 1 HBP: 0	WP: 0 PA: 37 PB: 1 SB: 0 CS: 1		
PITCHER	IP	WLS	BF	H	R	ER	SO	BB	IBB	HBP	BLK	WP	HR	S	P	ERA	WHIP				
Mark Clark, R ERA: 1.29 (1, 1)	7.0	W	24	2	1	1	5	2	0	0	0	0	0	35	56	5.40	3.600				
Eric Plunk, R ERA: 3.0 (8, 1)	1.2		11	4	5	1	3	2	0	0	0	0	0	3	5	5.40	3.600				
Jose Mesa, R ERA: 3.0 (9, 1)	0.0	S	1	1	0	0	0	0	0	0	0	0	0	2	2	∞	∞				
Steve Farr, R ERA: (9, 1)	0.1	S	1	0	0	0	1	0	0	0	0	0	0	3	6	0.00	0.000				

AB	33
R	6
H	7
RBI	5
BB	4
SO	9
LOB	9




Batter	1	2	3	4	5	6	7	8	9	AB	R	H	RBI	BB	SO	LOB	TOP										
Kenny Lofton, L OBP: 0.450, SLG: 0.375	2-1 1B SF8	4-2 SH1-3 S BB		0-0 1B			1-1 SH5-3 S 1B		2-1 G4-3	4	2	3	0	1	0	0	Cleveland Indians @ California Angels Anaheim Stadium, Anaheim, CA Tue Apr 12 1994, 10:05 PM EDT Att: 22,118 - Unknown - 72 F AB 33 R 5 H 10 RBI 5 BB 5 SO 3 LOB 16 										
Omar Vizquel, S OBP: 0.296, SLG: 0.250	2-2 SF8 S 1B	1-0 SH1-3		1-2 P2			1-0 SH5-3		0-0 F8	3	1	1	0	0	0	1											
Carlos Baerga, S OBP: 0.292, SLG: 0.273	3-2 1B S HBP	0-1 P4			1-1 CS 1B		0-1 F9		2-0 1B 1B	4	2	2	0	0	0	2											
Albert Belle, R OBP: 0.357, SLG: 0.348	1-1 SF8	0-0 G4-3			0-0 L7		4-2 1B BB		2-2 1B SAFE	3	0	1	1	1	0	2											
Eddie Murray, S OBP: 0.320, SLG: 0.480	1-2 P3		3-2 L7		0-0 F8		0-0 BB		0-1 SAFE	5	0	2	2	0	0	3											
Candy Maldonado, R Paul Sorrento, L OBP: 0.389, SLG: 0.375	4-2 BB 1B		0-2 G5-3		1-0 CS	3-3 K	3-2 G6-3		1-3 3-H 1B	3	0	0	0	1	1	2											
Sandy Alomar Jr., R OBP: 0.333, SLG: 0.429	2-2 BB 1B		0-0 F8			0-1 G5-3		3-2 G1-3		4	0	1	1	0	0	0											
Manny Ramirez, R OBP: 0.500, SLG: 1.000	4-2 FC6-4 BB		2-3 K		4-2 BB		3-2 L9		1-3 3-H 1B	2	0	0	1	2	1	0											
Mark Lewis, R Jim Thome, L OBP: 0.333, SLG: 0.529	0-2 FC6-4		1-0 F8		1-0 F7		2-2 G4-3			3	0	0	0	0	0	4											
Alvaro Espinoza, R OBP: 0.250, SLG: 0.500	1-2									1	0	0	0	0	0	0											
Inning Stats	R: 3 E: 0 K: 0 S: 24	H: 3 LOB: 3 BB: 2 P: 43	R: 0 E: 0 K: 0 S: 6	H: 0 LOB: 1 BB: 1 P: 11	R: 0 E: 0 K: 0 S: 8	H: 0 LOB: 0 BB: 0 P: 11	R: 0 E: 0 K: 1 S: 9	H: 1 LOB: 1 BB: 0 P: 13	R: 0 E: 0 K: 0 S: 4	H: 0 LOB: 1 BB: 1 P: 6	R: 0 E: 0 K: 0 S: 10	H: 0 LOB: 0 BB: 1 P: 18	R: 1 E: 0 K: 0 S: 11	H: 2 LOB: 2 BB: 1 P: 20	R: 0 E: 0 K: 0 S: 9	H: 0 LOB: 0 BB: 0 P: 17	R: 1 E: 0 K: 1 S: 14	H: 3 LOB: 2 BB: 0 P: 21	1B: 9 2B: 1 3B: 0 HR: 0	SF: 1 SAC: 2 DP: 0 HBP: 1	WP: 0 PB: 0 SB: 4 CS: 1	PA: 43					
PITCHER	IP	WLS	BF	H	R	ER	SO	BB	IBB	HBP	BLK	WP	HR	S	P	ERA	WHIP										
Chuck Finley, L ERA: 6.94	(1, 1)	7.0	33	7	4	4	2	5	0	1	0	0	0	72	122	5.14	1.714										
Mike Butcher, R ERA:	(8, 1)	0.2	2	0	0	0	0	0	0	0	0	0	0	6	12	0.00	0.000										
Craig Lefferts, L ERA:	(8, 1)	0.1	1	0	0	0	0	0	0	0	0	0	0	3	5	0.00	0.000										
Joe Grahe, R ERA: 3.86	(9, 1)	1.0	L	6	3	1	1	0	0	0	0	0	0	14	21	9.00	3.000										

Batter	1	2	3	4	5	6	7	8	9	AB	R	H	RBI	BB	SO	LOB	BOTTOM										
Chad Curtis, R OBP: 0.270, SLG: 0.206	4-0 CS S BB		0-1 L7	2-2 1B			1-3 K		1-0 F9	4	0	1	1	1	1	1	Cleveland Indians @ California Angels Anaheim Stadium, Anaheim, CA Tue Apr 12 1994, 10:05 PM EDT Att: 22,118 - Unknown - 72 F AB 34 R 4 H 8 RBI 4 BB 5 SO 9 LOB 20 										
Dwight Smith, L OBP: 0.438, SLG: 0.571	2-3 K		4-0 1B	4-2 BB			4-2 2B BB		1-1 F8	1	0	0	0	2	1	1											
Jim Edmonds, L OBP: 0.500, SLG: 0.333	1-2 K		1-2 BB	3-1 BB			3-1 F9		4-2 BB	4	0	1	0	1	2	4											
Bo Jackson, R OBP: 0.276, SLG: 0.250	2-3 K		3-1 1B	2-3 1B			0-0 G4-3		0-3 K	4	1	2	1	0	0	3											
Chili Davis, S OBP: 0.514, SLG: 0.750		1-0 G3-1 2B	0-1 L9		2-0 G4-3		1-3 2B		0-3 K	0	0	0	0	0	0	0											
Rex Hudler, R OBP: 0.333, SLG: 0.333		2-2 G3-1	2-2 L4		0-0 L8		2-1 HBP			3	0	0	0	0	0	4											
Greg Myers, L OBP: 0.143, SLG: 0.154		1-2																									
Damon Easley, R OBP: 0.323, SLG: 0.370		2-2 G3-1	2-2 L4		0-0 L8		2-1 HBP																				
Eduardo Perez, R OBP: 0.286, SLG: 0.258		0-0 2B		2-2 WP 1B 2B		0-3 K				4	1	2	1	0	2	2											
Chris Turner, R OBP: 0.286, SLG: 0.176		2-3 K2-3		0-0 F9		1-0 P4		2-3 K		4	0	0	0	0	2	2											
Harold Reynolds, S OBP: 0.423, SLG: 0.458		0-1 G3-1		1-0 F8		0-0 G4-3		0-1 G6-3		4	0	0	0	0	0	2											
Gary Disarcina, R OBP: 0.406, SLG: 0.484			2-1 1B BB	1-1 WP 1B		0-1 F9		0-0 F8		4	1	2	1	0	0	0											
Inning Stats	R: 0 E: 0 K: 2 S: 7	H: 0 LOB: 1 BB: 1 P: 15	R: 1 E: 0 K: 1 S: 12	H: 2 LOB: 1 BB: 0 P: 17	R: 0 E: 0 K: 0 S: 11	H: 2 LOB: 3 BB: 1 P: 22	R: 2 E: 0 K: 1 S: 16	H: 3 LOB: 2 BB: 1 P: 28	R: 0 E: 0 K: 1 S: 5	H: 0 LOB: 0 BB: 0 P: 7	R: 0 E: 0 K: 0 S: 4	H: 0 LOB: 0 BB: 0 P: 5	R: 1 E: 0 K: 2 S: 12	H: 1 LOB: 2 BB: 1 P: 23	R: 0 E: 0 K: 1 S: 6	H: 0 LOB: 0 BB: 0 P: 8	R: 0 E: 0 K: 1 S: 8	H: 0 LOB: 1 BB: 1 P: 14	1B: 5 2B: 3 3B: 0 HR: 0	SF: 0 SAC: 0 DP: 0 HBP: 1	WP: 2 PB: 0 SB: 1 CS: 1	PA: 40					
PITCHER	IP	WLS	BF	H	R	ER	SO	BB	IBB	HBP	BLK	WP	HR	S	P	ERA	WHIP										
Jack Morris, R ERA: 4.08	(1, 1)	6.0	27	7	3	3	5	3	0	0	0	0	0	55	94	4.50	1.667										
Matt Turner, R ERA: 3.0	(7, 1)	2.1	W	10	1	1	1	3	1	0	1	0	0	19	33	3.86	0.857										
Derek Lilliquist, L ERA: 5.4	(9, 1)	0.1	1	0	0	0	0	0	0	0	0	0	0	2	3	0.00	0.000										
Jose Mesa, R ERA: 2.7	(9, 1)	0.1	S	2	0	0	0	1	1	0	0	0	0	5	9	0.00	3.000										

Batter	1	2	3	4	5	6	7	8	9	10	AB	R	H	RBI	BB	SO	LOB	TOP										
Kenny Lofton, L OBP: 0.520, SLG: 0.650 (1, 8)	L8		CS 1-H 2B		1 SAFE 1 B 1 SAFE X	1-0 CS 1B	1-2 BB		1-0 HR	4 1 3 2 1 0 0																		
Omar Vizquel, S OBP: 0.250, SLG: 0.207 (1, 6)	F8		F8		1 SAFE 1 P 1 SAFE 1 C X	2-1 CS	1-1 F9	0-1 G5-3	0-0 G4-3	5 0 0 0 0 0 3																		
Carlos Baerga, S OBP: 0.276, SLG: 0.259 (1, 4)	1B		F8		X	0-0 F8	1-2 G2	0-3 K	3-0 G4-3	5 0 1 0 0 1 0																		
Albert Belle, R OBP: 0.333, SLG: 0.296 (1, 7)	G3				1 SAFE 1 B 1 SAFE X	1-3 K	1-2 G4-3	4-2 G6-4-3 BB	0-1 F8	4 0 0 0 1 1 1																		
Eddie Murray, S OBP: 0.310, SLG: 0.448 (1, 10)		3-2 G3 1B			1 SAFE 1 B 1 SAFE X	2-2 G6-3	2-3 K	1-2 G6-4-3		4 0 1 0 0 1 1																		
Paul Sorrento, L OBP: 0.409, SLG: 0.700 (1, 3)	F8		L9		F X	0-1 F8	1-0 HR	0-0 HR		4 2 2 2 0 0 1																		
Sandy Alomar Jr., R OBP: 0.321, SLG: 0.400 (1, 2)	G3				1 SAFE 1 B 1 SAFE X	1-0 G3	0-0 S 1B	1-2 F8	0-0 P6	4 1 1 0 0 0 1																		
Jim Thome, L OBP: 0.333, SLG: 0.550 Alvaro Espinoza, R OBP: 0.200, SLG: 0.400 (1, 5) (8, 5)	G3				1 SAFE 1 SAFE 1 SAFE 1 B 1 P 1 SAFE 1 C X	2-3 K	0-0 1B	0-0 1B	1-1 G3	3 1 1 0 0 1 2 1 0 0 0 0 0 0																		
Wayne Kirby, L OBP: 0.412, SLG: 0.375 (1, 9)			2B 1B		1 SAFE 1 B 1 SAFE X	3-2 2B 1B	1-2 CS 1B	1-1 BB 1B	1-1 P6	4 1 3 2 0 0 0																		
Inning Stats	R: 0 E: 0 K: 0 S: 9	H: 1 LOB: 1 BB: 0 P: 15	R: 0 E: 0 K: 0 S: 9	H: 1 LOB: 1 BB: 0 P: 15	R: 1 E: 0 K: 0 S: 10	H: 2 LOB: 0 BB: 0 P: 13	R: 0 E: 0 K: 1 S: 11	H: 0 LOB: 0 BB: 0 P: 16	R: 1 E: 0 K: 1 S: 13	H: 3 LOB: 0 BB: 0 P: 16	R: 0 E: 0 K: 0 S: 9	H: 0 LOB: 0 BB: 0 P: 12	R: 2 E: 0 K: 1 S: 13	H: 3 LOB: 2 BB: 1 P: 22	R: 0 E: 0 K: 1 S: 9	H: 0 LOB: 0 BB: 1 P: 14	R: 1 E: 0 K: 0 S: 6	H: 1 LOB: 0 BB: 0 P: 8	R: 1 E: 0 K: 0 S: 5	H: 1 LOB: 0 BB: 0 P: 9	1B: 7 2B: 2 3B: 0 HR: 3	SF: 0 SAC: 0 DP: 1 HBP: 0	WP: 0 PB: 0 SB: 1 CS: 3	PA: 41				
PITCHER	IP WLS BF H R ER SO BB IBB HBP BLK WP HR S P ERA WHIP	6.2 1.1 7 2 1 1 2 0 0 0 0 1 14 24 6.75 3.000	2.0 L 7 1 1 1 0 0 0 0 0 1 10 16 4.50 0.500																									

Cleveland Indians @ California Angels
Anaheim Stadium, Anaheim, CA
Wed Apr 13 1994, 10:05 PM EDT
Att: 16,682 - Unknown - 68 F


AB 38
R 6
H 12
RBI 6
BB 2
SO 4
LOB 9



Batter	1	2	3	4	5	6	7	8	9	10	AB	R	H	RBI	BB	SO	LOB	BOTTOM										
Chad Curtis, R OBP: 0.238, SLG: 0.179 (1, 8)	G1-3		L9			G6-3		G5-3		G6-3	5 0 0 0 0 0 0																	
Damion Easley, R OBP: 0.314, SLG: 0.355 (1, 5)	G5-3		G4-3			1B			G6-3	4 0 1 0 0 0 0																		
Tim Salmon, R OBP: 0.375, SLG: 0.313 (1, 9)	F8				1-3 K	F8			BB HR 1B	4 1 1 0 0 1 1																		
Chili Davis, S OBP: 0.513, SLG: 0.714 (1, 10)		0-1 G6-3 HR 1B			1-0 G3-1			G1-3	4-1 BB HR 1B	3 2 1 0 1 0 0																		
Bo Jackson, R OBP: 0.318, SLG: 0.450 (1, 7)		3-1 G6-3			3-2 G4-3			FC6-4 1B	0-0 HR	4 1 2 3 0 0 1																		
Eduardo Perez, R OBP: 0.282, SLG: 0.343 (1, 3)		1-0 HR			1-1 G5-3			FC6-4 1-2F	F9	4 1 1 2 0 0 1																		
Greg Myers, L OBP: 0.167, SLG: 0.176 Rex Hudler, R OBP: 0.333, SLG: 0.333 (1, 2) (9, PR) (10, 4)	G4-3				0-0 L9			FC6	3-2 CS 1B	4 0 1 0 0 0 1 0 0 0 0 0 0 0																		
Harold Reynolds, S OBP: 0.379, SLG: 0.407 Chris Turner, R OBP: 0.273, SLG: 0.167 (1, 4) (9, PH) (10, 2)	G4-3				1-1 G3			G4-3	2-2 CS	3 0 0 0 0 0 0 1 0 0 0 0 0 0																		
Gary Disarcina, R OBP: 0.361, SLG: 0.429 (1, 6)			G6-3		1-3 K			P2	1-0 F7	4 0 0 0 0 1 0																		
Inning Stats	R: 0 E: 0 K: 0 S: 7	H: 0 LOB: 0 BB: 0 P: 11	R: 2 E: 0 K: 0 S: 7	H: 2 LOB: 0 BB: 0 P: 12	R: 0 E: 0 K: 0 S: 4	H: 0 LOB: 0 BB: 0 P: 6	R: 0 E: 0 K: 1 S: 8	H: 0 LOB: 0 BB: 0 P: 13	R: 0 E: 0 K: 0 S: 5	H: 0 LOB: 0 BB: 0 P: 7	R: 0 E: 0 K: 1 S: 10	H: 1 LOB: 1 BB: 0 P: 17	R: 0 E: 0 K: 0 S: 11	H: 1 LOB: 1 BB: 0 P: 15	R: 0 E: 0 K: 0 S: 7	H: 0 LOB: 0 BB: 0 P: 12	R: 3 E: 0 K: 0 S: 17	H: 3 LOB: 1 BB: 0 P: 29	R: 0 E: 0 K: 0 S: 4	H: 0 LOB: 0 BB: 0 P: 7	1B: 5 2B: 0 3B: 0 HR: 2	SF: 0 SAC: 0 DP: 0 HBP: 0	WP: 0 PB: 0 SB: 0 CS: 1	PA: 38				
PITCHER	IP WLS BF H R ER SO BB IBB HBP BLK WP HR S P ERA WHIP	8.0 2.8 28 4 2 2 2 0 0 0 0 0 1 14 24 40.50 6.000	0.1 W 0 0 0 0 0 0 0 0 0 0 0 3 5 0.00 0.000																									

Cleveland Indians @ California Angels
Anaheim Stadium, Anaheim, CA
Wed Apr 13 1994, 10:05 PM EDT
Att: 16,682 - Unknown - 68 F

AB 36
R 5
H 7
RBI 5
BB 1
SO 2
LOB 4



Batter	1	2	3	4	5	6	7	8	9	AB	R	H	RBI	BB	SO	LOB	TOP					
Vince Coleman, S OBP: 0.270, SLG: 0.432	1-1 G6-3			2-1 F7		1-1 B3		0-0 G3		4	0	0	0	0	0	2						
Brian McRae, S OBP: 0.397, SLG: 0.370	3-2 F8			2-0 G5-3			2-1 G4-3		1-1 F8	4	0	0	0	0	0	0						
Wally Joyner, L OBP: 0.294, SLG: 0.355	0-0 F7			2-2 F7			0-2 G4-3		1-0 G3	4	0	0	0	0	0	0						
Mike Macfarlane, R OBP: 0.320, SLG: 0.364		1-0 G5-3			0-0 P2		1-2 G6-3		1-2 G5-3	4	0	0	0	0	0	0						
Bob Hamelin, L OBP: 0.385, SLG: 0.583 Terry Shumpert, R OBP: 0.200, SLG: 0.200	0-0 F8			3-2 F7				1-1 G4-3 1B		3	0	1	0	0	0	0						
Gary Gaetti, R OBP: 0.357, SLG: 0.360	0-1 P4			1-2 F7				1-1 F7		3	0	1	0	0	0	1						
Felix Jose, S			1-3 K		2-2 G1-3			0-0 G4-3		3	0	0	0	0	1	2						
Jose Lind, R OBP: 0.321, SLG: 0.370			0-1 L3			0-2 F8		1-0 F7		3	1	1	1	0	0	0						
Greg Gagne, R OBP: 0.176, SLG: 0.133			0-0 G4-3			2-1 F9		0-0 F7		3	0	1	1	0	0	0						
Inning Stats	R: 0 E: 0 K: 0 S: 6	H: 0 LOB: 0 BB: 0 P: 10	R: 0 E: 0 K: 0 S: 4	H: 0 LOB: 0 BB: 0 P: 5	R: 0 E: 0 K: 1 S: 6	H: 0 LOB: 0 BB: 0 P: 7	R: 0 E: 0 K: 0 S: 6	H: 0 LOB: 0 BB: 0 P: 12	R: 0 E: 0 K: 0 S: 14	H: 1 LOB: 1 BB: 0 P: 20	R: 0 E: 0 K: 0 S: 8	H: 0 LOB: 0 BB: 0 P: 11	R: 0 E: 0 K: 0 S: 8	H: 0 LOB: 0 BB: 0 P: 11	R: 2 E: 0 K: 0 S: 7	H: 3 LOB: 2 BB: 0 P: 10	R: 0 E: 0 K: 0 S: 6	H: 0 LOB: 0 BB: 0 P: 9	1B: 3 2B: 1 3B: 0 HR: 0	SF: 0 SAC: 0 DP: 0 HBP: 0	WP: 0 PB: 0 SB: 0 CS: 0	PA: 31
PITCHER Dennis Martinez, R ERA: 3.27	IP: 9.0 WLS: L BF: 31	H: 4 R: 2 ER: 2 SO: 1	BB: 0 IBB: 0 HBP: 0 BLK: 0	WP: 0 HR: 0 S: 65 P: 95	ERA: 2.00 WHIP: 0.444																	

Kansas City Royals @ Cleveland Indians
 Jacobs Field, Cleveland, OH
 Fri Apr 15 1994, 7:05 PM EDT
 Att: 40,490 - Unknown - 67 F

AB 31
 R 2
 H 4
 RBI 2
 BB 0
 SO 1
 LOB 5



Batter	1	2	3	4	5	6	7	8	9	AB	R	H	RBI	BB	SO	LOB	BOTTOM					
Kenny Lofton, L OBP: 0.483, SLG: 0.583	2-2 L8		0-0 F8			0-0 B2			1-0 G6-3 SH1-4 1B	4	0	1	0	0	0	1						
Omar Vizquel, S OBP: 0.229, SLG: 0.188	1-1 G6-3			0-1 P5		0-0 L3			0-1 SH1-4	3	0	0	0	0	0	1						
Carlos Baerga, S OBP: 0.273, SLG: 0.258	3-2 F8			0-2 F7		1-1 G3-1			2-2 G6-3	4	0	1	0	0	0	1						
Albert Belle, R OBP: 0.324, SLG: 0.290		2-2 P3		0-1 F9		2-0 F7			0-0 G5-3	4	0	1	0	0	0	2						
Eddie Murray, S OBP: 0.281, SLG: 0.406		1-3 K		1-2 G4-3		3-1 F7				3	0	0	0	0	1	1						
Paul Sorrento, L OBP: 0.360, SLG: 0.609		0-2 P6			1-0 F8				0-0 P6	3	0	0	0	0	0	0						
Sandy Alomar Jr., R OBP: 0.355, SLG: 0.536			2-2 HR		3-2 P6				1-0 K	3	1	2	1	0	0	0						
Jim Thome, L OBP: 0.333, SLG: 0.500			4-1 F9 BB		3-3 K				2-3 K	2	0	0	0	1	2	1						
Wayne Kirby, L OBP: 0.400, SLG: 0.368			1-2 F9			1-1 L3			1-2 G4-3	3	0	1	0	0	0	2						
Inning Stats	R: 0 E: 0 K: 0 S: 8	H: 0 LOB: 0 BB: 0 P: 14	R: 0 E: 0 K: 1 S: 10	H: 0 LOB: 0 BB: 0 P: 13	R: 1 E: 0 K: 0 S: 9	H: 1 LOB: 1 BB: 1 P: 16	R: 0 E: 0 K: 0 S: 10	H: 1 LOB: 1 BB: 0 P: 11	R: 0 E: 0 K: 1 S: 8	H: 0 LOB: 0 BB: 0 P: 15	R: 0 E: 0 K: 0 S: 4	H: 1 LOB: 0 BB: 0 P: 5	R: 0 E: 0 K: 0 S: 5	H: 1 LOB: 0 BB: 0 P: 11	R: 0 E: 0 K: 1 S: 8	H: 1 LOB: 1 BB: 0 P: 12	R: 0 E: 0 K: 0 S: 9	H: 1 LOB: 1 BB: 0 P: 12	1B: 5 2B: 1 3B: 0 HR: 1	SF: 0 SAC: 1 DP: 1 HBP: 0	WP: 0 PB: 0 SB: 1 CS: 0	PA: 31
PITCHER David Cone, R ERA: 2.77 Billy Brewster, L ERA: 1.5 Hippolito Pichardo, R ERA: 6.0	IP: 8.0 WLS: W BF: 27	H: 5 R: 1 ER: 1 SO: 1	BB: 1 IBB: 0 HBP: 0 BLK: 0	WP: 0 HR: 1 S: 62 P: 97	ERA: 1.12 WHIP: 0.750																	

Kansas City Royals @ Cleveland Indians
 Jacobs Field, Cleveland, OH
 Fri Apr 15 1994, 7:05 PM EDT
 Att: 40,490 - Unknown - 67 F

AB 29
 R 1
 H 6
 RBI 1
 BB 1
 SO 3
 LOB 9



Batter	1	2	3	4	5	6	7	8	9	AB	R	H	RBI	BB	SO	LOB	TOP										
Vince Coleman, S (1, 7) OBP: 0.250, SLG: 0.348	4-1 G6-3 BB		0-0 B1			2-2 G1-3	0-1 L8-3	0-1 G4-3		4	1	0	0	1	0	3											
Brian McRae, S (1, 8) OBP: 0.452, SLG: 0.459	2-2 G6-3		1-0 1B			1-1 2B	2-0 1B		1-2 P2	5	1	4	0	0	0	0											
Wally Joyner, L (1, 3) OBP: 0.295, SLG: 0.308	3-1 G6-3		1-1 F7			0-0 E4	1-0 G4-3		0-0 G3-1	5	1	0	0	0	0	4											
Mike Macfarlane, R (1, 2) OBP: 0.400, SLG: 0.464	1-2 G4-3			0-0 G5-3		4-2 2B	1-2 1B	4-1 F8	1-3 K	3	2	0	0	2	1	0											
Bob Hamelin, L (1, 10) OBP: 0.249, SLG: 0.800		2-0 HR		0-2 G4-3		3-1 1B	1-3 2B	4-1 1B	1-2 1B	3	3	2	3	1	0	0											
Dave Henderson, R (1, 9) OBP: 0.242, SLG: 0.355		3-3 K		2-2 F8		2-2 1B	2-2 1B	2-2 F8		4	0	1	2	0	1	2											
Gary Gaetti, R (1, 5) OBP: 0.297, SLG: 0.294		0-0 G5-3			0-0 F8	0-3 K		1-0 1B	1-2 1B	4	0	1	1	0	1	1											
Jose Lind, R (1, 4) OBP: 0.270, SLG: 0.306		1-1 G6-3			3-3 K	0-2 G1-3		0-2 F7		4	0	0	0	0	1	3											
Greg Gagne, R (1, 6) OBP: 0.231, SLG: 0.250			3-2 F9		2-1 G3		1-0 1B	3-2 1B		4	0	2	1	0	0	0											
Inning Stats	R: 1 E: 0 K: 0 S: 12	H: 1 LOB: 0 BB: 1 P: 22	R: 1 E: 0 K: 1 S: 8	H: 1 LOB: 0 BB: 0 P: 14	R: 0 E: 0 K: 0 S: 8	H: 1 LOB: 1 BB: 0 P: 12	R: 0 E: 0 K: 0 S: 7	H: 0 LOB: 0 BB: 0 P: 9	R: 0 E: 0 K: 1 S: 8	H: 0 LOB: 0 BB: 0 P: 13	R: 4 E: 1 K: 1 S: 22	H: 3 LOB: 1 BB: 1 P: 34	R: 0 E: 0 K: 0 S: 5	H: 2 LOB: 1 BB: 0 P: 9	R: 2 E: 0 K: 0 S: 16	H: 2 LOB: 2 BB: 2 P: 30	R: 0 E: 0 K: 1 S: 7	H: 0 LOB: 0 BB: 0 P: 9	1B: 8 2B: 2 3B: 0 HR: 1	SF: 0 SAC: 0 DP: 2 HBP: 0	WP: 0 PB: 0 SB: 2 CS: 0	PA: 40					
PITCHER	IP	WLS	BF	H	R	ER	SO	BB	IBB	HBP	BLK	WP	HR	S	P	ERA	WHIP										
Jack Morris, R (1, 1) ERA: 5.09	6.2	L	29	8	6	5	3	2	0	0	0	0	1	69	111	6.75	1.500										
Russ Swan, L (7, 1) ERA: 4.91	0.1		1	0	0	0	0	0	0	0	0	0	0	1	2	0.00	0.000										
Eric Plunk, R (8, 1) ERA: 7.36	0.0		2	0	2	2	0	2	0	0	0	0	0	2	10	∞	∞										
Matt Turner, R (8, 1) ERA: 1.42	1.0		5	2	0	0	0	0	0	0	0	0	0	14	20	0.00	2.000										
Steve Farr, R (9, 1) ERA:	1.0		3	0	0	0	1	0	0	0	0	0	0	7	9	0.00	0.000										

Kansas City Royals @ Cleveland Indians
 Jacobs Field, Cleveland, OH
 Sun Apr 17 1994, 3:33 AM EDT
 Att: 38,974 - Sunny - 51 F

livebaseballscores.com

AB 36
 R 8
 H 10
 RBI 7
 BB 4
 SO 4
 LOB 13



Batter	1	2	3	4	5	6	7	8	9	AB	R	H	RBI	BB	SO	LOB	BOTTOM										
Kenny Lofton, L (1, 8) OBP: 0.474, SLG: 0.606	2-2 P3		3-1 CS	2-0 SH5-4		3-2 G1-3		0-0 F7		4	1	1	0	0	0	1											
Omar Vizquel, S (1, 6) OBP: 0.256, SLG: 0.211	3-2 G4-3		0-1 SH5-4	1-3 1B		3-2 G6-3		0-3 K		3	0	0	0	0	1	0											
Carlos Baerga, S (1, 4) OBP: 0.268, SLG: 0.282	2-2 G4-3		1-3 K	0-0 K		3-2 HR		1-0 L9		4	1	1	0	0	1	1											
Albert Belle, R (1, 7) OBP: 0.391, SLG: 0.447		2-2 G5-3		0-0 1B		0-0 HR		1-1 2B		4	1	3	3	0	0	0											
Eddie Murray, S (1, 10) OBP: 0.220, SLG: 0.317		2-3 K		2-2 G5-3		0-2 F9		1-1 G6-3		4	0	0	0	0	1	1											
Paul Sorrento, L (1, 3) OBP: 0.313, SLG: 0.500		2-3 K		2-2 F7		2-3 K				3	0	0	0	0	2	0											
Sandy Alomar Jr., R (1, 2) OBP: 0.342, SLG: 0.455			0-3 K		2-1 F9			1-1 G5-3		3	0	0	0	0	1	0											
Jim Thome, L (1, 5) OBP: 0.387, SLG: 0.593			0-1 CS			1-1 G6-3		4-0 BB		2	0	1	0	1	0	0											
Manny Ramirez, R (1, 9) OBP: 0.444, SLG: 0.870			2-3 K		1-3 K			1-2 K		3	0	0	0	0	3	2											
Inning Stats	R: 0 E: 0 K: 0 S: 12	H: 0 LOB: 0 BB: 0 P: 19	R: 0 E: 0 K: 2 S: 9	H: 0 LOB: 0 BB: 0 P: 15	R: 0 E: 0 K: 2 S: 9	H: 1 LOB: 0 BB: 0 P: 14	R: 1 E: 0 K: 1 S: 7	H: 2 LOB: 1 BB: 0 P: 10	R: 0 E: 0 K: 0 S: 8	H: 0 LOB: 0 BB: 0 P: 14	R: 0 E: 0 K: 1 S: 8	H: 0 LOB: 0 BB: 0 P: 13	R: 2 E: 0 K: 1 S: 15	H: 2 LOB: 0 BB: 0 P: 23	R: 0 E: 0 K: 1 S: 7	H: 0 LOB: 1 BB: 1 P: 13	R: 0 E: 0 K: 1 S: 8	H: 1 LOB: 1 BB: 0 P: 11	1B: 3 2B: 2 3B: 0 HR: 1	SF: 0 SAC: 1 DP: 0 HBP: 0	WP: 0 PB: 0 SB: 2 CS: 1	PA: 33					
PITCHER	IP	WLS	BF	H	R	ER	SO	BB	IBB	HBP	BLK	WP	HR	S	P	ERA	WHIP										
Kevin Appier, R (1, 1) ERA: 9.0	7.0	W	24	5	3	3	7	0	0	0	0	0	1	68	108	3.86	0.714										
Stan Belinda, R (8, 1) ERA: 4.5	1.0		4	0	0	0	1	1	0	0	0	0	0	7	13	0.00	1.000										
Hipolito Pichardo, R (9, 1) ERA: 5.14	1.0		4	1	0	0	1	0	0	0	0	0	0	8	11	0.00	1.000										

Kansas City Royals @ Cleveland Indians
 Jacobs Field, Cleveland, OH
 Sun Apr 17 1994, 3:33 AM EDT
 Att: 38,974 - Sunny - 51 F

livebaseballscores.com

AB 30
 R 3
 H 6
 RBI 3
 BB 1
 SO 9
 LOB 5



Batter	1	2	3	4	5	6	7	8	9	AB	R	H	RBI	BB	SO	LOB	TOP				
Kenny Lofton, L OBP: 0.465, SLG: 0.579	G1-3		HR	B1-3			HBP	L8		5	1	2	0	0	0	3	Cleveland Indians @ Minnesota Twins Hubert H. Humphrey Metrodome, Minneapolis, MN Tue Apr 19 1994, 8:05 PM EDT Att: 14,007 - Dome				
Omar Vizquel, S OBP: 0.313, SLG: 0.286	F7		HR		F8		HBP		1B	4	2	3	0	1	0	0					
Carlos Baerga, S OBP: 0.304, SLG: 0.372	F7		HR		F9				1B	4	2	2	3	0	0	1					
Albert Belle, R OBP: 0.373, SLG: 0.488	G5-3		G6-3				K		L9	5	1	1	1	0	1	6					
Eddie Murray, S OBP: 0.239, SLG: 0.326		BB	G4-3				K		1B	5	1	2	1	0	2	3					
Paul Sorrento, L OBP: 0.324, SLG: 0.471	F7		L9			G1-4-3		E	1B	4	0	1	0	1	0	1					
Sandy Alomar Jr., R OBP: 0.349, SLG: 0.447		BB			F8	G5-3		K		5	0	2	2	0	1	1					
Jim Thome, L OBP: 0.361, SLG: 0.516																					
Alvaro Espinoza, R OBP: 0.200, SLG: 0.400							F8		K	4	0	0	0	1	3	3					
Wayne Kirby, L OBP: 0.400, SLG: 0.375	G4-6-3								G1-3	5	0	2	0	0	0	5					
Inning Stats	R: 0 E: 0 K: 0 S: 11	H: 1 LOB: 1 BB: 0 P: 17	R: 0 E: 0 K: 0 S: 11	H: 2 LOB: 2 BB: 1 P: 21	R: 3 E: 0 K: 0 S: 9	H: 2 LOB: 0 BB: 1 P: 15	R: 0 E: 0 K: 1 S: 8	H: 1 LOB: 1 BB: 0 P: 11	R: 1 E: 0 K: 1 S: 9	H: 1 LOB: 0 BB: 0 P: 13	R: 0 E: 0 K: 0 S: 3	H: 0 LOB: 0 BB: 0 P: 5	R: 0 E: 1 K: 2 S: 14	H: 2 LOB: 2 BB: 0 P: 16	R: 3 E: 0 K: 1 S: 14	H: 4 LOB: 2 BB: 1 P: 26	1B: 12 2B: 1 3B: 0 HR: 2	SF: 0 SAC: 0 DP: 1 HBP: 1	WP: 0 PB: 0 SB: 2 CS: 0	PA: 45	
PITCHER	IP	WLS	BF	H	R	ER	SO	BB	IBB	HBP	BLK	WP	HR	S	P	ERA	WHIP				
Kevin Tapani, R ERA: 8.27	6.1		28	8	4	4	2	2	0	0	0	0	2	55	88	5.68	1.579				
Larry Casian, L ERA: 2.53	0.0		2	1	0	0	0	0	0	1	0	0	0	5	10	∞	∞				
Carl Willis, R ERA: 6.08	1.1		6	2	0	0	4	0	0	0	0	0	0	18	23	0.00	1.500				
Rick Aguilera, R ERA: 6.0	0.2	L	7	4	3	3	0	0	1	0	0	0	0	13	25	40.50	6.000				
Mark Guthrie, L ERA: 16.2	0.2		2	0	0	0	1	0	0	0	0	0	0	5	6	0.00	0.000				

Batter	1	2	3	4	5	6	7	8	9	AB	R	H	RBI	BB	SO	LOB	BOTTOM				
Alex Cole, L OBP: 0.479, SLG: 0.421	2B		1B							3	2	1	0	1	1	3	Cleveland Indians @ Minnesota Twins Hubert H. Humphrey Metrodome, Minneapolis, MN Tue Apr 19 1994, 8:05 PM EDT Att: 14,007 - Dome				
Dave McCarty, R OBP: 0.304, SLG: 0.286	BB		3B							1	0	0	0	0	0	1					
Chuck Knoblauch, R OBP: 0.338, SLG: 0.414	1B		CS							5	1	2	1	0	1	2					
Kirby Puckett, R OBP: 0.379, SLG: 0.468	1B		G6-3							4	1	1	2	0	0	2					
Kent Hrbek, L OBP: 0.354, SLG: 0.375	L4-3		2B							4	1	1	0	1	2	2					
Dave Winfield, R OBP: 0.393, SLG: 0.440	1B		G6-3							5	0	4	0	0	0	1					
Scott Leius, R OBP: 0.316, SLG: 0.457	FC6-4									5	0	1	0	0	1	4					
Matt Walbeck, S OBP: 0.160, SLG: 0.163										4	1	2	2	1	1	1					
Jeff Reboulet, R OBP: 0.526, SLG: 0.600										0	0	0	0	0	0	0					
Rich Becker, L OBP: 0.367, SLG: 0.310	G3									5	0	2	0	0	0	5					
Pat Meares, R OBP: 0.344, SLG: 0.259	F8									3	0	2	1	0	0	0					
Inning Stats	R: 2 E: 0 K: 0 S: 10	H: 3 LOB: 1 BB: 1 P: 21	R: 0 E: 0 K: 1 S: 9	H: 0 LOB: 0 BB: 0 P: 12	R: 1 E: 0 K: 0 S: 12	H: 3 LOB: 1 BB: 0 P: 19	R: 1 E: 0 K: 0 S: 12	H: 3 LOB: 1 BB: 0 P: 18	R: 0 E: 0 K: 1 S: 8	H: 1 LOB: 1 BB: 0 P: 12	R: 0 E: 0 K: 1 S: 11	H: 1 LOB: 1 BB: 0 P: 17	R: 0 E: 0 K: 0 S: 12	H: 1 LOB: 0 BB: 0 P: 17	R: 1 E: 0 K: 2 S: 17	H: 2 LOB: 2 BB: 0 P: 23	1B: 12 2B: 5 3B: 1 HR: 0	SF: 0 SAC: 1 DP: 2 HBP: 1	WP: 1 PB: 0 SB: 0 CS: 1	PA: 44	
PITCHER	IP	WLS	BF	H	R	ER	SO	BB	IBB	HBP	BLK	WP	HR	S	P	ERA	WHIP				
Charles Nagy, R ERA: 3.66	4.2		25	11	5	5	2	3	0	0	0	0	0	22	34	0.00	0.857				
Eric Plunk, R ERA: 4.5	2.1		9	2	0	0	2	0	0	0	0	0	0	6	8	0.00	1.500				
Russ Swan, L ERA: 4.15	0.2		3	1	0	0	0	0	0	0	0	0	0	6	9	0.00	0.000				
Jose Mesa, R ERA: 7.11	0.1	W	1	0	0	0	0	0	0	0	0	0	0	6	9	0.00	0.000				
Steve Fari, R ERA: 2.45	1.0	S	6	2	1	1	2	0	0	1	0	1	0	17	23	9.00	2.000				



Batter	1	2	3	4	5	6	7	8	9	AB	R	H	RBI	BB	SO	LOB	TOP				
Kenny Lofton, L OBP: 0.438, SLG: 0.524	G4-3	G5-3					G4-3		G3	4	0	0	0	1	0	3	Cleveland Indians @ Minnesota Twins Hubert H. Humphrey Metrodome, Minneapolis, MN Wed Apr 20 1994, 8:05 PM EDT Att: 11,558 - Dome				
Omar Vizquel, S OBP: 0.314, SLG: 0.383	F8		HR			F7	F8		2B	5	1	2	2	0	0	1					
Carlos Baerga, S OBP: 0.314, SLG: 0.458	1B	2B	K			HR	G3-1		K	5	2	2	1	0	2	1					
Albert Belle, R OBP: 0.364, SLG: 0.468	2H	1B	L3			K			E5	4	0	1	1	0	1	0					
Eddie Murray, S OBP: 0.240, SLG: 0.306	F8		BB				F8		L3	3	0	0	0	1	0	2					
Candy Maldonado, R OBP: 0.273, SLG: 0.444		G5-3	G5-3			HR			K	4	1	1	1	0	1	2					
Sandy Alomar Jr., R OBP: 0.319, SLG: 0.405	G5-3			P6		G4-3			F9	4	0	0	0	0	0	1					
Manny Ramirez, R OBP: 0.452, SLG: 0.808		G5-3		G4-3					K	3	0	1	0	1	1	0					
Wayne Kirby, L OBP: 0.400, SLG: 0.375	1B	1B		G4-3		FC4-6			K	0	0	0	0	0	0	0					
Mark Lewis, R OBP: 0.300, SLG: 0.222	1B			G1-3		FC4-6			G3	4	1	2	0	0	0	1					
Inning Stats	R: 1 E: 0 K: 0 S: 8	H: 2 LOB: 1 BB: 0 P: 15	R: 0 E: 0 K: 0 S: 12	H: 2 LOB: 2 BB: 0 P: 22	R: 1 E: 0 K: 1 S: 8	H: 1 LOB: 1 BB: 1 P: 16	R: 0 E: 0 K: 0 S: 5	H: 0 LOB: 0 BB: 0 P: 9	R: 1 E: 0 K: 1 S: 10	H: 1 LOB: 1 BB: 1 P: 21	R: 0 E: 0 K: 0 S: 5	H: 0 LOB: 0 BB: 0 P: 9	R: 0 E: 1 K: 1 S: 7	H: 0 LOB: 1 BB: 0 P: 13	R: 1 E: 0 K: 2 S: 13	H: 2 LOB: 1 BB: 0 P: 22	1B: 4 2B: 2 3B: 0 HR: 3	SF: 0 SAC: 0 DP: 0 HBP: 0	WP: 1 PB: 0 SB: 1 CS: 0	PA: 39	
PITCHER	IP	WLS	BF	H	R	ER	SO	BB	IBB	HBP	BLK	WP	HR	S	P	ERA	WHIP				
Jim Deshaies, L ERA: 7.25	6.0		27	7	4	4	2	3	0	0	0	0	3	50	96	6.00	1.667				
Mike Trombley, R ERA: 7.3	2.1	9	1	1	1	2	0	0	0	0	0	1	0	17	29	3.86	0.429				
Mark Guthrie, L ERA: 15.0	0.2	W	3	1	0	0	1	0	0	0	0	0	0	8	15	0.00	1.500				

Batter	1	2	3	4	5	6	7	8	9	AB	R	H	RBI	BB	SO	LOB	BOTTOM					
Alex Cole, L OBP: 0.481, SLG: 0.415	K								E9	3	0	1	1	1	1	2	Cleveland Indians @ Minnesota Twins Hubert H. Humphrey Metrodome, Minneapolis, MN Wed Apr 20 1994, 8:05 PM EDT Att: 11,558 - Dome					
Pedro Munoz, R OBP: 0.219, SLG: 0.300			BB							1	0	0	0	0	0	2						
Chuck Knoblauch, R OBP: 0.348, SLG: 0.400	BB		G5-4-3							2	0	0	0	1	0	2						
Kirby Puckett, R OBP: 0.371, SLG: 0.455	G6-4-3		F9						F8	4	0	1	2	0	0	2						
Kent Hrbek, L OBP: 0.346, SLG: 0.364	G4-3								1B	4	0	1	0	0	0	2						
Dave Winfield, R OBP: 0.367, SLG: 0.407	P2								FC4-6	4	0	0	0	0	0	1						
Chip Hale, L OBP: 0.357, SLG: 0.227	G4-3									4	0	1	0	0	1	0						
Jeff Reboulet, R OBP: 0.526, SLG: 0.600									BB	0	1	0	0	0	0	0						
Matt Walbeck, S ERA: 3.9									BB	3	1	1	0	0	0	0						
Dave McCarty, R OBP: 0.304, SLG: 0.286									E	0	1	0	0	0	0	0						
Rich Becker, L OBP: 0.415, SLG: 0.356									BB	3	2	3	0	1	0	0						
Pat Meares, R OBP: 0.389, SLG: 0.310									BB	2	1	1	1	2	0	1						
Inning Stats	R: 0 E: 0 K: 1 S: 7	H: 0 LOB: 0 BB: 1 P: 14	R: 0 E: 0 K: 0 S: 8	H: 0 LOB: 0 BB: 0 P: 10	R: 2 E: 0 K: 0 S: 8	H: 2 LOB: 1 BB: 2 P: 18	R: 0 E: 0 K: 1 S: 7	H: 0 LOB: 0 BB: 0 P: 10	R: 2 E: 0 K: 0 S: 13	H: 3 LOB: 2 BB: 0 P: 19	R: 0 E: 0 K: 0 S: 8	H: 0 LOB: 0 BB: 0 P: 12	R: 0 E: 0 K: 0 S: 4	H: 2 LOB: 0 BB: 0 P: 10	R: 0 E: 0 K: 0 S: 6	H: 1 LOB: 1 BB: 0 P: 9	R: 2 E: 1 K: 0 S: 10	H: 1 LOB: 3 BB: 2 P: 21	1B: 8 2B: 1 3B: 0 HR: 0	SF: 0 SAC: 0 DP: 3 HBP: 2	WP: 0 PB: 0 SB: 0 CS: 1	PA: 38
PITCHER	IP	WLS	BF	H	R	ER	SO	BB	IBB	HBP	BLK	WP	HR	S	P	ERA	WHIP					
Dennis Martinez, R ERA: 3.9	8.0		33	5	5	5	2	3	0	1	0	0	0	64	106	5.62	1.500					
Steve Farr, R ERA: 2.45	0.0	L	3	0	0	0	0	2	0	1	0	0	0	2	11	*	*					
Derek Lilliquist, L ERA: 4.5	0.0		1	0	1	0	0	0	0	0	0	0	0	5	6	*	*					



Batter	1	2	3	4	5	6	7	8	9	AB	R	H	RBI	BB	SO	LOB	TOP			
Kenny Lofton, L OBP: 0.475, SLG: 0.520 (1, 8)										4	0	1	0	1	2	2	Cleveland Indians @ Texas Rangers The Ballpark at Arlington, Arlington, TX Fri Apr 22 1994, 8:05 PM EDT Att: 31,346 - Unknown - 75 F			
Omar Vizquel, S OBP: 0.317, SLG: 0.375 Alvaro Espinoza, R OBP: 0.167, SLG: 0.333 (1, 6) (7, 6)										4	0	1	0	0	1	2				
Carlos Baerga, S OBP: 0.295, SLG: 0.431 (1, 4)										5	0	1	0	0	1	2				
Albert Belle, R OBP: 0.391, SLG: 0.463 (1, 7)										3	1	2	0	1	0	2				
Eddie Murray, S OBP: 0.237, SLG: 0.397 (1, 10)										4	0	0	0	0	0	6				
Sandy Alomar Jr., R OBP: 0.314, SLG: 0.391 (1, 2)										4	1	1	0	0	1	0				
Paul Sorrento, L OBP: 0.370, SLG: 0.561 (1, 3)										3	1	1	2	1	0	0				
Manny Ramirez, R OBP: 0.450, SLG: 0.735 (1, 9)										4	0	1	0	0	0	1				
Jim Thome, L OBP: 0.378, SLG: 0.487 (1, 5)										4	0	2	1	0	1	2				
Inning Stats	R: 0 E: 0 K: 1 S: 12	H: 2 LOB: 2 BB: 0 P: 16	R: 0 E: 0 K: 0 S: 8	H: 0 LOB: 0 BB: 0 P: 11	R: 0 E: 0 K: 0 S: 7	H: 1 LOB: 0 BB: 0 P: 11	R: 2 E: 0 K: 1 S: 14	H: 3 LOB: 2 BB: 1 P: 29	R: 0 E: 0 K: 0 S: 11	H: 1 LOB: 2 BB: 1 P: 22	R: 0 E: 0 K: 0 S: 8	H: 1 LOB: 0 BB: 0 P: 10	R: 0 E: 0 K: 1 S: 9	H: 0 LOB: 0 BB: 0 P: 15	R: 0 E: 0 K: 0 S: 6	H: 1 LOB: 1 BB: 0 P: 10		1B: 9 2B: 1 3B: 0 HR: 0	SF: 0 SAC: 0 DP: 1 HBP: 0	WP: 0 PB: 0 SB: 0 CS: 0
PITCHER	IP	WLS	BF	H	R	ER	SO	BB	IBB	HBP	BLK	WP	HR	S	P	ERA	WHIP			
Kenny Rogers, L ERA: 5.68 Rick Honeycutt, L ERA: 7.71 (1, 1) (9, 1)	8.0	W	35	9	3	3	6	3	0	0	0	0	0	78	128	3.38	1.500			

AB	36
R	3
H	10
RBI	3
BB	3
SO	6
LOB	18



Batter	1	2	3	4	5	6	7	8	9	AB	R	H	RBI	BB	SO	LOB	BOTTOM			
David Hulse, L OBP: 0.385, SLG: 0.407 (1, 8)										5	3	4	0	0	0	2	Cleveland Indians @ Texas Rangers The Ballpark at Arlington, Arlington, TX Fri Apr 22 1994, 8:05 PM EDT Att: 31,346 - Unknown - 75 F			
Doug Strange, S OBP: 0.320, SLG: 0.500 (1, 4)										4	1	1	2	1	0	3				
Jose Canseco, R OBP: 0.373, SLG: 0.608 (1, 10)										3	1	0	0	0	1	1				
Juan Gonzalez, R OBP: 0.237, SLG: 0.439 (1, 7)										3	1	1	2	1	0	0				
Willi Clark, L OBP: 0.411, SLG: 0.633 (1, 3)										4	0	2	1	0	0	1				
Dean Palmer, R OBP: 0.271, SLG: 0.351 (1, 5)										4	0	1	1	0	0	1				
Rob Ducey, L OBP: 0.180, SLG: 0.200 (1, 9)										4	0	1	0	0	0	2				
Ivan Rodriguez, R OBP: 0.328, SLG: 0.380 (1, 2)										3	0	1	0	0	0	1				
Manuel Lee, S OBP: 0.304, SLG: 0.273 (1, 6)										4	1	2	0	0	0	2				
Inning Stats	R: 2 E: 0 K: 1 S: 10	H: 2 LOB: 0 BB: 0 P: 14	R: 0 E: 1 K: 0 S: 7	H: 1 LOB: 2 BB: 0 P: 13	R: 1 E: 0 K: 0 S: 8	H: 1 LOB: 1 BB: 2 P: 18	R: 0 E: 0 K: 0 S: 10	H: 2 LOB: 2 BB: 0 P: 16	R: 0 E: 0 K: 0 S: 7	H: 0 LOB: 0 BB: 0 P: 9	R: 0 E: 0 K: 0 S: 8	H: 1 LOB: 0 BB: 0 P: 15	R: 4 E: 0 K: 0 S: 15	H: 4 LOB: 2 BB: 0 P: 25	R: 0 E: 0 K: 0 S: 7	H: 2 LOB: 1 BB: 0 P: 9		1B: 11 2B: 1 3B: 1 HR: 1	SF: 0 SAC: 0 DP: 2 HBP: 2	WP: 0 PB: 0 SB: 0 CS: 0
PITCHER	IP	WLS	BF	H	R	ER	SO	BB	IBB	HBP	BLK	WP	HR	S	P	ERA	WHIP			
Jack Morris, R ERA: 6.29 Russ Swan, L ERA: 4.15 Jose Mesa, R ERA: 5.87 (1, 1) (7, 1) (7, 1)	6.2	L	31	9	7	7	1	2	0	0	0	0	0	2	3	9.45	1.650			

AB	34
R	7
H	13
RBI	6
BB	2
SO	1
LOB	13



Batter	1	2	3	4	5	6	7	8	9	AB	R	H	RBI	BB	SO	LOB	TOP										
Kenny Lofton, L OBP: 0.462, SLG: 0.518 (1, 8)	G4-3	G4-3 WP 2B		F7		FC4-6		1B WP 1B	F9	6	2	2	0	0	0	4	Cleveland Indians @ Texas Rangers The Ballpark at Arlington, Arlington, TX Sat Apr 23 1994, 8:05 PM EDT Att: 44,926 - Unknown										
Wayne Kirby, L OBP: 0.414, SLG: 0.393 Manny Ramirez, R OBP: 0.439, SLG: 0.714 (8, PH) (8, 9)	E 1B	G4-3		S 1B		G3		F7		4	1	2	2	0	0	2											
Carlos Baerga, S OBP: 0.288, SLG: 0.413 (1, 4)	E5 1B G1-6-3	G4-3		G6-3			G4-3	1B		5	1	1	0	0	0	2											
Albert Belle, R OBP: 0.377, SLG: 0.441 (1, 7)	G1-6-3 1B 1-2 2-H		G6-3		K		G5-3	K		5	0	1	1	0	2	1											
Eddie Murray, S OBP: 0.266, SLG: 0.460 (1, 10)	G1-6-3 1B	G5-3		L5			FC6-4 1B		HR	5	1	3	1	0	0	0											
Paul Sorrento, L OBP: 0.373, SLG: 0.556 (1, 3)	G1-6-3		G6-3		FC6-4 BB		FC6-4	SH2-4 2B		4	0	1	1	1	0	3											
Sandy Alomar Jr., R OBP: 0.399, SLG: 0.393 Tony Peña, R OBP: 0.250, SLG: 0.167 (2, 2)	K		G6-3		FC6-4			HR 1B	SH2-4	1	0	0	0	0	1	2											
Jim Thome, L OBP: 0.400, SLG: 0.591 Alvaro Espinoza, R OBP: 0.167, SLG: 0.333 (9, 5)		FC6-4 1B		2B		G4-3		HR	K	5	2	3	2	0	1	1											
Mark Lewis, R OBP: 0.400, SLG: 0.385 (1, 6)	FC6-4 2B G4-3			WP 1B 2B		FC4-6 1B		G6-3	BB	4	2	2	1	1	0	1											
Inning Stats	R: 2 H: 3 E: 1 K: 1 S: 21	H: 3 R: 0 ER: 0 LOB: 2 BB: 0 P: 26	R: 2 H: 2 E: 0 K: 0 S: 9	H: 2 R: 0 ER: 0 LOB: 0 BB: 0 P: 14	R: 0 H: 0 E: 0 K: 0 S: 7	H: 0 R: 0 ER: 0 LOB: 0 BB: 0 P: 12	R: 2 H: 3 E: 0 K: 1 S: 11	H: 1 R: 0 ER: 0 LOB: 1 BB: 1 P: 17	R: 0 H: 1 E: 0 K: 0 S: 8	H: 1 R: 0 ER: 0 LOB: 1 BB: 0 P: 11	R: 0 H: 1 E: 0 K: 0 S: 7	H: 1 R: 0 ER: 0 LOB: 1 BB: 0 P: 12	R: 3 H: 4 E: 0 K: 1 S: 16	H: 4 R: 0 ER: 0 LOB: 1 BB: 0 P: 28	R: 1 H: 2 E: 0 K: 1 S: 13	H: 2 R: 0 ER: 0 LOB: 2 BB: 1 P: 23		1B: 10 2B: 4 3B: 0 HR: 2	SF: 0 SAC: 1 DP: 0 HBP: 0	WP: 3 PB: 0 SB: 1 CS: 0	PA: 46						
PITCHER	IP	WLS	BF	H	R	ER	SO	BB	IBB	HBP	BLK	WP	HR	S	P	ERA	WHIP										
Kevin Brown, R ERA: 10.86 (1, 1)	7.1		36	12	8	7	2	1	0	0	0	2	1	76	116	8.59	1.773										
Rick Honeycutt, L ERA: 9.64 (8, 1)	0.0		1	1	0	0	0	0	0	0	0	0	0	4	7	∞	∞										
Jay Howell, R ERA: 9.0 (8, 1)	0.1		2	1	0	0	0	0	0	0	0	0	0	2	3	0.00	3.000										
Tom Henke, R ERA: 3.24 (8, 1)	1.1	L	7	2	2	2	2	1	0	0	0	1	1	16	29	13.50	2.250										
Batter	1	2	3	4	5	6	7	8	9	AB	R	H	RBI	BB	SO	LOB	BOTTOM										
David Hulse, L OBP: 0.386, SLG: 0.429 (1, 8)	1B 2B BB	G5-3 3B	P6		K		K			4	2	1	2	1	2	4	Cleveland Indians @ Texas Rangers The Ballpark at Arlington, Arlington, TX Sat Apr 23 1994, 8:05 PM EDT Att: 44,926 - Unknown										
Chris James, R OBP: 0.390, SLG: 0.469 (1, 9)	2B 1B	K		K		F9		K		5	1	1	0	0	3	3											
Will Clark, L OBP: 0.426, SLG: 0.660 (1, 3)	1B 2B	G5-3		PB 1B BB		PB FC5 2B		F8		4	2	2	2	1	0	0											
Juan Gonzalez, R OBP: 0.266, SLG: 0.443 (1, 7)	1B BB	FC5-4 1B		F7		G6-3		1B		4	0	2	0	1	0	2											
Jose Canseco, R OBP: 0.375, SLG: 0.589 (1, 10)	G6-3 1B	FC5-4		1B		FC5 S WP 2B		P4		5	1	2	3	0	0	2											
Dean Palmer, R OBP: 0.250, SLG: 0.323 (1, 5)	F8		E7 CS	P3		K		F9		5	0	0	0	0	1	6											
Junior Ortiz, R OBP: 0.400, SLG: 0.600 Doug Strange, S OBP: 0.314, SLG: 0.489 (9, PH)	G6-3		FC6-4 1B		G4-3		1B 2B		P3	4	1	2	1	0	0	3											
Billy Ripken, R OBP: 0.357, SLG: 0.357 Rob Ducey, L OBP: 0.154, SLG: 0.192 (9, PH)		BB 3B 1B	FC6-4 E		E		E		G4-3	4	1	3	1	0	0	1											
Manuel Lee, S OBP: 0.300, SLG: 0.255 Gary Redus, R OBP: 0.250, SLG: 0.375 (9, PH)		3B BB	E4		E3		G4-3		K	1	0	0	0	0	1	0											
Inning Stats	R: 2 H: 3 E: 0 K: 0 S: 17	H: 3 R: 3 ER: 0 LOB: 2 BB: 2 P: 32	R: 3 H: 3 E: 0 K: 1 S: 12	H: 3 R: 0 ER: 0 LOB: 1 BB: 1 P: 21	R: 0 H: 1 E: 2 K: 0 S: 9	H: 1 R: 0 ER: 2 LOB: 2 BB: 0 P: 15	R: 1 H: 1 E: 0 K: 1 S: 8	H: 1 R: 0 ER: 1 LOB: 1 BB: 1 P: 17	R: 0 H: 1 E: 0 K: 1 S: 15	H: 1 R: 0 ER: 0 LOB: 1 BB: 0 P: 26	R: 3 H: 3 E: 0 K: 1 S: 17	H: 3 R: 0 ER: 0 LOB: 1 BB: 0 P: 28	R: 0 H: 0 E: 0 K: 2 S: 8	H: 0 R: 0 ER: 0 LOB: 0 BB: 0 P: 12	R: 0 H: 1 E: 0 K: 0 S: 9	H: 1 R: 0 ER: 0 LOB: 1 BB: 0 P: 15		R: 0 H: 0 E: 0 K: 1 S: 6	H: 0 R: 0 ER: 0 LOB: 0 BB: 0 P: 7	1B: 9 2B: 3 3B: 1 HR: 0	SF: 0 SAC: 0 DP: 1 HBP: 0	WP: 1 PB: 2 SB: 3 CS: 1	PA: 45				
PITCHER	IP	WLS	BF	H	R	ER	SO	BB	IBB	HBP	BLK	WP	HR	S	P	ERA	WHIP										
Chris Nabhholz, L ERA: 16.88 (1, 1)	1.2		13	6	5	5	1	3	0	0	0	0	0	28	49	27.00	5.400										
Matt Turner, R ERA: 9.93 (2, 1)	3.1		16	3	1	0	2	1	0	0	0	0	0	33	62	0.00	1.200										
Russ Swan, L ERA: 6.23 (6, 1)	0.0		1	1	1	1	0	0	0	0	0	0	0	2	4	∞	∞										
Jose Mesa, R ERA: 5.91 (6, 1)	3.0	W	12	3	2	2	3	0	0	0	0	1	0	32	51	6.00	1.000										
Steve Farr, R ERA: 1.93 (9, 1)	1.0	S	3	0	0	0	1	0	0	0	0	0	0	6	7	0.00	0.000										

AB	43
R	10
H	16
RBI	8
BB	2
SO	4
LOB	18



Batter	1	2	3	4	5	6	7	8	9	AB	R	H	RBI	BB	SO	LOB	TOP											
Alex Cole, L OBP: 0.447, SLG: 0.443 (1, 7)			G4-1 ①							4	2	1	0	1	1	4	Minnesota Twins @ Cleveland Indians Jacobs Field, Cleveland, OH Mon Apr 25 1994, 7:05 PM EDT Att: 24,777 - Unknown - 81 F AB 39 R 9 H 13 RBI 9 BB 4 SO 2 LOB 21											
Jeff Reboulet, R OBP: 0.412, SLG: 0.429 (1, 4)	G1-3 ①		G5-3 ②			G1-3 ③		P5 ①		5	0	1	2	0	0	2												
Kirby Puckett, R OBP: 0.366, SLG: 0.461 (1, 9)			G4-3 ③					L8 ②		5	2	3	1	0	0	0												
Kent Hrbek, L OBP: 0.361, SLG: 0.361 (1, 3)	G4-3 ②			F9 ①				P2 ③		5	2	1	0	0	0	3												
Dave Winfield, R OBP: 0.342, SLG: 0.380 (1, 10)	G1-3 ③			F7 ②						4	1	2	2	1	0	1												
Matt Walbeck, S OBP: 0.233, SLG: 0.239 (1, 2)				G5-3 ③						5	0	3	3	0	0	1												
Scott Leius, R OBP: 0.321, SLG: 0.438 (1, 5)		FC1-6 ①					G5-3 ②	G5-3 ②		5	1	1	0	0	0	5												
Rich Becker, L OBP: 0.424, SLG: 0.411 (1, 8)		G3 ②					G4-3 ③			4	0	1	0	1	0	4												
Pat Meares, R OBP: 0.321, SLG: 0.250 (1, 6)		K ③								2	1	0	1	1	1	1												
Inning Stats	R: 1 E: 0 K: 0 S: 13	H: 1 LOB: 1 BB: 1 P: 22	R: 0 E: 0 K: 1 S: 9	H: 1 LOB: 1 BB: 0 P: 14	R: 0 E: 0 K: 0 S: 5	H: 0 LOB: 0 BB: 0 P: 7	R: 0 E: 0 K: 0 S: 7	H: 0 LOB: 0 BB: 0 P: 11	R: 1 E: 0 K: 1 S: 10	H: 2 LOB: 1 BB: 0 P: 16	R: 2 E: 1 K: 0 S: 11	H: 3 LOB: 1 BB: 0 P: 13	R: 5 E: 1 K: 0 S: 25	H: 5 LOB: 3 BB: 2 P: 42	R: 0 E: 0 K: 0 S: 5	H: 0 LOB: 0 BB: 0 P: 7		R: 0 E: 0 K: 0 S: 4	H: 1 LOB: 1 BB: 1 P: 9	1B: 7 2B: 6 3B: 0 HR: 0	SF: 1 SAC: 0 DP: 1 HBP: 0	WP: 0 PB: 0 SB: 2 CS: 0	PA: 44					
PITCHER	IP	WLS	BF	H	R	ER	SO	BB	IBB	HBP	BLK	WP	HR	S	P	ERA	WHIP											
Dennis Martinez, R ERA: 4.75 (7, 1)	6.0	L	30	10	8	6	2	1	0	0	0	0	0	63	3	9.00	1.833											
Russ Swan, L ERA: 5.79 (7, 1)	0.1		1	0	0	0	0	0	0	0	0	0	0	3	3	0.00	0.000											
Matt Turner, R ERA: 1.8 (7, 1)	0.1		3	2	1	1	0	0	0	0	0	0	0	5	10	27.00	6.000											
Brian Barnes, L ERA: (7, 1)	1.1		6	0	0	0	0	2	0	0	0	0	0	14	27	0.00	1.500											
Derek Lilliquist, L ERA: 2.7 (9, 1)	1.0		4	1	0	0	0	1	0	0	0	0	0	4	9	0.00	2.000											
Batter	1	2	3	4	5	6	7	8	9	AB	R	H	RBI	BB	SO	LOB	BOTTOM											
Kenny Lofton, L OBP: 0.497, SLG: 0.569 (1, 8)									G4-3 ①	4	1	2	2	1	1	1	Minnesota Twins @ Cleveland Indians Jacobs Field, Cleveland, OH Mon Apr 25 1994, 7:05 PM EDT Att: 24,777 - Unknown - 81 F AB 39 R 7 H 15 RBI 7 BB 3 SO 5 LOB 14											
Mark Lewis, R OBP: 0.385, SLG: 0.458 (1, 6)	F7 ①							G4-3 ②	5	1	2	0	0	0	2													
Carlos Baerga, S OBP: 0.316, SLG: 0.466 (1, 4)	B1-3 ②						F7 ①		5	2	3	2	0	0	1													
Albert Belle, R OBP: 0.405, SLG: 0.588 (1, 7)	F7 ③						F7 ①		4	2	2	3	1	0	1													
Eddie Murray, S OBP: 0.270, SLG: 0.438 (1, 3)							F7 ②		5	0	1	0	0	0	3													
Candy Maldonado, R OBP: 0.333, SLG: 0.692 (1, 10)										4	0	2	0	0	1	0												
Paul Sorrento, L OBP: 0.351, SLG: 0.531 (9, PH)		G3 ②								1	0	0	0	0	1	1												
Manny Ramirez, R OBP: 0.440, SLG: 0.682 (1, 9)					G5-3 ①					4	0	1	0	0	0	2												
Alvaro Espinoza, R OBP: 0.300, SLG: 0.400 (8, PH)										3	1	2	0	0	1	1												
Jim Thome, L OBP: 0.382, SLG: 0.542 (9, 5)										1	0	0	0	0	1	0												
Tony Peña, R OBP: 0.235, SLG: 0.143 (1, 2)					G6-3 ③					3	0	0	0	1	0	2												
Inning Stats	R: 0 E: 0 K: 0 S: 6	H: 0 LOB: 1 BB: 1 P: 13	R: 0 E: 0 K: 1 S: 6	H: 1 LOB: 0 BB: 0 P: 11	R: 0 E: 0 K: 1 S: 13	H: 2 LOB: 2 BB: 2 P: 27	R: 0 E: 0 K: 0 S: 9	H: 2 LOB: 1 BB: 0 P: 16	R: 3 E: 0 K: 0 S: 13	H: 4 LOB: 1 BB: 0 P: 19	R: 1 E: 0 K: 0 S: 9	H: 2 LOB: 0 BB: 0 P: 13	R: 1 E: 0 K: 1 S: 11	H: 1 LOB: 0 BB: 0 P: 14	R: 0 E: 0 K: 1 S: 6	H: 0 LOB: 0 BB: 0 P: 9	R: 2 E: 0 K: 1 S: 17	H: 3 LOB: 1 BB: 0 P: 27	1B: 8 2B: 2 3B: 1 HR: 4	SF: 0 SAC: 0 DP: 0 HBP: 0	WP: 0 PB: 0 SB: 0 CS: 1	PA: 42						
PITCHER	IP	WLS	BF	H	R	ER	SO	BB	IBB	HBP	BLK	WP	HR	S	P	ERA	WHIP											
Jim Deshaies, L ERA: 6.91 (6, 1)	5.0		25	9	3	3	2	3	0	0	0	0	0	1	22	29	7.71	1.286										
Mike Trombley, R ERA: 6.62 (8, 1)	2.1	W	9	3	2	2	1	0	0	0	0	0	0	1	14	25	13.50	1.500										
Larry Casian, L ERA: 5.52 (9, 1)	1.1		6	2	2	2	1	0	0	0	0	0	0	7	9	0.00	3.000											
Rick Aguilera, R ERA: 6.14 (9, 1)	0.1	S	2	1	0	0	1	0	0	0	0	0	0	0	0	0.00	3.000											

Batter	1	2	3	4	5	6	7	8	9	AB	R	H	RBI	BB	SO	LOB	TOP										
Alex Cole, L OBP: 0.432, SLG: 0.424 (1, 7)	F8		1B		F8		L4		G4-3	5	1	1	0	0	0	1											
Chuck Knoblauch, R OBP: 0.337, SLG: 0.411 (1, 4)	G6-3		1B		1B		G6-3		G4-3	5	0	2	1	0	0	0											
Kirby Puckett, R OBP: 0.361, SLG: 0.462 (1, 9)	P5		G5-3		FC5					4	0	1	0	0	0	3											
Kent Hrbek, L OBP: 0.355, SLG: 0.344 (1, 3)		P5		G3		G4-3				3	0	0	0	1	0	0											
Dave Winfield, R OBP: 0.349, SLG: 0.440 (1, 10)	K			F9		HR				4	1	2	1	0	1	2											
Matt Walbeck, S OBP: 0.234, SLG: 0.230 (1, 2)	G3-1			F9		WP				3	0	0	0	1	0	1											
Scott Leius, R OBP: 0.317, SLG: 0.481 (1, 5)			HR	L9		G6-3				4	1	1	1	0	0	2											
Rich Becker, L OBP: 0.414, SLG: 0.390 (1, 8)			G6-3		K					3	0	0	0	1	2	0											
Pat Meares, R OBP: 0.321, SLG: 0.255 (1, 6)			F7		FC5					3	0	1	0	0	0	2											
Chip Hale, L OBP: 0.382, SLG: 0.286 (9, PH)					L8				G4-3	1	0	0	0	0	0	0											
Inning Stats	R: 0 E: 0 K: 0 S: 9	H: 0 LOB: 0 BB: 0 P: 10	R: 0 E: 0 K: 1 S: 8	H: 0 LOB: 0 BB: 0 P: 11	R: 2 E: 0 K: 0 S: 15	H: 3 LOB: 1 BB: 0 P: 22	R: 0 E: 0 K: 0 S: 6	H: 1 LOB: 1 BB: 0 P: 8	R: 0 E: 0 K: 1 S: 12	H: 2 LOB: 2 BB: 0 P: 16	R: 1 E: 0 K: 0 S: 14	H: 1 LOB: 2 BB: 2 P: 28	R: 0 E: 0 K: 0 S: 11	H: 1 LOB: 1 BB: 1 P: 22	R: 0 E: 0 K: 1 S: 8	H: 0 LOB: 0 BB: 0 P: 13	R: 0 E: 0 K: 0 S: 11	H: 0 LOB: 0 BB: 0 P: 14	1B: 4 2B: 2 3B: 0 HR: 2	SF: 0 SAC: 0 DP: 0 HBP: 0	WP: 1 PB: 0 SB: 2 CS: 0	PA: 38					
PITCHER	IP	WLS	BF	H	R	ER	SO	BB	IBB	HBP	BLK	WP	HR	S	P	ERA	WHIP										
Mark Clark, R ERA: 4.88 (1, 1)	6.2	W	30	8	3	3	2	2	0	0	0	1	2	70	107	4.05	1.500										
Russ Swan, L ERA: 5.79 (7, 1)	0.0		1	0	0	0	0	1	0	0	0	0	0	2	6	∞	∞										
Jose Mesa, R ERA: 4.85 (7, 1)	2.1	S	7	0	0	0	1	0	0	0	0	0	0	22	31	0.00	0.000										

Minnesota Twins @ Cleveland Indians
Jacobs Field, Cleveland, OH
Tue Apr 26 1994, 7:05 PM EDT
Att: 25,564 - Unknown - 82 F

AB 35
R 3
H 8
RBI 3
BB 3
SO 3
LOB 11



Batter	1	2	3	4	5	6	7	8	9	AB	R	H	RBI	BB	SO	LOB	BOTTOM										
Kenny Lofton, L OBP: 0.494, SLG: 0.609 (1, 8)	FC4-6		K	G4-3			WP	1B		4	2	2	2	1	1	1											
Mark Lewis, R OBP: 0.355, SLG: 0.414 (1, 6)	F8		F9		F8		K	1B		5	0	1	1	0	1	2											
Carlos Baerga, S OBP: 0.296, SLG: 0.442 (1, 4)	FC4-6			F8	G1-3		SF9	F8		4	1	0	1	0	0	2											
Albert Belle, R OBP: 0.410, SLG: 0.611 (1, 7)	1B		1B	1B	G5-3		K			4	1	2	1	0	1	0											
Eddie Murray, S OBP: 0.282, SLG: 0.455 (1, 10)	F7		1B	HR	1B		F8	G1-3		4	1	2	0	0	0	1											
Paul Sorrento, L OBP: 0.361, SLG: 0.528 (1, 3)	G4-3		HR	1B		F8		2B		4	2	2	1	0	0	1											
Jim Thome, L OBP: 0.356, SLG: 0.500 (1, 5)	G4-3		K	K		G6-3		K		4	0	0	0	0	2	4											
Manny Ramirez, R OBP: 0.426, SLG: 0.708 (1, 9)	K			HR		K		E6		4	2	1	3	0	2	2											
Matt Merullo, L OBP: 0.500, SLG: 0.500 (1, 2)			G3-1					3B		2	0	1	0	0	0	0											
Candy Maldonado, R OBP: 0.375, SLG: 0.929 (7, PH)								3B		1	1	1	1	0	0	0											
Tony Peña, R OBP: 0.278, SLG: 0.267 (8, 2)								3B		1	1	1	1	0	0	0											
Inning Stats	R: 1 E: 0 K: 0 S: 11	H: 1 LOB: 1 BB: 1 P: 19	R: 0 E: 0 K: 1 S: 9	H: 0 LOB: 0 BB: 0 P: 12	R: 0 E: 0 K: 1 S: 8	H: 0 LOB: 0 BB: 0 P: 11	R: 4 E: 0 K: 1 S: 13	H: 5 LOB: 1 BB: 0 P: 19	R: 0 E: 0 K: 1 S: 7	H: 1 LOB: 1 BB: 0 P: 10	R: 2 E: 0 K: 2 S: 10	H: 2 LOB: 2 BB: 0 P: 16	R: 4 E: 1 K: 1 S: 15	H: 4 LOB: 1 BB: 0 P: 22	1B: 5 2B: 5 3B: 1 HR: 2	SF: 1 SAC: 0 DP: 0 HBP: 0	WP: 1 PB: 0 SB: 0 CS: 0	PA: 39									
PITCHER	IP	WLS	BF	H	R	ER	SO	BB	IBB	HBP	BLK	WP	HR	S	P	ERA	WHIP										
Pat Mahomes, R ERA: 8.41 (1, 1)	6.0	L	26	7	5	5	4	1	0	0	0	1	1	56	84	7.50	1.333										
Mark Guttrier, L ERA: 12.75 (7, 1)	2.0		13	6	6	2	3	0	0	0	0	1	1	25	38	9.00	3.000										

Minnesota Twins @ Cleveland Indians
Jacobs Field, Cleveland, OH
Tue Apr 26 1994, 7:05 PM EDT
Att: 25,564 - Unknown - 82 F

AB 37
R 11
H 13
RBI 11
BB 1
SO 7
LOB 13



Batter	1	2	3	4	5	6	7	8	9	AB	R	H	RBI	BB	SO	LOB	TOP										
Tim Raines, S OBP: 0.375, SLG: 0.520 (1, 7)										5	1	1	0	1	0	5	Chicago White Sox @ Cleveland Indians Jacobs Field, Cleveland, OH Thu Apr 28 1994, 7:05 PM EDT Att: 28,252 - Unknown - 45 F livebaseballscorecards.com										
Craig Grebeck, R OBP: 0.419, SLG: 0.360 (1, 4)										4	2	0	0	2	0	4											
Frank Thomas, R OBP: 0.452, SLG: 0.675 (1, 3)										3	0	0	1	2	0	4											
Julio Franco, R OBP: 0.313, SLG: 0.506 (1, 10)										4	0	0	0	1	1	6											
Robin Ventura, L OBP: 0.380, SLG: 0.563 (1, 5)										5	0	2	4	0	0	4											
Darin Jackson, R OBP: 0.422, SLG: 0.608 (1, 8) (6, 9)										5	0	2	0	0	1	2											
Joe Hall, R OBP: 0.522, SLG: 0.762 Lance Johnson, L OBP: 0.287, SLG: 0.299 (6, 8)										1	0	0	0	1	0	0											
Ron Karkovics, R OBP: 0.486, SLG: 0.635 (1, 2)										4	1	2	0	1	0	3											
Ozzie Guillen, L OBP: 0.259, SLG: 0.293 (1, 6)										4	1	1	0	1	0	3											
Inning Stats	R: 2 E: 1 K: 1 S: 14	H: 3 LOB: 3 BB: 0 P: 27	R: 0 E: 0 K: 0 S: 7	H: 0 LOB: 3 BB: 3 P: 25	R: 0 E: 0 K: 1 S: 10	H: 1 LOB: 2 BB: 1 P: 16	R: 0 E: 0 K: 0 S: 9	H: 0 LOB: 0 BB: 0 P: 12	R: 0 E: 0 K: 0 S: 8	H: 0 LOB: 0 BB: 0 P: 14	R: 3 E: 1 K: 0 S: 12	H: 2 LOB: 2 BB: 2 P: 31	R: 0 E: 0 K: 0 S: 8	H: 1 LOB: 2 BB: 1 P: 15	R: 0 E: 0 K: 0 S: 13	H: 1 LOB: 2 BB: 1 P: 24		R: 0 E: 0 K: 0 S: 5	H: 0 LOB: 1 BB: 1 P: 9	1B: 8 2B: 0 3B: 0 HR: 0	SF: 0 SAC: 0 DP: 0 HBP: 1	WP: 1 PB: 0 SB: 0 CS: 0	PA: 47				
PITCHER	IP	WLS	BF	H	R	ER	SO	BB	IBB	HBP	BLK	WP	HR	S	P	ERA	WHIP										
Chris Nabholz, L ERA: 10.38 (1, 1)	1.2		13	3	2	0	1	3	0	1	0	1	0	20	50	0.00	3.600										
Brian Barnes, L ERA: 1.8 (2, 1)	3.2	L	16	2	3	1	1	3	0	0	0	0	0	35	63	2.46	1.364										
Matt Turner, R ERA: 1.5 (6, 1)	2.0		11	2	0	0	0	2	0	0	0	0	0	18	39	0.00	2.000										
Russ Swan, L ERA: 4.26 (8, 1)	1.2		7	1	0	0	0	1	0	0	0	0	0	13	21	0.00	1.200										

Batter	1	2	3	4	5	6	7	8	9	AB	R	H	RBI	BB	SO	LOB	BOTTOM										
Kenny Lofton, L OBP: 0.452, SLG: 0.563 (1, 8)										5	0	0	0	0	0	1	Chicago White Sox @ Cleveland Indians Jacobs Field, Cleveland, OH Thu Apr 28 1994, 7:05 PM EDT Att: 28,252 - Unknown - 45 F livebaseballscorecards.com										
Mark Lewis, R OBP: 0.341, SLG: 0.410 (1, 6)										4	0	1	0	0	1	1											
Carlos Baerga, S OBP: 0.308, SLG: 0.442 (1, 4)										4	0	0	0	0	0	2											
Albert Belle, R OBP: 0.441, SLG: 0.658 (1, 7)										2	2	2	0	2	0	0											
Eddie Murray, S OBP: 0.284, SLG: 0.430 (1, 10)										4	0	1	0	0	0	3											
Manny Ramirez, R OBP: 0.438, SLG: 0.768 (1, 9)										3	1	2	3	1	1	1											
Paul Sorrento, L OBP: 0.333, SLG: 0.475 Candy Maldonado, R OBP: 0.389, SLG: 0.867 Alvaro Espinoza, R OBP: 0.273, SLG: 0.364 (6, PH) (9, 3)										3	0	0	0	0	2	4											
Jim Thome, L OBP: 0.348, SLG: 0.483 (1, 5)										3	0	0	0	1	2	2											
Tony Peña, R OBP: 0.273, SLG: 0.263 (1, 2)										4	0	1	0	0	1	3											
Inning Stats	R: 0 E: 0 K: 1 S: 8	H: 0 LOB: 0 BB: 0 P: 10	R: 0 E: 0 K: 1 S: 12	H: 0 LOB: 2 BB: 2 P: 22	R: 0 E: 0 K: 0 S: 13	H: 1 LOB: 1 BB: 0 P: 15	R: 2 E: 0 K: 1 S: 10	H: 2 LOB: 0 BB: 0 P: 15	R: 0 E: 0 K: 0 S: 7	H: 1 LOB: 1 BB: 0 P: 8	R: 1 E: 0 K: 0 S: 15	H: 3 LOB: 2 BB: 1 P: 25	R: 0 E: 0 K: 0 S: 8	H: 0 LOB: 0 BB: 0 P: 15	R: 0 E: 0 K: 1 S: 11	H: 0 LOB: 1 BB: 1 P: 15		R: 0 E: 0 K: 2 S: 10	H: 0 LOB: 0 BB: 0 P: 14	1B: 6 2B: 0 3B: 0 HR: 1	SF: 0 SAC: 0 DP: 1 HBP: 0	WP: 0 PB: 0 SB: 0 CS: 0	PA: 37				
PITCHER	IP	WLS	BF	H	R	ER	SO	BB	IBB	HBP	BLK	WP	HR	S	P	ERA	WHIP										
Wilson Alvarez, L ERA: 3.03 (1, 1)	7.0	W	30	7	3	3	4	3	0	0	0	0	0	73	110	3.86	1.429										
Jose DeLeon, R ERA: 4.09 (8, 1)	0.2		3	0	0	0	1	1	0	0	0	0	0	10	14	0.00	1.500										
Paul Assenmacher, L ERA: 4.0 (8, 1)	1.1	S	4	0	0	0	2	0	0	0	0	0	0	11	15	0.00	0.000										

Batter	1	2	3	4	5	6	7	8	9	10	11	12	AB	R	H	RBI	BB	SO	LOB	TOP						
David Hulse, L OBP: 0.394, SLG: 0.424 (1.8)	G6-3			B1-3	F7			G4-3		F7			5	0	0	0	0	0	1							
Oddibe McDowell, L OBP: 0.500, SLG: 0.222 Chris James, R OBP: 0.381, SLG: 0.472 (10, PH) (10, 9)	B2			1B				G4-3					4	1	1	0	0	0	0							
Jose Canseco, R OBP: 0.391, SLG: 0.514 (1.10)	G5-3			K				K		1B		K	4	1	0	0	1	3	1							
Will Clark, L OBP: 0.440, SLG: 0.592 (1.3)		G3		HR				G4-3		1B			5	1	3	1	0	0	0							
Juan Gonzalez, R OBP: 0.256, SLG: 0.432 (1.7)		K		HR					G5-3			K	5	1	1	2	0	3	3							
Doug Strange, S OBP: 0.381, SLG: 0.455 (1.4)					G3			G4-3				K	5	0	0	0	0	3	3							
Ivan Rodriguez, R OBP: 0.324, SLG: 0.354 (1.2)			G4-3		FC3-6			S		1B		G6-3	4	0	2	1	0	0	0							
Billy Ripken, R OBP: 0.286, SLG: 0.333 Gary Redus, R OBP: 0.200, SLG: 0.300 Esteban Beltre, R OBP: 0.333, SLG: 0.333 (9, PH) (9, 5)		G5-3		K				G3		FC5-4		K	3	0	0	0	0	1	2							
Manuel Lee, S OBP: 0.271, SLG: 0.242 (1.6)			L7		FC3-6			G3				G5-3	5	0	0	0	0	0	1							
Inning Stats	R: 0 E: 0 K: 0 S: 6	H: 0 LOB: 0 BB: 0 P: 9	R: 0 E: 0 K: 2 S: 7	H: 0 LOB: 0 BB: 0 P: 9	R: 0 E: 0 K: 1 S: 13	H: 0 LOB: 0 BB: 0 P: 19	R: 3 E: 0 K: 1 S: 13	H: 3 LOB: 0 BB: 0 P: 21	R: 0 E: 0 K: 1 S: 9	H: 1 LOB: 1 BB: 0 P: 13	R: 0 E: 0 K: 0 S: 10	H: 0 LOB: 1 BB: 0 P: 15	R: 0 E: 0 K: 3 S: 5	H: 0 LOB: 0 BB: 0 P: 5	R: 1 E: 0 K: 2 S: 15	H: 2 LOB: 2 BB: 1 P: 26	R: 0 E: 0 K: 1 S: 7	H: 0 LOB: 0 BB: 0 P: 11	R: 0 E: 0 K: 3 S: 12	H: 1 LOB: 1 BB: 0 P: 17	R: 0 E: 0 K: 1 S: 8	H: 0 LOB: 0 BB: 0 P: 9	1B: 6 2B: 0 3B: 0 HR: 1	SF: 0 SAC: 0 DP: 0 HBP: 1	WP: 0 PB: 0 SB: 0 CS: 0	PA: 45
PITCHER	IP WLS BF H R ER SO BB IBB HBP BLK WP HR S P ERA WHIP	(1.1) 8.0 29 4 3 0 5 0 0 1 0 0 0 0 0 1 68 102 3.38 0.500	(9.1) 1.0 6 2 1 1 2 1 0 0 0 0 0 0 0 0 15 26 9.00 3.000	(10.1) 0.2 2 0 0 0 0 0 0 0 0 0 0 0 0 4 6 0.00 0.000	(10.1) 2.1 W 8 1 0 0 5 0 0 0 0 0 0 0 23 31 0.00 0.429																					

Texas Rangers @ Cleveland Indians
Jacobs Field, Cleveland, OH

Fri Apr 29 1994, 7:05 PM EDT
Alt. 36,530 - Unknown

AB 43
R 4
H 7
RBI 4
BB 1
SO 12
LOB 13



Batter	1	2	3	4	5	6	7	8	9	10	11	12	AB	R	H	RBI	BB	SO	LOB	BOTTOM								
Kenny Lofton, L OBP: 0.465, SLG: 0.595 (1.8)	G1-3			E4	P3								4	2	2	1	2	0	0									
Mark Lewis, R OBP: 0.304, SLG: 0.364 (1.6)	F8			K				G3		K			5	0	0	0	0	3	4									
Carlos Baerga, S OBP: 0.302, SLG: 0.429 (1.4)	P5			F8				1B		FC5		K	5	1	1	0	0	1	4									
Albert Belle, R OBP: 0.429, SLG: 0.627 (1.7)		F7		2B				F8		L7		P5	4	1	0	0	1	0	2									
Eddie Murray, S OBP: 0.280, SLG: 0.440 (1.10)		P2		1B				FC5		G5-3		G4-1	5	1	2	2	0	0	0									
Paul Sorrento, L OBP: 0.351, SLG: 0.485 (1.3)		F7		2B				1B		K			5	0	3	2	0	1	0									
Manny Ramirez, R OBP: 0.406, SLG: 0.705 (1.9)			G3		K			FC5				F7	5	0	0	0	0	2	4									
Jim Thome, L OBP: 0.333, SLG: 0.459 Alvaro Espinoza, R OBP: 0.231, SLG: 0.308 (8.5)			K		G1-3			E3		F7		F8	3	0	0	0	0	1	0									
Matt Merullo, L OBP: 0.220, SLG: 0.111 Tony Peña, R OBP: 0.250, SLG: 0.238 (8.2)			G3		F8			SH1-4		F7			2	0	0	0	0	0	0									
Inning Stats	R: 0 E: 0 K: 0 S: 9	H: 0 LOB: 0 BB: 0 P: 14	R: 0 E: 0 K: 0 S: 14	H: 0 LOB: 0 BB: 0 P: 22	R: 0 E: 0 K: 1 S: 8	H: 0 LOB: 0 BB: 0 P: 13	R: 3 E: 1 K: 2 S: 22	H: 3 LOB: 1 BB: 1 P: 34	R: 0 E: 0 K: 0 S: 5	H: 0 LOB: 0 BB: 0 P: 5	R: 1 E: 0 K: 0 S: 13	H: 3 LOB: 2 BB: 0 P: 25	R: 0 E: 0 K: 1 S: 11	H: 0 LOB: 1 BB: 1 P: 18	R: 0 E: 0 K: 1 S: 10	H: 0 LOB: 0 BB: 0 P: 14	R: 0 E: 0 K: 1 S: 6	H: 0 LOB: 0 BB: 0 P: 11	R: 0 E: 0 K: 2 S: 9	H: 0 LOB: 1 BB: 1 P: 13	R: 0 E: 0 K: 0 S: 6	H: 1 LOB: 1 BB: 0 P: 12	R: 1 E: 0 K: 1 S: 6	H: 1 LOB: 0 BB: 0 P: 10	1B: 6 2B: 1 3B: 0 HR: 1	SF: 0 SAC: 1 DP: 0 HBP: 0	WP: 0 PB: 0 SB: 0 CS: 0	PA: 46
PITCHER	IP WLS BF H R ER SO BB IBB HBP BLK WP HR S P ERA WHIP	(1.1) 5.2 22 4 4 4 3 1 0 0 0 0 0 0 0 65 100 6.35 0.882	(6.1) 2.1 11 2 0 0 2 1 0 0 0 0 0 0 0 27 45 0.00 1.286	(9.1) 1.1 5 0 0 0 2 1 0 0 0 0 0 0 0 10 19 0.00 0.750	(10.1) 0.1 1 0 0 0 1 0 0 0 0 0 0 0 0 3 3 0.00 0.000	(10.1) 1.2 L 7 2 1 1 1 0 0 0 0 0 1 14 24 5.40 1.200																						

Texas Rangers @ Cleveland Indians
Jacobs Field, Cleveland, OH

Fri Apr 29 1994, 7:05 PM EDT
Alt. 36,530 - Unknown

AB 42
R 5
H 8
RBI 5
BB 3
SO 9
LOB 15



Batter	1	2	3	4	5	6	7	8	9	AB	R	H	RBI	BB	SO	LOB	TOP					
David Hulse, L OBP: 0.388, SLG: 0.416	G6-3	F7			E6		1B	SH2-4	SH5-3	4	2	1	0	0	0	1						
Oddibe McDowell, L OBP: 0.500, SLG: 0.385 Chris James, R OBP: 0.396, SLG: 0.459	1B	1B	P5		2B		K	1B	G5-3	4	1	2	0	0	1	1						
Jose Canseco, R OBP: 0.387, SLG: 0.494	K		K		G5-3		2B	F9	1B	5	2	1	2	1	2	4						
Will Clark, L OBP: 0.467, SLG: 0.605	1B	1B			P6		2B	2B	1B	5	2	4	2	1	0	1						
Juan Gonzalez, R OBP: 0.272, SLG: 0.483	1B		F9		G5-3		F8	2B	HR	6	1	3	6	0	0	4						
Doug Strange, S OBP: 0.291, SLG: 0.444	K				G4-3		2B	G5-3	F9	6	1	1	1	0	2	4						
Ivan Rodriguez, R OBP: 0.342, SLG: 0.391		G5-3			2B		G4-3	2B	1B	4	1	2	2	1	0	0						
Esteban Beltre, R OBP: 0.375, SLG: 0.375		K			G6-3		G5-3	1B	SH5-3	5	1	2	0	0	1	2						
Manuel Lee, S OBP: 0.293, SLG: 0.268		1B			G1-3		K	1B	SH5-3	5	2	3	1	0	1	2						
Inning Stats	R: 1 E: 0 K: 2 S: 16	H: 3 LOB: 2 BB: 0 P: 19	R: 0 E: 0 K: 1 S: 9	H: 1 LOB: 1 BB: 0 P: 13	R: 0 E: 0 K: 1 S: 12	H: 1 LOB: 1 BB: 0 P: 20	R: 0 E: 0 K: 0 S: 5	H: 1 LOB: 1 BB: 0 P: 5	R: 1 E: 1 K: 0 S: 9	H: 1 LOB: 1 BB: 0 P: 14	R: 0 E: 0 K: 2 S: 10	H: 1 LOB: 1 BB: 0 P: 15	R: 4 E: 0 K: 1 S: 16	H: 4 LOB: 1 BB: 1 P: 26	R: 2 E: 0 K: 0 S: 12	H: 3 LOB: 2 BB: 1 P: 22	R: 6 E: 0 K: 0 S: 18	H: 4 LOB: 0 BB: 2 P: 31	1B: 13 2B: 5 3B: 0 HR: 1	SF: 0 SAC: 2 DP: 0 HBP: 0	WP: 0 PB: 0 SB: 2 CS: 0	PA: 51
PITCHER	IP	WLS	BF	H	R	ER	SO	BB	IBB	HBP	BLK	WP	HR	S	P	ERA	WHIP					
Dennis Martinez, R ERA: 4.29	6.0		27	8	2	1	6	0	0	0	0	0	0	61	86	1.50	1.333					
Eric Plunk, R ERA: 5.82	0.2	L	6	3	4	4	1	1	0	0	0	0	0	13	21	54.00	6.000					
Matt Turner, R ERA: 2.13	0.2		4	2	1	1	0	0	0	0	0	0	0	7	10	13.50	3.000					
Russ Swan, L ERA: 11.25	1.2		14	6	7	7	0	2	1	0	0	0	1	26	48	37.80	4.800					

Texas Rangers @ Cleveland Indians
Jacobs Field, Cleveland, OH
Sat Apr 30 1994, 3:33 AM EDT
Att: 38,228 - Cloudy - 47 F

AB 45
R 14
H 19
RBI 14
BB 4
SO 7
LOB 21



Batter	1	2	3	4	5	6	7	8	9	AB	R	H	RBI	BB	SO	LOB	BOTTOM					
Kenny Lofton, L OBP: 0.462, SLG: 0.580	1B	G4-3		L6			G4-3		FC6-4	4	2	1	0	1	0	1						
Mark Lewis, R OBP: 0.333, SLG: 0.469	2B	G4-3		F8			HR		2B	5	2	3	3	0	0	2						
Carlos Baerga, S OBP: 0.307, SLG: 0.438	F8	G3			G4-3		1B		G3-1	5	1	2	2	0	0	3						
Albert Belle, R OBP: 0.422, SLG: 0.621	F8			G4-3	P6		G4-3			4	0	1	0	0	0	2						
Eddie Murray, S OBP: 0.289, SLG: 0.432	CS	1B		G4-3	G3-1			F9		4	0	1	1	0	0	1						
Paul Sorrento, L OBP: 0.333, SLG: 0.457	K			K			F8	F9		4	0	0	0	0	2	2						
Manny Ramirez, R OBP: 0.397, SLG: 0.672		L6					F8	K		3	0	0	0	1	1	0						
Jim Thome, L OBP: 0.329, SLG: 0.438		1B		K			K		P6	3	1	0	0	1	2	2						
Matt Merullo, L OBP: 0.250, SLG: 0.100 Candy Maldonado, R OBP: 0.388, SLG: 0.813 Tony Peña, R OBP: 0.280, SLG: 0.273		G4-3			F9		P6		FC6-4	1	0	0	0	1	0	0						
Inning Stats	R: 3 E: 0 K: 1 S: 14	H: 3 LOB: 0 BB: 1 P: 26	R: 1 E: 0 K: 0 S: 14	H: 1 LOB: 2 BB: 2 P: 24	R: 0 E: 0 K: 2 S: 12	H: 1 LOB: 2 BB: 1 P: 21	R: 0 E: 0 K: 0 S: 3	H: 0 LOB: 0 BB: 0 P: 5	R: 0 E: 0 K: 0 S: 8	H: 0 LOB: 0 BB: 0 P: 13	R: 0 E: 0 K: 1 S: 7	H: 0 LOB: 0 BB: 0 P: 8	R: 1 E: 0 K: 0 S: 15	H: 2 LOB: 1 BB: 0 P: 24	R: 0 E: 0 K: 1 S: 9	H: 0 LOB: 0 BB: 0 P: 14	R: 1 E: 0 K: 0 S: 9	H: 2 LOB: 1 BB: 0 P: 15	1B: 5 2B: 3 3B: 0 HR: 1	SF: 0 SAC: 0 DP: 0 HBP: 0	WP: 0 PB: 0 SB: 0 CS: 1	PA: 39
PITCHER	IP	WLS	BF	H	R	ER	SO	BB	IBB	HBP	BLK	WP	HR	S	P	ERA	WHIP					
Steve Dreyer, R ERA: 5.71	6.0	W	26	5	4	4	4	4	0	0	0	0	0	58	97	6.00	1.500					
Rick Honeycutt, L ERA: 7.71	2.0		8	2	1	1	1	0	0	0	0	0	1	24	38	4.50	1.000					
Tom Henke, R ERA: 3.18	1.0		5	2	1	1	0	0	0	0	0	0	0	9	15	9.00	2.000					

Texas Rangers @ Cleveland Indians
Jacobs Field, Cleveland, OH
Sat Apr 30 1994, 3:33 AM EDT
Att: 38,228 - Cloudy - 47 F

AB 35
R 6
H 9
RBI 6
BB 4
SO 5
LOB 13



Batter	1	2	3	4	5	6	7	8	9	AB	R	H	RBI	BB	SO	LOB	TOP								
David Hulse, L (1, 8) OBP: 0.382, SLG: 0.409 Gary Redus, R (9, PH) OBP: 0.182, SLG: 0.273 Chris James, R (9, 9) OBP: 0.396, SLG: 0.459	2-2 1B		3-2 G4-3		1-0 F9	1-1 G4-3			2-2 F9	4	1	1	0	0	0	3									
Oddibe McDowell, L (1, 9) OBP: 0.522, SLG: 0.412	0-1 1B		4-1 FC1-6 WP BB		0-0 F9		3-3 K		1-1 1B SF7	4	1	2	1	1	1	1									
Jose Canseco, R (1, 10) OBP: 0.418, SLG: 0.512	2-1 1B		4-1 FC1-6 BB		1-1 1B		4-1 CS BB		3-2 1B SF7	3	0	3	1	2	0	0									
Will Clark, L (1, 3) OBP: 0.442, SLG: 0.575	3-2 F9		0-0 FC1-6		2-2 F7		3-3 K		1-2 1B SF7	4	0	0	1	0	1	6									
Juan Gonzalez, R (1, 7) OBP: 0.278, SLG: 0.484		1-1 E6 1B G3	3-1 F8		1-1 FC3-6 2B			1-0 L6		4	2	1	0	1	0	2									
Doug Strange, S (1, 4) OBP: 0.296, SLG: 0.442		0-1 G5-3 1B		1-0 G3-1		1-0 F8		0-1 FC6-4 1B	3-1 F7	5	0	2	0	0	0	3									
Esteban Beltre, R (1, 5) OBP: 0.333, SLG: 0.273		1-0 G3		1-2 G6-3		4-1 FC3-6 BB		0-0 FC6-4		3	0	0	1	1	0	2									
Junior Ortiz, R (1, 2) OBP: 0.357, SLG: 0.333 Ivan Rodriguez, R (9, 2) OBP: 0.342, SLG: 0.391		2-1 G5-3		2-2 G5-3		1-1 FC3-6 2B		1-1 G5-3		4	0	0	0	0	0	4									
Manuel Lee, S (1, 6) OBP: 0.316, SLG: 0.320		0-0 G4-3			3-2 WP 1B	2-2 1B			2-1 F9 1B 2B	4	1	3	1	0	0	1									
Inning Stats	R: 1 E: 0 K: 0 S: 12	H: 3 LOB: 0 BB: 0 P: 19	R: 1 E: 1 K: 0 S: 8	H: 1 LOB: 1 BB: 0 P: 12	R: 0 E: 0 K: 0 S: 8	H: 0 LOB: 0 BB: 0 P: 22	R: 0 E: 0 K: 0 S: 7	H: 0 LOB: 0 BB: 0 P: 11	R: 0 E: 0 K: 0 S: 10	H: 2 LOB: 2 BB: 0 P: 17	R: 0 E: 0 K: 0 S: 11	H: 2 LOB: 1 BB: 1 P: 21	R: 0 E: 0 K: 2 S: 8	H: 0 LOB: 1 BB: 1 P: 18	R: 0 E: 0 K: 0 S: 6	H: 1 LOB: 1 BB: 0 P: 8	R: 2 E: 0 K: 0 S: 17	H: 3 LOB: 2 BB: 1 P: 32	1B: 9 2B: 4 3B: 0 HR: 0	SF: 1 SAC: 0 DP: 1 HBP: 0	WP: 2 PB: 0 SB: 0 CS: 2	PA: 42			
PITCHER	IP	WLS	BF	H	R	ER	SO	BB	IBB	HBP	BLK	WP	HR	S	P	ERA	WHIP								
Mark Clark, R (1, 1) ERA: 4.22 Derek Lillquist, L (9, 1) ERA: 2.84 Jose Mesa, R (9, 1) ERA: 4.6 Brian Barnes, L (9, 1) ERA: 1.59	8.0	35	9	3	2	2	2	4	0	0	0	2	0	70	128	2.25	1.625								

Texas Rangers @ Cleveland Indians
Jacobs Field, Cleveland, OH
Sun May 01 1994, 3:33 AM EDT
Att: 40,826 - Unknown - 43 F

AB	36
R	5
H	12
RBI	5
BB	5
SO	2
LOB	23



Batter	1	2	3	4	5	6	7	8	9	AB	R	H	RBI	BB	SO	LOB	BOTTOM								
Kenny Lofton, L (1, 8) OBP: 0.463, SLG: 0.571	4-0 WP 1B BB		1-1 F9			1-0 BB 1B		2-0 G4-3		3	1	1	0	1	0	0									
Wayne Kirby, L (1, 9) OBP: 0.412, SLG: 0.375	3-2 HR 1B		2-3 K			4-2 E S BB		2-3 K		3	1	1	1	1	2	0									
Carlos Baerga, S (1, 4) OBP: 0.295, SLG: 0.420	0-1 F8		0-1 F9			0-3 K		1-3 K		4	0	0	0	0	1	2									
Albert Belle, R (1, 7) OBP: 0.406, SLG: 0.593	2-2 P6			0-1 G5-3		2-2 F7			2-1 G6-3	4	0	0	0	0	0	2									
Eddie Murray, S (1, 10) OBP: 0.307, SLG: 0.500	1-1 HR			4-1 L3 BB			1-1 HR		1-3 K	3	2	2	3	1	1	0									
Paul Sorrento, L (1, 3) OBP: 0.333, SLG: 0.452	1-2 F8			0-1 L3			2-2 G1-4-3 1B			3	0	1	0	0	0	1									
Jim Thome, L (1, 5) OBP: 0.316, SLG: 0.418 Alvaro Espinoza, R (9, 5) OBP: 0.231, SLG: 0.308		1-1 F9			0-2 P5		0-2 P5			3	0	0	0	0	0	1									
Mark Lewis, R (1, 6) OBP: 0.315, SLG: 0.442		2-2 F8			3-2 F9		1-1 G1-4-3			3	0	0	0	0	0	1									
Tony Peña, R (1, 2) OBP: 0.250, SLG: 0.240		2-1 L8			2-2 F8			1-2 F9		3	0	0	0	0	0	0									
Inning Stats	R: 3 E: 0 K: 0 S: 15	H: 2 LOB: 0 BB: 1 P: 26	R: 0 E: 0 K: 0 S: 7	H: 0 LOB: 0 BB: 0 P: 12	R: 0 E: 0 K: 1 S: 7	H: 0 LOB: 0 BB: 0 P: 10	R: 0 E: 0 K: 0 S: 5	H: 0 LOB: 0 BB: 1 P: 9	R: 0 E: 0 K: 0 S: 11	H: 0 LOB: 0 BB: 0 P: 16	R: 0 E: 1 K: 1 S: 12	H: 1 LOB: 1 BB: 1 P: 19	R: 1 E: 0 K: 0 S: 10	H: 2 LOB: 0 BB: 0 P: 14	R: 0 E: 0 K: 1 S: 8	H: 0 LOB: 0 BB: 0 P: 13	R: 0 E: 0 K: 1 S: 7	H: 0 LOB: 0 BB: 0 P: 11	1B: 3 2B: 1 3B: 0 HR: 2	SF: 0 SAC: 0 DP: 2 HBP: 0	WP: 1 PB: 0 SB: 0 CS: 0	PA: 32			
PITCHER	IP	WLS	BF	H	R	ER	SO	BB	IBB	HBP	BLK	WP	HR	S	P	ERA	WHIP								
Rick Helling, R (1, 1) ERA: 4.22 Cris Carpenter, R (7, 1) ERA: 0.69 Tom Henke, R (9, 1) ERA: 2.92	6.1	25	4	0	0	1	1	0	0	0	0	0	0	10	16	0.00	0.000								

Texas Rangers @ Cleveland Indians
Jacobs Field, Cleveland, OH
Sun May 01 1994, 3:33 AM EDT
Att: 40,826 - Unknown - 43 F

AB	29
R	4
H	5
RBI	4
BB	3
SO	4
LOB	7



Batter	1	2	3	4	5	6	7	8	9	AB	R	H	RBI	BB	SO	LOB	TOP										
Kenny Lofton, L (1, 8) OBP: 0.459, SLG: 0.564 Wayne Kirby, L (8, FH) OBP: 0.400, SLG: 0.364										3	0	1	0	0	1	0	Cleveland Indians @ Chicago White Sox Comiskey Park, Chicago, IL Tue May 03 1994, 8:05 PM EDT Att: 22,851 - Unknown - 56 F										
Mark Lewis, R (1, 6) OBP: 0.293, SLG: 0.411										4	0	0	0	0	1	3											
Carlos Baerga, S (1, 4) OBP: 0.296, SLG: 0.417 Alvaro Espinoza, R (7, 4) OBP: 0.214, SLG: 0.286										3	0	1	0	0	1	0											
Albert Belle, R (1, 7) OBP: 0.400, SLG: 0.579										4	0	1	0	0	0	1											
Eddie Murray, S (1, 10) OBP: 0.305, SLG: 0.490										4	0	1	0	0	0	0											
Paul Sorrento, L (1, 3) OBP: 0.318, SLG: 0.429										4	0	0	0	0	0	2											
Manny Ramirez, R (1, 9) OBP: 0.377, SLG: 0.632										4	0	0	0	0	2	2											
Jim Thome, L (1, 5) OBP: 0.329, SLG: 0.486 Herbert Perry, R (8, 5)										3	1	2	1	0	1	0											
Tony Peña, R (1, 2) OBP: 0.281, SLG: 0.276										4	0	2	0	0	0	4											
Inning Stats	R: 0 E: 0 K: 1 S: 7	H: 0 LOB: 0 BB: 0 P: 10	R: 0 E: 0 K: 0 S: 6	H: 0 LOB: 0 BB: 0 P: 8	R: 0 E: 0 K: 1 S: 12	H: 2 LOB: 2 BB: 0 P: 17	R: 0 E: 0 K: 1 S: 9	H: 0 LOB: 0 BB: 0 P: 13	R: 0 E: 0 K: 0 S: 13	H: 1 LOB: 1 BB: 0 P: 21	R: 0 E: 0 K: 0 S: 6	H: 0 LOB: 1 BB: 0 P: 8	R: 0 E: 0 K: 1 S: 6	H: 0 LOB: 0 BB: 0 P: 12	R: 1 E: 0 K: 1 S: 15	H: 2 LOB: 1 BB: 0 P: 25		R: 0 E: 0 K: 1 S: 14	H: 2 LOB: 3 BB: 1 P: 26	1B: 6 2B: 1 3B: 0 HR: 1	SF: 0 SAC: 0 DP: 0 HBP: 0	WP: 0 PB: 1 SB: 0 CS: 0	PA: 36				
PITCHER	IP	WLS	BF	H	R	ER	SO	BB	IBB	HBP	BLK	WP	HR	S	P	ERA	WHIP										
Alex Fernandez, R (1, 1) ERA: 2.38	8.0	W	30	6	1	1	5	0	0	0	0	0	1	74	114	1.12	0.750										
Roberto Hernandez, R (9, 1) ERA: 2.45	1.0		6	2	0	0	1	1	0	0	0	0	0	14	26	0.00	3.000										

Batter	1	2	3	4	5	6	7	8	9	AB	R	H	RBI	BB	SO	LOB	BOTTOM										
Tim Raines, S (1, 7) OBP: 0.396, SLG: 0.547 Joe Hall, R (8, FH) OBP: 0.480, SLG: 0.696										5	2	3	0	0	0	0	Cleveland Indians @ Chicago White Sox Comiskey Park, Chicago, IL Tue May 03 1994, 8:05 PM EDT Att: 22,851 - Unknown - 56 F										
Joey Coxa, S (1, 4) OBP: 0.276, SLG: 0.263									4	2	2	0	1	0	3												
Frank Thomas, R (1, 3) OBP: 0.454, SLG: 0.677									1	3	1	3	4	0	0												
Julio Franco, R (1, 10) OBP: 0.327, SLG: 0.485 Warren Newson, L (8, FH) OBP: 0.294, SLG: 0.333									3	1	0	2	1	0	4												
Robin Ventura, L (1, 5) OBP: 0.386, SLG: 0.554									5	1	3	2	0	2	2												
Darin Jackson, R (1, 9) OBP: 0.413, SLG: 0.593									4	0	1	1	0	1	3												
Lance Johnson, L (1, 8) OBP: 0.299, SLG: 0.289									5	1	1	0	0	0	5												
Ron Karkovics, R (1, 2) OBP: 0.457, SLG: 0.574 Michael Lavalliere, L (8, FH) OBP: 0.556, SLG: 0.385									4	0	1	1	0	1	1												
Ozzie Guillen, L (1, 6) OBP: 0.271, SLG: 0.301 Craig Grebeck, R (7, 6) OBP: 0.471, SLG: 0.407									3	1	1	0	0	0	1												
Inning Stats	R: 0 E: 0 K: 0 S: 6	H: 0 LOB: 1 BB: 1 P: 13	R: 1 E: 0 K: 2 S: 14	H: 2 LOB: 1 BB: 0 P: 21	R: 4 E: 0 K: 0 S: 10	H: 3 LOB: 0 BB: 2 P: 23	R: 0 E: 0 K: 0 S: 6	H: 0 LOB: 0 BB: 0 P: 9	R: 2 E: 0 K: 0 S: 17	H: 2 LOB: 1 BB: 1 P: 29	R: 2 E: 1 K: 1 S: 19	H: 3 LOB: 2 BB: 1 P: 30	R: 0 E: 0 K: 1 S: 13	H: 2 LOB: 3 BB: 1 P: 21	R: 3 E: 0 K: 0 S: 16	H: 2 LOB: 2 BB: 3 P: 31		1B: 10 2B: 4 3B: 0 HR: 1	SF: 1 SAC: 0 DP: 1 HBP: 0	WP: 1 PB: 0 SB: 1 CS: 0	PA: 46						
PITCHER	IP	WLS	BF	H	R	ER	SO	BB	IBB	HBP	BLK	WP	HR	S	P	ERA	WHIP										
Jack Morris, R (1, 1) ERA: 7.39	4.1	L	23	7	7	7	2	4	0	0	0	0	1	49	89	14.54	2.538										
Brian Barnes, L (5, 1) ERA: 4.05	1.0		7	3	2	2	0	0	1	0	0	0	0	12	23	18.00	3.000										
Chad Ogea, R (6, 1) ERA: 11.57	2.1		15	4	3	3	2	4	0	0	0	0	0	37	60	11.57	3.429										
Derek Lilliquist, L (8, 1) ERA: 2.7	0.1		1	0	0	0	0	0	0	0	0	0	0	3	5	0.00	0.000										



Batter	1	2	3	4	5	6	7	8	9	AB	R	H	RBI	BB	SO	LOB	TOP			
Kenny Lofton, L OBP: 0.452, SLG: 0.551 (1, 8)										4	0	1	1	0	2	3	Cleveland Indians @ Chicago White Sox Comiskey Park, Chicago, IL Wed May 04 1994, 8:05 PM EDT Att: 22,215 - Unknown - 54 F			
Mark Lewis, R OBP: 0.274, SLG: 0.383 (1, 6)										4	0	0	0	0	0	1				
Carlos Baerga, S OBP: 0.286, SLG: 0.402 (1, 4)										4	0	0	0	0	0	1				
Albert Belle, R OBP: 0.404, SLG: 0.576 (1, 7)										4	0	2	0	0	0	2				
Eddie Murray, S OBP: 0.294, SLG: 0.472 (1, 10)										4	0	0	0	0	0	2				
Manny Ramirez, R OBP: 0.370, SLG: 0.606 (1, 9)										3	0	0	0	1	0	0				
Paul Sorrento, L OBP: 0.307, SLG: 0.413 Candy Maldonado, R OBP: 0.400, SLG: 0.813 (0, PH)										3	0	0	0	0	0	1				
Herbert Perry, R (1, 5)										4	0	0	0	0	1	2				
Tony Peña, R OBP: 0.343, SLG: 0.375 (1, 2)										3	1	3	0	0	0	0				
Inning Stats	R: 0 E: 0 K: 1 S: 11	H: 0 LOB: 0 BB: 0 P: 16	R: 0 E: 0 K: 0 S: 6	H: 1 LOB: 0 BB: 0 P: 9	R: 0 E: 0 K: 1 S: 15	H: 1 LOB: 1 BB: 0 P: 22	R: 0 E: 0 K: 0 S: 6	H: 1 LOB: 1 BB: 0 P: 11	R: 0 E: 0 K: 1 S: 10	H: 0 LOB: 0 BB: 0 P: 10	R: 0 E: 0 K: 0 S: 4	H: 0 LOB: 0 BB: 0 P: 6	R: 1 E: 1 K: 0 S: 11	H: 2 LOB: 2 BB: 0 P: 17	R: 0 E: 0 K: 0 S: 10	H: 0 LOB: 1 BB: 1 P: 17		1B: 5 2B: 1 3B: 0 HR: 0	SF: 0 SAC: 0 DP: 1 HBP: 0	WP: 0 PB: 0 SB: 0 CS: 0
PITCHER Wilson Alvarez, L ERA: 2.59 (1, 1)	IP: 9.0 WLS: W BF: 35 H: 6 R: 1 ER: 1 SO: 3 BB: 2 IBB: 0 HBP: 0 BLK: 0 WP: 0 HR: 0 S: 81 P: 125 ERA: 1.00 WHIP: 0.889															PITCHER IP: WLS: BF: H: R: ER: SO: BB: IBB: HBP: BLK: WP: HR: S: P: ERA: WHIP:				

Batter	1	2	3	4	5	6	7	8	9	AB	R	H	RBI	BB	SO	LOB	BOTTOM			
Tim Raines, S OBP: 0.396, SLG: 0.538 (1, 7)										5	2	2	0	0	2	2	Cleveland Indians @ Chicago White Sox Comiskey Park, Chicago, IL Wed May 04 1994, 8:05 PM EDT Att: 22,215 - Unknown - 54 F			
Joey Cora, S OBP: 0.295, SLG: 0.274 (1, 4)										4	2	2	0	1	0	1				
Frank Thomas, R OBP: 0.468, SLG: 0.674 (1, 3)										2	0	1	1	3	0	0				
Julio Franco, R OBP: 0.339, SLG: 0.491 (1, 10)										5	0	3	1	0	0	3				
Robin Ventura, L OBP: 0.395, SLG: 0.548 (1, 5)										3	1	1	0	2	1	3				
Darin Jackson, R OBP: 0.392, SLG: 0.558 (1, 9)										5	0	0	0	0	0	9				
Lance Johnson, L OBP: 0.286, SLG: 0.275 (1, 8)										5	0	0	0	0	0	3				
Ron Karkovics, R OBP: 0.459, SLG: 0.578 (1, 2)										3	1	1	0	1	1	0				
Ozzie Guillen, L OBP: 0.290, SLG: 0.320 (1, 6)										4	0	3	1	0	0	1				
Inning Stats	R: 1 E: 0 K: 0 S: 12	H: 2 LOB: 1 BB: 1 P: 20	R: 0 E: 0 K: 0 S: 10	H: 0 LOB: 1 BB: 1 P: 15	R: 0 E: 0 K: 2 S: 14	H: 1 LOB: 3 BB: 1 P: 26	R: 1 E: 0 K: 0 S: 10	H: 2 LOB: 1 BB: 0 P: 18	R: 0 E: 0 K: 0 S: 16	H: 2 LOB: 2 BB: 0 P: 22	R: 2 E: 0 K: 0 S: 19	H: 4 LOB: 3 BB: 2 P: 33	R: 0 E: 0 K: 2 S: 8	H: 1 LOB: 1 BB: 0 P: 11	R: 2 E: 2 K: 0 S: 8	H: 1 LOB: 1 BB: 2 P: 19		1B: 12 2B: 1 3B: 0 HR: 0	SF: 0 SAC: 0 DP: 1 HBP: 0	WP: 1 PB: 1 SB: 0 CS: 0
PITCHER Charles Nagy, R ERA: 4.46 Eric Plunk, R ERA: 5.5 Steve Farr, R ERA: 2.7 (1, 1) (6, 1) (8, 1)	IP: 5.2 WLS: L BF: 30 H: 10 R: 4 ER: 4 SO: 4 BB: 4 IBB: 0 HBP: 0 BLK: 1 WP: 0 HR: 0 S: 74 P: 121 ERA: 6.35 WHIP: 2.471															PITCHER IP: WLS: BF: H: R: ER: SO: BB: IBB: HBP: BLK: WP: HR: S: P: ERA: WHIP:				

Batter	1	2	3	4	5	6	7	8	9	10	AB	R	H	RBI	BB	SO	LOB	TOP			
Kenny Lofton, L OBP: 0.458, SLG: 0.549 (1, 8)	G6-3 S HBP		G3					K				4	1	2	0	0	1	0			
Wayne Kirby, L OBP: 0.359, SLG: 0.324 Manny Ramirez, R OBP: 0.378, SLG: 0.606 (10, PH)	P4		G4-3		L8			F8				4	0	0	0	0	0	3			
Carlos Baerga, S OBP: 0.291, SLG: 0.411 (1, 4)	G6-3		G3-1									5	0	2	2	0	0	1			
Albert Belle, R OBP: 0.403, SLG: 0.573 (1, 7)	K			HR				G6-3				4	1	1	0	1	1	2			
Eddie Murray, S OBP: 0.298, SLG: 0.491 (1, 10)		P3			HR			G3				4	1	1	2	1	1	3			
Paul Sorrento, L OBP: 0.293, SLG: 0.393 (1, 3)		G4-3			F8							4	0	0	0	0	0	1			
Jim Thome, L OBP: 0.313, SLG: 0.459 (1, 5)		G3						K				4	0	0	0	0	2	0			
Alvaro Espinoza, R OBP: 0.222, SLG: 0.278 (1, 6)			G4-3					G3-1				4	0	1	0	0	0	0			
Tony Peña, R OBP: 0.333, SLG: 0.389 (1, 2)			G5-3									4	1	1	0	0	0	1			
Inning Stats	R: 0 E: 0 K: 1 S: 14	H: 0 LOB: 1 BB: 0 P: 19	R: 0 E: 0 K: 0 S: 7	H: 0 LOB: 0 BB: 0 P: 14	R: 0 E: 0 K: 0 S: 7	H: 0 LOB: 0 BB: 0 P: 11	R: 2 E: 0 K: 0 S: 10	H: 2 LOB: 2 BB: 0 P: 17	R: 0 E: 0 K: 1 S: 13	H: 0 LOB: 0 BB: 0 P: 13	R: 0 E: 0 K: 0 S: 6	H: 0 LOB: 0 BB: 0 P: 7	R: 0 E: 0 K: 1 S: 7	H: 0 LOB: 0 BB: 0 P: 11	R: 0 E: 0 K: 0 S: 14	H: 1 LOB: 1 BB: 1 P: 21	R: 2 E: 0 K: 2 S: 20	H: 3 LOB: 3 BB: 2 P: 34	1B: 4 2B: 3 3B: 0 HR: 1	SF: 0 SAC: 0 DP: 1 HBP: 1	WP: 0 PA: 41 PB: 0 SB: 1 CS: 0
PITCHER	IP	WLS	BF	H	R	ER	SO	BB	IBB	HBP	BLK	WP	HR	S	P	ERA	WHIP				
35 Mike Mussina, R ERA: 2.73	9.0		33	5	2	2	3	1	0	0	0	0	0	86	130	2.00	0.667				
Alan Mills, R ERA: 16.0	0.2	L	4	2	2	2	1	0	0	0	0	0	0	13	17	27.00	3.000				
Jim Poole, L ERA: 7.71	0.1		4	1	0	0	1	1	1	0	0	0	0	7	17	0.00	6.000				

Cleveland Indians @ Baltimore Orioles
 Oriole Park at Camden Yards, Baltimore, MD
 Fri May 06 1994, 7:05 PM EDT
 Att: 47,508 - Unknown

AB	37
R	4
H	8
RBI	4
BB	3
SO	5
LOB	11



Batter	1	2	3	4	5	6	7	8	9	10	AB	R	H	RBI	BB	SO	LOB	BOTTOM					
Brady Anderson, L OBP: 0.336, SLG: 0.427 (1, 7)	G4-3		G4-3		G3			G6-3				5	0	0	0	0	2						
Mike Devereaux, R OBP: 0.250, SLG: 0.425 (1, 8)			K					G6-3				3	0	1	1	1	1	0					
Rafael Palmeiro, L OBP: 0.437, SLG: 0.716 (1, 3)			K		G4-3			G3				4	1	1	1	0	1	2					
Harold Baines, L OBP: 0.397, SLG: 0.530 (1, 10)	G4-3		G5-3									4	0	0	0	0	0	1					
Cal Ripken Jr., R OBP: 0.331, SLG: 0.396 (1, 6)			G6-3		L8			K				4	0	0	0	0	1	0					
Chris Hoiles, R OBP: 0.362, SLG: 0.424 (1, 2)					K			K				3	0	0	0	1	3	0					
Chris Sabo, R OBP: 0.308, SLG: 0.397 Lonnie Smith, R OBP: 0.250, SLG: 0.192 (10, PH)												3	0	0	0	1	3	0					
Mark McLemore, S OBP: 0.366, SLG: 0.284 (1, 4)												3	0	0	0	0	1	1					
Jack Voigt, R OBP: 0.256, SLG: 0.237 (1, 9)												1	0	0	0	0	1	0					
Inning Stats	R: 0 E: 0 K: 1 S: 9	H: 0 LOB: 1 BB: 1 P: 16	R: 0 E: 0 K: 1 S: 8	H: 0 LOB: 2 BB: 2 P: 18	R: 1 E: 0 K: 1 S: 9	H: 1 LOB: 0 BB: 0 P: 16	R: 0 E: 0 K: 2 S: 8	H: 0 LOB: 0 BB: 0 P: 9	R: 1 E: 0 K: 0 S: 10	H: 2 LOB: 1 BB: 0 P: 16	R: 0 E: 0 K: 2 S: 7	H: 0 LOB: 0 BB: 0 P: 9	R: 0 E: 0 K: 0 S: 5	H: 0 LOB: 0 BB: 0 P: 8	R: 0 E: 0 K: 0 S: 9	H: 0 LOB: 0 BB: 0 P: 14	R: 0 E: 0 K: 1 S: 6	H: 0 LOB: 0 BB: 0 P: 9	R: 0 E: 0 K: 1 S: 6	H: 0 LOB: 1 BB: 1 P: 15	1B: 2 2B: 0 3B: 0 HR: 1	SF: 0 SAC: 0 DP: 0 HBP: 0	WP: 0 PA: 37 PB: 0 SB: 0 CS: 0
PITCHER	IP	WLS	BF	H	R	ER	SO	BB	IBB	HBP	BLK	WP	HR	S	P	ERA	WHIP						
Dennis Martinez, R ERA: 3.81	10.0		37	3	2	2	9	4	0	0	0	0	1	77	130	1.80	0.700						

Cleveland Indians @ Baltimore Orioles
 Oriole Park at Camden Yards, Baltimore, MD
 Fri May 06 1994, 7:05 PM EDT
 Att: 47,508 - Unknown

AB	33
R	2
H	3
RBI	2
BB	4
SO	9
LOB	10



Batter	1	2	3	4	5	6	7	8	9	AB	R	H	RBI	BB	SO	LOB	TOP																			
Kenny Lofton, L OBP: 0.448, SLG: 0.533 (1, 8)										5	1	1	0	0	2	1	Cleveland Indians @ Baltimore Orioles Oriole Park at Camden Yards, Baltimore, MD Sun May 08 1994, 3:33 AM EDT Att. 47,345 - Overcast - 61 F																			
Wayne Kirby, L OBP: 0.326, SLG: 0.293 Manny Ramirez, R OBP: 0.373, SLG: 0.597 (1, 9)										4	0	0	0	0	0	2																				
Carlos Baerga, S OBP: 0.303, SLG: 0.444 (1, 4)										5	2	3	2	0	0	0																				
Albert Belle, R OBP: 0.411, SLG: 0.598 (1, 7)										4	2	2	1	1	0	1																				
Eddie Murray, S OBP: 0.303, SLG: 0.487 (1, 10)										3	0	1	1	1	0	1																				
Paul Sorrento, L OBP: 0.305, SLG: 0.395 Candy Maldonado, R OBP: 0.429, SLG: 0.824 Mark Lewis, R OBP: 0.270, SLG: 0.377 (1, 3)										2	0	1	1	1	1	0																				
Jim Thome, L OBP: 0.310, SLG: 0.442 (1, 5)										3	0	0	0	1	2	3																				
Alvaro Espinoza, R OBP: 0.227, SLG: 0.273 (1, 6)										4	0	1	0	0	0	3																				
Tony Peña, R OBP: 0.349, SLG: 0.400 (1, 2)										4	1	2	0	0	1	2																				
Inning Stats	R: 0 E: 0 K: 1 S: 6	H: 0 LOB: 0 BB: 0 P: 9	R: 0 E: 0 K: 1 S: 6	H: 0 LOB: 0 BB: 0 P: 10	R: 0 E: 0 K: 0 S: 8	H: 0 LOB: 0 BB: 0 P: 13	R: 0 E: 0 K: 1 S: 6	H: 0 LOB: 0 BB: 0 P: 8	R: 1 E: 0 K: 2 S: 18	H: 3 LOB: 2 BB: 0 P: 28	R: 2 E: 0 K: 0 S: 11	H: 3 LOB: 3 BB: 2 P: 23	R: 3 E: 0 K: 1 S: 18	H: 4 LOB: 2 BB: 1 P: 30	R: 0 E: 0 K: 0 S: 10	H: 1 LOB: 0 BB: 0 P: 15		R: 0 E: 0 K: 2 S: 12	H: 1 LOB: 2 BB: 1 P: 22	1B: 10 2B: 0 3B: 0 HR: 2	SF: 1 SAC: 0 DP: 1 HBP: 0	WP: 2 PB: 0 SB: 0 CS: 0	PA: 42													
PITCHER	IP	WLS	BF	H	R	ER	SO	BB	IBB	HBP	BLK	WP	HR	S	P	ERA	WHIP	PITCHER		IP	WLS	BF	H	R	ER	SO	BB	IBB	HBP	BLK	WP	HR	S	P	ERA	WHIP
Ben McDonald, R ERA: 3.08 (1, 1)	6.1	W	30	9	6	6	5	2	0	0	0	2	2	63	103	8.53	1.737	Lee Smith, R ERA: 0.71 (9, 1)		1.0	S	5	1	0	0	2	1	0	0	0	0	12	22	0.00	2.000	
Alan Mills, R ERA: 16.0 (7, 1)	0.0	1	0	0	0	0	0	1	0	0	0	0	0	2	6	∞	∞																			
Jim Poole, L ERA: 7.36 (7, 1)	0.1	1	0	0	0	0	0	0	0	0	0	0	0	1	1	0.00	0.000																			
Mark Eichhorn, R ERA: 6.3 (7, 1)	0.2	4	2	0	0	1	0	0	0	0	0	0	0	15	21	0.00	3.000																			
Tom Bolton, L ERA: (8, 1)	0.2	1	0	0	0	0	0	0	0	0	0	0	0	2	5	0.00	0.000																			

Batter	1	2	3	4	5	6	7	8	9	AB	R	H	RBI	BB	SO	LOB	BOTTOM																			
Brady Anderson, L OBP: 0.331, SLG: 0.412 (1, 7)										4	1	0	0	1	0	2	Cleveland Indians @ Baltimore Orioles Oriole Park at Camden Yards, Baltimore, MD Sun May 08 1994, 3:33 AM EDT Att. 47,345 - Overcast - 61 F																			
Mike Devereaux, R OBP: 0.270, SLG: 0.489 Tim Hulett, R OBP: 0.304, SLG: 0.304 (1, 8)										3	2	2	4	0	0	1																				
Rafael Palmeiro, L OBP: 0.439, SLG: 0.710 (1, 3)										4	0	2	1	0	0	1																				
Harold Baines, L OBP: 0.400, SLG: 0.529 Lonnie Smith, R OBP: 0.235, SLG: 0.179 (1, 10)										2	0	1	0	0	0	1																				
Cal Ripken Jr., R OBP: 0.328, SLG: 0.386 (1, 6)										3	1	0	0	1	0	2																				
Chris Hoiles, R OBP: 0.367, SLG: 0.420 (1, 2)										3	1	1	0	1	1	0																				
Leo Gomez, R OBP: 0.429, SLG: 0.633 (1, 5)										4	1	1	3	0	1	1																				
Mark McLemore, S OBP: 0.371, SLG: 0.286 (1, 4)										3	1	1	0	1	0	0																				
Jack Voigt, R OBP: 0.277, SLG: 0.262 (1, 9)										4	1	2	0	0	0	1																				
Inning Stats	R: 1 E: 0 K: 0 S: 13	H: 2 LOB: 1 BB: 0 P: 20	R: 4 E: 0 K: 0 S: 18	H: 3 LOB: 1 BB: 2 P: 36	R: 3 E: 0 K: 0 S: 20	H: 3 LOB: 1 BB: 1 P: 31	R: 0 E: 0 K: 0 S: 5	H: 1 LOB: 0 BB: 0 P: 6	R: 0 E: 0 K: 1 S: 11	H: 0 LOB: 0 BB: 0 P: 16	R: 0 E: 0 K: 0 S: 9	H: 0 LOB: 1 BB: 1 P: 13	R: 0 E: 0 K: 2 S: 11	H: 0 LOB: 1 BB: 1 P: 20	R: 0 E: 0 K: 1 S: 9	H: 1 LOB: 1 BB: 0 P: 13		1B: 7 2B: 0 3B: 1 HR: 2	SF: 0 SAC: 0 DP: 1 HBP: 1	WP: 0 PB: 0 SB: 3 CS: 0	PA: 38															
PITCHER	IP	WLS	BF	H	R	ER	SO	BB	IBB	HBP	BLK	WP	HR	S	P	ERA	WHIP	PITCHER		IP	WLS	BF	H	R	ER	SO	BB	IBB	HBP	BLK	WP	HR	S	P	ERA	WHIP
Mark Clark, R ERA: 5.35 (1, 1)	1.2	L	12	5	5	5	0	2	0	0	0	0	1	27	50	27.00	4.200	Jose Mesa, R ERA: 8.1 (7, 1)		1.0	4	0	0	0	2	1	0	0	0	0	11	20	0.00	1.000		
Chad Ogea, R ERA: 8.1 (2, 1)	4.1	18	4	3	3	1	1	1	0	1	0	0	0	49	72	6.23	1.154	Paul Shuey, R ERA: (8, 1)		1.0	4	1	0	0	1	0	0	0	0	9	13	0.00	1.000			



Batter	1	2	3	4	5	6	7	8	9	AB	R	H	RBI	BB	SO	LOB	TOP								
Kenny Lofton, L OBP: 0.438, SLG: 0.518 (1, 8)										5	0	1	0	0	2	3	Cleveland Indians @ New York Yankees Yankee Stadium, Bronx, NY Mon May 09 1994, 7:05 PM EDT Att: 16,567 - Unknown - 74 F								
Mark Lewis, R OBP: 0.254, SLG: 0.354 (1, 5)										4	0	0	0	0	0	3									
Carlos Baerga, S OBP: 0.294, SLG: 0.430 (1, 4)										4	0	0	0	0	1	1									
Albert Belle, R OBP: 0.422, SLG: 0.640 (1, 7)										4	2	3	1	0	0	0									
Eddie Murray, S OBP: 0.301, SLG: 0.487 (1, 3)										4	0	1	0	0	1	2									
Candy Maldonado, R OBP: 0.417, SLG: 0.737 (1, 10)										2	0	0	0	1	2	1									
Wayne Kirby, L OBP: 0.318, SLG: 0.286 (8, PH)										1	0	0	0	0	0	1									
Manny Ramirez, R OBP: 0.379, SLG: 0.653 (1, 9)										3	1	2	2	0	1	0									
Alvaro Espinoza, R OBP: 0.240, SLG: 0.250 (1, 6)										2	0	0	0	1	0	2									
Jesse Levis, L OBP: 1.000, SLG: 1.000 (9, PH)										1	0	1	0	0	0	0									
Tony Peña, R OBP: 0.348, SLG: 0.419 (1, 2)										3	0	1	0	0	1	2									
Jim Thome, L OBP: 0.307, SLG: 0.436 (9, PH)										1	0	0	0	0	1	1									
Inning Stats	R: 0 E: 0 K: 1 S: 5	H: 0 LOB: 0 BB: 0 P: 9	R: 1 E: 0 K: 1 S: 10	H: 1 LOB: 1 BB: 1 P: 16	R: 0 E: 0 K: 1 S: 10	H: 1 LOB: 1 BB: 0 P: 14	R: 0 E: 0 K: 1 S: 11	H: 0 LOB: 0 BB: 0 P: 15	R: 1 E: 0 K: 1 S: 9	H: 2 LOB: 1 BB: 1 P: 16	R: 0 E: 0 K: 2 S: 14	H: 1 LOB: 1 BB: 0 P: 19	R: 0 E: 0 K: 0 S: 6	H: 1 LOB: 1 BB: 0 P: 8	R: 1 E: 0 K: 0 S: 12	H: 2 LOB: 1 BB: 0 P: 16	R: 0 E: 0 K: 2 S: 8	H: 1 LOB: 1 BB: 0 P: 12	1B: 3 2B: 4 3B: 0 HR: 2	SF: 1 SAC: 0 DP: 1 HBP: 0	WP: 1 PB: 0 SB: 1 CS: 0	PA: 37			
PITCHER	IP	WLS	BF	H	R	ER	SO	BB	IBB	HBP	BLK	WP	HR	S	P	ERA	WHIP								
Jim Abbott, L ERA: 2.96 (1, 1)	7.2	W	32	8	3	3	7	2	0	0	0	1	2	76	112	3.52	1.304								
Bob Wickman, R ERA: 2.87 (8, 1)	0.1		1	0	0	0	0	0	0	0	0	0	0	1	1	0.00	0.000								
Xavier Hernandez, R ERA: 4.63 (9, 1)	1.0	S	4	1	0	0	2	0	0	0	0	0	0	8	12	0.00	1.000								

Batter	1	2	3	4	5	6	7	8	9	AB	R	H	RBI	BB	SO	LOB	BOTTOM								
Luis Polonia, L OBP: 0.366, SLG: 0.384 (1, 7)										4	1	1	1	0	0	0	Cleveland Indians @ New York Yankees Yankee Stadium, Bronx, NY Mon May 09 1994, 7:05 PM EDT Att: 16,567 - Unknown - 74 F								
Wade Boggs, L OBP: 0.422, SLG: 0.359 (1, 5)										3	0	1	0	1	0	1									
Don Mattingly, L OBP: 0.407, SLG: 0.418 (1, 3)										3	0	0	0	1	0	1									
Danny Tartabull, R OBP: 0.328, SLG: 0.452 (1, 10)										3	0	0	1	0	2	0									
Paul O'Neill, L OBP: 0.571, SLG: 0.771 (1, 9)										3	0	1	0	1	0	2									
Mike Stanley, R OBP: 0.337, SLG: 0.393 (1, 2)										2	1	1	0	2	0	0									
Bernie Williams, S OBP: 0.286, SLG: 0.326 (1, 8)										4	0	0	0	0	2	6									
Mike Gallego, R OBP: 0.313, SLG: 0.317 (1, 6)										4	1	2	0	0	0	2									
Pat Kelly, R OBP: 0.375, SLG: 0.403 (1, 4)										3	1	1	2	0	0	0									
Inning Stats	R: 1 E: 1 K: 0 S: 11	H: 0 LOB: 3 BB: 3 P: 28	R: 0 E: 0 K: 0 S: 4	H: 0 LOB: 0 BB: 0 P: 5	R: 0 E: 0 K: 0 S: 8	H: 0 LOB: 0 BB: 0 P: 10	R: 3 E: 0 K: 1 S: 26	H: 3 LOB: 1 BB: 1 P: 40	R: 0 E: 0 K: 1 S: 7	H: 0 LOB: 0 BB: 1 P: 13	R: 0 E: 0 K: 0 S: 3	H: 1 LOB: 1 BB: 0 P: 3	R: 0 E: 1 K: 0 S: 11	H: 1 LOB: 1 BB: 0 P: 17	R: 0 E: 0 K: 2 S: 12	H: 2 LOB: 2 BB: 0 P: 22		1B: 3 2B: 4 3B: 0 HR: 0	SF: 1 SAC: 0 DP: 0 HBP: 0	WP: 0 PB: 0 SB: 0 CS: 1	PA: 36				
PITCHER	IP	WLS	BF	H	R	ER	SO	BB	IBB	HBP	BLK	WP	HR	S	P	ERA	WHIP								
Jack Morris, R ERA: 6.75 (1, 1)	7.1	L	32	6	4	3	3	5	0	0	0	0	0	75	126	3.68	1.500								
Jose Mesa, R ERA: 4.15 (8, 1)	0.2		3	1	0	0	1	0	0	0	0	0	0	7	12	0.00	1.500								

Batter	1	2	3	4	5	6	7	8	9	AB	R	H	RBI	BB	SO	LOB	TOP				
Kenny Lofton, L (1, 8) OBP: 0.433, SLG: 0.509										4	1	1	0	0	1	0	Cleveland Indians @ New York Yankees Yankee Stadium, Bronx, NY Tue May 10 1994, 7:05 PM EDT Att: 17,378 - Unknown - 63 F livebaseballscorecards.com				
Wayne Kirby, L (1, 9) OBP: 0.313, SLG: 0.283										4	1	1	0	0	0	1					
Carlos Baerga, S (1, 4) OBP: 0.285, SLG: 0.419										3	0	0	1	0	0	1					
Albert Belle, R (1, 7) OBP: 0.432, SLG: 0.661										4	1	3	1	0	1	0					
Eddie Murray, S (1, 3) OBP: 0.315, SLG: 0.492										3	0	2	0	1	1	0					
Manny Ramirez, R (1, 10) OBP: 0.363, SLG: 0.620										4	0	0	0	0	2	4					
Jim Thome, L (1, 5) OBP: 0.308, SLG: 0.432										3	0	1	0	0	0	0					
Alvaro Espinoza, R (1, 6) OBP: 0.214, SLG: 0.222										3	0	0	0	0	2	1					
Tony Peña, R (1, 2) OBP: 0.327, SLG: 0.391										3	0	0	0	0	0	0					
Inning Stats	R: 0 E: 0 K: 1 S: 11	H: 0 LOB: 0 BB: 0 P: 17	R: 0 E: 0 K: 1 S: 6	H: 2 LOB: 1 BB: 0 P: 11	R: 0 E: 0 K: 1 S: 9	H: 0 LOB: 0 BB: 0 P: 12	R: 2 E: 1 K: 0 S: 9	H: 3 LOB: 1 BB: 0 P: 15	R: 0 E: 0 K: 1 S: 9	H: 1 LOB: 0 BB: 0 P: 13	R: 1 E: 0 K: 1 S: 12	H: 2 LOB: 2 BB: 1 P: 22	R: 0 E: 0 K: 1 S: 5	H: 0 LOB: 0 BB: 0 P: 6	R: 0 E: 0 K: 2 S: 10	H: 0 LOB: 0 BB: 0 P: 13	1B: 6 2B: 3 3B: 0 HR: 0	SF: 1 SAC: 0 DP: 2 HBP: 0	WP: 0 PB: 0 SB: 1 CS: 1	PA: 33	
PITCHER	IP	WLS	BF	H	R	ER	SO	BB	IBB	HBP	BLK	WP	HR	S	P	ERA	WHIP				
Scott Kamieniecki, R (1, 1) ERA: 3.33	6.0		24	8	3	2	4	0	1	0	0	0	0	56	90	3.00	1.333				
Paul Gibson, L (7, 1) ERA: 3.0	2.0	W	6	0	0	0	1	0	0	0	0	0	0	15	19	0.00	0.000				
Xavier Hernandez, R (9, 1) ERA: 4.26	1.0	S	3	0	0	0	2	0	0	0	0	0	0	8	11	0.00	0.000				

Batter	1	2	3	4	5	6	7	8	9	AB	R	H	RBI	BB	SO	LOB	BOTTOM				
Luis Polonia, L (1, 7) OBP: 0.362, SLG: 0.371										3	1	0	0	1	0	2	Cleveland Indians @ New York Yankees Yankee Stadium, Bronx, NY Tue May 10 1994, 7:05 PM EDT Att: 17,378 - Unknown - 63 F livebaseballscorecards.com				
Wade Boggs, L (1, 5) OBP: 0.416, SLG: 0.354										4	0	1	1	0	0	2					
Don Mattingly, L (1, 3) OBP: 0.410, SLG: 0.421										4	0	2	1	0	0	2					
Danny Tartabull, R (1, 10) OBP: 0.326, SLG: 0.445										4	1	1	0	0	1	2					
Paul O'Neill, L (1, 9) OBP: 0.578, SLG: 0.851										4	2	3	2	0	0	0					
Mike Stanley, R (1, 2) OBP: 0.343, SLG: 0.409										4	0	2	1	0	0	0					
Daryl Boston, L (1, 8) OBP: 0.165, SLG: 0.154										4	0	0	0	0	3	3					
Gerald Williams, R (9, 8) OBP: 0.389, SLG: 0.667										0	0	0	0	0	0	0					
Randy Velarde, R (1, 6) OBP: 0.365, SLG: 0.365										3	0	0	0	0	2	2					
Pat Kelly, R (1, 4) OBP: 0.385, SLG: 0.413										3	1	2	0	0	0	0					
Inning Stats	R: 0 E: 0 K: 0 S: 9	H: 1 LOB: 1 BB: 0 P: 12	R: 1 E: 0 K: 0 S: 7	H: 2 LOB: 0 BB: 0 P: 12	R: 0 E: 0 K: 0 S: 8	H: 1 LOB: 0 BB: 0 P: 13	R: 1 E: 0 K: 2 S: 15	H: 3 LOB: 2 BB: 0 P: 24	R: 1 E: 0 K: 1 S: 14	H: 1 LOB: 1 BB: 1 P: 23	R: 0 E: 0 K: 1 S: 6	H: 0 LOB: 0 BB: 0 P: 9	R: 1 E: 1 K: 1 S: 13	H: 2 LOB: 1 BB: 0 P: 20	R: 1 E: 0 K: 1 S: 8	H: 1 LOB: 0 BB: 0 P: 10	1B: 7 2B: 4 3B: 0 HR: 2	SF: 0 SAC: 0 DP: 3 HBP: 0	WP: 0 PB: 0 SB: 1 CS: 0	PA: 34	
PITCHER	IP	WLS	BF	H	R	ER	SO	BB	IBB	HBP	BLK	WP	HR	S	P	ERA	WHIP				
Charles Nagy, R (1, 1) ERA: 4.37	7.0	L	30	10	4	3	5	1	0	0	0	0	1	72	113	3.86	1.571				
Eric Plunk, R (8, 1) ERA: 5.59	1.0		4	1	1	1	1	0	0	0	0	0	1	8	10	9.00	1.000				

Batter	1	2	3	4	5	6	7	8	9	AB	R	H	RBI	BB	SO	LOB	TOP					
Kenny Lofton, L OBP: 0.428, SLG: 0.500 (1, 8)	G4-3		K		L7					4	0	1	0	0	1	0	Cleveland Indians @ New York Yankees Yankee Stadium, Bronx, NY Wed May 11 1994, 7:05 PM EDT Att: 17,611 - Unknown - 64 F					
Mark Lewis, R OBP: 0.239, SLG: 0.333 (1, 5)	K		P3			G1-6-3	G5-3			4	0	0	0	0	1	1						
Carlos Baerga, S OBP: 0.291, SLG: 0.438 (1, 4)					G6-3	F8		K		4	1	2	0	0	1	0						
Albert Belle, R OBP: 0.434, SLG: 0.653 (1, 7)					G6-3	E4		K		3	0	1	0	1	1	1						
Eddie Murray, S OBP: 0.305, SLG: 0.476 (1, 3)	K				G6-3	P4		K		4	0	0	1	0	2	3						
Manny Ramirez, R OBP: 0.362, SLG: 0.610 (9, PH)										3	1	1	0	0	1	0						
Wayne Kirby, L OBP: 0.327, SLG: 0.283 (9, PH)										0	0	0	0	1	0	0						
Candy Maldonado, R OBP: 0.393, SLG: 0.696 (1, 10)										4	1	1	1	0	2	2						
Alvaro Espinoza, R OBP: 0.226, SLG: 0.233 (9, PH)										3	0	1	0	0	0	0						
Jim Thome, L OBP: 0.394, SLG: 0.427 (9, PH)										1	0	0	0	0	0	1						
Sandy Alomar Jr., R OBP: 0.291, SLG: 0.360 (1, 2)										3	0	0	0	0	0	1						
Inning Stats	R: 0 E: 0 K: 2 S: 17	H: 1 LOB: 2 BB: 1 P: 26	R: 0 E: 0 K: 0 S: 4	H: 0 LOB: 0 BB: 0 P: 8	R: 0 E: 0 K: 1 S: 9	H: 0 LOB: 0 BB: 0 P: 12	R: 1 E: 0 K: 1 S: 10	H: 2 LOB: 1 BB: 0 P: 20	R: 0 E: 0 K: 0 S: 7	H: 0 LOB: 0 BB: 0 P: 9	R: 0 E: 1 K: 0 S: 6	H: 1 LOB: 1 BB: 0 P: 12	R: 2 E: 0 K: 1 S: 11	H: 3 LOB: 1 BB: 0 P: 18	R: 0 E: 0 K: 3 S: 9	H: 0 LOB: 0 BB: 0 P: 12	R: 0 E: 0 K: 1 S: 6	H: 0 LOB: 0 BB: 1 P: 11	1B: 4 2B: 3 3B: 0 HR: 0	SF: 0 SAC: 0 DP: 2 HBP: 0	WP: 2 PB: 0 SB: 1 CS: 0	PA: 35
PITCHER	IP	WLS	BF	H	R	ER	SO	BB	IBB	HBP	BLK	WP	HR	S	P	ERA	WHIP					
Jimmy Key, L ERA: 3.05	(1, 1)	7.0	W	29	7	3	3	5	1	0	0	0	0	64	105	3.86	1.143					
Bob Wickman, R ERA: 2.55	(8, 1)	2.0	S	6	0	0	0	4	1	0	0	0	0	15	23	0.00	0.500					

Batter	1	2	3	4	5	6	7	8	9	AB	R	H	RBI	BB	SO	LOB	BOTTOM				
Luis Polonia, L OBP: 0.364, SLG: 0.372 (1, 7)	G1-3		L8		E4					5	0	2	2	0	1	0	Cleveland Indians @ New York Yankees Yankee Stadium, Bronx, NY Wed May 11 1994, 7:05 PM EDT Att: 17,611 - Unknown - 64 F				
Wade Boggs, L OBP: 0.424, SLG: 0.354 (1, 5)										3	1	1	0	2	1	0					
Don Mattingly, L OBP: 0.410, SLG: 0.415 (1, 3)										4	0	1	1	1	0	5					
Danny Tartabull, R OBP: 0.331, SLG: 0.467 (1, 10)										3	1	1	1	1	1	0					
Paul O'Neill, L OBP: 0.575, SLG: 0.846 (1, 9)										4	1	2	0	0	0	2					
Jim Leyritz, R OBP: 0.429, SLG: 0.700 (1, 2)										3	1	0	0	1	0	1					
Randy Velarde, R OBP: 0.359, SLG: 0.358 (1, 6)										4	1	1	0	0	0	1					
Bernie Williams, S OBP: 0.302, SLG: 0.330 (1, 8)										2	1	1	1	2	0	0					
Pat Kelly, R OBP: 0.379, SLG: 0.405 (1, 4)										4	0	1	0	0	0	4					
Inning Stats	R: 1 E: 0 K: 0 S: 6	H: 2 LOB: 0 BB: 0 P: 11	R: 0 E: 0 K: 0 S: 6	H: 0 LOB: 0 BB: 0 P: 10	R: 0 E: 0 K: 2 S: 7	H: 0 LOB: 0 BB: 0 P: 11	R: 0 E: 0 K: 2 S: 15	H: 4 LOB: 2 BB: 2 P: 29	R: 1 E: 0 K: 0 S: 6	H: 2 LOB: 2 BB: 1 P: 14	R: 0 E: 0 K: 1 S: 10	H: 0 LOB: 2 BB: 2 P: 19	R: 0 E: 0 K: 0 S: 9	H: 2 LOB: 2 BB: 2 P: 20	R: 1 E: 0 K: 0 S: 9	H: 2 LOB: 3 BB: 2 P: 20		1B: 8 2B: 1 3B: 0 HR: 1	SF: 0 SAC: 0 DP: 1 HBP: 0	WP: 1 PB: 0 SB: 0 CS: 0	PA: 39
PITCHER	IP	WLS	BF	H	R	ER	SO	BB	IBB	HBP	BLK	WP	HR	S	P	ERA	WHIP				
Dennis Martinez, R ERA: 4.21	(1, 1)	5.2	L	26	8	5	5	2	3	0	0	0	0	49	87	7.94	1.941				
Steve Farr, R ERA: 2.57	(6, 1)	0.1		1	0	0	0	0	0	0	0	0	0	1	2	0.00	0.000				
Brian Barnes, L ERA: 4.15	(7, 1)	2.0		12	2	1	1	1	4	0	0	0	0	19	39	4.50	3.000				

Batter	1	2	3	4	5	6	7	8	9	AB	R	H	RBI	BB	SO	LOB	TOP							
Tony Phillips, S OBP: 0.417, SLG: 0.415 (1, 7)	G6-3		G6-3				G6-3			4	0	1	0	0	0	0	Detroit Tigers @ Cleveland Indians Jacobs Field, Cleveland, OH Fri May 13 1994, 7:05 PM EDT Att: 39,650 - Unknown - 52 F							
Lou Whitaker, L OBP: 0.372, SLG: 0.593 (1, 4)	BB 1B HBP		G4-3				K		F7	3	0	0	0	0	1	2								
Travis Fryman, R OBP: 0.272, SLG: 0.417 (1, 5)	L4-6 BB 1B		G4-3						G6-4-3 BB	2	0	1	0	2	0	0								
Cecil Fielder, R OBP: 0.331, SLG: 0.569 (1, 3)									G6-4-3 BB	3	0	0	0	1	1	4								
Kirk Gibson, L OBP: 0.375, SLG: 0.556 (1, 10)	L4-6								G1-3	4	0	1	0	0	0	3								
Mickey Tettleton, S OBP: 0.427, SLG: 0.485 (1, 9)										3	0	1	0	1	1	1								
Eric Davis, R OBP: 0.294, SLG: 0.324 (1, 8)										4	0	1	0	0	0	2								
Alan Trammell, R OBP: 0.361, SLG: 0.450 (1, 6)										3	0	1	0	0	0	0								
Chad Kreuter, S OBP: 0.352, SLG: 0.167 (1, 2)										2	0	0	0	1	0	1								
Inning Stats	R: 0 E: 0 K: 0 S: 9	H: 1 LOB: 2 BB: 1 P: 18	R: 0 E: 0 K: 0 S: 10	H: 2 LOB: 1 BB: 0 P: 15	R: 0 E: 0 K: 0 S: 6	H: 0 LOB: 0 BB: 0 P: 9	R: 0 E: 0 K: 1 S: 11	H: 2 LOB: 1 BB: 2 P: 21	R: 0 E: 0 K: 0 S: 14	H: 1 LOB: 3 BB: 2 P: 27	R: 0 E: 0 K: 0 S: 7	H: 0 LOB: 0 BB: 1 P: 13	R: 0 E: 0 K: 0 S: 6	H: 0 LOB: 0 BB: 0 P: 6	R: 0 E: 0 K: 1 S: 9	H: 0 LOB: 0 BB: 1 P: 16	R: 0 E: 0 K: 1 S: 7	H: 0 LOB: 0 BB: 0 P: 11	R: 0 E: 0 K: 0 S: 7	H: 0 LOB: 0 BB: 0 P: 11	1B: 5 2B: 2 3B: 0 HR: 0	SF: 0 SAC: 0 DP: 4 HBP: 1	WP: 1 PB: 0 SB: 0 CS: 1	PA: 35
PITCHER Mark Clark, R ERA: 4.22 (1, 1)	IP: 9.0 WLS: W BF: 34 H: 6 R: 0 ER: 0 SO: 3 BB: 5 IBB: 0 HBP: 1 BLK: 0 WP: 1 HR: 0 S: 79 P: 136 ERA: 0.00 WHIP: 1.222															PITCHER								

AB	28
R	0
H	6
RBI	0
BB	5
SO	3
LOB	13



Batter	1	2	3	4	5	6	7	8	9	AB	R	H	RBI	BB	SO	LOB	BOTTOM					
Kenny Lofton, L OBP: 0.435, SLG: 0.527 (1, 8)	S 1B		G4-3 1B				F7		L4	4	0	2	0	0	0	3	Detroit Tigers @ Cleveland Indians Jacobs Field, Cleveland, OH Fri May 13 1994, 7:05 PM EDT Att: 39,650 - Unknown - 52 F					
Wayne Kirby, L OBP: 0.293, SLG: 0.255 (1, 9)	G1-6-5-3-4 1-3F		G4-3				G3		P2	4	0	0	0	0	0	3						
Carlos Baerga, S OBP: 0.280, SLG: 0.423 (1, 4)	L7		K				G4-3		G4-3	4	0	0	0	0	1	2						
Albert Belle, R OBP: 0.428, SLG: 0.651 (1, 7)									F7	4	1	1	0	0	1	0						
Eddie Murray, S OBP: 0.295, SLG: 0.477 (1, 3)									WP 2B 1B	3	0	0	0	0	0	1						
Manny Ramirez, R OBP: 0.363, SLG: 0.607 (1, 10)									G3	3	0	0	0	0	0	0						
Jim Thome, L OBP: 0.293, SLG: 0.398 (1, 5)									BB 2B	3	0	1	1	0	0	0						
Rene Gonzales, R (8, 5)									BB IBB	0	0	0	0	0	0	0						
Sandy Alomar Jr., R OBP: 0.306, SLG: 0.375 (1, 2)									BB 1B 2B	2	1	1	0	1	0	0						
Alvaro Espinoza, R OBP: 0.216, SLG: 0.222 (1, 6)									BB 1B	3	0	1	1	0	0	3						
Inning Stats	R: 0 E: 0 K: 0 S: 6	H: 1 LOB: 0 BB: 0 P: 10	R: 0 E: 0 K: 1 S: 7	H: 0 LOB: 0 BB: 0 P: 10	R: 1 E: 0 K: 1 S: 12	H: 3 LOB: 2 BB: 0 P: 16	R: 0 E: 0 K: 0 S: 6	H: 0 LOB: 0 BB: 0 P: 9	R: 0 E: 0 K: 0 S: 3	H: 0 LOB: 0 BB: 0 P: 4	R: 0 E: 0 K: 0 S: 5	H: 0 LOB: 0 BB: 0 P: 8	R: 1 E: 0 K: 0 S: 14	H: 2 LOB: 3 BB: 2 P: 27	R: 0 E: 0 K: 0 S: 4	H: 0 LOB: 0 BB: 0 P: 9	R: 0 E: 0 K: 0 S: 4	H: 0 LOB: 0 BB: 0 P: 9	1B: 4 2B: 3 3B: 0 HR: 0	SF: 0 SAC: 0 DP: 1 HBP: 0	WP: 2 PB: 0 SB: 1 CS: 0	PA: 31
PITCHER Tim Belcher, R ERA: 7.44 (1, 1)	IP: 8.0 WLS: L BF: 31 H: 6 R: 2 ER: 2 SO: 2 BB: 1 IBB: 1 HBP: 0 BLK: 0 WP: 1 HR: 0 S: 57 P: 93 ERA: 2.25 WHIP: 0.875															PITCHER						


AB	29
R	2
H	6
RBI	2
BB	2
SO	2
LOB	12



Batter	1	2	3	4	5	6	7	8	9	AB	R	H	RBI	BB	SO	LOB	TOP																						
Tony Phillips, S OBP: 0.417, SLG: 0.405	4-1 CS BB		1-3 K		1-1 FC1-6		2-3 K		4-2 WP BB BB	3	0	0	0	2	2	2																							
Milt Cuyler, S OBP: 0.293, SLG: 0.243	0-3 K		2-2 G3		1-1 L9			1-2 1B 1B	4-2 WP BB	4	1	1	0	1	1	3																							
Travis Fryman, R OBP: 0.277, SLG: 0.439	3-3 K			2-3 K		0-1 HR		0-1 1B 1B	0-3 K	5	1	2	1	0	3	2																							
Cecil Fielder, R OBP: 0.319, SLG: 0.547		0-1 L8		2-3 K		0-1 P3		1-3 K	1-3 K	5	0	0	0	0	3	5																							
Kirk Gibson, L OBP: 0.390, SLG: 0.583		1-2 3B		4-2 BB		0-0 L6		2-2 1-2 2-H 1B		3	0	2	1	1	0	0																							
Mickey Tettleton, S OBP: 0.422, SLG: 0.471		0-3 K		1-1 F8		4-0 BB		2-1 F9		3	0	0	0	1	1	4																							
Eric Davis, R OBP: 0.293, SLG: 0.315		1-3 K			4-2 2B BB		1-3 K		1-3 K	3	1	0	0	1	3	4																							
Chad Kreuter, S OBP: 0.362, SLG: 0.217			2-0 1B		3-1 FC1-6 1-H 2B		2-1 G3		2-3 K	4	0	2	1	0	1	0																							
Chris Gomez, R OBP: 0.345, SLG: 0.438			1-3 K		0-0 L6		1-1 G4-3		3-3 K	4	0	0	0	0	2	2																							
Inning Stats	R: 0 E: 0 K: 2 S: 7	H: 0 LOB: 0 BB: 1 P: 14	R: 0 E: 0 K: 2 S: 11	H: 1 LOB: 1 BB: 0 P: 13	R: 0 E: 0 K: 2 S: 11	H: 1 LOB: 1 BB: 0 P: 17	R: 0 E: 0 K: 2 S: 10	H: 0 LOB: 1 BB: 1 P: 19	R: 1 E: 0 K: 0 S: 9	H: 1 LOB: 1 BB: 1 P: 18	R: 1 E: 0 K: 1 S: 8	H: 1 LOB: 1 BB: 1 P: 13	R: 0 E: 0 K: 1 S: 7	H: 0 LOB: 0 BB: 0 P: 12	R: 1 E: 0 K: 2 S: 20	H: 3 LOB: 2 BB: 2 P: 27	R: 0 E: 0 K: 4 S: 21	H: 0 LOB: 3 BB: 2 P: 35	1B: 4 2B: 1 3B: 1 HR: 1	SF: 0 SAC: 0 DP: 0 HBP: 0	WP: 1 PB: 0 SB: 0 CS: 1	PA: 40																	
PITCHER	IP	WLS	BF	H	R	ER	SO	BB	IBB	HBP	BLK	WP	HR	S	P	ERA	WHIP	PITCHER				IP	WLS	BF	H	R	ER	SO	BB	IBB	HBP	BLK	WP	HR	S	P	ERA	WHIP	
Jack Morris, R ERA: 6.29	(1, 1)	6.0	W	25	4	2	2	9	4	0	0	0	0	1	56	94	3.00	1.333																					
Jose Mesa, R ERA: 4.58	(7, 1)	2.0		9	3	1	1	3	0	0	0	0	0	0	27	39	4.50	1.500																					
Paul Shuey, R ERA:	(9, 1)	1.0		6	0	0	0	4	2	0	0	0	1	0	21	35	0.00	2.000																					

Detroit Tigers @ Cleveland Indians
Jacobs Field, Cleveland, OH
Sat May 14 1994, 3:33 AM EDT
Att: 39,106 - Sunny


AB 34
R 3
H 7
RBI 3
BB 6
SO 16
LOB 22

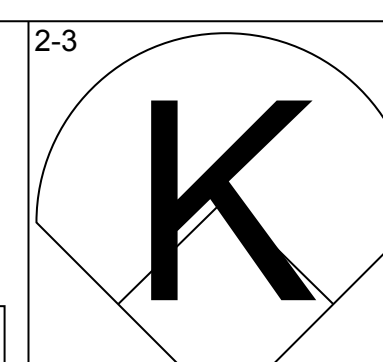
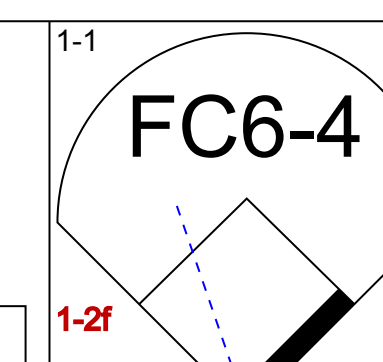
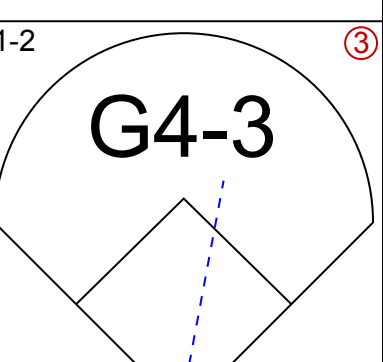
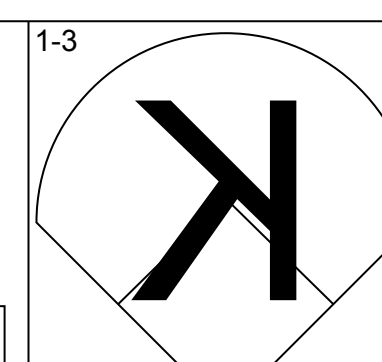
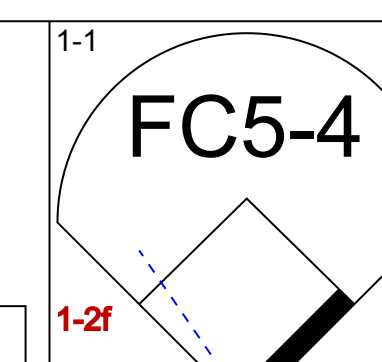
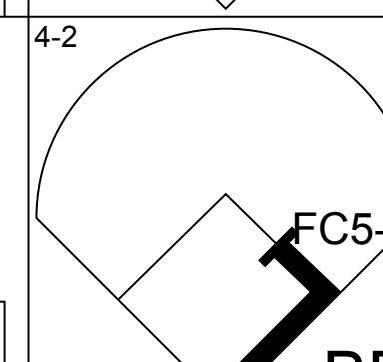
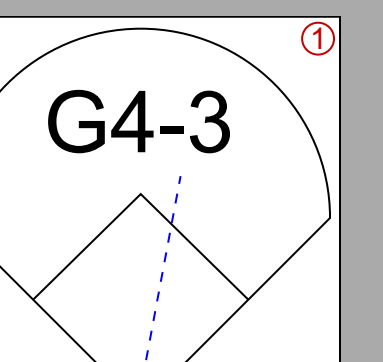
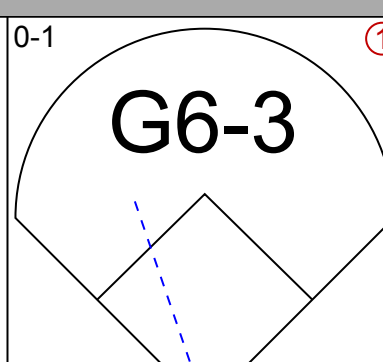
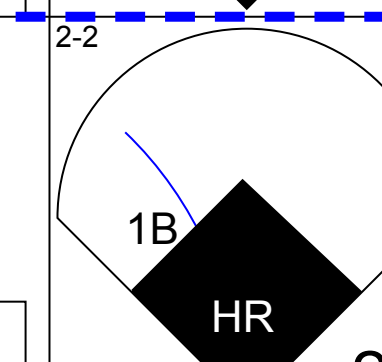
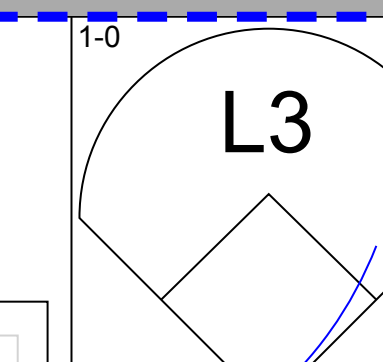
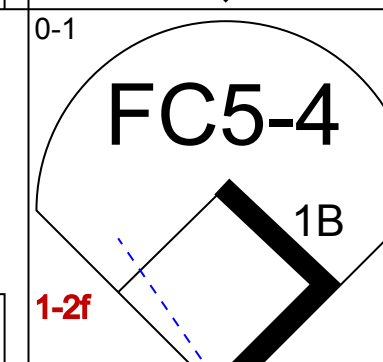
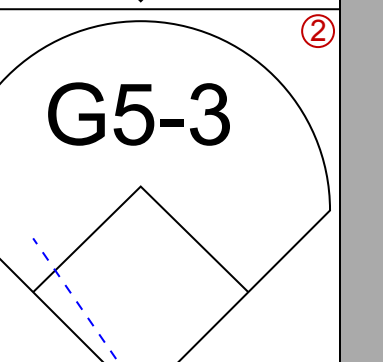
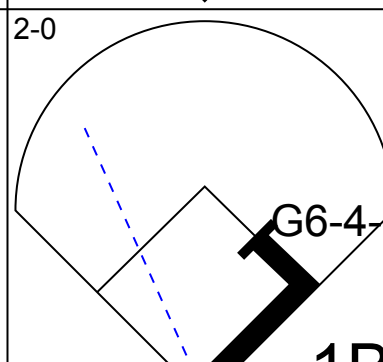
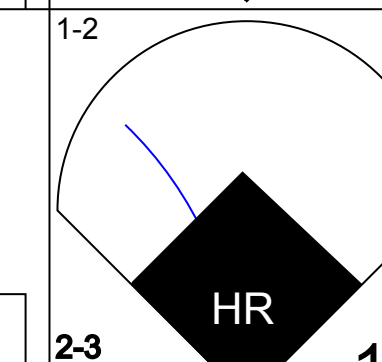
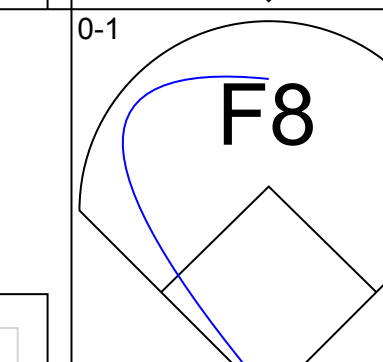
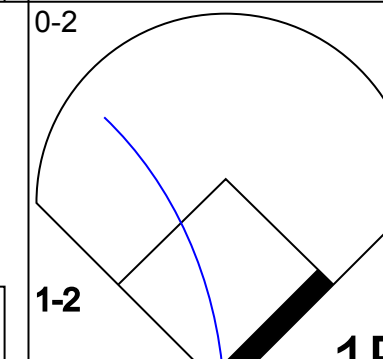
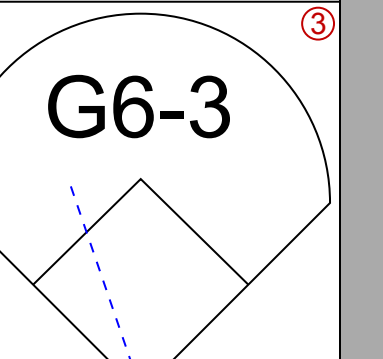
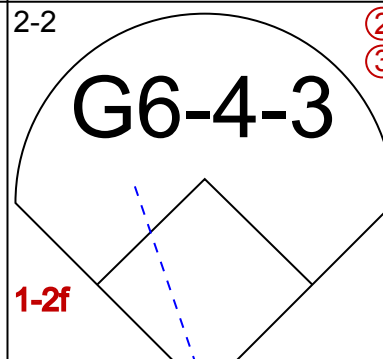
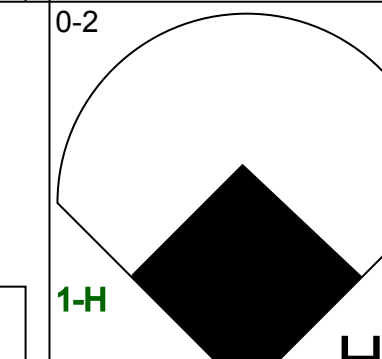
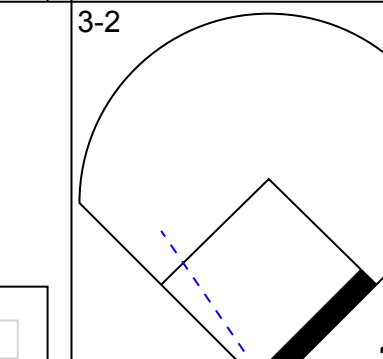
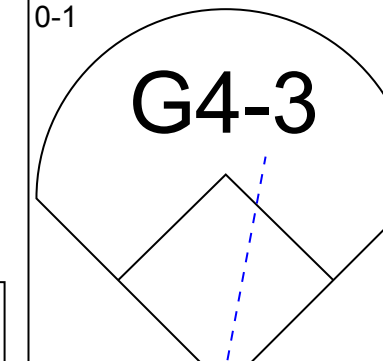
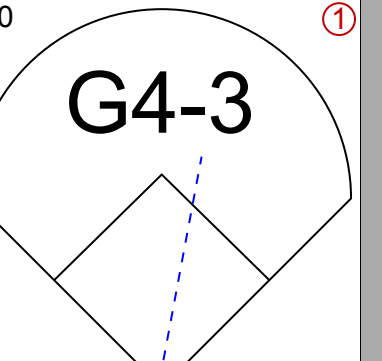
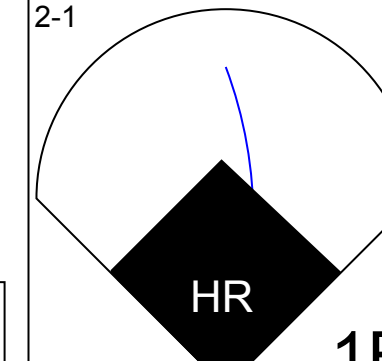
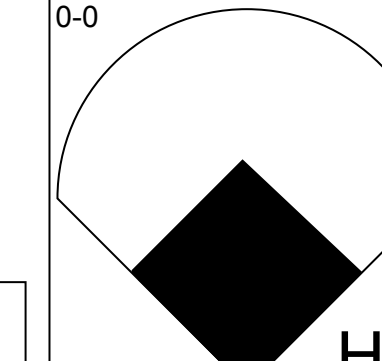
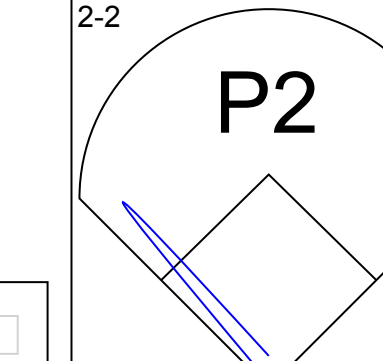
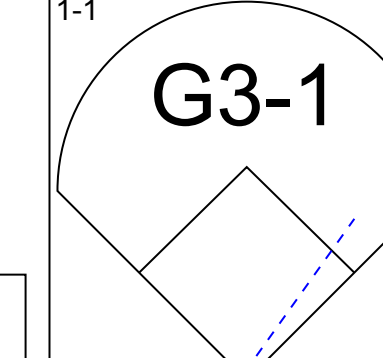

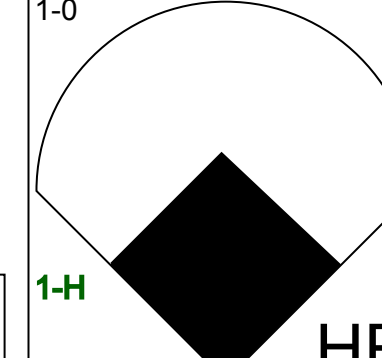
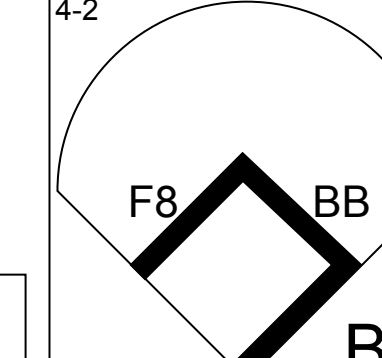
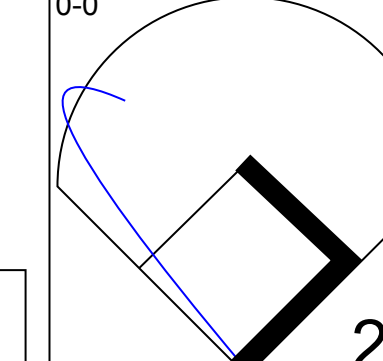
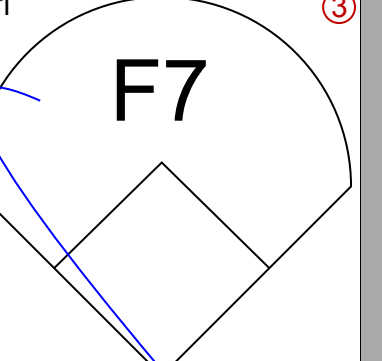
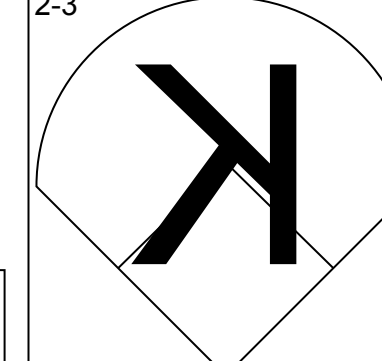
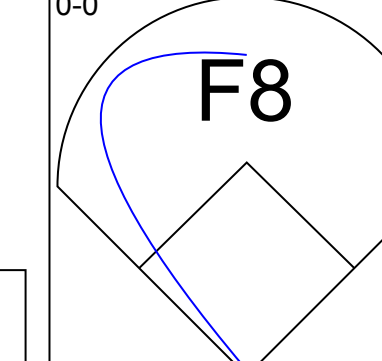
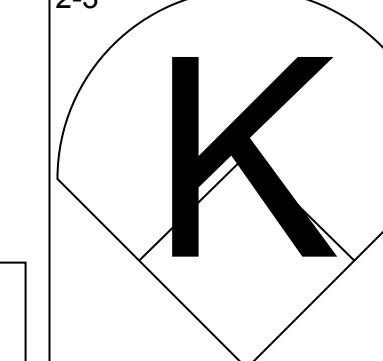
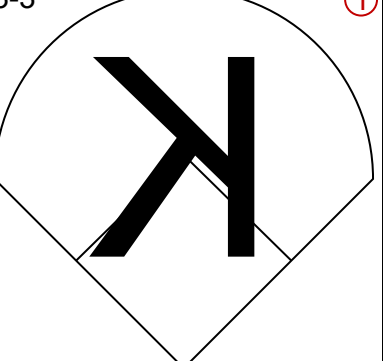
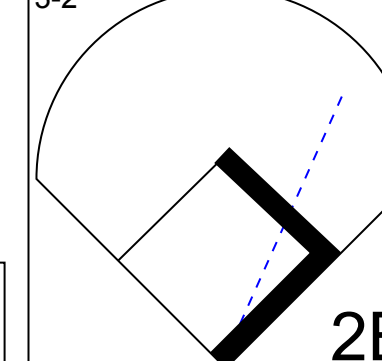
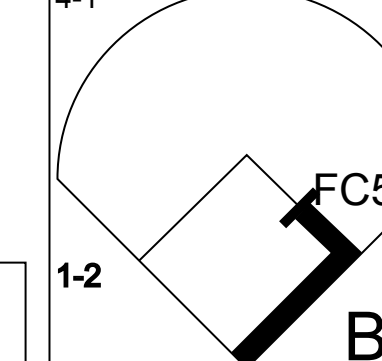
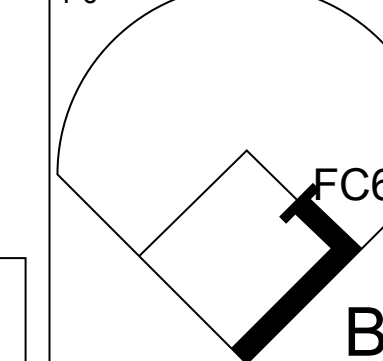
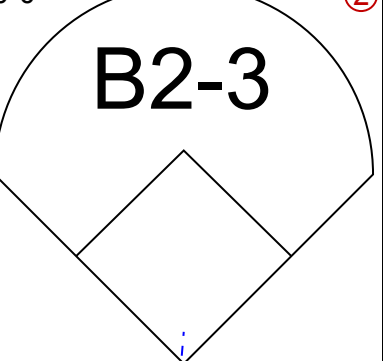
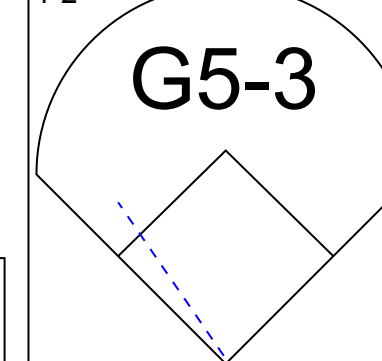
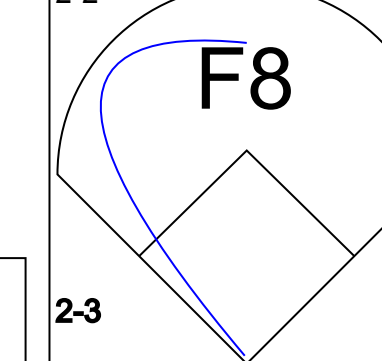


Batter	1	2	3	4	5	6	7	8	9	AB	R	H	RBI	BB	SO	LOB	BOTTOM																						
Kenny Lofton, L OBP: 0.433, SLG: 0.523	2-2 E3	1-0 1B		1-1 FC4-6		1-2 F9		0-1 F8		3	0	1	0	0	0	1																							
Wayne Kirby, L OBP: 0.283, SLG: 0.246		1-2 1B		1-2 2B						2	0	0	0	0	0	2																							
Alvaro Espinoza, R OBP: 0.282, SLG: 0.293	0-1 G4-3	1-0 1B		1-1 1-H 2B		0-0 2-H 1B		1-2 L5		5	0	3	2	0	0	1																							
Carlos Baerga, S OBP: 0.284, SLG: 0.430	1-0 3B 1B	0-2 G4-3			0-1 F8	2-3 K		1-0 2-H 2B		5	1	2	1	0	1	3																							
Albert Belle, R OBP: 0.440, SLG: 0.662	0-0 3B 1B		1-0 FC6-5 2B		0-0 1B HR 1B	1-1 F7		2-2 FC6-4 HBP		4	2	3	0	0	0	1																							
Eddie Murray, S OBP: 0.299, SLG: 0.489	0-0 1-H 2-H 3B		0-0 FC6-5		2-1 HR 1B		1-1 L5	1-0 FC6-4		5	1	2	2	0	0	3																							
Paul Sorrento, L OBP: 0.293, SLG: 0.378	0-3 K		1-2 F7		1-2 K		2-2 P6		1-2 P3	4	0	0	0	0	2	4																							
Manny Ramirez, R OBP: 0.358, SLG: 0.624		2-2 F8	1-1 F9		2-1 HR		3-1 P3			4	1	1	3	0	0	1																							
Sandy Alomar Jr., R OBP: 0.303, SLG: 0.356		0-1 G5-3		3-2 P2		0-0 L7		4-2 2B BB		3	1	0	0	1	0	0																							
Jim Thome, L OBP: 0.320, SLG: 0.440		4-2 1B BB		1-0 FC4-6 1B		1-0 1B 2B		3-2 2B 2B		3	3	3	1	1	0	0																							
Inning Stats	R: 2 E: 1 K: 1 S: 11	H: 3 LOB: 1 BB: 0 P: 14	R: 1 E: 0 K: 0 S: 16	H: 2 LOB: 2 BB: 1 P: 24	R: 0 E: 0 K: 0 S: 7	H: 1 LOB: 1 BB: 0 P: 10	R: 0 E: 0 K: 0 S: 12	H: 2 LOB: 2 BB: 0 P: 18	R: 3 E: 0 K: 1 S: 11	H: 3 LOB: 0 BB: 0 P: 16	R: 1 E: 0 K: 1 S: 11	H: 2 LOB: 1 BB: 0 P: 16	R: 0 E: 0 K: 0 S: 7	H: 0 LOB: 0 BB: 0 P: 13	R: 2 E: 0 K: 0 S: 16	H: 2 LOB: 2 BB: 1 P: 28	1B: 8 2B: 5 3B: 1 HR: 1	SF: 0 SAC: 0 DP: 0 HBP: 1	WP: 0 PB: 0 SB: 0 CS: 0	PA: 41																			
PITCHER	IP	WLS	BF	H	R	ER	SO	BB	IBB	HBP	BLK	WP	HR	S	P	ERA	WHIP	PITCHER				IP	WLS	BF	H	R	ER	SO	BB	IBB	HBP	BLK	WP	HR	S	P	ERA	WHIP	
Bill Gullickson, R ERA: 6.86	(1, 1)	5.0	L	26	11	6	6	2	1	0	0	0	0	0	57	82	10.80	2.400																					
Bill Krueger, L ERA: 7.15	(6, 1)	2.0		8	2	1	1	1	0	0	0	0	0	0	18	29	4.50	1.000																					
Gene Harris, R ERA: 8.78	(8, 1)	1.0		7	2	2	2	0	1	0	1	0	0	0	16	28	18.00	3.000																					

Detroit Tigers @ Cleveland Indians
Jacobs Field, Cleveland, OH
Sat May 14 1994, 3:33 AM EDT
Att: 39,106 - Sunny

AB 38
R 9
H 15
RBI 9
BB 2
SO 3
LOB 16

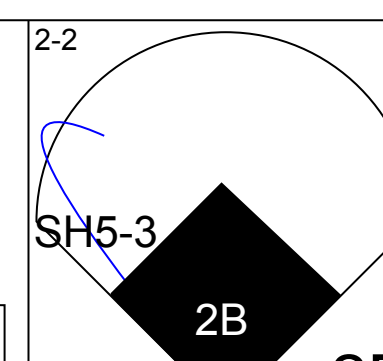
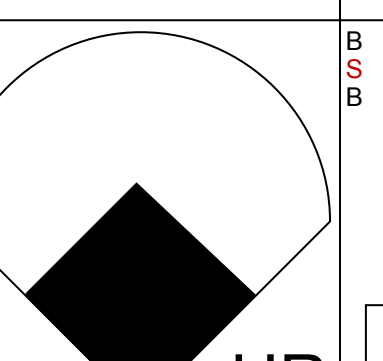
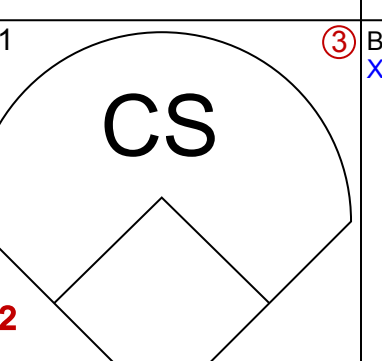
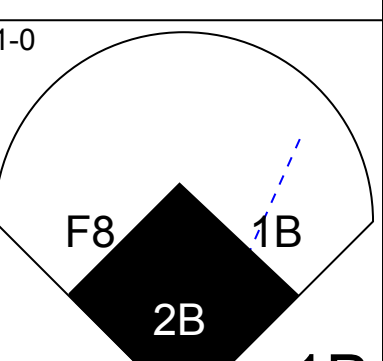
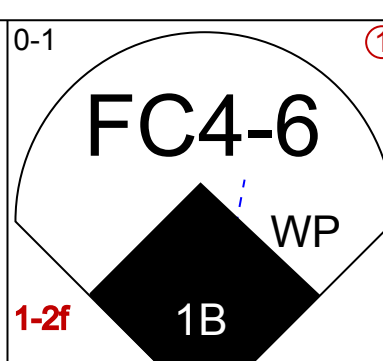
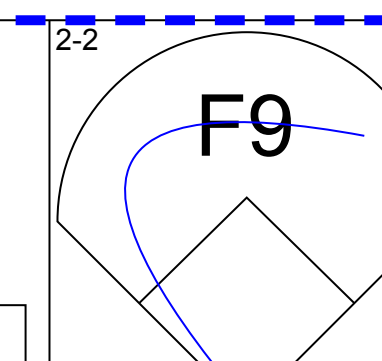
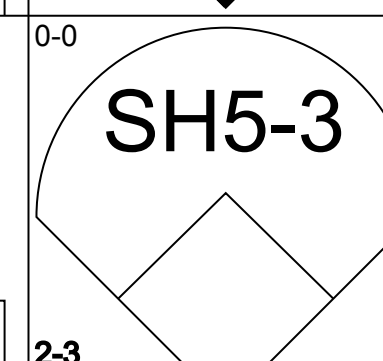
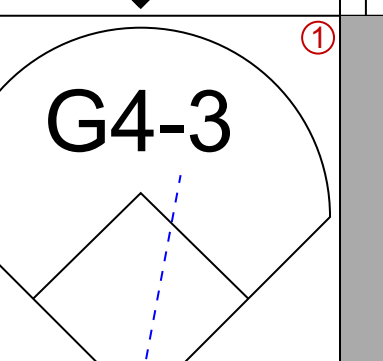
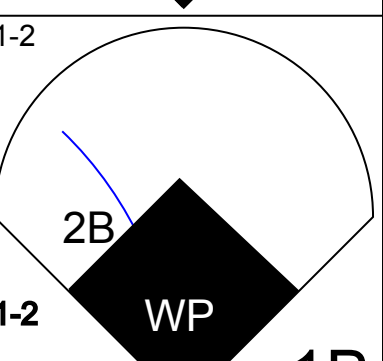
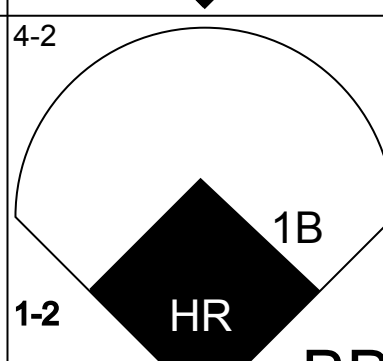
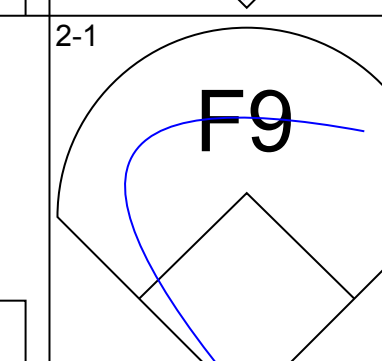
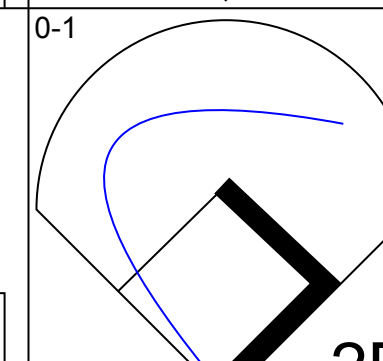
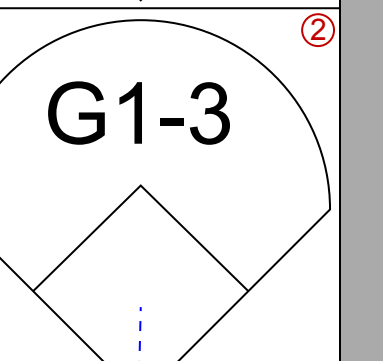
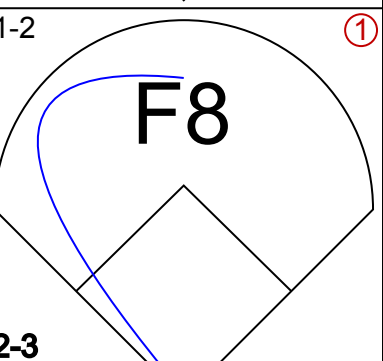
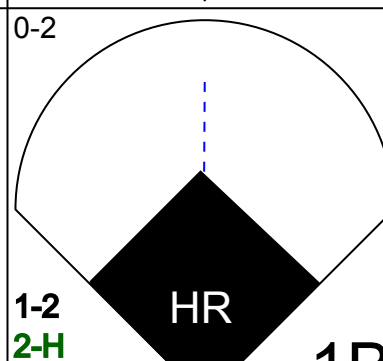
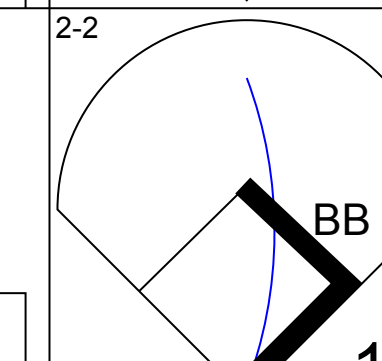

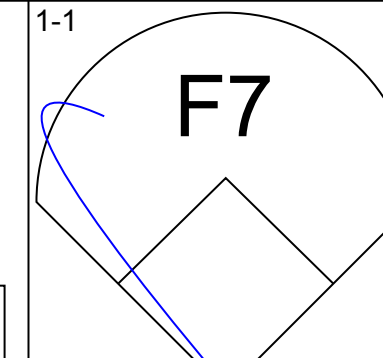
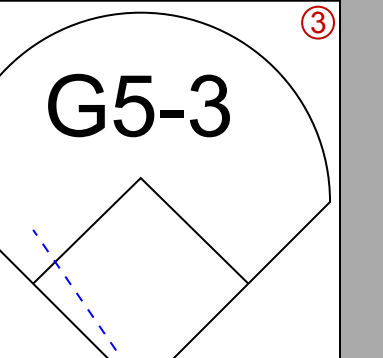
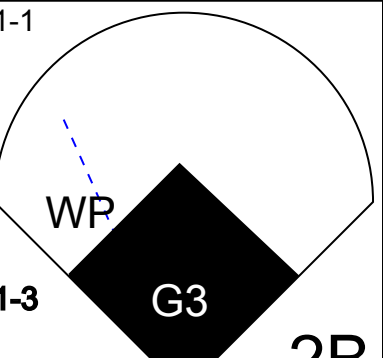
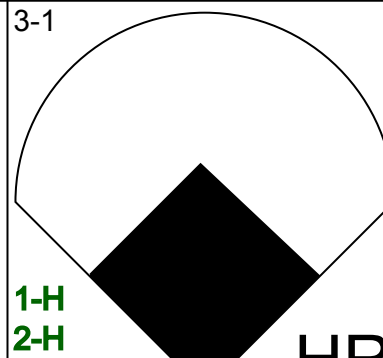
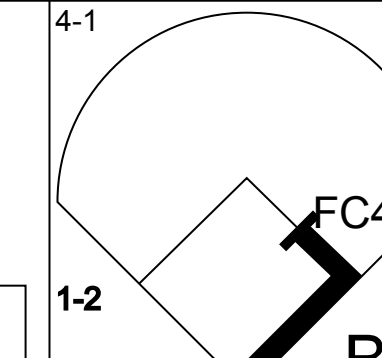

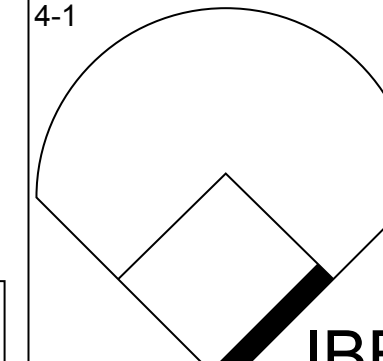
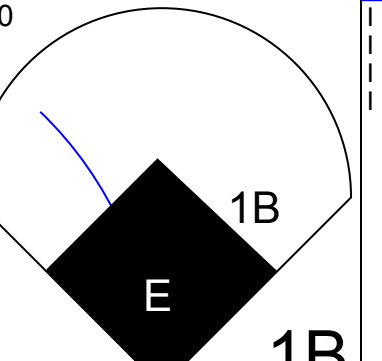
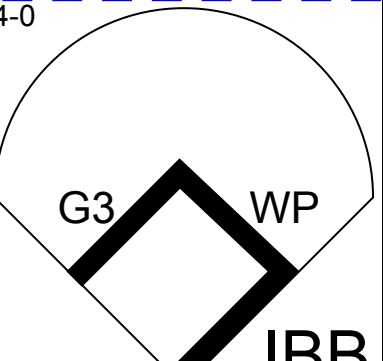
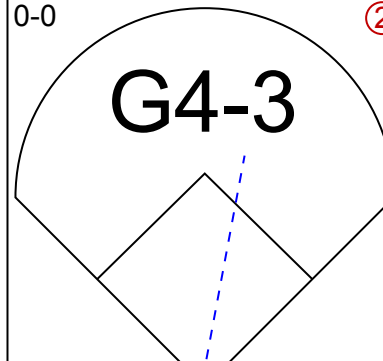
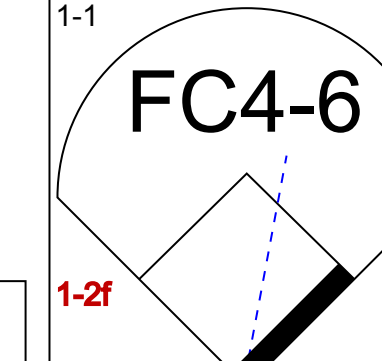
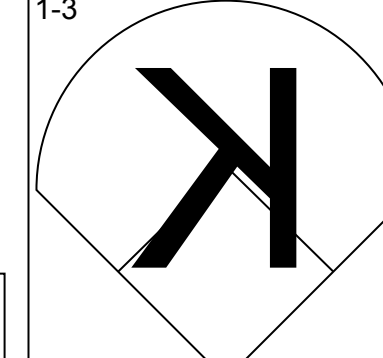
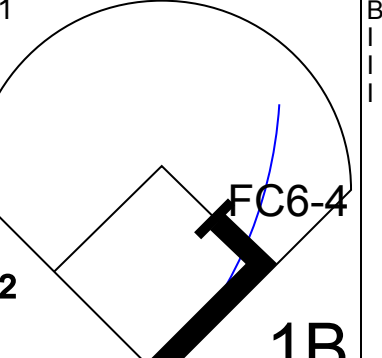
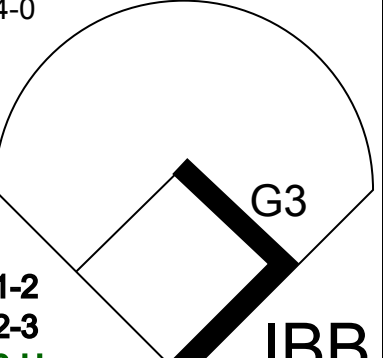
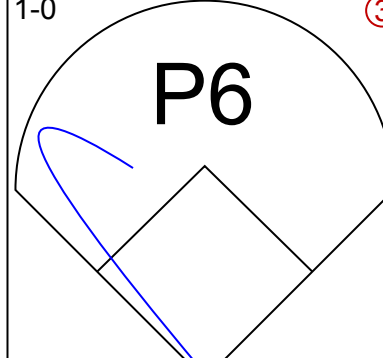
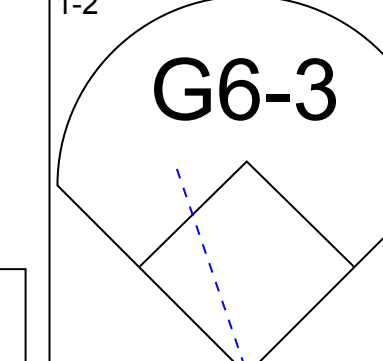
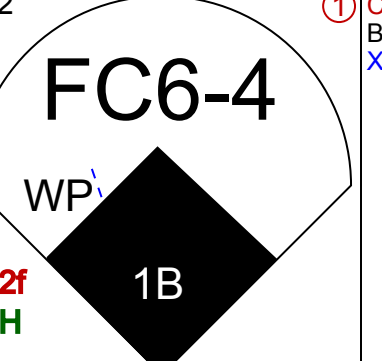
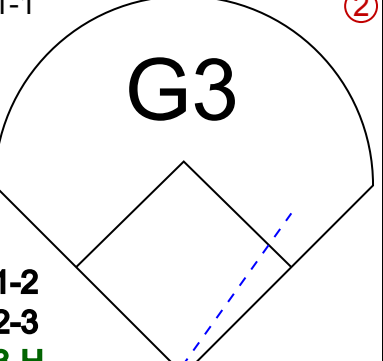
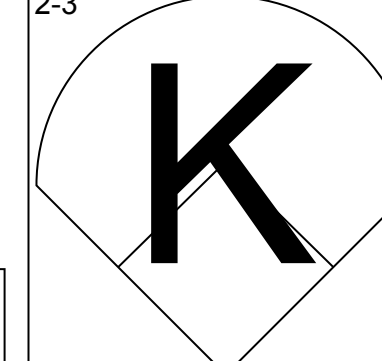
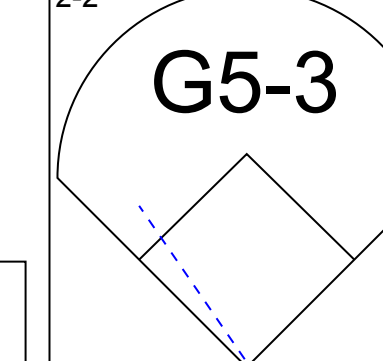
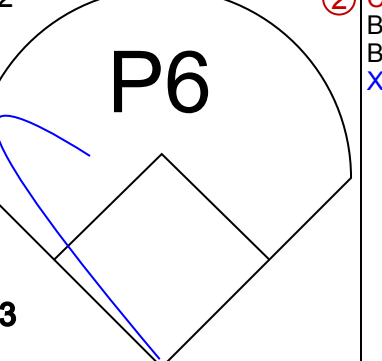
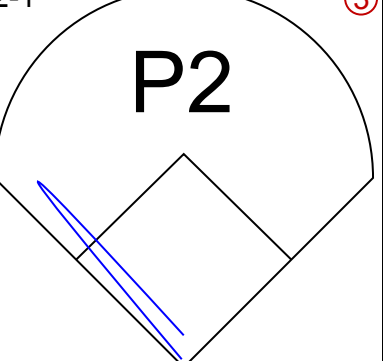
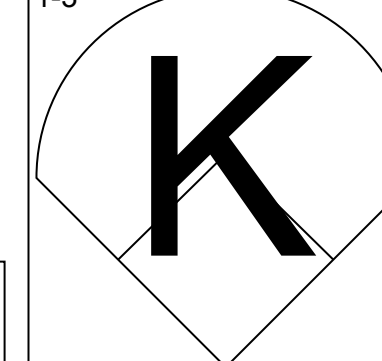
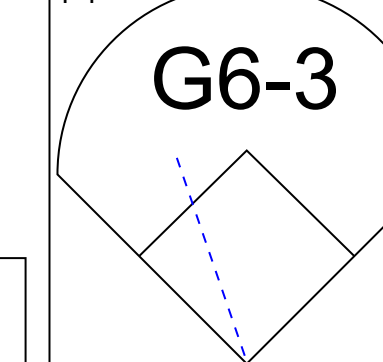
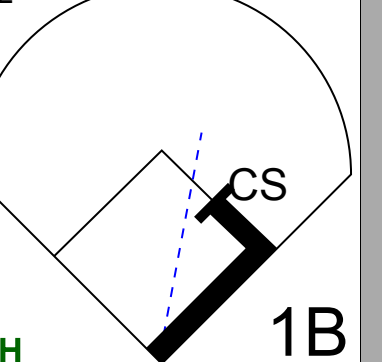
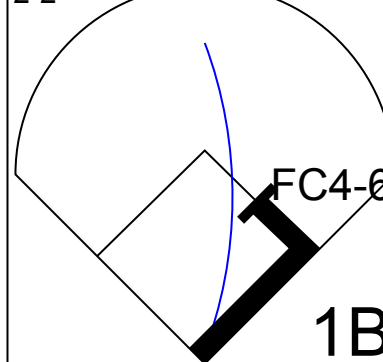



Batter	1	2	3	4	5	6	7	8	9	AB	R	H	RBI	BB	SO	LOB	TOP						
Tony Phillips, S OBP: 0.406, SLG: 0.392 John Flaherty, R (7.2)										4	0	0	0	0	2	3							
Juan Samuel, R OBP: 0.345, SLG: 0.250 (1.4)										4	1	1	0	1	0	0							
Travis Fryman, R OBP: 0.281, SLG: 0.438 (1.5)										5	1	2	0	0	0	1							
Cecil Fielder, R OBP: 0.320, SLG: 0.542 Skeeter Barnes, R OBP: 1.000, SLG: 2.500 (6.3)										3	0	1	0	0	0	1							
Kirk Gibson, L OBP: 0.394, SLG: 0.614 Alan Trammell, R OBP: 0.358, SLG: 0.446 (9, PH)										4	2	2	1	0	0	2							
Mickey Tettleton, S OBP: 0.424, SLG: 0.495 (1.9)										3	1	1	2	1	1	0							
Chris Gomez, R OBP: 0.339, SLG: 0.442 (1.6)										4	0	1	0	0	1	1							
Chad Kreuter, S OBP: 0.371, SLG: 0.245 (7.7)										3	0	1	0	1	2	1							
Mitt Cuyler, S OBP: 0.289, SLG: 0.225 (1.8)										3	0	0	0	1	0	3							
Inning Stats	R: 0 E: 0 K: 1 S: 14	H: 1 LOB: 2 BB: 1 P: 20	R: 0 E: 0 K: 1 S: 8	H: 1 LOB: 2 BB: 1 P: 16	R: 0 E: 0 K: 0 S: 6	H: 0 LOB: 0 BB: 0 P: 8	R: 0 E: 0 K: 1 S: 6	H: 0 LOB: 0 BB: 0 P: 11	R: 0 E: 0 K: 1 S: 7	H: 0 LOB: 0 BB: 0 P: 11	R: 0 E: 0 K: 0 S: 6	H: 1 LOB: 1 BB: 0 P: 10	R: 2 E: 0 K: 2 S: 18	H: 3 LOB: 1 BB: 0 P: 28	R: 4 E: 0 K: 0 S: 24	H: 4 LOB: 2 BB: 2 P: 38	R: 0 E: 0 K: 0 S: 10	H: 1 LOB: 1 BB: 0 P: 16	1B: 5 2B: 3 3B: 0 HR: 3	SF: 0 SAC: 0 DP: 1 HBP: 0	WP: 0 PB: 0 SB: 0 CS: 0	PA: 41	
PITCHER	IP WLS BF H R ER SO BB IBB HBP BLK WP HR S P ERA WHIP	IP WLS BF H R ER SO BB IBB HBP BLK WP HR S P ERA WHIP	IP WLS BF H R ER SO BB IBB HBP BLK WP HR S P ERA WHIP	IP WLS BF H R ER SO BB IBB HBP BLK WP HR S P ERA WHIP	IP WLS BF H R ER SO BB IBB HBP BLK WP HR S P ERA WHIP	IP WLS BF H R ER SO BB IBB HBP BLK WP HR S P ERA WHIP	IP WLS BF H R ER SO BB IBB HBP BLK WP HR S P ERA WHIP	IP WLS BF H R ER SO BB IBB HBP BLK WP HR S P ERA WHIP	IP WLS BF H R ER SO BB IBB HBP BLK WP HR S P ERA WHIP	IP WLS BF H R ER SO BB IBB HBP BLK WP HR S P ERA WHIP	IP WLS BF H R ER SO BB IBB HBP BLK WP HR S P ERA WHIP	IP WLS BF H R ER SO BB IBB HBP BLK WP HR S P ERA WHIP	IP WLS BF H R ER SO BB IBB HBP BLK WP HR S P ERA WHIP	IP WLS BF H R ER SO BB IBB HBP BLK WP HR S P ERA WHIP	IP WLS BF H R ER SO BB IBB HBP BLK WP HR S P ERA WHIP	IP WLS BF H R ER SO BB IBB HBP BLK WP HR S P ERA WHIP	IP WLS BF H R ER SO BB IBB HBP BLK WP HR S P ERA WHIP	IP WLS BF H R ER SO BB IBB HBP BLK WP HR S P ERA WHIP	IP WLS BF H R ER SO BB IBB HBP BLK WP HR S P ERA WHIP	IP WLS BF H R ER SO BB IBB HBP BLK WP HR S P ERA WHIP	IP WLS BF H R ER SO BB IBB HBP BLK WP HR S P ERA WHIP	IP WLS BF H R ER SO BB IBB HBP BLK WP HR S P ERA WHIP	IP WLS BF H R ER SO BB IBB HBP BLK WP HR S P ERA WHIP

Detroit Tigers @ Cleveland Indians
Jacobs Field, Cleveland, OH
Sun May 15 1994, 3:33 AM EDT
Att: 41,546 - Overcast - 72 F

AB	37
R	6
H	11
RBI	6
BB	4
SO	6
LOB	15



Batter	1	2	3	4	5	6	7	8	9	AB	R	H	RBI	BB	SO	LOB	BOTTOM						
Kenny Lofton, L OBP: 0.442, SLG: 0.559 Wayne Kirby, L OBP: 0.279, SLG: 0.241 (8.8)										4	4	3	1	0	0	1							
Alvaro Espinoza, R OBP: 0.283, SLG: 0.295 (8.4)										3	2	1	0	1	0	0							
Carlos Baerga, S OBP: 0.289, SLG: 0.438 Rene Gonzales, R OBP: 1.000, SLG: 1.000 (8.6)										4	1	2	2	0	0	2							
Albert Belle, R OBP: 0.445, SLG: 0.687 (1.7)										4	2	2	4	1	0	1							
Eddie Murray, S OBP: 0.309, SLG: 0.486 (1.10)										3	1	1	0	2	0	2							
Paul Sorrento, L OBP: 0.301, SLG: 0.376 (1.3)										3	0	1	0	1	1	2							
Manny Ramirez, R OBP: 0.345, SLG: 0.598 (1.9)										4	1	0	1	0	1	3							
Sandy Alomar Jr., R OBP: 0.286, SLG: 0.333 Tony Peña, R OBP: 0.327, SLG: 0.391 (8.2)										4	0	0	0	0	1	3							
Jim Thome, L OBP: 0.327, SLG: 0.442 (1.5)										4	0	2	1	0	0	0							
Inning Stats	R: 1 E: 0 K: 1 S: 14	H: 2 LOB: 2 BB: 1 P: 22	R: 0 E: 0 K: 0 S: 8	H: 0 LOB: 0 BB: 0 P: 12	R: 1 E: 0 K: 0 S: 11	H: 1 LOB: 0 BB: 0 P: 17	R: 2 E: 1 K: 0 S: 13	H: 3 LOB: 2 BB: 2 P: 21	R: 3 E: 0 K: 0 S: 13	H: 3 LOB: 2 BB: 2 P: 28	R: 4 E: 0 K: 2 S: 14	H: 3 LOB: 1 BB: 1 P: 24	R: 0 E: 0 K: 2 S: 9	H: 0 LOB: 0 BB: 0 P: 13	R: 0 E: 0 K: 0 S: 11	H: 1 LOB: 2 BB: 1 P: 22	R: 0 E: 0 K: 0 S: 11	H: 1 LOB: 2 BB: 1 P: 22	1B: 8 2B: 3 3B: 0 HR: 2	SF: 0 SAC: 1 DP: 0 HBP: 0	WP: 3 PB: 0 SB: 0 CS: 1	PA: 42	
PITCHER	IP WLS BF H R ER SO BB IBB HBP BLK WP HR S P ERA WHIP	IP WLS BF H R ER SO BB IBB HBP BLK WP HR S P ERA WHIP	IP WLS BF H R ER SO BB IBB HBP BLK WP HR S P ERA WHIP	IP WLS BF H R ER SO BB IBB HBP BLK WP HR S P ERA WHIP	IP WLS BF H R ER SO BB IBB HBP BLK WP HR S P ERA WHIP	IP WLS BF H R ER SO BB IBB HBP BLK WP HR S P ERA WHIP	IP WLS BF H R ER SO BB IBB HBP BLK WP HR S P ERA WHIP	IP WLS BF H R ER SO BB IBB HBP BLK WP HR S P ERA WHIP	IP WLS BF H R ER SO BB IBB HBP BLK WP HR S P ERA WHIP	IP WLS BF H R ER SO BB IBB HBP BLK WP HR S P ERA WHIP	IP WLS BF H R ER SO BB IBB HBP BLK WP HR S P ERA WHIP	IP WLS BF H R ER SO BB IBB HBP BLK WP HR S P ERA WHIP	IP WLS BF H R ER SO BB IBB HBP BLK WP HR S P ERA WHIP	IP WLS BF H R ER SO BB IBB HBP BLK WP HR S P ERA WHIP	IP WLS BF H R ER SO BB IBB HBP BLK WP HR S P ERA WHIP	IP WLS BF H R ER SO BB IBB HBP BLK WP HR S P ERA WHIP	IP WLS BF H R ER SO BB IBB HBP BLK WP HR S P ERA WHIP	IP WLS BF H R ER SO BB IBB HBP BLK WP HR S P ERA WHIP	IP WLS BF H R ER SO BB IBB HBP BLK WP HR S P ERA WHIP	IP WLS BF H R ER SO BB IBB HBP BLK WP HR S P ERA WHIP	IP WLS BF H R ER SO BB IBB HBP BLK WP HR S P ERA WHIP	IP WLS BF H R ER SO BB IBB HBP BLK WP HR S P ERA WHIP	IP WLS BF H R ER SO BB IBB HBP BLK WP HR S P ERA WHIP

Detroit Tigers @ Cleveland Indians
Jacobs Field, Cleveland, OH
Sun May 15 1994, 3:33 AM EDT
Att: 41,546 - Overcast - 72 F

AB	35
R	11
H	13
RBI	9
BB	5
SO	3
LOB	14



Batter	1	2	3	4	5	6	7	8	9	AB	R	H	RBI	BB	SO	LOB	TOP										
Bill Spiers, L OBP: 0.311, SLG: 0.316 (1,5)	G6-3		G1-3			F9	K			4	0	0	0	0	1	2											
Jody Reed, R OBP: 0.383, SLG: 0.298 (1,4)	F8		G5-3			FC5-4 1B	1B			4	0	2	0	0	0	1											
Turner Ward, S OBP: 0.378, SLG: 0.433 (1,8)	G1-3			F8		FC5-4 1B	G4-3			4	0	1	0	0	0	2											
Greg Vaughn, R OBP: 0.312, SLG: 0.400 (1,7)		2B		P3		FC5-4		L7		4	0	1	0	0	0	2											
Brian Harper, R OBP: 0.282, SLG: 0.330 (1,2)		K		P4		G5-3		K		4	0	0	0	0	2	3											
John Jaha, R OBP: 0.330, SLG: 0.450 (1,3)					F8		3B	P9		4	1	1	0	0	0	1											
Troy O'Leary, L OBP: 0.500, SLG: 1.750 (1,10)							2B			4	2	2	2	0	2	1											
Matt Mieske, R OBP: 0.365, SLG: 0.418 (1,9)			G2-3 2B			K	HR	G5-3		4	0	1	0	0	2	1											
Jose Valentin, S OBP: 0.250, SLG: 0.306 (1,6)			G2-3							3	0	1	1	0	0	1											
Dave Nilsson, L OBP: 0.285, SLG: 0.398 (9, PH)			G2-3		G4-3		1B	K		1	0	0	0	0	1	0											
Inning Stats	R: 0 E: 0 K: 0 S: 7	H: 0 LOB: 0 BB: 0 P: 10	R: 0 E: 0 K: 2 S: 12	H: 1 LOB: 1 BB: 0 P: 18	R: 0 E: 0 K: 0 S: 6	H: 1 LOB: 1 BB: 0 P: 12	R: 0 E: 0 K: 0 S: 10	H: 0 LOB: 0 BB: 0 P: 14	R: 1 E: 0 K: 1 S: 11	H: 1 LOB: 0 BB: 0 P: 17	R: 0 E: 0 K: 0 S: 12	H: 2 LOB: 2 BB: 0 P: 16	R: 2 E: 0 K: 2 S: 15	H: 4 LOB: 2 BB: 0 P: 18	R: 0 E: 0 K: 1 S: 10	H: 0 LOB: 0 BB: 0 P: 13	R: 0 E: 0 K: 2 S: 8	H: 0 LOB: 0 BB: 0 P: 12	1B: 4 2B: 3 3B: 1 HR: 1	SF: 0 SAC: 0 DP: 0 HBP: 0	WP: 0 PB: 0 CS: 0	PA: 36					
PITCHER	IP	WLS	BF	H	R	ER	SO	BB	IBB	HBP	BLK	WP	HR	S	P	ERA	WHIP										
Dennis Martinez, R ERA: 4.18 (1,1)	7.0	W	30	9	3	3	5	0	0	0	0	0	1	73	105	3.86	1.286										
Jose Mesa, R ERA: 4.35 (8,1)	1.0		3	0	0	0	1	0	0	0	0	0	0	10	13	0.00	0.000										
Paul Shuey, R ERA: (9,1)	1.0		3	0	0	0	2	0	0	0	0	0	0	8	12	0.00	0.000										

Milwaukee Brewers @ Cleveland Indians
Jacobs Field, Cleveland, OH
Tue May 17, 1994, 7:05 PM EDT
Att: 41,857 - Unknown - 48 F

AB 36
R 3
H 9
RBI 3
BB 0
SO 8
LOB 14



Batter	1	2	3	4	5	6	7	8	9	AB	R	H	RBI	BB	SO	LOB	BOTTOM										
Kenny Lofton, L OBP: 0.440, SLG: 0.596 (1,8)	G4-3		HR		HR	G4-3		L7		5	2	2	2	0	0	2											
Alvaro Espinoza, R OBP: 0.314, SLG: 0.313 (1,6)	1B HR BB		1B G1-2-3		HR 1B	G5-3		G6-3		4	2	2	0	1	0	2											
Carlos Baerga, S OBP: 0.299, SLG: 0.464 (1,4)	HR 1B		G1-2-3 HBP 1B		HR		L8	G4-3		5	2	3	2	0	0	1											
Albert Belle, R OBP: 0.459, SLG: 0.711 (1,7)	HR		G1-2-3 HBP		G3 BB		S BB			1	1	1	3	2	0	0											
Eddie Murray, S OBP: 0.305, SLG: 0.479 (1,10)	G1-3		G1-2-3		F9		S BB			2	0	0	0	0	0	3											
Candy Maldonado, R OBP: 0.419, SLG: 0.667 (5, PH)			1-2 2-3 3-H		G3		BB			1	0	0	0	1	0	1											
Paul Sorrento, L OBP: 0.290, SLG: 0.361 (1,3)	P6		G6-3		G3		K			4	0	0	0	0	1	5											
Manny Ramirez, R OBP: 0.342, SLG: 0.580 (1,9)		G4-3		F9	G6-3		IBB			3	0	0	0	1	0	1											
Jim Thome, L OBP: 0.324, SLG: 0.444 (1,5)		K		G3		G4-3	K			4	0	1	0	0	2	3											
Sandy Alomar Jr., R OBP: 0.284, SLG: 0.318 (1,2)		K		G4-3		G5-3		S BB		3	0	0	0	1	1	1											
Inning Stats	R: 3 E: 0 K: 0 S: 22	H: 2 LOB: 0 BB: 1 P: 39	R: 0 E: 0 K: 2 S: 10	H: 0 LOB: 0 BB: 0 P: 16	R: 1 E: 0 K: 0 S: 12	H: 3 LOB: 0 BB: 0 P: 21	R: 0 E: 0 K: 0 S: 9	H: 0 LOB: 0 BB: 0 P: 12	R: 3 E: 0 K: 0 S: 20	H: 3 LOB: 1 BB: 1 P: 34	R: 0 E: 0 K: 0 S: 8	H: 1 LOB: 0 BB: 0 P: 14	R: 0 E: 0 K: 2 S: 12	H: 0 LOB: 3 BB: 3 P: 31	R: 0 E: 0 K: 0 S: 9	H: 0 LOB: 1 BB: 1 P: 17	1B: 4 2B: 1 3B: 0 HR: 4	SF: 0 SAC: 0 DP: 1 HBP: 1	WP: 0 PB: 0 CS: 0	PA: 39							
PITCHER	IP	WLS	BF	H	R	ER	SO	BB	IBB	HBP	BLK	WP	HR	S	P	ERA	WHIP										
21 Cal Eldred, R ERA: 4.96 (1,1)	5.1	L	27	9	7	7	2	2	1	0	0	0	0	18	41	0.00	1.200										
Jesse Orosco, L ERA: 5.4 (6,1)	1.2		8	0	0	0	2	2	1	0	0	0	0	9	17	0.00	1.000										
Jeff Bronkey, R ERA: 1.53 (8,1)	1.0		4	0	0	0	0	1	0	0	0	0	0	9	17	0.00	1.000										

Milwaukee Brewers @ Cleveland Indians
Jacobs Field, Cleveland, OH
Tue May 17, 1994, 7:05 PM EDT
Att: 41,857 - Unknown - 48 F

AB 32
R 7
H 9
RBI 7
BB 6
SO 4
LOB 19



Batter	1	2	3	4	5	6	7	8	9	AB	R	H	RBI	BB	SO	LOB	TOP			
Bill Spiers, L OBP: 0.339, SLG: 0.304 (1, 5)										4	0	0	0	0	0	1				
Jody Reed, R OBP: 0.386, SLG: 0.305 (1, 4)										4	0	2	0	0	0	0				
Turner Ward, S OBP: 0.375, SLG: 0.428 (1, 8)										4	0	1	0	0	0	2				
Greg Vaughn, R OBP: 0.309, SLG: 0.382 (1, 7)										3	0	0	0	1	0	2				
Dave Nilsson, L OBP: 0.291, SLG: 0.405 (1, 2)										3	1	1	0	1	0	2				
John Jaha, R OBP: 0.326, SLG: 0.437 (1, 3)										3	1	0	0	0	0	2				
Brian Harper, R OBP: 0.289, SLG: 0.336 (1, 10)										4	0	2	1	0	0	0				
Troy O'Leary, L OBP: 0.429, SLG: 1.167 (1, 9)										2	0	0	0	0	2	3				
Jose Valentin, S OBP: 0.255, SLG: 0.373 (1, 6)										2	1	1	2	0	0	1				
Inning Stats	R: 0 E: 0 K: 0 S: 6	H: 1 LOB: 1 BB: 0 P: 8	R: 1 E: 0 K: 0 S: 7	H: 1 LOB: 1 BB: 0 P: 14	R: 0 E: 0 K: 0 S: 6	H: 0 LOB: 0 BB: 1 P: 14	R: 1 E: 0 K: 1 S: 9	H: 2 LOB: 0 BB: 0 P: 10	R: 0 E: 1 K: 0 S: 7	H: 1 LOB: 1 BB: 0 P: 9	R: 1 E: 0 K: 1 S: 8	H: 1 LOB: 0 BB: 0 P: 14	R: 0 E: 0 K: 0 S: 6	H: 0 LOB: 0 BB: 1 P: 9	R: 0 E: 0 K: 0 S: 8	H: 0 LOB: 0 BB: 1 P: 14	1B: 5 2B: 1 3B: 0 HR: 1	SF: 1 SAC: 0 DP: 3 HBP: 2	WP: 0 PB: 0 CS: 1	PA: 34
PITCHER Mark Clark, R ERA: 4.01 (1, 1)	IP: 9.0 WLS: W BF: 34 H: 7 R: 3 ER: 3 SO: 2 BB: 2 IBB: 0 HBP: 2 BLK: 0 WP: 0 HR: 1 S: 65 P: 100 ERA: 3.00 WHIP: 1.000																			

Milwaukee Brewers @ Cleveland Indians
Jacobs Field, Cleveland, OH
Wed May 18 1994, 7:05 PM EDT
Att: 28,431 - Unknown - 53 F

AB 29
R 3
H 7
RBI 3
BB 2
SO 2
LOB 13



Batter	1	2	3	4	5	6	7	8	9	AB	R	H	RBI	BB	SO	LOB	BOTTOM			
Kenny Lofton, L OBP: 0.436, SLG: 0.586 (1, 8)										4	2	1	0	0	0	3				
Wayne Kirby, L OBP: 0.325, SLG: 0.258 (1, 9)										4	1	2	1	0	0	0				
Carlos Baerga, S OBP: 0.304, SLG: 0.471 (1, 4)										4	0	2	1	0	0	1				
Albert Belle, R OBP: 0.466, SLG: 0.708 (1, 7)										2	0	1	1	2	0	0				
Jim Thome, L OBP: 0.325, SLG: 0.436 (1, 5)										2	1	0	0	1	0	2				
Rene Gonzales, R OBP: 0.500, SLG: 0.500 (7, PH)										1	0	0	0	0	0	2				
Manny Ramirez, R OBP: 0.331, SLG: 0.558 (1, 10)										4	0	0	0	0	0	3				
Paul Sorrento, L OBP: 0.288, SLG: 0.356 (1, 3)										4	0	1	0	0	0	1				
Sandy Alomar Jr., R OBP: 0.282, SLG: 0.329 (1, 2)										4	1	1	1	0	0	1				
Alvaro Espinoza, R OBP: 0.333, SLG: 0.333 (1, 6)										3	0	2	1	0	1	0				
Inning Stats	R: 2 E: 0 K: 0 S: 13	H: 3 LOB: 0 BB: 0 P: 17	R: 0 E: 0 K: 0 S: 11	H: 2 LOB: 2 BB: 0 P: 18	R: 0 E: 0 K: 1 S: 6	H: 0 LOB: 0 BB: 0 P: 10	R: 1 E: 1 K: 0 S: 11	H: 0 LOB: 0 BB: 0 P: 18	R: 2 E: 0 K: 0 S: 11	H: 2 LOB: 1 BB: 1 P: 19	R: 0 E: 0 K: 0 S: 9	H: 1 LOB: 1 BB: 1 P: 19	R: 0 E: 0 K: 0 S: 4	H: 0 LOB: 0 BB: 0 P: 9	1B: 8 2B: 2 3B: 0 HR: 0	SF: 0 SAC: 0 DP: 0 HBP: 0	WP: 1 PB: 0 CS: 2	PA: 35		
PITCHER Ricky Bones, R ERA: 1.89 (1, 1)	IP: 6.1 WLS: L BF: 31 H: 10 R: 5 ER: 4 SO: 4 BB: 2 IBB: 1 HBP: 0 BLK: 0 WP: 1 HR: 0 S: 67 P: 112 ERA: 5.68 WHIP: 1.895																			
PITCHER Graeme Lloyd, L ERA: 4.91 (7, 1)	IP: 1.2 WLS: L BF: 4 H: 0 R: 0 ER: 0 SO: 0 BB: 0 IBB: 0 HBP: 0 BLK: 0 WP: 0 HR: 0 S: 7 P: 15 ERA: 0.00 WHIP: 0.000																			

Milwaukee Brewers @ Cleveland Indians
Jacobs Field, Cleveland, OH
Wed May 18 1994, 7:05 PM EDT
Att: 28,431 - Unknown - 53 F

AB 32
R 5
H 10
RBI 5
BB 3
SO 1
LOB 13



Batter	1	2	3	4	5	6	7	8	9	10	11	12	13	AB	R	H	RBI	BB	SO	LOB	TOP	
Bill Spiers, L OBP: 0.331, SLG: 0.296 (1.5)	F9		L4		FC2-5 G6-3 1B		G3-1			FC5-2 F9 1B		G4-3		6	1	1	0	0	0	2		
Jody Reed, R OBP: 0.371, SLG: 0.290 (1.4)	L9		K		G6-3				G4-3	F9		G6-3		6	0	0	0	0	1	4		
Turner Ward, S OBP: 0.391, SLG: 0.436 (1.8)	BB 1B		G1-3		CS 1B			WP 1B		FC5-2 1BB		FC5-4 BB		4	0	3	2	2	0	0		
Greg Vaughn, R OBP: 0.299, SLG: 0.356 (1.7)	BB 1B			G5-3	CS	K			K	FC5-2		K		5	0	0	0	1	3	5		
Dave Nilsson, L OBP: 0.279, SLG: 0.387 (1.2)	F9		G1-3		G3				K	G4-3		FC5-4 1B		6	0	0	0	0	1	7		
John Jaha, R OBP: 0.320, SLG: 0.422 (1.3)		G1-3		S 1B		E5			G6-3		G1-3		K	6	0	1	0	0	1	1		
Brian Harper, R OBP: 0.286, SLG: 0.339 (1.10)		BB 2B		F7		K			G1-3		F8			5	0	1	0	0	1	2		
Troy O'Leary, L OBP: 0.400, SLG: 0.889 (8.9)		G2-3			FC2-5 1B				G6-3		K			3	0	1	0	0	1	1		
Alex Diaz, S OBP: 0.267, SLG: 0.395 (8.9)					FC2-5 1B									2	0	0	0	0	1	0		
Jose Valentin, S OBP: 0.267, SLG: 0.364 (1.6)		G3-1			G6-3 FC2-5 1B				K	S FC5-2 1B BB		F8		4	1	1	0	1	1	1		
Inning Stats	R: 0 E: 0 K: 0 S: 4	H: 1 LOB: 2 BB: 1 P: 8	R: 0 E: 0 K: 1 S: 7	H: 1 LOB: 1 BB: 0 P: 10	R: 0 E: 0 K: 1 S: 8	H: 0 LOB: 0 BB: 0 P: 13	R: 0 E: 0 K: 0 S: 8	H: 1 LOB: 1 BB: 0 P: 16	R: 2 E: 0 K: 0 S: 9	H: 3 LOB: 0 BB: 0 P: 16	R: 0 E: 0 K: 2 S: 10	H: 0 LOB: 0 BB: 0 P: 12	R: 0 E: 0 K: 0 S: 9	H: 0 LOB: 0 BB: 0 P: 13	R: 0 E: 0 K: 1 S: 8	H: 0 LOB: 0 BB: 0 P: 15	R: 0 E: 0 K: 2 S: 8	H: 0 LOB: 0 BB: 0 P: 15	1B: 7 2B: 1 3B: 0 HR: 0	SF: 0 SAC: 0 DP: 0 HBP: 0	WP: 1 PB: 0 SB: 2 CS: 1	PA: 52
PITCHER	IP 7.2	WLS 31	BF 7	H 2	R 2	ER 2	SO 6	BB 1	IBB 0	HBP 0	BLK 0	WP 1	HR 0	S 92	P 60	ERA 2.35	WHIP 1.043					
Jack Morris, R ERA: 5.75 (8.1)	0.1	0	0	0	0	1	0	0	0	0	0	0	0	3	5	0.00	0.000					
Derek Lirio, L ERA: 3.24 (9.1)	4.0	15	1	0	0	1	1	1	0	0	0	0	0	32	52	0.00	0.500					
Jose Mesa, R ERA: 3.65 (13.1)	1.0	W	4	0	0	0	2	1	0	0	0	0	0	8	15	0.00	1.000					
Eric Plunk, R ERA: 4.03																						

Milwaukee Brewers @ Cleveland Indians
Jacobs Field, Cleveland, OH
Thu May 19 1994, 7:05 PM EDT
Att. 30,294 - Unknown - 56 F

AB 47
R 2
H 8
RBI 2
BB 4
SO 10
LOB 23



Batter	1	2	3	4	5	6	7	8	9	10	11	12	13	AB	R	H	RBI	BB	SO	LOB	BOTTOM					
Kenny Lofton, L OBP: 0.450, SLG: 0.573 (1.8)	SH5-3 1B		S BB		P6			G4-3		K		G4-3		5	0	1	0	1	1	1						
Alvaro Espinoza, R OBP: 0.322, SLG: 0.321 (1.6)	SH5-3		K		G6-3			G6-4-3 1B		G5-3		G6-3		5	0	1	0	0	1	1						
Carlos Baerga, S OBP: 0.299, SLG: 0.460 (1.4)	K		F7		G6-3			G6-4-3 1B		F7		HR 1B		6	1	1	0	0	1	3						
Albert Belle, R OBP: 0.485, SLG: 0.752 (1.7)	BB		CS 2B		HR 2B			SH2-4 K BB		CS 1B		HR 1B		4	2	4	2	2	0	0						
Candy Maldonado, R OBP: 0.429, SLG: 0.741 (11.10)	K		K		HR			K SH2-4 BB		CS 1B		HR 1B		3	1	1	2	1	2	3						
Paul Sorrento, L OBP: 0.295, SLG: 0.363 (11.10)								SH2-4 BB		CS 1B				1	0	1	0	0	0	0						
Manny Ramirez, R OBP: 0.322, SLG: 0.542 (9.10)		K			G4-3			SH2-4 BB				K		3	0	0	0	0	1	1						
Wayne Kirby, L OBP: 0.268, SLG: 0.254 (10.9)														1	0	0	0	0	1	0						
Herbert Perry, R (1.3)	F8		FC1-6 BB		F9			K 1BB				L7		3	0	0	0	2	0	0						
Sandy Alomar Jr., R OBP: 0.289, SLG: 0.333 (1.2)	G6-3		FC1-6 1B		G3-6-1 1B			K				1B		5	0	2	0	0	1	4						
Jim Thome, L OBP: 0.311, SLG: 0.415 (1.5)		G6-3			K			G3-6-1 1B		G6-3		G4-3		5	0	0	0	0	1	3						
Inning Stats	R: 0 E: 0 K: 2 S: 8	H: 1 LOB: 2 BB: 1 P: 12	R: 0 E: 0 K: 1 S: 6	H: 0 LOB: 0 BB: 0 P: 11	R: 0 E: 0 K: 1 S: 6	H: 0 LOB: 1 BB: 1 P: 12	R: 0 E: 0 K: 1 S: 7	H: 1 LOB: 0 BB: 0 P: 13	R: 0 E: 0 K: 1 S: 9	H: 0 LOB: 1 BB: 0 P: 17	R: 2 E: 0 K: 0 S: 9	H: 2 LOB: 0 BB: 0 P: 13	R: 0 E: 0 K: 0 S: 4	H: 1 LOB: 0 BB: 0 P: 15	R: 0 E: 0 K: 1 S: 6	H: 0 LOB: 0 BB: 0 P: 20	R: 0 E: 0 K: 1 S: 6	H: 2 LOB: 1 BB: 0 P: 15	R: 0 E: 0 K: 1 S: 9	H: 1 LOB: 1 BB: 0 P: 13	R: 2 E: 0 K: 0 S: 9	H: 2 LOB: 0 BB: 0 P: 14	1B: 7 2B: 2 3B: 0 HR: 2	SF: 0 SAC: 2 DP: 2 HBP: 0	WP: 0 PB: 0 SB: 2 CS: 2	PA: 49
PITCHER	IP 8.0	WLS 32	BF 6	H 2	R 2	ER 2	SO 6	BB 5	IBB 0	HBP 0	BLK 0	WP 0	HR 1	S 60	P 109	ERA 2.25	WHIP 1.375									
Teddy Higuera, L ERA: 4.81 (9.1)	1.0	3	0	0	0	1	0	1	0	0	0	0	0	4	10	0.00	0.000									
Mike Fetters, R ERA: 3.12 (10.1)	1.0	3	0	0	0	1	0	0	0	0	0	0	0	6	11	0.00	0.000									
Jesse Orosco, L ERA: 3.06 (11.1)	2.2	L	11	5	2	2	1	0	0	0	0	0	0	1	26	42	6.75	1.875								
Bob Scantian, R ERA: 5.57																										

Milwaukee Brewers @ Cleveland Indians
Jacobs Field, Cleveland, OH
Thu May 19 1994, 7:05 PM EDT
Att. 30,294 - Unknown - 56 F

AB 41
R 4
H 11
RBI 4
BB 6
SO 9
LOB 16



Batter	1	2	3	4	5	6	7	8	9	AB	R	H	RBI	BB	SO	LOB	TOP					
Kenny Lofton, L OBP: 0.422, SLG: 0.558 (1, 8)	0-3 K		0-3 K		2-2 G3			1-1 F7		4	0	0	0	0	2	1						
Wayne Kirby, L OBP: 0.271, SLG: 0.239 (1, 9)	0-2 F9		2-3 K			2-2 L5		1-3 K		4	0	0	0	0	2	0						
Carlos Baerga, S OBP: 0.310, SLG: 0.470 (1, 4)	1-2 G3			1-0 1B		1-1 2B			2-0 G4-6-3 HBP	3	0	2	0	0	0	0						
Albert Belle, R OBP: 0.474, SLG: 0.731 (1, 7)		0-1 P3		1-0 F8		2-3 K			0-0 F7	4	0	0	0	0	1	3						
Jim Thome, L OBP: 0.309, SLG: 0.409 (1, 5)		0-0 BB 1B		2-3 K		3-2 G4-3			3-1 G4-6-3	4	0	1	0	0	1	3						
Manny Ramirez, R OBP: 0.315, SLG: 0.527 (1, 10)		0-3 K		0-0 F7			0-0 P6			3	0	0	0	0	1	2						
Paul Sorrento, L OBP: 0.304, SLG: 0.365 (1, 3)		4-1 BB 1-2 BB			1-1 1B		1-0 P6			2	0	1	0	1	0	0						
Sandy Alomar Jr., R OBP: 0.279, SLG: 0.321 (1, 2)		2-3 K		2-1 L9			1-0 G6-3			3	0	0	0	0	1	3						
Alvaro Espinoza, R OBP: 0.306, SLG: 0.305 (1, 6)			0-1 P6		0-2 F8			1-0 F9		3	0	0	0	0	0	1						
Inning Stats	R: 0 E: 0 K: 1 S: 11	H: 0 LOB: 0 BB: 0 P: 12	R: 0 E: 0 K: 2 S: 12	H: 1 LOB: 2 BB: 1 P: 18	R: 0 E: 0 K: 2 S: 10	H: 0 LOB: 0 BB: 0 P: 12	R: 0 E: 0 K: 1 S: 6	H: 1 LOB: 1 BB: 0 P: 10	R: 0 E: 0 K: 0 S: 10	H: 1 LOB: 1 BB: 0 P: 15	R: 0 E: 0 K: 1 S: 14	H: 1 LOB: 1 BB: 0 P: 22	R: 0 E: 0 K: 0 S: 3	H: 0 LOB: 0 BB: 0 P: 5	R: 0 E: 0 K: 1 S: 7	H: 0 LOB: 0 BB: 0 P: 10	R: 0 E: 0 K: 0 S: 3	H: 0 LOB: 0 BB: 0 P: 8	1B: 3 2B: 1 3B: 0 HR: 0	SF: 0 SAC: 0 DP: 1 HBP: 1	WP: 0 PB: 0 SB: 0 CS: 0	PA: 32
PITCHER Pat Hentgen, R ERA: 3.88 (1, 1)	IP: 9.0 WLS: W BF: 32 H: 4 R: 0 ER: 0 SO: 8 BB: 1 IBB: 0 HBP: 1 BLK: 0 WP: 0 HR: 0 S: 76 P: 112 ERA: 0.00 WHIP: 0.556															PITCHER	IP: 9.0 WLS: W BF: 32 H: 4 R: 0 ER: 0 SO: 8 BB: 1 IBB: 0 HBP: 1 BLK: 0 WP: 0 HR: 0 S: 76 P: 112 ERA: 0.00 WHIP: 0.556					

Cleveland Indians @ Toronto Blue Jays
SkyDome, Toronto, ON
Fri May 20 1994, 7:05 PM EDT
Att: 50,501 - Dome

AB	30
R	0
H	4
RBI	0
BB	1
SO	8
LOB	13



Batter	1	2	3	4	5	6	7	8	9	AB	R	H	RBI	BB	SO	LOB	BOTTOM					
Devon White, S OBP: 0.343, SLG: 0.500 (1, 8)	1-1 G4-3		2-3 K		1-0 G6-3		0-3 K			4	0	0	0	0	2	1						
Roberto Alomar, S OBP: 0.392, SLG: 0.454 (1, 4)	2-2 F7		1-3 K		0-2 FC6-4 1B		0-1 B5-3			4	0	1	0	0	1	1						
Paul Molitor, R OBP: 0.372, SLG: 0.482 (1, 10)	0-0 HR 2B		3-2 2B		0-1 FC6-4 1-2			0-1 F8		4	1	2	0	0	0	1						
Joe Carter, R OBP: 0.390, SLG: 0.711 (1, 9)	2-2 HR		0-1 P5		2-2 F8		2-1 F9			4	1	1	2	0	0	1						
John Olerud, L OBP: 0.400, SLG: 0.490 (1, 3)	0-0 G3-1			4-1 BB	1-0 G4-3		3-1 2B			3	0	1	0	1	0	0						
Ed Sprague, R OBP: 0.368, SLG: 0.448 (1, 5)		1-2 G5-3		2-3 K	1-2 1B		1-2 1B		4-0 IBB	3	0	1	0	1	1	1						
Carlos Delgado, L OBP: 0.292, SLG: 0.420 (1, 7)		3-3 K		2-3 K	2-3 K		0-1 P6			3	0	0	0	0	3	2						
Mike Huff, R OBP: 0.442, SLG: 0.400 (8, 7)										1	0	0	0	0	0	2						
Pat Borders, R OBP: 0.287, SLG: 0.323 (1, 2)		2-1 1B		1-3 K		3-2 F7				3	0	1	0	0	1	1						
Dick Schofield, R OBP: 0.337, SLG: 0.352 (1, 6)		0-0 F9			2-3 K		1-1 1B			3	0	1	0	0	1	1						
Inning Stats	R: 2 E: 0 K: 0 S: 11	H: 2 LOB: 0 BB: 0 P: 16	R: 0 E: 0 K: 1 S: 9	H: 1 LOB: 1 BB: 0 P: 15	R: 0 E: 0 K: 2 S: 11	H: 1 LOB: 1 BB: 0 P: 17	R: 0 E: 0 K: 3 S: 11	H: 0 LOB: 1 BB: 1 P: 20	R: 0 E: 0 K: 1 S: 9	H: 1 LOB: 1 BB: 0 P: 12	R: 0 E: 0 K: 1 S: 10	H: 1 LOB: 1 BB: 0 P: 16	R: 0 E: 0 K: 1 S: 10	H: 1 LOB: 1 BB: 0 P: 14	R: 0 E: 0 K: 0 S: 8	H: 1 LOB: 2 BB: 1 P: 17	R: 0 E: 0 K: 0 S: 8	H: 1 LOB: 2 BB: 1 P: 17	1B: 4 2B: 3 3B: 0 HR: 1	SF: 0 SAC: 0 DP: 0 HBP: 0	WP: 0 PB: 0 SB: 0 CS: 0	PA: 34
PITCHER Charles Nagy, R ERA: 3.88 (1, 1)	IP: 8.0 WLS: L BF: 34 H: 8 R: 2 ER: 2 SO: 9 BB: 1 IBB: 1 HBP: 0 BLK: 0 WP: 0 HR: 1 S: 79 P: 127 ERA: 2.25 WHIP: 1.125															PITCHER	IP: 8.0 WLS: L BF: 34 H: 8 R: 2 ER: 2 SO: 9 BB: 1 IBB: 1 HBP: 0 BLK: 0 WP: 0 HR: 1 S: 79 P: 127 ERA: 2.25 WHIP: 1.125					

Cleveland Indians @ Toronto Blue Jays
SkyDome, Toronto, ON
Fri May 20 1994, 7:05 PM EDT
Att: 50,501 - Dome

AB	32
R	2
H	8
RBI	2
BB	2
SO	9
LOB	11



Batter	1	2	3	4	5	6	7	8	9	AB	R	H	RBI	BB	SO	LOB	TOP								
Kenny Lofton, L OBP: 0.416, SLG: 0.560	1-3 K		1-0 G6-3 3B		0-0 F7	0-0 G3			1-1 L8	5	1	1	0	0	1	2									
Alvaro Espinoza, R OBP: 0.288, SLG: 0.286	1-0 F9		2-2 G6-3		1-0 F4		1-1 F9		0-1 HR	4	0	0	1	0	0	1									
Wayne Kirby, L OBP: 0.282, SLG: 0.294			3-H 3-2 G3		1-3 K		0-0 F4		0-0 E4 1B	5	1	1	0	0	2	1									
Carlos Baerga, S OBP: 0.307, SLG: 0.462	2-3 K																								
Albert Belle, R OBP: 0.478, SLG: 0.740		2-1 F3		3-1 1B SF9 2B		0-1 F5	2-1 F9		3-2 WP 1B	5	1	3	1	0	0	0									
Candy Maldonado, R OBP: 0.425, SLG: 0.710	2-3 K		0-0 G5-3		0-0 BB 3B 2B		0-2 G6-3		3-H 4-0 G6-4-3 BB	4	1	1	0	1	1	2									
Manny Ramirez, R OBP: 0.320, SLG: 0.526	3-2 1B		2-2 1B		2-3 K		0-0 F8		0-0 G6-4-3	4	0	2	0	0	1	1									
Jim Thome, L OBP: 0.306, SLG: 0.405			2-3 1B						1-2 1-2	1	0	0	0	0	2										
Herbert Perry, R OBP: 0.357, SLG: 0.111	1-1 FC3-6 1B		0-2 SF9		1-0 BB 3B HBP					2	1	1	1	0	0	0									
Rene Gonzales, R OBP: 0.500, SLG: 0.250	2-2 FC3-6		3-H 3-2 F3		4-1 BB 3B BB					2	1	0	0	2	0	3									
Tony Peña, R OBP: 0.340, SLG: 0.440			1-2 1-2		2-2 BB 3B BB					4	0	2	3	0	1	1									
Inning Stats	R: 0 E: 0 K: 2 S: 7	H: 0 LOB: 0 BB: 0 P: 11	R: 0 E: 0 K: 1 S: 15	H: 2 LOB: 2 BB: 0 P: 25	R: 1 E: 0 K: 0 S: 8	H: 1 LOB: 1 BB: 0 P: 15	R: 1 E: 0 K: 0 S: 14	H: 2 LOB: 1 BB: 0 P: 22	R: 0 E: 0 K: 1 S: 6	H: 1 LOB: 1 BB: 0 P: 8	R: 3 E: 0 K: 1 S: 11	H: 2 LOB: 1 BB: 1 P: 20	R: 0 E: 0 K: 0 S: 8	H: 1 LOB: 1 BB: 0 P: 11	R: 0 E: 0 K: 1 S: 7	H: 0 LOB: 1 BB: 1 P: 14	R: 2 E: 1 K: 0 S: 12	H: 3 LOB: 1 BB: 1 P: 20	1B: 6 2B: 3 3B: 2 HR: 1	SF: 1 SAC: 0 DP: 1 HBP: 1	WP: 1 PB: 0 SB: 1 CS: 0	PA: 42			
PITCHER	IP	WLS	BF	H	R	ER	SO	BB	IBB	HBP	BLK	WP	HR	S	P	ERA	WHIP								
Al Leiter, L ERA: 5.01	6.0	W	28	8	5	5	5	1	0	1	0	0	0	61	101	7.50	1.500								
Tony Castillo, L ERA: 2.05	1.2		7	1	0	0	0	1	0	0	0	0	0	12	20	0.00	1.200								
Woody Williams, R ERA: 8.2	0.1		1	0	0	0	1	0	0	0	0	0	0	3	5	0.00	0.000								
Mike Timlin, R ERA: 9.39	0.1		4	3	2	1	0	0	0	0	0	0	1	11	15	27.00	9.000								
Greg Cadaret, L ERA: 5.02	0.0		1	0	0	0	0	1	0	0	0	1	0	0	4	∞	∞								

Cleveland Indians @ Toronto Blue Jays
SkyDome, Toronto, ON
Sat May 21 1994, 3:33 AM EDT
Att: 50,519 - Sunny

AB	37
R	7
H	12
RBI	7
BB	3
SO	6
LOB	13



Batter	1	2	3	4	5	6	7	8	9	AB	R	H	RBI	BB	SO	LOB	BOTTOM								
Mike Huff, R OBP: 0.438, SLG: 0.385	0-2 1B		0-2 G5-3		0-0 FC1-6		4-2 CS BB			4	1	1	0	1	0	3									
Roberto Alomar, S OBP: 0.404, SLG: 0.465	0-0 1B		4-1 HR		1-2 F3		1-2 L7			1	3	1	1	2	0	0									
Domingo Cedeño, S OBP: 0.167, SLG: 0.192	1-H 2B		4-2 S 1B BB							2	0	0	0	0	0	3									
Paul Moltis, R OBP: 0.383, SLG: 0.526	0-1 BB 1B		0-1 G6-3 S 1B		1-0 1-H HR					5	3	4	4	0	0	0									
Joe Carter, R OBP: 0.385, SLG: 0.692	4-2 1B SF7 BB		1-1 G6-3		1-2 F7					4	1	0	1	1	0	1									
John Olerud, L OBP: 0.411, SLG: 0.497	0-0 1B 2B		4-1 BB BB		2-3 K					4	1	3	1	1	1	0									
Ed Sprague, R OBP: 0.369, SLG: 0.439	1-3 K		4-1 BB		0-0 F9					3	0	0	0	2	1	3									
Darnell Coles, R OBP: 0.237, SLG: 0.242	1-2 SF7		0-0 F4		0-1 F4					3	0	0	1	0	0	4									
Rob Butler, L OBP: 0.500, SLG: 0.500										1	0	0	0	0	0	3									
Randy Knorr, R OBP: 0.189, SLG: 0.147	3-H 2B		2-3 K		0-3 K					4	0	1	0	0	2	3									
Dick Schofield, R OBP: 0.354, SLG: 0.374	1-2 1-3 2H 2B		0-2 L9		1-1 FC1-6 1B					3	0	2	1	1	0	0									
Inning Stats	R: 5 E: 0 K: 1 S: 20	H: 6 LOB: 2 BB: 1 P: 28	R: 1 E: 0 K: 1 S: 13	H: 1 LOB: 3 BB: 3 P: 28	R: 2 E: 0 K: 0 S: 11	H: 1 LOB: 0 BB: 1 P: 17	R: 0 E: 0 K: 1 S: 6	H: 0 LOB: 0 BB: 0 P: 8	R: 0 E: 0 K: 1 S: 10	H: 1 LOB: 1 BB: 0 P: 12	R: 1 E: 0 K: 0 S: 11	H: 2 LOB: 1 BB: 0 P: 18	R: 0 E: 0 K: 0 S: 9	H: 0 LOB: 1 BB: 2 P: 19	R: 0 E: 1 K: 0 S: 9	H: 1 LOB: 2 BB: 1 P: 16	R: 0 E: 1 K: 0 S: 9	H: 1 LOB: 2 BB: 1 P: 16	1B: 8 2B: 2 3B: 0 HR: 2	SF: 1 SAC: 0 DP: 1 HBP: 0	WP: 0 PB: 0 SB: 2 CS: 2	PA: 43			
PITCHER	IP	WLS	BF	H	R	ER	SO	BB	IBB	HBP	BLK	WP	HR	S	P	ERA	WHIP								
Chris Nabholz, L ERA: 11.45	0.2	L	9	6	5	5	1	0	0	0	0	0	0	18	26	67.50	10.500								
Brian Barnes, L ERA: 5.4	4.2		23	5	4	4	3	4	0	0	0	0	2	48	79	7.71	1.929								
Steve Farr, R ERA: 6.0	1.2		6	0	0	0	0	2	0	0	0	0	0	14	25	0.00	1.200								
Paul Shuey, R ERA:	1.0		5	1	0	0	0	1	0	0	0	0	0	9	16	0.00	2.000								

Cleveland Indians @ Toronto Blue Jays
SkyDome, Toronto, ON
Sat May 21 1994, 3:33 AM EDT
Att: 50,519 - Sunny

AB	34
R	9
H	12
RBI	9
BB	8
SO	4
LOB	20



Batter	1	2	3	4	5	6	7	8	9	AB	R	H	RBI	BB	SO	LOB	TOP			
Kenny Lofton, L OBP: 0.421, SLG: 0.564 (1, 8)	B5-3		1B 2B			L8			S E BB	4	2	2	0	1	0	1	Cleveland Indians @ Toronto Blue Jays SkyDome, Toronto, ON Sun May 22, 1994, 3:33 AM EDT Att: 48,154 - Sunny - 79 F			
Wayne Kirby, L OBP: 0.289, SLG: 0.342 (1, 9)	F9		2B			G3-1			K	5	2	2	1	0	1	2				
Carlos Baerga, S OBP: 0.309, SLG: 0.466 (1, 4)	F8		2B						K	5	2	2	2	0	2	1				
Albert Belle, R OBP: 0.486, SLG: 0.765 (1, 7)			G6-3						E	3	2	2	2	2	0	1				
Jim Thome, L OBP: 0.302, SLG: 0.397 (1, 5)			K						E6	5	0	1	1	0	3	3				
Manny Ramirez, R OBP: 0.316, SLG: 0.508 (1, 10)	G5-4-3		F8						F9	4	0	0	0	1	1	4				
Paul Sorrento, L OBP: 0.300, SLG: 0.358 (1, 3)										5	0	1	0	0	0	3				
Sandy Alomar Jr., R OBP: 0.289, SLG: 0.321 (1, 2)										3	0	1	0	1	1	0				
Alvaro Espinoza, R OBP: 0.271, SLG: 0.269 (1, 6)										4	0	0	0	0	0	3				
Inning Stats	R: 0 E: 0 K: 0 S: 8	H: 0 LOB: 0 BB: 0 P: 12	R: 1 E: 0 K: 0 S: 14	H: 4 LOB: 2 BB: 0 P: 23	R: 2 E: 0 K: 1 S: 18	H: 3 LOB: 1 BB: 0 P: 29	R: 0 E: 0 K: 1 S: 7	H: 0 LOB: 0 BB: 0 P: 10	R: 2 E: 0 K: 1 S: 13	H: 4 LOB: 2 BB: 1 P: 25	R: 0 E: 0 K: 3 S: 10	H: 0 LOB: 1 BB: 1 P: 17	R: 0 E: 0 K: 0 S: 7	H: 0 LOB: 0 BB: 0 P: 11	R: 3 E: 1 K: 2 S: 15	H: 0 LOB: 1 BB: 2 P: 33	1B: 6 2B: 3 3B: 0 HR: 2	SF: 0 SAC: 0 DP: 1 HBP: 0	WP: 2 PB: 0 CS: 0	PA: 43
PITCHER	IP	WLS	BF	H	R	ER	SO	BB	IBB	HBP	BLK	WP	HR	S	P	ERA	WHIP			
Juan Guzman, R ERA: 6.63 (1, 1)	5.0	L	25	11	5	5	3	1	0	0	0	1	2	60	99	9.00	2.400			
Mike Timlin, R ERA: 8.31 (6, 1)	2.0		8	0	0	0	3	2	0	0	0	0	0	20	38	0.00	1.000			
Woody Williams, R ERA: 7.78 (8, 1)	1.0		3	0	0	0	0	0	0	0	0	0	0	7	11	0.00	0.000			
Greg Cadaret, L ERA: 5.28 (9, 1)	1.0		7	0	3	1	2	1	1	0	0	1	0	15	33	9.00	1.000			

Batter	1	2	3	4	5	6	7	8	9	AB	R	H	RBI	BB	SO	LOB	BOTTOM			
Devon White, S OBP: 0.341, SLG: 0.494 (1, 8)	F7		1-2						K	4	0	1	0	0	1	1	Cleveland Indians @ Toronto Blue Jays SkyDome, Toronto, ON Sun May 22, 1994, 3:33 AM EDT Att: 48,154 - Sunny - 79 F			
Domingo Cadeno, S OBP: 0.176, SLG: 0.200 (1, 4)	G6-3		L6-4						F9	4	0	1	0	0	0	2				
Paul Moltis, R OBP: 0.380, SLG: 0.517 (1, 10)	P4		K							3	0	0	0	1	1	2				
Joe Carter, R OBP: 0.382, SLG: 0.680 (1, 9)										4	0	1	0	0	0	1				
John Olerud, L OBP: 0.408, SLG: 0.497 (1, 3)										4	0	1	0	0	0	1				
Ed Sprague, R OBP: 0.361, SLG: 0.429 (1, 5)										4	0	0	0	0	0	1				
Carlos Delgado, L OBP: 0.306, SLG: 0.426 (1, 7)										3	0	2	0	1	0	0				
Pat Borders, R OBP: 0.278, SLG: 0.313 (1, 2)										4	0	0	0	0	0	4				
Dick Schofield, R OBP: 0.363, SLG: 0.376 (1, 6)										2	0	1	0	1	1	1				
Inning Stats	R: 0 E: 0 K: 0 S: 5	H: 1 LOB: 2 BB: 1 P: 16	R: 0 E: 0 K: 0 S: 7	H: 1 LOB: 1 BB: 1 P: 11	R: 0 E: 0 K: 1 S: 4	H: 0 LOB: 0 BB: 0 P: 5	R: 0 E: 0 K: 0 S: 10	H: 0 LOB: 1 BB: 1 P: 17	R: 0 E: 0 K: 0 S: 8	H: 2 LOB: 1 BB: 0 P: 9	R: 0 E: 0 K: 1 S: 9	H: 1 LOB: 1 BB: 0 P: 13	R: 0 E: 0 K: 1 S: 7	H: 0 LOB: 1 BB: 1 P: 12	R: 0 E: 0 K: 0 S: 7	H: 1 LOB: 1 BB: 0 P: 11	1B: 6 2B: 2 3B: 0 HR: 0	SF: 0 SAC: 0 DP: 2 HBP: 0	WP: 0 PB: 0 CS: 0	PA: 35
PITCHER	IP	WLS	BF	H	R	ER	SO	BB	IBB	HBP	BLK	WP	HR	S	P	ERA	WHIP			
Dennis Martinez, R ERA: 3.67 (1, 1)	9.0	W	35	7	0	0	3	3	0	0	0	0	0	64	103	0.00	1.111			



Batter	1	2	3	4	5	6	7	8	9	AB	R	H	RBI	BB	SO	LOB	TOP										
Kenny Lofton, L OBP: 0.422, SLG: 0.566 (1, 8)	1-1 1B HR 2B		2-1 L3		1-0 F7		4-0 BB			3	1	1	0	1	0	0	Cleveland Indians @ Toronto Blue Jays SkyDome, Toronto, ON Mon May 23 1994, 3:33 AM EDT Att: 48,080 - Sunny - 77 F										
Wayne Kirby, L OBP: 0.286, SLG: 0.338 (1, 9)	0-0 HR 1B		2-3 K		1-0 G5-3		0-1 F8			4	1	1	0	0	1	3											
Carlos Baerga, S OBP: 0.308, SLG: 0.478 (1, 4)	1-0 HR		0-1 P5		1-0 L9		0-2 L5			4	1	1	3	0	0	3											
Albert Belle, R OBP: 0.481, SLG: 0.758 (1, 7)	3-0 CS 2B		3-3 K		3-2 G6-3		1-0 F8			4	0	1	0	0	1	0											
Eddie Murray, S OBP: 0.303, SLG: 0.469 (1, 10)	3-1 F8		4-2 BB 1B BB		1-1 F8		1-3 K			3	1	0	0	1	1	1											
Paul Sorrento, L OBP: 0.306, SLG: 0.366 (1, 3)	3-3 K		4-2 1B 1-2 BB		2-1 1B 2B		2-2 G1-3			3	0	1	0	1	1	1											
Sandy Alomar Jr., R OBP: 0.289, SLG: 0.321 (1, 2)	1-0 CS 2-3	1-1 F9	2-2 G3-6-3 1B		4-2 1B BB		1-1 G1-3			3	1	1	1	1	0	0											
Jim Thome, L OBP: 0.301, SLG: 0.392 (1, 5)		2-1 G4-3	3-2 G3-6-3 1-2		3-1 1B 1-2 2-3 1B		3-1 G3			4	0	1	0	0	0	2											
Alvaro Espinoza, R OBP: 0.270, SLG: 0.268 (1, 6)		1-3 K		2-1 L9		0-0 1-3 2-H 1B		1-3 K		4	0	1	1	0	2	0	C										
Inning Stats	R: 3 E: 0 K: 1 S: 10	H: 4 LOB: 0 BB: 0 P: 22	R: 0 E: 0 K: 1 S: 7	H: 0 LOB: 0 BB: 0 P: 11	R: 0 E: 0 K: 1 S: 7	H: 0 LOB: 0 BB: 0 P: 11	R: 1 E: 0 K: 1 S: 18	H: 1 LOB: 1 BB: 2 P: 34	R: 0 E: 0 K: 0 S: 4	H: 0 LOB: 0 BB: 0 P: 8	R: 0 E: 0 K: 0 S: 7	H: 0 LOB: 0 BB: 0 P: 12	R: 1 E: 0 K: 0 S: 12	H: 3 LOB: 3 BB: 2 P: 25	R: 0 E: 0 K: 1 S: 7	H: 0 LOB: 0 BB: 0 P: 11		R: 0 E: 0 K: 1 S: 7	H: 0 LOB: 0 BB: 0 P: 12	1B: 4 2B: 3 3B: 0 HR: 1	SF: 0 SAC: 0 DP: 1 HBP: 0	WP: 0 PB: 0 SB: 0 CS: 1	PA: 37				
PITCHER	IP	WLS	BF	H	R	ER	SO	BB	IBB	HBP	BLK	WP	HR	S	P	ERA	WHIP										
Todd Stottlemyre, R ERA: 5.44 Tony Castillo, L ERA: 1.9 Darren Hall, R ERA: 3.0	(1, 1)	6.1	27	8	5	5	4	3	0	0	0	0	1	60	114	7.11	1.737										

Batter	1	2	3	4	5	6	7	8	9	AB	R	H	RBI	BB	SO	LOB	BOTTOM										
Devon White, S OBP: 0.342, SLG: 0.503 (1, 8)	0-0 G6-3		2-2 1B 2B		0-0 F7		1-3 K		3-1 1B 2B	5	1	2	2	0	1	1	Cleveland Indians @ Toronto Blue Jays SkyDome, Toronto, ON Mon May 23 1994, 3:33 AM EDT Att: 48,080 - Sunny - 77 F										
Domingo Cadeno, S OBP: 0.231, SLG: 0.314 (1, 4)	2-2 G6-4-3 1B		3-2 G5-3		0-0 WP 1B		2-2 3B		2-3 K	5	1	3	0	0	1	2											
Paul Molitor, R OBP: 0.391, SLG: 0.520 (1, 10)	0-1 G6-4-3 1-2		0-0 1B		2-2 1H 2-H 1B		4-1 G6-4-3 1B 1B		4-0 1B 1B	3	0	2	2	2	0	1											
Joe Carter, R OBP: 0.388, SLG: 0.697 (1, 9)		0-0 G6-4-3 1B		2-1 HR		3-2 G6-3		1-0 G6-4-3 1-2		1-0 1B 1-2 2-H 1B	5	1	3	2	0	0		2									
John Olerud, L OBP: 0.404, SLG: 0.487 (1, 3)		2-3 K		2-1 L7		4-1 FC4-6 BB		3-2 P5		3	0	0	0	1	1	1											
Ed Sprague, R OBP: 0.353, SLG: 0.418 (1, 5)		0-1 G6-4-3 1-2		0-0 G6-3		1-3 K		2-3 K		4	0	0	0	0	2	2											
Carlos Delgado, L OBP: 0.319, SLG: 0.427 Mike Huff, R OBP: 0.438, SLG: 0.385 (6, PR) (9, 7)			4-1 SH1-4 2B BB		0-1 1B		1-1 FC4-6 1B 1-2		1-0 S 1B HBP	2	1	1	0	1	0	1											
Pat Borders, R OBP: 0.292, SLG: 0.326 (1, 2)		0-2 SH1-4 2B 1B		2-3 K		0-2 1B		1-2 1B		4	1	3	0	0	1	1											
Dick Schofield, R OBP: 0.362, SLG: 0.375 (1, 6)		1-0 SH1-4		3-2 WP 1B 1B		3-2 G6-3		2-1 P4		3	1	1	0	0	0	2											
Inning Stats	R: 0 E: 0 K: 0 S: 6	H: 1 LOB: 0 BB: 0 P: 8	R: 0 E: 0 K: 1 S: 7	H: 1 LOB: 0 BB: 0 P: 9	R: 2 E: 0 K: 0 S: 13	H: 3 LOB: 2 BB: 1 P: 23	R: 1 E: 0 K: 1 S: 10	H: 2 LOB: 1 BB: 0 P: 16	R: 2 E: 0 K: 0 S: 14	H: 3 LOB: 0 BB: 0 P: 22	R: 0 E: 0 K: 1 S: 12	H: 1 LOB: 2 BB: 1 P: 21	R: 0 E: 0 K: 1 S: 9	H: 1 LOB: 1 BB: 1 P: 17	R: 0 E: 0 K: 1 S: 10	H: 1 LOB: 2 BB: 0 P: 17	R: 1 E: 0 K: 1 S: 8	H: 2 LOB: 2 BB: 1 P: 20	1B: 11 2B: 2 3B: 1 HR: 1	SF: 0 SAC: 1 DP: 3 HBP: 1	WP: 1 PB: 0 SB: 1 CS: 0	PA: 40					
PITCHER	IP	WLS	BF	H	R	ER	SO	BB	IBB	HBP	BLK	WP	HR	S	P	ERA	WHIP										
Mark Clark, R ERA: 4.4 Eric Plunk, R ERA: 4.21 Jose Mesa, R ERA: 3.91	(1, 1)	5.2	26	11	5	5	3	2	0	0	0	0	1	59	93	7.94	2.294										
	(6, 1)	2.1	9	2	0	0	2	0	1	1	0	0	0	22	40	0.00	0.857										
	(9, 1)	0.2	L	5	2	1	1	0	1	0	0	0	0	8	20	13.50	3.000										



Batter	1	2	3	4	5	6	7	8	9	AB	R	H	RBI	BB	SO	LOB	TOP										
Kenny Lofton, L OBP: 0.427, SLG: 0.579 (1, 8)	L7		CS 1B		1B 3B	1-3 2-H 1B		K		5	1	3	1	0	1	1	Cleveland Indians @ Boston Red Sox Fenway Park, Boston, MA Tue May 24 1994, 7:05 PM EDT Att: 29,696 - Unknown - 56 F										
Wayne Kirby, L OBP: 0.282, SLG: 0.321 (1, 9)	G5-3		G3		HBP 1B BB	F9		G4-3		4	1	0	0	1	0	4											
Carlos Baerga, S OBP: 0.316, SLG: 0.478 (1, 4)	F9			1B S 1B	1B HBP		1B 1B	G1-3		4	1	2	0	0	0	0											
Albert Belle, R OBP: 0.479, SLG: 0.747 (1, 7)		K		K	1B HBP		F9		G4-6-3 1B	5	0	2	2	0	2	2											
Eddie Murray, S OBP: 0.300, SLG: 0.460 (1, 10)	F7			1B 1B	G3		F8		G4-6-3 1B	5	0	1	0	0	0	4											
Paul Sorrento, L OBP: 0.328, SLG: 0.409 (1, 3)		HR		G6-3 1B			G4-3 BB		1B	3	2	3	2	1	0	0											
Sandy Alomar Jr., R OBP: 0.299, SLG: 0.310 (1, 2)		BB		G6-3			G4-3		F8	3	0	0	0	1	0	5											
Jim Thome, L OBP: 0.307, SLG: 0.398 (1, 5)		G4-3			G4-3		1B IBB		SH1-3 2B	3	0	1	0	1	0	1											
Rene Gonzales, R OBP: 0.500, SLG: 0.250 (9, 5)		G4-3								0	0	0	0	0	0	0											
Alvaro Espinoza, R OBP: 0.260, SLG: 0.257 (1, 6)			G4-3		P4		K		SH1-3	3	0	0	0	0	1	2											
Inning Stats	R: 0 E: 0 K: 0 S: 8	H: 0 LOB: 0 BB: 0 P: 15	R: 1 E: 0 K: 1 S: 9	H: 1 LOB: 1 BB: 1 P: 21	R: 0 E: 0 K: 0 S: 7	H: 1 LOB: 0 BB: 0 P: 12	R: 1 E: 0 K: 1 S: 11	H: 3 LOB: 1 BB: 0 P: 16	R: 2 E: 0 K: 0 S: 13	H: 2 LOB: 2 BB: 1 P: 25	R: 1 E: 0 K: 1 S: 8	H: 1 LOB: 2 BB: 2 P: 16	R: 0 E: 0 K: 0 S: 13	H: 2 LOB: 2 BB: 0 P: 16	R: 0 E: 0 K: 1 S: 11	H: 1 LOB: 1 BB: 0 P: 16	R: 0 E: 0 K: 0 S: 3	H: 1 LOB: 0 BB: 0 P: 6	1B: 9 2B: 1 3B: 1 HR: 1	SF: 0 SAC: 1 DP: 2 HBP: 1	WP: 0 PB: 0 SB: 1 CS: 1	PA: 41					
PITCHER	IP	WLS	BF	H	R	ER	SO	BB	IBB	HBP	BLK	WP	HR	S	P	ERA	WHIP										
Aaron Sele, R ERA: 2.82 (1, 1)	5.2	L	28	8	5	5	3	3	1	1	0	0	1	55	104	7.94	1.941										
Chris Howard, L ERA: (6, 1)	2.1		10	3	0	0	1	0	0	0	0	0	0	25	33	0.00	1.286										
Todd Frohwirth, R ERA: 11.17 (9, 1)	1.0		3	1	0	0	0	0	0	0	0	0	0	3	6	0.00	1.000										

AB	35
R	5
H	12
RBI	5
BB	4
SO	4
LOB	19



Batter	1	2	3	4	5	6	7	8	9	AB	R	H	RBI	BB	SO	LOB	BOTTOM										
Otis Nixon, S OBP: 0.365, SLG: 0.324 (1, 8)	B1-3			G6-3				E S G6-3 1B	D S 1B	5	2	3	1	0	0	0	Cleveland Indians @ Boston Red Sox Fenway Park, Boston, MA Tue May 24 1994, 7:05 PM EDT Att: 29,696 - Unknown - 56 F										
Andy Tomberlin, L OBP: 0.273, SLG: 0.300 (1, 9)		BB			3B		K		K	4	0	1	0	1	3	5											
Mo Vaughn, L OBP: 0.426, SLG: 0.629 (1, 3)	F8				F7		G6-3			5	0	1	2	0	1	2											
Mike Greenwell, L OBP: 0.308, SLG: 0.437 (1, 7)	G4-3						P4		G4-3	5	0	1	0	0	0	2											
Andre Dawson, R OBP: 0.282, SLG: 0.537 (1, 10)										1	0	0	0	0	0	0											
Billy Hatcher, R OBP: 0.288, SLG: 0.324 (3, PH)		G5-3					G5-3		K	2	0	0	0	1	1	0											
Scott Cooper, L OBP: 0.365, SLG: 0.597 (1, 5)							K		G4-3	4	1	1	0	0	1	2											
Tim Lincecum, R OBP: 0.404, SLG: 0.534 (1, 4)										2	0	1	0	2	0	0											
Dave Valle, R OBP: 0.247, SLG: 0.250 (1, 2)										3	0	0	0	0	0	5											
Damon Berryhill, S OBP: 0.273, SLG: 0.333 (8, PH)										1	0	0	0	0	0	1											
Carlos Rodriguez, S OBP: 0.333, SLG: 0.487 (1, 6)									G6-3	4	0	0	0	0	0	2											
Inning Stats	R: 0 E: 0 K: 0 S: 7	H: 0 LOB: 1 BB: 1 P: 15	R: 1 E: 1 K: 1 S: 18	H: 3 LOB: 3 BB: 0 P: 27	R: 0 E: 0 K: 1 S: 8	H: 1 LOB: 3 BB: 2 P: 19	R: 0 E: 0 K: 0 S: 8	H: 1 LOB: 1 BB: 0 P: 11	R: 0 E: 0 K: 0 S: 7	H: 0 LOB: 0 BB: 0 P: 9	R: 1 E: 1 K: 1 S: 13	H: 1 LOB: 0 BB: 0 P: 18	R: 0 E: 0 K: 1 S: 9	H: 0 LOB: 1 BB: 1 P: 19	R: 1 E: 0 K: 1 S: 18	H: 2 LOB: 1 BB: 0 P: 25	1B: 7 2B: 0 3B: 1 HR: 0	SF: 0 SAC: 0 DP: 0 HBP: 0	WP: 0 PB: 0 SB: 3 CS: 0	PA: 40							
PITCHER	IP	WLS	BF	H	R	ER	SO	BB	IBB	HBP	BLK	WP	HR	S	P	ERA	WHIP										
Jack Morris, R ERA: 5.12 (1, 1)	7.0	W	31	6	2	0	4	3	0	0	0	0	0	69	111	0.00	1.286										
Jose Mesa, R ERA: 3.79 (8, 1)	1.0		4	0	0	0	1	1	0	0	0	0	0	9	19	0.00	1.000										
Paul Shuey, R ERA: 1.8 (9, 1)	1.0	S	5	2	1	1	1	0	0	0	0	0	0	18	25	9.00	2.000										

AB	36
R	3
H	8
RBI	3
BB	4
SO	6
LOB	19



Batter	1	2	3	4	5	6	7	8	9	AB	R	H	RBI	BB	SO	LOB	TOP					
Kenny Lofton, L OBP: 0.426, SLG: 0.574 (1, 8)										5	2	2	0	0	1	4	Cleveland Indians @ Boston Red Sox Fenway Park, Boston, MA Thu May 26 1994, 7:05 PM EDT Att: 28,380 - Unknown - 54 F					
Alvaro Espinoza, R OBP: 0.298, SLG: 0.266 (1, 6) (7, 4)										5	0	2	0	0	0	1						
Carlos Baerga, S OBP: 0.320, SLG: 0.478 Rene Gonzalez, R OBP: 0.429, SLG: 0.250 (1, 4) (7, 6)										4	2	2	0	0	0	1						
Albert Belle, R OBP: 0.485, SLG: 0.742 Ruben Amaro Jr, S (7, PR) (7, 7)										1	0	0	0	2	0	1						
Eddie Murray, S OBP: 0.303, SLG: 0.465 (1, 3)										5	0	2	1	0	0	4						
Candy Maldonado, R OBP: 0.222, SLG: 0.667 (1, 10)										5	0	2	0	0	2	4						
Manny Ramirez, R OBP: 0.319, SLG: 0.500 (1, 9)										4	0	1	0	1	1	5						
Sandy Alomar Jr., R OBP: 0.291, SLG: 0.337 (1, 2)										5	1	1	1	0	0	5						
Jim Thome, L OBP: 0.305, SLG: 0.394 (1, 5)										4	0	1	0	0	1	3						
Inning Stats	R: 2 E: 1 K: 0 S: 11	H: 2 LOB: 0 BB: 0 P: 16	R: 0 E: 1 K: 1 S: 16	H: 1 LOB: 2 BB: 1 P: 28	R: 0 E: 0 K: 0 S: 8	H: 0 LOB: 1 BB: 1 P: 17	R: 0 E: 0 K: 0 S: 7	H: 1 LOB: 1 BB: 0 P: 11	R: 0 E: 0 K: 0 S: 10	H: 2 LOB: 2 BB: 0 P: 20	R: 1 E: 0 K: 2 S: 15	H: 2 LOB: 3 BB: 0 P: 22	R: 2 E: 0 K: 1 S: 12	H: 3 LOB: 1 BB: 0 P: 18	R: 0 E: 0 K: 1 S: 13	H: 1 LOB: 1 BB: 0 P: 20		1B: 11 2B: 2 3B: 0 HR: 1	SF: 1 SAC: 0 DP: 1 HBP: 1	WP: 0 PB: 0 SB: 0 CS: 0	PA: 44	
PITCHER	IP	WLS	BF	H	R	ER	SO	BB	IBB	HBP	BLK	WP	HR	S	P	ERA	WHIP					
Joe Hesketh, L ERA: 4.54 Paul Quantrill, R ERA: 3.99 Greg Harris, R ERA: 7.82 Jeff Russell, R ERA: 5.11	(1, 1) (7, 1) (8, 1) (9, 1)	6.0	W	28	7	2	1	2	3	0	0	1	0	0	61	104	1.50	1.667				

Batter	1	2	3	4	5	6	7	8	9	AB	R	H	RBI	BB	SO	LOB	BOTTOM					
Otis Nixon, S OBP: 0.368, SLG: 0.336 Lee Tinsley, S OBP: 0.391, SLG: 0.229 (1, 8) (7, 8)										4	2	2	1	0	0	3	Cleveland Indians @ Boston Red Sox Fenway Park, Boston, MA Thu May 26 1994, 7:05 PM EDT Att: 28,380 - Unknown - 54 F					
Carlos Rodriguez, S OBP: 0.319, SLG: 0.455 (1, 6)										5	1	1	0	0	0	3						
Mo Vaughn, L OBP: 0.420, SLG: 0.613 Greg Litton, R (1, 3) (8, 3)										4	1	0	0	1	0	2						
Tim Lincecum, R OBP: 0.397, SLG: 0.522 (1, 4)										5	2	1	1	0	1	1						
Mike Greenwell, L OBP: 0.313, SLG: 0.452 Andy Tomberlin, L OBP: 0.261, SLG: 0.286 (1, 7) (7, 7)										4	1	2	3	0	0	0						
Luis Ortiz, R OBP: 0.400, SLG: 0.750 (1, 10)										4	2	2	2	0	1	0						
Scott Cooper, L OBP: 0.379, SLG: 0.608 (1, 5)										4	2	3	0	1	0	1						
Damon Berryhill, S OBP: 0.284, SLG: 0.395 Rich Rowland, R OBP: 0.290, SLG: 0.379 (1, 2) (8, 2)										4	2	2	2	0	1	3						
Billy Hatcher, R OBP: 0.297, SLG: 0.340 (1, 9)										5	0	3	3	0	1	2						
Inning Stats	R: 3 E: 0 K: 0 S: 14	H: 4 LOB: 1 BB: 0 P: 25	R: 8 E: 2 K: 0 S: 24	H: 6 LOB: 2 BB: 2 P: 49	R: 0 E: 0 K: 0 S: 7	H: 0 LOB: 0 BB: 0 P: 11	R: 0 E: 0 K: 0 S: 12	H: 2 LOB: 2 BB: 0 P: 19	R: 0 E: 0 K: 1 S: 16	H: 3 LOB: 1 BB: 0 P: 26	R: 0 E: 0 K: 1 S: 11	H: 0 LOB: 0 BB: 0 P: 16	R: 0 E: 0 K: 2 S: 11	H: 2 LOB: 2 BB: 0 P: 14	R: 0 E: 0 K: 1 S: 13	H: 1 LOB: 0 BB: 0 P: 20		1B: 8 2B: 8 3B: 0 HR: 1	SF: 1 SAC: 0 DP: 0 HBP: 0	WP: 0 PB: 0 SB: 1 CS: 0	PA: 45	
PITCHER	IP	WLS	BF	H	R	ER	SO	BB	IBB	HBP	BLK	WP	HR	S	P	ERA	WHIP					
Julian Tavarez, R ERA: 21.6 Bill Wertz, R ERA: 10.38 Eric Plunk, R ERA: 4.05 Steve Farr, R ERA: 5.4	(1, 1) (2, 1) (7, 1) (8, 1)	1.2	L	14	6	8	5	0	0	0	0	0	0	0	53	91	8.31	2.308				

Batter	1	2	3	4	5	6	7	8	9	AB	R	H	RBI	BB	SO	LOB	TOP					
Rickey Henderson, R OBP: 0.407, SLG: 0.318	2-2 1B		3-2 2B			3-2 G5-3		1-2 G1-3		4	0	2	0	0	0	0	Oakland Athletics @ Cleveland Indians Jacobs Field, Cleveland, OH Fri May 27 1994, 7:05 PM EDT Att: 41,252 - Sunny - 59 F					
Stan Javier, S OBP: 0.368, SLG: 0.447	1-3 K		1-1 L9			2-2 HR		2-1 G4-3		4	1	1	1	0	1	2						
Brent Gates, S OBP: 0.448, SLG: 0.547	1-1 L7			1-1 G4-3		1-2 G6-3 1B		0-1 1B		4	0	2	0	0	0	1						
Ruben Sierra, S OBP: 0.275, SLG: 0.448	0-1 F9			0-0 CS 1B		0-0 G6-3		1-3 K		4	0	1	0	0	1	3						
Troy Neel, L OBP: 0.354, SLG: 0.493		2-1 G6-3		2-3 K			0-0 G6-3		2-0 L6	4	0	0	0	0	1	1						
Mike Aldrete, L OBP: 0.348, SLG: 0.446	1-2 G4-6-3 1B			1-2 CS	1-0 1B		2-2 G1-3		2-3 K	4	0	2	0	0	1	0						
Scott Brosius, R OBP: 0.310, SLG: 0.401	0-1 G4-6-3					0-0 F8		0-0 1B 2B		4	1	1	0	0	0	2						
Mike Bordick, R OBP: 0.344, SLG: 0.340			0-2 G3-1		1-3 K		0-1 1B			3	0	1	1	0	1	1						
Scott Hemond, R OBP: 0.263, SLG: 0.307			0-0 G6-3		2-3 K		1-0 G5-3			3	0	0	0	0	1	2						
Inning Stats	R: 0 E: 0 K: 1 S: 10	H: 1 LOB: 1 BB: 0 P: 14	R: 0 E: 0 K: 0 S: 7	H: 1 LOB: 0 BB: 0 P: 10	R: 0 E: 0 K: 0 S: 9	H: 1 LOB: 0 BB: 0 P: 13	R: 0 E: 0 K: 1 S: 10	H: 1 LOB: 0 BB: 0 P: 14	R: 0 E: 0 K: 2 S: 15	H: 2 LOB: 0 BB: 0 P: 21	R: 1 E: 0 K: 0 S: 9	H: 2 LOB: 1 BB: 0 P: 12	R: 0 E: 0 K: 1 S: 10	H: 1 LOB: 1 BB: 0 P: 14	R: 0 E: 0 K: 1 S: 6	H: 0 LOB: 0 BB: 0 P: 10	1B: 7 2B: 2 3B: 0 HR: 1	SF: 0 SAC: 0 DP: 2 HBP: 0	WP: 0 PB: 0 SB: 0 CS: 1	PA: 35		
PITCHER	IP WLS BF H R ER SO BB IBB HBP BLK WP HR S P ERA WHIP	7.0 27 9 2 2 4 0 0 0 0 0 1 69 97 2.57 1.286	2.0 7 1 0 0 2 0 0 0 0 0 0 16 24 0.00 0.500																			


Batter	1	2	3	4	5	6	7	8	9	AB	R	H	RBI	BB	SO	LOB	BOTTOM					
Kenny Lofton, L OBP: 0.438, SLG: 0.581	4-2 S BB		3-2 S BB 1B		2-2 F7 S 1B			0-1 BLK 1B		3	0	3	0	1	0	0	Oakland Athletics @ Cleveland Indians Jacobs Field, Cleveland, OH Fri May 27 1994, 7:05 PM EDT Att: 41,252 - Sunny - 59 F					
Alvaro Espinoza, R OBP: 0.297, SLG: 0.256	0-2 P2		4-1 S BB		3-2 F7		1-3 K			3	0	0	0	1	1	3						
Carlos Baerga, S OBP: 0.313, SLG: 0.468	0-2 F7		1-1 P4		0-1 P5		1-3 K2-3			4	0	0	0	0	1	5						
Albert Belle, R OBP: 0.480, SLG: 0.729	3-2 G6-3		0-0 F8		3-2 P1-3		4-0 IBB			3	0	0	0	1	0	3						
Eddie Murray, S OBP: 0.296, SLG: 0.453		1-0 G4-3	1-0 L8		1-3 K		0-2 G4-3			4	0	0	0	0	1	4						
Paul Sorrento, L OBP: 0.326, SLG: 0.429		3-3 K		2-1 F7		2-0 G4-3			2-2 HR	4	1	1	1	0	1	0						
Manny Ramirez, R OBP: 0.312, SLG: 0.488		2-1 F8		0-0 F8			2-2 G6-3			3	0	0	0	0	0	0						
Jim Thome, L OBP: 0.306, SLG: 0.415			3-2 HR	3-3 K			1-3 K			3	1	1	1	0	2	0						
Sandy Alomar Jr., R OBP: 0.292, SLG: 0.368			0-1 HR		0-3 K		1-0 L8			3	1	1	1	0	1	0						
Inning Stats	R: 0 E: 0 K: 0 S: 16	H: 0 LOB: 1 BB: 1 P: 23	R: 0 E: 0 K: 1 S: 7	H: 0 LOB: 0 BB: 0 P: 13	R: 2 E: 0 K: 0 S: 17	H: 3 LOB: 2 BB: 1 P: 29	R: 0 E: 0 K: 1 S: 6	H: 0 LOB: 0 BB: 0 P: 11	R: 0 E: 0 K: 1 S: 11	H: 1 LOB: 1 BB: 0 P: 16	R: 0 E: 0 K: 1 S: 9	H: 0 LOB: 0 BB: 0 P: 15	R: 0 E: 0 K: 2 S: 12	H: 1 LOB: 2 BB: 1 P: 18	R: 1 E: 0 K: 0 S: 3	H: 1 LOB: 0 BB: 0 P: 5	1B: 3 2B: 0 3B: 0 HR: 3	SF: 0 SAC: 0 DP: 0 HBP: 0	WP: 0 PB: 0 SB: 4 CS: 0	PA: 33		
PITCHER	IP WLS BF H R ER SO BB IBB HBP BLK WP HR S P ERA WHIP	7.0 27 4 2 2 5 2 0 0 0 0 1 73 118 2.57 0.857	1.0 6 2 1 1 2 0 1 0 0 1 0 15 23 9.00 2.000																			



Batter	1	2	3	4	5	6	7	8	9	AB	R	H	RBI	BB	SO	LOB	TOP					
Rickey Henderson, R OBP: 0.393, SLG: 0.503 (1, 7)	G6-3		P3			F8		P4									4 0 0 0 0 0 1					
Stan Javier, S OBP: 0.366, SLG: 0.440 (1, 8)	P5			G3					G6-3								3 0 0 0 1 0 0					
Brent Gates, S OBP: 0.440, SLG: 0.532 (1, 4)	F8			G3-1					G3								4 1 1 0 0 0 0					
Geronimo Berroa, R OBP: 0.391, SLG: 0.509 (1, 10)				K					K								4 0 1 0 0 2 1					
Ruben Sierra, S OBP: 0.278, SLG: 0.448 Mike Aldrete, L OBP: 0.357, SLG: 0.493 (5, PR) (5, 9)																	2 0 1 0 0 0 1 1 1 1 2 0 0 0					
Troy Neel, L OBP: 0.348, SLG: 0.483 (1, 3)																	3 0 0 0 0 1 2					
Terry Steinbach, R OBP: 0.329, SLG: 0.474 (1, 2)																	3 0 0 0 0 0 2					
Scott Brosius, R OBP: 0.305, SLG: 0.394 (1, 5)																	3 0 0 0 0 0 2					
Mike Bordick, R OBP: 0.344, SLG: 0.339 (1, 6)																	3 0 1 0 0 0 0					
Inning Stats	R: 0 H: 0 E: 0 K: 0 S: 6	H: 0 LOB: 0 BB: 0 P: 8	R: 0 H: 1 E: 0 K: 0 S: 6	LOB: 1 BB: 0 P: 9	R: 0 H: 1 E: 0 K: 0 S: 8	LOB: 1 BB: 0 P: 13	R: 0 H: 0 E: 0 K: 1 S: 6	H: 0 LOB: 0 BB: 0 P: 11	R: 0 H: 1 E: 0 K: 0 S: 8	LOB: 2 BB: 0 P: 14	R: 0 H: 0 E: 0 K: 1 S: 7	H: 0 LOB: 0 BB: 1 P: 14	R: 2 H: 2 E: 0 K: 1 S: 14	H: 2 LOB: 0 BB: 0 P: 20	R: 0 H: 0 E: 0 K: 0 S: 6	H: 0 LOB: 0 BB: 0 P: 9	R: 0 H: 0 E: 0 K: 1 S: 10	H: 0 LOB: 0 BB: 0 P: 16	1B: 4 2B: 0 3B: 0 HR: 1	SF: 0 SAC: 0 DP: 1 HBP: 0	WP: 0 PB: 0 SB: 0 CS: 1	PA: 32
PITCHER Mark Clark, R ERA: 4.07 (1, 1)	IP: 9.0 WLS: W BF: 31 H: 5 R: 2 ER: 2 SO: 3 BB: 1 IBB: 0 HBP: 0 BLK: 0 WP: 0 HR: 1 S: 71 P: 114 ERA: 2.00 WHIP: 0.667															PITCHER IP: 9.0 WLS: W BF: 31 H: 5 R: 2 ER: 2 SO: 3 BB: 1 IBB: 0 HBP: 0 BLK: 0 WP: 0 HR: 1 S: 71 P: 114 ERA: 2.00 WHIP: 0.667						

Oakland Athletics @ Cleveland Indians
Jacobs Field, Cleveland, OH
Sat May 28 1994, 3:33 AM EDT
Att: 41,700 - Sunny - 64 F


AB	30
R	2
H	5
RBI	2
BB	1
SO	3
LOB	9



Batter	1	2	3	4	5	6	7	8	9	AB	R	H	RBI	BB	SO	LOB	BOTTOM			
Kenny Lofton, L OBP: 0.439, SLG: 0.577 (1, 8)																	3 1 1 1 1 0 0			
Alvaro Espinoza, R OBP: 0.297, SLG: 0.287 (1, 6)																	4 0 1 1 0 1 3			
Carlos Baerga, S OBP: 0.312, SLG: 0.479 (1, 4)																	4 1 1 1 0 1 1			
Albert Belle, R OBP: 0.475, SLG: 0.729 (1, 7)																	4 1 1 0 0 2 1			
Eddie Murray, S OBP: 0.289, SLG: 0.442 (1, 10)																	4 0 0 0 0 1 2			
Paul Sorrento, L OBP: 0.333, SLG: 0.434 (1, 3)																	3 1 2 1 0 0 0			
Manny Ramirez, R OBP: 0.306, SLG: 0.477 (1, 9)																	3 0 0 0 0 1 2			
Jim Thome, L OBP: 0.299, SLG: 0.406 (1, 5)																	3 0 0 0 0 0 1			
Tony Peña, R OBP: 0.339, SLG: 0.434 (1, 2)																	3 0 1 0 0 1 0			
Inning Stats	R: 1 H: 2 E: 0 K: 1 S: 17	H: 2 LOB: 1 BB: 0 P: 26	R: 1 H: 2 E: 1 K: 0 S: 17	LOB: 2 BB: 1 P: 28	R: 1 H: 2 E: 0 K: 0 S: 13	LOB: 1 BB: 0 P: 18	R: 0 H: 0 E: 1 K: 0 S: 6	H: 0 LOB: 0 BB: 0 P: 7	R: 1 H: 1 E: 0 K: 0 S: 6	H: 1 LOB: 0 BB: 0 P: 10	R: 0 H: 0 E: 0 K: 1 S: 7	H: 0 LOB: 0 BB: 0 P: 10	R: 0 H: 0 E: 0 K: 2 S: 8	H: 0 LOB: 0 BB: 0 P: 11	R: 0 H: 0 E: 0 K: 3 S: 13	H: 0 LOB: 0 BB: 0 P: 16	1B: 4 2B: 1 3B: 1 HR: 1	SF: 0 SAC: 0 DP: 1 HBP: 0	WP: 0 PB: 0 SB: 0 CS: 1	PA: 33
PITCHER Bobby Witt, R ERA: 6.75 Vince Horsman, L ERA: 1.93 Billy Taylor, R ERA: 2.99 Dennis Eckerlesley, R ERA: 5.94	IP: 5.0 WLS: L BF: 23 H: 7 R: 4 ER: 3 SO: 1 BB: 1 IBB: 0 HBP: 0 BLK: 0 WP: 0 HR: 0 S: 49 P: 89 ERA: 5.40 WHIP: 1.600															PITCHER IP: 5.0 WLS: L BF: 23 H: 7 R: 4 ER: 3 SO: 1 BB: 1 IBB: 0 HBP: 0 BLK: 0 WP: 0 HR: 0 S: 49 P: 89 ERA: 5.40 WHIP: 1.600				

Oakland Athletics @ Cleveland Indians
Jacobs Field, Cleveland, OH
Sat May 28 1994, 3:33 AM EDT
Att: 41,700 - Sunny - 64 F

AB	31
R	4
H	7
RBI	4
BB	1
SO	7
LOB	10



Batter	1	2	3	4	5	6	7	8	9	AB	R	H	RBI	BB	SO	LOB	TOP										
Rickey Henderson, R OBP: 0.393, SLG: 0.319										5	1	2	0	0	0	1	Oakland Athletics @ Cleveland Indians Jacobs Field, Cleveland, OH Sun May 29 1994, 3:33 AM EDT Att: 41,744 - Sunny - 77 F										
Stan Javier, S OBP: 0.362, SLG: 0.433										5	1	1	0	0	1	3											
Brent Gates, S OBP: 0.458, SLG: 0.549										3	0	2	2	2	0	1											
Geronimo Berroa, R OBP: 0.392, SLG: 0.503										4	0	1	1	1	1	3											
Troy Neel, L OBP: 0.361, SLG: 0.483 Scott Hemond, R (9, PR) OBP: 0.263, SLG: 0.307										2	1	1	0	3	1	1											
Terry Steinbach, R OBP: 0.326, SLG: 0.471										5	1	1	0	0	0	7											
Mike Aldrete, L OBP: 0.341, SLG: 0.474										3	0	0	1	0	2	0											
Scott Brosius, R OBP: 0.298, SLG: 0.384										4	0	0	0	0	2	0											
Mike Bordick, R OBP: 0.347, SLG: 0.345										3	1	1	0	1	1	0											
Inning Stats	R: 1 E: 0 K: 1 S: 7	H: 2 LOB: 1 BB: 0 P: 7	R: 0 E: 0 K: 1 S: 5	H: 0 LOB: 0 BB: 0 P: 5	R: 1 E: 0 K: 2 S: 9	H: 3 LOB: 1 BB: 0 P: 9	R: 2 E: 1 K: 0 S: 5	H: 2 LOB: 1 BB: 1 P: 9	R: 0 E: 0 K: 0 S: 3	H: 0 LOB: 2 BB: 2 P: 11	R: 0 E: 0 K: 1 S: 5	H: 0 LOB: 3 BB: 0 P: 5	R: 0 E: 0 K: 0 S: 3	H: 0 LOB: 3 BB: 3 P: 15	R: 0 E: 0 K: 3 S: 9	H: 0 LOB: 0 BB: 0 P: 9		R: 1 E: 0 K: 0 S: 5	H: 2 LOB: 3 BB: 1 P: 9	1B: 5 2B: 4 3B: 0 HR: 0	SF: 1 SAC: 0 DP: 0 HBP: 0	WP: 3 PB: 0 SB: 0 CS: 1	PA: 42				
PITCHER	IP	WLS	BF	H	R	ER	SO	BB	IBB	HBP	BLK	WP	HR	S	P	ERA	WHIP										
Jack Morris, R ERA: 5.14	5.0	W	24	7	4	3	4	3	0	0	0	2	0	29	41	5.40	2.000										
Eric Plunk, R ERA: 3.77	2.0		9	0	0	0	1	3	0	0	0	0	0	8	20	0.00	1.500										
Jose Mesa, R ERA: 3.38	1.0		3	0	0	0	3	0	0	0	0	0	0	9	20	0.00	0.000										
Paul Shuey, R ERA: 3.0	1.0	S	6	2	1	1	0	1	0	0	0	1	0	5	9	9.00	3.000										

Batter	1	2	3	4	5	6	7	8	9	AB	R	H	RBI	BB	SO	LOB	BOTTOM										
Kenny Lofton, L OBP: 0.443, SLG: 0.594										5	2	3	1	0	0	0	Oakland Athletics @ Cleveland Indians Jacobs Field, Cleveland, OH Sun May 29 1994, 3:33 AM EDT Att: 41,744 - Sunny - 77 F										
Alvaro Espinoza, R OBP: 0.294, SLG: 0.308										5	2	3	0	0	0	1											
Carlos Baerga, S OBP: 0.309, SLG: 0.472										5	0	1	1	0	0	1											
Albert Belle, R OBP: 0.481, SLG: 0.728										3	0	2	1	1	1	1											
Eddie Murray, S OBP: 0.282, SLG: 0.431										4	0	0	0	0	1	4											
Paul Sorrento, L OBP: 0.345, SLG: 0.460										2	1	1	1	2	0	0											
Manny Ramirez, R OBP: 0.297, SLG: 0.462										4	0	0	0	0	1	3											
Jim Thome, L OBP: 0.305, SLG: 0.426 Rene Gonzales, R OBP: 0.429, SLG: 0.250										3	1	1	1	1	0	1											
Sandy Alomar Jr., R OBP: 0.291, SLG: 0.394										4	1	1	1	0	1	2											
Inning Stats	R: 1 E: 1 K: 1 S: 7	H: 1 LOB: 1 BB: 0 P: 7	R: 2 E: 0 K: 1 S: 8	H: 3 LOB: 1 BB: 0 P: 8	R: 0 E: 0 K: 1 S: 3	H: 0 LOB: 0 BB: 0 P: 3	R: 0 E: 0 K: 1 S: 5	H: 0 LOB: 1 BB: 1 P: 9	R: 2 E: 0 K: 0 S: 6	H: 4 LOB: 2 BB: 1 P: 10	R: 0 E: 0 K: 0 S: 3	H: 0 LOB: 1 BB: 1 P: 7	R: 0 E: 0 K: 0 S: 3	H: 0 LOB: 0 BB: 0 P: 3	R: 0 E: 0 K: 3 S: 9	H: 0 LOB: 3 BB: 1 P: 9		1B: 6 2B: 2 3B: 0 HR: 4	SF: 0 SAC: 0 DP: 0 HBP: 0	WP: 1 PB: 0 SB: 2 CS: 3	PA: 39						
PITCHER	IP	WLS	BF	H	R	ER	SO	BB	IBB	HBP	BLK	WP	HR	S	P	ERA	WHIP										
Miguel Jimenez, R ERA: 6.98	5.0	L	26	9	6	5	4	1	0	0	0	0	0	4	8	13.50	6.000										
Mark Acree, R ERA: 1.29	0.2		5	3	1	1	0	1	0	0	0	0	0	4	8	0.00	1.000										
Vince Horsman, L ERA: 1.74	1.0		4	0	0	0	0	1	0	0	0	0	0	3	7	0.00	1.000										
Bob Welch, R ERA: 8.69	1.1		4	0	0	0	0	0	0	0	1	0	0	4	4	0.00	0.000										

AB	34
R	5
H	9
RBI	4
BB	7
SO	8
LOB	16



AB	35
R	7
H	12
RBI	6
BB	4
SO	4
LOB	13



Batter	1	2	3	4	5	6	7	8	9	AB	R	H	RBI	BB	SO	LOB	TOP					
Harold Reynolds, S OBP: 0.329, SLG: 0.284 (1, 4)	G3	G1-3						G3	G3	4	0	0	0	1	0	3	California Angels @ Cleveland Indians Jacobs Field, Cleveland, OH Mon May 30 1994, 7:05 PM EDT Att: 33,878 - Unknown - 82 F					
Chad Curtis, R OBP: 0.270, SLG: 0.363 (1, 8)	BB BB 1B		F9			G6-3		G6-3		4	0	1	0	0	0	1						
Tim Salmon, R OBP: 0.395, SLG: 0.548 (1, 9)	BB 1-2 BB		CS 1B			K		F9		3	0	1	0	1	1	1						
Chili Davis, S OBP: 0.464, SLG: 0.577 (1, 10)	BB 1-2 BB		K			K		K		3	0	0	0	1	3	1						
Bo Jackson, R OBP: 0.356, SLG: 0.495 Dwight Smith, L (9, PH) OBP: 0.311, SLG: 0.441	K		K			G5-3		BB 1B		3	0	0	0	0	2	3						
Jim Edmonds, L OBP: 0.429, SLG: 0.412 (1, 3)	K		K			G1-3		BB 1B		3	1	0	0	1	2	3						
Spike Owen, S OBP: 0.411, SLG: 0.279 (1, 5)								P6		3	0	1	0	1	0	2						
Jorge Fabregas, L OBP: 0.316, SLG: 0.319 (1, 2)	L9		G4-3					L8		4	0	1	1	0	0	2						
Gary Disarcina, R OBP: 0.348, SLG: 0.411 (1, 6)	K							G6-3		4	0	1	1	0	1	1						
Inning Stats	R: 0 E: 0 K: 2 S: 11	H: 1 LOB: 3 BB: 2 P: 23	R: 0 E: 0 K: 1 S: 9	H: 0 LOB: 1 BB: 1 P: 17	R: 0 E: 0 K: 1 S: 6	H: 1 LOB: 1 BB: 0 P: 10	R: 0 E: 0 K: 2 S: 11	H: 1 LOB: 1 BB: 1 P: 14	R: 0 E: 0 K: 1 S: 6	H: 0 LOB: 0 BB: 0 P: 9	R: 0 E: 0 K: 0 S: 4	H: 0 LOB: 0 BB: 0 P: 6	R: 0 E: 0 K: 0 S: 5	H: 0 LOB: 0 BB: 0 P: 10	R: 2 E: 0 K: 1 S: 19	H: 3 LOB: 2 BB: 1 P: 31		1B: 5 2B: 2 3B: 0 HR: 0	SF: 0 SAC: 0 DP: 1 HBP: 0	WP: 1 PB: 0 SB: 0 CS: 1	PA: 37	
PITCHER	IP	WLS	BF	H	R	ER	SO	BB	IBB	HBP	BLK	WP	HR	S	P	ERA	WHIP					
Charles Nagy, R ERA: 3.65 Steve Farr, R ERA: 5.23	(1, 1)	8.2	W	36	6	2	2	9	5	0	0	0	0	0	73	129	2.08	1.269				
Charles Nagy, R ERA: 3.65 Steve Farr, R ERA: 5.23	(9, 1)	0.1		1	0	0	0	0	0	0	0	0	0	4	6	0.00	0.000					

AB 32
R 2
H 6
RBI 2
BB 5
SO 9
LOB 17



Batter	1	2	3	4	5	6	7	8	9	AB	R	H	RBI	BB	SO	LOB	BOTTOM				
Kenny Lofton, L OBP: 0.446, SLG: 0.600 Ruben Amaro Jr, S (6, PH)	G6-3		BB 1B 2B			2B 1B		FC3-6		3	2	2	0	0	0	0	California Angels @ Cleveland Indians Jacobs Field, Cleveland, OH Mon May 30 1994, 7:05 PM EDT Att: 33,878 - Unknown - 82 F				
Wayne Kirby, L OBP: 0.311, SLG: 0.353 (1, 9)	HR HBP		2H 1B			2B 1B		G4-3		4	2	3	3	0	0	1					
Carlos Baerga, S OBP: 0.310, SLG: 0.485 Rene Gonzales, R (6, PH) OBP: 0.375, SLG: 0.200	1H HR		P4			F9		FC5-4 FC6-4		3	1	1	2	0	0	2					
Albert Belle, R OBP: 0.476, SLG: 0.716 (1, 7)	K		G1-3			2B 1B IBB		FC6-4		3	1	0	0	1	1	1					
Eddie Murray, S OBP: 0.287, SLG: 0.439 (1, 10)	G3					G3		G5-4-3 1B		4	1	2	2	0	0	0					
Paul Sorrento, L OBP: 0.350, SLG: 0.461 (1, 3)			FC5-4 1B			L3		F7		4	0	2	1	0	0	1					
Sandy Alomar Jr., R OBP: 0.289, SLG: 0.388 (1, 2)			FC5-4 BB			G6-3		G5-4-3		4	0	1	1	0	0	2					
Jim Thome, L OBP: 0.310, SLG: 0.424 (1, 5)			G1-6-3 BB			G4-6-3 1B		G4-3		3	1	1	0	1	0	2					
Alvaro Espinoza, R OBP: 0.303, SLG: 0.337 (7, 4)			G1-6-3			1B 2B 1B		FC5-4 2B		4	2	3	0	0	0	2					
Inning Stats	R: 2 E: 0 K: 1 S: 10	H: 1 LOB: 0 BB: 0 P: 16	R: 0 E: 0 K: 0 S: 10	H: 1 LOB: 1 BB: 1 P: 18	R: 1 E: 0 K: 0 S: 9	H: 2 LOB: 0 BB: 0 P: 17	R: 0 E: 0 K: 0 S: 4	H: 0 LOB: 0 BB: 0 P: 5	R: 6 E: 0 K: 0 S: 14	H: 7 LOB: 1 BB: 1 P: 26	R: 1 E: 0 K: 0 S: 8	H: 2 LOB: 1 BB: 0 P: 11	R: 0 E: 0 K: 0 S: 6	H: 1 LOB: 0 BB: 0 P: 8	R: 0 E: 0 K: 0 S: 8	H: 1 LOB: 1 BB: 0 P: 11		1B: 10 2B: 4 3B: 0 HR: 1	SF: 0 SAC: 0 DP: 3 HBP: 1	WP: 0 PB: 0 SB: 0 CS: 0	PA: 38
PITCHER	IP	WLS	BF	H	R	ER	SO	BB	IBB	HBP	BLK	WP	HR	S	P	ERA	WHIP				
John Farrell, R ERA: 9.0 Craig Lefferts, L ERA: 3.74 John Dopson, R ERA: 5.51 Mike Butcher, R ERA: 7.53	(1, 1)	4.0	L	20	8	7	7	1	0	1	0	0	0	10	20	20.25	3.750				
John Farrell, R ERA: 9.0 Craig Lefferts, L ERA: 3.74 John Dopson, R ERA: 5.51 Mike Butcher, R ERA: 7.53	(6, 1)	1.1		9	5	3	3	0	0	0	0	0	0	11	15	0.00	0.600				
John Farrell, R ERA: 9.0 Craig Lefferts, L ERA: 3.74 John Dopson, R ERA: 5.51 Mike Butcher, R ERA: 7.53	(8, 1)	1.0		4	1	0	0	0	0	0	0	0	0	8	11	0.00	1.000				

AB 35
R 10
H 15
RBI 10
BB 2
SO 1
LOB 14




Batter	1	2	3	4	5	6	7	8	9	10	AB	R	H	RBI	BB	SO	LOB	TOP				
Harold Reynolds, S OBP: 0.325, SLG: 0.281	G6-3		FC5-4 SF8 1B		F7			G1-3		F8	5	1	1	0	0	0	0					
Chad Curtis, R OBP: 0.268, SLG: 0.359	G3-1		E5 FC5-4		G1-3			P4		1B	5	0	1	0	0	0	1					
Tim Salmon, R OBP: 0.399, SLG: 0.547	BLK 1B HBP		FC5-4 FC6-4		F7			1B		1B	4	1	2	0	0	0	2					
Chili Davis, S OBP: 0.458, SLG: 0.570	1B		SF8		F7			G1-3		G5-4-3	4	0	1	2	0	0	3					
Dwight Smith, L OBP: 0.309, SLG: 0.435	1B		FC6-4		K			E5			4	0	1	0	0	1	1					
Jim Edmonds, L OBP: 0.422, SLG: 0.416	G4-3				G4-3			G4-3		G6-3 2B	4	0	1	0	0	0	2					
Chris Turner, R OBP: 0.217, SLG: 0.159					B1-3			1B		G6-3	3	0	2	0	0	0	0					
Jorge Fabregas, L OBP: 0.313, SLG: 0.316								1B		2-3	1	0	0	0	0	0	1					
Spike Owen, S OBP: 0.417, SLG: 0.283					P6			G4-6-3 1B			3	0	1	0	1	0	1					
Gary Disarcina, R OBP: 0.340, SLG: 0.402					G5-3			G4-6-3 1B		G6-3	4	0	0	0	0	1	4					
Inning Stats	R: 1 E: 0 K: 0 S: 15	H: 2 LOB: 2 BB: 0 P: 24	R: 0 E: 0 K: 1 S: 9	H: 1 LOB: 0 BB: 0 P: 13	R: 1 E: 1 K: 0 S: 11	H: 1 LOB: 1 BB: 0 P: 18	R: 0 E: 0 K: 0 S: 7	H: 0 LOB: 0 BB: 0 P: 9	R: 0 E: 0 K: 0 S: 5	H: 0 LOB: 0 BB: 0 P: 7	R: 0 E: 0 K: 1 S: 5	H: 0 LOB: 0 BB: 0 P: 6	R: 0 E: 0 K: 0 S: 8	H: 2 LOB: 1 BB: 0 P: 12	R: 0 E: 1 K: 0 S: 11	H: 1 LOB: 2 BB: 1 P: 20	R: 0 E: 0 K: 0 S: 6	H: 2 LOB: 1 BB: 0 P: 8	1B: 9 2B: 1 3B: 0 HR: 0	SF: 1 SAC: 0 DP: 3 HBP: 1	WP: 0 PB: 0 SB: 0 CS: 0	PA: 40
PITCHER	IP 9.0	WLS 2	BF 36	H 8	R 2	ER 1	SO 2	BB 1	IBB 0	HBP 1	BLK 1	WP 0	HR 0	S 79	P 123	ERA 1.00	WHIP 1.000					
Dennis Martinez, R ERA: 3.31	(1, 1)																					
Jose Mesa, R ERA: 3.26	(10, 1)	1.0	W	4	2	0	0	0	0	0	0	0	0	6	8	0.00	2.000					

California Angels @ Cleveland Indians
 Jacobs Field, Cleveland, OH
 Wed Jun 01 1994, 7:05 PM EDT
 Att: 32,938 - Unknown - 58 F

livebaseballscores.com

AB	37
R	2
H	10
RBI	2
BB	1
SO	2
LOB	15




Batter	1	2	3	4	5	6	7	8	9	10	AB	R	H	RBI	BB	SO	LOB	BOTTOM		
Kenny Lofton, L OBP: 0.436, SLG: 0.585	L4		F7			G4-3		B5-3			5	0	0	0	0	1	3			
Wayne Kirby, L OBP: 0.305, SLG: 0.344	F9				F7			B5			5	0	1	0	0	0	0			
Carlos Baerga, S OBP: 0.307, SLG: 0.478	G3-1				F8			G3			5	1	1	0	0	0	1			
Albert Belle, R OBP: 0.479, SLG: 0.709					G1-3						3	0	1	0	2	0	0			
Eddie Murray, S OBP: 0.290, SLG: 0.434											4	1	1	0	1	0	3			
Paul Sorrento, L OBP: 0.361, SLG: 0.469											2	1	1	0	2	0	1			
Ruben Amaro Jr, S ERA: 4.85											0	0	0	0	0	0	0			
Rene Gonzales, R OBP: 0.444, SLG: 0.200											0	0	0	1	1	0	0			
Sandy Alomar Jr, R OBP: 0.288, SLG: 0.393											4	0	1	0	0	0	4			
Jim Thome, L OBP: 0.314, SLG: 0.423											3	0	1	2	1	0	1			
Alvaro Espinoza, R OBP: 0.291, SLG: 0.323											4	0	0	0	0	0	6			
Inning Stats	R: 0 E: 0 K: 0 S: 7	H: 0 LOB: 0 BB: 0 P: 12	R: 0 E: 0 K: 0 S: 10	H: 0 LOB: 1 BB: 1 P: 18	R: 0 E: 0 K: 0 S: 6	H: 0 LOB: 0 BB: 0 P: 10	R: 0 E: 0 K: 0 S: 8	H: 0 LOB: 0 BB: 0 P: 12	R: 1 E: 0 K: 0 S: 11	H: 2 LOB: 2 BB: 1 P: 14	R: 0 E: 0 K: 0 S: 9	H: 1 LOB: 2 BB: 1 P: 14	R: 0 E: 0 K: 1 S: 14	H: 1 LOB: 3 BB: 2 P: 20	R: 1 E: 1 K: 0 S: 11	H: 2 LOB: 3 BB: 2 P: 21	1B: 5 2B: 2 3B: 0 HR: 0	SF: 0 SAC: 0 DP: 0 HBP: 0	WP: 0 PB: 0 SB: 0 CS: 0	PA: 42
PITCHER	IP 8.2	WLS 2	BF 36	H 5	R 2	ER 2	SO 2	BB 4	IBB 1	HBP 0	BLK 0	WP 0	HR 0	S 74	P 120	ERA 2.08	WHIP 1.038			
Phil Leftwich, R ERA: 4.29	(1, 1)																			
Bob Patterson, L ERA: 4.85	(9, 1)	0.2	L	3	1	1	1	0	0	0	0	0	0	9	10	13.50	1.500			
Mike Butcher, R ERA: 7.53	(10, 1)	0.0		3	1	0	0	0	1	1	0	0	0	5	14					

California Angels @ Cleveland Indians
 Jacobs Field, Cleveland, OH
 Wed Jun 01 1994, 7:05 PM EDT
 Att: 32,938 - Unknown - 58 F

livebaseballscores.com


AB	35
R	3
H	7
RBI	3
BB	7
SO	1
LOB	19



Batter	1	2	3	4	5	6	7	8	9	AB	R	H	RBI	BB	SO	LOB	TOP								
Kenny Lofton, L OBP: 0.439, SLG: 0.586										3	0	1	1	2	0	2	Cleveland Indians @ Oakland Athletics Oakland-Alameda County Coliseum, Oakland, CA Fri Jun 03 1994, 7:05 PM PDT Att: 16,891 - Unknown - 64 F								
Alvaro Espinoza, R OBP: 0.297, SLG: 0.311										4	0	0	0	1	0	5									
Carlos Baerga, S OBP: 0.309, SLG: 0.481										5	2	2	0	0	1	2									
Albert Belle, R OBP: 0.473, SLG: 0.696										5	1	1	0	0	1	3									
Eddie Murray, S OBP: 0.293, SLG: 0.430										4	1	1	1	1	1	2									
Paul Sorrento, L OBP: 0.375, SLG: 0.474										3	2	2	0	2	0	1									
Manny Ramirez, R OBP: 0.294, SLG: 0.453										5	1	1	1	0	1	5									
Jim Thome, L OBP: 0.323, SLG: 0.438										4	2	2	3	1	2	1									
Sandy Alomar Jr., R OBP: 0.293, SLG: 0.396										4	0	1	1	0	1	2									
Inning Stats	R: 0 E: 0 K: 0 S: 9	H: 0 LOB: 0 BB: 1 P: 15	R: 3 E: 0 K: 0 S: 15	H: 3 LOB: 2 BB: 2 P: 32	R: 0 E: 0 K: 2 S: 8	H: 0 LOB: 0 BB: 0 P: 11	R: 0 E: 0 K: 2 S: 8	H: 1 LOB: 1 BB: 0 P: 11	R: 0 E: 0 K: 1 S: 9	H: 0 LOB: 1 BB: 1 P: 16	R: 2 E: 0 K: 0 S: 9	H: 3 LOB: 2 BB: 1 P: 16	R: 3 E: 2 K: 0 S: 10	H: 2 LOB: 2 BB: 2 P: 21	R: 1 E: 0 K: 0 S: 10	H: 2 LOB: 1 BB: 0 P: 15	R: 0 E: 0 K: 2 S: 9	H: 0 LOB: 0 BB: 0 P: 16	1B: 7 2B: 3 3B: 1 HR: 0	SF: 0 SAC: 0 DP: 2 HBP: 1	WP: 2 PB: 0 SB: 0 CS: 0	PA: 45			
PITCHER	IP	WLS	BF	H	R	ER	SO	BB	IBB	HBP	BLK	WP	HR	S	P	ERA	WHIP								
Bobby Witt, R ERA: 6.89	5.2	L	27	6	5	5	5	4	1	1	0	2	0	54	97	7.94	1.765								
Vince Horsman, L ERA: 2.51	0.0		1	1	0	0	0	0	0	0	0	0	0	2	2	∞	∞								
Billy Taylor, R ERA: 2.96	1.1		9	2	3	1	0	1	1	0	0	0	0	12	23	6.75	2.250								
Carlos Reyes, R ERA: 5.88	2.0		8	2	1	1	2	0	0	0	0	0	0	19	31	4.50	1.000								

Batter	1	2	3	4	5	6	7	8	9	AB	R	H	RBI	BB	SO	LOB	BOTTOM								
Rickey Henderson, R OBP: 0.397, SLG: 0.339										4	0	1	0	0	2	1	Cleveland Indians @ Oakland Athletics Oakland-Alameda County Coliseum, Oakland, CA Fri Jun 03 1994, 7:05 PM PDT Att: 16,891 - Unknown - 64 F								
Eric Fox, S OBP: 1.000, SLG: 1.000										5	1	2	0	0	2	2									
Stan Javier, S OBP: 0.370, SLG: 0.426										4	0	0	0	1	0	3									
Brent Gates, S OBP: 0.440, SLG: 0.520										4	0	1	1	0	1	3									
Ruben Sierra, S OBP: 0.279, SLG: 0.447										4	0	1	1	0	1	3									
Geronimo Berroa, R OBP: 0.395, SLG: 0.500										4	2	3	1	0	0	1									
Mike Aldrete, L OBP: 0.346, SLG: 0.452										5	0	2	0	0	1	3									
Terry Steinbach, R OBP: 0.326, SLG: 0.474										2	0	0	1	0	0	3									
Eric Helfand, L OBP: 0.167, SLG: 0.167										1	0	0	0	0	0	2									
Mike Bordick, R OBP: 0.356, SLG: 0.363										4	1	1	1	0	1	5									
Jeff Schaefer, R OBP: 0.293, SLG: 0.374										0	0	0	0	0	0	0									
Inning Stats	R: 0 E: 0 K: 1 S: 12	H: 1 LOB: 1 BB: 0 P: 18	R: 2 E: 0 K: 1 S: 15	H: 2 LOB: 1 BB: 1 P: 27	R: 0 E: 0 K: 1 S: 7	H: 0 LOB: 0 BB: 0 P: 13	R: 0 E: 0 K: 0 S: 17	H: 1 LOB: 2 BB: 0 P: 24	R: 0 E: 0 K: 0 S: 6	H: 0 LOB: 0 BB: 0 P: 9	R: 0 E: 0 K: 2 S: 17	H: 2 LOB: 2 BB: 0 P: 26	R: 0 E: 0 K: 2 S: 12	H: 2 LOB: 1 BB: 0 P: 17	R: 1 E: 0 K: 1 S: 12	H: 2 LOB: 1 BB: 0 P: 21	R: 2 E: 0 K: 1 S: 12	H: 2 LOB: 1 BB: 1 P: 23	1B: 9 2B: 2 3B: 0 HR: 1	SF: 3 SAC: 0 DP: 0 HBP: 0	WP: 1 PB: 0 SB: 1 CS: 0	PA: 42			
PITCHER	IP	WLS	BF	H	R	ER	SO	BB	IBB	HBP	BLK	WP	HR	S	P	ERA	WHIP								
Mark Clark, R ERA: 4.02	5.1	W	24	6	2	2	3	1	0	0	0	0	0	68	109	3.38	1.312								
Eric Plunk, R ERA: 3.73	2.2		12	4	1	1	3	0	0	0	0	1	0	30	46	3.38	1.500								
Derek Lilliquist, L ERA: 4.82	1.0		6	2	2	2	1	1	0	0	0	0	0	12	23	18.00	3.000								

AB	37
R	9
H	11
RBI	7
BB	7
SO	7
LOB	23



Batter	1	2	3	4	5	6	7	8	9	AB	R	H	RBI	BB	SO	LOB	TOP										
Kenny Lofton, L OBP: 0.445, SLG: 0.589 Ruben Amaro Jr, S (7, 8)	1-1 BLK HR 1B	2-1 E 1B	0-1 G1-6-3	1-2 FC3-6 1B		1-2 FC3-6 1B		3-2 F8		4	1	3	2	0	0	1											
Alvaro Espinoza, R OBP: 0.277, SLG: 0.299 Rene Gonzales, R OBP: 0.400, SLG: 0.167	1-2 F7	0-0 L8	1-0 P4	1-2 FC3-6 FC4 1B		1-2 FC3-6 FC4 1B			3-3 K	4	0	0	1	0	0	4											
Carlos Baerga, S OBP: 0.316, SLG: 0.486	4-1 HR BB	2-0 E5	1-3 3-H 2-3	2-0 P3 2B	2-0 P3 2B	0-3 K		0-0 1B		4	2	2	0	1	0	2											
Albert Belle, R OBP: 0.463, SLG: 0.677	1-3 K	1-3 K	0-1 P3	0-3 K	0-1 P3	0-3 K		0-3 K		5	0	0	0	0	4	7											
Eddie Murray, S OBP: 0.301, SLG: 0.454	0-0 HR		4-0 FC5-4 BB	1-1 2B	1-1 2B		0-0 G4-3	3-2 G6-3		4	1	2	4	1	0	1											
Paul Sorrento, L OBP: 0.365, SLG: 0.460	1-0 F7		1-0 F8	1-3 K	1-3 K		2-3 K			4	0	0	0	0	2	2											
Manny Ramirez, R OBP: 0.293, SLG: 0.447		1-0 1B WP 1B	1-2 FC5-4 1-2	1-0 F9	1-0 F9		0-1 G5-3			4	1	1	0	0	0	2											
Jim Thome, L OBP: 0.321, SLG: 0.433		2-3 K	1-0 G4-3	0-1 BB 1B	0-1 BB 1B		3-2 G4-3			4	1	1	0	0	1	2											
Tony Peña, R OBP: 0.383, SLG: 0.444		0-2 L8 1B E 1B		4-2 G1-6-3 BB	4-1 1B FC3-6 BB		4-2 CS BB			1	2	1	0	3	0	0											
Inning Stats	R: 3 E: 0 K: 1 S: 12	H: 2 LOB: 0 BB: 1 P: 20	R: 2 E: 1 K: 2 S: 16	H: 3 LOB: 2 BB: 0 P: 25	R: 0 E: 0 K: 0 S: 6	H: 0 LOB: 1 BB: 1 P: 14	R: 0 E: 0 K: 0 S: 6	H: 0 LOB: 0 BB: 1 P: 11	R: 1 E: 0 K: 1 S: 9	H: 2 LOB: 1 BB: 0 P: 14	R: 2 E: 0 K: 1 S: 13	H: 2 LOB: 1 BB: 1 P: 20	R: 0 E: 0 K: 1 S: 10	H: 0 LOB: 0 BB: 1 P: 20	R: 0 E: 0 K: 2 S: 14	H: 1 LOB: 1 BB: 0 P: 20	1B: 7 2B: 2 3B: 0 HR: 1	SF: 0 SAC: 0 DP: 1 HBP: 0	WP: 1 PB: 0 SB: 0 CS: 1	PA: 41							
PITCHER	IP	WLS	BF	H	R	ER	SO	BB	IBB	HBP	BLK	WP	HR	S	P	ERA	WHIP										
Miguel Jimenez, R ERA: 7.41	4.1	L	23	7	6	5	3	3	0	0	1	1	1	45	78	10.38	2.308										
Bob Welch, R ERA: 8.65	1.2		8	2	2	2	2	1	0	0	0	0	0	17	26	10.80	1.800										
Carlos Reyes, R ERA: 5.55	2.0		6	0	0	0	1	1	0	0	0	0	0	16	28	0.00	0.500										
Dennis Eckersley, R ERA: 4.87	1.0		4	1	0	0	2	0	0	0	0	0	0	14	20	0.00	1.000										

Cleveland Indians @ Oakland Athletics
Oakland-Alameda County Coliseum, Oakland, CA

AB	36
R	8
H	10
RBI	7
BB	5
SO	8
LOB	22



Sat Jun 04 1994, 3:33 AM PDT
Att: 23,061 - Sunny - 70 F

Batter	1	2	3	4	5	6	7	8	9	AB	R	H	RBI	BB	SO	LOB	BOTTOM										
Rickey Henderson, R OBP: 0.386, SLG: 0.327 Scott Brosius, R OBP: 0.293, SLG: 0.374	2-2 G6-3		2-3 K			2-2 G3		1-1 P9		4	0	0	0	0	1	1											
Stan Javier, S OBP: 0.365, SLG: 0.420 Eric Fox, S OBP: 0.500, SLG: 0.500	1-3 K		0-0 F7			1-0 G3-1		2-3 K		3	0	0	0	0	1	0											
Brent Gates, S OBP: 0.433, SLG: 0.510	2-2 G3-1		0-2 P4			1-1 HR 1B		0-1 F8		4	1	1	0	0	0	0											
Ruben Sierra, S OBP: 0.283, SLG: 0.463		3-2 FC6-4 1B		0-0 G5-3		0-0 HR 1B		1-3 K		4	1	2	2	0	1	0											
Geronimo Berroa, R OBP: 0.393, SLG: 0.495		3-2 L7		3-1 G4-6-3 BB 1B		1-3 K		2-1 G6-3		4	0	1	0	0	1	1											
Mike Aldrete, L OBP: 0.343, SLG: 0.438		1-3 K		4-1 G4-6-3 BB		1-2 K		1-1 F8		3	0	0	0	1	2	1											
Mike Bordick, R OBP: 0.355, SLG: 0.368		2-1 FC6-4		0-1 G4-6-3		3-1 1B 2B				3	0	1	0	0	0	3											
Scott Hemond, R OBP: 0.264, SLG: 0.305			1-0 CS 1B		2-2 G4-3		1-2 1B			3	0	2	0	0	0	1											
Jeff Schaefer, R (1, 5)			0-0 F8			2-3 K		1-1 L8		3	0	0	0	0	1	3											
Inning Stats	R: 0 E: 0 K: 1 S: 10	H: 0 LOB: 0 BB: 0 P: 15	R: 0 E: 0 K: 1 S: 11	H: 1 LOB: 1 BB: 0 P: 20	R: 0 E: 0 K: 1 S: 6	H: 1 LOB: 0 BB: 0 P: 9	R: 0 E: 0 K: 0 S: 5	H: 0 LOB: 0 BB: 0 P: 5	R: 0 E: 0 K: 1 S: 8	H: 1 LOB: 1 BB: 1 P: 17	R: 0 E: 0 K: 1 S: 8	H: 0 LOB: 0 BB: 0 P: 13	R: 2 E: 0 K: 2 S: 17	H: 4 LOB: 2 BB: 0 P: 25	R: 0 E: 0 K: 1 S: 7	H: 0 LOB: 0 BB: 0 P: 10	R: 0 E: 0 K: 1 S: 7	H: 0 LOB: 0 BB: 0 P: 11	1B: 5 2B: 1 3B: 0 HR: 1	SF: 0 SAC: 0 DP: 1 HBP: 0	WP: 0 PB: 0 SB: 0 CS: 1	PA: 33					
PITCHER	IP	WLS	BF	H	R	ER	SO	BB	IBB	HBP	BLK	WP	HR	S	P	ERA	WHIP										
Jack Morris, R ERA: 4.9	7.0	W	27	7	2	2	6	1	0	0	0	0	0	65	104	2.57	1.143										
Steve Farr, R ERA: 4.35	2.0		6	0	0	0	2	0	0	0	0	0	0	14	21	0.00	0.000										

Cleveland Indians @ Oakland Athletics
Oakland-Alameda County Coliseum, Oakland, CA

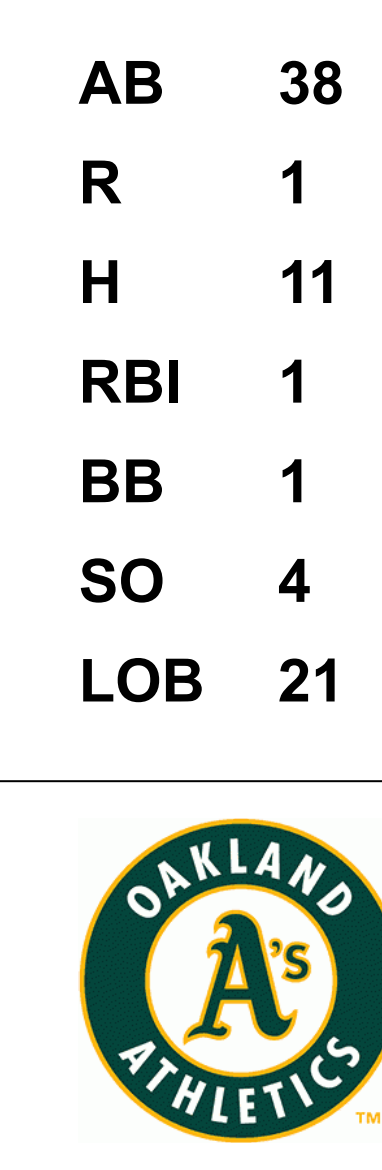
AB	32
R	2
H	7
RBI	2
BB	1
SO	8
LOB	10



Sat Jun 04 1994, 3:33 AM PDT
Att: 23,061 - Sunny - 70 F

Batter	1	2	3	4	5	6	7	8	9	AB	R	H	RBI	BB	SO	LOB	TOP										
Kenny Lofton, L OBP: 0.444, SLG: 0.585	B5-3	K			G3					5	1	2	0	0	1	3	Cleveland Indians @ Oakland Athletics Oakland-Alameda County Coliseum, Oakland, CA Sun Jun 05 1994, 7:05 PM PDT Att: 21,249 - Unknown - 63 F										
Alvaro Espinoza, R OBP: 0.291, SLG: 0.313	1B SF8		1B	1B	G5-3		F8			5	3	3	0	0	0	3											
Carlos Baerga, S OBP: 0.317, SLG: 0.484	2B 1B		1B WP	K	L7			L5		5	2	2	0	0	1	5											
Albert Belle, R OBP: 0.461, SLG: 0.677	SF8		1B SF8	SF8		1B		G6-3		3	1	2	4	0	0	0											
Eddie Murray, S OBP: 0.305, SLG: 0.462 Candy Maldonado, R (8, PH) OBP: 0.413, SLG: 0.649	3-H 2B		1B SF8	1B	1B	K		G6-3		3	0	2	3	0	1	1											
Paul Sorrento, L OBP: 0.366, SLG: 0.458	K		G2-3		1B					1	0	0	0	0	0	0											
Manny Ramirez, R OBP: 0.298, SLG: 0.444 Wayne Kirby, L OBP: 0.302, SLG: 0.341			1B	BB	F8				F7	3	0	1	0	1	1	3											
Jim Thome, L OBP: 0.326, SLG: 0.428 Rene Gonzales, R OBP: 0.364, SLG: 0.143		FC5-4 BB	K			G3 BB		G4-3	F8	2	0	0	0	2	1	1											
Sandy Alomar Jr., R OBP: 0.297, SLG: 0.391	FC5-4				1B SF8			L9	FC6-4	4	1	1	0	1	0	2											
Inning Stats	R: 2 E: 0 K: 1 S: 14	H: 3 LOB: 1 BB: 0 P: 23	R: 0 E: 0 K: 1 S: 11	H: 1 LOB: 1 BB: 1 P: 16	R: 3 E: 1 K: 1 S: 14	H: 3 LOB: 1 BB: 1 P: 27	R: 3 E: 0 K: 1 S: 18	H: 5 LOB: 2 BB: 0 P: 30	R: 0 E: 0 K: 3 S: 14	H: 1 LOB: 1 BB: 0 P: 21	R: 0 E: 0 K: 0 S: 7	H: 1 LOB: 1 BB: 0 P: 9	R: 0 E: 0 K: 0 S: 7	H: 0 LOB: 0 BB: 0 P: 9	R: 0 E: 0 K: 0 S: 8	H: 1 LOB: 1 BB: 0 P: 10		1B: 14 2B: 1 3B: 0 HR: 0	SF: 3 SAC: 0 DP: 0 HBP: 0	WP: 1 PB: 0 CS: 0	PA: 45						
PITCHER	IP	WLS	BF	H	R	ER	SO	BB	IBB	HBP	BLK	WP	HR	S	P	ERA	WHIP										
Ron Darling, R ERA: 5.19	3.0	L	20	10	8	7	3	2	0	0	0	1	0	46	75	21.00	4.000										
Dave Leiper, L ERA:	1.0		6	2	0	0	1	1	0	0	0	0	0	11	25	0.00	3.000										
Billy Taylor, R ERA: 2.76	2.0		8	1	0	0	3	1	0	0	0	0	0	22	35	0.00	1.000										
Mark Acre, R ERA: 0.9	1.0		4	1	0	0	0	0	0	0	0	0	0	7	9	0.00	1.000										
Vince Horsman, L ERA: 2.19	2.0		7	1	0	0	0	0	0	0	0	0	0	15	19	0.00	0.500										
Batter	1	2	3	4	5	6	7	8	9	AB	R	H	RBI	BB	SO	LOB	BOTTOM										
Rickey Henderson, R OBP: 0.383, SLG: 0.325 Scott Hemond, R OBP: 0.291, SLG: 0.301	F9		FC3-6 1B		F7		F7		G1-3	4	0	1	0	0	0	2	Cleveland Indians @ Oakland Athletics Oakland-Alameda County Coliseum, Oakland, CA Sun Jun 05 1994, 7:05 PM PDT Att: 21,249 - Unknown - 63 F										
Stan Javier, S OBP: 0.361, SLG: 0.415	K		FC3-6 1B		G3-1		G4-3		E1 DI	5	0	1	0	0	1	3											
Brent Gates, S OBP: 0.424, SLG: 0.495	K		FC3-6		K				F7	5	0	1	0	0	2	5											
Ruben Sierra, S OBP: 0.278, SLG: 0.454		P5	L8		F7				G3-6-3	4	0	0	0	0	0	3											
Terry Steinbach, R OBP: 0.326, SLG: 0.471 Geronimo Berroa, R OBP: 0.395, SLG: 0.497		G6-3		K		FC5-4 1B			BB 1B	3	0	1	0	0	1	0											
Mike Aldrete, L OBP: 0.348, SLG: 0.434				G1-3		F7			BB	3	0	1	0	1	0	1											
Mike Bordick, R OBP: 0.353, SLG: 0.365				F8		FC5-4			P3	4	0	1	0	0	0	3											
Scott Brosius, R OBP: 0.297, SLG: 0.393		F8							L5	4	1	2	1	0	0	2											
Eric Fox, S OBP: 0.500, SLG: 0.500			G3		HR				FC6-4 G1-3	4	0	2	0	0	0	1											
Inning Stats	R: 0 E: 0 K: 2 S: 8	H: 0 LOB: 0 BB: 0 P: 12	R: 0 E: 0 K: 0 S: 12	H: 2 LOB: 2 BB: 0 P: 14	R: 0 E: 0 K: 1 S: 7	H: 0 LOB: 0 BB: 0 P: 9	R: 1 E: 0 K: 1 S: 11	H: 2 LOB: 1 BB: 0 P: 17	R: 0 E: 0 K: 0 S: 6	H: 1 LOB: 1 BB: 0 P: 7	R: 0 E: 0 K: 0 S: 8	H: 1 LOB: 1 BB: 0 P: 14	R: 0 E: 0 K: 0 S: 9	H: 2 LOB: 2 BB: 1 P: 21	R: 0 E: 1 K: 0 S: 10	H: 1 LOB: 2 BB: 0 P: 15		1B: 10 2B: 0 3B: 0 HR: 1	SF: 0 SAC: 0 DP: 1 HBP: 0	WP: 0 PB: 0 CS: 0	PA: 39						
PITCHER	IP	WLS	BF	H	R	ER	SO	BB	IBB	HBP	BLK	WP	HR	S	P	ERA	WHIP										
Charles Nagy, R ERA: 3.39	8.0	W	34	10	1	1	4	1	0	0	0	0	0	69	106	1.12	1.375										
Jose Mesa, R ERA: 3.16	1.0		5	1	0	0	0	0	0	0	0	0	0	10	15	0.00	1.000										

AB 38
R 8
H 15
RBI 8
BB 4
SO 7
LOB 22



Batter	1	2	3	4	5	6	7	8	9	AB	R	H	RBI	BB	SO	LOB	TOP										
Kenny Lofton, L OBP: 0.435, SLG: 0.571 (1, 8)	2-3		1-1		0-0 2B	2-0			0-0	5	1	0	0	0	1	3											
Alvaro Espinoza, R OBP: 0.289, SLG: 0.319 Ruben Amaro Jr, S (9, PH)	0-3		0-2		0-1 1B			0-2	2-2	4	1	1	1	0	2	1											
Carlos Baerga, S OBP: 0.323, SLG: 0.484 (1, 4)	1-1			1-2 HBP	2-1 2B			2-3	0-0	4	1	2	0	0	1	0											
Albert Belle, R OBP: 0.468, SLG: 0.682 (1, 7)		0-0 2B		4-2 BB	3-2 1B			4-0 BB	1-0	3	1	2	1	2	0	1											
Eddie Murray, S OBP: 0.309, SLG: 0.468 (1, 10)	3-1		1-1	1-1	1-1			2-1	1-1	4	0	2	2	0	0	3											
Paul Sorrento, L OBP: 0.358, SLG: 0.445 (1, 3)	3-3		0-1	0-1	2-2			1-0	1-0	4	0	0	0	0	1	6											
Manny Ramirez, R OBP: 0.299, SLG: 0.438 Wayne Kirby, L OBP: 0.299, SLG: 0.337 (8, PH) (8, 9)	2-0		0-1		4-2 BB			1-2		2	0	0	0	1	0	3											
Jim Thome, L OBP: 0.318, SLG: 0.417 (1, 5)			1-0		1-3	1-2		3-3		4	0	0	0	0	2	1											
Sandy Alomar Jr, R OBP: 0.303, SLG: 0.395 (1, 2)			3-1		1-0 1B	1-2		1-3		4	0	2	0	0	1	1											
Inning Stats	R: 0 E: 0 K: 2 S: 8	H: 0 LOB: 0 BB: 0 P: 11	R: 0 E: 0 K: 1 S: 7	H: 1 LOB: 1 BB: 0 P: 15	R: 0 E: 0 K: 0 S: 8	H: 1 LOB: 1 BB: 0 P: 13	R: 0 E: 0 K: 0 S: 10	H: 0 LOB: 2 BB: 1 P: 16	R: 4 E: 0 K: 1 S: 19	H: 5 LOB: 1 BB: 0 P: 29	R: 0 E: 0 K: 0 S: 7	H: 0 LOB: 1 BB: 1 P: 14	R: 0 E: 0 K: 2 S: 10	H: 1 LOB: 2 BB: 1 P: 19	R: 0 E: 0 K: 0 S: 11	H: 0 LOB: 0 BB: 0 P: 16	R: 0 E: 0 K: 0 S: 6	H: 1 LOB: 1 BB: 0 P: 9	1B: 6 2B: 3 3B: 0 HR: 0	SF: 0 SAC: 0 DP: 0 HBP: 1	WP: 0 PB: 0 SB: 1 CS: 0	PA: 40					
PITCHER	IP	WLS	BF	H	R	ER	SO	BB	IBB	HBP	BLK	WP	HR	S	P	ERA	WHIP										
Chris Bosio, R ERA: 4.08 (1, 1)	7.0		33	8	4	4	6	3	0	1	0	0	0	69	117	5.14	1.571										
Bill Riskey, R ERA: 2.75 (8, 1)	1.0	W	3	0	0	0	2	0	0	0	0	0	0	11	16	0.00	0.000										
Bobby Ayala, R ERA: 1.82 (9, 1)	1.0	S	4	1	0	0	0	0	0	0	0	0	0	6	9	0.00	1.000										

Cleveland Indians @ Seattle Mariners
The Kingdome, Seattle, WA
Mon Jun 06 1994, 10:05 PM EDT
Att: 12,815 - Dome - 68 F

AB 36
R 4
H 9
RBI 4
BB 3
SO 8
LOB 19



Batter	1	2	3	4	5	6	7	8	9	AB	R	H	RBI	BB	SO	LOB	BOTTOM										
Luis Sojo, R OBP: 0.322, SLG: 0.518 (1, 4)	1-3		2-1 2H		1-2		1-3			4	0	2	1	0	2	0											
Edgar Martinez, R OBP: 0.402, SLG: 0.469 (1, 10)	1-2 1B		1-0		1-2		4-1 1B		1-2	3	0	1	0	1	0	3											
Ken Griffey Jr, L OBP: 0.412, SLG: 0.736 (1, 8)	0-0 1-2			1-1		1-1 1B	1-2 1B			4	2	3	1	0	0	1											
Jay Buhner, R OBP: 0.405, SLG: 0.602 (1, 9)		2-1		2-2		0-1 2B	4-0		1-2	3	1	1	1	1	0	0											
Tino Martinez, L OBP: 0.285, SLG: 0.382 Rich Amaral, R OBP: 0.339, SLG: 0.424 (7, PH) (8, 3)	1-0		1-3	1-3		0-3	1-3			3	0	0	0	0	2	1											
Eric Anthony, L OBP: 0.272, SLG: 0.386 (1, 7)	3-2		1-3	1-3		2-1		2-1 SF8 2B		4	1	1	0	0	1	1											
Mike Blowers, R OBP: 0.329, SLG: 0.318 (1, 5)			4-2 1B		3-1	3-1		2-0 SAFE		2	1	0	0	1	0	0											
Felix Fermin, R OBP: 0.353, SLG: 0.402 (1, 6)			1-3	1-3		1-2		0-0		3	0	1	1	0	1	2											
Dan Wilson, R OBP: 0.248, SLG: 0.277 (1, 2)	1-1		1-1		1-0		1-3	3-1		4	0	0	0	0	1	2											
Inning Stats	R: 0 E: 0 K: 1 S: 8	H: 1 LOB: 0 BB: 0 P: 10	R: 0 E: 0 K: 0 S: 6	H: 0 LOB: 0 BB: 0 P: 12	R: 1 E: 0 K: 1 S: 10	H: 1 LOB: 1 BB: 1 P: 19	R: 1 E: 0 K: 2 S: 11	H: 1 LOB: 0 BB: 0 P: 16	R: 0 E: 0 K: 1 S: 13	H: 2 LOB: 2 BB: 0 P: 20	R: 2 E: 1 K: 1 S: 13	H: 2 LOB: 1 BB: 0 P: 20	R: 0 E: 0 K: 3 S: 14	H: 1 LOB: 3 BB: 2 P: 26	R: 1 E: 0 K: 0 S: 5	H: 1 LOB: 0 BB: 0 P: 9	1B: 6 2B: 2 3B: 0 HR: 1	SF: 1 SAC: 1 DP: 1 HBP: 0	WP: 2 PB: 0 SB: 0 CS: 0	PA: 36							
PITCHER	IP	WLS	BF	H	R	ER	SO	BB	IBB	HBP	BLK	WP	HR	S	P	ERA	WHIP										
Jason Grimsley, R ERA: 4.5 (1, 1)	6.0		26	7	4	3	5	1	0	0	0	1	0	61	97	4.50	1.333										
Eric Plunk, R ERA: 3.66 (7, 1)	0.2		5	1	0	0	2	2	0	0	0	0	0	10	21	0.00	4.500										
Derek Lilliquist, L ERA: 5.59 (7, 1)	0.1	L	2	1	1	1	1	0	0	0	0	0	0	6	9	27.00	3.000										
Jose Mesa, R ERA: 3.06 (8, 1)	1.0		3	0	0	0	0	0	0	0	0	0	0	3	5	0.00	0.000										

Cleveland Indians @ Seattle Mariners
The Kingdome, Seattle, WA
Mon Jun 06 1994, 10:05 PM EDT
Att: 12,815 - Dome - 68 F

AB 31
R 5
H 9
RBI 4
BB 3
SO 8
LOB 13



Batter	1	2	3	4	5	6	7	8	9	AB	R	H	RBI	BB	SO	LOB	TOP										
Kenny Lofton, L OBP: 0.430, SLG: 0.562 (1, 8)	G4-3		G1-3		B1-3		K		L7	5	1	1	1	0	1	3	Cleveland Indians @ Seattle Mariners The Kingdome, Seattle, WA Tue Jun 07 1994, 10:05 PM EDT Att: 14,159 - Dome										
Alvaro Espinoza, R OBP: 0.296, SLG: 0.333 Ruben Amaro Jr, S (9, PH)	G4-3		G1-3		G4-3		K		K	4	0	2	3	0	0	0											
Carlos Baerga, S OBP: 0.322, SLG: 0.480 (1, 4)	G4-3		G1-3				G6-3			4	0	1	1	0	0	1											
Albert Belle, R OBP: 0.461, SLG: 0.668 (1, 7)		G6-3	FC8-6-5		L8				K	4	0	0	0	0	1	2											
Eddie Murray, S OBP: 0.303, SLG: 0.459 (1, 3)		G6-3			E6		F8		P6	4	0	0	0	0	0	0											
Candy Maldonado, R OBP: 0.388, SLG: 0.600 Paul Sorrento, L OBP: 0.355, SLG: 0.442 (8, PH)		F9			FC6-4		G6-3		P5	3	0	0	0	0	0	1											
Manny Ramirez, R OBP: 0.311, SLG: 0.450 Wayne Kirby, L OBP: 0.306, SLG: 0.344 (9, PH)			SH		FC3-6				1B	3	1	3	0	0	0	0											
Sandy Alomar Jr., R OBP: 0.301, SLG: 0.390 (1, 2)			1B		FC3-6		K		G4-3	4	1	1	0	0	1	4											
Rene Gonzales, R OBP: 0.385, SLG: 0.125 Jim Thome, L OBP: 0.322, SLG: 0.420 (9, PH)			SH		L9				1B	1	2	0	0	1	0	2											
Inning Stats	R: 0 E: 0 K: 0 S: 6	H: 0 LOB: 0 BB: 0 P: 9	R: 0 E: 0 K: 0 S: 6	H: 0 LOB: 0 BB: 0 P: 15	R: 4 E: 0 K: 0 S: 11	H: 4 LOB: 0 BB: 0 P: 17	R: 0 E: 1 K: 0 S: 12	H: 1 LOB: 2 BB: 0 P: 19	R: 0 E: 0 K: 1 S: 7	H: 1 LOB: 1 BB: 0 P: 10	R: 1 E: 0 K: 1 S: 7	H: 1 LOB: 0 BB: 1 P: 13	R: 0 E: 0 K: 1 S: 8	H: 0 LOB: 0 BB: 0 P: 13	R: 0 E: 0 K: 1 S: 13	H: 2 LOB: 2 BB: 0 P: 18	1B: 9 2B: 2 3B: 0 HR: 0	SF: 0 SAC: 1 DP: 1 HBP: 0	WP: 0 PB: 0 SB: 0 CS: 0	PA: 38							
PITCHER	IP	WLS	BF	H	R	ER	SO	BB	IBB	HBP	BLK	WP	HR	S	P	ERA	WHIP										
Greg Hibbard, L ERA: 5.85 (1, 1)	6.0		26	7	4	4	1	0	0	0	0	0	0	50	83	6.00	1.167										
Tim Davis, L ERA: 3.15 (7, 1)	1.0		4	1	1	1	1	1	0	0	0	0	0	7	13	9.00	2.000										
Bill Risley, R ERA: 2.61 (8, 1)	1.0	W	3	0	0	0	1	0	0	0	0	0	0	8	13	0.00	0.000										
Bobby Ayala, R ERA: 1.75 (9, 1)	1.0		5	2	0	0	1	0	0	0	0	0	0	13	18	0.00	2.000										

Batter	1	2	3	4	5	6	7	8	9	AB	R	H	RBI	BB	SO	LOB	BOTTOM										
Luis Sojo, R OBP: 0.326, SLG: 0.511 (1, 4)	P4		G4-3		G6-3					5	0	2	0	0	0	0	Cleveland Indians @ Seattle Mariners The Kingdome, Seattle, WA Tue Jun 07 1994, 10:05 PM EDT Att: 14,159 - Dome										
Edgar Martinez, R OBP: 0.409, SLG: 0.479 (1, 10)	E4				WP		HR		K	4	2	2	0	1	1	1											
Ken Griffey Jr., L OBP: 0.409, SLG: 0.741 (1, 8)	P4				K				P5	4	1	1	2	0	1	4											
Jay Buhner, R OBP: 0.406, SLG: 0.616 (1, 9)	G4-3				G4-3		F7		SH5-4	4	2	2	1	0	0	1											
Eric Anthony, L OBP: 0.273, SLG: 0.385 Brian Turang, R OBP: 0.242, SLG: 0.295 (8, PH)			G6-3		G4-3		G4-3		SH5-4	3	0	1	1	0	0	0											
Tino Martinez, L OBP: 0.290, SLG: 0.404 (1, 3)									F7	4	1	2	1	0	0	2											
Mike Blowers, R OBP: 0.327, SLG: 0.311 (1, 5)					G5-3		G4-3		1B	3	1	0	0	1	0	2											
Felix Fermin, R OBP: 0.351, SLG: 0.399 (1, 6)			F7		G5-3		G5-3		HR	4	1	1	1	0	0	0											
Bill Haselman, R OBP: 0.254, SLG: 0.400 Torey Lovullo, S OBP: 0.286, SLG: 0.397 Dan Wilson, R OBP: 0.248, SLG: 0.277 (9, 2)			F9				L7		G6-3	3	0	0	0	0	0	0											
Inning Stats	R: 0 E: 1 K: 0 S: 9	H: 0 LOB: 1 BB: 0 P: 16	R: 0 E: 0 K: 0 S: 5	H: 1 LOB: 0 BB: 0 P: 8	R: 0 E: 0 K: 0 S: 9	H: 0 LOB: 0 BB: 0 P: 11	R: 3 E: 0 K: 1 S: 21	H: 3 LOB: 0 BB: 0 P: 30	R: 0 E: 0 K: 0 S: 6	H: 0 LOB: 0 BB: 0 P: 10	R: 2 E: 0 K: 0 S: 15	H: 3 LOB: 1 BB: 0 P: 21	R: 0 E: 0 K: 0 S: 9	H: 1 LOB: 2 BB: 1 P: 21	R: 4 E: 0 K: 1 S: 19	H: 4 LOB: 1 BB: 1 P: 28	1B: 6 2B: 2 3B: 1 HR: 3	SF: 0 SAC: 1 DP: 1 HBP: 0	WP: 1 PB: 0 SB: 2 CS: 0	PA: 38							
PITCHER	IP	WLS	BF	H	R	ER	SO	BB	IBB	HBP	BLK	WP	HR	S	P	ERA	WHIP										
Dennis Martinez, R ERA: 3.55 (1, 1)	6.2		29	8	5	5	1	1	0	0	1	0	0	4	6	9.00	1.350										
Derek Lilliquist, L ERA: 5.91 (7, 1)	1.0	L	4	1	1	1	0	0	0	0	0	0	0	4	6	9.00	1.000										
Jose Mesa, R ERA: 3.86 (8, 1)	0.1		5	3	3	3	1	1	0	0	0	0	1	16	25	81.00	12.000										



Batter	1	2	3	4	5	6	7	8	9	AB	R	H	RBI	BB	SO	LOB	TOP					
Kenny Lofton, L OBP: 0.425, SLG: 0.554 (1, 8)	F8		F7	S			G5-3		FC4-2	5	0	1	0	0	0	1						
Alvaro Espinoza, R OBP: 0.300, SLG: 0.339 (1, 6)	P5			P3			K			4	0	1	0	0	1	1						
Carlos Baerga, S OBP: 0.320, SLG: 0.474 (1, 4)	K		F9				K		P6	5	0	1	0	0	2	4						
Albert Belle, R OBP: 0.461, SLG: 0.678 (1, 7)																						
Eddie Murray, S OBP: 0.302, SLG: 0.455 (1, 3)		HR	FC5-4							3	1	1	1	1	0	1						
Candy Maldonado, R OBP: 0.377, SLG: 0.558 (1, 10)	K									4	1	1	0	0	0	2						
Manny Ramirez, R OBP: 0.318, SLG: 0.474 Wayne Kirby, L OBP: 0.313, SLG: 0.351 (9, PH) (9, 9)										3	1	0	0	1	1							
Sandy Alomar Jr., R OBP: 0.293, SLG: 0.381 (1, 2)										3	1	2	2	0	0	0						
Rene Gonzales, R OBP: 0.353, SLG: 0.333 (1, 5)										1	1	1	0	0	0	0						
Inning Stats	R: 0 E: 0 K: 1 S: 7	H: 0 LOB: 0 BB: 0 P: 10	R: 2 E: 0 K: 2 S: 18	H: 3 LOB: 1 BB: 0 P: 28	R: 0 E: 0 K: 0 S: 7	H: 1 LOB: 2 BB: 1 P: 14	R: 2 E: 0 K: 1 S: 19	H: 2 LOB: 1 BB: 1 P: 29	R: 0 E: 0 K: 0 S: 5	H: 0 LOB: 0 BB: 0 P: 10	R: 0 E: 0 K: 3 S: 6	H: 0 LOB: 1 BB: 0 P: 12	R: 0 E: 0 K: 3 S: 11	H: 0 LOB: 0 BB: 0 P: 15	R: 0 E: 0 K: 0 S: 5	H: 0 LOB: 0 BB: 0 P: 9	R: 1 E: 0 K: 0 S: 15	H: 2 LOB: 2 BB: 0 P: 23	1B: 5 2B: 2 3B: 1 HR: 2	SF: 1 SAC: 0 DP: 1 HBP: 1	WP: 1 PB: 1 SB: 5 CS: 0	PA: 39
PITCHER	IP	WLS	BF	H	R	ER	SO	BB	IBB	HBP	BLK	WP	HR	S	P	ERA	WHIP					
John Cummings, L ERA: 5.66 (1, 1)	3.0	L	15	4	3	2	3	1	1	0	0	0	1	34	58	6.00	1.667					
Jeff Nelson, R ERA: 2.25 (4, 1)	3.1		12	3	1	1	2	0	0	0	0	0	1	31	49	2.70	0.900					
Tim Davis, L ERA: 2.91 (7, 1)	1.2		6	0	0	0	2	0	0	0	0	1	0	13	20	0.00	0.000					
Rich Gossage, R ERA: 3.09 (9, 1)	1.0		6	2	1	1	0	0	0	1	0	0	0	15	23	9.00	2.000					

Cleveland Indians @ Seattle Mariners
The Kingdome, Seattle, WA
Wed Jun 08 1994, 10:05 PM EDT
Att: 13,129 - Dome


AB 35
R 5
H 9
RBI 4
BB 2
SO 7
LOB 13



Batter	1	2	3	4	5	6	7	8	9	AB	R	H	RBI	BB	SO	LOB	BOTTOM					
Brian Turang, R OBP: 0.239, SLG: 0.288 (1, 8)	G4-3		BB	F8			F9		K	5	1	1	0	0	1	2						
Edgar Martinez, R OBP: 0.408, SLG: 0.467 Rich Amaral, R OBP: 0.339, SLG: 0.424 (9, FR) (9, 9)	L9		G5-3							3	0	0	0	2	0	1						
Ken Griffey Jr., L OBP: 0.409, SLG: 0.731 (1, 10)	E		BB	BB			L7		F7	4	1	1	0	1	1	4						
Jay Buhner, R OBP: 0.402, SLG: 0.603 (1, 9)	E6		F8				K			4	1	0	0	1	2	5						
Tino Martinez, L OBP: 0.289, SLG: 0.396 (1, 3)	F8		BB							3	0	0	0	1	0	3						
Eric Anthony, L OBP: 0.283, SLG: 0.399 (1, 7)			G5-3							4	0	3	2	0	1	0						
Luis Sojo, R OBP: 0.313, SLG: 0.495 (1, 4)			G5-3							3	0	0	1	0	1	3						
Felix Fermin, R OBP: 0.349, SLG: 0.396 (1, 6)	F8									4	0	1	0	0	1	2						
Bill Haselman, R OBP: 0.242, SLG: 0.381 Torey Lovullo, S OBP: 0.297, SLG: 0.397 (9, PH) (9, 9)										3	0	0	0	0	1	2						
Inning Stats	R: 0 E: 1 K: 0 S: 10	H: 1 LOB: 2 BB: 0 P: 17	R: 0 E: 0 K: 1 S: 8	H: 1 LOB: 1 BB: 0 P: 16	R: 2 E: 0 K: 0 S: 14	H: 2 LOB: 2 BB: 2 P: 30	R: 0 E: 0 K: 0 S: 6	H: 0 LOB: 0 BB: 0 P: 7	R: 0 E: 0 K: 1 S: 8	H: 0 LOB: 0 BB: 0 P: 14	R: 0 E: 0 K: 2 S: 7	H: 0 LOB: 0 BB: 0 P: 10	R: 0 E: 0 K: 1 S: 14	H: 1 LOB: 2 BB: 1 P: 23	R: 1 E: 0 K: 1 S: 10	H: 1 LOB: 1 BB: 1 P: 19	R: 0 E: 0 K: 2 S: 13	H: 0 LOB: 3 BB: 2 P: 27	1B: 5 2B: 1 3B: 0 HR: 0	SF: 1 SAC: 0 DP: 0 HBP: 0	WP: 1 PB: 0 SB: 2 CS: 0	PA: 40
PITCHER	IP	WLS	BF	H	R	ER	SO	BB	IBB	HBP	BLK	WP	HR	S	P	ERA	WHIP					
Mark Clark, R ERA: 3.91 (1, 1)	6.2	W	29	5	2	2	4	3	0	0	0	0	0	64	113	2.70	1.200					
Derek Lilliquist, L ERA: 5.73 (7, 1)	0.1		1	0	0	0	1	0	0	0	0	0	0	3	4	0.00	0.000					
Steve Farr, R ERA: 4.75 (8, 1)	1.0		5	1	1	1	1	1	0	0	0	0	0	10	19	9.00	2.000					
Paul Shuey, R ERA: 2.57 (9, 1)	1.0	S	5	0	0	0	2	2	0	0	0	1	0	13	27	0.00	2.000					

Cleveland Indians @ Seattle Mariners
The Kingdome, Seattle, WA
Wed Jun 08 1994, 10:05 PM EDT
Att: 13,129 - Dome

AB 33
R 3
H 6
RBI 3
BB 6
SO 8
LOB 22



Batter	1	2	3	4	5	6	7	8	9	AB	R	H	RBI	BB	SO	LOB	TOP								
Kenny Lofton, L OBP: 0.426, SLG: 0.553 (1, 8)										4	0	2	0	0	0	1	Cleveland Indians @ Milwaukee Brewers Milwaukee County Stadium, Milwaukee, WI Thu Jun 09 1994, 8:05 PM EDT Att: 16,024 - Unknown - 71 F								
Alvaro Espinoza, R OBP: 0.299, SLG: 0.336 (1, 6)										4	0	1	0	0	2	1									
Carlos Baerga, S OBP: 0.315, SLG: 0.466 (1, 4)										4	0	0	0	0	0	2									
Albert Belle, R OBP: 0.456, SLG: 0.670 (1, 7)										4	1	1	0	0	2	0									
Eddie Murray, S OBP: 0.301, SLG: 0.450 (1, 10)											4	0	1	0	0	2		1							
Paul Sorrento, L OBP: 0.353, SLG: 0.444 (1, 3)											4	0	1	1	0	0		0							
Manny Ramirez, R OBP: 0.328, SLG: 0.490 (1, 9)										3	1	2	0	1	0	0									
Jim Thome, L OBP: 0.328, SLG: 0.431 Rene Gonzales, R OBP: 0.333, SLG: 0.308 (8, 5)										3	1	2	1	0	0	2									
Tony Peña, R OBP: 0.381, SLG: 0.456 (1, 2)										3	0	1	1	0	1	1									
Inning Stats	R: 0 E: 0 K: 0 S: 5	H: 1 LOB: 0 BB: 0 P: 8	R: 1 E: 0 K: 1 S: 15	H: 2 LOB: 1 BB: 1 P: 29	R: 0 E: 0 K: 2 S: 10	H: 0 LOB: 0 BB: 0 P: 14	R: 0 E: 0 K: 0 S: 6	H: 1 LOB: 0 BB: 0 P: 10	R: 2 E: 0 K: 0 S: 10	H: 5 LOB: 2 BB: 0 P: 14	R: 0 E: 0 K: 1 S: 5	H: 0 LOB: 0 BB: 0 P: 9	R: 0 E: 0 K: 0 S: 8	H: 1 LOB: 1 BB: 0 P: 12	R: 0 E: 0 K: 2 S: 8	H: 0 LOB: 0 BB: 0 P: 11		R: 0 E: 0 K: 1 S: 10	H: 1 LOB: 1 BB: 0 P: 17	1B: 6 2B: 5 3B: 0 HR: 0	SF: 0 SAC: 0 DP: 0 HBP: 0	WP: 0 PB: 0 SB: 1 CS: 2	PA: 37		
PITCHER	IP	WLS	BF	H	R	ER	SO	BB	IBB	HBP	BLK	WP	HR	S	P	ERA	WHIP								
Bill Wegman, R ERA: 3.3 Mike Ignasiak, R ERA: 4.5	(1, 1)	7.0	28	10	3	3	4	1	0	0	0	0	0	59	96	3.86	1.571								

Batter	1	2	3	4	5	6	7	8	9	AB	R	H	RBI	BB	SO	LOB	BOTTOM								
Alex Diaz, S OBP: 0.264, SLG: 0.360 (1, 8)										4	0	0	0	0	2	1	Cleveland Indians @ Milwaukee Brewers Milwaukee County Stadium, Milwaukee, WI Thu Jun 09 1994, 8:05 PM EDT Att: 16,024 - Unknown - 71 F								
Jody Reed, R OBP: 0.370, SLG: 0.299 (1, 4)										4	1	2	0	0	0	0									
B.J. Surhoff, L OBP: 0.333, SLG: 0.563 (1, 5)										4	0	1	0	0	1	1									
Greg Vaughn, R OBP: 0.347, SLG: 0.483 (1, 7)											4	0	0	0	2	2									
Dave Nilsson, L OBP: 0.307, SLG: 0.431 Darryl Hamilton, L OBP: 0.331, SLG: 0.369 (9, PR)										3	0	0	0	1	2	2									
Brian Harper, R OBP: 0.327, SLG: 0.403 Bill Spiers, L OBP: 0.333, SLG: 0.299 (9, PR)										4	0	3	1	0	0	0									
John Jaha, R OBP: 0.353, SLG: 0.425 (1, 3)										2	0	0	0	1	1	2									
Matt Mieske, R OBP: 0.362, SLG: 0.463 Turner Ward, S OBP: 0.357, SLG: 0.411 (9, PH)										2	1	1	1	1	1	2									
Jose Valentin, S OBP: 0.295, SLG: 0.379 (1, 6)										4	0	1	1	0	1	3									
Inning Stats	R: 0 E: 0 K: 1 S: 9	H: 0 LOB: 0 BB: 0 P: 15	R: 0 E: 0 K: 0 S: 6	H: 0 LOB: 0 BB: 0 P: 10	R: 1 E: 0 K: 1 S: 8	H: 1 LOB: 0 BB: 0 P: 12	R: 1 E: 0 K: 2 S: 13	H: 3 LOB: 2 BB: 0 P: 19	R: 0 E: 0 K: 0 S: 8	H: 0 LOB: 0 BB: 1 P: 14	R: 0 E: 0 K: 1 S: 6	H: 1 LOB: 0 BB: 0 P: 10	R: 0 E: 0 K: 2 S: 12	H: 1 LOB: 2 BB: 0 P: 21	R: 0 E: 0 K: 2 S: 8	H: 0 LOB: 0 BB: 0 P: 10		R: 2 E: 0 K: 1 S: 9	H: 2 LOB: 3 BB: 3 P: 22	1B: 6 2B: 1 3B: 0 HR: 1	SF: 0 SAC: 0 DP: 2 HBP: 1	WP: 0 PB: 0 SB: 0 CS: 0	PA: 36		
PITCHER	IP	WLS	BF	H	R	ER	SO	BB	IBB	HBP	BLK	WP	HR	S	P	ERA	WHIP								
Jack Morris, R ERA: 4.7 Jose Mesa, R ERA: 3.74 Paul Shuey, R ERA: 4.91 Derek Liliquist, L ERA: 5.73	(1, 1)	7.0	27	6	2	2	7	1	0	1	0	0	0	8	10	0.00	0.000								
	(8, 1)	1.0	3	0	0	0	2	0	0	0	0	0	0	6	14	54.00	6.000								
	(9, 1)	0.1	L 4	1	2	2	1	1	1	0	0	0	0	3	8	*	*								
	(9, 1)	0.0	2	1	0	0	0	1	0	0	0	0	0	3	8	*	*								

Batter	1	2	3	4	5	6	7	8	9	AB	R	H	RBI	BB	SO	LOB	TOP				
Kenny Lofton, L OBP: 0.424, SLG: 0.546 (1, 8)	G4-3		1B BB		K		F8		SH5-4	3	0	0	0	1	1	1	Cleveland Indians @ Milwaukee Brewers Milwaukee County Stadium, Milwaukee, WI Fri Jun 10 1994, 8:05 PM EDT Att: 23,795 - Unknown - 71 F livebaseballscorecards.com				
Alvaro Espinoza, R OBP: 0.295, SLG: 0.333 (1, 6)	G4-3		1B		K		F8		SF8	4	0	1	1	0	1	1					
Carlos Baerga, S OBP: 0.312, SLG: 0.461 (1, 4)	G3-1		F9			2B 1B	G6-3		G6-3	5	1	1	0	0	0	4					
Albert Belle, R OBP: 0.462, SLG: 0.675 (1, 7)		L9		WP S E 1B		2B BB			F9 2B	3	2	2	0	1	0	0					
Eddie Murray, S OBP: 0.300, SLG: 0.451 (1, 10)	P4			K		G3-1 SF8 2B			P4	4	1	1	2	0	1	2					
Paul Sorrento, L OBP: 0.345, SLG: 0.432 (1, 3)	K			K		G3-1			F9	4	0	0	0	0	2	3					
Manny Ramirez, R OBP: 0.326, SLG: 0.506 (1, 9)			HR	E9		SF8			G5-3	3	1	1	2	0	0	1					
Jim Thome, L OBP: 0.322, SLG: 0.423 (1, 5)			K	G3		F9			SH5-4 1B SF8 BB	3	0	0	0	0	1	1					
Rene Gonzales, R OBP: 0.368, SLG: 0.308 (8, 5)										0	1	0	0	0	1	0					
Sandy Alomar Jr., R OBP: 0.306, SLG: 0.388 (1, 2)			CS 1B			P5			SH5-4 1B	3	0	2	0	1	0	0					
Inning Stats	R: 0 E: 0 K: 0 S: 8	H: 0 LOB: 0 BB: 0 P: 12	R: 0 E: 0 K: 1 S: 7	H: 0 LOB: 0 BB: 0 P: 12	R: 1 E: 0 K: 1 S: 15	H: 3 LOB: 2 BB: 1 P: 27	R: 1 E: 1 K: 2 S: 17	H: 1 LOB: 1 BB: 0 P: 26	R: 0 E: 0 K: 2 S: 9	H: 0 LOB: 0 BB: 0 P: 14	R: 3 E: 0 K: 0 S: 11	H: 2 LOB: 0 BB: 1 P: 21	R: 0 E: 0 K: 0 S: 6	H: 0 LOB: 1 BB: 1 P: 13	R: 0 E: 0 K: 0 S: 8	H: 1 LOB: 1 BB: 0 P: 12	R: 1 E: 0 K: 0 S: 7	H: 1 LOB: 1 BB: 1 P: 13	1B: 5 2B: 2 3B: 0 HR: 1	SF: 2 SAC: 1 DP: 0 HBP: 0	WP: 1 PB: 0 CS: 1 PA: 39
PITCHER	IP	WLS	BF	H	R	ER	SO	BB	IBB	HBP	BLK	WP	HR	S	P	ERA	WHIP				
Bob Scanlan, R ERA: 4.28 (1, 1)	5.0		20	4	2	2	6	1	0	0	0	1	1	56	91	1.80	1.000				
Mike Ignasiak, R ERA: 5.14 (6, 1)	0.0		2	1	2	2	0	1	0	0	0	0	0	6	11	∞	∞				
Graeme Lloyd, L ERA: 4.24 (6, 1)	3.0		12	2	1	1	0	1	0	0	0	0	0	19	35	3.00	1.000				
Doug Henry, R ERA: 2.7 (9, 1)	0.1		3	1	1	1	0	1	0	0	0	0	0	4	10	27.00	6.000				
Mike Fetters, R ERA: 2.49 (9, 1)	0.2	W	2	0	0	0	0	0	0	0	0	0	0	3	3	0.00	0.000				

Batter	1	2	3	4	5	6	7	8	9	AB	R	H	RBI	BB	SO	LOB	BOTTOM				
Jody Reed, R OBP: 0.370, SLG: 0.302 (1, 4)	FC4-6 1B		F7			G6-3			FC5 1B	5	0	2	0	0	1	3	Cleveland Indians @ Milwaukee Brewers Milwaukee County Stadium, Milwaukee, WI Fri Jun 10 1994, 8:05 PM EDT Att: 23,795 - Unknown - 71 F livebaseballscorecards.com				
Bill Spiers, L OBP: 0.335, SLG: 0.309 (1, 5)	FC4-6 1B		G4-3		G3		WP 2B		E 1B	5	1	2	0	0	0	1					
John Jaha, R OBP: 0.359, SLG: 0.430 (1, 3)			1B E 1B		G5-4-3 1B		L9		FC5 1B 2B	5	2	3	0	0	0	2					
Greg Vaughn, R OBP: 0.354, SLG: 0.483 (1, 7)			1B E 1B		G5-4-3		K		2B 1B	4	2	2	0	1	1	2					
B.J. Surhoff, L OBP: 0.338, SLG: 0.565 (1, 10)			1B E 1B		G6-3		G4-3		2B 1B	5	1	2	2	0	1	4					
Brian Harper, R OBP: 0.321, SLG: 0.395 (1, 2)	FC6		E4 F8 1B		G4-3				F7 2B	4	1	0	1	0	0	4					
Matt Mieske, R OBP: 0.367, SLG: 0.465 (1, 9)			E4 G3 1B		K				K	4	0	2	1	0	2	0					
Alex Diaz, S OBP: 0.264, SLG: 0.356 (1, 8)			G3						G6-3	4	0	1	0	0	0	3					
Jose Valentin, S OBP: 0.293, SLG: 0.375 (1, 6)			K						L9	4	0	1	1	0	2	2					
Inning Stats	R: 0 E: 0 K: 1 S: 12	H: 2 LOB: 3 BB: 1 P: 23	R: 0 E: 1 K: 2 S: 14	H: 1 LOB: 1 BB: 0 P: 19	R: 4 E: 1 K: 0 S: 15	H: 5 LOB: 2 BB: 0 P: 26	R: 0 E: 0 K: 0 S: 5	H: 1 LOB: 0 BB: 0 P: 8	R: 0 E: 0 K: 1 S: 9	H: 0 LOB: 0 BB: 0 P: 11	R: 0 E: 0 K: 0 S: 12	H: 0 LOB: 0 BB: 0 P: 18	R: 0 E: 0 K: 1 S: 12	H: 1 LOB: 1 BB: 0 P: 19	R: 0 E: 0 K: 2 S: 10	H: 1 LOB: 1 BB: 0 P: 13		R: 3 E: 1 K: 0 S: 11	H: 4 LOB: 1 BB: 0 P: 14	1B: 13 2B: 2 3B: 0 HR: 0	SF: 0 SAC: 0 DP: 1 HBP: 0
PITCHER	IP	WLS	BF	H	R	ER	SO	BB	IBB	HBP	BLK	WP	HR	S	P	ERA	WHIP				
Charles Nagy, R ERA: 3.32 (1, 1)	7.0		32	10	4	2	5	1	0	0	0	0	0	79	124	2.57	1.571				
Eric Plunk, R ERA: 3.55 (8, 1)	1.0		4	1	0	0	2	0	0	0	0	0	0	10	13	0.00	1.000				
Jose Mesa, R ERA: 4.5 (9, 1)	0.1	L	5	4	3	3	0	0	0	0	0	0	0	11	14	81.00	12.000				

Batter	1	2	3	4	5	6	7	8	9	AB	R	H	RBI	BB	SO	LOB	TOP			
Kenny Lofton, L OBP: 0.423, SLG: 0.541 (1, 8)	1-3 K		0-1 G4-3		2-2 G6-3			1-2 K	4-0 FC4-6 IBB	4	0	1	0	1	1	1	Cleveland Indians @ Milwaukee Brewers Milwaukee County Stadium, Milwaukee, WI Sat Jun 11 1994, 8:05 PM EDT Att: 22,222 - Unknown - 70 F			
Alvaro Espinoza, R OBP: 0.295, SLG: 0.321 (1, 6)	2-3 K		0-0 L3			1-2 F8		0-3 K	1-0 FC4-6	5	0	0	0	0	2	3				
Carlos Baerga, S OBP: 0.307, SLG: 0.453 (1, 4)	2-3 K		1-2 G5-3			0-3 K		1-0 FC4 BB		4	0	0	0	0	2	1				
Albert Belle, R OBP: 0.455, SLG: 0.662 (1, 7)		0-3 K			0-1 G5-3			2-2 L5		4	0	0	0	0	2	2				
Eddie Murray, S OBP: 0.299, SLG: 0.445 (1, 10)		1-1 P2			0-2 G6-3			4-1 BB		3	0	0	0	1	0	0				
Paul Sorrento, L OBP: 0.337, SLG: 0.421 (1, 3)		0-3 K			0-1 G3-1			1-0 BB		4	0	0	0	0	2	3				
Manny Ramirez, R OBP: 0.335, SLG: 0.506 (1, 9)			1-2 BB HR 1B		3-3 K			4-0 HR BB	4-2 G1-3 BB	2	2	1	0	2	1	0				
Jim Thome, L OBP: 0.328, SLG: 0.442 Rene Gonzales, R OBP: 0.350, SLG: 0.286 (8, 5)			4-2 HR BB		1-1 F7			0-0 HR	2-1 G1-3	2	2	1	2	1	0	0				
Sandy Alomar Jr., R OBP: 0.311, SLG: 0.409 (1, 2)			1-2 HR BB		4-0 S BB			3-1 P4	1-2 K	3	1	1	3	1	1	1				
Inning Stats	R: 0 H: 0 E: 0 K: 3 S: 14	H: 0 LOB: 0 BB: 0 P: 19	R: 0 H: 0 E: 0 K: 2 S: 9	H: 0 LOB: 0 BB: 0 P: 10	R: 3 H: 2 E: 0 K: 0 S: 14	H: 2 LOB: 1 BB: 1 P: 22	R: 0 H: 0 E: 0 K: 0 S: 7	H: 0 LOB: 0 BB: 0 P: 7	R: 0 H: 0 E: 0 K: 2 S: 9	H: 0 LOB: 1 BB: 1 P: 11	R: 2 H: 1 E: 0 K: 1 S: 7	H: 1 LOB: 0 BB: 1 P: 18	R: 0 H: 1 E: 1 K: 1 S: 14	H: 1 LOB: 3 BB: 2 P: 23	R: 0 H: 0 E: 0 K: 1 S: 8	H: 0 LOB: 2 BB: 2 P: 20		1B: 2 2B: 0 3B: 0 HR: 2	SF: 0 SAC: 0 DP: 0 HBP: 0	WP: 0 PB: 0 SB: 2 CS: 0
PITCHER 21 Cal Eldred, R ERA: 4.7 Jose Mercedes, R ERA:	IP: 8.0 WLS: L BF: 34	H: 4 R: 5 ER: 5 SO: 10	BB: 5 IBB: 0 HBP: 0 BLK: 0	WP: 0 HR: 2 S: 85 P: 135	ERA: 5.62 WHIP: 1.125	IP: 1.0 WLS: 4 BF: 0	H: 0 R: 0 ER: 0 SO: 1	BB: 0 IBB: 1 HBP: 0 BLK: 0	WP: 0 HR: 0 S: 6 P: 14	ERA: 0.00 WHIP: 0.000										

Batter	1	2	3	4	5	6	7	8	9	AB	R	H	RBI	BB	SO	LOB	BOTTOM			
Jody Reed, R OBP: 0.368, SLG: 0.301 (1, 4)	1-2 G4-3		2-1 1-H BB		2-3 K			0-0 F7		4	0	1	1	0	1	1	Cleveland Indians @ Milwaukee Brewers Milwaukee County Stadium, Milwaukee, WI Sat Jun 11 1994, 8:05 PM EDT Att: 22,222 - Unknown - 70 F			
John Jaha, R OBP: 0.352, SLG: 0.420 (1, 3)	2-0 F9		1-3 K		3-2 F8			0-2 G5-3		4	0	0	0	0	1	2				
B.J. Surhoff, L OBP: 0.321, SLG: 0.534 (1, 5)	1-1 G5-3			2-3 K		0-0 G4-3		1-0 F9		4	0	0	0	0	1	0				
Greg Vaughn, R OBP: 0.352, SLG: 0.497 (1, 7)		3-2 F7		3-2 HR		3-3 K		0-0 F8		4	1	1	1	0	1	0				
Dave Nilsson, L OBP: 0.311, SLG: 0.426 (1, 10)		1-1 G3		4-0 BB		2-2 F9		4-0 G1-3 BB		2	0	0	0	2	0	0				
Brian Harper, R OBP: 0.319, SLG: 0.392 (1, 2)		3-1 L6		1-3 K		0-1 BB		0-1 G1-3		4	0	1	0	0	1	2				
Matt Mieske, R OBP: 0.353, SLG: 0.444 (1, 9)			2-2 F9		0-3 K			0-2 L9		4	0	0	0	0	1	3				
Alex Diaz, S OBP: 0.265, SLG: 0.364 (1, 8)			0-1 L8		1-0 2B			1-1 P6		3	0	1	0	0	0	1				
Jose Valentin, S OBP: 0.294, SLG: 0.374 (1, 6)			1-0 S 1B		0-0 F8			0-3 K		3	1	1	0	0	1	2				
Inning Stats	R: 0 H: 0 E: 0 K: 0 S: 6	H: 0 LOB: 0 BB: 0 P: 10	R: 0 H: 0 E: 0 K: 0 S: 10	H: 0 LOB: 0 BB: 0 P: 17	R: 1 H: 2 E: 0 K: 1 S: 11	H: 2 LOB: 1 BB: 0 P: 17	R: 1 H: 1 E: 0 K: 3 S: 16	H: 1 LOB: 1 BB: 1 P: 26	R: 0 H: 0 E: 0 K: 1 S: 8	H: 1 LOB: 1 BB: 0 P: 14	R: 0 H: 0 E: 0 K: 1 S: 12	H: 1 LOB: 1 BB: 0 P: 13	R: 0 H: 0 E: 0 K: 0 S: 5	H: 0 LOB: 0 BB: 0 P: 6	R: 0 H: 0 E: 0 K: 0 S: 5	H: 0 LOB: 1 BB: 1 P: 10		1B: 3 2B: 1 3B: 0 HR: 1	SF: 0 SAC: 0 DP: 0 HBP: 0	WP: 0 PB: 0 SB: 1 CS: 0
PITCHER Jason Grimsley, R ERA: 3.0	IP: 9.0 WLS: W BF: 34	H: 5 R: 2 ER: 2 SO: 7	BB: 2 IBB: 0 HBP: 0 BLK: 0	WP: 0 HR: 1 S: 80 P: 125	ERA: 2.00 WHIP: 0.778															



Batter	1	2	3	4	5	6	7	8	9	AB	R	H	RBI	BB	SO	LOB	TOP								
Kenny Lofton, L OBP: 0.423, SLG: 0.536 Ruben Amaro Jr, S (9, 8)	1-1 S SF9 1B	2-1 G4-3	1-2 L3			4-2 S BB			0-3 K	4	1	1	0	1	1	3									
Alvaro Espinoza, R OBP: 0.289, SLG: 0.329	1-1 SAFE SF9 1B	4-0 1B HR BB		1-2 L4		3-2 F9			2-1 HR 2B	3	2	1	1	1	0	1									
Carlos Baerga, S OBP: 0.309, SLG: 0.464	0-0 G6-3	0-1 HR 1B		0-0 G3-1			1-1 G3-1		0-0 HR	5	2	2	3	0	0	0									
Albert Belle, R OBP: 0.450, SLG: 0.665	2-3 K	1-2 HR 1B		0-3 K			1-1 G6-3		1-1 G6-3	5	1	1	4	0	2	0									
Eddie Murray, S OBP: 0.297, SLG: 0.444		1-2 2B			1-1 F7		1-0 P5		0-1 F8	5	1	1	0	0	0	0									
Candy Maldonado, R OBP: 0.368, SLG: 0.522					2-2 L5			3-3 K		3	1	0	0	1	2	0									
Manny Ramirez, R OBP: 0.344, SLG: 0.515		0-1 1B 2B		4-2 G4-6-3 BB		2-0 L6		3-2 G6-4-3 1B		3	1	2	2	1	0	0									
Tony Peña, R OBP: 0.373, SLG: 0.443		1-1 G4-3 1B		0-0 G4-6-3		2-2 F7		1-2 G6-4-3		4	1	1	0	0	0	2									
Rene Gonzales, R OBP: 0.417, SLG: 0.556		1-2 HR 1B		1-2 S 1B			0-0 F9		2-2 HR	4	2	3	2	0	0	0									
Inning Stats	R: 1 E: 0 K: 1 S: 10	H: 1 LOB: 0 BB: 0 P: 16	R: 8 E: 0 K: 1 S: 20	H: 6 LOB: 2 BB: 35	R: 0 E: 0 K: 0 S: 13	H: 1 LOB: 1 BB: 1 P: 19	R: 0 E: 0 K: 1 S: 8	H: 0 LOB: 0 BB: 0 P: 9	R: 0 E: 0 K: 0 S: 6	H: 0 LOB: 0 BB: 0 P: 11	R: 0 E: 0 K: 0 S: 12	H: 0 LOB: 0 BB: 0 P: 19	R: 0 E: 0 K: 1 S: 5	H: 0 LOB: 0 BB: 0 P: 8	R: 0 E: 0 K: 1 S: 10	H: 1 LOB: 0 BB: 0 P: 17	R: 3 E: 0 K: 1 S: 13	H: 3 LOB: 0 BB: 0 P: 18	1B: 6 2B: 3 3B: 0 HR: 3	SF: 1 SAC: 0 DP: 2 HBP: 0	WP: 0 PB: 0 SB: 4 CS: 0	PA: 41			
PITCHER	IP	WLS	BF	H	R	ER	SO	BB	IBB	HBP	BLK	WP	HR	S	P	ERA	WHIP								
Teddy Higuera, L ERA: 7.74	1.0	L	7	3	4	4	1	1	0	0	0	0	0	13	23	36.00	4.000								
Jaime Navarro, R ERA: 7.51	5.0		22	5	5	5	2	3	0	0	0	0	1	56	86	9.00	1.600								
Jose Mercedes, R ERA: 0.96	2.0		7	2	1	1	1	0	0	0	0	0	1	18	30	4.50	1.000								
Graeme Lloyd, L ERA: 4.81	1.0		5	2	2	2	1	0	0	0	0	0	1	10	13	18.00	2.000								

Cleveland Indians @ Milwaukee Brewers
Milwaukee County Stadium, Milwaukee, WI
Sun Jun 12 1994, 4:33 AM EDT
Att: 21,786 - Unknown - 81 F


AB 36
R 12
H 12
RBI 12
BB 4
SO 5
LOB 6



Batter	1	2	3	4	5	6	7	8	9	AB	R	H	RBI	BB	SO	LOB	BOTTOM								
Jody Reed, R OBP: 0.369, SLG: 0.319	0-1 1B 1B	0-1 G6-3		1-0 HR		2-1 P6			2-3 K	5	2	2	1	0	1	2									
Bill Spiers, L OBP: 0.338, SLG: 0.313	1-2 S FC5-2 1B	1-0 2B 1B		1-0 G4-3		1-3 K			3-2 G3-1	5	1	2	0	0	1	2									
Greg Vaughn, R OBP: 0.358, SLG: 0.500	4-2 1B BB	0-0 1B 2B		1-1 F8		1-2 G6-3			4-1 FC4-6 BB	3	1	1	1	2	0	0									
B.J. Surhoff, L OBP: 0.314, SLG: 0.513	1-0 E G4-3 1B	0-0 F8		0-1 F7		1-1 L8			0-0 FC4-6	5	1	1	1	0	0	3									
Brian Harper, R OBP: 0.314, SLG: 0.385	0-0 FC5-2 G4-3		0-2 L6		1-3 K		1-1 G6-3			4	0	0	0	0	1	2									
Dave Nilsson, L OBP: 0.309, SLG: 0.423	1-3 2H 3H G4-3	0-0 F7		1-0 1B		1-0 K		2-3 K		4	0	1	1	0	1	1									
Matt Mieske, R OBP: 0.349, SLG: 0.430	1-2 3H WP HBP	4-2 G6-3		2-2 G6-3		2-2 G1-3		2-3 K		3	0	0	0	0	1	1									
Alex Diaz, S OBP: 0.256, SLG: 0.351	1-0 F7		0-0 B2		1-0 G4-3		0-0 F7			4	0	0	0	0	0	2									
Jose Valentin, S OBP: 0.307, SLG: 0.400		2-2 F8		2-0 HR		4-2 BB		4-1 DI BB		2	1	1	1	2	0	0									
Inning Stats	R: 3 E: 1 K: 0 S: 21	H: 3 LOB: 2 BB: 1 P: 35	R: 1 E: 0 K: 0 S: 8	H: 2 LOB: 0 BB: 0 P: 11	R: 0 E: 0 K: 0 S: 8	H: 0 LOB: 0 BB: 0 P: 10	R: 2 E: 0 K: 0 S: 6	H: 2 LOB: 0 BB: 0 P: 11	R: 0 E: 0 K: 1 S: 10	H: 1 LOB: 1 BB: 0 P: 14	R: 0 E: 0 K: 1 S: 11	H: 0 LOB: 0 BB: 1 P: 19	R: 0 E: 0 K: 0 S: 7	H: 0 LOB: 0 BB: 0 P: 10	R: 0 E: 0 K: 2 S: 8	H: 0 LOB: 0 BB: 0 P: 12	R: 0 E: 0 K: 1 S: 12	H: 0 LOB: 2 BB: 2 P: 25	1B: 5 2B: 1 3B: 0 HR: 2	SF: 0 SAC: 0 DP: 0 HBP: 1	WP: 1 PB: 0 SB: 1 CS: 0	PA: 40			
PITCHER	IP	WLS	BF	H	R	ER	SO	BB	IBB	HBP	BLK	WP	HR	S	P	ERA	WHIP								
Dennis Martinez, R ERA: 3.91	5.0	W	25	8	6	6	1	1	0	1	0	0	0	53	81	10.80	1.800								
Eric Plunk, R ERA: 3.15	4.0	S	15	0	0	0	4	3	0	0	0	0	0	38	66	0.00	0.750								

Cleveland Indians @ Milwaukee Brewers
Milwaukee County Stadium, Milwaukee, WI
Sun Jun 12 1994, 4:33 AM EDT
Att: 21,786 - Unknown - 81 F

AB 35
R 6
H 8
RBI 5
BB 4
SO 5
LOB 13



Batter	1	2	3	4	5	6	7	8	9	AB	R	H	RBI	BB	SO	LOB	TOP								
Devon White, S (1, 8) OBP: 0.341, SLG: 0.498	P6	G3					G4-6-3		K	5	0	1	0	0	1	3	Toronto Blue Jays @ Cleveland Indians Jacobs Field, Cleveland, OH Mon Jun 13 1994, 7:05 PM EDT Att: 41,598 - Unknown - 90 F								
Roberto Alomar, S (1, 4) OBP: 0.397, SLG: 0.498			G1-3		FC1-4-5			HR	4	2	2	0	0	0	1										
Paul Molitor, R (1, 10) OBP: 0.414, SLG: 0.521			G6-3					F9	3	0	1	1	1	0	1										
Joe Carter, R (1, 9) OBP: 0.341, SLG: 0.581	L5		F9					HR	4	1	1	2	0	1	3										
John Olerud, L (1, 3) OBP: 0.385, SLG: 0.441	F8			L7				HR	4	0	1	0	0	0	2										
Shawn Green, L (1, 7) OBP: 0.187, SLG: 0.167				P5				1B	3	0	1	0	0	1	0										
Mike Huff, R (8, PH) OBP: 0.419, SLG: 0.468								K	1	0	0	0	0	1	1										
Ed Sprague, R (1, 5) OBP: 0.306, SLG: 0.371								F8	4	0	1	0	0	0	2										
Pat Borders, R (1, 2) OBP: 0.304, SLG: 0.339								F8	4	0	1	0	0	1	1										
Dick Schofield, R (1, 6) OBP: 0.314, SLG: 0.340								G5-3	4	0	1	0	0	1	2										
Inning Stats	R: 0 E: 0 K: 0 S: 13	H: 1 LOB: 2 BB: 1 P: 20	R: 0 E: 0 K: 1 S: 12	H: 2 LOB: 2 BB: 0 P: 15	R: 0 E: 0 K: 1 S: 8	H: 0 LOB: 0 BB: 0 P: 10	R: 0 E: 0 K: 1 S: 10	H: 1 LOB: 1 BB: 0 P: 16	R: 1 E: 0 K: 1 S: 14	H: 2 LOB: 1 BB: 0 P: 19	R: 0 E: 0 K: 1 S: 5	H: 0 LOB: 0 BB: 0 P: 6	R: 0 E: 0 K: 1 S: 3	H: 1 LOB: 0 BB: 0 P: 5	R: 2 E: 0 K: 1 S: 17	H: 3 LOB: 1 BB: 0 P: 29	R: 0 E: 0 K: 1 S: 8	H: 0 LOB: 0 BB: 0 P: 13	1B: 6 2B: 3 3B: 0 HR: 1	SF: 0 SAC: 0 DP: 1 HBP: 0	WP: 0 PB: 0 SB: 1 CS: 0	PA: 37			
PITCHER	IP	WLS	BF	H	R	ER	SO	BB	IBB	HBP	BLK	WP	HR	S	P	ERA	WHIP								
Mark Clark, R (1, 1) ERA: 3.89	7.1	W	31	9	3	3	4	1	0	0	0	0	1	73	105	3.68	1.364								
Derek Lilliquist, L (8, 1) ERA: 5.73	0.0		1	1	0	0	0	0	0	0	0	0	0	2	4	∞	∞								
Jose Mesa, R (8, 1) ERA: 4.41	0.2		2	0	0	0	1	0	0	0	0	0	0	7	11	0.00	0.000								
Paul Shuey, R (9, 1) ERA: 4.32	1.0		3	0	0	0	1	0	0	0	0	0	0	8	13	0.00	0.000								

Batter	1	2	3	4	5	6	7	8	9	AB	R	H	RBI	BB	SO	LOB	BOTTOM								
Kenny Lofton, L (1, 8) OBP: 0.424, SLG: 0.533	B5-3		L4-3	CS			G6-3			3	0	1	1	1	0	0	Toronto Blue Jays @ Cleveland Indians Jacobs Field, Cleveland, OH Mon Jun 13 1994, 7:05 PM EDT Att: 41,598 - Unknown - 90 F								
Omar Vizquel, S (1, 6) OBP: 0.313, SLG: 0.356			L4-3	F9			E6		3	0	0	0	1	0	4										
Carlos Baerga, S (1, 4) OBP: 0.308, SLG: 0.465	FC6-4								4	0	1	1	0	1	2										
Albert Belle, R (1, 7) OBP: 0.451, SLG: 0.676	G5-3		G5-3						4	1	2	1	0	0	2										
Eddie Murray, S (1, 10) OBP: 0.296, SLG: 0.445								HR	4	1	1	0	0	1	1										
Paul Sorrento, L (1, 3) OBP: 0.341, SLG: 0.423								K	4	1	2	1	0	1	0										
Manny Ramirez, R (1, 9) OBP: 0.347, SLG: 0.530									3	2	1	1	1	1	0										
Jim Thome, L (1, 5) OBP: 0.333, SLG: 0.449									2	1	1	2	1	0	0										
Rene Gonzales, R (8, 5) OBP: 0.440, SLG: 0.579									1	0	1	0	0	0	0										
Sandy Alomar Jr., R (1, 2) OBP: 0.309, SLG: 0.400									3	1	0	0	1	0	2										
Inning Stats	R: 0 E: 0 K: 0 S: 5	H: 0 LOB: 1 BB: 1 P: 13	R: 0 E: 0 K: 1 S: 9	H: 0 LOB: 0 BB: 0 P: 14	R: 2 E: 0 K: 0 S: 9	H: 2 LOB: 1 BB: 2 P: 22	R: 3 E: 0 K: 0 S: 9	H: 3 LOB: 1 BB: 2 P: 23	R: 0 E: 0 K: 0 S: 6	H: 1 LOB: 0 BB: 0 P: 10	R: 0 E: 1 K: 1 S: 11	H: 0 LOB: 1 BB: 0 P: 14	R: 2 E: 0 K: 2 S: 21	H: 3 LOB: 1 BB: 0 P: 31	R: 0 E: 0 K: 2 S: 11	H: 0 LOB: 0 BB: 0 P: 14	R: 2 E: 0 K: 2 S: 21	H: 3 LOB: 1 BB: 0 P: 31	1B: 5 2B: 4 3B: 0 HR: 2	SF: 0 SAC: 0 DP: 2 HBP: 0	WP: 1 PB: 0 SB: 0 CS: 2	PA: 36			
PITCHER	IP	WLS	BF	H	R	ER	SO	BB	IBB	HBP	BLK	WP	HR	S	P	ERA	WHIP								
Brad Cornett, R (1, 1) ERA: 4.5	7.0	L	30	7	5	5	2	4	0	0	0	0	0	0	104	6.43	1.571								
Mike Timlin, R (8, 1) ERA: 6.02	1.0		6	3	2	2	2	0	0	0	0	1	2	21	31	18.00	3.000								

AB	36
R	3
H	10
RBI	3
BB	1
SO	6
LOB	16



AB	31
R	7
H	10
RBI	7
BB	5
SO	4
LOB	11



Batter	1	2	3	4	5	6	7	8	9	AB	R	H	RBI	BB	SO	LOB	TOP					
Devon White, S (1, 8) OBP: 0.346, SLG: 0.516											5	1	3	3	0	1	1					
Roberto Alomar, S (1, 4) OBP: 0.397, SLG: 0.493											4	0	1	0	1	0	4					
Paul Molitor, R (1, 10) OBP: 0.414, SLG: 0.516											4	0	1	0	1	0	1					
Joe Carter, R (1, 9) OBP: 0.335, SLG: 0.568											5	0	0	0	0	1	6					
John Olerud, L (1, 3) OBP: 0.385, SLG: 0.445											5	0	2	0	0	0	0					
Shawn Green, L (1, 7) OBP: 0.182, SLG: 0.273											5	1	1	0	0	2	2					
Ed Sprague, R (1, 5) OBP: 0.301, SLG: 0.364											4	0	0	0	0	3	2					
Pat Borders, R (1, 2) OBP: 0.314, SLG: 0.344											3	1	2	0	1	0	0					
Domingo Cedeño, S (8, PR) OBP: 0.231, SLG: 0.314											0	1	0	0	0	0	0					
Randy Knorr, R (8, 2) OBP: 0.211, SLG: 0.226											0	0	0	0	0	0	0					
Dick Schofield, R (1, 6) OBP: 0.324, SLG: 0.352											3	1	2	2	1	0	2					
Inning Stats	R: 0 E: 0 K: 1 S: 14	H: 1 LOB: 1 BB: 0 P: 22	R: 0 E: 0 K: 1 S: 7	H: 2 LOB: 2 BB: 0 P: 7	R: 0 E: 0 K: 1 S: 11	H: 1 LOB: 1 BB: 1 P: 19	R: 0 E: 0 K: 1 S: 11	H: 0 LOB: 0 BB: 0 P: 15	R: 0 E: 0 K: 0 S: 16	H: 2 LOB: 3 BB: 1 P: 26	R: 4 E: 0 K: 1 S: 14	H: 3 LOB: 0 BB: 1 P: 23	R: 0 E: 0 K: 0 S: 6	H: 0 LOB: 0 BB: 0 P: 10	R: 1 E: 0 K: 1 S: 10	H: 2 LOB: 3 BB: 1 P: 17	R: 0 E: 0 K: 1 S: 9	H: 1 LOB: 1 BB: 0 P: 14	1B: 7 2B: 4 3B: 0 HR: 1	SF: 0 SAC: 0 DP: 1 HBP: 0	WP: 0 PB: 1 SB: 1 CS: 0	PA: 42
PITCHER	IP	WLS	BF	H	R	ER	SO	BB	IBB	HBP	BLK	WP	HR	S	P	ERA	WHIP					
Jack Morris, R (1, 1) ERA: 4.79	6.0		29	9	4	4	5	3	0	0	0	0	1	73	112	6.00	2.000					
Jose Mesa, R (7, 1) ERA: 4.42	2.0	W	9	2	1	1	1	1	0	0	0	0	0	16	27	4.50	1.500					
Paul Shuey, R (9, 1) ERA: 3.86	1.0	S	4	1	0	0	1	0	0	0	0	0	0	9	14	0.00	1.000					

Toronto Blue Jays @ Cleveland Indians
Jacobs Field, Cleveland, OH
Tue Jun 14 1994, 7:05 PM EDT
Att: 41,887 - Sunny - 84 F

AB	38
R	5
H	12
RBI	5
BB	4
SO	7
LOB	18



Batter	1	2	3	4	5	6	7	8	9	AB	R	H	RBI	BB	SO	LOB	BOTTOM				
Kenny Lofton, L (1, 8) OBP: 0.420, SLG: 0.527										5	1	1	0	0	0	2					
Omar Vizquel, S (1, 6) OBP: 0.338, SLG: 0.397											4	2	3	1	0	0	0				
Carlos Baerga, S (1, 4) OBP: 0.307, SLG: 0.459											3	1	0	0	1	0	2				
Albert Belle, R (1, 7) OBP: 0.456, SLG: 0.695											4	2	3	3	0	0	0				
Eddie Murray, S (1, 10) OBP: 0.308, SLG: 0.466											3	1	3	3	1	0	0				
Paul Sorrento, L (1, 3) OBP: 0.339, SLG: 0.419											4	0	1	0	0	1	4				
Manny Ramirez, R (1, 9) OBP: 0.340, SLG: 0.518											4	0	0	0	0	1	2				
Jim Thome, L (1, 5) OBP: 0.328, SLG: 0.441											3	0	0	0	0	2	0				
Alvaro Espinoza, R (8, 5) OBP: 0.287, SLG: 0.326											1	0	0	0	0	1	1				
Sandy Alomar Jr., R (1, 2) OBP: 0.308, SLG: 0.396											4	0	1	0	0	0	0				
Inning Stats	R: 1 E: 0 K: 1 S: 10	H: 2 LOB: 2 BB: 1 P: 21	R: 0 E: 0 K: 2 S: 9	H: 0 LOB: 0 BB: 0 P: 13	R: 3 E: 1 K: 0 S: 13	H: 3 LOB: 1 BB: 1 P: 22	R: 0 E: 0 K: 1 S: 7	H: 0 LOB: 0 BB: 0 P: 12	R: 0 E: 0 K: 0 S: 6	H: 1 LOB: 0 BB: 0 P: 6	R: 1 E: 0 K: 0 S: 10	H: 2 LOB: 1 BB: 0 P: 13	R: 2 E: 0 K: 1 S: 15	H: 4 LOB: 2 BB: 0 P: 23	R: 0 E: 0 K: 1 S: 9	H: 1 LOB: 1 BB: 0 P: 14	1B: 8 2B: 2 3B: 0 HR: 2	SF: 0 SAC: 0 DP: 1 HBP: 0	WP: 0 PB: 0 SB: 1 CS: 0	PA: 37	
PITCHER	IP	WLS	BF	H	R	ER	SO	BB	IBB	HBP	BLK	WP	HR	S	P	ERA	WHIP				
Juan Guzman, R (1, 1) ERA: 6.56	8.0	L	37	12	7	7	5	2	0	0	0	0	2	77	122	7.88	1.750				

Toronto Blue Jays @ Cleveland Indians
Jacobs Field, Cleveland, OH
Tue Jun 14 1994, 7:05 PM EDT
Att: 41,887 - Sunny - 84 F

AB	35
R	7
H	12
RBI	7
BB	2
SO	5
LOB	11



Batter	1	2	3	4	5	6	7	8	9	10	11	12	13	AB	R	H	RBI	BB	SO	LOB	TOP	
Devon White, S OBP: 0.341, SLG: 0.516 Rob Butler, L OBP: 0.162, SLG: 0.182 Mike Huff, R OBP: 0.426, SLG: 0.475	G4-3	G4-3		G6-3			F9			G6-3		1B		2	1	1	0	0	0	1	3	
Roberto Alomar, S OBP: 0.401, SLG: 0.500	SH		G6-3		G5-4-3			G5-3		2B		1B		5	1	3	0	0	0	0	0	
Paul Molitor, R OBP: 0.412, SLG: 0.510	G5-4-3			1B	G5-4-3			F7		L6		G4-6-3		5	1	1	0	1	0	4		
Joe Carter, R OBP: 0.342, SLG: 0.569	G5-4-3			1B										5	0	3	1	1	2	0		
John Olerud, L OBP: 0.380, SLG: 0.442	G5-4-3			1B										6	0	1	1	0	1	5		
Shawn Green, L OBP: 0.133, SLG: 0.200 Darnell Coles, R OBP: 0.213, SLG: 0.236	G1-3		E5				F7			G4-3		G6-3		4	0	0	0	0	0	3		
Ed Sprague, R OBP: 0.295, SLG: 0.357			G5-4-3				L7					F8		5	0	0	0	0	2	3		
Pat Borders, R OBP: 0.311, SLG: 0.337	G6-3				G5-3							F9		4	0	0	0	1	1	0		
Dick Schofield, R OBP: 0.320, SLG: 0.347					P3					FC6				5	0	1	0	0	2	1		
Inning Stats	R: 2 E: 1 K: 0 S: 9	H: 2 LOB: 1 BB: 1 P: 17	R: 0 E: 0 K: 1 S: 8	H: 1 LOB: 1 BB: 12	R: 1 E: 1 K: 0 S: 12	H: 3 LOB: 2 BB: 16	R: 0 E: 0 K: 0 S: 7	H: 0 LOB: 0 BB: 0	R: 0 E: 0 K: 2 S: 7	H: 0 LOB: 0 BB: 0	R: 0 E: 0 K: 1 S: 15	H: 1 LOB: 1 BB: 1 P: 20	R: 0 E: 0 K: 0 S: 12	H: 1 LOB: 2 BB: 1 P: 22	R: 0 E: 0 K: 1 S: 10	H: 2 LOB: 1 BB: 0 P: 16	R: 0 E: 0 K: 2 S: 15	H: 0 LOB: 0 BB: 0 P: 19	1B: 9 2B: 2 3B: 0 HR: 0	SF: 0 SAC: 1 DP: 4 HBP: 0	W/P: 0 PB: 0 SB: 1 CS: 0	PA: 51
PITCHER	IP	WLS	BF	H	R	ER	SO	BB	IBB	HBP	BLK	WP	HR	S	P	ERA	WHIP					
Charles Nagy, R ERA: 3.19	(1, 1)	9.0	36	8	3	2	5	2	0	0	0	0	0	80	123	2.00	1.111					
Eric Plunk, R ERA: 3.11	(10, 1)	0.2	4	1	0	0	0	1	0	0	0	0	0	11	20	0.00	3.000					
Derek Liguist, L ERA: 2.96	(10, 1)	0.1	1	0	0	0	0	0	0	0	0	0	0	1	2	0.00	0.000					
Jose Mesa, R ERA: 4.08	(11, 1)	3.0	W	10	2	0	0	3	0	0	0	0	0	30	40	0.00	0.667					

Toronto Blue Jays @ Cleveland Indians
Jacobs Field, Cleveland, OH
Wed Jun 15 1994, 7:05 PM EDT
Att. 41,794 - Unknown - 85 F

AB 47
R 3
H 11
RBI 2
BB 3
SO 8
LOB 17



Batter	1	2	3	4	5	6	7	8	9	10	11	12	13	AB	R	H	RBI	BB	SO	LOB	BOTTOM			
Kenny Lofton, L OBP: 0.421, SLG: 0.532	G4-3				G3			HR		G1-3		SH3-4		5	1	2	1	1	0	3				
Wayne Kirby, L OBP: 0.311, SLG: 0.378 Manny Ramirez, R OBP: 0.342, SLG: 0.515	G3		CS		G6-3			HR				FC5		4	1	1	2	0	0	0				
Carlos Baerga, S OBP: 0.309, SLG: 0.462					P5			F8				SH3-4		5	0	2	0	0	0	0				
Albert Belle, R OBP: 0.460, SLG: 0.691								F8						4	0	2	0	2	1	1				
Eddie Murray, S OBP: 0.305, SLG: 0.456					K									5	0	0	0	1	2	6				
Paul Sorrento, L OBP: 0.332, SLG: 0.409 Candy Maldonado, R OBP: 0.368, SLG: 0.522 Ruben Amaro Jr, S OBP: 0.423, SLG: 0.550					F9									4	0	0	0	0	2	2				
Sandy Alomar Jr., R OBP: 0.302, SLG: 0.386					E5									0	0	0	0	0	0	0				
Jim Thome, L OBP: 0.333, SLG: 0.466														1	0	0	0	0	0	2				
Alvaro Espinoza, R OBP: 0.263, SLG: 0.322 Omar Vizquel, S OBP: 0.338, SLG: 0.409					G1-3									2	0	0	0	0	1	2				
Inning Stats	R: 0 E: 0 K: 1 S: 9	H: 1 LOB: 1 BB: 0 P: 17	R: 0 E: 0 K: 0 S: 7	H: 1 LOB: 0 BB: 0	R: 0 E: 0 K: 1 S: 10	H: 0 LOB: 1 BB: 1 P: 17	R: 0 E: 0 K: 0 S: 4	H: 0 LOB: 0 BB: 0	R: 0 E: 0 K: 2 S: 9	H: 0 LOB: 0 BB: 0	R: 3 E: 1 K: 1 S: 11	H: 4 LOB: 2 BB: 1 P: 17	R: 0 E: 0 K: 0 S: 9	H: 1 LOB: 1 BB: 0 P: 12	R: 0 E: 0 K: 1 S: 7	H: 0 LOB: 0 BB: 0 P: 11	R: 0 E: 0 K: 0 S: 11	H: 0 LOB: 3 BB: 3 P: 24	R: 1 E: 0 K: 0 S: 5	H: 1 LOB: 0 BB: 0 P: 9	1B: 5 2B: 5 3B: 0 HR: 2	SF: 0 SAC: 1 DP: 0 HBP: 0	W/P: 0 PB: 0 SB: 1 CS: 2	PA: 55
PITCHER	IP	WLS	BF	H	R	ER	SO	BB	IBB	HBP	BLK	WP	HR	S	P	ERA	WHIP							
Todd Stottlemyre, R ERA: 3.97	(1, 1)	8.0	33	8	3	3	6	2	0	0	0	0	1	67	105	3.38	1.250							
Woody Williams, R ERA: 5.72	(10, 1)	0.1	1	0	0	0	0	0	0	0	0	0	0	1	1	0.00	0.000							
Tony Castillo, L ERA: 2.94	(9, 1)	1.1	7	3	0	0	0	0	0	0	0	0	0	18	23	0.00	2.250							
Darren Hall, R ERA: 3.75	(10, 1)	2.1	10	0	0	0	1	3	0	0	0	0	0	19	36	0.00	1.286							
Scott Brow, R ERA: 4.18	(13, 1)	0.1	L	2	1	1	1	0	0	0	0	0	0	1	5	9	27.00	3.000						

Toronto Blue Jays @ Cleveland Indians
Jacobs Field, Cleveland, OH
Wed Jun 15 1994, 7:05 PM EDT
Att. 41,794 - Unknown - 85 F

AB 47
R 4
H 12
RBI 4
BB 5
SO 8
LOB 20



Batter	1	2	3	4	5	6	7	8	9	AB	R	H	RBI	BB	SO	LOB	TOP								
Otis Nixon, S <small>OBP: 0.370, SLG: 0.349</small>	G6-3		F8		G5-3			FC4 SH2-4 1B		4	0	1	0	0	0	1									
John Valentin, R <small>OBP: 0.359, SLG: 0.449</small>	G4-3		G5-4-3		F9			SH2-4		3	0	0	0	0	0	1									
Mo Vaughn, L <small>OBP: 0.399, SLG: 0.597</small>	K			K		G4-3		FC4 IBB		3	0	0	0	1	2	0									
Andre Dawson, R <small>OBP: 0.279, SLG: 0.543</small>		HR 1B		K HR		P4		FC4		4	2	1	1	0	1	2									
Scott Cooper, L <small>OBP: 0.357, SLG: 0.558</small>	P5			HR		G4-3		F7		4	1	1	2	0	0	3									
Tom Brunansky, R <small>OBP: 0.273, SLG: 0.500</small>	HR			K			K2-3		HR	4	2	2	3	0	2	0									
Rich Rowland, R <small>OBP: 0.273, SLG: 0.471</small>				FC4 BB			K		G4-3	3	0	0	0	1	2	0									
Lee Tinsley, S <small>OBP: 0.342, SLG: 0.241</small>				FC4			L8		G5-3	4	0	0	0	0	1	1									
Carlos Rodriguez, S <small>OBP: 0.327, SLG: 0.426</small>			G5-4-3 1B		F8			SH2-4 FC4 1B	G4-3	4	1	2	0	0	0	0									
Inning Stats	R: 0 E: 0 K: 1 S: 7	H: 0 LOB: 0 BB: 0 P: 9	R: 2 E: 0 K: 2 S: 11	H: 2 LOB: 0 BB: 0 P: 16	R: 0 E: 0 K: 0 S: 7	H: 1 LOB: 0 BB: 0 P: 8	R: 2 E: 0 K: 3 S: 14	H: 1 LOB: 1 BB: 1 P: 26	R: 0 E: 0 K: 0 S: 9	H: 0 LOB: 0 BB: 0 P: 16	R: 0 E: 0 K: 0 S: 5	H: 0 LOB: 0 BB: 0 P: 9	R: 0 E: 0 K: 2 S: 11	H: 0 LOB: 0 BB: 0 P: 14	R: 1 E: 0 K: 0 S: 7	H: 2 LOB: 2 BB: 1 P: 12	R: 1 E: 0 K: 0 S: 8	H: 1 LOB: 0 BB: 0 P: 11	1B: 4 2B: 0 3B: 0 HR: 3	SF: 0 SAC: 1 DP: 1 HBP: 0	WP: 1 PB: 0 SB: 0 CS: 0	PA: 36			
PITCHER	IP	WLS	BF	H	R	ER	SO	BB	IBB	HBP	BLK	WP	HR	S	P	ERA	WHIP								
Jason Grimsley, R <small>ERA: 3.97</small>	(1, 1)	7.2	31	6	5	5	8	1	1	0	0	1	2	70	109	5.87	0.913								
Derek Lilliquist, L <small>ERA: 5.4</small>	(8, 1)	0.1	1	0	0	0	0	0	0	0	0	0	0	1	1	0.00	0.000								
Steve Farr, R <small>ERA: 5.02</small>	(9, 1)	1.0	W	4	1	1	1	0	0	0	0	0	1	8	11	9.00	1.000								

Boston Red Sox @ Cleveland Indians
 Jacobs Field, Cleveland, OH
 Thu Jun 16 1994, 7:05 PM EDT
 Att: 41,631 - Unknown - 83 F

AB 33
 R 6
 H 7
 RBI 6
 BB 2
 SO 8
 LOB 8



Batter	1	2	3	4	5	6	7	8	9	AB	R	H	RBI	BB	SO	LOB	BOTTOM								
Kenny Lofton, L <small>OBP: 0.418, SLG: 0.528</small>	L9		L9-4-3		SF7				F7	4	0	1	1	0	0	2									
Omar Vizquel, S <small>OBP: 0.354, SLG: 0.423</small>	F8			G4-3					F7	5	0	3	1	0	0	0									
Ruben Amaro Jr, S <small>(8, FR)</small>					1B				2B 1B	0	1	0	0	0	0	0									
Carlos Baerga, S <small>OBP: 0.311, SLG: 0.465</small>	FC6-4 1B			G3-1	F8		FC6-4		1B 2B	5	1	2	1	0	0	4									
Albert Belle, R <small>OBP: 0.463, SLG: 0.689</small>	FC6-4			2B 1B		F7		1B G5-4-3 1B	1B	5	2	3	2	0	0	1									
Eddie Murray, S <small>OBP: 0.312, SLG: 0.465</small>				2B					1B	4	0	3	1	0	0	0									
Paul Sorrento, L <small>OBP: 0.328, SLG: 0.402</small>				2B					1B	3	0	0	0	0	1	2									
Candy Maldonado, R <small>OBP: 0.362, SLG: 0.511</small>									1B	1	0	0	0	0	0	1									
Rene Gonzales, R <small>OBP: 0.423, SLG: 0.550</small>				K					G5-4-3	0	0	0	0	0	0	0									
Manny Ramirez, R <small>OBP: 0.342, SLG: 0.511</small>									1B	3	1	1	0	0	2	0									
Wayne Kirby, L <small>OBP: 0.308, SLG: 0.374</small>					1B SF7 1B				P6	1	0	0	0	0	0	0									
Jim Thome, L <small>OBP: 0.332, SLG: 0.461</small>					1B				F7	4	0	1	0	0	1	0									
Sandy Alomar Jr, R <small>OBP: 0.313, SLG: 0.403</small>									2B	4	2	3	0	0	0	2									
Inning Stats	R: 0 E: 0 K: 0 S: 7	H: 1 LOB: 1 BB: 0 P: 12	R: 0 E: 0 K: 1 S: 8	H: 0 LOB: 0 BB: 0 P: 12	R: 0 E: 0 K: 1 S: 6	H: 1 LOB: 0 BB: 0 P: 9	R: 1 E: 0 K: 1 S: 11	H: 2 LOB: 1 BB: 0 P: 19	R: 1 E: 0 K: 0 S: 13	H: 3 LOB: 2 BB: 0 P: 22	R: 0 E: 0 K: 0 S: 8	H: 1 LOB: 0 BB: 0 P: 12	R: 1 E: 0 K: 1 S: 16	H: 3 LOB: 2 BB: 0 P: 23	R: 1 E: 0 K: 0 S: 10	H: 2 LOB: 0 BB: 0 P: 16	R: 3 E: 0 K: 0 S: 15	H: 4 LOB: 1 BB: 0 P: 19	1B: 14 2B: 4 3B: 0 HR: 0	SF: 1 SAC: 0 DP: 3 HBP: 0	WP: 0 PB: 0 SB: 0 CS: 0	PA: 40			
PITCHER	IP	WLS	BF	H	R	ER	SO	BB	IBB	HBP	BLK	WP	HR	S	P	ERA	WHIP								
Aaron Sele, R <small>ERA: 3.86</small>	(1, 1)	6.2	29	11	3	3	4	0	0	0	0	0	0	3	4	4.05	1.650								
Chris Howard, L <small>ERA: 2.31</small>	(7, 1)	0.1	1	0	0	0	0	0	0	0	0	0	0	3	4	0.00	0.000								
Greg Harris, R <small>ERA: 8.23</small>	(8, 1)	0.0	2	2	1	1	0	0	0	0	0	0	0	6	9	∞	∞								
Tony Fossas, L <small>ERA: 7.5</small>	(8, 1)	0.2	1	0	0	0	0	0	0	0	0	0	0	3	4	0.00	0.000								
Sergio Valdez, R <small>ERA</small>	(8, 1)	0.1	1	0	0	0	0	0	0	0	0	0	0	1	3	0.00	0.000								

Boston Red Sox @ Cleveland Indians
 Jacobs Field, Cleveland, OH
 Thu Jun 16 1994, 7:05 PM EDT
 Att: 41,631 - Unknown - 83 F

AB 39
 R 7
 H 17
 RBI 6
 BB 0
 SO 4
 LOB 12



Batter	1	2	3	4	5	6	7	8	9	AB	R	H	RBI	BB	SO	LOB	TOP	
Otis Nixon, S (1, 8) <small>OBP: 0.365, SLG: 0.343</small>	G1-3		G4-3			G6-3	G3-1			4	0	0	0	0	0	0	Boston Red Sox @ Cleveland Indians Jacobs Field, Cleveland, OH Fri Jun 17 1994, 7:05 PM EDT Att: 41,189 - Unknown - 83 F	
John Valentin, R (1, 6) <small>OBP: 0.358, SLG: 0.455</small> Greg Litton, R (6, 4) <small>OBP: 0.067, SLG: 0.071</small>	1B 2B		G6-3			K		K		3	1	1	0	0	1	0		
Mo Vaughn, L (1, 3) <small>OBP: 0.395, SLG: 0.590</small> Lee Tinsley, S (6, 9) <small>OBP: 0.351, SLG: 0.254</small>	K		G3			F8	FC6-4 1B			3	0	0	0	0	1	1		
Andre Dawson, R (1, 10) <small>OBP: 0.284, SLG: 0.542</small>	1B 2H 1B			1B		G6-3	L7			4	0	2	1	0	0	1		
Mike Greenwell, L (1, 7) <small>OBP: 0.364, SLG: 0.473</small>	F8 1-3 1B			F8		1B	FC6-4			4	0	2	0	0	0	2		
Tom Brunansky, R (1, 9) <small>OBP: 0.270, SLG: 0.472</small>	F9			P5		FC6-4 1B				4	0	1	0	0	0	3		
Scott Cooper, L (1, 5) <small>OBP: 0.360, SLG: 0.555</small>		L3		1-2 1B		FC6-4 1-2f				3	0	1	0	1	0	2		
Damon Berryhill, S (1, 2) <small>OBP: 0.308, SLG: 0.434</small>		G4-3		P6			G4-3			4	0	0	0	0	0	3		
Carlos Rodriguez, S (1, 4) <small>OBP: 0.316, SLG: 0.411</small>		F8				G3-1	K			4	0	0	0	0	1	1		
Inning Stats	R: 1 E: 0 K: 1 S: 17	H: 3 LOB: 2 BB: 0 P: 25	R: 0 E: 0 K: 0 S: 9	H: 0 LOB: 0 BB: 0 P: 13	R: 0 E: 0 K: 0 S: 6	H: 2 LOB: 2 BB: 0 P: 21	R: 0 E: 0 K: 1 S: 7	H: 2 LOB: 0 BB: 0 P: 7	R: 0 E: 0 K: 1 S: 5	H: 0 LOB: 1 BB: 0 P: 5	R: 0 E: 0 K: 1 S: 13	H: 1 LOB: 1 BB: 0 P: 15	R: 0 E: 0 K: 0 S: 5	H: 0 LOB: 1 BB: 1 P: 12	1B: 7 2B: 1 3B: 0 HR: 0	SF: 0 SAC: 0 DP: 0 HBP: 0	WP: 0 PB: 0 SB: 0 CS: 0	PA: 36
PITCHER	IP WLS BF H R ER SO BB IBB HBP BLK WP HR S P ERA WHIP																	
Dennis Martinez, R (1, 1) <small>ERA: 3.7</small> Paul Shuey, R (9, 1) <small>ERA: 3.46</small>	8.0 W 32 8 1 1 4 0 0 0 0 0 0 0 106 1.12 1.000																	

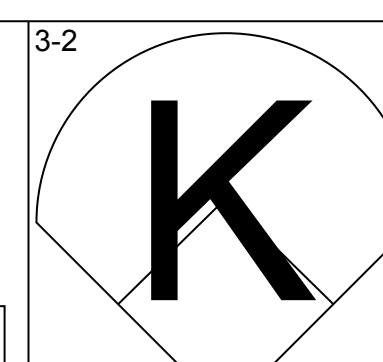
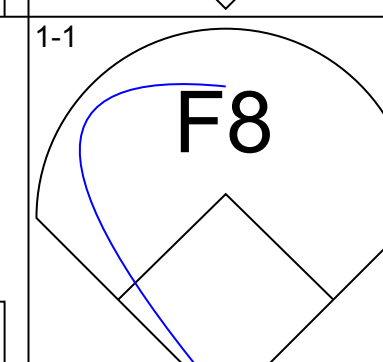
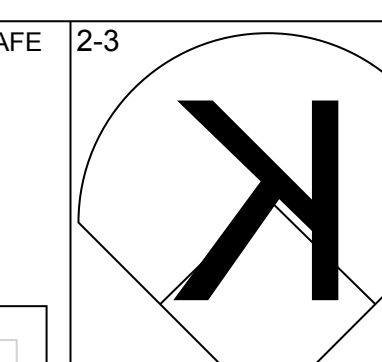
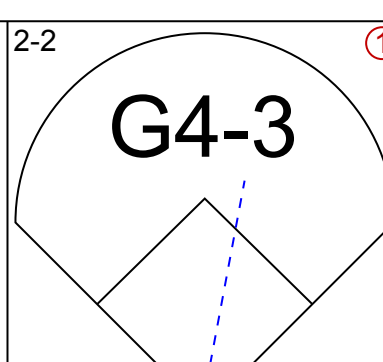
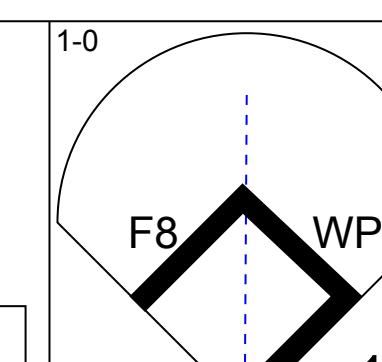
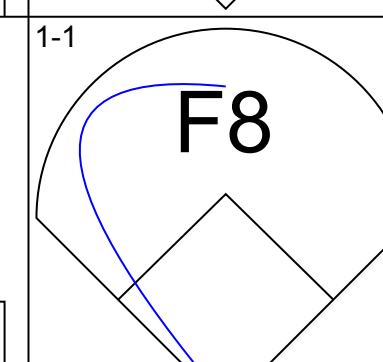
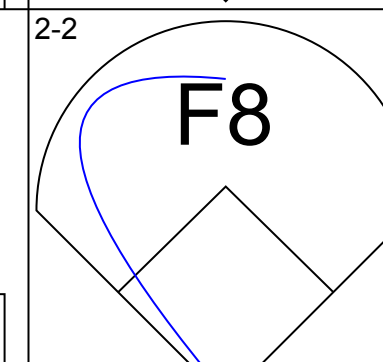
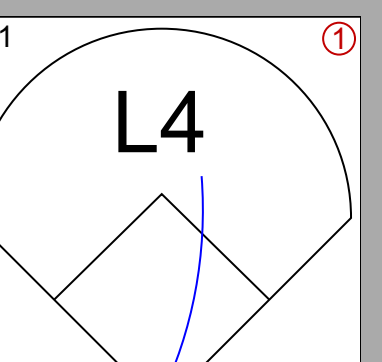
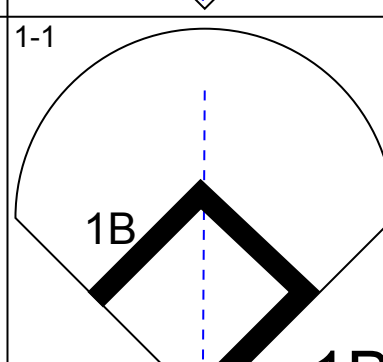
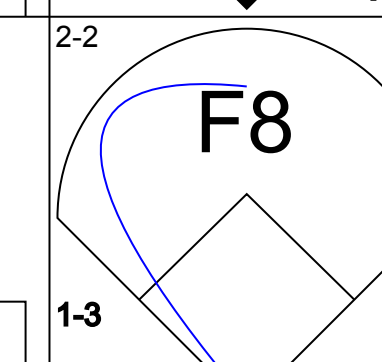
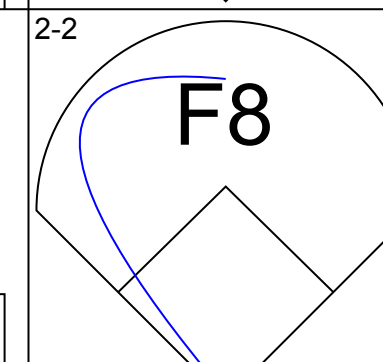

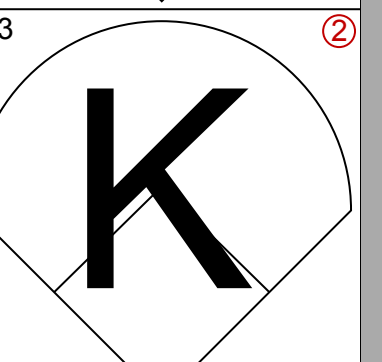
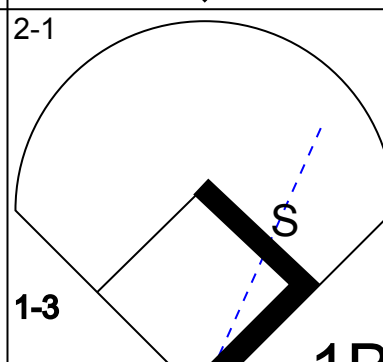
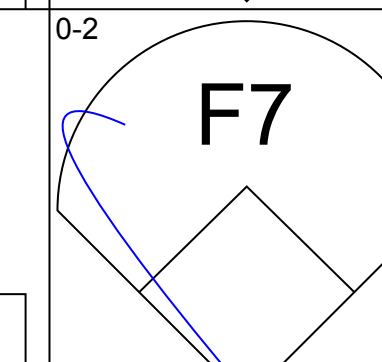

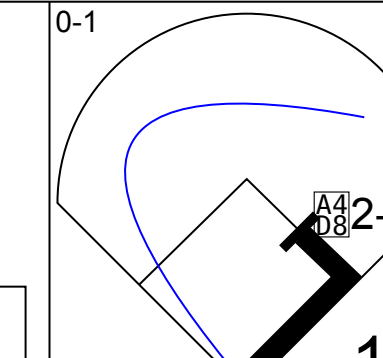

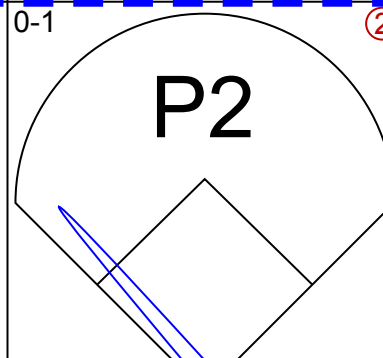
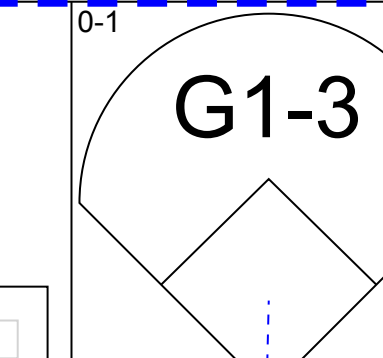


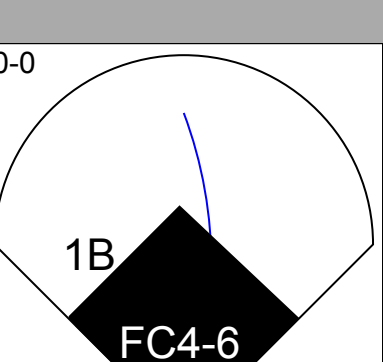
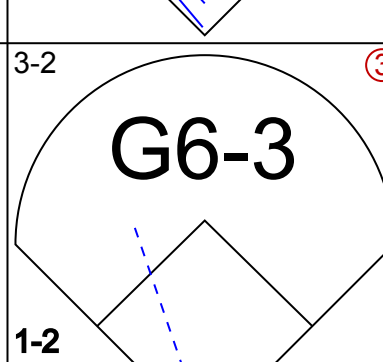
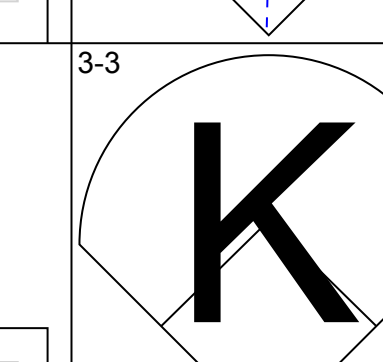


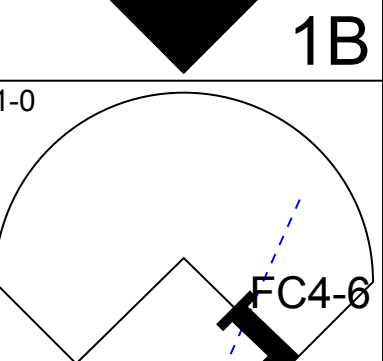
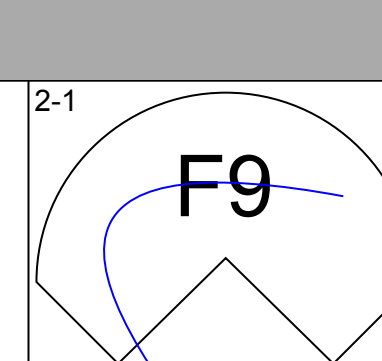
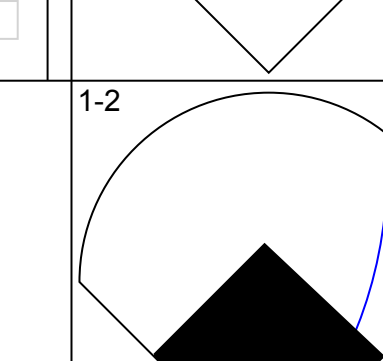

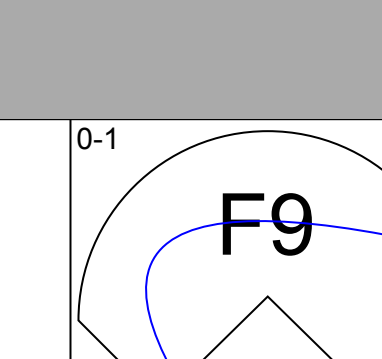
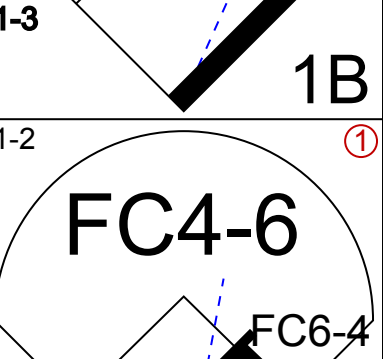
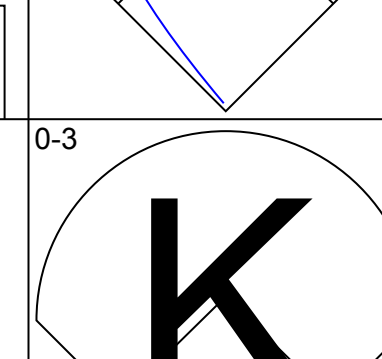
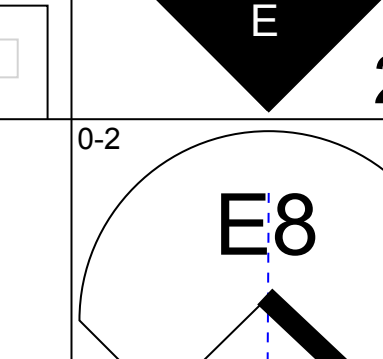

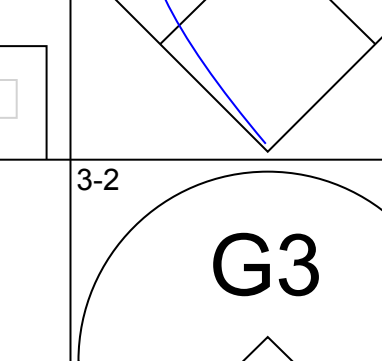
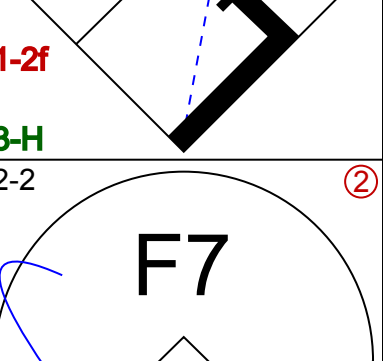
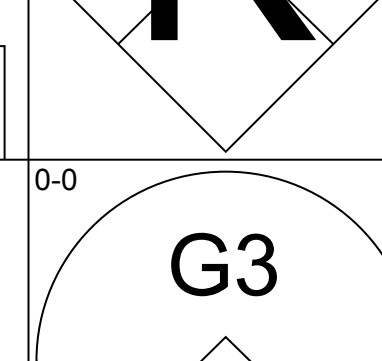
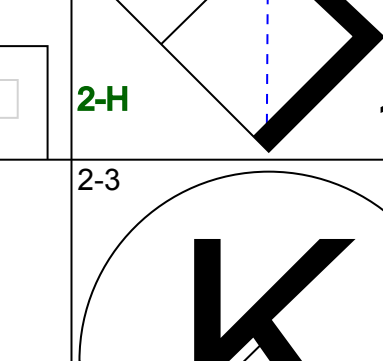

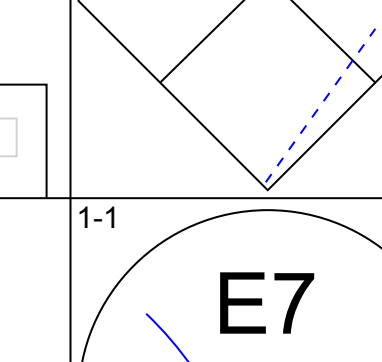
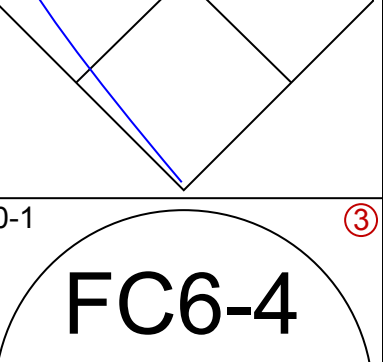
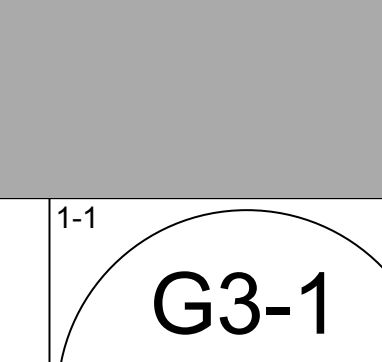
AB	35
R	1
H	8
RBI	1
BB	1
SO	4
LOB	13

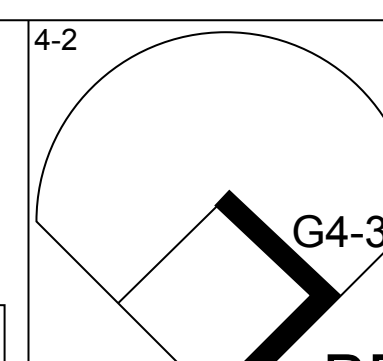
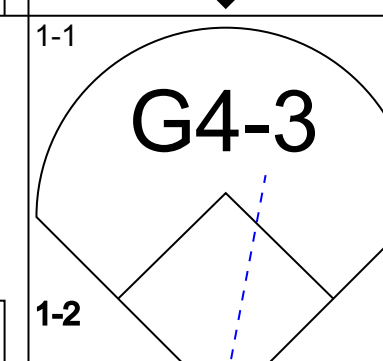
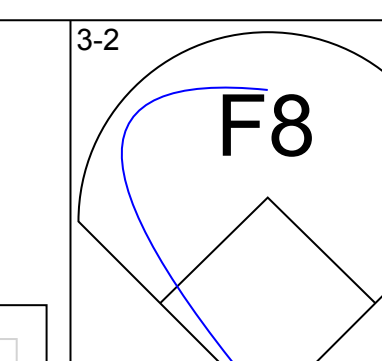
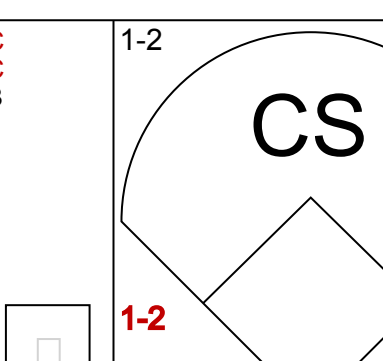
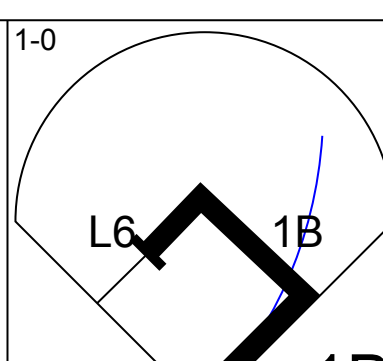
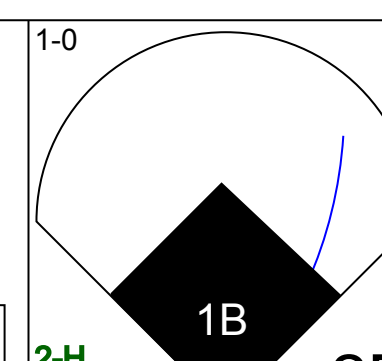
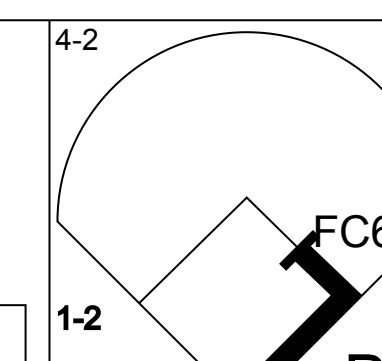
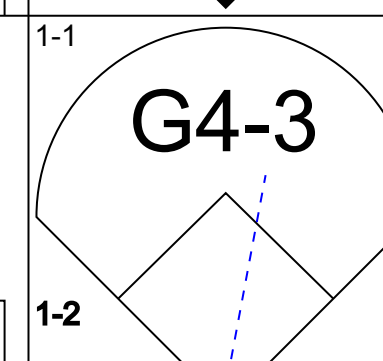
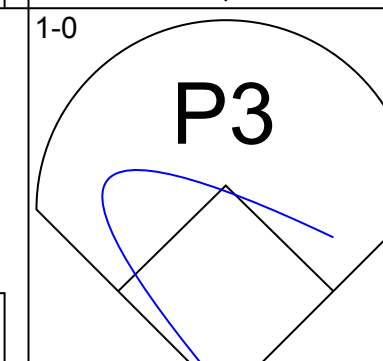
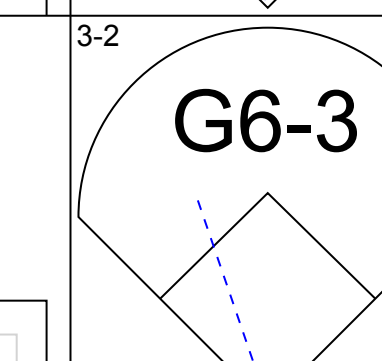
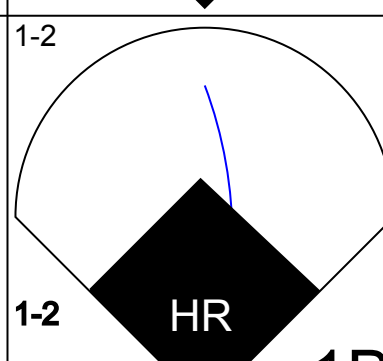
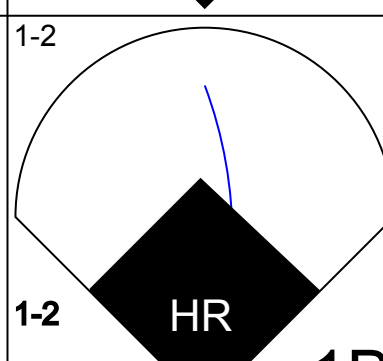
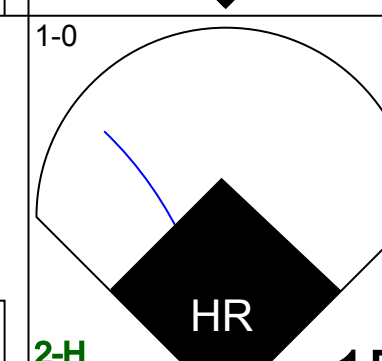
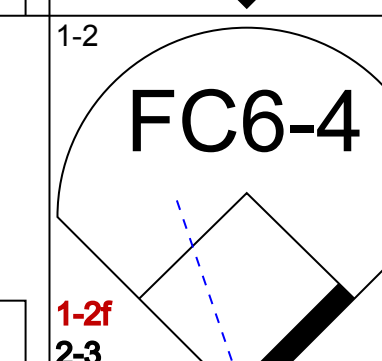
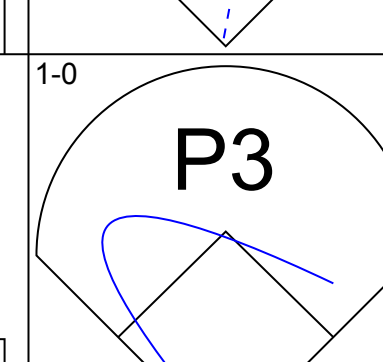
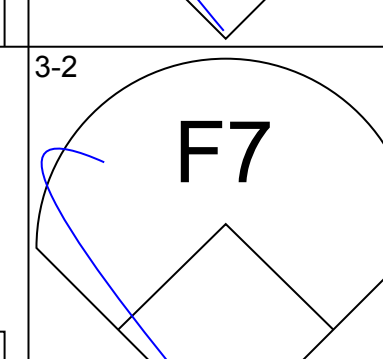
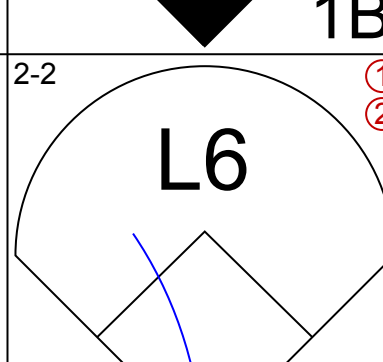
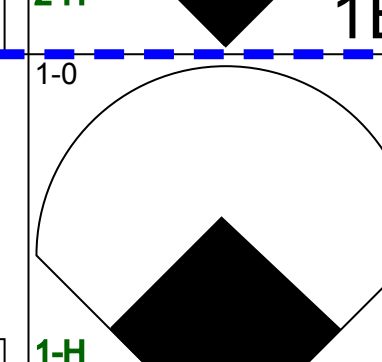
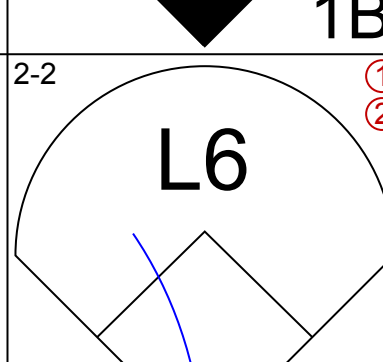
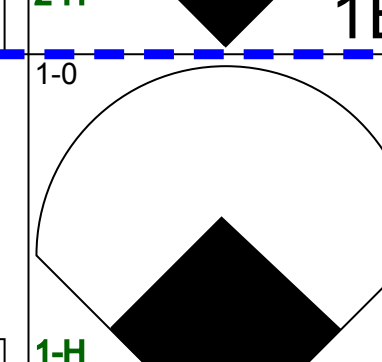
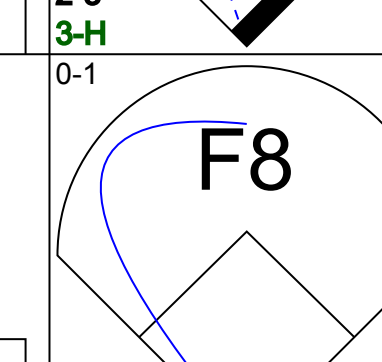
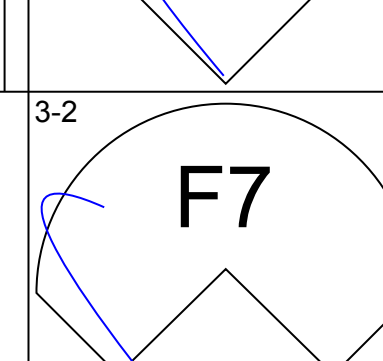
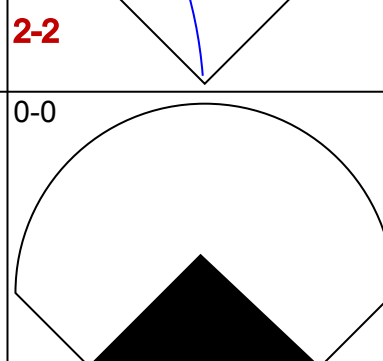
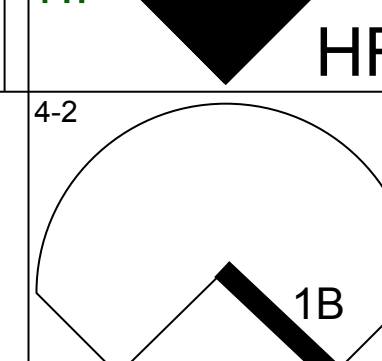
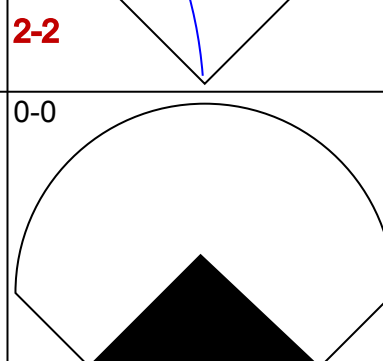
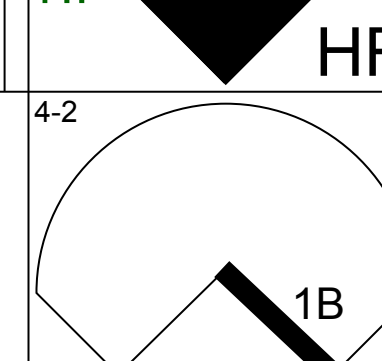
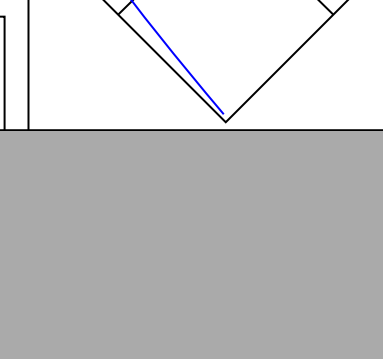
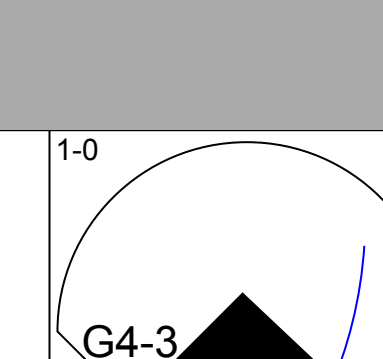
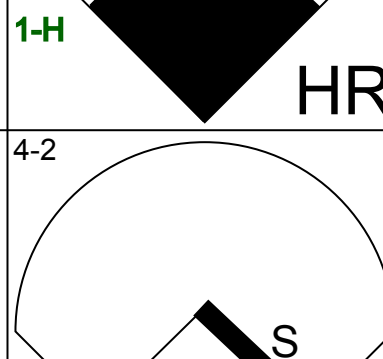
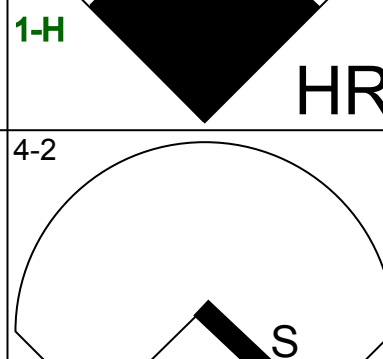
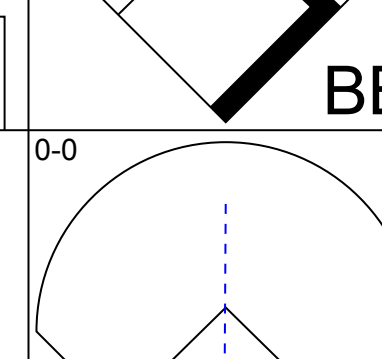


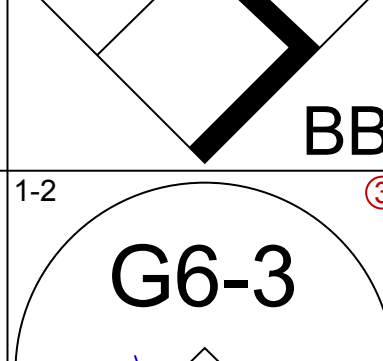
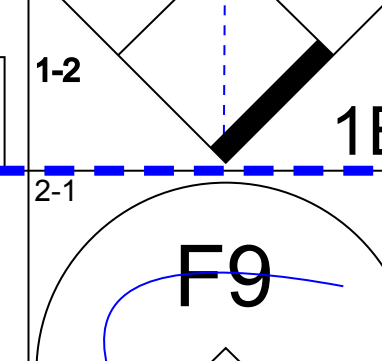
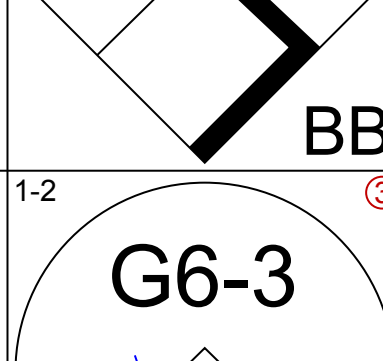
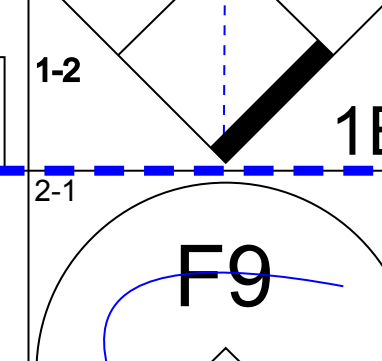

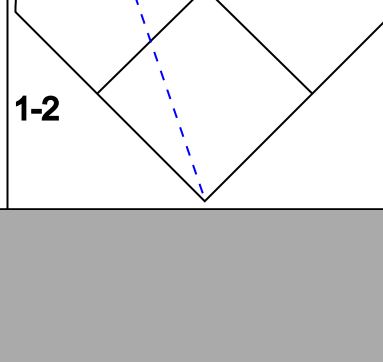
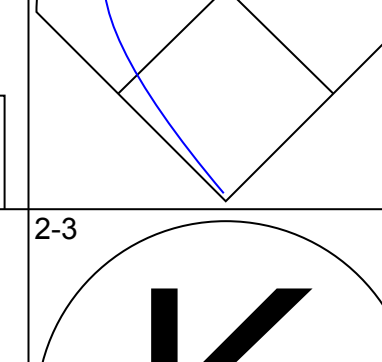

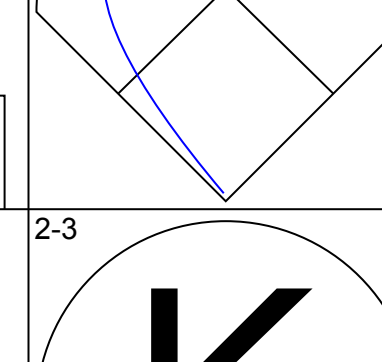
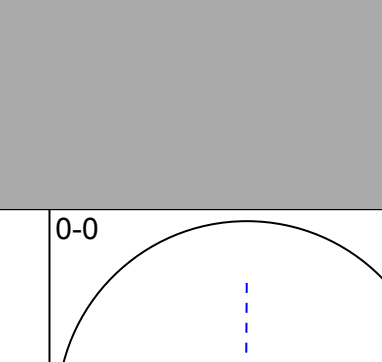

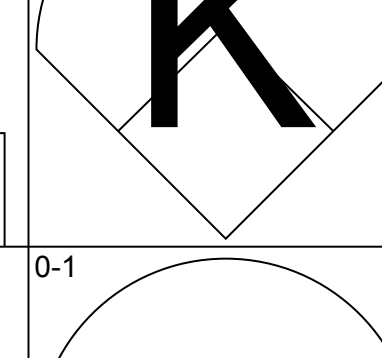

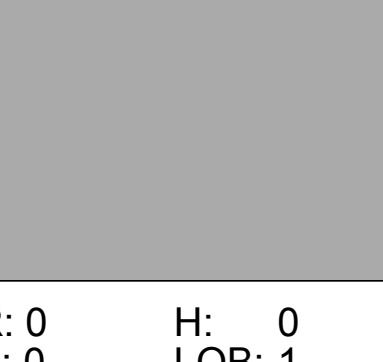
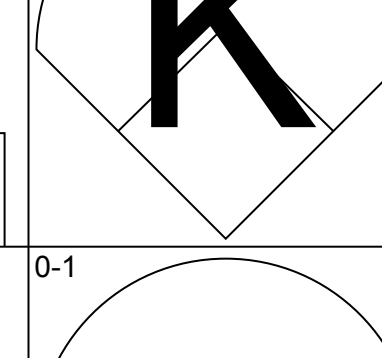
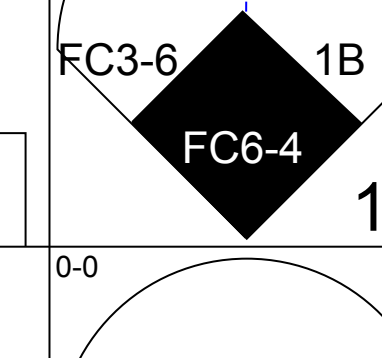
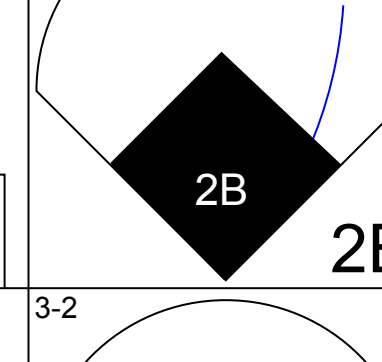

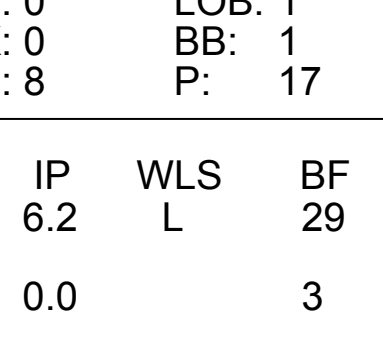

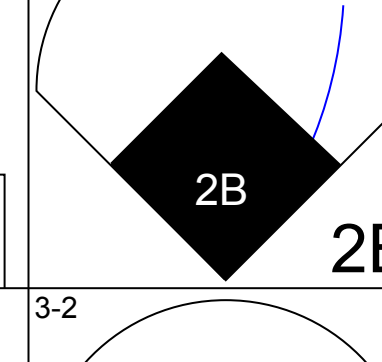
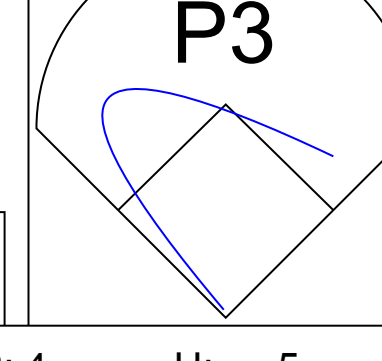


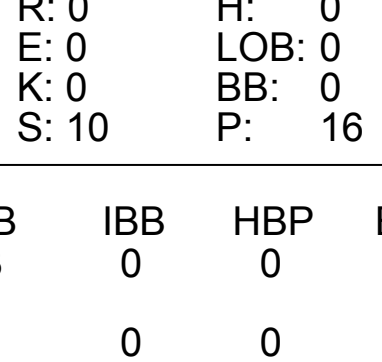
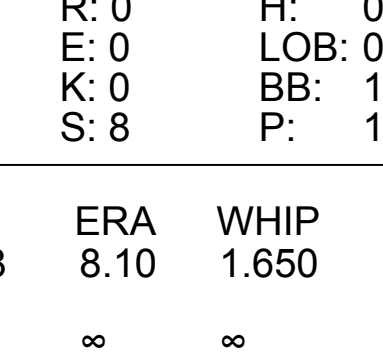
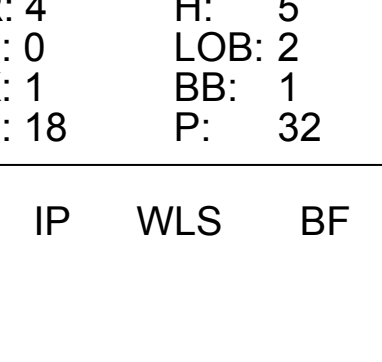
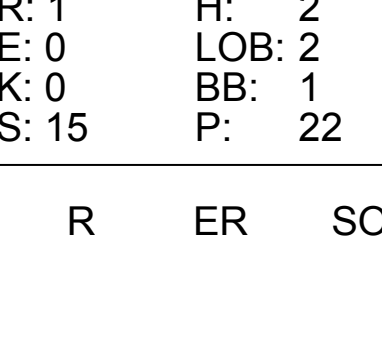


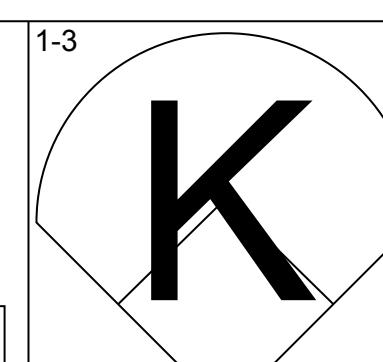
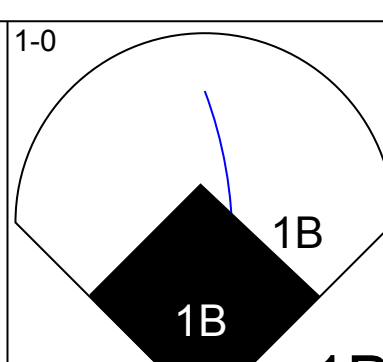
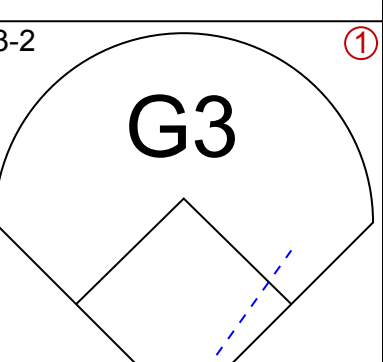
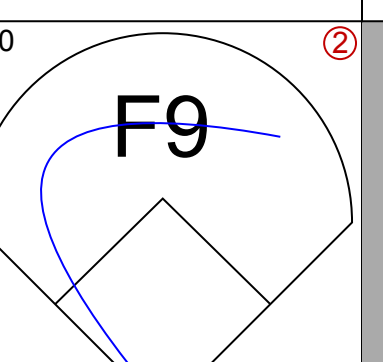
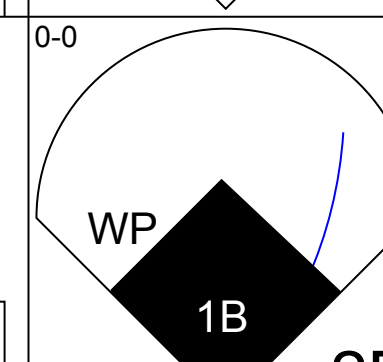
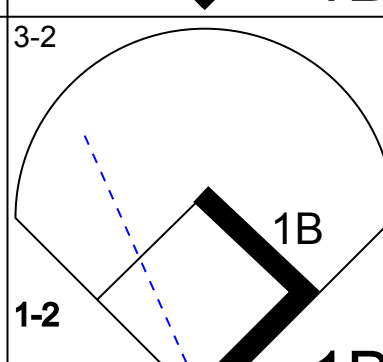
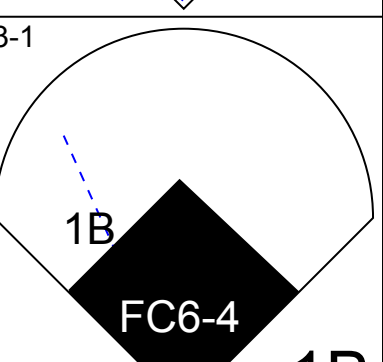
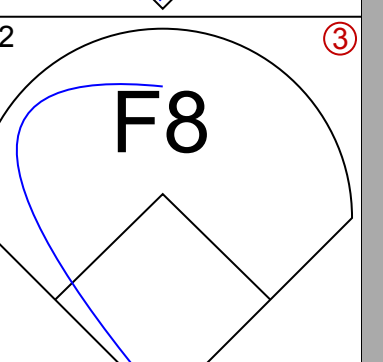
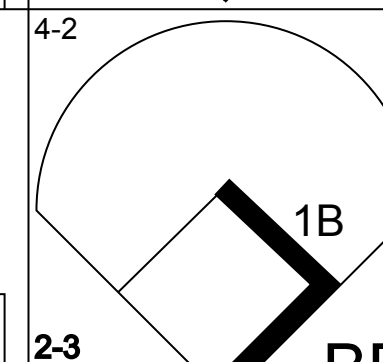
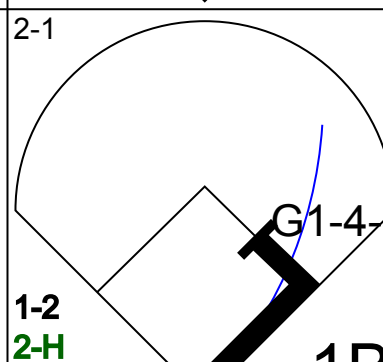
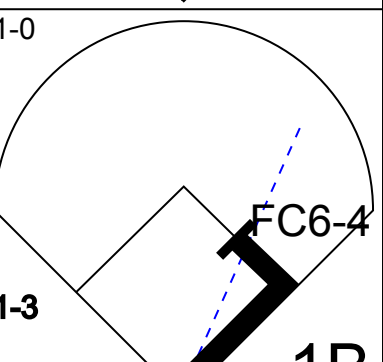

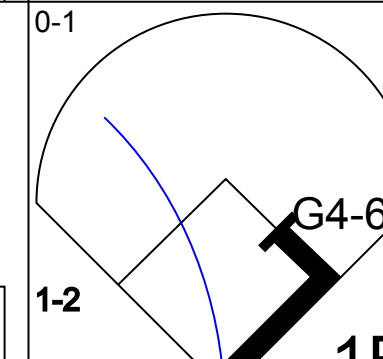
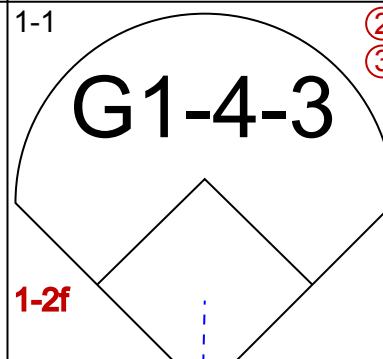
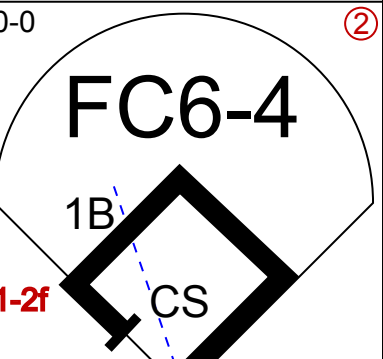

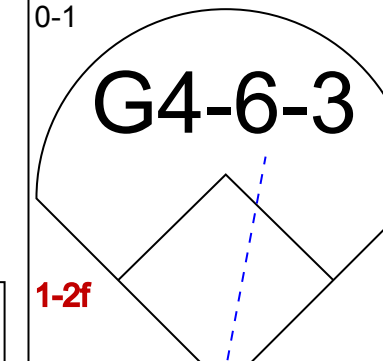
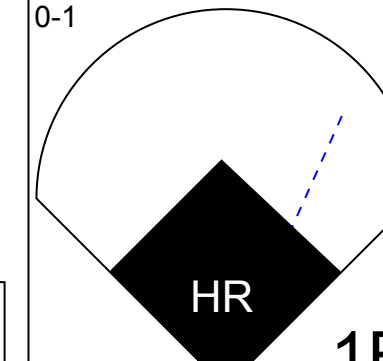

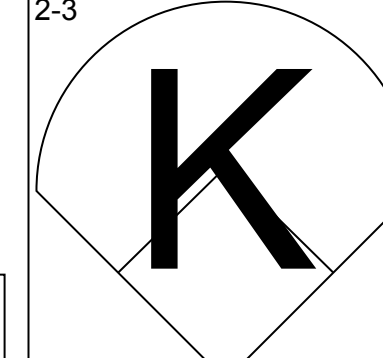


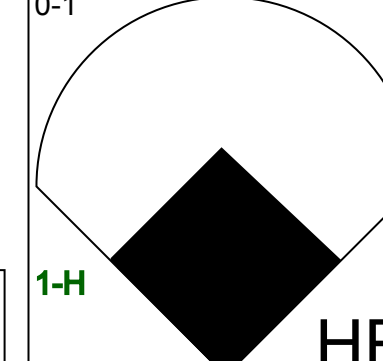


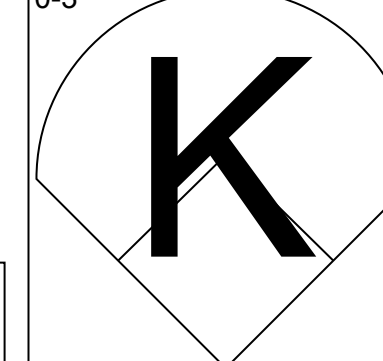


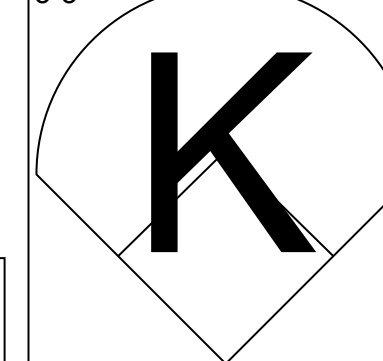
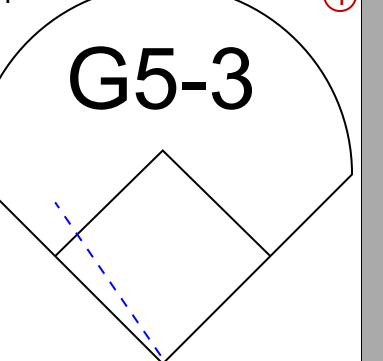
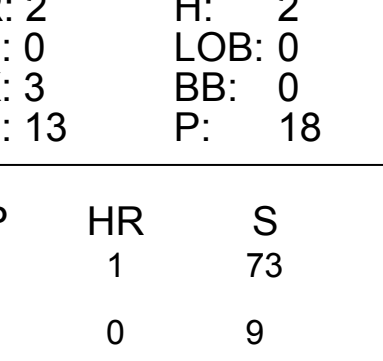
Batter	1	2	3	4	5	6	7	8	9	AB	R	H	RBI	BB	SO	LOB	BOTTOM	
Kenny Lofton, L (1, 8) <small>OBP: 0.422, SLG: 0.533</small> Ruben Amaro Jr, S (8, 8) <small>OBP: 0.125, SLG: 0.250</small>	F9			1B SF8 BB		G4-3 2B				3	1	2	1	1	0	0	Boston Red Sox @ Cleveland Indians Jacobs Field, Cleveland, OH Fri Jun 17 1994, 7:05 PM EDT Att: 41,189 - Unknown - 83 F	
Omar Vizquel, S (1, 6) <small>OBP: 0.357, SLG: 0.421</small>	G3-1	CS 1B		2B 1B		G4-3	G5-3			5	1	2	0	0	0	2		
Carlos Baerga, S (1, 4) <small>OBP: 0.310, SLG: 0.467</small> Alvaro Espinoza, R (6, PH) <small>OBP: 0.281, SLG: 0.319</small>	L9			1B 2B		G2-3	G6-3			3	0	1	1	0	0	1		
Albert Belle, R (1, 7) <small>OBP: 0.467, SLG: 0.695</small>		1B WP SF7 1B		2B 1B		G4-3 2B				4	2	3	1	0	0	1		
Eddie Murray, S (1, 10) <small>OBP: 0.311, SLG: 0.462</small>		2B 1B		FC3-5-2-6 2B		K	F7			4	2	1	0	0	1	3		
Paul Sorrento, L (1, 3) <small>OBP: 0.325, SLG: 0.398</small>		SF7		2B IBB		P6	G4-3			2	0	0	1	1	0	1		
Manny Ramirez, R (1, 9) <small>OBP: 0.351, SLG: 0.528</small> Wayne Kirby, L (7, 9) <small>OBP: 0.314, SLG: 0.374</small>		2B 2B		2B 2B						2	1	2	2	1	0	0		
Jim Thome, L (1, 5) <small>OBP: 0.330, SLG: 0.462</small>		2B 2B		G3		P6	G4-3			4	1	1	2	0	0	4		
Sandy Alomar Jr., R (1, 2) <small>OBP: 0.306, SLG: 0.392</small>	F9			G1-3		G4-3	G5-3			4	0	0	0	0	0	1		
Inning Stats	R: 0 E: 0 K: 0 S: 8	H: 0 LOB: 0 BB: 0 P: 15	R: 4 E: 0 K: 0 S: 19	H: 5 LOB: 0 BB: 0 P: 27	R: 3 E: 0 K: 0 S: 15	H: 4 LOB: 1 BB: 1 P: 24	R: 1 E: 0 K: 0 S: 12	H: 1 LOB: 1 BB: 1 P: 21	R: 0 E: 0 K: 1 S: 9	H: 0 LOB: 1 BB: 1 P: 16	R: 0 E: 0 K: 0 S: 9	H: 1 LOB: 2 BB: 1 P: 19	R: 0 E: 0 K: 0 S: 8	H: 1 LOB: 1 BB: 0 P: 11	1B: 6 2B: 7 3B: 0 HR: 0	SF: 2 SAC: 0 DP: 0 HBP: 0	WP: 1 PB: 0 SB: 0 CS: 1	PA: 40
PITCHER	IP WLS BF H R ER SO BB IBB HBP BLK WP HR S P ERA WHIP																	
Nate Minchey, R (1, 1) <small>ERA: 21.6</small> Chris Howard, L (3, 1) <small>ERA: 2.57</small> Ricky Tricek, R (6, 1) <small>ERA: 13.5</small> Tony Fossas, L (8, 1) <small>ERA: 6.92</small>	2.2 L 16 1 1 1 1 2 0 0 0 0 0 0 27 44 3.86 1.286																	

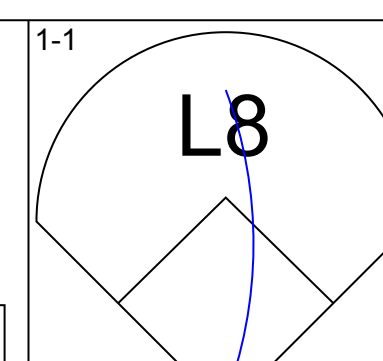
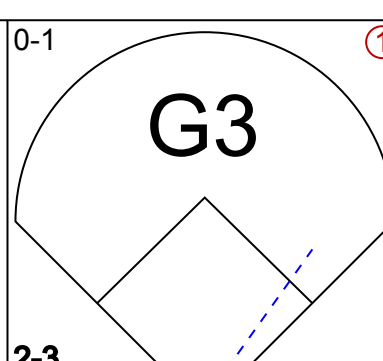
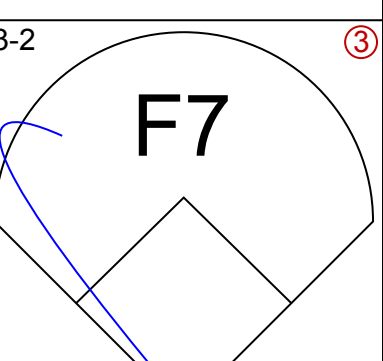
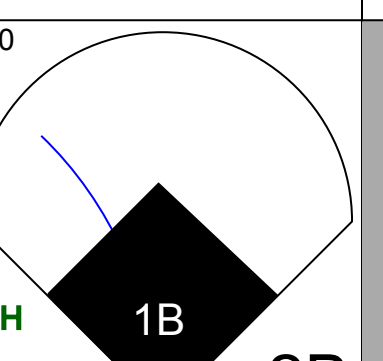
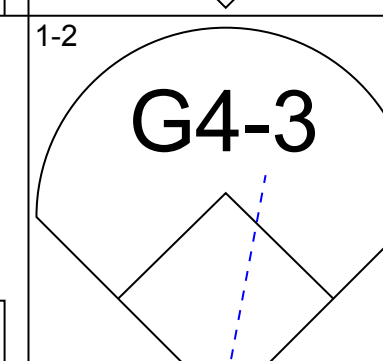
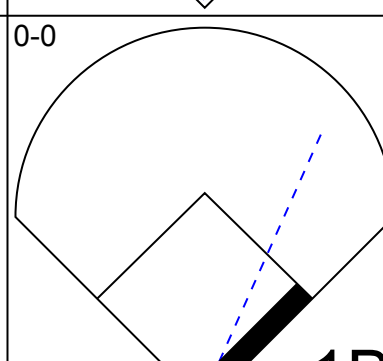

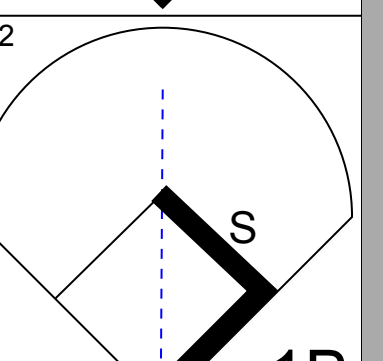
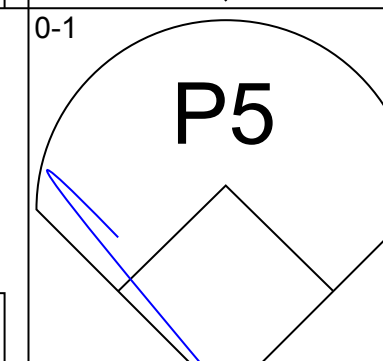
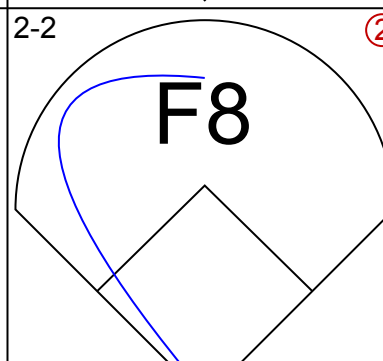

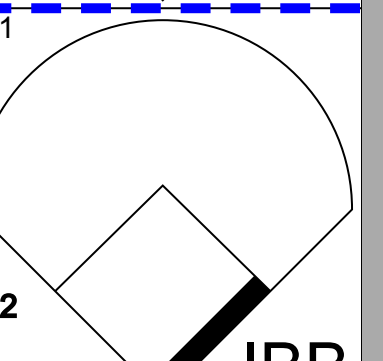
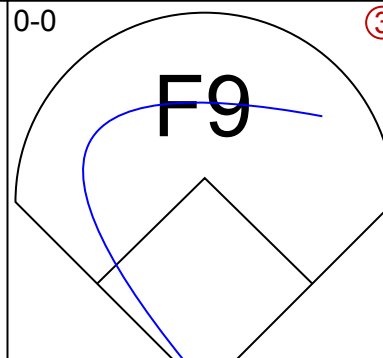

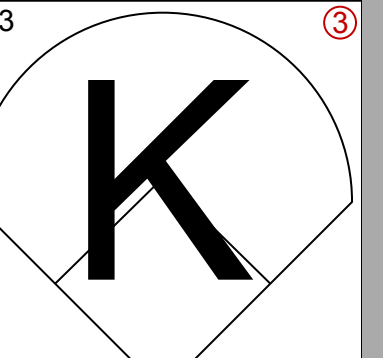

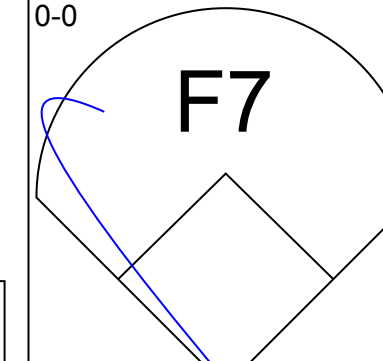


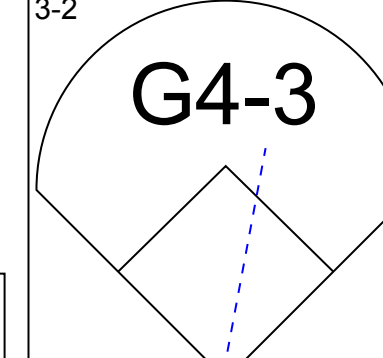

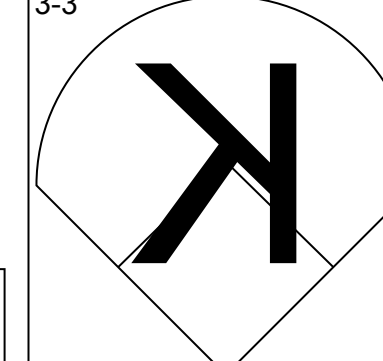
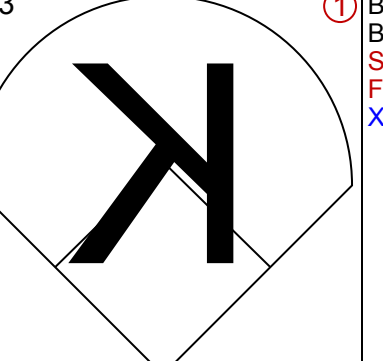
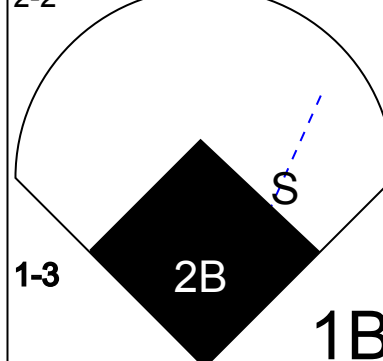

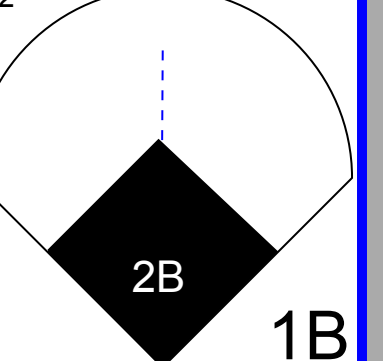
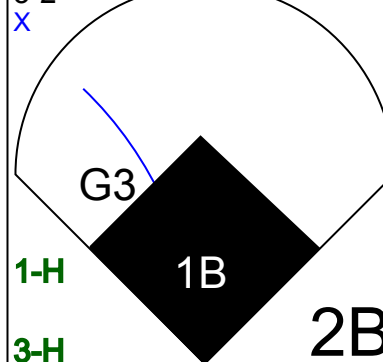
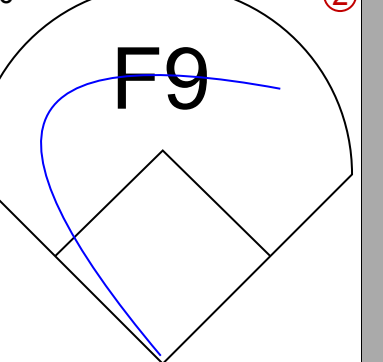
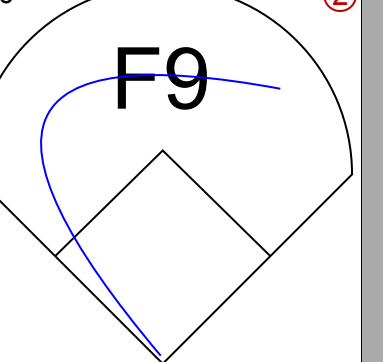

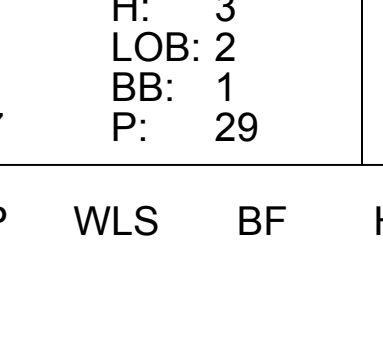
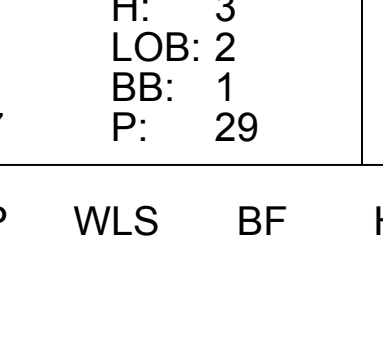


AB	33
R	8
H	13
RBI	8
BB	4
SO	1
LOB	14



Batter	1	2	3	4	5	6	7	8	9	AB	R	H	RBI	BB	SO	LOB	TOP					
Otis Nixon, S <small>OBP: 0.363, SLG: 0.342</small> 										4	0	1	0	0	2	1	Boston Red Sox @ Cleveland Indians Jacobs Field, Cleveland, OH Sat Jun 18 1994, 3:33 AM EDT Att: 41,759 - Sunny - 87 F					
John Valentin, R <small>OBP: 0.355, SLG: 0.448</small> 										4	0	1	0	0	0	1						
Mo Vaughn, L <small>OBP: 0.393, SLG: 0.584</small> 										4	0	1	0	0	1	1						
Andrew Dawson, R <small>OBP: 0.283, SLG: 0.535</small> 										4	0	1	0	0	1	2						
Mike Greenwell, L <small>OBP: 0.362, SLG: 0.469</small> 										4	1	1	0	0	1	3						
Tom Brunansky, R <small>OBP: 0.293, SLG: 0.500</small> 										4	1	2	0	0	1	1						
Scott Cooper, L <small>OBP: 0.358, SLG: 0.550</small> 										4	0	1	1	0	1	1						
Damon Berryhill, S <small>OBP: 0.300, SLG: 0.421</small> 										4	0	0	0	0	1	2						
Carlos Rodriguez, S <small>OBP: 0.308, SLG: 0.400</small> 										3	0	0	0	0	0	1						
Inning Stats	R: 0 E: 0 K: 1 S: 12	H: 0 LOB: 0 BB: 0 P: 18	R: 0 E: 0 K: 1 S: 10	H: 1 LOB: 1 BB: 0 P: 14	R: 0 E: 1 K: 1 S: 12	H: 0 LOB: 1 BB: 0 P: 18	R: 0 E: 0 K: 2 S: 13	H: 0 LOB: 0 BB: 0 P: 17	R: 1 E: 0 K: 0 S: 11	H: 2 LOB: 1 BB: 0 P: 15	R: 0 E: 0 K: 0 S: 12	H: 2 LOB: 2 BB: 0 P: 20	R: 0 E: 0 K: 1 S: 6	H: 0 LOB: 0 BB: 0 P: 8	R: 0 E: 0 K: 0 S: 9	H: 1 LOB: 1 BB: 0 P: 13	R: 1 E: 1 K: 2 S: 16	H: 2 LOB: 1 BB: 0 P: 22	1B: 7 2B: 2 3B: 0 HR: 0	SF: 0 SAC: 0 DP: 1 HBP: 0	WP: 1 PB: 0 SB: 1 CS: 0	PA: 35
PITCHER	IP WLS BF H R ER SO BB IBB HBP BLK WP HR S P ERA WHIP																					
Mark Clark, R <small>ERA: 3.76</small>	5.1		21	5	1	1	5	0	0	0	0	0	0	0	65	94	1.69	0.938				
Eric Plunk, R <small>ERA: 2.5</small>	2.2	W	9	1	0	0	1	0	0	0	0	1	0	20	29	0.00	0.375					
Jose Mesa, R <small>ERA: 3.98</small>	1.0		5	2	1	0	2	0	0	0	0	0	0	16	22	0.00	2.000					

Batter	1	2	3	4	5	6	7	8	9	AB	R	H	RBI	BB	SO	LOB	BOTTOM					
Kenny Lofton, L <small>OBP: 0.427, SLG: 0.538</small> 										3	1	2	1	1	0	0	Boston Red Sox @ Cleveland Indians Jacobs Field, Cleveland, OH Sat Jun 18 1994, 3:33 AM EDT Att: 41,759 - Sunny - 87 F					
Ruben Amaro Jr, S <small>OBP: 0.222, SLG: 0.250</small> 										0	0	0	0	1	0	0						
Omar Vizquel, S <small>OBP: 0.380, SLG: 0.420</small> 										5	2	2	2	0	0	3						
Carlos Baerga, S <small>OBP: 0.308, SLG: 0.473</small> 										5	1	1	2	0	0	5						
Albert Belle, R <small>OBP: 0.467, SLG: 0.702</small> 										3	1	1	2	1	1	1						
Eddie Murray, S <small>OBP: 0.318, SLG: 0.468</small> 										3	1	2	0	1	1	0						
Paul Sorrento, L <small>OBP: 0.318, SLG: 0.389</small> 										4	0	0	0	0	0	4						
Jim Thome, L <small>OBP: 0.330, SLG: 0.465</small> 										3	0	1	1	0	1	0						
Alvaro Espinoza, R <small>OBP: 0.286, SLG: 0.324</small> 										1	1	1	0	0	0	0						
Tony Peña, R <small>OBP: 0.380, SLG: 0.462</small> 										4	1	2	0	0	1	1						
Wayne Kirby, L <small>OBP: 0.312, SLG: 0.363</small> 										3	0	0	0	1	0	4						
Inning Stats	R: 0 E: 0 K: 0 S: 8	H: 0 LOB: 1 BB: 1 P: 17	R: 1 E: 0 K: 1 S: 15	H: 2 LOB: 1 BB: 0 P: 23	R: 0 E: 0 K: 2 S: 10	H: 0 LOB: 0 BB: 0 P: 16	R: 0 E: 0 K: 2 S: 9	H: 0 LOB: 0 BB: 0 P: 16	R: 0 E: 0 K: 0 S: 8	H: 0 LOB: 1 BB: 1 P: 14	R: 2 E: 0 K: 0 S: 14	H: 3 LOB: 1 BB: 1 P: 23	R: 4 E: 0 K: 1 S: 18	H: 5 LOB: 2 BB: 1 P: 32	R: 1 E: 0 K: 0 S: 15	H: 2 LOB: 2 BB: 1 P: 22	R: 1 E: 1 K: 2 S: 16	H: 2 LOB: 1 BB: 0 P: 22	1B: 6 2B: 5 3B: 0 HR: 2	SF: 0 SAC: 0 DP: 1 HBP: 0	WP: 0 PB: 0 SB: 1 CS: 1	PA: 40
PITCHER	IP WLS BF H R ER SO BB IBB HBP BLK WP HR S P ERA WHIP																					
Roger Clemens, R <small>ERA: 3.02</small>	6.2	L	29	8	6	6	4	3	0	0	0	0	0	76	128	8.10	1.650					
Sergio Valdez, R <small>ERA: 27.0</small>	0.0		3	2	1	1	0	1	0	0	0	0	1	4	9	∞	∞					
Tony Fossas, L <small>ERA: 6.91</small>	1.1		7	2	1	1	0	1	0	0	0	0	0	17	26	6.75	2.250					

Batter	1	2	3	4	5	6	7	8	9	AB	R	H	RBI	BB	SO	LOB	TOP					
Carlos Rodriguez, S OBP: 0.306, SLG: 0.395 (1, 4)											4	1	1	0	0	1	Boston Red Sox @ Cleveland Indians Jacobs Field, Cleveland, OH Sun Jun 19 1994, 3:33 AM EDT Att: 41,833 - Sunny - 85 F					
John Valentin, R OBP: 0.366, SLG: 0.465 (1, 6)											4	2	3	0	0	0						
Mo Vaughn, L OBP: 0.398, SLG: 0.585 (1, 3)											3	0	2	1	1	0						
Andre Dawson, R OBP: 0.283, SLG: 0.528 (1, 10)											4	0	1	2	0	0						
Mike Greenwell, L OBP: 0.364, SLG: 0.470 (1, 7)											4	1	2	0	0	0						
Scott Cooper, L OBP: 0.356, SLG: 0.544 (1, 5)											4	0	1	0	0	3						
Tom Brunansky, R OBP: 0.289, SLG: 0.545 (1, 9)											4	1	1	2	0	1						
Lee Tinsley, S OBP: 0.338, SLG: 0.242 (9, PH)											3	0	0	0	0	1						
Damon Berryhill, S OBP: 0.305, SLG: 0.426 (9, PH)											1	0	1	0	0	0						
Rich Rowland, R OBP: 0.259, SLG: 0.444 (9, PH)											3	0	0	0	0	2						
Wes Chamberlain, R OBP: 0.298, SLG: 0.405 (9, PH)											1	0	0	0	0	1						
Inning Stats	R: 1 E: 0 K: 1 S: 12	H: 2 LOB: 1 BB: 1 P: 17	R: 0 E: 0 K: 0 S: 5	H: 1 LOB: 0 BB: 0 P: 8	R: 1 E: 0 K: 1 S: 12	H: 3 LOB: 1 BB: 1 P: 20	R: 2 E: 0 K: 3 S: 13	H: 2 LOB: 0 BB: 0 P: 18	R: 1 E: 0 K: 0 S: 13	H: 3 LOB: 1 BB: 0 P: 22	R: 0 E: 0 K: 1 S: 12	H: 0 LOB: 0 BB: 0 P: 15	R: 0 E: 0 K: 0 S: 6	H: 0 LOB: 0 BB: 0 P: 9	R: 0 E: 0 K: 0 S: 6	H: 0 LOB: 0 BB: 0 P: 9	R: 0 E: 0 K: 2 S: 13	H: 1 LOB: 1 BB: 0 P: 18	1B: 10 2B: 1 3B: 0 HR: 1	SF: 0 SAC: 0 DP: 2 HBP: 0	WP: 1 PB: 0 SB: 0 CS: 2	PA: 37
PITCHER	IP	WLS	BF	H	R	ER	SO	BB	IBB	HBP	BLK	WP	HR	S	P	ERA	WHIP					
Jack Morris, R ERA: 4.91 (1, 1)	7.0	W	29	11	5	5	6	1	0	0	0	1	1	73	109	6.43	1.714					
Derek Lilliquist, L ERA: 4.85 (8, 1)	1.1		4	0	0	0	1	0	0	0	0	0	0	9	14	0.00	0.000					
Paul Shuey, R ERA: 3.27 (9, 1)	0.2	S	3	1	0	0	1	0	0	0	0	0	0	10	13	0.00	1.500					

Batter	1	2	3	4	5	6	7	8	9	AB	R	H	RBI	BB	SO	LOB	BOTTOM				
Kenny Lofton, L OBP: 0.424, SLG: 0.538 (1, 8)											4	1	1	1	0	0	Boston Red Sox @ Cleveland Indians Jacobs Field, Cleveland, OH Sun Jun 19 1994, 3:33 AM EDT Att: 41,833 - Sunny - 85 F				
Omar Vizquel, S OBP: 0.366, SLG: 0.424 (1, 6)											4	0	2	2	0	1					
Carlos Baerga, S OBP: 0.311, SLG: 0.471 (1, 4)											3	1	1	0	1	0					
Albert Belle, R OBP: 0.464, SLG: 0.699 (1, 7)											4	0	1	1	0	2					
Eddie Murray, S OBP: 0.313, SLG: 0.461 (1, 10)											4	0	0	0	0	0					
Paul Sorrento, L OBP: 0.312, SLG: 0.380 (1, 3)											4	0	0	0	0	2					
Manny Ramirez, R OBP: 0.350, SLG: 0.520 (1, 9)											3	1	0	0	1	2					
Wayne Kirby, L OBP: 0.312, SLG: 0.363 (9, 9)											0	0	0	0	0	0					
Jim Thome, L OBP: 0.335, SLG: 0.468 (1, 5)											3	2	2	0	0	0					
Alvaro Espinoza, R OBP: 0.296, SLG: 0.324 (8, 5)											0	0	0	0	0	0					
Sandy Alomar Jr., R OBP: 0.306, SLG: 0.397 (1, 2)											3	1	1	2	0	0					
Inning Stats	R: 0 E: 0 K: 0 S: 7	H: 0 LOB: 0 BB: 0 P: 9	R: 0 E: 0 K: 2 S: 7	H: 0 LOB: 0 BB: 0 P: 11	R: 3 E: 0 K: 0 S: 23	H: 3 LOB: 1 BB: 1 P: 33	R: 0 E: 0 K: 1 S: 10	H: 0 LOB: 0 BB: 0 P: 16	R: 0 E: 0 K: 0 S: 11	H: 0 LOB: 0 BB: 0 P: 14	R: 1 E: 0 K: 2 S: 12	H: 2 LOB: 1 BB: 0 P: 18	R: 2 E: 0 K: 2 S: 17	H: 3 LOB: 2 BB: 1 P: 29	R: 0 E: 0 K: 0 S: 5	H: 0 LOB: 0 BB: 0 P: 8	1B: 5 2B: 3 3B: 0 HR: 0	SF: 0 SAC: 0 DP: 0 HBP: 0	WP: 0 PB: 0 SB: 3 CS: 0	PA: 34	
PITCHER	IP	WLS	BF	H	R	ER	SO	BB	IBB	HBP	BLK	WP	HR	S	P	ERA	WHIP				
Gar Finnvid, R ERA: 4.93 (1, 1)	4.1		17	3	3	3	3	1	0	0	0	0	0	50	72	6.23	0.923				
Chris Howard, L ERA: 3.0 (5, 1)	1.0		4	1	1	1	1	0	0	0	0	0	0	12	16	9.00	1.000				
Greg Harris, R ERA: 8.39 (6, 1)	1.1	L	8	4	2	2	2	0	0	0	0	0	0	19	29	13.50	3.000				
Jeff Russell, R ERA: 5.75 (7, 1)	1.1		5	0	0	0	1	0	1	0	0	0	0	11	21	0.00	0.000				

Batter	1	2	3	4	5	6	7	8	9	AB	R	H	RBI	BB	SO	LOB	TOP									
Kenny Lofton, L OBP: 0.427, SLG: 0.549	1-0 G4-3	2-1 2B		1-1 F7		1-1 3B		4-0 FC5-2 2B BB		4	1	2	1	1	0	0	Cleveland Indians @ Detroit Tigers Tiger Stadium, Detroit, MI Mon Jun 20 1994, 7:05 PM EDT Att: 23,097 - Unknown - 80 F									
Omar Vizquel, S OBP: 0.357, SLG: 0.404	4-1 G1-4-3 1B BB	0-0 G1-3-2		1-0 G4-3		2-2 G6-3		2-1 G1-3		4	1	0	0	1	0	5										
Carlos Baerga, S OBP: 0.309, SLG: 0.467	1-0 G1-4-3 1B BB		1-1 P6	0-0 F7			1-3 K2-3	1-1 FC5-2 BB 2B		5	2	1	0	0	1	2										
Albert Belle, R OBP: 0.466, SLG: 0.699	0-1 G1-4-3		1-0 1B		3-1 G5-3		4-2 S S BB	1-2 2B BB		3	1	1	0	2	0	2										
Eddie Murray, S OBP: 0.322, SLG: 0.467	1-0 1B		4-2 BB 1B BB		3-0 G3		4-2 S BB	2-0 BB		3	0	2	4	2	0	0										
Paul Sorrento, L OBP: 0.310, SLG: 0.376	0-2 G1-3		1-1 BB 1B		1-1 F7		3-2 P6	3-1 G3-1		5	0	1	1	0	0	5										
Manny Ramirez, R OBP: 0.355, SLG: 0.514		4-2 S 2B BB	1-3 K		0-1 G5-3		4-0 IBB	4-2 G3-6-3 BB		2	1	0	0	3	1	2										
Jim Thome, L OBP: 0.333, SLG: 0.461		3-3 K	4-2 FC5-4 BB		3-2 G6-3		2-3 K	0-0 G3-6-3		3	0	0	0	1	2	4										
Alvaro Espinoza, R OBP: 0.322		1-2 BB	1-2 2-3 BB					1-2 BB		1	0	0	0	0	0	1										
Sandy Alomar Jr., R OBP: 0.309, SLG: 0.416		1-1 E5 2B G1-3-2	0-0 FC5-4		1-1 HR			1-2 S BB FC5-2 1B	0-0 G4-3	5	1	2	1	0	0	4										
Inning Stats	R: 2 E: 0 K: 0 S: 9	H: 2 LOB: 1 BB: 1 P: 16	R: 1 E: 1 K: 1 S: 11	H: 1 LOB: 1 BB: 1 P: 21	R: 1 E: 0 K: 1 S: 15	H: 2 LOB: 3 BB: 2 P: 27	R: 0 E: 0 K: 0 S: 4	H: 0 LOB: 0 BB: 0 P: 6	R: 0 E: 0 K: 0 S: 5	H: 0 LOB: 0 BB: 0 P: 12	R: 1 E: 0 K: 0 S: 12	H: 2 LOB: 1 BB: 0 P: 19	R: 0 E: 0 K: 2 S: 14	H: 0 LOB: 3 BB: 3 P: 32	R: 2 E: 0 K: 0 S: 13	H: 2 LOB: 2 BB: 2 P: 30	R: 0 E: 0 K: 0 S: 5	H: 0 LOB: 0 BB: 1 P: 9	1B: 4 2B: 4 3B: 1 HR: 1	SF: 0 SAC: 0 DP: 2 HBP: 0	WP: 0 PB: 0 SB: 6 CS: 0	PA: 45				
PITCHER	IP	WLS	BF	H	R	ER	SO	BB	IBB	HBP	BLK	WP	HR	S	P	ERA	WHIP									
Mike Moore, R ERA: 5.94	(1, 1)	6.0	L	29	7	5	5	2	4	0	0	0	0	1	56	101	7.50	1.833								
Storm Davis, R ERA: 3.05	(7, 1)	0.1		3	0	0	0	1	2	0	0	0	0	0	8	17	0.00	6.000								
Greg Cadaret, L ERA: 6.23	(7, 1)	1.2		10	2	2	2	1	2	1	0	0	0	0	19	45	10.80	2.400								
Buddy Groom, L ERA: 4.15	(9, 1)	1.0		3	0	0	0	0	1	0	0	0	0	0	5	9	0.00	1.000								

AB	35
R	7
H	9
RBI	7
BB	10
SO	4
LOB	25



Batter	1	2	3	4	5	6	7	8	9	AB	R	H	RBI	BB	SO	LOB	BOTTOM									
Tony Phillips, S OBP: 0.407, SLG: 0.434	2-1 1B	4-1 BB		1-1 G4-3			2-0 G6-4-3			3	0	1	0	1	0	2	Cleveland Indians @ Detroit Tigers Tiger Stadium, Detroit, MI Mon Jun 20 1994, 7:05 PM EDT Att: 23,097 - Unknown - 80 F									
Lou Whitaker, L OBP: 0.357, SLG: 0.492	3-1 F8	1-3 K		1-1 F7		1-2 F9				4	0	0	0	0	1	5										
Travis Fryman, R OBP: 0.358, SLG: 0.514	3-2 1B	0-2 L5		2-3 K		0-3 K				4	0	1	0	0	2	3										
Cecil Fielder, R OBP: 0.343, SLG: 0.498	2-2 P3		2-2 G6-3		0-0 G5-3		1-2 F9			4	0	0	0	0	0	2										
Skeeter Barnes, R OBP: 0.296, SLG: 0.429										0	0	0	0	0	0	0										
Kirk Gibson, L OBP: 0.360, SLG: 0.545	2-2 L8		2-2 G1-3		1-1 G3		2-2 G3			4	0	0	0	0	0	2										
Junior Felix, S OBP: 0.395, SLG: 0.682		0-1 G3	1-1 HBP		0-3 K		2-3 K			3	0	0	0	0	2	0										
Mickey Tettleton, S OBP: 0.446, SLG: 0.561		0-1 1B FC5 2B	0-3 K		0-3 K					4	1	1	0	0	2	1										
Alan Trammell, R OBP: 0.355, SLG: 0.468		2-2 BB FC5 1B		2-2 L4		1-2 G6-4-3 BB 1B				4	0	2	0	0	0	0										
Chris Gomez, R OBP: 0.363, SLG: 0.455		2-2 FC5 BB		0-1 G6-3		4-2 G6-4-3 BB				2	0	0	1	1	0	1										
Inning Stats	R: 0 E: 0 K: 0 S: 13	H: 2 LOB: 2 BB: 0 P: 25	R: 1 E: 0 K: 1 S: 18	H: 2 LOB: 3 BB: 1 P: 27	R: 0 E: 0 K: 1 S: 11	H: 0 LOB: 1 BB: 0 P: 16	R: 0 E: 0 K: 0 S: 7	H: 0 LOB: 0 BB: 0 P: 10	R: 0 E: 0 K: 2 S: 8	H: 0 LOB: 0 BB: 0 P: 9	R: 0 E: 0 K: 0 S: 9	H: 1 LOB: 1 BB: 1 P: 17	R: 0 E: 0 K: 1 S: 10	H: 0 LOB: 0 BB: 0 P: 13	R: 0 E: 0 K: 1 S: 9	H: 0 LOB: 0 BB: 0 P: 11	1B: 4 2B: 1 3B: 0 HR: 0	SF: 0 SAC: 0 DP: 1 HBP: 1	WP: 0 PB: 0 SB: 0 CS: 0	PA: 35						
PITCHER	IP	WLS	BF	H	R	ER	SO	BB	IBB	HBP	BLK	WP	HR	S	P	ERA	WHIP									
Charles Nagy, R ERA: 3.06	(1, 1)	7.0	W	29	5	1	1	5	2	0	0	0	0	0	73	114	1.29	1.000								
Eric Plunk, R ERA: 2.75	(8, 1)	2.0		6	0	0	0	2	0	0	0	0	0	0	19	24	0.00	0.000								

AB	32
R	1
H	5
RBI	1
BB	2
SO	7
LOB	16



Batter	1	2	3	4	5	6	7	8	9	AB	R	H	RBI	BB	SO	LOB	TOP				
Kenny Lofton, L OBP: 0.430, SLG: 0.551 (1, 8)										4	2	2	0	1	0	2	Cleveland Indians @ Detroit Tigers Tiger Stadium, Detroit, MI Tue Jun 21 1994, 7:05 PM EDT Att: 24,955 - Unknown - 89 F				
Omar Vizquel, S OBP: 0.383, SLG: 0.409 (1, 6)										4	1	2	0	0	1	1					
Carlos Baerga, S OBP: 0.310, SLG: 0.469 (1, 4)										5	0	2	3	0	0	3					
Albert Belle, R OBP: 0.462, SLG: 0.688 (1, 7)										4	0	0	0	1	1	4					
Eddie Murray, S OBP: 0.321, SLG: 0.464 (1, 10)										4	0	1	0	0	1	3					
Paul Sorrento, L OBP: 0.308, SLG: 0.373 (1, 3)										4	0	1	1	0	0	0					
Jim Thome, L OBP: 0.338, SLG: 0.459 Alvaro Espinoza, R OBP: 0.282, SLG: 0.320 (7, 5)										1	0	0	0	2	0	0					
Sandy Alomar Jr., R OBP: 0.313, SLG: 0.436 (1, 2)										4	2	2	1	0	1	2					
Wayne Kirby, L OBP: 0.310, SLG: 0.358 (1, 9)										4	0	1	0	0	1	2					
Inning Stats	R: 1 E: 0 K: 1 S: 11	H: 1 LOB: 1 BB: 2 P: 23	R: 0 E: 0 K: 1 S: 11	H: 0 LOB: 1 BB: 1 P: 20	R: 1 E: 0 K: 1 S: 9	H: 2 LOB: 1 BB: 0 P: 14	R: 1 E: 0 K: 1 S: 13	H: 1 LOB: 0 BB: 0 P: 21	R: 0 E: 0 K: 0 S: 6	H: 0 LOB: 0 BB: 0 P: 12	R: 0 E: 0 K: 0 S: 6	H: 1 LOB: 1 BB: 1 P: 10	R: 0 E: 0 K: 0 S: 11	H: 3 LOB: 2 BB: 0 P: 22	R: 1 E: 0 K: 0 S: 14	H: 3 LOB: 2 BB: 0 P: 18	1B: 8 2B: 2 3B: 0 HR: 1	SF: 0 SAC: 1 DP: 2 HBP: 0	WP: 0 PB: 0 SB: 1 CS: 0	PA: 40	
PITCHER	IP	WLS	BF	H	R	ER	SO	BB	IBB	HBP	BLK	WP	HR	S	P	ERA	WHIP				
Tim Lincecum, R ERA: 6.03 Joe Mauer, R ERA: 3.89 (9, 1)	8.0	W	6	3	1	1	0	0	0	0	0	0	0	11	18	9.00	3.000				

AB	35
R	5
H	11
RBI	5
BB	4
SO	6
LOB	19




Batter	1	2	3	4	5	6	7	8	9	AB	R	H	RBI	BB	SO	LOB	BOTTOM					
Tony Phillips, S OBP: 0.407, SLG: 0.431 (1, 7)										4	1	1	1	1	1	2	Cleveland Indians @ Detroit Tigers Tiger Stadium, Detroit, MI Tue Jun 21 1994, 7:05 PM EDT Att: 24,955 - Unknown - 89 F					
Lou Whitaker, L OBP: 0.354, SLG: 0.500 (1, 4)										5	1	1	4	0	0	2						
Travis Fryman, R OBP: 0.354, SLG: 0.507 (1, 5)										4	0	0	0	0	1	1						
Cecil Fielder, R OBP: 0.338, SLG: 0.490 (1, 3)										4	0	0	0	0	2	1						
Kirk Gibson, L OBP: 0.362, SLG: 0.540 (1, 8)										2	2	0	0	2	0	1						
Junior Felix, S OBP: 0.386, SLG: 0.664 (1, 9)										4	0	0	0	0	2	3						
Mickey Tettleton, S OBP: 0.447, SLG: 0.555 (1, 10)										2	1	0	0	2	1	0						
Alan Trammell, R OBP: 0.363, SLG: 0.489 (1, 6)										4	1	3	2	0	0	0						
Chad Kreuter, S OBP: 0.343, SLG: 0.278 Juan Samuel, R OBP: 0.391, SLG: 0.542 (9, PH)										3	0	1	0	0	2	3						
Inning Stats	R: 0 E: 0 K: 0 S: 5	H: 0 LOB: 0 BB: 0 P: 9	R: 1 E: 1 K: 1 S: 14	H: 1 LOB: 2 BB: 1 P: 23	R: 0 E: 0 K: 2 S: 12	H: 1 LOB: 1 BB: 0 P: 19	R: 0 E: 0 K: 0 S: 5	H: 0 LOB: 0 BB: 0 P: 5	R: 0 E: 0 K: 0 S: 4	H: 1 LOB: 1 BB: 0 P: 4	R: 0 E: 0 K: 1 S: 13	H: 0 LOB: 1 BB: 1 P: 22	R: 0 E: 0 K: 3 S: 12	H: 1 LOB: 1 BB: 0 P: 20	R: 0 E: 0 K: 1 S: 9	H: 0 LOB: 0 BB: 0 P: 15	R: 6 E: 0 K: 1 S: 14	H: 3 LOB: 0 BB: 3 P: 34	1B: 4 2B: 1 3B: 1 HR: 1	SF: 0 SAC: 0 DP: 0 HBP: 0	WP: 0 PB: 0 SB: 0 CS: 0	PA: 38
PITCHER	IP	WLS	BF	H	R	ER	SO	BB	IBB	HBP	BLK	WP	HR	S	P	ERA	WHIP					
Jason Grimsley, R ERA: 2.93 Paul Shuey, R ERA: 5.56 Derek Lilliquist, L ERA: 6.92 (9, 1)	0.1	L	4	1	3	3	1	2	0	0	0	0	0	8	21	81.00	9.000					


AB	33
R	7
H	7
RBI	7
BB	5
SO	9
LOB	13



Batter	1	2	3	4	5	6	7	8	9	AB	R	H	RBI	BB	SO	LOB	TOP					
Kenny Lofton, L OBP: 0.438, SLG: 0.563 (1, 8)										5	2	4	1	1	0	0	Cleveland Indians @ Detroit Tigers Tiger Stadium, Detroit, MI Wed Jun 22 1994, 3:33 AM EDT Att: 24,040 - Sunny - 80 F					
Omar Vizquel, S OBP: 0.370, SLG: 0.414 (1, 6)										6	0	3	0	0	0	4						
Carlos Baerga, S OBP: 0.307, SLG: 0.464 (1, 4)										5	1	1	2	0	0	2						
Albert Belle, R OBP: 0.463, SLG: 0.686 (1, 7)										5	0	2	0	1	0	1						
Eddie Murray, S OBP: 0.321, SLG: 0.458 (1, 10)										5	0	1	0	1	1	5						
Paul Sorrento, L OBP: 0.315, SLG: 0.369 (1, 3)										2	0	0	1	3	1	0						
Manny Ramirez, R OBP: 0.352, SLG: 0.511 (1, 9)										5	1	1	0	0	2	8						
Wayne Kirby, L OBP: 0.310, SLG: 0.358 (9, 9)										0	0	0	0	0	0	0						
Jim Thome, L OBP: 0.344, SLG: 0.490 (1, 5)										4	3	2	2	1	0	0						
Alvaro Espinoza, R OBP: 0.292, SLG: 0.520 (9, 5)										0	0	0	0	0	0	0						
Sandy Alomar Jr., R OBP: 0.321, SLG: 0.465 (1, 2)										5	2	3	3	0	0	0						
Ruben Amaro Jr., S OBP: 0.222, SLG: 0.250 (8, PR)										0	0	0	0	0	0	0						
Tony Peña, R OBP: 0.380, SLG: 0.462 (8, 2)										0	0	0	0	0	0	0						
Inning Stats	R: 1 E: 0 K: 0 S: 15	H: 2 LOB: 3 BB: 2 P: 32	R: 2 E: 0 K: 0 S: 10	H: 3 LOB: 1 BB: 0 P: 20	R: 0 E: 0 K: 1 S: 8	H: 0 LOB: 0 BB: 0 P: 11	R: 1 E: 1 K: 1 S: 14	H: 2 LOB: 3 BB: 1 P: 23	R: 5 E: 0 K: 1 S: 17	H: 6 LOB: 3 BB: 3 P: 40	R: 0 E: 0 K: 0 S: 11	H: 1 LOB: 2 BB: 1 P: 16	R: 0 E: 0 K: 1 S: 8	H: 1 LOB: 2 BB: 1 P: 20	R: 0 E: 0 K: 0 S: 11	H: 2 LOB: 2 BB: 0 P: 14	R: 0 E: 0 K: 0 S: 6	H: 0 LOB: 0 BB: 0 P: 10	1B: 9 2B: 5 3B: 0 HR: 3	SF: 1 SAC: 0 DP: 0 HBP: 0	WP: 0 PB: 0 SB: 1 CS: 2	PA: 50
PITCHER	IP WLS BF H R ER SO BB IBB HBP BLK WP HR S P ERA WHIP																					
John Doherty, R ERA: 6.15 (1, 1)	4.1 L 27 9 7 7 2 2 2 0 0 0 3 52 97 14.54 2.538																					
Greg Cadaret, L ERA: 9.95 (5, 1)	0.1 6 4 2 2 0 1 1 0 0 0 0 9 24 54.00 15.000																					
Bill Gullickson, R ERA: 6.19 (5, 1)	4.1 17 4 0 0 2 1 0 0 0 0 0 39 65 0.00 1.154																					

Batter	1	2	3	4	5	6	7	8	9	AB	R	H	RBI	BB	SO	LOB	BOTTOM					
Tony Phillips, S OBP: 0.407, SLG: 0.426 (1, 7)										3	0	0	0	2	2	3	Cleveland Indians @ Detroit Tigers Tiger Stadium, Detroit, MI Wed Jun 22 1994, 3:33 AM EDT Att: 24,040 - Sunny - 80 F					
Lou Whitaker, L OBP: 0.355, SLG: 0.508 (1, 4)										5	1	3	0	0	0	3						
Travis Fryman, R OBP: 0.354, SLG: 0.504 (1, 5)										2	0	0	1	2	2	1						
Kirk Gibson, L OBP: 0.363, SLG: 0.536 (1, 10)										5	1	2	0	0	2	6						
Junior Felix, S OBP: 0.381, SLG: 0.650 (1, 9)										5	1	1	1	0	3	3						
Mickey Tettleton, S OBP: 0.446, SLG: 0.547 (1, 3)										3	0	0	0	2	1	1						
Chris Gomez, R OBP: 0.369, SLG: 0.459 (1, 6)										5	1	3	2	0	1	1						
Juan Samuel, R OBP: 0.378, SLG: 0.563 (1, 8)										5	1	1	2	0	0	4						
Chad Kreuter, S OBP: 0.355, SLG: 0.294 (1, 2)										4	1	3	0	0	0	0						
Inning Stats	R: 0 E: 0 K: 0 S: 7	H: 0 LOB: 2 BB: 2 P: 15	R: 0 E: 0 K: 1 S: 11	H: 1 LOB: 0 BB: 0 P: 16	R: 0 E: 0 K: 1 S: 13	H: 1 LOB: 1 BB: 1 P: 21	R: 2 E: 0 K: 2 S: 16	H: 2 LOB: 1 BB: 1 P: 30	R: 1 E: 0 K: 1 S: 11	H: 2 LOB: 1 BB: 0 P: 14	R: 0 E: 0 K: 1 S: 9	H: 2 LOB: 2 BB: 0 P: 16	R: 2 E: 0 K: 1 S: 18	H: 3 LOB: 1 BB: 1 P: 28	R: 1 E: 0 K: 2 S: 17	H: 2 LOB: 2 BB: 1 P: 25		R: 0 E: 0 K: 2 S: 9	H: 0 LOB: 0 BB: 0 P: 13	1B: 11 2B: 1 3B: 0 HR: 1	SF: 1 SAC: 0 DP: 2 HBP: 0	WP: 1 PB: 0 SB: 0 CS: 0
PITCHER	IP WLS BF H R ER SO BB IBB HBP BLK WP HR S P ERA WHIP																					
Dennis Martinez, R ERA: 3.89 (1, 1)	6.1 W 33 10 5 5 7 5 0 0 0 0 1 79 132 3.38 1.500																					
Eric Plunk, R ERA: 2.6 (7, 1)	2.2 11 3 1 1 4 1 0 0 0 0 0 32 46 3.38 1.500																					

Batter	1	2	3	4	5	6	7	8	9	AB	R	H	RBI	BB	SO	LOB	TOP								
Luis Polonia, L OBP: 0.365, SLG: 0.366 Don Mattingly, L OBP: 0.401, SLG: 0.432	B1-3		HR	FC5-4	1B		G6-3	HBP		4	1	1	2	1	0	2	<p>New York Yankees @ Cleveland Indians Jacobs Field, Cleveland, OH Sun Jun 26 1994, 3:33 AM EDT Att: 41,648 - Overcast - 74 F</p> <p>AB 40 R 12 H 13 RBI 10 BB 11 SO 6 LOB 25</p> 								
Jim Leyritz, R OBP: 0.391, SLG: 0.545 Gerald Williams, R OBP: 0.286, SLG: 0.490	G6-3		HR							3	1	2	2	2	0	0									
Wade Boggs, L OBP: 0.440, SLG: 0.507	1B		G3							5	2	1	1	1	1	4									
Mike Stanley, R OBP: 0.349, SLG: 0.475	1B									5	2	3	2	1	1	0									
Paul O'Neill, L OBP: 0.482, SLG: 0.635	1B									4	1	2	1	2	1	2									
Danny Tartabull, R OBP: 0.347, SLG: 0.469	F7									4	2	1	0	2	1	5									
Bernie Williams, S OBP: 0.370, SLG: 0.455			L8							5	1	0	1	1	0	6									
Randy Velarde, R OBP: 0.339, SLG: 0.394										5	1	1	1	0	1	2									
Mike Gallego, R OBP: 0.319, SLG: 0.341	F8									4	0	2	0	1	0	1									
Inning Stats	R: 1 E: 0 K: 0 S: 9	H: 1 LOB: 2 BB: 2 P: 18	R: 0 E: 0 K: 1 S: 5	H: 0 LOB: 0 BB: 0 P: 6	R: 2 E: 0 K: 1 S: 15	H: 2 LOB: 2 BB: 2 P: 33	R: 0 E: 0 K: 1 S: 11	H: 1 LOB: 2 BB: 1 P: 21	R: 5 E: 3 K: 0 S: 20	H: 3 LOB: 1 BB: 2 P: 37	R: 0 E: 0 K: 0 S: 3	H: 0 LOB: 1 BB: 1 P: 9	R: 0 E: 0 K: 0 S: 7	H: 1 LOB: 0 BB: 0 P: 11	R: 4 E: 0 K: 2 S: 19	H: 4 LOB: 2 BB: 2 P: 39		R: 0 E: 0 K: 1 S: 9	H: 1 LOB: 2 BB: 1 P: 21	1B: 7 2B: 4 3B: 0 HR: 2	SF: 0 SAC: 0 DP: 2 HBP: 1	WP: 3 PB: 0 SB: 4 CS: 0	PA: 52		
PITCHER	IP	WLS	BF	H	R	ER	SO	BB	IBB	HBP	BLK	WP	HR	S	P	ERA	WHIP								
Jack Morris, R ERA: 5.26	4.0	L	26	6	8	6	3	6	0	0	0	1	1	54	101	13.50	3.000								
Eric Plunk, R ERA: 2.53	3.0		11	2	0	0	0	2	0	0	0	0	0	16	34	0.00	1.333								
Paul Shuey, R ERA: 8.49	0.1		6	4	4	4	1	1	0	0	0	1	1	10	21	108.00	15.000								
Jose Mesa, R ERA: 3.8	1.2		9	1	0	0	2	1	1	1	0	1	0	18	39	0.00	1.200								

Batter	1	2	3	4	5	6	7	8	9	AB	R	H	RBI	BB	SO	LOB	BOTTOM								
Kenny Lofton, L OBP: 0.440, SLG: 0.563	G3				G4-3		B1-3	SF9		4	2	2	0	1	0	2	<p>New York Yankees @ Cleveland Indians Jacobs Field, Cleveland, OH Sun Jun 26 1994, 3:33 AM EDT Att: 41,648 - Overcast - 74 F</p> <p>AB 38 R 11 H 13 RBI 11 BB 6 SO 4 LOB 18</p> 								
Omar Vizquel, S OBP: 0.359, SLG: 0.393	G3		F7		F9		B1-3	HR		4	1	1	2	1	0	2									
Carlos Baerga, S OBP: 0.301, SLG: 0.454	K		L4		FC5-4		K	SF9		4	0	1	1	0	2	2									
Albert Belle, R OBP: 0.458, SLG: 0.693	2B		F7		F9		G5-3	HR		4	2	1	3	1	0	3									
Eddie Murray, S OBP: 0.324, SLG: 0.462	2B				G6-3		FC5-4			4	1	1	2	1	0	2									
Candy Maldonado, R OBP: 0.348, SLG: 0.519 Wayne Kirby, L OBP: 0.316, SLG: 0.364	G5-3				G5-3		F9			4	0	0	0	0	1	2									
Manny Ramirez, R OBP: 0.363, SLG: 0.528							F8			4	1	2	2	1	1	1									
Tony Peña, R OBP: 0.392, SLG: 0.514 Paul Sorrento, L OBP: 0.318, SLG: 0.372 Sandy Alomar Jr., R OBP: 0.319, SLG: 0.462	G6-3				G6-3					3	2	1	1	1	0	2									
Alvaro Espinoza, R OBP: 0.292, SLG: 0.336										1	0	1	0	0	0	0									
Inning Stats	R: 2 E: 0 K: 1 S: 18	H: 2 LOB: 1 BB: 1 P: 33	R: 0 E: 0 K: 0 S: 7	H: 2 LOB: 0 BB: 0 P: 13	R: 0 E: 0 K: 0 S: 6	H: 0 LOB: 0 BB: 0 P: 11	R: 0 E: 0 K: 0 S: 10	H: 0 LOB: 1 BB: 1 P: 19	R: 1 E: 0 K: 0 S: 7	H: 3 LOB: 2 BB: 0 P: 11	R: 1 E: 0 K: 0 S: 9	H: 1 LOB: 0 BB: 0 P: 14	R: 0 E: 0 K: 1 S: 8	H: 1 LOB: 1 BB: 0 P: 10	R: 7 E: 0 K: 1 S: 20	H: 3 LOB: 0 BB: 4 P: 44		R: 0 E: 0 K: 1 S: 10	H: 1 LOB: 1 BB: 0 P: 12	1B: 7 2B: 3 3B: 0 HR: 3	SF: 1 SAC: 0 DP: 0 HBP: 0	WP: 1 PB: 0 SB: 0 CS: 1	PA: 45		
PITCHER	IP	WLS	BF	H	R	ER	SO	BB	IBB	HBP	BLK	WP	HR	S	P	ERA	WHIP								
Jim Abbott, L ERA: 3.88	6.0	W	27	8	4	4	1	2	0	0	0	0	1	57	101	6.00	1.667								
Sterling Hitchcock, L ERA: 5.79	1.1		9	3	4	4	2	2	0	0	0	0	1	20	35	27.00	3.750								
Paul Gibson, L ERA: 6.11	0.0		2	0	0	0	0	2	0	0	0	0	0	1	9	*	*								
Bob Wickman, R ERA: 2.93	1.0		5	2	3	3	1	0	0	0	0	0	1	12	16	27.00	2.000								
Steve Howe, L ERA: 3.15	0.2	S	2	0	0	0	0	0	0	0	0	0	0	5	6	0.00	0.000								

Batter	1	2	3	4	5	6	7	8	9	AB	R	H	RBI	BB	SO	LOB	TOP																					
Brady Anderson, L (1, 8) OBP: 0.343, SLG: 0.397 Jack Voigt, R (7, 7) OBP: 0.322, SLG: 0.356	F9					E1 1B	FC6-4 HBP	G5-3		4	1	2	1	0	0	1	Baltimore Orioles @ Cleveland Indians Jacobs Field, Cleveland, OH Mon Jun 27 1994, 7:05 PM EDT Att: 41,663 - Unknown - 63 F																					
Chris Sabo, R (1, 5) OBP: 0.309, SLG: 0.444		K				1B G3-1	G1-6-3 HBP	G5-3		4	1	2	0	0	1	3																						
Rafael Palmeiro, L (1, 3) OBP: 0.408, SLG: 0.545	F9					G3-1 FC4	G1-6-3	K		5	1	1	1	0	1	3																						
Cal Ripken Jr., R (1, 6) OBP: 0.335, SLG: 0.450	K					G3-1 E			G4-3	5	1	2	0	0	1	1																						
Harold Baines, L (1, 10) OBP: 0.348, SLG: 0.505		BB 1B				G3-1		K		5	2	2	2	0	2	3																						
Jeffrey Hammonds, R (1, 9) OBP: 0.325, SLG: 0.487		K				FC4 BB				3	0	1	0	2	2	1																						
Dwight Smith, L (1, 7) OBP: 0.288, SLG: 0.435		K				G1-3	FC4	L6		5	0	0	1	0	1	5																						
Mark McLemore, S (1, 4) OBP: 0.364, SLG: 0.325		1B BB				G6-3	G4-3	G4-3		3	0	0	0	1	0	3																						
Jeff Tackett, R (1, 2) OBP: 0.324, SLG: 0.400		1B BB				G5-3	FC6-4 HBP			2	1	1	1	1	0	0																						
Inning Stats	R: 0 E: 0 K: 1 S: 11	H: 1 LOB: 1 BB: 0 P: 17	R: 1 E: 0 K: 3 S: 17	H: 2 LOB: 3 BB: 2 P: 33	R: 1 E: 0 K: 1 S: 10	H: 1 LOB: 0 BB: 0 P: 14	R: 0 E: 0 K: 0 S: 3	H: 0 LOB: 0 BB: 0 P: 5	R: 4 E: 2 K: 0 S: 13	H: 4 LOB: 1 BB: 1 P: 24	R: 0 E: 0 K: 0 S: 12	H: 0 LOB: 2 BB: 0 P: 19	R: 0 E: 0 K: 1 S: 11	H: 2 LOB: 2 BB: 0 P: 19	R: 1 E: 0 K: 1 S: 9	H: 1 LOB: 0 BB: 0 P: 14	R: 0 E: 0 K: 1 S: 7	H: 0 LOB: 1 BB: 1 P: 13	1B: 9 2B: 0 3B: 0 HR: 2	SF: 0 SAC: 0 DP: 1 HBP: 2	WP: 0 PB: 0 SB: 0 CS: 0	PA: 43																
PITCHER	IP	WLS	BF	H	R	ER	SO	BB	IBB	HBP	BLK	WP	HR	S	P	ERA	WHIP	PITCHER				IP	WLS	BF	H	R	ER	SO	BB	IBB	HBP	BLK	WP	HR	S	P	ERA	WHIP
Charles Nagy, R (1, 1) ERA: 3.33	8.0	L	39	11	7	6	7	3	0	2	0	0	2	86	145	6.75	1.750																					
Jose Mesa, R (9, 1) ERA: 3.71	1.0		4	0	0	0	1	1	0	0	0	0	0	7	13	0.00	1.000																					

AB	37
R	7
H	11
RBI	6
BB	4
SO	8
LOB	20



Batter	1	2	3	4	5	6	7	8	9	AB	R	H	RBI	BB	SO	LOB	BOTTOM																					
Kenny Lofton, L (1, 8) OBP: 0.436, SLG: 0.555	F9		G4-3			G3		G3		4	1	0	1	1	0	1	Baltimore Orioles @ Cleveland Indians Jacobs Field, Cleveland, OH Mon Jun 27 1994, 7:05 PM EDT Att: 41,663 - Unknown - 63 F																					
Omar Vizquel, S (1, 6) OBP: 0.377, SLG: 0.414	G6-3					1B S		1B		4	2	3	1	1	0	0																						
Carlos Baerga, S (1, 4) OBP: 0.309, SLG: 0.458	L7					1B FC8-2		1B		4	1	3	1	1	0	0																						
Albert Belle, R (1, 7) OBP: 0.454, SLG: 0.684		F8				F8		K		5	0	1	0	0	1	6																						
Eddie Murray, S (1, 10) OBP: 0.329, SLG: 0.462		K				1B WP		K		4	0	2	2	1	2	2																						
Paul Sorrento, L (1, 3) OBP: 0.316, SLG: 0.365		G4-3				FC8-2		F7		4	0	0	0	1	1	3																						
Jim Thome, L (1, 5) OBP: 0.350, SLG: 0.488 Ruben Amaro Jr., S (9, PR) OBP: 0.222, SLG: 0.250						SH1-3 BB		P9		3	1	1	0	2	0	4																						
Sandy Alomar Jr., R (1, 2) OBP: 0.321, SLG: 0.460						F9		E7 G3		5	1	2	1	0	1	2																						
Wayne Kirby, L (1, 9) OBP: 0.314, SLG: 0.369						SH1-3		G3		4	0	1	0	0	1	4																						
Inning Stats	R: 0 E: 0 K: 0 S: 6	H: 0 LOB: 0 BB: 0 P: 7	R: 0 E: 0 K: 1 S: 7	H: 0 LOB: 0 BB: 0 P: 11	R: 0 E: 0 K: 0 S: 7	H: 0 LOB: 1 BB: 1 P: 13	R: 1 E: 0 K: 0 S: 11	H: 2 LOB: 1 BB: 1 P: 20	R: 4 E: 1 K: 0 S: 20	H: 6 LOB: 3 BB: 1 P: 31	R: 1 E: 0 K: 1 S: 13	H: 2 LOB: 2 BB: 2 P: 25	R: 0 E: 0 K: 0 S: 10	H: 1 LOB: 2 BB: 1 P: 22	R: 0 E: 0 K: 1 S: 11	H: 2 LOB: 2 BB: 0 P: 15	R: 0 E: 0 K: 3 S: 11	H: 0 LOB: 2 BB: 1 P: 20	1B: 10 2B: 4 3B: 0 HR: 0	SF: 0 SAC: 1 DP: 1 HBP: 0	WP: 1 PB: 0 SB: 3 CS: 1	PA: 45																
PITCHER	IP	WLS	BF	H	R	ER	SO	BB	IBB	HBP	BLK	WP	HR	S	P	ERA	WHIP	PITCHER				IP	WLS	BF	H	R	ER	SO	BB	IBB	HBP	BLK	WP	HR	S	P	ERA	WHIP
Ben McDonald, R (1, 1) ERA: 4.92	4.2		23	8	5	5	1	2	0	0	0	0	0	47	73	9.64	2.143																					
Tom Bolton, L (5, 1) ERA: 4.74	2.2	W	15	4	1	1	1	4	0	0	0	1	0	30	60	3.38	3.000																					
Alan Mills, R (8, 1) ERA: 5.58	0.2		3	1	0	0	1	0	0	0	0	0	0	8	11	0.00	1.500																					
Lee Smith, R (9, 1) ERA: 1.61	1.0	S	4	0	0	0	3	1	0	0	0	0	0	11	20	0.00	1.000																					

AB	37
R	6
H	13
RBI	6
BB	7
SO	6
LOB	22



Batter	1	2	3	4	5	6	7	8	9	AB	R	H	RBI	BB	SO	LOB	TOP		
Brady Anderson, L OBP: 0.347, SLG: 0.398 (1, 8)	G4-3 ①		2B 1B BB	G4-3 ③			2B 1B		2B 1B 1B	4	3	2	0	1	0	2	Baltimore Orioles @ Cleveland Indians Jacobs Field, Cleveland, OH Tue Jun 28 1994, 7:05 PM EDT Att: 41,747 - Unknown - 82 F		
Chris Sabo, R OBP: 0.306, SLG: 0.442 (1, 7) (9, 5)	L8		F8		L7		L7		1B 2B	5	1	1	0	0	0	3			
Rafael Palmeiro, L OBP: 0.414, SLG: 0.555 (1, 3)	F9		1B 1-3 2-H		1B 1B		1B 2B		1B BB	4	1	3	2	1	0	0			
Cal Ripken Jr., R OBP: 0.340, SLG: 0.452 (1, 6)									1B 1B	5	0	3	3	0	2	1			
Harold Baines, L OBP: 0.349, SLG: 0.502 Lonnie Smith, R OBP: 0.345, SLG: 0.292 (9, PR)	L6		G3						G4-3 WP 1B	5	0	2	1	0	0	3			
Leo Gomez, R OBP: 0.383, SLG: 0.543 Dwight Smith, L OBP: 0.288, SLG: 0.435 (9, 7)	P4				L9				G4-3 1B	5	0	0	0	0	2	4			
Chris Hoiles, R OBP: 0.353, SLG: 0.420 (1, 2)	K								L7 BB	4	0	2	0	1	1	1			
Mark McLemore, S OBP: 0.362, SLG: 0.323 (1, 4)			G1-3	SH5-3					1B F9	4	1	1	0	0	0	3			
Jeffrey Hammonds, R OBP: 0.338, SLG: 0.525 (1, 9)									1B HR	3	2	2	2	1	1	0			
Inning Stats	R: 0 E: 0 K: 0 S: 8	H: 0 LOB: 0 BB: 0 P: 13	R: 0 E: 0 K: 1 S: 7	H: 1 LOB: 1 BB: 0 P: 11	R: 2 E: 0 K: 0 S: 16	H: 3 LOB: 2 BB: 1 P: 26	R: 0 E: 0 K: 0 S: 9	H: 1 LOB: 2 BB: 1 P: 15	R: 0 E: 0 K: 1 S: 12	H: 1 LOB: 0 BB: 0 P: 15	R: 1 E: 0 K: 1 S: 7	H: 2 LOB: 0 BB: 0 P: 12	R: 0 E: 0 K: 1 S: 7	H: 0 LOB: 0 BB: 0 P: 9	R: 5 E: 0 K: 0 S: 23	H: 6 LOB: 2 BB: 2 P: 38		1B: 11 2B: 4 3B: 0 HR: 1	SF: 0 SAC: 1 DP: 1 HBP: 0
PITCHER	IP	WLS	BF	H	R	ER	SO	BB	IBB	HBP	BLK	WP	HR	S	P	ERA	WHIP		
Jason Grimsley, R ERA: 3.96 Derek Lilliquist, L ERA: 8.04 Eric Plunk, R ERA: 2.57	(1, 1) (9, 1) (9, 1)	8.0 0.0 1.0	38 1 5	14 0 2	7 0 1	7 0 1	6 0 0	2 1 1	0 0 0	0 0 0	0 0 0	0 0 1	1 0 0	84 3 11	130 7 20	7.88 ∞ 9.00	2.000 ∞ 3.000		

AB 39
R 8
H 16
RBI 8
BB 4
SO 6
LOB 17



Batter	1	2	3	4	5	6	7	8	9	AB	R	H	RBI	BB	SO	LOB	BOTTOM				
Kenny Lofton, L OBP: 0.432, SLG: 0.549 (1, 8)	G6-4-3 1B		FC6-4 1-2 3-H						G3-1	5	0	1	1	0	1	2	Baltimore Orioles @ Cleveland Indians Jacobs Field, Cleveland, OH Tue Jun 28 1994, 7:05 PM EDT Att: 41,747 - Unknown - 82 F				
Omar Vizquel, S OBP: 0.376, SLG: 0.409 (1, 6)	G6-4-3 1-2		L7						SH1-3 BB	4	1	1	0	1	0	2					
Carlos Baerga, S OBP: 0.311, SLG: 0.465 (1, 4)			F8						SH1-3 1B	4	1	2	1	0	0	1					
Albert Belle, R OBP: 0.459, SLG: 0.699 (1, 7)	F9								1B HR	4	2	3	2	1	0	1					
Eddie Murray, S OBP: 0.328, SLG: 0.459 (1, 3)			F9						1B HR	4	1	1	0	0	1	3					
Manny Ramirez, R OBP: 0.361, SLG: 0.538 (1, 9)			F9						1B HR	4	1	1	3	0	1	3					
Candy Maldonado, R OBP: 0.343, SLG: 0.552 (1, 10)									HR	4	1	1	1	0	1	1					
Sandy Alomar Jr., R OBP: 0.320, SLG: 0.453 (1, 2)									HR	3	1	0	0	1	1	0					
Alvaro Espinoza, R OBP: 0.303, SLG: 0.372 (1, 5)									1B FC6-4	4	1	3	1	0	0	0					
Inning Stats	R: 0 E: 0 K: 0 S: 8	H: 2 LOB: 1 BB: 0 P: 15	R: 0 E: 0 K: 1 S: 9	H: 0 LOB: 0 BB: 0 P: 14	R: 1 E: 0 K: 0 S: 16	H: 1 LOB: 1 BB: 1 P: 25	R: 4 E: 0 K: 2 S: 18	H: 4 LOB: 0 BB: 0 P: 24	R: 0 E: 0 K: 2 S: 9	H: 0 LOB: 2 BB: 2 P: 19	R: 0 E: 0 K: 0 S: 12	H: 1 LOB: 1 BB: 0 P: 17	R: 2 E: 0 K: 0 S: 17	H: 3 LOB: 1 BB: 0 P: 24	R: 1 E: 0 K: 0 S: 18	H: 1 LOB: 0 BB: 0 P: 27		R: 1 E: 0 K: 0 S: 6	H: 1 LOB: 0 BB: 0 P: 9	1B: 6 2B: 2 3B: 1 HR: 4	SF: 0 SAC: 1 DP: 1 HBP: 0
PITCHER	IP	WLS	BF	H	R	ER	SO	BB	IBB	HBP	BLK	WP	HR	S	P	ERA	WHIP				
Arthur Rhodes, L ERA: 9.09 Mark Williamson, R ERA: 4.25 Jim Poole, L ERA: 6.48 Alan Mills, R ERA: 5.87	(1, 1) (5, 1) (8, 1) (9, 1)	4.2 2.1 1.1 0.0	23 11 5 L	4 2 1 1	2 2 1 1	5 2 1 1	4 1 0 0	0 0 0 0	0 0 0 0	0 0 0 0	0 0 0 0	0 0 1 1	2 32 22 2	57 46 34 2	92 46 34 2	9.64 7.71 6.75 ∞	1.929 1.714 0.750 ∞				

AB 36
R 9
H 13
RBI 9
BB 3
SO 5
LOB 13




Batter	1	2	3	4	5	6	7	8	9	10	AB	R	H	RBI	BB	SO	LOB					
Brady Anderson, L OBP: 0.352, SLG: 0.495 (1, 8)	G4-3 1B	G6-4-3 BB		F8				F7									5 1 3 0 1 0 0					
Chris Sabo, R OBP: 0.301, SLG: 0.433 (1, 7) (9, 5)	F9	G6-4-3		G5-3				F9									6 0 1 1 0 0 5					
Rafael Palmeiro, L OBP: 0.413, SLG: 0.547 (1, 3)	G4-3			G1-3				G4-3									4 0 0 0 2 1 1					
Cal Ripken Jr., R OBP: 0.343, SLG: 0.452 (1, 6)	1B BB			2B				P4									5 2 2 0 1 0 3					
Harold Baines, L OBP: 0.350, SLG: 0.500 (1, 10)	1B			2B				F8									5 1 2 1 0 0 2					
Leo Gomez, R OBP: 0.384, SLG: 0.545 (1, 5) Jack Voigt, R OBP: 0.322, SLG: 0.356 (9, 7)	1B			1B				F7									5 1 2 2 0 0 0 0 0 0 0 0 0 0					
Chris Hoiles, R OBP: 0.354, SLG: 0.432 Jeff Tackett, R OBP: 0.324, SLG: 0.400 (10, 2)	K			SF7				K									3 1 1 2 1 1 2 0 0 0 0 0 0 0					
Mark McLemore, S OBP: 0.366, SLG: 0.326 (1, 4)				BB				F8									4 0 2 1 1 0 1					
Jeffrey Hammonds, R OBP: 0.333, SLG: 0.512 (1, 9)				F8				P5									5 1 1 0 0 1 4					
Inning Stats	R: 2 E: 0 K: 1 S: 13	H: 3 LOB: 2 BB: 1 P: 22	R: 0 E: 0 K: 0 S: 8	H: 0 LOB: 1 BB: 2 P: 17	R: 3 E: 0 K: 0 S: 15	H: 4 LOB: 1 BB: 1 P: 25	R: 0 E: 0 K: 0 S: 9	H: 1 LOB: 2 BB: 1 P: 19	R: 1 E: 0 K: 0 S: 18	H: 3 LOB: 2 BB: 0 P: 27	R: 0 E: 0 K: 1 S: 10	H: 0 LOB: 1 BB: 1 P: 17	R: 0 E: 0 K: 0 S: 4	H: 0 LOB: 0 BB: 0 P: 5	R: 0 E: 0 K: 0 S: 8	H: 0 LOB: 0 BB: 0 P: 14	R: 1 E: 0 K: 0 S: 14	H: 3 LOB: 3 BB: 1 P: 22	1B: 11 2B: 2 3B: 0 HR: 1	SF: 1 SAC: 0 DP: 1 HBP: 0	WP: 0 PA: 49	
PITCHER	IP WLS BF H R ER SO	ERA WHIP																				
Dennis Martinez, R ERA: 4.17 Chad Ogea, R ERA: 6.3 Jose Mesa, R ERA: 3.64 Eric Plunk, R ERA: 2.55	(1, 1) (4, 1) (7, 1) (10, 1)	3.0 3.1 3.1 0.1	18 16 14 1	7 4 3 0	5 1 1 0	5 1 1 0	1 1 1 0	3 2 1 0	0 0 0 0	0 0 0 0	0 0 0 0	0 0 0 0	0 0 0 0	0 0 0 0	0 0 0 0	0 0 0 0	0 0 0 0	0 0 0 0	0 0 0 0	0 0 0 0	15.00 2.70 2.70 0.00	3.333 1.800 1.200 0.000

TOP

Baltimore Orioles @ Cleveland Indians
Jacobs Field, Cleveland, OH
Wed Jun 29 1994, 7:05 PM EDT
Att: 40,238 - Unknown - 72 F

AB 42
R 7
H 14
RBI 7
BB 6
SO 3
LOB 18




Batter	1	2	3	4	5	6	7	8	9	10	AB	R	H	RBI	BB	SO	LOB					
Kenny Lofton, L OBP: 0.432, SLG: 0.548 (1, 8)	SF8 1B	G4-3		SF8				FC6-4									4 1 2 1 0 0 1					
Omar Vizquel, S OBP: 0.379, SLG: 0.403 (1, 6)	HR 1B			F8				G6-3									4 1 1 0 1 0 2					
Carlos Baerga, S OBP: 0.309, SLG: 0.462 (1, 4)	SF8			F9				G6-3									4 0 1 1 0 0 1					
Albert Belle, R OBP: 0.451, SLG: 0.707 (1, 7)	F9			F9				E3									4 1 2 1 1 0 2					
Eddie Murray, S OBP: 0.329, SLG: 0.469 (1, 10)	HR			G4-3				G6-4-3									5 1 2 2 0 0 5					
Jim Thome, L OBP: 0.351, SLG: 0.483 Ruben Amaro Jr., S ERA: 1.84 OBP: 0.222, SLG: 0.250 (10, PR)	BB			G1-3				G6-3									4 0 1 0 1 0 1 0 0 0 0 0 0 0					
Manny Ramirez, R OBP: 0.357, SLG: 0.527 (1, 9)	G6-3			2B				G4-3									4 1 0 0 1 0 2					
Paul Sorrento, L OBP: 0.326, SLG: 0.377 (1, 3)				1B				FC6-4									4 1 3 1 1 0 1					
Sandy Alomar Jr., R OBP: 0.318, SLG: 0.448 (1, 2)	G5-4-3			SF8				K									4 0 1 0 0 1 3					
Inning Stats	R: 3 E: 0 K: 0 S: 14	H: 3 LOB: 1 BB: 1 P: 29	R: 0 E: 0 K: 0 S: 6	H: 0 LOB: 0 BB: 1 P: 11	R: 0 E: 0 K: 0 S: 6	H: 0 LOB: 1 BB: 1 P: 11	R: 2 E: 0 K: 0 S: 11	H: 2 LOB: 1 BB: 1 P: 21	R: 1 E: 0 K: 0 S: 6	H: 2 LOB: 0 BB: 0 P: 11	R: 0 E: 1 K: 0 S: 9	H: 1 LOB: 1 BB: 0 P: 13	R: 0 E: 0 K: 0 S: 10	H: 1 LOB: 1 BB: 0 P: 15	R: 0 E: 0 K: 0 S: 10	H: 2 LOB: 2 BB: 1 P: 17	R: 0 E: 0 K: 0 S: 8	H: 1 LOB: 1 BB: 0 P: 13	1B: 10 2B: 1 3B: 0 HR: 2	SF: 2 SAC: 0 DP: 5 HBP: 0	WP: 0 PA: 44	
PITCHER	IP WLS BF H R ER SO	ERA WHIP																				
Mike Quist, R ERA: 5.89 Mark Eichhorn, R ERA: 1.84 Lee Smith, R ERA: 1.55	(1, 1) (5, 1) (10, 1)	4.1 4.2 1.0	23 18 3	7 5 1	6 0 0	6 0 0	0 1 0	4 0 0	0 0 0	0 0 0	0 0 0	0 0 0	0 0 0	0 0 0	0 0 0	0 0 0	0 0 0	0 0 0	0 0 0	0 0 0	12.46 1.286 0.00	2.538 1.286 1.000

BOTTOM

Baltimore Orioles @ Cleveland Indians
Jacobs Field, Cleveland, OH
Wed Jun 29 1994, 7:05 PM EDT
Att: 40,238 - Unknown - 72 F

AB 37
R 6
H 13
RBI 6
BB 5
SO 1
LOB 18



Batter	1	2	3	4	5	6	7	8	9	AB	R	H	RBI	BB	SO	LOB	TOP			
Brady Anderson, L (1, 8) OBP: 0.348, SLG: 0.399	G4-3		F9		F9		G4-6-3			4	0	0	0	0	0	3	Baltimore Orioles @ Cleveland Indians Jacobs Field, Cleveland, OH Thu Jun 30 1994, 7:05 PM EDT Att: 41,814 - Unknown - 73 F			
Chris Sabo, R (1, 7) OBP: 0.305, SLG: 0.434	G5-3		1B		1B			E5		4	0	2	0	0	0	0				
Rafael Palmeiro, L (1, 3) OBP: 0.408, SLG: 0.540	G4-3		F9		G3		FC6-4			4	0	0	0	0	2					
Cal Ripken Jr., R (1, 6) OBP: 0.348, SLG: 0.465		HR			G5-4-3		1B	F7		4	1	3	1	0	0	1				
Harold Baines, L (1, 10) OBP: 0.348, SLG: 0.493		BLK			F8		L4	FC6-4		3	0	0	0	1	0	3				
Leo Gomez, R (1, 5) OBP: 0.381, SLG: 0.539		K			G5-4-3		1B			4	1	1	0	0	1	2				
Chris Hoiles, R (1, 2) OBP: 0.356, SLG: 0.433		F8			FC4-6		1B	P3		4	0	2	0	0	0	1				
Jeffrey Hammonds, R (1, 9) OBP: 0.331, SLG: 0.504		P4			K		F7			4	0	1	0	0	1	4				
Tim Hulett, R (1, 4) OBP: 0.360, SLG: 0.439					G6-3		FC4-6			3	0	1	1	0	0	1				
Dwight Smith, L (9, PH) OBP: 0.286, SLG: 0.432							G4-6-3			1	0	0	0	0	1	1				
Inning Stats	R: 0 E: 0 K: 0 S: 11	H: 0 LOB: 0 BB: 0 P: 16	R: 1 E: 0 K: 1 S: 14	H: 1 LOB: 1 BB: 1 P: 25	R: 0 E: 0 K: 0 S: 9	H: 1 LOB: 1 BB: 0 P: 16	R: 0 E: 0 K: 0 S: 5	H: 1 LOB: 0 BB: 0 P: 8	R: 0 E: 0 K: 0 S: 12	H: 2 LOB: 1 BB: 0 P: 18	R: 1 E: 0 K: 0 S: 9	H: 3 LOB: 1 BB: 0 P: 12	R: 0 E: 1 K: 0 S: 6	H: 0 LOB: 1 BB: 0 P: 9	R: 0 E: 0 K: 1 S: 10	H: 1 LOB: 1 BB: 0 P: 15	1B: 9 2B: 0 3B: 0 HR: 1	SF: 0 SAC: 0 DP: 2 HBP: 0	WP: 0 PB: 0 SB: 0 CS: 0	PA: 36
PITCHER Mark Clark, R (1, 1) ERA: 3.84	IP: 9.0 WLS: W BF: 36 H: 10 R: 2 ER: 2 SO: 3 BB: 1 IBB: 0 HBP: 0 BLK: 1 WP: 0 HR: 1 S: 87 P: 136 ERA: 2.00 WHIP: 1.222																			

Batter	1	2	3	4	5	6	7	8	9	AB	R	H	RBI	BB	SO	LOB	BOTTOM			
Kenny Lofton, L (1, 8) OBP: 0.430, SLG: 0.554	HR		K			L8	FC6-4			4	1	1	1	0	1	1	Baltimore Orioles @ Cleveland Indians Jacobs Field, Cleveland, OH Thu Jun 30 1994, 7:05 PM EDT Att: 41,814 - Unknown - 73 F			
Omar Vizquel, S (1, 6) OBP: 0.382, SLG: 0.407	K		1B			BB		G5-3		4	1	2	0	0	1	0				
Carlos Baerga, S (1, 4) OBP: 0.309, SLG: 0.458	K		G6-3			F7		HR		3	1	0	0	1	1	2				
Albert Belle, R (1, 7) OBP: 0.464, SLG: 0.721	2B				K	1B		HR		3	1	2	2	1	1	0				
Eddie Murray, S (1, 3) OBP: 0.331, SLG: 0.470	L6				G4-3	BB		HR		4	0	2	1	0	0	1				
Manny Ramirez, R (1, 9) OBP: 0.353, SLG: 0.520			P5			1B				3	0	0	0	0	2	2				
Wayne Kirby, L (8, PH) OBP: 0.311, SLG: 0.366					K			K		1	0	0	0	0	1	1				
Candy Maldonado, R (1, 10) OBP: 0.336, SLG: 0.525			P6			K				3	0	0	0	1	2	0				
Sandy Alomar Jr., R (1, 2) OBP: 0.317, SLG: 0.444			L5			P3				4	0	1	0	0	0	2				
Alvaro Espinoza, R (1, 5) OBP: 0.298, SLG: 0.365			G5-3			G6-3		F7		3	0	0	0	0	0	1				
Inning Stats	R: 1 E: 0 K: 2 S: 15	H: 2 LOB: 1 BB: 0 P: 26	R: 0 E: 0 K: 0 S: 4	H: 0 LOB: 0 BB: 0 P: 6	R: 0 E: 0 K: 1 S: 12	H: 1 LOB: 1 BB: 0 P: 18	R: 0 E: 0 K: 2 S: 9	H: 0 LOB: 0 BB: 0 P: 15	R: 0 E: 0 K: 1 S: 8	H: 0 LOB: 0 BB: 0 P: 12	R: 1 E: 0 K: 1 S: 10	H: 2 LOB: 2 BB: 1 P: 18	R: 0 E: 0 K: 1 S: 7	H: 1 LOB: 1 BB: 0 P: 11	R: 2 E: 0 K: 1 S: 10	H: 2 LOB: 2 BB: 2 P: 21	1B: 5 2B: 1 3B: 0 HR: 2	SF: 0 SAC: 0 DP: 0 HBP: 0	WP: 0 PB: 0 SB: 3 CS: 0	PA: 35
PITCHER Jamie Moyer, L (1, 1) ERA: 5.42 Mark Williamson, R (8, 1) ERA: 4.5 Tom Bolton, L (8, 1) ERA: 4.66 Alan Mills, R (8, 1) ERA: 5.81	IP: 7.1 WLS: L BF: 30 H: 6 R: 3 ER: 3 SO: 8 BB: 2 IBB: 0 HBP: 0 BLK: 0 WP: 0 HR: 1 S: 67 P: 113 ERA: 3.68 WHIP: 1.091																			

AB 35
R 2
H 10
RBI 2
BB 1
SO 3
LOB 18



AB 32
R 4
H 8
RBI 4
BB 3
SO 9
LOB 10



Batter	1	2	3	4	5	6	7	8	9	AB	R	H	RBI	BB	SO	LOB	TOP			
Chuck Knoblauch, R OBP: 0.377, SLG: 0.489 (1,4)										4	1	2	0	0	1	0	Minnesota Twins @ Cleveland Indians Jacobs Field, Cleveland, OH Sat Jul 02 1994, 3:33 AM EDT Att: 41,746 - Overcast - 77 F			
Alex Cole, L OBP: 0.391, SLG: 0.442 (1,8)										4	0	0	0	0	0	2				
Kirby Puckett, R OBP: 0.350, SLG: 0.511 (1,9)										4	0	1	1	0	0	1				
Kent Hrbek, L OBP: 0.346, SLG: 0.387 (1,3)										4	0	0	0	0	0	1				
Dave Winfield, R OBP: 0.324, SLG: 0.413 (1,10)										3	0	0	0	1	1	0				
Pedro Munoz, R OBP: 0.386, SLG: 0.531 (1,7)										3	0	1	0	0	0	1				
Scott Leius, R OBP: 0.335, SLG: 0.465 (1,5)										3	0	1	0	0	1	1				
Denny Hocking, S OBP: 0.333, SLG: 0.467 (1,6)										3	0	0	0	0	1	3				
Matt Walbeck, S OBP: 0.235, SLG: 0.270 (1,2)										3	0	0	0	0	1	2				
Inning Stats	R: 1 E: 0 K: 0 S: 8	H: 2 LOB: 0 BB: 0 P: 14	R: 0 E: 0 K: 0 S: 8	H: 1 LOB: 2 BB: 1 P: 16	R: 0 E: 0 K: 1 S: 4	H: 0 LOB: 0 BB: 0 P: 7	R: 0 E: 0 K: 1 S: 5	H: 0 LOB: 0 BB: 0 P: 7	R: 0 E: 0 K: 2 S: 8	H: 1 LOB: 1 BB: 0 P: 11	R: 0 E: 0 K: 1 S: 10	H: 1 LOB: 1 BB: 0 P: 15	R: 0 E: 0 K: 1 S: 5	H: 0 LOB: 0 BB: 0 P: 8	R: 0 E: 0 K: 0 S: 5	H: 0 LOB: 0 BB: 0 P: 6	1B: 5 2B: 0 3B: 0 HR: 0	SF: 0 SAC: 0 DP: 0 HBP: 0	WP: 1 PB: 0 SB: 0 CS: 0	PA: 32
PITCHER Charles Nagy, R ERA: 3.15 (1,1)	IP: 9.0 WLS: W BF: 32 H: 5 R: 1 ER: 1 SO: 5 BB: 1 IBB: 0 HBP: 0 BLK: 0 WP: 1 HR: 0 S: 60 P: 95 ERA: 1.00 WHIP: 0.667																			

Batter	1	2	3	4	5	6	7	8	9	AB	R	H	RBI	BB	SO	LOB	BOTTOM			
Kenny Lofton, L OBP: 0.433, SLG: 0.560 (1,8)										3	2	1	0	2	1	0	Minnesota Twins @ Cleveland Indians Jacobs Field, Cleveland, OH Sat Jul 02 1994, 3:33 AM EDT Att: 41,746 - Overcast - 77 F			
Omar Vizquel, S OBP: 0.372, SLG: 0.389 (1,6)										4	0	1	2	0	0	1				
Carlos Baerga, S OBP: 0.316, SLG: 0.468 (1,4)										4	2	3	3	0	0	0				
Albert Belle, R OBP: 0.465, SLG: 0.732 (1,7)										4	1	2	2	0	0	1				
Eddie Murray, S OBP: 0.332, SLG: 0.475 (1,3)										2	1	0	1	1	0	0				
Manny Ramirez, R OBP: 0.350, SLG: 0.519 (1,9)										4	0	1	0	0	3	1				
Candy Maldonado, R OBP: 0.346, SLG: 0.508 (1,10)										2	1	0	0	2	2	2				
Tony Peña, R OBP: 0.386, SLG: 0.493 (1,2)										3	0	0	0	1	0	1				
Alvaro Espinoza, R OBP: 0.297, SLG: 0.362 (1,5)										4	2	1	1	0	0	2				
Inning Stats	R: 2 E: 0 K: 0 S: 9	H: 2 LOB: 0 BB: 0 P: 15	R: 0 E: 0 K: 2 S: 10	H: 0 LOB: 0 BB: 0 P: 16	R: 3 E: 0 K: 1 S: 25	H: 5 LOB: 2 BB: 0 P: 35	R: 0 E: 0 K: 1 S: 8	H: 0 LOB: 0 BB: 0 P: 13	R: 0 E: 0 K: 1 S: 12	H: 0 LOB: 1 BB: 1 P: 23	R: 1 E: 0 K: 0 S: 7	H: 1 LOB: 1 BB: 1 P: 14	R: 3 E: 0 K: 1 S: 19	H: 1 LOB: 2 BB: 4 P: 37	R: 0 E: 0 K: 0 S: 5	H: 0 LOB: 0 BB: 0 P: 6	1B: 5 2B: 3 3B: 0 HR: 1	SF: 1 SAC: 1 DP: 0 HBP: 0	WP: 0 PB: 0 SB: 1 CS: 0	PA: 38
PITCHER Eddie Guardado, L ERA: 15.0 (1,1)	IP: 3.0 WLS: L BF: 16 H: 7 R: 5 ER: 5 SO: 3 BB: 0 IBB: 0 HBP: 0 BLK: 0 WP: 0 HR: 1 S: 44 P: 66 ERA: 15.00 WHIP: 2.333																			
22 Carlos Pulido, L ERA: 5.56 (4,1)	3.2 1 1 1 2 2 0 0 0 0 0 0 34 62 2.46 0.818																			
Dave Stevens, R ERA: 7.66 (7,1)	1.1 8 1 3 3 1 4 0 0 0 0 0 20 39 20.25 3.750																			

AB	31
R	1
H	5
RBI	1
BB	1
SO	5
LOB	11



AB	30
R	9
H	9
RBI	9
BB	6
SO	6
LOB	8



Batter	1	2	3	4	5	6	7	8	9	AB	R	H	RBI	BB	SO	LOB	TOP			
Chuck Knoblauch R (1,4) OBP: 0.372, SLG: 0.479	F9		G4-3			F9		FC4-6 1B		4	0	1	0	0	0	1				
Alex Cole L (1,8) OBP: 0.386, SLG: 0.438	G3-1		K					FC4-6 1-2		4	0	1	0	0	1	2				
Kirby Puckett R (1,9) OBP: 0.347, SLG: 0.508	F9				F8	G6-3			G5-3	4	0	0	0	0	0	1				
Kent Hrbek L (1,3) OBP: 0.350, SLG: 0.392		F9		F7		F7			F8	4	0	0	0	0	0	1				
Dave Winfield R (1,10) OBP: 0.330, SLG: 0.438		HR		G4-3 3B			G4-3		FC4-6 1B	4	1	3	1	0	0	0				
Pedro Munoz R (1,7) OBP: 0.385, SLG: 0.519	F9			K			K		FC4-6 1-2	4	0	0	0	0	2	2				
Scott Leius R (1,5) OBP: 0.331, SLG: 0.459		F8				F8				3	0	0	0	0	1	0				
Derek Parks R (1,2) OBP: 0.286, SLG: 0.379			G4-3 2B			G6-4-3 HBP			L5	2	0	1	0	0	0	0				
Denny Hocking S (1,6) OBP: 0.278, SLG: 0.389			G4-3 2-3			G6-4-3 1-2			G4-3	3	0	0	0	0	0	2				
Inning Stats	R: 0 E: 0 K: 0 S: 6	H: 0 LOB: 0 BB: 0 P: 11	R: 1 E: 0 K: 0 S: 9	H: 1 LOB: 0 BB: 0 P: 13	R: 0 E: 0 K: 1 S: 10	H: 1 LOB: 1 BB: 0 P: 17	R: 0 E: 0 K: 1 S: 11	H: 1 LOB: 1 BB: 0 P: 16	R: 0 E: 0 K: 0 S: 3	H: 0 LOB: 0 BB: 0 P: 5	R: 0 E: 0 K: 2 S: 9	H: 0 LOB: 0 BB: 0 P: 15	R: 0 E: 0 K: 0 S: 9	H: 1 LOB: 1 BB: 0 P: 13	R: 0 E: 0 K: 0 S: 6	H: 1 LOB: 1 BB: 0 P: 7	1B: 2 2B: 2 3B: 1 HR: 1	SF: 0 SAC: 0 DP: 1 HBP: 1	WP: 0 PB: 0 SB: 0 CS: 0	PA: 33
PITCHER Dennis Martinez R (1,1) ERA: 3.95	IP: 9.0 WLS: W BF: 33 H: 6 R: 1 ER: 1 SO: 4 BB: 0 IBB: 0 HBP: 1 BLK: 0 WP: 0 HR: 1 S: 72 P: 112 ERA: 1.00 WHIP: 0.667															PITCHER				

Minnesota Twins @ Cleveland Indians
 Jacobs Field, Cleveland, OH
 Mon Jul 04 1994, 3:33 AM EDT
 Att: 41,567 - Sunny - 77 F

AB 32
 R 1
 H 6
 RBI 1
 BB 0
 SO 4
 LOB 9



Batter	1	2	3	4	5	6	7	8	9	AB	R	H	RBI	BB	SO	LOB	BOTTOM			
Kenny Lofton L (1,8) OBP: 0.438, SLG: 0.566	SH1-3 1B 2B		K 1-2				SF7			3	1	1	1	0	2	1				
Omar Vizquel S (1,6) OBP: 0.373, SLG: 0.388	SH1-3 2-3		F9			K	3-H 3-1 2B 1-3 2-H 1B			3	0	1	1	0	1	0				
Carlos Baerga S (1,4) OBP: 0.318, SLG: 0.470		S 1B		S 2B BB		G6-3	1-1 1-3 3-H 2B			3	1	2	2	1	0	0				
Albert Belle R (1,7) OBP: 0.463, SLG: 0.730	K 1-2			4-2 1-2 2B BB		F8	1-0 0-3 K			3	1	0	0	1	2	3				
Eddie Murray S (1,3) OBP: 0.328, SLG: 0.469	P6			1-3 K		F9	0-0 3-0 F7			4	0	0	0	0	1	5				
Manny Ramirez R (1,9) OBP: 0.350, SLG: 0.517		F9			F9		1-1 1B 1B		F9	3	0	1	0	0	0	2				
Wayne Kirby L (7, PR) OBP: 0.310, SLG: 0.350							1B 1B			1	1	0	0	0	0	0				
Candy Maldonado R (1,10) OBP: 0.378, SLG: 0.545		G4-3 BB		2-2 1-H 2-H 2B			2-0 1-2 SF7 1B		1-0 L4-3 1B	3	1	3	2	1	0	0				
Tony Peña R (1,2) OBP: 0.379, SLG: 0.481		G4-3 1-2		3-2 G5-3			1-0 1-2 2-3 3-H 1B 1B		0-0 L4-3	4	1	1	0	0	0	3				
Alvaro Espinoza R (1,5) OBP: 0.299, SLG: 0.363						K	1-0 1-2 2-3 3-H 1B 2B 1B			3	1	2	1	0	1	0				
Inning Stats	R: 1 E: 0 K: 1 S: 9	H: 2 LOB: 1 BB: 0 P: 17	R: 0 E: 0 K: 0 S: 8	H: 0 LOB: 0 BB: 1 P: 15	R: 0 E: 0 K: 1 S: 5	H: 1 LOB: 0 BB: 0 P: 10	R: 2 E: 0 K: 1 S: 12	H: 1 LOB: 1 BB: 2 P: 28	R: 0 E: 0 K: 3 S: 10	H: 0 LOB: 0 BB: 0 P: 14	R: 0 E: 0 K: 0 S: 5	H: 0 LOB: 0 BB: 0 P: 8	R: 4 E: 0 K: 1 S: 14	H: 6 LOB: 2 BB: 0 P: 26	R: 0 E: 0 K: 0 S: 4	H: 1 LOB: 0 BB: 0 P: 6	1B: 8 2B: 5 3B: 0 HR: 0	SF: 1 SAC: 1 DP: 3 HBP: 0	WP: 0 PB: 0 SB: 2 CS: 1	PA: 35
PITCHER Jim Deshaies L (1,1) ERA: 6.8 Larry Casian L (7,1) ERA: 6.05 Kevin Campbell R (7,1) ERA: 2.45	IP: 6.0 WLS: L BF: 27 H: 8 R: 7 ER: 7 SO: 6 BB: 3 IBB: 0 HBP: 0 BLK: 0 WP: 0 HR: 0 S: 54 P: 102 ERA: 10.50 WHIP: 1.833															PITCHER				

Minnesota Twins @ Cleveland Indians
 Jacobs Field, Cleveland, OH
 Mon Jul 04 1994, 3:33 AM EDT
 Att: 41,567 - Sunny - 77 F

AB 30
 R 7
 H 11
 RBI 7
 BB 3
 SO 7
 LOB 14



Batter	1	2	3	4	5	6	7	8	9	AB	R	H	RBI	BB	SO	LOB	TOP			
Kenny Lofton, L OBP: 0.436, SLG: 0.563 (1, 8)										4	0	1	0	0	2	3	Cleveland Indians @ Texas Rangers The Ballpark at Arlington, Arlington, TX Tue Jul 05 1994, 8:05 PM EDT Att: 33,012 - Sunny - 90 F			
Omar Vizquel, S OBP: 0.369, SLG: 0.385 (1, 6)										4	1	1	0	0	0	2				
Carlos Baerga, S OBP: 0.318, SLG: 0.474 (1, 4)										4	0	1	1	0	1	2				
Albert Belle, R OBP: 0.461, SLG: 0.727 (1, 7)										4	0	1	0	0	2	2				
Eddie Murray, S OBP: 0.324, SLG: 0.463 (1, 10)										4	1	0	0	0	0	2				
Jim Thome, L OBP: 0.345, SLG: 0.472 (1, 5)										3	1	0	0	1	1					
Sandy Alomar Jr., R OBP: 0.311, SLG: 0.438 (1, 2)										4	0	1	1	0	0	1				
Paul Sorrento, L OBP: 0.332, SLG: 0.382 (1, 3)										4	0	0	0	0	3	3				
Wayne Kirby, L OBP: 0.316, SLG: 0.355 (1, 9)										4	0	2	1	0	1	0				
Inning Stats	R: 0 E: 0 K: 1 S: 13	H: 1 LOB: 1 BB: 0 P: 20	R: 1 E: 1 K: 0 S: 7	H: 1 LOB: 0 BB: 0 P: 14	R: 1 E: 0 K: 3 S: 13	H: 2 LOB: 1 BB: 0 P: 19	R: 1 E: 0 K: 2 S: 12	H: 1 LOB: 2 BB: 1 P: 21	R: 0 E: 0 K: 1 S: 10	H: 0 LOB: 0 BB: 0 P: 14	R: 0 E: 0 K: 1 S: 10	H: 1 LOB: 0 BB: 0 P: 11	R: 0 E: 1 K: 1 S: 8	H: 0 LOB: 0 BB: 0 P: 13	R: 0 E: 0 K: 1 S: 9	H: 0 LOB: 0 BB: 0 P: 13	1B: 5 2B: 1 3B: 1 HR: 0	SF: 0 SAC: 0 DP: 2 HBP: 0	WP: 0 PB: 0 SB: 0 CS: 0	PA: 36
PITCHER Kevin Brown, R ERA: 5.29 (1, 1)	IP: 9.0 WLS: W BF: 36 H: 7 R: 3 ER: 1 SO: 10 BB: 1 IBB: 0 HBP: 0 BLK: 0 WP: 0 HR: 0 S: 94 P: 139 ERA: 1.00 WHIP: 0.889															PITCHER				

AB 35
R 3
H 7
RBI 3
BB 1
SO 10
LOB 16



Batter	1	2	3	4	5	6	7	8	9	AB	R	H	RBI	BB	SO	LOB	BOTTOM			
Jeff Frye, R OBP: 0.433, SLG: 0.473 (1, 4)										1	1	1	0	0	0	0	Cleveland Indians @ Texas Rangers The Ballpark at Arlington, Arlington, TX Tue Jul 05 1994, 8:05 PM EDT Att: 33,012 - Sunny - 90 F			
Billy Ripken, R OBP: 0.325, SLG: 0.364 (3, 4)										3	0	0	0	0	1	3				
David Hulse, L OBP: 0.326, SLG: 0.347 (1, 8)										4	1	3	0	0	0	0				
Jose Canseco, R OBP: 0.407, SLG: 0.574 (1, 10)										4	0	1	1	0	0	4				
Will Clark, L OBP: 0.453, SLG: 0.575 (1, 3)										2	1	1	1	1	0	1				
Juan Gonzalez, R OBP: 0.316, SLG: 0.447 (1, 7)										4	1	1	0	0	0	2				
Dean Palmer, R OBP: 0.324, SLG: 0.522 (1, 5)										4	0	1	1	0	2	1				
29 Rusty Greer, L OBP: 0.391, SLG: 0.483 (1, 9)										4	0	2	1	0	0	1				
Ivan Rodriguez, R OBP: 0.368, SLG: 0.475 (1, 2)										3	0	2	0	0	0	1				
Manuel Lee, S OBP: 0.323, SLG: 0.333 (1, 6)										4	0	0	0	0	1	5				
Inning Stats	R: 2 E: 1 K: 0 S: 10	H: 2 LOB: 0 BB: 0 P: 15	R: 0 E: 0 K: 1 S: 9	H: 1 LOB: 1 BB: 0 P: 13	R: 0 E: 0 K: 0 S: 5	H: 1 LOB: 0 BB: 0 P: 5	R: 0 E: 0 K: 1 S: 8	H: 0 LOB: 1 BB: 1 P: 16	R: 0 E: 0 K: 0 S: 9	H: 2 LOB: 2 BB: 0 P: 11	R: 2 E: 0 K: 2 S: 21	H: 5 LOB: 0 BB: 0 P: 32	R: 0 E: 0 K: 0 S: 8	H: 1 LOB: 1 BB: 0 P: 12	R: 0 E: 0 K: 0 S: 6	H: 0 LOB: 1 BB: 0 P: 13	1B: 11 2B: 1 3B: 0 HR: 0	SF: 1 SAC: 0 DP: 1 HBP: 1	WP: 0 PB: 0 SB: 0 CS: 0	PA: 36
PITCHER Mark Clark, R ERA: 3.9 Jose Mesa, R ERA: 3.44 (1, 1) (6, 1)	IP: 5.1 WLS: L BF: 26 H: 11 R: 4 ER: 3 SO: 2 BB: 1 IBB: 0 HBP: 0 BLK: 0 WP: 0 HR: 0 S: 55 P: 82 ERA: 5.06 WHIP: 2.250															PITCHER				

AB 33
R 4
H 12
RBI 4
BB 1
SO 4
LOB 18



Batter	1	2	3	4	5	6	7	8	9	AB	R	H	RBI	BB	SO	LOB	TOP					
Kenny Lofton, L OBP: 0.434, SLG: 0.562 Ruben Amaro Jr., S OBP: 0.182, SLG: 0.200	E3 K		1B 2B	F7		G6-3			F8	4	2	1	0	0	1	4						
Omar Vizquel, S OBP: 0.388, SLG: 0.383	L8	1B 1B	1B	K		G4-3			G3	6	1	2	1	0	1	5						
Carlos Baerga, S OBP: 0.429, SLG: 0.545 Rene Gonzales, R	2B 1B	1B S 1B	P2		G4-3				G4-3	4	2	2	0	0	0	1						
Albert Belle, R OBP: 0.460, SLG: 0.722 Wayne Kirby, L OBP: 0.316, SLG: 0.355	F8	1B 1B	1B		F9				FC4-6 G3	5	1	2	2	0	0	3						
Eddie Murray, S OBP: 0.325, SLG: 0.465	1B 2B	1B G6-4-3 1B	L9		G4-3				G3	5	2	2	1	0	0	3						
Jim Thome, L OBP: 0.346, SLG: 0.468	HR IBB	G6-4-3 1B		K		K 2B			K	4	2	1	1	1	3	2						
Manny Ramirez, R OBP: 0.355, SLG: 0.514	HR 1B	G6-4-3		BB 1B		2B G6-3 BB			F9	3	2	1	2	2	0	1						
Paul Sorrento, L OBP: 0.333, SLG: 0.396	HR	F8		BB 1B		F7			G4-3	5	1	2	3	0	0	2						
Sandy Alomar Jr., R OBP: 0.317, SLG: 0.441	S BB		K						G5-3	3	0	1	1	2	1	0						
Inning Stats	R: 6 E: 1 K: 1 S: 23	H: 4 LOB: 1 BB: 2 P: 46	R: 4 E: 0 K: 0 S: 16	H: 5 LOB: 0 BB: 20 P: 27	R: 1 E: 0 K: 1 S: 13	H: 3 LOB: 2 BB: 0 P: 17	R: 0 E: 0 K: 2 S: 16	H: 1 LOB: 3 BB: 2 P: 30	R: 0 E: 0 K: 1 S: 6	H: 1 LOB: 0 BB: 0 P: 10	R: 2 E: 0 K: 1 S: 17	H: 1 LOB: 1 BB: 1 P: 28	R: 0 E: 0 K: 1 S: 7	H: 1 LOB: 2 BB: 0 P: 11	R: 0 E: 0 K: 0 S: 5	H: 0 LOB: 0 BB: 0 P: 9	R: 0 E: 0 K: 0 S: 5	H: 0 LOB: 0 BB: 0 P: 7	1B: 11 2B: 3 3B: 0 HR: 1	SF: 0 SAC: 0 DP: 1 HBP: 0	WP: 1 PB: 0 SB: 2 CS: 0	PA: 48
PITCHER	IP	WLS	BF	H	R	ER	SO	BB	IBB	HBP	BLK	WP	HR	S	P	ERA	WHIP					
John Dettmer, R ERA: 5.19	0.2	L	9	4	6	0	0	1	1	0	0	0	1	18	38	0.00	7.500					
Brian Bohannon, L ERA: 9.35	1.2		11	7	5	5	2	0	0	0	0	0	0	27	44	27.00	4.200					
Dan Smith, L ERA: 4.5	3.0		15	2	2	2	3	3	0	0	0	1	0	36	63	6.00	1.667					
Cris Carpenter, R ERA: 5.02	1.2		7	2	0	0	1	0	0	0	0	0	0	17	24	0.00	1.200					
Matt Whiteside, R ERA: 4.63	1.0		3	0	0	0	0	0	0	0	0	0	0	5	9	0.00	0.000					
PITCHER	IP	WLS	BF	H	R	ER	SO	BB	IBB	HBP	BLK	WP	HR	S	P	ERA	WHIP					
Jay Howell, R ERA: 5.45	1.0		3	0	0	0	0	0	0	0	0	0	0	5	7	0.00	0.000					

Batter	1	2	3	4	5	6	7	8	9	AB	R	H	RBI	BB	SO	LOB	BOTTOM					
David Hulse, L OBP: 0.321, SLG: 0.341	B5-3		G3-1		FC1-6 WP				K	5	0	0	0	0	1	2						
Ivan Rodriguez, R OBP: 0.373, SLG: 0.480	2B G3 1B		G6-4-3 1B		G5-3				FC6-4 1B	4	1	3	0	0	0	1						
Jose Canseco, R OBP: 0.405, SLG: 0.573	G3 2B		G6-4-3		K				FC6-4	4	0	1	0	0	1	4						
Will Clark, L OBP: 0.454, SLG: 0.588	G3			G4-3 G6-3 2B		HR			F8	4	2	2	2	0	0	1						
Juan Gonzalez, R OBP: 0.315, SLG: 0.444 Chris James, R OBP: 0.355, SLG: 0.451	P4			G4-3		G4-3			HR	2	0	0	0	0	0	2						
Dean Palmer, R OBP: 0.323, SLG: 0.515				G6-3		F8			K	2	1	1	1	0	0	0						
29 Rusty Greer, L OBP: 0.388, SLG: 0.474						G4-3			P6	3	0	0	0	1	0	1						
Manuel Lee, S OBP: 0.322, SLG: 0.329						L9			G3	3	0	0	0	1	0	2						
Billy Ripken, R OBP: 0.325, SLG: 0.364 Esteban Beltre, R OBP: 0.365, SLG: 0.311						FC1-6 BB			K	0	0	0	0	0	0	0						
Inning Stats	R: 1 E: 0 K: 0 S: 8	H: 2 LOB: 1 BB: 0 P: 13	R: 0 E: 0 K: 0 S: 5	H: 0 LOB: 1 BB: 1 P: 12	R: 0 E: 0 K: 0 S: 7	H: 1 LOB: 0 BB: 0 P: 12	R: 1 E: 0 K: 0 S: 9	H: 1 LOB: 1 BB: 1 P: 17	R: 0 E: 0 K: 1 S: 10	H: 0 LOB: 1 BB: 1 P: 17	R: 1 E: 0 K: 0 S: 6	H: 1 LOB: 0 BB: 0 P: 10	R: 0 E: 0 K: 1 S: 7	H: 1 LOB: 2 BB: 1 P: 11	R: 1 E: 0 K: 1 S: 9	H: 1 LOB: 0 BB: 0 P: 14	R: 0 E: 0 K: 2 S: 7	H: 0 LOB: 0 BB: 0 P: 10	1B: 3 2B: 2 3B: 0 HR: 2	SF: 0 SAC: 0 DP: 1 HBP: 0	WP: 1 PB: 0 SB: 0 CS: 0	PA: 37
PITCHER	IP	WLS	BF	H	R	ER	SO	BB	IBB	HBP	BLK	WP	HR	S	P	ERA	WHIP					
Jack Morris, R ERA: 4.88	6.0	W	25	5	3	3	1	3	0	0	0	0	1	45	81	4.50	1.333					
Jerry Dipoto, R ERA: 4.5	1.0		5	1	0	0	1	1	0	0	0	0	0	7	11	0.00	2.000					
Derek Lilliquist, L ERA: 8.1	1.0		4	1	1	1	1	0	0	0	0	0	1	9	14	9.00	1.000					
Jeff Russel, R ERA: 4.97	1.0		3	0	0	0	2	0	0	0	0	0	0	7	10	0.00	0.000					

Cleveland Indians @ Texas Rangers
The Ballpark at Arlington, Arlington, TX
Wed Jul 06 1994, 8:05 PM EDT
Att: 46,490 - Unknown - 87 F

AB 43
R 13
H 15
RBI 12
BB 5
SO 6
LOB 22



Cleveland Indians @ Texas Rangers
The Ballpark at Arlington, Arlington, TX
Wed Jul 06 1994, 8:05 PM EDT
Att: 46,490 - Unknown - 87 F

AB 33
R 4
H 7
RBI 4
BB 4
SO 5
LOB 15



Batter	1	2	3	4	5	6	7	8	9	AB	R	H	RBI	BB	SO	LOB	TOP								
Kenny Lofton, L OBP: 0.436, SLG: 0.565 (1, 8)	G4-3 S 1B	G1-3							L4	5	1	3	0	0	0	1									
Omar Vizquel, S OBP: 0.375, SLG: 0.382 (1, 6)	F7		G1-3 1B		F8 S 1B				F7	3	0	1	1	2	0	1									
Carlos Baerga, S OBP: 0.321, SLG: 0.473 (1, 4)	G4-3				F8 S 1B				WP BB 1B	5	0	2	0	0	1	4									
Albert Belle, R OBP: 0.457, SLG: 0.712 (1, 7)	F3				G6-3				WP BB	4	0	0	0	1	1	6									
Eddie Murray, S OBP: 0.323, SLG: 0.459 (1, 10)		2B 1B BB	G1-3						K	4	1	0	0	1	1	6									
Jim Thome, L OBP: 0.344, SLG: 0.476 (1, 5)		L7							K	5	1	1	1	0	2	4									
Sandy Alomar Jr., R OBP: 0.316, SLG: 0.442 (1, 2)		1B 2B							K	4	1	1	0	0	0	0									
Paul Sorrento, L OBP: 0.337, SLG: 0.400 (8, PH)										3	0	2	2	0	0	0									
Rene Gonzales, R OBP: 0.446, SLG: 0.659 (8, 3)		G4-3 1B								1	0	1	0	0	0	0									
Wayne Kirby, L OBP: 0.309, SLG: 0.346 (8, PH)										3	0	0	0	0	1	2									
Manny Ramirez, R OBP: 0.353, SLG: 0.512 (8, 9)		G4-3								1	0	0	0	0	1	1									
Inning Stats	R: 0 E: 0 K: 0 S: 8	H: 1 LOB: 1 BB: 0 P: 10	R: 2 E: 0 K: 0 S: 12	H: 2 LOB: 1 BB: 22 P: 22	R: 0 E: 0 K: 1 S: 7	H: 1 LOB: 1 BB: 1 P: 16	R: 0 E: 0 K: 0 S: 8	H: 0 LOB: 0 BB: 0 P: 13	R: 1 E: 0 K: 0 S: 12	H: 2 LOB: 1 BB: 0 P: 16	R: 1 E: 0 K: 1 S: 10	H: 2 LOB: 1 BB: 0 P: 21	R: 0 E: 0 K: 2 S: 10	H: 1 LOB: 2 BB: 1 P: 18	R: 0 E: 0 K: 2 S: 12	H: 1 LOB: 1 BB: 0 P: 18	R: 0 E: 0 K: 2 S: 13	H: 1 LOB: 3 BB: 1 P: 22	1B: 7 2B: 3 3B: 0 HR: 1	SF: 0 SAC: 0 DP: 0 HBP: 0	WP: 2 PB: 0 SB: 3 CS: 0	PA: 42			
PITCHER	IP	WLS	BF	H	R	ER	SO	BB	IBB	HBP	BLK	WP	HR	S	P	ERA	WHIP								
Tim Leary, R ERA: 3.48 (1, 1)	5.2	W	26	8	4	4	1	2	0	0	0	0	1	54	92	6.35	1.765								
Darren Oliver, L ERA: 3.71 (6, 1)	2.1		10	2	0	0	4	1	0	0	0	1	0	25	42	0.00	1.286								
Tom Henke, R ERA: 3.65 (9, 1)	1.0	S	6	1	0	0	2	1	0	0	0	1	0	13	22	0.00	2.000								

Cleveland Indians @ Texas Rangers
The Ballpark at Arlington, Arlington, TX
Thu Jul 07 1994, 8:05 PM EDT
Att: 38,904 - Unknown - 97 F

AB	38
R	4
H	11
RBI	4
BB	4
SO	7
LOB	25



Batter	1	2	3	4	5	6	7	8	9	AB	R	H	RBI	BB	SO	LOB	BOTTOM								
David Hulse, L OBP: 0.316, SLG: 0.336 (1, 8)	B1-3		L6	FC6-4 1-2 2-3					G3	4	0	0	0	0	0	2									
Ivan Rodriguez, R OBP: 0.375, SLG: 0.480 (1, 2)	FC4-6 1B		G4-6-3 1B		G6-3				K	4	0	2	0	0	1	2									
Will Clark, L OBP: 0.452, SLG: 0.582 (1, 3)	FC4-6 S 1-2		G4-6-3						G4-3	3	1	0	0	1	0	2									
Jose Canseco, R OBP: 0.403, SLG: 0.569 (1, 10)	G1-3				G5-3				F6	4	1	1	0	0	0	1									
29 Rusty Greer, L OBP: 0.387, SLG: 0.469 (1, 7)		L4							SH1-3	2	1	0	0	1	0	0									
Dean Palmer, R OBP: 0.325, SLG: 0.545 (1, 5)		1B 1B							K	4	2	3	5	0	1	0									
Chris James, R OBP: 0.359, SLG: 0.472 (1, 9)									G5-3	4	1	2	0	0	0	0									
Manuel Lee, S OBP: 0.321, SLG: 0.327 (1, 4)		F5							G4-3	4	0	1	1	0	1	2									
Esteban Beltre, R OBP: 0.364, SLG: 0.312 (1, 6)		FC6-4							G6-3	3	0	1	0	0	0	2									
Inning Stats	R: 0 E: 0 K: 0 S: 13	H: 1 LOB: 1 BB: 0 P: 19	R: 0 E: 0 K: 0 S: 8	H: 2 LOB: 2 BB: 0 P: 14	R: 0 E: 0 K: 0 S: 5	H: 1 LOB: 0 BB: 0 P: 6	R: 3 E: 0 K: 0 S: 18	H: 4 LOB: 2 BB: 1 P: 29	R: 3 E: 0 K: 1 S: 9	H: 2 LOB: 0 BB: 1 P: 20	R: 0 E: 0 K: 1 S: 11	H: 0 LOB: 0 BB: 0 P: 14	R: 0 E: 0 K: 0 S: 5	H: 0 LOB: 0 BB: 0 P: 9	R: 0 E: 0 K: 1 S: 7	H: 0 LOB: 0 BB: 0 P: 10	1B: 7 2B: 0 3B: 1 HR: 2	SF: 0 SAC: 1 DP: 1 HBP: 0	WP: 0 PB: 0 SB: 1 CS: 0	PA: 35					
PITCHER	IP	WLS	BF	H	R	ER	SO	BB	IBB	HBP	BLK	WP	HR	S	P	ERA	WHIP								
Charles Nagy, R ERA: 3.38 (1, 1)	8.0	L	35	10	6	6	3	2	0	0	0	0	2	76	121	6.75	1.500								

Cleveland Indians @ Texas Rangers
The Ballpark at Arlington, Arlington, TX
Thu Jul 07 1994, 8:05 PM EDT
Att: 38,904 - Unknown - 97 F

AB	32
R	6
H	10
RBI	6
BB	2
SO	3
LOB	11



Batter	1	2	3	4	5	6	7	8	9	AB	R	H	RBI	BB	SO	LOB	TOP										
Kenny Lofton, L OBP: 0.437, SLG: 0.565 (1, 8)										4	1	2	1	0	0	1	Cleveland Indians @ Minnesota Twins Hubert H. Humphrey Metrodome, Minneapolis, MN Fri Jul 08 1994, 8:05 PM EDT Att: 22,996 - Dome										
Omar Vizquel, S OBP: 0.372, SLG: 0.385 (1, 6)										4	0	1	0	0	2	3											
Carlos Baerga, S OBP: 0.320, SLG: 0.479 (1, 4)										4	1	1	3	0	0	2											
Albert Belle, R OBP: 0.452, SLG: 0.703 (1, 7)										4	0	0	0	0	2	1											
Eddie Murray, S OBP: 0.320, SLG: 0.453 (1, 10)										4	0	0	0	0	0	0											
Jim Thome, L OBP: 0.346, SLG: 0.494 (1, 5)										4	2	2	1	0	1	0											
Sandy Alomar Jr., R OBP: 0.319, SLG: 0.443 (1, 2)										4	0	2	1	0	0	0											
Paul Sorrento, L OBP: 0.336, SLG: 0.397 (1, 3)										4	1	1	0	0	2	2											
Wayne Kirby, L OBP: 0.317, SLG: 0.349 (1, 9)										2	1	1	0	1	0	0											
Inning Stats	R: 0 E: 0 K: 1 S: 5	H: 1 LOB: 0 BB: 0 P: 5	R: 0 E: 0 K: 1 S: 5	H: 0 LOB: 0 BB: 0 P: 5	R: 0 E: 0 K: 1 S: 5	H: 1 LOB: 1 BB: 1 P: 9	R: 0 E: 0 K: 0 S: 3	H: 0 LOB: 0 BB: 0 P: 3	R: 0 E: 0 K: 1 S: 9	H: 4 LOB: 0 BB: 0 P: 9	R: 1 E: 0 K: 0 S: 4	H: 2 LOB: 0 BB: 0 P: 4	R: 0 E: 0 K: 1 S: 6	H: 1 LOB: 1 BB: 0 P: 6	R: 1 E: 0 K: 1 S: 6	H: 1 LOB: 0 BB: 0 P: 6	1B: 6 2B: 3 3B: 0 HR: 2	SF: 0 SAC: 0 DP: 3 HBP: 0	WP: 0 PB: 0 SB: 0 CS: 1	PA: 35							
PITCHER	IP	WLS	BF	H	R	ER	SO	BB	IBB	HBP	BLK	WP	HR	S	P	ERA	WHIP										
Kevin Tapani, R ERA: 4.45 (1, 1)	7.0	W	27	8	5	5	5	1	0	0	0	0	1	36	40	6.43	1.286										
Mark Guthrie, L ERA: 6.95 (8, 1)	0.2		3	1	0	0	0	0	0	0	0	0	0	3	3	0.00	1.500										
Carl Willis, R ERA: 6.31 (8, 1)	0.1		1	0	0	0	1	0	0	0	0	0	0	3	3	0.00	0.000										
Rick Aguilera, R ERA: 4.26 (9, 1)	1.0	S	4	1	1	1	1	0	0	0	0	0	1	6	6	9.00	1.000										

AB	34
R	6
H	10
RBI	6
BB	1
SO	7
LOB	9



Batter	1	2	3	4	5	6	7	8	9	AB	R	H	RBI	BB	SO	LOB	BOTTOM										
Chuck Knoblauch, R OBP: 0.378, SLG: 0.477 (1, 4)										3	0	1	1	1	1	0	Cleveland Indians @ Minnesota Twins Hubert H. Humphrey Metrodome, Minneapolis, MN Fri Jul 08 1994, 8:05 PM EDT Att: 22,996 - Dome										
Alex Cole, L OBP: 0.379, SLG: 0.420 (1, 8)										3	2	0	0	1	0	2											
Kirby Puckett, R OBP: 0.358, SLG: 0.523 (1, 9)										3	3	2	0	0	0	0											
Kent Hrbek, L OBP: 0.340, SLG: 0.378 (1, 3)										2	1	1	1	1	0	1											
Shane Mack, R OBP: 0.395, SLG: 0.577 (1, 7)										3	1	1	4	1	0	2											
Pedro Munoz, R OBP: 0.370, SLG: 0.528 (1, 10)										3	0	1	1	0	0	0											
Rich Becker, L OBP: 0.405, SLG: 0.388 (8, FH)										1	0	0	0	0	1	3											
Scott Leius, R OBP: 0.322, SLG: 0.440 (1, 5)										4	0	0	1	0	0	3											
Matt Walbeck, S OBP: 0.235, SLG: 0.274 (1, 2)										3	1	0	0	1	0	2											
Denny Hocking, S OBP: 0.321, SLG: 0.393 (1, 6)										3	0	0	0	0	0	1											
Inning Stats	R: 4 E: 0 K: 0 S: 5	H: 2 LOB: 0 BB: 2 P: 13	R: 0 E: 0 K: 0 S: 3	H: 0 LOB: 0 BB: 0 P: 3	R: 2 E: 0 K: 0 S: 4	H: 1 LOB: 1 BB: 1 P: 9	R: 1 E: 0 K: 0 S: 3	H: 1 LOB: 0 BB: 1 P: 7	R: 0 E: 0 K: 0 S: 3	H: 1 LOB: 0 BB: 0 P: 3	R: 0 E: 0 K: 1 S: 5	H: 0 LOB: 0 BB: 0 P: 5	R: 1 E: 1 K: 1 S: 7	H: 1 LOB: 2 BB: 1 P: 11	1B: 5 2B: 0 3B: 0 HR: 1	SF: 1 SAC: 0 DP: 1 HBP: 1	WP: 1 PB: 0 SB: 0 CS: 1	PA: 35									
PITCHER	IP	WLS	BF	H	R	ER	SO	BB	IBB	HBP	BLK	WP	HR	S	P	ERA	WHIP										
Jason Grimsley, R ERA: 5.36 (1, 1)	2.2	L	15	3	6	6	0	3	0	0	0	0	1	11	24	20.25	2.250										
Jerry Dipoto, R ERA: 3.49 (3, 1)	4.1		14	2	1	1	1	1	0	0	0	0	0	15	19	2.08	0.692										
Jose Mesa, R ERA: 3.38 (8, 1)	1.0		6	1	1	0	1	0	1	0	0	0	0	7	11	0.00	1.000										

AB	28
R	8
H	6
RBI	8
BB	5
SO	2
LOB	14



Batter	1	2	3	4	5	6	7	8	9	AB	R	H	RBI	BB	SO	LOB	TOP										
Kenny Lofton, L OBP: 0.439, SLG: 0.563 (1, 8)										3	1	1	0	2	0	0	Cleveland Indians @ Minnesota Twins Hubert H. Humphrey Metrodome, Minneapolis, MN Sat Jul 09 1994, 8:05 PM EDT Att: 30,675 - Dome livebaseballscorecards.com										
Omar Vizquel, S OBP: 0.373, SLG: 0.385 (1, 6)										5	0	2	1	0	0	3											
Carlos Baerga, S OBP: 0.321, SLG: 0.476 (1, 4)										4	1	1	0	1	0	5											
Albert Belle, R OBP: 0.448, SLG: 0.697 (1, 7)										3	0	0	1	0	0	1											
Eddie Murray, S OBP: 0.322, SLG: 0.462 (1, 3)										3	1	1	2	1	0	0											
Manny Ramirez, R OBP: 0.357, SLG: 0.512 Wayne Kirby, L OBP: 0.314, SLG: 0.346 (1, 9) (6, 9)										2	0	1	0	1	0	2											
Candy Maldonado, R Paul Sorrento, L OBP: 0.335, SLG: 0.396 (1, 10) (8, PH)										3	1	1	0	0	0	2											
Tony Peña, R OBP: 0.363, SLG: 0.458 (1, 2)										4	0	0	0	0	0	1											
Alvaro Espinoza, R OBP: 0.304, SLG: 0.366 (1, 5)										4	0	2	0	0	1	1											
Inning Stats	R: 1 E: 0 K: 0 S: 4	H: 1 LOB: 2 BB: 2 P: 12	R: 1 E: 0 K: 1 S: 7	H: 2 LOB: 2 BB: 1 P: 11	R: 0 E: 0 K: 0 S: 3	H: 0 LOB: 1 BB: 1 P: 7	R: 0 E: 0 K: 0 S: 3	H: 0 LOB: 0 BB: 0 P: 3	R: 2 E: 0 K: 0 S: 6	H: 3 LOB: 1 BB: 0 P: 6	R: 0 E: 0 K: 0 S: 4	H: 1 LOB: 2 BB: 1 P: 8	R: 0 E: 0 K: 0 S: 3	H: 0 LOB: 0 BB: 0 P: 3	R: 0 E: 0 K: 0 S: 3	H: 1 LOB: 0 BB: 0 P: 3		R: 0 E: 0 K: 0 S: 3	H: 1 LOB: 0 BB: 0 P: 3	1B: 7 2B: 1 3B: 0 HR: 1	SF: 0 SAC: 1 DP: 1 HBP: 0	WP: 0 PB: 0 SB: 4 CS: 1	PA: 40				
PITCHER	IP	WLS	BF	H	R	ER	SO	BB	IBB	HBP	BLK	WP	HR	S	P	ERA	WHIP										
Jim Deshaies, L ERA: 6.82 (1, 1)	5.0	L	25	6	4	4	1	4	0	0	0	0	1	23	39	7.20	2.000										
Dave Stevens, R ERA: 8.46 (6, 1)	2.2		11	2	0	0	0	1	0	0	0	0	0	10	14	0.00	1.125										
Mark Guthrie, L ERA: 6.65 (8, 1)	1.1		3	1	0	0	0	0	0	0	0	0	0	3	3	0.00	0.750										

Batter	1	2	3	4	5	6	7	8	9	AB	R	H	RBI	BB	SO	LOB	BOTTOM										
Chuck Knoblauch, R OBP: 0.378, SLG: 0.485 (1, 4)										5	2	2	0	0	0	0	Cleveland Indians @ Minnesota Twins Hubert H. Humphrey Metrodome, Minneapolis, MN Sat Jul 09 1994, 8:05 PM EDT Att: 30,675 - Dome livebaseballscorecards.com										
Rich Becker, L OBP: 0.381, SLG: 0.361 (1, 8)										5	0	0	0	0	3	2											
Kirby Puckett, R OBP: 0.360, SLG: 0.524 (1, 9)										3	1	1	2	0	1	0											
Kent Hrbek, L OBP: 0.343, SLG: 0.380 (1, 3)										4	0	2	0	0	0	1											
Shane Mack, R OBP: 0.392, SLG: 0.569 (1, 7)										3	0	0	0	1	1	2											
Scott Leius, R OBP: 0.325, SLG: 0.438 (1, 5)										3	0	1	1	1	1	1											
Chip Hale, L OBP: 0.369, SLG: 0.362 (1, 10)										4	0	2	0	0	0	4											
Matt Walbeck, S OBP: 0.232, SLG: 0.270 (1, 2)										4	0	0	0	0	2	7											
Jeff Reboulet, R OBP: 0.358, SLG: 0.415 (1, 6)										4	0	0	0	0	0	4											
Inning Stats	R: 1 E: 0 K: 1 S: 6	H: 1 LOB: 0 BB: 0 P: 6	R: 0 E: 0 K: 1 S: 6	H: 1 LOB: 1 BB: 0 P: 6	R: 0 E: 0 K: 1 S: 5	H: 0 LOB: 0 BB: 0 P: 5	R: 1 E: 0 K: 1 S: 6	H: 1 LOB: 3 BB: 2 P: 15	R: 1 E: 0 K: 0 S: 5	H: 2 LOB: 1 BB: 0 P: 5	R: 0 E: 0 K: 1 S: 6	H: 1 LOB: 1 BB: 0 P: 6	R: 0 E: 0 K: 2 S: 7	H: 0 LOB: 0 BB: 0 P: 7	R: 0 E: 0 K: 1 S: 7	H: 2 LOB: 2 BB: 0 P: 7		R: 0 E: 0 K: 0 S: 3	H: 0 LOB: 0 BB: 0 P: 3	1B: 4 2B: 3 3B: 1 HR: 0	SF: 0 SAC: 0 DP: 0 HBP: 1	WP: 0 PB: 0 SB: 0 CS: 0	PA: 38				
PITCHER	IP	WLS	BF	H	R	ER	SO	BB	IBB	HBP	BLK	WP	HR	S	P	ERA	WHIP										
Dennis Martinez, R ERA: 3.94 (1, 1)	7.0	W	30	6	3	3	7	2	0	1	0	0	0	41	50	3.86	1.143										
Jose Mesa, R ERA: 3.31 (8, 1)	1.0		5	2	0	0	1	0	0	0	0	0	0	7	7	0.00	2.000										
Jeff Russell, R ERA: 4.8 (9, 1)	1.0	S	3	0	0	0	0	0	0	0	0	0	0	3	3	0.00	0.000										

Batter	1	2	3	4	5	6	7	8	9	AB	R	H	RBI	BB	SO	LOB	TOP					
Kenny Lofton, L OBP: 0.441, SLG: 0.574	3-3 K	0-0 FC6-4 1B			2-3 K			1-2 P4		4	0	1	1	0	2	0	Cleveland Indians @ Chicago White Sox Comiskey Park, Chicago, IL Thu Jul 14 1994, 8:05 PM EDT Att: 36,444 - Unknown - 78 F					
Omar Vizquel, S OBP: 0.390, SLG: 0.371	1-3 K	0-0 FC6-4			2-2 G6-3			1-3 K		4	0	0	0	0	2	2						
Carlos Baerga, S OBP: 0.326, SLG: 0.488	0-1 HR			2-1 F8	1-3 K			0-0 1B		4	1	2	0	0	1	0						
Albert Belle, R OBP: 0.443, SLG: 0.696	1-0 HR			3-3 K		3-2 L9		2-3 K		4	1	1	2	0	2	1						
Eddie Murray, S OBP: 0.316, SLG: 0.450	0-1 F9			2-2 L9		2-3 K			2-1 F7	4	0	0	0	0	1	0						
Jim Thome, L OBP: 0.343, SLG: 0.496		0-0 G4-3		2-1 L8		3-3 K			4-2 BB	3	0	0	0	1	1	0						
Sandy Alomar Jr., R OBP: 0.324, SLG: 0.457		3-1 1B 1B		1-0 1B			0-0 G5-3		0-3 K	4	1	2	0	0	1	1						
Paul Sorrento, L OBP: 0.338, SLG: 0.390		1-3 K		0-1 F7			2-0 L7		0-0 G6-3	4	0	0	0	0	1	3						
Wayne Kirby, L OBP: 0.324, SLG: 0.362		2-2 1B 1B		0-1 G4-3			1-3 K			3	0	1	0	0	1	1						
Inning Stats	R: 2 E: 0 K: 2 S: 11	H: 2 LOB: 0 BB: 0 P: 16	R: 1 E: 0 K: 1 S: 11	H: 3 LOB: 2 BB: 0 P: 17	R: 0 E: 0 K: 1 S: 8	H: 0 LOB: 0 BB: 0 P: 15	R: 0 E: 0 K: 0 S: 7	H: 1 LOB: 1 BB: 0 P: 10	R: 0 E: 0 K: 2 S: 16	H: 0 LOB: 0 BB: 0 P: 21	R: 0 E: 0 K: 1 S: 9	H: 0 LOB: 0 BB: 0 P: 17	R: 0 E: 0 K: 1 S: 5	H: 0 LOB: 0 BB: 0 P: 8	R: 0 E: 0 K: 2 S: 10	H: 1 LOB: 1 BB: 1 P: 14	R: 0 E: 0 K: 1 S: 9	H: 0 LOB: 1 BB: 1 P: 15	1B: 6 2B: 0 3B: 0 HR: 1	SF: 0 SAC: 0 DP: 0 HBP: 0	WP: 0 PB: 0 SB: 0 CS: 0	PA: 35
PITCHER Alex Fernandez, R ERA: 3.71	IP: 9.0 WLS: W BF: 35 H: 7 R: 3 ER: 3 SO: 12 BB: 1 IBB: 0 HBP: 0 BLK: 0 WP: 0 HR: 1 S: 86 P: 133 ERA: 3.00 WHIP: 0.889															PITCHER						

Batter	1	2	3	4	5	6	7	8	9	AB	R	H	RBI	BB	SO	LOB	BOTTOM			
Norberto Martin, R OBP: 0.333, SLG: 0.409	0-3 K		0-0 G6-3		4-0 1B SF8 BB		0-0 1B WP SF9	0-0 1B S		4	3	2	0	1	1	0	Cleveland Indians @ Chicago White Sox Comiskey Park, Chicago, IL Thu Jul 14 1994, 8:05 PM EDT Att: 36,444 - Unknown - 78 F			
Tim Lincecum, S OBP: 0.379, SLG: 0.416	0-1 G6-3		4-2 BB		3-2 G1-3 S 1B		2-0 1B SF9 BB	3-2 FC6-4 1B		4	1	3	2	1	0	0				
Frank Thomas, R OBP: 0.514, SLG: 0.791	0-1 1B		2-1 P6		2-1 SF8		4-1 1B BB	0-1 FC6-4		3	0	1	1	1	0	2				
Julio Franco, R OBP: 0.398, SLG: 0.488	3-2 G4-3		1-3 K		3-2 G1-3		0-0 SF9			3	0	0	1	0	1	3				
Robin Ventura, L OBP: 0.364, SLG: 0.470		2-1 G5-3 1B		2-2 G4-6-3 1B		2-2 F8		2-3 1B		4	0	3	1	0	0	1				
Darin Jackson, R OBP: 0.385, SLG: 0.470		0-1 G5-3 1B		0-1 G4-6-3		0-1 F7		2-3 K		4	0	1	0	0	1	3				
Lance Johnson, L OBP: 0.317, SLG: 0.383		1-2 F9		2-1 FC6-4 1B		0-2 F9		0-0 G5-3		4	0	1	0	0	0	2				
Ron Karkovice, R OBP: 0.325, SLG: 0.418		1-2 G5-3		1-0 FC6-4		2-3 K		3-2 HR		4	1	1	1	0	1	3				
Ozzie Guillen, L OBP: 0.294, SLG: 0.330		0-0 G4-3		4-0 1B BB			0-0 L8	1-1 F7		3	1	0	0	1	0	2				
Inning Stats	R: 0 E: 0 K: 1 S: 10	H: 1 LOB: 1 BB: 0 P: 13	R: 0 E: 0 K: 0 S: 11	H: 2 LOB: 2 BB: 0 P: 15	R: 0 E: 0 K: 1 S: 9	H: 0 LOB: 1 BB: 1 P: 16	R: 0 E: 0 K: 0 S: 9	H: 2 LOB: 1 BB: 0 P: 14	R: 2 E: 0 K: 0 S: 11	H: 1 LOB: 2 BB: 2 P: 28	R: 0 E: 0 K: 1 S: 8	H: 0 LOB: 0 BB: 0 P: 10	R: 2 E: 0 K: 1 S: 11	H: 3 LOB: 1 BB: 1 P: 19	R: 2 E: 0 K: 0 S: 14	H: 3 LOB: 0 BB: 0 P: 21	1B: 11 2B: 0 3B: 0 HR: 1	SF: 2 SAC: 0 DP: 1 HBP: 0	WP: 1 PB: 0 SB: 2 CS: 0	PA: 39
PITCHER Charles Nagy, R ERA: 3.48 Derek Lilliquist, L ERA: 8.1 Eric Plunk, R ERA: 2.96	IP: 6.2 WLS: L BF: 31 H: 8 R: 4 ER: 4 SO: 3 BB: 4 IBB: 0 HBP: 0 BLK: 0 WP: 0 HR: 0 S: 63 P: 107 ERA: 5.40 WHIP: 1.800															PITCHER				

Batter	1	2	3	4	5	6	7	8	9	AB	R	H	RBI	BB	SO	LOB	TOP			
Kenny Lofton, L OBP: 0.439, SLG: 0.567 (1, 8)	L8		G3				G6-3			4	0	1	0	0	0	2	Cleveland Indians @ Chicago White Sox Comiskey Park, Chicago, IL Sat Jul 16 1994, 8:05 PM EDT Att: 42,710 - Unknown - 73 F			
Omar Vizquel, S OBP: 0.356, SLG: 0.362 (1, 6)	2B		G5-3					F8		4	1	1	0	0	0	2				
Carlos Baerga, S OBP: 0.337, SLG: 0.505 (1, 4)	1H					HR		G5-4-3		4	1	3	2	0	0	0				
Albert Belle, R OBP: 0.437, SLG: 0.682 (1, 7)	K					P9		G5-4-3		4	0	0	0	0	2	3				
Eddie Murray, S OBP: 0.312, SLG: 0.445 (1, 3)	P3					P4				4	0	0	0	0	1	1				
Manny Ramirez, R OBP: 0.353, SLG: 0.505 Wayne Kirby, L OBP: 0.320, SLG: 0.357 (1, 9)			K							3	0	0	0	0	2	0				
Candy Maldonado, R OBP: 0.360, SLG: 0.521 (1, 10)			K							1	0	0	0	0	1	0				
Tony Peña, R OBP: 0.362, SLG: 0.453 (1, 2)			F9							4	0	0	0	0	2	0				
Alvaro Espinoza, R OBP: 0.303, SLG: 0.364 (1, 5)										3	0	1	0	0	2	1				
Inning Stats	R: 1 E: 0 K: 1 S: 11	H: 2 LOB: 1 BB: 0 P: 18	R: 0 E: 0 K: 2 S: 8	H: 0 LOB: 0 BB: 0 P: 10	R: 0 E: 0 K: 1 S: 8	H: 0 LOB: 0 BB: 0 P: 11	R: 1 E: 0 K: 1 S: 8	H: 1 LOB: 0 BB: 0 P: 14	R: 0 E: 0 K: 1 S: 12	H: 2 LOB: 2 BB: 0 P: 19	R: 0 E: 1 K: 1 S: 15	H: 1 LOB: 2 BB: 0 P: 19	R: 0 E: 0 K: 2 S: 6	H: 1 LOB: 0 BB: 0 P: 8	R: 0 E: 0 K: 2 S: 9	H: 0 LOB: 0 BB: 0 P: 10	1B: 5 2B: 2 3B: 0 HR: 1	SF: 0 SAC: 0 DP: 2 HBP: 0	WP: 0 PB: 0 CS: 1	PA: 34
PITCHER	IP	WLS	BF	H	R	ER	SO	BB	IBB	HBP	BLK	WP	HR	S	P	ERA	WHIP			
Wilson Alvarez, L ERA: 3.54 Roberto Hernandez, R ERA: 5.75	(1, 1)	8.0	L	31	7	2	2	8	0	0	0	0	0	1	76	111	2.25	0.875		
PITCHER	IP	WLS	BF	H	R	ER	SO	BB	IBB	HBP	BLK	WP	HR	S	P	ERA	WHIP			
	(9, 1)	1.0		3	0	0	0	2	0	0	0	0	0	9	10	0.00	0.000			

AB	34
R	2
H	7
RBI	2
BB	0
SO	10
LOB	9



Batter	1	2	3	4	5	6	7	8	9	AB	R	H	RBI	BB	SO	LOB	BOTTOM					
Joey Cora, S OBP: 0.358, SLG: 0.366 (1, 4)	L4		L7					L1-3		4	0	0	0	0	1	1	Cleveland Indians @ Chicago White Sox Comiskey Park, Chicago, IL Sat Jul 16 1994, 8:05 PM EDT Att: 42,710 - Unknown - 73 F					
Tim Lincecum, S OBP: 0.376, SLG: 0.413 (1, 7)	F8		2B							4	0	1	0	0	0	0						
Frank Thomas, R OBP: 0.509, SLG: 0.776 (1, 3)	G6-3		G6-3							3	0	1	0	1	0	1						
Julio Franco, R OBP: 0.398, SLG: 0.484 (1, 10)										3	0	0	0	1	1	2						
Robin Ventura, L OBP: 0.362, SLG: 0.463 (1, 5)										4	0	0	0	0	0	2						
Darin Jackson, R OBP: 0.394, SLG: 0.467 (1, 9)										3	0	1	0	0	0	0						
Lance Johnson, L OBP: 0.314, SLG: 0.378 (1, 8)										3	0	0	0	0	0	2						
Ron Karkovics, R OBP: 0.324, SLG: 0.424 Warren Newton, L OBP: 0.299, SLG: 0.362 Ron Tingley, R OBP: 0.246, SLG: 0.327 (1, 2)										2	0	0	0	0	2	2						
Ozzie Guillen, L OBP: 0.288, SLG: 0.323 (1, 6)										1	0	1	0	0	0	0						
Inning Stats	R: 0 E: 0 K: 0 S: 5	H: 0 LOB: 0 BB: 0 P: 8	R: 0 E: 0 K: 1 S: 12	H: 1 LOB: 2 BB: 1 P: 22	R: 0 E: 0 K: 0 S: 8	H: 1 LOB: 1 BB: 0 P: 16	R: 0 E: 0 K: 1 S: 9	H: 0 LOB: 0 BB: 0 P: 12	R: 0 E: 0 K: 1 S: 5	H: 0 LOB: 0 BB: 0 P: 7	R: 0 E: 0 K: 1 S: 11	H: 1 LOB: 1 BB: 0 P: 15	R: 0 E: 0 K: 0 S: 6	H: 0 LOB: 0 BB: 0 P: 9	R: 0 E: 0 K: 0 S: 4	H: 1 LOB: 0 BB: 0 P: 8	R: 0 E: 0 K: 0 S: 7	H: 0 LOB: 1 BB: 1 P: 13	1B: 3 2B: 2 3B: 0 HR: 0	SF: 0 SAC: 0 DP: 1 HBP: 0	WP: 0 PB: 0 CS: 0	PA: 32
PITCHER	IP	WLS	BF	H	R	ER	SO	BB	IBB	HBP	BLK	WP	HR	S	P	ERA	WHIP					
Dennis Martinez, R ERA: 3.7	(1, 1)	9.0	W	32	4	0	0	4	2	0	0	0	0	67	110	0.00	0.667					
PITCHER	IP	WLS	BF	H	R	ER	SO	BB	IBB	HBP	BLK	WP	HR	S	P	ERA	WHIP					
	(9, 2)																					

AB	30
R	0
H	4
RBI	0
BB	2
SO	4
LOB	11



Batter	1	2	3	4	5	6	7	8	9	AB	R	H	RBI	BB	SO	LOB	TOP								
Kenny Lofton, L OBP: 0.433, SLG: 0.559 (1, 8)	F9		F7		F7		F8		G4-3	5	0	0	0	0	0	2	Cleveland Indians @ Chicago White Sox Comiskey Park, Chicago, IL Sun Jul 17 1994, 4:33 AM EDT Att: 41,986 - Cloudy - 76 F								
Omar Vizquel, S OBP: 0.346, SLG: 0.354 (1, 6)	G3		K			K	P5			4	0	0	0	0	2	0									
Carlos Baerga, S OBP: 0.338, SLG: 0.508 (1, 4)	G6-3		P4			1B	2B		1B	4	1	2	0	0	0	0									
Albert Belle, R OBP: 0.435, SLG: 0.677 (1, 7)		1B		K		F9			F8	4	0	1	0	0	1	2									
Eddie Murray, S OBP: 0.311, SLG: 0.443 (1, 10)	F8			G5-3		S	BB		P2	4	0	1	1	0	0	2									
Jim Thome, L OBP: 0.341, SLG: 0.486 (1, 5)	1B			L5		S	BB		P5	3	0	1	0	1	0	1									
Manny Ramirez, R OBP: 0.352, SLG: 0.500 (1, 9)										2	0	0	0	1	2	2									
Wayne Kirby, L OBP: 0.318, SLG: 0.354 (9, PH)	K					K	FC4		P6	1	0	0	0	0	0	0									
Paul Sorrento, L OBP: 0.331, SLG: 0.380 (1, 3)										2	0	0	0	0	2	2									
Candy Maldonado, R OBP: 0.356, SLG: 0.514 (6, PH)										1	0	0	0	0	0	3									
Alvaro Espinoza, R OBP: 0.301, SLG: 0.362 (6, 3)	K					K	FC4		F9	1	0	0	0	0	0	0									
Sandy Alomar Jr., R OBP: 0.333, SLG: 0.471 (1, 2)										3	1	2	1	1	0	0									
Inning Stats	R: 0 E: 0 K: 0 S: 8	H: 0 LOB: 0 BB: 0 P: 12	R: 0 E: 0 K: 2 S: 10	H: 2 LOB: 2 BB: 0 P: 16	R: 1 E: 0 K: 1 S: 11	H: 1 LOB: 0 BB: 0 P: 18	R: 0 E: 0 K: 1 S: 8	H: 0 LOB: 0 BB: 0 P: 13	R: 0 E: 0 K: 2 S: 15	H: 0 LOB: 1 BB: 1 P: 24	R: 1 E: 0 K: 1 S: 16	H: 2 LOB: 3 BB: 2 P: 28	R: 0 E: 0 K: 0 S: 5	H: 0 LOB: 0 BB: 0 P: 9	R: 0 E: 0 K: 0 S: 9	H: 1 LOB: 1 BB: 0 P: 13	R: 0 E: 0 K: 1 S: 13	H: 1 LOB: 1 BB: 0 P: 19	1B: 5 2B: 1 3B: 0 HR: 1	SF: 0 SAC: 0 DP: 0 HBP: 0	WP: 0 PB: 0 SB: 3 CS: 0	PA: 37			
PITCHER	IP	WLS	BF	H	R	ER	SO	BB	IBB	HBP	BLK	WP	HR	S	P	ERA	WHIP								
Jason Bere, R ERA: 3.54 (1, 1)	5.2	W	25	5	2	2	7	3	0	0	0	0	1	65	108	3.18	1.412								
Dennis Cook, L ERA: 3.86 (6, 1)	2.1		8	1	0	0	0	0	0	0	0	0	0	17	25	0.00	0.429								
Roberto Hernandez, R ERA: 5.59 (9, 1)	1.0	S	4	1	0	0	0	0	0	0	0	0	0	13	19	0.00	1.000								

AB 34
R 2
H 7
RBI 2
BB 3
SO 7
LOB 14



Batter	1	2	3	4	5	6	7	8	9	AB	R	H	RBI	BB	SO	LOB	BOTTOM								
Joey Cora, S OBP: 0.360, SLG: 0.381 (1, 4)	G6-4-3		G6-3	K			HR			4	1	2	1	0	1	2	Cleveland Indians @ Chicago White Sox Comiskey Park, Chicago, IL Sun Jul 17 1994, 4:33 AM EDT Att: 41,986 - Cloudy - 76 F								
Tim Lincecum, S OBP: 0.372, SLG: 0.407 (1, 7)	L8		G6-3			P6			K	4	0	0	1	0	1	1									
Frank Thomas, R OBP: 0.511, SLG: 0.784 (1, 3)										2	1	1	1	2	0	1									
Craig Grebeck, R OBP: 0.415, SLG: 0.386 (8, 5)	G6-4-3			HR		F9	1B		S	0	0	0	0	0	0	0									
Julio Franco, R OBP: 0.402, SLG: 0.485 (1, 10)		G6-3							K	3	1	2	0	1	1	1									
Robin Ventura, L OBP: 0.360, SLG: 0.458 (8, 3)		K		L7		F9				3	0	0	0	1	1	4									
Warren Newson, L OBP: 0.300, SLG: 0.361 (1, 9)										3	1	1	0	0	0	3									
Darrin Jackson, R OBP: 0.363, SLG: 0.466 (7, 9)	G6-3			1B	SF9	1B			K	1	0	0	0	0	1	2									
Lance Johnson, L OBP: 0.313, SLG: 0.376 (1, 8)						F8			F7	4	0	1	1	0	0	1									
Ron Karkovics, R OBP: 0.325, SLG: 0.425 (1, 2)										2	0	1	0	0	0	1									
Michael Lavalliere, L OBP: 0.402, SLG: 0.352 (6, 2)	G6-3									1	0	0	0	1	1	0									
Ozzie Guillen, L OBP: 0.287, SLG: 0.323 (1, 6)										3	1	1	1	0	1	1									
Inning Stats	R: 0 E: 0 K: 0 S: 6	H: 1 LOB: 0 BB: 0 P: 9	R: 1 E: 0 K: 1 S: 11	H: 1 LOB: 1 BB: 1 P: 16	R: 2 E: 0 K: 0 S: 15	H: 3 LOB: 1 BB: 0 P: 24	R: 1 E: 0 K: 1 S: 11	H: 2 LOB: 1 BB: 0 P: 16	R: 0 E: 0 K: 0 S: 10	H: 0 LOB: 1 BB: 1 P: 21	R: 0 E: 0 K: 3 S: 16	H: 0 LOB: 2 BB: 2 P: 30	R: 0 E: 0 K: 1 S: 8	H: 0 LOB: 0 BB: 0 P: 12	R: 0 E: 0 K: 1 S: 8	H: 0 LOB: 0 BB: 0 P: 12	1B: 7 2B: 1 3B: 0 HR: 2	SF: 1 SAC: 0 DP: 2 HBP: 0	WP: 1 PB: 0 SB: 3 CS: 1	PA: 36					
PITCHER	IP	WLS	BF	H	R	ER	SO	BB	IBB	HBP	BLK	WP	HR	S	P	ERA	WHIP								
Jack Morris, R ERA: 4.97 (1, 1)	7.0	L	33	9	5	5	6	4	1	0	0	0	2	77	131	6.43	1.857								
Larry Casian, L ERA: 6.91 (8, 1)	1.0		3	0	0	0	1	0	0	0	0	0	0	8	12	0.00	0.000								

AB 30
R 5
H 9
RBI 5
BB 5
SO 7
LOB 17



Batter	1	2	3	4	5	6	7	8	9	AB	R	H	RBI	BB	SO	LOB	TOP										
Jeff Frye, R OBP: 0.428, SLG: 0.484 Doug Strange, S OBP: 0.274, SLG: 0.337	0-0 G6-4-3 2B	2-1 SAFE P6			2-1 G2-3		1-1 SH1-4		1-1 2B 2B	4	0	2	0	0	0	1											
Ivan Rodriguez, R OBP: 0.377, SLG: 0.500	4-0 G6-4-3 BB		2-1 F9		1-2 G5-3		2-2 1B		1-2 F7	4	0	1	2	1	0	1											
Jose Canseco, R OBP: 0.402, SLG: 0.560	3-1 G6-4-3		2-3 K			2-1 F9	1-0 F8		1-2 2B	5	0	1	1	0	1	3											
Will Clark, L OBP: 0.437, SLG: 0.545	0-0 G3		2-2 F7			0-0 2B	1-2 G4-3		4-0 IBB	4	0	1	0	1	0	2											
Juan Gonzalez, R OBP: 0.335, SLG: 0.474		1-1 2B 1B		0-0 FC5-4 1B		1-2 2B		0-1 G1-3	0-3 K	5	1	3	0	0	1	2											
Dean Palmer, R OBP: 0.316, SLG: 0.521		1-1 F9		1-0 P6		1-3 K		0-0 G4-3		4	0	0	0	0	1	4											
29 Rusty Greer, L OBP: 0.397, SLG: 0.450		1-0 2B 1B		2-0 L9		3-1 L8		4-2 BB		3	1	1	0	1	0	3											
Manuel Lee, S OBP: 0.322, SLG: 0.335		2-1 1B 2B		2-2 FC5-4		2-1 SH1-4 1B		0-0 G4-3		4	2	2	1	0	0	2											
David Hulse, L OBP: 0.308, SLG: 0.319		0-0 2B 1B			2-2 G6-3		2-1 SH1-4 1B		0-1 L5	3	1	1	2	0	0	0											
Inning Stats	R: 0 E: 0 K: 0 S: 4	H: 1 LOB: 1 BB: 1 P: 11	R: 3 E: 0 K: 0 S: 11	H: 4 LOB: 0 BB: 0 P: 17	R: 0 E: 0 K: 1 S: 8	H: 0 LOB: 0 BB: 0 P: 14	R: 0 E: 0 K: 0 S: 6	H: 1 LOB: 0 BB: 0 P: 11	R: 0 E: 0 K: 0 S: 12	H: 2 LOB: 2 BB: 0 P: 20	R: 2 E: 0 K: 0 S: 13	H: 2 LOB: 1 BB: 0 P: 22	R: 0 E: 0 K: 0 S: 6	H: 0 LOB: 1 BB: 1 P: 10	R: 1 E: 0 K: 0 S: 13	H: 2 LOB: 2 BB: 1 P: 20	1B: 7 2B: 5 3B: 0 HR: 0	SF: 0 SAC: 1 DP: 1 HBP: 1	WP: 0 PB: 0 SB: 0 CS: 1	PA: 41							
PITCHER	IP	WLS	BF	H	R	ER	SO	BB	IBB	HBP	BLK	WP	HR	S	P	ERA	WHIP										
Jason Grimsley, R ERA: 5.26	(1, 1)	6.0	25	8	3	3	2	1	0	0	0	0	0	54	90	4.50	1.500										
Jose Mesa, R ERA: 3.62	(7, 1)	3.0	L	16	4	3	3	1	1	1	0	0	0	32	52	9.00	1.667										

Texas Rangers @ Cleveland Indians
Jacobs Field, Cleveland, OH
Mon Jul 18 1994, 7:05 PM EDT
Att: 41,845 - Unknown - 79 F

AB 36
R 6
H 12
RBI 6
BB 3
SO 3
LOB 18



Batter	1	2	3	4	5	6	7	8	9	AB	R	H	RBI	BB	SO	LOB	BOTTOM										
Kenny Lofton, L OBP: 0.428, SLG: 0.551	0-0 F8	2-0 G4-3		0-0 FC6-4 G5-3 E		2-3 K			3-2 G3	5	0	0	1	0	1	4											
Omar Vizquel, S OBP: 0.340, SLG: 0.344	2-1 G3-1		1-0 L1	1-1 G5-3		1-1 G5-3			1-1 FC6-4	5	0	0	0	0	0	2											
Carlos Baerga, S OBP: 0.340, SLG: 0.516	1-2 1B		1-1 HR	1-1 G5-3		1-0 P3				4	1	2	1	0	0	1											
Albert Belle, R OBP: 0.433, SLG: 0.675	0-0 P3		1-2 F7		3-2 WP 2B		3-2 G6-3			4	0	1	0	0	0	1											
Eddie Murray, S OBP: 0.313, SLG: 0.447		1-1 G5-3 WP 2B	1-1 1B		1-3 K		2-2 L8			4	1	2	0	0	1	1											
Jim Thome, L OBP: 0.340, SLG: 0.482		4-0 WP G5-3 2B BB	1-1 G6-3		1-3 K			1-3 K		2	1	0	0	1	1	2											
Alvaro Espinoza, R OBP: 0.299, SLG: 0.360										1	0	0	0	0	1	0											
Manny Ramirez, R OBP: 0.356, SLG: 0.504		1-0 G5-3		0-1 1B 2B		4-0 IBB			0-3 K	2	1	1	0	1	0	2											
Wayne Kirby, L OBP: 0.316, SLG: 0.352		1-2 2B								1	0	0	0	0	1	0											
Paul Sorrento, L OBP: 0.333, SLG: 0.384		3-2 1B 2B		4-2 1B FC6-4 BB		3-1 P2			0-3 K	3	1	1	1	1	1	2											
Sandy Alomar Jr., R OBP: 0.340, SLG: 0.476		1-1 G4-3 1B		0-2 FC6-4 1B		0-2 F8			1-2 FC6-4 G3 1B	4	0	3	1	0	0	0											
Inning Stats	R: 0 E: 0 K: 0 S: 7	H: 1 LOB: 1 BB: 0 P: 10	R: 2 E: 0 K: 0 S: 9	H: 3 LOB: 1 BB: 1 P: 21	R: 1 E: 0 K: 0 S: 12	H: 2 LOB: 1 BB: 0 P: 17	R: 2 E: 1 K: 0 S: 13	H: 2 LOB: 1 BB: 1 P: 19	R: 0 E: 0 K: 2 S: 13	H: 1 LOB: 2 BB: 1 P: 25	R: 0 E: 0 K: 1 S: 9	H: 0 LOB: 0 BB: 0 P: 12	R: 0 E: 0 K: 0 S: 7	H: 0 LOB: 0 BB: 0 P: 13	R: 0 E: 0 K: 3 S: 9	H: 0 LOB: 0 BB: 0 P: 10	R: 0 E: 0 K: 0 S: 8	H: 1 LOB: 0 BB: 0 P: 13	1B: 5 2B: 5 3B: 0 HR: 1	SF: 0 SAC: 0 DP: 2 HBP: 0	WP: 2 PB: 0 SB: 0 CS: 0	PA: 38					
PITCHER	IP	WLS	BF	H	R	ER	SO	BB	IBB	HBP	BLK	WP	HR	S	P	ERA	WHIP										
Tim Leary, R ERA: 6.08	(1, 1)	3.0		18	5	5	0	2	0	0	0	1	0	27	44	0.00	0.333										
Brian Bohanon, L ERA: 5.93	(4, 1)	3.0	W	11	1	0	0	3	0	1	0	0	0	16	23	0.00	0.000										
Darren Oliver, L ERA: 3.29	(7, 1)	2.0	S	6	0	0	0	3	0	0	0	0	0	8	13	0.00	1.000										
Tom Henke, R ERA: 4.13	(9, 1)	1.0		3	1	0	0	0	0	0	0	0	0	8	13	0.00	1.000										

Texas Rangers @ Cleveland Indians
Jacobs Field, Cleveland, OH
Mon Jul 18 1994, 7:05 PM EDT
Att: 41,845 - Unknown - 79 F

AB 35
R 5
H 10
RBI 4
BB 3
SO 6
LOB 15



Batter	1	2	3	4	5	6	7	8	9	AB	R	H	RBI	BB	SO	LOB	TOP			
Jeff Frye, R OBP: 0.421, SLG: 0.475 Doug Strange, S OBP: 0.278, SLG: 0.345	L9		L5			L9		1B		3	0	0	0	0	0	0	Texas Rangers @ Cleveland Indians Jacobs Field, Cleveland, OH Tue Jul 19 1994, 7:05 PM EDT Att: 41,774 - Unknown - 85 F			
Ivan Rodriguez, R OBP: 0.376, SLG: 0.511 Junior Ortiz, R OBP: 0.319, SLG: 0.309	G5-3		HR			G1-3		1B		4	1	2	2	0	0	0				
Jose Canseco, R OBP: 0.400, SLG: 0.557	1B		K			K		K		4	0	1	0	0	3	1				
Will Clark, L OBP: 0.433, SLG: 0.540 Gary Redus, R OBP: 0.299, SLG: 0.280	F8			K			F8		K	3	0	0	0	0	1	1				
Juan Gonzalez, R OBP: 0.337, SLG: 0.475		K		F7			G6-4-3 1B	FC6-4 1B		4	0	2	0	0	1	0				
Dean Palmer, R OBP: 0.312, SLG: 0.513	F8			F9			G6-4-3 1-2f	FC6-4 29 1B 1-2f		4	0	0	0	0	0	2				
29 Rusty Greer, L OBP: 0.407, SLG: 0.459		BB					G4-6-3 1B	FC6-4 1B	1-3 1B	3	0	3	0	1	0	0				
Manuel Lee, S OBP: 0.318, SLG: 0.329	G4-3			G4-6-3 1-2f			K	G4-3		4	0	0	0	0	1	5				
David Hulse, L OBP: 0.305, SLG: 0.316			G6-3		G1-3			FC6-4 1-2f 2B		3	1	0	0	0	0	1				
Inning Stats	R: 0 E: 0 K: 0 S: 4	H: 1 LOB: 1 BB: 0 P: 4	R: 0 E: 0 K: 1 S: 5	H: 0 LOB: 1 BB: 1 P: 9	R: 1 E: 0 K: 1 S: 6	H: 1 LOB: 0 BB: 0 P: 6	R: 0 E: 0 K: 1 S: 5	H: 0 LOB: 0 BB: 0 P: 5	R: 0 E: 0 K: 0 S: 3	H: 0 LOB: 0 BB: 0 P: 5	R: 0 E: 0 K: 0 S: 3	H: 1 LOB: 0 BB: 0 P: 3	R: 2 E: 0 K: 2 S: 10	H: 3 LOB: 1 BB: 0 P: 10	R: 0 E: 0 K: 1 S: 7	H: 2 LOB: 2 BB: 0 P: 7		1B: 7 2B: 1 3B: 0 HR: 1	SF: 0 SAC: 0 DP: 2 HBP: 0	WP: 0 PB: 0 SB: 0 CS: 0
PITCHER	IP WLS BF H R ER SO BB IBB HBP BLK WP HR S P ERA WHIP																			
Charles Nagy, R ERA: 3.48 Jeff Russell, R ERA: 4.41	(1, 1) (9, 1)	8.0 W 30 7 3 3 6 1 0 0 0 0 0 1 41 45 3.38 1.000																		

Batter	1	2	3	4	5	6	7	8	9	AB	R	H	RBI	BB	SO	LOB	BOTTOM			
Kenny Lofton, L OBP: 0.427, SLG: 0.546 Ruben Amaro Jr, S OBP: 0.154, SLG: 0.167	G6-3 1B BB	G4-3		K			K	P4		3	1	0	0	1	2	0	Texas Rangers @ Cleveland Indians Jacobs Field, Cleveland, OH Tue Jul 19 1994, 7:05 PM EDT Att: 41,774 - Unknown - 85 F			
Omar Vizquel, S OBP: 0.333, SLG: 0.337	G6-3 1-3		G3		L8		G6-3			4	0	0	0	0	1					
Carlos Baerga, S OBP: 0.343, SLG: 0.521 Alvaro Espinoza, R OBP: 0.296, SLG: 0.356	HR 1B		FC6-5 2B		F8		G1-4-3			2	1	2	1	0	0	0				
Albert Belle, R OBP: 0.433, SLG: 0.688	F3		FC6-5 2-3				HR	1B 3B		4	2	2	1	0	0	2				
Eddie Murray, S OBP: 0.315, SLG: 0.447	HR 1B		G4-3		G3		G3	2B HR 1B		4	2	2	1	0	0	1				
Jim Thome, L OBP: 0.339, SLG: 0.490	HR		G3			K		F7		4	1	1	3	0	1	1				
Sandy Alomar Jr., R OBP: 0.342, SLG: 0.481	L7			HR 1B		G6-3		HR 2B		4	2	2	0	0	0	0				
Paul Sorrento, L OBP: 0.336, SLG: 0.410		G4-3		HR		K		HR		4	2	2	5	0	1	0				
Wayne Kirby, L OBP: 0.314, SLG: 0.369		K		F2			HR	P4		4	1	1	1	0	1	0				
Inning Stats	R: 4 E: 0 K: 0 S: 6	H: 3 LOB: 0 BB: 1 P: 10	R: 0 E: 0 K: 1 S: 5	H: 0 LOB: 0 BB: 0 P: 5	R: 0 E: 0 K: 0 S: 4	H: 1 LOB: 1 BB: 0 P: 4	R: 2 E: 0 K: 1 S: 7	H: 2 LOB: 0 BB: 0 P: 7	R: 1 E: 0 K: 0 S: 4	H: 1 LOB: 0 BB: 0 P: 4	R: 0 E: 0 K: 2 S: 7	H: 0 LOB: 0 BB: 0 P: 7	R: 1 E: 0 K: 1 S: 6	H: 1 LOB: 0 BB: 0 P: 6	R: 4 E: 0 K: 0 S: 7	H: 4 LOB: 0 BB: 0 P: 7		1B: 4 2B: 2 3B: 1 HR: 5	SF: 0 SAC: 0 DP: 0 HBP: 0	WP: 0 PB: 0 SB: 1 CS: 0
PITCHER	IP WLS BF H R ER SO BB IBB HBP BLK WP HR S P ERA WHIP																			
Hector Fajardo, R ERA: 6.18 Rick Honeycutt, L ERA: 5.75 Jay Howell, R ERA: 5.5 Cris Carpenter, R ERA: 5.48	(1, 1) (6, 1) (7, 1) (8, 1)	5.0 L 23 3 0 0 0 2 0 0 0 0 0 0 0 7 7 12.60 1.600																		

Batter	1	2	3	4	5	6	7	8	9	10	11	12	13	14	AB	R	H	RBI	BB	SO	LOB	TOP
Jeff Frye, R <small>OBP: 0.423, SLG: 0.482 (9, PR) (9, 4)</small>															6	1	3	1	0	0	1	
Doug Strange, S <small>OBP: 0.375, SLG: 0.342 (9, 4)</small>															8	1	2	1	0	0	3	
Ivan Rodriguez, R <small>OBP: 0.375, SLG: 0.503 (1, 2)</small>															6	2	4	1	2	0	2	
Jose Canseco, R <small>OBP: 0.407, SLG: 0.561 (1, 10)</small>															8	3	3	4	0	0	7	
Juan Gonzalez, R <small>OBP: 0.338, SLG: 0.490 (1, 7)</small>															5	1	1	1	2	0	1	
29 Rusty Greer, L <small>OBP: 0.406, SLG: 0.457 (13, 8)</small>															8	0	1	0	0	3	5	
Dean Palmer, R <small>OBP: 0.307, SLG: 0.502 (1, 5)</small>															5	1	2	1	2	0	3	
Gary Redus, R <small>OBP: 0.333, SLG: 0.300 (13, 9)</small>															6	2	3	3	0	0	2	
Manuel Lee, S <small>OBP: 0.322, SLG: 0.348 (1, 6)</small>															6	2	3	3	0	0	2	
Oddibe McDowell, L <small>OBP: 0.392, SLG: 0.300 (13, PH)</small>															6	2	3	1	0	2	2	
Will Clark, L <small>OBP: 0.435, SLG: 0.540 (13, 3)</small>															0	0	0	0	1	0	0	
Inning Stats	R: 2 E: 0 K: 0 S: 10	H: 4 LOB: 2 BB: 0 P: 15	R: 1 E: 0 K: 0 S: 11	H: 2 LOB: 1 BB: 0 P: 15	R: 1 E: 0 K: 1 S: 14	H: 2 LOB: 1 BB: 0 P: 24	R: 0 E: 0 K: 1 S: 12	H: 0 LOB: 0 BB: 1 P: 16	R: 1 E: 0 K: 0 S: 15	H: 1 LOB: 0 BB: 1 P: 11	R: 1 E: 0 K: 0 S: 19	H: 2 LOB: 2 BB: 1 P: 17	R: 0 E: 0 K: 0 S: 10	H: 1 LOB: 1 BB: 0 P: 15	R: 0 E: 0 K: 0 S: 7	H: 2 LOB: 0 BB: 0 P: 17	R: 2 E: 0 K: 0 S: 7	H: 2 LOB: 0 BB: 0 P: 17	1B: 15 2B: 4 3B: 0 HR: 3	SF: 1 SH: 4 DP: 2 HBP: 0	WP: 1 PB: 0 SB: 0 CS: 0	PA: 69
PITCHER	IP 2.2	WLS 16	BF 8	H 4	R 4	ER 4	SO 1	BB 0	IBB 0	HBP 0	BLK 0	WP 0	HR 1	S 33	P 50	ERA 13.50	WHIP 3.000					
Mark Clark, R <small>ERA: 3.82</small>																						
Joe Niese, R <small>ERA: 3.88</small>																						
Eric Plunk, R <small>ERA: 3.02</small>																						
Jeff Russell, R <small>ERA: 6.53</small>																						
Derek Lilliquist, L <small>ERA: 6.53</small>																						
PITCHER	IP 1.0	WLS 5	BF 4	H 2	R 2	ER 2	SO 0	BB 0	IBB 0	HBP 0	BLK 0	WP 0	HR 1	S 17	P 17	ERA 18.00	WHIP 2.000					
Larry Casian, L <small>ERA: 7.17</small>																						

Texas Rangers @ Cleveland Indians
 Jacobs Field, Cleveland, OH
 Wed Jul 20 1994, 7:05 PM EDT
 Att. 40,280 - Unknown - 92 F

AB 60
 R 13
 H 22
 RBI 13
 BB 7
 SO 5
 LOB 28



Batter	1	2	3	4	5	6	7	8	9	10	11	12	13	14	AB	R	H	RBI	BB	SO	LOB	BOTTOM						
Kenny Lofton, L <small>OBP: 0.424, SLG: 0.540 (1, 8)</small>															6	1	1	0	1	0	0							
Omar Vizquel, S <small>OBP: 0.332, SLG: 0.335 (1, 6)</small>															7	3	2	0	0	0	2							
Jim Thome, L <small>OBP: 0.338, SLG: 0.496 (1, 5)</small>															7	2	2	3	0	4	3							
Albert Belle, R <small>OBP: 0.436, SLG: 0.692 (1, 7)</small>															5	1	2	3	2	1	1							
Eddie Murray, S <small>OBP: 0.315, SLG: 0.453 (1, 10)</small>															7	2	2	1	0	0	3							
Paul Sorrento, L <small>OBP: 0.345, SLG: 0.431 (1, 3)</small>															6	1	4	3	1	1	2							
Sandy Alomar, Jr., R <small>OBP: 0.341, SLG: 0.475 (1, 2)</small>															7	0	2	0	0	1	5							
Alvaro Espinoza, R <small>OBP: 0.291, SLG: 0.344 (14, PH)</small>															6	0	0	0	0	0	1							
Ruben Amaro Jr., S <small>OBP: 0.143, SLG: 0.154 (10, 9)</small>															4	1	2	1	0	0	0							
Wayne Kirby, L <small>OBP: 0.353, SLG: 0.500 (10, 9)</small>															2	0	0	0	0	0	0							
Inning Stats	R: 3 E: 1 K: 0 S: 18	H: 2 LOB: 1 BB: 1 P: 35	R: 0 E: 0 K: 1 S: 15	H: 1 LOB: 1 BB: 1 P: 24	R: 2 E: 0 K: 0 S: 5	H: 3 LOB: 0 BB: 0 P: 6	R: 4 E: 0 K: 0 S: 20	H: 5 LOB: 1 BB: 0 P: 31	R: 0 E: 0 K: 0 S: 7	H: 0 LOB: 0 BB: 0 P: 8	R: 1 E: 0 K: 2 S: 15	H: 3 LOB: 1 BB: 0 P: 22	R: 1 E: 0 K: 0 S: 10	H: 1 LOB: 1 BB: 1 P: 21	R: 0 E: 0 K: 1 S: 10	H: 0 LOB: 0 BB: 0 P: 15	R: 0 E: 0 K: 1 S: 5	H: 1 LOB: 2 BB: 1 P: 7	R: 0 E: 0 K: 0 S: 13	H: 0 LOB: 0 BB: 0 P: 19	R: 0 E: 0 K: 1 S: 7	H: 1 LOB: 1 BB: 0 P: 10	R: 0 E: 0 K: 0 S: 8	H: 1 LOB: 1 BB: 0 P: 9	1B: 11 2B: 1 3B: 0 HR: 5	SF: 0 SH: 1 DP: 1 HBP: 0	WP: 0 PB: 0 SB: 2 CS: 0	PA: 62
PITCHER	IP 1.2	WLS 11	BF 3	H 3	R 3	ER 3	SO 0	BB 2	IBB 0	HBP 0	BLK 0	WP 0	HR 2	S 29	P 53	ERA 5.40	WHIP 3.000											
John Deltzer, R <small>ERA: 4.54</small>																												
Brian Bohannon, L <small>ERA: 5.92</small>																												
Cris Carpenter, R <small>ERA: 5.51</small>																												
Rick Honeycutt, L <small>ERA: 6.53</small>																												
Jay Howell, R <small>ERA: 5.54</small>																												
PITCHER	IP 3.0	WLS 10	BF 10	H 0	R 0	ER 0	SO 3	BB 1	IBB 0	HBP 0	BLK 0	WP 0	HR 1	S 25	P 43	ERA 0.00	WHIP 0.333											
Darren Oliver, L <small>ERA: 3.05</small>																												
Tom Henke, R <small>ERA: 3.73</small>																												
Matt Whiteside, R <small>ERA: 4.44</small>																												

Texas Rangers @ Cleveland Indians
 Jacobs Field, Cleveland, OH
 Wed Jul 20 1994, 7:05 PM EDT
 Att. 40,280 - Unknown - 92 F


AB 58
 R 17
 H 11
 RBI 11
 BB 4
 SO 7
 LOB 18



Batter	1	2	3	4	5	6	7	8	9	AB	R	H	RBI	BB	SO	LOB	TOP			
Joey Cora, S (1,4) OBP: 0.363, SLG: 0.386	1-1 G6-3		2-1 G1-4-3 HR		0-0 F8		2-2 BLK 1B	1-1 L8		5	1	2	0	0	0	2				
Tim Raines, S (1,7) OBP: 0.365, SLG: 0.407	0-0 F8		2-2 G1-4-3		1-0 L9		1-1 P4		2-2 G6-4-3 1B	5	0	1	0	0	0	2				
Frank Thomas, R (1,3) OBP: 0.507, SLG: 0.780	0-3 K		0-0 HR		3-1 G4-3		3-2 G4-3		0-0 G6-4-3 1-2	5	1	1	2	0	1	2				
Julio Franco, R (1,10) OBP: 0.405, SLG: 0.507		0-0 1B G4-3 1B	0-1 B1-3		1-0 G4-3			0-0 1B SH 1B	2-1 G6-3	5	2	2	0	0	0	0				
Robin Ventura, L (1,5) OBP: 0.367, SLG: 0.466		0-0 G4-3 1B	4-1		1-2 FC6-4 1B			2-0 SH SF7 1B		3	2	3	0	1	0	0				
Warren Newson, L (1,9) OBP: 0.301, SLG: 0.360		2-2 G4-3 G4-3	0-0 G4-3		2-2 FC6-4 1B			0-1 SH		3	0	1	0	0	0	2				
Darrin Jackson, R (8,9) OBP: 0.357, SLG: 0.467		1-2 G4-3 1B	2-2 G4-3		1-2 1-2			1-3 2-H		0	0	0	0	0	0	0				
Lance Johnson, L (1,8) OBP: 0.318, SLG: 0.380		2-1 G4-3		1-1 G4-3		2-2 1B		4-0 IBB		3	0	1	1	1	0	2				
Michael LaValliere, L (1,2) OBP: 0.397, SLG: 0.343		2-2 G4-3		2-2 G3		0-0 F7		2-2 SF7		3	0	0	2	0	0	3				
Ozzie Guillen, L (1,6) OBP: 0.281, SLG: 0.315		1-2 G6-3		0-3 K			2-2 G6-3	0-0 P8		4	0	0	0	0	1	3				
Inning Stats	R: 0 E: 0 K: 1 S: 6	H: 0 LOB: 0 BB: 0 P: 7	R: 2 E: 0 K: 0 S: 16	H: 3 LOB: 1 BB: 0 P: 23	R: 2 E: 0 K: 0 S: 10	H: 2 LOB: 1 BB: 1 P: 18	R: 0 E: 0 K: 1 S: 8	H: 0 LOB: 0 BB: 0 P: 11	R: 0 E: 0 K: 0 S: 4	H: 2 LOB: 2 BB: 0 P: 17	R: 0 E: 0 K: 0 S: 11	H: 1 LOB: 1 BB: 0 P: 19	R: 2 E: 1 K: 0 S: 10	H: 2 LOB: 2 BB: 1 P: 19	R: 0 E: 0 K: 0 S: 6	H: 1 LOB: 0 BB: 0 P: 10	1B: 9 2B: 1 3B: 0 HR: 1	SF: 1 SAC: 1 DP: 1 HBP: 0	WP: 0 PB: 0 SB: 0 CS: 0	PA: 40
PITCHER Dennis Martinez, R (1,1) ERA: 3.77	IP: 9.0 WLS: L BF: 40 H: 11 R: 6 ER: 5 SO: 2 BB: 1 IBB: 1 HBP: 0 BLK: 1 WP: 0 HR: 1 S: 82 P: 132 ERA: 5.00 WHIP: 1.333															PITCHER				

Chicago White Sox @ Cleveland Indians
Jacobs Field, Cleveland, OH
Thu Jul 21 1994, 7:05 PM EDT
Att: 41,863 - Unknown - 74 F

AB	36
R	6
H	11
RBI	5
BB	2
SO	2
LOB	16



Batter	1	2	3	4	5	6	7	8	9	AB	R	H	RBI	BB	SO	LOB	BOTTOM											
Kenny Lofton, L (1,8) OBP: 0.423, SLG: 0.540	3-1 FC4-5 2B		0-0 E6 2B HR	2-3 K			2-1 P8			4	1	1	0	0	1	2												
Omar Vizquel, S (1,6) OBP: 0.326, SLG: 0.328	0-0 FC4-5 F7		0-1 F7		2-1 F7			1-2 L5		4	0	0	0	0	0	3												
Jim Thome, L (1,5) OBP: 0.337, SLG: 0.496	1-0 F7		2-1 HR 2B		2-2 P6			1-1 P8		4	1	1	1	0	0	1												
Albert Belle, R (1,7) OBP: 0.434, SLG: 0.696	1-3 K		0-0 HR		1-3 K			1-0 G6-3		4	1	1	3	0	2	1												
Eddie Murray, S (1,3) OBP: 0.312, SLG: 0.448		0-1 F8	0-0 G3			0-0 F8			2-3 K	4	0	0	0	0	1	0												
Manny Ramirez, R (1,9) OBP: 0.352, SLG: 0.496		1-2 G6-3		0-0 SH3-4 FC6-5 1B		0-0 P3			2-3 K	4	1	1	0	0	1	0												
Candy Maldonado, R (1,10) ERA: 3.4		2-2 CS 1B		4-0 FC6-5 SH3-4 BB		1-1 L6			0-0 F7	2	0	1	0	1	0	0												
Paul Sorrento, L (9, PH) OBP: 0.344, SLG: 0.430										1	0	0	0	0	0	0												
Tony Peña, R (1,2) OBP: 0.365, SLG: 0.455		3-1 CS	3-2 E 2B 1B		0-0 SH3-4				1-1 L9	2	1	1	0	0	0	0												
Alvaro Espinoza, R (1,4) OBP: 0.283, SLG: 0.339			0-0 P3		0-2 FC6-5				3-3 K	3	0	0	1	0	1	2												
Inning Stats	R: 0 E: 1 K: 1 S: 7	H: 1 LOB: 1 BB: 0 P: 12	R: 0 E: 0 K: 0 S: 9	H: 1 LOB: 0 BB: 0 P: 15	R: 4 E: 1 K: 0 S: 12	H: 3 LOB: 0 BB: 0 P: 17	R: 0 E: 0 K: 1 S: 8	H: 1 LOB: 1 BB: 1 P: 14	R: 0 E: 0 K: 0 S: 9	H: 0 LOB: 0 BB: 0 P: 14	R: 0 E: 0 K: 0 S: 4	H: 0 LOB: 0 BB: 0 P: 5	R: 0 E: 0 K: 1 S: 9	H: 0 LOB: 0 BB: 0 P: 15	R: 0 E: 0 K: 0 S: 8	H: 0 LOB: 0 BB: 0 P: 11	R: 0 E: 0 K: 2 S: 8	H: 0 LOB: 0 BB: 0 P: 12	1B: 3 2B: 2 3B: 0 HR: 1	SF: 0 SAC: 1 DP: 0 HBP: 0	WP: 0 PB: 0 SB: 0 CS: 1	PA: 35						
PITCHER Wilson Alvarez, L (1,1) ERA: 2.28	IP: 7.2 WLS: W BF: 30 H: 6 R: 5 ER: 1 SO: 4 BB: 1 IBB: 0 HBP: 0 BLK: 0 WP: 0 HR: 1 S: 65 P: 101 ERA: 1.17 WHIP: 0.913															PITCHER												
Kirk McCaskill, R (8,1) ERA: 2.28	0.1	1	0	0	0	0	0	0	0	0	1	2	0.00	0.000														
Paul Assenmacher, L (9,1) ERA: 0.86	0.1	1	0	0	0	1	0	0	0	0	3	5	0.00	0.000														
Roberto Hernandez, R (9,1) ERA: 5.31	0.2	S	2	0	0	0	1	0	0	0	5	7	0.00	0.000														

Chicago White Sox @ Cleveland Indians
Jacobs Field, Cleveland, OH
Thu Jul 21 1994, 7:05 PM EDT
Att: 41,863 - Unknown - 74 F

AB	32
R	5
H	6
RBI	5
BB	1
SO	6
LOB	9



Batter	1	2	3	4	5	6	7	8	9	AB	R	H	RBI	BB	SO	LOB	TOP
Joey Cora, S <small>OBP: 0.358, SLG: 0.380</small>										4	1	0	1	0	0	4	Chicago White Sox @ Cleveland Indians Jacobs Field, Cleveland, OH Fri Jul 22 1994, 7:05 PM EDT Att: 41,844 - Unknown - 76 F
Tim Lincecum, S <small>OBP: 0.366, SLG: 0.419</small>										5	2	2	4	0	0	2	
Frank Thomas, R <small>OBP: 0.508, SLG: 0.783</small>										5	1	3	1	0	1	2	
Julio Franco, R <small>OBP: 0.400, SLG: 0.500</small>										5	0	0	0	0	0	4	
Robin Ventura, L <small>OBP: 0.367, SLG: 0.465</small>										5	1	2	0	0	0	1	
Darin Jackson, R <small>OBP: 0.360, SLG: 0.469</small>										5	0	3	1	0	2	1	
Lance Johnson, L <small>OBP: 0.319, SLG: 0.381</small>										2	1	1	0	0	0	2	
Warren Newson, L <small>OBP: 0.306, SLG: 0.364</small>										2	0	1	0	0	1	1	
Michael LaValliere, L <small>OBP: 0.392, SLG: 0.340</small>										4	0	1	1	0	0	4	
Ozzie Guillen, L <small>OBP: 0.290, SLG: 0.324</small>										4	2	4	0	0	0	0	
Inning Stats	R: 0 H: 0 E: 1 K: 0 S: 7	H: 0 R: 0 ER: 0 LOB: 1 BB: 0 P: 10	R: 5 H: 6 E: 0 K: 0 S: 16	H: 2 R: 0 ER: 0 LOB: 1 BB: 0 P: 14	H: 1 R: 0 ER: 0 LOB: 0 BB: 0 P: 13	H: 3 R: 1 ER: 0 LOB: 1 BB: 0 P: 18	H: 2 R: 0 ER: 0 LOB: 1 BB: 0 P: 19	H: 1 R: 0 ER: 0 LOB: 1 BB: 0 P: 15	H: 0 R: 0 ER: 0 LOB: 0 BB: 0 P: 8	1B: 13 2B: 5 3B: 0 HR: 1	SF: 0 SAC: 1 DP: 3 HBP: 0	WP: 2 PA: 42 FB: 0 SB: 2 CS: 0					
PITCHER	IP WLS BF H R ER SO BB IBB HBP BLK WP HR S P ERA WHIP											IP WLS BF H R ER SO BB IBB HBP BLK WP HR S P ERA WHIP					
Jack Morris, R <small>ERA: 5.2</small>	5.0 W 25 11 6 6 1 0 0 0 0 0 1 1 51 77 10.80 2.200																
Jerry Dipoto, R <small>ERA: 4.53</small>	6.1 1.1 8 4 2 2 1 0 0 0 0 0 0 0 14 24 13.50 3.000																
Larry Casian, L <small>ERA: 6.95</small>	7.1 1.1 5 2 0 0 0 0 0 0 0 0 1 0 12 20 0.00 1.500																
Eric Plunk, R <small>ERA: 3.0</small>	8.1 0.1 1 0 0 0 1 0 0 0 0 0 0 0 3 4 0.00 0.000																
Jeff Russell, R <small>ERA: 4.93</small>	9.1 1.0 S 3 0 0 0 1 0 0 0 0 0 0 0 6 8 0.00 0.000																
Batter	1	2	3	4	5	6	7	8	9	AB	R	H	RBI	BB	SO	LOB	BOTTOM
Kenny Lofton, L <small>OBP: 0.427, SLG: 0.550</small>										4	3	3	2	1	0	0	Chicago White Sox @ Cleveland Indians Jacobs Field, Cleveland, OH Fri Jul 22 1994, 7:05 PM EDT Att: 41,844 - Unknown - 76 F
Omar Vizquel, S <small>OBP: 0.329, SLG: 0.328</small>										3	0	1	1	1	0	0	
Jim Thome, L <small>OBP: 0.342, SLG: 0.534</small>										4	3	3	3	0	0	2	
Albert Belle, R <small>OBP: 0.435, SLG: 0.702</small>										4	1	2	1	0	1	0	
Eddie Murray, S <small>OBP: 0.311, SLG: 0.445</small>										4	0	1	0	0	1	1	
Paul Sorrento, L <small>OBP: 0.342, SLG: 0.438</small>										4	1	1	1	0	1	2	
Sandy Alomar Jr., R <small>OBP: 0.343, SLG: 0.473</small>										3	0	1	0	1	0	1	
Wayne Kirby, L <small>OBP: 0.317, SLG: 0.385</small>										3	1	0	0	1	2	2	
Alvaro Espinoza, R <small>OBP: 0.279, SLG: 0.333</small>										3	0	0	0	0	2	0	
Inning Stats	R: 4 H: 4 E: 0 K: 0 S: 27	H: 4 R: 4 ER: 0 LOB: 1 BB: 1 P: 45	R: 3 H: 2 E: 0 K: 0 S: 12	H: 0 R: 0 ER: 0 LOB: 0 BB: 0 P: 11	H: 2 R: 1 ER: 0 LOB: 0 BB: 0 P: 26	H: 2 R: 1 ER: 0 LOB: 2 BB: 1 P: 23	H: 1 R: 0 ER: 0 LOB: 1 BB: 1 P: 17	H: 1 R: 0 ER: 0 LOB: 1 BB: 0 P: 14	H: 0 R: 0 ER: 0 LOB: 0 BB: 0 P: 14	1B: 6 2B: 0 3B: 0 HR: 6	SF: 0 SAC: 1 DP: 1 HBP: 0	WP: 0 PA: 39 FB: 0 SB: 4 CS: 2					
PITCHER	IP WLS BF H R ER SO BB IBB HBP BLK WP HR S P ERA WHIP											IP WLS BF H R ER SO BB IBB HBP BLK WP HR S P ERA WHIP					
Jason Bere, R <small>ERA: 3.82</small>	0.2 7 4 4 4 0 1 0 0 0 0 0 3 26 43 54.00 7.500																
Scott Sanderson, R <small>ERA: 5.01</small>	3.1 L 15 6 5 5 0 1 0 0 0 0 0 3 46 65 13.50 2.100																
Dennis Cook, L <small>ERA: 5.92</small>	5.1 2.2 11 2 0 0 5 1 1 0 1 0 0 26 42 0.00 1.125																
Jose DeLeon, R <small>ERA: 3.48</small>	7.1 0.1 1 0 0 0 0 0 0 0 0 0 0 4 6 0.00 0.000																
Paul Assenmacher, L <small>ERA: 3.72</small>	8.1 1.0 3 0 0 0 2 0 0 0 0 0 0 8 14 0.00 0.000																

Batter	1	2	3	4	5	6	7	8	9	AB	R	H	RBI	BB	SO	LOB	TOP					
Joey Cora, S OBP: 0.353, SLG: 0.373 (1, 4)	B3		L7		G4-3		G4-3		L9	5	0	0	0	0	0	4	Chicago White Sox @ Cleveland Indians Jacobs Field, Cleveland, OH Sun Jul 24 1994, 3:33 AM EDT Att: 41,894 - Cloudy - 79 F					
Tim Raines, S OBP: 0.384, SLG: 0.416 (1, 7)	G4-3		BB 1B		F7			G6-3 BB 1B		4	1	2	1	0	0	0						
Frank Thomas, R OBP: 0.511, SLG: 0.776 (1, 10)	K		BB 1B		K2-3			G6-3 BB		2	0	0	0	2	2	0						
Julio Franco, R OBP: 0.399, SLG: 0.504 (1, 3)		G5-3	BB 1B		HR			G6-3		4	1	2	3	0	0	2						
Robin Ventura, L OBP: 0.370, SLG: 0.465 (1, 5)	K		G4-3		G4-3			BB		3	0	0	0	1	1	2						
Darin Jackson, R OBP: 0.394, SLG: 0.475 (1, 8)	K				P9			G4-3		4	0	1	0	0	1	2						
Warren Newson, L OBP: 0.301, SLG: 0.353 (1, 9)			BB 1B		G4-3			G4-3		4	1	2	0	0	0	1						
Michael LaValliere, L OBP: 0.390, SLG: 0.340 (1, 2)			L7		L8		FC1-6 BB 1B	SH1-4		3	0	1	0	0	0	1						
Ozzie Guillen, L OBP: 0.290, SLG: 0.323 (1, 6)			BB 1B		G6-3		FC1-6 CS	F8		4	1	1	0	0	0	2						
Inning Stats	R: 0 E: 0 K: 1 S: 6	H: 0 LOB: 0 BB: 0 P: 9	R: 0 E: 0 K: 2 S: 9	H: 0 LOB: 0 BB: 0 P: 11	R: 3 E: 0 K: 0 S: 21	H: 4 LOB: 2 BB: 1 P: 33	R: 0 E: 0 K: 0 S: 5	H: 0 LOB: 0 BB: 0 P: 9	R: 0 E: 0 K: 0 S: 7	H: 0 LOB: 0 BB: 0 P: 8	R: 1 E: 0 K: 1 S: 10	H: 2 LOB: 1 BB: 0 P: 17	R: 0 E: 0 K: 0 S: 6	H: 1 LOB: 0 BB: 0 P: 8	R: 0 E: 0 K: 0 S: 8	H: 1 LOB: 2 BB: 0 P: 20	R: 0 E: 0 K: 0 S: 6	H: 1 LOB: 1 BB: 0 P: 8	1B: 8 2B: 0 3B: 0 HR: 1	SF: 0 SAC: 1 DP: 1 HBP: 0	WP: 0 PB: 0 SB: 0 CS: 1	PA: 37
PITCHER	IP	WLS	BF	H	R	ER	SO	BB	IBB	HBP	BLK	WP	HR	S	P	ERA	WHIP					
Charles Nagy, R ERA: 3.53 (1, 1)	8.0	L	33	8	4	4	4	3	0	0	0	0	1	72	115	4.50	1.375					
Derek Lilliquist, L ERA: 6.23 (9, 1)	1.0		4	1	0	0	0	0	0	0	0	0	0	6	8	0.00	1.000					

AB 33
R 4
H 9
RBI 4
BB 3
SO 4
LOB 14



Batter	1	2	3	4	5	6	7	8	9	AB	R	H	RBI	BB	SO	LOB	BOTTOM					
Kenny Lofton, L OBP: 0.428, SLG: 0.558 (1, 8)	L3		BB 3B		SF7		F8			3	0	1	1	0	0	0	Chicago White Sox @ Cleveland Indians Jacobs Field, Cleveland, OH Sun Jul 24 1994, 3:33 AM EDT Att: 41,894 - Cloudy - 79 F					
Omar Vizquel, S OBP: 0.325, SLG: 0.325 (1, 6)	G4-3		G6-3		BLK BB			G1-3		3	0	0	0	1	0	1						
Jim Thome, L OBP: 0.348, SLG: 0.537 (1, 5)	BB 2B				P5			F9		4	0	2	0	0	0	1						
Albert Belle, R OBP: 0.435, SLG: 0.694 (1, 7)	G6-3				K			P6		4	0	0	0	0	2	2						
Eddie Murray, S OBP: 0.309, SLG: 0.440 (1, 10)			E5 CS		K			BB 1B		4	0	1	0	0	1	1						
Manny Ramirez, R OBP: 0.349, SLG: 0.487 (1, 9)			P8		G1-3			K		3	0	0	0	0	1	3						
Wayne Kirby, L OBP: 0.321, SLG: 0.385 (9, PH)								S BB		0	0	0	0	1	0	0						
Paul Sorrento, L OBP: 0.342, SLG: 0.446 (1, 3)			K		BB E 1B			G3-1		4	1	1	0	0	2	3						
Tony Peña, R OBP: 0.364, SLG: 0.451 (1, 2)			F8		E9 SF7 BB 1B			G1-3		3	1	1	0	0	0	0						
Ruben Amaro Jr., S OBP: 0.125, SLG: 0.133 (9, PH)								P5		1	0	0	0	0	0	1						
Alvaro Espinoza, R OBP: 0.279, SLG: 0.332 (1, 4)			F9		G4-3			F9		3	0	0	0	0	0	1						
Inning Stats	R: 0 E: 0 K: 0 S: 9	H: 1 LOB: 1 BB: 0 P: 15	R: 0 E: 1 K: 1 S: 12	H: 0 LOB: 1 BB: 0 P: 17	R: 0 E: 0 K: 0 S: 9	H: 1 LOB: 1 BB: 0 P: 10	R: 0 E: 0 K: 2 S: 14	H: 1 LOB: 1 BB: 0 P: 20	R: 2 E: 1 K: 0 S: 11	H: 2 LOB: 1 BB: 1 P: 18	R: 0 E: 0 K: 2 S: 14	H: 1 LOB: 1 BB: 0 P: 20	R: 0 E: 0 K: 0 S: 11	H: 0 LOB: 0 BB: 0 P: 15	R: 0 E: 0 K: 0 S: 6	H: 0 LOB: 0 BB: 0 P: 11	R: 0 E: 1 K: 1 S: 9	H: 0 LOB: 1 BB: 1 P: 16	1B: 4 2B: 2 3B: 1 HR: 0	SF: 1 SAC: 0 DP: 1 HBP: 0	WP: 0 PB: 0 SB: 1 CS: 1	PA: 35
PITCHER	IP	WLS	BF	H	R	ER	SO	BB	IBB	HBP	BLK	WP	HR	S	P	ERA	WHIP					
Alex Fernandez, R ERA: 3.64 (1, 1)	8.0	W	31	6	2	2	5	1	0	0	0	0	0	86	126	2.25	0.875					
Paul Assenmacher, L ERA: 3.68 (9, 1)	0.1		1	0	0	0	0	0	0	0	0	0	0	1	1	0.00	0.000					
Roberto Hernandez, R ERA: 5.08 (9, 1)	0.2	S	3	0	0	0	1	1	0	0	0	0	0	8	15	0.00	1.500					

AB 32
R 2
H 6
RBI 1
BB 2
SO 6
LOB 13



Batter	1	2	3	4	5	6	7	8	9	AB	R	H	RBI	BB	SO	LOB	TOP										
Kenny Lofton, L (1, 8) OBP: 0.427, SLG: 0.558 Ruben Amaro Jr, S (8, 8) OBP: 0.125, SLG: 0.133	1-1 G4-3			2-1 P5		2-2 G3-1		1-1 2B		4	0	1	2	0	0	1	Cleveland Indians @ Baltimore Orioles Oriole Park at Camden Yards, Baltimore, MD Tue Jul 26 1994, 3:33 AM EDT Att: 43,578 - Overcast - 89 F										
Omar Vizquel, S (1, 6) OBP: 0.323, SLG: 0.319 Mark Lewis, R (8, 4) OBP: 0.239, SLG: 0.333	2-2 G1-3			0-0 G4-3			0-1 G4-3	1-2 F7		4	0	0	0	0	0	1											
Jim Thome, L (1, 5) OBP: 0.347, SLG: 0.533	2-2 1B			2-0 P6			0-3 K		1-3 K	4	0	1	0	0	2	0											
Albert Belle, R (1, 7) OBP: 0.435, SLG: 0.699		2-2 G6-3			1-0 G6-3		2-2 HR		4-0 BB	3	1	1	1	1	0	0											
Eddie Murray, S (1, 10) OBP: 0.308, SLG: 0.446		3-1 G6-3			3-1 HR		3-1 P6		2-3 K	4	1	1	1	0	1	1											
Paul Sorrento, L (1, 3) OBP: 0.339, SLG: 0.441 Candy Maldonado, R (8, PH) OBP: 0.362, SLG: 0.506		3-1 F9			2-3 K			3-2 F8	0-1 P6	3	0	0	0	0	1	0											
Sandy Alomar Jr., R (1, 2) OBP: 0.337, SLG: 0.466			1-0 G5-3		1-1 G4-3			3-2 F9		3	0	0	0	0	0	0											
Alvaro Espinoza, R (1, 4) OBP: 0.280, SLG: 0.337			2-1 F9			0-1 G5-3		1-0 1B 2B 2B		3	1	1	0	0	0	0											
Wayne Kirby, L (1, 9) OBP: 0.327, SLG: 0.390			2-2 G1-3			0-0 G3-1 1B		1-2 2B 1B		3	1	2	0	0	0	0											
Inning Stats	R: 0 E: 0 K: 0 S: 8	H: 1 LOB: 1 BB: 0 P: 13	R: 0 E: 0 K: 0 S: 7	H: 0 LOB: 0 BB: 0 P: 15	R: 0 E: 0 K: 0 S: 6	H: 0 LOB: 0 BB: 0 P: 11	R: 0 E: 0 K: 0 S: 4	H: 0 LOB: 0 BB: 0 P: 8	R: 1 E: 0 K: 1 S: 10	H: 1 LOB: 0 BB: 0 P: 17	R: 0 E: 0 K: 0 S: 6	H: 1 LOB: 0 BB: 0 P: 8	R: 1 E: 0 K: 1 S: 10	H: 1 LOB: 0 BB: 0 P: 15	R: 2 E: 0 K: 0 S: 16	H: 3 LOB: 1 BB: 0 P: 26		R: 0 E: 0 K: 2 S: 9	H: 0 LOB: 1 BB: 1 P: 16	1B: 3 2B: 2 3B: 0 HR: 2	SF: 0 SAC: 0 DP: 0 HBP: 0	WP: 0 PB: 0 SB: 0 CS: 0	PA: 33				
PITCHER	IP	WLS	BF	H	R	ER	SO	BB	IBB	HBP	BLK	WP	HR	S	P	ERA	WHIP										
Ben McDonald, R (1, 1) ERA: 4.24	8.0	W	29	7	4	4	2	0	0	0	0	0	2	67	113	4.50	0.875										
Jim Poole, L (8, 1) ERA: 6.86	1.0		4	0	0	0	2	1	0	0	0	0	0	9	16	0.00	1.000										

AB	32
R	4
H	7
RBI	4
BB	1
SO	4
LOB	4



Batter	1	2	3	4	5	6	7	8	9	AB	R	H	RBI	BB	SO	LOB	BOTTOM										
Brady Anderson, L (1, 7) OBP: 0.357, SLG: 0.430	2-2 G3-1		2-0 G4-3	1-0 1B		2-2 P6		0-0 G3-1		5	0	1	2	0	0	3	Cleveland Indians @ Baltimore Orioles Oriole Park at Camden Yards, Baltimore, MD Tue Jul 26 1994, 3:33 AM EDT Att: 43,578 - Overcast - 89 F										
Jeffrey Hammonds, R (1, 9) OBP: 0.341, SLG: 0.511	1-2 1B		2-1 G4-3		0-0 L8		2-2 F8	1-2 1B		5	0	2	0	0	0	1											
Rafael Palmeiro, L (1, 3) OBP: 0.412, SLG: 0.589	1-1 CS 1B		1-0 HR		0-0 L7		0-0 1B 1B	3-2 P8		5	2	3	2	0	0	1											
Cal Ripken Jr., R (1, 6) OBP: 0.357, SLG: 0.456	3-3 K		3-H G3		2-1 F8		1-2 SF8 1B			4	1	1	0	0	1	2											
Harold Baines, L (1, 10) OBP: 0.358, SLG: 0.488		3-1 G4-3		0-1 HR		0-0 HR		1-1 E8 HR 1B		4	3	3	3	0	0	0											
Chris Hoiles, R (1, 2) OBP: 0.398, SLG: 0.452		1-0 F9		3-2 1B 1B		1-0 F8		1-1 SF8		3	1	1	1	0	0	0											
Leo Gomez, R (1, 5) OBP: 0.376, SLG: 0.554		2-3 K		1-0 1B 1B		0-1 E WP 1B		3-H 0-1 HR		4	1	3	2	0	1	0											
Mark McLemore, S (1, 4) OBP: 0.361, SLG: 0.325			2-2 E G4-3 1B	2-3 K		3-1 E1		2-3 K		4	1	1	0	0	2	3											
Mike Devereaux, R (1, 8) OBP: 0.253, SLG: 0.343			0-2 E4 G4-3 HR	0-3 K		2-2 G4-3		0-3 K		4	1	0	0	0	2	5											
Inning Stats	R: 0 E: 0 K: 1 S: 12	H: 2 LOB: 2 BB: 0 P: 19	R: 0 E: 0 K: 1 S: 7	H: 0 LOB: 0 BB: 0 P: 13	R: 3 E: 1 K: 0 S: 15	H: 2 LOB: 0 BB: 0 P: 23	R: 2 E: 0 K: 2 S: 14	H: 4 LOB: 0 BB: 0 P: 21	R: 0 E: 0 K: 0 S: 4	H: 0 LOB: 0 BB: 0 P: 6	R: 1 E: 1 K: 0 S: 13	H: 2 LOB: 2 BB: 0 P: 21	R: 4 E: 1 K: 1 S: 19	H: 4 LOB: 0 BB: 0 P: 26	R: 0 E: 0 K: 1 S: 15	H: 1 LOB: 1 BB: 0 P: 19		1B: 11 2B: 1 3B: 0 HR: 4	SF: 1 SAC: 0 DP: 1 HBP: 0	WP: 1 PB: 0 SB: 0 CS: 1	PA: 39						
PITCHER	IP	WLS	BF	H	R	ER	SO	BB	IBB	HBP	BLK	WP	HR	S	P	ERA	WHIP										
Albie Lopez, R (1, 1) ERA: 5.06	5.1	L	26	10	6	3	4	0	0	0	0	0	1	26	37	21.60	2.400										
Jose Mesa, R (6, 1) ERA: 4.35	1.2		9	4	4	4	1	0	0	0	0	0	0	15	19	0.00	1.000										
Eric Plunk, R (8, 1) ERA: 2.95	1.0		4	1	0	0	1	0	0	0	0	0	0	15	19	0.00	1.000										

AB	38
R	10
H	15
RBI	10
BB	0
SO	6
LOB	15



Batter	1	2	3	4	5	6	7	8	9	AB	R	H	RBI	BB	SO	LOB	TOP											
Kenny Lofton, L OBP: 0.422, SLG: 0.551	G4-3	G3-1		F9		P5		G3		5	0	0	0	0	0	0	Cleveland Indians @ Baltimore Orioles Oriole Park at Camden Yards, Baltimore, MD Tue Jul 26 1994, 7:05 PM EDT Att. 46,531 - Overcast - 77 F											
Omar Vizquel, S OBP: 0.325, SLG: 0.321	FC1 2B 1B	G6-3		G5-3			1B 1B	G5-3		5	2	2	0	0	0	0												
Jim Thome, L OBP: 0.345, SLG: 0.527	FC1		G6-3	K			1B 2B 1B	K		5	1	1	0	0	2	1												
Albert Belle, R OBP: 0.437, SLG: 0.708	BB 2B 2B			HR		F S 1B	P3	F9		5	2	3	2	0	0	2												
Eddie Murray, S OBP: 0.310, SLG: 0.445 Candy Maldonado, R (9, PH) OBP: 0.358, SLG: 0.500	BB 2B BB		G4-3	G4-3		P5	S 2B 1B	F8		3	2	1	1	1	0	1												
Paul Sorrento, L OBP: 0.343, SLG: 0.446	BB 2B BB			BB 1B		L4	3-H 2-2 G5-3 1B 1-H 2B	G3-1		4	2	2	2	1	0	1												
Manny Ramirez, R OBP: 0.351, SLG: 0.492	1-H 2-H 3-H 2B			BB 1B		K	G5-3			4	0	2	3	0	1	2												
Tony Peña, R OBP: 0.369, SLG: 0.447	K			FC5-4 BB		P4	2-1 1B			3	0	1	1	1	1	1												
Alvaro Espinoza, R OBP: 0.274, SLG: 0.330		F9	FC5-4			F8	L7			4	0	0	0	0	0	4												
Inning Stats	R: 4 E: 0 K: 1 S: 19	H: 3 LOB: 1 BB: 2 P: 36	R: 0 E: 0 K: 0 S: 9	H: 0 LOB: 0 BB: 0 P: 11	R: 1 E: 0 K: 0 S: 12	H: 3 LOB: 3 BB: 1 P: 22	R: 0 E: 0 K: 1 S: 6	H: 0 LOB: 0 BB: 0 P: 9	R: 0 E: 0 K: 0 S: 10	H: 1 LOB: 1 BB: 0 P: 16	R: 0 E: 0 K: 0 S: 5	H: 0 LOB: 0 BB: 0 P: 7	R: 4 E: 0 K: 0 S: 22	H: 5 LOB: 1 BB: 0 P: 33	R: 0 E: 0 K: 1 S: 7	H: 0 LOB: 0 BB: 0 P: 11	R: 0 E: 0 K: 0 S: 3	H: 0 LOB: 0 BB: 0 P: 7	1B: 8 2B: 3 3B: 0 HR: 1	SF: 0 SAC: 0 DP: 0 HBP: 0	WP: 0 PB: 0 SB: 2 CS: 0	PA: 42						
PITCHER	IP	WLS	BF	H	R	ER	SO	BB	IBB	HBP	BLK	WP	HR	S	P	ERA	WHIP											
Mike Quist, R ERA: 8.17	(1, 1)	2.2	L	16	6	5	5	1	2	0	0	0	0	1	35	60	16.88	3.000										
Mark Williamson, R ERA: 3.74	(3, 1)	3.2		15	3	2	2	2	1	0	0	0	0	0	35	54	4.91	1.091										
Tom Bolton, L ERA: 5.01	(7, 1)	2.2		11	3	2	2	1	0	0	0	0	0	0	23	38	6.75	1.125										

AB 39
R 9
H 12
RBI 9
BB 3
SO 4
LOB 12



Batter	1	2	3	4	5	6	7	8	9	AB	R	H	RBI	BB	SO	LOB	BOTTOM											
Brady Anderson, L OBP: 0.358, SLG: 0.429	G3			G4-3 S BB		G6-3 1B		G3		3	0	1	1	1	0	0	Cleveland Indians @ Baltimore Orioles Oriole Park at Camden Yards, Baltimore, MD Tue Jul 26 1994, 7:05 PM EDT Att. 46,531 - Overcast - 77 F											
Jeffrey Hammonds, R OBP: 0.340, SLG: 0.505	F9			F8		G6-3			0-1 1B	4	0	1	0	0	0	2												
Rafael Palmeiro, L OBP: 0.408, SLG: 0.582	K			G4-3		K			1-2 F8	4	0	0	0	0	2	3												
Cal Ripken Jr., R OBP: 0.355, SLG: 0.453 Tim Lincecum, R OBP: 0.333, SLG: 0.369		G5-3		L8				F8	1-0 F7	3	0	0	0	0	0	1												
Harold Baines, L OBP: 0.358, SLG: 0.496 Lonnie Smith, R (9, PH) OBP: 0.339, SLG: 0.286		K			G4-3		HR		2-2 P2	3	1	1	1	0	1	0												
Leo Gomez, R OBP: 0.372, SLG: 0.547		G6-3			F9		K			3	0	0	0	0	1	0												
Dwight Smith, L OBP: 0.316, SLG: 0.448			G6-3		L8		K			3	0	0	0	0	1	0												
Mark McLemore, S OBP: 0.361, SLG: 0.323				F8		S 1B BB		G4-3		2	1	0	0	1	0	0												
Jeff Tackett, R OBP: 0.319, SLG: 0.390				K		K		G6-3		3	0	0	0	0	2	1												
Inning Stats	R: 0 E: 0 K: 1 S: 9	H: 0 LOB: 0 BB: 0 P: 14	R: 0 E: 0 K: 1 S: 7	H: 0 LOB: 0 BB: 0 P: 12	R: 0 E: 0 K: 0 S: 6	H: 0 LOB: 0 BB: 0 P: 9	R: 0 E: 0 K: 0 S: 5	H: 0 LOB: 1 BB: 1 P: 12	R: 0 E: 0 K: 2 S: 11	H: 1 LOB: 1 BB: 1 P: 20	R: 1 E: 0 K: 2 S: 9	H: 1 LOB: 0 BB: 0 P: 12	R: 0 E: 0 K: 0 S: 6	H: 0 LOB: 0 BB: 0 P: 8	R: 0 E: 0 K: 0 S: 9	H: 1 LOB: 1 BB: 0 P: 13	R: 0 E: 0 K: 0 S: 3	H: 1 LOB: 1 BB: 0 P: 13	1B: 2 2B: 0 3B: 0 HR: 1	SF: 0 SAC: 0 DP: 0 HBP: 0	WP: 0 PB: 0 SB: 2 CS: 0	PA: 32						
PITCHER	IP	WLS	BF	H	R	ER	SO	BB	IBB	HBP	BLK	WP	HR	S	P	ERA	WHIP											
Dennis Martinez, R ERA: 3.7	(1, 1)	8.0	W	28	2	2	2	7	2	0	0	0	0	1	59	98	2.25	0.500										
Derek Liliquist, L ERA: 5.96	(9, 1)	1.0		4	1	0	0	0	0	0	0	0	0	9	13	0.00	1.000											



Batter	1	2	3	4	5	6	7	8	9	AB	R	H	RBI	BB	SO	LOB	TOP																					
Kenny Lofton, L OBP: 0.422, SLG: 0.549 (1, 8)	F7		G4-3					FC6-4		5	1	2	0	0	0	2	Cleveland Indians @ Baltimore Orioles Oriole Park at Camden Yards, Baltimore, MD Thu Jul 28 1994, 7:05 PM EDT Cloudy - 79 F																					
Omar Vizquel, S OBP: 0.327, SLG: 0.323 (1, 6)	G4-3		F9						G5-3	5	0	2	0	0	0	0																						
Jim Thome, L OBP: 0.343, SLG: 0.521 (1, 5)	G4-3		G4-3						K	5	0	1	2	0	1	2																						
Albert Belle, R OBP: 0.437, SLG: 0.715 (1, 7)		L5							G1-3	5	2	2	1	0	1	2																						
Eddie Murray, S OBP: 0.312, SLG: 0.443 (1, 10)										2	1	0	0	2	0	2																						
Paul Sorrento, L OBP: 0.345, SLG: 0.444 (1, 3)										3	1	1	0	1	1	0																						
Sandy Alomar Jr., R OBP: 0.339, SLG: 0.479 (1, 2)										4	1	2	3	0	0	2																						
Alvaro Espinoza, R OBP: 0.269, SLG: 0.324 (1, 4)		P4								4	1	0	0	0	0	2																						
Wayne Kirby, L OBP: 0.326, SLG: 0.387 (1, 9)										4	0	1	0	0	0	1																						
Inning Stats	R: 0 E: 0 K: 0 S: 10	H: 0 LOB: 0 BB: 0 P: 16	R: 3 E: 0 K: 0 S: 9	H: 1 LOB: 0 BB: 2 P: 20	R: 0 E: 0 K: 0 S: 9	H: 0 LOB: 0 BB: 0 P: 15	R: 1 E: 0 K: 0 S: 9	H: 2 LOB: 1 BB: 1 P: 14	R: 0 E: 0 K: 0 S: 5	H: 2 LOB: 1 BB: 0 P: 7	R: 1 E: 0 K: 0 S: 9	H: 1 LOB: 0 BB: 0 P: 13	R: 2 E: 1 K: 1 S: 15	H: 3 LOB: 2 BB: 0 P: 18	R: 0 E: 0 K: 1 S: 8	H: 2 LOB: 2 BB: 0 P: 9	R: 0 E: 0 K: 1 S: 7	H: 0 LOB: 0 BB: 0 P: 11	1B: 8 2B: 2 3B: 0 HR: 2	SF: 0 SAC: 0 DP: 2 HBP: 0	WP: 0 PB: 0 SB: 0 CS: 0	PA: 40																
PITCHER	IP	WLS	BF	H	R	ER	SO	BB	IBB	HBP	BLK	WP	HR	S	P	ERA	WHIP	PITCHER				IP	WLS	BF	H	R	ER	SO	BB	IBB	HBP	BLK	WP	HR	S	P	ERA	WHIP
35 Mike Mussina, R ERA: 3.24 (1, 1)	6.1	L	30	9	7	6	0	3	0	0	0	0	2	60	96	8.53	1.895																					
Armando Benitez, R ERA: (7, 1)	2.2		10	2	0	0	3	0	0	0	0	0	0	21	27	0.00	0.750																					

AB	37
R	7
H	11
RBI	6
BB	3
SO	3
LOB	13



Batter	1	2	3	4	5	6	7	8	9	AB	R	H	RBI	BB	SO	LOB	BOTTOM																					
Brady Anderson, L OBP: 0.357, SLG: 0.426 (1, 8)	G4-3		L8						G4-3	5	1	1	0	0	1	0	Cleveland Indians @ Baltimore Orioles Oriole Park at Camden Yards, Baltimore, MD Thu Jul 28 1994, 7:05 PM EDT Cloudy - 79 F																					
Jeffrey Hammonds, R OBP: 0.336, SLG: 0.503 (1, 9)	K		F9						K	5	0	1	1	0	3	0																						
Rafael Palmeiro, L OBP: 0.406, SLG: 0.580 (1, 3)	K								F9	5	1	1	0	0	2	1																						
Cal Ripken Jr., R OBP: 0.359, SLG: 0.456 (1, 6)										4	0	3	1	0	1	0																						
Harold Baines, L OBP: 0.357, SLG: 0.491 (1, 10)										3	0	0	0	1	3	3																						
Leo Gomez, R OBP: 0.376, SLG: 0.544 (1, 5)										1	0	0	0	3	0	0																						
Chris Hoiles, R OBP: 0.368, SLG: 0.451 (1, 2)										3	0	1	0	0	1	2																						
Dwight Smith, L OBP: 0.311, SLG: 0.441 (1, 7)										3	0	0	0	0	0	3																						
Chris Sabo, R OBP: 0.323, SLG: 0.465 (8, PH)										1	0	0	0	0	0	3																						
Mike Devereaux, R OBP: 0.253, SLG: 0.343 (9, 8)										0	0	0	0	0	0	0																						
Mark McLemore, S OBP: 0.358, SLG: 0.320 (1, 4)										3	0	0	0	0	0	3																						
Tim Lincecum, R OBP: 0.330, SLG: 0.365 (8, PH)										1	0	0	0	0	1	3																						
Inning Stats	R: 0 E: 0 K: 2 S: 9	H: 1 LOB: 3 BB: 2 P: 13	R: 0 E: 1 K: 1 S: 15	H: 1 LOB: 2 BB: 2 P: 29	R: 1 E: 0 K: 1 S: 9	H: 2 LOB: 1 BB: 0 P: 13	R: 0 E: 0 K: 0 S: 5	H: 0 LOB: 0 BB: 0 P: 10	R: 0 E: 0 K: 2 S: 9	H: 0 LOB: 0 BB: 0 P: 9	R: 0 E: 0 K: 3 S: 13	H: 1 LOB: 2 BB: 1 P: 24	R: 1 E: 0 K: 0 S: 5	H: 2 LOB: 1 BB: 0 P: 8	R: 0 E: 0 K: 2 S: 11	H: 1 LOB: 3 BB: 1 P: 22	R: 0 E: 0 K: 1 S: 7	H: 0 LOB: 0 BB: 0 P: 9	1B: 5 2B: 2 3B: 0 HR: 0	SF: 0 SAC: 0 DP: 0 HBP: 1	WP: 0 PB: 0 SB: 0 CS: 0	PA: 39																
PITCHER	IP	WLS	BF	H	R	ER	SO	BB	IBB	HBP	BLK	WP	HR	S	P	ERA	WHIP	PITCHER				IP	WLS	BF	H	R	ER	SO	BB	IBB	HBP	BLK	WP	HR	S	P	ERA	WHIP
Jack Morris, R ERA: 5.85 (1, 1)	7.1	W	34	7	2	2	10	4	0	1	0	0	0	71	121	2.46	1.500																					
Derek Lilliquist, L ERA: 5.87 (8, 1)	0.1		1	0	0	0	0	0	0	0	0	0	0	2	3	0.00	0.000																					
Eric Plunk, R ERA: 2.88 (8, 1)	1.1	S	4	0	0	0	2	0	0	0	0	0	0	10	13	0.00	0.000																					

AB	34
R	2
H	7
RBI	2
BB	4
SO	12
LOB	18



Batter	1	2	3	4	5	6	7	8	9	AB	R	H	RBI	BB	SO	LOB	TOP					
Kenny Lofton, L OBP: 0.420, SLG: 0.548 (1, 8)										4	1	1	0	0	1	1	Cleveland Indians @ Baltimore Orioles Oriole Park at Camden Yards, Baltimore, MD Thu Jul 28, 1994, 7:05 PM EDT Att: 47,632 - Unknown - 77 F					
Omar Vizquel, S OBP: 0.323, SLG: 0.319 (1, 6)										3	0	0	0	0	0	1						
Manny Ramirez, R OBP: 0.353, SLG: 0.492 (1, 9)										4	0	2	1	0	1	1						
Albert Belle, R OBP: 0.435, SLG: 0.710 (1, 7)										4	1	1	0	0	1	2						
Eddie Murray, S OBP: 0.314, SLG: 0.459 (1, 3)										4	2	3	0	1	1							
Candy Maldonado, R OBP: 0.343, SLG: 0.476 (1, 10)										4	0	0	0	0	3	0						
Tony Peña, R OBP: 0.364, SLG: 0.469 (1, 2)										4	1	1	1	0	0	0						
Mark Lewis, R OBP: 0.227, SLG: 0.315 (1, 5)										4	0	0	0	0	3	0						
Alvaro Espinoza, R OBP: 0.270, SLG: 0.324 (1, 4)										3	0	1	0	0	0	0						
Inning Stats	R: 0 E: 0 K: 2 S: 8	H: 0 LOB: 0 BB: 0 P: 11	R: 2 E: 0 K: 2 S: 14	H: 2 LOB: 0 BB: 0 P: 24	R: 0 E: 0 K: 0 S: 10	H: 1 LOB: 1 BB: 0 P: 17	R: 0 E: 0 K: 1 S: 9	H: 0 LOB: 0 BB: 0 P: 11	R: 0 E: 0 K: 1 S: 10	H: 0 LOB: 0 BB: 0 P: 12	R: 1 E: 0 K: 1 S: 10	H: 2 LOB: 1 BB: 0 P: 15	R: 1 E: 0 K: 0 S: 11	H: 1 LOB: 0 BB: 0 P: 15	R: 0 E: 0 K: 1 S: 13	H: 1 LOB: 1 BB: 0 P: 17	R: 1 E: 0 K: 1 S: 6	H: 1 LOB: 0 BB: 0 P: 9	1B: 4 2B: 1 3B: 0 HR: 3	SF: 0 SAC: 1 DP: 0 HBP: 0	WP: 0 PB: 0 SB: 0 CS: 0	PA: 35
PITCHER Sid Fernandez, L ERA: 5.09 (1, 1)	IP: 9.0 WLS: L BF: 35 H: 8 R: 5 ER: 5 SO: 10 BB: 0 IBB: 0 HBP: 0 BLK: 0 WP: 0 HR: 3 S: 91 P: 131 ERA: 5.00 WHIP: 0.889															PITCHER						

Batter	1	2	3	4	5	6	7	8	9	AB	R	H	RBI	BB	SO	LOB	BOTTOM					
Brady Anderson, L OBP: 0.358, SLG: 0.425 (1, 7)										3	0	1	0	1	0	1	Cleveland Indians @ Baltimore Orioles Oriole Park at Camden Yards, Baltimore, MD Thu Jul 28, 1994, 7:05 PM EDT Att: 47,632 - Unknown - 77 F					
Jeffrey Hammonds, R OBP: 0.344, SLG: 0.505 (1, 9)										3	1	2	0	0	1	1						
Rafael Palmeiro, L OBP: 0.406, SLG: 0.580 (1, 3)										3	1	1	1	1	1	2						
Cal Ripken Jr., R OBP: 0.358, SLG: 0.452 (1, 6)										3	0	0	0	0	1	3						
Harold Baines, L OBP: 0.355, SLG: 0.486 (1, 10)										3	0	0	0	1	2	2						
Chris Sabo, R OBP: 0.322, SLG: 0.461 (1, 5)										4	0	1	1	0	0	3						
Mark McLemore, S OBP: 0.362, SLG: 0.329 (1, 4)										4	0	3	0	0	0	0						
Mike Devereaux, R OBP: 0.250, SLG: 0.338 (1, 8)										4	0	0	0	0	2	4						
Jeff Tackett, R OBP: 0.300, SLG: 0.364 Dwight Smith, L (9, PH) OBP: 0.309, SLG: 0.438 (1, 2)										3	0	0	0	0	2	1						
Inning Stats	R: 0 E: 0 K: 0 S: 10	H: 1 LOB: 3 BB: 2 P: 24	R: 0 E: 0 K: 0 S: 6	H: 0 LOB: 0 BB: 0 P: 11	R: 0 E: 0 K: 0 S: 8	H: 1 LOB: 0 BB: 0 P: 13	R: 0 E: 0 K: 1 S: 6	H: 0 LOB: 0 BB: 0 P: 8	R: 0 E: 0 K: 2 S: 9	H: 1 LOB: 1 BB: 0 P: 14	R: 2 E: 0 K: 1 S: 17	H: 4 LOB: 2 BB: 0 P: 25	R: 0 E: 0 K: 3 S: 12	H: 0 LOB: 1 BB: 1 P: 18	R: 0 E: 0 K: 1 S: 8	H: 0 LOB: 0 BB: 0 P: 14	R: 0 E: 0 K: 1 S: 8	H: 1 LOB: 0 BB: 0 P: 11	1B: 6 2B: 3 3B: 0 HR: 0	SF: 0 SAC: 0 DP: 3 HBP: 2	WP: 1 PB: 0 SB: 1 CS: 0	PA: 36
PITCHER Jason Grimsley, R ERA: 4.66 Jose Mesa, R ERA: 4.19 Jeff Russell, R ERA: 4.79 (1, 1) (6, 1) (9, 1)	IP: 2.1 WLS: W BF: 25 H: 7 R: 2 ER: 2 SO: 4 BB: 2 IBB: 0 HBP: 0 BLK: 0 WP: 1 HR: 0 S: 54 P: 93 ERA: 3.18 WHIP: 1.588															PITCHER						



Batter	1	2	3	4	5	6	7	8	9	AB	R	H	RBI	BB	SO	LOB	TOP								
Kenny Lofton, L OBP: 0.419, SLG: 0.545 (1, 8)										4	1	1	0	0	1	1	Cleveland Indians @ New York Yankees Yankee Stadium, Bronx, NY Fri Jul 29 1994, 7:05 PM EDT Att: 37,435 - Unknown								
Omar Vizquel, S OBP: 0.325, SLG: 0.319 (1, 6)										3	0	1	0	1	1	0									
Carlos Baerga, S OBP: 0.340, SLG: 0.515 (1, 10)										4	0	0	0	0	1	4									
Albert Belle, R OBP: 0.438, SLG: 0.718 (1, 7)										4	1	3	2	0	1	0									
Eddie Murray, S OBP: 0.313, SLG: 0.457 (1, 3)										4	0	1	0	0	1	2									
Manny Ramirez, R OBP: 0.356, SLG: 0.494 (8, FH)										3	0	2	0	0	0	0									
Wayne Kirby, L OBP: 0.324, SLG: 0.384 (8, 9)										1	0	0	0	0	0	1									
Jim Thome, L OBP: 0.341, SLG: 0.516 (1, 5)										3	0	0	0	1	1										
Sandy Alomar Jr., R OBP: 0.338, SLG: 0.479 (1, 2)										4	0	1	0	0	1	2									
Alvaro Espinoza, R OBP: 0.265, SLG: 0.318 (1, 4)										4	0	0	0	0	0	3									
Inning Stats	R: 0 E: 0 K: 2 S: 13	H: 0 LOB: 0 BB: 0 P: 15	R: 0 E: 1 K: 2 S: 8	H: 1 LOB: 1 BB: 0 P: 14	R: 0 E: 0 K: 0 S: 12	H: 1 LOB: 2 BB: 1 P: 20	R: 1 E: 0 K: 1 S: 13	H: 3 LOB: 2 BB: 1 P: 18	R: 1 E: 0 K: 0 S: 17	H: 3 LOB: 1 BB: 0 P: 24	R: 0 E: 0 K: 1 S: 5	H: 0 LOB: 0 BB: 0 P: 7	R: 0 E: 0 K: 1 S: 8	H: 0 LOB: 0 BB: 0 P: 8	R: 0 E: 0 K: 0 S: 7	H: 1 LOB: 1 BB: 0 P: 11	R: 0 E: 0 K: 0 S: 4	H: 0 LOB: 0 BB: 0 P: 5	1B: 7 2B: 1 3B: 0 HR: 1	SF: 0 SAC: 0 DP: 1 HBP: 0	WP: 0 PB: 0 SB: 0 CS: 1	PA: 36			
PITCHER	IP	WLS	BF	H	R	ER	SO	BB	IBB	HBP	BLK	WP	HR	S	P	ERA	WHIP								
Sterling Hitchcock, L ERA: 4.55 (1, 1)	7.2	W	32	9	2	2	7	2	0	0	0	0	1	82	115	2.35	1.435								
Bob Wickman, R ERA: 2.98 (8, 1)	0.1		1	0	0	0	0	0	0	0	0	0	0	1	2	0.00	0.000								
Steve Howe, L ERA: 1.85 (9, 1)	1.0	S	3	0	0	0	0	0	0	0	0	0	0	4	5	0.00	0.000								

Batter	1	2	3	4	5	6	7	8	9	AB	R	H	RBI	BB	SO	LOB	BOTTOM								
Luis Polonia, L OBP: 0.368, SLG: 0.386 (1, 7)										4	1	1	0	0	0	2	Cleveland Indians @ New York Yankees Yankee Stadium, Bronx, NY Fri Jul 29 1994, 7:05 PM EDT Att: 37,435 - Unknown								
Wade Boggs, L OBP: 0.434, SLG: 0.475 (1, 5)										4	0	1	0	0	0	0									
Paul O'Neill, L OBP: 0.460, SLG: 0.590 (1, 9)										4	0	0	0	0	1	1									
Danny Tartabull, R OBP: 0.359, SLG: 0.478 (1, 10)										3	2	1	0	1	0	0									
Don Mattingly, L OBP: 0.395, SLG: 0.413 (1, 3)										3	1	1	0	1	0	1									
Mike Stanley, R OBP: 0.376, SLG: 0.542 (1, 2)										3	1	2	2	1	0	0									
Bernie Williams, S OBP: 0.388, SLG: 0.457 (1, 8)										4	0	2	0	0	0	1									
Mike Gallego, R OBP: 0.327, SLG: 0.360 (1, 6)										2	0	0	1	1	1	0									
Pat Kelly, R OBP: 0.332, SLG: 0.383 (1, 4)										3	0	0	1	0	0	2									
Inning Stats	R: 1 E: 0 K: 0 S: 11	H: 3 LOB: 1 BB: 0 P: 13	R: 0 E: 0 K: 1 S: 7	H: 0 LOB: 0 BB: 1 P: 13	R: 0 E: 0 K: 0 S: 5	H: 0 LOB: 0 BB: 0 P: 8	R: 3 E: 1 K: 1 S: 17	H: 3 LOB: 2 BB: 1 P: 29	R: 0 E: 0 K: 0 S: 10	H: 0 LOB: 0 BB: 0 P: 14	R: 0 E: 0 K: 0 S: 4	H: 0 LOB: 0 BB: 0 P: 8	R: 0 E: 0 K: 0 S: 4	H: 0 LOB: 0 BB: 0 P: 5	R: 1 E: 0 K: 0 S: 10	H: 2 LOB: 2 BB: 2 P: 22		1B: 7 2B: 1 3B: 0 HR: 0	SF: 0 SAC: 0 DP: 2 HBP: 0	WP: 0 PB: 0 SB: 0 CS: 0	PA: 34				
PITCHER	IP	WLS	BF	H	R	ER	SO	BB	IBB	HBP	BLK	WP	HR	S	P	ERA	WHIP								
Charles Nagy, R ERA: 3.53 (8, 1)	7.2	L	33	7	5	3	2	4	0	0	0	0	0	67	111	3.52	1.435								
Jose Mesa, R ERA: 4.16 (8, 1)	0.1		1	1	0	0	0	0	0	0	0	0	0	1	1	0.00	3.000								

Batter	1	2	3	4	5	6	7	8	9	AB	R	H	RBI	BB	SO	LOB	TOP										
Kenny Lofton, L OBP: 0.422, SLG: 0.549	4-1 CS BB		0-0 2B		1-1 2H 1B		0-2 G4-3			3	0	2	1	1	0	0											
Omar Vizquel, S OBP: 0.320, SLG: 0.314	2-2 F7		1-0 P8		1-2 G3			1-2 L7		4	0	0	0	0	0	2											
Carlos Baerga, S OBP: 0.339, SLG: 0.520	0-1 F7		0-0 F7			2-3 K		0-0 HR		4	1	1	1	0	1	1											
Albert Belle, R OBP: 0.439, SLG: 0.723		3-2 G5-3 1B		0-0 G5-3		3-1 HR		3-1 E6 G4-3		4	2	2	1	0	0	0											
Eddie Murray, S OBP: 0.310, SLG: 0.452	0-0 G5-3		2-2 G4-3		0-0 P3		3-2 G4-3		3-2 G4-3		4	0	0	0	0	2											
Manny Ramirez, R OBP: 0.358, SLG: 0.506	0-0 G5-3		2-2 WP 1B		0-1 HR		3-2 G3-1			4	1	2	1	0	0	2											
Sandy Alomar Jr., R OBP: 0.337, SLG: 0.475	1-0 2H 1B		2-3 K		0-0 P4			1-0 G6-3		4	0	1	1	0	1	1											
Paul Sorrento, L OBP: 0.344, SLG: 0.445	3-3 K		0-0 1B 2B		0-0 P5			1-1 G4-3		4	1	1	0	0	1	1											
Alvaro Espinoza, R OBP: 0.262, SLG: 0.314			0-3 K		1-0 G5-3		1-1 G6-3		0-3 K		3	0	0	0	1	1											
Candy Maldonado, R OBP: 0.340, SLG: 0.470										1	0	0	0	0	1	0											
Inning Stats	R: 0 E: 0 K: 0 S: 6	H: 0 LOB: 0 BB: 1 P: 12	R: 1 E: 0 K: 1 S: 12	H: 2 LOB: 1 BB: 0 P: 19	R: 0 E: 0 K: 1 S: 6	H: 1 LOB: 1 BB: 0 P: 7	R: 0 E: 0 K: 1 S: 12	H: 1 LOB: 1 BB: 0 P: 18	R: 1 E: 0 K: 0 S: 9	H: 2 LOB: 0 BB: 0 P: 12	R: 2 E: 0 K: 1 S: 9	H: 2 LOB: 0 BB: 0 P: 14	R: 0 E: 0 K: 0 S: 6	H: 0 LOB: 0 BB: 0 P: 7	R: 1 E: 1 K: 0 S: 12	H: 1 LOB: 1 BB: 0 P: 22	R: 0 E: 0 K: 1 S: 6	H: 0 LOB: 0 BB: 0 P: 8	1B: 4 2B: 2 3B: 0 HR: 3	SF: 0 SAC: 0 DP: 0 HBP: 0	WP: 2 PB: 0 SB: 0 CS: 1	PA: 36					
PITCHER	IP	WLS	BF	H	R	ER	SO	BB	IBB	HBP	BLK	WP	HR	S	P	ERA	WHIP										
Jim Abbott, L ERA: 4.41	(1, 1)	5.2	24	8	4	4	4	1	0	0	0	1	2	53	81	6.35	1.588										
Joe Ausanio, R ERA: 4.95	(6, 1)	1.2	W	6	1	1	1	0	0	0	0	0	1	11	13	5.40	0.600										
Bob Wickman, R ERA: 2.93	(8, 1)	1.0	S	4	0	0	0	0	0	0	0	0	0	9	19	0.00	0.000										
Steve Howe, L ERA: 1.82	(9, 1)	0.2	S	2	0	0	0	0	0	0	0	0	0	5	6	0.00	0.000										

Cleveland Indians @ New York Yankees
Yankee Stadium, Bronx, NY
Sat Jul 30 1994, 3:33 AM EDT
Att: 43,982 - Sunny

AB	35
R	5
H	9
RBI	5
BB	1
SO	5
LOB	10



Batter	1	2	3	4	5	6	7	8	9	AB	R	H	RBI	BB	SO	LOB	BOTTOM										
Luis Polonia, L OBP: 0.370, SLG: 0.387	2-2 CS 1B	4-1 1B			0-0 G1-3	1-2 P3		3-2 L3		2	0	1	1	1	0	0											
Jim Levritz, R OBP: 0.376, SLG: 0.537		1-2 2-3 3H BB								1	0	0	0	0	0	2											
Gerald Williams, R OBP: 0.295, SLG: 0.532										1	0	0	0	0	0	1											
Wade Boggs, L OBP: 0.435, SLG: 0.478	2-2 L8	2-0 1B			2-1 PB G4-3 1B	2-2 2B 1B		4-0 IBB		4	1	3	2	1	0	1											
Paul O'Neill, L OBP: 0.457, SLG: 0.587	3-3 K	1-1 F7			1-1 G4-3	2-2 2B		0-1 L8		5	0	1	1	0	1	7											
Danny Tartabull, R OBP: 0.358, SLG: 0.474		1-3 K	1-0 G5-3		4-0 1B	2-2 L8				3	0	0	0	1	1	2											
Don Mattingly, L OBP: 0.398, SLG: 0.417		3-2 BB 1B	2-1 G3 1B		1-2 1B		1-3 K			4	1	3	1	0	1	0											
Matt Nokes, L OBP: 0.358, SLG: 0.694		4-1 BB 1B BB	1-2 G3		1-1 F7		0-2 L3			3	1	0	0	1	0	3											
Bernie Williams, S OBP: 0.387, SLG: 0.455		2-0 BB 1B			1-0 F8		2-1 G5-3	1-0 G4-3		4	1	1	1	0	0	0											
Mike Gallego, R OBP: 0.332, SLG: 0.364		4-2 1B BB			2-1 P7		3-1 1B 1B	0-0 SH1-4 1B		3	1	2	0	1	0	0											
Pat Kelly, R OBP: 0.332, SLG: 0.383		2-3 K			3-2 F9		1-2 1B 2B 1B	0-0 SH1-4		3	1	1	0	0	1	3											
Inning Stats	R: 0 E: 0 K: 1 S: 9	H: 1 LOB: 0 BB: 0 P: 16	R: 3 E: 0 K: 2 S: 18	H: 3 LOB: 3 BB: 3 P: 41	R: 0 E: 0 K: 0 S: 6	H: 0 LOB: 0 BB: 0 P: 10	R: 0 E: 0 K: 0 S: 6	H: 0 LOB: 0 BB: 0 P: 12	R: 1 E: 0 K: 0 S: 10	H: 2 LOB: 2 BB: 1 P: 19	R: 2 E: 0 K: 0 S: 20	H: 4 LOB: 0 BB: 0 P: 34	R: 0 E: 0 K: 1 S: 7	H: 0 LOB: 0 BB: 0 P: 9	R: 0 E: 0 K: 0 S: 8	H: 1 LOB: 2 BB: 1 P: 15	1B: 11 2B: 1 3B: 0 HR: 0	SF: 0 SAC: 1 DP: 0 HBP: 0	WP: 0 PB: 1 SB: 0 CS: 1	PA: 39							
PITCHER	IP	WLS	BF	H	R	ER	SO	BB	IBB	HBP	BLK	WP	HR	S	P	ERA	WHIP										
Abie Lopez, R ERA: 7.71	(1, 1)	1.2		3	3	3	3	3	0	0	0	0	0	24	51	16.20	3.600										
Larry Casian, L ERA: 6.8	(2, 1)	3.2	L	6	3	2	0	0	1	0	0	0	0	32	61	4.91	1.636										
Derek Liliquist, L ERA: 5.75	(6, 1)	0.1		3	2	0	0	0	0	0	0	0	0	10	15	0.00	6.000										
Eric Plunk, R ERA: 2.77	(6, 1)	2.1		9	1	0	0	1	0	0	0	0	0	18	29	0.00	0.429										

Cleveland Indians @ New York Yankees
Yankee Stadium, Bronx, NY
Sat Jul 30 1994, 3:33 AM EDT
Att: 43,982 - Sunny

AB	33
R	6
H	12
RBI	6
BB	5
SO	4
LOB	19



Batter	1	2	3	4	5	6	7	8	9	AB	R	H	RBI	BB	SO	LOB	TOP										
Kenny Lofton, L OBP: 0.418, SLG: 0.543 (1, 8)	F9		P3			G3-1			FC6-4 1B DI SF9	4	1	0	0	0	0	1	Cleveland Indians @ New York Yankees Yankee Stadium, Bronx, NY Sun Jul 31 1994, 3:33 AM EDT Att: 43,223 - Cloudy - 81 F										
Omar Vizquel, S OBP: 0.323, SLG: 0.317 (1, 6)	CS 1B			F9			L4		SF9 BB 1B	4	0	2	0	0	0	0											
Carlos Baerga, S OBP: 0.337, SLG: 0.516 Jim Thome, L OBP: 0.343, SLG: 0.516 (7, 5)	SAFE K			G5-3			P3		BB 1-2	3	0	0	0	0	1	1											
Albert Belle, R OBP: 0.439, SLG: 0.722 (1, 7)		G5-4-3 1B		G1-3			WP BB		SF9	2	0	1	1	1	0	0											
Eddie Murray, S OBP: 0.313, SLG: 0.454 Paul Sorrento, L OBP: 0.344, SLG: 0.445 Sandy Alomar Jr., R OBP: 0.336, SLG: 0.474 (9, PH)		G5-4-3 1B			2-2		K		F9	3	0	2	0	0	0	1											
Manny Ramirez, R OBP: 0.355, SLG: 0.500 (1, 9)		G5-4-3			3-2		F8			3	0	0	0	0	1	2											
Candy Maldonado, R OBP: 0.340, SLG: 0.465 (1, 10)		G6-3			0-0		F8			3	0	1	0	0	0	1											
Tony Peña, R OBP: 0.364, SLG: 0.465 (1, 2)			F8			2-0			G6-4-3 1B	3	0	1	0	0	0	1											
Alvaro Espinoza, R OBP: 0.260, SLG: 0.311 (7, 4)			G1-3			0-0			FC6-4 BB	2	0	0	0	0	0	1											
Wayne Kirby, L OBP: 0.328, SLG: 0.384 (9, PH)						1-2				0	0	0	0	1	0	0											
Inning Stats	R: 0 E: 0 K: 1 S: 6	H: 1 LOB: 1 BB: 0 P: 10	R: 0 E: 0 K: 0 S: 9	H: 2 LOB: 1 BB: 0 P: 16	R: 0 E: 0 K: 0 S: 11	H: 0 LOB: 0 BB: 0 P: 18	R: 0 E: 0 K: 0 S: 7	H: 0 LOB: 0 BB: 0 P: 12	R: 0 E: 0 K: 0 S: 9	H: 1 LOB: 0 BB: 0 P: 14	R: 0 E: 0 K: 1 S: 3	H: 0 LOB: 1 BB: 1 P: 15	R: 0 E: 0 K: 1 S: 7	H: 1 LOB: 0 BB: 0 P: 14	R: 1 E: 0 K: 0 S: 12	H: 1 LOB: 2 BB: 2 P: 25	1B: 7 2B: 1 3B: 0 HR: 0	SF: 1 SAC: 0 DP: 4 HBP: 0	WP: 1 PB: 0 SB: 0 CS: 1	PA: 32							
PITCHER	IP	WLS	BF	H	R	ER	SO	BB	IBB	HBP	BLK	WP	HR	S	P	ERA	WHIP										
Jimmy Key, L ERA: 3.27 (1, 1)	8.0	W	26	6	0	0	3	1	0	0	0	1	0	59	104	0.00	0.875										
Bob Wickman, R ERA: 3.05 (9, 1)	0.2		5	1	1	1	0	2	0	0	0	0	0	10	23	13.50	4.500										
Steve Howe, L ERA: 1.8 (9, 1)	0.1	S	1	0	0	0	0	0	0	0	0	0	0	2	2	0.00	0.000										

AB 28
R 1
H 7
RBI 1
BB 3
SO 3
LOB 10



Batter	1	2	3	4	5	6	7	8	9	AB	R	H	RBI	BB	SO	LOB	BOTTOM										
Luis Polonia, L OBP: 0.369, SLG: 0.391 (1, 7)	F7				P2					4	0	1	0	0	0	0	Cleveland Indians @ New York Yankees Yankee Stadium, Bronx, NY Sun Jul 31 1994, 3:33 AM EDT Att: 43,223 - Cloudy - 81 F										
Wade Boggs, L OBP: 0.438, SLG: 0.488 (1, 5)	1B	G5-3			G1-3					4	2	2	1	0	0	1											
Paul O'Neill, L OBP: 0.460, SLG: 0.592 (1, 9)	1B E 1B			K	FC4-6 1B				G4-3 2B	4	1	3	0	0	1	0											
Danny Tartabull, R OBP: 0.359, SLG: 0.473 (1, 10)	E 1B			G4-6-3 BB	FC4-6				G4-3	3	1	1	1	1	0	2											
Don Mattingly, L OBP: 0.399, SLG: 0.416 (1, 3)	E7 1B			G4-6-3					G6-3	3	0	1	0	1	0	1											
Mike Stanley, R OBP: 0.380, SLG: 0.537 (1, 2)	G1-6-3 BB				FC4-6 BB				G6-3	2	0	0	0	2	1	2											
Bernie Williams, S OBP: 0.386, SLG: 0.451 (1, 8)	G1-6-3				FC4-6 CS				K	3	0	0	0	1	1	3											
Mike Gallego, R OBP: 0.331, SLG: 0.366 (1, 6)		F8			FC5 2B				G5-3	4	0	1	0	0	1	3											
Pat Kelly, R OBP: 0.328, SLG: 0.378 (1, 4)	F7				FC5				F9	3	0	0	0	0	0	1											
Inning Stats	R: 3 E: 1 K: 0 S: 13	H: 4 LOB: 1 BB: 1 P: 23	R: 0 E: 0 K: 0 S: 12	H: 1 LOB: 1 BB: 0 P: 17	R: 0 E: 0 K: 1 S: 6	H: 0 LOB: 0 BB: 1 P: 11	R: 0 E: 0 K: 0 S: 13	H: 1 LOB: 1 BB: 1 P: 23	R: 0 E: 0 K: 0 S: 11	H: 1 LOB: 1 BB: 0 P: 13	R: 0 E: 0 K: 1 S: 10	H: 0 LOB: 0 BB: 0 P: 15	R: 0 E: 0 K: 0 S: 7	H: 0 LOB: 0 BB: 0 P: 8	R: 1 E: 0 K: 2 S: 16	H: 2 LOB: 3 BB: 2 P: 33		1B: 5 2B: 2 3B: 1 HR: 1	SF: 0 SAC: 0 DP: 2 HBP: 0	WP: 0 PB: 0 SB: 0 CS: 1	PA: 35						
PITCHER	IP	WLS	BF	H	R	ER	SO	BB	IBB	HBP	BLK	WP	HR	S	P	ERA	WHIP										
Dennis Martinez, R ERA: 3.7 (1, 1)	7.0	L	30	9	4	3	2	3	0	0	0	0	1	77	119	3.86	1.714										
Jose Mesa, R ERA: 4.1 (8, 1)	1.0		5	0	0	0	2	1	1	0	0	0	0	11	24	0.00	1.000										


AB 30
R 4
H 9
RBI 2
BB 5
SO 4
LOB 13



Batter	1	2	3	4	5	6	7	8	9	AB	R	H	RBI	BB	SO	LOB	TOP										
Tony Phillips, S OBP: 0.400, SLG: 0.442	1-3 K2-3	3-1 P4		0-0 G4-3			2-1 1B		0-1 G4-6-3	5	0	1	0	0	1	1											
Lou Whitaker, L OBP: 0.394, SLG: 0.483	2-0 E		0-0 HR		2-0 P6		3-1 G4-3			4	2	2	1	0	0	1											
Travis Fryman, R OBP: 0.333, SLG: 0.492	3-2 E7		2-3 K		1-3 K			1-2 F7		4	0	1	1	0	2	0											
Cecil Fielder, R OBP: 0.336, SLG: 0.501	4-1 BB		1-3 K		1-0 F9			3-2 1B		3	0	1	0	1	1	0											
Juan Samuel, R OBP: 0.391, SLG: 0.553										0	0	0	0	0	0	0											
John Flaherty, R OBP: 0.167, SLG: 0.175										0	0	0	0	0	0	0											
Kirk Gibson, L OBP: 0.362, SLG: 0.556	4-0 1-2 2-3 BB		1-1 2B		0-2 P6			3-3 K		3	0	1	0	1	1	1											
Mickey Tettleton, S OBP: 0.417, SLG: 0.462	0-1 P6		4-2 BB		2-0 G3-1			2-2 FC6-4 HBP		2	0	0	0	1	0	3											
Alan Trammell, R OBP: 0.308, SLG: 0.417	2-2 F7		1-3 K		1-3 K			0-0 FC6-4		4	0	0	0	0	2	7											
Mitt Cuyler, S OBP: 0.341, SLG: 0.338		0-2 F9		1-2 G6-3			0-0 P5		1-1 L8	4	0	0	0	0	0	0											
Danny Bautista, R OBP: 0.259, SLG: 0.410		0-3 K		0-0 G4-3			3-2 G5-3		0-1 G4-6-3	4	0	1	0	0	1	0											
Inning Stats	R: 1 E: 1 K: 1 S: 15	H: 2 LOB: 3 BB: 2 P: 31	R: 0 E: 0 K: 1 S: 8	H: 0 LOB: 0 BB: 0 P: 11	R: 1 E: 0 K: 3 S: 14	H: 2 LOB: 2 BB: 1 P: 23	R: 0 E: 0 K: 0 S: 5	H: 0 LOB: 0 BB: 0 P: 6	R: 0 E: 0 K: 1 S: 6	H: 0 LOB: 0 BB: 0 P: 10	R: 0 E: 0 K: 1 S: 8	H: 1 LOB: 1 BB: 0 P: 16	R: 0 E: 0 K: 1 S: 12	H: 1 LOB: 2 BB: 0 P: 21	R: 0 E: 0 K: 0 S: 6	H: 1 LOB: 0 BB: 0 P: 7	1B: 4 2B: 2 3B: 0 HR: 1	SF: 0 SAC: 0 DP: 1 HBP: 1	WP: 0 PB: 0 SB: 2 CS: 0	PA: 37							
PITCHER	IP	WLS	BF	H	R	ER	SO	BB	IBB	HBP	BLK	WP	HR	S	P	ERA	WHIP										
Jason Grimsley, R ERA: 4.42	(1, 1)	7.2	W	33	6	2	2	8	3	0	1	0	0	1	128	2.35	1.174										
Eric Plunk, R ERA: 2.75	(8, 1)	0.1	1	0	0	0	0	0	0	0	0	0	0	1	1	0.00	0.000										
Jeff Russell, R ERA: 4.66	(9, 1)	1.0	3	1	0	0	0	0	0	0	0	0	0	6	7	0.00	1.000										

Detroit Tigers @ Cleveland Indians
Jacobs Field, Cleveland, OH
Mon Aug 01 1994, 7:05 PM EDT
Att: 41,922 - Unknown - 85 F


AB 33
R 2
H 7
RBI 2
BB 3
SO 8
LOB 13



Batter	1	2	3	4	5	6	7	8	9	AB	R	H	RBI	BB	SO	LOB	BOTTOM										
Kenny Lofton, L OBP: 0.416, SLG: 0.540	1-0 F8		3-1 G3-1			0-0 S WP 1B	1-3 K			4	1	1	0	0	1	1											
Omar Vizquel, S OBP: 0.318, SLG: 0.311	0-1 G3-1			0-0 G3		0-3 K		2-1 G6-3		4	0	0	0	0	1	1											
Carlos Baerga, S OBP: 0.338, SLG: 0.523	0-0 F8			0-2 G4-3		4-1 WP BB	1-3 BB	1-2 HR		3	1	1	1	1	0	0											
Eddie Murray, S OBP: 0.312, SLG: 0.450		4-1 F9 1B BB		1-2 E4		1-0 G3		0-2 F8		3	0	0	0	1	0	1											
Jim Thome, L OBP: 0.345, SLG: 0.515		2-2 L4-3 1B		3-2 P6			1-1 P6	2-2 S HR 1B		4	0	2	0	0	0	1											
Ruben Amaro Jr, S OBP: 0.125, SLG: 0.133										0	1	0	0	0	0	0											
Alvaro Espinoza, R OBP: 0.260, SLG: 0.311										0	0	0	0	0	0	0											
Manny Ramirez, R OBP: 0.357, SLG: 0.516		3-2 F9		1-1 F9		1-2 HR	3-2 HR	1-1 HR		4	2	2	2	0	0	2											
Paul Sorrento, L OBP: 0.346, SLG: 0.456		0-0 L4-3		1-1 G3-1		2-0 HR	0-1 HR	0-1 1B		4	1	2	2	0	0	2											
Sandy Alomar Jr., R OBP: 0.331, SLG: 0.467			1-2 F8		1-1 G5-3		1-3 K	0-1 L8		4	0	0	0	0	1	1											
Wayne Kirby, L OBP: 0.328, SLG: 0.389			1-2 G1-3		1-1 G1-3		3-2 2B			3	0	1	0	0	0	0											
Inning Stats	R: 0 E: 0 K: 0 S: 4	H: 0 LOB: 0 BB: 0 P: 5	R: 0 E: 0 K: 0 S: 9	H: 1 LOB: 1 BB: 1 P: 18	R: 0 E: 0 K: 0 S: 9	H: 0 LOB: 0 BB: 0 P: 14	R: 0 E: 1 K: 0 S: 10	H: 0 LOB: 1 BB: 0 P: 14	R: 0 E: 0 K: 0 S: 6	H: 0 LOB: 0 BB: 0 P: 9	R: 1 E: 0 K: 1 S: 8	H: 1 LOB: 1 BB: 1 P: 14	R: 2 E: 0 K: 2 S: 15	H: 3 LOB: 1 BB: 0 P: 24	R: 3 E: 0 K: 0 S: 19	H: 4 LOB: 1 BB: 0 P: 27	1B: 4 2B: 3 3B: 0 HR: 3	SF: 0 SAC: 0 DP: 1 HBP: 0	WP: 1 PB: 0 SB: 3 CS: 0	PA: 35							
PITCHER	IP	WLS	BF	H	R	ER	SO	BB	IBB	HBP	BLK	WP	HR	S	P	ERA	WHIP										
Mike Moore, R ERA: 5.54	(1, 1)	6.2	L	27	5	3	3	2	2	0	0	0	0	1	58	4.05	1.050										
Buddy Groom, L ERA: 4.45	(7, 1)	1.0	5	2	2	2	1	0	0	0	0	0	1	15	21	18.00	2.000										
Joe Boever, R ERA: 3.72	(8, 1)	0.1	3	2	1	1	0	0	0	0	0	0	1	7	10	27.00	6.000										

Detroit Tigers @ Cleveland Indians
Jacobs Field, Cleveland, OH
Mon Aug 01 1994, 7:05 PM EDT
Att: 41,922 - Unknown - 85 F

AB 33
R 6
H 9
RBI 5
BB 2
SO 3
LOB 9



Batter	1	2	3	4	5	6	7	8	9	AB	R	H	RBI	BB	SO	LOB	TOP								
Mitt Cuyler, S OBP: 0.337, SLG: 0.356 (1, 8)	G6-3		G1-3		G1-3		G1-3	F9		5	0	0	0	0	0	5									
Lou Whitaker, L OBP: 0.366, SLG: 0.490 (1, 4)	F7									5	3	4	0	0	0	0									
Travis Fryman, R OBP: 0.333, SLG: 0.488 (1, 5)	L5									5	0	1	0	0	1	3									
Cecil Fielder, R OBP: 0.335, SLG: 0.495 (1, 3)										5	0	1	1	0	2	2									
Kirk Gibson, L OBP: 0.361, SLG: 0.561 (1, 10)										5	1	1	1	0	2	2									
Junior Felix, S OBP: 0.372, SLG: 0.535 (8, 9)										4	0	2	0	0	1	1									
Danny Bautista, R OBP: 0.420, SLG: 0.420 (8, PH)										3	0	2	0	0	1	1									
Tony Phillips, S OBP: 0.404, SLG: 0.443 (8, 7)										1	0	1	0	0	0	0									
Alan Trammell, R OBP: 0.307, SLG: 0.415 (1, 6)										4	0	1	0	0	0	4									
Chad Kreuter, S OBP: 0.335, SLG: 0.297 (8, PH)										3	0	0	0	0	1	2									
Mickey Tettleton, S OBP: 0.416, SLG: 0.468 (8, 2)										0	0	0	0	1	0	0									
Inning Stats	R: 0 E: 0 K: 0 S: 7	H: 0 LOB: 0 BB: 0 P: 11	R: 0 E: 0 K: 2 S: 10	H: 1 LOB: 1 BB: 0 P: 12	R: 0 E: 0 K: 0 S: 5	H: 0 LOB: 0 BB: 0 P: 6	R: 1 E: 0 K: 1 S: 16	H: 1 LOB: 0 BB: 0 P: 20	R: 0 E: 0 K: 1 S: 12	H: 2 LOB: 2 BB: 0 P: 19	R: 2 E: 1 K: 0 S: 13	H: 4 LOB: 2 BB: 0 P: 19	R: 1 E: 1 K: 0 S: 13	H: 2 LOB: 1 BB: 0 P: 22	R: 0 E: 0 K: 1 S: 17	H: 2 LOB: 3 BB: 1 P: 26	R: 0 E: 0 K: 3 S: 10	H: 1 LOB: 1 BB: 0 P: 12	1B: 9 2B: 3 3B: 0 HR: 1	SF: 0 SAC: 0 DP: 0 HBP: 0	WP: 2 PB: 0 SB: 0 CS: 0	PA: 41			
PITCHER	IP	WLS	BF	H	R	ER	SO	BB	IBB	HBP	BLK	WP	HR	S	P	ERA	WHIP								
Charles Nagy, R ERA: 3.55 (1, 1)	7.0	W	31	10	4	3	4	0	0	0	0	1	1	76	109	3.86	1.429								
Eric Plunk, R ERA: 2.71 (8, 1)	1.0		6	2	0	0	1	1	0	0	0	1	0	17	26	0.00	3.000								
Larry Casian, L ERA: 6.8 (9, 1)	0.0		1	1	0	0	0	0	0	0	0	0	0	1	1	∞	∞								
Jeff Russell, R ERA: 5.26 (9, 1)	1.0	S	3	0	0	0	3	0	0	0	0	0	0	9	11	0.00	0.000								

Detroit Tigers @ Cleveland Indians
Jacobs Field, Cleveland, OH
Wed Aug 03 1994, 7:05 PM EDT
Att: 41,611 - Unknown - 81 F

AB 40
R 4
H 13
RBI 2
BB 1
SO 8
LOB 20



Batter	1	2	3	4	5	6	7	8	9	AB	R	H	RBI	BB	SO	LOB	BOTTOM								
Kenny Lofton, L OBP: 0.420, SLG: 0.552 (1, 8)	F9									4	0	1	1	1	1	1									
Omar Vizquel, S OBP: 0.314, SLG: 0.306 (1, 6)	E3									3	0	1	1	1	1	1									
Carlos Baerga, S OBP: 0.333, SLG: 0.511 (1, 4)	L8									5	0	0	0	0	0	7									
Eddie Murray, S OBP: 0.310, SLG: 0.445 (1, 10)	F7									4	1	2	0	0	0	1									
Jim Thome, L OBP: 0.355, SLG: 0.528 (9, 5)										3	1	2	0	1	0	0									
Alvaro Espinoza, R OBP: 0.263, SLG: 0.314 (9, 5)										0	0	0	0	0	0	0									
Manny Ramirez, R OBP: 0.362, SLG: 0.528 (1, 9)										4	1	1	1	0	0	4									
Paul Sorrento, L OBP: 0.347, SLG: 0.458 (1, 3)										4	2	1	0	0	0	3									
Sandy Alomar Jr., R OBP: 0.336, SLG: 0.478 (1, 2)										3	1	1	3	0	0	0									
Wayne Kirby, L OBP: 0.324, SLG: 0.389 (1, 7)										4	1	2	1	0	1	2									
Inning Stats	R: 0 E: 1 K: 0 S: 9	H: 0 LOB: 1 BB: 0 P: 12	R: 0 E: 0 K: 0 S: 7	H: 1 LOB: 0 BB: 0 P: 13	R: 1 E: 0 K: 0 S: 7	H: 2 LOB: 1 BB: 1 P: 16	R: 4 E: 1 K: 0 S: 21	H: 3 LOB: 2 BB: 1 P: 38	R: 0 E: 0 K: 1 S: 11	H: 0 LOB: 0 BB: 0 P: 18	R: 0 E: 1 K: 0 S: 10	H: 2 LOB: 3 BB: 1 P: 19	R: 2 E: 0 K: 2 S: 11	H: 3 LOB: 1 BB: 0 P: 16	R: 0 E: 0 K: 2 S: 10	H: 1 LOB: 1 BB: 0 P: 12	1B: 8 2B: 2 3B: 0 HR: 1	SF: 1 SAC: 0 DP: 2 HBP: 1	WP: 1 PB: 0 SB: 1 CS: 0	PA: 39					
PITCHER	IP	WLS	BF	H	R	ER	SO	BB	IBB	HBP	BLK	WP	HR	S	P	ERA	WHIP								
Tim Belcher, R ERA: 5.74 (1, 1)	7.0	L	35	10	7	5	1	2	1	1	0	1	0	72	126	6.43	1.714								
Greg Cadaret, L ERA: 5.02 (8, 1)	1.0		4	1	0	0	2	0	0	0	0	1	0	9	14	0.00	1.000								

Detroit Tigers @ Cleveland Indians
Jacobs Field, Cleveland, OH
Wed Aug 03 1994, 7:05 PM EDT
Att: 41,611 - Unknown - 81 F


AB 34
R 7
H 11
RBI 7
BB 3
SO 3
LOB 19



Batter	1	2	3	4	5	6	7	8	9	AB	R	H	RBI	BB	SO	LOB	TOP		
Tony Phillips, S OBP: 0.406, SLG: 0.444 (1, 7) X	0-0 FC4-6 1B		4-0 BB			0-0 FC5 1B	0-0 G3-1			3	0	2	0	1	0	1			
Lou Whitaker, L OBP: 0.397, SLG: 0.487 (1, 4) X	0-0 FC4-6 FC5-4 1-2		0-0 L7			0-0 HBP FC5 1B		0-0 P9		4	0	1	0	0	0	2			
Travis Fryman, R OBP: 0.330, SLG: 0.484 (1, 5) X	0-0 FC5-4 1-2		0-3 K			0-0 FC5 HBP 1-2 2-3		0-0 P8		4	0	0	0	0	1	4			
Cecil Fielder, R OBP: 0.332, SLG: 0.490 (1, 3) X	0-0 F9			0-3 K		0-3 K		0-3 K		4	0	0	0	0	3	3			
Kirk Gibson, L OBP: 0.362, SLG: 0.558 (1, 10) X		0-0 F7		0-3 K		1-0 HBP		4-0 WP BB		2	0	0	0	1	1	0			
Mickey Tettleton, S OBP: 0.414, SLG: 0.464 (1, 2) B B B B		4-0 BB		0-3 K		0-0 F7		0-3 K		3	0	0	0	1	2	4			
Danny Bautista, R OBP: 0.261, SLG: 0.400 (1, 9) B B B B		0-3 K				0-0 F8		0-0 G5-3		4	0	0	0	0	2	2			
Mitt Cuyler, S OBP: 0.333, SLG: 0.351 (1, 8) X		0-0 G4-3				0-0 G6-4-3 1B		0-3 K		4	0	1	0	0	1	2			
Chris Gomez, R OBP: 0.342, SLG: 0.408 (1, 6) X			0-3 K			0-0 G6-4-3 1-2		0-0 WP 1B		3	0	1	0	0	1	1			
Inning Stats	R: 0 E: 0 K: 0 S: 4	H: 1 LOB: 1 BB: 0 P: 4	R: 0 E: 0 K: 1 S: 5	H: 0 LOB: 1 BB: 1 P: 9	R: 0 E: 0 K: 2 S: 7	H: 0 LOB: 1 BB: 1 P: 11	R: 0 E: 0 K: 3 S: 9	H: 0 LOB: 0 BB: 0 P: 9	R: 0 E: 0 K: 1 S: 3	H: 1 LOB: 0 BB: 0 P: 3	R: 0 E: 0 K: 1 S: 6	H: 1 LOB: 1 BB: 0 P: 6	R: 0 E: 0 K: 1 S: 5	H: 0 LOB: 0 BB: 0 P: 5	R: 0 E: 0 K: 2 S: 7	H: 0 LOB: 1 BB: 1 P: 11	1B: 5 2B: 0 3B: 0 HR: 0	SF: 0 SAC: 0 DP: 1 HBP: 1	WP: 2 PA: 35 PB: 0 SB: 0 CS: 0
PITCHER Albie Lopez, R ERA: 3.38 (1, 1)	IP: 9.0 WLS: W BF: 35 H: 5 R: 0 ER: 0 SO: 11 BB: 3 IBB: 0 HBP: 1 BLK: 0 WP: 2 HR: 0 S: 53 P: 66 ERA: 0.00 WHIP: 0.889															PITCHER			

Detroit Tigers @ Cleveland Indians
Jacobs Field, Cleveland, OH
Thu Aug 04 1994, 7:05 PM EDT
Att: 41,926 - Overcast - 73 F


AB 31
R 0
H 5
RBI 0
BB 3
SO 11
LOB 19



Batter	1	2	3	4	5	6	7	8	9	AB	R	H	RBI	BB	SO	LOB	BOTTOM		
Kenny Lofton, L OBP: 0.421, SLG: 0.550 (1, 8) H	1-0 S 1B HBP		0-0 G3		4-0 BB	0-3 K				2	1	0	0	1	1	2			
Wayne Kirby, L OBP: 0.326, SLG: 0.391 (1, 7) X	0-0 HR 1B		0-0 1B		0-0 F5	0-0 G5-3				4	1	2	1	0	0	3			
Carlos Baerga, S OBP: 0.332, SLG: 0.516 (1, 4) X	0-0 HR 1B		0-0 G4-3		0-0 F8	0-0 G5-3				4	1	1	2	0	0	5			
Eddie Murray, S OBP: 0.310, SLG: 0.442 (1, 10) X	0-0 G4-3		4-0 FC1-4 BB		0-0 P8		0-0 G5-3			3	0	0	0	1	0	0			
Jim Thome, L OBP: 0.354, SLG: 0.523 (1, 5) X	0-0 F7		0-3 K		4-0 FC6-4 BB		0-0 L8			3	0	0	0	1	1	1			
Manny Ramirez, R OBP: 0.356, SLG: 0.520 (1, 9) S S S S	0-3 K		0-0 FC1-4		0-0 FC6-4 1-2		0-0 L9			4	0	0	0	0	1	2			
Paul Sorrento, L OBP: 0.346, SLG: 0.455 (1, 3) X		0-0 WP 1B		0-0 P3		0-3 K		0-0 G4-1		4	1	1	0	0	1	2			
Sandy Alomar Jr., R OBP: 0.338, SLG: 0.482 (1, 2) X		0-0 1B G3 1B		0-0 G6-3		0-0 1B 2B		0-0 G4-3		4	1	2	1	0	0	0			
Omar Vizquel, S OBP: 0.317, SLG: 0.313 (1, 6) X		0-0 L4		0-0 2B		0-0 S 1B		0-0 G6-3		4	0	2	1	0	0	1			
Inning Stats	R: 3 E: 0 K: 1 S: 7	H: 2 LOB: 0 BB: 0 P: 8	R: 1 E: 0 K: 0 S: 6	H: 3 LOB: 2 BB: 0 P: 6	R: 0 E: 0 K: 1 S: 5	H: 0 LOB: 1 BB: 1 P: 9	R: 0 E: 0 K: 0 S: 4	H: 1 LOB: 2 BB: 1 P: 8	R: 0 E: 0 K: 1 S: 5	H: 0 LOB: 1 BB: 1 P: 9	R: 1 E: 0 K: 1 S: 7	H: 2 LOB: 1 BB: 0 P: 7	R: 0 E: 0 K: 0 S: 3	H: 0 LOB: 0 BB: 0 P: 3	R: 0 E: 0 K: 0 S: 3	H: 0 LOB: 0 BB: 0 P: 3	1B: 5 2B: 2 3B: 0 HR: 1	SF: 0 SAC: 0 DP: 0 HBP: 1	WP: 1 PA: 36 PB: 0 SB: 2 CS: 0
PITCHER Sean Bergman, R ERA: 5.73 (1, 1)	IP: 5.0 WLS: L BF: 27 H: 8 R: 5 ER: 5 SO: 3 BB: 3 IBB: 0 HBP: 1 BLK: 0 WP: 1 HR: 1 S: 29 P: 42 ERA: 9.00 WHIP: 2.200															PITCHER			
Buddy Groom, L ERA: 4.02 (6, 1)	IP: 2.0 WLS: L BF: 6 H: 0 R: 0 ER: 0 SO: 1 BB: 0 IBB: 0 HBP: 0 BLK: 0 WP: 0 HR: 0 S: 8 P: 8 ERA: 0.00 WHIP: 0.000															PITCHER			
Storm Davis, R ERA: 3.2 (8, 1)	IP: 1.0 WLS: L BF: 3 H: 0 R: 0 ER: 0 SO: 0 BB: 0 IBB: 0 HBP: 0 BLK: 0 WP: 0 HR: 0 S: 3 P: 3 ERA: 0.00 WHIP: 0.000															PITCHER			

Detroit Tigers @ Cleveland Indians
Jacobs Field, Cleveland, OH
Thu Aug 04 1994, 7:05 PM EDT
Att: 41,926 - Overcast - 73 F

AB 32
R 5
H 8
RBI 5
BB 3
SO 4
LOB 16



Batter	1	2	3	4	5	6	7	8	9	AB	R	H	RBI	BB	SO	LOB	TOP																						
Kenny Lofton, L OBP: 0.417, SLG: 0.545 (1, 8)	0-3 K		0-0 F7		0-0 SF9		0-0 E8 G6-3		0-0 FC6-4	4	1	0	1	0	1	2	Cleveland Indians @ Boston Red Sox Fenway Park, Boston, MA Sat Aug 06 1994, 3:33 AM EDT Att: 24,934 - Sunny - 79 F																						
Wayne Kirby, L OBP: 0.333, SLG: 0.396 Candy Maldonado, R (7, PH) OBP: 0.337, SLG: 0.460 (7, 7)	0-0 G4-3		0-0 1B		0-0 2B 1B		0-0 G6-3			3	1	2	0	0	0	0																							
Carlos Baerga, S OBP: 0.331, SLG: 0.516 (1, 4)	0-0 G4-3		0-0 P6		0-0 1B 2B		0-0 G1			4	1	1	0	0	0	2																							
Eddie Murray, S OBP: 0.309, SLG: 0.440 (1, 10)		0-3 K		0-0 F7		0-0 1B		0-0 F8		4	0	1	2	0	1	0																							
Jim Thome, L OBP: 0.355, SLG: 0.525 (1, 5)		0-0 2B		0-0 BB		0-0 P5		0-0 G3		3	0	1	0	1	0	1																							
Manny Ramirez, R OBP: 0.353, SLG: 0.513 (1, 9)		0-3 K		0-3 K		0-0 F9		0-3 K		4	0	0	0	0	3	2																							
Paul Sorrento, L OBP: 0.341, SLG: 0.449 (1, 3)		0-0 L6		0-3 K		0-0 F5		0-0 F9		4	0	0	0	0	1	2																							
Sandy Alomar Jr., R OBP: 0.340, SLG: 0.481 (1, 2)			4-0 1B BB		0-0 1B PB SF9 1B		0-0 F2		0-0 F7	3	1	1	0	1	0	0																							
Omar Vizquel, S OBP: 0.319, SLG: 0.315 (1, 6)			0-3 K		0-0 1B		0-0 F8		0-0 FC6-4 1B	4	0	2	0	0	1	1																							
Inning Stats	R: 0 E: 0 K: 1 S: 5	H: 0 LOB: 0 BB: 0 P: 5	R: 0 E: 0 K: 2 S: 8	H: 1 LOB: 1 BB: 0 P: 8	R: 0 E: 0 K: 1 S: 6	H: 1 LOB: 2 BB: 1 P: 10	R: 0 E: 0 K: 2 S: 7	H: 0 LOB: 1 BB: 1 P: 11	R: 3 E: 0 K: 0 S: 7	H: 5 LOB: 1 BB: 0 P: 7	R: 0 E: 0 K: 0 S: 3	H: 0 LOB: 0 BB: 0 P: 3	R: 1 E: 1 K: 0 S: 4	H: 0 LOB: 0 BB: 0 P: 4	R: 0 E: 0 K: 1 S: 5	H: 0 LOB: 0 BB: 0 P: 5	R: 0 E: 0 K: 0 S: 4	H: 1 LOB: 1 BB: 0 P: 4	1B: 6 2B: 2 3B: 0 HR: 0	SF: 1 SAC: 0 DP: 0 HBP: 0	WP: 0 PB: 1 SB: 0 CS: 0	PA: 37																	
PITCHER	IP	WLS	BF	H	R	ER	SO	BB	IBB	HBP	BLK	WP	HR	S	P	ERA	WHIP	PITCHER				IP	WLS	BF	H	R	ER	SO	BB	IBB	HBP	BLK	WP	HR	S	P	ERA	WHIP	
Aaron Sele, R ERA: 3.83 Chris Howard, L ERA: 3.03	(1, 1)	5.0	W	23	7	3	3	6	2	0	0	0	0	0	33	41	5.40	1.800					(6, 1)	4.0	S	14	1	1	0	1	0	0	0	0	0	16	16	0.00	0.250

AB	34
R	4
H	8
RBI	4
BB	2
SO	7
LOB	10



Batter	1	2	3	4	5	6	7	8	9	AB	R	H	RBI	BB	SO	LOB	BOTTOM																					
Otis Nixon, S OBP: 0.371, SLG: 0.323 (1, 8)	4-0 BB E	0-0 S 2B 1B	0-0 G6-4-3 1B		0-3 K		0-0 1B 1B			4	3	3	1	1	1	1	Cleveland Indians @ Boston Red Sox Fenway Park, Boston, MA Sat Aug 06 1994, 3:33 AM EDT Att: 24,934 - Sunny - 79 F																					
Carlos Rodriguez, S OBP: 0.311, SLG: 0.373 (1, 4)	4-0 BB E	0-0 G4-3	0-0 G6-4-3 1B		0-0 F7		0-0 1B 1B			4	1	1	0	1	0	5																						
John Valentin, R OBP: 0.415, SLG: 0.532 (1, 6)	0-0 E6 G3 2B	0-0 2B		0-0 HBP 1B		0-0 PB 1B	0-0 1B	0-0 1B		5	2	5	5	0	0	0																						
Mo Vaughn, L OBP: 0.397, SLG: 0.568 (1, 3)	0-0 G3	4-0 FC6-4 BB		1-0 HBP		0-3 K	0-3 K	0-3 K		3	0	0	1	1	2	3																						
Andre Dawson, R OBP: 0.281, SLG: 0.492 (1, 10)	1-0 FC6-4 HBP	0-0 FC6-4		0-3 K		0-0 K	0-3 K	0-3 K		4	0	1	1	0	2	6																						
Tim Lincecum, R OBP: 0.396, SLG: 0.438 (1, 5)	0-0 FC6-4 1B		1-0 BB 1B HBP	0-3 K		0-3 K		0-0 F9		4	1	1	0	0	2	3																						
Tom Brunansky, R OBP: 0.305, SLG: 0.440 (1, 7)	0-0 FC6-4		0-0 1B BB 1B	0-0 P4		0-0 F8		0-3 K		5	0	1	0	0	1	5																						
Wes Chamberlain, R OBP: 0.294, SLG: 0.393 (1, 9)	0-3 K		0-0 F7		0-0 L8		0-0 G5-3	0-3 K		5	0	0	0	0	2	4																						
Rich Rowland, R OBP: 0.282, SLG: 0.396 (1, 2)		0-0 G5-3	4-0 1B BB		0-0 1B		4-0 1B 1B BB			2	1	1	0	2	0	0																						
Inning Stats	R: 3 E: 1 K: 1 S: 7	H: 2 LOB: 2 BB: 2 P: 16	R: 1 E: 0 K: 0 S: 5	H: 2 LOB: 2 BB: 1 P: 9	R: 1 E: 0 K: 0 S: 4	H: 2 LOB: 2 BB: 1 P: 9	R: 0 E: 0 K: 2 S: 8	H: 1 LOB: 0 BB: 0 P: 9	R: 0 E: 0 K: 1 S: 6	H: 1 LOB: 1 BB: 0 P: 6	R: 1 E: 0 K: 2 S: 9	H: 2 LOB: 1 BB: 1 P: 9	R: 2 E: 0 K: 2 S: 10	H: 3 LOB: 2 BB: 1 P: 14	R: 0 E: 0 K: 2 S: 7	H: 0 LOB: 0 BB: 0 P: 7	1B: 11 2B: 2 3B: 0 HR: 0	SF: 0 SAC: 0 DP: 1 HBP: 3	WP: 0 PB: 2 SB: 1 CS: 0	PA: 44																		
PITCHER	IP	WLS	BF	H	R	ER	SO	BB	IBB	HBP	BLK	WP	HR	S	P	ERA	WHIP	PITCHER				IP	WLS	BF	H	R	ER	SO	BB	IBB	HBP	BLK	WP	HR	S	P	ERA	WHIP
Jason Grimsley, R ERA: 4.75 Derek Lilliquist, L ERA: 5.27 Jose Mesa, R ERA: 4.08 Larry Casian, L ERA: 6.75 Eric Plunk, R ERA: 2.66	(1, 1)	2.1	L	18	5	5	4	1	4	0	2	0	0	14	32	15.43	3.857					(3, 1)	3.0		13	4	1	0	4	0	0	1	0	0	20	21	0.00	1.333
	(6, 1)	1.0		8	4	2	2	1	1	0	0	0	0	0	9	13	18.00	5.000					(7, 1)	0.1		1	0	0	0	1	0	0	0	3	3	0.00	0.000	
	(7, 1)	1.1		4	0	0	0	3	0	0	0	0	0	0	10	10	0.00	0.000					(7, 1)	1.1		4	0	0	0	3	0	0	0	10	10	0.00	0.000	



Batter	1	2	3	4	5	6	7	8	9	AB R H RBI BB SO LOB	TOP											
Kenny Lofton, L (1, 8) OBP: 0.414, SLG: 0.540	3-3 		4-1 		1-1 		0-1 		1-3 	4 1 0 0 1 2 1	Cleveland Indians @ Boston Red Sox Fenway Park, Boston, MA Sat Aug 06 1994, 7:05 PM EDT Att: 32,405 - Unknown - 66 F											
Omar Vizquel, S (1, 6) OBP: 0.321, SLG: 0.314	1-0 		4-0 		1-1 		1-0 		2-2 	4 1 1 0 1 0 0												
Carlos Baerga, S (1, 4) OBP: 0.334, SLG: 0.531	2-1 		0-0 		1-1 		2-2 		1-0 	5 2 3 4 0 0 2												
Eddie Murray, S (1, 10) OBP: 0.308, SLG: 0.437	0-0 		1-0 			1-2 		0-2 	2-3 	5 1 1 0 0 1 3												
Manny Ramirez, R (1, 9) OBP: 0.356, SLG: 0.524		2-0 	0-0 		4-0 			4-1 		2 1 1 2 1 0 0												
Ruben Amaro Jr, S (8, PH) OBP: 0.176, SLG: 0.133			1-1 							0 0 0 0 1 0 0												
Candy Maldonado, R (1, 7) OBP: 0.333, SLG: 0.444		1-0 	1-3 		4-0 		1-2 	1-2 	1-2 	3 0 0 0 1 1 1												
Paul Sorrento, L (1, 3) OBP: 0.340, SLG: 0.444		0-3 		1-3 		0-1 		4-2 		3 0 0 0 1 2 2												
Tony Peña, R (1, 2) OBP: 0.360, SLG: 0.467			2-0 	2-1 			0-1 	1-3 		4 1 1 0 0 1 2												
Alvaro Espinoza, R (1, 5) OBP: 0.263, SLG: 0.313			0-1 	1-2 		2-1 		0-0 		4 0 1 1 0 0 2												
Inning Stats	R: 1 E: 0 K: 1 S: 7	H: 1 LOB: 0 BB: 0 P: 13	R: 0 E: 0 K: 1 S: 5	H: 0 LOB: 0 BB: 0 P: 8	R: 5 E: 0 K: 1 S: 10	H: 3 LOB: 0 BB: 2 P: 22	R: 0 E: 0 K: 1 S: 9	H: 0 LOB: 0 BB: 0 P: 13	R: 0 E: 0 K: 0 S: 6	H: 0 LOB: 0 BB: 0 P: 9	R: 0 E: 0 K: 0 S: 6	H: 0 LOB: 0 BB: 2 P: 15	R: 1 E: 0 K: 0 S: 13	H: 3 LOB: 2 BB: 0 P: 18	R: 0 E: 0 K: 1 S: 13	H: 0 LOB: 2 BB: 2 P: 23	R: 0 E: 0 K: 1 S: 11	H: 1 LOB: 1 BB: 0 P: 17	1B: 4 2B: 1 3B: 0 HR: 3	SF: 0 SAC: 0 DP: 1 HBP: 0	WP: 0 PB: 0 SB: 1 CS: 0	PA: 40
PITCHER	IP WLS BF H R ER SO BB IBB HBP BLK WP HR S P ERA WHIP											PITCHER	IP WLS BF H R ER SO BB IBB HBP BLK WP HR S P ERA WHIP									
Chris Nabholz, L (1, 1) ERA: 7.44	6.0 L 25 4 6 6 4 3 1 0 0 0 3 43 80 9.00 1.167																					
Steve Farr, R (7, 1) ERA: 5.14	1.1 9 3 1 1 0 2 0 0 0 0 0 20 34 6.75 3.750																					
Todd Frohwirth, R (8, 1) ERA: 9.93	0.2 2 0 0 0 1 0 0 0 0 0 0 6 7 0.00 0.000																					
Tony Fossas, L (9, 1) ERA: 3.73	1.0 4 1 0 0 2 0 0 0 0 0 0 11 17 0.00 1.000																					

Batter	1	2	3	4	5	6	7	8	9	AB R H RBI BB SO LOB	BOTTOM									
Otis Nixon, S (1, 8) OBP: 0.370, SLG: 0.322	0-1 		2-2 			1-3 			0-2 	4 0 1 0 0 1 1	Cleveland Indians @ Boston Red Sox Fenway Park, Boston, MA Sat Aug 06 1994, 7:05 PM EDT Att: 32,405 - Unknown - 66 F									
Scott Fletcher, R (1, 4) OBP: 0.277, SLG: 0.306	2-2 		0-0 			1-3 			3-2 	4 0 0 0 0 1 2										
John Valentin, R (1, 6) OBP: 0.410, SLG: 0.525	3-2 			2-2 		1-0 			2-2 	4 0 0 0 0 0 2										
Mo Vaughn, L (1, 3) OBP: 0.395, SLG: 0.563	3-2 			1-0 		0-0 				3 0 0 0 0 0 1										
Andre Dawson, R (1, 10) OBP: 0.278, SLG: 0.487		0-3 		0-0 		1-2 				3 0 0 0 0 1 0										
Damon Berryhill, S (1, 2) OBP: 0.311, SLG: 0.420		1-3 			2-0 			1-0 		3 0 0 0 0 1 0										
Tim Lincecum, R (1, 5) OBP: 0.365, SLG: 0.437		1-1 			1-0 			1-0 		3 0 1 0 0 0 0										
Tom Brunansky, R (1, 7) OBP: 0.300, SLG: 0.433		1-3 			3-2 			2-1 		3 0 0 0 0 1 1										
Wes Chamberlain, R (1, 9) OBP: 0.295, SLG: 0.389			1-0 			1-3 			4-1 	2 0 0 0 1 1 0										
Inning Stats	R: 0 E: 0 K: 0 S: 12	H: 1 LOB: 1 BB: 0 P: 20	R: 0 E: 0 K: 3 S: 11	H: 1 LOB: 0 BB: 0 P: 14	R: 0 E: 0 K: 0 S: 5	H: 0 LOB: 0 BB: 0 P: 8	R: 0 E: 0 K: 0 S: 5	H: 0 LOB: 0 BB: 0 P: 8	R: 0 E: 0 K: 0 S: 9	H: 0 LOB: 0 BB: 0 P: 12		R: 0 E: 0 K: 0 S: 5	H: 0 LOB: 0 BB: 0 P: 7	R: 0 E: 0 K: 0 S: 4	H: 0 LOB: 0 BB: 0 P: 8	R: 0 E: 0 K: 0 S: 10	H: 0 LOB: 1 BB: 1 P: 19	1B: 2 2B: 0 3B: 0 HR: 0	SF: 0 SAC: 0 DP: 0 HBP: 0	WP: 0 PB: 0 SB: 0 CS: 0
PITCHER	IP WLS BF H R ER SO BB IBB HBP BLK WP HR S P ERA WHIP											PITCHER	IP WLS BF H R ER SO BB IBB HBP BLK WP HR S P ERA WHIP							
Dennis Martinez, R (1, 1) ERA: 3.52	9.0 W 30 2 0 0 6 1 0 0 0 0 0 68 109 0.00 0.333																			

AB	34
R	7
H	8
RBI	7
BB	6
SO	7
LOB	13



AB	29
R	0
H	2
RBI	0
BB	1
SO	6
LOB	7




Batter	1	2	3	4	5	6	7	8	9	AB	R	H	RBI	BB	SO	LOB	TOP								
Kenny Lofton, L OBP: 0.413, SLG: 0.537										4	0	1	0	0	1	1	Cleveland Indians @ Boston Red Sox Fenway Park, Boston, MA Sun Aug 07 1994, 3:33 AM EDT Sunny - 83 F								
Omar Vizquel, S OBP: 0.316, SLG: 0.310										4	0	0	0	0	2	1									
Carlos Baerga, S OBP: 0.333, SLG: 0.531										4	0	1	0	0	1	0									
Eddie Murray, S OBP: 0.305, SLG: 0.433										4	0	0	0	0	0	1									
Manny Ramirez, R OBP: 0.358, SLG: 0.525										3	1	1	0	1	1	1									
Candy Maldonado, R OBP: 0.333, SLG: 0.435										2	0	0	0	1	1	1									
Wayne Kirby, L OBP: 0.332, SLG: 0.393										1	0	0	0	0	0	0									
Paul Sorrento, L OBP: 0.339, SLG: 0.440										3	0	0	0	1	2	3									
Tony Peña, R OBP: 0.359, SLG: 0.458										2	0	0	0	1	1	1									
Alvaro Espinoza, R OBP: 0.259, SLG: 0.309										3	0	0	0	0	0	2									
Inning Stats	R: 0 E: 0 K: 2 S: 8	H: 0 LOB: 0 BB: 0 P: 9	R: 1 E: 0 K: 1 S: 9	H: 1 LOB: 1 BB: 0 P: 16	R: 0 E: 0 K: 0 S: 6	H: 0 LOB: 0 BB: 0 P: 6	R: 0 E: 0 K: 2 S: 13	H: 0 LOB: 2 BB: 2 P: 26	R: 0 E: 0 K: 0 S: 10	H: 1 LOB: 1 BB: 0 P: 15	R: 0 E: 0 K: 0 S: 8	H: 1 LOB: 1 BB: 0 P: 15	R: 0 E: 0 K: 0 S: 9	H: 0 LOB: 2 BB: 2 P: 19	R: 0 E: 0 K: 0 S: 6	H: 0 LOB: 0 BB: 0 P: 6	R: 0 E: 0 K: 2 S: 8	H: 0 LOB: 0 BB: 0 P: 13	1B: 1 2B: 2 3B: 0 HR: 0	SF: 0 SAC: 0 DP: 1 HBP: 0	WP: 0 PB: 2 SB: 0 CS: 0	PA: 34			
PITCHER	IP	WLS	BF	H	R	ER	SO	BB	IBB	HBP	BLK	WP	HR	S	P	ERA	WHIP								
Joe Hesketh, L ERA: 4.26	8.0	W	31	3	1	0	7	4	0	0	0	0	0	69	112	0.00	0.875								
Ken Ryan, R ERA: 2.49	1.0	S	3	0	0	0	2	0	0	0	0	0	0	8	13	0.00	0.000								

AB	30
R	1
H	3
RBI	0
BB	4
SO	9
LOB	11



Batter	1	2	3	4	5	6	7	8	9	AB	R	H	RBI	BB	SO	LOB	BOTTOM								
Otis Nixon, S OBP: 0.370, SLG: 0.325										5	0	2	0	0	2	1	Cleveland Indians @ Boston Red Sox Fenway Park, Boston, MA Sun Aug 07 1994, 3:33 AM EDT Sunny - 83 F								
Carlos Rodriguez, S OBP: 0.331, SLG: 0.411										5	1	5	0	0	0	0									
John Valentin, R OBP: 0.407, SLG: 0.517										4	1	0	0	1	1	7									
Mo Vaughn, L OBP: 0.398, SLG: 0.563										2	1	1	1	2	0	1									
Andre Dawson, R OBP: 0.277, SLG: 0.483										4	0	1	1	0	1	5									
Tim Lincecum, R OBP: 0.381, SLG: 0.431										4	0	0	1	0	0	3									
Wes Chamberlain, R OBP: 0.298, SLG: 0.404										4	1	2	0	0	1	2									
Rich Rowland, R OBP: 0.281, SLG: 0.400										4	0	1	1	0	1	2									
Lee Tinsley, S OBP: 0.298, SLG: 0.238										4	0	1	0	0	2	1									
Inning Stats	R: 0 E: 0 K: 1 S: 8	H: 1 LOB: 1 BB: 0 P: 13	R: 0 E: 0 K: 2 S: 11	H: 0 LOB: 0 BB: 0 P: 15	R: 0 E: 0 K: 2 S: 8	H: 0 LOB: 0 BB: 0 P: 16	R: 3 E: 1 K: 0 S: 23	H: 3 LOB: 1 BB: 1 P: 34	R: 0 E: 0 K: 2 S: 7	H: 2 LOB: 3 BB: 1 P: 15	R: 1 E: 0 K: 2 S: 13	H: 2 LOB: 1 BB: 0 P: 19	R: 0 E: 0 K: 0 S: 10	H: 1 LOB: 2 BB: 1 P: 21	R: 0 E: 0 K: 1 S: 24	H: 4 LOB: 3 BB: 0 P: 33		1B: 6 2B: 6 3B: 1 HR: 0	SF: 0 SAC: 0 DP: 1 HBP: 0	WP: 0 PB: 0 SB: 0 CS: 1	PA: 39				
PITCHER	IP	WLS	BF	H	R	ER	SO	BB	IBB	HBP	BLK	WP	HR	S	P	ERA	WHIP								
Chad Ogea, R ERA: 6.06	6.1	L	31	4	4	4	7	1	2	0	0	0	0	28	40	0.00	2.400								
Eric Plunk, R ERA: 2.59	1.2		8	4	0	0	1	0	0	0	0	0	0	28	40	0.00	2.400								


AB	36
R	4
H	13
RBI	4
BB	3
SO	8
LOB	22



Batter	1	2	3	4	5	6	7	8	9	10	11	12	AB	R	H	RBI	BB	SO	LOB	TOP						
Kenny Lofton, L OBP: 0.412, SLG: 0.533	F8	K		F8		S 1B		SH FC6-4		F9		3B IBB	5	2	1	0	1	1	2							
Omar Vizquel, S OBP: 0.322, SLG: 0.321	G3	1B		G4-6-3 BB		1B		FC6-4 G4-3			K	1B 3B	6	2	3	6	1	1	2							
Carlos Baerga, S OBP: 0.333, SLG: 0.529	HR 2B	1B		G4-6-3		G4-3		G4-3		G6-3	G3		7	1	2	1	0	0	5							
Albert Belle, R OBP: 0.439, SLG: 0.725	HR	1B				P3				G4-3		G3	7	2	3	3	0	1	1							
Candy Maldonado, R OBP: 0.333, SLG: 0.435	HR	1B						K			WP 1B		0	0	0	0	0	0	0							
Eddie Murray, S OBP: 0.306, SLG: 0.433	1B					F8		G3		WP 1B	1B	FC6-4 1B	5	0	2	0	0	0	2							
Ruben Amaro Jr., S OBP: 0.263, SLG: 0.235	1B							G3		1B	1B	1B	2	1	2	2	0	0	0							
Jim Thome, L OBP: 0.384, SLG: 0.516	P5							P5			K	1B	5	0	0	0	2	1	4							
Manny Ramirez, R OBP: 0.397, SLG: 0.521																										
Wayne Kirby, L OBP: 0.338, SLG: 0.400						F8							4	1	1	0	0	1	2							
Paul Sorrento, L OBP: 0.342, SLG: 0.443	1B	1B						SH FC6-4 2B		CS	K	SH 3B BB	5	3	2	1	1	2	1							
Sandy Alomar Jr., R OBP: 0.391, SLG: 0.477	1B												4	1	1	0	1	0	1							
Tony Peña, R OBP: 0.359, SLG: 0.458	1B					G6-3		FC6-4 SH BB		G1-3		SH 3B	0	1	0	0	0	0	0							
Inning Stats	R: 2 E: 0 K: 0 S: 13	H: 3 LOB: 1 BB: 0 P: 24	R: 3 E: 0 K: 2 S: 25	H: 5 LOB: 2 BB: 0 P: 37	R: 0 E: 0 K: 0 S: 16	H: 0 LOB: 1 BB: 1 P: 22	R: 0 E: 0 K: 0 S: 4	H: 0 LOB: 0 BB: 1 P: 8	R: 0 E: 0 K: 1 S: 9	H: 0 LOB: 0 BB: 0 P: 13	R: 2 E: 1 K: 1 S: 14	H: 2 LOB: 1 BB: 1 P: 23	R: 1 E: 0 K: 1 S: 7	H: 2 LOB: 1 BB: 0 P: 15	R: 0 E: 0 K: 1 S: 8	H: 0 LOB: 0 BB: 0 P: 14	R: 1 E: 0 K: 1 S: 11	H: 2 LOB: 1 BB: 0 P: 19	R: 5 E: 1 K: 0 S: 16	H: 3 LOB: 1 BB: 2 P: 30	1B: 15 2B: 2 3B: 1 HR: 1	SF: 0 SAC: 2 DP: 2 HBP: 0	WP: 2 PB: 0 SB: 1 CS: 1	PA: 61		
PITCHER	IP	WLS	BF	H	R	ER	SO	BB	IBB	HBP	BLK	WP	HR	S	P	ERA	WHIP									
Gar Finnvold, R ERA: 5.94	(1, 1)	1.2	13	8	5	5	2	0	0	0	0	0	0	0	28	46	0.00	0.900								
Jose Melendez, R ERA: 7.24	(2, 1)	3.1	12	0	0	0	0	3	0	0	0	0	0	0	25	44	13.50	2.500								
Scott Bankhead, R ERA: 3.93	(6, 1)	2.0	11	4	3	3	2	1	0	0	0	0	0	0	4	7	0.00	0.000								
Tony Fossas, L ERA: 3.69	(8, 1)	0.1	2	0	0	0	0	0	0	0	0	0	0	0	16	30	3.38	0.750								
Ken Ryan, R ERA: 2.54	(8, 1)	2.2	8	2	1	1	2	0	0	0	0	1	0	16	30	3.38	0.750									
PITCHER	IP	WLS	BF	H	R	ER	SO	BB	IBB	HBP	BLK	WP	HR	S	P	ERA	WHIP									
Todd Frohwrth, R ERA: 10.58	(11, 1)	2.0	14	5	6	4	1	0	1	0	0	0	0	27	49	18.00	3.000									

Cleveland Indians @ Boston Red Sox
Fenway Park, Boston, MA
Sun Aug 07 1994, 3:38 AM EDT
Att. 34,523 - Sunny - 90 F

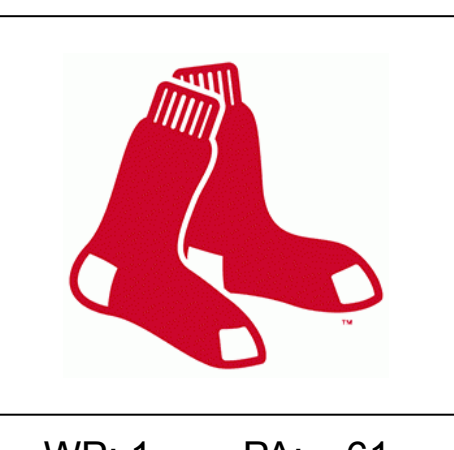
AB 52
R 15
H 19
RBI 14
BB 6
SO 7
LOB 20



Batter	1	2	3	4	5	6	7	8	9	10	11	12	AB	R	H	RBI	BB	SO	LOB	BOTTOM								
Scott Fletcher, R OBP: 0.294, SLG: 0.333	G3 1B	1B BB		1B G5-3 BB	1B 1B			G5-3		SH1-4		HR	4	2	3	2	2	0	0									
Carlos Rodriguez, S OBP: 0.333, SLG: 0.407	G3			G5-3	BB			G3-1				F9	4	1	1	1	1	0	2									
John Valentin, R OBP: 0.405, SLG: 0.514		FC6 1B			BB					K			2	0	0	0	0	1	1									
Mo Vaughn, L OBP: 0.405, SLG: 0.563		BB		1B E BB	BB							G6-4-3 BB	2	1	1	0	5	0	2									
Andre Dawson, R OBP: 0.281, SLG: 0.486	K			1B E BB	BB			K				G6-4-3 BB	7	1	3	1	0	2	6									
Tim Lincecum, R OBP: 0.356, SLG: 0.424	K			G6-4-3	G5-3			P5				F7	7	0	1	1	0	2	5									
Damon Berryhill, S OBP: 0.314, SLG: 0.422		2B 2B		E5	G4-3			F8				G3	6	1	2	1	1	0	4									
Tom Brunansky, R OBP: 0.300, SLG: 0.430	F8			FC5-4	SF8			G5-3				K	6	0	2	1	0	1	2									
Wes Chamberlain, R OBP: 0.302, SLG: 0.408	G4-3			HR 2B	K			K				WP 1B	3	1	1	0	1	1	3									
Otis Nixon, S OBP: 0.366, SLG: 0.324													2	0	0	0	0	2	3									
Lee Tinsley, S OBP: 0.312, SLG: 0.287	1B 2B			HR	1B			G4-6-3 BB				SH1-4 1B	6	3	4	3	0	1	3									
Inning Stats	R: 0 E: 0 K: 2 S: 12	H: 1 LOB: 2 BB: 1 P: 20	R: 2 E: 0 K: 0 S: 10	H: 3 LOB: 2 BB: 1 P: 20	R: 0 E: 0 K: 0 S: 10	H: 2 LOB: 1 BB: 0 P: 13	R: 5 E: 1 K: 1 S: 18	H: 4 LOB: 2 BB: 2 P: 35	R: 2 E: 0 K: 0 S: 20	H: 3 LOB: 2 BB: 2 P: 36	R: 0 E: 0 K: 0 S: 6	H: 0 LOB: 1 BB: 1 P: 13	R: 0 E: 0 K: 1 S: 14	H: 1 LOB: 0 BB: 0 P: 18	R: 0 E: 0 K: 1 S: 15	H: 1 LOB: 1 BB: 0 P: 21	R: 0 E: 0 K: 1 S: 7	H: 1 LOB: 2 BB: 1 P: 15	R: 0 E: 0 K: 3 S: 12	H: 1 LOB: 2 BB: 1 P: 20	R: 1 E: 0 K: 0 S: 9	H: 1 LOB: 0 BB: 0 P: 17	R: 0 E: 0 K: 1 S: 9	H: 0 LOB: 0 BB: 0 P: 15	1B: 12 2B: 4 3B: 0 HR: 2	SF: 1 SAC: 1 DP: 3 HBP: 0	WP: 1 PB: 0 SB: 0 CS: 0	PA: 61
PITCHER	IP	WLS	BF	H	R	ER	SO	BB	IBB	HBP	BLK	WP	HR	S	P	ERA	WHIP											
Jack Morris, R ERA: 5.6	(1, 1)	3.1	22	9	7	6	2	4	0	0	0	0	0	24	43	16.20	3.900											
Jerry Dipoto, R ERA: 5.68	(4, 1)	1.0	9	4	2	2	1	2	0	0	0	0	0	24	43	18.00	6.000											
Jose Mesa, R ERA: 3.88	(5, 1)	3.2	13	2	0	0	2	1	0	0	0	0	0	40	60	0.00	0.818											
Eric Plunk, R ERA: 2.51	(9, 1)	2.0	10	2	0	0	4	1	1	0	0	1	0	19	35	0.00	1.500											
Jeff Russell, R ERA: 5.22	(11, 1)	2.0	W	7	1	1	1	1	0	0	0	0	1	18	32	4.50	1.000											

Cleveland Indians @ Boston Red Sox
Fenway Park, Boston, MA
Sun Aug 07 1994, 3:38 AM EDT
Att. 34,523 - Sunny - 90 F

AB 49
R 10
H 18
RBI 10
BB 10
SO 10
LOB 31



Batter	1	2	3	4	5	6	7	8	9	AB R H RBI BB SO LOB	TOP											
Kenny Lofton, L OBP: 0.414, SLG: 0.541 (1, 8)										5 1 3 0 0 0 1	Cleveland Indians @ Toronto Blue Jays SkyDome, Toronto, ON Mon Aug 08 1994, 7:05 PM EDT Att: 50,515 - Unknown											
Omar Vizquel, S OBP: 0.321, SLG: 0.324 (1, 6)										4 1 1 1 0 0 1												
Carlos Baerga, S OBP: 0.332, SLG: 0.526 (1, 4)										4 0 1 0 0 0 2												
Albert Belle, R OBP: 0.439, SLG: 0.721 (1, 7)										2 1 0 0 2 0 1												
Eddie Murray, S OBP: 0.306, SLG: 0.431 (1, 3)										4 0 1 1 0 0 1												
Manny Ramirez, R OBP: 0.358, SLG: 0.524 (1, 9)										4 1 2 1 0 1 0												
Jim Thome, L OBP: 0.356, SLG: 0.524 (1, 5)										3 1 1 2 1 2 0												
Sandy Alomar Jr., R OBP: 0.343, SLG: 0.476 (1, 2)										3 0 1 0 1 1 3												
Ruben Amaro Jr., S OBP: 0.261, SLG: 0.381 (1, 10)										4 1 1 1 0 0 2												
Inning Stats	R: 1 E: 0 K: 0 S: 9	H: 2 LOB: 0 BB: 0 P: 15	R: 0 E: 0 K: 1 S: 6	H: 0 LOB: 0 BB: 0 P: 10	R: 0 E: 0 K: 1 S: 9	H: 1 LOB: 0 BB: 0 P: 17	R: 2 E: 0 K: 0 S: 9	H: 3 LOB: 2 BB: 2 P: 19	R: 1 E: 0 K: 0 S: 6	H: 1 LOB: 0 BB: 0 P: 9	R: 2 E: 0 K: 0 S: 12	H: 3 LOB: 1 BB: 0 P: 23	R: 0 E: 0 K: 1 S: 7	H: 1 LOB: 0 BB: 0 P: 12	R: 0 E: 0 K: 1 S: 9	H: 0 LOB: 0 BB: 0 P: 15	R: 0 E: 0 K: 1 S: 8	H: 0 LOB: 1 BB: 1 P: 14	1B: 5 2B: 4 3B: 1 HR: 2	SF: 0 SAC: 0 DP: 4 HBP: 0	WP: 0 PB: 0 SB: 0 CS: 1	PA: 38
PITCHER	IP WLS BF H R ER SO BB IBB HBP BLK WP HR S P ERA WHIP											PITCHER	IP WLS BF H R ER SO BB IBB HBP BLK WP HR S P ERA WHIP									
Al Leiter, L ERA: 5.08 Dave Righetti, L ERA: 10.71	(1, 1) 7.0 L 30 11 6 6 2 3 0 0 0 0 2 58 105 7.71 2.000											(8, 1) 2.0 7 0 0 0 2 1 0 0 0 0 17 29 0.00 0.500										

Batter	1	2	3	4	5	6	7	8	9	AB R H RBI BB SO LOB	BOTTOM											
Dick Schofield, R OBP: 0.330, SLG: 0.346 (1, 6)										5 0 0 0 0 1 1	Cleveland Indians @ Toronto Blue Jays SkyDome, Toronto, ON Mon Aug 08 1994, 7:05 PM EDT Att: 50,515 - Unknown											
Roberto Alomar, S OBP: 0.388, SLG: 0.456 (1, 4)										4 0 0 0 0 0 1												
Paul Molitor, R OBP: 0.412, SLG: 0.520 (1, 10)										4 1 2 0 0 1 0												
Joe Carter, R OBP: 0.317, SLG: 0.526 (1, 9)										4 0 0 0 0 2 3												
John Olerud, L OBP: 0.384, SLG: 0.462 (1, 3)										4 0 2 0 0 0 0												
Mike Huff, R OBP: 0.383, SLG: 0.441 (1, 8)										3 0 1 0 1 0 1												
Ed Sprague, R OBP: 0.290, SLG: 0.358 (1, 5)										4 0 2 1 0 2 2												
Pat Borders, R OBP: 0.289, SLG: 0.336 (1, 2)										3 0 0 0 1 0 3												
Rob Butler, L OBP: 0.253, SLG: 0.205 (1, 7)										3 0 0 0 0 0 2												
Inning Stats	R: 0 E: 0 K: 1 S: 6	H: 0 LOB: 0 BB: 0 P: 9	R: 0 E: 0 K: 2 S: 12	H: 1 LOB: 1 BB: 0 P: 18	R: 0 E: 0 K: 0 S: 4	H: 0 LOB: 0 BB: 0 P: 6	R: 1 E: 0 K: 0 S: 13	H: 3 LOB: 3 BB: 1 P: 21	R: 0 E: 0 K: 0 S: 9	H: 1 LOB: 2 BB: 0 P: 14	R: 0 E: 0 K: 1 S: 12	H: 1 LOB: 2 BB: 1 P: 23	R: 0 E: 0 K: 1 S: 9	H: 0 LOB: 0 BB: 0 P: 11	R: 0 E: 0 K: 2 S: 11	H: 1 LOB: 1 BB: 0 P: 18	R: 0 E: 0 K: 0 S: 7	H: 0 LOB: 0 BB: 0 P: 8	1B: 6 2B: 1 3B: 0 HR: 0	SF: 0 SAC: 0 DP: 0 HBP: 1	WP: 0 PB: 0 SB: 0 CS: 0	PA: 37
PITCHER	IP WLS BF H R ER SO BB IBB HBP BLK WP HR S P ERA WHIP											PITCHER	IP WLS BF H R ER SO BB IBB HBP BLK WP HR S P ERA WHIP									
Charles Nagy, R ERA: 3.45 Jason Grimsley, R ERA: 4.7 Jeff Russell, R ERA: 5.09	(1, 1) 7.0 W 30 4 1 0 0 2 0 0 0 0 0 11 18 0.00 1.000											(8, 1) 1.0 4 1 0 0 2 0 0 0 0 0 7 8 0.00 0.000										

Batter	1	2	3	4	5	6	7	8	9	AB	R	H	RBI	BB	SO	LOB	TOP									
Kenny Lofton, L OBP: 0.412, SLG: 0.537 Wayne Kirby, L OBP: 0.345, SLG: 0.409	1-2 G4-3	2-0 F8	2-0 G4-3	2-0 G4-3			4-2 G4-3 S BB		0-0 1B 2B	3	0	0	0	0	0	1	Cleveland Indians @ Toronto Blue Jays SkyDome, Toronto, ON Tue Aug 09 1994, 7:05 PM EDT Att: 50,527 - Unknown - 64 F									
Omar Vizquel, S OBP: 0.322, SLG: 0.325	2-3 K		1-2 F7		1-0 G6-4-3 1B		3-2 F7		2-0 1B 2H	5	0	2	1	0	1	1										
Carlos Baerga, S OBP: 0.333, SLG: 0.525 Alvaro Espinoza, R OBP: 0.258, SLG: 0.307	1-2 BB 1B		4-2 1B BB		0-3 K		1-2 G4-3		0-0 G5-3	3	0	1	0	1	1	2										
Albert Belle, R OBP: 0.440, SLG: 0.718	4-2 BB 1B		1-0 1B		0-2 G6-4-3		1-1 L7			3	0	1	0	1	0	2										
Eddie Murray, S OBP: 0.305, SLG: 0.429 Ruben Amaro Jr, S OBP: 0.280, SLG: 0.522	0-1 G3-1		0-2 F8			0-1 HR		2-2 G3		2	0	0	0	0	0	4										
Jim Thome, L OBP: 0.354, SLG: 0.521		2-2 1B 1B	3-3 K2-3			2-1 P5		3-2 K		4	1	1	0	0	2	2										
Manny Ramirez, R OBP: 0.357, SLG: 0.521		1-0 F9		2-1 K S 1B		2-0 P2		0-0 F7		4	0	1	0	0	0	1										
Paul Sorrento, L OBP: 0.344, SLG: 0.453		0-0 1B	3-3 K			2-2 HR		1-1 G4-3		4	1	2	1	0	1	1										
Sandy Alomar Jr, R OBP: 0.347, SLG: 0.490 Tony Peña, R OBP: 0.353, SLG: 0.450	0-1 1B	1-2 1B	0-1 1B	2-1 HR		1-1 G4-3		0-0 G4-1		2	1	2	2	0	0	0										
Inning Stats	R: 0 E: 0 K: 1 S: 15	H: 1 LOB: 2 BB: 1 P: 23	R: 1 E: 0 K: 0 S: 8	H: 3 LOB: 1 BB: 0 P: 13	R: 0 E: 0 K: 1 S: 15	H: 1 LOB: 2 BB: 1 P: 24	R: 1 E: 0 K: 1 S: 10	H: 2 LOB: 0 BB: 0 P: 19	R: 0 E: 0 K: 1 S: 8	H: 1 LOB: 0 BB: 0 P: 9	R: 2 E: 0 K: 0 S: 10	H: 2 LOB: 0 BB: 0 P: 17	R: 0 E: 0 K: 1 S: 12	H: 0 LOB: 1 BB: 1 P: 21	R: 0 E: 0 K: 1 S: 8	H: 0 LOB: 0 BB: 0 P: 13		R: 1 E: 0 K: 0 S: 6	H: 2 LOB: 1 BB: 0 P: 9	1B: 8 2B: 1 3B: 0 HR: 3	SF: 0 SAC: 0 DP: 1 HBP: 0	WP: 0 PB: 0 SB: 2 CS: 0	PA: 39			
PITCHER	IP	WLS	BF	H	R	ER	SO	BB	IBB	HBP	BLK	WP	HR	S	P	ERA	WHIP									
Todd Stottlemyre, R ERA: 4.22	(1, 1)	6.0	W	27	10	4	4	4	2	0	0	0	0	3	66	105	6.00	2.000								
Woody Williams, R ERA: 3.77	(7, 1)	2.0		7	0	0	0	1	1	0	0	0	0	0	20	34	0.00	0.500								
Mike Timlin, R ERA: 5.18	(9, 1)	1.0		5	2	1	1	0	0	0	0	0	0	0	6	9	9.00	2.000								

Batter	1	2	3	4	5	6	7	8	9	AB	R	H	RBI	BB	SO	LOB	BOTTOM									
Dick Schofield, R OBP: 0.330, SLG: 0.344	2-1 F9	4-2 1B 1B BB	0-1 L9		1-0 FC4-6 1B 1B	2-2 K		3-2 P3		5	2	1	1	1	1	5	Cleveland Indians @ Toronto Blue Jays SkyDome, Toronto, ON Tue Aug 09 1994, 7:05 PM EDT Att: 50,527 - Unknown - 64 F									
Domingo Cadeno, S OBP: 0.245, SLG: 0.278	0-2 G4-3	0-0 1B 1B 1B		1-1 G3 1B	0-2 FC4-6 1B	0-1 SF8				4	1	3	3	0	0	0										
Paul Molitor, R OBP: 0.413, SLG: 0.520 Rob Butler, L OBP: 0.250, SLG: 0.203	0-1 G4-3	1-2 FC6-4 1B		2-1 G3 1B	1-0 FC4-6 BB 1B	1-2 G1-3				4	2	2	2	0	0	2										
Joe Carter, R OBP: 0.318, SLG: 0.524		HBP 1B FC6-4		0-0 P3	4-2 1B BB		0-0 F8			4	1	1	0	1	0	4										
John Olerud, L OBP: 0.386, SLG: 0.463		0-2 1B HBP BB 1B	4-2 BB 1B SF8 BB	1-0 G3	2-2 1B		2-3 K			4	2	2	2	1	1	2										
Mike Huff, R OBP: 0.392, SLG: 0.452		3-1 BB 1B HBP	1-2 SF8 BB 1B	2-2 1B 2B	1-1 L5		2-1 1B			4	1	3	2	0	0	2										
Darnell Coles, R OBP: 0.274, SLG: 0.358		3-3 K	4-1 BB	1-2 2B	1-0 2H 1B		1-2 P3			4	1	2	0	1	1	4										
Ed Sprague, R OBP: 0.293, SLG: 0.361		1-2 BB 1B 1B	1-3 K		1-0 P4	1-2 BB 1B		0-0 G6-4-3 1B		5	1	3	1	0	1	3										
Randy Knorr, R OBP: 0.303, SLG: 0.425		1-0 P6	2-2 SF8		4-2 1B 1B FC4-6 BB	4-2 BB		2-1 G6-4-3		2	1	0	1	2	0	4										
Inning Stats	R: 0 E: 0 K: 0 S: 8	H: 0 LOB: 0 BB: 0 P: 10	R: 5 E: 0 K: 1 S: 25	H: 5 LOB: 2 BB: 1 P: 40	R: 1 E: 0 K: 1 S: 16	H: 1 LOB: 2 BB: 2 P: 28	R: 2 E: 0 K: 0 S: 11	H: 4 LOB: 0 BB: 0 P: 18	R: 3 E: 0 K: 0 S: 17	H: 3 LOB: 2 BB: 2 P: 31	R: 1 E: 1 K: 1 S: 17	H: 2 LOB: 2 BB: 1 P: 26	R: 0 E: 0 K: 1 S: 10	H: 1 LOB: 1 BB: 0 P: 15	R: 0 E: 0 K: 0 S: 6	H: 1 LOB: 0 BB: 0 P: 11		1B: 16 2B: 1 3B: 0 HR: 0	SF: 2 SAC: 0 DP: 1 HBP: 1	WP: 0 PB: 0 SB: 0 CS: 0	PA: 46					
PITCHER	IP	WLS	BF	H	R	ER	SO	BB	IBB	HBP	BLK	WP	HR	S	P	ERA	WHIP									
Abie Lopez, R ERA: 4.24	(1, 1)	1.0	L	5	2	2	0	0	0	0	0	0	0	0	13	15	18.00	2.000								
Jerry Dipoto, R ERA: 8.04	(2, 1)	3.0		20	8	6	6	2	3	0	1	0	0	0	47	81	18.00	3.667								
Larry Casian, L ERA: 7.35	(5, 1)	1.0		11	5	4	4	0	3	0	0	0	0	0	24	44	36.00	8.000								
Jose Mesa, R ERA: 3.82	(6, 1)	1.0		3	0	0	0	1	0	0	0	0	0	0	10	13	0.00	0.000								
Derek Liliquist, L ERA: 4.91	(7, 1)	2.0		7	2	0	0	1	0	0	0	0	0	0	16	26	0.00	1.000								

Batter	1	2	3	4	5	6	7	8	9	AB	R	H	RBI	BB	SO	LOB	TOP										
Kenny Lofton, L OBP: 0.412, SLG: 0.536 (1, 8)										3	1	1	0	1	0	0	Cleveland Indians @ Toronto Blue Jays SkyDome, Toronto, ON Wed Aug 10 1994, 3:33 AM EDT Att: 50,510 - Unknown - 66 F										
Wayne Kirby, L OBP: 0.341, SLG: 0.403 (1, 9)										5	0	1	1	0	3	2											
Carlos Baerga, S OBP: 0.333, SLG: 0.525 (1, 4)										4	0	1	1	0	0	2											
Albert Belle, R OBP: 0.438, SLG: 0.714 (1, 7)										4	1	1	0	0	1	3											
Eddie Murray, S OBP: 0.302, SLG: 0.425 (1, 10)										4	0	0	0	0	1	2											
Jim Thome, L OBP: 0.359, SLG: 0.523 (1, 5)										4	1	3	0	0	1	0											
Alvaro Espinoza, R OBP: 0.258, SLG: 0.307 (8, 5)									0	0	0	0	0	0	0	0											
Paul Sorrento, L OBP: 0.348, SLG: 0.453 (1, 3)										4	0	2	1	0	0	1											
Tony Peña, R OBP: 0.341, SLG: 0.438 (1, 2)										3	0	0	1	0	0	3											
Omar Vizquel, S OBP: 0.325, SLG: 0.325 (1, 6)										3	2	1	0	1	1	1											
Inning Stats	R: 0 E: 0 K: 1 S: 6	H: 1 LOB: 1 BB: 0 P: 6	R: 1 E: 0 K: 1 S: 7	H: 2 LOB: 1 BB: 0 P: 7	R: 0 E: 0 K: 0 S: 3	H: 0 LOB: 0 BB: 0 P: 3	R: 1 E: 1 K: 0 S: 5	H: 2 LOB: 1 BB: 0 P: 5	R: 1 E: 0 K: 0 S: 5	H: 2 LOB: 1 BB: 0 P: 5	R: 0 E: 0 K: 1 S: 6	H: 2 LOB: 1 BB: 0 P: 6	R: 2 E: 0 K: 2 S: 8	H: 1 LOB: 1 BB: 2 P: 16	R: 0 E: 0 K: 1 S: 5	H: 0 LOB: 0 BB: 0 P: 5	R: 0 E: 0 K: 1 S: 5	H: 0 LOB: 0 BB: 0 P: 5	1B: 9 2B: 1 3B: 0 HR: 0	SF: 1 SAC: 1 DP: 1 HBP: 0	WP: 1 PB: 1 SB: 3 CS: 0	PA: 38					
PITCHER	IP	WLS	BF	H	R	ER	SO	BB	IBB	HBP	BLK	WP	HR	S	P	ERA	WHIP										
Juan Guzman, R ERA: 5.68 (1, 1)	7.0	L	32	10	5	5	5	2	0	0	1	1	0	40	48	6.43	1.714										
Tony Castillo, L ERA: 2.51 (8, 1)	1.0		3	0	0	0	1	0	0	0	0	0	0	5	5	0.00	0.000										
Dave Righetti, L ERA: 10.18 (9, 1)	1.0		3	0	0	0	1	0	0	0	0	0	0	5	5	0.00	0.000										

Batter	1	2	3	4	5	6	7	8	9	AB	R	H	RBI	BB	SO	LOB	BOTTOM										
Domingo Cedenio, S OBP: 0.252, SLG: 0.284 (1, 6)										5	1	2	0	0	2	2	Cleveland Indians @ Toronto Blue Jays SkyDome, Toronto, ON Wed Aug 10 1994, 3:33 AM EDT Att: 50,510 - Unknown - 66 F										
Roberto Alomar, S OBP: 0.389, SLG: 0.455 (1, 4)										3	2	1	0	1	2	1											
Paul Molitor, R OBP: 0.413, SLG: 0.522 (1, 10)										4	0	1	1	1	2	2											
Joe Carter, R OBP: 0.317, SLG: 0.520 (1, 9)										5	0	1	1	0	1	4											
John Olerud, L OBP: 0.389, SLG: 0.470 (1, 3)										3	0	2	1	1	0	1											
Mike Huff, R OBP: 0.390, SLG: 0.446 (1, 8)										3	0	0	0	1	0	1											
Darnell Coles, R OBP: 0.267, SLG: 0.348 (1, 7)										4	0	0	0	0	1	3											
Ed Sprague, R OBP: 0.295, SLG: 0.361 (1, 5)										3	0	1	0	1	1	1											
Randy Knorr, R OBP: 0.301, SLG: 0.427 (1, 2)										4	0	1	0	0	1	1											
Inning Stats	R: 0 E: 0 K: 1 S: 5	H: 1 LOB: 3 BB: 2 P: 13	R: 0 E: 1 K: 0 S: 4	H: 1 LOB: 1 BB: 0 P: 4	R: 1 E: 0 K: 0 S: 5	H: 2 LOB: 1 BB: 0 P: 5	R: 0 E: 0 K: 2 S: 8	H: 1 LOB: 2 BB: 1 P: 12	R: 1 E: 0 K: 1 S: 7	H: 2 LOB: 2 BB: 1 P: 11	R: 0 E: 0 K: 0 S: 3	H: 0 LOB: 0 BB: 0 P: 3	R: 0 E: 0 K: 2 S: 7	H: 0 LOB: 0 BB: 0 P: 7	R: 0 E: 0 K: 1 S: 6	H: 1 LOB: 1 BB: 0 P: 6	R: 1 E: 0 K: 3 S: 10	H: 1 LOB: 1 BB: 1 P: 14	1B: 5 2B: 3 3B: 1 HR: 0	SF: 0 SAC: 1 DP: 0 HBP: 0	WP: 0 PB: 0 SB: 2 CS: 0	PA: 40					
PITCHER	IP	WLS	BF	H	R	ER	SO	BB	IBB	HBP	BLK	WP	HR	S	P	ERA	WHIP										
Jason Grimsley, R ERA: 4.57 (1, 1)	6.0	W	29	4	0	2	4	4	0	0	0	0	0	32	48	3.00	1.833										
Eric Plunk, R ERA: 2.54 (7, 1)	3.0	S	12	2	1	1	6	1	0	0	0	0	0	23	27	3.00	1.000										

