

# Cleveland Indians - 1995

Batter	1	2	3	4	5	6	7	8	9	AB	R	H	RBI	BB	SO	LOB	TOP								
<b>Kenny Lofton, L</b> (1, 8) OBP: 0.200, SLG: 0.200	L4	P6	SF7		FC6-4			BB		3	0	0	1	1	0	2	<b>Cleveland Indians @ Texas Rangers</b> The Ballpark at Arlington, Arlington, TX Thu Apr 27 1995, 8:05 PM EDT Att: 32,161 - Sunny - 69 F								
<b>Omar Vizquel, S</b> (1, 6) OBP: 0.200, SLG: 0.200	G5-3		HR			F9		K		5	1	1	0	0	1	2									
<b>Carlos Baerga, S</b> (1, 4) OBP: 0.600, SLG: 1.200	L5		HR		P5					5	2	3	1	0	0	0									
<b>Albert Belle, R</b> (1, 7) OBP: 0.400, SLG: 1.000		WP	HR		K					5	2	2	3	0	1	1									
<b>Eddie Murray, S</b> (1, 10) OBP: 0.200, SLG: 0.800	F7		HR		F7					5	1	1	1	0	0	1									
<b>Jim Thome, L</b> (1, 5)	K		K		F7					4	1	0	0	1	2	1									
<b>Manny Ramirez, R</b> (1, 9) OBP: 0.800, SLG: 1.600	HR		SF7		HR					5	3	4	3	0	1	0									
<b>Paul Sorrento, L</b> (1, 3) OBP: 0.400, SLG: 1.000	HR		F9		FC6-4					4	1	1	2	1	0	3									
<b>Tony Peña, R</b> (1, 2) OBP: 0.500, SLG: 0.333	1B				F9			K		3	0	1	0	1	1	1									
<b>Inning Stats</b>	R: 0 E: 0 K: 0 S: 10	H: 0 LOB: 0 BB: 0 P: 13	R: 3 E: 0 K: 1 S: 16	H: 4 LOB: 1 BB: 0 P: 29	R: 6 E: 0 K: 1 S: 16	H: 5 LOB: 1 BB: 1 P: 29	R: 0 E: 0 K: 1 S: 7	H: 0 LOB: 0 BB: 0 P: 13	R: 1 E: 0 K: 0 S: 6	H: 1 LOB: 1 BB: 1 P: 13	R: 0 E: 0 K: 0 S: 6	H: 1 LOB: 0 BB: 0 P: 10	R: 0 E: 0 K: 1 S: 6	H: 0 LOB: 0 BB: 0 P: 12	R: 0 E: 0 K: 0 S: 11	H: 0 LOB: 1 BB: 1 P: 21	R: 1 E: 0 K: 0 S: 16	H: 2 LOB: 2 BB: 1 P: 25	1B: 7 2B: 1 3B: 0 HR: 5	SF: 1 SAC: 0 DP: 1 HBP: 0	WP: 1 PB: 1 SB: 0 CS: 0	PA: 44			
<b>PITCHER</b>	IP	WLS	BF	H	R	ER	SO	BB	IBB	HBP	BLK	WP	HR	S	P	ERA	WHIP								
<b>Kevin Gross, R</b> (1, 1) ERA: 31.5	2.0	L	16	9	9	7	2	0	0	0	0	1	3	37	59	31.50	4.500								
<b>Wilson Henedia, R</b> (3, 1) ERA: 2.25	4.0		15	2	1	1	1	2	0	0	0	0	1	24	48	2.25	1.000								
<b>Jose Alberro, R</b> (7, 1) ERA: 3.0	3.0		13	2	1	1	3	2	0	0	0	0	1	33	58	3.00	1.333								

AB 39  
R 11  
H 13  
RBI 11  
BB 4  
SO 6  
LOB 11





Batter	1	2	3	4	5	6	7	8	9	AB	R	H	RBI	BB	SO	LOB	BOTTOM								
<b>Otis Nixon, S</b> (1, 8) OBP: 0.333, SLG: 0.333	F8		G6-3		G6-3				G5-3	5	0	1	2	0	0	1	<b>Cleveland Indians @ Texas Rangers</b> The Ballpark at Arlington, Arlington, TX Thu Apr 27 1995, 8:05 PM EDT Att: 32,161 - Sunny - 69 F								
<b>Jeff Frye, R</b> (1, 4) OBP: 0.200, SLG: 0.400	E		G6-3		G4-3				P4	5	1	1	0	0	0	2									
<b>Will Clark, L</b> (1, 3) OBP: 0.375, SLG: 0.714	E6				HR					3	1	1	1	0	0	0									
<b>Mickey Tettleton, S</b> (1, 10) OBP: 0.125, SLG: 0.125	G5-3		P5		F7				G6-4-3	4	0	0	0	0	0	2									
<b>Ivan Rodriguez, R</b> (1, 2) OBP: 0.375, SLG: 0.429	F9				1B				29 HR	3	1	1	0	1	0	1									
<b>29 Rusty Greer, L</b> (1, 9) OBP: 0.429, SLG: 1.000	G6-3		K						HR	4	1	1	2	0	1	1									
<b>Dean Palmer, R</b> (1, 5) OBP: 0.500, SLG: 0.400	G6-3		G1-3							3	1	1	0	1	0	1									
<b>Mark McLemore, S</b> (1, 7) OBP: 0.500, SLG: 0.500	K				S				G4-3	4	1	2	0	0	1	1									
<b>Benji Gil, R</b> (1, 6)	F7				K				K	4	0	0	0	0	2	3									
<b>Inning Stats</b>	R: 1 E: 1 K: 0 S: 7	H: 1 LOB: 1 BB: 0 P: 16	R: 0 E: 0 K: 1 S: 7	H: 0 LOB: 0 BB: 0 P: 12	R: 0 E: 0 K: 0 S: 7	H: 0 LOB: 0 BB: 0 P: 10	R: 1 E: 0 K: 1 S: 12	H: 2 LOB: 1 BB: 0 P: 20	R: 0 E: 0 K: 0 S: 6	H: 0 LOB: 0 BB: 0 P: 8	R: 2 E: 0 K: 0 S: 16	H: 3 LOB: 1 BB: 0 P: 23	R: 2 E: 0 K: 0 S: 13	H: 1 LOB: 1 BB: 2 P: 26	R: 0 E: 0 K: 1 S: 9	H: 0 LOB: 0 BB: 0 P: 14	1B: 4 2B: 2 3B: 0 HR: 2	SF: 0 SAC: 0 DP: 1 HBP: 1	WP: 0 PB: 0 SB: 1 CS: 0	PA: 38					
<b>PITCHER</b>	IP	WLS	BF	H	R	ER	SO	BB	IBB	HBP	BLK	WP	HR	S	P	ERA	WHIP								
<b>Dennis Martinez, R</b> (1, 1) ERA: 1.5	6.0	W	23	4	2	1	3	0	0	0	0	0	1	51	86	1.50	0.667								
<b>Dennis Cook, L</b> (7, 1) ERA: 21.6	1.2		10	4	4	4	0	1	0	1	0	0	1	22	36	21.60	3.000								
<b>Eric Plunk, R</b> (8, 1) ERA:	1.1		5	0	0	0	1	1	0	0	0	0	0	16	27	0.00	0.750								

AB 35  
R 6  
H 8  
RBI 5  
BB 2  
SO 4  
LOB 12





Batter	1	2	3	4	5	6	7	8	9	AB	R	H	RBI	BB	SO	LOB	TOP										
<b>Kenny Lofton, L</b> OBP: 0.200, SLG: 0.125	B5-3		L8		G5-3	G3			CS 1B	5	0	1	0	0	0	2	<b>Cleveland Indians @ Texas Rangers</b> The Ballpark at Arlington, Arlington, TX Fri Apr 28 1995, 8:05 PM EDT Att: 22,179 - Unknown - 77 F  livebaseballscores.com  <b>AB 36</b> <b>R 9</b> <b>H 11</b> <b>RBI 8</b> <b>BB 3</b> <b>SO 6</b> <b>LOB 12</b>  										
<b>Omar Vizquel, S</b> OBP: 0.300, SLG: 0.222	E HR BB		F8		G4-3	F8			1B	4	1	1	0	1	0	1											
<b>Carlos Baerga, S</b> OBP: 0.300, SLG: 0.600	E4 HR		G4-3		G3-1				P6	5	1	0	0	0	2												
<b>Albert Belle, R</b> OBP: 0.667, SLG: 1.429	2H HR				1B BB	1B			2-6 1B	2	3	2	3	2	0	0											
<b>Eddie Murray, S</b> OBP: 0.444, SLG: 0.778	1B		G1-4-3 1B		1B	1B			F9	4	2	3	0	0	0	1											
<b>Jim Thome, L</b> OBP: 0.333, SLG: 0.250	K2-3-2		G1-4-3 1B		1B	1B			2-6	4	1	2	2	0	2	1											
<b>Manny Ramirez, R</b> OBP: 0.556, SLG: 1.000		G6-3	G1-4-3		G3 1B WP	1B			K	4	1	1	2	0	1	1											
<b>Paul Sorrento, L</b> OBP: 0.222, SLG: 0.500		K	G4-3		K				K	4	0	0	0	0	3	3											
<b>Tony Peña, R</b> Wayne Kirby, L	G5-3		G5-3		G5-3	WP G3 1B			L9	3	0	1	1	0	0	1											
<b>Inning Stats</b>	R: 3 E: 1 K: 1 S: 11	H: 2 LOB: 1 BB: 1 P: 21	R: 0 E: 0 K: 1 S: 7	H: 0 LOB: 0 BB: 0 P: 9	R: 0 E: 0 K: 0 S: 5	H: 0 LOB: 0 BB: 0 P: 10	R: 2 E: 0 K: 0 S: 15	H: 2 LOB: 1 BB: 1 P: 26	R: 0 E: 0 K: 0 S: 6	H: 0 LOB: 0 BB: 0 P: 9	R: 4 E: 0 K: 1 S: 17	H: 4 LOB: 1 BB: 1 P: 28	R: 0 E: 0 K: 0 S: 6	H: 1 LOB: 1 BB: 0 P: 11	R: 0 E: 0 K: 3 S: 11	H: 0 LOB: 0 BB: 0 P: 14	R: 0 E: 0 K: 0 S: 9	H: 2 LOB: 1 BB: 0 P: 16	1B: 10 2B: 1 3B: 0 HR: 1	SF: 0 SAC: 0 DP: 1 HBP: 0	WP: 1 PB: 0 SB: 0 CS: 1	PA: 39					
<b>PITCHER</b>	IP	WLS	BF	H	R	ER	SO	BB	IBB	HBP	BLK	WP	HR	S	P	ERA	WHIP										
<b>Roger Pavlik, R</b> ERA: 10.8	5.0		23	5	7	6	2	3	0	0	0	0	1	48	83	10.80	1.600										
<b>Tery Burrows, L</b> ERA: 10.8	1.0	6	3	2	2	1	0	0	0	0	0	1	0	13	20	18.00	3.000										
<b>Matt Whiteside, R</b> ERA: 2.25	2.0	W	7	1	0	0	3	0	0	0	0	0	0	17	25	0.00	0.500										
<b>Jeff Russell, R</b> ERA:	1.0	S	4	2	0	0	0	0	0	0	0	0	0	9	16	0.00	2.000										

Batter	1	2	3	4	5	6	7	8	9	AB	R	H	RBI	BB	SO	LOB	BOTTOM										
<b>Otis Nixon, S</b> OBP: 0.286, SLG: 0.286	G4-3	L7	G4-3				B1-3			5	0	1	0	0	0	0	<b>Cleveland Indians @ Texas Rangers</b> The Ballpark at Arlington, Arlington, TX Fri Apr 28 1995, 8:05 PM EDT Att: 22,179 - Unknown - 77 F  livebaseballscores.com  <b>AB 34</b> <b>R 10</b> <b>H 11</b> <b>RBI 10</b> <b>BB 6</b> <b>SO 6</b> <b>LOB 15</b>  										
<b>Jeff Eves, R</b> OBP: 0.333, SLG: 0.462	BB FC1-2 2B	1B HR BB							G6-3	3	1	1	0	2	0	2											
<b>Will Clark, L</b> OBP: 0.385, SLG: 0.545	FC1-2 29 1B BB	HR 1B	K						G4-3	4	2	1	0	1	1	1											
<b>Mickey Tettleton, S</b> OBP: 0.462, SLG: 1.000	FC1-2 29 1B BB	HR			F9 2B	29 BB HBP			HR	3	3	3	4	1	0	0											
<b>Ivan Rodriguez, R</b> OBP: 0.308, SLG: 0.333	FC1-2 29 1B	BB			F9	F7			G1-3	5	1	1	0	0	5												
<b>29 Rusty Greer, L</b> OBP: 0.455, SLG: 0.800	HR 1B				K					3	1	1	2	1	2	2											
<b>Dean Palmer, R</b> OBP: 0.500, SLG: 0.375	HR 1B				K				G1-3	3	1	1	1	1	1	3											
<b>Mark McLemore, S</b> OBP: 0.400, SLG: 0.700	HR								P6	4	1	1	3	0	1	2											
<b>Benji Gil, R</b> OBP: 0.100, SLG: 0.100	G6-3		G1-3						K	4	0	1	0	0	1	0											
<b>Inning Stats</b>	R: 6 E: 0 K: 0 S: 17	H: 4 LOB: 2 BB: 2 P: 33	R: 3 E: 0 K: 2 S: 16	H: 3 LOB: 2 BB: 2 P: 29	R: 0 E: 0 K: 1 S: 6	H: 0 LOB: 1 BB: 1 P: 15	R: 0 E: 0 K: 2 S: 10	H: 1 LOB: 1 BB: 0 P: 15	R: 0 E: 0 K: 0 S: 8	H: 2 LOB: 1 BB: 0 P: 13	R: 0 E: 0 K: 0 S: 6	H: 0 LOB: 0 BB: 1 P: 14	R: 0 E: 0 K: 1 S: 9	H: 0 LOB: 0 BB: 0 P: 16	R: 1 E: 0 K: 0 S: 8	H: 1 LOB: 0 BB: 0 P: 12	R: 0 E: 0 K: 0 S: 8	H: 1 LOB: 0 BB: 0 P: 12	1B: 6 2B: 2 3B: 0 HR: 3	SF: 0 SAC: 0 DP: 0 HBP: 1	WP: 0 PB: 0 SB: 0 CS: 0	PA: 41					
<b>PITCHER</b>	IP	WLS	BF	H	R	ER	SO	BB	IBB	HBP	BLK	WP	HR	S	P	ERA	WHIP										
<b>Mark Clark, R</b> ERA: 60.75	1.1		13	6	9	9	0	3	0	0	0	0	2	23	46	60.75	6.750										
<b>Jason Grimsley, R</b> ERA:	3.2		16	4	0	0	5	2	0	0	0	0	0	34	59	0.00	1.636										
<b>Jim Poole, L</b> ERA: 3.0	3.0	L	12	1	1	1	1	1	0	1	0	0	1	23	42	3.00	0.667										



Batter	1	2	3	4	5	6	7	8	9	AB	R	H	RBI	BB	SO	LOB	TOP											
Wayne Kirby, L (1, 8) OBP: 0.333, SLG: 0.500	G3		1B		G4-3		1B 2B		F8	5	1	2	1	0	0	0	<b>Cleveland Indians @ Texas Rangers</b> The Ballpark at Arlington, Arlington, TX Sat Apr 29 1995, 8:05 PM EDT Att: 28,048 - Unknown - 83 F											
Omar Vizquel, S (1, 6) OBP: 0.200, SLG: 0.143	P6		K		G5-3		F8		F8	5	0	0	0	0	1	2												
Carlos Baerga, S (1, 4) OBP: 0.333, SLG: 0.533	G3-1		1B			L9	1B 2B		G1-3	5	0	2	1	0	0	0												
Albert Belle, R (1, 7) OBP: 0.615, SLG: 1.273		2B 2B	P3				F8			4	1	2	0	0	0	3												
Eddie Murray, S (1, 10) OBP: 0.462, SLG: 0.769	G6-3 2H	2B			G4-3		K		1B	4	0	2	1	0	1	1												
Jim Thome, L (1, 5) Dave Winfield, R (7, PH) Jesse Levis, L (7, 2)	G6-3					G1-3	G6-3			2	0	0	0	1	0	2												
Manny Ramirez, R (1, 9) OBP: 0.462, SLG: 0.750	L4				BB				F9	3	1	0	0	1	0	2												
Paul Sorrento, L (1, 3) OBP: 0.231, SLG: 0.667	K				F8		HR		F9	4	1	1	2	0	1	2												
Tony Peña, R (1, 2) Ruben Amaro Jr, S (7, PH) Alvaro Espinoza, R (7, 5)			G5-3		G6-3		HR		G6-3	2	0	0	0	0	0	0												
							2B 1B			1	1	1	0	0	0	0												
										1	0	0	0	0	0	0												
<b>Inning Stats</b>	R: 0 E: 0 K: 0 S: 7	H: 0 LOB: 0 BB: 0 P: 11	R: 1 E: 0 K: 1 S: 12	H: 2 LOB: 1 BB: 0 P: 18	R: 0 E: 0 K: 1 S: 11	H: 2 LOB: 2 BB: 0 P: 15	R: 0 E: 0 K: 0 S: 8	H: 0 LOB: 1 BB: 1 P: 14	R: 0 E: 0 K: 1 S: 11	H: 0 LOB: 0 BB: 0 P: 14	R: 0 E: 0 K: 1 S: 10	H: 1 LOB: 1 BB: 0 P: 15	R: 4 E: 0 K: 0 S: 25	H: 5 LOB: 2 BB: 1 P: 46	R: 0 E: 0 K: 0 S: 4	H: 0 LOB: 0 BB: 0 P: 5	R: 0 E: 0 K: 0 S: 6	H: 0 LOB: 0 BB: 0 P: 9	1B: 5 2B: 4 HR: 1	SF: 0 SAC: 0 DP: 0 HBP: 0	WP: 0 PB: 0 SB: 0 CS: 0	PA: 39						
<b>PITCHER</b>	IP	WLS	BF	H	R	ER	SO	BB	IBB	HBP	BLK	WP	HR	S	P	ERA	WHIP											
Bob Tewksbury, R (1, 1) ERA: 1.5	6.0		24	5	1	1	3	1	0	0	0	0	0	1	12	21	∞	∞										
Roger McDowell, R (7, 1) ERA: 108.0	0.0		4	3	4	4	0	1	0	0	0	0	0	1	12	21	∞	∞										
Ed Vosberg, L (7, 1) ERA:	0.1		2	1	0	0	0	0	0	0	0	0	0	7	13	0.00	3.000											
Jose Alberro, R (7, 1) ERA: 2.7	0.1		2	1	0	0	0	0	0	0	0	0	0	3	6	0.00	3.000											
Darren Oliver, L (7, 1) ERA:	1.1		4	0	0	0	0	0	0	0	0	0	0	7	11	0.00	0.000											

Batter	1	2	3	4	5	6	7	8	9	AB	R	H	RBI	BB	SO	LOB	BOTTOM										
Otis Nixon, S (1, 8) OBP: 0.263, SLG: 0.235	G5-3	SF8		G1-3			G6-3		29 1B	3	1	0	1	1	0	0	<b>Cleveland Indians @ Texas Rangers</b> The Ballpark at Arlington, Arlington, TX Sat Apr 29 1995, 8:05 PM EDT Att: 28,048 - Unknown - 83 F										
Jeff Eves, R (1, 4) OBP: 0.400, SLG: 0.471	K	L9			G5-3 29 G3-1		29 1B		29 1B	4	0	2	0	1	1	2											
29 Rusty Greer, L (1, 9) OBP: 0.438, SLG: 0.643	F8		G3-1		G3-1		29 1B		29 1B	4	0	1	1	1	0	1											
Mickey Tettleton, S (1, 10) OBP: 0.529, SLG: 0.923		FC5 1B	G1-3				K		29 1B	2	1	1	0	2	1	2											
Ivan Rodriguez, R (1, 2) OBP: 0.294, SLG: 0.313		FC5 2B	G1-3		G5-3		K			4	1	1	0	0	1	5											
Dean Palmer, R (1, 5) OBP: 0.583, SLG: 0.700		FC5 2B					G6-4-3		L4-6 SH1-3	2	2	1	2	1	0	2											
Mike Pagliarulo, L (1, 3) OBP: 0.250, SLG: 0.500		1B	G4-3				G6-4-3		SH1-3	3	1	1	1	0	0	1											
Mark McLemore, S (1, 7) OBP: 0.429, SLG: 0.583		1B							L4-6	2	0	0	0	2	1	1											
Benji Gil, R (1, 6) Shawn Hare, L (9, PH)		1B								3	0	1	1	0	1	1											
		1B								1	0	0	0	0	1	0											
<b>Inning Stats</b>	R: 0 E: 0 K: 1 S: 8	H: 0 LOB: 0 BB: 0 P: 14	R: 3 E: 0 K: 0 S: 16	H: 4 LOB: 2 BB: 1 P: 30	R: 2 E: 0 K: 0 S: 5	H: 1 LOB: 0 BB: 1 P: 11	R: 0 E: 0 K: 2 S: 9	H: 0 LOB: 0 BB: 0 P: 16	R: 0 E: 0 K: 0 S: 4	H: 0 LOB: 1 BB: 1 P: 10	R: 0 E: 0 K: 2 S: 15	H: 1 LOB: 2 BB: 1 P: 25	R: 0 E: 0 K: 0 S: 6	H: 0 LOB: 0 BB: 1 P: 10	R: 1 E: 0 K: 1 S: 5	H: 1 LOB: 2 BB: 2 P: 14	1B: 6 2B: 2 HR: 1	SF: 1 SAC: 1 DP: 3 HBP: 1	WP: 0 PB: 0 SB: 3 CS: 0	PA: 39							
<b>PITCHER</b>	IP	WLS	BF	H	R	ER	SO	BB	IBB	HBP	BLK	WP	HR	S	P	ERA	WHIP										
Orel Hershiser, R (1, 1) ERA: 9.0	5.0		23	6	5	5	3	3	0	0	0	0	0	9	17	0.00	1.500										
Julian Tavarez, R (6, 1) ERA:	1.1		6	1	0	0	0	1	0	1	0	0	0	9	17	0.00	1.500										
Paul Assenmacher, L (7, 1) ERA:	0.1		2	0	0	0	1	1	0	0	0	0	0	7	14	0.00	3.000										
Eric Plunk, R (7, 1) ERA:	0.1		1	0	0	0	1	0	0	0	0	0	0	3	4	0.00	0.000										
Paul Shuey, R (8, 1) ERA: 6.75	1.1	L	7	1	1	1	1	3	0	0	0	0	0	11	24	6.75	3.000										

AB 37  
R 5  
H 10  
RBI 5  
BB 2  
SO 3  
LOB 14



AB 28  
R 6  
H 8  
RBI 6  
BB 8  
SO 6  
LOB 15





Batter	1	2	3	4	5	6	7	8	9	10	11	12	AB	R	H	RBI	BB	SO	LOB	TOP	
<b>Kenny Lofton, L</b> OBP: 0.235, SLG: 0.200 (1.8)	1-2 BB 1B		0-1 E 1B	0-1 G3			1-1 B2-3	1-3 K			1-3 K	1-3 K	7	2	2	0	0	3	5		
<b>Omar Vizquel, S</b> OBP: 0.190, SLG: 0.105 (1.6)	4-0 G6-4-3 1B		2-2 E4 SF8		2-2 F7		0-1 F8		1-0 B3		1-1 G3		5	2	0	0	1	0	0		
<b>Carlos Baerga, S</b> OBP: 0.381, SLG: 0.526 (1.4)	2-2 G6-4-3 1B		2-0 SF8		4-2 BLK BB		1-2 1B		2-1 F9		2-0 F7		4	0	2	2	1	0	0		
<b>Albert Belle, R</b> OBP: 0.526, SLG: 0.941 (1.7)	2-1 G6-4-3		0-0 F7		1-3 K		1-0 1B		2-0 G6-3			1-0 1B G1-4-3	6	1	2	0	0	1	3		
<b>Eddie Murray, S</b> OBP: 0.421, SLG: 0.632 (1.10)	2-2 1B		3-2 F8		2-3 K		1-0 F9			1-2 G6-3		0-1 1B G1-4-3	6	1	2	1	0	1	3		
<b>Jim Thome, L</b> OBP: 0.444, SLG: 0.286 (1.5)	1-2 F7			2-2 2B SF9 HBP		3-2 E7 1B		2-1 SH1-3 1B		4-2 BB BB		0-0 G1-4-3	4	1	2	1	1	0	2		
<b>Manny Ramirez, R</b> OBP: 0.500, SLG: 0.733 (1.9)		1-0 F8		2-2 SF9 2B		2-1 G5-3		1-1 SH1-3		4-1 BB		4-0 1B IBB	3	0	1	0	2	0	1		
<b>Paul Sorrento, L</b> OBP: 0.235, SLG: 0.533 (1.3)		4-2 BB		2-1 P4		3-3 K		1-3 K		1-2 P4		1-0 1B	3	0	0	0	1	2	4		
<b>Dave Winfield, R</b> OBP: 0.500, SLG: 0.500 (10, PH)												1-2 1B	1	0	0	0	0	0	2		
<b>Alvaro Espinoza, R</b> OBP: 0.500, SLG: 0.500 (10.3)												1-2 1B	1	0	1	1	0	0	0		
<b>Jesse Levis, L</b> OBP: 0.429, SLG: 0.500 (8, PH)		1-2 G6-3		1-0 SF9		2-1 G6-3		4-0 BB		1-2 G3		1-2 P4	2	0	0	1	0	0	2		
<b>Wayne Kirby, L</b> OBP: 0.273, SLG: 0.200 (8.2)													0	0	0	0	1	0	0		
<b>Inning Stats</b>	R: 2 E: 0 K: 0 S: 16	H: 3 LOB: 1 BB: 1 P: 28	R: 0 E: 0 K: 0 S: 6	H: 0 LOB: 0 BB: 1 P: 12	R: 2 E: 1 K: 0 S: 10	H: 1 LOB: 0 BB: 0 P: 17	R: 1 E: 0 K: 0 S: 12	H: 1 LOB: 1 BB: 0 P: 19	R: 0 E: 0 K: 2 S: 17	H: 0 LOB: 1 BB: 1 P: 26	R: 0 E: 1 K: 1 S: 10	H: 1 LOB: 2 BB: 1 P: 20	R: 0 E: 0 K: 0 S: 4	H: 0 LOB: 0 BB: 2 P: 9	R: 0 E: 0 K: 1 S: 6	H: 0 LOB: 0 BB: 0 P: 10	R: 2 E: 0 K: 1 S: 12	H: 3 LOB: 2 BB: 1 P: 20	1B: 11 2B: 1 3B: 0 HR: 0	SF: 2 SAC: 1 DP: 2 HBP: 1	WP: 0 PA: 55
<b>PITCHER</b>	IP WLS BF H R ER SO	IP WLS BF H R ER SO	IP WLS BF H R ER SO	IP WLS BF H R ER SO	IP WLS BF H R ER SO	IP WLS BF H R ER SO	IP WLS BF H R ER SO	IP WLS BF H R ER SO	IP WLS BF H R ER SO	IP WLS BF H R ER SO	IP WLS BF H R ER SO	IP WLS BF H R ER SO	IP WLS BF H R ER SO	IP WLS BF H R ER SO	IP WLS BF H R ER SO	IP WLS BF H R ER SO	IP WLS BF H R ER SO	IP WLS BF H R ER SO	IP WLS BF H R ER SO	ERA WHIP	
<b>Rick Helling, R</b> ERA: 7.36 (1.1)	3.2	18	5	3	0	0	0	0	0	0	0	0	42	74	7.36	1.909					
<b>Ed Vosberg, L</b> ERA: 1.8 (4.1)	3.0	12	2	0	0	3	1	0	0	1	0	0	36	57	0.00	1.000					
<b>Wilson Heredia, R</b> ERA: 1.8 (7.1)	1.0	6	2	0	0	1	1	0	0	0	0	0	9	19	0.00	3.000					
<b>Darren Oliver, L</b> ERA: 4.05 (8.1)	1.2	7	0	0	0	1	2	0	0	0	0	0	13	28	0.00	1.200					
<b>Matt Whiteside, R</b> ERA: 4.05 (10.1)	2.2	12	3	2	2	2	0	1	0	0	0	0	24	38	6.75	1.125					

Cleveland Indians @ Texas Rangers  
The Ballpark at Arlington, Arlington, TX

Sun Apr 30 1995, 4:33 AM EDT  
Att. 26,026 - Overcast - 69 F

AB 44  
R 7  
H 12  
RBI 6  
BB 7  
SO 7  
LOB 26



Batter	1	2	3	4	5	6	7	8	9	10	11	12	AB	R	H	RBI	BB	SO	LOB	BOTTOM			
<b>Otis Nixon, S</b> OBP: 0.320, SLG: 0.273 (1.8)	0-0 F7	1-0 F7		0-1 G5-3 1B		4-2 BB			1-2 P5		2-2 2B 1B		5	0	2	0	1	0	0				
<b>Jeff Frye, R</b> OBP: 0.423, SLG: 0.455 (1.4)	4-1 2B 1B	1-0 2B 1B		1-1 G5-3		2-2 G5-3			2-2 1B		1-3 K		5	1	2	0	1	1	4				
<b>29 Rusty Greer, L</b> OBP: 0.409, SLG: 0.526 (1.3)	2-2 2B 1B	1-0 G1-6-3		2-0 F9					1-2 L7		4-1 BB BB		5	1	1	0	1	1	3				
<b>Mickey Tettleton, S</b> OBP: 0.345, SLG: 1.000 (1.10)	1-1 2B SF		1-3 K		1-0 HR				3-3 K		4-1 BB BB		4	2	2	2	1	2	0				
<b>Billy Hatcher, R</b> OBP: 0.333, SLG: 0.667 (10, PH)	1-2 SF 1B										1-2 BB		1	0	0	0	0	0	3				
<b>Dean Palmer, R</b> OBP: 0.591, SLG: 1.000 (1.5)	1-2 SF 2B		1-1 2B		2-3 K		1-0 G5-3			4-2 BB		2-2 HR	5	2	3	2	1	1	0				
<b>Mark McLamores, S</b> OBP: 0.350, SLG: 0.471 (1.7)	2-2 SF 1B		1-2 K		3-1 P6				3-2 G3-1		1-0 F8		5	0	1	1	0	1	2				
<b>Eric Fox, S</b> (1.9)	1-3 K		4-0 K		0-3 K				3-2 F7		0-0 G5-3		4	0	0	0	1	2	2				
<b>Dave Valle, R</b> OBP: 0.250, SLG: 0.250 (1.2)	3-1 1B		2-3 K						3-1 G4-3		2-1 G1-3		4	0	1	0	0	1	2				
<b>Ivan Rodriguez, R</b> OBP: 0.293, SLG: 0.276 (12.2)												1-3 K2-3	2	0	0	0	0	1	1				
<b>Benji Gil, R</b> OBP: 0.125, SLG: 0.125 (1.6)	0-3 K										1-0 2B 1B		3	0	0	0	0	1	2				
<b>Mike Pagliarulo, L</b> OBP: 0.200, SLG: 0.400 (9, PH)												1-3 K	1	0	0	0	0	0	0				
<b>Esteban Beltre, R</b> OBP: 1.000, SLG: 1.000 (10.6)													1	0	1	0	0	0	0				
<b>Shawn Hare, L</b> (12, PH)													1	0	0	0	0	1	1				
<b>Inning Stats</b>	R: 4 E: 1 K: 2 S: 21	H: 4 LOB: 2 BB: 1 P: 35	R: 0 E: 0 K: 0 S: 3	H: 1 LOB: 0 BB: 0 P: 6	R: 0 E: 0 K: 3 S: 11	H: 1 LOB: 2 BB: 1 P: 20	R: 0 E: 0 K: 0 S: 6	H: 1 LOB: 1 BB: 0 P: 9	R: 1 E: 0 K: 2 S: 9	H: 1 LOB: 0 BB: 1 P: 15	R: 0 E: 0 K: 0 S: 9	H: 0 LOB: 0 BB: 0 P: 14	R: 0 E: 0 K: 0 S: 11	H: 0 LOB: 0 BB: 0 P: 20	R: 0 E: 0 K: 0 S: 5	H: 0 LOB: 1 BB: 2 P: 14	R: 0 E: 0 K: 1 S: 11	H: 2 LOB: 3 BB: 1 P: 22	R: 1 E: 0 K: 2 S: 12	H: 2 LOB: 1 BB: 0 P: 19	1B: 9 2B: 2 3B: 0 HR: 2	SF: 1 SAC: 1 DP: 1 HBP: 0	WP: 0 PA: 54
<b>PITCHER</b>	IP WLS BF H R ER SO	IP WLS BF H R ER SO	IP WLS BF H R ER SO	IP WLS BF H R ER SO	IP WLS BF H R ER SO	IP WLS BF H R ER SO	IP WLS BF H R ER SO	IP WLS BF H R ER SO	IP WLS BF H R ER SO	IP WLS BF H R ER SO	IP WLS BF H R ER SO	IP WLS BF H R ER SO	IP WLS BF H R ER SO	IP WLS BF H R ER SO	IP WLS BF H R ER SO	IP WLS BF H R ER SO	IP WLS BF H R ER SO	IP WLS BF H R ER SO	IP WLS BF H R ER SO	ERA WHIP			
<b>Charles Nagy, R</b> ERA: 1.75 (5.1)	4.0	14	1	1	4	2	0	1	38	64	2.25	0.500											
<b>Julian Tavarez, R</b> ERA: 1.69 (8.1)	1.1	6	1	0	0	0	0	0	13	25	0.00	2.250											
<b>Eric Plunk, R</b> ERA: 4.5 (10.1)	0.2	2	0	0	0	0	0	0	2	3	0.00	0.000											
<b>Jose Mesa, R</b> ERA: 4.5 (11.1)	2.0	11	4	1	1	3	1	0	23	41	4.50	2.500											

Cleveland Indians @ Texas Rangers  
The Ballpark at Arlington, Arlington, TX

Sun Apr 30 1995, 4:33 AM EDT  
Att. 26,026 - Overcast - 69 F

AB 46  
R 6  
H 13  
RBI 5  
BB 6  
SO 12  
LOB 20





Batter	1	2	3	4	5	6	7	8	9	AB	R	H	RBI	BB	SO	LOB	TOP									
<b>Kenny Lofton, L</b> OBP: 0.273, SLG: 0.250 <b>Wayne Kirby, L</b> OBP: 0.429, SLG: 0.500	1-0 FC3-6 1B	3-1 L9		2-1 G6-3		2-1 E2		1-3 K		5	1	2	0	0	1	0										
<b>Omar Vizquel, S</b> OBP: 0.289, SLG: 0.174 <b>Alvaro Espinoza, R</b> OBP: 0.500, SLG: 0.500	0-0 FC3-6 1B		4-2 F8 2B BB		2-2 F7	0-2 P6		0-0 HR 1B		4	2	2	0	1	0	2										
<b>Carlos Baerga, S</b> OBP: 0.346, SLG: 0.583	2-1 FC3-6 HR		1-1 F8		2-2 F8	1-0 G6-3		2-2 HR		5	2	1	2	0	0	5										
<b>Albert Belle, R</b> OBP: 0.500, SLG: 0.864	1-3 K		2-1 2B		1-0 1B		2-1 G4-3	3-2 G6-3		5	0	2	1	0	1	2										
<b>Eddie Murray, S</b> OBP: 0.522, SLG: 0.682 <b>Dave Winfield, R</b> (8, PH)	2-1 HR 1B		1-0 BB 1B		4-0 1B		1-0 BB HR 1B	0-3 K		3	2	3	1	1	0	0										
<b>Jim Thome, L</b> OBP: 0.522, SLG: 0.529	3-1 HR		4-2 BB		3-1 F7		4-2 HR BB		1-2 1B	3	2	2	3	2	0	2										
<b>Manny Ramirez, R</b> OBP: 0.478, SLG: 0.800	2-2 P5		2-1 P4			0-1 HR	1-3 K		1-0 1B	5	1	2	1	0	1	4										
<b>Paul Sorrento, L</b> OBP: 0.227, SLG: 0.600		1-0 F7		1-2 G3		3-2 G3-1	0-0 HR		0-3 K	5	1	1	3	0	1	2										
<b>Tony Peña, R</b> OBP: 0.188, SLG: 0.133		1-3 K		1-3 K		1-1 E5 1B	3-2 G6-3		0-1 G1-6-3 1B	5	0	0	0	0	2	2										
<b>Inning Stats</b>	R: 4 E: 0 K: 1 S: 15	H: 4 LOB: 0 BB: 0 P: 26	R: 0 E: 0 K: 1 S: 8	H: 0 LOB: 0 BB: 0 P: 13	R: 1 E: 0 K: 0 S: 11	H: 2 LOB: 2 BB: 2 P: 25	R: 0 E: 0 K: 1 S: 8	H: 0 LOB: 0 BB: 0 P: 12	R: 0 E: 0 K: 0 S: 9	H: 1 LOB: 2 BB: 1 P: 21	R: 1 E: 2 K: 0 S: 13	H: 2 LOB: 2 BB: 0 P: 20	R: 3 E: 0 K: 1 S: 13	H: 2 LOB: 0 BB: 1 P: 24	R: 2 E: 0 K: 2 S: 17	H: 2 LOB: 0 BB: 0 P: 23	R: 0 E: 0 K: 1 S: 9	H: 2 LOB: 1 BB: 0 P: 11	1B: 10 2B: 1 3B: 0 HR: 4	SF: 0 SAC: 0 DP: 1 HBP: 0	WP: 0 PB: 0 SB: 2 CS: 0	PA: 45				
<b>PITCHER</b>	IP	WLS	BF	H	R	ER	SO	BB	IBB	HBP	BLK	WP	HR	S	P	ERA	WHIP									
<b>Sean Bergman, R</b> ERA: 5.63	(1, 1)	3.0	L	16	6	5	5	2	2	0	0	0	0	1	34	64	15.00	2.667								
<b>Brian Bohanon, L</b> ERA: 8.44	(4, 1)	4.0		20	5	4	4	2	1	1	0	0	0	2	43	77	9.00	1.500								
<b>Buddy Groom, L</b> ERA: 13.5	(8, 1)	1.0		5	2	2	2	2	0	0	0	0	0	1	17	23	18.00	2.000								
<b>Felipe Lira, R</b> ERA:	(9, 1)	1.0		4	2	0	0	1	0	0	0	0	0	0	9	11	0.00	2.000								

Cleveland Indians @ Detroit Tigers  
Tiger Stadium, Detroit, MI  
Tue May 02 1995, 3:33 AM EDT  
Att: 39,398 - Cloudy - 59 F

AB 41  
R 11  
H 15  
RBI 11  
BB 4  
SO 7  
LOB 19



Batter	1	2	3	4	5	6	7	8	9	AB	R	H	RBI	BB	SO	LOB	BOTTOM									
<b>Chad Curtis, R</b> OBP: 0.423, SLG: 0.476	4-1 S BB		1-3 K		0-3 K		0-0 L9			3	0	0	0	1	2	1										
<b>Scott Fletcher, R</b> OBP: 0.136, SLG: 0.095	0-1 F7		0-1 FC6-4 1B		3-3 K		2-2 G6-3			4	0	1	0	0	1	2										
<b>Bobby Higginson, L</b> OBP: 0.367, SLG: 0.067 <b>Todd Stevenson, R</b>	3-3 K		0-2 FC6-4 1B		3-3 K			2-2 F4		4	0	0	0	0	2	3										
<b>Cecil Fielder, R</b> OBP: 0.240, SLG: 0.391 <b>Juan Samuel, R</b> OBP: 0.500, SLG: 0.714	2-0 G4-3		0-2 FC6-4			2-0 P2		2-2 1B		4	0	1	0	0	0	2										
<b>Kirk Gibson, L</b> OBP: 0.400, SLG: 0.333		1-0 BB G4-6-3 1B		2-2 G1-6-3 1B		0-3 K		1-3 K		4	1	2	0	0	2	1										
<b>Travis Fryman, R</b> OBP: 0.280, SLG: 0.273		1-2 G4-6-3 BB 1B		1-0 G1-6-3 1B		4-0 2B BB		1-3 K		3	0	2	0	1	1	1										
<b>Franklin Stubbs, L</b> OBP: 0.556, SLG: 0.875 <b>Milt Cuyler, S</b>		4-2 G4-6-3 BB		0-0 G1-6-3		1-1 2B		0-0 G3		2	0	1	0	1	0	2										
<b>Chris Gomez, R</b> OBP: 0.238, SLG: 0.500		1-1 G4-6-3		1-1 L4		0-0 P5		2-3 K		4	0	0	0	0	1	5										
<b>John Flaherty, R</b> OBP: 0.313, SLG: 0.400		2-1 G6-3			0-0 2B		0-1 L7		2-1 P4	4	0	1	0	0	0	1										
<b>Inning Stats</b>	R: 0 E: 0 K: 1 S: 8	H: 0 LOB: 1 BB: 1 P: 17	R: 1 E: 0 K: 0 S: 10	H: 2 LOB: 1 BB: 1 P: 19	R: 0 E: 0 K: 1 S: 11	H: 1 LOB: 1 BB: 0 P: 12	R: 0 E: 0 K: 0 S: 7	H: 2 LOB: 1 BB: 0 P: 11	R: 0 E: 0 K: 3 S: 10	H: 1 LOB: 2 BB: 0 P: 16	R: 0 E: 0 K: 1 S: 7	H: 0 LOB: 0 BB: 0 P: 14	R: 0 E: 0 K: 2 S: 12	H: 1 LOB: 1 BB: 0 P: 18	R: 0 E: 0 K: 1 S: 6	H: 0 LOB: 0 BB: 0 P: 10	1B: 6 2B: 2 3B: 0 HR: 0	SF: 0 SAC: 0 DP: 2 HBP: 0	WP: 0 PB: 0 SB: 1 CS: 0	PA: 36						
<b>PITCHER</b>	IP	WLS	BF	H	R	ER	SO	BB	IBB	HBP	BLK	WP	HR	S	P	ERA	WHIP									
<b>Dennis Martinez, R</b> ERA: 1.38	(1, 1)	7.0	W	29	7	1	1	6	3	0	0	0	0	0	59	97	1.29	1.429								
<b>Eric Plunk, R</b> ERA:	(8, 1)	1.0		4	1	0	0	2	0	0	0	0	0	12	18	0.00	1.000									
<b>Paul Shuey, R</b> ERA: 3.86	(9, 1)	1.0		3	0	0	0	1	0	0	0	0	0	6	10	0.00	0.000									

Cleveland Indians @ Detroit Tigers  
Tiger Stadium, Detroit, MI  
Tue May 02 1995, 3:33 AM EDT  
Att: 39,398 - Cloudy - 59 F

AB 33  
R 1  
H 8  
RBI 0  
BB 3  
SO 9  
LOB 18





Batter	1	2	3	4	5	6	7	8	9	AB	R	H	RBI	BB	SO	LOB	TOP											
<b>Kenny Lofton, L</b> OBP: 0.370, SLG: 0.400 <b>Wayne Kirby, L</b> OBP: 0.375, SLG: 0.429	L8	G6-4-3	E4					G4-3		5	1	4	1	0	0	0	<b>Cleveland Indians @ Detroit Tigers</b> Tiger Stadium, Detroit, MI Wed May 03 1995, 7:05 PM EDT Att: 29,996 - Unknown - 66 F											
<b>Omar Vizquel, S</b> OBP: 0.291, SLG: 0.207	2B	G6-4-3	F7							6	1	2	0	0	1	5												
<b>Carlos Baerga, S</b> OBP: 0.452, SLG: 0.679 <b>Alvaro Espinoza, R</b> OBP: 0.333, SLG: 0.333	G6-3		BB	WP						4	2	4	0	1	0	0												
<b>Albert Belle, R</b> OBP: 0.448, SLG: 0.731 <b>Ruben Amaro Jr., S</b> OBP: 0.500, SLG: 0.500	G6-3		WP	BB						4	1	0	1	1	2	7												
<b>Eddie Murray, S</b> OBP: 0.536, SLG: 0.769 <b>Dave Winfield, R</b>	G3-1		1B	HR						4	3	2	3	1	1	2												
<b>Jim Thome, L</b> OBP: 0.519, SLG: 0.500 <b>David Bell, R</b>		BB								3	1	1	0	1	1	4												
<b>Manny Ramirez, R</b> OBP: 0.500, SLG: 0.875		2B								4	3	2	2	1	0	2												
<b>Paul Sorrento, L</b> OBP: 0.296, SLG: 0.833		1B								4	2	3	6	0	1	0												
<b>Tony Peña, R</b> OBP: 0.200, SLG: 0.111 <b>Jesse Levis, L</b>	F8		L8							3	0	0	0	1	0	2												
<b>Inning Stats</b>	R: 1 E: 0 K: 0 S: 12	H: 2 LOB: 1 BB: 0 P: 22	R: 3 E: 0 K: 0 S: 17	H: 3 LOB: 0 BB: 1 P: 27	R: 5 E: 1 K: 1 S: 20	H: 4 LOB: 1 BB: 2 P: 33	R: 0 E: 0 K: 2 S: 10	H: 1 LOB: 3 BB: 2 P: 14	R: 1 E: 0 K: 1 S: 13	H: 2 LOB: 3 BB: 2 P: 28	R: 1 E: 0 K: 0 S: 9	H: 1 LOB: 1 BB: 1 P: 19	R: 3 E: 0 K: 2 S: 19	H: 3 LOB: 0 BB: 0 P: 31	R: 0 E: 0 K: 0 S: 10	H: 1 LOB: 1 BB: 0 P: 18		R: 0 E: 1 K: 0 S: 7	H: 1 LOB: 1 BB: 0 P: 9	1B: 11 2B: 4 3B: 0 HR: 3	SF: 1 SAC: 0 DP: 2 HBP: 0	WP: 3 PB: 0 SB: 0 CS: 0	PA: 50					
<b>PITCHER</b>	IP	WLS	BF	H	R	ER	SO	BB	IBB	HBP	BLK	WP	HR	S	P	ERA	WHIP											
<b>John Doherty, R</b> ERA: 20.65	2.0	L	13	6	6	6	0	2	0	0	0	0	2	2	34	63	15.43	3.000										
<b>Ben Blomdahl, L</b> ERA: 8.44	2.1		14	5	4	4	4	2	0	0	0	2	1	1	33	61	13.50	2.625										
<b>Sean Whiteside, L</b> ERA: 14.73	2.2		15	5	4	4	2	2	0	0	0	0	0	10	18	0.00	1.000											
<b>Mike Gardiner, R</b> ERA: 1.93	1.0		4	1	0	0	0	0	0	0	0	0	0	7	9	0.00	1.000											
<b>Buddy Groom, L</b> ERA: 7.71	1.0		4	1	0	0	0	0	0	0	0	0	0	7	9	0.00	1.000											
<b>Chad Curtis, R</b> OBP: 0.419, SLG: 0.480	F9																4	0	1	2	1	0	2					
<b>Shannon Penn, S</b> OBP: 0.400, SLG: 0.333	G3																4	0	0	0	1	1	3					
<b>Bobby Higginson, L</b> OBP: 0.150, SLG: 0.350	2B																5	1	2	1	0	1	2					
<b>Cecil Fielder, R</b> OBP: 0.250, SLG: 0.360 <b>Franklin Stubbs, L</b> OBP: 0.545, SLG: 0.778	BB																2	0	0	0	1	1	0					
<b>Kirk Gibson, L</b> OBP: 0.400, SLG: 0.500	P6																5	1	2	0	0	0	4					
<b>Travis Fryman, R</b> OBP: 0.333, SLG: 0.250																	2	2	0	0	3	0	3					
<b>Rudy Pemberton, R</b> OBP: 0.444, SLG: 0.647																	4	1	1	2	0	2	3					
<b>Chris Gomez, R</b> OBP: 0.280, SLG: 0.524																	3	1	2	1	0	1	0					
<b>John Flaherty, R</b> OBP: 0.350, SLG: 0.526																	4	1	2	1	0	0	1					
<b>Inning Stats</b>	R: 0 E: 0 K: 0 S: 14	H: 1 LOB: 2 BB: 1 P: 24	R: 3 E: 0 K: 2 S: 19	H: 3 LOB: 1 BB: 1 P: 27	R: 0 E: 0 K: 1 S: 10	H: 1 LOB: 1 BB: 0 P: 15	R: 0 E: 0 K: 0 S: 9	H: 1 LOB: 1 BB: 0 P: 14	R: 0 E: 0 K: 1 S: 5	H: 0 LOB: 0 BB: 1 P: 10	R: 0 E: 0 K: 0 S: 3	H: 0 LOB: 0 BB: 1 P: 9	R: 4 E: 0 K: 0 S: 13	H: 4 LOB: 1 BB: 1 P: 29	R: 0 E: 0 K: 1 S: 11	H: 0 LOB: 2 BB: 2 P: 24	1B: 2 2B: 6 3B: 1 HR: 1	SF: 1 SAC: 0 DP: 2 HBP: 0	WP: 2 PB: 0 SB: 0 CS: 0	PA: 42								
<b>PITCHER</b>	IP	WLS	BF	H	R	ER	SO	BB	IBB	HBP	BLK	WP	HR	S	P	ERA	WHIP											
<b>Mark Clark, R</b> ERA: 17.05	5.0	W	23	6	3	3	4	2	0	0	0	0	0	58	88	5.40	1.600											
<b>Jason Grimsley, R</b> ERA: 5.69	2.2		13	4	4	4	1	3	0	0	0	1	1	18	42	13.50	2.625											
<b>Paul Shuey, R</b> ERA: 2.7	1.0		5	0	0	0	1	2	0	0	0	0	0	12	26	0.00	2.000											
<b>Jose Mesa, R</b> ERA: 3.86	0.1		1	0	0	0	0	0	0	0	0	1	0	2	4	0.00	0.000											
<b>AB</b>	<b>R</b>	<b>H</b>	<b>RBI</b>	<b>BB</b>	<b>SO</b>	<b>LOB</b>																						
<b>34</b>	<b>7</b>	<b>10</b>	<b>7</b>	<b>7</b>	<b>6</b>	<b>18</b>																						
<b>TOP</b>																		<b>PA</b>										
<b>42</b>																												



Batter	1	2	3	4	5	6	7	8	9	AB	R	H	RBI	BB	SO	LOB	TOP			
<b>Kenny Lofton, L</b> OBP: 0.355, SLG: 0.414 (1, 8)	F7		G4-3			B1-3		2B		4	1	1	1	0	0	0	<b>Cleveland Indians @ Detroit Tigers</b> Tiger Stadium, Detroit, MI Thu May 04, 1995, 3:33 AM EDT Att: 28,846 - Overcast - 63 F			
<b>Omar Vizquel, S</b> OBP: 0.276, SLG: 0.242 (1, 6)	P3			K			G5-3	2B		4	0	1	1	0	1	0				
<b>Carlos Baerga, S</b> OBP: 0.429, SLG: 0.613 (1, 4)	F8			F8			G5-3	BB		3	0	0	0	1	0	0				
<b>Albert Belle, R</b> OBP: 0.455, SLG: 0.724 (1, 7)		G5-3		F4			2B	BB		3	0	1	0	1	0	0				
<b>Eddie Murray, S</b> OBP: 0.469, SLG: 0.667 (1, 3)		G6-3			G6-3			BB		4	0	0	0	0	2	4				
<b>Dave Winfield, R</b> OBP: 0.125, SLG: 0.125 (1, 10)	1B				F9			G6-3	K	4	0	1	0	0	1	0				
<b>Manny Ramirez, R</b> OBP: 0.500, SLG: 0.929 (1, 9)	1B				P3			HR	G6-3	4	1	2	1	0	0	0				
<b>Alvaro Espinoza, R</b> OBP: 0.333, SLG: 0.333 <b>Jim Thome, L</b> OBP: 0.500, SLG: 0.476 (9, PH)			G6-3			G1-3		2B	F7	3	1	1	0	0	0	0				
<b>Tony Peña, R</b> OBP: 0.174, SLG: 0.095 (1, 2)			F9			G6-3		K		3	0	0	0	0	1	1				
<b>Inning Stats</b>	R: 0 E: 0 K: 0 S: 7	H: 0 LOB: 0 BB: 0 P: 7	R: 0 E: 0 K: 0 S: 13	H: 2 LOB: 2 BB: 0 P: 21	R: 0 E: 0 K: 0 S: 4	H: 0 LOB: 0 BB: 0 P: 5	R: 0 E: 0 K: 1 S: 13	H: 0 LOB: 0 BB: 0 P: 18	R: 0 E: 0 K: 0 S: 8	H: 0 LOB: 0 BB: 0 P: 10	R: 0 E: 0 K: 1 S: 8	H: 1 LOB: 1 BB: 0 P: 11	R: 3 E: 0 K: 2 S: 16	H: 4 LOB: 3 BB: 2 P: 33	R: 0 E: 0 K: 1 S: 10	H: 0 LOB: 0 BB: 0 P: 18		1B: 3 2B: 3 3B: 0 HR: 1	SF: 0 SAC: 0 DP: 0 HBP: 0	WP: 0 PA: 35 PB: 0 SB: 1 CS: 0
<b>PITCHER</b>	IP	WLS	BF	H	R	ER	SO	BB	IBB	HBP	BLK	WP	HR	S	P	ERA	WHIP			
<b>David Wells, L</b> ERA: 4.61 <b>Buddy Groom, L</b> ERA: 7.71 <b>Mike Henneman, R</b> ERA: 2.7	(1, 1)	7.2	W	28	6	3	3	3	0	0	0	0	0	1	70	100	3.52	0.783		
	(8, 1)	0.0		2	1	0	0	0	1	0	0	0	0	0	2	8	∞	∞		
	(8, 1)	1.1	S	5	0	0	0	2	1	0	0	0	0	0	13	25	0.00	0.750		

AB	33
R	3
H	7
RBI	3
BB	2
SO	5
LOB	5



Batter	1	2	3	4	5	6	7	8	9	AB	R	H	RBI	BB	SO	LOB	BOTTOM			
<b>Chad Curtis, R</b> OBP: 0.400, SLG: 0.448 (1, 8)	L4		K					1B		4	0	1	1	0	2	1	<b>Cleveland Indians @ Detroit Tigers</b> Tiger Stadium, Detroit, MI Thu May 04, 1995, 3:33 AM EDT Att: 28,846 - Overcast - 63 F			
<b>Scott Fletcher, R</b> OBP: 0.315, SLG: 0.080 (1, 4)	F8		G4-1		G6-3			F6		4	0	0	0	0	0	1				
<b>Bobby Higginson, L</b> OBP: 0.167, SLG: 0.458 (1, 9)	G3-1		HR			F8		G2-3		4	1	1	2	0	0	0				
<b>Cecil Fielder, R</b> OBP: 0.219, SLG: 0.310 (1, 3)		K	P2			L4		G4-3		4	0	0	0	0	1	0				
<b>Kirk Gibson, L</b> OBP: 0.444, SLG: 0.706 (1, 10)		HR		G5-3		K				3	1	2	1	0	1	0				
<b>Travis Fryman, R</b> OBP: 0.303, SLG: 0.222 (1, 5)		G5-3		K			G6-3			3	0	0	0	0	1	1				
<b>Rudy Pemberton, R</b> OBP: 0.429, SLG: 0.650 <b>Milt Cuyler, S</b> (9, 7)					G5-3		P3			3	0	1	0	0	0	1				
<b>Chris Gomez, R</b> OBP: 0.286, SLG: 0.478 (1, 6)					L5		BB	1B	BB	2	1	0	0	1	1	2				
<b>John Flaherty, R</b> OBP: 0.391, SLG: 0.524 (1, 2)			HR		L5		1B	BB		2	1	1	0	1	0	0				
<b>Inning Stats</b>	R: 0 E: 0 K: 0 S: 7	H: 0 LOB: 0 BB: 0 P: 9	R: 1 E: 0 K: 2 S: 12	H: 2 LOB: 1 BB: 0 P: 14	R: 2 E: 0 K: 1 S: 8	H: 2 LOB: 0 BB: 0 P: 13	R: 0 E: 0 K: 1 S: 10	H: 1 LOB: 1 BB: 0 P: 15	R: 0 E: 0 K: 1 S: 7	H: 0 LOB: 0 BB: 0 P: 9	R: 0 E: 0 K: 1 S: 8	H: 0 LOB: 0 BB: 0 P: 10	R: 1 E: 0 K: 0 S: 6	H: 1 LOB: 2 BB: 2 P: 17	R: 0 E: 0 K: 0 S: 9	H: 0 LOB: 0 BB: 0 P: 15		1B: 3 2B: 1 3B: 0 HR: 2	SF: 0 SAC: 0 DP: 0 HBP: 0	WP: 0 PA: 31 PB: 0 SB: 0 CS: 0
<b>PITCHER</b>	IP	WLS	BF	H	R	ER	SO	BB	IBB	HBP	BLK	WP	HR	S	P	ERA	WHIP			
<b>Orel Hershiser, R</b> ERA: 6.75 <b>Jim Poole, L</b> ERA: 2.45 <b>Eric Plunk, R</b> ERA:	(1, 1)	7.0	L	28	6	4	4	6	2	0	0	0	0	2	58	87	5.14	1.143		
	(8, 1)	0.2		2	0	0	0	0	0	0	0	0	0	6	11	0.00	0.000			
	(8, 1)	0.1		1	0	0	0	0	0	0	0	0	0	3	4	0.00	0.000			

AB	29
R	4
H	6
RBI	4
BB	2
SO	6
LOB	6





Batter	1	2	3	4	5	6	7	8	9	AB	R	H	RBI	BB	SO	LOB	TOP				
Chuck Knoblauch R (1,4) OBP: 0.341, SLG: 0.343	G6-3		K			F8			1B HBP	3	0	0	0	0	1	0	<b>Minnesota Twins @ Cleveland Indians</b> Jacobs Field, Cleveland, OH Fri May 05 1995, 7:05 PM EDT Att: 41,434 - Unknown - 58 F				
Alex Cole L (1,8) OBP: 0.400, SLG: 0.370	B1-3			K		G3			G6-4-3 1B	4	0	1	0	0	1	0					
Kirby Puckett R (1,9) OBP: 0.342, SLG: 0.364	F7				2B BB	F9			K	3	1	0	0	1	1	2					
Matt Merullo L (1,10) OBP: 0.444, SLG: 0.435									G6-4-3	3	0	2	1	0	0	2					
Marty Cordova R (1,7) OBP: 0.286, SLG: 0.406	F2				1B 2B				HBP	3	0	1	0	0	1	2					
Scott Stahoviak L (1,3)	FC5-4				1B				G4-6-3	3	0	0	0	0	0	4					
Scott Leius R (1,5) OBP: 0.355, SLG: 0.346	G1-3								G6-3	2	0	0	0	1	0	1					
Matt Walbeck S (1,2) OBP: 0.217, SLG: 0.217									G5-3	3	0	1	0	0	0	1					
Pat Meares R (1,6) OBP: 0.222, SLG: 0.222									G1-3	3	0	0	0	0	1	1					
<b>Inning Stats</b>	R: 0 E: 0 K: 0 S: 3	H: 0 LOB: 0 BB: 0 P: 5	R: 0 E: 0 K: 0 S: 8	H: 1 LOB: 1 BB: 0 P: 10	R: 0 E: 0 K: 1 S: 9	H: 1 LOB: 0 BB: 0 P: 14	R: 1 E: 0 K: 1 S: 11	H: 2 LOB: 1 BB: 1 P: 18	R: 0 E: 0 K: 0 S: 5	H: 0 LOB: 0 BB: 0 P: 5	R: 0 E: 0 K: 1 S: 6	H: 0 LOB: 0 BB: 0 P: 8	R: 0 E: 0 K: 0 S: 7	H: 0 LOB: 0 BB: 0 P: 10	R: 0 E: 0 K: 1 S: 13	H: 1 LOB: 1 BB: 0 P: 16		1B: 4 2B: 3 3B: 0 HR: 0	SF: 0 SAC: 0 DP: 5 HBP: 2	WP: 0 PB: 0 SB: 0 CS: 0	PA: 31
<b>PITCHER</b>	IP	WLS	BF	H	R	ER	SO	BB	IBB	HBP	BLK	WP	HR	S	P	ERA	WHIP				
Charles Nagy R (1,1) ERA: 3.27	7.0	W	24	4	1	1	4	2	0	1	0	0	0	51	78	1.29	0.857				
Julian Tavarez R (8,1) ERA: 1.42	1.0	S	5	1	0	0	0	0	0	1	0	0	0	11	16	0.00	1.000				
Jose Mesa R (9,1) ERA: 2.7	1.0	S	2	0	0	0	1	0	0	0	0	0	0	9	10	0.00	0.000				

Batter	1	2	3	4	5	6	7	8	9	AB	R	H	RBI	BB	SO	LOB	BOTTOM				
Kenny Lofton L (1,8) OBP: 0.314, SLG: 0.364	G1-3			G4-3		F8			L9	4	0	0	0	0	0	1	<b>Minnesota Twins @ Cleveland Indians</b> Jacobs Field, Cleveland, OH Fri May 05 1995, 7:05 PM EDT Att: 41,434 - Unknown - 58 F				
Omar Vizquel S (1,6) OBP: 0.275, SLG: 0.243	G4-3			1B 2B		G3			G5-3	4	1	1	0	0	0	1					
Carlos Baerga S (1,4) OBP: 0.436, SLG: 0.588	G6-3			2B G4-3					G6-3	3	2	1	0	1	0	0					
Albert Belle R (1,7) OBP: 0.459, SLG: 0.758				G4-3					G1-3	4	1	2	2	0	0	0					
Eddie Murray S (1,10) OBP: 0.444, SLG: 0.618	G4-3			G4-3					L7	4	0	1	2	0	0	1					
Jim Thome L (1,5) OBP: 0.469, SLG: 0.480				G6-3						4	0	1	0	0	1	2					
Alvaro Espinoza R (9,5) OBP: 0.333, SLG: 0.333	K					FC3-6			2B	0	0	0	0	0	0	0					
Manny Ramirez R (1,9) OBP: 0.528, SLG: 0.935				F8						3	1	2	0	1	0	0					
Paul Sorrento L (1,3) OBP: 0.290, SLG: 0.786				P6					G2-3	4	0	1	1	0	0	4					
Tony Peña R (1,2) OBP: 0.154, SLG: 0.083				G4-3						3	0	0	0	0	1	3					
<b>Inning Stats</b>	R: 0 E: 0 K: 0 S: 5	H: 0 LOB: 0 BB: 0 P: 10	R: 0 E: 0 K: 1 S: 10	H: 0 LOB: 0 BB: 0 P: 14	R: 0 E: 0 K: 0 S: 5	H: 0 LOB: 0 BB: 0 P: 8	R: 2 E: 0 K: 0 S: 8	H: 3 LOB: 1 BB: 0 P: 13	R: 1 E: 0 K: 0 S: 9	H: 2 LOB: 1 BB: 0 P: 14	R: 2 E: 0 K: 1 S: 17	H: 3 LOB: 2 BB: 1 P: 27	R: 0 E: 0 K: 0 S: 7	H: 0 LOB: 0 BB: 0 P: 12	R: 0 E: 0 K: 0 S: 9	H: 1 LOB: 2 BB: 1 P: 18	1B: 4 2B: 5 3B: 0 HR: 0	SF: 0 SAC: 0 DP: 0 HBP: 0	WP: 0 PB: 0 SB: 0 CS: 0	PA: 35	
<b>PITCHER</b>	IP	WLS	BF	H	R	ER	SO	BB	IBB	HBP	BLK	WP	HR	S	P	ERA	WHIP				
Scott Erickson R (1,1) ERA: 6.61	5.1	L	25	8	5	5	1	1	0	0	0	0	0	47	76	8.44	1.688				
Vince Horsman L (6,1) ERA: 9.0	2.2		10	1	0	0	1	0	1	0	0	0	0	23	40	0.00	0.375				











Batter	1	2	3	4	5	6	7	8	9	AB	R	H	RBI	BB	SO	LOB	TOP										
Vince Coleman, S OBP: 0.500, SLG: 1.000 (1, 9)	G4-3		G1-3		SF7				G4-3	3	0	1	1	1	0	0	<b>Kansas City Royals @ Cleveland Indians</b> Jacobs Field, Cleveland, OH Mon May 08 1995, 7:05 PM EDT Att: 26,704 - Unknown - 54 F										
Tom Goodwin, L OBP: 0.385, SLG: 0.303 Russ McGinnis, R (7, PH)	E4								G4-6-3	3	0	2	0	0	0	0											
Felix Jose, S OBP: 0.214, SLG: 0.192 (9, PH)										1	0	0	0	0	0	1											
Wally Joyner, L OBP: 0.426, SLG: 0.450 (1, 3)	F7								G4-3	5	0	1	0	0	1	5											
Bob Hamelin, L OBP: 0.382, SLG: 0.321 Joe Vitiello, R (7, PH)										3	0	0	0	0	3	5											
Gary Gaetti, R OBP: 0.327, SLG: 0.444 (1, 5)										0	0	0	0	0	0	5											
Greg Gagne, R OBP: 0.438, SLG: 0.512 (1, 6)										3	0	1	0	1	0	2											
Brent Mayne, L OBP: 0.375, SLG: 0.296 (1, 2)										4	1	2	0	0	0	1											
Michael Tucker, L OBP: 0.320, SLG: 0.300 Keith Miller, R OBP: 0.408, SLG: 0.571 (6, PH)										2	1	1	1	0	0	0											
Jon Nunnally, L OBP: 0.333, SLG: 0.500 (8, PH)										1	0	0	0	0	1	1											
Jose Lind, R OBP: 0.333, SLG: 0.351 (1, 4)										4	0	2	0	0	0	1											
<b>Inning Stats</b>	R: 0 E: 1 K: 1 S: 11	H: 0 LOB: 1 BB: 0 P: 20	R: 0 E: 0 K: 0 S: 5	H: 0 LOB: 0 BB: 0 P: 7	R: 0 E: 0 K: 0 S: 7	H: 0 LOB: 0 BB: 0 P: 10	R: 0 E: 0 K: 1 S: 14	H: 2 LOB: 2 BB: 0 P: 20	R: 2 E: 0 K: 1 S: 19	H: 4 LOB: 1 BB: 0 P: 29	R: 0 E: 0 K: 0 S: 6	H: 2 LOB: 1 BB: 0 P: 8	R: 0 E: 0 K: 2 S: 15	H: 1 LOB: 3 BB: 2 P: 30	R: 0 E: 0 K: 1 S: 14	H: 0 LOB: 1 BB: 1 P: 22	R: 0 E: 0 K: 0 S: 3	H: 1 LOB: 0 BB: 0 P: 3	1B: 9 2B: 1 3B: 0 HR: 0	SF: 1 SAC: 0 DP: 2 HBP: 0	WP: 0 PB: 0 SB: 3 CS: 0	PA: 39					
<b>PITCHER</b>	IP	WLS	BF	H	R	ER	SO	BB	IBB	HBP	BLK	WP	HR	S	P	ERA	WHIP										
Mark Clark, R ERA: 10.8 (1, 1)	5.1	W	25	8	2	2	3	0	0	0	0	0	0	61	93	3.38	1.500										
Dennis Cook, L ERA: 12.0 (6, 1)	1.1		5	1	0	0	2	1	0	0	0	0	0	13	22	0.00	1.500										
Jason Grimsley, R ERA: 7.36 (7, 1)	2.1	S	9	1	0	0	1	2	0	0	0	0	0	20	34	0.00	1.286										



Batter	1	2	3	4	5	6	7	8	9	AB	R	H	RBI	BB	SO	LOB	BOTTOM										
Kenny Lofton, L OBP: 0.340, SLG: 0.431 (1, 8)	E		G4-3		G4-3				F8	4	2	2	0	0	0	0	<b>Kansas City Royals @ Cleveland Indians</b> Jacobs Field, Cleveland, OH Mon May 08 1995, 7:05 PM EDT Att: 26,704 - Unknown - 54 F										
Omar Vizquel, S OBP: 0.250, SLG: 0.245 (1, 6)	E6		G4-3		G6-3				K	4	1	1	1	0	1	1											
Carlos Baerga, S OBP: 0.482, SLG: 0.563 (1, 4)					G3-1					3	0	2	2	1	0	0											
Albert Belle, R OBP: 0.444, SLG: 0.694 (1, 7)	G5-4-3								K	4	1	1	0	0	2	3											
Eddie Murray, S OBP: 0.471, SLG: 0.745 (1, 10)	G3									4	1	2	1	0	1	0											
Jim Thome, L OBP: 0.396, SLG: 0.375 (1, 5)										4	0	1	0	0	2	1											
Manny Ramirez, R OBP: 0.500, SLG: 0.841 (1, 9)										3	1	1	1	1	1	2											
Paul Sorrento, L OBP: 0.273, SLG: 0.610 (1, 3)										4	0	1	1	0	3	3											
Tony Peña, R OBP: 0.219, SLG: 0.138 (1, 2)										2	0	0	0	1	0	2											
<b>Inning Stats</b>	R: 2 E: 1 K: 0 S: 7	H: 3 LOB: 0 BB: 0 P: 12	R: 0 E: 0 K: 2 S: 9	H: 0 LOB: 0 BB: 0 P: 16	R: 1 E: 0 K: 1 S: 15	H: 2 LOB: 1 BB: 1 P: 28	R: 0 E: 0 K: 2 S: 19	H: 2 LOB: 2 BB: 0 P: 26	R: 0 E: 0 K: 0 S: 6	H: 0 LOB: 0 BB: 0 P: 10	R: 3 E: 0 K: 1 S: 16	H: 4 LOB: 0 BB: 0 P: 25	R: 0 E: 0 K: 2 S: 8	H: 0 LOB: 1 BB: 1 P: 17	R: 0 E: 0 K: 2 S: 9	H: 0 LOB: 1 BB: 1 P: 18		1B: 7 2B: 3 3B: 1 HR: 0	SF: 0 SAC: 0 DP: 1 HBP: 0	WP: 1 PB: 0 SB: 0 CS: 0	PA: 35						
<b>PITCHER</b>	IP	WLS	BF	H	R	ER	SO	BB	IBB	HBP	BLK	WP	HR	S	P	ERA	WHIP										
Kevin Appier, R ERA: 2.52 (1, 1)	5.1	L	25	10	6	6	6	1	0	0	0	1	0	66	106	2.062											
Billy Brewer, L ERA: 2.25 (6, 1)	1.0		3	1	0	0	0	0	0	0	0	1	0	7	14	0.00	1.000										
Dilson Torres, R ERA: 1.69 (7, 1)	1.2		7	0	0	0	4	2	0	0	0	0	0	16	32	0.00	1.200										













Batter	1	2	3	4	5	6	7	8	9	AB	R	H	RBI	BB	SO	LOB	TOP										
<b>Kenny Lofton, L</b> OBP: 0.338, SLG: 0.452 (1, 8)										4	0	0	0	0	1	4	<b>Cleveland Indians @ Baltimore Orioles</b> Oriole Park at Camden Yards, Baltimore, MD Fri May 12 1995, 7:05 PM EDT Att: 40,516 - Unknown - 73 F										
<b>Omar Vizquel, S</b> OBP: 0.232, SLG: 0.215 (1, 6)										4	0	0	0	0	0	1											
<b>Carlos Baerga, S</b> OBP: 0.464, SLG: 0.583 (1, 4)										4	0	1	0	0	0	1											
<b>Albert Belle, R</b> OBP: 0.403, SLG: 0.590 (1, 7)										4	0	0	0	0	2	1											
<b>Eddie Murray, S</b> OBP: 0.476, SLG: 0.684 (1, 10)										4	0	1	0	0	0	1											
<b>Jim Thome, L</b> OBP: 0.400, SLG: 0.471 (1, 5)										4	2	2	1	0	1	1											
<b>Manny Ramirez, R</b> OBP: 0.484, SLG: 0.741 (1, 9)										3	1	2	1	0	1	0											
<b>Paul Sorrento, L</b> OBP: 0.269, SLG: 0.604 (1, 3)										3	0	0	0	0	1	2											
<b>Tony Peña, R</b> OBP: 0.238, SLG: 0.256 (1, 2)										3	0	2	1	0	0	0											
<b>Inning Stats</b>	R: 0 E: 0 K: 1 S: 9	H: 0 LOB: 0 BB: 0 P: 15	R: 0 E: 0 K: 0 S: 6	H: 0 LOB: 0 BB: 0 P: 13	R: 1 E: 0 K: 0 S: 9	H: 2 LOB: 0 BB: 0 P: 17	R: 0 E: 0 K: 1 S: 7	H: 1 LOB: 1 BB: 0 P: 11	R: 1 E: 0 K: 0 S: 7	H: 3 LOB: 1 BB: 0 P: 12	R: 0 E: 0 K: 0 S: 5	H: 0 LOB: 0 BB: 0 P: 10	R: 1 E: 0 K: 2 S: 10	H: 1 LOB: 0 BB: 0 P: 17	R: 0 E: 1 K: 0 S: 8	H: 0 LOB: 1 BB: 0 P: 9	R: 0 E: 0 K: 2 S: 7	H: 1 LOB: 0 BB: 0 P: 9	1B: 6 2B: 1 3B: 0 HR: 1	SF: 0 SAC: 0 DP: 2 HBP: 0	WP: 0 PB: 0 SB: 1 CS: 1	PA: 33					
<b>PITCHER</b>	IP	WLS	BF	H	R	ER	SO	BB	IBB	HBP	BLK	WP	HR	S	P	ERA	WHIP										
<b>Kevin Brown, R</b> ERA: 4.22 (1, 1)	8.0	L	30	7	3	3	4	0	0	0	0	0	1	61	104	3.38	0.875										
<b>Alan Mills, R</b> ERA: 8.65 (9, 1)	0.1		2	1	0	0	1	0	0	0	0	0	0	4	4	0.00	3.000										
<b>Jesse Orosco, L</b> ERA: 2.45 (9, 1)	0.2		1	0	0	0	1	0	0	0	0	0	0	3	5	0.00	0.000										

Batter	1	2	3	4	5	6	7	8	9	AB	R	H	RBI	BB	SO	LOB	BOTTOM										
<b>Brady Anderson, L</b> OBP: 0.385, SLG: 0.567 (1, 7)										4	0	0	0	0	1	4	<b>Cleveland Indians @ Baltimore Orioles</b> Oriole Park at Camden Yards, Baltimore, MD Fri May 12 1995, 7:05 PM EDT Att: 40,516 - Unknown - 73 F										
<b>Kevin Bass, S</b> OBP: 0.238, SLG: 0.250 (1, 9)										3	0	1	0	0	1	0											
<b>Sherman Obando, R</b> OBP: 0.389, SLG: 0.353 (7, PH) (8, 9)										1	0	0	0	0	0	2											
<b>Rafael Palmeiro, L</b> OBP: 0.359, SLG: 0.491 (1, 3)										4	0	0	0	0	0	1											
<b>Cal Ripken Jr., R</b> OBP: 0.367, SLG: 0.377 (1, 6)										3	0	1	0	0	0	0											
<b>Harold Baines, L</b> OBP: 0.392, SLG: 0.500 (1, 10)										4	1	2	1	0	0	0											
<b>Matt Nokes, L</b> OBP: 0.095, SLG: 0.200 (1, 2)										3	0	0	0	0	0	2											
<b>Chris Hoiles, R</b> OBP: 0.450, SLG: 0.571 (8, PH) (9, 2)										1	0	0	0	0	1	0											
<b>Bret Barberie, S</b> OBP: 0.432, SLG: 0.333 (1, 4)										3	1	2	0	1	0	0											
<b>Leo Gomez, R</b> OBP: 0.238, SLG: 0.184 (1, 5)										3	0	2	0	0	0	0											
<b>Manny Alexander, R</b> OBP: 0.211, SLG: 0.167 (7, PR) (8, 5)										1	0	0	0	0	0	1											
<b>Damon Buford, R</b> OBP: 0.250, SLG: 0.100 (1, 8)										4	0	1	1	0	1	2											
<b>Inning Stats</b>	R: 0 E: 0 K: 2 S: 11	H: 0 LOB: 0 BB: 0 P: 14	R: 0 E: 0 K: 0 S: 5	H: 0 LOB: 0 BB: 0 P: 8	R: 0 E: 0 K: 1 S: 6	H: 0 LOB: 0 BB: 0 P: 8	R: 0 E: 0 K: 0 S: 6	H: 1 LOB: 1 BB: 0 P: 11	R: 1 E: 0 K: 0 S: 16	H: 2 LOB: 2 BB: 1 P: 24	R: 0 E: 0 K: 0 S: 12	H: 2 LOB: 2 BB: 0 P: 18	R: 0 E: 0 K: 0 S: 8	H: 2 LOB: 2 BB: 0 P: 9	R: 1 E: 0 K: 1 S: 9	H: 1 LOB: 0 BB: 0 P: 13	R: 0 E: 0 K: 0 S: 8	H: 1 LOB: 0 BB: 0 P: 13	1B: 8 2B: 0 3B: 0 HR: 1	SF: 0 SAC: 0 DP: 1 HBP: 1	WP: 0 PB: 0 SB: 0 CS: 1	PA: 37					
<b>PITCHER</b>	IP	WLS	BF	H	R	ER	SO	BB	IBB	HBP	BLK	WP	HR	S	P	ERA	WHIP										
<b>Dennis Martinez, R</b> ERA: 2.25 (7, 1)	6.2		28	7	1	1	3	1	0	0	0	0	1	8	10	9.00	1.000										
<b>Jim Poole, L</b> ERA: 1.93 (8, 1)	1.0		4	1	1	1	0	0	0	0	0	0	0	3	5	0.00	0.000										
<b>Julian Tavarez, R</b> ERA: 1.29 (9, 1)	0.1	S	3	1	0	0	0	0	0	0	0	0	0	8	13	0.00	1.000										





Batter	1	2	3	4	5	6	7	8	9	AB	R	H	RBI	BB	SO	LOB	TOP					
<b>Kenny Lofton, L</b> OBP: 0.333, SLG: 0.439	F7			FC4-6 1B		G4-3			F7	4	0	1	0	0	0	0						
<b>Omar Vizquel, S</b> OBP: 0.222, SLG: 0.206	G1-5-3			FC4-6 G4-6-3			P6			3	0	0	0	0	0	1						
<b>Carlos Baerga, S</b> OBP: 0.444, SLG: 0.556	F8			G4-6-3			P2			3	0	0	0	0	0	1						
<b>Albert Belle, R</b> OBP: 0.386, SLG: 0.563		F9			G6-3		G5-3			3	0	0	0	0	0	0						
<b>Eddie Murray, S</b> OBP: 0.470, SLG: 0.667		P2			F8			G5-4-3 1B		3	0	1	0	0	0	0						
<b>Jim Thome, L</b> OBP: 0.397, SLG: 0.519			K			HR		G5-4-3 1-2f		3	1	1	1	0	1	1						
<b>Manny Ramirez, R</b> OBP: 0.463, SLG: 0.702			K			K		G5-3		3	0	0	0	0	2	0						
<b>Paul Sorrento, L</b> OBP: 0.255, SLG: 0.569			K			K		G4-3		3	0	0	0	0	2	0						
<b>Jesse Levis, L</b> OBP: 0.154, SLG: 0.167			F7			F7		F7		3	0	0	0	0	0	0						
<b>Inning Stats</b>	R: 0 E: 0 K: 0 S: 5	H: 0 LOB: 0 BB: 7	R: 0 E: 0 K: 1 S: 7	H: 0 LOB: 0 BB: 9	R: 0 E: 0 K: 2 S: 10	H: 0 LOB: 0 BB: 13	R: 0 E: 0 K: 0 S: 8	H: 1 LOB: 0 BB: 12	R: 1 E: 0 K: 1 S: 8	H: 1 LOB: 0 BB: 14	R: 0 E: 0 K: 0 S: 6	H: 0 LOB: 0 BB: 10	R: 0 E: 0 K: 0 S: 10	H: 0 LOB: 0 BB: 16	R: 0 E: 0 K: 0 S: 6	H: 1 LOB: 0 BB: 8	R: 0 E: 0 K: 0 S: 7	H: 0 LOB: 0 BB: 11	1B: 2 2B: 0 3B: 0 HR: 1	SF: 0 SAC: 0 DP: 2 HBP: 0	WP: 0 PB: 0 SB: 0 CS: 0	PA: 28
<b>PITCHER</b> 35 <b>Mike Mussina, R</b> ERA: 2.88	IP: 9.0 WLS: W BF: 28	H: 3 R: 1 ER: 1 SO: 5	BB: 0 IBB: 0 HBP: 0 BLK: 0	WP: 0 HR: 1 S: 67 P: 100	ERA: 1.00 WHIP: 0.333											ERA: 1.00 WHIP: 0.333						

**Cleveland Indians @ Baltimore Orioles**  
 Oriole Park at Camden Yards, Baltimore, MD  
 Sat May 13 1995, 3:33 AM EDT  
 Att: 40,185 - Sunny - 77 F

AB 28  
 R 1  
 H 3  
 RBI 1  
 BB 0  
 SO 5  
 LOB 3



Batter	1	2	3	4	5	6	7	8	9	AB	R	H	RBI	BB	SO	LOB	BOTTOM			
<b>Brady Anderson, L</b> OBP: 0.391, SLG: 0.603	P5		CS	HR	2B 1B BB		L9			3	2	1	1	1	0	0				
<b>Kevin Bass, S</b> OBP: 0.281, SLG: 0.321	G3			G4-3	1B 2B		1B BB 1B			4	2	2	0	0	0	0				
<b>Rafael Palmeiro, L</b> OBP: 0.382, SLG: 0.525	G4-3			2B	2-H 3-H 1B		BB BB 1B			4	0	3	2	0	0	0				
<b>Cal Ripken Jr., R</b> OBP: 0.359, SLG: 0.357		P5		K	F7		BB			3	0	0	0	1	1	2				
<b>Harold Baines, L</b> OBP: 0.382, SLG: 0.468		G3		G4-3		G4-3	FC5-4 BB			3	0	0	1	1	0	1				
<b>Chris Hoiles, R</b> OBP: 0.432, SLG: 0.516		G1-3			FC1-6 BB	F7	FC5-4			3	0	0	0	1	0	3				
<b>Bret Barberie, S</b> OBP: 0.415, SLG: 0.353			P6		FC1-6 2B			F8		4	1	1	0	0	0	1				
<b>Leo Gomez, R</b> OBP: 0.239, SLG: 0.214			G6-3		SF7 2B	F8		K2-3		4	1	1	1	0	1	1				
<b>Damon Buford, R</b> OBP: 0.250, SLG: 0.083				CS BB	SF7		F7	P4		2	0	0	1	1	0	0				
<b>Inning Stats</b>	R: 0 E: 0 K: 0 S: 5	H: 0 LOB: 0 BB: 8	R: 0 E: 0 K: 0 S: 4	H: 0 LOB: 0 BB: 7	R: 0 E: 0 K: 0 S: 4	H: 0 LOB: 1 BB: 10	R: 1 E: 0 K: 1 S: 10	H: 2 LOB: 1 BB: 0 P: 18	R: 4 E: 0 K: 0 S: 13	H: 3 LOB: 1 BB: 2 P: 25	R: 0 E: 0 K: 0 S: 7	H: 1 LOB: 1 BB: 13	R: 1 E: 0 K: 0 S: 15	H: 2 LOB: 3 BB: 2 P: 30	R: 0 E: 0 K: 1 S: 5	H: 0 LOB: 0 BB: 6	1B: 3 2B: 4 3B: 0 HR: 1	SF: 1 SAC: 0 DP: 0 HBP: 0	WP: 0 PB: 0 SB: 0 CS: 1	PA: 37
<b>PITCHER</b> Mark Clark, R ERA: 10.26 Dennis Cook, L ERA: 9.64 Jason Grimsley, R ERA: 6.57	IP: 5.0 WLS: L BF: 22	H: 5 R: 5 ER: 5 SO: 1	BB: 3 IBB: 0 HBP: 0 BLK: 0	WP: 0 HR: 0 S: 36 P: 68	ERA: 9.00 WHIP: 1.600											ERA: 5.40 WHIP: 1.800				
											IP: 7.1 WLS: L BF: 6	H: 0 R: 0 ER: 0 SO: 1	BB: 2 IBB: 0 HBP: 0 BLK: 0	WP: 0 HR: 0 S: 8 P: 18	ERA: 0.00 WHIP: 1.500					

**Cleveland Indians @ Baltimore Orioles**  
 Oriole Park at Camden Yards, Baltimore, MD  
 Sat May 13 1995, 3:33 AM EDT  
 Att: 40,185 - Sunny - 77 F

AB 30  
 R 6  
 H 8  
 RBI 6  
 BB 5  
 SO 2  
 LOB 8









Batter	1	2	3	4	5	6	7	8	9	AB	R	H	RBI	BB	SO	LOB	TOP					
Wayne Kirby, L (1, 8) OBP: 0.333, SLG: 0.333	G3		F7	P3				F7		5	1	1	0	0	0	1	Cleveland Indians @ New York Yankees Yankee Stadium, Bronx, NY Tue May 16 1995, 7:05 PM EDT Att: 18,246 - Unknown - 76 F					
Omar Vizquel, S (1, 6) OBP: 0.210, SLG: 0.195	K		P6			F9		L6		5	0	1	2	0	1	0						
Carlos Baerga, S (1, 4) OBP: 0.432, SLG: 0.542	G6-3			HR				G4-3		5	2	2	0	0	0	1						
Albert Belle, R (1, 7) OBP: 0.405, SLG: 0.606										4	4	3	2	1	0	1						
Eddie Murray, S (1, 3) OBP: 0.459, SLG: 0.691										4	0	2	1	0	0	1						
Paul Sorrento, L (7, 3) OBP: 0.268, SLG: 0.635										1	1	1	2	0	0	0						
Manny Ramirez, R (1, 9) OBP: 0.461, SLG: 0.723										5	1	2	1	0	0	2						
Dave Winfield, R (1, 10) OBP: 0.273, SLG: 0.211										4	0	1	0	1	1	2						
Alvaro Espinoza, R (1, 5) OBP: 0.231, SLG: 0.333										4	0	1	1	0	0	1						
Tony Peña, R (1, 2) OBP: 0.240, SLG: 0.239										4	1	1	0	0	0	4						
<b>Inning Stats</b>	R: 0 E: 0 K: 1 S: 9	H: 0 LOB: 0 BB: 0 P: 12	R: 1 E: 0 K: 0 S: 6	H: 2 LOB: 2 BB: 1 P: 14	R: 2 E: 0 K: 0 S: 14	H: 3 LOB: 1 BB: 0 P: 21	R: 0 E: 0 K: 1 S: 11	H: 1 LOB: 1 BB: 0 P: 15	R: 2 E: 0 K: 0 S: 9	H: 2 LOB: 1 BB: 1 P: 18	R: 2 E: 0 K: 0 S: 9	H: 3 LOB: 1 BB: 0 P: 14	R: 1 E: 0 K: 0 S: 11	H: 2 LOB: 1 BB: 0 P: 16	R: 0 E: 0 K: 0 S: 4	H: 0 LOB: 0 BB: 0 P: 8	R: 2 E: 0 K: 0 S: 16	H: 2 LOB: 0 BB: 0 P: 24	1B: 7 2B: 5 3B: 0 HR: 3	SF: 1 SAC: 0 DP: 1 HBP: 0	WP: 2 PB: 0 SB: 0 CS: 0	PA: 44
<b>PITCHER</b>	IP	WLS	BF	H	R	ER	SO	BB	IBB	HBP	BLK	WP	HR	S	P	ERA	WHIP					
Jimmy Key, L (1, 1) ERA: 5.64	5.1	L	29	11	7	6	2	2	0	0	0	1	1	55	87	10.12	2.438					
Scott Bankhead, R (6, 1) ERA: 5.23	2.2		10	2	1	1	0	0	0	0	0	1	1	18	31	3.38	0.750					
John Wetteland, R (9, 1) ERA: 3.6	1.0		5	2	2	2	0	0	0	0	0	0	1	16	24	18.00	2.000					

AB 41  
R 10  
H 15  
RBI 9  
BB 2  
SO 2  
LOB 13



Batter	1	2	3	4	5	6	7	8	9	AB	R	H	RBI	BB	SO	LOB	BOTTOM				
Luis Polonia, L (1, 7) OBP: 0.295, SLG: 0.309	P6		G4-3						G6-3	5	0	0	1	0	0	4	Cleveland Indians @ New York Yankees Yankee Stadium, Bronx, NY Tue May 16 1995, 7:05 PM EDT Att: 18,246 - Unknown - 76 F				
Tony Fernandez, S (1, 6) OBP: 0.356, SLG: 0.300	G6-3			L1-5-3	G3			G3		5	0	1	1	0	0	2					
Wade Boggs, L (1, 5) OBP: 0.314, SLG: 0.386	G3-1			G4-3				G4-3		4	0	0	0	1	0	1					
Mike Stanley, R (1, 2) OBP: 0.369, SLG: 0.400										4	1	2	1	0	1	1					
Don Mattingly, L (1, 3) OBP: 0.364, SLG: 0.500										4	0	2	0	0	0	1					
Danny Tartabull, R (1, 10) OBP: 0.346, SLG: 0.379										4	0	0	0	0	2	3					
Dion James, L (1, 9) OBP: 0.524, SLG: 0.500										1	0	0	0	1	0	0					
Gerald Williams, R (7, 7) OBP: 0.294, SLG: 0.500										2	1	1	0	0	0	0					
Bernie Williams, S (1, 8) OBP: 0.341, SLG: 0.471										2	2	1	1	2	0	0					
Pat Kelly, R (1, 4) OBP: 0.419, SLG: 0.462										3	1	1	1	1	1	4					
<b>Inning Stats</b>	R: 0 E: 0 K: 0 S: 6	H: 0 LOB: 0 BB: 0 P: 10	R: 0 E: 0 K: 1 S: 8	H: 0 LOB: 0 BB: 0 P: 13	R: 0 E: 0 K: 0 S: 6	H: 0 LOB: 1 BB: 1 P: 10	R: 1 E: 0 K: 0 S: 6	H: 2 LOB: 1 BB: 0 P: 12	R: 0 E: 0 K: 0 S: 5	H: 0 LOB: 2 BB: 1 P: 10	R: 2 E: 0 K: 1 S: 17	H: 2 LOB: 0 BB: 0 P: 26	R: 0 E: 1 K: 1 S: 15	H: 2 LOB: 2 BB: 0 P: 24	R: 2 E: 0 K: 1 S: 18	H: 2 LOB: 1 BB: 1 P: 32	1B: 5 2B: 0 3B: 0 HR: 3	SF: 0 SAC: 0 DP: 1 HBP: 0	WP: 2 PB: 0 SB: 0 CS: 0	PA: 39	
<b>PITCHER</b>	IP	WLS	BF	H	R	ER	SO	BB	IBB	HBP	BLK	WP	HR	S	P	ERA	WHIP				
Charles Nagy, R (1, 1) ERA: 2.63	5.0	W	20	2	1	1	1	3	0	0	0	0	2	22	36	9.00	1.500				
Dennis Cook, L (6, 1) ERA: 9.45	2.0		8	2	2	2	1	1	0	0	0	0	2	22	36	9.00	1.500				
Eric Plunk, R (8, 1) ERA: 0.82	1.0		5	2	0	0	1	0	0	0	0	0	0	15	24	0.00	2.000				
Jose Mesa, R (9, 1) ERA: 2.89	1.0		6	2	2	2	1	1	0	0	0	1	0	18	32	18.00	3.000				

AB 34  
R 5  
H 8  
RBI 5  
BB 5  
SO 4  
LOB 16





Batter	1	2	3	4	5	6	7	8	9	AB	R	H	RBI	BB	SO	LOB	TOP								
<b>Kenny Lofton, L</b> OBP: 0.338, SLG: 0.443 (1, 8)	G6-3		CS G5-3 BB		G1		1B 2B		F9	4	0	1	0	1	0	1									
<b>Omar Vizquel, S</b> OBP: 0.224, SLG: 0.200 (1, 6)	G5-3		G5-3			3B 1B	1B BB			3	1	1	0	1	0	1									
<b>Carlos Baerga, S</b> OBP: 0.447, SLG: 0.579 (1, 4)	FC6-4 1B		G5-3			SF8 3B	G6-4-3 1B			4	1	3	2	0	0	1									
<b>Albert Belle, R</b> OBP: 0.386, SLG: 0.573 (1, 7)	FC6-4			G6-3		G4-3	G6-4-3			4	0	0	0	0	0	5									
<b>Eddie Murray, S</b> OBP: 0.436, SLG: 0.662 (1, 3)		G6-3		K		SF8		L3		3	0	0	1	0	1	0									
<b>Manny Ramirez, R</b> OBP: 0.450, SLG: 0.696 (1, 9)		K		K		3H 1B		K		4	0	1	0	0	3	0									
<b>Dave Winfield, R</b> OBP: 0.269, SLG: 0.217 (1, 10)		E 1B 1B			K	L9		P5		4	0	1	0	0	1	1									
<b>Jim Thome, L</b> OBP: 0.394, SLG: 0.516 (1, 5)		E4			G4-3		2B 1B	P5		4	1	2	0	0	0	0									
<b>Tony Peña, R</b> OBP: 0.245, SLG: 0.245 <b>Wayne Kirby, L</b> OBP: 0.316, SLG: 0.316 (9, PH)		L9				F9		K		3	0	1	0	0	0	3									
<b>Inning Stats</b>	R: 0 E: 0 K: 0 S: 12	H: 1 LOB: 1 BB: 0 P: 17	R: 0 E: 1 K: 1 S: 11	H: 2 LOB: 2 BB: 0 P: 19	R: 0 E: 0 K: 2 S: 15	H: 0 LOB: 0 BB: 1 P: 20	R: 0 E: 0 K: 2 S: 7	H: 0 LOB: 0 BB: 0 P: 10	R: 0 E: 0 K: 1 S: 14	H: 1 LOB: 1 BB: 0 P: 19	R: 2 E: 0 K: 0 S: 13	H: 3 LOB: 1 BB: 0 P: 16	R: 1 E: 0 K: 0 S: 13	H: 3 LOB: 2 BB: 1 P: 20	R: 0 E: 0 K: 1 S: 10	H: 0 LOB: 0 BB: 0 P: 14	R: 0 E: 0 K: 1 S: 11	H: 0 LOB: 0 BB: 0 P: 17	1B: 8 2B: 1 3B: 1 HR: 0	SF: 1 SAC: 0 DP: 1 HBP: 0	WP: 0 PB: 0 SB: 0 CS: 1	PA: 37			
<b>PITCHER</b>	IP	WLS	BF	H	R	ER	SO	BB	IBB	HBP	BLK	WP	HR	S	P	ERA	WHIP								
<b>Vaughn Eshelman, L</b> ERA: 1.82 (1, 1)	6.0	25	7	2	2	4	4	1	0	0	0	0	0	72	101	3.00	1.333								
<b>Jeff Pierce, R</b> ERA: 3.27 (7, 1)	0.1	2	1	1	1	0	0	0	0	0	0	0	0	6	7	27.00	3.000								
<b>Derek Liliquist, L</b> ERA: 5.4 (7, 1)	0.0	3	2	0	0	0	0	1	0	0	0	0	0	6	11	∞	∞								
<b>Stan Belinda, R</b> ERA: 1.08 (7, 1)	2.2	W	7	0	0	0	2	0	0	0	0	0	0	22	33	0.00	0.000								

**Cleveland Indians @ Boston Red Sox**  
Fenway Park, Boston, MA  
Thu May 18, 1995, 7:05 PM EDT  
Att: 24,285 - Unknown - 65 F

AB 34  
R 3  
H 10  
RBI 3  
BB 2  
SO 6  
LOB 12



Batter	1	2	3	4	5	6	7	8	9	AB	R	H	RBI	BB	SO	LOB	BOTTOM								
<b>Lee Tinsley, S</b> OBP: 0.393, SLG: 0.481 <b>Mark Whiten, S</b> OBP: 0.271, SLG: 0.273 (2, 9)	E1 F9 1B		G4-3		G1-3		L1			1	1	1	0	0	0	0									
<b>John Valentin, R</b> OBP: 0.427, SLG: 0.597 (1, 6)	F9		FC6-4 1B		G6-3		P3			4	0	1	0	0	0	1									
<b>Mo Vaughn, L</b> OBP: 0.398, SLG: 0.722 (1, 3)	S E IBB		K			1B FC6-4 2B		K		3	2	1	0	1	2	1									
<b>Mike Macfarlane, R</b> OBP: 0.371, SLG: 0.608 (1, 2)	K		FC6-4			L8		HR		4	1	1	1	0	1	4									
<b>Mike Greenwell, L</b> OBP: 0.381, SLG: 0.382 (1, 7)	E5			K		1B FC6-4 IBB		1B		3	0	2	1	1	1	0									
<b>18 Reggie Jefferson, S</b> OBP: 0.231, SLG: 0.208 <b>Bill Haselman, R</b> OBP: 0.421, SLG: 0.267 (8, PH)	K		K		K	FC6-4 2B		F9		3	0	0	0	0	2	3									
<b>Tim Lincecum, R</b> OBP: 0.403, SLG: 0.443 (1, 5)										3	0	3	1	0	0	0									
<b>Troy O'Leary, L</b> OBP: 0.361, SLG: 0.514 (2, 8)			G1-3			G3		G4-3		4	0	1	0	0	0	5									
<b>Luis Alicea, S</b> OBP: 0.314, SLG: 0.164 (1, 4)			G4-3			G6-3		G5-3		3	0	0	0	0	0	0									
<b>Inning Stats</b>	R: 2 E: 2 K: 2 S: 15	H: 2 LOB: 1 BB: 1 P: 28	R: 0 E: 0 K: 0 S: 6	H: 1 LOB: 0 BB: 0 P: 9	R: 0 E: 0 K: 1 S: 11	H: 1 LOB: 1 BB: 0 P: 13	R: 0 E: 0 K: 2 S: 9	H: 1 LOB: 2 BB: 0 P: 13	R: 0 E: 0 K: 0 S: 5	H: 0 LOB: 0 BB: 0 P: 8	R: 1 E: 0 K: 0 S: 8	H: 2 LOB: 2 BB: 1 P: 18	R: 0 E: 0 K: 0 S: 5	H: 0 LOB: 0 BB: 0 P: 7	R: 1 E: 0 K: 1 S: 13	H: 3 LOB: 2 BB: 0 P: 19	1B: 6 2B: 3 3B: 0 HR: 1	SF: 0 SAC: 0 DP: 0 HBP: 1	WP: 0 PB: 0 SB: 1 CS: 1	PA: 35					
<b>PITCHER</b>	IP	WLS	BF	H	R	ER	SO	BB	IBB	HBP	BLK	WP	HR	S	P	ERA	WHIP								
<b>Dennis Martinez, R</b> ERA: 2.03 (1, 1)	7.0	L	3	2	1	1	1	0	0	0	0	0	1	6	6	27.00	6.000								
<b>Jim Poole, L</b> ERA: 2.53 (8, 1)	0.1	L	3	2	1	1	1	0	0	0	0	0	0	6	6	27.00	6.000								
<b>Eric Plunk, R</b> ERA: 0.77 (8, 1)	0.2	L	3	1	0	0	0	0	0	0	0	0	0	7	13	0.00	1.500								

**Cleveland Indians @ Boston Red Sox**  
Fenway Park, Boston, MA  
Thu May 18, 1995, 7:05 PM EDT  
Att: 24,285 - Unknown - 65 F

AB 32  
R 4  
H 10  
RBI 3  
BB 2  
SO 6  
LOB 15





Batter	1	2	3	4	5	6	7	8	9	AB	R	H	RBI	BB	SO	LOB	TOP								
<b>Kenny Lofton, L</b> OBP: 0.380, SLG: 0.493 (1, 8)										3	4	3	0	2	0	0	<b>Cleveland Indians @ Boston Red Sox</b> Fenway Park, Boston, MA Fri May 19 1995, 7:05 PM EDT Att: 23,507 - Unknown - 56 F								
<b>Omar Vizquel, S</b> OBP: 0.244, SLG: 0.224 (1, 6)										5	1	3	2	0	0	2									
<b>Carlos Baerga, S</b> OBP: 0.433, SLG: 0.556 (1, 4)										5	1	1	1	0	0	3									
<b>Albert Belle, R</b> OBP: 0.386, SLG: 0.595 (1, 7)										4	1	1	3	1	0	1									
<b>Eddie Murray, S</b> OBP: 0.410, SLG: 0.618 (1, 3)										5	0	0	0	0	2	2									
<b>Manny Ramirez, R</b> OBP: 0.286, SLG: 0.740 (1, 9)										4	1	2	1	0	0	0									
<b>Dave Winfield, R</b> OBP: 0.286, SLG: 0.240 (7, PH)										2	0	1	0	0	0	0									
<b>Jim Thome, L</b> OBP: 0.400, SLG: 0.515 (1, 5)										4	0	2	0	0	2	1									
<b>Tony Peña, R</b> OBP: 0.236, SLG: 0.235 (7, PH)										2	0	0	0	0	0	2									
<b>Paul Sorrento, L</b> OBP: 0.260, SLG: 0.623 (7, 2)										1	0	0	0	0	1	1									
<b>Scooter Tucker, R</b> OBP: 0.250, SLG: 0.625 (7, 2)										1	0	0	0	0	1	1									
<b>Inning Stats</b>	R: 1 E: 0 K: 0 S: 7	H: 2 LOB: 0 BB: 0 P: 9	R: 0 E: 0 K: 1 S: 9	H: 0 LOB: 0 BB: 0 P: 15	R: 0 E: 0 K: 1 S: 12	H: 1 LOB: 1 BB: 0 P: 17	R: 0 E: 0 K: 0 S: 3	H: 0 LOB: 0 BB: 0 P: 5	R: 0 E: 0 K: 0 S: 6	H: 3 LOB: 1 BB: 0 P: 7	R: 1 E: 0 K: 0 S: 12	H: 2 LOB: 1 BB: 1 P: 23	R: 0 E: 0 K: 1 S: 13	H: 1 LOB: 1 BB: 0 P: 18	R: 1 E: 1 K: 1 S: 10	H: 0 LOB: 1 BB: 1 P: 17	R: 6 E: 0 K: 2 S: 22	H: 4 LOB: 0 BB: 2 P: 38	1B: 9 2B: 1 3B: 1 HR: 2	SF: 0 SAC: 0 DP: 3 HBP: 0	WP: 0 PB: 0 SB: 1 CS: 0	PA: 41			
<b>PITCHER</b>	IP	WLS	BF	H	R	ER	SO	BB	IBB	HBP	BLK	WP	HR	S	P	ERA	WHIP								
<b>Zane Smith, L</b> ERA: 1.5 (1, 1)	6.0		23	8	2	2	2	1	0	0	0	0	0	49	76	3.00	1.500								
<b>Jeff Pierce, R</b> ERA: 2.92 (7, 1)	1.1	L	6	1	1	0	1	1	0	0	0	0	0	17	26	0.00	1.500								
<b>Ken Ryan, R</b> ERA: 5.25 (8, 1)	1.1	L	11	4	6	6	3	1	1	0	0	0	2	27	45	40.50	3.750								
<b>Alejandro Pena, R</b> ERA: 2.7 (9, 1)	0.1		1	0	0	0	0	0	0	0	0	0	0	1	2	0.00	0.000								

AB 37  
R 9  
H 13  
RBI 7  
BB 4  
SO 6  
LOB 13





Batter	1	2	3	4	5	6	7	8	9	AB	R	H	RBI	BB	SO	LOB	BOTTOM								
<b>Troy O'Leary, L</b> OBP: 0.366, SLG: 0.525 (1, 8)										5	2	2	0	0	1	3	<b>Cleveland Indians @ Boston Red Sox</b> Fenway Park, Boston, MA Fri May 19 1995, 7:05 PM EDT Att: 23,507 - Unknown - 56 F								
<b>John Valentin, R</b> OBP: 0.426, SLG: 0.573 (1, 6)										3	0	0	0	2	0	1									
<b>Mo Vaughn, L</b> OBP: 0.409, SLG: 0.727 (1, 3)										5	0	3	1	0	2	3									
<b>Mike Macfarlane, R</b> OBP: 0.373, SLG: 0.574 (1, 2)										3	0	0	1	1	2	4									
<b>Mike Greenwell, L</b> OBP: 0.371, SLG: 0.363 (1, 7)										4	0	0	1	1	0	6									
<b>Mark Whiten, S</b> OBP: 0.284, SLG: 0.250 (1, 9)										4	0	0	0	1	1	5									
<b>Tim Lincecum, R</b> OBP: 0.415, SLG: 0.459 (1, 5)										4	1	2	0	1	0	3									
<b>18 Reggie Jefferson, S</b> OBP: 0.250, SLG: 0.269 (5, PH)										2	1	1	0	0	0	1									
<b>Wes Chamberlain, R</b> OBP: 0.462, SLG: 0.600 (5, PH)										3	0	0	0	0	0	1									
<b>Luis Alicaia, S</b> OBP: 0.307, SLG: 0.153 (1, 4)										4	1	0	1	1	1	1									
<b>Inning Stats</b>	R: 1 E: 0 K: 1 S: 9	H: 2 LOB: 1 BB: 0 P: 11	R: 0 E: 0 K: 1 S: 18	H: 1 LOB: 2 BB: 1 P: 29	R: 0 E: 0 K: 1 S: 9	H: 0 LOB: 1 BB: 0 P: 14	R: 4 E: 1 K: 1 S: 13	H: 2 LOB: 3 BB: 4 P: 34	R: 0 E: 0 K: 1 S: 8	H: 1 LOB: 1 BB: 0 P: 15	R: 0 E: 0 K: 2 S: 14	H: 0 LOB: 0 BB: 0 P: 11	R: 0 E: 1 K: 0 S: 7	H: 1 LOB: 2 BB: 0 P: 12	R: 0 E: 0 K: 0 S: 7	H: 0 LOB: 0 BB: 0 P: 9	1B: 4 2B: 4 3B: 0 HR: 0	SF: 0 SAC: 0 DP: 0 HBP: 1	WP: 1 PB: 0 SB: 0 CS: 0	PA: 45					
<b>PITCHER</b>	IP	WLS	BF	H	R	ER	SO	BB	IBB	HBP	BLK	WP	HR	S	P	ERA	WHIP								
<b>Mark Clark, R</b> ERA: 9.9 (1, 1)	3.1		19	5	5	3	3	2	0	1	0	0	0	43	68	8.10	2.100								
<b>Jason Grimsley, R</b> ERA: 6.23 (4, 1)	0.2		6	1	0	0	1	3	0	0	0	0	0	7	22	0.00	6.000								
<b>Dennis Cook, L</b> ERA: 7.56 (5, 1)	1.2		8	1	0	0	2	2	0	0	0	1	0	20	36	0.00	1.800								
<b>Julian Tavarez, R</b> ERA: 0.84 (6, 1)	2.1	W	9	1	0	0	2	0	0	0	0	0	0	16	24	0.00	0.429								
<b>Jose Mesa, R</b> ERA: 2.61 (9, 1)	1.0		3	0	0	0	0	0	0	0	0	0	0	7	9	0.00	0.000								

AB 37  
R 5  
H 8  
RBI 4  
BB 7  
SO 8  
LOB 28





Batter	1	2	3	4	5	6	7	8	9	AB	R	H	RBI	BB	SO	LOB	TOP			
<b>Kenny Lofton, L</b> OBP: 0.369, SLG: 0.468	4-1 1B BB		2-3 K		1-0 G1-3		2-3 K	2-2 G4-3		4	1	0	0	1	2	0	<b>Cleveland Indians @ Boston Red Sox</b> Fenway Park, Boston, MA Sat May 20 1995, 3:33 AM EDT Att: 29,412 - Sunny - 70 F  livebaseballscores.com  <b>AB</b> 38 <b>R</b> 7 <b>H</b> 12 <b>RBI</b> 7 <b>BB</b> 3 <b>SO</b> 4 <b>LOB</b> 13  			
<b>Omar Vizquel, S</b> OBP: 0.253, SLG: 0.225	2-2 P8		1-0 S 1B		2-3 K		4-2 BB		1-2 G6-3	4	0	1	0	1	1	1				
<b>Carlos Baerga, S</b> OBP: 0.432, SLG: 0.547	2-2 1B		1-0 F9		3-2 G6-3		1-2 L4		0-0 FC5-4 1B	5	0	2	0	0	0	2				
<b>Albert Belle, R</b> OBP: 0.387, SLG: 0.619	2-2 G4-3 1B			0-0 G6-3		2-1 F7		1-1 HR	0-1 FC5-4 1B	5	1	2	2	0	0	1				
<b>Eddie Murray, S</b> OBP: 0.409, SLG: 0.600	1-1 G4-3			2-1 HR 1B		4-0 1B BB		1-0 F7	1-0 G4-3	4	1	1	0	1	0	3				
<b>Manny Ramirez, R</b> OBP: 0.466, SLG: 0.779		1-0 G5-3		3-2 HR		1-1 1B		1-1 HR 1B		4	2	3	2	0	0	0				
<b>Dave Winfield, R</b> OBP: 0.290, SLG: 0.286		0-1 F9		1-1 G1-3 2B		3-1 F9		2-0 HR 1B		3	0	1	0	0	0	2				
<b>Paul Sorrento, L</b> OBP: 0.276, SLG: 0.630				2-1 G1-3		0-3 K		1-2 HR 1B		1	1	1	0	0	0	0				
<b>Jim Thome, L</b> OBP: 0.392, SLG: 0.543		2-0 G1-3		2-3				2-0 HR		4	1	1	3	0	1	3				
<b>Scooter Tucker, R</b> OBP: 0.200, SLG: 0.500			1-2 G5-3		1-1 P4		1-0 P6	2-2 P2		2	0	0	0	0	0	1				
<b>Wayne Kirby, L</b> OBP: 0.320, SLG: 0.286										1	0	0	0	0	0	0				
<b>Tony Peña, R</b> OBP: 0.232, SLG: 0.231										1	0	0	0	0	0	0				
<b>Inning Stats</b>	R: 1 E: 0 K: 0 S: 13	H: 2 LOB: 1 BB: 1 P: 24	R: 0 E: 0 K: 0 S: 4	H: 0 LOB: 0 BB: 0 P: 7	R: 0 E: 0 K: 1 S: 8	H: 1 LOB: 1 BB: 0 P: 13	R: 2 E: 0 K: 0 S: 12	H: 3 LOB: 1 BB: 0 P: 21	R: 0 E: 0 K: 1 S: 10	H: 1 LOB: 2 BB: 1 P: 20	R: 0 E: 0 K: 1 S: 11	H: 0 LOB: 0 BB: 1 P: 19	R: 4 E: 0 K: 0 S: 14	H: 4 LOB: 0 BB: 0 P: 25	R: 0 E: 0 K: 0 S: 7	H: 1 LOB: 1 BB: 0 P: 9	1B: 8 2B: 1 3B: 0 HR: 3	SF: 0 SAC: 0 DP: 1 HBP: 0	WP: 0 PB: 0 SB: 1 CS: 0	PA: 41
<b>PITCHER</b>	IP WLS BF H R ER SO BB IBB HBP BLK WP HR S P ERA WHIP																			
<b>Rheal Cormier, L</b> ERA: 4.37	(1, 1) 5.1 24 7 3 3 2 2 0 0 0 0 0 1 49 90 5.06 1.688																			
<b>Jeff Pierce, R</b> ERA: 2.57	(6, 1) 1.2 6 0 0 0 2 1 0 0 0 0 0 0 17 28 0.00 0.600																			
<b>Alejandro Pena, R</b> ERA: 4.61	(8, 1) 0.1 L 4 3 3 3 0 0 0 0 0 0 0 1 6 11 81.00 9.000																			
<b>Derek Liliquist, L</b> ERA: 6.14	(8, 1) 0.2 3 1 1 1 0 0 0 0 0 0 0 1 8 14 13.50 1.500																			
<b>Tim Van Egmond, R</b> ERA:	(9, 1) 1.0 4 1 0 0 0 0 0 0 0 0 0 0 7 9 0.00 1.000																			

Batter	1	2	3	4	5	6	7	8	9	AB	R	H	RBI	BB	SO	LOB	BOTTOM					
<b>Troy O'Leary, L</b> OBP: 0.356, SLG: 0.523	2-2 G3-1		1-1 G4-3		1-0 1B 2B		0-0 SH1-3		1-3 K	4	1	1	0	0	1	0	<b>Cleveland Indians @ Boston Red Sox</b> Fenway Park, Boston, MA Sat May 20 1995, 3:33 AM EDT Att: 29,412 - Sunny - 70 F  livebaseballscores.com  <b>AB</b> 36 <b>R</b> 5 <b>H</b> 11 <b>RBI</b> 5 <b>BB</b> 2 <b>SO</b> 9 <b>LOB</b> 16  					
<b>John Valentin, R</b> OBP: 0.444, SLG: 0.595	1-2 1B 2B		2-0 1B		0-0 F7		4-0 IBB		0-0 1B	4	2	3	0	1	0	1						
<b>Mo Vaughn, L</b> OBP: 0.408, SLG: 0.704	4-0 1B BB		2-2 1B		1-3 K		1-3 K		2-3 K	4	2	1	0	1	3	4						
<b>18 Reggie Jefferson, S</b> OBP: 0.290, SLG: 0.345	2-2 G1-3		0-0 1B		0-0 2B		1-0 L7			3	0	2	2	0	0	2						
<b>Mike Macfarlane, R</b> OBP: 0.388, SLG: 0.564	1-2 2B		1-3 1B		2-3 2B					1	0	0	0	0	0	2						
<b>Mike Greenwell, L</b> OBP: 0.387, SLG: 0.381	0-0 1B		1-0 1B		2-3 K			2-2 1B		4	0	3	3	0	1	1						
<b>Tim Lincecum, R</b> OBP: 0.395, SLG: 0.436	3-1 G5-3		3-1 G5-4-3				1-2 G1		2-3 K	4	0	0	0	0	1	4						
<b>Mark Whiten, S</b> OBP: 0.246, SLG: 0.231		0-0 G4-3		2-0 G4-3		1-1 G4-3		3-3 K		4	0	0	0	0	1	1						
<b>Rich Rowland, R</b>		1-3 K		2-1 G5-3		3-0 G5-3		3-3 K		4	0	0	0	0	2	1						
<b>Luis Alicea, S</b> OBP: 0.304, SLG: 0.159		2-2 P4		0-2 G3			1-0 SH1-3 1B		2-2 F7	4	0	1	0	0	0	0						
<b>Inning Stats</b>	R: 2 E: 0 K: 0 S: 12	H: 2 LOB: 1 BB: 1 P: 24	R: 0 E: 0 K: 1 S: 7	H: 0 LOB: 0 BB: 0 P: 10	R: 2 E: 0 K: 0 S: 11	H: 4 LOB: 1 BB: 0 P: 19	R: 0 E: 0 K: 0 S: 6	H: 0 LOB: 0 BB: 0 P: 10	R: 1 E: 0 K: 2 S: 10	H: 2 LOB: 1 BB: 0 P: 14	R: 0 E: 0 K: 0 S: 6	H: 0 LOB: 0 BB: 0 P: 11	R: 0 E: 0 K: 1 S: 6	H: 1 LOB: 2 BB: 1 P: 13	R: 0 E: 0 K: 3 S: 17	H: 1 LOB: 1 BB: 0 P: 27	R: 0 E: 0 K: 2 S: 12	H: 1 LOB: 1 BB: 0 P: 17	1B: 8 2B: 3 3B: 0 HR: 0	SF: 0 SAC: 1 DP: 1 HBP: 0	WP: 0 PB: 0 SB: 0 CS: 0	PA: 39
<b>PITCHER</b>	IP WLS BF H R ER SO BB IBB HBP BLK WP HR S P ERA WHIP																					
<b>Orel Hershiser, R</b> ERA: 4.35	(1, 1) 6.0 26 8 5 5 3 1 0 1 0 0 0 0 0 5 11 0.00 1.500																					
<b>Dennis Cook, L</b> ERA: 7.0	(7, 1) 0.2 4 1 0 0 1 0 1 0 0 0 0 0 5 11 0.00 1.500																					
<b>Eric Plunk, R</b> ERA: 0.69	(7, 1) 1.1 W 5 1 0 0 3 0 0 0 0 0 0 0 18 29 0.00 0.750																					
<b>Jose Mesa, R</b> ERA: 2.38	(9, 1) 1.0 S 4 1 0 0 2 0 0 0 0 0 0 0 12 17 0.00 1.000																					








Batter	1	2	3	4	5	6	7	8	9	AB	R	H	RBI	BB	SO	LOB	TOP								
David Hulse, L OBP: 0.375, SLG: 0.378 (1, 7)										5	0	2	2	0	1	2	<b>Milwaukee Brewers @ Cleveland Indians</b> Jacobs Field, Cleveland, OH Mon May 22 1995, 7:05 PM EDT Att: 34,464 - Unknown - 67 F								
Darryl Hamilton, L OBP: 0.352, SLG: 0.320 Turner Ward, S OBP: 0.342, SLG: 0.333 (1, 8)										2	1	1	1	0	0	1									
Kevin Seitzer, R OBP: 0.412, SLG: 0.506 Jeff Cirillo, R OBP: 0.389, SLG: 0.438 (1, 5)										5	0	2	1	0	0	2									
Greg Vaughn, R OBP: 0.330, SLG: 0.333 (1, 10)										3	0	0	0	2	0	3									
Joe Oliver, R OBP: 0.372, SLG: 0.513 (1, 2)										5	0	0	0	0	2	3									
B.J. Surhoff, L OBP: 0.372, SLG: 0.314 (1, 3)										4	1	2	0	1	0	0									
Matt Mieske, R OBP: 0.442, SLG: 0.474 (1, 9)										5	0	2	0	0	2	2									
Fernando Vina, L OBP: 0.265, SLG: 0.281 (1, 4)										5	3	3	1	0	1	3									
Jose Valentin, S OBP: 0.250, SLG: 0.275 (1, 6)										4	2	2	1	0	1	1									
<b>Inning Stats</b>	R: 0 E: 0 K: 0 S: 4	H: 1 LOB: 0 BB: 0 P: 7	R: 0 E: 0 K: 1 S: 8	H: 0 LOB: 1 BB: 2 P: 20	R: 2 E: 1 K: 2 S: 13	H: 3 LOB: 1 BB: 0 P: 21	R: 0 E: 0 K: 1 S: 7	H: 0 LOB: 0 BB: 0 P: 10	R: 2 E: 0 K: 0 S: 16	H: 3 LOB: 2 BB: 1 P: 26	R: 3 E: 1 K: 2 S: 27	H: 5 LOB: 2 BB: 0 P: 37	R: 0 E: 0 K: 1 S: 10	H: 1 LOB: 1 BB: 0 P: 14	R: 0 E: 0 K: 0 S: 7	H: 1 LOB: 1 BB: 0 P: 12		R: 0 E: 0 K: 1 S: 10	H: 2 LOB: 2 BB: 0 P: 13	1B: 12 2B: 5 3B: 1 HR: 0	SF: 0 SAC: 0 DP: 2 HBP: 0	WP: 0 PB: 0 CS: 1	PA: 44		
<b>PITCHER</b>	IP	WLS	BF	H	R	ER	SO	BB	IBB	HBP	BLK	WP	HR	S	P	ERA	WHIP								
Charles Nagy, R ERA: 3.68 (1, 1)	5.1	L	25	8	5	5	5	3	0	0	0	0	0	53	92	8.44	2.062								
Dennis Cook, L ERA: 8.69 (6, 1)	0.1		4	3	2	2	1	0	0	0	0	0	0	13	18	54.00	9.000								
Julian Tavarez, R ERA: 1.17 (6, 1)	3.1		15	5	0	0	2	0	0	0	0	0	0	36	50	0.00	1.500								

Batter	1	2	3	4	5	6	7	8	9	AB	R	H	RBI	BB	SO	LOB	BOTTOM								
Kenny Lofton, L OBP: 0.366, SLG: 0.477 (1, 8)										4	0	1	1	0	0	0	<b>Milwaukee Brewers @ Cleveland Indians</b> Jacobs Field, Cleveland, OH Mon May 22 1995, 7:05 PM EDT Att: 34,464 - Unknown - 67 F								
Omar Vizquel, S OBP: 0.289, SLG: 0.274 (1, 6)										3	1	1	2	0	0	0									
Carlos Baerga, S OBP: 0.423, SLG: 0.600 (1, 4)										4	0	0	0	0	0	1									
Albert Belle, R OBP: 0.363, SLG: 0.570 (1, 7)										4	0	0	0	0	1	0									
Eddie Murray, S OBP: 0.412, SLG: 0.575 (1, 10)										3	1	1	0	1	0	0									
Jim Thome, L OBP: 0.386, SLG: 0.538 (1, 5)										3	0	0	0	1	0	1									
Manny Ramirez, R OBP: 0.464, SLG: 0.779 (1, 9)										4	1	2	2	0	0	0									
Paul Sorrento, L OBP: 0.313, SLG: 0.705 (1, 3)										4	1	1	0	0	2	2									
Tony Peña, R OBP: 0.258, SLG: 0.246 Wayne Kirby, L OBP: 0.296, SLG: 0.261 (1, 2)										2	1	0	0	1	1	0									
<b>Inning Stats</b>	R: 0 E: 0 K: 0 S: 6	H: 0 LOB: 0 BB: 0 P: 11	R: 0 E: 0 K: 0 S: 6	H: 0 LOB: 0 BB: 0 P: 10	R: 1 E: 0 K: 1 S: 7	H: 1 LOB: 0 BB: 0 P: 11	R: 1 E: 0 K: 0 S: 8	H: 1 LOB: 1 BB: 1 P: 15	R: 2 E: 0 K: 0 S: 12	H: 2 LOB: 1 BB: 1 P: 24	R: 0 E: 0 K: 1 S: 5	H: 0 LOB: 0 BB: 0 P: 7	R: 0 E: 0 K: 1 S: 13	H: 0 LOB: 0 BB: 0 P: 16	R: 0 E: 0 K: 0 S: 5	H: 0 LOB: 0 BB: 0 P: 7		R: 1 E: 0 K: 1 S: 16	H: 2 LOB: 2 BB: 1 P: 27	1B: 3 2B: 1 3B: 0 HR: 2	SF: 1 SAC: 0 DP: 0 HBP: 0	WP: 0 PB: 0 CS: 0	PA: 36		
<b>PITCHER</b>	IP	WLS	BF	H	R	ER	SO	BB	IBB	HBP	BLK	WP	HR	S	P	ERA	WHIP								
Ricky Bones, R ERA: 3.99 (1, 1)	7.0	W	27	4	4	4	3	2	0	0	0	0	0	2	57	5.14	0.857								
Graeme Lloyd, L ERA: 6.09 (8, 1)	1.1		6	1	1	1	0	1	0	0	0	0	0	13	22	6.75	1.500								
Mike Fetters, R ERA: 1.42 (9, 1)	0.2	S	3	1	0	0	1	0	0	0	0	0	0	8	12	0.00	1.500								





Batter	1	2	3	4	5	6	7	8	9	AB	R	H	RBI	BB	SO	LOB	TOP										
David Hulse, L (1, 8) OBP: 0.364, SLG: 0.366	G1-3		G1-3			G4-3 S 1B	F7			4	1	1	0	0	0	1	<b>Milwaukee Brewers @ Cleveland Indians</b> Jacobs Field, Cleveland, OH Tue May 23 1995, 7:05 PM EDT Att: 35,373 - Unknown - 82 F <a href="http://livebaseballscorecards.com">livebaseballscorecards.com</a>										
Turner Ward, S (1, 7) OBP: 0.338, SLG: 0.371	HR		L7			G4-3	F8			4	1	1	1	0	0	2											
Kevin Seitzer, R (1, 5) OBP: 0.406, SLG: 0.494	K			G4-3		G4-3 S 1B		G6-3		4	1	1	1	0	1	0											
Greg Vaughn, R (1, 10) OBP: 0.317, SLG: 0.318	F7			G5-3		K		L8		4	0	0	0	0	1	1											
B.J. Surhoff, L (1, 3) OBP: 0.362, SLG: 0.308		F7		G4-3		1B		K		4	0	1	0	0	1	0											
Joe Oliver, R (1, 2) OBP: 0.389, SLG: 0.530					WP	1B		K		3	0	2	1	1	1	1											
Matt Mieske, R (1, 9) OBP: 0.404, SLG: 0.429		BB				2B		K		4	0	0	0	0	2	4											
Pat Listach, S (1, 4) OBP: 0.281, SLG: 0.282		F7				G1-3		K		4	0	1	0	0	0	2											
Jose Valentin, S (1, 6) OBP: 0.238, SLG: 0.260						L6		G6-3		4	0	1	0	0	0	2											
			P8			K2-3		K		4	0	0	0	0	3	2											
<b>Inning Stats</b>	R: 1 E: 0 K: 1 S: 18	H: 1 LOB: 0 BB: 0 P: 25	R: 0 E: 0 K: 0 S: 15	H: 0 LOB: 1 BB: 1 P: 26	R: 0 E: 0 K: 0 S: 7	H: 0 LOB: 0 BB: 0 P: 12	R: 0 E: 0 K: 0 S: 9	H: 0 LOB: 0 BB: 0 P: 12	R: 0 E: 0 K: 1 S: 12	H: 1 LOB: 1 BB: 0 P: 18	R: 2 E: 0 K: 2 S: 16	H: 4 LOB: 2 BB: 0 P: 24	R: 0 E: 0 K: 1 S: 9	H: 1 LOB: 1 BB: 0 P: 13	R: 0 E: 0 K: 2 S: 9	H: 0 LOB: 1 BB: 0 P: 13	R: 0 E: 0 K: 2 S: 11	H: 0 LOB: 0 BB: 0 P: 16	1B: 5 2B: 1 3B: 0 HR: 1	SF: 0 SAC: 0 DP: 0 HBP: 0	WP: 1 PB: 1 CS: 2	PA: 36					
<b>PITCHER</b>	IP	WLS	BF	H	R	ER	SO	BB	IBB	HBP	BLK	WP	HR	S	P	ERA	WHIP										
Dennis Martinez, R (1, 1) ERA: 2.43	6.0	W	25	6	3	3	4	1	0	0	0	1	1	77	117	4.50	1.167										
Eric Plunk, R (7, 1) ERA: 0.5	2.0		8	1	0	0	3	0	0	0	0	0	0	18	26	0.00	0.500										
Jose Mesa, R (9, 1) ERA: 2.7	1.0	S	3	0	0	0	2	0	0	0	0	0	0	11	16	0.00	0.000										

Batter	1	2	3	4	5	6	7	8	9	AB	R	H	RBI	BB	SO	LOB	BOTTOM										
Kenny Lofton, L (1, 8) OBP: 0.371, SLG: 0.472	G4-3 S PB 1B					P4	G4-3			3	1	1	0	1	0	1	<b>Milwaukee Brewers @ Cleveland Indians</b> Jacobs Field, Cleveland, OH Tue May 23 1995, 7:05 PM EDT Att: 35,373 - Unknown - 82 F <a href="http://livebaseballscorecards.com">livebaseballscorecards.com</a>										
Omar Vizquel, S (1, 6) OBP: 0.289, SLG: 0.303	G4-3	L9		HR		G3	G3			4	1	1	2	0	0	3											
Carlos Baerga, S (1, 4) OBP: 0.417, SLG: 0.596	G1-3	F8		G3		G3	2B			4	0	1	0	0	0	3											
Albert Belle, R (1, 7) OBP: 0.368, SLG: 0.567				F9		F9	G6-3			4	0	2	0	0	0	1											
Eddie Murray, S (1, 10) OBP: 0.406, SLG: 0.560	L6			F7		F8	F8			4	0	1	0	0	0	1											
Jim Thome, L (1, 5) OBP: 0.391, SLG: 0.573			HR	1B		K2-3	K			4	1	2	1	0	2	1											
Manny Ramirez, R (1, 9) OBP: 0.455, SLG: 0.756		G6-3		G1-3		F7	G6-3			4	0	1	0	0	0	1											
Paul Sorrento, L (1, 3) OBP: 0.338, SLG: 0.738				2B		G6-3	G6-3			4	2	3	0	0	0	2											
Tony Peña, R (1, 2) OBP: 0.262, SLG: 0.267				2B		G6-3	G6-4-3			3	0	1	1	0	0	2											
<b>Inning Stats</b>	R: 1 E: 0 K: 0 S: 12	H: 2 LOB: 1 BB: 0 P: 20	R: 2 E: 0 K: 0 S: 13	H: 3 LOB: 2 BB: 1 P: 21	R: 0 E: 0 K: 0 S: 10	H: 1 LOB: 1 BB: 0 P: 15	R: 2 E: 0 K: 0 S: 10	H: 2 LOB: 0 BB: 0 P: 14	R: 0 E: 0 K: 1 S: 8	H: 1 LOB: 0 BB: 0 P: 14	R: 0 E: 0 K: 0 S: 6	H: 1 LOB: 0 BB: 0 P: 11	R: 0 E: 0 K: 0 S: 6	H: 1 LOB: 1 BB: 0 P: 10	R: 0 E: 0 K: 1 S: 8	H: 2 LOB: 1 BB: 0 P: 15	1B: 7 2B: 4 3B: 0 HR: 2	SF: 0 SAC: 0 DP: 2 HBP: 0	WP: 0 PB: 1 CS: 0	PA: 35							
<b>PITCHER</b>	IP	WLS	BF	H	R	ER	SO	BB	IBB	HBP	BLK	WP	HR	S	P	ERA	WHIP										
Steve Sparks, R (1, 1) ERA: 4.56	6.0	L	27	10	5	5	1	0	0	0	0	0	0	14	25	0.00	1.833										
Scott Karl, L (7, 1) ERA: 3.66	2.0		8	3	0	0	1	0	0	0	0	0	0	14	25	0.00	1.500										





Batter	1	2	3	4	5	6	7	8	9	AB	R	H	RBI	BB	SO	LOB	TOP										
David Hulse, L OBP: 0.383, SLG: 0.386 Derrick May, L OBP: 0.262, SLG: 0.238																	3 1 2 1 0 0 0 2 0 1 0 0 1 0										
Turner Ward, S OBP: 0.365, SLG: 0.392																	4 0 3 0 1 0 2										
Kevin Seitzer, R OBP: 0.425, SLG: 0.495																	2 1 1 1 2 1 1										
Greg Vaughn, R OBP: 0.321, SLG: 0.315																	4 1 1 0 1 1 5										
B.J. Surhoff, L OBP: 0.365, SLG: 0.318																	5 1 2 1 0 1 4										
Joe Oliver, R OBP: 0.389, SLG: 0.517																	4 1 1 0 1 0 1										
Matt Mieske, R OBP: 0.404, SLG: 0.435																	4 1 1 1 1 0 1										
Pat Listach, S OBP: 0.280, SLG: 0.281																	4 1 1 1 0 0 1										
Jose Valentin, S OBP: 0.226, SLG: 0.247																	4 0 0 0 0 2 3										
<b>Inning Stats</b>	R: 0 E: 0 K: 0 S: 16	H: 2 LOB: 2 BB: 0 P: 25	R: 0 E: 0 K: 0 S: 9	H: 0 LOB: 0 BB: 0 P: 13	R: 0 E: 0 K: 1 S: 14	H: 1 LOB: 2 BB: 1 P: 22	R: 7 E: 0 K: 1 S: 24	H: 7 LOB: 1 BB: 1 P: 42	R: 0 E: 0 K: 0 S: 5	H: 0 LOB: 0 BB: 1 P: 12	R: 0 E: 0 K: 2 S: 16	H: 2 LOB: 2 BB: 0 P: 23	R: 0 E: 0 K: 0 S: 7	H: 0 LOB: 0 BB: 0 P: 11	R: 0 E: 0 K: 1 S: 10	H: 1 LOB: 1 BB: 2 P: 20	R: 0 E: 0 K: 1 S: 5	H: 0 LOB: 1 BB: 1 P: 11	1B: 12 2B: 2 3B: 0 HR: 0	SF: 0 SAC: 0 DP: 2 HBP: 1	WP: 3 PB: 0 SB: 4 CS: 2	PA: 43					
<b>PITCHER</b>	IP	WLS	BF	H	R	ER	SO	BB	IBB	HBP	BLK	WP	HR	S	P	ERA	WHIP										
Mark Clark, R ERA: 10.65	3.2	L	21	9	6	6	2	1	0	1	0	0	0	59	91	14.73	2.727										
Jason Grimsley, R ERA: 5.5	1.1		6	1	1	1	0	2	0	0	0	1	0	9	23	6.75	2.250										
Jim Poole, L ERA: 1.98	2.2		11	3	0	0	3	1	0	0	0	0	0	30	47	0.00	1.500										
Eric Plunk, R ERA: 0.55	1.1		5	0	0	0	1	2	0	0	0	0	0	8	18	0.00	1.500										

Milwaukee Brewers @ Cleveland Indians  
Jacobs Field, Cleveland, OH  
Wed May 24 1995, 7:05 PM EDT  
Att: 29,638 - Unknown - 55 F

AB 36  
R 7  
H 13  
RBI 5  
BB 6  
SO 6  
LOB 18



Batter	1	2	3	4	5	6	7	8	9	AB	R	H	RBI	BB	SO	LOB	BOTTOM										
Kenny Lofton, L OBP: 0.363, SLG: 0.457																	5 0 1 1 0 1 5										
Omar Vizquel, S OBP: 0.295, SLG: 0.291																	4 1 0 0 1 0 5										
Carlos Baerga, S OBP: 0.416, SLG: 0.587																	5 0 2 0 0 1 3										
Albert Belle, R OBP: 0.369, SLG: 0.550																	3 0 0 0 2 0 1										
Eddie Murray, S OBP: 0.406, SLG: 0.563																	5 1 2 0 0 2 3										
Manny Ramirez, R OBP: 0.472, SLG: 0.774																	3 2 2 0 2 1 2										
Dave Winfield, R OBP: 0.314, SLG: 0.267 Paul Sorrento, L OBP: 0.333, SLG: 0.727																	2 1 0 0 1 1 1 1 0 0 0 0 0 2										
Alvaro Espinoza, R OBP: 0.267, SLG: 0.357 Jim Thome, L OBP: 0.394, SLG: 0.566																	2 0 1 2 0 1 0 1 0 0 0 1 1 0										
Tony Peña, R OBP: 0.269, SLG: 0.290 Wayne Kirby, L OBP: 0.261, SLG: 0.261 Scooter Tucker, R OBP: 0.182, SLG: 0.455																	2 0 1 0 0 1 2 0 0 0 1 1 0 0 1 0 0 0 0 0 0										
<b>Inning Stats</b>	R: 1 E: 0 K: 3 S: 16	H: 1 LOB: 2 BB: 2 P: 31	R: 0 E: 0 K: 1 S: 8	H: 1 LOB: 0 BB: 0 P: 18	R: 0 E: 0 K: 1 S: 8	H: 0 LOB: 0 BB: 0 P: 14	R: 3 E: 0 K: 1 S: 13	H: 2 LOB: 1 BB: 2 P: 25	R: 0 E: 0 K: 1 S: 6	H: 1 LOB: 0 BB: 0 P: 8	R: 0 E: 0 K: 0 S: 13	H: 1 LOB: 3 BB: 2 P: 26	R: 0 E: 0 K: 1 S: 8	H: 1 LOB: 1 BB: 1 P: 19	R: 0 E: 0 K: 1 S: 12	H: 1 LOB: 2 BB: 0 P: 21	R: 0 E: 0 K: 0 S: 4	H: 1 LOB: 2 BB: 1 P: 8	1B: 5 2B: 4 3B: 0 HR: 0	SF: 0 SAC: 0 DP: 2 HBP: 1	WP: 2 PB: 1 SB: 1 CS: 0	PA: 43					
<b>PITCHER</b>	IP	WLS	BF	H	R	ER	SO	BB	IBB	HBP	BLK	WP	HR	S	P	ERA	WHIP										
Angel Miranda, L ERA: 4.73	3.0		17	4	4	3	5	4	0	0	0	0	0	39	79	9.00	2.667										
Ron Rightnowar, R ERA: 4.15	2.0	W	9	2	1	1	2	1	0	1	0	0	0	17	30	4.50	1.500										
Scott Karl, L ERA: 3.0	1.2		6	0	0	0	0	2	0	0	0	0	0	11	22	0.00	1.200										
Mark Kiefer, R ERA: 4.4	0.1		2	1	0	0	1	0	0	0	0	0	0	5	10	0.00	3.000										
Graeme Lloyd, L ERA: 5.65	1.0		4	1	0	0	1	0	0	0	0	0	0	12	21	0.00	1.000										
<b>PITCHER</b>	IP	WLS	BF	H	R	ER	SO	BB	IBB	HBP	BLK	WP	HR	S	P	ERA	WHIP										
Mike Fetters, R ERA: 1.23	1.0	S	5	1	0	0	0	1	0	0	0	0	0	4	8	0.00	2.000										

Milwaukee Brewers @ Cleveland Indians  
Jacobs Field, Cleveland, OH  
Wed May 24 1995, 7:05 PM EDT  
Att: 29,638 - Unknown - 55 F

AB 34  
R 5  
H 9  
RBI 4  
BB 8  
SO 9  
LOB 24





Batter	1	2	3	4	5	6	7	8	9	AB	R	H	RBI	BB	SO	LOB	TOP					
<b>Kenny Lofton, L</b> OBP: 0.355, SLG: 0.444 (1, 8)	L9		L8				G4-3		G3	5	0	1	0	0	0	3	<b>Cleveland Indians @ Toronto Blue Jays</b> SkyDome, Toronto, ON Fri May 26 1995, 7:05 PM EDT Att: 47,113 - Unknown - 58 F					
<b>Omar Vizquel, S</b> OBP: 0.280, SLG: 0.343 (1, 6)	2B		F9		CS	1B		HR	G4-3	5	1	3	1	0	0	1						
<b>Carlos Baerga, S</b> OBP: 0.398, SLG: 0.560 (1, 4)	P6			G3		F7		G3	G4-3	5	0	0	0	0	0	3						
<b>Albert Belle, R</b> OBP: 0.365, SLG: 0.548 (1, 7)	P5			F8		F8		G4-3	1B	4	1	1	0	0	0	2						
<b>Eddie Murray, S</b> OBP: 0.391, SLG: 0.540 (1, 10)		F8		F7		L8		G4-3		4	0	0	0	0	0	2						
<b>Jim Thome, L</b> OBP: 0.408, SLG: 0.570 (1, 5)					K					3	1	2	1	1	1	0						
<b>Manny Ramirez, R</b> <b>Wayne Kirby, L</b> OBP: 0.321, SLG: 0.261 (8, 9)	G6-4-3							HR		4	2	2	3	0	0	2						
<b>Paul Sorrento, L</b> OBP: 0.355, SLG: 0.812 (1, 3)										0	0	0	0	0	0	0						
<b>Tony Peña, R</b> OBP: 0.268, SLG: 0.277 (1, 2)										3	2	2	2	1	0	0						
<b>Inning Stats</b>	R: 0 E: 0 K: 0 S: 6	H: 1 LOB: 1 BB: 0 P: 11	R: 0 E: 0 K: 0 S: 4	H: 0 LOB: 0 BB: 1 P: 12	R: 1 E: 0 K: 0 S: 11	H: 1 LOB: 0 BB: 0 P: 19	R: 0 E: 0 K: 0 S: 5	H: 0 LOB: 0 BB: 0 P: 8	R: 2 E: 0 K: 2 S: 12	H: 3 LOB: 0 BB: 0 P: 19	R: 0 E: 0 K: 0 S: 7	H: 1 LOB: 1 BB: 0 P: 10	R: 0 E: 0 K: 1 S: 12	H: 1 LOB: 2 BB: 1 P: 22	R: 4 E: 0 K: 0 S: 13	H: 4 LOB: 0 BB: 1 P: 21		R: 0 E: 0 K: 0 S: 7	H: 0 LOB: 1 BB: 1 P: 14	1B: 4 2B: 2 3B: 0 HR: 5	SF: 0 SAC: 0 DP: 1 HBP: 0	WP: 0 PB: 0 SB: 1 CS: 1
<b>PITCHER</b>	IP	WLS	BF	H	R	ER	SO	BB	IBB	HBP	BLK	WP	HR	S	P	ERA	WHIP					
<b>Pat Hentgen, R</b> ERA: 5.77 (1, 1)	8.0	L	35	11	7	7	3	2	0	0	1	0	5	70	122	7.88	1.625					
<b>Mike Timlin, R</b> ERA: 4.11 (9, 1)	1.0		4	0	0	0	0	1	0	0	0	0	0	7	14	0.00	1.000					

AB	36
R	7
H	11
RBI	7
BB	3
SO	3
LOB	15



Batter	1	2	3	4	5	6	7	8	9	AB	R	H	RBI	BB	SO	LOB	BOTTOM					
<b>Devon White, S</b> OBP: 0.369, SLG: 0.504 (1, 8)	K		K		K				K	5	0	1	0	0	4	2	<b>Cleveland Indians @ Toronto Blue Jays</b> SkyDome, Toronto, ON Fri May 26 1995, 7:05 PM EDT Att: 47,113 - Unknown - 58 F					
<b>Alex Gonzalez, R</b> OBP: 0.337, SLG: 0.381 (1, 6)	L6				E5		P6		K	4	0	0	0	1	1	1						
<b>Roberto Alomar, S</b> OBP: 0.403, SLG: 0.577 (1, 4)	G4-3				L8				G4-3	3	0	0	0	2	0	0						
<b>Joe Carter, R</b> OBP: 0.369, SLG: 0.469 (1, 7)		L7		G5-3	F7		F7			4	0	0	0	0	0	4						
<b>John Olerud, L</b> OBP: 0.362, SLG: 0.386 (1, 3)		G3			K					3	2	1	0	1	1	2						
<b>Carlos Delgado, L</b> OBP: 0.240, SLG: 0.364 (1, 10)										4	1	2	1	0	2	0						
<b>Shawn Green, L</b> OBP: 0.307, SLG: 0.449 (1, 9)										4	1	1	3	0	1	1						
<b>Ed Sprague, R</b> OBP: 0.380, SLG: 0.589 (1, 5)										3	0	1	0	1	1	1						
<b>Randy Knorr, R</b> OBP: 0.290, SLG: 0.390 (1, 2)										4	0	1	0	0	0	2						
<b>Inning Stats</b>	R: 0 E: 0 K: 1 S: 9	H: 0 LOB: 0 BB: 0 P: 14	R: 0 E: 0 K: 1 S: 7	H: 0 LOB: 0 BB: 0 P: 12	R: 0 E: 0 K: 2 S: 12	H: 1 LOB: 2 BB: 2 P: 23	R: 3 E: 0 K: 0 S: 18	H: 4 LOB: 1 BB: 0 P: 27	R: 0 E: 0 K: 2 S: 10	H: 0 LOB: 0 BB: 1 P: 19	R: 0 E: 0 K: 1 S: 8	H: 0 LOB: 0 BB: 0 P: 10	R: 0 E: 0 K: 0 S: 9	H: 1 LOB: 2 BB: 1 P: 16	R: 1 E: 0 K: 1 S: 11	H: 1 LOB: 1 BB: 1 P: 20		R: 0 E: 0 K: 2 S: 8	H: 0 LOB: 0 BB: 0 P: 9	1B: 5 2B: 1 3B: 0 HR: 1	SF: 0 SAC: 0 DP: 0 HBP: 0	WP: 1 PB: 0 SB: 0 CS: 0
<b>PITCHER</b>	IP	WLS	BF	H	R	ER	SO	BB	IBB	HBP	BLK	WP	HR	S	P	ERA	WHIP					
<b>Orel Hershiser, R</b> ERA: 4.26 (1, 1)	7.0		31	6	3	3	7	4	0	0	0	0	0	5	11	27.00	6.000					
<b>Jim Poole, L</b> ERA: 2.57 (8, 1)	0.1		3	1	1	1	0	1	0	0	0	0	0	6	9	0.00	0.000					
<b>Julian Tavarez, R</b> ERA: 1.13 (8, 1)	0.2		2	0	0	0	1	0	0	0	0	0	0	8	9	0.00	0.000					
<b>Jose Mesa, R</b> ERA: 2.51 (9, 1)	1.0	S	3	0	0	0	2	0	0	0	0	0	0	8	9	0.00	0.000					

AB	34
R	4
H	7
RBI	4
BB	5
SO	10
LOB	13





Batter	1	2	3	4	5	6	7	8	9	AB	R	H	RBI	BB	SO	LOB	TOP			
<b>Kenny Lofton, L</b> OBP: 0.342, SLG: 0.427 (1, 8)										4	0	0	0	0	3	1	<b>Cleveland Indians @ Toronto Blue Jays</b> SkyDome, Toronto, ON Sat May 27 1995, 3:33 AM EDT Att: 47,143 - Sunny - 70 F			
<b>Omar Vizquel, S</b> OBP: 0.297, SLG: 0.336 (1, 6)										2	0	0	0	2	0	0				
<b>Carlos Baerga, S</b> OBP: 0.385, SLG: 0.540 (1, 4)										4	0	0	0	0	1	3				
<b>Albert Belle, R</b> OBP: 0.361, SLG: 0.537 (1, 7)										4	0	1	0	0	1	0				
<b>Eddie Murray, S</b> OBP: 0.395, SLG: 0.538 (1, 3)										4	0	2	0	0	1	0				
<b>Manny Ramirez, R</b> OBP: 0.474, SLG: 0.812 (1, 9)										4	0	2	0	0	1	1				
<b>Dave Winfield, R</b> OBP: 0.316, SLG: 0.303 <b>Paul Sorrento, L</b> OBP: 0.351, SLG: 0.800 (9, PH)										3	0	1	0	0	0	2				
<b>Jim Thome, L</b> OBP: 0.396, SLG: 0.551 (1, 5)										3	0	0	0	0	1	1				
<b>Scooter Tucker, R</b> OBP: 0.214, SLG: 0.385 (1, 2)										2	0	0	0	1	0	0				
<b>Inning Stats</b>	R: 0 E: 0 K: 1 S: 6	H: 0 LOB: 0 BB: 0 P: 11	R: 0 E: 0 K: 1 S: 8	H: 2 LOB: 1 BB: 0 P: 14	R: 0 E: 0 K: 2 S: 7	H: 0 LOB: 0 BB: 0 P: 13	R: 0 E: 0 K: 1 S: 9	H: 0 LOB: 0 BB: 0 P: 16	R: 0 E: 0 K: 0 S: 8	H: 1 LOB: 1 BB: 0 P: 12	R: 0 E: 0 K: 1 S: 12	H: 1 LOB: 1 BB: 0 P: 22	R: 0 E: 0 K: 0 S: 6	H: 0 LOB: 2 BB: 2 P: 17	R: 0 E: 0 K: 1 S: 7	H: 2 LOB: 1 BB: 0 P: 12		1B: 5 2B: 1 3B: 0 HR: 0	SF: 0 SAC: 0 DP: 1 HBP: 0	WP: 0 PB: 0 SB: 1 CS: 0
<b>PITCHER</b>	IP WLS BF H R ER SO BB IBB HBP BLK WP HR S P ERA WHIP																			
<b>Al Leiter, L</b> ERA: 2.86 (1, 1)	7.2 W 29 4 0 0 7 3 0 0 0 0 0 0 60 116 0.00 0.913																			
<b>Tony Castillo, L</b> ERA: 3.57 (8, 1)	0.1 1 0 0 0 0 0 0 0 0 0 0 0 3 4 0.00 0.000																			
<b>Darren Hall, R</b> ERA: (9, 1)	1.0 S 4 2 0 0 1 0 0 0 0 0 0 0 7 12 0.00 2.000																			

Batter	1	2	3	4	5	6	7	8	9	AB	R	H	RBI	BB	SO	LOB	BOTTOM	
<b>Devon White, S</b> OBP: 0.358, SLG: 0.488 (1, 8)										4	0	0	0	0	2	1	<b>Cleveland Indians @ Toronto Blue Jays</b> SkyDome, Toronto, ON Sat May 27 1995, 3:33 AM EDT Att: 47,143 - Sunny - 70 F	
<b>Alex Gonzalez, R</b> OBP: 0.337, SLG: 0.372 <b>Carlos Delgado, L</b> OBP: 0.231, SLG: 0.348 (8, PH)										2	0	0	0	1	1	0		
<b>Roberto Alomar, S</b> OBP: 0.398, SLG: 0.565 (1, 4)										4	0	1	0	0	1	1		
<b>Joe Carter, R</b> OBP: 0.364, SLG: 0.460 (1, 7)										4	1	1	0	0	1	1		
<b>John Olerud, L</b> OBP: 0.370, SLG: 0.394 (1, 3)										3	1	2	0	0	0	1		
<b>Candy Maldonado, R</b> OBP: 0.306, SLG: 0.359 (1, 9)										3	0	0	0	0	0	3		
<b>Ed Sprague, R</b> OBP: 0.369, SLG: 0.571 (1, 5)										3	0	0	0	0	2	3		
<b>Lance Parrish, R</b> OBP: 0.283, SLG: 0.357 (1, 2)										3	1	1	3	0	0	2		
<b>Tomas Perez, S</b> OBP: 0.500, SLG: 0.750 (1, 6)										3	0	1	0	0	1	0		
<b>Inning Stats</b>	R: 0 E: 0 K: 2 S: 8	H: 1 LOB: 2 BB: 0 P: 12	R: 0 E: 1 K: 1 S: 10	H: 1 LOB: 2 BB: 0 P: 18	R: 0 E: 0 K: 1 S: 6	H: 0 LOB: 0 BB: 0 P: 11	R: 0 E: 0 K: 0 S: 6	H: 1 LOB: 0 BB: 0 P: 8	R: 0 E: 0 K: 1 S: 7	H: 0 LOB: 0 BB: 0 P: 13	R: 3 E: 0 K: 1 S: 22	H: 4 LOB: 1 BB: 0 P: 29	R: 0 E: 0 K: 1 S: 6	H: 0 LOB: 0 BB: 0 P: 9	1B: 4 2B: 1 3B: 0 HR: 1	SF: 0 SAC: 0 DP: 1 HBP: 0		WP: 0 PB: 0 SB: 1 CS: 0
<b>PITCHER</b>	IP WLS BF H R ER SO BB IBB HBP BLK WP HR S P ERA WHIP																	
<b>Bud Black, L</b> ERA: 7.59 (1, 1)	6.0 L 10 4 3 3 2 0 0 0 0 0 0 1 28 38 13.50 2.000																	
<b>Eric Plunk, R</b> ERA: 1.95 (7, 1)	2.0 10 4 3 3 2 0 0 0 0 0 0 1 28 38 13.50 2.000																	



Batter	1	2	3	4	5	6	7	8	9	AB	R	H	RBI	BB	SO	LOB	TOP					
<b>Kenny Lofton, L</b> OBP: 0.328, SLG: 0.407	1-1 G4-3		2-2 F8		1-1 G3		2-2 L8		1-2 F7	5	0	0	0	0	0	3	<b>Cleveland Indians @ Toronto Blue Jays</b> SkyDome, Toronto, ON Sun May 28 1995, 3:33 AM EDT Att: 42,365 - Dome - 70 F					
<b>Omar Vizquel, S</b> OBP: 0.291, SLG: 0.333	2-2 G4-3		2-2 L8		2-2 1B		4-2 BB		1-2 L7	4	0	1	1	1	0	1						
<b>Carlos Baerga, S</b> OBP: 0.373, SLG: 0.521	2-0 G3-1		1-2 G3		0-1 P6		0-3 K			4	0	0	0	0	1	3						
<b>Albert Belle, R</b> OBP: 0.358, SLG: 0.523		2-1 F9		4-1 G5-3 BB		1-0 F8		1-1 P3		3	0	0	0	1	0	0						
<b>Eddie Murray, S</b> OBP: 0.381, SLG: 0.519	0-0 G3		1-2 G5-3		0-0 P5		1-3 K			4	0	0	0	0	1	1						
<b>Jim Thome, L</b> OBP: 0.400, SLG: 0.576	0-3 K		3-2 L8		4-2 BB		3-0 HR			3	1	1	1	1	1	1						
<b>Manny Ramirez, R</b> OBP: 0.466, SLG: 0.819		2-0 HR		1-3 K		1-3 K		3-1 L8		4	1	1	1	0	2	2						
<b>Wayne Kirby, L</b> OBP: 0.321, SLG: 0.261										0	0	0	0	0	0	0						
<b>Paul Sorrento, L</b> OBP: 0.346, SLG: 0.767			4-2 HR BB		0-0 F8		1-3 K		0-0 G6-3	3	1	0	0	1	1	0						
<b>Tony Peña, R</b> OBP: 0.307, SLG: 0.343		2-2 HR		4-2 G3 1B BB		4-2 BB		0-0 1B		2	2	2	2	2	0	0						
<b>Inning Stats</b>	R: 0 E: 0 K: 0 S: 6	H: 0 LOB: 0 BB: 0 P: 11	R: 0 E: 0 K: 1 S: 6	H: 0 LOB: 0 BB: 0 P: 8	R: 3 E: 0 K: 0 S: 16	H: 2 LOB: 0 BB: 1 P: 29	R: 0 E: 0 K: 1 S: 13	H: 0 LOB: 1 BB: 1 P: 22	R: 1 E: 0 K: 1 S: 11	H: 1 LOB: 1 BB: 1 P: 18	R: 0 E: 0 K: 1 S: 8	H: 0 LOB: 1 BB: 2 P: 14	R: 0 E: 0 K: 2 S: 15	H: 0 LOB: 2 BB: 2 P: 26	R: 1 E: 0 K: 0 S: 10	H: 1 LOB: 0 BB: 0 P: 18	R: 0 E: 0 K: 0 S: 9	H: 1 LOB: 1 BB: 0 P: 11	1B: 2 2B: 0 3B: 0 HR: 3	SF: 0 SAC: 0 DP: 0 HBP: 0	WP: 0 PB: 0 CS: 0	PA: 38
<b>PITCHER</b>	IP	WLS	BF	H	R	ER	SO	BB	IBB	HBP	BLK	WP	HR	S	P	ERA	WHIP					
<b>Danny Darwin, R</b> ERA: 8.22	(1, 1)	6.0	L	25	3	4	4	3	4	0	0	0	0	2	60	102	6.00	1.167				
<b>Woody Williams, R</b> ERA: 4.42	(7, 1)	3.0		13	2	1	1	3	2	0	0	0	0	1	34	55	3.00	1.333				

AB 32  
R 5  
H 5  
RBI 5  
BB 6  
SO 6  
LOB 11



Batter	1	2	3	4	5	6	7	8	9	AB	R	H	RBI	BB	SO	LOB	BOTTOM					
<b>Devon White, S</b> OBP: 0.367, SLG: 0.492	1-2 FC6-4 1B		2-0 L6		4-2 SF7 1B BB		2-1 FC6-4 1B		0-1 SF7	3	0	2	1	1	0	0	<b>Cleveland Indians @ Toronto Blue Jays</b> SkyDome, Toronto, ON Sun May 28 1995, 3:33 AM EDT Att: 42,365 - Dome - 70 F					
<b>Domingo Cadeno, S</b> OBP: 0.407, SLG: 0.520	0-0 FC6-4 1B		4-2 BB		2-2 1B		1-1 FC6-4 FC4 1B		2-3 K	4	0	1	0	1	1	4						
<b>Roberto Alomar, S</b> OBP: 0.398, SLG: 0.563	2-2 1B		0-1 G4-3		1-1 SF7		2-0 FC4 S BB E 1B		0-1 WP 1B	4	2	2	1	0	0	2						
<b>Joe Carter, R</b> OBP: 0.375, SLG: 0.462	0-1 P3				1-2 FC3-6 1B		4-2 S 1B		1-2 SH1-4 1B	4	0	2	1	1	1	4						
<b>John Olerud, L</b> OBP: 0.371, SLG: 0.394	0-1 G4-3				2-1 FC3-6 1B		1-2 G1-3		3-2 SH1-4 1B	5	0	2	0	0	0	5						
<b>Carlos Delgado, L</b> OBP: 0.207, SLG: 0.308		1-2 L6		1-3 K		3-2 K		3-2 E8 BB SF7 1B		3	0	0	0	0	2	2						
<b>Alex Gonzalez, R</b> OBP: 0.333, SLG: 0.368										1	1	0	0	0	0	0						
<b>Shawn Green, L</b> OBP: 0.308, SLG: 0.458		1-3 K		1-2 FC3-6		1-2 2B		4-0 BB BB		3	0	1	0	0	1	2						
<b>Candy Maldonado, R</b> OBP: 0.333, SLG: 0.359				1-2 2-3				1-2 BB BB		0	0	0	0	2	0	0						
<b>Ed Sprague, R</b> OBP: 0.353, SLG: 0.544		3-3 K		2-3 K		3-3 K		1-3 K		5	0	0	0	0	4	8						
<b>Randy Knorr, R</b> OBP: 0.292, SLG: 0.377			2-3 K		4-2 1B BB SF7 BB		3-2 G6-3		4-2 BB	2	1	0	0	1	1	1						
<b>Paul Molitor, R</b> OBP: 0.324, SLG: 0.278										0	0	0	0	1	0	0						
<b>Lance Parrish, R</b> OBP: 0.283, SLG: 0.357										0	0	0	0	0	0	0						
<b>Inning Stats</b>	R: 0 E: 0 K: 0 S: 13	H: 2 LOB: 2 BB: 0 P: 16	R: 0 E: 0 K: 2 S: 11	H: 0 LOB: 0 BB: 0 P: 16	R: 0 E: 0 K: 1 S: 8	H: 0 LOB: 1 BB: 1 P: 16	R: 0 E: 0 K: 2 S: 14	H: 2 LOB: 2 BB: 0 P: 21	R: 1 E: 0 K: 1 S: 15	H: 1 LOB: 2 BB: 2 P: 29	R: 0 E: 0 K: 2 S: 15	H: 1 LOB: 1 BB: 0 P: 25	R: 1 E: 0 K: 0 S: 12	H: 1 LOB: 1 BB: 1 P: 22	R: 1 E: 1 K: 2 S: 16	H: 0 LOB: 2 BB: 2 P: 30	R: 1 E: 0 K: 0 S: 14	H: 3 LOB: 2 BB: 1 P: 22	1B: 9 2B: 1 3B: 0 HR: 0	SF: 2 SAC: 1 DP: 1 HBP: 0	WP: 1 PB: 0 CS: 0	PA: 44
<b>PITCHER</b>	IP	WLS	BF	H	R	ER	SO	BB	IBB	HBP	BLK	WP	HR	S	P	ERA	WHIP					
<b>Charles Nagy, R</b> ERA: 3.37	(1, 1)	6.0	W	27	6	1	1	8	3	0	0	0	0	76	123	1.50	1.500					
<b>Julian Tavarez, R</b> ERA: 1.08	(7, 1)	0.2		4	1	1	0	0	1	0	0	0	0	9	18	0.00	3.000					
<b>Paul Assenmacher, L</b> ERA: 1.86	(7, 1)	0.1		2	0	1	0	0	0	0	0	0	0	6	10	0.00	0.000					
<b>Eric Plunk, R</b> ERA: 1.86	(8, 1)	1.0		5	0	0	0	2	2	0	0	0	0	13	24	0.00	2.000					
<b>Jose Mesa, R</b> ERA: 3.93	(9, 1)	1.0	S	6	3	1	1	0	1	0	0	0	1	14	22	9.00	4.000					

AB 34  
R 4  
H 10  
RBI 3  
BB 7  
SO 10  
LOB 28





Batter	1	2	3	4	5	6	7	8	9	AB	R	H	RBI	BB	SO	LOB	TOP			
Lance Johnson, L OBP: 0.287, SLG: 0.279	G3	F7		FC3-2 S WP		G1-3		L9		5	1	0	0	0	0	5				
Tim Raines, S OBP: 0.360, SLG: 0.543	BB 1B		HR	G4-3			K		G4-3	5	2	2	0	0	1	0				
Frank Thomas, R OBP: 0.515, SLG: 0.649	1B BB		HR		F4		1B BB		K	3	1	1	2	2	1	0				
John Kruk, L OBP: 0.367, SLG: 0.333	F9		G3		G3-1		1B		G1-3	5	0	1	0	0	0	2				
Robin Ventura, L OBP: 0.384, SLG: 0.485	1B		G3-1		HR		K			4	1	2	2	0	1	2				
Mike Devereaux, R OBP: 0.348, SLG: 0.410	K		P2		G4-3		K			4	0	0	0	0	2	4				
Ray Durham, S OBP: 0.378, SLG: 0.420		P4		G3 FC3-2 1B		F9		G3		4	0	1	0	0	0	0				
Ron Karkovics, R OBP: 0.305, SLG: 0.514		G6-3		FC3-2 PB 1B		G3		K		4	1	2	0	0	1	0				
Ozzie Guillen, L OBP: 0.321, SLG: 0.346		1B		G3		G3		BB		3	0	1	0	1	0	3				
<b>Inning Stats</b>	R: 1 E: 0 K: 1 S: 12	H: 2 LOB: 2 BB: 1 P: 22	R: 0 E: 0 K: 0 S: 9	H: 1 LOB: 1 BB: 0 P: 11	R: 2 E: 0 K: 0 S: 10	H: 2 LOB: 0 BB: 0 P: 15	R: 2 E: 0 K: 0 S: 12	H: 2 LOB: 0 BB: 0 P: 20	R: 1 E: 0 K: 0 S: 5	H: 1 LOB: 0 BB: 0 P: 9	R: 0 E: 0 K: 3 S: 11	H: 1 LOB: 2 BB: 1 P: 19	R: 0 E: 0 K: 1 S: 12	H: 0 LOB: 1 BB: 0 P: 21	R: 0 E: 0 K: 1 S: 5	H: 0 LOB: 0 BB: 0 P: 6	1B: 7 2B: 1 3B: 0 HR: 2	SF: 0 SAC: 0 DP: 0 HBP: 0	WP: 1 PB: 1 SB: 2 CS: 0	PA: 40
<b>PITCHER</b>	IP	WLS	BF	H	R	ER	SO	BB	IBB	HBP	BLK	WP	HR	S	P	ERA	WHIP			
Dennis Martinez, R ERA: 3.14	6.0		28	9	6	5	1	1	0	0	0	1	2	60	98	7.50	1.667			
Dennis Cook, L ERA: 8.1	0.2	4	1	0	0	2	1	0	0	0	0	0	0	8	15	0.00	3.000			
Julian Tavarez, R ERA: 1.0	1.1	W	5	0	0	0	2	1	0	0	0	0	0	15	25	0.00	0.750			
Jose Mesa, R ERA: 2.76	1.0	S	3	0	0	0	1	0	0	0	0	0	0	5	6	0.00	0.000			

Chicago White Sox @ Cleveland Indians  
 Jacobs Field, Cleveland, OH  
 Mon May 29 1995, 3:33 AM EDT  
 Att: 41,736 - Cloudy - 64 F

AB	37
R	6
H	10
RBI	4
BB	3
SO	6
LOB	16



Batter	1	2	3	4	5	6	7	8	9	AB	R	H	RBI	BB	SO	LOB	BOTTOM			
Kenny Lofton, L OBP: 0.325, SLG: 0.402	1B		F8		FC6-4		L3	SH5-3		4	0	1	0	0	0	3				
Omar Vizquel, S OBP: 0.288, SLG: 0.336	P5		B1-3			F7	1B 2B	P5		5	1	1	0	0	0	5				
Carlos Baerga, S OBP: 0.374, SLG: 0.516	F9		G6-3			1B BB	2B G6-3 1B	F7		5	2	2	1	0	0	5				
Albert Belle, R OBP: 0.354, SLG: 0.522	L7			F8		P4	G6-3 2B			4	0	1	0	0	0	2				
Eddie Murray, S OBP: 0.377, SLG: 0.505		P5		P4		1B HR BB	G6-3			3	1	0	1	1	0	1				
Manny Ramirez, R OBP: 0.467, SLG: 0.806		G6-3		F8		1B HR	BB			3	1	1	1	1	0	0				
Dave Winfield, R OBP: 0.310, SLG: 0.378		P6			F9	1B HR	K			4	1	1	3	0	1	2				
Jim Thome, L OBP: 0.413, SLG: 0.589			B1-3 1B BB		G4-3			WP 2B		3	0	2	0	1	0	0				
Wayne Kirby, L OBP: 0.321, SLG: 0.261										0	1	0	0	0	0	0				
Alvaro Espinoza, R OBP: 0.267, SLG: 0.357										0	0	0	0	0	0	0				
Tony Peña, R OBP: 0.329, SLG: 0.380			B1-3 1B		FC6-4 1B		G6-3	SH5-3 2B		4	0	3	1	0	0	1				
<b>Inning Stats</b>	R: 0 E: 0 K: 0 S: 7	H: 1 LOB: 1 BB: 0 P: 13	R: 0 E: 0 K: 0 S: 5	H: 0 LOB: 0 BB: 0 P: 7	R: 0 E: 0 K: 0 S: 9	H: 1 LOB: 2 BB: 1 P: 15	R: 0 E: 0 K: 0 S: 6	H: 0 LOB: 0 BB: 0 P: 10	R: 0 E: 0 K: 0 S: 8	H: 1 LOB: 1 BB: 0 P: 16	R: 4 E: 0 K: 1 S: 13	H: 4 LOB: 2 BB: 1 P: 24	R: 2 E: 0 K: 1 S: 16	H: 3 LOB: 2 BB: 1 P: 29	R: 1 E: 0 K: 0 S: 14	H: 2 LOB: 2 BB: 0 P: 23	1B: 7 2B: 4 3B: 0 HR: 1	SF: 0 SAC: 1 DP: 0 HBP: 0	WP: 1 PB: 0 SB: 0 CS: 0	PA: 39
<b>PITCHER</b>	IP	WLS	BF	H	R	ER	SO	BB	IBB	HBP	BLK	WP	HR	S	P	ERA	WHIP			
Wilson Alvarez, L ERA: 5.29	6.1	L	7	4	2	2	1	1	0	0	0	1	0	17	30	27.00	7.500			
Jose Del Leon, R ERA: 5.19	1.0		3	0	0	0	0	0	0	0	0	0	0	8	14	0.00	0.000			
Tim Lincecum, L ERA: 2.25																				

Chicago White Sox @ Cleveland Indians  
 Jacobs Field, Cleveland, OH  
 Mon May 29 1995, 3:33 AM EDT  
 Att: 41,736 - Cloudy - 64 F

AB	35
R	7
H	12
RBI	7
BB	3
SO	1
LOB	19









Batter	1	2	3	4	5	6	7	8	9	AB	R	H	RBI	BB	SO	LOB	TOP					
Lance Johnson, L OBP: 0.282, SLG: 0.269 (1, 8)	G4-3		G4-3			G6-3		1B		4	0	1	0	0	0	0	<b>Chicago White Sox @ Cleveland Indians</b> Jacobs Field, Cleveland, OH Wed May 31 1995, 7:05 PM EDT Att: 36,771 - Unknown - 68 F					
Tim Lincecum, S OBP: 0.358, SLG: 0.535 Michael LaValliere, L OBP: 0.304, SLG: 0.286 (1, 7) (8, 2)	F8			G4-3		F7		1B		4	0	1	2	0	0	0						
Frank Thomas, R OBP: 0.524, SLG: 0.634 (1, 3)	BB			G5-3			E1 1B	F9		3	1	1	0	1	0	1						
John Kruk, L OBP: 0.368, SLG: 0.300 (1, 10)	G3			PO 1B		F7		G1-3		4	0	1	0	0	0	3						
Robin Ventura, L OBP: 0.376, SLG: 0.468 (1, 5)	G4-3			PO 1-2	G4-3		K	FC5-4 1B		4	0	1	0	0	1	1						
Mike Devereaux, R OBP: 0.351, SLG: 0.402 (1, 9)	K				P4			FC5-4 1-2		4	0	1	1	0	1	1						
Ray Durham, S OBP: 0.373, SLG: 0.415 (1, 4)	G6-3				E4		G1-3	P2		4	0	0	0	0	2							
Ron Karkovics, R OBP: 0.298, SLG: 0.500 Warren Newson, L OBP: 0.472, SLG: 0.513 (8, PH) (8, 7)			K		G6-3			E3 1B 1B	K	2	0	0	0	0	1	1						
Ozzie Guillen, L OBP: 0.318, SLG: 0.341 (1, 6)	G1-3					G6-3		1B 1B		3	1	1	0	0	0	0						
<b>Inning Stats</b>	R: 0 E: 0 K: 0 S: 6	H: 0 LOB: 1 BB: 1 P: 17	R: 0 E: 0 K: 1 S: 6	H: 0 LOB: 0 BB: 0 P: 10	R: 0 E: 0 K: 1 S: 8	H: 0 LOB: 0 BB: 0 P: 10	R: 0 E: 0 K: 0 S: 6	H: 1 LOB: 0 BB: 0 P: 11	R: 0 E: 0 K: 0 S: 5	H: 0 LOB: 1 BB: 0 P: 11	R: 0 E: 0 K: 0 S: 4	H: 0 LOB: 0 BB: 0 P: 5	R: 1 E: 1 K: 1 S: 12	H: 2 LOB: 1 BB: 0 P: 18	R: 2 E: 1 K: 0 S: 10	H: 3 LOB: 1 BB: 0 P: 14		R: 0 E: 0 K: 1 S: 11	H: 1 LOB: 1 BB: 0 P: 17	1B: 7 2B: 0 3B: 0 HR: 0	SF: 0 SAC: 0 DP: 0 HBP: 0	WP: 0 PB: 0 SB: 0 CS: 0
<b>PITCHER</b>	IP	WLS	BF	H	R	ER	SO	BB	IBB	HBP	BLK	WP	HR	S	P	ERA	WHIP					
Orel Hershiser, R ERA: 3.74 Paul Assenmacher, L ERA: 4.00 Jose Mesa, R ERA: 2.45	(1, 1)	7.2	W	30	6	3	1	3	1	0	0	0	0	0	55	93	1.17	0.913				
	(8, 1)	0.1	S	2	1	0	0	0	0	0	0	0	0	4	7	0.00	3.000					
	(9, 1)	1.0	S	3	0	0	0	1	0	0	0	0	0	9	13	0.00	0.000					

Batter	1	2	3	4	5	6	7	8	9	AB	R	H	RBI	BB	SO	LOB	BOTTOM					
Kenny Lofton, L OBP: 0.323, SLG: 0.395 (1, 8)	G1-3				P5		G3			4	1	1	0	0	0	0	<b>Chicago White Sox @ Cleveland Indians</b> Jacobs Field, Cleveland, OH Wed May 31 1995, 7:05 PM EDT Att: 36,771 - Unknown - 68 F					
Omar Vizquel, S OBP: 0.279, SLG: 0.317 (1, 6)	K		G6-3		G5-3 1B BB		G6-3			3	0	0	0	1	1	2						
Carlos Baerga, S OBP: 0.367, SLG: 0.496 (1, 4)	G1-3		E3 L9-6		1B		F9			4	0	1	1	0	0	0						
Albert Belle, R OBP: 0.363, SLG: 0.549 (1, 7)		L9 PB 2B			G5-3 2-3			HR		3	2	2	1	1	0	2						
Eddie Murray, S OBP: 0.362, SLG: 0.479 (1, 3)	G1-3		L9-6			E5 FC6-4		G5-3		4	0	0	0	0	0	3						
Manny Ramirez, R OBP: 0.465, SLG: 0.798 (1, 9)	L9			G4-3 2B		F8		2B		4	0	2	0	0	0	2						
Dave Winfield, R OBP: 0.304, SLG: 0.350 (1, 10)		PB IBB		G5-3		FC6-4 HR		G6-3		3	1	0	0	1	0	3						
Jim Thome, L OBP: 0.422, SLG: 0.640 (1, 5)	K			G4-3		HR				3	1	1	2	1	1	2						
Tony Peña, R OBP: 0.318, SLG: 0.377 (1, 2)			1B E 2B		G5-3		G4-3		K	4	1	1	0	0	1	3						
<b>Inning Stats</b>	R: 0 E: 0 K: 1 S: 8	H: 0 LOB: 0 BB: 0 P: 11	R: 1 E: 0 K: 1 S: 12	H: 1 LOB: 1 BB: 1 P: 22	R: 2 E: 1 K: 0 S: 12	H: 2 LOB: 1 BB: 1 P: 21	R: 0 E: 0 K: 0 S: 12	H: 1 LOB: 1 BB: 0 P: 15	R: 0 E: 0 K: 0 S: 5	H: 1 LOB: 1 BB: 1 P: 10	R: 2 E: 1 K: 0 S: 18	H: 1 LOB: 0 BB: 0 P: 26	R: 0 E: 0 K: 0 S: 5	H: 0 LOB: 0 BB: 0 P: 7	R: 1 E: 0 K: 1 S: 13	H: 2 LOB: 2 BB: 1 P: 24		R: 0 E: 0 K: 1 S: 11	H: 1 LOB: 1 BB: 0 P: 17	1B: 2 2B: 5 3B: 0 HR: 2	SF: 0 SAC: 0 DP: 2 HBP: 0	WP: 0 PB: 1 SB: 2 CS: 0
<b>PITCHER</b>	IP	WLS	BF	H	R	ER	SO	BB	IBB	HBP	BLK	WP	HR	S	P	ERA	WHIP					
Jim Abbott, L ERA: 4.03 Kirk McCaskill, R ERA: 5.79	(1, 1)	7.0	L	30	6	5	1	2	2	1	0	0	0	1	72	112	1.29	1.143				
	(8, 1)	1.0	S	6	2	1	1	1	0	1	0	0	0	13	24	9.00	2.000					

AB	34
R	3
H	7
RBI	3
BB	1
SO	4
LOB	10

AB	32
R	6
H	8
RBI	4
BB	4
SO	3
LOB	17



Batter	1	2	3	4	5	6	7	8	9	AB	R	H	RBI	BB	SO	LOB	TOP											
<b>Ray Durham, S</b> OBP: 0.366, SLG: 0.405 (1, 4)	F7		2-1 1B		2-2 FC4-6			1-1 E4 2B	3-3 K	5	1	1	1	0	1	3	<b>Chicago White Sox @ Cleveland Indians</b> Jacobs Field, Cleveland, OH Thu Jun 01 1995, 7:05 PM EDT Att: 33,260 - Unknown - 70 F <a href="http://livebaseballscorecards.com">livebaseballscorecards.com</a>											
<b>Tim Lincecum, S</b> OBP: 0.346, SLG: 0.517 (1, 7)	F9		0-1 P3		3-2 L4			1-0 L8		4	0	0	0	0	0	3												
<b>Frank Thomas, R</b> OBP: 0.517, SLG: 0.615 (1, 3)	4-2 FC6-4 BB			2-2 F9		3-2 G5-3		2-2 F7		3	0	0	0	1	0	1												
<b>John Kruk, L</b> OBP: 0.357, SLG: 0.324 (1, 10) <b>Lance Johnson, L</b> OBP: 0.292, SLG: 0.269 (8, PR)	1-1 FC6-4			1-1 G1-4-3		0-0 G6-3		1-1 2B		4	0	1	1	0	0	1												
<b>Robin Ventura, L</b> OBP: 0.372, SLG: 0.487 (1, 5)		1-0 F8		0-0 HR		2-1 F8		1-2 F7		4	1	1	1	0	0	1												
<b>Mike Devereaux, R</b> OBP: 0.347, SLG: 0.396 (1, 8) (7, 9)	2-1 F8			1-2 G4-3		0-3 K			0-0 2B 1B	4	0	1	0	0	1	0												
<b>Norberto Martin, R</b> OBP: 0.133, SLG: 0.107 (1, 9) <b>Dave Martinez, L</b> OBP: 0.308, SLG: 0.389 (7, PH) (7, 8)		0-1 G6-3		2-1 G6-3		2-0 1B 2B		3-2 K		2	0	0	0	0	0	0												
<b>Ron Karkovics, R</b> OBP: 0.310, SLG: 0.506 (1, 2) <b>Warren Newson, L</b> OBP: 0.463, SLG: 0.550 (9, PH)			2-0 F7		2-1 1B FC4-6 1B		3-2 L4-3 1B		2-3 K	3	1	2	1	0	0	0												
<b>Craig Grebeck, R</b> OBP: 0.417, SLG: 0.467 (1, 6) <b>Ozzie Guillen, L</b> OBP: 0.322, SLG: 0.356 (7, PH) (7, 6)			1-3 K		3-2 FC4-6 1B		2-1 L4-3		0-0 2B	2	0	1	0	0	1	0												
<b>Inning Stats</b>	R: 0 E: 0 K: 0 S: 9	H: 0 LOB: 1 BB: 1 P: 18	R: 0 E: 0 K: 0 S: 5	H: 0 LOB: 2 BB: 0 P: 8	R: 0 E: 0 K: 1 S: 8	H: 1 LOB: 1 BB: 0 P: 13	R: 1 E: 0 K: 0 S: 9	H: 1 LOB: 0 BB: 0 P: 13	R: 1 E: 0 K: 0 S: 17	H: 2 LOB: 1 BB: 0 P: 29	R: 0 E: 0 K: 0 S: 10	H: 0 LOB: 0 BB: 0 P: 15	R: 1 E: 0 K: 1 S: 9	H: 2 LOB: 0 BB: 0 P: 16	R: 1 E: 1 K: 0 S: 11	H: 1 LOB: 1 BB: 0 P: 17		R: 0 E: 0 K: 3 S: 19	H: 2 LOB: 2 BB: 0 P: 27	1B: 5 2B: 4 3B: 0 HR: 1	SF: 0 SAC: 0 DP: 1 HBP: 0	WP: 0 PB: 0 SB: 1 CS: 0	PA: 37					
<b>PITCHER</b>	IP	WLS	BF	H	R	ER	SO	BB	IBB	HBP	BLK	WP	HR	S	P	ERA	WHIP											
<b>Bud Black, L</b> ERA: 6.32 (1, 1)	5.0	W	20	4	2	2	1	1	0	0	0	0	0	1	48	81	3.60	1.000										
<b>Julian Tavarez, R</b> ERA: 1.31 (6, 1)	2.2		11	3	2	1	1	0	0	0	0	0	0	0	27	44	3.38	1.125										
<b>Jim Poole, L</b> ERA: 2.45 (8, 1)	0.2	S	3	1	0	0	1	0	0	0	0	0	0	0	10	14	0.00	1.500										
<b>Eric Plunk, R</b> ERA: 1.77 (9, 1)	0.2	S	3	1	0	0	2	0	0	0	0	0	0	0	12	17	0.00	1.500										

Batter	1	2	3	4	5	6	7	8	9	AB	R	H	RBI	BB	SO	LOB	BOTTOM											
<b>Kenny Lofton, L</b> OBP: 0.326, SLG: 0.395 (1, 8)	L6			0-0 CS S 1B		2-3 K		0-0 P4		5	0	2	0	0	1	0	<b>Chicago White Sox @ Cleveland Indians</b> Jacobs Field, Cleveland, OH Thu Jun 01 1995, 7:05 PM EDT Att: 33,260 - Unknown - 70 F <a href="http://livebaseballscorecards.com">livebaseballscorecards.com</a>											
<b>Omar Vizquel, S</b> OBP: 0.297, SLG: 0.331 (1, 6)	G5-3		2-1 1B	4-1 S BB		0-0 CS 1B		2-1 S 1B		4	0	3	1	1	0	0												
<b>Carlos Baerga, S</b> OBP: 0.375, SLG: 0.496 (1, 4)	3-2 1B		0-0 G6-3	4-0 BB		1-1 CS 1B		1-2 HR 1B		4	1	2	0	1	0	3												
<b>Albert Belle, R</b> OBP: 0.360, SLG: 0.563 (1, 7)	0-2 P4			0-3 K		0-0 L8				4	1	1	1	0	1	4												
<b>Eddie Murray, S</b> OBP: 0.373, SLG: 0.508 (1, 10)		1-2 HR 1B	2-2 G4-3		4-2 BB		1-2 HR			3	2	2	2	1	0	0												
<b>Jim Thome, L</b> OBP: 0.417, SLG: 0.654 (1, 5)		0-2 K	1-0 HR	2-2 F7		1-0 F8				4	1	1	1	0	1	2												
<b>Manny Ramirez, R</b> OBP: 0.459, SLG: 0.778 (1, 9)		2-3 K	1-0 G4-3	2-3 K		4-1 BB				3	0	0	0	1	2	2												
<b>Paul Sorrento, L</b> OBP: 0.330, SLG: 0.750 (1, 3)		0-1 HR	2-3 K	2-2 G4-3		2-3 K				4	1	1	2	0	2	2												
<b>Scotter Tucker, R</b> OBP: 0.222, SLG: 0.313 (1, 2)		4-0 1B BB		1-3 K		1-1 P5		0-0 F9		3	1	0	0	1	1	0												
<b>Inning Stats</b>	R: 0 E: 0 K: 0 S: 11	H: 1 LOB: 1 BB: 0 P: 17	R: 3 E: 0 K: 2 S: 17	H: 4 LOB: 2 BB: 1 P: 26	R: 2 E: 0 K: 1 S: 12	H: 2 LOB: 0 BB: 0 P: 18	R: 0 E: 0 K: 2 S: 10	H: 1 LOB: 2 BB: 2 P: 19	R: 0 E: 0 K: 1 S: 12	H: 0 LOB: 1 BB: 1 P: 22	R: 0 E: 0 K: 1 S: 8	H: 1 LOB: 0 BB: 0 P: 12	R: 2 E: 0 K: 1 S: 12	H: 2 LOB: 1 BB: 1 P: 21	R: 0 E: 0 K: 0 S: 7	H: 1 LOB: 1 BB: 0 P: 10		1B: 8 2B: 0 3B: 0 HR: 4	SF: 0 SAC: 0 DP: 0 HBP: 0	WP: 0 PB: 0 SB: 3 CS: 2	PA: 40							
<b>PITCHER</b>	IP	WLS	BF	H	R	ER	SO	BB	IBB	HBP	BLK	WP	HR	S	P	ERA	WHIP											
<b>Jason Bere, R</b> ERA: 5.36 (1, 1)	6.0	L	29	9	5	5	7	4	0	0	0	0	0	3	70	114	7.50	2.167										
<b>Tim Lincecum, L</b> ERA: 3.0 (7, 1)	2.0		10	3	2	2	1	1	0	0	0	0	0	1	19	31	9.00	2.000										



Batter	1	2	3	4	5	6	7	8	9	AB	R	H	RBI	BB	SO	LOB	TOP									
<b>Devon White, S</b> OBP: 0.371, SLG: 0.490	1-1 F7	0-0 G4-3		2-2 E9			0-0 P6		0-0 P5	5	0	1	1	0	0	2	<b>Toronto Blue Jays @ Cleveland Indians</b> Jacobs Field, Cleveland, OH Fri Jun 02 1995, 7:05 PM EDT Att: 41,545 - Unknown - 77 F  <b>AB 37</b> <b>R 5</b> <b>H 9</b> <b>RBI 4</b> <b>BB 2</b> <b>SO 7</b> <b>LOB 15</b>									
<b>Alex Gonzalez, R</b> OBP: 0.339, SLG: 0.382	2-3 K	0-1 G6-3		1-0 L6			1-2 P6		2-1 F8	5	0	0	0	0	1	3										
<b>Paul Molitor, R</b> OBP: 0.306, SLG: 0.266	1-2 HR		0-1 P3		1-3 K		0-0 F8		1-0 G1-3	5	1	1	0	0	1	1										
<b>Joe Carter, R</b> OBP: 0.383, SLG: 0.504	0-2 HR		2-1 G1-3		2-3 K			0-1 HR		4	2	2	3	0	1	0										
<b>John Olerud, L</b> OBP: 0.364, SLG: 0.398	2-1 E		4-1 BB		0-0 G3-1			1-0 WP		3	1	2	0	1	0	0										
<b>Roberto Alomar, S</b> OBP: 0.385, SLG: 0.551	3-2 E4		0-1 G4-3			2-0 F9		3-2 G5-3		4	0	0	0	0	0	2										
<b>Shawn Green, L</b> OBP: 0.330, SLG: 0.518	0-3 K			1-2 E		2-2 F7		2-3 K		4	1	1	0	0	2	2										
<b>Ed Sprague, R</b> OBP: 0.348, SLG: 0.513		3-2 L9		0-1 G6-3		1-2 FC5-4		2-3 K		4	0	2	0	0	1	2										
<b>Lance Parrish, R</b> OBP: 0.310, SLG: 0.472		0-0 L9		2-3 K		2-1 FC5-4		4-2 BB		3	0	0	0	1	1	3										
<b>Inning Stats</b>	R: 3 E: 1 K: 2 S: 19	H: 3 LOB: 1 BB: 0 P: 28	R: 0 E: 0 K: 0 S: 7	H: 1 LOB: 1 BB: 0 P: 10	R: 0 E: 0 K: 0 S: 7	H: 0 LOB: 1 BB: 1 P: 13	R: 1 E: 1 K: 1 S: 13	H: 2 LOB: 1 BB: 0 P: 19	R: 0 E: 0 K: 0 S: 9	H: 0 LOB: 0 BB: 0 P: 10	R: 0 E: 0 K: 0 S: 9	H: 1 LOB: 1 BB: 0 P: 16	R: 0 E: 0 K: 0 S: 6	H: 0 LOB: 0 BB: 0 P: 7	R: 1 E: 0 K: 2 S: 13	H: 2 LOB: 1 BB: 1 P: 21		R: 0 E: 0 K: 0 S: 8	H: 0 LOB: 1 BB: 1 P: 15	1B: 3 2B: 4 3B: 0 HR: 2	SF: 0 SAC: 0 DP: 0 HBP: 0	WP: 1 PB: 0 SB: 0 CS: 0	PA: 39			
<b>PITCHER</b>	IP	WLS	BF	H	R	ER	SO	BB	IBB	HBP	BLK	WP	HR	S	P	ERA	WHIP									
<b>Charles Nagy, R</b> ERA: 3.61	(1, 1)	7.0	L	31	8	5	4	5	1	0	0	0	0	2	70	105	5.14	1.286								
<b>Jim Poole, L</b> ERA: 2.35	(8, 1)	0.2		3	1	0	0	1	0	0	0	0	1	0	8	14	0.00	1.500								
<b>Chad Ogea, R</b> ERA:	(8, 1)	1.1		5	0	0	0	1	1	0	0	0	0	0	11	20	0.00	0.750								

Batter	1	2	3	4	5	6	7	8	9	AB	R	H	RBI	BB	SO	LOB	BOTTOM								
<b>Kenny Lofton, L</b> OBP: 0.331, SLG: 0.394	0-1 G1-3		2-2 CS		1-2 F8			4-2 1B		3	0	1	0	1	0	1	<b>Toronto Blue Jays @ Cleveland Indians</b> Jacobs Field, Cleveland, OH Fri Jun 02 1995, 7:05 PM EDT Att: 41,545 - Unknown - 77 F  <b>AB 27</b> <b>R 0</b> <b>H 3</b> <b>RBI 0</b> <b>BB 6</b> <b>SO 3</b> <b>LOB 11</b>								
<b>Omar Vizquel, S</b> OBP: 0.295, SLG: 0.323	2-2 P3		3-1 CS	0-1 P5		0-1 F7		4-2 1B		3	0	0	0	1	0	0									
<b>Carlos Baerga, S</b> OBP: 0.372, SLG: 0.489	1-1 L1			2-1 G4-3		1-0 L7		1-2 1B		4	0	1	0	0	0	0									
<b>Albert Belle, R</b> OBP: 0.364, SLG: 0.555		4-0 L1-3		4-2 1B		1-2 G5-3		0-0 G5-3		2	0	0	0	2	0	3									
<b>Eddie Murray, S</b> OBP: 0.370, SLG: 0.500		1 SAFE L1-3		1-0 1B			0-0 G5-3		2-3 K	4	0	1	0	0	1	1									
<b>Manny Ramirez, R</b> OBP: 0.460, SLG: 0.765		1-2 HBP		2-2 F9			0-0 F8		4-1 G3-6-3	2	0	0	0	1	0	2									
<b>Dave Winfield, R</b> OBP: 0.306, SLG: 0.333		2-1 P6			4-0 BB		1-1 P4		1-0 G3-6-3	2	0	0	0	1	0	1									
<b>Wayne Kirby, L</b> OBP: 0.333, SLG: 0.280									1-2 G3-6-3	1	0	0	0	0	0	1									
<b>Jim Thome, L</b> OBP: 0.407, SLG: 0.636			2-1 P6		2-3 K			1-0 G4-3		3	0	0	0	0	1	1									
<b>Tony Peña, R</b> OBP: 0.307, SLG: 0.363			3-2 P3				0-0 F7		0-3 K	3	0	0	0	0	1	1									
<b>Inning Stats</b>	R: 0 E: 0 K: 0 S: 7	H: 0 LOB: 0 BB: 0 P: 10	R: 0 E: 0 K: 0 S: 7	H: 0 LOB: 1 BB: 1 P: 17	R: 0 E: 0 K: 0 S: 11	H: 1 LOB: 0 BB: 0 P: 21	R: 0 E: 0 K: 0 S: 11	H: 1 LOB: 2 BB: 1 P: 20	R: 0 E: 0 K: 1 S: 7	H: 0 LOB: 0 BB: 1 P: 14	R: 0 E: 0 K: 0 S: 7	H: 0 LOB: 0 BB: 0 P: 9	R: 0 E: 0 K: 0 S: 4	H: 0 LOB: 0 BB: 0 P: 5	R: 0 E: 0 K: 1 S: 15	H: 1 LOB: 3 BB: 2 P: 25	R: 0 E: 0 K: 1 S: 5	H: 0 LOB: 0 BB: 1 P: 12	1B: 3 2B: 1 3B: 0 HR: 0	SF: 0 SAC: 0 DP: 2 HBP: 1	WP: 0 PB: 0 SB: 0 CS: 1	PA: 35			
<b>PITCHER</b>	IP	WLS	BF	H	R	ER	SO	BB	IBB	HBP	BLK	WP	HR	S	P	ERA	WHIP								
<b>Al Leiter, L</b> ERA: 2.34	(1, 1)	7.2		30	3	0	0	2	5	0	1	0	0	68	120	0.00	1.043								
<b>Mike Timlin, R</b> ERA: 3.71	(8, 1)	1.1	S	4	0	0	0	1	1	0	0	0	0	6	13	0.00	0.750								



Batter	1	2	3	4	5	6	7	8	9	AB	R	H	RBI	BB	SO	LOB	TOP					
Devon White, S (1, 8) OBP: 0.362, SLG: 0.476	1-3 K		0-2 F7		0-0 F8		0-1 L7			4	0	0	0	0	1	3	<b>Toronto Blue Jays @ Cleveland Indians</b> Jacobs Field, Cleveland, OH Sat Jun 03 1995, 3:33 AM EDT Att. 41,566 - Overcast - 69 F					
Domingo Cadeno, S (1, 6) OBP: 0.387, SLG: 0.483	0-0 F9		2-1 1B		2-3 K			0-0 G4-3		4	0	1	0	0	1	2						
Paul Molitor, R (1, 10) OBP: 0.304, SLG: 0.274	2-2 WP		1-3 K		1-1 G3			0-2 G4-3		4	0	1	0	0	1	3						
Joe Carter, R (1, 7) OBP: 0.379, SLG: 0.492	4-2 BB				0-0 G5-3			0-1 G5-3		3	0	0	0	1	0	0						
John Olerud, L (1, 3) OBP: 0.354, SLG: 0.386	2-1 G5-3				2-1 F9			1-2 P5		4	0	0	0	0	0	2						
Roberto Alomar, S (1, 4) OBP: 0.381, SLG: 0.542			3-1 F8		0-2 1B			0-1 G1-3		4	0	1	0	0	0	0						
Shawn Green, L (1, 9) OBP: 0.337, SLG: 0.517			1-1 G4-6-3 1B		1-2 L9			0-0 L4		4	0	2	0	0	0	1						
Ed Sprague, R (1, 5) OBP: 0.360, SLG: 0.521			1-2 G4-6-3 1-2		1-1 1B			1-1 1B		4	0	3	0	0	0	1						
Randy Knorr, R (1, 2) OBP: 0.319, SLG: 0.441			1-0 G5-3		0-2 1B			0-0 F9		4	0	1	0	0	0	3						
<b>Inning Stats</b>	R: 0 E: 0 K: 1 S: 14	H: 1 LOB: 2 BB: 1 P: 23	R: 0 E: 0 K: 0 S: 11	H: 1 LOB: 0 BB: 0 P: 16	R: 0 E: 0 K: 1 S: 9	H: 1 LOB: 1 BB: 0 P: 13	R: 0 E: 0 K: 0 S: 9	H: 1 LOB: 1 BB: 0 P: 12	R: 0 E: 0 K: 1 S: 11	H: 2 LOB: 2 BB: 0 P: 15	R: 0 E: 0 K: 0 S: 7	H: 0 LOB: 0 BB: 0 P: 9	R: 0 E: 0 K: 0 S: 6	H: 1 LOB: 1 BB: 0 P: 7	R: 0 E: 0 K: 0 S: 6	H: 0 LOB: 0 BB: 0 P: 6	R: 0 E: 0 K: 0 S: 9	H: 2 LOB: 2 BB: 0 P: 12	1B: 8 2B: 1 3B: 0 HR: 0	SF: 0 SAC: 0 DP: 1 HBP: 0	WP: 1 PB: 0 SB: 0 CS: 0	PA: 36
<b>PITCHER</b> Dennis Martinez, R (1, 1) ERA: 2.6	IP: 9.0 WLS: W BF: 36 H: 9 R: 0 ER: 0 SO: 3 BB: 1 IBB: 0 HBP: 0 BLK: 0 WP: 1 HR: 0 S: 82 P: 113 ERA: 0.00 WHIP: 1.111															<b>PITCHER</b>						

Batter	1	2	3	4	5	6	7	8	9	AB	R	H	RBI	BB	SO	LOB	BOTTOM					
Kenny Lofton, L (1, 8) OBP: 0.343, SLG: 0.427	0-0 FC5-4 1B		0-0 HR		1-0 SF8		1-0 F8			4	2	3	0	0	0	0	<b>Toronto Blue Jays @ Cleveland Indians</b> Jacobs Field, Cleveland, OH Sat Jun 03 1995, 3:33 AM EDT Att. 41,566 - Overcast - 69 F					
Omar Vizquel, S (1, 6) OBP: 0.288, SLG: 0.316	1-3 K		0-0 G3		0-1 SF8		0-1 G4-3			3	0	0	1	0	1	2						
Carlos Baerga, S (1, 4) OBP: 0.368, SLG: 0.504	2-0 F9		0-1 HR		3-H G4-3			1-0 G3		4	1	1	2	0	0	1						
Albert Belle, R (1, 7) OBP: 0.354, SLG: 0.538	2-1 FC5-4 1-2		0-3 K		1-2 F8			3-2 G5-3		4	0	0	0	0	1	1						
Eddie Murray, S (1, 10) OBP: 0.373, SLG: 0.508			0-0 G4-6-3 1B		1-0 F7			1-1 F7		4	0	2	0	0	0	0						
Jim Thome, L (1, 5) OBP: 0.405, SLG: 0.624			1-0 G4-6-3 1-2		2-2 G4-3			4-0 G4-6-3 BB		2	0	0	0	1	0	1						
Manny Ramirez, R (1, 9) OBP: 0.464, SLG: 0.758			4-2 2B BB		4-1 CS BB			0-3 K		1	0	0	0	2	1	2						
Paul Sorrento, L (1, 3) OBP: 0.341, SLG: 0.756			3-2 2B		4-2 FC6-4 BB			2-2 G4-6-3 1-2		2	0	1	0	1	0	2						
Tony Peña, R (1, 2) OBP: 0.297, SLG: 0.349			0-1 F9		2-1 FC6-4 1-2			1-1 F7		3	0	0	0	0	0	3						
<b>Inning Stats</b>	R: 0 E: 0 K: 1 S: 8	H: 1 LOB: 1 BB: 0 P: 13	R: 0 E: 0 K: 0 S: 14	H: 2 LOB: 2 BB: 1 P: 22	R: 2 E: 0 K: 1 S: 8	H: 2 LOB: 0 BB: 0 P: 9	R: 0 E: 0 K: 0 S: 11	H: 0 LOB: 1 BB: 2 P: 23	R: 1 E: 0 K: 0 S: 8	H: 1 LOB: 0 BB: 0 P: 10	R: 0 E: 0 K: 1 S: 9	H: 1 LOB: 1 BB: 1 P: 16	R: 0 E: 0 K: 0 S: 5	H: 0 LOB: 0 BB: 0 P: 7	R: 0 E: 0 K: 0 S: 7	H: 0 LOB: 0 BB: 0 P: 12	R: 0 E: 0 K: 0 S: 9	H: 0 LOB: 0 BB: 0 P: 12	1B: 2 2B: 3 3B: 1 HR: 1	SF: 1 SAC: 0 DP: 2 HBP: 0	WP: 0 PB: 0 SB: 0 CS: 1	PA: 32
<b>PITCHER</b> Danny Darwin, R (1, 1) ERA: 7.22	IP: 8.0 WLS: L BF: 32 H: 7 R: 3 ER: 3 SO: 3 BB: 4 IBB: 0 HBP: 0 BLK: 0 WP: 0 HR: 1 S: 70 P: 112 ERA: 3.38 WHIP: 1.375															<b>PITCHER</b>						



Batter	1	2	3	4	5	6	7	8	9	AB	R	H	RBI	BB	SO	LOB	TOP					
<b>Devon White, S</b> OBP: 0.357, SLG: 0.470	 BB		 3-H			 FC6-4		 BB		2	1	0	2	1	0	0	<b>Toronto Blue Jays @ Cleveland Indians</b> Jacobs Field, Cleveland, OH Sun Jun 04 1995, 3:33 AM EDT Att: 41,688 - Sunny - 65 F					
<b>Alex Gonzalez, R</b> OBP: 0.333, SLG: 0.368	 G1-3		 BB			 BB		 BB		4	1	0	0	1	1	3						
<b>Paul Molitor, R</b> OBP: 0.308, SLG: 0.274	 1B	 BB	 BB			 FC6-4		 BB		4	1	1	0	1	2	2						
<b>Joe Carter, R</b> OBP: 0.380, SLG: 0.488	 HR	 BB		 BB		 1B		 1B		5	1	2	2	0	1	1						
<b>John Olerud, L</b> OBP: 0.356, SLG: 0.386	 HR	 BB		 BB			 BB	 1B		5	1	2	1	0	0	1						
<b>Roberto Alomar, S</b> OBP: 0.373, SLG: 0.530	 BB	 BB		 BB			 BB			3	0	0	0	0	0	1						
<b>Shawn Green, L</b> OBP: 0.354, SLG: 0.565	 BB		 SF8			 BB	 BB			3	2	2	3	1	0	0						
<b>Ed Sprague, R</b> OBP: 0.364, SLG: 0.512	 SF7	 BB		 BB		 BB	 BB			2	1	0	0	2	0	1						
<b>Lance Parrish, R</b> OBP: 0.306, SLG: 0.456	 BB		 BB			 BB		 BB		4	0	1	0	0	0	2						
<b>Inning Stats</b>	R: 7 E: 0 K: 0 S: 20	H: 4 LOB: 1 BB: 4 P: 44	R: 0 E: 0 K: 0 S: 8	H: 1 LOB: 1 BB: 0 P: 16	R: 1 E: 1 K: 1 S: 16	H: 0 LOB: 2 BB: 2 P: 26	R: 0 E: 0 K: 1 S: 7	H: 0 LOB: 0 BB: 0 P: 8	R: 0 E: 0 K: 0 S: 5	H: 0 LOB: 0 BB: 0 P: 6	R: 0 E: 0 K: 1 S: 8	H: 1 LOB: 1 BB: 0 P: 9	R: 0 E: 0 K: 0 S: 9	H: 1 LOB: 0 BB: 0 P: 14	R: 0 E: 0 K: 1 S: 9	H: 0 LOB: 0 BB: 0 P: 12	R: 0 E: 0 K: 1 S: 5	H: 1 LOB: 0 BB: 0 P: 9	1B: 6 2B: 1 3B: 0 HR: 1	SF: 2 SAC: 1 DP: 1 HBP: 0	WP: 0 PB: 0 SB: 1 CS: 0	PA: 41
<b>PITCHER</b>	IP	WLS	BF	H	R	ER	SO	BB	IBB	HBP	BLK	WP	HR	S	P	ERA	WHIP					
<b>Jason Grimsley, R</b> ERA: 7.23	(1, 1)	0.1	8	3	7	7	0	4	0	0	0	0	1	12	31	189.00	21.000					
<b>Chad Ogea, R</b> ERA: 0.73	(1, 1)	6.2	27	4	1	1	3	2	0	0	0	0	0	60	92	1.35	0.900					
<b>Julian Tavarez, R</b> ERA: 1.19	(8, 1)	2.0	W	6	1	0	0	1	0	0	0	0	0	14	21	0.00	0.500					

AB	32
R	8
H	8
RBI	8
BB	6
SO	4
LOB	11

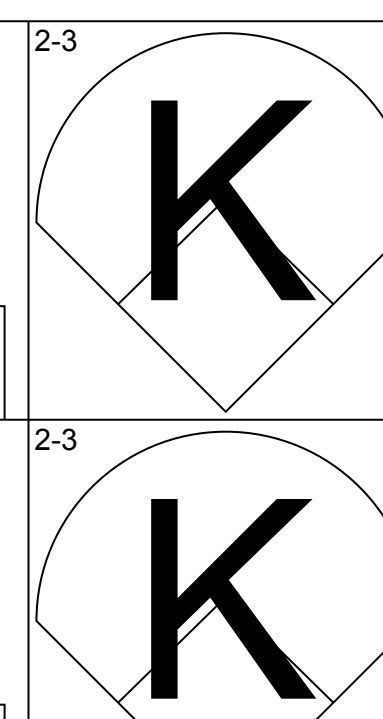
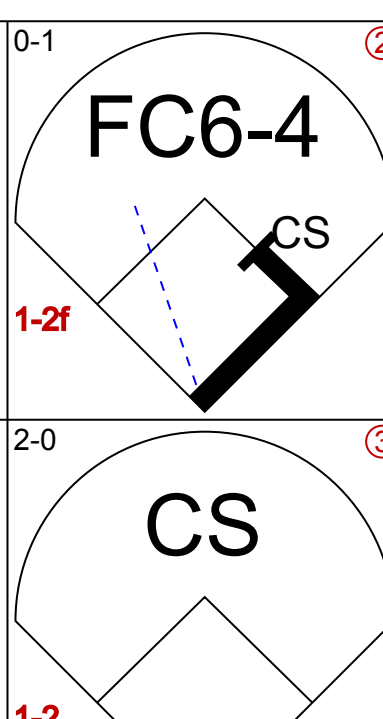
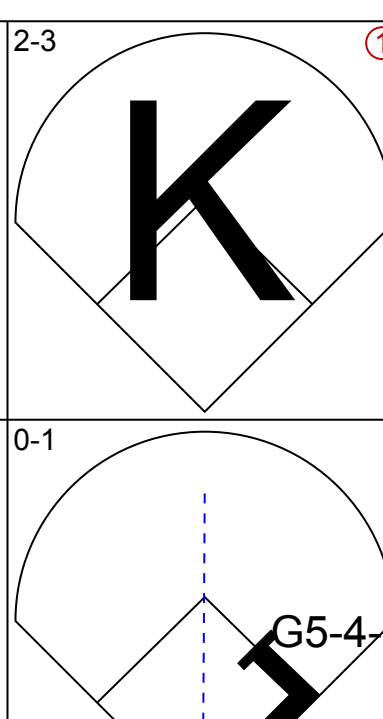
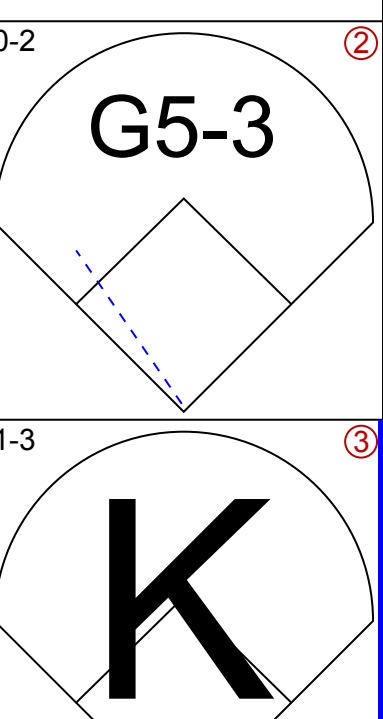
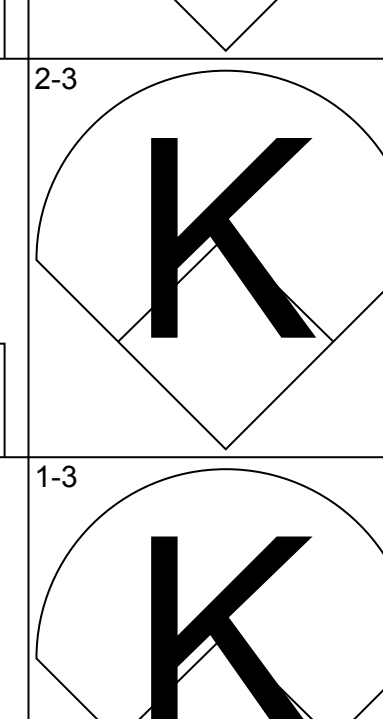
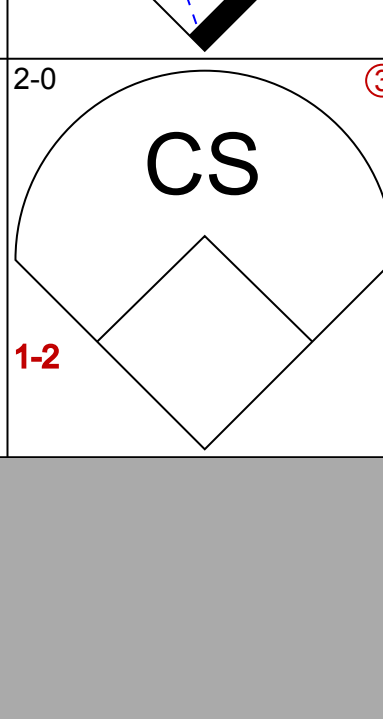
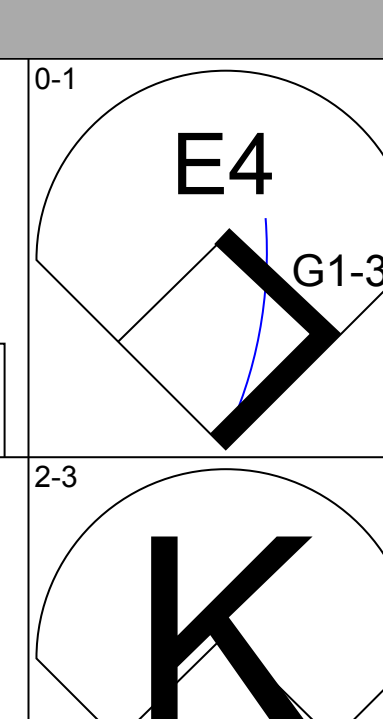
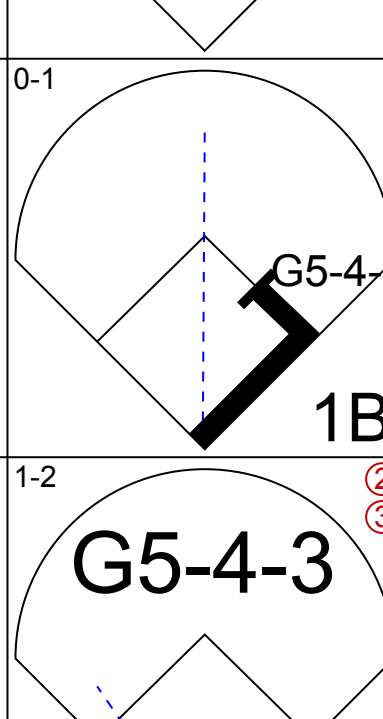
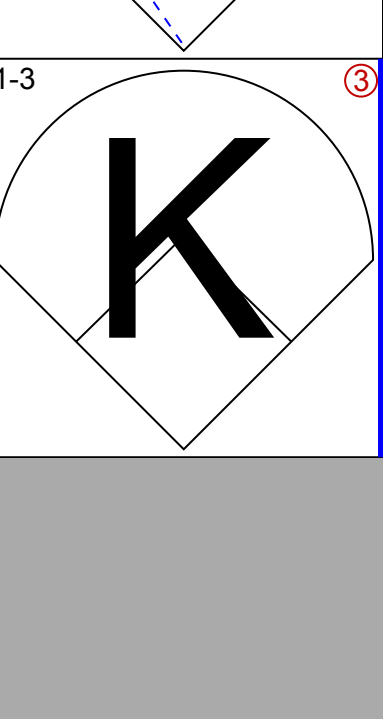
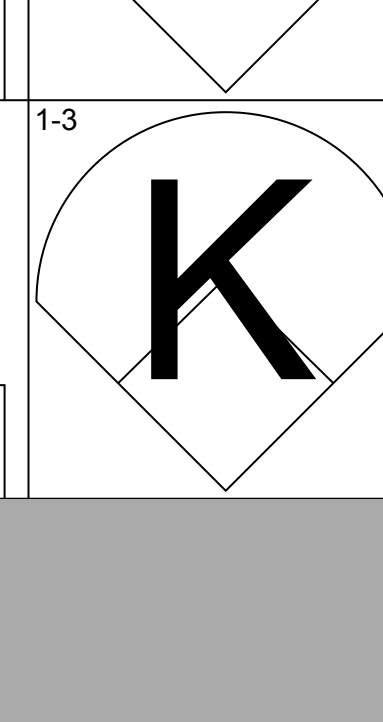
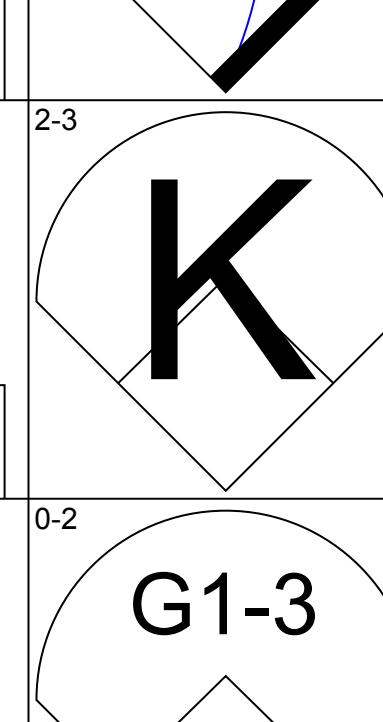
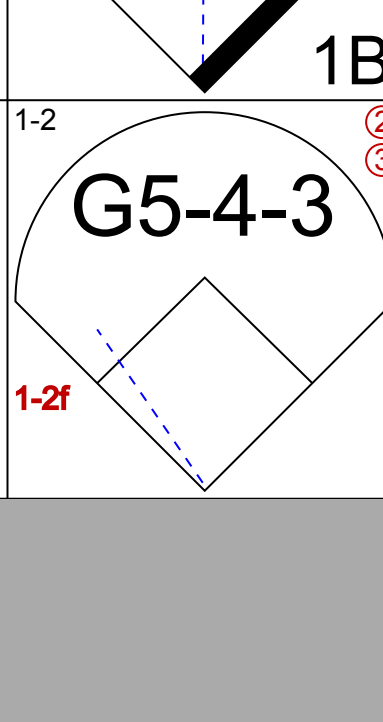
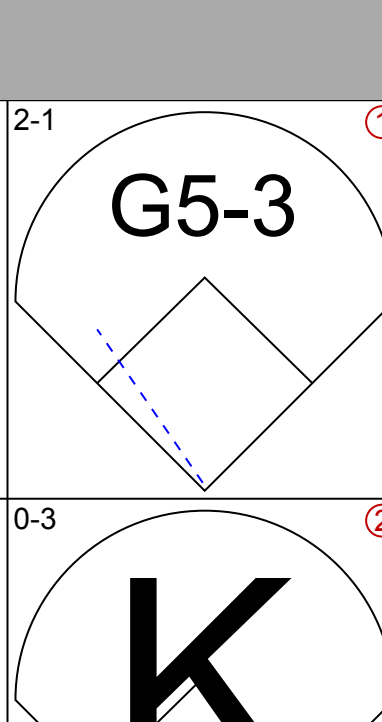
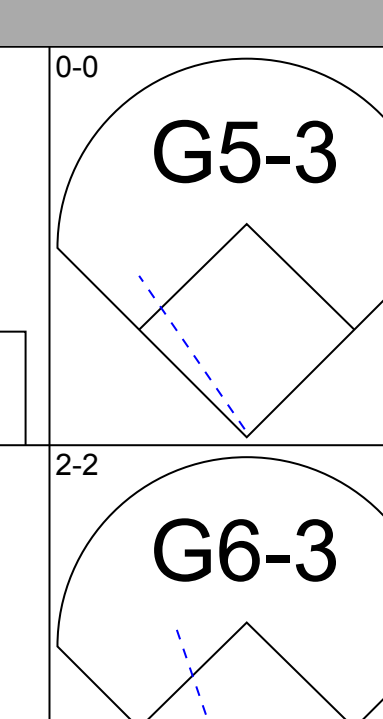
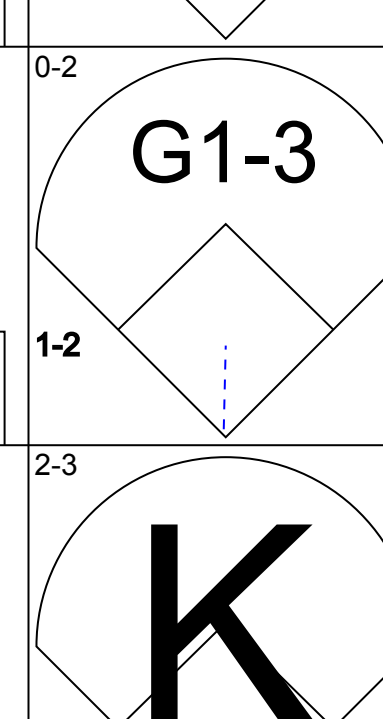
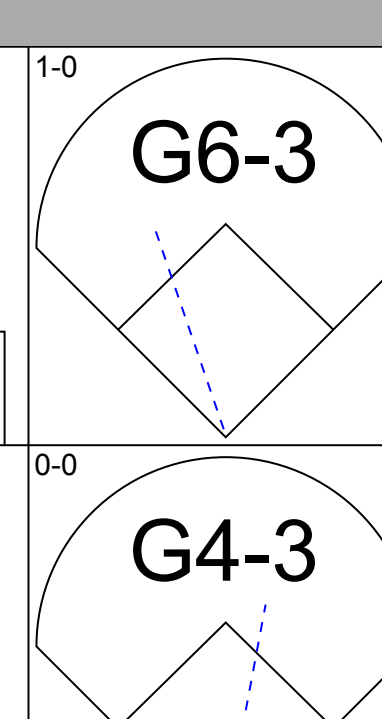
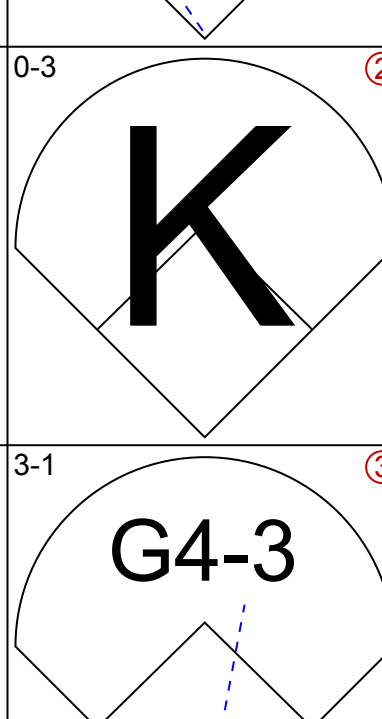
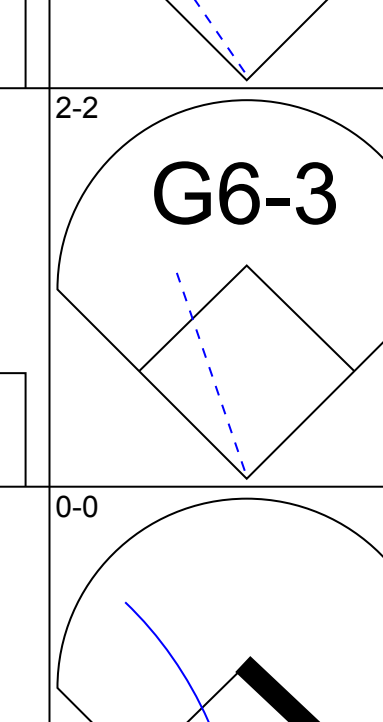
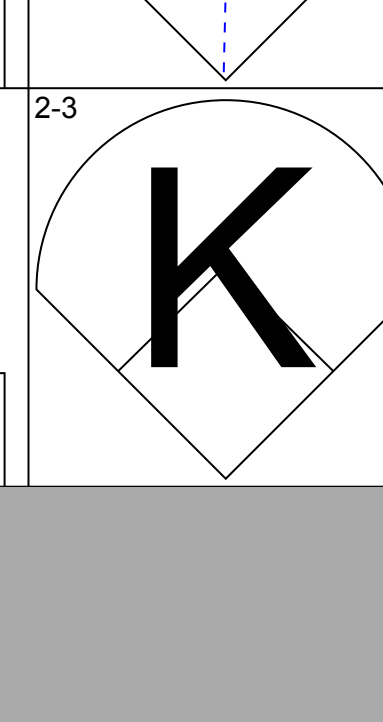
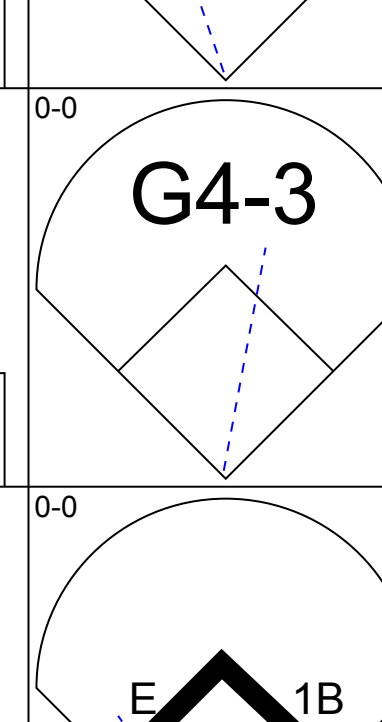
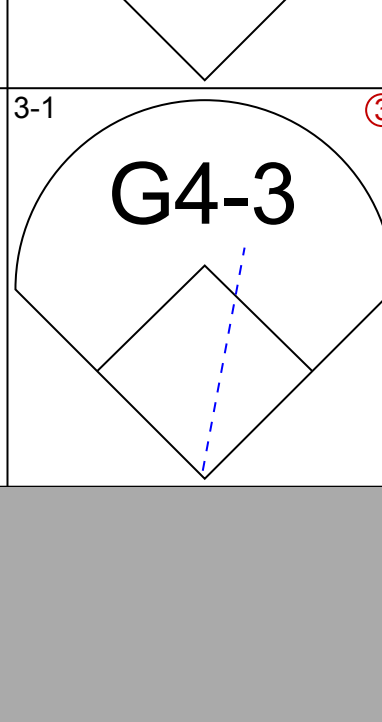
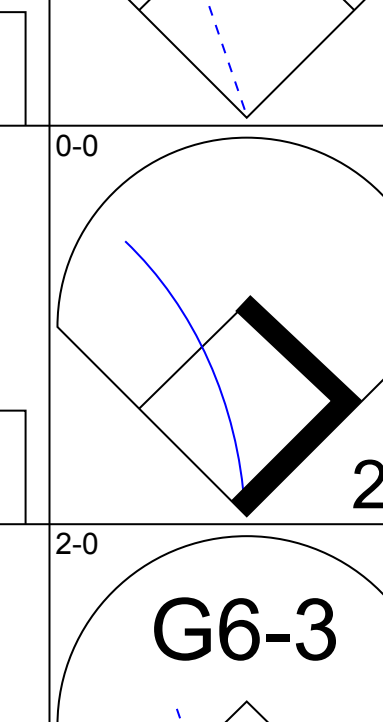
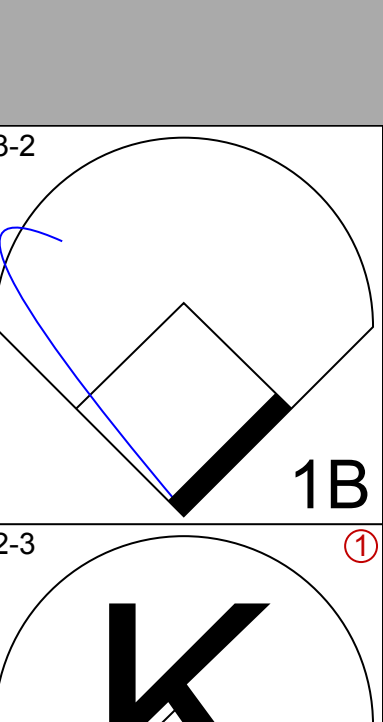
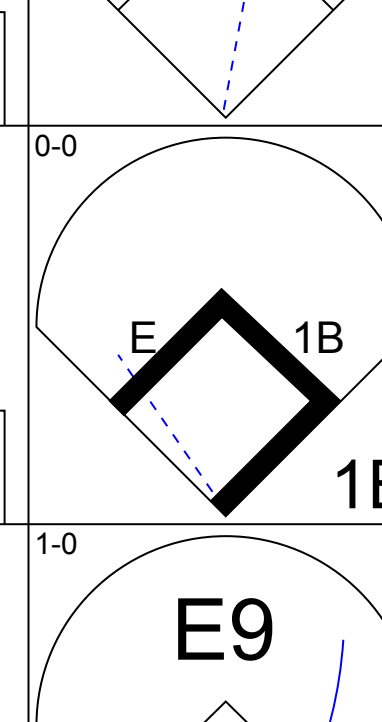
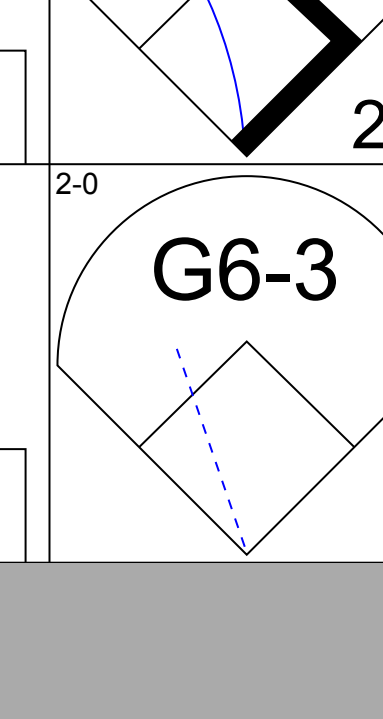
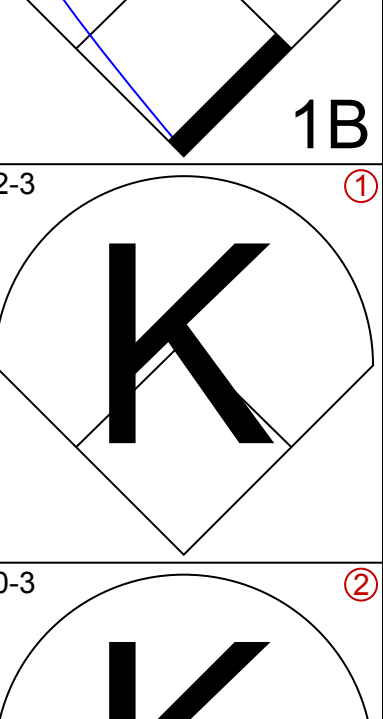
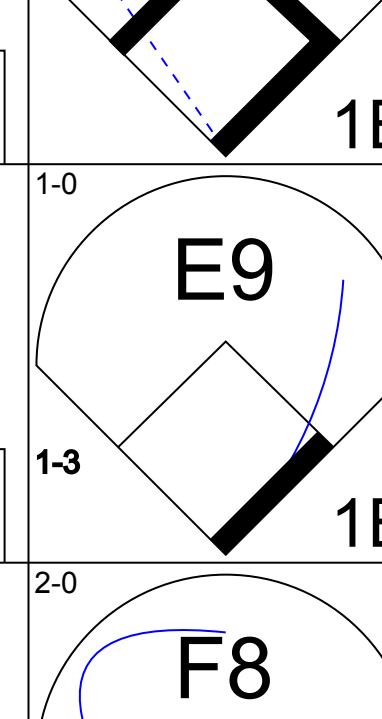
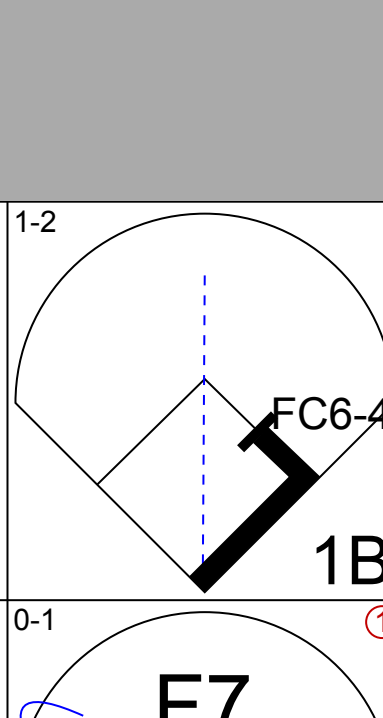
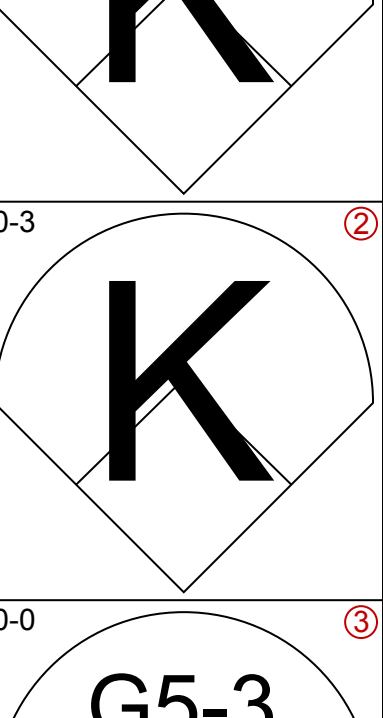
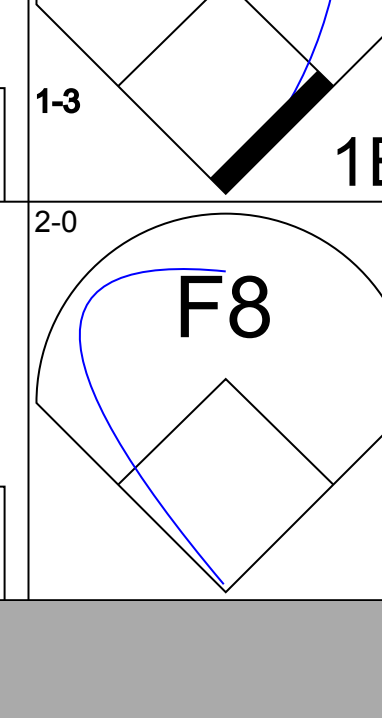
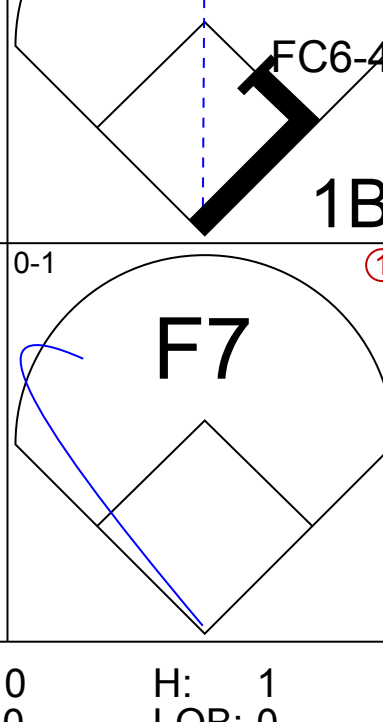
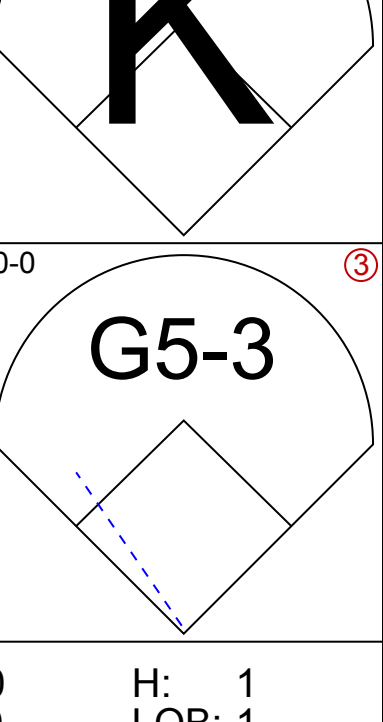
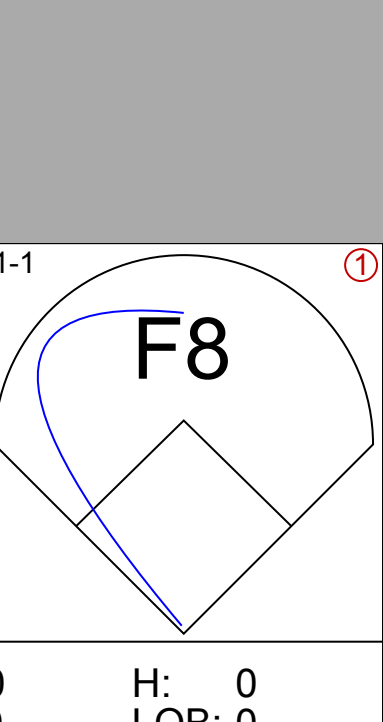


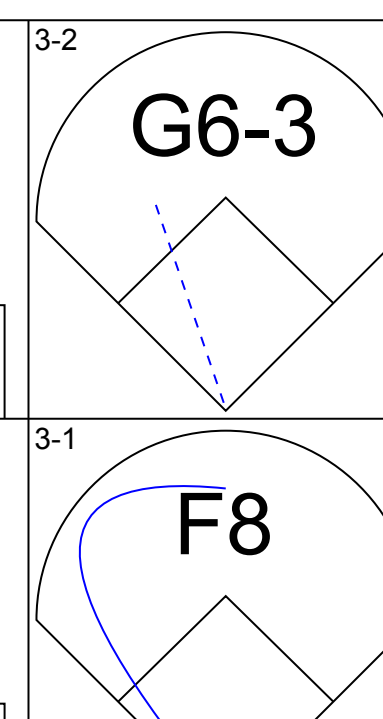
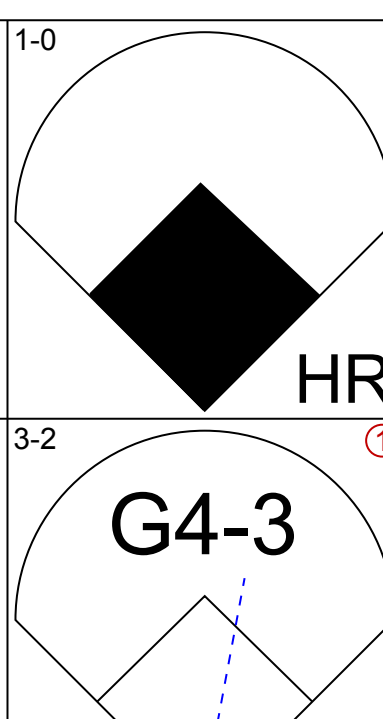
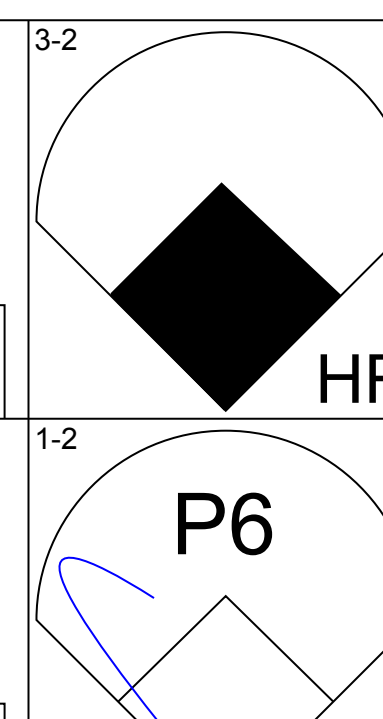
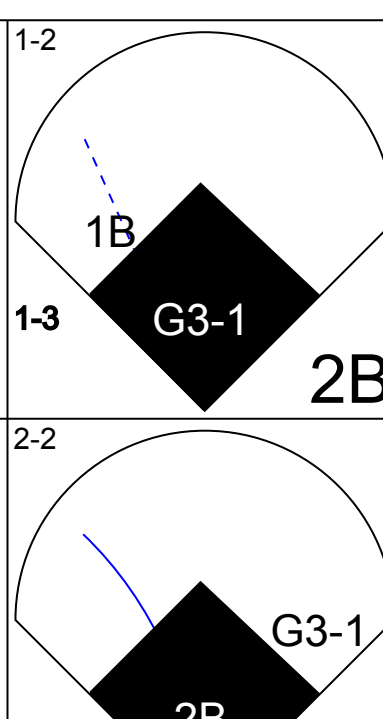
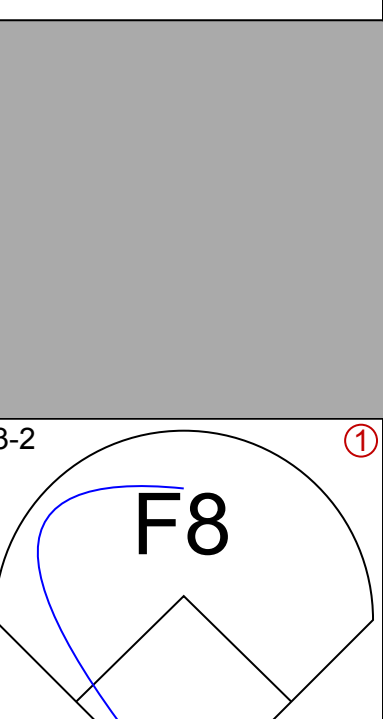
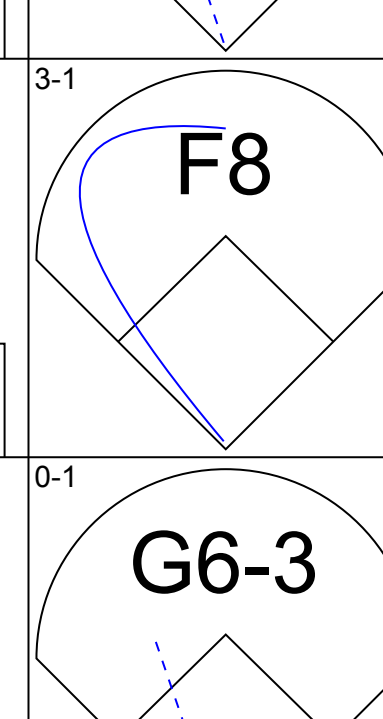
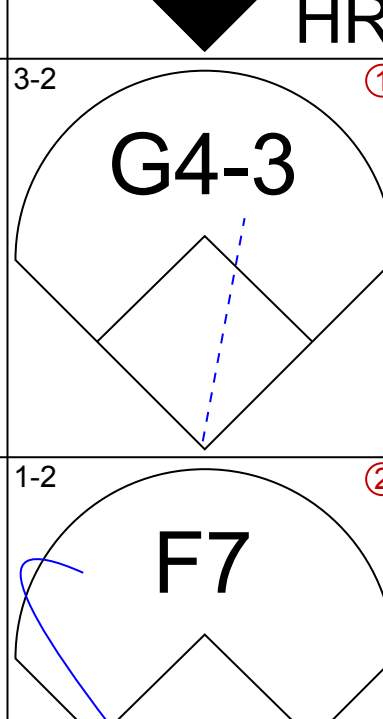
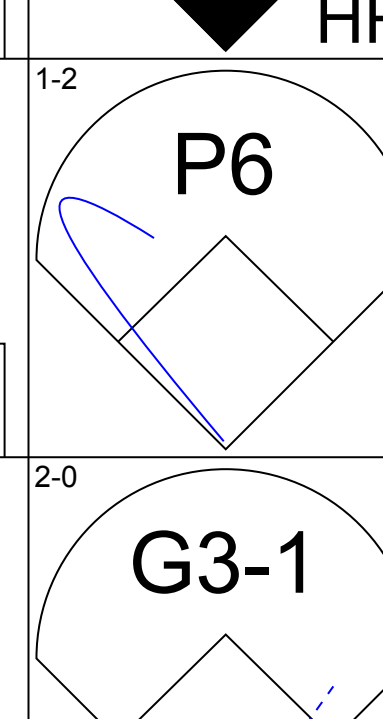
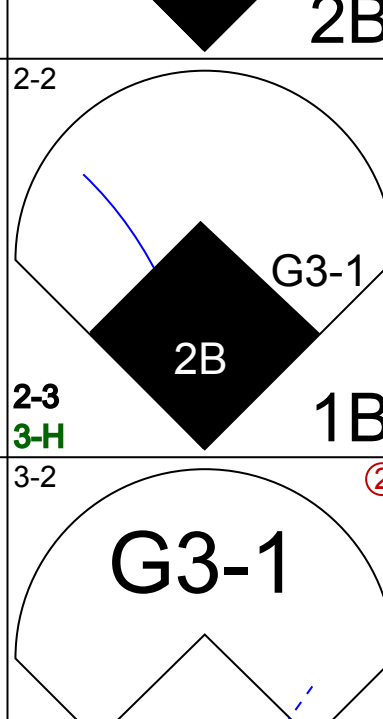
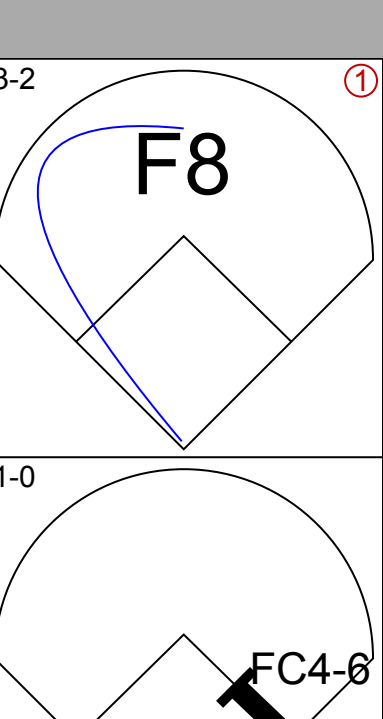
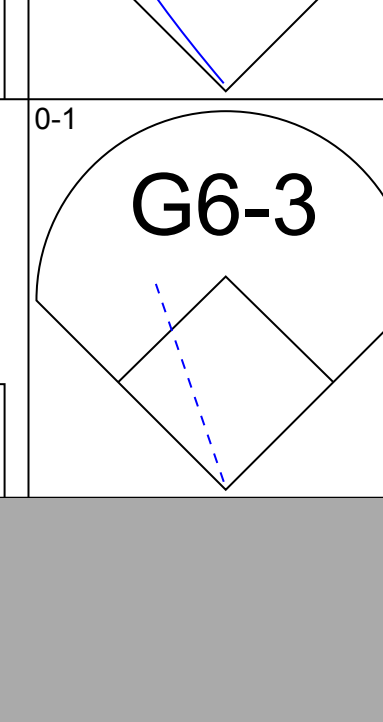
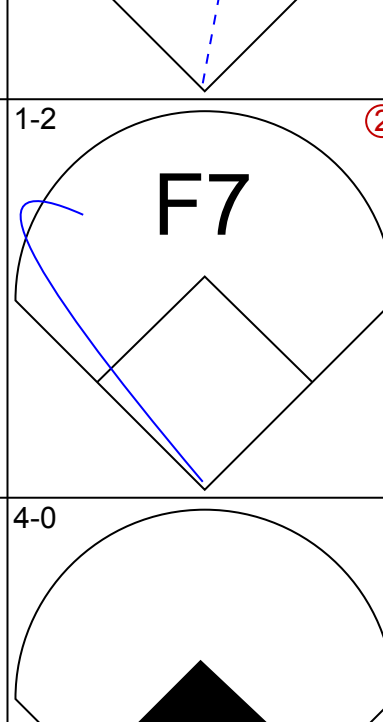
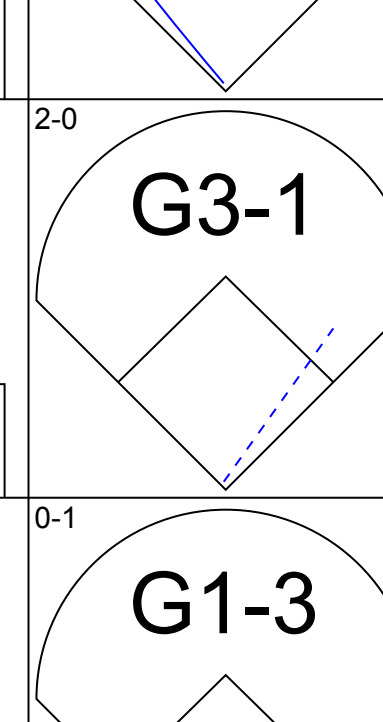
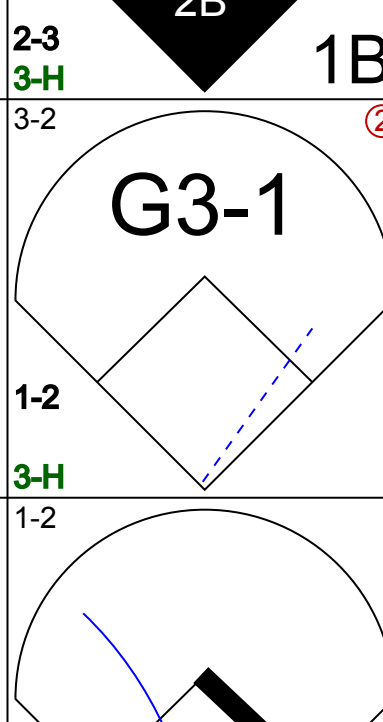
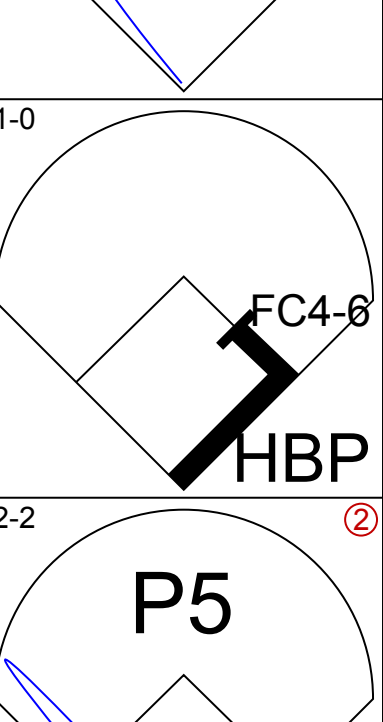
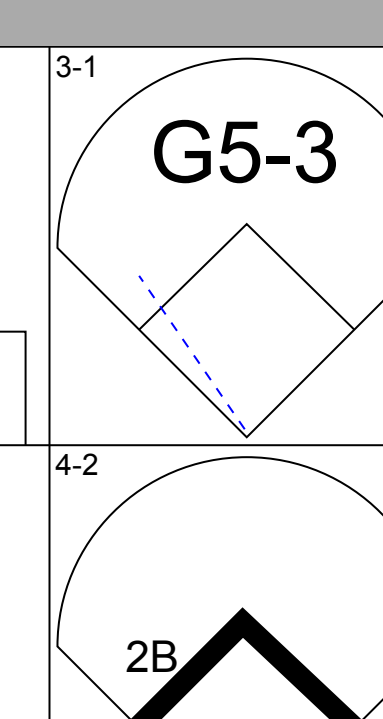
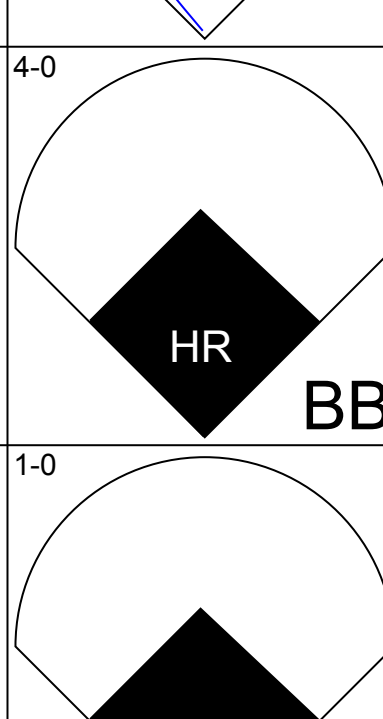
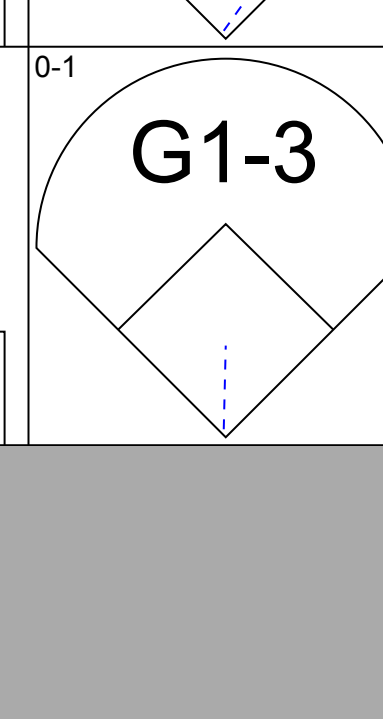
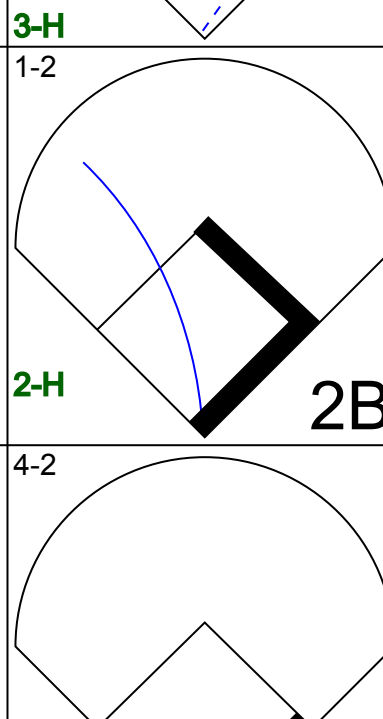
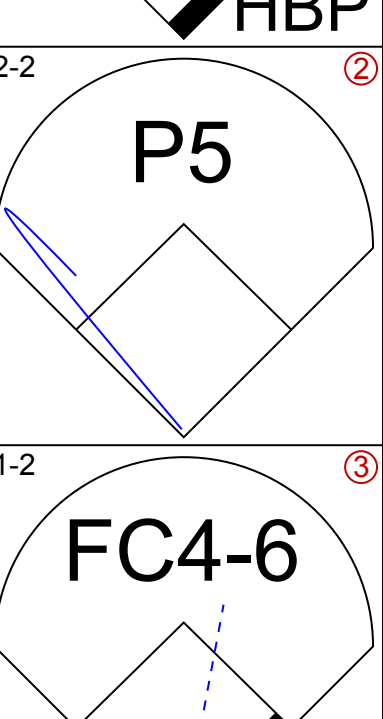
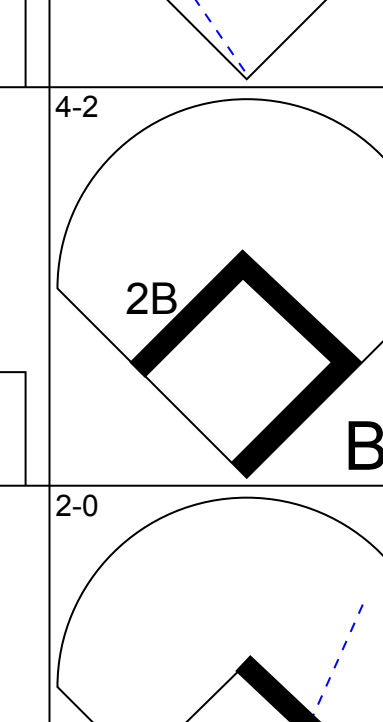
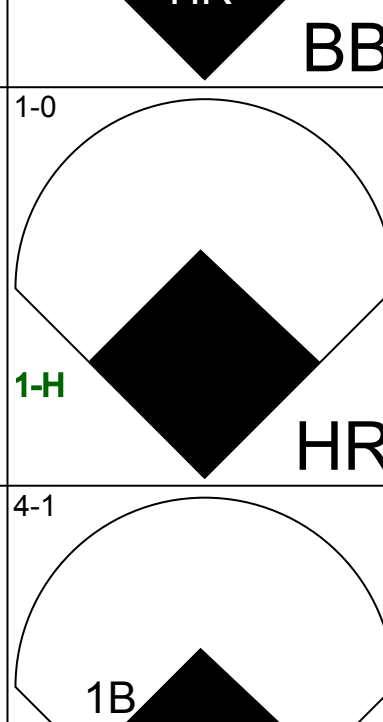
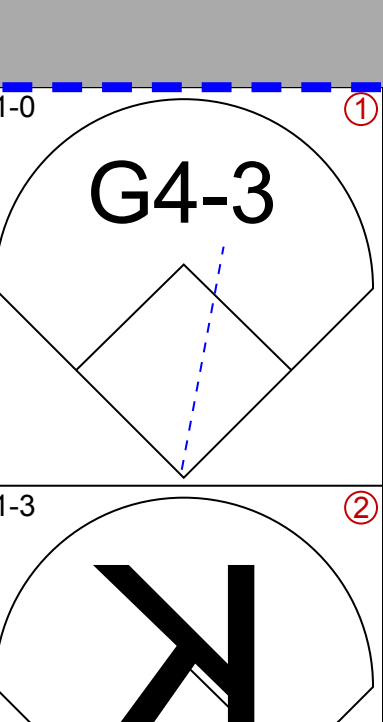
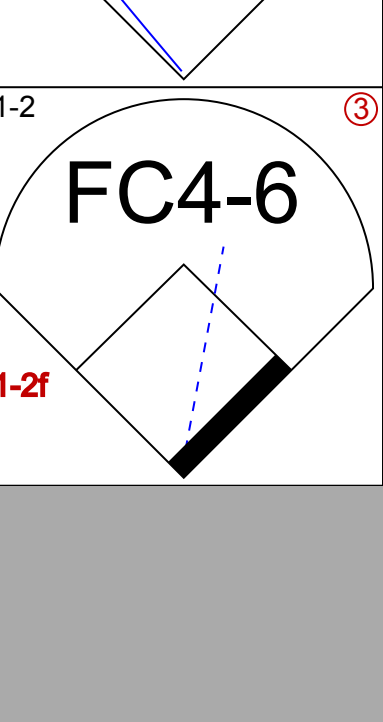
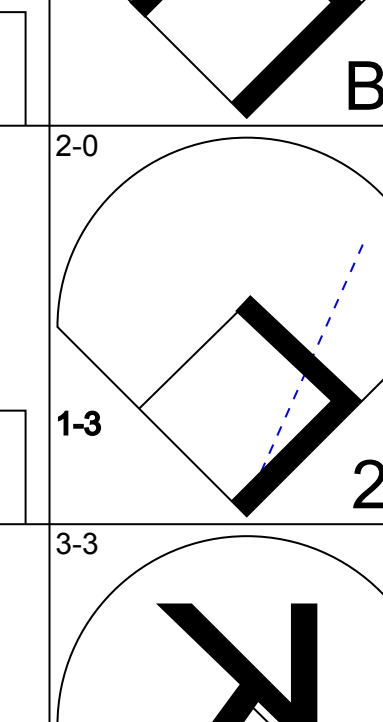
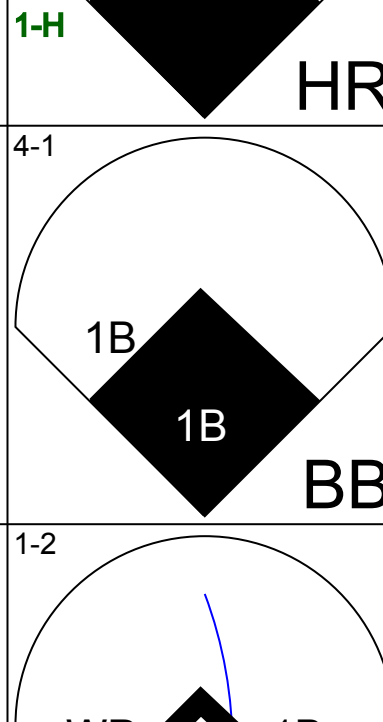

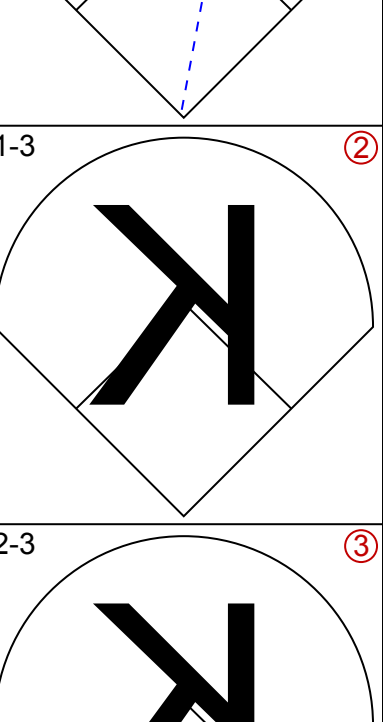
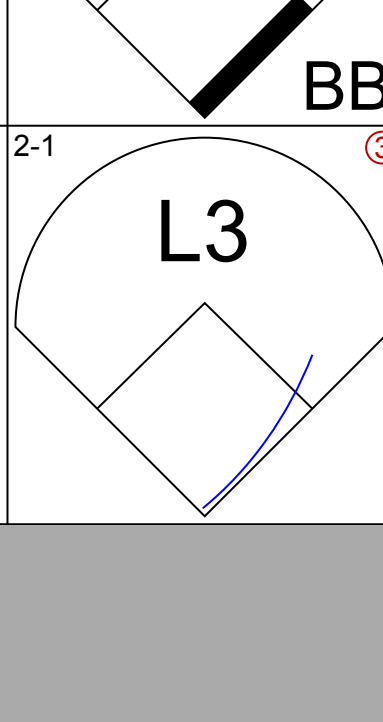

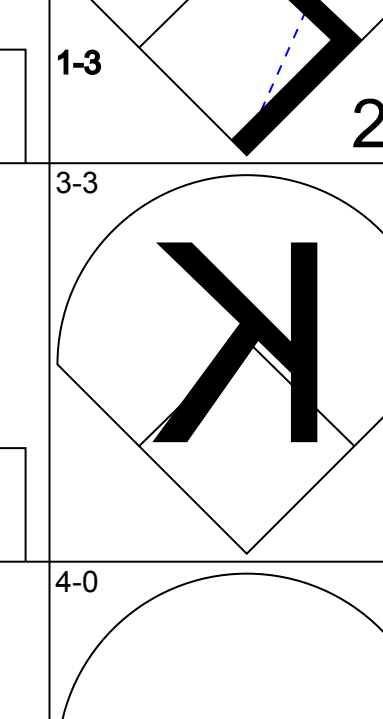
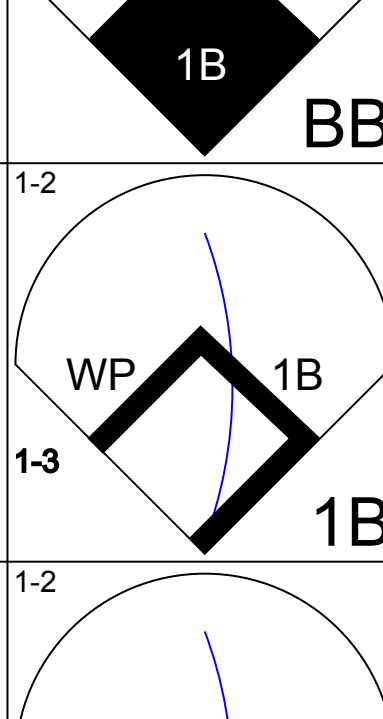

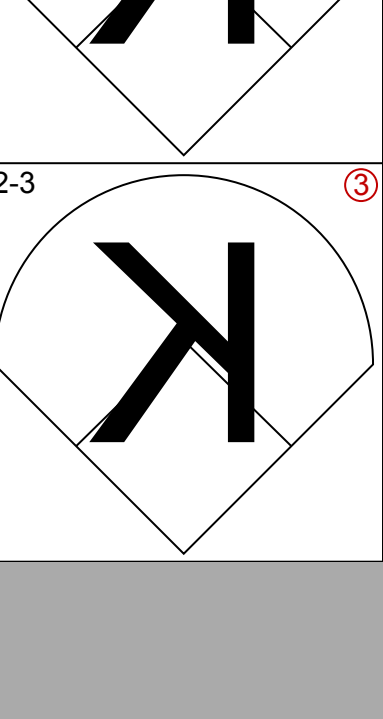
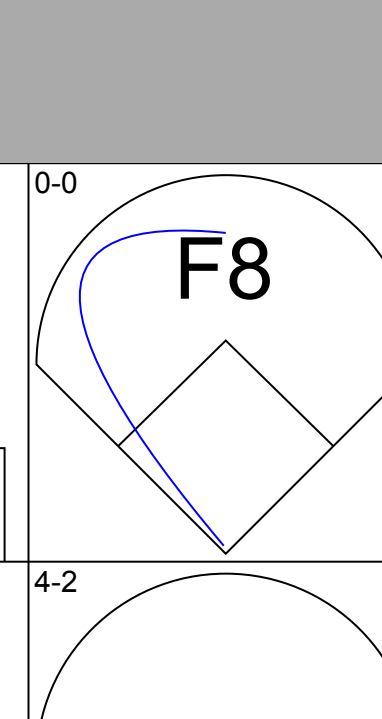
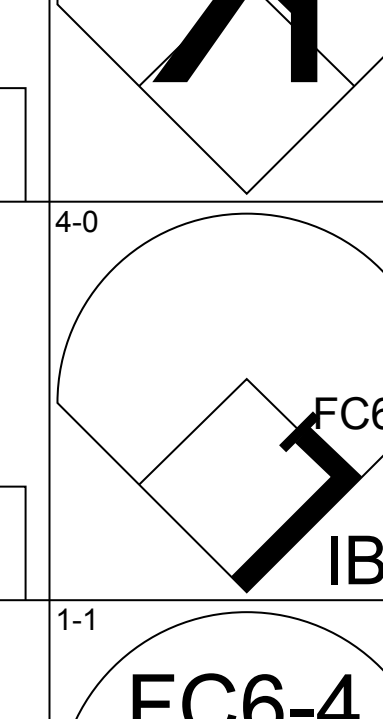
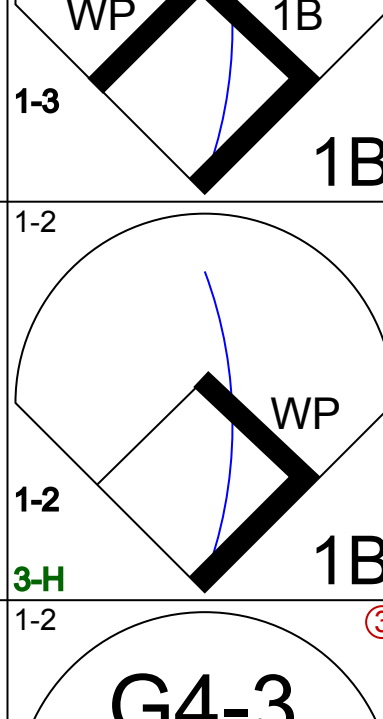

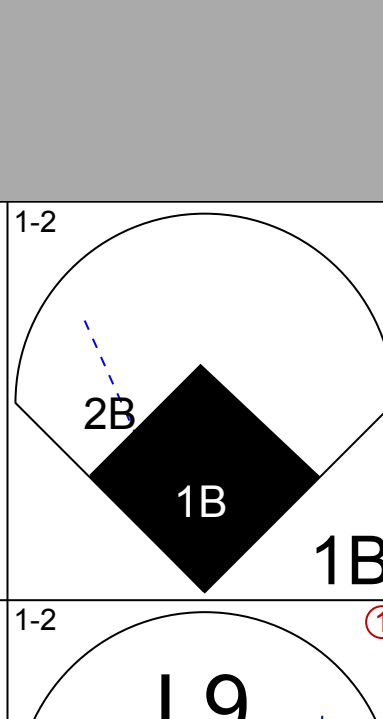

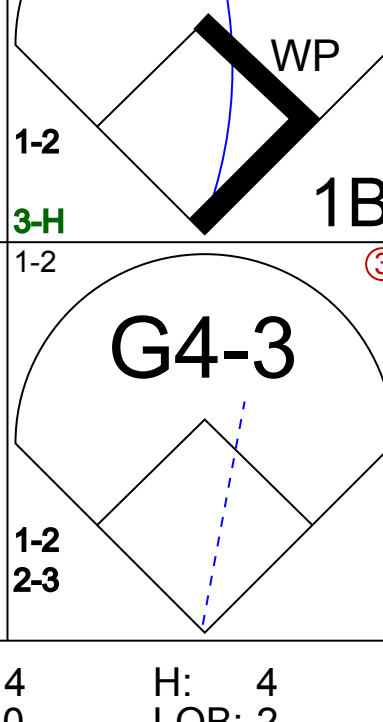
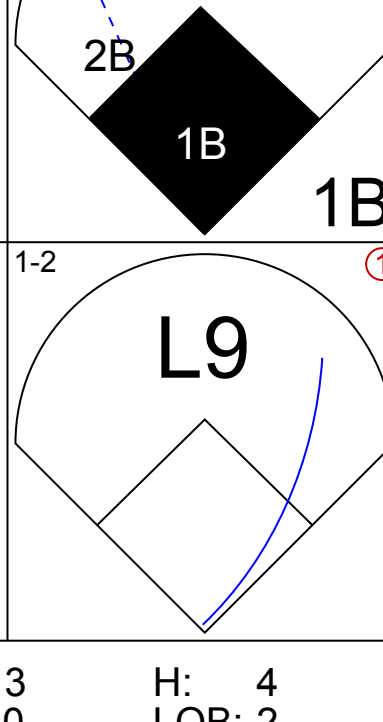

Batter	1	2	3	4	5	6	7	8	9	AB	R	H	RBI	BB	SO	LOB	BOTTOM					
<b>Kenny Lofton, L</b> OBP: 0.352, SLG: 0.434	 1B		 BB	 1B		 SAFE		 1B		5	0	3	2	0	0	2	<b>Toronto Blue Jays @ Cleveland Indians</b> Jacobs Field, Cleveland, OH Sun Jun 04 1995, 3:33 AM EDT Att: 41,688 - Sunny - 65 F					
<b>Omar Vizquel, S</b> OBP: 0.285, SLG: 0.312	 1B		 1B	 BB		 SAFE		 1B		5	0	1	1	0	1	5						
<b>Carlos Baerga, S</b> OBP: 0.369, SLG: 0.507	 BB		 BB		 BB	 1B		 BB		5	0	2	0	0	0	0						
<b>Albert Belle, R</b> OBP: 0.362, SLG: 0.547	 BB	 BB	 BB		 2B	 1B		 FC4-6		5	2	3	1	0	1	2						
<b>Eddie Murray, S</b> OBP: 0.381, SLG: 0.533		 BB		 BB		 1B		 1B		5	1	3	2	0	0	2						
<b>Alvaro Espinoza, R</b> OBP: 0.267, SLG: 0.357		 BB		 BB		 BB		 1B		0	0	0	0	0	0	0						
<b>Jim Thome, L</b> OBP: 0.405, SLG: 0.623	 BB			 BB	 BB		 BB	 HR		5	2	2	1	0	1	2						
<b>Paul Sorrento, L</b> OBP: 0.354, SLG: 0.776	 BB			 BB	 BB		 BB	 BB		3	2	1	2	2	0	1						
<b>Wayne Kirby, L</b> OBP: 0.364, SLG: 0.357			 BB	 BB		 BB		 BB		3	1	2	0	0	0	2						
<b>Manny Ramirez, R</b> OBP: 0.461, SLG: 0.752			 BB	 BB	 BB		 BB			1	0	0	0	0	0	0						
<b>Scotter Tucker, R</b> OBP: 0.238, SLG: 0.278			 BB	 BB		 BB		 BB		2	1	0	0	0	0	4						
<b>Dave Winfield, R</b> OBP: 0.300, SLG: 0.326			 BB	 BB		 HBP		 BB		1	0	0	0	0	0	0						
<b>Tony Peña, R</b> OBP: 0.297, SLG: 0.349								 BB		0	0	0	0	0	0	0						
<b>Inning Stats</b>	R: 0 E: 0 K: 1 S: 7	H: 1 LOB: 0 BB: 0 P: 12	R: 0 E: 0 K: 1 S: 10	H: 1 LOB: 1 BB: 0 P: 17	R: 1 E: 0 K: 1 S: 16	H: 3 LOB: 2 BB: 1 P: 23	R: 2 E: 0 K: 0 S: 13	H: 3 LOB: 2 BB: 1 P: 20	R: 2 E: 0 K: 0 S: 11	H: 3 LOB: 1 BB: 1 P: 19	R: 1 E: 0 K: 0 S: 14	H: 2 LOB: 2 BB: 0 P: 22	R: 0 E: 0 K: 0 S: 7	H: 0 LOB: 0 BB: 0 P: 10	R: 0 E: 0 K: 0 S: 5	H: 1 LOB: 0 BB: 0 P: 7	R: 3 E: 0 K: 0 S: 7	H: 3 LOB: 1 BB: 0 P: 12	1B: 11 2B: 5 3B: 0 HR: 2	SF: 0 SAC: 0 DP: 2 HBP: 1	WP: 0 PB: 0 SB: 0 CS: 1	PA: 43
<b>PITCHER</b>	IP	WLS	BF	H	R	ER	SO	BB	IBB	HBP	BLK	WP	HR	S	P	ERA	WHIP					
<b>David Cone, R</b> ERA: 3.75	(1, 1)	5.2	31	13	6	6	3	2	0	1	0	0	1	70	11	9.53	2.647					
<b>Tony Castillo, L</b> ERA: 3.05	(6, 1)	2.2	8	1	0	0	0	0	0	0	0	0	0	15	23	0.00	0.375					
<b>Darren Hall, R</b> ERA: 6.43	(9, 1)	0.1	L	4	3	3	0	0	0	0	0	0	1	5	8	81.00	9.000					

AB	40
R	9
H	17
RBI	9
BB	2
SO	3
LOB	20





Batter	1	2	3	4	5	6	7	8	9	AB	R	H	RBI	BB	SO	LOB	TOP			
Chad Curtis, R OBP: 0.347, SLG: 0.429 (1, 8)			FC6-4 					G5-3 		4	0	0	0	0	2	1	<b>Detroit Tigers @ Cleveland Indians</b> Jacobs Field, Cleveland, OH Mon Jun 05 1995, 7:05 PM EDT Att: 34,615 - Unknown - 71 F			
Lou Whitaker, L OBP: 0.422, SLG: 0.486 Scott Fletcher, R OBP: 0.279, SLG: 0.259 (8, 4)			CS 	E4 						4	0	1	0	0	2	0				
Travis Fryman, R OBP: 0.311, SLG: 0.279 (1, 5)						G5-4-3 			G5-3 	4	0	0	0	0	2	2				
Cecil Fielder, R OBP: 0.336, SLG: 0.551 Juan Samuel, R OBP: 0.357, SLG: 0.459 (7, 3)		G5-3 		G1-3 			G6-3 			3	0	0	0	0	0	1				
Kirk Gibson, L OBP: 0.432, SLG: 0.620 (1, 10)		G6-3 					G4-3 		G4-3 	4	0	0	0	0	1	1				
Bobby Higginson, L OBP: 0.365, SLG: 0.444 (1, 7)										3	0	3	0	0	0	0				
Danny Bautista, R OBP: 0.302, SLG: 0.333 Todd Steversen, R OBP: 0.296, SLG: 0.217 (7, 9)		G6-3 						E9 		3	0	1	0	0	1	2				
Chris Gomez, R OBP: 0.278, SLG: 0.363 (1, 6)			FC6-4 					F8 		3	0	1	0	0	1	3				
John Flaherty, R OBP: 0.370, SLG: 0.488 (1, 2)			F7 			G5-3 			F8 	3	0	0	0	0	2					
<b>Inning Stats</b>	R: 0 E: 0 K: 3 S: 9	H: 0 LOB: 0 BB: 0 P: 14	R: 0 E: 0 K: 0 S: 6	H: 1 LOB: 1 BB: 0 P: 10	R: 0 E: 0 K: 0 S: 7	H: 1 LOB: 0 BB: 0 P: 10	R: 0 E: 1 K: 2 S: 12	H: 0 LOB: 1 BB: 0 P: 16	R: 0 E: 0 K: 2 S: 10	H: 1 LOB: 1 BB: 0 P: 15	R: 0 E: 0 K: 1 S: 8	H: 2 LOB: 2 BB: 0 P: 9	R: 0 E: 0 K: 1 S: 8	H: 0 LOB: 0 BB: 0 P: 10	R: 0 E: 0 K: 1 S: 7	H: 0 LOB: 0 BB: 0 P: 12		1B: 5 2B: 1 3B: 0 HR: 0	SF: 0 SAC: 0 DP: 1 HBP: 0	WP: 0 PB: 0 SB: 0 CS: 1
<b>PITCHER</b> Orel Hershiser, R ERA: 3.13 (1, 1)	IP: 9.0 WLS: W BF: 32 H: 6 R: 0 ER: 0 SO: 10 BB: 0 IBB: 0 HBP: 0 BLK: 0 WP: 0 HR: 0 S: 72 P: 107 ERA: 0.00 WHIP: 0.667															<b>PITCHER</b> IP: WLS: BF: H: R: ER: SO: BB: IBB: HBP: BLK: WP: HR: S: P: ERA: WHIP:				

Batter	1	2	3	4	5	6	7	8	9	AB	R	H	RBI	BB	SO	LOB	BOTTOM			
Kenny Lofton, L OBP: 0.360, SLG: 0.489 (1, 8)	G6-3 						G4-3 			5	3	3	2	0	0	1	<b>Detroit Tigers @ Cleveland Indians</b> Jacobs Field, Cleveland, OH Mon Jun 05 1995, 7:05 PM EDT Att: 34,615 - Unknown - 71 F			
Omar Vizquel, S OBP: 0.284, SLG: 0.310 Alvaro Espinoza, R OBP: 0.250, SLG: 0.333 (7, 6)	F8 		G4-3 	P6 				F8 		4	1	1	1	0	0	0				
Carlos Baerga, S OBP: 0.364, SLG: 0.493 (1, 4)	G6-3 		F7 	G3-1 		G3-1 			FC4-6 	4	0	0	1	0	0	1				
Albert Belle, R OBP: 0.363, SLG: 0.546 (1, 7)		G5-3 		G1-3 				P5 		4	1	1	1	1	0	1				
Eddie Murray, S OBP: 0.391, SLG: 0.555 Wayne Kirby, L OBP: 0.353, SLG: 0.345 (6, PR)					G4-3 			FC4-6 		2	1	1	2	2	0	0				
Jim Thome, L OBP: 0.407, SLG: 0.624 (1, 5)							L3 			3	1	1	0	1	1	2				
Manny Ramirez, R OBP: 0.455, SLG: 0.736 (1, 9)			WP 					F8 		4	0	1	0	0	2	2				
Paul Sorrento, L OBP: 0.380, SLG: 0.782 (1, 3)		FC6-4 	WP 							2	1	2	1	2	0	0				
Tony Peña, R OBP: 0.284, SLG: 0.333 (1, 2)	FC6-4 		G4-3 			L9 			L8 	4	0	0	0	0	0	7				
<b>Inning Stats</b>	R: 0 E: 0 K: 0 S: 8	H: 0 LOB: 0 BB: 0 P: 14	R: 0 E: 0 K: 1 S: 10	H: 1 LOB: 3 BB: 2 P: 27	R: 4 E: 0 K: 0 S: 21	H: 4 LOB: 2 BB: 2 P: 38	R: 1 E: 0 K: 0 S: 9	H: 1 LOB: 0 BB: 0 P: 15	R: 0 E: 0 K: 2 S: 7	H: 0 LOB: 0 BB: 0 P: 11	R: 3 E: 0 K: 0 S: 23	H: 4 LOB: 2 BB: 1 P: 38	R: 0 E: 0 K: 0 S: 7	H: 0 LOB: 1 BB: 1 P: 14	R: 0 E: 0 K: 0 S: 10	H: 0 LOB: 1 BB: 0 P: 17		1B: 4 2B: 3 3B: 0 HR: 3	SF: 0 SAC: 0 DP: 0 HBP: 1	WP: 1 PB: 0 SB: 0 CS: 0
<b>PITCHER</b> Sean Bergman, R ERA: 5.58 John Doherty, R ERA: 7.41 (5, 1)	IP: 4.0 WLS: L BF: 19 H: 4 R: 3 ER: 3 SO: 2 BB: 2 IBB: 0 HBP: 1 BLK: 0 WP: 0 HR: 0 S: 47 P: 80 ERA: 6.75 WHIP: 1.500															<b>PITCHER</b> IP: WLS: BF: H: R: ER: SO: BB: IBB: HBP: BLK: WP: HR: S: P: ERA: WHIP:				





Batter	1	2	3	4	5	6	7	8	9	AB	R	H	RBI	BB	SO	LOB	TOP								
<b>Chad Curtis, R</b> OBP: 0.344, SLG: 0.420 (1, 8)	L5		2B		G6-3		G6-3			3	1	0	1	1	0	1	<b>Detroit Tigers @ Cleveland Indians</b> Jacobs Field, Cleveland, OH Tue Jun 06 1995, 7:05 PM EDT Att: 36,115 - Unknown - 75 F								
<b>Scott Fletcher, R</b> OBP: 0.292, SLG: 0.281 (1, 4)	K						G4-3			3	0	1	1	1	1	0									
<b>Chris Gomez, R</b> OBP: 0.278, SLG: 0.363 (8, 6)			2B							0	0	0	0	0	0	0									
<b>Travis Fryman, R</b> OBP: 0.309, SLG: 0.278 (1, 5)	G1-3		K		F7					4	0	1	0	0	1	3									
<b>Cecil Fielder, R</b> OBP: 0.327, SLG: 0.534 (1, 10)		G1-3		K		L5		K		4	0	0	0	0	2	1									
<b>Alan Trammell, R</b> OBP: 0.407, SLG: 0.357 (1, 6)		F7		F9		E7		FC4-6		3	0	0	0	0	0	0									
<b>Lou Whitaker, L</b> OBP: 0.417, SLG: 0.480 (8, PH)										1	0	0	0	0	0	1									
<b>Juan Samuel, R</b> OBP: 0.370, SLG: 0.525 (1, 3)					F8			F8		3	1	1	1	1	0	1									
<b>Danny Bautista, R</b> OBP: 0.303, SLG: 0.333 (1, 9)										3	1	1	0	0	1	2									
<b>Bobby Higginson, L</b> OBP: 0.362, SLG: 0.440 (9, PH)	K				SH1-4	BB		F9		1	0	0	0	0	0	0									
<b>Todd Steverson, R</b> OBP: 0.300, SLG: 0.290 (1, 7)					G6-3					2	0	0	0	1	1	2									
<b>Franklin Stubbs, L</b> OBP: 0.422, SLG: 0.385 (9, PH)						SH1-4	BB	K		1	0	0	0	0	0	0									
<b>John Flaherty, R</b> OBP: 0.362, SLG: 0.477 (1, 2)					F8					2	0	0	0	0	0	0									
<b>Kirk Gibson, L</b> OBP: 0.429, SLG: 0.614 (9, PH)					SH1-4			G5-3		1	0	0	0	0	0	0									
<b>Inning Stats</b>	R: 0 E: 0 K: 1 S: 5	H: 0 LOB: 0 BB: 0 P: 5	R: 1 E: 0 K: 1 S: 6	H: 1 LOB: 0 BB: 0 P: 6	R: 1 E: 0 K: 1 S: 6	H: 1 LOB: 1 BB: 1 P: 10	R: 0 E: 0 K: 1 S: 5	H: 0 LOB: 0 BB: 0 P: 5	R: 1 E: 0 K: 0 S: 4	H: 1 LOB: 2 BB: 2 P: 12	R: 0 E: 0 K: 0 S: 3	H: 0 LOB: 0 BB: 0 P: 3	R: 0 E: 1 K: 1 S: 6	H: 1 LOB: 1 BB: 0 P: 6	R: 0 E: 0 K: 0 S: 3	H: 0 LOB: 0 BB: 0 P: 3	1B: 2 2B: 1 3B: 0 HR: 1	SF: 0 SAC: 1 DP: 0 HBP: 0	WP: 0 PB: 0 SB: 1 CS: 0	PA: 36					
<b>PITCHER</b>	IP	WLS	BF	H	R	ER	SO	BB	IBB	HBP	BLK	WP	HR	S	P	ERA	WHIP								
<b>Bud Black, L</b> ERA: 5.82 (1, 1)	6.0		26	3	3	3	5	4	0	0	0	0	1	32	48	4.50	1.167								
<b>Julian Tavarez, R</b> ERA: 1.99 (7, 1)	2.0	W	7	1	0	0	1	0	0	0	0	0	0	9	9	0.00	0.500								
<b>Jose Mesa, R</b> ERA: 2.33 (9, 1)	1.0	S	3	0	0	0	0	0	0	0	0	0	0	3	3	0.00	0.000								

Batter	1	2	3	4	5	6	7	8	9	AB	R	H	RBI	BB	SO	LOB	BOTTOM								
<b>Kenny Lofton, L</b> OBP: 0.374, SLG: 0.497 (1, 8)	1B		1B			F9				4	2	3	0	1	0	1	<b>Detroit Tigers @ Cleveland Indians</b> Jacobs Field, Cleveland, OH Tue Jun 06 1995, 7:05 PM EDT Att: 36,115 - Unknown - 75 F								
<b>Omar Vizquel, S</b> OBP: 0.275, SLG: 0.300 (1, 6)	K		FC1-2-5				F7	P4		5	1	0	0	0	2	8									
<b>Carlos Baerga, S</b> OBP: 0.367, SLG: 0.494 (1, 4)			2B		G4-3		G6-3			4	0	2	2	0	0	2									
<b>Albert Belle, R</b> OBP: 0.360, SLG: 0.545 (1, 7)	G6-4-3				F7		F8			4	0	1	1	0	0	1									
<b>Eddie Murray, S</b> OBP: 0.394, SLG: 0.550 (1, 10)		G3-1			F8					3	0	1	0	1	0	0									
<b>Alvaro Espinoza, R</b> OBP: 0.250, SLG: 0.333 (8, PR)								1B	BB	0	1	0	0	0	0	0									
<b>Jim Thome, L</b> OBP: 0.403, SLG: 0.608 (1, 5)			K		G4-3			F8		3	0	0	0	0	1	4									
<b>Manny Ramirez, R</b> OBP: 0.450, SLG: 0.719 (1, 9)	L6		FC5-4				K	G4-3		3	0	0	0	1	1	4									
<b>Paul Sorrento, L</b> OBP: 0.394, SLG: 0.775 (1, 3)	K									2	0	1	0	2	1	1									
<b>Tony Peña, R</b> OBP: 0.286, SLG: 0.344 (1, 2)										3	0	1	0	0	1	2									
<b>Dave Winfield, R</b> OBP: 0.300, SLG: 0.326 (8, PH)					F9			G4-3		0	0	0	0	0	0	0									
<b>Wayne Kirby, L</b> OBP: 0.343, SLG: 0.333 (8, PH)			1B							1	0	0	1	0	0	2									
<b>Scooter Tucker, R</b> OBP: 0.238, SLG: 0.278 (9, 2)			2B							0	0	0	0	0	0	0									
<b>Inning Stats</b>	R: 1 E: 0 K: 1 S: 6	H: 2 LOB: 0 BB: 0 P: 6	R: 0 E: 0 K: 1 S: 5	H: 0 LOB: 1 BB: 0 P: 6	R: 2 E: 0 K: 1 S: 9	H: 4 LOB: 3 BB: 1 P: 13	R: 0 E: 0 K: 1 S: 6	H: 1 LOB: 2 BB: 1 P: 10	R: 0 E: 0 K: 0 S: 3	H: 0 LOB: 0 BB: 0 P: 3	R: 0 E: 0 K: 2 S: 7	H: 0 LOB: 1 BB: 1 P: 11	R: 0 E: 0 K: 0 S: 3	H: 0 LOB: 0 BB: 0 P: 3	R: 1 E: 0 K: 0 S: 5	H: 2 LOB: 3 BB: 2 P: 13	1B: 7 2B: 2 3B: 0 HR: 0	SF: 0 SAC: 0 DP: 1 HBP: 1	WP: 0 PB: 0 SB: 1 CS: 0	PA: 38					
<b>PITCHER</b>	IP	WLS	BF	H	R	ER	SO	BB	IBB	HBP	BLK	WP	HR	S	P	ERA	WHIP								
<b>Felipe Lira, R</b> ERA: 3.48 (1, 1)	6.0		28	7	3	3	6	2	1	1	0	0	0	36	49	4.50	1.500								
<b>Joe Boever, R</b> ERA: 4.91 (7, 1)	1.1	L	6	1	1	1	0	1	0	0	0	0	0	5	9	6.75	1.500								
<b>Buddy Groom, L</b> ERA: 6.67 (8, 1)	0.0		1	1	0	0	0	0	0	0	0	0	0	1	1	∞	∞								
<b>Brian Maxcy, R</b> ERA: (8, 1)	0.2		3	0	0	0	0	0	1	0	0	0	0	2	6	0.00	0.000								





Batter	1	2	3	4	5	6	7	8	9	10	AB	R	H	RBI	BB	SO	LOB	TOP						
<b>Chad Curtis, R</b> OBP: 0.342, SLG: 0.416 (1.8)	G1-3		G5-3			G3		HR			4	1	1	0	0	0	0	<b>Detroit Tigers @ Cleveland Indians</b> Jacobs Field, Cleveland, OH Wed Jun 07 1995, 7:05 PM EDT Att: 36,363 - Unknown - 81 F  livebaseballscorecards.com  <b>AB 36</b> <b>R 2</b> <b>H 6</b> <b>RBI 2</b> <b>BB 0</b> <b>SO 11</b> <b>LOB 9</b> 						
<b>Lou Whitaker, L</b> OBP: 0.443, SLG: 0.570 (1.4)	2B			2B		1B		HR			4	1	4	2	0	0	0							
<b>Travis Fryman, R</b> OBP: 0.302, SLG: 0.270 (1.5)	K			K		F9		G6-3			4	0	0	0	0	2	3							
<b>Cecil Fielder, R</b> OBP: 0.325, SLG: 0.526 (1.3)	G6-3			G6-3		FC6-4 1B		F9			4	0	1	0	0	0	2							
<b>Kirk Gibson, L</b> OBP: 0.415, SLG: 0.590 (1.10)		G3		G4-3		FC6-4 G6-3		L8			4	0	0	0	0	0	2							
<b>Alan Trammell, R</b> OBP: 0.389, SLG: 0.338 (1.6)		K				G6-3		L5			4	0	0	0	0	2	1							
<b>Bobby Higginson, L</b> OBP: 0.351, SLG: 0.425 (1.7)		K				G1-3				K	4	0	0	0	0	2	1							
<b>Danny Bautista, R</b> OBP: 0.290, SLG: 0.318 (1.9)			L1					G6-3		K	4	0	0	0	0	2	0							
<b>John Flaherty, R</b> OBP: 0.347, SLG: 0.457 (1.2)			G5-3			K		K		K	4	0	0	0	0	3	0							
<b>Inning Stats</b>	R: 0 E: 0 K: 1 S: 13	H: 1 LOB: 1 BB: 0 P: 16	R: 0 E: 0 K: 2 S: 10	H: 0 LOB: 0 BB: 0 P: 14	R: 0 E: 0 K: 0 S: 8	H: 0 LOB: 0 BB: 0 P: 12	R: 0 E: 0 K: 1 S: 9	H: 1 LOB: 1 BB: 0 P: 13	R: 0 E: 0 K: 2 S: 10	H: 0 LOB: 0 BB: 0 P: 15	R: 0 E: 0 K: 1 S: 10	H: 1 LOB: 1 BB: 0 P: 18	R: 0 E: 0 K: 0 S: 13	H: 1 LOB: 1 BB: 0 P: 17	R: 2 E: 0 K: 1 S: 11	H: 2 LOB: 0 BB: 0 P: 19	R: 0 E: 0 K: 0 S: 5		H: 0 LOB: 0 BB: 0 P: 10	R: 0 E: 0 K: 3 S: 10	H: 0 LOB: 0 BB: 0 P: 15	1B: 3 2B: 2 3B: 0 HR: 1	SF: 0 SAC: 0 DP: 0 HBP: 0	WP: 0 PB: 0 SB: 0 CS: 0
<b>PITCHER</b> <b>Charles Nagy, R</b> ERA: 3.4 <b>Eric Plunk, R</b> ERA: 1.61	IP: 8.0 WLS: 2.0 BF: 30 H: 6 R: 2 ER: 0 SO: 8 BB: 0 IBB: 0 HBP: 0 BLK: 0 WP: 0 HR: 1 S: 84 P: 124 ERA: 2.25 WHIP: 0.750	IP: 9.1 WLS: 2.0 BF: 6 H: 0 R: 0 ER: 0 SO: 3 BB: 0 IBB: 0 HBP: 0 BLK: 0 WP: 0 HR: 0 S: 15 P: 25 ERA: 0.00 WHIP: 0.000																						


Batter	1	2	3	4	5	6	7	8	9	10	AB	R	H	RBI	BB	SO	LOB	BOTTOM						
<b>Kenny Lofton, L</b> OBP: 0.365, SLG: 0.483 (1.8)	K		G3		G4-3			F8			4	0	0	0	0	1	2	<b>Detroit Tigers @ Cleveland Indians</b> Jacobs Field, Cleveland, OH Wed Jun 07 1995, 7:05 PM EDT Att: 36,363 - Unknown - 81 F  livebaseballscorecards.com  <b>AB 33</b> <b>R 3</b> <b>H 8</b> <b>RBI 3</b> <b>BB 2</b> <b>SO 6</b> <b>LOB 12</b> 						
<b>Alvaro Espinoza, R</b> OBP: 0.250, SLG: 0.316 (1.6)	G4-3		P6			G6-4-3 1B		F9			4	0	1	0	0	0	2							
<b>Carlos Baerga, S</b> OBP: 0.376, SLG: 0.506 (1.4)	1B		2B			G6-4-3		FC6-4 WP 1B			4	0	3	1	0	0	1							
<b>Albert Belle, R</b> OBP: 0.358, SLG: 0.534 (1.7)	K		2B			G6-3		FC6-4 IBB			3	0	0	0	1	2	2							
<b>Eddie Murray, S</b> OBP: 0.390, SLG: 0.563 (1.3)		HR			G5-3			G5-3		FC6-4 IBB	4	1	1	1	0	0	2							
<b>Manny Ramirez, R</b> OBP: 0.444, SLG: 0.702 (1.9)		F8			F8			G6-3		FC5-4 IBB	3	0	0	0	1	0	0							
<b>Dave Winfield, R</b> OBP: 0.278, SLG: 0.298 (1.10)		K			G4-3			F7		FC5-2-4	4	0	0	0	0	1	3							
<b>Jim Thome, L</b> OBP: 0.399, SLG: 0.621 (1.5)		G3-1				P4		K		HR	4	1	1	1	0	1	0							
<b>Tony Peña, R</b> OBP: 0.297, SLG: 0.366 <b>Wayne Kirby, L</b> OBP: 0.343, SLG: 0.333 <b>Scooter Tucker, R</b> OBP: 0.238, SLG: 0.278 (8. PR) (9. 2)			G3			K		1B			3	1	2	0	0	1	0							
<b>Inning Stats</b>	R: 0 E: 0 K: 2 S: 11	H: 1 LOB: 1 BB: 0 P: 15	R: 1 E: 0 K: 1 S: 10	H: 1 LOB: 0 BB: 0 P: 15	R: 1 E: 0 K: 1 S: 13	H: 2 LOB: 1 BB: 0 P: 17	R: 0 E: 0 K: 0 S: 9	H: 0 LOB: 0 BB: 0 P: 15	R: 0 E: 0 K: 1 S: 10	H: 0 LOB: 0 BB: 0 P: 16	R: 0 E: 0 K: 0 S: 5	H: 1 LOB: 0 BB: 0 P: 10	R: 0 E: 0 K: 0 S: 4	H: 0 LOB: 0 BB: 0 P: 6	R: 0 E: 0 K: 1 S: 9	H: 1 LOB: 1 BB: 0 P: 10	R: 0 E: 0 K: 0 S: 6		H: 1 LOB: 2 BB: 0 P: 18	R: 1 E: 0 K: 0 S: 1	H: 1 LOB: 0 BB: 0 P: 4	1B: 4 2B: 2 3B: 0 HR: 2	SF: 0 SAC: 0 DP: 2 HBP: 0	WP: 1 PB: 0 SB: 0 CS: 0
<b>PITCHER</b> <b>David Wells, L</b> ERA: 3.47 <b>Brian Maxcy, R</b> ERA: 1.8	IP: 9.0 WLS: 0.0 BF: 34 H: 7 R: 2 ER: 2 SO: 6 BB: 0 IBB: 2 HBP: 0 BLK: 0 WP: 1 HR: 1 S: 77 P: 122 ERA: 2.00 WHIP: 0.778	IP: 10.1 WLS: 0.0 BF: 1 H: 1 R: 1 ER: 1 SO: 0 BB: 0 IBB: 0 HBP: 0 BLK: 0 WP: 0 HR: 1 S: 1 P: 4 ERA: ∞ WHIP: ∞																						



Batter	1	2	3	4	5	6	7	8	9	AB	R	H	RBI	BB	SO	LOB	TOP				
<b>Kenny Lofton, L</b> OBP: 0.366, SLG: 0.477 (1, 8)	G5-3		SF8	1B		G1-3		F9		4	1	1	1	1	0	3					
<b>Omar Vizquel, S</b> OBP: 0.279, SLG: 0.303 (1, 6)	F7		F7	K						5	1	2	0	0	1	3					
<b>Carlos Baerga, S</b> OBP: 0.377, SLG: 0.509 (1, 4)	P6		1B	2B				F8		5	2	2	1	0	1	2					
<b>Albert Belle, R</b> OBP: 0.353, SLG: 0.533 (1, 7)		F8	SF8			F7		P2		4	1	1	3	0	0	1					
<b>Eddie Murray, S</b> OBP: 0.384, SLG: 0.550 (1, 10)	F7		1B	1B		G3-4-1		G4-3		5	0	1	1	0	0	2					
<b>Jim Thome, L</b> OBP: 0.412, SLG: 0.646 (1, 5)			BB	BB		P5				3	1	2	2	1	0	0					
<b>Manny Ramirez, R</b> OBP: 0.443, SLG: 0.689 (1, 9)			FC5-4	1B				G5-3		4	0	1	0	1	0	3					
<b>Wayne Kirby, L</b> OBP: 0.343, SLG: 0.333 (9, 9)			1B					L7		0	0	0	0	0	0	0					
<b>Paul Sorrento, L</b> OBP: 0.385, SLG: 0.745 (1, 3)	G1-3			SH1-4		F7		G5-3		5	1	1	0	0	0	4					
<b>Tony Peña, R</b> OBP: 0.308, SLG: 0.368 (1, 2)			BB	1B				F7		2	1	1	0	1	0	1					
<b>Inning Stats</b>	R: 0 E: 0 K: 0 S: 6	H: 0 LOB: 0 BB: 0 P: 10	R: 0 E: 0 K: 0 S: 8	H: 0 LOB: 2 BB: 2 P: 20	R: 3 E: 0 K: 0 S: 15	H: 4 LOB: 2 BB: 1 P: 29	R: 1 E: 0 K: 2 S: 10	H: 2 LOB: 1 BB: 0 P: 15	R: 0 E: 0 K: 0 S: 9	H: 1 LOB: 1 BB: 0 P: 16	R: 0 E: 0 K: 0 S: 12	H: 1 LOB: 1 BB: 0 P: 18	R: 0 E: 0 K: 0 S: 6	H: 0 LOB: 2 BB: 1 P: 19	R: 4 E: 0 K: 0 S: 15	H: 4 LOB: 0 BB: 0 P: 24	1B: 9 2B: 2 3B: 0 HR: 1	SF: 1 SAC: 1 DP: 0 HBP: 1	WP: 0 PB: 0 SB: 1 CS: 0	PA: 44	
<b>PITCHER</b>	IP	WLS	BF	H	R	ER	SO	BB	IBB	HBP	BLK	WP	HR	S	P	ERA	WHIP				
<b>Steve Sparks, R</b> ERA: 3.46 (1, 1)	7.0		32	8	4	4	2	3	0	0	1	0	0	68	120	5.14	1.571				
<b>Ron Rightnowar, R</b> ERA: 3.24 (8, 1)	0.2		4	0	0	0	0	1	0	1	0	0	0	5	16	0.00	1.500				
<b>Graeme Lloyd, L</b> ERA: 7.0 (8, 1)	0.1	L	4	3	3	3	0	0	0	0	0	0	0	8	13	81.00	9.000				
<b>Bill Wegman, R</b> ERA: 7.32 (9, 1)	1.0		4	1	1	1	0	0	0	0	0	0	1	8	14	9.00	1.000				

**Cleveland Indians @ Milwaukee Brewers**  
Milwaukee County Stadium, Milwaukee, WI  
Thu Jun 08 1995, 8:05 PM EDT  
Att: 17,641 - Unknown - 48 F

AB 37  
R 8  
H 12  
RBI 8  
BB 4  
SO 2  
LOB 19



Batter	1	2	3	4	5	6	7	8	9	AB	R	H	RBI	BB	SO	LOB	BOTTOM				
<b>Pat Listach, S</b> OBP: 0.287, SLG: 0.279 (1, 4)	S		FC8-6	G6-3		F8		L6		5	0	2	1	0	0	6					
<b>Darryl Hamilton, L</b> OBP: 0.338, SLG: 0.312 (1, 8)			FC8-6			G4-3				3	0	0	0	0	1	2					
<b>Matt Mieske, R</b> OBP: 0.384, SLG: 0.356 (6, 9)			FC6-4							2	0	0	0	0	1	1					
<b>Greg Vaughn, R</b> OBP: 0.308, SLG: 0.362 (1, 10)			FC6-4			G4-3		G5-3		5	2	2	0	0	1	2					
<b>Kevin Seitzer, R</b> OBP: 0.441, SLG: 0.528 (1, 5)						G4-3				4	1	1	0	0	0	2					
<b>Mike Matheny, R</b> OBP: 0.313, SLG: 0.467 (8, 2)										0	0	0	0	0	0	0					
<b>Fernando Vina, L</b> OBP: 0.279, SLG: 0.357 (9, PH)										1	0	1	1	0	0	0					
<b>B.J. Surhoff, L</b> OBP: 0.403, SLG: 0.368 (8, 7)		L8		G3						4	0	1	1	1	0	2					
<b>John Jaha, R</b> OBP: 0.348, SLG: 0.607 (1, 3)		F8		E		G6-3				5	1	1	1	0	1	3					
<b>Derrick May, L</b> OBP: 0.231, SLG: 0.239 (1, 7)				E3						2	1	0	0	1	0	1					
<b>Jeff Cirillo, R</b> OBP: 0.361, SLG: 0.485 (8, 5)				E						1	1	1	0	0	0	0					
<b>David Hulse, L</b> OBP: 0.346, SLG: 0.408 (6, 8)										4	1	4	1	0	0	0					
<b>Jose Valentin, S</b> OBP: 0.252, SLG: 0.327 (1, 6)										4	0	1	2	0	0	4					
<b>Inning Stats</b>	R: 0 E: 0 K: 2 S: 11	H: 1 LOB: 1 BB: 0 P: 16	R: 0 E: 0 K: 0 S: 5	H: 0 LOB: 0 BB: 0 P: 9	R: 1 E: 0 K: 0 S: 15	H: 2 LOB: 1 BB: 0 P: 20	R: 2 E: 2 K: 0 S: 15	H: 3 LOB: 2 BB: 0 P: 24	R: 1 E: 0 K: 1 S: 16	H: 2 LOB: 1 BB: 1 P: 25	R: 0 E: 0 K: 1 S: 7	H: 0 LOB: 1 BB: 1 P: 15	R: 1 E: 0 K: 0 S: 9	H: 3 LOB: 1 BB: 0 P: 14	R: 1 E: 0 K: 0 S: 14	H: 2 LOB: 1 BB: 0 P: 20	1B: 9 2B: 4 3B: 1 HR: 0	SF: 0 SAC: 0 DP: 1 HBP: 0	WP: 0 PB: 0 SB: 2 CS: 1	PA: 42	
<b>PITCHER</b>	IP	WLS	BF	H	R	ER	SO	BB	IBB	HBP	BLK	WP	HR	S	P	ERA	WHIP				
<b>Dennis Martinez, R</b> ERA: 2.95 (1, 1)	6.0		29	9	5	4	3	1	0	0	0	0	0	76	114	6.00	1.667				
<b>Julian Tavarez, R</b> ERA: 1.35 (7, 1)	2.0	W	8	3	1	1	1	1	0	0	0	0	0	16	29	4.50	2.000				
<b>Jose Mesa, R</b> ERA: 2.66 (9, 1)	1.0	S	5	2	1	1	0	0	0	0	0	0	0	14	20	9.00	2.000				

**Cleveland Indians @ Milwaukee Brewers**  
Milwaukee County Stadium, Milwaukee, WI  
Thu Jun 08 1995, 8:05 PM EDT  
Att: 17,641 - Unknown - 48 F

AB 40  
R 7  
H 14  
RBI 7  
BB 2  
SO 4  
LOB 23





Batter	1	2	3	4	5	6	7	8	9	AB	R	H	RBI	BB	SO	LOB	TOP											
<b>Kenny Lofton, L</b> OBP: 0.379, SLG: 0.497 (1, 8)										4	4	3	1	1	0	2	<b>Cleveland Indians @ Milwaukee Brewers</b> Milwaukee County Stadium, Milwaukee, WI Fri Jun 09 1995, 8:05 PM EDT Att: 13,136 - Unknown - 58 F											
<b>Omar Vizquel, S</b> OBP: 0.288, SLG: 0.313 (1, 6)										5	1	3	1	0	1	1												
<b>Carlos Baerga, S</b> OBP: 0.372, SLG: 0.518 (1, 4)											5	1	1	3	0	3												
<b>Albert Belle, R</b> OBP: 0.366, SLG: 0.545 (1, 7)											4	0	3	2	1	0												
<b>Eddie Murray, S</b> OBP: 0.379, SLG: 0.539 (1, 3)											5	0	1	0	0	1		4										
<b>Manny Ramirez, R</b> OBP: 0.432, SLG: 0.669 (9, PH)												4	0	0	0	0		1	0									
<b>Wayne Kirby, L</b> OBP: 0.333, SLG: 0.323 (9, 9)												1	0	0	0	0		2										
<b>Dave Winfield, R</b> OBP: 0.276, SLG: 0.294 (1, 10)											4	0	1	0	0	2		0										
<b>Jim Thome, L</b> OBP: 0.414, SLG: 0.636 (1, 5)										2	1	0	0	0	2	0		1										
<b>Tony Peña, R</b> OBP: 0.306, SLG: 0.364 (1, 2)										4	0	1	0	0	1	2												
<b>Inning Stats</b>	R: 1 E: 0 K: 2 S: 14	H: 1 LOB: 1 BB: 1 P: 25	R: 0 E: 0 K: 1 S: 6	H: 0 LOB: 0 BB: 0 P: 6	R: 1 E: 0 K: 0 S: 11	H: 3 LOB: 2 BB: 0 P: 19	R: 0 E: 0 K: 1 S: 8	H: 1 LOB: 1 BB: 0 P: 16	R: 3 E: 0 K: 0 S: 9	H: 4 LOB: 0 BB: 0 P: 17	R: 2 E: 0 K: 1 S: 15	H: 2 LOB: 0 BB: 1 P: 25	R: 0 E: 0 K: 0 S: 6	H: 0 LOB: 0 BB: 0 P: 8	R: 0 E: 0 K: 1 S: 13	H: 1 LOB: 2 BB: 1 P: 24	R: 0 E: 0 K: 0 S: 16	H: 1 LOB: 2 BB: 1 P: 23	1B: 10 2B: 2 3B: 1 HR: 1	SF: 0 SAC: 0 DP: 1 HBP: 0	WP: 0 PB: 0 SB: 3 CS: 1	PA: 43						
<b>PITCHER</b>	IP	WLS	BF	H	R	ER	SO	BB	IBB	HBP	BLK	WP	HR	S	P	ERA	WHIP											
<b>Sid Roberson, L</b> ERA: 4.7	(1, 1)	5.0	L	24	9	5	5	4	1	0	0	0	0	1	48	83	9.00	2.000										
<b>Mark Kiefer, R</b> ERA: 5.75	(6, 1)	3.0		13	3	2	2	2	2	0	0	0	0	0	34	57	6.00	1.667										
<b>Ron Rightnowar, R</b> ERA: 3.0	(9, 1)	0.2		2	0	0	0	0	0	0	0	0	0	4	6	0.00	0.000											
<b>Mike Fetters, R</b> ERA: 1.23	(9, 1)	0.0		2	1	0	0	0	1	0	0	0	0	11	16	∞	∞											
<b>Al Reyes, R</b> ERA: 3.77	(9, 1)	0.1		1	0	0	0	0	0	0	0	0	0	1	1	0.00	0.000											

Batter	1	2	3	4	5	6	7	8	9	AB	R	H	RBI	BB	SO	LOB	BOTTOM											
<b>Pat Listach, S</b> OBP: 0.278, SLG: 0.270 (1, 4)										4	0	0	0	0	2	1	<b>Cleveland Indians @ Milwaukee Brewers</b> Milwaukee County Stadium, Milwaukee, WI Fri Jun 09 1995, 8:05 PM EDT Att: 13,136 - Unknown - 58 F											
<b>Darryl Hamilton, L</b> OBP: 0.344, SLG: 0.319 (1, 8)										4	1	2	0	0	0	0												
<b>Greg Vaughn, R</b> OBP: 0.301, SLG: 0.352 (1, 10)										4	0	0	0	0	1	2												
<b>Kevin Seitzer, R</b> OBP: 0.436, SLG: 0.519 (1, 5)										4	0	1	0	0	0	2												
<b>John Jaha, R</b> OBP: 0.357, SLG: 0.646 (1, 3)										4	2	2	2	0	0	2												
<b>B.J. Surhoff, L</b> OBP: 0.403, SLG: 0.368 (1, 7)										0	0	0	0	0	0	0												
<b>Derrick May, L</b> OBP: 0.242, SLG: 0.261 (2, 7)										4	1	2	0	0	0	2												
<b>Joe Oliver, R</b> OBP: 0.362, SLG: 0.500 (1, 2)											4	0	1	0	0	1												
<b>David Hulse, L</b> OBP: 0.329, SLG: 0.388 (1, 9)											4	0	0	1	0	1		2										
<b>Jose Valentin, S</b> OBP: 0.244, SLG: 0.315 (1, 6)											4	0	0	0	1	1												
<b>Inning Stats</b>	R: 0 E: 1 K: 1 S: 8	H: 0 LOB: 1 BB: 0 P: 11	R: 2 E: 0 K: 2 S: 18	H: 3 LOB: 1 BB: 0 P: 23	R: 2 E: 0 K: 0 S: 14	H: 2 LOB: 0 BB: 0 P: 19	R: 0 E: 0 K: 0 S: 9	H: 0 LOB: 0 BB: 0 P: 11	R: 0 E: 0 K: 0 S: 5	H: 0 LOB: 0 BB: 0 P: 8	R: 0 E: 0 K: 0 S: 6	H: 1 LOB: 1 BB: 0 P: 10	R: 0 E: 0 K: 0 S: 6	H: 0 LOB: 0 BB: 0 P: 10	R: 0 E: 0 K: 1 S: 12	H: 2 LOB: 2 BB: 0 P: 14	R: 0 E: 0 K: 1 S: 8	H: 0 LOB: 0 BB: 0 P: 9	1B: 6 2B: 1 3B: 0 HR: 1	SF: 0 SAC: 0 DP: 0 HBP: 0	WP: 0 PB: 0 SB: 4 CS: 0	PA: 36						
<b>PITCHER</b>	IP	WLS	BF	H	R	ER	SO	BB	IBB	HBP	BLK	WP	HR	S	P	ERA	WHIP											
<b>Chad Ogea, R</b> ERA: 1.86	(1, 1)	7.0	W	28	6	4	3	3	0	0	0	0	0	1	66	92	3.86	0.857										
<b>Eric Plunk, R</b> ERA: 1.54	(8, 1)	1.0		5	2	0	0	1	0	0	0	0	0	12	14	0.00	2.000											
<b>Jose Mesa, R</b> ERA: 2.53	(9, 1)	1.0	S	3	0	0	0	1	0	0	0	0	0	8	9	0.00	0.000											





Batter	1	2	3	4	5	6	7	8	9	AB	R	H	RBI	BB	SO	LOB	TOP										
<b>Kenny Lofton, L</b> (1, 8) OBP: 0.370, SLG: 0.484	G4-3		K		G6-3		K			4	0	0	0	0	2	0	<b>Cleveland Indians @ Milwaukee Brewers</b> Milwaukee County Stadium, Milwaukee, WI Sat Jun 10 1995, 8:05 PM EDT Att: 18,869 - Unknown - 77 F										
<b>Omar Vizquel, S</b> (1, 6) OBP: 0.293, SLG: 0.309	G6-3		CS BB		P3			BB BB BB BB	BB BB	2	0	0	0	2	0												
<b>Carlos Baerga, S</b> (1, 4) OBP: 0.370, SLG: 0.509	G6-3		WP BB		F7			0-1 F7	0-1 F7	3	0	0	0	1	0	1											
<b>Albert Belle, R</b> (1, 7) OBP: 0.369, SLG: 0.560		HR	FC6-4 BB		G5-3			2-3 K	2-3 K	3	1	1	1	1	1	1											
<b>Eddie Murray, S</b> (1, 3) OBP: 0.370, SLG: 0.525	F7		FC6-4		P6			0-3 K	0-3 K	4	0	0	0	0	1	3											
<b>Manny Ramirez, R</b> (1, 9) OBP: 0.434, SLG: 0.669					2B				0-3 K	3	0	1	0	1	2	0											
<b>Dave Winfield, R</b> (1, 10) <b>Paul Sorrento, L</b> (6, PH) OBP: 0.378, SLG: 0.729	G6-3		BB		K			3-1 F7	3-1 F7	2	0	1	0	0	0	1											
<b>Jim Thome, L</b> (1, 5) OBP: 0.417, SLG: 0.626			BB		1B			2-3 K	2-3 K	2	0	0	0	2	2	0											
<b>Tony Peña, R</b> (1, 2) OBP: 0.297, SLG: 0.353	K				G5-4-3			2-2 P3		3	0	0	0	0	1	4											
<b>Inning Stats</b>	R: 0 E: 0 K: 0 S: 6	H: 0 LOB: 0 BB: 0 P: 10	R: 1 E: 0 K: 1 S: 10	H: 1 LOB: 2 BB: 2 P: 29	R: 0 E: 0 K: 1 S: 6	H: 0 LOB: 2 BB: 3 P: 18	R: 0 E: 0 K: 1 S: 8	H: 1 LOB: 1 BB: 1 P: 14	R: 0 E: 0 K: 0 S: 7	H: 0 LOB: 0 BB: 0 P: 10	R: 0 E: 0 K: 1 S: 10	H: 1 LOB: 1 BB: 0 P: 17	R: 0 E: 0 K: 2 S: 11	H: 0 LOB: 0 BB: 0 P: 16	R: 0 E: 0 K: 2 S: 8	H: 0 LOB: 1 BB: 1 P: 14	R: 0 E: 0 K: 2 S: 9	H: 0 LOB: 0 BB: 0 P: 14	1B: 1 2B: 1 3B: 0 HR: 1	SF: 0 SAC: 0 DP: 1 HBP: 0	WP: 1 PB: 0 SB: 1 CS: 1	PA: 35					
<b>PITCHER</b>	IP	WLS	BF	H	R	ER	SO	BB	IBB	HBP	BLK	WP	HR	S	P	ERA	WHIP										
<b>Angel Miranda, L</b> (1, 1) ERA: 4.87	6.0	W	25	3	1	1	4	6	0	0	0	1	1	47	98	1.50	1.500										
<b>Al Reyes, R</b> (7, 1) ERA: 3.12	3.0	S	10	0	0	0	6	1	0	0	0	0	0	28	44	0.00	0.333										

Batter	1	2	3	4	5	6	7	8	9	AB	R	H	RBI	BB	SO	LOB	BOTTOM										
<b>Greg Vaughn, R</b> (1, 10) OBP: 0.293, SLG: 0.342	G6-3		K		G6-3					4	0	0	0	0	1	1	<b>Cleveland Indians @ Milwaukee Brewers</b> Milwaukee County Stadium, Milwaukee, WI Sat Jun 10 1995, 8:05 PM EDT Att: 18,869 - Unknown - 77 F										
<b>Fernando Vina, L</b> (1, 4) OBP: 0.282, SLG: 0.333	G4-3		L9		G1-5-3					4	0	0	0	0	0	0											
<b>Darryl Hamilton, L</b> (1, 8) OBP: 0.341, SLG: 0.316	G3-1				G4-3					4	1	1	0	0	0	0											
<b>Kevin Seitzer, R</b> (1, 5) OBP: 0.438, SLG: 0.526					1B					4	1	2	0	0	1	0											
<b>Jeff Cirillo, R</b> (9, 5) OBP: 0.361, SLG: 0.485	G1-3				HR					0	0	0	0	0	0	0											
<b>John Jaha, R</b> (1, 3) OBP: 0.338, SLG: 0.609	G1-3				P5					4	0	0	0	0	1	3											
<b>Derick May, L</b> (1, 7) OBP: 0.285, SLG: 0.274					HR					3	1	2	1	0	0	0											
<b>Matt Mieske, R</b> (8, 9) OBP: 0.378, SLG: 0.350					1B					1	0	0	0	0	1	0											
<b>Joe Oliver, R</b> (1, 2) OBP: 0.354, SLG: 0.489	F8				K					3	0	0	0	0	1	3											
<b>David Hulse, L</b> (1, 9) OBP: 0.330, SLG: 0.422					F7					3	1	1	3	0	0	0											
<b>Jose Valentin, S</b> (1, 6) OBP: 0.262, SLG: 0.386					HR					3	2	3	2	0	0	0											
<b>Inning Stats</b>	R: 0 E: 0 K: 0 S: 5	H: 0 LOB: 0 BB: 0 P: 10	R: 0 E: 0 K: 0 S: 6	H: 1 LOB: 1 BB: 0 P: 8	R: 1 E: 0 K: 1 S: 8	H: 1 LOB: 0 BB: 0 P: 12	R: 4 E: 0 K: 1 S: 15	H: 5 LOB: 1 BB: 0 P: 26	R: 0 E: 0 K: 0 S: 7	H: 0 LOB: 0 BB: 0 P: 9	R: 0 E: 0 K: 0 S: 5	H: 0 LOB: 0 BB: 0 P: 8	R: 1 E: 0 K: 0 S: 6	H: 1 LOB: 0 BB: 0 P: 10	R: 0 E: 0 K: 3 S: 11	H: 0 LOB: 0 BB: 0 P: 15	1B: 5 2B: 1 3B: 0 HR: 3	SF: 0 SAC: 0 DP: 0 HBP: 0	WP: 1 PB: 1 SB: 1 CS: 0	PA: 33							
<b>PITCHER</b>	IP	WLS	BF	H	R	ER	SO	BB	IBB	HBP	BLK	WP	HR	S	P	ERA	WHIP										
<b>Orel Hershiser, R</b> (1, 1) ERA: 3.65	7.0	L	30	9	6	6	2	0	0	0	0	0	0	11	15	0.00	0.000										
<b>Dennis Cook, L</b> (8, 1) ERA: 6.39	1.0		3	0	0	0	3	0	0	0	0	0	0	11	15	0.00	0.000										



Batter	1	2	3	4	5	6	7	8	9	AB	R	H	RBI	BB	SO	LOB	TOP											
<b>Kenny Lofton, L</b> OBP: 0.374, SLG: 0.497	1-2 1B	1-0 1B	2-1 1B		0-1 G3-6-3		2-0 L7		2-0 G3	6	1	3	1	0	0	3	<b>Cleveland Indians @ Milwaukee Brewers</b> Milwaukee County Stadium, Milwaukee, WI Sun Jun 11 1995, 4:33 AM EDT Att: 18,706 - Sunny - 62 F											
<b>Omar Vizquel, S</b> OBP: 0.299, SLG: 0.311	4-0 1B	0-1 1B	1-2 1B			1-0 G6-3		2-2 1B	2-2 G6-3	5	2	2	0	1	0	1												
<b>Carlos Baerga, S</b> OBP: 0.376, SLG: 0.528	0-0 1B	1-1 FC6-4						1-0 1B		5	3	3	2	0	0	2												
<b>Alvaro Espinoza, R</b> OBP: 0.250, SLG: 0.316	1-3 1B	1-2 1B						1-2 1B		0	0	0	0	0	0	0												
<b>Albert Belle, R</b> OBP: 0.380, SLG: 0.585	3-2 1B							0-0 1B		5	2	4	3	0	0	0												
<b>Eddie Murray, S</b> OBP: 0.376, SLG: 0.528	2-2 G4-3							3-0 1B		5	1	3	2	0	1	2												
<b>Jim Thome, L</b> OBP: 0.422, SLG: 0.644	4-1 BB							2-1 1B		4	1	2	3	1	0	2												
<b>Paul Sorrento, L</b> OBP: 0.371, SLG: 0.703	0-2 F9							3-1 1B		5	0	1	0	0	2	3												
<b>Scotter Tucker, R</b> OBP: 0.269, SLG: 0.238		1-0 F6	4-2 1B		4-0 BB			0-0 1B		3	0	0	0	2	0	3												
<b>Wayne Kirby, L</b> OBP: 0.317, SLG: 0.306	1-0 G3	1-2 1B			2-3 K			0-0 FC3-6		5	1	1	0	0	1	3												
<b>Inning Stats</b>	R: 3 E: 0 K: 0 S: 20	H: 3 LOB: 1 BB: 2 P: 34	R: 0 E: 0 K: 0 S: 7	H: 2 LOB: 2 BB: 0 P: 11	R: 4 E: 0 K: 1 S: 18	H: 5 LOB: 1 BB: 1 P: 29	R: 1 E: 0 K: 1 S: 13	H: 2 LOB: 1 BB: 0 P: 23	R: 0 E: 0 K: 1 S: 5	H: 0 LOB: 0 BB: 1 P: 11	R: 0 E: 0 K: 1 S: 10	H: 1 LOB: 1 BB: 0 P: 15	R: 0 E: 0 K: 0 S: 9	H: 2 LOB: 2 BB: 0 P: 16	R: 3 E: 0 K: 0 S: 13	H: 4 LOB: 1 BB: 0 P: 25	R: 0 E: 0 K: 0 S: 6	H: 0 LOB: 0 BB: 0 P: 10	1B: 13 2B: 3 3B: 1 HR: 2	SF: 0 SAC: 0 DP: 1 HBP: 0	WP: 0 PB: 0 SB: 3 CS: 1	PA: 47						
<b>PITCHER</b>	IP	WLS	BF	H	R	ER	SO	BB	IBB	HBP	BLK	WP	HR	S	P	ERA	WHIP											
<b>Bob Scanlan, R</b> ERA: 5.36	(1, 1)	3.0	L	20	10	7	7	1	3	0	0	0	0	1	45	74	21.00	4.333										
<b>Bill Wegman, R</b> ERA: 6.75	(4, 1)	3.0		13	4	1	1	3	1	0	0	0	0	1	32	55	3.00	1.667										
<b>Ron Rightnowar, R</b> ERA: 5.4	(7, 1)	1.0		7	4	3	3	0	0	0	0	0	0	0	10	18	27.00	4.000										
<b>Graeme Lloyd, L</b> ERA: 6.3	(8, 1)	2.0		7	1	0	0	0	0	0	0	0	0	0	14	27	0.00	0.500										

Batter	1	2	3	4	5	6	7	8	9	AB	R	H	RBI	BB	SO	LOB	BOTTOM											
<b>Greg Vaughn, R</b> OBP: 0.285, SLG: 0.331	3-3 K	3-3 K			3-3 K		1-0 FC6-4		1-2 G6-3	5	0	0	1	0	3	5	<b>Cleveland Indians @ Milwaukee Brewers</b> Milwaukee County Stadium, Milwaukee, WI Sun Jun 11 1995, 4:33 AM EDT Att: 18,706 - Sunny - 62 F											
<b>Fernando Vina, L</b> OBP: 0.257, SLG: 0.323	1-2 CS		0-0 F7		1-2 G3		0-2 P5		0-0 P2	5	0	1	0	0	0	2												
<b>Kevin Seitzer, R</b> OBP: 0.433, SLG: 0.518	2-3 K		1-0 G6-3				2-0 1B			4	0	1	0	0	1	2												
<b>Jeff Cirillo, R</b> OBP: 0.361, SLG: 0.485	1-2 K						1-2 1B			0	0	0	0	0	0	0												
<b>Joe Oliver, R</b> OBP: 0.351, SLG: 0.504		2-2 E5	1-0 HR				0-2 F9			4	1	1	1	0	1	1												
<b>Mike Matheny, R</b> OBP: 0.315, SLG: 0.467		FC4-6					1-2 1B			0	0	0	0	0	0	0												
<b>John Jaha, R</b> OBP: 0.333, SLG: 0.589		2-1 FC4-6	2-3 K				1-2 1B			4	2	1	0	0	2	1												
<b>Derrick May, L</b> OBP: 0.255, SLG: 0.283	1-0 1B				1-3 K		3-0 FC6-5		1-2 F8	4	1	1	0	0	1	2												
<b>Matt Mieske, R</b> OBP: 0.385, SLG: 0.375		2-1 G6-3			2-2 G6-3		2-2 2B		3-2 1B	4	1	2	3	0	0	1												
<b>Pat Listach, S</b> OBP: 0.281, SLG: 0.268		3-H					1-2 2B			1	0	0	0	1	1	0												
<b>Jose Valentin, S</b> OBP: 0.259, SLG: 0.379		4-0 1B					1-2 F8			2	0	0	0	0	0	2												
<b>David Hulse, L</b> OBP: 0.348, SLG: 0.448		0-1 1B			0-1 G4-3		2-2 1B		1-1 2B	4	0	3	0	0	0	0												
<b>Inning Stats</b>	R: 0 E: 0 K: 2 S: 11	H: 1 LOB: 0 BB: 0 P: 17	R: 1 E: 1 K: 1 S: 15	H: 2 LOB: 3 BB: 1 P: 29	R: 1 E: 0 K: 1 S: 6	H: 1 LOB: 0 BB: 0 P: 10	R: 0 E: 0 K: 2 S: 9	H: 0 LOB: 0 BB: 0 P: 12	R: 0 E: 0 K: 1 S: 12	H: 0 LOB: 0 BB: 0 P: 16	R: 2 E: 0 K: 0 S: 15	H: 3 LOB: 1 BB: 0 P: 24	R: 0 E: 0 K: 0 S: 10	H: 1 LOB: 1 BB: 0 P: 14	R: 0 E: 0 K: 2 S: 11	H: 0 LOB: 0 BB: 0 P: 12	R: 1 E: 0 K: 0 S: 13	H: 2 LOB: 1 BB: 0 P: 18	1B: 6 2B: 3 3B: 0 HR: 1	SF: 0 SAC: 0 DP: 0 HBP: 0	WP: 0 PB: 0 SB: 0 CS: 1	PA: 38						
<b>PITCHER</b>	IP	WLS	BF	H	R	ER	SO	BB	IBB	HBP	BLK	WP	HR	S	P	ERA	WHIP											
<b>Bud Black, L</b> ERA: 5.6	(1, 1)	5.2	W	25	7	4	3	7	1	0	0	0	0	0	65	104	4.76	1.412										
<b>Paul Assenmacher, L</b> ERA:	(6, 1)	1.0		4	1	0	0	0	0	0	0	0	0	10	14	0.00	1.000											
<b>Eric Plunk, R</b> ERA: 1.46	(7, 1)	1.1		4	0	0	0	2	0	0	0	0	0	14	16	0.00	0.000											
<b>Jim Poole, L</b> ERA: 2.76	(9, 1)	1.0		5	2	1	1	0	0	0	0	0	0	13	18	9.00	2.000											

AB	43
R	11
H	19
RBI	11
BB	4
SO	4
LOB	19





Batter	1	2	3	4	5	6	7	8	9	AB	R	H	RBI	BB	SO	LOB	TOP								
<b>Brady Anderson, L</b> (1, 7) OBP: 0.335, SLG: 0.479	G3		E BB				F8			3	1	1	0	1	0	1	<b>Baltimore Orioles @ Cleveland Indians</b> Jacobs Field, Cleveland, OH Mon Jun 12 1995, 7:05 PM EDT Att: 41,845 - Unknown - 68 F								
<b>Jeffrey Hammonds, R</b> (1, 9) OBP: 0.305, SLG: 0.505	2B		K			L3	K			4	0	1	0	0	2	4									
<b>Rafael Palmeiro, L</b> (1, 3) OBP: 0.390, SLG: 0.585	G4-3		E6			G4-3		L9		4	0	0	0	0	0	2									
<b>Cal Ripken Jr., R</b> (1, 6) OBP: 0.350, SLG: 0.457	G4-3		G1-3			F3		F8		4	0	0	0	0	0	2									
<b>Harold Baines, L</b> (1, 10) OBP: 0.321, SLG: 0.550 <b>Leo Gomez, R</b> (8, PH) OBP: 0.250, SLG: 0.238		F7		E3		HR		L7		3	1	1	1	0	0	0									
<b>Jeff Manto, R</b> (1, 5) OBP: 0.324, SLG: 0.600	K		K			G3		L9		4	0	0	0	0	2	1									
<b>Chris Holles, R</b> (1, 2) <b>Kevin Bass, S</b> (9, PH) OBP: 0.347, SLG: 0.458	K		K			G1-3		K		3	0	0	0	0	2	1									
<b>Manny Alexander, R</b> (1, 4) <b>Matt Nokes, L</b> (9, PH) OBP: 0.174, SLG: 0.268			G6-3	G5-3			G5-3		K	3	0	0	0	0	0	1									
<b>Curtis Goodwin, L</b> (1, 8) OBP: 0.511, SLG: 0.535			S BB E			K				3	1	2	0	0	1	0									
<b>Inning Stats</b>	R: 0 E: 0 K: 0 S: 4	H: 1 LOB: 1 BB: 0 P: 4	R: 0 E: 0 K: 2 S: 7	H: 0 LOB: 0 BB: 0 P: 7	R: 2 E: 1 K: 1 S: 7	H: 1 LOB: 1 BB: 1 P: 11	R: 0 E: 1 K: 2 S: 8	H: 0 LOB: 1 BB: 0 P: 8	R: 0 E: 0 K: 1 S: 6	H: 1 LOB: 1 BB: 0 P: 6	R: 1 E: 0 K: 0 S: 4	H: 1 LOB: 0 BB: 0 P: 4	R: 0 E: 0 K: 2 S: 6	H: 1 LOB: 1 BB: 0 P: 6	R: 0 E: 0 K: 0 S: 3	H: 0 LOB: 0 BB: 0 P: 3		R: 0 E: 0 K: 2 S: 7	H: 0 LOB: 0 BB: 0 P: 7	1B: 3 2B: 1 3B: 0 HR: 1	SF: 0 SAC: 0 DP: 0 HBP: 0	WP: 0 PB: 0 SB: 4 CS: 0	PA: 35		
<b>PITCHER</b>	IP	WLS	BF	H	R	ER	SO	BB	IBB	HBP	BLK	WP	HR	S	P	ERA	WHIP								
<b>Charles Nagy, R</b> (1, 1) ERA: 3.14	7.0	W	29	5	3	1	7	1	0	0	0	0	1	42	46	1.29	0.857								
<b>Paul Assenmacher, L</b> (8, 1) ERA: 0.00	1.0	S	3	0	0	0	0	0	0	0	0	0	0	3	3	0.00	0.000								
<b>Jose Mesa, R</b> (9, 1) ERA: 2.42	1.0	S	3	0	0	0	2	0	0	0	0	0	0	7	7	0.00	0.000								

Batter	1	2	3	4	5	6	7	8	9	AB	R	H	RBI	BB	SO	LOB	BOTTOM								
<b>Kenny Lofton, L</b> (1, 8) OBP: 0.383, SLG: 0.509	G4-3 G1-3		G1-3	BB						4	0	3	0	0	0	1	<b>Baltimore Orioles @ Cleveland Indians</b> Jacobs Field, Cleveland, OH Mon Jun 12 1995, 7:05 PM EDT Att: 41,845 - Unknown - 68 F								
<b>Omar Vizquel, S</b> (1, 6) OBP: 0.295, SLG: 0.306	G1-3		G3-1	BB			L3			3	0	0	2	1	0	2									
<b>Carlos Baerga, S</b> (1, 4) OBP: 0.368, SLG: 0.517	G4-3		K	G3			K			4	0	0	0	0	2	4									
<b>Albert Belle, R</b> (1, 7) OBP: 0.378, SLG: 0.577	G5-3			2B			F9			4	1	1	0	0	1	1									
<b>Eddie Murray, S</b> (1, 10) OBP: 0.379, SLG: 0.539		K		1B			K			4	1	2	1	0	2	0									
<b>Jim Thome, L</b> (1, 5) OBP: 0.424, SLG: 0.635		BB		1B	2B		G4-1			2	0	0	0	2	0	2									
<b>Paul Sorrento, L</b> (1, 3) OBP: 0.367, SLG: 0.683		BB		BB			G4-1		G6-4-3 BB	3	0	0	0	1	1	3									
<b>Tony Peña, R</b> (1, 2) OBP: 0.296, SLG: 0.343	G6-3			1B	1B				F8	3	1	0	0	1	1	2									
<b>Wayne Kirby, L</b> (1, 9) OBP: 0.341, SLG: 0.385				G3-1	3B				F8	3	1	2	1	0	0	0									
<b>Inning Stats</b>	R: 0 E: 0 K: 0 S: 4	H: 1 LOB: 1 BB: 0 P: 4	R: 0 E: 0 K: 1 S: 4	H: 0 LOB: 2 BB: 2 P: 12	R: 1 E: 0 K: 1 S: 6	H: 1 LOB: 0 BB: 0 P: 6	R: 3 E: 0 K: 1 S: 9	H: 4 LOB: 3 BB: 2 P: 17	R: 0 E: 0 K: 1 S: 6	H: 1 LOB: 1 BB: 0 P: 6	R: 0 E: 0 K: 2 S: 7	H: 0 LOB: 0 BB: 0 P: 7	R: 0 E: 0 K: 0 S: 2	H: 0 LOB: 0 BB: 1 P: 6	1B: 4 2B: 3 3B: 1 HR: 0	SF: 0 SAC: 0 DP: 2 HBP: 0		WP: 0 PB: 0 SB: 0 CS: 0	PA: 35						
<b>PITCHER</b>	IP	WLS	BF	H	R	ER	SO	BB	IBB	HBP	BLK	WP	HR	S	P	ERA	WHIP								
<b>Kevin Brown, R</b> (1, 1) ERA: 3.54	7.0	L	32	8	4	4	7	4	0	0	0	0	0	42	58	5.14	1.714								
<b>Mark Lee, L</b> (8, 1) ERA: 0.00	1.0	S	3	0	0	0	0	1	0	0	0	0	0	2	6	0.00	1.000								

AB	34
R	3
H	5
RBI	1
BB	1
SO	9
LOB	12



AB	30
R	4
H	8
RBI	4
BB	5
SO	7
LOB	15





Batter	1	2	3	4	5	6	7	8	9	AB	R	H	RBI	BB	SO	LOB	TOP			
<b>Brady Anderson, L</b> (1, 7) OBP: 0.328, SLG: 0.467	F7		G4-3		L1-3		F8			4	0	0	0	0	0	4	<b>Baltimore Orioles @ Cleveland Indians</b> Jacobs Field, Cleveland, OH Tue Jun 13 1995, 7:05 PM EDT Att: 41,927 - Unknown - 70 F			
<b>Jeffrey Hammonds, R</b> (1, 9) OBP: 0.302, SLG: 0.494	G1-3			FC6-4 1B		G1-3		G1-3	4	0	1	0	0	0	0					
<b>Rafael Palmeiro, L</b> (1, 3) OBP: 0.389, SLG: 0.580	G4-3			FC6-4 FC5-4 1-2f		BB 1B		G4-3 2B	3	0	1	0	0	0	1					
<b>Leo Gomez, R</b> (8, PH) OBP: 0.261, SLG: 0.266									1	0	1	0	0	0	0					
<b>Cal Ripken Jr., R</b> (1, 6) OBP: 0.355, SLG: 0.464				FC5-4 FC6-4 1-2f		BB 1B		G4-3	2	0	1	0	1	0	1					
<b>Manny Alexander, R</b> (8, PH) OBP: 0.246, SLG: 0.246									1	0	0	0	0	0	1					
<b>Harold Baines, L</b> (1, 10) OBP: 0.407, SLG: 0.536				FC6-4 1-2f		BB 1B		G3-1	3	0	0	0	0	0	4					
<b>Kevin Bass, S</b> (8, PH) OBP: 0.345, SLG: 0.454									1	0	0	0	0	0	1					
<b>Matt Nokes, L</b> (1, 2) OBP: 0.183, SLG: 0.250									3	0	0	0	0	0	3					
<b>Cesar Devarez, R</b> (8, 2)									1	0	0	0	0	0	0					
<b>Jeff Manto, R</b> (1, 5) OBP: 0.330, SLG: 0.596									4	0	2	0	0	1	2					
<b>Bret Barberie, S</b> (1, 4) OBP: 0.343, SLG: 0.333				L9					4	0	1	0	0	0	2					
<b>Curtis Goodwin, L</b> (1, 8) OBP: 0.500, SLG: 0.522									3	0	1	0	0	2	3					
<b>Inning Stats</b>	R: 0 E: 0 K: 0 S: 5	H: 0 LOB: 0 BB: 0 P: 8	R: 0 E: 0 K: 0 S: 9	H: 1 LOB: 1 BB: 0 P: 13	R: 0 E: 0 K: 0 S: 6	H: 1 LOB: 0 BB: 0 P: 10	R: 0 E: 0 K: 0 S: 8	H: 1 LOB: 1 BB: 0 P: 8	R: 0 E: 1 K: 2 S: 10	H: 1 LOB: 2 BB: 1 P: 16	R: 0 E: 0 K: 1 S: 12	H: 1 LOB: 1 BB: 0 P: 19	R: 0 E: 0 K: 0 S: 9	H: 1 LOB: 1 BB: 0 P: 15	R: 0 E: 0 K: 0 S: 10	H: 1 LOB: 0 BB: 0 P: 10	1B: 6 2B: 2 3B: 0 HR: 0	SF: 0 SAC: 0 DP: 1 HBP: 0	WP: 0 PB: 0 SB: 0 CS: 0	PA: 35
<b>PITCHER</b> <b>Dennis Martinez, R</b> (1, 1) ERA: 2.55	IP: 9.0 WLS: W BF: 35 H: 8 R: 0 ER: 0 SO: 3 BB: 1 IBB: 0 HBP: 0 BLK: 0 WP: 0 HR: 0 S: 83 P: 124 ERA: 0.00 WHIP: 1.000																			

AB	34
R	0
H	8
RBI	0
BB	1
SO	3
LOB	22



Batter	1	2	3	4	5	6	7	8	9	AB	R	H	RBI	BB	SO	LOB	BOTTOM			
<b>Kenny Lofton, L</b> (1, 8) OBP: 0.383, SLG: 0.511	G3		F7		B2-3		BB 1B 2B			5	1	2	0	0	0	0	<b>Baltimore Orioles @ Cleveland Indians</b> Jacobs Field, Cleveland, OH Tue Jun 13 1995, 7:05 PM EDT Att: 41,927 - Unknown - 70 F			
<b>Omar Vizquel, S</b> (1, 6) OBP: 0.306, SLG: 0.320	F7			HR 2B		G5-4-3 1B		L3	5	3	3	0	0	0	1					
<b>Carlos Baerga, S</b> (1, 4) OBP: 0.371, SLG: 0.514									3	1	1	0	1	0	1					
<b>Alvaro Espinoza, R</b> (8, 4) OBP: 0.286, SLG: 0.316									0	0	0	0	0	0	0					
<b>Albert Belle, R</b> (1, 7) OBP: 0.385, SLG: 0.602				HR					3	2	2	3	1	0	2					
<b>Wayne Kirby, L</b> (7, PR) OBP: 0.333, SLG: 0.375				HR BB					1	1	0	0	0	0	2					
<b>Eddie Murray, S</b> (1, 10) OBP: 0.376, SLG: 0.535									3	1	1	2	0	0	2					
<b>Jim Thome, L</b> (1, 5) OBP: 0.432, SLG: 0.657									3	2	2	3	1	0	0					
<b>Manny Ramirez, R</b> (1, 9) OBP: 0.435, SLG: 0.669									3	0	2	1	0	0	0					
<b>Paul Sorrento, L</b> (1, 3) OBP: 0.363, SLG: 0.667									4	0	1	2	0	0	2					
<b>Tony Peña, R</b> (1, 2) OBP: 0.286, SLG: 0.330									4	0	0	0	0	2	2					
<b>Inning Stats</b>	R: 0 E: 0 K: 0 S: 8	H: 0 LOB: 0 BB: 0 P: 10	R: 1 E: 0 K: 0 S: 12	H: 2 LOB: 0 BB: 0 P: 19	R: 0 E: 0 K: 0 S: 7	H: 0 LOB: 0 BB: 0 P: 10	R: 3 E: 0 K: 0 S: 12	H: 2 LOB: 0 BB: 1 P: 22	R: 0 E: 0 K: 1 S: 9	H: 0 LOB: 0 BB: 0 P: 14	R: 3 E: 0 K: 0 S: 14	H: 6 LOB: 2 BB: 0 P: 23	R: 4 E: 0 K: 0 S: 16	H: 3 LOB: 1 BB: 2 P: 32	R: 0 E: 0 K: 1 S: 10	H: 1 LOB: 2 BB: 0 P: 13	1B: 9 2B: 3 3B: 0 HR: 2	SF: 2 SAC: 0 DP: 1 HBP: 1	WP: 0 PB: 0 SB: 0 CS: 1	PA: 41
<b>PITCHER</b> <b>35 Mike Mussina, R</b> (1, 1) ERA: 4.39	IP: 5.2 WLS: L BF: 23 H: 7 R: 6 ER: 6 SO: 1 BB: 1 IBB: 0 HBP: 0 BLK: 0 WP: 0 HR: 2 S: 54 P: 84 ERA: 9.53 WHIP: 1.412																			
<b>Jamie Moyer, L</b> (6, 1) ERA: 6.49	0.0	3	3	1	1	0	0	0	0	0	5	8								
<b>Alan Mills, R</b> (6, 1) ERA: 8.69	0.1	5	3	4	4	0	1	0	0	0	13	26	108.00	12.000						
<b>Jesse Orosco, L</b> (7, 1) ERA: 3.0	1.0	4	0	0	0	0	1	0	0	6	12	0.00	1.000							
<b>Doug Jones, R</b> (8, 1) ERA: 3.79	1.0	5	1	0	0	1	0	0	1	0	10	13	0.00	1.000						










Batter	1	2	3	4	5	6	7	8	9	AB	R	H	RBI	BB	SO	LOB	TOP				
Luis Polonia, L OBP: 0.317, SLG: 0.356 Mike Stanley, R OBP: 0.368, SLG: 0.464	3-2 G1-6-3 1B		4-1 2B BB		1-0 G4-3		1-2 G1-3		2-0 SF9	3	1	1	0	1	0	1					
Wade Boggs, L OBP: 0.376, SLG: 0.364	2-2 G1-6-3 1-2		2-2 2B 1-H 2-H		2-1 L7			0-1 G6-3	1-1 G3	5	0	1	2	0	0	4					
Paul O'Neill, L OBP: 0.424, SLG: 0.583	1-1 P5		3-2 G1-3			2-2 G1-3		0-3 K		4	0	0	0	0	1	1					
Danny Tartabull, R OBP: 0.336, SLG: 0.375		0-1 F8		1-0 P4		0-3 K		3-3 K		4	0	0	0	0	2	0					
Don Mattingly, L OBP: 0.317, SLG: 0.386 Gerald Williams, R OBP: 0.339, SLG: 0.551	0-1 F7		0-0 G3-1		4-2 BB			4-1 SH5-4 1B BB		2	0	0	0	2	0	0					
Jim Levritz, R OBP: 0.397, SLG: 0.444	3-1 G5-3		4-0 1B BB		2-3 K			2-2 1B SH5-4 HBP		2	1	0	0	1	1	1					
Tony Fernandez, S OBP: 0.292, SLG: 0.248		1-2 F7		0-1 1B		2-1 L8		0-0 SH5-4		3	0	1	0	0	0	0					
Randy Velarde, R OBP: 0.272, SLG: 0.333 Dion James, L OBP: 0.406, SLG: 0.421 Dave Silvestri, R OBP: 0.273, SLG: 0.250	3-1 G6-3		2-3 K		0-0 F9			4-0 SF9 1B IBB		3	0	0	0	0	1	2					
Bernie Williams, S OBP: 0.332, SLG: 0.450	1-1 2B				1-3 K		2-1 1B	2-2 1B		4	1	3	1	0	1	0					
<b>Inning Stats</b>	R: 0 E: 0 K: 0 S: 9	H: 1 LOB: 0 BB: 0 P: 15	R: 0 E: 0 K: 0 S: 6	H: 0 LOB: 0 BB: 0 P: 9	R: 2 E: 0 K: 0 S: 14	H: 2 LOB: 1 BB: 1 P: 28	R: 0 E: 0 K: 1 S: 7	H: 1 LOB: 2 BB: 1 P: 14	R: 0 E: 0 K: 2 S: 13	H: 0 LOB: 0 BB: 0 P: 10	R: 0 E: 0 K: 0 S: 9	H: 1 LOB: 1 BB: 0 P: 14	R: 0 E: 0 K: 2 S: 9	H: 0 LOB: 2 BB: 0 P: 12	R: 2 E: 0 K: 0 S: 11	H: 1 LOB: 3 BB: 2 P: 26	1B: 4 2B: 2 HR: 0	SF: 1 SAC: 1 HBP: 1	WP: 0 PB: 0 SB: 0 CS: 0	PA: 38	
<b>PITCHER</b>	IP WLS BF H R ER SO	IP WLS BF H R ER SO	IP WLS BF H R ER SO	IP WLS BF H R ER SO	IP WLS BF H R ER SO	IP WLS BF H R ER SO	IP WLS BF H R ER SO	IP WLS BF H R ER SO	IP WLS BF H R ER SO	IP WLS BF H R ER SO	IP WLS BF H R ER SO	IP WLS BF H R ER SO	IP WLS BF H R ER SO	IP WLS BF H R ER SO	IP WLS BF H R ER SO	IP WLS BF H R ER SO	ERA WHIP	ERA WHIP			
Orel Hershiser, R ERA: 3.54	7.0	28	5	2	2	4	3	0	0	0	0	0	0	64	111	2.57	1.143				
Jim Poole, L ERA: 3.12	1.0	L	4	0	1	2	1	0	0	0	0	0	0	10	17	9.00	1.000				
Eric Plunk, R ERA: 1.8	0.1		3	0	0	0	0	1	1	0	0	0	3	9	0.00	0.000					
Paul Assenmacher, L ERA:	0.0		1	1	0	0	0	0	0	0	0	0	4	6	=	=					
Julian Tavarez, R ERA: 1.23	0.2		2	0	1	1	0	0	0	0	0	0	3	6	13.50	0.000					

New York Yankees @ Cleveland Indians  
Jacobs Field, Cleveland, OH  
Fri Jun 16 1995, 7:05 PM EDT  
Att: 41,643 - Unknown


AB 30  
R 4  
H 6  
RBI 4  
BB 5  
SO 6  
LOB 9



Batter	1	2	3	4	5	6	7	8	9	AB	R	H	RBI	BB	SO	LOB	BOTTOM					
Kenny Lofton, L OBP: 0.379, SLG: 0.503	1-1 G4-3		1-2 L6			3-2 F8		1-1 SH5-3		3	0	0	0	0	0	0						
Omar Vizquel, S OBP: 0.319, SLG: 0.346	1-1 HR		1-1 G1-3			0-1 S 1B		3-2 S 1B		4	1	3	2	0	0	0						
Carlos Baerga, S OBP: 0.361, SLG: 0.497	1-3 K			1-1 G4-3		1-3 K		3-2 L9		4	0	0	0	0	2	2						
Albert Belle, R OBP: 0.390, SLG: 0.610	3-2 PO 1B			1-3 K		1-3 K		1-1 G6-3		4	0	1	0	0	2	2						
Eddie Murray, S OBP: 0.366, SLG: 0.517	0-0 PO 1-2	0-0 G5-3		0-0 G4-3			1-1 P3		2-1 P6	4	0	0	0	0	0	0						
Manny Ramirez, R OBP: 0.448, SLG: 0.662		4-2 BB			4-1 CS BB		4-2 FC6-4 BB		2-3 K	1	0	0	0	3	1	0						
Jim Thome, L OBP: 0.429, SLG: 0.637		2-3 K			1-2 BLK 1B		1-2 F8		3-2 P5	4	0	1	0	0	1	2						
Herbert Perry, R OBP: 0.269, SLG: 0.238		2-3 K			2-3 K		2-2 FC6-4			3	0	0	0	0	2	3						
Tony Peña, R OBP: 0.278, SLG: 0.319 Wayne Kirby, L OBP: 0.333, SLG: 0.375 Scooter Tucker, R OBP: 0.269, SLG: 0.238			0-1 L9		2-3 K			0-0 SH5-3 1B		3	0	1	0	0	1	1						
<b>Inning Stats</b>	R: 1 E: 0 K: 1 S: 12	H: 2 LOB: 0 BB: 0 P: 18	R: 0 E: 0 K: 2 S: 11	H: 0 LOB: 1 BB: 1 P: 19	R: 0 E: 0 K: 0 S: 7	H: 0 LOB: 0 BB: 0 P: 9	R: 0 E: 0 K: 1 S: 6	H: 0 LOB: 0 BB: 0 P: 8	R: 0 E: 0 K: 2 S: 11	H: 1 LOB: 1 BB: 1 P: 20	R: 0 E: 0 K: 2 S: 11	H: 1 LOB: 1 BB: 0 P: 16	R: 0 E: 0 K: 0 S: 11	H: 0 LOB: 1 BB: 1 P: 19	R: 1 E: 0 K: 0 S: 13	H: 2 LOB: 2 BB: 0 P: 21	R: 0 E: 0 K: 1 S: 9	H: 0 LOB: 0 BB: 0 P: 16	1B: 5 2B: 0 3B: 0 HR: 1	SF: 0 SAC: 1 HBP: 0	WP: 0 PB: 0 SB: 0 CS: 1	PA: 35
<b>PITCHER</b>	IP WLS BF H R ER SO	IP WLS BF H R ER SO	IP WLS BF H R ER SO	IP WLS BF H R ER SO	IP WLS BF H R ER SO	IP WLS BF H R ER SO	IP WLS BF H R ER SO	IP WLS BF H R ER SO	IP WLS BF H R ER SO	IP WLS BF H R ER SO	IP WLS BF H R ER SO	IP WLS BF H R ER SO	IP WLS BF H R ER SO	IP WLS BF H R ER SO	IP WLS BF H R ER SO	IP WLS BF H R ER SO	ERA WHIP	ERA WHIP				
Sterling Hitchcock, L ERA: 5.03	7.2	30	6	2	2	8	3	0	0	1	1	80	127	2.35	1.174							
Bob Wickman, R ERA: 4.76	0.1	W	1	0	0	0	0	0	0	2	3	0.00	0.000									
John Wetteland, R ERA: 3.0	1.0	S	3	0	0	1	0	0	0	9	16	0.00	0.000									

New York Yankees @ Cleveland Indians  
Jacobs Field, Cleveland, OH  
Fri Jun 16 1995, 7:05 PM EDT  
Att: 41,643 - Unknown

AB 30  
R 2  
H 6  
RBI 2  
BB 3  
SO 9  
LOB 10









Batter	1	2	3	4	5	6	7	8	9	AB	R	H	RBI	BB	SO	LOB	TOP					
Luis Polonia, L OBP: 0.313, SLG: 0.346	4-2 FC3-6 BB	1-1 F8		0-0 G6-3	0-0 F7			1-1 F8		4	0	0	0	1	0	4	New York Yankees @ Cleveland Indians Jacobs Field, Cleveland, OH Sun Jun 18 1995, 7:05 PM EDT Att: 41,667 - Unknown - 88 F					
Wade Boggs, L OBP: 0.376, SLG: 0.362	1-0 F7	0-2 FC4-6 HR		3-2 F7		0-1 G5-4-3 BB		3-3 K		5	1	1	0	0	1	3						
Paul O'Neill, L OBP: 0.410, SLG: 0.577	0-0 FC3-6 1B	1-2 HR		1-1 G4-3		4-0 G5-4-3 BB		2-2 G4-3		4	2	1	2	1	0	2						
Mike Stanley, R OBP: 0.373, SLG: 0.462	4-2 1B	2-0 F9			2-0 G6-3 1B	1-2 G5-4-3		1-2 F9		4	2	1	0	1	0	2						
Don Mattingly, L OBP: 0.333, SLG: 0.402	0-0 2B		2-0 G3-1 1B		0-2 G6-3			0-0 BB		4	2	3	1	1	0	1						
Danny Tartabull, R OBP: 0.329, SLG: 0.370	0-0 1B		1-1 G2-3		2-1 G6-3	1-2 G5-3		4-1 2B		4	1	1	1	1	0	4						
Tony Fernandez, S OBP: 0.300, SLG: 0.289	4-1 BB		3-2 G3-1		1-2 1B		2-1 G4-3		3-1 WP	4	1	2	2	1	0	1						
Randy Velarde, R OBP: 0.271, SLG: 0.328	2-2 G4-3		1-1 1B		1-0 1B		0-0 G1-3		0-0 P4	5	0	2	1	0	0	5						
Bernie Williams, S OBP: 0.342, SLG: 0.466		4-2 FC4-6 BB	1-1 2-6	3-2 E9	3-2 G6-3		1-1 G5-3		3-1 G4-3	4	0	1	1	1	0	1						
<b>Inning Stats</b>	R: 2 E: 0 K: 0 S: 13	H: 2 LOB: 3 BB: 3 P: 28	R: 2 E: 0 K: 0 S: 13	H: 1 LOB: 0 BB: 1 P: 21	R: 1 E: 0 K: 0 S: 9	H: 2 LOB: 1 BB: 0 P: 17	R: 0 E: 1 K: 0 S: 9	H: 0 LOB: 1 BB: 0 P: 16	R: 2 E: 0 K: 0 S: 14	H: 4 LOB: 2 BB: 0 P: 23	R: 0 E: 0 K: 0 S: 8	H: 0 LOB: 2 BB: 2 P: 18	R: 0 E: 0 K: 1 S: 5	H: 0 LOB: 0 BB: 0 P: 8	R: 0 E: 0 K: 0 S: 8	H: 0 LOB: 0 BB: 0 P: 14	R: 2 E: 0 K: 0 S: 10	H: 2 LOB: 1 BB: 1 P: 21	1B: 7 2B: 4 3B: 0 HR: 1	SF: 0 SAC: 0 DP: 1 HBP: 0	WP: 1 PB: 0 SB: 0 CS: 0	PA: 45
<b>PITCHER</b>	IP WLS BF H R ER SO BB IBB HBP BLK WP HR S P ERA WHIP	IP WLS BF H R ER SO BB IBB HBP BLK WP HR S P ERA WHIP	IP WLS BF H R ER SO BB IBB HBP BLK WP HR S P ERA WHIP	IP WLS BF H R ER SO BB IBB HBP BLK WP HR S P ERA WHIP	IP WLS BF H R ER SO BB IBB HBP BLK WP HR S P ERA WHIP	IP WLS BF H R ER SO BB IBB HBP BLK WP HR S P ERA WHIP	IP WLS BF H R ER SO BB IBB HBP BLK WP HR S P ERA WHIP	IP WLS BF H R ER SO BB IBB HBP BLK WP HR S P ERA WHIP	IP WLS BF H R ER SO BB IBB HBP BLK WP HR S P ERA WHIP	IP WLS BF H R ER SO BB IBB HBP BLK WP HR S P ERA WHIP	IP WLS BF H R ER SO BB IBB HBP BLK WP HR S P ERA WHIP	IP WLS BF H R ER SO BB IBB HBP BLK WP HR S P ERA WHIP	IP WLS BF H R ER SO BB IBB HBP BLK WP HR S P ERA WHIP	IP WLS BF H R ER SO BB IBB HBP BLK WP HR S P ERA WHIP	IP WLS BF H R ER SO BB IBB HBP BLK WP HR S P ERA WHIP	IP WLS BF H R ER SO BB IBB HBP BLK WP HR S P ERA WHIP	IP WLS BF H R ER SO BB IBB HBP BLK WP HR S P ERA WHIP					
Charles Nagy, R ERA: 3.73	3.0 L	18 5	5 5	5 0	0 4	0 0	0 0	0 0	0 0	1 35	66	15.00	3.000									
Jason Grimsley, R ERA: 7.09	3.0 6	5 2	2 2	0 1	1 1	0 0	0 0	0 0	0 0	31	57	6.00	2.000									
Jim Poole, L ERA: 2.79	2.0 16	0 0	0 0	1 1	0 0	0 0	0 0	0 0	0 0	13	22	0.00	0.000									
Eric Plunk, R ERA: 2.42	1.0 6	2 2	2 2	0 0	1 1	0 0	0 0	0 0	0 0	10	21	18.00	3.000									

Batter	1	2	3	4	5	6	7	8	9	AB	R	H	RBI	BB	SO	LOB	BOTTOM					
Kenny Lofton, L OBP: 0.376, SLG: 0.490	2-1 S 1B		1-1 1B		1-2 G4-3		1-1 P3		3-3 K	5	2	2	0	0	1	1	New York Yankees @ Cleveland Indians Jacobs Field, Cleveland, OH Sun Jun 18 1995, 7:05 PM EDT Att: 41,667 - Unknown - 88 F					
Omar Vizquel, S OBP: 0.324, SLG: 0.344	2-2 G6-4-3 1B		1-1 1B		2-1 G4-3		2-1 G6-3			4	0	2	1	0	0	1						
Carlos Baerga, S OBP: 0.366, SLG: 0.503	0-1 F7		0-0 1B		1-1 G4-3		0-0 1B		0-0 1B	4	0	2	1	0	0	1						
Albert Belle, R OBP: 0.394, SLG: 0.632	2-0 G6-4-3		0-0 F9		0-1 HR		0-1 HR		1-3 K	4	1	1	0	0	1	4						
Eddie Murray, S OBP: 0.356, SLG: 0.500		2-1 G3		0-0 F7		2-1 F8		1-3 K		4	0	0	0	0	1	2						
Jim Thome, L OBP: 0.431, SLG: 0.653		1-3 K		1-1 G4-3		1-0 HR		0-2 1B		4	1	2	2	0	1	0						
Manny Ramirez, R OBP: 0.441, SLG: 0.660		0-3 K		3-1 F9		3-3 K		3-3 K		4	0	0	0	0	3	2						
Paul Sorrento, L OBP: 0.348, SLG: 0.661			0-2 G4-3		2-1 F7		3-1 HR		3-2 F9	4	1	1	1	0	0	0						
Tony Peña, R OBP: 0.279, SLG: 0.328			2-1 G5-3		1-2 G4-3		0-3 K		2-3 K	3	0	1	0	0	1	0						
Wayne Kirby, L OBP: 0.326, SLG: 0.366										1	0	0	0	0	1	0						
<b>Inning Stats</b>	R: 1 E: 0 K: 0 S: 10	H: 2 LOB: 0 BB: 0 P: 16	R: 0 E: 0 K: 2 S: 9	H: 0 LOB: 0 BB: 0 P: 12	R: 1 E: 0 K: 0 S: 11	H: 3 LOB: 2 BB: 0 P: 15	R: 0 E: 0 K: 0 S: 5	H: 0 LOB: 0 BB: 0 P: 9	R: 0 E: 0 K: 0 S: 11	H: 1 LOB: 1 BB: 0 P: 17	R: 2 E: 0 K: 1 S: 10	H: 2 LOB: 0 BB: 0 P: 17	R: 1 E: 0 K: 1 S: 9	H: 1 LOB: 0 BB: 0 P: 15	R: 0 E: 0 K: 3 S: 15	H: 2 LOB: 2 BB: 0 P: 20	R: 0 E: 0 K: 2 S: 11	H: 0 LOB: 0 BB: 0 P: 19	1B: 8 2B: 1 3B: 0 HR: 2	SF: 0 SAC: 0 DP: 1 HBP: 0	WP: 0 PB: 0 SB: 1 CS: 0	PA: 37
<b>PITCHER</b>	IP WLS BF H R ER SO BB IBB HBP BLK WP HR S P ERA WHIP	IP WLS BF H R ER SO BB IBB HBP BLK WP HR S P ERA WHIP	IP WLS BF H R ER SO BB IBB HBP BLK WP HR S P ERA WHIP	IP WLS BF H R ER SO BB IBB HBP BLK WP HR S P ERA WHIP	IP WLS BF H R ER SO BB IBB HBP BLK WP HR S P ERA WHIP	IP WLS BF H R ER SO BB IBB HBP BLK WP HR S P ERA WHIP	IP WLS BF H R ER SO BB IBB HBP BLK WP HR S P ERA WHIP	IP WLS BF H R ER SO BB IBB HBP BLK WP HR S P ERA WHIP	IP WLS BF H R ER SO BB IBB HBP BLK WP HR S P ERA WHIP	IP WLS BF H R ER SO BB IBB HBP BLK WP HR S P ERA WHIP	IP WLS BF H R ER SO BB IBB HBP BLK WP HR S P ERA WHIP	IP WLS BF H R ER SO BB IBB HBP BLK WP HR S P ERA WHIP	IP WLS BF H R ER SO BB IBB HBP BLK WP HR S P ERA WHIP	IP WLS BF H R ER SO BB IBB HBP BLK WP HR S P ERA WHIP	IP WLS BF H R ER SO BB IBB HBP BLK WP HR S P ERA WHIP	IP WLS BF H R ER SO BB IBB HBP BLK WP HR S P ERA WHIP						
Jack McDowell, R ERA: 4.37	7.0 W	30 10	5 5	4 4	0 0	2 66	102	6.43	1.429													
Bob Wickman, R ERA: 4.66	0.2 2	0 0	0 0	2 2	0 0	0 0	7 9	0.00	0.000													
Steve Howe, L ERA: 5.93	0.0 1	1 1	0 0	0 0	0 0	0 0	3 3	∞	∞													
John Wetteland, R ERA: 2.82	1.1 S	4 0	0 0	3 3	0 0	0 0	15 26	0.00	0.000													









Batter	1	2	3	4	5	6	7	8	9	AB	R	H	RBI	BB	SO	LOB	TOP		
Lee Tinsley, S OBP: 0.362, SLG: 0.446 (1, 8)	G4-3		FC6-4 WP			G1-3		2-1 DI 1B		4	0	1	1	0	0	2			
John Valentin, R OBP: 0.431, SLG: 0.606 (1, 6)	G6-3		2-1 P6			G6-3		F8		4	0	0	0	0	0	3			
Mo Vaughn, L OBP: 0.395, SLG: 0.568 (1, 3)	F7					F7		G4-3		4	0	0	0	0	0	1			
Jose Canseco, R OBP: 0.340, SLG: 0.302 (1, 10)		K				F7		G6-3		4	0	0	0	0	1	0			
Tim Lincecum, R OBP: 0.443, SLG: 0.500 (1, 5)	G6-3					F9		G4-3 1B		3	0	1	0	0	0	0			
Chris Donnels, L OBP: 0.298, SLG: 0.310 (8, 5)									HR	1	1	1	1	0	0	0			
Mike Greenwell, L OBP: 0.349, SLG: 0.428 (1, 7)	L4					F7		G4-3		4	0	0	0	0	0	1			
Mark Whiten, S OBP: 0.250, SLG: 0.247 (1, 9)			L4			K		K		4	0	0	0	0	2	1			
Mike Macfarlane, R OBP: 0.356, SLG: 0.420 (1, 2)			FC6-4 1B					F9 1B		2	1	2	0	0	0	0			
Luis Alicaia, S OBP: 0.349, SLG: 0.326 (1, 4)			FC6-4 1B			G3		F9		3	0	1	0	0	0	2			
<b>Inning Stats</b>	R: 0 H: 0 E: 0 K: 0 S: 11	H: 0 LOB: 0 BB: 0 P: 16	R: 0 H: 0 E: 0 K: 1 S: 7	H: 0 LOB: 0 BB: 0 P: 10	R: 0 H: 2 E: 0 K: 0 S: 9	H: 2 LOB: 2 BB: 0 P: 13	R: 0 H: 0 E: 0 K: 0 S: 8	H: 0 LOB: 0 BB: 0 P: 10	R: 0 H: 0 E: 0 K: 1 S: 10	H: 0 LOB: 1 BB: 0 P: 18	R: 0 H: 1 E: 0 K: 1 S: 12	H: 1 LOB: 1 BB: 0 P: 15	R: 1 H: 2 E: 0 K: 0 S: 11	H: 2 LOB: 1 BB: 0 P: 17	R: 1 H: 1 E: 0 K: 0 S: 6	H: 1 LOB: 0 BB: 0 P: 9	1B: 4 2B: 1 3B: 0 HR: 1	SF: 0 SAC: 0 DP: 0 HBP: 1	WP: 1 PA: 34 PB: 0 SB: 0 CS: 0
<b>PITCHER</b>	IP	WLS	BF	H	R	ER	SO	BB	IBB	HBP	BLK	WP	HR	S	P	ERA	WHIP		
Chad Ogea, R ERA: 1.89 (1, 1)	8.0	W	30	5	1	1	3	0	0	1	0	1	0	75	109	1.12	0.625		
Gregg Olson, R ERA: 9.0 (9, 1)	1.0		4	1	1	1	0	0	0	0	0	0	1	6	9	9.00	1.000		

**Boston Red Sox @ Cleveland Indians**  
Jacobs Field, Cleveland, OH  
Tue Jun 20 1995, 7:05 PM EDT  
Att: 40,190 - Unknown - 86 F

AB 33  
R 2  
H 6  
RBI 2  
BB 0  
SO 3  
LOB 10



Batter	1	2	3	4	5	6	7	8	9	AB	R	H	RBI	BB	SO	LOB	BOTTOM		
Kenny Lofton, L OBP: 0.372, SLG: 0.485 (1, 8)	K		F7			1B 2B		K		5	1	2	4	0	2	1			
Omar Vizquel, S OBP: 0.323, SLG: 0.342 (1, 6)	K		G6-3			F7		G5-3		5	1	1	0	0	1	3			
Carlos Baerga, S OBP: 0.378, SLG: 0.517 (1, 4)						G5-3		1B		4	1	3	2	0	0	0			
Alvaro Espinoza, R OBP: 0.320, SLG: 0.318 (9, 4)						2B		1B		0	0	0	0	0	0	0			
Albert Belle, R OBP: 0.387, SLG: 0.630 (1, 7)	G6-3					K		G5-3		4	0	0	0	0	2	3			
Eddie Murray, S OBP: 0.355, SLG: 0.487 (1, 10)			G4-6-3 BB			F7		E4 1B		3	1	1	1	1	0	0			
Manny Ramirez, R OBP: 0.446, SLG: 0.671 (1, 9)	G4-6-3					FC5-4 1B		1B		4	0	2	0	0	0	1			
Herbert Perry, R OBP: 0.455, SLG: 1.000 (1, 3)			P4			FC5-4 BB 2B		CS 1B		4	2	2	1	0	0	1			
Jim Thome, L OBP: 0.442, SLG: 0.679 (1, 5)						BB 2B		K		4	2	3	0	0	1	2			
Tony Peña, R OBP: 0.279, SLG: 0.320 (1, 2)			K			BB 2B		K		3	1	1	1	1	2	3			
<b>Inning Stats</b>	R: 0 H: 1 E: 0 K: 2 S: 11	H: 0 LOB: 1 BB: 0 P: 22	R: 0 H: 0 E: 0 K: 0 S: 7	H: 0 LOB: 1 BB: 1 P: 13	R: 0 H: 1 E: 0 K: 1 S: 11	H: 1 LOB: 1 BB: 0 P: 16	R: 0 H: 0 E: 0 K: 1 S: 7	H: 0 LOB: 0 BB: 0 P: 12	R: 4 H: 4 E: 0 K: 1 S: 12	H: 4 LOB: 1 BB: 1 P: 23	R: 1 H: 2 E: 1 K: 2 S: 9	H: 2 LOB: 1 BB: 0 P: 14	R: 2 H: 3 E: 0 K: 1 S: 12	H: 3 LOB: 1 BB: 0 P: 17	R: 2 H: 4 E: 0 K: 0 S: 15	H: 4 LOB: 1 BB: 0 P: 21	1B: 12 2B: 3 3B: 0 HR: 0	SF: 0 SAC: 0 DP: 1 HBP: 0	WP: 0 PA: 38 PB: 0 SB: 0 CS: 1
<b>PITCHER</b>	IP	WLS	BF	H	R	ER	SO	BB	IBB	HBP	BLK	WP	HR	S	P	ERA	WHIP		
Vaughn Eshelman, L ERA: 5.2 (1, 1)	4.2	L	21	6	4	4	4	2	0	0	0	0	0	45	82	7.71	1.714		
Mike Maddux, R ERA: 4.88 (5, 1)	1.1		6	2	1	0	3	0	0	0	0	0	0	12	18	0.00	1.500		
Derek Lilliquist, L ERA: 5.71 (7, 1)	1.0		5	3	2	2	1	0	0	0	0	0	0	12	17	18.00	3.000		
Joe Hudson, R ERA: 6.35 (8, 1)	1.0		6	4	2	2	0	0	0	0	0	0	0	15	21	18.00	4.000		

**Boston Red Sox @ Cleveland Indians**  
Jacobs Field, Cleveland, OH  
Tue Jun 20 1995, 7:05 PM EDT  
Att: 40,190 - Unknown - 86 F

AB 36  
R 9  
H 15  
RBI 9  
BB 2  
SO 8  
LOB 14





Batter	1	2	3	4	5	6	7	8	9	AB	R	H	RBI	BB	SO	LOB	TOP											
Lee Tinsley, S OBP: 0.359, SLG: 0.440	1-0 SH1-3 1B		1-3 K		2-3 SAFE K			0-1 P7		4	0	1	0	0	2	1	<b>Boston Red Sox @ Cleveland Indians</b> Jacobs Field, Cleveland, OH Wed Jun 21 1995, 7:05 PM EDT Att: 41,948 - Unknown - 82 F											
John Valentin, R OBP: 0.425, SLG: 0.597	2-1 SH1-3		1-2 G6-3		2-2 P5			1-1 G4-3		3	0	0	0	0	0	1												
Mo Vaughn, L OBP: 0.397, SLG: 0.582	1-3 K		3-1 HR		3-3 K			1-1 WP 1B		4	1	2	1	0	2	2												
Jose Canseco, R OBP: 0.316, SLG: 0.277	0-1 G5-3		0-3 K		0-0 G5-3			1-3 K		4	0	0	0	0	2	2												
Mike Greenwell, L OBP: 0.352, SLG: 0.449		2-1 HR		0-1 G3 SF8 2B		1-2 G1-3		3-1 G4-3		4	2	2	1	0	0	0												
Chris Donnels, L OBP: 0.275, SLG: 0.283		2-1 G1-3		2-2 G3		2-1 L6		1-3 K		4	0	0	0	0	1	1												
Mark Whiten, S OBP: 0.240, SLG: 0.239		0-2 G6-3		2-1 SF8			2-1 F7		1-2 G5-3	3	0	0	1	0	0	0												
Mike Macfarlane, R OBP: 0.355, SLG: 0.414		4-2 BB		3-H 3-2 P3			3-3 K			2	0	0	0	1	1	0												
Luis Alicea, S OBP: 0.349, SLG: 0.326		1-3 K			1-1 CS 1B			1-0 F7		3	0	1	0	0	1	1												
<b>Inning Stats</b>	R: 0 E: 0 K: 1 S: 8	H: 1 LOB: 1 BB: 0 P: 12	R: 1 E: 0 K: 1 S: 13	H: 1 LOB: 1 BB: 1 P: 22	R: 1 E: 0 K: 2 S: 11	H: 1 LOB: 0 BB: 0 P: 16	R: 1 E: 0 K: 0 S: 10	H: 1 LOB: 0 BB: 0 P: 17	R: 0 E: 0 K: 2 S: 11	H: 0 LOB: 1 BB: 0 P: 19	R: 0 E: 0 K: 0 S: 7	H: 0 LOB: 0 BB: 0 P: 10	R: 0 E: 0 K: 1 S: 6	H: 0 LOB: 0 BB: 0 P: 12	R: 0 E: 0 K: 1 S: 11	H: 1 LOB: 1 BB: 0 P: 14	R: 0 E: 0 K: 1 S: 8	H: 0 LOB: 0 BB: 0 P: 13	1B: 3 2B: 1 3B: 0 HR: 2	SF: 1 SAC: 1 DP: 0 HBP: 0	WP: 1 PB: 0 SB: 1 CS: 1	PA: 34						
<b>PITCHER</b>	IP	WLS	BF	H	R	ER	SO	BB	IBB	HBP	BLK	WP	HR	S	P	ERA	WHIP											
Orel Hershiser, R ERA: 3.77	(1, 1)	3.0	L	14	4	3	3	4	1	0	0	0	0	2	34	52	9.00	1.667										
Jim Poole, L ERA: 2.42	(4, 1)	3.0		10	1	0	0	2	0	0	0	0	0	26	44	0.00	0.333											
Julian Tavarez, R ERA: 1.02	(7, 1)	2.0		7	1	0	0	2	0	0	0	0	1	0	17	26	0.00	0.500										
Paul Assenmacher, L ERA:	(9, 1)	1.0		3	0	0	0	1	0	0	0	0	0	8	13	0.00	0.000											

Batter	1	2	3	4	5	6	7	8	9	AB	R	H	RBI	BB	SO	LOB	BOTTOM											
Kenny Lofton, L OBP: 0.365, SLG: 0.476	2-2 G3		1-1 FC6-4 1-2		0-0 B4-3			2-1 F7		4	0	0	0	0	0	1	<b>Boston Red Sox @ Cleveland Indians</b> Jacobs Field, Cleveland, OH Wed Jun 21 1995, 7:05 PM EDT Att: 41,948 - Unknown - 82 F											
Omar Vizquel, S OBP: 0.317, SLG: 0.335	1-2 G4-3			1-2 F7		2-2 G6-3		2-2 L8		4	0	0	0	0	0	0												
Carlos Baerga, S OBP: 0.376, SLG: 0.512	1-0 L8			1-0 BB 1B		3-2 E4		1-1 P6		4	0	1	0	0	0	0												
Albert Belle, R OBP: 0.380, SLG: 0.617		0-0 P5		1-1 P8		1-1 SAFE F8-6-4-3 1-1		0-1 G6-3		4	0	0	0	0	0	2												
Eddie Murray, S OBP: 0.358, SLG: 0.485		0-1 G3-1		4-2 SAFE BB			1-3 K	2-1 BB 1B		3	0	1	0	1	1	0												
Alvaro Espinoza, R OBP: 0.320, SLG: 0.318				1-2 BB			1-2 K	0-1 BB 1B		0	0	0	0	0	0	0												
Jim Thome, L OBP: 0.438, SLG: 0.669		1-3 K		1-0 L3			1-2 BB 1B	0-1 P6		4	0	1	0	0	1	3												
Manny Ramirez, R OBP: 0.444, SLG: 0.677			3-3 K		1-0 G5-3 3B		1-3 K			3	1	1	0	0	2	1												
Paul Sorrento, L OBP: 0.345, SLG: 0.636			2-1 FC1-8 1B		2-3 K		3-2 G3			3	0	1	0	0	1	2												
Tony Peña, R OBP: 0.275, SLG: 0.315			2-1 FC1-6 1-2		0-1 G5-3 3H			3-3 K		2	0	0	1	0	0	1												
Wayne Kirby, L OBP: 0.313, SLG: 0.349										1	0	0	0	0	1	0												
Scotter Tucker, R OBP: 0.276, SLG: 0.217										0	0	0	0	0	0	0												
<b>Inning Stats</b>	R: 0 E: 0 K: 0 S: 7	H: 0 LOB: 0 BB: 0 P: 11	R: 0 E: 0 K: 1 S: 6	H: 0 LOB: 0 BB: 0 P: 7	R: 0 E: 0 K: 1 S: 10	H: 1 LOB: 1 BB: 0 P: 18	R: 0 E: 0 K: 0 S: 11	H: 1 LOB: 2 BB: 1 P: 19	R: 0 E: 0 K: 1 S: 7	H: 1 LOB: 0 BB: 0 P: 10	R: 0 E: 1 K: 0 S: 10	H: 0 LOB: 0 BB: 0 P: 16	R: 0 E: 0 K: 2 S: 12	H: 1 LOB: 1 BB: 0 P: 18	R: 0 E: 0 K: 1 S: 8	H: 0 LOB: 0 BB: 0 P: 15	R: 0 E: 0 K: 0 S: 8	H: 1 LOB: 1 BB: 0 P: 11	1B: 4 2B: 1 3B: 1 HR: 0	SF: 0 SAC: 0 DP: 1 HBP: 0	WP: 0 PB: 0 SB: 0 CS: 0	PA: 33						
<b>PITCHER</b>	IP	WLS	BF	H	R	ER	SO	BB	IBB	HBP	BLK	WP	HR	S	P	ERA	WHIP											
Erik Hanson, R ERA: 2.99	(1, 1)	8.0	W	29	4	1	1	6	1	0	0	0	0	0	71	114	1.12	0.625										
Stan Belinda, R ERA: 1.88	(9, 1)	1.0	S	4	1	0	0	0	0	0	0	0	0	8	11	0.00	1.000											

AB	31
R	3
H	6
RBI	3
BB	1
SO	9
LOB	8



AB	32
R	1
H	5
RBI	1
BB	1
SO	6
LOB	10





Batter	1	2	3	4	5	6	7	8	9	AB	R	H	RBI	BB	SO	LOB	TOP										
Kenny Lofton, L (1, 8) OBP: 0.366, SLG: 0.486	K		L3			2B	HR		G6-3	4	2	1	3	1	1	1	<b>Cleveland Indians @ Chicago White Sox</b> Comiskey Park, Chicago, IL Fri Jun 23 1995, 8:05 PM EDT Att: 31,962 - Sunny - 82 F										
Omar Vizquel, S (1, 6) OBP: 0.316, SLG: 0.333 Alvaro Espinoza, R (7, 6) OBP: 0.308, SLG: 0.304	L6			P2 HBP SF7		F7	G6-3		G4-3	4	1	1	0	0	0	1											
Carlos Baerga, S (1, 4) OBP: 0.381, SLG: 0.516	1B			P2 HBP		BB	G1-3		P5	4	0	2	1	0	0	0											
Albert Belle, R (1, 7) OBP: 0.378, SLG: 0.610	F9			P2		F7				4	0	1	0	0	0	4											
Eddie Murray, S (1, 10) OBP: 0.356, SLG: 0.480		G5-3		SF7		BB	F7			2	0	0	1	1	0	1											
Jim Thome, L (1, 5) OBP: 0.438, SLG: 0.661	G1-3			P5		BB				2	0	0	0	2	0	1											
Manny Ramirez, R (1, 9) OBP: 0.436, SLG: 0.661	P6					G5-3	F9		FC5-4 BB	4	0	0	0	0	0	4											
Paul Sorrento, L (1, 3) OBP: 0.350, SLG: 0.632			L3 1B			K	HR 1B		F9	4	1	2	0	0	1	1											
Tony Peña, R (1, 2) OBP: 0.277, SLG: 0.315 Scooter Tucker, R (7, 2) OBP: 0.267, SLG: 0.208			K			L7	HR 1B		G6-3	3	1	1	0	0	1	1											
										1	0	0	0	0	0	1											
<b>Inning Stats</b>	R: 0 E: 0 K: 1 S: 13	H: 1 LOB: 1 BB: 0 P: 19	R: 0 E: 0 K: 0 S: 6	H: 0 LOB: 0 BB: 0 P: 8	R: 0 E: 0 K: 1 S: 10	H: 1 LOB: 0 BB: 0 P: 15	R: 1 E: 0 K: 0 S: 10	H: 1 LOB: 1 BB: 0 P: 15	R: 0 E: 0 K: 1 S: 6	H: 0 LOB: 0 BB: 0 P: 9	R: 1 E: 0 K: 0 S: 12	H: 1 LOB: 3 BB: 3 P: 28	R: 3 E: 0 K: 0 S: 14	H: 4 LOB: 1 BB: 1 P: 18	R: 0 E: 0 K: 0 S: 11	H: 0 LOB: 1 BB: 1 P: 20	R: 0 E: 0 K: 0 S: 5	H: 0 LOB: 0 BB: 0 P: 6	1B: 6 2B: 2 3B: 0 HR: 1	SF: 1 SAC: 0 DP: 1 HBP: 1	WP: 0 PB: 0 SB: 1 CS: 0	PA: 39					
<b>PITCHER</b>	IP	WLS	BF	H	R	ER	SO	BB	IBB	HBP	BLK	WP	HR	S	P	ERA	WHIP										
Jason Bere, R (1, 1) ERA: 5.48	6.0	W	28	7	5	5	3	3	0	1	0	0	1	65	104	7.50	1.667										
Tim Lincecum, L (7, 1) ERA: 2.86	2.0		8	1	0	0	0	1	0	0	0	0	0	17	28	0.00	1.000										
Scott Radinsky, L (9, 1) ERA: 5.29	0.2		2	0	0	0	0	0	0	0	0	0	0	3	4	0.00	0.000										
Roberto Hernandez, R (9, 1) ERA: 5.06	0.1		1	0	0	0	0	0	0	0	0	0	0	2	2	0.00	0.000										

Batter	1	2	3	4	5	6	7	8	9	AB	R	H	RBI	BB	SO	LOB	BOTTOM										
Lance Johnson, L (1, 8) OBP: 0.316, SLG: 0.306	G4-3		G3			HR 1B	F8			5	2	2	1	0	0	1	<b>Cleveland Indians @ Chicago White Sox</b> Comiskey Park, Chicago, IL Fri Jun 23 1995, 8:05 PM EDT Att: 31,962 - Sunny - 82 F										
Tim Raines, S (1, 7) OBP: 0.385, SLG: 0.479 Dave Martinez, L (8, 7) OBP: 0.320, SLG: 0.388	F8		G4-3			F7	S 1B			5	1	2	1	0	0	2											
Frank Thomas, R (1, 3) OBP: 0.490, SLG: 0.633	1B					G6-3	HR 1B		F8	4	2	2	3	1	0	1											
Robin Ventura, L (1, 5) OBP: 0.385, SLG: 0.519	L6					K	BB 1B		P5	4	0	1	0	1	1	3											
John Kruk, L (1, 10) OBP: 0.403, SLG: 0.400 Norberto Martin, R (6, PR) OBP: 0.192, SLG: 0.128			G3 2B			CS 1B	BB 1B		F9	3	0	3	1	1	0	0											
Mike Devereaux, R (1, 9) OBP: 0.331, SLG: 0.408	F9					CS	SH5-4 1B		K	5	2	2	1	0	1	4											
Ray Durham, S (1, 4) OBP: 0.333, SLG: 0.354	G3					SH5-4 1B	BB 1B		L3	5	2	3	0	0	0	2											
Ron Karkovics, R (1, 2) OBP: 0.290, SLG: 0.398	K					SH5-4 1B	E5 1B			3	0	2	2	0	1	1											
Ozzie Guillen, L (1, 6) OBP: 0.342, SLG: 0.383						HR 1B	HR 1B		G1-3	4	2	3	2	0	0	0											
										1B: 15 2B: 3 3B: 1 HR: 1	SF: 0 SAC: 1 DP: 0 HBP: 0	WP: 0 PB: 0 SB: 1 CS: 2	PA: 44														
<b>Inning Stats</b>	R: 0 E: 0 K: 0 S: 9	H: 1 LOB: 1 BB: 0 P: 14	R: 0 E: 0 K: 1 S: 13	H: 1 LOB: 0 BB: 0 P: 21	R: 0 E: 0 K: 1 S: 7	H: 1 LOB: 0 BB: 0 P: 16	R: 0 E: 0 K: 1 S: 7	H: 1 LOB: 0 BB: 0 P: 16	R: 5 E: 0 K: 0 S: 12	H: 6 LOB: 2 BB: 1 P: 19	R: 7 E: 1 K: 0 S: 23	H: 9 LOB: 2 BB: 1 P: 37	R: 0 E: 0 K: 0 S: 8	H: 1 LOB: 1 BB: 0 P: 13	R: 0 E: 0 K: 1 S: 13	H: 0 LOB: 1 BB: 1 P: 22	1B: 15 2B: 3 3B: 1 HR: 1	SF: 0 SAC: 1 DP: 0 HBP: 0	WP: 0 PB: 0 SB: 1 CS: 2	PA: 44							
<b>PITCHER</b>	IP	WLS	BF	H	R	ER	SO	BB	IBB	HBP	BLK	WP	HR	S	P	ERA	WHIP										
Charles Nagy, R (1, 1) ERA: 4.15	4.2	L	22	10	5	5	2	0	0	0	0	0	0	12	17	54.00	9.000										
Jim Poole, L (5, 1) ERA: 3.91	0.2		7	5	4	4	0	1	0	0	0	0	0	14	27	40.50	7.500										
Gregg Olson, R (6, 1) ERA: 21.6	0.2		6	4	3	3	0	1	0	0	0	0	0	8	13	0.00	1.000										
Jason Grimsley, R (7, 1) ERA: 6.83	1.0		4	1	0	0	0	0	0	0	0	0	0	13	22	0.00	1.000										
Eric Plunk, R (8, 1) ERA: 2.28	1.0		4	0	0	0	1	1	0	0	0	0	0	13	22	0.00	1.000										



Batter	1	2	3	4	5	6	7	8	9	AB	R	H	RBI	BB	SO	LOB	TOP			
<b>Kenny Lofton, L</b> OBP: 0.364, SLG: 0.495 (1, 8)	0-0 HR		1-3 K		1-0 G5-3		0-1 F9			4	1	1	1	0	1	0				
<b>Omar Vizquel, S</b> OBP: 0.311, SLG: 0.327 (1, 6)	1-1 F8		0-1 G3		2-2 L8			0-1 G4-3		4	0	0	0	0	0	0				
<b>Carlos Baerga, S</b> OBP: 0.383, SLG: 0.530 (1, 4)	2-2 L4			2-0 P6	3-1 HR			2-0 1B		4	1	2	1	0	0	0				
<b>Albert Belle, R</b> OBP: 0.371, SLG: 0.598 (1, 7)	1-0 F8			2-0 F9	1-1 F9			0-1 F8		4	0	0	0	0	0	1				
<b>Eddie Murray, S</b> OBP: 0.354, SLG: 0.475 (1, 10)		2-3 K		1-1 1B BB		2-3 K		1-1 F9		4	1	1	0	0	2	1				
<b>Jim Thome, L</b> OBP: 0.441, SLG: 0.653 (1, 5)		4-1 BB		4-2 BB 1B		2-3 K		0-0 L8		2	0	0	0	2	1	0				
<b>Manny Ramirez, R</b> OBP: 0.432, SLG: 0.651 (1, 9)		1-3 K		1-1 BB		1-1 F8		2-3 K		4	0	1	0	0	2	1				
<b>Paul Sorrento, L</b> OBP: 0.347, SLG: 0.617 (1, 3)		1-3 K		4-2 BB			1-3 K		1-3 K	3	0	0	1	1	3	1				
<b>Scooter Tucker, R</b> OBP: 0.242, SLG: 0.185 (1, 2)			1-1 F7		1-2 2-3 3-H		1-3 K			3	0	0	0	0	2	3				
<b>Inning Stats</b>	R: 1 E: 0 K: 0 S: 8	H: 1 LOB: 0 BB: 0 P: 12	R: 0 E: 0 K: 3 S: 11	H: 0 LOB: 1 BB: 1 P: 19	R: 0 E: 0 K: 1 S: 8	H: 0 LOB: 0 BB: 0 P: 10	R: 1 E: 0 K: 1 S: 15	H: 2 LOB: 3 BB: 2 P: 31	R: 1 E: 0 K: 0 S: 8	H: 1 LOB: 0 BB: 0 P: 15	R: 0 E: 0 K: 2 S: 9	H: 0 LOB: 0 BB: 0 P: 11	R: 0 E: 0 K: 0 S: 7	H: 1 LOB: 1 BB: 0 P: 10	R: 0 E: 0 K: 2 S: 7	H: 0 LOB: 0 BB: 0 P: 10	1B: 3 2B: 0 3B: 0 HR: 2	SF: 0 SAC: 0 DP: 0 HBP: 0	WP: 0 PB: 0 SB: 0 CS: 0	PA: 35
<b>PITCHER</b> <b>Alex Fernandez, R</b> ERA: 4.87 (1, 1)	IP: 9.0 WLS: W BF: 35 H: 5 R: 3 ER: 3 SO: 11 BB: 3 IBB: 0 HBP: 0 BLK: 0 WP: 0 HR: 2 S: 84 P: 134 ERA: 3.00 WHIP: 0.889															<b>PITCHER</b>				

Cleveland Indians @ Chicago White Sox  
Comiskey Park, Chicago, IL  
Sat Jun 24 1995, 8:05 PM EDT  
Att: 35,028 - Unknown

AB 32  
R 3  
H 5  
RBI 3  
BB 3  
SO 11  
LOB 7



Batter	1	2	3	4	5	6	7	8	9	AB	R	H	RBI	BB	SO	LOB	BOTTOM			
<b>Tim Lincecum, S</b> OBP: 0.361, SLG: 0.477 (1, 7)	2-0 F3 2B	1-1 L9	1-0 F9		2-1 F8		2-2 G4-3			5	1	1	0	0	0	3				
<b>Lance Johnson, L</b> OBP: 0.308, SLG: 0.300 (1, 8)	0-0 F3 2-3	1-2 SF7 3-H	1-1 G3		0-0 G3		0-0 F9			4	0	0	1	0	0	2				
<b>Frank Thomas, R</b> OBP: 0.484, SLG: 0.619 (1, 3)	3-3 K	4-0 1B IBB		3-0 G6-3	2-3 K		2-1 F9			4	0	0	0	1	2	1				
<b>Mike Devereaux, R</b> OBP: 0.339, SLG: 0.416 (1, 9)	4-1 2B BB	1-1 1-2 2-H	1B	3-2 1B 2B		2-2 G5-3		1-2 G6-3		4	2	2	1	1	0	0				
<b>John Kruk, L</b> OBP: 0.408, SLG: 0.424 (1, 10)	2-1 1-H 3-H	0-2 G4-3		0-3 K		2-2 2B 1B		2-2 2B 1B		4	0	2	2	0	1	4				
<b>Craig Grebeck, R</b> OBP: 0.414, SLG: 0.458 (1, 5)	3-2 F7		2-2 1B SF9	1-1 E 1B		1-2 1-H 2B				4	1	3	1	0	0	1				
<b>Ray Durham, S</b> OBP: 0.342, SLG: 0.359 (1, 4)		1-2 E 1B	0-0 2B 1B	4-0 E BB		0-3 K				3	2	2	0	1	1	1				
<b>Ron Karkovics, R</b> OBP: 0.290, SLG: 0.398 <b>Michael Lavalliere, L</b> OBP: 0.280, SLG: 0.250 (2, PR) (3, 2)		4-1 E SF7	2-0 SF9	1-1 E4			2-3 K			0	0	0	0	1	0	0				
<b>Ozzie Guillen, L</b> OBP: 0.340, SLG: 0.386 (1, 6)		1-2 E7 1B	0-2 1-H 2B	0-0 L7			1-3 K			4	1	1	1	0	1	4				
<b>Inning Stats</b>	R: 2 E: 0 K: 1 S: 11	H: 2 LOB: 1 BB: 1 P: 25	R: 3 E: 1 K: 0 S: 20	H: 2 LOB: 3 BB: 2 P: 33	R: 2 E: 0 K: 0 S: 11	H: 3 LOB: 1 BB: 0 P: 17	R: 1 E: 1 K: 1 S: 14	H: 2 LOB: 3 BB: 1 P: 26	R: 0 E: 0 K: 1 S: 6	H: 0 LOB: 0 BB: 0 P: 10	R: 0 E: 0 K: 1 S: 17	H: 2 LOB: 1 BB: 0 P: 22	R: 0 E: 0 K: 2 S: 11	H: 0 LOB: 0 BB: 0 P: 16	R: 0 E: 0 K: 0 S: 7	H: 0 LOB: 0 BB: 0 P: 10	1B: 5 2B: 6 3B: 0 HR: 0	SF: 2 SAC: 0 DP: 0 HBP: 0	WP: 0 PB: 0 SB: 1 CS: 0	PA: 40
<b>PITCHER</b> <b>Bud Black, L</b> ERA: 6.31 <b>Albie Lopez, R</b> ERA: 1.93 <b>Jose Mesa, R</b> ERA: 2.13 (1, 1) (3, 1) (8, 1)	IP: 2.1 WLS: L BF: 18 H: 4 R: 1 ER: 1 SO: 5 BB: 1 IBB: 0 HBP: 0 BLK: 0 WP: 0 HR: 0 S: 51 P: 79 ERA: 15.43 WHIP: 3.857															<b>PITCHER</b>				

Cleveland Indians @ Chicago White Sox  
Comiskey Park, Chicago, IL  
Sat Jun 24 1995, 8:05 PM EDT  
Att: 35,028 - Unknown

AB 34  
R 8  
H 11  
RBI 7  
BB 4  
SO 6  
LOB 18





Batter	1	2	3	4	5	6	7	8	9	AB	R	H	RBI	BB	SO	LOB	TOP								
<b>Kenny Lofton, L</b> OBP: 0.361, SLG: 0.486 (1, 8)	1-2 G1-3		1-2 F7		0-0 L8		4-0 CS BB		0-0 F8	4	0	0	0	1	0	1									
<b>Omar Vizquel, S</b> OBP: 0.318, SLG: 0.336 (1, 6)	0-0 G5-3			1-1 2B 1B	1-1 2B		3-0 CS	4-1 G5-4-3 1B BB		3	1	2	0	1	0	0									
<b>Carlos Baerga, S</b> OBP: 0.389, SLG: 0.536 (1, 4)	1-2 G6-3			1-1 1-H 1B 2B	4-0 IBB		1 SAFE 1 B 1 SAFE X	1-1 G5-4-3 1B		3	1	2	1	1	0	0									
<b>Albert Belle, R</b> OBP: 0.369, SLG: 0.589 (1, 7)		0-0 P4		4-2 F9 1B BB	1-3 K		1 SAFE 1 B 1 SAFE X	1-0 G5-4-3 1-2 2-3		3	0	0	0	1	1	4									
<b>Eddie Murray, S</b> OBP: 0.352, SLG: 0.468 (1, 10)		2-3 K		0-1 F7		2-1 G4-3		4-2 FC5-4 BB		3	0	0	0	1	1	2									
<b>Manny Ramirez, R</b> OBP: 0.433, SLG: 0.648 (1, 9)		2-1 1B		1-0 1-2 2-H 1B		3-0 P4		1-0 FC5-4 1-2		4	0	2	1	0	0	2									
<b>Herbert Perry, R</b> OBP: 0.357, SLG: 0.786 (9, PH)		1-0 F9		0-0 F9		0-0 F8		2-2 P3		3	0	0	0	0	0	3									
<b>Wayne Kirby, L</b> OBP: 0.306, SLG: 0.341 (9, PH)				2-3 K	1-0 P6		2-2 L7	1-2 F8		4	0	0	0	0	1	2									
<b>Jim Thome, L</b> OBP: 0.432, SLG: 0.637 (1, 5)				1-2 P5		2-2 P6	1-1 F7	2-2 1B		4	0	1	0	0	0	0									
<b>Tony Peña, R</b> OBP: 0.276, SLG: 0.313 (9, PR)										0	0	0	0	0	0	0									
<b>Alvaro Espinoza, R</b> OBP: 0.308, SLG: 0.304 (9, PR)										0	0	0	0	0	0	0									
<b>Inning Stats</b>	R: 0 E: 0 K: 0 S: 9	H: 0 LOB: 0 BB: 0 P: 11	R: 0 E: 0 K: 1 S: 8	H: 1 LOB: 1 BB: 0 P: 13	R: 0 E: 0 K: 1 S: 9	H: 0 LOB: 0 BB: 0 P: 13	R: 2 E: 0 K: 0 S: 12	H: 3 LOB: 2 BB: 1 P: 20	R: 0 E: 0 K: 1 S: 10	H: 1 LOB: 2 BB: 1 P: 18	R: 0 E: 0 K: 0 S: 4	H: 0 LOB: 0 BB: 0 P: 9	R: 0 E: 0 K: 0 S: 5	H: 0 LOB: 0 BB: 1 P: 15	R: 0 E: 0 K: 0 S: 7	H: 1 LOB: 2 BB: 2 P: 18	R: 0 E: 0 K: 0 S: 11	H: 1 LOB: 1 BB: 0 P: 16	1B: 5 2B: 2 3B: 0 HR: 0	SF: 0 SAC: 0 DP: 1 HBP: 0	WP: 0 PB: 0 SB: 0 CS: 1	PA: 38			
<b>PITCHER</b>	IP	WLS	BF	H	R	ER	SO	BB	IBB	HBP	BLK	WP	HR	S	P	ERA	WHIP								
<b>Wilson Alvarez, L</b> ERA: 5.78 (1, 1)	7.0		30	6	2	2	3	3	1	0	0	0	0	60	107	2.57	1.286								
<b>Kirk McCaskill, R</b> ERA: 4.11 (8, 1)	0.2		1	0	0	0	0	0	0	0	0	0	0	1	2	0.00	0.000								
<b>Tim Fortugno, L</b> ERA: 2.86 (8, 1)	0.0		1	0	0	0	0	1	0	0	0	0	0	2	6	∞	∞								
<b>Jose DeLeon, R</b> ERA: 4.71 (8, 1)	0.1	W	1	0	0	0	0	0	0	0	0	0	0	1	2	0.00	0.000								
<b>Scott Radinsky, L</b> ERA: 5.0 (9, 1)	1.0	S	4	1	0	0	0	0	0	0	0	0	0	11	16	0.00	1.000								

**Cleveland Indians @ Chicago White Sox**  
Comiskey Park, Chicago, IL  
Sun Jun 25 1995, 4:33 AM EDT  
Att: 27,514 - Sunny - 84 F

AB 32  
R 2  
H 7  
RBI 2  
BB 5  
SO 3  
LOB 14



Batter	1	2	3	4	5	6	7	8	9	AB	R	H	RBI	BB	SO	LOB	BOTTOM								
<b>Lance Johnson, L</b> OBP: 0.307, SLG: 0.296 (1, 8)	3-1 B1-3		2-2 G4-3		2-0 G5-3			4-2 S 1B BB		3	1	0	0	1	0	0									
<b>Dave Martinez, L</b> OBP: 0.321, SLG: 0.429 (1, 7)	1-2 HR		1-2 G4-3			1-2 P6		2-2 F8		3	1	1	1	0	0	0									
<b>Tim Raines, S</b> OBP: 0.359, SLG: 0.474 (8, PH)								1-2 F8		1	0	0	0	0	0	1									
<b>Frank Thomas, R</b> OBP: 0.488, SLG: 0.623 (1, 3)	0-0 F9		4-2 BB			0-2 2B		4-0 1B IBB		2	0	1	0	2	0	0									
<b>Robin Ventura, L</b> OBP: 0.382, SLG: 0.513 (1, 5)	2-2 G4-3		2-2 G3			1-0 F7		0-1 1B		4	0	1	1	0	0	2									
<b>John Kruk, L</b> OBP: 0.400, SLG: 0.413 (1, 10)		2-2 SH1-3 BB G6-3 1B		0-2 F7		2-1 G3		1-3 K		4	1	1	0	0	1	3									
<b>Warren Newson, L</b> OBP: 0.456, SLG: 0.471 (1, 9)		4-1 SH1-3 BB		0-0 L7			0-0 G4-3			2	0	0	0	1	0	0									
<b>Ray Durham, S</b> OBP: 0.338, SLG: 0.355 (1, 4)		0-0 SH1-3		1-3 K			1-3 K			2	0	0	0	0	2	0									
<b>Michael LaValliere, L</b> OBP: 0.264, SLG: 0.234 (1, 2)		2-2 G6-3			0-1 F9		3-3 K			3	0	0	1	0	1	1									
<b>Ozzie Guillen, L</b> OBP: 0.333, SLG: 0.378 (1, 6)		3-H L8			2-2 G3			2-1 F8		3	0	0	0	0	0	1									
<b>Inning Stats</b>	R: 1 E: 0 K: 0 S: 12	H: 1 LOB: 0 BB: 0 P: 18	R: 1 E: 0 K: 0 S: 10	H: 1 LOB: 1 BB: 1 P: 18	R: 0 E: 0 K: 0 S: 11	H: 0 LOB: 1 BB: 1 P: 20	R: 0 E: 0 K: 1 S: 8	H: 0 LOB: 0 BB: 0 P: 9	R: 0 E: 0 K: 0 S: 6	H: 0 LOB: 0 BB: 0 P: 10	R: 0 E: 0 K: 0 S: 9	H: 1 LOB: 1 BB: 0 P: 13	R: 0 E: 0 K: 2 S: 9	H: 0 LOB: 0 BB: 0 P: 13	R: 1 E: 0 K: 1 S: 12	H: 1 LOB: 2 BB: 2 P: 25	1B: 2 2B: 1 3B: 0 HR: 1	SF: 0 SAC: 1 DP: 0 HBP: 0	WP: 0 PB: 0 SB: 1 CS: 0	PA: 32					
<b>PITCHER</b>	IP	WLS	BF	H	R	ER	SO	BB	IBB	HBP	BLK	WP	HR	S	P	ERA	WHIP								
<b>Dennis Martinez, R</b> ERA: 2.87 (1, 1)	7.0		26	3	2	2	3	2	0	0	0	0	0	65	101	2.57	0.714								
<b>Paul Assenmacher, L</b> ERA: 0.93 (8, 1)	1.0	L	6	1	1	1	1	1	1	0	0	0	0	12	25	9.00	2.000								

**Cleveland Indians @ Chicago White Sox**  
Comiskey Park, Chicago, IL  
Sun Jun 25 1995, 4:33 AM EDT  
Att: 27,514 - Sunny - 84 F

AB 27  
R 3  
H 4  
RBI 3  
BB 4  
SO 4  
LOB 8





Batter	1	2	3	4	5	6	7	8	9	AB	R	H	RBI	BB	SO	LOB	TOP			
<b>Kenny Lofton, L</b> OBP: 0.366, SLG: 0.491 <b>Wayne Kirby, L</b> OBP: 0.294, SLG: 0.326	0-1 FC4-6 1B	0-1 1-3 2-H 1B			1-2 G3		0-3 K			2	0	2	1	0	0	0	<b>Cleveland Indians @ Kansas City Royals</b> <b>Kauffman Stadium, Kansas City, MO</b> Mon Jun 26 1995, 7:05 PM CDT Att: 24,296 - Unknown - 73 F			
<b>Omar Vizquel, S</b> OBP: 0.317, SLG: 0.335	1-1 FC4-6 2B E	0-1 G3			0-0 1B			2-1 G6-3		4	1	1	0	0	0	3				
<b>Carlos Baerga, S</b> OBP: 0.391, SLG: 0.540	1-2 E9 1-H 2B		1-0 G4-3		1-0 G5-4-3 1B			1-2 P5		4	0	2	0	0	0	0				
<b>Albert Belle, R</b> OBP: 0.367, SLG: 0.583	2-3 K		1-0 G3-6-1 1B		1-2 G5-4-3 1-2			0-0 G4-3		4	0	1	0	0	1	3				
<b>Eddie Murray, S</b> OBP: 0.351, SLG: 0.464	1-0 L8		1-0 G3-6-1 1-2		0-0 G4-6-3 1B			0-3 K		4	0	1	0	0	1	2				
<b>Jim Thome, L</b> OBP: 0.433, SLG: 0.632		4-1 S 1B BB		1-2 FC5-4 1B				0-1 G4-6-3 1-2		3	1	1	0	1	0	1				
<b>Manny Ramirez, R</b> OBP: 0.425, SLG: 0.634		1-2 F8		1-0 F9				2-3 K		4	0	0	0	0	1	2				
<b>Paul Sorrento, L</b> OBP: 0.347, SLG: 0.608		4-2 1B BB		3-2 F7				1-1 G4-3		2	0	0	0	1	0	1				
<b>Tony Peña, R</b> OBP: 0.270, SLG: 0.307		1-3 K		0-1 FC5-4 1-2				1-2 G5-3		3	0	0	0	0	1	3				
<b>Inning Stats</b>	R: 1 E: 1 K: 1 S: 12	H: 2 LOB: 1 BB: 0 P: 17	R: 1 E: 0 K: 1 S: 15	H: 1 LOB: 2 BB: 2 P: 25	R: 0 E: 0 K: 0 S: 3	H: 1 LOB: 1 BB: 0 P: 6	R: 0 E: 0 K: 0 S: 9	H: 2 LOB: 1 BB: 0 P: 14	R: 0 E: 0 K: 1 S: 6	H: 1 LOB: 0 BB: 0 P: 9	R: 0 E: 0 K: 1 S: 9	H: 0 LOB: 0 BB: 0 P: 11	R: 0 E: 0 K: 1 S: 6	H: 0 LOB: 0 BB: 0 P: 9	R: 0 E: 0 K: 1 S: 7	H: 0 LOB: 0 BB: 0 P: 10		1B: 7 2B: 1 3B: 0 HR: 0	SF: 0 SAC: 0 DP: 3 HBP: 0	WP: 0 PB: 0 SB: 1 CS: 0
<b>PITCHER</b> <b>Tom Gordon, R</b> ERA: 4.02	IP: 9.0 WLS: L BF: 34	H: 8 R: 2 ER: 1 SO: 5	BB: 2 IBB: 0 HBP: 0 BLK: 0	WP: 0 HR: 0 S: 76 P: 113	ERA: 1.00 WHIP: 1.111											ERA: 1.00 WHIP: 1.111				

Batter	1	2	3	4	5	6	7	8	9	AB	R	H	RBI	BB	SO	LOB	BOTTOM			
<b>Vince Coleman, S</b> OBP: 0.368, SLG: 0.442	1-1 F8		1-0 G4-3		1-3 K		4-2 1B S BB		0-0 G1-3	4	0	0	0	1	1	0	<b>Cleveland Indians @ Kansas City Royals</b> <b>Kauffman Stadium, Kansas City, MO</b> Mon Jun 26 1995, 7:05 PM CDT Att: 24,296 - Unknown - 73 F			
<b>Tom Goodwin, L</b> OBP: 0.338, SLG: 0.318	1-2 G1-3		0-0 G5-3		1-1 S 1B		2-1 BB 1B		3-2 WP 1B	5	0	3	0	0	0	0				
<b>Keith Lockhart, L</b> OBP: 0.472, SLG: 0.614 <b>Phil Hiatt, R</b> OBP: 0.340, SLG: 0.381 <b>David Howard, S</b> OBP: 0.175, SLG: 0.184 <b>Pat Borders, R</b> OBP: 0.263, SLG: 0.467	0-0 1B		0-2 S 1B		1-1 P5		4-2 SAFE BB 1B BB		2-3 K	3	0	2	0	0	0	1				
<b>Wally Joyner, L</b> OBP: 0.409, SLG: 0.446	2-0 G4-3		3-2 F8		2-1 F9		1-0 F7		4-2 BB	4	0	0	0	1	0	6				
<b>Gary Gaetti, R</b> OBP: 0.330, SLG: 0.538		2-2 P5		0-0 1B G4-3 1B		2-0 F9		0-1 G6-3		2-2 G6-3	5	0	1	0	0	2				
<b>Jeff Grotewold, L</b> OBP: 0.432, SLG: 0.400		1-2 CI E		1-3 SAFE K		2-2 G4-3		4-1 BB BB		2	0	0	0	1	1	1				
<b>Jon Nunnally, L</b> OBP: 0.375, SLG: 0.607		1-0 E3		1-1 G4-3		0-3 K		1-3 K		4	0	0	0	0	2	3				
<b>Edgar Caceres, S</b> OBP: 0.408, SLG: 0.511		1-1 SAFE K		1-1 K		0-1 F9		4-1 BB BB		3	0	1	0	1	1	2				
<b>Brent Mayne, L</b> OBP: 0.257, SLG: 0.281		0-0 L8		1-3 K		1-1 F7		0-2 G6-3		4	0	0	0	0	1	6				
<b>Inning Stats</b>	R: 0 E: 0 K: 0 S: 7	H: 1 LOB: 1 BB: 0 P: 11	R: 0 E: 2 K: 1 S: 13	H: 0 LOB: 2 BB: 0 P: 19	R: 0 E: 0 K: 2 S: 13	H: 2 LOB: 2 BB: 0 P: 17	R: 0 E: 0 K: 1 S: 9	H: 1 LOB: 1 BB: 0 P: 14	R: 0 E: 0 K: 1 S: 7	H: 0 LOB: 0 BB: 0 P: 11	R: 0 E: 0 K: 1 S: 14	H: 1 LOB: 3 BB: 2 P: 26	R: 0 E: 0 K: 1 S: 10	H: 0 LOB: 2 BB: 2 P: 19	R: 0 E: 0 K: 1 S: 12	H: 1 LOB: 2 BB: 1 P: 23		1B: 7 2B: 0 3B: 0 HR: 0	SF: 0 SAC: 0 DP: 0 HBP: 0	WP: 1 PB: 0 SB: 3 CS: 0
<b>PITCHER</b> <b>Chad Ogea, R</b> ERA: 1.58 <b>Jim Poole, L</b> ERA: 3.99 <b>Julian Tavaraz, R</b> ERA: 0.99 <b>Jose Mesa, R</b> ERA: 2.05	IP: 6.2 WLS: W BF: 29	H: 6 R: 0 ER: 0 SO: 5	BB: 1 IBB: 0 HBP: 0 BLK: 0	WP: 0 HR: 0 S: 4 P: 9	ERA: 0.00 WHIP: 3.000	IP: 1.0 WLS: S BF: 5	H: 1 R: 0 ER: 0 SO: 1	BB: 0 IBB: 0 HBP: 0 BLK: 0	WP: 0 HR: 0 S: 10 P: 12	ERA: 0.00 WHIP: 2.000	IP: 1.0 WLS: S BF: 5	H: 1 R: 0 ER: 0 SO: 1	BB: 0 IBB: 0 HBP: 0 BLK: 0	WP: 1 HR: 0 S: 12 P: 23	ERA: 0.00 WHIP: 2.000					

AB	32
R	2
H	8
RBI	1
BB	2
SO	5
LOB	15





Batter	1	2	3	4	5	6	7	8	9	AB	R	H	RBI	BB	SO	LOB	TOP					
Wayne Kirby, L (1, 8) OBP: 0.286, SLG: 0.314										5	1	1	0	0	1	4	<b>Cleveland Indians @ Kansas City Royals</b> Kauffman Stadium, Kansas City, MO Tue Jun 27 1995, 7:05 PM CDT Att: 19,510 - Unknown - 78 F					
Omar Vizquel, S (1, 6) OBP: 0.310, SLG: 0.327										5	0	0	0	0	0	1						
Carlos Baerga, S (1, 4) OBP: 0.383, SLG: 0.528										5	0	0	0	0	1	1						
Albert Belle, R (1, 7) OBP: 0.372, SLG: 0.581										4	3	2	0	1	0	0						
Eddie Murray, S (1, 10) OBP: 0.356, SLG: 0.477										5	1	3	1	0	0	1						
Manly Ramirez, R (1, 9) OBP: 0.431, SLG: 0.636										4	1	3	3	0	0	1						
Herbert Perry, R (1, 3) OBP: 0.389, SLG: 0.722										4	0	2	0	0	0	3						
Alvaro Espinoza, R (1, 5) OBP: 0.300, SLG: 0.296										4	0	1	1	0	0	5						
Tony Peña, R (1, 2) OBP: 0.283, SLG: 0.340										4	1	3	2	0	0	0						
<b>Inning Stats</b>	R: 3 E: 0 K: 0 S: 12	H: 4 LOB: 1 BB: 0 P: 15	R: 0 E: 0 K: 0 S: 4	H: 2 LOB: 1 BB: 0 P: 4	R: 1 E: 0 K: 1 S: 13	H: 4 LOB: 3 BB: 0 P: 20	R: 1 E: 0 K: 1 S: 9	H: 1 LOB: 0 BB: 0 P: 10	R: 2 E: 0 K: 0 S: 12	H: 3 LOB: 2 BB: 1 P: 21	R: 0 E: 0 K: 0 S: 12	H: 0 LOB: 0 BB: 0 P: 16	R: 0 E: 0 K: 0 S: 8	H: 1 LOB: 1 BB: 0 P: 13	R: 0 E: 0 K: 0 S: 4	H: 0 LOB: 0 BB: 0 P: 5	R: 0 E: 0 K: 0 S: 3	H: 0 LOB: 0 BB: 0 P: 6	1B: 12 2B: 2 3B: 0 HR: 1	SF: 0 SAC: 0 DP: 1 HBP: 0	WP: 0 PB: 0 SB: 0 CS: 0	PA: 41
<b>PITCHER</b>	IP WLS BF H R ER SO BB IBB HBP BLK WP HR S P ERA WHIP																					
Chris Haney, L (1, 1) ERA: 2.53	3.0 L 17 10 4 4 4 1 0 0 0 0 0 0 29 39 12.00 3.333																					
Dilson Torres, R (4, 1) ERA: 4.54	4.0 18 5 3 3 1 1 0 0 0 0 1 41 60 6.75 1.500																					
Rusty Meacham, R (8, 1) ERA: 4.22	1.0 3 0 0 0 0 0 0 0 0 0 0 4 5 0.00 0.000																					
Jeff Montgomery, R (9, 1) ERA: 3.51	1.0 3 0 0 0 0 0 0 0 0 0 0 3 6 0.00 0.000																					

Batter	1	2	3	4	5	6	7	8	9	AB	R	H	RBI	BB	SO	LOB	BOTTOM					
Vince Coleman, S (1, 7) OBP: 0.365, SLG: 0.438										4	0	1	0	0	1	1	<b>Cleveland Indians @ Kansas City Royals</b> Kauffman Stadium, Kansas City, MO Tue Jun 27 1995, 7:05 PM CDT Att: 19,510 - Unknown - 78 F					
Tom Goodwin, L (1, 8) OBP: 0.352, SLG: 0.326										2	1	2	0	1	0	0						
Wally Joyner, L (1, 3) OBP: 0.411, SLG: 0.444										3	0	1	1	1	0	3						
Gary Gaetti, R (1, 5) OBP: 0.324, SLG: 0.527										4	0	0	0	0	0	4						
Keith Lockhart, L (1, 4) OBP: 0.439, SLG: 0.563										4	0	0	0	0	0	2						
Jeff Grotewold, L (1, 10) OBP: 0.415, SLG: 0.364										3	0	0	0	1	0	0						
Pat Borders, R (1, 2) OBP: 0.250, SLG: 0.443										4	0	0	0	0	0	1						
Jon Nunnally, L (1, 9) OBP: 0.366, SLG: 0.591										3	0	0	0	0	1	0						
Edgar Caceres, S (1, 6) OBP: 0.404, SLG: 0.521										3	0	1	0	0	0	0						
<b>Inning Stats</b>	R: 0 E: 0 K: 0 S: 11	H: 1 LOB: 2 BB: 1 P: 23	R: 0 E: 0 K: 0 S: 4	H: 0 LOB: 0 BB: 0 P: 5	R: 1 E: 0 K: 0 S: 9	H: 2 LOB: 1 BB: 0 P: 14	R: 0 E: 0 K: 0 S: 7	H: 0 LOB: 0 BB: 0 P: 7	R: 0 E: 0 K: 0 S: 11	H: 1 LOB: 2 BB: 1 P: 17	R: 0 E: 0 K: 0 S: 7	H: 0 LOB: 0 BB: 0 P: 12	R: 0 E: 0 K: 1 S: 8	H: 0 LOB: 0 BB: 0 P: 11	R: 0 E: 0 K: 1 S: 12	H: 1 LOB: 1 BB: 0 P: 15	R: 0 E: 0 K: 0 S: 7	H: 0 LOB: 0 BB: 1 P: 14	1B: 4 2B: 2 3B: 0 HR: 0	SF: 0 SAC: 0 DP: 1 HBP: 1	WP: 0 PB: 0 SB: 2 CS: 1	PA: 34
<b>PITCHER</b>	IP WLS BF H R ER SO BB IBB HBP BLK WP HR S P ERA WHIP																					
Mark Clark, R (1, 1) ERA: 8.24	8.0 W 31 5 1 1 2 2 0 0 0 0 0 69 104 1.12 0.875																					
Eric Plunk, R (9, 1) ERA: 2.2	1.0 3 0 0 0 0 1 0 0 0 0 0 7 14 0.00 1.000																					





Batter	1	2	3	4	5	6	7	8	9	AB	R	H	RBI	BB	SO	LOB	TOP			
Wayne Kirby, L (1, 8) OBP: 0.295, SLG: 0.321	1-3 K		0-1 2B		2-2 G3		1-2 L8		1-2 1B	5	1	2	0	0	1	1	<b>Cleveland Indians @ Kansas City Royals</b> Kauffman Stadium, Kansas City, MO Wed Jun 28 1995, 3:33 AM CDT Att: 18,596 - Cloudy - 78 F			
Omar Vizquel, S (1, 6) OBP: 0.312, SLG: 0.326	4-0 FC6-4 BB		1-3 K		0-0 P4		2-2 S	1-1 F7	4	0	1	0	1	1	4					
Carlos Baerga, S (1, 4) OBP: 0.361, SLG: 0.528	1-1 FC6-4		2-2 HR		0-1 F9		0-1 F7		4	1	1	1	1	0	2					
Albert Belle, R (1, 7) OBP: 0.370, SLG: 0.573	1-2 FC6-4		0-0 P6		4-0 G4-6-3 BB		1-3 K	1-2 K	3	0	0	0	1	1	3					
Eddie Murray, S (1, 10)		4-2 HR	0-1 HR		3-2 P4		3-0 G4-3		3	2	1	2	1	0	2					
Jim Thome, L (1, 5) OBP: 0.435, SLG: 0.646		3-2 HR	1-3 K		1-0 G4-6-3		0-0 1B WP	1-2 1B	4	1	2	2	0	1	1					
Manny Ramirez, R (1, 9) OBP: 0.423, SLG: 0.623		0-1 G4-3		0-3 K			0-3 K	2-3 K	4	0	0	0	0	3	1					
Paul Sorrento, L (1, 3) OBP: 0.351, SLG: 0.609		2-2 F9		0-1 F8			1-0 G1-3	4-1 1B	3	0	1	0	1	0	0					
Tony Peña, R (1, 2) OBP: 0.276, SLG: 0.331		2-3 K		1-3 K			0-0 G1-3	0-1 P2	4	0	0	0	0	2	3					
<b>Inning Stats</b>	R: 0 E: 0 K: 1 S: 9	H: 0 LOB: 1 BB: 1 P: 16	R: 2 E: 0 K: 1 S: 15	H: 1 LOB: 0 BB: 1 P: 26	R: 3 E: 0 K: 2 S: 15	H: 3 LOB: 0 BB: 0 P: 19	R: 0 E: 0 K: 2 S: 8	H: 0 LOB: 0 BB: 0 P: 9	R: 0 E: 0 K: 0 S: 4	H: 0 LOB: 0 BB: 1 P: 12	R: 0 E: 0 K: 1 S: 10	H: 1 LOB: 1 BB: 0 P: 12	R: 0 E: 0 K: 1 S: 10	H: 1 LOB: 1 BB: 0 P: 16	R: 0 E: 0 K: 1 S: 12	H: 2 LOB: 3 BB: 1 P: 20		1B: 4 2B: 2 3B: 0 HR: 2	SF: 0 SAC: 0 DP: 1 HBP: 0	WP: 1 PB: 0 CS: 1
<b>PITCHER</b>	IP WLS BF H R ER SO BB IBB HBP BLK WP HR S P ERA WHIP																			
Kevin Appier, R (1, 1) ERA: 2.3	8.0 L 32 6 5 5 8 3 0 0 0 0 2 78 119 5.62 1.125																			
Billy Brewer, L (9, 1) ERA: 4.58	1.0 6 2 0 0 1 1 0 0 0 1 0 12 20 0.00 3.000																			

Batter	1	2	3	4	5	6	7	8	9	AB	R	H	RBI	BB	SO	LOB	BOTTOM					
Vince Coleman, S (1, 7) OBP: 0.397, SLG: 0.427	0-0 G1-3		3-2 G6-3			0-0 G6-3		0-0 G6-3		4	0	0	0	0	0	0	<b>Cleveland Indians @ Kansas City Royals</b> Kauffman Stadium, Kansas City, MO Wed Jun 28 1995, 3:33 AM CDT Att: 18,596 - Cloudy - 78 F					
Tom Goodwin, L (1, 8) OBP: 0.356, SLG: 0.331	1-3 K			0-0 HR		0-1 S		2-3 K		3	1	2	0	0	1	0						
Phil Hiatt, R (8, PH) OBP: 0.333, SLG: 0.372										1	0	0	0	0	1	0						
Wally Joyner, L (1, 3) OBP: 0.404, SLG: 0.435	1-0 G1-3			3-3 K		2-3 K		0-1 G4-3		4	0	0	0	0	2	2						
Gary Gaetti, R (1, 5) OBP: 0.327, SLG: 0.539		0-0 F8		3-2 HR		4-0 BB		1-2 P3		3	1	1	2	1	0	0						
Bob Hamelin, L (1, 10) OBP: 0.294, SLG: 0.257		3-2 G1-3		2-2 F7		0-3 K		0-3 K		4	0	0	0	0	2	2						
Keith Lockhart, L (1, 4) OBP: 0.456, SLG: 0.596		0-0 1B		3-1 G4-3			1-0 1B	1-2 1B		4	0	3	0	0	0	0						
Jon Nunnally, L (1, 9) OBP: 0.370, SLG: 0.581		2-2 F7			4-2 G1-4-3		4-2 1B	3-3 K		2	0	0	0	2	1	2						
David Howard, S (1, 6) OBP: 0.186, SLG: 0.195			1-0 G1-3		0-1 G1-4-3		1-2 G5-4-3		3	0	1	0	0	0	1							
Brent Mayne, L (1, 2) OBP: 0.253, SLG: 0.277			2-2 G3-1		0-1 G4-3		0-1 G5-4-3		2	0	0	0	0	0	0	0						
Pat Borders, R (7, PH) OBP: 0.247, SLG: 0.438						1-2 G4-3		1-2 G5-4-3		1	0	0	0	0	0	2						
<b>Inning Stats</b>	R: 0 E: 0 K: 1 S: 5	H: 0 LOB: 0 BB: 0 P: 7	R: 0 E: 0 K: 0 S: 9	H: 1 LOB: 0 BB: 0 P: 14	R: 0 E: 0 K: 0 S: 9	H: 0 LOB: 0 BB: 0 P: 15	R: 2 E: 0 K: 1 S: 13	H: 2 LOB: 0 BB: 0 P: 24	R: 0 E: 0 K: 0 S: 6	H: 0 LOB: 2 BB: 1 P: 10	R: 0 E: 0 K: 2 S: 9	H: 1 LOB: 1 BB: 1 P: 15	R: 0 E: 0 K: 0 S: 8	H: 2 LOB: 1 BB: 1 P: 14	R: 0 E: 0 K: 1 S: 6	H: 0 LOB: 0 BB: 0 P: 8	R: 0 E: 0 K: 2 S: 15	H: 1 LOB: 1 BB: 0 P: 20	1B: 5 2B: 1 3B: 0 HR: 1	SF: 0 SAC: 0 DP: 2 HBP: 0	WP: 0 PB: 0 CS: 0	PA: 34
<b>PITCHER</b>	IP WLS BF H R ER SO BB IBB HBP BLK WP HR S P ERA WHIP																					
Charles Nagy, R (1, 1) ERA: 4.04	6.1 W 26 6 2 2 4 3 0 0 0 0 0 8 97 2.84 1.421																					
Paul Assenmacher, L (7, 1) ERA: 0.79	1.2 4 0 0 0 1 0 0 0 0 0 0 8 10 0.00 0.000																					
Jose Mesa, R (9, 1) ERA: 1.98	1.0 S 4 1 0 0 2 0 0 0 0 0 0 15 20 0.00 1.000																					

AB	34
R	5
H	8
RBI	5
BB	4
SO	9
LOB	17













Batter	1	2	3	4	5	6	7	8	9	AB	R	H	RBI	BB	SO	LOB	TOP					
Wayne Kirby, L OBP: 0.273, SLG: 0.343	F8	G3			G3-1 1B 2B		K		G3	5	1	1	0	0	1	0	Cleveland Indians @ Minnesota Twins Hubert H. Humphrey Metrodome, Minneapolis, MN Sat Jul 01 1995, 8:05 PM EDT Att: 18,820 - Dome - 72 F <a href="http://livebaseballscorecards.com">livebaseballscorecards.com</a>					
Omar Vizquel, S OBP: 0.323, SLG: 0.339	FC6-4 1B		K		K		F9 2B		K	5	0	2	0	0	3	1						
Carlos Baerga, S OBP: 0.380, SLG: 0.538	FC6-4 2B		K		G3-1 2B		F9 2B			4	1	0	0	0	1	3						
Albert Belle, R OBP: 0.385, SLG: 0.587	1B 2B		1B BB		1B		G6-3			3	0	2	2	1	0	1						
Eddie Murray, S OBP: 0.366, SLG: 0.513	1B		1B		G6-3			HR		4	1	3	1	0	0	1						
Jim Thome, L OBP: 0.441, SLG: 0.635		HR 1B	G1-3		G3 WP 1B			K		4	1	2	0	0	1	2						
Manny Ramirez, R OBP: 0.417, SLG: 0.616		HR			F8-3 1B		K	P5-4 BB		3	1	2	2	1	1	1						
Paul Sorrento, L OBP: 0.347, SLG: 0.576	G3-1		F8-3		G3		G3	P5-4		4	0	0	0	0	0	3						
Sandy Alomar, Jr., R OBP: 0.286, SLG: 0.167 Kenny Lofton, L OBP: 0.354, SLG: 0.489	P3		F9		F9		K		G4-3	3	0	0	0	0	1	1						
										1	0	0	0	0	0	0						
<b>Inning Stats</b>	R: 1 E: 0 K: 0 S: 9	H: 3 LOB: 2 BB: 0 P: 15	R: 2 E: 0 K: 0 S: 12	H: 2 LOB: 0 BB: 0 P: 15	R: 0 E: 0 K: 2 S: 13	H: 1 LOB: 2 BB: 1 P: 23	R: 0 E: 0 K: 0 S: 8	H: 1 LOB: 0 BB: 0 P: 13	R: 1 E: 0 K: 1 S: 15	H: 2 LOB: 1 BB: 0 P: 21	R: 0 E: 0 K: 2 S: 8	H: 1 LOB: 1 BB: 0 P: 16	R: 0 E: 0 K: 1 S: 9	H: 1 LOB: 1 BB: 1 P: 18	R: 1 E: 0 K: 1 S: 9	H: 1 LOB: 0 BB: 1 P: 15	R: 0 E: 0 K: 1 S: 7	H: 0 LOB: 0 BB: 0 P: 13	1B: 7 2B: 5 3B: 0 HR: 2	SF: 0 SAC: 0 DP: 2 HBP: 0	WP: 1 PB: 0 SB: 0 CS: 0	PA: 38
<b>PITCHER</b>	IP WLS BF H R ER SO BB IBB HBP BLK WP HR S P ERA WHIP	IP WLS BF H R ER SO BB IBB HBP BLK WP HR S P ERA WHIP	IP WLS BF H R ER SO BB IBB HBP BLK WP HR S P ERA WHIP	IP WLS BF H R ER SO BB IBB HBP BLK WP HR S P ERA WHIP	IP WLS BF H R ER SO BB IBB HBP BLK WP HR S P ERA WHIP	IP WLS BF H R ER SO BB IBB HBP BLK WP HR S P ERA WHIP	IP WLS BF H R ER SO BB IBB HBP BLK WP HR S P ERA WHIP	IP WLS BF H R ER SO BB IBB HBP BLK WP HR S P ERA WHIP	IP WLS BF H R ER SO BB IBB HBP BLK WP HR S P ERA WHIP	IP WLS BF H R ER SO BB IBB HBP BLK WP HR S P ERA WHIP	IP WLS BF H R ER SO BB IBB HBP BLK WP HR S P ERA WHIP	IP WLS BF H R ER SO BB IBB HBP BLK WP HR S P ERA WHIP	IP WLS BF H R ER SO BB IBB HBP BLK WP HR S P ERA WHIP	IP WLS BF H R ER SO BB IBB HBP BLK WP HR S P ERA WHIP	IP WLS BF H R ER SO BB IBB HBP BLK WP HR S P ERA WHIP	IP WLS BF H R ER SO BB IBB HBP BLK WP HR S P ERA WHIP						
Brad Radke, R ERA: 6.0	5.0	W	23	9	4	4	3	1	0	0	0	0	0	0	1	0	15	87	7.20	2.000		
Mark Guttrie, L ERA: 4.53	1.2	7	2	0	0	3	0	0	0	0	0	0	0	1	0	15	31	0.00	1.200			
Dave Stevens, R ERA: 5.88	1.1	5	1	1	1	1	0	1	0	0	0	0	0	1	11	18	6.75	1.500				
Rick Aguilera, R ERA: 1.88	1.0	S	3	0	0	0	1	0	0	0	0	0	0	0	7	13	0.00	0.000				

Batter	1	2	3	4	5	6	7	8	9	AB	R	H	RBI	BB	SO	LOB	BOTTOM					
Chuck Knoblauch, R OBP: 0.403, SLG: 0.397	G5-3	2B BB		E4 CS						3	1	1	1	1	0	0	Cleveland Indians @ Minnesota Twins Hubert H. Humphrey Metrodome, Minneapolis, MN Sat Jul 01 1995, 8:05 PM EDT Att: 18,820 - Dome - 72 F <a href="http://livebaseballscorecards.com">livebaseballscorecards.com</a>					
Rich Becker, L OBP: 0.300, SLG: 0.280	F7	1B 2B		CS	FC6-4 BB		G3			3	0	1	2	1	0	1						
Kirby Puckett, R OBP: 0.342, SLG: 0.446	G5-3	P4			FC6-4 BB		G1-3			4	0	0	0	0	0	2						
Pedro Munoz, R OBP: 0.322, SLG: 0.509		HR		K			G4-3			3	1	1	1	1	1	0						
Scott Stahoviak, L OBP: 0.345, SLG: 0.377		HR BB		S 1B			G4-3			3	1	1	0	1	1	2						
Marty Cordova, R OBP: 0.336, SLG: 0.495		HR		F9			K			4	1	1	2	0	2	3						
Scott Leius, R OBP: 0.325, SLG: 0.350	F9			G3			K			4	0	0	0	0	2	1						
Matt Walbeck, S OBP: 0.283, SLG: 0.294		K		L8			G6-3 WP 1B			3	1	1	0	1	1	0						
Pat Meares, R OBP: 0.316, SLG: 0.488		BB 2B BB		L4			G6-3			3	1	0	0	1	1	2						
<b>Inning Stats</b>	R: 0 E: 0 K: 0 S: 5	H: 0 LOB: 0 BB: 0 P: 8	R: 5 E: 0 K: 1 S: 18	H: 3 LOB: 1 BB: 3 P: 37	R: 0 E: 0 K: 1 S: 10	H: 1 LOB: 1 BB: 0 P: 18	R: 0 E: 1 K: 0 S: 8	H: 0 LOB: 0 BB: 0 P: 12	R: 0 E: 0 K: 2 S: 10	H: 0 LOB: 2 BB: 2 P: 22	R: 1 E: 0 K: 1 S: 13	H: 2 LOB: 1 BB: 0 P: 20	R: 0 E: 0 K: 0 S: 5	H: 0 LOB: 0 BB: 0 P: 8	R: 0 E: 0 K: 3 S: 14	H: 0 LOB: 1 BB: 1 P: 22	R: 0 E: 0 K: 3 S: 14	H: 0 LOB: 1 BB: 1 P: 22	1B: 3 2B: 1 3B: 0 HR: 2	SF: 0 SAC: 0 DP: 0 HBP: 0	WP: 1 PB: 0 SB: 1 CS: 1	PA: 37
<b>PITCHER</b>	IP WLS BF H R ER SO BB IBB HBP BLK WP HR S P ERA WHIP	IP WLS BF H R ER SO BB IBB HBP BLK WP HR S P ERA WHIP	IP WLS BF H R ER SO BB IBB HBP BLK WP HR S P ERA WHIP	IP WLS BF H R ER SO BB IBB HBP BLK WP HR S P ERA WHIP	IP WLS BF H R ER SO BB IBB HBP BLK WP HR S P ERA WHIP	IP WLS BF H R ER SO BB IBB HBP BLK WP HR S P ERA WHIP	IP WLS BF H R ER SO BB IBB HBP BLK WP HR S P ERA WHIP	IP WLS BF H R ER SO BB IBB HBP BLK WP HR S P ERA WHIP	IP WLS BF H R ER SO BB IBB HBP BLK WP HR S P ERA WHIP	IP WLS BF H R ER SO BB IBB HBP BLK WP HR S P ERA WHIP	IP WLS BF H R ER SO BB IBB HBP BLK WP HR S P ERA WHIP	IP WLS BF H R ER SO BB IBB HBP BLK WP HR S P ERA WHIP	IP WLS BF H R ER SO BB IBB HBP BLK WP HR S P ERA WHIP	IP WLS BF H R ER SO BB IBB HBP BLK WP HR S P ERA WHIP	IP WLS BF H R ER SO BB IBB HBP BLK WP HR S P ERA WHIP	IP WLS BF H R ER SO BB IBB HBP BLK WP HR S P ERA WHIP						
Chad Ogea, R ERA: 2.44	4.1	L	22	4	5	5	2	5	0	0	0	0	0	0	0	88	10.38	2.077				
Jim Poole, L ERA: 3.8	0.1	1	0	0	0	1	0	0	0	0	0	3	4	0.00	0.000							
Jason Grimsley, R ERA: 6.6	2.1	9	2	1	1	2	0	0	0	0	1	0	21	33	3.86	0.857						
Eric Plunk, R ERA: 2.05	1.0	4	0	0	0	3	1	0	0	0	0	14	22	0.00	1.000							





Batter	1	2	3	4	5	6	7	8	9	AB	R	H	RBI	BB	SO	LOB	TOP									
Wayne Kirby, L OBP: 0.288, SLG: 0.333	G3-1		F9	G4-3		P4				5	0	1	1	0	0	2	<b>Cleveland Indians @ Minnesota Twins</b> Hubert H. Humphrey Metrodome, Minneapolis, MN Sun Jul 02 1995, 4:33 AM EDT Att: 16,790 - Dome									
Omar Vizquel, S OBP: 0.325, SLG: 0.344	G3		1B	2B		G4-3		1B		5	1	2	0	0	1	4										
Carlos Baerga, S OBP: 0.376, SLG: 0.530	G3		L6					F9		4	0	0	0	1	1	5										
Albert Belle, R OBP: 0.385, SLG: 0.581		1B	2B	1B	CS	P4		P4	L6	4	1	1	2	1	0	3										
Eddie Murray, S OBP: 0.371, SLG: 0.522			1B	2B		P2			G5-3	2	1	2	1	0	0	0										
Herbert Perry, R OBP: 0.333, SLG: 0.619			1B	2B						3	0	0	0	0	1	0										
Jim Thome, L OBP: 0.442, SLG: 0.632			1B			G3-1			G1-3	4	1	2	1	0	0	2										
Alvaro Espinoza, R OBP: 0.281, SLG: 0.276			1B					2B		1	0	0	0	0	0	0										
Manny Ramirez, R OBP: 0.421, SLG: 0.635	L6		1B					1B	K	5	2	3	2	0	1	2										
Paul Sorrento, L OBP: 0.345, SLG: 0.565			G3-1			K		1B	1B	3	0	0	0	1	2	4										
Tony Peña, R OBP: 0.280, SLG: 0.340			1B		F7			1B		4	1	3	0	0	0	0										
<b>Inning Stats</b>	R: 0 E: 0 K: 0 S: 8	H: 0 LOB: 0 BB: 0 P: 10	R: 0 E: 0 K: 1 S: 8	H: 1 LOB: 2 BB: 1 P: 17	R: 4 E: 0 K: 0 S: 19	H: 6 LOB: 2 BB: 0 P: 35	R: 0 E: 0 K: 0 S: 10	H: 1 LOB: 1 BB: 1 P: 17	R: 0 E: 0 K: 0 S: 8	H: 0 LOB: 0 BB: 0 P: 12	R: 1 E: 0 K: 1 S: 12	H: 2 LOB: 1 BB: 0 P: 16	R: 0 E: 0 K: 1 S: 8	H: 0 LOB: 0 BB: 0 P: 15	R: 2 E: 0 K: 2 S: 23	H: 4 LOB: 3 BB: 1 P: 35	R: 0 E: 0 K: 1 S: 7	H: 0 LOB: 0 BB: 0 P: 8	1B: 9 2B: 4 HR: 1	SF: 0 SAC: 0 DP: 0 HBP: 0	WP: 1 PB: 0 SB: 0 CS: 1	PA: 44				
<b>PITCHER</b>	IP	WLS	BF	H	R	ER	SO	BB	IBB	HBP	BLK	WP	HR	S	P	ERA	WHIP									
Greg Harris, R ERA: 6.1	(1, 1)	5.1	L	27	10	5	5	2	2	0	0	0	0	1	58	96	8.44	2.250								
Eddie Guardado, L ERA: 6.2	(6, 1)	1.2		5	0	0	1	0	0	0	0	1	0	15	26	0.00	0.000									
Rich Robertson, L ERA: 6.39	(8, 1)	0.0		5	4	2	2	0	1	0	0	0	0	10	18	∞	∞									
Erik Schullstrom, R ERA: 8.1	(8, 1)	2.0		6	0	0	3	0	0	0	0	0	0	20	25	0.00	0.000									

AB 40  
R 7  
H 14  
RBI 7  
BB 3  
SO 6  
LOB 22



Batter	1	2	3	4	5	6	7	8	9	AB	R	H	RBI	BB	SO	LOB	BOTTOM								
Chuck Knoblauch, R OBP: 0.405, SLG: 0.399				K		G6-3				4	0	2	0	0	1	0	<b>Cleveland Indians @ Minnesota Twins</b> Hubert H. Humphrey Metrodome, Minneapolis, MN Sun Jul 02 1995, 4:33 AM EDT Att: 16,790 - Dome								
Rich Becker, L OBP: 0.295, SLG: 0.279				F7				K		4	0	1	0	0	2	2									
Kirby Puckett, R OBP: 0.341, SLG: 0.447				2B		F7			G4-3	4	0	1	0	0	0	1									
Marty Cordova, R OBP: 0.331, SLG: 0.486		G5-3		F9		FC6-4			G5-3	4	0	0	0	0	0	2									
Scott Stahoviak, L OBP: 0.349, SLG: 0.383				G6-3				G1-6-3		3	0	1	0	1	0	0									
Scott Leius, R OBP: 0.324, SLG: 0.348		G5-3-5-2		1B				F8		4	0	1	0	0	0	2									
Dan Masteller, L OBP: 0.278, SLG: 0.133				K				F7		3	0	1	0	0	1	0									
Pat Meares, R OBP: 0.311, SLG: 0.479				F8				G6-3		3	0	0	0	0	1	2									
Matt Walbeck, S OBP: 0.278, SLG: 0.288				K				K		3	0	0	0	0	3	2									
<b>Inning Stats</b>	R: 0 E: 0 K: 1 S: 11	H: 1 LOB: 0 BB: 0 P: 16	R: 0 E: 0 K: 0 S: 9	H: 1 LOB: 0 BB: 0 P: 15	R: 0 E: 0 K: 2 S: 7	H: 0 LOB: 0 BB: 0 P: 11	R: 0 E: 0 K: 1 S: 11	H: 1 LOB: 1 BB: 0 P: 18	R: 0 E: 0 K: 2 S: 13	H: 2 LOB: 2 BB: 0 P: 19	R: 0 E: 0 K: 0 S: 6	H: 1 LOB: 1 BB: 0 P: 7	R: 0 E: 0 K: 0 S: 4	H: 0 LOB: 0 BB: 0 P: 4	R: 0 E: 0 K: 2 S: 9	H: 1 LOB: 1 BB: 0 P: 11		R: 0 E: 0 K: 0 S: 6	H: 0 LOB: 1 BB: 1 P: 13	1B: 5 2B: 3 HR: 0	SF: 0 SAC: 0 DP: 1 HBP: 0	WP: 0 PB: 0 SB: 0 CS: 1	PA: 33		
<b>PITCHER</b>	IP	WLS	BF	H	R	ER	SO	BB	IBB	HBP	BLK	WP	HR	S	P	ERA	WHIP								
Mark Clark, R ERA: 7.12	(1, 1)	5.0	W	18	5	0	6	0	0	0	0	0	0	51	79	0.00	1.000								
Julian Tavarez, R ERA: 1.09	(6, 1)	3.0		11	2	0	2	0	0	0	0	0	0	19	22	0.00	0.667								
Gregg Olson, R ERA: 13.5	(9, 1)	1.0		4	0	0	0	1	0	0	0	0	0	6	13	0.00	1.000								

AB 32  
R 0  
H 7  
RBI 0  
BB 1  
SO 8  
LOB 11





Batter	1	2	3	4	5	6	7	8	9	AB	R	H	RBI	BB	SO	LOB	TOP					
<b>Otis Nixon, S</b> <small>OBP: 0.346, SLG: 0.324</small> 										4	0	1	0	0	0	2						
<b>Mark McLemore, S</b> <small>OBP: 0.395, SLG: 0.383</small> 										4	0	0	0	0	1	2						
<b>29 Rusty Greer, L</b> <small>OBP: 0.366, SLG: 0.416</small> 										4	0	0	0	0	1	1						
<b>Juan Gonzalez, R</b> <small>OBP: 0.278, SLG: 0.604</small> 										4	0	1	0	0	3	1						
<b>Mickey Tettleton, S</b> <small>OBP: 0.389, SLG: 0.417</small> 										2	0	1	0	2	1	0						
<b>Ivan Rodriguez, R</b> <small>OBP: 0.350, SLG: 0.495</small> 										4	1	1	1	0	1	4						
<b>Mike Pagliarulo, L</b> <small>OBP: 0.306, SLG: 0.321</small> 										4	0	1	0	0	2	3						
<b>Luis Ortiz, R</b> <small>OBP: 0.294, SLG: 0.469</small> 										3	0	0	0	1	1	2						
<b>Benji Gil, R</b> <small>OBP: 0.288, SLG: 0.395</small> 										3	0	0	0	0	1	2						
<b>Inning Stats</b>	R: 0 E: 0 K: 1 S: 12	H: 1 LOB: 1 BB: 0 P: 21	R: 0 E: 0 K: 0 S: 5	H: 0 LOB: 1 BB: 1 P: 10	R: 0 E: 0 K: 1 S: 9	H: 0 LOB: 0 BB: 0 P: 17	R: 0 E: 0 K: 2 S: 18	H: 1 LOB: 2 BB: 1 P: 26	R: 0 E: 0 K: 1 S: 8	H: 0 LOB: 1 BB: 1 P: 16	R: 0 E: 0 K: 1 S: 9	H: 1 LOB: 1 BB: 0 P: 12	R: 0 E: 0 K: 1 S: 9	H: 1 LOB: 0 BB: 0 P: 14	R: 0 E: 0 K: 2 S: 9	H: 0 LOB: 0 BB: 0 P: 14	R: 1 E: 0 K: 2 S: 13	H: 1 LOB: 0 BB: 0 P: 16	1B: 3 2B: 1 3B: 0 HR: 1	SF: 0 SAC: 0 DP: 0 HBP: 0	WP: 0 PB: 0 SB: 0 CS: 0	PA: 35
<b>PITCHER</b>	IP WLS BF H R ER SO BB IBB HBP BLK WP HR S P ERA WHIP																					
<b>Charles Nagy, R</b> <small>ERA: 3.68</small> <b>Eric Plunk, R</b> <small>ERA: 1.99</small> <b>Paul Assenmacher, L</b> <small>ERA: 1.46</small>	7.0 W 28 4 0 0 7 3 0 0 0 0 0 0 70 116 0.00 1.000																					

Texas Rangers @ Cleveland Indians  
 Jacobs Field, Cleveland, OH  
 Mon Jul 03 1995, 7:05 PM EDT  
 Att: 41,713 - Unknown - 76 F

AB	32
R	1
H	5
RBI	1
BB	3
SO	11
LOB	17



Batter	1	2	3	4	5	6	7	8	9	AB	R	H	RBI	BB	SO	LOB	BOTTOM			
<b>Kenny Lofton, L</b> <small>OBP: 0.369, SLG: 0.489</small> <b>Wayne Kirby, L</b> <small>OBP: 0.268, SLG: 0.333</small> 										4	1	2	0	1	1	1				
<b>Omar Vizquel, S</b> <small>OBP: 0.323, SLG: 0.340</small> 										3	1	0	1	1	0	2				
<b>Carlos Baerga, S</b> <small>OBP: 0.375, SLG: 0.525</small> <b>Alvaro Espinoza, R</b> <small>OBP: 0.281, SLG: 0.276</small> 										4	1	1	1	0	0	1				
<b>Albert Belle, R</b> <small>OBP: 0.387, SLG: 0.584</small> 										4	1	2	1	0	1	0				
<b>Manny Ramirez, R</b> <small>OBP: 0.418, SLG: 0.635</small> 										3	0	1	2	0	0	0				
<b>Jim Thome, L</b> <small>OBP: 0.438, SLG: 0.622</small> 										3	1	0	0	1	2	2				
<b>Herbert Perry, R</b> <small>OBP: 0.360, SLG: 0.720</small> 										4	2	2	2	0	1	2				
<b>Sandy Alomar Jr., R</b> <small>OBP: 0.455, SLG: 0.900</small> 										4	2	3	2	0	0	0				
<b>Ruben Amaro Jr., S</b> <small>OBP: 0.333, SLG: 0.250</small> 										3	0	0	0	1	0	2				
<b>Inning Stats</b>	R: 0 E: 0 K: 1 S: 11	H: 0 LOB: 0 BB: 0 P: 16	R: 0 E: 0 K: 0 S: 11	H: 0 LOB: 0 BB: 0 P: 17	R: 2 E: 0 K: 0 S: 8	H: 2 LOB: 0 BB: 1 P: 15	R: 1 E: 0 K: 2 S: 11	H: 2 LOB: 1 BB: 0 P: 17	R: 1 E: 0 K: 0 S: 15	H: 1 LOB: 1 BB: 1 P: 27	R: 2 E: 0 K: 1 S: 13	H: 2 LOB: 1 BB: 1 P: 22	R: 3 E: 0 K: 1 S: 14	H: 3 LOB: 1 BB: 1 P: 25	R: 0 E: 0 K: 0 S: 6	H: 1 LOB: 1 BB: 0 P: 7	1B: 5 2B: 4 3B: 0 HR: 2	SF: 2 SAC: 0 DP: 0 HBP: 0	WP: 0 PB: 0 SB: 0 CS: 1	PA: 38
<b>PITCHER</b>	IP WLS BF H R ER SO BB IBB HBP BLK WP HR S P ERA WHIP																			
<b>Kenny Rogers, L</b> <small>ERA: 3.03</small> <b>Chris Nething, R</b> <small>ERA: 3.72</small> <b>Dennis Cook, L</b> <small>ERA: 5.06</small> <b>Jose Alberro, R</b> <small>ERA: 8.82</small>	5.2 L 26 6 3 3 3 0 1 0 0 0 0 0 10 17 40.50 6.000																			

Texas Rangers @ Cleveland Indians  
 Jacobs Field, Cleveland, OH  
 Mon Jul 03 1995, 7:05 PM EDT  
 Att: 41,713 - Unknown - 76 F

AB	32
R	9
H	11
RBI	9
BB	4
SO	5
LOB	10





Batter	1	2	3	4	5	6	7	8	9	AB	R	H	RBI	BB	SO	LOB	TOP															
<b>Otis Nixon, S</b> (1, 8) <small>OBP: 0.348, SLG: 0.325</small>										3	0	1	0	1	0	0																
<b>Mark McLemore, S</b> (1, 4) <small>OBP: 0.395, SLG: 0.393</small>										5	0	2	2	0	1	3																
<b>Ivan Rodriguez, R</b> (1, 2) <small>OBP: 0.351, SLG: 0.497</small>										5	2	2	0	0	0	2																
<b>Juan Gonzalez, R</b> (1, 10) <small>OBP: 0.275, SLG: 0.586</small>											5	1	1	0	0	0	1															
<b>Mickey Tettleton, S</b> (1, 9) <small>OBP: 0.375, SLG: 0.418</small>											2	0	1	1	2	0	1															
<b>Benji Gil, R</b> (8, 6) <small>OBP: 0.298, SLG: 0.393</small>											1	0	0	0	0	1	0															
<b>Luis Ortiz, R</b> (1, 5) <small>OBP: 0.282, SLG: 0.432</small>											5	1	1	1	0	2	4															
<b>Jack Voigt, R</b> (1, 3) <small>OBP: 0.257, SLG: 0.256</small>											1	0	1	1	1	0	0															
<b>Mike Pagliarulo, L</b> (5, PH) <small>OBP: 0.309, SLG: 0.325</small>											2	0	1	1	0	1	0															
<b>Dave Valle, R</b> (8, 3) <small>OBP: 0.317, SLG: 0.264</small>											0	0	0	0	0	0	0															
<b>Eric Fox, S</b> (1, 7) <small>OBP: 0.317, SLG: 0.264</small>											3	2	0	0	1	0	5															
<b>Esteban Beltré, R</b> (1, 6) <small>OBP: 0.257, SLG: 0.303</small>										3	0	1	1	0	1	0																
<b>29 Rusty Greer, L</b> (8, PH) <small>OBP: 0.369, SLG: 0.419</small>										1	1	1	0	0	0	0																
<b>Inning Stats</b>	R: 0 E: 0 K: 0 S: 8	H: 1 LOB: 0 BB: 0 P: 16	R: 0 E: 0 K: 1 S: 10	H: 1 LOB: 2 BB: 1 P: 21	R: 0 E: 0 K: 1 S: 12	H: 0 LOB: 0 BB: 0 P: 17	R: 4 E: 1 K: 1 S: 23	H: 5 LOB: 2 BB: 1 P: 38	R: 1 E: 0 K: 0 S: 10	H: 2 LOB: 2 BB: 1 P: 21	R: 0 E: 0 K: 0 S: 7	H: 1 LOB: 1 BB: 0 P: 11	R: 0 E: 0 K: 0 S: 4	H: 0 LOB: 0 BB: 1 P: 8	R: 2 E: 0 K: 1 S: 18	H: 2 LOB: 1 BB: 1 P: 26	R: 0 E: 0 K: 2 S: 9	H: 0 LOB: 0 BB: 0 P: 11	1B: 8 2B: 4 3B: 0 HR: 0	SF: 0 SAC: 1 DP: 1 HBP: 0	WP: 0 PB: 0 SB: 0 CS: 0	PA: 42										
<b>PITCHER</b>	IP WLS BF H R ER SO BB IBB HBP BLK WP HR S P ERA WHIP	3.2 18 7 4 4 2 1 0 0 0 0 0 49 81 9.82 2.182	1.1 8 2 1 1 1 2 0 0 0 0 0 14 32 6.75 3.000	2.1 9 1 1 1 1 2 0 0 0 0 0 19 32 3.86 1.286	0.1 L 2 1 0 0 0 0 0 0 0 0 0 5 6 0.00 3.000	1.1 5 1 1 1 2 0 0 0 0 0 0 14 18 6.75 0.750																										
<b>Bud Black, L</b> (1, 1) <small>ERA: 6.35</small>	3.2	18	7	4	4	2	1	0	0	0	0	0	49	81	9.82	2.182																
<b>Jason Grimsley, R</b> (4, 1) <small>ERA: 6.61</small>	1.1	8	2	1	1	1	2	0	0	0	0	0	14	32	6.75	3.000																
<b>Julian Tavarez, R</b> (6, 1) <small>ERA: 1.24</small>	2.1	9	1	1	1	1	2	0	0	0	0	0	19	32	3.86	1.286																
<b>Paul Assenmacher, L</b> (8, 1) <small>ERA: 2.13</small>	0.1	L	2	1	0	0	0	0	0	0	0	0	5	6	0.00	3.000																
<b>Eric Plunk, R</b> (8, 1) <small>ERA: 1.81</small>	1.1	5	1	1	1	2	0	0	0	0	0	0	14	18	6.75	0.750																

**Texas Rangers @ Cleveland Indians**  
 Jacobs Field, Cleveland, OH  
 Tue Jul 04 1995, 3:33 AM EDT  
 Att: 41,769 - Sunny - 82 F

AB	36
R	7
H	12
RBI	7
BB	5
SO	6
LOB	16



Batter	1	2	3	4	5	6	7	8	9	AB	R	H	RBI	BB	SO	LOB	BOTTOM	
<b>Kenny Lofton, L</b> (1, 10) <small>OBP: 0.370, SLG: 0.482</small>										3	0	0	0	2	1	1		
<b>Omar Vizquel, S</b> (1, 6) <small>OBP: 0.317, SLG: 0.333</small>										5	0	0	0	0	0	4		
<b>Carlos Baerga, S</b> (1, 4) <small>OBP: 0.379, SLG: 0.542</small>										5	1	3	1	0	0	2		
<b>Albert Belle, R</b> (1, 7) <small>OBP: 0.383, SLG: 0.576</small>										5	1	1	0	0	1	2		
<b>Manny Ramirez, R</b> (1, 9) <small>OBP: 0.418, SLG: 0.626</small>											3	1	0	0	2	0	1	
<b>Jim Thome, L</b> (1, 5) <small>OBP: 0.442, SLG: 0.635</small>											4	1	2	3	1	0	1	
<b>Herbert Perry, R</b> (1, 3) <small>OBP: 0.310, SLG: 0.621</small>											4	0	0	0	0	1	3	
<b>Tony Peña, R</b> (1, 2) <small>OBP: 0.281, SLG: 0.340</small>										3	1	1	0	0	0	0		
<b>Wayne Kirby, L</b> (8, PH) <small>OBP: 0.265, SLG: 0.329</small>										1	0	0	0	0	0	0		
<b>Sandy Alomar Jr., R</b> (9, 2) <small>OBP: 0.455, SLG: 0.900</small>										0	0	0	0	0	0	0		
<b>Ruben Amaro Jr., S</b> (1, 8) <small>OBP: 0.333, SLG: 0.545</small>											3	1	1	2	0	0	1	
<b>Inning Stats</b>	R: 0 E: 0 K: 0 S: 7	H: 1 LOB: 1 BB: 0 P: 13	R: 0 E: 0 K: 0 S: 6	H: 0 LOB: 0 BB: 0 P: 9	R: 0 E: 0 K: 1 S: 5	H: 0 LOB: 1 BB: 1 P: 11	R: 6 E: 1 K: 1 S: 22	H: 4 LOB: 0 BB: 1 P: 35	R: 0 E: 0 K: 2 S: 15	H: 1 LOB: 2 BB: 1 P: 29	R: 0 E: 0 K: 0 S: 8	H: 1 LOB: 2 BB: 1 P:						



Batter	1	2	3	4	5	6	7	8	9	AB	R	H	RBI	BB	SO	LOB	TOP										
<b>Otis Nixon, S</b> <small>OBP: 0.347, SLG: 0.323</small> 										4	0	1	0	0	0	0											
<b>Mark McLemore, S</b> <small>OBP: 0.389, SLG: 0.386</small> 										4	0	0	0	0	2	1											
<b>29 Rusty Greer, L</b> <small>OBP: 0.368, SLG: 0.418</small> 										3	0	1	0	0	2	0											
<b>Juan Gonzalez, R</b> <small>OBP: 0.268, SLG: 0.571</small> 										3	0	0	0	0	1	1											
<b>Mickey Tettleton, S</b> <small>OBP: 0.371, SLG: 0.412</small> 										3	0	0	0	0	1	0											
<b>Ivan Rodriguez, R</b> <small>OBP: 0.346, SLG: 0.490</small> 										3	0	0	0	0	0	0											
<b>Mike Pagliarulo, L</b> <small>OBP: 0.304, SLG: 0.319</small> <b>Luis Ortiz, R</b> <small>OBP: 0.275, SLG: 0.421</small> 										2	0	0	0	0	0	0											
<b>Eric Fox, S</b> <small>OBP: 0.346, SLG: 0.490</small> 										3	0	0	0	0	1	0											
<b>Esteban Beltre, R</b> <small>OBP: 0.237, SLG: 0.278</small> 										3	0	0	0	0	1	0											
<b>Inning Stats</b>	R: 0 E: 0 K: 0 S: 9	H: 1 LOB: 1 BB: 0 P: 17	R: 0 E: 0 K: 0 S: 5	H: 0 LOB: 0 BB: 0 P: 8	R: 0 E: 0 K: 0 S: 7	H: 0 LOB: 0 BB: 0 P: 13	R: 0 E: 0 K: 1 S: 9	H: 0 LOB: 0 BB: 0 P: 15	R: 0 E: 0 K: 0 S: 7	H: 0 LOB: 0 BB: 0 P: 9	R: 0 E: 0 K: 1 S: 8	H: 0 LOB: 0 BB: 0 P: 13	R: 0 E: 0 K: 3 S: 10	H: 0 LOB: 0 BB: 0 P: 13	R: 0 E: 0 K: 2 S: 8	H: 0 LOB: 0 BB: 0 P: 10	R: 0 E: 0 K: 2 S: 12	H: 1 LOB: 1 BB: 0 P: 16	1B: 2 2B: 0 3B: 0 HR: 0	SF: 0 SAC: 0 DP: 0 HBP: 0	WP: 0 PB: 0 SB: 0 CS: 0	PA: 29					
<b>PITCHER</b>	IP	WLS	BF	H	R	ER	SO	BB	IBB	HBP	BLK	WP	HR	S	P	ERA	WHIP										
<b>Dennis Martinez, R</b>	(1, 1)	6.0	W	19	1	0	0	2	0	0	0	0	0	45	75	0.00	0.167										
<b>Jim Poole, L</b>	(7, 1)	2.0		6	0	0	0	5	0	0	0	0	0	18	23	0.00	0.000										
<b>Jose Mesa, R</b>	(9, 1)	1.0	S	4	1	0	0	2	0	0	0	0	0	12	16	0.00	1.000										

Texas Rangers @ Cleveland Indians  
 Jacobs Field, Cleveland, OH  
 Wed Jul 05 1995, 7:05 PM EDT  
 Att: 41,881 - Unknown - 83 F

AB 29  
 R 0  
 H 2  
 RBI 0  
 BB 0  
 SO 9  
 LOB 2



Batter	1	2	3	4	5	6	7	8	9	AB	R	H	RBI	BB	SO	LOB	BOTTOM										
<b>Kenny Lofton, L</b> <small>OBP: 0.364, SLG: 0.474</small> 										4	0	0	0	0	1	2											
<b>Omar Vizquel, S</b> <small>OBP: 0.323, SLG: 0.337</small> 										3	0	2	0	0	0	0											
<b>Carlos Baerga, S</b> <small>OBP: 0.377, SLG: 0.538</small> 										4	0	1	0	0	0	2											
<b>Albert Belle, R</b> <small>OBP: 0.388, SLG: 0.576</small> 										2	0	1	0	1	1	1											
<b>Jim Thome, L</b> <small>OBP: 0.434, SLG: 0.623</small> 										4	0	0	0	0	1	5											
<b>Manny Ramirez, R</b> <small>OBP: 0.415, SLG: 0.618</small> 										3	1	0	0	1	2	2											
<b>Paul Sorrento, L</b> <small>OBP: 0.346, SLG: 0.557</small> 										2	1	0	0	1	1	0											
<b>Tony Peña, R</b> <small>OBP: 0.288, SLG: 0.352</small> 										3	0	2	2	0	0	0											
<b>Wayne Kirby, L</b> <small>OBP: 0.267, SLG: 0.329</small> 										3	0	1	0	0	1	1											
<b>Inning Stats</b>	R: 0 E: 0 K: 0 S: 5	H: 0 LOB: 0 BB: 0 P: 10	R: 2 E: 0 K: 1 S: 8	H: 1 LOB: 1 BB: 3 P: 24	R: 0 E: 0 K: 1 S: 9	H: 1 LOB: 0 BB: 0 P: 14	R: 0 E: 0 K: 2 S: 9	H: 0 LOB: 0 BB: 0 P: 16	R: 0 E: 0 K: 0 S: 7	H: 0 LOB: 0 BB: 0 P: 8	R: 0 E: 0 K: 0 S: 7	H: 1 LOB: 1 BB: 0 P: 16	R: 0 E: 0 K: 1 S: 10	H: 2 LOB: 2 BB: 0 P: 18	R: 0 E: 0 K: 2 S: 10	H: 2 LOB: 2 BB: 0 P: 16	1B: 6 2B: 1 3B: 0 HR: 0	SF: 0 SAC: 0 DP: 2 HBP: 2	WP: 0 PB: 0 SB: 1 CS: 1	PA: 33							
<b>PITCHER</b>	IP	WLS	BF	H	R	ER	SO	BB	IBB	HBP	BLK	WP	HR	S	P	ERA	WHIP										
<b>Kevin Gross, R</b>	(1, 1)	6.0	L	23	3	2	2	4	3	0	1	0	0	45	88	3.00	1.000										
<b>Roger McDowell, R</b>	(7, 1)	1.1		8	4	0	0	1	0	0	1	0	0	14	24	0.00	3.000										
<b>Ed Vosberg, L</b>	(8, 1)	0.2		2	0	0	0	2	0	0	0	0	0	6	10	0.00	0.000										

Texas Rangers @ Cleveland Indians  
 Jacobs Field, Cleveland, OH  
 Wed Jul 05 1995, 7:05 PM EDT  
 Att: 41,881 - Unknown - 83 F

AB 28  
 R 2  
 H 7  
 RBI 2  
 BB 3  
 SO 7  
 LOB 13





Batter	1	2	3	4	5	6	7	8	9	AB	R	H	RBI	BB	SO	LOB	TOP			
Joey Cora, S OBP: 0.335, SLG: 0.340 (1, 4)	F7		S 1B			F8			F7	4	0	1	0	0	0	0				
Alex Diaz, S OBP: 0.288, SLG: 0.346 (1, 8)	F8		SAFE SAFE K			K			P6	4	0	0	0	0	2	1				
Edgar Martinez, R OBP: 0.472, SLG: 0.632 (1, 10)	G4-3					K			F8	4	0	0	0	0	1	0				
Tino Martinez, L OBP: 0.374, SLG: 0.598 (1, 3)		G5-3				HR			L3	3	1	1	1	0	0	0				
Jay Buhner, R OBP: 0.313, SLG: 0.492 (1, 9)		F9				G6-3			G6-3	3	0	0	0	0	0	0				
Darren Brown, L OBP: 0.340, SLG: 0.349 (1, 7)						L8			G1-3	3	0	1	0	0	0	0				
Mike Blowers, R OBP: 0.289, SLG: 0.391 (1, 5)		G4-3							L9	3	0	0	0	0	0	1				
Dan Wilson, R OBP: 0.322, SLG: 0.369 (1, 2)						F8			L8	3	0	0	0	0	0	0				
Luis Sojo, R OBP: 0.309, SLG: 0.398 (1, 6)						G6-3			F7	3	0	0	0	0	0	0				
<b>Inning Stats</b>	R: 0 H: 0 E: 0 K: 0 S: 3	H: 0 LOB: 0 BB: 0 P: 3	R: 0 H: 1 E: 0 K: 0 S: 4	LOB: 1 BB: 0 P: 4	R: 0 H: 1 E: 0 K: 1 S: 9	LOB: 1 BB: 0 P: 13	R: 0 H: 1 E: 0 K: 0 S: 9	LOB: 0 BB: 0 P: 16	R: 0 H: 0 E: 0 K: 0 S: 7	LOB: 0 BB: 0 P: 10	R: 0 H: 0 E: 0 K: 2 S: 5	LOB: 0 BB: 0 P: 8	R: 0 H: 0 E: 0 K: 0 S: 8	LOB: 0 BB: 0 P: 12	R: 0 H: 0 E: 0 K: 0 S: 5	LOB: 0 BB: 0 P: 6	1B: 2 2B: 0 3B: 0 HR: 1	SF: 0 SAC: 0 DP: 0 HBP: 0	WP: 0 PB: 0 SB: 1 CS: 0	PA: 30
<b>PITCHER</b> Chad Ogea, R ERA: 2.19 (1, 1)	IP: 9.0 WLS: W BF: 30 H: 3 R: 1 ER: 1 SO: 3 BB: 0 IBB: 0 HBP: 0 BLK: 0 WP: 0 HR: 1 S: 57 P: 82 ERA: 1.00 WHIP: 0.333															<b>PITCHER</b>				

Seattle Mariners @ Cleveland Indians  
Jacobs Field, Cleveland, OH  
Thu Jul 06 1995, 7:05 PM EDT  
Att: 41,661 - Unknown - 81 F

AB 30  
R 1  
H 3  
RBI 1  
BB 0  
SO 3  
LOB 2



Batter	1	2	3	4	5	6	7	8	9	AB	R	H	RBI	BB	SO	LOB	BOTTOM			
Kenny Lofton, L OBP: 0.358, SLG: 0.466 (1, 8)	K		G6-3			F9			P4	4	0	0	0	0	1	2				
Omar Vizquel, S OBP: 0.318, SLG: 0.332 (1, 6)						F8			K	4	0	0	0	0	1	0				
Carlos Baerga, S OBP: 0.375, SLG: 0.532 (1, 4)						G4-3			L9	3	1	0	0	1	0	0				
Albert Belle, R OBP: 0.390, SLG: 0.585 (1, 7)						F8			F8	3	2	1	2	1	0	0				
Jim Thome, L OBP: 0.440, SLG: 0.623 (1, 5)						L4				3	2	2	0	1	0	0				
Manny Ramirez, R OBP: 0.420, SLG: 0.645 (1, 10)						HR				3	3	2	4	1	1	1				
Paul Sorrento, L OBP: 0.348, SLG: 0.562 (1, 3)						HR				4	0	2	2	0	1	0				
Sandy Alomar Jr., R OBP: 0.533, SLG: 0.846 (1, 2)						K				3	0	2	0	1	0	1				
Wayne Kirby, L OBP: 0.256, SLG: 0.313 (1, 9)						F7				4	0	0	0	0	1	4				
<b>Inning Stats</b>	R: 0 H: 0 E: 0 K: 1 S: 5	H: 1 LOB: 0 BB: 0 P: 5	R: 1 H: 1 E: 0 K: 1 S: 6	LOB: 0 BB: 0 P: 6	R: 0 H: 1 E: 0 K: 0 S: 4	LOB: 0 BB: 0 P: 9	R: 3 H: 3 E: 0 K: 0 S: 14	LOB: 1 BB: 1 P: 25	R: 0 H: 0 E: 0 K: 1 S: 7	LOB: 0 BB: 0 P: 12	R: 0 H: 0 E: 0 K: 1 S: 9	LOB: 1 BB: 1 P: 17	R: 0 H: 1 E: 0 K: 1 S: 8	LOB: 1 BB: 0 P: 11	R: 4 H: 3 E: 0 K: 0 S: 13	LOB: 1 BB: 3 P: 32	1B: 5 2B: 1 3B: 0 HR: 3	SF: 0 SAC: 0 DP: 2 HBP: 0	WP: 0 PB: 0 SB: 0 CS: 0	PA: 36
<b>PITCHER</b> Tim Belcher, R ERA: 4.78 Rafael Carmona, R ERA: 6.1 (8, 1)	IP: 7.1 WLS: L BF: 33 H: 8 R: 8 ER: 8 SO: 5 BB: 4 IBB: 0 HBP: 0 BLK: 0 WP: 0 HR: 3 S: 63 P: 108 ERA: 9.82 WHIP: 1.636															<b>PITCHER</b>				

Seattle Mariners @ Cleveland Indians  
Jacobs Field, Cleveland, OH  
Thu Jul 06 1995, 7:05 PM EDT  
Att: 41,661 - Unknown - 81 F

AB 31  
R 8  
H 9  
RBI 8  
BB 5  
SO 5  
LOB 8





Batter	1	2	3	4	5	6	7	8	9	AB	R	H	RBI	BB	SO	LOB	TOP										
<b>Rich Amaral, R</b> OBP: 0.348, SLG: 0.405	2-1 CS 1B	1-3 K		2-2 F9	3-3 K			4-2 1B BB		4	0	1	0	1	2	5											
<b>Joey Cora, S</b> OBP: 0.336, SLG: 0.338	2-2 HR 1B	0-1 F7		0-1 G6-3		4-0 BB		0-0 L8		4	1	1	0	1	0	4											
<b>Edgar Martinez, R</b> OBP: 0.481, SLG: 0.648	0-1 HR		4-1 G4-1 BB		4-0 1B 2B	4-2 G1-4-3 BB		2-0 1B		2	2	2	2	3	0	0											
<b>Tino Martinez, L</b> OBP: 0.375, SLG: 0.598	0-1 2B		2-2 P6		1-2 2B 1B	3-3 K		3-2 F8		5	1	2	0	0	1	5											
<b>Jay Buhner, R</b> OBP: 0.315, SLG: 0.492	2-3 K		4-2 G4-1 BB	1-2 BB	2-1 G3 1B 2B	1-2 G1-4-3		0-1 G4-3		4	1	1	2	1	1	3											
<b>Darren Bragg, L</b> OBP: 0.335, SLG: 0.351	3-3 K		1-1 G4-1	1-2 2-3	0-0 G3		1-2 G4-3		0-2 2B	5	0	1	0	0	1	4											
<b>Mike Blowers, R</b> OBP: 0.286, SLG: 0.386		2-1 L7	3-3 K		2-1 FC4 S 1B		1-0 G6-3		0-3 K	5	0	1	1	0	2	3											
<b>Dan Wilson, R</b> OBP: 0.324, SLG: 0.372		3-1 2B		0-1 F9	4-2 FC4 BB		1-1 F7		1-0 F8	4	0	1	0	1	0	1											
<b>Luis Sojo, R</b> OBP: 0.314, SLG: 0.397		4-0 BB		1-1 1B	2-2 FC4 S			1-1 G1-3		3	0	1	0	1	0	2											
<b>Inning Stats</b>	R: 2 H: 4 E: 0 K: 2 S: 16	H: 4 LOB: 1 BB: 0 P: 24	R: 0 H: 1 E: 0 K: 1 S: 9	LOB: 2 BB: 1 P: 19	R: 0 H: 0 E: 0 K: 1 S: 14	LOB: 2 BB: 2 P: 28	R: 0 H: 1 E: 0 K: 0 S: 11	LOB: 1 BB: 0 P: 14	R: 3 H: 3 E: 0 K: 1 S: 18	H: 3 LOB: 2 BB: 2 P: 36	R: 0 H: 0 E: 0 K: 0 S: 8	H: 0 LOB: 0 BB: 0 P: 10	R: 0 H: 1 E: 0 K: 1 S: 11	H: 1 LOB: 2 BB: 1 P: 21	R: 0 H: 1 E: 0 K: 1 S: 10	H: 1 LOB: 1 BB: 0 P: 11	1B: 6 2B: 4 3B: 0 HR: 1	SF: 0 SAC: 0 DP: 1 HBP: 0	WP: 0 PB: 0 SB: 3 CS: 1	PA: 44							
<b>PITCHER</b>	IP	WLS	BF	H	R	ER	SO	BB	IBB	HBP	BLK	WP	HR	S	P	ERA	WHIP										
<b>Mark Clark, R</b> ERA: 7.46	4.1	L	25	9	5	5	4	4	0	0	0	0	1	58	102	10.38	3.000										
<b>Jason Grimsley, R</b> ERA: 6.09	2.2		10	0	0	0	2	3	0	0	0	0	0	25	49	0.00	1.125										
<b>Julian Tavarez, R</b> ERA: 1.18	2.0		9	2	0	0	1	1	0	0	0	0	0	21	32	0.00	1.500										

Seattle Mariners @ Cleveland Indians  
Jacobs Field, Cleveland, OH  
Fri Jul 07 1995, 7:05 PM EDT  
Att: 41,741 - Unknown - 74 F

AB 36  
R 5  
H 11  
RBI 5  
BB 8  
SO 7  
LOB 27



Batter	1	2	3	4	5	6	7	8	9	AB	R	H	RBI	BB	SO	LOB	BOTTOM										
<b>Kenny Lofton, L</b> OBP: 0.357, SLG: 0.463	2-2 1B E 1B	0-2 CS	2-2 G6-3		2-3 K			2-3 K		4	1	1	0	0	2	0											
<b>Omar Vizquel, S</b> OBP: 0.321, SLG: 0.335	0-1 S E G5-3 1B		0-1 1B			3-2 G5-3		1-1 G6-3		4	1	2	0	0	0	0											
<b>Carlos Baerga, S</b> OBP: 0.373, SLG: 0.527	0-2 E5 S 1-2 3H		0-2 1B	1-3 1B		1-3 K		2-2 G6-3		4	0	1	1	0	1	1											
<b>Albert Belle, R</b> OBP: 0.385, SLG: 0.575	2-3 K		3-3 K			3-2 G4-3			2-3 K	4	0	0	0	0	3	3											
<b>Manny Ramirez, R</b> OBP: 0.414, SLG: 0.634	1-2 G5-3			2-1 G5-3			1-3 K		1-3 K	4	0	0	1	0	2	1											
<b>Herbert Perry, R</b> OBP: 0.333, SLG: 0.636	1-3 K			2-2 L1			1-2 1B 2B		3-2 FC6-4 1B	4	1	2	0	0	1	1											
<b>Sandy Alomar Jr., R</b> OBP: 0.528, SLG: 0.765		2-2 CS 1B		3-1 F9			1-0 2H 1B		0-0 FC6-4	4	0	2	1	0	0	1											
<b>Alvaro Espinoza, R</b> OBP: 0.257, SLG: 0.250		1-3 SAFE			0-3 K		0-3 K			3	0	0	0	0	3	2											
<b>Ruben Amaro Jr., S</b> OBP: 0.267, SLG: 0.429		1-3 K			2-2 G4-3		3-2 P6			3	0	0	0	0	1	2											
<b>Inning Stats</b>	R: 2 H: 2 E: 1 K: 2 S: 20	H: 2 LOB: 1 BB: 0 P: 26	R: 0 H: 1 E: 0 K: 2 S: 14	LOB: 0 BB: 0 P: 18	R: 0 H: 2 E: 0 K: 1 S: 12	LOB: 1 BB: 0 P: 17	R: 0 H: 0 E: 0 K: 0 S: 7	LOB: 0 BB: 0 P: 14	R: 0 H: 0 E: 0 K: 2 S: 9	LOB: 0 BB: 0 P: 13	R: 0 H: 0 E: 0 K: 1 S: 10	H: 0 LOB: 0 BB: 0 P: 17	R: 1 H: 2 E: 0 K: 2 S: 14	H: 2 LOB: 1 BB: 0 P: 20	R: 0 H: 0 E: 0 K: 1 S: 11	H: 0 LOB: 0 BB: 0 P: 16	R: 0 H: 1 E: 0 K: 2 S: 13	H: 1 LOB: 1 BB: 0 P: 19	1B: 7 2B: 1 3B: 0 HR: 0	SF: 0 SAC: 0 DP: 0 HBP: 0	WP: 0 PB: 0 SB: 2 CS: 1	PA: 35					
<b>PITCHER</b>	IP	WLS	BF	H	R	ER	SO	BB	IBB	HBP	BLK	WP	HR	S	P	ERA	WHIP										
<b>Randy Johnson, L</b> ERA: 2.88	9.0	W	34	8	3	2	13	0	0	0	0	0	0	110	160	2.00	0.889										

Seattle Mariners @ Cleveland Indians  
Jacobs Field, Cleveland, OH  
Fri Jul 07 1995, 7:05 PM EDT  
Att: 41,741 - Unknown - 74 F

AB 34  
R 3  
H 8  
RBI 3  
BB 0  
SO 13  
LOB 11





Batter	1	2	3	4	5	6	7	8	9	AB	R	H	RBI	BB	SO	LOB	TOP					
Joey Cora, S OBP: 0.335, SLG: 0.337 (1, 4)	G3		CS 1B		G4-6-3			G6-3		4	0	1	0	0	0	1	Seattle Mariners @ Cleveland Indians Jacobs Field, Cleveland, OH Sat Jul 08 1995, 3:33 AM EDT Att: 41,893 - Overcast - 66 F					
Rich Amaral, R OBP: 0.392, SLG: 0.398 (1, 7)	1B BB		BB		K			K		2	1	0	0	2	2	0						
Edgar Martinez, R OBP: 0.474, SLG: 0.637 (1, 10)	K		K		K			G6-3	G5-3	4	0	0	0	0	2	2						
Tino Martinez, L OBP: 0.373, SLG: 0.592 (1, 3)	HR 1B		P5					F8	F8	4	1	1	1	0	0	1						
Jay Buhner, R OBP: 0.319, SLG: 0.508 (1, 9)	HR				G3-6-3 1B			G6-3		4	1	2	2	0	1	0						
Chad Kreuter, S OBP: 0.284, SLG: 0.338 (1, 2)	F7				G3-6-3			G4-3		3	0	0	0	0	0	1						
Mike Blowers, R OBP: 0.287, SLG: 0.382 (1, 5)		K			G4-6-3 BB			L9		2	0	0	0	1	1	0						
Luis Sojo, R OBP: 0.308, SLG: 0.388 (1, 6)		K			G4-6-3			G3-1		3	0	0	0	0	1	2						
Alex Diaz, S OBP: 0.289, SLG: 0.346 (1, 8)	G6-3							G1-3		3	0	1	0	0	0	0						
<b>Inning Stats</b>	R: 3 E: 0 K: 1 S: 15	H: 2 LOB: 0 BB: 1 P: 26	R: 0 E: 0 K: 2 S: 8	H: 0 LOB: 0 BB: 0 P: 13	R: 0 E: 0 K: 1 S: 8	H: 1 LOB: 1 BB: 1 P: 13	R: 0 E: 0 K: 0 S: 11	H: 1 LOB: 1 BB: 1 P: 19	R: 0 E: 0 K: 1 S: 8	H: 0 LOB: 0 BB: 0 P: 15	R: 0 E: 0 K: 0 S: 5	H: 0 LOB: 0 BB: 0 P: 6	R: 0 E: 0 K: 0 S: 11	H: 0 LOB: 0 BB: 0 P: 16	R: 0 E: 0 K: 1 S: 8	H: 0 LOB: 0 BB: 0 P: 11	R: 0 E: 0 K: 1 S: 9	H: 0 LOB: 0 BB: 0 P: 10	1B: 4 2B: 0 3B: 0 HR: 1	SF: 0 SAC: 0 DP: 2 HBP: 0	WP: 0 PB: 0 SB: 1 CS: 1	PA: 32
<b>PITCHER</b> Charles Nagy, R ERA: 3.61 (1, 1)	IP: 9.0 WLS: W BF: 32	H: 5 R: 3 ER: 3 SO: 7	BB: 3 IBB: 0 HBP: 0 BLK: 0	WP: 0 HR: 1 S: 83 P: 129	ERA: 3.00 WHIP: 0.889	<b>PITCHER</b>										IP: 9.0 WLS: W BF: 32	H: 5 R: 3 ER: 3 SO: 7	BB: 3 IBB: 0 HBP: 0 BLK: 0	WP: 0 HR: 1 S: 83 P: 129	ERA: 3.00 WHIP: 0.889		

Batter	1	2	3	4	5	6	7	8	9	AB	R	H	RBI	BB	SO	LOB	BOTTOM					
Kenny Lofton, L OBP: 0.359, SLG: 0.480 Ruben Amaro Jr, S OBP: 0.250, SLG: 0.400 (1, 8)	G4-1		SF9 3B		S	F8		F9		4	2	2	2	0	0	1	Seattle Mariners @ Cleveland Indians Jacobs Field, Cleveland, OH Sat Jul 08 1995, 3:33 AM EDT Att: 41,893 - Overcast - 66 F					
Omar Vizquel, S OBP: 0.320, SLG: 0.332 (1, 6)	G4-3		SF9		S	G4-3				2	1	0	1	1	0	1						
Carlos Baerga, S OBP: 0.368, SLG: 0.520 (1, 4)	G4-3		F9		F9			P5		4	0	0	0	0	0	2						
Albert Belle, R OBP: 0.386, SLG: 0.586 (1, 7)		HR			G6-3			G6-3		4	1	2	1	0	0	0						
Jim Thome, L OBP: 0.448, SLG: 0.627 (1, 5)		1B			BB HBP SF7 BB			1B		2	1	2	0	2	0	0						
Manny Ramirez, R OBP: 0.411, SLG: 0.626 (1, 10)		G6-3			CS BB HBP			K	G5-3	3	0	0	0	0	1	3						
Paul Sorrento, L OBP: 0.346, SLG: 0.551 (1, 3)	G3-1				BB			G4-3		3	0	0	0	1	0	2						
Sandy Alomar Jr., R OBP: 0.522, SLG: 0.750 (1, 2)			FC6-4 1B		SF7			F7		3	0	2	1	0	0	0						
Wayne Kirby, L OBP: 0.266, SLG: 0.337 (1, 9)			FC6-4 3B		CS			FC1-6 3B		3	2	1	0	1	0	2						
<b>Inning Stats</b>	R: 0 E: 0 K: 0 S: 6	H: 0 LOB: 0 BB: 0 P: 12	R: 1 E: 0 K: 0 S: 10	H: 2 LOB: 0 BB: 0 P: 20	R: 2 E: 0 K: 0 S: 10	H: 2 LOB: 0 BB: 0 P: 17	R: 1 E: 0 K: 0 S: 9	H: 0 LOB: 1 BB: 2 P: 24	R: 3 E: 0 K: 1 S: 14	H: 3 LOB: 2 BB: 2 P: 30	R: 0 E: 0 K: 0 S: 7	H: 1 LOB: 1 BB: 0 P: 13	R: 0 E: 0 K: 0 S: 9	H: 1 LOB: 1 BB: 0 P: 14	R: 0 E: 0 K: 0 S: 9	H: 0 LOB: 1 BB: 1 P: 19	R: 0 E: 0 K: 0 S: 9	H: 0 LOB: 1 BB: 1 P: 19	1B: 5 2B: 0 3B: 3 HR: 1	SF: 2 SAC: 0 DP: 0 HBP: 1	WP: 0 PB: 0 SB: 3 CS: 1	PA: 38
<b>PITCHER</b> Chris Bosio, R ERA: 4.85 Bob Wells, R ERA: 6.54 (5, 1)	IP: 4.0 WLS: L BF: 18	H: 6 R: 6 ER: 6 SO: 0	BB: 2 IBB: 0 HBP: 1 BLK: 0	WP: 0 HR: 1 S: 37 P: 76	ERA: 13.50 WHIP: 2.000	<b>PITCHER</b>										IP: 4.0 WLS: L BF: 18	H: 6 R: 6 ER: 6 SO: 0	BB: 2 IBB: 0 HBP: 1 BLK: 0	WP: 0 HR: 1 S: 37 P: 76	ERA: 13.50 WHIP: 2.000		



Batter	1	2	3	4	5	6	7	8	9	AB	R	H	RBI	BB	SO	LOB	TOP									
Joey Cora, S OBP: 0.336, SLG: 0.343	F8		FC6-4		1B		2B	F8		5	2	2	0	0	0	2										
Alex Diaz, S OBP: 0.298, SLG: 0.359	G5-4-3			F7	2B		HR		G5-3	5	2	3	1	0	0	0										
Edgar Martinez, R OBP: 0.476, SLG: 0.638	G5-4-3			HR	BB		HR		F8	3	2	1	1	2	0	1										
Tino Martinez, L OBP: 0.377, SLG: 0.602		G1-3		HR	BB		HR		K	3	2	1	4	2	1	0										
Jay Buhner, R OBP: 0.318, SLG: 0.518		K		HR	BB		K			4	1	1	3	0	2	2										
Darren Brown, L OBP: 0.327, SLG: 0.341		G1-3		G4-3			K			4	0	0	0	0	1	0										
Mike Blowers, R OBP: 0.282, SLG: 0.374			K	G5-3			L6		L3	4	0	0	0	0	1	0										
Dan Wilson, R OBP: 0.322, SLG: 0.369			G6-3		P3		G5-3		FC1-6	4	0	1	0	0	0	0										
Luis Sojo, R OBP: 0.306, SLG: 0.384			FC6-4		F9		P3		FC1-6	4	0	1	0	0	0	1										
<b>Inning Stats</b>	R: 0 E: 0 K: 0 S: 4	H: 1 LOB: 0 BB: 0 P: 6	R: 0 E: 0 K: 1 S: 6	H: 0 LOB: 0 BB: 0 P: 10	R: 0 E: 0 K: 1 S: 10	H: 1 LOB: 1 BB: 0 P: 15	R: 3 E: 0 K: 0 S: 13	H: 1 LOB: 0 BB: 2 P: 28	R: 2 E: 0 K: 0 S: 12	H: 3 LOB: 2 BB: 1 P: 22	R: 0 E: 0 K: 0 S: 6	H: 0 LOB: 0 BB: 0 P: 10	R: 4 E: 0 K: 2 S: 17	H: 3 LOB: 0 BB: 1 P: 32	R: 0 E: 0 K: 0 S: 7	H: 1 LOB: 1 BB: 0 P: 9	R: 0 E: 0 K: 1 S: 6	H: 0 LOB: 0 BB: 0 P: 9	1B: 5 2B: 3 3B: 0 HR: 2	SF: 0 SAC: 0 DP: 1 HBP: 0	WP: 0 PB: 0 SB: 0 CS: 0	PA: 40				
<b>PITCHER</b>	IP	WLS	BF	H	R	ER	SO	BB	IBB	HBP	BLK	WP	HR	S	P	ERA	WHIP									
Orel Hershiser, R ERA: 4.11	(1, 1)	5.0	L	23	6	5	5	2	3	0	0	0	0	1	45	81	9.00	1.800								
Bud Black, L ERA: 6.85	(6, 1)	2.0		10	3	4	4	2	0	1	0	0	0	1	23	42	18.00	1.500								
Eric Plunk, R ERA: 1.85	(8, 1)	1.0		4	1	0	0	0	0	0	0	0	0	7	9	0.00	1.000									
Paul Assenmacher, L ERA: 1.98	(9, 1)	1.0		3	0	0	0	1	0	0	0	0	0	6	9	0.00	0.000									

Seattle Mariners @ Cleveland Indians  
Jacobs Field, Cleveland, OH

Sun Jul 09 1995, 3:33 AM EDT  
Att: 41,897 - Overcast - 75 F

AB 36  
R 9  
H 10  
RBI 9  
BB 4  
SO 5  
LOB 6



Batter	1	2	3	4	5	6	7	8	9	AB	R	H	RBI	BB	SO	LOB	BOTTOM								
Kenny Lofton, L OBP: 0.356, SLG: 0.474	G6-3		BB		G5-3		F7		G4-3	5	1	1	0	0	0	1									
Omar Vizquel, S OBP: 0.321, SLG: 0.335	PB		1B		G6-3		P4		G4-3	4	0	1	0	1	0	1									
Carlos Baerga, S OBP: 0.367, SLG: 0.516	K		1B		G3-1		K			4	0	1	1	0	2	2									
Albert Belle, R OBP: 0.384, SLG: 0.585	G6-3		G6-3			G6-3		F7		4	1	1	0	0	0	3									
Jim Thome, L OBP: 0.445, SLG: 0.618		G4-3		2B		G6-3		K		3	1	0	0	1	1	1									
Manny Ramirez, R OBP: 0.409, SLG: 0.623		K		P2		F8		2B		4	0	1	0	0	1	2									
Paul Sorrento, L OBP: 0.356, SLG: 0.560		F9		1B		FC4-6		BB		3	0	2	2	1	0	0									
Tony Peña, R OBP: 0.282, SLG: 0.344			F7		P6		FC4-6		P4	4	0	0	0	0	0	4									
Wayne Kirby, L OBP: 0.276, SLG: 0.356			F7						G3-1	4	0	2	0	0	0	0									
<b>Inning Stats</b>	R: 0 E: 0 K: 1 S: 10	H: 1 LOB: 1 BB: 0 P: 17	R: 0 E: 0 K: 1 S: 12	H: 0 LOB: 0 BB: 0 P: 19	R: 1 E: 0 K: 0 S: 15	H: 2 LOB: 2 BB: 1 P: 27	R: 1 E: 0 K: 0 S: 7	H: 2 LOB: 2 BB: 1 P: 15	R: 0 E: 0 K: 0 S: 6	H: 0 LOB: 0 BB: 0 P: 8	R: 1 E: 0 K: 0 S: 11	H: 2 LOB: 1 BB: 0 P: 19	R: 0 E: 0 K: 1 S: 13	H: 1 LOB: 1 BB: 0 P: 15	R: 0 E: 0 K: 1 S: 18	H: 1 LOB: 2 BB: 1 P: 30	R: 0 E: 0 K: 0 S: 6	H: 0 LOB: 0 BB: 0 P: 9	1B: 4 2B: 5 3B: 0 HR: 0	SF: 0 SAC: 0 DP: 0 HBP: 0	WP: 0 PB: 1 SB: 0 CS: 0	PA: 38			
<b>PITCHER</b>	IP	WLS	BF	H	R	ER	SO	BB	IBB	HBP	BLK	WP	HR	S	P	ERA	WHIP								
Salomon Torres, R ERA: 6.16	(1, 1)	6.0	W	26	7	3	3	2	2	0	0	0	0	61	105	4.50	1.500								
Bill Riskey, R ERA: 1.42	(7, 1)	2.0		9	2	0	0	2	1	0	0	0	0	31	45	0.00	1.500								
Bobby Ayala, R ERA: 3.18	(9, 1)	1.0		3	0	0	0	0	0	0	0	0	0	6	9	0.00	0.000								

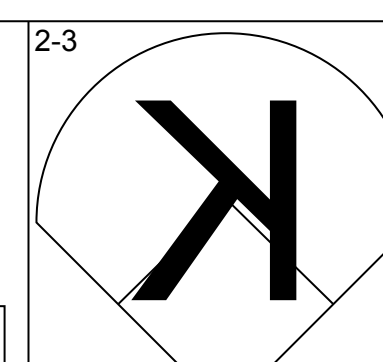
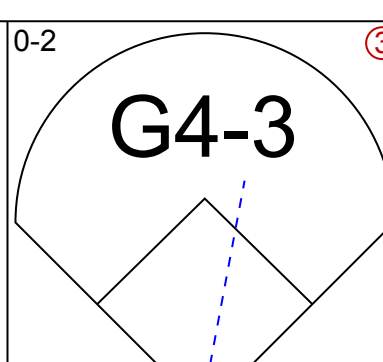
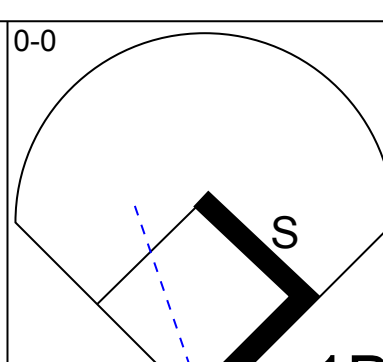
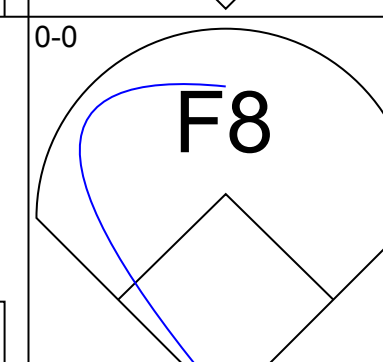
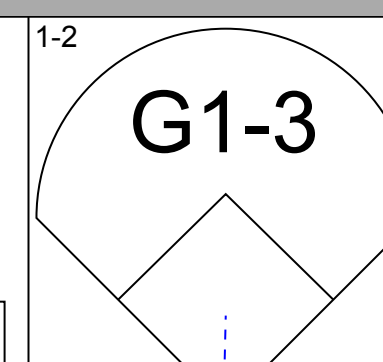
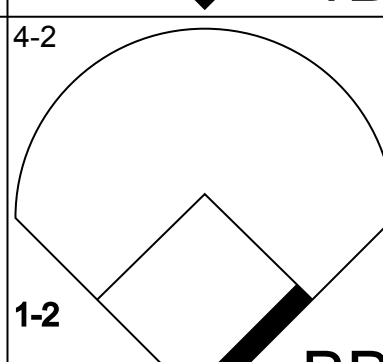
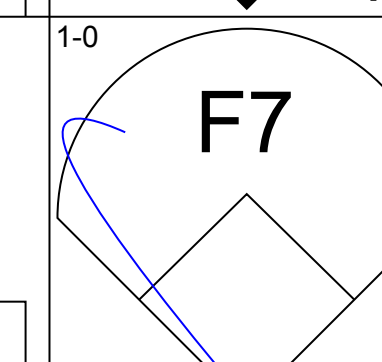
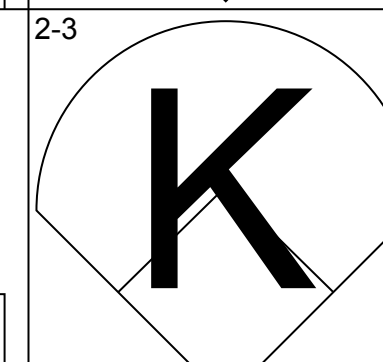
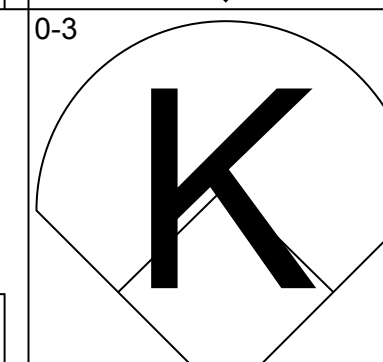
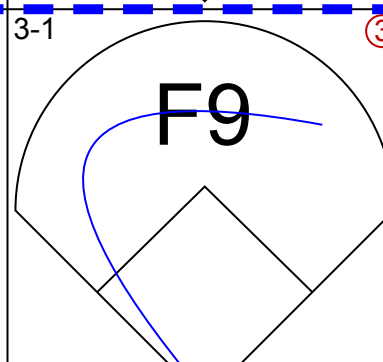
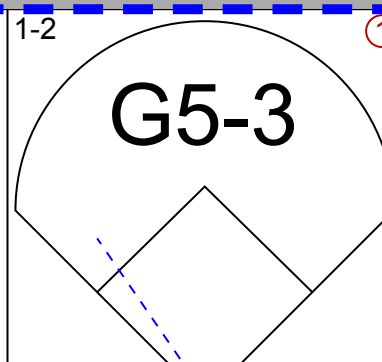
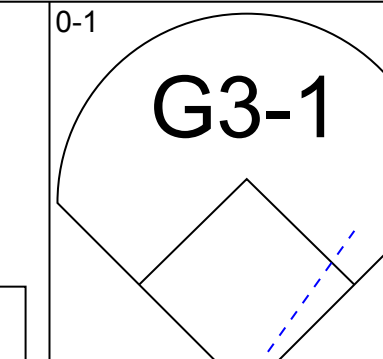
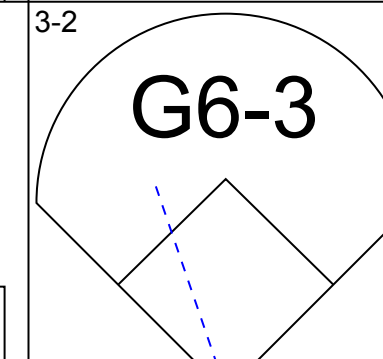
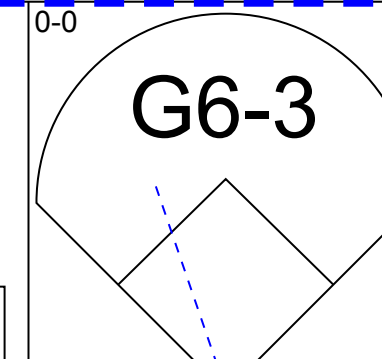
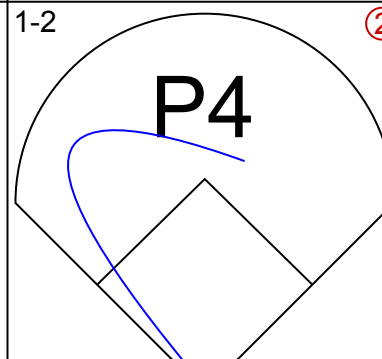
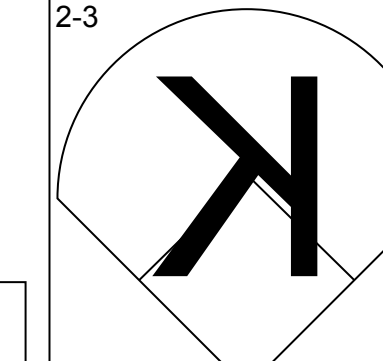
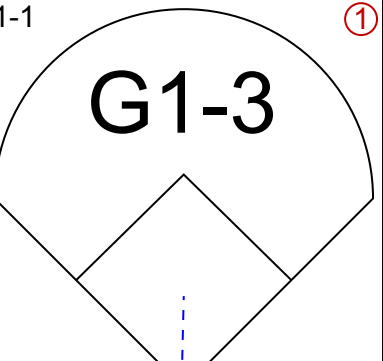
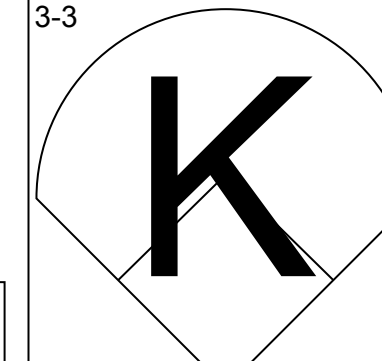
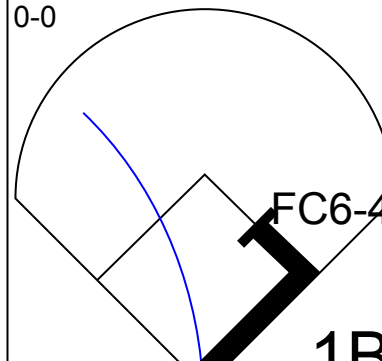
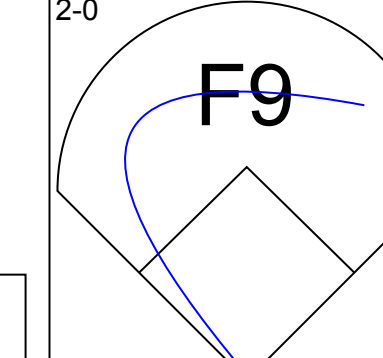
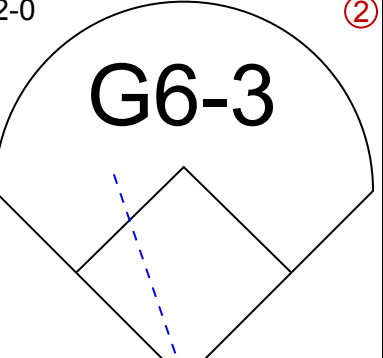
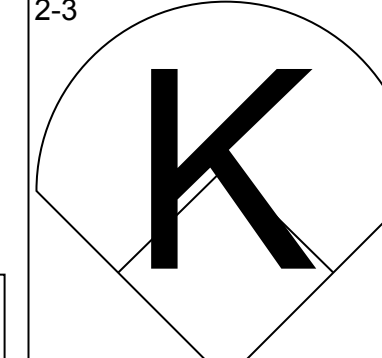
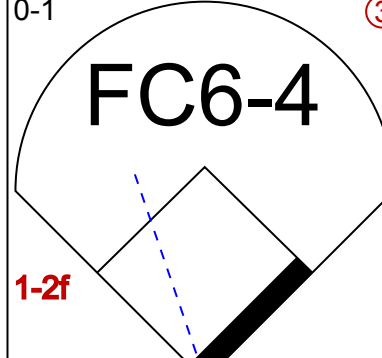
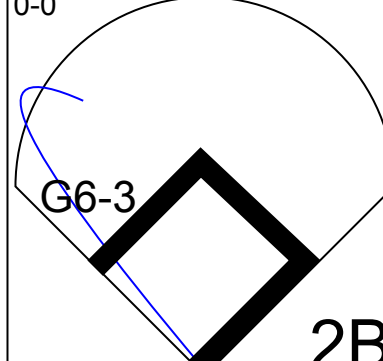
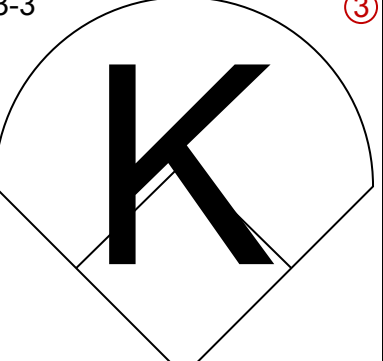
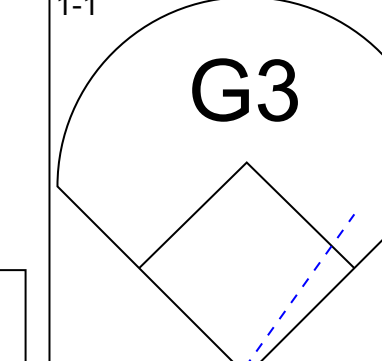
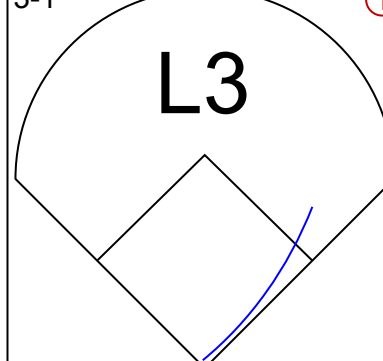
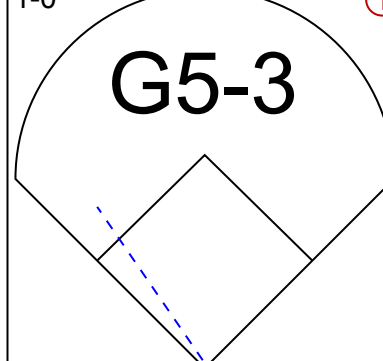
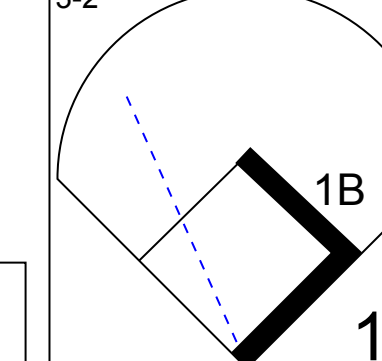
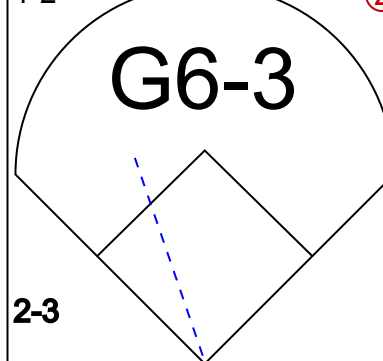
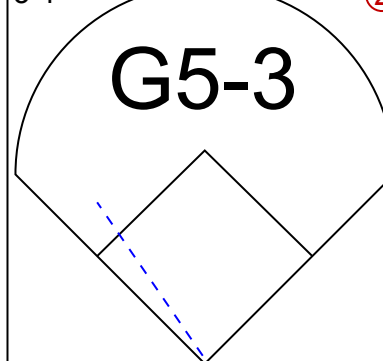
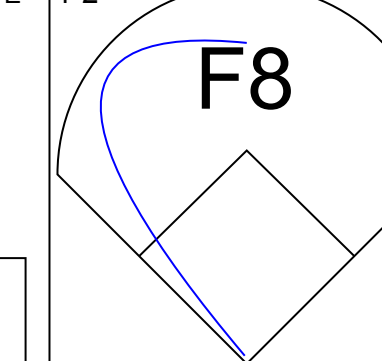
Seattle Mariners @ Cleveland Indians  
Jacobs Field, Cleveland, OH

Sun Jul 09 1995, 3:33 AM EDT  
Att: 41,897 - Overcast - 75 F

AB 35  
R 3  
H 9  
RBI 3  
BB 3  
SO 4  
LOB 14

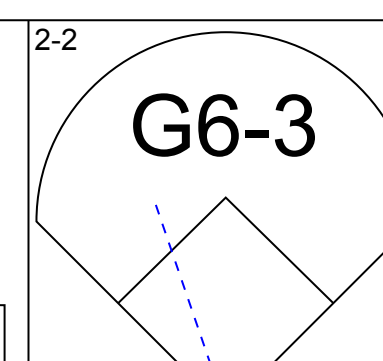
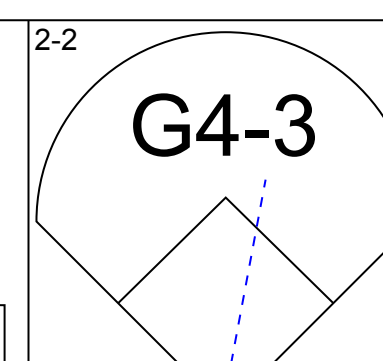
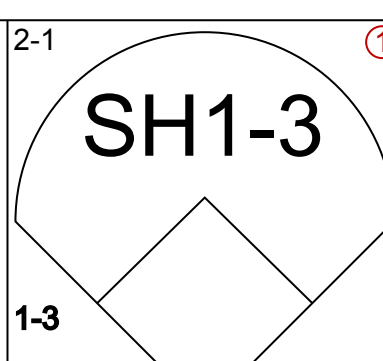
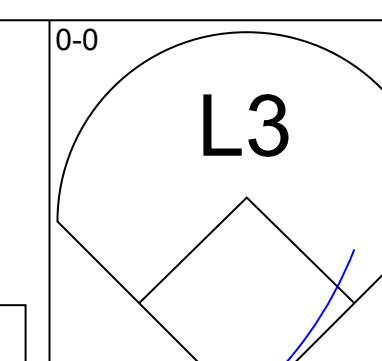
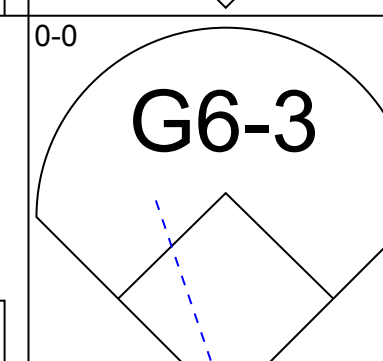
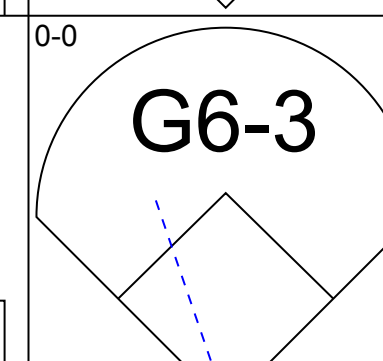
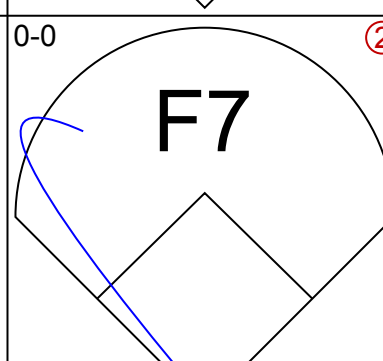
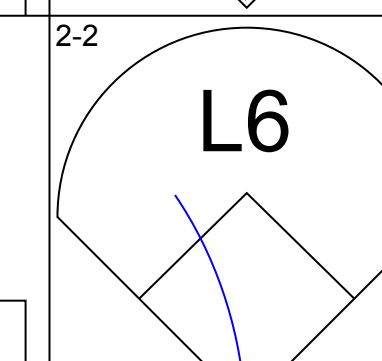
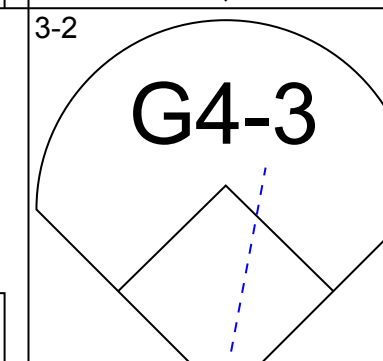
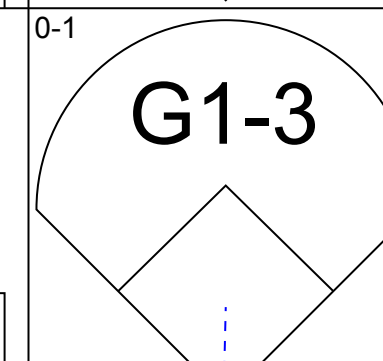
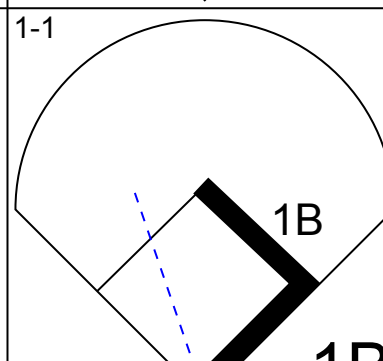
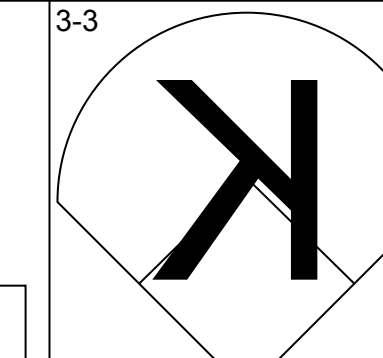
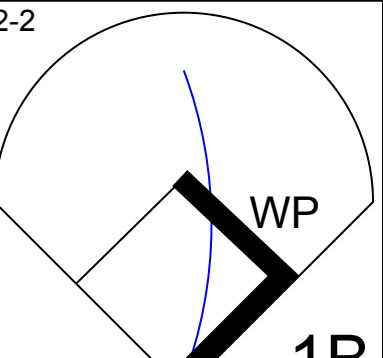
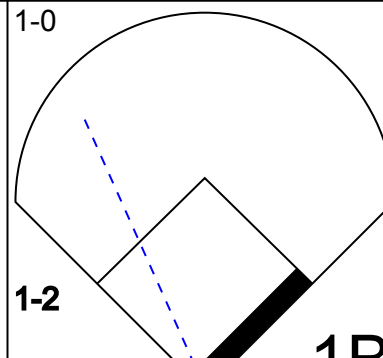

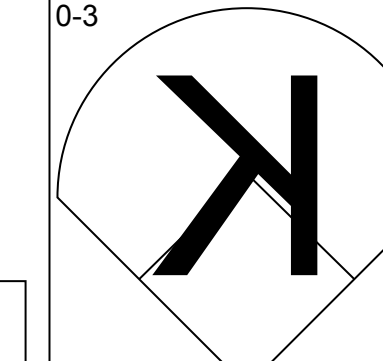
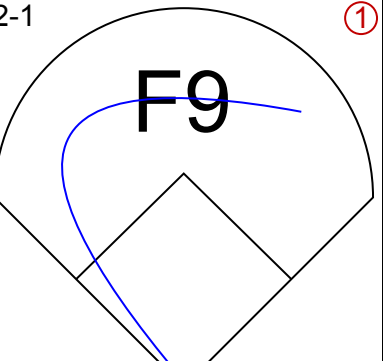
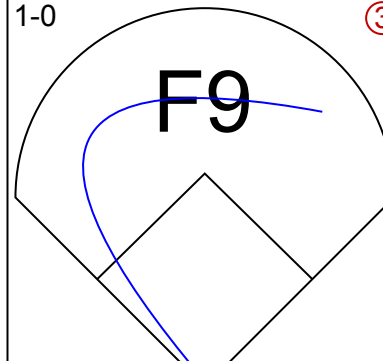
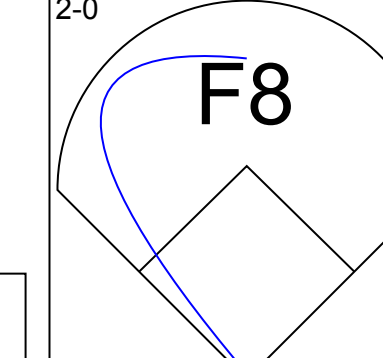
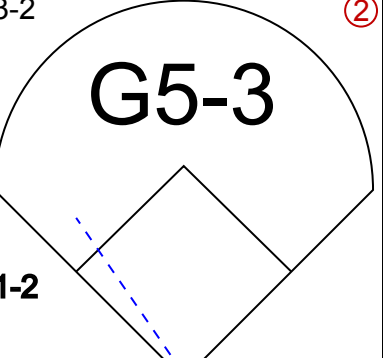
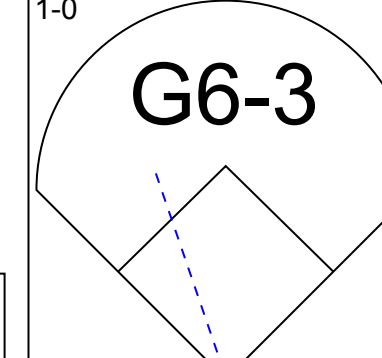
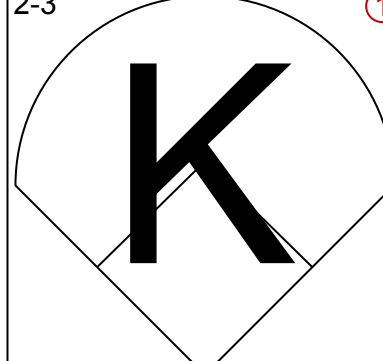
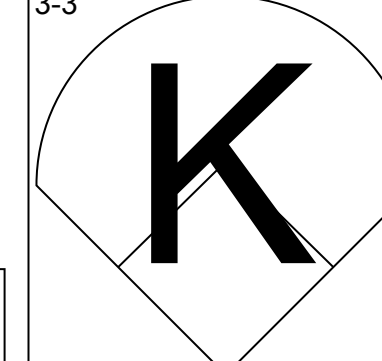
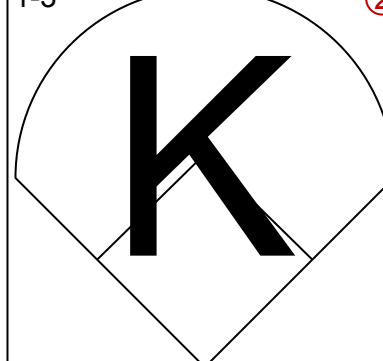
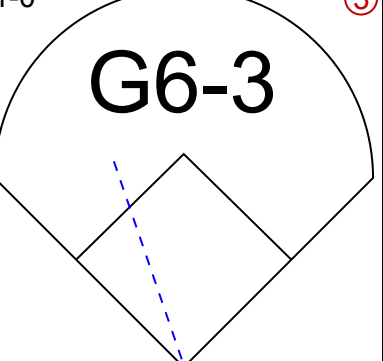
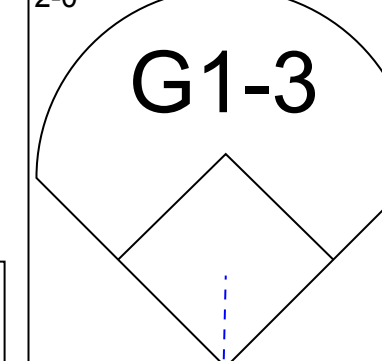
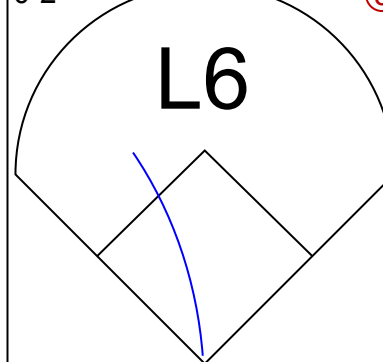
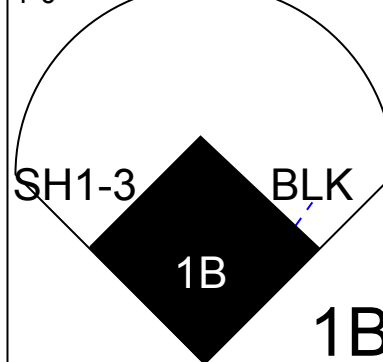
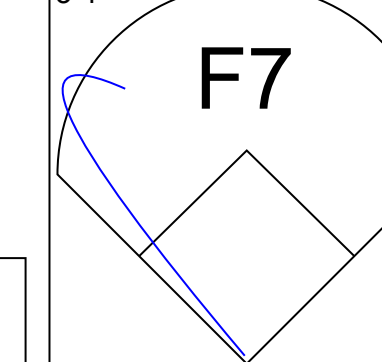




Batter	1	2	3	4	5	6	7	8	9	AB	R	H	RBI	BB	SO	LOB	TOP			
Rickey Henderson, R OBP: 0.397, SLG: 0.427 (1, 7)			G4-3 					 1B		4	0	2	0	0	1	1	<b>Oakland Athletics @ Cleveland Indians</b> Jacobs Field, Cleveland, OH Fri Jul 14, 1995, 3:33 AM EDT Cloudy - 95 F			
Stan Javier, S OBP: 0.321, SLG: 0.350 (1, 8)	F8 			G1-3 			 1B	F7 		3	0	0	0	1	0	2				
Jason Giambi, L OBP: 0.313, SLG: 0.379 Craig Paquette, R OBP: 0.298, SLG: 0.475 (6, PH) (6, 5)	K 			K 				F9 	G5-3 	2	0	0	0	0	2	0				
Geronimo Berroa, R OBP: 0.356, SLG: 0.431 (1, 10)		G3-1 		G6-3 				G6-3 	P4 	4	0	0	0	0	0	0				
Mike Aldrete, L OBP: 0.319, SLG: 0.355 Scott Brosius, R OBP: 0.325, SLG: 0.362 (9, PR)	K 				G1-3 			K 	FC6-4  1B	4	0	1	0	0	2	0				
Terry Steinbach, R OBP: 0.309, SLG: 0.449 (1, 2)	F9 				G6-3 			K 	FC6-4  1-2	4	0	0	0	0	1	1				
Brent Gates, S OBP: 0.301, SLG: 0.325 (1, 4)			G6-3  2B		K 			G3 		3	0	1	0	0	1	0				
Mike Bordick, R OBP: 0.329, SLG: 0.321 (1, 6)			L3 					G5-3 	 1B	3	0	1	0	0	0	1				
Ernie Young, R OBP: 0.321, SLG: 0.400 (1, 9)			G6-3 					G5-3 	F8 	3	0	0	0	0	0	2				
<b>Inning Stats</b>	R: 0 E: 0 K: 2 S: 8	H: 0 LOB: 0 BB: 0 P: 12	R: 0 E: 0 K: 1 S: 6	H: 0 LOB: 0 BB: 0 P: 10	R: 0 E: 0 K: 0 S: 9	H: 1 LOB: 1 BB: 0 P: 13	R: 0 E: 0 K: 1 S: 13	H: 0 LOB: 0 BB: 0 P: 17	R: 0 E: 0 K: 1 S: 6	H: 0 LOB: 0 BB: 0 P: 12	R: 0 E: 0 K: 2 S: 7	H: 0 LOB: 0 BB: 0 P: 12	R: 0 E: 0 K: 0 S: 14	H: 2 LOB: 2 BB: 0 P: 22	R: 0 E: 0 K: 0 S: 9	H: 1 LOB: 1 BB: 0 P: 11		1B: 4 2B: 1 3B: 0 HR: 0	SF: 0 SAC: 0 DP: 0 HBP: 0	WP: 0 PB: 0 SB: 1 CS: 0
<b>PITCHER</b>	IP	WLS	BF	H	R	ER	SO	BB	IBB	HBP	BLK	WP	HR	S	P	ERA	WHIP			
Albie Lopez, R ERA: 0.87 (1, 1)	5.2		20	2	0	0	5	1	0	0	0	0	0	48	78	0.00	0.529			
Alan Embree, L ERA: (6, 1)	0.1	W	1	0	0	0	0	0	0	0	0	0	0	2	5	0.00	0.000			
Julian Tavarez, R ERA: 1.13 (7, 1)	2.0		8	2	0	0	2	0	0	0	0	0	0	21	34	0.00	1.000			
Jose Mesa, R ERA: 1.78 (9, 1)	1.0	S	4	1	0	0	0	0	0	0	0	0	0	9	11	0.00	1.000			

AB	32
R	0
H	5
RBI	0
BB	1
SO	7
LOB	9





Batter	1	2	3	4	5	6	7	8	9	AB	R	H	RBI	BB	SO	LOB	BOTTOM			
Kenny Lofton, L OBP: 0.354, SLG: 0.472 Ruben Amaro Jr, S OBP: 0.222, SLG: 0.353 (2, 9)	G6-3 			G4-3 		SH1-3 		L3 		1	0	0	0	0	0	0	<b>Oakland Athletics @ Cleveland Indians</b> Jacobs Field, Cleveland, OH Fri Jul 14, 1995, 3:33 AM EDT Cloudy - 95 F			
Omar Vizquel, S OBP: 0.317, SLG: 0.330 (1, 6)	G6-3 			G6-3 		F7 		L6 		4	0	0	0	0	1					
Carlos Baerga, S OBP: 0.366, SLG: 0.514 (1, 4)	G4-3 			G1-3 		 1B				3	0	1	1	0	0	0				
Albert Belle, R OBP: 0.387, SLG: 0.586 (1, 7)		K 			WP  1B	 1B		 1B		3	0	2	0	0	1	0				
Jim Thome, L OBP: 0.440, SLG: 0.609 (1, 5)		K 			F9 	F9 				3	0	0	0	0	1	3				
Manny Ramirez, R OBP: 0.404, SLG: 0.615 (1, 10)	F8 				G5-3 			G6-3 		3	0	0	0	0	0	1				
Paul Sorrento, L OBP: 0.354, SLG: 0.553 (1, 3)			K 					K 		2	0	0	0	1	2	0				
Tony Peña, R OBP: 0.277, SLG: 0.337 (1, 2)			K 			G6-3 		G1-3 		3	0	0	0	0	1	2				
Wayne Kirby, L OBP: 0.277, SLG: 0.355 (2, 8)			L6 					SH1-3  1B	F7 	3	1	1	0	0	0	0				
<b>Inning Stats</b>	R: 0 E: 0 K: 0 S: 8	H: 0 LOB: 0 BB: 0 P: 13	R: 0 E: 0 K: 2 S: 7	H: 0 LOB: 0 BB: 0 P: 12	R: 0 E: 0 K: 2 S: 10	H: 0 LOB: 0 BB: 0 P: 13	R: 0 E: 0 K: 0 S: 7	H: 0 LOB: 0 BB: 0 P: 9	R: 0 E: 0 K: 0 S: 9	H: 1 LOB: 2 BB: 1 P: 21	R: 1 E: 0 K: 0 S: 8	H: 3 LOB: 2 BB: 0 P: 14	R: 0 E: 0 K: 1 S: 5	H: 0 LOB: 0 BB: 0 P: 11	R: 0 E: 0 K: 0 S: 6	H: 0 LOB: 0 BB: 0 P: 11		1B: 4 2B: 0 3B: 0 HR: 0	SF: 0 SAC: 1 DP: 0 HBP: 0	WP: 1 PB: 0 SB: 0 CS: 0
<b>PITCHER</b>	IP	WLS	BF	H	R	ER	SO	BB	IBB	HBP	BLK	WP	HR	S	P	ERA	WHIP			
Ariel Prieto, R ERA: 2.81 (1, 1)	8.0	L	29	4	1	1	5	0	1	0	1	1	0	60	104	1.12	0.500			

AB	27
R	1
H	4
RBI	1
BB	1
SO	5
LOB	7





Batter	1	2	3	4	5	6	7	8	9	AB	R	H	RBI	BB	SO	LOB	TOP					
Scott Brosius, R OBP: 0.331, SLG: 0.382	0-0 G5-3 1B	3-2 HR			0-0 P5		1-1 G1-3		0-2 1-2 1B	5	2	3	1	0	0	0	<b>Oakland Athletics @ Cleveland Indians</b> Jacobs Field, Cleveland, OH Fri Jul 14, 1995, 7:05 PM EDT Att: 41,862 - Unknown - 93 F  <b>AB 35</b> <b>R 6</b> <b>H 10</b> <b>RBI 6</b> <b>BB 2</b> <b>SO 7</b> <b>LOB 16</b> 					
Brent Gates, S OBP: 0.299, SLG: 0.320	2-0 G5-3 1-2	0-3 K			4-1 1B G3 BB		0-1 G6-3		0-3 K	4	1	0	0	1	2	3						
Mike Bordick, R OBP: 0.330, SLG: 0.319	4-2 1B BB	1-1 F7			1-2 1-3 G3 1B			0-1 G5-3	1-1 F8	4	1	1	0	1	0	2						
Mike Aldrete, L OBP: 0.329, SLG: 0.364	1-0 HBP 1B				1-0 G3			2-2 1B		4	1	2	2	0	0	1						
George Williams, S OBP: 0.500, SLG: 0.333	2-2 1B HBP				0-0 G4-6-3 1B			2-3 K		3	0	1	0	0	1	2						
Jason Giambi, L OBP: 0.333, SLG: 0.394 Geronimo Berroa, R OBP: 0.356, SLG: 0.431	0-0 1-2 2-H 3-H 1B				2-1 G4-6-3 1-2			0-1 G6-4-3 1B		4	0	2	2	0	0	2						
Craig Paquette, R OBP: 0.252, SLG: 0.464	0-3 K				2-1 L5				3-2 E4 1B SF9	3	0	0	0	0	2	3						
Stan Javier, S OBP: 0.320, SLG: 0.348					2-3 K				2-2 1B	1	1	0	0	0	0	0						
Ernie Young, R OBP: 0.290, SLG: 0.357 Rickey Henderson, R OBP: 0.399, SLG: 0.429	1-1 F8				2-3 K			1 SAFE 1-2 G6-4-3 1-2	2-2 1B	3	0	0	0	0	1	3						
Eric Helfand, L OBP: 0.189, SLG: 0.206 Terry Steinbach, R OBP: 0.307, SLG: 0.449					2-3 K				1-3 1B	1	0	1	0	0	0	0						
<b>Inning Stats</b>	R: 3 E: 0 K: 1 S: 13	H: 3 LOB: 2 BB: 1 P: 23	R: 1 E: 0 K: 1 S: 10	H: 1 LOB: 0 BB: 0 P: 14	R: 0 E: 0 K: 0 S: 6	H: 1 LOB: 0 BB: 0 P: 9	R: 0 E: 0 K: 2 S: 8	H: 0 LOB: 0 BB: 0 P: 14	R: 1 E: 0 K: 0 S: 8	H: 1 LOB: 1 BB: 1 P: 16	R: 0 E: 0 K: 1 S: 8	H: 1 LOB: 0 BB: 0 P: 10	R: 0 E: 0 K: 0 S: 5	H: 0 LOB: 0 BB: 0 P: 6	R: 0 E: 0 K: 1 S: 12	H: 1 LOB: 1 BB: 0 P: 17	R: 1 E: 0 K: 1 S: 18	H: 2 LOB: 2 BB: 0 P: 24	1B: 9 2B: 0 3B: 0 HR: 1	SF: 1 SAC: 0 DP: 2 HBP: 1	WP: 0 PB: 0 SB: 0 CS: 0	PA: 39
<b>PITCHER</b>	IP WLS BF H R ER SO BB IBB HBP BLK WP HR S P ERA WHIP	IP WLS BF H R ER SO BB IBB HBP BLK WP HR S P ERA WHIP															IP WLS BF H R ER SO BB IBB HBP BLK WP HR S P ERA WHIP					
Charles Nagy, R ERA: 3.86	(1, 1) 6.0 W 26 7 5 5 5 2 0 0 0 0 1 53 86 7.50 1.500																					
Eric Plunk, R ERA: 1.75	(7, 1) 2.0 7 1 0 0 1 0 0 0 0 0 0 0 17 23 0.00 0.500																					
Jose Mesa, R ERA: 1.72	(9, 1) 1.0 S 6 2 1 0 1 0 0 0 0 0 0 0 18 24 0.00 2.000																					

Batter	1	2	3	4	5	6	7	8	9	AB	R	H	RBI	BB	SO	LOB	BOTTOM			
Wayne Kirby, L OBP: 0.276, SLG: 0.344	0-3 K				1-1 L9		1-2 G3			3	0	0	0	1	1	0	<b>Oakland Athletics @ Cleveland Indians</b> Jacobs Field, Cleveland, OH Fri Jul 14, 1995, 7:05 PM EDT Att: 41,862 - Unknown - 93 F  <b>AB 32</b> <b>R 7</b> <b>H 11</b> <b>RBI 7</b> <b>BB 1</b> <b>SO 6</b> <b>LOB 8</b> 			
Omar Vizquel, S OBP: 0.319, SLG: 0.332	0-1 HR 1B				0-2 1B		2-1 L5			4	2	2	0	0	0	0				
Carlos Baerga, S OBP: 0.371, SLG: 0.528 Alvaro Espinoza, R OBP: 0.257, SLG: 0.250	1-0 1-H HR				0-1 1B HR 1B		1-0 1B		2-2 F7	4	2	3	2	0	0	0				
Albert Belle, R OBP: 0.385, SLG: 0.581	1-0 G4-3				1-0 F7		2-3 K		0-0 2B 1B	4	0	1	0	0	1	3				
Jim Thome, L OBP: 0.445, SLG: 0.630	2-1 HR				2-0 HR 1B		1-3 K		2-2 L6-5 1-3 2B	4	2	3	2	0	1	1				
Manny Ramirez, R OBP: 0.406, SLG: 0.626	1-2 G5-3				1-1 HR				2-0 L6-5	4	1	2	3	0	0	2				
Paul Sorrento, L OBP: 0.349, SLG: 0.543					3-2 G3				1-2 G6-4-3 1B	3	0	0	0	0	1	1				
Sandy Alomar Jr., R OBP: 0.462, SLG: 0.652					3-2 F8				2-2 G6-4-3	3	0	0	0	0	0	1				
Ruben Amaro Jr., S OBP: 0.190, SLG: 0.300					2-1 G4-3				2-3 K	3	0	0	0	0	2	0				
<b>Inning Stats</b>	R: 3 E: 0 K: 1 S: 12	H: 3 LOB: 0 BB: 0 P: 17	R: 0 E: 0 K: 0 S: 7	H: 0 LOB: 0 BB: 0 P: 14	R: 4 E: 0 K: 0 S: 15	H: 4 LOB: 0 BB: 0 P: 23	R: 0 E: 0 K: 1 S: 10	H: 0 LOB: 0 BB: 1 P: 15	R: 0 E: 0 K: 2 S: 14	H: 1 LOB: 1 BB: 0 P: 20	R: 0 E: 0 K: 1 S: 12	H: 1 LOB: 0 BB: 0 P: 17	R: 0 E: 0 K: 1 S: 9	H: 0 LOB: 0 BB: 0 P: 14	R: 0 E: 0 K: 0 S: 9	H: 2 LOB: 1 BB: 0 P: 15		1B: 7 2B: 2 3B: 0 HR: 3	SF: 0 SAC: 0 DP: 2 HBP: 0	WP: 0 PB: 0 SB: 0 CS: 1
<b>PITCHER</b>	IP WLS BF H R ER SO BB IBB HBP BLK WP HR S P ERA WHIP	IP WLS BF H R ER SO BB IBB HBP BLK WP HR S P ERA WHIP															IP WLS BF H R ER SO BB IBB HBP BLK WP HR S P ERA WHIP			
Ron Darling, R ERA: 6.52	(1, 1) 3.0 L 16 7 7 7 1 0 0 0 0 0 0 34 54 21.00 2.333																			
Mark Acre, R ERA: 5.56	(4, 1) 2.0 8 2 0 0 3 1 0 0 0 0 0 28 40 0.00 1.500																			
Rick Honeycutt, L ERA: 3.04	(6, 1) 2.0 5 0 0 0 2 0 0 0 0 0 0 17 26 0.00 0.000																			
Don Wengert, R ERA: 3.72	(8, 1) 1.0 4 2 0 0 0 0 0 0 0 0 0 9 15 0.00 2.000																			



Batter	1	2	3	4	5	6	7	8	9	AB	R	H	RBI	BB	SO	LOB	TOP											
Rickey Henderson, R OBP: 0.401, SLG: 0.432	G1-3		G5-3			G1-3 1B BB		G1-3 1B		3	0	1	0	1	0	0	<b>Oakland Athletics @ Cleveland Indians</b> Jacobs Field, Cleveland, OH Sat Jul 15 1995, 7:05 PM EDT Att: 41,726 - Unknown - 75 F											
Stan Javier, S OBP: 0.323, SLG: 0.351	G1-3		B2-3			G1-3 1B		G5-4-3 1B		4	0	2	0	0	0	0												
Jason Giambi, L OBP: 0.308, SLG: 0.361 Geronimo Berroa, R OBP: 0.355, SLG: 0.429	G1-3			F7		G1-3 1-2 2-3		G5-4-3 1-2 2-3		3	0	0	0	0	2													
Mark McGwire, R OBP: 0.433, SLG: 0.648		G6-3 HR 1B		G6-3		G6-3			K	4	1	1	0	0	1	2												
Mike Aldrete, L OBP: 0.325, SLG: 0.348		G6-3 1-2		G3-1						3	0	0	0	1	1	1												
Terry Steinbach, R OBP: 0.308, SLG: 0.460 George Williams, S OBP: 0.400, SLG: 0.250		HR 2H			G6-3				K	3	1	1	2	0	1	0												
Brent Gates, S OBP: 0.302, SLG: 0.323				G3					K	1	0	0	0	1	1													
Mike Bordick, R OBP: 0.326, SLG: 0.314				G6-4-3 1B		G6-3 2-1		G4-3		3	0	0	0	0	2													
Scott Brosius, R OBP: 0.326, SLG: 0.377						G6-3			K	3	0	0	0	0	2	0												
<b>Inning Stats</b>	R: 0 E: 0 K: 0 S: 7	H: 0 LOB: 0 BB: 0 P: 10	R: 2 E: 0 K: 0 S: 9	H: 3 LOB: 0 BB: 0 P: 11	R: 0 E: 0 K: 1 S: 5	H: 0 LOB: 0 BB: 0 P: 8	R: 0 E: 0 K: 0 S: 4	H: 0 LOB: 0 BB: 0 P: 5	R: 0 E: 0 K: 0 S: 6	H: 0 LOB: 0 BB: 0 P: 9	R: 0 E: 0 K: 0 S: 7	H: 1 LOB: 2 BB: 1 P: 18	R: 0 E: 0 K: 2 S: 13	H: 1 LOB: 1 BB: 0 P: 19	R: 0 E: 0 K: 1 S: 12	H: 2 LOB: 1 BB: 0 P: 16	R: 0 E: 0 K: 3 S: 11	H: 0 LOB: 1 BB: 1 P: 18	1B: 5 2B: 1 3B: 0 HR: 1	SF: 0 SAC: 0 DP: 2 HBP: 0	WP: 0 PB: 0 SB: 0 CS: 0	PA: 34						
<b>PITCHER</b>	IP	WLS	BF	H	R	ER	SO	BB	IBB	HBP	BLK	WP	HR	S	P	ERA	WHIP											
Orel Hershiser, R ERA: 3.98	(1, 1)	7.0	W	26	5	2	2	3	1	0	0	0	0	1	51	80	2.57	0.857										
Paul Assenmacher, L ERA: 1.93	(8, 1)	0.1	S	3	2	0	0	1	0	0	0	0	0	0	10	14	0.00	6.000										
Eric Plunk, R ERA: 1.67	(8, 1)	1.2	S	5	0	0	0	3	1	0	0	0	0	0	13	20	0.00	0.600										

Batter	1	2	3	4	5	6	7	8	9	AB	R	H	RBI	BB	SO	LOB	BOTTOM											
Wayne Kirby, L OBP: 0.269, SLG: 0.333	F8			G3			P4			3	0	0	0	0	0	2	<b>Oakland Athletics @ Cleveland Indians</b> Jacobs Field, Cleveland, OH Sat Jul 15 1995, 7:05 PM EDT Att: 41,726 - Unknown - 75 F											
Omar Vizquel, S OBP: 0.319, SLG: 0.331	G3-1	L4-6		FC6-4 1B			P6			4	0	1	1	0	0	2												
Carlos Baerga, S OBP: 0.367, SLG: 0.521	F8		G4-3	FC6-4 1B			F8			4	0	0	0	0	0	2												
Albert Belle, R OBP: 0.384, SLG: 0.574		1B 2B BB	F8		P1-4-3			G1-3		3	1	0	0	1	0	0												
Jim Thome, L OBP: 0.446, SLG: 0.626		1B 2B 1B	G4-3		CS BB			K		3	1	1	0	1	1	0												
Manny Ramirez, R OBP: 0.407, SLG: 0.640		1B 2B BB		G5-3		K			HR	4	2	2	3	0	1	1												
Paul Sorrento, L OBP: 0.352, SLG: 0.539		1B BB		1B 2B 1B		P2		K		3	2	1	0	1	1	0												
Sandy Alomar Jr., R OBP: 0.483, SLG: 0.640		SH1-4 BB		2B 1B		F7				2	1	1	0	1	0	0												
Alvaro Espinoza, R OBP: 0.289, SLG: 0.314		L4-6 SH1-4 1B		1B 2B		G6-3				3	0	2	3	0	0	0												
<b>Inning Stats</b>	R: 0 E: 0 K: 0 S: 6	H: 0 LOB: 0 BB: 0 P: 8	R: 4 E: 0 K: 0 S: 13	H: 3 LOB: 1 BB: 3 P: 28	R: 0 E: 0 K: 0 S: 5	H: 0 LOB: 0 BB: 0 P: 5	R: 2 E: 0 K: 0 S: 11	H: 4 LOB: 2 BB: 0 P: 17	R: 0 E: 0 K: 1 S: 8	H: 0 LOB: 1 BB: 1 P: 15	R: 0 E: 0 K: 0 S: 13	H: 0 LOB: 0 BB: 0 P: 19	R: 0 E: 0 K: 0 S: 6	H: 0 LOB: 0 BB: 0 P: 9	R: 1 E: 0 K: 2 S: 9	H: 1 LOB: 0 BB: 0 P: 15	1B: 5 2B: 4 3B: 0 HR: 1	SF: 0 SAC: 1 DP: 2 HBP: 0	WP: 0 PB: 0 SB: 0 CS: 1	PA: 34								
<b>PITCHER</b>	IP	WLS	BF	H	R	ER	SO	BB	IBB	HBP	BLK	WP	HR	S	P	ERA	WHIP											
Steve Ontiveros, R ERA: 3.58	(1, 1)	3.2	L	20	7	6	6	0	3	0	0	0	0	0	34	57	14.73	2.727										
Todd Van Poppel, R ERA: 3.35	(4, 1)	2.1		7	0	0	0	1	1	0	0	0	0	22	35	0.00	0.429											
Carlos Reyes, R ERA: 3.75	(7, 1)	2.0		7	1	1	1	2	0	0	0	0	1	15	24	4.50	0.500											









Batter	1	2	3	4	5	6	7	8	9	AB	R	H	RBI	BB	SO	LOB	TOP					
<b>Tony Phillips, S</b> OBP: 0.417, SLG: 0.489 (1, 5)	F7	2B		1B		G4-3		K		5	1	2	1	0	1	1	<b>California Angels @ Cleveland Indians</b> Jacobs Field, Cleveland, OH Mon Jul 17 1995, 7:05 PM EDT Att: 41,583 - Unknown - 84 F					
<b>Jim Edmonds, L</b> OBP: 0.391, SLG: 0.535 (1, 8)	FC5-4 1B	2B		L9			G3 HR	2B		4	2	3	1	1	0	1						
<b>Greg Myers, L</b> OBP: 0.329, SLG: 0.393 (1, 10)	FC5-4 1B	P2			F8		G3	G6-3		5	0	1	0	0	0	3						
<b>Tim Salmon, R</b> OBP: 0.430, SLG: 0.541 (1, 9)	FC5-4 1B 16 BLK			2B			HR	P3		5	2	2	0	0	1	3						
<b>J.T. Snow, L</b> OBP: 0.379, SLG: 0.516 (1, 3)	FC5-4 1B 16 BLK			F8			HR		G5-4-3 1B	5	1	4	4	0	0	1						
<b>16 Garret Anderson, L</b> OBP: 0.333, SLG: 0.519 (1, 7)	G3			K			K2-3		F9	5	0	0	0	0	3	4						
<b>Damion Easley, R</b> OBP: 0.284, SLG: 0.305 (1, 4)			G5-3	K			BB	E	G5-4-3	4	1	1	0	1	1	2						
<b>Jorge Fabregas, L</b> OBP: 0.315, SLG: 0.355 (1, 2)		K		G1-3		F7	E4			4	0	1	0	0	1	1						
<b>Gary Disarcina, R</b> OBP: 0.362, SLG: 0.493 (1, 6)		2B		F9		F7	G1-3			4	1	1	0	0	0	2						
<b>Inning Stats</b>	R: 2 E: 0 K: 0 S: 14	H: 2 LOB: 1 BB: 1 P: 25	R: 2 E: 0 K: 1 S: 15	H: 3 LOB: 1 BB: 0 P: 21	R: 0 E: 0 K: 2 S: 12	H: 1 LOB: 1 BB: 0 P: 17	R: 0 E: 0 K: 0 S: 10	H: 1 LOB: 1 BB: 0 P: 13	R: 0 E: 0 K: 2 S: 9	H: 1 LOB: 1 BB: 0 P: 14	R: 0 E: 0 K: 0 S: 11	H: 0 LOB: 1 BB: 1 P: 18	R: 4 E: 1 K: 1 S: 17	H: 5 LOB: 1 BB: 0 P: 26	R: 0 E: 0 K: 1 S: 10	H: 1 LOB: 1 BB: 0 P: 16	R: 0 E: 0 K: 0 S: 8	H: 1 LOB: 0 BB: 0 P: 9	1B: 7 2B: 7 3B: 0 HR: 1	SF: 0 SAC: 0 DP: 1 HBP: 0	WP: 0 PB: 0 SB: 0 CS: 0	PA: 43
<b>PITCHER</b>	IP	WLS	BF	H	R	ER	SO	BB	IBB	HBP	BLK	WP	HR	S	P	ERA	WHIP					
<b>Chad Ogea, R</b> ERA: 2.58 (1, 1)	6.0	L	28	8	4	4	5	2	0	0	1	0	0	71	108	6.00	1.667					
<b>Jim Poole, L</b> ERA: 4.23 (7, 1)	2.0		12	6	4	3	2	0	0	0	0	0	1	27	42	13.50	3.000					
<b>Paul Assenmacher, L</b> ERA: 1.8 (9, 1)	1.0		3	1	0	0	0	0	0	0	0	0	0	8	9	0.00	1.000					

Batter	1	2	3	4	5	6	7	8	9	AB	R	H	RBI	BB	SO	LOB	BOTTOM							
<b>Ruben Amaro Jr, S</b> OBP: 0.160, SLG: 0.250 (1, 8)	L8	L8			L8		L8			4	0	0	0	0	0	1	<b>California Angels @ Cleveland Indians</b> Jacobs Field, Cleveland, OH Mon Jul 17 1995, 7:05 PM EDT Att: 41,583 - Unknown - 84 F							
<b>Omar Vizquel, S</b> OBP: 0.315, SLG: 0.330 (1, 6)	2B		K		F8		K			4	1	1	0	0	2	0								
<b>Carlos Baerga, S</b> OBP: 0.377, SLG: 0.532 (1, 4)	L1-3 2B		P3			G2-3 BB		P3		3	0	1	1	1	0	0								
<b>Albert Belle, R</b> OBP: 0.384, SLG: 0.579 (1, 7)	L1-3		PO BB			F8		K		3	0	0	0	1	1	2								
<b>Manny Ramirez, R</b> OBP: 0.407, SLG: 0.639 (1, 9)	FC5-4 BB		PO		F9		G2-3	K		3	0	0	0	1	1	1								
<b>Dave Winfield, R</b> OBP: 0.270, SLG: 0.286 (1, 10)	FC5-4				P3		L8			3	0	0	0	0	0	3								
<b>Wayne Kirby, L</b> OBP: 0.261, SLG: 0.321 (9, FH)								K		1	0	0	0	0	1	0								
<b>Jim Thome, L</b> OBP: 0.437, SLG: 0.606 (1, 5)		P5			1B		F9		K	4	0	1	0	0	1	0								
<b>Herbert Perry, R</b> OBP: 0.381, SLG: 0.610 (1, 3)		BB			F8		HR	1B	F9	3	1	1	0	1	0	1								
<b>Sandy Alomar Jr, R</b> OBP: 0.455, SLG: 0.690 (1, 2)		P6				G5-3		HR		3	1	1	2	0	0	1								
<b>Inning Stats</b>	R: 1 E: 0 K: 0 S: 13	H: 2 LOB: 2 BB: 1 P: 20	R: 0 E: 0 K: 0 S: 10	H: 0 LOB: 1 BB: 1 P: 17	R: 0 E: 0 K: 1 S: 8	H: 0 LOB: 0 BB: 1 P: 17	R: 0 E: 0 K: 0 S: 6	H: 1 LOB: 1 BB: 0 P: 10	R: 0 E: 0 K: 0 S: 4	H: 0 LOB: 0 BB: 0 P: 5	R: 0 E: 0 K: 0 S: 5	H: 0 LOB: 1 BB: 1 P: 10	R: 2 E: 0 K: 1 S: 10	H: 2 LOB: 0 BB: 0 P: 19	R: 0 E: 0 K: 2 S: 8	H: 0 LOB: 0 BB: 0 P: 12	R: 0 E: 0 K: 2 S: 10	H: 0 LOB: 0 BB: 0 P: 16	R: 0 E: 0 K: 0 S: 8	H: 0 LOB: 0 BB: 0 P: 9	1B: 2 2B: 2 3B: 0 HR: 1	SF: 0 SAC: 0 DP: 0 HBP: 0	WP: 0 PB: 0 SB: 0 CS: 0	PA: 36
<b>PITCHER</b>	IP	WLS	BF	H	R	ER	SO	BB	IBB	HBP	BLK	WP	HR	S	P	ERA	WHIP							
<b>Brian Anderson, L</b> ERA: 4.17 (1, 1)	6.2	W	28	5	3	3	1	4	0	0	0	0	0	52	91	4.05	1.350							
<b>John Habyan, R</b> ERA: 2.64 (7, 1)	1.1		4	0	0	0	3	0	0	0	0	0	0	12	19	0.00	0.000							
<b>Troy Percival, R</b> ERA: 2.11 (9, 1)	1.0		3	0	0	0	2	0	0	0	0	0	0	10	16	0.00	0.000							



Batter	1	2	3	4	5	6	7	8	9	AB	R	H	RBI	BB	SO	LOB	TOP										
<b>Tony Phillips, S</b> OBP: 0.415, SLG: 0.496 (1, 5)										4	1	1	1	0	1	1	<b>California Angels @ Cleveland Indians</b> Jacobs Field, Cleveland, OH Tue Jul 18, 1995, 7:05 PM EDT Att: 41,763 - Unknown - 80 F										
<b>Jim Edmonds, L</b> OBP: 0.359, SLG: 0.542 (1, 8)										4	1	1	2	0	2	1											
<b>Tim Salmon, R</b> OBP: 0.425, SLG: 0.533 (1, 9)										4	0	0	0	0	1	1											
<b>Chili Davis, S</b> OBP: 0.456, SLG: 0.557 (1, 10)										4	0	0	0	0	1	1											
<b>J.T. Snow, L</b> OBP: 0.378, SLG: 0.512 (1, 3)										4	1	1	0	0	0	0											
<b>16 Garret Anderson, L</b> OBP: 0.333, SLG: 0.546 (1, 7)										4	1	2	2	0	0	0											
<b>Damion Easley, R</b> OBP: 0.288, SLG: 0.308 (1, 4)										4	0	2	0	0	0	0											
<b>Jorge Fabregas, L</b> OBP: 0.313, SLG: 0.352 (1, 2)										4	1	1	0	0	0	3											
<b>Gary Disarcina, R</b> OBP: 0.358, SLG: 0.487 (1, 6)										3	0	0	0	0	0	3											
<b>Inning Stats</b>	R: 0 E: 0 K: 2 S: 12	H: 0 LOB: 1 BB: 0 P: 15	R: 0 E: 0 K: 0 S: 11	H: 2 LOB: 2 BB: 0 P: 16	R: 1 E: 0 K: 2 S: 10	H: 1 LOB: 0 BB: 0 P: 16	R: 0 E: 0 K: 0 S: 8	H: 0 LOB: 0 BB: 0 P: 13	R: 2 E: 0 K: 0 S: 13	H: 2 LOB: 0 BB: 0 P: 21	R: 2 E: 0 K: 0 S: 10	H: 3 LOB: 0 BB: 0 P: 14	R: 0 E: 0 K: 1 S: 9	H: 0 LOB: 0 BB: 0 P: 20	R: 0 E: 0 K: 0 S: 7	H: 0 LOB: 0 BB: 0 P: 12	1B: 5 2B: 0 3B: 0 HR: 3	SF: 0 SAC: 0 DP: 1 HBP: 0	WP: 1 PB: 0 SB: 1 CS: 0	PA: 35							
<b>PITCHER</b>	IP	WLS	BF	H	R	ER	SO	BB	IBB	HBP	BLK	WP	HR	S	P	ERA	WHIP										
<b>Mark Clark, R</b> ERA: 7.47 (1, 1)	6.0		26	8	5	5	4	0	0	0	0	1	3	64	95	7.50	1.333										
<b>Eric Plunk, R</b> ERA: 1.59 (7, 1)	2.0		6	0	0	0	1	0	0	0	0	0	0	22	34	0.00	0.000										
<b>Paul Assenmacher, L</b> ERA: 1.69 (9, 1)	1.0	W	3	0	0	0	0	0	0	0	0	0	0	7	12	0.00	0.000										

Batter	1	2	3	4	5	6	7	8	9	AB	R	H	RBI	BB	SO	LOB	BOTTOM										
<b>Ruben Amaro Jr, S</b> OBP: 0.172, SLG: 0.250 (1, 8)										4	1	1	0	0	0	0	<b>California Angels @ Cleveland Indians</b> Jacobs Field, Cleveland, OH Tue Jul 18, 1995, 7:05 PM EDT Att: 41,763 - Unknown - 80 F										
<b>Jim Thome, L</b> OBP: 0.435, SLG: 0.603 (9, PH)										1	0	0	0	0	1	1											
<b>Omar Vizquel, S</b> OBP: 0.319, SLG: 0.338 (1, 6)										5	1	3	0	0	0	2											
<b>Carlos Baerga, S</b> OBP: 0.377, SLG: 0.528 (1, 4)										4	2	1	1	1	1	1											
<b>Albert Belle, R</b> OBP: 0.388, SLG: 0.589 (1, 7)										4	1	2	5	1	1	1											
<b>Manny Ramirez, R</b> OBP: 0.412, SLG: 0.639 (1, 9)										3	0	2	1	1	0	1											
<b>Herbert Perry, R</b> OBP: 0.370, SLG: 0.578 (1, 3)										4	0	1	0	0	0	4											
<b>Dave Winfield, R</b> OBP: 0.258, SLG: 0.271 (1, 10)										3	0	0	0	0	1	3											
<b>Paul Sorrento, L</b> OBP: 0.347, SLG: 0.523 (8, PH)										0	0	0	0	1	0	0											
<b>Sandy Alomar Jr., R</b> OBP: 0.405, SLG: 0.606 (1, 2)										4	0	0	0	0	0	3											
<b>Alvaro Espinoza, R</b> OBP: 0.273, SLG: 0.293 (1, 5)										3	1	1	0	0	0	0											
<b>Wayne Kirby, L</b> OBP: 0.267, SLG: 0.327 (9, PH)										1	1	1	0	0	0	0											
<b>Inning Stats</b>	R: 0 E: 0 K: 1 S: 10	H: 1 LOB: 1 BB: 0 P: 17	R: 0 E: 0 K: 0 S: 7	H: 0 LOB: 1 BB: 1 P: 13	R: 0 E: 0 K: 0 S: 4	H: 1 LOB: 1 BB: 0 P: 7	R: 0 E: 0 K: 2 S: 14	H: 2 LOB: 2 BB: 0 P: 23	R: 3 E: 0 K: 0 S: 21	H: 5 LOB: 2 BB: 0 P: 31	R: 0 E: 0 K: 0 S: 7	H: 0 LOB: 0 BB: 0 P: 11	R: 0 E: 0 K: 0 S: 6	H: 0 LOB: 0 BB: 0 P: 9	R: 0 E: 0 K: 0 S: 10	H: 0 LOB: 2 BB: 2 P: 20	R: 4 E: 0 K: 1 S: 11	H: 3 LOB: 0 BB: 1 P: 20	1B: 10 2B: 1 3B: 0 HR: 1	SF: 0 SAC: 0 DP: 0 HBP: 0	WP: 0 PB: 0 SB: 1 CS: 0	PA: 40					
<b>PITCHER</b>	IP	WLS	BF	H	R	ER	SO	BB	IBB	HBP	BLK	WP	HR	S	P	ERA	WHIP										
<b>Mark Langston, L</b> ERA: 4.27 (1, 1)	7.0		31	9	3	3	3	2	0	0	0	0	0	73	119	3.86	1.571										
<b>John Habyan, R</b> ERA: 2.5 (8, 1)	0.2		2	0	0	0	0	0	0	0	0	0	0	4	5	0.00	0.000										
<b>Bob Patterson, L</b> ERA: 2.05 (8, 1)	0.0		1	0	0	0	0	1	0	0	0	0	0	1	5	∞	∞										
<b>Troy Percival, R</b> ERA: 2.09 (8, 1)	0.1		1	0	0	0	0	0	0	0	0	0	0	1	2	0.00	0.000										
<b>Lee Smith, R</b> ERA: 4.38 (9, 1)	0.1	L	5	3	4	4	1	1	0	0	0	0	1	11	20	108.00	12.000										

AB 35  
R 5  
H 8  
RBI 5  
BB 0  
SO 5  
LOB 10



AB 36  
R 7  
H 12  
RBI 7  
BB 4  
SO 4  
LOB 16













Batter	1	2	3	4	5	6	7	8	9	AB	R	H	RBI	BB	SO	LOB	TOP			
Wayne Kirby, L (1, 8) OBP: 0.252, SLG: 0.316	G6-3		P6		G4-3		L9			4	0	0	0	0	0	0	<b>Cleveland Indians @ Oakland Athletics</b> Oakland-Alameda County Coliseum, Oakland, CA Fri Jul 21, 1995, 7:05 PM PDT Att: 21,158 - Unknown - 68 F			
Omar Vizquel, S (1, 6) OBP: 0.318, SLG: 0.342	F7		K		G2-3		F8			4	0	0	0	0	1	0				
Carlos Baerga, S (1, 4) OBP: 0.375, SLG: 0.517	P6			G1-5-3	G4-3		F8			4	0	0	0	0	0	0				
Albert Belle, R (1, 7) OBP: 0.380, SLG: 0.581		HR		1B WP HR 1B		P6		G6-3		4	2	2	1	0	0	0				
Jim Thome, L (1, 5) OBP: 0.440, SLG: 0.602	G3-1			1B HR 1B		WP 1B		F8		4	2	2	0	0	0	0				
Manny Ramirez, R (1, 9) OBP: 0.418, SLG: 0.642	F8			1B HR		1B BB		K		3	1	1	3	1	1	0				
Paul Sorrento, L (1, 3) OBP: 0.355, SLG: 0.539		FC5-4 BB		K		F6			G4-6-3 BB	2	0	0	0	2	1	2				
Herbert Perry, R (1, 10) OBP: 0.390, SLG: 0.569	FC5-4			F8		F8		P3		4	0	1	1	0	0	2				
Tony Peña, R (1, 2) OBP: 0.274, SLG: 0.349			K		HR		F8		G4-6-3	4	1	1	1	0	1	3				
<b>Inning Stats</b>	R: 0 E: 0 K: 0 S: 9	H: 0 LOB: 0 BB: 0 P: 11	R: 1 E: 0 K: 0 S: 13	H: 1 LOB: 1 BB: 1 P: 23	R: 0 E: 0 K: 2 S: 7	H: 0 LOB: 0 BB: 0 P: 11	R: 3 E: 0 K: 1 S: 11	H: 3 LOB: 0 BB: 0 P: 21	R: 1 E: 0 K: 0 S: 7	H: 1 LOB: 2 BB: 1 P: 13	R: 1 E: 0 K: 0 S: 12	H: 2 LOB: 2 BB: 0 P: 23	R: 0 E: 0 K: 1 S: 10	H: 0 LOB: 0 BB: 0 P: 15	R: 0 E: 0 K: 0 S: 5	H: 0 LOB: 0 BB: 1 P: 11	1B: 4 2B: 0 3B: 0 HR: 3	SF: 0 SAC: 0 DP: 1 HBP: 0	WP: 2 PB: 0 SB: 0 CS: 0	PA: 36
<b>PITCHER</b>	IP WLS BF H R ER SO BB IBB HBP BLK WP HR S P ERA WHIP																			
Todd Stottlemeyer, R (1, 1) ERA: 3.99	6.0 L 27 7 6 6 3 2 0 0 0 0 2 3 59 102 9.00 1.500																			
Don Wengert, R (7, 1) ERA: 3.0	3.0 9 0 0 0 1 1 0 0 0 0 0 0 22 34 0.00 0.333																			

Batter	1	2	3	4	5	6	7	8	9	AB	R	H	RBI	BB	SO	LOB	BOTTOM			
Scott Brosius, R (1, 9) OBP: 0.332, SLG: 0.382	K		P6		CS 1B			2B		4	0	2	0	0	1	1	<b>Cleveland Indians @ Oakland Athletics</b> Oakland-Alameda County Coliseum, Oakland, CA Fri Jul 21, 1995, 7:05 PM PDT Att: 21,158 - Unknown - 68 F			
Jason Giambi, L (1, 5) OBP: 0.369, SLG: 0.382	1B		G4-3-6		1-2 BB			L7		3	0	1	0	1	0	2				
Geronimo Berroa, R (1, 10) OBP: 0.351, SLG: 0.437	1B			2B SF9 1B		L8		K		4	1	2	0	0	1	2				
Mike Aldrete, L (1, 3) OBP: 0.337, SLG: 0.363	K			SF9 2B		G4-3		K		4	0	1	0	0	2	2				
Brent Gates, S (1, 4) OBP: 0.297, SLG: 0.314		G6-3		SF9		G6-3			G3-1	3	0	0	1	0	0	0				
Terry Steinbach, R (1, 2) OBP: 0.304, SLG: 0.447		G6-3		2-3 3-H	P4		F7		G5-3	4	0	0	0	0	1					
Mike Bordick, R (1, 6) OBP: 0.324, SLG: 0.312				BB					G1-3	2	0	0	0	2	0	0				
Stan Javier, S (1, 8) OBP: 0.308, SLG: 0.345		L4		G4-3				K		3	0	0	0	0	1	3				
Ernie Young, R (1, 7) OBP: 0.250, SLG: 0.378			E5		L8			K		3	0	0	0	0	1	0				
<b>Inning Stats</b>	R: 0 E: 0 K: 2 S: 9	H: 2 LOB: 1 BB: 0 P: 14	R: 0 E: 0 K: 0 S: 4	H: 0 LOB: 1 BB: 1 P: 10	R: 0 E: 1 K: 0 S: 7	H: 0 LOB: 0 BB: 0 P: 12	R: 1 E: 0 K: 0 S: 11	H: 2 LOB: 2 BB: 1 P: 21	R: 0 E: 0 K: 0 S: 7	H: 1 LOB: 1 BB: 1 P: 15	R: 0 E: 0 K: 2 S: 9	H: 0 LOB: 0 BB: 0 P: 13	R: 0 E: 0 K: 2 S: 10	H: 1 LOB: 1 BB: 0 P: 12	R: 0 E: 0 K: 0 S: 6	H: 0 LOB: 0 BB: 0 P: 8	1B: 4 2B: 2 3B: 0 HR: 0	SF: 1 SAC: 0 DP: 1 HBP: 0	WP: 0 PB: 0 SB: 0 CS: 1	PA: 34
<b>PITCHER</b>	IP WLS BF H R ER SO BB IBB HBP BLK WP HR S P ERA WHIP																			
Dennis Martinez, R (1, 1) ERA: 2.35	9.0 W 34 6 1 1 6 3 0 0 0 0 0 0 72 118 1.00 1.000																			





Batter	1	2	3	4	5	6	7	8	9	AB	R	H	RBI	BB	SO	LOB	TOP								
Wayne Kirby, L (1, 8) OBP: 0.250, SLG: 0.306	1-3 K		0-0 G4-6-3			4-1 2B SF9 BB	0-1 G4-3		0-3 K	4	1	0	0	1	2	1	<b>Cleveland Indians @ Oakland Athletics</b> Oakland-Alameda County Coliseum, Oakland, CA Sat Jul 22 1995, 3:33 AM PDT Att: 33,019 - Sunny - 70 F								
Omar Vizquel, S (1, 6) OBP: 0.322, SLG: 0.349	3-2 L3			1-0 P1-3		3-2 SF9 BB	0-0 E 1B		1-2 2B 1B	5	3	3	0	0	0										
Carlos Baerga, S (1, 4) OBP: 0.372, SLG: 0.511	1-0 P5			2-0 G3		1-2 L6	1-1 E9		1-2 2B HBP	4	1	0	0	0	2										
Albert Belle, R (1, 7) OBP: 0.383, SLG: 0.577		4-2 1B BB		4-0 BB		4-1 BB 1B BB	2-1 P3		2-1 P2	2	0	0	0	3	0										
Jim Thome, L (1, 5) OBP: 0.439, SLG: 0.603	1-3 K			3-2 G6-3		1-0 SF9		4-0 BB BB	3-2 1B 2B	3	1	1	3	1	2										
Manny Ramirez, R (1, 9) OBP: 0.421, SLG: 0.640	0-1 CS 1B				1-3 K	3-1 BB		2-2 K	4-0 1B BB	4	0	2	1	1	2										
Paul Sorrento, L (1, 10) OBP: 0.361, SLG: 0.536	2-3 K				4-2 BB	4-2 BB		1-1 P6	0-0 BB 1B	3	0	1	1	2	1										
Herbert Perry, R (1, 3) OBP: 0.391, SLG: 0.541			1-2 G6-3		2-3 K	2-2 P3		4-0 BB	4-2 BB	3	0	0	0	2	1										
Sandy Alomar Jr., R (1, 2) OBP: 0.420, SLG: 0.696			2-1 G4-6-3 1B		2-3 K		2-1 G1-3	0-1 F8	1-1 F8	5	0	1	0	0	1										
<b>Inning Stats</b>	R: 0 E: 0 K: 1 S: 9	H: 0 LOB: 0 BB: 0 P: 14	R: 0 E: 0 K: 2 S: 12	H: 1 LOB: 1 BB: 1 P: 19	R: 0 E: 0 K: 0 S: 6	H: 1 LOB: 0 BB: 0 P: 9	R: 0 E: 0 K: 0 S: 7	H: 0 LOB: 1 BB: 1 P: 17	R: 0 E: 0 K: 3 S: 14	H: 0 LOB: 1 BB: 1 P: 23	R: 2 E: 0 K: 0 S: 19	H: 2 LOB: 3 BB: 3 P: 41	R: 1 E: 1 K: 0 S: 9	H: 1 LOB: 1 BB: 0 P: 14	R: 0 E: 0 K: 1 S: 8	H: 0 LOB: 2 BB: 2 P: 19	R: 3 E: 0 K: 1 S: 19	H: 3 LOB: 3 BB: 2 P: 35	1B: 6 2B: 2 3B: 0 HR: 0	SF: 1 SAC: 0 DP: 1 HBP: 1	WP: 0 PB: 0 SB: 2 CS: 1	PA: 45			
<b>PITCHER</b>	IP	WLS	BF	H	R	ER	SO	BB	IBB	HBP	BLK	WP	HR	S	P	ERA	WHIP								
Todd Van Poppel, R (1, 1) ERA: 3.25	5.0		20	3	2	2	6	4	0	0	0	0	0	53	94	3.60	1.400								
Rik Honeycutt, L (6, 1) ERA: 2.7	0.2		5	1	0	0	0	2	0	0	0	0	0	11	24	0.00	4.500								
Carlos Reyes, R (6, 1) ERA: 3.46	2.1		11	1	1	0	1	2	0	0	0	0	0	20	38	0.00	1.286								
Dennis Eckersley, R (9, 1) ERA: 4.26	0.2	L	8	3	3	3	1	2	0	1	0	0	0	17	32	40.50	7.500								
Mike Mohler, L (9, 1) ERA:	0.1		1	0	0	0	0	0	0	0	0	0	0	2	3	0.00	0.000								

Batter	1	2	3	4	5	6	7	8	9	AB	R	H	RBI	BB	SO	LOB	BOTTOM								
Scott Brosius, R (1, 5) OBP: 0.333, SLG: 0.383	1-2 S 1B	0-1 1-2 2-H 1B		2-2 G1-3			1-2 L4		2-3 K	5	0	2	2	0	1	0	<b>Cleveland Indians @ Oakland Athletics</b> Oakland-Alameda County Coliseum, Oakland, CA Sat Jul 22 1995, 3:33 AM PDT Att: 33,019 - Sunny - 70 F								
Jason Giambi, L (1, 3) OBP: 0.343, SLG: 0.350	2-3 K	0-3 K			3-2 G4-3		1-0 G4-3		0-3 K	5	0	0	0	0	3										
Mike Bordick, R (1, 6) OBP: 0.322, SLG: 0.311	1-2 G5-3		0-0 F7		3-2 WP 1B		2-2 G5-3			4	0	1	0	0	0										
Geronimo Berroa, R (1, 10) OBP: 0.353, SLG: 0.439	1-1 L6		1-0 F7		2-2 F7			4-2 G3-1 BB		3	1	1	0	1	0										
Ruben Sierra, S (1, 9) OBP: 0.325, SLG: 0.476		0-0 BB 1B 1B	4-2 BB		2-2 F9			2-1 L7		3	1	1	0	1	0										
Brent Gates, S (1, 4) OBP: 0.296, SLG: 0.313		2-1 BB 1B	2-0 F7			2-1 F8		1-0 G3-1		4	1	1	0	0	0										
Craig Paquette, R (1, 7) OBP: 0.256, SLG: 0.467		2-2 P3	1-1 L8			0-2 G4-3 2B		2-0 E7 WP		3	0	1	0	0	0										
Mike Adrele, L (8, PH) OBP: 0.333, SLG: 0.358										1	0	0	0	0	0										
Ernie Young, R (8, FR) OBP: 0.250, SLG: 0.378										0	1	0	0	0	0										
Stan Javier, S (1, 8) OBP: 0.303, SLG: 0.340		1-3 K		1-0 F8		0-0 G4-3		2-1 G6-3		4	0	0	0	0	1										
Eric Helfand, L (1, 2) OBP: 0.227, SLG: 0.205		4-2 1B BB		1-2 F9			0-3 K			2	0	0	0	1	1										
Rickey Henderson, R (9, PH) OBP: 0.402, SLG: 0.654										1	0	0	0	0	1										
<b>Inning Stats</b>	R: 0 E: 0 K: 1 S: 13	H: 1 LOB: 1 BB: 0 P: 18	R: 2 E: 0 K: 2 S: 20	H: 3 LOB: 2 BB: 1 P: 29	R: 0 E: 0 K: 0 S: 8	H: 1 LOB: 2 BB: 1 P: 16	R: 0 E: 0 K: 0 S: 8	H: 0 LOB: 0 BB: 0 P: 12	R: 0 E: 0 K: 0 S: 13	H: 1 LOB: 1 BB: 0 P: 23	R: 0 E: 0 K: 1 S: 9	H: 1 LOB: 1 BB: 0 P: 11	R: 0 E: 0 K: 0 S: 9	H: 0 LOB: 0 BB: 0 P: 13	R: 2 E: 1 K: 0 S: 10	H: 0 LOB: 1 BB: 1 P: 21	R: 0 E: 0 K: 3 S: 10	H: 0 LOB: 0 BB: 0 P: 15	1B: 5 2B: 2 3B: 0 HR: 0	SF: 0 SAC: 0 DP: 0 HBP: 0	WP: 2 PB: 0 SB: 1 CS: 0	PA: 38			
<b>PITCHER</b>	IP	WLS	BF	H	R	ER	SO	BB	IBB	HBP	BLK	WP	HR	S	P	ERA	WHIP								
Chad Ogea, R (1, 1) ERA: 2.62	6.0		27	7	2	2	4	2	0	0	0	0	0	71	109	3.00	1.500								
Julian Tavarez, R (7, 1) ERA: 1.37	2.0	W	8	0	2	0	0	1	0	0	0	1	0	19	34	0.00	0.500								
Jose Mesa, R (9, 1) ERA: 1.57	1.0	S	3	0	0	0	3	0	0	0	0	0	0	10	15	0.00	0.000								

AB	33
R	6
H	8
RBI	5
BB	10
SO	8
LOB	22

AB	35
R	4
H	7
RBI	2
BB	3
SO	7
LOB	19





Batter	1	2	3	4	5	6	7	8	9	AB	R	H	RBI	BB	SO	LOB	TOP			
Wayne Kirby, L (1, 8) OBP: 0.250, SLG: 0.304										4	0	1	0	0	2	0	<b>Cleveland Indians @ Oakland Athletics</b> Oakland-Alameda County Coliseum, Oakland, CA Sun Jul 23 1995, 3:33 AM PDT Att: 26,763 - Cloudy - 69 F			
Omar Vizquel, S (1, 6) OBP: 0.318, SLG: 0.345										4	0	0	0	0	0	1				
Carlos Baerga, S (1, 4) OBP: 0.368, SLG: 0.505										4	0	0	0	0	0	1				
Albert Belle, R (1, 7) OBP: 0.382, SLG: 0.573										4	1	1	0	0	0	0				
Jim Thome, L (1, 5) OBP: 0.437, SLG: 0.596										3	0	0	0	1	0	1				
Manny Ramirez, R (1, 9) OBP: 0.425, SLG: 0.644										3	1	2	0	1	0	0				
Paul Sorrento, L (1, 3) OBP: 0.359, SLG: 0.530										4	0	1	2	0	1	3				
Herbert Perry, R (1, 10) OBP: 0.388, SLG: 0.524										2	0	0	0	1	1	3				
Sandy Alomar Jr., R (1, 2) OBP: 0.396, SLG: 0.653										3	0	0	0	0	0	1				
<b>Inning Stats</b>	R: 0 E: 0 K: 1 S: 11	H: 0 LOB: 0 BB: 0 P: 15	R: 0 E: 0 K: 1 S: 12	H: 0 LOB: 2 BB: 2 P: 27	R: 0 E: 0 K: 0 S: 7	H: 0 LOB: 1 BB: 0 P: 11	R: 2 E: 0 K: 1 S: 15	H: 3 LOB: 1 BB: 0 P: 23	R: 0 E: 0 K: 0 S: 6	H: 0 LOB: 0 BB: 0 P: 13	R: 0 E: 0 K: 0 S: 7	H: 0 LOB: 1 BB: 1 P: 16	R: 0 E: 0 K: 0 S: 5	H: 1 LOB: 0 BB: 0 P: 7	R: 0 E: 0 K: 0 S: 7	H: 1 LOB: 1 BB: 0 P: 14	1B: 4 2B: 1 3B: 0 HR: 0	SF: 0 SAC: 0 DP: 1 HBP: 0	WP: 0 PB: 0 SB: 0 CS: 0	PA: 34
<b>PITCHER</b>	IP WLS BF H R ER SO BB IBB HBP BLK WP HR S P ERA WHIP																			
Ariel Prieto, R (1, 1) ERA: 2.45	5.0 L 20 3 2 2 4 2 0 0 0 0 0 0 59 98 3.60 1.000																			
Steve Wojciechowski, L (6, 1) ERA: 3.0	4.0 14 2 0 0 0 1 0 0 0 0 0 0 25 50 0.00 0.750																			


Batter	1	2	3	4	5	6	7	8	9	AB	R	H	RBI	BB	SO	LOB	BOTTOM					
Rickey Henderson, R (1, 10) OBP: 0.405, SLG: 0.452										3	0	1	0	2	2	1	<b>Cleveland Indians @ Oakland Athletics</b> Oakland-Alameda County Coliseum, Oakland, CA Sun Jul 23 1995, 3:33 AM PDT Att: 26,763 - Cloudy - 69 F					
Jason Giambi, L (1, 5) OBP: 0.351, SLG: 0.339										2	0	0	0	2	1	3						
Geronimo Berroa, R (1, 7) OBP: 0.349, SLG: 0.433										4	0	0	0	0	0	7						
Ruben Sierra, S (1, 9) OBP: 0.320, SLG: 0.468										4	0	0	0	0	1	3						
Mike Aldrete, L (1, 3) OBP: 0.340, SLG: 0.365										4	0	2	0	0	0	0						
Terry Steinbach, R (1, 2) OBP: 0.303, SLG: 0.444										4	0	1	0	0	2	2						
Brent Gates, S (1, 4) OBP: 0.293, SLG: 0.308										4	0	0	0	0	0	3						
Stan Javier, S (1, 8) OBP: 0.302, SLG: 0.339										4	0	1	0	0	1	1						
Mike Bordick, R (1, 6) OBP: 0.321, SLG: 0.309										4	0	1	0	0	0	1						
<b>Inning Stats</b>	R: 0 E: 0 K: 1 S: 8	H: 0 LOB: 1 BB: 1 P: 15	R: 0 E: 0 K: 0 S: 10	H: 1 LOB: 1 BB: 0 P: 16	R: 0 E: 0 K: 0 S: 12	H: 1 LOB: 2 BB: 1 P: 22	R: 0 E: 0 K: 1 S: 6	H: 0 LOB: 0 BB: 0 P: 6	R: 0 E: 0 K: 0 S: 17	H: 1 LOB: 2 BB: 1 P: 27	R: 0 E: 0 K: 0 S: 5	H: 1 LOB: 1 BB: 0 P: 6	R: 0 E: 0 K: 2 S: 13	H: 1 LOB: 2 BB: 1 P: 24	R: 0 E: 0 K: 1 S: 11	H: 1 LOB: 0 BB: 0 P: 18	R: 0 E: 0 K: 1 S: 8	H: 0 LOB: 0 BB: 0 P: 11	1B: 6 2B: 0 3B: 0 HR: 0	SF: 0 SAC: 0 DP: 0 HBP: 0	WP: 0 PB: 0 SB: 0 CS: 0	PA: 37
<b>PITCHER</b>	IP WLS BF H R ER SO BB IBB HBP BLK WP HR S P ERA WHIP																					
Mark Clark, R (1, 1) ERA: 6.54	6.2 W 29 5 0 0 0 4 0 0 0 0 0 0 68 111 0.00 1.350																					
Eric Plunk, R (7, 1) ERA: 1.67	1.1 5 1 0 0 1 0 0 0 0 0 0 0 14 23 0.00 0.750																					
Jose Mesa, R (9, 1) ERA: 1.53	1.0 S 3 0 0 0 1 0 0 0 0 0 0 0 8 11 0.00 0.000																					










Batter	1	2	3	4	5	6	7	8	9	AB	R	H	RBI	BB	SO	LOB	TOP										
Ruben Amaro Jr. S OBP: 0.275, SLG: 0.265	1-1 G6-3	1-0 HBP		0-3 K		0-0 F8		4-2 G3 SH1-4 BB		3	0	0	0	1	1	3	Cleveland Indians @ California Angels Anaheim Stadium, Anaheim, CA Tue Jul 25 1995, 10:05 PM EDT Att: 42,468 - Unknown - 78 F  livebaseballscorecards.com  AB 35 R 5 H 10 RBI 5 BB 6 SO 9 LOB 21  										
Omar Vizquel S OBP: 0.319, SLG: 0.346	1-3 K	1-3 K		2-3 K		0-0 K		1-0 SH1-4		4	0	1	1	0	3	4											
Carlos Baerga S OBP: 0.369, SLG: 0.500	4-0 FC6-4 BB		1-2 G6-3	1-0 1B		0-0 L4		1-2 G3		4	0	1	0	1	0	3											
Albert Belle R OBP: 0.380, SLG: 0.572	0-0 FC6-4		3-1 BB 2B	2-2 K		1-1 G6-3		0-0 P4		5	1	1	0	0	1	6											
Manny Ramirez R OBP: 0.422, SLG: 0.634		2-2 G6-3	4-1 2B BB		2-2 F7		2-2 G6-3		2-3 K	4	1	0	0	1	1	0											
Jim Thome L OBP: 0.435, SLG: 0.604		2-2 BB 1B	1-0 P2		2-0 G3		1-2 HR		2-3 K	5	2	2	1	0	1	2											
Herbert Perry R OBP: 0.396, SLG: 0.530 Paul Sorrento L OBP: 0.361, SLG: 0.524		1-3 K	3-1 2B		1-1 F8		2-1 P6		2-2 1B	3	0	1	2	0	1	1											
Dave Winfield R OBP: 0.278, SLG: 0.261		4-1 HBP 1B BB	1-2 G4-3		0-0 F8 BB 2B 1B		4-2 BB			2	1	1	0	2	0	1											
Sandy Alomar Jr. R OBP: 0.419, SLG: 0.684		3-2 HBP 1B		1-2 1B		4-0 2B BB		1-3 K		3	0	2	1	1	1	1											
<b>Inning Stats</b>	R: 0 E: 0 K: 1 S: 6	H: 0 LOB: 1 BB: 1 P: 12	R: 1 E: 0 K: 2 S: 17	H: 2 LOB: 3 BB: 1 P: 31	R: 2 E: 0 K: 0 S: 12	H: 2 LOB: 1 BB: 1 P: 25	R: 0 E: 0 K: 3 S: 13	H: 2 LOB: 0 BB: 0 P: 19	R: 0 E: 0 K: 0 S: 8	H: 0 LOB: 0 BB: 0 P: 13	R: 1 E: 0 K: 0 S: 6	H: 2 LOB: 2 BB: 1 P: 11	R: 1 E: 0 K: 1 S: 13	H: 1 LOB: 1 BB: 1 P: 23	R: 0 E: 0 K: 0 S: 7	H: 0 LOB: 1 BB: 1 P: 13		R: 0 E: 0 K: 2 S: 11	H: 1 LOB: 1 BB: 0 P: 17	1B: 7 2B: 2 3B: 0 HR: 1	SF: 0 SAC: 1 DP: 0 HBP: 1	WP: 0 PB: 0 SB: 0 CS: 0	PA: 43				
<b>PITCHER</b>	IP	WLS	BF	H	R	ER	SO	BB	IBB	HBP	BLK	WP	HR	S	P	ERA	WHIP										
Chuck Finley L ERA: 3.74	5.1	W	29	8	4	4	6	4	0	1	0	0	0	59	107	6.75	2.250										
John Habyan R ERA: 3.0	1.0		4	1	1	1	0	0	0	0	0	0	1	9	13	9.00	1.000										
Bob Patterson L ERA: 1.85	0.1		2	0	0	0	0	1	0	0	0	0	0	4	10	0.00	3.000										
Troy Percival R ERA: 1.93	1.1	S	5	0	0	0	1	1	0	0	0	0	0	10	17	0.00	0.750										
Lee Smith R ERA: 5.2	1.0	S	3	1	0	0	2	0	0	0	0	0	0	11	17	0.00	1.000										

Batter	1	2	3	4	5	6	7	8	9	AB	R	H	RBI	BB	SO	LOB	BOTTOM										
Tony Phillips S OBP: 0.419, SLG: 0.505	1-0 G4-3 FC1 2B	0-1 G4-6-3 1B		3-1 F7		2-3 K		1-3 1B		5	1	3	1	0	1	2	Cleveland Indians @ California Angels Anaheim Stadium, Anaheim, CA Tue Jul 25 1995, 10:05 PM EDT Att: 42,468 - Unknown - 78 F  livebaseballscorecards.com  AB 30 R 6 H 9 RBI 6 BB 7 SO 8 LOB 16  										
Jim Edmonds L OBP: 0.369, SLG: 0.569	3-2 G4-3	2-3 G4-6-3		0-0 BB 1B		4-0 IBB		0-0 G4-3		4	0	1	1	1	0	5											
Tim Salmon R OBP: 0.424, SLG: 0.540	2-2 FC1 BB		2-1 F9	4-0 BB		0-3 K				3	0	0	1	1	1	2											
Chili Davis S OBP: 0.458, SLG: 0.557	4-0 G6-4-3 BB		4-2 1B 16 1B BB	2-3 K		1-3 K				2	1	0	0	2	2	2											
J.T. Snow L OBP: 0.387, SLG: 0.510	0-0 G6-4-3		3-0 16 1B SF8 1B		0-2 F8		0-2 G5-3			4	1	1	0	0	0	2											
16 Garret Anderson L OBP: 0.394, SLG: 0.604		2-1 HR	0-2 1B CS		0-3 K		1-3 K			4	1	2	2	0	2	0											
Damion Easley R OBP: 0.288, SLG: 0.299		4-2 BB G3 1B BB	0-1 SF8		1-0 F8			4-2 1B BB		1	1	0	1	2	0	0											
Greg Myers L OBP: 0.317, SLG: 0.369 Jorge Fabregas L OBP: 0.318, SLG: 0.360		1-1 SAFE G3	0-1 CS		2-1 F7		1-3 K		0-3 K	4	0	0	0	0	2	2											
Gary Disarcina R OBP: 0.356, SLG: 0.478		4-1 1B BB		1-0 1B 2B		2-2 WP 1B		0-0 P4		0	0	0	0	0	0	0											
<b>Inning Stats</b>	R: 1 E: 0 K: 0 S: 9	H: 1 LOB: 1 BB: 1 P: 19	R: 2 E: 0 K: 0 S: 11	H: 2 LOB: 2 BB: 2 P: 24	R: 2 E: 0 K: 0 S: 12	H: 2 LOB: 0 BB: 1 P: 21	R: 1 E: 0 K: 1 S: 9	H: 2 LOB: 2 BB: 1 P: 21	R: 0 E: 0 K: 3 S: 13	H: 1 LOB: 1 BB: 1 P: 22	R: 0 E: 0 K: 2 S: 9	H: 0 LOB: 0 BB: 0 P: 11	R: 0 E: 0 K: 1 S: 10	H: 1 LOB: 2 BB: 1 P: 16	1B: 6 2B: 2 3B: 0 HR: 1	SF: 1 SAC: 0 DP: 2 HBP: 0		WP: 1 PB: 0 SB: 0 CS: 1	PA: 39								
<b>PITCHER</b>	IP	WLS	BF	H	R	ER	SO	BB	IBB	HBP	BLK	WP	HR	S	P	ERA	WHIP										
Orel Hershiser R ERA: 4.3	2.1	L	15	5	5	5	0	4	0	0	0	0	1	29	61	19.29	3.857										
Albie Lopez R ERA: 1.2	3.2		15	3	1	1	5	1	1	0	0	1	0	33	55	2.46	1.091										
Paul Assenmacher L ERA: 1.47	2.0		8	1	0	0	3	1	0	0	0	0	0	19	27	0.00	1.000										



Batter	1	2	3	4	5	6	7	8	9	AB	R	H	RBI	BB	SO	LOB	TOP								
Wayne Kirby, L (1, 8) OBP: 0.253, SLG: 0.306	G3-1		G3	F9			E2		P2	5	0	1	0	0	0	3	<b>Cleveland Indians @ California Angels</b> Anaheim Stadium, Anaheim, CA Wed Jul 26 1995, 6:33 AM EDT Att: 35,650 - Sunny - 85 F								
Omar Vizquel, S (1, 6) OBP: 0.314, SLG: 0.341	G3		SF8		G3		K		G4-3	4	0	0	1	0	1	1									
Carlos Baerga, S (1, 4) OBP: 0.370, SLG: 0.499	G6-3		FC6-4		L7		G6-3			3	0	1	0	1	0	0									
Albert Belle, R (1, 7)		BB	FC6-4		K		G6-3			3	0	0	0	1	1	3									
Jim Thome, L (1, 5) OBP: 0.433, SLG: 0.610	F7				F8		HR		G5-3	4	1	1	1	0	0	3									
Manly Ramirez, R (1, 9) OBP: 0.416, SLG: 0.625	K				P3				P2	4	0	0	0	0	2	1									
Paul Sorrento, L (1, 3) OBP: 0.364, SLG: 0.536	FC5-4				HR		G4-3		F8	3	1	1	1	1	0	0									
Dave Winfield, R (1, 10) OBP: 0.289, SLG: 0.274	FC5-4				1B				G4-3	4	0	2	0	0	0	2									
Tony Peña, R (1, 2) OBP: 0.280, SLG: 0.360			G3						G5-3	3	1	2	0	0	0	1									
Sandy Alomar Jr., R (9, PH) OBP: 0.413, SLG: 0.672			SF8				F8			1	0	0	0	0	0	0									
<b>Inning Stats</b>	R: 0 E: 0 K: 0 S: 5	H: 0 LOB: 0 BB: 7	R: 0 E: 0 K: 1 S: 12	H: 0 LOB: 2 BB: 24	R: 1 E: 0 K: 0 S: 8	H: 2 LOB: 1 BB: 13	R: 1 E: 0 K: 0 S: 14	H: 3 LOB: 2 BB: 22	R: 0 E: 0 K: 1 S: 7	H: 0 LOB: 0 BB: 8	R: 1 E: 0 K: 1 S: 12	H: 2 LOB: 1 BB: 0	R: 0 E: 1 K: 1 S: 10	H: 1 LOB: 2 BB: 17	R: 0 E: 0 K: 0 S: 6	H: 0 LOB: 0 BB: 8	R: 0 E: 0 K: 0 S: 5	H: 0 LOB: 0 BB: 6	1B: 5 2B: 1 3B: 0 HR: 2	SF: 1 SAC: 0 DP: 0 HBP: 0	WP: 0 PB: 0 SB: 0 CS: 0	PA: 38			
<b>PITCHER</b>	IP	WLS	BF	H	R	ER	SO	BB	IBB	HBP	BLK	WP	HR	S	P	ERA	WHIP								
Mike Harkey, R (1, 1) ERA: 5.96	6.0	W	28	8	3	3	3	2	0	0	0	0	2	59	93	4.50	1.667								
Bob Patterson, L (7, 1) ERA: 1.83	0.1		2	0	0	0	1	1	0	0	0	0	0	6	12	0.00	3.000								
John Habyan, R (7, 1) ERA: 2.9	1.2		5	0	0	0	0	0	0	0	0	0	0	9	12	0.00	0.000								
Lee Smith, R (9, 1) ERA: 5.02	1.0	S	3	0	0	0	0	0	0	0	0	0	0	5	6	0.00	0.000								

Batter	1	2	3	4	5	6	7	8	9	AB	R	H	RBI	BB	SO	LOB	BOTTOM								
Tony Phillips, S (1, 5) OBP: 0.420, SLG: 0.505	G4-3		E	F9			G4-3			4	1	2	1	0	0	0	<b>Cleveland Indians @ California Angels</b> Anaheim Stadium, Anaheim, CA Wed Jul 26 1995, 6:33 AM EDT Att: 35,650 - Sunny - 85 F								
Jim Edmonds, L (1, 8) OBP: 0.368, SLG: 0.564	G4-3		HR			K	K			3	1	0	0	1	2	2									
Tim Salmon, R (1, 9) OBP: 0.425, SLG: 0.536	K		E5			E	G4-3			2	1	0	0	2	1	2									
Chili Davis, S (1, 10) OBP: 0.458, SLG: 0.568		L6-4	HR			K	G4-3			3	1	1	5	1	1	3									
J.T. Snow, L (1, 3) OBP: 0.386, SLG: 0.506		1B	HR			K	F8			4	0	1	0	0	2	3									
16 Garret Anderson, L (1, 7) OBP: 0.374, SLG: 0.587		L6-4	G3			F7				4	0	0	0	0	1	2									
Damion Easley, R (1, 4) OBP: 0.291, SLG: 0.299		1B	G6-3			G6-3				3	0	1	0	1	0	0									
Jorge Fabregas, L (1, 2) OBP: 0.309, SLG: 0.350	F8					F8				4	0	0	0	0	1	3									
Gary Disarcina, R (1, 6) OBP: 0.358, SLG: 0.478			S			F8			G6-3	4	2	2	0	0	0	1									
<b>Inning Stats</b>	R: 0 E: 0 K: 1 S: 7	H: 0 LOB: 0 BB: 0	R: 0 E: 0 K: 0 S: 13	H: 2 LOB: 1 BB: 24	R: 5 E: 1 K: 1 S: 19	H: 3 LOB: 0 BB: 1	R: 0 E: 0 K: 0 S: 6	H: 0 LOB: 0 BB: 0	R: 0 E: 0 K: 3 S: 10	H: 0 LOB: 1 BB: 1	R: 0 E: 0 K: 0 S: 6	H: 0 LOB: 2 BB: 10	R: 1 E: 0 K: 1 S: 10	H: 2 LOB: 2 BB: 19	R: 0 E: 0 K: 2 S: 11	H: 0 LOB: 1 BB: 16	R: 0 E: 0 K: 2 S: 11	H: 0 LOB: 1 BB: 1	1B: 6 2B: 1 3B: 0 HR: 1	SF: 0 SAC: 0 DP: 1 HBP: 0	WP: 0 PB: 0 SB: 3 CS: 0	PA: 36			
<b>PITCHER</b>	IP	WLS	BF	H	R	ER	SO	BB	IBB	HBP	BLK	WP	HR	S	P	ERA	WHIP								
Dennis Martinez, R (1, 1) ERA: 2.62	6.0	L	28	7	0	5	3	3	0	0	0	0	1	64	113	7.50	1.667								
Alan Embree, L (7, 1) ERA: 2.09	2.0		8	0	0	0	3	2	0	0	0	0	0	18	31	0.00	1.000								

AB 34  
R 3  
H 8  
RBI 3  
BB 3  
SO 4  
LOB 14



AB 31  
R 6  
H 7  
RBI 6  
BB 5  
SO 8  
LOB 16





Batter	1	2	3	4	5	6	7	8	9	AB	R	H	RBI	BB	SO	LOB	TOP			
Wayne Kirby, L (1, 8) OBP: 0.247, SLG: 0.297	G3-1	G1-3			F7		L9			4	0	0	0	0	0	1	Cleveland Indians @ Seattle Mariners The Kingdome, Seattle, WA Thu Jul 27 1995, 10:05 PM EDT Att. 20,121 - Dome			
Omar Vizquel, S (1, 6) OBP: 0.314, SLG: 0.344					L9			K	3	1	1	0	0	0	1					
Alvaro Espinoza, R (8, 6) OBP: 0.283, SLG: 0.302	2B	L4			L9				1	0	0	0	0	1	0					
Carlos Baerga, S (1, 4) OBP: 0.369, SLG: 0.499	HR		G3-1		G3-1			E4	4	1	1	1	0	0	1					
Albert Belle, R (1, 7) OBP: 0.374, SLG: 0.560	F8			K		F8		K	4	0	0	0	0	2	2					
Jim Thome, L (1, 5) OBP: 0.434, SLG: 0.605	HR			K				K	2	1	0	0	2	2	1					
Manny Ramirez, R (1, 9) OBP: 0.414, SLG: 0.630	HR				P3				4	1	1	3	0	0	1					
Paul Sorrento, L (1, 3) OBP: 0.357, SLG: 0.525	K				K		G4-3		4	0	0	0	0	2	1					
Dave Winfield, R (1, 10) OBP: 0.299, SLG: 0.325					P6		G6-3		4	1	2	1	0	0	0					
Sandy Alomar Jr., R (1, 2) OBP: 0.409, SLG: 0.672							L9		3	0	1	0	0	0	0					
Tony Peña, R (8, 2) OBP: 0.276, SLG: 0.358	P4				WP			F9	1	0	0	0	0	0	1					
<b>Inning Stats</b>	R: 4 E: 0 K: 1 S: 16	H: 3 LOB: 0 BB: 1 P: 26	R: 1 E: 0 K: 0 S: 10	H: 1 LOB: 0 BB: 0 P: 12	R: 0 E: 0 K: 2 S: 10	H: 0 LOB: 0 BB: 0 P: 14	R: 0 E: 0 K: 1 S: 6	H: 0 LOB: 1 BB: 0 P: 9	R: 0 E: 0 K: 0 S: 7	H: 1 LOB: 1 BB: 0 P: 8	R: 0 E: 0 K: 0 S: 4	H: 0 LOB: 0 BB: 0 P: 6	R: 0 E: 1 K: 3 S: 10	H: 0 LOB: 1 BB: 0 P: 13	R: 0 E: 0 K: 0 S: 9	H: 1 LOB: 1 BB: 0 P: 13	1B: 1 2B: 3 3B: 0 HR: 2	SF: 0 SAC: 0 DP: 0 HBP: 0	WP: 1 PB: 0 SB: 0 CS: 0	PA: 36
<b>PITCHER</b> Tim Belcher, R (1, 1) ERA: 4.88	IP: 9.0 WLS: W BF: 36 H: 6 R: 5 ER: 5 SO: 7 BB: 2 IBB: 0 HBP: 0 BLK: 0 WP: 1 HR: 2 S: 79 P: 113 ERA: 5.00 WHIP: 0.889															<b>PITCHER</b>				

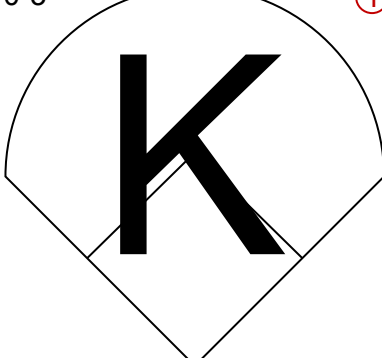
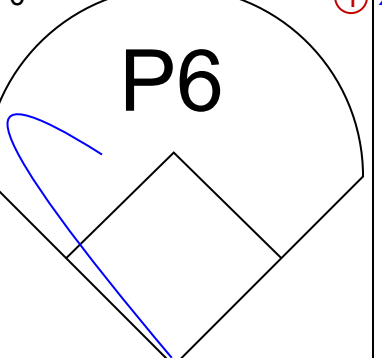
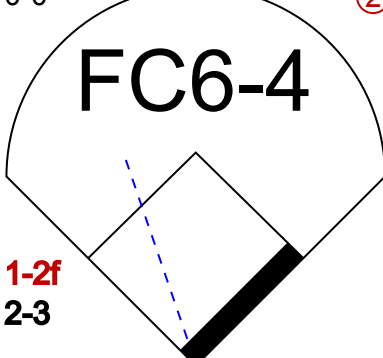
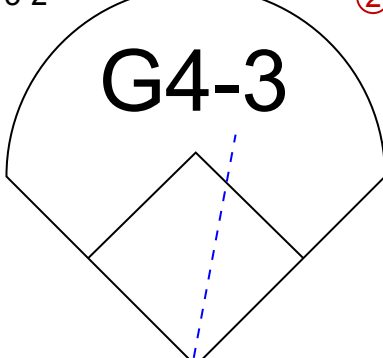
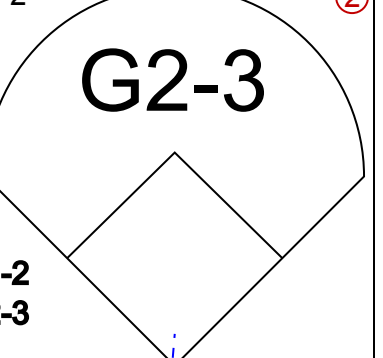
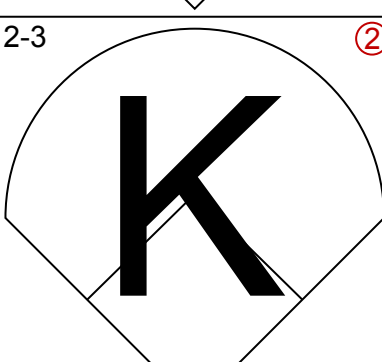
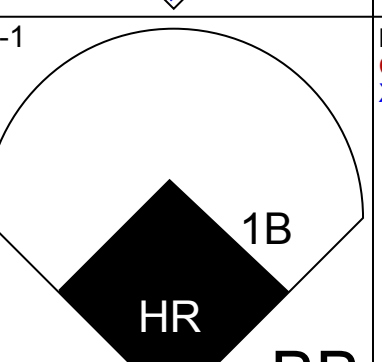
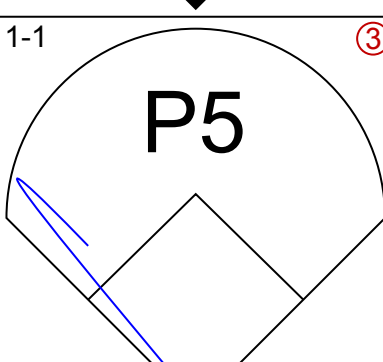
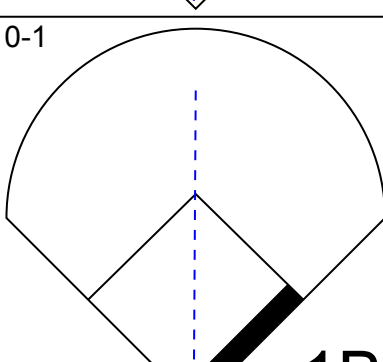
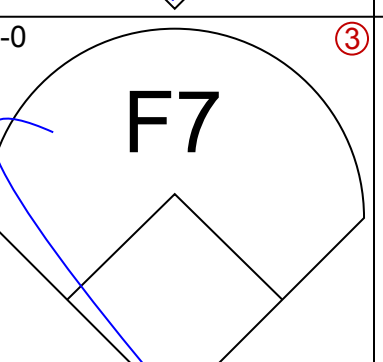
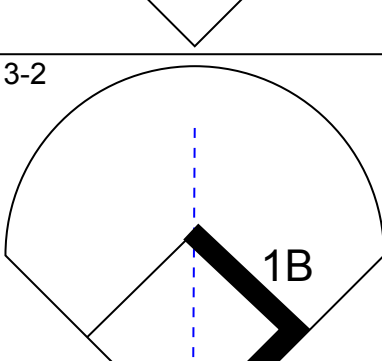
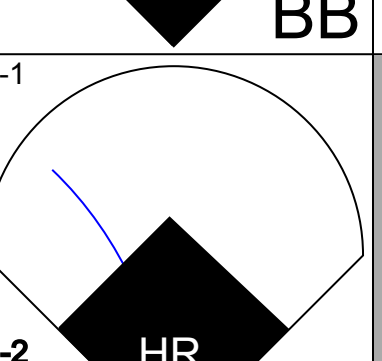
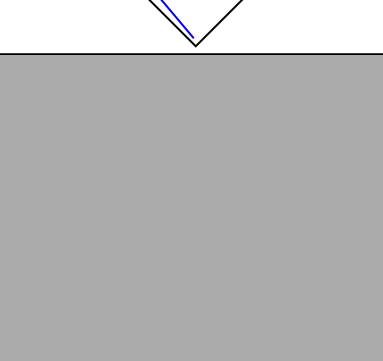
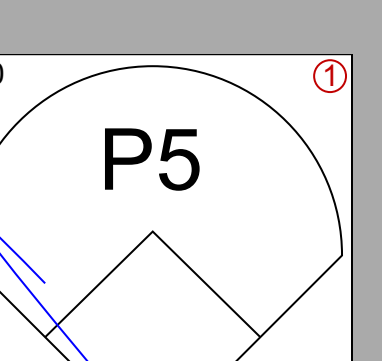
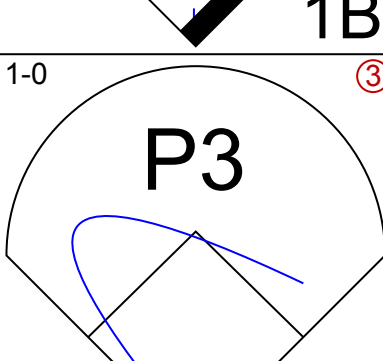
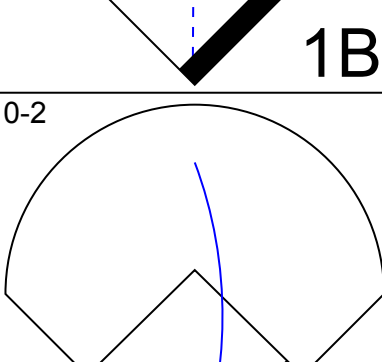
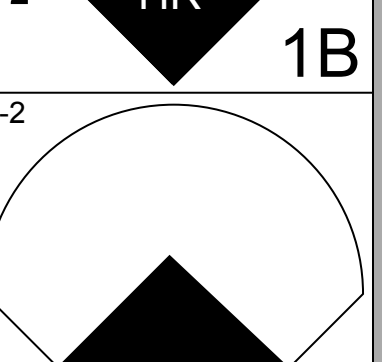

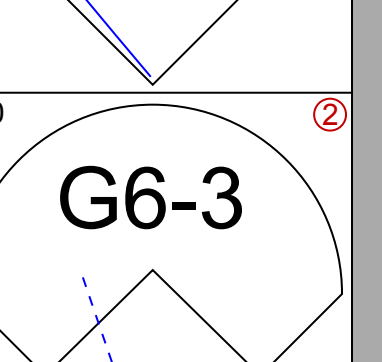
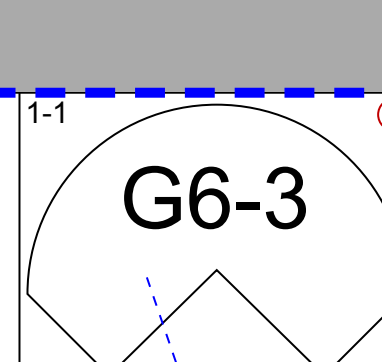
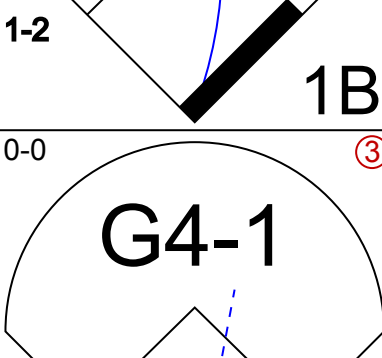
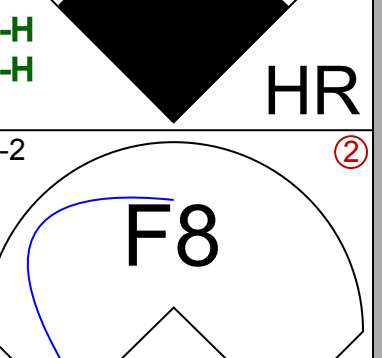
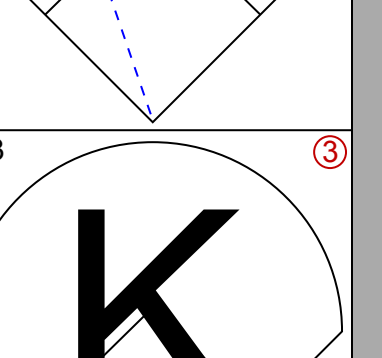
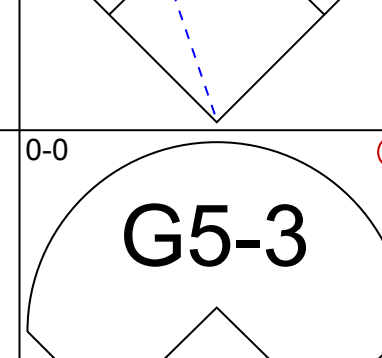
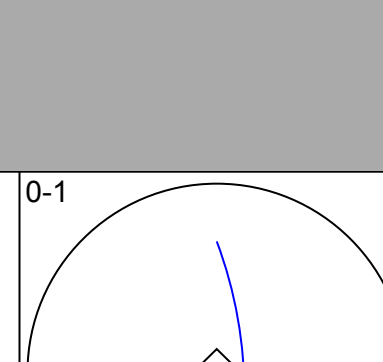
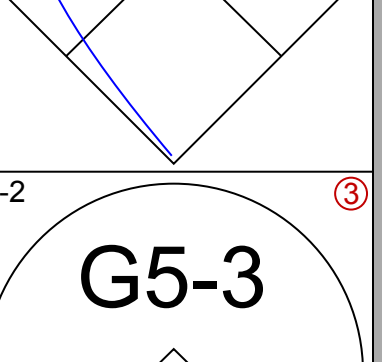
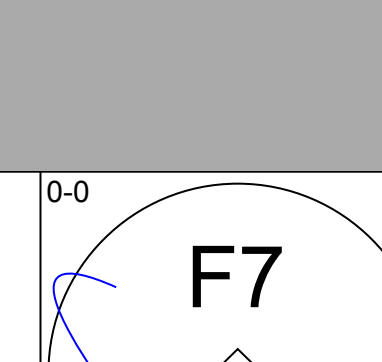
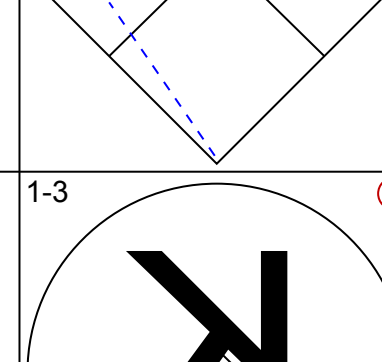
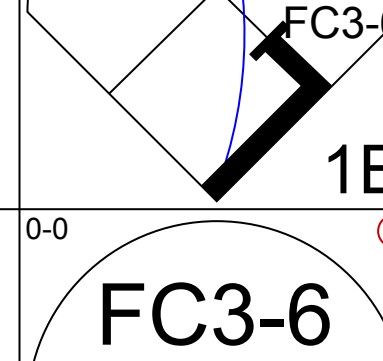
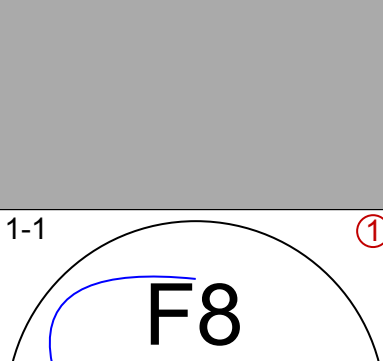
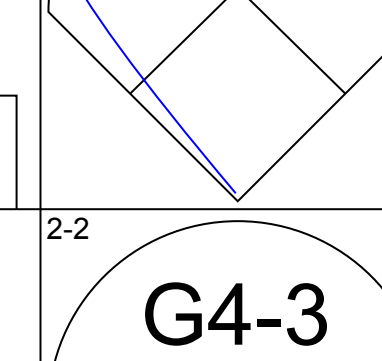
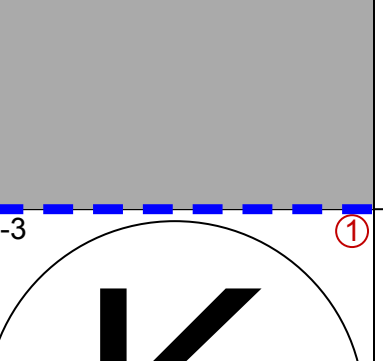
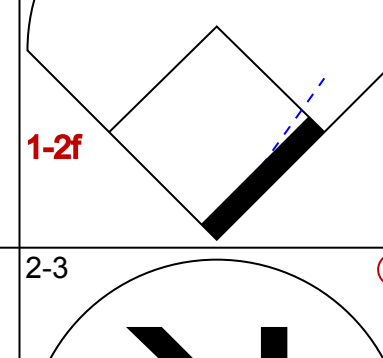
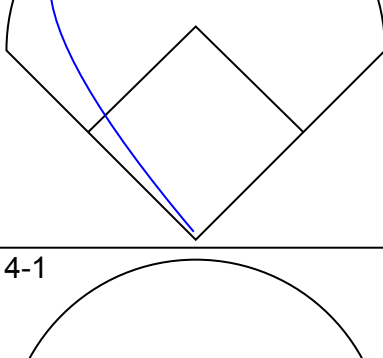
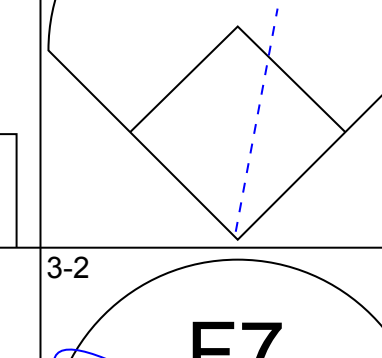
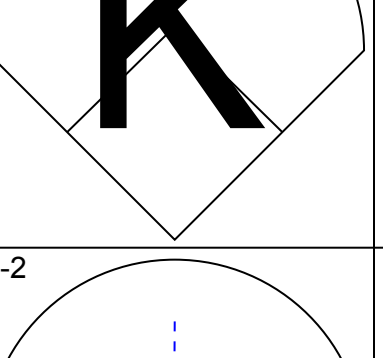
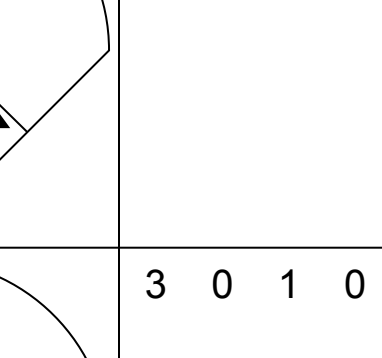
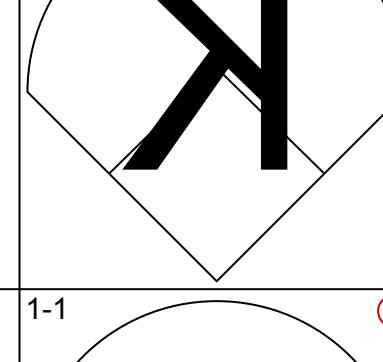
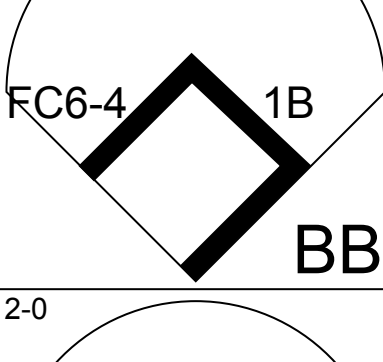
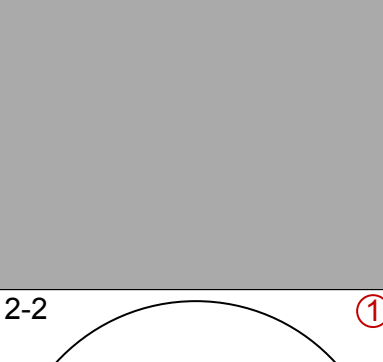
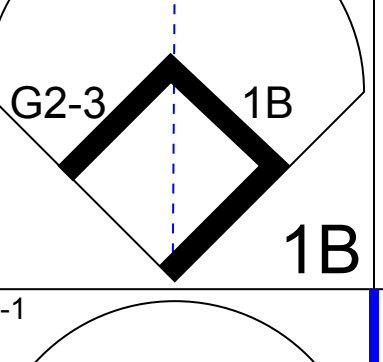
Batter	1	2	3	4	5	6	7	8	9	AB	R	H	RBI	BB	SO	LOB	BOTTOM			
Joey Cora, S (1, 4) OBP: 0.332, SLG: 0.331	P5	L6				1B				3	1	1	0	2	0	1	Cleveland Indians @ Seattle Mariners The Kingdome, Seattle, WA Thu Jul 27 1995, 10:05 PM EDT Att. 20,121 - Dome			
Alex Diaz, S (1, 8) OBP: 0.283, SLG: 0.338	G1-3				K				5	2	2	0	0	1	3					
Edgar Martinez, R (1, 10) OBP: 0.486, SLG: 0.634	G5-3								3	0	2	0	2	0	0					
Tino Martinez, L (1, 3) OBP: 0.373, SLG: 0.584		G3			G4-6-3				5	0	1	1	0	1	6					
Jay Buhner, R (1, 9) OBP: 0.352, SLG: 0.544		HR			L8				3	2	1	2	1	0	0					
Warren Newson, L (1, 7) OBP: 0.406, SLG: 0.410									3	3	2	1	2	1	2					
Mike Blowers, R (1, 5) OBP: 0.308, SLG: 0.422									4	2	2	5	1	2	3					
Dan Wilson, R (1, 2) OBP: 0.329, SLG: 0.385									5	1	2	1	0	1	2					
Felix Fermin, R (1, 6) OBP: 0.233, SLG: 0.236	F7								4	0	1	0	0	0	1					
<b>Inning Stats</b>	R: 0 E: 0 K: 0 S: 10	H: 0 LOB: 0 BB: 0 P: 15	R: 3 E: 0 K: 0 S: 15	H: 3 LOB: 1 BB: 1 P: 25	R: 1 E: 0 K: 0 S: 11	H: 2 LOB: 0 BB: 0 P: 18	R: 2 E: 0 K: 2 S: 27	H: 3 LOB: 3 BB: 2 P: 40	R: 2 E: 0 K: 0 S: 9	H: 2 LOB: 0 BB: 1 P: 18	R: 2 E: 0 K: 2 S: 20	H: 2 LOB: 2 BB: 1 P: 35	R: 1 E: 0 K: 0 S: 12	H: 2 LOB: 2 BB: 1 P: 26	R: 0 E: 0 K: 2 S: 9	H: 0 LOB: 1 BB: 1 P: 16	1B: 9 2B: 0 3B: 0 HR: 5	SF: 1 SAC: 0 DP: 2 HBP: 0	WP: 1 PB: 0 SB: 2 CS: 0	PA: 44
<b>PITCHER</b> Chad Ogea, R (1, 1) ERA: 3.28	IP: 3.1 WLS: L BF: 19 H: 8 R: 6 ER: 6 SO: 6 BB: 2 IBB: 0 HBP: 0 BLK: 0 WP: 1 HR: 2 S: 51 P: 81 ERA: 16.20 WHIP: 3.000															<b>PITCHER</b>				
Albie Lopez, R (4, 1) ERA: 2.3	0.2	6	2	2	2	2	0	0	0	1	2	19	31	27.00	6.000					
Jim Poole, L (5, 1) ERA: 4.7	3.0	15	4	3	3	2	3	0	0	0	1	34	65	9.00	2.333					
Eric Plunk, R (8, 1) ERA: 1.84	1.0	4	0	0	0	2	1	0	0	0	0	9	16	0.00	1.000					





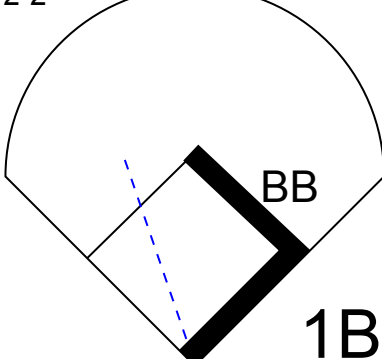
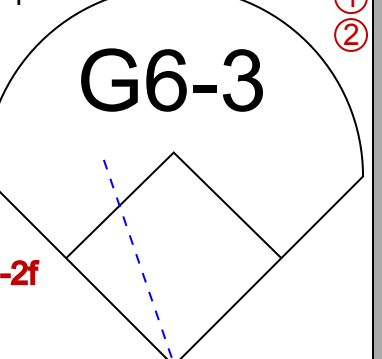
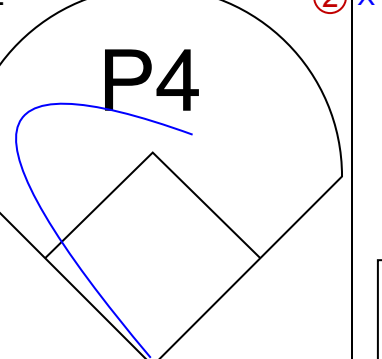
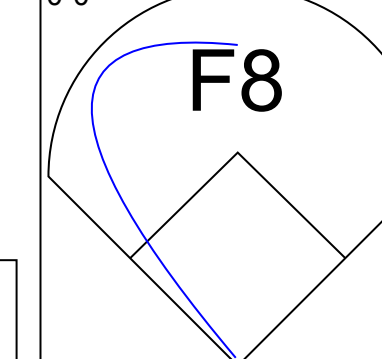
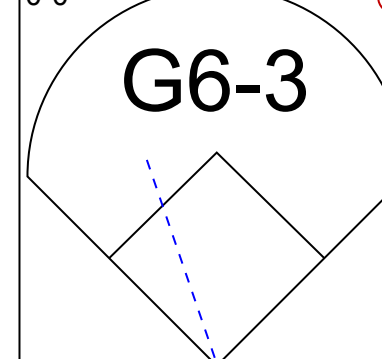
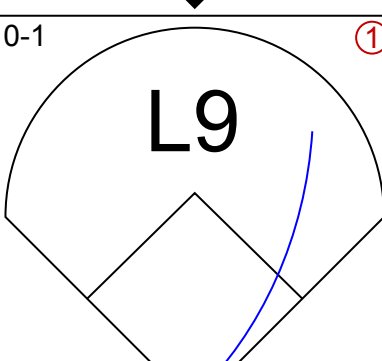
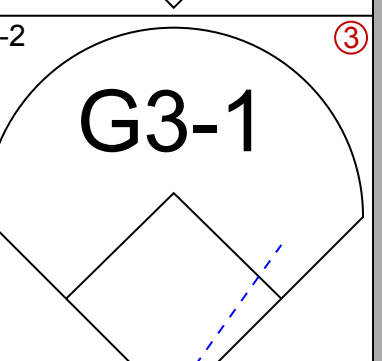
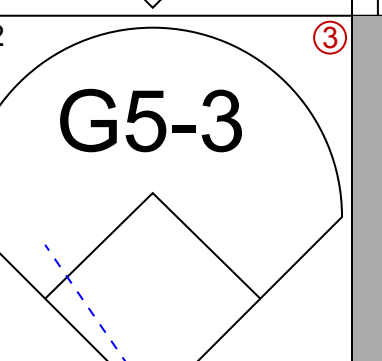
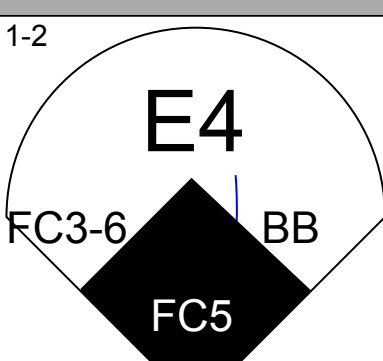
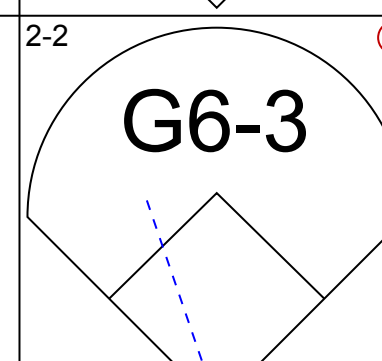
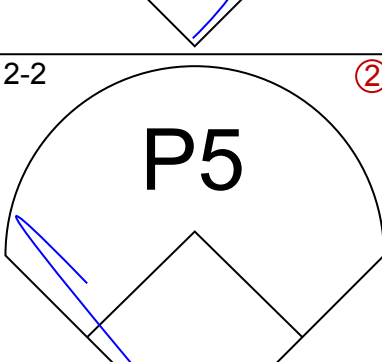
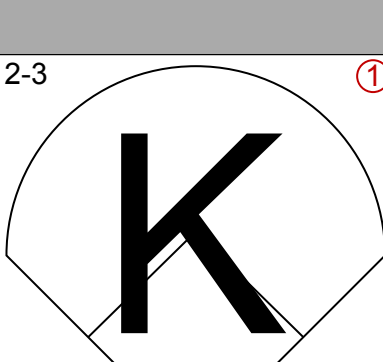
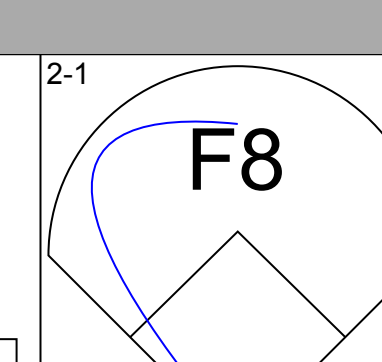
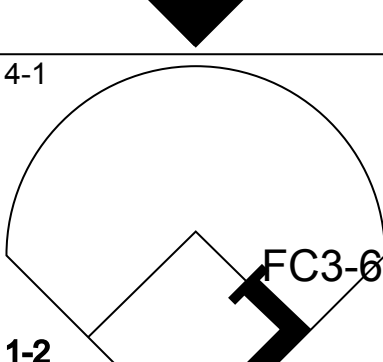

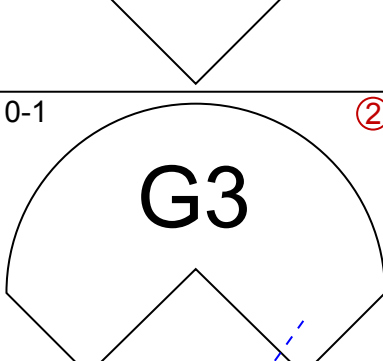
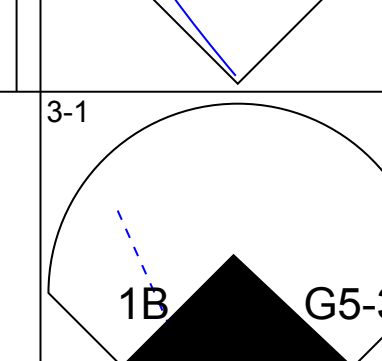
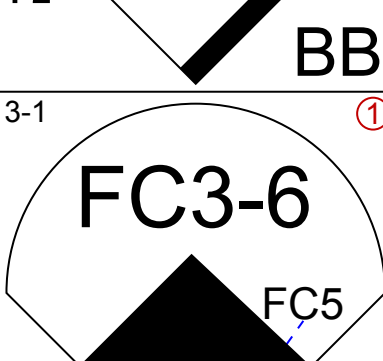
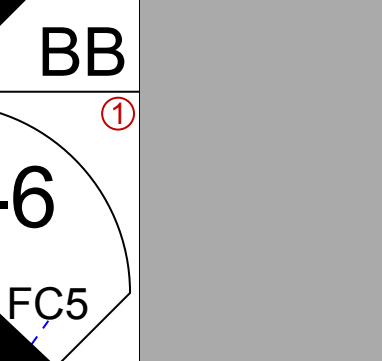
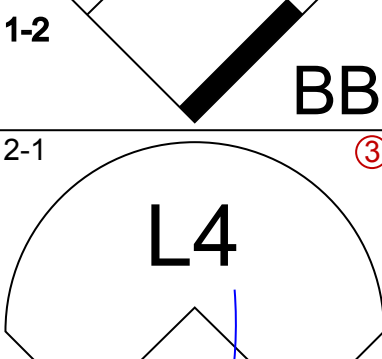
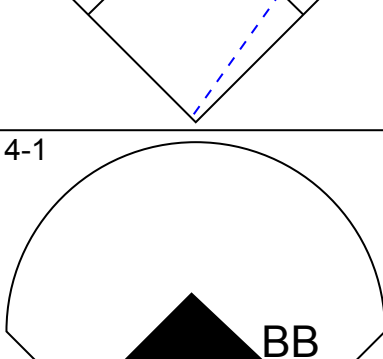
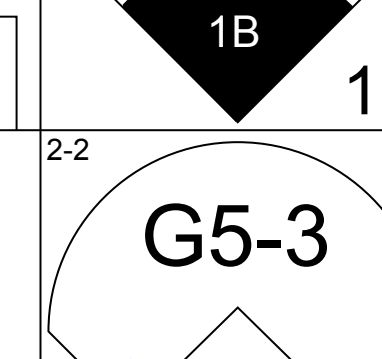
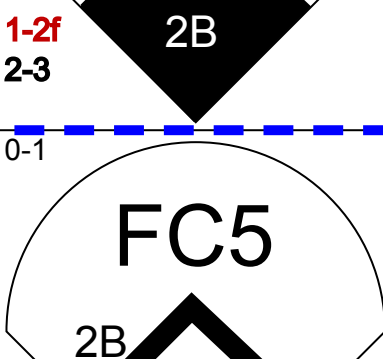
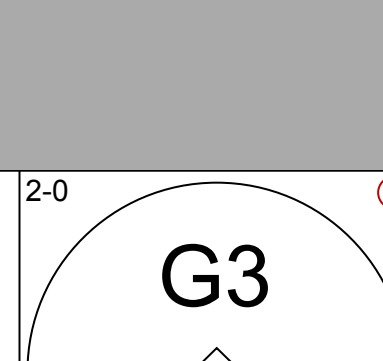
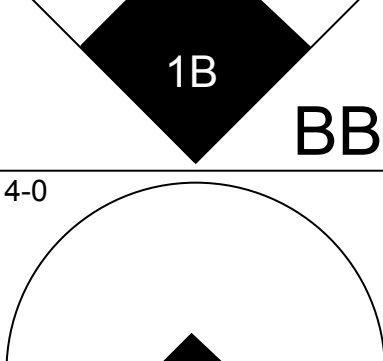
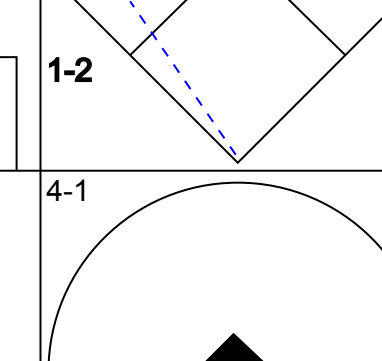
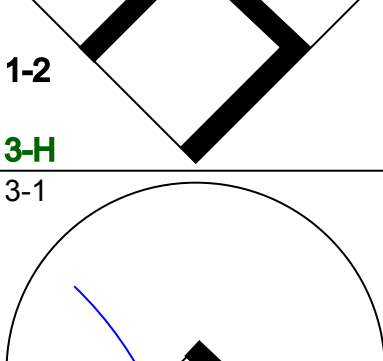
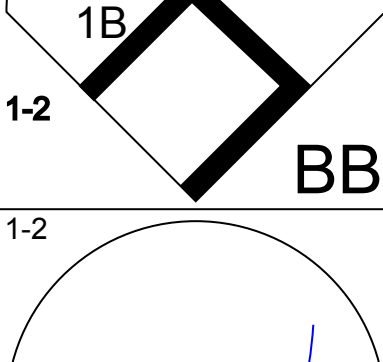
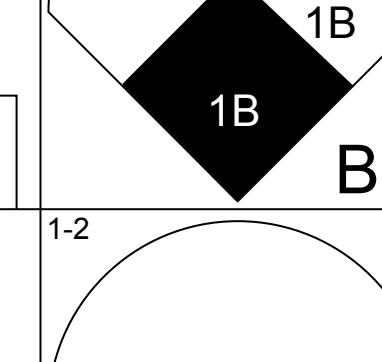
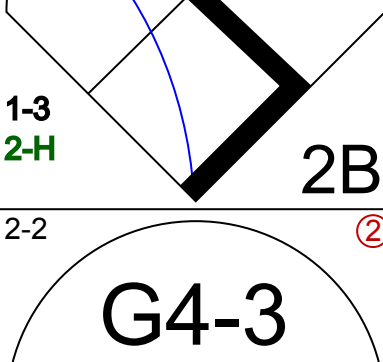
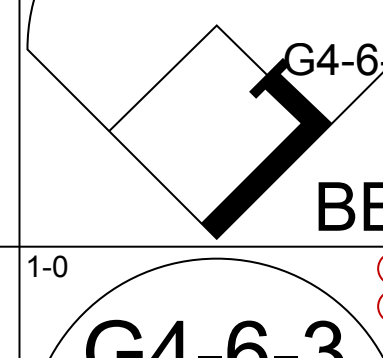
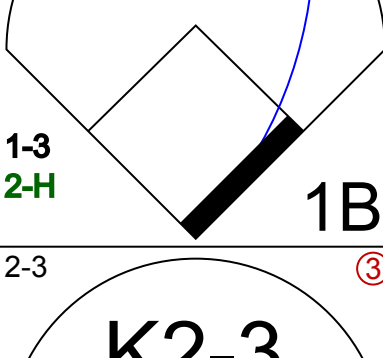
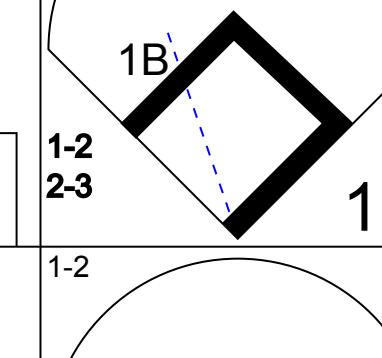
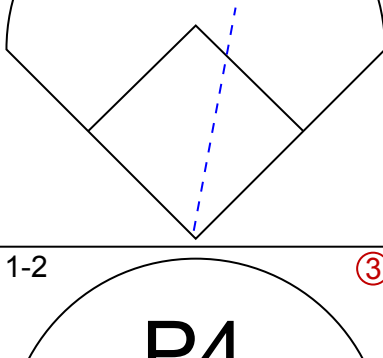
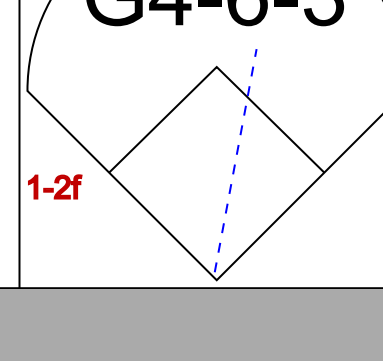
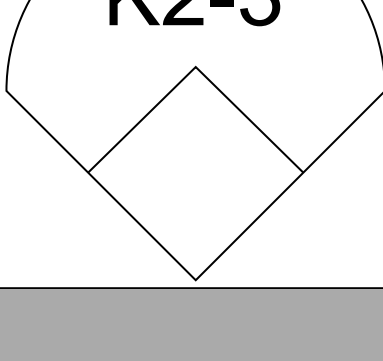
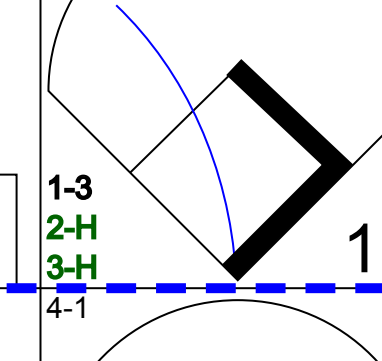
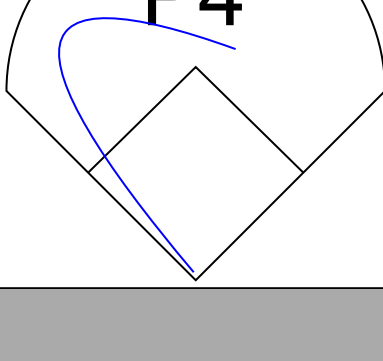
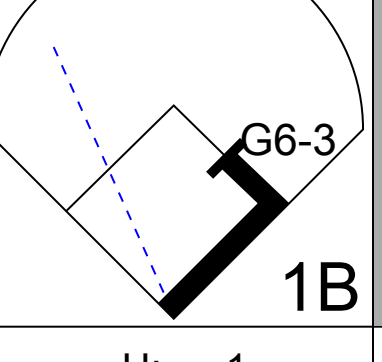
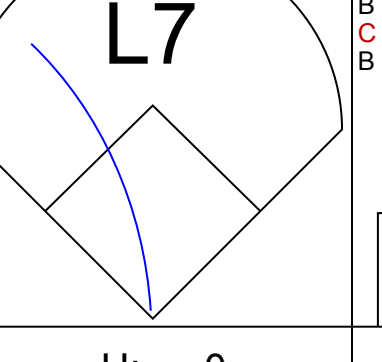
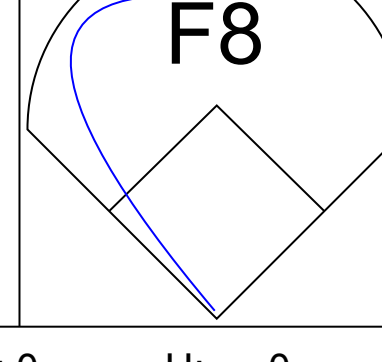




Batter	1	2	3	4	5	6	7	8	9	AB	R	H	RBI	BB	SO	LOB	TOP					
Wayne Kirby, L (1, 8) OBP: 0.239, SLG: 0.287										5	0	0	0	0	1	4	<b>Cleveland Indians @ Seattle Mariners</b> The Kingdome, Seattle, WA Sat Jul 29 1995, 10:05 PM EDT Att: 43,874 - Dome					
Omar Vizquel, S (1, 6) OBP: 0.317, SLG: 0.343										4	1	1	0	1	1	4						
Carlos Baerga, S (1, 4) OBP: 0.368, SLG: 0.497										4	1	2	0	0	0	1						
Albert Belle, R (1, 7) OBP: 0.378, SLG: 0.569										4	1	2	3	0	0	0						
Jim Thome, L (1, 5) OBP: 0.436, SLG: 0.601										4	0	0	0	0	1	2						
Manny Ramirez, R (1, 9) OBP: 0.409, SLG: 0.621										4	0	1	0	0	1	0						
Paul Sorrento, L (1, 3) OBP: 0.351, SLG: 0.515										4	0	0	0	0	1	1						
Dave Winfield, R (1, 10) OBP: 0.305, SLG: 0.333										3	0	1	0	1	1	1						
Tony Peña, R (1, 2) OBP: 0.280, SLG: 0.357										3	0	1	0	0	0	1						
Sandy Alomar, Jr., R (9, PH) OBP: 0.414, SLG: 0.662										1	0	1	0	0	0	0						
Alvaro Espinoza, R (9, PR) OBP: 0.283, SLG: 0.302										0	0	0	0	0	0	0						
<b>Inning Stats</b>	R: 0 E: 0 K: 2 S: 13	H: 2 LOB: 2 BB: 0 P: 18	R: 0 E: 0 K: 1 S: 8	H: 1 LOB: 1 BB: 0 P: 11	R: 3 E: 0 K: 0 S: 13	H: 2 LOB: 0 BB: 1 P: 22	R: 0 E: 0 K: 0 S: 7	H: 1 LOB: 2 BB: 1 P: 15	R: 0 E: 0 K: 1 S: 5	H: 0 LOB: 0 BB: 0 P: 7	R: 0 E: 0 K: 0 S: 8	H: 0 LOB: 0 BB: 0 P: 13	R: 0 E: 0 K: 0 S: 11	H: 1 LOB: 1 BB: 0 P: 17	R: 0 E: 0 K: 1 S: 7	H: 0 LOB: 0 BB: 0 P: 9	R: 0 E: 0 K: 1 S: 12	H: 2 LOB: 2 BB: 0 P: 20	1B: 8 2B: 0 3B: 0 HR: 1	SF: 0 SAC: 0 DP: 0 HBP: 0	WP: 0 PB: 0 SB: 0 CS: 0	PA: 38
<b>PITCHER</b>	IP	WLS	BF	H	R	ER	SO	BB	IBB	HBP	BLK	WP	HR	S	P	ERA	WHIP					
Chris Bosio, R (1, 1) ERA: 4.83	7.0	W	30	7	3	3	4	2	0	0	0	0	1	65	103	3.86	1.286					
Norm Charlton, L (8, 1) ERA: 6.67	1.0		3	0	0	0	1	0	0	0	0	0	0	7	9	0.00	0.000					
Bobby Ayala, R (9, 1) ERA: 3.67	1.0	S	5	2	0	0	1	0	0	0	0	0	0	12	20	0.00	2.000					

AB 36  
R 3  
H 9  
RBI 3  
BB 2  
SO 6  
LOB 14



Batter	1	2	3	4	5	6	7	8	9	AB	R	H	RBI	BB	SO	LOB	BOTTOM				
Rich Amaral, R (1, 8) OBP: 0.354, SLG: 0.390										5	0	1	0	0	0	4	<b>Cleveland Indians @ Seattle Mariners</b> The Kingdome, Seattle, WA Sat Jul 29 1995, 10:05 PM EDT Att: 43,874 - Dome				
Luis Sojo, R (1, 4) OBP: 0.298, SLG: 0.391										5	1	0	0	0	0	1					
Edgar Martinez, R (1, 10) OBP: 0.483, SLG: 0.623										3	0	0	0	1	1	1					
Tino Martinez, L (1, 3) OBP: 0.375, SLG: 0.581										3	2	1	0	1	0	2					
Jay Buhner, R (1, 9) OBP: 0.345, SLG: 0.529										3	1	0	1	1	0	4					
Warren Newson, L (1, 7) OBP: 0.423, SLG: 0.423										2	1	1	1	2	0	0					
Alex Diaz, S (9, 8) OBP: 0.277, SLG: 0.330										0	0	0	0	0	0	0					
Mike Blowers, R (1, 5) OBP: 0.324, SLG: 0.435										3	0	2	1	1	0	2					
Dan Wilson, R (1, 2) OBP: 0.331, SLG: 0.381										4	0	1	2	0	1	5					
Alex Rodriguez, R (1, 6) OBP: 0.279, SLG: 0.416										3	0	1	0	1	0	0					
<b>Inning Stats</b>	R: 0 E: 0 K: 0 S: 11	H: 1 LOB: 2 BB: 1 P: 21	R: 0 E: 0 K: 0 S: 3	H: 0 LOB: 0 BB: 1 P: 10	R: 0 E: 0 K: 0 S: 8	H: 1 LOB: 0 BB: 0 P: 13	R: 1 E: 0 K: 2 S: 13	H: 1 LOB: 2 BB: 2 P: 26	R: 0 E: 0 K: 0 S: 7	H: 0 LOB: 0 BB: 0 P: 12	R: 2 E: 0 K: 0 S: 16	H: 3 LOB: 3 BB: 2 P: 33	R: 2 E: 1 K: 0 S: 17	H: 1 LOB: 2 BB: 1 P: 31	R: 0 E: 0 K: 0 S: 5	H: 0 LOB: 0 BB: 0 P: 8	1B: 6 2B: 1 3B: 0 HR: 0	SF: 0 SAC: 0 DP: 2 HBP: 0	WP: 0 PB: 0 SB: 0 CS: 0	PA: 38	
<b>PITCHER</b>	IP	WLS	BF	H	R	ER	SO	BB	IBB	HBP	BLK	WP	HR	S	P	ERA	WHIP				
Charles Nagy, R (1, 1) ERA: 4.1	5.2		26	6	3	3	2	5	0	0	0	0	0	56	109	4.76	1.941				
Alan Embree, L (6, 1) ERA: 1.8	0.2	L	5	0	2	0	0	2	0	0	0	0	0	8	20	0.00	3.000				
Julian Tavarez, R (7, 1) ERA: 1.72	1.2		7	1	0	0	0	0	0	0	0	0	0	16	25	0.00	0.600				

AB 31  
R 5  
H 7  
RBI 5  
BB 7  
SO 2  
LOB 19







Batter	1	2	3	4	5	6	7	8	9	AB	R	H	RBI	BB	SO	LOB	TOP										
Wayne Kirby, L (1, 8) OBP: 0.238, SLG: 0.284	G4-3	1B		K		F7			G4-3	5	0	1	0	0	1	1	Cleveland Indians @ Seattle Mariners The Kingdome, Seattle, WA Sun Jul 30 1995, 6:33 AM EDT Att: 24,089 - Dome - 68 F										
Omar Vizquel, S (1, 6) OBP: 0.318, SLG: 0.344	FC1-4	1B		F8			K		1B	5	1	2	0	0	1	3											
Carlos Baerga, S (1, 4) OBP: 0.272, SLG: 0.499	FC1-4	1B					G4-1		K	3	1	2	1	1	0	0											
Alvaro Espinoza, R (7, 4) OBP: 0.277, SLG: 0.295	1B	1B			HR				K	1	0	0	0	0	1	1											
Albert Belle, R (1, 7) OBP: 0.374, SLG: 0.562	FC1-4	1B		F8			F7			4	0	0	0	0	5												
Jim Thome, L (1, 5) OBP: 0.433, SLG: 0.594	1B			P5			F7		F8	3	0	0	0	1	0	1											
Manny Ramirez, R (1, 9) OBP: 0.410, SLG: 0.628	1B			G6-3					K	3	1	1	3	1	1	0											
Paul Sorrento, L (1, 3) OBP: 0.350, SLG: 0.524	K						G1-3		HR	4	1	1	1	0	2	3											
Dave Winfield, R (1, 10) OBP: 0.303, SLG: 0.322				P3			G3-6-3		K	3	0	0	0	1	1	0											
Tony Peña, R (1, 2) OBP: 0.279, SLG: 0.351	1B	1B		E5			G3-6-3		G4-3	3	1	0	0	1	0	1											
<b>Inning Stats</b>	R: 1 E: 0 K: 1 S: 19	H: 2 LOB: 3 BB: 2 P: 35	R: 1 E: 0 K: 0 S: 8	H: 2 LOB: 2 BB: 1 P: 17	R: 0 E: 0 K: 1 S: 9	H: 0 LOB: 0 BB: 0 P: 12	R: 0 E: 1 K: 1 S: 14	H: 0 LOB: 1 BB: 0 P: 19	R: 2 E: 0 K: 0 S: 10	H: 1 LOB: 0 BB: 1 P: 17	R: 0 E: 0 K: 0 S: 8	H: 0 LOB: 0 BB: 1 P: 13	R: 0 E: 0 K: 1 S: 7	H: 0 LOB: 0 BB: 0 P: 13	R: 1 E: 0 K: 2 S: 10	H: 1 LOB: 0 BB: 0 P: 16	R: 0 E: 0 K: 1 S: 9	H: 1 LOB: 1 BB: 0 P: 12	1B: 5 2B: 0 3B: 0 HR: 2	SF: 0 SAC: 0 DP: 1 HBP: 0	WP: 0 PB: 0 SB: 1 CS: 0	PA: 39					
<b>PITCHER</b>	IP	WLS	BF	H	R	ER	SO	BB	IBB	HBP	BLK	WP	HR	S	P	ERA	WHIP										
Salomon Torres, R (1, 1) ERA: 5.35	5.0	L	25	5	4	4	3	4	0	0	0	0	1	60	100	7.20	1.800										
Bill Ristley, R (6, 1) ERA: 1.52	3.0		10	1	1	1	3	1	0	0	0	0	1	25	42	3.00	0.667										
Jeff Nelson, R (9, 1) ERA: 1.11	1.0		4	1	0	0	1	0	0	0	0	0	0	9	12	0.00	1.000										

Batter	1	2	3	4	5	6	7	8	9	AB	R	H	RBI	BB	SO	LOB	BOTTOM										
Joey Cora, S (1, 4) OBP: 0.332, SLG: 0.331	G4-3		G5-3			L8		G6-3		4	0	0	0	0	0	0	Cleveland Indians @ Seattle Mariners The Kingdome, Seattle, WA Sun Jul 30 1995, 6:33 AM EDT Att: 24,089 - Dome - 68 F										
Rich Amaral, R (1, 8) OBP: 0.352, SLG: 0.386	F8			G6-3			1B		K	4	0	1	0	0	1	0											
Edgar Martinez, R (1, 10) OBP: 0.480, SLG: 0.621	G5-3			F8	2B		F8		P4	4	0	1	0	0	0	1											
Tino Martinez, L (1, 3) OBP: 0.374, SLG: 0.577		G3-1		F8		K			F8-3	4	0	1	0	0	1	2											
Jay Buhner, R (1, 9) OBP: 0.347, SLG: 0.538		HR			BB		K		F8-3	3	1	1	1	1	1	1											
Warren Newson, L (1, 7) OBP: 0.414, SLG: 0.412		K		G6-3		G3				3	0	0	0	0	1	2											
Mike Blowers, R (1, 5) OBP: 0.325, SLG: 0.446		G4-3			G1-3			HR		3	1	1	1	0	0	0											
Dan Wilson, R (1, 2) OBP: 0.326, SLG: 0.376			G6-3			K		G4-3		3	0	0	0	0	1	0											
Alex Rodriguez, R (1, 6) OBP: 0.274, SLG: 0.408									P3	2	0	0	0	0	1	0											
Alex Diaz, S (8, PH) ERA: 1.55										1	0	0	0	0	0	0											
Felix Fermin, R (9, 6) OBP: 0.235, SLG: 0.238										0	0	0	0	0	0	0											
<b>Inning Stats</b>	R: 0 E: 0 K: 0 S: 8	H: 0 LOB: 0 BB: 0 P: 13	R: 1 E: 0 K: 1 S: 11	H: 1 LOB: 0 BB: 0 P: 18	R: 0 E: 0 K: 1 S: 12	H: 0 LOB: 0 BB: 0 P: 17	R: 0 E: 0 K: 0 S: 7	H: 1 LOB: 2 BB: 1 P: 14	R: 0 E: 0 K: 1 S: 8	H: 0 LOB: 0 BB: 0 P: 11	R: 0 E: 0 K: 1 S: 11	H: 1 LOB: 1 BB: 0 P: 20	R: 1 E: 0 K: 1 S: 12	H: 1 LOB: 0 BB: 0 P: 18	R: 0 E: 0 K: 1 S: 8	H: 0 LOB: 0 BB: 0 P: 12	R: 0 E: 0 K: 0 S: 8	H: 1 LOB: 0 BB: 0 P: 13	1B: 2 2B: 2 3B: 0 HR: 2	SF: 0 SAC: 0 DP: 1 HBP: 0	WP: 0 PB: 0 SB: 0 CS: 0	PA: 32					
<b>PITCHER</b>	IP	WLS	BF	H	R	ER	SO	BB	IBB	HBP	BLK	WP	HR	S	P	ERA	WHIP										
Orel Hershiser, R (1, 1) ERA: 4.18	7.0		26	4	2	2	5	1	0	0	0	0	2	69	111	2.57	0.714										
Eric Plunk, R (8, 1) ERA: 1.55	1.0		3	0	0	0	1	0	0	0	0	0	0	8	12	0.00	0.000										
Jose Mesa, R (9, 1) ERA: 1.41	1.0	S	3	1	0	0	0	0	0	0	0	0	0	8	13	0.00	1.000										





Batter	1	2	3	4	5	6	7	8	9	AB	R	H	RBI	BB	SO	LOB	TOP										
<b>Chuck Knoblauch, R</b> OBP: 0.410, SLG: 0.445	0-0 1B G6-3		2-3 K		1-1 L3		0-2 2B 1B		2-2 HR	5	3	3	1	0	1	0	<b>Minnesota Twins @ Cleveland Indians</b> Jacobs Field, Cleveland, OH Tue Aug 01 1995, 7:05 PM EDT Att: 42,023 - Unknown - 88 F  livebaseballscores.com  <b>AB 36</b> <b>R 6</b> <b>H 12</b> <b>RBI 6</b> <b>BB 2</b> <b>SO 5</b> <b>LOB 10</b> 										
<b>Rich Becker, L</b> OBP: 0.285, SLG: 0.269	1-1 G6-3 G1-3		0-2 G5-3		0-0 G4-3		3-2 2B		0-0 1B	5	0	3	2	0	0	0											
<b>Kirby Puckett, R</b> OBP: 0.367, SLG: 0.476	0-1 G1-3		0-0 1B		1-1 L8		1-3 2B		1-3 K	4	0	1	0	1	1	3											
<b>Matt Merullo, L</b> OBP: 0.324, SLG: 0.341 <b>Ron Coomer, R</b> (7, PH)	1-1 G6-3		3-2 F9		4-1 2B		2-2 G6-4-3			2	1	0	1	1	0	2											
<b>Marty Cordova, R</b> OBP: 0.350, SLG: 0.490	1-2 F9				1-1 F9		1-1 1B 2B		2-2 P4	4	1	1	1	0	0	1											
<b>Scott Stahovick, L</b> OBP: 0.330, SLG: 0.338		2-3 K		2-0 P5		2-2 1B		2-3 K	4	0	1	1	0	2	0												
<b>Matt Walbeck, S</b> OBP: 0.295, SLG: 0.313		2-1 F8		0-0 G4-3		1-0 G1-3		2-3 K	4	0	0	0	0	1	1												
<b>Dan Masteller, L</b> OBP: 0.267, SLG: 0.264		0-1 1B			2-2 G6-3		0-0 G3		2-2 2B	4	0	2	0	0	0	0											
<b>Pat Meares, R</b> OBP: 0.297, SLG: 0.430		0-1 F8			0-0 G5-3		1-0 1B 2B		3-2 HBP	3	1	1	0	0	0	1											
<b>Inning Stats</b>	R: 1 E: 0 K: 0 S: 10	H: 2 LOB: 1 BB: 0 P: 13	R: 0 E: 0 K: 1 S: 10	H: 1 LOB: 1 BB: 0 P: 14	R: 0 E: 0 K: 1 S: 10	H: 1 LOB: 1 BB: 0 P: 15	R: 0 E: 0 K: 0 S: 3	H: 0 LOB: 0 BB: 0 P: 5	R: 0 E: 0 K: 0 S: 6	H: 0 LOB: 0 BB: 0 P: 9	R: 2 E: 0 K: 0 S: 10	H: 2 LOB: 1 BB: 1 P: 19	R: 2 E: 0 K: 0 S: 16	H: 3 LOB: 1 BB: 1 P: 26	R: 0 E: 0 K: 2 S: 10	H: 0 LOB: 0 BB: 0 P: 16		R: 1 E: 0 K: 1 S: 12	H: 3 LOB: 1 BB: 0 P: 20	1B: 8 2B: 3 3B: 0 HR: 1	SF: 0 SAC: 0 DP: 1 HBP: 1	WP: 0 PB: 0 SB: 1 CS: 1	PA: 39				
<b>PITCHER</b>	IP	WLS	BF	H	R	ER	SO	BB	IBB	HBP	BLK	WP	HR	S	P	ERA	WHIP										
<b>Dennis Martinez, R</b> ERA: 2.71	(1, 1)	6.0	25	6	3	3	2	1	0	0	0	0	0	49	75	4.50	1.167										
<b>Eric Plunk, R</b> ERA: 1.93	(7, 1)	0.1	5	3	2	2	0	1	0	0	0	0	0	11	19	54.00	12.000										
<b>Jim Poole, L</b> ERA: 4.6	(7, 1)	0.2	1	0	0	0	0	0	0	0	0	0	0	5	7	0.00	0.000										
<b>Julian Tavarez, R</b> ERA: 1.81	(8, 1)	2.0	L 8	3	1	1	3	0	0	1	0	0	1	22	36	4.50	1.500										
Batter	1	2	3	4	5	6	7	8	9	AB	R	H	RBI	BB	SO	LOB	BOTTOM										
<b>Kenny Lofton, L</b> OBP: 0.359, SLG: 0.478	1-0 1B 2B		3-2 G3		2-0 FC6 1B		2-1 F8		2-2 G3 SH1-4 1B	5	1	3	0	0	0	2	<b>Minnesota Twins @ Cleveland Indians</b> Jacobs Field, Cleveland, OH Tue Aug 01 1995, 7:05 PM EDT Att: 42,023 - Unknown - 88 F  livebaseballscores.com  <b>AB 35</b> <b>R 5</b> <b>H 10</b> <b>RBI 5</b> <b>BB 9</b> <b>SO 6</b> <b>LOB 28</b> 										
<b>Omar Vizquel, S</b> OBP: 0.322, SLG: 0.347	3-2 HR		4-2 G6-3 S BB		1-1 F9		1-2 G5-4-3 1B		0-0 SH1-4	3	1	2	1	1	0	1											
<b>Carlos Baerga, S</b> OBP: 0.367, SLG: 0.492	1-0 F8		1-0 G6-3		1-2 FC6		0-0 F8		1-1 G3	5	0	0	0	0	0	5											
<b>Albert Belle, R</b> OBP: 0.375, SLG: 0.568	3-2 1H HR		2-1 F7		4-0 2B BB		0-0 G5-4-3		1-2 P3	4	2	1	2	1	0	3											
<b>Eddie Murray, S</b> OBP: 0.368, SLG: 0.519	0-3 K		0-0 F7		1-2 1H 2B 2B		3-1 F7		0-1 P6	5	1	1	1	0	1	0											
<b>Jim Thome, L</b> OBP: 0.442, SLG: 0.601 <b>Wayne Kirby, L</b> (9, FR)	0-0 1B		4-1 BB		2-1 2B		4-2 BB		4-1 BB	2	0	2	1	3	0	0											
<b>Manny Ramirez, R</b> OBP: 0.416, SLG: 0.628	1-2 BB		0-0 F4		4-1 BB		4-2 BB		4-2 BB	2	0	1	0	3	0	1											
<b>Paul Sorrento, L</b> OBP: 0.348, SLG: 0.517 <b>Sandy Alomar Jr., R</b> (9, PH)	4-1 BB		0-0 F7		2-3 K		1-2 L8		0-0 P3	3	0	0	0	1	1	5											
<b>Tony Peña, R</b> OBP: 0.274, SLG: 0.344 <b>Herbert Perry, R</b> (9, PH)	3-2 G6-3		0-0 K		2-3 K		2-3 K		0-3 K	4	0	0	0	0	3	7											
<b>Inning Stats</b>	R: 3 E: 1 K: 1 S: 20	H: 5 LOB: 3 BB: 1 P: 36	R: 0 E: 0 K: 0 S: 8	H: 0 LOB: 1 BB: 1 P: 18	R: 0 E: 0 K: 0 S: 4	H: 0 LOB: 1 BB: 1 P: 8	R: 0 E: 0 K: 1 S: 9	H: 1 LOB: 0 BB: 0 P: 15	R: 2 E: 0 K: 2 S: 14	H: 2 LOB: 2 BB: 2 P: 29	R: 0 E: 0 K: 0 S: 5	H: 1 LOB: 0 BB: 0 P: 6	R: 0 E: 0 K: 1 S: 16	H: 0 LOB: 2 BB: 2 P: 30	R: 0 E: 0 K: 0 S: 9	H: 1 LOB: 1 BB: 0 P: 13		R: 0 E: 0 K: 1 S: 12	H: 0 LOB: 2 BB: 2 P: 20	1B: 6 2B: 3 3B: 0 HR: 1	SF: 0 SAC: 1 DP: 1 HBP: 0	WP: 0 PB: 0 SB: 1 CS: 0	PA: 45				
<b>PITCHER</b>	IP	WLS	BF	H	R	ER	SO	BB	IBB	HBP	BLK	WP	HR	S	P	ERA	WHIP										
<b>Scott Kligenbeck, R</b> ERA: 5.88	(1, 1)	4.0	24	8	5	5	2	4	0	0	0	0	0	9	17	11.25	3.000										
<b>Mike Trombley, R</b> ERA: 5.38	(5, 1)	1.0	4	0	0	0	2	1	0	0	0	0	0	9	17	0.00	1.000										
<b>Erik Schullstrom, R</b> ERA: 6.08	(6, 1)	1.1	6	1	0	0	0	2	0	0	0	0	0	15	27	0.00	2.250										
<b>Eddie Guardado, L</b> ERA: 5.82	(7, 1)	1.1	5	1	0	0	1	0	0	0	0	0	0	12	18	0.00	0.750										
<b>Pat Mahomes, R</b> ERA: 5.51	(8, 1)	0.2	W 4	0	0	0	0	2	0	0	0	0	0	11	20	0.00	3.000										
<b>PITCHER</b>	IP	WLS	BF	H	R	ER	SO	BB	IBB	HBP	BLK	WP	HR	S	P	ERA	WHIP										
<b>Scott Watkins, L</b> ERA: 4.74	(9, 1)	0.1	S 1	0	0	0	1	0	0	0	0	0	0	3	3	0.00	0.000										
<b>Dave Stevens, R</b>	(9, 1)	0.1	S 1	0	0	0	1	0	0	0	0	0	0	3	3	0.00	0.000										



Batter	1	2	3	4	5	6	7	8	9	AB	R	H	RBI	BB	SO	LOB	TOP										
<b>Chuck Knoblauch</b> R OBP: 0.409, SLG: 0.444 (1, 4)										5	0	2	0	0	1	3	<b>Minnesota Twins @ Cleveland Indians</b> Jacobs Field, Cleveland, OH Wed Aug 02 1995, 7:05 PM EDT Att: 41,947 - Unknown - 81 F										
<b>Rich Becker</b> L OBP: 0.285, SLG: 0.272 (1, 8)										5	1	2	1	0	1	2											
<b>Kirby Puckett</b> R OBP: 0.367, SLG: 0.475 (1, 9)										5	0	2	0	0	0	4											
<b>Marty Cordova</b> R OBP: 0.345, SLG: 0.482 (1, 7)										5	0	0	0	0	1	5											
<b>Ron Coomer</b> R OBP: 0.333, SLG: 0.200 (1, 10)										4	1	1	0	1	1	4											
<b>Dan Masteller</b> L OBP: 0.274, SLG: 0.281 (1, 3)										5	1	2	0	0	1	1											
<b>Matt Walbeck</b> S OBP: 0.294, SLG: 0.312 (1, 2)										4	1	1	1	0	1	2											
<b>Matt Merullo</b> L OBP: 0.322, SLG: 0.338 (7, 2)										1	0	0	0	0	0	0											
<b>Scott Stahoviak</b> L OBP: 0.336, SLG: 0.357 (1, 5)										4	1	2	3	1	1	1											
<b>Jeff Reboulet</b> R OBP: 0.363, SLG: 0.402 (1, 6)										3	1	1	0	1	1	1											
<b>Inning Stats</b>	R: 1 E: 1 K: 1 S: 15	H: 2 LOB: 1 BB: 0 P: 21	R: 3 E: 0 K: 2 S: 16	H: 4 LOB: 1 BB: 0 P: 25	R: 1 E: 0 K: 1 S: 15	H: 2 LOB: 3 BB: 2 P: 27	R: 0 E: 0 K: 1 S: 7	H: 1 LOB: 1 BB: 0 P: 11	R: 0 E: 0 K: 0 S: 9	H: 0 LOB: 1 BB: 1 P: 13	R: 0 E: 0 K: 0 S: 8	H: 1 LOB: 1 BB: 0 P: 14	R: 0 E: 0 K: 1 S: 8	H: 1 LOB: 1 BB: 0 P: 14	R: 1 E: 1 K: 0 S: 13	H: 2 LOB: 2 BB: 0 P: 17	R: 0 E: 0 K: 2 S: 7	H: 0 LOB: 0 BB: 0 P: 11	1B: 10 2B: 2 3B: 0 HR: 1	SF: 0 SAC: 0 DP: 0 HBP: 0	WP: 0 PB: 0 SB: 1 CS: 0	PA: 44					
<b>PITCHER</b>	IP	WLS	BF	H	R	ER	SO	BB	IBB	HBP	BLK	WP	HR	S	P	ERA	WHIP										
<b>Chad Ogea</b> R ERA: 3.66 (1, 1)	2.2		17	8	5	4	4	1	0	0	0	0	1	44	67	13.50	3.375										
<b>Mark Clark</b> R ERA: 8.1 (3, 1)	5.1	W	24	5	1	1	2	2	0	0	0	0	0	47	75	1.69	1.312										
<b>Jose Mesa</b> R ERA: 1.37 (9, 1)	1.0		3	0	0	0	2	0	0	0	0	0	0	7	11	0.00	0.000										

Batter	1	2	3	4	5	6	7	8	9	AB	R	H	RBI	BB	SO	LOB	BOTTOM										
<b>Kenny Lofton</b> L OBP: 0.363, SLG: 0.496 (1, 8)										5	1	3	3	0	0	2	<b>Minnesota Twins @ Cleveland Indians</b> Jacobs Field, Cleveland, OH Wed Aug 02 1995, 7:05 PM EDT Att: 41,947 - Unknown - 81 F										
<b>Omar Vizquel</b> S OBP: 0.321, SLG: 0.346 (1, 6)										4	0	1	1	0	1	2											
<b>Alvaro Espinoza</b> R OBP: 0.271, SLG: 0.289 (7, 6)										1	0	0	0	0	0	0											
<b>Carlos Baerga</b> S OBP: 0.365, SLG: 0.486 (1, 4)										4	1	0	0	1	0	2											
<b>Albert Belle</b> R OBP: 0.378, SLG: 0.586 (1, 7)										5	2	3	3	0	0	2											
<b>Eddie Murray</b> S OBP: 0.365, SLG: 0.510 (1, 10)										4	1	0	0	1	0	1											
<b>Jim Thome</b> L OBP: 0.447, SLG: 0.605 (1, 5)										3	2	2	0	2	1	0											
<b>Manny Ramirez</b> R OBP: 0.419, SLG: 0.626 (1, 9)										4	2	2	0	1	1	3											
<b>Paul Sorrento</b> L OBP: 0.351, SLG: 0.531 (1, 3)										4	2	2	4	0	1	3											
<b>Sandy Alomar Jr.</b> R OBP: 0.413, SLG: 0.643 (1, 2)										4	1	2	1	0	1	1											
<b>Inning Stats</b>	R: 0 E: 0 K: 0 S: 6	H: 1 LOB: 0 BB: 0 P: 11	R: 5 E: 1 K: 1 S: 17	H: 6 LOB: 1 BB: 0 P: 30	R: 0 E: 0 K: 0 S: 10	H: 1 LOB: 1 BB: 1 P: 18	R: 1 E: 0 K: 2 S: 13	H: 2 LOB: 2 BB: 1 P: 24	R: 4 E: 0 K: 0 S: 16	H: 1 LOB: 0 BB: 3 P: 31	R: 0 E: 0 K: 0 S: 6	H: 0 LOB: 0 BB: 0 P: 10	R: 0 E: 0 K: 1 S: 8	H: 2 LOB: 2 BB: 0 P: 12	R: 2 E: 1 K: 1 S: 12	H: 2 LOB: 1 BB: 0 P: 20	R: 0 E: 0 K: 1 S: 8	H: 0 LOB: 0 BB: 0 P: 11	1B: 9 2B: 1 3B: 2 HR: 3	SF: 0 SAC: 0 DP: 2 HBP: 0	WP: 1 PB: 0 SB: 0 CS: 0	PA: 43					
<b>PITCHER</b>	IP	WLS	BF	H	R	ER	SO	BB	IBB	HBP	BLK	WP	HR	S	P	ERA	WHIP										
<b>Jose Parra</b> R ERA: 6.75 (1, 1)	3.0		16	8	4	5	1	1	0	0	0	0	1	33	59	15.00	3.000										
<b>Greg Harris</b> R ERA: 8.82 (4, 1)	1.0	L	9	2	4	4	2	4	0	0	0	0	0	19	42	36.00	6.000										
<b>Eddie Guardado</b> L ERA: 5.65 (5, 1)	3.1		14	3	2	2	1	0	0	0	0	0	1	27	41	5.40	0.900										
<b>Erik Schullstrom</b> R ERA: 6.26 (8, 1)	0.2		4	2	1	0	1	0	0	0	0	0	1	9	14	0.00	3.000										

AB	41
R	6
H	13
RBI	5
BB	3
SO	8
LOB	23



AB	38
R	12
H	15
RBI	12
BB	5
SO	5
LOB	16





Batter	1	2	3	4	5	6	7	8	9	AB	R	H	RBI	BB	SO	LOB	TOP					
<b>Chuck Knoblauch, R</b> OBP: 0.409, SLG: 0.447 (1, 4)	SH3 1B 2B		1B						K	5	1	2	0	0	2	2	<b>Minnesota Twins @ Cleveland Indians</b> Jacobs Field, Cleveland, OH Thu Aug 03 1995, 7:05 PM EDT Att: 41,907 - Unknown  <a href="http://livebaseballscores.com">livebaseballscores.com</a>					
<b>Rich Becker, L</b> OBP: 0.283, SLG: 0.267 (1, 8)	SH3 2-3		P2						G4-3	4	0	0	0	0	0	2						
<b>Kirby Puckett, R</b> OBP: 0.370, SLG: 0.476 (1, 10)	FC5-4 1B		1B						K	5	0	3	1	0	1	1						
<b>Pedro Munoz, R</b> OBP: 0.346, SLG: 0.555 (1, 9)	K		G1-3						HR	4	1	2	1	0	1	3						
<b>Marty Cordova, R</b> OBP: 0.344, SLG: 0.477 (1, 7)	FC5-4 1-2		G1-3						G4-3	3	0	0	0	1	0	1						
<b>Scott Stahovik, L</b> OBP: 0.330, SLG: 0.350 (1, 3)			K						K	4	0	0	0	0	2	3						
<b>Scott Leius, R</b> OBP: 0.318, SLG: 0.335 (1, 5)			G1-3						F7	3	0	0	0	1	0	0						
<b>Matt Walbeck, S</b> OBP: 0.298, SLG: 0.312 (1, 2)	G4-6-3 1-2		G4-6-3						G4-3	3	1	1	0	0	0	1						
<b>Pat Meares, R</b> OBP: 0.298, SLG: 0.441 <b>Chip Hale, L</b> OBP: 0.361, SLG: 0.400 (9, PH)			F7						E1 G4-3	3	1	1	2	0	0	1						
<b>Inning Stats</b>	R: 1 E: 0 K: 1 S: 9	H: 2 LOB: 1 BB: 0 P: 13	R: 0 E: 0 K: 1 S: 5	H: 0 LOB: 0 BB: 1 P: 12	R: 0 E: 0 K: 0 S: 8	H: 2 LOB: 2 BB: 0 P: 11	R: 0 E: 0 K: 0 S: 4	H: 0 LOB: 0 BB: 0 P: 9	R: 2 E: 0 K: 1 S: 19	H: 3 LOB: 3 BB: 1 P: 33	R: 0 E: 0 K: 0 S: 7	H: 1 LOB: 1 BB: 0 P: 9	R: 1 E: 0 K: 0 S: 11	H: 1 LOB: 0 BB: 0 P: 16	R: 0 E: 0 K: 1 S: 7	H: 0 LOB: 1 BB: 0 P: 11	R: 0 E: 1 K: 2 S: 9	H: 0 LOB: 1 BB: 0 P: 10	1B: 6 2B: 1 3B: 0 HR: 2	SF: 0 SAC: 1 DP: 1 HBP: 1	WP: 0 PB: 0 SB: 1 CS: 0	PA: 39
<b>PITCHER</b>	IP	WLS	BF	H	R	ER	SO	BB	IBB	HBP	BLK	WP	HR	S	P	ERA	WHIP					
<b>Ken Hill, R</b> ERA: 4.93 (1, 1)	6.0	W	28	8	3	3	3	2	0	1	0	0	1	52	87	4.50	1.667					
<b>Eric Plunk, R</b> ERA: 2.03 (7, 1)	2.0		7	1	1	1	1	0	0	0	0	0	1	18	27	4.50	0.500					
<b>Jose Mesa, R</b> ERA: 1.34 (9, 1)	1.0	S	4	0	0	0	2	0	0	0	0	0	0	9	10	0.00	0.000					

Batter	1	2	3	4	5	6	7	8	9	AB	R	H	RBI	BB	SO	LOB	BOTTOM					
<b>Kenny Lofton, L</b> OBP: 0.358, SLG: 0.489 (1, 8)	K		G4-3						G4-3	4	0	0	0	0	1	0	<b>Minnesota Twins @ Cleveland Indians</b> Jacobs Field, Cleveland, OH Thu Aug 03 1995, 7:05 PM EDT Att: 41,907 - Unknown  <a href="http://livebaseballscores.com">livebaseballscores.com</a>					
<b>Omar Vizquel, S</b> OBP: 0.323, SLG: 0.350 (1, 6)	P5		G4-6-3 1B						G6-3	4	1	2	0	0	0	0						
<b>Carlos Baerga, S</b> OBP: 0.366, SLG: 0.495 (1, 4)	HR		G4-6-3 1-2						F8	4	2	2	2	0	0	1						
<b>Albert Belle, R</b> OBP: 0.379, SLG: 0.588 (1, 7)	1B		L5						P3	4	1	2	0	0	0	0						
<b>Eddie Murray, S</b> OBP: 0.359, SLG: 0.502 (1, 10)	P5		F7						G3	4	0	0	0	0	0	3						
<b>Jim Thome, L</b> OBP: 0.448, SLG: 0.618 (1, 5)	G6-3		2B						HR	4	2	2	2	0	0	1						
<b>Manny Ramirez, R</b> OBP: 0.417, SLG: 0.623 (1, 9)	FC6 1B		K						L6	3	0	1	1	0	1	1						
<b>Paul Sorrento, L</b> OBP: 0.350, SLG: 0.532 (1, 3)	F7		G4-3						2B	3	0	1	1	0	0	1						
<b>Sandy Alomar Jr., R</b> OBP: 0.397, SLG: 0.616 (1, 2)	FC6 1-2		P5						F4	3	0	0	0	0	0	2						
<b>Inning Stats</b>	R: 1 E: 0 K: 1 S: 11	H: 2 LOB: 1 BB: 0 P: 13	R: 0 E: 0 K: 0 S: 6	H: 1 LOB: 1 BB: 0 P: 9	R: 0 E: 0 K: 0 S: 5	H: 1 LOB: 0 BB: 0 P: 7	R: 0 E: 0 K: 1 S: 13	H: 1 LOB: 1 BB: 0 P: 21	R: 0 E: 0 K: 0 S: 5	H: 0 LOB: 0 BB: 0 P: 6	R: 4 E: 0 K: 0 S: 24	H: 4 LOB: 1 BB: 0 P: 34	R: 0 E: 0 K: 0 S: 3	H: 0 LOB: 0 BB: 0 P: 4	R: 1 E: 0 K: 0 S: 11	H: 1 LOB: 0 BB: 0 P: 18	R: 0 E: 0 K: 0 S: 11	H: 0 LOB: 0 BB: 0 P: 10	1B: 4 2B: 4 3B: 0 HR: 2	SF: 1 SAC: 0 DP: 1 HBP: 0	WP: 0 PB: 0 SB: 0 CS: 0	PA: 34
<b>PITCHER</b>	IP	WLS	BF	H	R	ER	SO	BB	IBB	HBP	BLK	WP	HR	S	P	ERA	WHIP					
<b>Brad Radke, R</b> ERA: 5.88 (1, 1)	5.2	L	26	9	5	5	2	0	0	0	0	0	1	60	84	7.94	1.588					
<b>Pat Mahomes, R</b> ERA: 6.41 (6, 1)	2.1		8	1	1	1	0	0	0	0	0	0	1	18	28	3.86	0.429					



Batter	1	2	3	4	5	6	7	8	9	AB	R	H	RBI	BB	SO	LOB	TOP				
Lance Johnson, L OBP: 0.326, SLG: 0.369 (1, 8)	F9		G4-3 E 1B		P6	G1-3		K		5	1	1	0	0	1	3	<b>Chicago White Sox @ Cleveland Indians</b> Jacobs Field, Cleveland, OH Fri Aug 04 1995, 7:05 PM EDT Att: 41,895 - Overcast - 79 F				
Ozzie Guillen, L OBP: 0.290, SLG: 0.335 (1, 6)	L8-3 1B		G4-3		G3-1		F8		P6	5	0	1	0	0	0	1					
Tim Raines, S OBP: 0.365, SLG: 0.448 Norberto Martin, R OBP: 0.293, SLG: 0.326 (7, PH) (7, 7)	L8-3		G4-3 S 1B		HR				F8	3	1	2	1	0	0	1					
Frank Thomas, R OBP: 0.473, SLG: 0.651 (1, 3)		L5			1B				G4-3	5	0	1	0	0	2	2					
Robin Ventura, L OBP: 0.367, SLG: 0.489 (1, 10)		E 1B BB			K					3	0	0	0	1	2	3					
Mike Devereaux, R OBP: 0.340, SLG: 0.432 (1, 9)	E8 1B				G1-3				K	4	1	2	1	0	1	0					
Ray Durham, S OBP: 0.332, SLG: 0.419 (1, 4)									F7	4	0	2	0	0	1	2					
Chris Snopce, R OBP: 0.438, SLG: 0.250 (1, 5)									B1-3 1B	3	0	1	0	1	1	2					
Ron Karkovics, R OBP: 0.317, SLG: 0.419 (1, 2)									B1-3 1B	4	0	1	0	0	1	5					
									L7 1B	4	0	1	0	0	1	5					
<b>Inning Stats</b>	R: 0 E: 0 K: 0 S: 9	H: 1 LOB: 0 BB: 0 P: 11	R: 0 E: 1 K: 1 S: 13	H: 1 LOB: 3 BB: 2 P: 25	R: 1 E: 0 K: 2 S: 12	H: 2 LOB: 1 BB: 0 P: 20	R: 0 E: 0 K: 2 S: 11	H: 1 LOB: 1 BB: 0 P: 14	R: 1 E: 0 K: 1 S: 10	H: 2 LOB: 1 BB: 0 P: 14	R: 0 E: 0 K: 1 S: 8	H: 1 LOB: 1 BB: 0 P: 12	R: 0 E: 0 K: 2 S: 11	H: 2 LOB: 2 BB: 0 P: 14	R: 0 E: 0 K: 0 S: 5	H: 0 LOB: 0 BB: 0 P: 8	1B: 8 2B: 3 3B: 0 HR: 2	SF: 0 SAC: 0 DP: 1 HBP: 0	WP: 0 PB: 0 SB: 2 CS: 0	PA: 40	
<b>PITCHER</b>	IP WLS BF H R ER SO BB IBB HBP BLK WP HR S P ERA WHIP	IP WLS BF H R ER SO BB IBB HBP BLK WP HR S P ERA WHIP	IP WLS BF H R ER SO BB IBB HBP BLK WP HR S P ERA WHIP	IP WLS BF H R ER SO BB IBB HBP BLK WP HR S P ERA WHIP	IP WLS BF H R ER SO BB IBB HBP BLK WP HR S P ERA WHIP	IP WLS BF H R ER SO BB IBB HBP BLK WP HR S P ERA WHIP	IP WLS BF H R ER SO BB IBB HBP BLK WP HR S P ERA WHIP	IP WLS BF H R ER SO BB IBB HBP BLK WP HR S P ERA WHIP	IP WLS BF H R ER SO BB IBB HBP BLK WP HR S P ERA WHIP	IP WLS BF H R ER SO BB IBB HBP BLK WP HR S P ERA WHIP	IP WLS BF H R ER SO BB IBB HBP BLK WP HR S P ERA WHIP	IP WLS BF H R ER SO BB IBB HBP BLK WP HR S P ERA WHIP	IP WLS BF H R ER SO BB IBB HBP BLK WP HR S P ERA WHIP	IP WLS BF H R ER SO BB IBB HBP BLK WP HR S P ERA WHIP	IP WLS BF H R ER SO BB IBB HBP BLK WP HR S P ERA WHIP	IP WLS BF H R ER SO BB IBB HBP BLK WP HR S P ERA WHIP	IP WLS BF H R ER SO BB IBB HBP BLK WP HR S P ERA WHIP	IP WLS BF H R ER SO BB IBB HBP BLK WP HR S P ERA WHIP	IP WLS BF H R ER SO BB IBB HBP BLK WP HR S P ERA WHIP	IP WLS BF H R ER SO BB IBB HBP BLK WP HR S P ERA WHIP	IP WLS BF H R ER SO BB IBB HBP BLK WP HR S P ERA WHIP

AB	38
R	3
H	12
RBI	2
BB	2
SO	9
LOB	19



Batter	1	2	3	4	5	6	7	8	9	AB	R	H	RBI	BB	SO	LOB	BOTTOM				
Kenny Lofton, L OBP: 0.361, SLG: 0.491 (1, 8)	G4-3		G4-3		E 2B					5	1	2	0	1	0	1	<b>Chicago White Sox @ Cleveland Indians</b> Jacobs Field, Cleveland, OH Fri Aug 04 1995, 7:05 PM EDT Att: 41,895 - Overcast - 79 F				
Omar Vizquel, S OBP: 0.323, SLG: 0.350 (1, 6)	L6		P4		E3 1B				P6	6	1	2	0	0	1	4					
Carlos Baerga, S OBP: 0.368, SLG: 0.495 Alvaro Espinoza, R OBP: 0.260, SLG: 0.277 (6, 4)	WP 2B 1B				F9 1B				FC5	4	2	2	0	0	0	2					
Albert Belle, R OBP: 0.379, SLG: 0.584 (1, 7)	2B 1B HBP				F8 1B				G6-3	4	2	1	0	0	0	4					
Eddie Murray, S OBP: 0.367, SLG: 0.510 (1, 10)	1B 2B				BB 1B				F7	4	3	3	2	1	0	0					
Jim Thome, L OBP: 0.453, SLG: 0.622 (1, 5)	WP 1B				HR BB				F8	3	1	2	3	2	0	0					
Manny Ramirez, R OBP: 0.418, SLG: 0.631 Wayne Kirby, L OBP: 0.236, SLG: 0.282 (6, 9)	K				F9 HR				G1-3	4	1	2	5	0	1	3					
Paul Sorrento, L OBP: 0.359, SLG: 0.546 (1, 3)									G4-3	2	2	1	1	3	0	2					
Sandy Alomar Jr., R OBP: 0.386, SLG: 0.590 (1, 2)									F8	5	0	1	0	0	0	5					
									F8	5	0	1	0	0	0	5					
<b>Inning Stats</b>	R: 3 E: 0 K: 1 S: 19	H: 3 LOB: 1 BB: 0 P: 35	R: 1 E: 0 K: 0 S: 10	H: 1 LOB: 1 BB: 1 P: 19	R: 5 E: 0 K: 0 S: 14	H: 3 LOB: 0 BB: 2 P: 32	R: 1 E: 0 K: 0 S: 12	H: 3 LOB: 3 BB: 1 P: 27	R: 3 E: 1 K: 0 S: 14	H: 4 LOB: 2 BB: 1 P: 28	R: 0 E: 0 K: 1 S: 11	H: 2 LOB: 0 BB: 0 P: 15	R: 0 E: 0 K: 0 S: 4	H: 0 LOB: 0 BB: 0 P: 6	R: 0 E: 0 K: 0 S: 5	H: 0 LOB: 2 BB: 2 P: 15	1B: 11 2B: 3 3B: 0 HR: 2	SF: 0 SAC: 0 DP: 0 HBP: 1	WP: 2 PB: 1 SB: 1 CS: 0	PA: 48	
<b>PITCHER</b>	IP WLS BF H R ER SO BB IBB HBP BLK WP HR S P ERA WHIP	IP WLS BF H R ER SO BB IBB HBP BLK WP HR S P ERA WHIP	IP WLS BF H R ER SO BB IBB HBP BLK WP HR S P ERA WHIP	IP WLS BF H R ER SO BB IBB HBP BLK WP HR S P ERA WHIP	IP WLS BF H R ER SO BB IBB HBP BLK WP HR S P ERA WHIP	IP WLS BF H R ER SO BB IBB HBP BLK WP HR S P ERA WHIP	IP WLS BF H R ER SO BB IBB HBP BLK WP HR S P ERA WHIP	IP WLS BF H R ER SO BB IBB HBP BLK WP HR S P ERA WHIP	IP WLS BF H R ER SO BB IBB HBP BLK WP HR S P ERA WHIP	IP WLS BF H R ER SO BB IBB HBP BLK WP HR S P ERA WHIP	IP WLS BF H R ER SO BB IBB HBP BLK WP HR S P ERA WHIP	IP WLS BF H R ER SO BB IBB HBP BLK WP HR S P ERA WHIP	IP WLS BF H R ER SO BB IBB HBP BLK WP HR S P ERA WHIP	IP WLS BF H R ER SO BB IBB HBP BLK WP HR S P ERA WHIP	IP WLS BF H R ER SO BB IBB HBP BLK WP HR S P ERA WHIP	IP WLS BF H R ER SO BB IBB HBP BLK WP HR S P ERA WHIP	IP WLS BF H R ER SO BB IBB HBP BLK WP HR S P ERA WHIP	IP WLS BF H R ER SO BB IBB HBP BLK WP HR S P ERA WHIP	IP WLS BF H R ER SO BB IBB HBP BLK WP HR S P ERA WHIP	IP WLS BF H R ER SO BB IBB HBP BLK WP HR S P ERA WHIP	IP WLS BF H R ER SO BB IBB HBP BLK WP HR S P ERA WHIP

AB	40
R	13
H	16
RBI	11
BB	7
SO	2
LOB	25





Batter	1	2	3	4	5	6	7	8	9	AB	R	H	RBI	BB	SO	LOB	TOP					
Lance Johnson, L (1, 8) OBP: 0.329, SLG: 0.380	G4-3		BB 1B		L9		1-H HR		G5-4-3 1B	5	1	3	2	0	0	0	Chicago White Sox @ Cleveland Indians Jacobs Field, Cleveland, OH Sat Aug 05 1995, 7:05 PM EDT Att: 41,657 - Unknown - 77 F					
Dave Martinez, L (1, 3) OBP: 0.387, SLG: 0.479	G6-3		G4-6-3 BB			1B SF8 1B	F7		G5-4-3 1-2	4	1	1	0	1	0	1						
Tim Raines, S (1, 7) OBP: 0.364, SLG: 0.446	F9		G4-6-3 1-2			2B 1B	K			4	1	1	0	0	1	2						
Frank Thomas, R (1, 10) OBP: 0.474, SLG: 0.663		G1-4-3 1B 2B				SF8		L9		3	2	2	2	0	0	0						
Robin Ventura, L (1, 5) OBP: 0.363, SLG: 0.483	G1-4-3				F7	3-H G4-3		F7		4	0	0	0	0	0	2						
Mike Devereaux, R (1, 9) OBP: 0.346, SLG: 0.444	K		G6-4-3 1B			2-H 2B		E 2B		4	1	3	1	0	1	1						
Norberto Martin, R (1, 4) OBP: 0.292, SLG: 0.322			G6-4-3 1-2		G6-4-3 1B	G4-3		E5 2B		4	0	1	1	0	0	2						
Barry Lyons, R (1, 2) OBP: 0.346, SLG: 0.444	G6-3				G5-3		G5-3	K		4	0	0	0	0	1	2						
Ozzie Guillen, L (1, 6) OBP: 0.286, SLG: 0.330			K		G4-3		E6 HR		F8	4	1	0	0	0	1	0						
<b>Inning Stats</b>	R: 0 E: 0 K: 0 S: 5	H: 0 LOB: 0 BB: 0 P: 11	R: 1 E: 0 K: 1 S: 17	H: 2 LOB: 1 BB: 0 P: 23	R: 0 E: 0 K: 1 S: 8	H: 1 LOB: 1 BB: 1 P: 16	R: 1 E: 0 K: 0 S: 7	H: 2 LOB: 0 BB: 0 P: 12	R: 0 E: 0 K: 0 S: 6	H: 0 LOB: 0 BB: 0 P: 9	R: 2 E: 0 K: 0 S: 10	H: 3 LOB: 1 BB: 0 P: 15	R: 2 E: 1 K: 1 S: 14	H: 1 LOB: 0 BB: 0 P: 18	R: 1 E: 1 K: 1 S: 9	H: 1 LOB: 1 BB: 0 P: 18		R: 0 E: 0 K: 0 S: 5	H: 1 LOB: 0 BB: 0 P: 6	1B: 6 2B: 3 3B: 0 HR: 2	SF: 1 SAC: 0 DP: 3 HBP: 0	WP: 0 PB: 0 CS: 0
<b>PITCHER</b>	IP	WLS	BF	H	R	ER	SO	BB	IBB	HBP	BLK	WP	HR	S	P	ERA	WHIP					
Orel Hershiser, R (1, 1) ERA: 4.29	6.0	W	25	8	4	4	2	1	0	0	0	0	1	53	86	6.00	1.500					
Julian Tavarez, R (7, 1) ERA: 1.9	2.0		10	2	3	1	2	0	0	0	0	0	1	23	36	4.50	1.000					
Jose Mesa, R (9, 1) ERA: 1.31	1.0		3	1	0	0	0	0	0	0	0	0	0	5	6	0.00	1.000					

Batter	1	2	3	4	5	6	7	8	9	AB	R	H	RBI	BB	SO	LOB	BOTTOM					
Kenny Lofton, L (1, 8) OBP: 0.367, SLG: 0.504	K	L4		S 2B 1B	1-H HR		CS HBP	1-2 1B		5	2	3	2	0	1	0	Chicago White Sox @ Cleveland Indians Jacobs Field, Cleveland, OH Sat Aug 05 1995, 7:05 PM EDT Att: 41,657 - Unknown - 77 F					
Omar Vizquel, S (1, 6) OBP: 0.326, SLG: 0.351	HR 1B	1B		F8	G3	1-2 BB		P4		5	1	2	0	1	0	3						
Carlos Baerga, S (1, 4) OBP: 0.368, SLG: 0.504	F7	K		FC6-5 1-H 2B		HR		G3		5	1	2	2	0	1	3						
Albert Belle, R (1, 7) OBP: 0.387, SLG: 0.606	1-H HR			1B	FC6-5 IBB		BB 1B	HR		4	2	4	3	1	0	0						
Eddie Murray, S (1, 10) OBP: 0.368, SLG: 0.520	HR			F8	FC6-5		BB 1B	F7		5	1	2	1	0	0	2						
Jim Thome, L (1, 5) OBP: 0.458, SLG: 0.623	1B BB			BB 1B			G1-4-3 1B	K	1-2 S 2B 1B	4	1	3	0	1	1	2						
Manny Ramirez, R (1, 9) OBP: 0.423, SLG: 0.635					G1-4-3		G4-6-3 BB			3	1	2	1	2	0	1						
Wayne Kirby, L (9, 9) OBP: 0.236, SLG: 0.282	1-3 1B				1-2 BB			1-H 1B 2B		0	0	0	0	0	0	0						
Paul Sorrento, L (1, 3) OBP: 0.356, SLG: 0.552	F8			P5			G4-6-3	K		5	1	1	1	0	1	8						
Sandy Alomar Jr., R (1, 2) OBP: 0.384, SLG: 0.580					F7		HR			3	1	1	0	0	0	0						
Tony Peña, R (7, 2) OBP: 0.276, SLG: 0.346		P6					HR 1B	G6-3	2-H 1B	2	0	1	1	0	0	0						
<b>Inning Stats</b>	R: 3 E: 0 K: 1 S: 19	H: 4 LOB: 2 BB: 1 P: 32	R: 0 E: 0 K: 1 S: 8	H: 1 LOB: 0 BB: 0 P: 11	R: 0 E: 0 K: 0 S: 14	H: 2 LOB: 1 BB: 1 P: 25	R: 1 E: 0 K: 0 S: 12	H: 2 LOB: 2 BB: 1 P: 22	R: 3 E: 0 K: 0 S: 12	H: 4 LOB: 0 BB: 0 P: 14	R: 1 E: 0 K: 0 S: 23	H: 3 LOB: 2 BB: 1 P: 33	R: 0 E: 0 K: 0 S: 8	H: 0 LOB: 1 BB: 1 P: 15	R: 3 E: 0 K: 1 S: 23	H: 5 LOB: 2 BB: 0 P: 34	R: 0 E: 0 K: 0 S: 5	H: 1 LOB: 0 BB: 0 P: 6	1B: 13 2B: 2 3B: 0 HR: 6	SF: 0 SAC: 0 DP: 2 HBP: 1	WP: 0 PB: 0 CS: 1	PA: 47
<b>PITCHER</b>	IP	WLS	BF	H	R	ER	SO	BB	IBB	HBP	BLK	WP	HR	S	P	ERA	WHIP					
Alex Fernandez, R (1, 1) ERA: 5.62	5.0	L	29	13	7	7	2	2	1	0	0	0	1	23	33	12.60	3.000					
Alees Hamnaker, L (6, 1) ERA: 11.57	1.0		6	3	1	1	1	1	0	0	0	0	1	23	33	9.00	4.000					
Kirk McCaskill, R (7, 1) ERA: 5.33	1.2		11	5	3	3	1	1	0	1	0	0	1	27	43	16.20	3.600					
Matt Karchner, R (8, 1) ERA:	0.1		1	0	0	0	0	0	0	0	0	0	0	4	6	0.00	0.000					



Batter	1	2	3	4	5	6	7	8	9	AB	R	H	RBI	BB	SO	LOB	TOP					
Lance Johnson, L (1, 8) OBP: 0.328, SLG: 0.379	L7			1B	G4-3			P6		4	0	1	0	0	0	0	Chicago White Sox @ Cleveland Indians Jacobs Field, Cleveland, OH Sun Aug 06 1995, 3:33 AM EDT Att: 41,975 - Sunny - 83 F					
Dave Martinez, L (1, 3) OBP: 0.384, SLG: 0.472	G6-3			1B			P2	G3		4	1	1	0	0	0	0						
Tim Raines, S (1, 7) OBP: 0.362, SLG: 0.442	P7			1B	FC5-2-6-5		G3-1		FC3-6	3	2	0	0	1	0	2						
Frank Thomas, R (1, 10) OBP: 0.474, SLG: 0.660		G1-3		1B	G2-3		K		FC3-6	3	0	1	1	1	1	0						
Robin Ventura, L (1, 5) OBP: 0.364, SLG: 0.481		CS		1B	G2-3			FC1-6	FC3-6	3	1	1	0	1	0	4						
Mike Devereaux, R (1, 9) OBP: 0.345, SLG: 0.441		F9		1B			K		1B	4	0	1	1	0	2	4						
Ray Durham, S (1, 4) OBP: 0.334, SLG: 0.420	CS			1B	G4-3		FC1-6		1B	4	1	2	2	0	1	3						
Ron Karkovics, R (1, 2) OBP: 0.316, SLG: 0.416				K			G4-3		1B	4	0	1	1	0	1	2						
Ozzie Guillen, L (1, 6) OBP: 0.282, SLG: 0.325				G4-3			G4-3			4	0	0	0	0	1	2						
<b>Inning Stats</b>	R: 0 E: 0 K: 0 S: 5	H: 0 LOB: 0 BB: 0 P: 8	R: 0 E: 0 K: 0 S: 8	H: 0 LOB: 0 BB: 1 P: 17	R: 0 E: 0 K: 1 S: 6	H: 1 LOB: 0 BB: 0 P: 7	R: 2 E: 0 K: 1 S: 19	H: 4 LOB: 2 BB: 0 P: 35	R: 0 E: 0 K: 0 S: 7	H: 0 LOB: 0 BB: 0 P: 10	R: 0 E: 0 K: 1 S: 11	H: 0 LOB: 1 BB: 0 P: 15	R: 0 E: 0 K: 1 S: 9	H: 1 LOB: 1 BB: 0 P: 13	R: 0 E: 0 K: 0 S: 7	H: 0 LOB: 0 BB: 0 P: 10	R: 3 E: 0 K: 2 S: 18	H: 2 LOB: 1 BB: 2 P: 31	1B: 8 2B: 0 3B: 0 HR: 0	SF: 0 SAC: 0 DP: 0 HBP: 0	WP: 0 PB: 0 SB: 1 CS: 1	PA: 37
<b>PITCHER</b>	IP	WLS	BF	H	R	ER	SO	BB	IBB	HBP	BLK	WP	HR	S	P	ERA	WHIP					
Dennis Martinez, R (1, 1) ERA: 2.82	8.0	L	31	6	4	4	4	3	0	0	0	0	0	74	125	4.50	1.125					
Paul Assenmacher, L (9, 1) ERA: 1.37	0.1		1	0	0	0	0	0	0	0	0	0	0	3	5	0.00	0.000					
Eric Plunk, R (9, 1) ERA: 2.19	0.2		4	2	1	1	2	0	0	0	0	0	0	13	16	13.50	3.000					

Batter	1	2	3	4	5	6	7	8	9	AB	R	H	RBI	BB	SO	LOB	BOTTOM					
Kenny Lofton, L (1, 8) OBP: 0.366, SLG: 0.500	G3			1B			G1-3			4	0	1	0	0	1	1	Chicago White Sox @ Cleveland Indians Jacobs Field, Cleveland, OH Sun Aug 06 1995, 3:33 AM EDT Att: 41,975 - Sunny - 83 F					
Omar Vizquel, S (1, 6) OBP: 0.325, SLG: 0.348	K		G5-3			BB		F8		3	0	0	0	1	1	1						
Carlos Baerga, S (1, 4) OBP: 0.369, SLG: 0.504	1B			G6-3		BB		L8		4	0	2	0	0	0	0						
Albert Belle, R (1, 7) OBP: 0.383, SLG: 0.599	K			G5-3		K		K		4	0	0	0	0	3	3						
Eddie Murray, S (1, 3) OBP: 0.366, SLG: 0.516		G3		G6-3		K		BB		4	0	1	0	0	1	2						
Manny Ramirez, R (1, 9) OBP: 0.424, SLG: 0.632		CS			K		BB		K	3	0	1	0	1	2	1						
Dave Winfield, R (1, 10) ERA: 4.13		L8			F9		K		P5	2	0	0	0	0	0	1						
Paul Sorrento, L (6, PH) OBP: 0.353, SLG: 0.547										2	0	0	0	0	1	4						
Alvaro Espinoza, R (1, 5) OBP: 0.269, SLG: 0.286										2	1	1	0	0	1	0						
Jim Thome, L (7, PH) OBP: 0.458, SLG: 0.621										1	0	0	0	1	1	0						
Tony Peña, R (1, 2) OBP: 0.277, SLG: 0.351										3	0	1	1	0	0	0						
Wayne Kirby, L (9, PH) OBP: 0.235, SLG: 0.280										1	0	0	0	0	1	2						
<b>Inning Stats</b>	R: 0 E: 0 K: 2 S: 12	H: 1 LOB: 1 BB: 0 P: 20	R: 0 E: 0 K: 0 S: 8	H: 1 LOB: 0 BB: 0 P: 13	R: 0 E: 0 K: 1 S: 16	H: 1 LOB: 1 BB: 0 P: 23	R: 0 E: 0 K: 0 S: 7	H: 0 LOB: 0 BB: 0 P: 12	R: 1 E: 0 K: 2 S: 16	H: 2 LOB: 1 BB: 0 P: 25	R: 0 E: 0 K: 3 S: 13	H: 1 LOB: 3 BB: 2 P: 30	R: 0 E: 0 K: 1 S: 8	H: 0 LOB: 0 BB: 0 P: 14	R: 0 E: 0 K: 1 S: 8	H: 0 LOB: 0 BB: 0 P: 13	R: 0 E: 0 K: 2 S: 13	H: 1 LOB: 2 BB: 1 P: 24	1B: 6 2B: 1 3B: 0 HR: 0	SF: 0 SAC: 0 DP: 0 HBP: 0	WP: 0 PB: 0 SB: 2 CS: 1	PA: 36
<b>PITCHER</b>	IP	WLS	BF	H	R	ER	SO	BB	IBB	HBP	BLK	WP	HR	S	P	ERA	WHIP					
Dave Righetti, L (1, 1) ERA: 4.31	5.0	W	21	6	1	1	5	1	0	0	0	0	0	63	104	1.80	1.400					
Brian Keyser, R (6, 1) ERA: 4.31	2.0		7	0	0	0	4	1	0	0	0	0	0	17	33	0.00	0.500					
Matt Karchner, R (8, 1) ERA: 3.86	1.1		5	1	0	0	2	0	0	0	0	0	0	15	25	0.00	0.750					
Roberto Hernandez, R (9, 1) ERA: 3.86	0.2		3	0	0	0	1	1	0	0	0	0	0	6	12	0.00	1.500					

AB	33
R	5
H	8
RBI	5
BB	3
SO	6
LOB	17





Batter	1	2	3	4	5	6	7	8	9	AB	R	H	RBI	BB	SO	LOB	TOP					
<b>Kenny Lofton, L</b> OBP: 0.364, SLG: 0.496 (1, 8)	L3		1B			F8		F9		4	0	1	0	0	0	1	<b>Cleveland Indians @ Boston Red Sox</b> Fenway Park, Boston, MA Tue Aug 08 1995, 7:05 PM EDT Att: 34,574 - Unknown - 79 F					
<b>Omar Vizquel, S</b> OBP: 0.325, SLG: 0.345 (1, 6)	BB		G5-3			K		P6		3	0	0	0	1	1							
<b>Carlos Baerga, S</b> OBP: 0.371, SLG: 0.504 (1, 4)	F8			1B		G4-3			1B	4	0	2	0	0	0							
<b>Albert Belle, R</b> OBP: 0.382, SLG: 0.595 (1, 7)	G6-3			P2			G3-1 WP		P5	4	0	1	0	0	0							
<b>Eddie Murray, S</b> OBP: 0.365, SLG: 0.523 (1, 10)		HR		K			L5		K	4	1	1	1	0	2							
<b>Jim Thome, L</b> OBP: 0.453, SLG: 0.613 (1, 5)	G4-3			P6			G3-1		F8	4	0	0	0	0	0							
<b>Manny Ramirez, R</b> OBP: 0.420, SLG: 0.626 (1, 9)	L5					F9				3	0	0	0	0	0							
<b>Paul Sorrento, L</b> OBP: 0.353, SLG: 0.544 (1, 3)	P5					K				3	0	1	0	0	1							
<b>Sandy Alomar Jr., R</b> OBP: 0.371, SLG: 0.560 (1, 2)			P6			G5-3		L8		3	0	0	0	0	0							
<b>Inning Stats</b>	R: 0 E: 0 K: 0 S: 7	H: 0 LOB: 1 BB: 1 P: 12	R: 1 E: 0 K: 0 S: 8	H: 1 LOB: 0 BB: 0 P: 12	R: 0 E: 0 K: 0 S: 3	H: 1 LOB: 0 BB: 0 P: 4	R: 0 E: 0 K: 1 S: 11	H: 1 LOB: 1 BB: 0 P: 17	R: 0 E: 0 K: 1 S: 11	H: 0 LOB: 0 BB: 0 P: 17	R: 0 E: 0 K: 0 S: 7	H: 1 LOB: 1 BB: 0 P: 10	R: 0 E: 0 K: 0 S: 6	H: 1 LOB: 1 BB: 0 P: 10	R: 0 E: 0 K: 0 S: 10	H: 1 LOB: 1 BB: 0 P: 13	R: 0 E: 0 K: 1 S: 9	H: 1 LOB: 1 BB: 0 P: 11	1B: 5 2B: 0 3B: 0 HR: 1	SF: 0 SAC: 0 DP: 0 HBP: 0	WP: 2 PB: 0 SB: 0 CS: 0	PA: 33
<b>PITCHER</b> 49 <b>Tim Wakefield, R</b> ERA: 1.61 (1, 1)	IP: 9.0 WLS: W BF: 33 H: 6 R: 1 ER: 1 SO: 4 BB: 1 IBB: 0 HBP: 0 BLK: 0 WP: 2 HR: 1 S: 72 P: 106 ERA: 1.00 WHIP: 0.778															<b>PITCHER</b>						

Batter	1	2	3	4	5	6	7	8	9	AB	R	H	RBI	BB	SO	LOB	BOTTOM					
<b>Lee Tinsley, S</b> OBP: 0.366, SLG: 0.419 (1, 8)	CS			CS		G4-3				4	0	3	4	1	0	2	<b>Cleveland Indians @ Boston Red Sox</b> Fenway Park, Boston, MA Tue Aug 08 1995, 7:05 PM EDT Att: 34,574 - Unknown - 79 F					
<b>John Valentin, R</b> OBP: 0.396, SLG: 0.524 (1, 6)	BB	1B		1B				2B		5	0	2	0	0	3	4						
<b>Mo Vaughn, L</b> OBP: 0.399, SLG: 0.594 (1, 3)	1B									4	0	1	0	0	1	2						
<b>Jose Canseco, R</b> OBP: 0.365, SLG: 0.476 (1, 10)	1B									4	0	1	0	0	0	2						
<b>Mike Greenwell, L</b> OBP: 0.347, SLG: 0.450 (1, 7)		1B								3	1	0	0	1	1	2						
<b>Tim Lincecum, R</b> OBP: 0.417, SLG: 0.450 (1, 5)										3	1	0	0	1	0	1						
<b>Troy O'Leary, L</b> ERA: 5.88 OBP: 0.377, SLG: 0.546 (1, 9)										3	1	3	0	0	0	0						
<b>Willie McGee, S</b> OBP: 0.356, SLG: 0.506 (6, PH) (9, 9)	1B									1	0	0	0	0	0	1						
<b>Mike Macfarlane, R</b> OBP: 0.341, SLG: 0.422 (1, 2)										4	2	2	0	0	1	3						
<b>Luis Allicea, S</b> OBP: 0.366, SLG: 0.349 (1, 4)										2	0	0	0	2	1	4						
<b>Inning Stats</b>	R: 0 E: 0 K: 0 S: 10	H: 1 LOB: 1 BB: 1 P: 16	R: 1 E: 0 K: 2 S: 17	H: 2 LOB: 3 BB: 2 P: 30	R: 0 E: 0 K: 1 S: 8	H: 0 LOB: 0 BB: 0 P: 9	R: 2 E: 0 K: 1 S: 14	H: 3 LOB: 0 BB: 0 P: 22	R: 0 E: 0 K: 0 S: 9	H: 1 LOB: 1 BB: 0 P: 15	R: 0 E: 0 K: 0 S: 12	H: 1 LOB: 2 BB: 1 P: 23	R: 0 E: 0 K: 1 S: 11	H: 2 LOB: 1 BB: 0 P: 16	R: 2 E: 0 K: 1 S: 14	H: 2 LOB: 1 BB: 1 P: 24	R: 2 E: 0 K: 1 S: 14	H: 2 LOB: 1 BB: 1 P: 24	1B: 8 2B: 4 3B: 0 HR: 0	SF: 0 SAC: 0 DP: 1 HBP: 0	WP: 1 PB: 0 SB: 0 CS: 2	PA: 39
<b>PITCHER</b> Mark Clark, R ERA: 5.88 Paul Assenmacher, L ERA: 1.77 Julian Tavarez, R ERA: 2.02 (1, 1) (7, 1) (8, 1)	IP: 6.2 WLS: L BF: 31 H: 10 R: 3 ER: 3 SO: 3 BB: 4 IBB: 0 HBP: 0 BLK: 0 WP: 1 HR: 0 S: 78 P: 127 ERA: 4.05 WHIP: 2.100															<b>PITCHER</b>						



Batter	1	2	3	4	5	6	7	8	9	AB	R	H	RBI	BB	SO	LOB	TOP										
<b>Kenny Lofton, L</b> OBP: 0.366, SLG: 0.495 (1, 8)	4-2 P7 BB		0-0 E9 1B 1B	1-1 L9			0-0 F8			3	1	1	0	1	0	0	<b>Cleveland Indians @ Boston Red Sox</b> Fenway Park, Boston, MA Wed Aug 09 1995, 7:05 PM EDT Att: 34,240 - Unknown - 82 F <a href="http://livebaseballscorecards.com">livebaseballscorecards.com</a>										
<b>Omar Vizquel, S</b> OBP: 0.326, SLG: 0.345 (1, 6)	0-2 F9		0-0 HR 1B	4-1 CS BB			1-1 G5-3			3	1	1	1	1	0	1											
<b>Carlos Baerga, S</b> OBP: 0.370, SLG: 0.501 (1, 4)	2-2 P7		2-3 3-H HR 1B	2-2 G1-3			0-1 G4-3			4	1	1	1	0	0	2											
<b>Albert Belle, R</b> OBP: 0.380, SLG: 0.599 (1, 7)		2-0 E6 FC4-6	2-0 HR		2-1 G6-3			2-1 F9		4	1	1	3	0	0	0											
<b>Eddie Murray, S</b> OBP: 0.360, SLG: 0.515 (1, 10)	3-2 FC4-6 BB		3-2 G6-3		1-2 G4-3			0-0 L5		4	0	0	0	0	0	1											
<b>Jim Thome, L</b> OBP: 0.451, SLG: 0.607 (1, 5)	0-3 K		4-1 E FC5 BB		0-1 G4-3			3-3 K		3	0	0	0	1	2	1											
<b>Manny Ramirez, R</b> OBP: 0.421, SLG: 0.623 (1, 9)	4-1 BB		2-2 FC5 FC6-4		2-1 G4-3 1B			3-2 F8		3	0	1	0	1	0	1											
<b>Paul Sorrento, L</b> OBP: 0.348, SLG: 0.534 (1, 3)	1-2 P4		1-0 P6		1-1 G4-3			1-1 G1-3		4	0	0	0	0	0	5											
<b>Sandy Alomar Jr., R</b> OBP: 0.366, SLG: 0.545 (1, 2)			2-1 1B FC6-4		1-1 G5-3			0-1 F8		4	1	1	0	0	0	2											
<b>Inning Stats</b>	R: 0 E: 0 K: 0 S: 9	H: 0 LOB: 1 BB: 1 P: 15	R: 0 E: 1 K: 1 S: 12	H: 0 LOB: 2 BB: 1 P: 22	R: 5 E: 2 K: 0 S: 18	H: 5 LOB: 2 BB: 1 P: 33	R: 0 E: 0 K: 0 S: 6	H: 0 LOB: 0 BB: 1 P: 13	R: 0 E: 0 K: 0 S: 7	H: 1 LOB: 0 BB: 0 P: 10	R: 0 E: 0 K: 0 S: 5	H: 0 LOB: 0 BB: 0 P: 6	R: 0 E: 0 K: 1 S: 6	H: 0 LOB: 0 BB: 0 P: 11	R: 0 E: 0 K: 0 S: 9	H: 0 LOB: 0 BB: 0 P: 13	1B: 5 2B: 0 3B: 0 HR: 1	SF: 0 SAC: 0 DP: 1 HBP: 0	WP: 0 PB: 0 SB: 0 CS: 1	PA: 36							
<b>PITCHER</b>	IP	WLS	BF	H	R	ER	SO	BB	IBB	HBP	BLK	WP	HR	S	P	ERA	WHIP										
<b>Erik Hanson, R</b> ERA: 3.57 (1, 1)	8.0	W	33	6	5	5	2	4	0	0	0	0	1	69	120	5.62	1.250										
<b>Rick Aguilera, R</b> ERA: 2.87 (9, 1)	1.0		3	0	0	0	0	0	0	0	0	0	0	9	13	0.00	0.000										

Batter	1	2	3	4	5	6	7	8	9	AB	R	H	RBI	BB	SO	LOB	BOTTOM										
<b>Lee Tinsley, S</b> OBP: 0.372, SLG: 0.418 (1, 8)	4-0 S 2B BB		2-2 G5-3		2-1 P6		1-2 2H 1B	4-1 PO BB		3	1	1	1	2	0	0	<b>Cleveland Indians @ Boston Red Sox</b> Fenway Park, Boston, MA Wed Aug 09 1995, 7:05 PM EDT Att: 34,240 - Unknown - 82 F <a href="http://livebaseballscorecards.com">livebaseballscorecards.com</a>										
<b>John Valentin, R</b> OBP: 0.395, SLG: 0.523 (1, 6)	3-2 1B 2B		3-3 K		1-1 G5-3		2-1 P6	0-0 PO		4	1	1	1	0	1	1											
<b>Mo Vaughn, L</b> OBP: 0.397, SLG: 0.593 (1, 3)	0-0 L8		1-1 G3-1		1-0 E FC3-2-5-3 2B		1-1 G4-3			4	0	1	0	0	0	2											
<b>Jose Canseco, R</b> OBP: 0.359, SLG: 0.467 (1, 10)	3-3 K		1-1 G6-3		1-3 K			1-3 K		4	0	0	0	0	3	2											
<b>Mike Greenwell, L</b> OBP: 0.349, SLG: 0.449 (1, 7)	2-1 2B 1B		1-1 G4-3		3-2 E4 FC3-2-5-3 WP			4-1 WP BB 1B BB		3	3	1	1	1	0	1											
<b>Troy O'Leary, L</b> OBP: 0.375, SLG: 0.547 (1, 9)	0-0		2-2 F7		1-0 FC3-2-5-3 WP			4-2 1B WP BB		3	1	1	1	1	0	2											
<b>Willie McGee, S</b> OBP: 0.356, SLG: 0.506 (9, 9)	2H 2B				1-3 3-H 2-3 3-H			1-2 3B BB		0	0	0	0	0	0	0											
<b>Mike MacFarlane, R</b> OBP: 0.341, SLG: 0.419 (1, 2)	1-2 G5-3		4-2 BB		2-3 K			2-2 3B 1B		2	0	0	0	1	1	2											
<b>Matt Stairs, L</b> OBP: 0.323, SLG: 0.414 (6, PH)								1-3 2H 3B 1B		1	1	1	1	0	0	0											
<b>Bill Haselman, R</b> OBP: 0.352, SLG: 0.385 (9, 2)								1-3 2H 3B 1B		0	0	0	0	0	0	0											
<b>Chris Donnels, L</b> OBP: 0.272, SLG: 0.297 (1, 5)			1-3 K		2-3 K			1-2 SF8 3B		4	1	1	2	0	2	1											
<b>Luis Alicea, S</b> OBP: 0.364, SLG: 0.353 (1, 4)		2-1 G3			2-3 K			1-0 SF8		3	1	1	1	0	1	0											
<b>Inning Stats</b>	R: 3 E: 0 K: 1 S: 14	H: 3 LOB: 1 BB: 1 P: 27	R: 0 E: 0 K: 1 S: 9	H: 0 LOB: 0 BB: 0 P: 14	R: 0 E: 0 K: 1 S: 7	H: 0 LOB: 0 BB: 0 P: 12	R: 0 E: 0 K: 1 S: 11	H: 0 LOB: 0 BB: 1 P: 20	R: 0 E: 0 K: 1 S: 7	H: 0 LOB: 0 BB: 0 P: 12	R: 1 E: 1 K: 2 S: 13	H: 1 LOB: 1 BB: 0 P: 21	R: 1 E: 0 K: 0 S: 14	H: 2 LOB: 1 BB: 0 P: 20	R: 4 E: 0 K: 1 S: 18	H: 2 LOB: 0 BB: 3 P: 35	1B: 3 2B: 4 3B: 1 HR: 0	SF: 1 SAC: 0 DP: 0 HBP: 0	WP: 2 PB: 0 SB: 1 CS: 0	PA: 38							
<b>PITCHER</b>	IP	WLS	BF	H	R	ER	SO	BB	IBB	HBP	BLK	WP	HR	S	P	ERA	WHIP										
<b>Ken Hill, R</b> ERA: 4.86 (1, 1)	6.2		29	6	5	4	7	2	0	0	0	0	0	73	123	5.40	1.200										
<b>Paul Assenmacher, L</b> ERA: 1.74 (7, 1)	0.1		1	0	0	0	0	0	0	0	0	0	0	2	3	0.00	0.000										
<b>Eric Plunk, R</b> ERA: 2.86 (8, 1)	1.0	L	7	2	4	4	1	3	0	0	0	1	0	18	35	36.00	5.000										



Batter	1	2	3	4	5	6	7	8	9	AB	R	H	RBI	BB	SO	LOB	TOP																			
<b>Kenny Lofton, L</b> OBP: 0.363, SLG: 0.498 (1, 8)	G4-3		SF9		F8		B1-3		1B	4	1	1	3	0	0	2	<b>Cleveland Indians @ New York Yankees</b> Yankee Stadium, Bronx, NY Thu Aug 10 1995, 3:33 AM EDT Sunny - 85 F																			
<b>Omar Vizquel, S</b> OBP: 0.325, SLG: 0.343 (1, 6)	P4		F9			1B	F9		P6	5	1	1	0	0	0	2																				
<b>Carlos Baerga, S</b> OBP: 0.370, SLG: 0.500 (1, 4)	L7			G1-3		1B	L8		2B	5	2	2	1	0	0	0																				
<b>Albert Belle, R</b> OBP: 0.383, SLG: 0.601 (1, 7)		F9		P5		SF9	BB		2B	4	1	2	1	1	0	0																				
<b>Eddie Murray, S</b> OBP: 0.360, SLG: 0.509 (1, 10)				P3		2B	1B		G3-6	3	0	0	0	2	1	3																				
<b>Wayne Kirby, L</b> OBP: 0.235, SLG: 0.280 (9, PR)						K				0	0	0	0	0	0	0																				
<b>Jim Thome, L</b> OBP: 0.450, SLG: 0.603 (1, 5)						1B	BB		G6-3	2	1	0	1	2	0	1																				
<b>Manny Ramirez, R</b> OBP: 0.418, SLG: 0.618 (1, 9)									SF9	4	1	1	1	0	2	3																				
<b>Paul Sorrento, L</b> OBP: 0.357, SLG: 0.547 (1, 3)									E9	4	2	4	1	0	0	0																				
<b>Sandy Alomar Jr., R</b> OBP: 0.371, SLG: 0.554 (1, 2)									2B	4	1	2	1	0	1	3																				
<b>Inning Stats</b>	R: 0 E: 0 K: 0 S: 8	H: 0 LOB: 0 BB: 0 P: 13	R: 0 E: 0 K: 0 S: 9	H: 0 LOB: 0 BB: 1 P: 17	R: 1 E: 0 K: 1 S: 8	H: 2 LOB: 1 BB: 0 P: 10	R: 0 E: 0 K: 0 S: 9	H: 0 LOB: 0 BB: 0 P: 10	R: 0 E: 0 K: 1 S: 15	H: 1 LOB: 2 BB: 1 P: 23	R: 4 E: 0 K: 2 S: 17	H: 4 LOB: 1 BB: 1 P: 26	R: 0 E: 0 K: 0 S: 5	H: 0 LOB: 0 BB: 0 P: 8	R: 0 E: 0 K: 0 S: 4	H: 0 LOB: 0 BB: 1 P: 8	R: 5 E: 1 K: 0 S: 18	H: 6 LOB: 2 BB: 1 P: 27	1B: 9 2B: 3 3B: 1 HR: 0	SF: 3 SAC: 0 DP: 2 HBP: 0	WP: 0 PB: 1 CS: 0	PA: 43														
<b>PITCHER</b>	IP	WLS	BF	H	R	ER	SO	BB	IBB	HBP	BLK	WP	HR	S	P	ERA	WHIP	<b>PITCHER</b>		IP	WLS	BF	H	R	ER	SO	BB	IBB	HBP	BLK	WP	HR	S	P	ERA	WHIP
<b>42 Mariano Rivera, R</b> ERA: 5.85 (1, 1)	5.2		26	7	5	4	3	3	0	0	0	0	0	63	95	6.35	1.765																			
<b>Bob Wickman, R</b> ERA: 3.99 (6, 1)	2.1		9	2	2	2	1	1	0	0	0	0	0	17	26	7.71	1.286																			
<b>John Wetteland, R</b> ERA: 2.7 (9, 1)	1.0	L	8	4	3	3	0	0	1	0	0	0	0	13	21	27.00	4.000																			

AB	35
R	10
H	13
RBI	9
BB	5
SO	4
LOB	14



Batter	1	2	3	4	5	6	7	8	9	AB	R	H	RBI	BB	SO	LOB	BOTTOM																			
<b>Wade Boggs, L</b> OBP: 0.392, SLG: 0.403 (1, 5)	G6-3			1B	2B					5	1	2	0	0	2	1	<b>Cleveland Indians @ New York Yankees</b> Yankee Stadium, Bronx, NY Thu Aug 10 1995, 3:33 AM EDT Sunny - 85 F																			
<b>Bernie Williams, S</b> OBP: 0.348, SLG: 0.447 (1, 8)	G4-6-3			L3	1B				K	5	0	2	1	0	2	1																				
<b>Paul O'Neill, L</b> OBP: 0.399, SLG: 0.548 (1, 7)										5	1	2	0	0	0	2																				
<b>Gerald Williams, R</b> OBP: 0.370, SLG: 0.553 (9, PR)	G4-6-3								1B	0	0	0	0	0	0	0																				
<b>Ruben Sierra, S</b> OBP: 0.326, SLG: 0.469 (1, 9)		F9		1B	2B				1B	4	1	3	0	1	0	0																				
<b>Don Mattingly, L</b> OBP: 0.348, SLG: 0.410 (1, 3)		P5							1B	5	1	1	1	0	0	5																				
<b>Darryl Strawberry, L</b> OBP: 0.316, SLG: 0.389 (1, 10)									G4-6-3	3	2	1	0	0	0	1																				
<b>Mike Stanley, R</b> OBP: 0.384, SLG: 0.549 (1, 2)									1B	4	3	3	7	0	0	0																				
<b>Tony Fernandez, S</b> OBP: 0.307, SLG: 0.326 (1, 6)										4	0	0	0	0	0	0																				
<b>Pat Kelly, R</b> OBP: 0.344, SLG: 0.363 (1, 4)										4	0	2	0	0	1	0																				
<b>Inning Stats</b>	R: 0 E: 0 K: 0 S: 9	H: 1 LOB: 0 BB: 0 P: 13	R: 0 E: 0 K: 0 S: 6	H: 0 LOB: 0 BB: 0 P: 11	R: 0 E: 0 K: 0 S: 8	H: 0 LOB: 0 BB: 0 P: 9	R: 2 E: 0 K: 0 S: 10	H: 4 LOB: 1 BB: 0 P: 18	R: 1 E: 0 K: 1 S: 11	H: 3 LOB: 1 BB: 0 P: 17	R: 4 E: 0 K: 1 S: 17	H: 3 LOB: 1 BB: 1 P: 29	R: 0 E: 0 K: 2 S: 6	H: 1 LOB: 1 BB: 0 P: 12	R: 2 E: 0 K: 2 S: 10	H: 2 LOB: 0 BB: 0 P: 13	R: 0 E: 0 K: 1 S: 11	H: 2 LOB: 2 BB: 0 P: 17	1B: 10 2B: 4 3B: 0 HR: 3	SF: 0 SAC: 0 DP: 3 HBP: 1	WP: 0 PB: 0 CS: 0	PA: 41														
<b>PITCHER</b>	IP	WLS	BF	H	R	ER	SO	BB	IBB	HBP	BLK	WP	HR	S	P	ERA	WHIP	<b>PITCHER</b>		IP	WLS	BF	H	R	ER	SO	BB	IBB	HBP	BLK	WP	HR	S	P	ERA	WHIP
<b>Charles Nagy, R</b> ERA: 4.4 (1, 1)	5.2		27	11	7	7	1	1	0	1	0	0	0	2	58	94	11.12	2.118																		
<b>Jim Poole, L</b> ERA: 4.07 (6, 1)	2.1	W	10	3	2	2	3	0	0	0	0	0	1	19	28	7.71	1.286																			
<b>Jose Mesa, R</b> ERA: 1.28 (9, 1)	1.0	S	4	2	0	0	1	0	0	0	0	0	0	11	17	0.00	2.000																			





Batter	1	2	3	4	5	6	7	8	9	AB	R	H	RBI	BB	SO	LOB	TOP					
<b>Kenny Lofton, L</b> OBP: 0.367, SLG: 0.503 (1, 8)	G4-3							G4-3		5	1	3	1	0	0	1	<b>Cleveland Indians @ New York Yankees</b> Yankee Stadium, Bronx, NY Thu Aug 10 1995, 7:05 PM EDT Att: 48,115 - Unknown - 80 F					
<b>Omar Vizquel, S</b> OBP: 0.322, SLG: 0.340 (1, 6)	E6								G3	3	0	0	1	0	0	1						
<b>Carlos Baerga, S</b> OBP: 0.368, SLG: 0.496 (1, 4)										3	0	0	1	1	0	2						
<b>Albert Belle, R</b> OBP: 0.381, SLG: 0.596 (1, 7)	K									5	0	1	0	0	1	4						
<b>Manny Ramirez, R</b> OBP: 0.416, SLG: 0.613 <b>Wayne Kirby, L</b> OBP: 0.235, SLG: 0.280 (9, 9)										3	0	0	0	1	1	1						
<b>Jim Thome, L</b> OBP: 0.448, SLG: 0.599 <b>Alvaro Espinoza, R</b> OBP: 0.264, SLG: 0.280 (6, 5)										0	0	0	0	0	0	0						
<b>Dave Winfield, R</b> OBP: 0.295, SLG: 0.323 (1, 10)										2	0	0	0	0	2	3						
<b>Herbert Perry, R</b> OBP: 0.413, SLG: 0.554 (1, 3)										1	0	0	0	0	0	0						
<b>Tony Peña, R</b> OBP: 0.281, SLG: 0.350 (1, 2)										2	0	0	0	0	2	1						
<b>Inning Stats</b>	R: 0 E: 1 K: 2 S: 12	H: 0 LOB: 3 BB: 2 P: 23	R: 1 E: 0 K: 2 S: 17	H: 2 LOB: 1 BB: 0 P: 28	R: 0 E: 0 K: 0 S: 7	H: 1 LOB: 0 BB: 0 P: 9	R: 0 E: 0 K: 2 S: 16	H: 0 LOB: 1 BB: 1 P: 25	R: 1 E: 0 K: 0 S: 5	H: 1 LOB: 0 BB: 0 P: 7	R: 0 E: 0 K: 0 S: 8	H: 0 LOB: 0 BB: 0 P: 14	R: 1 E: 0 K: 0 S: 12	H: 2 LOB: 2 BB: 0 P: 22	R: 2 E: 0 K: 1 S: 12	H: 3 LOB: 1 BB: 0 P: 19		R: 0 E: 0 K: 0 S: 4	H: 0 LOB: 0 BB: 0 P: 5	1B: 5 2B: 4 3B: 0 HR: 0	SF: 2 SAC: 1 DP: 1 HBP: 2	WP: 0 PB: 0 SB: 4 CS: 1
<b>PITCHER</b>	IP	WLS	BF	H	R	ER	SO	BB	IBB	HBP	BLK	WP	HR	S	P	ERA	WHIP					
<b>Sterling Hitchcock, L</b> ERA: 4.43	(1, 1)	7.0	L	31	6	3	3	6	2	1	2	0	0	0	77	128	3.86	1.143				
<b>Dave Eiland, R</b> ERA: 6.75	(8, 1)	0.2		5	3	2	2	1	0	0	0	0	0	11	18	27.00	4.500					
<b>Steve Howe, L</b> ERA: 5.28	(8, 1)	0.1		1	0	0	0	0	0	0	0	0	0	1	1	0.00	0.000					
<b>Joe Ausanio, R</b> ERA: 5.97	(9, 1)	1.0		3	0	0	0	0	0	0	0	0	0	4	5	0.00	0.000					

Batter	1	2	3	4	5	6	7	8	9	AB	R	H	RBI	BB	SO	LOB	BOTTOM					
<b>Wade Boggs, L</b> OBP: 0.389, SLG: 0.399 (1, 5)	G6-3									5	0	1	0	0	1	1	<b>Cleveland Indians @ New York Yankees</b> Yankee Stadium, Bronx, NY Thu Aug 10 1995, 7:05 PM EDT Att: 48,115 - Unknown - 80 F					
<b>Bernie Williams, S</b> OBP: 0.352, SLG: 0.447 (1, 8)										3	0	1	0	2	1	1						
<b>Paul O'Neill, L</b> OBP: 0.397, SLG: 0.542 (1, 7)										3	0	0	0	1	0	4						
<b>Ruben Sierra, S</b> OBP: 0.322, SLG: 0.463 (1, 9)										4	0	0	0	0	1	4						
<b>Don Mattingly, L</b> OBP: 0.347, SLG: 0.408 (1, 3)										4	0	1	0	0	1	0						
<b>Darryl Strawberry, L</b> OBP: 0.364, SLG: 0.500 (1, 10)										4	1	1	1	0	1	1						
<b>Jim Leyritz, R</b> OBP: 0.389, SLG: 0.443 (1, 2)										3	1	2	0	1	1	1						
<b>Tony Fernandez, S</b> OBP: 0.306, SLG: 0.325 (1, 6)										4	0	1	1	0	0	3						
<b>Randy Velarde, R</b> OBP: 0.345, SLG: 0.373 <b>Dion James, L</b> OBP: 0.373, SLG: 0.380 (9, PH)										3	0	1	0	0	0	1						
<b>Inning Stats</b>	R: 0 E: 0 K: 0 S: 10	H: 1 LOB: 1 BB: 1 P: 20	R: 0 E: 0 K: 1 S: 12	H: 1 LOB: 0 BB: 0 P: 15	R: 0 E: 0 K: 0 S: 12	H: 1 LOB: 1 BB: 0 P: 18	R: 2 E: 0 K: 1 S: 13	H: 3 LOB: 0 BB: 0 P: 18	R: 0 E: 0 K: 1 S: 10	H: 0 LOB: 1 BB: 1 P: 18	R: 0 E: 0 K: 1 S: 8	H: 0 LOB: 1 BB: 1 P: 18	R: 0 E: 0 K: 1 S: 13	H: 1 LOB: 2 BB: 1 P: 18	R: 0 E: 0 K: 0 S: 6	H: 1 LOB: 1 BB: 0 P: 9		R: 0 E: 0 K: 2 S: 9	H: 0 LOB: 0 BB: 0 P: 13	1B: 6 2B: 1 3B: 0 HR: 1	SF: 0 SAC: 0 DP: 0 HBP: 0	WP: 0 PB: 0 SB: 0 CS: 0
<b>PITCHER</b>	IP	WLS	BF	H	R	ER	SO	BB	IBB	HBP	BLK	WP	HR	S	P	ERA	WHIP					
<b>Chad Ogea, R</b> ERA: 3.61	(1, 1)	6.0	W	26	6	2	2	3	3	0	0	0	0	0	65	107	3.00	1.500				
<b>Paul Assenmacher, L</b> ERA: 1.59	(7, 1)	2.0		9	2	0	0	1	1	0	0	0	0	19	27	0.00	1.500					
<b>Jose Mesa, R</b> ERA: 1.25	(9, 1)	1.0	S	3	0	0	0	2	0	0	0	0	0	9	13	0.00	0.000					









Batter	1	2	3	4	5	6	7	8	9	AB	R	H	RBI	BB	SO	LOB	TOP					
<b>Kenny Lofton</b> , L (1, 8) OBP: 0.371, SLG: 0.508	L9		2B		F8		P6			4	0	1	0	0	0	0	<b>Cleveland Indians @ New York Yankees</b> Yankee Stadium, Bronx, NY Sat Aug 12 1995, 7:05 PM EDT Att: 35,795 - Unknown - 89 F <a href="http://livebaseballscorecards.com">livebaseballscorecards.com</a>					
<b>Omar Vizquel</b> , S (1, 6) OBP: 0.319, SLG: 0.337	F9		G3			1B	P4			4	0	1	0	0	0	2						
<b>Carlos Baerga</b> , S (1, 4) OBP: 0.371, SLG: 0.498	1B		BB		FC6-4	2B		G4-3		3	1	1	0	1	0	1						
<b>Albert Belle</b> , R (1, 7) OBP: 0.380, SLG: 0.595	G1-3		K			P8		G3		4	0	1	0	0	1	5						
<b>Eddie Murray</b> , S (1, 10) OBP: 0.360, SLG: 0.513		F8		K		1B	2B	G3		4	1	1	1	0	1	1						
<b>Paul Sorrento</b> , L (1, 3) OBP: 0.356, SLG: 0.535	G3-1		G4-3			1B	IBB	G3		3	0	0	0	1	0	1						
<b>Alvaro Espinoza</b> , R (1, 5) OBP: 0.295, SLG: 0.310 <b>Jim Thome</b> , L (9, PH) OBP: 0.450, SLG: 0.599	G6-3		L8			1B		G5-4-3		3	0	1	1	0	0	0						
<b>Tony Peña</b> , R (1, 2) OBP: 0.278, SLG: 0.345 <b>Sandy Alomar Jr.</b> , R (9, PH) OBP: 0.364, SLG: 0.543			2B	1B		F9	K	G5-4-3		3	0	1	0	0	1	2						
<b>Wayne Kirby</b> , L (1, 9) OBP: 0.230, SLG: 0.275 <b>Manny Ramirez</b> , R (9, PH) OBP: 0.415, SLG: 0.608			K			P8		F9		3	0	0	0	0	1	1						
<b>Inning Stats</b>	R: 0 E: 0 K: 0 S: 13	H: 1 LOB: 1 BB: 0 P: 19	R: 0 E: 0 K: 0 S: 4	H: 0 LOB: 0 BB: 0 P: 5	R: 0 E: 0 K: 2 S: 11	H: 2 LOB: 3 BB: 1 P: 20	R: 0 E: 0 K: 1 S: 13	H: 0 LOB: 0 BB: 0 P: 19	R: 0 E: 0 K: 1 S: 6	H: 0 LOB: 0 BB: 0 P: 11	R: 2 E: 0 K: 1 S: 20	H: 3 LOB: 2 BB: 1 P: 34	R: 0 E: 0 K: 0 S: 5	H: 0 LOB: 0 BB: 0 P: 7	R: 0 E: 0 K: 0 S: 10	H: 1 LOB: 1 BB: 0 P: 14		R: 0 E: 0 K: 0 S: 6	H: 0 LOB: 0 BB: 1 P: 13	1B: 4 2B: 3 3B: 0 HR: 0	SF: 0 SAC: 0 DP: 1 HBP: 0	WP: 0 PB: 0 CS: 0
<b>PITCHER</b> <b>Jack McDowell</b> , R (1, 1) ERA: 4.29	IP: 9.0 WLS: W BF: 36 H: 7 R: 2 ER: 2 SO: 4 BB: 2 IBB: 1 HBP: 0 BLK: 0 WP: 0 HR: 0 S: 88 P: 142 ERA: 2.00 WHIP: 1.000															<b>PITCHER</b>						

Batter	1	2	3	4	5	6	7	8	9	AB	R	H	RBI	BB	SO	LOB	BOTTOM			
<b>Wade Boggs</b> , L (1, 5) OBP: 0.392, SLG: 0.404	G1-6-3		G4-3		K		1B	2B		3	1	1	0	1	1	1	<b>Cleveland Indians @ New York Yankees</b> Yankee Stadium, Bronx, NY Sat Aug 12 1995, 7:05 PM EDT Att: 35,795 - Unknown - 89 F <a href="http://livebaseballscorecards.com">livebaseballscorecards.com</a>			
<b>Bernie Williams</b> , S (1, 8) OBP: 0.358, SLG: 0.455	G1-6-3		G4-3			HR	2H	1B		4	1	2	2	0	0	1				
<b>Paul O'Neill</b> , L (1, 7) OBP: 0.398, SLG: 0.551	2B				HR		P7			4	1	2	1	0	1	1				
<b>Ruben Sierra</b> , S (1, 10) OBP: 0.322, SLG: 0.465	BB		L9		G6-3					2	0	0	0	2	0	0				
<b>Don Mattingly</b> , L (1, 3) OBP: 0.344, SLG: 0.403	F7		G4-3		F9		P6			4	0	0	0	0	0	3				
<b>Darryl Strawberry</b> , L (1, 9) OBP: 0.300, SLG: 0.429 <b>Gerald Williams</b> , R (9, 7) OBP: 0.365, SLG: 0.543	G4-3		L8					K		3	0	0	0	1	1	0				
<b>Mike Stanley</b> , R (1, 2) OBP: 0.376, SLG: 0.536	K				F8		F7			3	0	0	0	0	1	2				
<b>Tony Fernandez</b> , S (1, 6) OBP: 0.308, SLG: 0.330	F8						P6			3	0	1	0	0	0	0				
<b>Pat Kelly</b> , R (1, 4) OBP: 0.335, SLG: 0.353			K		F7		K			3	0	0	0	0	2	1				
<b>Inning Stats</b>	R: 0 E: 0 K: 0 S: 11	H: 1 LOB: 2 BB: 2 P: 23	R: 0 E: 0 K: 1 S: 9	H: 0 LOB: 0 BB: 0 P: 14	R: 0 E: 0 K: 1 S: 11	H: 0 LOB: 0 BB: 0 P: 16	R: 1 E: 0 K: 0 S: 7	H: 1 LOB: 0 BB: 0 P: 11	R: 0 E: 0 K: 1 S: 9	H: 1 LOB: 1 BB: 0 P: 14	R: 1 E: 0 K: 0 S: 13	H: 1 LOB: 2 BB: 2 P: 27	R: 1 E: 0 K: 1 S: 11	H: 2 LOB: 1 BB: 0 P: 15	R: 0 E: 0 K: 1 S: 6	H: 0 LOB: 0 BB: 0 P: 8		1B: 1 2B: 3 3B: 0 HR: 2	SF: 0 SAC: 0 DP: 1 HBP: 0	WP: 0 PB: 0 CS: 0
<b>PITCHER</b> <b>Dennis Martinez</b> , R (1, 1) ERA: 2.87 <b>Alan Embree</b> , L (8, 1) ERA: 1.5	IP: 7.0 WLS: L BF: 30 H: 6 R: 3 ER: 3 SO: 5 BB: 4 IBB: 0 HBP: 0 BLK: 0 WP: 0 HR: 2 S: 71 P: 120 ERA: 3.86 WHIP: 1.429															<b>PITCHER</b>				



Batter	1	2	3	4	5	6	7	8	9	AB	R	H	RBI	BB	SO	LOB	TOP					
<b>Kenny Lofton, L</b> OBP: 0.367, SLG: 0.502 (1, 8)	L8		K		L8			K		4	0	0	0	0	2	0	<b>Cleveland Indians @ New York Yankees</b> Yankee Stadium, Bronx, NY Sun Aug 13 1995, 3:33 AM EDT Att: 45,866 - Sunny - 82 F					
<b>Omar Vizquel, S</b> OBP: 0.318, SLG: 0.338 (1, 6)	2B		F9		G4-3			P4		4	0	1	0	0	0	0						
<b>Carlos Baerga, S</b> OBP: 0.370, SLG: 0.495 (1, 4)	G5-3		P5			G3		BB	1B	4	0	1	0	0	0	1						
<b>Albert Belle, R</b> OBP: 0.381, SLG: 0.601 (1, 7)	K			F7		HR		BB	BB	3	1	1	1	1	1	1						
<b>Eddie Murray, S</b> OBP: 0.362, SLG: 0.513 (1, 10)		1B		1B		F8		G4-3		4	0	2	0	0	0	2						
<b>Jim Thome, L</b> OBP: 0.451, SLG: 0.596 (1, 5)		1B		K		F8			WP	3	0	1	0	1	1	1						
<b>Manny Ramirez, R</b> OBP: 0.414, SLG: 0.602 (1, 9)	P8		BB					K		3	0	0	0	1	2	3						
<b>Paul Sorrento, L</b> OBP: 0.351, SLG: 0.527 (1, 3)	K		K			G1-3		P5		4	0	0	0	0	2	5						
<b>Sandy Alomar Jr., R</b> OBP: 0.350, SLG: 0.520 (1, 2)	P5				K			L9		4	0	0	0	0	1	3						
<b>Inning Stats</b>	R: 0 E: 0 K: 1 S: 7	H: 1 LOB: 1 BB: 0 P: 11	R: 0 E: 0 K: 1 S: 11	H: 2 LOB: 2 BB: 0 P: 16	R: 0 E: 0 K: 1 S: 7	H: 0 LOB: 0 BB: 0 P: 9	R: 0 E: 0 K: 2 S: 13	H: 1 LOB: 2 BB: 1 P: 25	R: 0 E: 0 K: 1 S: 7	H: 0 LOB: 0 BB: 0 P: 10	R: 1 E: 0 K: 0 S: 6	H: 1 LOB: 0 BB: 0 P: 12	R: 0 E: 0 K: 1 S: 8	H: 0 LOB: 0 BB: 0 P: 8	R: 0 E: 0 K: 1 S: 11	H: 1 LOB: 2 BB: 1 P: 20	R: 0 E: 0 K: 1 S: 9	H: 0 LOB: 1 BB: 1 P: 18	1B: 4 2B: 1 3B: 0 HR: 1	SF: 0 SAC: 0 DP: 0 HBP: 0	WP: 1 PB: 0 SB: 1 CS: 0	PA: 36
<b>PITCHER</b> <b>David Cone, R</b> ERA: 3.16 (1, 1)	IP: 9.0 WLS: W BF: 36 H: 6 R: 1 ER: 1 SO: 9 BB: 3 IBB: 0 HBP: 0 BLK: 0 WP: 1 HR: 1 S: 79 P: 129 ERA: 1.00 WHIP: 1.000															<b>PITCHER</b> <b>David Cone, R</b> ERA: 3.16 (1, 1)	IP: 9.0 WLS: W BF: 36 H: 6 R: 1 ER: 1 SO: 9 BB: 3 IBB: 0 HBP: 0 BLK: 0 WP: 1 HR: 1 S: 79 P: 129 ERA: 1.00 WHIP: 1.000					

Batter	1	2	3	4	5	6	7	8	9	AB	R	H	RBI	BB	SO	LOB	BOTTOM			
<b>Wade Boggs, L</b> OBP: 0.393, SLG: 0.403 (1, 5)	FC4-6				F7			FC1-6		3	0	1	0	1	0	1	<b>Cleveland Indians @ New York Yankees</b> Yankee Stadium, Bronx, NY Sun Aug 13 1995, 3:33 AM EDT Att: 45,866 - Sunny - 82 F			
<b>Bernie Williams, S</b> OBP: 0.355, SLG: 0.451 (1, 8)	HR		K		P6			FC1-6		4	1	0	0	0	1	2				
<b>Paul O'Neill, L</b> OBP: 0.399, SLG: 0.559 (1, 7)	HR		L8		F8			BB		3	1	1	2	1	0	0				
<b>Ruben Sierra, S</b> OBP: 0.319, SLG: 0.460 (1, 10)	K		L3			K		F7		4	0	0	0	0	2	2				
<b>Don Mattingly, L</b> OBP: 0.346, SLG: 0.410 (1, 3)	2B				F7			G3		4	1	2	0	0	0	2				
<b>Darryl Strawberry, L</b> OBP: 0.353, SLG: 0.500 (8, PR)	G4-3				G4-3			1B		4	1	3	0	0	0	1				
<b>Gerald Williams, R</b> OBP: 0.365, SLG: 0.543 (9, 7)					1B			1B		0	0	0	0	0	0	0				
<b>Jim Leyritz, R</b> OBP: 0.383, SLG: 0.435 (1, 2)		G5-3			G4-3			K		4	0	0	0	0	1	4				
<b>Randy Velarde, R</b> OBP: 0.350, SLG: 0.378 (1, 6)		1B			1B			L9-6		4	0	3	2	0	0	2				
<b>Pat Kelly, R</b> OBP: 0.330, SLG: 0.347 (1, 4)		P4			P3			FC5		3	0	0	0	0	0	4				
<b>Inning Stats</b>	R: 2 E: 0 K: 1 S: 14	H: 3 LOB: 1 BB: 0 P: 25	R: 0 E: 0 K: 0 S: 11	H: 1 LOB: 1 BB: 0 P: 16	R: 0 E: 0 K: 1 S: 7	H: 0 LOB: 0 BB: 0 P: 10	R: 1 E: 0 K: 0 S: 12	H: 2 LOB: 1 BB: 0 P: 15	R: 0 E: 0 K: 0 S: 8	H: 0 LOB: 0 BB: 0 P: 13	R: 1 E: 0 K: 0 S: 12	H: 3 LOB: 2 BB: 0 P: 17	R: 0 E: 0 K: 0 S: 8	H: 0 LOB: 2 BB: 2 P: 18	R: 0 E: 0 K: 1 S: 8	H: 1 LOB: 1 BB: 0 P: 11	1B: 6 2B: 4 3B: 0 HR: 1	SF: 0 SAC: 0 DP: 1 HBP: 0	WP: 0 PB: 0 SB: 1 CS: 0	PA: 35
<b>PITCHER</b> <b>Mark Clark, R</b> ERA: 5.9 (7, 1)	IP: 1.0 WLS: L BF: 6 H: 1 R: 0 ER: 0 SO: 0 BB: 2 IBB: 0 HBP: 0 BLK: 0 WP: 0 HR: 0 S: 10 P: 20 ERA: 0.00 WHIP: 3.000															<b>PITCHER</b> <b>Mark Clark, R</b> ERA: 5.9 (7, 1)	IP: 1.0 WLS: L BF: 6 H: 1 R: 0 ER: 0 SO: 0 BB: 2 IBB: 0 HBP: 0 BLK: 0 WP: 0 HR: 0 S: 10 P: 20 ERA: 0.00 WHIP: 3.000			
<b>Alan Embree, L</b> ERA: 1.29 (8, 1)	IP: 1.0 WLS: L BF: 2 H: 0 R: 0 ER: 0 SO: 1 BB: 0 IBB: 0 HBP: 0 BLK: 0 WP: 0 HR: 0 S: 6 P: 9 ERA: 0.00 WHIP: 0.000															<b>PITCHER</b> <b>Alan Embree, L</b> ERA: 1.29 (8, 1)	IP: 1.0 WLS: L BF: 2 H: 0 R: 0 ER: 0 SO: 1 BB: 0 IBB: 0 HBP: 0 BLK: 0 WP: 0 HR: 0 S: 6 P: 9 ERA: 0.00 WHIP: 0.000			



Batter	1	2	3	4	5	6	7	8	9	AB	R	H	RBI	BB	SO	LOB	TOP								
<b>Kenny Lofton, L</b> OBP: 0.370, SLG: 0.503 (1, 8)										5	2	3	0	0	1	2	<b>Cleveland Indians @ Baltimore Orioles</b> Oriole Park at Camden Yards, Baltimore, MD Mon Aug 14 1995, 7:05 PM EDT Att: 47,198 - Unknown - 93 F								
<b>Omar Vizquel, S</b> OBP: 0.321, SLG: 0.344 (1, 6)										5	2	3	1	0	0	1									
<b>Carlos Baerga, S</b> OBP: 0.370, SLG: 0.493 <b>Jose Mesa, R</b> (9, 1)										4	1	1	0	1	0	2									
<b>Albert Belle, R</b> OBP: 0.381, SLG: 0.599 (1, 7)										4	0	1	0	1	0	4									
<b>Manny Ramirez, R</b> OBP: 0.413, SLG: 0.608 (1, 9)										5	2	3	0	1	3										
<b>Herbert Perry, R</b> OBP: 0.386, SLG: 0.512 <b>Paul Sorrento, L</b> OBP: 0.352, SLG: 0.530 (8, PH) (8, 3)										3	0	0	0	0	0	1									
<b>Sandy Alomar Jr., R</b> OBP: 0.343, SLG: 0.505 (1, 2)										5	0	1	0	0	1	2									
<b>Jim Thome, L</b> OBP: 0.454, SLG: 0.594 (9, 5)										1	1	0	0	3	0	0									
<b>Alvaro Espinoza, R</b> OBP: 0.292, SLG: 0.355 (9, 4)										4	1	1	2	0	0	3									
<b>Inning Stats</b>	R: 0 E: 0 K: 0 S: 3	H: 1 LOB: 0 BB: 0 P: 3	R: 0 E: 0 K: 1 S: 6	H: 1 LOB: 1 BB: 0 P: 6	R: 0 E: 0 K: 1 S: 5	H: 0 LOB: 0 BB: 0 P: 5	R: 2 E: 0 K: 0 S: 5	H: 2 LOB: 0 BB: 2 P: 5	R: 3 E: 0 K: 0 S: 6	H: 3 LOB: 2 BB: 2 P: 14	R: 0 E: 0 K: 1 S: 4	H: 1 LOB: 1 BB: 1 P: 8	R: 1 E: 0 K: 1 S: 6	H: 2 LOB: 0 BB: 0 P: 6	R: 0 E: 0 K: 1 S: 5	H: 0 LOB: 1 BB: 1 P: 9		R: 3 E: 0 K: 0 S: 6	H: 3 LOB: 1 BB: 1 P: 10	1B: 8 2B: 3 3B: 0 HR: 2	SF: 0 SAC: 0 DP: 1 HBP: 0	WP: 0 PB: 0 SB: 2 CS: 0	PA: 43		
<b>PITCHER</b>	IP	WLS	BF	H	R	ER	SO	BB	IBB	HBP	BLK	WP	HR	S	P	ERA	WHIP								
<b>Jamie Moyer, L</b> ERA: 4.45 (1, 1)	4.1		20	7	5	5	2	1	0	0	0	0	2	23	27	10.38	1.846								
<b>Jim Dedrick, R</b> ERA: (5, 1)	1.1		7	1	0	0	0	2	0	0	0	0	0	5	13	0.00	2.250								
<b>Mark Lee, L</b> ERA: 5.61 (6, 1)	0.1		3	2	1	1	0	0	0	0	0	0	0	3	3	27.00	6.000								
<b>Armando Benitez, R</b> ERA: 5.86 (7, 1)	2.2	L	11	2	3	3	2	1	1	0	0	0	0	13	21	10.12	1.125								
<b>Jesse Orosco, L</b> ERA: 2.95 (9, 1)	0.1		2	1	0	0	0	0	0	0	0	0	0	2	2	0.00	3.000								

Batter	1	2	3	4	5	6	7	8	9	AB	R	H	RBI	BB	SO	LOB	BOTTOM								
<b>Curtis Goodwin, L</b> OBP: 0.329, SLG: 0.347 (1, 8)										5	0	1	0	0	0	4	<b>Cleveland Indians @ Baltimore Orioles</b> Oriole Park at Camden Yards, Baltimore, MD Mon Aug 14 1995, 7:05 PM EDT Att: 47,198 - Unknown - 93 F								
<b>Brady Anderson, L</b> OBP: 0.365, SLG: 0.429 (1, 7)										5	2	2	0	0	0	1									
<b>Rafael Palmeiro, L</b> OBP: 0.366, SLG: 0.553 (1, 3)										4	2	1	2	1	0	0									
<b>Bobby Bonilla, S</b> OBP: 0.378, SLG: 0.583 (1, 9)										5	1	3	1	0	0	0									
<b>Cal Ripken Jr., R</b> OBP: 0.322, SLG: 0.432 (1, 6)										3	0	2	2	1	1	0									
<b>Harold Baines, L</b> OBP: 0.401, SLG: 0.540 (1, 10)										4	0	0	0	0	0	3									
<b>Chris Hoiles, R</b> ERA: 5.16 (1, 2)										3	1	1	1	1	1	0									
<b>Manny Alexander, R</b> OBP: 0.325, SLG: 0.358 (6, PR)										0	0	0	0	0	0	0									
<b>Gregg Zaun, S</b> OBP: 0.347, SLG: 0.398 (9, 2)										0	0	0	0	0	0	0									
<b>Jeff Manto, R</b> OBP: 0.280, SLG: 0.492 (1, 5)										4	0	0	0	0	3	1									
<b>Bret Barberie, S</b> OBP: 0.330, SLG: 0.342 (1, 4)										2	0	1	0	1	0	0									
<b>Inning Stats</b>	R: 2 E: 0 K: 0 S: 5	H: 3 LOB: 1 BB: 1 P: 9	R: 0 E: 0 K: 2 S: 8	H: 1 LOB: 0 BB: 0 P: 8	R: 2 E: 0 K: 0 S: 5	H: 4 LOB: 0 BB: 0 P: 5	R: 0 E: 0 K: 1 S: 5	H: 0 LOB: 1 BB: 1 P: 9	R: 1 E: 0 K: 0 S: 4	H: 1 LOB: 1 BB: 1 P: 8	R: 1 E: 0 K: 0 S: 5	H: 2 LOB: 1 BB: 0 P: 5	R: 0 E: 0 K: 1 S: 5	H: 0 LOB: 0 BB: 0 P: 5	R: 0 E: 0 K: 1 S: 5	H: 0 LOB: 2 BB: 1 P: 10	R: 0 E: 0 K: 0 S: 3	H: 0 LOB: 0 BB: 0 P: 3	1B: 6 2B: 2 3B: 0 HR: 3	SF: 0 SAC: 0 DP: 1 HBP: 1	WP: 0 PB: 0 SB: 1 CS: 1	PA: 40			
<b>PITCHER</b>	IP	WLS	BF	H	R	ER	SO	BB	IBB	HBP	BLK	WP	HR	S	P	ERA	WHIP								
<b>Ken Hill, R</b> ERA: 5.16 (1, 1)	5.1		26	10	6	6	3	3	0	0	0	0	3	29	41	10.12	2.438								
<b>Jim Poole, L</b> ERA: 4.46 (6, 1)	1.0		4	1	0	0	0	0	0	0	0	0	0	4	4	0.00	1.000								
<b>Eric Plunk, R</b> ERA: 2.73 (7, 1)	1.1		5	0	0	0	2	1	0	0	0	0	0	8	12	0.00	0.750								
<b>Paul Assenmacher, L</b> ERA: 1.52 (8, 1)	0.1	W	2	0	0	0	0	0	0	0	0	0	0	1	2	0.00	0.000								
<b>Jose Mesa, R</b> ERA: 1.15 (9, 1)	1.0	S	3	0	0	0	0	0	0	0	0	0	0	3	3	0.00	0.000								









Batter	1	2	3	4	5	6	7	8	9	AB	R	H	RBI	BB	SO	LOB	TOP										
<b>Kenny Lofton, L</b> OBP: 0.373, SLG: 0.514 (1, 8)	E4 G4-3 1B		F7					F9									5 2 3 2 0 0 0										
<b>Omar Vizquel, S</b> OBP: 0.319, SLG: 0.340 (1, 6)	G4-3		K					F7									4 1 0 0 1 2 2										
<b>Carlos Baerga, S</b> OBP: 0.368, SLG: 0.488 (1, 4)	K		K														5 1 2 0 0 1 2										
<b>Albert Belle, R</b> OBP: 0.385, SLG: 0.597 (1, 7)																	5 0 3 1 0 1 2										
<b>Eddie Murray, S</b> OBP: 0.361, SLG: 0.507 (1, 10)	G3																3 0 0 0 2 0 4										
<b>Jim Thome, L</b> OBP: 0.456, SLG: 0.592 (1, 5)																	4 1 1 0 1 2 4										
<b>Manny Ramirez, R</b> OBP: 0.413, SLG: 0.614 <b>Wayne Kirby, L</b> OBP: 0.235, SLG: 0.286 (7, 9)																	4 2 2 3 0 2 1 0 0 0 0 0 0 0										
<b>Paul Sorrento, L</b> OBP: 0.346, SLG: 0.516 (1, 3)																	3 1 0 0 1 0 1										
<b>Sandy Alomar Jr., R</b> OBP: 0.327, SLG: 0.481 (1, 2)																	3 0 0 0 0 2 1										
<b>Inning Stats</b>	R: 1 E: 1 K: 1 S: 10	H: 2 LOB: 1 BB: 0 P: 15	R: 0 E: 0 K: 2 S: 10	H: 1 LOB: 1 BB: 0 P: 13	R: 0 E: 0 K: 1 S: 9	H: 2 LOB: 3 BB: 1 P: 22	R: 2 E: 0 K: 1 S: 15	H: 2 LOB: 1 BB: 1 P: 26	R: 0 E: 0 K: 1 S: 7	H: 1 LOB: 0 BB: 0 P: 11	R: 0 E: 0 K: 1 S: 7	H: 0 LOB: 0 BB: 0 P: 11	R: 5 E: 0 K: 0 S: 13	H: 3 LOB: 0 BB: 2 P: 27	R: 0 E: 0 K: 1 S: 7	H: 0 LOB: 0 BB: 0 P: 10	R: 0 E: 0 K: 2 S: 12	H: 0 LOB: 1 BB: 1 P: 20	1B: 6 2B: 2 3B: 2 HR: 1	SF: 0 SAC: 1 DP: 1 HBP: 0	WP: 2 PB: 2 SB: 0 CS: 0	PA: 42					
<b>PITCHER</b>	IP	WLS	BF	H	R	ER	SO	BB	IBB	HBP	BLK	WP	HR	S	P	ERA	WHIP										
<b>Kevin Brown, R</b> ERA: 4.31 <b>Terry Clark, R</b> ERA: 2.51 <b>Jesse Orosco, L</b> ERA: 3.16 <b>Armando Benitez, R</b> ERA: 5.89 <b>Doug Jones, R</b> ERA: 5.49	6.0	L	30	10	6	6	7	3	0	0	0	1	0	62	107	9.00	2.167										
<b>0.1</b>	1	0	0	0	0	0	0	0	0	0	0	0	0	2	3	0.00	0.000										
<b>0.1</b>	2	0	0	0	0	0	0	1	0	0	0	1	0	3	7	0.00	3.000										
<b>1.1</b>	5	1	2	2	1	0	0	0	0	0	0	0	1	11	18	13.50	0.750										
<b>1.0</b>	4	0	0	0	0	2	1	0	0	0	0	0	0	12	20	0.00	1.000										
<b>Batter</b>	<b>1</b>	<b>2</b>	<b>3</b>	<b>4</b>	<b>5</b>	<b>6</b>	<b>7</b>	<b>8</b>	<b>9</b>	<b>AB</b>	<b>R</b>	<b>H</b>	<b>RBI</b>	<b>BB</b>	<b>SO</b>	<b>LOB</b>	<b>BOTTOM</b>										
<b>Curtis Goodwin, L</b> OBP: 0.331, SLG: 0.357 <b>Kevin Bass, S</b> OBP: 0.313, SLG: 0.337 (7, 7)	G4-3		G4-3														3 0 1 1 0 0 1 2 0 1 0 0 0 0										
<b>Brady Anderson, L</b> OBP: 0.365, SLG: 0.428 (1, 7)																	4 0 1 0 0 1 3										
<b>Rafael Palmeiro, L</b> OBP: 0.363, SLG: 0.556 (1, 3)																	5 0 0 0 0 2 5										
<b>Bobby Bonilla, S</b> OBP: 0.378, SLG: 0.577 (1, 9)																	4 1 1 0 0 1 1										
<b>Cal Ripken Jr., R</b> OBP: 0.321, SLG: 0.430 (1, 6)																	3 0 0 0 1 0 2										
<b>Harold Baines, L</b> OBP: 0.404, SLG: 0.558 (1, 10)																	4 1 2 0 0 2 1										
<b>Chris Hoiles, R</b> OBP: 0.326, SLG: 0.424 (1, 2)																	4 2 2 3 0 1 2										
<b>Jeff Huson, L</b> OBP: 0.368, SLG: 0.333 <b>Jeff Mantlo, R</b> OBP: 0.286, SLG: 0.492 (7, 5)																	2 1 1 0 0 0 0 0 0 0 0 2 0 0										
<b>Bret Barberie, S</b> OBP: 0.332, SLG: 0.340 (1, 4)																	4 0 1 1 0 1 3										
<b>Inning Stats</b>	R: 0 E: 0 K: 0 S: 6	H: 0 LOB: 0 BB: 0 P: 8	R: 0 E: 0 K: 1 S: 9	H: 0 LOB: 0 BB: 0 P: 16	R: 0 E: 0 K: 1 S: 11	H: 1 LOB: 1 BB: 0 P: 19	R: 0 E: 0 K: 2 S: 8	H: 1 LOB: 1 BB: 0 P: 14	R: 3 E: 0 K: 0 S: 16	H: 4 LOB: 1 BB: 0 P: 26	R: 0 E: 1 K: 0 S: 8	H: 1 LOB: 1 BB: 1 P: 17	R: 0 E: 0 K: 2 S: 13	H: 1 LOB: 2 BB: 1 P: 24	R: 2 E: 0 K: 2 S: 14	H: 2 LOB: 1 BB: 1 P: 20	R: 0 E: 0 K: 0 S: 11	H: 0 LOB: 0 BB: 0 P: 17	1B: 7 2B: 1 3B: 1 HR: 1	SF: 0 SAC: 0 DP: 2 HBP: 1	WP: 0 PB: 1 SB: 1 CS: 1	PA: 39					
<b>PITCHER</b>	IP	WLS	BF	H	R	ER	SO	BB	IBB	HBP	BLK	WP	HR	S	P	ERA	WHIP										
<b>Orel Hershiser, R</b> ERA: 4.35 <b>Alan Embree, L</b> ERA: 3.12 <b>Eric Plunk, R</b> ERA: 2.72 <b>Jose Mesa, R</b> ERA: 1.17	6.0	W	25	7	3	3	4	1	0	0	0	0	1	24	37	10.80	2.400										
<b>0.1</b>	9	3	2	2	3	1	0	0	0	0	0	0	0	3	7	0.00	3.000										
<b>1.0</b>	S	3	0	0	0	0	0	0	0	0	0	0	0	11	17	0.00	0.000										

**Cleveland Indians @ Baltimore Orioles**  
 Oriole Park at Camden Yards, Baltimore, MD  
 Wed Aug 16 1995, 7:05 PM EDT  
 Att: 47,140 - Unknown - 95 F

AB 36  
 R 8  
 H 11  
 RBI 6  
 BB 5  
 SO 10  
 LOB 17



**Cleveland Indians @ Baltimore Orioles**  
 Oriole Park at Camden Yards, Baltimore, MD  
 Wed Aug 16 1995, 7:05 PM EDT  
 Att: 47,140 - Unknown - 95 F

AB 35  
 R 5  
 H 10  
 RBI 5  
 BB 3  
 SO 8  
 LOB 18





Batter	1	2	3	4	5	6	7	8	9	AB	R	H	RBI	BB	SO	LOB	TOP										
David Hulse, L (1, 8) OBP: 0.300, SLG: 0.343	G4-3	G1-3		G6-3			G1-3		G6-3	5	0	0	0	0	0	1	<b>Milwaukee Brewers @ Cleveland Indians</b> Jacobs Field, Cleveland, OH Thu Aug 17 1995, 7:05 PM EDT Att: 40,505 - Unknown - 76 F										
Kevin Seitzer, R (1, 5) OBP: 0.406, SLG: 0.418 Fernando Vina, L (9, 4) OBP: 0.316, SLG: 0.330	K		K		F7		G6-3		P3	5	0	0	0	0	2	0											
B.J. Surhoff, L (1, 7) OBP: 0.406, SLG: 0.521	G5-3		G4-3		L8				1B	4	1	1	0	0	0	0											
Dave Nilsson, L (1, 9) OBP: 0.387, SLG: 0.548			HR		L8				F7	3	1	1	1	1	0	1											
John Jaha, R (1, 3) OBP: 0.377, SLG: 0.589 Matt Mieske, R (8, 9) OBP: 0.349, SLG: 0.454			HR		E5				1B	4	3	4	1	0	0	0											
Greg Vaughn, R (1, 10) OBP: 0.318, SLG: 0.411			1B		FC5-4				1B	0	0	0	0	0	0	0											
Joe Oliver, R (1, 2) OBP: 0.349, SLG: 0.492			1B		FC5-4				1B	4	0	2	0	0	0	2											
Jeff Cirillo, R (1, 4) OBP: 0.381, SLG: 0.483			HR		G4-6-3				1B	4	0	1	2	0	0	2											
Jose Valentin, S (1, 6) OBP: 0.294, SLG: 0.414			HR		G4-3				G4-6-3	3	1	1	0	1	0	2											
			BB		G1-3				G4-6-3	4	1	1	3	0	2	1											
			HR		K				K2-3	4	1	1	3	0	2	1											
<b>Inning Stats</b>	R: 0 E: 0 K: 1 S: 6	H: 0 LOB: 0 BB: 0 P: 12	R: 4 E: 0 K: 0 S: 14	H: 4 LOB: 0 BB: 1 P: 21	R: 0 E: 1 K: 1 S: 12	H: 1 LOB: 2 BB: 1 P: 20	R: 0 E: 0 K: 1 S: 9	H: 1 LOB: 1 BB: 0 P: 13	R: 0 E: 0 K: 0 S: 7	H: 0 LOB: 0 BB: 0 P: 14	R: 0 E: 0 K: 0 S: 10	H: 0 LOB: 0 BB: 0 P: 16	R: 2 E: 0 K: 0 S: 13	H: 4 LOB: 1 BB: 0 P: 18	R: 0 E: 0 K: 1 S: 6	H: 0 LOB: 0 BB: 0 P: 9	1B: 7 2B: 1 3B: 0 HR: 3	SF: 0 SAC: 0 DP: 2 HBP: 0	WP: 0 PB: 0 CS: 0	PA: 38							
<b>PITCHER</b>	IP	WLS	BF	H	R	ER	SO	BB	IBB	HBP	BLK	WP	HR	S	P	ERA	WHIP										
Dennis Martinez, R (1, 1) ERA: 3.04	7.0	L	29	7	5	5	3	2	0	0	0	0	3	67	109	6.43	1.286										
Paul Assenmacher, L (8, 1) ERA: 1.88	0.1		2	1	1	1	0	0	0	0	0	0	0	4	4	27.00	3.000										
Julian Tavarez, R (8, 1) ERA: 2.06	1.2		7	3	1	1	1	0	0	0	0	0	0	15	23	5.40	1.800										

Batter	1	2	3	4	5	6	7	8	9	AB	R	H	RBI	BB	SO	LOB	BOTTOM										
Kenny Lofton, L (1, 8) OBP: 0.372, SLG: 0.509	G4-3		G3		G3					3	0	0	0	1	0	2	<b>Milwaukee Brewers @ Cleveland Indians</b> Jacobs Field, Cleveland, OH Thu Aug 17 1995, 7:05 PM EDT Att: 40,505 - Unknown - 76 F										
Omar Vizquel, S (1, 6) OBP: 0.317, SLG: 0.337	G1-3				G3				G1-3	4	0	0	0	0	0	1											
Carlos Baerga, S (1, 4) OBP: 0.367, SLG: 0.486	G4-1				G6-3				G6-3	4	1	1	0	0	0	0											
Albert Belle, R (1, 7) OBP: 0.390, SLG: 0.607					G4-6-3				1B	4	1	4	0	0	0	0											
Eddie Murray, S (1, 10) OBP: 0.359, SLG: 0.503					G4-6-3				1B	4	0	1	1	0	1	3											
Jim Thome, L (1, 5) OBP: 0.454, SLG: 0.587					G6-3				K	3	0	0	0	1	2	0											
Manny Ramirez, R (1, 9) OBP: 0.413, SLG: 0.615					K				F7	3	1	2	1	0	1	0											
Paul Sorrento, L (1, 3) OBP: 0.341, SLG: 0.508					G3				G3	3	1	2	1	0	1	0											
Tony Peña, R (1, 2) OBP: 0.277, SLG: 0.348 Sandy Alomar Jr., R (8, PH) OBP: 0.325, SLG: 0.477					G3				G3	4	0	0	0	0	4	0											
					G5-3				G3	3	0	1	1	0	0	1											
					G3				G3	1	0	0	0	0	1	2											
<b>Inning Stats</b>	R: 0 E: 0 K: 0 S: 8	H: 0 LOB: 0 BB: 0 P: 9	R: 0 E: 0 K: 1 S: 6	H: 1 LOB: 0 BB: 0 P: 10	R: 0 E: 0 K: 0 S: 7	H: 1 LOB: 1 BB: 0 P: 9	R: 0 E: 0 K: 0 S: 6	H: 1 LOB: 1 BB: 0 P: 12	R: 1 E: 0 K: 0 S: 11	H: 2 LOB: 1 BB: 0 P: 15	R: 0 E: 0 K: 1 S: 9	H: 1 LOB: 1 BB: 0 P: 14	R: 0 E: 0 K: 2 S: 8	H: 0 LOB: 0 BB: 0 P: 13	R: 0 E: 0 K: 0 S: 6	H: 0 LOB: 1 BB: 1 P: 14	R: 2 E: 0 K: 1 S: 13	H: 3 LOB: 2 BB: 1 P: 27	1B: 6 2B: 3 3B: 0 HR: 0	SF: 1 SAC: 0 DP: 1 HBP: 0	WP: 0 PB: 0 CS: 1	PA: 36					
<b>PITCHER</b>	IP	WLS	BF	H	R	ER	SO	BB	IBB	HBP	BLK	WP	HR	S	P	ERA	WHIP										
Jamie McAndrew, R (1, 1) ERA: 5.4	8.0	W	30	7	2	2	4	1	0	0	0	0	0	63	101	2.25	1.000										
Mike Ignasiak, R (9, 1) ERA: 4.62	0.1		4	2	1	1	0	1	0	0	0	0	0	6	15	27.00	9.000										
Mike Fetters, R (9, 1) ERA: 1.73	0.2	S	2	0	0	0	1	0	0	0	0	0	0	5	7	0.00	0.000										







Batter	1	2	3	4	5	6	7	8	9	AB	R	H	RBI	BB	SO	LOB	TOP										
Jeff Cirillo, R OBP: 0.375, SLG: 0.469 (1, 4)	L7		G4-3		FC6-4				CS	3	0	0	0	1	0	2	<b>Milwaukee Brewers @ Cleveland Indians</b> Jacobs Field, Cleveland, OH Sat Aug 19 1995, 7:05 PM EDT Att: 41,939 - Unknown - 81 F										
Kevin Seitzer, R OBP: 0.404, SLG: 0.414 (1, 5)	G1-3				G6-3		L9			4	0	1	1	0	0	4											
B.J. Surhoff, L OBP: 0.401, SLG: 0.522 (1, 7)	F8		FC5-4							4	1	1	1	0	0	1											
Dave Nilsson, L OBP: 0.379, SLG: 0.535 (1, 9)		F7	G4-3							4	0	1	0	0	0	1											
John Jaha, R OBP: 0.377, SLG: 0.593 (1, 3)					G4-3					4	1	1	1	0	1	1											
Greg Vaughn, R OBP: 0.318, SLG: 0.411 (1, 10)										3	0	1	0	0	0	0											
Matt Mieske, R OBP: 0.347, SLG: 0.452 (7, PR)										1	0	0	0	0	1	0											
Joe Oliver, R OBP: 0.343, SLG: 0.482 (1, 2)										3	0	1	0	0	2	0											
David Hulse, L OBP: 0.302, SLG: 0.352 (1, 8)										4	0	0	0	0	0	3											
Jose Valentin, S OBP: 0.299, SLG: 0.422 (1, 6)										3	1	2	0	1	0	3											
<b>Inning Stats</b>	R: 0 E: 0 K: 0 S: 5	H: 0 LOB: 0 BB: 0 P: 8	R: 1 E: 0 K: 0 S: 13	H: 2 LOB: 1 BB: 0 P: 20	R: 1 E: 0 K: 0 S: 9	H: 2 LOB: 1 BB: 0 P: 14	R: 0 E: 0 K: 1 S: 7	H: 0 LOB: 0 BB: 0 P: 10	R: 0 E: 0 K: 0 S: 10	H: 1 LOB: 0 BB: 0 P: 9	R: 0 E: 1 K: 0 S: 17	H: 1 LOB: 3 BB: 1 P: 26	R: 1 E: 0 K: 2 S: 12	H: 1 LOB: 0 BB: 0 P: 18	R: 0 E: 0 K: 1 S: 7	H: 1 LOB: 0 BB: 0 P: 8	1B: 5 2B: 2 3B: 0 HR: 2	SF: 0 SAC: 1 DP: 2 HBP: 0	WP: 0 PB: 0 CS: 1	PA: 37							
<b>PITCHER</b>	IP	WLS	BF	H	R	ER	SO	BB	IBB	HBP	BLK	WP	HR	S	P	ERA	WHIP										
Ken Hill, R ERA: 5.07	(1, 1)	6.0	26	6	2	2	1	1	0	0	0	0	1	56	87	3.00	1.167										
Alan Embree, L ERA: 2.89	(7, 1)	0.2	1	0	0	0	0	0	0	0	0	0	0	5	7	0.00	0.000										
Julian Tavarez, R ERA: 2.05	(7, 1)	0.1	2	0	0	0	0	1	0	0	0	0	0	6	12	0.00	3.000										
Paul Assenmacher, L ERA: 2.22	(8, 1)	0.1	2	1	1	1	0	0	0	0	0	0	1	5	10	27.00	3.000										
Eric Plunk, R ERA: 2.57	(8, 1)	1.2	W	5	1	0	0	0	0	0	0	0	0	14	16	0.00	0.600										

Batter	1	2	3	4	5	6	7	8	9	AB	R	H	RBI	BB	SO	LOB	BOTTOM										
Kenny Lofton, L OBP: 0.365, SLG: 0.498 (1, 8)	E6	L7			G4-3		G4-3			4	1	0	0	0	0	1	<b>Milwaukee Brewers @ Cleveland Indians</b> Jacobs Field, Cleveland, OH Sat Aug 19 1995, 7:05 PM EDT Att: 41,939 - Unknown - 81 F										
Omar Vizquel, S OBP: 0.318, SLG: 0.336 (1, 6)	S	G5-3			F7					3	1	0	0	1	0	1											
Carlos Baerga, S OBP: 0.365, SLG: 0.481 (1, 4)	S		L8							4	1	1	1	0	0	0											
Albert Belle, R OBP: 0.397, SLG: 0.622 (1, 7)	F8									3	0	2	2	1	1	0											
Eddie Murray, S OBP: 0.357, SLG: 0.510 (1, 10)	F8		G5-4-3							4	1	1	1	0	1	3											
Manny Ramirez, R OBP: 0.418, SLG: 0.618 (1, 9)	K									2	0	1	0	1	1	1											
Herbert Perry, R OBP: 0.374, SLG: 0.494 (1, 3)	F9									3	0	0	0	0	0	4											
Sandy Alomar Jr., R OBP: 0.322, SLG: 0.466 (1, 2)										3	0	1	0	0	0	0											
Alvaro Espinoza, R OBP: 0.290, SLG: 0.364 (1, 5)										3	0	0	0	0	0	1											
<b>Inning Stats</b>	R: 3 E: 1 K: 1 S: 18	H: 2 LOB: 1 BB: 1 P: 31	R: 0 E: 0 K: 0 S: 9	H: 1 LOB: 0 BB: 0 P: 14	R: 0 E: 0 K: 0 S: 5	H: 0 LOB: 0 BB: 1 P: 12	R: 0 E: 0 K: 0 S: 8	H: 1 LOB: 0 BB: 0 P: 13	R: 0 E: 0 K: 0 S: 5	H: 0 LOB: 0 BB: 0 P: 6	R: 0 E: 0 K: 1 S: 8	H: 1 LOB: 2 BB: 1 P: 15	R: 0 E: 0 K: 0 S: 6	H: 0 LOB: 0 BB: 0 P: 8	R: 0 E: 0 K: 1 S: 9	H: 0 LOB: 0 BB: 0 P: 15		R: 1 E: 0 K: 0 S: 1	H: 1 LOB: 0 BB: 0 P: 3	1B: 3 2B: 2 3B: 0 HR: 1	SF: 0 SAC: 0 DP: 2 HBP: 0	WP: 0 PB: 0 CS: 0	PA: 32				
<b>PITCHER</b>	IP	WLS	BF	H	R	ER	SO	BB	IBB	HBP	BLK	WP	HR	S	P	ERA	WHIP										
Scott Karl, L ERA: 4.28	(1, 1)	7.0	28	5	3	2	2	2	1	0	0	0	0	10	19	2.57	1.000										
Bill Wegman, R ERA: 5.17	(8, 1)	1.0	L	4	1	1	1	0	0	0	0	0	1	10	18	9.00	1.000										





Batter	1	2	3	4	5	6	7	8	9	AB	R	H	RBI	BB	SO	LOB	TOP										
Darryl Hamilton, L (1, 8) OBP: 0.366, SLG: 0.398 David Hulse, L (8, 8) OBP: 0.302, SLG: 0.352	0-0 G4-3	3-2 F8		1-2 L4		2-1 G6-3	2-1 L7			5	0	0	0	0	0	4											
Kevin Seitzer, R (1, 3) OBP: 0.407, SLG: 0.423	0-1 FC4 SF8-5 1B		0-1 1B 2B	1-1 G5-3		2-1 1B 2B		0-2 G6-3		5	2	3	0	0	0	0											
B.J. Surhoff, L (1, 7) OBP: 0.401, SLG: 0.520	1-0 FC4 SF8-5 HBP		1-1 1B 1B	0-0 G3-1		1-2 1B		3-3 K		5	1	2	0	0	1	1											
John Jaha, R (1, 10) OBP: 0.377, SLG: 0.584	1-2 HBP		4-1 1B 1B		1-3 K		2-1 F8	0-3 K		3	0	0	0	1	2	0											
Dave Nilsson, L (1, 9) OBP: 0.379, SLG: 0.535	0-1 SF8-5		1-3 K		3-1 S 1B		1-1 1B E 1B		1-3 K	4	1	2	1	0	2	3											
Joe Oliver, R (1, 2) OBP: 0.341, SLG: 0.476		0-0 P6	2-0 FC3-2 BB 1B		0-0 P6		1-2 L9		1-1 P3	5	0	1	2	0	0	2											
Jeff Cirillo, R (1, 5) OBP: 0.384, SLG: 0.469		1-1 F8	4-1 FC3-2 BB 1B		4-1 BB		3-2 E 1B		4-2 PB BB	2	0	1	0	3	0	0											
Jose Valentin, S (1, 6) OBP: 0.298, SLG: 0.417		4-0 S 1B BB	1-0 FC3-2		1-1 G3		2-0 E5		2-3 K	4	1	0	0	1	1	7											
Pat Listach, S (1, 4) OBP: 0.282, SLG: 0.245 Fernando Vina, L (8, 4) OBP: 0.316, SLG: 0.330 Matt Mieske, R (9, PH) OBP: 0.346, SLG: 0.449	1-1 S 1B		1-2 3-H		1-2 G4-3		1-0 G6-3	4-1 HBP	2-2 G4-3	3	0	1	1	0	0	3											
<b>Inning Stats</b>	R: 1 E: 1 K: 0 S: 8	H: 1 LOB: 1 BB: 0 P: 10	R: 1 E: 0 K: 0 S: 8	H: 1 LOB: 1 BB: 1 P: 17	R: 2 E: 0 K: 1 S: 15	H: 3 LOB: 3 BB: 2 P: 29	R: 0 E: 0 K: 0 S: 6	H: 0 LOB: 0 BB: 0 P: 8	R: 0 E: 0 K: 1 S: 9	H: 1 LOB: 2 BB: 1 P: 18	R: 0 E: 0 K: 0 S: 8	H: 2 LOB: 2 BB: 0 P: 14	R: 1 E: 1 K: 0 S: 14	H: 2 LOB: 0 BB: 0 P: 29	R: 0 E: 0 K: 2 S: 9	H: 0 LOB: 2 BB: 1 P: 24	R: 0 E: 0 K: 2 S: 14	H: 0 LOB: 2 BB: 1 P: 24	1B: 8 2B: 3 3B: 0 HR: 0	SF: 1 SAC: 0 DP: 1 HBP: 2	WP: 0 PB: 1 SB: 4 CS: 0	PA: 45					
<b>PITCHER</b>	IP	WLS	BF	H	R	ER	SO	BB	IBB	HBP	BLK	WP	HR	S	P	ERA	WHIP										
Charles Nagy, R (1, 1) ERA: 4.84	6.2		34	10	5	4	2	4	0	1	0	0	0	64	113	5.40	2.100										
Jim Poole, L (7, 1) ERA: 4.34	0.1		3	0	0	0	0	0	0	1	0	0	0	4	12	0.00	0.000										
Julian Tavarez, R (8, 1) ERA: 2.01	1.0	W	3	0	0	0	2	0	0	0	0	0	0	9	12	0.00	0.000										
Jose Mesa, R (9, 1) ERA: 1.12	1.0	S	5	0	0	0	2	1	0	0	0	0	0	14	24	0.00	1.000										

Milwaukee Brewers @ Cleveland Indians  
Jacobs Field, Cleveland, OH  
Sun Aug 20 1995, 3:33 AM EDT  
Att: 41,799 - Sunny - 83 F

AB 37  
R 5  
H 10  
RBI 4  
BB 5  
SO 6  
LOB 22



Batter	1	2	3	4	5	6	7	8	9	AB	R	H	RBI	BB	SO	LOB	BOTTOM										
Kenny Lofton, L (1, 8) OBP: 0.363, SLG: 0.493	3-2 P6	2-3 K		3-1 F7			0-0 F9	4-2 1B BB		4	0	0	0	1	1	1											
Omar Vizquel, S (1, 6) OBP: 0.318, SLG: 0.336	0-1 G1-3	2-0 P6			0-0 1B		1-2 G6-3	0-1 FC6-4 1B		5	0	2	1	0	0	1											
Carlos Baerga, S (1, 4) OBP: 0.368, SLG: 0.487	2-2 HR 1B		1-1 G6-3		0-1 G1-6-3 1B			FC6-4 1B		5	2	3	0	0	0	2											
Albert Belle, R (1, 7) OBP: 0.397, SLG: 0.628	1-0 HR		0-0 2B 1B		3-2 P2			2-0 FC6 BB 2B		4	2	2	2	0	0	3											
Eddie Murray, S (1, 10) OBP: 0.355, SLG: 0.507	3-2 1B		0-2 F8		1-2 G1-6-3			3-3 K		4	0	1	0	0	1	5											
Jim Thome, L (1, 5) OBP: 0.453, SLG: 0.582	1-1 G4-3		1-1 SAFE 2-1 1-3 2B		2-1 F9			4-1 2B 1B BB		3	1	1	0	1	0	1											
Manny Ramirez, R (1, 9) OBP: 0.477, SLG: 0.623 Sandy Alomar Jr., R (9, 2) OBP: 0.322, SLG: 0.466			3-1 HR		2-0 P3		1-3 K	0-1 F9		4	1	1	1	0	1	5											
Paul Sorrento, L (1, 3) OBP: 0.335, SLG: 0.500		0-0 L8		1-2 G4-3		1-0 G3-1		1-2 1B 2B		4	1	1	2	0	0	0											
Tony Peña, R (1, 2) OBP: 0.278, SLG: 0.344 Wayne Kirby, L (8, PH) OBP: 0.240, SLG: 0.290		4-2 BB		3-1 F7			2-1 L7	1-1 E S 1B 1B		2	0	0	0	1	0	0											
<b>Inning Stats</b>	R: 2 E: 0 K: 0 S: 18	H: 3 LOB: 1 BB: 0 P: 28	R: 1 E: 0 K: 1 S: 10	H: 1 LOB: 1 BB: 1 P: 21	R: 0 E: 0 K: 0 S: 9	H: 2 LOB: 2 BB: 0 P: 14	R: 0 E: 0 K: 0 S: 7	H: 0 LOB: 0 BB: 0 P: 14	R: 0 E: 0 K: 1 S: 10	H: 2 LOB: 1 BB: 0 P: 14	R: 0 E: 0 K: 1 S: 6	H: 0 LOB: 0 BB: 0 P: 10	R: 0 E: 0 K: 0 S: 6	H: 0 LOB: 0 BB: 0 P: 9	R: 5 E: 0 K: 1 S: 21	H: 4 LOB: 2 BB: 2 P: 39	1B: 7 2B: 2 3B: 1 HR: 2	SF: 0 SAC: 0 DP: 1 HBP: 0	WP: 0 PB: 0 SB: 1 CS: 0	PA: 39							
<b>PITCHER</b>	IP	WLS	BF	H	R	ER	SO	BB	IBB	HBP	BLK	WP	HR	S	P	ERA	WHIP										
Steve Sparks, R (1, 1) ERA: 4.05	7.2	L	35	10	7	7	3	2	0	0	0	0	2	79	135	8.22	1.565										
Rob Dibble, R (8, 1) ERA: 7.65	0.0		2	1	0	0	0	1	0	0	0	0	0	4	9	∞	∞										
Angel Miranda, L (8, 1) ERA: 5.49	0.1		2	1	1	1	0	0	0	0	0	0	0	4	5	27.00	3.000										

Milwaukee Brewers @ Cleveland Indians  
Jacobs Field, Cleveland, OH  
Sun Aug 20 1995, 3:33 AM EDT  
Att: 41,799 - Sunny - 83 F

AB 36  
R 8  
H 12  
RBI 8  
BB 3  
SO 3  
LOB 18






Batter	1	2	3	4	5	6	7	8	9	AB	R	H	RBI	BB	SO	LOB	TOP									
<b>Kenny Lofton, L</b> OBP: 0.361, SLG: 0.487	4-2 G3 S BB	3-2 E6 S P5 3-H	1-2 G5-3		2-2 G4-3		0-0 F8			4	0	1	1	0	6											
<b>Omar Vizquel, S</b> OBP: 0.317, SLG: 0.335	2-3 K	0-0 P5		3-2 F8		0-1 FC3-6 1B		2-1 F9		5	0	1	0	0	1	3										
<b>Carlos Baerga, S</b> OBP: 0.364, SLG: 0.483	1-1 G3	2-0 SF7		0-1 G4-3		1-1 FC3-6 2B 1-2		1-0 P5		4	0	0	1	0	2											
<b>Albert Belle, R</b> OBP: 0.397, SLG: 0.627	4-2 BB	3-3 K		0-0 P3		1-0 2B		2-2 L8		4	0	1	0	1	1											
<b>Eddie Murray, S</b> OBP: 0.356, SLG: 0.505	2-1 G6-3		1-0 G4-3		3-2 WP S 1B		3-3 K		2-2 F9 HBP 1B	5	1	2	0	0	1	4										
<b>Jim Thome, L</b> OBP: 0.452, SLG: 0.577		4-2 BB 2B	1-2 G3-1		1-2 F7		2-1 P5		3-0 G5-3 1B HBP	3	1	0	0	1	0	3										
<b>Manny Ramirez, R</b> OBP: 0.421, SLG: 0.621		4-0 2B 1B	4-0 HR		4-1 WP BB		4-2 BB		1-0 F9	1	2	0	0	4	0	2										
<b>Paul Sorrento, L</b> OBP: 0.343, SLG: 0.519		3-2 1B E 2B	1-0 HR		4-0 1-2 IBB		3-3 K		0-1 1-2 1B	4	2	3	4	1	1	1										
<b>Sandy Alomar Jr., R</b> OBP: 0.325, SLG: 0.458		0-1 E SF7 1B	2-2 HBP		2-2 P6		2-2 L7		2-1 G5-3	4	1	1	1	0	0	6										
<b>Inning Stats</b>	R: 0 E: 0 K: 1 S: 13	H: 0 LOB: 2 BB: 2 P: 26	R: 4 E: 1 K: 1 S: 18	H: 2 LOB: 1 BB: 2 P: 37	R: 2 E: 0 K: 0 S: 10	H: 1 LOB: 1 BB: 1 P: 20	R: 0 E: 0 K: 0 S: 6	H: 0 LOB: 0 BB: 0 P: 9	R: 0 E: 0 K: 1 S: 16	H: 1 LOB: 3 BB: 2 P: 32	R: 0 E: 0 K: 1 S: 10	H: 2 LOB: 2 BB: 0 P: 17	R: 0 E: 0 K: 1 S: 10	H: 0 LOB: 1 BB: 1 P: 19	R: 0 E: 0 K: 0 S: 6	H: 0 LOB: 0 BB: 0 P: 11	R: 1 E: 0 K: 0 S: 8	H: 2 LOB: 1 BB: 0 P: 16	1B: 5 2B: 2 3B: 0 HR: 1	SF: 1 SAC: 0 DP: 1 HBP: 2	WP: 1 PB: 0 SB: 3 CS: 0	PA: 45				
<b>PITCHER</b>	IP	WLS	BF	H	R	ER	SO	BB	IBB	HBP	BLK	WP	HR	S	P	ERA	WHIP									
<b>Edwin Hurtado, R</b> ERA: 5.49	(1, 1)	5.0	L	28	4	6	5	2	6	1	1	0	1	1	63	124	9.00	2.000								
<b>Ken Robinson, R</b> ERA: 4.59	(6, 1)	3.0		12	2	0	0	2	1	0	0	0	0	0	26	47	0.00	1.000								
<b>Tim Crabtree, R</b> ERA: 4.82	(9, 1)	1.0		5	2	1	1	0	0	0	1	0	0	0	8	16	9.00	2.000								

Cleveland Indians @ Toronto Blue Jays  
SkyDome, Toronto, ON  
Mon Aug 21 1995, 7:05 PM EDT  
Att: 39,187 - Unknown - 80 F

AB 34  
R 7  
H 8  
RBI 7  
BB 8  
SO 4  
LOB 28



Batter	1	2	3	4	5	6	7	8	9	AB	R	H	RBI	BB	SO	LOB	BOTTOM								
<b>Devon White, S</b> OBP: 0.342, SLG: 0.447	1-1 FC6-4 1B		2-2 G4-6-3 1B		1-1 FC3-4-6 1B		0-0 L8			4	0	3	0	0	0	0									
<b>Paul Molitor, R</b> OBP: 0.331, SLG: 0.384	2-3 K		0-0 G4-6-3 1-2		0-1 FC3-4-6 1B 1-2 2-3		0-0 F8			4	0	0	0	0	1	4									
<b>Roberto Alomar, S</b> OBP: 0.374, SLG: 0.482	1-1 FC6-4 1-2			1-0 G4-3	1-2 1-3 3-H 1B		0-3 K			4	0	1	1	0	1	1									
<b>Joe Carter, R</b> OBP: 0.313, SLG: 0.436	1-3 K			1-3 K	1-0 L8		0-0 G5-3			4	0	0	0	0	2	3									
<b>John Olerud, L</b> OBP: 0.382, SLG: 0.396		0-1 G3		1-1 1B 2B	1-1 G3		3-1 2B			4	1	2	0	0	0	2									
<b>Ed Sprague, R</b> OBP: 0.345, SLG: 0.465		0-1 1B		2-1 1B		1-3 K		1-1 P6		4	0	2	1	0	1	1									
<b>Shawn Green, L</b> OBP: 0.314, SLG: 0.466		2-3 K		0-0 G4-3		2-3 K			2-3 K	3	0	0	0	0	2	2									
<b>Candy Maldonado, R</b> OBP: 0.374, SLG: 0.493										1	0	0	0	0	1	0									
<b>Alex Gonzalez, R</b> OBP: 0.322, SLG: 0.393		0-3 K			2-1 HR		1-3 K		0-3 K	4	1	1	1	0	3	1									
<b>Sandy Martinez, L</b> OBP: 0.262, SLG: 0.295			0-1 G4-3		0-0 FC3-4-6 1B 1B		1-1 P6		1-0 P2	3	1	1	0	0	0	0									
<b>Mike Huff, R</b> OBP: 0.362, SLG: 0.333										1	0	0	0	0	0	0									
<b>Inning Stats</b>	R: 0 E: 0 K: 2 S: 13	H: 1 LOB: 1 BB: 0 P: 18	R: 0 E: 0 K: 2 S: 10	H: 1 LOB: 0 BB: 0 P: 12	R: 0 E: 0 K: 0 S: 7	H: 1 LOB: 0 BB: 0 P: 9	R: 1 E: 0 K: 1 S: 9	H: 2 LOB: 1 BB: 0 P: 14	R: 2 E: 0 K: 0 S: 13	H: 4 LOB: 2 BB: 0 P: 19	R: 0 E: 0 K: 3 S: 10	H: 0 LOB: 0 BB: 0 P: 14	R: 0 E: 0 K: 0 S: 4	H: 0 LOB: 0 BB: 0 P: 5	R: 0 E: 0 K: 1 S: 9	H: 1 LOB: 1 BB: 0 P: 13	R: 0 E: 0 K: 2 S: 7	H: 0 LOB: 0 BB: 0 P: 10	1B: 7 2B: 2 3B: 0 HR: 1	SF: 0 SAC: 0 DP: 1 HBP: 0	WP: 0 PB: 0 SB: 0 CS: 0	PA: 36			
<b>PITCHER</b>	IP	WLS	BF	H	R	ER	SO	BB	IBB	HBP	BLK	WP	HR	S	P	ERA	WHIP								
<b>Orel Hershiser, R</b> ERA: 4.32	(1, 1)	7.0	W	29	9	3	3	8	0	0	0	0	0	66	91	3.86	1.286								
<b>Alan Embree, L</b> ERA: 2.39	(8, 1)	2.0	S	7	1	0	0	3	0	0	0	0	0	16	23	0.00	0.500								

Cleveland Indians @ Toronto Blue Jays  
SkyDome, Toronto, ON  
Mon Aug 21 1995, 7:05 PM EDT  
Att: 39,187 - Unknown - 80 F

AB 36  
R 3  
H 10  
RBI 3  
BB 0  
SO 11  
LOB 14





Batter	1	2	3	4	5	6	7	8	9	AB	R	H	RBI	BB	SO	LOB	TOP					
Wayne Kirby, L OBP: 0.238, SLG: 0.288 (1, 8)	K2-3		FC5-4 1B		K		F7		K	5	0	1	0	0	3	2	Cleveland Indians @ Toronto Blue Jays SkyDome, Toronto, ON Tue Aug 22 1995, 7:05 PM EDT Att: 39,293 - Unknown - 76 F					
Omar Vizquel, S OBP: 0.319, SLG: 0.346 (1, 6)	G6-3		K		HR		F9			4	2	2	1	0	1	2						
Carlos Baerga, S OBP: 0.363, SLG: 0.480 (1, 4)	G6-3		FC5-4		K			CS BB		3	0	0	1	1	1	2						
Albert Belle, R OBP: 0.396, SLG: 0.623 (1, 7)	L5		K			HR BB		K		3	1	0	0	1	2	3						
Eddie Murray, S OBP: 0.352, SLG: 0.498 (1, 10)		K			G6-3		P3		G6-3	4	0	0	0	0	1	2						
Manny Ramirez, R OBP: 0.424, SLG: 0.629 (1, 9)	F9				1B		HR		SH2-4 BB	3	1	2	2	1	0	0						
Herbert Perry, R OBP: 0.383, SLG: 0.494 (1, 3)					1B		F9		SH2-4	2	0	1	0	0	0	0						
Alvaro Espinoza, R OBP: 0.278, SLG: 0.348 (9, PH)					1B					3	0	0	0	0	1	3						
Jim Thome, L OBP: 0.453, SLG: 0.577 (9, 5)	G6-3		G5-4-3		K					0	0	0	0	1	0	0						
Tony Peña, R OBP: 0.279, SLG: 0.344 (9, PH)										3	0	1	0	0	0	0						
Sandy Alomar Jr., R OBP: 0.353, SLG: 0.455 (9, 2)			FC5-4 1B		F8		L8		P4	1	0	0	0	0	0	2						
<b>Inning Stats</b>	R: 1 E: 0 K: 1 S: 12	H: 1 LOB: 0 BB: 0 P: 20	R: 0 E: 0 K: 1 S: 10	H: 0 LOB: 1 BB: 0 P: 15	R: 0 E: 0 K: 2 S: 12	H: 2 LOB: 2 BB: 0 P: 16	R: 0 E: 0 K: 0 S: 7	H: 2 LOB: 1 BB: 0 P: 10	R: 1 E: 0 K: 2 S: 12	H: 1 LOB: 0 BB: 1 P: 19	R: 0 E: 0 K: 0 S: 7	H: 0 LOB: 0 BB: 0 P: 10	R: 0 E: 0 K: 1 S: 7	H: 0 LOB: 0 BB: 1 P: 14	R: 0 E: 0 K: 1 S: 13	H: 0 LOB: 2 BB: 2 P: 23	1B: 4 2B: 1 3B: 0 HR: 2	SF: 0 SAC: 1 DP: 1 HBP: 1	WP: 0 PB: 1 SB: 1 CS: 1	PA: 37		
<b>PITCHER</b>	IP WLS BF H R ER SO BB IBB HBP BLK WP HR S P ERA WHIP	IP WLS BF H R ER SO BB IBB HBP BLK WP HR S P ERA WHIP	IP WLS BF H R ER SO BB IBB HBP BLK WP HR S P ERA WHIP	IP WLS BF H R ER SO BB IBB HBP BLK WP HR S P ERA WHIP	IP WLS BF H R ER SO BB IBB HBP BLK WP HR S P ERA WHIP	IP WLS BF H R ER SO BB IBB HBP BLK WP HR S P ERA WHIP	IP WLS BF H R ER SO BB IBB HBP BLK WP HR S P ERA WHIP	IP WLS BF H R ER SO BB IBB HBP BLK WP HR S P ERA WHIP	IP WLS BF H R ER SO BB IBB HBP BLK WP HR S P ERA WHIP	IP WLS BF H R ER SO BB IBB HBP BLK WP HR S P ERA WHIP	IP WLS BF H R ER SO BB IBB HBP BLK WP HR S P ERA WHIP	IP WLS BF H R ER SO BB IBB HBP BLK WP HR S P ERA WHIP	IP WLS BF H R ER SO BB IBB HBP BLK WP HR S P ERA WHIP	IP WLS BF H R ER SO BB IBB HBP BLK WP HR S P ERA WHIP	IP WLS BF H R ER SO BB IBB HBP BLK WP HR S P ERA WHIP	IP WLS BF H R ER SO BB IBB HBP BLK WP HR S P ERA WHIP	IP WLS BF H R ER SO BB IBB HBP BLK WP HR S P ERA WHIP	IP WLS BF H R ER SO BB IBB HBP BLK WP HR S P ERA WHIP	IP WLS BF H R ER SO BB IBB HBP BLK WP HR S P ERA WHIP	IP WLS BF H R ER SO BB IBB HBP BLK WP HR S P ERA WHIP	IP WLS BF H R ER SO BB IBB HBP BLK WP HR S P ERA WHIP	IP WLS BF H R ER SO BB IBB HBP BLK WP HR S P ERA WHIP
Al Leiter, L ERA: 3.7 (1, 1)	8.0	32	7	4	4	8	2	0	0	0	0	0	0	0	0	0	4.50	1.125				
Jimmy Rogers, R ERA: 6.94 (9, 1)	0.1	2	0	0	0	0	1	0	0	0	0	0	0	0	3	7	0.00	3.000				
Tony Castillo, L ERA: 2.66 (9, 1)	0.2	W	3	0	0	0	1	0	0	0	0	0	0	10	16	0.00	1.500					

Batter	1	2	3	4	5	6	7	8	9	AB	R	H	RBI	BB	SO	LOB	BOTTOM					
Devon White, S OBP: 0.340, SLG: 0.442 (1, 8)	K	F9			P6		F7			4	0	0	0	0	1	2	Cleveland Indians @ Toronto Blue Jays SkyDome, Toronto, ON Tue Aug 22 1995, 7:05 PM EDT Att: 39,293 - Unknown - 76 F					
Paul Molitor, R OBP: 0.330, SLG: 0.384 (1, 10)	G6-3		K		2B		G6-3		K	5	0	1	0	0	2	3						
Roberto Alomar, S OBP: 0.373, SLG: 0.479 (1, 4)	L7		BB 1B		G6-3		G4-3		G6-3	5	0	1	0	0	0	1						
Joe Carter, R OBP: 0.316, SLG: 0.444 (1, 7)		P6	P3		BB		HR		E 1B	4	2	2	1	1	0	1						
John Olerud, L OBP: 0.382, SLG: 0.393 (1, 3)	G3 1B BB		FC6-4 BB		F7		K		L7	3	1	0	0	2	1	3						
Ed Sprague, R OBP: 0.347, SLG: 0.464 (8, FR)	G3 1B		FC6-4				G1-3		E5	3	1	1	0	1	0	2						
Tomas Perez, S OBP: 0.310, SLG: 0.464 (9, 6)	G3 1B							FC6-4 BB		1	0	0	0	0	0	0						
Shawn Green, L OBP: 0.316, SLG: 0.467 (1, 9)	G3				G4-6-3 1B		G4-3 1B		FC6-4 1B WP	4	1	2	0	0	0	3						
Alex Gonzalez, R OBP: 0.321, SLG: 0.389 (9, 5)	1B BB				G4-6-3		G4-3		K HBP 1B	3	0	0	0	1	1	3						
Sandy Martinez, L OBP: 0.269, SLG: 0.302 (1, 2)					F9		F7		HBP 1B	4	0	2	3	0	0	1						
<b>Inning Stats</b>	R: 0 E: 0 K: 1 S: 8	H: 0 LOB: 0 BB: 0 P: 13	R: 2 E: 0 K: 0 S: 15	H: 2 LOB: 2 BB: 2 P: 31	R: 0 E: 0 K: 1 S: 12	H: 1 LOB: 0 BB: 1 P: 22	R: 0 E: 0 K: 0 S: 8	H: 1 LOB: 0 BB: 0 P: 13	R: 0 E: 0 K: 0 S: 11	H: 1 LOB: 1 BB: 0 P: 12	R: 0 E: 0 K: 0 S: 4	H: 0 LOB: 0 BB: 0 P: 9	R: 2 E: 0 K: 3 S: 19	H: 2 LOB: 3 BB: 1 P: 31	R: 1 E: 1 K: 0 S: 7	H: 1 LOB: 1 BB: 0 P: 12	1B: 7 2B: 1 3B: 0 HR: 1	SF: 0 SAC: 0 DP: 1 HBP: 1	WP: 1 PB: 0 SB: 0 CS: 0	PA: 42		
<b>PITCHER</b>	IP WLS BF H R ER SO BB IBB HBP BLK WP HR S P ERA WHIP	IP WLS BF H R ER SO BB IBB HBP BLK WP HR S P ERA WHIP	IP WLS BF H R ER SO BB IBB HBP BLK WP HR S P ERA WHIP	IP WLS BF H R ER SO BB IBB HBP BLK WP HR S P ERA WHIP	IP WLS BF H R ER SO BB IBB HBP BLK WP HR S P ERA WHIP	IP WLS BF H R ER SO BB IBB HBP BLK WP HR S P ERA WHIP	IP WLS BF H R ER SO BB IBB HBP BLK WP HR S P ERA WHIP	IP WLS BF H R ER SO BB IBB HBP BLK WP HR S P ERA WHIP	IP WLS BF H R ER SO BB IBB HBP BLK WP HR S P ERA WHIP	IP WLS BF H R ER SO BB IBB HBP BLK WP HR S P ERA WHIP	IP WLS BF H R ER SO BB IBB HBP BLK WP HR S P ERA WHIP	IP WLS BF H R ER SO BB IBB HBP BLK WP HR S P ERA WHIP	IP WLS BF H R ER SO BB IBB HBP BLK WP HR S P ERA WHIP	IP WLS BF H R ER SO BB IBB HBP BLK WP HR S P ERA WHIP	IP WLS BF H R ER SO BB IBB HBP BLK WP HR S P ERA WHIP	IP WLS BF H R ER SO BB IBB HBP BLK WP HR S P ERA WHIP	IP WLS BF H R ER SO BB IBB HBP BLK WP HR S P ERA WHIP	IP WLS BF H R ER SO BB IBB HBP BLK WP HR S P ERA WHIP	IP WLS BF H R ER SO BB IBB HBP BLK WP HR S P ERA WHIP	IP WLS BF H R ER SO BB IBB HBP BLK WP HR S P ERA WHIP	IP WLS BF H R ER SO BB IBB HBP BLK WP HR S P ERA WHIP	IP WLS BF H R ER SO BB IBB HBP BLK WP HR S P ERA WHIP
Dennis Martinez, R ERA: 3.04 (7, 1)	1.2	9	2	2	2	2	1	0	0	0	0	0	0	0	0	0	10.80	1.800				
Paul Assenmacher, L ERA: 2.22 (8, 1)	0.0	1	0	0	0	0	0	0	0	0	0	0	0	2	4	∞	∞					
Julian Tavarez, R ERA: 1.99 (8, 1)	1.0	L	5	1	0	1	0	0	0	0	0	0	0	12	19	0.00	1.000					





Batter	1	2	3	4	5	6	7	8	9	AB	R	H	RBI	BB	SO	LOB	TOP					
<b>Kenny Lofton, L</b> OBP: 0.361, SLG: 0.485 (1, 8)										5	1	2	2	0	1	0	<b>Cleveland Indians @ Toronto Blue Jays</b> SkyDome, Toronto, ON Wed Aug 23 1995, 7:05 PM EDT Att: 41,169 - Unknown - 81 F					
<b>Omar Vizquel, S</b> OBP: 0.315, SLG: 0.342 (1, 6)										5	0	0	0	0	1	4						
<b>Carlos Baerga, S</b> OBP: 0.361, SLG: 0.477 (1, 4)										5	0	1	1	0	0	0						
<b>Albert Belle, R</b> OBP: 0.395, SLG: 0.626 (1, 7)										4	1	1	1	0	1	1						
<b>Eddie Murray, S</b> OBP: 0.355, SLG: 0.497 (1, 10)										3	1	1	1	2	1	0						
<b>Jim Thome, L</b> OBP: 0.454, SLG: 0.574 (1, 5)										3	1	1	0	1	0	3						
<b>Manny Ramirez, R</b> OBP: 0.425, SLG: 0.626 (1, 9)										2	1	0	0	2	0	3						
<b>Paul Sorrento, L</b> OBP: 0.342, SLG: 0.513 (1, 3)										3	0	0	0	1	1	7						
<b>Tony Peña, R</b> OBP: 0.278, SLG: 0.343 (1, 2)										4	1	1	0	0	0	4						
<b>Inning Stats</b>	R: 0 E: 0 K: 1 S: 7	H: 0 LOB: 0 BB: 0 P: 10	R: 0 E: 0 K: 1 S: 8	H: 0 LOB: 0 BB: 0 P: 15	R: 3 E: 2 K: 1 S: 23	H: 4 LOB: 3 BB: 1 P: 38	R: 0 E: 0 K: 0 S: 12	H: 0 LOB: 0 BB: 0 P: 19	R: 0 E: 0 K: 0 S: 5	H: 0 LOB: 0 BB: 0 P: 10	R: 3 E: 0 K: 0 S: 13	H: 3 LOB: 2 BB: 2 P: 27	R: 0 E: 0 K: 0 S: 13	H: 0 LOB: 0 BB: 0 P: 25	R: 0 E: 0 K: 1 S: 9	H: 0 LOB: 0 BB: 0 P: 9	R: 0 E: 0 K: 1 S: 5	H: 0 LOB: 0 BB: 0 P: 6	1B: 6 2B: 0 3B: 0 HR: 1	SF: 0 SAC: 0 DP: 1 HBP: 0	WP: 2 PB: 0 SB: 1 CS: 0	PA: 41
<b>PITCHER</b>	IP	WLS	BF	H	R	ER	SO	BB	IBB	HBP	BLK	WP	HR	S	P	ERA	WHIP					
<b>Giovanni Carrara, R</b> ERA: 7.43 (1, 1)	5.2	L	28	7	6	5	3	4	0	0	0	0	1	66	115	7.94	1.941					
<b>Paul Menhart, R</b> ERA: 5.27 (6, 1)	1.1		7	0	0	0	0	2	0	0	0	2	0	15	29	0.00	1.500					
<b>Jimmy Rogers, R</b> ERA: 6.59 (8, 1)	1.0		3	0	0	0	1	0	0	0	0	0	0	9	9	0.00	0.000					
<b>Mike Timlin, R</b> ERA: 3.28 (9, 1)	1.0		3	0	0	0	1	0	0	0	0	0	0	5	6	0.00	0.000					

Batter	1	2	3	4	5	6	7	8	9	AB	R	H	RBI	BB	SO	LOB	BOTTOM					
<b>Mike Huff, R</b> OBP: 0.355, SLG: 0.320 (1, 8)										4	0	0	0	1	0	1	<b>Cleveland Indians @ Toronto Blue Jays</b> SkyDome, Toronto, ON Wed Aug 23 1995, 7:05 PM EDT Att: 41,169 - Unknown - 81 F					
<b>Paul Molitor, R</b> OBP: 0.330, SLG: 0.387 (1, 10)										5	1	2	0	0	1	2						
<b>Roberto Alomar, S</b> OBP: 0.375, SLG: 0.479 (1, 4)										4	0	2	1	1	0	2						
<b>Joe Carter, R</b> OBP: 0.312, SLG: 0.438 (1, 7)										5	0	0	0	0	2	5						
<b>John Olerud, L</b> OBP: 0.383, SLG: 0.392 (1, 3)										3	0	1	0	1	0	2						
<b>Ed Sprague, R</b> OBP: 0.348, SLG: 0.471 (1, 5)										3	1	1	1	1	0	2						
<b>Shawn Green, L</b> OBP: 0.320, SLG: 0.474 (1, 9)										2	2	1	0	1	1	2						
<b>Candy Maldonado, R</b> OBP: 0.372, SLG: 0.490 (6, PH) (9, 9)										1	0	0	0	0	1	0						
<b>Sandy Martinez, L</b> OBP: 0.277, SLG: 0.341 (1, 2)										3	1	2	2	0	0	0						
<b>Alex Gonzalez, R</b> OBP: 0.320, SLG: 0.388 (6, PH) (9, 2)										1	0	0	0	0	1	0						
<b>Lance Parrish, R</b> OBP: 0.260, SLG: 0.318 (9, 2)										0	0	0	0	0	0	0						
<b>Tomas Perez, S</b> OBP: 0.273, SLG: 0.419 (1, 6)										3	0	0	1	0	1	0						
<b>Inning Stats</b>	R: 1 E: 0 K: 1 S: 10	H: 2 LOB: 1 BB: 0 P: 13	R: 2 E: 0 K: 0 S: 10	H: 2 LOB: 0 BB: 0 P: 18	R: 0 E: 0 K: 1 S: 9	H: 2 LOB: 1 BB: 1 P: 13	R: 2 E: 0 K: 0 S: 9	H: 2 LOB: 1 BB: 1 P: 15	R: 0 E: 0 K: 2 S: 15	H: 0 LOB: 2 BB: 2 P: 26	R: 0 E: 0 K: 1 S: 7	H: 0 LOB: 0 BB: 0 P: 10	R: 0 E: 0 K: 0 S: 13	H: 1 LOB: 2 BB: 1 P: 19	R: 0 E: 0 K: 2 S: 8	H: 0 LOB: 0 BB: 0 P: 11	R: 0 E: 0 K: 0 S: 6	H: 0 LOB: 1 BB: 1 P: 11	1B: 4 2B: 2 3B: 1 HR: 2	SF: 1 SAC: 0 DP: 0 HBP: 0	WP: 1 PB: 0 SB: 3 CS: 0	PA: 40
<b>PITCHER</b>	IP	WLS	BF	H	R	ER	SO	BB	IBB	HBP	BLK	WP	HR	S	P	ERA	WHIP					
<b>Mark Clark, R</b> ERA: 6.12 (1, 1)	4.2		24	8	5	5	3	3	0	0	0	0	1	2	50	8.2	2.357					
<b>Jim Poole, L</b> ERA: 4.19 (5, 1)	1.1	W	4	0	0	0	2	0	0	0	0	0	0	10	13	0.00	0.000					
<b>Julian Tavarez, R</b> ERA: 1.96 (7, 1)	1.0		5	1	0	0	0	1	0	0	0	0	0	13	19	0.00	2.000					
<b>Alan Embree, L</b> ERA: 2.19 (8, 1)	1.0		3	0	0	0	2	0	0	0	0	0	0	8	11	0.00	0.000					
<b>Jose Mesa, R</b> ERA: 1.09 (9, 1)	1.0	S	4	0	0	0	0	1	0	0	0	0	0	6	11	0.00	1.000					



Batter	1	2	3	4	5	6	7	8	9	10	11	AB	R	H	RBI	BB	SO	LOB	TOP					
Chad Curtis, R OBP: 0.357, SLG: 0.464 (1, 8)	G1-3		K		F9		K		HR			5	1	1	1	0	2	1						
Bobby Higginson, L OBP: 0.339, SLG: 0.425 (1, 9)	P6		G4-3			G3		K	G3			5	0	0	0	0	1	0						
Travis Fryman, R OBP: 0.357, SLG: 0.412 (1, 5)	BB		G1-3			L5		HR		G5-3		4	1	1	1	1	0	0						
Cecil Fielder, R OBP: 0.358, SLG: 0.500 Derrick White, R OBP: 0.259, SLG: 0.290 (8, PR)	K			G4-6-3 BB		G4-3		F9 1B	1B	K		3	0	1	0	1	1	1						
Lou Whitaker, L OBP: 0.371, SLG: 0.514 Alan Trammell, R OBP: 0.368, SLG: 0.374 (8, 6)		3B 1B		G4-6-3		G3-1		1B		K		3	1	1	0	0	0	1						
Chris Gomez, R OBP: 0.317, SLG: 0.398 (8, 4)	F9			1B		F9 2B 1B		F9		K		5	1	2	0	0	1	3						
Juan Samuel, R OBP: 0.383, SLG: 0.539 (1, 3)			K			2B 1B		K		G6-3		4	1	0	0	1	3	4						
Mitt Cuyler, S OBP: 0.279, SLG: 0.344 (1, 7)					F7		F9		L4		F7	5	0	1	1	0	0	2						
Ron Tingley, R OBP: 0.412, SLG: 0.344 Franklin Stubbs, L OBP: 0.351, SLG: 0.344 John Flaherty, R OBP: 0.353, SLG: 0.446 (7, 2)	F8								F8			2	0	0	0	0	1	1						
<b>Inning Stats</b>	R: 0 E: 0 K: 1 S: 11	H: 0 LOB: 1 BB: 1 P: 23	R: 1 E: 0 K: 1 S: 11	H: 2 LOB: 1 BB: 0 P: 16	R: 0 E: 0 K: 1 S: 6	H: 0 LOB: 0 BB: 0 P: 12	R: 0 E: 0 K: 1 S: 10	H: 1 LOB: 1 BB: 1 P: 17	R: 0 E: 0 K: 1 S: 7	H: 0 LOB: 0 BB: 0 P: 10	R: 2 E: 0 K: 1 S: 16	H: 2 LOB: 1 BB: 1 P: 29	R: 1 E: 0 K: 2 S: 15	H: 3 LOB: 2 BB: 0 P: 26	R: 1 E: 0 K: 0 S: 8	H: 1 LOB: 0 BB: 0 P: 13	R: 0 E: 0 K: 2 S: 9	H: 0 LOB: 0 BB: 0 P: 13	R: 0 E: 0 K: 1 S: 9	H: 0 LOB: 0 BB: 0 P: 13	1B: 5 2B: 1 3B: 1 HR: 2	SF: 0 SAC: 0 DP: 1 HBP: 0	WP: 0 PB: 0 SB: 0 CS: 0	PA: 44
<b>PITCHER</b>	Ken Hill, R ERA: 5.01 Paul Assenmacher, L ERA: 2.19 Eric Plunk, R ERA: 2.97 Alan Embree, L ERA: 2.08 Jose Mesa, R ERA: 1.25	IP: 7.0 WLS: 0.1 (8, 1) (8, 1) (8, 1) (9, 1)	WLS: 0.1 0.0 0.2 1.0	BF: 28 1 3 4	H: 5 0 1 1	R: 3 0 0 1	ER: 3 0 0 1	SO: 6 1 0 0	BB: 3 0 0 0	IBB: 0 0 0 0	HBP: 0 0 0 0	BLK: 0 0 0 0	WP: 0 0 0 0	HR: 0 0 0 1	S: 67 3 5 7 8 13	P: 117 5 9 12 13	ERA: 3.86 0.00 0.00 9.00	WHIP: 1.143 0.000 1.500 1.000	<b>PITCHER</b>	Julian Tavarez, R ERA: 1.9 (10, 1)	IP: 2.0 WLS: 0 H: 0 R: 0 ER: 0 SO: 3 BB: 0 IBB: 0 HBP: 0 BLK: 0 WP: 0 HR: 0 S: 18 P: 26	ERA: 0.00 0.000	WHIP: 0.000	

Detroit Tigers @ Cleveland Indians  
Jacobs Field, Cleveland, OH  
Fri Aug 25 1995, 7:05 PM EDT  
Att. 41,676 - Unknown - 72 F

AB 41  
R 5  
H 9  
RBI 5  
BB 3  
SO 11  
LOB 13



Batter	1	2	3	4	5	6	7	8	9	10	11	AB	R	H	RBI	BB	SO	LOB	BOTTOM					
Kenny Lofton, L OBP: 0.359, SLG: 0.481 (1, 8)	4-3		L9		G6-3		2B 1B		G1-3			5	1	1	0	0	0	0						
Omar Vizquel, S OBP: 0.314, SLG: 0.339 (1, 6)	G5-3		K		G6-3		2B BB		K			4	0	0	0	1	2	0						
Carlos Baerga, S OBP: 0.361, SLG: 0.477 (1, 4)	G6-3			HBP BB SF8 BB		G4-3	2B		G3			4	1	1	2	1	0	0						
Albert Belle, R OBP: 0.401, SLG: 0.643 (1, 7)		HR			HBP BB	HR	G6-4-3 IBB			1B		3	2	3	2	2	0	0						
Eddie Murray, S OBP: 0.353, SLG: 0.492 (1, 10)		G5-3			F9		G6-4-3		F7			5	0	1	0	0	0	6						
Manny Ramirez, R OBP: 0.425, SLG: 0.622 (1, 9)		S 1B			HBP		F9		F7		P4	4	0	1	0	0	2							
Herbert Perry, R OBP: 0.378, SLG: 0.489 Paul Sorrento, L OBP: 0.341, SLG: 0.511 (11, PH)		G5-3			SF8		L9		CS 1B		K	3	0	1	1	0	0	2						
Sandy Alomar Jr., R OBP: 0.328, SLG: 0.476 (1, 2)		L7			G6-3		1B SH3-4 2B 1B		K		HR	5	2	2	1	0	1	4						
Alvaro Espinoza, R OBP: 0.270, SLG: 0.338 Jim Thome, L OBP: 0.453, SLG: 0.573 (10, 5)			G6-3		G5-3		SH3-4		K			2	0	0	0	0	0	0						
<b>Inning Stats</b>	R: 0 E: 0 K: 0 S: 11	H: 0 LOB: 0 BB: 0 P: 18	R: 1 E: 0 K: 0 S: 14	H: 2 LOB: 1 BB: 0 P: 20	R: 0 E: 0 K: 1 S: 5	H: 0 LOB: 0 BB: 0 P: 8	R: 1 E: 0 K: 0 S: 7	H: 2 LOB: 2 BB: 2 P: 19	R: 0 E: 0 K: 0 S: 7	H: 1 LOB: 1 BB: 0 P: 12	R: 2 E: 0 K: 0 S: 11	H: 3 LOB: 2 BB: 2 P: 22	R: 0 E: 0 K: 1 S: 10	H: 1 LOB: 0 BB: 0 P: 15	R: 0 E: 0 K: 0 S: 9	H: 1 LOB: 1 BB: 0 P: 11	R: 1 E: 0 K: 1 S: 5	H: 1 LOB: 0 BB: 0 P: 6	1B: 6 2B: 1 3B: 0 HR: 3	SF: 1 SAC: 1 DP: 1 HBP: 1	WP: 0 PB: 0 SB: 2 CS: 1	PA: 44		
<b>PITCHER</b>	C.J. Nitkowski, L ERA: 6.71 John Doherty, R ERA: 4.42 Brian Bohanon, L ERA: 6.5 Mike Christopher, R ERA: 4.1 Felipe Lira, R ERA: 4.14	IP: 5.0 WLS: 1.1 (6, 1) (7, 1) (8, 1) (11, 1)	WLS: 0.1 0.2 3.0 0.1	BF: 20 9 3 2	H: 4 2 1 1	R: 2 3 0 1	ER: 2 2 0 1	SO: 1 2 0 1	BB: 2 0 0 0	IBB: 0 0 0 0	HBP: 1 0 0 0	BLK: 0 0 0 0	WP: 0 0 0 0	HR: 1 1 0 1	S: 44 14 4 26 5	P: 76 24 10 37 6	ERA: 3.60 3.750 0.000 0.667 27.000	WHIP: 0.800 3.750 1.500 0.667 3.000	<b>PITCHER</b>		IP: 0 WLS: 0 H: 0 R: 0 ER: 0 SO: 0 BB: 0 IBB: 0 HBP: 0 BLK: 0 WP: 0 HR: 0 S: 0 P: 0		WHIP: 0.000	

Detroit Tigers @ Cleveland Indians  
Jacobs Field, Cleveland, OH  
Fri Aug 25 1995, 7:05 PM EDT  
Att. 41,676 - Unknown - 72 F

AB 37  
R 6  
H 10  
RBI 6  
BB 4  
SO 5  
LOB 14









Batter	1	2	3	4	5	6	7	8	9	AB	R	H	RBI	BB	SO	LOB	TOP										
<b>Chad Curtis, R</b> OBP: 0.391, SLG: 0.455 (1, 8)	G6-3		G6-3		K		G6-3			4	0	0	0	0	1	2	<b>Detroit Tigers @ Cleveland Indians</b> Jacobs Field, Cleveland, OH Sun Aug 27 1995, 3:33 AM EDT Att: 41,616 - Sunny - 81 F										
<b>Chris Gomez, R</b> OBP: 0.315, SLG: 0.392 (1, 6)	G6-3			K		G5-4-3 BB		K		3	0	0	0	1	2	0											
<b>Travis Fryman, R</b> OBP: 0.355, SLG: 0.410 (1, 5)	K			P4		G5-4-3 1-2		K		4	0	0	0	0	2	1											
<b>Cecil Fielder, R</b> OBP: 0.360, SLG: 0.499 (1, 10)		G4-6-3 BB 1B		2B		BB 2B		K		3	1	2	0	1	1	0											
<b>Lou Whitaker, L</b> OBP: 0.381, SLG: 0.520 (1, 4)		G4-6-3 BB		BB		BB				0	1	0	0	3	0	0											
<b>Scott Fletcher, R</b> OBP: 0.331, SLG: 0.321 (7, 4)		G4-6-3 BB		BB		BB		1B		1	0	1	0	0	0	0											
<b>Franklin Stubbs, L</b> OBP: 0.351, SLG: 0.354 (1, 3)		G4-6-3		G4-3		BB		P2		3	0	1	2	0	0	4											
<b>Juan Samuel, R</b> OBP: 0.379, SLG: 0.533 (9, PH)		G4-6-3 1-2 2-3		G4-3		BB 2B				1	0	0	0	0	0	1											
<b>Derrick White, R</b> OBP: 0.229, SLG: 0.257 (1, 9)		K		G3		G6-3		P6		4	0	0	0	0	1	3											
<b>Mitt Cuyler, S</b> OBP: 0.276, SLG: 0.324 (1, 7)				G3				F9		3	0	0	0	1	1	1											
<b>John Flaherty, R</b> OBP: 0.303, SLG: 0.446 (1, 2)		L8		2B				K		3	0	1	0	0	1	1											
<b>Inning Stats</b>	R: 0 E: 0 K: 1 S: 5	H: 0 LOB: 0 BB: 0 P: 7	R: 0 E: 0 K: 1 S: 8	H: 1 LOB: 1 BB: 1 P: 15	R: 0 E: 0 K: 0 S: 8	H: 0 LOB: 0 BB: 1 P: 13	R: 0 E: 0 K: 1 S: 13	H: 1 LOB: 2 BB: 1 P: 23	R: 0 E: 0 K: 1 S: 10	H: 1 LOB: 1 BB: 0 P: 15	R: 2 E: 0 K: 0 S: 7	H: 1 LOB: 1 BB: 3 P: 22	R: 0 E: 0 K: 2 S: 10	H: 0 LOB: 0 BB: 0 P: 15	R: 0 E: 0 K: 0 S: 10	H: 1 LOB: 1 BB: 0 P: 15	1B: 2 2B: 3 3B: 0 HR: 0	SF: 0 SAC: 0 DP: 3 HBP: 0	WP: 0 PB: 0 SB: 0 CS: 0	PA: 35							
<b>PITCHER</b>	IP	WLS	BF	H	R	ER	SO	BB	IBB	HBP	BLK	WP	HR	S	P	ERA	WHIP										
<b>Orel Hershiser, R</b> ERA: 4.28 (1, 1)	6.0	W	25	4	2	2	4	6	0	0	0	0	0	51	95	3.00	1.667										
<b>Jim Poole, L</b> ERA: 3.98 (7, 1)	2.0		6	0	0	0	5	0	0	0	0	0	0	20	30	0.00	0.000										
<b>Paul Assenmacher, L</b> ERA: 2.1 (9, 1)	1.0		4	1	0	0	0	0	0	0	0	0	0	5	7	0.00	1.000										

Batter	1	2	3	4	5	6	7	8	9	AB	R	H	RBI	BB	SO	LOB	BOTTOM										
<b>Kenny Lofton, L</b> OBP: 0.360, SLG: 0.478 (1, 8)	1B 1B		BB SH5-3 1B	G3	G6-4-3			FC5-4 BB		5	2	2	0	0	0	2	<b>Detroit Tigers @ Cleveland Indians</b> Jacobs Field, Cleveland, OH Sun Aug 27 1995, 3:33 AM EDT Att: 41,616 - Sunny - 81 F										
<b>Omar Vizquel, S</b> OBP: 0.318, SLG: 0.341 (1, 6)	E G5-4-3 1B		SH5-3	BB SF9 1B		K		FC5-4 BB		3	2	2	0	1	1	0											
<b>Carlos Baerga, S</b> OBP: 0.364, SLG: 0.476 (1, 4)	E9		BB IBB	SF9 BB 1B		F7		FC5-4		3	1	2	1	1	0	0											
<b>Alvaro Espinoza, R</b> OBP: 0.263, SLG: 0.325 (9, PH)	G5-4-3 1-3 2-H 1B		BB 1B IBB	SF9 BB 1B				FC5-4 1-2		1	0	0	0	0	0	2											
<b>Albert Belle, R</b> OBP: 0.401, SLG: 0.636 (1, 7)	G5-4-3 1-2 3-H 1B		BB 1B BB	BB 1B BB		K				2	1	0	1	2	1	1											
<b>Eddie Murray, S</b> OBP: 0.357, SLG: 0.492 (1, 10)	G4-3		BB 1B 1B	SF9		G4-3				3	1	1	3	0	0	0											
<b>Jim Thome, L</b> OBP: 0.454, SLG: 0.571 (1, 5)		F8	BB 1B 1B	F7		G5-3				4	0	1	1	0	0	2											
<b>Manny Ramirez, R</b> OBP: 0.420, SLG: 0.612 (1, 9)			BB 1B			K				2	0	0	0	1	2	2											
<b>Wayne Kirby, L</b> OBP: 0.237, SLG: 0.286 (6, 9)			K			K		G4-3		1	0	0	0	0	0	0											
<b>Paul Sorrento, L</b> OBP: 0.345, SLG: 0.520 (1, 3)	G4-6-3		BB 1B			HR		FC6-4 1B		4	1	3	2	0	0	1											
<b>Sandy Alomar Jr., R</b> OBP: 0.324, SLG: 0.465 (1, 2)			BB HBP		E6			FC6-4 FC5-4		3	1	0	0	0	0	3											
<b>Inning Stats</b>	R: 2 E: 1 K: 0 S: 16	H: 3 LOB: 0 BB: 0 P: 21	R: 0 E: 0 K: 0 S: 8	H: 0 LOB: 1 BB: 1 P: 14	R: 5 E: 0 K: 1 S: 19	H: 4 LOB: 2 BB: 2 P: 37	R: 1 E: 0 K: 0 S: 14	H: 2 LOB: 2 BB: 1 P: 26	R: 1 E: 1 K: 1 S: 10	H: 1 LOB: 0 BB: 0 P: 15	R: 0 E: 0 K: 2 S: 7	H: 0 LOB: 0 BB: 0 P: 10	R: 0 E: 0 K: 0 S: 5	H: 0 LOB: 0 BB: 0 P: 11	R: 0 E: 0 K: 0 S: 12	H: 1 LOB: 2 BB: 1 P: 22	1B: 10 2B: 0 3B: 0 HR: 1	SF: 1 SAC: 1 DP: 3 HBP: 1	WP: 0 PB: 0 SB: 0 CS: 0	PA: 39							
<b>PITCHER</b>	IP	WLS	BF	H	R	ER	SO	BB	IBB	HBP	BLK	WP	HR	S	P	ERA	WHIP										
<b>Jose Lima, R</b> ERA: 8.02 (1, 1)	2.1	L	15	6	7	6	0	2	1	0	0	0	0	35	58	23.14	3.429										
<b>Joe Boever, R</b> ERA: 6.19 (3, 1)	3.2		16	4	2	2	4	1	0	0	0	0	1	39	65	4.91	1.364										
<b>Brian Maxcy, R</b> ERA: 5.59 (7, 1)	2.0		8	1	0	0	0	1	0	0	0	0	0	17	33	0.00	1.000										







Batter	1	2	3	4	5	6	7	8	9	AB	R	H	RBI	BB	SO	LOB	TOP			
Devon White, S (1, 8) OBP: 0.337, SLG: 0.438	F7		G3			L4		F9	F9	4	0	0	0	0	0	0	Toronto Blue Jays @ Cleveland Indians Jacobs Field, Cleveland, OH Tue Aug 29 1995, 7:05 PM EDT Att: 41,257 - Unknown - 81 F			
Paul Molitor, R (1, 10) OBP: 0.345, SLG: 0.419	L7			BB		F9		HR		3	1	1	1	1	0					
Roberto Alomar, S (1, 4) OBP: 0.368, SLG: 0.467	G3			B2		F9		G5-3	G5-3	4	0	0	0	0	0	1				
Joe Carter, R (1, 7) OBP: 0.303, SLG: 0.422		1B		F9		F8		K	K	4	0	1	0	0	1	1				
John Olerud, L (1, 3) OBP: 0.387, SLG: 0.394	P5			BB		G3-1				2	0	0	0	1	0	1				
Ed Sprague, R (1, 5) OBP: 0.342, SLG: 0.456	P4			BB		G1-3				3	0	0	0	0	1	3				
Shawn Green, L (1, 9) OBP: 0.317, SLG: 0.474	F8					G3		G1-4-3 1B	G1-4-3 1B	3	0	1	0	0	0	1				
Alex Gonzalez, R (1, 6) OBP: 0.328, SLG: 0.391			G5-3		G1-3			G1-4-3 1-2	G1-4-3	3	0	0	0	0	0	1				
Sandy Martinez, L (1, 2) OBP: 0.277, SLG: 0.343	G3		G3		G3			F9	F9	3	0	0	0	0	0	0				
<b>Inning Stats</b>	R: 0 E: 0 K: 0 S: 7	H: 0 LOB: 0 BB: 0 P: 11	R: 0 E: 0 K: 0 S: 4	H: 1 LOB: 1 BB: 0 P: 8	R: 0 E: 0 K: 0 S: 6	H: 0 LOB: 0 BB: 0 P: 9	R: 0 E: 0 K: 1 S: 12	H: 0 LOB: 2 BB: 2 P: 24	R: 0 E: 0 K: 0 S: 4	H: 0 LOB: 0 BB: 0 P: 6	R: 0 E: 0 K: 0 S: 6	H: 0 LOB: 0 BB: 0 P: 11	R: 0 E: 0 K: 0 S: 7	H: 1 LOB: 0 BB: 0 P: 9	R: 1 E: 0 K: 1 S: 7	H: 1 LOB: 0 BB: 0 P: 12	1B: 2 2B: 0 3B: 0 HR: 1	SF: 0 SAC: 0 DP: 1 HBP: 0	WP: 0 PB: 0 SB: 1 CS: 0	PA: 31
<b>PITCHER</b> Mark Clark, R (1, 1) ERA: 5.62	IP: 9.0 WLS: W BF: 31 H: 3 R: 1 ER: 1 SO: 2 BB: 2 IBB: 0 HBP: 0 BLK: 0 WP: 0 HR: 1 S: 60 P: 101 ERA: 1.00 WHIP: 0.556																			

Batter	1	2	3	4	5	6	7	8	9	AB	R	H	RBI	BB	SO	LOB	BOTTOM			
Kenny Lofton, L (1, 8) OBP: 0.365, SLG: 0.481	F9		F8		G4-3		BB		F9	4	0	1	1	0	0	0	Toronto Blue Jays @ Cleveland Indians Jacobs Field, Cleveland, OH Tue Aug 29 1995, 7:05 PM EDT Att: 41,257 - Unknown - 81 F			
Omar Vizquel, S (1, 6) OBP: 0.323, SLG: 0.340	BB		G4-3			F8	1B			2	0	0	0	2	0	0				
Carlos Baerga, S (1, 4) OBP: 0.361, SLG: 0.471	K2-3			G5-3 1B		G6-3	G4-3			4	1	1	0	0	1	4				
Albert Belle, R (1, 7) OBP: 0.398, SLG: 0.629	BB			G5-3		F8		P3		3	0	0	0	1	0	1				
Eddie Murray, S (1, 10) OBP: 0.365, SLG: 0.506	K			1B			1B	2B FC5-4 1B		3	2	2	1	1	1	2				
Jim Thome, L (1, 5) OBP: 0.456, SLG: 0.570	K			K			E BB	FC5-4 1B		4	0	2	0	0	2	1				
Paul Sorrento, L (1, 3) OBP: 0.345, SLG: 0.523				G6-4-3 BB			FC4-2 1B	FC5-4 2B		2	0	0	0	2	1	3				
Herbert Perry, R (9, 3) OBP: 0.374, SLG: 0.484				F9			K	FC5-4 IBB		0	0	0	0	0	0	0				
Sandy Alomar Jr., R (1, 2) OBP: 0.319, SLG: 0.449	G6-4-3				G6-3		E8 FC4-2 1B	FC5-4		4	1	1	2	0	0	3				
Wayne Kirby, L (1, 9) OBP: 0.236, SLG: 0.283				K		G1-3	FC4-2 BB 1B	G4-3		4	0	0	0	0	1	4				
<b>Inning Stats</b>	R: 0 E: 0 K: 2 S: 13	H: 0 LOB: 2 BB: 2 P: 24	R: 0 E: 0 K: 1 S: 7	H: 0 LOB: 0 BB: 1 P: 14	R: 0 E: 0 K: 1 S: 5	H: 0 LOB: 0 BB: 0 P: 9	R: 1 E: 1 K: 1 S: 12	H: 2 LOB: 1 BB: 0 P: 16	R: 0 E: 0 K: 0 S: 10	H: 0 LOB: 0 BB: 0 P: 12	R: 0 E: 0 K: 0 S: 10	H: 0 LOB: 0 BB: 0 P: 16	R: 2 E: 1 K: 1 S: 17	H: 3 LOB: 3 BB: 2 P: 33	R: 1 E: 0 K: 0 S: 12	H: 2 LOB: 2 BB: 1 P: 21	1B: 6 2B: 1 3B: 0 HR: 0	SF: 0 SAC: 0 DP: 1 HBP: 0	WP: 0 PB: 0 SB: 1 CS: 0	PA: 36
<b>PITCHER</b> Juan Guzman, R (1, 1) ERA: 6.73 Jimmy Rogers, R (7, 1) ERA: 5.87	IP: 6.1 WLS: L BF: 26 H: 4 R: 3 ER: 2 SO: 6 BB: 4 IBB: 3 HBP: 0 BLK: 0 WP: 0 HR: 0 S: 70 P: 114 ERA: 2.84 WHIP: 1.263																			

AB	29
R	1
H	3
RBI	1
BB	2
SO	2
LOB	8



AB	30
R	4
H	7
RBI	4
BB	6
SO	6
LOB	18





Batter	1	2	3	4	5	6	7	8	9	10	11	12	13	14	AB	R	H	RBI	BB	SO	LOB	TOP							
<b>Devon White, S</b> OBP: 0.337, SLG: 0.435 (1, 8)	F9		1B E BB		F7		G1-3		SH5-3		K		G6-3		5	1	1	0	1	1	2								
<b>Paul Molitor, R</b> OBP: 0.346, SLG: 0.418 (1, 10)			E8 L7-2 1B		L8		FC6-4 HBP		G4-6-3 1B		L9		G6-3		6	0	2	0	0	0	2								
<b>Roberto Alomar, S</b> OBP: 0.367, SLG: 0.466 (1, 4)			G1-3		G6-3		FC6-4		G4-6-3 1B						7	1	2	0	0	0	5								
<b>Joe Carter, R</b> OBP: 0.309, SLG: 0.428 (1, 7)		BB 1B					P6		S 2B		F9 1B		G3-1		6	0	4	0	1	0	1								
<b>John Olerud, L</b> OBP: 0.388, SLG: 0.395 (1, 3)		1B			F7		F7		L3		FC6-4 1B				7	0	3	0	0	1	5								
<b>Ed Sprague, R</b> OBP: 0.341, SLG: 0.450 (1, 5)					F7		F7								5	0	0	0	2	3	5								
<b>Shawn Green, L</b> OBP: 0.324, SLG: 0.491 (1, 9)															2	1	2	1	1	0	0								
<b>Mike Huff, R</b> OBP: 0.344, SLG: 0.311 (8, PH) (8, 9)									F7		F9				3	0	1	1	0	0	4								
<b>Randy Knorr, R</b> OBP: 0.303, SLG: 0.412 (7, PR) (1, 2)															3	0	1	0	0	1	4								
<b>Alex Gonzalez, R</b> OBP: 0.328, SLG: 0.391 (1, 2)															0	0	0	0	0	0	0								
<b>Sandy Martinez, L</b> OBP: 0.271, SLG: 0.343 (7, 2)															0	0	0	0	0	0	0								
<b>Candy Maldonado, R</b> OBP: 0.308, SLG: 0.481 (8, PH) (8, 2)															1	0	0	0	0	0	2								
<b>Lance Parrish, R</b> OBP: 0.257, SLG: 0.314 (8, 2)															2	0	0	0	0	0	4								
<b>Domingo Cedenio, S</b> OBP: 0.313, SLG: 0.424 (1, 6)															5	0	2	0	0	0	4								
<b>Inning Stats</b>	R: 0 E: 0 K: 0 S: 3	H: 0 LOB: 0 BB: 0 P: 3	H: 2 LOB: 3 BB: 1 P: 14	R: 1 E: 0 K: 0 S: 7	H: 1 LOB: 1 BB: 2 P: 17	R: 0 E: 0 K: 0 S: 5	H: 0 LOB: 0 BB: 0 P: 6	R: 0 E: 0 K: 0 S: 12	H: 0 LOB: 0 BB: 0 P: 17	R: 1 E: 0 K: 0 S: 10	H: 2 LOB: 2 BB: 0 P: 19	R: 0 E: 0 K: 0 S: 14	H: 1 LOB: 2 BB: 1 P: 24	R: 0 E: 0 K: 1 S: 6	H: 2 LOB: 1 BB: 0 P: 6	R: 0 E: 0 K: 1 S: 12	H: 2 LOB: 2 BB: 0 P: 17	R: 0 E: 0 K: 1 S: 7	H: 0 LOB: 0 BB: 0 P: 11	R: 0 E: 0 K: 1 S: 8	H: 2 LOB: 1 BB: 0 P: 13	R: 0 E: 0 K: 1 S: 8	H: 3 LOB: 2 BB: 0 P: 12	R: 1 E: 0 K: 1 S: 12	H: 2 LOB: 2 BB: 1 P: 20	1B: 14 2B: 4 3B: 0 HR: 1	SF: 1 SAC: 3 DP: 2 HBP: 1	WP: 0 PB: 0 SB: 1 CS: 2	PA: 62
<b>PITCHER</b>	IP	WLS	BF	H	R	ER	SO	BB	IBB	HBP	BLK	WP	HR	S	P	ERA	WHIP												
<b>Dennis Martinez, R</b> ERA: 2.96 (1, 1)	7.0		30	6	2	0	2	0	0	0	0	0	0	7	87	1.29	1.286												
<b>Eric Plunk, R</b> ERA: 2.95 (8, 1)	0.1		3	1	0	0	0	1	0	0	0	0	0	7	14	0.00	6.000												
<b>Alan Embree, L</b> ERA: 1.69 (8, 1)	1.2		6	2	0	0	0	0	0	0	0	0	0	13	16	0.00	1.200												
<b>Julian Tavarez, R</b> ERA: 1.8 (10, 1)	3.0		12	4	0	0	3	0	0	0	0	0	0	27	41	0.00	1.333												
<b>Jose Mesa, R</b> ERA: 1.2 (13, 1)	1.0		5	3	0	0	0	0	0	0	0	0	0	8	12	0.00	3.000												
<b>PITCHER</b>	IP	WLS	BF	H	R	ER	SO	BB	IBB	HBP	BLK	WP	HR	S	P	ERA	WHIP												
<b>Paul Assenmacher, L</b> ERA: 2.17 (14, 1)	1.0		6	2	1	1	1	0	0	0	0	0	0	12	20	9.00	2.000												

Toronto Blue Jays @ Cleveland Indians  
Jacobs Field, Cleveland, OH  
Wed Aug 30 1995, 7:05 PM EDT  
Att: 41,807 - Unknown - 80 F

AB: 52  
R: 3  
H: 18  
RBI: 2  
BB: 5  
SO: 6  
LOB: 38



Batter	1	2	3	4	5	6	7	8	9	10	11	12	13	14	AB	R	H	RBI	BB	SO	LOB	BOTTOM					
<b>Kenny Lofton, L</b> OBP: 0.364, SLG: 0.483 (1, 8)	G6-3		FC6-5 S 1B		FC6-5 2B		G4-3		G1-3		G6-3		G6-3		7	2	2	0	0	0	1						
<b>Omar Vizquel, S</b> OBP: 0.323, SLG: 0.340 (1, 6)			FC6-5 1B		FC6-5 1B		F8		F7						6	0	2	1	0	0	1						
<b>Carlos Baerga, S</b> OBP: 0.358, SLG: 0.467 (1, 4)	G6-3		G4-3		G4-3		F9		L9						6	0	1	1	0	0	2						
<b>Albert Belle, R</b> OBP: 0.396, SLG: 0.630 (1, 7)		L6			F9		G6-3		G6-3		G6-3				6	1	1	1	1	1	1						
<b>Eddie Murray, S</b> OBP: 0.362, SLG: 0.499 (1, 10)		F7			G1-3		G1-3				F8				5	0	0	0	1	1	1						
<b>Wayne Kirby, L</b> OBP: 0.289, SLG: 0.283 (13, PR) (1, 3)							P6		K						0	0	0	0	0	0	0						
<b>Jim Thome, L</b> OBP: 0.456, SLG: 0.571 (1, 5)							G3-1		K						5	0	2	0	1	2	1						
<b>Manny Ramirez, R</b> OBP: 0.421, SLG: 0.613 (1, 9)							G3-1								5	1	2	0	1	2	3						
<b>Herbert Perry, R</b> OBP: 0.390, SLG: 0.505 (1, 3)															4	0	2	1	1	0	2						
<b>Tony Peña, R</b> OBP: 0.277, SLG: 0.341 (1, 2)															4	0	0	0	0	1	5						
<b>Sandy Alomar Jr., R</b> OBP: 0.319, SLG: 0.442 (12, PH) (13, 2)															2	0	0	0	0	0	3						
<b>Inning Stats</b>	R: 0 E: 0 K: 0 S: 3	H: 0 LOB: 0 BB: 0 P: 3	H: 1 LOB: 1 BB: 0 P: 14	R: 1 E: 0 K: 0 S: 13	H: 2 LOB: 1 BB: 0 P: 16	R: 0 E: 0 K: 2 S: 20	H: 0 LOB: 3 BB: 3 P: 37	R: 0 E: 0 K: 0 S: 11	H: 2 LOB: 1 BB: 0 P: 14	R: 1 E: 0 K: 0 S: 7	H: 2 LOB: 1 BB: 0 P: 10	R: 0 E: 0 K: 0 S: 9	H: 0 LOB: 0 BB: 0 P: 17	R: 0 E: 0 K: 1 S: 10	H: 0 LOB: 0 BB: 0 P: 15	R: 0 E: 0 K: 0 S: 5	H: 2 LOB: 2 BB: 0 P: 12	R: 0 E: 0 K: 0 S: 7	H: 1 LOB: 1 BB: 0 P: 9	R: 0 E: 0 K: 2 S: 11	H: 0 LOB: 3 BB: 2 P: 24	R: 2 E: 0 K: 0 S: 9	H: 2 LOB: 0 BB: 0 P: 13	1B: 7 2B: 3 3B: 1 HR: 1	SF: 1 SAC: 1 DP: 0 HBP: 1	WP: 1 PB: 0 SB: 1 CS: 0	PA: 58
<b>PITCHER</b>	IP	WLS	BF	H	R	ER	SO	BB	IBB	HBP	BLK	WP	HR	S	P	ERA	WHIP										
<b>Pat Hentgen, R</b> ERA: 5.85 (1, 1)	8.0		33	7	2	2	4	0	0	0	0	0	0	22	35	0.00	0.667										
<b>Mike Timlin, R</b> ERA: 2.79 (9, 1)	3.0		11	2	0	0	1	0	0	0	0	0	0	22	35	0.00	0.667										
<b>Paul Menhart, R</b> ERA: 4.93 (12, 1)	2.0		10	2	0	0	2	2	0	1	0	0	0	18	33	0.00	1.500										
<b>Tony Castillo, L</b> ERA: 2.86 (14, 1)	0.2	L	4	2	2	2	0	0	0	0	0	0	1	9	13	27.00	3.000										

Toronto Blue Jays @ Cleveland Indians  
Jacobs Field, Cleveland, OH  
Wed Aug 30 1995, 7:05 PM EDT  
Att: 41,807 - Unknown - 80 F

AB: 50  
R: 4  
H: 12  
RBI: 4  
BB: 5  
SO: 7  
LOB: 20





Batter	1	2	3	4	5	6	7	8	9	10	AB	R	H	RBI	BB	SO	LOB	TOP								
Devon White, S OBP: 0.334, SLG: 0.431 Joe Carter, R OBP: 0.308, SLG: 0.427	G5-3		F2		G6-3		K			K	4	0	0	0	0	1	3	<b>Toronto Blue Jays @ Cleveland Indians</b> Jacobs Field, Cleveland, OH Thu Aug 31 1995, 7:05 PM EDT Att: 41,746 - Unknown - 83 F								
Paul Molitor, R OBP: 0.347, SLG: 0.420	F9			1B 2B	F8					K	5	1	2	0	0	1	0									
Roberto Alomar, S OBP: 0.365, SLG: 0.463	G1-3			WP G6-3 1B		G6-3				F8	5	1	1	0	0	0	1									
John Olerud, L OBP: 0.389, SLG: 0.395		G4-3			WP 3B 1B						3	1	1	1	1	0	0									
Ed Sprague, R OBP: 0.338, SLG: 0.446		P6			G6-3					BB	4	0	0	1	0	0	3									
Shawn Green, L OBP: 0.326, SLG: 0.498		G3-1									4	0	2	1	0	0	0									
Mike Huff, R OBP: 0.344, SLG: 0.321					K						3	1	1	0	0	2	1									
Sandy Martinez, L OBP: 0.283, SLG: 0.347											4	0	2	1	0	0	2									
Domingo Cedeño, S OBP: 0.312, SLG: 0.419					F7						4	0	1	0	0	0	3									
<b>Inning Stats</b>	R: 0 E: 0 K: 0 S: 3	H: 0 LOB: 0 BB: 0 P: 3	R: 0 E: 0 K: 0 S: 3	H: 0 LOB: 0 BB: 0 P: 3	R: 0 E: 0 K: 1 S: 6	H: 1 LOB: 1 BB: 0 P: 6	R: 3 E: 0 K: 1 S: 9	H: 4 LOB: 1 BB: 0 P: 9	R: 0 E: 0 K: 0 S: 3	H: 0 LOB: 0 BB: 0 P: 3	R: 1 E: 0 K: 1 S: 7	H: 2 LOB: 1 BB: 0 P: 7	R: 0 E: 0 K: 0 S: 3	H: 1 LOB: 1 BB: 1 P: 7	R: 0 E: 0 K: 0 S: 4	H: 1 LOB: 1 BB: 0 P: 4	R: 0 E: 0 K: 2 S: 7		H: 0 LOB: 0 BB: 0 P: 7	1B: 7 2B: 2 3B: 1 HR: 0	SF: 0 SAC: 1 DP: 1 HBP: 0	WP: 1 PB: 0 SB: 0 CS: 1	PA: 39			
<b>PITCHER</b>	IP 9.0	WLS 36	H 10	R 4	ER 4	SO 3	BB 1	IBB 0	HBP 0	BLK 0	WP 1	HR 0	S 41	P 45	ERA 4.00	WHIP 1.222										
Ken Hill, R ERA: 4.95 Jose Mesa, R ERA: 1.18	(1, 1) (10, 1)	1.0 W	3 0	0 0	0 0	2 0	0 0	0 0	0 0	0 0	0 0	0 0	7 7	0.00 0.000												

**Toronto Blue Jays @ Cleveland Indians**  
 Jacobs Field, Cleveland, OH  
 Thu Aug 31 1995, 7:05 PM EDT  
 Att: 41,746 - Unknown - 83 F

AB 37  
 R 4  
 H 10  
 RBI 4  
 BB 1  
 SO 5  
 LOB 13



Batter	1	2	3	4	5	6	7	8	9	10	AB	R	H	RBI	BB	SO	LOB	BOTTOM								
Kenny Lofton, L OBP: 0.362, SLG: 0.479	WP G4-3 1B		F8		G3		K			G4-3	5	1	1	0	0	1	3	<b>Toronto Blue Jays @ Cleveland Indians</b> Jacobs Field, Cleveland, OH Thu Aug 31 1995, 7:05 PM EDT Att: 41,746 - Unknown - 83 F								
Omar Vizquel, S OBP: 0.326, SLG: 0.341	G4-3 SF8 1B									G6-3	4	1	2	0	1	1	0									
Jim Thome, L OBP: 0.450, SLG: 0.567	G4-3				F7						4	1	1	1	1	0	2									
Albert Belle, R OBP: 0.396, SLG: 0.638	SF8				CS						4	2	2	3	0	0	1									
Eddie Murray, S OBP: 0.366, SLG: 0.501	WP 1B										4	0	3	1	0	0	1									
Manny Ramirez, R OBP: 0.422, SLG: 0.611 Wayne Kirby, L OBP: 0.236, SLG: 0.283	G5-3				K2-3						3	0	1	0	1	1	2									
Sandy Alomar Jr., R OBP: 0.313, SLG: 0.444											0	1	0	0	0	0	0									
Herbert Perry, R OBP: 0.385, SLG: 0.505					F8					G6-3	4	0	1	0	0	0	3									
Alvaro Espinoza, R OBP: 0.250, SLG: 0.309 Carlos Baerga, S OBP: 0.357, SLG: 0.467	G4-3										3	0	0	0	0	0	1									
<b>Inning Stats</b>	R: 2 E: 0 K: 0 S: 6	H: 3 LOB: 1 BB: 0 P: 6	R: 0 E: 0 K: 1 S: 5	H: 0 LOB: 0 BB: 0 P: 5	R: 0 E: 0 K: 0 S: 2	H: 0 LOB: 0 BB: 1 P: 6	R: 0 E: 0 K: 1 S: 6	H: 1 LOB: 1 BB: 0 P: 6	R: 0 E: 0 K: 1 S: 5	H: 0 LOB: 0 BB: 0 P: 5	R: 1 E: 0 K: 1 S: 7	H: 2 LOB: 2 BB: 0 P: 11	R: 0 E: 0 K: 0 S: 3	H: 1 LOB: 0 BB: 0 P: 3	R: 1 E: 0 K: 1 S: 7	H: 2 LOB: 2 BB: 0 P: 7	R: 2 E: 0 K: 0 S: 2		H: 1 LOB: 0 BB: 1 P: 6	1B: 8 2B: 3 3B: 0 HR: 1	SF: 2 SAC: 0 DP: 1 HBP: 0	WP: 4 PB: 2 SB: 0 CS: 1	PA: 41			
<b>PITCHER</b>	IP 6.0	WLS 25	H 6	R 3	ER 3	SO 4	BB 2	IBB 0	HBP 0	BLK 0	WP 3	HR 0	S 31	P 39	ERA 4.50	WHIP 1.333										
Edwin Hurtado, R ERA: 5.08 Danny Cox, R ERA: 7.05 Tony Castillo, L ERA: 2.83 Jimmy Rogers, R ERA: 6.89	(1, 1) (7, 1) (9, 1) (10, 1)	2.1 0.2 0.1	5 2 3	1 0 2	1 0 2	2 0 0	0 0 1	0 0 0	0 0 0	0 0 0	0 0 1	0 0 2	6	54.00 6.000												

**Toronto Blue Jays @ Cleveland Indians**  
 Jacobs Field, Cleveland, OH  
 Thu Aug 31 1995, 7:05 PM EDT  
 Att: 41,746 - Unknown - 83 F

AB 35  
 R 6  
 H 12  
 RBI 6  
 BB 3  
 SO 6  
 LOB 16





Batter	1	2	3	4	5	6	7	8	9	AB	R	H	RBI	BB	SO	LOB	TOP				
<b>Kenny Lofton, L</b> OBP: 0.364, SLG: 0.480 (1, 8)	E3		G4-6-3						SF7	3	1	1	1	2	0	1	<b>Cleveland Indians @ Detroit Tigers</b> Tiger Stadium, Detroit, MI Fri Sep 01 1995, 7:05 PM EDT Att: 16,155 - Unknown - 74 F				
<b>Omar Vizquel, S</b> OBP: 0.324, SLG: 0.342 (1, 6)	P4		F7					G4-3	5	1	1	0	0	1	4						
<b>Jim Thome, L</b> OBP: 0.456, SLG: 0.573 (1, 5)	K							1B	5	3	2	1	1	2	4						
<b>Albert Belle, R</b> OBP: 0.398, SLG: 0.645 <b>Ruben Amaro Jr., S</b> OBP: 0.304, SLG: 0.325 (1, 7) (8, 7)	G6-3							1B	4	3	2	4	0	0	3						
<b>Eddie Murray, S</b> OBP: 0.369, SLG: 0.503 <b>Dave Winfield, R</b> OBP: 0.294, SLG: 0.320 (1, 10) (9, PH)								1B	1	0	1	1	0	0	0						
<b>Manny Ramirez, R</b> OBP: 0.423, SLG: 0.610 (1, 9)								1B	6	1	3	1	0	1	3						
<b>Sandy Alomar Jr., R</b> OBP: 0.323, SLG: 0.469 (1, 2)								1B	5	1	3	4	0	1	1						
<b>Herbert Perry, R</b> OBP: 0.368, SLG: 0.481 (1, 3)	F9								5	0	0	0	0	2	4						
<b>Alvaro Espinoza, R</b> OBP: 0.281, SLG: 0.349 (1, 4)								E9	5	2	4	0	0	0	0						
<b>Inning Stats</b>	R: 0 E: 1 K: 1 S: 10	H: 0 LOB: 1 BB: 0 P: 17	R: 0 E: 0 K: 2 S: 14	H: 1 LOB: 1 BB: 0 P: 22	R: 0 E: 0 K: 0 S: 5	H: 1 LOB: 0 BB: 0 P: 11	R: 5 E: 0 K: 1 S: 17	H: 5 LOB: 1 BB: 0 P: 29	R: 2 E: 0 K: 1 S: 13	H: 4 LOB: 2 BB: 1 P: 18	R: 0 E: 0 K: 1 S: 7	H: 0 LOB: 0 BB: 0 P: 9	R: 5 E: 0 K: 1 S: 20	H: 5 LOB: 2 BB: 2 P: 42	R: 2 E: 1 K: 0 S: 13	H: 4 LOB: 2 BB: 0 P: 20		1B: 14 2B: 4 3B: 0 HR: 3	SF: 1 SAC: 1 DP: 2 HBP: 1	WP: 2 PB: 0 SB: 1 CS: 0	PA: 51
<b>PITCHER</b>	IP	WLS	BF	H	R	ER	SO	BB	IBB	HBP	BLK	WP	HR	S	P	ERA	WHIP				
<b>Jose Lima, R</b> ERA: 8.47 (1, 1)	3.0	L	16	6	5	5	3	0	0	1	0	1	2	36	64	15.00	2.000				
<b>Joe Boever, R</b> ERA: 6.04 (4, 1)	4.0		18	6	2	2	4	1	0	0	0	0	0	41	62	4.50	1.750				
<b>Brian Maxey, R</b> ERA: 6.46 (8, 1)	0.2		4	1	2	2	1	1	0	0	0	0	0	7	16	27.00	3.000				
<b>Mike Myers, L</b> ERA: 11.57 (8, 1)	0.0		5	4	3	3	0	1	0	0	0	0	1	12	23	=	=				
<b>Mike Christopher, R</b> ERA: 4.69 (8, 1)	1.1		8	4	2	2	0	0	0	0	0	1	0	14	23	13.50	3.000				

Batter	1	2	3	4	5	6	7	8	9	AB	R	H	RBI	BB	SO	LOB	BOTTOM				
<b>Chad Curtis, R</b> OBP: 0.350, SLG: 0.455 (1, 8)	L3		1B						F8	4	1	0	0	1	1	2	<b>Cleveland Indians @ Detroit Tigers</b> Tiger Stadium, Detroit, MI Fri Sep 01 1995, 7:05 PM EDT Att: 16,155 - Unknown - 74 F				
<b>Chris Gomez, R</b> OBP: 0.313, SLG: 0.387 (1, 6)	K		2B					G6-3	5	1	1	0	0	1	1						
<b>Travis Fryman, R</b> OBP: 0.356, SLG: 0.416 (1, 5)	L4		1B					F9	4	1	1	2	0	0	1						
<b>Cecil Fielder, R</b> OBP: 0.358, SLG: 0.490 (1, 3)	G6-3		1B					1B	4	0	2	1	0	0	0						
<b>Bobby Higginson, L</b> OBP: 0.340, SLG: 0.422 (1, 10)	2B		K					1B	3	1	1	0	1	2	1						
<b>Phil Nevin, R</b> OBP: 0.222, SLG: 0.156 (1, 7)	2B		G3-1					P2	4	0	1	1	0	0	3						
<b>Milt Cuyler, S</b> OBP: 0.269, SLG: 0.314 (1, 9)	K							1B	4	0	1	0	0	1	2						
<b>Scott Fletcher, R</b> OBP: 0.321, SLG: 0.317 (1, 4)	K							G1-2-3	4	0	1	0	0	2	5						
<b>John Flaherty, R</b> OBP: 0.302, SLG: 0.447 (1, 2)			F9					P5	4	0	1	0	0	0	1						
<b>Inning Stats</b>	R: 0 E: 0 K: 1 S: 8	H: 2 LOB: 1 BB: 0 P: 11	R: 1 E: 0 K: 2 S: 14	H: 2 LOB: 1 BB: 0 P: 24	R: 3 E: 0 K: 1 S: 14	H: 3 LOB: 1 BB: 1 P: 25	R: 0 E: 0 K: 1 S: 13	H: 1 LOB: 0 BB: 0 P: 19	R: 0 E: 0 K: 2 S: 15	H: 0 LOB: 1 BB: 0 P: 22	R: 0 E: 0 K: 0 S: 9	H: 1 LOB: 1 BB: 0 P: 16	R: 0 E: 0 K: 0 S: 11	H: 2 LOB: 2 BB: 1 P: 16	R: 0 E: 0 K: 0 S: 5	H: 0 LOB: 0 BB: 0 P: 10		1B: 5 2B: 4 3B: 0 HR: 0	SF: 0 SAC: 0 DP: 1 HBP: 0	WP: 0 PB: 0 SB: 0 CS: 0	PA: 38
<b>PITCHER</b>	IP	WLS	BF	H	R	ER	SO	BB	IBB	HBP	BLK	WP	HR	S	P	ERA	WHIP				
<b>Charles Nagy, R</b> ERA: 4.76 (1, 1)	7.0	W	30	7	4	4	7	1	0	0	0	0	0	11	16	0.00	3.000				
<b>Eric Plunk, R</b> ERA: 2.5 (8, 1)	1.0		5	2	0	0	0	1	0	0	0	0	0	5	10	0.00	0.000				
<b>Jim Poole, L</b> ERA: 3.89 (9, 1)	1.0		3	0	0	0	0	0	0	0	0	0	0	5	10	0.00	0.000				



Batter	1	2	3	4	5	6	7	8	9	AB	R	H	RBI	BB	SO	LOB	TOP																					
<b>Kenny Lofton, L</b> OBP: 0.363, SLG: 0.481 (1, 8)	F8		SF8 1-3 2B		G4-3		G4-3			4	0	1	0	0	0	1	<b>Cleveland Indians @ Detroit Tigers</b> Tiger Stadium, Detroit, MI Sat Sep 02 1995, 7:05 PM EDT Att: 22,426 - Unknown - 78 F																					
<b>Omar Vizquel, S</b> OBP: 0.326, SLG: 0.349 (1, 6)	L9		SF8			HR		BB		2	1	1	2	1	0	0																						
<b>Carlos Baerga, S</b> OBP: 0.357, SLG: 0.464 (1, 4)	BB		F9			F8		L7		3	0	0	0	1	0	2																						
<b>Albert Belle, R</b> OBP: 0.397, SLG: 0.641 (1, 7)	G5-3			K		BLK S BB		F7		3	0	0	0	1	1	2																						
<b>Eddie Murray, S</b> OBP: 0.365, SLG: 0.497 (1, 10)	F8			G1-3		K		F7		4	0	0	0	0	1	2																						
<b>Jim Thome, L</b> OBP: 0.458, SLG: 0.577 (1, 5)	G6-4-3 BB			2B		G4-3			FC3-6 1B	3	0	2	0	1	0	1																						
<b>Manny Ramirez, R</b> OBP: 0.419, SLG: 0.603 (1, 9)	G6-4-3 1-2			G1-3			G6-3		P4	4	0	0	0	0	0	3																						
<b>Herbert Perry, R</b> OBP: 0.376, SLG: 0.481 (9, PH) <b>Wayne Kirby, L</b> OBP: 0.235, SLG: 0.281			FC5-4 1B		G6-3			FC3-6		2	0	1	0	1	0	0																						
<b>Sandy Alomar Jr., R</b> OBP: 0.314, SLG: 0.457 (1, 2)			FC5-4 2B SF8		K		P6		G6-3	4	1	0	0	0	1	3																						
<b>Inning Stats</b>	R: 0 E: 0 K: 0 S: 6	H: 0 LOB: 1 BB: 1 P: 14	R: 0 E: 0 K: 0 S: 5	H: 0 LOB: 0 BB: 1 P: 12	R: 1 E: 0 K: 0 S: 13	H: 2 LOB: 1 BB: 0 P: 16	R: 0 E: 0 K: 1 S: 11	H: 1 LOB: 1 BB: 0 P: 17	R: 0 E: 0 K: 1 S: 7	H: 0 LOB: 0 BB: 0 P: 8	R: 1 E: 0 K: 0 S: 15	H: 1 LOB: 1 BB: 1 P: 25	R: 0 E: 0 K: 0 S: 7	H: 0 LOB: 1 BB: 1 P: 14	R: 0 E: 0 K: 0 S: 5	H: 0 LOB: 1 BB: 1 P: 12	R: 0 E: 0 K: 0 S: 7	H: 1 LOB: 1 BB: 0 P: 12	1B: 2 2B: 2 3B: 0 HR: 1	SF: 1 SAC: 0 DP: 1 HBP: 0	WP: 0 PA: 36 PB: 0 SB: 1 CS: 0																	
<b>PITCHER</b>	IP	WLS	BF	H	R	ER	SO	BB	IBB	HBP	BLK	WP	HR	S	P	ERA	WHIP	<b>PITCHER</b>		IP	WLS	BF	H	R	ER	SO	BB	IBB	HBP	BLK	WP	HR	S	P	ERA	WHIP		
<b>Felipe Lira, R</b> ERA: 4.13 <b>John Doherty, R</b> ERA: 5.16	(1, 1)	6.0	W	24	4	2	2	3	3	0	0	1	0	1	57	92	3.00	1.167			(7, 1)	3.0	S	12	1	0	0	0	2	0	0	0	0	0	19	38	0.00	1.000

AB	30
R	2
H	5
RBI	2
BB	5
SO	3
LOB	15



Batter	1	2	3	4	5	6	7	8	9	AB	R	H	RBI	BB	SO	LOB	BOTTOM																			
<b>Chad Curtis, R</b> OBP: 0.351, SLG: 0.458 (1, 8)	E6 G4-3 SF9		G5-3 1B 2B		G5-4-3 1B		L6			4	2	2	0	0	0	0	<b>Cleveland Indians @ Detroit Tigers</b> Tiger Stadium, Detroit, MI Sat Sep 02 1995, 7:05 PM EDT Att: 22,426 - Unknown - 78 F																			
<b>Chris Gomez, R</b> OBP: 0.310, SLG: 0.383 (1, 6)	G4-3		G5-3		G5-4-3		G5-3			4	0	0	0	0	0	4																				
<b>Travis Fryman, R</b> OBP: 0.359, SLG: 0.419 (1, 5)	SF9		G6-3 1B		HBP		1B			2	0	2	2	0	0	0																				
<b>Cecil Fielder, R</b> OBP: 0.357, SLG: 0.486 (1, 10)	BB		G6-3		K		G6-3			3	0	0	0	1	1	4																				
<b>Bobby Higginson, L</b> OBP: 0.337, SLG: 0.417 (1, 9)	K			F8		F8		K		4	0	0	0	0	2	1																				
<b>Franklin Stubbs, L</b> OBP: 0.369, SLG: 0.418 <b>Juan Samuel, R</b> OBP: 0.378, SLG: 0.529 (8, PH) (9, 3)		F8		F9		FC4-6 BB		K		2	0	0	0	1	0	0																				
<b>Phil Nevin, R</b> OBP: 0.237, SLG: 0.164 <b>Milt Cuyler, S</b> OBP: 0.269, SLG: 0.314 (9, 7)		HBP		1B		FC4-6 2B		F8		3	1	1	0	0	0	1																				
<b>John Flaherty, R</b> OBP: 0.302, SLG: 0.450 (1, 2)	F8			L7		1-H 2B				3	0	1	1	0	0	2																				
<b>Scott Fletcher, R</b> OBP: 0.321, SLG: 0.317 (1, 4)					G5-4-3 1B		K			3	0	1	0	0	2	2																				
<b>Inning Stats</b>	R: 1 E: 1 K: 1 S: 13	H: 0 LOB: 1 BB: 1 P: 21	R: 0 E: 0 K: 1 S: 5	H: 0 LOB: 0 BB: 0 P: 10	R: 1 E: 0 K: 0 S: 10	H: 2 LOB: 0 BB: 0 P: 18	R: 0 E: 0 K: 0 S: 8	H: 1 LOB: 1 BB: 0 P: 10	R: 0 E: 0 K: 1 S: 10	H: 2 LOB: 2 BB: 0 P: 16	R: 1 E: 0 K: 0 S: 13	H: 1 LOB: 1 BB: 1 P: 22	R: 0 E: 0 K: 0 S: 10	H: 1 LOB: 1 BB: 0 P: 12	R: 0 E: 0 K: 2 S: 7	H: 0 LOB: 0 BB: 0 P: 11	1B: 5 2B: 2 3B: 0 HR: 0	SF: 1 SAC: 0 DP: 2 HBP: 2	WP: 0 PA: 34 PB: 0 SB: 1 CS: 0																	
<b>PITCHER</b>	IP	WLS	BF	H	R	ER	SO	BB	IBB	HBP	BLK	WP	HR	S	P	ERA	WHIP	<b>PITCHER</b>		IP	WLS	BF	H	R	ER	SO	BB	IBB	HBP	BLK	WP	HR	S	P	ERA	WHIP
<b>Orel Hershiser, R</b> ERA: 4.17 <b>Alan Embree, L</b> ERA: 1.59	(1, 1)	7.0	L	31	7	3	2	4	2	0	0	0	0	0	69	109	2.57	1.286			(8, 1)	1.0	3	0	0	0	2	0	0	0	0	7	11	0.00	0.000	

AB	29
R	3
H	7
RBI	3
BB	2
SO	6
LOB	14





Batter	1	2	3	4	5	6	7	8	9	10	AB	R	H	RBI	BB	SO	LOB	TOP																		
<b>Kenny Lofton, L</b> OBP: 0.360, SLG: 0.474 (1, 8)	E3 1B	F9		G4-3		B1-3		G6-3			5	1	0	0	1	0	2	<b>Cleveland Indians @ Detroit Tigers</b> Tiger Stadium, Detroit, MI Sun Sep 03 1995, 3:33 AM EDT Att: 25,393 - Cloudy - 83 F																		
<b>Omar Vizquel, S</b> OBP: 0.330, SLG: 0.354 (1, 6)	1B			L7		G1-3				5	1	3	2	1	0	1																				
<b>Carlos Baerga, S</b> OBP: 0.354, SLG: 0.461 (1, 4)	2B	G4-3		K				G1-3		6	1	1	1	0	2	4																				
<b>Albert Belle, R</b> OBP: 0.399, SLG: 0.648 (1, 7)	G3-1 1B			P6		HR		P4		4	2	2	3	1	0	0																				
<b>Eddie Murray, S</b> OBP: 0.363, SLG: 0.493 (1, 10)	G3-1			F7		G3				5	0	1	0	0	0	2																				
<b>Jim Thome, L</b> OBP: 0.458, SLG: 0.573 (1, 5)	WP 1B			2B 1B		K		G3		4	1	1	1	1	1	1																				
<b>Manny Ramirez, R</b> OBP: 0.421, SLG: 0.607 <b>Wayne Kirby, L</b> OBP: 0.235, SLG: 0.281 (10, 9)	G5-4-3 HBP			1B		F9				4	0	2	0	0	0	0																				
<b>Herbert Perry, R</b> OBP: 0.380, SLG: 0.482 (1, 3)	G5-4-3									4	1	2	1	0	1	2																				
<b>Tony Peña, R</b> OBP: 0.281, SLG: 0.348 <b>Sandy Alomar Jr., R</b> OBP: 0.313, SLG: 0.454 (10, 2)		G5-3		K		B1-3 1B		G6-3		0	1	0	0	0	0	0																				
<b>Inning Stats</b>	R: 4 E: 1 K: 0 S: 19	H: 3 LOB: 1 BB: 1 P: 34	R: 0 E: 0 K: 0 S: 8	H: 1 LOB: 1 BB: 0 P: 16	R: 1 E: 0 K: 1 S: 12	H: 2 LOB: 2 BB: 1 P: 20	R: 0 E: 0 K: 1 S: 8	H: 0 LOB: 0 BB: 0 P: 14	R: 1 E: 0 K: 1 S: 10	H: 1 LOB: 0 BB: 0 P: 12	R: 0 E: 0 K: 1 S: 7	H: 1 LOB: 1 BB: 0 P: 10	R: 0 E: 0 K: 0 S: 9	H: 1 LOB: 0 BB: 0 P: 15	R: 2 E: 0 K: 0 S: 12	H: 3 LOB: 1 BB: 0 P: 21	R: 0 E: 0 K: 0 S: 4		H: 0 LOB: 0 BB: 1 P: 11	R: 1 E: 0 K: 0 S: 9	H: 2 LOB: 2 BB: 1 P: 17	1B: 8 2B: 5 3B: 0 HR: 1	SF: 0 SAC: 1 DP: 2 HBP: 1	WP: 1 PB: 0 SB: 1 CS: 0	PA: 48											
<b>PITCHER</b>	IP	WLS	BF	H	R	ER	SO	BB	IBB	HBP	BLK	WP	HR	S	P	ERA	WHIP	<b>PITCHER</b>		IP	WLS	BF	H	R	ER	SO	BB	IBB	HBP	BLK	WP	HR	S	P	ERA	WHIP
<b>Sean Bergman, R</b> ERA: 5.11 (1, 1)	0.1		7	3	4	3	0	1	0	0	0	0	0	1	34	58	4.50	1.250	<b>Brian Bohanon, L</b> ERA: 5.99 (8, 1)	1.2		6	1	0	0	0	0	0	0	0	0	9	17	9.00	2.000	
<b>Ben Blomdahl, R</b> ERA: 5.23 (1, 1)	4.0		16	4	2	2	2	1	0	0	0	0	0	1	34	58	4.50	1.250	<b>Joe Boever, R</b> ERA: 6.07 (10, 1)	1.0	L	6	2	1	1	0	0	1	0	0	0	9	17	9.00	2.000	
<b>Mike Christopher, R</b> ERA: 4.5 (5, 1)	1.2		6	1	0	0	2	0	0	0	0	0	0	0	13	17	0.00	0.600																		
<b>Dwayne Henry, R</b> ERA: (7, 1)	1.0		4	1	0	0	1	0	0	0	0	0	0	0	9	15	0.00	1.000																		
<b>Brian Maxcy, R</b> ERA: 6.66 (8, 1)	0.1		3	2	2	2	0	0	0	0	0	0	0	0	6	11	54.00	6.000																		

Batter	1	2	3	4	5	6	7	8	9	10	AB	R	H	RBI	BB	SO	LOB	BOTTOM																		
<b>Chad Curtis, R</b> OBP: 0.353, SLG: 0.458 (1, 8)	G5-3			1B HR							4	1	2	0	1	0	0	<b>Cleveland Indians @ Detroit Tigers</b> Tiger Stadium, Detroit, MI Sun Sep 03 1995, 3:33 AM EDT Att: 25,393 - Cloudy - 83 F																		
<b>Chris Gomez, R</b> OBP: 0.309, SLG: 0.380 (1, 6)	F8			L5		G3		K		5	0	1	0	0	1	3																				
<b>Travis Fryman, R</b> OBP: 0.362, SLG: 0.416 (1, 5)	F8			HR 1B		G4-3				3	1	1	0	2	0	0																				
<b>Cecil Fielder, R</b> OBP: 0.356, SLG: 0.490 (1, 10)		G6-3		HR				G5-3		5	1	1	3	0	0	6																				
<b>Tony Clark, S</b> OBP: 0.400, SLG: 0.400 (1, 3)		K								5	1	2	0	0	2	0																				
<b>Derrick White, R</b> OBP: 0.196, SLG: 0.239 (10, PR)		K						G4-3		0	0	0	0	0	0	0																				
<b>Bobby Higginson, L</b> OBP: 0.336, SLG: 0.414 (1, 9)						F9				5	0	1	0	0	0	1																				
<b>Phil Nevin, R</b> OBP: 0.247, SLG: 0.211 (1, 7)										4	2	1	1	1	1	2																				
<b>Scott Fletcher, R</b> OBP: 0.327, SLG: 0.319 (1, 4)										2	0	1	0	0	1	0																				
<b>Milt Cuyler, S</b> OBP: 0.277, SLG: 0.314 (9, PH)										0	1	0	0	1	0	0																				
<b>Juan Samuel, R</b> OBP: 0.376, SLG: 0.526 (10, 4)										1	0	0	0	0	0	2																				
<b>John Flaherty, R</b> OBP: 0.300, SLG: 0.447 <b>Franklin Stubbs, L</b> OBP: 0.366, SLG: 0.414 <b>Ron Tingley, R</b> OBP: 0.310, SLG: 0.436 (9, 2)										2	0	0	0	0	0	1																				
<b>Inning Stats</b>	R: 0 E: 0 K: 0 S: 5	H: 0 LOB: 0 BB: 0 P: 9	R: 0 E: 0 K: 1 S: 6	H: 0 LOB: 0 BB: 0 P: 8	R: 0 E: 0 K: 1 S: 6	H: 0 LOB: 0 BB: 0 P: 10	R: 3 E: 0 K: 1 S: 15	H: 2 LOB: 0 BB: 1 P: 28	R: 0 E: 0 K: 0 S: 5	H: 1 LOB: 0 BB: 0 P: 10	R: 0 E: 0 K: 0 S: 7	H: 0 LOB: 0 BB: 0 P: 11	R: 0 E: 0 K: 0 S: 7	H: 0 LOB: 0 BB: 0 P: 10	R: 1 E: 0 K: 2 S: 17	H: 2 LOB: 3 BB: 1 P: 30	R: 4 E: 0 K: 0 S: 17	H: 4 LOB: 2 BB: 3 P: 37	R: 0 E: 0 K: 1 S: 7	H: 2 LOB: 2 BB: 0 P: 12	1B: 8 2B: 0 3B: 0 HR: 3	SF: 0 SAC: 0 DP: 3 HBP: 1	WP: 0 PB: 1 SB: 0 CS: 0	PA: 44												
<b>PITCHER</b>	IP	WLS	BF	H	R	ER	SO	BB	IBB	HBP	BLK	WP	HR	S	P	ERA	WHIP	<b>PITCHER</b>		IP	WLS	BF	H	R	ER	SO	BB	IBB	HBP	BLK	WP	HR	S	P	ERA	WHIP
<b>Albie Lopez, R</b> ERA: 3.13 (1, 1)	7.1		28	5	4	4	4	3	0	0	0	0	0	0	61	103	4.91	0.818	<b>Julian Tavarez, R</b> ERA: 2.15 (8, 1)	1.0		7	1	3	3	1	3	0	0	0	0	16	34	27.00	4.000	
<b>Jose Mesa, R</b> ERA: 1.31 (9, 1)	1.2	W	9	5	1	1	1	0	1	0	0	0	0	1	15	28	5.40	3.000																		

AB	42
R	9
H	14
RBI	9
BB	4
SO	5
LOB	16





Batter	1	2	3	4	5	6	7	8	9	AB	R	H	RBI	BB	SO	LOB	TOP			
<b>Kenny Lofton, L</b> OBP: 0.357, SLG: 0.470 (1, 8)	F7		F7		K		L6			4	0	0	0	0	1	0	<b>Cleveland Indians @ Detroit Tigers</b> Tiger Stadium, Detroit, MI Mon Sep 04 1995, 3:33 AM EDT Att: 24,987 - Sunny - 81 F			
<b>Omar Vizquel, S</b> OBP: 0.331, SLG: 0.354 (1, 6)	G5-3		2B E BB		FC4-6 1B		G5-3			3	1	1	0	1	0	0				
<b>Carlos Baerga, S</b> OBP: 0.354, SLG: 0.461 (1, 4)	E3		E7 G6-3 2B		FC4-6 1-2		G1-3			4	1	1	0	0	0	1				
<b>Albert Belle, R</b> OBP: 0.398, SLG: 0.644 (1, 7)	G5-3		G6-3		K		BB BB			3	0	0	1	1	1	1				
<b>Eddie Murray, S</b> OBP: 0.365, SLG: 0.490 (1, 10)		G6-3 1B BB	G3-1		L8		BB BB			2	0	0	0	2	0	0				
<b>Jim Thome, L</b> OBP: 0.459, SLG: 0.571 (1, 5)		G6-3 1B		K		BB	G4-3			3	0	1	0	1	1	2				
<b>Manny Ramirez, R</b> OBP: 0.418, SLG: 0.601 (1, 9)	P3		G5-3		G5-3					4	0	0	0	0	0	3				
<b>Sandy Alomar Jr., R</b> OBP: 0.309, SLG: 0.448 <b>Tony Peña, R</b> OBP: 0.279, SLG: 0.345 (5, 2)	G6-3		G5-3		G5-3		K			2	0	0	0	0	0	2				
<b>Herbert Perry, R</b> OBP: 0.371, SLG: 0.469 <b>Wayne Kirby, L</b> OBP: 0.233, SLG: 0.280 (9, PH)	G6-3		G6-3		G6-3		G3			3	0	0	0	0	0	2				
<b>Inning Stats</b>	R: 0 E: 1 K: 0 S: 12	H: 0 LOB: 1 BB: 0 P: 19	R: 0 E: 0 K: 0 S: 5	H: 1 LOB: 2 BB: 1 P: 11	R: 2 E: 1 K: 0 S: 8	H: 1 LOB: 0 BB: 1 P: 16	R: 0 E: 0 K: 1 S: 7	H: 0 LOB: 0 BB: 0 P: 13	R: 0 E: 0 K: 1 S: 11	H: 1 LOB: 1 BB: 1 P: 15	R: 0 E: 0 K: 0 S: 9	H: 0 LOB: 1 BB: 1 P: 17	R: 0 E: 0 K: 0 S: 15	H: 0 LOB: 0 BB: 2 P: 29	R: 0 E: 0 K: 1 S: 12	H: 0 LOB: 2 BB: 0 P: 17		1B: 2 2B: 1 3B: 0 HR: 0	SF: 0 SAC: 0 DP: 0 HBP: 0	WP: 0 PB: 0 SB: 0 CS: 0
<b>PITCHER</b>	IP	WLS	BF	H	R	ER	SO	BB	IBB	HBP	BLK	WP	HR	S	P	ERA	WHIP			
<b>Clint Sodowsky, R</b> ERA: 1.8 (1, 1)	5.0	W	21	3	2	1	2	2	0	0	0	0	0	43	74	1.80	1.000			
<b>Greg Gohr, R</b> ERA: (6, 1)	1.0		4	0	0	0	1	1	0	0	0	0	0	9	17	0.00	1.000			
<b>John Doherty, R</b> ERA: 5.07 (7, 1)	1.2		7	0	0	0	0	2	0	0	0	0	0	20	39	0.00	1.200			
<b>Brian Bohanon, L</b> ERA: 5.97 (8, 1)	0.1		1	0	0	0	0	0	0	0	0	0	0	2	4	0.00	0.000			
<b>Dwayne Henry, R</b> ERA: (9, 1)	1.0	S	3	0	0	0	1	0	0	0	0	0	0	12	17	0.00	0.000			

AB	31
R	2
H	3
RBI	1
BB	5
SO	4
LOB	11



Batter	1	2	3	4	5	6	7	8	9	AB	R	H	RBI	BB	SO	LOB	BOTTOM			
<b>Chad Curtis, R</b> OBP: 0.351, SLG: 0.455 (1, 8)	G6-3		F8		G6-3			G6-3		4	0	0	0	0	0	1	<b>Cleveland Indians @ Detroit Tigers</b> Tiger Stadium, Detroit, MI Mon Sep 04 1995, 3:33 AM EDT Att: 24,987 - Sunny - 81 F			
<b>Chris Gomez, R</b> OBP: 0.308, SLG: 0.381 (1, 6)	G6-3			1B 3B 2B	P4		K			4	1	1	0	0	1	0				
<b>Travis Fryman, R</b> OBP: 0.359, SLG: 0.415 (1, 5)	P3		G5-3		G6-3		F9			4	0	0	0	0	0	1				
<b>Cecil Fielder, R</b> OBP: 0.356, SLG: 0.489 (1, 10)		K		2-3 3B 1B	F8					3	1	1	0	0	1	0				
<b>Tony Clark, S</b> OBP: 0.375, SLG: 0.625 <b>Derrick White, R</b> OBP: 0.196, SLG: 0.239 (9, 3)	K		1-H 3-H 3B		G4-3					3	1	1	2	0	1	0				
<b>Bobby Higginson, L</b> OBP: 0.333, SLG: 0.412 (1, 9)	F8		SF9		K					2	0	0	1	0	1	0				
<b>Phil Nevin, R</b> OBP: 0.250, SLG: 0.205 <b>Milt Cuyler, S</b> OBP: 0.277, SLG: 0.314 (9, 7)		G5-3		1B BB	K					2	0	0	0	1	1	0				
<b>Scott Fletcher, R</b> OBP: 0.327, SLG: 0.320 (1, 4)		L6		1-2 1B	G6-3					3	0	1	0	0	0	0				
<b>John Flaherty, R</b> OBP: 0.300, SLG: 0.444 (1, 2)				3-3 K	P6					2	0	0	0	1	1	2				
<b>Inning Stats</b>	R: 0 E: 0 K: 0 S: 8	H: 0 LOB: 0 BB: 0 P: 11	R: 0 E: 0 K: 2 S: 8	H: 0 LOB: 0 BB: 0 P: 15	R: 0 E: 0 K: 0 S: 13	H: 0 LOB: 1 BB: 1 P: 23	R: 3 E: 0 K: 1 S: 16	H: 4 LOB: 2 BB: 1 P: 26	R: 0 E: 0 K: 0 S: 5	H: 0 LOB: 0 BB: 0 P: 8	R: 0 E: 0 K: 1 S: 5	H: 0 LOB: 0 BB: 0 P: 6	R: 0 E: 0 K: 1 S: 12	H: 0 LOB: 0 BB: 0 P: 16	R: 0 E: 0 K: 1 S: 5	H: 0 LOB: 0 BB: 0 P: 9		1B: 2 2B: 1 3B: 1 HR: 0	SF: 1 SAC: 0 DP: 0 HBP: 0	WP: 0 PB: 0 SB: 0 CS: 0
<b>PITCHER</b>	IP	WLS	BF	H	R	ER	SO	BB	IBB	HBP	BLK	WP	HR	S	P	ERA	WHIP			
<b>Mark Clark, R</b> ERA: 5.44 (1, 1)	8.0	L	30	4	3	3	6	2	0	0	0	0	0	72	114	3.38	0.750			

AB	27
R	3
H	4
RBI	3
BB	2
SO	6
LOB	4





Batter	1	2	3	4	5	6	7	8	9	AB	R	H	RBI	BB	SO	LOB	TOP								
<b>Kenny Lofton, L</b> OBP: 0.357, SLG: 0.469 (1, 8)										5	0	2	0	0	0	4	<b>Cleveland Indians @ Milwaukee Brewers</b> Milwaukee County Stadium, Milwaukee, WI Tue Sep 05 1995, 8:05 PM EDT Att: 12,129 - Unknown - 81 F								
<b>Omar Vizquel, S</b> OBP: 0.328, SLG: 0.350 (1, 6)										5	0	0	0	0	0	4									
<b>Carlos Baerga, S</b> OBP: 0.356, SLG: 0.461 (1, 4)										4	2	2	0	1	0	2									
<b>Albert Belle, R</b> OBP: 0.400, SLG: 0.645 (1, 7)										4	3	2	0	0	0	3									
<b>Eddie Murray, S</b> OBP: 0.370, SLG: 0.497 (1, 10)										5	1	4	4	0	0	0									
<b>Jim Thome, L</b> OBP: 0.454, SLG: 0.563 (1, 5)										5	0	0	1	0	1	5									
<b>Manny Ramirez, R</b> OBP: 0.416, SLG: 0.598 (1, 9)										4	0	1	1	0	1	4									
<b>Wayne Kirby, L</b> OBP: 0.232, SLG: 0.278 (8, 9)										1	0	0	0	0	0	0									
<b>Herbert Perry, R</b> OBP: 0.383, SLG: 0.483 (1, 3)										3	1	2	0	0	0	0									
<b>Tony Peña, R</b> OBP: 0.282, SLG: 0.348 (1, 2)										4	0	2	1	0	0	2									
<b>Inning Stats</b>	R: 0 E: 0 K: 0 S: 7	H: 0 LOB: 0 BB: 0 P: 13	R: 0 E: 0 K: 0 S: 10	H: 2 LOB: 1 BB: 0 P: 16	R: 0 E: 0 K: 0 S: 9	H: 1 LOB: 2 BB: 0 P: 13	R: 2 E: 1 K: 0 S: 14	H: 3 LOB: 2 BB: 0 P: 20	R: 2 E: 0 K: 0 S: 14	H: 3 LOB: 1 BB: 0 P: 22	R: 0 E: 0 K: 1 S: 3	H: 1 LOB: 0 BB: 0 P: 10	R: 2 E: 0 K: 1 S: 13	H: 2 LOB: 1 BB: 0 P: 24	R: 1 E: 0 K: 0 S: 10	H: 3 LOB: 2 BB: 1 P: 18	R: 0 E: 0 K: 1 S: 5	H: 0 LOB: 0 BB: 0 P: 7	1B: 12 2B: 3 HR: 0	SF: 0 SAC: 0 DP: 2 HBP: 2	WP: 0 PB: 0 SB: 0 CS: 1	PA: 44			
<b>PITCHER</b>	IP	WLS	BF	H	R	ER	SO	BB	IBB	HBP	BLK	WP	HR	S	P	ERA	WHIP								
<b>Steve Sparks, R</b> ERA: 4.25 (1, 1)	6.1	L	30	11	5	4	0	0	0	1	0	0	0	59	99	5.68	1.737								
<b>Ron Rightnowar, R</b> ERA: 6.59 (7, 1)	0.0		1	0	0	0	0	0	0	1	0	0	0	2	4	∞	∞								
<b>Angel Miranda, L</b> ERA: 5.56 (7, 1)	1.0		8	4	2	2	1	1	0	0	0	0	0	16	28	18.00	5.000								
<b>Bob Scanlan, R</b> ERA: 6.11 (8, 1)	1.2		4	0	0	0	1	0	0	0	0	0	0	8	12	0.00	0.000								


Batter	1	2	3	4	5	6	7	8	9	AB	R	H	RBI	BB	SO	LOB	BOTTOM								
<b>Darryl Hamilton, L</b> OBP: 0.356, SLG: 0.398 (1, 8)										4	0	1	0	0	0	1	<b>Cleveland Indians @ Milwaukee Brewers</b> Milwaukee County Stadium, Milwaukee, WI Tue Sep 05 1995, 8:05 PM EDT Att: 12,129 - Unknown - 81 F								
<b>Matt Mieske, R</b> OBP: 0.331, SLG: 0.445 (9, FH)										5	0	0	0	0	2	4									
<b>Kevin Seitzer, R</b> OBP: 0.403, SLG: 0.431 (1, 5)										5	0	0	0	0	2	4									
<b>B.J. Surhoff, L</b> OBP: 0.404, SLG: 0.530 (1, 9)										4	1	2	0	0	0	0									
<b>John Jaha, R</b> OBP: 0.391, SLG: 0.581 (1, 3)										4	0	0	0	0	2	2									
<b>Dave Nilsson, L</b> OBP: 0.343, SLG: 0.477 (1, 10)										4	0	0	0	0	3	1									
<b>Jeff Cirillo, R</b> OBP: 0.389, SLG: 0.498 (1, 4)										3	2	1	0	0	0	0									
<b>Joe Oliver, R</b> OBP: 0.331, SLG: 0.452 (1, 2)										1	0	0	0	1	1	0									
<b>Mike Matheny, R</b> OBP: 0.307, SLG: 0.328 (9, 2)										1	0	0	0	0	0	1									
<b>David Hulse, L</b> OBP: 0.310, SLG: 0.375 (1, 7)										3	0	2	2	0	0	1									
<b>Greg Vaughn, R</b> OBP: 0.314, SLG: 0.404 (9, FH)										1	0	1	0	0	0	0									
<b>Pat Listach, S</b> OBP: 0.291, SLG: 0.254 (1, 6)										4	0	1	1	0	1	4									
<b>Inning Stats</b>	R: 0 E: 0 K: 2 S: 10	H: 1 LOB: 1 BB: 0 P: 15	R: 0 E: 0 K: 0 S: 9	H: 0 LOB: 1 BB: 1 P: 18	R: 0 E: 0 K: 0 S: 7	H: 1 LOB: 0 BB: 0 P: 9	R: 2 E: 0 K: 3 S: 19	H: 3 LOB: 2 BB: 0 P: 30	R: 0 E: 0 K: 0 S: 6	H: 0 LOB: 0 BB: 0 P: 8	R: 0 E: 0 K: 1 S: 10	H: 0 LOB: 0 BB: 0 P: 15	R: 0 E: 0 K: 1 S: 9	H: 2 LOB: 2 BB: 0 P: 14	R: 0 E: 0 K: 1 S: 6	H: 0 LOB: 0 BB: 0 P: 9	R: 1 E: 1 K: 2 S: 14	H: 1 LOB: 2 BB: 0 P: 23	1B: 8 2B: 0 HR: 0	SF: 0 SAC: 0 DP: 1 HBP: 2	WP: 0 PB: 0 SB: 2 CS: 0	PA: 38			
<b>PITCHER</b>	IP	WLS	BF	H	R	ER	SO	BB	IBB	HBP	BLK	WP	HR	S	P	ERA	WHIP								
<b>Dennis Martinez, R</b> ERA: 2.95 (1, 1)	7.0	W	29	7	2	2	7	1	0	1	0	0	0	70	109	2.57	1.143								
<b>Paul Assenmacher, L</b> ERA: 2.32 (8, 1)	2.0		9	1	1	1	3	0	0	1	0	0	0	20	32	4.50	0.500								



Batter	1	2	3	4	5	6	7	8	9	AB	R	H	RBI	BB	SO	LOB	TOP					
<b>Kenny Lofton, L</b> OBP: 0.356, SLG: 0.469 <b>Ruben Amaro Jr, S</b> OBP: 0.298, SLG: 0.317	G3	G6-3 HR		L6		G4-3		F8		4	1	1	2	0	0	0						
<b>Omar Vizquel, S</b> OBP: 0.327, SLG: 0.351	G6-3	G6-3		K			G1-3	G5-3		5	0	1	1	0	1	2						
<b>Carlos Baerga, S</b> OBP: 0.356, SLG: 0.460	G6-3	HR		G5-3					G6-3	4	1	1	0	1	0	1						
<b>Albert Belle, R</b> OBP: 0.400, SLG: 0.650 <b>Wayne Kirby, L</b> OBP: 0.236, SLG: 0.288	G6-3	HR					F7		BB	3	1	1	3	1	0	2						
<b>Eddie Murray, S</b> OBP: 0.369, SLG: 0.497 <b>Dave Winfield, R</b> OBP: 0.300, SLG: 0.320		K					F7		BB	4	0	1	0	0	2	2						
<b>Manny Ramirez, R</b> OBP: 0.420, SLG: 0.606									BB	3	3	2	1	2	0	1						
<b>Herbert Perry, R</b> OBP: 0.383, SLG: 0.492									BB	4	2	2	2	0	1	0						
<b>Alvaro Espinoza, R</b> OBP: 0.287, SLG: 0.344									BB	4	1	1	1	1	0	3						
<b>Tony Peña, R</b> OBP: 0.285, SLG: 0.349									BB	5	1	2	2	0	0	3						
<b>Inning Stats</b>	R: 0 E: 0 K: 0 S: 11	H: 1 LOB: 1 BB: 0 P: 16	R: 7 E: 1 K: 1 S: 20	H: 6 LOB: 1 BB: 1 P: 31	R: 0 E: 0 K: 1 S: 5	H: 0 LOB: 0 BB: 1 P: 12	R: 0 E: 0 K: 1 S: 9	H: 0 LOB: 0 BB: 1 P: 14	R: 1 E: 0 K: 0 S: 5	H: 1 LOB: 0 BB: 1 P: 12	R: 0 E: 0 K: 1 S: 3	H: 0 LOB: 0 BB: 0 P: 6	R: 0 E: 0 K: 1 S: 9	H: 1 LOB: 1 BB: 0 P: 12	R: 2 E: 0 K: 0 S: 11	H: 2 LOB: 1 BB: 1 P: 22	R: 2 E: 0 K: 0 S: 14	H: 2 LOB: 2 BB: 2 P: 26	1B: 6 2B: 5 3B: 0 HR: 2	SF: 1 SAC: 0 DP: 1 HBP: 0	WP: 0 PB: 0 SB: 0 CS: 1	PA: 45
<b>PITCHER</b>	IP	WLS	BF	H	R	ER	SO	BB	IBB	HBP	BLK	WP	HR	S	P	ERA	WHIP					
<b>Brian Givens, L</b> ERA: 4.6	6.0	L	28	8	8	3	3	3	0	0	0	0	2	53	91	4.50	1.833					
<b>Mark Kiefer, R</b> ERA: 4.7	1.1		8	3	2	1	1	0	0	0	0	0	0	18	30	13.50	3.000					
<b>Sid Roberson, L</b> ERA: 6.09	1.0		4	1	1	1	0	0	0	0	0	0	0	6	10	9.00	1.000					
<b>Joe Slusarski, R</b> ERA: 3.86	0.2		5	1	1	1	0	2	0	0	0	0	0	10	20	13.50	4.500					

**Cleveland Indians @ Milwaukee Brewers**  
Milwaukee County Stadium, Milwaukee, WI  
Wed Sep 06 1995, 8:05 PM EDT  
Att: 10,042 - Unknown - 78 F

AB 38  
R 12  
H 13  
RBI 12  
BB 6  
SO 4  
LOB 15



Batter	1	2	3	4	5	6	7	8	9	AB	R	H	RBI	BB	SO	LOB	BOTTOM					
<b>Darryl Hamilton, L</b> OBP: 0.357, SLG: 0.399	P6								F7	4	1	1	0	1	0	1						
<b>Kevin Seitzer, R</b> OBP: 0.401, SLG: 0.428	F7								F7	5	0	1	0	0	0	2						
<b>B.J. Surhoff, L</b> OBP: 0.401, SLG: 0.525	3B								L3	3	1	0	1	1	0	0						
<b>John Jaha, R</b> OBP: 0.392, SLG: 0.586										3	0	1	1	1	0	0						
<b>Jeff Cirillo, R</b> OBP: 0.394, SLG: 0.502										2	0	1	0	2	0	2						
<b>Joe Oliver, R</b> OBP: 0.330, SLG: 0.449 <b>Mike Matheny, R</b> OBP: 0.307, SLG: 0.328	G5-3									4	0	1	0	0	1	5						
<b>David Hulse, L</b> OBP: 0.309, SLG: 0.373									K	4	0	1	0	0	1	2						
<b>Fernando Vina, L</b> OBP: 0.314, SLG: 0.332										4	0	1	0	0	0	3						
<b>Pat Listach, S</b> OBP: 0.287, SLG: 0.251										4	0	0	0	0	1	4						
<b>Inning Stats</b>	R: 1 E: 0 K: 0 S: 16	H: 1 LOB: 2 BB: 2 P: 29	R: 0 E: 0 K: 0 S: 7	H: 0 LOB: 0 BB: 0 P: 12	R: 1 E: 0 K: 1 S: 12	H: 2 LOB: 2 BB: 1 P: 21	R: 0 E: 0 K: 1 S: 17	H: 1 LOB: 2 BB: 1 P: 27	R: 0 E: 0 K: 0 S: 10	H: 1 LOB: 1 BB: 0 P: 14	R: 0 E: 0 K: 1 S: 10	H: 0 LOB: 0 BB: 0 P: 16	R: 0 E: 0 K: 1 S: 17	H: 1 LOB: 2 BB: 1 P: 28	R: 0 E: 0 K: 0 S: 7	H: 0 LOB: 0 BB: 0 P: 13	1B: 4 2B: 2 3B: 1 HR: 0	SF: 1 SAC: 0 DP: 0 HBP: 0	WP: 0 PB: 0 SB: 2 CS: 0	PA: 39		
<b>PITCHER</b>	IP	WLS	BF	H	R	ER	SO	BB	IBB	HBP	BLK	WP	HR	S	P	ERA	WHIP					
<b>Ken Hill, R</b> ERA: 4.88	6.0	W	28	6	2	2	2	4	0	0	0	0	0	69	117	3.00	1.667					
<b>Eric Plunk, R</b> ERA: 2.5	2.0		8	1	0	0	1	1	0	0	0	0	0	27	44	0.00	1.000					
<b>Jim Poole, L</b> ERA: 3.8	1.0		3	0	0	0	0	0	0	0	0	0	0	7	13	0.00	0.000					

**Cleveland Indians @ Milwaukee Brewers**  
Milwaukee County Stadium, Milwaukee, WI  
Wed Sep 06 1995, 8:05 PM EDT  
Att: 10,042 - Unknown - 78 F

AB 33  
R 2  
H 7  
RBI 2  
BB 5  
SO 3  
LOB 19





Batter	1	2	3	4	5	6	7	8	9	AB	R	H	RBI	BB	SO	LOB	TOP				
Vince Coleman, S OBP: 0.337, SLG: 0.378 Darren Bragg, L OBP: 0.323, SLG: 0.336	L8		G4-3 S BB		G4-3		L7			3	0	0	0	1	0	1	Seattle Mariners @ Cleveland Indians Jacobs Field, Cleveland, OH Thu Sep 07 1995, 7:05 PM EDT Att: 41,450 - Unknown - 68 F				
Joey Cora, S OBP: 0.358, SLG: 0.385			G4-3		G4-3			2B 1B	3	0	1	0	1	0	1						
Ken Griffey Jr., L OBP: 0.366, SLG: 0.441	F9		K				1B 1B	K	4	0	1	0	0	2	3						
Edgar Martinez, R OBP: 0.494, SLG: 0.658	K				G4-6-3 1B		K	F9	4	0	1	0	0	2	3						
Tino Martinez, L OBP: 0.373, SLG: 0.564		G4-3		G4-6-3					4	0	2	0	0	0	1						
Jay Buhner, R OBP: 0.345, SLG: 0.530				HR				2B	4	1	1	1	0	2	4						
Mike Blowers, R OBP: 0.337, SLG: 0.479				F9					3	0	0	0	1	1	0						
Dan Wilson, R OBP: 0.326, SLG: 0.373 Alex Diaz, S OBP: 0.296, SLG: 0.328				BB		G6-3		1B	3	0	1	0	0	1	1						
Luis Sojo, R OBP: 0.329, SLG: 0.406 Doug Strange, S OBP: 0.325, SLG: 0.378			F9		G6-3		K	F8	3	0	0	0	0	1	1						
<b>Inning Stats</b>	R: 0 E: 0 K: 1 S: 7	H: 0 LOB: 1 BB: 1 P: 15	R: 0 E: 0 K: 2 S: 12	H: 0 LOB: 1 BB: 1 P: 18	R: 0 E: 0 K: 1 S: 7	H: 0 LOB: 1 BB: 1 P: 15	R: 1 E: 0 K: 0 S: 9	H: 2 LOB: 0 BB: 0 P: 14	R: 0 E: 0 K: 2 S: 13	H: 2 LOB: 2 BB: 0 P: 17	R: 0 E: 0 K: 1 S: 13	H: 1 LOB: 1 BB: 0 P: 23	R: 0 E: 0 K: 1 S: 16	H: 2 LOB: 2 BB: 0 P: 26	R: 0 E: 0 K: 1 S: 8	H: 0 LOB: 0 BB: 0 P: 14		1B: 5 2B: 1 3B: 0 HR: 1	SF: 0 SAC: 0 DP: 1 HBP: 0	WP: 0 PB: 0 SB: 3 CS: 0	PA: 36
<b>PITCHER</b>	IP	WLS	BF	H	R	ER	SO	BB	IBB	HBP	BLK	WP	HR	S	P	ERA	WHIP				
Charles Nagy, R ERA: 4.6	(1, 1)	7.0	W	28	5	1	1	7	3	0	0	0	0	67	114	1.29	1.143				
Alan Embree, L ERA: 1.53	(8, 1)	0.2		4	2	0	0	1	0	0	0	0	0	13	21	0.00	3.000				
Julian Tavarez, R ERA: 2.12	(8, 1)	0.1		1	0	0	0	0	0	0	0	0	0	3	5	0.00	0.000				
Jose Mesa, R ERA: 1.29	(9, 1)	1.0	S	3	0	0	0	1	0	0	0	0	0	8	14	0.00	0.000				

Batter	1	2	3	4	5	6	7	8	9	AB	R	H	RBI	BB	SO	LOB	BOTTOM				
Kenny Lofton, L OBP: 0.355, SLG: 0.467	G3		F7		G3-2 HR 1B		G4-3			4	1	1	0	0	0	0	Seattle Mariners @ Cleveland Indians Jacobs Field, Cleveland, OH Thu Sep 07 1995, 7:05 PM EDT Att: 41,450 - Unknown - 68 F				
Omar Vizquel, S OBP: 0.328, SLG: 0.352	G6-3 1B 2B				G3-2		G4-3			4	1	2	0	0	0	2					
Carlos Baerga, S OBP: 0.359, SLG: 0.467	G6-3 1B		P6		3-H 2-H HR			G4-3 HBP BB	3	2	2	2	1	0	1						
Albert Belle, R OBP: 0.399, SLG: 0.645	G6-3		P5		G1-3			G4-3 HBP	3	0	0	0	0	0	3						
Eddie Murray, S OBP: 0.368, SLG: 0.493	2B BB		F7		G4-3			K	3	0	0	0	1	1	3						
Jim Thome, L OBP: 0.454, SLG: 0.565					L8			G4-3	4	0	2	2	0	0	2						
Manny Ramirez, R OBP: 0.417, SLG: 0.600 Wayne Kirby, L OBP: 0.236, SLG: 0.288	F8				K			F9	4	0	0	0	0	2	5						
Herbert Perry, R OBP: 0.375, SLG: 0.480			K		F7			G6-3	3	0	0	0	0	1	1						
Tony Peña, R OBP: 0.285, SLG: 0.349					1B G3-2 1B			K	3	0	1	0	0	2	0						
<b>Inning Stats</b>	R: 2 E: 0 K: 0 S: 13	H: 3 LOB: 2 BB: 1 P: 23	R: 0 E: 0 K: 2 S: 8	H: 0 LOB: 0 BB: 0 P: 12	R: 0 E: 0 K: 0 S: 9	H: 1 LOB: 1 BB: 0 P: 15	R: 0 E: 0 K: 1 S: 7	H: 0 LOB: 0 BB: 0 P: 11	R: 2 E: 0 K: 0 S: 12	H: 3 LOB: 0 BB: 0 P: 20	R: 0 E: 0 K: 1 S: 10	H: 1 LOB: 1 BB: 0 P: 17	R: 0 E: 0 K: 1 S: 11	H: 0 LOB: 0 BB: 0 P: 15	R: 0 E: 0 K: 1 S: 9	H: 0 LOB: 2 BB: 1 P: 19		1B: 6 2B: 2 3B: 0 HR: 1	SF: 0 SAC: 0 DP: 1 HBP: 1	WP: 1 PB: 0 SB: 0 CS: 0	PA: 34
<b>PITCHER</b>	IP	WLS	BF	H	R	ER	SO	BB	IBB	HBP	BLK	WP	HR	S	P	ERA	WHIP				
Chris Bosio, R ERA: 4.93	(1, 1)	7.0	L	29	8	4	4	5	1	0	0	0	0	70	113	5.14	1.286				
Bobby Ayala, R ERA: 4.69	(8, 1)	1.0		5	0	0	0	1	1	0	1	0	0	9	19	0.00	1.000				







Batter	1	2	3	4	5	6	7	8	9	AB	R	H	RBI	BB	SO	LOB	TOP										
<b>Brady Anderson, L</b> (1, 7) OBP: 0.363, SLG: 0.448	2-1 F9 SF8 2B		1-3 K		2-1 G4-3			3-3 K		4	1	1	0	0	2	0	<b>Baltimore Orioles @ Cleveland Indians</b> Jacobs Field, Cleveland, OH Sat Sep 09 1995, 3:33 AM EDT Att: 41,729 - Sunny - 69 F										
<b>Bret Barberie, S</b> (1, 4) OBP: 0.346, SLG: 0.333 <b>Jeff Manto, R</b> (8, PH) OBP: 0.323, SLG: 0.502	4-1 BB BB		2-1 G2-3			1-1 F7		0-1 G5-3		2	0	0	0	1	0	0											
<b>Rafael Palmeiro, L</b> (1, 3) OBP: 0.375, SLG: 0.585	2-0 F9		0-1 1B			3-1 F8		2-2 P6		4	0	1	0	0	0	2											
<b>Bobby Bonilla, S</b> (1, 9) OBP: 0.371, SLG: 0.553	3-2 SF8		2-3 K			4-2 BB			2-2 F8	2	0	0	1	1	1	1											
<b>Cal Ripken Jr., R</b> (1, 6) OBP: 0.322, SLG: 0.430	3-H 4-2 BB			1-3 K		1-0 L9			1-3 K	3	0	0	0	1	2	1											
<b>Harold Baines, L</b> (1, 10) OBP: 0.395, SLG: 0.520	0-0 G3			1-0 G4-3			1-1 G6-3		1-3 K	4	0	0	0	0	1	2											
<b>Gregg Zaun, S</b> (1, 2) OBP: 0.345, SLG: 0.370		0-0 F7		1-2 L4			4-1 BB			2	0	0	0	1	0	0											
<b>Jeff Huson, L</b> (1, 5) OBP: 0.348, SLG: 0.297		0-2 G3			1-1 P6		1-0 F7			3	0	0	0	0	0	1											
<b>Curtis Goodwin, L</b> (1, 8) OBP: 0.319, SLG: 0.342		1-2 G4-3			3-3 K		3-2 G1-3			3	0	0	0	0	1	1											
<b>Inning Stats</b>	R: 1 E: 0 K: 0 S: 14	H: 1 LOB: 2 BB: 2 P: 29	R: 0 E: 0 K: 0 S: 8	H: 0 LOB: 0 BB: 0 P: 9	R: 0 E: 0 K: 2 S: 13	H: 1 LOB: 1 BB: 0 P: 18	R: 0 E: 0 K: 1 S: 8	H: 0 LOB: 0 BB: 0 P: 11	R: 0 E: 0 K: 1 S: 7	H: 0 LOB: 0 BB: 0 P: 13	R: 0 E: 0 K: 0 S: 9	H: 0 LOB: 1 BB: 1 P: 18	R: 0 E: 0 K: 0 S: 7	H: 0 LOB: 1 BB: 1 P: 16	R: 0 E: 0 K: 1 S: 8	H: 0 LOB: 0 BB: 0 P: 13		R: 0 E: 0 K: 2 S: 9	H: 0 LOB: 0 BB: 0 P: 13	1B: 1 2B: 1 3B: 0 HR: 0	SF: 1 SAC: 0 DP: 0 HBP: 0	WP: 0 PB: 0 SB: 0 CS: 0	PA: 33				
<b>PITCHER</b>	IP	WLS	BF	H	R	ER	SO	BB	IBB	HBP	BLK	WP	HR	S	P	ERA	WHIP										
<b>Chad Ogea, R</b> (1, 1) ERA: 3.24	7.0	W	27	2	1	1	4	4	0	0	0	0	0	66	114	1.29	0.857										
<b>Alan Embree, L</b> (8, 1) ERA: 1.45	1.0		3	0	0	0	1	0	0	0	0	0	0	8	13	0.00	0.000										
<b>Jose Mesa, R</b> (9, 1) ERA: 1.24	1.0	S	3	0	0	0	2	0	0	0	0	0	0	9	13	0.00	0.000										

Batter	1	2	3	4	5	6	7	8	9	AB	R	H	RBI	BB	SO	LOB	BOTTOM										
<b>Ruben Amaro Jr., S</b> (1, 8) OBP: 0.275, SLG: 0.289	2-2 L8		3-2 P6		0-0 G6-3			1-2 G5-4-3 1-2F		4	0	0	0	0	0	1	<b>Baltimore Orioles @ Cleveland Indians</b> Jacobs Field, Cleveland, OH Sat Sep 09 1995, 3:33 AM EDT Att: 41,729 - Sunny - 69 F										
<b>Omar Vizquel, S</b> (1, 6) OBP: 0.325, SLG: 0.349	3-2 G4-3		4-2 CS BB			1-1 P6		1-1 G6-3		3	0	0	0	1	0	0											
<b>Manny Ramirez, R</b> (1, 9) OBP: 0.417, SLG: 0.600	1-1 1B		1-0 FC5-4 1B			2-0 2B				3	0	3	0	0	0	0											
<b>Albert Belle, R</b> (1, 7) OBP: 0.398, SLG: 0.639	2-3 K		0-0 FC5-4 1-2F			2-2 P3				3	0	0	0	0	1	3											
<b>Dave Winfield, R</b> (1, 10) OBP: 0.301, SLG: 0.313		4-0 3B BB		1-2 F8		0-1 P5				2	1	0	0	1	0	1											
<b>Jim Thome, L</b> (1, 5) OBP: 0.450, SLG: 0.563		2-1 SF7 3B		3-1 G3			3-3 K			3	1	1	1	0	1	0											
<b>Herbert Perry, R</b> (1, 3) OBP: 0.374, SLG: 0.472		3-2 CS HBP		1-0 P6			0-1 G1-3			2	0	0	0	0	0	0											
<b>Alvaro Espinoza, R</b> (1, 4) OBP: 0.278, SLG: 0.337		1-1 SF7		1-2 F8			2-1 G5-3			2	0	0	1	0	0	0											
<b>Tony Peña, R</b> (1, 2) OBP: 0.286, SLG: 0.348		3-H F9		1-2 P2			3-1 G5-4-3 1B			3	0	1	0	0	0	0											
<b>Inning Stats</b>	R: 0 E: 0 K: 1 S: 11	H: 1 LOB: 1 BB: 0 P: 19	R: 2 E: 0 K: 0 S: 7	H: 1 LOB: 0 BB: 1 P: 18	R: 0 E: 0 K: 0 S: 7	H: 1 LOB: 1 BB: 1 P: 15	R: 0 E: 0 K: 0 S: 6	H: 0 LOB: 0 BB: 0 P: 11	R: 0 E: 0 K: 0 S: 7	H: 0 LOB: 0 BB: 0 P: 9	R: 0 E: 0 K: 0 S: 9	H: 1 LOB: 1 BB: 0 P: 14	R: 0 E: 0 K: 1 S: 7	H: 0 LOB: 0 BB: 0 P: 12	R: 0 E: 0 K: 0 S: 8	H: 1 LOB: 0 BB: 0 P: 13		R: 0 E: 0 K: 0 S: 8	H: 0 LOB: 0 BB: 0 P: 13	1B: 3 2B: 1 3B: 1 HR: 0	SF: 1 SAC: 0 DP: 1 HBP: 1	WP: 0 PB: 0 SB: 0 CS: 2	PA: 29				
<b>PITCHER</b>	IP	WLS	BF	H	R	ER	SO	BB	IBB	HBP	BLK	WP	HR	S	P	ERA	WHIP										
<b>Rick Krivda, L</b> (1, 1) ERA: 3.83	8.0	L	29	5	2	2	2	2	0	1	0	0	0	62	111	2.25	0.875										

AB	28
R	1
H	2
RBI	1
BB	4
SO	7
LOB	8



AB	25
R	2
H	5
RBI	2
BB	2
SO	2
LOB	5





Batter	1	2	3	4	5	6	7	8	9	AB	R	H	RBI	BB	SO	LOB	TOP										
<b>Curtis Goodwin, L</b> OBP: 0.315, SLG: 0.338 (1, 8)										3	0	0	0	0	0	2	<b>Baltimore Orioles @ Cleveland Indians</b> Jacobs Field, Cleveland, OH Sun Sep 10 1995, 3:33 AM EDT Att: 41,647 - Unknown <a href="http://livebaseballscorecards.com">livebaseballscorecards.com</a>										
<b>Brady Anderson, L</b> OBP: 0.362, SLG: 0.446 (1, 7)										4	0	1	0	0	1	1											
<b>Rafael Palmeiro, L</b> OBP: 0.372, SLG: 0.581 (1, 3)										4	0	0	0	0	1	2											
<b>Bobby Bonilla, S</b> OBP: 0.374, SLG: 0.556 (1, 9)										4	1	3	0	0	0	0											
<b>Cal Ripken Jr., R</b> OBP: 0.320, SLG: 0.427 (1, 6)										3	0	0	0	0	1	2											
<b>Harold Baines, L</b> OBP: 0.393, SLG: 0.515 (1, 10)										3	1	0	0	1	0	1											
<b>Chris Hoiles, R</b> OBP: 0.354, SLG: 0.464 (1, 2)										2	1	0	0	2	1	0											
<b>Jeff Huson, L</b> OBP: 0.336, SLG: 0.286 (1, 5)										4	0	0	1	0	2	4											
<b>Bret Barberie, S</b> OBP: 0.349, SLG: 0.336 (1, 4)										4	0	2	2	0	0	0											
<b>Inning Stats</b>	R: 0 E: 0 K: 1 S: 11	H: 0 LOB: 0 BB: 0 P: 19	R: 3 E: 1 K: 0 S: 14	H: 2 LOB: 1 BB: 2 P: 29	R: 0 E: 0 K: 0 S: 6	H: 1 LOB: 1 BB: 0 P: 8	R: 0 E: 0 K: 1 S: 6	H: 0 LOB: 0 BB: 0 P: 9	R: 0 E: 0 K: 0 S: 12	H: 1 LOB: 1 BB: 0 P: 20	R: 0 E: 0 K: 1 S: 10	H: 1 LOB: 2 BB: 1 P: 15	R: 0 E: 0 K: 1 S: 9	H: 1 LOB: 0 BB: 0 P: 14	R: 0 E: 0 K: 1 S: 5	H: 0 LOB: 0 BB: 0 P: 8	R: 0 E: 0 K: 1 S: 6	H: 0 LOB: 0 BB: 0 P: 8	1B: 5 2B: 1 3B: 0 HR: 0	SF: 0 SAC: 2 DP: 1 HBP: 0	WP: 1 PB: 0 SB: 1 CS: 0	PA: 36					
<b>PITCHER</b>	IP	WLS	BF	H	R	ER	SO	BB	IBB	HBP	BLK	WP	HR	S	P	ERA	WHIP										
<b>Mark Clark, R</b> ERA: 5.28 (1, 1)	6.1		28	6	3	2	3	3	0	0	0	1	0	63	107	2.84	1.421										
<b>Jim Poole, L</b> ERA: 3.74 (7, 1)	0.2		2	0	0	0	1	0	0	0	0	0	0	5	7	0.00	0.000										
<b>Julian Tavarez, R</b> ERA: 2.09 (8, 1)	1.0	W	3	0	0	0	1	0	0	0	0	0	0	5	8	0.00	0.000										
<b>Jose Mesa, R</b> ERA: 1.22 (9, 1)	1.0	S	3	0	0	0	1	0	0	0	0	0	0	6	8	0.00	0.000										

Batter	1	2	3	4	5	6	7	8	9	AB	R	H	RBI	BB	SO	LOB	BOTTOM										
<b>Kenny Lofton, L</b> OBP: 0.355, SLG: 0.464 (1, 8)										5	1	2	0	0	2	1	<b>Baltimore Orioles @ Cleveland Indians</b> Jacobs Field, Cleveland, OH Sun Sep 10 1995, 3:33 AM EDT Att: 41,647 - Unknown <a href="http://livebaseballscorecards.com">livebaseballscorecards.com</a>										
<b>Wayne Kirby, L</b> OBP: 0.247, SLG: 0.295 (1, 9)										3	0	2	0	1	0	2											
<b>Carlos Baerga, S</b> OBP: 0.356, SLG: 0.462 (1, 4)										4	0	0	1	0	1	3											
<b>Albert Belle, R</b> OBP: 0.400, SLG: 0.643 (1, 7)										3	2	2	0	1	0	1											
<b>Eddie Murray, S</b> OBP: 0.373, SLG: 0.497 (1, 10)										3	1	1	1	1	1	2											
<b>Jim Thome, L</b> OBP: 0.448, SLG: 0.562 (1, 5)										4	0	1	0	0	1	5											
<b>Sandy Alomar Jr., R</b> OBP: 0.314, SLG: 0.463 (1, 2)										4	1	1	3	0	1	2											
<b>Paul Sorrento, L</b> OBP: 0.343, SLG: 0.515 <b>Herbert Perry, R</b> OBP: 0.387, SLG: 0.492 (3, 3)										0	0	0	0	1	0	0											
<b>Alvaro Espinoza, R</b> OBP: 0.267, SLG: 0.323 (1, 6)										4	0	0	0	0	1	3											
<b>Inning Stats</b>	R: 1 E: 0 K: 1 S: 15	H: 1 LOB: 2 BB: 2 P: 28	R: 0 E: 0 K: 1 S: 7	H: 1 LOB: 1 BB: 1 P: 14	R: 1 E: 0 K: 1 S: 13	H: 2 LOB: 1 BB: 0 P: 17	R: 0 E: 0 K: 0 S: 6	H: 1 LOB: 0 BB: 0 P: 7	R: 0 E: 0 K: 0 S: 4	H: 1 LOB: 0 BB: 0 P: 4	R: 0 E: 0 K: 0 S: 12	H: 2 LOB: 2 BB: 0 P: 20	R: 0 E: 0 K: 1 S: 9	H: 1 LOB: 1 BB: 0 P: 14	R: 3 E: 0 K: 3 S: 20	H: 3 LOB: 1 BB: 1 P: 32	1B: 7 2B: 4 3B: 0 HR: 1	SF: 0 SAC: 0 DP: 2 HBP: 0	WP: 0 PB: 0 SB: 2 CS: 0	PA: 37							
<b>PITCHER</b>	IP	WLS	BF	H	R	ER	SO	BB	IBB	HBP	BLK	WP	HR	S	P	ERA	WHIP										
<b>Scott Erickson, R</b> ERA: 5.37 (1, 1)	7.0		31	10	3	3	4	3	0	0	0	1	0	68	106	3.86	1.857										
<b>Jesse Orosco, L</b> ERA: 3.27 (8, 1)	0.1	L	2	0	0	0	1	1	0	0	0	0	0	7	12	0.00	3.000										
<b>Armando Benitez, R</b> ERA: 5.66 (8, 1)	0.1		3	2	2	2	1	0	0	0	0	0	1	8	12	54.00	6.000										
<b>Mark Lee, L</b> ERA: 4.65 (8, 1)	0.1		1	0	0	0	1	0	0	0	0	0	0	3	6	0.00	0.000										







Batter	1	2	3	4	5	6	7	8	9	AB	R	H	RBI	BB	SO	LOB	TOP
Wade Boggs, L (1, 5) OBP: 0.411, SLG: 0.430	2-1 BB BB 1B	1-1 F8		2-1 F7		1-1 G4-6-3		1-3 K	3-2 2H 3H 1B	6	0	2	2	0	1	6	
Bernie Williams, S (1, 8) OBP: 0.385, SLG: 0.484	0-2 P3	3-2 G4-3			1-1 FC4 1B		2-0 1B SF9 2B		2-0 HR 1B L6	5	2	2	0	1	0	4	
Paul O'Neill, L (1, 9) OBP: 0.401, SLG: 0.558	4-0 BB BB 1-2 BB		4-1 E 1B G6-4-3 BB		0-0 F7 1B		3-1 G6-4-3 1B		2-0 HR	3	2	2	2	2	0	1	
Ruben Sierra, S (1, 10) OBP: 0.322, SLG: 0.441	0-2 P5		1-2 G6-4-3 E 1B		1 SAFE 2-1 FC4 1-2		1-0 SF9		1-0 E3 1B 1B E	4	1	1	1	0	0	3	
Darryl Strawberry, L (1, 7) OBP: 0.381, SLG: 0.459 Gerald Williams, R (7, PH) OBP: 0.340, SLG: 0.497	4-2 FC6-4 BB		0-0 E3 G6-4-3		0-0 F7		0-0 G6-4-3		0-0 E FC6-4 1B	2	0	0	0	1	0	3	
Don Mattingly, L (1, 3) OBP: 0.334, SLG: 0.388	1-1 FC6-4 1-2		1-0 G6-4-3						1-2 E9 FC6-4 1B	5	0	1	0	0	0	5	
Jim Leyritz, R (1, 2) OBP: 0.388, SLG: 0.417		1-2 G1-3		K					1-2 FC6-4 2B 1B	3	2	0	1	2	1	2	
Tony Fernandez, S (1, 6) OBP: 0.330, SLG: 0.359		1-2 E 1B 1B			0-1 F7				1-2 G1-3 1B 2B	4	1	2	0	1	0	1	
Randy Velarde, R (1, 4) OBP: 0.364, SLG: 0.366		0-1 1-2 1B			0-0 F9				1-3 K	4	0	2	1	1	1	2	
<b>Inning Stats</b>	R: 0 H: 1 E: 0 LOB: 3 K: 0 BB: 2 S: 14 P: 25	R: 0 H: 2 E: 1 LOB: 2 K: 0 BB: 0 S: 21 P: 27	R: 1 H: 1 E: 1 LOB: 1 K: 1 BB: 1 S: 9 P: 18	R: 0 H: 0 E: 0 LOB: 0 K: 0 BB: 0 S: 5 P: 7	R: 0 H: 1 E: 1 LOB: 1 K: 0 BB: 0 S: 6 P: 9	R: 1 H: 1 E: 0 LOB: 1 K: 0 BB: 2 S: 8 P: 18	R: 1 H: 2 E: 0 LOB: 0 K: 0 BB: 0 S: 5 P: 11	R: 0 H: 0 E: 0 LOB: 2 K: 1 BB: 1 S: 15 P: 27	R: 6 H: 5 E: 2 LOB: 1 K: 1 BB: 1 S: 22 P: 37	1B: 10 SF: 1 2B: 2 SAC: 0 3B: 0 DP: 3 HR: 1 HBP: 0	WP: 0 PA: 47 PB: 1 CS: 0						
<b>PITCHER</b>	IP WLS BF H R ER SO BB IBB HBP BLK WP HR S P ERA WHIP																
Ken Hill, R (1, 1) ERA: 4.81	6.0 L 30 8 3 2 1 5 0 0 0 0 0 0 66 112 3.00 2.167																
Alan Embree, L (7, 1) ERA: 1.31	2.0 7 0 0 0 1 2 0 0 0 0 0 0 17 30 0.00 1.000																
Julian Tavarez, R (9, 1) ERA: 2.4	1.0 10 5 6 3 1 1 0 0 0 0 0 1 22 37 27.00 6.000																

New York Yankees @ Cleveland Indians  
Jacobs Field, Cleveland, OH  
Tue Sep 12 1995, 7:05 PM EDT  
Att: 41,276 - Unknown - 71 F

AB 38  
R 9  
H 13  
RBI 7  
BB 8  
SO 3  
LOB 28



Batter	1	2	3	4	5	6	7	8	9	AB	R	H	RBI	BB	SO	LOB	BOTTOM
Kenny Lofton, L (1, 8) OBP: 0.354, SLG: 0.467	0-2 G4-3		1-1 HR				1-2 F7		1-1 1B	5	1	2	2	0	1	1	
Wayne Kirby, L (1, 9) OBP: 0.254, SLG: 0.297 Manny Ramirez, R (7, PH) OBP: 0.412, SLG: 0.591	0-0 B1-3		1-1 G3-6-3 1B		4-1 G6-4-3 BB		3-1 G6-3		2-3 K	2	0	1	0	1	0	0	
Carlos Baerga, S (1, 4) OBP: 0.356, SLG: 0.460	1-1 1B		0-0 G3-6-3 1-2		1 SAFE 1-0 G6-4-3 1-2				1-0 1B 1B	4	0	2	0	0	0	2	
Albert Belle, R (1, 7) OBP: 0.396, SLG: 0.637	1-1 P5		2-1 WP 2B		0-0 P6				1-0 P4	4	0	1	0	0	0	2	
Eddie Murray, S (1, 10) OBP: 0.375, SLG: 0.496		1-2 BB 1B	4-2 BB BB		0-1 F9				1-0 F9	3	0	1	0	1	0	1	
Jim Thome, L (1, 5) OBP: 0.448, SLG: 0.558		4-1 G6-4-3 BB	4-2 BB BB		0-2 G6-3				0-2 1B	2	0	1	0	2	0	0	
Paul Sorrento, L (1, 3) OBP: 0.341, SLG: 0.505		3-1 F7	1-2 L5		3-1 F8				0-1 L7	4	0	0	0	0	0	7	
Sandy Alomar Jr., R (1, 2) OBP: 0.307, SLG: 0.449		1-1 G6-4-3		0-0 G5-3					2-3 K	4	0	0	0	0	1	2	
Alvaro Espinoza, R (1, 6) OBP: 0.257, SLG: 0.310			2-2 E7 HR		2-0 P6				3-3 K	4	1	0	0	0	1	0	
<b>Inning Stats</b>	R: 0 H: 1 E: 0 LOB: 1 K: 0 BB: 0 S: 8 P: 10	R: 0 H: 1 E: 0 LOB: 1 K: 0 BB: 1 S: 8 P: 17	R: 2 H: 3 E: 1 LOB: 3 K: 0 BB: 2 S: 18 P: 33	R: 0 H: 0 E: 0 LOB: 0 K: 1 BB: 0 S: 5 P: 10	R: 0 H: 0 E: 0 LOB: 0 K: 0 BB: 1 S: 3 P: 8	R: 0 H: 0 E: 0 LOB: 0 K: 0 BB: 0 S: 7 P: 10	R: 0 H: 0 E: 1 LOB: 1 K: 0 BB: 0 S: 11 P: 19	R: 0 H: 2 E: 0 LOB: 2 K: 0 BB: 0 S: 10 P: 13	R: 0 H: 1 E: 0 LOB: 1 K: 3 BB: 0 S: 11 P: 19	1B: 6 SF: 0 2B: 1 SAC: 0 3B: 0 DP: 3 HR: 1 HBP: 0	WP: 1 PA: 38 PB: 0 CS: 0						
<b>PITCHER</b>	IP WLS BF H R ER SO BB IBB HBP BLK WP HR S P ERA WHIP																
Scott Kamieniecki, R (1, 1) ERA: 5.0	0.1 W 1 0 0 0 0 0 0 0 0 0 0 3 4 0.00 0.000																
Bob Macdonald, L (7, 1) ERA: 5.08	0.2 3 1 0 0 0 0 0 0 0 0 0 4 9 0.00 1.500																
Bob Wickman, R (8, 1) ERA: 4.2	0.2 3 1 0 0 0 0 0 0 0 0 0 8 9 0.00 1.500																
Steve Howe, L (9, 1) ERA: 4.5	1.0 4 1 0 0 3 0 0 0 0 0 0 11 19 0.00 1.000																

New York Yankees @ Cleveland Indians  
Jacobs Field, Cleveland, OH  
Tue Sep 12 1995, 7:05 PM EDT  
Att: 41,276 - Unknown - 71 F

AB 34  
R 2  
H 8  
RBI 2  
BB 4  
SO 4  
LOB 17





Batter	1	2	3	4	5	6	7	8	9	AB	R	H	RBI	BB	SO	LOB	TOP					
Wade Boggs, L (1,5) OBP: 0.409, SLG: 0.427 Russ Davis, R (7,5) OBP: 0.374, SLG: 0.455	G4-3		G6-3			P6		K		3	0	0	0	0	0	0	1 0 0 0 0 0 1 0					
Bernie Williams, S (1,8) OBP: 0.384, SLG: 0.481	BB		G3			F7		G6-3		3	0	0	0	1	0	0	3 0 0 0 1 0 0 0					
Paul O'Neill, L (1,9) OBP: 0.400, SLG: 0.555	K				G5-3 1B	G4-3		F7		4	0	1	0	0	1	1	4 0 1 0 0 1 1 1					
Mike Stanley, R (1,2) OBP: 0.361, SLG: 0.501	BB				G5-3			K		3	0	0	0	1	1	1	3 0 0 0 1 1 1 1					
Darryl Strawberry, L (1,10) OBP: 0.349, SLG: 0.442	K				K	P6				3	0	0	0	0	2	3	3 0 0 0 0 2 3 3					
Don Mattingly, L (1,3) OBP: 0.330, SLG: 0.390		G6-3			G6-3					3	0	1	0	0	0	1	3 0 1 0 0 0 1 1					
Dion James, L (1,7) OBP: 0.375, SLG: 0.397		G6-3						F7		3	0	1	0	0	0	1	3 0 1 0 0 0 1 1					
Tony Fernandez, S (1,6) OBP: 0.328, SLG: 0.356		G6-3			G1-6-3 1B			B1-3		3	0	0	0	0	0	1	3 0 0 0 0 0 0 1					
Pat Kelly, R (1,4) OBP: 0.312, SLG: 0.333			F9			F9		G1-3		3	0	0	0	0	0	0	3 0 0 0 0 0 0 0					
<b>Inning Stats</b>	R: 0 E: 0 K: 2 S: 10	H: 0 LOB: 2 BB: 2 P: 23	R: 0 E: 0 K: 0 S: 7	H: 0 LOB: 0 BB: 0 P: 10	R: 0 E: 0 K: 0 S: 5	H: 0 LOB: 0 BB: 0 P: 6	R: 0 E: 0 K: 1 S: 9	H: 1 LOB: 1 BB: 0 P: 14	R: 0 E: 0 K: 0 S: 8	H: 1 LOB: 0 BB: 0 P: 11	R: 0 E: 0 K: 0 S: 6	H: 0 LOB: 1 BB: 0 P: 9	R: 0 E: 0 K: 0 S: 13	H: 1 LOB: 1 BB: 0 P: 18	R: 0 E: 0 K: 1 S: 7	H: 0 LOB: 0 BB: 0 P: 10	R: 0 E: 0 K: 1 S: 8	H: 0 LOB: 0 BB: 0 P: 14	1B: 2 2B: 1 3B: 0 HR: 0	SF: 0 SAC: 0 DP: 1 HBP: 0	WP: 0 PB: 0 SB: 0 CS: 0	PA: 31
<b>PITCHER</b> Charles Nagy, R (1,1) ERA: 4.34	IP: 9.0 WLS: W BF: 31 H: 3 R: 0 ER: 0 SO: 5 BB: 2 IBB: 0 HBP: 0 BLK: 0 WP: 0 HR: 0 S: 73 P: 115 ERA: 0.00 WHIP: 0.556															<b>PITCHER</b>	IP: 9.0 WLS: W BF: 31 H: 3 R: 0 ER: 0 SO: 5 BB: 2 IBB: 0 HBP: 0 BLK: 0 WP: 0 HR: 0 S: 73 P: 115 ERA: 0.00 WHIP: 0.556					

**New York Yankees @ Cleveland Indians**  
Jacobs Field, Cleveland, OH  
Wed Sep 13 1995, 7:05 PM EDT  
Att: 41,708 - Unknown - 68 F

AB	29
R	0
H	3
RBI	0
BB	2
SO	5
LOB	8



Batter	1	2	3	4	5	6	7	8	9	AB	R	H	RBI	BB	SO	LOB	BOTTOM			
Kenny Lofton, L (1,8) OBP: 0.359, SLG: 0.471	S 2B					1B		P5		3	2	2	0	2	0	1	3 2 2 0 2 0 1 1			
Omar Vizquel, S (1,6) OBP: 0.327, SLG: 0.349	BB				BB					4	1	2	3	0	1	4	4 1 2 3 0 1 4 4			
Jim Thome, L (1,5) OBP: 0.445, SLG: 0.552	1B					1B				4	0	0	0	0	1	4	4 0 0 0 0 1 4 4			
Albert Belle, R (1,7) OBP: 0.395, SLG: 0.640	K		L9			HR		P3		4	1	1	1	0	1	1	4 1 1 1 1 0 1 1			
Eddie Murray, S (1,10) OBP: 0.374, SLG: 0.492	1B		L8			P6		G4-3		3	0	0	0	1	0	0	3 0 0 0 1 0 0 0			
Manny Ramirez, R (1,9) OBP: 0.411, SLG: 0.588	BB									4	0	1	1	0	0	0	4 0 1 1 1 0 0 0			
Paul Sorrento, L (1,3) OBP: 0.337, SLG: 0.498	1B		F8			P4		G5-3		4	0	0	0	0	2	2	4 0 0 0 0 0 2 2			
Alvaro Espinoza, R (1,4) OBP: 0.257, SLG: 0.308	G3									4	0	1	0	0	0	0	4 0 1 0 0 0 0 0			
Tony Peña, R (1,2) OBP: 0.293, SLG: 0.359										4	1	3	0	0	0	1	4 1 3 0 0 0 1 1			
<b>Inning Stats</b>	R: 2 E: 0 K: 1 S: 11	H: 2 LOB: 2 BB: 2 P: 28	R: 0 E: 0 K: 2 S: 16	H: 2 LOB: 2 BB: 0 P: 24	R: 0 E: 0 K: 0 S: 5	H: 0 LOB: 0 BB: 0 P: 9	R: 0 E: 0 K: 0 S: 15	H: 1 LOB: 2 BB: 1 P: 20	R: 1 E: 0 K: 0 S: 9	H: 1 LOB: 0 BB: 0 P: 14	R: 2 E: 0 K: 0 S: 11	H: 3 LOB: 1 BB: 0 P: 12	R: 0 E: 0 K: 0 S: 4	H: 0 LOB: 0 BB: 0 P: 6	R: 0 E: 0 K: 0 S: 6	H: 1 LOB: 1 BB: 0 P: 11	1B: 6 2B: 3 3B: 0 HR: 1	SF: 0 SAC: 0 DP: 0 HBP: 0	WP: 0 PB: 0 SB: 4 CS: 0	PA: 37
<b>PITCHER</b> David Cone, R (1,1) ERA: 3.81 Melido Perez, R (8,1) ERA: 5.99	IP: 7.0 WLS: L BF: 33 H: 9 R: 5 ER: 5 SO: 3 BB: 3 IBB: 0 HBP: 0 BLK: 0 WP: 0 HR: 1 S: 71 P: 113 ERA: 6.43 WHIP: 1.714															<b>PITCHER</b>	IP: 7.0 WLS: L BF: 33 H: 9 R: 5 ER: 5 SO: 3 BB: 3 IBB: 0 HBP: 0 BLK: 0 WP: 0 HR: 1 S: 71 P: 113 ERA: 6.43 WHIP: 1.714			

**New York Yankees @ Cleveland Indians**  
Jacobs Field, Cleveland, OH  
Wed Sep 13 1995, 7:05 PM EDT  
Att: 41,708 - Unknown - 68 F

AB	34
R	5
H	10
RBI	5
BB	3
SO	3
LOB	13





Batter	1	2	3	4	5	6	7	8	9	AB	R	H	RBI	BB	SO	LOB	TOP						
Dwayne Hoesy, S (1, 8) OBP: 0.476, SLG: 0.842	G4-3			L6				FC4-6		4	0	1	0	0	0	1							
John Valentin, R (1, 6) OBP: 0.383, SLG: 0.508	G5-3			L8 1B HBP					G5-3	3	1	0	0	0	1	1							
Mo Vaughn, L (1, 3) OBP: 0.386, SLG: 0.579	L4			L8					K	4	0	0	0	0	2	2							
Jose Canseco, R (1, 10) OBP: 0.384, SLG: 0.589									K	3	1	1	1	1	2	0							
Mike Greenwell, L (1, 7) OBP: 0.358, SLG: 0.473									HR BB	3	1	1	2	1	0	1							
Tim Lincecum, R (1, 5) OBP: 0.421, SLG: 0.453									HR	4	0	0	0	0	1	1							
Troy O'Leary, L (1, 9) OBP: 0.362, SLG: 0.504									G5-3	3	0	0	0	0	1	0							
Mike Macfarlane, R (1, 2) OBP: 0.320, SLG: 0.401										3	0	0	0	0	2	0							
Luis Alicaia, S (1, 4) OBP: 0.376, SLG: 0.382										3	0	1	0	0	0	0							
<b>Inning Stats</b>	R: 0 E: 0 K: 0 S: 5	H: 0 LOB: 0 BB: 0 P: 9	R: 0 E: 0 K: 2 S: 6	H: 0 LOB: 1 BB: 1 P: 14	R: 0 E: 0 K: 0 S: 4	H: 0 LOB: 0 BB: 0 P: 5	R: 1 E: 0 K: 0 S: 12	H: 1 LOB: 1 BB: 0 P: 20	R: 0 E: 0 K: 1 S: 6	H: 0 LOB: 0 BB: 0 P: 9	R: 0 E: 0 K: 2 S: 9	H: 1 LOB: 1 BB: 0 P: 14	R: 0 E: 0 K: 1 S: 7	H: 0 LOB: 0 BB: 0 P: 11	R: 0 E: 0 K: 2 S: 10	H: 1 LOB: 1 BB: 0 P: 15	R: 2 E: 0 K: 1 S: 11	H: 1 LOB: 0 BB: 1 P: 17	1B: 2 2B: 2 3B: 0 HR: 1	SF: 0 SAC: 0 DP: 1 HBP: 1	WP: 0 PB: 0 SB: 1 CS: 1	PA: 33	
<b>PITCHER</b>	IP WLS BF H R ER SO BB IBB HBP BLK WP HR S P ERA WHIP	8.2 W 32 4 3 3 9 2 0 0 0 0 1 69 113 3.12 0.692	0.1 S 1 0 0 0 0 0 0 0 0 0 0 1 1 0.00 0.000																				

Boston Red Sox @ Cleveland Indians  
Jacobs Field, Cleveland, OH  
Thu Sep 14 1995, 7:05 PM EDT  
Att: 41,812 - Unknown - 69 F

AB 30  
R 3  
H 4  
RBI 3  
BB 2  
SO 9  
LOB 6



Batter	1	2	3	4	5	6	7	8	9	AB	R	H	RBI	BB	SO	LOB	BOTTOM	
Ruben Amaro Jr, S (1, 8) OBP: 0.255, SLG: 0.265	G4-3									4	0	0	0	0	0	3		
Omar Vizquel, S (1, 6) OBP: 0.330, SLG: 0.353										3	2	2	1	1	0	0		
Herbert Perry, R (1, 3) OBP: 0.390, SLG: 0.508										4	1	2	1	0	0	2		
Albert Belle, R (1, 7) OBP: 0.396, SLG: 0.640										3	0	1	0	1	1	1		
Kenny Lofton, L (8, PR) OBP: 0.359, SLG: 0.471										0	0	0	0	0	0	0		
Manny Ramirez, R (1, 9) OBP: 0.410, SLG: 0.585										4	0	1	2	0	0	3		
Dave Winfield, R (1, 10) OBP: 0.291, SLG: 0.301										4	0	0	0	0	0	5		
Jim Thome, L (1, 5) OBP: 0.444, SLG: 0.551										4	1	1	0	0	2	2		
Sandy Alomar Jr., R (1, 2) OBP: 0.313, SLG: 0.453										3	1	2	1	0	0	0		
Alvaro Espinoza, R (1, 4) OBP: 0.259, SLG: 0.308										3	0	1	0	0	1	1		
<b>Inning Stats</b>	R: 2 E: 0 K: 0 S: 14	H: 2 LOB: 1 BB: 1 P: 23	R: 0 E: 0 K: 1 S: 9	H: 0 LOB: 0 BB: 0 P: 12	R: 0 E: 0 K: 1 S: 7	H: 0 LOB: 0 BB: 0 P: 11	R: 1 E: 0 K: 1 S: 14	H: 2 LOB: 1 BB: 0 P: 20	R: 1 E: 0 K: 0 S: 14	H: 2 LOB: 1 BB: 1 P: 20	R: 1 E: 0 K: 1 S: 11	H: 3 LOB: 2 BB: 0 P: 15	R: 0 E: 0 K: 0 S: 8	H: 1 LOB: 2 BB: 0 P: 12	1B: 5 2B: 5 3B: 0 HR: 0	SF: 0 SAC: 0 DP: 1 HBP: 0	WP: 1 PB: 0 SB: 1 CS: 0	PA: 34
<b>PITCHER</b>	IP WLS BF H R ER SO BB IBB HBP BLK WP HR S P ERA WHIP	5.0 L 22 6 4 4 3 1 0 0 0 0 0 21 31 4.50 2.000	2.0 9 3 1 1 1 1 0 0 0 0 0 0 5 8 0.00 1.500	0.2 3 1 0 0 0 0 0 0 0 0 0 0 3 4 0.00 0.000														

Boston Red Sox @ Cleveland Indians  
Jacobs Field, Cleveland, OH  
Thu Sep 14 1995, 7:05 PM EDT  
Att: 41,812 - Unknown - 69 F

AB 32  
R 5  
H 10  
RBI 5  
BB 2  
SO 4  
LOB 17





Batter	1	2	3	4	5	6	7	8	9	AB	R	H	RBI	BB	SO	LOB	TOP		
Dwayne Hoesy, S (1, 8) OBP: 0.423, SLG: 0.696	G3		F9		P4					4	1	0	0	1	0	4	<b>Boston Red Sox @ Cleveland Indians</b> Jacobs Field, Cleveland, OH Fri Sep 15 1995, 7:05 PM EDT Att: 41,833 - Unknown - 64 F		
John Valentin, R (1, 6) OBP: 0.385, SLG: 0.508	WP G6-3 1B		1-2 1B		G6-3			4-2 B 1-2 HR BB	G4-3	4	1	2	0	1	0	0			
Mo Vaughn, L (1, 3) OBP: 0.388, SLG: 0.585	G6-3		G4-3		G1-4-3 1B			2-2 HR 1-H 2-H	1B	5	1	3	3	0	0	3			
Jose Canseco, R (1, 10) OBP: 0.382, SLG: 0.583	G5-3			K	G1-4-3 1B			3-2 2B 1B 1B	F8	5	1	1	0	0	1	3			
Mike Greenwell, L (1, 7) OBP: 0.354, SLG: 0.468		L9		G4-3				3-0 B 1-2 F7	F7	5	0	0	0	0	0	2			
Willie McGee, S (1, 9) OBP: 0.314, SLG: 0.416		F7		G1-3				0-0 F8	1B G4-3 2B	4	1	1	0	0	0	0			
Chris Donnels, L (1, 5) CARLOS RODRIGUEZ, S (8, PH) OBP: 0.667, SLG: 0.667		K			L7			3-2 2B 1B	G4-3 1B	3	1	1	0	0	1	0			
Mike MacFarlane, R (1, 2) OBP: 0.322, SLG: 0.405					G5-3			0-0 1-H 2B	G4-3	4	0	2	2	0	0	1			
Luis Alicea, S (1, 4) OBP: 0.377, SLG: 0.380					P6			2-1 G4-3	4-1 BB	2	0	0	0	2	0	2			
<b>Inning Stats</b>	R: 0 E: 0 K: 0 S: 6	H: 1 LOB: 1 BB: 0 P: 11	R: 0 E: 0 K: 1 S: 10	H: 0 LOB: 0 BB: 0 P: 15	R: 0 E: 0 K: 1 S: 11	H: 2 LOB: 2 BB: 0 P: 18	R: 0 E: 0 K: 1 S: 10	H: 0 LOB: 0 BB: 0 P: 15	R: 0 E: 0 K: 0 S: 7	H: 1 LOB: 1 BB: 1 P: 15	R: 1 E: 0 K: 0 S: 9	H: 2 LOB: 1 BB: 0 P: 15	R: 5 E: 0 K: 0 S: 26	H: 4 LOB: 2 BB: 3 P: 52	R: 0 E: 0 K: 0 S: 13	H: 1 LOB: 1 BB: 0 P: 18		1B: 8 2B: 2 3B: 0 HR: 1	SF: 0 SAC: 0 DP: 1 HBP: 0
<b>PITCHER</b>	IP	WLS	BF	H	R	ER	SO	BB	IBB	HBP	BLK	WP	HR	S	P	ERA	WHIP		
Chad Ogea, R (1, 1) ERA: 3.11	7.0		27	6	1	1	2	1	0	0	0	1	0	59	99	1.29	1.000		
Alan Embree, L (8, 1) ERA: 3.05	0.0	L	4	2	4	4	0	2	0	0	0	0	1	13	26	∞	∞		
Jim Poole, L (8, 1) ERA: 3.77	2.0		10	3	1	1	0	1	0	0	0	0	0	26	44	4.50	2.000		

Batter	1	2	3	4	5	6	7	8	9	AB	R	H	RBI	BB	SO	LOB	BOTTOM		
Kenny Lofton, L (1, 8) OBP: 0.358, SLG: 0.469	P4		F8		G3-1			E E 1B		4	0	1	0	0	0	0	<b>Boston Red Sox @ Cleveland Indians</b> Jacobs Field, Cleveland, OH Fri Sep 15 1995, 7:05 PM EDT Att: 41,833 - Unknown - 64 F		
Omar Vizquel, S (1, 6) OBP: 0.330, SLG: 0.354	G6-3		P6		F8 2B			E4		4	0	1	0	0	0	1			
Jim Thome, L (1, 5) OBP: 0.442, SLG: 0.547	1B BB		K		F7			1-3 K		3	0	0	0	1	2	2			
Albert Belle, R (1, 7) OBP: 0.399, SLG: 0.653	3-1 1-2 1B				F8 HR			F8 HR		4	2	3	2	0	0	1			
Eddie Murray, S (1, 10) OBP: 0.373, SLG: 0.497	P9		L5		G3			0-1 HR		4	1	1	1	0	0	3			
Manny Ramirez, R (1, 9) OBP: 0.406, SLG: 0.580		K		K				2-1 G6-3		4	0	0	0	0	3	0			
Paul Sorrento, L (1, 3) OBP: 0.333, SLG: 0.492		G6-3		L4				0-0 F7		4	0	0	0	0	0	0			
Sandy Alomar Jr., R (1, 2) OBP: 0.317, SLG: 0.460		2-1 1B			K			0-0 G4-3		4	0	2	0	0	1	0			
Alvaro Espinoza, R (1, 4) WAYNE KIRBY, L (8, PH) OBP: 0.252, SLG: 0.300 OBP: 0.253, SLG: 0.295		1-0 P4			G1-3			1-0 F9		3	0	0	0	0	0	1			
								2-2 F9		1	0	0	0	0	0	1			
<b>Inning Stats</b>	R: 0 E: 0 K: 0 S: 11	H: 1 LOB: 2 BB: 1 P: 23	R: 0 E: 0 K: 1 S: 7	H: 1 LOB: 0 BB: 0 P: 13	R: 0 E: 0 K: 1 S: 6	H: 0 LOB: 0 BB: 0 P: 9	R: 1 E: 0 K: 1 S: 8	H: 1 LOB: 0 BB: 0 P: 15	R: 0 E: 0 K: 1 S: 9	H: 0 LOB: 0 BB: 0 P: 13	R: 0 E: 0 K: 0 S: 8	H: 1 LOB: 1 BB: 0 P: 14	R: 0 E: 1 K: 1 S: 9	H: 1 LOB: 1 BB: 0 P: 13	R: 2 E: 0 K: 1 S: 14	H: 3 LOB: 1 BB: 0 P: 18	1B: 3 2B: 2 3B: 0 HR: 3	SF: 0 SAC: 0 DP: 0 HBP: 0	WP: 0 PA: 36 PB: 0 SB: 0 CS: 0
<b>PITCHER</b>	IP	WLS	BF	H	R	ER	SO	BB	IBB	HBP	BLK	WP	HR	S	P	ERA	WHIP		
Erik Hanson, R (1, 1) ERA: 4.1	8.0	W	30	5	1	1	5	1	0	0	0	0	2	62	106	1.12	0.750		
Rick Aguilera, R (9, 1) ERA: 2.74	1.0		6	3	2	2	1	0	0	0	0	0	2	14	18	18.00	3.000		



Batter	1	2	3	4	5	6	7	8	9	AB	R	H	RBI	BB	SO	LOB	TOP										
<b>Dwayne Hosey, S</b> (1, 8) OBP: 0.467, SLG: 0.692	1-2 P4 1B		4-0 1B HBP SF9 BB		0-0 P6			1-2 1B 1B		3	2	2	0	1	0	0	<b>Boston Red Sox @ Cleveland Indians</b> Jacobs Field, Cleveland, OH Sat Sep 16 1995, 3:33 AM EDT Att: 41,765 - Sunny - 78 F										
<b>John Valentin, R</b> (1, 6) OBP: 0.384, SLG: 0.505	1-2 P4		1-1 1B 2B HBP		1-1 P3			0-1 L4		3	1	0	0	0	0	2											
<b>Mo Vaughn, L</b> (1, 3) OBP: 0.389, SLG: 0.584	2-3 K		0-0 2B 1B		3-2 F7			0-1 1B		4	0	2	2	0	1	0											
<b>Jose Canseco, R</b> (1, 10) OBP: 0.378, SLG: 0.578		1-0 G6-3	0-0 SF9		1-2 F7			1-3 K		3	0	0	1	0	1	1											
<b>Mike Greenwell, L</b> (1, 7) OBP: 0.354, SLG: 0.468		0-0 F7	3-H 2-2 2B		1-0 G3-1			1-1 L7		4	0	1	1	0	0	1											
<b>Troy O'Leary, L</b> (1, 9) OBP: 0.355, SLG: 0.499		0-0 G6-3		0-0 G3		3-2 F8			2-1 F8	4	0	0	0	0	0	0											
<b>Chris Donnels, L</b> (1, 5) OBP: 0.316, SLG: 0.327			4-2 3B BB	0-1 1B		1-2 G3		2-2 G3		3	1	1	0	1	0	0											
<b>Bill Haselman, R</b> (1, 2) OBP: 0.321, SLG: 0.401			0-1 1B 3B	2-1 F7		0-0 F7		0-2 G3-1		3	1	1	1	0	0	1											
<b>Matt Stairs, L</b> (9, PH) OBP: 0.256, SLG: 0.403			1-H 1B 3B							1	0	0	0	0	0	0											
<b>Luis Alicea, S</b> (1, 4) OBP: 0.374, SLG: 0.377			0-0 P5	2-2 F8		1-3 K				3	0	0	0	0	1	2											
<b>Inning Stats</b>	R: 0 E: 0 K: 1 S: 9	H: 1 LOB: 0 BB: 0 P: 14	R: 0 E: 0 K: 0 S: 3	H: 0 LOB: 0 BB: 0 P: 4	R: 4 E: 0 K: 0 S: 11	H: 3 LOB: 2 BB: 2 P: 22	R: 0 E: 0 K: 0 S: 9	H: 1 LOB: 1 BB: 0 P: 13	R: 0 E: 0 K: 0 S: 7	H: 0 LOB: 0 BB: 0 P: 11	R: 0 E: 0 K: 0 S: 7	H: 0 LOB: 0 BB: 0 P: 12	R: 0 E: 0 K: 1 S: 8	H: 0 LOB: 0 BB: 0 P: 10	R: 1 E: 0 K: 1 S: 12	H: 2 LOB: 1 BB: 0 P: 15	R: 0 E: 0 K: 0 S: 10	H: 0 LOB: 0 BB: 0 P: 14	1B: 5 2B: 1 3B: 1 HR: 0	SF: 1 SAC: 0 DP: 0 HBP: 1	WP: 0 PB: 0 SB: 1 CS: 0	PA: 35					
<b>PITCHER</b>	IP	WLS	BF	H	R	ER	SO	BB	IBB	HBP	BLK	WP	HR	S	P	ERA	WHIP										
<b>Mark Clark, R</b> (1, 1) ERA: 5.34	7.1	W	29	6	5	5	2	2	0	1	0	0	0	59	92	6.14	1.091										
<b>Paul Assenmacher, L</b> (8, 1) ERA: 2.38	0.0		1	1	0	0	0	0	0	0	0	0	0	2	2												
<b>Julian Tavarez, R</b> (8, 1) ERA: 2.38	0.2		2	0	0	0	1	0	0	0	0	0	0	5	7	0.00	0.000										
<b>Jose Mesa, R</b> (9, 1) ERA: 1.19	1.0	S	3	0	0	0	0	0	0	0	0	0	0	10	14	0.00	0.000										

AB 31  
R 5  
H 7  
RBI 5  
BB 2  
SO 3  
LOB 7



Batter	1	2	3	4	5	6	7	8	9	AB	R	H	RBI	BB	SO	LOB	BOTTOM										
<b>Kenny Lofton, L</b> (1, 8) OBP: 0.359, SLG: 0.465	2-2 G4-3	4-2 CS BB		0-2 K		4-0 BB		1-2 F9		3	0	0	0	2	1	0	<b>Boston Red Sox @ Cleveland Indians</b> Jacobs Field, Cleveland, OH Sat Sep 16 1995, 3:33 AM EDT Att: 41,765 - Sunny - 78 F										
<b>Brian Giles, L</b> (1, 9) OBP: 0.250, SLG: 0.250	2-2 G3-1	1-0 CS	0-0 HR	2-0 F8		2-2 G4-3		1-1 G6-3		4	1	1	0	0	0	2											
<b>Ruben Amaro Jr, S</b> (8, PH) OBP: 0.250, SLG: 0.260		1-2 CS	1-1 1B		3-2 F7		2-3 G4-3			1	0	0	0	0	0	0											
<b>Jim Thome, L</b> (1, 5) OBP: 0.440, SLG: 0.552	2-2 G4-3		1-1 HR		3-2 F7		0-3 K			4	1	1	2	0	1	0											
<b>Albert Belle, R</b> (1, 7) OBP: 0.398, SLG: 0.649		4-2 1B BB	1-3 K		3-2 F7		3-2 G5-3			3	1	0	0	1	1	0											
<b>Eddie Murray, S</b> (1, 10) OBP: 0.378, SLG: 0.503		3-0 1B SF9	3-0 FC5 1B		1-2 FC6-4 1B		0-0 2B 1B			4	1	4	0	0	0	0											
<b>Herbert Perry, R</b> (1, 3) OBP: 0.393, SLG: 0.515		1-2 FC5 1B	1-3 K		2-2 FC6-4		2-0 2B			4	1	2	1	0	1	2											
<b>Jesse Lewis, L</b> (1, 2) OBP: 0.250, SLG: 0.231		2-2 SF9	1-0 1B			4-2 G5-3 BB		4-0 FC6-4 IBB		1	1	1	1	1	0	0											
<b>Dave Winfield, R</b> (7, PH) OBP: 0.297, SLG: 0.301		3-H 2B	1-2 1B							0	0	0	0	1	0	0											
<b>Tony Peña, R</b> (8, 2) OBP: 0.293, SLG: 0.359		0-2 E	2-2 FC5							0	0	0	0	0	0	0											
<b>Billy Ripken, R</b> (1, 4) OBP: 0.250, SLG: 0.250		1-2 1B	2-3 FC5			1-2 G5-3		1-0 FC6-4		4	0	1	0	0	0	6											
<b>Alvaro Espinoza, R</b> (1, 6) OBP: 0.252, SLG: 0.298		1-2 FC5		1-1 F8		1-1 G4-3 BB		2-3 K		4	0	1	1	0	1	1											
<b>Inning Stats</b>	R: 0 E: 0 K: 0 S: 10	H: 0 LOB: 0 BB: 0 P: 16	R: 3 E: 1 K: 0 S: 20	H: 3 LOB: 1 BB: 2 P: 36	R: 2 E: 0 K: 2 S: 15	H: 4 LOB: 2 BB: 0 P: 24	R: 0 E: 0 K: 1 S: 6	H: 0 LOB: 0 BB: 0 P: 9	R: 0 E: 0 K: 0 S: 13	H: 1 LOB: 1 BB: 0 P: 22	R: 1 E: 0 K: 0 S: 12	H: 1 LOB: 1 BB: 2 P: 24	R: 0 E: 0 K: 1 S: 9	H: 2 LOB: 3 BB: 1 P: 19	R: 0 E: 0 K: 1 S: 8	H: 0 LOB: 0 BB: 0 P: 12	1B: 9 2B: 1 3B: 0 HR: 1	SF: 1 SAC: 0 DP: 0 HBP: 0	WP: 0 PB: 0 SB: 0 CS: 2	PA: 39							
<b>PITCHER</b>	IP	WLS	BF	H	R	ER	SO	BB	IBB	HBP	BLK	WP	HR	S	P	ERA	WHIP										
<b>Roger Clemens, R</b> (1, 1) ERA: 4.26	5.1	L	27	9	6	5	3	3	0	0	0	0	0	73	122	8.44	2.250										
<b>Rheal Cormier, L</b> (6, 1) ERA: 4.15	1.2		8	2	0	0	1	1	1	0	0	0	0	12	28	0.00	1.800										
<b>Mike Stanton, L</b> (8, 1) ERA: 4.79	1.0		3	0	0	0	1	0	0	0	0	0	0	8	12	0.00	0.000										

AB 32  
R 6  
H 11  
RBI 5  
BB 5  
SO 5  
LOB 11






Batter	1	2	3	4	5	6	7	8	9	AB	R	H	RBI	BB	SO	LOB	TOP					
<b>Dwayne Hosey, S</b> OBP: 0.457, SLG: 0.633 (1, 8)	4-1 FC4-6 BB	1-0 F8		1-3 K		0-0 2H S 1B		3-2 G5-3		4	0	1	1	1	1	4						
<b>Troy O'Leary, L</b> OBP: 0.380, SLG: 0.501 (1, 9)	0-0 FC4-6 BB		3-2 1B 2B		2-2 G3-6 1B	1 SAFE 3-3 K		1-2 F5-3		4	2	2	0	0	1	2						
<b>Willie McGee, S</b> OBP: 0.312, SLG: 0.413 (8, 9)	1-2 1B									1	0	0	0	0	0	3						
<b>Mo Vaughn, L</b> OBP: 0.387, SLG: 0.580 (1, 3)	4-1 1B 1B SF9 BB		0-3 K		0-1 G3-6-1 1-2		1-3 K		2-3 K	4	1	0	0	1	3	2						
<b>Jose Canseco, R</b> OBP: 0.379, SLG: 0.575 (1, 10)	1-1 1B 2H 1B		0-3 K		2-2 P9		1-2 L5		4-2 BB 1B BB	4	1	1	1	1	1	1						
<b>Mike Greenwell, L</b> OBP: 0.356, SLG: 0.469 (1, 7)	0-1 1-2 2-3 1B		2-2 FC5-4 1B		0-0 SH G5-3 1B		1-1 G6-3		3-2 P5	5	1	3	1	0	0	1						
<b>Tim Lincecum, R</b> OBP: 0.421, SLG: 0.455 (1, 5)	1-2 SF9		0-1 FC5-4 1B		2-0 G5-3 SH SF8 1B		1-2 SH1-4 E 1B		4-2 1B BB	3	1	2	1	0	0	1						
<b>Lee Tinsley, S</b> OBP: 0.362, SLG: 0.406 (8, PR)										0	1	0	0	0	0	0						
<b>Chris Donnels, L</b> OBP: 0.322, SLG: 0.327 (8, 5)	3-H		1-2							0	0	0	0	1	0	0						
<b>Carlos Rodriguez, S</b> OBP: 0.500, SLG: 0.500 (1, 6)	1-2 P3			3-2 G3		0-0 SH G5-3 1B		2-1 SH1-4 E 1B	0-1 1-3 2H 1B	3	1	1	1	0	0	2						
<b>Mike Macfarlane, R</b> OBP: 0.319, SLG: 0.401 (8, PR)			1-3 K		0-0 F7		0-2 G5-3		3-1 E6 2B	4	0	0	1	0	1	3						
<b>John Valentini, R</b> OBP: 0.393, SLG: 0.504 (8, 6)										1	1	0	0	0	0	2						
<b>Luis Alicaia, S</b> OBP: 0.374, SLG: 0.378 (1, 4)			3-1 L8		1-1		0-2 SF8		3-2	2	0	1	1	0	0	0						
<b>Matt Stairs, L</b> OBP: 0.305, SLG: 0.423 (8, PH)										1	0	1	1	0	0	0						
<b>Bill Haselman, R</b> OBP: 0.321, SLG: 0.401 (8, 2)										0	0	0	0	0	0	0						
<b>Inning Stats</b>	R: 2 E: 0 K: 0 S: 13	H: 2 LOB: 2 BB: 2 P: 24	R: 0 E: 0 K: 1 S: 6	H: 0 LOB: 0 BB: 0 P: 11	R: 1 E: 0 K: 2 S: 14	H: 2 LOB: 1 BB: 0 P: 19	R: 0 E: 0 K: 1 S: 10	H: 1 LOB: 1 BB: 0 P: 15	R: 0 E: 0 K: 0 S: 8	H: 1 LOB: 0 BB: 0 P: 12	R: 3 E: 1 K: 1 S: 14	H: 3 LOB: 1 BB: 0 P: 19	R: 0 E: 0 K: 1 S: 8	H: 0 LOB: 0 BB: 0 P: 11	R: 2 E: 1 K: 0 S: 18	H: 2 LOB: 3 BB: 0 P: 31	R: 1 E: 0 K: 1 S: 13	H: 1 LOB: 2 BB: 2 P: 26	1B: 10 2B: 2 3B: 0 HR: 0	SF: 2 SAC: 2 DP: 1 HBP: 0	WP: 0 PB: 0 SB: 1 CS: 0	PA: 44
<b>PITCHER</b>	IP	WLS	BF	H	R	ER	SO	BB	IBB	HBP	BLK	WP	HR	S	P	ERA	WHIP					
<b>Dennis Martinez, R</b> ERA: 3.07	(1, 1)	1.0	7	2	2	2	0	2	0	0	0	0	0	13	24	18.00	4.000					
<b>John Farrell, R</b> ERA: 3.96	(2, 1)	4.2	21	7	4	2	4	0	0	0	0	0	0	49	70	3.86	1.500					
<b>Jim Poole, L</b> ERA: 3.74	(6, 1)	0.1	1	0	0	0	1	0	0	0	0	0	0	3	6	0.00	0.000					
<b>Paul Shuey, R</b> ERA: 3.86	(7, 1)	1.1	L	7	2	2	1	1	0	0	0	0	0	20	32	6.75	1.500					
<b>Alan Embree, L</b> ERA: 3.22	(8, 1)	1.2	8	1	1	1	1	2	0	0	0	0	0	19	36	5.40	1.800					
Batter	1	2	3	4	5	6	7	8	9	AB	R	H	RBI	BB	SO	LOB	BOTTOM					
<b>Kenny Lofton, L</b> OBP: 0.357, SLG: 0.463 (1, 8)	2-2 L8			2-2 F9		0-0 1B HR 2B	3-2 G6-3		2-2 G4-3	2	0	0	0	0	0	0						
<b>Jerome Burnitz, L</b> OBP: 1.000, SLG: 2.000 (5, 8)										1	1	1	0	0	0	0						
<b>Ruben Amaro Jr., S</b> OBP: 0.241, SLG: 0.250 (7, PH)										2	0	0	0	0	0	0						
<b>Omar Vizquel, S</b> OBP: 0.330, SLG: 0.355 (1, 6)	1-1 F9			0-0 2B 1B		0-0 HR 1B	2-2 BB 1B			2	1	1	0	0	0	0						
<b>Billy Ripken, R</b> OBP: 0.500, SLG: 0.500 (5, 4)										2	1	2	1	0	0	0						
<b>Jim Thome, L</b> OBP: 0.441, SLG: 0.557 (1, 5)	3-2 G5-3			2-3 K		2-3 HR 1B BB	4-1 G6-4-3 BB			3	1	1	3	1	1	1						
<b>Albert Belle, R</b> OBP: 0.398, SLG: 0.649 (1, 7)		1-0 G5-3		0-0 1H 2B		0-0 WP 1B BB	0-0 G6-4-3			3	1	1	1	1	0	2						
<b>Eddie Murray, S</b> OBP: 0.377, SLG: 0.499 (1, 10)		2-2 F7		1-0 F7		4-0 SH1-4 FC1-2 BB		1-0 L5		3	0	0	0	1	0	1						
<b>Manny Ramirez, R</b> OBP: 0.405, SLG: 0.577 (1, 9)			0-3 K		2-2 G5-3	2-2 FC1-2 SH1-4 1B		2-3 K		4	0	1	1	0	2	0						
<b>Herbert Perry, R</b> OBP: 0.386, SLG: 0.504 (1, 3)			1-1 L7		0-3 K	0-1 SH1-4		0-0 F8		3	0	0	0	0	1	0						
<b>Sandy Alomar Jr., R</b> OBP: 0.316, SLG: 0.455 (1, 2)			0-1 G4-6-3 1B		2-1 G6-3	2-2 FC1-2		2-3 K		4	0	1	0	0	1	2						
<b>Alvaro Espinoza, R</b> OBP: 0.252, SLG: 0.297 (5, 6)			0-0 G4-6-3		0-0 G6-3			0-1 F7		4	1	1	0	0	0	3						
<b>Inning Stats</b>	R: 0 E: 0 K: 0 S: 9	H: 0 LOB: 0 BB: 0 P: 15	R: 0 E: 0 K: 1 S: 7	H: 0 LOB: 0 BB: 0 P: 10	R: 0 E: 0 K: 0 S: 5	H: 1 LOB: 0 BB: 0 P: 6	R: 1 E: 0 K: 1 S: 9	H: 2 LOB: 1 BB: 0 P: 14	R: 0 E: 0 K: 1 S: 8	H: 0 LOB: 0 BB: 0 P: 12	R: 5 E: 0 K: 0 S: 24	H: 5 LOB: 2 BB: 2 P: 41	R: 0 E: 0 K: 0 S: 8	H: 1 LOB: 1 BB: 1 P: 17	R: 0 E: 0 K: 1 S: 6	H: 0 LOB: 0 BB: 0 P: 9	R: 0 E: 0 K: 1 S: 9	H: 0 LOB: 0 BB: 0 P: 13	1B: 6 2B: 2 3B: 0 HR: 1	SF: 0 SAC: 1 DP: 2 HBP: 0	WP: 1 PB: 0 SB: 0 CS: 0	PA: 37
<b>PITCHER</b>	IP	WLS	BF	H	R	ER	SO	BB	IBB	HBP	BLK	WP	HR	S	P	ERA	WHIP					
<b>Mike Maddux, R</b> ERA: 4.37	(1, 1)	5.0	21	7	5	5	3	0	0	0	0	0	1	46	68	9.00	1.400					
<b>Joe Hudson, R</b> ERA: 3.7	(6, 1)	1.0	6	1	1	1	0	2	0	0	0	1	0	16	30	9.00	3.000					
<b>Eric Gunderson, L</b> ERA: 4.21	(7, 1)	0.1	3	1	0	0	0	1	0	0	0	0	0	7	16	0.00	6.000					
<b>Jeff Suppan, R</b> ERA: 6.86	(7, 1)	1.2	W	4	0	0	0	1	0	0	0	0	0	7	10	0.00	0.000					
<b>Rick Aquilera, R</b> ERA: 2.68	(9, 1)	1.0	S	3	0	0	0	1	0	0	0	0	0	9	13	0.00	0.000					


**Boston Red Sox @ Cleveland Indians**  
Jacobs Field, Cleveland, OH  
Sun Sep 17 1995, 3:33 AM EDT  
Att: 41,723 - Overcast - 65 F

AB 36  
R 9  
H 12  
RBI 8  
BB 4  
SO 7  
LOB 21



**Boston Red Sox @ Cleveland Indians**  
Jacobs Field, Cleveland, OH  
Sun Sep 17 1995, 3:33 AM EDT  
Att: 41,723 - Overcast - 65 F

AB 33  
R 6  
H 9  
RBI 6  
BB 3  
SO 5  
LOB 9





Batter	1	2	3	4	5	6	7	8	9	AB	R	H	RBI	BB	SO	LOB	TOP										
<b>Kenny Lofton, L</b> OBP: 0.356, SLG: 0.460 <b>Wayne Kirby, L</b> OBP: 0.251, SLG: 0.294	 1-3	 3-2				 4-2		 3-1		3	1	0	0	1	1	2											
<b>Omar Vizquel, S</b> OBP: 0.355, SLG: 0.356	 4-1		 2-1			 3-2		 0-1		 2-1	4	1	1	2	1	0											
<b>Carlos Baerga, S</b> OBP: 0.355, SLG: 0.458	 1-2		 1-1			 0-0		 0-1		 0-2	5	0	1	0	0	2											
<b>Albert Belle, R</b> OBP: 0.399, SLG: 0.659 <b>Jeromy Burnitz, L</b> OBP: 1.000, SLG: 1.500		 0-0	 3-1			 2-1		 2-2		 0-0	4	2	2	3	0	0											
<b>Manny Ramirez, R</b> OBP: 0.405, SLG: 0.573 <b>Brian Giles, L</b> OBP: 0.250, SLG: 0.250		 4-1			 2-2	 2-1		 1-3		 1-2	3	1	0	0	2	1											
<b>Dave Winfield, R</b> OBP: 0.285, SLG: 0.287	 2-2			 2-1		 1-2		 3-2		 1-0	5	0	0	0	0	4											
<b>Jim Thome, L</b> OBP: 0.442, SLG: 0.568 <b>Billy Ripken, R</b> OBP: 0.500, SLG: 0.500		 1-1		 3-3		 2-2		 0-0		 2-3	3	2	2	1	0	1											
<b>Herbert Perry, R</b> OBP: 0.382, SLG: 0.497	 1-2				 1-2	 1-0		 0-0		 1-2	4	1	1	0	0	1											
<b>Tony Peña, R</b> OBP: 0.303, SLG: 0.381	 1-2				 1-2	 2-1		 1-0		 1-1	4	2	4	4	0	0											
<b>Inning Stats</b>	R: 0 E: 0 K: 1 S: 9	H: 0 LOB: 0 BB: 1 P: 15	R: 3 E: 0 K: 0 S: 18	H: 3 LOB: 1 BB: 1 P: 30	R: 0 E: 0 K: 0 S: 6	H: 0 LOB: 0 BB: 0 P: 12	R: 0 E: 0 K: 1 S: 10	H: 0 LOB: 0 BB: 0 P: 17	R: 4 E: 0 K: 0 S: 17	H: 3 LOB: 0 BB: 1 P: 29	R: 0 E: 0 K: 0 S: 10	H: 2 LOB: 1 BB: 0 P: 18	R: 0 E: 0 K: 0 S: 7	H: 0 LOB: 0 BB: 0 P: 9	R: 3 E: 0 K: 1 S: 13	H: 3 LOB: 3 BB: 1 P: 20	R: 0 E: 0 K: 1 S: 11	H: 2 LOB: 3 BB: 1 P: 20	1B: 7 2B: 1 3B: 2 HR: 3	SF: 0 SAC: 0 DP: 1 HBP: 0	WP: 0 PB: 0 SB: 0 CS: 0	PA: 43					
<b>PITCHER</b>	IP	WLS	BF	H	R	ER	SO	BB	IBB	HBP	BLK	WP	HR	S	P	ERA	WHIP										
<b>Wilson Alvarez, L</b> ERA: 4.39	2.0	L	10	3	3	3	1	2	0	0	1	0	1	27	45	13.50	2.500										
<b>Andrew Lorraine, L</b> ERA: 6.75	2.2		11	2	3	3	1	1	0	0	0	0	0	30	52	10.12	1.125										
<b>Brian Keyser, R</b> ERA: 4.97	2.1		10	3	2	2	0	0	0	0	0	0	1	20	33	7.71	1.286										
<b>Rodney Bolton, R</b> ERA: 8.14	1.0		6	3	3	3	1	0	0	0	0	0	1	13	21	27.00	3.000										
<b>Dave Righetti, L</b> ERA: 4.2	1.0		6	2	0	0	1	1	0	0	0	0	0	11	20	0.00	3.000										

**Cleveland Indians @ Chicago White Sox**  
Comiskey Park, Chicago, IL  
Mon Sep 18 1995, 8:05 PM EDT  
Att: 20,439 - Unknown - 62 F

livebaseballscorecards.com

AB 39  
R 11  
H 13  
RBI 10  
BB 4  
SO 4  
LOB 12

Batter	1	2	3	4	5	6	7	8	9	AB	R	H	RBI	BB	SO	LOB	BOTTOM										
<b>Lance Johnson, L</b> OBP: 0.336, SLG: 0.416	 0-0		 0-0			 0-1		 1-0		4	0	1	0	0	0	2											
<b>Tim Raines, S</b> OBP: 0.376, SLG: 0.436 <b>Mike Cameron, R</b> OBP: 0.233, SLG: 0.250	 3-1		 2-2			 2-0		 0-1		3	0	0	1	0	0	1											
<b>Dave Martinez, L</b> OBP: 0.377, SLG: 0.448	 1-0		 2-3			 1-1		 1-2		4	0	0	0	0	1	2											
<b>Frank Thomas, R</b> OBP: 0.462, SLG: 0.609	 4-2			 3-3		 0-0		 1-3		3	0	0	0	1	2	0											
<b>Robin Ventura, L</b> OBP: 0.380, SLG: 0.503	 3-3			 3-1			 1-0		 2-0	4	0	0	0	0	1	2											
<b>Lyle Mouton, R</b> OBP: 0.408, SLG: 0.549	 0-0			 1-1			 3-1		 3-2	4	0	3	0	0	0	0											
<b>Norberto Martin, R</b> OBP: 0.294, SLG: 0.400 <b>Doug Brady, S</b>	 1-3			 0-1			 0-1		 0-3	3	0	0	0	0	1	2											
<b>Ron Karkovice, R</b> OBP: 0.314, SLG: 0.396	 3-3				 0-3		 1-0			3	0	0	0	0	2	1											
<b>Ozzie Guillen, L</b> OBP: 0.266, SLG: 0.313 <b>Chris Snopce, R</b> OBP: 0.450, SLG: 0.313			 1-0			 0-1		 0-0		2	1	1	0	0	0	0											
<b>Inning Stats</b>	R: 0 E: 0 K: 1 S: 11	H: 1 LOB: 2 BB: 1 P: 22	R: 0 E: 0 K: 2 S: 8	H: 0 LOB: 0 BB: 0 P: 12	R: 1 E: 0 K: 1 S: 9	H: 1 LOB: 0 BB: 0 P: 14	R: 0 E: 0 K: 1 S: 9	H: 1 LOB: 0 BB: 0 P: 16	R: 0 E: 0 K: 0 S: 4	H: 0 LOB: 0 BB: 0 P: 7	R: 0 E: 0 K: 0 S: 6	H: 0 LOB: 0 BB: 0 P: 11	R: 0 E: 0 K: 0 S: 7	H: 1 LOB: 1 BB: 0 P: 9	R: 0 E: 0 K: 2 S: 13	H: 1 LOB: 1 BB: 0 P: 19	1B: 4 2B: 2 3B: 0 HR: 0	SF: 0 SAC: 0 DP: 0 HBP: 0	WP: 0 PB: 1 SB: 1 CS: 0	PA: 34							
<b>PITCHER</b>	IP	WLS	BF	H	R	ER	SO	BB	IBB	HBP	BLK	WP	HR	S	P	ERA	WHIP										
<b>Ken Hill, R</b> ERA: 4.57	9.0	W	34	6	1	0	8	1	0	0	0	0	0	74	117	0.00	0.778										

**Cleveland Indians @ Chicago White Sox**  
Comiskey Park, Chicago, IL  
Mon Sep 18 1995, 8:05 PM EDT  
Att: 20,439 - Unknown - 62 F

livebaseballscorecards.com

AB 33  
R 1  
H 6  
RBI 1  
BB 1  
SO 8  
LOB 12



Batter	1	2	3	4	5	6	7	8	9	AB	R	H	RBI	BB	SO	LOB	TOP					
<b>Kenny Lofton, L</b> OBP: 0.357, SLG: 0.459 (1, 8)	1-1 FC3-6 1B		0-2 L6		1-0 P6		2-2 P7	0-0 1B		5	1	2	1	0	0	1	<b>Cleveland Indians @ Chicago White Sox</b> Comiskey Park, Chicago, IL Tue Sep 19 1995, 8:05 PM EDT Att: 18,468 - Unknown - 65 F					
<b>Omar Vizquel, S</b> OBP: 0.332, SLG: 0.355 (1, 6)	0-1 P6		0-0 G2		0-0 B2-3		4-2 FC4-6 BB	1-0 1B		4	0	1	1	1	0	1						
<b>Carlos Baerga, S</b> OBP: 0.355, SLG: 0.456 (1, 4)	4-1 FC3-6 1B BB		2-1		2-0 G4-3		1-1 FC4-6	1-1 FC6		4	1	1	0	1	0	4						
<b>Albert Belle, R</b> OBP: 0.402, SLG: 0.678 <b>Jeremy Bumitz, L</b> OBP: 1.000, SLG: 1.500 (9, 7)	4-0 FC3-6 1B IBB		0-0 L4		0-0 HR		0-0 HR	0-0 HR		4	3	3	3	1	0	1						
<b>Eddie Murray, S</b> OBP: 0.375, SLG: 0.495 (1, 10)	2-2 FC3-6 1B			2-1 BB 1B		1-3 K	0-0 F9	0-0 G4-3		5	0	1	1	0	1	2						
<b>Jim Thome, L</b> OBP: 0.444, SLG: 0.568 (1, 5)	3-2 CS 1B			1-1 F9		1-2 G6-4-3 1B	1-1 1B	1-1 2B 1B		5	1	3	1	0	0	1						
<b>Manny Ramirez, R</b> OBP: 0.570, SLG: 0.570 <b>Wayne Kirby, L</b> OBP: 0.250, SLG: 0.292 (8, 9)	1-0 CS 1-2	0-2 F7		2-0 L8		0-0 G6-4-3	1-0 2B FC6-2 1B	0-3 K		4	0	1	0	0	0	2						
<b>Herbert Perry, R</b> OBP: 0.385, SLG: 0.500 (1, 3)		1-2 P3		4-2 1-2 BB		1-2 F8	1-2 FC6-2 1B 2B			3	1	1	1	1	0	0						
<b>Sandy Alomar Jr., R</b> OBP: 0.309, SLG: 0.445 (1, 2)		0-0 G6-3		0-3 K		0-1 E6	0-0 FC6-2 1B 1B			4	1	0	0	0	1	4						
<b>Inning Stats</b>	R: 2 E: 0 K: 0 S: 13	H: 2 LOB: 1 BB: 2 P: 28	R: 0 E: 0 K: 0 S: 7	H: 0 LOB: 0 BB: 0 P: 8	R: 0 E: 0 K: 1 S: 7	H: 1 LOB: 1 BB: 0 P: 9	R: 0 E: 0 K: 1 S: 13	H: 1 LOB: 2 BB: 1 P: 22	R: 0 E: 0 K: 0 S: 3	H: 0 LOB: 0 BB: 0 P: 6	R: 1 E: 0 K: 1 S: 9	H: 2 LOB: 0 BB: 0 P: 11	R: 0 E: 1 K: 0 S: 12	H: 0 LOB: 2 BB: 1 P: 20	R: 4 E: 0 K: 0 S: 15	H: 6 LOB: 2 BB: 0 P: 20		R: 1 E: 0 K: 1 S: 11	H: 1 LOB: 0 BB: 0 P: 15	1B: 9 2B: 1 3B: 0 HR: 3	SF: 0 SAC: 0 DP: 1 HBP: 0	WP: 0 PB: 0 SB: 4 CS: 1
<b>PITCHER</b>	IP WLS BF H R ER SO BB IBB HBP BLK WP HR S P ERA WHIP																					
<b>Luis Andujar, R</b> ERA: 2.84 (1, 1)	7.0 L 30 6 3 3 2 3 1 0 0 0 0 1 64 104 3.86 1.286																					
<b>Scott Radinsky, L</b> ERA: 5.8 (8, 1)	0.1 3 2 2 2 0 0 0 0 0 0 0 1 4 5 54.00 6.000																					
<b>Jeff Shaw, R</b> ERA: 5.01 (8, 1)	0.1 3 2 2 2 0 0 0 0 0 0 0 0 7 9 0.00 6.000																					
<b>Larry Thomas, L</b> ERA: 1.64 (9, 1)	1.0 4 1 1 1 1 0 0 0 0 0 0 1 11 15 9.00 1.000																					
<b>Rodney Bolton, R</b> ERA: 8.18 (9, 1)	1.0 4 1 1 1 1 0 0 0 0 0 0 1 11 15 9.00 1.000																					
<b>Batter</b>	<b>1</b>	<b>2</b>	<b>3</b>	<b>4</b>	<b>5</b>	<b>6</b>	<b>7</b>	<b>8</b>	<b>9</b>	<b>AB</b>	<b>R</b>	<b>H</b>	<b>RBI</b>	<b>BB</b>	<b>SO</b>	<b>LOB</b>	<b>BOTTOM</b>					
<b>Lance Johnson, L</b> OBP: 0.335, SLG: 0.415 (1, 8)	0-0 P5		0-2 G3		0-2 G6-3 1B		1-3 K			4	0	1	0	0	1	0	<b>Cleveland Indians @ Chicago White Sox</b> Comiskey Park, Chicago, IL Tue Sep 19 1995, 8:05 PM EDT Att: 18,468 - Unknown - 65 F					
<b>Dave Martinez, L</b> OBP: 0.377, SLG: 0.451 <b>Norberto Martin, R</b> OBP: 0.282, SLG: 0.397 (8, FH) (9, 6)	0-0 G4-3		1-0 2B		2-1 G6-3		0-0 G5-3			3	0	1	0	0	0	1						
<b>Frank Thomas, R</b> OBP: 0.462, SLG: 0.616 (1, 10)	2-1 2B		1-3 K		2-1 F9		2-1 HR			4	1	2	1	0	1	2						
<b>Robin Ventura, L</b> OBP: 0.381, SLG: 0.502 (9, 3)	4-2 BB			1-1 1B		0-1 G4-3		1-3 K		3	0	1	0	1	1	0						
<b>Lyle Mouton, R</b> OBP: 0.398, SLG: 0.534 (1, 7)	1-3 K			0-3 K		0-1 G5-3		0-2 G6-3		4	0	0	0	0	2	3						
<b>Chris Snopce, R</b> OBP: 0.432, SLG: 0.306 (9, 5)		1-1 G5-3		0-0 1B		3-3 K		3-2 F9		4	0	1	0	0	1	0						
<b>Ray Durham, S</b> OBP: 0.315, SLG: 0.399 (1, 4)	0-1 L8			2-2 F7		0-1 G1-3		1-3 K		4	0	0	0	0	1	2						
<b>Barry Lyons, R</b> OBP: 0.354, SLG: 0.636 (1, 2)	3-1 F9			1-0 F9		2-1 HR		0-0 F7		4	1	1	1	0	0	2						
<b>Mike Cameron, R</b> OBP: 0.212, SLG: 0.226 (1, 9)			0-2 G5-3		2-3 K		0-3 K			3	0	0	0	0	2	0						
<b>Inning Stats</b>	R: 0 E: 0 K: 1 S: 10	H: 1 LOB: 2 BB: 1 P: 17	R: 0 E: 0 K: 0 S: 6	H: 0 LOB: 0 BB: 0 P: 10	R: 0 E: 0 K: 1 S: 10	H: 1 LOB: 1 BB: 0 P: 12	R: 0 E: 0 K: 1 S: 11	H: 2 LOB: 2 BB: 0 P: 15	R: 0 E: 0 K: 1 S: 7	H: 0 LOB: 0 BB: 0 P: 10	R: 1 E: 0 K: 2 S: 10	H: 1 LOB: 0 BB: 0 P: 13	R: 1 E: 0 K: 1 S: 10	H: 1 LOB: 0 BB: 0 P: 13	R: 0 E: 0 K: 1 S: 8	H: 0 LOB: 0 BB: 0 P: 12		1B: 3 2B: 2 3B: 0 HR: 2	SF: 0 SAC: 0 DP: 0 HBP: 0	WP: 0 PB: 0 SB: 0 CS: 0	PA: 35	
<b>PITCHER</b>	IP WLS BF H R ER SO BB IBB HBP BLK WP HR S P ERA WHIP																					
<b>Charles Nagy, R</b> ERA: 4.27 (1, 1)	7.0 W 28 6 1 1 7 1 0 0 0 0 0 1 65 94 1.29 1.000																					
<b>Paul Assenmacher, L</b> ERA: 2.57 (8, 1)	1.0 4 1 1 1 1 0 0 0 0 0 0 1 10 13 9.00 1.000																					
<b>Paul Shuey, R</b> ERA: 3.16 (9, 1)	1.0 3 0 0 0 1 0 0 0 0 0 0 0 8 12 0.00 0.000																					

















Batter	1	2	3	4	5	6	7	8	9	AB	R	H	RBI	BB	SO	LOB	TOP								
<b>Kenny Lofton, L</b> OBP: 0.359, SLG: 0.454 (1, 8)	F7		F9			G3		F8		4	0	0	0	0	0	0	<b>Cleveland Indians @ Kansas City Royals</b> Kauffman Stadium, Kansas City, MO Sun Sep 24 1995, 3:33 AM CDT Att: 17,277 - Sunny - 65 F								
<b>Omar Vizquel, S</b> OBP: 0.334, SLG: 0.352 (1, 6)	WP BB		L5			G4-3		BB BB		2	0	0	0	2	0	0									
<b>Jim Thome, L</b> OBP: 0.436, SLG: 0.557 (1, 5)	K				1B			G6-3		4	0	2	0	0	1	2									
<b>Eddie Murray, S</b> OBP: 0.372, SLG: 0.488 (1, 10)	BB				F8				G1-3	3	0	0	0	1	0	2									
<b>Manny Ramirez, R</b> OBP: 0.404, SLG: 0.568 (1, 9)	K				K			F8	L4	4	0	0	0	0	2	3									
<b>Jeremy Burnitz, L</b> OBP: 0.667, SLG: 0.833 (1, 7)					P3					4	1	2	0	0	0	1									
<b>Herbert Perry, R</b> OBP: 0.376, SLG: 0.471 (1, 3)										2	0	0	0	1	1	1									
<b>Brian Giles, L</b> OBP: 0.400, SLG: 1.000 (9, PH)						K				1	1	1	2	0	0	0									
<b>Alvaro Espinoza, R</b> OBP: 0.267, SLG: 0.308 (1, 4)										4	0	0	0	0	0	1									
<b>Tony Peña, R</b> OBP: 0.300, SLG: 0.376 (1, 2)										2	0	0	0	0	0	0									
<b>Ruben Amaro Jr, S</b> OBP: 0.249, SLG: 0.255 (8, PH)										1	0	0	0	0	1	0									
<b>Jesse Lewis, L</b> OBP: 0.300, SLG: 0.353 (8, 2)										0	0	0	0	0	0	0									
<b>Inning Stats</b>	R: 0 E: 0 K: 2 S: 13	H: 0 LOB: 2 BB: 2 P: 26	R: 0 E: 0 K: 0 S: 6	H: 1 LOB: 0 BB: 0 P: 6	R: 0 E: 0 K: 0 S: 7	H: 0 LOB: 0 BB: 0 P: 10	R: 0 E: 0 K: 1 S: 15	H: 1 LOB: 1 BB: 0 P: 22	R: 0 E: 0 K: 1 S: 10	H: 0 LOB: 0 BB: 0 P: 13	R: 0 E: 0 K: 0 S: 9	H: 1 LOB: 1 BB: 0 P: 13	R: 0 E: 0 K: 0 S: 13	H: 0 LOB: 1 BB: 1 P: 21	R: 0 E: 0 K: 1 S: 11	H: 0 LOB: 1 BB: 1 P: 20	R: 2 E: 0 K: 0 S: 13	H: 2 LOB: 0 BB: 0 P: 17	1B: 3 2B: 1 3B: 0 HR: 1	SF: 0 SAC: 0 DP: 1 HBP: 0	WP: 1 PB: 0 SB: 1 CS: 0	PA: 35			
<b>PITCHER</b>	IP	WLS	BF	H	R	ER	SO	BB	IBB	HBP	BLK	WP	HR	S	P	ERA	WHIP								
<b>Kevin Appier, R</b> ERA: 3.84 (1, 1)	7.2	W	29	3	0	0	5	4	0	0	0	1	0	82	128	0.00	0.913								
<b>Jeff Montgomery, R</b> ERA: 3.36 (8, 1)	1.1		6	2	2	2	0	0	0	0	0	0	1	15	20	13.50	1.500								

Batter	1	2	3	4	5	6	7	8	9	AB	R	H	RBI	BB	SO	LOB	BOTTOM								
<b>Tom Goodwin, L</b> OBP: 0.345, SLG: 0.352 (1, 7)	G4-3		K		G3			F7		4	0	0	0	0	1	4	<b>Cleveland Indians @ Kansas City Royals</b> Kauffman Stadium, Kansas City, MO Sun Sep 24 1995, 3:33 AM CDT Att: 17,277 - Sunny - 65 F								
<b>Johnny Damon, L</b> OBP: 0.344, SLG: 0.464 (1, 8)	G4-3		HR 1B		G3 S SF7 1B			G4-3		4	2	2	0	0	0	0									
<b>Keith Lockhart, L</b> OBP: 0.359, SLG: 0.477 (1, 4)					G3					3	1	2	2	0	0	1									
<b>David Howard, S</b> OBP: 0.308, SLG: 0.326 (7, PH)	WP S 1B		1-H HR		G3			K		1	0	0	0	0	1	0									
<b>Bob Hamelin, L</b> OBP: 0.282, SLG: 0.317 (1, 3)					SF7					2	0	0	1	1	1	1									
<b>Edgar Caceres, S</b> OBP: 0.295, SLG: 0.363 (7, PR)	K		P6		SF7			CS BB		0	0	0	0	0	0	0									
<b>Gary Gaetti, R</b> OBP: 0.336, SLG: 0.532 (1, 5)			F7		F7			CS	K	4	0	0	0	0	1	0									
<b>Joe Vitiello, R</b> OBP: 0.358, SLG: 0.514 (1, 10)										4	0	3	0	0	0	0									
<b>Les Norman, R</b> OBP: 0.349, SLG: 0.297 (8, PR)					BB 1B			G5-3		0	0	0	0	0	0	0									
<b>Michael Tucker, L</b> OBP: 0.330, SLG: 0.361 (1, 9)										4	1	1	0	0	0	2									
<b>Jon Nunnally, L</b> OBP: 0.355, SLG: 0.471 (9, 9)										0	0	0	0	0	0	0									
<b>Greg Gagne, R</b> OBP: 0.320, SLG: 0.382 (1, 6)										4	0	2	1	0	0	2									
<b>Brent Mayne, L</b> OBP: 0.305, SLG: 0.307 (1, 2)										1	0	0	0	2	0	1									
<b>Inning Stats</b>	R: 0 E: 0 K: 1 S: 11	H: 1 LOB: 1 BB: 0 P: 18	R: 1 E: 0 K: 0 S: 10	H: 3 LOB: 1 BB: 0 P: 15	R: 2 E: 0 K: 1 S: 10	H: 2 LOB: 0 BB: 0 P: 16	R: 0 E: 0 K: 0 S: 13	H: 1 LOB: 2 BB: 1 P: 24	R: 1 E: 0 K: 0 S: 10	H: 1 LOB: 0 BB: 0 P: 14	R: 0 E: 0 K: 0 S: 11	H: 1 LOB: 2 BB: 1 P: 20	R: 0 E: 0 K: 1 S: 8	H: 0 LOB: 1 BB: 1 P: 13	R: 0 E: 0 K: 1 S: 7	H: 1 LOB: 1 BB: 0 P: 10	R: 0 E: 0 K: 0 S: 11	H: 1 LOB: 1 BB: 0 P: 10	1B: 8 2B: 1 3B: 0 HR: 1	SF: 1 SAC: 0 DP: 0 HBP: 0	WP: 1 PB: 0 SB: 2 CS: 1	PA: 36			
<b>PITCHER</b>	IP	WLS	BF	H	R	ER	SO	BB	IBB	HBP	BLK	WP	HR	S	P	ERA	WHIP								
<b>Mark Clark, R</b> ERA: 5.38 (1, 1)	5.2	L	27	9	4	4	2	2	0	0	0	0	0	8	13	0.00	1.000								
<b>Paul Assenmacher, L</b> ERA: 2.5 (6, 1)	1.0		4	0	0	0	1	1	0	0	0	0	0	1	1	0.00	0.000								
<b>Paul Shuey, R</b> ERA: 3.6 (7, 1)	0.1		0	0	0	0	0	0	0	0	0	0	0	1	1	0.00	0.000								
<b>Chad Ogea, R</b> ERA: 3.08 (8, 1)	1.0		4	1	0	0	1	0	0	0	0	0	0	7	10	0.00	1.000								







Batter	1	2	3	4	5	6	7	8	9	AB	R	H	RBI	BB	SO	LOB	TOP								
<b>Kenny Lofton, L</b> (1, 8) OBP: 0.359, SLG: 0.452 <b>Ruben Amaro Jr, S</b> (8, PH) OBP: 0.270, SLG: 0.281	G1-6-3 S BB		G3-1			G3-1		FC6-4 1B	FC6-4 1B	2	0	0	0	1	0	0	<b>Cleveland Indians @ Minnesota Twins</b> Hubert H. Humphrey Metrodome, Minneapolis, MN Tue Sep 26 1995, 8:05 PM EDT Alt. 9:825 - Dome - 69 F  <b>AB 35</b> <b>R 4</b> <b>H 9</b> <b>RBI 4</b> <b>BB 3</b> <b>SO 6</b> <b>LOB 16</b> 								
<b>Omar Vizquel, S</b> (1, 6) OBP: 0.333, SLG: 0.350	G1-6-3 BB		G4-3			F9		F7	FC6-4 1B	4	0	0	0	1	0	4									
<b>Carlos Baerga, S</b> (1, 4) <b>Billy Ripken, R</b> (8, 4) OBP: 0.500, SLG: 0.750	G1-6-3		G4-3			HR		FC6-4 1B		4	1	1	0	0	0	3									
<b>Albert Belle, R</b> (1, 7) OBP: 0.398, SLG: 0.681	L6					HR		1B		4	1	2	2	0	1	1									
<b>Eddie Murray, S</b> (1, 3) OBP: 0.369, SLG: 0.483		G5-3				F8		F7		4	0	0	0	0	2										
<b>Jim Thome, L</b> (1, 5) OBP: 0.437, SLG: 0.555		K				BB			1B 1B 1B	3	0	1	0	1	2	0									
<b>Manny Ramirez, R</b> (1, 9) OBP: 0.401, SLG: 0.563		F7				K			K	4	0	0	0	0	3	2									
<b>Paul Sorrento, L</b> (1, 10) <b>Herbert Perry, R</b> (9, PR) OBP: 0.329, SLG: 0.484 OBP: 0.376, SLG: 0.471			G3			P6		F7	1B 1B	4	0	1	0	0	0	1									
<b>Sandy Alomar Jr, R</b> (1, 2) OBP: 0.312, SLG: 0.469			HR			P3		HR	F9	4	2	2	2	0	0	3									
<b>Inning Stats</b>	R: 0 E: 0 K: 0 S: 7	H: 0 LOB: 1 BB: 2 P: 16	R: 0 E: 0 K: 1 S: 12	H: 0 LOB: 0 BB: 0 P: 18	R: 1 E: 0 K: 0 S: 10	H: 1 LOB: 0 BB: 0 P: 14	R: 0 E: 0 K: 1 S: 8	H: 0 LOB: 0 BB: 0 P: 12	R: 0 E: 0 K: 1 S: 13	H: 0 LOB: 1 BB: 1 P: 21	R: 2 E: 0 K: 0 S: 13	H: 2 LOB: 0 BB: 0 P: 16	R: 0 E: 0 K: 2 S: 9	H: 0 LOB: 0 BB: 0 P: 15	R: 1 E: 0 K: 0 S: 10	H: 3 LOB: 2 BB: 0 P: 19		R: 0 E: 0 K: 1 S: 9	H: 3 LOB: 3 BB: 0 P: 18	1B: 5 2B: 1 3B: 0 HR: 3	SF: 0 SAC: 0 DP: 1 HBP: 0	WP: 0 PB: 0 SB: 1 CS: 0	PA: 38		
<b>PITCHER</b>	IP	WLS	BF	H	R	ER	SO	BB	IBB	HBP	BLK	WP	HR	S	P	ERA	WHIP								
<b>Mike Trombley, R</b> (1, 1) ERA: 5.62	6.0	W	23	3	3	3	3	3	0	0	0	0	2	63	97	4.50	1.000								
<b>Eddie Guardado, L</b> (7, 1) ERA: 5.29	1.1		6	2	1	1	2	0	0	0	0	0	1	14	23	6.75	1.500								
<b>Pat Mahomes, R</b> (8, 1) ERA: 6.15	0.2		3	1	0	0	0	0	0	0	0	0	0	5	11	0.00	1.500								
<b>Dave Stevens, R</b> (9, 1) ERA: 5.06	1.0		6	3	0	0	1	0	0	0	0	0	0	9	18	0.00	3.000								

Batter	1	2	3	4	5	6	7	8	9	AB	R	H	RBI	BB	SO	LOB	BOTTOM								
<b>Chuck Knoblauch, R</b> (1, 4) OBP: 0.419, SLG: 0.488	K	G4-3		HBP	FC4-6		3B 1B			4	1	1	1	0	1	4	<b>Cleveland Indians @ Minnesota Twins</b> Hubert H. Humphrey Metrodome, Minneapolis, MN Tue Sep 26 1995, 8:05 PM EDT Alt. 9:825 - Dome - 69 F  <b>AB 39</b> <b>R 13</b> <b>H 17</b> <b>RBI 13</b> <b>BB 4</b> <b>SO 9</b> <b>LOB 16</b> 								
<b>Denny Hocking, S</b> (1, 6) OBP: 0.368, SLG: 0.529	G6-4-3 1B		K	G3-1		F8	1B 3B			5	1	2	2	0	1	2									
<b>Kirby Puckett, R</b> (1, 9) <b>Rich Becker, L</b> (8, 8) OBP: 0.379, SLG: 0.518 OBP: 0.298, SLG: 0.293	G6-4-3		HR	2B	G6-3	K	2B 1B			5	2	2	1	0	1	1									
<b>Marty Cordova, R</b> (1, 7) OBP: 0.357, SLG: 0.489		1B FC5-4 1B	HR	2B BB	S 2B BB	K	2B			4	3	3	3	1	1	0									
<b>Matt Merullo, L</b> (1, 10) <b>Scott Leius, R</b> (7, PH) OBP: 0.338, SLG: 0.384 OBP: 0.336, SLG: 0.351		FC5-4 1B	G6-4-3 1B	2B	2B	1B	K			3	1	3	1	0	0	0									
<b>Ron Coomer, R</b> (1, 5) <b>Steve Dunn, L</b> (8, 3) OBP: 0.333, SLG: 0.466		FC5-4 BB BB	G6-4-3	1B	2B	K	G3-1			4	1	1	2	0	1	3									
<b>Dan Masteller, L</b> (1, 3) <b>Jeff Reboulet, R</b> (7, PH) OBP: 0.339 OBP: 0.378, SLG: 0.405		BB BB		K	1B FC3-6 BB	L6	P2			1	1	0	0	2	1	0									
<b>Matt Walbeck, S</b> (1, 2) OBP: 0.302, SLG: 0.322	F8			HBP 1B	FC3-6 1B	1B 1B	K			5	1	3	1	0	1	2									
<b>Matt Lawton, L</b> (1, 8) OBP: 0.404, SLG: 0.342				K	FC3-6 FC4-6	1B 3B 1B				3	1	1	2	1	1	2									
<b>Inning Stats</b>	R: 0 E: 0 K: 1 S: 6	H: 1 LOB: 0 BB: 0 P: 8	R: 1 E: 0 K: 0 S: 14	H: 2 LOB: 3 BB: 2 P: 26	R: 2 E: 0 K: 1 S: 10	H: 3 LOB: 0 BB: 0 P: 10	R: 0 E: 0 K: 2 S: 11	H: 1 LOB: 2 BB: 0 P: 19	R: 4 E: 0 K: 0 S: 17	H: 3 LOB: 1 BB: 2 P: 34	R: 0 E: 0 K: 2 S: 9	H: 0 LOB: 0 BB: 0 P: 16	R: 6 E: 0 K: 2 S: 21	H: 7 LOB: 1 BB: 0 P: 30	R: 0 E: 0 K: 1 S: 8	H: 0 LOB: 0 BB: 0 P: 14		1B: 11 2B: 4 3B: 1 HR: 1	SF: 0 SAC: 0 DP: 2 HBP: 1	WP: 0 PB: 0 SB: 1 CS: 0	PA: 44				
<b>PITCHER</b>	IP	WLS	BF	H	R	ER	SO	BB	IBB	HBP	BLK	WP	HR	S	P	ERA	WHIP								
<b>Charles Nagy, R</b> (1, 1) ERA: 4.47	4.1	L	26	10	7	7	4	4	0	0	0	0	0	54	92	14.54	3.231								
<b>Jim Popple, L</b> (5, 1) ERA: 3.6	0.2		2	0	0	0	0	0	0	0	0	0	0	4	5	0.00	0.000								
<b>Eric Plunk, R</b> (6, 1) ERA: 2.76	1.0		3	0	0	0	2	0	0	0	0	0	0	9	16	0.00	0.000								
<b>Alan Embree, L</b> (7, 1) ERA: 5.4	0.2		9	7	6	6	1	0	0	0	0	0	0	18	26	81.00	10.500								
<b>Julian Tavaroz, R</b> (7, 1) ERA: 2.3	0.1		1	0	0	0	1	0	0	0	0	0	0	3	4	0.00	0.000								



Batter	1	2	3	4	5	6	7	8	9	AB	R	H	RBI	BB	SO	LOB	TOP								
<b>Kenny Lofton, L</b> OBP: 0.361, SLG: 0.454 (1, 8)	F7		FC6-4 G4-3 1-2	CS 1B			G6-3 1B HR		G4-6-3 1B	5	1	3	1	0	0	1	<b>Cleveland Indians @ Minnesota Twins</b> Hubert H. Humphrey Metrodome, Minneapolis, MN Wed Sep 27 1995, 8:05 PM EDT Alt. 9,614 - Dome - 74 F  <b>AB 39</b> <b>R 9</b> <b>H 15</b> <b>RBI 8</b> <b>BB 0</b> <b>SO 2</b> <b>LOB 10</b> 								
<b>Omar Vizquel, S</b> OBP: 0.332, SLG: 0.348 (1, 6)	L7		G4-3 1-3	CS 1-2	F7		G6-3 1B		G4-6-3 1-2 1-2	5	0	1	0	0	0	2									
<b>Carlos Baerga, S</b> OBP: 0.356, SLG: 0.456 (1, 4)	G3		G1-3		G4-3		G6-3 1-1 1-2 2-3 3-H		F7 1-2	5	0	0	0	0	0	3									
<b>Albert Belle, R</b> OBP: 0.399, SLG: 0.690 (1, 7)		G6-3		K	HR		HR		HR	4	2	2	3	0	1	0									
<b>Eddie Murray, S</b> OBP: 0.370, SLG: 0.498 (1, 3)		HR		HR	G4-3		F7 3-H 3-1			4	2	2	2	0	0	1									
<b>Jim Thome, L</b> OBP: 0.437, SLG: 0.561 (1, 5)	F8			1B		G3		HR		4	2	2	1	0	0	0									
<b>Manny Ramirez, R</b> OBP: 0.401, SLG: 0.565 (1, 9)				1B	G4-3 1B	G4-3		G4-3		4	1	2	0	0	0	0									
<b>Paul Sorrento, L</b> OBP: 0.328, SLG: 0.481 (1, 10)	K2-3			1B	G4-3 1B	P6		G1-3		4	0	1	1	0	1	1									
<b>Sandy Alomar Jr., R</b> OBP: 0.317, SLG: 0.472 <b>Brian Giles, L</b> OBP: 0.460, SLG: 1.000 <b>Tony Peña, R</b> OBP: 0.299, SLG: 0.375 (1, 2) (7, PR) (7, 2)				G4-3 1B	G4-3		G6-3 1B		G4-3	3	0	2	0	0	0	2									
<b>Inning Stats</b>	R: 0 E: 0 K: 0 S: 8	H: 0 LOB: 0 BB: 0 P: 14	R: 1 E: 0 K: 1 S: 10	H: 2 LOB: 1 BB: 0 P: 15	R: 0 E: 0 K: 0 S: 7	H: 1 LOB: 1 BB: 0 P: 12	R: 3 E: 0 K: 1 S: 17	H: 5 LOB: 1 BB: 0 P: 27	R: 1 E: 0 K: 0 S: 8	H: 1 LOB: 0 BB: 0 P: 12	R: 0 E: 0 K: 0 S: 5	H: 0 LOB: 0 BB: 0 P: 8	R: 3 E: 0 K: 0 S: 11	H: 4 LOB: 1 BB: 0 P: 18	R: 1 E: 0 K: 0 S: 11	H: 1 LOB: 0 BB: 0 P: 18	R: 0 E: 0 K: 0 S: 7	H: 1 LOB: 0 BB: 0 P: 12	1B: 9 2B: 1 3B: 0 HR: 5	SF: 0 SAC: 0 DP: 2 HBP: 0	WP: 0 PB: 0 SB: 1 CS: 1	PA: 40			
<b>PITCHER</b>	IP	WLS	BF	H	R	ER	SO	BB	IBB	HBP	BLK	WP	HR	S	P	ERA	WHIP								
<b>Brad Radke, R</b> ERA: 5.32 <b>Scott Watkins, L</b> ERA: 5.75 <b>Pat Mahomes, R</b> ERA: 6.18 <b>Erik Schullstrom, R</b> ERA: 6.89 (1, 1) (7, 1) (7, 1) (8, 1)	6.0	L	27	10	6	6	2	0	0	0	0	0	3	57	91	9.00	1.667								

Batter	1	2	3	4	5	6	7	8	9	AB	R	H	RBI	BB	SO	LOB	BOTTOM								
<b>Chuck Knoblauch, R</b> OBP: 0.419, SLG: 0.486 (1, 4)	G4-6-3 BB		K			K	F8		2B 1B	4	1	1	0	1	2	4	<b>Cleveland Indians @ Minnesota Twins</b> Hubert H. Humphrey Metrodome, Minneapolis, MN Wed Sep 27 1995, 8:05 PM EDT Alt. 9,614 - Dome - 74 F  <b>AB 33</b> <b>R 6</b> <b>H 9</b> <b>RBI 5</b> <b>BB 7</b> <b>SO 9</b> <b>LOB 19</b> 								
<b>Matt Lawton, L</b> OBP: 0.423, SLG: 0.442 (1, 8) (9, 9)	G4-6-3 1-2			F8		E4 3B	G1-3 1B		2B	5	1	3	3	0	0	1									
<b>Kirby Puckett, R</b> OBP: 0.378, SLG: 0.515 (1, 10)	K			K		BB 1B	G1-3		F8	5	1	1	1	0	2	2									
<b>Pedro Munoz, R</b> OBP: 0.340, SLG: 0.493 <b>Steve Dunn, L</b> (6, PH) (7, 3)		K		G4-3		1B BB	K		G3-1	2	0	0	0	0	1	0									
<b>Marty Cordova, R</b> OBP: 0.357, SLG: 0.487 (1, 7)		K			G1-4-3 1B	K		G6-3		4	0	1	0	0	2	2									
<b>Dan Masteller, L</b> OBP: 0.301, SLG: 0.337 (1, 3) (7, 9)				F9		1B BB		G6-3		1	0	0	0	2	0	1									
<b>Brian Raabe, R</b> OBP: 0.297, SLG: 0.214 (8, PH) (9, 5)		CS BB			F9	1B BB		FC6-4 1B		1	0	1	0	0	0	0									
<b>Ron Coomer, R</b> OBP: 0.327, SLG: 0.456 <b>Chip Hale, L</b> OBP: 0.345, SLG: 0.374 <b>Jeff Reboulet, R</b> OBP: 0.377, SLG: 0.403 (1, 5) (6, PH) (7, 5) (9, 6)				G5-3		G1-4-3	1B	FC6-4		2	0	0	0	0	0	1									
<b>Matt Walbeck, S</b> OBP: 0.304, SLG: 0.322 (1, 2)							F8		F9	3	1	1	0	1	0	4									
<b>Pat Meares, R</b> OBP: 0.315, SLG: 0.438 (1, 6) (9, 8)				K		E BB	G1-3 BB		P3	2	2	0	0	2	1	1									
<b>Inning Stats</b>	R: 0 E: 0 K: 1 S: 6	H: 0 LOB: 0 BB: 1 P: 15	R: 0 E: 0 K: 2 S: 9	H: 0 LOB: 0 BB: 1 P: 15	R: 0 E: 0 K: 2 S: 11	H: 0 LOB: 0 BB: 1 P: 19	R: 0 E: 0 K: 1 S: 5	H: 0 LOB: 0 BB: 0 P: 9	R: 0 E: 0 K: 0 S: 5	H: 1 LOB: 0 BB: 0 P: 7	R: 4 E: 1 K: 2 S: 18	H: 4 LOB: 3 BB: 3 P: 38	R: 1 E: 0 K: 1 S: 15	H: 1 LOB: 1 BB: 1 P: 21	R: 0 E: 0 K: 0 S: 6	H: 1 LOB: 1 BB: 0 P: 10	R: 1 E: 0 K: 0 S: 8	H: 2 LOB: 1 BB: 0 P: 9	1B: 7 2B: 1 3B: 1 HR: 0	SF: 0 SAC: 0 DP: 2 HBP: 0	WP: 0 PB: 0 SB: 0 CS: 1	PA: 41			
<b>PITCHER</b>	IP	WLS	BF	H	R	ER	SO	BB	IBB	HBP	BLK	WP	HR	S	P	ERA	WHIP								
<b>Ken Hill, R</b> ERA: 4.65 <b>Julian Tavarez, R</b> ERA: 2.36 <b>Paul Assenmacher, L</b> ERA: 2.45 <b>Paul Shuey, R</b> ERA: 4.26 <b>Jose Mesa, R</b> ERA: 1.14 (1, 1) (6, 1) (8, 1) (9, 1) (9, 1)	5.2	W	24	4	4	4	8	6	0	0	0	0	0	51	97	6.35	1.765								



Batter	1	2	3	4	5	6	7	8	9	AB	R	H	RBI	BB	SO	LOB	TOP										
<b>Kenny Lofton, L</b> (1, 8) OBP: 0.360, SLG: 0.452 <b>Ruben Amaro Jr, S</b> (7, PH) OBP: 0.277, SLG: 0.305	G6-3	FC3-6			SH1-3 E 1B		B5-3 F9		2B	4	1	1	0	0	0	2	<b>Cleveland Indians @ Minnesota Twins</b> Hubert H. Humphrey Metrodome, Minneapolis, MN Thu Sep 28 1995, 4:33 AM EDT Alt. 9,442 - Dome - 68 F <a href="http://livebaseballscorecards.com">livebaseballscorecards.com</a>										
<b>Alvaro Espinoza, R</b> (1, 6) OBP: 0.294, SLG: 0.326	F9	G5-3			SH1-3		HR	G4-3	P6	5	1	1	1	0	0	3											
<b>Carlos Baerga, S</b> (1, 4) <b>Billy Ripken, R</b> (7, 4) OBP: 0.429, SLG: 0.643	F8		G3		E6		2B 1B	P4	G6-3	4	1	1	1	0	0	0											
<b>Albert Belle, R</b> (1, 7) <b>Jeremy Burnitz, L</b> (8, PR) OBP: 0.404, SLG: 0.454 OBP: 0.097, SLG: 0.833		1B 2B HBP	G6-3		F6		1H HR 2B	CI 1B		3	2	1	1	0	0	1											
<b>Eddie Murray, S</b> (1, 10) <b>Dave Winfield, R</b> (8, PH) OBP: 0.371, SLG: 0.505 OBP: 0.288, SLG: 0.291		2B 1B	G6-3		G6-3		2H HR			4	2	2	2	0	0	1											
<b>Jim Thome, L</b> (1, 5) OBP: 0.437, SLG: 0.562		1B 2B			G4-3 1B		G4-3	K		5	1	2	1	0	2	2											
<b>Manny Ramirez, R</b> (1, 9) <b>Brian Giles, L</b> (9, PH) OBP: 0.500, SLG: 1.000		FC3-6 1B			F9		1B	BB E 1B	1B 2B	4	1	3	2	0	0	1											
<b>Herbert Perry, R</b> (1, 3) OBP: 0.376, SLG: 0.465	F8		G4-3				K	E BB	1B 2B	4	1	1	0	1	1	3											
<b>Tony Peña, R</b> (1, 2) OBP: 0.301, SLG: 0.375					SH1-3 E 1B		G5-3	E6	F7	5	1	2	0	0	0	4											
<b>Inning Stats</b>	R: 0 E: 0 K: 0 S: 7	H: 0 LOB: 0 BB: 0 P: 9	R: 3 E: 0 K: 0 S: 9	H: 4 LOB: 2 BB: 0 P: 15	R: 0 E: 0 K: 0 S: 10	H: 0 LOB: 0 BB: 0 P: 17	R: 0 E: 0 K: 0 S: 5	H: 1 LOB: 0 BB: 0 P: 12	R: 2 E: 1 K: 0 S: 9	H: 2 LOB: 1 BB: 0 P: 13	R: 0 E: 0 K: 2 S: 8	H: 1 LOB: 1 BB: 0 P: 9	R: 5 E: 1 K: 0 S: 21	H: 5 LOB: 2 BB: 1 P: 40	R: 0 E: 1 K: 1 S: 15	H: 1 LOB: 2 BB: 0 P: 21		R: 2 E: 0 K: 0 S: 15	H: 3 LOB: 1 BB: 0 P: 21	1B: 12 2B: 3 HR: 2	SF: 0 SAC: 1 DP: 1 HBP: 1	WP: 0 PB: 0 SB: 0 CS: 1	PA: 48				
<b>PITCHER</b>	IP	WLS	BF	H	R	ER	SO	BB	IBB	HBP	BLK	WP	HR	S	P	ERA	WHIP										
<b>Frankie Rodriguez, R</b> (1, 1) ERA: 6.13	6.1	L	30	10	7	6	2	0	0	1	0	0	1	54	87	8.53	1.579										
<b>Pat Mahomes, R</b> (7, 1) ERA: 6.37	0.0		2	2	2	2	0	0	0	0	0	0	1	5	10												
<b>Scott Watkins, L</b> (7, 1) ERA: 5.57	0.2		5	1	1	0	0	1	0	0	0	0	0	10	18	0.00	3.000										
<b>Scott Klinglebeck, R</b> (8, 1) ERA: 7.12	2.0		11	4	2	2	1	0	0	0	0	0	0	30	42	9.00	2.000										

Batter	1	2	3	4	5	6	7	8	9	AB	R	H	RBI	BB	SO	LOB	BOTTOM										
<b>Chuck Knoblauch, R</b> (1, 4) OBP: 0.421, SLG: 0.489 <b>Brian Raabe, R</b> (8, PR) OBP: 0.267, SLG: 0.214	F8 FC6-4 HBP		HR 2B		B2			BLK BB G6-3 1B		3	2	2	0	0	0	1	<b>Cleveland Indians @ Minnesota Twins</b> Hubert H. Humphrey Metrodome, Minneapolis, MN Thu Sep 28 1995, 4:33 AM EDT Alt. 9,442 - Dome - 68 F <a href="http://livebaseballscorecards.com">livebaseballscorecards.com</a>										
<b>Matt Lawton, L</b> (1, 9) OBP: 0.411, SLG: 0.489	F8		HR		G3-1		K			4	1	1	2	0	1	3											
<b>Kirby Puckett, R</b> (1, 10) <b>Chip Hale, L</b> (1, PR) <b>Ron Coomer, R</b> (8, PH) OBP: 0.339, SLG: 0.366 OBP: 0.333, SLG: 0.456			HR		G3-1			WP BLK BB		0	0	0	0	0	0	0											
<b>Marty Cordova, R</b> (1, 7) OBP: 0.354, SLG: 0.483	FC6-4 FC6		P6				K	G6-3		4	0	0	2	0	1	2											
<b>Dan Masteller, L</b> (1, 3) <b>Denny Hocking, S</b> (8, PH) <b>Jeff Reboulet, R</b> (9, 3) OBP: 0.301, SLG: 0.337 OBP: 0.350, SLG: 0.500 OBP: 0.377, SLG: 0.403	FC6				1B		F8	F8		3	0	1	0	0	0	1											
<b>Scott Leius, R</b> (1, 5) <b>Alex Cole, L</b> (9, PH) OBP: 0.336, SLG: 0.350 OBP: 0.412, SLG: 0.481		G6-3			G6-4-3 1B		G5-3		F8	3	0	1	0	0	0	0											
<b>Matt Walbeck, S</b> (1, 2) <b>Matt Merullo, L</b> (8, 2) OBP: 0.301, SLG: 0.319 OBP: 0.341, SLG: 0.387		G4-3			K		G1-3		1B	3	0	0	0	0	1	2											
<b>Pat Meares, R</b> (1, 6) <b>Steve Dunn, L</b> (9, PH)		F8			G6-4-3		F9		K	3	0	0	0	0	0	2											
<b>Rich Becker, L</b> (1, 8) OBP: 0.298, SLG: 0.292			L6		G3-1 1B		K		G4-3	4	0	1	0	0	1	1											
<b>Inning Stats</b>	R: 1 E: 0 K: 0 S: 9	H: 0 LOB: 1 BB: 0 P: 15	R: 0 E: 0 K: 0 S: 7	H: 0 LOB: 0 BB: 0 P: 11	R: 2 E: 0 K: 1 S: 16	H: 2 LOB: 0 BB: 0 P: 22	R: 0 E: 0 K: 1 S: 8	H: 2 LOB: 1 BB: 0 P: 9	R: 0 E: 0 K: 1 S: 6	H: 1 LOB: 0 BB: 0 P: 11	R: 0 E: 0 K: 1 S: 7	H: 0 LOB: 0 BB: 0 P: 14	R: 0 E: 0 K: 1 S: 5	H: 0 LOB: 0 BB: 0 P: 7	R: 1 E: 0 K: 1 S: 16	H: 1 LOB: 2 BB: 1 P: 29		R: 0 E: 0 K: 1 S: 8	H: 1 LOB: 1 BB: 0 P: 11	1B: 5 2B: 1 3B: 0 HR: 1	SF: 0 SAC: 0 DP: 1 HBP: 2	WP: 1 PB: 0 SB: 1 CS: 0	PA: 36				
<b>PITCHER</b>	IP	WLS	BF	H	R	ER	SO	BB	IBB	HBP	BLK	WP	HR	S	P	ERA	WHIP										
<b>Dennis Martinez, R</b> (1, 1) ERA: 3.08	6.0	W	24	5	3	3	3	0	0	2	0	0	0	53	82	4.50	0.833										
<b>Jim Poole, L</b> (7, 1) ERA: 3.93	2.0		8	1	1	1	2	1	0	0	1	1	0	21	36	4.50	1.000										
<b>Eric Plunk, R</b> (9, 1) ERA: 2.71	1.0		4	1	0	0	1	0	0	0	0	0	0	8	11	0.00	1.000										






Batter	1	2	3	4	5	6	7	8	9	AB	R	H	RBI	BB	SO	LOB	TOP										
<b>Johnny Damon, L</b> OBP: 0.333, SLG: 0.458 (1, 9)										3	0	0	1	0	1	1	<b>Kansas City Royals @ Cleveland Indians</b> Jacobs Field, Cleveland, OH Fri Sep 29 1995, 7:05 PM EDT Att: 41,701 - Unknown - 74 F										
<b>Tom Goodwin, L</b> OBP: 0.339, SLG: 0.346 (1, 8)										4	0	1	0	0	1	1											
<b>Keith Lockhart, L</b> OBP: 0.361, SLG: 0.487 <b>Joe Randa, R</b> OBP: 0.250, SLG: 0.242 (1, 4)										3	0	1	0	0	0	1											
<b>Bob Hamelin, L</b> OBP: 0.278, SLG: 0.313 <b>Juan Samuel, R</b> OBP: 0.357, SLG: 0.495 (1, 3)										3	0	0	0	0	2	1											
<b>Gary Gaetti, R</b> OBP: 0.330, SLG: 0.517 (1, 5)										2	0	0	0	2	1	0											
<b>Joe Vithello, R</b> OBP: 0.326, SLG: 0.460 (1, 10)										4	0	0	0	0	1	4											
<b>Michael Tucker, L</b> OBP: 0.335, SLG: 0.391 (1, 7)										3	2	2	1	0	0	0											
<b>Greg Gagne, R</b> OBP: 0.316, SLG: 0.374 (1, 6)										2	0	0	0	1	2	0											
<b>Brent Mayne, L</b> OBP: 0.308, SLG: 0.315 (1, 2)										3	0	1	0	0	1	2											
<b>Inning Stats</b>	R: 0 E: 0 K: 1 S: 8	H: 1 LOB: 0 BB: 0 P: 10	R: 0 E: 0 K: 1 S: 7	H: 0 LOB: 0 BB: 0 P: 10	R: 1 E: 0 K: 1 S: 9	H: 1 LOB: 1 BB: 1 P: 14	R: 0 E: 0 K: 2 S: 8	H: 0 LOB: 0 BB: 0 P: 12	R: 0 E: 0 K: 2 S: 6	H: 1 LOB: 0 BB: 0 P: 7	R: 0 E: 0 K: 0 S: 4	H: 1 LOB: 1 BB: 1 P: 10	R: 1 E: 0 K: 1 S: 9	H: 1 LOB: 0 BB: 0 P: 12	R: 0 E: 0 K: 2 S: 13	H: 0 LOB: 2 BB: 2 P: 24		1B: 2 2B: 1 3B: 1 HR: 1	SF: 1 SAC: 0 DP: 3 HBP: 0	WP: 0 PB: 1 SB: 0 CS: 0	PA: 33						
<b>PITCHER</b>	IP	WLS	BF	H	R	ER	SO	BB	IBB	HBP	BLK	WP	HR	S	P	ERA	WHIP										
<b>Orel Hersher, R</b> ERA: 3.87 (1, 1)	7.0	W	24	4	1	0	7	1	1	0	0	0	0	50	75	0.00	0.714										
<b>Julian Tavarez, R</b> ERA: 2.44 (8, 1)	1.0		4	1	1	1	1	0	0	0	0	0	1	9	12	9.00	1.000										
<b>Paul Assenmacher, L</b> ERA: 2.41 (9, 1)	0.2		4	0	0	0	2	2	0	0	0	0	0	10	19	0.00	3.000										
<b>Alan Embree, L</b> ERA: 5.32 (9, 1)	0.1		1	0	0	0	0	0	0	0	0	0	0	3	5	0.00	0.000										

Batter	1	2	3	4	5	6	7	8	9	AB	R	H	RBI	BB	SO	LOB	BOTTOM										
<b>Kenny Lofton, L</b> OBP: 0.360, SLG: 0.450 (1, 8)										4	2	1	0	1	0	2	<b>Kansas City Royals @ Cleveland Indians</b> Jacobs Field, Cleveland, OH Fri Sep 29 1995, 7:05 PM EDT Att: 41,701 - Unknown - 74 F										
<b>Omar Vizquel, S</b> OBP: 0.334, SLG: 0.353 (1, 6)										5	1	3	1	0	1	1											
<b>Carlos Baerga, S</b> OBP: 0.354, SLG: 0.452 <b>Billy Ripken, R</b> OBP: 0.429, SLG: 0.643 (1, 4)										5	0	1	3	0	0	3											
<b>Billy Ripken, R</b> OBP: 0.429, SLG: 0.643 (9, 4)										0	0	0	0	0	0	0											
<b>Albert Belle, R</b> OBP: 0.398, SLG: 0.688 (1, 7)										5	1	1	0	0	1	3											
<b>Eddie Murray, S</b> OBP: 0.372, SLG: 0.514 (1, 10)										4	1	2	2	0	2	0											
<b>Jim Thome, L</b> OBP: 0.439, SLG: 0.561 (1, 5)										1	0	0	0	3	1	0											
<b>Manny Ramirez, R</b> OBP: 0.403, SLG: 0.563 <b>Wayne Kirby, L</b> OBP: 0.257, SLG: 0.296 (1, 9)										3	0	0	0	0	1	3											
<b>Paul Sorrento, L</b> OBP: 0.332, SLG: 0.503 (1, 3)										4	2	3	2	0	0	2											
<b>Sandy Alomar Jr., R</b> OBP: 0.321, SLG: 0.470 (1, 2)										3	2	1	0	1	0	1											
<b>Inning Stats</b>	R: 0 E: 0 K: 0 S: 6	H: 1 LOB: 0 BB: 0 P: 8	R: 0 E: 0 K: 1 S: 9	H: 0 LOB: 2 BB: 1 P: 20	R: 1 E: 0 K: 0 S: 6	H: 2 LOB: 1 BB: 1 P: 14	R: 0 E: 0 K: 2 S: 12	H: 0 LOB: 0 BB: 0 P: 17	R: 0 E: 0 K: 2 S: 10	H: 1 LOB: 1 BB: 1 P: 14	R: 2 E: 1 K: 1 S: 9	H: 1 LOB: 0 BB: 0 P: 14	R: 6 E: 0 K: 0 S: 28	H: 6 LOB: 1 BB: 2 P: 46	1B: 6 2B: 3 3B: 0 HR: 3	SF: 0 SAC: 0 DP: 3 HBP: 1	WP: 0 PB: 1 SB: 2 CS: 0	PA: 40									
<b>PITCHER</b>	IP	WLS	BF	H	R	ER	SO	BB	IBB	HBP	BLK	WP	HR	S	P	ERA	WHIP										
<b>Kevin Appier, R</b> ERA: 3.89 (1, 1)	7.0	L	32	8	5	4	6	2	1	1	0	0	1	10	17	13.50	3.000										
<b>Gregg Olson, R</b> ERA: 4.09 (8, 1)	0.2		3	1	1	1	0	1	0	0	0	0	0	5	7	∞	∞										
<b>Rick Huisman, R</b> ERA: 8.31 (8, 1)	0.0		1	1	0	0	0	0	0	0	0	0	0	8	14	81.00	9.000										
<b>Billy Brewer, L</b> ERA: 5.56 (8, 1)	0.1		4	2	3	3	0	1	0	0	0	0	0	8	14	81.00	9.000										

AB	28
R	2
H	5
RBI	2
BB	4
SO	10
LOB	10

AB	34
R	9
H	12
RBI	8
BB	5
SO	6
LOB	15










Batter	1	2	3	4	5	6	7	8	9	AB	R	H	RBI	BB	SO	LOB	TOP								
<b>Johnny Damon, L</b> OBP: 0.324, SLG: 0.441 (1, 8)										5	0	1	1	0	0	1	<b>Kansas City Royals @ Cleveland Indians</b> Jacobs Field, Cleveland, OH Sun Oct 01 1995, 3:33 AM EDT Att: 41,819 - Sunny - 76 F								
<b>Tom Goodwin, L</b> OBP: 0.346, SLG: 0.358 <b>Brent Cookson, R</b> OBP: 0.189, SLG: 0.171 (6, PH) (6, 7)										3	1	3	0	0	0	0									
<b>Michael Tucker, L</b> OBP: 0.332, SLG: 0.384 (1, 10)										5	1	1	0	0	3	3									
<b>Keith Lockhart, L</b> OBP: 0.355, SLG: 0.478 <b>Edgar Caceres, S</b> OBP: 0.291, SLG: 0.350 (9, PH)										3	1	1	1	0	0	3									
<b>Jon Nunnally, L</b> OBP: 0.357, SLG: 0.472 <b>Joe Vitello, R</b> OBP: 0.317, SLG: 0.446 (9, PH)										4	1	1	1	0	0	3									
<b>Gary Gaetti, R</b> OBP: 0.329, SLG: 0.518 (1, 3)										5	1	2	3	0	0	1									
<b>David Howard, S</b> OBP: 0.310, SLG: 0.325 (1, 6)										3	0	0	0	0	1	1									
<b>Brent Mayne, L</b> OBP: 0.313, SLG: 0.326 <b>29 Mike Sweeney, R</b> OBP: 0.250, SLG: 0.250 (6, PH) (6, 2)										2	0	2	0	0	0	0									
<b>Joe Randa, R</b> OBP: 0.237, SLG: 0.243 (1, 5)										4	1	1	0	0	1	3									
<b>Inning Stats</b>	R: 0 E: 0 K: 1 S: 10	H: 2 LOB: 2 BB: 0 P: 13	R: 0 E: 0 K: 1 S: 8	H: 1 LOB: 1 BB: 0 P: 11	R: 4 E: 0 K: 0 S: 27	H: 5 LOB: 2 BB: 0 P: 37	R: 0 E: 0 K: 1 S: 10	H: 1 LOB: 1 BB: 0 P: 17	R: 0 E: 0 K: 0 S: 4	H: 0 LOB: 0 BB: 0 P: 7	R: 2 E: 0 K: 1 S: 14	H: 2 LOB: 0 BB: 0 P: 19	R: 1 E: 0 K: 1 S: 8	H: 2 LOB: 1 BB: 0 P: 10	R: 0 E: 0 K: 1 S: 10	H: 0 LOB: 0 BB: 0 P: 11		R: 0 E: 0 K: 0 S: 4	H: 0 LOB: 1 BB: 1 P: 8	1B: 9 2B: 3 3B: 0 HR: 1	SF: 1 SAC: 0 DP: 0 HBP: 1	WP: 0 PB: 0 SB: 0 CS: 0	PA: 42		
<b>PITCHER</b>	IP	WLS	BF	H	R	ER	SO	BB	IBB	HBP	BLK	WP	HR	S	P	ERA	WHIP								
<b>Charles Nagy, R</b> ERA: 4.95 (1, 1)	5.0	W	25	9	4	4	3	0	0	1	0	0	1	59	85	7.20	1.800								
<b>Paul Assenmacher, L</b> ERA: 2.82 (6, 1)	1.0		5	2	2	2	1	0	0	0	0	0	0	14	19	18.00	2.000								
<b>Ken Hill, R</b> ERA: 4.52 (7, 1)	2.0		8	2	1	1	2	0	0	0	0	0	0	18	21	4.50	1.000								
<b>Jim Poole, L</b> ERA: 3.75 (9, 1)	1.0		4	0	0	0	0	1	0	0	0	0	0	4	8	0.00	1.000								

Batter	1	2	3	4	5	6	7	8	9	AB	R	H	RBI	BB	SO	LOB	BOTTOM								
<b>Kenny Lofton, L</b> OBP: 0.362, SLG: 0.453 <b>Ruben Amaro Jr, S</b> OBP: 0.273, SLG: 0.300 (6, 8)										5	1	2	2	0	1	5	<b>Kansas City Royals @ Cleveland Indians</b> Jacobs Field, Cleveland, OH Sun Oct 01 1995, 3:33 AM EDT Att: 41,819 - Sunny - 76 F								
<b>Omar Vizquel, S</b> OBP: 0.333, SLG: 0.351 <b>Billy Ripken, R</b> OBP: 0.412, SLG: 0.765 (3, 4)										2	1	1	1	1	0	1									
<b>Carlos Baerga, S</b> OBP: 0.355, SLG: 0.452 <b>Alvaro Espinoza, R</b> OBP: 0.264, SLG: 0.322 (1, PR) (2, 4) (3, 6)										1	0	1	1	0	0	0									
<b>Albert Belle, R</b> OBP: 0.401, SLG: 0.690 <b>Jeromy Burnitz, L</b> OBP: 0.571, SLG: 0.714 (6, 7)										2	2	1	0	2	1	0									
<b>Eddie Murray, S</b> OBP: 0.375, SLG: 0.516 <b>Brian Giles, L</b> OBP: 0.556, SLG: 0.889 (2, PR)										2	1	2	2	0	0	0									
<b>Jim Thome, L</b> OBP: 0.438, SLG: 0.558 (1, 5)										5	3	2	2	0	1	3									
<b>Manny Ramirez, R</b> OBP: 0.336, SLG: 0.558 <b>Wayne Kirby, L</b> OBP: 0.260, SLG: 0.298 (7, PH) (8, 9)										3	1	1	1	1	0	2									
<b>Paul Sorrento, L</b> OBP: 0.336, SLG: 0.511 <b>Dave Winfield, R</b> OBP: 0.285, SLG: 0.287 <b>Herbert Perry, R</b> OBP: 0.376, SLG: 0.463 (8, 3)										1	0	0	0	0	0	0									
<b>Sandy Alomar Jr, R</b> OBP: 0.332, SLG: 0.478 <b>Jesse Lewis, L</b> OBP: 0.333, SLG: 0.444 (8, PR) (9, 2)										5	2	4	2	0	0	3									
<b>Inning Stats</b>	R: 6 E: 0 K: 1 S: 21	H: 6 LOB: 3 BB: 3 P: 46	R: 5 E: 1 K: 1 S: 15	H: 4 LOB: 1 BB: 1 P: 31	R: 0 E: 0 K: 2 S: 15	H: 1 LOB: 1 BB: 0 P: 22	R: 0 E: 0 K: 0 S: 7	H: 1 LOB: 1 BB: 0 P: 9	R: 6 E: 0 K: 0 S: 15	H: 6 LOB: 1 BB: 1 P: 26	R: 0 E: 0 K: 2 S: 9	H: 0 LOB: 0 BB: 0 P: 14	R: 0 E: 0 K: 0 S: 6	H: 0 LOB: 0 BB: 0 P: 10	R: 0 E: 0 K: 1 S: 8	H: 1 LOB: 1 BB: 0 P: 14		1B: 16 2B: 0 3B: 1 HR: 2	SF: 0 SAC: 0 DP: 0 HBP: 0	WP: 0 PB: 0 SB: 3 CS: 0	PA: 48				
<b>PITCHER</b>	IP	WLS	BF	H	R	ER	SO	BB	IBB	HBP	BLK	WP	HR	S	P	ERA	WHIP								
<b>Tom Gordon, R</b> ERA: 4.43 (1, 1)	1.0	L	16	9	10	10	1	4	0	0	0	0	1	36	55	10.80	2.100								
<b>Mike Magnante, L</b> ERA: 4.23 (2, 1)	3.1		17	6	5	4	3	1	0	0	0	0	1	36	55	10.80	2.100								
<b>Rusty Meacham, R</b> ERA: 4.98 (5, 1)	2.2		11	3	2	2	2	0	0	0	0	0	1	25	40	6.75	1.125								
<b>Rick Huisman, R</b> ERA: 7.45 (8, 1)	1.0		4	1	0	0	1	0	0	0	0	0	0	8	14	0.00	1.000								










Batter	1	2	3	4	5	6	7	8	9	AB	R	H	RBI	BB	SO	LOB	TOP										
Dwayne Hosey, S (1, 8)	E7 E3	G4-3			FC4-6 S			FC3-6 1-2		4	0	0	0	0	0	5	<b>Boston Red Sox @ Cleveland Indians</b> Jacobs Field, Cleveland, OH Wed Oct 04 1995, 7:05 PM EDT Att: 44,264 - Unknown - 62 F <a href="http://livebaseballscorecards.com">livebaseballscorecards.com</a>										
John Valentin, R OBP: 0.400, SLG: 0.625 (1, 6)	E3 WP 2-3		G6-3		K 1-2			P4 3-2		4	0	0	0	0	1	3											
Mo Vaughn, L (1, 3)	K 1-2		G3			F7 1-0		K 1-3		4	0	0	0	0	2	2											
Jose Canseco, R (1, 10)	F7		K			G5-3			G5-3 0-0	4	0	0	0	0	1	1											
Mike Greenwell, L OBP: 0.300, SLG: 0.300 (1, 7)		F7 0-1			F7 0-0				F8 0-0	4	0	0	0	0	0	0											
Tim Lincecum, R OBP: 0.222, SLG: 0.556 (1, 5)		P3 1-0			G4-3 0-1				P6 1-0	4	0	0	0	0	0	0											
Willie McGee, S OBP: 0.333, SLG: 0.333 (1, 9)		BB 1B 1B 1-1			K 0-3			K 1-3		3	0	1	0	0	2	0											
Mike Macfarlane, R OBP: 0.333, SLG: 0.333 (1, 2)		BB 1B 1-2			FC4-6 1B 1-2			K 1-3		3	0	2	0	0	1	0											
Luis Alicea, S OBP: 0.750, SLG: 1.333 (1, 4)					K 0-3				FC3-6 BB 4-0	1	0	0	0	2	1	1											
<b>Inning Stats</b>	R: 0 E: 2 K: 1 S: 9	H: 0 LOB: 1 BB: 0 P: 11	R: 0 E: 0 K: 0 S: 15	H: 2 LOB: 3 BB: 1 P: 25	R: 0 E: 0 K: 1 S: 8	H: 0 LOB: 0 BB: 0 P: 10	R: 0 E: 0 K: 1 S: 7	H: 0 LOB: 0 BB: 0 P: 7	R: 0 E: 0 K: 2 S: 9	H: 1 LOB: 1 BB: 0 P: 14	R: 0 E: 0 K: 0 S: 4	H: 0 LOB: 0 BB: 0 P: 6	R: 0 E: 0 K: 2 S: 8	H: 0 LOB: 0 BB: 0 P: 11	R: 0 E: 0 K: 1 S: 10	H: 0 LOB: 1 BB: 1 P: 19	R: 0 E: 0 K: 0 S: 4	H: 0 LOB: 0 BB: 0 P: 4	1B: 3 2B: 0 3B: 0 HR: 0	SF: 0 SAC: 0 DP: 0 HBP: 0	WP: 1 PB: 0 SB: 1 CS: 0	PA: 33					
<b>PITCHER</b>	IP	WLS	BF	H	R	ER	SO	BB	IBB	HBP	BLK	WP	HR	S	P	ERA	WHIP										
Orel Hershiser, R ERA: 5.4 (1, 1)	7.1	W	28	3	0	0	7	2	0	0	0	1	0	63	92	0.00	0.682										
Julian Tavarez, R ERA: 5.4 (8, 1)	0.1		1	0	0	0	0	0	0	0	0	0	0	4	7	0.00	0.000										
Paul Assenmacher, L ERA: (8, 1)	0.1		1	0	0	0	1	0	0	0	0	0	0	3	4	0.00	0.000										
Jose Mesa, R ERA: (9, 1)	1.0		3	0	0	0	0	0	0	0	0	0	0	4	4	0.00	0.000										


Batter	1	2	3	4	5	6	7	8	9	AB	R	H	RBI	BB	SO	LOB	BOTTOM										
Kenny Lofton, L OBP: 0.300, SLG: 0.125 (1, 8)	G3-1		P5 1-0					F7 3-2		3	1	0	0	1	0	0	<b>Boston Red Sox @ Cleveland Indians</b> Jacobs Field, Cleveland, OH Wed Oct 04 1995, 7:05 PM EDT Att: 44,264 - Unknown - 62 F <a href="http://livebaseballscorecards.com">livebaseballscorecards.com</a>										
Omar Vizquel, S OBP: 0.333, SLG: 0.286 (1, 6)	E6 1B		G3 1-1		BB 2B 2-3			F8 0-0		4	0	1	2	0	0	0											
Carlos Baerga, S OBP: 0.300, SLG: 0.222 (1, 4)	F7 1 SAFE 1 SAFE		G4-3 0-1		P6 0-0			G3 1-1		4	0	0	0	0	0	2											
Albert Belle, R OBP: 0.600, SLG: 1.000 (1, 7)					P6 3-1			HR BB 4-2		2	1	1	0	2	0	0											
Eddie Murray, S OBP: 0.300, SLG: 0.800 (1, 10)	K 1-3				G3 0-0			HR BB 1-1		4	1	2	2	0	1	4											
Jim Thome, L OBP: 0.100, SLG: 0.100 (1, 5)			K 1-3		K 2-3			K 1-3		4	0	0	0	0	3	1											
Manny Ramirez, R Wayne Kirby, L (1, 9) (9, 9)			G4-3 1-1		K 1-3			G6-3 0-0		4	0	0	0	0	1	1											
Paul Sorrento, L OBP: 0.375, SLG: 0.167 (1, 3)					FC4-6 HBP 2-2			SH1-4 BB 2B 4-2		1	1	0	0	1	0	0											
Sandy Alomar Jr., R OBP: 0.167, SLG: 0.167 (1, 2)			FC4-6 1-2		SH1-4 BB 1-2			G1-3 0-0		2	0	0	0	0	0	1											
<b>Inning Stats</b>	R: 0 E: 1 K: 1 S: 17	H: 1 LOB: 2 BB: 0 P: 24	R: 0 E: 0 K: 1 S: 9	H: 0 LOB: 1 BB: 0 P: 14	R: 0 E: 0 K: 0 S: 5	H: 0 LOB: 0 BB: 0 P: 7	R: 0 E: 0 K: 2 S: 11	H: 1 LOB: 1 BB: 0 P: 17	R: 2 E: 0 K: 0 S: 11	H: 1 LOB: 2 BB: 3 P: 26	R: 0 E: 0 K: 0 S: 4	H: 0 LOB: 0 BB: 0 P: 5	R: 0 E: 0 K: 0 S: 5	H: 0 LOB: 0 BB: 0 P: 8	R: 2 E: 0 K: 1 S: 11	H: 1 LOB: 0 BB: 1 P: 18	R: 0 E: 0 K: 1 S: 11	H: 0 LOB: 0 BB: 1 P: 18	1B: 1 2B: 1 3B: 1 HR: 1	SF: 0 SAC: 1 DP: 0 HBP: 1	WP: 0 PB: 1 SB: 0 CS: 0	PA: 34					
<b>PITCHER</b>	IP	WLS	BF	H	R	ER	SO	BB	IBB	HBP	BLK	WP	HR	S	P	ERA	WHIP										
Erik Hanson, R ERA: 4.5 (1, 1)	8.0	L	34	4	4	4	5	3	1	1	0	0	1	73	119	4.50	0.875										



Batter	1	2	3	4	5	6	7	8	9	AB	R	H	RBI	BB	SO	LOB	TOP							
<b>Kenny Lofton, L</b> OBP: 0.267, SLG: 0.154 (1, 8)	L9		F9	P4		K		G3-1 1B		5	0	1	0	0	1	2								
<b>Omar Vizquel, S</b> OBP: 0.296, SLG: 0.250 (1, 6)	F7		K		G3	2B 1B		G3-1 1B		5	1	1	2	0	1	2								
<b>Carlos Baerga, S</b> OBP: 0.333, SLG: 0.357 (1, 4)	G3		PB BB 1B		G4-3	1B 2B		L9		5	1	2	1	0	0	2								
<b>Albert Belle, R</b> OBP: 0.467, SLG: 0.636 (1, 7)		K	BB PB 1B		K	G5-3			G6-3	4	0	0	0	1	2	1								
<b>Eddie Murray, S</b> OBP: 0.617, SLG: 0.769 (1, 10)		HR BB	BB 1B			BB 1B		G1-3	WP 1B	3	2	2	0	2	0	0								
<b>Jim Thome, L</b> OBP: 0.214, SLG: 0.385 <b>Alvaro Espinoza, R</b> (8, 5)		HR	BB 1B			F7		G6-3	F9	3	1	1	3	1	0	1								
<b>Manny Ramirez, R</b> <b>Wayne Kirby, L</b> OBP: 1.000, SLG: 1.000 (8, 9)		HR FC5-4 HBP	BB 1B			1B 2B BB		F8	WP 1B	2	1	0	0	1	0	3								
<b>Paul Sorrento, L</b> OBP: 0.462, SLG: 0.300 (1, 3)	P4				K	2B 1B		G3-1 1B	1B BB	4	1	2	1	1	1	1								
<b>Sandy Alomar Jr., R</b> OBP: 0.182, SLG: 0.273 <b>Tony Peña, R</b> OBP: 0.500, SLG: 2.000 (9, 2)	FC5-4		F8		F8	1B 2B		K	G5-3	5	1	1	1	0	1	5								
<b>Inning Stats</b>	R: 0 E: 0 K: 0 S: 9	H: 0 LOB: 0 BB: 0 P: 13	R: 2 E: 0 K: 1 S: 14	H: 1 LOB: 1 BB: 1 P: 27	R: 1 E: 0 K: 1 S: 19	H: 1 LOB: 3 BB: 3 P: 33	R: 0 E: 0 K: 1 S: 8	H: 0 LOB: 0 BB: 0 P: 10	R: 0 E: 0 K: 1 S: 9	H: 0 LOB: 0 BB: 0 P: 10	R: 5 E: 0 K: 1 S: 21	H: 5 LOB: 1 BB: 1 P: 37	R: 0 E: 0 K: 0 S: 5	H: 0 LOB: 0 BB: 0 P: 8	R: 0 E: 0 K: 1 S: 17	H: 2 LOB: 2 BB: 1 P: 25	R: 0 E: 0 K: 0 S: 13	H: 2 LOB: 3 BB: 1 P: 21	1B: 8 2B: 2 3B: 0 HR: 1	SF: 0 SAC: 0 DP: 0 HBP: 1	WP: 1 PB: 1 SB: 0 CS: 0	PA: 45		
<b>PITCHER</b>	IP	WLS	BF	H	R	ER	SO	BB	IBB	HBP	BLK	WP	HR	S	P	ERA	WHIP							
<b>49 Tim Wakefield, R</b> ERA: 11.81 <b>Rheal Cormier, L</b> ERA: 13.5 <b>Mike Maddux, R</b> ERA: <b>Joe Hudson, R</b> ERA:	5.1	L	27	5	7	7	4	5	0	1	0	0	1	70	113	11.81	1.875							
																		<b>AB</b>	<b>38</b>					
																		<b>R</b>	<b>8</b>					
																		<b>H</b>	<b>11</b>					
																		<b>RBI</b>	<b>8</b>					
																		<b>BB</b>	<b>6</b>					
																		<b>SO</b>	<b>6</b>					
																		<b>LOB</b>	<b>18</b>					
																								

Cleveland Indians @ Boston Red Sox  
Fenway Park, Boston, MA  
Fri Oct 06 1995, 7:05 PM EDT  
Att: 34,211 - Unknown - 56 F

AB 38  
R 8  
H 11  
RBI 8  
BB 6  
SO 6  
LOB 18

Batter	1	2	3	4	5	6	7	8	9	AB	R	H	RBI	BB	SO	LOB	BOTTOM							
<b>Dwayne Hosey, S</b> (1, 8)	K		2B BB		G3-1		K	FC6-4		3	0	0	0	1	2	2								
<b>Willie McGee, S</b> OBP: 0.250, SLG: 0.250 (8, FH) (8, 8)								FC6-4		1	0	0	1	0	0	2								
<b>John Valentin, R</b> OBP: 0.400, SLG: 0.583 (1, 6)	BB BB		BB 2B		P3		E8	FC6-4		4	0	1	0	1	0	2								
<b>Mo Vaughn, L</b> (1, 3)	L5		K		E4 BB		BB		K	4	0	0	0	1	2	3								
<b>Jose Canseco, R</b> (1, 9)	FC1-6-4 BB		L7				P5		P4	3	0	0	0	2	0	4								
<b>Mike Greenwell, L</b> OBP: 0.200, SLG: 0.200 (1, 7)	FC1-6-4				G3-1		K		F7	5	0	0	0	0	1	6								
<b>18 Reggie Jefferson, S</b> OBP: 0.250, SLG: 0.250 (1, 10)		G6-3			1B SF7 1B		G4-3		K	4	1	1	0	0	1	2								
<b>Tim Lincecum, R</b> OBP: 0.308, SLG: 0.538 (1, 5)	L8		1B 1B				G6-3	1B FC6-4 1B		4	1	2	0	0	0	0								
<b>Luis Alicea, S</b> OBP: 0.667, SLG: 1.000 (1, 4)	G4-3		1B				K	FC6-4 1B		4	0	2	0	0	1	0								
<b>Mike MacFarlane, R</b> OBP: 0.300, SLG: 0.333 (1, 2)			K		SF7		G5-3	FC6-4 1B		3	0	1	1	0	1	0								
<b>Inning Stats</b>	R: 0 E: 0 K: 1 S: 10	H: 0 LOB: 0 BB: 2 P: 21	R: 0 E: 0 K: 0 S: 5	H: 0 LOB: 0 BB: 0 P: 10	R: 0 E: 0 K: 2 S: 10	H: 1 LOB: 2 BB: 1 P: 19	R: 0 E: 0 K: 0 S: 11	H: 3 LOB: 2 BB: 0 P: 19	R: 0 E: 1 K: 1 S: 13	H: 0 LOB: 0 BB: 1 P: 17	R: 0 E: 0 K: 1 S: 5	H: 0 LOB: 0 BB: 0 P: 7	R: 0 E: 1 K: 1 S: 14	H: 0 LOB: 2 BB: 1 P: 22	R: 1 E: 0 K: 1 S: 15	H: 3 LOB: 2 BB: 0 P: 23	R: 0 E: 0 K: 1 S: 10	H: 0 LOB: 0 BB: 0 P: 14	1B: 6 2B: 1 3B: 0 HR: 0	SF: 1 SAC: 0 DP: 0 HBP: 0	WP: 0 PB: 0 SB: 0 CS: 0	PA: 41		
<b>PITCHER</b>	IP	WLS	BF	H	R	ER	SO	BB	IBB	HBP	BLK	WP	HR	S	P	ERA	WHIP							
<b>Charles Nagy, R</b> ERA: 1.29 <b>Julian Tavarez, R</b> ERA: 6.75 <b>Paul Assenmacher, L</b> ERA:	7.0	W	32	4	1	1	6	5	0	0	0	0	0	15	23	9.00	3.000							
																		<b>AB</b>	<b>35</b>					
																		<b>R</b>	<b>2</b>					
																		<b>H</b>	<b>7</b>					
																		<b>RBI</b>	<b>2</b>					
																		<b>BB</b>	<b>5</b>					
																		<b>SO</b>	<b>8</b>					
																		<b>LOB</b>	<b>21</b>					
																								

Cleveland Indians @ Boston Red Sox  
Fenway Park, Boston, MA  
Fri Oct 06 1995, 7:05 PM EDT  
Att: 34,211 - Unknown - 56 F

AB 35  
R 2  
H 7  
RBI 2  
BB 5  
SO 8  
LOB 21



Batter	1	2	3	4	5	6	7	8	9	AB	R	H	RBI	BB	SO	LOB	TOP										
<b>Kenny Lofton, L</b> OBP: 0.450, SLG: 0.438 (1, 8)	4-0 BB BB BB	4-1 BB BB		3-2 1B		0-0 3B		1-1 1B		3	0	3	0	2	0	0	<b>Cleveland Indians @ Seattle Mariners</b> The Kingdome, Seattle, WA Tue Oct 10 1995, 10:05 PM EDT Att: 57,065 - Dome - 68 F										
<b>Omar Vizquel, S</b> OBP: 0.283, SLG: 0.188 (1, 6)	4-1 BB BB	1-1 G3-1		0-2 F8		3-1 G1-3		0-0 F7		4	0	0	0	1	0	6											
<b>Carlos Baerga, S</b> OBP: 0.350, SLG: 0.333 (1, 4)	4-0 BB BB		1-1 BB 1B	1-0 P2			0-2 F9		2-3 K	4	1	1	0	1	1	1											
<b>Albert Belle, R</b> OBP: 0.450, SLG: 0.733 (1, 7)	2-3 K		4-0 1B 1B BB		0-0 L7		0-0 HR		1-3 K	4	1	1	1	1	2	3											
<b>Eddie Murray, S</b> OBP: 0.350, SLG: 0.556 (1, 10)	0-0 P5		0-1 L5		0-2 P5		0-3 K		0-1 G6-3	5	0	0	0	0	1	5											
<b>Jim Thome, L</b> OBP: 0.278, SLG: 0.412 (1, 5)	0-1 G4-3		2-2 1B		0-1 1B		2-2 G4-3			4	0	2	1	0	0	3											
<b>Manny Ramirez, R</b> OBP: 0.167, SLG: 0.063 (1, 9)		1-0 F9	0-0 G6-3 1B		1-1 F7		2-1 P4			4	0	1	0	0	0	1											
<b>Paul Sorrento, L</b> OBP: 0.412, SLG: 0.357 (1, 3)		0-0 G6-3 2B				2-0 G4-3		3-3 K		4	0	1	0	0	1	3											
<b>Sandy Alomar Jr., R</b> OBP: 0.200, SLG: 0.267 <b>Ruben Amaro Jr., S</b> OBP: 0.500, SLG: 2.000 (8, 2)	1-2 P4		0-0 F7		0-2 F9		0-1 1B			4	0	1	0	0	0	1											
<b>Inning Stats</b>	R: 0 E: 0 K: 1 S: 8	H: 0 LOB: 3 BB: 3 P: 22	R: 0 E: 0 K: 0 S: 8	H: 1 LOB: 2 BB: 1 P: 15	R: 1 E: 0 K: 0 S: 11	H: 3 LOB: 2 BB: 1 P: 18	R: 0 E: 0 K: 0 S: 8	H: 1 LOB: 1 BB: 0 P: 12	R: 0 E: 0 K: 0 S: 7	H: 1 LOB: 1 BB: 0 P: 12	R: 1 E: 0 K: 1 S: 12	H: 1 LOB: 0 BB: 0 P: 14	R: 0 E: 0 K: 1 S: 10	H: 2 LOB: 2 BB: 0 P: 16	R: 0 E: 0 K: 2 S: 8	H: 0 LOB: 0 BB: 0 P: 11	1B: 7 2B: 1 3B: 1 HR: 1	SF: 0 SAC: 0 DP: 1 HBP: 0	WP: 0 PB: 0 SB: 0 CS: 0	PA: 41							
<b>PITCHER</b>	IP	WLS	BF	H	R	ER	SO	BB	IBB	HBP	BLK	WP	HR	S	P	ERA	WHIP										
<b>Bob Wolcott, R</b> ERA: 2.57 (1, 1)	7.0	W	33	8	2	2	2	5	0	0	0	0	1	62	102	2.57	1.857										
<b>Jeff Nelson, R</b> ERA: 2.94 (8, 1)	0.2		3	1	0	0	1	0	0	0	0	0	0	7	12	0.00	1.500										
<b>Norm Charlton, L</b> ERA: 2.08 (8, 1)	1.1	S	5	1	0	0	2	0	0	0	0	0	0	11	15	0.00	0.750										

Batter	1	2	3	4	5	6	7	8	9	AB	R	H	RBI	BB	SO	LOB	BOTTOM										
<b>Vince Coleman, S</b> OBP: 0.241, SLG: 0.370 (1, 7)	2-2 G4-3		0-3 K			3-2 L4	2-3 K			4	0	0	0	0	2	2	<b>Cleveland Indians @ Seattle Mariners</b> The Kingdome, Seattle, WA Tue Oct 10 1995, 10:05 PM EDT Att: 57,065 - Dome - 68 F										
<b>Joey Cora, S</b> OBP: 0.423, SLG: 0.565 (1, 4)	0-0 G6-3		2-1 2B			1-1 1B 1B		1-2 L5		4	0	2	0	0	0	0											
<b>Ken Griffey Jr., L</b> OBP: 0.484, SLG: 1.038 (1, 8)	4-2 CS BB		1-3 K			2-2 G6-4-3 1B		2-2 BB 2B		3	0	2	0	1	1	1											
<b>Edgar Martinez, R</b> OBP: 0.613, SLG: 0.875 (1, 10)	1-1 CS	0-1 G6-3		2-1 G4-3		0-0 G6-4-3		4-0 BB IBB		3	0	0	0	1	0	2											
<b>Tino Martinez, L</b> OBP: 0.448, SLG: 0.520 (1, 3)		2-1 G6-3		0-1 G3			0-1 G6-3	4-1 FC6-4 BB		3	0	0	0	1	0	0											
<b>Jay Buhner, R</b> OBP: 0.500, SLG: 0.630 (1, 9)		4-1 HR BB		3-3 K			3-2 2B 2B	1-3 K		3	2	1	0	1	2	3											
<b>Mike Blowers, R</b> OBP: 0.308, SLG: 0.318 (1, 5)		1-1 HR			1-0 F8		3-2 E5 2B	0-1 FC6-4		4	1	1	2	0	0	4											
<b>Luis Sojo, R</b> OBP: 0.240, SLG: 0.304 (1, 6)		1-0 G6-3			2-2 L1		2-1 1B 2B			3	0	1	1	0	0	0											
<b>Dan Wilson, R</b> OBP: 0.182, SLG: 0.100 (1, 2)			1-3 K				0-0 F7			3	0	0	0	0	1	2											
<b>Inning Stats</b>	R: 0 E: 0 K: 0 S: 7	H: 0 LOB: 1 BB: 1 P: 14	R: 2 E: 0 K: 0 S: 8	H: 1 LOB: 1 BB: 1 P: 16	R: 0 E: 0 K: 3 S: 12	H: 1 LOB: 0 BB: 0 P: 16	R: 0 E: 0 K: 1 S: 7	H: 0 LOB: 0 BB: 0 P: 12	R: 0 E: 0 K: 0 S: 5	H: 0 LOB: 0 BB: 0 P: 8	R: 0 E: 0 K: 0 S: 10	H: 2 LOB: 1 BB: 0 P: 16	R: 1 E: 1 K: 1 S: 14	H: 2 LOB: 2 BB: 0 P: 24	R: 0 E: 0 K: 1 S: 15	H: 1 LOB: 3 BB: 2 P: 27	1B: 2 2B: 4 3B: 0 HR: 1	SF: 0 SAC: 0 DP: 1 HBP: 0	WP: 0 PB: 0 SB: 0 CS: 1	PA: 35							
<b>PITCHER</b>	IP	WLS	BF	H	R	ER	SO	BB	IBB	HBP	BLK	WP	HR	S	P	ERA	WHIP										
<b>Dennis Martinez, R</b> ERA: 3.85 (1, 1)	6.1	L	26	6	3	3	4	2	0	0	0	0	1	59	100	4.26	1.263										
<b>Julian Tavarez, R</b> ERA: 4.91 (7, 1)	1.0		5	1	0	0	1	0	1	0	0	0	0	13	22	0.00	1.000										
<b>Paul Assenmacher, L</b> ERA: (8, 1)	0.0		1	0	0	0	0	1	0	0	0	0	0	1	5	*	*										
<b>Eric Plunk, R</b> ERA: (8, 1)	0.2		2	0	0	0	1	0	0	0	0	0	0	5	6	0.00	0.000										





Batter	1	2	3	4	5	6	7	8	9	AB	R	H	RBI	BB	SO	LOB	TOP									
<b>Kenny Lofton, L</b> OBP: 0.440, SLG: 0.400	F8		L4			K				4	1	1	0	1	1	1	<b>Cleveland Indians @ Seattle Mariners</b> The Kingdome, Seattle, WA Wed Oct 11 1995, 10:05 PM EDT Att: 58,144 - Dome - 68 F <a href="http://livebaseballscorecards.com">livebaseballscorecards.com</a>									
<b>Omar Vizquel, S</b> OBP: 0.232, SLG: 0.158	P6		G3-1					F7		3	0	0	0	2	0	1										
<b>Carlos Baerga, S</b> OBP: 0.360, SLG: 0.348				L7				F9		5	0	2	2	0	0	1										
<b>Albert Belle, R</b> OBP: 0.480, SLG: 0.667					P5					3	0	1	0	2	0	2										
<b>Eddie Murray, S</b> OBP: 0.360, SLG: 0.522	F8									5	0	2	0	0	0	3										
<b>Jim Thome, L</b> OBP: 0.227, SLG: 0.333 <b>Alvaro Espinoza, R</b> (8.5)		G3					F7	G4-6-3		4	0	0	0	0	1	4										
<b>Manny Ramirez, R</b> OBP: 0.227, SLG: 0.550 <b>Wayne Kirby, L</b> OBP: 1.000, SLG: 1.000										4	2	4	2	0	0	0										
<b>Paul Sorrento, L</b> OBP: 0.381, SLG: 0.333										4	2	1	0	0	0	2										
<b>Sandy Alomar Jr., R</b> OBP: 0.211, SLG: 0.368										4	0	1	1	0	1	1										
<b>Inning Stats</b>	R: 0 E: 0 K: 0 S: 10	H: 1 LOB: 2 BB: 1 P: 18	R: 0 E: 0 K: 0 S: 6	H: 1 LOB: 0 BB: 0 P: 11	R: 0 E: 0 K: 0 S: 9	H: 0 LOB: 0 BB: 0 P: 16	R: 0 E: 0 K: 1 S: 7	H: 1 LOB: 1 BB: 0 P: 13	R: 2 E: 0 K: 0 S: 11	H: 3 LOB: 2 BB: 1 P: 21	R: 2 E: 0 K: 1 S: 16	H: 3 LOB: 1 BB: 0 P: 29	R: 0 E: 0 K: 0 S: 13	H: 1 LOB: 2 BB: 2 P: 22	R: 1 E: 0 K: 1 S: 12	H: 1 LOB: 1 BB: 0 P: 19	R: 0 E: 0 K: 0 S: 10	H: 1 LOB: 1 BB: 0 P: 14	1B: 9 2B: 0 3B: 1 HR: 2	SF: 0 SAC: 0 DP: 2 HBP: 0	WP: 0 PB: 0 SB: 1 CS: 0	PA: 42				
<b>PITCHER</b>	IP	WLS	BF	H	R	ER	SO	BB	IBB	HBP	BLK	WP	HR	S	P	ERA	WHIP									
<b>Tim Belcher, R</b> ERA: 6.3	(1, 1)	5.2	L	27	9	4	4	1	2	0	0	0	0	1	55	101	6.35	1.941								
<b>Bobby Ayala, R</b> ERA: 13.5	(6, 1)	2.2		12	2	1	1	2	3	0	0	0	0	1	31	51	3.38	1.875								
<b>Bill Risley, R</b> ERA: 4.91	(9, 1)	0.2		3	1	0	0	0	0	0	0	0	0	0	8	11	0.00	1.500								

Batter	1	2	3	4	5	6	7	8	9	AB	R	H	RBI	BB	SO	LOB	BOTTOM									
<b>Vince Coleman, S</b> OBP: 0.242, SLG: 0.355								K		4	0	1	0	0	3	0	<b>Cleveland Indians @ Seattle Mariners</b> The Kingdome, Seattle, WA Wed Oct 11 1995, 10:05 PM EDT Att: 58,144 - Dome - 68 F <a href="http://livebaseballscorecards.com">livebaseballscorecards.com</a>									
<b>Joey Cora, S</b> OBP: 0.400, SLG: 0.500								G4-3		3	0	0	0	0	0	2										
<b>Ken Griffey Jr., L</b> OBP: 0.486, SLG: 1.067										4	1	2	1	0	0	2										
<b>Edgar Martinez, R</b> OBP: 0.571, SLG: 0.778										3	0	0	0	1	0	2										
<b>Tino Martinez, L</b> OBP: 0.394, SLG: 0.448										4	0	0	0	0	2	2										
<b>Jay Buhner, R</b> OBP: 0.471, SLG: 0.677										4	1	1	1	0	1	0										
<b>Mike Blowers, R</b> OBP: 0.300, SLG: 0.308										4	0	1	0	0	1	0										
<b>Luis Sojo, R</b> OBP: 0.214, SLG: 0.269 <b>Alex Diaz, S</b> (9, PH)										3	0	0	0	0	0	1										
<b>Dan Wilson, R</b> OBP: 0.160, SLG: 0.087 <b>Doug Strange, S</b> (9, PH)										1	0	0	0	0	0	1										
<b>Inning Stats</b>	R: 0 E: 0 K: 1 S: 10	H: 1 LOB: 2 BB: 1 P: 21	R: 0 E: 0 K: 0 S: 9	H: 1 LOB: 0 BB: 0 P: 10	R: 0 E: 0 K: 1 S: 8	H: 0 LOB: 1 BB: 0 P: 10	R: 0 E: 0 K: 2 S: 9	H: 0 LOB: 0 BB: 0 P: 10	R: 0 E: 0 K: 1 S: 12	H: 0 LOB: 1 BB: 0 P: 17	R: 1 E: 0 K: 1 S: 9	H: 1 LOB: 0 BB: 0 P: 13	R: 0 E: 0 K: 0 S: 7	H: 0 LOB: 0 BB: 0 P: 10	R: 0 E: 0 K: 1 S: 10	H: 1 LOB: 1 BB: 0 P: 17	R: 1 E: 0 K: 0 S: 10	H: 2 LOB: 1 BB: 0 P: 14	1B: 4 2B: 0 3B: 0 HR: 2	SF: 0 SAC: 0 DP: 0 HBP: 1	WP: 1 PB: 0 SB: 1 CS: 0	PA: 36				
<b>PITCHER</b>	IP	WLS	BF	H	R	ER	SO	BB	IBB	HBP	BLK	WP	HR	S	P	ERA	WHIP									
<b>Orel Hershiser, R</b> ERA: 0.59	(1, 1)	8.0	W	31	4	1	1	0	0	0	0	0	0	1	74	108	1.12	0.500								
<b>Jose Mesa, R</b> ERA: 3.0	(9, 1)	1.0		5	2	1	1	0	0	0	0	0	0	1	10	14	9.00	2.000								









Batter	1	2	3	4	5	6	7	8	9	AB	R	H	RBI	BB	SO	LOB	TOP			
Vince Coleman, S (1, 7) OBP: 0.214, SLG: 0.282	1-0 P6		4-2 S G3 BB		0-1 G5-3		0-2 F7			3	0	0	0	1	0	1				
Joey Cora, S (1, 4) OBP: 0.359, SLG: 0.412	1-2 P7		1-1 G3		3-2 F8		1-2 G1-3			4	0	0	0	0	0	2				
Ken Griffey Jr., L (1, 8) OBP: 0.455, SLG: 0.895	3-3 K		4-0 S BB		0-0 P6			1-0 G1-6-3		3	0	0	0	1	1	0				
Edgar Martinez, R (1, 10) OBP: 0.477, SLG: 0.611		0-2 BB 1B	1-2 G4-3			1-2 L8		2-3 K		4	0	1	0	0	1	2				
Tino Martinez, L (1, 3) OBP: 0.381, SLG: 0.405		2-3 K		0-0 2B 1B		1-2 F7		2-3 K		4	0	1	0	0	2	1				
Jay Buhner, R (1, 9) OBP: 0.512, SLG: 0.846		4-1 BB		2-2 2B		0-0 FC5-4 1B			3-2 WP 1B	3	0	3	0	1	0	0				
Mike Blowers, R (1, 5) OBP: 0.270, SLG: 0.273		1-3 K		2-3 K		1-2 FC5-4 1B			2-2 K	4	0	0	0	0	3	6				
Luis Sojo, R (1, 6) OBP: 0.257, SLG: 0.303 Rich Amaral, R (9, PH)	0-1 P9			1-3 K					1-3 K	3	0	1	0	0	1	4				
Dan Wilson, R (1, 2) OBP: 0.133, SLG: 0.071 Chris Widger, R (4, 2) Doug Strange, S (9, PH) Alex Rodriguez, R (9, PH)			3-2 P3	2-1 G3-1					1-2 K	2	0	0	0	0	0	2				
<b>Inning Stats</b>	R: 0 E: 0 K: 1 S: 9	H: 0 LOB: 0 BB: 0 P: 14	R: 0 E: 0 K: 2 S: 13	H: 1 LOB: 2 BB: 1 P: 20	R: 0 E: 0 K: 0 S: 12	H: 0 LOB: 2 BB: 2 P: 25	R: 0 E: 0 K: 2 S: 13	H: 2 LOB: 0 BB: 0 P: 20	R: 0 E: 0 K: 0 S: 12	H: 1 LOB: 1 BB: 0 P: 15	R: 0 E: 0 K: 1 S: 14	H: 1 LOB: 1 BB: 0 P: 18	R: 0 E: 0 K: 2 S: 7	H: 0 LOB: 0 BB: 0 P: 12	R: 0 E: 0 K: 3 S: 12	H: 1 LOB: 1 BB: 0 P: 20	1B: 5 2B: 1 3B: 0 HR: 0	SF: 0 SAC: 0 DP: 0 HBP: 0	WP: 1 PB: 0 SB: 2 CS: 0	PA: 36
<b>PITCHER</b>	IP WLS BF H R ER SO BB IBB HBP BLK WP HR S P ERA WHIP																			
Ken Hill, R (1, 1) ERA: 3.38	7.0 W 29 5 0 0 6 3 0 0 0 0 0 0 0 79 121 0.00 1.143																			
Jim Poole, L (8, 1) ERA: 3.38	1.0 3 0 0 0 2 0 0 0 0 0 0 0 7 12 0.00 0.000																			
Chad Ogea, R (9, 1) ERA: 3.38	0.2 3 1 0 0 2 0 0 0 0 0 1 0 9 15 0.00 1.500																			
Alan Embree, L (9, 1) ERA: 3.38	0.1 1 0 0 0 1 0 0 0 0 0 0 0 3 5 0.00 0.000																			

Seattle Mariners @ Cleveland Indians  
Jacobs Field, Cleveland, OH  
Sat Oct 14 1995, 7:05 PM EDT  
Att: 43,686 - Unknown - 53 F

AB 33  
R 0  
H 6  
RBI 0  
BB 3  
SO 11  
LOB 21



Batter	1	2	3	4	5	6	7	8	9	AB	R	H	RBI	BB	SO	LOB	BOTTOM			
Kenny Lofton, L (1, 8) OBP: 0.429, SLG: 0.464	1-1 E S G4-3 1B			2-0 G6-3		3-1 L8		4-2 BB		3	1	1	1	1	0	1				
Omar Vizquel, S (1, 6) OBP: 0.285, SLG: 0.185	1-3 HR BB	3-1 K		2-3 K		1-2 G6-3 1B		2-2 G4-3		4	1	1	1	1	2	1				
Carlos Baerga, S (1, 4) OBP: 0.353, SLG: 0.344	0-1 G4-3		1-2 HR 1B		0-1 BB 1B	0-1 G6-3				4	1	2	1	0	0	2				
Eddie Murray, S (1, 10) OBP: 0.333, SLG: 0.533	2-1 HR		0-0 P5		4-2 BB 1B	1-3 K				3	1	1	2	1	1	2				
Jim Thome, L (1, 5) OBP: 0.259, SLG: 0.440	4-2 BB		3-2 HR		1-3 K			3-2 G6-3		3	1	1	2	1	1	2				
Manly Ramirez, R (1, 9) OBP: 0.333, SLG: 0.462	2-3 K		2-1 1B		2-2 P2			4-2 G1-4-3 BB		3	0	1	0	1	1	3				
Paul Sorrento, L (1, 3) OBP: 0.360, SLG: 0.286	2-3 K		2-1 F7		4-0 BB			0-1 G1-4-3		3	0	0	0	1	1	3				
Tony Peña, R (1, 2) OBP: 0.500, SLG: 1.000		3-2 G5-3 SF9 1B	0-1 B1-3		0-1 G5-3			4-2 G1-6-3 BB		3	1	1	0	1	0	4				
Wayne Kirby, L (1, 7) OBP: 0.400, SLG: 0.400		3-2 G5-3		1-0 P2		1-1 S 2B 1B		3-2 G1-6-3		4	1	1	0	0	0	2				
<b>Inning Stats</b>	R: 3 E: 0 K: 2 S: 18	H: 2 LOB: 1 BB: 2 P: 33	R: 1 E: 0 K: 1 S: 11	H: 1 LOB: 0 BB: 0 P: 22	R: 2 E: 0 K: 0 S: 13	H: 3 LOB: 1 BB: 0 P: 21	R: 0 E: 0 K: 1 S: 5	H: 0 LOB: 0 BB: 0 P: 10	R: 0 E: 0 K: 1 S: 20	H: 1 LOB: 2 BB: 2 P: 31	R: 1 E: 0 K: 1 S: 13	H: 2 LOB: 1 BB: 0 P: 19	R: 0 E: 0 K: 0 S: 8	H: 0 LOB: 0 BB: 1 P: 15	R: 0 E: 0 K: 0 S: 13	H: 0 LOB: 1 BB: 2 P: 26	1B: 6 2B: 1 3B: 0 HR: 2	SF: 1 SAC: 0 DP: 2 HBP: 0	WP: 0 PB: 0 SB: 2 CS: 0	PA: 38
<b>PITCHER</b>	IP WLS BF H R ER SO BB IBB HBP BLK WP HR S P ERA WHIP																			
Andy Benes, R (1, 1) ERA: 8.36	2.1 L 15 6 6 6 3 2 0 0 0 0 0 0 33 55 3.00 1.333																			
Bob Wells, R (3, 1) ERA: 4.5	3.0 13 2 1 1 2 2 0 0 0 0 0 0 33 55 3.00 1.333																			
Bobby Ayala, R (6, 1) ERA: 10.38	1.0 4 1 0 0 1 0 0 0 0 0 0 0 13 18 0.00 1.000																			
Jeff Nelson, R (7, 1) ERA: 2.35	1.1 4 0 0 0 0 2 0 0 0 0 0 0 12 23 0.00 1.500																			
Bill Risle, R (8, 1) ERA: 4.5	0.1 2 0 0 0 0 1 0 0 0 0 0 0 5 11 0.00 3.000																			

Seattle Mariners @ Cleveland Indians  
Jacobs Field, Cleveland, OH  
Sat Oct 14 1995, 7:05 PM EDT  
Att: 43,686 - Unknown - 53 F

AB 30  
R 7  
H 9  
RBI 7  
BB 7  
SO 6  
LOB 20





Batter	1	2	3	4	5	6	7	8	9	AB	R	H	RBI	BB	SO	LOB	TOP										
Joey Cora, S OBP: 0.364, SLG: 0.395	G4-3		2B				FC3		F8	4	2	1	0	1	0	1	<b>Seattle Mariners @ Cleveland Indians</b> Jacobs Field, Cleveland, OH Sun Oct 15 1995, 7:05 PM EDT Att: 43,607 - Unknown - 55 F										
Edgar Martinez, R OBP: 0.429, SLG: 0.537	L8		K				FC5-4		L8	5	0	0	0	0	2	4											
Ken Griffey Jr., L OBP: 0.458, SLG: 0.878										3	0	1	1	1	1	2											
Jay Buhner, R OBP: 0.468, SLG: 0.767	F9		K				K		K	4	0	0	0	0	3	5											
Tino Martinez, L OBP: 0.370, SLG: 0.390		L7							P6	4	0	1	0	0	1	0											
Doug Strange, S										2	0	0	0	0	2	0											
Vince Coleman, S OBP: 0.233, SLG: 0.282		K					SH1-4			0	0	0	0	1	0	0											
Mike Blowers, R OBP: 0.270, SLG: 0.273									S	0	0	0	0	0	0	0											
Alex Diaz, S OBP: 0.545, SLG: 0.556							L8		L6	3	0	2	0	1	0	1											
Luis Sojo, R OBP: 0.231, SLG: 0.270							G1-3		L6	4	0	0	0	0	0	5											
Dan Wilson, R OBP: 0.121, SLG: 0.065									G6-3	3	0	0	0	0	1	0											
Rich Amaral, R										1	0	0	0	0	0	0											
<b>Inning Stats</b>	R: 0 E: 0 K: 0 S: 11	H: 0 LOB: 1 BB: 1 P: 20	R: 0 E: 0 K: 1 S: 9	H: 1 LOB: 1 BB: 0 P: 14	R: 1 E: 0 K: 3 S: 13	H: 1 LOB: 1 BB: 1 P: 21	R: 0 E: 0 K: 2 S: 13	H: 1 LOB: 1 BB: 0 P: 13	R: 1 E: 1 K: 2 S: 12	H: 1 LOB: 2 BB: 0 P: 16	R: 0 E: 0 K: 0 S: 8	H: 0 LOB: 1 BB: 0 P: 10	R: 0 E: 2 K: 2 S: 10	H: 0 LOB: 2 BB: 0 P: 16	R: 0 E: 0 K: 0 S: 11	H: 0 LOB: 1 BB: 2 P: 23	R: 0 E: 0 K: 0 S: 10	H: 0 LOB: 0 BB: 0 P: 14	1B: 3 2B: 3 3B: 0 HR: 0	SF: 0 SAC: 1 DP: 1 HBP: 0	WP: 0 PB: 0 SB: 2 CS: 0	PA: 38					
<b>PITCHER</b>	IP	WLS	BF	H	R	ER	SO	BB	IBB	HBP	BLK	WP	HR	S	P	ERA	WHIP										
Orel Hershisier, R ERA: 0.84	(1, 1)	6.0	W	26	5	2	1	8	2	0	0	0	0	66	94	1.50	1.167										
Julian Tavarez, R ERA: 5.4	(7, 1)	0.1		3	0	0	0	0	0	0	0	0	0	4	7	0.00	0.000										
Paul Assenmacher, L ERA: 5.4	(7, 1)	1.0		3	0	0	0	2	0	0	0	0	0	9	13	0.00	0.000										
Eric Plunk, R ERA: 5.4	(8, 1)	0.2		3	0	0	0	2	0	0	0	0	0	8	19	0.00	3.000										
Jose Mesa, R ERA: 1.8	(9, 1)	1.0	S	3	0	0	0	0	0	0	0	0	0	10	14	0.00	0.000										

AB	33
R	2
H	5
RBI	1
BB	4
SO	10
LOB	18



Batter	1	2	3	4	5	6	7	8	9	AB	R	H	RBI	BB	SO	LOB	BOTTOM										
Kenny Lofton, L OBP: 0.425, SLG: 0.455	L7	L4-6								5	0	2	0	0	1	3	<b>Seattle Mariners @ Cleveland Indians</b> Jacobs Field, Cleveland, OH Sun Oct 15 1995, 7:05 PM EDT Att: 43,607 - Unknown - 55 F										
Omar Vizquel, S OBP: 0.282, SLG: 0.194	E3		G4-3						L8	4	1	1	0	1	0	1											
Carlos Baerga, S OBP: 0.368, SLG: 0.343			G1-3							3	0	1	0	1	0	2											
Albert Belle, R OBP: 0.394, SLG: 0.480										3	0	0	0	0	2	2											
Wayne Kirby, L OBP: 0.400, SLG: 0.400										0	0	0	0	0	0	0											
Eddie Murray, S OBP: 0.405, SLG: 0.606										3	1	3	1	1	0	0											
Jim Thome, L OBP: 0.290, SLG: 0.536										3	1	1	2	1	1	4											
Alvaro Espinoza, R OBP: 0.200, SLG: 0.200										0	0	0	0	0	0	0											
Manny Ramirez, R OBP: 0.294, SLG: 0.400										4	0	0	0	0	1	7											
Paul Sorrento, L OBP: 0.357, SLG: 0.261										2	0	0	0	1	1	0											
Herbert Perry, R										1	0	0	0	0	1	0											
Sandy Alomar Jr., R OBP: 0.259, SLG: 0.385										4	0	2	0	0	0	0											
Tony Peña, R OBP: 0.500, SLG: 1.000										0	0	0	0	0	0	0											
<b>Inning Stats</b>	R: 1 E: 1 K: 1 S: 15	H: 2 LOB: 3 BB: 1 P: 24	R: 0 E: 0 K: 1 S: 6	H: 1 LOB: 0 BB: 0 P: 13	R: 0 E: 0 K: 1 S: 7	H: 0 LOB: 0 BB: 0 P: 10	R: 0 E: 0 K: 0 S: 6	H: 1 LOB: 0 BB: 0 P: 8	R: 0 E: 0 K: 0 S: 10	H: 1 LOB: 2 BB: 1 P: 18	R: 2 E: 0 K: 2 S: 15	H: 3 LOB: 2 BB: 1 P: 28	R: 0 E: 0 K: 1 S: 13	H: 1 LOB: 3 BB: 2 P: 26	R: 0 E: 1 K: 1 S: 16	H: 1 LOB: 1 BB: 0 P: 25	1B: 7 2B: 3 3B: 0 HR: 1	SF: 0 SAC: 1 DP: 2 HBP: 0	WP: 0 PB: 0 SB: 4 CS: 0	PA: 38							
<b>PITCHER</b>	IP	WLS	BF	H	R	ER	SO	BB	IBB	HBP	BLK	WP	HR	S	P	ERA	WHIP										
Chris Bosio, R ERA: 7.62	(1, 1)	5.1	L	24	7	3	2	3	2	0	0	0	1	47	79	3.38	1.688										
Jeff Nelson, R ERA: 2.08	(6, 1)	1.0		8	2	0	0	2	2	1	0	0	0	20	40	0.00	4.000										
Bill Risley, R ERA: 3.18	(7, 1)	1.2		6	1	0	0	2	0	0	0	0	0	21	33	0.00	0.600										





Batter	1	2	3	4	5	6	7	8	9	AB	R	H	RBI	BB	SO	LOB	TOP								
<b>Kenny Lofton, L</b> OBP: 0.432, SLG: 0.459 (1, 8)	1-3 K		2-3 K		2-1 1B			0-1 S PB 1B		4	1	2	1	0	2	0	<b>Cleveland Indians @ Seattle Mariners</b> The Kingdome, Seattle, WA Tue Oct 17 1995, 10:05 PM EDT Att: 58,489 - Dome - 68 F								
<b>Omar Vizquel, S</b> OBP: 0.256, SLG: 0.171 (1, 6)	2-1 G5-3		1-0 L7		0-2 L7			3-2 L7		4	0	0	0	0	2										
<b>Carlos Baerga, S</b> OBP: 0.405, SLG: 0.462 (1, 4)	2-2 1B			2-3 K		0-1 1B		2-1 HR		4	1	3	1	0	1	0									
<b>Albert Belle, R</b> OBP: 0.405, SLG: 0.517 (1, 7)	0-1 FC6-4 1B			0-2 1B		2-3 K		2-2 P4		4	0	2	0	0	1	2									
<b>Eddie Murray, S</b> OBP: 0.366, SLG: 0.541 (1, 10)	0-0 FC6-4			1-2 2B		0-0 G4-3		3-2 P4		4	0	0	0	0	4										
<b>Manny Ramirez, R</b> OBP: 0.270, SLG: 0.364 <b>Wayne Kirby, L</b> OBP: 0.333, SLG: 0.333 (1, 9) (8, 9)		2-2 F9		0-0 G5-3			1-3 K		0-1 G4-3	3	0	0	0	0	1	1									
<b>Herbert Perry, R</b> (1, 3)		1-3 K			1-1 L4		1-1 G6-3		0-0 F9	4	0	0	0	0	1	0									
<b>Alvaro Espinoza, R</b> OBP: 0.111, SLG: 0.111 (1, 5)		1-3 K			0-0 E4 1B		2-1 F8		1-3 K	4	1	0	0	0	2	0									
<b>Tony Peña, R</b> OBP: 0.444, SLG: 0.875 <b>Ruben Amaro Jr, S</b> (8, PR) <b>Sandy Alomar Jr, R</b> OBP: 0.259, SLG: 0.385 (8, 2)			1-1 G6-3		0-0 F8			0-0 1B PB 2B		3	0	1	0	0	0	1									
<b>Inning Stats</b>	R: 0 E: 0 K: 1 S: 12	H: 2 LOB: 2 BB: 0 P: 17	R: 0 E: 0 K: 2 S: 14	H: 0 LOB: 0 BB: 0 P: 18	R: 0 E: 0 K: 1 S: 7	H: 0 LOB: 0 BB: 0 P: 11	R: 0 E: 0 K: 1 S: 12	H: 1 LOB: 1 BB: 0 P: 15	R: 1 E: 1 K: 0 S: 10	H: 1 LOB: 1 BB: 0 P: 13	R: 0 E: 0 K: 1 S: 6	H: 1 LOB: 0 BB: 0 P: 8	R: 0 E: 0 K: 1 S: 9	H: 0 LOB: 0 BB: 0 P: 13	R: 3 E: 0 K: 0 S: 16	H: 3 LOB: 1 BB: 0 P: 26		R: 0 E: 0 K: 1 S: 6	H: 0 LOB: 0 BB: 0 P: 7	1B: 5 2B: 2 3B: 0 HR: 1	SF: 0 SAC: 0 DP: 0 HBP: 0	WP: 0 PB: 2 SB: 1 CS: 0	PA: 35		
<b>PITCHER</b>	IP	WLS	BF	H	R	ER	SO	BB	IBB	HBP	BLK	WP	HR	S	P	ERA	WHIP								
<b>Randy Johnson, L</b> ERA: 2.49 <b>Norm Charlton, L</b> ERA: 1.35	(1, 1) (8, 1)	7.1 1.2	L 5	30 0	8 0	4 0	3 0	7 1	0 0	0 0	0 0	0 0	0 0	14 20	108 20	3.68 0.00	1.091 0.000								

AB	35
R	4
H	8
RBI	2
BB	0
SO	8
LOB	10



Batter	1	2	3	4	5	6	7	8	9	AB	R	H	RBI	BB	SO	LOB	BOTTOM								
<b>Vince Coleman, S</b> OBP: 0.234, SLG: 0.279 <b>Chris Widger, R</b> (1, 7) (9, 2)	0-0 G4-3		0-1 G3			1-2 F8 S 1B		0-3 K		4	0	1	0	0	1	1	<b>Cleveland Indians @ Seattle Mariners</b> The Kingdome, Seattle, WA Tue Oct 17 1995, 10:05 PM EDT Att: 58,489 - Dome - 68 F								
<b>Joey Coza, S</b> OBP: 0.333, SLG: 0.357 (1, 4)	0-2 G2-3		3-1 G4-3			2-1 B3		0-0 G4-3		4	0	0	0	0	2										
<b>Ken Griffey Jr., L</b> OBP: 0.442, SLG: 0.818 (1, 8)	4-0 FC5-4 BB			0-1 F8		0-1 F8		0-1 G4-3		3	0	0	0	1	0	1									
<b>Edgar Martinez, R</b> OBP: 0.434, SLG: 0.523 (1, 10)	0-2 FC5-4			1-0 FC4-6 1B		1-0 S HBP		1-3 K		3	0	1	0	0	1	1									
<b>Tino Martinez, L</b> OBP: 0.360, SLG: 0.364 (1, 3)		1-1 L7		2-2 FC4-6		2-3 K		4-0 BB		3	0	0	0	1	1	3									
<b>Jay Buhner, R</b> OBP: 0.431, SLG: 0.702 (1, 9)		2-3 K		1-0 P4			1-1 F7		0-1 G5-3	4	0	0	0	0	1	2									
<b>Mike Blowers, R</b> OBP: 0.275, SLG: 0.278 (1, 5)		3-2 L8			3-2 G6-4-3 1B		2-2 G1-3			3	0	1	0	0	0	0									
<b>Luis Sojo, R</b> OBP: 0.238, SLG: 0.300 <b>Felix Fermin, R</b> (8, 6)			3-2 G3 2B		0-0 G6-4-3		0-3 K			3	0	1	0	0	1	1									
<b>Dan Wilson, R</b> OBP: 0.114, SLG: 0.061 <b>Alex Diaz, S</b> OBP: 0.500, SLG: 0.500 (1, 2) (8, PH) (9, 7)			0-0 G6-3		2-1 G6-3			3-2 G6-3		2	0	0	0	0	0	1									
<b>Inning Stats</b>	R: 0 E: 0 K: 0 S: 7	H: 0 LOB: 1 BB: 1 P: 11	R: 0 E: 0 K: 1 S: 8	H: 0 LOB: 0 BB: 0 P: 14	R: 0 E: 0 K: 0 S: 9	H: 1 LOB: 1 BB: 0 P: 15	R: 0 E: 0 K: 0 S: 7	H: 1 LOB: 1 BB: 0 P: 11	R: 0 E: 0 K: 1 S: 11	H: 1 LOB: 2 BB: 0 P: 16	R: 0 E: 0 K: 1 S: 9	H: 0 LOB: 0 BB: 0 P: 12	R: 0 E: 0 K: 1 S: 7	H: 0 LOB: 1 BB: 1 P: 10	R: 0 E: 0 K: 1 S: 7	H: 0 LOB: 1 BB: 1 P: 12		1B: 3 2B: 1 3B: 0 HR: 0	SF: 0 SAC: 0 DP: 1 HBP: 1	WP: 0 PB: 0 SB: 2 CS: 0	PA: 33				
<b>PITCHER</b>	IP	WLS	BF	H	R	ER	SO	BB	IBB	HBP	BLK	WP	HR	S	P	ERA	WHIP								
<b>Dennis Martinez, R</b> ERA: 2.33 <b>Julian Tavarez, R</b> ERA: 4.5 <b>Jose Mesa, R</b> ERA: 1.5	(1, 1) (8, 1) (9, 1)	7.0 1.0 1.0	W 3	26 0	4 0	0 0	0 1	3 1	1 0	0 0	0 0	0 0	0 0	7 7	10 12	0.00 0.00 0.00	0.714 0.000 1.000								

AB	30
R	0
H	4
RBI	0
BB	2
SO	5
LOB	12





Batter	1	2	3	4	5	6	7	8	9	AB	R	H	RBI	BB	SO	LOB	TOP					
<b>Kenny Lofton, L</b> OBP: 0.417, SLG: 0.439 (1, 8)	E6 G6-3		G4-3			G1-3			G4-3 E 1B	4	2	1	0	0	0	0	<b>Cleveland Indians @ Atlanta Braves</b> Atlanta-Fulton County Stadium, Atlanta, GA Sat Oct 21 1995, 7:05 PM EDT Att: 51,876 - Unknown					
<b>Omar Vizquel, S</b> OBP: 0.234, SLG: 0.154 (1, 6)	K			L8		G4-3			G4-3 1-H	4	0	0	0	0	1	1						
<b>Carlos Baerga, S</b> OBP: 0.370, SLG: 0.419 (1, 4)	G6-3 2-H			G1-3			K		P5	4	0	0	1	0	1	0						
<b>Albert Belle, R</b> OBP: 0.375, SLG: 0.469 (1, 7)	G6-3			L9			G5-3			3	0	0	0	0	0	0						
<b>Eddie Murray, S</b> OBP: 0.341, SLG: 0.500 <b>Alan Embree, L</b> (8, 1)		G2-3			G4-3					3	0	0	0	0	0	0						
<b>Jim Thome, L</b> OBP: 0.294, SLG: 0.516 (1, 5)		G3				G4-3 1B			G4-3	3	0	1	0	0	0	0						
<b>Manny Ramirez, R</b> OBP: 0.250, SLG: 0.333 (1, 9)						K			G1-3	3	0	0	0	0	2	1						
<b>Sandy Alomar Jr., R</b> OBP: 0.233, SLG: 0.345 (1, 2)						G4-3			G4-3 P3	3	0	0	0	0	0	1						
<b>Orel Hershiser, R</b> <b>Paul Assenmacher, L</b> <b>Julian Tavarez, L</b> <b>Paul Sorrento, L</b> OBP: 0.345, SLG: 0.250 (1, 1) (7, 1) (7, 1) (7, 3)						G6-3			G5-3								<b>C</b>					
<b>Inning Stats</b>	R: 1 E: 1 K: 1 S: 9	H: 0 LOB: 0 BB: 0 P: 15	R: 0 E: 0 K: 1 S: 7	H: 0 LOB: 0 BB: 0 P: 12	R: 0 E: 0 K: 0 S: 6	H: 0 LOB: 0 BB: 0 P: 9	R: 0 E: 0 K: 0 S: 5	H: 0 LOB: 0 BB: 0 P: 7	R: 0 E: 0 K: 1 S: 8	H: 1 LOB: 1 BB: 0 P: 10	R: 0 E: 0 K: 0 S: 5	H: 0 LOB: 0 BB: 0 P: 7	R: 0 E: 0 K: 1 S: 7	H: 0 LOB: 0 BB: 0 P: 8	R: 0 E: 0 K: 0 S: 8	H: 0 LOB: 0 BB: 0 P: 14		R: 1 E: 1 K: 0 S: 9	H: 1 LOB: 0 BB: 0 P: 13	1B: 2 2B: 0 3B: 0 HR: 0	SF: 0 SAC: 0 DP: 0 HBP: 0	WP: 0 PB: 0 SB: 2 CS: 0
<b>PITCHER</b> <b>Greg Maddux, R</b> ERA: 2.32 (1, 1)	IP: 9.0 WLS: W BF: 30 H: 2 R: 2 ER: 0 SO: 4 BB: 0 IBB: 0 HBP: 0 BLK: 0 WP: 0 HR: 0 S: 64 P: 95 ERA: 0.00 WHIP: 0.222															<b>PITCHER</b>						

Batter	1	2	3	4	5	6	7	8	9	AB	R	H	RBI	BB	SO	LOB	BOTTOM			
<b>Marquis Grissom, R</b> OBP: 0.400, SLG: 0.682 (1, 8)	G4-3 10 L6-4 1B		K			G6-3			G6-3	4	0	1	0	0	1	0	<b>Cleveland Indians @ Atlanta Braves</b> Atlanta-Fulton County Stadium, Atlanta, GA Sat Oct 21 1995, 7:05 PM EDT Att: 51,876 - Unknown			
<b>Mark Lemke, S</b> OBP: 0.256, SLG: 0.225 (1, 4)	G4-3			K						3	0	1	0	1	1	1				
<b>10 Chipper Jones, S</b> OBP: 0.442, SLG: 0.658 (1, 5)	L6-4			G4-3						4	0	0	0	0	2	3				
<b>Fred McGriff, L</b> OBP: 0.465, SLG: 0.730 (1, 3)				G1-3						3	2	1	1	1	1	1				
<b>David Justice, L</b> OBP: 0.441, SLG: 0.240 (1, 9)		G6-3								1	1	0	0	2	0	0				
<b>Ryan Klesko, L</b> OBP: 0.370, SLG: 0.333 <b>Mike Devereaux, R</b> OBP: 0.350, SLG: 0.500 (1, 7) (7, PH) (8, 7)		K								2	0	0	0	0	2	1				
<b>Charlie O'Brien, R</b> OBP: 0.308, SLG: 0.500 <b>Luis Polonia, L</b> OBP: 0.333, SLG: 0.333 <b>Javy Lopez, R</b> OBP: 0.375, SLG: 0.565 (1, 2) (7, PH) (8, 2)		G6-3								2	0	0	0	0	1	1				
<b>Rafael Belliard, R</b> OBP: 0.167, SLG: 0.167 (1, 6)				G1-3						2	0	0	1	0	0	1				
<b>Greg Maddux, R</b> OBP: 0.083, SLG: 0.083 (1, 1)				G5-3						3	0	0	0	0	1	1				
<b>Inning Stats</b>	R: 0 E: 0 K: 0 S: 6	H: 1 LOB: 0 BB: 0 P: 10	R: 1 E: 0 K: 1 S: 9	H: 1 LOB: 0 BB: 0 P: 14	R: 0 E: 0 K: 1 S: 8	H: 0 LOB: 0 BB: 0 P: 13	R: 0 E: 0 K: 1 S: 8	H: 0 LOB: 0 BB: 0 P: 13	R: 0 E: 0 K: 2 S: 13	H: 0 LOB: 1 BB: 1 P: 20	R: 0 E: 0 K: 2 S: 15	H: 1 LOB: 1 BB: 0 P: 21	R: 2 E: 0 K: 0 S: 7	H: 0 LOB: 1 BB: 3 P: 19	R: 0 E: 0 K: 2 S: 11	H: 0 LOB: 1 BB: 1 P: 19	1B: 2 2B: 1 3B: 0 HR: 1	SF: 0 SAC: 1 DP: 1 HBP: 0	WP: 0 PB: 0 SB: 0 CS: 0	PA: 31
<b>PITCHER</b> <b>Orel Hershiser, R</b> ERA: 1.65 <b>Paul Assenmacher, L</b> ERA: <b>Julian Tavarez, R</b> ERA: 3.68 <b>Alan Embree, L</b> ERA: (1, 1) (7, 1) (7, 1) (8, 1)	IP: 6.0 WLS: L BF: 23 H: 3 R: 3 ER: 3 SO: 7 BB: 3 IBB: 0 HBP: 0 BLK: 0 WP: 0 HR: 1 S: 61 P: 101 ERA: 4.50 WHIP: 1.000															<b>PITCHER</b>				



Batter	1	2	3	4	5	6	7	8	9	AB	R	H	RBI	BB	SO	LOB	TOP								
<b>Kenny Lofton, L</b> OBP: 0.396, SLG: 0.413	G6-3		L4		E5		E		G5-3	5	1	1	0	0	0	0	<b>Cleveland Indians @ Atlanta Braves</b> Atlanta-Fulton County Stadium, Atlanta, GA Sun Oct 22 1995, 7:05 PM EDT Att: 51,877 - Unknown - 65 F								
<b>Omar Vizquel, S</b> OBP: 0.250, SLG: 0.163	G5-3		F5		BB		E7		1B	4	0	1	0	1	0	0									
<b>Carlos Baerga, S</b> OBP: 0.353, SLG: 0.383	G6-3			F7	L9		BB		P5	4	0	0	0	1	0	3									
<b>Albert Belle, R</b> OBP: 0.386, SLG: 0.457		HR		K			P2			3	1	1	0	1	1	2									
<b>Eddie Murray, S</b> OBP: 0.354, SLG: 0.558		HR		1B			F8		F8	3	1	1	2	1	0	1									
<b>Manny Ramirez, R</b> OBP: 0.273, SLG: 0.350	G5-3			BB			K		BB	4	0	2	0	0	1	1									
<b>Jim Thome, L</b> OBP: 0.289, SLG: 0.471	G4-3			1B			FC6		BB	3	0	0	0	1	1	3									
<b>Tony Peña, R</b> OBP: 0.333, SLG: 0.636							L9		G4-3	3	0	0	0	0	0	0									
<b>Paul Sorrento, L</b> OBP: 0.333, SLG: 0.240									F8	1	0	0	0	0	0	1									
<b>Sandy Alomar Jr., R</b> OBP: 0.233, SLG: 0.345										0	0	0	0	0	0	0									
<b>Dennis Martinez, R</b> OBP: 0.286, SLG: 0.286			L3						K	2	0	0	0	0	0	0									
<b>Alan Embree, L</b> OBP: 0.286, SLG: 0.286										0	0	0	0	0	0	0									
<b>Wayne Kirby, L</b> OBP: 0.286, SLG: 0.286										1	0	0	0	0	0	1									
<b>Jim Poole, L</b> OBP: 0.286, SLG: 0.286										0	0	0	0	0	0	0									
<b>Julian Tavaréz, L</b> OBP: 0.286, SLG: 0.286										0	0	0	0	0	0	0									
<b>Ruben Amaro Jr., S</b> OBP: 0.286, SLG: 0.286										1	0	0	0	0	1	0									
<b>Inning Stats</b>	R: 0 E: 0 K: 0 S: 7	H: 0 LOB: 0 BB: 0 P: 12	R: 2 E: 0 K: 0 S: 12	H: 2 LOB: 0 BB: 0 P: 19	R: 0 E: 0 K: 0 S: 8	H: 0 LOB: 0 BB: 0 P: 13	R: 0 E: 0 K: 2 S: 9	H: 1 LOB: 2 BB: 1 P: 20	R: 0 E: 0 K: 0 S: 9	H: 0 LOB: 2 BB: 1 P: 17	R: 0 E: 0 K: 1 S: 9	H: 0 LOB: 1 BB: 1 P: 18	R: 1 E: 1 K: 1 S: 12	H: 1 LOB: 2 BB: 1 P: 22	R: 0 E: 0 K: 0 S: 8	H: 1 LOB: 1 BB: 1 P: 15	R: 0 E: 0 K: 1 S: 10	H: 1 LOB: 1 BB: 0 P: 15	1B: 5 2B: 0 3B: 0 HR: 1	SF: 0 SAC: 0 DP: 0 HBP: 0	WP: 2 PB: 0 SB: 3 CS: 0	PA: 39			
<b>PITCHER</b>	IP	WLS	BF	H	R	ER	SO	BB	IBB	HBP	BLK	WP	HR	S	P	ERA	WHIP								
<b>Tom Glavine, L</b> ERA: 2.25	6.0	W	25	3	2	2	3	3	0	0	0	1	1	54	99	3.00	1.000								
<b>Greg McMichael, R</b> ERA: 1.53	0.2		5	1	1	0	1	1	0	0	0	1	0	9	19	0.00	3.000								
<b>Alejandro Peña, R</b> ERA: 1.53	1.0		4	1	0	0	1	0	0	0	0	0	0	9	16	0.00	2.000								
<b>Mark Wohlers, R</b> ERA: 3.0	1.1	S	5	1	0	0	1	0	0	0	0	0	0	12	17	0.00	0.750								

Batter	1	2	3	4	5	6	7	8	9	AB	R	H	RBI	BB	SO	LOB	BOTTOM								
<b>Marquis Grissom, R</b> OBP: 0.408, SLG: 0.660	F9		HR	FC6-4						3	1	1	0	0	0	1	<b>Cleveland Indians @ Atlanta Braves</b> Atlanta-Fulton County Stadium, Atlanta, GA Sun Oct 22 1995, 7:05 PM EDT Att: 51,877 - Unknown - 65 F								
<b>Mark Lemke, S</b> OBP: 0.277, SLG: 0.233	BB		1B		G4-3		F8			3	1	1	0	1	0	2									
<b>10 Chipper Jones, S</b> OBP: 0.447, SLG: 0.683	BB		1B						G6-3	3	0	2	1	0	0	0									
<b>Fred McGriff, L</b> OBP: 0.426, SLG: 0.659	G1-3		G1-4-3		G4-6-3		P6			4	0	0	0	0	0	4									
<b>David Justice, L</b> OBP: 0.474, SLG: 0.286			1B				F9			3	1	2	1	1	0	0									
<b>Mark Wohlers, R</b> ERA: 3.0										0	0	0	0	0	0	0									
<b>Ryan Klesko, L</b> OBP: 0.333, SLG: 0.296	P5		K							3	0	0	0	0	1	5									
<b>Mike Devereaux, R</b> OBP: 0.333, SLG: 0.474										1	0	0	0	0	0	0									
<b>Javy Lopez, R</b> OBP: 0.393, SLG: 0.654		G5-3			F7		HR		G6-4-3	3	1	1	2	0	0	0									
<b>Rafael Belliard, R</b> OBP: 0.136, SLG: 0.136		F9		G1-3			K		G6-4-3	4	0	0	0	0	1	1									
<b>Tom Glavine, L</b> OBP: 0.429, SLG: 0.200										1	0	0	0	1	1	0									
<b>Dwight Smith, L</b> OBP: 0.500, SLG: 0.667										1	0	1	0	0	0	0									
<b>Greg McMichael, R</b> ERA: 1.53										0	0	0	0	0	0	0									
<b>Alejandro Peña, R</b> ERA: 1.53										0	0	0	0	0	0	0									
<b>Luis Polonia, L</b> OBP: 0.333, SLG: 0.333										0	0	0	0	0	0	0									
<b>Inning Stats</b>	R: 0 E: 0 K: 0 S: 14	H: 1 LOB: 3 BB: 2 P: 25	R: 0 E: 0 K: 1 S: 5	H: 0 LOB: 0 BB: 0 P: 6	R: 2 E: 1 K: 1 S: 12	H: 2 LOB: 1 BB: 0 P: 22	R: 0 E: 0 K: 0 S: 7	H: 0 LOB: 1 BB: 1 P: 13	R: 0 E: 0 K: 0 S: 5	H: 1 LOB: 0 BB: 0 P: 10	R: 2 E: 1 K: 1 S: 15	H: 4 LOB: 2 BB: 0 P: 25	R: 0 E: 0 K: 0 S: 9	H: 0 LOB: 0 BB: 0 P: 14	R: 0 E: 0 K: 0 S: 4	H: 0 LOB: 0 BB: 0 P: 6	1B: 6 2B: 1 3B: 0 HR: 1	SF: 1 SAC: 0 DP: 2 HBP: 2	WP: 0 PB: 0 SB: 0 CS: 0	PA: 35					
<b>PITCHER</b>	IP	WLS	BF	H	R	ER	SO	BB	IBB	HBP	BLK	WP	HR	S	P	ERA	WHIP								
<b>Dennis Martinez, R</b> ERA: 3.24	5.2	L	28	8	4	4	3	3	0	1	0	0	0	1	3	6.35	1.941								
<b>Alan Embree, L</b> ERA: 2.45	0.1		1	0	0	0	0	0	0	0	0	0	0	1	3	0.00	0.000								
<b>Jim Poole, L</b> ERA: 2.45	1.0		3	0	0	0	0	0	0	0	0	0	0	9	14	0.00	0.000								
<b>Julian Tavaréz, R</b> ERA: 3.24	1.0		3	0	0	0	0	0	0	1	0	0	0	4	6	0.00	0.000								









Batter	1	2	3	4	5	6	7	8	9	AB	R	H	RBI	BB	SO	LOB	TOP								
Marquis Grissom, R OBP: 0.433, SLG: 0.649	0-0 L8 S 1B		0-0 G3-1 G6-3 1B		1-0 L8		4-2 2B BB	2-2 S 1B		4	1	3	0	1	0	0	<b>Atlanta Braves @ Cleveland Indians</b> Jacobs Field, Cleveland, OH Wed Oct 25 1995, 7:05 PM EDT Att: 43,578 - Unknown - 51 F <a href="http://livebaseballscorecards.com">livebaseballscorecards.com</a>								
Luis Polonia, L OBP: 0.400, SLG: 0.429 Mike Devereaux, R OBP: 0.375, SLG: 0.476	1-2 P6		1-1 G6-3		1-1 G1-3 1B		0-0 PB 1B 2B	4-1 S BB		4	1	2	1	0	0	2									
10 Chipper Jones, S OBP: 0.439, SLG: 0.625	1-1 L8		0-1 G3-1		1-0 G1-3 1-2		4-0 PB 1B IBB	2-2 F9		4	1	0	0	1	0	6									
Fred McGriff, L OBP: 0.456, SLG: 0.714	4-1 FC6-4 BB		4-2 BB		3-1 F8		2-3 K		0-1 2B 2B	3	1	1	0	2	1	3									
David Justice, L OBP: 0.396, SLG: 0.237	1-2 FC6-4		1-2 G3		2-1 F8		1-2 1B		1-0 P5	5	0	1	2	0	0	5									
Ryan Klesko, L OBP: 0.376, SLG: 0.515 Mike Mordecai, R OBP: 0.286, SLG: 0.429		4-1 FC5-4 BB		3-1 P5		1-2 HR		0-3 K	1-2 L7	3	1	1	1	1	1	1									
Javy Lopez, R OBP: 0.342, SLG: 0.583		0-1 FC5-4		1-2 G4-3 2B		1-0 F8		1-3 K	1-2 2B	5	0	2	1	0	1	1									
Mark Lemke, S OBP: 0.281, SLG: 0.245		1-2 F7		0-1 G4-3		0-1 L8		0-1 1B SH3 1B	1-2 L8	5	0	1	0	0	0	3									
Rafael Belliard, R OBP: 0.111, SLG: 0.111		0-0 G1-3		0-1 L4			0-3 K	0-1 SH3		3	0	0	0	0	1	2									
<b>Inning Stats</b>	R: 0 E: 0 K: 0 S: 10	H: 1 LOB: 2 BB: 1 P: 17	R: 0 E: 0 K: 0 S: 7	H: 0 LOB: 1 BB: 1 P: 12	R: 0 E: 0 K: 0 S: 10	H: 1 LOB: 1 BB: 0 P: 16	R: 0 E: 0 K: 0 S: 9	H: 1 LOB: 1 BB: 0 P: 13	R: 0 E: 0 K: 0 S: 6	H: 1 LOB: 1 BB: 0 P: 12	R: 1 E: 0 K: 0 S: 8	H: 1 LOB: 0 BB: 0 P: 12	R: 3 E: 0 K: 3 S: 17	H: 2 LOB: 1 BB: 2 P: 28	R: 0 E: 0 K: 1 S: 15	H: 2 LOB: 3 BB: 1 P: 24	R: 1 E: 0 K: 0 S: 14	H: 2 LOB: 1 BB: 0 P: 18	1B: 6 2B: 4 HR: 1	SF: 0 SAC: 1 DP: 0 HBP: 0	WP: 0 PB: 1 SB: 2 CS: 0	PA: 44			
<b>PITCHER</b>	IP	WLS	BF	H	R	ER	SO	BB	IBB	HBP	BLK	WP	HR	S	P	ERA	WHIP	<b>PITCHER</b>							
Ken Hill, R ERA: 1.84	6.1	L	29	6	3	3	1	4	0	0	0	0	1	58	94	4.26	1.579								
Paul Assenmacher, L ERA: 2.25	0.2		4	1	1	0	2	0	1	0	0	0	0	9	16	0.00	1.500								
Julian Tavarez, R ERA: 2.79	0.2		5	2	0	0	1	1	0	0	0	0	0	11	18	0.00	4.500								
Alan Embree, L ERA: 3.38	1.1		6	2	1	1	0	0	0	0	0	0	0	18	24	6.75	1.500								

Batter	1	2	3	4	5	6	7	8	9	AB	R	H	RBI	BB	SO	LOB	BOTTOM								
Kenny Lofton, L OBP: 0.422, SLG: 0.426	1-0 L9		1-3 K		3-1 G6-3		0-0 G3		1-0 L9	5	0	0	0	0	1	2	<b>Atlanta Braves @ Cleveland Indians</b> Jacobs Field, Cleveland, OH Wed Oct 25 1995, 7:05 PM EDT Att: 43,578 - Unknown - 51 F <a href="http://livebaseballscorecards.com">livebaseballscorecards.com</a>								
Omar Vizquel, S OBP: 0.236, SLG: 0.212	2-1 L4		2-1 G5-3		4-2 G5-4-3 BB		0-1 G5-3			3	0	0	0	1	0	1									
Carlos Baerga, S OBP: 0.361, SLG: 0.404	1-0 BB 1B		3-2 L9		2-1 G5-4-3		0-2 G3			4	0	1	0	0	0	1									
Albert Belle, R OBP: 0.407, SLG: 0.500	4-2 FC5-4 BB		2-3 K		1-2 HR		1-1 G1-3			3	1	1	1	1	1	0									
Eddie Murray, S OBP: 0.345, SLG: 0.490	2-2 FC5-4		4-0 BB		4-2 BLK BB		0-1 G6-3			2	0	0	0	2	0	2									
Manny Ramirez, R OBP: 0.321, SLG: 0.400		1-2 G6-3		0-0 F8		4-0 IBB		2-2 HR		3	1	1	1	1	0	1									
Herbert Perry, R Paul Sorrento, L OBP: 0.343, SLG: 0.300		1-1 L7		3-2 F7		1-2 K		2-2 2B		3	0	0	0	0	1	3									
Alvaro Espinoza, R OBP: 0.182, SLG: 0.182 Jim Thome, L OBP: 0.289, SLG: 0.450		0-2 FC6-4 1B		1-2 E4 CS		1-1 G4-3 2B		2-3 K		2	0	1	0	0	0	0									
Sandy Alomar Jr., R OBP: 0.205, SLG: 0.316		2-2 FC6-4		2-2 F9		1-0 G4-3		1-3 K		4	0	0	0	0	1	4									
<b>Inning Stats</b>	R: 0 E: 0 K: 0 S: 9	H: 1 LOB: 1 BB: 0 P: 19	R: 0 E: 0 K: 1 S: 12	H: 1 LOB: 0 BB: 0 P: 16	R: 0 E: 0 K: 1 S: 10	H: 0 LOB: 1 BB: 1 P: 19	R: 0 E: 0 K: 0 S: 9	H: 0 LOB: 0 BB: 0 P: 15	R: 1 E: 0 K: 0 S: 12	H: 1 LOB: 2 BB: 3 P: 28	R: 0 E: 0 K: 0 S: 6	H: 1 LOB: 1 BB: 0 P: 8	R: 0 E: 0 K: 0 S: 7	H: 0 LOB: 0 BB: 0 P: 8	R: 1 E: 0 K: 2 S: 13	H: 2 LOB: 1 BB: 0 P: 21	1B: 2 2B: 2 HR: 2	SF: 0 SAC: 0 DP: 1 HBP: 0	WP: 0 PB: 0 SB: 0 CS: 1	PA: 37					
<b>PITCHER</b>	IP	WLS	BF	H	R	ER	SO	BB	IBB	HBP	BLK	WP	HR	S	P	ERA	WHIP	<b>PITCHER</b>							
Steve Avery, L ERA: 1.42	6.0	W	25	3	1	1	3	4	1	0	0	0	0	60	111	1.50	1.167								
Greg McMichael, R ERA: 2.45	2.0		7	1	0	0	0	0	0	0	0	0	0	13	16	0.00	0.500								
Mark Wohlers, R ERA: 3.09	0.0		2	2	1	1	0	0	0	0	0	0	1	6	10	∞	∞								
Pedro Borbon, L ERA:	1.0	S	3	0	0	0	2	0	0	0	0	0	0	7	11	0.00	0.000								





Batter	1	2	3	4	5	6	7	8	9	AB	R	H	RBI	BB	SO	LOB	TOP								
Marquis Grissom, R OBP: 0.422, SLG: 0.623 (1, 8)	G1-3		L9					L1-3		4	0	1	1	0	0	1	<b>Atlanta Braves @ Cleveland Indians</b> Jacobs Field, Cleveland, OH Thu Oct 26 1995, 7:05 PM EDT Att: 43,595 - Unknown - 52 F								
Luis Polonia, L OBP: 0.368, SLG: 0.556 (1, 7)	G1-3							K		4	1	1	1	0	1	3									
10 Chipper Jones, S OBP: 0.426, SLG: 0.615 (1, 5)										4	0	1	0	0	1	0									
Fred McGriff, L OBP: 0.443, SLG: 0.698 (1, 3)	K									4	1	1	0	0	2	1									
David Justice, L OBP: 0.365, SLG: 0.214 (1, 9)										4	0	0	0	0	1	1									
Ryan Klesko, L OBP: 0.390, SLG: 0.595 (1, 10)										4	2	2	2	0	0	0									
Mark Lemke, S OBP: 0.262, SLG: 0.228 (1, 4)										4	0	0	0	0	1	1									
Charlie O'Brien, R OBP: 0.286, SLG: 0.462 (7, PH) Javy Lopez, R OBP: 0.333, SLG: 0.568 (7, 2)										1	0	0	0	0	0	0									
Rafael Belliard, R OBP: 0.107, SLG: 0.107 (1, 6) Dwight Smith, L OBP: 0.300, SLG: 0.571 (5, PH) Mike Mordecai, R OBP: 0.375, SLG: 0.500 (5, 6)										1	0	0	0	0	1	0									
										0	0	0	0	1	0	0									
										1	0	1	0	0	0	0									
<b>Inning Stats</b>	R: 0 E: 0 K: 1 S: 10	H: 1 LOB: 1 BB: 0 P: 15	R: 0 E: 0 K: 1 S: 8	H: 0 LOB: 0 BB: 0 P: 10	R: 0 E: 0 K: 1 S: 10	H: 0 LOB: 0 BB: 0 P: 17	R: 1 E: 0 K: 1 S: 10	H: 1 LOB: 0 BB: 0 P: 14	R: 1 E: 1 K: 0 S: 10	H: 2 LOB: 2 BB: 1 P: 18	R: 0 E: 0 K: 0 S: 5	H: 0 LOB: 0 BB: 0 P: 9	R: 0 E: 0 K: 0 S: 5	H: 0 LOB: 0 BB: 0 P: 8	R: 0 E: 0 K: 1 S: 7	H: 1 LOB: 0 BB: 0 P: 13	R: 2 E: 0 K: 1 S: 15	H: 2 LOB: 0 BB: 0 P: 18	1B: 3 2B: 3 3B: 0 HR: 2	SF: 0 SAC: 1 DP: 2 HBP: 0	WP: 0 PB: 0 SB: 0 CS: 0	PA: 34			
<b>PITCHER</b>	IP	WLS	BF	H	R	ER	SO	BB	IBB	HBP	BLK	WP	HR	S	P	ERA	WHIP								
Orel Hershiser, R ERA: 1.53 (1, 1)	8.0	W	29	5	2	1	6	0	1	0	0	0	1	65	104	1.12	0.625								
Jose Mesa, R ERA: 2.7 (9, 1)	1.0	S	5	2	2	2	1	0	0	0	0	0	1	15	18	18.00	2.000								

AB 32  
R 4  
H 7  
RBI 4  
BB 1  
SO 7  
LOB 7



Batter	1	2	3	4	5	6	7	8	9	AB	R	H	RBI	BB	SO	LOB	BOTTOM								
Kenny Lofton, L OBP: 0.397, SLG: 0.397 (1, 8)	P9		F9					L8		4	0	0	0	0	0	2	<b>Atlanta Braves @ Cleveland Indians</b> Jacobs Field, Cleveland, OH Thu Oct 26 1995, 7:05 PM EDT Att: 43,595 - Unknown - 52 F								
Omar Vizquel, S OBP: 0.273, SLG: 0.218 (1, 6)	G4-3 HR BB									3	1	1	0	1	1	1									
Carlos Baerga, S OBP: 0.354, SLG: 0.410 (1, 4)	G4-3									4	1	1	0	0	0	3									
Albert Belle, R OBP: 0.414, SLG: 0.556 (1, 7)										3	2	1	2	1	2	0									
Eddie Murray, S OBP: 0.339, SLG: 0.463 (1, 10)										3	0	0	0	1	0	2									
Jim Thome, L OBP: 0.306, SLG: 0.523 (1, 5)										4	1	2	2	0	0	0									
Manny Ramirez, R OBP: 0.321, SLG: 0.396 (1, 9) Herbert Perry, R OBP: 0.286, SLG: 0.286 (7, 3)										3	0	1	1	0	1	0									
										1	0	0	0	0	0	0									
Paul Sorrento, L OBP: 0.316, SLG: 0.273 (1, 3) Wayne Kirby, L OBP: 0.266, SLG: 0.286 (7, 9)										3	0	0	0	0	1	2									
										0	0	0	0	0	0	0									
Sandy Alomar Jr., R OBP: 0.238, SLG: 0.366 (1, 2)										3	0	2	0	0	0	0									
<b>Inning Stats</b>	R: 2 E: 0 K: 0 S: 13	H: 1 LOB: 2 BB: 2 P: 24	R: 0 E: 0 K: 2 S: 7	H: 0 LOB: 0 BB: 0 P: 12	R: 0 E: 0 K: 1 S: 8	H: 1 LOB: 1 BB: 0 P: 11	R: 0 E: 0 K: 1 S: 8	H: 0 LOB: 0 BB: 0 P: 13	R: 0 E: 0 K: 0 S: 8	H: 1 LOB: 1 BB: 0 P: 12	R: 2 E: 0 K: 0 S: 13	H: 3 LOB: 2 BB: 1 P: 21	R: 0 E: 0 K: 1 S: 7	H: 1 LOB: 1 BB: 0 P: 9	R: 1 E: 0 K: 1 S: 14	H: 1 LOB: 0 BB: 0 P: 20	1B: 4 2B: 2 3B: 0 HR: 2	SF: 0 SAC: 0 DP: 0 HBP: 0	WP: 0 PB: 0 SB: 0 CS: 0	PA: 35					
<b>PITCHER</b>	IP	WLS	BF	H	R	ER	SO	BB	IBB	HBP	BLK	WP	HR	S	P	ERA	WHIP								
Greg Maddux, R ERA: 2.84 (1, 1)	7.0	L	30	7	4	4	4	2	1	0	0	0	1	64	102	5.14	1.286								
Brad Clontz, R ERA: 1.6 (8, 1)	1.0		4	1	1	1	1	0	0	0	0	0	1	14	20	9.00	1.000								

AB 31  
R 5  
H 8  
RBI 5  
BB 3  
SO 5  
LOB 10





Batter	1	2	3	4	5	6	7	8	9	AB	R	H	RBI	BB	SO	LOB	TOP					
<b>Kenny Lofton, L</b> (1, 8) OBP: 0.375, SLG: 0.371	F9			G3		FC1-6			P6	4	0	0	0	0	0	1	<b>Cleveland Indians @ Atlanta Braves</b> Atlanta-Fulton County Stadium, Atlanta, GA Sat Oct 28, 1995, 7:05 PM EDT Att: 51,875 - Unknown - 56 F					
<b>Omar Vizquel, S</b> (1, 6) OBP: 0.281, SLG: 0.207 <b>Paul Sorrento, L</b> (9, PH) OBP: 0.308, SLG: 0.265	K			K		P3			F8	3	0	0	0	0	2	1						
<b>Carlos Baerga, S</b> (1, 4) OBP: 0.333, SLG: 0.385	G1-3			F8				L5	F8	4	0	0	0	0	0	0						
<b>Albert Belle, R</b> (1, 7) OBP: 0.426, SLG: 0.543										1	0	0	0	2	1	0						
<b>Eddie Murray, S</b> (1, 3) OBP: 0.338, SLG: 0.446										2	0	0	0	1	1	2						
<b>Manny Ramirez, R</b> (1, 9) OBP: 0.309, SLG: 0.373 <b>Julian Tavaréz, L</b> (8, 1) <b>Paul Assenmacher, L</b> (8, 1)										3	0	0	0	0	1	2						
<b>Jim Thome, L</b> (1, 5) OBP: 0.288, SLG: 0.489										3	0	0	0	0	2	1						
<b>Tony Peña, R</b> (1, 2) OBP: 0.333, SLG: 0.571										3	0	1	0	0	0	0						
<b>Dennis Martínez, R</b> (1, 1) <b>Jim Poole, L</b> (5, 1) <b>Ken Hill, R</b> (7, 1) <b>Alan Embree, L</b> (7, 1) <b>Ruben Amaro Jr., S</b> (7, 9)										1	0	0	0	0	1	0						
<b>Inning Stats</b>	R: 0 E: 0 K: 1 S: 8	H: 0 LOB: 0 BB: 0 P: 13	R: 0 E: 0 K: 2 S: 8	H: 0 LOB: 0 BB: 1 P: 16	R: 0 E: 0 K: 2 S: 7	H: 0 LOB: 0 BB: 0 P: 10	R: 0 E: 0 K: 1 S: 9	H: 0 LOB: 0 BB: 0 P: 15	R: 0 E: 0 K: 1 S: 11	H: 0 LOB: 1 BB: 1 P: 20	R: 0 E: 0 K: 0 S: 10	H: 1 LOB: 1 BB: 0 P: 12	R: 0 E: 0 K: 1 S: 9	H: 0 LOB: 0 BB: 1 P: 15	R: 0 E: 0 K: 0 S: 5	H: 0 LOB: 0 BB: 0 P: 8		R: 0 E: 0 K: 0 S: 6	H: 0 LOB: 0 BB: 0 P: 9	1B: 1 2B: 0 3B: 0 HR: 0	SF: 0 SAC: 0 DP: 0 HBP: 0	WP: 0 PB: 0 SB: 1 CS: 1
<b>PITCHER</b>	IP	WLS	BF	H	R	ER	SO	BB	IBB	HBP	BLK	WP	HR	S	P	ERA	WHIP					
<b>Tom Glavine, L</b> (1, 1) ERA: 1.61 <b>Mark Wohlers, R</b> (9, 1) ERA: 2.84	8.0	W	27	1	0	0	8	3	0	0	0	0	0	67	109	0.00	0.500					

Batter	1	2	3	4	5	6	7	8	9	AB	R	H	RBI	BB	SO	LOB	BOTTOM					
<b>Marquis Grissom, R</b> (1, 8) OBP: 0.412, SLG: 0.600	L3									4	0	1	0	0	0	0	<b>Cleveland Indians @ Atlanta Braves</b> Atlanta-Fulton County Stadium, Atlanta, GA Sat Oct 28, 1995, 7:05 PM EDT Att: 51,875 - Unknown - 56 F					
<b>Mark Lemke, S</b> (1, 4) OBP: 0.281, SLG: 0.237										2	0	1	0	1	0	0						
<b>10 Chipper Jones, S</b> (1, 5) OBP: 0.446, SLG: 0.618										3	0	2	0	1	0	0						
<b>Fred McGriff, L</b> (1, 3) OBP: 0.415, SLG: 0.649										4	0	0	0	0	2	5						
<b>David Justice, L</b> (1, 9) OBP: 0.411, SLG: 0.341										2	1	2	1	2	0	0						
<b>Ryan Klesko, L</b> (1, 7) OBP: 0.409, SLG: 0.579 <b>Mike Devereaux, R</b> (7, 7) OBP: 0.360, SLG: 0.455										1	0	0	0	2	0	0						
<b>Javy Lopez, R</b> (1, 2) OBP: 0.326, SLG: 0.525										1	0	0	0	0	3	0						
<b>Rafael Belliard, R</b> (1, 6) OBP: 0.094, SLG: 0.094										3	0	0	0	1	0	2						
<b>Tom Glavine, L</b> (1, 1) OBP: 0.300, SLG: 0.125 <b>Luis Polonia, L</b> (8, PH) OBP: 0.350, SLG: 0.526 <b>Mark Wohlers, R</b> (9, 1) ERA: 2.61										4	0	0	0	0	5	0						
<b>Inning Stats</b>	R: 0 E: 0 K: 1 S: 12	H: 2 LOB: 1 BB: 0 P: 20	R: 0 E: 0 K: 0 S: 7	H: 0 LOB: 2 BB: 2 P: 18	R: 0 E: 0 K: 0 S: 7	H: 0 LOB: 0 BB: 0 P: 12	R: 0 E: 0 K: 0 S: 9	H: 1 LOB: 3 BB: 2 P: 18	R: 0 E: 0 K: 2 S: 12	H: 1 LOB: 2 BB: 1 P: 17	R: 1 E: 1 K: 0 S: 15	H: 1 LOB: 1 BB: 0 P: 22	R: 0 E: 0 K: 0 S: 7	H: 1 LOB: 3 BB: 2 P: 18	R: 0 E: 0 K: 1 S: 16	H: 0 LOB: 0 BB: 0 P: 21		R: 0 E: 0 K: 1 S: 16	H: 0 LOB: 0 BB: 0 P: 21	1B: 4 2B: 1 3B: 0 HR: 1	SF: 0 SAC: 1 DP: 1 HBP: 0	WP: 0 PB: 0 SB: 1 CS: 1
<b>PITCHER</b>	IP	WLS	BF	H	R	ER	SO	BB	IBB	HBP	BLK	WP	HR	S	P	ERA	WHIP					
<b>Dennis Martínez, R</b> (1, 1) ERA: 2.73 <b>Jim Poole, L</b> (5, 1) ERA: 3.6 <b>Ken Hill, R</b> (7, 1) ERA: 1.84 <b>Alan Embree, L</b> (7, 1) ERA: 2.45 <b>Julian Tavaréz, R</b> (8, 1) ERA: 2.61	0.1	L	6	1	1	1	1	0	0	0	0	0	0	1	18	25	6.75	0.750				
<b>Paul Assenmacher, L</b> (8, 1) ERA: 2.08	0.1		1	0	0	0	1	0	0	0	0	0	0	4	5	0.00	1.714					