

Cleveland Indians - 1996

Batter	1	2	3	4	5	6	7	8	9	AB R H RBI BB SO LOB	TOP											
Wade Boggs, L (1, 5) C B X	1-1 G4-3		2-1 F8		2-2 F7		1-2 F7		1-0 G4-3	5 0 0 0 0 0 1												
Mariano Duncan, R (1, 4) OBP: 0.400, SLG: 0.250 C C B S	2-3 K		1-2 2B 1B		0-2 G1-3			1-3 K	4-0 2B 1B IBB	4 2 1 0 1 2 0												
Paul O'Neill, L (1, 9) OBP: 0.800, SLG: 1.250 B X	1-0 2B		2-2 2B 1-H		2-3 K			4-0 G4-3 1B HR BB	1-1 2B 1B 1-2 3-H	4 1 3 2 1 1 0												
Ruben Sierra, S (1, 10) OBP: 0.400, SLG: 0.600 B B X	2-0 P6		0-1 L8			2-2 L8		2-1 G4-3 1B HR	2-1 2B 1-3 2-H	5 1 2 1 0 0 2												
Tino Martinez, L (1, 3) OBP: 0.400, SLG: 0.250 B C B B B		4-2 FC4-6 BB	0-0 G4-3			2-1 1B		3-2 G4-3	0-1 L8	4 0 1 0 1 0 5												
Bernie Williams, S (1, 8) OBP: 0.250, SLG: 1.000 B B SAFE X		2-0 FC4-6 BB 1-2f		1-0 G6-3		0-0 F8		2-0 HR		4 1 1 3 0 0 2												
Gerald Williams, R (1, 7) 1 SAFE X C C B		0-2 F9		3-3 K		3-2 G1-3		2-2 K		4 0 0 0 0 2 2												
Joe Girardi, R (1, 2) OBP: 0.500, SLG: 0.333 B B B B B		4-1 BB		1-3 K			1-1 G6-3		2-2 G4-3 1B 2S 1B	3 1 1 0 1 1 0												
2 Derek Jeter, R (1, 6) OBP: 0.250, SLG: 1.000 C B C B B		2-3 K			2-0 HR		2-2 F7		3-3 K	4 1 1 1 0 2 3												
Inning Stats	R: 0 E: 0 K: 1 S: 7	H: 1 LOB: 1 BB: 0 P: 13	R: 0 E: 0 K: 1 S: 11	H: 0 LOB: 2 BB: 2 P: 23	R: 1 E: 0 K: 0 S: 12	H: 2 LOB: 1 BB: 0 P: 17	R: 0 E: 0 K: 2 S: 9	H: 0 LOB: 0 BB: 0 P: 14	R: 1 E: 0 K: 1 S: 13	H: 1 LOB: 0 BB: 0 P: 19	R: 0 E: 0 K: 0 S: 11	H: 1 LOB: 1 BB: 0 P: 18	R: 0 E: 0 K: 0 S: 8	H: 0 LOB: 0 BB: 0 P: 12	R: 3 E: 0 K: 2 S: 14	H: 2 LOB: 0 BB: 1 P: 28	R: 2 E: 0 K: 1 S: 14	H: 3 LOB: 2 BB: 1 P: 27	1B: 5 2B: 3 3B: 0 HR: 2	SF: 0 SAC: 0 DP: 0 HBP: 0	WP: 0 PB: 0 SB: 1 CS: 0	PA: 41
PITCHER	IP WLS BF H R ER SO BB IBB HBP BLK WP HR S P ERA WHIP																					
Dennis Martinez, R (1, 1) ERA: 2.57	7.0 L 28 5 2 2 5 2 0 0 0 0 0 1 71 116 2.57 1.000																					
Alan Embree, L (8, 1) ERA: 27.0	1.0 6 2 3 3 2 1 0 0 0 0 0 1 14 28 27.00 3.000																					
Eric Plunk, R (9, 1) ERA: 27.0	0.1 2 1 1 1 1 0 0 0 0 0 0 0 7 12 27.00 3.000																					
Paul Assenmacher, L (9, 1) ERA: 13.5	0.2 5 2 1 1 0 0 0 1 0 0 0 0 7 15 13.50 3.000																					

New York Yankees @ Cleveland Indians
Jacobs Field, Cleveland, OH
 Tue Apr 02 1996, 3:33 AM EST
 Att. 42,289 - Sunny - 38 F

livebaseballscorecards.com

AB	37
R	7
H	10
RBI	7
BB	4
SO	8
LOB	15



Batter	1	2	3	4	5	6	7	8	9	AB R H RBI BB SO LOB	TOP											
Wade Boggs, L (1, 5) OBP: 0.100, SLG: 0.100	1-1 G3-1		3-1 G4-6-3 1B		0-0 FC6-4 1-2f		3-2 E4 BB BB		1-3 K	5 0 1 0 0 1 3												
Jim Leyritz, R (1, 2) OBP: 0.800, SLG: 1.000	4-2 G6-4-3 BB		1-1 G4-6-3 1-2f			1-2 G6-3 1B	4-1 BB 1-2 2-3 BB		3-1 2B 1-H	3 0 2 1 2 0 1												
Paul O'Neill, L (1, 9) OBP: 0.500, SLG: 0.625	1-2 G6-4-3 1-2f		0-1 F8			2-1 G6-3 1-2f	2-3 K		4-0 IBB	4 0 0 0 1 1 5												
Ruben Sierra, S (1, 10) OBP: 0.250, SLG: 0.375 Matt Luke, L (6, PR) Joe Girardi, R (7, PH) OBP: 0.500, SLG: 0.250		0-0 G6-3		2-3 K		1-2 E3 BB 1B	4-0 BB 1-2 2-3 3-H BB		1-1 L3	3 0 0 0 0 1 0 0 1 0 0 0 0 0 1 0 0 1 1 0 2												
Tino Martinez, L (1, 3) OBP: 0.400, SLG: 0.143		4-1 G3 1B BB		1-1 L7		4-2 E 1B 1-2 BB	1-1 G5-3		0-1 L4	3 1 0 0 2 0 5												
Bernie Williams, S (1, 8) OBP: 0.250, SLG: 0.625		1-2 G3		1-1 G4-3		3-1 E8 1-3 2-H 1B		1-3 K		4 0 1 1 0 1 1												
Mariano Duncan, R (1, 4) OBP: 0.333, SLG: 0.250		2-2 1B 2-H			3-3 K	0-3 K		0-0 F8		4 0 1 1 0 2 3												
Gerald Williams, R (1, 7)		0-3 K			0-0 F8		1-2 G4-3	2-3 K		4 0 0 0 0 2 1												
2 Derek Jeter, R (1, 6) OBP: 0.625, SLG: 1.000			0-2 1B G4-6-3 1B		4-2 FC6-4 BB		2-2 BB E 1B	1-1 2B 1B		3 3 3 0 1 0 0												
Inning Stats	R: 0 E: 0 K: 0 S: 8	H: 0 LOB: 0 BB: 1 P: 14	R: 1 E: 0 K: 1 S: 11	H: 1 LOB: 1 BB: 1 P: 18	R: 1 E: 0 K: 0 S: 9	H: 2 LOB: 0 BB: 0 P: 13	R: 0 E: 0 K: 1 S: 7	H: 0 LOB: 0 BB: 0 P: 11	R: 0 E: 0 K: 1 S: 7	H: 0 LOB: 1 BB: 1 P: 14	R: 1 E: 2 K: 1 S: 17	H: 2 LOB: 3 BB: 1 P: 28	R: 1 E: 1 K: 1 S: 18	H: 1 LOB: 3 BB: 2 P: 35	R: 0 E: 0 K: 2 S: 7	H: 0 LOB: 0 BB: 0 P: 10	R: 1 E: 0 K: 1 S: 11	H: 2 LOB: 2 BB: 1 P: 21	1B: 7 2B: 1 3B: 0 HR: 0	SF: 0 SAC: 0 DP: 3 HBP: 0	WP: 0 PB: 0 SB: 1 CS: 0	PA: 41
PITCHER	IP WLS BF H R ER SO BB IBB HBP BLK WP HR S P ERA WHIP																				PITCHER	IP WLS BF H R ER SO BB IBB HBP BLK WP HR S P ERA WHIP
Jack McDowell, R (1, 1) ERA: 2.84	6.1 L 29 6 4 2 4 5 0 0 0 0 0 0 72 121 2.84 1.737																					
Jim Poole, L (7, 1) ERA:	0.1 1 0 0 0 1 0 0 0 0 0 0 0 3 5 0.00 0.000																					
Julian Tavarez, R (7, 1) ERA: 4.5	2.0 10 2 1 1 3 1 1 0 0 0 0 0 18 36 4.50 1.500																					
Paul Assenmacher, L (9, 1) ERA: 9.0	0.1 1 0 0 0 0 0 0 0 0 0 0 0 2 2 0.00 0.000																					

New York Yankees @ Cleveland Indians
Jacobs Field, Cleveland, OH

AB	34
R	5
H	8
RBI	4
BB	7
SO	8
LOB	21



Wed Apr 03 1996, 7:05 PM EST
Att. 41,843 - Unknown - 35 F

livebaseballscorecards.com

BOTTOM

New York Yankees @ Cleveland Indians
Jacobs Field, Cleveland, OH
Wed Apr 03 1996, 7:05 PM EST
Att: 41,843 - Unknown - 35 F

livebaseballscorecards.com

AB 35
R 1
H 9
RBI 0
BB 2
SO 3
LOB 21



WP: 1 PA: 38
PB: 0
SB: 2
CS: 1

AB R H RBI BB SO LOB

4 0 0 0 1 0 2

4 0 1 0 0 0 3

3 0 1 0 1 1 2

4 0 0 0 0 0 3

4 1 2 0 0 0 1

4 0 2 0 0 1 3

4 0 1 0 0 1 3

3 0 1 0 0 0 2
1 0 0 0 0 0 0

4 0 1 0 0 0 2

1B: 7 SF: 0
2B: 2 SAC: 0
3B: 0 DP: 1
HR: 0 HBP: 0

Batter	1	2	3	4	5	6	7	8	9
Kenny Lofton, L OBP: 0.222, SLG: 0.125 (1, 8)	4-2 G6-3 S FC5-2 BB		1-0 F7		0-1 G3		0-1 E4 S		1-2 G1-3
Julio Franco, R OBP: 0.500, SLG: 0.333 (1, 3)	3-2 G6-3		2-2 CS 1B		2-1 G4-3		2-1 G6-3		
Carlos Baerga, S OBP: 0.250, SLG: 0.143 (1, 4)	0-1 FC5-2 FC6-4		0-3 K			4-2 FC6-4 BB		1-1 F8 WP 1B	
Albert Belle, R OBP: 0.375, SLG: 0.167 (1, 7)	1-0 FC6-4		0-0 CS	0-2 G5-3		1-0 FC6-4 1B		2-1 L8	
Eddie Murray, S OBP: 0.375, SLG: 0.286 (1, 10)		1-2 2B G5-4-3 1B		3-2 F8		0-0 1B		2-1 F8	
Manny Ramirez, R OBP: 0.250, SLG: 0.375 (1, 9)		2-0 G5-4-3 2B		3-2 1B		1-0 F9		3-2 K	
Jim Thome, L OBP: 0.375, SLG: 0.167 (1, 5)		0-0 G5-4-3 1B		2-2 F8		1-3 K			3-2 L6
Sandy Alomar Jr., R OBP: 0.333, SLG: 0.500 Wayne Kirby, L (9, PH)		2-2 G5-4-3		1-1 G3 G6-3 1B			1-1 G3-1		3-2 P4
Omar Vizquel, S OBP: 0.125, SLG: 0.250 (1, 6)		0-1 G4-3		1-0 G6-3			1-1 F7		1-2 2B

Inning Stats	R: 0	H: 0	E: 0	K: 10	S: 10	R: 1	H: 3	E: 0	K: 10	S: 10	R: 0	H: 1	E: 0	K: 1	S: 8	R: 0	H: 1	E: 0	K: 0	S: 16	R: 0	H: 1	E: 0	K: 0	S: 7	R: 0	H: 1	E: 0	K: 1	S: 8	R: 0	H: 0	E: 1	K: 0	S: 8	R: 0	H: 1	E: 0	K: 1	S: 9	R: 0	H: 1	E: 0	K: 0	S: 18	R: 0	H: 1	E: 0	K: 0	S: 18	1B: 7	SF: 0	2B: 2	SAC: 0	3B: 0	DP: 1	HR: 0	HBP: 0
--------------	------	------	------	-------	-------	------	------	------	-------	-------	------	------	------	------	------	------	------	------	------	-------	------	------	------	------	------	------	------	------	------	------	------	------	------	------	------	------	------	------	------	------	------	------	------	------	-------	------	------	------	------	-------	-------	-------	-------	--------	-------	-------	-------	--------

PITCHER	IP	WLS	BF	H	R	ER	SO	BB	IBB	HBP	BLK	WP	HR	S	P	ERA	WHIP
Andy Pettitte, L ERA: 1.35 (1, 1)	6.2	W	28	7	1	1	2	2	0	0	0	0	0	65	102	1.35	1.350
Jeff Nelson, R ERA: (7, 1)	2.1	S	9	2	0	0	1	0	0	0	0	1	0	29	47	0.00	0.857

PITCHER	IP	WLS	BF	H	R	ER	SO	BB	IBB	HBP	BLK	WP	HR	S	P	ERA	WHIP
---------	----	-----	----	---	---	----	----	----	-----	-----	-----	----	----	---	---	-----	------

Batter	1	2	3	4	5	6	7	8	9	AB R H RBI BB SO LOB	TOP	
Otis Nixon, S OBP: 0.375, SLG: 0.429 (1, 8) X	0-0 E7 BB WP 1B	0-3 K			0-0 G1-3		0-0 SH1-4 2B	0-0 1-3 2-H 2B		5 1 3 1 0 1 1		
Tilson Brito, R OBP: 0.500, SLG: 0.250 (1, 4) B B B	4-0 WP BB G3 BB	0-3 K			0-0 F9		0-0 SH1-4 2-3	0-3 K		3 1 0 0 1 2 3		
Joe Carter, R OBP: 0.438, SLG: 0.500 (1, 7) B B B	4-0 G3 WP 1-2 2-3 1B BB		0-0 G6-3			0-0 F9 WP 2B 1B	0-0 P6		0-3 K	4 2 1 0 1 1 1		
John Olerud, L OBP: 0.400, SLG: 0.583 (1, 10) X	0-0 G3		0-0 G5-3			0-0 F9	0-0 F7		0-0 G1-3	5 0 0 1 0 0 3		
Ed Sprague, R OBP: 0.400, SLG: 0.833 (1, 5) X	0-0 G6-3		0-0 G5-3			0-0 WP E 2B		0-0 HR	0-0 G1-3	5 2 2 2 0 0 1		
Carlos Delgado, L OBP: 0.500, SLG: 0.667 (1, 3) X	0-0 1B			4-0 G3-6-3 BB		0-0 E3 FC5 1B		0-0 F9		3 0 1 2 1 0 0		
Shawn Green, L OBP: 0.357, SLG: 0.308 (1, 9) X	0-0 L4		0-0 G3-6-3 1-2f			0-0 1-2 1B		0-3 K		4 0 1 0 0 1 2		
Charlie O'Brien, R (1, 2) X		0-0 G5-3		0-3 K		0-0 F8		4-0 1B 2B BB		3 1 0 0 1 1 2		
Alex Gonzalez, R OBP: 0.500, SLG: 0.727 (1, 6) X		0-0 1B			0-0 G3	0-0 FC5 2-3f		0-0 2B 1B		4 0 2 0 0 0 2		
Inning Stats	R: 3 H: 2 E: 1 LOB: 1 K: 0 BB: 2 S: 5 P: 13	R: 0 H: 1 E: 0 LOB: 1 K: 2 BB: 0 S: 8 P: 8	R: 0 H: 0 E: 0 LOB: 0 K: 0 BB: 0 S: 3 P: 3	R: 0 H: 0 E: 0 LOB: 0 K: 1 BB: 1 S: 4 P: 8	R: 0 H: 0 E: 0 LOB: 0 K: 0 BB: 0 S: 3 P: 3	R: 2 H: 3 E: 1 LOB: 2 K: 0 BB: 0 S: 7 P: 7	R: 0 H: 1 E: 0 LOB: 1 K: 0 BB: 0 S: 4 P: 4	R: 2 H: 3 E: 0 LOB: 2 K: 2 BB: 1 S: 10 P: 14	R: 0 H: 0 E: 0 LOB: 0 K: 1 BB: 0 S: 5 P: 5	1B: 6 SF: 0 2B: 3 SAC: 1 3B: 0 DP: 1 HR: 1 HBP: 0	WP: 3 PA: 41 PB: 0 SB: 0 CS: 0	
PITCHER	IP WLS BF H R ER SO BB IBB HBP BLK WP HR S P ERA WHIP											
Orel Hershiser, R (1, 1) ERA: 6.75	6.2 L 30 7 5 5 3 3 0 0 0 0 3 0 33 45 6.75 1.500											
Alan Embree, L (7, 1) ERA: 18.0	1.0 4 1 1 1 1 0 0 0 0 0 1 6 6 9.00 1.000											
Eric Plunk, R (8, 1) ERA: 27.0	0.1 4 2 1 1 1 1 0 0 0 0 0 0 5 9 27.00 9.000											
Jose Mesa, R (9, 1) ERA:	1.0 3 0 0 0 0 1 0 0 0 0 0 0 5 5 0.00 0.000											

Toronto Blue Jays @ Cleveland Indians
 Jacobs Field, Cleveland, OH
 Fri Apr 05 1996, 7:05 PM EST
 Att. 41,782 - Unknown - 33 F

livebaseballscorecards.com

AB	36
R	7
H	10
RBI	6
BB	4
SO	6
LOB	15



Batter	1	2	3	4	5	6	7	8	9	AB R H RBI BB SO LOB	
Kenny Lofton, L (1, 8) OBP: 0.154, SLG: 0.083	0-0 F7		0-3 K			0-0 F7		0-0 G3-1		4 0 0 0 0 1 0	
Julio Franco, R (1, 3) OBP: 0.417, SLG: 0.600	0-3 K		0-3 K			0-0 G1-3		0-0 HR		4 1 1 1 0 2 0	
Carlos Baerga, S (1, 4) OBP: 0.333, SLG: 0.273	0-0 1B			0-0 L4		0-0 1B		0-3 K		4 0 2 0 0 1 0	
Albert Belle, R (1, 7) OBP: 0.250, SLG: 0.100	0-0 P4			0-0 G4-3		0-0 P5		0-0 P4		4 0 0 0 0 0 2	
Eddie Murray, S (1, 10) OBP: 0.333, SLG: 0.200		0-0 F8		0-0 F7			0-0 G3		4-0 G4-3 E BB	3 0 0 0 1 0 0	
Jim Thome, L (1, 5) OBP: 0.455, SLG: 0.143 Scott Leius, R (9, PH)		4-0 1B BB			0-0 F7		4-0 2B BB		0-0 F9	1 0 0 0 2 0 0 1 0 0 0 0 0 1	
Manny Ramirez, R (1, 9) OBP: 0.250, SLG: 0.333		0-0 G4-6-3 1B			0-0 G5-3		0-0 F8		0-0 FC3 G4-3	4 0 1 0 0 0 2	
Sandy Alomar Jr., R (1, 2) OBP: 0.444, SLG: 0.778 Jeromy Burnitz, L (9, PH)		0-0 G4-6-3			0-0 2B		0-0 2B		0-0 G4-3	3 0 2 0 0 0 2 1 0 0 0 0 0 2	
Omar Vizquel, S (1, 6) OBP: 0.083, SLG: 0.167			0-0 G3			0-0 G6-3		0-0 G3-1		0-0 L3	4 0 0 0 0 0 5

Inning Stats	R: 0 E: 0 K: 1 S: 6	H: 1 LOB: 1 BB: 0 P: 6	R: 0 E: 0 K: 0 S: 3	H: 1 LOB: 1 BB: 1 P: 7	R: 0 E: 0 K: 2 S: 7	H: 0 LOB: 0 BB: 0 P: 7	R: 0 E: 0 K: 0 S: 3	H: 0 LOB: 0 BB: 0 P: 3	R: 0 E: 0 K: 0 S: 4	H: 1 LOB: 1 BB: 0 P: 4	R: 0 E: 0 K: 0 S: 4	H: 1 LOB: 2 BB: 1 P: 8	R: 1 E: 0 K: 1 S: 6	H: 1 LOB: 0 BB: 0 P: 6	R: 0 E: 1 K: 0 S: 4	H: 0 LOB: 2 BB: 1 P: 8	1B: 3 2B: 2 3B: 0 HR: 1	SF: 0 SAC: 0 DP: 1 HBP: 0	WP: 0 PB: 0 SB: 0 CS: 0	PA: 36
PITCHER	IP	WLS	BF	H	R	ER	SO	BB	IBB	HBP	BLK	WP	HR	S	P	ERA	WHIP			
Juan Guzman, R (1, 1) ERA: 1.13	8.0	W	31	6	1	1	4	2	0	0	0	0	1	37	45	1.12	1.000			
Tony Castillo, L (9, 1) ERA: 20.25	0.1		3	0	0	0	0	1	0	0	0	0	0	2	6	0.00	3.000			
Tim Crabtree, R (9, 1) ERA:	0.2		2	0	0	0	0	0	0	0	0	0	0	2	2	0.00	0.000			

BOTTOM

Toronto Blue Jays @ Cleveland Indians
 Jacobs Field, Cleveland, OH
 Fri Apr 05 1996, 7:05 PM EST
 Att: 41,782 - Unknown - 33 F

livebaseballscorecards.com

AB	33
R	1
H	6
RBI	1
BB	3
SO	4
LOB	14



Batter	1	2	3	4	5	6	7	8	9	AB R H RBI BB SO LOB	TOP											
Otis Nixon, S (1, 8) OBP: 0.333, SLG: 0.333	1-2 G6-3		1-0 FC1-6		1-0 FC6-4		2-2 E7 G5-3		4-2 BB	4 1 0 0 1 0 2												
Tilson Brito, R (1, 4) OBP: 0.412, SLG: 0.308	1-2 G1-3		2-2 F8		1-0 2B		2-3 K		1-0 F9	5 0 1 0 0 1 3												
Joe Carter, R (1, 7) OBP: 0.381, SLG: 0.421	1-0 G5-3			1-0 BB 1B	1-2 F8		0-1 G5-3		3-3 1-2	5 0 1 1 0 1 3												
John Olerud, L (1, 10) OBP: 0.400, SLG: 0.688		2-3 K		4-1 BB 1-2		0-1 HR	3-1 G4-3		2-1 F8	4 1 1 1 1 1 1												
Ed Sprague, R (1, 5) OBP: 0.368, SLG: 0.667		4-2 BB		1-1 F8		2-3 K		0-2 F7		3 0 0 0 1 1 2												
Carlos Delgado, L (1, 3) OBP: 0.444, SLG: 0.533		1-2 F7		3-3 K		3-2 E4 FC3-6		4-0 G5-3 BB		3 0 0 0 1 1 3												
Shawn Green, L (1, 9) OBP: 0.278, SLG: 0.235	1 SAFE 1B D BB X	3-0 G1		0-3 K		0-1 FC3-6 1B 1-2		1-0 G5-3		4 0 0 0 0 1 5												
Sandy Martinez, L (1, 2) OBP: 0.333, SLG: 0.333			0-0 F7		2-1 FC6-4 1B		3-1 1B		1-0 F9	3 0 2 0 0 0 0												
Juan Samuel, R (8, PH)										1 0 0 0 0 0 1												
Charlie O'Brien, R (8, 2)										0 0 0 0 0 0 0												
Alex Gonzalez, R (1, 6) OBP: 0.500, SLG: 0.867			0-0 FC1-6 1B		0-2 F8		2-3 K		0-0 HR	4 1 2 1 0 1 3												
Inning Stats	R: 0 E: 0 K: 0 S: 7	H: 0 LOB: 0 BB: 0 P: 10	R: 0 E: 0 K: 1 S: 10	H: 0 LOB: 1 BB: 1 P: 20	R: 0 E: 0 K: 0 S: 7	H: 1 LOB: 1 BB: 0 P: 10	R: 0 E: 0 K: 2 S: 10	H: 1 LOB: 2 BB: 1 P: 19	R: 0 E: 0 K: 0 S: 13	H: 2 LOB: 2 BB: 0 P: 18	R: 1 E: 1 K: 2 S: 16	H: 2 LOB: 2 BB: 0 P: 26	R: 1 E: 1 K: 1 S: 10	H: 0 LOB: 0 BB: 0 P: 17	R: 0 E: 0 K: 0 S: 5	H: 0 LOB: 1 BB: 1 P: 11	R: 1 E: 0 K: 1 S: 10	H: 1 LOB: 1 BB: 1 P: 20	1B: 4 2B: 1 3B: 0 HR: 2	SF: 0 SAC: 0 DP: 0 HBP: 0	WP: 0 PB: 0 SB: 2 CS: 0	PA: 40
PITCHER	IP WLS BF H R ER SO BB IBB HBP BLK WP HR S P ERA WHIP																					
Charles Nagy, R (1, 1) ERA: 1.5	6.0 W 27 6 1 1 5 2 0 0 0 0 1 63 103 1.50 1.333																					
Julian Tavarez, R (7, 1) ERA: 2.7	1.1 6 0 1 0 1 1 0 0 0 0 0 0 13 24 0.00 0.750																					
Paul Assenmacher, L (8, 1) ERA: 5.4	0.2 2 0 0 0 0 0 0 0 0 0 0 0 2 4 0.00 0.000																					
Jose Mesa, R (9, 1) ERA: 4.5	1.0 S 5 1 1 1 1 1 0 0 0 0 0 1 10 20 9.00 2.000																					

Toronto Blue Jays @ Cleveland Indians
 Jacobs Field, Cleveland, OH
 Sat Apr 06 1996, 3:33 AM EST
 Att. 41,852 - Sunny - 37 F

livebaseballscorecards.com

AB	36
R	3
H	7
RBI	3
BB	4
SO	7
LOB	23



Batter	1	2	3	4	5	6	7	8	9	AB R H RBI BB SO LOB
Kenny Lofton, L OBP: 0.235, SLG: 0.133 (1, 8)	1-0 G6-3	1-2 E1 WP 1B		4-2 1B BB		3-1 F8				3 0 1 1 1 0 2
Omar Vizquel, S OBP: 0.188, SLG: 0.200 (1, 6)	4-2 L7-3 BB	3-2 F7 2-3		1-0 1B		1-0 P3				3 0 1 0 1 0 3
Carlos Baerga, S OBP: 0.313, SLG: 0.333 (1, 4)	1-0 L7-3 1-1		1-0 E 2B	1-2 F8		2-0 G3				4 1 1 0 0 0 5
Albert Belle, R OBP: 0.250, SLG: 0.214 (1, 7)		0-2 BB SF8 2B	0-1 E6 G4-6-3 2-3		1-0 G5-3		0-1 G5-3			4 1 1 0 0 0 1
Eddie Murray, S OBP: 0.250, SLG: 0.143 (1, 10)		3-3 K	3-2 E5 G4-6-3 1-2 3-H		1-2 P1		1-1 G4-3			4 0 0 1 0 1 2
Julio Franco, R OBP: 0.438, SLG: 0.615 (1, 3)		4-1 SF8 PB BB BB	0-1 G4-6-3 1-2 2-3		3-2 2B		2-1 G6-3			3 1 1 0 1 0 2
Jim Thome, L OBP: 0.400, SLG: 0.100 (1, 5)		4-2 PB BB 1B BB	2-0 F8		2-2 G6-3			3-0 G3-1		3 1 0 0 1 0 2 0 0 0 0 0 0 0
Alvaro Espinoza, R (9, 5)		1-2 2-3 1B BB								
Manny Ramirez, R OBP: 0.250, SLG: 0.286 (1, 9)		3-1 SF8 2-3 3-H		1-2 G6-3		4-0 1B BB		0-0 F7		2 0 0 1 1 0 0
Tony Peña, R OBP: 0.750, SLG: 0.667 (1, 2)		4-1 PB E BB		3-2 CS 1B		1-0 1B		3-1 L5		3 1 2 0 1 0 0

Inning Stats	R: 0	H: 0	E: 0	K: 0	S: 4	LOB: 0	BB: 1	P: 10
Inning Stats	R: 4	H: 2	E: 1	K: 1	S: 24	LOB: 1	BB: 3	P: 46
	R: 1	H: 1	E: 2	K: 0	S: 10	LOB: 1	BB: 0	P: 16
	R: 0	H: 2	E: 0	K: 0	S: 12	LOB: 2	BB: 1	P: 22
	R: 0	H: 1	E: 0	K: 0	S: 11	LOB: 1	BB: 0	P: 18
	R: 0	H: 1	E: 0	K: 0	S: 5	LOB: 2	BB: 1	P: 16
	R: 0	H: 0	E: 0	K: 0	S: 6	LOB: 0	BB: 0	P: 9
	R: 0	H: 0	E: 0	K: 0	S: 4	LOB: 0	BB: 0	P: 10

PITCHER	IP	WLS	BF	H	R	ER	SO	BB	IBB	HBP	BLK	WP	HR	S	P	ERA	WHIP
Erik Hanson, R ERA: 4.5 (1, 1)	5.0	L	25	6	5	3	1	5	0	0	0	1	0	61	112	5.40	2.200
Jeff Ware, R ERA: (6, 1)	3.0		11	1	0	0	0	1	0	0	0	0	0	15	35	0.00	0.667

PITCHER	IP	WLS	BF	H	R	ER	SO	BB	IBB	HBP	BLK	WP	HR	S	P	ERA	WHIP

BOTTOM

Toronto Blue Jays @ Cleveland Indians
 Jacobs Field, Cleveland, OH
 Sat Apr 06 1996, 3:33 AM EST
 Att. 41,852 - Sunny - 37 F

livebaseballscorecards.com

AB	29
R	5
H	7
RBI	3
BB	6
SO	1
LOB	17



1B: 4	SF: 1	WP: 1	PA: 36
2B: 4	SAC: 0	PB: 1	
3B: 0	DP: 2	SB: 0	
HR: 0	HBP: 0	CS: 1	

Batter	1	2	3	4	5	6	7	8	9	AB R H RBI BB SO LOB	TOP	
Otis Nixon, S (1, 8) OBP: 0.360, SLG: 0.409 B C M B X	3-2 FC5-4 1B		1-3 K		0-1 2B		1-0 G4-3			4 0 2 0 0 1 1		
Tilson Brito, R (1, 4) OBP: 0.333, SLG: 0.235 C 1 SAFE B B F F X	0-2 FC5-4 8-4-3 1-2		2-2 G4-3		0-1 G1-3			0-0 F8		4 0 0 0 0 0 2		
Joe Carter, R (1, 7) OBP: 0.360, SLG: 0.391 C B X	1-1 8-4-3 1-1f		0-1 1B			0-0 G6-3		0-0 F7		4 0 1 0 0 0 1		
John Olerud, L (1, 3) OBP: 0.375, SLG: 0.579 B C B B B X		4-1 1B 1B HBP BB	1-0 G1-3			3-2 G3-1		1-0 G3-1		3 1 0 0 1 0 1		
Ed Sprague, R (1, 5) OBP: 0.348, SLG: 0.579 C B X		1-1 HBP 1B 1-2 G5-4-3 1B		0-0 G6-3		1-2 L8		2-1 P2		4 1 1 0 0 0 0		
Carlos Delgado, L (1, 10) OBP: 0.455, SLG: 0.526 S C B B X		1-2 G5-4-3 HBP 1-2 2-3 1B		3-2 G3-1			2-2 G3 2B 1B		2-3 K		4 1 2 0 0 1 0	
Shawn Green, L (1, 9) OBP: 0.318, SLG: 0.250 C 2 SAFE H		1-1 G5-4-3 HBP		2-2 G4-3			1-2 G3		0-0 1B		3 0 1 1 0 0 1	
Charlie O'Brien, R (1, 2) OBP: 0.250, SLG: 0.286 B B C B X		3-1 G5-4-3 1-2f 2-3 3-H			0-2 G5-3		3-2 2B		0-0 L7		4 0 1 1 0 0 3	
Alex Gonzalez, R (1, 6) OBP: 0.421, SLG: 0.722 C B C B X		0-2 G5-3			0-0 F8		1-3 K			3 0 0 0 0 1 2		
Inning Stats	R: 0 H: 1 E: 0 LOB: 0 K: 0 BB: 0 S: 8 P: 12	R: 2 H: 2 E: 0 LOB: 1 K: 0 BB: 1 S: 13 P: 23	R: 0 H: 1 E: 0 LOB: 1 K: 1 BB: 0 S: 9 P: 13	R: 0 H: 0 E: 0 LOB: 0 K: 0 BB: 0 S: 9 P: 14	R: 0 H: 1 E: 0 LOB: 1 K: 0 BB: 0 S: 8 P: 8	R: 0 H: 0 E: 0 LOB: 0 K: 0 BB: 0 S: 7 P: 11	R: 1 H: 2 E: 0 LOB: 1 K: 1 BB: 0 S: 13 P: 21	R: 0 H: 0 E: 0 LOB: 0 K: 0 BB: 0 S: 3 P: 4	R: 0 H: 1 E: 0 LOB: 1 K: 1 BB: 0 S: 7 P: 11	1B: 6 SF: 0 2B: 3 SAC: 0 3B: 0 DP: 2 HR: 0 HBP: 1	WP: 0 PA: 35 PB: 0 SB: 0 CS: 0	
PITCHER Dennis Martinez, R (1, 1) ERA: 3.21 Julian Tavarez, R (8, 1) ERA: 2.08 Jose Mesa, R (9, 1) ERA: 3.0	IP WLS BF H R ER SO BB IBB HBP BLK WP HR S P ERA WHIP 7.0 W 28 7 3 3 2 1 0 1 0 0 0 67 102 3.86 1.143 1.0 3 0 0 0 0 0 0 0 0 0 0 3 4 0.00 0.000 1.0 4 1 0 0 0 1 0 0 0 0 0 7 11 0.00 1.000	PITCHER IP WLS BF H R ER SO BB IBB HBP BLK WP HR S P ERA WHIP										

Toronto Blue Jays @ Cleveland Indians
 Jacobs Field, Cleveland, OH
 Sun Apr 07 1996, 3:33 AM EDT
 Att. 41,689 - Sunny - 33 F

livebaseballscorecards.com

AB	33
R	3
H	8
RBI	2
BB	1
SO	3
LOB	11



BOTTOM

Toronto Blue Jays @ Cleveland Indians
Jacobs Field, Cleveland, OH

Sun Apr 07 1996, 3:33 AM EDT
Att. 41,689 - Sunny - 33 F

livebaseballscorecards.com

AB 31
R 8
H 10
RBI 8
BB 1
SO 5
LOB 6



WP: 0 PA: 35
PB: 0
SB: 1
CS: 1

AB	R	H	RBI	BB	SO	LOB	
3	0	1	2	0	0	0	
3	0	0	1	0	2	0	
4	2	2	1	0	0	1	
4	2	2	2	0	0	1	
0	0	0	0	0	0	0	
3	0	0	0	1	1	1	
4	0	1	1	0	0	1	
4	0	0	0	0	2	1	
0	0	0	0	0	0	0	
3	3	3	1	0	0	0	
3	1	1	0	0	0	1	
1B: 5	SF: 2	2B: 0	SAC: 0	3B: 1	DP: 0	HR: 4	HBP: 0

Batter	1	2	3	4	5	6	7	8	9																	
Kenny Lofton, L (1, 8) OBP: 0.238, SLG: 0.167	2-2 G4-3		2-2 SF8		3-1 G6-3		2-1 E7 1-3 3-H 1B																			
Omar Vizquel, S (1, 6) OBP: 0.150, SLG: 0.167	2-1 L5		2-3 K			0-3 K	2-0 SF8 3-H																			
Carlos Baerga, S (1, 4) OBP: 0.350, SLG: 0.526	1-0 G3			1-2 G6-3 1B		1-1 HR	2-0 G6-3 2-3																			
Albert Belle, R (1, 7) OBP: 0.300, SLG: 0.611 Wayne Kirby, L (9, 7)		3-1 F7		0-0 G6-3 1-2		2-1 HR	2-2 HR																			
Eddie Murray, S (1, 10) OBP: 0.250, SLG: 0.118		4-2 BB		0-1 P3		1-2 L6	0-3 K																			
Julio Franco, R (1, 3) OBP: 0.400, SLG: 0.529		0-1 F9		2-2 CS 2-H 1B		2-1 G6-3	0-1 G6-3																			
Jim Thome, L (1, 5) OBP: 0.316, SLG: 0.071 Scott Leius, R (9, 5)		2-3 K		1-1 CS 1-2	0-0 G4-3		0-2 F8	2-3 K																		
Manny Ramirez, R (1, 9) OBP: 0.368, SLG: 0.706			2-2 SF8 3B		2-1 HR		2-1 1B 1B																			
Sandy Alomar Jr., R (1, 2) OBP: 0.417, SLG: 0.667			0-2 L4		1-1 G5-3		1-0 E 1-3 SF8 1B																			
Inning Stats	R: 0 E: 0 K: 0 S: 7	H: 0 LOB: 0 BB: 0 P: 12	R: 0 E: 0 K: 1 S: 12	H: 0 LOB: 1 BB: 1 P: 21	R: 1 E: 0 K: 1 S: 12	H: 1 LOB: 0 BB: 0 P: 18	R: 1 E: 0 K: 0 S: 11	H: 2 LOB: 0 BB: 0 P: 15	R: 1 E: 0 K: 1 S: 7	H: 1 LOB: 0 BB: 0 P: 13	R: 2 E: 0 K: 1 S: 13	H: 2 LOB: 0 BB: 0 P: 19	R: 2 E: 1 K: 0 S: 11	H: 3 LOB: 1 BB: 0 P: 20	R: 1 E: 0 K: 2 S: 12	H: 1 LOB: 0 BB: 0 P: 16										
PITCHER	IP WLS L	WLS L	BF L	H R	R ER	SO BB	BB IBB	HBP BLK	WP HR	S P	ERA WHIP	PITCHER					IP WLS L	BF L	H R	R ER	SO BB	BB IBB	HBP BLK	WP HR	S P	ERA WHIP
Paul Quantrill, R (1, 1) ERA: 8.53	6.1		27	8	7	6	3	1	0	0	0	108	8.53	1.421												
Brian Bohanon, L (7, 1) ERA:	0.2		3	1	0	0	0	0	0	0	0	4	0.00	1.500												
Mike Timlin, R (8, 1) ERA: 4.5	1.0		4	1	1	1	2	0	0	0	0	1	12	9.00	1.000											

Batter	1	2	3	4	5	6	7	8	9	10	AB R H RBI BB SO LOB	TOP												
Kenny Lofton, L OBP: 0.269, SLG: 0.217 (1, 8)	1-2 F8-3 1B		1-0 S 2B 1B		3-2 G4-3			2-3 K		3-2 G4-3	5 1 2 0 0 1 1													
Omar Vizquel, S OBP: 0.125, SLG: 0.136 (1, 6)	1-2 F8-3 1-2		1-1 P4		0-1 F8			0-1 G5-3			4 0 0 0 0 0 2													
Carlos Baerga, S OBP: 0.375, SLG: 0.565 (1, 4)	0-1 BB 1B 1B		2-0 1-H 2B		0-2 G5-3			1-2 G1-3			4 0 2 1 0 0 0													
Albert Belle, R OBP: 0.333, SLG: 0.727 (1, 7)	1-0 BB 1-2 1B		0-0 G5-3		0-0 HR			1-1 G6-3			4 1 2 1 0 0 1													
Eddie Murray, S OBP: 0.250, SLG: 0.100 (1, 10)	4-0 FC4 1-2 2-3 BB		2-1 P6		1-2 G5-3			0-1 G4-3			3 0 0 0 1 0 1													
Julio Franco, R OBP: 0.333, SLG: 0.429 (1, 3)	0-0 FC4 1-2f		3-2 G4-3		3-2 G4-3			2-3 K			4 0 0 0 0 1 3													
Manny Ramirez, R OBP: 0.304, SLG: 0.571 (1, 9)		3-3 K	2-2 G4-3		2-1 F8			1-2 G6-3			4 0 0 0 0 1 0													
Sandy Alomar Jr., R OBP: 0.313, SLG: 0.500 (1, 2)		1-3 K	1-0 G3-1		0-0 G3			1-2 L7			4 0 0 0 0 1 0													
Scott Leius, R (1, 5)		3-1 F7			1-0 G3			4-2 BB			3 0 0 0 0 0 0 0 0 0 0 1 0 0													
Jim Thome, L OBP: 0.350, SLG: 0.071 (10, PH) (10, 5)																								
Inning Stats	R: 0 E: 0 K: 0 S: 11	H: 3 LOB: 3 BB: 1 P: 18	R: 0 E: 0 K: 2 S: 8	H: 0 LOB: 0 BB: 0 P: 15	R: 1 E: 0 K: 0 S: 7	H: 2 LOB: 1 BB: 0 P: 13	R: 0 E: 0 K: 0 S: 11	H: 0 LOB: 0 BB: 0 P: 17	R: 0 E: 0 K: 0 S: 7	H: 1 LOB: 0 BB: 0 P: 11	R: 1 E: 0 K: 0 S: 12	H: 1 LOB: 0 BB: 0 P: 16	R: 0 E: 0 K: 0 S: 5	H: 0 LOB: 0 BB: 0 P: 10	R: 0 E: 0 K: 1 S: 9	H: 0 LOB: 0 BB: 0 P: 12	R: 0 E: 0 K: 1 S: 7	H: 0 LOB: 0 BB: 0 P: 10	R: 0 E: 0 K: 0 S: 13	H: 0 LOB: 1 BB: 1 P: 22	1B: 4 2B: 2 3B: 0 HR: 1	SF: 0 SAC: 0 DP: 1 HBP: 0	WP: 0 PB: 0 SB: 1 CS: 0	PA: 37
PITCHER	IP WLS BF H R ER SO BB IBB HBP BLK WP HR S P ERA WHIP																							
David Wells, L ERA: 1.8 (1, 1)	8.0																							
Roger McDowell, R ERA: (9, 1)	1.2	5	0	0	0	1	0	0	0	0	0	0	0	14	19	0.00	0.000							
Jesse Orosco, L ERA: (10, 1)	0.1	W	2	0	0	0	0	1	0	0	0	0	0	6	13	0.00	3.000							

Cleveland Indians @ Baltimore Orioles
Oriole Park at Camden Yards, Baltimore, MD
 Wed Apr 10 1996, 7:05 PM EDT
 Att: 45,097 - Cloudy - 47 F

livebaseballscorecards.com

AB 35
R 2
H 6
RBI 2
BB 2
SO 4
LOB 8



Batter	1	2	3	4	5	6	7	8	9	10	AB R H RBI BB SO LOB
Brady Anderson, L OBP: 0.300, SLG: 0.259 (1, 8) C X	0-1 G3		0-1 S 1B		2-1 F7		2-2 2-H 1B			2-1 SH2-4	4 0 2 1 0 0 0
Roberto Alomar, S OBP: 0.448, SLG: 0.591 (1, 4) B C B B S B B	4-2 1B 1B BB		4-1 1-2 BB		4-2 BB		1-2 L8			4-0 1B IBB	1 0 0 0 4 0 1
Rafael Palmeiro, L OBP: 0.355, SLG: 0.385 (1, 3) B B F X	2-0 1-H BB 1B		1-3 K		1-1 G3					2-2 1-2 3-H 1B	5 0 2 1 0 1 3
Bobby Bonilla, S OBP: 0.310, SLG: 0.481 (1, 10) B B F B F B	4-2 1-2 BB		3-2 G3-1				1-2 CS 1B			0-2 L3	3 0 1 0 1 0 2
Cal Ripken Jr., R OBP: 0.370, SLG: 0.375 (1, 6) C X	0-1 F9				2-1 G4-3		3-3 1-2 K			1-3 K	4 0 0 0 0 2 3
B.J. Surhoff, L OBP: 0.393, SLG: 0.615 (1, 5) S T B T C B B			3-3 K		1-3 K		0-2 G3			3-3 K	4 0 0 0 0 3 0
Chris Hoiles, R OBP: 0.136, SLG: 0.286 (1, 2) Manny Alexander, R (9, PR) Gregg Zaun, S OBP: 0.500, SLG: 0.333 (10, 2)			2-2 F7		2-1 HR		0-3 K			0-0 E3 CS	4 1 1 1 0 1 0 0 0 0 0 0 0 0 0 0 0 0 0 0 0
Tony Tarasco, L OBP: 0.333, SLG: 0.294 (1, 9) X T B C B			0-2 G3		1-3 K		4-1 S 1B BB			1-0 F7	3 1 0 0 1 1 1
Jeffrey Hammonds, R OBP: 0.308, SLG: 0.520 (1, 7) B X			1-0 P5		1-1 F9		2-3 K			2-2 CS	4 1 1 0 0 1 1


Inning Stats	R: 0	H: 1	R: 0	H: 0	R: 0	H: 1	R: 1	H: 1	R: 0	H: 0	R: 0	H: 1	R: 1	H: 1	R: 0	H: 0	R: 0	H: 0	R: 0	H: 0	R: 1	H: 2	1B: 5	SF: 0	WP: 0	PA: 40
E: 0	LOB: 2	E: 0	LOB: 0	E: 0	LOB: 2	E: 0	LOB: 1	E: 0	LOB: 0	E: 0	LOB: 1	E: 0	LOB: 1	E: 1	LOB: 1	E: 0	LOB: 0	E: 0	LOB: 0	E: 0	LOB: 1	2B: 2	SAC: 1	WP: 0	PA: 40	
K: 0	BB: 2	K: 1	BB: 0	K: 1	BB: 1	K: 2	BB: 0	K: 0	BB: 1	K: 1	BB: 0	K: 2	BB: 1	K: 2	BB: 0	K: 1	BB: 0	K: 0	BB: 1	K: 0	BB: 1	3B: 0	DP: 1	SB: 0	PA: 40	
S: 9	P: 19	S: 11	P: 16	S: 10	P: 19	S: 11	P: 17	S: 8	P: 16	S: 9	P: 13	S: 13	P: 22	S: 7	P: 13	S: 7	P: 13	S: 7	P: 18	S: 7	P: 18	HR: 1	HBP: 0	CS: 2	PA: 40	

PITCHER	IP	WLS	BF	H	R	ER	SO	BB	IBB	HBP	BLK	WP	HR	S	P	ERA	WHIP
Jack McDowell, R ERA: 2.77	6.2		28	5	2	2	7	5	0	0	0	0	1	68	118	2.70	1.500
Jim Poole, L ERA:	0.2		2	0	0	0	0	0	0	0	0	0	0	5	9	0.00	0.000
Julian Tavarez, R ERA: 3.0	1.2	L	6	1	1	1	2	0	0	0	0	0	0	16	26	5.40	0.600
Paul Assenmacher, L ERA: 4.5	0.1		3	1	0	0	0	0	1	0	0	0	0	5	13	0.00	3.000

PITCHER	IP	WLS	BF	H	R	ER	SO	BB	IBB	HBP	BLK	WP	HR	S	P	ERA	WHIP

Cleveland Indians @ Baltimore Orioles
Oriole Park at Camden Yards, Baltimore, MD
 Wed Apr 10 1996, 7:05 PM EDT
 Att. 45,097 - Cloudy - 47 F

AB	32
R	3
H	7
RBI	3
BB	6
SO	9
LOB	11



Batter	1	2	3	4	5	6	7	8	9	AB R H RBI BB SO LOB	TOP											
Kenny Lofton, L OBP: 0.226, SLG: 0.179 (1, 8) B C X	1-1 L7		3-1 G4-3 1-2			1-1 G3		3-2 F7	1-3 K	5 0 0 0 0 1 1												
Omar Vizquel, S OBP: 0.185, SLG: 0.167 (1, 6) C X	0-1 G6-3 1B		2-0 G4-3			4-0 S 1B BB		1-3 K		2 1 1 0 1 0 1 1 0 0 0 0 1 0												
Carlos Baerga, S OBP: 0.357, SLG: 0.519 (1, 4) B SAFE F X	1-1 G6-3 1-2			0-1 P5		3-1 F8 1-2		2-0 BB 1B		4 0 1 0 0 0 2												
Albert Belle, R OBP: 0.393, SLG: 0.833 (1, 7) C X	0-1 F7			2-0 HR		4-0 1B BB		4-2 BB 1-2 BB		2 1 1 1 2 0 1												
Eddie Murray, S OBP: 0.286, SLG: 0.167 (1, 10) C B X		1-1 G4-6-3 1B		0-0 L8		1-1 1-2 2-H 1B		0-1 L4		4 0 2 1 0 0 2												
Julio Franco, R OBP: 0.286, SLG: 0.360 (1, 3) C SAFE X		0-1 G4-6-3 1-2f		2-2 G1-3		2-1 G4-3		3-2 L9		4 0 0 0 0 0 3												
Jim Thome, L OBP: 0.333, SLG: 0.059 (1, 5) C SAFE X		0-3 K			4-2 G1-4-3 BB		0-0 G6-3		2-0 E3 HR	3 1 0 0 1 1 0												
Manny Ramirez, R OBP: 0.269, SLG: 0.500 (1, 9) Jeremy Burnitz, L OBP: 0.333, SLG: 1.333 (7, 9) C F B X			2-2 P4		0-0 G1-4-3 1-2f		1-1 F9		0-1 HR	3 0 0 0 0 0 1 1 1 1 2 0 0 0												
Sandy Alomar Jr., R OBP: 0.333, SLG: 0.500 (1, 2) Tony Peña, R OBP: 0.500, SLG: 0.400 (6, 2) F F X			0-2 G4-3 1B		0-0 G4-3		0-2 G4-3		2-1 G6-3	2 0 1 0 0 0 0 2 0 0 0 0 0 0												
Inning Stats	R: 0 E: 0 K: 0 S: 8	H: 1 LOB: 1 BB: 0 P: 10	R: 0 E: 0 K: 1 S: 7	H: 1 LOB: 0 BB: 0 P: 8	R: 0 E: 0 K: 0 S: 9	H: 1 LOB: 1 BB: 0 P: 16	R: 1 E: 0 K: 0 S: 8	H: 1 LOB: 0 BB: 0 P: 12	R: 0 E: 0 K: 0 S: 6	H: 0 LOB: 0 BB: 1 P: 10	R: 1 E: 0 K: 0 S: 8	H: 1 LOB: 2 BB: 2 P: 23	R: 0 E: 0 K: 0 S: 6	H: 0 LOB: 0 BB: 0 P: 7	R: 0 E: 0 K: 1 S: 18	H: 1 LOB: 2 BB: 1 P: 28	R: 2 E: 1 K: 1 S: 12	H: 1 LOB: 0 BB: 0 P: 20	1B: 5 2B: 0 3B: 0 HR: 2	SF: 0 SAC: 0 DP: 2 HBP: 0	WP: 0 PB: 0 SB: 1 CS: 0	PA: 37
PITCHER	IP WLS BF H R ER SO BB IBB HBP BLK WP HR S P ERA WHIP																				PITCHER	IP WLS BF H R ER SO BB IBB HBP BLK WP HR S P ERA WHIP
Scott Erickson, R ERA: 3.75 (1, 1)	6.0 W 24 5 2 2 1 3 0 0 0 0 0 1 46 79 3.00 1.333																					
Arthur Rhodes, L ERA: 1.8 (7, 1)	3.0 S 13 2 2 1 2 1 0 0 0 0 0 1 36 55 3.00 1.000																					
Arthur Rhodes, L ERA: 1.8 (9, 1)	3.0 S 13 2 2 1 2 1 0 0 0 0 0 1 36 55 3.00 1.000																					

Cleveland Indians @ Baltimore Orioles
Oriole Park at Camden Yards, Baltimore, MD

AB	33
R	4
H	7
RBI	4
BB	4
SO	3
LOB	11



Thu Apr 11 1996, 7:05 PM EDT
Att. 43,189 - Cloudy - 73 F

livebaseballscorecards.com

Batter	1	2	3	4	5	6	7	8	9	AB	R	H	RBI	BB	SO	LOB
Brady Anderson, L OBP: 0.371, SLG: 0.531 (1, 8)	1-2 G3 1B		0-0 E 1B SF7	0-0 HR	2-1 F8		3-1 1-H HR			5	3	4	3	0	0	0
Roberto Alomar, S OBP: 0.441, SLG: 0.630 Jeff Huson, L (1, 4) (8, 4)	1-0 G3		0-0 E4 1B 1B	2-1 L8		0-1 SF7 3B	3-3 K			5	2	2	0	0	1	1
Rafael Palmeiro, L OBP: 0.361, SLG: 0.483 Arthur Rhodes, L (1, 3) (9, 1)	4-1 G6-4-3 BB		0-0 SF7 3-H	3-2 F8		3-2 G3		0-0 HR		3	1	1	2	1	0	1
Bobby Bonilla, S OBP: 0.324, SLG: 0.467 (1, 10) (9, 3)	0-1 G6-4-3 1-2f		0-0 BB E 1B	3-2 HBP		1-0 SF7 3-H		0-1 G6-3		3	1	1	2	0	0	2
Cal Ripken Jr., R OBP: 0.323, SLG: 0.321 Billy Ripken, R (1, 6) (8, 5)		1-0 L7	1-2 F9	1-1 F8		1-0 F9		0-2 F8		4	0	0	0	0	0	2
B.J. Surhoff, L OBP: 0.438, SLG: 0.724 Manny Alexander, R (1, 5) (8, 6)		0-0 HR 1B	4-1 E BB		1-0 G3		0-2 HR	0-0 P4		3	3	2	1	1	0	0
Chris Hoiles, R OBP: 0.154, SLG: 0.250 (1, 2)		0-1 P3	2-1 E5 1-3 2-H		4-2 FC1-4 BB		0-1 G5-3			3	0	0	0	1	0	2
Tony Tarasco, L OBP: 0.318, SLG: 0.429 (1, 9)		3-0 HR 1-H	3-1 E1 2-3 3-H		1-2 FC1-4 HR 1-2f		2-3 K			4	2	1	2	0	1	2
Jeffrey Hammonds, R OBP: 0.333, SLG: 0.621 (1, 7)		1-2 F8	2-1 G6-3		1-2 HR 1-H		1-1 HR 1B			4	2	2	2	0	0	2

Inning Stats	R: 0	H: 1	E: 0	LOB: 1	K: 0	BB: 1	S: 7	P: 13	R: 2	H: 2	E: 0	LOB: 0	K: 0	BB: 0	S: 8	P: 13	R: 4	H: 3	E: 3	LOB: 2	K: 0	BB: 1	S: 14	P: 26	R: 1	H: 1	E: 0	LOB: 1	K: 0	BB: 0	S: 11	R: 2	H: 1	E: 0	LOB: 0	K: 0	BB: 1	S: 13	P: 22	R: 1	H: 1	E: 0	LOB: 0	K: 0	BB: 0	S: 7	R: 3	H: 3	E: 0	LOB: 0	K: 2	BB: 0	S: 16	P: 25	R: 1	H: 1	E: 0	LOB: 0	K: 0	BB: 0	S: 7	R: 1	H: 1	E: 0	LOB: 0	K: 0	BB: 0	S: 7
--------------	------	------	------	--------	------	-------	------	-------	------	------	------	--------	------	-------	------	-------	------	------	------	--------	------	-------	-------	-------	------	------	------	--------	------	-------	-------	------	------	------	--------	------	-------	-------	-------	------	------	------	--------	------	-------	------	------	------	------	--------	------	-------	-------	-------	------	------	------	--------	------	-------	------	------	------	------	--------	------	-------	------

PITCHER	IP	WLS	BF	H	R	ER	SO	BB	IBB	HBP	BLK	WP	HR	S	P	ERA	WHIP
Orel Hershiser, R ERA: 7.84 (1, 1)	3.2	L	22	7	7	4	0	2	0	0	0	0	2	38	69	9.82	2.455
Chad Ogea, R ERA: 13.5 (4, 1)	1.1		6	1	2	2	0	1	0	0	0	0	1	15	25	13.50	1.500
Alan Embree, L ERA: 15.0 (6, 1)	1.0		4	1	1	1	0	0	0	0	0	0	0	7	12	9.00	1.000
Eric Plunk, R ERA: 27.0 (7, 1)	1.0		6	3	3	3	2	0	0	0	0	0	2	16	25	27.00	3.000
Jose Mesa, R ERA: 4.5 (8, 1)	1.0		4	1	1	1	0	0	0	0	0	0	1	7	7	9.00	1.000


BOTTOM

Cleveland Indians @ Baltimore Orioles
Oriole Park at Camden Yards, Baltimore, MD

Thu Apr 11 1996, 7:05 PM EDT
 Att: 43,189 - Cloudy - 73 F

AB	36
R	14
H	13
RBI	12
BB	3
SO	2
LOB	12

WP: 0 PA: 42
 PB: 0
 SB: 1
 CS: 0



PITCHER	IP	WLS	BF	H	R	ER	SO	BB	IBB	HBP	BLK	WP	HR	S	P	ERA	WHIP
---------	----	-----	----	---	---	----	----	----	-----	-----	-----	----	----	---	---	-----	------

Batter	1	2	3	4	5	6	7	8	9	AB R H RBI BB SO LOB	TOP		
Kenny Lofton, L OBP: 0.250, SLG: 0.194 (1, 8) C B X 1-1	E4 2B	2-1 1-2 2-3 1B		2-1 1-2 3-H SF7		4-2 BB		0-3 K		3 0 1 1 1 1 0			
Julio Franco, R OBP: 0.303, SLG: 0.400 (1, 3) B B 1 SAFE 1-3	2-0 2B	3-2 1-2 2-3 3-H FC4-6-2		2-2 2-H 1B		3-2 L9		1-0 L9		5 0 2 2 0 0 3			
Carlos Baerga, S OBP: 0.303, SLG: 0.438 (1, 4) C B X 1-3	K		1-1 1 SAFE G3-1	0-3 K		1-1 P4		1-2 G1-3		5 0 0 0 0 2 3			
Albert Belle, R OBP: 0.394, SLG: 0.786 (1, 7) B B C C B B 4-2	FC6-4 BB		2-1 2B		2-2 G5-3		1-3 K	3-2 G5-3		4 0 1 0 1 1 0			
Eddie Murray, S OBP: 0.313, SLG: 0.185 (1, 10) F S T 0-2	K		2-3 K		2-1 FC5-4 1B		4-2 BB BB			3 0 1 0 1 2 4			
Manny Ramirez, R OBP: 0.267, SLG: 0.444 (1, 9) B C S X 1-2	FC6-4 1-2f		2-2 G6-3		1-2 1-2f FC5-4		4-2 BB			3 0 0 0 1 0 5			
Jim Thome, L OBP: 0.321, SLG: 0.050 (1, 5) Alvaro Espinoza, R (9, 5) B B B B 4-1		1B 1B FC4-6-2 BB		3-2 1 SAFE 1 SAFE L8	2-2 P6		1-2 F8			3 1 0 0 1 0 3 0 0 0 0 0 0 0			
Sandy Alomar Jr., R OBP: 0.318, SLG: 0.455 (1, 2) S T B 1-3	K		1-1 1B SF7 1B		1-2 G5-3		0-0 F8			4 1 1 0 0 1 1			
Omar Vizquel, S OBP: 0.258, SLG: 0.250 (1, 6) C B X 0-1		1B 1B FC4-6-2 1B		1-1 1-3 1B SF7 1B		2-1 1B		1-2 G5-3		4 1 3 0 0 0 0			
Inning Stats	R: 0 H: 1 E: 1 LOB: 3 K: 2 BB: 1 S: 14 P: 23	R: 1 H: 2 E: 0 LOB: 1 K: 1 BB: 1 S: 11 P: 21	R: 0 H: 1 E: 0 LOB: 1 K: 1 BB: 0 S: 10 P: 17	R: 2 H: 3 E: 0 LOB: 1 K: 1 BB: 0 S: 15 P: 24	R: 0 H: 1 E: 0 LOB: 1 K: 0 BB: 0 S: 12 P: 19	R: 0 H: 1 E: 0 LOB: 1 K: 0 BB: 1 S: 11 P: 21	R: 0 H: 0 E: 0 LOB: 2 K: 1 BB: 2 S: 13 P: 24	R: 0 H: 0 E: 0 LOB: 0 K: 1 BB: 0 S: 8 P: 9	R: 0 H: 0 E: 0 LOB: 0 K: 0 BB: 0 S: 7 P: 12	1B: 7 SF: 1 2B: 3 SAC: 0 3B: 0 DP: 1 HR: 0 HBP: 0	WP: 0 PA: 40 PB: 0 SB: 0 CS: 0		
PITCHER	IP WLS BF H R ER SO BB IBB HBP BLK WP HR S P ERA WHIP											PITCHER	IP WLS BF H R ER SO BB IBB HBP BLK WP HR S P ERA WHIP
Aaron Sele, R ERA: 5.4 (1, 1)	5.0 L 25 8 3 3 5 2 0 0 0 0 0 0 62 104 5.40 2.000												
Brad Pennington, L ERA: (6, 1)	1.2 7 1 0 0 1 2 0 0 0 0 0 0 18 34 0.00 1.800												
Stan Belinda, R ERA: 22.5 (7, 1)	0.0 1 0 0 0 0 1 0 0 0 0 0 0 2 6 ∞ ∞												
Mike Stanton, L ERA: 10.8 (7, 1)	1.1 4 0 0 0 1 0 0 0 0 0 0 0 12 14 0.00 0.000												
Heathcliff Stocumb, R ERA: 1.8 (9, 1)	1.0 3 0 0 0 0 0 0 0 0 0 0 0 7 12 0.00 0.000												

Cleveland Indians @ Boston Red Sox
Fenway Park, Boston, MA
Fri Apr 12 1996, 7:05 PM EDT
Att. 26,703 - Unknown - 53 F

AB	34
R	3
H	9
RBI	3
BB	5
SO	7
LOB	19



Batter	1	2	3	4	5	6	7	8	9	AB R H RBI BB SO LOB	TOP											
Kenny Lofton, L OBP: 0.250, SLG: 0.200 Wayne Kirby, L (8, 8)	1-2 S G4-3 2B 1B	1 SAFE 0-1 SH FC6-5-4-3 1-H		1-0 G6-3		0-2 G1-3		3-1 G1-3 1B	2-3 K	4 1 1 0 0 0 1 1 0 0 0 0 1 1												
Julio Franco, R OBP: 0.282, SLG: 0.361 (1, 3)	1-2 G4-3	1 SAFE 1-1 FC6-5-4-6 S 1-3		3-2 G6-3		1-0 G6-3		2-1 1B	0-3 K	6 0 1 0 0 0 1 4												
Carlos Baerga, S OBP: 0.316, SLG: 0.400 Scott Leius, R (1, 4) (9, PH) (9, 4)	4-0 2B BB	2-2 F8		1-0 L4		4-0 HR BB		0-1 F8	3-1 G4-3	3 1 0 0 2 0 2 1 0 0 0 0 0 1												
Albert Belle, R OBP: 0.421, SLG: 0.879 (1, 7)	1-2 2B		1-1 2B G4-3 1B		0-0 F9		0-0 HR		2-1 E9 1B	5 3 3 4 0 0 0												
Eddie Murray, S OBP: 0.324, SLG: 0.250 (1, 10)	0-0 P2		1 SAFE 1-0 G4-3 2B		2-2 G5-3		3-3 K		0-0 1B 2B 1B	5 1 2 1 0 1 2												
Manny Ramirez, R OBP: 0.324, SLG: 0.448 Jeromy Burnitz, L OBP: 0.500, SLG: 1.250 (1, 9) (9, PH) (9, 9)	4-1 BB		0-0 G1-3		0-0 HR 1B				1-1 2B 1B 1B	2 1 1 0 2 0 2 1 1 1 0 0 0 0												
Jim Thome, L OBP: 0.333, SLG: 0.280 (1, 5)	3-2 G4-3		1-2 G4-3		2-1 HR		2-2 G4-6-3		3-1 1B 2B	5 2 2 4 0 0 5												
Tony Peña, R OBP: 0.364, SLG: 0.300 (1, 2)			0-1 F9		2-2 G5-3		3-2 F9		3-2 2B 1B	5 1 1 2 0 0 1												
Omar Vizquel, S OBP: 0.278, SLG: 0.394 Alvaro Espinoza, R (1, 6) (9, 6)			1-0 E6 SH		1-2 HR		1-1 E3 HR		0-0 G1-3 2B	5 3 2 2 0 0 0 0 0 0 0 0 0 0												
Inning Stats	R: 1 E: 0 K: 0 S: 15	H: 2 LOB: 3 BB: 2 P: 29	R: 1 E: 2 K: 0 S: 11	H: 0 LOB: 1 BB: 0 P: 15	R: 1 E: 0 K: 0 S: 9	H: 2 LOB: 1 BB: 0 P: 13	R: 1 E: 0 K: 0 S: 8	H: 1 LOB: 0 BB: 0 P: 14	R: 2 E: 0 K: 0 S: 11	H: 2 LOB: 0 BB: 0 P: 17	R: 3 E: 1 K: 1 S: 10	H: 1 LOB: 0 BB: 1 P: 19	R: 0 E: 0 K: 0 S: 9	H: 0 LOB: 0 BB: 1 P: 18	R: 0 E: 0 K: 0 S: 7	H: 1 LOB: 1 BB: 0 P: 12	R: 5 E: 1 K: 2 S: 22	H: 5 LOB: 1 BB: 0 P: 38	1B: 7 2B: 4 3B: 0 HR: 3	SF: 0 SAC: 1 DP: 1 HBP: 0	WP: 0 PB: 0 SB: 4 CS: 0	PA: 48
PITCHER	IP WLS BF H R ER SO BB IBB HBP BLK WP HR S P ERA WHIP																					
Jamie Moyer, L ERA: 3.94 (1, 1)	5.0 L 26 7 6 5 0 2 0 0 0 0 0 2 54 88 9.00 1.800																					
John Doherty, R ERA: 8.31 (6, 1)	3.0 18 6 8 4 1 2 0 0 0 0 0 1 37 69 12.00 2.667																					
Brad Pennington, L ERA: (9, 1)	1.0 4 1 0 0 0 2 0 0 0 0 0 0 0 11 18 0.00 1.000																					

Cleveland Indians @ Boston Red Sox
Fenway Park, Boston, MA
Sat Apr 13 1996, 3:33 AM EDT
Att. 31,827 - Cloudy - 46 F

AB	43
R	14
H	14
RBI	13
BB	4
SO	3
LOB	19



Batter	1	2	3	4	5	6	7	8	9	AB R H RBI BB SO LOB
John Valentin, R (1, 6) OBP: 0.227, SLG: 0.175 Esteban Beltre, R (9, PH) OBP: 0.333, SLG: 0.200	0-0 G4-3		2-2 G4-6-3		0-0 FC6-4		1-2 BB 1B		3-2 BB 1B	4 0 1 0 0 0 2 1 0 1 0 0 0 0
Mike Greenwell, L (1, 7) OBP: 0.318, SLG: 0.439	2-0 P6		3-2 F7			0-0 G3-1	4-1 BB BB		1-3 K	4 0 0 0 1 1 2
Mo Vaughn, L (1, 3) OBP: 0.302, SLG: 0.368	0-1 2B			2-1 G4-3 2B		3-3 K	1-3 K			4 0 2 0 0 2 3
Jose Canseco, R (1, 10) OBP: 0.295, SLG: 0.500	1-3 K			1-2 G6-3		0-0 HR		0-1 G1-4-3		4 1 1 1 0 1 2
Tim Lincecum, R (1, 5)		3-2 F8		1-1 G4-3		3-1 G6-3		4-0 G6-4-3 BB		3 0 0 0 1 0 1
Troy O'Leary, L (1, 9) OBP: 0.375, SLG: 0.467		0-1 E 1B		1-0 G3			2-1 HR	2-1 G6-4-3		4 1 2 1 0 0 2
Mike Stanley, R (1, 2) OBP: 0.294, SLG: 0.179 Milt Cuyler, S (9, PH)		1-0 F9		0-0 FC6-4 1B			0-0 F9		1-3 K	3 0 1 0 0 0 1 1 0 0 0 0 1 0
Wii Cordero, R (1, 4) OBP: 0.179, SLG: 0.189 18 Reggie Jefferson, S (9, PH) OBP: 1.000, SLG: 2.000		1 SAFE 2-1 F9		1-1 P4			0-1 P3		0-2 1B 2B	3 0 0 0 0 0 2 1 0 1 0 0 0 0
Dwayne Hoesy, S (1, 8) OBP: 0.385, SLG: 0.364			4-1 G4-6-3 BB		0-0 FC6-4		4-2 BB 1B BB		2-3 K	2 0 0 0 2 1 2

Inning Stats	R: 0	H: 1	E: 0	K: 1	S: 7	R: 0	H: 1	E: 1	K: 0	S: 8	R: 0	H: 0	E: 0	K: 0	S: 8	R: 0	H: 1	E: 0	K: 0	S: 8	R: 1	H: 1	E: 0	K: 1	S: 7	R: 1	H: 2	E: 0	K: 1	S: 14	R: 0	H: 0	E: 0	K: 0	S: 4	R: 0	H: 2	E: 0	K: 3	S: 16	1B: 4	2B: 3	3B: 0	HR: 2	SF: 0	SAC: 0	DP: 2	HBP: 0	WP: 0	PB: 0	SB: 0	CS: 0	PA: 38
--------------	------	------	------	------	------	------	------	------	------	------	------	------	------	------	------	------	------	------	------	------	------	------	------	------	------	------	------	------	------	-------	------	------	------	------	------	------	------	------	------	-------	-------	-------	-------	-------	-------	--------	-------	--------	-------	-------	-------	-------	--------

PITCHER	IP	WLS	BF	H	R	ER	SO	BB	IBB	HBP	BLK	WP	HR	S	P	ERA	WHIP
Dennis Martinez, R (1, 1) ERA: 3.05	6.2		29	7	2	2	2	3	0	0	0	0	2	54	95	2.70	1.500
Jim Poole, L (7, 1) ERA:	0.1		1	0	0	0	1	0	0	0	0	0	0	3	4	0.00	0.000
Eric Plunk, R (8, 1) ERA: 16.88	1.0		3	0	0	0	0	1	0	0	0	0	0	4	10	0.00	1.000
Paul Shuey, R (9, 1) ERA:	1.0		5	2	0	0	3	0	0	0	0	0	0	16	23	0.00	2.000

BOTTOM

Cleveland Indians @ Boston Red Sox
Fenway Park, Boston, MA
Sat Apr 13 1996, 3:33 AM EDT
Att: 31,827 - Cloudy - 46 F

livebaseballscorecards.com

AB	34
R	2
H	9
RBI	2
BB	4
SO	6
LOB	17



Batter	1	2	3	4	5	6	7	8	9	10	11	AB R H RBI BB SO LOB	BOTTOM															
Troy O'Leary, L OBP: 0.342, SLG: 0.400 (1, 9)	F8	F7		F7	BLK 1B BB		G4-3			G5-3		5 1 0 0 1 0 3	Cleveland Indians @ Boston Red Sox Fenway Park, Boston, MA Sun Apr 14 1996, 3:33 AM EDT Att. 31,796 - Overcast - 41 F															
Tim Lincecum, R OBP: 0.353, SLG: 0.483 John Valentin, R OBP: 0.271, SLG: 0.190 (4, PH) (5, 6)	BB 1B		1B FC5-4	G4-6-3 HBP	1B 1B		1B			F9		2 1 2 0 0 0 0 2 0 1 0 1 0 0																
Mo Vaughn, L OBP: 0.327, SLG: 0.386 (1, 3)	BB 1B		FC5-4 1B	G4-6-3	1B		K			G1-3		6 0 3 1 0 1 4																
Jose Canseco, R OBP: 0.320, SLG: 0.512 (1, 10)	BB		FC5-4 FC6-4		2B		K			F8		5 1 2 1 1 1 1																
Mike Greenwell, L OBP: 0.300, SLG: 0.404 (1, 7)	K		FC6-4 BB		1B		G4-3			G4-3		6 1 1 0 0 2 7																
Mike Stanley, R OBP: 0.275, SLG: 0.152 (1, 2)	K				K		F9			F9		5 0 0 0 1 1 5																
Wili Cordero, R OBP: 0.182, SLG: 0.214 (1, 4)		G6-3	F8		WP SF8 2B		F8			G6-3		5 1 1 2 0 0 2																
Dwayne Hoesy, S OBP: 0.387, SLG: 0.346 (1, 8)	L9			HBP 1B	SF8 S BLK BB		B3			G6-3		4 1 1 0 1 0 0																
Esteban Beltre, R OBP: 0.364, SLG: 0.444 (5, 5)	2B			HBP 1B	SF8		K			G4-3		4 0 2 1 0 1 0																
Inning Stats	R: 0 E: 0 K: 2 S: 22	H: 2 LOB: 3 BB: 1 P: 35	R: 0 E: 0 K: 0 S: 6	H: 1 LOB: 1 BB: 0 P: 11	R: 1 E: 0 K: 0 S: 11	H: 2 LOB: 2 BB: 1 P: 21	R: 0 E: 0 K: 0 S: 8	H: 2 LOB: 2 BB: 0 P: 12	R: 5 E: 1 K: 1 S: 25	H: 5 LOB: 3 BB: 3 P: 51	R: 0 E: 0 K: 0 S: 4	H: 0 LOB: 0 BB: 0 P: 7		R: 0 E: 0 K: 2 S: 11	H: 1 LOB: 1 BB: 0 P: 18	R: 0 E: 0 K: 1 S: 7	H: 0 LOB: 0 BB: 0 P: 9	R: 0 E: 0 K: 0 S: 6	H: 0 LOB: 0 BB: 0 P: 11	R: 0 E: 0 K: 0 S: 4	H: 0 LOB: 0 BB: 0 P: 8	R: 0 E: 0 K: 0 S: 5	H: 0 LOB: 0 BB: 0 P: 8	1B: 10 2B: 3 3B: 0 HR: 0	SF: 1 SAC: 0 DP: 1 HBP: 1	WP: 1 PB: 0 SB: 1 CS: 0	PA: 51	
PITCHER	IP WLS BF H R ER SO BB IBB HBP BLK WP HR S P ERA WHIP	IP WLS BF H R ER SO BB IBB HBP BLK WP HR S P ERA WHIP												IP WLS BF H R ER SO BB IBB HBP BLK WP HR S P ERA WHIP														
Chad Ogea, R ERA: 8.44 (1, 1)	4.0	23	9	3	3	2	2	0	1	0	0	0	0	49	83	6.75	2.750											
Paul Shuey, R ERA: 16.2 (5, 1)	0.2	7	2	3	3	0	3	0	0	1	1	0	0	16	35	40.50	7.500											
Eric Plunk, R ERA: 8.44 (5, 1)	2.2	10	2	0	0	4	0	0	0	0	0	0	0	26	42	0.00	0.750											
Paul Assenmacher, L ERA: 3.86 (8, 1)	0.1	1	0	0	0	0	0	0	0	0	0	0	0	2	3	0.00	0.000											
Julian Tavarez, R ERA: 2.16 (8, 1)	2.1	W 7	0	0	0	0	0	0	0	0	0	0	0	11	20	0.00	0.000											
Jose Mesa, R ERA: 3.0 (11, 1)	1.0	S 3	0	0	0	0	0	0	0	0	0	0	0	0	0	0.00	0.000											

AB	44
R	6
H	13
RBI	5
BB	5
SO	6
LOB	22



Batter	1	2	3	4	5	6	7	8	9	AB R H RBI BB SO LOB	TOP											
Kenny Lofton, L (1, 8) OBP: 0.333, SLG: 0.356	0-1 PB S E 1B	1-0 BB 2B 1B		2-1 G3		0-1 FC1-2 1B		1-1 1B		5 3 3 1 0 0 2												
Julio Franco, R (1, 3) OBP: 0.340, SLG: 0.419 Scott Leius, R (9, 3)	3-3 K E SF8	4-2 2B BB			2-1 L8	0-1 1B		1-0 G5-3		4 1 1 2 1 1 2 0 0 0 0 0 0 0												
Carlos Baerga, S (1, 4) OBP: 0.327, SLG: 0.422	1-2 E4	2-1 2B			1-0 F7	0-2 P6			0-1 F9	5 0 1 3 0 0 2												
Albert Belle, R (1, 7) OBP: 0.388, SLG: 0.732	1-1 SF8	2-1 P2			4-2 BB		0-0 L5		2-1 F7	3 0 0 1 1 0 1												
Eddie Murray, S (1, 10) OBP: 0.298, SLG: 0.220	1-2 F8		0-0 L9		1-2 F9		0-0 F8		0-0 G3-1	5 0 0 0 0 0 2												
Manny Ramirez, R (1, 9) OBP: 0.316, SLG: 0.455 Wayne Kirby, L (7, 9)	2-3 K		1-3 K			1-0 G6-3	1-0 2B			4 0 1 0 0 2 1 0 0 0 0 0 0 0												
Jim Thome, L (1, 5) OBP: 0.333, SLG: 0.273		1-2 1B 1B 1B	2-2 G4-3			1-1 1B E 1B	2-1 F7			4 2 2 0 0 0 1												
Sandy Alomar Jr., R (1, 2) OBP: 0.323, SLG: 0.419		2-1 BB 1B 2B 1B		1-0 P6		1-0 E FC1-2 1B		0-3 K		4 1 2 0 0 1 0												
Omar Vizquel, S (1, 6) OBP: 0.250, SLG: 0.341 Alvaro Espinoza, R (7, 6)		2-2 F9		0-0 F7		2-2 E7 FC1-2 1B		0-0 G4-3		3 1 1 1 0 0 2 1 0 0 0 0 0 0												
Inning Stats	R: 2 E: 1 K: 2 S: 17	H: 1 LOB: 1 BB: 0 P: 24	R: 3 E: 0 K: 0 S: 18	H: 4 LOB: 1 BB: 1 P: 32	R: 0 E: 0 K: 1 S: 7	H: 0 LOB: 0 BB: 0 P: 10	R: 0 E: 0 K: 0 S: 4	H: 0 LOB: 0 BB: 0 P: 7	R: 0 E: 0 K: 0 S: 9	H: 0 LOB: 1 BB: 1 P: 17	R: 3 E: 1 K: 0 S: 14	H: 4 LOB: 1 BB: 0 P: 19	R: 0 E: 0 K: 0 S: 5	H: 1 LOB: 1 BB: 0 P: 8	R: 0 E: 0 K: 1 S: 7	H: 1 LOB: 1 BB: 0 P: 9	R: 0 E: 0 K: 0 S: 5	H: 0 LOB: 0 BB: 0 P: 7	1B: 9 2B: 2 3B: 0 HR: 0	SF: 1 SAC: 0 DP: 0 HBP: 0	WP: 0 PB: 1 SB: 1 CS: 0	PA: 41
PITCHER	IP WLS BF H R ER SO BB IBB HBP BLK WP HR S P ERA WHIP																					
49 Tim Wakefield, R (1, 1) ERA: 8.44	6.0 L 30 9 8 5 3 2 0 0 0 0 0 0 69 109 7.50 1.833																					
Mike Maddux, R (7, 1) ERA: 3.12	1.0 4 1 0 0 0 0 0 0 0 0 0 0 5 8 0.00 1.000																					
John Doherty, R (8, 1) ERA: 5.68	2.0 7 1 0 0 0 1 0 0 0 0 0 0 12 16 0.00 0.500																					

Cleveland Indians @ Boston Red Sox
Fenway Park, Boston, MA
 Mon Apr 15 1996, 3:33 AM EDT
 Att. 32,861 - Sunny - 49 F

livebaseballscorecards.com

AB 38
R 8
H 11
RBI 8
BB 2
SO 4
LOB 13



Batter	1	2	3	4	5	6	7	8	9	AB R H RBI BB SO LOB	TOP									
Kenny Lofton, L (1, 8) OBP: 0.357, SLG: 0.429	0-0 F7	0-0 HR		4-0 CS BB			0-0 F8		0-0 E S WP 1B	4 2 2 1 1 0 1										
Julio Franco, R (1, 3) OBP: 0.327, SLG: 0.426	0-0 4-3	0-0 2B		0-0 CS 1-2	0-0 5-3		0-0 SF9		0-3 K	4 0 1 1 0 1 1										
Carlos Baerga, S (1, 4) OBP: 0.315, SLG: 0.420	0-0 2B	0-0 F8			0-0 L9		0-0 G3		0-0 P5	5 0 1 0 0 0 2										
Albert Belle, R (1, 7) OBP: 0.389, SLG: 0.689	0-3 K		0-3 K		0-0 F8			4-0 1B BB	0-0 1B	4 1 1 0 1 2 1										
Eddie Murray, S (1, 10) OBP: 0.288, SLG: 0.217		0-0 P6	0-0 F9			0-0 1B		0-0 4-3	0-3 K	5 0 1 0 0 1 2										
Manny Ramirez, R (1, 9) OBP: 0.357, SLG: 0.514		0-0 3B 2B	0-0 1B			0-3 K		0-0 FC5 1B 1B		4 1 3 1 0 1 1										
Jim Thome, L (1, 5) OBP: 0.348, SLG: 0.351		0-0 HR 3B	0-3 K			0-0 L7		0-0 FC5 1B		4 1 2 1 0 1 2										
Sandy Alomar Jr., R (1, 2) OBP: 0.314, SLG: 0.486		0-0 HR		0-0 F8		0-0 P4		0-0 FC5 1B		4 1 1 2 0 0 3										
Omar Vizquel, S (1, 6) OBP: 0.250, SLG: 0.356		0-0 L3		0-0 F6			0-0 F8 SF9 2B	0-0 P6		4 1 1 0 0 0 2										
Inning Stats	R: 0 E: 0 K: 1 S: 6	H: 1 LOB: 1 BB: 0 P: 6	R: 4 E: 0 K: 0 S: 8	H: 5 LOB: 1 BB: 0 P: 8	R: 0 E: 0 K: 2 S: 8	H: 1 LOB: 1 BB: 0 P: 8	R: 0 E: 0 K: 0 S: 2	H: 0 LOB: 0 BB: 1 P: 6	R: 0 E: 0 K: 1 S: 6	H: 1 LOB: 1 BB: 0 P: 6	R: 1 E: 0 K: 0 S: 4	H: 1 LOB: 0 BB: 0 P: 4	R: 1 E: 0 K: 0 S: 5	H: 2 LOB: 2 BB: 1 P: 9	R: 1 E: 0 K: 2 S: 9	H: 2 LOB: 1 BB: 0 P: 9	1B: 6 2B: 4 3B: 1 HR: 2	SF: 1 SAC: 0 DP: 0 HBP: 0	WP: 1 PB: 0 SB: 1 CS: 1	PA: 42
PITCHER	IP WLS BF H R ER SO BB IBB HBP BLK WP HR S P ERA WHIP																			
Brad Radke, R (1, 1) ERA: 2.77	7.0 L 30 9 5 5 4 1 0 0 0 0 0 2 37 41 6.43 1.429																			
Dan Naulty, R (8, 1) ERA: 1.69	0.1 3 1 1 1 0 1 0 0 0 0 0 0 2 6 27.00 6.000																			
Eddie Guardado, L (8, 1) ERA: 8.59	0.0 1 1 0 0 0 0 0 0 0 0 0 0 1 1 ∞ ∞																			
Erik Bennett, R (8, 1) ERA: 6.48	1.2 7 2 1 1 2 0 0 0 0 0 1 0 11 11 5.40 1.200																			

Cleveland Indians @ Minnesota Twins
 Hubert H. Humphrey Metrodome, Minneapolis, MN
 Tue Apr 16 1996, 8:05 PM EDT
 Att. 13,103 - Dome

AB	38
R	7
H	13
RBI	6
BB	2
SO	6
LOB	15



livebaseballscorecards.com

Batter	1	2	3	4	5	6	7	8	9	AB	R	H	RBI	BB	SO	LOB
--------	---	---	---	---	---	---	---	---	---	----	---	---	-----	----	----	-----

Chuck Knoblauch, R <small>(1, 4)</small> <small>OBP: 0.358, SLG: 0.447</small>	0-0 6-3 		0-0 F9 		0-0 3B 1B 			4-0 G5-4-3 1B BB 		3	1	1	0	1	0	0
Matt Lawton, L <small>(1, 9)</small> <small>OBP: 0.294, SLG: 0.244</small>	0-0 4-3 		0-0 1-3 		0-0 3B 			0-0 G5-4-3 1B 		4	0	2	2	0	0	0
Paul Molitor, R <small>(1, 10)</small> <small>OBP: 0.385, SLG: 0.500</small>	0-0 1B 			0-3 K 	0-0 6-3 			0-0 G5-4-3 		4	0	1	0	0	1	3
Dave Hollins, S <small>(1, 5)</small> <small>OBP: 0.500, SLG: 0.639</small>	0-0 F7 			0-0 6-3 1B 		0-3 K 		0-0 G3 		4	0	1	0	0	1	2
Marty Cordova, R <small>(1, 7)</small> <small>OBP: 0.389, SLG: 0.375</small>		0-0 6-3 		0-0 6-3 		0-0 4-3 			0-3 K 	4	0	0	0	0	1	1
Greg Myers, L <small>(1, 2)</small> <small>OBP: 0.231, SLG: 0.270</small>		0-0 2B 		0-0 4-3 		0-3 K 			0-0 1B 	4	0	2	0	0	1	1
Roberto Kelly, R <small>(1, 8)</small> <small>OBP: 0.293, SLG: 0.324</small>		0-3 K 			0-0 FC6-4 1B 			0-0 6-3 		4	0	1	0	0	1	2
Scott Stahoviak, L <small>(1, 3)</small> <small>OBP: 0.333, SLG: 0.571</small>		0-0 F7 			0-3 K 			0-0 6-3 		4	0	0	0	0	1	3
Pat Meares, R <small>(1, 6)</small> <small>OBP: 0.359, SLG: 0.583</small>			0-3 K 		0-0 FC6-4 1B 3B 			0-3 K 		3	1	0	0	0	2	1

Inning Stats	R: 0	H: 1	E: 0	LOB: 1	K: 0	BB: 0	S: 4	P: 4	R: 0	H: 1	E: 0	LOB: 1	K: 1	BB: 0	S: 6	P: 6	R: 0	H: 0	E: 0	LOB: 0	K: 1	BB: 0	S: 5	P: 5	R: 0	H: 1	E: 0	LOB: 1	K: 1	BB: 0	S: 6	P: 6	R: 2	H: 3	E: 0	LOB: 1	K: 1	BB: 0	S: 8	P: 8	R: 0	H: 0	E: 0	LOB: 0	K: 2	BB: 0	S: 7	P: 7	R: 0	H: 0	E: 0	LOB: 0	K: 1	BB: 0	S: 5	P: 5	R: 0	H: 1	E: 0	LOB: 1	K: 0	BB: 1	S: 3	P: 7	R: 0	H: 1	E: 0	LOB: 1	K: 1	BB: 0	S: 6	P: 6	1B: 6	SF: 0	2B: 1	SAC: 0	3B: 1	DP: 1	HR: 0	HBP: 0	WP: 0	PA: 35
--------------	------	------	------	--------	------	-------	------	------	------	------	------	--------	------	-------	------	------	------	------	------	--------	------	-------	------	------	------	------	------	--------	------	-------	------	------	------	------	------	--------	------	-------	------	------	------	------	------	--------	------	-------	------	------	------	------	------	--------	------	-------	------	------	------	------	------	--------	------	-------	------	------	------	------	------	--------	------	-------	------	------	-------	-------	-------	--------	-------	-------	-------	--------	-------	--------

PITCHER	IP	WLS	BF	H	R	ER	SO	BB	IBB	HBP	BLK	WP	HR	S	P	ERA	WHIP
Orel Hershiser, R <small>(1, 1)</small> <small>ERA: 5.71</small>	7.0	W	27	6	2	2	7	0	0	0	0	0	0	41	41	2.57	0.857
Julian Tavarez, R <small>(8, 1)</small> <small>ERA: 1.74</small>	2.0		8	2	0	0	1	1	0	0	0	0	0	9	13	0.00	1.500

BOTTOM

Cleveland Indians @ Minnesota Twins
 Hubert H. Humphrey Metrodome, Minneapolis, MN
 Tue Apr 16 1996, 8:05 PM EDT
 Att. 13,103 - Dome

AB	34
R	2
H	8
RBI	2
BB	1
SO	8
LOB	13



WP	HR	S	P	ERA	WHIP
0	0	0	0	0	0

Batter	1	2	3	4	5	6	7	8	9	AB R H RBI BB SO LOB	TOP																									
Kenny Lofton, L (1, 8) OBP: 0.350, SLG: 0.415	2-1 G6-3	2-1 L7		0-1 CS 1B 2B 1B		0-0 SH5-3		0-3 K		4 1 1 0 0 1 3																										
Julio Franco, R (1, 3) OBP: 0.333, SLG: 0.412	1-3 K		4-2 1B 1B BB	2-1 CS 1B		0-2 L9		0-3 K		4 1 1 0 1 2 2																										
Carlos Baerga, S (1, 4) OBP: 0.322, SLG: 0.436	1-0 G4-3		1-0 G5-3 1B 1-3 HR 1B	1-1 1-2 2B		2-2 G6-3		0-2 L7		5 1 2 1 0 0 2																										
Albert Belle, R (1, 7) OBP: 0.407, SLG: 0.680		1-1 E 1B 1B 1B	0-2 G5-3 1-2 HR 1B 3-H		1-3 K		2-1 G5-3		1-1 FC5 BB 1B	5 2 3 1 0 1 0																										
Eddie Murray, S (1, 10) OBP: 0.278, SLG: 0.208		1-0 F7	0-2 G5-3		4-1 BB BB		1-0 1B BB 1B		4-2 FC5 1-2 1B BB	2 0 0 0 0 0 3 1 1 1 0 2 0 0																										
Jeromy Burnitz, L (5, PH) OBP: 0.417, SLG: 0.600			1-2 2-3																																	
Manny Ramirez, R (1, 9) OBP: 0.362, SLG: 0.561		2-0 F9	1-0 HR		1-0 F8		4-1 1B BB		0-3 K	4 1 1 3 1 1 4																										
Jim Thome, L (1, 5) OBP: 0.392, SLG: 0.375	1 SAFE 0-1 E6		4-2 G5-3-6 BB		4-0 BB BB		3-1 G4-3 1-2 2-3 1B		2-2 FC5 1-2 2-3 1B	3 1 2 0 2 0 2																										
Tony Peña, R (1, 2) OBP: 0.333, SLG: 0.286		3-1 1B	3-2 G5-3-6		2-1 L9		0-1 G4-3		1-1 1-2 2-H 1B	4 0 1 2 0 0 6 1 0 1 1 0 0 0																										
Wayne Kirby, L (9, PH) OBP: 0.333, SLG: 0.333			1-3f																																	
Alvaro Espinoza, R (1, 6) OBP: 0.500, SLG: 0.400		0-1 1-2 1B			1-0 G4-3		2-2 SH5-3 1B		4-0 BB	3 0 2 0 1 0 0 1 0 0 0 0 0 2																										
Omar Vizquel, S (9, PH) OBP: 0.245, SLG: 0.348																																				
Inning Stats	R: 0 E: 0 K: 1 S: 7	H: 0 LOB: 0 BB: 0 P: 11	R: 2 E: 1 K: 0 S: 12	H: 4 LOB: 2 BB: 0 P: 21	R: 4 E: 0 K: 0 S: 17	H: 3 LOB: 0 BB: 2 P: 30	R: 1 E: 0 K: 0 S: 7	H: 3 LOB: 1 BB: 0 P: 11	R: 0 E: 0 K: 1 S: 7	H: 0 LOB: 2 BB: 2 P: 19	R: 0 E: 0 K: 0 S: 14	H: 1 LOB: 1 BB: 0 P: 18	R: 0 E: 0 K: 2 S: 8	H: 2 LOB: 2 BB: 1 P: 18	R: 0 E: 0 K: 2 S: 9	H: 0 LOB: 1 BB: 1 P: 13	R: 1 E: 0 K: 1 S: 18	H: 2 LOB: 2 BB: 1 P: 26	1B: 13 2B: 2 3B: 0 HR: 1	SF: 0 SAC: 1 DP: 2 HBP: 0	WP: 0 PB: 0 SB: 0 CS: 2	PA: 45														
PITCHER	IP WLS BF H R ER SO BB IBB HBP BLK WP HR S P ERA WHIP																																			
Rich Robertson, L (1, 1) ERA: 9.0	2.1		16	7	6	6	1	2	0	0	0	0	1	32	55	23.14	3.857																			
Greg Hansell, R (3, 1) ERA: 7.04	3.2	W	14	4	1	1	1	2	0	0	0	0	0	32	55	2.46	1.636																			
Pat Mahomes, R (7, 1) ERA: 3.6	1.0		5	2	0	0	0	1	0	0	0	0	0	8	18	0.00	3.000																			
Eddie Guardado, L (8, 1) ERA: 8.22	0.1		2	0	0	0	1	1	0	0	0	0	0	3	7	0.00	3.000																			
Dan Naulty, R (8, 1) ERA: 1.5	0.2		2	0	0	0	1	0	0	0	0	0	0	6	6	0.00	0.000																			
PITCHER	IP WLS BF H R ER SO BB IBB HBP BLK WP HR S P ERA WHIP																																			
Dave Stevens, R (9, 1) ERA: 6.75	1.0		6	2	1	1	1	1	0	0	0	0	0	6	26	9.00	3.000																			

Cleveland Indians @ Minnesota Twins
 Hubert H. Humphrey Metrodome, Minneapolis, MN

Wed Apr 17 1996, 8:05 PM EDT
 Att: 11,276 - Dome - 68 F

AB	37
R	8
H	15
RBI	8
BB	7
SO	5
LOB	24



livebaseballscorecards.com

Batter	1	2	3	4	5	6	7	8	9	AB R H RBI BB SO LOB	TOP
Dwayne Hosey, S (1, 8) OBP: 0.300, SLG: 0.250 18 Reggie Jefferson, S (9, PH) OBP: 0.571, SLG: 0.667	4-1 G6-3 S SF7 BB		0-1 G3		2-3 K		1-0 L8		1-1 L7	3 1 0 0 1 1 0 1 0 0 0 0 0 1	
John Valentin, R (1, 6) OBP: 0.347, SLG: 0.338	3-2 G6-3		0-0 1B		1-2 2B		1-0 HR 2B		1-2 G3	5 1 3 0 0 0 2	
Mo Vaughn, L (1, 3) OBP: 0.319, SLG: 0.453	2-1 SF7		0-0 1B		2-1 G4-3		3-1 HR			3 1 2 3 0 0 1	
Jose Canseco, R (1, 10) OBP: 0.329, SLG: 0.452	4-2 BB		1-1 G6-4-3				2-2 G4-3			3 0 0 0 1 0 2	
Mike Greenwell, L (1, 7) OBP: 0.264, SLG: 0.343	0-0 G1-3				0-0 F9		3-2 P8		0-1 G4-3	4 0 0 0 0 0 1	
Troy O'Leary, L (1, 9) OBP: 0.298, SLG: 0.333			1-1 G4-3		0-0 G3-1		3-2 HBP 1B		1-3 K	4 0 1 0 0 1 0	
Mike Stanley, R (1, 2) OBP: 0.333, SLG: 0.400			0-0 F9		0-1 HR		1-1 HBP		2-2 F9	3 1 1 1 0 0 0	
Wil Cordero, R (1, 4) OBP: 0.190, SLG: 0.230			0-2 FC4-6 1B		2-0 F7		0-1 L9		2-3 K	4 0 1 0 0 1 2	
Esteban Beltre, R (1, 5) OBP: 0.348, SLG: 0.350 Bill Selby, L (9, PH) OBP: 1.000, SLG: 1.000			1-1 FC4-6		2-1 G3-1		2-3 K		2-2 1B	3 0 0 0 0 1 1 1 0 1 0 0 0 0	
Inning Stats	R: 1 H: 0 E: 0 LOB: 1 K: 0 BB: 2 S: 9 P: 22	R: 0 H: 1 E: 0 LOB: 1 K: 0 BB: 0 S: 8 P: 10	R: 0 H: 2 E: 0 LOB: 1 K: 0 BB: 0 S: 6 P: 7	R: 1 H: 1 E: 0 LOB: 0 K: 0 BB: 0 S: 5 P: 7	R: 0 H: 1 E: 0 LOB: 1 K: 1 BB: 0 S: 12 P: 19	R: 0 H: 1 E: 0 LOB: 2 K: 0 BB: 0 S: 13 P: 22	R: 2 H: 2 E: 0 LOB: 0 K: 1 BB: 0 S: 11 P: 20	R: 0 H: 0 E: 0 LOB: 0 K: 1 BB: 0 S: 8 P: 11	R: 0 H: 1 E: 0 LOB: 1 K: 1 BB: 0 S: 12 P: 18	1B: 5 SF: 1 2B: 2 SAC: 0 3B: 0 DP: 1 HR: 2 HBP: 1	WP: 0 PA: 38 PB: 0 SB: 1 CS: 0
PITCHER	IP WLS BF H R ER SO BB IBB HBP BLK WP HR S P ERA WHIP										
Dennis Martinez, R (1, 1) ERA: 3.58	7.0 W 31 8 4 4 2 2 0 1 0 0 0 2 64 107 5.14 1.429										
Jim Poole, L (8, 1) ERA:	1.0 3 0 0 0 1 0 0 0 0 0 0 0 8 11 0.00 0.000										
Jose Mesa, R (9, 1) ERA: 2.57	1.0 4 1 0 0 1 0 0 0 0 0 0 0 12 18 0.00 1.000										

Boston Red Sox @ Cleveland Indians
Jacobs Field, Cleveland, OH
 Fri Apr 19 1996, 7:05 PM EDT
 Att. 40,521 - Unknown - 68 F

livebaseballscorecards.com

AB	34
R	4
H	9
RBI	4
BB	2
SO	4
LOB	10



Batter	1	2	3	4	5	6	7	8	9
Kenny Lofton, L OBP: 0.385, SLG: 0.439 (1, 8)	G6-3 HR 1B		1B BB	K		FC4-6 2B 1B	E S 1B		
Julio Franco, R OBP: 0.354, SLG: 0.407 (1, 3)	G6-3		BB 1B SF7 1B	BB		FC4-6 BB	G5-3		
Carlos Baerga, S OBP: 0.313, SLG: 0.417 (1, 4)	G6-3		BB 1B	P4		FC4-6 2B 1B	G6-3		
Albert Belle, R OBP: 0.438, SLG: 0.759 (1, 7)	HR		BB 1B			FC4-6 1B	G6-3		
Eddie Murray, S OBP: 0.288, SLG: 0.200 (1, 10)	G4-3		SF7			FC4-6 1B	BB		
Manny Ramirez, R OBP: 0.346, SLG: 0.522 (1, 9)			F8			P4 1B	K		
Jim Thome, L OBP: 0.400, SLG: 0.372 (1, 5)						F7-5 1B			
Scott Leius, R (9, 5)									
Sandy Alomar Jr., R OBP: 0.308, SLG: 0.462 (1, 2)	G6-4-3					BB 1B	G4-3		
Omar Vizquel, S OBP: 0.264, SLG: 0.380 (1, 6)			G1-3			FC4-6 1B	P5		

AB	R	H	RBI	BB	SO	LOB
4	3	3	0	1	1	2
3	1	1	1	2	0	2
5	1	1	2	0	0	6
4	2	3	3	1	0	0
2	0	0	1	2	0	1
5	0	1	2	0	1	4
3	0	1	0	1	0	3
0	0	0	0	0	0	0
4	1	1	0	0	0	2
4	1	2	0	0	0	0


BOTTOM

Boston Red Sox @ Cleveland Indians

Jacobs Field, Cleveland, OH

Fri Apr 19 1996, 7:05 PM EDT
Att: 40,521 - Unknown - 68 F

AB	34
R	9
H	13
RBI	9
BB	7
SO	2
LOB	20



Inning Stats		R	H	E	K	S	R	H	E	K	S	R	H	E	K	S	R	H	E	K	S	R	H	E	K	S	R	H	E	K	S	R	H	E	K	S				
R: 2 H: 2 E: 0 K: 0 S: 15		2	2	0	0	24	0	0	0	0	4	0	0	0	0	13	0	0	0	0	0	0	0	0	0	0	0	0	0	0	0	0	0	0	0	0	0	0	0	
R: 0 H: 0 E: 0 K: 0 S: 4		0	0	0	0	11	2	2	0	0	13	0	0	0	0	27	0	0	0	0	0	0	0	0	0	0	0	0	0	0	0	0	0	0	0	0	0	0	0	0
R: 2 H: 2 E: 0 K: 0 S: 13		2	2	0	0	27	0	0	0	0	13	0	0	0	21	0	0	0	0	0	0	0	0	0	0	0	0	0	0	0	0	0	0	0	0	0	0	0	0	0
R: 0 H: 2 E: 0 K: 1 S: 13		0	2	0	1	21	0	0	1	13	0	0	0	0	0	0	0	0	0	0	0	0	0	0	0	0	0	0	0	0	0	0	0	0	0	0	0	0	0	0
R: 0 H: 1 E: 0 K: 0 S: 7		0	1	0	0	11	0	0	0	0	7	0	0	0	0	0	0	0	0	0	0	0	0	0	0	0	0	0	0	0	0	0	0	0	0	0	0	0	0	
R: 5 H: 5 E: 0 K: 0 S: 16		5	5	0	0	34	0	0	0	0	16	0	0	0	0	0	0	0	0	0	0	0	0	0	0	0	0	0	0	0	0	0	0	0	0	0	0	0	0	
R: 0 H: 1 E: 0 K: 0 S: 9		0	1	0	0	16	0	0	0	0	9	0	0	0	0	0	0	0	0	0	0	0	0	0	0	0	0	0	0	0	0	0	0	0	0	0	0	0	0	
R: 0 H: 0 E: 0 K: 1 S: 8		0	0	0	1	16	0	0	1	0	8	0	0	0	0	0	0	0	0	0	0	0	0	0	0	0	0	0	0	0	0	0	0	0	0	0	0	0	0	

PITCHER		IP	WLS	BF	H	R	ER	SO	BB	IBB	HBP	BLK	WP	HR	S	P	ERA	WHIP
Tom Gordon, R ERA: 7.71 (1, 1)		5.0	L	28	10	7	7	1	4	0	0	0	0	1	59	106	12.60	2.800
Joe Hudson, R ERA: 6.0 (6, 1)		3.0		14	3	2	2	1	2	1	0	0	0	0	26	54	6.00	1.667

WP	PA
0	42

Batter	1	2	3	4	5	6	7	8	9	AB R H RBI BB SO LOB	TOP												
Milt Cuyler, S (1, 8) Kevin Mitchell, R (9, PH) OBP: 0.250, SLG: 0.222	2-0 F8		0-1 F8		4-2 FC6-4 BB		2-0 SH1-4		0-3 K	2 0 0 0 1 0 0 1 0 0 0 0 1 0													
John Valentin, R (1, 6) OBP: 0.329, SLG: 0.319	0-2 F9		2-2 P5		0-1 FC6-4		0-0 G5-3			4 0 0 0 0 0 3													
Mo Vaughn, L (1, 3) OBP: 0.316, SLG: 0.433	3-3 K			2-2 L5		0-1 G1-3		4-0 BB		3 0 0 0 1 1 0													
18 Reggie Jefferson, S (1, 10) Jose Canseco, R (7, PH) OBP: 0.500, SLG: 0.500 OBP: 0.324, SLG: 0.444		0-2 G5-3		4-2 BB		0-0 G6-3		3-3 K		2 0 0 0 1 0 0 1 0 0 0 0 1 2													
Mike Stanley, R (1, 2) OBP: 0.365, SLG: 0.419		4-2 1B BB		1-2 F8		0-2 BB 1B		2-2 FC6-4 1B		3 1 2 0 1 0 1													
Mike Greenwell, L (1, 7) OBP: 0.263, SLG: 0.329		1-1 F8		1-0 F9		4-0 FC5 1B BB		2-1 FC6-4 G3-6		3 0 0 0 1 0 3													
Troy O'Leary, L (1, 9) OBP: 0.311, SLG: 0.345		1-0 1B			2-3 K	0-0 FC5 1B		0-2 G3-6		4 0 2 1 0 1 1													
Wil Cordero, R (1, 4) OBP: 0.179, SLG: 0.215		2-2 F9			0-1 G5-3	1-0 FC5			1-2 F8	4 0 0 0 0 0 4													
Bill Selby, L (1, 5) OBP: 0.600, SLG: 0.600			0-1 G3-1		1-0 BB 1B		1-0 SH1-4 1B		2-1 L3	4 0 2 0 0 0 0													
Inning Stats	R: 0 E: 0 K: 1 S: 7	H: 0 LOB: 0 BB: 0 P: 12	R: 0 E: 0 K: 0 S: 11	H: 1 LOB: 2 BB: 1 P: 19	R: 0 E: 0 K: 0 S: 7	H: 0 LOB: 0 BB: 0 P: 9	R: 0 E: 0 K: 0 S: 13	H: 0 LOB: 1 BB: 1 P: 21	R: 0 E: 0 K: 1 S: 10	H: 1 LOB: 2 BB: 1 P: 17	R: 1 E: 0 K: 0 S: 10	H: 2 LOB: 2 BB: 1 P: 15	R: 0 E: 0 K: 1 S: 7	H: 1 LOB: 2 BB: 1 P: 17	R: 0 E: 0 K: 0 S: 8	H: 1 LOB: 0 BB: 0 P: 12	R: 0 E: 0 K: 1 S: 8	H: 0 LOB: 0 BB: 0 P: 11	1B: 6 2B: 0 3B: 0 HR: 0	SF: 0 SAC: 1 DP: 1 HBP: 0	WP: 0 PB: 0 SB: 0 CS: 0	PA: 37	
PITCHER	IP WLS BF H R ER SO BB IBB HBP BLK WP HR S P ERA WHIP																					PITCHER	IP WLS BF H R ER SO BB IBB HBP BLK WP HR S P ERA WHIP
Jack McDowell, R (1, 1) ERA: 1.57	6.2 W 29 5 1 1 2 4 0 0 0 0 0 0 61 99 1.35 1.350																						
Paul Assenmacher, L (7, 1) ERA: 3.86	0.0 1 0 0 0 0 1 0 0 0 0 0 0 4 ∞ ∞																						
Julian Tavarez, R (7, 1) ERA: 1.54	1.1 4 1 0 0 1 0 0 0 0 0 0 0 12 19 0.00 0.750																						
Jose Mesa, R (9, 1) ERA: 2.25	1.0 S 3 0 0 0 1 0 0 0 0 0 0 0 8 11 0.00 0.000																						

Boston Red Sox @ Cleveland Indians
Jacobs Field, Cleveland, OH
 Sat Apr 20 1996, 3:33 AM EDT
 Att. 40,498 - Cloudy - 70 F

livebaseballscorecards.com

AB	31
R	1
H	6
RBI	1
BB	5
SO	4
LOB	14



Batter	1	2	3	4	5	6	7	8	9
Kenny Lofton, L OBP: 0.362, SLG: 0.410 (1, 8) C X	0-1 L4		3-1 F8		1-1 F7		0-0 F9		
Julio Franco, R OBP: 0.362, SLG: 0.414 (1, 3) C F F B B S	2-3 K		2-2 E2 1B		2-1 G1-3			2-0 BB 1B	
Carlos Baerga, S OBP: 0.309, SLG: 0.397 (1, 4) B X	1-0 P6		0-1 G4-3			0-1 F8		1 SAFE 1 B B B B 4-0 BB	
Albert Belle, R OBP: 0.412, SLG: 0.707 (1, 7) S C T T B T B T C C		2-3 K		1-1 E5 S		1-3 K		0-0 F8	
Eddie Murray, S OBP: 0.286, SLG: 0.204 (1, 10) X		0-0 F1		1-1 F8		3-2 FC5-4 1B		1-3 K	
Manny Ramirez, R OBP: 0.321, SLG: 0.480 (1, 9) X		0-0 F1		2-3 K 1-2		0-0 FC5-4 1-2f		2-2 P3	
Jim Thome, L OBP: 0.379, SLG: 0.348 (1, 5) C C C C S			1-3 K		1-2 F7		1-0 F7		
Tony Peña, R OBP: 0.389, SLG: 0.267 (1, 2) B B B C B			4-1 F8 1B E BB		4-1 BB BB BB		2-0 L5		
Omar Vizquel, S OBP: 0.286, SLG: 0.415 (1, 6) B X			1-0 S E 1B		1-2 P2		2-2 P2 2B		

Inning Stats	R: 0	H: 0	E: 0	LOB: 0	K: 1	S: 7	P: 10	R: 0	H: 0	E: 0	LOB: 0	K: 1	S: 9	P: 11	R: 2	H: 2	E: 1	LOB: 1	K: 1	S: 12	P: 23	R: 0	H: 0	E: 1	LOB: 1	K: 1	S: 12	P: 17	R: 0	H: 1	E: 0	LOB: 1	K: 0	S: 8	P: 16	R: 0	H: 1	E: 0	LOB: 1	K: 1	S: 11	P: 15	R: 0	H: 1	E: 0	LOB: 1	K: 0	S: 6	P: 11	R: 0	H: 1	E: 0	LOB: 2	K: 1	S: 10	P: 19
	1B: 4	SF: 0	2B: 1	SAC: 0	3B: 0	DP: 0	HR: 0	1B: 0	SF: 0	2B: 0	SAC: 0	3B: 0	DP: 0	HR: 0	1B: 0	SF: 0	2B: 0	SAC: 0	3B: 0	DP: 0	HR: 0	1B: 0	SF: 0	2B: 0	SAC: 0	3B: 0	DP: 0	HR: 0	1B: 0	SF: 0	2B: 0	SAC: 0	3B: 0	DP: 0	HR: 0	1B: 0	SF: 0	2B: 0	SAC: 0	3B: 0	DP: 0	HR: 0	1B: 0	SF: 0	2B: 0	SAC: 0	3B: 0	DP: 0	HR: 0							

PITCHER	IP	WLS	BF	H	R	ER	SO	BB	IBB	HBP	BLK	WP	HR	S	P	ERA	WHIP
49 Tim Wakefield, R ERA: 6.11 (1, 1)	7.0	L	30	5	2	2	5	3	0	0	0	0	0	66	110	2.57	1.143
Stan Belinda, R ERA: 9.0 (8, 1)	1.0		3	0	0	0	1	0	0	0	0	0	0	9	12	0.00	0.000

BOTTOM

AB	R	H	RBI	BB	SO	LOB
4	0	0	0	0	0	4
4	0	2	2	0	1	1
3	0	0	0	1	0	1
4	0	0	0	0	2	2
4	0	1	0	0	1	3
4	0	0	0	0	1	4
3	0	0	0	0	1	1
1	1	0	0	2	0	0
3	1	2	0	0	0	1

AB	30
R	2
H	5
RBI	2
BB	3
SO	6
LOB	17



WP	PA	ERA	WHIP
0	33		

Boston Red Sox @ Cleveland Indians
Jacobs Field, Cleveland, OH
 Sat Apr 20 1996, 3:33 AM EDT
 Att: 40,498 - Cloudy - 70 F

livebaseballscorecards.com

Batter	1	2	3	4	5	6	7	8	9	AB R H RBI BB SO LOB	TOP																									
Milt Cuyler, S OBP: 0.333, SLG: 0.200 (1, 8)	3-3 		1-2 HBP	1-0 1B		1-3 1B		0-0 1B		4 1 2 1 0 2 0																										
John Valentin, R OBP: 0.309, SLG: 0.297 (1, 6)	1-1 F9		1-1 F9	1-1 F7		1-2 F7		1-1 P4		5 0 0 0 0 0 5																										
Mo Vaughn, L OBP: 0.346, SLG: 0.443 (1, 3)	0-2 1B		4-1 18 FC6 1-2 BB		4-0 1B 18 1B	2-3 K		1-2 1-1 1B		3 1 2 2 2 1 0																										
18 Reggie Jefferson, S OBP: 0.462, SLG: 0.455 Dwayne Hosey, S OBP: 0.294, SLG: 0.244 Kevin Mitchell, R OBP: 0.238, SLG: 0.211 (1, 10) (7, PH) (8, PH)	2-0 G4-3		0-0 FC6		1-1 1B	0-3 K		2-3 K		3 1 1 0 0 0 3 1 0 0 0 0 1 0 1 0 0 0 0 1 1																										
Mike Stanley, R OBP: 0.386, SLG: 0.426 (1, 2)		0-0 1B		2-0 G4-6-3 1B	0-1 F9		4-1 FC5-4 BB		1-3 K	4 0 2 0 1 1 2																										
Mike Greenwell, L OBP: 0.259, SLG: 0.320 (1, 7)		2-0 L7		0-0 G4-6-3	2-1 1B	1-2 1B	1-2 FC5-4 FC4-6		1-3 K	5 0 1 0 0 1 3																										
Troy O'Leary, L OBP: 0.323, SLG: 0.355 Bill Haselman, R OBP: 0.222, SLG: 0.278 (1, 9) (9, PH)		0-0 F7		2-0 1B	2-0 1B	1-3 2-H 3-H 1B	3-1 FC4-6		2-1 G6-3	4 1 2 2 0 0 2 1 0 0 0 0 0 0																										
Wil Cordero, R OBP: 0.183, SLG: 0.217 (1, 4)		3-2 G5-3		0-1 1B	0-1 G6-4-3			1-2 G5-3		4 1 1 0 0 0 3																										
Bill Selby, L OBP: 0.667, SLG: 1.111 (1, 5)			0-2 F8	3-1 1B		3-2 HR		3-1 1B		4 2 3 2 0 0 0																										
Inning Stats	R: 0 E: 0 K: 1 S: 10	H: 1 LOB: 1 BB: 0 P: 16	R: 0 E: 0 K: 0 S: 7	H: 1 LOB: 1 BB: 0 P: 12	R: 0 E: 0 K: 0 S: 9	H: 0 LOB: 2 BB: 1 P: 15	R: 2 E: 0 K: 0 S: 10	H: 5 LOB: 2 BB: 0 P: 19	R: 2 E: 0 K: 0 S: 9	H: 3 LOB: 1 BB: 1 P: 18	R: 1 E: 0 K: 2 S: 14	H: 1 LOB: 0 BB: 0 P: 21	R: 0 E: 0 K: 1 S: 9	H: 0 LOB: 1 BB: 1 P: 17	R: 2 E: 0 K: 1 S: 18	H: 3 LOB: 1 BB: 0 P: 26	R: 0 E: 0 K: 2 S: 10	H: 0 LOB: 0 BB: 0 P: 14	1B: 12 2B: 1 3B: 0 HR: 1	SF: 0 SAC: 0 DP: 2 HBP: 1	WP: 0 PB: 0 SB: 1 CS: 0	PA: 43														
PITCHER	IP WLS BF H R ER SO BB IBB HBP BLK WP HR S P ERA WHIP																																			
Orel Hershisser, R ERA: 6.23 (1, 1)	4.1		25	10	4	4	1	2	0	1	0	0	0	43	78	8.31	2.769																			
Chad Ogea, R ERA: 7.71 (5, 1)	1.2	W	5	1	1	1	2	0	0	0	0	0	1	16	23	5.40	0.600																			
Jim Poole, L ERA: (7, 1)	1.0		4	0	0	0	1	1	0	0	0	0	0	9	17	0.00	1.000																			
Julian Tavarez, R ERA: 2.84 (8, 1)	1.0		6	3	2	2	1	0	0	0	0	0	0	18	26	18.00	3.000																			
Paul Assenmacher, L ERA: 2.7 (9, 1)	1.0		3	0	0	0	2	0	0	0	0	0	0	10	14	0.00	0.000																			

Boston Red Sox @ Cleveland Indians
Jacobs Field, Cleveland, OH
 Sun Apr 21 1996, 3:33 AM EDT
 Att. 42,256 - Sunny - 51 F

livebaseballscorecards.com

AB	39
R	7
H	14
RBI	7
BB	3
SO	7
LOB	19



Batter	1	2	3	4	5	6	7	8	9	AB R H RBI BB SO LOB	TOP											
Brady Anderson, L (1, 8) OBP: 0.446, SLG: 0.779	3-2 G4-3			0-0 G3 1B	4-1 BB		2-2 G3-1			3 1 1 0 1 0 0												
Roberto Alomar, S (1, 4) OBP: 0.430, SLG: 0.588	2-2 G1-3			2-2 G3	1-2 G1-3			3-1 F9 2B		4 0 1 0 0 0 3												
Rafael Palmeiro, L (1, 3) OBP: 0.388, SLG: 0.574	2-3 K			2-2 E 1B		3-2 2B		0-1 L3		4 1 2 1 0 1 1												
Bobby Bonilla, S (1, 10) OBP: 0.266, SLG: 0.324		0-0 L9		2-0 E4 1-3		3-2 1B G6-4-3 2B		1-1 F9		4 1 1 1 0 0 2												
B.J. Surhoff, L (1, 5) OBP: 0.371, SLG: 0.563		1-2 G5-4-3 1B		0-0 P6		0-2 G6-4-3 1B		0-0 G6-3		4 0 2 0 0 0 3												
Cal Ripken Jr., R (1, 6) OBP: 0.324, SLG: 0.348		3-2 G5-4-3 1-2f		3-2 G3		1-0 G6-4-3			1-2 G4-3 1B	4 0 1 0 0 0 4												
Chris Hoiles, R (1, 2) OBP: 0.224, SLG: 0.302			3-3 K		2-2 L3 1B		3-3 K		1-3 K	4 0 1 0 0 3 1												
Tony Tarasco, L (1, 9) OBP: 0.268, SLG: 0.308			1-3 K		0-0 L3		1-1 G1-4-3		0-0 G4-3	2 0 0 0 0 1 1												
Mike Devereaux, R (7, PH) OBP: 0.303, SLG: 0.323					1-1				1-2	2 0 0 0 0 0 1												
Jeffrey Hammonds, R (1, 7) OBP: 0.343, SLG: 0.508			2-1 G5-3		0-1 S 1B		2-2 F7		2-2 G6-3	4 0 1 0 0 0 1												
Inning Stats	R: 0 E: 0 K: 1 S: 11	H: 0 LOB: 0 BB: 0 P: 18	R: 0 E: 0 K: 0 S: 8	H: 1 LOB: 0 BB: 0 P: 12	R: 0 E: 0 K: 2 S: 8	H: 0 LOB: 0 BB: 0 P: 14	R: 1 E: 1 K: 0 S: 13	H: 2 LOB: 2 BB: 0 P: 22	R: 0 E: 0 K: 0 S: 11	H: 2 LOB: 2 BB: 1 P: 18	R: 2 E: 0 K: 1 S: 15	H: 3 LOB: 0 BB: 0 P: 25	R: 0 E: 0 K: 0 S: 8	H: 0 LOB: 0 BB: 0 P: 13	R: 0 E: 0 K: 0 S: 7	H: 1 LOB: 1 BB: 0 P: 11	R: 0 E: 0 K: 1 S: 11	H: 1 LOB: 1 BB: 0 P: 15	1B: 6 2B: 5 3B: 0 HR: 0	SF: 0 SAC: 0 DP: 3 HBP: 0	WP: 0 PB: 0 SB: 1 CS: 0	PA: 36
PITCHER	IP WLS BF H R ER SO BB IBB HBP BLK WP HR S P ERA WHIP																					
Charles Nagy, R (1, 1) ERA: 3.6	6.0 W 25 8 3 3 4 1 0 0 0 0 0 66 109 4.50 1.500																					
Jim Poole, L (7, 1) ERA:	2.0 7 1 0 0 0 0 0 0 0 0 0 15 24 0.00 0.500																					
Jose Mesa, R (9, 1) ERA: 2.0	1.0 S 4 1 0 0 1 0 0 0 0 0 0 11 15 0.00 1.000																					

Baltimore Orioles @ Cleveland Indians
Jacobs Field, Cleveland, OH
 Mon Apr 22 1996, 7:05 PM EDT
 Att. 42,236 - Unknown - 53 F

livebaseballscorecards.com

AB	35
R	3
H	10
RBI	2
BB	1
SO	5
LOB	17



Batter	1	2	3	4	5	6	7	8	9
Kenny Lofton, L OBP: 0.392, SLG: 0.449 (1, 8)	1-1 1B SF9 1B	0-0 G1-3			1-0 G1-3	2-0 S 2B		4-1 BLK S 1-3 BB	
Julio Franco, R OBP: 0.392, SLG: 0.424 (1, 3)	1-1 S 1-3 1B		1-1 G6-4-3 1B		3-1 PB 1B	2-3 2-3		0-1 G6-3 1-3 3-H	
Carlos Baerga, S OBP: 0.325, SLG: 0.414 (1, 4)	0-1 SF9 3-H		1-1 G6-4-3 1-2f		2-1 E 1B	4-2 PO BB			
Albert Belle, R OBP: 0.390, SLG: 0.672 (1, 7)	0-1 L9		2-1 G5-3		0-1 E5 1-2	2-2 PO 1-2	2-2 F9		
Eddie Murray, S OBP: 0.264, SLG: 0.177 (1, 10)	2-3 K 1-2			1-0 L3	3-3 K		2-0 L8		
Manny Ramirez, R OBP: 0.328, SLG: 0.586 (1, 9)		1-1 F9		3-2 G5-3 2B	3-3 K		1-3 K		
Jim Thome, L OBP: 0.439, SLG: 0.480 (1, 5)		0-0 1B 3B		4-0 G5-3 IBB		3-0 HR		1-3 K	
Sandy Alomar Jr., R OBP: 0.319, SLG: 0.435 (1, 2)		1-1 FC4 1B 3-H		1-1 G5-3 1-2 2-3		1-0 G6-3		2-2 F9	
Omar Vizquel, S OBP: 0.313, SLG: 0.424 (1, 6)		0-2 FC4 1-2f		1-2 P6		1-1 2B 2B		0-1 S BLK 1B	

Inning Stats	R: 1	H: 2	E: 0	K: 12	S: 16	R: 1	H: 2	E: 0	K: 10	S: 12	R: 0	H: 1	E: 0	K: 6	S: 10	R: 0	H: 1	E: 0	K: 0	S: 6	R: 0	H: 1	E: 0	K: 0	S: 11	R: 1	H: 2	E: 1	K: 16	S: 28	R: 2	H: 3	E: 0	K: 13	S: 28	R: 0	H: 0	E: 0	K: 7	S: 12	R: 1	H: 1	E: 0	K: 14	S: 21
	LOB: 1	BB: 0	BB: 16			LOB: 1	BB: 0	BB: 12			LOB: 0	BB: 0	BB: 10			LOB: 2	BB: 0	BB: 28			LOB: 0	BB: 0	BB: 21			LOB: 2	BB: 0	BB: 28			LOB: 1	BB: 1	BB: 21			LOB: 0	BB: 0	BB: 12			LOB: 1	BB: 1	BB: 21		

AB	R	H	RBI	BB	SO	LOB
4	1	2	1	1	0	1
5	1	3	0	0	1	2
2	0	1	2	1	0	1
4	0	0	0	0	0	2
4	0	0	0	0	2	3
4	0	1	0	0	2	2
3	2	2	1	1	1	0
4	0	1	1	0	0	2
4	2	2	0	0	0	3

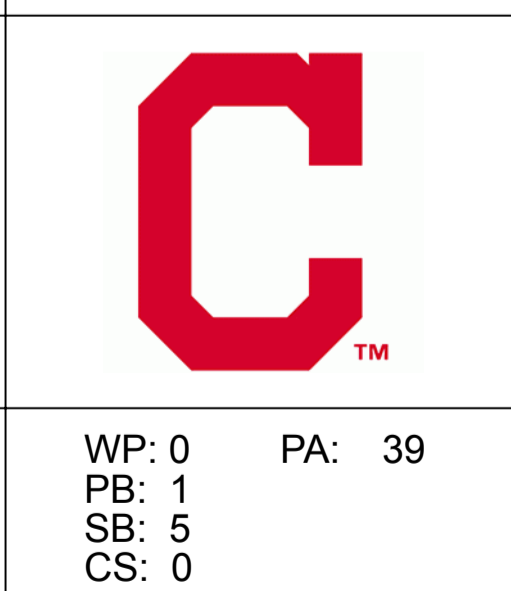
WP	HR	S	P	ERA	WHIP
0	1	60	99	6.75	2.062
0	0	8	16	0.00	1.500
0	0	7	12	0.00	0.000
0	0	12	19	13.50	3.000
0	0	2	2	0.00	0.000

BOTTOM

Baltimore Orioles @ Cleveland Indians
Jacobs Field, Cleveland, OH
 Mon Apr 22 1996, 7:05 PM EDT
 Att: 42,236 - Unknown - 53 F

livebaseballscorecards.com

AB	34
R	6
H	12
RBI	5
BB	3
SO	6
LOB	16



Batter	1	2	3	4	5	6	7	8	9	AB R H RBI BB SO LOB	TOP																
Brady Anderson, L (1, 8) OBP: 0.432, SLG: 0.753	2-1 F7		1-0 P5		1-1 F8		1-1 P6	2-1 2B		5 0 1 1 0 0 1																	
Roberto Alomar, S (1, 4) OBP: 0.440, SLG: 0.583	0-0 G6-3			1-2 HR 1B	1-2 F9 1B		2-1 P6	4-0 BB		4 1 2 1 1 0 0																	
Rafael Palmeiro, L (1, 3) OBP: 0.376, SLG: 0.562	2-0 2B			3-0 F7	2-2 F9		2-1 G4-3	1-2 F7		5 0 1 0 0 0 4																	
Bobby Bonilla, S (1, 10) OBP: 0.286, SLG: 0.373	2-3 K			0-0 HR 1-H	4-2 BB			3-2 1B 2B	0-0 G4-3	4 2 2 2 1 1 1																	
B.J. Surhoff, L (1, 5) OBP: 0.360, SLG: 0.551			3-3 K	2-2 2B	0-1 G6-3			2-2 P5	1-2 G3	5 1 1 0 0 1 3																	
Cal Ripken Jr., R (1, 6) OBP: 0.329, SLG: 0.366			3-3 K	1-0 F9 2B		1-3 K		2-2 2B 1B	2-3 K	5 1 2 1 0 3 0																	
Chris Hoiles, R (1, 2) OBP: 0.226, SLG: 0.316			2-3 K	2-1 F9		1-2 F9		1-0 1B FC6-4 2B		4 1 1 2 0 1 1																	
Tony Tarasco, L (1, 9) OBP: 0.273, SLG: 0.310			3-1 G4-3	3-1 F7		2-0 S 1B		0-0 FC6-4		3 0 1 0 0 0 1																	
Mike Devereaux, R (8, PH) OBP: 0.324, SLG: 0.344								2-3 1B		1 0 1 0 0 0 0																	
Jeffrey Hammonds, R (1, 7) OBP: 0.338, SLG: 0.493			3-3 K		1-0 E2 1B	1-2 L1		3-1 FC6-4 2B		4 2 1 1 0 1 2																	
Inning Stats	R: 0 E: 0 K: 1 S: 8	H: 1 LOB: 1 BB: 0 P: 14	R: 0 E: 0 K: 3 S: 11	H: 0 LOB: 0 BB: 0 P: 19	R: 0 E: 0 K: 1 S: 7	H: 0 LOB: 0 BB: 0 P: 14	R: 3 E: 0 K: 0 S: 13	H: 4 LOB: 1 BB: 0 P: 25	R: 1 E: 1 K: 0 S: 15	H: 2 LOB: 2 BB: 1 P: 24	R: 0 E: 0 K: 1 S: 11	H: 1 LOB: 1 BB: 0 P: 18	R: 0 E: 0 K: 0 S: 6	H: 0 LOB: 0 BB: 0 P: 11	R: 4 E: 1 K: 0 S: 20	H: 5 LOB: 2 BB: 1 P: 38	R: 0 E: 0 K: 1 S: 7	H: 0 LOB: 0 BB: 0 P: 10	1B: 7 2B: 5 3B: 0 HR: 1	SF: 0 SAC: 0 DP: 0 HBP: 0	WP: 0 PB: 0 SB: 1 CS: 0	PA: 42					
PITCHER	IP WLS BF H R ER SO BB IBB HBP BLK WP HR S P ERA WHIP																										
Albie Lopez, R (1, 1) ERA: 7.71	4.2		22	7	4	4	5	1	0	0	0	0	1	52	94	7.71	1.714										
Chad Ogea, R (5, 1) ERA: 8.38	2.2	W	12	4	3	3	1	0	0	0	0	0	0	31	51	10.12	1.500										
Paul Assenmacher, L (8, 1) ERA: 4.91	0.1		4	2	1	1	0	1	0	0	0	0	0	5	14	27.00	9.000										
Julian Tavarez, R (8, 1) ERA: 2.77	0.1		1	0	0	0	0	0	0	0	0	0	0	3	4	0.00	0.000										
Jose Mesa, R (9, 1) ERA: 1.8	1.0	S	3	0	0	0	1	0	0	0	0	0	0	7	10	0.00	0.000										

Baltimore Orioles @ Cleveland Indians
Jacobs Field, Cleveland, OH

Tue Apr 23 1996, 7:05 PM EDT
Att. 40,770 - Unknown - 38 F

livebaseballscorecards.com

AB	40
R	8
H	13
RBI	8
BB	2
SO	7
LOB	13



Batter	1	2	3	4	5	6	7	8	9	AB R H RBI BB SO LOB	TOP
Kenny Lofton, L OBP: 0.382, SLG: 0.423 (1, 8) X	0-0 L7	0-0 1-2 3-H 1B			0-3 K		0-0 G3	0-0 P6		5 0 1 1 0 1 0	
Julio Franco, R OBP: 0.371, SLG: 0.392 (1, 3) X	0-0 G1-3	0-0 PO	0-0 F9		0-0 G6-3		4-0 FC4-6 BB	0-3 K		4 0 0 0 1 1 0	
Carlos Baerga, S OBP: 0.326, SLG: 0.405 (1, 4) X	0-0 1B		0-0 F9		0-0 F8		0-0 FC4-6 PB		0-0 G6-3	5 0 1 0 0 0 1	
Albert Belle, R OBP: 0.395, SLG: 0.676 (1, 7) S S	0-3 K		0-0 FC4-6 1B		0-0 P4		4-0 FC5-4 BB		0-3 K	4 0 1 0 1 2 1	
Eddie Murray, S OBP: 0.272, SLG: 0.225 (1, 10) X		0-0 G4-3	0-0 FC4-6		0-0 HR 1B		0-0 FC5-4		0-0 2B	5 1 2 0 0 0 3	
Manny Ramirez, R OBP: 0.356, SLG: 0.631 (1, 9) X		0-0 1B 2B		0-0 FC4-6 1B		4-0 HR BB		4-0 2B BB	0-3 K	3 3 2 0 2 1 1	
Jim Thome, L OBP: 0.473, SLG: 0.564 (1, 5) B B B B		4-0 FC3-6 1B BB		0-0 F7		0-0 HR		0-0 HR 2B		3 3 2 4 1 0 1	
Sandy Alomar Jr., R OBP: 0.345, SLG: 0.423 (1, 2) X		0-0 FC3-6 1B		0-0 FC4-6		4-0 G6-3 BB		0-0 G1-3		3 0 1 1 1 0 2	
Omar Vizquel, S OBP: 0.306, SLG: 0.463 (1, 6) X		0-0 FC3-6 PO 1B		0-0 G2-3		0-0 G6-3		0-0 HR		4 1 1 2 0 0 4	
Inning Stats	R: 0 H: 1 E: 0 LOB: 1 K: 1 BB: 0 S: 6 P: 6	R: 2 H: 3 E: 0 LOB: 1 K: 0 BB: 1 S: 5 P: 9	R: 0 H: 1 E: 0 LOB: 1 K: 0 BB: 0 S: 4 P: 4	R: 0 H: 1 E: 0 LOB: 1 K: 0 BB: 0 S: 4 P: 4	R: 0 H: 0 E: 0 LOB: 0 K: 1 BB: 0 S: 5 P: 5	R: 3 H: 2 E: 0 LOB: 0 K: 0 BB: 2 S: 4 P: 12	R: 0 H: 0 E: 0 LOB: 2 K: 0 BB: 2 S: 3 P: 11	R: 3 H: 2 E: 0 LOB: 0 K: 1 BB: 1 S: 7 P: 11	R: 0 H: 1 E: 0 LOB: 1 K: 2 BB: 0 S: 8 P: 8	1B: 6 SF: 0 2B: 3 SAC: 0 3B: 0 DP: 1 HR: 2 HBP: 0	WP: 0 PA: 43 PB: 1 SB: 0 CS: 0
PITCHER	IP WLS BF H R ER SO BB IBB HBP BLK WP HR S P ERA WHIP										
Scott Kamieniecki, R ERA: 8.44 (1, 1)	5.1 W 25 8 5 5 2 2 0 0 0 0 1 27 35 8.44 1.875										
Jeff Nelson, R ERA: 5.79 (6, 1)	1.2 9 1 2 2 0 4 0 0 0 0 0 5 21 10.80 3.000										
John Wetteland, R ERA: 6.43 (8, 1)	2.0 8 2 1 1 3 0 0 0 0 0 1 14 14 4.50 1.000										

Cleveland Indians @ New York Yankees
Yankee Stadium, Bronx, NY

Wed Apr 24 1996, 7:05 PM EDT
Att. 20,187 - Unknown - 61 F

AB	36
R	8
H	11
RBI	8
BB	6
SO	5
LOB	13



Batter	1	2	3	4	5	6	7	8	9
Wade Boggs, L OBP: 0.365, SLG: 0.358 (1, 5)									
Bernie Williams, S OBP: 0.300, SLG: 0.353 (1, 8)									
Paul O'Neill, L OBP: 0.455, SLG: 0.529 (1, 9)									
Gerald Williams, R OBP: 0.344, SLG: 0.586 (9, 9)									
Ruben Sierra, S OBP: 0.370, SLG: 0.569 (1, 10)									
Tino Martinez, L OBP: 0.321, SLG: 0.294 (1, 3)									
Tim Raines, S OBP: 0.400, SLG: 0.435 (1, 7)									
Mariano Duncan, R OBP: 0.339, SLG: 0.439 (1, 4)									
Joe Girardi, R OBP: 0.279, SLG: 0.316 (1, 2)									
2 Derek Jeter, R OBP: 0.439, SLG: 0.418 (1, 6)									

Inning Stats	R: 6 E: 1 K: 1 S: 10	H: 5 LOB: 1 BB: 2 P: 18	R: 0 E: 0 K: 0 S: 3	H: 0 LOB: 0 BB: 0 P: 3	R: 0 E: 1 K: 0 S: 4	H: 0 LOB: 1 BB: 0 P: 4	R: 4 E: 0 K: 2 S: 11	H: 4 LOB: 0 BB: 0 P: 11	R: 0 E: 0 K: 1 S: 6	H: 1 LOB: 2 BB: 1 P: 10	R: 0 E: 0 K: 1 S: 6	H: 1 LOB: 2 BB: 1 P: 10	R: 0 E: 0 K: 0 S: 3	H: 0 LOB: 0 BB: 0 P: 3	R: 0 E: 0 K: 0 S: 4	H: 2 LOB: 1 BB: 0 P: 4
--------------	-------------------------------	----------------------------------	------------------------------	---------------------------------	------------------------------	---------------------------------	-------------------------------	----------------------------------	------------------------------	----------------------------------	------------------------------	----------------------------------	------------------------------	---------------------------------	------------------------------	---------------------------------

PITCHER	IP	WLS	BF	H	R	ER	SO	BB	IBB	HBP	BLK	WP	HR	S	P	ERA	WHIP
Dennis Martinez, R ERA: 4.99 (1, 1)	3.0	L	18	6	7	6	1	2	0	0	0	0	0	18	26	18.00	2.667
Jim Poole, L ERA: 3.68 (4, 1)	2.0		11	4	3	3	3	1	0	0	0	0	1	16	20	13.50	2.500
Eric Plunk, R ERA: 4.66 (6, 1)	2.0		9	2	0	0	1	1	0	0	0	0	0	10	14	0.00	1.500
Paul Assenmacher, L ERA: 3.86 (8, 1)	1.0		3	1	0	0	0	0	0	0	0	0	0	3	3	0.00	1.000

BOTTOM

AB	R	H	RBI	BB	SO	LOB
4	1	1	0	1	1	2
5	1	2	1	0	1	3
4	2	2	0	1	0	1
0	0	0	0	0	0	0
5	0	2	1	0	1	3
5	2	1	3	0	1	4
3	1	1	0	1	0	0
4	1	2	2	0	0	2
3	1	0	0	1	0	2
4	1	2	2	0	1	1

AB	37
R	10
H	13
RBI	9
BB	4
SO	5
LOB	18



WP	PA	ERA	WHIP
0	41		

Cleveland Indians @ New York Yankees
Yankee Stadium, Bronx, NY
 Wed Apr 24 1996, 7:05 PM EDT
 Att: 20,187 - Unknown - 61 F

livebaseballscorecards.com

Batter	1	2	3	4	5	6	7	8	9	AB R H RBI BB SO LOB	TOP									
Kenny Lofton, L (1, 8) OBP: 0.362, SLG: 0.398	0-0 G4-3	0-0 G4-3		0-0 L7			0-0 F8		0-0 FC6-4	5 0 0 0 0 0 3										
Julio Franco, R (1, 10) OBP: 0.387, SLG: 0.423	0-0 WP 1B 2B		0-0 1B 1B		0-0 G6-4-3 1B		0-3 K		0-0 CS	4 1 3 0 0 1 0										
Carlos Baerga, S (1, 4) OBP: 0.322, SLG: 0.398	0-0 F7		0-0 G5-4-3 1B		0-3 K			0-0 P4		4 0 1 0 0 1 2										
Albert Belle, R (1, 7) OBP: 0.400, SLG: 0.701	4-0 WP 1B BB		0-0 P5		0-0 G6-4-3			0-0 HR		3 2 1 1 1 0 3										
Eddie Murray, S (1, 3) OBP: 0.282, SLG: 0.240	0-0 FC6-4 1B		0-0 G5-4-3		0-0 F9			0-0 1B		4 0 2 2 0 0 2										
Manny Ramirez, R (1, 9) OBP: 0.364, SLG: 0.618	0-0 FC6-4		0-0 S 1B		0-0 G6-3			4-0 FC4 BB		3 1 1 0 1 0 1										
Sandy Alomar Jr., R (1, 2) OBP: 0.356, SLG: 0.429		0-3 K		0-0 G4-3 1B		0-0 1B		0-0 FC4		4 0 2 1 0 1 1										
Scott Leius, R (1, 5)		0-0 G5-3		0-0 F9		0-3 K		0-0 G4-3		4 0 0 0 0 1 2										
Omar Vizquel, S (1, 6) OBP: 0.316, SLG: 0.465		0-0 S 1B		0-0 G4-3		0-0 G4-3		0-0 FC6-4 1B		4 0 2 0 0 0 1										
Inning Stats	R: 2 E: 0 K: 0 S: 5	H: 2 LOB: 1 BB: 1 P: 9	R: 0 E: 0 K: 1 S: 6	H: 1 LOB: 1 BB: 0 P: 6	R: 0 E: 0 K: 0 S: 4	H: 2 LOB: 1 BB: 0 P: 4	R: 1 E: 0 K: 0 S: 5	H: 2 LOB: 1 BB: 0 P: 5	R: 0 E: 0 K: 1 S: 6	H: 1 LOB: 0 BB: 0 P: 6	R: 0 E: 0 K: 1 S: 5	H: 0 LOB: 0 BB: 0 P: 5	R: 1 E: 0 K: 0 S: 4	H: 2 LOB: 1 BB: 1 P: 8	R: 0 E: 0 K: 0 S: 3	H: 1 LOB: 0 BB: 0 P: 3	1B: 10 2B: 1 3B: 0 HR: 1	SF: 0 SAC: 0 DP: 2 HBP: 0	WP: 1 PB: 0 SB: 2 CS: 1	PA: 38
PITCHER	IP WLS BF H R ER SO BB IBB HBP BLK WP HR S P ERA WHIP																			
Andy Pettitte, L (1, 1) ERA: 3.09	7.2 L 32 11 4 4 4 4 1 0 0 0 1 1 39 43 4.70 1.565																			
Bob Wickman, R (8, 1) ERA: 3.38	0.2 4 1 0 0 0 0 1 0 0 0 0 0 3 7 0.00 3.000																			
Steve Howe, L (9, 1) ERA: 7.36	0.2 1 0 0 0 0 0 0 0 0 0 0 0 1 1 0.00 0.000																			

Cleveland Indians @ New York Yankees
Yankee Stadium, Bronx, NY
 Thu Apr 25 1996, 7:05 PM EDT
 Att. 18,580 - Unknown - 64 F

AB	35
R	4
H	12
RBI	4
BB	2
SO	4
LOB	15



Batter	1	2	3	4	5	6	7	8	9	AB	R	H	RBI	BB	SO	LOB
Wade Boggs, L OBP: 0.367, SLG: 0.357 (1, 5)	F8		BB		SF9		SH5-4 1B		G6-3	3	0	1	1	1	0	0
Bernie Williams, S OBP: 0.298, SLG: 0.347 (1, 8)	F7		P4		2-3 3-H 1B		SH5-4 1-2 1B		G4-3	4	0	1	1	0	0	2
Paul O'Neill, L OBP: 0.463, SLG: 0.521 (1, 9) Gerald Williams, R OBP: 0.344, SLG: 0.586 (9, PR)	G1-3			G1-3	1-2 1B		IBB		BB	3 0	0 0	1 0	0 0	2 0	0 0	0 0
Ruben Sierra, S OBP: 0.346, SLG: 0.529 (1, 10)		F8		L6	0-3 K		K		F9	5	0	0	0	0	2	5
Tino Martinez, L OBP: 0.329, SLG: 0.361 (1, 3)		F9				HR	G4-3			4	1	2	1	0	0	2
Tim Raines, S OBP: 0.414, SLG: 0.423 (1, 7)		G1-3		K		BB		S 1B		3	0	1	0	1	1	1
Jim Leyritz, R OBP: 0.405, SLG: 0.605 (1, 2)			SH1-3 1B		E SF9 1B	L4		G5-3		4	1	2	0	0	0	2
Andy Fox, L OBP: 0.308, SLG: 0.217 (1, 4)		SH1-3		E7 SF9 1B		G6-3		F7		3	1	1	0	0	0	2
2 Derek Jeter, R OBP: 0.414, SLG: 0.390 (1, 6)		G6-3		K		G6-3		K		4	0	0	0	0	2	5

Inning Stats	R: 0	H: 0	E: 0	LOB: 0	K: 0	S: 3	P: 3	R: 0	H: 0	E: 0	LOB: 0	K: 0	S: 3	P: 3	R: 0	H: 1	E: 0	LOB: 2	K: 0	S: 4	P: 8	R: 0	H: 1	E: 0	LOB: 1	K: 1	S: 6	P: 6	R: 2	H: 4	E: 1	LOB: 2	K: 2	S: 11	P: 11	R: 1	H: 1	E: 1	LOB: 1	K: 0	S: 4	P: 8	R: 0	H: 1	E: 0	LOB: 2	K: 1	S: 6	P: 10	R: 0	H: 1	E: 0	LOB: 1	K: 1	S: 6	P: 6	R: 0	H: 0	E: 0	LOB: 1	K: 0	S: 3	P: 7	1B: 7	SF: 1	2B: 1	SAC: 2	3B: 0	DP: 0	HR: 1	HBP: 0	WP: 0	PA: 40
--------------	------	------	------	--------	------	------	------	------	------	------	--------	------	------	------	------	------	------	--------	------	------	------	------	------	------	--------	------	------	------	------	------	------	--------	------	-------	-------	------	------	------	--------	------	------	------	------	------	------	--------	------	------	-------	------	------	------	--------	------	------	------	------	------	------	--------	------	------	------	-------	-------	-------	--------	-------	-------	-------	--------	-------	--------

PITCHER	IP	WLS	BF	H	R	ER	SO	BB	IBB	HBP	BLK	WP	HR	S	P	ERA	WHIP
Jack McDowell, R ERA: 2.04 (1, 1)	6.2		31	8	3	3	4	2	1	0	0	0	1	36	48	4.05	1.500
Jim Poole, L ERA: 3.52 (7, 1)	0.1	W	1	0	0	0	0	0	0	0	0	0	0	1	1	0.00	0.000
Julian Tavarez, R ERA: 2.57 (8, 1)	1.0		4	1	0	0	1	0	0	0	0	0	0	6	6	0.00	1.000
Jose Mesa, R ERA: 1.64 (9, 1)	1.0	S	4	0	0	0	0	1	0	0	0	0	0	3	7	0.00	1.000

BOTTOM

Cleveland Indians @ New York Yankees
Yankee Stadium, Bronx, NY
Thu Apr 25 1996, 7:05 PM EDT
Att: 18,580 - Unknown - 64 F

livebaseballscorecards.com

AB	33
R	3
H	9
RBI	3
BB	4
SO	5
LOB	19



Batter	1	2	3	4	5	6	7	8	9	AB R H RBI BB SO LOB	TOP		
Kenny Lofton, L (1, 8) OBP: 0.354, SLG: 0.386	1-3 		2-1 G6-3 	3-1 G4-6-3 			2-3 		0-1 	5 0 1 1 0 2 1			
Julio Franco, R (1, 3) OBP: 0.388, SLG: 0.415	0-0 		4-1 2B 1B BB 			1-0 G6-3 	3-2 G6-3 		1-1 G6-3 	4 1 1 0 1 0 2			
Carlos Baerga, S (1, 4) OBP: 0.319, SLG: 0.402	1-0 FC4-6 		2-0 1B 2B 			0-2 G3 		0-2 G6-3 		4 1 1 0 0 0 1			
Albert Belle, R (1, 7) OBP: 0.394, SLG: 0.675	0-0 L9 		4-2 1B 1B BB 			2-0 G6-3 		3-1 G6-3 		3 1 0 0 1 0 1			
Eddie Murray, S (1, 10) OBP: 0.292, SLG: 0.253			0-0 	1-3 2-H 3-H 1B 		0-0 G4-3 		1-2 G5-3 		4 0 2 2 0 0 0			
Manny Ramirez, R (1, 9) OBP: 0.358, SLG: 0.597			1-2 G4-6-3 	1-0 G6-4-3 1B 		1-2 G4-3 		2-1 G6-3 		4 0 1 1 0 0 1			
Jim Thome, L (1, 5) OBP: 0.474, SLG: 0.544			3-2 E4 1B 1B 	0-0 G6-4-3 		4-2 		4-2 1B BB 		2 2 0 0 2 0 2			
Sandy Alomar Jr., R (1, 2) OBP: 0.365, SLG: 0.433			0-1 1B E 1B 	0-0 FC6-4 1B 		3-2 F9 		0-3 K 		4 1 2 0 0 1 2			
Omar Vizquel, S (1, 6) OBP: 0.325, SLG: 0.467			1-1 E7 1B 	0-1 FC6-4 G4-6-3 		0-0 G3 		2-0 S 1B 1B 		4 0 2 1 0 0 1			
Inning Stats	R: 0 E: 0 K: 1 S: 6 H: 1 LOB: 1 BB: 0 P: 8	R: 2 E: 2 K: 0 S: 11 H: 3 LOB: 1 BB: 0 P: 16	R: 3 E: 0 K: 0 S: 9 H: 3 LOB: 1 BB: 2 P: 22	R: 0 E: 0 K: 0 S: 5 H: 1 LOB: 0 BB: 0 P: 8	R: 0 E: 0 K: 0 S: 5 H: 0 LOB: 0 BB: 0 P: 8	R: 0 E: 0 K: 0 S: 10 H: 0 LOB: 1 BB: 1 P: 18	R: 0 E: 0 K: 1 S: 7 H: 0 LOB: 0 BB: 0 P: 12	R: 0 E: 0 K: 0 S: 8 H: 0 LOB: 0 BB: 0 P: 12	R: 1 E: 0 K: 1 S: 13 H: 2 LOB: 2 BB: 1 P: 22	1B: 9 2B: 1 3B: 0 HR: 0 SF: 0 SAC: 0 DP: 3 HBP: 0	WP: 0 PB: 0 SB: 2 CS: 0 PA: 38		
PITCHER	IP WLS BF H R ER SO BB IBB HBP BLK WP HR S P ERA WHIP											PITCHER	IP WLS BF H R ER SO BB IBB HBP BLK WP HR S P ERA WHIP
Erik Hanson, R (1, 1) ERA: 7.36	8.0 L 32 8 5 3 2 3 0 0 0 0 0 0 61 104 3.38 1.375												
Giovanni Carrara, R (9, 1) ERA: 7.59	0.2 4 1 1 1 1 1 0 0 0 0 0 0 9 17 13.50 3.000												
Brian Bohanon, L (9, 1) ERA: 8.18	0.0 1 1 0 0 0 0 0 0 0 0 0 0 2 2 ∞ ∞												
Mike Timlin, R (9, 1) ERA: 1.69	0.1 1 0 0 0 0 0 0 0 0 0 0 0 2 3 0.00 0.000												

Cleveland Indians @ Toronto Blue Jays
 SkyDome, Toronto, ON
 Fri Apr 26 1996, 7:05 PM EDT
 Att. 30,227 - Dome

AB	34
R	6
H	10
RBI	5
BB	4
SO	3
LOB	11



Batter	1	2	3	4	5	6	7	8	9	AB	R	H	RBI	BB	SO	LOB
Otis Nixon, S <small>OBP: 0.362, SLG: 0.341</small> (1, 8)	0-0 G6-3		0-1 G6-3		2-1 G4-3		3-3 K			4	0	0	0	0	1	1
Domingo Cedeno, S <small>OBP: 0.424, SLG: 0.625</small> (1, 4)	3-3 K		0-0 G3-1			2-2 L9		3-1 L4		4	0	0	0	0	1	0
Carlos Delgado, L <small>OBP: 0.370, SLG: 0.434</small> (1, 10)	1-1 FC5-4 1B		2-0 P6			2-1 HR 1B		0-3 K		4	1	2	0	0	1	0
Joe Carter, R <small>OBP: 0.354, SLG: 0.598</small> (1, 7)	1-1 FC5-4			1-3 K		0-0 HR		2-3 K		4	1	1	2	0	2	1
Ed Sprague, R <small>OBP: 0.340, SLG: 0.547</small> (1, 5)		1-2 F8		1-2 HR		1-1 F7			3-2 P3	4	1	1	1	0	0	0
John Olerud, L <small>OBP: 0.372, SLG: 0.429</small> (1, 3)		2-2 1B HBP		0-1 G4-6-3 1B		2-0 1B			1-1 G3-1	3	0	2	0	0	0	0
Shawn Green, L <small>OBP: 0.299, SLG: 0.420</small> (1, 9)		0-0 1B		1-1 G4-6-3		0-0 L4			3-3 K	4	0	1	0	0	1	2
Sandy Martinez, L <small>OBP: 0.308, SLG: 0.361</small> (1, 2)		1-3 K			2-2 FC6-4 1B		0-0 G4-3			3	0	1	0	0	1	2
Alex Gonzalez, R <small>OBP: 0.289, SLG: 0.423</small> (1, 6)		2-3 K			0-0 FC6-4 CS		1-3 K			3	0	0	0	0	2	3

BOTTOM

Cleveland Indians @ Toronto Blue Jays
 SkyDome, Toronto, ON
 Fri Apr 26 1996, 7:05 PM EDT
 Att. 30,227 - Dome

livebaseballscorecards.com

AB	33
R	3
H	8
RBI	3
BB	0
SO	9
LOB	9



Inning Stats	R: 0	H: 1	E: 0	K: 1	S: 9	LOB: 1	BB: 0	P: 14	R: 0	H: 1	E: 0	K: 2	S: 12	LOB: 2	BB: 0	P: 18	R: 0	H: 0	E: 0	K: 0	S: 4	LOB: 0	BB: 0	P: 6	R: 1	H: 2	E: 0	K: 1	S: 10	LOB: 0	BB: 0	P: 13	R: 0	H: 1	E: 0	K: 0	S: 7	LOB: 0	BB: 0	P: 11	R: 2	H: 3	E: 0	K: 0	S: 11	LOB: 1	BB: 0	P: 18	R: 0	H: 0	E: 0	K: 2	S: 9	LOB: 0	BB: 0	P: 13	R: 0	H: 0	E: 0	K: 1	S: 10	LOB: 0	BB: 0	P: 17	1B: 6	SF: 0	2B: 0	SAC: 0	3B: 0	DP: 1	HR: 2	HBP: 1	WP: 0	PA: 34	PB: 0	SB: 0	CS: 1
--------------	------	------	------	------	------	--------	-------	-------	------	------	------	------	-------	--------	-------	-------	------	------	------	------	------	--------	-------	------	------	------	------	------	-------	--------	-------	-------	------	------	------	------	------	--------	-------	-------	------	------	------	------	-------	--------	-------	-------	------	------	------	------	------	--------	-------	-------	------	------	------	------	-------	--------	-------	-------	-------	-------	-------	--------	-------	-------	-------	--------	-------	--------	-------	-------	-------

PITCHER	IP	WLS	BF	H	R	ER	SO	BB	IBB	HBP	BLK	WP	HR	S	P	ERA	WHIP
Orel Hershiser, R <small>ERA: 5.65</small>	(1, 1)			8	3	3	6	0	0	1	0	0	0	62	93	3.86	1.143
Eric Plunk, R <small>ERA: 4.22</small>	(8, 1)		3	0	0	0	2	0	0	0	0	0	0	9	14	0.00	0.000
Jose Mesa, R <small>ERA: 1.5</small>	(9, 1)	S	3	0	0	0	1	0	0	0	0	0	0	10	17	0.00	0.000

Batter	1	2	3	4	5	6	7	8	9	AB	R	H	RBI	BB	SO	LOB
Otis Nixon, S OBP: 0.373, SLG: 0.354 (1, 8)	0-0 S 1B	1-2 S SF		1-0 SH1-3 1B	2-3 K	1-2 F8				5	3	3	0	0	1	2
Domingo Cedeno, S OBP: 0.432, SLG: 0.618 (1, 4)	1-2 2B 1B	2-2 SF9		0-0 SH1-3	4-2 HR BB		2-2 F8			2	2	1	2	1	0	0
Carlos Delgado, L OBP: 0.361, SLG: 0.513 (1, 3)	1-2 1B 2B	1-2 SF		1-3 K	1-1 HR		2-1 2B			4	2	3	4	0	1	2
Joe Carter, R OBP: 0.365, SLG: 0.598 (1, 7)	0-1 G3-1 G4-3 1B	2-2 F9		2-2 HBP 1B	0-0 1B		1-3 K			5	0	3	3	0	1	2
Ed Sprague, R OBP: 0.333, SLG: 0.522 (1, 5)	0-1 G4-3 1-2	2-0 P6		1-1 HBP 1-2	0-2 K		3-2 P6			4	0	0	0	0	1	4
John Olerud, L OBP: 0.363, SLG: 0.413 (1, 10)	1-1 G3-1 2-3		3-2 FC6-4 1B	2-1 P7		3-2 F8		1-0 F7		5	0	1	0	0	0	3
Shawn Green, L OBP: 0.317, SLG: 0.438 (1, 9)	4-2 BB		1-2 FC6-4 G5-4-3 1-2f		0-0 HR 2B	1-1 BB 1B		1-2 L5		4	1	2	0	1	0	1
Charlie O'Brien, R OBP: 0.407, SLG: 0.587 (1, 2)	3-2 F9		0-1 G5-4-3 1-2f		2-2 HR	2-0 P3		0-2 F7		5	1	1	2	0	0	4
Alex Gonzalez, R OBP: 0.310, SLG: 0.444 (1, 6)		2-2 1B SF9 2B		1-0 SH1-3 1B 1B	0-0 P4	4-1 BB				3	2	2	0	1	0	0

Inning Stats	R: 3	H: 4	E: 0	K: 0	S: 18	L: 2	LOB: 2	BB: 1	P: 28	R: 2	H: 2	E: 1	K: 0	S: 19	L: 2	LOB: 1	BB: 0	P: 29	R: 0	H: 1	E: 0	K: 0	S: 8	R: 2	H: 3	E: 0	K: 1	S: 12	R: 4	H: 4	E: 0	K: 2	S: 20	R: 0	H: 1	E: 0	K: 0	S: 13	R: 0	H: 1	E: 0	K: 1	S: 12	R: 0	H: 0	E: 0	K: 0	S: 7	R: 0	H: 0	E: 0	K: 0	S: 9	1B: 10	SF: 2	3B: 0	HR: 2
--------------	------	------	------	------	-------	------	--------	-------	-------	------	------	------	------	-------	------	--------	-------	-------	------	------	------	------	------	------	------	------	------	-------	------	------	------	------	-------	------	------	------	------	-------	------	------	------	------	-------	------	------	------	------	------	------	------	------	------	------	--------	-------	-------	-------


PITCHER	IP	WLS	BF	H	R	ER	SO	BB	IBB	HBP	BLK	WP	HR	S	P	ERA	WHIP
Charles Nagy, R ERA: 5.13 (1, 1)	1.1	L	12	6	5	5	0	1	0	0	0	0	0	33	49	33.75	5.250
Chad Ogea, R ERA: 10.13 (2, 1)	3.2		20	8	6	6	3	1	0	1	0	0	2	44	69	14.73	2.455
Jim Poole, L ERA: 3.12 (6, 1)	1.0		5	1	0	0	0	1	0	0	0	0	0	13	24	0.00	2.000
Julian Tavarez, R ERA: 2.4 (7, 1)	1.0		4	1	0	0	1	0	0	0	0	0	0	12	20	0.00	1.000
Paul Assenmacher, L ERA: 3.18 (8, 1)	1.0		3	0	0	0	0	0	0	0	0	0	0	7	9	0.00	0.000

BOTTOM

Cleveland Indians @ Toronto Blue Jays
 SkyDome, Toronto, ON
 Sat Apr 27 1996, 3:33 AM EDT
 Att. 40,140 - Dome

livebaseballscorecards.com

AB	37
R	11
H	16
RBI	11
BB	3
SO	4
LOB	18



WP: 0	PA: 44
PB: 0	CS: 0
SB: 3	

Batter	1	2	3	4	5	6	7	8	9	AB R H RBI BB SO LOB	TOP													
Kenny Lofton, L (1, 8) OBP: 0.355, SLG: 0.385 Wayne Kirby, L (6, PH) OBP: 0.286, SLG: 0.286 (6, 8)										4 2 2 2 0 0 1 2 1 1 0 0 0 0														
Julio Franco, R (1, 3) OBP: 0.398, SLG: 0.457										6 2 4 0 0 1 1														
Carlos Baerga, S (1, 4) OBP: 0.333, SLG: 0.421 Scott Leius, R (6, PH) (6, 4)										4 2 2 1 0 0 3 2 0 0 0 0 0 1														
Albert Belle, R (1, 7) OBP: 0.417, SLG: 0.701 Jeromy Burnitz, L (5, 7) OBP: 0.400, SLG: 0.500										3 3 3 3 1 0 0 2 0 0 0 0 0 0														
Eddie Murray, S (1, 10) OBP: 0.306, SLG: 0.256										4 1 2 1 1 1 2														
Manny Ramirez, R (1, 9) OBP: 0.360, SLG: 0.590										3 1 1 2 1 0 2														
Sandy Alomar Jr., R (1, 2) OBP: 0.353, SLG: 0.469										4 1 1 4 0 1 3														
Jim Thome, L (1, 5) OBP: 0.460, SLG: 0.523										5 2 2 0 0 2 1														
Omar Vizquel, S (1, 6) OBP: 0.345, SLG: 0.481 Alvaro Espinoza, R (5, 6) OBP: 0.444, SLG: 0.750										2 1 1 0 0 0 0 2 1 1 2 0 0 0														
Inning Stats	R: 6 E: 1 K: 1 S: 20	H: 5 LOB: 1 BB: 0 P: 30	R: 3 E: 0 K: 0 S: 23	H: 3 LOB: 1 BB: 1 P: 37	R: 0 E: 0 K: 0 S: 8	H: 1 LOB: 1 BB: 0 P: 14	R: 1 E: 0 K: 0 S: 10	H: 1 LOB: 0 BB: 1 P: 20	R: 4 E: 0 K: 3 S: 19	H: 5 LOB: 2 BB: 1 P: 31	R: 2 E: 0 K: 0 S: 11	H: 2 LOB: 0 BB: 0 P: 19	R: 0 E: 0 K: 0 S: 6	H: 1 LOB: 0 BB: 0 P: 7	R: 0 E: 0 K: 1 S: 13	H: 0 LOB: 0 BB: 0 P: 15	R: 1 E: 0 K: 0 S: 11	H: 2 LOB: 0 BB: 0 P: 14	1B: 14 2B: 3 3B: 0 HR: 3	SF: 2 SAC: 0 DP: 3 HBP: 1	WP: 0 PB: 0 SB: 0 CS: 0	PA: 49		
PITCHER	IP WLS BF H R ER SO BB IBB HBP BLK WP HR S P ERA WHIP																							
Frank Viola, L (1, 1) ERA: 20.25 Giovanni Carrara, R (5, 1) ERA: 10.66 Brian Bohanon, L (7, 1) ERA: 6.92 Mike Timlin, R (9, 1) ERA: 2.84	4.0 L 25 10 10 9 1 2 0 1 0 0 2 61 101 20.25 3.000	2.0 14 7 6 6 3 1 0 0 0 0 1 30 50 27.00 4.000	2.0 6 1 0 0 1 0 0 0 0 0 0 19 22 0.00 0.500	1.0 4 2 1 1 0 0 0 0 0 0 0 11 14 9.00 2.000																				

Cleveland Indians @ Toronto Blue Jays
 SkyDome, Toronto, ON
 Sun Apr 28 1996, 3:33 AM EDT
 Att. 31,143 - Dome

AB	43
R	17
H	20
RBI	15
BB	3
SO	5
LOB	14



WP: 0	PA: 49
-------	--------

ERA	WHIP
-----	------

livebaseballscorecards.com

Batter	1	2	3	4	5	6	7	8	9	AB	R	H	RBI	BB	SO	LOB
Otis Nixon, S (1, 8) OBP: 0.363, SLG: 0.343 Robert Perez, R (5, 9) OBP: 0.267, SLG: 0.400 (6, 7)										3	0	0	0	0	2	3
Domingo Cedeno, S (1, 4) OBP: 0.452, SLG: 0.605										4	0	2	0	1	1	0
Carlos Delgado, L (1, 10) OBP: 0.392, SLG: 0.553										5	1	3	1	0	0	2
Joe Carter, R (1, 7) Juan Samuel, R (6, 8) OBP: 0.333, SLG: 0.667										3	0	1	0	0	0	1
Ed Sprague, R (1, 5) Felipe Crespo, S (6, 5)										2	1	2	1	1	0	0
John Olerud, L (1, 3) OBP: 0.347, SLG: 0.392										4	0	0	0	0	0	7
Shawn Green, L (1, 9) OBP: 0.314, SLG: 0.421 (5, 8) (6, 9)										3	0	0	0	1	0	3
Sandy Martinez, L (1, 2) OBP: 0.302, SLG: 0.425										4	1	1	1	0	1	2
Alex Gonzalez, R (1, 6) OBP: 0.319, SLG: 0.434										2	0	0	0	2	2	0

Inning Stats	R: 0	H: 1	E: 0	K: 1	S: 7	R: 0	H: 1	E: 0	K: 1	S: 9	R: 0	H: 2	E: 0	K: 1	S: 14	R: 1	H: 1	E: 0	K: 1	S: 11	R: 2	H: 2	E: 0	K: 0	S: 11	R: 0	H: 0	E: 0	K: 1	S: 9	R: 0	H: 2	E: 0	K: 1	S: 15	R: 0	H: 0	E: 0	K: 1	S: 10	R: 0	H: 1	E: 0	K: 0	S: 12	1B: 7	2B: 0	3B: 0	HR: 3	SF: 0	SAC: 0	DP: 1	HBP: 0	WP: 0	PB: 0	SB: 0	CS: 0	PA: 41
--------------	------	------	------	------	------	------	------	------	------	------	------	------	------	------	-------	------	------	------	------	-------	------	------	------	------	-------	------	------	------	------	------	------	------	------	------	-------	------	------	------	------	-------	------	------	------	------	-------	-------	-------	-------	-------	-------	--------	-------	--------	-------	-------	-------	-------	--------

PITCHER	IP	WLS	BF	H	R	ER	SO	BB	IBB	HBP	BLK	WP	HR	S	P	ERA	WHIP
Albie Lopez, R (1, 1) ERA: 5.91	6.0	W	31	9	3	3	5	4	0	0	0	0	3	71	116	4.50	2.167
Alan Embree, L (7, 1) ERA: 9.0	2.0		6	0	0	0	2	1	0	0	0	0	0	15	31	0.00	0.500
Eric Plunk, R (9, 1) ERA: 3.86	1.0		4	1	0	0	0	0	0	0	0	0	0	12	16	0.00	1.000

BOTTOM

Cleveland Indians @ Toronto Blue Jays
 SkyDome, Toronto, ON
 Sun Apr 28 1996, 3:33 AM EDT
 Att. 31,143 - Dome

livebaseballscorecards.com

AB	36
R	3
H	10
RBI	3
BB	5
SO	7
LOB	24



Batter	1	2	3	4	5	6	7	8	9	AB R H RBI BB SO LOB	TOP											
Tony Phillips, S (1, 7) OBP: 0.387, SLG: 0.447	1-2 F7		2-1 G1-3		2-3 K			3-3 K		4 0 0 0 0 2 0												
Dave Martinez, L (1, 8) OBP: 0.286, SLG: 0.364	4-2 HR BB		1-0 F8			0-1 F7		0-3 K		3 1 0 0 1 1 0												
Frank Thomas, R (1, 3) OBP: 0.483, SLG: 0.726	2-1 SAFE HR		4-1 2B BB			2-0 F9		4-2 1B BB		2 2 1 2 2 0 0												
Harold Baines, L (1, 10) OBP: 0.400, SLG: 0.568	0-3 K		2-1 1-H 2B			0-0 G4-3		3-3 K		4 0 1 1 0 2 1												
Robin Ventura, L (1, 5) OBP: 0.306, SLG: 0.381	4-2 BB		2-2 P2			2-0 G4-3		1-2 FC6-4 1B		3 0 1 0 1 0 0												
Darren Lewis, R (9, PR) OBP: 0.400, SLG: 0.327								1-2 1B		0 0 0 0 0 0 0												
Danny Tartabull, R (1, 9) OBP: 0.299, SLG: 0.349	1-2 G4-3		1-3 K			1-2 G6-3		1-1 FC6-4		4 0 0 0 0 1 3												
Ron Karkovics, R (1, 2) OBP: 0.299, SLG: 0.348		1-0 G4-3 1B		2-2 G5-3		0-0 G5-3				3 0 1 0 0 0 0												
Ray Durham, S (1, 4) OBP: 0.372, SLG: 0.537		1-2 G4-3		2-1 L4				2-2 G4-3		3 0 0 0 0 0 1												
Ozzie Guillen, L (1, 6) OBP: 0.262, SLG: 0.364		0-1 G4-3		0-0 P5				2-3 K		2 0 0 0 0 0 0												
Lyle Mouton, R (8, PH) OBP: 0.371, SLG: 0.379										1 0 0 0 0 1 0												
Jose Munoz, S (8, 6) OBP: 0.500, SLG: 0.385										0 0 0 0 0 0 0												
Inning Stats	R: 2 E: 0 K: 1 S: 16	H: 1 LOB: 1 BB: 2 P: 28	R: 0 E: 0 K: 0 S: 6	H: 1 LOB: 0 BB: 0 P: 8	R: 1 E: 0 K: 0 S: 6	H: 1 LOB: 1 BB: 1 P: 15	R: 0 E: 0 K: 1 S: 11	H: 0 LOB: 0 BB: 0 P: 16	R: 0 E: 0 K: 1 S: 6	H: 0 LOB: 0 BB: 0 P: 10	R: 0 E: 0 K: 0 S: 4	H: 0 LOB: 0 BB: 0 P: 6	R: 0 E: 0 K: 0 S: 5	H: 0 LOB: 0 BB: 0 P: 8	R: 0 E: 0 K: 2 S: 11	H: 0 LOB: 0 BB: 0 P: 18	R: 0 E: 0 K: 2 S: 13	H: 1 LOB: 2 BB: 1 P: 22	1B: 2 2B: 1 3B: 0 HR: 1	SF: 0 SAC: 0 DP: 1 HBP: 0	WP: 0 PB: 0 SB: 0 CS: 0	PA: 33
PITCHER	IP WLS BF H R ER SO BB IBB HBP BLK WP HR S P ERA WHIP																					
Dennis Martinez, R (1, 1) ERA: 4.78	7.0 W 25 3 3 3 3 3 0 0 0 0 0 1 54 91 3.86 0.857																					
Jim Poole, L (8, 1) ERA: 2.79	1.0 3 0 0 0 2 0 0 0 0 0 0 0 11 18 0.00 0.000																					
Jose Mesa, R (9, 1) ERA: 1.38	1.0 S 5 1 0 0 2 1 0 0 0 0 0 0 13 22 0.00 2.000																					

Chicago White Sox @ Cleveland Indians
 Jacobs Field, Cleveland, OH
 Tue Apr 30 1996, 7:05 PM EDT
 Att. 40,268 - Unknown - 47 F

AB	29
R	3
H	4
RBI	3
BB	4
SO	7
LOB	5



Batter	1	2	3	4	5	6	7	8	9
Kenny Lofton, L OBP: 0.375, SLG: 0.400 (1, 8)	3-2 CS 1B	2-0 1-2 2-H 1B		0-0 1B		4-1 1B BB		0-0 B3	
Julio Franco, R OBP: 0.407, SLG: 0.458 (1, 3)	4-2 1-2 1B BB		0-0 2B 1B	1-1 SAFE F8		1-0 SAFE 1-3 2-H 1B		1-0 F9	
Carlos Baerga, S OBP: 0.327, SLG: 0.420 (1, 4)	3-2 F7		1-0 1-3 1B 2B	2-1 L8		0-0 1-2f G4-6-3		2-2 G6-3	
Albert Belle, R OBP: 0.421, SLG: 0.703 (1, 7)	3-2 1-3 1B		3-3 K		0-0 G5-3		2-2 1B 2B		
Eddie Murray, S OBP: 0.294, SLG: 0.244 (1, 10)	2-2 L8		2-3 K		1-1 G4-3		2-3 K		
Manny Ramirez, R OBP: 0.355, SLG: 0.568 (1, 9)		2-3 K	4-2 1B BB		1-0 F9		2-1 L7		
Wayne Kirby, L OBP: 0.286, SLG: 0.286 (9, 9)									
Jim Thome, L OBP: 0.484, SLG: 0.582 (1, 5)		4-2 1B BB BB	2-2 1-2 2-H 3-H 1B			3-2 HR		4-0 1B IBB	
Sandy Alomar Jr., R OBP: 0.347, SLG: 0.456 (1, 2)		1-2 F9	2-0 G5-3			0-0 G5-3		1-0 1-3 2-H 1B	
Omar Vizquel, S OBP: 0.352, SLG: 0.488 (1, 6)		4-2 1-2 1B BB		2-3 K		0-2 1B 2B		1-1 L7	

AB	R	H	RBI	BB	SO	LOB
4	0	3	0	1	0	0
4	1	2	1	1	0	1
5	1	1	0	0	0	4
4	1	2	0	0	1	2
4	0	0	0	0	2	5
3	0	0	0	1	1	1
0	0	0	0	0	0	0
2	1	2	3	2	0	0
4	0	1	1	0	0	3
3	1	1	0	1	1	2

BOTTOM

Chicago White Sox @ Cleveland Indians
 Jacobs Field, Cleveland, OH

Tue Apr 30 1996, 7:05 PM EDT
 Att: 40,268 - Unknown - 47 F

AB 33
R 5
H 12
RBI 5
BB 6
SO 5
LOB 18

C

WP: 0 PA: 39
 PB: 0
 SB: 0
 CS: 1

Inning Stats	R	H	E	K	S	H	LOB	BB	P	R	H	E	K	S	H	LOB	BB	P
	0	2	0	1	17	1	2	1	32	0	3	0	1	15	0	2	2	6
	0	1	0	1	13	1	2	2	26	0	3	0	2	8	0	1	1	13
	0	1	0	1	8	1	1	0	13	0	1	0	0	4	0	1	0	6
	2	3	0	1	10	3	1	1	18	1	2	0	1	12	2	2	24	
	0	0	0	0	5	0	0	0	8	0	0	0	0	5	0	0	8	

PITCHER	IP	WLS	BF	H	R	ER	SO	BB	IBB	HBP	BLK	WP	HR	S	P	ERA	WHIP
Kevin Tapani, R ERA: 4.2 (1, 1)	5.1	L	27	9	4	4	4	4	4	0	0	0	1	64	116	6.75	2.438
Brian Keyser, R ERA: 1.56 (6, 1)	2.2		12	3	1	1	1	1	1	0	0	0	0	20	40	3.38	1.500

Batter	1	2	3	4	5	6	7	8	9	AB R H RBI BB SO LOB	TOP											
Tony Phillips, S (1, 7) OBP: 0.395, SLG: 0.453	0-3 K		0-0 G1-3		4-0 CS BB			0-0 2B 2B	4-0 FC3-6 BB	3 1 1 0 2 1 0												
Dave Martinez, L (1, 8) OBP: 0.315, SLG: 0.438	0-0 HR		0-0 F8		0-0 CS	0-0 G6-4-3 1B		4-0 2B BB	0-0 FC3-6 FC5-4	4 2 2 1 1 0 1												
Frank Thomas, R (1, 3) OBP: 0.472, SLG: 0.710	0-0 F8		0-3 K			0-3 K		0-0 BB 2B	0-0 FC5-4	5 0 1 3 0 2 2												
Harold Baines, L (1, 10) OBP: 0.386, SLG: 0.545 Lyle Mouton, R (8, PH) OBP: 0.361, SLG: 0.367	0-0 G3			0-0 F8		0-0 G6-4-3		0-3 K		3 0 0 0 0 0 1 1 0 0 0 0 1 1												
Robin Ventura, L (1, 5) OBP: 0.304, SLG: 0.376		0-0 F8		0-0 F7			0-0 G5-4-3 1B	0-3 K		4 0 1 0 0 1 1												
Danny Tartabull, R (1, 9) OBP: 0.327, SLG: 0.382		0-0 1B 2B		0-0 1B			0-0 G5-4-3 1B	4-0 BB BB		3 1 3 0 1 0 0												
Ron Karkovics, R (1, 2) OBP: 0.288, SLG: 0.333 Chad Kreuter, S (8, PH) (8, 2)		0-3 K		0-0 F5			0-0 G5-4-3	4-0 BB BB		3 0 0 0 0 1 4 0 0 0 0 1 0 0												
Jose Munoz, S (1, 4) OBP: 0.500, SLG: 0.412		0-0 FC6-4 1B			0-0 1B		0-0 G3	0-0 G4-3		4 0 2 1 0 0 4												
Ozzie Guillen, L (1, 6) OBP: 0.261, SLG: 0.358		0-0 FC6-4			0-0 G4-3			0-0 2B 1B	0-0 L4	4 1 1 0 0 0 1												
Inning Stats	R: 1 E: 0 K: 1 S: 6	H: 1 LOB: 0 BB: 0 P: 6	R: 1 E: 0 K: 1 S: 7	H: 2 LOB: 1 BB: 0 P: 7	R: 0 E: 0 K: 1 S: 5	H: 0 LOB: 0 BB: 0 P: 5	R: 0 E: 0 K: 0 S: 4	H: 1 LOB: 1 BB: 0 P: 4	R: 0 E: 0 K: 0 S: 2	H: 1 LOB: 0 BB: 1 P: 6	R: 0 E: 0 K: 1 S: 5	H: 1 LOB: 0 BB: 0 P: 5	R: 0 E: 0 K: 0 S: 4	H: 2 LOB: 1 BB: 0 P: 4	R: 3 E: 0 K: 2 S: 10	H: 3 LOB: 3 BB: 3 P: 22	R: 0 E: 0 K: 0 S: 3	H: 0 LOB: 1 BB: 1 P: 7	1B: 7 2B: 3 3B: 0 HR: 1	SF: 0 SAC: 0 DP: 2 HBP: 0	WP: 0 PB: 0 SB: 0 CS: 1	PA: 40
PITCHER	IP WLS BF H R ER SO BB IBB HBP BLK WP HR S P ERA WHIP																					
Jack McDowell, R (1, 1) ERA: 2.76	7.0 W 29 10 5 5 4 2 0 0 0 0 0 1 35 43 6.43 1.714																					
Julian Tavarez, R (8, 1) ERA: 2.4	0.0 1 1 0 0 0 0 0 0 0 0 0 0 1 1 ∞ ∞																					
Paul Assenmacher, L (8, 1) ERA: 2.84	0.2 2 0 0 0 2 0 0 0 0 0 0 0 6 6 0.00 0.000																					
Eric Plunk, R (8, 1) ERA: 3.46	1.1 S 7 0 0 0 0 3 0 0 0 0 0 0 4 16 0.00 2.250																					

Chicago White Sox @ Cleveland Indians
 Jacobs Field, Cleveland, OH
 Wed May 01 1996, 7:05 PM EDT
 Att. 40,447 - Unknown - 53 F

AB	34
R	5
H	11
RBI	5
BB	5
SO	6
LOB	15



Batter	1	2	3	4	5	6	7	8	9
Kenny Lofton, L OBP: 0.393, SLG: 0.433 (1, 8) X	0-0 FC6-4 E 1B		0-0 G4-3		4-0 SF9 BB 1-2 BB	0-0 S 2B 1B		0-0 3B	
Julio Franco, R OBP: 0.415, SLG: 0.465 (1, 3) X	0-0 FC5 FC6-4 1-2			4-0 FC5-4 BB	4-0 BB 1-2 2-3 3-H	0-0 1-H 2B		0-3 K 2B	
Carlos Baerga, S OBP: 0.313, SLG: 0.404 (1, 4) X	0-0 FC6-4 G6-3 1-2f 2-3			0-0 FC5-4 HR 1-2f	0-0 SF9 2-3 3-H	0-0 G1-3		0-0 G4-3	
Albert Belle, R OBP: 0.423, SLG: 0.737 (1, 7) X	0-0 G6-3 1-2f			0-0 HR 1-H	0-3 K		0-0 F9-6-5 2B		
Eddie Murray, S OBP: 0.302, SLG: 0.247 (1, 10)		0-3 K		0-3 K		0-0 S 1B 2B 1B	4-0 BB		
Manny Ramirez, R OBP: 0.351, SLG: 0.553 (1, 9)		0-0 G6-3		0-0 P3		0-0 2B 1B	0-0 F9-6-5 2-3		
Jim Thome, L OBP: 0.463, SLG: 0.549 (1, 5)		0-0 G4-3			0-0 G1-3	0-0 P4	0-0 G6-3		
Sandy Alomar Jr., R OBP: 0.355, SLG: 0.472 (1, 2)			0-0 F7		0-0 1B BB 1B	0-0 G3 1B 2B		0-3 K	
Omar Vizquel, S OBP: 0.358, SLG: 0.523 (1, 6)			0-0 L5		0-0 BB SF9 1B	0-0 G3		0-0 HR	

Inning Stats	R: 0 E: 1 K: 0 S: 4	H: 1 LOB: 1 BB: 0 P: 4	R: 0 E: 0 K: 1 S: 5	H: 0 LOB: 0 BB: 0 P: 5	R: 0 E: 0 K: 0 S: 3	H: 0 LOB: 0 BB: 0 P: 3	R: 2 E: 0 K: 1 S: 6	H: 1 LOB: 0 BB: 1 P: 10	R: 2 E: 0 K: 1 S: 7	H: 2 LOB: 2 BB: 2 P: 15	R: 4 E: 0 K: 0 S: 8	H: 5 LOB: 1 BB: 0 P: 8	R: 0 E: 0 K: 0 S: 3	H: 1 LOB: 1 BB: 1 P: 7	R: 1 E: 0 K: 2 S: 9	H: 2 LOB: 1 BB: 0 P: 9
--------------	------------------------------	---------------------------------	------------------------------	---------------------------------	------------------------------	---------------------------------	------------------------------	----------------------------------	------------------------------	----------------------------------	------------------------------	---------------------------------	------------------------------	---------------------------------	------------------------------	---------------------------------

PITCHER	IP	WLS	BF	H	R	ER	SO	BB	IBB	HBP	BLK	WP	HR	S	P	ERA	WHIP
Joe Magrane, L ERA: 3.86 (1, 1)	3.2		14	2	2	2	2	1	0	0	0	0	1	17	21	4.91	0.818
Kirk McCaskill, R ERA: 9.0 (4, 1)	3.1	L	20	8	6	6	1	3	0	0	0	0	0	19	31	16.20	3.300
41 Bill Simas, R ERA: 7.07 (8, 1)	1.0		5	2	1	1	2	0	0	0	0	0	1	9	9	9.00	2.000

BOTTOM


Chicago White Sox @ Cleveland Indians
Jacobs Field, Cleveland, OH

Wed May 01 1996, 7:05 PM EDT
Att: 40,447 - Unknown - 53 F

AB	R	H	RBI	BB	SO	LOB
4	1	3	1	1	0	0
3	0	1	2	2	1	2
4	1	0	1	0	0	5
4	1	2	2	0	1	4
3	1	1	0	1	2	0
4	1	1	0	0	0	2
4	0	0	0	0	0	3
4	2	2	2	0	1	0
4	2	2	1	0	0	1

AB	34
R	9
H	12
RBI	9
BB	4
SO	5
LOB	17

WP: 0 PA: 39
PB: 0
SB: 2
CS: 0



1B	2B	3B	HR	SF	SAC	DP	HBP
6	4	1	2	1	0	2	0

Batter	1	2	3	4	5	6	7	8	9	AB R H RBI BB SO LOB
Kenny Lofton, L (1, 8) OBP: 0.402, SLG: 0.440	3-2 F7		2-0 CS 1B	0-0 2B 1B		1-0 F7			1-1 G4-6-3 S 1B	5 1 3 1 0 0 0
Julio Franco, R (1, 3) OBP: 0.431, SLG: 0.480	1-0 G4-3		4-2 HR BB	2-2 1-H 2B		0-0 1B			4-2 G4-6-3 BB	3 1 2 1 2 0 0
Carlos Baerga, S (1, 4) OBP: 0.308, SLG: 0.394	1-0 FC5-4 1B		2-1 F7	1-0 G5-3		0-2 G4-3			1-1 G4-6-3 1-2f 2-3	5 0 1 0 0 0 5
Albert Belle, R (1, 7) OBP: 0.414, SLG: 0.740	2-0 FC5-4 1-2f		2-1 HR		1-0 P4				2-3 K	5 1 1 2 0 1 2
Eddie Murray, S (1, 10) OBP: 0.300, SLG: 0.247		0-0 BB 1B	0-0 G1-3		0-1 P4				1-0 F8	4 0 1 0 0 0 0
Manny Ramirez, R (1, 9) OBP: 0.356, SLG: 0.540		4-2 BB		2-2 P4	4-2 BB				2-3 K	2 1 0 0 2 1 0
Jim Thome, L (1, 5) OBP: 0.475, SLG: 0.581		2-1 L9		3-2 2B 2B	1-1 2B				4-2 G1-6-3 BB	3 1 2 1 1 0 2
Sandy Alomar Jr., R (1, 2) OBP: 0.350, SLG: 0.474		1-2 P4		1-1 G3 1B 2B	0-2 G4-3				2-2 K	4 1 1 1 0 1 4
Omar Vizquel, S (1, 6) OBP: 0.343, SLG: 0.500		2-2 L4		2-0 G3		1-2 G4-3			0-1 G1-6-3 1-2f	4 0 0 0 0 0 4

Inning Stats	R: 0 E: 0 K: 0 S: 6	H: 1 LOB: 1 BB: 0 P: 13	R: 0 E: 0 K: 0 S: 11	H: 1 LOB: 2 BB: 1 P: 20	R: 2 E: 0 K: 0 S: 11	H: 2 LOB: 0 BB: 1 P: 20	R: 3 E: 0 K: 0 S: 14	H: 4 LOB: 1 BB: 0 P: 25	R: 1 E: 0 K: 0 S: 14	H: 1 LOB: 1 BB: 1 P: 20	R: 0 E: 0 K: 0 S: 8	H: 1 LOB: 1 BB: 0 P: 10	R: 0 E: 0 K: 1 S: 7	H: 0 LOB: 0 BB: 0 P: 11	R: 0 E: 0 K: 1 S: 7	H: 0 LOB: 0 BB: 1 P: 13	R: 0 E: 0 K: 1 S: 11	H: 1 LOB: 1 BB: 1 P: 19	1B: 6 2B: 4 3B: 0 HR: 1	SF: 0 SAC: 0 DP: 2 HBP: 0	WP: 0 PB: 0 SB: 1 CS: 1	PA: 40
--------------	------------------------------	----------------------------------	-------------------------------	----------------------------------	-------------------------------	----------------------------------	-------------------------------	----------------------------------	-------------------------------	----------------------------------	------------------------------	----------------------------------	------------------------------	----------------------------------	------------------------------	----------------------------------	-------------------------------	----------------------------------	----------------------------------	------------------------------------	----------------------------------	--------

PITCHER	IP	WLS	BF	H	R	ER	SO	BB	IBB	HBP	BLK	WP	HR	S	P	ERA	WHIP
Bob Wolcott, R (1, 1) ERA: 7.03	5.0	L	26	9	6	6	0	3	0	0	0	0	1	56	98	10.80	2.400
Edwin Hurtado, R (6, 1) ERA: 7.66	2.0		7	1	0	0	1	0	0	0	0	0	0	15	21	0.00	0.500
Tim Davis, L (8, 1) ERA: 5.23	1.0		4	1	0	0	1	1	0	0	0	0	0	9	16	0.00	2.000
Bob Wells, R (9, 1) ERA: 1.31	1.0		3	0	0	0	1	1	0	0	0	0	0	9	16	0.00	1.000

Cleveland Indians @ Seattle Mariners
The Kingdome, Seattle, WA

Thu May 02 1996, Postponed
Att. 21,711 - Unknown - 68 F

AB	35
R	6
H	11
RBI	6
BB	5
SO	3
LOB	17



Cleveland Indians @ Seattle Mariners
The Kingdome, Seattle, WA

Thu May 02 1996, Postponed
Att. 21,711 - Unknown - 68 F

livebaseballscorecards.com

AB	34
R	4
H	7
RBI	4
BB	0
SO	7
LOB	5



WP: 0	PA: 34
PB: 0	
SB: 0	
CS: 0	

Batter	1	2	3	4	5	6	7	8	9	AB	R	H	RBI	BB	SO	LOB
Joey Cora, S OBP: 0.277, SLG: 0.387 (1, 4)	1-0 G3-1 		1-1 G1-3 			0-2 L3 		1-1 L4 		4	0	0	0	0	0	0
Luis Sojo, R OBP: 0.306, SLG: 0.362 (1, 6)	1-1 G4-3 			1-2 G6-3 		1-1 F9 		1-1 F8 		4	0	0	0	0	0	0
Ken Griffey Jr., L OBP: 0.377, SLG: 0.570 (1, 8)	2-2 			1-2 P4 			0-1 HR 	3-1 F8 		4	1	2	0	0	0	0
Edgar Martinez, R OBP: 0.476, SLG: 0.733 (1, 10)	0-1 P6 			3-3 K 			3-1 HR 		0-3 K 	4	1	1	2	0	2	1
Jay Buhner, R OBP: 0.410, SLG: 0.550 (1, 9)		2-2 F8 			1-1 HR 		1-3 K 		1-1 G5-3 	4	1	1	1	0	1	0
Paul Sorrento, L OBP: 0.352, SLG: 0.547 (1, 3)		1-3 K 			2-3 K 		0-1 FC5-4 	1B	2-2 HR 	4	1	2	1	0	2	0
Dan Wilson, R OBP: 0.337, SLG: 0.565 (1, 2)		2-2 G6-3 			0-2 P3 		2-2 FC5-4 	1B	1-0 G4-3 	2	0	0	0	0	0	0
Doug Strange, S OBP: 0.290, SLG: 0.433 (7, PH) (8, 7)										2	0	1	0	0	0	0
Russ Davis, R OBP: 0.351, SLG: 0.434 (1, 5)			0-3 K 			2-0 G6-3 		2-1 FC5-4 		3	0	0	0	0	1	2
Alex Diaz, S OBP: 0.236, SLG: 0.308 (1, 7)			1-3 K 				0-0 F9 		1-2 G4-3 	3	0	0	0	0	1	2
John Marzano, R OBP: 0.167, SLG: 0.091 (8, 2)										0	0	0	0	0	0	0

Inning Stats	R: 0	H: 1	E: 0	K: 0	S: 8	R: 0	H: 0	E: 0	K: 1	S: 9	R: 0	H: 0	E: 0	K: 2	S: 8	R: 1	H: 1	E: 0	K: 1	S: 9	R: 0	H: 0	E: 0	K: 0	S: 6	R: 2	H: 4	E: 0	K: 1	S: 18	R: 0	H: 0	E: 0	K: 0	S: 6	R: 1	H: 1	E: 0	K: 1	S: 9	1B: 4	2B: 0	3B: 0	HR: 3	SF: 0	SAC: 0	DP: 0	HBP: 0	WP: 0	PA: 34
--------------	------	------	------	------	------	------	------	------	------	------	------	------	------	------	------	------	------	------	------	------	------	------	------	------	------	------	------	------	------	-------	------	------	------	------	------	------	------	------	------	------	-------	-------	-------	-------	-------	--------	-------	--------	-------	--------

PITCHER	IP	WLS	BF	H	R	ER	SO	BB	IBB	HBP	BLK	WP	HR	S	P	ERA	WHIP
Orel Hershiser, R ERA: 5.4 (1, 1)	6.1	W	24	5	3	3	6	0	0	0	0	0	2	58	84	4.26	0.789
Julian Tavarez, R ERA: 2.16 (7, 1)	1.2		6	1	0	0	0	0	0	0	0	0	0	15	25	0.00	0.600
Jose Mesa, R ERA: 1.93 (9, 1)	1.0	S	4	1	1	1	1	0	0	0	0	0	1	9	13	9.00	1.000

Batter	1	2	3	4	5	6	7	8	9	AB R H RBI BB SO LOB	TOP											
Kenny Lofton, L (1, 8) OBP: 0.394, SLG: 0.430	3-3 S K		1-0 F7	1-0 F7		3-2 P5			2-1 FC1-6 1B	5 0 1 0 0 1 3												
Julio Franco, R (1, 3) OBP: 0.430, SLG: 0.514	1-1 G4-3		1-1 G3-1 2B		3-2 HR		1-1 G4-3		0-1 FC1-6 E	5 2 2 1 0 0 1												
Carlos Baerga, S (1, 4) OBP: 0.295, SLG: 0.377	3-2 F9		1-0 G3-1 2-3		1-0 G6-3		1-1 G5-3		0-1 L8	5 0 0 0 0 0 2												
Albert Belle, R (1, 7) OBP: 0.413, SLG: 0.733		2-2 E4 1B	2-2 G5-3		0-2 K		0-0 1B		1-1 E2 2B	5 1 2 1 0 1 1												
Eddie Murray, S (1, 10) OBP: 0.296, SLG: 0.245		0-0 1B		1-0 F8	3-0 L6		0-0 F7		1-0 F9	5 0 1 0 0 0 2												
Manny Ramirez, R (1, 9) OBP: 0.362, SLG: 0.533		0-0 FC4 1B		4-1 1B BB BB		0-0 P2		0-2 G4-3		3 0 1 1 1 0 0												
Jim Thome, L (1, 5) OBP: 0.476, SLG: 0.584		1-3 K		4-2 1B BB		1-1 HR 2B		2-3 K		3 1 1 0 1 2 2												
Alvaro Espinoza, R (9, 5) OBP: 0.444, SLG: 0.750				1-2 1B BB						0 0 0 0 0 0 0												
Tony Peña, R (1, 2) OBP: 0.423, SLG: 0.522		1-1 F8		3-2 1-2 2-3 1B		1-0 HR		0-0 E6		4 1 2 2 0 0 2												
Omar Vizquel, S (1, 6) OBP: 0.330, SLG: 0.479		0-0 FC4		1-3 K		1-3 K		2-2 G4-3		4 0 0 0 0 2 6												
Inning Stats	R: 0 E: 0 K: 1 S: 16	H: 0 LOB: 0 BB: 0 P: 23	R: 1 E: 1 K: 1 S: 12	H: 2 LOB: 2 BB: 0 P: 16	R: 0 E: 0 K: 0 S: 8	H: 1 LOB: 1 BB: 0 P: 13	R: 0 E: 0 K: 1 S: 12	H: 1 LOB: 3 BB: 2 P: 26	R: 1 E: 0 K: 1 S: 11	H: 1 LOB: 0 BB: 0 P: 18	R: 2 E: 0 K: 1 S: 14	H: 2 LOB: 0 BB: 0 P: 20	R: 0 E: 0 K: 0 S: 6	H: 1 LOB: 1 BB: 0 P: 8	R: 0 E: 1 K: 1 S: 10	H: 0 LOB: 1 BB: 0 P: 14	R: 1 E: 1 K: 0 S: 9	H: 2 LOB: 1 BB: 0 P: 13	1B: 5 2B: 3 3B: 0 HR: 2	SF: 0 SAC: 0 DP: 0 HBP: 0	WP: 0 PB: 0 SB: 0 CS: 0	PA: 41
PITCHER	IP WLS BF H R ER SO BB IBB HBP BLK WP HR S P ERA WHIP																					
Sterling Hitchcock, L (1, 1) ERA: 4.43	7.0 L 32 8 4 3 5 2 0 0 0 0 0 2 79 124 3.86 1.429																					
Michael Jackson, R (8, 1) ERA: 4.73	2.0 9 2 1 1 1 0 0 0 0 0 0 0 19 27 4.50 1.000																					

Cleveland Indians @ Seattle Mariners
The Kingdome, Seattle, WA
Fri May 03 1996, 10:05 PM EDT
Att. 38,086 - Dome - 68 F

livebaseballscorecards.com

AB	39
R	5
H	10
RBI	5
BB	2
SO	6
LOB	19



Batter	1	2	3	4	5	6	7	8	9	AB	R	H	RBI	BB	SO	LOB
Rich Amaral, R OBP: 0.292, SLG: 0.255 (1, 7)	G5-3		G4-3		F9			G1-4-3		4	0	0	1	0	0	1
Joey Cora, S OBP: 0.267, SLG: 0.371 (1, 4)	K		K		G1-3			E3		4	0	0	0	0	2	1
Ken Griffey Jr., L OBP: 0.373, SLG: 0.558 (1, 8)	G3-1		FC5-4 1B				G3	G4-3		4	0	1	0	0	0	1
Edgar Martinez, R OBP: 0.469, SLG: 0.712 (1, 10)		G4-3	FC5-4 1-2f			F7			BB	3	0	0	0	1	0	1
Jay Buhner, R OBP: 0.405, SLG: 0.538 (1, 9)		G4-3		K			1B			4	0	1	0	0	2	2
Paul Sorrento, L OBP: 0.358, SLG: 0.557 (1, 3)		FC5 2B			G3-6-3 1B		K			4	0	2	0	0	2	1
Luis Sojo, R OBP: 0.289, SLG: 0.342 (1, 6)		FC5 2-3		G3-6-3 1-2f			G6-3			4	0	0	0	0	1	2
Russ Davis, R OBP: 0.347, SLG: 0.425 (1, 5)			2B E 1B		G1-3		P6		G6-3	4	1	1	0	0	0	0
John Marzano, R OBP: 0.267, SLG: 0.286 (1, 2)			G4-3 2B				G1-3			3	1	2	0	0	0	0

Inning Stats	R: 0	H: 0	E: 0	K: 1	S: 7	R: 0	H: 1	E: 0	K: 0	S: 7	R: 0	H: 3	E: 0	K: 1	S: 16	R: 0	H: 1	E: 0	K: 1	S: 6	R: 0	H: 1	E: 0	K: 0	S: 7	R: 0	H: 1	E: 0	K: 1	S: 8	R: 0	H: 0	E: 0	K: 0	S: 5	R: 0	H: 0	E: 1	K: 1	S: 18	R: 0	H: 0	E: 0	K: 2	S: 12	1B: 5	2B: 2	3B: 0	HR: 0	SF: 0	SAC: 0	DP: 1	HBP: 0	WP: 0	PB: 0	SB: 0	CS: 0	PA: 35
PITCHER	IP	WLS	BF	H	R	ER	SO	BB	IBB	HBP	BLK	WP	HR	S	P	ERA	WHIP																																									
Charles Nagy, R ERA: 4.54 (1, 1)	7.1	W	29	7	2	2	4	0	0	0	0	0	0	65	97	2.46	0.955																																									
Jim Poole, L ERA: 2.7 (8, 1)	0.1		1	0	0	0	0	0	0	0	0	0	0	4	5	0.00	0.000																																									
Eric Plunk, R ERA: 3.38 (8, 1)	0.1		2	0	0	0	1	1	0	0	0	0	0	5	12	0.00	3.000																																									
Jose Mesa, R ERA: 1.8 (9, 1)	1.0	S	3	0	0	0	2	0	0	0	0	0	0	12	16	0.00	0.000																																									

BOTTOM

Cleveland Indians @ Seattle Mariners
The Kingdome, Seattle, WA
Fri May 03 1996, 10:05 PM EDT
Att: 38,086 - Dome - 68 F

livebaseballscorecards.com

AB	34
R	2
H	7
RBI	1
BB	1
SO	7
LOB	9



Batter	1	2	3	4	5	6	7	8	9	AB R H RBI BB SO LOB	TOP											
Kenny Lofton, L (1, 8) OBP: 0.389, SLG: 0.419	0-2 G4-3		3-1 L3		2-0 F7		4-2 BB			3 0 0 0 1 0 2												
Julio Franco, R (1, 3) OBP: 0.432, SLG: 0.541	1-2 G4-3		1-0 1B			0-0 HR	1-3 K			4 1 2 1 0 1 1												
Carlos Baerga, S (1, 4) OBP: 0.286, SLG: 0.364	1-3 K		2-1 F7			1-0 L7		1-0 G1-6-3		4 0 0 0 0 1 1												
Albert Belle, R (1, 7) OBP: 0.416, SLG: 0.725		2-0 G6-3		0-1 G6-3 1B		2-1 1B 1B		1-3 K		4 0 2 0 0 1 0												
Eddie Murray, S (1, 10) OBP: 0.294, SLG: 0.245		2-1 P6		1-2 G6-3		0-0 FC6-4 1B		2-1 G6-3		4 0 1 0 0 0 1												
Jim Thome, L (1, 5) Scott Leius, R (9, PH)		4-2 2B BB		1-3 K		1-3 K		0-3 K		2 0 0 0 1 2 2 1 0 0 0 0 1 0												
Jeromy Burnitz, L (1, 9) Manny Ramirez, R (6, PH)		2-1 SAFE SAFE 1-3 2B		4-2 BB		1-2 FC6-4 1-2f 1B		3-2 F8		1 0 1 0 1 0 0 2 0 0 0 0 0 2												
Sandy Alomar Jr., R (1, 2) OBP: 0.345, SLG: 0.463		2-3 K		1-1 P4		4-2 BB		1-1 L9		4 0 1 0 0 1 3												
Omar Vizquel, S (1, 6) OBP: 0.327, SLG: 0.469			0-1 L3 1B		1-3 K		1-1 G6-3		2-0 P3	4 0 1 0 0 1 2												
Inning Stats	R: 0 E: 0 K: 1 S: 9	H: 0 LOB: 0 BB: 0 P: 11	R: 0 E: 0 K: 1 S: 10	H: 1 LOB: 2 BB: 1 P: 22	R: 0 E: 0 K: 0 S: 7	H: 2 LOB: 1 BB: 0 P: 13	R: 0 E: 0 K: 1 S: 8	H: 1 LOB: 0 BB: 0 P: 10	R: 0 E: 0 K: 1 S: 9	H: 0 LOB: 1 BB: 1 P: 17	R: 1 E: 0 K: 1 S: 11	H: 3 LOB: 2 BB: 0 P: 16	R: 0 E: 0 K: 1 S: 12	H: 0 LOB: 1 BB: 1 P: 18	R: 0 E: 0 K: 1 S: 8	H: 0 LOB: 0 BB: 0 P: 12	R: 0 E: 0 K: 1 S: 9	H: 1 LOB: 1 BB: 0 P: 15	1B: 6 2B: 2 3B: 0 HR: 1	SF: 0 SAC: 0 DP: 2 HBP: 0	WP: 0 PB: 0 SB: 0 CS: 0	PA: 36
PITCHER	IP WLS BF H R ER SO BB IBB HBP BLK WP HR S P ERA WHIP																					
Paul Menhart, R (1, 1) ERA: 8.2	5.1 W 23 7 1 1 4 2 0 0 0 0 0 1 48 81 1.69 1.688																					
Tim Davis, L (6, 1) ERA: 5.06	0.1 1 0 0 0 1 0 0 0 0 0 0 0 3 4 0.00 0.000																					
Rafael Carmona, R (6, 1) ERA: 2.25	2.1 8 0 0 0 2 1 0 0 0 0 0 0 23 34 0.00 0.429																					
Norm Charlton, L (9, 1) ERA: 2.38	1.0 4 1 0 0 1 0 0 0 0 0 0 0 9 15 0.00 1.000																					

Cleveland Indians @ Seattle Mariners
The Kingdome, Seattle, WA
Sat May 04 1996, 10:05 PM EDT
Att. 57,133 - Unknown - 68 F

livebaseballscorecards.com

AB 33
R 1
H 8
RBI 1
BB 3
SO 8
LOB 14



Batter	1	2	3	4	5	6	7	8	9	AB R H RBI BB SO LOB	TOP														
Kenny Lofton, L (1, 8) OBP: 0.385, SLG: 0.413	1-2 L6		0-0 FC4-6		1-0 1B		3-3 K			4 0 1 0 0 1 3															
Julio Franco, R (1, 3) OBP: 0.419, SLG: 0.522	2-2 G6-3		3-3 K		3-2 G5-3		3-2 G1-3			4 0 0 0 0 1 4															
Carlos Baerga, S (1, 4) OBP: 0.292, SLG: 0.364	1-0 HBP			1-2 G6-3		1-0 F9		0-1 G4-6-3 1B		3 0 1 0 0 0 0															
Albert Belle, R (1, 7) OBP: 0.411, SLG: 0.708	2-1 F8			2-1 1B 1B		2-2 G6-3		1-1 G4-6-3 1-2f		4 0 1 0 0 0 2															
Eddie Murray, S (1, 10) OBP: 0.301, SLG: 0.282		3-1 G4-3		0-0 1B		0-0 G1-3		3-1 HR		4 1 2 1 0 0 0															
Manny Ramirez, R (1, 9) OBP: 0.351, SLG: 0.510		3-3 K		2-3 K		1-0 1B 1B		2-3 K		4 1 1 0 0 3 2															
Alvaro Espinoza, R (9, 5) OBP: 0.444, SLG: 0.750										0 0 0 0 0 0 0															
Jim Thome, L (1, 5) OBP: 0.464, SLG: 0.554			0-0 G6-3		1-2 G1-3		2-2 SH1-4 1B 1B		1-2 G6-3	4 0 1 0 0 0 2															
Wayne Kirby, L (9, 9) OBP: 0.286, SLG: 0.286										0 0 0 0 0 0 0															
Tony Peña, R (1, 2) OBP: 0.433, SLG: 0.519			1-2 FC4-6 1B		1-3 K		1-0 SH1-4 1B		2-2 G6-3	4 0 2 1 0 1 0															
Omar Vizquel, S (1, 6) OBP: 0.318, SLG: 0.455			2-0 F8		1-2 P4		0-0 SH1-4		1-1 G4-3	3 0 0 0 0 0 1															
Inning Stats	R: 0 E: 0 K: 0 S: 9	H: 0 LOB: 1 BB: 0 P: 15	R: 0 E: 0 K: 1 S: 6	H: 0 LOB: 0 BB: 0 P: 12	R: 0 E: 0 K: 1 S: 8	H: 1 LOB: 1 BB: 0 P: 14	R: 0 E: 0 K: 1 S: 12	H: 2 LOB: 2 BB: 0 P: 18	R: 0 E: 0 K: 1 S: 12	H: 1 LOB: 1 BB: 0 P: 17	R: 0 E: 0 K: 0 S: 7	H: 0 LOB: 0 BB: 0 P: 10	R: 1 E: 0 K: 1 S: 13	H: 3 LOB: 2 BB: 0 P: 23	R: 1 E: 0 K: 1 S: 9	H: 2 LOB: 0 BB: 0 P: 15	R: 0 E: 0 K: 0 S: 8	H: 0 LOB: 0 BB: 0 P: 12	1B: 8 2B: 0 3B: 0 HR: 1	SF: 0 SAC: 1 DP: 1 HBP: 1	WP: 0 PB: 0 SB: 0 CS: 0	PA: 36			
PITCHER	IP	WLS	BF	H	R	ER	SO	BB	IBB	HBP	BLK	WP	HR	S	P	ERA	WHIP								
Chris Bosio, R (1, 1) ERA: 2.76	6.0	L	25	6	1	1	4	0	0	1	0	0	0	59	94	1.50	1.000								
Bob Wells, R (7, 1) ERA: 1.29	0.1		2	1	0	0	0	0	0	0	0	0	0	2	3	0.00	3.000								
Tim Davis, L (7, 1) ERA: 4.91	0.1		1	0	0	0	1	0	0	0	0	0	0	3	6	0.00	0.000								
Michael Jackson, R (7, 1) ERA: 4.91	1.1		5	2	1	1	1	0	0	0	0	0	1	12	21	6.75	1.500								
Norm Charlton, L (9, 1) ERA: 2.19	1.0		3	0	0	0	0	0	0	0	0	0	0	8	12	0.00	0.000								

Cleveland Indians @ Seattle Mariners
The Kingdome, Seattle, WA
Sun May 05 1996, 6:33 AM EDT
Att. 56,883 - Dome - 68 F

livebaseballscorecards.com

AB	34
R	2
H	9
RBI	2
BB	0
SO	6
LOB	14



Batter	1	2	3	4	5	6	7	8	9	AB	R	H	RBI	BB	SO	LOB
Darren Bragg, L OBP: 0.375, SLG: 0.571 (1, 7) B B C X	2-1 G3 ①			3-1 F8 S 1B B B C X		0-0 G3 ②		2-2 1B F B B C X		4	0	2	0	0	0	0
Joey Cora, S OBP: 0.257, SLG: 0.362 (1, 4) B F F F X	1-3 K ②			2-1 F8 1-3 S B B C X		3-2 P6 ③		0-0 G4-3 ③		4	0	0	0	0	1	3
Ken Griffey Jr., L OBP: 0.366, SLG: 0.541 (1, 8) B X	1-0 F9 ③			1-3 K ②			1-1 FC3-6 1B B F B C X		2-1 L3 ①	4	0	1	0	0	1	1
Edgar Martinez, R OBP: 0.464, SLG: 0.741 (1, 10) C X		0-1 G6-3 ①		2-2 L8 ③			2-2 FC3-6 ① 1 SAFE 1 SAFE 1 SAFE 1 B B C SAFE X		2-1 BB 1B B F B X	4	0	1	0	0	0	2
Jay Buhner, R OBP: 0.388, SLG: 0.509 (1, 9) C X		0-1 G6-3 ②			1-1 F9 ①		0-0 F8 ②		1-2 F8 ②	4	0	0	0	0	0	2
Paul Sorrento, L OBP: 0.360, SLG: 0.554 (1, 3) Brian Hunter, R (7, PH) (8, 3) Doug Strange, S OBP: 0.313, SLG: 0.433 (9, PH)		2-2 G3-1 ③			4-2 CS BB B S S B B B		1-3 K ③		4-2 BB 1-2 BB B B C S S B	1	0	0	0	1	0	0
Dan Wilson, R OBP: 0.323, SLG: 0.533 (1, 2) C B F B S			2-3 K ①		1-1 1B ②			1-1 G6-3 ①	1-0 G3 ③	4	0	1	0	0	1	2
Luis Sojo, R OBP: 0.280, SLG: 0.329 (1, 6) B B S X			2-1 G1-3 ②		2-2 G3 ③			1-0 1B 1B B X		3	0	1	0	0	0	1
Russ Davis, R OBP: 0.327, SLG: 0.398 (1, 5) C B B B X			3-1 G5-3 ③			1-1 L7 ①		1-3 K ②		3	0	0	0	0	1	1

Inning Stats	R: 0	H: 0	E: 0	K: 1	S: 7	H: 0	LOB: 0	BB: 0	P: 11	R: 0	H: 0	E: 0	K: 1	S: 7	H: 1	LOB: 1	BB: 0	P: 9	R: 0	H: 1	E: 0	K: 0	S: 9	H: 0	LOB: 0	BB: 0	P: 11	R: 0	H: 1	E: 0	K: 1	S: 10	H: 2	LOB: 2	BB: 0	P: 15	R: 0	H: 1	E: 0	K: 0	S: 10	H: 1	LOB: 2	BB: 1	P: 20	1B: 6	SF: 0	2B: 0	SAC: 0	3B: 0	DP: 0	HR: 0	HBP: 0	WP: 0	PA: 34
--------------	------	------	------	------	------	------	--------	-------	-------	------	------	------	------	------	------	--------	-------	------	------	------	------	------	------	------	--------	-------	-------	------	------	------	------	-------	------	--------	-------	-------	------	------	------	------	-------	------	--------	-------	-------	-------	-------	-------	--------	-------	-------	-------	--------	-------	--------

PITCHER	IP	WLS	BF	H	R	ER	SO	BB	IBB	HBP	BLK	WP	HR	S	P	ERA	WHIP
Dennis Martinez, R ERA: 4.06 (1, 1)	6.2	W	23	3	0	0	3	1	0	0	0	0	0	54	90	0.00	0.600
Paul Assenmacher, L ERA: 2.7 (7, 1)	0.1		1	0	0	0	1	0	0	0	0	0	0	4	5	0.00	0.000
Julian Tavarez, R ERA: 2.04 (8, 1)	1.0		5	2	0	0	1	0	0	0	0	0	0	10	15	0.00	2.000
Jose Mesa, R ERA: 1.69 (9, 1)	1.0	S	5	1	0	0	0	1	0	0	0	0	0	10	20	0.00	2.000

BOTTOM

Cleveland Indians @ Seattle Mariners
The Kingdome, Seattle, WA
Sun May 05 1996, 6:33 AM EDT
Att. 56,883 - Dome - 68 F

AB	32
R	0
H	6
RBI	0
BB	2
SO	5
LOB	13



Batter	1	2	3	4	5	6	7	8	9	AB R H RBI BB SO LOB	TOP																
Kenny Lofton, L OBP: 0.386, SLG: 0.416 (1, 8)	2-2 G6-3		3-2 S 2B		0-0 B5-3		4-1 S BB		0-1 G1-3	4 0 1 0 1 0 2	Cleveland Indians @ Oakland Athletics Oakland-Alameda County Coliseum, Oakland, CA Mon May 06 1996, 7:05 PM PDT Att. 47,313 - Unknown - 56 F																
Julio Franco, R OBP: 0.414, SLG: 0.521 (1, 3)	2-3 K		2-3 K		0-1 1B 2B		2-3 K			4 1 1 1 0 3 2																	
Carlos Baerga, S OBP: 0.299, SLG: 0.368 (1, 4)	1-0 1B		0-1 G1-3		1-0 2-H 1B		1-2 K			4 0 2 1 0 1 2																	
Albert Belle, R OBP: 0.414, SLG: 0.724 (1, 7)	1-1 P5			2-2 HR	2-2 F9			4-0 L5-3 BB		3 1 1 1 1 0 2																	
Eddie Murray, S OBP: 0.307, SLG: 0.283 (1, 10)		4-1 G4-3 1B BB		1-1 G3		0-2 G5-3 BB 1B		0-3 K		3 0 1 0 1 1 1																	
Manny Ramirez, R OBP: 0.357, SLG: 0.505 (1, 9)		1-1 G4-3 1B		2-1 G6-3		4-1 1-2 BB		2-2 L5-3		3 0 1 0 1 0 1																	
Jim Thome, L OBP: 0.451, SLG: 0.535 Scott Leius, R (9, PH)		0-0 G4-3		0-2 G3		1-3 K		2-3 K	3 0 0 0 0 1 4 1 0 0 0 0 1 0																		
Sandy Alomar Jr., R OBP: 0.330, SLG: 0.440 (1, 2)		0-1 L6			0-0 P3	1-0 G5-3		0-2 G6-3	4 0 0 0 0 0 3																		
Omar Vizquel, S OBP: 0.333, SLG: 0.462 (1, 6)			1-1 G4-3		4-0 B5-3 2B BB		3-2 CS 1B	2-1 1B	3 1 2 0 1 0 0																		
Inning Stats	R: 0 E: 0 K: 1 S: 9	H: 1 LOB: 1 BB: 0 P: 15	R: 0 E: 0 K: 0 S: 6	H: 1 LOB: 1 BB: 1 P: 11	R: 0 E: 0 K: 1 S: 13	H: 1 LOB: 0 BB: 0 P: 19	R: 1 E: 0 K: 0 S: 10	H: 1 LOB: 0 BB: 0 P: 15	R: 2 E: 0 K: 0 S: 8	H: 2 LOB: 1 BB: 1 P: 15		R: 0 E: 0 K: 1 S: 8	H: 1 LOB: 1 BB: 1 P: 14	R: 0 E: 0 K: 2 S: 12	H: 1 LOB: 1 BB: 1 P: 21	R: 0 E: 0 K: 1 S: 7	H: 0 LOB: 0 BB: 1 P: 13	R: 0 E: 0 K: 1 S: 11	H: 1 LOB: 1 BB: 0 P: 15	1B: 6 2B: 3 3B: 0 HR: 1	SF: 0 SAC: 0 DP: 3 HBP: 0	WP: 0 PB: 0 SB: 3 CS: 1	PA: 37				
PITCHER	IP WLS BF H R ER SO BB IBB HBP BLK WP HR S P ERA WHIP																										
Don Wengert, R ERA: 3.86 (1, 1)	5.0		22	6	3	3	2	2	0	0	0	0	1	46	75	5.40	1.600										
Todd Van Poppel, R ERA: 9.31 (6, 1)	2.0		8	2	0	0	3	2	0	0	0	0	0	20	35	0.00	2.000										
Billy Taylor, R ERA: (8, 1)	1.0	W	3	0	0	0	1	1	0	0	0	0	0	7	13	0.00	1.000										
Mike Mohler, L ERA: 0.87 (9, 1)	1.0	S	4	1	0	0	1	0	0	0	0	0	0	11	15	0.00	1.000										

livebaseballscorecards.com

AB	32
R	3
H	9
RBI	3
BB	5
SO	7
LOB	17



Batter	1	2	3	4	5	6	7	8	9	AB	R	H	RBI	BB	SO	LOB	BOTTOM										
Ernie Young, R OBP: 0.337, SLG: 0.338 (1, 8)	1-3 		2-3 		0-1 			0-1 		3	1	1	0	0	2	1	Cleveland Indians @ Oakland Athletics Oakland-Alameda County Coliseum, Oakland, CA Mon May 06 1996, 7:05 PM PDT Att: 47,313 - Unknown - 56 F										
Brent Gates, S OBP: 0.292, SLG: 0.261 (1, 4)	1-0 		2-2 		3-2 			1-0 		3	0	0	0	0	0	2											
Jason Giambi, L OBP: 0.391, SLG: 0.517 (1, 5)	2-2 		2-2 		0-0 			1-0 		4	1	2	2	0	0	1											
Mark McGwire, R OBP: 0.432, SLG: 0.545 (1, 3)		1-3 	4-2 		0-1 			0-0 		3	0	1	1	1	1	0											
Torey Lovullo, S OBP: 0.266, SLG: 0.222 (8, PR) (9, 3)								2-H 		0	0	0	0	0	0	0											
Phil Plantier, L OBP: 0.302, SLG: 0.266 (1, 7)		0-1 	1-0 		2-3 			2-2 		4	0	1	0	0	1	2											
Allen Battle, R OBP: 0.299, SLG: 0.284 (8, PR) (9, 7)								1-2 		0	1	0	0	0	0	0											
Terry Steinbach, R OBP: 0.378, SLG: 0.547 (1, 2)		2-1 			0-0 			0-0 		4	1	2	1	0	1	0											
George Williams, S OBP: 0.297, SLG: 0.323 (1, 10)		2-0 			3-3 			1-2 		3	0	1	0	0	1	0											
Geronimo Berroa, R OBP: 0.258, SLG: 0.448 (8, PH)								1-3 		1	0	1	1	0	0	0											
Mike Bordick, R OBP: 0.348, SLG: 0.340 (1, 6)		1-1 			1-2 			0-0 		4	0	0	0	0	0	4											
Jose Herrera, L OBP: 0.667, SLG: 0.667 (1, 9)			1-2 		0-1 			1-2f 		3	1	2	0	0	1	0											
Inning Stats	R: 0 E: 0 K: 1 S: 7	H: 0 LOB: 0 BB: 0 P: 11	R: 1 E: 0 K: 1 S: 10	H: 2 LOB: 1 BB: 0 P: 16	R: 1 E: 0 K: 1 S: 17	H: 2 LOB: 2 BB: 1 P: 29	R: 0 E: 0 K: 1 S: 9	H: 0 LOB: 0 BB: 0 P: 13	R: 0 E: 0 K: 0 S: 8	H: 1 LOB: 1 BB: 0 P: 11	R: 0 E: 0 K: 2 S: 12	H: 0 LOB: 0 BB: 0 P: 17	R: 0 E: 0 K: 1 S: 9	H: 0 LOB: 0 BB: 0 P: 10	R: 3 E: 0 K: 0 S: 16	H: 6 LOB: 3 BB: 0 P: 20	1B: 8 2B: 2 3B: 0 HR: 1	SF: 0 SAC: 2 DP: 0 HBP: 0	WP: 0 PB: 0 SB: 1 CS: 0	PA: 35							
PITCHER	IP	WLS	BF	H	R	ER	SO	BB	IBB	HBP	BLK	WP	HR	S	P	ERA	WHIP										
Jack McDowell, R ERA: 2.9 (1, 1)	7.1		29	6	3	3	7	1	0	0	0	0	1	75	111	3.68	0.955										
Paul Assenmacher, L ERA: 4.05 (8, 1)	0.0	L	1	1	0	0	0	0	0	0	0	0	0	1	2	∞	∞										
Eric Plunk, R ERA: 3.68 (8, 1)	0.1		3	3	1	1	0	0	0	0	0	0	0	9	11	27.00	9.000										
Jim Poole, L ERA: 2.61 (8, 1)	0.1		2	1	1	1	0	0	0	0	0	0	0	3	3	27.00	3.000										

AB	32
R	5
H	11
RBI	5
BB	1
SO	7
LOB	10



Batter	1	2	3	4	5	6	7	8	9	AB R H RBI BB SO LOB	TOP											
Kenny Lofton, L (1, 8) OBP: 0.389, SLG: 0.426	2-2 G4-3 2B		1-0 F7		3-2 CS G6-3 1B			2-1 G6-3		4 2 2 0 0 0 0	Cleveland Indians @ Oakland Athletics Oakland-Alameda County Coliseum, Oakland, CA Tue May 07 1996, 3:33 AM PDT Att. 10,126 - Sunny - 61 F											
Julio Franco, R (1, 3) OBP: 0.410, SLG: 0.512	2-0 G4-3		1-0 WP 1B		3-2 G6-3			1-0 G6-3		4 1 1 1 0 0 1												
Carlos Baerga, S (1, 4) OBP: 0.304, SLG: 0.380	1-0 2B		1-1 1B		0-0 L1			1-0 G1-6-3		4 0 2 2 0 0 0												
Albert Belle, R (1, 7) OBP: 0.416, SLG: 0.714	4-0 G1-6-3 IBB		3-3 K		3-2 P4			1-0 1B SF9 1B		3 1 1 0 1 1 1												
Eddie Murray, S (1, 10) OBP: 0.313, SLG: 0.284	3-2 G1-6-3			4-1 BB	2-1 G6-3			3-2 1B		3 0 1 0 1 0 2												
Manny Ramirez, R (1, 9) OBP: 0.345, SLG: 0.490		0-1 G5-3		1-0 L7	2-3 K			1-2 SF9		3 0 0 1 0 1 1												
Tony Peña, R (1, 2) OBP: 0.394, SLG: 0.467		2-1 F8		0-1 L8		0-0 G4-3		0-0 F9		3 0 0 0 0 0 1												
Jeromy Burnitz, L (9, PH) OBP: 0.471, SLG: 0.615										0 0 0 0 0 0 0												
Sandy Alomar Jr., R (9, PH) OBP: 0.326, SLG: 0.435										1 0 0 0 0 0 1												
Alvaro Espinoza, R (1, 5) OBP: 0.308, SLG: 0.500		0-0 G4-3		0-1 L9		1-0 G4-3		2-1 P3		4 0 0 0 0 0 2												
Omar Vizquel, S (1, 6) OBP: 0.325, SLG: 0.449			1-1 G6-3		1-2 G6-3		0-0 F9			3 0 0 0 0 0 0												
Inning Stats	R: 1 E: 0 K: 0 S: 10	H: 2 LOB: 1 BB: 1 P: 22	R: 0 E: 0 K: 0 S: 5	H: 0 LOB: 0 BB: 0 P: 7	R: 1 E: 0 K: 1 S: 9	H: 2 LOB: 1 BB: 0 P: 16	R: 0 E: 0 K: 0 S: 6	H: 0 LOB: 1 BB: 1 P: 11	R: 1 E: 0 K: 0 S: 12	H: 1 LOB: 0 BB: 0 P: 19	R: 0 E: 0 K: 1 S: 11	H: 0 LOB: 0 BB: 0 P: 18	R: 0 E: 0 K: 0 S: 3	H: 0 LOB: 0 BB: 0 P: 4	R: 0 E: 0 K: 0 S: 4	H: 0 LOB: 0 BB: 0 P: 8	R: 1 E: 0 K: 0 S: 11	H: 2 LOB: 1 BB: 0 P: 18	1B: 5 2B: 2 3B: 0 HR: 0	SF: 1 SAC: 0 DP: 1 HBP: 0	WP: 1 PB: 0 SB: 0 CS: 1	PA: 35
PITCHER	IP WLS BF H R ER SO BB IBB HBP BLK WP HR S P ERA WHIP																					
Doug Johns, L (1, 1) ERA: 4.53	8.0 W 30 5 3 2 2 1 1 0 0 1 0 60 105 2.25 0.750																					
Billy Taylor, R (9, 1) ERA: 1.93	0.1 3 2 1 1 0 0 0 0 0 0 0 8 13 27.00 6.000																					
Mike Mohler, L (9, 1) ERA: 0.84	0.2 2 0 0 0 0 0 0 0 0 0 0 3 5 0.00 0.000																					

livebaseballscorecards.com

AB	32
R	4
H	7
RBI	4
BB	2
SO	2
LOB	9



Batter	1	2	3	4	5	6	7	8	9
Ernie Young, R OBP: 0.330, SLG: 0.367 (1, 8) F X (9, 9)	1-1 G1-3 X	0-0 G3 3		0-1 P3 2		3-2 F9 1		0-0 HR	
Brent Gates, S OBP: 0.311, SLG: 0.294 (1, 4) C X (8, 9)	0-1 G4-3 2		0-1 1B HR 1B	1-1 1B 1B 1-2 1B		4-2 1B BB		3-1 2B 3B	
Jason Giambi, L OBP: 0.413, SLG: 0.533 (1, 5) B B X (9, 3)	2-0 1B 1B		0-0 1-2 HR 1B	2-0 1-3 2-H 1B		1-2 1-2 1B		4-0 2B IBB	
Mark McGwire, R OBP: 0.449, SLG: 0.622 Torey Lovullo, S OBP: 0.266, SLG: 0.222 (1, 3) F B X (8, PR) (9, 3)	2-1 1-3 1B		2-1 1-H 2-H HR	1-3 K 3		2-3 K 2		4-2 2B BB	
Phil Plantier, L OBP: 0.308, SLG: 0.307 (1, 7) C B S (8, 9)	1-3 K 3		1-0 G3-1 1		2-0 CS 1B	0-3 K 3		2-2 1-H 2-H 3-H E 2B	
Terry Steinbach, R OBP: 0.371, SLG: 0.530 (1, 2) C X (8, 9)		0-1 G4-3 1	1-1 G5-3 2		3-1 P6 1-2 2		1-0 P9 1	0-1 E8 2-H 1B	
George Williams, S OBP: 0.310, SLG: 0.361 (1, 10) B B X C B B X (8, 9)		3-1 E FC5 1B	3-3 K 3		0-0 2B		1-3 K 2	3-1 P6 3	
Mike Bordick, R OBP: 0.345, SLG: 0.330 (1, 6) C X (8, 9)		0-1 L8 2		1-3 K 1	4-0 BB		1-1 F7 3		
Jose Herrera, L OBP: 0.600, SLG: 0.600 Geronimo Berroa, R OBP: 0.254, SLG: 0.441 (1, 9) (5, PH) (6, 9) Allen Battle, R OBP: 0.299, SLG: 0.284 (9, 8)		2-2 FC5 1-3		0-1 1B 1B	0-0 G5-3 3		0-2 P4 1		

AB R H RBI BB SO LOB

5	1	1	1	0	0	3
4	2	3	0	1	0	0
4	2	4	1	1	0	0
4	1	2	3	1	2	4
0	0	0	0	0	0	0
5	1	2	2	0	2	4
5	0	1	1	0	0	1
5	0	2	0	0	2	2
3	0	0	0	1	1	1
2	1	1	0	0	0	1
2	0	0	0	0	0	2
0	0	0	0	0	0	0

1B: 11 SF: 0
2B: 2 SAC: 0
3B: 1 DP: 0
HR: 2 HBP: 0

WP	HR	S	P	ERA	WHIP
0	0	0	0	0	0
0	0	0	0	0	0
0	0	0	0	0	0
0	0	0	0	0	0

WP: 0 PA: 43
PB: 0
SB: 0
CS: 1

Cleveland Indians @ Oakland Athletics
Oakland-Alameda County Coliseum, Oakland, CA
Tue May 07 1996, 3:33 AM PDT
Att. 10,126 - Sunny - 61 F

livebaseballscores.com

AB	39
R	8
H	16
RBI	8
BB	4
SO	7
LOB	18



Inning Stats	R	H	E	K	S	R	H	E	K	S	R	H	E	K	S	R	H	E	K	S
	0	2	0	10	16	0	1	1	0	17	3	3	0	1	11	0	0	0	0	18
	0	2	0	10	16	0	1	1	0	17	1	3	0	2	13	0	2	0	1	14
	0	1	0	2	3	0	1	0	2	3	0	1	0	1	26	0	1	0	1	36
	4	4	1	17	33	4	4	0	1	33	4	4	2	17	9	0	2	0	0	33

PITCHER	IP	WLS	BF	H	R	ER	SO	BB	IBB	HBP	BLK	WP	HR	S	P	ERA	WHIP
Orel Hershiser, R ERA: 5.67 (1, 1)	4.2	L	26	11	4	4	4	1	0	0	0	0	1	50	82	7.71	2.571
Alan Embree, L ERA: 5.0 (5, 1)	2.1		9	1	0	0	3	1	0	0	0	0	0	33	46	0.00	0.857
Julian Tavarez, R ERA: 3.93 (8, 1)	0.2		7	4	4	4	0	1	1	0	0	0	1	15	28	54.00	7.500
Jim Poole, L ERA: 2.53 (8, 1)	0.1		1	0	0	0	0	0	0	0	0	0	0	2	5	0.00	0.000

Batter	1	2	3	4	5	6	7	8	9	AB R H RBI BB SO LOB	TOP														
Kenny Lofton, L (1, 8) OBP: 0.396, SLG: 0.432	1-0 G4-3 2B		2-1 F9		4-1 1B HR BB	0-1 G6-3			4-1 FC5-4 BB	3 1 1 0 2 0 2															
Julio Franco, R (1, 3) OBP: 0.403, SLG: 0.504	0-1 G4-3		3-2 1B		0-1 SF8		2-3 K		3-2 FC5-4	4 0 1 2 0 1 3															
Carlos Baerga, S (1, 4) OBP: 0.301, SLG: 0.373	0-2 P5		0-2 G4-3		0-0 HR 1B		1-1 G4-3		1-0 F8	5 1 1 1 0 0 4															
Albert Belle, R (1, 7) OBP: 0.408, SLG: 0.718	1-1 G1-3			3-3 K	2-0 HR		0-1 E9		0-0 F8	5 1 1 3 0 1 3															
Eddie Murray, S (1, 10) OBP: 0.304, SLG: 0.275		0-0 F8		3-3 K	0-0 F9		1-0 G4-3			4 0 0 0 0 1 1															
Manny Ramirez, R (1, 9) OBP: 0.333, SLG: 0.472		1-2 F9		1-0 F9		1-3 K		0-1 L8		4 0 0 0 0 1 0															
Jim Thome, L (1, 5) OBP: 0.453, SLG: 0.544			3-3 K		2-2 BB SF8 2B	3-2 G6-3 2B 1B		2-3 K		4 2 2 0 0 2 0															
Alvaro Espinoza, R (8, 5) OBP: 0.308, SLG: 0.500										0 0 0 0 0 0 0															
Sandy Alomar Jr., R (1, 2) OBP: 0.312, SLG: 0.416			1-2 F8		1-3 K	0-0 G6-3		0-3 K		4 0 0 0 0 2 2															
Omar Vizquel, S (1, 6) OBP: 0.347, SLG: 0.473			2-1 1B		4-2 SF8 BB 1B BB	1-1 2B		2-0 FC5-4 BB 1B		3 2 3 1 1 0 0															
Inning Stats	R: 0 E: 0 K: 0 S: 8	H: 1 LOB: 1 BB: 0 P: 10	R: 0 E: 0 K: 1 S: 8	H: 0 LOB: 0 BB: 0 P: 12	R: 1 E: 0 K: 0 S: 13	H: 2 LOB: 1 BB: 0 P: 21	R: 0 E: 0 K: 2 S: 8	H: 0 LOB: 0 BB: 0 P: 15	R: 5 E: 0 K: 1 S: 14	H: 3 LOB: 0 BB: 2 P: 27	R: 1 E: 0 K: 1 S: 13	H: 2 LOB: 1 BB: 0 P: 18	R: 0 E: 1 K: 1 S: 9	H: 0 LOB: 1 BB: 0 P: 13	R: 0 E: 0 K: 2 S: 9	H: 0 LOB: 0 BB: 0 P: 11	R: 0 E: 0 K: 0 S: 7	H: 1 LOB: 2 BB: 1 P: 17	1B: 5 2B: 3 3B: 0 HR: 1	SF: 1 SAC: 0 DP: 0 HBP: 0	WP: 0 PB: 0 SB: 1 CS: 0	PA: 40			
PITCHER	IP	WLS	BF	H	R	ER	SO	BB	IBB	HBP	BLK	WP	HR	S	P	ERA	WHIP								
Carlos Reyes, R (1, 1) ERA: 5.52	5.0	L	23	6	6	6	4	2	0	0	0	0	1	51	85	10.80	1.600								
Mark Acre, R (6, 1) ERA: 2.25	2.0		9	2	1	1	2	0	0	0	0	0	0	22	31	4.50	1.000								
John Briscoe, R (8, 1) ERA: 3.44	2.0		8	1	0	0	2	1	0	0	0	0	0	16	28	0.00	1.000								

Cleveland Indians @ Oakland Athletics
Oakland-Alameda County Coliseum, Oakland, CA

Wed May 08 1996, 7:05 PM PDT
Att: 9,288 - Unknown - 56 F

livebaseballscorecards.com

AB	36
R	7
H	9
RBI	7
BB	3
SO	8
LOB	15



Batter	1	2	3	4	5	6	7	8	9	AB	R	H	RBI	BB	SO	LOB	BOTTOM					
Ernie Young, R OBP: 0.313, SLG: 0.345 (1, 8)	1-1 B1-3 		2-0 G5-3 		1-1 G6-3 			1-1 B2-3 	3-2 L9 	5	0	0	0	0	0	3						
Brent Gates, S OBP: 0.302, SLG: 0.285 (1, 4)	0-0 F8 			1-2 G1-3 		2-1 F8 		0-1 G3-1 		4	0	0	1	0	0	0						
Jason Giambi, L OBP: 0.415, SLG: 0.565 (1, 5)	1-0 F8 			0-1 2B 		1-1 F9 		1-0 HR 		4	1	2	1	0	0	0						
Mark McGwire, R OBP: 0.453, SLG: 0.625 Torey Lovullo, S OBP: 0.266, SLG: 0.222 (8, PR) (9, 3)		0-0 L5-3 		4-1 BB 		1-3 K 		3-1 2B 		3	0	1	0	1	1	0						
Phil Plantier, L OBP: 0.316, SLG: 0.316 (1, 7)		3-2 G5-3 1B 		1-0 F7 		3-2 FC5-4 1B 		1-0 F7 		4	0	2	0	0	0	3						
Terry Steinbach, R OBP: 0.367, SLG: 0.529 (1, 2)		0-0 G5-3 		2-3 K 		3-1 FC5-4 		0-1 G6-4-3 2B 		4	1	1	0	0	1	4						
Geronimo Berroa, R OBP: 0.261, SLG: 0.443 (1, 10)		3-1 F8 		0-0 E6 1B 		0-2 L5 		2-2 G6-4-3 1B 		4	0	2	0	0	0	2						
Mike Bordick, R OBP: 0.333, SLG: 0.317 (1, 6)			1-1 G5-3 		1-3 K 		2-2 P6 		0-0 G6-4-3 	4	0	0	0	0	1	3						
Jose Herrera, L OBP: 0.556, SLG: 0.667 (1, 9)			0-1 F8 		2-1 L7 		3-2 B2-3 G3-1 2B 		2-2 1B 	4	1	2	0	0	0	1						
Inning Stats	R: 0 E: 0 K: 0 S: 4	H: 0 LOB: 0 BB: 0 P: 6	R: 0 E: 0 K: 0 S: 8	H: 1 LOB: 1 BB: 0 P: 14	R: 0 E: 0 K: 0 S: 5	H: 0 LOB: 0 BB: 0 P: 8	R: 0 E: 0 K: 1 S: 11	H: 1 LOB: 2 BB: 1 P: 19	R: 0 E: 1 K: 1 S: 8	H: 0 LOB: 0 BB: 0 P: 12	R: 0 E: 0 K: 1 S: 7	H: 0 LOB: 0 BB: 0 P: 11	R: 0 E: 0 K: 0 S: 12	H: 1 LOB: 1 BB: 0 P: 20	R: 2 E: 0 K: 0 S: 12	H: 3 LOB: 1 BB: 0 P: 21	R: 1 E: 0 K: 0 S: 15	H: 3 LOB: 1 BB: 0 P: 22	1B: 5 2B: 4 3B: 0 HR: 1	SF: 0 SAC: 0 DP: 1 HBP: 0	WP: 0 PB: 0 SB: 0 CS: 0	PA: 37
PITCHER Charles Nagy, R ERA: 4.1 Jose Mesa, R ERA: 2.12	IP 8.0 (9, 1)	WLS W 5	BF 32 3	H 7 1	R 2 1	ER 2 1	SO 3 0	BB 0 0	IBB 0 0	HBP 0 0	BLK 0 0	WP 0 0	HR 1 0	S 67 15	P 111 22	ERA 2.25 9.00	WHIP 1.000 3.000					

Cleveland Indians @ Oakland Athletics
 Oakland-Alameda County Coliseum, Oakland, CA
 Wed May 08 1996, 7:05 PM PDT
 Att. 9,288 - Unknown - 56 F

livebaseballscorecards.com

AB	36
R	3
H	10
RBI	2
BB	1
SO	3
LOB	16



Batter	1	2	3	4	5	6	7	8	9	AB R H RBI BB SO LOB	TOP																									
Kenny Lofton, L OBP: 0.409, SLG: 0.444 (1, 8) C B B X	2-1 S SF8 2B	4-1 SAFE G5-3 1B 1-2 FC5-2 BB		1-0 1B 1B	2-1 G1-3			4-2 BB		3 2 2 0 2 0 0																										
Julio Franco, R OBP: 0.409, SLG: 0.504 (1, 3) B C B B	4-1 1B HR 2-3 BB	0-1 FC5-2 G5-3 1-2 2-H 1B		1-1 1B 2B 1B	0-1 G5-3			1-3 BB		4 2 2 1 1 1 1																										
Carlos Baerga, S OBP: 0.297, SLG: 0.367 (1, 4) SAFE B X	1-0 P6	0-1 SAFE G5-3		0-0 2B 1B 1-2 2-H	2-1 G4-3			1-2 P2		5 0 1 1 0 0 4																										
Albert Belle, R OBP: 0.401, SLG: 0.711 (1, 7) S B X	1-1 SF8	2-2 FC5-2		2-2 2B 1B 1-3 2-H	2-3 K			1-1 F8		4 0 1 2 0 1 2																										
Eddie Murray, S OBP: 0.300, SLG: 0.272 (1, 10) X	0-0 HR 1B 1-2	2-3 K		3-3 K			3-2 G1-3	1-1 G4-3		5 1 1 0 0 2 4																										
Jim Thome, L OBP: 0.455, SLG: 0.570 (1, 5) B C X	1-1 HR 1-H 2-H		3-3 K	4-0 G6-4-3 IBB			3-2 G4-3			3 1 1 3 1 1 0																										
Manny Ramirez, R OBP: 0.339, SLG: 0.509 (1, 9) B X	1-0 2B		2-0 HR	1-1 G6-4-3 1-2f			3-3 K			4 1 2 1 0 1 3																										
Sandy Alomar Jr., R OBP: 0.309, SLG: 0.409 (1, 2) B X	1-0 G5-3		0-2 P4		1-0 G3-6 1B			1-1 G4-3		4 0 1 0 0 0 1																										
Omar Vizquel, S OBP: 0.344, SLG: 0.460 (1, 6) B B B B		4-1 PB 1B BB	1-2 F9		1-2 G3-6 1-2f			0-3 K		3 1 0 0 1 1 1																										
Inning Stats	R: 4 E: 0 K: 0 S: 11	H: 4 LOB: 1 BB: 1 P: 22	R: 1 E: 0 K: 1 S: 12	H: 1 LOB: 2 BB: 2 P: 24	R: 1 E: 0 K: 1 S: 10	H: 1 LOB: 0 BB: 0 P: 16	R: 2 E: 0 K: 1 S: 12	H: 4 LOB: 2 BB: 1 P: 24	R: 0 E: 0 K: 0 S: 6	H: 1 LOB: 0 BB: 0 P: 10	R: 0 E: 0 K: 1 S: 7	H: 0 LOB: 0 BB: 0 P: 11	R: 0 E: 0 K: 1 S: 13	H: 0 LOB: 0 BB: 0 P: 22	R: 0 E: 0 K: 2 S: 13	H: 0 LOB: 1 BB: 1 P: 19	R: 0 E: 0 K: 0 S: 8	H: 0 LOB: 0 BB: 0 P: 11	1B: 6 2B: 3 3B: 0 HR: 2	SF: 1 SAC: 0 DP: 2 HBP: 0	WP: 0 PB: 1 SB: 1 CS: 0	PA: 41														
PITCHER	IP WLS BF H R ER SO BB IBB HBP BLK WP HR S P ERA WHIP																																			
Dennis Springer, R ERA: 16.88 (1, 1)	1.0		10	4	5	5	0	3	0	0	0	0	1	13	32	45.00	7.000																			
Shawn Boskie, R ERA: 4.25 (2, 1)	6.0	W	24	7	3	3	5	0	1	0	0	0	1	58	97	4.50	1.167																			
Mike James, R ERA: 1.5 (8, 1)	1.0		4	0	0	0	2	1	0	0	0	0	0	13	19	0.00	1.000																			
Lee Smith, R ERA: 2.57 (9, 1)	1.0		3	0	0	0	0	0	0	0	0	0	0	8	11	0.00	0.000																			

Cleveland Indians @ California Angels
Anaheim Stadium, Anaheim, CA

Fri May 10 1996, 10:05 PM EDT
Att. 23,522 - Unknown - 74 F

livebaseballscorecards.com

AB	35
R	8
H	11
RBI	8
BB	5
SO	7
LOB	16



Batter	1	2	3	4	5	6	7	8	9
Randy Velarde, R OBP: 0.356, SLG: 0.398 (1, 4)	4-2 HR BB	1-1 P4		3-2 HR 1B	4-1 BB BB		1-3 K		
Jim Edmonds, L OBP: 0.383, SLG: 0.642 (1, 8)	1-2 F9	1-0 HR 1B 1B		2-1 HR 1-H	3-3 K		4-1 BB		
Tim Salmon, R OBP: 0.365, SLG: 0.457 (1, 9)	0-0 HR 1-H	2-1 P6		4-2 S 2B BB	4-2 BB 1-2 2-3		2-2 F9		
Chili Davis, S OBP: 0.375, SLG: 0.565 (1, 10)	4-2 1B 16 1B BB	0-1 HR 1B		3-2 G4-3 16 HR 2B 1-H	2-0 SF8		1-2 16 G4-3 2B		
J.T. Snow, L OBP: 0.380, SLG: 0.390 (1, 3)	0-1 F8 16 1B 1B	1-0 HR 1-H 2-H		1-2 G4-3 2-3	2-3 K		2-3 K		
16 Garret Anderson, L OBP: 0.298, SLG: 0.418 (1, 7)	1-2 1B 1B	0-1 G4-1		3-1 HR 3-H	2-3 K		0-1 G4-3		
Jack Howell, L OBP: 0.282, SLG: 0.421 (1, 5)	2-0 F8 2-3		0-1 G5-3	2-1 F7	1-1 P6		0-0 F7		
Don Slaught, R OBP: 0.420, SLG: 0.614 (1, 2)	0-1 1B		0-1 G6-3	0-0 P6	3-2 L4				
Gary Disarcina, R OBP: 0.207, SLG: 0.205 (1, 6)	1-0 G4-3		2-0 P4		0-3 K BB SF8 BB		1-0 G5-3		

Inning Stats	R: 4	H: 4	E: 0	LOB: 2	K: 0	P: 33	R: 3	H: 3	E: 0	LOB: 0	K: 0	P: 15	R: 0	H: 0	E: 0	LOB: 0	K: 0	P: 7	R: 5	H: 4	E: 0	LOB: 0	K: 0	P: 38	R: 1	H: 0	E: 0	LOB: 2	K: 3	P: 30	R: 0	H: 0	E: 0	LOB: 0	K: 1	P: 14	R: 0	H: 1	E: 0	LOB: 1	K: 1	P: 12			
1B: 6	SF: 1	2B: 2	SAC: 0	3B: 0	DP: 0	HR: 4	HBP: 0	WP: 0	PA: 43	SB: 1	CS: 0																																		

PITCHER	IP	WLS	BF	H	R	ER	SO	BB	IBB	HBP	BLK	WP	HR	S	P	ERA	WHIP
Dennis Martinez, R ERA: 5.24 (1, 1)	2.0		15	7	7	7	0	2	0	0	0	0	2	30	48	31.50	4.500
Albie Lopez, R ERA: 8.83 (3, 1)	1.1	L	9	4	5	5	0	1	0	0	0	0	2	22	40	33.75	3.750
Alan Embree, L ERA: 3.86 (4, 1)	2.2		11	0	1	0	4	2	0	0	0	0	0	26	49	0.00	0.750
Eric Plunk, R ERA: 3.45 (7, 1)	1.0		4	0	0	0	1	1	0	0	0	0	0	9	17	0.00	1.000
Paul Assenmacher, L ERA: 3.52 (8, 1)	1.0		4	1	0	0	1	0	0	0	0	0	0	9	12	0.00	1.000

BOTTOM

Cleveland Indians @ California Angels
Anaheim Stadium, Anaheim, CA

Fri May 10 1996, 10:05 PM EDT
Att: 23,522 - Unknown - 74 F

AB R H RBI BB SO LOB

3 2 1 0 2 1 0

4 2 2 2 1 1 3

3 2 1 2 2 0 2

3 3 3 2 1 0 0

5 2 2 3 0 2 4


5 1 2 3 0 1 1

5 0 0 0 0 0 3

4 0 1 1 0 0 0

4 1 0 0 0 1 2

WP: 0 PA: 43
PB: 1
SB: 1
CS: 0



AB 36
R 13
H 12
RBI 13
BB 6
SO 6
LOB 15

Cleveland Indians @ California Angels
 Anaheim Stadium, Anaheim, CA

Sat May 11 1996, 10:05 PM EDT
 Att. 32,102 - Unknown - 80 F

livebaseballscorecards.com

AB	40
R	6
H	14
RBI	6
BB	4
SO	7
LOB	25



AB R H RBI BB SO LOB

5	1	2	0	0	0	2
4	0	2	0	1	0	3
5	1	1	1	0	0	5
3	1	2	0	2	0	1
4	1	1	1	0	2	6
1	0	0	0	0	1	2
5	2	3	3	0	1	0
4	0	0	0	1	2	2
5	0	2	0	0	1	2
4	0	1	1	0	0	2


Batter	1	2	3	4	5	6	7	8	9
Kenny Lofton, L OBP: 0.409, SLG: 0.443 (1, 8)	0-1 L4-6 1B		0-1 E9 G3 1B	0-1 S 1B	0-0 FC1-6 S 1-2f			0-2 G4-3	
Omar Vizquel, S OBP: 0.354, SLG: 0.462 (1, 6)	0-2 SAFE 1-2 1B		3-2 G3	0-1 S 1B	1-1 SAFE G3			4-1 G1 BB	
Julio Franco, R OBP: 0.403, SLG: 0.493 (1, 3)	2-2 L4-6 2-3		3-2 SAFE HR 1B	2-0 F9 1-2 2-3		0-0 F8		0-1 SAFE G1 1-2	
Albert Belle, R OBP: 0.414, SLG: 0.710 (1, 7)	1-1 L6		0-0 HR 1B	4-0 BB		0-2 G4-6-3 1B		4-0 IBB	
Eddie Murray, S OBP: 0.299, SLG: 0.295 Scott Leius, R (8, PH)		0-0 HR	2-3 K	3-3 K		1-2 G4-6-3 1-2f		3-3 K	
Jim Thome, L OBP: 0.460, SLG: 0.602 (1, 5)		0-2 G3-1	3-1 HR 1-H 2-H		0-0 1B 1B		2-0 G6-3 1B	0-3 K	
Manny Ramirez, R OBP: 0.333, SLG: 0.491 (1, 9)		0-3 K	4-2 BB		0-1 L5		2-0 G6-3 1-2	0-3 K	
Sandy Alomar Jr., R OBP: 0.314, SLG: 0.408 (1, 2)		0-2 FC6-4 1B	2-2 F7		1-2 SAFE SAFE 1B 1-2		1-3 K	2-1 F9	
Alvaro Espinoza, R OBP: 0.294, SLG: 0.438 (1, 4)		0-0 FC6-4 1-2f		0-2 F9	0-0 FC1-6 1-3 2-H 1B		3-2 G4-3		

Inning Stats	R: 0	H: 2	R: 1	H: 2	R: 4	H: 3	R: 0	H: 2	R: 1	H: 3	R: 0	H: 1	R: 0	H: 1	R: 0	H: 0	R: 0	H: 0	
E: 0	LOB: 1	E: 0	LOB: 1	E: 1	LOB: 1	E: 0	LOB: 3	E: 0	LOB: 2	E: 0	LOB: 1	E: 0	LOB: 0	E: 0	LOB: 1	E: 0	LOB: 2	E: 0	LOB: 0
K: 0	BB: 0	K: 1	BB: 0	K: 1	BB: 1	K: 0	BB: 1	K: 0	BB: 0	K: 1	BB: 0	K: 1	BB: 0	K: 1	BB: 0	K: 2	BB: 2	K: 1	BB: 0
S: 14	P: 17	S: 11	P: 11	S: 20	P: 37	S: 13	P: 22	S: 10	P: 12	S: 9	P: 17	S: 9	P: 8	S: 9	P: 17	S: 11	P: 20	S: 11	P: 13

PITCHER	IP	WLS	BF	H	R	ER	SO	BB	IBB	HBP	BLK	WP	HR	S	P	ERA	WHIP
Scott Sanderson, R ERA: 7.47 (1, 1)	4.1	L	27	12	6	2	3	2	0	0	0	0	2	65	95	4.15	3.231
Mark Eichhorn, R ERA: 4.15 (5, 1)	2.2		9	2	0	0	1	0	0	0	0	0	0	19	29	0.00	0.750
Mark Holzemer, L ERA: 6.94 (8, 1)	1.0		5	0	0	0	1	1	1	0	0	0	0	9	20	0.00	1.000
Troy Percival, R ERA: (9, 1)	1.0		3	0	0	0	2	0	0	0	0	0	0	11	13	0.00	0.000

WP: 0	PA: 44
PB: 0	
SB: 3	
CS: 0	

Batter	1	2	3	4	5	6	7	8	9	AB R H RBI BB SO LOB
Randy Velarde, R (1, 4) OBP: 0.353, SLG: 0.393	3-2 L9			1-0 G6-3		1-1 G3-1 1B		0-2 E6 G6-4-3		4 0 1 0 0 0 0
Jim Edmonds, L (1, 8) OBP: 0.379, SLG: 0.638	1-3 K			2-2 F8 2B		0-0 G3-1 1-2		1-1 G6-4-3 1-2f		4 0 1 0 0 1 2
Tim Salmon, R (1, 9) OBP: 0.362, SLG: 0.451	0-1 G4-3			0-1 F8 2-3		3-2 G5-3		2-2 DI 1B		4 1 1 0 0 0 2
Chili Davis, S (1, 10) OBP: 0.371, SLG: 0.551			1-1 G4-3	0-3 K		1-3 K		4-2 1B 1-2 1B BB		3 1 0 0 1 2 1
J.T. Snow, L (1, 3) OBP: 0.390, SLG: 0.397			2-2 G1-3		4-1 E BB	0-1 16 HR 1B		2-2 F9 16 1B SF9 1B 1-2 2-H		3 2 2 1 1 0 0
16 Garret Anderson, L (1, 7) OBP: 0.303, SLG: 0.442			0-2 L8		2-3 K	1-1 1-H HR		1-1 1B 1-2 2-H 1B		4 1 2 3 0 1 1
Tim Wallach, R (1, 5) OBP: 0.302, SLG: 0.524			0-0 G5-3		3-2 E4 G5-4-3	1-0 G5-3		1-1 F9		4 0 0 0 0 0 3
Don Slaught, R (1, 2) OBP: 0.389, SLG: 0.574			2-2 F9		0-0 G5-4-3 1-2f	2-1 F9		1-1 SF9		3 0 0 1 0 0 2
Gary Disarcina, R (1, 6) OBP: 0.203, SLG: 0.202			2-2 G4-3		0-0 P3			0-2 G3-1		2 0 0 0 0 0 0
Mike Aldrete, L (8, PH) OBP: 0.286, SLG: 0.625										1 0 0 0 0 0 0
Damion Easley, R (9, 6)										0 0 0 0 0 0 0
Jack Howell, L (9, PH) OBP: 0.275, SLG: 0.410										1 0 0 0 0 0 1

BOTTOM	
Cleveland Indians @ California Angels Anaheim Stadium, Anaheim, CA Sat May 11 1996, 10:05 PM EDT Att: 32,102 - Unknown - 80 F	
AB 33 R 5 H 7 RBI 5 BB 2 SO 4 LOB 12	
WP: 0 PA: 36 PB: 0 SB: 0 CS: 0	

Inning Stats		R: 0	H: 0	R: 0	H: 0	R: 0	H: 0	R: 0	H: 1	R: 0	H: 1	R: 2	H: 2	R: 0	H: 0	R: 3	H: 3	1B: 5	SF: 1														
Jack McDowell, R (1, 1) ERA: 3.12	8.0	WLS	W	BF	31	H	5	R	4	ER	4	SO	4	BB	2	IBB	0	HBP	0	BLK	0	WP	0	HR	1	S	77	P	116	ERA	4.50	WHIP	0.875
Jose Mesa, R (9, 1) ERA: 2.5	1.0	S	S	BF	5	H	2	R	1	ER	1	SO	0	BB	0	IBB	0	HBP	0	BLK	0	WP	0	HR	0	S	22	P	29	ERA	9.00	WHIP	2.000

Cleveland Indians @ California Angels
 Anaheim Stadium, Anaheim, CA

Sun May 12 1996, 10:05 PM EDT
 Att. 22,768 - Sunny - 84 F

livebaseballscorecards.com

AB	30
R	4
H	9
RBI	4
BB	6
SO	3
LOB	16



WP	2	PA	36
PB	0		
SB	2		
CS	2		

AB R H RBI BB SO LOB

2	0	0	0	2	0	1
2	1	1	0	2	0	1
4	0	0	0	0	0	4
3	1	2	2	1	0	0
3	0	1	0	1	1	1
4	0	1	0	0	1	4
4	1	1	1	0	0	1
4	1	3	1	0	1	1
4	0	0	0	0	0	3
0	0	0	0	0	0	0

Batter	1	2	3	4	5	6	7	8	9
Kenny Lofton, L (1, 8) OBP: 0.411, SLG: 0.437	4-2 CS S BB		1-1 G4-3			4-1 G4-6-3 WP BB		2-0 L7	
Omar Vizquel, S (1, 6) OBP: 0.386, SLG: 0.462	2-2 G5-3			4-0 G6-3 S 1B BB		4-1 G4-6-3 BB		2-1 G1-6-3 1B	
Julio Franco, R (1, 3) OBP: 0.393, SLG: 0.479	2-2 G6-3			1-1 G6-3		0-0 G4-6-3		1-2 G1-6-3	
Albert Belle, R (1, 7) OBP: 0.423, SLG: 0.731		3-1 P5		2-1 G6-4-3 1B		4-0 BB IBB		0-2 HR	
Eddie Murray, S (1, 10) OBP: 0.304, SLG: 0.295		0-1 G6-4-3 1B		1-1 G6-4-3		4-1 BB		3-3 K	
Manny Ramirez, R (1, 9) OBP: 0.331, SLG: 0.492		2-2 G6-4-3			1-1 G4-3 2B		2-3 K	2-1 P3	
Sandy Alomar Jr., R (1, 2) OBP: 0.311, SLG: 0.431			0-1 G1-3		2-2 G4-3		0-1 G5-3	0-0 HR	
Jim Thome, L (1, 5) OBP: 0.469, SLG: 0.647			1-0 WP 2B		1-3 K		2-0 CS 1B	1-2 HR	
Scott Leius, R (1, 4) Alvaro Espinoza, R (9, 4) OBP: 0.294, SLG: 0.438			3-2 L5		0-1 G6-3		2-0 P6	3-2 G6-3	

Inning Stats	R: 0	H: 0	E: 0	K: 0	S: 10	P: 18	R: 0	H: 1	E: 0	K: 0	S: 7	P: 12	R: 0	H: 1	E: 0	K: 0	S: 13	P: 18	R: 1	H: 1	E: 0	K: 0	S: 6	P: 14	R: 0	H: 1	E: 0	K: 1	S: 13	P: 17	R: 0	H: 0	E: 0	K: 1	S: 9	P: 27	R: 0	H: 1	E: 0	K: 0	S: 5	P: 8	R: 0	H: 1	E: 0	K: 0	S: 6	P: 11	R: 3	H: 3	E: 0	K: 1	S: 16	P: 25	1B: 4	SF: 0	2B: 2	SAC: 0	3B: 0	DP: 4	HR: 3	HBP: 0	WP: 2	PA: 36
--------------	------	------	------	------	-------	-------	------	------	------	------	------	-------	------	------	------	------	-------	-------	------	------	------	------	------	-------	------	------	------	------	-------	-------	------	------	------	------	------	-------	------	------	------	------	------	------	------	------	------	------	------	-------	------	------	------	------	-------	-------	-------	-------	-------	--------	-------	-------	-------	--------	-------	--------

PITCHER	IP	WLS	BF	H	R	ER	SO	BB	IBB	HBP	BLK	WP	HR	S	P	ERA	WHIP
Jim Abbott, L (1, 1) ERA: 5.23	5.2		23	4	1	1	1	5	1	0	0	2	0	53	99	1.59	1.588
Mark Eichhorn, R (6, 1) ERA: 4.09	0.1		1	0	0	0	1	0	0	0	0	0	0	5	7	0.00	0.000
Mike James, R (7, 1) ERA: 1.38	2.0		6	2	0	0	0	0	0	0	0	0	0	11	19	0.00	1.000
Troy Percival, R (9, 1) ERA: 1.72	1.0	L	6	3	3	3	1	0	0	0	0	0	3	16	25	27.00	3.000

PITCHER	IP	WLS	BF	H	R	ER	SO	BB	IBB	HBP	BLK	WP	HR	S	P	ERA	WHIP
---------	----	-----	----	---	---	----	----	----	-----	-----	-----	----	----	---	---	-----	------

Batter	1	2	3	4	5	6	7	8	9	AB	R	H	RBI	BB	SO	LOB
Rex Hudler, R OBP: 0.370, SLG: 0.660 (1, 4)	1-0 WP S HBP		0-0 G6-4-3 1-2f		0-0 1B		2-2 G6-3 2-3			3	0	1	0	0	0	2
Jim Edmonds, L OBP: 0.382, SLG: 0.652 (1, 8)	3-3 1-2			1-0 HR	4-0 IBB			1-3		3	1	1	1	1	2	1
Tim Salmon, R OBP: 0.353, SLG: 0.438 (1, 9)	0-2 K			0-0 F7	1-2 P6			3-3 K		4	0	0	0	0	2	3
Chili Davis, S OBP: 0.368, SLG: 0.537 (1, 10)	2-3 K			4-0 16 FC3-6 1B BB		2-0 G4-3		3-3 K		3	0	0	0	1	2	1
J.T. Snow, L OBP: 0.387, SLG: 0.392 (1, 3)		1-0 G1-3		0-0 16 FC3-6 1B		2-1 G3-1		0-3 K		4	0	1	0	0	1	0
16 Garret Anderson, L OBP: 0.295, SLG: 0.430 (1, 7)		0-0 G1-3		2-0 FC3-6 1-2f 2-3		3-2 G6-3		1-1 G4-3		4	0	0	0	0	0	2
Tim Wallach, R OBP: 0.319, SLG: 0.522 (1, 5)		3-3 K		2-3 K			0-2 PB SH5-4 1B		1-1 1B	4	0	2	0	0	2	2
Jorge Fabregas, L OBP: 0.314, SLG: 0.267 (1, 2)			0-1 G4-3		2-1 E8 FC1-6		0-0 SH5-4 1-2		1-3 K	3	0	0	0	0	1	1
Gary Disarcina, R OBP: 0.208, SLG: 0.207 (1, 6)			1-0 G6-4-3 1B		0-0 FC1-6 1B 1-2f		0-0 F7			2	0	1	0	0	0	1
Mike Aldrete, L OBP: 0.276, SLG: 0.600 (7, PH)										1	0	0	0	0	0	1
Damion Easley, R (8, 6)										0	0	0	0	0	0	0

Inning Stats	R: 0	H: 0	E: 0	K: 3	S: 9	R: 0	H: 0	E: 0	K: 1	S: 6	R: 0	H: 1	E: 0	K: 0	S: 4	R: 1	H: 2	E: 0	K: 1	S: 7	R: 0	H: 1	E: 1	K: 0	S: 7	R: 0	H: 0	E: 0	K: 0	S: 6	R: 0	H: 1	E: 0	K: 3	S: 9	R: 0	H: 1	E: 0	K: 2	S: 10	1B: 5	2B: 0	3B: 0	SF: 0	SAC: 1	DP: 1	HBP: 1	WP: 1	PB: 1	SB: 1	CS: 0	PA: 35
PITCHER	IP	WLS	BF	H	R	ER	SO	BB	IBB	HBP	BLK	WP	HR	S	P	ERA	WHIP																																			
Orel Hershiser, R (1, 1) ERA: 5.01	7.0		28	5	1	1	5	1	1	1	0	1	1	48	84	1.29	0.857																																			
Jim Poole, L (8, 1) ERA: 2.31	1.0	W	3	0	0	0	3	0	0	0	0	0	0	9	16	0.00	0.000																																			
Jose Mesa, R (9, 1) ERA: 2.37	1.0	S	4	1	0	0	2	0	0	0	0	0	0	10	13	0.00	1.000																																			

BOTTOM

Cleveland Indians @ California Angels
Anaheim Stadium, Anaheim, CA
Sun May 12 1996, 10:05 PM EDT
Att. 22,768 - Sunny - 84 F

livebaseballscorecards.com

AB	31
R	1
H	6
RBI	1
BB	2
SO	10
LOB	14



Batter	1	2	3	4	5	6	7	8	9	AB R H RBI BB SO LOB	TOP
Chad Curtis, R OBP: 0.357, SLG: 0.357 (1, 7) C B B X	2-1 G4-3 ①		0-3 K ②		4-1 1B 2-3 BB		1-1 G6-4-3 1-2f ② ③			3 0 0 0 1 1 3	
Duane Singleton, L OBP: 0.500, SLG: 0.333 (1, 8) B B X	2-0 G4-3 ②		4-1 SAFE 1-2 BB		0-0 1-3 3-H 1B			2-1 P5 ①		3 0 1 1 1 0 0	
Travis Fryman, R OBP: 0.335, SLG: 0.497 (1, 5) B B F S B B	4-2 BB		0-3 K ③		0-2 G1-3 ③			0-2 P4 ②		3 0 0 0 1 1 4	
Cecil Fielder, R OBP: 0.317, SLG: 0.479 (1, 3) C C D S	1-3 K ③			0-1 F9 ①		0-1 G4-3 ①		2-1 1B		4 0 1 0 0 1 1	
Melvin Nieves, S OBP: 0.320, SLG: 0.459 (1, 9) C S S		0-3 K ①		1-0 G4-3 ②		3-3 K ②		1-1 G4-3 ③		4 0 0 0 0 2 1	
Curtis Pride, L OBP: 0.250, SLG: 0.286 (1, 10) C B C C B C		1-2 G3 ②		3-3 K ③		0-2 F7 ③			0-2 G1-6-3 1B	4 0 1 0 0 1 0	
Mark Lewis, R OBP: 0.371, SLG: 0.540 (1, 4) C T T C T		0-3 K ③			2-0 FC5-6 1B		0-0 F9 ①		0-2 G1-6-3 1-2f ① ②	4 0 1 0 0 1 1	
John Flaherty, R OBP: 0.274, SLG: 0.384 (1, 2) C B X			1-1 G6-3 ①		2-2 SAFE WP 1B 1-2f ①		0-1 1B 2B		2-1 P4 ③	4 1 1 0 0 0 1	
Alan Trammell, R OBP: 0.306, SLG: 0.308 (1, 6) C X			0-1 BB 1B		2-1 SAFE G6-3 1-2 ②		2-2 BB BB X T C C B X G6-4-3 1B			3 0 2 0 0 0 1	
Inning Stats	R: 0 E: 0 K: 1 S: 9 H: 0 LOB: 1 BB: 1 P: 18	R: 0 E: 0 K: 2 S: 11 H: 0 LOB: 0 BB: 0 P: 12	R: 0 E: 0 K: 2 S: 12 H: 1 LOB: 2 BB: 1 P: 17	R: 0 E: 0 K: 1 S: 6 H: 0 LOB: 0 BB: 0 P: 10	R: 1 E: 0 K: 0 S: 12 H: 2 LOB: 2 BB: 1 P: 22	R: 0 E: 0 K: 1 S: 8 H: 0 LOB: 0 BB: 0 P: 11	R: 0 E: 0 K: 0 S: 9 H: 2 LOB: 1 BB: 0 P: 12	R: 0 E: 0 K: 0 S: 10 H: 1 LOB: 1 BB: 0 P: 15	R: 0 E: 0 K: 0 S: 8 H: 1 LOB: 0 BB: 0 P: 10	1B: 6 2B: 1 3B: 0 HR: 0 SF: 0 SAC: 0 DP: 2 HBP: 0	WP: 1 PB: 0 SB: 0 CS: 0 PA: 35
PITCHER Charles Nagy, R ERA: 3.55 (1, 1)	IP 9.0 WLS W BF 35 H 7 R 1 ER 1 SO 7 BB 3 IBB 0 HBP 0 BLK 0 WP 1 HR 0 S 85 P 127 ERA 1.00 WHIP 1.111	PITCHER IP WLS BF H R ER SO BB IBB HBP BLK WP HR S P ERA WHIP									

Detroit Tigers @ Cleveland Indians
Jacobs Field, Cleveland, OH
 Tue May 14 1996, 7:05 PM EDT
 Att. 40,765 - Unknown - 52 F

livebaseballscorecards.com

AB	32
R	1
H	7
RBI	1
BB	3
SO	7
LOB	12



BOTTOM

Detroit Tigers @ Cleveland Indians

Jacobs Field, Cleveland, OH

Tue May 14 1996, 7:05 PM EDT

Att. 40,765 - Unknown - 52 F

livebaseballscorecards.com

AB 30
R 5
H 7
RBI 5
BB 5
SO 6
LOB 9



WP: 1 PA: 35
PB: 0
SB: 2
CS: 1

AB R H RBI BB SO LOB

4 1 2 0 0 0 1

4 0 1 1 0 2 1

4 0 0 0 0 0 1

3 1 1 0 1 1 1

4 1 1 2 0 1 1

3 1 1 1 1 1 0

2 1 1 1 2 0 0

4 0 0 0 0 0 4

2 0 0 0 1 1 0
1B: 3 SF: 0
2B: 1 SAC: 0
3B: 0 DP: 1
HR: 3 HBP: 0

Main table with 10 columns (Batter 1-9) and 10 rows of player statistics and game events. Batter names include Kenny Lofton, Julio Franco, Carlos Baerga, Albert Belle, Eddie Murray, Jim Thome, Manny Ramirez, Sandy Alomar Jr., and Omar Vizquel. Game events include G4-3, L7, G3-1, G6-3, E4, HR, P3, G5-3, G3, K, WP, BB, FC6-4, and CS.

Inning Stats and Pitcher Summary table. Inning Stats shows R, H, E, K, S for each of the 9 innings. Pitcher Summary lists Greg Gohr, Greg Keagle, and Richie Lewis with their respective IP, WLS, BF, H, R, ER, SO, BB, IBB, HBP, BLK, WP, HR, S, P, ERA, and WHIP.

Batter	1	2	3	4	5	6	7	8	9	AB R H RBI BB SO LOB	TOP
Chad Curtis, R (1, 7) <small>OBP: 0.351, SLG: 0.350</small> Curtis Pride, L (8, PH) <small>OBP: 0.240, SLG: 0.273</small> (8, 7)	1-1 	1-2 			1-3 			2-3 		3 0 0 0 0 1 2 1 0 0 0 0 1 0	
Duane Singleton, L (1, 8) <small>OBP: 0.250, SLG: 0.143</small>	1-0 		0-1 		1-0 			1-2 		4 0 0 0 0 0 0	
Travis Fryman, R (1, 5) <small>OBP: 0.339, SLG: 0.500</small>	1-1 		4-2 		0-1 			3-2 		3 0 1 0 1 0 0	
Cecil Fielder, R (1, 3) <small>OBP: 0.316, SLG: 0.473</small>		2-1 	1-1 		1-3 			3-3 		4 1 1 0 0 2 1	
Melvin Nieves, S (1, 9) <small>OBP: 0.310, SLG: 0.443</small>		2-3 	1-0 		1-1 			3-3 		4 0 0 0 0 2 2	
Eddie Williams, R (1, 10) <small>OBP: 0.323, SLG: 0.405</small>		2-1 		2-2 		1-1 		2-3 		4 1 1 0 0 1 0	
Mark Lewis, R (1, 4) <small>OBP: 0.370, SLG: 0.536</small>		0-1 		0-1 		2-2 				3 0 1 0 0 0 0	
John Flaherty, R (1, 2) <small>OBP: 0.275, SLG: 0.392</small>		0-0 		1-2 		2-2 				3 0 1 0 0 0 3	
Alan Trammell, R (1, 6) <small>OBP: 0.307, SLG: 0.309</small>		2-2 		0-1 		2-0 				3 0 1 2 0 0 1	
Inning Stats	R: 0 H: 1 E: 0 LOB: 1 K: 0 BB: 0 S: 5 P: 8	R: 2 H: 4 E: 0 LOB: 2 K: 1 BB: 0 S: 17 P: 26	R: 0 H: 0 E: 0 LOB: 1 K: 0 BB: 1 S: 13 P: 19	R: 0 H: 0 E: 0 LOB: 0 K: 0 BB: 0 S: 8 P: 11	R: 0 H: 0 E: 0 LOB: 0 K: 1 BB: 0 S: 7 P: 9	R: 0 H: 0 E: 0 LOB: 0 K: 1 BB: 0 S: 7 P: 9	R: 0 H: 1 E: 0 LOB: 1 K: 0 BB: 0 S: 13 P: 20	R: 0 H: 0 E: 0 LOB: 0 K: 1 BB: 0 S: 9 P: 15	R: 0 H: 0 E: 0 LOB: 0 K: 3 BB: 0 S: 10 P: 18	1B: 4 SF: 0 2B: 2 SAC: 0 3B: 0 DP: 0 HR: 0 HBP: 0	WP: 0 PA: 33 PB: 0 SB: 0 CS: 0
PITCHER Dennis Martinez, R (1, 1) <small>ERA: 4.89</small> Julian Tavarez, R (8, 1) <small>ERA: 3.72</small> Jose Mesa, R (9, 1) <small>ERA: 2.25</small>	IP WLS BF H R ER SO BB IBB HBP BLK WP HR S P ERA WHIP 7.0 W 27 6 2 2 3 1 0 0 0 0 0 0 70 102 2.57 1.000 1.0 3 0 0 0 1 0 0 0 0 0 0 0 9 15 0.00 0.000 1.0 S 3 0 0 0 3 0 0 0 0 0 0 0 10 18 0.00 0.000	PITCHER IP WLS BF H R ER SO BB IBB HBP BLK WP HR S P ERA WHIP									

Detroit Tigers @ Cleveland Indians


Jacobs Field, Cleveland, OH

Wed May 15 1996, 7:05 PM EDT
 Att. 42,259 - Unknown - 54 F

livebaseballscorecards.com

AB	32
R	2
H	6
RBI	2
BB	1
SO	7
LOB	9



Batter	1	2	3	4	5	6	7	8	9	AB R H RBI BB SO LOB	TOP									
Chad Curtis, R OBP: 0.354, SLG: 0.350 (1, 7) SAFE 1B	1-1 WP 1B	4-1 SAFE SAFE SAFE 1B			2-2 F8		0-1 G6-3			3 1 1 0 1 0 0										
Duane Singleton, L OBP: 0.250, SLG: 0.182 (1, 8) SAFE 1B	0-1 WP 1B	0-0 P4			0-3 K		1-1 F8			4 1 1 0 0 1 2										
Travis Fryman, R OBP: 0.337, SLG: 0.490 (1, 5) SAFE 1B	0-2 F9	2-1 F8			4-1 1B BB			0-0 F8		3 0 0 0 1 0 4										
Cecil Fielder, R OBP: 0.320, SLG: 0.473 (1, 3) SAFE 1B	1-0 G6-3 1-H 2-H 1B		1-3 K		2-2 1B		2-3 K			4 0 2 2 0 2 0										
Melvin Nieves, S OBP: 0.316, SLG: 0.466 (1, 9) SAFE BB	4-0 G6-3 1-2 BB		3-2 G3		0-3 K		0-2 HR			3 1 1 1 1 1 2										
Eddie Williams, R OBP: 0.314, SLG: 0.392 (1, 10) SAFE BB	2-2 G6-3 1-2 2-3		2-2 F8		1-3 K		1-0 F9			4 0 0 0 0 1 2										
Mark Lewis, R OBP: 0.361, SLG: 0.522 (1, 4) SAFE BB	0-1 G1-3			1-2 G6-3		0-3 K		1-1 G6-3		4 0 0 0 0 1 2	AB 33 R 3 H 7 RBI 3 BB 3 SO 8 LOB 14									
John Flaherty, R OBP: 0.283, SLG: 0.406 (1, 2) SAFE BB		1-1 BB 1B		1-0 F7		1-0 F7		1-1 F8-4 2B		4 0 2 0 0 0 0										
Chris Gomez, R OBP: 0.353, SLG: 0.276 (1, 6) Curtis Pride, L OBP: 0.231, SLG: 0.261 (9, PH) SAFE K		1-3 K		1-3 K			0-0 F8		2-2 F8-4 2-3	3 0 0 0 0 2 1 1 0 0 0 0 0 1										
Inning Stats	R: 2 E: 0 K: 0 S: 14	H: 3 LOB: 2 BB: 1 P: 22	R: 0 E: 0 K: 1 S: 10	H: 1 LOB: 2 BB: 1 P: 18	R: 0 E: 0 K: 1 S: 11	H: 0 LOB: 0 BB: 0 P: 17	R: 0 E: 0 K: 1 S: 10	H: 0 LOB: 0 BB: 0 P: 13	R: 0 E: 0 K: 2 S: 8	H: 0 LOB: 0 BB: 0 P: 10	R: 0 E: 0 K: 0 S: 5	H: 0 LOB: 0 BB: 0 P: 6	R: 1 E: 0 K: 1 S: 8	H: 1 LOB: 0 BB: 0 P: 11	R: 0 E: 0 K: 0 S: 8	H: 1 LOB: 0 BB: 0 P: 12	1B: 5 2B: 2 3B: 0 HR: 1	SF: 0 SAC: 0 DP: 1 HBP: 0	WP: 1 PB: 0 SB: 0 CS: 0	PA: 36
PITCHER Jack McDowell, R ERA: 3.11 (1, 1)	IP 9.0 WLS W BF 36 H 7 R 3 ER 3 SO 8 BB 3 IBB 0 HBP 0 BLK 0 WP 1 HR 1 S 88 P 131 ERA 3.00 WHIP 1.111											PITCHER IP WLS BF H R ER SO BB IBB HBP BLK WP HR S P ERA WHIP								

Detroit Tigers @ Cleveland Indians
 Jacobs Field, Cleveland, OH
 Thu May 16 1996, 7:05 PM EDT
 Att. 42,330 - Unknown - 51 F

livebaseballscorecards.com

Batter	1	2	3	4	5	6	7	8	9	AB	R	H	RBI	BB	SO	LOB
Kenny Lofton, L OBP: 0.411, SLG: 0.438 (1, 8) BB BB BB	4-0 G4-3 S G4-3 BB		0-0 G6-3	2-1 SH5-3 1-2 2-3			2-3 K			2	1	0	0	1	1	0
Julio Franco, R OBP: 0.398, SLG: 0.480 (1, 3) SAFE BB BB BB	2-1 G4-3 1-3		4-1 HR BB	4-0 IBB			3-3 K			2	1	0	0	2	1	1
Carlos Baerga, S OBP: 0.286, SLG: 0.358 (1, 4) SAFE BB BB BB	0-0 G4-3 3-H		1-1 E6 HR	1-1 SF8-3-5 2-3 3-H			0-3 K HR			3	2	0	2	0	1	1
Albert Belle, R OBP: 0.432, SLG: 0.766 (1, 7) SAFE BB BB BB	2-0 F7 3-H		1-0 HR 1-H 2-H		1-1 F9		1-0 HR 1-H			4	2	2	5	0	0	0
Eddie Murray, S OBP: 0.311, SLG: 0.354 (1, 10) SAFE BB BB BB		1-3 K	2-0 HR		3-1 P6		1-1 G6-3			4	1	1	1	0	1	0
Jim Thome, L OBP: 0.465, SLG: 0.640 (1, 5) SAFE BB BB BB		4-1 BB BB	2-0 1B		3-3 K		2-1 F7			3	0	1	0	1	1	0
Manny Ramirez, R OBP: 0.358, SLG: 0.532 (1, 9) SAFE BB BB BB		4-1 G6-4-3 BB	0-1 G1-3		3-1 F8		1-0 F8			3	0	0	0	1	0	1
Sandy Alomar Jr., R OBP: 0.298, SLG: 0.404 (1, 2) SAFE BB BB BB		0-1 G6-4-3 1-2f		4-1 SH5-3 1B SF8-3-5 BB		0-2 P3	1-1 G6-3			3	1	0	0	1	0	2
Omar Vizquel, S OBP: 0.354, SLG: 0.438 (1, 6) SAFE BB BB BB			1-2 G6-3	1-1 SH5-3 1B		0-0 G5-3				3	0	1	0	0	0	0

Inning Stats	R: 1	H: 0	E: 0	K: 0	S: 4	LOB: 0	BB: 1	P: 12	R: 0	H: 0	E: 0	K: 1	S: 7	LOB: 1	BB: 2	P: 16	R: 4	H: 3	E: 1	K: 0	S: 12	LOB: 1	BB: 1	P: 23	R: 1	H: 1	E: 0	K: 0	S: 7	LOB: 1	BB: 2	P: 19	R: 0	H: 0	E: 0	K: 1	S: 7	LOB: 0	BB: 0	P: 14	R: 0	H: 0	E: 0	K: 0	S: 6	LOB: 0	BB: 0	P: 9	R: 2	H: 1	E: 0	K: 3	S: 14	LOB: 0	BB: 0	P: 21	R: 0	H: 0	E: 0	K: 0	S: 5	LOB: 0	BB: 0	P: 9
--------------	------	------	------	------	------	--------	-------	-------	------	------	------	------	------	--------	-------	-------	------	------	------	------	-------	--------	-------	-------	------	------	------	------	------	--------	-------	-------	------	------	------	------	------	--------	-------	-------	------	------	------	------	------	--------	-------	------	------	------	------	------	-------	--------	-------	-------	------	------	------	------	------	--------	-------	------

PITCHER	IP	WLS	BF	H	R	ER	SO	BB	IBB	HBP	BLK	WP	HR	S	P	ERA	WHIP
Brian Williams, R ERA: 8.1 (1, 1)	3.0	L	18	4	6	2	1	5	0	0	0	0	2	26	59	6.00	3.000
Scott Aldred, L ERA: 8.65 (4, 1)	4.0		14	1	2	2	4	0	1	0	0	1	1	31	55	4.50	0.250
Gregg Olson, R ERA: 1.08 (8, 1)	1.0		3	0	0	0	0	0	0	0	0	0	0	5	9	0.00	0.000

DETROIT TIGERS @ CLEVELAND INDIANS
JACOBS FIELD, CLEVELAND, OH
 Thu May 16 1996, 7:05 PM EDT
 Att: 42,330 - Unknown - 51 F

AB	R	H	RBI	BB	SO	LOB
27	8	5	8	6	5	5

C

WP	HR	S	P	ERA	WHIP
1	0	0	35		

Batter	1	2	3	4	5	6	7	8	9	AB R H RBI BB SO LOB
--------	---	---	---	---	---	---	---	---	---	----------------------

Darryl Hamilton, L OBP: 0.370, SLG: 0.386 (1, 8)	0-1 G1-3		3-2 G1-3	0-2 F7	1-1 2B		4-2 BB		0-1 F7	5 0 1 1 1 0 3
Ivan Rodriguez, R OBP: 0.337, SLG: 0.440 (1, 2)	0-2 G3		0-3 K	2-2 1B	1-1 F7		2-2 F8			5 0 1 1 0 1 2
Will Clark, L OBP: 0.425, SLG: 0.469 (1, 3)	3-2 2B		0-0 G3	0-0 1B	1-2 F7				1-2 L7	5 0 2 0 0 0 1
Mickey Tettleton, S OBP: 0.432, SLG: 0.591 (1, 10)	4-2 BB			1B					0-2 K	3 1 1 0 2 2 0
29 Rusty Greer, L OBP: 0.399, SLG: 0.500 (1, 7)	1-1 G3			2B					0-0 F6	4 1 1 0 1 1 2
Dean Palmer, R OBP: 0.329, SLG: 0.511 (1, 5)			2-2 F9	1B					2-3 K	5 1 1 1 0 2 3
Warren Newson, L OBP: 0.384, SLG: 0.443 (1, 9)			0-3 K	2B	L9				0-0 L9	5 1 2 1 0 2 0
Mark McLemore, S OBP: 0.399, SLG: 0.379 (1, 4)			0-0 G1-3	2B	2B				4-0 BB	3 2 1 2 2 0 0
Kevin Elster, R OBP: 0.301, SLG: 0.560 (1, 6)			0-1 HR	1B	2B				2-2 L9	5 4 4 4 0 0 2

TOP

Texas Rangers @ Cleveland Indians
 Jacobs Field, Cleveland, OH
 Fri May 17 1996, 7:05 PM EDT
 Att. 41,225 - Unknown - 66 F

livebaseballscorecards.com

AB	40
R	10
H	14
RBI	10
BB	6
SO	8
LOB	13



Inning Stats	R: 0	H: 1	R: 0	H: 0	R: 1	H: 1	R: 6	H: 8	R: 2	H: 2	R: 0	H: 0	R: 1	H: 1	R: 0	H: 0	R: 0	H: 1	1B: 4	SF: 0	WP: 0	PA: 46
E: 0	LOB: 2	E: 0	LOB: 0	E: 0	LOB: 3	E: 0	LOB: 0	E: 0	LOB: 1	E: 0	LOB: 0	E: 0	LOB: 1	E: 0	LOB: 0	E: 0	LOB: 0	E: 0	LOB: 2	2B: 8	SAC: 0	PB: 0
K: 0	BB: 1	K: 1	BB: 0	K: 0	BB: 2	K: 0	BB: 0	K: 0	BB: 1	K: 3	BB: 0	K: 1	BB: 1	K: 1	BB: 0	K: 1	BB: 0	K: 1	BB: 1	3B: 0	DP: 0	SB: 1
S: 12	P: 20	S: 9	P: 11	S: 10	P: 51	S: 32	P: 51	S: 15	P: 24	S: 12	P: 19	S: 21	P: 30	S: 7	P: 8	S: 10	P: 18	S: 10	P: 18	HR: 2	HBP: 0	CS: 0

PITCHER	IP	WLS	BF	H	R	ER	SO	BB	IBB	HBP	BLK	WP	HR	S	P	ERA	WHIP
Orel Hershiser, R ERA: 5.98 (1, 1)	3.0		18	8	7	7	2	1	0	0	0	0	1	46	66	21.00	3.000
Joe Roa, R ERA: 10.8 (4, 1)	1.2		11	4	2	2	0	3	0	0	0	0	0	29	49	10.80	4.200
Alan Embree, L ERA: 3.86 (5, 1)	2.1	W	9	1	1	1	4	1	0	0	0	0	1	36	53	3.86	0.857
Paul Assenmacher, L ERA: 3.12 (8, 1)	1.0		3	0	0	0	1	0	0	0	0	0	0	7	8	0.00	0.000
Jose Mesa, R ERA: 2.14 (9, 1)	1.0	S	5	1	0	0	1	1	0	0	0	0	0	10	18	0.00	2.000

Batter	1	2	3	4	5	6	7	8	9
Kenny Lofton, L OBP: 0.411, SLG: 0.439 (1, 8)	G4-3	CS	G6-3		SF7		1B	G4-3 1B	
Julio Franco, R OBP: 0.398, SLG: 0.477 (1, 3)	1B		G5-3		1B		SAFE	G1-3	
Carlos Baerga, S OBP: 0.283, SLG: 0.353 (1, 4)	E1		L4-1		F6		1B	G4-3	
Albert Belle, R OBP: 0.431, SLG: 0.753 (1, 7)	G1-3				FC5-4		1B	1B	
Eddie Murray, S OBP: 0.325, SLG: 0.389 (1, 10)					G4-1		HR	L6	
Jim Thome, L OBP: 0.459, SLG: 0.623 (1, 5)					G4-1		SAFE		
Alvaro Espinoza, R OBP: 0.294, SLG: 0.438 (9, 5)					K		1B	BB	
Jeremy Burnitz, L OBP: 0.421, SLG: 0.533 (1, 9)							P3	HR	
Manny Ramirez, R OBP: 0.360, SLG: 0.556 (6, PH)									
Sandy Alomar Jr., R OBP: 0.314, SLG: 0.425 (1, 2)							G5-3	2B	
Omar Vizquel, S OBP: 0.358, SLG: 0.447 (1, 6)					SF7			F7	
								G3	

Inning Stats	R: 0	H: 1	E: 1	K: 0	S: 10	R: 2	H: 3	E: 1	K: 1	S: 14	R: 0	H: 0	E: 0	K: 0	S: 6	R: 0	H: 1	E: 0	K: 1	S: 13	R: 2	H: 3	E: 0	K: 0	S: 11	R: 1	H: 1	E: 0	K: 1	S: 11	R: 6	H: 6	E: 1	K: 1	S: 21	R: 1	H: 2	E: 0	K: 0	S: 11
	LOB: 1	BB: 0	BB: 0	BB: 0	BB: 15	LOB: 0	BB: 0	LOB: 0	BB: 0	BB: 20	LOB: 1	BB: 0	LOB: 0	BB: 0	BB: 9	LOB: 0	BB: 0	LOB: 0	BB: 0	BB: 16	LOB: 1	BB: 0	LOB: 0	BB: 0	BB: 16	LOB: 0	BB: 0	LOB: 0	BB: 0	LOB: 1	BB: 1	LOB: 1	BB: 0	LOB: 0	BB: 14	LOB: 1	BB: 0	LOB: 0	BB: 0	LOB: 0

PITCHER	IP	WLS	BF	H	R	ER	SO	BB	IBB	HBP	BLK	WP	HR	S	P	ERA	WHIP
Kevin Gross, R ERA: 5.88 (1, 1)	5.0		23	9	5	4	2	0	0	0	0	0	1	57	82	7.20	1.800
Dennis Cook, L ERA: 3.38 (6, 1)	1.1		5	1	1	1	1	0	0	0	0	0	0	11	16	6.75	0.750
Jeff Russell, R ERA: 3.12 (7, 1)	0.1		4	3	1	1	1	0	0	0	0	0	0	12	18	27.00	9.000
Ed Vosberg, L ERA: 2.84 (7, 1)	0.0		1	0	0	0	0	1	0	0	0	0	0	1	5	∞	∞
Gil Heredia, R ERA: 5.28 (7, 1)	1.1	L	8	4	5	5	0	0	0	0	0	0	1	16	23	33.75	3.000

AB R H RBI BB SO LOB

4	2	2	1	0	0	0
5	0	2	1	0	1	2
5	1	1	0	0	0	3
5	1	2	2	0	0	3
5	3	4	2	0	0	1
3	1	0	0	1	2	2
0	0	0	0	0	0	0
2	0	0	0	0	1	2
2	1	1	4	0	0	0
4	2	3	0	0	0	0
4	1	2	2	0	0	1

AB	39
R	12
H	17
RBI	12
BB	1
SO	4
LOB	14



WP	HR	S	P	ERA	WHIP
0	0	0	0	0	0

Texas Rangers @ Cleveland Indians
 Jacobs Field, Cleveland, OH
 Fri May 17 1996, 7:05 PM EDT
 Att: 41,225 - Unknown - 66 F

livebaseballscores.com

Batter	1	2	3	4	5	6	7	8	9	AB R H RBI BB SO LOB	TOP		
Darryl Hamilton, L (1, 8) OBP: 0.371, SLG: 0.403	1-2 HR	1-3 K			1-2 G4-3			0-0 SF8 1B	2-3 K	5 2 2 1 0 2 1			
Ivan Rodriguez, R (1, 2) OBP: 0.335, SLG: 0.432	2-2 G5-3		1-0 E4 G6-4-3			4-0 BB G6-4-3		0-0 FC5 29 2B		3 1 0 0 1 0 1			
Will Clark, L (1, 3) OBP: 0.421, SLG: 0.463	0-1 FC5-4 1B		2-1 F8			0-0 G6-4-3 1-2f		2-1 G6-3		4 0 1 0 0 0 4			
Mickey Tettleton, S (1, 10) OBP: 0.428, SLG: 0.576	2-2 FC5-4 1B 1-2f		2-2 G6-4-3 1-2f			3-2 G6-3		4-0 29 2B IBB		3 0 0 0 1 0 2			
Dean Palmer, R (1, 5) OBP: 0.333, SLG: 0.514	3-0 1-2 1B			2-1 G6-3			3-2 1B 1B	2-2 SF8		3 1 2 1 0 0 0			
29 Rusty Greer, L (1, 7) OBP: 0.395, SLG: 0.500 Rikkert Faneyte, R (8, 7)	1-0 G4-3			1-2 G3			0-0 F8	0-1 2B		4 0 1 1 0 0 3 0 0 0 0 0 0 0			
Mark McLemore, S (1, 4) OBP: 0.395, SLG: 0.375		1-3 K		2-3 K			1 SAFE 0-1 1B 1B	1-1 L7		4 1 1 0 0 2 2			
Damon Buford, R (1, 9) OBP: 0.391, SLG: 0.429		0-1 E S SF8 1B			2-3 K		0-1 CS 1B 2-H 3-H	0-2 CS 1B		4 1 3 2 0 1 0			
Kevin Elster, R (1, 6) OBP: 0.293, SLG: 0.547		1-2 SF8 1-H			1-2 F7		1-2 G6-3 1-2	1-3 K		3 0 0 1 0 1 2			
Inning Stats	R: 1 H: 3 E: 0 LOB: 2 K: 0 BB: 0 S: 13 P: 22	R: 1 H: 1 E: 1 LOB: 0 K: 2 BB: 0 S: 12 P: 15	R: 0 H: 0 E: 1 LOB: 0 K: 0 BB: 0 S: 7 P: 12	R: 0 H: 0 E: 0 LOB: 0 K: 1 BB: 0 S: 11 P: 16	R: 0 H: 0 E: 0 LOB: 0 K: 1 BB: 0 S: 9 P: 13	R: 0 H: 0 E: 0 LOB: 0 K: 0 BB: 1 S: 5 P: 12	R: 2 H: 3 E: 0 LOB: 0 K: 0 BB: 0 S: 14 P: 18	R: 2 H: 2 E: 1 LOB: 2 K: 0 BB: 1 S: 11 P: 20	R: 0 H: 1 E: 0 LOB: 0 K: 2 BB: 0 S: 9 P: 12	1B: 8 SF: 2 2B: 1 SAC: 0 3B: 0 DP: 2 HR: 1 HBP: 0	WP: 0 PA: 37 PB: 0 SB: 1 CS: 2		
PITCHER	IP WLS BF H R ER SO BB IBB HBP BLK WP HR S P ERA WHIP											PITCHER	IP WLS BF H R ER SO BB IBB HBP BLK WP HR S P ERA WHIP
Brian Anderson, L (1, 1) ERA: 3.86	7.0 L 27 7 4 3 4 1 0 0 0 0 1 71 108 3.86 1.143												
Paul Assenmacher, L (8, 1) ERA: 2.53	2.0 10 3 2 0 2 0 1 0 0 0 0 20 32 0.00 1.500												

Texas Rangers @ Cleveland Indians
 Jacobs Field, Cleveland, OH
 Sat May 18 1996, 3:33 AM EDT
 Att. 40,973 - Sunny - 83 F

livebaseballscorecards.com

AB	33
R	6
H	10
RBI	6
BB	2
SO	6
LOB	15



Batter	1	2	3	4	5	6	7	8	9	AB R H RBI BB SO LOB
Kenny Lofton, L OBP: 0.405, SLG: 0.438 (1, 8)	1-1 G4-3		2-1 SAFE 1B 2B		2-2 G1-3		2-3 K		3-1 G1-3	5 1 1 0 0 1 0
Julio Franco, R OBP: 0.398, SLG: 0.472 (1, 3)	3-2 G4-3		3-2 G4-6-3 1B 2-H 3-H		1-2 G4-3		4-2 1B BB		0-3 K	4 0 1 2 1 1 0
Carlos Baerga, S OBP: 0.262, SLG: 0.350 (1, 4)	2-0 G6-3		2-0 G4-6-3 1-2f		1-3 K		1-0 1-2 1B			4 0 1 0 0 1 1
Albert Belle, R OBP: 0.433, SLG: 0.765 (1, 7)		0-1 HR	4-1 1B BB		0-0 F3		2-2 K			3 1 1 1 1 1 2
Eddie Murray, S OBP: 0.324, SLG: 0.386 (1, 10)		3-2 L9	0-1 1-2 1B		0-2 F9			2-1 F7		4 0 1 0 0 0 0
Manny Ramirez, R OBP: 0.364, SLG: 0.550 (1, 9)		2-0 BB 1B	0-1 F8		0-0 E5 1B S		4-2 BB			3 0 1 0 1 0 2
Sandy Alomar Jr., R OBP: 0.320, SLG: 0.422 (1, 2)		4-2 G4-6-3 BB		0-0 L7		2-0 1-3 1B		0-2 F7		3 0 1 0 1 0 1
Alvaro Espinoza, R OBP: 0.250, SLG: 0.368 (1, 5) Jim Thome, L OBP: 0.456, SLG: 0.617 (8, PH) (9, 5)		0-1 G4-6-3 1-2f		1-2 L8		0-0 G4-3		2-2 P2		3 0 0 0 0 0 4 1 0 0 0 0 0 1
Omar Vizquel, S OBP: 0.355, SLG: 0.437 (1, 6)			1-2 2B 1B HBP		2-0 G5-3		1-1 L6		1-0 F7	3 1 0 0 0 0 0

Inning Stats	R: 0 E: 0 K: 0 S: 7	H: 0 LOB: 0 BB: 0 P: 13	R: 1 E: 0 K: 0 S: 10	H: 2 LOB: 1 BB: 1 P: 19	R: 2 E: 0 K: 0 S: 14	H: 3 LOB: 2 BB: 1 P: 26	R: 0 E: 0 K: 0 S: 5	H: 0 LOB: 0 BB: 0 P: 8	R: 0 E: 0 K: 1 S: 9	H: 0 LOB: 0 BB: 0 P: 13	R: 0 E: 1 K: 0 S: 7	H: 1 LOB: 2 BB: 0 P: 9	R: 0 E: 0 K: 2 S: 12	H: 1 LOB: 2 BB: 1 P: 22	R: 0 E: 0 K: 0 S: 10	H: 0 LOB: 1 BB: 1 P: 18	R: 0 E: 0 K: 1 S: 6	H: 0 LOB: 0 BB: 0 P: 10	1B: 5 2B: 1 3B: 0 HR: 1	SF: 0 SAC: 0 DP: 2 HBP: 1	WP: 0 PB: 0 SB: 1 CS: 0	PA: 38
--------------	------------------------------	----------------------------------	-------------------------------	----------------------------------	-------------------------------	----------------------------------	------------------------------	---------------------------------	------------------------------	----------------------------------	------------------------------	---------------------------------	-------------------------------	----------------------------------	-------------------------------	----------------------------------	------------------------------	----------------------------------	----------------------------------	------------------------------------	----------------------------------	--------

PITCHER	IP	WLS	BF	H	R	ER	SO	BB	IBB	HBP	BLK	WP	HR	S	P	ERA	WHIP
Darren Oliver, L ERA: 5.02 (1, 1)	6.2	W	30	7	3	3	2	3	0	1	0	0	1	60	104	4.05	1.500
Jeff Russell, R ERA: 2.7 (7, 1)	1.1		5	0	0	0	1	1	0	0	0	0	0	14	24	0.00	0.750
Mike Henneman, R ERA: 3.55 (9, 1)	1.0	S	3	0	0	0	1	0	0	0	0	0	0	6	10	0.00	0.000

BOTTOM

Texas Rangers @ Cleveland Indians
Jacobs Field, Cleveland, OH
Sat May 18 1996, 3:33 AM EDT
Att: 40,973 - Sunny - 83 F

livebaseballscorecards.com


AB	33
R	3
H	7
RBI	3
BB	4
SO	4
LOB	11



Batter	1	2	3	4	5	6	7	8	9	AB	R	H	RBI	BB	SO	LOB																		
Darryl Hamilton, L OBP: 0.374, SLG: 0.406 (1, 8)	1-0 1B 1B		0-0 G4-3		0-1 FC4-6 1B		2-2 G1-3			4	1	2	0	0	0	0																		
Ivan Rodriguez, R OBP: 0.339, SLG: 0.435 Dave Valle, R OBP: 0.375, SLG: 0.350 (1, 2)	0-1 1B SF7 1B		0-0 G1-3		0-3 K		0-1 G5-3			1	1	1	0	0	0	0																		
Will Clark, L OBP: 0.422, SLG: 0.464 (1, 3)	0-0 1B G5-3 1B		1-1 S 1B		1-1 FC4-6 BB 2B		0-3 K			4	1	2	1	0	1	1																		
Mickey Tettleton, S OBP: 0.423, SLG: 0.567 (1, 10)	2-0 SF7 3-H		2-3 K		4-1 2B BB				2-0 G4-3	2	1	0	1	1	1	1																		
Dean Palmer, R OBP: 0.337, SLG: 0.520 (1, 5)	1-2 G5-3 1-2			0-0 G3-1 G4-3 1B		1-1 2B 1-H 2-H		2-0 F7		4	0	2	2	0	0	1																		
Warren Newson, L OBP: 0.364, SLG: 0.415 (1, 7)	2-2 G4-3			0-1 G4-3 1-2		2-2 G4-3		3-3 K		4	0	0	0	0	1	3																		
Mark McLemore, S OBP: 0.391, SLG: 0.371 (1, 4)		0-0 G4-3		2-1 G3-1		3-2 G5-4-3 1B			2-1 G3	4	0	1	0	0	0	1																		
Damon Buford, R OBP: 0.367, SLG: 0.400 Lou Frazier, S OBP: 0.167, SLG: 0.167 (1, 9)		0-3 K		1-3 K		2-3 K			0-1 L7	3	0	0	0	0	3	2																		
Kevin Elster, R OBP: 0.292, SLG: 0.560 (1, 6)		3-3 K				0-0 HR			3-2 F8	4	1	1	1	0	1	1																		
Inning Stats	R: 2 E: 0 K: 0 S: 11	H: 3 LOB: 1 BB: 0 P: 17	R: 0 E: 0 K: 2 S: 7	H: 0 LOB: 0 BB: 0 P: 10	R: 0 E: 0 K: 1 S: 7	H: 1 LOB: 1 BB: 0 P: 10	R: 0 E: 0 K: 1 S: 8	H: 1 LOB: 1 BB: 0 P: 11	R: 3 E: 0 K: 1 S: 14	H: 3 LOB: 1 BB: 1 P: 22	R: 0 E: 0 K: 1 S: 9	H: 1 LOB: 0 BB: 0 P: 16	R: 0 E: 0 K: 1 S: 8	H: 0 LOB: 0 BB: 0 P: 10	R: 0 E: 0 K: 1 S: 5	H: 0 LOB: 0 BB: 0 P: 12	R: 0 E: 0 K: 0 S: 7	H: 0 LOB: 0 BB: 0 P: 12	1B: 7 2B: 1 3B: 0 HR: 1	SF: 1 SAC: 0 DP: 1 HBP: 0	WP: 0 PB: 0 SB: 1 CS: 0	PA: 36												
PITCHER	IP WLS BF H R ER SO BB IBB HBP BLK WP HR S P ERA WHIP																	PITCHER	IP WLS BF H R ER SO BB IBB HBP BLK WP HR S P ERA WHIP															
Charles Nagy, R ERA: 3.97 (1, 1)	6.0 W	27	9	5	5	6	1	0	0	0	0	0	0	1	56	86	7.50	1.667																
Jim Poole, L ERA: 2.13 (7, 1)	1.0	3	0	0	0	1	0	0	0	0	0	0	0	8	10	0.00	0.000																	
Julian Tavarez, R ERA: 3.54 (8, 1)	1.0	3	0	0	0	1	0	0	0	0	0	0	0	5	12	0.00	0.000																	
Jose Mesa, R ERA: 2.05 (9, 1)	1.0	S	3	0	0	0	0	0	0	0	0	0	0	7	12	0.00	0.000																	

Texas Rangers @ Cleveland Indians
Jacobs Field, Cleveland, OH
Sun May 19 1996, 3:33 AM EDT
Att. 43,299 - Sunny - 83 F

AB	34
R	5
H	9
RBI	5
BB	1
SO	8
LOB	11



BOTTOM

Texas Rangers @ Cleveland Indians
Jacobs Field, Cleveland, OH

livebaseballscorecards.com

AB	32
R	8
H	11
RBI	8
BB	5
SO	5
LOB	19



WP:	0	PA:	39
PB:	0		
SB:	2		
CS:	1		

ERA	7.20	3.00
WHIP	2.400	1.333

Sun May 19 1996, 3:33 AM EDT
Att. 43,299 - Sunny - 83 F

AB R H RBI BB SO LOB

2	2	2	1	3	0	0
4	1	1	2	0	2	4
5	0	0	0	0	1	5
3	0	2	2	1	0	0
4	0	1	0	0	0	4
4	1	2	1	0	1	1
4	0	1	1	0	1	3
3	2	1	1	1	0	1
3	2	1	0	0	0	1
1B:	8	SF:	0			
2B:	3	SAC:	1			
3B:	0	DP:	3			
HR:	1	HBP:	1			

1B: 8 SF: 0
2B: 3 SAC: 1
3B: 0 DP: 3
HR: 1 HBP: 1

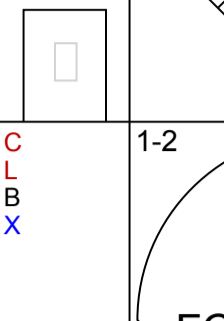
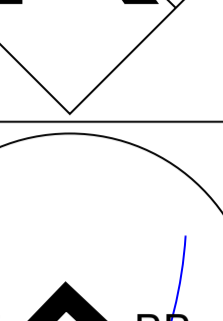


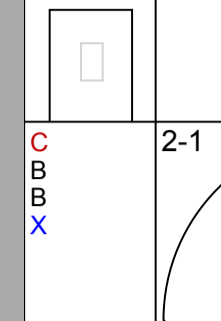
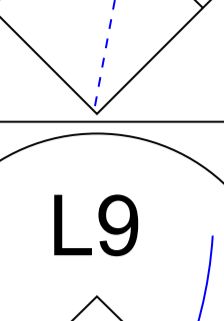



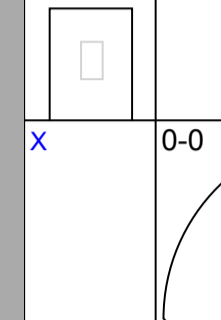
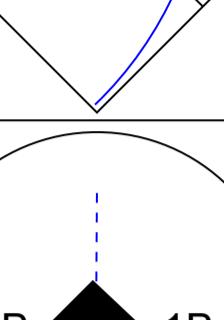
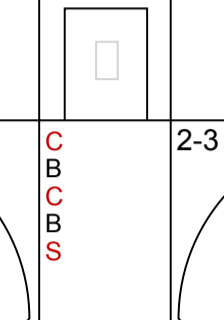
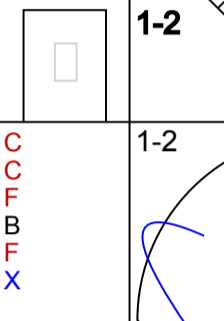



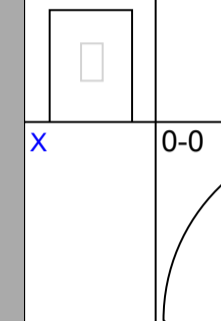
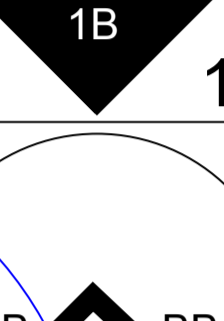
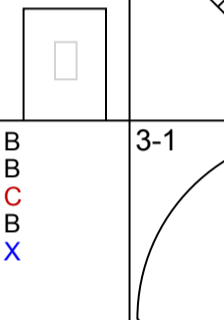
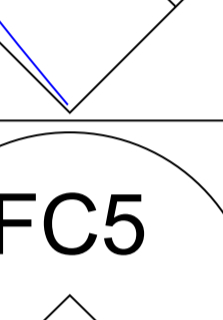


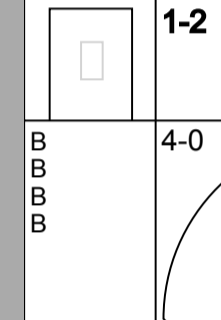
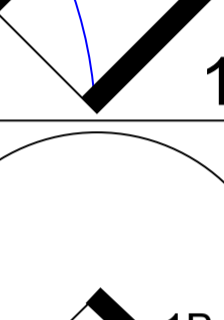
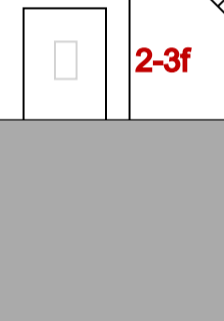
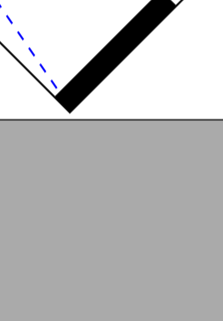
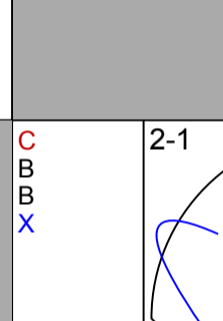
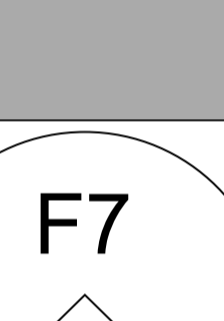
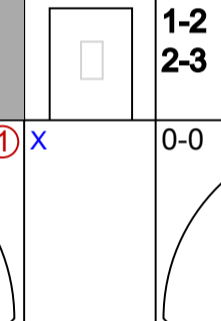
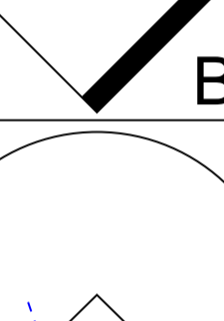
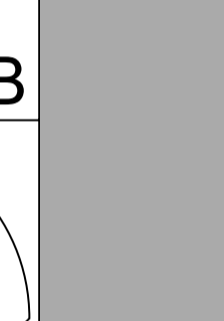


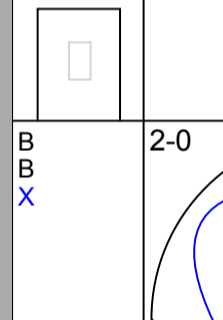
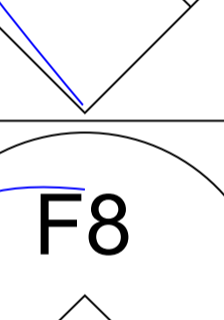
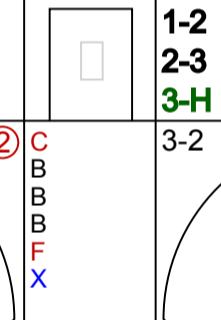


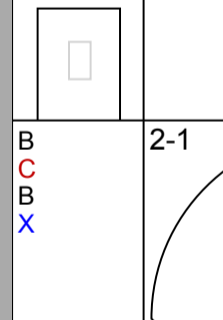
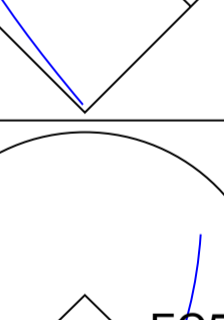
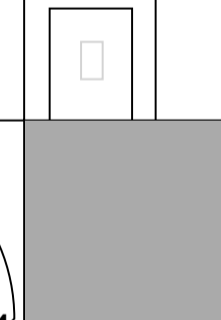


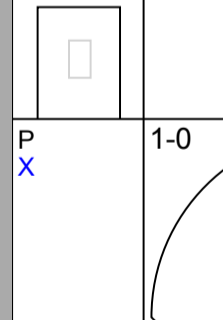


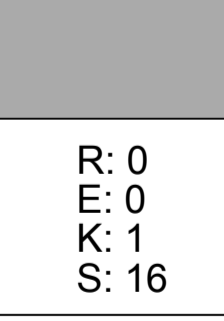
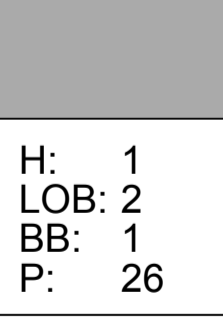
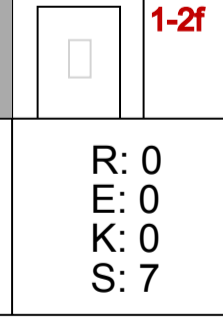
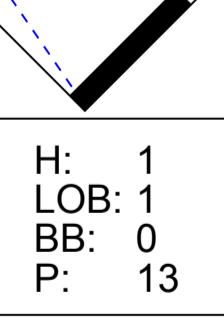

WP: 0 PA: 39
PB: 0
SB: 2
CS: 1

IP	WLS	BF	H	R	ER	SO	BB	IBB	HBP	BLK	WP	HR	S	P	ERA	WHIP
5.0	L	28	8	7	4	5	4	0	0	0	0	1	66	114	7.20	2.400
3.0		11	3	1	1	0	1	0	1	0	0	0	27	40	3.00	1.333

Batter	1	2	3	4	5	6	7	8	9
Kenny Lofton, L OBP: 0.421, SLG: 0.451 (1, 8)	L7-2-5 1B		0-1 1B	4-1 1B		4-2 BB		4-2 BB	
Julio Franco, R OBP: 0.398, SLG: 0.466 (1, 3)	1-3 K		0-2 1B	1-3 K		1-1 G6-4-3		1-2 HBP	
Carlos Baerga, S OBP: 0.274, SLG: 0.339 (1, 4)	1-1 L7-2-5		3-3 K	3-1 G1-3		0-1 F8		1-2 F7	
Albert Belle, R OBP: 0.440, SLG: 0.763 (1, 7)		0-0 L6-3	4-2 1B	1-0 1B		0-0 G4-3		0-0 G4-3	
Eddie Murray, S OBP: 0.322, SLG: 0.382 (1, 10)		2-0 1B	0-2 G3	0-0 L8		0-2 G4-3		0-2 G4-3	
Jim Thome, L OBP: 0.457, SLG: 0.622 (1, 5)		0-2 FC4-6	2-2 1B		1-3 K		3-2 1B		
Manny Ramirez, R OBP: 0.361, SLG: 0.541 (1, 9)		2-2 F8	2-0 F8		3-3 K		2-1 FC4-6		
Sandy Alomar Jr., R OBP: 0.325, SLG: 0.445 (1, 2)			0-1 E5	3-2 HR		4-0 BB		0-1 FC4-6	
Omar Vizquel, S OBP: 0.355, SLG: 0.435 (1, 6)			1-1 SH	3-1 1B		3-2 G3		1-1 G3	

Inning Stats	R: 0	H: 1	R: 0	H: 1	R: 4	H: 3	R: 3	H: 3	R: 0	H: 0	R: 1	H: 3	R: 0	H: 0
	E: 0	LOB: 0	E: 0	LOB: 1	E: 2	LOB: 2	E: 0	LOB: 1	E: 0	LOB: 1	E: 0	LOB: 1	E: 0	LOB: 0
	K: 1	BB: 0	K: 0	BB: 0	K: 1	BB: 1	K: 1	BB: 1	K: 2	BB: 1	K: 0	BB: 0	K: 0	BB: 1
	S: 9	P: 12	S: 8	P: 12	S: 22	P: 34	S: 14	P: 28	S: 10	P: 21	S: 11	P: 16	S: 12	P: 19

PITCHER	IP	WLS	BF	H	R	ER	SO	BB	IBB	HBP	BLK	WP	HR	S	P	ERA	WHIP
Bobby Witt, R ERA: 6.1 (1, 1)	5.0	L	28	8	7	4	5	4	0	0	0	0	1	66	114	7.20	2.400
Mark Brandenburg, R ERA: 1.23 (6, 1)	3.0		11	3	1	1	0	1	0	1	0	0	0	27	40	3.00	1.333

Batter	1	2	3	4	5	6	7	8	9	AB R H RBI BB SO LOB	TOP
Chuck Carr, S (1, 8) OBP: 0.329, SLG: 0.411 	1-3 		0-0 	1-1 		0-2 		0-2 		5 0 0 1 0 1 1	
Kevin Seitzer, R (1, 5) OBP: 0.444, SLG: 0.483 David Hulse, L (9, PR) OBP: 0.196, SLG: 0.178 Jeff Cirillo, R (9, 5) OBP: 0.355, SLG: 0.456 	1-2 		2-1 	0-1 			1-0 		3-2 	5 0 2 0 0 0 0 0 0 0 0 0 0 0 0 0 0 0 0 0 0	
Jose Valentin, S (1, 6) OBP: 0.369, SLG: 0.523 	4-2 		0-0 	2-3 			0-0 		0-0 	3 1 2 0 1 1 0	
Greg Vaughn, R (1, 7) OBP: 0.401, SLG: 0.534 	1-2 		0-0 		0-1 		0-0 		1-3 	5 1 2 1 0 1 5	
John Jaha, R (1, 10) OBP: 0.382, SLG: 0.449 	3-1 		4-0 	1-2 		1-0 		1-3 	0-1 	4 0 1 0 1 1 5	
Dave Nilsson, L (1, 3) OBP: 0.477, SLG: 0.900 		2-1 	0-0 		0-1 			1-2 		4 1 2 1 0 0 1	
Matt Mieske, R (1, 9) OBP: 0.372, SLG: 0.508 		2-0 	3-2 		2-0 			0-2 		4 0 1 1 0 0 4	
Fernando Vina, L (1, 4) OBP: 0.369, SLG: 0.473 		2-1 		3-2 		0-0 		1-0 		4 1 2 0 0 0 1	
Mike Matheny, R (1, 2) OBP: 0.287, SLG: 0.403 	1-0 			0-1 		1-2 		2-3 		4 1 1 1 0 1 2	
Inning Stats	R: 0 H: 1 E: 0 LOB: 2 K: 1 BB: 1 S: 16 P: 26	R: 0 H: 1 E: 0 LOB: 1 K: 0 BB: 0 S: 7 P: 13	R: 1 H: 3 E: 0 LOB: 3 K: 0 BB: 1 S: 9 P: 18	R: 2 H: 2 E: 0 LOB: 0 K: 1 BB: 0 S: 12 P: 18	R: 1 H: 2 E: 0 LOB: 0 K: 0 BB: 0 S: 6 P: 9	R: 0 H: 0 E: 0 LOB: 0 K: 0 BB: 0 S: 7 P: 8	R: 0 H: 1 E: 0 LOB: 1 K: 1 BB: 0 S: 6 P: 8	R: 1 H: 2 E: 0 LOB: 1 K: 1 BB: 0 S: 14 P: 18	R: 0 H: 1 E: 0 LOB: 2 K: 1 BB: 0 S: 11 P: 15	1B: 8 SF: 0 2B: 3 SAC: 1 3B: 1 DP: 1 HR: 1 HBP: 0	WP: 0 PA: 41 PB: 0 SB: 0 CS: 0
PITCHER Dennis Martinez, R (1, 1) ERA: 4.92 Jim Poole, L (8, 1) ERA: 2.77 Julian Tavarez, R (8, 1) ERA: 3.27	IP WLS BF H R ER SO BB IBB HBP BLK WP HR S P ERA WHIP 7.0 0 32 10 4 4 3 2 0 0 0 0 1 63 100 5.14 1.714 0.1 0 3 2 1 1 0 0 0 0 0 0 0 7 9 27.00 6.000 1.2 W 6 1 0 0 2 0 0 0 0 0 0 0 18 24 0.00 0.600	PITCHER IP WLS BF H R ER SO BB IBB HBP BLK WP HR S P ERA WHIP									

Milwaukee Brewers @ Cleveland Indians
 Jacobs Field, Cleveland, OH
 Tue May 21 1996, 7:05 PM EDT
 Att. 39,974 - Unknown - 67 F

AB	38
R	5
H	13
RBI	5
BB	2
SO	5
LOB	19



Batter	1	2	3	4	5	6	7	8	9	AB R H RBI BB SO LOB
Kenny Lofton, L OBP: 0.415, SLG: 0.446 (1, 8)	2-1 CS 1B		1-2 L7		0-0 G4-3		0-0 SF8		2-0 G4-3	4 0 1 1 0 0 0
Julio Franco, R OBP: 0.408, SLG: 0.488 (1, 3)	0-3 K		4-2 CS BB			4-2 WP BB	1-0 E5 1B		0-0 HR	3 1 2 2 2 1 1
Carlos Baerga, S OBP: 0.274, SLG: 0.355 (1, 4)	2-1 HR		0-1 CS	3-2 G4-3		1-1 P2	0-0 F7			4 1 1 1 0 0 2
Albert Belle, R OBP: 0.435, SLG: 0.750 (1, 7)	2-2 G6-3			1-0 BB 1B		1 SAFE 2-1 F9		0-0 G6-3		4 0 1 0 0 0 1
Eddie Murray, S OBP: 0.320, SLG: 0.375 (1, 10)		1-1 F7		1-1 P4		3-2 G4-3		4-2 1B BB		3 0 0 0 1 0 2
Wayne Kirby, L OBP: 0.286, SLG: 0.286 (8, PR)										0 0 0 0 0 0 0
Jim Thome, L OBP: 0.465, SLG: 0.672 (1, 5)		2-2 HR		4-0 1-2 BB			0-0 HR	3-2 P3		3 2 2 2 1 0 1
Manny Ramirez, R OBP: 0.364, SLG: 0.537 (1, 9)		2-0 G5-3		2-1 G4-3			4-1 FC3-6 BB	1 SAFE 1-1 FC6-4 1B		3 0 1 0 1 0 2
Tony Peña, R OBP: 0.333, SLG: 0.389 (1, 2)		3-2 G6-3			1-1 G5-3		1-1 FC3-6 1B SF8	2-2 FC6-4		2 0 0 0 0 0 0
Jeromy Burnitz, L OBP: 0.400, SLG: 0.500 (7, PH)										1 1 0 0 0 0 1
Sandy Alomar Jr., R OBP: 0.323, SLG: 0.442 (8, 2)										1 0 0 0 0 0 2
Omar Vizquel, S OBP: 0.352, SLG: 0.430 (1, 6)			2-2 F9		2-1 G3		1-2 SF8 E 1B		2-1 L9	4 1 1 0 0 0 0

Inning Stats	R: 1 E: 0 K: 1 S: 11	H: 2 LOB: 0 BB: 0 P: 16	R: 1 E: 0 K: 0 S: 9	H: 1 LOB: 0 BB: 0 P: 17	R: 0 E: 0 K: 0 S: 10	H: 0 LOB: 0 BB: 1 P: 17	R: 0 E: 0 K: 0 S: 8	H: 1 LOB: 2 BB: 1 P: 19	R: 0 E: 0 K: 0 S: 5	H: 0 LOB: 0 BB: 0 P: 8	R: 0 E: 0 K: 0 S: 9	H: 0 LOB: 1 BB: 1 P: 19	R: 3 E: 1 K: 0 S: 11	H: 3 LOB: 1 BB: 1 P: 18	R: 0 E: 0 K: 0 S: 17	H: 1 LOB: 2 BB: 1 P: 27	R: 1 E: 0 K: 0 S: 4	H: 1 LOB: 0 BB: 0 P: 8	1B: 5 2B: 0 3B: 0 HR: 4	SF: 1 SAC: 0 DP: 0 HBP: 0
--------------	-------------------------------	----------------------------------	------------------------------	----------------------------------	-------------------------------	----------------------------------	------------------------------	----------------------------------	------------------------------	---------------------------------	------------------------------	----------------------------------	-------------------------------	----------------------------------	-------------------------------	----------------------------------	------------------------------	---------------------------------	----------------------------------	------------------------------------

PITCHER	IP	WLS	BF	H	R	ER	SO	BB	IBB	HBP	BLK	WP	HR	S	P	ERA	WHIP
Ben McDonald, R ERA: 3.88 (1, 1)	5.0		20	4	2	2	1	3	0	0	0	0	2	45	83	3.60	1.400
Ramon Garcia, R ERA: 4.11 (6, 1)	2.1		11	3	3	3	0	1	0	0	0	1	1	19	32	11.57	1.714
Kevin Wickander, L ERA: 4.61 (8, 1)	0.1		2	0	0	0	0	1	0	0	0	0	0	7	14	0.00	3.000
Marshall Boze, R ERA: 2.08 (8, 1)	1.0	L	5	2	1	1	0	0	0	0	0	0	1	13	20	9.00	2.000

BOTTOM

Milwaukee Brewers @ Cleveland Indians
Jacobs Field, Cleveland, OH
 Tue May 21 1996, 7:05 PM EDT
 Att: 39,974 - Unknown - 67 F

AB	32
R	6
H	9
RBI	6
BB	5
SO	1
LOB	12

C

WP : 1	PA : 39
PB : 0	
SB : 0	
CS : 2	

PITCHER	IP	WLS	BF	H	R	ER	SO	BB	IBB	HBP	BLK	WP	HR	S	P	ERA	WHIP
---------	----	-----	----	---	---	----	----	----	-----	-----	-----	----	----	---	---	-----	------

Batter	1	2	3	4	5	6	7	8	9	AB R H RBI BB SO LOB	TOP		
Chuck Carr, S (1, 8) OBP: 0.345, SLG: 0.436 B B C F C F X	2-2 F8 1-2	0-0 G4-3 2-3		2-2 S 2B 1B 2-H 3-H	2-1 2B			0-0 CS 1B		5 1 3 3 0 0 1	Milwaukee Brewers @ Cleveland Indians Jacobs Field, Cleveland, OH Wed May 22 1996, 7:05 PM EDT Att. 41,027 - Unknown - 73 F		
Kevin Seitzer, R (1, 3) OBP: 0.443, SLG: 0.493 C B B X	2-1 2B	1-1 G1-3		3-1 1-H 2B 1 SAFE 2 SAFE 3 SAFE	1-3 K			1-2 P5 1-2		5 0 2 1 0 1 3			
Jose Valentin, S (1, 6) OBP: 0.365, SLG: 0.513 B X	1-0 F9		2-2 G4-3	1-1 F7		3-2 G4-6-3 1B		1-3 K		5 0 1 0 0 1 2			
Greg Vaughn, R (1, 7) OBP: 0.390, SLG: 0.516 B F F S	1-3 K		1-3 K	1-0 P4		0-0 G4-6-3 1-2f			2-0 F7	5 0 0 0 0 2 3			
Dave Nilsson, L (1, 10) OBP: 0.469, SLG: 0.909 B B C B B X		4-1 E 1B 2B BB	2-2 HR		3-1 E4 BB 1B BB	0-3 K		1-2 G3		4 3 1 1 1 1 0			
Jeff Cirillo, R (1, 5) OBP: 0.363, SLG: 0.457 C S B X		0-2 E8 2B 1B	0-2 G1-3		1-2 BB BB G4-6-3 1B		1-0 L8	2-1 1B HBP		4 2 2 0 0 0 0			
Fernando Vina, L (1, 4) OBP: 0.394, SLG: 0.482 F B B B B B		4-2 2B BB		1-2 SH5-4 1B 1B	4-1 G4-6-3 BB 2B BB		4-2 S BB	0-0 1B		2 3 2 0 3 0 0			
Turner Ward, S (1, 9) OBP: 0.353, SLG: 0.370 Matt Mieske, R (9, PH) OBP: 0.370, SLG: 0.504 (9, 9)		2-3 K		0-0 SH5-4 1B 1B	4-2 G4-6-3 BB		1-3 K	3-3 K		3 1 1 1 1 2 4 1 0 0 0 0 1 2			
Mike Matheny, R (1, 2) OBP: 0.288, SLG: 0.410 X	0-0 G4-3 1-H 2-H 3-H 2B		0-1 SH5-4	0-1 G4-6-3 1-2f 2-3 3-H			2-3 K			3 0 1 3 0 1 3			
Inning Stats	R: 0 H: 1 E: 0 LOB: 1 K: 1 BB: 0 S: 9 P: 15	R: 3 H: 2 E: 1 LOB: 1 K: 1 BB: 2 S: 13 P: 24	R: 1 H: 1 E: 0 LOB: 0 K: 1 BB: 0 S: 13 P: 18	R: 3 H: 4 E: 0 LOB: 1 K: 0 BB: 0 S: 15 P: 22	R: 3 H: 2 E: 1 LOB: 1 K: 1 BB: 2 S: 16 P: 31	R: 0 H: 1 E: 0 LOB: 0 K: 1 BB: 0 S: 7 P: 10	R: 0 H: 0 E: 0 LOB: 1 K: 2 BB: 1 S: 9 P: 17	R: 0 H: 1 E: 0 LOB: 0 K: 1 BB: 0 S: 11 P: 13	R: 0 H: 1 E: 0 LOB: 2 K: 1 BB: 0 S: 10 P: 18	1B: 8 SF: 0 2B: 4 SAC: 1 3B: 0 DP: 2 HR: 1 HBP: 1	WP: 0 PA: 44 PB: 0 SB: 3 CS: 1		
PITCHER	IP WLS BF H R ER SO BB IBB HBP BLK WP HR S P ERA WHIP											PITCHER	IP WLS BF H R ER SO BB IBB HBP BLK WP HR S P ERA WHIP
Jack McDowell, R (1, 1) ERA: 3.86	3.1 L 20 8 7 7 3 2 0 0 0 0 0 1 47 74 18.90 3.000												
Alan Embree, L (4, 1) ERA: 3.24	2.2 12 3 3 0 2 2 0 0 0 0 0 0 26 46 0.00 1.875												
Eric Plunk, R (7, 1) ERA: 3.0	2.1 8 1 0 0 3 1 0 0 0 0 0 0 21 33 0.00 0.857												
Paul Assenmacher, L (9, 1) ERA: 2.38	0.2 4 1 0 0 1 0 0 0 1 0 0 0 9 15 0.00 1.500												

livebaseballscorecards.com

AB	37
R	10
H	13
RBI	9
BB	5
SO	9
LOB	18



Batter	1	2	3	4	5	6	7	8	9	AB R H RBI BB SO LOB
Kenny Lofton, L OBP: 0.410, SLG: 0.439 (1, 8) B F B X	2-1 E4 G4-3		1-0 G6-3			1-1 1B 1B			2-1 G3	5 1 1 1 0 0 2
Julio Franco, R OBP: 0.408, SLG: 0.485 (1, 3) 1 SAFE 1 SAFE C B S S 1 SAFE	1-3 K		3-3 K			1-2 1B SF9 1B	2-1 L9		1-0 1B 1B	5 1 2 0 0 2 1
Carlos Baerga, S OBP: 0.277, SLG: 0.356 (1, 4) C L X	0-2 G4-3 1-2f			1-3 K		1-0 1B 1B	0-0 F9		1-0 1B 1B	5 1 2 1 0 1 1
Albert Belle, R OBP: 0.429, SLG: 0.736 (1, 7) B B C B B X		3-1 L8		4-2 L6-3 BB		1-0 SF9	1-1 G4-3		3-3 K	3 0 0 1 1 1 2
Eddie Murray, S OBP: 0.324, SLG: 0.378 (1, 10) B B C C B B X		2-3 K		0-0 L6-3 1-1		2-2 1B 2B 1B		0-0 FC4-6 1B		4 1 2 0 0 1 1
Manny Ramirez, R OBP: 0.361, SLG: 0.529 (1, 9) B B F C B X		2-2 G6-3			0-0 F7	0-0 2B 1B		3-1 FC4-6 FC1-4-3 1-2f		4 1 1 1 0 0 1
Jim Thome, L OBP: 0.465, SLG: 0.664 (1, 5) B B F C B B X			3-2 2B G3 1B		0-0 G4-3	4-2 2B BB		0-3 K		3 1 1 0 1 1 1
Sandy Alomar Jr., R OBP: 0.336, SLG: 0.492 (1, 2) B X			1-0 G3 G6-3 2B		1-1 HR	1-0 2B		2-2 FC1-4-3 1-2f		4 2 3 3 0 0 1
Omar Vizquel, S OBP: 0.344, SLG: 0.418 (1, 6) C X			0-1 G3 2-3 3-H		0-1 L7	1-2 L5		3-2 G6-3		4 0 0 1 0 0 3

Inning Stats	R: 0	H: 0	E: 1	LOB: 0	K: 1	BB: 0	S: 8	P: 11	R: 0	H: 0	E: 0	LOB: 0	K: 1	BB: 0	S: 9	P: 16	R: 2	H: 2	E: 0	LOB: 0	K: 1	BB: 0	S: 11	P: 19	R: 0	H: 0	E: 0	LOB: 0	K: 1	BB: 1	S: 6	P: 11	R: 1	H: 1	E: 0	LOB: 0	K: 0	BB: 0	S: 6	P: 7	R: 5	H: 6	E: 0	LOB: 2	K: 0	BB: 1	S: 21	P: 33	R: 0	H: 0	E: 0	LOB: 0	K: 0	BB: 0	S: 5	P: 8	R: 0	H: 1	E: 0	LOB: 1	K: 1	BB: 0	S: 9	P: 14	R: 0	H: 2	E: 0	LOB: 2	K: 1	BB: 0	S: 10	P: 20	1B: 9	SF: 1	2B: 3	SAC: 0	3B: 0	DP: 2	HR: 1	HBP: 0	WP: 0	PA: 40
--------------	------	------	------	--------	------	-------	------	-------	------	------	------	--------	------	-------	------	-------	------	------	------	--------	------	-------	-------	-------	------	------	------	--------	------	-------	------	-------	------	------	------	--------	------	-------	------	------	------	------	------	--------	------	-------	-------	-------	------	------	------	--------	------	-------	------	------	------	------	------	--------	------	-------	------	-------	------	------	------	--------	------	-------	-------	-------	-------	-------	-------	--------	-------	-------	-------	--------	-------	--------

PITCHER	IP	WLS	BF	H	R	ER	SO	BB	IBB	HBP	BLK	WP	HR	S	P	ERA	WHIP
Scott Karl, L ERA: 4.6 (1, 1)	5.1	W	26	9	8	8	4	2	0	0	0	0	1	55	90	13.50	2.062
Mike Potts, L ERA: 6.33 (6, 1)	2.0		7	1	0	0	0	0	0	0	0	0	0	14	21	0.00	0.500
Graeme Lloyd, L ERA: 2.61 (8, 1)	1.1		4	0	0	0	1	0	0	0	0	0	0	11	18	0.00	0.000
Mike Fetters, R ERA: 2.16 (9, 1)	0.1	S	3	2	0	0	1	0	0	0	0	0	0	5	10	0.00	6.000

BOTTOM

Milwaukee Brewers @ Cleveland Indians
Jacobs Field, Cleveland, OH
 Wed May 22 1996, 7:05 PM EDT
 Att: 41,027 - Unknown - 73 F

livebaseballscores.com

AB	37
R	8
H	12
RBI	8
BB	2
SO	6
LOB	13



Batter	1	2	3	4	5	6	7	8	9	AB R H RBI BB SO LOB	TOP	
Chuck Carr, S (1, 8) OBP: 0.337, SLG: 0.422	0-0 			0-1 	1-0 		0-0 		1-3 	5 0 1 0 0 1 2	Milwaukee Brewers @ Cleveland Indians Jacobs Field, Cleveland, OH Thu May 23 1996, 7:05 PM EDT Att. 42,395 - Unknown - 61 F livebaseballscorecards.com	
Kevin Seitzer, R (1, 5) OBP: 0.442, SLG: 0.490	2-0 			1-0 		1-2 	2-0 		2-2 	5 0 2 0 0 0 2		
Jose Valentin, S (1, 6) OBP: 0.362, SLG: 0.524	1-3 			1-0 		3-2 		3-2 		4 1 1 1 0 1 2		
Greg Vaughn, R (1, 7) OBP: 0.392, SLG: 0.513		1-1 		4-2 		0-0 		2-0 		3 0 1 0 1 0 1		
John Jaha, R (1, 10) OBP: 0.379, SLG: 0.440		2-1 		0-0 		4-1 		0-3 		3 0 0 0 1 1 3		
Dave Nilsson, L (1, 3) OBP: 0.453, SLG: 0.854		2-1 			1-1 	1-0 		3-1 		4 0 1 0 0 0 2		
Matt Mieske, R (1, 9) OBP: 0.359, SLG: 0.488			1-1 		3-2 		2-3 	1-3 		4 0 0 0 0 2 2		
Fernando Vina, L (1, 4) OBP: 0.397, SLG: 0.483			1-2 		2-2 		0-0 	1-0 		4 0 2 0 0 0 2		
Mike Matheny, R (1, 2) OBP: 0.289, SLG: 0.403 Jesse Levis, L (9, PH) OBP: 0.357, SLG: 0.250			2-3 		1-0 		1-2 		1-2 	2 0 0 0 0 1 1 1 0 0 0 0 0 0		
Inning Stats	R: 0 H: 0 E: 0 LOB: 0 K: 1 BB: 0 S: 6 P: 9	R: 0 H: 0 E: 0 LOB: 0 K: 0 BB: 0 S: 6 P: 11	R: 0 H: 0 E: 0 LOB: 0 K: 1 BB: 0 S: 10 P: 14	R: 0 H: 1 E: 0 LOB: 2 K: 0 BB: 1 S: 8 P: 14	R: 0 H: 1 E: 0 LOB: 2 K: 0 BB: 0 S: 10 P: 18	R: 0 H: 1 E: 0 LOB: 2 K: 0 BB: 1 S: 9 P: 18	R: 0 H: 2 E: 0 LOB: 2 K: 1 BB: 0 S: 9 P: 14	R: 1 H: 3 E: 0 LOB: 2 K: 2 BB: 0 S: 15 P: 25	R: 0 H: 0 E: 0 LOB: 0 K: 1 BB: 0 S: 9 P: 13	1B: 7 SF: 0 2B: 0 SAC: 0 3B: 0 DP: 0 HR: 1 HBP: 1	WP: 0 PA: 38 PB: 0 SB: 0 CS: 0	
PITCHER Orel Hershiser, R (1, 1) ERA: 5.4 Julian Tavarez, R (8, 1) ERA: 3.0	IP WLS BF H R ER SO BB IBB HBP BLK WP HR S P ERA WHIP 7.0 W 31 7 1 1 3 2 0 1 0 0 0 1 63 108 1.29 1.286											PITCHER IP WLS BF H R ER SO BB IBB HBP BLK WP HR S P ERA WHIP 2.0 7 1 0 0 3 0 0 0 0 0 0 0 19 28 0.00 0.500

Batter	1	2	3	4	5	6	7	8	9	AB R H RBI BB SO LOB
--------	---	---	---	---	---	---	---	---	---	----------------------

Kenny Lofton, L OBP: 0.407, SLG: 0.435 (1, 8) C SAFE C SAFE X	0-3 1B	0-1 2-H 1B		2-2 L8		1 SAFE SAFE 1 B F F F F X	3-2 F8 1-2			4 0 1 1 0 1 2
Julio Franco, R OBP: 0.410, SLG: 0.489 (1, 3) B B X	2-0 2B	0-3 1B		4-2 BB		B SAFE SAFE SAFE SAFE B SAFE SAFE SAFE SAFE B	1-3 K			3 1 1 0 1 2 1
Carlos Baerga, S OBP: 0.262, SLG: 0.371 (1, 4) Alvaro Espinoza, R OBP: 0.250, SLG: 0.368 (9, 4) B F B B X	3-2 2B		0-1 2B	2-2 P4-6 2-2f		B SAFE SAFE SAFE SAFE B SAFE SAFE SAFE SAFE B	2-2 G6-3			4 2 2 1 0 0 2 0 0 0 0 0 0 0
Albert Belle, R OBP: 0.436, SLG: 0.741 (1, 7) D X	1-0 G5-3		2-0 WP 2B		4-2 1B BB	B SAFE SAFE SAFE SAFE B SAFE SAFE SAFE SAFE B	2-1 1B			3 1 2 1 1 0 1
Eddie Murray, S OBP: 0.323, SLG: 0.371 (1, 10) S B B B B	4-2 2B BB		1-1 G5-3		1-1 P4	F SAFE SAFE SAFE SAFE B SAFE SAFE SAFE SAFE B	0-0 G6-3			3 0 0 0 1 0 2
Manny Ramirez, R OBP: 0.371, SLG: 0.538 (1, 9) Wayne Kirby, L OBP: 0.286, SLG: 0.286 (9, 9) X	0-0 2B		4-2 S BB		1-0 WP 1B	B SAFE SAFE SAFE SAFE B SAFE SAFE SAFE SAFE B	2-3 K			3 0 2 1 1 1 0 0 0 0 0 0 0 0
Sandy Alomar Jr., R OBP: 0.326, SLG: 0.477 (1, 2) C SAFE SAFE SAFE SAFE X		2-1 G6-3	1-0 P4		1-1 F9	B SAFE SAFE SAFE SAFE B SAFE SAFE SAFE SAFE B	2-1 F9			4 0 0 0 0 0 3
Scott Leius, R OBP: 0.043, SLG: 0.087 (1, 5) X		0-0 1B 2B	2-1 P5		1-1 F8	B SAFE SAFE SAFE SAFE B SAFE SAFE SAFE SAFE B	1-2 G4-3			4 1 1 0 0 0 3
Omar Vizquel, S OBP: 0.349, SLG: 0.426 (1, 6) X		0-0 F7		1-2 P4-6 2B		B SAFE SAFE SAFE SAFE B SAFE SAFE SAFE SAFE B	4-2 F8 BB			2 0 1 0 1 0 1

Inning Stats	R: 2 E: 0 K: 1 S: 12	H: 3 LOB: 2 BB: 1 P: 22	R: 1 E: 0 K: 1 S: 10	H: 2 LOB: 1 BB: 0 P: 12	R: 2 E: 0 K: 0 S: 10	H: 2 LOB: 1 BB: 1 P: 20	R: 0 E: 0 K: 0 S: 13	H: 1 LOB: 1 BB: 1 P: 22	R: 0 E: 0 K: 0 S: 9	H: 1 LOB: 2 BB: 1 P: 17	R: 0 E: 0 K: 1 S: 9	H: 0 LOB: 0 BB: 1 P: 17	R: 0 E: 0 K: 0 S: 6	H: 1 LOB: 0 BB: 0 P: 10	R: 0 E: 0 K: 1 S: 8	H: 0 LOB: 0 BB: 0 P: 13	
Angel Miranda, L ERA: 5.15 (1, 1)	IP: 6.0	WLS: L	BF: 29	H: 9	R: 5	ER: 5	SO: 3	BB: 5	IBB: 0	HBP: 0	BLK: 0	WP: 3	HR: 0	S: 63	P: 110	ERA: 7.50	WHIP: 2.333
Kevin Wickander, L ERA: 4.02 (7, 1)	IP: 2.0	WLS: L	BF: 6	H: 1	R: 0	ER: 0	SO: 1	BB: 0	IBB: 0	HBP: 0	BLK: 0	WP: 0	HR: 0	S: 14	P: 23	ERA: 0.00	WHIP: 0.500

BOTTOM

Milwaukee Brewers @ Cleveland Indians
Jacobs Field, Cleveland, OH
 Thu May 23 1996, 7:05 PM EDT
 Att: 42,395 - Unknown - 61 F

AB	30
R	5
H	10
RBI	4
BB	5
SO	4
LOB	15



WP: 3	PA: 35
PB: 0	
SB: 1	
CS: 0	

PITCHER	IP	WLS	BF	H	R	ER	SO	BB	IBB	HBP	BLK	WP	HR	S	P	ERA	WHIP
---------	----	-----	----	---	---	----	----	----	-----	-----	-----	----	----	---	---	-----	------

BOTTOM

Cleveland Indians @ Detroit Tigers
Tiger Stadium, Detroit, MI
Fri May 24 1996, 7:05 PM EDT
Att: 26,967 - Unknown - 64 F

livebaseballscorecards.com

AB 31
R 3
H 6
RBI 3
BB 3
SO 7
LOB 14



WP: 0 PA: 35
PB: 0
SB: 2
CS: 2

AB R H RBI BB SO LOB

4 0 0 0 0 1 3

4 1 2 1 0 1 2

4 0 1 1 0 0 1

4 1 2 1 0 0 1

3 0 0 0 1 2 1

4 0 0 0 0 1 4

2 0 0 0 1 0 2

1 0 0 0 0 0 0


2 0 0 0 0 1 0

1B: 2 SF: 0
2B: 2 SAC: 1
3B: 1 DP: 1
HR: 1 HBP: 0

Batter	1	2	3	4	5	6	7	8	9
Chad Curtis, R OBP: 0.343, SLG: 0.330 (1, 7) (8, 8)	0-0 F8		2-3 K		2-0 F9		3-2 G6-3		
Mark Lewis, R OBP: 0.344, SLG: 0.503 (1, 4)	1-2 L9		1-0 K			0-1 2B	1-3 K		
Cecil Fielder, R OBP: 0.310, SLG: 0.454 (1, 3)	2-2 P3		1-1 L7			0-0 2B		3-1 G5-3	
Travis Fryman, R OBP: 0.347, SLG: 0.522 (1, 5)		3-2 CS 2B		2-1 HR		2-2 F7		2-2 G6-3	
Melvin Nieves, S OBP: 0.329, SLG: 0.474 (1, 9)		4-2 CS BB		2-3 K		1-2 E5		0-3 K	
Raul Casanova, S (1, 10)		0-3 K		0-0 G6-3		0-0 G5-4-3		0-2 L7	
Chris Gomez, R OBP: 0.372, SLG: 0.292 Alan Trammell, R OBP: 0.325, SLG: 0.314 (9, PH)		2-2 SAFE G6-3		0-0 G4-3			4-0 G6-3 SH3-4 BB	1-2 G6-3	
John Flaherty, R OBP: 0.268, SLG: 0.370 Duane Singleton, L OBP: 0.226, SLG: 0.207 (9, PH)			2-3 K		0-0 F9		0-0 SH3-4	3-3 K	
Kimera Bartee, R OBP: 0.231, SLG: 0.231 Curtis Pride, L OBP: 0.340, SLG: 0.375 (8, 7)			3-2 S 3B		1-2 F7		4-0 G6-3 IBB		

Inning Stats	R: 0	H: 0	E: 0	K: 0	S: 9	R: 0	H: 1	E: 0	K: 1	S: 13	R: 1	H: 2	E: 0	K: 2	S: 13	R: 1	H: 1	E: 0	K: 1	S: 8	R: 0	H: 0	E: 0	K: 0	S: 6	R: 1	H: 2	E: 1	K: 0	S: 14	R: 0	H: 0	E: 0	K: 1	S: 8	R: 0	H: 0	E: 0	K: 1	S: 11	R: 0	H: 0	E: 0	K: 1	S: 10	1B: 2	2B: 2	3B: 1	HR: 1	SF: 0	SAC: 1	DP: 1	HBP: 0	WP: 0	PA: 35
--------------	------	------	------	------	------	------	------	------	------	-------	------	------	------	------	-------	------	------	------	------	------	------	------	------	------	------	------	------	------	------	-------	------	------	------	------	------	------	------	------	------	-------	------	------	------	------	-------	-------	-------	-------	-------	-------	--------	-------	--------	-------	--------

PITCHER	IP	WLS	BF	H	R	ER	SO	BB	IBB	HBP	BLK	WP	HR	S	P	ERA	WHIP
Brian Anderson, L ERA: 4.15 (1, 1)	6.0		24	6	3	3	4	1	0	0	0	0	1	63	94	4.50	1.167
Eric Plunk, R ERA: 2.7 (7, 1)	2.0	W	8	0	0	0	2	1	1	0	0	0	0	19	36	0.00	0.500
Jose Mesa, R ERA: 1.96 (9, 1)	1.0	S	3	0	0	0	1	0	0	0	0	0	0	10	14	0.00	0.000

Batter	1	2	3	4	5	6	7	8	9	AB R H RBI BB SO LOB	TOP																									
Kenny Lofton, L (1, 8) OBP: 0.407, SLG: 0.462	3-2 F8		1-2 F8	2-0 HR		4-1 BB	1-3 K			4 1 1 3 1 1 1																										
Julio Franco, R (1, 3) OBP: 0.405, SLG: 0.475	1-1 G6-3		2-2 G6-3	1-0 CS 1B		2-3 K		4-2 G3 WP BB		4 0 1 0 1 1 3																										
Carlos Baerga, S (1, 4) OBP: 0.276, SLG: 0.383	1-0 HR		2-1 2B	1-1 CS 1-2	3-1 G4-3	2-0 G4-3		1 SAFE 2-3 K	1-2	5 1 2 1 0 1 4																										
Albert Belle, R (1, 7) OBP: 0.441, SLG: 0.763	2-2 F8		4-1 BB		1-1 F9		4-2 S 1B BB	1-1 G3	2-3	3 1 0 0 2 0 1																										
Eddie Murray, S (1, 10)		0-0 F8	1-1 P3		1-1 1B		2-2 L8	1-3 K		5 0 1 0 0 1 4																										
Jim Thome, L (1, 5) OBP: 0.464, SLG: 0.638		4-0 1B BB		3-1 F7	1-2 F8		1 SAFE 2-3 K		3-1 G4-3	4 0 0 0 1 1 2																										
Manny Ramirez, R (1, 9) OBP: 0.380, SLG: 0.564 Wayne Kirby, L (9, PR) OBP: 0.286, SLG: 0.286 (9, 9)		1-1 F9		1-1 FC6-4 1B		1-0 G4-3 2B	4-2 1B 2B BB		4-2 CS BB	3 1 2 0 2 0 1 0 0 0 0 0 0 0	AB 36 R 7 H 11 RBI 7 BB 7 SO 5 LOB 21																									
Sandy Alomar Jr., R (1, 2) OBP: 0.326, SLG: 0.467		0-1 1B		2-1 FC6-4 1B HR		0-1 G4-3	2-0 2B 1B	1 SAFE 2-2 G5-3	2-2 1-2	5 2 2 1 0 0 3																										
Alvaro Espinoza, R (1, 6) OBP: 0.304, SLG: 0.381 Jeromy Burnitz, L (7, PH) OBP: 0.400, SLG: 0.500 Omar Vizquel, S (7, PH) OBP: 0.351, SLG: 0.431 (7, 6)		2-0 L7		0-0 HR 1B		1-0 BB HBP	2-1 S 2B			2 1 1 0 0 0 2 0 0 0 0 0 0 0 1 0 1 2 0 0 0																										
Inning Stats	R: 1 E: 0 K: 0 S: 10	H: 1 LOB: 0 BB: 0 P: 17	R: 0 E: 0 K: 0 S: 6	H: 1 LOB: 2 BB: 1 P: 13	R: 0 E: 0 K: 0 S: 11	H: 1 LOB: 2 BB: 1 P: 21	R: 3 E: 0 K: 0 S: 10	H: 4 LOB: 0 BB: 0 P: 20	R: 0 E: 0 K: 1 S: 8	H: 1 LOB: 3 BB: 1 P: 18	R: 3 E: 0 K: 2 S: 19	H: 2 LOB: 1 BB: 2 P: 36	R: 0 E: 0 K: 2 S: 10	H: 0 LOB: 1 BB: 1 P: 18	R: 0 E: 0 K: 0 S: 8	H: 0 LOB: 1 BB: 1 P: 17	1B: 6 2B: 3 3B: 0 HR: 2	SF: 0 SAC: 0 DP: 0 HBP: 1	WP: 1 PB: 0 SB: 2 CS: 2	PA: 45																
PITCHER	IP WLS BF H R ER SO BB IBB HBP BLK WP HR S P ERA WHIP																																			
Felipe Lira, R (1, 1) ERA: 5.72	4.0		20	7	4	4	0	2	0	0	0	0	2	37	71	9.00	2.250																			
Bob Scanlan, R (5, 1) ERA:	1.1		8	2	0	0	0	1	0	1	0	0	0	13	25	0.00	2.250																			
Richie Lewis, R (6, 1) ERA: 3.77	1.1	L	7	1	3	3	2	2	0	0	0	0	0	18	36	20.25	2.250																			
Mike Myers, L (7, 1) ERA: 5.88	0.1		2	1	0	0	1	0	0	0	0	0	0	5	8	0.00	3.000																			
Gregg Olson, R (8, 1) ERA: 6.75	2.0		7	0	0	0	2	2	0	0	0	1	0	18	35	0.00	1.000																			

Cleveland Indians @ Detroit Tigers
Tiger Stadium, Detroit, MI
Sat May 25 1996, 3:33 AM EDT
Att. 41,527 - Sunny - 64 F

livebaseballscorecards.com

Batter	1	2	3	4	5	6	7	8	9	AB R H RBI BB SO LOB
Duane Singleton, L OBP: 0.222, SLG: 0.206 (1, 7) (8, 8)	2-2 FC6-4 1B	2-0 F7		1-3 K			1-3 K		0-1 G6-3	5 1 1 0 0 2 1
Kimera Bartee, R OBP: 0.207, SLG: 0.207 Chad Curtis, R OBP: 0.344, SLG: 0.332 (1, 8) (7, PH) (8, 7)	1-3 K	1-3 K			1-3 K		1-0 E9		0-0 1B	3 0 0 0 0 3 2 2 0 1 0 0 0 0
Cecil Fielder, R OBP: 0.317, SLG: 0.458 (1, 3)	0-2 FC6-4 1B		1-0 1B		0-0 1B		1-1 G6-3		3-3 K	5 0 3 0 0 1 1
Travis Fryman, R OBP: 0.338, SLG: 0.508 (1, 5)	1-1 FC6-4 HR		0-2 G5-3		0-0 F9			2-0 G4-3	0-1 L5	5 1 0 1 0 0 3
Melvin Nieves, S OBP: 0.340, SLG: 0.500 (1, 9)	2-1 E5 HR		4-2 BB		3-2 1B			0-0 HR		3 2 2 1 1 0 1
Curtis Pride, L OBP: 0.333, SLG: 0.432 (1, 10)	0-0 HR		0-3 K		0-3 K			1-3 K		4 1 1 3 0 3 3
Raul Casanova, S Danny Bautista, R John Flaherty, R OBP: 0.342, SLG: 0.375 OBP: 0.268, SLG: 0.370 (1, 2) (8, PR) (9, 2)	1-3 K		2-2 G1		2-0 G4-3			4-2 1B BB		3 0 0 0 1 1 0 0 0 0 0 0 0 0 0 0 0 0 0 0 0
Mark Lewis, R OBP: 0.352, SLG: 0.522 (1, 4)		4-0 SH1-3 BB		0-0 HR		2-1 G6-3		1-1 1B		3 1 2 1 1 0 0
Chris Gomez, R Alan Trammell, R OBP: 0.363, SLG: 0.284 OBP: 0.322, SLG: 0.311 (1, 6) (8, PH) (9, 6)		2-1 SH1-3		0-0 G1-3		1-1 G5-3		2-2 G6-3		2 0 0 0 0 0 0 1 0 0 0 0 0 2


Inning Stats	R: 4 E: 1 K: 2 S: 17	H: 3 LOB: 0 BB: 0 P: 24	R: 0 E: 0 K: 1 S: 6	H: 0 LOB: 1 BB: 1 P: 15	R: 0 E: 0 K: 1 S: 11	H: 1 LOB: 1 BB: 1 P: 16	R: 1 E: 0 K: 1 S: 8	H: 1 LOB: 0 BB: 0 P: 11	R: 0 E: 0 K: 2 S: 11	H: 2 LOB: 2 BB: 0 P: 15	R: 0 E: 0 K: 0 S: 5	H: 0 LOB: 0 BB: 0 P: 10	R: 0 E: 1 K: 1 S: 6	H: 0 LOB: 0 BB: 0 P: 9	R: 1 E: 0 K: 1 S: 15	H: 2 LOB: 2 BB: 1 P: 25	R: 0 E: 0 K: 1 S: 10	H: 1 LOB: 1 BB: 0 P: 13	1B: 7 2B: 0 3B: 0 HR: 3	SF: 0 SAC: 1 DP: 0 HBP: 0
--------------	-------------------------------	----------------------------------	------------------------------	----------------------------------	-------------------------------	----------------------------------	------------------------------	----------------------------------	-------------------------------	----------------------------------	------------------------------	----------------------------------	------------------------------	---------------------------------	-------------------------------	----------------------------------	-------------------------------	----------------------------------	----------------------------------	------------------------------------

PITCHER	IP	WLS	BF	H	R	ER	SO	BB	IBB	HBP	BLK	WP	HR	S	P	ERA	WHIP
Charles Nagy, R ERA: 3.92 (1, 1)	7.2	W	34	8	6	3	9	3	0	0	0	0	3	73	116	3.52	1.435
Julian Tavarez, R ERA: 2.96 (8, 1)	0.1		2	1	0	0	0	0	0	0	0	0	0	6	9	0.00	3.000
Jose Mesa, R ERA: 1.88 (9, 1)	1.0	S	4	1	0	0	1	0	0	0	0	0	0	10	13	0.00	1.000

BOTTOM

Cleveland Indians @ Detroit Tigers
Tiger Stadium, Detroit, MI
Sat May 25 1996, 3:33 AM EDT
Att. 41,527 - Sunny - 64 F

AB	36
R	6
H	10
RBI	6
BB	3
SO	10
LOB	13



livebaseballscorecards.com

Batter	1	2	3	4	5	6	7	8	9	AB R H RBI BB SO LOB	TOP		
Kenny Lofton, L OBP: 0.402, SLG: 0.453 (1, 8) BB FC5-4 BB	4-0 FC5-4 BB		1-0 G4-3		0-1 FC4-6 1-2f			3-1 E4 G6-3 2-H HR	2-2 G4-3	4 1 0 0 1 0 2			
Julio Franco, R OBP: 0.402, SLG: 0.468 (1, 3) C S S	1-3 K		2-3 K			0-1 G6-3		4-0 G6-3 HR BB		3 1 0 0 1 2 1			
Carlos Baerga, S OBP: 0.272, SLG: 0.375 (1, 4) C C X	0-2 FC5-4 1-2f			1-1 E4 G6-4-3		2-1 G4-3		0-1 G6-3	1-2 2-3	4 0 0 0 0 0 3			
Albert Belle, R OBP: 0.438, SLG: 0.768 (1, 7) C C S	2-3 K			2-1 G6-4-3 1-2f		1-3 K		1-0 HR	2-H 3-H	4 1 1 3 0 2 2			
Eddie Murray, S OBP: 0.327, SLG: 0.365 (1, 10) B B B B B		4-2 BB BB		2-2 F7			0-2 F8	4-2 BB		2 0 0 0 2 0 0			
Jim Thome, L OBP: 0.465, SLG: 0.639 (1, 5) B B B B		4-0 BB 1-2			2-1 L8 SF9 2B		0-1 G4-3	3-3 K		3 1 1 0 1 1 1			
Manny Ramirez, R OBP: 0.372, SLG: 0.549 (1, 9) B B X		1-1 P4			2-1 L8		0-1 F7		2-3 K	4 0 0 0 0 1 3			
Tony Peña, R OBP: 0.326, SLG: 0.368 (1, 2) C B X		2-1 G1-4-6-3 1-2f			1-1 SF9			4-0 SH2-4 E BB	0-0 F8	2 1 0 1 1 0 2			
Omar Vizquel, S OBP: 0.356, SLG: 0.432 (1, 6) B B C X			2-1 P6		1-1 FC4-6 1B			0-0 SH2-4	4-2 BB	2 0 1 0 1 0 0			
Inning Stats	R: 0 E: 0 K: 2 S: 9 H: 0 LOB: 1 BB: 1 P: 16	R: 0 E: 0 K: 0 S: 7 H: 0 LOB: 1 BB: 2 P: 18	R: 0 E: 0 K: 1 S: 6 H: 0 LOB: 0 BB: 0 P: 11	R: 0 E: 1 K: 0 S: 7 H: 0 LOB: 0 BB: 0 P: 12	R: 1 E: 0 K: 0 S: 10 H: 2 LOB: 1 BB: 0 P: 16	R: 0 E: 0 K: 1 S: 7 H: 0 LOB: 0 BB: 0 P: 10	R: 0 E: 0 K: 0 S: 7 H: 0 LOB: 0 BB: 0 P: 7	R: 4 E: 1 K: 1 S: 12 H: 1 LOB: 1 BB: 3 P: 31	R: 0 E: 0 K: 1 S: 11 H: 0 LOB: 1 BB: 1 P: 19	1B: 1 2B: 1 3B: 0 HR: 1 SF: 1 SAC: 1 DP: 2 HBP: 0	WP: 0 PB: 0 SB: 0 CS: 0 PA: 37		
PITCHER	IP WLS BF H R ER SO BB IBB HBP BLK WP HR S P ERA WHIP											PITCHER	IP WLS BF H R ER SO BB IBB HBP BLK WP HR S P ERA WHIP
Brian Williams, R ERA: 5.88 (1, 1)	7.2 L 31 3 5 1 4 5 0 0 0 0 0 1 59 108 1.17 1.043												
Mike Myers, L ERA: 5.81 (8, 1)	0.1 2 0 0 0 1 1 0 0 0 0 0 0 6 13 0.00 3.000												
Mike Walker, R ERA: 3.38 (9, 1)	1.0 4 0 0 0 0 1 1 0 0 0 0 0 0 11 19 0.00 1.000												

Cleveland Indians @ Detroit Tigers
Tiger Stadium, Detroit, MI
Sun May 26 1996, 3:33 AM EDT
Att. 39,056 - Cloudy - 61 F

livebaseballscorecards.com

AB	28
R	5
H	3
RBI	4
BB	7
SO	6
LOB	14



Batter	1	2	3	4	5	6	7	8	9	AB R H RBI BB SO LOB	TOP
Kenny Lofton, L (1, 8) OBP: 0.404, SLG: 0.454	1-1 G3		2-1 G4-3			0-0 1B		1-1 2-H 1B		4 0 2 1 0 0 0	
Julio Franco, R (1, 3) OBP: 0.395, SLG: 0.458	0-1 G6-3			2-0 G5-3		2-0 F7			3-1 G6-3	4 0 0 0 0 0 1	
Carlos Baerga, S (1, 4) OBP: 0.272, SLG: 0.388	1-0 HR			1-1 G3		3-2 F8			2-0 G3-1	4 1 1 1 0 0 1	
Albert Belle, R (1, 7) OBP: 0.434, SLG: 0.757	0-0 F9			1-0 L7			0-0 F9		1-0 1B	4 0 1 0 0 0 0	
Eddie Murray, S (1, 10) OBP: 0.327, SLG: 0.365			1-2 G4-3		2-1 1B		3-2 F8			3 0 1 0 0 0 0	
Jim Thome, L (1, 5) OBP: 0.457, SLG: 0.625			3-3 K		3-1 F6		3-3 K			3 0 0 0 0 2 1	
Manny Ramirez, R (1, 9) OBP: 0.366, SLG: 0.538			2-2 G5-3		0-3 K			0-3 K		3 0 0 0 0 2 1	
Sandy Alomar Jr., R (1, 2) OBP: 0.327, SLG: 0.464			2-3 K		0-1 F6			2-2 1B G1-3 1B		3 1 1 0 0 1 1	
Omar Vizquel, S (1, 6) OBP: 0.350, SLG: 0.424			2-2 F8		3-2 P5			0-0 G1-3		3 0 0 0 0 0 1	
Inning Stats	R: 1 E: 0 K: 0 S: 6 H: 1 LOB: 0 BB: 0 P: 8	R: 0 E: 0 K: 1 S: 9 H: 0 LOB: 0 BB: 0 P: 15	R: 0 E: 0 K: 1 S: 8 H: 0 LOB: 0 BB: 0 P: 14	R: 0 E: 0 K: 1 S: 4 H: 0 LOB: 0 BB: 0 P: 8	R: 0 E: 0 K: 1 S: 9 H: 1 LOB: 1 BB: 0 P: 14	R: 0 E: 0 K: 1 S: 11 H: 1 LOB: 1 BB: 0 P: 19	R: 0 E: 0 K: 1 S: 9 H: 0 LOB: 0 BB: 0 P: 15	R: 1 E: 0 K: 1 S: 10 H: 2 LOB: 1 BB: 0 P: 13	R: 0 E: 0 K: 0 S: 4 H: 1 LOB: 1 BB: 0 P: 10	1B: 5 2B: 0 3B: 0 HR: 1 SF: 0 SAC: 0 DP: 0 HBP: 0	WP: 0 PB: 0 SB: 0 CS: 0 PA: 31
PITCHER Roger Pavlik, R (1, 1) ERA: 4.59	IP: 9.0 WLS: W BF: 31 H: 6 R: 2 ER: 2 SO: 5 BB: 0 IBB: 0 HBP: 0 BLK: 0 WP: 0 HR: 1 S: 70 P: 116 ERA: 2.00 WHIP: 0.667										

Cleveland Indians @ Texas Rangers
The Ballpark at Arlington, Arlington, TX

Mon May 27 1996, 8:05 PM EDT
Att. 46,521 - Unknown - 91 F

livebaseballscorecards.com

AB	31
R	2
H	6
RBI	2
BB	0
SO	5
LOB	6



Batter	1	2	3	4	5	6	7	8	9	AB R H RBI BB SO LOB
Darryl Hamilton, L (1, 8) OBP: 0.367, SLG: 0.409	0-0 G5-4-3 1B		0-0 1B		1-2 F8		0-0 L8		1-2 2B	5 0 3 1 0 0 2
Ivan Rodriguez, R (1, 2) OBP: 0.329, SLG: 0.435	0-2 G5-4-3 1-2f		1-2 G4-3		1-2 F9		0-1 G4-3			4 0 0 0 0 0 4
Will Clark, L (1, 3) OBP: 0.401, SLG: 0.441	1-1 F7			0-0 F6	4-1 BB			1-1 G4-3		3 0 0 0 1 0 0
Mickey Tettleton, S (1, 10) OBP: 0.405, SLG: 0.544		3-1 HR		2-3 K	2-2 F9			1-3 K		4 1 1 1 0 2 2
Dean Palmer, R (1, 5) OBP: 0.333, SLG: 0.526		1-1 F8		4-0 BB BB BB		3-1 G6-3		1-1 HR		3 1 1 1 1 0 0
Warren Newson, L (1, 9) OBP: 0.406, SLG: 0.482		2-2 G1-3		4-2 BB BB	1-1 F7		0-2 L4-3			3 0 0 0 1 0 0
Mark McLemore, S (1, 4) OBP: 0.378, SLG: 0.353		1-1 G1		4-0 BB BB BB	1-2 BB	0-3 K				3 0 0 0 1 1 0
Lou Frazier, S (1, 7) OBP: 0.250, SLG: 0.344			1-2 F8	2-1 F5			0-1 SH3-4 1B		1-1 FC6-4 1B	4 0 2 0 0 0 3
Kevin Elster, R (1, 6) OBP: 0.287, SLG: 0.519			1-3 K		1-2 1B		1-0 SH3-4 1B		2-2 FC6-4 2B	3 1 1 0 0 1 1

Inning Stats	R: 0 E: 0 K: 0 S: 8	H: 1 LOB: 0 BB: 0 P: 9	R: 1 E: 0 K: 0 S: 9	H: 1 LOB: 0 BB: 0 P: 16	R: 0 E: 0 K: 1 S: 12	H: 1 LOB: 1 BB: 0 P: 14	R: 0 E: 0 K: 1 S: 8	H: 0 LOB: 3 BB: 3 P: 24	R: 0 E: 0 K: 0 S: 16	H: 1 LOB: 2 BB: 1 P: 25	R: 0 E: 0 K: 1 S: 7	H: 0 LOB: 0 BB: 0 P: 11	R: 0 E: 0 K: 0 S: 6	H: 1 LOB: 1 BB: 0 P: 7	R: 1 E: 0 K: 1 S: 11	H: 1 LOB: 0 BB: 0 P: 14	R: 1 E: 0 K: 0 S: 11	H: 2 LOB: 1 BB: 0 P: 16	1B: 5 2B: 1 3B: 0 HR: 2	SF: 0 SAC: 1 DP: 1 HBP: 0
--------------	------------------------------	---------------------------------	------------------------------	----------------------------------	-------------------------------	----------------------------------	------------------------------	----------------------------------	-------------------------------	----------------------------------	------------------------------	----------------------------------	------------------------------	---------------------------------	-------------------------------	----------------------------------	-------------------------------	----------------------------------	----------------------------------	------------------------------------

PITCHER	IP	WLS	BF	H	R	ER	SO	BB	IBB	HBP	BLK	WP	HR	S	P	ERA	WHIP
Jack McDowell, R (1, 1) ERA: 3.78	8.2	L	37	8	3	3	4	4	0	0	0	0	2	88	136	3.12	1.385


BOTTOM

Cleveland Indians @ Texas Rangers
The Ballpark at Arlington, Arlington, TX

Mon May 27 1996, 8:05 PM EDT
Att: 46,521 - Unknown - 91 F

livebaseballscores.com

AB	32
R	3
H	8
RBI	3
BB	4
SO	4
LOB	12



WP: 0	PA: 37
PB: 0	
SB: 2	
CS: 0	

Batter	1	2	3	4	5	6	7	8	9	AB R H RBI BB SO LOB	TOP											
Kenny Lofton, L (1, 8) OBP: 0.403, SLG: 0.449 Wayne Kirby, L (6, 8) OBP: 0.222, SLG: 0.222	2-2 G6-3		4-1 SAFE 1-2 BB			2-2 G6-3	1-0 F7		1-1 G3	2 0 0 0 1 0 0 2 0 0 0 0 0 3												
Julio Franco, R (1, 3) OBP: 0.394, SLG: 0.456 Scott Leius, R (6, 5) OBP: 0.040, SLG: 0.080	0-2 G4-3		1-0 G5-3			2-2 FC6-4 1B		1-0 L7	1-0 G4-3	3 0 1 0 0 0 1 2 0 0 0 0 0 0												
Carlos Baerga, S (1, 4) OBP: 0.275, SLG: 0.388	1-0 E3 1B			0-3 K		0-0 FC6-4 1-2f		1-0 BB 1B	1-0 G3-1	5 1 2 0 0 1 1												
Albert Belle, R (1, 7) OBP: 0.433, SLG: 0.766 Jeromy Burnitz, L (6, 7) OBP: 0.429, SLG: 0.500	1-0 F9			0-1 HR		0-3 K		4-2 1B 1B BB		3 1 1 1 0 1 2 0 1 0 0 1 0 0												
Eddie Murray, S (1, 10) OBP: 0.320, SLG: 0.357		0-0 F9		0-0 G5-3			0-1 F8		0-3 K	4 0 0 0 0 1 2												
Manny Ramirez, R (1, 9) OBP: 0.368, SLG: 0.535		0-1 G6-3		3-3 K			4-2 BB 1B BB		1-2 1B 1B 1B 1-2 2-H	3 0 1 1 1 1 0												
Sandy Alomar Jr., R (1, 2) OBP: 0.327, SLG: 0.462 Tony Peña, R (7, 2) OBP: 0.341, SLG: 0.385		0-1 G4-3			1-0 G4-3		0-0 BB 1-2 1B		3-1 1B 1B	3 0 1 0 0 0 0 1 0 1 1 0 0 0												
Alvaro Espinoza, R (1, 5) OBP: 0.296, SLG: 0.360			1-2 G6-3		1-0 F9		2-1 F8		1-1 1B FC5-4 1B 1-2 2-3	4 0 1 0 0 0 2												
Omar Vizquel, S (1, 6) OBP: 0.354, SLG: 0.422			3-2 BB 1B		0-2 G5-3		4-0 BB 1-2 2-3 BB		2-1 FC5-4 1-2f	3 0 1 0 1 0 3												
Inning Stats	R: 0 E: 1 K: 0 S: 8	H: 1 LOB: 1 BB: 0 P: 12	R: 0 E: 0 K: 0 S: 5	H: 0 LOB: 0 BB: 0 P: 5	R: 0 E: 0 K: 0 S: 9	H: 1 LOB: 1 BB: 1 P: 18	R: 1 E: 0 K: 2 S: 9	H: 1 LOB: 0 BB: 0 P: 12	R: 0 E: 0 K: 1 S: 5	H: 0 LOB: 0 BB: 0 P: 7	R: 0 E: 0 K: 1 S: 12	H: 1 LOB: 1 BB: 0 P: 16	R: 0 E: 0 K: 0 S: 8	H: 1 LOB: 3 BB: 2 P: 19	R: 2 E: 0 K: 1 S: 16	H: 4 LOB: 3 BB: 1 P: 29	R: 0 E: 0 K: 0 S: 4	H: 0 LOB: 0 BB: 0 P: 7	1B: 8 2B: 0 3B: 0 HR: 1	SF: 0 SAC: 0 DP: 0 HBP: 0	WP: 0 PB: 0 SB: 0 CS: 0	PA: 39
PITCHER	IP WLS BF H R ER SO BB IBB HBP BLK WP HR S P ERA WHIP																					
Darren Oliver, L (1, 1) ERA: 4.5	7.0 W 28 5 1 1 3 3 0 0 0 0 0 1 56 89 1.29 1.143																					
Ed Vosberg, L (8, 1) ERA: 3.95	1.0 8 4 2 2 1 1 0 0 0 0 0 0 16 29 18.00 5.000																					
Gil Heredia, R (9, 1) ERA: 4.99	1.0 3 0 0 0 0 0 0 0 0 0 0 0 4 7 0.00 0.000																					

Cleveland Indians @ Texas Rangers
The Ballpark at Arlington, Arlington, TX

Tue May 28 1996, 8:05 PM EDT
Att. 35,727 - Unknown - 86 F

livebaseballscorecards.com

AB	35
R	3
H	9
RBI	3
BB	4
SO	4
LOB	14



Batter	1	2	3	4	5	6	7	8	9	AB	R	H	RBI	BB	SO	LOB
Darryl Hamilton, L (1, 8) OBP: 0.372, SLG: 0.412 Damon Buford, R (8, 8) OBP: 0.352, SLG: 0.367	G6-3		G5-3 BB		HR 2B		G4-3 BB			3	1	1	0	2	0	2
Ivan Rodriguez, R (1, 2) OBP: 0.335, SLG: 0.466 Dave Valle, R (8, 2) OBP: 0.375, SLG: 0.350	1B 2B HBP	HR	G5-3		HR		G4-3			4	3	2	3	0	0	2
Will Clark, L (1, 3) OBP: 0.401, SLG: 0.440	1B 2B 1B	F8	F7		1B		G4-3			5	1	2	0	0	0	1
Mickey Tettleton, S (1, 10) OBP: 0.413, SLG: 0.547 Rikkert Faneyte, R (8, PH) OBP: 0.250, SLG: 0.250	2B 1B 1B	1B		HR BB	K		P4			3	2	2	0	1	1	1
Dean Palmer, R (1, 5) OBP: 0.337, SLG: 0.548 Rene Gonzales, R (8, 5) OBP: 0.400, SLG: 0.250	1B 2B	F9		HR	L7		G6-3			4	2	2	4	0	0	2
Warren Newson, L (1, 9) OBP: 0.406, SLG: 0.478	1B 1B	1B		K	F7		K			5	1	2	1	0	2	1
Mark McLemore, S (1, 4) OBP: 0.375, SLG: 0.346	1B BB	F9		G6-3			F8			3	0	0	0	1	0	2
Lou Frazier, S (1, 7) OBP: 0.306, SLG: 0.353	1B		P5		BB		G6-3 BB			2	0	1	2	2	0	0
Kevin Elster, R (1, 6) OBP: 0.286, SLG: 0.530	K		HR		K		G6-3			4	1	1	1	0	2	4


Inning Stats	R: 5	H: 5	LOB: 2	K: 1	P: 35	R: 1	H: 3	LOB: 2	K: 0	P: 18	R: 1	H: 1	LOB: 1	K: 0	P: 15	R: 2	H: 1	LOB: 1	K: 2	P: 25	R: 2	H: 3	LOB: 1	K: 1	P: 21	R: 0	H: 0	LOB: 0	K: 0	P: 14	R: 0	H: 0	LOB: 0	K: 0	P: 11	R: 0	H: 0	LOB: 0	K: 1	P: 12
1B: 7	SF: 0	2B: 2	SAC: 0	3B: 0	DP: 2	HR: 4	HBP: 1	WP: 0	PA: 42	BB: 6	SO: 5	LOB: 15	AB: 35	R: 11	H: 13	RBI: 11	BB: 6	SO: 5	LOB: 15																					

Cleveland Indians @ Texas Rangers
The Ballpark at Arlington, Arlington, TX

Tue May 28 1996, 8:05 PM EDT
Att: 35,727 - Unknown - 86 F

livebaseballscorecards.com

AB	35
R	11
H	13
RBI	11
BB	6
SO	5
LOB	15



PITCHER	IP	WLS	BF	H	R	ER	SO	BB	IBB	HBP	BLK	WP	HR	S	P	ERA	WHIP
Orel Hershiser, R (1, 1) ERA: 6.17	1.2	L	15	8	6	6	1	1	0	0	0	0	1	32	51	32.40	5.400
Alan Embree, L (2, 1) ERA: 5.21	2.1		15	5	5	5	2	3	0	0	0	0	3	27	52	19.29	3.429
Jim Poole, L (5, 1) ERA: 2.57	1.0		3	0	0	0	1	0	0	0	0	0	0	6	11	0.00	0.000
Eric Plunk, R (6, 1) ERA: 2.45	2.0		6	0	0	0	0	2	0	0	0	0	0	12	25	0.00	1.000
Paul Assenmacher, L (8, 1) ERA: 2.19	1.0		3	0	0	0	1	0	0	0	0	0	0	9	12	0.00	0.000

Batter	1	2	3	4	5	6	7	8	9	AB R H RBI BB SO LOB	TOP																
Kenny Lofton, L OBP: 0.394, SLG: 0.438 (1, 8) X	0-0 B5-3		1-2 G4-3		2-0 G3		1-2 F7		1-0 FC1-6	5 0 0 0 0 0 3																	
Julio Franco, R OBP: 0.394, SLG: 0.470 (1, 3) B B C F F X	2-2 HR		1-1 G5-3			1-3 K	1-0 G5-3 HBP 1B		0-1 L3	5 1 2 2 0 1 1																	
Carlos Baerga, S OBP: 0.279, SLG: 0.387 (1, 4) B C F C F X	2-2 1B		1-2 G4-3			1-2 F7	1-2 G5-3 HBP			3 0 1 0 0 0 0																	
Albert Belle, R OBP: 0.429, SLG: 0.755 (1, 7) C B B B S X	3-2 F7			1-3 K		2-2 3B 1B	3-2 G5-3			4 1 1 0 0 1 3																	
Jim Thome, L OBP: 0.453, SLG: 0.629 (1, 5) B C C C X	2-2 K			2-3 K		0-0 1B 3B	0-3 K			4 1 1 1 0 3 3																	
Eddie Murray, S OBP: 0.324, SLG: 0.356 (1, 10) C B T B X		1-2 PB 1B		2-3 K		4-1 1B BB		2-2 P6		3 0 1 0 1 1 0																	
Jeromy Burnitz, L OBP: 0.400, SLG: 0.450 (1, 9) C B T B X		2-3 K			2-3 K	0-2 1B		1-3 K		4 0 1 1 0 3 1																	
Sandy Alomar Jr., R OBP: 0.325, SLG: 0.456 (1, 2) C B T B X		2-2 P3			3-1 1B	0-0 P2		1-2 G4-3		4 0 1 0 0 0 3																	
Omar Vizquel, S OBP: 0.357, SLG: 0.421 (1, 6) C B C B F X		3-2 F7			0-1 F8		1-1 F7 1B		4-1 FC1-6 BB	3 1 1 0 1 0 2																	
Inning Stats	R: 1 E: 0 K: 1 S: 15	H: 2 LOB: 1 BB: 0 P: 24	R: 0 E: 0 K: 1 S: 13	H: 1 LOB: 1 BB: 0 P: 21	R: 0 E: 0 K: 0 S: 8	H: 0 LOB: 0 BB: 0 P: 11	R: 0 E: 0 K: 3 S: 11	H: 0 LOB: 0 BB: 0 P: 16	R: 0 E: 0 K: 1 S: 11	H: 1 LOB: 1 BB: 0 P: 18	R: 2 E: 0 K: 1 S: 15	H: 3 LOB: 2 BB: 1 P: 23	R: 1 E: 0 K: 1 S: 15	H: 2 LOB: 2 BB: 0 P: 22	R: 0 E: 0 K: 1 S: 10	H: 0 LOB: 0 BB: 0 P: 14	R: 0 E: 0 K: 0 S: 4	H: 0 LOB: 0 BB: 1 P: 9	1B: 7 2B: 1 3B: 1 HR: 1	SF: 0 SAC: 0 DP: 1 HBP: 1	WP: 0 PB: 1 SB: 1 CS: 0	PA: 38					
PITCHER	IP WLS BF H R ER SO BB IBB HBP BLK WP HR S P ERA WHIP																										
Bobby Witt, R ERA: 6.31 (1, 1)	6.0		26	7	3	3	7	1	0	0	0	0	1	73	113	4.50	1.333										
Jeff Russell, R ERA: 2.51 (7, 1)	0.2		5	2	1	1	0	0	0	1	0	0	0	12	19	13.50	3.000										
Dennis Cook, L ERA: 3.25 (7, 1)	1.1	W	4	0	0	0	2	0	0	0	0	0	0	13	17	0.00	0.000										
Mike Henneman, R ERA: 3.63 (9, 1)	1.0	S	3	0	0	0	0	1	0	0	0	0	0	4	9	0.00	1.000										

Cleveland Indians @ Texas Rangers
The Ballpark at Arlington, Arlington, TX

Wed May 29 1996, 8:05 PM EDT
Att. 35,893 - Unknown - 83 F

livebaseballscorecards.com

AB 35
R 4
H 9
RBI 4
BB 2
SO 9
LOB 16



Batter	1	2	3	4	5	6	7	8	9	AB	R	H	RBI	BB	SO	LOB
Darryl Hamilton, L (1, 8) OBP: 0.370, SLG: 0.409	1-1 L1	2-1 G6-3			2-2 S 1B			0-1 G1-3		4	0	1	0	0	0	1
Ivan Rodriguez, R (1, 2) OBP: 0.347, SLG: 0.473	1-2 BB 2B 1B		0-0 L8-3 1B		4-0 IBB 1B			1-1 WP 1B 1B		3	2	3	0	1	0	0
Will Clark, L (1, 3) OBP: 0.398, SLG: 0.432	4-0 BB 2B BB		0-0 L8-3 1B		0-0 L4			2-2 F7 1B		3	1	0	0	1	0	4
Mickey Tettleton, S (1, 10) OBP: 0.415, SLG: 0.552 29 Rusty Greer, L (8, PR) OBP: 0.395, SLG: 0.500	1-0 BB 2B		2-2 F7		2-2 L8			2-2 BB 1B 1B		4	0	2	3	0	0	0
Dean Palmer, R (1, 5) OBP: 0.335, SLG: 0.541	2-2 F8			2-2 F9			2-1 G4-3	0-0 BB 1B 1B		4	1	1	0	0	0	1
Mark McLemore, S (1, 4) OBP: 0.372, SLG: 0.344	1-2 G6-3			2-1 G4-3			2-2 F7	0-0 BB 1B		4	0	1	1	0	0	1
Damon Buford, R (1, 9) OBP: 0.357, SLG: 0.373 Lou Frazier, S (7, PH) OBP: 0.342, SLG: 0.371		0-0 S SH1-4 1B		2-1 F9			1-2 G5-4-3 1B	4-1 BB 1B 2-3 BB		2	0	1	0	0	0	0
Rikkert Faneyte, R (1, 7) OBP: 0.200, SLG: 0.200 Warren Newson, L (7, PH) OBP: 0.407, SLG: 0.473		0-0 SH1-4		1-2 F9			2-3 K	4-2 BB 1B 1-2 2-3 BB		1	0	0	0	0	0	0
Kevin Elster, R (1, 6) OBP: 0.280, SLG: 0.518		2 SAFE 3-3 K		1-2 L7			2-2 G5-4-3	0-3 K		4	0	0	0	0	2	5

Inning Stats	R: 2	H: 2	E: 0	K: 0	S: 12	H: 2	LOB: 1	BB: 1	P: 22	R: 0	H: 1	E: 0	K: 1	S: 7	R: 0	H: 1	E: 0	K: 0	S: 5	R: 0	H: 0	E: 0	K: 0	S: 8	R: 0	H: 1	E: 0	K: 0	S: 14	R: 0	H: 0	E: 0	K: 0	S: 8	R: 0	H: 1	E: 0	K: 1	S: 11	R: 3	H: 4	E: 0	K: 1	S: 19	H: 4	LOB: 3	BB: 2	P: 32
--------------	------	------	------	------	-------	------	--------	-------	-------	------	------	------	------	------	------	------	------	------	------	------	------	------	------	------	------	------	------	------	-------	------	------	------	------	------	------	------	------	------	-------	------	------	------	------	-------	------	--------	-------	-------

PITCHER	IP	WLS	BF	H	R	ER	SO	BB	IBB	HBP	BLK	WP	HR	S	P	ERA	WHIP
Brian Anderson, L (1, 1) ERA: 3.79	6.0		24	5	2	2	1	1	1	0	0	0	0	54	91	3.00	1.000
Julian Tavarez, R (7, 1) ERA: 3.81	1.2	L	8	4	3	3	1	0	0	0	0	1	0	23	33	16.20	2.400
Paul Assenmacher, L (8, 1) ERA: 2.19	0.0		3	1	0	0	0	2	0	0	0	0	0	4	12	∞	∞
Eric Plunk, R (8, 1) ERA: 2.42	0.1		1	0	0	0	1	0	0	0	0	0	0	3	3	0.00	0.000

BOTTOM

Cleveland Indians @ Texas Rangers
The Ballpark at Arlington, Arlington, TX

Wed May 29 1996, 8:05 PM EDT
Att: 35,893 - Unknown - 83 F

AB	31
R	5
H	10
RBI	4
BB	4
SO	3
LOB	13



PITCHER	IP	WLS	BF	H	R	ER	SO	BB	IBB	HBP	BLK	WP	HR	S	P	ERA	WHIP
	1B: 9	SF: 0										WP: 1					PA: 36
	2B: 2	SAC: 1										PB: 1					
	3B: 0	DP: 2										SB: 2					
	HR: 0	HBP: 0										CS: 0					

Batter	1	2	3	4	5	6	7	8	9	AB R H RBI BB SO LOB	TOP		
Kenny Lofton, L (1, 8) OBP: 0.390, SLG: 0.429	2-1 F8	0-0 F9		3-2 F7			2-2 G4-3		4-1 S S BB	4 0 0 0 1 0 2	Cleveland Indians @ Milwaukee Brewers Milwaukee County Stadium, Milwaukee, WI Thu May 30 1996, 8:05 PM EDT Att. 11,543 - Unknown - 60 F		
Julio Franco, R (1, 3) OBP: 0.394, SLG: 0.463	0-0 G6-3	4-0 BB		2-1 F8			2-1 G4-3		4-2 SAFE BB 1-2 BB	3 0 0 0 2 0 0			
Carlos Baerga, S (1, 4) OBP: 0.280, SLG: 0.383 Alvaro Espinoza, R (5, 4) OBP: 0.276, SLG: 0.333	1-1 HBP	2-1 L8			1-1 L8		3-1 L8		0-0 L7	2 0 0 0 0 0 3 2 0 0 0 0 0 2			
Albert Belle, R (1, 7) OBP: 0.424, SLG: 0.740	2-1 F9				1-0 P6			2-0 G4-3	4-2 SAFE BB 1-2 2-3 BB	4 0 0 0 1 0 1			
Jim Thome, L (1, 5) OBP: 0.462, SLG: 0.629		4-2 1B BB		3-1 BB 1B	4-2 BB			2-1 1B	2-1 P6	3 1 2 0 2 0 3			
Eddie Murray, S (1, 10) OBP: 0.332, SLG: 0.361		2-1 1B 2B 1B		4-1 FC6-4 BB	2-1 F8			3-2 1B		3 1 2 0 1 0 1			
Manny Ramirez, R (1, 9) OBP: 0.366, SLG: 0.528 Wayne Kirby, L (9, 9) OBP: 0.222, SLG: 0.222		0-1 2B 1B		2-3 K		2-1 L8		2-1 L5		4 0 1 1 0 1 4 0 0 0 0 0 0 0			
Sandy Alomar Jr., R (1, 2) OBP: 0.323, SLG: 0.457		1-1 2B		1-1 FC6-4		0-1 G6-3		1-1 L7		4 0 1 1 0 0 4			
Omar Vizquel, S (1, 6) OBP: 0.349, SLG: 0.411		2-1 F7		2-1 L4		1-3 K		2-1 L6		4 0 0 0 0 1 2			
Inning Stats	R: 0 E: 0 K: 0 S: 6 H: 0 LOB: 1 BB: 0 P: 11	R: 2 E: 0 K: 0 S: 13 H: 3 LOB: 3 BB: 2 P: 28	R: 0 E: 0 K: 1 S: 10 H: 1 LOB: 2 BB: 1 P: 22	R: 0 E: 0 K: 0 S: 10 H: 0 LOB: 0 BB: 0 P: 17	R: 0 E: 0 K: 0 S: 7 H: 0 LOB: 1 BB: 1 P: 15	R: 0 E: 0 K: 1 S: 8 H: 0 LOB: 0 BB: 0 P: 11	R: 0 E: 0 K: 0 S: 9 H: 0 LOB: 0 BB: 0 P: 16	R: 0 E: 0 K: 0 S: 10 H: 2 LOB: 2 BB: 0 P: 20	R: 0 E: 0 K: 0 S: 14 H: 0 LOB: 3 BB: 3 P: 30	1B: 5 2B: 1 3B: 0 HR: 0 SF: 0 SAC: 0 DP: 0 HBP: 1		WP: 0 PB: 0 SB: 2 CS: 0 PA: 41	
PITCHER	IP WLS BF H R ER SO BB IBB HBP BLK WP HR S P ERA WHIP											PITCHER	IP WLS BF H R ER SO BB IBB HBP BLK WP HR S P ERA WHIP
Ricky Bones, R (1, 1) ERA: 5.7	7.1 L 33 6 2 2 2 4 0 0 0 0 0 0 69 133 2.46 1.364												
Terry Burrows, L (8, 1) ERA:	0.2 2 0 0 0 0 0 0 0 0 0 0 0 4 7 0.00 0.000												
Mike Fetters, R (9, 1) ERA: 2.08	0.2 5 0 0 0 0 3 0 0 0 0 0 0 12 26 0.00 4.500												
Graeme Lloyd, L (9, 1) ERA: 2.82	0.1 1 0 0 0 0 0 0 0 0 0 0 0 2 4 0.00 0.000												

livebaseballscorecards.com

AB	33
R	2
H	6
RBI	2
BB	7
SO	2
LOB	22



Batter	1	2	3	4	5	6	7	8	9	AB	R	H	RBI	BB	SO	LOB
Chuck Carr, S (1, 8) OBP: 0.310, SLG: 0.377 David Hulse, L (5, 8) OBP: 0.226, SLG: 0.180	1-1 		0-0 G1-3 			1-0 		4-1 		2	0	1	0	0	0	0
Kevin Seitzer, R (1, 10) OBP: 0.443, SLG: 0.494 Pat Listach, S (8, PR) OBP: 0.309, SLG: 0.315	1-0 		1-2 F9 			0-1 		1-2 		3	0	2	0	0	0	0
Jose Valentin, S (1, 6) OBP: 0.364, SLG: 0.495	0-3 K 			0-0 F8 		3-2 P5 		4-1 		3	0	0	0	1	1	4
Greg Vaughn, R (1, 7) OBP: 0.376, SLG: 0.506	3-2 P4 			1-3 K 		0-1 L8 		2-1 P2 		4	0	0	0	0	1	7
Dave Nilsson, L (1, 3) OBP: 0.466, SLG: 0.754	2-2 G4-1 			4-1 		2-1 G3-1 		3-3 K 		3	0	0	0	1	1	7
Matt Mieske, R (1, 9) OBP: 0.357, SLG: 0.533		1-1 G5-3 		0-3 K 		2-3 K 			1-2 L8 	4	0	0	0	0	2	1
Jeff Cirillo, R (1, 5) OBP: 0.385, SLG: 0.486		3-1 G5-3 			1-2 G4-3 		0-1 G5-3 		1-1 	4	0	1	0	0	0	0
Fernando Vina, L (1, 4) OBP: 0.380, SLG: 0.458		0-0 F9 			1-2 		0-0 P5 		1-0 	4	0	1	0	0	0	1
Mike Matheny, R (1, 2) OBP: 0.287, SLG: 0.393			0-3 K 		2-2 G5-4-3 		1-0 			3	0	1	0	0	1	1

Inning Stats	R: 0	H: 2	R: 0	H: 0	R: 0	H: 0	R: 0	H: 1	R: 0	H: 2	R: 0	H: 0	R: 0	H: 1	R: 0	H: 1	1B: 6	SF: 0	WP: 1	PA: 35
	E: 0	LOB: 2	E: 0	LOB: 0	E: 0	LOB: 0	E: 0	LOB: 0	E: 0	LOB: 2	E: 0	LOB: 0	E: 0	LOB: 3	E: 0	LOB: 0	2B: 1	SAC: 0	PB: 0	
	K: 1	BB: 0	K: 0	BB: 0	K: 1	BB: 0	K: 0	BB: 0	K: 1	BB: 0	K: 1	BB: 0	K: 1	BB: 2	K: 0	BB: 0	3B: 0	DP: 2	SB: 0	
	S: 15	P: 22	S: 5	P: 9	S: 7	P: 8	S: 8	P: 13	S: 9	P: 16	S: 6	P: 8	S: 10	P: 25	S: 8	P: 11	HR: 0	HBP: 1	CS: 0	

PITCHER	IP	WLS	BF	H	R	ER	SO	BB	IBB	HBP	BLK	WP	HR	S	P	ERA	WHIP
Charles Nagy, R (1, 1) ERA: 3.53	7.0	W	28	6	0	0	5	2	0	0	0	0	0	62	96	0.00	1.143
Eric Plunk, R (8, 1) ERA: 2.35	0.2		3	0	0	0	0	1	0	1	0	1	0	5	12	0.00	1.500
Paul Assenmacher, L (8, 1) ERA: 2.13	0.1		1	0	0	0	1	0	0	0	0	0	0	3	6	0.00	0.000
Jose Mesa, R (9, 1) ERA: 1.8	1.0	S	3	1	0	0	0	0	0	0	0	0	0	8	11	0.00	1.000

BOTTOM

Cleveland Indians @ Milwaukee Brewers
 Milwaukee County Stadium, Milwaukee, WI

Thu May 30 1996, 8:05 PM EDT
 Att. 11,543 - Unknown - 60 F

AB	31
R	0
H	7
RBI	0
BB	3
SO	6
LOB	21

Batter	1	2	3	4	5	6	7	8	9	AB R H RBI BB SO LOB	TOP											
Kenny Lofton, L (1, 8) OBP: 0.390, SLG: 0.431 Wayne Kirby, L (8, 8) OBP: 0.200, SLG: 0.200	2-2 G4-3	1-3 K		2-2 E6 1-H 2B		2-3 K	4-1 E BB		0-0 F9	4 0 1 1 1 2 1 1 0 0 0 0 0 0												
Julio Franco, R (1, 3) OBP: 0.393, SLG: 0.464	2-2 G6-3		3-1 1B E 1B	3-1 G4-3		1-0 L9	2-2 E4 1-2 2-3 3-H		2-2 2B	6 1 2 0 0 0 3												
Carlos Baerga, S (1, 4) OBP: 0.283, SLG: 0.384 Scott Leius, R (8, 4) OBP: 0.038, SLG: 0.077	2-2 1B		1 SAFE 3-2 L9 1B 1-3 1B		1-0 L6		G4-3		3-3 K	5 0 2 0 0 0 3 1 0 0 0 0 1 1												
Albert Belle, R (1, 7) OBP: 0.435, SLG: 0.738	0-3 K		0-0 G4-3 1B 1-2 3-H		1-1 1B 1B		4-1 E S 2B BB	4-2 FC4 HBP	4-0 HBP	3 2 2 1 1 1 1												
Jim Thome, L (1, 5) OBP: 0.458, SLG: 0.617		2-2 HR 1B	2-0 L9		3-2 1B 1B		2-3 K	3-2 K	1-3 K	6 1 2 0 0 3 6												
Eddie Murray, S (1, 10) OBP: 0.333, SLG: 0.359		0-0 F8	2-2 G4-3 1-2f		0-0 1B		4-1 2B WP BB		0-0 FC4 1B 1-2 1B	4 2 1 1 1 0 4												
Manny Ramirez, R (1, 9) OBP: 0.372, SLG: 0.554		1-1 HR		0-0 F7		3-2 F9	1-0 WP 1B 2B	1-1 1B 1B		5 2 3 3 0 0 2												
Tony Peña, R (1, 2) OBP: 0.388, SLG: 0.432		2-2 FC4-6 1B		1-0 E 1B		G4-3	3-1 1B E 1B	1-0 1B 1B		5 2 4 2 0 0 2												
Omar Vizquel, S (1, 6) OBP: 0.345, SLG: 0.405		2-0 FC4-6 1-2f		1-0 F7			3-2 F9	3-2 E BB 1B	2-0 P2	5 0 1 0 0 0 4												
Inning Stats	R: 0 E: 0 K: 1 S: 13	H: 1 LOB: 1 BB: 0 P: 19	R: 2 E: 1 K: 1 S: 14	H: 3 LOB: 1 BB: 0 P: 22	R: 1 E: 1 K: 0 S: 10	H: 3 LOB: 1 BB: 0 P: 20	R: 1 E: 1 K: 0 S: 8	H: 2 LOB: 1 BB: 0 P: 15	R: 1 E: 0 K: 0 S: 15	H: 3 LOB: 2 BB: 0 P: 23	R: 0 E: 0 K: 1 S: 9	H: 0 LOB: 0 BB: 0 P: 15	R: 4 E: 1 K: 1 S: 20	H: 3 LOB: 3 BB: 3 P: 46	R: 1 E: 0 K: 1 S: 12	H: 2 LOB: 2 BB: 0 P: 23	R: 0 E: 0 K: 2 S: 11	H: 1 LOB: 2 BB: 0 P: 21	1B: 14 2B: 3 3B: 0 HR: 1	SF: 0 SAC: 0 DP: 1 HBP: 2	WP: 1 PB: 0 SB: 1 CS: 0	PA: 50
PITCHER	IP WLS BF H R ER SO BB IBB HBP BLK WP HR S P ERA WHIP																					
Ben McDonald, R (1, 1) ERA: 4.52	6.0 L 29 12 5 5 3 0 0 0 0 0 0 1 69 114 7.50 2.000																					
Mike Potts, L (7, 1) ERA: 8.75	0.2 4 0 2 2 1 2 0 0 0 0 0 0 7 18 27.00 3.000																					
Marshall Boze, R (7, 1) ERA: 4.5	1.0 11 5 3 2 1 1 0 1 0 1 0 0 24 48 18.00 6.000																					
Terry Burrows, L (8, 1) ERA:	1.1 6 1 0 0 0 2 0 0 1 0 0 0 12 24 0.00 0.750																					

Cleveland Indians @ Milwaukee Brewers
 Milwaukee County Stadium, Milwaukee, WI

Fri May 31 1996, 8:05 PM EDT
 Att. 24,050 - Unknown - 65 F

AB	45
R	10
H	18
RBI	8
BB	3
SO	7
LOB	27



Batter	1	2	3	4	5	6	7	8	9	AB R H RBI BB SO LOB	TOP																	
Kenny Lofton, L OBP: 0.398, SLG: 0.443 (1, 8)	3-2 G6-3 2B		1-0 G6-3 2B		4-1 1B BB	4-1 BB		2-1 FC5		3 0 2 1 2 0 1																		
Julio Franco, R OBP: 0.389, SLG: 0.458 (1, 3)	2-2 G6-3		0-3 K		1-2 FC6-4 1B	2-0 G6-3		1-3 K		5 0 1 0 0 2 7																		
Carlos Baerga, S OBP: 0.285, SLG: 0.379 (1, 4)	4-2 BB BB		2-2 HBP		1-3 K		0-0 G3-1		1-2 G4-3	3 0 0 0 1 1 2																		
Albert Belle, R OBP: 0.430, SLG: 0.724 (1, 7)	4-2 BB		1-2 G6-3		0-0 FC6-4		1-1 L4		3-3 K	4 0 0 0 1 1 4																		
Manny Ramirez, R OBP: 0.377, SLG: 0.550 (1, 9)	1-3 K			1-0 L5		4-1 SH3-4 BB BB		4-2 BB	1-1 1B	3 1 1 0 2 1 3																		
Eddie Murray, S OBP: 0.332, SLG: 0.357 (1, 10)	2-1 L6			2-2 F9		1-2 BB SH3-4 1B		1-2 G1-3		4 0 1 0 0 0 4																		
Sandy Alomar Jr., R OBP: 0.323, SLG: 0.455 (1, 2)			3-1 G6-3		2-1 1B	2-1 SH3-4		1-2 G6-3		3 0 1 0 0 0 0																		
Scott Leius, R OBP: 0.069, SLG: 0.071 (1, 5)			2-1 P4		2-0 L7	4-2 BB BB		0-0 2B		2 0 0 0 1 0 1																		
Jim Thome, L OBP: 0.461, SLG: 0.627 (8, PH)										1 0 1 0 0 0 0																		
Omar Vizquel, S OBP: 0.338, SLG: 0.395 (1, 6)			1-3 K		2-2 G5-3	1-0 P4		3-2 F7		4 0 0 0 0 1 4																		
Inning Stats	R: 0 E: 0 K: 1 S: 19	H: 1 LOB: 3 BB: 2 P: 35	R: 0 E: 0 K: 1 S: 7	H: 0 LOB: 0 BB: 0 P: 13	R: 0 E: 0 K: 1 S: 11	H: 1 LOB: 1 BB: 0 P: 15	R: 0 E: 0 K: 0 S: 7	H: 1 LOB: 1 BB: 0 P: 14	R: 1 E: 0 K: 0 S: 11	H: 1 LOB: 3 BB: 3 P: 29	R: 0 E: 0 K: 0 S: 9	H: 0 LOB: 1 BB: 1 P: 15	R: 0 E: 0 K: 1 S: 12	H: 1 LOB: 2 BB: 0 P: 19	R: 0 E: 0 K: 1 S: 9	H: 1 LOB: 1 BB: 0 P: 14	1B: 4 2B: 3 3B: 0 HR: 0	SF: 0 SAC: 1 DP: 0 HBP: 1	WP: 0 PB: 0 SB: 0 CS: 0	PA: 41								
PITCHER	IP WLS BF H R ER SO BB IBB HBP BLK WP HR S P ERA WHIP																											
Angel Miranda, L ERA: 4.53 (1, 1)	5.2		28	5	1	1	4	6	0	1	0	0	0	66	123	1.59	1.941											
Ramon Garcia, R ERA: 3.43 (6, 1)	2.0	W	8	1	0	0	0	1	0	0	0	0	0	17	29	0.00	1.000											
Graeme Lloyd, L ERA: 2.82 (8, 1)	0.0		1	0	0	0	0	0	0	0	0	0	0	2	4	∞	∞											
Mike Fetters, R ERA: 1.93 (8, 1)	1.1	S	4	1	0	0	2	0	0	0	0	0	0	12	18	0.00	0.750											

Cleveland Indians @ Milwaukee Brewers
Milwaukee County Stadium, Milwaukee, WI

Sat Jun 01 1996, 4:33 AM EDT
Att. 22,004 - Overcast - 67 F

AB	32
R	1
H	7
RBI	1
BB	7
SO	6
LOB	26



livebaseballscorecards.com

Batter	1	2	3	4	5	6	7	8	9
Jeff Cirillo, R <small>OBP: 0.381, SLG: 0.484</small> (1, 5)	0-1 G5-3 		1-1 L5 			0-0 SH1-4 		0-1 P3 	
Fernando Vina, L <small>OBP: 0.373, SLG: 0.443</small> (1, 4)	0-1 G4-3 			1-1 F8 S HBP 		0-1 G4-3 		2-2 G4-3 	
Kevin Seitzer, R <small>OBP: 0.439, SLG: 0.492</small> (1, 10)	2-2 			3-0 L9 		0-1 G1-3 		3-3 	
Greg Vaughn, R <small>OBP: 0.382, SLG: 0.508</small> (1, 7)		0-3 		2-1 F8 			2-2 E 3B 1B 		
Dave Nilsson, L <small>OBP: 0.450, SLG: 0.700</small> (1, 3)		2-2 F7 		0-0 L7 			0-0 P5 		
Matt Mieske, R <small>OBP: 0.357, SLG: 0.536</small> (1, 9)		2-1 			2-3 		2-0 F7 		
Jose Valentin, S <small>OBP: 0.355, SLG: 0.489</small> (1, 6)		0-2 G3 			2-2 L7 		0-2 		
David Hulse, L <small>OBP: 0.233, SLG: 0.211</small> (1, 8)			0-1 F8 		2-2 G4-3 		0-2 		
Jesse Levis, L <small>OBP: 0.340, SLG: 0.244</small> (1, 2)			2-2 G6-3 			0-1 G4-3 SH1-4 1B 	1-0 F7 		

Inning Stats	R: 0	H: 1	E: 0	LOB: 1	K: 0	BB: 0	S: 7	P: 9
	R: 0	H: 1	E: 0	LOB: 1	K: 1	BB: 0	S: 11	P: 15
	R: 0	H: 0	E: 0	LOB: 0	K: 0	BB: 0	S: 7	P: 10
	R: 0	H: 0	E: 0	LOB: 1	K: 0	BB: 0	S: 5	P: 11
	R: 0	H: 0	E: 0	LOB: 0	K: 1	BB: 0	S: 13	P: 19
	R: 0	H: 1	E: 0	LOB: 1	K: 0	BB: 0	S: 7	P: 7
	R: 2	H: 3	E: 1	LOB: 1	K: 0	BB: 0	S: 16	P: 21
	R: 0	H: 0	E: 0	LOB: 0	K: 1	BB: 0	S: 9	P: 14

PITCHER	IP	WLS	BF	H	R	ER	SO	BB	IBB	HBP	BLK	WP	HR	S	P	ERA	WHIP
Jack McDowell, R <small>ERA: 3.63</small>	8.0	L	30	6	2	2	3	0	0	1	0	0	0	75	106	2.25	0.750

BOTTOM

AB	R	H	RBI	BB	SO	LOB
3	0	0	0	0	0	0
3	0	0	0	0	0	1
4	0	1	0	0	1	2
3	1	1	0	0	1	1
3	0	0	0	0	0	2
3	0	1	0	0	1	1
3	1	1	1	0	0	1
3	0	1	1	0	0	0
3	0	1	0	0	0	1

AB	28
R	2
H	6
RBI	2
BB	0
SO	3
LOB	9



Cleveland Indians @ Milwaukee Brewers
 Milwaukee County Stadium, Milwaukee, WI
 Sat Jun 01 1996, 4:33 AM EDT
 Att. 22,004 - Overcast - 67 F

livebaseballscorecards.com

WP	PA
0	30

Batter	1	2	3	4	5	6	7	8	9	AB R H RBI BB SO LOB	TOP											
Kenny Lofton, L (1, 8) OBP: 0.398, SLG: 0.444	3-2 G3-1	4-1 1B BB		2-3 K		3-2 G6-3		1-1 HR 2B		4 1 1 0 1 1 1												
Julio Franco, R (1, 3) OBP: 0.389, SLG: 0.470	1-3 K	0-0 SAFE 1B		1-0 F8		2-0 F8		1-0 HR		5 1 2 3 0 1 1												
Carlos Baerga, S (1, 4) OBP: 0.283, SLG: 0.374	1-2 P3	2-2 L4		2-2 G6-3		1-2 1B		2-1 F8		5 0 1 0 0 0 3												
Albert Belle, R (1, 7) OBP: 0.421, SLG: 0.706		0-0 F9	0-0 G4-3		0-2 G4-3	0-1 F9		0-1 G4-3		5 0 0 0 0 0 1												
Wayne Kirby, L (9, 7) OBP: 0.200, SLG: 0.200										0 0 0 0 0 0 0												
Manny Ramirez, R (1, 9) OBP: 0.388, SLG: 0.583		4-1 1B BB	1-0 1B SF7 2B		3-2 F9		1-2 HR	1-2 1B 2B		4 4 3 1 1 0 0												
Eddie Murray, S (1, 10) OBP: 0.338, SLG: 0.363		0-0 1B 2B 1B	1-2 1B	2-3 1B	1-2 FC5-4 1B		0-0 G3	1-2 F7		5 1 3 0 0 0 1												
Sandy Alomar Jr., R (1, 2) OBP: 0.325, SLG: 0.456		0-1 2B 1B	0-0 SF7	2-3 1B	1-0 FC5-4		3-2 G5-3	1-2 1B		4 1 2 3 0 0 1												
Jim Thome, L (1, 5) OBP: 0.459, SLG: 0.623		1-0 WP 1B 2B	2-3 K		4-2 HR BB		3-2 F8	1-0 F8		4 2 1 2 1 1 2												
Alvaro Espinoza, R (1, 6) OBP: 0.294, SLG: 0.469		0-1 P3		2-2 F8 2B		1-1 HR		1-1 F8	2-2 P5	5 1 2 2 0 0 2												
Inning Stats	R: 0 E: 0 K: 1 S: 13	H: 0 LOB: 0 BB: 0 P: 18	R: 4 E: 0 K: 0 S: 13	H: 4 LOB: 2 BB: 2 P: 24	R: 1 E: 0 K: 1 S: 9	H: 2 LOB: 1 BB: 0 P: 13	R: 0 E: 0 K: 1 S: 11	H: 1 LOB: 1 BB: 0 P: 18	R: 0 E: 0 K: 0 S: 10	H: 1 LOB: 1 BB: 0 P: 15	R: 2 E: 0 K: 0 S: 15	H: 2 LOB: 1 BB: 1 P: 26	R: 1 E: 0 K: 0 S: 12	H: 1 LOB: 0 BB: 0 P: 19	R: 2 E: 0 K: 0 S: 9	H: 2 LOB: 0 BB: 0 P: 14	R: 1 E: 0 K: 0 S: 14	H: 2 LOB: 1 BB: 0 P: 20	1B: 7 2B: 5 3B: 0 HR: 3	SF: 1 SAC: 0 DP: 0 HBP: 0	WP: 1 PB: 0 SB: 0 CS: 0	PA: 45
PITCHER	IP WLS BF H R ER SO BB IBB HBP BLK WP HR S P ERA WHIP																					
Scott Karl, L (1, 1) ERA: 5.13	5.1 L 28 9 7 7 3 3 0 0 0 0 1 1 64 104 11.81 2.250																					
Ramon Garcia, R (6, 1) ERA: 4.18	2.2 12 4 3 3 0 0 0 0 0 0 0 2 28 43 10.12 1.500																					
Kevin Wickander, L (9, 1) ERA: 3.66	1.0 5 2 1 1 0 0 0 0 0 0 0 0 14 20 9.00 2.000																					

Cleveland Indians @ Milwaukee Brewers
Milwaukee County Stadium, Milwaukee, WI

Sun Jun 02 1996, 4:33 AM EDT
Att. 21,150 - Sunny - 75 F

AB	41
R	11
H	15
RBI	11
BB	3
SO	3
LOB	12



BOTTOM

Cleveland Indians @ Milwaukee Brewers
Milwaukee County Stadium, Milwaukee, WI

Sun Jun 02 1996, 4:33 AM EDT
Att. 21,150 - Sunny - 75 F

livebaseballscorecards.com

AB	35
R	6
H	12
RBI	4
BB	8
SO	5
LOB	19



WP:	0	PA:	43
PB:	0	SB:	0
CS:	0		

AB R H RBI BB SO LOB

4 1 3 1 1 0 0

5 0 2 0 0 0 2

2 0 1 1 3 0 1

5 0 0 0 0 3 8

3 2 1 0 2 1 3

5 0 1 0 0 0 2

5 1 1 0 0 1 2

2 1 1 0 2 0 0

4 1 2 2 0 0 1

1B:	10	SF:	0
2B:	2	SAC:	0
3B:	0	DP:	3
HR:	0	HBP:	0

Batter	1	2	3	4	5	6	7	8	9
Jeff Cirillo, R OBP: 0.392, SLG: 0.497 (1, 5)	1-1 G1-3	0-0 BB 1B BLK 1-2 2-H		1-0 G4-6-3 1B		2-0 1B 2B		4-1 BB	
Fernando Vina, L OBP: 0.374, SLG: 0.442 (1, 4)	1-0 G4-3	1-1 BLK BB 1-2 2-3		0-0 G4-6-3 1-2f		2-2 1B		1-2 F7	
Kevin Seitzer, R OBP: 0.446, SLG: 0.492 (1, 3)	0-1 1B	4-2 BLK BB 1-2 2-3 3-H		4-0 FC5-4 BB		4-0 IBB		0-1 F9	
Greg Vaughn, R OBP: 0.373, SLG: 0.495 (1, 7)	0-0 L8	1-3 K 1-2 2-3 3-H		0-0 FC5-4 1-2f		0-3 K		3-3 K	
Dave Nilsson, L OBP: 0.459, SLG: 0.699 (1, 10)		4-2 G6-4-3 BB	0-0 1B 2B		4-2 1B G6-4-3 BB	3-1 G3		3-3 K	
Matt Mieske, R OBP: 0.352, SLG: 0.525 (1, 9)		1-1 G6-4-3 1-2f	0-1 G6-3		1-1 G6-4-3 1B		1-1 P6	1-0 P5	
Jose Valentin, S OBP: 0.351, SLG: 0.482 (1, 6)		1-0 1B 1B	0-1 F8		0-0 G6-4-3 1-2f 3-H		2-3 K	0-2 F7	
David Hulse, L OBP: 0.266, SLG: 0.220 (1, 8)		0-0 1B 1B	4-1 1B BB		0-0 G4-3		4-2 BB		
Mike Matheny, R OBP: 0.287, SLG: 0.388 (1, 2)		0-1 1B 1B BB	0-0 1B			1-0 L8	0-0 L9		

Inning Stats	R: 0	H: 1	E: 0	K: 0	S: 6	LOB: 1	BB: 0	P: 8
	R: 4	H: 5	E: 0	K: 1	S: 16	LOB: 2	BB: 2	P: 28
	R: 1	H: 2	E: 0	K: 0	S: 7	LOB: 2	BB: 1	P: 11
	R: 0	H: 1	E: 0	K: 0	S: 3	LOB: 1	BB: 1	P: 8
	R: 1	H: 1	E: 0	K: 0	S: 8	LOB: 0	BB: 1	P: 13
	R: 0	H: 2	E: 0	K: 1	S: 10	LOB: 3	BB: 1	P: 22
	R: 0	H: 0	E: 0	K: 1	S: 8	LOB: 1	BB: 1	P: 15
	R: 0	H: 0	E: 0	K: 1	S: 10	LOB: 1	BB: 0	P: 18

PITCHER	IP	WLS	BF	H	R	ER	SO	BB	IBB	HBP	BLK	WP	HR	S	P	ERA	WHIP
Orel Hershiser, R ERA: 6.64 (1, 1)	4.0		24	10	6	6	1	5	0	0	1	0	0	38	66	13.50	3.750
Jim Poole, L ERA: 2.2 (5, 1)	1.1	W	6	2	0	0	0	0	1	0	0	0	0	7	16	0.00	1.500
Eric Plunk, R ERA: 2.1 (6, 1)	2.2		10	0	0	0	3	2	0	0	0	0	0	23	41	0.00	0.750
Jose Mesa, R ERA: 1.73 (9, 1)	1.0		3	0	0	0	1	0	0	0	0	0	0	8	12	0.00	0.000

WP	HR	S	P	ERA	WHIP
0	0	0	0	0.00	1.500
0	0	0	0	0.00	0.750
0	0	0	0	0.00	0.000

Batter	1	2	3	4	5	6	7	8	9	AB R H RBI BB SO LOB	TOP						
Rich Amaral, R (1, 7) OBP: 0.323, SLG: 0.306 Darren Bragg, L (9, PH) OBP: 0.370, SLG: 0.435 (9, 7)	4-2 1B HR BB	0-0 G6-3 BB		0-1 FC2-6 1-2f		1-2 G6-3 BB			4-2 E BB BB	3 1 0 0 1 0 2 0 1 0 0 1 0 0							
Alex Rodriguez, R (1, 6) OBP: 0.387, SLG: 0.656	1-1 1-2 HR 1B		1-2 G4-3 BB	2-1 F7 1-2		3-3 K BB		0-1 SH SH BB BB	4 2 1 0 0 1 1								
Ken Griffey Jr., L (1, 8) OBP: 0.406, SLG: 0.663	1-1 1-H 2-H HR		4-1 1B HR BB	1-0 L7 BB		3-1 F9 BB		4-0 BB BB 1B IBB	3 3 1 3 2 0 1								
Edgar Martinez, R (1, 10) OBP: 0.451, SLG: 0.686	2-2 FC6-5 2B		3-2 HR 1B		2-1 1B		2-2 P2 BB	4-1 1B BB BB	4 1 3 1 1 0 0								
Jay Buhner, R (1, 9) OBP: 0.409, SLG: 0.677	3-2 FC6-5-4 FC6-5-4 G1-4-3 2-3		0-1 1-H 3-H HR		2-2 G6-3 BB		0-1 F8 BB	4-2 1B BB	4 1 1 4 1 0 1								
Brian Hunter, R (1, 3) OBP: 0.441, SLG: 0.484 Paul Sorrento, L (8, PH) OBP: 0.379, SLG: 0.567 (8, 3)	1-2 G1-4-3 G1-4-3 1-2f		1-2 PB 2B		0-0 1B		3-2 1B	0-3 K	3 0 2 0 0 0 1 2 0 1 0 0 1 3								
Luis Sojo, R (1, 4) OBP: 0.284, SLG: 0.283 Joey Cora, S (8, PH) OBP: 0.278, SLG: 0.361 (8, 4)		2-2 G5-3 BB	1-2 P3 BB		0-0 F8 BB		2-2 K BB	1-1 1B	3 0 0 0 0 0 2 2 0 1 1 0 1 1								
Dan Wilson, R (1, 2) OBP: 0.337, SLG: 0.491		0-0 2B	2-2 G4-3 2-3		0-2 K BB		1-3 K BB	2-0 P6	5 0 1 0 0 2 5								
Russ Davis, R (1, 5) OBP: 0.320, SLG: 0.389 Doug Strange, S (9, PH) OBP: 0.264, SLG: 0.327 (9, 5)		1-3 K BB		2-2 E1 E1 FC2-6		1-1 F9 BB		1-1 SH BB 1B	3 0 0 0 0 1 1 2 1 1 0 0 0 3								
Inning Stats	R: 3 H: 3 E: 0 LOB: 0 K: 0 BB: 1 S: 15 P: 27	R: 0 H: 1 E: 0 LOB: 1 K: 1 BB: 0 S: 9 P: 12	R: 3 H: 3 E: 0 LOB: 1 K: 0 BB: 1 S: 21 P: 33	R: 0 H: 0 E: 1 LOB: 1 K: 0 BB: 0 S: 10 P: 15	R: 0 H: 2 E: 0 LOB: 1 K: 0 BB: 0 S: 7 P: 11	R: 0 H: 0 E: 0 LOB: 0 K: 1 BB: 0 S: 8 P: 10	R: 0 H: 0 E: 0 LOB: 0 K: 1 BB: 0 S: 8 P: 16	R: 0 H: 1 E: 0 LOB: 1 K: 2 BB: 0 S: 13 P: 19	R: 4 H: 2 E: 1 LOB: 3 K: 1 BB: 4 S: 24 P: 47	1B: 7 SF: 0 2B: 3 SAC: 1 3B: 0 DP: 1 HR: 2 HBP: 0	WP: 0 PA: 45 PB: 1 SB: 1 CS: 0						
PITCHER	IP WLS BF H R ER SO BB IBB HBP BLK WP HR S P ERA WHIP																
Brian Anderson, L (1, 1) ERA: 5.25	5.0		25	9	6	6	1	2	0	0	0	0	2	62	98	10.80	2.200
Julian Tavarez, R ERA: 3.6	3.0		10	1	0	0	4	0	0	0	0	0	0	29	45	0.00	0.333
Jose Mesa, R ERA: 3.12	0.0	L	6	1	4	4	0	3	1	0	0	0	0	14	32	∞	∞
Paul Assenmacher, L ERA: 1.98	1.0		4	1	0	0	1	0	0	0	0	0	0	10	15	0.00	1.000

Seattle Mariners @ Cleveland Indians
 Jacobs Field, Cleveland, OH
 Tue Jun 04 1996, 7:05 PM EDT
 Att. 42,179 - Unknown - 68 F

AB	38
R	10
H	12
RBI	9
BB	6
SO	6
LOB	21



Batter	1	2	3	4	5	6	7	8	9	AB	R	H	RBI	BB	SO	LOB
Kenny Lofton, L OBP: 0.391, SLG: 0.434 (1, 8)	2-3 K	1-0 E6 BB 1B		3-3 K		2-1 G1-4-3		2-3 K		5	0	0	0	0	3	4
Julio Franco, R OBP: 0.385, SLG: 0.464 (1, 3)	3-2 F8	1-0 BB 1B		3-2 G4-3			2-0 G6-3	0-0 G6-4-3 1-2f		5	0	1	2	0	0	2
Carlos Baerga, S OBP: 0.294, SLG: 0.390 (1, 4)	2-1 FC6-4 1B	4-0 BB 1B			1-1 G6-3		0-1 HR 2B		2-1 BB 2B	4	1	3	0	1	0	0
Albert Belle, R OBP: 0.420, SLG: 0.713 (1, 7)	1-0 FC6-4 1-2f	3-3 K			0-0 2B 1B		1-0 HR		1-3 K	5	2	2	2	0	2	5
Manny Ramirez, R OBP: 0.380, SLG: 0.570 (1, 9)		2-3 K	3-2 G4-3		1-0 L6		1-0 F7		0-2 G1-3	4	0	0	0	0	1	1
Tony Peña, R OBP: 0.380, SLG: 0.422 (9, 2)					1-1 2B		3-3 K		4-1 BB	1	0	0	0	0	0	1
Eddie Murray, S OBP: 0.348, SLG: 0.375 (1, 10)		0-0 E 1B	1-1 1B		1-2 2B					4	1	3	1	1	1	0
Sandy Alomar Jr., R OBP: 0.324, SLG: 0.451 (1, 2)		1-3 K	0-1 P3		0-1 G4-3			0-2 BB 1B	1-2 G6-3	4	0	1	0	0	1	3
Wayne Kirby, L OBP: 0.200, SLG: 0.200 (8, PR)										0	1	0	0	0	0	0
Scott Leius, R OBP: 0.067, SLG: 0.069 (9, PH)										1	0	0	0	0	0	2
Jim Thome, L OBP: 0.460, SLG: 0.618 (1, 5)		2-2 E 1B	1-0 F9			0-3 K		4-1 1B BB		3	1	1	0	1	1	1
Omar Vizquel, S OBP: 0.337, SLG: 0.392 (1, 6)		2-2 E 1B		1-0 F8		3-2 G6-3		0-0 G6-4-3 1B		4	1	1	1	0	0	2

Inning Stats	R: 0	H: 1	E: 0	K: 1	S: 9	H: 1	LOB: 1	BB: 0	P: 17	R: 3	H: 3	E: 2	K: 3	S: 21	H: 1	LOB: 1	BB: 0	P: 16	R: 0	H: 0	E: 0	K: 1	S: 8	H: 0	LOB: 0	BB: 0	P: 15	R: 1	H: 2	E: 1	K: 0	S: 10	R: 0	H: 0	E: 0	K: 1	S: 8	R: 2	H: 2	E: 0	K: 1	S: 8	R: 1	H: 2	E: 0	K: 1	S: 9	R: 0	H: 1	E: 0	K: 1	S: 12	1B: 8	2B: 3	3B: 0	HR: 1	SF: 0	SAC: 0	DP: 1	HBP: 0	WP: 0	PA: 43
--------------	------	------	------	------	------	------	--------	-------	-------	------	------	------	------	-------	------	--------	-------	-------	------	------	------	------	------	------	--------	-------	-------	------	------	------	------	-------	------	------	------	------	------	------	------	------	------	------	------	------	------	------	------	------	------	------	------	-------	-------	-------	-------	-------	-------	--------	-------	--------	-------	--------


PITCHER	IP	WLS	BF	H	R	ER	SO	BB	IBB	HBP	BLK	WP	HR	S	P	ERA	WHIP
Sterling Hitchcock, L ERA: 4.96 (1, 1)	5.0		25	7	4	0	5	1	0	0	0	0	0	59	98	0.00	1.600
Lee Guetterman, L ERA: 10.13 (6, 1)	1.0		3	0	0	0	1	0	0	0	0	0	0	8	13	0.00	0.000
Rafael Carmona, R ERA: 3.95 (7, 1)	2.0	W	10	4	3	3	2	1	0	0	0	0	1	17	30	13.50	2.500
Norm Charlton, L ERA: 3.08 (9, 1)	1.0	S	5	1	0	0	1	1	0	0	0	0	0	12	20	0.00	2.000

BOTTOM

Seattle Mariners @ Cleveland Indians
Jacobs Field, Cleveland, OH

Tue Jun 04 1996, 7:05 PM EDT
Att: 42,179 - Unknown - 68 F

AB	40
R	7
H	12
RBI	6
BB	3
SO	9
LOB	21



PITCHER	IP	WLS	BF	H	R	ER	SO	BB	IBB	HBP	BLK	WP	HR	S	P	ERA	WHIP
---------	----	-----	----	---	---	----	----	----	-----	-----	-----	----	----	---	---	-----	------

Seattle Mariners @ Cleveland Indians

Jacobs Field, Cleveland, OH

Wed Jun 05 1996, 7:05 PM EDT
 Att. 42,274 - Unknown - 69 F

AB	37
R	5
H	11
RBI	5
BB	7
SO	10
LOB	20



Batter	1	2	3	4	5	6	7	8	9	AB R H RBI BB SO LOB																											
Joey Cora, S (1, 4) OBP: 0.281, SLG: 0.362	0-0 G1		0-3 K		0-0 1-5-3		0-0 BB 1B 6-3 1B	0-0 HR 1B		5 2 2 0 0 1 0																											
Alex Rodriguez, R (1, 6) OBP: 0.399, SLG: 0.677	4-0 1B S BB		0-0 E6 S 1B		0-0 1B		0-0 6-3 BB 1-2 1B	0-0 1-H HR		4 2 3 2 1 0 0																											
Ken Griffey Jr., L (1, 8) OBP: 0.402, SLG: 0.652	0-3 K		0-0 S 1-2 1B		0-3 K		0-0 F9	0-3 K		5 0 1 0 0 3 4																											
Edgar Martinez, R (1, 10) OBP: 0.454, SLG: 0.680	4-0 1B 1-2 BB		4-0 S 1-2 2-3 G6-4-3 BB		0-0 5-3		4-0 6-3 1-2 2-3 1B BB	0-0 P4		2 1 0 0 3 0 1																											
Jay Buhner, R (1, 9) OBP: 0.404, SLG: 0.665	0-0 1-2 2-3 1B		0-0 G6-4-3 1-2f		0-0 F8		0-0 6-3	0-0 F7		5 0 1 1 0 0 5																											
Paul Sorrento, L (1, 3) OBP: 0.374, SLG: 0.552	0-0 P4		0-0 F8		0-3 K		0-0 BB 1B IBB	0-3 K		4 0 0 0 1 2 3																											
Dan Wilson, R (1, 2) OBP: 0.344, SLG: 0.494		0-0 CS 1B		0-0 6-3		0-0 E9 1B	0-0 BB 1-2 2-H 3-H 1B	0-3 K		5 0 3 2 0 1 0																											
Darren Bragg, L (1, 7) OBP: 0.378, SLG: 0.447		0-3 K		0-0 2B		4-0 FC6-4 BB	4-0 1-2 2-3 BB	0-0 L6		2 0 1 0 1 1 1 1 0 0 0 1 0 0																											
Rich Amaral, R (7, PH) OBP: 0.327, SLG: 0.302																																					
Russ Davis, R (1, 5) OBP: 0.315, SLG: 0.382		0-3 K		0-0 F8		0-0 FC6-4 1-2f	0-3 K			3 0 0 0 0 1 3 1 0 0 0 0 1 3																											
Doug Strange, S (7, PH) OBP: 0.259, SLG: 0.320																																					
Inning Stats	R: 0 E: 0 K: 1 S: 6	H: 1 LOB: 3 BB: 2 P: 14	R: 0 E: 0 K: 2 S: 7	H: 1 LOB: 0 BB: 0 P: 7	R: 0 E: 1 K: 1 S: 6	H: 1 LOB: 2 BB: 1 P: 10	R: 0 E: 0 K: 0 S: 4	H: 1 LOB: 1 BB: 0 P: 4	R: 0 E: 0 K: 1 S: 6	H: 1 LOB: 2 BB: 1 P: 10	R: 3 E: 0 K: 1 S: 8	H: 3 LOB: 3 BB: 3 P: 20	R: 2 E: 0 K: 1 S: 7	H: 2 LOB: 0 BB: 0 P: 7	R: 0 E: 0 K: 2 S: 7	H: 0 LOB: 0 BB: 0 P: 7	1B: 9 2B: 1 3B: 0 HR: 1	SF: 0 SAC: 0 DP: 1 HBP: 0	WP: 0 PB: 0 SB: 3 CS: 1	PA: 44																	
PITCHER	IP WLS BF H R ER SO BB IBB HBP BLK WP HR S P ERA WHIP																																				
Charles Nagy, R (1, 1) ERA: 3.58	6.2		34	9	3	3	6	5	1	0	0	0	0	0	40	64	4.05	2.100																			
Jim Poole, L (7, 1) ERA: 2.2	0.0		1	0	0	0	0	1	0	0	0	0	0	0	4		∞	∞																			
Eric Plunk, R (7, 1) ERA: 2.67	1.1	W	6	2	2	2	2	0	0	0	0	0	1	10	10	13.50	1.500																				
Alan Embree, L (9, 1) ERA: 4.95	1.0		3	0	0	0	2	0	0	0	0	0	0	7	7	0.00	0.000																				

livebaseballscorecards.com

BOTTOM

Seattle Mariners @ Cleveland Indians
Jacobs Field, Cleveland, OH
Wed Jun 05 1996, 7:05 PM EDT
Att: 42,274 - Unknown - 69 F

livebaseballscorecards.com

AB 37
R 13
H 13
RBI 12
BB 7
SO 1
LOB 26



WP: 0 PA: 46
PB: 0
SB: 1
CS: 1

ERA 18.00 WHIP 4.000

AB	R	H	RBI	BB	SO	LOB
5	1	2	2	1	0	2
3	1	0	0	2	0	3
5	2	3	1	0	0	1
3	2	1	2	2	0	2
3	2	1	0	1	0	5
2	0	1	0	0	0	1
3	1	1	1	0	1	3
4	1	0	2	1	0	4
4	1	2	2	0	0	2
5	2	2	2	0	0	3

Batter	1	2	3	4	5	6	7	8	9
Kenny Lofton, L OBP: 0.393, SLG: 0.434 (1, 8)	0-0 4-3		0-0 F8		0-0 CS 1B		BB BB BB	0-0 3-1	
Julio Franco, R OBP: 0.385, SLG: 0.458 (1, 3)	4-0 FC5-4 BB		0-0 1-3		0-0 F8		BB BB BB	0-0 3-1	
Carlos Baerga, S OBP: 0.300, SLG: 0.395 (1, 4)	0-0 F7		0-0 P6		0-0 BB 1B		0-0 BB BB HBP 1B	0-0 1B 1B	
Albert Belle, R OBP: 0.424, SLG: 0.722 (1, 7)	0-0 FC5-4 1-2f			0-0 HR	4-0 BB 1B		4-0 HBP BB BB	0-0 F8	
Jim Thome, L OBP: 0.463, SLG: 0.613 (1, 5)		0-0 1B FC5-4 1B		1-0 HR HBP	0-0 F8		0-0 F7	4-0 1B BB	
Eddie Murray, S OBP: 0.349, SLG: 0.376 Jeromy Burnitz, L OBP: 0.393, SLG: 0.435 (1, 10) (4, PR)		0-0 FC5-4 1B		0-0 FC4-6 FC5-4 1-2f		0-0 G3	0-3 K	0-0 1B E 1B	
Manny Ramirez, R OBP: 0.376, SLG: 0.557 (1, 9)		0-0 FC5-4 E5 E 1-2f 3-H		0-0 F8		0-0 F7	4-0 HBP BB BB 1-2 2-3 3-H	0-0 F7	
Sandy Alomar Jr., R OBP: 0.331, SLG: 0.452 (1, 2)		0-0 E5 FC6-4 1-3		0-0 FC5-4 1-2f		0-0 FC4-6 1B	1-0 1B E HBP BB 1-2 2-3 3-H	0-0 E E 1B	
Omar Vizquel, S OBP: 0.338, SLG: 0.398 (1, 6)		0-0 FC6-4 1-2f			0-0 1B 1B 2B		0-0 FC4-6 1-2f	0-0 E E 1B 1-3 2-H 3-H	

Inning Stats	R	H	E	K	S	P	R	H	E	K	S	P	R	H	E	K	S	P	R	H	E	K	S	P
	0	0	0	3	7		1	2	1	5			0	0	0	3	7		0	0	0	3	7	
	0	0	0	3	5		0	0	0	3			0	0	0	4	4		0	0	0	4	4	
	0	0	0	3	5		0	0	0	3			0	0	0	3	8		0	0	0	3	8	

PITCHER	IP	WLS	BF	H	R	ER	SO	BB	IBB	HBP	BLK	WP	HR	S	P	ERA	WHIP
Matt Wagner, R ERA: 4.5 (1, 1)	6.0		27	7	3	3	0	2	0	0	0	0	1	24	33	4.50	1.500
Bob Milacki, R ERA: 6.28 (7, 1)	0.0	L	2	0	2	2	0	2	0	0	0	0	0	0	8	∞	∞
Salomon Torres, R ERA: 8.18 (7, 1)	0.0		2	1	0	0	0	1	0	0	0	0	0	1	5	∞	∞
Lee Guetterman, L ERA: 8.1 (7, 1)	0.2		2	0	0	0	1	0	0	0	0	0	0	4	4	0.00	0.000
Michael Jackson, R ERA: 5.96 (7, 1)	0.1		5	2	5	5	0	1	0	1	0	0	0	3	8	135.00	9.000

PITCHER	IP	WLS	BF	H	R	ER	SO	BB	IBB	HBP	BLK	WP	HR	S	P	ERA	WHIP
Paul Menhart, R ERA: 7.71 (8, 1)	1.0		8	3	3	2	0	1	0	0	0	0	0	7	11	18.00	4.000

Batter	1	2	3	4	5	6	7	8	9	AB R H RBI BB SO LOB	TOP											
Joey Cora, S (1, 4) OBP: 0.274, SLG: 0.352 C C X X	0-2 G3 X	0-0 L8 ③		2-2 G1-3 ③			1-3 K ② C C C C		1-3 K ① C C C C	5 0 0 0 0 2 4												
Alex Rodriguez, R (1, 6) OBP: 0.393, SLG: 0.669 B C X X	1-1 2B X		1-1 G6-3 ① S B X X		1-2 G6-3 ① B C C X		2-1 FC6-4 ③ C C B X 1 SAFE 1-2f		0-1 G6-3 ② S X	5 0 1 0 0 0 1												
Ken Griffey Jr., L (1, 8) OBP: 0.402, SLG: 0.651 X	0-0 F7 ② X		0-1 HR 2B F X		0-0 CS 1B X			0-0 G4-3 ① F B B X	2-2 G3 ③ F B B X	5 1 2 0 0 0 1												
Edgar Martinez, R (1, 10) OBP: 0.455, SLG: 0.690 B C C C	3-3 K ③ C C C C		2-1 HR 2-H F B B X		1-0 F8 ② ③ 1-2			0-0 2B 1B X		4 2 2 2 0 1 2												
Jay Buhner, R (1, 9) OBP: 0.410, SLG: 0.676 B X		1-0 2B 2B B X	1-2 G4-6-3 1B S B X X			0-0 G5-3 ① X		0-0 1B 2B X		4 2 3 0 0 0 0												
Paul Sorrento, L (1, 3) OBP: 0.372, SLG: 0.541 C C C C		2-3 K ① F B B X 1 SAFE 1 SAFE	2-2 G4-6-3 ② ③ 1-2f			1-2 G1-3 ② C B F X		4-0 1B IBB X		3 0 0 0 1 1 2												
Dan Wilson, R (1, 2) OBP: 0.347, SLG: 0.500 B B X X		2-2 1B 2B 2-H B B X X		1-2 G1-3 ① B C C X		2-2 G6-3 ③ B C C X		1-0 1B 1-2 2-H 3-H B X		4 0 2 3 0 0 0												
Darren Bragg, L (1, 7) OBP: 0.383, SLG: 0.443 C C C C		2-2 G1-3 1B 2-3 B B B X		4-1 BB B B B B			0-0 G3 ① C C C C	1-3 K ② C C C C		3 0 1 0 1 1 2												
Luis Sojo, R (1, 5) OBP: 0.264, SLG: 0.282 B X		1-0 G1-3 ② B X		3-2 F9 ② B B C X 1 SAFE 1 SAFE			2-1 FC6-4 1B B B C X	1-2 P6 ③ C C C C		4 0 1 0 0 0 5												
Inning Stats	R: 0 E: 0 K: 1 S: 9	H: 1 LOB: 1 BB: 0 P: 13	R: 1 E: 0 K: 1 S: 14	H: 3 LOB: 2 BB: 0 P: 22	R: 2 E: 0 K: 0 S: 12	H: 3 LOB: 0 BB: 0 P: 18	R: 0 E: 0 K: 0 S: 12	H: 0 LOB: 1 BB: 1 P: 20	R: 0 E: 0 K: 0 S: 5	H: 1 LOB: 0 BB: 0 P: 7	R: 0 E: 0 K: 0 S: 8	H: 0 LOB: 0 BB: 0 P: 11	R: 0 E: 0 K: 1 S: 8	H: 1 LOB: 1 BB: 0 P: 13	R: 2 E: 0 K: 1 S: 10	H: 3 LOB: 2 BB: 1 P: 17	R: 0 E: 0 K: 1 S: 8	H: 0 LOB: 0 BB: 0 P: 11	1B: 6 2B: 5 3B: 0 HR: 1	SF: 0 SAC: 0 DP: 1 HBP: 0	WP: 0 PB: 0 SB: 0 CS: 1	PA: 39
PITCHER	IP WLS BF H R ER SO BB IBB HBP BLK WP HR S P ERA WHIP																					
Dennis Martinez, R (1, 1) ERA: 4.3	7.1 L 34 12 5 5 3 1 1 0 0 0 1 72 113 6.14 1.773																					
Paul Assenmacher, L (8, 1) ERA: 1.76	1.2 5 0 0 0 2 0 0 0 0 0 0 14 19 0.00 0.000																					

Seattle Mariners @ Cleveland Indians
 Jacobs Field, Cleveland, OH
 Thu Jun 06 1996, 7:05 PM EDT
 Att. 42,236 - Unknown - 71 F

AB	37
R	5
H	12
RBI	5
BB	2
SO	5
LOB	17



BOTTOM

Seattle Mariners @ Cleveland Indians
 Jacobs Field, Cleveland, OH
 Thu Jun 06 1996, 7:05 PM EDT
 Att: 42,236 - Unknown - 71 F

livebaseballscorecards.com

AB 31
R 2
H 6
RBI 2
BB 6
SO 5
LOB 21



WP: 0 PA: 37
 PB: 0
 SB: 0
 CS: 0

AB	R	H	RBI	BB	SO	LOB
3	1	1	0	1	0	4
1	0	0	0	0	1	2

3	0	1	0	1	1	2
---	---	---	---	---	---	---

4	1	1	2	0	0	3
---	---	---	---	---	---	---

4	0	0	0	0	1	2
---	---	---	---	---	---	---

4	0	0	0	0	1	2
---	---	---	---	---	---	---

4	0	1	0	0	1	0
---	---	---	---	---	---	---

1	0	0	0	2	0	0
1	0	1	0	0	0	0

3	0	0	0	1	0	4
---	---	---	---	---	---	---

3	0	1	0	1	0	2
---	---	---	---	---	---	---

1B	3	SF	0
2B	2	SAC	0
3B	0	DP	2
HR	1	HBP	0

Batter	1	2	3	4	5	6	7	8	9
Wayne Kirby, L (1, 8) OBP: 0.286, SLG: 0.308 Scott Leius, R (9, PH) OBP: 0.065, SLG: 0.067	4-2 HR BB	0-0 F8			2-2 F9 2B		1-1 G4-6-3 1-2f		1-3 K
Julio Franco, R (1, 3) OBP: 0.387, SLG: 0.456	1-3 K SAFE		4-2 BB		1-2 F9 2-3			0-1 FC6 1B	
Carlos Baerga, S (1, 4) OBP: 0.300, SLG: 0.405	1-1 HR 1-H		0-2 F8		1-1 P6			1-0 F8	
Albert Belle, R (1, 10) OBP: 0.417, SLG: 0.708	1-2 P4		2-2 F7		0-1 G6-3			2-3 K	
Jim Thome, L (1, 5) OBP: 0.455, SLG: 0.598	2-2 G1-3		1-1 F8		2-3 K			1-0 FC6 1-2f	
Manny Ramirez, R (1, 9)		1-3 K		1-2 P4		0-0 F8		1-1 1B FC5-2 2B	
Jeromy Burnitz, L (1, 7) OBP: 0.419, SLG: 0.417 Sandy Alomar Jr., R (9, PH) OBP: 0.335, SLG: 0.455		2-2 P4		4-2 G5-4-3 BB		4-1 G6-3 BB		0-1 FC5-2 1B 2-3	
Tony Peña, R (1, 2) OBP: 0.370, SLG: 0.396		4-2 1B BB		0-1 G5-4-3 1-2f		3-2 G6-3 SAFE		2-0 FC5-2 1-2 3-H	
Omar Vizquel, S (1, 6) OBP: 0.341, SLG: 0.397		0-1 1B 1-2			2-2 G4-3		4-0 G4-6-3 BB		0-1 L9

Inning Stats	R	H	E	K	S	IP	WLS	BF	H	R	ER	SO	BB	IBB	HBP	BLK	WP	HR	S	P	ERA	WHIP
1	2	1	0	15	24	6.0		24	3	2	2	3	4	0	0	0	0	1	64	100	3.00	1.167
2	0	1	0	13	20				0	0	0		2	0	0	0	0	0	7	19	0.00	2.000
3	0	0	0	8	13				0	0	0		0	0	0	0	0	6	9	0.00	1.500	
4	0	0	0	11	17				0	0	0		0	0	0	0	0	11	16	0.00	1.500	
5	0	0	0	6	8				0	0	0		0	0	0	0	0	0	0	0	0.00	1.167
6	0	0	0	7	8				0	0	0		0	0	0	0	0	0	0	0	0.00	1.167
7	0	0	0	7	19				0	0	0		0	0	0	0	0	0	0	0	0.00	1.167
8	0	1	0	7	11				0	1	0		0	0	0	0	0	0	0	0	0.00	1.167
9	0	2	0	10	14				0	2	0		0	0	0	0	0	0	0	0	0.00	1.167

PITCHER	IP	WLS	BF	H	R	ER	SO	BB	IBB	HBP	BLK	WP	HR	S	P	ERA	WHIP
Bob Wells, R (1, 1) ERA: 1.94	6.0		24	3	2	2	3	4	0	0	0	0	1	64	100	3.00	1.167
Rafael Carmona, R (7, 1) ERA: 3.81	1.0		4	0	0	0	0	2	0	0	0	0	0	7	19	0.00	2.000
Michael Jackson, R (8, 1) ERA: 5.81	0.2		3	1	0	0	1	0	0	0	0	0	0	6	9	0.00	1.500
Norm Charlton, L (8, 1) ERA: 2.93	1.1	S	6	2	0	0	1	0	0	0	0	0	0	11	16	0.00	1.500

Batter	1	2	3	4	5	6	7	8	9	AB R H RBI BB SO LOB	TOP																												
Rex Hudler, R OBP: 0.373, SLG: 0.669 (1, 10) (8, 4)	1-2 G6-3		0-0 G5-3			2-2 P2		2-0 F9		4 0 0 0 0 0 0	California Angels @ Cleveland Indians Jacobs Field, Cleveland, OH Fri Jun 07 1996, 7:05 PM EDT Att. 42,260 - Unknown - 70 F																												
Orlando Palmeiro, L OBP: 0.417, SLG: 0.455 (1, 8)	2-2 L9			0-2 F7		0-3 K		4-0 1B G4-3 BB	3 1 0 0 1 1 0																														
J.T. Snow, L OBP: 0.345, SLG: 0.337 (1, 3)	4-2 BB			3-2 G6-3		1-1 L3		1-2 G4-3 1B	3 0 1 0 1 0 0																														
Tim Salmon, R OBP: 0.351, SLG: 0.456 (1, 9)	0-2 G4-3			0-3 K		1-1 G6-3		1-1 G4-3 1-2f 3-H	4 0 0 0 0 1 2																														
16 Garret Anderson, L OBP: 0.301, SLG: 0.419 (1, 7)		0-2 F8			0-3 K	0-0 F7		0-0 G3-1	4 0 0 0 0 1 0																														
Tim Wallach, R OBP: 0.314, SLG: 0.404 (1, 5)		1-2 F9			0-2 L8	0-3 K			3 0 0 0 0 1 0																														
Don Slaught, R OBP: 0.414, SLG: 0.566 (1, 2)		1-1 PO 2B			1-0 HR		0-0 G6-3		3 1 2 1 0 0 0																														
Randy Velarde, R OBP: 0.355, SLG: 0.379 (1, 4) (8, 6)	2 SAFE PO	0-0 G6-3	3-2 G6-3		4-2 BB		2-2 HR		2 1 1 1 1 0 0																														
Gary Disarcina, R OBP: 0.238, SLG: 0.258 Damion Easley, R OBP: 0.250, SLG: 0.400 Mike Aldrete, L OBP: 0.244, SLG: 0.410 Shawn Boskie, R (8, 1)			0-1 G4-3		1-3 K2-3		0-0 F6		2 0 0 0 0 1 1 0 0 0 0 0 0 0 1 0 0 0 0 0 0 0 0 0 0 0 0 0																														
Inning Stats	R: 0 E: 0 K: 0 S: 13	H: 0 LOB: 1 BB: 1 P: 20	R: 0 E: 0 K: 0 S: 11	H: 1 LOB: 0 BB: 0 P: 13	R: 0 E: 0 K: 0 S: 7	H: 0 LOB: 0 BB: 0 P: 10	R: 0 E: 0 K: 1 S: 9	H: 0 LOB: 0 BB: 0 P: 12	R: 1 E: 0 K: 2 S: 12	H: 1 LOB: 1 BB: 1 P: 18		R: 0 E: 0 K: 1 S: 11	H: 0 LOB: 0 BB: 0 P: 14	R: 0 E: 0 K: 1 S: 7	H: 0 LOB: 0 BB: 0 P: 8	R: 1 E: 0 K: 0 S: 7	H: 1 LOB: 0 BB: 0 P: 11	R: 1 E: 0 K: 0 S: 6	H: 1 LOB: 0 BB: 1 P: 12	1B: 1 2B: 1 3B: 0 HR: 2	SF: 0 SAC: 0 DP: 1 HBP: 0	WP: 0 PB: 0 SB: 0 CS: 0	PA: 33																
PITCHER Jack McDowell, R ERA: 3.52 Jose Mesa, R ERA: 3.33	IP 8.0 (1, 1)	WLS W 28	BF 3	H 2	R 2	ER 2	SO 5	BB 2	IBB 0	HBP 0	BLK 0	WP 0	HR 2	S 77	P 106	ERA 2.25	WHIP 0.625						PITCHER IP 1.0 (9, 1)	WLS S 4	BF 1	H 1	R 1	ER 1	SO 0	BB 1	IBB 0	HBP 0	BLK 0	WP 0	HR 0	S 6	P 12	ERA 9.00	WHIP 2.000

livebaseballscorecards.com

AB	29
R	3
H	4
RBI	2
BB	3
SO	5
LOB	3



Batter	1	2	3	4	5	6	7	8	9	AB	R	H	RBI	BB	SO	LOB
Kenny Lofton, L OBP: 0.387, SLG: 0.426 (1, 8)	2-2 F7	2-1 F9		1-0 L8			1-1 P8			4	0	0	0	0	0	3
Julio Franco, R OBP: 0.385, SLG: 0.453 (1, 10)	1-1 F8		2-1 L8		1-1 L3 1B		1-2 E6			4	0	1	0	0	0	0
Carlos Baerga, S OBP: 0.299, SLG: 0.403 (1, 4)	2-0 G1-3		2-0 HR 1B		0-0 L3 1-1		0-2 P5			4	1	1	0	0	0	2
Albert Belle, R OBP: 0.415, SLG: 0.699 (1, 7)		0-2 E5 WP 1B	2-0 F9		4-2 BB		1-1 L7			3	1	0	0	1	0	1
Jim Thome, L OBP: 0.455, SLG: 0.619 (1, 5)		1-1 F8	1-1 HR 1-H		0-0 F7		2-2 2B			4	1	2	2	0	0	2
Sandy Alomar Jr., R OBP: 0.328, SLG: 0.444 (1, 2)		2-2 L3 SAFE	1-2 F8			0-0 G6-3		0-0 F9		4	0	0	0	0	0	2
Jeremy Burnitz, L OBP: 0.400, SLG: 0.370 (1, 9)		4-1 WP 1B BB		0-2 G4-3		0-0 F9		3-1 F9		3	1	0	0	1	0	1
Herbert Perry, R (1, 3)		1-3 K 1B		3-2 G6-3		1-1 G6-3				3	0	0	0	0	1	2
Omar Vizquel, S OBP: 0.346, SLG: 0.401 (1, 6)		1-2 1B 1-2 2-H 3-H		1-2 1B		0-1 L7				3	0	2	2	0	0	0


Inning Stats	R: 0	H: 0	E: 0	K: 0	S: 7	P: 12	R: 2	H: 1	E: 1	K: 1	S: 19	R: 2	H: 2	E: 0	K: 0	S: 10	R: 0	H: 1	E: 0	K: 0	S: 13	R: 0	H: 1	E: 0	K: 0	S: 7	R: 0	H: 0	E: 0	K: 0	S: 4	R: 0	H: 0	E: 1	K: 0	S: 12	R: 0	H: 1	E: 0	K: 0	S: 9	1B: 4	SF: 0	2B: 2	SAC: 0	3B: 0	DP: 1	HR: 1	HBP: 0
--------------	------	------	------	------	------	-------	------	------	------	------	-------	------	------	------	------	-------	------	------	------	------	-------	------	------	------	------	------	------	------	------	------	------	------	------	------	------	-------	------	------	------	------	------	-------	-------	-------	--------	-------	-------	-------	--------

PITCHER	IP	WLS	BF	H	R	ER	SO	BB	IBB	HBP	BLK	WP	HR	S	P	ERA	WHIP
Shawn Boskie, R ERA: 3.88 (1, 1)	8.0	L	34	6	4	2	1	2	0	0	0	1	1	81	123	2.25	1.000
Shawn Boskie, R ERA: 3.88 (8, 1)	8.0	L	34	6	4	2	1	2	0	0	0	1	1	81	123	2.25	1.000

BOTTOM

California Angels @ Cleveland Indians
Jacobs Field, Cleveland, OH
 Fri Jun 07 1996, 7:05 PM EDT
 Att: 42,260 - Unknown - 70 F

AB	32
R	4
H	6
RBI	4
BB	2
SO	1
LOB	13



WP	HR	S	P	ERA	WHIP
1	1	1	1	3.88	1.000

Batter	1	2	3	4	5	6	7	8	9	AB R H RBI BB SO LOB	TOP
Rex Hudler, R (1, 4) OBP: 0.377, SLG: 0.664	0-0 5-3 1B			0-0 4-3 6-3 1B		0-0 F9		0-0 1B		4 0 2 0 0 0 0	
Orlando Palmeiro, L (1, 8) OBP: 0.375, SLG: 0.400	0-0 G6-4-3 1B			0-0 6-3 1-2		0-0 6-3		0-0 6-3		4 0 1 0 0 0 2	
J.T. Snow, L (1, 3) OBP: 0.343, SLG: 0.340	0-0 G6-4-3 1-2f			0-0 4-3 2-3		0-0 G3			0-0 F9 2B	4 0 1 0 0 0 2	
Tim Salmon, R (1, 9) OBP: 0.349, SLG: 0.450		0-0 5-3		4-0 BB		0-3 K			0-0 F9 2-3	3 0 0 0 1 1 1	
16 Garret Anderson, L (1, 7) OBP: 0.305, SLG: 0.418		0-0 3-1		0-0 F9		0-0 4-3 WP 1B			4-0 G6-3 BB	3 0 1 0 1 0 2	
Tim Wallach, R (1, 10) Mike Aldrete, L (9, PH) OBP: 0.239, SLG: 0.400		0-3 K			0-3 K		0-0 4-3		0-0 G6-3 1-2f	3 0 0 0 0 2 1 1 0 0 0 0 0 2	
Randy Velarde, R (1, 5) OBP: 0.350, SLG: 0.373			0-0 L6		0-3 K		0-0 6-3			3 0 0 0 0 1 1	
Jorge Fabregas, L (1, 2) OBP: 0.311, SLG: 0.299			0-0 4-3		0-0 K 1B			0-0 P5		3 0 1 0 0 0 0	
Damion Easley, R (1, 6) OBP: 0.200, SLG: 0.308			0-0 6-3		0-0 F8			0-0 5-3		3 0 0 0 0 0 1	
Inning Stats	R: 0 H: 1 E: 0 LOB: 0 K: 0 BB: 0 S: 3 P: 3	R: 0 H: 0 E: 0 LOB: 0 K: 1 BB: 0 S: 5 P: 5	R: 0 H: 0 E: 0 LOB: 0 K: 0 BB: 0 S: 3 P: 3	R: 0 H: 1 E: 0 LOB: 2 K: 0 BB: 1 S: 4 P: 8	R: 0 H: 1 E: 0 LOB: 1 K: 2 BB: 0 S: 8 P: 8	R: 0 H: 0 E: 0 LOB: 0 K: 0 BB: 0 S: 3 P: 3	R: 0 H: 1 E: 0 LOB: 1 K: 1 BB: 0 S: 6 P: 6	R: 0 H: 1 E: 0 LOB: 1 K: 0 BB: 0 S: 4 P: 4	R: 0 H: 1 E: 0 LOB: 1 K: 0 BB: 1 S: 3 P: 7	1B: 5 SF: 0 2B: 1 SAC: 0 3B: 0 DP: 2 HR: 0 HBP: 0	WP: 1 PA: 33 PB: 0 SB: 0 CS: 0
PITCHER	IP WLS BF H R ER SO BB IBB HBP BLK WP HR S P ERA WHIP										
Orel Hershiser, R (1, 1) ERA: 5.97	7.0 W 25 4 0 0 4 1 0 0 0 1 0 32 36 0.00 0.714										
Julian Tavarez, R (8, 1) ERA: 3.38	2.0 8 2 0 0 0 1 0 0 0 0 0 7 11 0.00 1.500										

California Angels @ Cleveland Indians
 Jacobs Field, Cleveland, OH
 Sat Jun 08 1996, 3:33 AM EDT
 Att. 42,267 - Unknown - 72 F

AB	31
R	0
H	6
RBI	0
BB	2
SO	4
LOB	12



Batter	1	2	3	4	5	6	7	8	9
Kenny Lofton, L OBP: 0.380, SLG: 0.417 (1, 8) X	0-0 L3		0-0 3-1	0-3 K		0-0 4-3		0-3 K	
Julio Franco, R OBP: 0.396, SLG: 0.460 (1, 10) X	0-0 1B		0-0 1B 1B	4-0 BB		0-0 2B SF8 1B		4-0 BB	
Carlos Baerga, S OBP: 0.301, SLG: 0.407 (1, 4) X	0-0 L6		0-0 1B E 1B	0-0 G6-4-3		0-0 2B		0-0 6-3	
Albert Belle, R OBP: 0.412, SLG: 0.691 (1, 7) X	0-0 F8		0-0 1B E 1B		0-0 F9		0-0 5-3		
Manny Ramirez, R OBP: 0.376, SLG: 0.571 (1, 9) X		0-0 HR	0-0 E6		4-0 BB		0-0 SF8		
Jim Thome, L OBP: 0.452, SLG: 0.608 (1, 5) X		0-3 K	0-3 K		0-0 G6-4-3		0-0 IBB		
Herbert Perry, R OBP: 0.143, SLG: 0.286 (1, 3) X		0-0 4-3		0-0 1B BB 2B		0-0 E5 WP		0-3 K	
Tony Peña, R OBP: 0.379, SLG: 0.404 (1, 2) X		0-0 4-3		0-0 BB BB 1B		0-0 F9		0-0 BB 1B	
Omar Vizquel, S OBP: 0.344, SLG: 0.395 (1, 6) X			0-0 6-3	4-0 BB BB		0-0 5-3		0-0 L5	


Inning Stats	R: 0	H: 1	E: 0	K: 0	S: 4	LOB: 1	BB: 0	P: 4	R: 1	H: 1	E: 0	K: 1	S: 6	LOB: 0	BB: 0	P: 6	R: 2	H: 3	E: 1	K: 1	S: 9	LOB: 2	BB: 0	P: 9	R: 1	H: 2	E: 0	K: 1	S: 6	LOB: 2	BB: 2	P: 14	R: 0	H: 0	E: 0	K: 0	S: 2	LOB: 0	BB: 1	P: 6	R: 0	H: 0	E: 1	K: 0	S: 4	LOB: 1	BB: 0	P: 4	R: 1	H: 2	E: 0	K: 1	S: 7	LOB: 2	BB: 1	P: 11	R: 0	H: 1	E: 0	K: 1	S: 6	LOB: 2	BB: 1	P: 10
--------------	------	------	------	------	------	--------	-------	------	------	------	------	------	------	--------	-------	------	------	------	------	------	------	--------	-------	------	------	------	------	------	------	--------	-------	-------	------	------	------	------	------	--------	-------	------	------	------	------	------	------	--------	-------	------	------	------	------	------	------	--------	-------	-------	------	------	------	------	------	--------	-------	-------

AB	R	H	RBI	BB	SO	LOB
5	0	0	0	0	2	5
3	2	3	1	2	0	0
5	1	2	0	0	0	6
4	0	1	1	0	0	3
2	1	1	2	1	0	1
3	0	0	0	1	2	3
4	1	1	0	0	1	2
4	0	2	0	0	0	1
3	0	0	0	1	0	2

BOTTOM

California Angels @ Cleveland Indians
Jacobs Field, Cleveland, OH
 Sat Jun 08 1996, 3:33 AM EDT
 Att: 42,267 - Unknown - 72 F

AB	33
R	5
H	10
RBI	4
BB	5
SO	5
LOB	23



PITCHER	IP	WLS	BF	H	R	ER	SO	BB	IBB	HBP	BLK	WP	HR	S	P	ERA	WHIP
Chuck Finley, L ERA: 4.12 (1, 1)	6.0	L	30	9	5	4	3	3	0	0	0	1	1	33	45	6.00	2.000
Mike James, R ERA: 1.77 (7, 1)	1.0		4	0	0	0	1	0	1	0	0	0	0	5	9	0.00	0.000
Chuck McElroy, L ERA: 5.5 (8, 1)	0.2		4	1	0	0	1	1	0	0	0	0	0	5	9	0.00	3.000
Ryan Hancock, R ERA: (8, 1)	0.1		1	0	0	0	0	0	0	0	0	0	0	1	1	0.00	0.000

Batter	1	2	3	4	5	6	7	8	9	10	11	12	13	AB R H RBI BB SO LOB	TOP																											
Rex Hudler, R OBP: 0.360, SLG: 0.633 (1, 10) (9, 4)	1-2 F7		1-2 P3		2-2 F9	1-3 K			0-1 G1-3			0-1 F8		6 0 0 0 0 1 1																												
Orlando Palmeiro, L OBP: 0.318, SLG: 0.300 (1, 8)	2-2 G4-3		4-2 2B BB		2-2 F7		1-3 K		1-0 G6-3			1-1 L7		5 0 0 0 0 1 1 0																												
Don Slaught, R OBP: 0.410, SLG: 0.562 (1, 2)	2-2 G6-3		0-0 1-3 2B		2-2 BB 16 2B WP 1B		2-2 F7			2-1 G6-3		2-2 G6-3		6 1 2 0 0 0 0																												
Tim Salmon, R OBP: 0.353, SLG: 0.462 (1, 9)			2-1 F8		4-1 BB 16 2B BB		1-1 HR			3-2 1B			2-3 K	5 2 2 1 1 2 2																												
Tim Wallach, R OBP: 0.315, SLG: 0.404 Jack Howell, L OBP: 0.309, SLG: 0.516 Troy Percival, R Mark Holzemer, L Ryan Hancock, R 16 Garret Anderson, L OBP: 0.309, SLG: 0.437	1-2 16 1B 2B		2-1 F9		4-1 SAFE BB 16 2B BB		2-3 K			0-3 K		0-1 HR 1B	0-1 K	2 1 1 0 1 0 0 1 0 0 0 0 1 0 1 0 0 0 0 1 1 0 0 0 0 0 0 0 1 1 1 0 0 0 0																												
16 Garret Anderson, L OBP: 0.309, SLG: 0.437 J.T. Snow, L OBP: 0.351, SLG: 0.382 Randy Velarde, R OBP: 0.350, SLG: 0.377 Damion Easley, R OBP: 0.143, SLG: 0.211	3-2 SAFE CS 1B 1B		2-2 HR		2-1 2-3 BB		1-1 L9		1-1 G3			3-3 K	3-3 K	6 1 3 3 0 1 2																												
J.T. Snow, L OBP: 0.351, SLG: 0.382 Randy Velarde, R OBP: 0.350, SLG: 0.377 Damion Easley, R OBP: 0.143, SLG: 0.211	0-1 CS 1B		0-2 HR		1-3 HR		0-0 F8		0-1 F9			1-2 G3 CS 2B	1-0 1-H HR	6 2 4 4 0 1 0																												
Randy Velarde, R OBP: 0.350, SLG: 0.377 Damion Easley, R OBP: 0.143, SLG: 0.211	1-3 SAFE K		1-3 K		1-0 2B		1-0 F9		0-1 F9			1-1 G3	1-0 1B	6 0 2 0 0 2 3																												
Damion Easley, R OBP: 0.143, SLG: 0.211	1-0 F9		1-3 K		2-3 K		2-3 K		2-2 G1-3			2-3 K	0-0 F8	6 0 0 0 0 3 3																												
Inning Stats	R: 0 E: 0 K: 0 S: 13	H: 0 LOB: 0 BB: 0 P: 18	R: 1 E: 0 K: 2 S: 14	H: 3 LOB: 1 BB: 0 P: 22	R: 0 E: 0 K: 0 S: 11	H: 1 LOB: 2 BB: 1 P: 19	R: 2 E: 0 K: 2 S: 15	H: 2 LOB: 0 BB: 0 P: 21	R: 2 E: 0 K: 0 S: 16	H: 2 LOB: 2 BB: 2 P: 32	R: 0 E: 0 K: 3 S: 11	H: 1 LOB: 1 BB: 0 P: 18	R: 1 E: 0 K: 2 S: 11	H: 1 LOB: 0 BB: 0 P: 17	R: 0 E: 0 K: 0 S: 5	H: 0 LOB: 0 BB: 0 P: 6	R: 0 E: 0 K: 0 S: 6	H: 0 LOB: 0 BB: 0 P: 9	R: 0 E: 0 K: 1 S: 10	H: 1 LOB: 1 BB: 0 P: 15	R: 0 E: 0 K: 1 S: 10	H: 1 LOB: 0 BB: 0 P: 14	R: 0 E: 0 K: 0 S: 9	H: 0 LOB: 0 BB: 0 P: 12	R: 2 E: 0 K: 2 S: 13	H: 3 LOB: 1 BB: 0 P: 20	1B: 6 2B: 5 3B: 0 HR: 4	SF: 0 SAC: 0 DP: 0 HBP: 0	WP: 1 PB: 0 SB: 0 CS: 3	PA: 54												
PITCHER	IP WLS BF H R ER SO BB IBB HBP BLK WP HR S P ERA WHIP	IP WLS BF H R ER SO BB IBB HBP BLK WP HR S P ERA WHIP																																								
Brian Anderson, L ERA: 5.9 Chad Ogea, R ERA: 3.42 Eric Plunk, R ERA: 2.64 Paul Assenmacher, L ERA: 1.72 Jose Mesa, R ERA: 3.21	(1, 1) 5.0 (6, 1) 1.0 (7, 1) 3.2 (10, 1) 0.1 (11, 1) 1.0	8 24 4 13 1 0 3 24	5 8 1 2 0 1 0 5	4 0 1 0 0 0 0 1	0 0 1 0 0 0 0 0	3 3 3 0 0 1 0 1	0 0 0 0 0 0 0 0	0 0 0 0 0 0 0 0	0 0 0 0 0 0 0 0	0 0 0 0 0 0 0 0	0 0 0 0 0 0 0 0	0 0 0 0 0 0 0 0	1 1 2 2 0 0 0 1	2 18 45 2 14	9.00 0.00 2.46 0.00 0.00	2.200 1.000 0.545 0.000 1.000																										
PITCHER													PITCHER																													
Julian Tavarez, R ERA: 3.71 (12, 1)													IP WLS BF H R ER SO BB IBB HBP BLK WP HR S P ERA WHIP																													
2.0 L 9 3 2 2 2 0													2.0 L 9 3 2 2 2 0																													

California Angels @ Cleveland Indians
Jacobs Field, Cleveland, OH
Sun Jun 09 1996, 3:33 AM EDT
Att: 42,237 - Cloudy - 80 F

AB	51
R	8
H	15
RBI	8
BB	3
SO	13
LOB	12



Batter	1	2	3	4	5	6	7	8	9	10	11	12	13	AB R H RBI BB SO LOB																		
Kenny Lofton, L OBP: 0.378, SLG: 0.421	2-2 FC4-6 3B	0-1 F9		2-1 G1-3		1-2 G3			0-2 1B SF9 1B		1-3 K		0-1 B1-6	7 2 2 0 0 1 5																		
Julio Franco, R OBP: 0.401, SLG: 0.458	4-0 FC4-6 BB		2-0 G5-3		3-2 1B 1B		2-1 G3-1		1-1 1B 1-3 1B		3-3 K		4-0 1-2 BB	5 1 2 0 2 1 0																		
Carlos Baerga, S OBP: 0.304, SLG: 0.409	1-0 FC4-6 HR		0-1 2B BB 1B		1-0 G4-6-3 1B		1-3 K		1-1 SF9		0-2 BB WP 1B		2-2 G1-3	6 2 3 3 0 1 3																		
Albert Belle, R OBP: 0.414, SLG: 0.702	3-1 HR		2-1 BB 2B		1-2 G4-6-3 1-2f		4-1 BB		2-1 F9		0-3 K			5 1 2 2 1 1 3																		
Jim Thome, L OBP: 0.448, SLG: 0.594	1-3 K		4-0 BB IBB		1-3 K		1-3 K			2-2 P5		4-0 BB IBB		4 0 0 0 2 3 1																		
Manny Ramirez, R OBP: 0.384, SLG: 0.568	4-1 CS BB		4-1 G6-4-3 BB		1-0 G6-3 1B		0-0 L7		1-3 K		4-1 FC6-4 BB		1-2 2-3 BB	3 0 1 1 3 1 0																		
Sandy Alomar Jr., R OBP: 0.328, SLG: 0.438	0-1 CS		2-0 FC5-4 HBP		0-0 G6-3		1-1 G4-6-3 1B		0-1 F9		0-1 FC6-4			5 0 1 0 0 0 7																		
Herbert Perry, R OBP: 0.100, SLG: 0.200		2-2 FC5-4		0-1 F9		1-2 E5 1B		0-0 G4-6-3			2-0 G5-3		2-2 B1-6 BB 1B	3 0 0 0 0 0 1																		
Jeremy Burnitz, L OBP: 0.389, SLG: 0.357														1 0 0 0 0 0 1																		
Alvaro Espinoza, R OBP: 0.286, SLG: 0.455														1 0 0 0 0 0 0																		
Wayne Kirby, L OBP: 0.333, SLG: 0.357														1 0 1 0 0 0 0																		
Omar Vizquel, S OBP: 0.344, SLG: 0.390		0-3 K		0-2 G1-3		1-0 1B		1-3 1B		0-2 G6-3		3-2 L7		4-0 1-2 BB	5 0 1 0 1 1 1																	
Inning Stats	R: 3 E: 0 K: 1 S: 12	H: 2 LOB: 0 BB: 2 P: 27	R: 0 E: 0 K: 1 S: 8	H: 0 LOB: 1 BB: 2 P: 12	R: 1 E: 0 K: 0 S: 7	H: 2 LOB: 2 BB: 2 P: 19	R: 0 E: 0 K: 1 S: 10	H: 0 LOB: 0 BB: 2 P: 16	R: 1 E: 1 K: 0 S: 13	H: 2 LOB: 2 BB: 0 P: 18	R: 0 E: 0 K: 2 S: 9	H: 0 LOB: 1 BB: 1 P: 17	R: 0 E: 0 K: 1 S: 11	H: 1 LOB: 0 BB: 0 P: 14	R: 0 E: 0 K: 1 S: 12	H: 1 LOB: 3 BB: 2 P: 23	R: 0 E: 0 K: 0 S: 10	H: 1 LOB: 2 BB: 2 P: 22	2B: 10 3B: 1	SF: 1 SAC: 0 DP: 5 HBP: 1	WP: 1 PA: 58 PB: 0 SB: 4 CS: 1											
PITCHER Jason Grimsley, R ERA: 4.79	(1, 1)	5.2	WLS	26	H	7	R	5	ER	5	SO	3	BB	3	IBB	1	HBP	1	BLK	0	WP	0	HR	1	S	51	P	92	ERA	7.94	WHIP	1.765
Chuck McElroy, L ERA: 5.4	(6, 1)	0.1		2	1	0	0	0	0	0	0	0	0	0	0	0	0	0	0	0	0	0	0	6	9	0.00	3.000					
Mike James, R ERA: 1.67	(7, 1)	2.0		7	1	0	0	0	2	1	0	0	0	0	0	0	0	0	0	0	0	0	0	13	22	0.00	1.000					
Troy Percival, R ERA: 1.75	(9, 1)	2.0		8	2	1	1	1	0	0	0	0	0	0	0	0	0	0	0	0	0	0	23	30	4.50	1.000						
Mark Holzemer, L ERA: 8.46	(11, 1)	0.1		1	0	0	0	0	0	0	0	0	0	0	0	0	0	0	0	0	0	0	1	3	0.00	0.000						
PITCHER Ryan Hancock, R ERA:	(11, 1)	2.2	W	13	H	2	R	0	ER	0	SO	3	BB	3	IBB	1	HBP	0	BLK	0	WP	1	HR	0	S	30	P	57	ERA	0.00	WHIP	1.875

California Angels @ Cleveland Indians
 Jacobs Field, Cleveland, OH
 Sun Jun 09 1996 3:33 AM EDT
 Att. 42,237 - Cloudy - 80 F

AB	46
R	6
H	13
RBI	6
BB	9
SO	9
LOB	22



WP: 1	PA: 58
PB: 0	
SB: 4	
CS: 1	

livebaseballscorecards.com

Batter	1	2	3	4	5	6	7	8	9	AB R H RBI BB SO LOB	TOP	
Jose Herrera, L (1, 9) OBP: 0.345, SLG: 0.423	1-2 WP S 1B	2-0 2-H 2B			0-2 S 1B	1-0 P5			3-2 G5-3	5 0 3 1 0 0 2		
Brent Gates, S (1, 4) OBP: 0.308, SLG: 0.369	1-3 K 1-2	SAFE 1-2 G3			0-0 P4			2-1 G6-3	0-2 P5	5 0 0 0 0 1 3		
Jason Giambi, L (1, 5) OBP: 0.387, SLG: 0.523	0-2 P8				0-3 K 1-2			0-3 K	2-2 L8	5 0 0 0 0 3 2		
Mark McGwire, R (1, 3) OBP: 0.476, SLG: 0.756	2-3 K 2-3				2-1 F9			2-2 BB		3 1 1 1 1 1 1		
Terry Steinbach, R (1, 2) OBP: 0.336, SLG: 0.467		1-0 1B G3 2B			0-0 L5			2-3 F9		4 1 1 0 0 1 2		
Geronimo Berroa, R (1, 10) OBP: 0.314, SLG: 0.507		0-0 2B G3 1B			1-1 G5-3			2-1 B1-3 1B	2-1 E6	4 1 2 0 0 0 0		
Phil Plantier, L (1, 7) OBP: 0.310, SLG: 0.336		0-1 G3			1-2 2B			2-0 P5	0-3 K	4 0 1 1 0 1 3		
Ernie Young, R (1, 8) OBP: 0.310, SLG: 0.401		0-0 G5-3			2-1 P4			1 SAFE 0-0 B1-3	1-0 F7	4 0 0 0 0 0 4		
Mike Bordick, R (1, 6) OBP: 0.320, SLG: 0.309		1-2 2B G3 2B			3-3 K			H 1-0 HBP	0-0 G6-3	3 1 1 1 0 1 2		
Inning Stats	R: 0 H: 1 E: 0 LOB: 1 K: 2 BB: 0 S: 12 P: 16	R: 3 H: 4 E: 0 LOB: 1 K: 0 BB: 0 S: 13 P: 18	R: 0 H: 0 E: 0 LOB: 0 K: 1 BB: 0 S: 6 P: 10	R: 0 H: 1 E: 0 LOB: 1 K: 1 BB: 0 S: 10 P: 17	R: 0 H: 1 E: 0 LOB: 2 K: 1 BB: 1 S: 9 P: 14	R: 0 H: 1 E: 0 LOB: 2 K: 0 BB: 0 S: 5 P: 11	R: 1 H: 1 E: 0 LOB: 0 K: 2 BB: 0 S: 11 P: 17	R: 0 H: 0 E: 1 LOB: 1 K: 1 BB: 0 S: 7 P: 10	R: 0 H: 0 E: 0 LOB: 0 K: 0 BB: 0 S: 9 P: 14	1B: 4 SF: 0 2B: 4 SAC: 0 3B: 0 DP: 0 HR: 1 HBP: 1	WP: 1 PA: 39 PB: 0 SB: 2 CS: 0	
PITCHER	IP WLS BF H R ER SO BB IBB HBP BLK WP HR S P ERA WHIP											
Charles Nagy, R (1, 1) ERA: 3.71	7.0 W 32 9 4 4 7 1 0 1 0 1 1 66 103 5.14 1.429											
Paul Shuey, R (8, 1) ERA: 18.9	1.0 4 0 0 0 1 0 0 0 0 0 0 7 10 0.00 0.000											
Jose Mesa, R (9, 1) ERA: 3.1	1.0 S 3 0 0 0 0 0 0 0 0 0 0 9 14 0.00 0.000											

Oakland Athletics @ Cleveland Indians
 Jacobs Field, Cleveland, OH
 Mon Jun 10 1996, 7:05 PM EDT
 Att. 42,167 - Unknown - 74 F

livebaseballscorecards.com

AB	37
R	4
H	9
RBI	4
BB	1
SO	8
LOB	19



Batter	1	2	3	4	5	6	7	8	9
Kenny Lofton, L OBP: 0.382, SLG: 0.435 (1, 8)	1-3 		1-0 SF8 BB 2-3 1B	3-2 		4-1 1B BB		2-1 G4-3	
Julio Franco, R OBP: 0.408, SLG: 0.467 (1, 3)	1-1 G6-3 1B		4-0 1 SAFE 1 SAFE 1-2 BB BB BB	0-1 		1-0 1-3 1B		1-1 G4-3	
Carlos Baerga, S OBP: 0.299, SLG: 0.401 (1, 4)	0-2 G6-3 1-2		0-2 L4	0-1 E7 1B 2-H		1-2 P8		1-1 G5-3	
Albert Belle, R OBP: 0.412, SLG: 0.697 (1, 7)	3-3 K		0-0 SF8 2-3 3-H	0-1 		3-3 K			
Manny Ramirez, R OBP: 0.386, SLG: 0.579 (1, 9)		1-0 	4-0 1 SAFE 1-2 BB BB	2-3 K			3-2 F8		
Eddie Murray, S OBP: 0.351, SLG: 0.380 (1, 10)		0-0 F9	4-1 1-2 2-3 3-H BB		2-2 F9		1-0 2B		
Wayne Kirby, L OBP: 0.333, SLG: 0.357 (7, PR)									
Sandy Alomar Jr., R OBP: 0.326, SLG: 0.430 (1, 2)		0-2 G5-3	1-1 G1-3		0-1 F9		4-0 FC4-6 BB		
Jim Thome, L OBP: 0.441, SLG: 0.581 (1, 5)		2-1 G4-3		2-3 K	0-0 G3		1-0 L7		
Alvaro Espinoza, R OBP: 0.286, SLG: 0.455 (9, 5)									
Omar Vizquel, S OBP: 0.342, SLG: 0.392 (1, 6)			3-2 1B SF8 2B	1-0 G5-3		3-2 F9	1-1 FC4-6 1-2f		

Inning Stats	R: 0	H: 1	E: 0	K: 2	S: 12	H: 1	LOB: 1	BB: 0	P: 17	R: 1	H: 1	E: 0	K: 0	S: 7	R: 2	H: 2	E: 0	K: 0	S: 15	R: 2	H: 3	E: 1	K: 2	S: 16	R: 0	H: 0	E: 0	K: 0	S: 6	R: 0	H: 1	E: 0	K: 1	S: 12	R: 0	H: 1	E: 0	K: 0	S: 7	R: 0	H: 0	E: 0	K: 0	S: 6
--------------	------	------	------	------	-------	------	--------	-------	-------	------	------	------	------	------	------	------	------	------	-------	------	------	------	------	-------	------	------	------	------	------	------	------	------	------	-------	------	------	------	------	------	------	------	------	------	------

PITCHER	IP	WLS	BF	H	R	ER	SO	BB	IBB	HBP	BLK	WP	HR	S	P	ERA	WHIP
Doug Johns, L ERA: 5.38 (1, 1)	3.2	L	21	6	5	4	3	3	0	0	0	0	2	45	76	9.82	2.455
Carlos Reyes, R ERA: 5.45 (4, 1)	2.2		13	3	0	0	2	2	0	0	0	0	0	27	51	0.00	1.875
Buddy Groom, L ERA: 3.75 (7, 1)	1.2		5	0	0	0	0	0	0	0	0	0	0	9	15	0.00	0.000

BOTTOM

Oakland Athletics @ Cleveland Indians
Jacobs Field, Cleveland, OH
 Mon Jun 10 1996, 7:05 PM EDT
 Att: 42,167 - Unknown - 74 F

AB	R	H	RBI	BB	SO	LOB
4	2	2	1	1	1	0
4	1	3	0	1	0	0
5	0	0	0	0	0	6
3	0	1	1	0	2	3
3	1	1	1	1	1	2
3	0	1	1	1	0	0
0	0	0	0	0	0	0
3	0	0	0	1	0	3
4	0	0	0	0	1	2
0	0	0	0	0	0	0
4	1	1	0	0	0	2

AB	33
R	5
H	9
RBI	4
BB	5
SO	5
LOB	18

WP: 0 PA: 39
 PB: 0
 SB: 0
 CS: 0

PITCHER	IP	WLS	BF	H	R	ER	SO	BB	IBB	HBP	BLK	WP	HR	S	P	ERA	WHIP
---------	----	-----	----	---	---	----	----	----	-----	-----	-----	----	----	---	---	-----	------

Batter	1	2	3	4	5	6	7	8	9	10	11	12	13	AB R H RBI BB SO LOB	TOP													
Jose Herrera, L (1, 9) <small>OBP: 0.352, SLG: 0.451</small> Ernie Young, R (9, PH) <small>OBP: 0.306, SLG: 0.395</small>	2-1 SF8 3B		3-3 K		1-1 P6	1-0 1B			2-1 F7		1-2 F9		1-3 K	4 1 2 0 0 1 0 3 0 0 0 0 1 1														
Brent Gates, S (1, 4) <small>OBP: 0.308, SLG: 0.368</small>	2-1 SF8		1-1 G3		2-2 1B 1B	0-3 K			0-1 1B 1B		2-2 F9		2-1 L6	6 1 2 1 0 1 3														
Jason Giambi, L (1, 5) <small>OBP: 0.390, SLG: 0.522</small>	1-0 G4-3			1-1 E7 1B G5-3	1-0 1B 1B			2-0 1B G5-4-3	2-2 SAFE 1B		1-3 K			6 1 3 0 0 1 0														
Mark McGwire, R (1, 3) <small>OBP: 0.477, SLG: 0.741</small> Doug Johns, R (12, PR) George Williams, S (12, 2) <small>OBP: 0.316, SLG: 0.328</small>	0-1 F8			4-2 G5-3 1B G4-3 BB	1-0 1B 1B			1-3 K	0-3 K		4-2 FC6-4 BB			4 1 1 1 2 2 3 0 0 0 0 0 0 0 0 0 0 0 0 0 0														
Geronimo Berroa, R (1, 10) <small>OBP: 0.314, SLG: 0.507</small>		1-1 2B		1-0 1B 1B	2-3 K			1-2 G5-4-3	1-2 K		3-2 P3			6 0 2 0 0 2 6														
Terry Steinbach, R (1, 2) <small>OBP: 0.336, SLG: 0.478</small>		0-0 G6-3		1-2 G5-3		1-2 HR		2-2 G3-6 1B		0-1 F9		0-0 FC6-4		6 1 2 2 0 0 4														
Phil Plantier, L (1, 7) <small>OBP: 0.311, SLG: 0.331</small>		2-2 F7		3-1 G4-3		4-1 1B BB		2-1 G3-6		1-1 1B		2-1 F7		5 0 1 1 1 0 4														
Damon Mashore, R (1, 8) <small>OBP: 0.267, SLG: 0.357</small>		1-2 F9		0-0 G6-3		0-3 K		0-0 2B		1-3 K				6 0 1 0 0 2 4														
Mike Bordick, R (1, 6) <small>OBP: 0.314, SLG: 0.303</small> Torey Lovullo, S (10, PH) <small>OBP: 0.292, SLG: 0.431</small> Rafael Bourquigal, R (10, 6) <small>OBP: 0.263, SLG: 0.306</small>			1-2 G3		3-2 F9	1-1 F6		1-2 G6-3		1 SAFE 1 SAFE P6				4 0 0 0 0 0 2 1 0 0 0 0 0 1 1 0 1 0 0 0 0														
Inning Stats	R: 1 E: 0 K: 0 S: 7	H: 1 LOB: 0 BB: 0 P: 12	R: 0 E: 0 K: 0 S: 11	H: 1 LOB: 1 BB: 0 P: 15	R: 0 E: 0 K: 1 S: 8	H: 0 LOB: 0 BB: 0 P: 13	R: 2 E: 1 K: 0 S: 11	H: 1 LOB: 1 BB: 1 P: 21	R: 1 E: 0 K: 2 S: 16	H: 3 LOB: 2 BB: 0 P: 26	R: 1 E: 0 K: 1 S: 13	H: 2 LOB: 2 BB: 1 P: 20	R: 0 E: 0 K: 2 S: 9	H: 2 LOB: 1 BB: 0 P: 14	R: 0 E: 0 K: 2 S: 16	H: 2 LOB: 2 BB: 0 P: 23	R: 0 E: 0 K: 1 S: 8	H: 1 LOB: 1 BB: 0 P: 11	R: 0 E: 0 K: 1 S: 12	H: 0 LOB: 0 BB: 0 P: 16	R: 0 E: 0 K: 0 S: 10	H: 0 LOB: 1 BB: 1 P: 19	R: 0 E: 0 K: 1 S: 9	H: 1 LOB: 1 BB: 0 P: 12	1B: 10 2B: 3 3B: 1 HR: 1	SF: 1 SAC: 0 DP: 2 HBP: 0	WP: 0 PB: 0 SB: 0 CS: 0	PA: 56
PITCHER	IP WLS BF H R ER SO BB IBB HBP BLK WP HR S P ERA WHIP	5.2 0.1 2.0 0.1 2.2	27 3 6 3 9	7 2 2 2 1	5 0 0 0 0	3 1 0 0 0	3 1 1 0 4	102 8 23 11 39	4.76 0.00 0.00 0.00 0.00	1.588 6.000 1.000 6.000 0.375	PITCHER	IP WLS BF H R ER SO BB IBB HBP BLK WP HR S P ERA WHIP	12.1 (13, 1)	1.0 W 4 1 0 0 1	10 4 1 0 0 1	0 0 0 0 0 0	0 0 0 0 0 0	0 0 0 0 0 0	0 0 0 0 0 0	9 12	0.00 1.000	1.000 1.000						

Oakland Athletics @ Cleveland Indians
 Jacobs Field, Cleveland, OH
 Tue Jun 11 1996, 7:05 PM EDT
 Att: 42,249 - Unknown - 65 F

livebaseballscorecards.com

AB	52
R	5
H	15
RBI	5
BB	3
SO	10
LOB	28



Batter	1	2	3	4	5	6	7	8	9	10	11	12	13	AB R H RBI BB SO LOB
Kenny Lofton, L OBP: 0.376, SLG: 0.425	1-3 K	0-0 F7		2-2 F7			0-0 F9	0-2 F7-4		1-0 G4-3		4-1 BB		6 0 0 0 1 1 2
Julio Franco, R OBP: 0.408, SLG: 0.468	0-1 HR	2-1 F9		2-0 F9			3-1 WP		4-1 BB SH5-4		1-1 G6-3	2-2 G6-3		6 2 2 0 1 0 3
Carlos Baerga, S OBP: 0.299, SLG: 0.411	2-0 HR	3-1 FC6-4			2-1 F9		1-0 G5-3		0-0 SH5-4		1-2 G5-3		1-0 F8	6 1 2 2 0 0 1
Albert Belle, R OBP: 0.412, SLG: 0.686	0-0 G6-3	0-0 FC6-4			0-0 P2		4-0 BB		4-0 SF8		0-0 1B		1-1 E5	5 1 1 0 2 0 1
Jim Thome, L OBP: 0.439, SLG: 0.577	0-1 HR		2-3 K		2-2 F7		4-2 BB		4-0 DI		2-3 K		4-1 IBB	3 1 1 0 0 1 0
Herbert Perry, R OBP: 0.182, SLG: 0.200								1-2 BB		1-2 BB			4-1 BB	0 0 0 0 1 0 0
Wayne Kirby, L OBP: 0.375, SLG: 0.357														0 0 0 0 1 0 0
Alvaro Espinoza, R OBP: 0.297, SLG: 0.441														1 0 0 0 1 1 1
Eddie Murray, S OBP: 0.350, SLG: 0.390	0-0 HR		0-0 F7			3-0 G4-3	0-0 L5		2-2 SF8			2-1 F7	4-0 IBB	5 1 1 3 1 0 3
Manny Ramirez, R OBP: 0.395, SLG: 0.591	4-2 BB		1-2 1B			3-2 3B		4-2 1B		2-3 K		4-1 BB	2-1 SF9	3 0 2 1 3 1 2
Tony Peña, R OBP: 0.377, SLG: 0.389	4-0 1-2		0-0 F8			1-1 G5-3		1-2 P4		2-3 K		0-1 F4		2 0 0 0 1 0 2
Jeremy Burnitz, L OBP: 0.389, SLG: 0.357														0 0 0 0 0 0 0
Sandy Alomar Jr., R OBP: 0.321, SLG: 0.423														3 0 0 0 0 1 2
Omar Vizquel, S OBP: 0.342, SLG: 0.388	1-1 G1-3			2-1 F9		2-0 P6		1-1 F7-4		2-2 G1-3		4-2 BB		5 0 1 0 1 0 3

Inning Stats	R: 4	E: 0	K: 1	S: 14	LOB: 4	BB: 2	P: 26	R: 0	H: 1	E: 0	K: 0	S: 6	LOB: 1	BB: 0	P: 11	R: 0	H: 1	E: 0	K: 1	S: 8	LOB: 1	BB: 0	P: 11	R: 0	H: 0	E: 0	K: 0	S: 6	LOB: 0	BB: 0	P: 10	R: 0	H: 1	E: 0	K: 0	S: 7	LOB: 1	BB: 0	P: 16	R: 0	H: 1	E: 0	K: 0	S: 8	LOB: 3	BB: 2	P: 20	R: 0	H: 1	E: 0	K: 0	S: 11	LOB: 1	BB: 1	P: 17	R: 1	H: 0	E: 0	K: 1	S: 8	LOB: 2	BB: 3	P: 24	R: 0	H: 0	E: 0	K: 1	S: 9	LOB: 0	BB: 0	P: 14	R: 0	H: 1	E: 0	K: 1	S: 10	LOB: 1	BB: 0	P: 14	R: 0	H: 0	E: 1	K: 0	S: 7	LOB: 2	BB: 2	P: 18	1B: 6	2B: 2	3B: 1	HR: 2	SF: 2	SAC: 1	DP: 1	HBP: 0	WP: 1	PA: 61
--------------	------	------	------	-------	--------	-------	-------	------	------	------	------	------	--------	-------	-------	------	------	------	------	------	--------	-------	-------	------	------	------	------	------	--------	-------	-------	------	------	------	------	------	--------	-------	-------	------	------	------	------	------	--------	-------	-------	------	------	------	------	-------	--------	-------	-------	------	------	------	------	------	--------	-------	-------	------	------	------	------	------	--------	-------	-------	------	------	------	------	-------	--------	-------	-------	------	------	------	------	------	--------	-------	-------	-------	-------	-------	-------	-------	--------	-------	--------	-------	--------

PITCHER	IP	WLS	BF	H	R	ER	SO	BB	IBB	HBP	BLK	WP	HR	S	P	ERA	WHIP
Willie Adams, R ERA: 6.0	(1, 1)	6.0	27	7	4	4	2	2	0	0	0	0	2	47	86	6.00	1.500
Mike Mohler, L ERA: 1.87	(7, 1)	1.0	6	1	0	0	0	1	1	0	0	1	0	8	20	0.00	2.000
Billy Taylor, R ERA: 5.09	(8, 1)	0.0	1	0	0	0	0	1	0	0	0	0	0	2	6	∞	∞
Buddy Groom, L ERA: 3.65	(8, 1)	1.0	3	1	0	0	0	0	0	0	0	0	0	9	11	0.00	1.000
Jim Corsi, R ERA: 3.76	(9, 1)	2.0	9	0	1	1	2	2	1	0	0	0	0	17	38	4.50	1.000
PITCHER	IP	WLS	BF	H	R	ER	SO	BB	IBB	HBP	BLK	WP	HR	S	P	ERA	WHIP
Todd Van Poppel, R ERA: 7.82	(11, 1)	2.0	10	1	0	0	1	3	0	0	0	0	0	24	44	0.00	2.000
Carlos Reyes, R ERA: 5.4	(13, 1)	0.2	5	0	1	0	0	1	1	0	0	0	0	7	18	0.00	1.500


BOTTOM

Oakland Athletics @ Cleveland Indians
Jacobs Field, Cleveland, OH

Tue Jun 11 1996, 7:05 PM EDT
Att: 42,249 - Unknown - 65 F

AB	45
R	6
H	10
RBI	6
BB	13
SO	5
LOB	20



Batter	1	2	3	4	5	6	7	8	9	AB R H RBI BB SO LOB	TOP											
Jose Herrera, L (1, 9) OBP: 0.344, SLG: 0.430	0-1 G3	1-0 L3		2-1 B5		4-0 2B BB		1-0 F8		4 1 0 0 1 0 2												
Brent Gates, S (1, 4) OBP: 0.313, SLG: 0.374	1-0 1B HR	1-0 F7		3-1 L1		2-2 2B		2-2 HBP		4 1 2 3 0 0 2												
Jason Giambi, L (1, 5) OBP: 0.390, SLG: 0.517	1-1 1B HR		4-1 1B BB FC6-4		1-3 K	0-2 G1-3		3-2 G3		4 2 1 0 1 1 2												
Mark McGwire, R (1, 3) Torey Lovullo, S (9, 3) OBP: 0.480, SLG: 0.777 OBP: 0.292, SLG: 0.431	0-0 1B HR		4-1 FC6-4 1B BB		1-2 F8		0-1 HR		3-3 K	4 2 2 4 1 1 0 0 0 0 0 0 0 0												
Geronimo Berroa, R (1, 10) OBP: 0.312, SLG: 0.500	0-0 F7		2-2 FC6-4 1B		2-3 K		1-2 G5-3		1-1 G6-3	5 0 1 0 0 1 0												
George Williams, S (1, 2) OBP: 0.310, SLG: 0.310	1-2 P3		2-3 K			4-2 BB 1B 2B BB		2-3 K	2-0 G3	4 1 0 0 1 2 3												
Phil Plantier, L (1, 7) Damon Mashore, R (8, 7) OBP: 0.315, SLG: 0.327 OBP: 0.267, SLG: 0.357		4-2 2B BB	1-1 FC6-4 FC5-4		0-0 L6	4-1 BB				2 1 0 1 2 0 3 0 0 0 0 0 0 0	AB 35 R 9 H 9 RBI 9 BB 6 SO 7 LOB 17											
Ernie Young, R (1, 8) OBP: 0.300, SLG: 0.387		0-3 K	0-2 FC5-4		3-3 K	2-0 G4-3				4 0 0 0 0 2 5												
Mike Bordick, R (1, 6) OBP: 0.322, SLG: 0.322		0-1 2B		2-2 CS 2B		1-2 2B 1B		3-2 G6-3		4 1 3 1 0 0 0												
Inning Stats	R: 3 E: 0 K: 0 S: 10	H: 3 LOB: 0 BB: 0 P: 13	R: 1 E: 0 K: 1 S: 9	H: 1 LOB: 1 BB: 1 P: 15	R: 1 E: 0 K: 1 S: 13	H: 1 LOB: 2 BB: 2 P: 26	R: 0 E: 0 K: 0 S: 8	H: 1 LOB: 0 BB: 0 P: 15	R: 0 E: 0 K: 2 S: 9	H: 0 LOB: 0 BB: 0 P: 13	R: 3 E: 0 K: 1 S: 17	H: 2 LOB: 1 BB: 2 P: 31	R: 1 E: 0 K: 1 S: 11	H: 1 LOB: 1 BB: 1 P: 20	R: 0 E: 0 K: 0 S: 13	H: 0 LOB: 1 BB: 0 P: 22	R: 0 E: 0 K: 1 S: 6	H: 0 LOB: 0 BB: 0 P: 12	1B: 4 2B: 3 3B: 0 HR: 2	SF: 0 SAC: 0 DP: 0 HBP: 1	WP: 0 PB: 0 SB: 0 CS: 1	PA: 42
PITCHER	IP WLS BF H R ER SO BB IBB HBP BLK WP HR S P ERA WHIP																					
Jack McDowell, R (1, 1) ERA: 3.95	5.2 L 27 7 7 7 5 4 0 0 0 0 0 1 60 101 11.12 1.941																					
Jim Poole, L (6, 1) ERA: 2.65	0.1 3 1 1 1 0 1 0 0 0 0 0 0 6 12 27.00 6.000																					
Julian Tavarez, R (7, 1) ERA: 3.65	3.0 12 1 1 1 2 1 0 1 0 0 0 1 30 54 3.00 0.667																					

Oakland Athletics @ Cleveland Indians
 Jacobs Field, Cleveland, OH
 Wed Jun 12 1996, 7:05 PM EDT
 Att. 40,673 - Cloudy - 71 F

livebaseballscorecards.com

Batter	1	2	3	4	5	6	7	8	9	AB R H RBI BB SO LOB
Kenny Lofton, L OBP: 0.380, SLG: 0.426 (1, 8)	4-2 B 1B SF9 BB	0-2 1-2 BB 1B		0-0 2-3 G6-3 1B		1-1 P4		1-0 1-2f G1-6-3		4 1 2 0 1 0 1
Julio Franco, R OBP: 0.411, SLG: 0.480 (1, 3)	3-1 1-3 BB 1B	4-1 1-2 2-3 BB		3-2 1-3 G6-3		2-1 HR		2-2 F9		4 1 2 2 1 0 1
Carlos Baerga, S OBP: 0.294, SLG: 0.403 (1, 4)	0-3 K	0-0 L8		2-1 G3		0-2 G6-3			1-3 K	5 0 0 0 0 2 6
Albert Belle, R OBP: 0.412, SLG: 0.700 (1, 7)	1-2 SF9		2-2 HR		2-2 2B 2B	3-2 G5-3			3-3 K	4 2 2 2 0 1 0
Jim Thome, L OBP: 0.440, SLG: 0.578 (1, 5)	4-0 BB		3-1 L6		2-1 1B G6-3 2B		3-3 K		0-0 F9	3 1 1 1 1 1 0 1 0 0 0 0 0 0
Herbert Perry, R OBP: 0.167, SLG: 0.182 (9, PH)	1-2 BB									
Eddie Murray, S OBP: 0.348, SLG: 0.387 (1, 10)	0-0 F7		2-1 L7		0-0 G6-3 WP 1B		0-0 G6-3			4 0 1 0 0 0 2
Manny Ramirez, R OBP: 0.393, SLG: 0.582 (1, 9)			0-1 P4		1-2 G6-3		4-2 BB			3 0 0 1 1 0 1
Sandy Alomar Jr., R OBP: 0.320, SLG: 0.419 (1, 2)			0-0 P6		1-0 1B G3 G6-3 1B	3-2 P4	1-1 F8			4 1 1 0 0 0 2
Omar Vizquel, S OBP: 0.345, SLG: 0.387 (1, 6)		4-1 BB 1B BB		3-2 G3	1-0 P4			0-1 G1-6-3 1B		3 0 1 0 1 0 2

Inning Stats	R: 1	H: 1	E: 0	K: 1	S: 15	LOB: 2	BB: 2	P: 27	R: 0	H: 1	E: 0	K: 0	S: 10	LOB: 3	BB: 2	P: 18	R: 1	H: 1	E: 0	K: 0	S: 11	LOB: 0	BB: 0	P: 18	R: 1	H: 2	E: 0	K: 0	S: 10	LOB: 1	BB: 0	P: 19	R: 2	H: 3	E: 0	K: 0	S: 13	LOB: 1	BB: 0	P: 22	R: 1	H: 1	E: 0	K: 0	S: 10	LOB: 0	BB: 0	P: 16	R: 0	H: 0	E: 0	K: 1	S: 9	LOB: 1	BB: 1	P: 17	R: 0	H: 1	E: 0	K: 0	S: 6	LOB: 0	BB: 0	P: 9	R: 0	H: 0	E: 0	K: 2	S: 9	LOB: 0	BB: 0	P: 13	1B: 6	SF: 1	2B: 2	SAC: 0	3B: 0	DP: 1	HR: 2	HBP: 0	WP: 1	PA: 41
--------------	------	------	------	------	-------	--------	-------	-------	------	------	------	------	-------	--------	-------	-------	------	------	------	------	-------	--------	-------	-------	------	------	------	------	-------	--------	-------	-------	------	------	------	------	-------	--------	-------	-------	------	------	------	------	-------	--------	-------	-------	------	------	------	------	------	--------	-------	-------	------	------	------	------	------	--------	-------	------	------	------	------	------	------	--------	-------	-------	-------	-------	-------	--------	-------	-------	-------	--------	-------	--------

PITCHER	IP	WLS	BF	H	R	ER	SO	BB	IBB	HBP	BLK	WP	HR	S	P	ERA	WHIP
Bobby Chouinard, R ERA: 7.56 (1, 1)	4.0		23	7	5	5	1	4	0	0	0	0	1	51	91	11.25	2.750
Steve Montgomery, R ERA: 9.0 (5, 1)	2.0	W	8	2	1	1	0	0	0	0	0	1	1	18	29	4.50	1.000
Mike Mohler, L ERA: 1.72 (7, 1)	3.0	S	10	1	0	0	3	1	0	0	0	0	0	24	39	0.00	0.667

BOTTOM

Oakland Athletics @ Cleveland Indians
Jacobs Field, Cleveland, OH
 Wed Jun 12 1996, 7:05 PM EDT
 Att: 40,673 - Cloudy - 71 F

AB	35
R	6
H	10
RBI	6
BB	5
SO	4
LOB	15



PITCHER	IP	WLS	BF	H	R	ER	SO	BB	IBB	HBP	BLK	WP	HR	S	P	ERA	WHIP
---------	----	-----	----	---	---	----	----	----	-----	-----	-----	----	----	---	---	-----	------

Batter	1	2	3	4	5	6	7	8	9	AB R H RBI BB SO LOB	TOP													
Kenny Lofton, L OBP: 0.380, SLG: 0.429 (1, 8) B C B B B X	3-2 F7		2-3 F S K			3-2 1B G6-4-3 1B	3-2 F8		2-1 1B 2B	5 2 2 0 0 1 2														
Julio Franco, R OBP: 0.421, SLG: 0.486 (1, 3) B B X	2-0 1B		3-2 G5-4-3 1B			3-2 G6-4-3 1B		4-2 1B FC5-2 BB	4-0 1B IBB	3 0 3 0 2 0 0														
Carlos Baerga, S OBP: 0.296, SLG: 0.403 (1, 4) B C 1 SAFE X	1-1 F9		2-1 G5-4-3 1-2f			2-0 G6-4-3 1-2f 3-H		1-0 FC5-2 1B	1-2 1B 1-2 2-H 3-H	5 1 2 2 0 0 4														
Albert Belle, R OBP: 0.412, SLG: 0.691 (1, 7) C B B B X	3-1 G4-3			4-1 G6-4-3 BB		1-2 K		4-1 1B FC5-2 BB	0-3 K	3 0 0 0 2 2 3														
Manny Ramirez, R OBP: 0.390, SLG: 0.574 (1, 9) Wayne Kirby, L OBP: 0.353, SLG: 0.333 (8, 9) C B X		2-1 G6-3		0-0 G6-4-3 1-2f			4-1 HR BB	2-1 FC5-2 1B	3-3 K	3 1 0 0 1 0 4 1 0 0 0 0 1 2														
Eddie Murray, S OBP: 0.354, SLG: 0.404 (1, 10) B B B B B X		4-2 BB		1-0 G6-3			0-0 HR	0-0 1B		3 1 2 3 1 0 0														
Sandy Alomar Jr., R OBP: 0.313, SLG: 0.411 (1, 2) B B X		1-1 L9			0-1 E6		1-0 G6-3	0-0 G1-2-3		4 0 0 0 0 0 4														
Alvaro Espinoza, R OBP: 0.317, SLG: 0.447 (1, 5) C X		0-1 P4			2-1 L4-3 1B		0-0 E6 1B		1-1 L8	4 0 2 0 0 0 1														
Omar Vizquel, S OBP: 0.347, SLG: 0.386 (1, 6) B C B B B			4-1 1B BB		0-2 L4-3		2-2 F7		0-0 2B 1B	3 1 1 0 1 0 2														
Inning Stats	R: 0 E: 0 K: 0 S: 8	H: 1 LOB: 1 BB: 0 P: 17	R: 0 E: 0 K: 0 S: 8	H: 0 LOB: 1 BB: 1 P: 15	R: 0 E: 0 K: 1 S: 10	H: 1 LOB: 1 BB: 1 P: 21	R: 0 E: 1 K: 0 S: 8	H: 1 LOB: 0 BB: 0 P: 10	R: 1 E: 0 K: 1 S: 10	H: 2 LOB: 0 BB: 0 P: 19	R: 2 E: 1 K: 0 S: 11	H: 2 LOB: 1 BB: 1 P: 21	R: 1 E: 0 K: 0 S: 8	H: 2 LOB: 2 BB: 2 P: 19	R: 2 E: 0 K: 2 S: 15	H: 3 LOB: 2 BB: 1 P: 26	1B: 10 2B: 2 3B: 0 HR: 1	SF: 0 SAC: 0 DP: 5 HBP: 0	WP: 0 PB: 0 SB: 0 CS: 0	PA: 41				
PITCHER	IP WLS BF H R ER SO BB IBB HBP BLK WP HR S P ERA WHIP	IP WLS BF H R ER SO BB IBB HBP BLK WP HR S P ERA WHIP	IP WLS BF H R ER SO BB IBB HBP BLK WP HR S P ERA WHIP	IP WLS BF H R ER SO BB IBB HBP BLK WP HR S P ERA WHIP	IP WLS BF H R ER SO BB IBB HBP BLK WP HR S P ERA WHIP	IP WLS BF H R ER SO BB IBB HBP BLK WP HR S P ERA WHIP	IP WLS BF H R ER SO BB IBB HBP BLK WP HR S P ERA WHIP	IP WLS BF H R ER SO BB IBB HBP BLK WP HR S P ERA WHIP	IP WLS BF H R ER SO BB IBB HBP BLK WP HR S P ERA WHIP	IP WLS BF H R ER SO BB IBB HBP BLK WP HR S P ERA WHIP	IP WLS BF H R ER SO BB IBB HBP BLK WP HR S P ERA WHIP	IP WLS BF H R ER SO BB IBB HBP BLK WP HR S P ERA WHIP	IP WLS BF H R ER SO BB IBB HBP BLK WP HR S P ERA WHIP	IP WLS BF H R ER SO BB IBB HBP BLK WP HR S P ERA WHIP	IP WLS BF H R ER SO BB IBB HBP BLK WP HR S P ERA WHIP	IP WLS BF H R ER SO BB IBB HBP BLK WP HR S P ERA WHIP	IP WLS BF H R ER SO BB IBB HBP BLK WP HR S P ERA WHIP	IP WLS BF H R ER SO BB IBB HBP BLK WP HR S P ERA WHIP	IP WLS BF H R ER SO BB IBB HBP BLK WP HR S P ERA WHIP	IP WLS BF H R ER SO BB IBB HBP BLK WP HR S P ERA WHIP	IP WLS BF H R ER SO BB IBB HBP BLK WP HR S P ERA WHIP			
Kenny Rogers, L ERA: 4.46 (1, 1)	7.0 L 28 7 3 3 2 4 0 0 0 0 1 58 111 3.86 1.571																							
Jeff Nelson, R ERA: 5.34 (8, 1)	1.0 6 2 1 1 0 2 0 0 0 0 0 8 19 9.00 4.000																							
Steve Howe, L ERA: 5.94 (9, 1)	0.1 4 2 2 2 0 0 1 0 0 0 0 5 12 54.00 6.000																							
Jim Mecir, R ERA: 2.55 (9, 1)	0.2 3 1 0 0 2 0 0 0 0 0 0 10 14 0.00 1.500																							

Cleveland Indians @ New York Yankees
Yankee Stadium, Bronx, NY
 Thu Jun 13 1996, 7:05 PM EDT
 Att. 30,707 - Unknown - 77 F

livebaseballscorecards.com

AB	34
R	6
H	12
RBI	5
BB	7
SO	4
LOB	22



Batter	1	2	3	4	5	6	7	8	9	AB R H RBI BB SO LOB	TOP											
Kenny Lofton, L (1, 8) OBP: 0.382, SLG: 0.430	3-2 G6-3 1B	3-3 K			3-2 FC6-4 1B			3-2 F8		4 0 2 0 0 1 2	Cleveland Indians @ New York Yankees Yankee Stadium, Bronx, NY Fri Jun 14 1996, 7:05 PM EDT Att. 32,580 - Unknown - 82 F livebaseballscorecards.com											
Julio Franco, R (1, 3) OBP: 0.419, SLG: 0.481	1-2 G6-3 1-2		2-2 CS HBP		2-2 L9			3-2 G4-3		3 0 0 0 0 0 2												
Albert Belle, R (1, 7) OBP: 0.413, SLG: 0.687	0-0 1B		4-2 G6-4-3 BB		0-0 FC6-4 1-2f			2-0 F8		3 0 1 0 1 0 1												
Eddie Murray, S (1, 10) OBP: 0.349, SLG: 0.397	0-2 G3		0-0 G6-4-3 1-2f		3-2 G4-3			2-1 G4-3		4 0 0 0 0 0 2												
Jim Thome, L (1, 5) OBP: 0.441, SLG: 0.598		1-2 G6-3 1B 2B		1-1 HR		1-0 G4-3		3-3 K		4 2 2 1 0 1 0												
Manny Ramirez, R (1, 9) OBP: 0.386, SLG: 0.565		1-0 G6-3		0-3 K		3-2 P5		0-0 HR		3 0 0 0 0 1 1 1 1 1 1 0 0 0												
Jeremy Burnitz, L (9, PH) OBP: 0.405, SLG: 0.483																						
Carlos Baerga, S (1, 4) OBP: 0.285, SLG: 0.401		1-2 G6-3 2-3		2-1 G3-1			2-1 G3	1-1 FC4-6 1B		4 0 1 0 0 0 1												
Tony Peña, R (1, 2) OBP: 0.375, SLG: 0.386		3-2 E 1B 1B		0-0 G1-3			2-0 G5-3	0-0 FC4-6 1-2f		3 0 1 1 0 0 0 1 0 0 0 0 0 1												
Wayne Kirby, L (9, PH) OBP: 0.333, SLG: 0.313																						
Omar Vizquel, S (1, 6) OBP: 0.347, SLG: 0.385		0-0 E5 1-3 1B		2-2 F7			2-2 G1-3			3 0 1 0 0 0 0												
Inning Stats	R: 0 E: 0 K: 0 S: 10	H: 2 LOB: 1 BB: 0 P: 14	R: 1 E: 1 K: 1 S: 16	H: 3 LOB: 2 BB: 0 P: 25	R: 0 E: 0 K: 0 S: 5	H: 0 LOB: 0 BB: 1 P: 11	R: 1 E: 0 K: 1 S: 8	H: 1 LOB: 0 BB: 0 P: 11	R: 0 E: 0 K: 0 S: 13	H: 1 LOB: 1 BB: 0 P: 20	R: 0 E: 0 K: 0 S: 9	H: 0 LOB: 0 BB: 0 P: 16	R: 0 E: 0 K: 0 S: 6	H: 0 LOB: 0 BB: 0 P: 12	R: 0 E: 0 K: 0 S: 9	H: 0 LOB: 0 BB: 0 P: 17	R: 1 E: 0 K: 1 S: 9	H: 2 LOB: 1 BB: 0 P: 15	1B: 6 2B: 1 3B: 0 HR: 2	SF: 0 SAC: 0 DP: 1 HBP: 1	WP: 0 PB: 0 SB: 0 CS: 1	PA: 35
PITCHER	IP WLS BF H R ER SO BB IBB HBP BLK WP HR S P ERA WHIP																					
Dwight Gooden, R (1, 1) ERA: 4.09	8.0 W 30 7 2 2 2 1 0 1 0 0 0 1 76 126 2.25 1.000																					
John Wetteland, R (9, 1) ERA: 3.38	1.0 S 5 2 1 1 1 0 0 0 0 0 0 1 9 15 9.00 2.000																					



Batter	1	2	3	4	5	6	7	8	9
Wade Boggs, L OBP: 0.417, SLG: 0.438 (1, 5)	0-0 CS 1B		2-1 SF9 2-H		4-1 BB		4-1 G1-3 BB		
Bernie Williams, S OBP: 0.398, SLG: 0.538 (1, 8)	3-3 K 1-2		4-1 BB		0-0 F8		0-1 G1-3 1-2		
Paul O'Neill, L OBP: 0.442, SLG: 0.478 (1, 9)	3-3 K		1 SAFE 3-1 F8		0-0 L7		1-1 G1-3		
Tino Martinez, L OBP: 0.348, SLG: 0.464 (1, 3)		1-0 F7		1-3 K		0-0 FC3-6 2 BB 1B		2-0 G6-3	
Ruben Sierra, S OBP: 0.344, SLG: 0.407 (1, 7)		1-3 K		0-2 F7		4-1 FC3-6 BB		1-3 K	
Ruben Rivera, R OBP: 0.410, SLG: 0.426 (8, 7)									
Mike Aldrete, L OBP: 0.220, SLG: 0.364 (1, 10)		0-2 G4-3		3-2 G6-3		0-1 FC3-6 2 BB 1B		1-1 G6-3	
Joe Girardi, R OBP: 0.339, SLG: 0.333 (1, 2)			0-1 2B 1B		1-2 F7		4-2 2 BB 1B		
2 Derek Jeter, R OBP: 0.377, SLG: 0.387 (1, 6)			0-2 F9		0-2 G6-3		0-0 1B		
Andy Fox, L OBP: 0.290, SLG: 0.286 (1, 4)			1-1 SF9 1-H 2B		0-0 1B		0-0 F6		

Inning Stats	R: 0	H: 1	E: 0	LOB: 0	K: 2	P: 10	R: 0	H: 0	E: 0	LOB: 0	K: 1	P: 8	R: 2	H: 2	E: 0	LOB: 1	K: 0	P: 23	R: 0	H: 0	E: 0	LOB: 0	K: 1	P: 9	R: 0	H: 1	E: 0	LOB: 2	K: 0	P: 15	R: 2	H: 2	E: 0	LOB: 2	K: 0	P: 16	R: 0	H: 0	E: 0	LOB: 1	K: 0	P: 11	R: 0	H: 0	E: 0	LOB: 0	K: 1	P: 10
	1B: 5	SF: 1	3B: 0	SAC: 0	DP: 1	HBP: 0	1B: 5	SF: 1	3B: 0	SAC: 0	DP: 1	HBP: 0	1B: 5	SF: 1	3B: 0	SAC: 0	DP: 1	HBP: 0	1B: 5	SF: 1	3B: 0	SAC: 0	DP: 1	HBP: 0	1B: 5	SF: 1	3B: 0	SAC: 0	DP: 1	HBP: 0	1B: 5	SF: 1	3B: 0	SAC: 0	DP: 1	HBP: 0	1B: 5	SF: 1	3B: 0	SAC: 0	DP: 1	HBP: 0	1B: 5	SF: 1	3B: 0	SAC: 0	DP: 1	HBP: 0

PITCHER	IP	WLS	BF	H	R	ER	SO	BB	IBB	HBP	BLK	WP	HR	S	P	ERA	WHIP
Chad Ogea, R ERA: 8.14 (1, 1)	5.2	L	24	5	4	4	4	3	0	0	0	0	0	55	86	6.35	1.412
Eric Plunk, R ERA: 2.36 (6, 1)	1.0		5	1	0	0	0	2	0	0	0	0	0	7	15	0.00	3.000
Jim Poole, L ERA: 2.55 (7, 1)	0.2		2	0	0	0	0	0	0	0	0	0	0	3	6	0.00	0.000
Paul Shuey, R ERA: 8.22 (8, 1)	0.2		2	0	0	0	1	0	0	0	0	0	0	5	7	0.00	0.000

BOTTOM

Cleveland Indians @ New York Yankees
 Yankee Stadium, Bronx, NY
 Fri Jun 14 1996, 7:05 PM EDT
 Att: 32,580 - Unknown - 82 F

livebaseballscorecards.com

AB	27
R	4
H	6
RBI	4
BB	5
SO	5
LOB	9



WP: 0	PA: 33
PB: 0	
SB: 1	
CS: 1	

Batter	1	2	3	4	5	6	7	8	9	AB R H RBI BB SO LOB	TOP	
Kenny Lofton, L (1, 8) <small>OBP: 0.382, SLG: 0.437</small> Jeremy Burnitz, L (9, 8) <small>OBP: 0.405, SLG: 0.483</small>	 SF7 2B		 G4-3 2B		 K	 FC4-2 S		 G3		5 2 2 0 0 1 3 0 0 0 0 0 0 0	Cleveland Indians @ New York Yankees Yankee Stadium, Bronx, NY Sat Jun 15 1996, 3:33 AM EDT Att. 42,032 - Sunny - 82 F	
Julio Franco, R (1, 3) <small>OBP: 0.422, SLG: 0.485</small> Herbert Perry, R (9, 3) <small>OBP: 0.167, SLG: 0.182</small>	 1B BB		 G5-3		 2B	 G4-3		 1B		4 1 2 1 1 0 3 0 0 0 0 0 0 0		
Albert Belle, R (1, 7) <small>OBP: 0.413, SLG: 0.689</small>	 K		 G4-3		 2B		 G4-3 1B 2B	 K		5 1 2 2 0 2 3		
Eddie Murray, S (1, 10) <small>OBP: 0.346, SLG: 0.395</small>	 SF7 2-H		 F8 3-H		 K		 G4-3 2-3		 HR 1B	4 1 1 1 0 1 2		
Jim Thome, L (1, 5) <small>OBP: 0.444, SLG: 0.611</small>	 1B 1-3			 HR BB		 K			 HR 1-H	4 2 2 2 1 2 2		
Carlos Baerga, S (1, 4) <small>OBP: 0.300, SLG: 0.413</small>	 F7			 F7		 HR	 1B 3-H		 G6-4-3 BB	4 1 2 2 1 0 3		
Manny Ramirez, R (1, 9) <small>OBP: 0.386, SLG: 0.575</small>		 F8 0-0		 HR 1-H		 FC4-2 1B	 F7 2-1		 K 3-3	5 1 2 2 0 1 2		
Sandy Alomar Jr., R (1, 2) <small>OBP: 0.311, SLG: 0.402</small>		 L7 1-0		 F8 1-0		 L4 1-2		 G3 SH1-3 1B BB	 G6-4-3 1-2f	4 1 0 0 1 0 2		
Omar Vizquel, S (1, 6) <small>OBP: 0.347, SLG: 0.385</small>		 L9 3-2		 G6-3 2-1		 S FC4-2 1B 1-3		 SH1-3 0-1 1-2		3 0 1 0 0 0 0		
Inning Stats	R: 1 H: 2 E: 0 LOB: 2 K: 1 BB: 1 S: 16 P: 30	R: 0 H: 0 E: 0 LOB: 0 K: 0 BB: 0 S: 7 P: 11	R: 1 H: 1 E: 0 LOB: 0 K: 0 BB: 0 S: 16 P: 21	R: 2 H: 1 E: 0 LOB: 0 K: 0 BB: 1 S: 6 P: 15	R: 1 H: 2 E: 0 LOB: 1 K: 3 BB: 0 S: 19 P: 27	R: 1 H: 3 E: 0 LOB: 2 K: 0 BB: 0 S: 11 P: 20	R: 1 H: 2 E: 0 LOB: 1 K: 1 BB: 0 S: 13 P: 22	R: 1 H: 1 E: 0 LOB: 1 K: 1 BB: 1 S: 12 P: 17	R: 2 H: 2 E: 0 LOB: 0 K: 1 BB: 1 S: 8 P: 17	1B: 6 SF: 1 2B: 5 SAC: 1 3B: 0 DP: 1 HR: 3 HBP: 0	WP: 0 PA: 44 PB: 0 SB: 3 CS: 0	
PITCHER	IP WLS BF H R ER SO BB IBB HBP BLK WP HR S P ERA WHIP											IP WLS BF H R ER SO BB IBB HBP BLK WP HR S P ERA WHIP
Brian Boehringer, R (1, 1) <small>ERA: 10.8</small> Bob Wickman, R (6, 1) <small>ERA: 4.26</small> Jim Mecir, R (8, 1) <small>ERA: 2.89</small> Mark Hutton, R (9, 1) <small>ERA: 9.95</small>	5.0 L 24 7 6 6 4 2 0 0 0 0 0 2 66 108 10.80 1.800											2.0 10 4 1 1 1 0 0 0 0 0 0 22 38 4.50 2.000
Jim Mecir, R (8, 1) <small>ERA: 2.89</small> Mark Hutton, R (9, 1) <small>ERA: 9.95</small>	1.0 5 1 1 1 1 1 0 0 0 0 0 0 12 17 9.00 2.000											1.0 5 2 2 2 1 1 0 0 0 0 1 8 17 18.00 3.000

livebaseballscorecards.com

AB	38
R	10
H	14
RBI	10
BB	4
SO	7
LOB	20



BOTTOM

Cleveland Indians @ New York Yankees
Yankee Stadium, Bronx, NY

livebaseballscorecards.com

AB 33
R 3
H 9
RBI 3
BB 1
SO 2
LOB 10



WP: 0 PA: 36
PB: 0
SB: 0
CS: 1

ERA WHIP

Sat Jun 15 1996, 3:33 AM EDT
Att. 42,032 - Sunny - 82 F

AB R H RBI BB SO LOB

4 0 0 0 0 0 1

4 0 2 0 0 0 0

3 0 1 1 0 0 1

4 0 0 0 0 1 3

3 1 1 0 1 0 0

4 1 2 1 0 0 0

4 0 0 0 0 0 3

4 0 2 1 0 1 1

1B: 6 SF: 1
2B: 2 SAC: 0
3B: 1 DP: 1
HR: 0 HBP: 0

Batter	1	2	3	4	5	6	7	8	9
Wade Boggs, L OBP: 0.410, SLG: 0.430 (1, 5)	2-2 F8		2-0 F8		1-1 G4-3			0-0 F7	
Bernie Williams, S OBP: 0.400, SLG: 0.537 (1, 8)	2-1 1B		1-0 SF7 1-3 1B		1-0 F9			3-1 G5-3	
Paul O'Neill, L OBP: 0.439, SLG: 0.476 (1, 9)	1-0 L8		0-1 SF7 1-2 3-H		1-0 P2			1-2 1B	
Tino Martinez, L OBP: 0.343, SLG: 0.456 (1, 3)	1-3 K		2-2 G3-1		1-0 F7			2-0 F4	
Ruben Sierra, S OBP: 0.346, SLG: 0.415 (1, 10)		4-0 G5-3 2 1B BB		3-2 G1-6-3 3B		1-2 G1-3		2-1 F8	
Jim Leyritz, R OBP: 0.360, SLG: 0.404 (1, 2)		2-0 G5-3 2 2B 1B		1-0 G1-6-3		2-1 G5-3		2-2 1B	
Derek Jeter, R OBP: 0.370, SLG: 0.380 (1, 6)		1-2 G5-3 1-2 2-3f		1-0 G6-3 3-H		1-2 G3		0-1 F8	
Gerald Williams, R OBP: 0.400, SLG: 0.542 (1, 7)		1-2 CS 2-H 2B		2-2 G4-3		0-0 2B		1-3 K	
Andy Fox, L OBP: 0.292, SLG: 0.287 (1, 4)		2 SAFE 0-0 CS 2-3	3-1 1B SF7 1B		0-0 P5		0-2 G6-3		

Inning Stats	R: 0	H: 1	E: 0	LOB: 1	K: 1	P: 16	R: 1	H: 2	E: 0	LOB: 0	K: 0	P: 15	R: 1	H: 2	E: 0	LOB: 1	K: 0	P: 18	R: 1	H: 1	E: 0	LOB: 0	K: 0	P: 18	R: 0	H: 0	E: 0	LOB: 0	K: 0	P: 6	R: 0	H: 0	E: 0	LOB: 0	K: 0	P: 8	R: 0	H: 1	E: 0	LOB: 1	K: 0	P: 13	R: 0	H: 1	E: 0	LOB: 1	K: 0	P: 13	R: 0	H: 1	E: 0	LOB: 1	K: 1	P: 15
--------------	------	------	------	--------	------	-------	------	------	------	--------	------	-------	------	------	------	--------	------	-------	------	------	------	--------	------	-------	------	------	------	--------	------	------	------	------	------	--------	------	------	------	------	------	--------	------	-------	------	------	------	--------	------	-------	------	------	------	--------	------	-------

PITCHER	IP	WLS	BF	H	R	ER	SO	BB	IBB	HBP	BLK	WP	HR	S	P	ERA	WHIP
Charles Nagy, R ERA: 3.72 (1, 1)	7.0	W	27	7	3	3	1	1	0	0	0	0	0	58	94	3.86	1.143
Paul Assenmacher, L ERA: 1.59 (8, 1)	1.0		4	1	0	0	0	0	0	0	0	0	0	7	13	0.00	1.000
Julian Tavarez, R ERA: 3.55 (9, 1)	1.0		4	1	0	0	1	0	0	0	0	0	0	10	15	0.00	1.000

Batter	1	2	3	4	5	6	7	8	9	AB R H RBI BB SO LOB	TOP											
Kenny Lofton, L (1, 8) OBP: 0.382, SLG: 0.436	2-2 G3		1-2 PB BB 1B		2-2 F7	2-2 K		0-0 1B		5 0 2 0 0 1 2												
Julio Franco, R (1, 3) OBP: 0.421, SLG: 0.481	0-1 G6-3		4-1 PB BB 1B		2-1 L8 1B HR 1B	1-2 K		2-3 K		4 1 1 0 1 2 4												
Albert Belle, R (1, 7) OBP: 0.413, SLG: 0.682	4-1 FC6-4 BB		2-3 K		0-0 1B HR 1B		2-2 K		3-2 G6-3	4 1 1 0 1 2 2												
Eddie Murray, S (1, 10) OBP: 0.343, SLG: 0.391	1-0 FC6-4		1-2 FC6-4 1B		2-0 L8		3-2 F7		3-3 K	5 0 1 0 0 1 3												
Manny Ramirez, R (1, 9) OBP: 0.386, SLG: 0.585		2-3 K		0-0 FC6-4 BB E 1-2f	1-2 HR		2-3 K		1-0 1B	5 1 2 3 0 2 1												
Carlos Baerga, S (1, 4) OBP: 0.299, SLG: 0.407		2-0 F9		1 SAFE 4-2 FC5 BB 1-2 BB	3-2 G5-3			1-2 G6-3	0-2 F8	4 0 0 0 1 0 1												
Tony Peña, R (1, 2) OBP: 0.388, SLG: 0.379		1-1 L7		4-1 BB BB 1-2 BB 2-3 BB		4-1 FC1-5 1B BB		1-0 1B 2B		1 0 0 0 2 0 0 1 1 1 0 0 0 0 0 0 0 0 0 0 0	AB 37											
Jeromy Burnitz, L (8, PH) OBP: 0.421, SLG: 0.533											R 4											
Sandy Alomar Jr., R (8, 2) OBP: 0.311, SLG: 0.402											H 11											
Alvaro Espinoza, R (1, 5) OBP: 0.318, SLG: 0.439		1-0 G1-4-3		1-3 K		0-1 FC1-5 1B		3-2 K		3 0 1 0 0 1 3 1 0 0 0 0 1 1	RBI 4											
Jim Thome, L (8, 5) OBP: 0.443, SLG: 0.608											BB 5											
Omar Vizquel, S (1, 6) OBP: 0.349, SLG: 0.387		2-1 CS 1B		2-0 FC5		0-1 FC1-5		1-1 1B		4 0 2 1 0 0 5	SO 10											
											LOB 22											
Inning Stats	R: 0 E: 0 K: 0 S: 7	H: 0 LOB: 1 BB: 1 P: 14	R: 0 E: 0 K: 1 S: 7	H: 0 LOB: 0 BB: 0 P: 12	R: 0 E: 0 K: 1 S: 15	H: 2 LOB: 2 BB: 1 P: 25	R: 0 E: 1 K: 1 S: 12	H: 1 LOB: 3 BB: 2 P: 24	R: 3 E: 0 K: 0 S: 15	H: 3 LOB: 0 BB: 0 P: 25	R: 0 E: 0 K: 2 S: 14	H: 1 LOB: 2 BB: 1 P: 21	R: 0 E: 0 K: 2 S: 15	H: 0 LOB: 0 BB: 0 P: 22	R: 1 E: 0 K: 2 S: 14	H: 3 LOB: 2 BB: 0 P: 22	R: 0 E: 0 K: 1 S: 13	H: 1 LOB: 1 BB: 0 P: 20	1B: 9 2B: 1 3B: 0 HR: 1	SF: 0 SAC: 0 DP: 0 HBP: 0	WP: 0 PB: 1 SB: 0 CS: 1	PA: 42
PITCHER	IP WLS BF H R ER SO BB IBB HBP BLK WP HR S P ERA WHIP																					
Andy Pettitte, L (1, 1) ERA: 4.3	5.0 W 24 6 3 3 3 4 0 0 0 0 0 1 56 100 5.40 2.000																					
42 Mariano Rivera, R (6, 1) ERA: 1.54	2.2 12 3 1 1 5 1 0 0 0 0 0 0 39 59 3.38 1.500																					
Steve Howe, L (8, 1) ERA: 5.94	0.0 1 1 0 0 0 0 0 0 0 0 0 0 1 1 ∞ ∞																					
John Wetteland, R (8, 1) ERA: 3.21	1.1 S 5 1 0 0 2 0 0 0 0 0 0 0 16 25 0.00 0.750																					

Cleveland Indians @ New York Yankees
Yankee Stadium, Bronx, NY
 Sun Jun 16 1996, 3:33 AM EDT
 Att. 51,180 - Sunny - 81 F

livebaseballscorecards.com



Batter	1	2	3	4	5	6	7	8	9
Wade Boggs, L OBP: 0.414, SLG: 0.432 (1, 5)	3-1 BB 1B 1B		2-1 F8 1B E 1B	2-2 F8		2-1 CS	0-2 G4-3	4-0 IBB	
Bernie Williams, S OBP: 0.409, SLG: 0.549 (1, 8)	2-1 BB 1-2 1B 1B		1-1 E 1-2 1B	1-1 2-H 2B			3-1 2B FC6-2-1 1B	0-0 G3	
Paul O'Neill, L OBP: 0.440, SLG: 0.479 (1, 9)	4-2 1B 1-2 2-3 BB		1-2 F8 2-3	1-1 F8			0-0 FC6-2-1 1-3 2B		
Tino Martinez, L OBP: 0.345, SLG: 0.457 (1, 3)	0-0 G4-6-3 1-3 2-H 3-H 1B		2-2 E9 FC5 1-3 3-H 1B				3-2 FC6-2-1 2-3 3-H K		
Ruben Sierra, S OBP: 0.345, SLG: 0.410 (1, 10)	1-2 G4-6-3 1-2f		4-0 IBB				3-3 K		
Mariano Duncan, R OBP: 0.308, SLG: 0.441 (1, 4)		0-1 G4-3	1-2 FC5 2-3f					2-2 G5-3	
2 Derek Jeter, R OBP: 0.369, SLG: 0.378 (8, 6)						2-2 G1-3			
Joe Girardi, R OBP: 0.342, SLG: 0.337 (1, 2)		0-1 F9		1-0 E SH1-3 1B		2-2 G6-3		2-1 G5-3 1B 1B	
Gerald Williams, R OBP: 0.402, SLG: 0.541 (1, 7)		1-1 G5-3		0-1 E6 SH1-3 2B		0-2 CS 1B		0-2 G5-3 1-2 1B	
Andy Fox, L OBP: 0.286, SLG: 0.281 (1, 6)			0-0 F8	0-0 SH1-3		1-0 P5		0-2 G5-3 1-2 2-3	
Jim Leyritz, R OBP: 0.358, SLG: 0.401 (8, PH)				1-2 3-H					
Matt Howard, R OBP: 0.206, SLG: 0.290 (9, 4)									

Inning Stats	R: 2	H: 3	E: 0	LOB: 0	K: 0	P: 20	R: 0	H: 0	E: 0	LOB: 0	K: 0	P: 7	R: 1	H: 3	E: 1	LOB: 3	K: 0	P: 25	R: 2	H: 2	E: 1	LOB: 1	K: 0	P: 16	R: 0	H: 0	E: 0	LOB: 0	K: 2	P: 19	R: 0	H: 1	E: 0	LOB: 0	K: 0	P: 14	R: 0	H: 2	E: 0	LOB: 2	K: 1	P: 23	R: 0	H: 2	E: 0	LOB: 3	K: 0	P: 21
	S: 10	BB: 1	S: 6	BB: 0	S: 14	BB: 1	S: 11	BB: 0	S: 14	BB: 0	S: 9	BB: 0	S: 14	BB: 0	S: 14	BB: 0	S: 13	BB: 1																														

PITCHER	IP	WLS	BF	H	R	ER	SO	BB	IBB	HBP	BLK	WP	HR	S	P	ERA	WHIP
Dennis Martinez, R ERA: 4.45 (1, 1)	3.2	L	20	8	5	3	0	1	1	0	0	0	0	39	65	7.36	2.455
Greg Swindell, L ERA: 6.84 (4, 1)	3.1		12	3	0	0	3	0	0	0	0	0	0	39	59	0.00	0.900
Julian Tavarez, R ERA: 3.52 (8, 1)	0.1		3	2	0	0	0	0	0	0	0	0	0	9	13	0.00	6.000
Paul Assenmacher, L ERA: 1.56 (8, 1)	0.1		2	0	0	0	0	0	1	0	0	0	0	3	7	0.00	0.000
Paul Shuey, R ERA: 7.88 (8, 1)	0.1		1	0	0	0	0	0	0	0	0	0	0	1	1	0.00	0.000

AB	R	H	RBI	BB	SO	LOB
4	2	2	0	1	0	1
5	1	4	1	0	0	3
3	0	1	0	1	0	3
4	0	2	3	0	1	2
3	0	0	0	1	2	3
3	0	0	0	0	0	3
1	0	0	0	0	0	0
4	1	2	0	0	0	0
4	1	2	0	0	0	1
2	0	0	1	0	0	1
1	0	0	0	0	0	2
0	0	0	0	0	0	0

WP	PA	ERA	WHIP
0	39		
0			
0			
0			

Cleveland Indians @ New York Yankees
 Yankee Stadium, Bronx, NY
 Sun Jun 16 1996, 3:33 AM EDT
 Att: 51,180 - Sunny - 81 F

AB	34
R	5
H	13
RBI	5
BB	3
SO	3
LOB	19



1B	2B	3B	HR	SF	SAC	DP	HBP
11	2	0	0	0	1	1	0

Batter	1	2	3	4	5	6	7	8	9	AB	R	H	RBI	BB	SO	LOB	TOP					
Jeff Frye, R OBP: 0.458, SLG: 0.333 (1, 4)	0-1 1B 1B	4-0 1B BB	2-2 G3		1 SAFE 1-3 K		1-2 P3			4	2	1	0	1	1	5						
John Valentin, R OBP: 0.366, SLG: 0.438 (1, 6)	1-0 F7	1-2 E5 1B 2B	4-2 BB		2-2 G6-3		0-1 G4-3			4	1	0	0	1	0	5						
Mo Vaughn, L OBP: 0.458, SLG: 0.680 (1, 3)	3-1 1B 1B	1-2 2B SF8 1B	1-0 F7			0-3 K		1-3 K		5	2	2	1	0	2	3						
Jose Canseco, R OBP: 0.394, SLG: 0.676 (1, 10)	3-2 1B 1B	1-1 2B		2-1 HR		1-3 K		2-3 K		5	1	3	3	0	2	0						
Tim Lincecum, R OBP: 0.416, SLG: 0.559 (1, 5)	2-2 1B	2-1 SF8		2-2 F7		2-2 1B		3-2 L7		4	0	2	2	0	0	0						
Troy O'Leary, L OBP: 0.331, SLG: 0.418 (1, 9)	3-2 L9	1-3 K		1-3 K		2-3 K		2-0 G4-3		5	0	0	0	0	3	4						
Mike Stanley, R OBP: 0.391, SLG: 0.482 32 Alex Delgado, R OBP: 0.250, SLG: 0.250 (9, PR)	3-2 L5		3-0 F7		0-3 K		2-2 F8		1-2 1B	5	0	1	0	0	1	2	AB 40					
18 Reggie Jefferson, S OBP: 0.376, SLG: 0.627 (1, 7)		0-0 FC3-6 1B	2-0 G3 1B		1-1 G4-3		1-2 BB 1B		0-0 G4-6-3 1B	0	0	0	0	0	0	0	R 7					
Lee Tinsley, S OBP: 0.236, SLG: 0.190 (1, 8)		2-1 FC3-6 BB E	1-1 G3 1B		2-2 S 1B		4-1 BB			5	0	3	0	0	0	1	H 14					
																	RBI 6					
																	BB 3					
																	SO 9					
																	LOB 21					
Inning Stats	R: 2 E: 0 K: 0 S: 20	H: 4 LOB: 2 BB: 0 P: 35	R: 4 E: 1 K: 1 S: 17	H: 3 LOB: 1 BB: 1 P: 29	R: 0 E: 0 K: 0 S: 10	H: 2 LOB: 3 BB: 1 P: 23	R: 1 E: 0 K: 2 S: 12	H: 1 LOB: 0 BB: 0 P: 17	R: 0 E: 0 K: 1 S: 11	H: 1 LOB: 1 BB: 0 P: 17	R: 0 E: 0 K: 3 S: 15	H: 1 LOB: 1 BB: 0 P: 20	R: 0 E: 0 K: 0 S: 12	H: 1 LOB: 2 BB: 1 P: 20	R: 0 E: 0 K: 2 S: 12	H: 0 LOB: 0 BB: 0 P: 18	R: 0 E: 0 K: 0 S: 5	H: 1 LOB: 1 BB: 0 P: 8	1B: 12 2B: 1 3B: 0 HR: 1	SF: 1 SAC: 0 DP: 1 HBP: 0	WP: 0 PB: 0 SB: 1 CS: 0	PA: 44
PITCHER	IP	WLS	BF	H	R	ER	SO	BB	IBB	HBP	BLK	WP	HR	S	P	ERA	WHIP					
Jack McDowell, R ERA: 4.21 (1, 1)	2.1		18	9	6	4	1	1	0	0	0	0	0	41	74	15.43	4.286					
Greg Swindell, L ERA: 6.75 (3, 1)	1.2	W	7	1	1	1	2	1	0	0	0	0	1	18	30	5.40	1.200					
Eric Plunk, R ERA: 2.17 (5, 1)	3.0		13	3	0	0	4	1	0	0	0	0	0	38	57	0.00	1.333					
Paul Assenmacher, L ERA: 1.53 (8, 1)	0.1		1	0	0	0	1	0	0	0	0	0	0	3	4	0.00	0.000					
Paul Shuey, R ERA: 7.27 (8, 1)	0.2		2	0	0	0	1	0	0	0	0	0	0	9	14	0.00	0.000					
																		ERA 0.00	WHIP 1.000			

Boston Red Sox @ Cleveland Indians
Jacobs Field, Cleveland, OH
 Tue Jun 18 1996, 7:05 PM EDT
 Att. 42,209 - Unknown - 76 F

livebaseballscorecards.com



Batter	1	2	3	4	5	6	7	8	9	AB	R	H	RBI	BB	SO	LOB
Kenny Lofton, L OBP: 0.386, SLG: 0.443 (1, 8)	1-0 F8	3-1 2B 1B		3-2 G5-3		3-1 FC4-6 1B		3-2 S 2B		5	1	3	0	0	0	2
Julio Franco, R OBP: 0.421, SLG: 0.484 (1, 3)	2-3 K	1-2 1-H 2B		1-1 E7 G1-4-3 1B		1-0 FC4-6		3-2 G6-3		5	0	2	2	0	1	3
Albert Belle, R OBP: 0.409, SLG: 0.672 (1, 7)	2-2 G5-3	1-0 F9		1-2 G1-4-3 1-2f		1-0 G1-4-3		4-0 G5-4-3 IBB		4	0	0	0	1	0	4
Eddie Murray, S OBP: 0.341, SLG: 0.391 (1, 10)		0-0 F7	3-1 G1-3		0-0 F9		3-1 BB 1B 2B	2-0 G5-4-3 1-2f		5	1	1	0	0	0	2
Jim Thome, L OBP: 0.444, SLG: 0.604 (1, 5)		2-0 G4-3 1B HR	3-3 K		1-1 G1-3 HBP		1-0 F7			3	1	1	0	0	1	1
Manny Ramirez, R OBP: 0.388, SLG: 0.582 (1, 9)		0-1 G4-3 1B HR	3-3 K		3-2 G1-3		4-1 BB 1B BB			3	1	1	0	1	1	1
Carlos Baerga, S OBP: 0.298, SLG: 0.405 (1, 4)		1-2 G4-3 1B 1-2 2-3		2-1 1B 2B 1B		2-2 P3		0-1 L6		4	1	1	0	0	0	5
Sandy Alomar Jr., R OBP: 0.319, SLG: 0.403 (1, 2)		4-1 HR BB		3-2 2B 1B 1B		1-0 G4-3		4-0 1B BB		2	2	1	0	2	0	0
Tony Peña, R OBP: 0.388, SLG: 0.379 (9, 2)				1-3 1B 1B				1-2 2-3 BB		0	0	0	0	0	0	0
Omar Vizquel, S OBP: 0.359, SLG: 0.412 (1, 6)		2-2 HR		3-1 E 2B		4-2 FC4-6 1B BB		2-0 1B		3	2	3	6	1	0	0

Inning Stats	R: 0	H: 0	E: 0	K: 1	S: 9	H: 0	LOB: 0	BB: 0	P: 14	R: 5	H: 5	E: 0	K: 0	S: 18	H: 0	LOB: 0	BB: 0	P: 32	R: 0	H: 0	E: 0	K: 2	S: 9	R: 3	H: 4	E: 1	K: 0	S: 24	R: 0	H: 0	E: 0	K: 0	S: 9	R: 0	H: 1	E: 0	K: 0	S: 8	R: 1	H: 2	E: 0	K: 0	S: 7	R: 0	H: 1	E: 0	K: 0	S: 7	R: 0	H: 1	E: 0	K: 0	S: 7
	0	0	0	1	9	0	0	0	14	5	5	0	0	18	0	0	0	0	32	0	0	0	2	9	0	3	4	1	0	24	0	0	9	0	9	0	1	18	1	2	0	7	0	1	2	0	7	0	1	2	1	19	

PITCHER	IP	WLS	BF	H	R	ER	SO	BB	IBB	HBP	BLK	WP	HR	S	P	ERA	WHIP
Aaron Sele, R ERA: 5.85 (1, 1)	3.0	L	18	8	8	7	3	1	0	0	0	0	1	51	87	21.00	3.000
Jamie Moyer, L ERA: 5.46 (4, 1)	2.1		10	2	0	0	0	1	0	1	0	0	0	24	43	0.00	1.286
Joe Hudson, R ERA: 4.2 (6, 1)	1.2		8	2	1	1	0	2	0	0	0	0	0	9	25	5.40	2.400
Mike Stanton, L ERA: 3.99 (8, 1)	1.0		4	1	0	0	0	0	1	0	0	0	0	7	19	0.00	1.000

BOTTOM

Boston Red Sox @ Cleveland Indians
Jacobs Field, Cleveland, OH

Tue Jun 18 1996, 7:05 PM EDT
Att: 42,209 - Unknown - 76 F

AB	R	H	RBI	BB	SO	LOB
34	9	13	8	5	3	18

WP: 0 PA: 40
PB: 0
SB: 1
CS: 0



PITCHER	IP	WLS	BF	H	R	ER	SO	BB	IBB	HBP	BLK	WP	HR	S	P	ERA	WHIP
Aaron Sele, R ERA: 5.85 (1, 1)	3.0	L	18	8	8	7	3	1	0	0	0	0	1	51	87	21.00	3.000
Jamie Moyer, L ERA: 5.46 (4, 1)	2.1		10	2	0	0	0	1	0	1	0	0	0	24	43	0.00	1.286
Joe Hudson, R ERA: 4.2 (6, 1)	1.2		8	2	1	1	0	2	0	0	0	0	0	9	25	5.40	2.400
Mike Stanton, L ERA: 3.99 (8, 1)	1.0		4	1	0	0	0	0	1	0	0	0	0	7	19	0.00	1.000

Batter	1	2	3	4	5	6	7	8	9	AB	R	H	RBI	BB	SO	LOB	TOP										
Jeff Frye, R (1, 4) OBP: 0.469, SLG: 0.367	4-1 BB		2-1 G6-3		0-1 F9		1-0 G4-3 32 WP 2B		2-2 2B 1B	4	2	2	0	1	0	0											
John Valentin, R (1, 6) OBP: 0.363, SLG: 0.434	1-0 L7		0-0 1B 1B		2-2 G1-3		1-2 G4-3		0-1 L5	5	0	1	0	0	0	3											
Mo Vaughn, L (1, 3) OBP: 0.457, SLG: 0.676 32 Alex Delgado, R (7, PH) OBP: 0.300, SLG: 0.222	2-1 G3		1-0 L9		1-2 1B		1-1 G5-3		4-2 2B 1B BB	3	0	1	0	0	0	2											
Jose Canseco, R (1, 10) OBP: 0.398, SLG: 0.679 Dwayne Hoesey, S (9, PR) OBP: 0.282, SLG: 0.333	1-3 K		0-0 1B		3-0 F7		2-2 3-H 1B		1-2 1B 2B	5	0	3	1	0	1	2											
18 Reggie Jefferson, S (1, 7) OBP: 0.383, SLG: 0.626 Jose Matavej, R (7, PH) OBP: 0.266, SLG: 0.426		0-0 2B 1B	2-1 G1-3		0-0 L9 1B 1B		1-1 F9		0-1 FC5-4 1B	3	0	2	0	0	0	2											
Tim Lincecum, R (1, 5) OBP: 0.420, SLG: 0.566 Bill Selby, L (6, 5) OBP: 0.333, SLG: 0.415		2-2 1B 2B		3-3 K		0-0 BB 1B		1-1 P6	3	0	2	0	0	1	0												
Mike Stanley, R (1, 2) OBP: 0.391, SLG: 0.480 Bill Haselman, R (6, 2) OBP: 0.313, SLG: 0.424		1-3 K		0-0 FC3-6 1B		0-0 L9		1-0 HR	2	0	0	0	0	1	3												
Troy O'Leary, L (1, 9) OBP: 0.330, SLG: 0.413		1-3 K		1-1 FC3-6 FC4-6 1-2f		4-2 G6-4-3 BB		0-1 F7	3	0	0	0	1	1	3												
Lee Tinsley, S (1, 8) OBP: 0.226, SLG: 0.182		3-3 K		0-0 FC4-6 1-2f		1-1 G6-4-3 1-2f		1-0 G4-3	4	0	0	0	0	1	6												
Inning Stats	R: 0 E: 0 K: 1 S: 7	H: 0 LOB: 1 BB: 1 P: 15	R: 0 E: 0 K: 3 S: 13	H: 2 LOB: 2 BB: 0 P: 20	R: 0 E: 0 K: 1 S: 7	H: 2 LOB: 2 BB: 0 P: 12	R: 0 E: 0 K: 1 S: 7	H: 1 LOB: 1 BB: 0 P: 11	R: 0 E: 0 K: 0 S: 10	H: 1 LOB: 1 BB: 0 P: 16	R: 1 E: 0 K: 0 S: 11	H: 2 LOB: 1 BB: 0 P: 17	R: 1 E: 0 K: 0 S: 6	H: 1 LOB: 0 BB: 0 P: 9	R: 2 E: 0 K: 1 S: 23	H: 3 LOB: 3 BB: 1 P: 30	1B: 10 2B: 3 3B: 0 HR: 1	SF: 0 SAC: 0 DP: 1 HBP: 0	WP: 2 PB: 0 SB: 0 CS: 0	PA: 43							
PITCHER	IP	WLS	BF	H	R	ER	SO	BB	IBB	HBP	BLK	WP	HR	S	P	ERA	WHIP										
Orel Hershisser, R (1, 1) ERA: 5.23	6.0	W	27	8	0	0	5	2	0	0	0	0	0	51	86	0.00	1.667										
Jim Poole, L (7, 1) ERA: 3.2	2.0		9	3	2	2	0	0	0	0	0	1	1	17	26	9.00	1.500										
Paul Assenmacher, L (9, 1) ERA: 2.41	1.0		7	3	2	2	1	1	0	0	0	1	0	23	30	18.00	4.000										

Boston Red Sox @ Cleveland Indians
Jacobs Field, Cleveland, OH
 Wed Jun 19 1996, 7:05 PM EDT
 Att. 42,276 - Unknown - 78 F

livebaseballscorecards.com

AB	40
R	4
H	14
RBI	3
BB	3
SO	6
LOB	29



Batter	1	2	3	4	5	6	7	8	9	AB	R	H	RBI	BB	SO	LOB
Kenny Lofton, L (1, 8) OBP: 0.386, SLG: 0.442	2-1 F7	1-1 S 1B		1-0 BB 1B		2-0 FC2-5 1B	1-0 L7			5	2	2	2	0	0	1
Julio Franco, R (1, 3) OBP: 0.425, SLG: 0.498 Herbert Perry, R (7, PH) OBP: 0.154, SLG: 0.167 (8, 3)	3-2 HR	1-2 S 1B		2-3 K		2-2 FC2-5 2B 1B	0-0 L6			4	2	3	2	0	1	1
Jim Thome, L (1, 5) OBP: 0.443, SLG: 0.597	2-3 K	2-3 K		4-2 1B BB		0-0 FC2-5 2B		0-0 G3-1 BB 1B		4	1	1	0	1	2	3
Albert Belle, R (1, 7) OBP: 0.410, SLG: 0.673 Jeremy Burnitz, L (6, PR) OBP: 0.436, SLG: 0.533 (7, 7)	0-0 G5-3		2-0 FC6-4 1B	1-3 K		1-2 1B 2B		4-2 G3-1 BB		4	0	2	2	0	1	2
Manny Ramirez, R (1, 9) OBP: 0.388, SLG: 0.576		4-1 HR BB	1-1 FC6-4 1B	1-2 1B		3-3 K		2-3 K		4	1	1	1	1	2	4
Eddie Murray, S (1, 10) OBP: 0.338, SLG: 0.399		1-0 HR	0-3 K	3-3 K		0-1 L8		0-2 G3-1		5	1	1	2	0	2	6
Carlos Baerga, S (1, 4) OBP: 0.296, SLG: 0.401		0-2 G6-3	1-0 G6-3		0-2 P4		0-0 SF9 1B	0-1 G1-3		5	1	1	0	0	0	3
Tony Peña, R (1, 2) OBP: 0.394, SLG: 0.377		4-0 G4-3 1B BB		0-0 2B E 1B		0-0 E6 G4-6-3		2-2 E5		3	2	1	0	1	0	1
Omar Vizquel, S (1, 6) OBP: 0.359, SLG: 0.416 Alvaro Espinoza, R (7, 6) OBP: 0.311, SLG: 0.439		2-1 G4-3		2-0 E8 1B 2B		2-1 G4-6-3		0-2 SF9		3	1	1	0	0	0	2

Inning Stats	R: 1	H: 1	E: 0	LOB: 0	K: 1	P: 16	R: 4	H: 3	E: 0	LOB: 1	K: 1	P: 30	R: 0	H: 1	E: 0	LOB: 1	K: 1	P: 11	R: 3	H: 4	E: 1	LOB: 2	K: 3	P: 34	R: 0	H: 0	E: 1	LOB: 0	K: 0	P: 8	R: 2	H: 2	E: 1	LOB: 1	K: 1	P: 21	R: 1	H: 1	E: 0	LOB: 1	K: 0	P: 15	R: 0	H: 1	E: 0	LOB: 2	K: 1	P: 17	
1B: 9	SF: 1	2B: 2	SAC: 0	3B: 0	DP: 1	HR: 2	HBP: 0	WP: 0	PA: 43	1B: 9	SF: 1	2B: 2	SAC: 0	3B: 0	DP: 1	HR: 2	HBP: 0	WP: 0	PA: 43	1B: 9	SF: 1	2B: 2	SAC: 0	3B: 0	DP: 1	HR: 2	HBP: 0	WP: 0	PA: 43	1B: 9	SF: 1	2B: 2	SAC: 0	3B: 0	DP: 1	HR: 2	HBP: 0	WP: 0	PA: 43	1B: 9	SF: 1	2B: 2	SAC: 0	3B: 0	DP: 1	HR: 2	HBP: 0	WP: 0	PA: 43

PITCHER	IP	WLS	BF	H	R	ER	SO	BB	IBB	HBP	BLK	WP	HR	S	P	ERA	WHIP
Tom Gordon, R (1, 1) ERA: 6.56	6.0	L	33	11	10	9	7	3	0	0	0	0	2	70	120	13.50	2.333
Eric Gunderson, L (7, 1) ERA: 4.82	1.0		5	1	1	0	0	0	0	0	0	0	0	12	15	0.00	1.000
Heathcliff Slocumb, R (8, 1) ERA: 3.68	1.0		5	1	0	0	1	1	0	0	0	0	0	11	17	0.00	2.000

BOTTOM

Boston Red Sox @ Cleveland Indians
Jacobs Field, Cleveland, OH
Wed Jun 19 1996, 7:05 PM EDT
Att: 42,276 - Unknown - 78 F

livebaseballscorecards.com

AB	38
R	11
H	13
RBI	10
BB	4
SO	8
LOB	24



Batter	1	2	3	4	5	6	7	8	9	AB R H RBI BB SO LOB	TOP
Jeff Frye, R (1, 4) OBP: 0.471, SLG: 0.365	4-2 		1-2 	0-1 FC6-4 			3-1 G3 			3 1 1 0 1 0 2	
John Valentin, R (1, 6) OBP: 0.365, SLG: 0.435	0-1 		1-2 	1-2 L7 			0-2 F9 			4 1 2 0 0 0 1	
Mo Vaughn, L (1, 3) OBP: 0.455, SLG: 0.670	0-0 G4-6-3 		2-0 		0-0 G1-3 			3-1 G6-3 		4 1 1 1 0 0 2	
Jose Canseco, R (1, 10) OBP: 0.392, SLG: 0.667	1-2 F9 		2-3 K 		0-3 K 			0-0 G6-3 		4 0 0 0 0 2 3	
Tim Lincecum, R (1, 5) OBP: 0.417, SLG: 0.565		0-3 K 	1-0 		1-2 G6-3 			2-0 L8 		4 1 1 1 0 1 0	
18 Reggie Jefferson, S (1, 7) 32 Alex Delgado, R (9, 2) OBP: 0.379, SLG: 0.616 OBP: 0.300, SLG: 0.222		0-0 G4-3 	1-0 			1-1 E3 			1-1 G4-3 	4 0 1 2 0 0 0 0 0 0 0 0 0 0	
Bill Haselman, R (1, 2) Dwayne Hoesey, S (9, PR) OBP: 0.320, SLG: 0.427 OBP: 0.282, SLG: 0.333		1-1 	1-2 FC6-4 			0-2 L8 			2-0 	4 0 2 0 0 0 2 0 0 0 0 0 0 0	AB 34 R 4 H 10 RBI 4 BB 2 SO 4 LOB 15
Troy O'Leary, L (1, 9) OBP: 0.328, SLG: 0.410		1-2 G4-3 		2-2 		0-0 G1-6-3 			1-1 FC4-6 	4 0 1 0 0 0 3	
Lee Tinsley, S (1, 8) OBP: 0.237, SLG: 0.187			4-0 	0-3 K 			0-0 		1-1 G1-3 	3 0 1 0 1 1 2	
Inning Stats	R: 0 H: 1 E: 0 LOB: 1 K: 0 BB: 1 S: 11 P: 16	R: 0 H: 1 E: 0 LOB: 1 K: 1 BB: 0 S: 9 P: 11	R: 4 H: 5 E: 0 LOB: 1 K: 1 BB: 1 S: 18 P: 31	R: 0 H: 1 E: 0 LOB: 1 K: 1 BB: 0 S: 12 P: 15	R: 0 H: 0 E: 0 LOB: 0 K: 1 BB: 0 S: 7 P: 8	R: 0 H: 0 E: 1 LOB: 0 K: 0 BB: 0 S: 6 P: 7	R: 0 H: 1 E: 0 LOB: 0 K: 0 BB: 0 S: 7 P: 9	R: 0 H: 0 E: 0 LOB: 0 K: 0 BB: 0 S: 4 P: 9	R: 0 H: 1 E: 0 LOB: 1 K: 0 BB: 0 S: 7 P: 12	1B: 9 SF: 0 2B: 1 SAC: 0 3B: 0 DP: 2 HR: 0 HBP: 0	WP: 0 PA: 36 PB: 0 SB: 0 CS: 1
PITCHER Chad Ogea, R (1, 1) ERA: 7.39 Paul Shuey, R (8, 1) ERA: 5.91	IP WLS BF H R ER SO BB IBB HBP BLK WP HR S P ERA WHIP 7.0 0 29 9 4 4 4 2 0 0 0 0 0 0 70 97 5.14 1.571 2.0 W 7 1 0 0 0 0 0 0 0 0 0 0 0 11 21 0.00 0.500										

Boston Red Sox @ Cleveland Indians
Jacobs Field, Cleveland, OH
 Thu Jun 20 1996, 7:05 PM EDT
 Att. 42,306 - Unknown - 74 F

livebaseballscorecards.com

Batter	1	2	3	4	5	6	7	8	9	AB R H RBI BB SO LOB
Kenny Lofton, L OBP: 0.386, SLG: 0.441 (1, 8)	0-3 K		2-3 K		0-0 G4-3 1B		1-0 F8		1-0 1B	5 0 2 1 0 2 1
Julio Franco, R OBP: 0.423, SLG: 0.493 (1, 3)	4-1 2B BB		0-1 L9		2-3 K		3-2 G5-3			3 1 0 0 1 1 3
Jim Thome, L OBP: 0.447, SLG: 0.618 (1, 5)	3-2 1-H 2B		4-2 BB		2-0 G4-3			1-2 HR		3 1 2 3 1 0 1
Albert Belle, R OBP: 0.405, SLG: 0.663 (1, 7)	1-3 K		1-3 K		2-0 L6			1-3 K		4 0 0 0 0 3 3
Manny Ramirez, R OBP: 0.390, SLG: 0.586 (1, 9)	1-0 F9			3-2 HR		2-3 K		4-1 1B BB		3 1 1 1 1 1 1
Eddie Murray, S OBP: 0.337, SLG: 0.397 (1, 10)		1-1 G5-3		0-0 F8		1-2 G4-3		0-0 G6-4-3 1B		4 0 1 0 0 0 0
Carlos Baerga, S OBP: 0.293, SLG: 0.396 (1, 4)		1-1 L8		1-0 P3		0-0 G3-1		2-0 G6-4-3		4 0 0 0 0 0 2
Tony Peña, R OBP: 0.400, SLG: 0.400 (1, 2)		2-1 1B		2-3 K			0-0 G6-3		0-2 SH1-4 1B 2B	4 0 2 0 0 1 0 0 1 0 0 0 0 0
Jeromy Burnitz, L OBP: 0.436, SLG: 0.533 (9, PR)										
Omar Vizquel, S OBP: 0.363, SLG: 0.419 (1, 6)		2-1 G3			1-2 1B G4-3 1B		2-1 1B		0-0 SH1-4	3 1 2 0 0 0 1

Inning Stats	R: 1	H: 1	R: 0	H: 1	R: 0	H: 0	R: 1	H: 1	R: 0	H: 0	R: 0	H: 1	R: 1	H: 2	R: 0	H: 0	R: 0	H: 1	R: 1	H: 2	R: 1	H: 2	1B: 6	SF: 0	WP: 0	PA: 37
	E: 0	LOB: 1	E: 0	LOB: 1	E: 0	LOB: 0	E: 0	LOB: 0	E: 0	LOB: 1	E: 0	LOB: 1	E: 0	LOB: 1	E: 0	LOB: 0	E: 0	LOB: 1	E: 0	LOB: 2	E: 0	LOB: 2	2B: 2	SAC: 1	PB: 0	
	K: 2	BB: 1	K: 0	BB: 0	K: 2	BB: 1	K: 1	BB: 0	K: 1	BB: 1	K: 0	BB: 0	K: 0	BB: 0	K: 1	BB: 0	K: 0	BB: 1	K: 0	BB: 0	K: 0	BB: 0	3B: 0	DP: 1	SB: 1	
	S: 11	P: 20	S: 8	P: 14	S: 13	P: 20	S: 11	P: 17	S: 10	P: 17	S: 7	P: 10	S: 7	P: 13	S: 7	P: 10	S: 7	P: 13	S: 12	P: 20	S: 6	P: 7	HR: 2	HBP: 0	CS: 0	

PITCHER	IP	WLS	BF	H	R	ER	SO	BB	IBB	HBP	BLK	WP	HR	S	P	ERA	WHIP
Roger Clemens, R ERA: 4.14 (1, 1)	8.0		34	8	4	4	8	3	0	0	0	0	2	79	131	4.50	1.375
Mike Stanton, L ERA: 4.19 (9, 1)	0.1	L	3	2	1	1	0	0	0	0	0	0	0	6	7	27.00	6.000

PITCHER	IP	WLS	BF	H	R	ER	SO	BB	IBB	HBP	BLK	WP	HR	S	P	ERA	WHIP

BOTTOM

Boston Red Sox @ Cleveland Indians
 Jacobs Field, Cleveland, OH
 Thu Jun 20 1996, 7:05 PM EDT
 Att: 42,306 - Unknown - 74 F

livebaseballscorecards.com

AB	33
R	5
H	10
RBI	5
BB	3
SO	8
LOB	12



TOP

New York Yankees @ Cleveland Indians
Jacobs Field, Cleveland, OH
Fri Jun 21 1996, 3:33 AM EDT
Att. 42,176 - Sunny - 82 F

livebaseballscorecards.com

AB	42
R	8
H	12
RBI	7
BB	6
SO	10
LOB	24



WP:	1	PA:	48
PB:	0		
SB:	1		
CS:	0		

AB R H RBI BB SO LOB

3	1	1	0	3	0	1
6	0	1	2	0	2	6
4	1	1	1	2	1	2
5	1	1	2	0	0	3
5	0	0	0	0	3	4
5	1	3	1	0	1	0
4	1	1	0	1	1	3
5	1	2	1	0	2	2
3	0	0	0	0	0	3
1	0	1	0	0	0	0
0	1	0	0	0	0	0
1	1	1	0	0	0	0

Wade Boggs, L OBP: 0.411, SLG: 0.418 (1, 5) C X	0-1 G3		1-1 G4-3		4-1 BB		0-0 BB 2B 1B	4-0 FC6-4 1B 1-2 2-3 BB	4-1 2 1B 1-2 BB	3 1 1 0 3 0 1
2 Derek Jeter, R OBP: 0.358, SLG: 0.369 (1, 6) B X	2-0 L7		1-0 G5-3		2-1 G6-3		1-3 K	1-3 K	2-1 1-2 2-H 3-H 1B	6 0 1 2 0 2 6
Paul O'Neill, L OBP: 0.436, SLG: 0.470 (1, 9) B F X	3-2 G4-3		4-2 F8 BB		3-2 G3-1		4-0 2B 1-2 E BB	1-0 FC6-4 1B 1-2 2-3 3-H 1B	2-3 K	4 1 1 1 2 1 2
Tino Martinez, L OBP: 0.344, SLG: 0.466 (1, 3) B X	1-2 G4-3		0-0 F8		0-2 L8		1-1 E8 2B 1-H 2-H 2B	1-0 FC6-4		5 1 1 2 0 0 3
Bernie Williams, S OBP: 0.395, SLG: 0.529 (1, 8) X	0-0 P5		2-2 F8		1-3 K		2-3 K	0-3 K		5 0 0 0 0 3 4
Ruben Sierra, S OBP: 0.344, SLG: 0.411 (1, 10) B X	3-2 G4-3		0-1 WP 2B 1B		2-2 G6-4-3 1B 2-H 2B		1-1 K		1-3 K	5 1 3 1 0 1 0
Joe Girardi, R OBP: 0.350, SLG: 0.339 (1, 2) X	0-0 G4-3 S 1B		2-0 G1-3		0-0 G6-4-3 1B 1-2f		2-3 K2-3		4-2 1B 2 1B BB	4 1 1 0 1 1 3
Gerald Williams, R OBP: 0.398, SLG: 0.532 (1, 7) F X	1-3 K		1-2 G4-3 2B 2-H		0-1 E5		1-0 BB 1B 1B	1-0 BB 1B	0-3 K	5 1 2 1 0 2 2
Andy Fox, L OBP: 0.269, SLG: 0.263 (9, PH)	0-0 G4-3		2-2 G4-3		1-0 G1-3		3-2 1B BB	0-0 1B BB	0-0 2 BB	3 0 0 0 0 0 3
Mike Aldrete, L OBP: 0.235, SLG: 0.378 (9, PR)										1 0 1 0 0 0 0
Matt Howard, R OBP: 0.295, SLG: 0.290 (9, 4)										0 1 0 0 0 0 0
Mariano Duncan, R OBP: 0.323, SLG: 0.449 (10, 4)										1 1 1 0 0 0 0

Inning Stats	R: 0 E: 0 K: 0 S: 6	H: 0 LOB: 0 BB: 0 P: 11	R: 0 E: 0 K: 0 S: 8	H: 0 LOB: 0 BB: 0 P: 12	R: 0 E: 0 K: 1 S: 7	H: 1 LOB: 1 BB: 0 P: 9	R: 0 E: 0 K: 0 S: 10	H: 0 LOB: 1 BB: 1 P: 17	R: 1 E: 0 K: 0 S: 13	H: 2 LOB: 2 BB: 1 P: 24	R: 0 E: 0 K: 1 S: 9	H: 0 LOB: 0 BB: 0 P: 13	R: 0 E: 1 K: 0 S: 7	H: 1 LOB: 1 BB: 0 P: 10	R: 3 E: 1 K: 3 S: 18	H: 3 LOB: 1 BB: 1 P: 29	R: 2 E: 0 K: 2 S: 14	H: 3 LOB: 2 BB: 1 P: 25	R: 2 E: 0 K: 3 S: 17	H: 2 LOB: 2 BB: 2 P: 30	1B: 9 2B: 3 3B: 0 HR: 0	SF: 0 SAC: 0 DP: 1 HBP: 0	WP: 1 PA: 48
--------------	------------------------------	----------------------------------	------------------------------	----------------------------------	------------------------------	---------------------------------	-------------------------------	----------------------------------	-------------------------------	----------------------------------	------------------------------	----------------------------------	------------------------------	----------------------------------	-------------------------------	----------------------------------	-------------------------------	----------------------------------	-------------------------------	----------------------------------	----------------------------------	------------------------------------	-----------------

PITCHER	IP	WLS	BF	H	R	ER	SO	BB	IBB	HBP	BLK	WP	HR	S	P	ERA	WHIP										
Charles Nagy, R ERA: 3.71 (1, 1)	7.1		30	5	3	3	3	3	0	0	0	1	0	66	107	3.68	1.091										
Paul Assenmacher, L ERA: 2.89 (8, 1)	0.0		1	1	0	0	0	0	0	0	0	0	0	2	3	∞	∞										
Eric Plunk, R ERA: 2.13 (8, 1)	0.2		3	1	1	1	2	0	0	0	0	0	0	10	15	13.50	1.500										
Jose Mesa, R ERA: 3.86 (9, 1)	1.2	L	11	4	4	4	4	2	0	0	0	0	0	25	41	21.60	3.600										
Jim Poole, L ERA: 3.15 (10, 1)	0.1		3	1	0	0	1	1	0	0	0	0	0	6	14	0.00	6.000										

BOTTOM

New York Yankees @ Cleveland Indians
Jacobs Field, Cleveland, OH
Fri Jun 21 1996, 3:33 AM EDT
Att. 42,176 - Sunny - 82 F

livebaseballscorecards.com

AB 40
R 7
H 14
RBI 7
BB 3
SO 6
LOB 16



WP: 1 PA: 46
PB: 0
SB: 0
CS: 0

AB R H RBI BB SO LOB

6 0 1 1 0 0 2

3 1 0 1 1 0 2

4 2 2 0 1 1 1

4 1 2 2 0 0 2

1 0 0 0 0 1 0

4 0 0 1 0 3 2

4 0 2 1 1 0 0

5 0 2 0 0 0 2

5 2 4 1 0 0 2

2 1 1 0 0 0 2

2 0 0 0 0 1 1


1B: 10 SF: 2
2B: 2 SAC: 1
3B: 1 DP: 0
HR: 1 HBP: 0

Batter	1	2	3	4	5	6	7	8	9	10
Kenny Lofton, L OBP: 0.382, SLG: 0.436 (1, 8)	F9		G3		G4-3	G1-3		1B		G4-3
Omar Vizquel, S OBP: 0.360, SLG: 0.414 (1, 6)	P6		SF9		WP 2B BB	G4-3		G5-3		
Julio Franco, R OBP: 0.426, SLG: 0.500 (1, 3)	G4-3		1B		1 SAFE 2B BB		SF9 3B	K		
Jim Thome, L OBP: 0.448, SLG: 0.620 Alvaro Espinoza, R OBP: 0.304, SLG: 0.429 (1, 5) (9, 5)		BB 1B	G4-3		F9 1B 2B		L3		K	
Manny Ramirez, R OBP: 0.383, SLG: 0.576 (1, 9)		K			F9		SF9		K	
Eddie Murray, S OBP: 0.341, SLG: 0.398 (1, 10)		1B BB			L8		1B		F8	
Carlos Baerga, S OBP: 0.294, SLG: 0.396 (1, 4)		1B			1B		G4-3			G4-3
Jeromy Burnitz, L OBP: 0.477, SLG: 0.686 (1, 7)		P4			1B		G3-1 2B			SH1-4 1B HR
Sandy Alomar Jr., R OBP: 0.321, SLG: 0.404 Tony Peña, R OBP: 0.390, SLG: 0.388 (1, 2) (5, 2)			E5 SF9 1B		P6		G3-1			SH1-4

Inning Stats	R: 0	H: 0	E: 0	K: 0	S: 13	R: 0	H: 2	E: 0	K: 1	S: 15	R: 1	H: 2	E: 1	K: 0	S: 9	R: 0	H: 2	E: 0	K: 1	S: 10	R: 3	H: 2	E: 0	K: 0	S: 12	R: 0	H: 1	E: 0	K: 0	S: 8	R: 1	H: 2	E: 0	K: 0	S: 10	R: 1	H: 2	E: 0	K: 1	S: 10	R: 0	H: 0	E: 0	K: 2	S: 9	R: 1	H: 1	E: 0	K: 1	S: 15	R: 0	H: 1	E: 0	K: 1	S: 22
	0	0	0	0	17	0	2	0	1	26	1	2	0	0	17	0	2	0	1	17	0	2	0	1	26	0	1	0	0	16	1	2	0	0	16	1	2	0	0	12	0	0	0	11	0	0	0	11	0	1	0	0	22		

PITCHER	IP	WLS	BF	H	R	ER	SO	BB	IBB	HBP	BLK	WP	HR	S	P	ERA	WHIP
Brian Boehringer, R ERA: 9.31 (1, 1)	4.2		24	8	4	4	2	3	0	0	0	1	0	57	99	7.71	2.357
Bob Wickman, R ERA: 4.18 (5, 1)	1.1		5	1	0	0	0	0	0	0	0	0	0	10	20	0.00	0.750
Jim Mecir, R ERA: 2.91 (7, 1)	1.0		5	2	1	1	0	0	0	0	0	0	0	10	16	9.00	2.000
Steve Howe, L ERA: 6.35 (8, 1)	0.1		3	2	1	1	0	0	0	0	0	0	0	6	7	27.00	6.000
Jeff Nelson, R ERA: 4.88 (8, 1)	1.2	W	5	0	0	0	3	0	0	0	0	0	0	13	16	0.00	0.000

PITCHER	IP	WLS	BF	H	R	ER	SO	BB	IBB	HBP	BLK	WP	HR	S	P	ERA	WHIP
John Wetteland, R ERA: 3.3 (10, 1)	1.0		4	1	1	1	1	0	0	0	0	0	0	15	22	9.00	1.000

Batter	1	2	3	4	5	6	7	8	9	AB R H RBI BB SO LOB	TOP											
2 Derek Jeter, R OBP: 0.361, SLG: 0.373 (1, 6)	1-2 1B 1B	1-0 G6-3	2-2 1B		1-1 FC4-6 1B			1 SAFE 2-3 K 1-2	2-2 L7	6 1 3 0 0 1 5												
Bernie Williams, S OBP: 0.395, SLG: 0.531 (1, 8)	2-2 1B 1-3 1B	1-2 2B	1-1 L7		1-0 FC4-6			1-3 K		5 1 2 1 0 1 2												
Paul O'Neill, L OBP: 0.435, SLG: 0.466 (1, 9)	0-1 1B 1-2 1B	1-0 F7		0-0 G4-3		2-3 K			4-2 2B BB	4 1 1 1 1 1 1												
Tino Martinez, L OBP: 0.349, SLG: 0.473 (1, 3)	2-2 1B 1-2 2-H		2-2 L7	0-2 BB 1B		1-2 F9			0-1 2B 1-3 2B	5 1 3 1 0 0 0												
Ruben Sierra, S OBP: 0.345, SLG: 0.415 (1, 7) Gerald Williams, R OBP: 0.398, SLG: 0.532 (9, PR) (9, 7)	1-3 K		2-0 2B 1B	1-0 F9		0-3 K			0-0 1B 2B 2-H 3-H	5 1 2 2 0 2 3 0 0 0 0 0 0 0												
Mike Aldrete, L OBP: 0.255, SLG: 0.396 (1, 10) Joe Girardi, R OBP: 0.348, SLG: 0.337 (9, PH)	0-3 K		0-0 1B 1-3 SF8 2B	4-1 BB		3-2 K			0-0 P4	3 1 1 0 1 2 2 1 0 0 0 0 0 1												
Mariano Duncan, R OBP: 0.325, SLG: 0.447 (1, 4) Matt Howard, R OBP: 0.206, SLG: 0.290 (9, PR) (9, 4)	1-2 G3		1-0 HR 1B	0-0 G5-3		0-3 K			1-2 BB 2-3 1B	5 1 2 1 0 1 4 0 0 0 0 0 0 0	AB 42 R 9 H 17 RBI 9 BB 3 SO 8 LOB 21											
Jim Leyritz, R OBP: 0.347, SLG: 0.380 (1, 2)			1-1 G5-3		0-0 SF8		1-0 F4		4-1 BB 1-2 BB	3 0 0 1 1 0 0												
Andy Fox, L OBP: 0.284, SLG: 0.320 (1, 5)			0-1 G6-3 2B		1 SAFE 1-0 HR		2-2 G4-3		1-2 CS 1B	5 2 3 2 0 0 3												
Inning Stats	R: 2 E: 0 K: 2 S: 27	H: 4 LOB: 2 BB: 0 P: 34	R: 1 E: 0 K: 0 S: 9	H: 2 LOB: 1 BB: 0 P: 13	R: 4 E: 0 K: 0 S: 14	H: 5 LOB: 1 BB: 0 P: 23	R: 0 E: 0 K: 0 S: 7	H: 1 LOB: 2 BB: 1 P: 12	R: 0 E: 0 K: 0 S: 8	H: 1 LOB: 1 BB: 0 P: 13	R: 0 E: 0 K: 2 S: 10	H: 0 LOB: 0 BB: 0 P: 13	R: 0 E: 0 K: 2 S: 8	H: 0 LOB: 0 BB: 0 P: 11	R: 0 E: 0 K: 2 S: 12	H: 1 LOB: 0 BB: 0 P: 15	R: 2 E: 0 K: 0 S: 17	H: 3 LOB: 3 BB: 2 P: 28	1B: 11 2B: 5 3B: 0 HR: 1	SF: 1 SAC: 0 DP: 0 HBP: 0	WP: 0 PB: 0 SB: 0 CS: 1	PA: 46
PITCHER	IP WLS BF H R ER SO BB IBB HBP BLK WP HR S P ERA WHIP																					
Julian Tavarez, R ERA: 4.83 (1, 1)	2.2 L 18 10 7 7 2 0 0 0 0 0 0 1 45 62 23.62 3.750																					
Greg Swindell, L ERA: 6.21 (3, 1)	5.1 23 6 2 2 6 2 0 0 0 0 0 0 57 83 3.38 1.500																					
Paul Assenmacher, L ERA: 2.75 (9, 1)	1.0 5 1 0 0 0 1 0 0 0 0 0 0 10 17 0.00 2.000																					

New York Yankees @ Cleveland Indians
Jacobs Field, Cleveland, OH
 Fri Jun 21 1996, 7:05 PM EDT
 Att. 42,454 - Unknown - 78 F

livebaseballscorecards.com

Batter	1	2	3	4	5	6	7	8	9	AB R H RBI BB SO LOB
Kenny Lofton, L OBP: 0.381, SLG: 0.433 (1, 8)	2-2 G3-1		1-0 FC6-4		1-0 SH1-3		0-0 1B		1-3 K	4 0 1 0 0 1 3
Omar Vizquel, S OBP: 0.357, SLG: 0.409 (1, 6)	1-3 K			1-2 L8	2-1 G4-3		0-1 1B		0-2 G3-1	5 0 1 1 0 1 3
Julio Franco, R OBP: 0.424, SLG: 0.495 (1, 3)	1-2 G6-3			4-1 FC4-6 HBP E BB	0-3 K		3-3 K			3 1 0 0 1 2 3
Jim Thome, L OBP: 0.449, SLG: 0.614 (1, 5)			4-2 G5-4-3 BB	1-2 FC4-6 HBP		0-3 K		2-1 G3-1		2 0 0 0 1 1 0
Manny Ramirez, R OBP: 0.378, SLG: 0.566 (1, 9)			0-1 G5-4-3	1-1 FC4-6 E 2B		0-3 K		1-3 K		4 1 0 0 0 2 3
Eddie Murray, S OBP: 0.337, SLG: 0.392 (1, 10)			1-1 L7	2-1 E3 2B		0-2 G4-3		2-2 L7		4 0 0 0 0 0 1
Carlos Baerga, S OBP: 0.297, SLG: 0.401 (1, 4)			1-0 F7	0-0 2B		1-2 1B 1B		1-1 G6-3		4 1 2 1 0 0 0
Jeremy Burnitz, L OBP: 0.458, SLG: 0.632 (1, 7)			1-0 G3-1	1-2 K		3-3 K		4-0 1B BB		3 0 0 0 1 2 3
Sandy Alomar Jr., R OBP: 0.329, SLG: 0.411 (1, 2)			1-0 FC6-4 1B		0-2 G4-3 SH1-3 1B		0-1 F8		2-2 1B	4 0 3 0 0 0 1


Inning Stats	R: 0 E: 0 K: 1 S: 13	H: 0 LOB: 0 BB: 0 P: 17	R: 0 E: 0 K: 0 S: 7	H: 0 LOB: 0 BB: 1 P: 12	R: 0 E: 0 K: 0 S: 4	H: 1 LOB: 1 BB: 0 P: 8	R: 2 E: 1 K: 1 S: 14	H: 1 LOB: 2 BB: 1 P: 24	R: 0 E: 0 K: 1 S: 11	H: 1 LOB: 1 BB: 0 P: 14	R: 0 E: 0 K: 2 S: 9	H: 0 LOB: 0 BB: 0 P: 9	R: 1 E: 0 K: 2 S: 17	H: 3 LOB: 2 BB: 0 P: 24	R: 0 E: 0 K: 1 S: 9	H: 0 LOB: 0 BB: 0 P: 14	R: 0 E: 0 K: 1 S: 11	H: 1 LOB: 2 BB: 1 P: 19	1B: 6 2B: 1 3B: 0 HR: 0	SF: 0 SAC: 1 DP: 1 HBP: 1	WP: 0 PB: 0 SB: 0 CS: 0	PA: 38
--------------	-------------------------------	----------------------------------	------------------------------	----------------------------------	------------------------------	---------------------------------	-------------------------------	----------------------------------	-------------------------------	----------------------------------	------------------------------	---------------------------------	-------------------------------	----------------------------------	------------------------------	----------------------------------	-------------------------------	----------------------------------	----------------------------------	------------------------------------	----------------------------------	--------

PITCHER	IP	WLS	BF	H	R	ER	SO	BB	IBB	HBP	BLK	WP	HR	S	P	ERA	WHIP
Ramiro Mendoza, R ERA: 6.67 (1, 1)	5.0		21	3	2	0	3	2	0	1	0	0	0	49	75	0.00	1.000
42 Mariano Rivera, R ERA: 1.63 (6, 1)	3.0		12	3	1	1	5	0	0	0	0	0	0	35	47	3.00	1.000
Jeff Nelson, R ERA: 4.73 (9, 1)	1.0		5	1	0	0	1	1	0	0	0	0	0	11	19	0.00	2.000

BOTTOM

New York Yankees @ Cleveland Indians
Jacobs Field, Cleveland, OH
 Fri Jun 21 1996, 7:05 PM EDT
 Att: 42,454 - Unknown - 78 F

AB	33
R	3
H	7
RBI	2
BB	3
SO	9
LOB	17



PITCHER	IP	WLS	BF	H	R	ER	SO	BB	IBB	HBP	BLK	WP	HR	S	P	ERA	WHIP
---------	----	-----	----	---	---	----	----	----	-----	-----	-----	----	----	---	---	-----	------

Batter	1	2	3	4	5	6	7	8	9	AB R H RBI BB SO LOB	TOP											
Wade Boggs, L (1, 5) OBP: 0.413, SLG: 0.417	0-0 G4-3		0-0 F9			0-0 BB 1B	4-0 IBB		0-0 G4-3	5 2 2 1 1 0 0												
Bernie Williams, S (1, 8) OBP: 0.394, SLG: 0.521	0-0 F8			0-0 G6-3		0-0 BB 1B	0-0 F8		0-0 G3	4 1 0 0 2 0 3												
Paul O'Neill, L (1, 9) OBP: 0.440, SLG: 0.473	0-0 G6-3			0-0 2B		0-0 HR 1B		4-0 BB FC3-2 BB	0-0 G3	5 1 3 3 1 0 0												
Tino Martinez, L (1, 3) OBP: 0.350, SLG: 0.471		0-0 P6		0-0 G1-3		0-0 HR 1B		0-0 FC3-2 BB 1B		5 2 2 1 0 0 3												
Ruben Sierra, S (1, 7) OBP: 0.353, SLG: 0.445		0-0 FC5-4 1B		0-0 G1-3		0-0 HR		4-0 1B FC3-2 BB		4 2 3 4 1 0 1												
Gerald Williams, R (8, PR) OBP: 0.398, SLG: 0.532										0 0 0 0 0 0 0												
Mike Aldrete, L (1, 10) OBP: 0.267, SLG: 0.385		0-0 FC5-4 1-2f		0-0 G6-3		0-0 E6 1B 2 SF9 1B	4-0 FC5-4 BB	0-0 FC3-2 1B		4 1 1 0 1 0 4												
Mariano Duncan, R (1, 4) OBP: 0.327, SLG: 0.446										5 1 2 0 0 1 5												
Andy Fox, L (8, 4) OBP: 0.284, SLG: 0.320		0-0 L4								0 0 0 0 0 0 0												
Joe Girardi, R (1, 2) OBP: 0.354, SLG: 0.346			0-3 K							4 1 2 1 1 1 1												
2 Derek Jeter, R (1, 6) OBP: 0.354, SLG: 0.366			0-0 G6-3							4 0 0 1 0 1 5												
Inning Stats	R: 0 E: 0 K: 0 S: 3	H: 0 LOB: 0 BB: 0 P: 3	R: 0 E: 0 K: 0 S: 4	H: 1 LOB: 1 BB: 0 P: 4	R: 0 E: 0 K: 1 S: 5	H: 0 LOB: 0 BB: 0 P: 5	R: 0 E: 0 K: 0 S: 4	H: 1 LOB: 1 BB: 0 P: 4	R: 0 E: 0 K: 0 S: 3	H: 1 LOB: 0 BB: 0 P: 3	R: 9 E: 2 K: 0 S: 11	H: 8 LOB: 2 BB: 3 P: 23	R: 1 E: 0 K: 1 S: 7	H: 2 LOB: 3 BB: 2 P: 15	R: 1 E: 0 K: 1 S: 7	H: 2 LOB: 3 BB: 2 P: 15	R: 0 E: 0 K: 0 S: 3	H: 0 LOB: 0 BB: 0 P: 3	1B: 11 2B: 3 3B: 0 HR: 2	SF: 1 SAC: 0 DP: 1 HBP: 0	WP: 1 PB: 0 SB: 0 CS: 0	PA: 48
PITCHER	IP WLS BF H R ER SO BB IBB HBP BLK WP HR S P ERA WHIP																					
Dennis Martinez, R (1, 1) ERA: 4.76	5.1 L 24 8 6 6 1 1 0 0 0 0 0 1 25 29 10.12 1.688																					
Eric Plunk, R (6, 1) ERA: 2.82	0.1 5 2 1 1 0 2 0 0 0 0 1 0 3 11 27.00 12.000																					
Alan Embree, L (6, 1) ERA: 5.23	0.2 6 3 3 3 0 1 0 0 0 0 0 1 5 9 40.50 6.000																					
Paul Shuey, R (7, 1) ERA: 5.84	1.2 10 2 1 1 2 2 1 0 0 0 0 0 11 23 5.40 2.400																					
Jim Poole, L (9, 1) ERA: 3.0	1.0 3 0 0 0 0 0 0 0 0 0 0 0 3 3 0.00 0.000																					

New York Yankees @ Cleveland Indians
Jacobs Field, Cleveland, OH
 Sat Jun 22 1996, 3:33 AM EDT
 Att. 42,461 - Overcast - 83 F

livebaseballscorecards.com

AB	40
R	11
H	15
RBI	11
BB	7
SO	3
LOB	22



BOTTOM

New York Yankees @ Cleveland Indians

Jacobs Field, Cleveland, OH

Sat Jun 22 1996, 3:33 AM EDT

Att: 42,461 - Overcast - 83 F

livebaseballscorecards.com

AB	38
R	9
H	12
RBI	8
BB	9
SO	10
LOB	25



WP:	0	PA:	47
PB:	0		
SB:	0		
CS:	0		

AB R H RBI BB SO LOB

3	1	0	0	3	1	3
6	1	2	2	0	1	2
3	1	1	1	1	1	0
1	0	0	0	0	0	0
5	1	3	1	0	2	3
4	1	1	1	1	3	4
5	1	2	2	0	1	1
4	2	2	0	1	1	3
3	0	1	1	2	0	2
3	1	0	0	1	0	6
1	0	0	0	0	0	1

Batter	1	2	3	4	5	6	7	8	9
Kenny Lofton, L OBP: 0.383, SLG: 0.429 (1, 8)	4-0 L3 BB	0-0 F8		4-0 E 1B 1-2 2-3 BB		4-0 2B 1B BB	0-3 K		0-0 L8
Omar Vizquel, S OBP: 0.356, SLG: 0.411 (1, 6)	0-0 L3 1-2		0-3 K	0-0 E7 1B 1-3 2-H 3-H		0-0 1B 2B BB	0-0 G4-3		0-0 F7
Julio Franco, R OBP: 0.424, SLG: 0.493 (1, 3)	0-3 K		0-0 G1-3			0-0 1B 1B 2-3 3-H	0-0 G3-1		
Alvaro Espinoza, R OBP: 0.298, SLG: 0.419 (7, 3)									
Albert Belle, R OBP: 0.408, SLG: 0.665 (1, 7)		0-0 2B 2B	0-0 1B	0-3 K		0-0 1B BB 1B 1-3 3-H		0-3 K	
Manny Ramirez, R OBP: 0.378, SLG: 0.565 (1, 9)		0-0 1B E 2B 2-H	0-3 K	0-3 K		4-0 L6 1B 1-2 BB		0-3 K	
Eddie Murray, S OBP: 0.338, SLG: 0.404 (1, 10)		0-3 K		0-0 HR	0-0 P6	0-0 BB 1B 1-2 2-3 3-H		0-0 G5-3	
Carlos Baerga, S OBP: 0.302, SLG: 0.402 (1, 4)		0-0 E FC1-5-2 1B 2-3		4-0 BB 1B BB BB	0-3 K	0-0 L6 2-3		0-0 3B 1B	
Jim Thome, L OBP: 0.452, SLG: 0.620 (1, 5)		0-0 FC1 FC1-5-2 1-3 3-H		0-0 F7	4-0 BB	4-0 FC6-4 BB		0-0 3B	
Tony Peña, R OBP: 0.383, SLG: 0.371 (1, 2)		0-0 FC1-5-2		4-0 1B BB 1-2	0-0 G1-3	0-0 FC6-4 1-2f		0-0 P2	
Jeromy Burnitz, L OBP: 0.449, SLG: 0.615 (9, PH)		2-3 3-H							

Inning Stats	R: 0 E: 0 K: 1 S: 4	H: 0 LOB: 0 BB: 1 P: 8	R: 2 E: 1 K: 1 S: 9	H: 3 LOB: 2 BB: 0 P: 9	R: 0 E: 0 K: 2 S: 8	H: 1 LOB: 1 BB: 0 P: 8	R: 3 E: 1 K: 2 S: 9	H: 2 LOB: 3 BB: 4 P: 25	R: 0 E: 0 K: 1 S: 5	H: 0 LOB: 1 BB: 1 P: 9	R: 3 E: 0 K: 0 S: 6	H: 4 LOB: 3 BB: 3 P: 18	R: 0 E: 0 K: 1 S: 5	H: 0 LOB: 0 BB: 0 P: 5	R: 0 E: 0 K: 2 S: 7	H: 0 LOB: 0 BB: 0 P: 7	R: 1 E: 0 K: 0 S: 5	H: 2 LOB: 1 BB: 0 P: 5
--------------	------------------------------	---------------------------------	------------------------------	---------------------------------	------------------------------	---------------------------------	------------------------------	----------------------------------	------------------------------	---------------------------------	------------------------------	----------------------------------	------------------------------	---------------------------------	------------------------------	---------------------------------	------------------------------	---------------------------------

PITCHER	IP	WLS	BF	H	R	ER	SO	BB	IBB	HBP	BLK	WP	HR	S	P	ERA	WHIP
Kenny Rogers, L ERA: 4.27 (1, 1)	3.1		20	6	5	4	4	4	4	0	0	0	1	24	40	10.80	3.000
Bob Wickman, R ERA: 4.13 (4, 1)	0.2		3	0	0	0	2	1	0	0	0	0	0	6	10	0.00	1.500
Billy Brewer, L ERA: 27.0 (5, 1)	1.0	W	7	2	3	3	1	2	0	0	0	0	0	7	15	27.00	4.000
Mark Hutton, R ERA: 6.75 (6, 1)	3.0		12	2	0	0	3	2	0	0	0	0	0	16	24	0.00	1.333
John Wetteland, R ERA: 3.48 (9, 1)	1.0	S	5	2	1	1	0	0	0	0	0	0	0	5	5	9.00	2.000

Batter	1	2	3	4	5	6	7	8	9	AB R H RBI BB SO LOB	TOP											
Wade Boggs, L (1, 5) OBP: 0.409, SLG: 0.421	2-2 G5-3		0-0 E4		3-2 L1		3-0 SF9 2-H 3-H 3B		2-3 K	5 1 1 2 0 1 0												
Bernie Williams, S (1, 8) OBP: 0.395, SLG: 0.532	0-3 K		0-1 FC5-6 1-2f			1-1 HR	4-0 IBB			3 1 1 1 1 1 1												
Paul O'Neill, L (1, 9) OBP: 0.441, SLG: 0.486	0-0 HR		1-1 L9-3 1-1			0-0 G4-6-3 1B	2-2 SF9			3 1 2 2 0 0 1												
Tino Martinez, L (1, 3) OBP: 0.351, SLG: 0.480	4-2 BB			1-0 HR		1-1 G4-6-3 1-2f	0-2 F9			3 1 1 1 1 0 2												
Ruben Sierra, S (1, 7) OBP: 0.352, SLG: 0.440	2-2 G1-3		1-2 G5-3			4-1 BB		1-1 P5		3 0 0 0 1 0 1												
Gerald Williams, R (8, 7) OBP: 0.398, SLG: 0.532										0 0 0 0 0 0 0												
Jim Leyritz, R (1, 10) OBP: 0.339, SLG: 0.370		3-2 P4		0-0 F9		1-0 L7		1-2 P3		4 0 0 0 0 0 1												
Joe Girardi, R (1, 2) OBP: 0.352, SLG: 0.344		2-3 K		2-1 G6-3			0-0 SH1-4 2S 3B 1B	3-3 K		4 1 1 0 0 2 0												
2 Derek Jeter, R (1, 6) OBP: 0.357, SLG: 0.366		3-1 1B			3-1 F9		4-2 SH1-4 3B BB		1-3 K	3 1 1 0 1 1 0												
Andy Fox, L (1, 4) OBP: 0.277, SLG: 0.311		2-1 G3		2-1 L8			1-0 SH1-4 1-2 2-3		1-1 G6-3	3 0 0 0 0 0 1												
Inning Stats	R: 1 E: 0 K: 1 S: 13	H: 1 LOB: 1 BB: 1 P: 21	R: 0 E: 0 K: 1 S: 13	H: 1 LOB: 1 BB: 0 P: 22	R: 0 E: 1 K: 0 S: 5	H: 0 LOB: 0 BB: 0 P: 6	R: 1 E: 0 K: 0 S: 7	H: 1 LOB: 0 BB: 0 P: 11	R: 0 E: 0 K: 0 S: 7	H: 0 LOB: 0 BB: 0 P: 15	R: 1 E: 0 K: 0 S: 7	H: 2 LOB: 1 BB: 1 P: 14	R: 3 E: 0 K: 0 S: 13	H: 2 LOB: 1 BB: 2 P: 27	R: 0 E: 0 K: 1 S: 8	H: 0 LOB: 0 BB: 0 P: 13	R: 0 E: 0 K: 2 S: 9	H: 0 LOB: 0 BB: 0 P: 13	1B: 3 2B: 1 3B: 1 HR: 3	SF: 1 SAC: 1 DP: 2 HBP: 0	WP: 0 PB: 0 SB: 1 CS: 0	PA: 37
PITCHER	IP WLS BF H R ER SO BB IBB HBP BLK WP HR S P ERA WHIP																					
Jack McDowell, R (1, 1) ERA: 4.46	6.1 L 28 7 6 6 2 3 0 0 0 0 0 3 59 104 8.53 1.579																					
Alan Embree, L (7, 1) ERA: 5.06	0.2 3 0 0 0 0 0 1 0 0 0 0 6 12 0.00 0.000																					
Chad Ogea, R (8, 1) ERA: 6.9	2.0 6 0 0 0 3 0 0 0 0 0 0 0 17 26 0.00 0.000																					

New York Yankees @ Cleveland Indians
Jacobs Field, Cleveland, OH
 Sun Jun 23 1996, 3:33 AM EDT
 Att. 41,767 - Sunny - 66 F

livebaseballscorecards.com

AB	31
R	6
H	7
RBI	6
BB	4
SO	5
LOB	7



BOTTOM

New York Yankees @ Cleveland Indians
Jacobs Field, Cleveland, OH
Sun Jun 23 1996, 3:33 AM EDT
Att. 41,767 - Sunny - 66 F

livebaseballscorecards.com

AB 35
R 5
H 9
RBI 5
BB 5
SO 6
LOB 21



WP: 0 PA: 42
PB: 0
SB: 3
CS: 0

AB R H RBI BB SO LOB

4 1 2 1 0 0 1

5 1 2 1 0 1 5

5 1 2 2 0 0 1

3 1 0 0 2 1 3

4 0 1 1 1 2 3

5 0 0 0 0 2 6

3 0 0 0 0 0 0

0 1 0 0 1 0 0

3 0 2 0 1 0 0

3 0 0 0 0 0 2

1B: 6 SF: 1
2B: 2 SAC: 1
3B: 0 DP: 1
HR: 1 HBP: 0

Batter	1	2	3	4	5	6	7	8	9
Kenny Lofton, L (1, 8) OBP: 0.383, SLG: 0.430	0-0 2B 1B	3-1 E4 1-3		0-2 1-2 1B			2-1 L9 1C	0-1 SF7 2 3-H	
Omar Vizquel, S (1, 6) OBP: 0.357, SLG: 0.415	1-2 2B 1-H	1-3 K 1-2		1-1 G6-3 3			2-1 HR 1B	1-1 G4-3 3	
Carlos Baerga, S (1, 4) OBP: 0.303, SLG: 0.415	0-1 P2 1		2-1 2B		1-1 F9 1		2-2 HR 1-H	1-0 E4 FC3-6	
Albert Belle, R (1, 7) OBP: 0.408, SLG: 0.658	1-1 G5-3 2		3-3 K 1		4-2 1B S BB		4-1 FC6-4 BB	2-1 P3 1	
Jim Thome, L (1, 5) OBP: 0.451, SLG: 0.613	4-1 BB		2-3 K 2		2-2 1B G4-6-3 1-H		1-3 K 2	2-2 FC3-6 1-2f	
Eddie Murray, S (1, 10) OBP: 0.332, SLG: 0.396	2-3 K 3		0-0 F8 3		0-0 G4-6-3 2 3 1-2f		3-1 FC6-4 3 1-2f	1-3 K 3	
Manny Ramirez, R (1, 9) OBP: 0.374, SLG: 0.558		2-2 G1-3 1		2-2 G1-3 1		0-2 G5-3 1		4-2 SH1-4 1B BB	
Jeromy Burnitz, L (8, PH) OBP: 0.460, SLG: 0.615									
Sandy Alomar Jr., R (1, 2) OBP: 0.336, SLG: 0.415		4-2 E S BB		2-1 1B 1B		0-1 G4-3 2		2-2 SH1-4 1-2 1B	
Alvaro Espinoza, R (1, 3) OBP: 0.280, SLG: 0.391		1-2 F9 2		0-0 F6 2		3-2 G6-3 3		0-0 SH1-4 1 1-2 2-3	

Inning Stats	R: 1	H: 2	E: 0	K: 1	S: 14	LOB: 2	BB: 1	P: 21	R: 0	H: 0	E: 1	K: 1	S: 15	LOB: 2	BB: 1	P: 26	R: 0	H: 1	E: 0	K: 2	S: 10	LOB: 1	BB: 0	P: 17	R: 0	H: 2	E: 0	K: 0	S: 11	LOB: 2	BB: 0	P: 16	R: 1	H: 1	E: 0	K: 0	S: 8	LOB: 0	BB: 1	P: 15	R: 0	H: 0	E: 0	K: 0	S: 9	LOB: 0	BB: 0	P: 12	R: 2	H: 2	E: 0	K: 1	S: 14	LOB: 1	BB: 1	P: 28	R: 1	H: 1	E: 0	K: 0	S: 10	LOB: 1	BB: 1	P: 17	R: 0	H: 0	E: 1	K: 1	S: 9	LOB: 1	BB: 0	P: 15	1B: 6	SF: 1	2B: 2	SAC: 1	3B: 0	DP: 1	HR: 1	HBP: 0	WP: 0	PA: 42	PB: 0	SB: 3	CS: 0
--------------	------	------	------	------	-------	--------	-------	-------	------	------	------	------	-------	--------	-------	-------	------	------	------	------	-------	--------	-------	-------	------	------	------	------	-------	--------	-------	-------	------	------	------	------	------	--------	-------	-------	------	------	------	------	------	--------	-------	-------	------	------	------	------	-------	--------	-------	-------	------	------	------	------	-------	--------	-------	-------	------	------	------	------	------	--------	-------	-------	-------	-------	-------	--------	-------	-------	-------	--------	-------	--------	-------	-------	-------

PITCHER	IP	WLS	BF	H	R	ER	SO	BB	IBB	HBP	BLK	WP	HR	S	P	ERA	WHIP
Dwight Gooden, R (1, 1) ERA: 4.21	6.1		30	8	4	4	4	3	0	0	0	0	1	75	121	5.68	1.737
Bob Wickman, R (7, 1) ERA: 4.13	0.0		1	0	0	0	0	1	0	0	0	0	0	1	5	∞	∞
Dale Polley, L (7, 1) ERA:	0.2		2	0	0	0	1	0	0	0	0	0	0	5	9	0.00	0.000
Jeff Nelson, R (8, 1) ERA: 4.86	1.0		5	1	1	1	0	1	0	0	0	0	0	10	17	9.00	2.000
John Wetteland, R (9, 1) ERA: 3.38	1.0	S	4	0	0	0	1	0	0	0	0	0	0	9	15	0.00	0.000

Batter	1	2	3	4	5	6	7	8	9	AB R H RBI BB SO LOB	TOP											
Kenny Lofton, L OBP: 0.386, SLG: 0.431 (1, 8)	4-0 G4-6-3 BB		0-0 FC6-4 1B		2-2 L9		0-1 1B		0-2 F7	4 1 2 0 1 0 0	Cleveland Indians @ Boston Red Sox Fenway Park, Boston, MA Tue Jun 25 1996, 7:05 PM EDT Att. 33,576 - Unknown - 75 F											
Omar Vizquel, S OBP: 0.358, SLG: 0.415 (1, 6)	2-3 SAFE		2-1 FC6-4		0-1 G6-3		3-1 1B		0-1 G4-3 1B	5 0 2 1 0 1 3												
Carlos Baerga, S OBP: 0.299, SLG: 0.408 (1, 4)	0-1 SAFE		3-3 K		1-0 G5-3		1-0 F7		2-0 G4-3	5 0 0 0 0 1 5												
Albert Belle, R OBP: 0.405, SLG: 0.649 (1, 7)		1-0 G6-3		1-3 K		0-1 G4-3		0-0 G1-3	4-0 IBB	4 0 0 0 1 1 1												
Jim Thome, L OBP: 0.454, SLG: 0.623 (1, 5)		4-1 BB		4-2 BB		1-3 K		3-1 HR	3-3 K	3 1 1 1 2 2 2												
Eddie Murray, S OBP: 0.331, SLG: 0.405 (1, 10)		2-1 L7		0-3 K		0-0 HR		2-0 G4-3		4 1 1 1 0 1 2												
Manny Ramirez, R OBP: 0.376, SLG: 0.567 (1, 9)		2-1 F7		4-2 BB		1-0 HR		0-1 F8		3 1 1 1 1 0 1												
Sandy Alomar Jr., R OBP: 0.344, SLG: 0.423 (1, 2)			3-2 FC6-4 1B		4-0 BB		2-2 G4-3		3-1 2B	3 0 2 0 1 0 0												
Alvaro Espinoza, R OBP: 0.259, SLG: 0.360 (1, 3)			1-2 P4		0-3 K		1-2 G4-3		1-0 G1-3	4 0 0 0 0 1 5												
Inning Stats	R: 0 E: 0 K: 1 S: 6	H: 0 LOB: 0 BB: 1 P: 12	R: 0 E: 0 K: 0 S: 6	H: 0 LOB: 1 BB: 1 P: 15	R: 0 E: 0 K: 1 S: 12	H: 2 LOB: 2 BB: 0 P: 21	R: 0 E: 0 K: 3 S: 13	H: 0 LOB: 3 BB: 3 P: 26	R: 0 E: 0 K: 0 S: 6	H: 0 LOB: 0 BB: 0 P: 9	R: 2 E: 0 K: 1 S: 11	H: 2 LOB: 0 BB: 0 P: 15	R: 1 E: 0 K: 0 S: 9	H: 2 LOB: 1 BB: 0 P: 14	R: 1 E: 0 K: 0 S: 8	H: 2 LOB: 1 BB: 0 P: 17	R: 0 E: 0 K: 1 S: 10	H: 1 LOB: 2 BB: 1 P: 19	1B: 5 2B: 1 3B: 0 HR: 3	SF: 0 SAC: 0 DP: 1 HBP: 0	WP: 0 PB: 0 SB: 2 CS: 0	PA: 41
PITCHER	IP WLS BF H R ER SO BB IBB HBP BLK WP HR S P ERA WHIP																					
Tom Gordon, R ERA: 6.39 (1, 1)	8.0 L 36 8 4 4 6 5 0 0 0 0 0 3 71 129 4.50 1.625																					
Mike Stanton, L ERA: 4.14 (9, 1)	1.0 5 1 0 0 1 0 1 0 0 0 0 0 10 19 0.00 1.000																					

livebaseballscorecards.com

AB	35
R	4
H	9
RBI	4
BB	6
SO	7
LOB	19



Batter	1	2	3	4	5	6	7	8	9	AB	R	H	RBI	BB	SO	LOB
Jeff Frye, R OBP: 0.453, SLG: 0.373 (1, 4)	2-2 G5-3		0-1 FC6-4		0-0 1B			2-2 L9		4	0	1	0	0	0	2
John Valentin, R OBP: 0.369, SLG: 0.438 (1, 6)	0-1 F8			0-2 2B	1-2 P5			1-0 FC6-4		4	0	1	0	0	0	3
Mo Vaughn, L OBP: 0.448, SLG: 0.660 (1, 3)	2-2 G4-3			3-2 F7		0-0 18 G4-6-3 1B		2-1 G4-3		4	0	1	0	0	0	2
Jose Canseco, R OBP: 0.396, SLG: 0.662 (1, 10)		3-2 G5-3		1-0 G6-4-3		0-3 K		0-0 1B		4	0	1	0	0	1	2
18 Reggie Jefferson, S OBP: 0.375, SLG: 0.585 (1, 7)		1-1 G4-3		4-1 FC6-4 BB		2-0 G4-6-3		2-2 P5		3	0	0	0	1	0	2
Tim Lincecum, R OBP: 0.403, SLG: 0.531 (1, 5)		2-3 K		1-2 FC6-4			1-1 G5-3		2-2 K	4	0	0	0	0	2	3
Mike Stanley, R OBP: 0.376, SLG: 0.471 (1, 2)			1-1 F9		2-2 G5-3		1-0 G6-3		2-2 F9	4	0	0	0	0	0	1
Troy O'Leary, L OBP: 0.324, SLG: 0.400 (1, 8)			1-1 G3		0-2 G4-3		1-0 G3-1			3	0	0	0	0	0	0
Jose Malave, R OBP: 0.296, SLG: 0.441 (1, 9)			2-2 FC6-4 1B		0-1 1B			3-2 FC6-4 1B		3	0	3	0	0	0	0

Inning Stats	R: 0	H: 0	E: 0	K: 0	S: 9	R: 0	H: 0	E: 0	K: 1	S: 9	R: 0	H: 1	E: 0	K: 0	S: 12	R: 0	H: 2	E: 0	K: 0	S: 14	R: 0	H: 1	E: 0	K: 1	S: 5	R: 0	H: 0	E: 0	K: 0	S: 4	R: 0	H: 1	E: 0	K: 0	S: 11	R: 0	H: 1	E: 0	K: 1	S: 10	1B: 6	SF: 0	2B: 1	SAC: 0	3B: 0	DP: 1	HR: 0	HBP: 0	WP: 0	PA: 34
--------------	------	------	------	------	------	------	------	------	------	------	------	------	------	------	-------	------	------	------	------	-------	------	------	------	------	------	------	------	------	------	------	------	------	------	------	-------	------	------	------	------	-------	-------	-------	-------	--------	-------	-------	-------	--------	-------	--------


PITCHER	IP	WLS	BF	H	R	ER	SO	BB	IBB	HBP	BLK	WP	HR	S	P	ERA	WHIP
Orel Hershiser, R ERA: 4.82 (1, 1)	7.0	W	26	5	0	0	2	1	0	0	0	0	0	62	93	0.00	0.857
Paul Shuey, R ERA: 5.02 (8, 1)	2.0		8	2	0	0	1	0	0	0	0	0	0	21	35	0.00	1.000

BOTTOM

Cleveland Indians @ Boston Red Sox
Fenway Park, Boston, MA
Tue Jun 25 1996, 7:05 PM EDT
Att: 33,576 - Unknown - 75 F

livebaseballscorecards.com

AB 33
R 0
H 7
RBI 0
BB 1
SO 3
LOB 15



Batter	1	2	3	4	5	6	7	8	9	10	11	12	13	14	15	AB R H RBI BB SO LOB	TOP								
Kenny Lofton, L OBP: 0.385, SLG: 0.429 Jeromy Burnitz, L OBP: 0.459, SLG: 0.578	1-3 K		2-1 G4-3 2B WP		2-3 K		2-2 FC3-6 CS		1-3 K		3-1 P4		2-2 K		4-0 E S BB	1 0 0 0 0 1 0 6 1 1 1 1 3 2									
Omar Vizquel, S OBP: 0.358, SLG: 0.411	2-3 K		1-3 K		3-1 G4-3		1-1 CS	0-1 G4-1 1B	0-2 FC6-4 1B		3-2 BB BB HBP		1-1 F7		0-0 G4-3	7 1 2 0 0 2 2									
Carlos Baerga, S OBP: 0.298, SLG: 0.404	0-2 F7		1-0 G4-3						1-0 FC6-4		4-2 BB BB					6 1 1 0 1 0 3									
Albert Belle, R OBP: 0.408, SLG: 0.643		1-2 WP 1B	4-2 BB					4-1 FC4-6 BB	2-2 G4-1 1B	1-2 F9	4-2 BB BB					4 0 1 0 3 0 2									
Jim Thome, L OBP: 0.456, SLG: 0.616		2-2 L9	3-2 P6					4-1 FC4-6 BB	1-0 FC4-6 1B	4-0 BB BB	0-0 G6-4-3					4 0 1 2 3 0 5									
Eddie Murray, S OBP: 0.330, SLG: 0.400		3-2 P6		3-2 G3				0-2 FC4-6	1-1 P3	1-3 K		4-0 G5-4-3 BB				6 0 1 0 1 1 5									
Manny Ramirez, R OBP: 0.374, SLG: 0.558		2-0 1B		1-1 G5-3				2-2 P3	2-2 FC4-6	4-0 BB BB		2-3 K		0-0 G1-3		6 0 1 0 1 1 6									
Sandy Alomar Jr., R OBP: 0.342, SLG: 0.416		3-3 K		3-2 G4-3				1-2 FC3-6 1B	0-2 F8	4-2 BB BB		1-1 G5-4-3				6 0 1 0 1 1 3									
Alvaro Espinoza, R OBP: 0.262, SLG: 0.357			0-0 2B		1-3 K			2-0 P5	4-0 BB	1-3 K			0-3 K		0-3 K	6 1 1 0 1 4 4									
Inning Stats	R: 0 E: 0 K: 2 S: 10	H: 0 LOB: 0 BB: 0 P: 13	R: 0 E: 0 K: 1 S: 16	H: 2 LOB: 2 BB: 0 P: 27	R: 2 E: 0 K: 2 S: 12	H: 2 LOB: 1 BB: 1 P: 23	R: 0 E: 0 K: 0 S: 8	H: 0 LOB: 0 BB: 0 P: 15	R: 0 E: 0 K: 0 S: 9	H: 1 LOB: 0 BB: 0 P: 15	R: 2 E: 0 K: 0 S: 13	H: 3 LOB: 1 BB: 0 P: 20	R: 0 E: 0 K: 2 S: 12	H: 0 LOB: 3 BB: 3 P: 27	R: 0 E: 0 K: 1 S: 9	H: 0 LOB: 0 BB: 1 P: 16	R: 0 E: 0 K: 0 S: 8	H: 1 LOB: 2 BB: 1 P: 8	R: 0 E: 0 K: 1 S: 5	H: 0 LOB: 1 BB: 1 P: 9	1B: 8 2B: 2 3B: 0 HR: 0	SF: 0 SAC: 0 DP: 2 HBP: 1	WP: 2 PB: 0 SB: 1 CS: 1	PA: 66	
PITCHER	IP WLS BF H R ER SO	IP WLS BF H R ER SO	IP WLS BF H R ER SO	IP WLS BF H R ER SO	IP WLS BF H R ER SO	IP WLS BF H R ER SO	IP WLS BF H R ER SO	IP WLS BF H R ER SO	IP WLS BF H R ER SO	IP WLS BF H R ER SO	IP WLS BF H R ER SO	IP WLS BF H R ER SO	IP WLS BF H R ER SO	IP WLS BF H R ER SO	IP WLS BF H R ER SO	IP WLS BF H R ER SO	IP WLS BF H R ER SO	IP WLS BF H R ER SO	IP WLS BF H R ER SO	IP WLS BF H R ER SO	ERA WHIP	ERA WHIP			
Roger Clemens, R ERA: 4.18	7.1	31	7	4	4	6	3	0	0	0	0	0	0	0	0	0	0	0	0	0	0	4.91	1.364		
Mike Stanton, L ERA: 3.98	1.2	8	2	0	0	1	1	0	0	0	0	0	0	0	0	0	0	0	0	0	0	0.00	1.800		
Heathcliff Slocumb, R ERA: 3.46	1.0	6	0	0	0	2	3	0	0	0	0	0	0	0	0	0	0	0	0	0	0.00	3.000			
Eric Gunderson, L ERA: 3.97	0.1	3	0	0	0	0	1	0	1	0	0	0	0	0	0	0	0	0	0	0	0.00	3.000			
Joe Hudson, R ERA: 3.2	3.1	12	1	0	0	3	3	0	0	0	0	0	0	0	0	0	0	0	0	0	0.00	1.200			

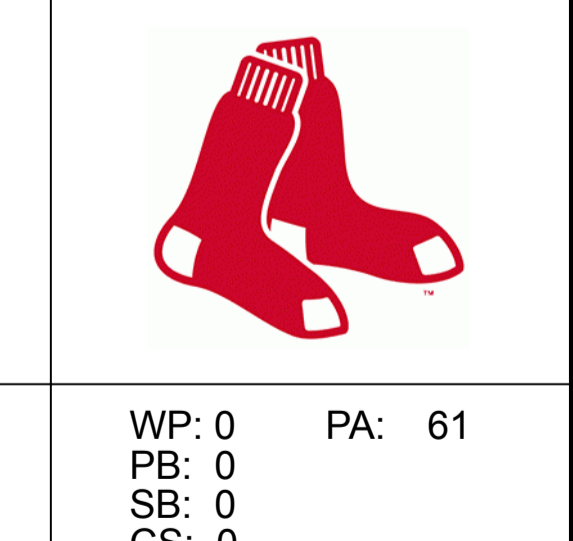
Cleveland Indians @ Boston Red Sox
 Fenway Park, Boston, MA
 Wed Jun 26 1996, 7:05 PM EDT
 Att: 33,727 - Unknown - 75 F

AB	52
R	4
H	10
RBI	3
BB	12
SO	13
LOB	32



Batter	1	2	3	4	5	6	7	8	9	10	11	12	13	14	15	AB	R	H	RBI	BB	SO	LOB	BOTTOM										
Jeff Frye, R OBP: 0.419, SLG: 0.338 (1, 4)	L9		G4-3			G5-3		K		F7		F9	F5			7	0	0	0	0	1	3	Cleveland Indians @ Boston Red Sox Fenway Park, Boston, MA Wed Jun 26 1996, 7:05 PM EDT Att. 33,727 - Unknown - 75 F										
John Valentin, R OBP: 0.368, SLG: 0.444 (1, 6)	F9			K		P6			HR	K		1B	1B	L7		7	1	2	1	0	2	0											
Mo Vaughn, L OBP: 0.442, SLG: 0.648 (1, 3)	G6-3			K			K		G3	K		FC6-4	1B	K		7	0	1	0	0	4	0											
Jose Canseco, R OBP: 0.393, SLG: 0.664 (1, 10)		F8		HR			F9		1B	1B	K	FC6-4	1B	G6-3		7	2	2	1	0	1	2											
Mike Stanley, R OBP: 0.382, SLG: 0.476 (1, 2)																																	
Lee Tinsley, S OBP: 0.252, SLG: 0.208 (9, PR) (10, 8)																																	
18 Reggie Jefferson, S OBP: 0.376, SLG: 0.583 (9, PR) (10, 7) (14, 2)																																	
32 Alex Delgado, R OBP: 0.333, SLG: 0.250 (10, 7) (14, 2)																																	
Tim Lincecum, R OBP: 0.408, SLG: 0.545 (1, 5)																																	
Troy O'Leary, L OBP: 0.321, SLG: 0.395 (1, 8)																																	
Bill Haselman, R OBP: 0.303, SLG: 0.402 (9, PH) (10, 2)																																	
Bill Selby, L OBP: 0.337, SLG: 0.411 (13, PH) (14, 7)																																	
Jose Malave, R OBP: 0.273, SLG: 0.405 (1, 9)																																	
Inning Stats	R: 0 E: 0 K: 0 S: 6	H: 0 LOB: 0 BB: 0 P: 14	R: 0 E: 0 K: 1 S: 8	H: 1 LOB: 1 BB: 0 P: 13	R: 0 E: 0 K: 0 S: 6	H: 0 LOB: 0 BB: 0 P: 11	R: 1 E: 0 K: 2 S: 11	H: 1 LOB: 0 BB: 0 P: 16	R: 0 E: 0 K: 1 S: 7	H: 0 LOB: 0 BB: 0 P: 10	R: 0 E: 0 K: 1 S: 6	H: 0 LOB: 0 BB: 0 P: 8	R: 0 E: 0 K: 1 S: 9	H: 0 LOB: 0 BB: 0 P: 12	R: 3 E: 0 K: 1 S: 18	H: 5 LOB: 2 BB: 0 P: 25	R: 0 E: 0 K: 2 S: 8	H: 0 LOB: 0 BB: 0 P: 13	R: 0 E: 0 K: 2 S: 12	H: 2 LOB: 2 BB: 0 P: 18	R: 0 E: 0 K: 1 S: 12	H: 2 LOB: 2 BB: 0 P: 18		R: 0 E: 0 K: 0 S: 4	H: 1 LOB: 3 BB: 2 P: 12	R: 0 E: 0 K: 1 S: 5	H: 0 LOB: 0 BB: 0 P: 5	R: 2 E: 0 K: 1 S: 4	H: 1 LOB: 1 BB: 1 P: 8	1B: 12 2B: 0 3B: 0 HR: 3	SF: 0 SAC: 1 DP: 0 HBP: 0	WP: 0 PB: 0 SB: 0 CS: 0	PA: 61
PITCHER	IP WLS BF H R ER SO BB IBB HBP BLK WP HR S P ERA WHIP	Charles Nagy, R ERA: 3.52 (1, 1)	8.0 28 4 1 1 5 0 0 0 0 0 0 1 12 18 81.00 15.000	Jose Mesa, R ERA: 4.54 (9, 1)	0.1 6 5 3 3 0 0 0 0 0 0 0 1 12 18 81.00 15.000	Paul Assenmacher, L ERA: 2.7 (9, 1)	0.1 1 0 0 0 1 0 0 0 0 0 0 0 5 6 0.00 0.000	Eric Plunk, R ERA: 2.66 (9, 1)	2.1 9 2 0 0 4 0 0 0 0 0 0 0 21 32 0.00 0.857	Julian Tavarez, R ERA: 4.5 (12, 1)	3.0 14 3 0 0 2 1 1 0 0 0 0 0 21 35 0.00 1.333	PITCHER	IP WLS BF H R ER SO BB IBB HBP BLK WP HR S P ERA WHIP	Alan Embree, L ERA: 5.82 (15, 1)	0.1 L 3 1 2 2 1 1 0 0 0 0 0 1 4 8 54.00 6.000																		

AB	57
R	6
H	15
RBI	6
BB	3
SO	13
LOB	19



Batter	1	2	3	4	5	6	7	8	9	AB R H RBI BB SO LOB	TOP											
Kenny Lofton, L (1, 8) OBP: 0.387, SLG: 0.432	2-2 1B 1B	0-0 BB 1B		1-1 P4		1-3 K		3-1 1B 1B	0-0 SF8	5 2 3 1 0 1 1												
Omar Vizquel, S (1, 6) OBP: 0.355, SLG: 0.407	1-3 SAFE K	2-0 P5		1-0 G5-3		4-1 BB		3-2 F8	3-H 3-2 F7	3 0 0 0 0 1 3 2 0 0 0 1 0 2												
Alvaro Espinoza, R (6, PH) OBP: 0.266, SLG: 0.345																						
Julio Franco, R (1, 3) OBP: 0.424, SLG: 0.490	1-2 BB 1B	4-1 FC5-4 BB			0-3 K	1-3 K		3-3 K		4 1 1 0 1 3 3 0 0 0 0 0 0 0												
Sandy Alomar Jr., R (8, 3) OBP: 0.342, SLG: 0.416																						
Albert Belle, R (1, 7) OBP: 0.408, SLG: 0.640	3-1 SF8 BB 1B	0-1 FC5-4			1-1 P3		0-3 K	2-1 1B BB 1B		3 0 1 1 0 0 3 2 0 1 1 0 1 0												
Jeromy Burnitz, L (6, 7) OBP: 0.441, SLG: 0.574																						
Jim Thome, L (1, 5) OBP: 0.459, SLG: 0.614	4-2 BB		3-3 K		0-3 K		3-1 1B HR 1B	2-0 1B		4 1 2 0 1 2 0												
Eddie Murray, S (1, 10) OBP: 0.328, SLG: 0.398	1-1 SF8		1-1 G3-1			1-3 K	2-1 HR 1B	0-3 K		4 1 1 1 0 2 2												
Carlos Baerga, S (1, 4) OBP: 0.299, SLG: 0.412	2-3 3-H F9		0-2 G5-3			1-0 HR	1-0 HR		2-0 G6-3 SF8 2B	3 1 1 1 0 0 2 2 2 2 3 0 0 0												
Scott Leius, R (6, 4) OBP: 0.121, SLG: 0.250																						
Manny Ramirez, R (1, 9) OBP: 0.381, SLG: 0.584		1-0 F7		1-1 HR		2-1 HR	2-2 G6-4-3 1B		4-2 G6-3 BB	4 2 3 2 1 0 0												
Tony Peña, R (1, 2) OBP: 0.384, SLG: 0.365		4-2 BB 1B BB		3-3 K		1-0 1B	0-0 G6-4-3		2-2 G6-3	4 0 1 0 1 1 3												
Inning Stats	R: 2 E: 0 K: 1 S: 17	H: 3 LOB: 2 BB: 1 P: 30	R: 0 E: 0 K: 0 S: 8	H: 1 LOB: 3 BB: 2 P: 19	R: 0 E: 0 K: 1 S: 8	H: 0 LOB: 0 BB: 0 P: 12	R: 1 E: 0 K: 1 S: 10	H: 1 LOB: 0 BB: 0 P: 16	R: 0 E: 0 K: 2 S: 8	H: 0 LOB: 0 BB: 0 P: 9	R: 2 E: 0 K: 3 S: 14	H: 3 LOB: 2 BB: 1 P: 25	R: 3 E: 0 K: 1 S: 12	H: 4 LOB: 0 BB: 0 P: 20	R: 1 E: 0 K: 2 S: 17	H: 3 LOB: 2 BB: 0 P: 30	R: 1 E: 0 K: 0 S: 12	H: 1 LOB: 1 BB: 1 P: 23	1B: 11 2B: 1 3B: 0 HR: 4	SF: 2 SAC: 0 DP: 1 HBP: 0	WP: 0 PB: 0 SB: 1 CS: 0	PA: 47
PITCHER	IP WLS BF H R ER SO BB IBB HBP BLK WP HR S P ERA WHIP												PITCHER	IP WLS BF H R ER SO BB IBB HBP BLK WP HR S P ERA WHIP								
Alex Fernandez, R (1, 1) ERA: 3.97	6.0 W 30 8 5 5 8 4 0 0 0 0 3 65 111 7.50 2.000																					
Al Levine, R (7, 1) ERA: 13.5	0.1 5 4 3 3 1 0 0 0 0 0 1 11 19 81.00 12.000																					
Kirk McCaskill, R (7, 1) ERA: 6.02	1.2 7 3 1 1 2 0 0 0 0 0 0 18 31 5.40 1.800																					
Matt Karchner, R (9, 1) ERA: 4.26	1.0 5 1 1 1 0 1 0 0 0 0 0 12 23 9.00 2.000																					

Cleveland Indians @ Chicago White Sox

Comiskey Park, Chicago, IL

Thu Jun 27 1996, 8:05 PM EDT
Att. 27,782 - Unknown - 85 F

livebaseballscorecards.com

AB	40
R	10
H	16
RBI	10
BB	5
SO	11
LOB	19



BOTTOM

Cleveland Indians @ Chicago White Sox
Comiskey Park, Chicago, IL
Thu Jun 27 1996, 8:05 PM EDT
Att: 27,782 - Unknown - 85 F

livebaseballscorecards.com

AB 40
R 15
H 17
RBI 15
BB 3
SO 3
LOB 11



WP: 0 PA: 43
PB: 0
SB: 0
CS: 0

AB R H RBI BB SO LOB

4 3 2 1 1 0 0

5 3 4 3 0 0 0

5 1 2 3 0 0 2

5 2 2 2 0 1 2

3 2 1 2 1 1 1
1 0 0 0 0 0 1

5 1 2 3 0 0 1

5 0 1 1 0 1 1

3 1 1 0 1 0 0

4 2 2 0 0 0 3

1B: 10 SF: 0
2B: 5 SAC: 0
3B: 0 DP: 2
HR: 2 HBP: 0

WP: 0 PA: 43
PB: 0
SB: 0
CS: 0

ERA WHIP

IP WLS BF H R ER SO BB IBB HBP BLK WP HR S P ERA WHIP

Greg Swindell, L (1, 1) 1.1 0 11 6 7 7 0 0 1 0 0 0 0 0 1 22 41 47.25 5.250
Chad Ogea, R (2, 1) 3.2 0 21 8 7 6 2 2 0 0 0 0 0 0 47 79 14.73 2.727
Jim Poole, L (6, 1) 2.0 0 7 2 1 1 0 0 0 0 0 0 0 1 12 21 4.50 1.000
Jose Mesa, R (8, 1) 1.0 0 4 1 0 0 1 0 0 0 0 0 0 0 9 14 0.00 1.000

Table with 10 columns (Batter 1-9) and 10 rows (Tony Phillips, Darren Lewis, Frank Thomas, Danny Tartabull, Lyle Mouton, Dave Martinez, Robin Ventura, Ron Karkovics, Ray Durham, Ozzie Guillen). Each cell contains a baseball diamond diagram with play details and a small box with batter stats.

Inning Stats table with columns for Runs (R), Hits (H), Errors (E), Strikeouts (K), Sacrifices (S), Home Runs (HR), and Left On Base (LOB) for each of the 9 innings.

Pitcher stats table with columns for Inning (IP), Wins (WLS), Batters Faced (BF), Hits (H), Runs (R), Earned Runs (ER), Strikeouts (SO), Batters In Play (BB), Intentional Bases (IBB), Hit Batters (HBP), Balls (BLK), Walks (WP), Home Runs (HR), Strikes (S), Pitches (P), ERA, and WHIP for four pitchers.

Batter	1	2	3	4	5	6	7	8	9	AB R H RBI BB SO LOB	TOP
Kenny Lofton, L OBP: 0.384, SLG: 0.432 (1, 8) B C B C C	2-3 		1-2 		3-1 		0-0 		3-2 	5 0 1 0 0 1 0	
Omar Vizquel, S OBP: 0.362, SLG: 0.412 (1, 6) B F X	1-1 		2-2 		4-2 		0-0 		0-0 	4 1 3 0 1 0 0	
Carlos Baerga, S OBP: 0.300, SLG: 0.410 (1, 4) C X	0-1 		3-1 		1-3 		1-0 		1-2 	4 0 1 1 0 1 2	
Albert Belle, R OBP: 0.412, SLG: 0.638 (1, 7) C B B B B	4-2 		4-0 		4-2 		0-3 			1 0 0 0 3 1 3	
Jim Thome, L OBP: 0.456, SLG: 0.606 (1, 5) B B S S S	2-3 		1-1 		4-2 		0-3 			3 0 0 0 1 2 7	
Eddie Murray, S OBP: 0.327, SLG: 0.406 (1, 10) S 2 B B X	1-2 			1-0 		0-0 		0-0 		4 1 1 1 0 0 8	
Manny Ramirez, R OBP: 0.376, SLG: 0.575 (1, 9) B X		1-0 		3-1 		2-2 		3-3 		4 0 0 0 0 1 0	
Scott Leius, R OBP: 0.111, SLG: 0.229 (1, 3) Jeremy Burnitz, L OBP: 0.433, SLG: 0.563 (8, PH) Sandy Alomar Jr., R OBP: 0.342, SLG: 0.416 (8, 2)		0-3 		0-1 		1-0 		1-3 		3 0 0 0 0 1 0 1 0 0 0 0 1 0 0 0 0 0 0 0 0	
Tony Peña, R OBP: 0.371, SLG: 0.351 (1, 2) Julio Franco, R OBP: 0.423, SLG: 0.488 (8, PH) Alvaro Espinoza, R OBP: 0.266, SLG: 0.345 (8, 3)		2-2 		2-1 		0-0 		0-0 		3 0 0 0 0 0 0 1 0 0 0 0 0 0 0 0 0 0 0 0 0	
Inning Stats	R: 1 H: 2 E: 1 LOB: 2 K: 2 BB: 1 S: 15 P: 25	R: 0 H: 0 E: 0 LOB: 0 K: 1 BB: 0 S: 8 P: 11	R: 0 H: 1 E: 0 LOB: 2 K: 0 BB: 1 S: 12 P: 23	R: 1 H: 1 E: 0 LOB: 0 K: 0 BB: 0 S: 7 P: 13	R: 0 H: 0 E: 0 LOB: 3 K: 1 BB: 3 S: 13 P: 28	R: 0 H: 0 E: 0 LOB: 0 K: 0 BB: 0 S: 5 P: 8	R: 0 H: 2 E: 0 LOB: 3 K: 2 BB: 0 S: 9 P: 10	R: 0 H: 0 E: 0 LOB: 0 K: 2 BB: 0 S: 8 P: 12	R: 0 H: 0 E: 0 LOB: 0 K: 0 BB: 0 S: 8 P: 12	1B: 4 SF: 0 2B: 1 SAC: 0 3B: 0 DP: 0 HR: 1 HBP: 1	WP: 1 PA: 39 PB: 0 SB: 1 CS: 0
PITCHER	IP WLS BF H R ER SO BB IBB HBP BLK WP HR S P ERA WHIP										
James Baldwin, R ERA: 3.68 (1, 1)	6.0 W 28 5 2 1 4 5 0 0 0 1 1 61 109 1.50 1.667										
Larry Thomas, L ERA: 3.15 (7, 1)	0.0 2 1 0 0 0 0 0 0 1 0 0 0 1 2 ∞ ∞										
41 Bill Simas, R ERA: 3.67 (7, 1)	2.0 6 0 0 0 4 0 0 0 0 0 0 0 15 19 0.00 0.000										
Roberto Hernandez, R ERA: 1.12 (9, 1)	1.0 S 3 0 0 0 0 0 0 0 0 0 0 0 8 12 0.00 0.000										

Cleveland Indians @ Chicago White Sox
Comiskey Park, Chicago, IL
Fri Jun 28 1996, 8:05 PM EDT
Att. 33,136 - Unknown - 93 F

AB	33
R	2
H	6
RBI	2
BB	5
SO	8
LOB	20



WP: 1	PA: 39
PB: 0	
SB: 1	
CS: 0	

ERA	WHIP

Batter	1	2	3	4	5	6	7	8	9	AB	R	H	RBI	BB	SO	LOB
Tony Phillips, S OBP: 0.436, SLG: 0.445 (1, 7)	2-2 G1-3		2-3 K			4-1 FC4-6 1-2 BB				3	0	0	0	1	1	1
Darren Lewis, R OBP: 0.358, SLG: 0.350 (1, 8)	2-1 G4-3		1-2 F8			1-2 SF9				3	0	0	1	0	0	0
Frank Thomas, R OBP: 0.453, SLG: 0.614 (1, 3)	4-1 BB BB					3-1 FC4-6 1-2f 2-H				2	0	0	0	2	0	1
Robin Ventura, L OBP: 0.374, SLG: 0.509 (1, 5)	4-2 1-2 BB					2-1 F7				3	0	1	0	1	1	2
Harold Baines, L OBP: 0.390, SLG: 0.509 (1, 10)	0-0 G1-3					4-1 SH1 1B BB				3	1	0	0	1	0	4
Dave Martinez, L OBP: 0.411, SLG: 0.500 (1, 9)		2-2 F7				3-1 1B SH1 SF8 1B				3	1	1	0	1	0	0
Chad Kreuter, S OBP: 0.319, SLG: 0.394 (1, 2)		2-3 K				1-0 SH1				3	0	1	0	0	2	2
Norberto Martin, R OBP: 0.368, SLG: 0.447 (8, PR)						1-2 2-3 2B				0	0	0	0	0	0	0
Ron Karkovics, R OBP: 0.290, SLG: 0.361 (9, 2)						1-2 2-3				0	0	0	0	0	0	0
Ray Durham, S OBP: 0.378, SLG: 0.431 (1, 4)		1-3 K				3-2 SF8 1B				4	1	2	1	0	1	1
Ozzie Guillen, L OBP: 0.280, SLG: 0.366 (1, 6)			0-1 G4-3			1-1 SF9 1B				3	1	1	1	0	0	2

Inning Stats	R: 0	H: 0	E: 0	K: 0	S: 9	R: 0	H: 0	E: 0	K: 2	S: 9	R: 0	H: 0	E: 0	K: 1	S: 9	R: 0	H: 1	E: 0	K: 1	S: 8	R: 2	H: 2	E: 1	K: 0	S: 13	R: 0	H: 0	E: 0	K: 1	S: 5	R: 0	H: 1	E: 0	K: 0	S: 16				
	LOB: 2	BB: 2	P: 21	LOB: 0	BB: 0	LOB: 0	BB: 0	P: 14	LOB: 0	BB: 0	LOB: 2	BB: 1	P: 14	LOB: 1	BB: 1	LOB: 1	BB: 1	P: 26	LOB: 1	BB: 1	LOB: 1	BB: 1	LOB: 1	BB: 1	P: 23	LOB: 2	BB: 0	P: 23	LOB: 2	BB: 0	P: 23	1B: 4	SF: 2	2B: 2	SAC: 1	3B: 0	DP: 0	HR: 0	HBP: 0

BOTTOM

Cleveland Indians @ Chicago White Sox
Comiskey Park, Chicago, IL

Fri Jun 28 1996, 8:05 PM EDT
Att: 33,136 - Unknown - 93 F

livebaseballscorecards.com

AB	27
R	4
H	6
RBI	3
BB	6
SO	5
LOB	13



WP: 1	PA: 36
PB: 0	SB: 0
CS: 0	

PITCHER	IP	WLS	BF	H	R	ER	SO	BB	IBB	HBP	BLK	WP	HR	S	P	ERA	WHIP
Dennis Martinez, R ERA: 4.62 (1, 1)	3.0		11	0	0	0	3	2	0	0	0	0	0	27	47	0.00	0.667
Jim Poole, L ERA: 3.38 (4, 1)	1.0		8	3	2	1	1	2	0	0	0	1	0	14	27	9.00	5.000
Julian Tavarez, R ERA: 4.66 (5, 1)	2.1	L	11	2	2	2	0	2	0	0	0	0	0	18	41	7.71	1.714
Paul Assenmacher, L ERA: 2.49 (7, 1)	1.2		6	1	0	0	1	0	0	0	0	0	0	20	27	0.00	0.600

Batter	1	2	3	4	5	6	7	8	9	10	AB R H RBI BB SO LOB	TOP													
Kenny Lofton, L OBP: 0.382, SLG: 0.428 (1, 8)	2-1 G1-3 1B		1-2 CS	0-1 G4-3	1-1 F7			1-1 G4-3	0-0 B2		5 0 1 0 0 0 4														
Omar Vizquel, S OBP: 0.362, SLG: 0.413 (1, 6)	3-2 1 SAFE G1-3 1-2			2-3 K		1-0 F7		2-2 L8 2B		4-1 G4-3 1B SH5-3 BB	4 1 1 0 1 1 1														
Carlos Baerga, S OBP: 0.299, SLG: 0.407 (1, 4)	1-1 G6-3			4-1 BB BB		0-2 G4-3		1-0 L8		0-0 SH5-3 1-2	3 0 0 0 1 0 1														
Albert Belle, R OBP: 0.411, SLG: 0.631 (1, 7)		2-2 E4 G6-4-3		4-1 BB 1-2		0-0 F8		0-2 F9		4-0 G4-3 1B IBB	3 1 0 0 2 0 1														
Eddie Murray, S OBP: 0.325, SLG: 0.401 (1, 10)		0-1 G6-4-3 1-2f		3-2 P5			4-0 FC5-4 BB		2-2 F7	0-2 G4-3 1-2 2-3	4 0 0 0 1 0 5														
Manny Ramirez, R OBP: 0.376, SLG: 0.570 (1, 9)		0-0 G6-3			2-3 K		0-0 P4		1-0 BB 1B G4-3 1B	4-0 1B IBB	4 1 1 0 1 1 1														
Sandy Alomar Jr., R OBP: 0.338, SLG: 0.410 (1, 2)			1-0 L7		0-1 G4-3		0-1 FC5-4 1B		1-2 G4-3 BB 1B	3-1 1B	3 0 0 0 0 0 1 2 0 2 2 0 0 0														
Jim Thome, L OBP: 0.460, SLG: 0.609 (9, PH) (9, 5)																									
Scott Leius, R OBP: 0.154, SLG: 0.243 (1, 3)			0-2 G6-3		4-2 HBP BB		0-1 1B		4-2 G4-3 BB	3-2 SAFE L4	2 0 1 0 1 0 0 0 0 0 0 1 0 0 1 0 0 0 0 0 2														
Jeromy Burnitz, L OBP: 0.443, SLG: 0.563 (9, PH)																									
Tony Peña, R OBP: 0.367, SLG: 0.346 (9, 2)																									
Alvaro Espinoza, R OBP: 0.284, SLG: 0.350 (1, 5)			3-2 CS 1B		2-2 HBP		2-0 P4		0-1 G4-3		2 0 1 0 0 0 2 1 0 0 1 0 0 2														
Julio Franco, R OBP: 0.422, SLG: 0.486 (9, PH) (9, 3)																									
Inning Stats	R: 0 E: 0 K: 0 S: 9	H: 1 LOB: 0 BB: 0 P: 15	R: 0 E: 1 K: 0 S: 6	H: 0 LOB: 0 BB: 0 P: 8	R: 0 E: 0 K: 0 S: 9	H: 1 LOB: 0 BB: 0 P: 14	R: 0 E: 0 K: 1 S: 11	H: 0 LOB: 2 BB: 2 P: 24	R: 0 E: 0 K: 1 S: 12	H: 0 LOB: 2 BB: 1 P: 21	R: 0 E: 0 K: 0 S: 5	H: 0 LOB: 0 BB: 0 P: 6	R: 0 E: 0 K: 0 S: 6	H: 1 LOB: 2 BB: 1 P: 12	R: 0 E: 0 K: 0 S: 9	H: 1 LOB: 1 BB: 0 P: 13	R: 1 E: 0 K: 0 S: 17	H: 2 LOB: 2 BB: 1 P: 25	R: 2 E: 0 K: 0 S: 10	H: 1 LOB: 2 BB: 3 P: 28	1B: 6 2B: 1 3B: 0 HR: 0	SF: 0 SAC: 1 DP: 1 HBP: 1	WP: 0 PB: 0 SB: 0 CS: 1	PA: 45	
PITCHER	IP	WLS	BF	H	R	ER	SO	BB	IBB	HBP	BLK	WP	HR	S	P	ERA	WHIP								
Wilson Alvarez, L ERA: 3.96 (1, 1)	7.2		30	4	0	0	2	4	0	0	0	0	0	64	110	0.00	1.043								
41 Bill Simas, R ERA: 3.64 (8, 1)	0.1		1	0	0	0	0	0	0	0	0	0	0	3	3	0.00	0.000								
Roberto Hernandez, R ERA: 1.31 (9, 1)	1.0		6	2	1	1	0	1	0	0	0	0	0	17	25	9.00	3.000								
Matt Karchner, R ERA: 4.6 (10, 1)	0.2	L	5	0	2	2	0	1	2	0	0	0	0	5	17	27.00	1.500								
Larry Thomas, L ERA: 3.15 (10, 1)	0.0		1	1	0	0	0	0	0	0	0	0	0	2	5	∞	∞								
PITCHER	IP	WLS	BF	H	R	ER	SO	BB	IBB	HBP	BLK	WP	HR	S	P	ERA	WHIP								
Kirk McCaskill, R ERA: 5.98 (10, 1)	0.1		1	0	0	0	0	0	0	0	0	0	0	1	0	0.00	0.000								

Cleveland Indians @ Chicago White Sox
Comiskey Park, Chicago, IL
Sat Jun 29 1996, 8:05 PM EDT
Att. 43,601 - Sunny - 93 F

AB	34
R	3
H	7
RBI	3
BB	8
SO	2
LOB	20



BOTTOM

Cleveland Indians @ Chicago White Sox
 Comiskey Park, Chicago, IL
 Sat Jun 29 1996, 8:05 PM EDT
 Att. 43,601 - Sunny - 93 F

livebaseballscorecards.com

AB	38
R	2
H	8
RBI	2
BB	2
SO	5
LOB	15



WP: 1	PA: 41
PB: 0	
SB: 0	
CS: 0	

AB R H RBI BB SO LOB

5 0 1 0 0 0 2

4 0 1 0 0 0 2

3 1 1 1 2 1 1

5 0 0 0 0 1 5

5 0 0 0 0 1 1

4 0 1 0 0 2 1

3 0 1 0 0 0 1

1 0 0 0 0 0 0

4 1 0 0 0 0 2

4 0 3 1 0 0 0

1B: 4 SF: 0
 E: 0 LOB: 1 2B: 2 SAC: 0
 K: 0 BB: 0 3B: 1 DP: 0
 S: 10 P: 14 HR: 1 HBP: 1

Batter	1	2	3	4	5	6	7	8	9	10
Tony Phillips, S OBP: 0.432, SLG: 0.441 (1, 7)	0-0 G6-3		3-1 F8		3-2 G4-3		0-0 1B		0-1 G4-3	
Ray Durham, S OBP: 0.378, SLG: 0.432 (1, 4)	1-1 2B		2-2 HBP		0-2 G3-1		0-1 G4-3		3-2 G3-1	
Frank Thomas, R OBP: 0.455, SLG: 0.621 (1, 3)	2-1 SAFE		4-0 1-2 2-3 BB		0-3 K		4-1 BB		2-0 HR	
Harold Baines, L OBP: 0.382, SLG: 0.498 (1, 10)	0-1 G3		2-2 G1-3		1-2 L7		1-3 K		1-1 G4-3	
Dave Martinez, L OBP: 0.400, SLG: 0.486 (1, 9)		1-1 G3-1		3-3 K		3-1 F7		1-2 F7		1-0 F8
Robin Ventura, L OBP: 0.373, SLG: 0.505 (1, 5)		2-2 L6		0-0 WP 1B		3-3 K		1-3 K		
Ron Karkovice, R OBP: 0.290, SLG: 0.361 (1, 2) Chad Kreuter, S OBP: 0.316, SLG: 0.390 (9, PH) (10, 2)		1-2 F9		2-2 F9		0-0 FC4-6 1B		3-2 G5-3		
Darren Lewis, R OBP: 0.352, SLG: 0.343 (1, 8)			0-1 G6-3		2-2 L9		1-0 FC4-6 3B		1-1 G6-3	
Ozzie Guillen, L OBP: 0.287, SLG: 0.383 (1, 6)			0-2 BB 2B		0-0 G4-3		0-1 1-H 3B		0-0 1B	

Inning Stats	R: 0	H: 1	E: 0	K: 0	S: 7	R: 0	H: 0	E: 0	K: 0	S: 10	R: 0	H: 0	E: 0	K: 0	S: 14	R: 0	H: 1	E: 0	K: 1	S: 14	R: 0	H: 0	E: 0	K: 0	S: 7	R: 0	H: 0	E: 0	K: 1	S: 9	R: 1	H: 3	E: 0	K: 1	S: 11	R: 0	H: 0	E: 0	K: 2	S: 11	R: 0	H: 1	E: 0	K: 0	S: 10	R: 1	H: 1	E: 0	K: 0	S: 8
	LOB: 1	BB: 0	P: 10	LOB: 0	BB: 0	P: 14	LOB: 3	BB: 1	P: 25	LOB: 1	BB: 0	P: 21	LOB: 0	BB: 0	P: 10	LOB: 2	BB: 0	P: 15	LOB: 1	BB: 1	P: 18	LOB: 1	BB: 0	P: 14	LOB: 0	BB: 0	P: 15	LOB: 1	BB: 0	P: 13	LOB: 3	BB: 0	P: 15	LOB: 2	BB: 0	P: 15	LOB: 0	BB: 1	P: 18	LOB: 1	BB: 0	P: 14	LOB: 1	BB: 0	P: 15					

PITCHER	IP	WLS	BF	H	R	ER	SO	BB	IBB	HBP	BLK	WP	HR	S	P	ERA	WHIP
Jack McDowell, R ERA: 4.23 (1, 1)	8.0		33	6	1	1	5	2	0	1	0	1	0	83	126	1.12	1.000
Paul Shuey, R ERA: 4.96 (9, 1)	2.0	W	8	2	1	1	0	0	0	0	0	0	1	18	29	4.50	1.000

PITCHER IP WLS BF H R ER SO BB IBB HBP BLK WP HR S P ERA WHIP

Batter	1	2	3	4	5	6	7	8	9	AB R H RBI BB SO LOB	TOP											
Kenny Lofton, L OBP: 0.382, SLG: 0.428 (1, 8)	1-2 G1-3		1-0 L7		1-1 2-3 1B		2-3 S 1B		2-1 G4-3	5 0 2 0 0 0 0												
Omar Vizquel, S OBP: 0.357, SLG: 0.407 (1, 6)	3-2 F7			0-2 L6	0-1 P6		1-1 SF8		0-1 G4-3	4 0 0 1 0 0 2												
Carlos Baerga, S OBP: 0.299, SLG: 0.408 (1, 4)	0-0 2B			3-2 L9	2-0 P4		3-H 1-0 L8			4 0 1 0 0 0 3												
Albert Belle, R OBP: 0.410, SLG: 0.626 (1, 7)	2-2 G1-3			2-2 1B	1-3 K			2-1 F7		4 0 1 0 0 1 3												
Jim Thome, L OBP: 0.457, SLG: 0.602 (1, 5)		3-2 G4-3		3-2 F8		1-3 K		4-1 WP 1B BB		3 0 0 0 1 1 1												
Eddie Murray, S OBP: 0.324, SLG: 0.402 (1, 10)		1-0 G4-3			0-0 2B		0-0 L8		0-1 L9	4 1 1 0 0 0 1												
Manny Ramirez, R OBP: 0.378, SLG: 0.573 (1, 9)		1-0 P4			2-2 HR 2B		2-1 G5-3		2-2 WP 1B	4 1 2 1 0 0 0												
Sandy Alomar Jr., R OBP: 0.340, SLG: 0.425 (1, 2)			3-1 G5-3		0-2 HR		0-0 1B SH1-4 SF8 1B		1-1 G4-3	4 2 2 2 0 0 2												
Scott Leius, R OBP: 0.167, SLG: 0.275 (1, 3)			1-3 K		1-2 1B 2B		1-0 SH1-4		1-1 G6-3	3 0 1 0 0 1 0 0 0 0 0 0 0 0												
Alvaro Espinoza, R OBP: 0.284, SLG: 0.350 (9, 3)																						
Inning Stats	R: 0 E: 0 K: 0 S: 13	H: 1 LOB: 1 BB: 0 P: 19	R: 0 E: 0 K: 0 S: 6	H: 0 LOB: 0 BB: 0 P: 11	R: 0 E: 0 K: 1 S: 6	H: 0 LOB: 0 BB: 0 P: 11	R: 0 E: 0 K: 0 S: 14	H: 1 LOB: 1 BB: 0 P: 22	R: 3 E: 0 K: 1 S: 22	H: 5 LOB: 2 BB: 0 P: 29	R: 0 E: 0 K: 1 S: 6	H: 0 LOB: 0 BB: 0 P: 9	R: 1 E: 0 K: 0 S: 7	H: 2 LOB: 1 BB: 0 P: 10	R: 0 E: 0 K: 0 S: 10	H: 1 LOB: 2 BB: 1 P: 19	R: 0 E: 0 K: 0 S: 6	H: 0 LOB: 0 BB: 0 P: 9	1B: 5 2B: 4 3B: 0 HR: 1	SF: 1 SAC: 1 DP: 0 HBP: 0	WP: 1 PB: 0 SB: 1 CS: 0	PA: 38
PITCHER	IP WLS BF H R ER SO BB IBB HBP BLK WP HR S P ERA WHIP												PITCHER	IP WLS BF H R ER SO BB IBB HBP BLK WP HR S P ERA WHIP								
Kevin Tapani, R ERA: 3.57 (1, 1)	8.0 L 35 10 4 4 3 1 0 0 0 1 1 84 130 4.50 1.375																					
Al Levine, R ERA: 9.82 (9, 1)	1.0 3 0 0 0 0 0 0 0 0 0 0 6 9 0.00 0.000																					

Cleveland Indians @ Chicago White Sox
Comiskey Park, Chicago, IL
Sun Jun 30 1996, 8:05 PM EDT
Att. 30,351 - Unknown - 83 F

livebaseballscorecards.com

AB	35
R	4
H	10
RBI	4
BB	1
SO	3
LOB	12



BOTTOM

Cleveland Indians @ Chicago White Sox
Comiskey Park, Chicago, IL
Sun Jun 30 1996, 8:05 PM EDT
Att. 30,351 - Unknown - 83 F

livebaseballscorecards.com

AB	33
R	2
H	7
RBI	1
BB	2
SO	3
LOB	16



WP:	0	PA:	35
PB:	0	SB:	0
CS:	0		

AB R H RBI BB SO LOB

4 0 0 0 0 1 1

4 0 1 0 0 0 0

4 1 2 0 0 1 1

4 0 1 0 0 0 3

4 0 1 0 0 0 3

4 0 1 1 0 0 3

4 0 1 1 0 0 3

3 0 1 0 0 0 0

1B: 7 SF: 0
2B: 0 SAC: 0
3B: 0 DP: 1
HR: 0 HBP: 0

Batter	1	2	3	4	5	6	7	8	9
Tony Phillips, S (1, 7) OBP: 0.428, SLG: 0.435	1-1 G4-3		1-2 G4-6-3 SAFE		1-3 K			3-2 F7	
Dave Martinez, L (1, 8) OBP: 0.397, SLG: 0.480	1-1 G4-3		0-1 G1-3			1-2 G1-3 1B		1-0 F8	
Frank Thomas, R (1, 3) OBP: 0.455, SLG: 0.620	1-1 G4-3			1-0 1B 1B		1-3 K		0-0 BB 1B	
Harold Baines, L (1, 10) OBP: 0.380, SLG: 0.494		1-2 FC4-6 1B		2-0 L9		0-0 G1-3		1-2 F7	
Robin Ventura, L (1, 5) OBP: 0.371, SLG: 0.502		1-0 FC4-6 1-2f		1-0 1B		0-0 F8		0-0 F8	
Lyle Mouton, R (1, 9) OBP: 0.380, SLG: 0.486 Ray Durham, S (9, PH) OBP: 0.380, SLG: 0.432		0-0 F8		0-3 K		0-0 G5-3		4-1 1B 1-2 BB	
Norberto Martin, R (1, 4) OBP: 0.357, SLG: 0.429		1-1 G6-3		1-2 F9		0-2 F9		0-0 BB 1-3 2-H 1B	
Ron Karkovice, R (1, 2) OBP: 0.291, SLG: 0.357 Chad Kreuter, S (9, PH) OBP: 0.313, SLG: 0.386			4-2 E G4-6-3 1B BB		3-2 F7		0-0 G5-3	2-0 L7	
Ozzie Guillen, L (1, 6) OBP: 0.287, SLG: 0.382			0-0 E3 G4-6-3 1B		1-2 G3		0-0 G3		

Inning Stats	R: 0	H: 0	R: 0	H: 1	R: 1	H: 1	R: 0	H: 2	R: 0	H: 1	R: 0	H: 0	R: 0	H: 0	R: 1	H: 2	1B: 7	SF: 0	
E: 0	LOB: 0	E: 0	LOB: 1	E: 1	LOB: 0	E: 0	LOB: 2	E: 0	LOB: 1	E: 0	LOB: 0	E: 0	LOB: 0	E: 0	LOB: 2	E: 0	LOB: 2	2B: 0	SAC: 0
K: 0	BB: 0	K: 0	BB: 0	K: 0	BB: 1	K: 1	BB: 0	K: 1	BB: 0	K: 0	BB: 0	K: 0	BB: 0	K: 0	BB: 1	K: 0	BB: 1	3B: 0	DP: 1
S: 6	P: 9	S: 7	P: 10	S: 9	P: 14	S: 9	P: 14	S: 11	P: 16	S: 8	P: 10	S: 7	P: 7	S: 5	P: 9	S: 8	P: 15	HR: 0	HBP: 0

PITCHER	IP	WLS	BF	H	R	ER	SO	BB	IBB	HBP	BLK	WP	HR	S	P	ERA	WHIP
Orel Hershiser, R (1, 1) ERA: 4.42	8.0	W	29	5	1	0	3	1	0	0	0	0	0	62	89	0.00	0.750
Jose Mesa, R (9, 1) ERA: 4.63	1.0	S	6	2	1	1	0	1	0	0	0	0	0	8	15	9.00	3.000

PITCHER

IP WLS BF H R ER SO BB IBB HBP BLK WP HR S P ERA WHIP

Batter	1	2	3	4	5	6	7	8	9	AB R H RBI BB SO LOB	TOP
Johnny Damon, L (1, 8) <small>OBP: 0.326, SLG: 0.399</small>	1-0 		1-2 		2-0 		1-1 		0-0 	5 1 1 0 0 0 3	
Tom Goodwin, L (1, 7) <small>OBP: 0.319, SLG: 0.301</small>	1-1 		2-2 		1-0 		2-0 		1-3 	5 0 0 0 0 1 4	
Keith Lockhart, L (1, 4) <small>OBP: 0.375, SLG: 0.462</small>	3-2 		0-0 		0-1 			2-1 		4 0 3 1 0 0 0	
Joe Vitiello, R (1, 10) <small>OBP: 0.351, SLG: 0.415</small>		2-1 	2-2 	2-3 	2-3 			2-3 		4 0 0 0 0 3 2	
Mike Macfarlane, R (1, 2) <small>OBP: 0.330, SLG: 0.548</small>		0-2 		1-1 		2-3 		0-0 		4 2 2 2 0 1 1	
Jose Offerman, S (1, 3) <small>OBP: 0.365, SLG: 0.339</small>		2-3 		1-3 		2-2 		0-1 		4 0 0 0 0 2 1	
Michael Tucker, L (1, 9) <small>OBP: 0.317, SLG: 0.389</small>		0-0 		3-3 		3-3 			4-2 	3 0 1 0 1 2 0	
Joe Randa, R (1, 5) <small>OBP: 0.391, SLG: 0.467</small>		2-1 			0-0 		1-1 		0-1 	4 1 3 1 0 0 0	
David Howard, S (1, 6) <small>OBP: 0.297, SLG: 0.325</small>		2-1 		1-1 		4-0 		3-1 		3 0 0 0 1 0 4	
Inning Stats	R: 0 E: 0 K: 0 S: 6 H: 0 LOB: 0 BB: 0 P: 11	R: 1 E: 0 K: 1 S: 14 H: 3 LOB: 2 BB: 0 P: 22	R: 0 E: 0 K: 3 S: 10 H: 1 LOB: 0 BB: 0 P: 14	R: 1 E: 0 K: 3 S: 12 H: 1 LOB: 0 BB: 0 P: 19	R: 2 E: 0 K: 1 S: 10 H: 3 LOB: 1 BB: 0 P: 16	R: 0 E: 0 K: 2 S: 11 H: 0 LOB: 0 BB: 0 P: 18	R: 0 E: 0 K: 0 S: 6 H: 0 LOB: 1 BB: 1 P: 13	R: 0 E: 0 K: 1 S: 9 H: 1 LOB: 1 BB: 0 P: 13	R: 0 E: 0 K: 1 S: 10 H: 1 LOB: 2 BB: 1 P: 18	1B: 5 2B: 2 3B: 0 HR: 3 SF: 0 SAC: 0 DP: 0 HBP: 0	WP: 0 PB: 0 SB: 1 CS: 1 PA: 39
PITCHER Charles Nagy, R (1, 1) <small>ERA: 3.62</small> Eric Plunk, R (8, 1) <small>ERA: 2.59</small> Jim Poole, L (9, 1) <small>ERA: 3.24</small>	IP: 7.0 WLS: L BF: 29 H: 8 R: 4 ER: 4 SO: 7 BB: 1 IBB: 0 HBP: 0 BLK: 0 WP: 0 HR: 3 S: 69 P: 113 ERA: 5.14 WHIP: 1.286	PITCHER IP: 1.0 WLS: L BF: 6 H: 2 R: 0 ER: 0 SO: 1 BB: 1 IBB: 0 HBP: 0 BLK: 1 WP: 0 HR: 0 S: 13 P: 21 ERA: 0.00 WHIP: 3.000	PITCHER IP: 1.0 WLS: L BF: 3 H: 0 R: 0 ER: 0 SO: 1 BB: 0 IBB: 0 HBP: 0 BLK: 0 WP: 0 HR: 0 S: 6 P: 10 ERA: 0.00 WHIP: 0.000								

Kansas City Royals @ Cleveland Indians
 Jacobs Field, Cleveland, OH
 Mon Jul 01 1996, 7:05 PM EDT
 Att. 40,814 - Unknown - 77 F

livebaseballscorecards.com

AB	36
R	4
H	10
RBI	4
BB	2
SO	9
LOB	15



Batter	1	2	3	4	5	6	7	8	9	AB	R	H	RBI	BB	SO	LOB
Kenny Lofton, L OBP: 0.381, SLG: 0.426 (1, 8) B X	1-0 G3		0-1 G4-3		2-2 1B			0-0 L9		4	0	1	0	0	0	1
Omar Vizquel, S OBP: 0.352, SLG: 0.401 (1, 6) C B B C X	2-2 P6		1-2 P6		0-0 P4			0-1 G5-3		4	0	0	0	0	0	2
Carlos Baerga, S OBP: 0.298, SLG: 0.406 (1, 4) B X	1-0 F9		1-1 1B		2-2 F8			1-2 G6-3		4	0	1	1	0	0	1
Albert Belle, R OBP: 0.408, SLG: 0.631 (1, 7) F X		0-0 HR	0-2 G4-3		1-0 G6-3			0-0 F8		4	1	1	1	0	0	1
Manny Ramirez, R OBP: 0.376, SLG: 0.572 (1, 9) C B B X		1-2 P4		2-0 2B		1-2 F7		0-2 P3		4	0	1	0	0	0	0
Eddie Murray, S OBP: 0.323, SLG: 0.400 (1, 10) B X		0-0 G3-1 1B		1-1 P4		0-0 G5-3		0-3 K		4	0	1	0	0	1	1
Sandy Alomar Jr., R OBP: 0.340, SLG: 0.424 (1, 2) B B X		2-0 G3-1		0-1 G4-6-3 1B				0-0 L4		3	0	1	0	0	0	1
Jim Thome, L OBP: 0.452, SLG: 0.594 (1, 5) B B X		1-1 L7		2-1 G4-6-3				1-2 P5		3	0	0	0	0	0	3
Alvaro Espinoza, R OBP: 0.286, SLG: 0.349 (1, 3) B B X			2-0 G4-3 1B		1-2 G6-3			1-0 G4-3		3	1	1	0	0	0	0

Inning Stats	R: 0	H: 0	E: 0	K: 0	S: 5	R: 1	H: 2	E: 0	K: 0	S: 9	R: 1	H: 2	E: 0	K: 0	S: 11	R: 0	H: 2	E: 0	K: 0	S: 7	R: 0	H: 1	E: 0	K: 0	S: 11	R: 0	H: 0	E: 0	K: 0	S: 5	R: 0	H: 0	E: 0	K: 0	S: 8	R: 0	H: 0	E: 0	K: 1	S: 6	R: 0	H: 0	E: 0	K: 1	S: 8	1B: 5	SF: 0	2B: 1	SAC: 0	3B: 0	DP: 1	HR: 1	HBP: 0	WP: 0	PA: 33
Chris Haney, L ERA: 4.37 (1, 1)	IP	WLS	BF	H	R	ER	SO	BB	IBB	HBP	BLK	WP	HR	S	P	ERA	WHIP																																						


BOTTOM

Kansas City Royals @ Cleveland Indians
Jacobs Field, Cleveland, OH

Mon Jul 01 1996, 7:05 PM EDT
Att: 40,814 - Unknown - 77 F

livebaseballscorecards.com

AB	33
R	2
H	7
RBI	2
BB	0
SO	1
LOB	10



Batter	1	2	3	4	5	6	7	8	9	AB R H RBI BB SO LOB	TOP																	
Johnny Damon, L (1, 8) OBP: 0.324, SLG: 0.396 B C C F C X	1-2 G6-3 1		1-1 G3 2		2-2 P5 2		0-1 G3 3		2-2 BB 1B 1-3 1B	5 0 1 0 0 0 2																		
Tom Goodwin, L (1, 7) OBP: 0.323, SLG: 0.306 C B F C X	1-1 CS 1B		1-3 K 3		1-3 K 3			2-2 FC1-6 1B	0-1 BB 1-2 1B 3-H	5 0 3 1 0 2 0																		
Keith Lockhart, L (1, 4) OBP: 0.369, SLG: 0.454 Joe Vitiello, R (9, PH) OBP: 0.353, SLG: 0.415 Kevin Young, R (9, PR) OBP: 0.308, SLG: 0.444 (9, 5) C 1 SAFE P F X	1-2 F7 1-2 3			0-0 L3 1		0-1 P1 1		0-0 FC1-6 2B 1-2f	4-0 BB 1-2 2-3 BB	4 0 0 0 0 0 2 0 0 0 0 1 0 0 0 0 0 0 0 0 0																		
Mike Macfarlane, R (1, 2) OBP: 0.327, SLG: 0.536 F X		0-1 P4 1		2-2 1B 1B HBP		1-1 L7 2		0-0 F7 2	1-2 G5-3 3	4 1 0 0 0 0 4																		
Michael Tucker, L (1, 9) OBP: 0.324, SLG: 0.402 B F X		1-1 BB 1B		1-1 1B 1-2 1B		3-1 G4-3 3		1-2 2B		4 0 3 0 0 0 0																		
Craig Paquette, R (1, 10) OBP: 0.277, SLG: 0.437 B F X		1-1 L7 2		2-3 K 2			1-2 G5-3 BB 1B	0-0 G5-3 3		4 0 1 0 0 1 5																		
Jose Offerman, S (1, 3) OBP: 0.373, SLG: 0.348 1 SAFE 1 SAFE 1 B B C SAFE B		4-1 FC6-4 BB 1-2		0-0 S 1B 1-3 2-H			4-1 G5-3 BB 1-2		1-0 WP BB 2B	2 0 2 1 2 0 0																		
Joe Randa, R (1, 5) OBP: 0.381, SLG: 0.453 (9, 4) X	0-0 FC6-4 1-2f		2-2 G4-3 1-2 3				0-0 G5-3 1-2 2-3		2-3 K 2-3	4 0 0 0 0 1 7																		
David Howard, S (1, 6) OBP: 0.296, SLG: 0.322 B B S X			2-1 G4-3 1		0-1 G4-3 1		2-3 K 2		4-0 1B 1B BB 3-H	3 1 0 0 1 1 2																		
Inning Stats	R: 0 H: 1 E: 0 LOB: 0 K: 0 BB: 0 S: 10 P: 12	R: 0 H: 1 E: 0 LOB: 2 K: 0 BB: 1 S: 8 P: 14	R: 0 H: 0 E: 0 LOB: 0 K: 1 BB: 0 S: 7 P: 11	R: 1 H: 2 E: 0 LOB: 2 K: 1 BB: 0 S: 14 P: 21	R: 0 H: 0 E: 0 LOB: 0 K: 1 BB: 0 S: 8 P: 11	R: 0 H: 0 E: 0 LOB: 0 K: 0 BB: 0 S: 6 P: 10	R: 0 H: 1 E: 0 LOB: 2 K: 1 BB: 1 S: 11 P: 18	R: 0 H: 2 E: 0 LOB: 2 K: 0 BB: 0 S: 9 P: 12	R: 1 H: 3 E: 0 LOB: 3 K: 1 BB: 2 S: 16 P: 30	1B: 8 SF: 0 2B: 2 SAC: 0 3B: 0 DP: 0 HR: 0 HBP: 1	WP: 1 PA: 40 PB: 0 SB: 1 CS: 1																	
PITCHER	IP WLS BF H R ER SO BB IBB HBP BLK WP HR S P ERA WHIP											PITCHER	IP WLS BF H R ER SO BB IBB HBP BLK WP HR S P ERA WHIP															
Chad Ogea, R (1, 1) ERA: 6.75	6.1		26	5	1	1	3	2	0	1	0	0	0	58	89	1.42	1.105											
Paul Assenmacher, L (7, 1) ERA: 2.38	1.0		4	1	0	0	1	0	0	0	0	0	0	10	14	0.00	1.000											
Paul Shuey, R (8, 1) ERA: 4.76	0.2		3	1	0	0	0	0	0	0	0	0	0	5	6	0.00	1.500											
Jose Mesa, R (9, 1) ERA: 4.79	0.2		5	3	1	1	1	1	0	0	0	1	0	13	22	13.50	6.000											
Jim Poole, L (9, 1) ERA: 3.2	0.1	W	2	0	0	0	0	1	0	0	0	0	0	3	8	0.00	3.000											

Kansas City Royals @ Cleveland Indians
 Jacobs Field, Cleveland, OH
 Tue Jul 02 1996, 7:05 PM EDT
 Att. 42,283 - Unknown - 77 F

AB	35
R	2
H	10
RBI	2
BB	4
SO	5
LOB	22



livebaseballscorecards.com

Batter	1	2	3	4	5	6	7	8	9	AB	R	H	RBI	BB	SO	LOB				
Kenny Lofton, L OBP: 0.384, SLG: 0.441 (1, 8)	2-1 G4-3		1-0 2B			2-0 HR		0-0 SF8 FC4-2 1B		4	1	3	1	0	0	0				
Omar Vizquel, S OBP: 0.354, SLG: 0.404 (1, 6)	1-2 FC6-4 1B		2-3 K			0-1 G4-6-3 1B		0-1 SF8 1-3 2-H		3	0	2	1	0	1	1				
Carlos Baerga, S OBP: 0.295, SLG: 0.401 (1, 4)	1-1 F8		1-2 G3			1-0 F7		0-0 FC4-2 3-H		4	0	0	0	0	0	4				
Albert Belle, R OBP: 0.403, SLG: 0.623 (1, 7)	1-0 FC6-4 1-2f			2-2 G4-3		2-0 G4-6-3 1-2f		2-3 K		4	0	0	0	0	1	3				
Jim Thome, L OBP: 0.453, SLG: 0.589 (1, 5)		4-1 G1-3 BB		0-1 G6-3			4-2 BB		1-2 G4-3	2	0	0	0	2	0	0				
Eddie Murray, S OBP: 0.320, SLG: 0.395 (1, 10)		1-0 G1-3		3-1 G4-3			2-2 F7		1-1 G3	4	0	0	0	0	0	2				
Manny Ramirez, R OBP: 0.375, SLG: 0.567 (1, 9)		3-3 K			0-0 F8		1-1 F7		1-0 1B 1B	4	1	1	0	0	1	2				
Sandy Alomar Jr., R OBP: 0.339, SLG: 0.421 (1, 2)		1-0 G5-3			1-0 G5-3		0-1 G4-3		1-0 1B 1B	4	0	1	0	0	0	2				
Scott Leius, R OBP: 0.159, SLG: 0.262 (1, 3)			1-1 G4-3		3-2 G6-3			3-2 SF8 1B HBP	2	0	0	0	0	0	0	0				
Jeromy Burnitz, L OBP: 0.452, SLG: 0.563 (8, PH)									2-0 1B	0	1	0	0	0	0	0				
Alvaro Espinoza, R OBP: 0.286, SLG: 0.349 (9, 3)									1-2 2-H 1B	0	0	0	0	0	0	0				
Julio Franco, R OBP: 0.423, SLG: 0.488 (9, PH)										1	0	1	1	0	0	0				
Inning Stats	R: 0 E: 0 K: 0 S: 8	H: 1 LOB: 1 BB: 0 P: 13	R: 0 E: 0 K: 1 S: 7	H: 0 LOB: 1 BB: 1 P: 16	R: 0 E: 0 K: 1 S: 9	H: 1 LOB: 1 BB: 0 P: 14	R: 0 E: 0 K: 0 S: 6	H: 0 LOB: 0 BB: 0 P: 10	R: 1 E: 0 K: 0 S: 5	H: 2 LOB: 0 BB: 0 P: 10	R: 0 E: 0 K: 0 S: 10	H: 0 LOB: 1 BB: 1 P: 17	R: 1 E: 1 K: 1 S: 9	H: 1 LOB: 1 BB: 0 P: 14	R: 1 E: 0 K: 0 S: 8	H: 3 LOB: 2 BB: 0 P: 14	1B: 6 2B: 1 3B: 0 HR: 1	SF: 1 SAC: 0 DP: 1 HBP: 1	WP: 0 PB: 0 SB: 0 CS: 0	PA: 36
PITCHER	IP WLS BF H R ER SO	WLS L BF H R ER SO	WLS L BF H R ER SO	WLS L BF H R ER SO	WLS L BF H R ER SO	WLS L BF H R ER SO	WLS L BF H R ER SO	WLS L BF H R ER SO	WLS L BF H R ER SO	WLS L BF H R ER SO	WLS L BF H R ER SO	WLS L BF H R ER SO	WLS L BF H R ER SO	WLS L BF H R ER SO	WLS L BF H R ER SO	WLS L BF H R ER SO	ERA WHIP	ERA WHIP		
Tim Belcher, R ERA: 4.29 (1, 1)	8.2	0.0	0.0	0.0	0.0	0.0	0.0	0.0	0.0	2.08	1.038									
Hipolito Pichardo, R ERA: 5.99 (9, 1)	0.0	0.0	0.0	0.0	0.0	0.0	0.0	0.0	0.0	∞	∞									

Kansas City Royals @ Cleveland Indians

Jacobs Field, Cleveland, OH

Tue Jul 02 1996, 7:05 PM EDT

Att: 42,283 - Unknown - 77 F

livebaseballscorecards.com

AB	32
R	3
H	8
RBI	3
BB	2
SO	3
LOB	14



Batter	1	2	3	4	5	6	7	8	9	AB R H RBI BB SO LOB	TOP											
Johnny Damon, L (1, 8) OBP: 0.321, SLG: 0.392	1-0 F8		0-0 F7		0-0 SH1-3		0-0 F7			3 0 0 0 0 0 1												
Tom Goodwin, L (1, 7) OBP: 0.328, SLG: 0.322	0-1 1B 2B		1-1 HR 3B		3-2 1B		0-1 CS 1-2	0-0 P5		4 2 3 1 0 0 0												
Keith Lockhart, L (1, 4) OBP: 0.371, SLG: 0.455	2-0 1B 2-H		1-0 G3		0-1 1B 1-2			1-1 G3		4 0 2 1 0 0 1												
Craig Paquette, R (1, 10) OBP: 0.276, SLG: 0.450	0-0 F8		1-0 HR 3-H		1-0 F9			0-3 K		4 1 1 2 0 1 2												
Michael Tucker, L (1, 9) OBP: 0.319, SLG: 0.394	2-1 F7		0-0 F7			0-0 G4-3			3-2 F7	4 0 0 0 0 0 1												
Jose Offerman, S (1, 3) OBP: 0.375, SLG: 0.350		2-2 G1-3		1-0 1B G6-4-3		2-2 F9			3-2 BB 1B	4 0 2 0 0 0 0												
Joe Randa, R (1, 5) OBP: 0.384, SLG: 0.451		1-2 1B G5-3		1-2 1B G6-4-3 1-2f		1-1 G4-3			4-1 BB G4-6-3 1-2	3 0 1 0 1 0 1												
Sal Fasano, R (1, 2) OBP: 0.291, SLG: 0.366		1-0 G5-3		2-0 P6			4-2 CS BB		2-2 G4-6-3 1-2f	2 0 0 0 1 0 1												
Rod Myers, L (9, PH) OBP: 0.111, SLG: 0.111		1-2 G5-3								1 0 0 0 0 0 2												
David Howard, S (1, 6) OBP: 0.296, SLG: 0.326		0-1 B5-3			1-1 SH1-3 1B 2B					3 1 1 0 0 1 2												
Inning Stats	R: 1 E: 0 K: 0 S: 7	H: 2 LOB: 1 BB: 0 P: 12	R: 0 E: 0 K: 0 S: 11	H: 1 LOB: 1 BB: 0 P: 15	R: 2 E: 0 K: 0 S: 6	H: 2 LOB: 0 BB: 0 P: 9	R: 0 E: 0 K: 0 S: 6	H: 1 LOB: 0 BB: 0 P: 10	R: 1 E: 0 K: 0 S: 9	H: 3 LOB: 1 BB: 0 P: 14	R: 0 E: 0 K: 0 S: 6	H: 0 LOB: 0 BB: 0 P: 9	R: 0 E: 0 K: 1 S: 10	H: 0 LOB: 0 BB: 1 P: 16	R: 0 E: 0 K: 1 S: 6	H: 0 LOB: 0 BB: 0 P: 7	R: 0 E: 0 K: 0 S: 10	H: 1 LOB: 1 BB: 1 P: 22	1B: 6 2B: 2 3B: 1 HR: 1	SF: 0 SAC: 1 DP: 2 HBP: 0	WP: 0 PB: 0 SB: 0 CS: 2	PA: 36
PITCHER	IP WLS BF H R ER SO BB IBB HBP BLK WP HR S P ERA WHIP																					
Julian Tavarez, R (1, 1) ERA: 4.91	5.0 W 22 9 4 4 0 0 0 0 0 0 0 1 39 60 7.20 1.800																					
Greg Swindell, L (6, 1) ERA: 7.17	3.0 9 0 0 0 2 1 0 0 0 0 0 0 22 32 0.00 0.333																					
Paul Shuey, R (9, 1) ERA: 4.5	1.0 S 4 1 0 0 0 1 0 0 0 0 0 0 10 22 0.00 2.000																					

Kansas City Royals @ Cleveland Indians
Jacobs Field, Cleveland, OH
 Wed Jul 03 1996, 7:05 PM EDT
 Att. 42,470 - Unknown - 66 F

AB	32
R	4
H	10
RBI	4
BB	2
SO	2
LOB	11



Batter	1	2	3	4	5	6	7	8	9
Kenny Lofton, L OBP: 0.385, SLG: 0.441 (1, 8)	1-0 L8		1-0 G4-6-3 1B					0-0 G4-6-3 1B	
Omar Vizquel, S OBP: 0.355, SLG: 0.400 (1, 6)	4-2 1B BB		1-0 F8		4-1 BB 2B BB	2-1 G1-5-3		0-2 G4-6-3 1-2f	
Carlos Baerga, S OBP: 0.296, SLG: 0.399 (1, 4)	1-2 1B		1-0 G4-6-3 1-2f		4-2 BB 2B BB	3-1 G6-3		0-0 F9	
Albert Belle, R OBP: 0.404, SLG: 0.630 (1, 7)	2-3 K			2-2 HR	4-2 2B BB BB	0-0 P2			
Jim Thome, L OBP: 0.454, SLG: 0.590 (1, 5)	2-3 K			4-2 BB BB	1-0 BB 2B 2B		2-3 K		
Eddie Murray, S OBP: 0.325, SLG: 0.401 (1, 10)		0-0 F9 2B		1-0 F8	4-0 BB 2B BB		0-1 S 1B 1B		
Manny Ramirez, R OBP: 0.379, SLG: 0.567 (1, 9)		2-2 F9		4-2 BB	4-1 2B BB BB		2-1 S 1B		
Sandy Alomar Jr., R OBP: 0.337, SLG: 0.422 (1, 2)		0-1 G6-3		1-1 L7	1-0 BB 2B		2-1 F8		
Alvaro Espinoza, R OBP: 0.270, SLG: 0.328 (1, 3)		1-1 G5-3		0-3 K	0-0 G5-3		1-3 K		

AB	R	H	RBI	BB	SO	LOB
5	0	2	0	0	0	2
3	1	0	0	2	0	2
4	1	1	0	1	0	1
3	2	1	1	1	1	2
3	1	1	2	1	2	2
3	1	2	0	1	0	1
2	0	1	1	2	0	1
4	0	1	2	0	0	5
4	0	0	0	0	2	7

BOTTOM

Kansas City Royals @ Cleveland Indians
Jacobs Field, Cleveland, OH
 Wed Jul 03 1996, 7:05 PM EDT
 Att: 42,470 - Unknown - 66 F

AB	31
R	6
H	9
RBI	6
BB	8
SO	5
LOB	23



1B: 5	SF: 0
2B: 3	SAC: 0
3B: 0	DP: 2
HR: 1	HBP: 0

WP: 0	PA: 39
PB: 0	
SB: 2	
CS: 0	

Inning Stats	R	H	E	K	S	R	H	E	K	S	R	H	E	K	S	R	H	E	K	S	R	H	E	K	S
Kevin Appier, R ERA: 3.63 (1, 1)	0	1	0	2	13	0	4	0	1	22	0	4	0	3	3	0	4	0	4	6	0	0	0	0	0
Mike Magnante, L ERA: 5.68 (5, 1)	0	0	0	0	0	0	0	0	0	0	0	0	0	0	0	0	0	0	0	0	0	0	0	0	0
Julio Valera, R ERA: 5.7 (5, 1)	2	2	0	0	0	0	2	0	0	0	0	2	0	0	0	0	2	0	0	0	0	0	0	0	0
Jason Jacome, L ERA: 4.76 (8, 1)	1	0	0	0	0	0	0	0	0	0	0	0	0	0	0	0	0	0	0	0	0	0	0	0	0

PITCHER	IP	WLS	BF	H	R	ER	SO	BB	IBB	HBP	BLK	WP	HR	S	P	ERA	WHIP
Kevin Appier, R ERA: 3.63 (1, 1)	4.1		22	4	4	4	3	6	0	0	0	0	1	52	94	8.31	2.308
Mike Magnante, L ERA: 5.68 (5, 1)	0.0	L	3	1	0	0	0	2	0	0	0	0	0	2	11	∞	∞
Julio Valera, R ERA: 5.7 (5, 1)	2.2		11	3	2	2	2	0	0	0	0	0	0	22	37	6.75	1.125
Jason Jacome, L ERA: 4.76 (8, 1)	1.0		3	1	0	0	0	0	0	0	0	0	0	5	5	0.00	1.000

Batter	1	2	3	4	5	6	7	8	9	10	AB	R	H	RBI	BB	SO	LOB
Tony Phillips, S OBP: 0.425, SLG: 0.433 (1, 7)	0-3 K		0-3 K		0-0 F9		0-0 1B	0-0 G6-3		0-0 SF8	5	1	1	2	0	2	1
Dave Martinez, L OBP: 0.395, SLG: 0.472 (1, 8) (7, 9)	0-0 F7		0-3 K		0-0 F8		0-0 1B	0-0 F7		0-0 F8	6	1	1	0	0	1	2
Frank Thomas, R OBP: 0.457, SLG: 0.622 (1, 3)	0-0 1B		0-0 F9			0-0 WP	0-0 E9	0-0 F8			5	1	3	1	0	0	0
Harold Baines, L OBP: 0.385, SLG: 0.512 (1, 10)	0-0 G1-3			0-0 2B		4-0 WP	0-0 BB	0-0 G4-3		0-0 G4-3	4	0	2	1	1	0	1
Danny Tartabull, R OBP: 0.333, SLG: 0.453 Darren Lewis, R OBP: 0.350, SLG: 0.338 (1, 9) (7, PR) (7, 8)		0-0 2B		0-0 F2		0-3 K	4-0 BB	0-0 G6-3		0-0 G6-3	3	1	1	0	1	1	3
Robin Ventura, L OBP: 0.373, SLG: 0.512 (1, 5)		0-0 2B		0-3 K		4-0 IBB	0-0 SF7	0-3 K		0-3 K	3	0	1	2	1	2	1
Chad Kreuter, S OBP: 0.308, SLG: 0.371 Ron Karkovice, R OBP: 0.282, SLG: 0.358 (1, 2) (10, 2)		0-3 K		0-0 G3-1		0-3 K	4-0 BB	0-0 G3		0-0 G3	4	0	0	0	1	2	5
Ray Durham, S OBP: 0.366, SLG: 0.412 (1, 4)		0-3 K		0-0 F9		0-3 K	0-0 F8	0-0 1B		0-0 1B	5	1	1	0	0	2	7
Ozzie Guillen, L OBP: 0.286, SLG: 0.380 (1, 6)		0-0 G4-3		0-0 E4				0-0 SF8		0-0 SF8	5	1	2	0	0	0	4

Inning Stats	R: 0	H: 1	R: 1	H: 2	R: 0	H: 0	R: 0	H: 1	R: 0	H: 0	R: 0	H: 0	R: 0	H: 0	R: 1	H: 2	1B: 7	SF: 2
	E: 0	LOB: 1	E: 0	LOB: 1	E: 0	LOB: 0	E: 1	LOB: 3	E: 0	LOB: 0	E: 0	LOB: 0	E: 0	LOB: 0	E: 0	LOB: 1	2B: 4	SAC: 0
	K: 1	BB: 0	K: 2	BB: 0	K: 1	BB: 0	K: 3	BB: 2	K: 0	BB: 0	K: 1	BB: 0	K: 0	BB: 0	K: 0	BB: 0	3B: 1	DP: 0
	S: 6	P: 6	S: 9	P: 9	S: 7	P: 7	S: 10	P: 18	S: 3	P: 3	S: 5	P: 5	S: 5	P: 5	S: 5	P: 5	HR: 0	HBP: 0

PITCHER	IP	WLS	BF	H	R	ER	SO	BB	IBB	HBP	BLK	WP	HR	S	P	ERA	WHIP
Jack McDowell, R ERA: 4.39 (1, 1)	6.0		30	9	5	5	9	1	1	0	0	1	0	46	54	7.50	1.667
Jim Poole, L ERA: 3.16 (7, 1)	0.1		3	1	0	0	0	0	1	0	0	0	0	2	6	0.00	3.000
Eric Plunk, R ERA: 2.55 (7, 1)	0.2		3	0	0	0	0	1	0	0	0	0	0	2	6	0.00	1.500
Paul Assenmacher, L ERA: 2.31 (8, 1)	0.2		2	0	0	0	0	0	0	0	0	0	0	2	2	0.00	0.000
Paul Shuey, R ERA: 4.19 (8, 1)	1.1		4	0	0	0	1	0	0	0	0	0	0	6	6	0.00	0.000


PITCHER	IP	WLS	BF	H	R	ER	SO	BB	IBB	HBP	BLK	WP	HR	S	P	ERA	WHIP
Jose Mesa, R ERA: 4.91 (10, 1)	1.0		5	2	1	1	0	0	0	0	0	0	0	5	5	9.00	2.000

TOP

Chicago White Sox @ Cleveland Indians
Jacobs Field, Cleveland, OH

Thu Jul 04 1996, 3:33 AM EDT
Att: 42,355 - Sunny - 68 F

AB	41
R	6
H	12
RBI	6
BB	4
SO	10
LOB	24



livebaseballscores.com

BOTTOM

Chicago White Sox @ Cleveland Indians
Jacobs Field, Cleveland, OH
Thu Jul 04 1996, 3:33 AM EDT
Att: 42,355 - Sunny - 68 F

livebaseballscorecards.com

AB 43
R 5
H 13
RBI 5
BB 1
SO 4
LOB 17



WP: 0 PA: 44
PB: 0
SB: 0
CS: 0

AB R H RBI BB SO LOB

5 1 1 1 0 1 1

5 0 1 0 0 0 3

5 1 2 1 0 0 1

5 0 1 2 0 2 2

5 1 2 0 0 1 1

4 0 2 0 1 0 1

5 0 1 1 0 0 4

3 0 0 0 0 0 3
1 0 0 0 0 0 0
1 0 0 0 0 0 1

4 2 3 0 0 0 0
1B: 10 SF: 0
2B: 2 SAC: 0
3B: 1 DP: 0
HR: 0 HBP: 0

Batter	1	2	3	4	5	6	7	8	9	10
Kenny Lofton, L OBP: 0.382, SLG: 0.437 (1, 8)	P6		K		G4-3		2B 1-2 2B 1B	F7		
Omar Vizquel, S OBP: 0.352, SLG: 0.397 (1, 6)	F8		P6		3-H 0-0 1B		F8		G4-3	
Carlos Baerga, S OBP: 0.298, SLG: 0.402 (1, 4)	1B			F8	F9		1-3 3-H 2B 2B		G4-3	
Albert Belle, R OBP: 0.402, SLG: 0.626 (1, 7)	G4-3			K	G6-3		2-H 3-H 2B		K	
Jim Thome, L OBP: 0.453, SLG: 0.586 (1, 5)		F8		1B 1B		G3	K			FC5-4 1B
Eddie Murray, S OBP: 0.329, SLG: 0.402 (1, 10)		F9		1B 1-2 1B		1B	BB BB BB	BB		F7
Manny Ramirez, R OBP: 0.376, SLG: 0.560 (1, 9)		F7		1-3 2-H 1B		P6	F8			FC5-4 1-2f
Tony Peña, R OBP: 0.355, SLG: 0.333 (1, 2)			F8		G1			P4		G1-3
Jeromy Burnitz, L OBP: 0.444, SLG: 0.551 (8, PH)										
Sandy Alomar Jr., R OBP: 0.336, SLG: 0.421 (9, 2)										
Alvaro Espinoza, R OBP: 0.295, SLG: 0.380 (1, 3)					G4-3 3B		F8 2B 1B	P4		

Inning Stats	R: 0	H: 1	E: 0	K: 0	S: 4	R: 0	H: 0	E: 0	K: 0	S: 3	R: 0	H: 1	E: 0	K: 1	S: 6	R: 1	H: 3	E: 0	K: 1	S: 8	R: 1	H: 2	E: 0	K: 0	S: 5	R: 0	H: 1	E: 0	K: 0	S: 4	R: 3	H: 4	E: 0	K: 1	S: 9	R: 0	H: 0	E: 0	K: 0	S: 3	R: 0	H: 1	E: 0	K: 0	S: 4	R: 0	H: 0	E: 0	K: 0	S: 5	R: 0	H: 1	E: 0	K: 0	S: 4			
	LOB: 1	BB: 0	P: 4			LOB: 0	BB: 0	P: 3			LOB: 1	BB: 0	P: 6			LOB: 2	BB: 0	P: 8			LOB: 1	BB: 1	P: 5			LOB: 2	BB: 1	P: 13			LOB: 0	BB: 0	P: 3			LOB: 1	BB: 0	P: 4			LOB: 0	BB: 0	P: 3			LOB: 1	BB: 0	P: 4			LOB: 0	BB: 0	P: 5			LOB: 0	BB: 0	P: 5

PITCHER	IP	WLS	BF	H	R	ER	SO	BB	IBB	HBP	BLK	WP	HR	S	P	ERA	WHIP
James Baldwin, R ERA: 3.75	6.0		27	9	3	3	2	0	0	0	0	0	0	31	31	4.50	1.500
Larry Thomas, L ERA: 3.48	0.0		1	1	0	0	0	0	0	0	0	0	0	1	1	∞	∞
41 Bill Simas, R ERA: 3.92	1.0		6	2	2	2	1	1	0	0	0	0	0	7	11	18.00	3.000
Matt Karchner, R ERA: 4.62	2.0	W	6	0	0	0	1	0	0	0	0	0	0	8	8	0.00	0.000
Roberto Hernandez, R ERA: 1.26	1.0	S	4	1	0	0	0	0	0	0	0	0	0	4	4	0.00	1.000

Batter	1	2	3	4	5	6	7	8	9	AB R H RBI BB SO LOB	TOP						
Tony Phillips, S OBP: 0.425, SLG: 0.430 (1, 7) X	0-0 P6		0-0 G6-3		0-0 FC4-6-2 1B		0-3 K		4-0 E G1-2-3 BB	4 0 1 0 1 1 2							
Dave Martinez, L OBP: 0.386, SLG: 0.460 (1, 8) X (8, 9)	0-0 G3			0-0 L4	0-0 FC4-6-2 1-2 3-H		0-0 G3-1		0-0 E2 G1-2-3 2B 1-3 2-H	5 1 0 0 0 0 4							
Frank Thomas, R OBP: 0.461, SLG: 0.627 (1, 3) X	0-0 G5-3			0-0 1B 2B		0-0 1B G4-3 1B	0-0 2B 1B		4-0 G1-2-3 2B IBB	4 2 3 1 1 0 0							
Harold Baines, L OBP: 0.389, SLG: 0.518 (1, 10) X		0-0 G4-3		0-0 HBP 1B 2-3		0-0 G4-3 1B 1-2	0-0 1-3 2B		0-0 G1-2-3 1-2 2-3 3-Hf	5 0 3 0 0 0 3							
Danny Tartabull, R OBP: 0.336, SLG: 0.454 Darren Lewis, R OBP: 0.352, SLG: 0.338 (1, 9) X (8, 8)				0-3 K		0-0 1-2 2-3 1B	0-0 P4		4-0 2B 1B IBB	4 0 2 0 0 1 4 0 1 0 0 1 0 0							
Robin Ventura, L OBP: 0.376, SLG: 0.513 (1, 5) X		0-0 G1-6-3 1-2f		1-0 HBP		4-0 G4-3 IBB		0-0 F7	0-0 1-3 2-H 3-H 1B 2B	3 1 1 2 1 0 1							
Ron Karkovics, R OBP: 0.280, SLG: 0.354 (1, 2) X			0-3 K	0-0 G1-3		0-0 G4-3 1-2 2-3 3-H 1B		0-3 K	0-0 2-H 3-H FC6-4 1B	5 0 1 3 0 2 5							
Ray Durham, S OBP: 0.363, SLG: 0.409 (1, 4) X			0-0 P6		0-0 1B FC4-6-2 1B		0-0 F8		0-0 FC6-4 1-2f	5 0 1 0 0 0 3							
Ozzie Guillen, L OBP: 0.289, SLG: 0.385 (1, 6) X			0-0 1B		0-0 G4-3 1-2		0-0 E3 G3-1 1B		0-0 E 2B	4 2 2 0 0 0 1							
Inning Stats	R: 0 E: 0 K: 0 S: 3 H: 0 LOB: 0 BB: 0 P: 3	R: 0 E: 0 K: 0 S: 3 H: 1 LOB: 0 BB: 0 P: 3	R: 0 E: 0 K: 1 S: 6 H: 1 LOB: 1 BB: 0 P: 6	R: 0 E: 0 K: 1 S: 7 H: 2 LOB: 3 BB: 0 P: 8	R: 0 E: 0 K: 0 S: 4 H: 2 LOB: 1 BB: 0 P: 4	R: 1 E: 0 K: 0 S: 5 H: 3 LOB: 2 BB: 1 P: 9	R: 1 E: 1 K: 1 S: 8 H: 2 LOB: 2 BB: 0 P: 8	R: 0 E: 0 K: 1 S: 5 H: 0 LOB: 0 BB: 0 P: 5	R: 5 E: 1 K: 0 S: 6 H: 3 LOB: 1 BB: 3 P: 18	1B: 10 2B: 5 3B: 0 HR: 0 SF: 0 SAC: 0 DP: 3 HBP: 1	WP: 0 PB: 0 SB: 0 CS: 0 PA: 44						
PITCHER	IP WLS BF H R ER SO BB IBB HBP BLK WP HR S P ERA WHIP	IP WLS BF H R ER SO BB IBB HBP BLK WP HR S P ERA WHIP	IP WLS BF H R ER SO BB IBB HBP BLK WP HR S P ERA WHIP	IP WLS BF H R ER SO BB IBB HBP BLK WP HR S P ERA WHIP	IP WLS BF H R ER SO BB IBB HBP BLK WP HR S P ERA WHIP	IP WLS BF H R ER SO BB IBB HBP BLK WP HR S P ERA WHIP	IP WLS BF H R ER SO BB IBB HBP BLK WP HR S P ERA WHIP	IP WLS BF H R ER SO BB IBB HBP BLK WP HR S P ERA WHIP	IP WLS BF H R ER SO BB IBB HBP BLK WP HR S P ERA WHIP	IP WLS BF H R ER SO BB IBB HBP BLK WP HR S P ERA WHIP	IP WLS BF H R ER SO BB IBB HBP BLK WP HR S P ERA WHIP						
Orel Hershiser, R ERA: 4.23 (1, 1)	6.2 L	31 11	2 1	3 1	0 0	1 0	0 0	0 0	0 0	0 0	0 0	0 0	0 0	0 0	0 0	1.35 1.650	
Eric Plunk, R ERA: 2.47 (7, 1)	1.1	4 0	0 0	0 0	1 0	0 0	0 0	0 0	0 0	0 0	0 0	0 0	6 6	0.00 0.000			
Jim Poole, L ERA: 3.04 (9, 1)	1.0	9 3	5 0	0 0	0 0	1 1	2 0	0 0	0 0	0 0	0 0	0 0	6 18	0.00 4.000			

Chicago White Sox @ Cleveland Indians
Jacobs Field, Cleveland, OH

AB 39
R 7
H 14
RBI 6
BB 4
SO 4
LOB 23



Fri Jul 05 1996, 7:05 PM EDT
Att. 42,536 - Unknown - 74 F

livebaseballscorecards.com

Batter	1	2	3	4	5	6	7	8	9	AB R H RBI BB SO LOB
Kenny Lofton, L OBP: 0.381, SLG: 0.438 (1, 8) S S	0-3 K		0-0 2B		0-0 F7			0-0 F4		4 0 1 0 0 1 1
Omar Vizquel, S OBP: 0.348, SLG: 0.391 (1, 6) X	0-0 F8		0-0 G4-3		0-0 G6-3			0-0 P6		4 0 0 0 0 0 2
Julio Franco, R OBP: 0.419, SLG: 0.482 (1, 3) X	0-0 G3			0-0 G4-3		0-3 K			0-0 6-3	4 0 0 0 0 1 0
Albert Belle, R OBP: 0.400, SLG: 0.621 (1, 7) X		0-0 F9		0-0 2B 1B		0-0 F9			0-3 K	4 0 1 0 0 1 0
Manny Ramirez, R OBP: 0.381, SLG: 0.563 (1, 9) B B B B		4-0 G5-3 BB		0-0 1-3 2B		0-3 K			4-0 1B BB	2 0 1 0 2 1 0
Eddie Murray, S OBP: 0.328, SLG: 0.400 (1, 10) X		0-0 G5-3 1-2		0-0 F8			0-0 P6		0-0 1-2 1B	4 0 1 0 0 0 3
Carlos Baerga, S OBP: 0.295, SLG: 0.398 (1, 4) X		0-0 G3-2-1-2		0-0 G4-3			0-0 F8		0-0 G3	4 0 0 0 0 0 5
Jim Thome, L OBP: 0.455, SLG: 0.591 (1, 5) X			0-0 G6-4-3 1B		0-0 2B		0-3 K			3 0 2 0 0 1 0
Sandy Alomar Jr., R OBP: 0.332, SLG: 0.415 (1, 2) X			0-0 G6-4-3 1-2f		0-0 B1			0-0 G4-3		3 0 0 0 0 0 2

Inning Stats	R: 0	H: 0	E: 0	K: 1	S: 5	LOB: 0	BB: 0	P: 5	R: 0	H: 0	E: 0	K: 0	S: 3	LOB: 1	BB: 1	P: 7	R: 0	H: 2	E: 0	K: 0	S: 4	LOB: 1	BB: 0	P: 4	R: 0	H: 2	E: 0	K: 0	S: 5	LOB: 2	BB: 0	P: 5	R: 0	H: 1	E: 0	K: 0	S: 4	LOB: 1	BB: 0	P: 4	R: 0	H: 0	E: 0	K: 2	S: 7	LOB: 0	BB: 0	P: 7	R: 0	H: 0	E: 0	K: 1	S: 5	LOB: 0	BB: 0	P: 5	R: 0	H: 0	E: 0	K: 0	S: 3	LOB: 0	BB: 0	P: 3	R: 0	H: 1	E: 0	K: 1	S: 6	LOB: 2	BB: 1	P: 10	1B: 3	SF: 0	2B: 3	SAC: 0	3B: 0	DP: 1	HR: 0	HBP: 0	WP: 0	PA: 34
--------------	------	------	------	------	------	--------	-------	------	------	------	------	------	------	--------	-------	------	------	------	------	------	------	--------	-------	------	------	------	------	------	------	--------	-------	------	------	------	------	------	------	--------	-------	------	------	------	------	------	------	--------	-------	------	------	------	------	------	------	--------	-------	------	------	------	------	------	------	--------	-------	------	------	------	------	------	------	--------	-------	-------	-------	-------	-------	--------	-------	-------	-------	--------	-------	--------


PITCHER	IP	WLS	BF	H	R	ER	SO	BB	IBB	HBP	BLK	WP	HR	S	P	ERA	WHIP
Wilson Alvarez, L ERA: 3.69 (1, 1)	8.0	W	29	5	0	0	4	1	0	0	0	0	0	36	40	0.00	0.750
Roberto Hernandez, R ERA: 1.23 (9, 1)	1.0		5	1	0	0	1	1	0	0	0	0	0	6	10	0.00	2.000

BOTTOM

Chicago White Sox @ Cleveland Indians
Jacobs Field, Cleveland, OH

Fri Jul 05 1996, 7:05 PM EDT
Att: 42,536 - Unknown - 74 F

AB	32
R	0
H	6
RBI	0
BB	2
SO	5
LOB	13



PITCHER	IP	WLS	BF	H	R	ER	SO	BB	IBB	HBP	BLK	WP	HR	S	P	ERA	WHIP
---------	----	-----	----	---	---	----	----	----	-----	-----	-----	----	----	---	---	-----	------

Chicago White Sox @ Cleveland Indians
Jacobs Field, Cleveland, OH

Sat Jul 06 1996, 3:33 AM EDT
Att. 42,454 - Sunny - 79 F

AB	32
R	3
H	7
RBI	3
BB	2
SO	5
LOB	11



WP	0	PA	34
PB	1		
SB	0		
CS	0		

AB R H RBI BB SO LOB

4 0 0 0 0 1 1

4 1 1 0 0 1 1

4 0 0 0 0 0 1

3 2 3 3 1 0 0

3 0 1 0 1 1 1
0 0 0 0 0 0 0

4 0 1 0 0 0 4

4 0 0 0 0 2 3

3 0 0 0 0 0 0

3 0 1 0 0 0 0

1B	5	SF	0
2B	0	SAC	0
3B	0	DP	2
HR	2	HBP	0

Batter 1 2 3 4 5 6 7 8 9

Tony Phillips, S (1, 7)
OBP: 0.421, SLG: 0.425
1-2 G6-3
1-3 K
0-2 G6-3

Dave Martinez, L (1, 8)
OBP: 0.384, SLG: 0.455
1-3 K

Frank Thomas, R (1, 3)
OBP: 0.457, SLG: 0.619
0-2 G6-3

Harold Baines, L (1, 10)
OBP: 0.397, SLG: 0.546
2-2 G4-6-3 1B

Danny Tartabull, R (1, 9)
OBP: 0.338, SLG: 0.453
Darren Lewis, R (9, 8)
OBP: 0.352, SLG: 0.338
3-3 K

Robin Ventura, L (1, 5)
OBP: 0.375, SLG: 0.510
0-1 G4-6-3 1-2f

Ron Karkovics, R (1, 2)
OBP: 0.275, SLG: 0.348
2-0 L8

Ray Durham, S (1, 4)
OBP: 0.360, SLG: 0.404
2-2 P3

Ozzie Guillen, L (1, 6)
OBP: 0.289, SLG: 0.385
0-2 G1-3

Charles Nagy, R (1, 1)
ERA: 3.53
8.0 IP 5 H 2 R 2 ER 5 SO 2 BB 0 IBB 0 HBP 0 BLK 0 WP 0 HR 1 S 70 P 112 ERA 2.25 WHIP 0.875

Paul Shuey, R (9, 1)
ERA: 4.43
1.0 IP 2 H 1 R 1 ER 0 SO 0 BB 0 IBB 0 HBP 0 BLK 0 WP 0 HR 1 S 9 P 18 ERA 9.00 WHIP 2.000

Paul Shuey, R (9, 1)
ERA: 4.43
1.0 IP 2 H 1 R 1 ER 0 SO 0 BB 0 IBB 0 HBP 0 BLK 0 WP 0 HR 1 S 9 P 18 ERA 9.00 WHIP 2.000

Paul Shuey, R (9, 1)
ERA: 4.43
1.0 IP 2 H 1 R 1 ER 0 SO 0 BB 0 IBB 0 HBP 0 BLK 0 WP 0 HR 1 S 9 P 18 ERA 9.00 WHIP 2.000

Paul Shuey, R (9, 1)
ERA: 4.43
1.0 IP 2 H 1 R 1 ER 0 SO 0 BB 0 IBB 0 HBP 0 BLK 0 WP 0 HR 1 S 9 P 18 ERA 9.00 WHIP 2.000

Paul Shuey, R (9, 1)
ERA: 4.43
1.0 IP 2 H 1 R 1 ER 0 SO 0 BB 0 IBB 0 HBP 0 BLK 0 WP 0 HR 1 S 9 P 18 ERA 9.00 WHIP 2.000

Paul Shuey, R (9, 1)
ERA: 4.43
1.0 IP 2 H 1 R 1 ER 0 SO 0 BB 0 IBB 0 HBP 0 BLK 0 WP 0 HR 1 S 9 P 18 ERA 9.00 WHIP 2.000

Paul Shuey, R (9, 1)
ERA: 4.43
1.0 IP 2 H 1 R 1 ER 0 SO 0 BB 0 IBB 0 HBP 0 BLK 0 WP 0 HR 1 S 9 P 18 ERA 9.00 WHIP 2.000

Paul Shuey, R (9, 1)
ERA: 4.43
1.0 IP 2 H 1 R 1 ER 0 SO 0 BB 0 IBB 0 HBP 0 BLK 0 WP 0 HR 1 S 9 P 18 ERA 9.00 WHIP 2.000

Paul Shuey, R (9, 1)
ERA: 4.43
1.0 IP 2 H 1 R 1 ER 0 SO 0 BB 0 IBB 0 HBP 0 BLK 0 WP 0 HR 1 S 9 P 18 ERA 9.00 WHIP 2.000

Paul Shuey, R (9, 1)
ERA: 4.43
1.0 IP 2 H 1 R 1 ER 0 SO 0 BB 0 IBB 0 HBP 0 BLK 0 WP 0 HR 1 S 9 P 18 ERA 9.00 WHIP 2.000

Paul Shuey, R (9, 1)
ERA: 4.43
1.0 IP 2 H 1 R 1 ER 0 SO 0 BB 0 IBB 0 HBP 0 BLK 0 WP 0 HR 1 S 9 P 18 ERA 9.00 WHIP 2.000

Paul Shuey, R (9, 1)
ERA: 4.43
1.0 IP 2 H 1 R 1 ER 0 SO 0 BB 0 IBB 0 HBP 0 BLK 0 WP 0 HR 1 S 9 P 18 ERA 9.00 WHIP 2.000

Paul Shuey, R (9, 1)
ERA: 4.43
1.0 IP 2 H 1 R 1 ER 0 SO 0 BB 0 IBB 0 HBP 0 BLK 0 WP 0 HR 1 S 9 P 18 ERA 9.00 WHIP 2.000

Paul Shuey, R (9, 1)
ERA: 4.43
1.0 IP 2 H 1 R 1 ER 0 SO 0 BB 0 IBB 0 HBP 0 BLK 0 WP 0 HR 1 S 9 P 18 ERA 9.00 WHIP 2.000

Paul Shuey, R (9, 1)
ERA: 4.43
1.0 IP 2 H 1 R 1 ER 0 SO 0 BB 0 IBB 0 HBP 0 BLK 0 WP 0 HR 1 S 9 P 18 ERA 9.00 WHIP 2.000

Paul Shuey, R (9, 1)
ERA: 4.43
1.0 IP 2 H 1 R 1 ER 0 SO 0 BB 0 IBB 0 HBP 0 BLK 0 WP 0 HR 1 S 9 P 18 ERA 9.00 WHIP 2.000

Paul Shuey, R (9, 1)
ERA: 4.43
1.0 IP 2 H 1 R 1 ER 0 SO 0 BB 0 IBB 0 HBP 0 BLK 0 WP 0 HR 1 S 9 P 18 ERA 9.00 WHIP 2.000

Paul Shuey, R (9, 1)
ERA: 4.43
1.0 IP 2 H 1 R 1 ER 0 SO 0 BB 0 IBB 0 HBP 0 BLK 0 WP 0 HR 1 S 9 P 18 ERA 9.00 WHIP 2.000

Paul Shuey, R (9, 1)
ERA: 4.43
1.0 IP 2 H 1 R 1 ER 0 SO 0 BB 0 IBB 0 HBP 0 BLK 0 WP 0 HR 1 S 9 P 18 ERA 9.00 WHIP 2.000

Paul Shuey, R (9, 1)
ERA: 4.43
1.0 IP 2 H 1 R 1 ER 0 SO 0 BB 0 IBB 0 HBP 0 BLK 0 WP 0 HR 1 S 9 P 18 ERA 9.00 WHIP 2.000

Paul Shuey, R (9, 1)
ERA: 4.43
1.0 IP 2 H 1 R 1 ER 0 SO 0 BB 0 IBB 0 HBP 0 BLK 0 WP 0 HR 1 S 9 P 18 ERA 9.00 WHIP 2.000

Paul Shuey, R (9, 1)
ERA: 4.43
1.0 IP 2 H 1 R 1 ER 0 SO 0 BB 0 IBB 0 HBP 0 BLK 0 WP 0 HR 1 S 9 P 18 ERA 9.00 WHIP 2.000

Paul Shuey, R (9, 1)
ERA: 4.43
1.0 IP 2 H 1 R 1 ER 0 SO 0 BB 0 IBB 0 HBP 0 BLK 0 WP 0 HR 1 S 9 P 18 ERA 9.00 WHIP 2.000

Paul Shuey, R (9, 1)
ERA: 4.43
1.0 IP 2 H 1 R 1 ER 0 SO 0 BB 0 IBB 0 HBP 0 BLK 0 WP 0 HR 1 S 9 P 18 ERA 9.00 WHIP 2.000

Paul Shuey, R (9, 1)
ERA: 4.43
1.0 IP 2 H 1 R 1 ER 0 SO 0 BB 0 IBB 0 HBP 0 BLK 0 WP 0 HR 1 S 9 P 18 ERA 9.00 WHIP 2.000

Batter	1	2	3	4	5	6	7	8	9	AB	R	H	RBI	BB	SO	LOB	TOP
Tony Phillips, S	G6-3			G6-3		K		F8		4	0	0	0	0	1	1	
Dave Martinez, L	K			G4-3			HR	F7		4	1	1	0	0	1	1	
Frank Thomas, R	G6-3			L6			F9		F9	4	0	0	0	0	0	1	
Harold Baines, L		G4-6-3 1B			G3-6-1 1B		HR		HR	3	2	3	3	1	0	0	
Danny Tartabull, R		K			G3-6-1 1B			P3		3	0	1	0	1	1	1	
Darren Lewis, R		K			G3-6-1 1B			P3		0	0	0	0	0	0	0	
Robin Ventura, L		G4-6-3			G3-6-1			P5		4	0	1	0	0	0	4	
Ron Karkovics, R				L8		K			L7	4	0	0	0	0	2	3	
Ray Durham, S								F8		3	0	0	0	0	0	0	
Ozzie Guillen, L								F9		3	0	1	0	0	0	0	

IP	WLS	BF	H	R	ER	SO	BB	IBB	HBP	BLK	WP	HR	S	P	ERA	WHIP	WP	PA
8.0		29	5	2	2	5	2	0	0	0	0	1	70	112	2.25	0.875	0	34
1.0	L	5	2	1	1	0	0	0	0	0	0	1	9	18	9.00	2.000	0	

Batter	1	2	3	4	5	6	7	8	9	AB	R	H	RBI	BB	SO	LOB
Kenny Lofton, L OBP: 0.377, SLG: 0.433 (1, 8)	2-3 K		0-0 B2-3		1-2 F9		0-2 G5-3			4	0	0	0	0	1	2
Carlos Baerga, S OBP: 0.292, SLG: 0.393 (1, 4)	2-2 F7			1-0 G3-1		0-1 F8		2-1 L7		4	0	0	0	0	0	0
Jim Thome, L OBP: 0.458, SLG: 0.604 (1, 5)	0-1 FC6-4 1B			2-0 HR		4-0 BB		2-3 K		3	1	2	1	1	1	0
Albert Belle, R OBP: 0.396, SLG: 0.613 (1, 7)	1-2 FC6-4 1-2f			1-1 F9		2-3 K		2-3 K		4	0	0	0	0	2	2
Julio Franco, R OBP: 0.422, SLG: 0.484 (1, 3)		4-2 G4-6-3 BB		2-2 1B		3-2 L8		0-2 1B		3	0	2	0	1	0	1
Alvaro Espinoza, R OBP: 0.295, SLG: 0.380 (9, PR)										0	0	0	0	0	0	0
Eddie Murray, S OBP: 0.324, SLG: 0.395 (1, 10)		1-0 G4-6-3 1-2f		1-0 P5		1-0 L4		0-3 K		4	0	0	0	0	1	3
Manny Ramirez, R OBP: 0.379, SLG: 0.563 (1, 9)		2-2 L8			1-1 F7		1-0 2B 2B		0-0 F7	4	1	1	0	0	0	1
Tony Peña, R OBP: 0.347, SLG: 0.325 (1, 2)			2-1 G6-3		0-1 G6-3		0-1 L4		0-3 K	2	0	0	0	0	0	0
Jeromy Burnitz, L OBP: 0.438, SLG: 0.540 (7, PH)										1	0	0	0	0	0	1
Sandy Alomar Jr., R OBP: 0.331, SLG: 0.414 (8, 2)										1	0	0	0	0	1	1
Omar Vizquel, S OBP: 0.351, SLG: 0.401 (1, 6)			2-3 K		1-1 2B		3-2 2B 2-H			3	0	2	1	0	1	0

Inning Stats	R: 0	H: 1	E: 0	K: 1	S: 12	H: 0	LOB: 1	BB: 0	P: 17	R: 0	H: 0	E: 0	K: 0	S: 6	H: 0	LOB: 0	BB: 1	P: 13	R: 0	H: 0	E: 0	K: 1	S: 7	R: 1	H: 2	E: 0	K: 0	S: 8	H: 0	LOB: 1	BB: 0	P: 15	R: 0	H: 1	E: 0	K: 0	S: 10	H: 0	LOB: 1	BB: 0	P: 13	R: 0	H: 0	E: 0	K: 1	S: 9	H: 0	LOB: 1	BB: 1	P: 18	R: 1	H: 2	E: 0	K: 0	S: 11	H: 0	LOB: 1	BB: 0	P: 16	R: 0	H: 0	E: 0	K: 2	S: 8	H: 0	LOB: 0	BB: 0	P: 14	R: 0	H: 1	E: 0	K: 2	S: 10	H: 1	LOB: 1	BB: 0	P: 10	1B: 3	2B: 3	3B: 0	HR: 1	SF: 0	SAC: 0	DP: 1	HBP: 0	WP: 0	PB: 0	SB: 0	CS: 0	PA: 35
--------------	------	------	------	------	-------	------	--------	-------	-------	------	------	------	------	------	------	--------	-------	-------	------	------	------	------	------	------	------	------	------	------	------	--------	-------	-------	------	------	------	------	-------	------	--------	-------	-------	------	------	------	------	------	------	--------	-------	-------	------	------	------	------	-------	------	--------	-------	-------	------	------	------	------	------	------	--------	-------	-------	------	------	------	------	-------	------	--------	-------	-------	-------	-------	-------	-------	-------	--------	-------	--------	-------	-------	-------	-------	--------

PITCHER	IP	WLS	BF	H	R	ER	SO	BB	IBB	HBP	BLK	WP	HR	S	P	ERA	WHIP
Kevin Tapani, R ERA: 3.53 (1, 1)	6.2		27	6	2	2	3	2	0	0	0	0	1	60	100	2.70	1.200
Larry Thomas, L ERA: 3.32 (7, 1)	1.0		3	0	0	0	1	0	0	0	0	0	0	8	12	0.00	0.000
Matt Karchner, R ERA: 4.59 (8, 1)	0.1	W	1	0	0	0	1	0	0	0	0	0	0	3	5	0.00	0.000
Roberto Hernandez, R ERA: 1.2 (9, 1)	1.0	S	4	1	0	0	2	0	0	0	0	0	0	10	10	0.00	1.000

BOTTOM

Chicago White Sox @ Cleveland Indians
Jacobs Field, Cleveland, OH
 Sat Jul 06 1996, 3:33 AM EDT
 Att. 42,454 - Sunny - 79 F

livebaseballscorecards.com

AB	33
R	2
H	7
RBI	2
BB	2
SO	7
LOB	11



Batter	1	2	3	4	5	6	7	8	9	AB R H RBI BB SO LOB	TOP																											
Tony Phillips, S OBP: 0.417, SLG: 0.420 (1, 7) (8, 3)	0-1 G4-3		2-1 L3			0-0 L7		1-2 G6-3		4 0 0 0 0 0 0																												
Dave Martinez, L OBP: 0.377, SLG: 0.447 (1, 8)	1-3 K		1-1 F9			1-0 F9		2-3 K		4 0 0 0 0 2 0																												
Frank Thomas, R OBP: 0.455, SLG: 0.614 Lyle Mouton, R OBP: 0.371, SLG: 0.472 (1, 3) (8, 7)	1-1 1B				2-2 F8	2-3 K		0-3 K		4 0 1 0 0 2 0 0 0 0 0 0 0 0																												
Harold Baines, L OBP: 0.398, SLG: 0.545 (1, 10)	1-3 K				0-0 FC6-4 1B		1-0 G3		0-0 1B	4 0 2 0 0 1 1																												
Danny Tartabull, R OBP: 0.333, SLG: 0.446 (1, 9)			3-1 G5-3		1-2 FC6-4 1-2f		2-0 G5-3		3-2 F8	4 0 0 0 0 0 1																												
Robin Ventura, L OBP: 0.376, SLG: 0.519 (1, 5)			2-1 HR		1-3 K		2-2 2B 1B		1-3 K	4 1 2 1 0 2 1																												
Ron Karkovics, R OBP: 0.276, SLG: 0.352 (1, 2)			0-1 L4			3-3 K		1-0 1-3 2B		3 0 1 0 0 1 0																												
Ray Durham, S OBP: 0.360, SLG: 0.401 (1, 4)			3-2 P4			2-3 K		4-1 BB		2 0 0 0 1 1 0																												
Ozzie Guillen, L OBP: 0.286, SLG: 0.381 (1, 6)			1-1 F8			0-0 G3		2-3 K		3 0 0 0 0 1 3																												
Inning Stats	R: 0 E: 0 K: 2 S: 11	H: 1 LOB: 1 BB: 0 P: 14	R: 1 E: 0 K: 0 S: 9	H: 1 LOB: 0 BB: 0 P: 17	R: 0 E: 0 K: 0 S: 6	H: 0 LOB: 0 BB: 0 P: 10	R: 0 E: 0 K: 1 S: 11	H: 1 LOB: 1 BB: 0 P: 15	R: 0 E: 0 K: 2 S: 8	H: 0 LOB: 0 BB: 0 P: 13	R: 0 E: 0 K: 1 S: 5	H: 0 LOB: 0 BB: 0 P: 8	R: 0 E: 0 K: 1 S: 11	H: 2 LOB: 3 BB: 1 P: 23	R: 0 E: 0 K: 2 S: 9	H: 0 LOB: 0 BB: 0 P: 12	R: 0 E: 0 K: 1 S: 7	H: 1 LOB: 0 BB: 0 P: 11	1B: 4 2B: 1 3B: 0 HR: 1	SF: 0 SAC: 0 DP: 0 HBP: 0	WP: 0 PB: 0 SB: 0 CS: 0	PA: 33																
PITCHER	IP WLS BF H R ER SO BB IBB HBP BLK WP HR S P ERA WHIP																																					
Chad Ogea, R ERA: 5.98 Paul Assenmacher, L ERA: 2.1	(1, 1) (7, 1)	6.2 2.1	W S	26 7	5 1	1 0	1 0	6 4	1 0	0 0	0 0	0 0	0 0	1 19	58 28	95 28	1.35 0.00	0.900 0.429																				


Chicago White Sox @ Cleveland Indians
 Jacobs Field, Cleveland, OH
 Sun Jul 07 1996, 3:33 AM EDT
 Att. 42,343 - Sunny - 83 F

AB	32
R	1
H	6
RBI	1
BB	1
SO	10
LOB	6



Batter	1	2	3	4	5	6	7	8	9
Kenny Lofton, L OBP: 0.375, SLG: 0.430 (1, 8)	0-2 G4-3		1-2 1B	0-3 K			0-3 K	2-0 G4-3	
Omar Vizquel, S OBP: 0.359, SLG: 0.408 (1, 6)	1-1 1B		1-2 1B		0-1 2B		2-2 1B		
Jim Thome, L OBP: 0.459, SLG: 0.601 (1, 5)	4-2 1B		3-2 1B		0-0 F8		2-0 G4-3		
Albert Belle, R OBP: 0.394, SLG: 0.607 (1, 7)	2-2 L7		0-2 G3		0-0 G1-6-3		4-2 1B		
Manny Ramirez, R OBP: 0.384, SLG: 0.568 (1, 9)	1-2 1B		2-2 G6-3		2-0 2B		1-2 1B		
Eddie Murray, S OBP: 0.323, SLG: 0.393 (1, 10)	0-0 G4-3		2-3 K		1-1 G1-3		2-1 E8		
Carlos Baerga, S OBP: 0.291, SLG: 0.392 (1, 4)		0-2 G6-3		0-1 1B		0-0 L6	1-0 G1-3		
Sandy Alomar Jr., R OBP: 0.326, SLG: 0.407 (1, 2)		1-1 L5		0-0 G4-6-3		1-0 P2	2-2 G6-3		
Alvaro Espinoza, R OBP: 0.293, SLG: 0.387 (1, 3)		0-0 B1		0-1 2B		1-1 F8	2-1 F9		


AB	R	H	RBI	BB	SO	LOB
5	1	1	0	0	2	1
4	4	4	0	0	0	0
3	0	1	2	1	0	2
3	1	0	0	1	0	4
4	0	3	3	0	0	1
4	0	1	1	0	1	4
4	0	1	0	0	0	2
4	0	0	0	0	0	1
4	0	1	0	0	0	0

BOTTOM	
AB	35
R	6
H	12
RBI	6
BB	2
SO	3
LOB	15
	
WP : 1	PA : 37
PB : 0	
SB : 2	
CS : 0	

Chicago White Sox @ Cleveland Indians
Jacobs Field, Cleveland, OH
 Sun Jul 07 1996, 3:33 AM EDT
 Att: 42,343 - Sunny - 83 F

Inning Stats		R	H	E	K	S	R	H	E	K	S	R	H	E	K	S	R	H	E	K	S	R	H	E	K	S	
R: 1 H: 2 E: 0 K: 19 S: 19		1	2	0	19	19	0	0	0	7	7	0	0	0	23	23	0	0	0	0	8	8	0	0	0	0	0
H: 2 LOB: 2 BB: 1 P: 26		2	2	0	1	26	0	0	0	8	8	0	0	0	0	0	0	0	0	0	0	0	0	0	0	0	
R: 0 H: 0 E: 0 K: 7 S: 7		0	0	0	7	7	0	0	0	0	0	0	0	0	0	0	0	0	0	0	0	0	0	0	0	0	
R: 2 H: 3 E: 0 K: 1 S: 23		2	3	0	1	23	0	0	0	0	0	0	0	0	0	0	0	0	0	0	0	0	0	0	0	0	
R: 0 H: 2 E: 0 K: 8 S: 8		0	2	0	8	8	0	0	0	0	0	0	0	0	0	0	0	0	0	0	0	0	0	0	0	0	
R: 1 H: 2 E: 0 K: 7 S: 7		1	2	0	7	7	0	0	0	0	0	0	0	0	0	0	0	0	0	0	0	0	0	0	0	0	
R: 0 H: 0 E: 0 K: 4 S: 4		0	0	0	4	4	0	0	0	0	0	0	0	0	0	0	0	0	0	0	0	0	0	0	0	0	
R: 2 H: 3 E: 1 K: 16 S: 16		2	3	1	16	16	0	0	0	0	0	0	0	0	0	0	0	0	0	0	0	0	0	0	0	0	
R: 0 H: 0 E: 0 K: 6 S: 6		0	0	0	6	6	0	0	0	0	0	0	0	0	0	0	0	0	0	0	0	0	0	0	0	0	
R: 0 H: 0 E: 0 K: 6 S: 6		0	0	0	6	6	0	0	0	0	0	0	0	0	0	0	0	0	0	0	0	0	0	0	0	0	

PITCHER		IP	WLS	BF	H	R	ER	SO	BB	IBB	HBP	BLK	WP	HR	S	P	ERA	WHIP
Alex Fernandez, R ERA: 4.1 (1, 1)	6.1	L	29	10	5	5	3	3	1	0	0	0	1	0	75	99	7.11	1.737
Mike Sirotko, L ERA: 8.74 (7, 1)	0.1		1	0	0	0	0	0	0	0	0	0	0	0	1	3	0.00	0.000
41 Bill Simas, R ERA: 4.09 (7, 1)	0.1		4	2	1	1	0	1	0	0	0	0	0	0	8	16	27.00	9.000
Jeff Darwin, R ERA: (8, 1)	1.0		3	0	0	0	0	0	0	0	0	0	0	0	6	12	0.00	0.000

Batter	1	2	3	4	5	6	7	8	9	AB R H RBI BB SO LOB	TOP											
Kenny Lofton, L (1, 8) OBP: 0.373, SLG: 0.427 Alvaro Espinoza, R (7, 3) OBP: 0.289, SLG: 0.382	2-2 L9	0-0 HR 1B	2-1 F7		1-0 G1-3		1-2 K		1-2 L7	5 1 1 0 0 1 2 1 0 0 0 0 0 1												
Omar Vizquel, S (1, 6) OBP: 0.356, SLG: 0.406	3-1 P4	1-1 SF8	0-2 FC5-4			1-2 HR 1B	1-0 G1-3			4 1 1 1 0 0 1												
Jim Thome, L (1, 5) OBP: 0.461, SLG: 0.612	1-1 2B 1B	1-1 F9		2-1 HR		0-1 HR 1B		0-2 P6		5 3 3 1 0 0 2												
Albert Belle, R (1, 7) OBP: 0.399, SLG: 0.622	0-1 1B 2B	4-0 HR BB		1-2 G4-3		1-0 HR		2-2 1B		4 3 3 4 1 0 0												
Manny Ramirez, R (1, 9) OBP: 0.384, SLG: 0.576	2-2 1B 1B	0-0 HR		3-0 F8		2-2 P3		1-3 K		5 1 2 5 0 1 1												
Jeremy Burnitz, L (1, 10) OBP: 0.435, SLG: 0.519	2-2 1B	4-1 FC4-6 BB		2-2 P5		2-2 F8		0-0 F8		4 0 1 0 1 0 1												
Carlos Baerga, S (1, 4) OBP: 0.283, SLG: 0.390	1-2 P6	0-0 FC4-6			1-0 HBP	2-1 FC4-6 1B			0-0 F7	4 0 1 0 0 0 3	AB 40 R 11 H 13 RBI 11 BB 4 SO 2 LOB 14											
Sandy Alomar Jr., R (1, 2) OBP: 0.319, SLG: 0.398		1-0 E5 1B 1B SF8	2-2 L9		2-0 P6	1-2 FC4-6			1-0 F9	5 1 0 0 0 0 2												
Mark Carreon, R (1, 3) OBP: 0.321, SLG: 0.447 (7, 8)		0-1 BB 1B HR 1B	4-0 FC5-4 BB		0-1 P4		1-1 P6		4-2 BB	3 1 1 0 2 0 1												
Inning Stats	R: 2 E: 0 K: 0 S: 18	H: 4 LOB: 2 BB: 0 P: 29	R: 5 E: 1 K: 0 S: 11	H: 3 LOB: 1 BB: 2 P: 22	R: 0 E: 0 K: 0 S: 9	H: 0 LOB: 1 BB: 1 P: 17	R: 1 E: 0 K: 0 S: 9	H: 1 LOB: 0 BB: 0 P: 17	R: 0 E: 0 K: 0 S: 4	H: 0 LOB: 1 BB: 0 P: 8	R: 3 E: 0 K: 0 S: 20	H: 4 LOB: 1 BB: 0 P: 29	R: 0 E: 0 K: 1 S: 6	H: 0 LOB: 0 BB: 0 P: 9	R: 0 E: 0 K: 1 S: 12	H: 1 LOB: 1 BB: 0 P: 15	R: 0 E: 0 K: 0 S: 8	H: 0 LOB: 1 BB: 1 P: 14	1B: 9 2B: 1 3B: 0 HR: 3	SF: 1 SAC: 0 DP: 0 HBP: 1	WP: 0 PB: 0 SB: 0 CS: 0	PA: 46
PITCHER	IP WLS BF H R ER SO BB IBB HBP BLK WP HR S P ERA WHIP																					
Brad Radke, R (1, 1) ERA: 4.86	2.0 L 16 7 7 2 0 2 0 0 0 0 0 1 29 51 9.00 4.500																					
Scott Aldred, L (3, 1) ERA: 7.61	3.0 12 1 1 1 0 1 0 1 0 0 0 1 22 42 3.00 0.667																					
Mike Milchin, L (6, 1) ERA: 4.8	0.0 2 2 2 2 0 0 0 0 0 0 0 0 7 8 ∞ ∞																					
Greg Hansell, R (6, 1) ERA: 5.19	1.0 5 2 1 1 0 0 0 0 0 0 0 1 13 21 9.00 2.000																					
Eddie Guardado, L (7, 1) ERA: 4.7	1.1 4 0 0 0 1 0 0 0 0 0 0 0 10 13 0.00 0.000																					
PITCHER	IP WLS BF H R ER SO BB IBB HBP BLK WP HR S P ERA WHIP																					
Dan Naulty, R (8, 1) ERA: 3.09	0.2 3 1 0 0 0 1 0 0 0 0 0 0 8 11 0.00 1.500																					
Dave Stevens, R (9, 1) ERA: 3.18	1.0 4 0 0 0 0 1 0 0 0 0 0 0 8 14 0.00 1.000																					

Cleveland Indians @ Minnesota Twins
Hubert H. Humphrey Metrodome, Minneapolis, MN
 Thu Jul 11 1996, 8:05 PM EDT
 Att. 16,438 - Dome

livebaseballscorecards.com

Batter	1	2	3	4	5	6	7	8	9	AB R H RBI BB SO LOB
Chuck Knoblauch, R <small>(1, 4) OBP: 0.454, SLG: 0.575</small>	2-2 HR 1B		0-1 2B	1-1 FC5-4 1-2f		1-1 E6 2B 1-2 2-3 G6-3		2-2 G1-3		5 2 2 0 0 0 4
Rich Becker, L <small>(1, 7) OBP: 0.341, SLG: 0.411</small>	1-2 HR 1-H		3-2 G5-3		2-0 G6-3	0-0 1B 1-3 2-H 3-H 2B		1-2 G3-6-3 1B		5 2 3 4 0 0 1
Paul Molitor, R <small>(1, 10) OBP: 0.374, SLG: 0.437</small>	1-1 G4-3 1B		1-0 F9		1-3 K	0-0 G6-3 3-H		0-1 G3-6-3 1-2f		5 0 1 1 0 1 3
Scott Stahoviak, L <small>(1, 3) OBP: 0.399, SLG: 0.500</small>	3-3 K 1-2		1-2 F7		2-2 WP 1B	3-2 1B 2-H		3-2 F7		5 0 2 1 0 1 2
Dave Hollins, S <small>(1, 5) OBP: 0.366, SLG: 0.375</small>	0-0 G4-3 2-3			2-2 G3-1	4-0 BB 1-2	1-1 G4-3		3-3 K		4 0 0 0 1 1 2
Greg Myers, L <small>(1, 2) OBP: 0.339, SLG: 0.491</small>	2-0 P6		1-1 F7	1-3 K		0-0 L6		1-3 K		5 0 0 0 0 2 3
Pat Meares, R <small>(1, 6) OBP: 0.285, SLG: 0.384</small>		0-2 P6		1-1 E6 1B		0-0 FC3-6 1B	0-1 F7 2B			4 1 2 0 0 0 0
Matt Lawton, L <small>(1, 8) OBP: 0.313, SLG: 0.301</small>		3-3 K		0-0 1B 1-2 1B		3-2 FC3-6 E 1B 2B 1-2f	3-2 F7 2-3		4 1 1 0 0 1 2	
Denny Hocking, S <small>(1, 9) OBP: 0.221, SLG: 0.266</small>		1-3 K		3-2 FC5-4 1-3 2-H 1B		1-0 E 2B 1B	0-0 L8		4 1 2 1 0 1 1	

Inning Stats	R: 2	H: 3	E: 0	K: 13	LOB: 1	BB: 22	R: 0	H: 0	E: 0	K: 10	LOB: 0	BB: 14	R: 0	H: 1	E: 0	K: 0	LOB: 1	BB: 0	R: 0	H: 1	E: 0	K: 2	LOB: 2	BB: 1	R: 4	H: 4	E: 1	K: 0	LOB: 1	BB: 26	R: 0	H: 1	E: 0	K: 7	LOB: 1	BB: 10	R: 0	H: 1	E: 0	K: 13	LOB: 0	BB: 16	R: 0	H: 0	E: 0	K: 9	LOB: 0	BB: 16	1B: 9	SF: 0	2B: 3	SAC: 0	3B: 0	DP: 1	HR: 1	HBP: 0	WP: 1	PA: 42
--------------	------	------	------	-------	--------	--------	------	------	------	-------	--------	--------	------	------	------	------	--------	-------	------	------	------	------	--------	-------	------	------	------	------	--------	--------	------	------	------	------	--------	--------	------	------	------	-------	--------	--------	------	------	------	------	--------	--------	-------	-------	-------	--------	-------	-------	-------	--------	-------	--------

PITCHER	IP	WLS	BF	H	R	ER	SO	BB	IBB	HBP	BLK	WP	HR	S	P	ERA	WHIP
Jack McDowell, R <small>(1, 1) ERA: 4.42</small>	5.1	W	28	9	6	4	5	1	0	0	0	1	1	73	114	6.75	1.875
Julian Tavarez, R <small>(6, 1) ERA: 4.92</small>	1.2		8	3	1	0	0	0	0	0	0	0	0	14	21	0.00	1.800
Eric Plunk, R <small>(8, 1) ERA: 2.36</small>	2.0		6	1	0	0	2	0	0	0	0	0	0	22	32	0.00	0.500

BOTTOM

Cleveland Indians @ Minnesota Twins
 Hubert H. Humphrey Metrodome, Minneapolis, MN

Thu Jul 11 1996, 8:05 PM EDT
 Att. 16,438 - Dome

livebaseballscorecards.com

AB	41
R	7
H	13
RBI	7
BB	1
SO	7
LOB	18

Batter	1	2	3	4	5	6	7	8	9	AB R H RBI BB SO LOB	TOP														
Omar Vizquel, S (1, 6) OBP: 0.360, SLG: 0.408	1-2 1B G4-6-3 1B		2-1 G6-3		0-0 1B			0-0 P6	4-2 1B BB	4 2 2 0 1 0 0															
Mark Carreon, R (1, 8) OBP: 0.328, SLG: 0.450	3-2 1B G4-6-3		3-2 HBP		1-1 P5			4-2 FC1-6 BB	2-0 1B 1B	3 0 2 0 1 0 1															
Jim Thome, L (1, 5) OBP: 0.457, SLG: 0.604	1-0 G4-6-3		1-0 F8				2-1 F7	0-0 FC1-6	0-1 FC6-4 1B	5 0 1 2 0 0 3															
Albert Belle, R (1, 7) OBP: 0.399, SLG: 0.626	4-0 2B BB			1-1 HR			3-2 F9	0-0 G5-3	2-0 FC6-4	4 1 1 1 1 0 3															
Manny Ramirez, R (1, 9) OBP: 0.385, SLG: 0.577	3-1 2B			2-3 K			1-2 G5-3		4-1 FC3-6 BB	3 0 1 0 1 1 0															
Eddie Murray, S (1, 10) Jeremy Burnitz, L (9, PH) OBP: 0.429, SLG: 0.509			3-2 1B G1-6-3		4-2 BB G6-4-3		0-1 P2		0-0 FC3-6 HR	2 0 1 0 1 0 0 1 1 0 0 0 0 1															
Carlos Baerga, S (1, 4) OBP: 0.290, SLG: 0.386			2-3 K		1-0 G6-4-3		1-0 G6-3		0-2 F9	4 0 0 0 0 1 3															
Sandy Alomar Jr., R (1, 2) Brian Giles, L (9, PH) Tony Peña, R (9, 2) OBP: 0.347, SLG: 0.325			1-2 G1-6-3		3-1 G4-3		0-0 F8		2-0 HR	3 0 0 0 0 0 1 1 1 1 2 0 0 0 0 0 0 0 0 0 0															
Alvaro Espinoza, R (1, 3) Kenny Lofton, L (9, PH) Scott Leius, R (9, 3) OBP: 0.159, SLG: 0.262			3-1 F9		0-3 K			0-1 HR	4-1 1B BB 1B BB	3 1 1 1 0 1 0 0 1 0 0 1 0 0 0 0 0 0 0 0 0															
Inning Stats	R: 1 E: 0 K: 0 S: 10	H: 3 LOB: 2 BB: 1 P: 22	R: 0 E: 0 K: 1 S: 10	H: 1 LOB: 0 BB: 0 P: 16	R: 0 E: 0 K: 0 S: 7	H: 0 LOB: 1 BB: 0 P: 16	R: 1 E: 0 K: 1 S: 8	H: 1 LOB: 0 BB: 1 P: 16	R: 0 E: 0 K: 0 S: 8	H: 1 LOB: 1 BB: 0 P: 12	R: 0 E: 0 K: 0 S: 11	H: 0 LOB: 0 BB: 0 P: 17	R: 0 E: 0 K: 0 S: 4	H: 0 LOB: 0 BB: 0 P: 5	R: 1 E: 0 K: 0 S: 9	H: 1 LOB: 1 BB: 1 P: 13	R: 4 E: 0 K: 0 S: 16	H: 3 LOB: 2 BB: 3 P: 34	1B: 6 2B: 1 3B: 0 HR: 3	SF: 0 SAC: 0 DP: 3 HBP: 1	WP: 0 PB: 0 SB: 0 CS: 0	PA: 40			
PITCHER	IP	WLS	BF	H	R	ER	SO	BB	IBB	HBP	BLK	WP	HR	S	P	ERA	WHIP								
Rich Robertson, L (1, 1) ERA: 4.62	7.0		26	6	2	2	3	2	0	1	0	0	1	58	104	2.57	1.143								
Eddie Guardado, L (8, 1) ERA: 4.82	0.2		4	1	1	1	0	1	0	0	0	0	1	8	12	13.50	3.000								
Dan Naulty, R (8, 1) ERA: 3.06	0.1		1	0	0	0	0	0	0	0	0	0	0	1	1	0.00	0.000								
Dave Stevens, R (9, 1) ERA: 4.34	0.2	L	6	1	4	4	0	3	0	0	0	0	1	12	26	54.00	6.000								
Mike Trombley, R (9, 1) ERA: 1.9	0.1		3	2	0	0	0	0	0	0	0	0	0	4	8	0.00	6.000								

Cleveland Indians @ Minnesota Twins
 Hubert H. Humphrey Metrodome, Minneapolis, MN
 Fri Jul 12 1996 8:05 PM EDT
 Att. 18,246 - Dome

AB	33
R	7
H	10
RBI	6
BB	6
SO	3
LOB	12



livebaseballscorecards.com

Batter	1	2	3	4	5	6	7	8	9	AB R H RBI BB SO LOB
Chuck Knoblauch, R (1, 4) OBP: 0.448, SLG: 0.566 										5 1 0 0 0 1 3
Rich Becker, L (1, 8) OBP: 0.342, SLG: 0.409 										4 1 1 1 1 0 2
Paul Molitor, R (1, 10) OBP: 0.375, SLG: 0.438 										4 1 2 1 0 1 1
Scott Stahoviak, L (1, 3) OBP: 0.394, SLG: 0.493 Ron Coomer, R (7, PH) OBP: 0.348, SLG: 0.504 Chip Hale, L (9, PH) OBP: 0.429, SLG: 0.520 										3 0 0 0 0 0 2
Marty Cordova, R (1, 7) OBP: 0.387, SLG: 0.480 										5 0 2 0 0 1 3
Dave Hollins, S (1, 5) OBP: 0.365, SLG: 0.372 										3 0 0 0 1 0 4
Greg Myers, L (1, 2) OBP: 0.337, SLG: 0.487 										4 0 1 0 0 0 3
Roberto Kelly, R (1, 9) OBP: 0.372, SLG: 0.426 										3 1 1 0 1 1 2
Pat Meares, R (1, 6) OBP: 0.288, SLG: 0.389 										4 1 2 1 0 2 1

Inning Stats	R: 0	H: 0	E: 0	K: 1	S: 10	H: 0	LOB: 0	BB: 0	P: 16	R: 0	H: 1	E: 1	K: 0	S: 10	H: 1	LOB: 2	BB: 0	P: 15	R: 0	H: 0	E: 1	K: 1	S: 12	R: 0	H: 1	E: 1	K: 0	S: 7	R: 0	H: 0	E: 0	K: 1	S: 6	R: 0	H: 2	E: 0	K: 0	S: 7	R: 4	H: 3	E: 1	K: 1	S: 14	R: 1	H: 2	E: 0	K: 1	S: 14	R: 0	H: 0	E: 0	K: 1	S: 8	R: 0	H: 0	E: 0	K: 1	S: 8	1B: 7	2B: 2	3B: 0	HR: 0	SF: 0	SAC: 0	DP: 2	HBP: 0	WP: 0	PB: 0	SB: 3	CS: 2	PA: 41
--------------	------	------	------	------	-------	------	--------	-------	-------	------	------	------	------	-------	------	--------	-------	-------	------	------	------	------	-------	------	------	------	------	------	------	------	------	------	------	------	------	------	------	------	------	------	------	------	-------	------	------	------	------	-------	------	------	------	------	------	------	------	------	------	------	-------	-------	-------	-------	-------	--------	-------	--------	-------	-------	-------	-------	--------

PITCHER	IP	WLS	BF	H	R	ER	SO	BB	IBB	HBP	BLK	WP	HR	S	P	ERA	WHIP
Orel Hershiser, R (1, 1) ERA: 3.97	6.2		30	7	4	0	4	1	0	0	0	0	0	61	96	0.00	1.200
Paul Assenmacher, L (7, 1) ERA: 2.1	0.0		1	0	0	0	0	1	0	0	0	0	0	2	6	∞	∞
Jose Mesa, R (7, 1) ERA: 4.97	1.1	W	6	2	1	1	1	1	0	0	0	0	0	17	25	6.75	2.250
Paul Shuey, R (9, 1) ERA: 4.22	1.0	S	4	0	0	0	1	1	0	0	0	0	0	8	15	0.00	1.000

BOTTOM

Cleveland Indians @ Minnesota Twins
 Hubert H. Humphrey Metrodome, Minneapolis, MN

Fri Jul 12 1996, 8:05 PM EDT
 Att. 18,246 - Dome

AB	36
R	5
H	9
RBI	3
BB	4
SO	6
LOB	22

livebaseballscorecards.com

Batter	1	2	3	4	5	6	7	8	9	AB	R	H	RBI	BB	SO	LOB	TOP					
Kenny Lofton, L (1, 8) OBP: 0.378, SLG: 0.438 Brian Giles, L (6, PH) OBP: 0.333, SLG: 1.333 (6, 7)	 2B		 F9	 2B	 2B	 K	 F8			4	2	3	3	0	0	0						
Omar Vizquel, S (1, 6) OBP: 0.361, SLG: 0.410 Alvaro Espinoza, R (6, PH) OBP: 0.295, SLG: 0.420 (6, 6)	 HR		 G3	 K	 1B	 1B		 G6-3		3	1	1	1	1	1	2						
Jim Thome, L (1, 5) OBP: 0.452, SLG: 0.595	 K		 K	 G4-3	 1B	 K		 G6-3		6	0	1	0	0	3	5						
Albert Belle, R (1, 7) OBP: 0.407, SLG: 0.643 Scott Leius, R (6, 3) OBP: 0.178, SLG: 0.302	 HR			 2B	 WP	 HR		 WP		4	4	4	3	1	0	0						
Manny Ramirez, R (1, 9) OBP: 0.387, SLG: 0.587	 F9		 2B	 2B	 HR	 BB		 K		5	3	2	2	1	1	3						
Jeremy Burnitz, L (1, 10) OBP: 0.434, SLG: 0.567	 K		 WP	 2B	 HR	 BB	 G4-3		 G3-1	5	3	2	5	1	1	0						
Carlos Baerga, S (1, 4) OBP: 0.295, SLG: 0.392		 F7	 WP	 2B	 1B	 1B	 2B		 P6	5	4	3	0	0	0	0						
Mark Carreon, R (1, 3) OBP: 0.334, SLG: 0.459 (6, 8)	 P3		 2B	 F7	 1B	 2B	 G4-3		 2B	5	1	3	1	1	0	1						
Tony Peña, R (1, 2) OBP: 0.337, SLG: 0.326	 G6-3		 P6	 L5	 1B	 G4-3		 G6-3		6	1	1	3	0	0	6						
Inning Stats	R: 3 E: 0 K: 2 S: 16	H: 2 LOB: 0 BB: 1 P: 31	R: 0 E: 0 K: 0 S: 5	H: 0 LOB: 0 BB: 0 P: 8	R: 0 E: 0 K: 1 S: 11	H: 0 LOB: 0 BB: 0 P: 17	R: 4 E: 0 K: 1 S: 23	H: 4 LOB: 2 BB: 1 P: 32	R: 5 E: 0 K: 0 S: 17	H: 6 LOB: 2 BB: 1 P: 24	R: 6 E: 0 K: 2 S: 23	H: 6 LOB: 2 BB: 2 P: 38	R: 1 E: 0 K: 0 S: 9	H: 2 LOB: 1 BB: 0 P: 16	R: 0 E: 0 K: 1 S: 8	H: 1 LOB: 1 BB: 0 P: 13	R: 0 E: 0 K: 0 S: 16	H: 1 LOB: 1 BB: 0 P: 21	1B: 7 2B: 12 3B: 0 HR: 3	SF: 0 SAC: 0 DP: 0 HBP: 1	WP: 3 PB: 0 SB: 2 CS: 0	PA: 54
PITCHER	IP	WLS	BF	H	R	ER	SO	BB	IBB	HBP	BLK	WP	HR	S	P	ERA	WHIP					
Rick Aguilera, R (1, 1) ERA: 7.02	3.1	L	19	6	7	7	3	2	0	1	0	1	1	47	79	18.90	2.400					
Mike Trombley, R (4, 1) ERA: 3.6	1.1		10	5	5	5	1	1	0	0	0	1	1	23	29	33.75	4.500					
Mike Milchin, L (5, 1) ERA: 7.04	0.1		5	3	4	4	0	2	0	0	0	0	1	10	21	108.00	15.000					
Greg Hansell, R (6, 1) ERA: 5.3	4.0		20	8	3	3	3	0	0	0	0	1	0	48	71	6.75	2.000					

Cleveland Indians @ Minnesota Twins
 Hubert H. Humphrey Metrodome, Minneapolis, MN
 Sat Jul 13 1996, 8:05 PM EDT
 Att. 31,552 - Dome - 69 F

AB	48
R	19
H	22
RBI	19
BB	5
SO	7
LOB	19



Batter	1	2	3	4	5	6	7	8	9	AB	R	H	RBI	BB	SO	LOB
Chuck Knoblauch, R (1, 4) OBP: 0.451, SLG: 0.566 Jeff Reboulet, R (7, 4) OBP: 0.314, SLG: 0.260	3-2 2B HBP	3-2 F9			4-2 HR BB	2-1 3B 1B	1-1 F7		1-2 1B	2	3	1	0	1	0	1
Rich Becker, L (1, 8) OBP: 0.348, SLG: 0.450	0-1 G6-3 2B		3-2 HR		2-1 HR 1H	0-0 E 3B		0-0 F8	0-3 K	6	3	4	6	0	1	1
Paul Molitor, R (1, 10) OBP: 0.373, SLG: 0.435	0-1 G6-3 2-3		1-2 WP 1B		2-2 F7 1H	0-1 E4 FC5-4 3-H		0-0 L4		5	0	1	1	0	0	1
Scott Stahoviak, L (1, 3) OBP: 0.392, SLG: 0.493 Chip Hale, L (7, 3) OBP: 0.439, SLG: 0.529	2-3 K		1-3 K		2-0 1B 2B	1-3 K		2-2 WP 2B 1B		4	1	1	0	0	3	3
Marty Cordova, R (1, 7) OBP: 0.385, SLG: 0.478	1-1 F9		1-3 K		0-3 K 2B	0-1 FC5-4 1-2f		3-2 2B 1H		5	1	1	1	0	2	4
Greg Myers, L (1, 2) OBP: 0.337, SLG: 0.485 Matt Walbeck, S (7, 2) OBP: 0.278, SLG: 0.320		0-0 G3	1-1 G1-3		1-0 2-H 1B		0-0 G3	0-0 WP 2B 2-H		3	0	1	1	0	0	1
Dave Hollins, S (1, 5) OBP: 0.362, SLG: 0.368 Ron Coomer, R (7, 5) OBP: 0.350, SLG: 0.511		2-0 E3 G4-3 1B		2-3 K	0-1 F7		3-2 2B	2-2 F7 2-3		3	1	0	0	0	1	1
Pat Meares, R (1, 6) OBP: 0.286, SLG: 0.389		0-1 G4-3 1-2		0-0 F8		2-1 1B 3B 2B	0-3 K		3-2 F9	5	1	1	0	0	1	2
Denny Hocking, S (1, 9) OBP: 0.231, SLG: 0.265		3-2 2-H 1B		1-2 G3		2-3 K	4-1 BB		0-1 G4-3	4	0	1	1	1	1	1

Inning Stats	R: 1	H: 1	E: 0	LOB: 1	K: 1	S: 12	R: 1	H: 1	E: 1	LOB: 1	K: 0	S: 10	R: 1	H: 2	E: 0	LOB: 1	K: 2	S: 14	R: 0	H: 0	E: 0	LOB: 0	K: 1	S: 8	R: 3	H: 3	E: 1	LOB: 1	K: 1	S: 16	R: 0	H: 1	E: 0	LOB: 1	K: 1	S: 12	R: 2	H: 3	E: 0	LOB: 1	K: 0	S: 13	R: 0	H: 1	E: 0	LOB: 1	K: 1	S: 12	R: 0	H: 1	E: 0	LOB: 1	K: 1	S: 16	1B: 6	SF: 0	2B: 6	SAC: 0	3B: 1	DP: 0	HR: 2	HBP: 1
--------------	------	------	------	--------	------	-------	------	------	------	--------	------	-------	------	------	------	--------	------	-------	------	------	------	--------	------	------	------	------	------	--------	------	-------	------	------	------	--------	------	-------	------	------	------	--------	------	-------	------	------	------	--------	------	-------	------	------	------	--------	------	-------	-------	-------	-------	--------	-------	-------	-------	--------

PITCHER	IP	WLS	BF	H	R	ER	SO	BB	IBB	HBP	BLK	WP	HR	S	P	ERA	WHIP
Chad Ogea, R (1, 1) ERA: 6.27	5.0	W	25	7	6	5	5	1	0	1	0	1	2	58	93	9.00	1.600
Danny Graves, R (6, 1) ERA: 13.5	2.0		12	4	3	3	3	1	0	0	0	0	0	28	43	13.50	2.500
Alan Embree, L (8, 1) ERA: 6.35	1.0		6	3	2	2	0	0	0	0	0	2	0	13	20	18.00	3.000
Jose Mesa, R (9, 1) ERA: 4.85	1.0		4	1	0	0	1	0	0	0	0	0	0	12	16	0.00	1.000

BOTTOM

Cleveland Indians @ Minnesota Twins
 Hubert H. Humphrey Metrodome, Minneapolis, MN

Sat Jul 13 1996, 8:05 PM EDT
 Att: 31,552 - Dome - 69 F

livebaseballscorecards.com

AB	44
R	11
H	15
RBI	11
BB	2
SO	9
LOB	18

Batter	1	2	3	4	5	6	7	8	9	AB R H RBI BB SO LOB	TOP																									
Kenny Lofton, L OBP: 0.381, SLG: 0.443 (1, 8)	3-2 L1-3 1B		1-2 BB 1B		0-0 G3-1		0-1 HR 2B		1-1 F7	5 1 3 0 0 0 0																										
Mark Carreon, R OBP: 0.339, SLG: 0.476 (1, 3)	0-2 L1-3		2-2 BB 1B		3-1 G3 2B		1-1 HR			4 1 3 2 0 0 1																										
Jim Thome, L OBP: 0.450, SLG: 0.601 (1, 5)	1-2 HR		2-3 K		3-2 G3		3-3 K			4 1 1 1 0 2 4																										
Albert Belle, R OBP: 0.405, SLG: 0.637 (1, 10)	0-2 F9		4-1 BB		0-0 G6-3		1-3 K			3 0 0 1 1 1 1																										
Manny Ramirez, R OBP: 0.385, SLG: 0.583 (1, 9)		1-0 G6-3	1-3 K		0-0 1B		2-3 K			4 0 1 0 0 2 3																										
Jeremy Burnitz, L OBP: 0.438, SLG: 0.563 (1, 7)		3-2 G6-4-3 1B		3-2 1B		0-0 F9		2-2 G4-3		4 0 2 0 0 0 1																										
Carlos Baerga, S OBP: 0.295, SLG: 0.390 (1, 4)		2-1 G6-4-3		2-3 K		1-1 G4-6-3 1B		0-0 F8		4 0 1 0 0 1 2																										
Sandy Alomar Jr., R OBP: 0.312, SLG: 0.389 (1, 2)			3-1 P3	2-2 SAFE P2		1-2 G4-6-3		2-1 P4		3 0 0 0 0 0 3																										
Brian Giles, L OBP: 0.250, SLG: 1.000 (9, PH)				1-2 P2		1-2 G4-6-3				1 0 0 0 0 0 0																										
Tony Peña, R OBP: 0.337, SLG: 0.326 (9, 2)				1-2 P2		1-2 G4-6-3				0 0 0 0 0 0 0																										
Alvaro Espinoza, R OBP: 0.293, SLG: 0.405 (1, 6)			4-1 1B BB BB	1-0 G6-3		1-1 G6-3		0-3 K		3 1 0 0 1 1 1																										
Inning Stats	R: 1 E: 0 K: 0 S: 14	H: 2 LOB: 0 BB: 0 P: 18	R: 0 E: 0 K: 0 S: 6	H: 1 LOB: 0 BB: 0 P: 12	R: 1 E: 0 K: 2 S: 17	H: 2 LOB: 3 BB: 2 P: 34	R: 0 E: 0 K: 1 S: 10	H: 1 LOB: 1 BB: 0 P: 18	R: 0 E: 0 K: 0 S: 7	H: 2 LOB: 1 BB: 0 P: 13	R: 0 E: 0 K: 2 S: 12	H: 2 LOB: 0 BB: 0 P: 18	R: 0 E: 0 K: 1 S: 10	H: 0 LOB: 0 BB: 0 P: 14	R: 0 E: 0 K: 1 S: 11	H: 0 LOB: 0 BB: 0 P: 14	1B: 7 2B: 3 3B: 0 HR: 2	SF: 0 SAC: 0 DP: 3 HBP: 0	WP: 0 PB: 0 SB: 1 CS: 0	PA: 37																
PITCHER	IP WLS BF H R ER SO BB IBB HBP BLK WP HR S P ERA WHIP																																			
Frankie Rodriguez, R ERA: 5.31 (1, 1)	6.1		29	11	4	4	3	2	0	0	0	0	2	69	114	5.68	2.053																			
Dan Naulty, R ERA: 2.96 (7, 1)	1.2		5	0	0	0	3	0	0	0	0	0	0	16	24	0.00	0.000																			
Eddie Guardado, L ERA: 4.72 (9, 1)	1.0	W	3	0	0	0	1	0	0	0	0	0	0	11	14	0.00	0.000																			

Cleveland Indians @ Minnesota Twins
 Hubert H. Humphrey Metrodome, Minneapolis, MN
 Sun Jul 14 1996, 4:33 AM EDT
 Att. 25,312 - Dome - 70 F

livebaseballscorecards.com

AB	35
R	4
H	11
RBI	4
BB	2
SO	7
LOB	16



Batter	1	2	3	4	5	6	7	8	9	AB	R	H	RBI	BB	SO	LOB
Chuck Knoblauch, R <small>(1, 4) OBP: 0.451, SLG: 0.566</small>	1-1 2B	2-3 1-2		3-2 1B		0-1 F9		1-3 K		5	1	2	0	0	2	2
Rich Becker, L <small>(1, 8) OBP: 0.346, SLG: 0.449</small>	0-1 G6-3 2B	1-3 K		0-0 G4-6-3 1-2f		1-0 G4-3		2-1 F9		5	1	1	1	0	1	3
Paul Molitor, R <small>(1, 3) OBP: 0.376, SLG: 0.444</small>	1-1 G6-3 3-H	1-0 G4-3		4-1 BB		1-2 G6-3 1B		3-2 HR		4	1	2	2	1	0	1
Marty Cordova, R <small>(1, 7) OBP: 0.383, SLG: 0.474</small>	4-0 G3 2B BB		2-3 K	0-3 K		0-1 G6-3 1-2f				3	1	0	0	1	2	2
Scott Stahoviak, L <small>(1, 10) OBP: 0.394, SLG: 0.493</small>	0-0 G3 1-2		1-2 WP G5-3 1B		2-2 K	1-0 1B				4	1	2	0	0	1	1
Jeff Reboulet, R <small>(1, 5) OBP: 0.318, SLG: 0.274</small>	2-1 E 2B 2-H		0-0 G5-3 1-2		1-1 G6-3	0-2 1B		1-2 1B		4	0	2	1	0	0	1
Matt Walbeck, S <small>(1, 2) OBP: 0.276, SLG: 0.315</small>	1-2 E4 FC6-4 2-3		2-2 1B 2-H		3-0 F7	3-1 F9 SAFE				4	0	1	1	0	0	3
Pat Meares, R <small>(1, 6) OBP: 0.289, SLG: 0.390</small>	2-2 FC6-4 1-2f		0-2 1B SAFE		0-0 FC2-6 1B	0-2 P2		0-2 P2		4	0	2	0	0	0	2
Denny Hocking, S <small>(1, 9) OBP: 0.232, SLG: 0.264</small>		2-2 WP 1B	2-3 K		0-0 FC2-6 1-2f	0-0 G1-3				4	0	1	0	0	1	3

Inning Stats	R: 3	H: 3	LOB: 2	K: 0	S: 16	R: 0	H: 1	LOB: 1	K: 2	S: 10	R: 1	H: 3	LOB: 2	K: 2	S: 17	R: 0	H: 1	LOB: 1	K: 1	S: 9	R: 0	H: 0	LOB: 0	K: 1	S: 7	R: 0	H: 3	LOB: 2	K: 0	S: 11	R: 0	H: 0	LOB: 0	K: 1	S: 7	R: 1	H: 1	LOB: 0	K: 0	S: 5	1B: 9	SF: 0	2B: 3	SAC: 0	3B: 0	DP: 2	HR: 1	HBP: 0	WP: 2	PA: 39
Charles Nagy, R <small>(1, 1) ERA: 3.62</small>	IP	WLS	BF	H	R	ER	SO	BB	IBB	HBP	BLK	WP	HR	S	P	ERA	WHIP																																	
Eric Plunk, R <small>(8, 1) ERA: 2.49</small>	1.1	L	5	1	1	1	1	0	0	0	0	0	1	12	18	6.75	0.750																																	

BOTTOM

Cleveland Indians @ Minnesota Twins
 Hubert H. Humphrey Metrodome, Minneapolis, MN
 Sun Jul 14 1996, 4:33 AM EDT
 Att. 25,312 - Dome - 70 F

livebaseballscores.com

AB	37
R	5
H	13
RBI	5
BB	2
SO	7
LOB	18



Batter	1	2	3	4	5	6	7	8	9	AB R H RBI BB SO LOB
Kenny Lofton, L (1, 8) OBP: 0.379, SLG: 0.441	3-2 X F8		3-2 1B		1-2 G5-3			0-1 E6		4 1 1 0 0 0 0
Mark Carreon, R (1, 3) OBP: 0.338, SLG: 0.473	2-2 G6-3		2-0 1B			0-3 K		2-2 G6-4-3		4 0 1 1 0 1 1
Jim Thome, L (1, 5) OBP: 0.450, SLG: 0.596	1-3 K		3-2 G1-3			4-1 BB		4-2 BB		2 0 0 0 2 1 1
Albert Belle, R (1, 7) OBP: 0.406, SLG: 0.633		0-2 G4-3		3-2 FC1-6 HBP		3-2 G6-3		4-1 BB		2 0 0 0 1 0 1
Manny Ramirez, R (1, 10) OBP: 0.387, SLG: 0.594		2-1 HR		2-1 F7			0-1 G3 1B 2B	3-3 K		4 2 2 1 0 1 3
Jeremy Burnitz, L (1, 9) OBP: 0.417, SLG: 0.529		2-0 F8		0-2 FC1-6			1-1 G3	3-1 G3-1		4 0 0 0 0 0 2
Carlos Baerga, S (1, 4) OBP: 0.294, SLG: 0.389		1-1 G3-1		0-2 L3			1-2 G5-3 1B	0-1 G6-3		4 0 1 1 0 0 1
Sandy Alomar Jr., R (1, 2) OBP: 0.310, SLG: 0.386			1-3 K		1-1 F7		1-2 G5-3	1-3 K		2 0 0 0 0 1 0
Tony Peña, R (6, 2) OBP: 0.330, SLG: 0.319										2 0 0 0 0 1 1
Alvaro Espinoza, R (1, 6) OBP: 0.284, SLG: 0.391			0-0 G1-6-3		2-0 G6-3		1-2 G5-3			3 0 0 0 0 0 1

Inning Stats	R: 0 E: 0 K: 1 S: 16	H: 0 LOB: 0 BB: 0 P: 22	R: 1 E: 0 K: 0 S: 8	H: 1 LOB: 0 BB: 0 P: 13	R: 1 E: 0 K: 1 S: 15	H: 2 LOB: 1 BB: 0 P: 24	R: 0 E: 0 K: 0 S: 11	H: 0 LOB: 1 BB: 0 P: 16	R: 0 E: 0 K: 0 S: 7	H: 0 LOB: 0 BB: 0 P: 11	R: 0 E: 0 K: 1 S: 8	H: 0 LOB: 0 BB: 1 P: 15	R: 1 E: 0 K: 0 S: 16	H: 2 LOB: 1 BB: 0 P: 20	R: 0 E: 1 K: 1 S: 14	H: 0 LOB: 2 BB: 2 P: 27	R: 0 E: 0 K: 1 S: 7	H: 0 LOB: 0 BB: 0 P: 11	1B: 3 2B: 1 3B: 0 HR: 1	SF: 0 SAC: 0 DP: 1 HBP: 1	WP: 0 PB: 0 SB: 1 CS: 1	PA: 35
--------------	-------------------------------	----------------------------------	------------------------------	----------------------------------	-------------------------------	----------------------------------	-------------------------------	----------------------------------	------------------------------	----------------------------------	------------------------------	----------------------------------	-------------------------------	----------------------------------	-------------------------------	----------------------------------	------------------------------	----------------------------------	----------------------------------	------------------------------------	----------------------------------	--------

PITCHER	IP	WLS	BF	H	R	ER	SO	BB	IBB	HBP	BLK	WP	HR	S	P	ERA	WHIP
Tim Pugh, R (1, 1) ERA: 7.31	3.1		14	3	2	2	2	0	0	1	0	0	1	43	68	5.40	0.900
Mike Magnante, L (4, 1) ERA: 5.26	3.1	W	12	2	1	1	1	1	0	0	0	0	0	34	48	2.70	0.900
Hipolito Pichardo, R (7, 1) ERA: 5.75	1.1		6	0	0	0	1	2	0	0	0	0	0	18	32	0.00	1.500
Jeff Montgomery, R (9, 1) ERA: 4.31	1.0	S	3	0	0	0	1	0	0	0	0	0	0	7	11	0.00	0.000

TOP

Cleveland Indians @ Kansas City Royals
Kauffman Stadium, Kansas City, MO

Mon Jul 15 1996, 7:05 PM CDT
Att. 22,294 - Unknown - 86 F

AB	31
R	3
H	5
RBI	3
BB	3
SO	5
LOB	11



Batter	1	2	3	4	5	6	7	8	9
Jose Offerman, S OBP: 0.370, SLG: 0.369 (1, 3)	1-2 G4-3	3-2 G4-3		1-0 P4		1-1 G6-3		1-3 K	
Tom Goodwin, L OBP: 0.335, SLG: 0.337 (1, 8)	0-2 G5-3 1B 3B	1-1 F7		2-2 1B		0-3 K			
Keith Lockhart, L OBP: 0.350, SLG: 0.437 (1, 4)	0-0 G5-3 1-2 3B 1B		2-2 L4	1-0 F8		1-1 G3			
Kevin Young, R OBP: 0.309, SLG: 0.558 (1, 10)	2-2 G5-3 1-2 2-3		2-3 K		1-1 F8		1-3 K		
Michael Tucker, L OBP: 0.328, SLG: 0.424 (1, 7)	1-2 3B 2-H 3-H		4-2 1B BB		0-0 1B S 2B		2-3 K		
Johnny Damon, L OBP: 0.329, SLG: 0.408 (1, 9)	0-1 3B		0-0 1B		0-0 1B S		3-2 G3		
Joe Randa, R OBP: 0.356, SLG: 0.407 (1, 5)	2-2 G5-3		0-0 G5-3		2-2 L8		3-2 HBP 1B		
Mike Macfarlane, R OBP: 0.335, SLG: 0.533 (1, 2)		2-1 F8		0-2 HR		0-0 G5-3		3-1 HBP	
David Howard, S OBP: 0.301, SLG: 0.326 (1, 6)		3-1 HR		3-2 F7		1-0 G3		3-3 K	

Inning Stats	R: 3	H: 4	E: 0	LOB: 1	K: 0	S: 19	R: 1	H: 1	E: 0	LOB: 0	K: 0	S: 9	R: 0	H: 1	E: 0	LOB: 2	K: 1	S: 11	R: 1	H: 2	E: 0	LOB: 1	K: 0	S: 9	R: 0	H: 0	E: 0	LOB: 0	K: 2	S: 8	R: 0	H: 1	E: 0	LOB: 2	K: 2	S: 15

PITCHER	IP	WLS	BF	H	R	ER	SO	BB	IBB	HBP	BLK	WP	HR	S	P	ERA	WHIP
Julian Tavarez, R ERA: 5.4 (1, 1)	3.2	L	20	8	5	5	1	1	0	0	0	0	2	51	80	12.27	2.455
Danny Graves, R ERA: 6.75 (4, 1)	3.1		12	2	1	1	3	0	0	0	0	0	0	27	36	2.70	0.600
Jose Mesa, R ERA: 4.73 (8, 1)	1.0		5	1	0	0	2	0	0	1	0	0	0	15	28	0.00	1.000

AB R H RBI BB SO LOB

5	0	0	0	0	1	2
4	1	2	0	0	1	0
4	1	1	0	0	0	1
4	0	0	0	0	2	2
3	2	2	2	1	1	0
4	0	3	1	0	0	0
4	0	1	0	0	0	4
3	1	1	1	0	0	1
4	1	1	1	0	1	2

AB	35
R	6
H	11
RBI	5
BB	1
SO	6
LOB	12



WP	HR	S	P	ERA	WHIP
0	0	0	0	0	0

Cleveland Indians @ Kansas City Royals
Kauffman Stadium, Kansas City, MO
 Mon Jul 15 1996, 7:05 PM CDT
 Att: 22,294 - Unknown - 86 F

livebaseballscorecards.com

Batter	1	2	3	4	5	6	7	8	9	AB R H RBI BB SO LOB	TOP											
Kenny Lofton, L OBP: 0.375, SLG: 0.435 (1, 8)	3-2 F7		1-0 G3		1-2 G4-3	0-0 G6-3		0-1 G3		5 0 0 0 0 0 1												
Omar Vizquel, S OBP: 0.362, SLG: 0.422 (1, 6)	2-0 F7		3-1 G5-3		2-2 HR	2-1 G4-3		1-1 G6-3 2B		5 2 2 1 0 0 0												
Mark Carreon, R OBP: 0.339, SLG: 0.475 (1, 3)	0-1 HR 2B		2-1 G6-3		0-1 1B 1B	0-1 F7		2-1 G5-3		5 2 2 0 0 0 1												
Albert Belle, R OBP: 0.411, SLG: 0.642 (1, 7)	2-1 HR			4-0 2B 1B	2-1 1B 1B		1-2 G4-3	4-0 G6-3 2B IBB		3 4 2 2 2 0 0												
Manny Ramirez, R OBP: 0.389, SLG: 0.601 (1, 9)	2-2 2B		3-2 1B 2B	1-1 1B 1B	1-1 1B 1B		0-0 P4	3-2 G6-3		5 1 3 1 0 0 2												
Eddie Murray, S OBP: 0.327, SLG: 0.397 (1, 10)	3-2 F7		0-1 G4-6-3 1B	1-1 P4	0-1 F7		0-1 F7	1-0 1B 2B		5 1 2 4 0 0 3												
Carlos Baerga, S OBP: 0.296, SLG: 0.391 (1, 4)		1-1 F7	1-0 G4-6-3	0-1 1B 1B	0-0 1B		0-0 1B	0-1 E 1B		5 0 3 2 0 0 1												
Tony Peña, R OBP: 0.343, SLG: 0.333 (1, 2)		2-0 G6-4-3 1B	0-2 1B	1-2 1B 1B	1-2 1B		0-2 L8	0-0 E5		5 0 3 0 0 0 2												
Alvaro Espinoza, R OBP: 0.270, SLG: 0.370 (1, 5)		1-0 G6-4-3	1-2 F9	0-1 P6			0-2 P3	0-1 F7		5 0 0 0 0 0 8												
Inning Stats	R: 2 E: 0 K: 0 S: 18	H: 3 LOB: 1 BB: 0 P: 30	R: 0 E: 0 K: 0 S: 4	H: 1 LOB: 0 BB: 0 P: 8	R: 0 E: 0 K: 0 S: 5	H: 0 LOB: 0 BB: 1 P: 11	R: 2 E: 0 K: 0 S: 14	H: 3 LOB: 1 BB: 1 P: 23	R: 3 E: 0 K: 0 S: 24	H: 6 LOB: 3 BB: 0 P: 32	R: 0 E: 0 K: 0 S: 5	H: 0 LOB: 0 BB: 0 P: 7	R: 0 E: 0 K: 0 S: 6	H: 0 LOB: 0 BB: 0 P: 7	R: 0 E: 0 K: 0 S: 9	H: 1 LOB: 1 BB: 0 P: 9	R: 3 E: 1 K: 0 S: 15	H: 3 LOB: 2 BB: 1 P: 26	1B: 10 2B: 5 3B: 0 HR: 2	SF: 0 SAC: 0 DP: 2 HBP: 0	WP: 0 PB: 0 SB: 0 CS: 0	PA: 45
PITCHER	IP WLS BF H R ER SO BB IBB HBP BLK WP HR S P ERA WHIP																					
Chris Haney, L ERA: 4.63 (1, 1)	4.2 L 25 12 7 7 0 1 0 0 0 0 0 2 60 98 13.50 2.786																					
Rick Huisman, R ERA: (5, 1)	3.0 11 2 0 0 0 0 0 0 0 0 0 0 23 27 0.00 0.667																					
Julio Valera, R ERA: 5.84 (8, 1)	1.1 9 3 3 3 0 0 0 1 0 0 0 0 17 28 20.25 2.250																					

Cleveland Indians @ Kansas City Royals
Kauffman Stadium, Kansas City, MO
 Tue Jul 16 1996, 7:05 PM CDT
 Att. 16,871 - Unknown - 83 F

AB	43
R	10
H	17
RBI	10
BB	2
SO	0
LOB	18



Batter	1	2	3	4	5	6	7	8	9	AB	R	H	RBI	BB	SO	LOB
Tom Goodwin, L (1, 8) OBP: 0.337, SLG: 0.342	3-1 G4-3		0-0 CS 1B			0-0 FC6-5 1-H 2-H 2B		1-0 G6-3		4	0	2	3	0	0	0
Keith Lockhart, L (1, 4) OBP: 0.346, SLG: 0.432 Craig Paquette, R (8, PH) OBP: 0.271, SLG: 0.410	3-1 G3		1-0 CS 1-2	0-1 F9		0-0 FC6-5 F9 1B 2-3		3-3 K		3	0	0	0	0	0	1
Michael Tucker, L (1, 7) OBP: 0.331, SLG: 0.425	3-2 G3			2-2 F9		1-1 SAFE 1-2 1B		2-1 1B		4	0	2	0	0	0	0
Bob Hamelin, L (1, 10) OBP: 0.402, SLG: 0.411		2-3 K		3-2 G3		1-0 F9 2-3		0-3 K		4	0	0	0	0	2	3
Kevin Young, R (1, 3) OBP: 0.288, SLG: 0.518		1-3 K			2-0 P3	2-3 K			3-2 P6	4	0	0	0	0	2	2
Johnny Damon, L (1, 9) OBP: 0.329, SLG: 0.404		1-0 G3			0-1 G3		3-2 G4-3		4-1 2B BB	3	1	0	0	1	0	0
Joe Randa, R (1, 5) OBP: 0.359, SLG: 0.420			2-1 G4-3		1-1 G6-3		1-2 WP 2B		1-2 1-H 2B	4	0	2	1	0	0	0
Mike Macfarlane, R (1, 2) OBP: 0.333, SLG: 0.530 Henry Mercedes, R (6, 2) OBP: 0.333, SLG: 0.333			0-2 F8			1-2 BB 2B 1B	1-3 K		1-2 F8	1	0	0	0	0	0	0
David Howard, S (1, 6) OBP: 0.304, SLG: 0.333			1-0 1B 3B			4-2 2B BB	2-1 G4-3		1-1 L8	3	2	1	0	1	0	2

Inning Stats	R: 0	H: 0	E: 0	LOB: 0	K: 0	BB: 0	S: 13	P: 22	R: 0	H: 0	E: 0	LOB: 0	K: 2	BB: 0	S: 12	P: 16	R: 1	H: 2	E: 0	LOB: 0	K: 0	BB: 0	S: 7	P: 11	R: 0	H: 0	E: 0	LOB: 0	K: 0	BB: 0	S: 10	P: 15	R: 0	H: 0	E: 0	LOB: 0	K: 0	BB: 0	S: 5	P: 8	R: 2	H: 3	E: 0	LOB: 2	K: 1	BB: 1	S: 14	P: 23	R: 0	H: 1	E: 0	LOB: 1	K: 1	BB: 0	S: 13	P: 20	R: 0	H: 1	E: 0	LOB: 1	K: 2	BB: 0	S: 9	P: 15	R: 1	H: 1	E: 0	LOB: 1	K: 0	BB: 1	S: 15	P: 25	1B: 4	2B: 3	3B: 1	SF: 0	SAC: 0	DP: 0	HBP: 0	WP: 1	PA: 37
--------------	------	------	------	--------	------	-------	-------	-------	------	------	------	--------	------	-------	-------	-------	------	------	------	--------	------	-------	------	-------	------	------	------	--------	------	-------	-------	-------	------	------	------	--------	------	-------	------	------	------	------	------	--------	------	-------	-------	-------	------	------	------	--------	------	-------	-------	-------	------	------	------	--------	------	-------	------	-------	------	------	------	--------	------	-------	-------	-------	-------	-------	-------	-------	--------	-------	--------	-------	--------

PITCHER	IP	WLS	BF	H	R	ER	SO	BB	IBB	HBP	BLK	WP	HR	S	P	ERA	WHIP
Jack McDowell, R (1, 1) ERA: 4.39	7.0	W	27	6	3	3	4	1	0	0	0	1	0	74	115	3.86	1.000
Paul Assenmacher, L (8, 1) ERA: 2.03	1.0		4	1	0	0	2	0	0	0	0	0	0	9	15	0.00	1.000
Paul Shuey, R (9, 1) ERA: 4.43	1.0		5	1	1	1	0	1	0	0	0	0	0	15	25	9.00	2.000

BOTTOM

Cleveland Indians @ Kansas City Royals
Kauffman Stadium, Kansas City, MO

Tue Jul 16 1996, 7:05 PM CDT
Att: 16,871 - Unknown - 83 F

livebaseballscorecards.com

AB	34
R	4
H	8
RBI	4
BB	2
SO	6
LOB	10



Batter	1	2	3	4	5	6	7	8	9	AB R H RBI BB SO LOB	TOP											
Kenny Lofton, L (1, 8) OBP: 0.375, SLG: 0.433	3-2 G3	3-1 FC4-6		1-2 1B			1-0 G6-4-3		4-0 IBB	4 0 1 0 1 0 2												
Mark Carreon, R (1, 3) OBP: 0.334, SLG: 0.467	1-1 L1	1-1 F8		0-1 G1-3			0-0 F8		0-2 L4	5 0 0 0 0 0 6												
Jim Thome, L (1, 5) OBP: 0.450, SLG: 0.593	3-2 FC5 1B		0-0 G4-6-3 1B		2-3 K		2-2 E4 FC6-4		2-3 K	5 0 2 0 0 2 3												
Albert Belle, R (1, 7) OBP: 0.412, SLG: 0.641	1-2 1B		0-1 G4-6-3 1B		3-2 G6-3		2-2 FC6-4			4 0 2 0 0 0 1												
Manny Ramirez, R (1, 9) OBP: 0.385, SLG: 0.593	1-0 FC5		0-1 G4-6-3		0-1 F8		0-0 F9			4 0 0 0 0 0 5												
Jeremy Burnitz, L (1, 10) OBP: 0.409, SLG: 0.514		3-2 2B SF9 1B		3-3 K		1-0 G3		1-3 K		4 1 1 0 0 2 2												
Carlos Baerga, S (1, 4) OBP: 0.300, SLG: 0.395		0-1 SF9 1B 2B		1-1 G3		1-0 F9		0-1 SH1-4 1B		4 1 2 0 0 0 0												
Tony Peña, R (1, 2) OBP: 0.333, SLG: 0.327		0-0 SF9		3-2 F8		3-2 F8		0-1 SH1-4 1B		2 0 0 1 0 0 0												
Brian Giles, L (9, PH) OBP: 0.400, SLG: 1.000		2-3 3-H		4-2 1B BB				1-2 2-3 SH1-4		1 0 1 0 0 0 0												
Omar Vizquel, S (1, 6) OBP: 0.367, SLG: 0.426		0-1 FC4-6 1B				0-1 G6-4-3 1B		1-1 SH1-4		2 0 2 1 1 0 0												
Inning Stats	R: 0 E: 0 K: 0 S: 15	H: 2 LOB: 2 BB: 0 P: 24	R: 2 E: 0 K: 0 S: 12	H: 3 LOB: 1 BB: 0 P: 19	R: 0 E: 0 K: 1 S: 8	H: 2 LOB: 1 BB: 0 P: 11	R: 0 E: 0 K: 0 S: 14	H: 1 LOB: 2 BB: 1 P: 23	R: 0 E: 0 K: 0 S: 10	H: 0 LOB: 0 BB: 0 P: 15	R: 0 E: 0 K: 0 S: 5	H: 0 LOB: 0 BB: 0 P: 10	R: 0 E: 0 K: 0 S: 4	H: 1 LOB: 0 BB: 0 P: 5	R: 0 E: 1 K: 1 S: 11	H: 0 LOB: 1 BB: 0 P: 16	R: 0 E: 0 K: 1 S: 13	H: 2 LOB: 3 BB: 1 P: 20	1B: 10 2B: 1 3B: 0 HR: 0	SF: 1 SAC: 1 DP: 2 HBP: 0	WP: 0 PB: 0 SB: 0 CS: 0	PA: 39
PITCHER	IP WLS BF H R ER SO BB IBB HBP BLK WP HR S P ERA WHIP																					
Tim Belcher, R (1, 1) ERA: 4.12	8.0 W 33 9 2 2 3 1 0 0 0 0 0 0 79 123 2.25 1.250																					
Jeff Montgomery, R (9, 1) ERA: 4.22	1.0 S 6 2 0 0 1 0 1 0 0 0 0 0 13 20 0.00 2.000																					

Cleveland Indians @ Kansas City Royals
Kauffman Stadium, Kansas City, MO

Wed Jul 17 1996, 7:05 PM CDT
Att. 19,532 - Unknown - 93 F

livebaseballscorecards.com

AB	35
R	2
H	11
RBI	2
BB	2
SO	4
LOB	19



Batter	1	2	3	4	5	6	7	8	9	AB	R	H	RBI	BB	SO	LOB	TOP								
Chuck Knoblauch, R (1, 4) <small>OBP: 0.461, SLG: 0.574</small>	1-2 G1-3			4-2 S BB		4-2 1B 3B BB		0-1 S SH1-3 1B		2	2	1	0	2	0	0									
Rich Becker, L (1, 8) <small>OBP: 0.347, SLG: 0.457</small>	2-0 F8			2-3 K		0-1 3B 1B		1-0 SH1-3		3	1	1	0	0	1	1									
Paul Molitor, R (1, 10) <small>OBP: 0.375, SLG: 0.443</small>	0-0 G2-3			1-3 K		3-2 1-H 2-H G6-3 3B		4-0 S 1B IBB		3	1	1	2	1	1	1									
Scott Stahoviak, L (1, 3) <small>OBP: 0.393, SLG: 0.487</small>		0-0 F7		1-2 G4-3		4-0 G6-3 IBB		1-3 K		3	0	0	0	1	1	3									
Marty Cordova, R (1, 7) <small>OBP: 0.379, SLG: 0.466</small>		0-0 G4-3			2-2 G3	1-2 G6-3		0-0 1B		4	0	1	2	0	0	1									
Dave Hollins, S (1, 5) Jeff Reboulet, R (9, PH) <small>OBP: 0.317, SLG: 0.268</small>		1-3 K			1-1 S 1B	0-1 F8			0-3 K	3	0	1	0	0	1	1									
Matt Walbeck, S (1, 2) <small>OBP: 0.230, SLG: 0.257</small>			1-3 K		3-3 K		0-0 G3		1-1 L6	4	0	0	0	0	2	1									
Pat Meares, R (1, 6) <small>OBP: 0.289, SLG: 0.392</small>			0-1 CS 1B		1-2 F9		0-2 G6-3		2-2 G2-3	4	0	1	0	0	0	1									
Denny Hocking, S (1, 9) <small>OBP: 0.240, SLG: 0.271</small>			2-1 L9			3-1 L9		2-2 G3		3	0	0	0	0	0	1									
Inning Stats	R: 0 E: 0 K: 0 S: 6	H: 0 LOB: 0 BB: 0 P: 9	R: 0 E: 0 K: 1 S: 5	H: 0 LOB: 0 BB: 0 P: 6	R: 0 E: 0 K: 1 S: 7	H: 1 LOB: 0 BB: 0 P: 10	R: 0 E: 0 K: 2 S: 15	H: 0 LOB: 1 BB: 1 P: 23	R: 0 E: 0 K: 1 S: 13	H: 1 LOB: 1 BB: 0 P: 20	R: 3 E: 0 K: 0 S: 14	H: 2 LOB: 1 BB: 2 P: 29	R: 0 E: 0 K: 0 S: 8	H: 0 LOB: 0 BB: 0 P: 10	R: 1 E: 0 K: 1 S: 7	H: 2 LOB: 2 BB: 1 P: 13	R: 0 E: 0 K: 1 S: 8	H: 0 LOB: 0 BB: 0 P: 11	1B: 5 2B: 0 3B: 1 HR: 0	SF: 0 SAC: 1 DP: 0 HBP: 0	WP: 0 PB: 0 SB: 4 CS: 1	PA: 35			
PITCHER	IP	WLS	BF	H	R	ER	SO	BB	IBB	HBP	BLK	WP	HR	S	P	ERA	WHIP								
Chad Ogea, R (1, 1) <small>ERA: 6.14</small>	7.0		28	5	4	4	5	2	1	0	0	0	0	70	109	5.14	1.000								
Alan Embree, L (8, 1) <small>ERA: 6.17</small>	0.2		3	0	0	0	1	0	1	0	0	0	0	4	10	0.00	0.000								
Danny Graves, R (8, 1) <small>ERA: 5.4</small>	1.1	W	4	1	0	0	1	0	0	0	0	0	0	9	12	0.00	0.750								

Minnesota Twins @ Cleveland Indians
 Jacobs Field, Cleveland, OH
 Thu Jul 18 1996, 7:05 PM EDT
 Att. 40,934 - Unknown - 76 F

livebaseballscorecards.com

AB 30
R 4
H 6
RBI 4
BB 4
SO 7
LOB 10



Batter	1	2	3	4	5	6	7	8	9	AB	R	H	RBI	BB	SO	LOB
Kenny Lofton, L OBP: 0.376, SLG: 0.437 (1, 8)	0-0 G6-3 S 1B		1-0 L7		1-1 2B			0-1 G3		4	0	2	0	0	0	0
Mark Carreon, R OBP: 0.333, SLG: 0.465 (1, 3)	1-3 K 1-2		3-1 G6-3		0-0 G5-3			1-1 HR 1B		4	1	1	0	0	1	2
Jim Thome, L OBP: 0.450, SLG: 0.609 (1, 5)	0-1 G6-3 2-3			2-1 1B 3B			0-3 K	1-2 HR 1-H		4	2	2	2	0	1	1
Albert Belle, R OBP: 0.408, SLG: 0.633 (1, 7)	3-2 G4-3			1-0 P4			0-0 G5-3	2-2 G4-3		4	0	0	0	0	0	2
Brian Giles, L OBP: 0.400, SLG: 1.000 (9, 7)										0	0	0	0	0	0	0
Manny Ramirez, R OBP: 0.384, SLG: 0.598 (1, 9)		2-2 G6-3		2-2 G5-3			3-2 G5-3		2-0 HR	4	1	1	1	0	0	1
Jeremy Burnitz, L OBP: 0.407, SLG: 0.507 (1, 10)		1-2 G4-1		2-1 1B			2-3 K		3-1 HR	3	0	1	1	0	1	0
Eddie Murray, S OBP: 0.329, SLG: 0.408 (9, PH)				3-H 0-2 1B						1	1	1	1	0	0	0
Carlos Baerga, S OBP: 0.300, SLG: 0.394 (1, 4)		1-0 1B		0-2 G3			0-1 G3-1			3	0	1	0	0	0	1
Tony Peña, R OBP: 0.325, SLG: 0.317 (1, 2)		1-3 SAFE K			2-1 F8		1-3 K			3	0	0	0	0	2	1
Omar Vizquel, S OBP: 0.364, SLG: 0.422 (1, 6)			3-2 F8		1-1 F8			1-2 G5-3		3	0	0	0	0	0	0

Inning Stats	R: 0	H: 1	E: 0	K: 1	S: 9	H: 1	LOB: 1	BB: 0	P: 13	R: 0	H: 0	E: 0	K: 0	S: 6	R: 1	H: 2	E: 0	K: 0	S: 13	R: 0	H: 1	E: 0	K: 0	S: 7	R: 0	H: 0	E: 0	K: 1	S: 8	R: 0	H: 0	E: 0	K: 2	S: 10	R: 2	H: 2	E: 0	K: 0	S: 18	R: 2	H: 2	E: 0	K: 0	S: 3	1B: 4	SF: 0	2B: 1	SAC: 0	3B: 1	DP: 0	HR: 3	HBP: 0	WP: 0	PA: 33
--------------	------	------	------	------	------	------	--------	-------	-------	------	------	------	------	------	------	------	------	------	-------	------	------	------	------	------	------	------	------	------	------	------	------	------	------	-------	------	------	------	------	-------	------	------	------	------	------	-------	-------	-------	--------	-------	-------	-------	--------	-------	--------

PITCHER	IP	WLS	BF	H	R	ER	SO	BB	IBB	HBP	BLK	WP	HR	S	P	ERA	WHIP
Rick Aguilera, R ERA: 6.47 (1, 1)	7.2		30	7	3	3	5	0	0	0	0	0	1	74	110	3.52	0.913
Dan Naulty, R ERA: 2.94 (8, 1)	0.1		1	0	0	0	0	0	0	0	0	0	0	7	9	0.00	0.000
Dave Stevens, R ERA: 5.52 (9, 1)	0.0		1	1	1	1	0	0	0	0	0	0	1	1	3	∞	∞
Eddie Guardado, L ERA: 4.99 (9, 1)	0.0	L	1	1	1	1	0	0	0	0	0	0	1	2	5	∞	∞

MINNESOTA TWINS @ CLEVELAND INDIANS
JACOBS FIELD, CLEVELAND, OH
 Thu Jul 18 1996, 7:05 PM EDT
 Att: 40,934 - Unknown - 76 F

AB	33
R	5
H	9
RBI	5
BB	0
SO	5
LOB	8



Batter	1	2	3	4	5	6	7	8	9	AB R H RBI BB SO LOB	TOP																				
Chuck Knoblauch, R (1, 4) OBP: 0.459, SLG: 0.569 	2-1 L6 			3-2 G1-3 		2-1 F8 	4-2 			3 0 0 1 1 0 0																					
Denny Hocking, S (1, 9) OBP: 0.231, SLG: 0.260 	3-2 G3 			1-3 K 		3-2 G3 	1-2 G4-3 			4 0 0 0 0 1 3																					
Paul Molitor, R (1, 10) OBP: 0.371, SLG: 0.439 	0-0 G5-3 			2-3 K 			1-3 K 	1-3 K 		4 0 0 0 0 3 0																					
Marty Cordova, R (1, 7) OBP: 0.380, SLG: 0.464 		2-1 G1-3 			0-0 FC5-2 		2-2 G4-3 	4-2 E S 		3 0 1 0 1 0 0																					
Scott Stahoviak, L (1, 3) OBP: 0.391, SLG: 0.480 		3-1 G6-3 			2-3 K 		4-2 WP 	1-3 K 		3 1 0 0 1 2 2																					
Jeff Reboulet, R (1, 5) OBP: 0.321, SLG: 0.275 (7, 6) 		3-3 K 			1-0 FC5-2 		1-2 BB 	2-3 K 		4 1 2 0 0 2 1																					
Rich Becker, L (1, 8) OBP: 0.349, SLG: 0.453 				4-0 G6-4-3 	0-1 FC5-2 		4-2 E 		0-1 G4-3 	2 1 0 0 2 0 2																					
Pat Meares, R (1, 6) OBP: 0.287, SLG: 0.390 Chip Hale, L (7, PH) OBP: 0.450, SLG: 0.519 (7, 5) Dave Hollins, S (9, PH) OBP: 0.368, SLG: 0.381 (9, 5) Mike Durant, R (1, 2) OBP: 0.338, SLG: 0.313 		1-0 G6-4-3 		1-0 G5-3 	2-1 G5-3 		4-1 BB 		0-3 K 	2 0 0 0 0 0 3 0 0 0 1 1 0 0 1 0 0 0 0 1 0																					
				0-1 G4-3 		1-3 K 	1-2 E5 		2-1 G6-3 	4 0 0 0 0 1 2																					
Inning Stats	R: 0 E: 0 K: 0 S: 6	H: 0 LOB: 0 BB: 0 P: 11	R: 0 E: 0 K: 1 S: 11	H: 0 LOB: 0 BB: 0 P: 19	R: 0 E: 0 K: 0 S: 3	H: 0 LOB: 0 BB: 1 P: 8	R: 0 E: 0 K: 2 S: 10	H: 0 LOB: 0 BB: 0 P: 16	R: 0 E: 0 K: 1 S: 9	H: 2 LOB: 2 BB: 0 P: 14	R: 0 E: 0 K: 1 S: 8	H: 0 LOB: 0 BB: 0 P: 14	R: 3 E: 1 K: 1 S: 23	H: 1 LOB: 3 BB: 4 P: 45	R: 0 E: 0 K: 3 S: 14	H: 0 LOB: 1 BB: 1 P: 22	R: 0 E: 0 K: 1 S: 7	H: 0 LOB: 0 BB: 0 P: 9	1B: 3 2B: 0 3B: 0 HR: 0	SF: 0 SAC: 0 DP: 1 HBP: 0	WP: 1 PB: 0 SB: 1 CS: 0	PA: 36									
PITCHER	IP WLS BF H R ER SO BB IBB HBP BLK WP HR S P ERA WHIP																														
Charles Nagy, R (1, 1) ERA: 3.51 Eric Plunk, R (7, 1) ERA: 2.42 Paul Assenmacher, L (9, 1) ERA: 2.0 Jose Mesa, R (9, 1) ERA: 4.65	6.2 L	26	3	3	1	6	4	0	0	0	1	0	62	113	1.35	1.050															

Minnesota Twins @ Cleveland Indians
 Jacobs Field, Cleveland, OH
 Fri Jul 19 1996, 7:05 PM EDT
 Att. 42,373 - Unknown - 73 F

livebaseballscorecards.com

AB	30
R	3
H	3
RBI	2
BB	6
SO	10
LOB	13



Batter	1	2	3	4	5	6	7	8	9	AB	R	H	RBI	BB	SO	LOB
Kenny Lofton, L (1, 8) OBP: 0.377, SLG: 0.442	1-1 HR		2-1 G4-3		1-0 G4-3		4-0 BB		0-0 B5-3	4	1	1	1	1	0	1
Brian Giles, L (1, 10) OBP: 0.375, SLG: 1.125 Eddie Murray, S (7, PH) OBP: 0.328, SLG: 0.407	2-0 F7		3-1 L4			1-1 HR	2-1 G5-3			3	1	1	1	0	0	0
Jim Thome, L (1, 5) OBP: 0.445, SLG: 0.601	0-1 G3-1			1-0 G3-1		0-3 K		1-3 K		4	0	0	0	0	2	0
Albert Belle, R (1, 7) OBP: 0.407, SLG: 0.628	3-2 F6			0-1 G5-3		0-1 L9		4-2 WP S BB		3	0	0	0	1	0	0
Manny Ramirez, R (1, 9) OBP: 0.385, SLG: 0.597		0-1 FC3-6 1B		1-2 1B		1-3 K		1-1 P4		4	0	2	0	0	1	1
Carlos Baerga, S (1, 4) OBP: 0.302, SLG: 0.393		2-0 FC3-6 1-2f		3-1 G3			4-2 S 1B BB	4-2 1-3 BB		2	0	0	0	2	0	2
Mark Carreon, R (1, 3) OBP: 0.335, SLG: 0.468		3-0 SAFE F7		1-1 SH3-4 2B			1-2 BB 1B	0-0 F9		4	0	2	0	0	0	3
Tony Peña, R (1, 2) OBP: 0.319, SLG: 0.311 Jeromy Burnitz, L (9, PH) OBP: 0.402, SLG: 0.500		1-0 FC6-4-6 1-2f		0-1 SH3-4			2-2 K		0-2 F9	2	0	0	0	0	1	3
Omar Vizquel, S (1, 6) OBP: 0.360, SLG: 0.417			2-2 G5-3		2-3	1-0 L4		0-1 B5		1	0	0	0	0	0	3

Inning Stats	R: 1	H: 1	E: 0	K: 0	S: 9	R: 0	H: 1	E: 0	K: 0	S: 5	R: 0	H: 0	E: 0	K: 0	S: 9	R: 0	H: 1	E: 0	K: 0	S: 8	R: 0	H: 1	E: 0	K: 0	S: 6	R: 1	H: 1	E: 0	K: 2	S: 10	R: 0	H: 1	E: 0	K: 1	S: 12	R: 0	H: 0	E: 0	K: 1	S: 12	R: 0	H: 0	E: 0	K: 0	S: 7	1B: 3	SF: 0	2B: 1	SAC: 1	3B: 0	DP: 0	HR: 2	HBP: 0	WP: 1	PA: 37
--------------	------	------	------	------	------	------	------	------	------	------	------	------	------	------	------	------	------	------	------	------	------	------	------	------	------	------	------	------	------	-------	------	------	------	------	-------	------	------	------	------	-------	------	------	------	------	------	-------	-------	-------	--------	-------	-------	-------	--------	-------	--------

PITCHER	IP	WLS	BF	H	R	ER	SO	BB	IBB	HBP	BLK	WP	HR	S	P	ERA	WHIP
Frankie Rodriguez, R (1, 1) ERA: 5.17	6.2	W	27	6	2	2	3	1	0	0	0	0	2	57	93	2.70	1.050
Eddie Guardado, L (7, 1) ERA: 4.93	0.2		3	0	0	0	1	1	0	0	0	0	0	6	13	0.00	1.500
Greg Hansell, R (8, 1) ERA: 5.24	0.2		4	0	0	0	0	2	0	0	0	1	0	8	17	0.00	3.000
Dan Naulty, R (9, 1) ERA: 2.88	1.0	S	3	0	0	0	0	0	0	0	0	0	0	7	8	0.00	0.000

BOTTOM

Minnesota Twins @ Cleveland Indians
Jacobs Field, Cleveland, OH
 Fri Jul 19 1996, 7:05 PM EDT
 Att: 42,373 - Unknown - 73 F

livebaseballscorecards.com

AB	32
R	2
H	6
RBI	2
BB	4
SO	4
LOB	16



Batter	1	2	3	4	5	6	7	8	9	10	11	AB R H RBI BB SO LOB	TOP				
Chuck Knoblauch, R (1, 4) <small>OBP: 0.460, SLG: 0.570</small>												5 1 2 1 1 1 0					
Rich Becker, L (1, 8) <small>OBP: 0.349, SLG: 0.454</small>												6 1 2 0 0 3 3					
Paul Molitor, R (1, 3) <small>OBP: 0.369, SLG: 0.435</small>												6 0 1 2 0 2 4					
Marty Cordova, R (1, 7) <small>OBP: 0.383, SLG: 0.468</small>												4 1 2 0 1 0 1					
Scott Stahoviak, L (1, 10) <small>OBP: 0.391, SLG: 0.474</small>												3 1 0 0 2 2 2					
Roberto Kelly, R (1, 9) <small>OBP: 0.362, SLG: 0.416</small>												5 0 1 1 0 0 3					
Dave Hollins, S (1, 5) <small>OBP: 0.366, SLG: 0.378</small>												5 0 1 0 0 2 2					
Pat Meares, R (1, 6) <small>OBP: 0.287, SLG: 0.391</small> Chip Hale, L (11, PH) <small>OBP: 0.459, SLG: 0.528</small> Jeff Reboulet, R (11, PR) <small>OBP: 0.321, SLG: 0.275</small>												4 1 1 1 0 1 2					
Mike Durant, R (1, 2) <small>OBP: 0.320, SLG: 0.294</small>												4 0 0 0 0 0 3					
Inning Stats	R: 0 H: 0 E: 0 LOB: 0 K: 1 BB: 0 S: 5 P: 5	R: 2 H: 2 E: 0 LOB: 1 K: 1 BB: 1 S: 7 P: 11	R: 0 H: 2 E: 0 LOB: 3 K: 0 BB: 1 S: 5 P: 9	R: 3 H: 4 E: 0 LOB: 2 K: 1 BB: 1 S: 9 P: 13	R: 0 H: 1 E: 0 LOB: 1 K: 1 BB: 0 S: 6 P: 6	R: 0 H: 1 E: 0 LOB: 1 K: 2 BB: 0 S: 8 P: 8	R: 0 H: 0 E: 0 LOB: 0 K: 1 BB: 0 S: 5 P: 5	R: 0 H: 0 E: 0 LOB: 0 K: 0 BB: 0 S: 3 P: 3	R: 0 H: 0 E: 0 LOB: 0 K: 2 BB: 0 S: 7 P: 7	R: 0 H: 0 E: 0 LOB: 0 K: 1 BB: 0 S: 5 P: 5	R: 0 H: 1 E: 0 LOB: 2 K: 1 BB: 1 S: 6 P: 10	1B: 6 SF: 0 2B: 5 SAC: 1 3B: 0 DP: 0 HR: 0 HBP: 0	WP: 0 PA: 48 PB: 0 SB: 1 CS: 0				
PITCHER	IP WLS BF H R ER SO BB IBB HBP BLK WP HR S P ERA WHIP																
Julian Tavarez, R (1, 1) <small>ERA: 5.82</small>	3.2		21	8	5	5	2	2	0	0	0	0	0	23	31	12.27	2.727
Danny Graves, R (4, 1) <small>ERA: 3.6</small>	3.1		13	2	0	0	5	1	0	0	0	0	0	22	26	0.00	0.900
Jose Mesa, R (8, 1) <small>ERA: 4.33</small>	3.0		9	0	0	0	3	0	0	0	0	0	0	15	15	0.00	0.000
Paul Shuey, R (11, 1) <small>ERA: 4.24</small>	1.0	W	5	1	0	0	1	0	1	0	0	0	0	6	10	0.00	1.000

Minnesota Twins @ Cleveland Indians
 Jacobs Field, Cleveland, OH
 Sat Jul 20 1996, 3:33 AM EDT
 Att: 43,433 - Sunny - 66 F

livebaseballscorecards.com

AB	43
R	5
H	11
RBI	5
BB	4
SO	11
LOB	20




Batter	1	2	3	4	5	6	7	8	9	10	11	AB	R	H	RBI	BB	SO	LOB
Kenny Lofton, L (1, 8) OBP: 0.383, SLG: 0.450	0-0 2B		0-0 1B		0-0 2B		0-0 E 1B		0-0 1B	0-0 1B		6	2	5	0	0	0	0
Omar Vizquel, S (1, 6) OBP: 0.366, SLG: 0.429	0-0 2B		0-0 1B		0-0 2B		0-0 E 1B		0-0 SH1-4			5	0	4	2	0	0	0
Mark Carreon, R (1, 3) OBP: 0.335, SLG: 0.467 Brian Giles, L (7, PH) OBP: 0.333, SLG: 1.000 Alvaro Espinoza, R (8, 3) OBP: 0.276, SLG: 0.404	0-0 G1-3		0-0 1B		0-0 P6		0-0 K		0-0 G5-3			3	0	1	1	0	0	3
Albert Belle, R (1, 7) OBP: 0.407, SLG: 0.632	0-3 K		0-0 1B		0-0 HR		0-0 K		4-0 BB 1B			4	1	1	1	1	2	3
Manny Ramirez, R (1, 9) OBP: 0.388, SLG: 0.603		0-3 K		0-0 1B		0-3 K		0-0 3B		0-0 BB 1B		5	0	3	0	0	2	0
Eddie Murray, S (1, 10) OBP: 0.326, SLG: 0.402		0-0 G3		0-0 G4-6-3		0-0 G5-3		0-0 G4-3		4-0 BB		4	0	0	1	1	0	2
Carlos Baerga, S (1, 4) OBP: 0.299, SLG: 0.388		0-0 F8		0-0 F8		0-0 F8		0-0 G3		0-0 L6		5	0	0	0	0	0	4
Jim Thome, L (1, 5) OBP: 0.445, SLG: 0.595			0-0 G4-3		0-3 K		4-0 1B		4-0 IBB			3	1	0	0	2	1	0
Sandy Alomar Jr., R (1, 2) OBP: 0.310, SLG: 0.385 Jeromy Burnitz, L (8, PH) OBP: 0.398, SLG: 0.494 Tony Peña, R (9, 2) OBP: 0.316, SLG: 0.308			0-0 G6-3		0-0 L5		0-0 1B		0-3 K			3	1	1	0	0	0	0

Inning Stats	R: 0	H: 2	R: 0	H: 0	R: 1	H: 3	R: 1	H: 2	R: 0	H: 2	R: 0	H: 0	R: 2	H: 3	R: 0	H: 1	R: 1	H: 2	R: 0	H: 0	R: 1	H: 1	
E: 0	LOB: 1	E: 0	LOB: 0	E: 0	LOB: 2	E: 0	LOB: 0	E: 1	LOB: 2	E: 0	LOB: 0	E: 0	LOB: 2	E: 0	LOB: 2	E: 0	LOB: 2	E: 0	LOB: 3	E: 0	LOB: 0	E: 0	LOB: 0
K: 1	BB: 0	K: 1	BB: 0	K: 0	BB: 0	K: 0	BB: 0	K: 1	BB: 1	K: 1	BB: 0	K: 1	BB: 1	K: 2	BB: 1	K: 0	BB: 2	K: 0	BB: 2	K: 1	BB: 0	K: 0	BB: 0
S: 6	P: 6	S: 5	P: 5	S: 5	P: 5	S: 4	P: 4	S: 7	P: 7	S: 5	P: 5	S: 10	P: 14	S: 6	P: 10	S: 5	P: 13	S: 5	P: 5	S: 5	P: 5	S: 2	P: 2

PITCHER	IP	WLS	BF	H	R	ER	SO	BB	IBB	HBP	BLK	WP	HR	S	P	ERA	WHIP
Scott Aldred, L (1, 1) ERA: 7.38	6.1		27	10	4	4	4	1	0	0	0	0	1	34	38	5.68	1.737
Eddie Guardado, L (7, 1) ERA: 4.93	0.0		2	2	0	0	0	0	0	0	0	0	0	2	2	∞	∞
Mike Trombley, R (7, 1) ERA: 2.9	1.1		6	1	0	0	2	0	1	0	0	0	0	9	13	0.00	0.750
Mike Milchin, L (8, 1) ERA: 7.36	0.2		3	1	1	1	1	0	0	0	0	0	0	5	5	13.50	1.500
Dan Naulty, R (9, 1) ERA: 2.79	1.2		8	1	0	0	1	1	1	0	0	0	0	8	16	0.00	1.200

MINNESOTA TWINS @ CLEVELAND INDIANS
JACOBS FIELD, CLEVELAND, OH
 Sat Jul 20 1996, 3:33 AM EDT
 Att: 43,433 - Sunny - 66 F

AB	43
R	6
H	16
RBI	6
BB	4
SO	8
LOB	17



PITCHER	IP	WLS	BF	H	R	ER	SO	BB	IBB	HBP	BLK	WP	HR	S	P	ERA	WHIP
Dave Stevens, R (11, 1) ERA: 5.76	0.1		2	1	1	1	0	0	0	0	0	0	1	2	2	27.00	3.000

Batter	1	2	3	4	5	6	7	8	9	AB R H RBI BB SO LOB	TOP
Chuck Knoblauch, R (1, 4) <small>OBP: 0.459, SLG: 0.566</small>	0-3 		0-1 	0-1 			1-1 		4-2 	4 1 1 0 1 1 1	
Denny Hocking, S (1, 9) <small>OBP: 0.239, SLG: 0.267</small>	1-0 		2-0 			2-2 	1-2 		1-3 	5 1 2 0 0 1 3	
Paul Molitor, R (1, 10) <small>OBP: 0.371, SLG: 0.438</small>	0-0 		1-0 			0-0 	4-1 		0-0 	4 1 2 0 1 0 2	
Marty Cordova, R (1, 7) <small>OBP: 0.387, SLG: 0.483</small>	0-0 		0-1 			0-2 	2-2 			4 1 3 4 0 0 2	
Dave Hollins, S (1, 5) <small>OBP: 0.362, SLG: 0.373</small>	2-3 		3-2 			3-2 		1-3 		4 0 0 0 0 2 2	
Jeff Reboulet, R (1, 3) Chip Hale, L (8, PH) <small>OBP: 0.315, SLG: 0.269</small> <small>OBP: 0.452, SLG: 0.519</small>		1-3 		1-3 		2-2 		3-3 		3 0 0 0 0 2 0	
Rich Becker, L (1, 8) <small>OBP: 0.348, SLG: 0.451</small>		0-0 		2-2 		1-3 		1-3 		4 1 1 0 0 2 0	
Pat Meares, R (1, 6) <small>OBP: 0.286, SLG: 0.392</small>		0-0 		2-0 		2-3 		2-3 		4 0 1 1 0 2 0	
Mike Durant, R (1, 2) Scott Stahoviak, L (9, PH) <small>OBP: 0.308, SLG: 0.282</small> <small>OBP: 0.393, SLG: 0.474</small>			0-0 	1-2 			0-0 		4-1 	3 0 0 0 0 0 1	
										0 0 0 0 1 0 0	
Inning Stats	R: 1 H: 3 E: 1 LOB: 1 K: 2 BB: 0 S: 9 P: 12	R: 0 H: 0 E: 0 LOB: 0 K: 1 BB: 0 S: 5 P: 6	R: 2 H: 3 E: 0 LOB: 1 K: 0 BB: 0 S: 13 P: 19	R: 1 H: 2 E: 0 LOB: 1 K: 1 BB: 0 S: 14 P: 20	R: 1 H: 1 E: 0 LOB: 0 K: 0 BB: 0 S: 10 P: 15	R: 0 H: 0 E: 0 LOB: 0 K: 2 BB: 0 S: 10 P: 15	R: 0 H: 1 E: 0 LOB: 2 K: 0 BB: 1 S: 11 P: 19	R: 0 H: 0 E: 0 LOB: 0 K: 3 BB: 0 S: 12 P: 17	R: 0 H: 0 E: 0 LOB: 2 K: 2 BB: 2 S: 11 P: 22	1B: 6 SF: 0 2B: 3 SAC: 0 3B: 0 DP: 0 HR: 1 HBP: 0	WP: 0 PA: 39 PB: 0 SB: 1 CS: 0
PITCHER Jack McDowell, R (1, 1) <small>ERA: 4.5</small> Eric Plunk, R (7, 1) <small>ERA: 2.36</small> Paul Shuey, R (9, 1) <small>ERA: 4.07</small>	IP WLS BF H R ER SO BB IBB HBP BLK WP HR S P ERA WHIP 6.2 W 30 10 5 5 6 1 0 0 0 0 1 68 100 6.75 1.650 1.1 4 0 0 0 3 0 0 0 0 0 0 16 23 0.00 0.000 1.0 S 5 0 0 0 2 2 0 0 0 0 0 0 11 22 0.00 2.000	PITCHER IP WLS BF H R ER SO BB IBB HBP BLK WP HR S P ERA WHIP									

Minnesota Twins @ Cleveland Indians
 Jacobs Field, Cleveland, OH
 Sun Jul 21 1996, 7:05 PM EDT
 Att. 42,341 - Unknown - 71 F

livebaseballscorecards.com

AB	36
R	5
H	10
RBI	5
BB	3
SO	11
LOB	11



Batter	1	2	3	4	5	6	7	8	9	AB R H RBI BB SO LOB	TOP									
Kenny Lofton, L (1, 8) OBP: 0.377, SLG: 0.446	1-2 G4-3		2-0 F8		0-0 G4-3		2-2 G4-3			4 0 0 0 0 0 1	Cleveland Indians @ Toronto Blue Jays SkyDome, Toronto, ON Mon Jul 22 1996, 7:05 PM EDT Att. 35,517 - Unknown - 71 F									
Omar Vizquel, S (1, 6) OBP: 0.387, SLG: 0.427	0-2 F9		1-1 S 2B 1B		1-1 G6-4-3 1B		1-2 P5			4 1 2 0 0 0 0										
Jim Thome, L (1, 5) OBP: 0.443, SLG: 0.591 Alvaro Espinoza, R (9, 5) OBP: 0.275, SLG: 0.404	0-0 G3		4-2 SAFE 2B BB		1-0 G6-4-3 1-2f		3-2 1B 2B			3 2 1 0 1 0 1 0 0 0 0 0 0 0										
Albert Belle, R (1, 7) OBP: 0.408, SLG: 0.640		0-0 G5-3	0-0 1-H 2-H 3-H 2B		1-0 3B		3-1 2-H 1B			4 0 3 4 0 0 0										
Manny Ramirez, R (1, 9) OBP: 0.385, SLG: 0.598		3-2 G4-3	2-0 F8		1-1 G5-3		0-0 F8			4 0 0 0 0 0 3										
Jeremy Burnitz, L (1, 10) OBP: 0.416, SLG: 0.583		1-2 1B		3-2 L3		0-3 K		1-3 K		4 0 1 0 0 2 2										
Carlos Baerga, S (1, 4) OBP: 0.300, SLG: 0.387		1-0 G4-3		2-0 G6-3		1-1 G6-3		0-0 F7		4 0 0 0 0 0 2										
Mark Carreon, R (1, 3) OBP: 0.333, SLG: 0.460			2-2 F9		4-2 BB		2-1 F9			3 0 0 0 1 0 0										
Sandy Alomar Jr., R (1, 2) OBP: 0.309, SLG: 0.383			1-0 1B 2B 1B		1-1 F9		2-1 P3			4 1 1 0 0 0 1										
Inning Stats	R: 0 E: 0 K: 0 S: 8	H: 0 LOB: 0 BB: 0 P: 9	R: 0 E: 0 K: 0 S: 10	H: 1 LOB: 1 BB: 0 P: 15	R: 3 E: 0 K: 0 S: 12	H: 3 LOB: 1 BB: 1 P: 24	R: 0 E: 0 K: 0 S: 8	H: 0 LOB: 1 BB: 1 P: 18	R: 0 E: 0 K: 1 S: 8	H: 1 LOB: 1 BB: 0 P: 11	R: 0 E: 0 K: 0 S: 7	H: 0 LOB: 0 BB: 0 P: 13	R: 1 E: 0 K: 1 S: 15	H: 2 LOB: 1 BB: 0 P: 23	R: 0 E: 0 K: 0 S: 5	H: 0 LOB: 0 BB: 0 P: 5	1B: 5 2B: 2 3B: 1 HR: 0	SF: 0 SAC: 0 DP: 1 HBP: 0	WP: 0 PB: 0 SB: 1 CS: 0	PA: 36
PITCHER	IP WLS BF H R ER SO BB IBB HBP BLK WP HR S P ERA WHIP																			
Erik Hanson, R (1, 1) ERA: 6.84	8.0 L 33 8 4 4 2 2 0 0 0 0 0 0 72 119 4.50 1.250																			
Paul Quantrill, R (9, 1) ERA: 5.97	1.0 3 0 0 0 0 0 0 0 0 0 0 0 5 5 0.00 0.000																			

livebaseballscorecards.com

AB	34
R	4
H	8
RBI	4
BB	2
SO	2
LOB	10



Batter	1	2	3	4	5	6	7	8	9	AB	R	H	RBI	BB	SO	LOB
Otis Nixon, S <small>OBP: 0.385, SLG: 0.325</small> (1, 8)	1-0 G1-3		0-1 G1-3		1-0 G6-3		0-3 K			4	0	0	0	0	1	2
Tomas Perez, S <small>OBP: 0.341, SLG: 0.376</small> (1, 4)	0-1 B1-3			2-1 G5-3	3-1 G4-3			0-3 K		4	0	0	0	0	1	1
Carlos Delgado, L <small>OBP: 0.371, SLG: 0.508</small> Robert Perez, R <small>OBP: 0.387, SLG: 0.473</small> (8, PH)	3-2 HBP			4-1 1B 1B BB		1-0 F8		0-0 G5-3		1	1	0	0	1	0	0
Joe Carter, R <small>OBP: 0.348, SLG: 0.544</small> (1, 7)	2-3 K			1-0 1B 1-3 1B		1-3 K		3-3 K		4	0	1	0	0	3	1
Ed Sprague, R <small>OBP: 0.349, SLG: 0.536</small> (1, 5)		0-0 P3		1-3 K		2-3 K			3-2 P6	4	0	0	0	0	2	2
John Olerud, L <small>OBP: 0.389, SLG: 0.504</small> (1, 3)		2-0 G6-4-3 1B		3-1 FC6-4 1B		1-0 G4-3 E 2B			2-3 K	4	1	3	1	0	1	0
Charlie O'Brien, R <small>OBP: 0.376, SLG: 0.543</small> (1, 2)		1-2 G6-4-3		1-0 FC6-4		1-3 K			1-3 K	4	0	0	0	0	2	4
Shawn Green, L <small>OBP: 0.312, SLG: 0.411</small> (1, 9)			1-2 G4-3		1-1 FC1-6 HBP		3-2 G4-3			2	0	0	0	0	0	1
Alex Gonzalez, R <small>OBP: 0.303, SLG: 0.409</small> (1, 6)			0-3 K		1-0 FC1-6		2-1 E4			3	0	0	0	0	1	1

Inning Stats	R: 0	H: 0	E: 0	K: 1	S: 12	LOB: 1	BB: 0	P: 18	R: 0	H: 1	E: 0	K: 0	S: 5	LOB: 0	BB: 0	P: 8	R: 0	H: 0	E: 0	K: 1	S: 8	LOB: 0	BB: 0	P: 9	R: 1	H: 2	E: 0	K: 1	S: 10	LOB: 2	BB: 1	P: 22	R: 0	H: 0	E: 1	K: 0	S: 5	LOB: 1	BB: 0	P: 11	R: 0	H: 0	E: 0	K: 2	S: 7	LOB: 0	BB: 0	P: 11	R: 1	H: 1	E: 1	K: 2	S: 13	LOB: 1	BB: 0	P: 20	R: 0	H: 0	E: 0	K: 2	S: 9	LOB: 0	BB: 0	P: 12	R: 0	H: 0	E: 0	K: 2	S: 11	LOB: 0	BB: 0	P: 17	1B: 3	SF: 0	2B: 1	SAC: 0	3B: 0	DP: 1	HR: 0	HBP: 2	WP: 0	PA: 34
--------------	------	------	------	------	-------	--------	-------	-------	------	------	------	------	------	--------	-------	------	------	------	------	------	------	--------	-------	------	------	------	------	------	-------	--------	-------	-------	------	------	------	------	------	--------	-------	-------	------	------	------	------	------	--------	-------	-------	------	------	------	------	-------	--------	-------	-------	------	------	------	------	------	--------	-------	-------	------	------	------	------	-------	--------	-------	-------	-------	-------	-------	--------	-------	-------	-------	--------	-------	--------

PITCHER	IP	WLS	BF	H	R	ER	SO	BB	IBB	HBP	BLK	WP	HR	S	P	ERA	WHIP
Orel Hershiser, R <small>ERA: 3.71</small>	(1, 1)	7.0	W	28	4	2	1	7	1	0	0	0	0	60	99	1.29	0.714
Paul Assenmacher, L <small>ERA: 1.98</small>	(8, 1)	0.1		1	0	0	1	0	0	0	0	0	0	5	5	0.00	0.000
Jose Mesa, R <small>ERA: 4.17</small>	(8, 1)	1.2	S	5	0	0	3	0	0	0	0	0	0	15	24	0.00	0.000


BOTTOM

Cleveland Indians @ Toronto Blue Jays
 SkyDome, Toronto, ON
 Mon Jul 22 1996, 7:05 PM EDT
 Att: 35,517 - Unknown - 71 F

livebaseballscorecards.com

AB	31
R	2
H	4
RBI	1
BB	1
SO	11
LOB	12



Batter	1	2	3	4	5	6	7	8	9	AB R H RBI BB SO LOB	TOP											
Kenny Lofton, L (1, 8) OBP: 0.376, SLG: 0.441	4-1 CS BB	3-1 G4-3		3-2 L7			1-0 G4-3		1-0 G4-6-3 1-2f	4 0 0 0 1 0 2	Cleveland Indians @ Toronto Blue Jays SkyDome, Toronto, ON Tue Jul 23 1996, 7:05 PM EDT Att. 35,194 - Unknown - 79 F AB 30 R 1 H 5 RBI 1 BB 7 SO 3 LOB 18 											
Omar Vizquel, S (1, 6) OBP: 0.386, SLG: 0.434	1-1 L7		1-0 HR		2-2 G4-3		2-1 F7			4 1 1 1 0 0 1												
Jim Thome, L (1, 5) OBP: 0.441, SLG: 0.585	4-0 1B 1-2 BB		2-0 P5		3-3 K		0-0 P6			3 0 0 0 1 1 0												
Albert Belle, R (1, 7) OBP: 0.414, SLG: 0.642	2-1 BB 1-3 1B		4-2 BB BB		4-2 FC6-4 BB		0-0 1B			2 0 2 0 2 0 0												
Manny Ramirez, R (1, 9) OBP: 0.386, SLG: 0.594	4-1 1-2 BB		4-2 1-2 BB		1-1 FC6-4 1-2f		1-0 P4			2 0 0 0 2 0 2												
Jeremy Burnitz, L (1, 10) OBP: 0.404, SLG: 0.563	1-3 K		0-1 P5		3-2 P6		1-2 K			3 0 0 0 0 1 5												
Alvaro Espinoza, R (8, PH) OBP: 0.272, SLG: 0.400										1 0 0 0 0 1 1												
Carlos Baerga, S (1, 4) OBP: 0.300, SLG: 0.386		0-2 G6-3	1-0 G5-3		0-1 1B		0-0 F8			4 0 1 0 0 0 3												
Mark Carreon, R (1, 3) OBP: 0.335, SLG: 0.462		0-0 2B		2-0 P6		1-0 F7		4-2 G4-6-3 BB		3 0 1 0 1 0 1												
Sandy Alomar Jr., R (1, 2) OBP: 0.306, SLG: 0.379		1-0 P6		1-1 G2		0-1 F9		1-0 F8		3 0 0 0 0 0 2												
Brian Giles, L (9, PH) OBP: 0.300, SLG: 0.900										1 0 0 0 0 0 1												
Inning Stats	R: 0 E: 0 K: 1 S: 11	H: 1 LOB: 3 BB: 3 P: 27	R: 0 E: 0 K: 0 S: 7	H: 1 LOB: 1 BB: 0 P: 11	R: 1 E: 0 K: 0 S: 10	H: 1 LOB: 2 BB: 2 P: 22	R: 0 E: 0 K: 0 S: 8	H: 0 LOB: 0 BB: 0 P: 14	R: 0 E: 0 K: 1 S: 10	H: 0 LOB: 1 BB: 1 P: 20	R: 0 E: 0 K: 0 S: 8	H: 1 LOB: 1 BB: 0 P: 12	R: 0 E: 0 K: 0 S: 4	H: 0 LOB: 0 BB: 0 P: 7	R: 0 E: 0 K: 1 S: 6	H: 1 LOB: 1 BB: 0 P: 8	R: 0 E: 0 K: 0 S: 5	H: 0 LOB: 0 BB: 1 P: 11	1B: 3 2B: 1 3B: 0 HR: 1	SF: 0 SAC: 0 DP: 1 HBP: 0	WP: 0 PB: 0 SB: 0 CS: 1	PA: 37
PITCHER	IP WLS BF H R ER SO BB IBB HBP BLK WP HR S P ERA WHIP																					
Pat Hentgen, R (1, 1) ERA: 3.77	7.1 W 32 5 1 1 2 6 0 0 0 0 0 1 60 116 1.23 1.500																					
Tony Castillo, L (8, 1) ERA: 3.75	0.2 2 0 0 0 1 0 0 0 0 0 0 0 4 5 0.00 0.000																					
Mike Timlin, R (9, 1) ERA: 3.94	1.0 S 3 0 0 0 0 1 0 0 0 0 0 0 5 11 0.00 1.000																					

Batter	1	2	3	4	5	6	7	8	9
Otis Nixon, S <small>OBP: 0.380, SLG: 0.321</small> (1, 8)	1-0 G5-3		1-1 G4-3			2-2 G5-3	SAFE 0-0 F9		
Tomas Perez, S <small>OBP: 0.339, SLG: 0.373</small> (1, 4)	0-2 P5			0-1 P6		2-2 E9 FC3-6 1B		0-1 P3	
Carlos Delgado, L <small>OBP: 0.370, SLG: 0.503</small> (1, 3)	3-3 K			3-1 G6-3		4-0 FC3-6 BB		0-0 L8	
Joe Carter, R <small>OBP: 0.347, SLG: 0.549</small> (1, 7)		0-1 HR		3-3 K		0-0 FC3-6 BB 1-2 2-3		0-1 P3	
Ed Sprague, R <small>OBP: 0.348, SLG: 0.533</small> (1, 5)		1-0 F9			3-2 G5-3	4-1 BB 1-2			
John Olerud, L <small>OBP: 0.389, SLG: 0.506</small> (1, 10)		2-0 P5			0-2 HR 2B	0-0 G1-3			
Shawn Green, L <small>OBP: 0.312, SLG: 0.422</small> (1, 9)		1-1 G4-3			0-0 HR 2-H		1-0 F9		
Sandy Martinez, L <small>OBP: 0.298, SLG: 0.345</small> (1, 2)			2-3 K		2-1 G1-3		0-3 K		
Alex Gonzalez, R <small>OBP: 0.304, SLG: 0.409</small> (1, 6)			2-2 L7		1-2 G5-3		2-2 1B		

Inning Stats	R: 0	H: 0	E: 0	K: 1	S: 7	R: 1	H: 1	E: 0	K: 0	S: 6	R: 0	H: 0	E: 0	K: 1	S: 9	R: 0	H: 0	E: 0	K: 1	S: 7	R: 2	H: 2	E: 0	K: 0	S: 15	R: 0	H: 1	E: 1	K: 0	S: 9	R: 0	H: 1	E: 0	K: 1	S: 8	R: 0	H: 0	E: 0	K: 0	S: 5	
	0	0	0	1	7	1	1	0	0	6	0	0	0	1	9	0	0	0	1	7	2	2	0	0	15	0	1	1	0	0	0	0	0	1	0	0	8	0	0	0	5

PITCHER															PITCHER																										
IP	WLS	BF	H	R	ER	SO	BB	IBB	HBP	BLK	WP	HR	S	P	ERA	WHIP	IP	WLS	BF	H	R	ER	SO	BB	IBB	HBP	BLK	WP	HR	S	P	ERA	WHIP								
5.2	L	23	4	3	3	3	2	0	0	0	0	2	52	89	4.76	1.059																									
2.0		7	1	0	0	1	0	0	0	0	0	0	12	15	0.00	0.500																									
0.1		1	0	0	0	0	0	0	0	0	0	0	2	2	0.00	0.000																									

BOTTOM

Cleveland Indians @ Toronto Blue Jays
 SkyDome, Toronto, ON
 Tue Jul 23 1996, 7:05 PM EDT
 Att: 35,194 - Unknown - 79 F

livebaseballscorecards.com

AB	29
R	3
H	5
RBI	3
BB	2
SO	4
LOB	6



1B: 2	SF: 0	WP: 0	PA: 31
2B: 1	SAC: 0	PB: 0	
3B: 0	DP: 0	SB: 0	
HR: 2	HBP: 0	CS: 0	

Batter	1	2	3	4	5	6	7	8	9	AB R H RBI BB SO LOB	TOP
Kenny Lofton, L (1, 8) OBP: 0.377, SLG: 0.441	4-0 BB G6-4-3		0-0 G4-3		0-0 1B BB 1B	0-0 1B HR 1B	0-0 G6-3		0-3 K	5 2 2 2 1 1 1	
Omar Vizquel, S (1, 6) OBP: 0.366, SLG: 0.442	0-0 G6-4-3 1-2f		0-0 L6		0-0 1B HBP 1B	0-0 HR 1B		0-0 G1-4-3		5 2 2 3 0 0 1	
Jim Thome, L (1, 5) OBP: 0.446, SLG: 0.583	4-0 BB			4-0 BB BB BB G5-4-3 BB	4-0 1B HBP BB BB	0-0 G4-3		4-0 1B 1B BB		1 1 0 0 4 0 0	
Albert Belle, R (1, 10) OBP: 0.413, SLG: 0.638	0-0 F9			0-0 G5-4-3 1-2f	4-0 1B HBP BB	0-0 E6 BB		0-0 1B 1B		4 1 1 1 1 0 2	
Jeremy Burnitz, L (1, 9) OBP: 0.407, SLG: 0.551		0-3 K		0-0 G4-3	1-0 1B HBP	4-0 BB		0-0 1B		2 0 0 1 1 1 0	
Alvaro Espinoza, R (6, 3) OBP: 0.279, SLG: 0.406					1-2 2-3 3-H HBP	1-2 BB		1-2 2-3 1B		1 0 1 0 0 0 0	
Brian Giles, L (1, 7) OBP: 0.333, SLG: 0.714		0-0 G3-1			1-2 BB	0-0 L7		0-0 P6		4 0 1 2 1 0 5	
Carlos Baerga, S (1, 4) OBP: 0.303, SLG: 0.398		0-0 HR			0-0 1B F8		0-0 2B	0-0 G6-3		5 2 3 1 0 0 5	
Mark Carreon, R (1, 3) OBP: 0.331, SLG: 0.455		0-0 G6-3			0-0 1B E1 G1-2-3	0-0 F8	0-0 P3		0-0 G5-3	5 1 0 0 0 0 3	
Tony Peña, R (1, 2) OBP: 0.302, SLG: 0.292			0-0 G5-3		0-0 1B G1-2-3	0-0 1B HR 1B	0-0 P3		0-3 K	5 1 1 0 0 1 4	
Inning Stats	R: 0 E: 0 K: 0 S: 2 H: 0 LOB: 1 BB: 2 P: 10	R: 1 E: 0 K: 1 S: 6 H: 1 LOB: 0 BB: 0 P: 6	R: 0 E: 0 K: 0 S: 3 H: 0 LOB: 0 BB: 0 P: 3	R: 0 E: 0 K: 0 S: 2 H: 0 LOB: 0 BB: 1 P: 6	R: 6 E: 1 K: 0 S: 7 H: 4 LOB: 2 BB: 3 P: 20	R: 3 E: 1 K: 0 S: 7 H: 3 LOB: 2 BB: 1 P: 11	R: 0 E: 0 K: 0 S: 4 H: 1 LOB: 1 BB: 0 P: 4	R: 0 E: 0 K: 0 S: 5 H: 2 LOB: 3 BB: 1 P: 9	R: 0 E: 0 K: 2 S: 7 H: 0 LOB: 0 BB: 0 P: 7	1B: 8 2B: 1 3B: 0 HR: 2 SF: 0 SAC: 0 DP: 3 HBP: 1	WP: 0 PB: 0 SB: 1 CS: 0 PA: 46
PITCHER	IP WLS BF H R ER SO BB IBB HBP BLK WP HR S P ERA WHIP										
Marty Janzen, R (1, 1) ERA: 6.89	4.2 L 22 4 7 6 1 6 0 0 0 0 0 1 18 42 11.57 2.143										
Paul Spoljaric, L (5, 1) ERA: 3.65	2.1 15 5 3 3 0 1 0 1 0 0 0 1 13 18 11.57 2.571										
Scott Brow, R (8, 1) ERA: 3.86	2.0 9 2 0 0 2 1 0 0 0 0 0 0 12 16 0.00 1.500										

Cleveland Indians @ Toronto Blue Jays
 SkyDome, Toronto, ON
 Wed Jul 24 1996, 7:05 PM EDT
 Att. 35,218 - Unknown - 78 F

AB	37
R	10
H	11
RBI	10
BB	8
SO	3
LOB	21



WP: 0	PA: 46
PB: 0	
SB: 1	
CS: 0	

ERA	WHIP

livebaseballscorecards.com

Batter	1	2	3	4	5	6	7	8	9	AB	R	H	RBI	BB	SO	LOB
Otis Nixon, S (1, 8) <small>OBP: 0.377, SLG: 0.318</small> Jacob Brumfield, R (7, 8) <small>OBP: 0.308, SLG: 0.453</small>	0-0 G1-3		0-0 G5-3		0-0 FC4-6			0-0 F8		3	0	0	0	0	0	1
Tomas Perez, S (1, 4) <small>OBP: 0.331, SLG: 0.363</small>	0-0 G6-3		0-0 L7		0-0 FC6-4			0-0 G4-3		4	0	0	0	0	0	1
Carlos Delgado, L (1, 10) <small>OBP: 0.371, SLG: 0.505</small>	4-0 BB			0-0 2B		0-0 G5-3		0-3 K		3	0	1	0	1	1	0
Joe Carter, R (1, 7) <small>OBP: 0.345, SLG: 0.545</small> Robert Perez, R (7, 7) <small>OBP: 0.384, SLG: 0.470</small>	0-3 K			0-0 F9		0-0 G3		0-0 F8		3	0	0	0	0	1	2
Ed Sprague, R (1, 5) <small>OBP: 0.346, SLG: 0.529</small> Domingo Cedeno, S (7, 5) <small>OBP: 0.327, SLG: 0.354</small>		0-0 G6-3		0-0 F7		0-3 K		0-0 F7		3	0	0	0	0	1	1
John Olerud, L (1, 3) <small>OBP: 0.388, SLG: 0.502</small>		0-0 G4-3		4-0 BB		0-0 G4-3				2	0	0	0	1	0	0
Shawn Green, L (1, 9) <small>OBP: 0.312, SLG: 0.421</small>		0-0 1B		0-0 L9		0-0 G6-3				3	0	1	0	0	0	2
Sandy Martinez, L (1, 2) <small>OBP: 0.299, SLG: 0.345</small>		0-3 K			0-0 FC4-6		0-0 G3			3	0	1	0	0	1	1
Alex Gonzalez, R (1, 6) <small>OBP: 0.301, SLG: 0.405</small>			0-0 G6-3		0-0 F7			0-0 F5		3	0	0	0	0	0	1

BOTTOM

Cleveland Indians @ Toronto Blue Jays
 SkyDome, Toronto, ON
 Wed Jul 24 1996, 7:05 PM EDT
 Att: 35,218 - Unknown - 78 F

livebaseballscorecards.com

AB	30
R	0
H	3
RBI	0
BB	2
SO	4
LOB	9



Inning Stats	R: 0	H: 0	E: 0	K: 5	S: 5	H: 0	LOB: 1	BB: 1	P: 9	R: 0	H: 1	E: 0	K: 1	S: 6	R: 0	H: 0	E: 0	K: 0	S: 3	R: 0	H: 1	E: 0	K: 0	S: 4	R: 0	H: 1	E: 0	K: 0	S: 4	R: 0	H: 0	E: 0	K: 1	S: 5	R: 0	H: 0	E: 0	K: 0	S: 3	R: 0	H: 0	E: 0	K: 0	S: 3	R: 0	H: 0	E: 0	K: 1	S: 5	R: 0	H: 0	E: 0	K: 0	S: 3	R: 0	H: 0	E: 0	K: 1	S: 5
--------------	------	------	------	------	------	------	--------	-------	------	------	------	------	------	------	------	------	------	------	------	------	------	------	------	------	------	------	------	------	------	------	------	------	------	------	------	------	------	------	------	------	------	------	------	------	------	------	------	------	------	------	------	------	------	------	------	------	------	------	------

PITCHER	IP	WLS	BF	H	R	ER	SO	BB	IBB	HBP	BLK	WP	HR	S	P	ERA	WHIP
Dennis Martinez, R (1, 1) <small>ERA: 4.4</small>	5.0		20	3	0	0	2	2	0	0	0	0	0	22	30	0.00	1.000
Greg Swindell, L (6, 1) <small>ERA: 7.11</small>	0.1		1	0	0	0	0	0	0	0	0	0	0	1	1	0.00	0.000
Danny Graves, R (6, 1) <small>ERA: 2.77</small>	2.2		8	0	0	0	1	0	0	0	0	0	0	10	10	0.00	0.000
Paul Shuey, R (9, 1) <small>ERA: 3.91</small>	1.0		3	0	0	0	1	0	0	0	0	0	0	5	5	0.00	0.000

WP: 0	PA: 32	ERA	WHIP
PB: 0			
SB: 0			
CS: 0			

Batter	1	2	3	4	5	6	7	8	9	AB R H RBI BB SO LOB	TOP		
Kenny Lofton, L OBP: 0.379, SLG: 0.443 (1, 8) X	0-0 S E 1B	0-0 F8			0-0 S 1B 1B	0-0 G3 1B		0-0 F9		5 2 3 0 0 0 0			
Omar Vizquel, S OBP: 0.366, SLG: 0.441 Carlos Baerga, S OBP: 0.302, SLG: 0.396 (1, 6) X (5, 4)	0-0 F9 1-2		0-0 G3		0-0 S 1B 1B	0-0 G3		0-0 G1-3		3 1 1 0 0 0 1 2 0 0 0 0 0 2			
Jim Thome, L OBP: 0.445, SLG: 0.579 (1, 5) X	0-0 E9 HR 1B 2-H		0-0 G3-1		4-0 G5-4-3 1-2 2-3 2B BB	0-0 G4-3			0-3 K	4 2 1 1 1 1 2			
Albert Belle, R OBP: 0.418, SLG: 0.655 (1, 7) X	0-0 HR 2-H		0-0 HR		0-0 G5-4-3 1-2 2-3 3-H 1B	1-0 FC5-4 HBP			0-0 G5-3	4 2 3 5 0 0 0			
Manny Ramirez, R OBP: 0.384, SLG: 0.591 (1, 9) X	0-0 F7		0-0 P5		0-0 G5-4-3 1-2 2-3 2B	0-0 FC5-4 2B			0-0 1B 1B 2B	5 2 1 0 0 0 3			
Brian Giles, L OBP: 0.500, SLG: 0.941 (1, 10) B B B B	4-0 BB				0-0 F8 2B	0-0 2B			4-0 1B 1B IBB	3 1 3 2 2 0 0			
Mark Carreon, R OBP: 0.332, SLG: 0.455 (1, 3) S S S	0-3 K				0-0 F7	0-0 F8			0-0 1B 1B	5 0 2 0 0 1 3			
Sandy Alomar Jr., R OBP: 0.304, SLG: 0.375 (1, 2) X		0-0 G5-3			0-0 F8 2-3		0-0 P6		0-0 F7	5 0 1 2 0 0 2			
Alvaro Espinoza, R OBP: 0.275, SLG: 0.396 (1, 4) (5, 6) X		0-0 F8			0-3 K		0-0 G3 1B 1B		0-0 F9	5 0 1 0 0 1 3			
Inning Stats	R: 3 E: 1 K: 1 S: 8 H: 3 LOB: 1 BB: 1 P: 12	R: 0 E: 0 K: 0 S: 3 H: 0 LOB: 0 BB: 0 P: 3	R: 1 E: 0 K: 0 S: 4 H: 1 LOB: 0 BB: 0 P: 4	R: 0 E: 0 K: 1 S: 6 H: 1 LOB: 1 BB: 0 P: 6	R: 3 E: 0 K: 0 S: 6 H: 4 LOB: 1 BB: 1 P: 10	R: 0 E: 0 K: 0 S: 5 H: 2 LOB: 2 BB: 0 P: 5	R: 1 E: 1 K: 0 S: 4 H: 2 LOB: 1 BB: 0 P: 5	R: 0 E: 0 K: 0 S: 3 H: 0 LOB: 0 BB: 0 P: 3	R: 2 E: 0 K: 1 S: 8 H: 3 LOB: 2 BB: 1 P: 12	1B: 10 2B: 4 3B: 0 HR: 2 SF: 0 SAC: 0 DP: 1 HBP: 1	WP: 0 PB: 0 SB: 3 CS: 0 PA: 45		
PITCHER	IP WLS BF H R ER SO BB IBB HBP BLK WP HR S P ERA WHIP											PITCHER	IP WLS BF H R ER SO BB IBB HBP BLK WP HR S P ERA WHIP
Rocky Coppinger, R ERA: 5.7 (1, 1)	4.2 L 24 9 7 7 2 2 0 0 0 0 0 2 26 34 13.50 2.357												
Garrett Stephenson, R ERA: 6.23 (5, 1)	4.1 21 7 3 3 1 0 1 1 0 0 0 0 21 26 6.23 1.615												

Cleveland Indians @ Baltimore Orioles
 Oriole Park at Camden Yards, Baltimore, MD
 Thu Jul 25 1996, 7:05 PM EDT
 Att. 47,025 - Unknown - 81 F

livebaseballscorecards.com

AB 41
 R 10
 H 16
 RBI 10
 BB 3
 SO 3
 LOB 16



Batter	1	2	3	4	5	6	7	8	9	AB R H RBI BB SO LOB
Roberto Alomar, S (1, 4) OBP: 0.422, SLG: 0.548	0-0 HR 1B		0-0 G3 1B 2B		0-0 F7		0-0 HR		0-0 HR	5 4 4 2 0 0 0
Brady Anderson, L (1, 8) OBP: 0.390, SLG: 0.637	0-0 1-H HR		0-3 K		0-0 F9-3 1B		0-0 G4-3		0-3 K	5 1 2 2 0 2 1
Rafael Palmeiro, L (1, 3) OBP: 0.390, SLG: 0.546	0-0 BB 1B		0-0 G3		0-0 F9-3		0-3 K		0-3 K	5 0 1 0 0 2 2
Bobby Bonilla, S (1, 9) OBP: 0.351, SLG: 0.440	0-0 F8		0-0 1B		0-0 G3 3B		0-0 F8		0-0 F7	5 1 2 1 0 0 1
Cal Ripken Jr., R (1, 6) OBP: 0.346, SLG: 0.461	4-0 G4-6-3 BB		0-0 G5-3		0-0 G3 1B		0-3 K G5-3 1B			3 1 1 0 1 1 1
Eddie Murray, S (1, 10) OBP: 0.321, SLG: 0.409	0-0 G4-6-3			0-0 G3		0-0 G3		0-0 G5-3		4 0 0 1 0 0 4
B.J. Surhoff, L (1, 5) OBP: 0.349, SLG: 0.491		0-3 K		0-0 G1-4-3		4-0 BB		0-0 1B		3 0 1 1 1 1 0
Chris Hoiles, R (1, 2) OBP: 0.339, SLG: 0.452		0-0 1B		4-0 FC6-4 BB		0-0 P6		0-0 F8		3 0 1 0 1 0 3
Mike Devereaux, R (1, 7) OBP: 0.317, SLG: 0.340		0-0 G5-3		0-0 FC6-4		0-3 K		0-0 G6-3		4 0 0 0 0 1 4

Inning Stats	R: 2	H: 3	E: 0	K: 5	S: 5	LOB: 1	BB: 1	P: 9	R: 0	H: 1	E: 0	K: 1	S: 5	LOB: 0	BB: 0	P: 5	R: 1	H: 2	E: 0	K: 1	S: 7	LOB: 1	BB: 0	P: 7	R: 0	H: 0	E: 0	K: 0	S: 3	LOB: 1	BB: 1	P: 7	R: 0	H: 1	E: 0	K: 1	S: 3	LOB: 0	BB: 0	P: 3	R: 1	H: 2	E: 0	K: 1	S: 7	LOB: 2	BB: 1	P: 11	R: 1	H: 1	E: 0	K: 1	S: 6	LOB: 0	BB: 0	P: 6	R: 1	H: 1	E: 0	K: 1	S: 7	LOB: 1	BB: 0	P: 7	R: 1	H: 1	E: 0	K: 2	S: 8	LOB: 0	BB: 0	P: 8
--------------	------	------	------	------	------	--------	-------	------	------	------	------	------	------	--------	-------	------	------	------	------	------	------	--------	-------	------	------	------	------	------	------	--------	-------	------	------	------	------	------	------	--------	-------	------	------	------	------	------	------	--------	-------	-------	------	------	------	------	------	--------	-------	------	------	------	------	------	------	--------	-------	------	------	------	------	------	------	--------	-------	------

PITCHER	IP	WLS	BF	H	R	ER	SO	BB	IBB	HBP	BLK	WP	HR	S	P	ERA	WHIP
Charles Nagy, R (1, 1) ERA: 3.63	5.1	W	24	9	4	4	2	2	0	0	0	0	1	26	34	6.75	2.062
Alan Embree, L (6, 1) ERA: 5.68	0.0		1	0	0	0	0	1	0	0	0	0	0	0	4	∞	∞
Eric Plunk, R (6, 1) ERA: 2.58	2.2		11	2	2	2	3	0	0	0	0	1	1	17	17	6.75	0.750
Paul Assenmacher, L (9, 1) ERA: 2.22	1.0		4	1	1	1	2	0	0	0	0	0	1	8	8	9.00	1.000


BOTTOM

Cleveland Indians @ Baltimore Orioles
Oriole Park at Camden Yards, Baltimore, MD

Thu Jul 25 1996, 7:05 PM EDT
Att: 47,025 - Unknown - 81 F

AB	37
R	7
H	12
RBI	7
BB	3
SO	7
LOB	16

WP: 1 PA: 40
PB: 0 SB: 0
CS: 0



PITCHER	IP	WLS	BF	H	R	ER	SO	BB	IBB	HBP	BLK	WP	HR	S	P	ERA	WHIP
---------	----	-----	----	---	---	----	----	----	-----	-----	-----	----	----	---	---	-----	------

Batter	1	2	3	4	5	6	7	8	9	AB R H RBI BB SO LOB	TOP		
Kenny Lofton, L (1, 8) OBP: 0.379, SLG: 0.441	0-0 G3 HR 1B	0-3 K		0-0 P4	0-0 1-3 3-H 1B		0-0 G3-1		0-0 G4-3	6 1 2 1 0 1 3			
Casey Candaele, S (1, 4) OBP: 0.333, SLG: 0.333	0-0 G3 1-2		0-3 K	0-0 2-H 3-H HR 1B	0-3 K		0-0	0-0 G6-3	6 1 2 3 0 2 2				
Jim Thome, L (1, 5) OBP: 0.449, SLG: 0.589	0-0 2-H HR		0-0 1B 1B	0-0 1-2 HR 1B		4-0 BB BB	0-3 K		0-3 K	5 2 3 2 1 2 1			
Albert Belle, R (1, 7) Jeromy Burnitz, L (9, 7) OBP: 0.422, SLG: 0.668 OBP: 0.407, SLG: 0.551	0-0 HR 2B		0-0 G6-4-3 1B	0-0 1-H 2-H HR		0-0 F9		0-0 1B S 1B	5 3 4 3 0 0 1 0 0 0 0 0 0 0				
Manny Ramirez, R (1, 9) OBP: 0.387, SLG: 0.589	0-0 G1-3		0-0 G6-4-3 1-2f	4-0 BB		4-0 BB BB		0-0 S 1B 1B	3 1 1 0 2 0 3				
Brian Giles, L (1, 10) OBP: 0.520, SLG: 1.000	0-0 2-H HR			0-0 S 1B 1B F9		4-0 1-2 2-3 BB G4-6-3		0-3 K	4 2 2 2 1 1 3				
Mark Carreon, R (1, 3) OBP: 0.332, SLG: 0.454	0-0 F8			0-0 2B 1-2 1B 1B	0-0 F9 BB 1B	0-0 G4-6-3		0-0 F8	5 2 2 0 0 0 5				
Sandy Alomar Jr., R (1, 2) OBP: 0.313, SLG: 0.381		0-0 G6-4-3 1B		0-3 K	4-0 1B 1-2 BB		0-0 G3-1 SH1-4 1B	0-0 2-H 3-H 1B	4 1 3 2 1 1 2				
Alvaro Espinoza, R (1, 6) OBP: 0.274, SLG: 0.400		0-0 G6-4-3 1-2f		0-0 K 1-3 3-H 2B	0-0 F9		0-0 SH1-4	0-0 F8	4 1 1 1 0 0 4				
Inning Stats	R: 4 E: 0 K: 0 S: 7 H: 4 LOB: 0 BB: 0 P: 7	R: 0 E: 0 K: 1 S: 5 H: 1 LOB: 0 BB: 0 P: 5	R: 0 E: 0 K: 1 S: 6 H: 2 LOB: 1 BB: 0 P: 6	R: 6 E: 0 K: 1 S: 11 H: 6 LOB: 1 BB: 1 P: 15	R: 1 E: 0 K: 1 S: 6 H: 2 LOB: 1 BB: 1 P: 10	R: 0 E: 0 K: 0 S: 2 H: 0 LOB: 2 BB: 3 P: 14	R: 1 E: 0 K: 1 S: 7 H: 2 LOB: 1 BB: 0 P: 7	R: 2 E: 0 K: 1 S: 8 H: 3 LOB: 1 BB: 0 P: 8	R: 0 E: 0 K: 1 S: 5 H: 0 LOB: 0 BB: 0 P: 5	1B: 15 2B: 2 3B: 0 HR: 3 SF: 0 SAC: 1 DP: 3 HBP: 0	WP: 0 PB: 0 SB: 3 CS: 0 PA: 48		
PITCHER	IP WLS BF H R ER SO BB IBB HBP BLK WP HR S P ERA WHIP											PITCHER	IP WLS BF H R ER SO BB IBB HBP BLK WP HR S P ERA WHIP
35 Mike Mussina, R (1, 1) ERA: 5.24	3.2 L 20 11 8 8 3 0 0 0 0 0 0 2 26 26 19.64 3.000												
Jimmy Haynes, R (4, 1) ERA: 7.24	0.1 6 3 3 3 0 2 0 0 0 0 0 1 4 12 81.00 15.000												
Rick Krivda, L (5, 1) ERA: 5.13	1.1 7 1 0 0 1 3 0 0 0 0 0 0 6 18 0.00 3.000												
Keith Shepherd, R (6, 1) ERA: 6.62	2.2 12 5 3 3 2 0 0 0 0 0 0 0 16 16 10.12 1.875												
Jesse Orosco, L (9, 1) ERA: 4.59	1.0 3 0 0 0 1 0 0 0 0 0 0 0 5 5 0.00 0.000												

Cleveland Indians @ Baltimore Orioles
Oriole Park at Camden Yards, Baltimore, MD

Fri Jul 26 1996, 7:05 PM EDT
Att. 46,751 - Unknown - 89 F

livebaseballscorecards.com

AB	42
R	14
H	20
RBI	14
BB	5
SO	7
LOB	24



Batter	1	2	3	4	5	6	7	8	9	AB	R	H	RBI	BB	SO	LOB
Roberto Alomar, S OBP: 0.422, SLG: 0.553 (1, 4)	4-0 HR BB	0-0 F7		0-0 FC6 G4-3 2B		0-0 HR		0-0 F8		4	3	1	2	1	0	2
Brady Anderson, L OBP: 0.392, SLG: 0.644 (1, 8)	0-3 K		0-0 HR	0-0 G4-3		0-0 FC4-6 1B		1-0 HBP		4	1	2	2	0	1	2
Cal Ripken Jr., R OBP: 0.347, SLG: 0.470 (1, 6)	0-0 HR		0-0 G6-3	0-0 2B		0-0 F8		0-0 F7		5	1	2	3	0	0	2
Rafael Palmeiro, L OBP: 0.388, SLG: 0.549 (1, 3)	0-0 F8		0-0 HR	0-0 G3		0-0 FC4-6 FC5-4		0-0 F7		5	1	1	1	0	0	3
Bobby Bonilla, S OBP: 0.351, SLG: 0.439 (1, 9)	0-0 1B		0-0 F9		0-0 1B BB SF8 1B	0-0 FC5-4			0-0 P4	5	1	2	0	0	0	1
Eddie Murray, S OBP: 0.322, SLG: 0.407 (1, 10)	0-0 F7		0-3 K		4-0 1B BB		0-0 G5-3		0-0 WP 1B	4	0	1	0	1	1	1
B.J. Surhoff, L OBP: 0.350, SLG: 0.490 (1, 5)		0-0 G3		0-0 FC5-4 1B FC6 1B	0-0 G6-4-3 1B		0-0 L4		0-0 E5	5	1	2	0	0	0	1
Chris Hoiles, R OBP: 0.340, SLG: 0.453 (1, 2)		0-0 G5-3		0-0 FC5-4 1B	0-0 SF8		0-0 1B		0-3 K	4	0	2	1	0	1	2
Mike Devereaux, R OBP: 0.315, SLG: 0.335 (1, 7)		4-0 S BB		0-0 FC5-4 E FC6 G4-3	0-0 G6-4-3		0-0 F8		0-0 L6	4	1	0	0	1	0	7

Inning Stats	R: 2	H: 2	E: 0	K: 1	S: 7	H: 2	LOB: 1	BB: 1	P: 11	R: 0	H: 0	E: 0	K: 0	S: 3	R: 0	H: 2	E: 0	K: 1	S: 7	R: 2	H: 2	E: 0	K: 1	S: 7	R: 3	H: 3	E: 1	K: 0	S: 7	R: 1	H: 2	E: 0	K: 0	S: 4	R: 1	H: 2	E: 0	K: 0	S: 5	R: 0	H: 1	E: 0	K: 0	S: 4	R: 0	H: 0	E: 0	K: 0	S: 3	R: 0	H: 1	E: 1	K: 1	S: 7	1B: 8	SF: 1	2B: 1	3B: 0	HR: 4
--------------	------	------	------	------	------	------	--------	-------	-------	------	------	------	------	------	------	------	------	------	------	------	------	------	------	------	------	------	------	------	------	------	------	------	------	------	------	------	------	------	------	------	------	------	------	------	------	------	------	------	------	------	------	------	------	------	-------	-------	-------	-------	-------

PITCHER	IP	WLS	BF	H	R	ER	SO	BB	IBB	HBP	BLK	WP	HR	S	P	ERA	WHIP
Greg Swindell, L ERA: 7.46 (1, 1)	3.0		15	4	4	4	2	2	0	0	0	0	3	17	25	12.00	2.000
Danny Graves, R ERA: 4.11 (4, 1)	2.1		15	7	5	3	0	1	0	0	0	0	1	14	18	11.57	3.429
Paul Assenmacher, L ERA: 2.03 (6, 1)	2.2	W	10	1	0	0	0	0	0	1	0	0	0	9	10	0.00	0.375
Paul Shuey, R ERA: 3.76 (9, 1)	1.0		5	1	0	0	1	0	0	0	0	1	0	7	7	0.00	1.000

BOTTOM

Cleveland Indians @ Baltimore Orioles
Oriole Park at Camden Yards, Baltimore, MD

Fri Jul 26 1996, 7:05 PM EDT
Att: 46,751 - Unknown - 89 F

livebaseballscores.com

AB	40
R	9
H	13
RBI	9
BB	3
SO	3
LOB	21



WP: 1	PA: 45
PB: 0	
SB: 2	
CS: 0	

Batter	1	2	3	4	5	6	7	8	9	AB R H RBI BB SO LOB	TOP	
Casey Candaele, S (1, 4) OBP: 0.500, SLG: 0.500	0-0 G1-6-3 1B		0-0 3B 1B		0-0 G4-3			0-0 G6-3 1B		4 1 3 0 0 0 0	Cleveland Indians @ Baltimore Orioles Oriole Park at Camden Yards, Baltimore, MD Sat Jul 27 1996, 3:33 AM EDT Att. 47,360 - Sunny - 85 F	
Brian Giles, L (1, 10) OBP: 0.517, SLG: 1.000	0-0 G1-6-3 1-2f		0-0 1B 3B		0-0 1B			0-0 G6-3 1-2f		4 1 2 1 0 0 2		
Manny Ramirez, R (1, 9) OBP: 0.390, SLG: 0.590	4-0 BB		0-0 G5-4-3 1B		0-3 K			0-0 1B		3 0 2 1 1 1 1		
Albert Belle, R (1, 7) OBP: 0.418, SLG: 0.661	0-0 F8		0-0 F8					0-0 G3-1		4 0 0 0 0 0 3		
Julio Franco, R (1, 3) OBP: 0.421, SLG: 0.485 Jeromy Burnitz, L (9, PH) OBP: 0.404, SLG: 0.544		0-0 1B 2B	0-0 G5-4-3 1-2f					0-0 P6		3 0 1 0 0 0 1 1 0 0 0 0 0 0		
Mark Carreon, R (1, 8) OBP: 0.332, SLG: 0.452		0-0 BB 1B 2-3		0-0 F9				0-0 F8		4 0 1 0 0 0 0		
Jim Thome, L (1, 5) OBP: 0.449, SLG: 0.585		4-0 BB 1-2 BB		0-0 G3-1				4-0 BB BB		2 0 0 0 2 0 0		
Alvaro Espinoza, R (1, 6) OBP: 0.274, SLG: 0.389		0-3 K		0-0 G6-3				4-0 BB 1-2 BB		3 0 0 0 1 1 3		
Tony Peña, R (1, 2) OBP: 0.292, SLG: 0.282		0-0 G6-4-3 1-2f			0-0 F8			0-3 K		4 0 0 0 0 2 5		
Inning Stats	R: 0 H: 1 E: 0 LOB: 1 K: 0 BB: 1 S: 3 P: 7	R: 0 H: 2 E: 0 LOB: 2 K: 1 BB: 1 S: 6 P: 10	R: 2 H: 3 E: 0 LOB: 0 K: 0 BB: 0 S: 5 P: 5	R: 0 H: 0 E: 0 LOB: 0 K: 0 BB: 0 S: 3 P: 3	R: 0 H: 1 E: 0 LOB: 1 K: 1 BB: 0 S: 6 P: 6	R: 0 H: 0 E: 0 LOB: 0 K: 0 BB: 0 S: 3 P: 3	R: 0 H: 0 E: 0 LOB: 0 K: 1 BB: 0 S: 5 P: 5	R: 0 H: 2 E: 0 LOB: 1 K: 0 BB: 0 S: 4 P: 4	R: 0 H: 0 E: 0 LOB: 2 K: 1 BB: 2 S: 5 P: 13	1B: 7 SF: 0 2B: 1 SAC: 0 3B: 1 DP: 4 HR: 0 HBP: 0		WP: 0 PA: 36 PB: 0 SB: 0 CS: 0
PITCHER David Wells, L (1, 1) ERA: 4.75 Alan Mills, R (8, 1) ERA: 3.33	IP WLS BF H R ER SO BB IBB HBP BLK WP HR S P ERA WHIP	7.2 W 30 9 2 2 3 2 0 0 0 0 0 0 34 42 2.35 1.435	1.1 6 0 0 0 1 2 0 0 0 0 0 0 6 14 0.00 1.500	PITCHER IP WLS BF H R ER SO BB IBB HBP BLK WP HR S P ERA WHIP								

livebaseballscorecards.com

AB	32
R	2
H	9
RBI	2
BB	4
SO	4
LOB	15



Batter	1	2	3	4	5	6	7	8	9
Roberto Alomar, S OBP: 0.424, SLG: 0.554 Jeff Huson, L OBP: 0.333, SLG: 0.357	0-0 SH1-3 WP 2B	0-0 G6-3		0-0 G1-3		4-0 HBP HR IBB	4-0 HR BB		
Brady Anderson, L OBP: 0.392, SLG: 0.640 Mike Devereaux, R OBP: 0.317, SLG: 0.349	0-0 SH1-3 2-3	0-3 K			0-0 G6-3	1-0 HR HBP	0-0 HR		
Rafael Palmeiro, L OBP: 0.392, SLG: 0.561	4-0 1B WP 3B BB			4-0 2B FC5-2 BB	0-0 F8 2B	0-0 HR	0-3 K		
Bobby Bonilla, S OBP: 0.352, SLG: 0.449	0-3 K		0-0 2B	0-0 2B	0-0 F8 2-3	0-0 HR	0-0 G6-3		
Cal Ripken Jr., R OBP: 0.346, SLG: 0.466 Manny Alexander, R OBP: 0.159, SLG: 0.117	4-0 1B 3B BB		0-0 FC5-2 G3-6-1	0-0 K	0-3 K	0-0 G6-3	0-3 K		
Eddie Murray, S OBP: 0.325, SLG: 0.408	0-0 3B 1B		0-0 G3-6-1	0-0 K			4-0 BB		
B.J. Surhoff, L OBP: 0.355, SLG: 0.500 Billy Ripken, R OBP: 0.260, SLG: 0.336	0-0 3B		0-0 G4-6-3 1B	0-0 G4-6-3 1B	0-0 SF7 1B	0-0 HBP 1B	0-0 G6-3	0-0 F8	
Luis Polonia, L OBP: 0.294, SLG: 0.320	0-0 F7		0-0 G4-6-3	0-0 G4-6-3 1B	0-0 HBP SF7 HR 1B	0-0 BB HR 1B			
Gregg Zaun, S OBP: 0.296, SLG: 0.327		0-0 G4-3		0-0 1B	0-0 SF7	0-0 F8			

Inning Stats	R: 4	H: 3	E: 0	K: 1	S: 8	LOB: 1	BB: 2	P: 16
	R: 0	H: 0	E: 0	K: 1	S: 5	LOB: 0	BB: 0	P: 5
	R: 0	H: 1	E: 0	K: 0	S: 3	LOB: 1	BB: 1	P: 7
	R: 0	H: 2	E: 0	K: 0	S: 4	LOB: 1	BB: 0	P: 4
	R: 0	H: 1	E: 0	K: 1	S: 6	LOB: 1	BB: 0	P: 6
	R: 7	H: 5	E: 0	K: 1	S: 10	LOB: 0	BB: 1	P: 15
	R: 3	H: 2	E: 0	K: 1	S: 7	LOB: 0	BB: 1	P: 11
	R: 0	H: 0	E: 0	K: 1	S: 5	LOB: 1	BB: 1	P: 9

PITCHER	IP	WLS	BF	H	R	ER	SO	BB	IBB	HBP	BLK	WP	HR	S	P	ERA	WHIP
Orel Hershiser, R ERA: 4.25	(1, 1)	5.1	L	30	11	10	10	3	3	1	0	1	1	31	48	16.88	2.625
Alan Embree, L ERA: 6.67	(6, 1)	1.2		9	3	4	4	2	1	0	0	0	2	12	16	21.60	2.400
Jose Mesa, R ERA: 4.08	(8, 1)	1.0		4	0	0	1	1	0	0	0	0	0	5	9	0.00	1.000

AB R H RBI BB SO LOB

3	3	1	0	2	0	1
0	0	0	0	0	0	0
2	1	0	1	0	1	0
1	1	1	3	0	0	0
3	2	2	4	2	1	0
5	1	2	1	0	1	3
3	1	0	0	1	1	3
1	0	0	0	0	1	0
4	2	2	0	1	1	2
3	1	3	3	0	0	0
2	0	0	0	0	0	1
4	2	2	0	0	0	2
3	0	1	1	0	0	1

AB	34
R	14
H	14
RBI	13
BB	6
SO	6
LOB	13



WP	PA	ERA	WHIP
1	43		
0			
0			
0			

Cleveland Indians @ Baltimore Orioles
Oriole Park at Camden Yards, Baltimore, MD
 Sat Jul 27 1996, 3:33 AM EDT
 Att. 47,360 - Sunny - 85 F

livebaseballscorecards.com

Batter	1	2	3	4	5	6	7	8	9	10	11	12	13	AB R H RBI BB SO LOB	TOP															
Kenny Lofton, L OBP: 0.378, SLG: 0.439 (1, 8)	L7		F8				P4		K		K		HR	7 1 2 1 0 2 5	Cleveland Indians @ Baltimore Orioles Oriole Park at Camden Yards, Baltimore, MD Sun Jul 28 1996, 3:33 AM EDT Att: 46,273 - Sunny - 87 F															
Casey Candaele, S OBP: 0.353, SLG: 0.529 (1, 4)	L5			G4-3	CS	HR		K	K		K		K	7 1 1 1 0 4 5																
Jim Thome, L OBP: 0.446, SLG: 0.588 (1, 5)	K			FC5-4		G4-3		K		P6		P3	HR	7 1 2 3 0 2 0																
Albert Belle, R OBP: 0.416, SLG: 0.652 (1, 7)		G4-3		FC5-4		G6-3				FC9-6		G5-3	P6	5 0 0 0 2 0 1																
Julio Franco, R OBP: 0.420, SLG: 0.482 (1, 3)			FC4-6			G6-3				FC9-6				6 0 2 0 0 2 3																
Brian Giles, L OBP: 0.545, SLG: 1.000 Mark Carreon, R OBP: 0.335, SLG: 0.457 (1, 10) (10, PH)		FC4-6			G4-3		G1-6-3		E1					4 1 3 0 0 0 1																
Jeremy Burnitz, L OBP: 0.402, SLG: 0.538 Manny Ramirez, R OBP: 0.392, SLG: 0.588 (1, 9) (9, PH) (9, 9)		G4-3					P6						F8	3 0 1 0 0 0 2																
Sandy Alomar Jr., R OBP: 0.313, SLG: 0.378 (1, 2)			E6		G4-3		G1-6-3							2 0 2 0 0 0 0																
Alvaro Espinoza, R OBP: 0.279, SLG: 0.402 (1, 6)			G4-6-3											3 0 1 0 0 0 2																
Inning Stats	R: 0 E: 0 K: 1 S: 11	H: 0 LOB: 0 BB: 0 P: 17	R: 0 E: 0 K: 0 S: 6	H: 1 LOB: 1 BB: 0 P: 10	R: 0 E: 1 K: 0 S: 5	H: 0 LOB: 0 BB: 0 P: 6	R: 0 E: 0 K: 1 S: 9	H: 1 LOB: 1 BB: 0 P: 17	R: 2 E: 0 K: 0 S: 11	H: 4 LOB: 0 BB: 0 P: 16	R: 1 E: 0 K: 0 S: 5	H: 1 LOB: 0 BB: 0 P: 8	R: 0 E: 0 K: 3 S: 12	H: 0 LOB: 1 BB: 1 P: 19		R: 0 E: 1 K: 3 S: 12	H: 2 LOB: 3 BB: 1 P: 18	R: 0 E: 0 K: 0 S: 12	H: 1 LOB: 3 BB: 2 P: 25	R: 0 E: 0 K: 2 S: 8	H: 0 LOB: 0 BB: 0 P: 10	R: 0 E: 0 K: 0 S: 10	H: 2 LOB: 2 BB: 0 P: 16	R: 3 E: 0 K: 1 S: 11	H: 2 LOB: 0 BB: 1 P: 19	1B: 10 2B: 2 3B: 1 HR: 2	SF: 0 SAC: 1 DP: 2 HBP: 1	WP: 0 PB: 0 SB: 2 CS: 1	PA: 59	
PITCHER Scott Erickson, R ERA: 5.12 (1, 1)	IP: 6.2 WLS: 27 BF: 8 H: 3 R: 0 ER: 3 SO: 2 BB: 0 IBB: 0 HBP: 0 BLK: 0 WP: 0 HR: 1 S: 51 P: 81 ERA: 4.05 WHIP: 1.200																													
Jesse Orosco, L ERA: 4.46 (7, 1)	1.0	3	0	0	0	2	0	0	0	0	0	0	0	8		13	0.00	0.000												
Alan Mills, R ERA: 4.46 (8, 1)	0.1	2	0	0	0	1	1	0	0	0	0	0	0	6		11	0.00	3.000												
Randy Myers, L ERA: 3.29 (9, 1)	2.0	12	3	0	0	3	1	2	0	0	0	0	0	24	43	0.00	2.000													
Rick Krivda, L ERA: 5.01 (11, 1)	1.1	4	0	0	0	2	0	0	0	0	0	0	0	9	12	0.00	0.000													
PITCHER Garrett Stephenson, R ERA: 9.0 (12, 1)	IP: 1.2 WLS: 10 BF: 4 H: 3 R: 3 ER: 3 SO: 1 BB: 1 IBB: 0 HBP: 0 BLK: 0 WP: 0 HR: 1 S: 20 P: 33 ERA: 16.20 WHIP: 3.000																													

livebaseballscorecards.com

AB	51
R	6
H	15
RBI	6
BB	5
SO	11
LOB	29



Batter	1	2	3	4	5	6	7	8	9	10	11	12	13	AB R H RBI BB SO LOB
Roberto Alomar, S OBP: 0.423, SLG: 0.549 (1, 4)	0-0 F8		4-1 2B SF8 BB		3-2 BB 1B		1-3 K2-3			2-2 G3		2-1 F8		5 1 1 0 1 1 1
Brady Anderson, L OBP: 0.396, SLG: 0.648 Mike Devereaux, R OBP: 0.321, SLG: 0.352 (5, PR) (6, 8)	2-2 2B		1-1 SF8 SF5 2B		4-1 1B 1-2 BB		2-3 K			2-0 BB 1B		1-0 BB 1B		2 1 2 0 1 0 0 3 0 2 0 0 1 0
Rafael Palmeiro, L OBP: 0.389, SLG: 0.555 (1, 3)	3-2 F9		0-0 SF8		0-0 P6		3-3 K			4-1 BB 1-2 BB			1-2 F7	4 0 0 1 1 1 3
Bobby Bonilla, S OBP: 0.352, SLG: 0.446 (1, 9)	4-2 BB		1-2 SF5		0-0 F4		3-1 F7			3-1 G4-3			4-0 G5-4-3 BB	3 0 0 1 2 0 4
Cal Ripken Jr., R OBP: 0.344, SLG: 0.462 (1, 6)	2-0 F7		1-2 F9		0-0 P4		0-0 P4				1-0 CS 1B		2-2 G5-4-3	6 0 1 0 0 0 3
Eddie Murray, S OBP: 0.321, SLG: 0.403 (1, 10)		1-1 G3		3-3 K		1-2 G3			2-3 K		3-3 K			5 0 0 0 0 3 1
B.J. Surhoff, L OBP: 0.356, SLG: 0.507 (1, 5)		0-2 1B		1-3 K		2-2 HR			1-3 K		0-2 F7			5 1 2 1 0 2 0
Chris Hoiles, R OBP: 0.338, SLG: 0.446 Manny Alexander, R OBP: 0.159, SLG: 0.117 Gregg Zaun, S OBP: 0.296, SLG: 0.327 (1, 2) (12, PR) (13, 2)		0-2 P5		2-3 K		0-1 F8			2-2 G6-3			4-0 FC6-4 BB		4 0 0 0 1 1 1 0 0 0 0 0 0 0 0 0 0 0 0 0 0
Luis Polonia, L OBP: 0.286, SLG: 0.310 (1, 7)		0-0 G3		1-2 G4-3		1-3 K				1-1 G1-3		2-2 FC6-4		5 0 0 0 0 1 2

Inning Stats	R: 0	H: 1	E: 0	LOB: 2	K: 0	P: 22	R: 0	H: 1	E: 0	LOB: 1	K: 0	P: 10	R: 2	H: 1	E: 0	LOB: 0	K: 3	P: 18	R: 0	H: 0	E: 0	LOB: 0	K: 3	P: 15	R: 0	H: 1	E: 0	LOB: 0	K: 0	P: 17	R: 1	H: 1	E: 0	LOB: 0	K: 0	P: 12	R: 0	H: 0	E: 0	LOB: 0	K: 1	P: 15	R: 0	H: 0	E: 0	LOB: 0	K: 1	P: 15	R: 0	H: 1	E: 0	LOB: 2	K: 0	P: 21	R: 0	H: 1	E: 0	LOB: 0	K: 1	P: 11	R: 0	H: 1	E: 0	LOB: 2	K: 0	P: 15	R: 0	H: 0	E: 0	LOB: 0	K: 0	P: 14	R: 0	H: 0	E: 0	LOB: 0	K: 2	P: 15	R: 0	H: 1	E: 0	LOB: 2	K: 0	P: 21	R: 0	H: 1	E: 0	LOB: 0	K: 1	P: 11	R: 0	H: 1	E: 0	LOB: 0	K: 0	P: 14	R: 0	H: 0	E: 0	LOB: 0	K: 0	P: 14	R: 0	H: 0	E: 0	LOB: 0	K: 0	P: 14	R: 0	H: 0	E: 0	LOB: 0	K: 0	P: 14	R: 0	H: 0	E: 0	LOB: 0	K: 0	P: 14	R: 0	H: 0	E: 0	LOB: 0	K: 0	P: 14	R: 0	H: 0	E: 0	LOB: 0	K: 0	P: 14	R: 0	H: 0	E: 0	LOB: 0	K: 0	P: 14	R: 0	H: 0	E: 0	LOB: 0	K: 0	P: 14	R: 0	H: 0	E: 0	LOB: 0	K: 0	P: 14
--------------	------	------	------	--------	------	-------	------	------	------	--------	------	-------	------	------	------	--------	------	-------	------	------	------	--------	------	-------	------	------	------	--------	------	-------	------	------	------	--------	------	-------	------	------	------	--------	------	-------	------	------	------	--------	------	-------	------	------	------	--------	------	-------	------	------	------	--------	------	-------	------	------	------	--------	------	-------	------	------	------	--------	------	-------	------	------	------	--------	------	-------	------	------	------	--------	------	-------	------	------	------	--------	------	-------	------	------	------	--------	------	-------	------	------	------	--------	------	-------	------	------	------	--------	------	-------	------	------	------	--------	------	-------	------	------	------	--------	------	-------	------	------	------	--------	------	-------	------	------	------	--------	------	-------	------	------	------	--------	------	-------	------	------	------	--------	------	-------	------	------	------	--------	------	-------

PITCHER	IP	WLS	BF	H	R	ER	SO	BB	IBB	HBP	BLK	WP	HR	S	P	ERA	WHIP
Chad Ogea, R ERA: 5.89 (1, 1)	6.0		26	5	3	3	3	3	0	0	0	0	1	58	94	4.50	1.333
Eric Plunk, R ERA: 2.47 (7, 1)	2.1		7	0	0	0	5	0	0	0	0	0	0	22	34	0.00	0.000
Paul Assenmacher, L ERA: 2.01 (9, 1)	0.1		1	0	0	0	1	0	0	0	0	0	0	3	4	0.00	0.000
Paul Shuey, R ERA: 3.45 (9, 1)	2.1		9	2	0	0	1	1	0	0	0	0	0	20	38	0.00	1.286
Jose Mesa, R ERA: 3.91 (12, 1)	2.0	W	7	1	0	0	0	2	0	0	0	0	0	13	29	0.00	1.500

BOTTOM

Cleveland Indians @ Baltimore Orioles
Oriole Park at Camden Yards, Baltimore, MD

Sun Jul 28 1996, 3:33 AM EDT
Att: 46,273 - Sunny - 87 F

AB	42
R	3
H	8
RBI	3
BB	6
SO	10
LOB	15

WP: 0	PA: 50
PB: 0	
SB: 0	
CS: 1	

Batter	1	2	3	4	5	6	7	8	9	AB R H RBI BB SO LOB	TOP											
Otis Nixon, S (1, 8) <small>OBP: 0.374, SLG: 0.311</small>	1-0 	4-2 		2-1 		3-3 			4-1 	3 1 1 1 2 1 2												
Tomas Perez, S (1, 4) <small>OBP: 0.319, SLG: 0.343</small>	1-2 	1-0 			1-1 		0-0 	2-1 	1-2 	5 1 1 0 0 0 5												
Carlos Delgado, L (1, 10) <small>OBP: 0.370, SLG: 0.510</small> Juan Samuel, R (9, PH) <small>OBP: 0.304, SLG: 0.461</small>	3-2 			0-0 		1-1 	1-1 	1-0 		3 0 1 1 0 0 1 1 0 0 0 0 0 1												
Joe Carter, R (1, 7) <small>OBP: 0.341, SLG: 0.546</small> Robert Perez, R (8, 7) <small>OBP: 0.381, SLG: 0.466</small>	1-3 			1-2 		3-2 	0-0 			4 0 1 1 0 1 1 0 0 0 0 0 0 0												
Ed Sprague, R (1, 5) <small>OBP: 0.349, SLG: 0.541</small>				2-2 	2-2 	3-3 	1-3 			4 0 1 0 0 2 2												
John Olerud, L (1, 3) <small>OBP: 0.384, SLG: 0.482</small>				1-2 	2-1 	3-3 		1-0 		4 0 0 0 0 1 2												
Charlie O'Brien, R (1, 2) <small>OBP: 0.376, SLG: 0.531</small>				2-2 		0-0 		0-2 	2-2 	4 1 1 0 0 0 0												
Shawn Green, L (1, 9) <small>OBP: 0.316, SLG: 0.433</small>				1-0 		1-0 		0-0 	1-1 	4 0 2 0 0 0 0												
Alex Gonzalez, R (1, 6) <small>OBP: 0.296, SLG: 0.394</small>				4-1 		4-2 		2-3 	1-2 	2 0 0 0 2 1 1												
Inning Stats	R: 1 E: 0 K: 1 S: 14	H: 1 LOB: 0 BB: 0 P: 20	R: 1 E: 0 K: 0 S: 16	H: 2 LOB: 3 BB: 2 P: 31	R: 0 E: 0 K: 0 S: 9	H: 1 LOB: 1 BB: 0 P: 14	R: 0 E: 0 K: 0 S: 6	H: 0 LOB: 1 BB: 1 P: 13	R: 1 E: 0 K: 2 S: 13	H: 2 LOB: 1 BB: 0 P: 24	R: 0 E: 0 K: 1 S: 12	H: 1 LOB: 1 BB: 0 P: 17	R: 0 E: 0 K: 1 S: 7	H: 1 LOB: 1 BB: 0 P: 9	R: 0 E: 0 K: 0 S: 7	H: 0 LOB: 0 BB: 0 P: 11	R: 0 E: 0 K: 0 S: 7	H: 0 LOB: 1 BB: 1 P: 15	1B: 5 2B: 3 3B: 0 HR: 0	SF: 1 SAC: 0 DP: 0 HBP: 0	WP: 0 PB: 0 SB: 3 CS: 0	PA: 39
PITCHER	IP WLS BF H R ER SO BB IBB HBP BLK WP HR S P ERA WHIP																					
Dennis Martinez, R (1, 1) <small>ERA: 4.37</small>	5.0 L 24 6 3 2 3 3 0 0 0 0 0 0 58 102 3.60 1.800																					
Danny Graves, R (6, 1) <small>ERA: 3.38</small>	3.1 13 2 0 0 3 1 0 0 0 0 0 0 30 46 0.00 0.900																					
Paul Assenmacher, L (9, 1) <small>ERA: 1.99</small>	0.1 1 0 0 0 0 0 0 0 0 0 0 0 2 4 0.00 0.000																					
Eric Plunk, R (9, 1) <small>ERA: 2.45</small>	0.1 1 0 0 0 0 0 0 0 0 0 0 0 1 2 0.00 0.000																					

Toronto Blue Jays @ Cleveland Indians
 Jacobs Field, Cleveland, OH
 Tue Jul 30 1996, 7:05 PM EDT
 Att. 42,355 - Unknown - 75 F

AB	34
R	3
H	8
RBI	3
BB	4
SO	6
LOB	15



WP: 0	PA: 39
-------	--------

ERA	WHIP
-----	------

Batter	1	2	3	4	5	6	7	8	9	AB	R	H	RBI	BB	SO	LOB
Kenny Lofton, L (1, 8) OBP: 0.374, SLG: 0.435	3-2 G3-1		0-0 B1-3		2-1 F7			1-2 G6-3		4	0	0	0	0	0	1
Jose Vizcaino, S (1, 6) OBP: 0.355, SLG: 0.376	2-1 1B		0-2 L6			1-1 B2-3		0-1 G3-1		4	0	1	0	0	0	1
Julio Franco, R (1, 10) OBP: 0.421, SLG: 0.481	3-1 1B			4-1 F9 1B SF9 BB		2-2 F8		1-3 K		3	1	1	0	1	1	0
Albert Belle, R (1, 7) OBP: 0.417, SLG: 0.650	1-0 G4-3			1-1 SF9 1B		4-1 2B BB		0-3 K		3	0	1	0	1	1	2
Manny Ramirez, R (1, 9) OBP: 0.391, SLG: 0.587		3-2 F9		3-2 F9		2-1 2B		1-0 G6-3		4	0	1	0	0	0	2
Jeff Kent, R (1, 4) OBP: 0.328, SLG: 0.433		0-0 G1-3		1-0 SF9		0-1 F9		0-1 G4-3		2	0	0	1	0	0	2
Brian Giles, L (9, PH) OBP: 0.529, SLG: 0.967				1-2 3-H						1	0	0	0	0	0	0
Mark Carreon, R (1, 3) OBP: 0.333, SLG: 0.454		0-1 P4		1-0 F9			1-2 F8			3	0	0	0	0	0	1
Jim Thome, L (1, 5) OBP: 0.443, SLG: 0.582			3-3 K		2-2 G6-3		1-2 G6-3			3	0	0	0	0	1	0
Tony Peña, R (1, 2) OBP: 0.293, SLG: 0.277			4-0 B1-3 BB		2-1 G5-3		1-1 F9			2	0	0	0	1	0	0

Inning Stats	R: 0	H: 2	E: 0	K: 0	S: 8	R: 0	H: 0	E: 0	K: 0	S: 7	R: 0	H: 0	E: 0	K: 1	S: 7	R: 1	H: 1	E: 0	K: 0	S: 8	R: 0	H: 0	E: 0	K: 0	S: 8	R: 0	H: 1	E: 0	K: 0	S: 11	R: 0	H: 0	E: 0	K: 0	S: 9	R: 0	H: 0	E: 0	K: 1	S: 11	R: 0	H: 0	E: 0	K: 1	S: 7	R: 0	H: 0	E: 0	K: 1	S: 7	1B: 3	SF: 1	2B: 1	SAC: 0	3B: 0	DP: 1	HR: 0	HBP: 0	WP: 0	PA: 33
--------------	------	------	------	------	------	------	------	------	------	------	------	------	------	------	------	------	------	------	------	------	------	------	------	------	------	------	------	------	------	-------	------	------	------	------	------	------	------	------	------	-------	------	------	------	------	------	------	------	------	------	------	-------	-------	-------	--------	-------	-------	-------	--------	-------	--------

PITCHER	IP	WLS	BF	H	R	ER	SO	BB	IBB	HBP	BLK	WP	HR	S	P	ERA	WHIP
Huck Flener, L (1, 1) ERA: 2.39	7.1	W	28	4	1	1	1	3	0	0	0	0	0	61	109	1.23	0.955
Tim Crabtree, R (8, 1) ERA: 2.51	0.2		2	0	0	0	1	0	0	0	0	0	0	8	9	0.00	0.000
Mike Timlin, R (9, 1) ERA: 3.71	1.0	S	3	0	0	0	1	0	0	0	0	0	0	7	8	0.00	0.000

BOTTOM

Toronto Blue Jays @ Cleveland Indians
 Jacobs Field, Cleveland, OH
 Tue Jul 30 1996, 7:05 PM EDT
 Att: 42,355 - Unknown - 75 F

livebaseballscores.com

AB	29
R	1
H	4
RBI	1
BB	3
SO	3
LOB	9



Batter	1	2	3	4	5	6	7	8	9	AB R H RBI BB SO LOB	TOP														
Otis Nixon, S (1, 8) <small>OBP: 0.375, SLG: 0.314</small>	0-0 CS 1B	0-0 1-2 2-3 3-H 1B			0-0 G6-3		0-0 F9		0-0 SH1-4 1-2	4 0 2 1 0 0 1															
Domingo Cedeno, S (1, 4) <small>OBP: 0.318, SLG: 0.341</small>	0-3 K	0-0 G3-1			0-0 L6		0-0 G1-6-3 1-2f		0-3 K	5 0 0 0 0 2 6															
Carlos Delgado, L (1, 10) <small>OBP: 0.370, SLG: 0.510</small>	4-0 1-2 BB			0-0 G6-3		0-0 G5-3		0-0 1B FC 2B	0-3 K	4 1 1 0 1 1 1															
Joe Carter, R (1, 7) <small>OBP: 0.340, SLG: 0.544</small>	0-0 G6-3			0-3 K		0-0 G3-1		0-0 FC5-4 FC 2-3 1B		4 0 1 0 0 1 1															
Ed Sprague, R (1, 5) <small>OBP: 0.348, SLG: 0.536</small>				0-0 F9		4-0 1B BB		0-0 P6		3 0 0 0 1 1 2															
John Olerud, L (1, 3) Juan Samuel, R (8, PH) <small>OBP: 0.302, SLG: 0.457</small> (8, 3)				0-0 BB 1B		0-0 FC1-6 BB		0-0 FC FC5-4 1-2 3-H		2 1 1 0 1 0 1 1 0 0 1 0 0 1															
Shawn Green, L (1, 9) Jacob Brumfield, R (8, PH) <small>OBP: 0.305, SLG: 0.448</small> (8, 9)				4-0 1B BB BB		0-0 FC1-6 1-2f		0-0 FC5-4 FC6-4 1-2 1B		2 0 1 0 1 0 1 1 0 0 0 0 0 2															
Alex Gonzalez, R (1, 6) <small>OBP: 0.293, SLG: 0.390</small>				0-3 K		0-3 K		0-0 FC6-4 1-2f		4 0 0 0 0 3 7															
Sandy Martinez, L (1, 2) Charlie O'Brien, R (9, PH) <small>OBP: 0.378, SLG: 0.533</small> (9, 2)				4-0 1B BB 1-2 2-3		0-0 G6-3		0-0 G1-6-3 1B		2 0 1 0 1 0 1 1 0 1 0 0 0 0															
Inning Stats	R: 0 E: 0 K: 1 S: 5	H: 1 LOB: 1 BB: 1 P: 9	R: 1 E: 0 K: 1 S: 7	H: 2 LOB: 3 BB: 2 P: 15	R: 0 E: 0 K: 2 S: 7	H: 0 LOB: 0 BB: 0 P: 7	R: 0 E: 0 K: 1 S: 5	H: 0 LOB: 1 BB: 1 P: 9	R: 0 E: 0 K: 0 S: 3	H: 0 LOB: 0 BB: 0 P: 3	R: 0 E: 0 K: 0 S: 4	H: 1 LOB: 2 BB: 1 P: 8	R: 0 E: 0 K: 0 S: 3	H: 1 LOB: 0 BB: 0 P: 3	R: 1 E: 0 K: 1 S: 8	H: 2 LOB: 2 BB: 0 P: 8	R: 0 E: 0 K: 2 S: 8	H: 1 LOB: 1 BB: 0 P: 8	1B: 7 2B: 1 3B: 0 HR: 0	SF: 0 SAC: 1 DP: 1 HBP: 0	WP: 0 PB: 0 SB: 0 CS: 1	PA: 39			
PITCHER	IP	WLS	BF	H	R	ER	SO	BB	IBB	HBP	BLK	WP	HR	S	P	ERA	WHIP								
Charles Nagy, R (1, 1) <small>ERA: 3.57</small>	5.0		21	3	1	1	5	4	0	0	0	0	0	27	43	1.80	1.400								
Paul Shuey, R (6, 1) <small>ERA: 3.34</small>	1.0		5	1	0	0	0	1	0	0	0	0	0	4	8	0.00	2.000								
Greg Swindell, L (7, 1) <small>ERA: 7.5</small>	1.0		4	2	1	1	0	0	0	0	0	0	0	4	4	9.00	2.000								
Eric Plunk, R (8, 1) <small>ERA: 2.44</small>	0.1		2	1	0	0	0	0	0	0	0	0	0	2	2	0.00	3.000								
Paul Assenmacher, L (8, 1) <small>ERA: 1.89</small>	1.2	W	7	1	0	0	3	0	0	0	0	0	0	13	13	0.00	0.600								

Toronto Blue Jays @ Cleveland Indians
 Jacobs Field, Cleveland, OH
 Wed Jul 31 1996, 7:05 PM EDT
 Att. 42,301 - Unknown - 72 F

AB	33
R	2
H	8
RBI	2
BB	5
SO	8
LOB	24



BOTTOM

Toronto Blue Jays @ Cleveland Indians
Jacobs Field, Cleveland, OH
Wed Jul 31 1996, 7:05 PM EDT
Att: 42,301 - Unknown - 72 F

livebaseballscorecards.com

AB 32
R 4
H 9
RBI 4
BB 7
SO 3
LOB 25



WP: 1 PA: 40
PB: 0
SB: 3
CS: 0

AB R H RBI BB SO LOB

3	1	1	0	2	1	2
4	1	2	0	1	0	1
5	0	2	0	0	0	6
5	1	1	4	0	1	5
3	0	0	0	1	0	2
0	0	0	0	0	0	0
0	0	0	0	0	0	0
0	0	0	0	3	0	0
4	0	0	0	0	0	6
3	0	1	0	0	0	1
1	1	1	0	0	0	0
4	0	1	0	0	1	2

Batter	1	2	3	4	5	6	7	8	9
Kenny Lofton, L OBP: 0.377, SLG: 0.434 (1, 8)	4-0 S 1B BB		0-0 L1		0-0 1B		0-3 K		4-0 S HR BB
Omar Vizquel, S OBP: 0.369, SLG: 0.441 (1, 6)	0-0 S 1-2 1B		0-0 FC1-6 1B		0-0 G3			0-0 G1-3	4-0 1-2 HR BB
Jim Thome, L OBP: 0.443, SLG: 0.583 (1, 5)	0-0 F7		0-0 FC1-6 1-2f		0-0 G6-4-3 1B			0-0 WP 2B	0-0 F5
Albert Belle, R OBP: 0.415, SLG: 0.652 (1, 7)	0-0 F5 1-2 2-3		0-3 K		0-0 G6-4-3 1-2f			0-0 F9	0-0 1-H 2-H 3-H HR
Julio Franco, R OBP: 0.419, SLG: 0.476 Casey Candaele, S OBP: 0.353, SLG: 0.529 Mark Carreon, R OBP: 0.333, SLG: 0.454 (1, 3) (8, PR) (9, 3)	0-0 G3		0-0 F9		0-0 G5-3			4-0 HBP BB	
Manny Ramirez, R OBP: 0.396, SLG: 0.587 (1, 9)		4-0 BB BB BB BB	4-0 G4-6-3 BB		4-0 G4-6-3 BB		4-0 BB BB BB BB	1-0 1-2 HBP	
Brian Giles, L OBP: 0.474, SLG: 0.853 (1, 10)		0-0 G4-6-3 1-2f	0-0 G4-6-3 1-2f		0-0 G4-6-3 1-2f		0-0 F8	0-0 F8	
Sandy Alomar Jr., R OBP: 0.313, SLG: 0.381 Jeromy Burnitz, L OBP: 0.407, SLG: 0.553 (1, 2) (9, PH)		0-0 2B	0-0 G6-3		0-0 G6-3		0-0 P3		0-0 F9 HR 2B
Jose Vizcaino, S OBP: 0.354, SLG: 0.375 (1, 4)		0-3 K			0-0 G4-3		0-0 1-2 1B		0-0 F9 2-3

Inning Stats	R: 0 E: 0 K: 0 S: 4	H: 1 LOB: 2 BB: 1 P: 8	R: 0 E: 0 K: 1 S: 5	H: 1 LOB: 1 BB: 1 P: 9	R: 0 E: 0 K: 1 S: 6	H: 1 LOB: 1 BB: 0 P: 6	R: 0 E: 0 K: 0 S: 2	H: 0 LOB: 0 BB: 1 P: 6	R: 0 E: 0 K: 0 S: 4	H: 1 LOB: 1 BB: 0 P: 4	R: 0 E: 0 K: 0 S: 3	H: 1 LOB: 2 BB: 1 P: 10	R: 0 E: 0 K: 0 S: 4	H: 1 LOB: 3 BB: 1 P: 9	R: 4 E: 0 K: 0 S: 4	H: 2 LOB: 0 BB: 2 P: 12	1B: 5 2B: 3 3B: 0 HR: 1	SF: 0 SAC: 0 DP: 3 HBP: 1
--------------	------------------------------	---------------------------------	------------------------------	---------------------------------	------------------------------	---------------------------------	------------------------------	---------------------------------	------------------------------	---------------------------------	------------------------------	----------------------------------	------------------------------	---------------------------------	------------------------------	----------------------------------	----------------------------------	------------------------------------

PITCHER	IP	WLS	BF	H	R	ER	SO	BB	IBB	HBP	BLK	WP	HR	S	P	ERA	WHIP
Juan Guzman, R ERA: 2.86 (1, 1)	2.0		9	2	0	0	1	2	0	0	0	0	0	9	17	0.00	2.000
Tony Castillo, L ERA: 3.72 (3, 1)	4.0		14	3	0	0	1	1	0	0	0	0	0	15	19	0.00	1.000
Paul Quantrill, R ERA: 5.89 (7, 1)	1.0		5	1	0	0	1	1	0	0	0	0	0	6	10	0.00	2.000
Tim Crabtree, R ERA: 2.47 (8, 1)	1.0		6	1	0	0	0	1	0	1	0	1	0	4	9	0.00	2.000
Mike Timlin, R ERA: 4.46 (9, 1)	0.1	L	4	1	3	3	0	2	0	0	0	0	0	2	10	81.00	9.000

PITCHER	IP	WLS	BF	H	R	ER	SO	BB	IBB	HBP	BLK	WP	HR	S	P	ERA	WHIP
Bill Risley, R ERA: 5.16 (9, 1)	0.1		2	1	1	1	0	0	0	0	0	0	0	1	2	27.00	3.000

Batter	1	2	3	4	5	6	7	8	9	AB R H RBI BB SO LOB	TOP
Otis Nixon, S (1, 8) <small>OBP: 0.374, SLG: 0.313</small>	2-1 		2-1 		3-2 1 SAFE 			2-1 		4 1 1 0 0 0 1	
Domingo Cedeno, S (1, 4) <small>OBP: 0.321, SLG: 0.344</small>	2-3 		3-2 			1-2 		2-3 		4 1 2 0 0 2 0	
Carlos Delgado, L (1, 10) <small>OBP: 0.369, SLG: 0.510</small>	2-2 		3-2 			1-2 		2-2 		4 0 1 3 0 0 1	
Joe Carter, R (1, 7) <small>OBP: 0.339, SLG: 0.548</small>		0-0 	0-1 			0-0 		2-2 		4 1 1 1 0 0 1	
Ed Sprague, R (1, 5) <small>OBP: 0.345, SLG: 0.531</small>		0-1 		0-0 			1-0 	1-0 		4 0 0 0 0 0 0	
John Olerud, L (1, 3) <small>OBP: 0.391, SLG: 0.495</small>		1-1 		0-0 			0-1 	4-2 		3 1 2 1 1 0 0	
Charlie O'Brien, R (1, 2) <small>OBP: 0.372, SLG: 0.522</small>			1-2 	1-2 			3-3 	1-2 		4 0 0 0 0 1 2	
Shawn Green, L (1, 9) <small>OBP: 0.316, SLG: 0.429</small>			1-2 		0-2 		3-2 			3 0 0 0 0 0 0	
Alex Gonzalez, R (1, 6) <small>OBP: 0.295, SLG: 0.392</small>			0-1 		3-1 			0-0 		3 1 2 0 0 0 0	
Inning Stats	R: 0 H: 0 E: 0 LOB: 0 K: 1 BB: 0 S: 8 P: 14	R: 0 H: 0 E: 0 LOB: 0 K: 0 BB: 0 S: 5 P: 6	R: 3 H: 4 E: 0 LOB: 1 K: 0 BB: 0 S: 23 P: 33	R: 0 H: 1 E: 0 LOB: 0 K: 0 BB: 0 S: 5 P: 6	R: 0 H: 1 E: 0 LOB: 0 K: 0 BB: 0 S: 11 P: 17	R: 0 H: 1 E: 0 LOB: 0 K: 0 BB: 0 S: 9 P: 11	R: 1 H: 1 E: 0 LOB: 0 K: 1 BB: 0 S: 13 P: 20	R: 0 H: 0 E: 0 LOB: 0 K: 1 BB: 0 S: 6 P: 10	R: 1 H: 1 E: 0 LOB: 1 K: 0 BB: 1 S: 15 P: 25	1B: 6 SF: 0 2B: 1 SAC: 0 3B: 0 DP: 2 HR: 2 HBP: 0	WP: 0 PA: 34 PB: 0 SB: 0 CS: 1
PITCHER Albie Lopez, R (1, 1) <small>ERA: 7.46</small> Jose Mesa, R (9, 1) <small>ERA: 4.01</small>	IP WLS BF H R ER SO BB IBB HBP BLK 8.0 L 29 8 4 4 3 0 0 0 0 0	IP WLS BF H R ER SO BB IBB HBP BLK 1.0 5 1 1 1 0 1 0 0 0 0	IP WLS BF H R ER SO BB IBB HBP BLK 0 0 0 0 0 0 0 0 0 0 0	IP WLS BF H R ER SO BB IBB HBP BLK 0 1 15 25 9.00 2.000	IP WLS BF H R ER SO BB IBB HBP BLK 0 0 0 0 0 0 0 0 0 0 0	IP WLS BF H R ER SO BB IBB HBP BLK 0 0 0 0 0 0 0 0 0 0 0	IP WLS BF H R ER SO BB IBB HBP BLK 0 0 0 0 0 0 0 0 0 0 0	IP WLS BF H R ER SO BB IBB HBP BLK 0 0 0 0 0 0 0 0 0 0 0	IP WLS BF H R ER SO BB IBB HBP BLK 0 0 0 0 0 0 0 0 0 0 0	ERA WHIP 4.50 1.000 9.00 2.000	ERA WHIP 9.00 2.000

Toronto Blue Jays @ Cleveland Indians
 Jacobs Field, Cleveland, OH
 Thu Aug 01 1996, 7:05 PM EDT
 Att. 42,249 - Unknown - 72 F

livebaseballscorecards.com

AB	33
R	5
H	9
RBI	5
BB	1
SO	3
LOB	5



Batter	1	2	3	4	5	6	7	8	9	AB R H RBI BB SO LOB
Kenny Lofton, L OBP: 0.375, SLG: 0.431 (1, 8) B C B F X	2-2 F8		1-2 P2	0-1 1B		0-2 G1-6-3			0-1 L6	5 0 1 1 0 0 3
Omar Vizquel, S OBP: 0.365, SLG: 0.435 (1, 6) B X	1-0 G4-3		1-2 G4-3	3-1 F7			2-2 G3		2-1 L6	5 0 0 0 0 0 3
Jim Thome, L OBP: 0.443, SLG: 0.580 (1, 5) B B B B	4-1 BB		3-2 FC4-6 1B		3-1 G4-3		1-3 K			3 0 1 1 1 1 0
Albert Belle, R OBP: 0.411, SLG: 0.645 (1, 7) B C B B 1 C X	3-2 G6-3		0-0 FC4-6		0-1 G6-3		0-1 G6-3			4 0 0 0 0 0 2
Julio Franco, R OBP: 0.423, SLG: 0.480 (1, 3) B X		1-0 G3-6-3 1B		1-2 1B FC5		0-2 WP 1B		3-3 K		4 1 3 0 0 1 0
Jeromy Burnitz, L OBP: 0.402, SLG: 0.541 (1, 9) B C B 1 X	2-1 SAFE G3-6-3		1-0 FC5 1B	1-3 1B	2-2 SAFE G4-3		1-1 G4-3			4 0 1 0 0 0 2
Brian Giles, L OBP: 0.500, SLG: 0.868 (1, 10) B B B X	3-0 2B		1-1 FC5 1B	1-2 1B		3-1 G6-3		2-0 1B		4 1 3 0 0 0 0
Sandy Alomar Jr., R OBP: 0.314, SLG: 0.384 (1, 2) Casey Candaele, S OBP: 0.333, SLG: 0.500 (8, PH) Tony Peña, R OBP: 0.293, SLG: 0.277 (9, 2) C B C B X	1-2 G5-3		3-2 FC5 1B	1-2 2B	3-2 FC5 1B	0-0 1B	1-1 SAFE F7			3 0 1 1 0 0 3 1 0 0 0 0 0 1 0 0 0 0 0 0 0
Jose Vizcaino, S OBP: 0.355, SLG: 0.379 (1, 4) B F X		1-1 G4-3 1B	1-3 K	1-3 K		0-0 G1-6-3 1B		0-0 G1-3		4 1 2 0 0 1 2

Inning Stats	R: 0 E: 0 K: 8	H: 0 LOB: 1 BB: 1	P: 18	R: 0 E: 0 K: 8	H: 2 LOB: 1 BB: 0	P: 15	R: 1 E: 0 K: 15	H: 2 LOB: 1 BB: 0	P: 21	R: 2 E: 0 K: 17	H: 4 LOB: 2 BB: 0	P: 27	R: 0 E: 0 K: 13	H: 1 LOB: 1 BB: 0	P: 18	R: 0 E: 0 K: 7	H: 2 LOB: 1 BB: 0	P: 10	R: 0 E: 0 K: 9	H: 0 LOB: 0 BB: 0	P: 12	R: 0 E: 0 K: 13	H: 1 LOB: 1 BB: 0	P: 20	R: 0 E: 0 K: 5	H: 0 LOB: 0 BB: 0	P: 7	1B: 9 2B: 3 3B: 0 HR: 0	SF: 0 SAC: 0 DP: 2 HBP: 0
--------------	----------------------	-------------------------	-------	----------------------	-------------------------	-------	-----------------------	-------------------------	-------	-----------------------	-------------------------	-------	-----------------------	-------------------------	-------	----------------------	-------------------------	-------	----------------------	-------------------------	-------	-----------------------	-------------------------	-------	----------------------	-------------------------	------	----------------------------------	------------------------------------

PITCHER	IP	WLS	BF	H	R	ER	SO	BB	IBB	HBP	BLK	WP	HR	S	P	ERA	WHIP
Erik Hanson, R ERA: 6.59 (1, 1)	7.0	W	31	11	3	3	2	1	0	0	0	1	0	77	121	3.86	1.714
Tim Crabtree, R ERA: 2.43 (8, 1)	1.0		4	1	0	0	1	0	0	0	0	0	0	13	20	0.00	1.000
Mike Timlin, R ERA: 4.33 (9, 1)	1.0	S	3	0	0	0	0	0	0	0	0	0	0	5	7	0.00	0.000

BOTTOM

Toronto Blue Jays @ Cleveland Indians
Jacobs Field, Cleveland, OH
Thu Aug 01 1996, 7:05 PM EDT
Att: 42,249 - Unknown - 72 F

AB	37
R	3
H	12
RBI	3
BB	1
SO	3
LOB	16



WP: 1	PA: 38
PB: 0	
SB: 0	
CS: 0	

livebaseballscorecards.com

Batter	1	2	3	4	5	6	7	8	9	AB R H RBI BB SO LOB	TOP
Roberto Alomar, S (1, 4) OBP: 0.422, SLG: 0.545	2-1 G1-3			1-1 L7		2-1 F8			0-0 G1-3	4 0 0 0 0 0 0	Baltimore Orioles @ Cleveland Indians Jacobs Field, Cleveland, OH Fri Aug 02 1996, 7:05 PM EDT Att. 42,465 - Unknown - 73 F
Brady Anderson, L (1, 8) OBP: 0.396, SLG: 0.640	1-0 G6-3			2-3 K2-3			3-3 K	2-2 G4-3	4 0 0 0 0 2 0		
Rafael Palmeiro, L (1, 3) OBP: 0.388, SLG: 0.549 Manny Alexander, R (8, 6) OBP: 0.154, SLG: 0.113	3-2 G4-3			0-0 F7			4-2 WP BB BB	2-1 G5-3	2 0 0 0 1 0 0 1 0 0 0 0 0 0		
Bobby Bonilla, S (1, 9) OBP: 0.352, SLG: 0.448 (8, 3)		2-3 K		1-1 F8 WP SF8 1B			4-2 WP BB		2 1 1 0 1 1 0		
B.J. Surhoff, L (1, 5) OBP: 0.349, SLG: 0.501 Billy Ripken, R (8, 5) OBP: 0.258, SLG: 0.333	1-1 G3-1			1-0 F8			3-2 L3		3 0 0 0 0 0 3 0 0 0 0 0 0 0		
Cal Ripken Jr., R (1, 6) OBP: 0.347, SLG: 0.466 Mike Devereaux, R (8, 9) OBP: 0.317, SLG: 0.349	1-1 G4-3			2-1 SF8			1-0 G5-3		2 0 0 1 0 0 2 0 0 0 0 0 0 0		
Eddie Murray, S (1, 10) OBP: 0.321, SLG: 0.398			1-0 G4-3		1-2 F9			1-0 G4-3	3 0 0 0 0 0 0		
Gregg Zaun, S (1, 2) OBP: 0.309, SLG: 0.352			2-2 G5-4-3 1B			3-2 G1-4-3		2-2 P4	3 0 1 0 0 0 0		
Jeffrey Hammonds, R (1, 7) OBP: 0.314, SLG: 0.378			1-1 G5-4-3 1-2f			0-3 K		0-0 G6-3	3 0 0 0 0 1 1		
Inning Stats	R: 0 H: 0 E: 0 LOB: 0 K: 0 BB: 0 S: 8 P: 14	R: 0 H: 0 E: 0 LOB: 0 K: 1 BB: 0 S: 7 P: 11	R: 0 H: 1 E: 0 LOB: 0 K: 0 BB: 0 S: 7 P: 11	R: 0 H: 0 E: 0 LOB: 0 K: 1 BB: 0 S: 7 P: 10	R: 1 H: 1 E: 0 LOB: 0 K: 0 BB: 0 S: 8 P: 13	R: 0 H: 0 E: 0 LOB: 0 K: 1 BB: 0 S: 8 P: 13	R: 0 H: 0 E: 0 LOB: 2 K: 1 BB: 2 S: 14 P: 29	R: 0 H: 0 E: 0 LOB: 0 K: 0 BB: 0 S: 6 P: 9	R: 0 H: 0 E: 0 LOB: 0 K: 0 BB: 0 S: 7 P: 11	1B: 2 SF: 1 2B: 0 SAC: 0 3B: 0 DP: 1 HR: 0 HBP: 0	
PITCHER	IP WLS BF H R ER SO BB IBB HBP BLK WP HR S P ERA WHIP										
Orel Hershiser, R (1, 1) ERA: 4.1	7.0 W 24 2 1 1 4 2 0 0 0 2 0 59 101 1.29 0.571										
Danny Graves, R (8, 1) ERA: 3.05	2.0 6 0 0 0 0 0 0 0 0 0 0 13 20 0.00 0.000										

livebaseballscorecards.com

AB	27
R	1
H	2
RBI	1
BB	2
SO	4
LOB	6



Batter	1	2	3	4	5	6	7	8	9
Kenny Lofton, L OBP: 0.379, SLG: 0.446 (1, 8)	2-2 G5-4-3 1B		0-1 1B 3B	3-1 2-H HR		0-0 S 1B 1B	2-0 G3		
Omar Vizquel, S OBP: 0.367, SLG: 0.438 (1, 6)	0-2 G5-4-3 1-2f		1-1 1B S 1B 3-H	1-1 1B		1-1 1B S G6-3 1B	0-2 G1-3		
Julio Franco, R OBP: 0.423, SLG: 0.480 (1, 3) Mark Carreon, R OBP: 0.334, SLG: 0.463 (7, PH) (8, 3)	1-1 G4-3		3-2 1B 1-3	2-1 G1-3		2-2 1B E G6-3 1B 1-3 2-H	2-1 HR		
Albert Belle, R OBP: 0.411, SLG: 0.649 (1, 7) Brian Giles, L OBP: 0.500, SLG: 0.868 (8, 7)		4-2 G4-6-3 BB	2-1 G5-3		0-0 HR	1-0 G6-3 1-2 3-H	2-3 K		
Jim Thome, L OBP: 0.446, SLG: 0.579 (1, 5) Jeff Kent, R OBP: 0.327, SLG: 0.432 (8, 5)		2-1 G4-6-3 1-2f		4-1 2B BB	4-1 FC6-4 BB	4-0 E 1B BB	0-0 F7		
Manny Ramirez, R OBP: 0.399, SLG: 0.589 (1, 9)		4-1 BB		1-1 2B 2B 1-3	0-1 FC6-4 PB 1B 1-2f	2-2 E 1B	0-3 K		
Jeremy Burnitz, L OBP: 0.410, SLG: 0.583 (1, 10)		0-0 G4-3		0-0 HR 2B 2-H 3-H	0-1 PB 1B 1-2	2-3 K	1-1 HR		
Sandy Alomar Jr., R OBP: 0.308, SLG: 0.377 (1, 2)			2-1 G3-1	0-0 G1-3	3-3 K 1-2 2-3	1-2 E5	3-1 G6-3		
Jose Vizcaino, S OBP: 0.352, SLG: 0.375 (1, 4)			1-0 L8	2-0 L7	1-0 G6-3	0-0 L7			

Inning Stats	R: 0 E: 0 K: 0 S: 8	H: 1 LOB: 0 BB: 0 P: 11	R: 0 E: 0 K: 0 S: 7	H: 0 LOB: 1 BB: 2 P: 17	R: 1 E: 0 K: 0 S: 12	H: 3 LOB: 2 BB: 0 P: 21	R: 4 E: 0 K: 0 S: 12	H: 4 LOB: 1 BB: 1 P: 25	R: 1 E: 0 K: 1 S: 11	H: 2 LOB: 2 BB: 1 P: 19	R: 3 E: 1 K: 1 S: 24	H: 4 LOB: 3 BB: 1 P: 37	R: 1 E: 0 K: 1 S: 10	H: 1 LOB: 0 BB: 0 P: 16	R: 1 E: 0 K: 1 S: 9	H: 1 LOB: 0 BB: 0 P: 13
1B: 9 2B: 2 3B: 1 HR: 4	SF: 0 SAC: 0 DP: 2 HBP: 0	WP: 0 PB: 1 SB: 3 CS: 0	PA: 44													

PITCHER	IP	WLS	BF	H	R	ER	SO	BB	IBB	HBP	BLK	WP	HR	S	P	ERA	WHIP
Scott Erickson, R ERA: 5.35 (1, 1)	4.1	L	24	9	6	6	0	4	0	0	0	0	2	43	82	12.46	3.000
Arthur Rhodes, L ERA: 3.83 (5, 1)	0.2		6	4	3	2	1	0	0	0	0	0	0	14	21	27.00	6.000
Keith Shepherd, R ERA: 6.53 (6, 1)	3.0		14	3	2	2	3	1	0	0	0	0	2	36	56	6.00	1.333

BOTTOM

Baltimore Orioles @ Cleveland Indians
Jacobs Field, Cleveland, OH
Fri Aug 02 1996, 7:05 PM EDT
Att: 42,465 - Unknown - 73 F

livebaseballscorecards.com

AB	39
R	11
H	16
RBI	10
BB	5
SO	4
LOB	22



Batter	1	2	3	4	5	6	7	8	9	AB R H RBI BB SO LOB	TOP		
Roberto Alomar, S (1, 4) OBP: 0.425, SLG: 0.549	1-2 CS 1B	1-1 CS 2B 1-H 2-H 3-H			0-1 HR 1B		1-1 SH1-5-3 2-3	0-0 F9		4 1 3 3 0 0 1			
Brady Anderson, L (1, 8) OBP: 0.394, SLG: 0.642	3-3 K 1-2	3-1 CS 2-3	0-2 F7		3-0 HR 1-H		2-3 K		1-2 F8	5 1 1 2 0 2 2			
Rafael Palmeiro, L (1, 3) OBP: 0.390, SLG: 0.551	1-2 G3-1		4-1 BB		2-1 2B		2-2 P6		2-1 1B	4 0 2 0 1 0 1			
Bobby Bonilla, S (1, 9) Mike Devereaux, R (8, 9) OBP: 0.351, SLG: 0.454 OBP: 0.316, SLG: 0.348		2-0 L8	2-3 K		0-0 F7			3-2 HR	1-0 F9	4 1 1 1 0 1 2 1 0 0 0 0 0 1			
B.J. Surhoff, L (1, 5) OBP: 0.350, SLG: 0.503		2-2 1B 1B	2-2 F9		0-0 G4-3			1-1 1B 2B	2-1 F7	5 2 2 0 0 0 3			
Cal Ripken Jr., R (1, 6) OBP: 0.346, SLG: 0.464		0-1 L9		0-0 G6-3		0-1 P2		0-0 1B SF8 2-H		4 1 1 1 0 0 1			
Eddie Murray, S (1, 10) OBP: 0.325, SLG: 0.402		0-0 BB 1B 2B 1B	2-1 G6-4-3 1B		1-2 F9		1-2 F9	0-1 1B	1-3 1B	4 1 3 0 0 0 0			
Chris Hoiles, R (1, 2) OBP: 0.338, SLG: 0.448		0-1 BB 2B 1B	1-1 G6-4-3		1-1 K		1-3 K	0-2 SF8		3 1 1 2 0 1 1			
Jeffrey Hammonds, R (1, 7) OBP: 0.313, SLG: 0.373		4-2 2B BB			2-1 F8		1-2 E6 SH1-5-3	0-3 K		3 1 0 0 1 1 1			
Inning Stats	R: 0 H: 1 E: 0 LOB: 0 K: 1 BB: 0 S: 10 P: 15	R: 4 H: 4 E: 0 LOB: 0 K: 0 BB: 1 S: 15 P: 27	R: 0 H: 0 E: 0 LOB: 1 K: 1 BB: 1 S: 10 P: 18	R: 0 H: 1 E: 0 LOB: 0 K: 0 BB: 0 S: 5 P: 8	R: 2 H: 3 E: 0 LOB: 1 K: 0 BB: 0 S: 9 P: 16	R: 0 H: 0 E: 0 LOB: 0 K: 1 BB: 0 S: 8 P: 10	R: 0 H: 0 E: 1 LOB: 1 K: 1 BB: 0 S: 11 P: 17	R: 3 H: 4 E: 0 LOB: 1 K: 1 BB: 0 S: 15 P: 19	R: 0 H: 1 E: 0 LOB: 1 K: 0 BB: 0 S: 8 P: 14	1B: 9 SF: 1 2B: 4 SAC: 1 3B: 0 DP: 2 HR: 2 HBP: 0	WP: 0 PA: 42 PB: 0 SB: 0 CS: 2		
PITCHER	IP WLS BF H R ER SO BB IBB HBP BLK WP HR S P ERA WHIP											PITCHER	IP WLS BF H R ER SO BB IBB HBP BLK WP HR S P ERA WHIP
Chad Ogea, R (1, 1) ERA: 6.24	4.2 L 22 9 6 6 2 2 2 0 0 0 0 1 48 83 11.57 2.357												
Greg Swindell, L (5, 1) ERA: 7.51	2.1 10 2 2 2 2 0 0 0 0 0 0 1 25 37 7.71 0.857												
Eric Plunk, R (8, 1) ERA: 2.56	1.0 5 2 1 1 1 0 0 0 0 0 0 0 10 10 9.00 2.000												
Paul Assenmacher, L (9, 1) ERA: 1.83	1.0 4 1 0 0 0 0 0 0 0 0 0 0 8 14 0.00 1.000												

Baltimore Orioles @ Cleveland Indians
Jacobs Field, Cleveland, OH
 Sat Aug 03 1996, 3:33 AM EDT
 Att. 42,448 - Sunny - 78 F

livebaseballscorecards.com

AB	37
R	9
H	14
RBI	9
BB	2
SO	5
LOB	13



BOTTOM

Baltimore Orioles @ Cleveland Indians
Jacobs Field, Cleveland, OH
Sat Aug 03 1996, 3:33 AM EDT
Att: 42,448 - Sunny - 78 F

livebaseballscorecards.com

AB 36
R 4
H 11
RBI 3
BB 4
SO 4
LOB 18



WP: 0 PA: 41
PB: 0
SB: 0
CS: 0

AB R H RBI BB SO LOB

5 1 2 0 0 0 2

5 1 1 0 0 1 1

3 0 2 1 0 0 1

1 0 0 0 0 0 0

4 0 1 0 1 1 3

5 2 4 2 0 1 1

4 0 1 0 0 0 5

2 0 0 0 1 0 2

1 0 0 0 0 1 0

3 0 0 0 0 0 2

0 0 0 0 1 0 0

0 0 0 0 0 0 0

3 0 0 0 1 0 1

1B: 9 SF: 0
2B: 1 SAC: 0
3B: 0 DP: 1
HR: 1 HBP: 1

Batter	1	2	3	4	5	6	7	8	9
Kenny Lofton, L OBP: 0.379, SLG: 0.448 (1, 8)	1-1 F8		2-2 1B		2-0 1B 2B	0-1 F7		0-2 F7	
Jose Vizcaino, S OBP: 0.350, SLG: 0.372 (1, 4)	1-1 G2		0-1 L8		0-0 1B 1B		1-3 K	1-2 G6-3	
Julio Franco, R OBP: 0.425, SLG: 0.482 (1, 3)	2-0 1B BB 1B		2-2 L8		0-1 1B 1B		0-0 G1-3	1-1 1B HBP	
Jim Thome, L OBP: 0.446, SLG: 0.577 (5, PR) (6, 5)			1 SAFE L8		1-2 1B 1B		2-2 F6	3-1 1B	
Albert Belle, R OBP: 0.411, SLG: 0.645 (1, 7)	1 SAFE 1-2 1B BB		1 SAFE 0-1 L8		3-3 K			1-H 1B	
Manny Ramirez, R OBP: 0.403, SLG: 0.600 (1, 9)	2-2 1-2 2-3 1B			1-2 1B G4-6-3 1B	3-0 1-3 2-H 1B			1-0 HR	2-3 K
Jeff Kent, R OBP: 0.326, SLG: 0.430 (1, 5) (6, 3)	3-1 G4-3			0-0 1-3 1B	1 SAFE 1-0 F6			2-0 L3	
Mark Carreon, R OBP: 0.334, SLG: 0.461 (1, 10)			0-1 P3	4-1 1-3 1B	1 SAFE 0-1 F8			3-3 K	
Jeromy Burnitz, L OBP: 0.407, SLG: 0.577 (8, PH)				G4-6-3 BB					
Tony Peña, R OBP: 0.287, SLG: 0.270 (1, 2)			2-2 G6-3	2-0 1-2f 2-3 3-H		1-2 L8		4-0 BB BB	
Brian Giles, L OBP: 0.512, SLG: 0.868 (8, PH)									
Sandy Alomar Jr., R OBP: 0.306, SLG: 0.377 (9, 2)									
Omar Vizquel, S OBP: 0.366, SLG: 0.434 (1, 6)			1-1 P6	1-1 G5-3		1-0 F9		4-1 1-2 BB	

Inning Stats	R: 0	H: 2	E: 0	LOB: 3	K: 0	P: 14	R: 0	H: 0	E: 0	LOB: 0	K: 0	P: 9	R: 0	H: 1	E: 0	LOB: 1	K: 1	P: 12	R: 0	H: 1	E: 0	LOB: 1	K: 0	P: 14	R: 1	H: 2	E: 0	LOB: 1	K: 0	P: 8	R: 2	H: 4	E: 0	LOB: 2	K: 1	P: 21	R: 0	H: 0	E: 0	LOB: 0	K: 0	P: 8	R: 0	H: 0	E: 0	LOB: 0	K: 1	P: 11	R: 1	H: 1	E: 0	LOB: 2	K: 1	P: 23	R: 0	H: 1	E: 0	LOB: 1	K: 1	P: 16	1B: 9	SF: 0	2B: 1	SAC: 0	3B: 0	DP: 1	HR: 1	HBP: 1	WP: 0	PA: 41
--------------	------	------	------	--------	------	-------	------	------	------	--------	------	------	------	------	------	--------	------	-------	------	------	------	--------	------	-------	------	------	------	--------	------	------	------	------	------	--------	------	-------	------	------	------	--------	------	------	------	------	------	--------	------	-------	------	------	------	--------	------	-------	------	------	------	--------	------	-------	-------	-------	-------	--------	-------	-------	-------	--------	-------	--------

PITCHER	IP	WLS	BF	H	R	ER	SO	BB	IBB	HBP	BLK	WP	HR	S	P	ERA	WHIP
Rick Krivda, L ERA: 5.13 (1, 1)	4.0		20	7	3	3	0	2	0	0	0	0	0	43	73	6.75	2.250
Roger McDowell, R ERA: 3.52 (5, 1)	1.0		5	2	0	0	1	0	0	0	0	0	0	10	17	0.00	2.000
Jesse Orosco, L ERA: 4.21 (6, 1)	2.0	W	6	0	0	0	1	0	0	0	0	0	0	14	19	0.00	0.000
Alan Mills, R ERA: 3.3 (8, 1)	2.0		10	2	1	1	2	2	0	1	0	0	1	18	39	4.50	2.000

Batter	1	2	3	4	5	6	7	8	9	AB R H RBI BB SO LOB	TOP		
Roberto Alomar, S (1, 4) OBP: 0.423, SLG: 0.545	0-0 F9		3-1 F8		1-2 F7		2-1 1B		1-1 G4-3	5 0 1 0 0 0 0			
Brady Anderson, L (1, 8) OBP: 0.393, SLG: 0.638	1-0 F8		3-2 G3			3-2 G3-1	2-0 1B			4 0 1 0 0 0 0			
Cal Ripken Jr., R (1, 6) OBP: 0.347, SLG: 0.466	0-0 G6-3			1-0 F9-5		2-1 1B	2-3 K			4 0 2 0 0 1 2			
Rafael Palmeiro, L (1, 3) OBP: 0.391, SLG: 0.550		2-2 G4-3		2-0 F9-5		4-2 1B		3-2 1B		3 0 1 0 1 0 1			
Bobby Bonilla, S (1, 9) OBP: 0.350, SLG: 0.459		2-2 G1-3		1-0 HR		1-3 K		1-3 K		4 1 1 1 0 2 3			
B.J. Surhoff, L (1, 5) OBP: 0.352, SLG: 0.503		1-1 1B		0-1 1B		1-3 K		3-0 F8		4 0 2 0 0 1 3			
Eddie Murray, S (1, 10) OBP: 0.325, SLG: 0.401		1-1 1B		2-2 F9			0-3 K		2-3 K	4 0 1 0 0 2 2			
Chris Hoiles, R (1, 2) OBP: 0.337, SLG: 0.447 Mike Devereaux, R (9, PH) OBP: 0.315, SLG: 0.347		3-1 FC5-4			2-2 1B		2-3 K		2-2 P2	3 0 1 0 0 1 2 1 0 0 0 0 0 0			
Jeffrey Hammonds, R (1, 7) OBP: 0.312, SLG: 0.385			0-0 F8		3-3 K		2-2 HR		2-3 K	4 1 1 1 0 2 1			
Inning Stats	R: 0 E: 0 K: 0 S: 3 H: 0 LOB: 0 BB: 0 P: 4	R: 0 E: 0 K: 0 S: 13 H: 2 LOB: 2 BB: 0 P: 22	R: 0 E: 0 K: 0 S: 6 H: 0 LOB: 0 BB: 0 P: 12	R: 1 E: 0 K: 0 S: 8 H: 3 LOB: 1 BB: 0 P: 14	R: 0 E: 0 K: 1 S: 10 H: 1 LOB: 0 BB: 0 P: 16	R: 0 E: 0 K: 2 S: 14 H: 1 LOB: 2 BB: 1 P: 25	R: 1 E: 0 K: 3 S: 15 H: 3 LOB: 2 BB: 0 P: 25	R: 0 E: 0 K: 2 S: 10 H: 1 LOB: 1 BB: 0 P: 19	R: 0 E: 0 K: 1 S: 9 H: 0 LOB: 0 BB: 0 P: 14	1B: 8 2B: 3 3B: 0 HR: 2 SF: 0 SAC: 0 DP: 2 HBP: 0	WP: 0 PB: 0 SB: 0 CS: 1 PA: 37		
PITCHER	IP WLS BF H R ER SO BB IBB HBP BLK WP HR S P ERA WHIP											PITCHER	IP WLS BF H R ER SO BB IBB HBP BLK WP HR S P ERA WHIP
Brian Anderson, L (1, 1) ERA: 5.24	5.1 W 22 7 1 1 1 1 1 0 0 0 0 0 1 47 84 1.69 1.500												
Paul Shuey, R (6, 1) ERA: 3.38	2.1 11 4 1 1 6 0 0 0 0 0 0 1 29 48 3.86 1.714												
Eric Plunk, R (8, 1) ERA: 2.54	0.1 1 0 0 0 1 0 0 0 0 0 0 0 3 5 0.00 0.000												
Jose Mesa, R (9, 1) ERA: 3.93	1.0 3 0 0 0 1 0 0 0 0 0 0 0 9 14 0.00 0.000												

Baltimore Orioles @ Cleveland Indians
Jacobs Field, Cleveland, OH
 Sun Aug 04 1996, 3:33 AM EDT
 Att. 42,349 - Cloudy - 79 F

livebaseballscorecards.com

AB	36
R	2
H	11
RBI	2
BB	1
SO	9
LOB	14



Batter	1	2	3	4	5	6	7	8	9
Kenny Lofton, L OBP: 0.382, SLG: 0.455 (1, 8)	0-1 F7		4-2 SF9 BB		0-1 HR		2-0 G4-3	0-1 HR 1B	
Omar Vizquel, S OBP: 0.369, SLG: 0.433 Casey Candaele, S OBP: 0.333, SLG: 0.500 (1, 6) (9, 4)	2-1 G4-3		4-0 S BB		0-1 WP E 1B		1-1 L9	4-2 3-H HR BB	
Jim Thome, L OBP: 0.450, SLG: 0.588 (1, 5)	4-2 BB BB		1-0 SF9		2-2 E4 1B				
Albert Belle, R OBP: 0.411, SLG: 0.640 Sandy Alomar Jr., R OBP: 0.308, SLG: 0.377 (1, 7) (9, 2)	4-1 SAFE 1-2 BB		1-0 F8		1-0 P3				
Manny Ramirez, R OBP: 0.401, SLG: 0.595 (1, 9)	1-3 K		3-2 L8		0-1 F9				
Brian Giles, L OBP: 0.521, SLG: 0.905 (1, 10)		4-2 BB		3-3 K		2-2 P4			
Mark Carreon, R OBP: 0.335, SLG: 0.463 (1, 3)		1-3 SAFE K		1-2 G6-3		1-1 F8			
Tony Peña, R OBP: 0.281, SLG: 0.264 Jeromy Burnitz, L OBP: 0.408, SLG: 0.571 (8, PH) (9, 7)		1-0 SAFE F7		3-1 F8		1-3 K			
Jose Vizcaino, S OBP: 0.349, SLG: 0.374 (1, 4) (9, 6)		1-3 SAFE K		1-1 G4-3			2-2 P6	0-2 1B 2B	

Inning Stats	R: 0 E: 0 K: 1 S: 13	H: 0 LOB: 2 BB: 2 P: 24	R: 0 E: 0 K: 2 S: 11	H: 0 LOB: 1 BB: 1 P: 18	R: 1 E: 0 K: 0 S: 8	H: 0 LOB: 0 BB: 2 P: 21	R: 0 E: 0 K: 1 S: 8	H: 0 LOB: 0 BB: 0 P: 15	R: 2 E: 1 K: 0 S: 12	H: 3 LOB: 1 BB: 0 P: 16	R: 0 E: 0 K: 1 S: 8	H: 0 LOB: 0 BB: 0 P: 12	R: 0 E: 0 K: 0 S: 10	H: 0 LOB: 0 BB: 0 P: 15	R: 11 E: 0 K: 1 S: 29	H: 8 LOB: 1 BB: 4 P: 54
---------------------	-------------------------------	----------------------------------	-------------------------------	----------------------------------	------------------------------	----------------------------------	------------------------------	----------------------------------	-------------------------------	----------------------------------	------------------------------	----------------------------------	-------------------------------	----------------------------------	--------------------------------	----------------------------------

PITCHER															PITCHER																			
IP	WLS	BF	H	R	ER	SO	BB	IBB	HBP	BLK	WP	HR	S	P	ERA	WHIP	IP	WLS	BF	H	R	ER	SO	BB	IBB	HBP	BLK	WP	HR	S	P	ERA	WHIP	
Rocky Coppinger, R ERA: 5.04 (1, 1)	6.1	L	27	3	3	2	5	5	0	0	0	1	67	115	2.84	1.263																		
Jesse Orosco, L ERA: 4.38 (7, 1)	0.2		3	0	1	0	1	0	0	0	0	0	5	12	13.50	1.500																		
Roger McDowell, R ERA: 4.31 (8, 1)	0.2		7	4	4	0	1	0	0	0	0	0	15	23	54.00	7.500																		
Keith Shepherd, R ERA: 8.71 (8, 1)	0.0		6	4	6	0	2	0	0	0	0	2	9	19	∞	∞																		
Randy Myers, L ERA: 3.52 (8, 1)	0.1		1	0	0	0	1	0	0	0	0	0	3	6	0.00	0.000																		

AB R H RBI BB SO LOB

4	3	2	2	1	0	0
3	2	1	0	2	0	0
0	0	0	0	0	0	0
2	2	2	4	2	0	0
3	1	0	0	2	0	3
0	0	0	0	0	0	0
5	1	1	0	0	1	5
4	2	2	3	1	1	0
5	1	2	0	0	1	1
3	0	0	0	0	1	1
1	1	0	1	1	1	1
4	1	1	3	0	1	1

1B: 6	SF: 1	WP: 1	PA: 44
2B: 2	SAC: 0	PB: 0	
3B: 0	DP: 0	SB: 3	
HR: 3	HBP: 0	CS: 0	

Baltimore Orioles @ Cleveland Indians
Jacobs Field, Cleveland, OH
 Sun Aug 04 1996, 3:33 AM EDT
 Att: 42,349 - Cloudy - 79 F

livebaseballscorecards.com

AB	34
R	14
H	11
RBI	13
BB	9
SO	6
LOB	12



Batter	1	2	3	4	5	6	7	8	9	AB R H RBI BB SO LOB	TOP																		
Roberto Alomar, S OBP: 0.426, SLG: 0.549 (1, 4)	1-1 BB FC4-6 1B	0-1 G3-1		2-0 G4-6-3 1-2f		0-0 1B	2-1 1-3 2-H 1B	0-2 2-H 2B		6 1 4 2 0 0 3																			
Brady Anderson, L OBP: 0.394, SLG: 0.638 (1, 8)	0-0 FC4-6 1-2 1B		1-0 1B 2B		0-1 1B	1-2 G4-3	2-3 K	1-3 K		6 1 3 0 0 2 5																			
Rafael Palmeiro, L OBP: 0.388, SLG: 0.543 Mike Devereaux, R OBP: 0.315, SLG: 0.347 (1, 3) (8, 9)	2-3 K		4-2 FC3-6 1B BB		1-0 G4-3		0-1 G4-3	E4 HR		5 1 0 0 1 2 3 0 0 0 0 0 0 0																			
Bobby Bonilla, S OBP: 0.356, SLG: 0.469 (1, 9) (8, 3)	4-1 FC4-6 1-2 2-3 BB		0-0 FC3-6 1B		4-0 BB		1-1 1B 1B	3-2 2-H HR	1-1 F4	4 2 3 3 2 0 0																			
B.J. Surhoff, L OBP: 0.350, SLG: 0.499 Billy Ripken, R OBP: 0.256, SLG: 0.331 (1, 5) (8, 5)	2-2 FC4-6 1-2f 2-3 3-H		2-2 FC3-6 G5-4-3 1-2f 2-3		3-2 F7		1-1 E 1B	1-0 G3	0-3 K	5 1 1 1 0 0 5 1 0 0 0 0 1 0																			
Cal Ripken Jr., R OBP: 0.349, SLG: 0.471 (1, 6)	2-3 K		3-2 G5-4-3 1-2f			0-0 1B 2B	1-1 E8 1B 1B	0-1 HR 2B	2-2 G4-3	6 3 3 1 0 1 4																			
Eddie Murray, S OBP: 0.326, SLG: 0.402 (1, 10)		2-2 K 2B		2-3 K		3-2 F7	1-1 L8	4-2 HR BB		4 1 1 0 1 1 2																			
Chris Hoiles, R OBP: 0.341, SLG: 0.458 Gregg Zaun, S OBP: 0.309, SLG: 0.352 (1, 2) (9, 2)		1-1 G1-3		4-2 1B BB		2-2 K	0-1 1B 1B	0-1 HR		4 2 2 4 1 1 2 0 0 0 0 0 0 0																			
Jeffrey Hammonds, R OBP: 0.322, SLG: 0.399 (1, 7)		0-3 K		2-0 G4-6-3 1-2 1B		1-1 1B	2-2 1B 1B	0-0 2B 2B		5 1 4 1 0 1 1																			
Inning Stats	R: 1 E: 0 K: 2 S: 15	H: 2 LOB: 2 BB: 1 P: 26	R: 0 E: 0 K: 1 S: 10	H: 1 LOB: 1 BB: 0 P: 13	R: 1 E: 0 K: 0 S: 13	H: 2 LOB: 1 BB: 1 P: 23	R: 0 E: 0 K: 1 S: 7	H: 1 LOB: 1 BB: 1 P: 17	R: 0 E: 0 K: 0 S: 6	H: 1 LOB: 1 BB: 1 P: 14	R: 1 E: 0 K: 1 S: 16	H: 3 LOB: 2 BB: 0 P: 23	R: 4 E: 1 K: 1 S: 20	H: 6 LOB: 2 BB: 0 P: 30	R: 6 E: 1 K: 2 S: 27	H: 5 LOB: 1 BB: 1 P: 42	R: 0 E: 0 K: 1 S: 9	H: 0 LOB: 0 BB: 0 P: 12	1B: 13 2B: 6 3B: 0 HR: 2	SF: 0 SAC: 0 DP: 2 HBP: 0	WP: 0 PB: 0 SB: 0 CS: 0	PA: 51							
PITCHER	IP WLS BF H R ER SO BB IBB HBP BLK WP HR S P ERA WHIP																												
Charles Nagy, R ERA: 3.61 (1, 1)	5.2		27	9	3	3	5	4	0	0	0	0	0	0	61	109	4.76	2.294											
Paul Assenmacher, L ERA: 2.31 (6, 1)	0.2	L	5	3	2	2	0	0	0	0	0	0	0	0	12	15	27.00	4.500											
Danny Graves, R ERA: 4.98 (7, 1)	1.0		11	6	6	5	1	1	0	0	0	0	1	28	47	45.00	7.000												
Greg Swindell, L ERA: 7.63 (8, 1)	1.2		8	3	2	2	3	0	0	0	0	0	1	22	29	10.80	1.800												

Baltimore Orioles @ Cleveland Indians
Jacobs Field, Cleveland, OH
 Mon Aug 05 1996, 7:05 PM EDT
 Att. 40,863 - Unknown - 80 F

AB	46
R	13
H	21
RBI	12
BB	5
SO	9
LOB	25



Batter	1	2	3	4	5	6	7	8	9	AB R H RBI BB SO LOB
Kenny Lofton, L OBP: 0.383, SLG: 0.462 (1, 8)										6 2 3 1 0 1 1
Jose Vizcaino, S OBP: 0.352, SLG: 0.377 (1, 4)										5 1 3 0 0 0 2
Mark Carreon, R OBP: 0.338, SLG: 0.463 (1, 3)										4 2 2 2 1 0 1
Albert Belle, R OBP: 0.409, SLG: 0.635 (1, 7)										5 0 1 0 0 1 5
Manny Ramirez, R OBP: 0.401, SLG: 0.595 (1, 9)										5 1 2 3 0 0 2
Jeff Kent, R OBP: 0.327, SLG: 0.438 (1, 10)										5 2 2 1 0 0 2
Sandy Alomar Jr., R OBP: 0.311, SLG: 0.382 (1, 2)										4 0 2 0 0 1 0
Brian Giles, L OBP: 0.531, SLG: 0.907 (9, PH)										1 1 1 1 0 0 0
Jim Thome, L OBP: 0.452, SLG: 0.588 (1, 5)										5 1 3 1 0 1 1
Omar Vizquel, S OBP: 0.365, SLG: 0.429 (1, 6)										4 0 0 1 0 0 4

Inning Stats	R: 0	H: 1	E: 0	LOB: 1	K: 1	S: 9	P: 12	R: 0	H: 0	E: 0	LOB: 0	K: 1	S: 9	P: 13	R: 2	H: 4	E: 0	LOB: 2	K: 0	S: 15	P: 21	R: 0	H: 1	E: 0	LOB: 1	K: 0	S: 8	P: 12	R: 1	H: 3	E: 0	LOB: 2	K: 0	S: 9	P: 12	R: 0	H: 0	E: 0	LOB: 0	K: 0	S: 8	P: 13	R: 1	H: 1	E: 0	LOB: 0	K: 1	S: 10	P: 16	R: 6	H: 6	E: 0	LOB: 1	K: 1	S: 23	P: 37	1B: 15	SF: 1	2B: 2	SAC: 0	3B: 0	DP: 0	HR: 2	HBP: 0	WP: 0	PA: 46
--------------	------	------	------	--------	------	------	-------	------	------	------	--------	------	------	-------	------	------	------	--------	------	-------	-------	------	------	------	--------	------	------	-------	------	------	------	--------	------	------	-------	------	------	------	--------	------	------	-------	------	------	------	--------	------	-------	-------	------	------	------	--------	------	-------	-------	--------	-------	-------	--------	-------	-------	-------	--------	-------	--------

PITCHER	IP	WLS	BF	H	R	ER	SO	BB	IBB	HBP	BLK	WP	HR	S	P	ERA	WHIP
David Wells, L ERA: 4.58 (1, 1)	6.0	W	29	12	3	3	2	0	0	0	0	0	0	64	86	4.50	2.000
Alan Mills, R ERA: 3.45 (7, 1)	1.1		5	1	1	1	0	0	0	0	0	0	1	13	23	6.75	0.750
Arthur Rhodes, L ERA: 4.13 (8, 1)	0.2		4	2	2	2	1	0	0	0	0	0	1	9	12	27.00	3.000
Garrett Stephenson, R ERA: 12.79 (9, 1)	0.1		4	2	1	1	1	1	0	0	0	0	0	10	17	27.00	9.000
Randy Myers, L ERA: 3.69 (9, 1)	0.2		4	2	3	3	0	0	0	0	0	0	0	9	14	40.50	3.000

BOTTOM

Baltimore Orioles @ Cleveland Indians
Jacobs Field, Cleveland, OH

Mon Aug 05 1996, 7:05 PM EDT
Att: 40,863 - Unknown - 80 F

livebaseballscorecards.com

AB	44
R	10
H	19
RBI	10
BB	1
SO	4
LOB	18

Batter	1	2	3	4	5	6	7	8	9	AB R H RBI BB SO LOB	TOP											
Kenny Lofton, L (1, 8) OBP: 0.383, SLG: 0.461	3-2 P5		0-1 1B		0-0 SF9 1B	1-3 K			0-0 G3	5 1 2 0 0 1 1												
Omar Vizquel, S (1, 6) OBP: 0.365, SLG: 0.431	0-1 G4-3 2B		1-2 F8		0-0 2B 1B	2-1 P6			0-3 K	5 1 2 0 0 1 2												
Brian Giles, L (1, 10) OBP: 0.519, SLG: 0.875	0-2 G4-3 2B		2-1 1B		1-0 P3	0-3 K			1-1 2B	5 0 2 0 0 1 5												
Albert Belle, R (1, 7) OBP: 0.409, SLG: 0.632	4-0 BB		0-0 1B		0-0 SF9				2-1 G6-3	3 0 1 1 1 0 1												
Jim Thome, L (1, 5) OBP: 0.450, SLG: 0.587	3-3 K		2-1 F9		2-1 1B 2B				0-3 K	4 1 1 1 0 2 4												
Jeremy Burnitz, L (1, 9) OBP: 0.411, SLG: 0.561		2-2 P4		4-1 G6-4-3 BB	4-0 1B			3-3 K		2 0 0 0 2 1 0												
Mark Carreon, R (1, 3) OBP: 0.340, SLG: 0.463		3-2 1B		1-0 G6-4-3	0-0 1B			2-0 P2		4 0 2 2 0 0 1												
Sandy Alomar Jr., R (1, 2) OBP: 0.307, SLG: 0.377		1-2 L8		0-1 G4-3	0-0 L9			2-3 K		4 0 0 0 0 1 3												
Jose Vizcaino, S (1, 4) OBP: 0.353, SLG: 0.380		2-3 K		3-2 1B	3-2 SF9 1B	1-2 2B		2-3 K		4 1 2 0 0 2 1												
Inning Stats	R: 0 E: 0 K: 1 S: 11	H: 1 LOB: 2 BB: 1 P: 21	R: 0 E: 0 K: 1 S: 13	H: 1 LOB: 1 BB: 0 P: 21	R: 0 E: 0 K: 0 S: 10	H: 3 LOB: 2 BB: 0 P: 15	R: 0 E: 0 K: 0 S: 4	H: 0 LOB: 0 BB: 1 P: 9	R: 4 E: 0 K: 0 S: 11	H: 5 LOB: 2 BB: 1 P: 21	R: 0 E: 0 K: 2 S: 12	H: 1 LOB: 1 BB: 0 P: 16	R: 0 E: 0 K: 2 S: 10	H: 0 LOB: 0 BB: 0 P: 13	R: 0 E: 0 K: 2 S: 8	H: 0 LOB: 0 BB: 0 P: 14	R: 0 E: 0 K: 1 S: 9	H: 1 LOB: 1 BB: 0 P: 12	1B: 8 2B: 4 3B: 0 HR: 0	SF: 1 SAC: 0 DP: 1 HBP: 0	WP: 0 PB: 0 SB: 1 CS: 0	PA: 40
PITCHER	IP WLS BF H R ER SO BB IBB HBP BLK WP HR S P ERA WHIP																					
Bob Wells, R (1, 1) ERA: 4.33	5.0 L 26 10 4 4 2 2 2 1 0 0 0 0 49 87 7.20 2.400																					
Randy Johnson, L (6, 1) ERA: 3.66	2.0 7 1 0 0 4 0 0 0 0 0 0 0 22 29 0.00 0.500																					
Bobby Ayala, R (8, 1) ERA: 6.08	2.0 7 1 0 0 3 0 0 0 0 0 0 0 17 26 0.00 0.500																					

Cleveland Indians @ Seattle Mariners
The Kingdome, Seattle, WA
Tue Aug 06 1996, 10:05 PM EDT
Att: 31,472 - Dome - 68 F

livebaseballscorecards.com

AB	36
R	4
H	12
RBI	4
BB	3
SO	9
LOB	18



Batter	1	2	3	4	5	6	7	8	9	AB	R	H	RBI	BB	SO	LOB
Joey Cora, S OBP: 0.336, SLG: 0.422 (1, 4)	1-0 G3		2-1 F7			2-1 B1-3	2-0 SF9		1-1 G1-6-3	4	0	0	1	0	0	4
Alex Rodriguez, R OBP: 0.413, SLG: 0.638 (1, 6)	2-0 P4		2-3 K			1-3 K	4-2 BB			3	0	0	0	1	2	1
Ken Griffey Jr., L OBP: 0.391, SLG: 0.656 (1, 8)	0-1 L3		3-3 K			0-1 1B	0-2 K			4	0	1	0	0	2	3
Jay Buhner, R OBP: 0.385, SLG: 0.586 (1, 10)		0-0 HR			3-2 G4-3	1-1 1B		0-0 F8		4	1	2	1	0	0	0
Paul Sorrento, L OBP: 0.375, SLG: 0.524 (1, 3)		4-1 BB			1-2 K	1-2 G3		2-0 G3-1		3	0	0	0	1	1	2
Dan Wilson, R OBP: 0.355, SLG: 0.472 (1, 2)		2-3 K			2-3 K		1-2 P3	2-1 F8		4	0	0	0	0	2	1
Rich Amaral, R OBP: 0.403, SLG: 0.359 (1, 7)		3-2 F9			4-2 G6-3 BB		0-0 E 1B		3-2 G4-3	3	1	1	0	1	0	1
Luis Sojo, R OBP: 0.250, SLG: 0.274 (1, 5)		0-1 G4-3			2-2 G6-3		3-2 E4 WP 1B		0-0 1B	2	0	0	0	0	0	2
Doug Strange, S OBP: 0.307, SLG: 0.338 (7, PH)					1-2f		1-3 SF9		1B	2	1	1	0	0	0	1
Raul Ibanez, L (9, PR)									1B	0	0	0	0	0	0	0
Alex Diaz, S OBP: 0.266, SLG: 0.305 (1, 9)			4-0 E S BB			2-2 G3		3-2 S WP 1B	2-0 G1-6-3 1B	3	0	2	1	1	0	0

Inning Stats	R: 0	H: 0	E: 0	K: 0	S: 4	H: 0	LOB: 0	BB: 0	P: 7	R: 1	H: 1	E: 0	K: 1	S: 12	H: 0	LOB: 1	BB: 1	P: 21	R: 0	H: 0	E: 1	K: 2	S: 9	H: 0	LOB: 0	BB: 0	P: 15	R: 0	H: 2	E: 0	K: 1	S: 13	H: 2	LOB: 2	BB: 0	P: 18	R: 2	H: 2	E: 1	K: 1	S: 22	H: 2	LOB: 2	BB: 1	P: 35	R: 0	H: 0	E: 0	K: 0	S: 4	H: 0	LOB: 0	BB: 0	P: 8	R: 0	H: 2	E: 0	K: 0	S: 9	H: 2	LOB: 2	BB: 0	P: 15	1B: 6	SF: 1	2B: 0	SAC: 0	3B: 0	DP: 2	HR: 1	HBP: 0	WP: 2	PA: 37
--------------	------	------	------	------	------	------	--------	-------	------	------	------	------	------	-------	------	--------	-------	-------	------	------	------	------	------	------	--------	-------	-------	------	------	------	------	-------	------	--------	-------	-------	------	------	------	------	-------	------	--------	-------	-------	------	------	------	------	------	------	--------	-------	------	------	------	------	------	------	------	--------	-------	-------	-------	-------	-------	--------	-------	-------	-------	--------	-------	--------

PITCHER	IP	WLS	BF	H	R	ER	SO	BB	IBB	HBP	BLK	WP	HR	S	P	ERA	WHIP
Albie Lopez, R ERA: 6.54 (1, 1)	6.1	W	26	4	3	2	6	3	0	0	0	0	1	65	111	2.84	1.105
Eric Plunk, R ERA: 2.53 (7, 1)	0.1		3	1	0	0	0	1	0	0	0	1	0	7	16	0.00	6.000
Paul Assenmacher, L ERA: 2.29 (7, 1)	0.1		1	0	0	0	1	0	0	0	0	0	0	5	5	0.00	0.000
Julian Tavarez, R ERA: 5.72 (8, 1)	1.0		3	0	0	0	0	0	0	0	0	0	0	4	8	0.00	0.000
Jose Mesa, R ERA: 3.86 (9, 1)	1.0	S	4	2	0	0	0	0	0	0	0	1	0	9	15	0.00	2.000

BOTTOM

Cleveland Indians @ Seattle Mariners
The Kingdome, Seattle, WA
Tue Aug 06 1996, 10:05 PM EDT
Att: 31,472 - Dome - 68 F

livebaseballscorecards.com

AB	32
R	3
H	7
RBI	3
BB	4
SO	7
LOB	15



Batter	1	2	3	4	5	6	7	8	9	AB R H RBI BB SO LOB	TOP																	
Kenny Lofton, L (1, 8) OBP: 0.381, SLG: 0.459	0-0 L3		1-2 G4-3		2-2 FC6-4		2-3 K		3-2 2B	5 1 1 0 0 1 1																		
Jose Vizcaino, S (1, 4) OBP: 0.356, SLG: 0.384	2-3 K			2-2 E	4-1 BB		1-0 G4-3		2-1 E	4 2 2 1 1 1 0																		
Mark Carreon, R (1, 3) OBP: 0.343, SLG: 0.466	3-3 K			3-1 E	2-3 K			4-2 BB	3-2 E	4 1 2 1 1 2 2																		
Albert Belle, R (1, 7) OBP: 0.407, SLG: 0.626		2-2 S HBP		1-0 E	0-0 F7			0-3 K	3-1 F8	4 0 0 0 0 1 4																		
Manny Ramirez, R (1, 9) OBP: 0.397, SLG: 0.589		2-1 F8		3-2 E		1-1 F8		0-3 K		4 0 0 0 0 1 3																		
Jeff Kent, R (1, 10) OBP: 0.324, SLG: 0.434		1-3 K		1-2 FC1-4		3-3 K		3-3 K		3 0 0 0 0 2 3																		
Brian Giles, L (8, PH) OBP: 0.509, SLG: 0.857		1-2 K		1-2f 2-3 FC6-4						1 0 0 0 0 1 1																		
Jim Thome, L (1, 5) OBP: 0.449, SLG: 0.585		2-2 G4-3		1-1 F8		0-2 1B			1-0 F7	3 0 1 0 0 0 3																		
Casey Candaele, S (9, PH) OBP: 0.316, SLG: 0.474										1 0 0 0 0 0 0																		
Tony Peña, R (1, 2) OBP: 0.275, SLG: 0.258			1-1 G6-3		2-0 FC6-4		0-0 G6-3		1-0 G6-3	3 0 0 0 0 0 3																		
Sandy Alomar Jr., R (9, PH) OBP: 0.306, SLG: 0.376										1 0 0 0 0 0 0																		
Omar Vizquel, S (1, 6) OBP: 0.366, SLG: 0.438			1-1 G4-3			4-0 FC6-4		2-1 F9	0-0 HR	3 1 1 1 1 0 0																		
Inning Stats	R: 0 E: 0 K: 2 S: 7	H: 0 LOB: 0 BB: 0 P: 12	R: 0 E: 0 K: 1 S: 10	H: 0 LOB: 1 BB: 0 P: 17	R: 0 E: 0 K: 0 S: 7	H: 0 LOB: 0 BB: 0 P: 10	R: 2 E: 3 K: 0 S: 15	H: 2 LOB: 2 BB: 0 P: 28	R: 0 E: 0 K: 1 S: 10	H: 0 LOB: 2 BB: 2 P: 22	R: 0 E: 0 K: 1 S: 10	H: 1 LOB: 1 BB: 0 P: 14	R: 0 E: 0 K: 3 S: 12	H: 0 LOB: 1 BB: 1 P: 19	R: 3 E: 1 K: 0 S: 15	H: 4 LOB: 1 BB: 0 P: 28	1B: 4 2B: 2 3B: 0 HR: 1	SF: 0 SAC: 0 DP: 0 HBP: 1	WP: 1 PB: 0 SB: 2 CS: 0	PA: 40								
PITCHER	IP WLS BF H R ER SO BB IBB HBP BLK WP HR S P ERA WHIP																											
Jamie Moyer, L (1, 1) ERA: 4.07	7.0		29	3	2	1	6	2	0	1	0	1	0	65	114	1.29	0.714											
Michael Jackson, R (8, 1) ERA: 4.3	0.2		3	0	0	0	2	1	0	0	0	0	0	8	12	0.00	1.500											
Norm Charlton, L (8, 1) ERA: 5.17	1.1	L	8	4	3	2	1	0	0	0	0	0	1	19	35	13.50	3.000											

Cleveland Indians @ Seattle Mariners
The Kingdome, Seattle, WA
Wed Aug 07 1996, 10:05 PM EDT
Att. 30,431 - Dome - 68 F

livebaseballscorecards.com

AB	36
R	5
H	7
RBI	3
BB	3
SO	9
LOB	20



Batter	1	2	3	4	5	6	7	8	9	AB R H RBI BB SO LOB
Joey Cora, S OBP: 0.336, SLG: 0.424 (1, 4)	2-1 G3		0-1 G3		1-1 1B FC3-2 1B		0-0 SH3-1 1B 2B		3-2 F9	5 1 2 0 0 0 0
Alex Rodriguez, R OBP: 0.418, SLG: 0.647 (1, 6)	1-1 G5-3		2-2 HR		3-2 1B BB FC3-2 1B		4-0 1B SH3-1 BB		0-0 1B	4 1 3 1 1 0 0
Ken Griffey Jr., L OBP: 0.387, SLG: 0.649 (1, 8)	2-2 F7		0-1 G5-3		2-2 FC3-2 BB		0-0 SH3-1		3-1 G4-3	4 0 0 0 0 0 2
Jay Buhner, R OBP: 0.384, SLG: 0.582 (1, 9)		2-0 F8		0-1 G6-3		1-3 K		1-0 G4-6-3 1B		4 0 1 1 0 1 2
Paul Sorrento, L OBP: 0.379, SLG: 0.528 (1, 3)		2-0 2B		0-0 1B BB G1-4-3		4-2 BB FC5-4		2-0 G4-6-3		3 1 2 0 1 0 2
Dan Wilson, R OBP: 0.357, SLG: 0.483 (1, 2)		0-0 2B		0-1 G1-4-3		0-1 FC5-4		0-0 HR		4 1 2 2 0 0 4
Raul Ibanez, L (1, 10)		1-2 L5		1-0 HBP BB		1-1 G3-1		1-3 K		3 0 0 0 0 1 1
Jeff Manto, R OBP: 0.324, SLG: 0.467 (1, 5)		2-1 F9		4-0 BB		1-1 F8		2-3 K		3 0 0 0 1 1 1
Alex Diaz, S OBP: 0.250, SLG: 0.286 (1, 7)			1-2 F9		0-0 F7		1-0 G3		1-2 G4-3	4 0 0 0 0 0 3

Inning Stats	R: 0	H: 0	E: 0	K: 0	S: 7	R: 1	H: 2	E: 0	K: 0	S: 8	R: 1	H: 1	E: 0	K: 0	S: 10	R: 0	H: 1	E: 0	K: 0	S: 6	R: 0	H: 2	E: 0	K: 1	S: 18	R: 0	H: 0	E: 0	K: 0	S: 5	R: 1	H: 2	E: 0	K: 0	S: 4	R: 1	H: 1	E: 0	K: 2	S: 10	R: 0	H: 1	E: 0	K: 0	S: 6	1B: 5	SF: 0	2B: 3	SAC: 1	3B: 0	DP: 1	HR: 2	HBP: 1	WP: 0	PA: 39
--------------	------	------	------	------	------	------	------	------	------	------	------	------	------	------	-------	------	------	------	------	------	------	------	------	------	-------	------	------	------	------	------	------	------	------	------	------	------	------	------	------	-------	------	------	------	------	------	-------	-------	-------	--------	-------	-------	-------	--------	-------	--------

PITCHER	IP	WLS	BF	H	R	ER	SO	BB	IBB	HBP	BLK	WP	HR	S	P	ERA	WHIP
Orel Hershiser, R ERA: 4.09 (1, 1)	7.0		32	8	3	3	1	3	0	1	0	0	1	58	99	3.86	1.571
Julian Tavarez, R ERA: 5.78 (8, 1)	1.0	W	4	1	1	1	2	0	0	0	0	0	1	10	14	9.00	1.000
Jose Mesa, R ERA: 3.78 (9, 1)	1.0	S	3	1	0	0	0	0	0	0	0	0	0	6	12	0.00	1.000

BOTTOM

Cleveland Indians @ Seattle Mariners
The Kingdome, Seattle, WA

Wed Aug 07 1996, 10:05 PM EDT
Att: 30,431 - Dome - 68 F

livebaseballscorecards.com

AB 34
R 4
H 10
RBI 4
BB 3
SO 3
LOB 15



Batter	1	2	3	4	5	6	7	8	9	AB R H RBI BB SO LOB	TOP		
Kenny Lofton, L (1, 8) OBP: 0.378, SLG: 0.455	0-2 G4-3		0-0 L5		1-2 G3			1-2 G1-3		4 0 0 0 0 0 1			
Jose Vizcaino, S (1, 4) OBP: 0.355, SLG: 0.383	1-1 G6-3			0-2 G6-3 1B G5-3 1B		0-0 G6-3		0-0 G4-3		4 1 1 0 0 0 0			
Mark Carreon, R (1, 3) OBP: 0.342, SLG: 0.464	3-2 G5-3			1-1 G5-3		1-0 1B		1-0 P3		4 0 1 0 0 0 1			
Albert Belle, R (1, 7) OBP: 0.407, SLG: 0.624		4-1 G5-4-3 BB		4-2 G6-3 1B BB		2-0 L9		0-1 F8		2 0 0 0 2 0 1			
Manny Ramirez, R (1, 9) OBP: 0.396, SLG: 0.584		3-1 G5-4-3 1-2f		3-2 G6-3		3-2 P3		4-2 BB		3 0 0 0 1 0 4			
Jeff Kent, R (1, 10) OBP: 0.326, SLG: 0.438		0-0 E5 FC6-4		0-1 1B 2-H 3-H		1-2 G4-3 1B 2B		0-3 K		4 1 2 1 0 1 1			
Sandy Alomar Jr., R (1, 2) OBP: 0.302, SLG: 0.371		1-2 FC6-4 1-2f			3-1 P3		2-2 G4-3		3-2 F8	4 0 0 0 0 0 3			
Jim Thome, L (1, 5) OBP: 0.449, SLG: 0.583			3-1 G4-3		2-2 G1-3		2-1 G5-4-3 1B			3 0 1 1 0 0 0			
Omar Vizquel, S (1, 6) OBP: 0.366, SLG: 0.436			0-1 F8		4-1 BB		0-1 G5-4-3			2 0 0 0 1 0 1			
Inning Stats	R: 0 E: 0 K: 0 S: 8 H: 0 LOB: 0 BB: 0 P: 12	R: 0 E: 1 K: 0 S: 7 H: 0 LOB: 1 BB: 1 P: 15	R: 0 E: 0 K: 0 S: 5 H: 0 LOB: 0 BB: 0 P: 8	R: 1 E: 0 K: 0 S: 13 H: 2 LOB: 2 BB: 1 P: 21	R: 0 E: 0 K: 0 S: 10 H: 0 LOB: 1 BB: 1 P: 20	R: 0 E: 0 K: 0 S: 6 H: 1 LOB: 1 BB: 0 P: 12	R: 1 E: 0 K: 0 S: 10 H: 2 LOB: 0 BB: 0 P: 15	R: 0 E: 0 K: 0 S: 5 H: 0 LOB: 0 BB: 0 P: 7	R: 0 E: 0 K: 1 S: 11 H: 0 LOB: 1 BB: 1 P: 18	1B: 4 2B: 1 3B: 0 HR: 0 SF: 0 SAC: 0 DP: 2 HBP: 0	WP: 0 PB: 0 SB: 0 CS: 0 PA: 34		
PITCHER	IP WLS BF H R ER SO BB IBB HBP BLK WP HR S P ERA WHIP											PITCHER	IP WLS BF H R ER SO BB IBB HBP BLK WP HR S P ERA WHIP
Terry Mulholland, L (1, 1) ERA: 4.5	8.0 L 30 5 2 2 0 3 0 0 0 0 0 0 64 110 2.25 1.000												
Rafael Carmona, R (9, 1) ERA: 4.31	1.0 4 0 0 0 0 1 1 0 0 0 0 0 0 11 18 0.00 1.000												

Cleveland Indians @ Seattle Mariners
The Kingdome, Seattle, WA
Thu Aug 08 1996, 6:33 AM EDT
Att: 36,822 - Dome - 68 F

livebaseballscorecards.com

AB	30
R	2
H	5
RBI	2
BB	4
SO	1
LOB	12



Batter	1	2	3	4	5	6	7	8	9	AB R H RBI BB SO LOB
Joey Cora, S OBP: 0.333, SLG: 0.420 (1, 4)	1-1 L7		3-2 F8			1-2 G4-3			1-3	4 0 0 0 0 1 0
Alex Rodriguez, R OBP: 0.418, SLG: 0.652 (1, 6)	4-0 E BB		2-1 F7			2-3			0-2	3 1 1 1 1 1 0
Ken Griffey Jr., L OBP: 0.386, SLG: 0.644 (1, 8)	1-3 K			1-0 P5			0-0 G6-3		0-0	4 0 1 0 0 1 1
Jay Buhner, R OBP: 0.381, SLG: 0.577 (1, 9)	1-3 K			1-2 G1-3			0-0 F7		3-3	4 0 0 0 0 2 2
Paul Sorrento, L OBP: 0.375, SLG: 0.522 (1, 3)		2-3 K		0-0 P2			1-2 P6		2-3	4 0 0 0 0 2 1
Dan Wilson, R OBP: 0.354, SLG: 0.479 (1, 2)		1-2 P5			0-2 F9			2-3 K		3 0 0 0 0 1 0
Rich Amaral, R OBP: 0.402, SLG: 0.359 (1, 7)		3-2 E S 1B			1-1 G5-3			0-3 K		3 0 1 0 0 1 0
Doug Strange, S OBP: 0.307, SLG: 0.333 (1, 10)		1-1 L9			3-3 K			4-2 FC6-4 BB		2 0 0 0 1 1 1
Andy Sheets, R OBP: 0.310, SLG: 0.323 (1, 5)			1-2 G6-3			1-0 G5-3		2-2 FC6-4		3 0 0 0 0 0 1

Inning Stats	R: 0	H: 0	E: 1	LOB: 1	K: 2	BB: 1	S: 9	R: 0	H: 1	E: 0	LOB: 1	K: 1	BB: 0	S: 12	R: 0	H: 0	E: 0	LOB: 0	K: 0	BB: 0	S: 8	R: 0	H: 0	E: 0	LOB: 0	K: 1	BB: 0	S: 9	R: 0	H: 0	E: 0	LOB: 0	K: 1	BB: 0	S: 8	R: 0	H: 0	E: 0	LOB: 1	K: 2	BB: 1	S: 13	R: 1	H: 2	E: 0	LOB: 1	K: 3	BB: 0	S: 16	1B: 2	SF: 0	2B: 0	SAC: 0	3B: 0	DP: 0	HR: 1	HBP: 0	WP: 0	PA: 32
--------------	------	------	------	--------	------	-------	------	------	------	------	--------	------	-------	-------	------	------	------	--------	------	-------	------	------	------	------	--------	------	-------	------	------	------	------	--------	------	-------	------	------	------	------	--------	------	-------	-------	------	------	------	--------	------	-------	-------	-------	-------	-------	--------	-------	-------	-------	--------	-------	--------

PITCHER	IP	WLS	BF	H	R	ER	SO	BB	IBB	HBP	BLK	WP	HR	S	P	ERA	WHIP
Chad Ogea, R ERA: 5.64 (1, 1)	8.0	W	27	1	0	0	7	2	0	0	0	0	0	69	108	0.00	0.375
Jose Mesa, R ERA: 3.88 (9, 1)	1.0	S	5	2	1	1	3	0	0	0	0	0	1	16	22	9.00	2.000

BOTTOM

Cleveland Indians @ Seattle Mariners
The Kingdome, Seattle, WA
Thu Aug 08 1996, 6:33 AM EDT
Att: 36,822 - Dome - 68 F

livebaseballscores.com

AB	30
R	1
H	3
RBI	1
BB	2
SO	10
LOB	6



Batter	1	2	3	4	5	6	7	8	9	AB R H RBI BB SO LOB	TOP											
Kenny Lofton, L OBP: 0.380, SLG: 0.454 (1, 8)	2-2 G4-3		4-2 1B 1B BB		0-1 2B 1B	3-2 G6-3	0-0 G4-3		1-0 1B	5 2 2 0 1 0 2												
Omar Vizquel, S OBP: 0.366, SLG: 0.433 (1, 6)	0-1 F7		1-1 1B 1-3 1B		4-0 2B 1-2 BB	2-2 P3		1-3 K	0-0 G5-3	5 1 1 0 1 1 3												
Jim Thome, L OBP: 0.453, SLG: 0.591 (1, 5)	4-2 1B BB		3-2 1B 1-3 1B 3-H		2-1 1B 2B 1-H 2-H		2-0 HR 2B	3-2 G4-3		4 2 3 3 1 0 0												
Albert Belle, R OBP: 0.407, SLG: 0.628 (1, 7)	2-1 1-2 1B		1-3 K		1-1 F9		3-2 HR 2-H	1-2 L9		5 1 2 2 0 1 3												
Manny Ramirez, R OBP: 0.396, SLG: 0.581 (1, 9)	0-1 P8		0-1 P9		1-0 F9		4-2 2B BB		1-1 1B E 1B	4 2 1 0 1 0 5												
Brian Giles, L OBP: 0.517, SLG: 0.870 (1, 10)					1-2 2B		1-1 2B 2-H		1-1 L9	5 1 3 2 0 0 1												
Mark Carreon, R OBP: 0.340, SLG: 0.461 (1, 3)					1-1 G1-3		2-2 P4		0-1 WP E 1B	5 1 1 0 0 0 3												
Sandy Alomar Jr., R OBP: 0.301, SLG: 0.371 (1, 2)					2-2 G5-3		1-1 G5-3		1-1 E5 1B 1-H 3-H	5 0 1 1 0 0 1												
Jose Vizcaino, S OBP: 0.354, SLG: 0.385 (1, 4)					0-1 G1-4-3		1-0 3B		0-0 F7	5 0 1 0 0 0 3												
Inning Stats	R: 0 E: 0 K: 0 S: 12	H: 1 LOB: 2 BB: 1 P: 20	R: 0 E: 0 K: 0 S: 6	H: 0 LOB: 0 BB: 0 P: 7	R: 1 E: 0 K: 1 S: 14	H: 2 LOB: 2 BB: 1 P: 23	R: 0 E: 0 K: 0 S: 11	H: 1 LOB: 1 BB: 0 P: 15	R: 3 E: 0 K: 0 S: 12	H: 3 LOB: 1 BB: 1 P: 23	R: 0 E: 0 K: 0 S: 9	H: 1 LOB: 1 BB: 0 P: 16	R: 4 E: 0 K: 0 S: 17	H: 4 LOB: 1 BB: 1 P: 30	R: 0 E: 0 K: 1 S: 11	H: 0 LOB: 0 BB: 0 P: 16	R: 2 E: 1 K: 0 S: 11	H: 3 LOB: 2 BB: 0 P: 15	1B: 8 2B: 5 3B: 1 HR: 1	SF: 0 SAC: 0 DP: 0 HBP: 0	WP: 1 PB: 0 SB: 1 CS: 0	PA: 47
PITCHER	IP WLS BF H R ER SO BB IBB HBP BLK WP HR S P ERA WHIP																					
Dave Telgheder, R ERA: 3.44 (1, 1)	5.0 L 25 7 4 4 1 3 0 0 0 0 0 0 55 88 7.20 2.000																					
Jay Witasick, R ERA: 5.0 (6, 1)	0.1 2 1 0 0 0 0 0 0 0 0 0 0 3 5 0.00 3.000																					
Doug Johns, L ERA: 5.83 (6, 1)	0.2 3 1 1 1 0 0 0 0 0 0 0 0 7 14 13.50 1.500																					
Jim Corsi, R ERA: 3.62 (7, 1)	0.1 5 3 3 3 0 1 0 0 0 0 0 1 14 25 81.00 12.000																					
Carlos Reyes, R ERA: 5.16 (7, 1)	2.2 12 3 2 0 1 0 0 0 0 0 1 0 24 33 0.00 1.125																					

Cleveland Indians @ Oakland Athletics
Oakland-Alameda County Coliseum, Oakland, CA

Fri Aug 09 1996, 7:05 PM PDT
Att. 122 - Unknown - 68 F

livebaseballscorecards.com

AB	43
R	10
H	15
RBI	8
BB	4
SO	2
LOB	21



Batter	1	2	3	4	5	6	7	8	9	AB	R	H	RBI	BB	SO	LOB
Jose Herrera, L OBP: 0.304, SLG: 0.361 (1, 9)	2-2 1B SF7 2B		1-2 1-3 G4-6-3 1B		0-2 E 1B			2-2 G6-3		4	2	3	0	0	0	0
Jason Giambi, L OBP: 0.372, SLG: 0.536 (1, 7)	1-1 2-3 1B		1-1 G4-6-3 1-2f 3-H		1-1 E7 1-H 2B			2-0 G3-1		4	0	2	1	0	0	1
Scott Brosius, R OBP: 0.444, SLG: 0.630 (1, 5)	0-3 K		1-3 K		3-3 K			3-1 HR		4	1	1	1	0	3	3
Mark McGwire, R OBP: 0.465, SLG: 0.774 (1, 3)	1-2 SF7							2-3 K		3	0	0	1	0	3	0
Terry Steinbach, R OBP: 0.351, SLG: 0.559 (1, 2)	0-0 L7							1-1 G6-3		4	0	1	0	0	0	1
Geronimo Berroa, R OBP: 0.331, SLG: 0.521 (1, 10)			2-1 G6-4-3 1B		1-3 K			1-1 P4		4	0	1	0	0	1	2
Ernie Young, R OBP: 0.321, SLG: 0.418 (1, 8)			2-0 G6-4-3 1-2f		2-3 K			0-1 G5-3		3	0	0	0	0	1	2
Matt Stairs, L OBP: 0.374, SLG: 0.500 (9, PH)								2-3 K		1	0	0	0	0	1	1
Mike Bordick, R OBP: 0.292, SLG: 0.289 (1, 6)			0-2 G4-3		2-1 P5			1-0 F9		4	0	0	0	0	1	1
Rafael Bourrigal, R OBP: 0.304, SLG: 0.333 (1, 4)			0-0 1B G4-6-3 1B		0-2 F9			0-0 F8		3	1	1	0	0	0	0

Inning Stats	R: 1	H: 2	E: 0	LOB: 1	K: 1	S: 14	R: 0	H: 1	E: 0	LOB: 0	K: 0	S: 6	R: 1	H: 2	E: 0	LOB: 0	K: 1	S: 9	R: 0	H: 0	E: 1	LOB: 1	K: 3	S: 14	R: 1	H: 2	E: 1	LOB: 1	K: 1	S: 14	R: 0	H: 0	E: 0	LOB: 0	K: 1	S: 7	R: 0	H: 0	E: 0	LOB: 0	K: 1	S: 6	R: 1	H: 1	E: 0	LOB: 0	K: 1	S: 9	R: 0	H: 1	E: 0	LOB: 1	K: 1	S: 6	R: 0	H: 1	E: 0	LOB: 1	K: 1	S: 6	1B: 6	SF: 1	2B: 2	SAC: 0	3B: 0	DP: 2	HR: 1	HBP: 0	WP: 0	PA: 35
--------------	------	------	------	--------	------	-------	------	------	------	--------	------	------	------	------	------	--------	------	------	------	------	------	--------	------	-------	------	------	------	--------	------	-------	------	------	------	--------	------	------	------	------	------	--------	------	------	------	------	------	--------	------	------	------	------	------	--------	------	------	------	------	------	--------	------	------	-------	-------	-------	--------	-------	-------	-------	--------	-------	--------


PITCHER	IP	WLS	BF	H	R	ER	SO	BB	IBB	HBP	BLK	WP	HR	S	P	ERA	WHIP
Jack McDowell, R ERA: 4.53 (1, 1)	5.0		21	7	3	3	6	0	0	0	0	0	0	57	80	5.40	1.400
Paul Shuey, R ERA: 3.18 (6, 1)	2.0		6	0	0	0	2	0	0	0	0	0	0	13	18	0.00	0.000
Kent Mercker, L ERA: 7.78 (8, 1)	1.0		4	1	1	1	1	0	0	0	0	0	1	9	18	9.00	1.000
Julian Tavarez, R ERA: 5.68 (9, 1)	1.0		4	1	0	0	1	0	0	0	0	0	0	6	8	0.00	1.000

BOTTOM

Cleveland Indians @ Oakland Athletics
Oakland-Alameda County Coliseum, Oakland, CA

Fri Aug 09 1996, 7:05 PM PDT
Att: 20,122 - Unknown - 68 F

AB	34
R	4
H	9
RBI	3
BB	0
SO	10
LOB	11



Batter	1	2	3	4	5	6	7	8	9	AB R H RBI BB SO LOB	TOP											
Kenny Lofton, L (1, 8) OBP: 0.376, SLG: 0.450	1-1 F8		3-3 K		1-0 P6		1-0 G4-3-6		2-2 G5-3	5 0 0 0 0 1 3												
Omar Vizquel, S (1, 6) OBP: 0.365, SLG: 0.431	3-2 F7		1-0 G4-3		3-2 G6-3		0-1 1B			4 0 1 0 0 0 1												
Jim Thome, L (1, 5) OBP: 0.455, SLG: 0.598	4-0 FC5-4 BB			4-2 FC5-6-4 BB		0-0 HR	3-3 K			2 1 1 1 2 1 1												
Albert Belle, R (1, 10) OBP: 0.404, SLG: 0.622	1-1 FC5-4			0-0 FC5-6-4 2B		0-0 F9		1-3 K		4 0 0 0 0 1 2												
Manny Ramirez, R (1, 9) OBP: 0.399, SLG: 0.585		0-2 G4-6-3 1B		2-0 2B		1-2 1B		2-3 K		4 0 3 0 0 1 0												
Brian Giles, L (1, 7) OBP: 0.516, SLG: 0.842		2-1 G4-6-3		4-0 IBB		0-0 1B		1-1 G3-1		3 0 1 0 1 0 1												
Jeff Kent, R (1, 3) OBP: 0.324, SLG: 0.434			1-3 K		1-3 K		1-3 K		0-3 K	3 0 0 0 0 3 5												
Casey Candaele, S (9, PH) OBP: 0.300, SLG: 0.450										1 0 0 0 0 1 0												
Tony Peña, R (1, 2) OBP: 0.269, SLG: 0.252			2-1 G5-3		2-3 K		3-2 P5		1-1 P3	3 0 0 0 0 1 5												
Jeremy Burnitz, L (9, PH) OBP: 0.408, SLG: 0.556										1 0 0 0 0 0 0												
Jose Vizcaino, S (1, 4) OBP: 0.355, SLG: 0.386		2-2 S 1B			1-2 G3		0-1 G4-3-6 1B		0-1 E6	4 0 2 0 0 0 0												
Inning Stats	R: 0 E: 0 K: 0 S: 9	H: 0 LOB: 1 BB: 1 P: 18	R: 0 E: 0 K: 1 S: 9	H: 1 LOB: 0 BB: 0 P: 12	R: 0 E: 0 K: 1 S: 11	H: 1 LOB: 1 BB: 0 P: 19	R: 0 E: 0 K: 2 S: 10	H: 1 LOB: 3 BB: 2 P: 23	R: 0 E: 0 K: 0 S: 8	H: 0 LOB: 0 BB: 0 P: 13	R: 1 E: 0 K: 1 S: 12	H: 3 LOB: 2 BB: 0 P: 17	R: 0 E: 0 K: 1 S: 8	H: 2 LOB: 1 BB: 0 P: 12	R: 0 E: 0 K: 2 S: 8	H: 0 LOB: 0 BB: 0 P: 12	R: 0 E: 1 K: 1 S: 10	H: 0 LOB: 1 BB: 0 P: 13	1B: 6 2B: 1 3B: 0 HR: 1	SF: 0 SAC: 0 DP: 2 HBP: 0	WP: 0 PB: 0 SB: 1 CS: 0	PA: 37
PITCHER	IP WLS BF H R ER SO BB IBB HBP BLK WP HR S P ERA WHIP																					
Willie Adams, R (1, 1) ERA: 4.02	6.0 W 27 7 1 1 5 2 1 0 0 0 1 61 104 1.50 1.500																					
Buddy Groom, L (7, 1) ERA: 3.77	1.0 3 1 0 0 1 0 0 0 0 0 0 6 10 0.00 1.000																					
Billy Taylor, R (8, 1) ERA: 3.44	2.0 7 0 0 0 3 0 0 0 0 0 0 18 25 0.00 0.000																					

Cleveland Indians @ Oakland Athletics
Oakland-Alameda County Coliseum, Oakland, CA

Sat Aug 10 1996, 3:33 AM PDT
Att. 30,238 - Sunny - 75 F

livebaseballscorecards.com

AB	34
R	1
H	8
RBI	1
BB	3
SO	9
LOB	18



Batter	1	2	3	4	5	6	7	8	9	AB	R	H	RBI	BB	SO	LOB
Jose Herrera, L OBP: 0.307, SLG: 0.387 (1, 8) (7, 9)	1-2 HR		1-2 HR	3-2 G3			3-3 K			4	2	2	2	0	1	1
Jason Giambi, L OBP: 0.371, SLG: 0.533 Damon Mashore, R OBP: 0.361, SLG: 0.422 (1, 7) (8, 7)	3-1 L7		0-1 P4			0-2 1B	2-1 G3			4	0	1	0	0	0	0
Scott Brosius, R OBP: 0.439, SLG: 0.620 (1, 5)	2-2 P3		1-3 K			1-1 F7		1-2 E5		4	0	0	0	0	1	1
Mark McGwire, R OBP: 0.463, SLG: 0.766 (1, 3)	2-3 K			4-2 2B HR BB		2-3 K		2-1 F8		3	1	0	0	1	2	2
Geronimo Berroa, R OBP: 0.330, SLG: 0.521 (1, 10)		1-2 P8		0-0 HR 2B		3-3 K		0-0 G6-3		4	1	1	0	0	1	2
Terry Steinbach, R OBP: 0.355, SLG: 0.568 (1, 2)		3-2 FC4 1B		0-0 HR		0-0 F9		4-0 IBB		3	1	2	3	1	0	0
Matt Stairs, L OBP: 0.362, SLG: 0.482 Ernie Young, R OBP: 0.321, SLG: 0.416 (1, 9) (7, 8)		2-3 K		2-1 G3		0-0 F9		1-1 F7		3	0	0	0	0	1	1
Tony Batista, R OBP: 0.304, SLG: 0.433 (1, 4)		0-0 FC4		1-3 K		1-2 G6-3				3	0	0	0	0	1	1
Mike Bordick, R OBP: 0.292, SLG: 0.295 (1, 6)			3-2 G4-3		0-0 3B		1-3 K			3	0	1	0	0	1	0

Inning Stats	R: 1	H: 1	R: 0	H: 1	R: 1	H: 1	R: 3	H: 3	R: 0	H: 1	R: 0	H: 0	R: 0	H: 0	R: 0	H: 0	R: 0	H: 0	R: 0	H: 0
	E: 0	LOB: 0	E: 0	LOB: 1	E: 0	LOB: 0	E: 0	LOB: 1	E: 0	LOB: 1	E: 0	LOB: 0	E: 0	LOB: 0	E: 1	LOB: 2	E: 1	LOB: 2	E: 0	LOB: 0
	K: 1	BB: 0	K: 1	BB: 0	K: 1	BB: 0	K: 1	BB: 1	K: 2	BB: 0	K: 0	BB: 0	K: 2	BB: 0	K: 0	BB: 1	K: 0	BB: 1	K: 0	BB: 0
	S: 11	P: 19	S: 10	P: 16	S: 11	P: 16	S: 13	P: 23	S: 12	P: 18	S: 5	P: 6	S: 8	P: 14	S: 8	P: 16	S: 8	P: 16	S: 8	P: 16

PITCHER	IP	WLS	BF	H	R	ER	SO	BB	IBB	HBP	BLK	WP	HR	S	P	ERA	WHIP
Charles Nagy, R ERA: 3.71 (1, 1)	8.0	L	34	7	5	5	8	1	1	0	0	0	3	78	128	5.62	1.000

BOTTOM

Cleveland Indians @ Oakland Athletics
Oakland-Alameda County Coliseum, Oakland, CA
 Sat Aug 10 1996, 3:33 AM PDT
 Att: 30,238 - Sunny - 75 F

AB	32
R	5
H	7
RBI	5
BB	2
SO	8
LOB	10



WP	PA	3B	HR	S	P	ERA	WHIP
0	34	0	0	0	0	0	0

Batter	1	2	3	4	5	6	7	8	9	AB R H RBI BB SO LOB	TOP											
Kenny Lofton, L (1, 8) OBP: 0.377, SLG: 0.457	2-2 HR	0-0 2B		2-2 P7			1-2 F9		2-0 F7	5 1 2 1 0 0 3												
Omar Vizquel, S (1, 6) OBP: 0.363, SLG: 0.428	1-1 SF8 1B	0-3 K			2-1 L7		1-1 G1-3		2-2 G4-6-3 1-2f	5 1 1 0 0 1 2												
Jim Thome, L (1, 5) OBP: 0.456, SLG: 0.604	3-0 SAFE P6		2-2 E3 G6-4-3		0-1 HR		4-2 FC6-4 BB			3 1 1 1 1 0 1												
Albert Belle, R (1, 7) OBP: 0.401, SLG: 0.616	0-0 E9 1-3		1-1 G6-4-3 1-2f		0-1 L4		0-0 FC6-4 1-2f			4 0 0 0 0 0 3												
Manny Ramirez, R (1, 9) OBP: 0.398, SLG: 0.580	4-2 BB		1-3 K		1-3 K			2-3 K		3 0 0 0 1 3 0												
Brian Giles, L (1, 10) OBP: 0.515, SLG: 0.828	2-2 SF8			4-1 FC6-4 1B BB		4-2 BB		0-1 F8		1 0 0 1 2 0 0												
Mark Carreon, R (1, 3) OBP: 0.342, SLG: 0.464	1-2 P3			0-1 FC6-4 1-2 1B		0-1 F7		2-2 2B		4 0 2 0 0 0 3												
Sandy Alomar Jr., R (1, 2) OBP: 0.297, SLG: 0.367		3-2 G5-3		2-0 FC6-4 1-2 2-3		1-1 F9		0-0 F9		4 0 0 0 0 0 4												
Jose Vizcaino, S (1, 4) OBP: 0.354, SLG: 0.385		0-3 K		0-0 F7		2-2 F7			2-2 G4-6-3 1B	4 0 1 0 0 1 3												
Inning Stats	R: 2 E: 1 K: 0 S: 18	H: 2 LOB: 2 BB: 1 P: 31	R: 0 E: 0 K: 2 S: 11	H: 1 LOB: 1 BB: 0 P: 14	R: 0 E: 1 K: 1 S: 10	H: 0 LOB: 0 BB: 0 P: 14	R: 0 E: 0 K: 2 S: 8	H: 1 LOB: 2 BB: 1 P: 16	R: 1 E: 0 K: 1 S: 9	H: 1 LOB: 0 BB: 0 P: 12	R: 0 E: 0 K: 0 S: 11	H: 0 LOB: 1 BB: 1 P: 18	R: 0 E: 0 K: 0 S: 8	H: 0 LOB: 1 BB: 1 P: 14	R: 0 E: 0 K: 1 S: 10	H: 1 LOB: 1 BB: 0 P: 14	R: 0 E: 0 K: 0 S: 7	H: 1 LOB: 0 BB: 0 P: 13	1B: 3 2B: 2 3B: 0 HR: 2	SF: 1 SAC: 0 DP: 2 HBP: 0	WP: 0 PB: 0 SB: 0 CS: 0	PA: 38
PITCHER	IP WLS BF H R ER SO BB IBB HBP BLK WP HR S P ERA WHIP																					
John Wasdin, R (1, 1) ERA: 6.19	7.0 W 31 5 3 2 4 4 0 0 0 0 0 2 75 119 2.57 1.286																					
Jim Corsi, R (8, 1) ERA: 3.49	2.0 7 2 0 0 1 0 0 0 0 0 0 0 17 27 0.00 1.000																					

Cleveland Indians @ Oakland Athletics
Oakland-Alameda County Coliseum, Oakland, CA

Sun Aug 11 1996, 3:33 AM PDT
Att. 21,914 - Sunny - 72 F

livebaseballscorecards.com

AB	33
R	3
H	7
RBI	3
BB	4
SO	5
LOB	19



Batter	1	2	3	4	5	6	7	8	9
Jose Herrera, L (1, 9) OBP: 0.312, SLG: 0.391 BB FFB X	3-2 G4-3		1-0 G1-3 1B		1-1 HR 1B			3-3 K	
Jason Giambi, L (1, 7) OBP: 0.371, SLG: 0.532 Damon Mashore, R (5, PH) OBP: 0.355, SLG: 0.413 CFS	0-3 K		0-1 G1-3 1-2		0-2 HR 1B			3-3 K	
Scott Brosius, R (1, 5) OBP: 0.441, SLG: 0.631 CCB	1-3 K		1-2 1B 2-H 1B		0-0 HR 1-H 2-H		2-2 G4-3 1B	1-3 K	
Mark McGwire, R (1, 3) OBP: 0.463, SLG: 0.761 CBB		1-1 1B 2B 1B	1-2 F8		4-0 2B BB		1-0 G4-3		
Geronimo Berroa, R (1, 10) OBP: 0.334, SLG: 0.522 CBB		1-2 2B 1B	0-0		4-1 2B BB		1-1 G6-3		
Terry Steinbach, R (1, 2) OBP: 0.356, SLG: 0.573 CBB		1-2 1-H 2-H 2B	2-3 K		0-1 1B 2B		1-0 G6-3		
Tony Batista, R (1, 4) OBP: 0.288, SLG: 0.408 CBB		1-2 G6-3		0-0 F9	3-2 G6-3		3-2 P2		
Ernie Young, R (1, 8) OBP: 0.320, SLG: 0.414 CBB		0-0 F8		0-3 K	0-1 G5-3		0-1 1B		
Mike Bordick, R (1, 6) OBP: 0.292, SLG: 0.292 CBB		2-0 P2		1-0 G4-3	4-1 1B BB		0-3 K		

AB	R	H	RBI	BB	SO	LOB
5	2	3	1	0	1	0
3	1	1	0	0	1	1
2	0	0	0	0	1	2
5	1	3	4	0	2	0
3	2	1	0	1	0	2
3	2	2	0	1	0	0
4	1	2	4	0	1	2
4	0	0	0	0	0	2
4	0	1	0	0	1	2
3	0	0	0	1	1	2

BOTTOM

Cleveland Indians @ Oakland Athletics
 Oakland-Alameda County Coliseum, Oakland, CA

Sun Aug 11 1996, 3:33 AM PDT
 Att. 21,914 - Sunny - 72 F

livebaseballscorecards.com

AB	36
R	9
H	13
RBI	9
BB	3
SO	8
LOB	13



1B: 10	SF: 0	WP: 0	PA: 39
2B: 2	SAC: 0	PB: 0	
3B: 0	DP: 1	SB: 0	
HR: 1	HBP: 0	CS: 0	

Inning Stats	R	H	E	K	S	P	IP	WLS	BF	H	R	ER	SO	BB	IBB	HBP	BLK	WP	HR	S	P	ERA	WHIP
	0	0	0	2	10	14	4.0	L	22	9	7	7	4	1	0	0	0	0	1	51	72	15.75	2.500
	2	3	0	0	23	23	2.0		10	3	2	2	0	2	0	0	0	0	0	23	41	9.00	2.500
	0	0	0	0	0	0	1.0		4	1	0	0	1	0	0	0	0	0	0	9	13	0.00	1.000
	0	0	0	0	0	0	1.0		3	0	0	0	3	0	0	0	0	0	0	9	16	0.00	0.000

PITCHER	IP	WLS	BF	H	R	ER	SO	BB	IBB	HBP	BLK	WP	HR	S	P	ERA	WHIP
Albie Lopez, R (1, 1) ERA: 7.57	4.0	L	22	9	7	7	4	1	0	0	0	0	1	51	72	15.75	2.500
Julian Tavarez, R (5, 1) ERA: 5.79	2.0		10	3	2	2	0	2	0	0	0	0	0	23	41	9.00	2.500
Greg Swindell, L (7, 1) ERA: 7.47	1.0		4	1	0	0	1	0	0	0	0	0	0	9	13	0.00	1.000
Eric Plunk, R (8, 1) ERA: 2.48	1.0		3	0	0	0	3	0	0	0	0	0	0	9	16	0.00	0.000

Batter	1	2	3	4	5	6	7	8	9	AB R H RBI BB SO LOB	TOP											
Kenny Lofton, L (1, 8) OBP: 0.377, SLG: 0.458	2-1 G4-3		1-0 G2-3 1B		0-2 G1-3		2-1 S 2B	1-1 FC6		5 1 2 1 0 0 1												
Jose Vizcaino, S (1, 4) OBP: 0.350, SLG: 0.381	3-2 F9		0-1 G2-3		1-0 G4-3		2-3 K		0-1 G3-1	5 0 0 0 0 1 3												
Mark Carreon, R (1, 3) OBP: 0.340, SLG: 0.459	1-3 K		4-0 1B BB		0-0 L5		0-3 K		1-0 G1-3	4 0 0 0 1 2 1												
Albert Belle, R (1, 7) OBP: 0.401, SLG: 0.613		1-0 G6-3	0-0 1B		0-0 G5-3		4-0 S IBB		2-2 P6	4 0 1 2 1 0 0												
Manny Ramirez, R (1, 9) OBP: 0.399, SLG: 0.581		2-1 F9	3-3 K		3-2 BB 2B		4-2 1-2 BB			3 1 1 0 1 1 1												
Jim Thome, L (1, 10) OBP: 0.456, SLG: 0.602		2-1 1B		2-3 K		4-0 BB 2B	2-3 K			3 1 1 0 1 2 3												
Jeff Kent, R (1, 5) OBP: 0.323, SLG: 0.431		1-1 F8		3-2 G5-3		4-2 2B BB		3-0 G6-3		3 0 0 0 1 0 1												
Sandy Alomar Jr., R (1, 2) OBP: 0.302, SLG: 0.375			1-0 1B 1B		1-3 K		3-1 1-3 2-H 3-H 2B	1-1 FC6 1B		4 1 3 2 0 1 0												
Omar Vizquel, S (1, 6) OBP: 0.362, SLG: 0.426			0-0 1B 1B		0-0 L7		2-3 K	2-3 K		4 1 1 0 0 2 3												
Inning Stats	R: 0 E: 0 K: 1 S: 8	H: 0 LOB: 0 BB: 0 P: 14	R: 0 E: 0 K: 0 S: 7	H: 1 LOB: 1 BB: 0 P: 13	R: 3 E: 0 K: 1 S: 9	H: 4 LOB: 1 BB: 1 P: 18	R: 0 E: 0 K: 2 S: 9	H: 0 LOB: 0 BB: 0 P: 15	R: 0 E: 0 K: 0 S: 5	H: 0 LOB: 0 BB: 0 P: 6	R: 2 E: 1 K: 1 S: 15	H: 2 LOB: 2 BB: 2 P: 31	R: 0 E: 0 K: 3 S: 14	H: 1 LOB: 3 BB: 2 P: 28	R: 0 E: 0 K: 1 S: 8	H: 1 LOB: 1 BB: 0 P: 15	R: 0 E: 0 K: 0 S: 6	H: 0 LOB: 0 BB: 0 P: 9	1B: 6 2B: 3 3B: 0 HR: 0	SF: 0 SAC: 0 DP: 0 HBP: 0	WP: 0 PB: 0 SB: 3 CS: 0	PA: 40
PITCHER	IP WLS BF H R ER SO BB IBB HBP BLK WP HR S P ERA WHIP												PITCHER	IP WLS BF H R ER SO BB IBB HBP BLK WP HR S P ERA WHIP								
Chuck Finley, L (1, 1) ERA: 4.72	7.0 L 33 8 5 3 8 4 1 0 0 0 0 0 67 125 3.86 1.714																					
Greg Gohr, R (8, 1) ERA: 7.24	1.0 4 1 0 0 1 0 0 0 0 0 0 0 8 15 0.00 1.000																					
Mike James, R (9, 1) ERA: 3.0	1.0 3 0 0 0 0 0 0 0 0 0 0 0 6 9 0.00 0.000																					

Cleveland Indians @ California Angels
Anaheim Stadium, Anaheim, CA

Mon Aug 12 1996, 10:05 PM EDT
Att. 19,499 - Unknown - 80 F

livebaseballscorecards.com

AB	35
R	5
H	9
RBI	5
BB	5
SO	9
LOB	13



Batter	1	2	3	4	5	6	7	8	9	AB	R	H	RBI	BB	SO	LOB
Randy Velarde, R OBP: 0.377, SLG: 0.408 (1, 4)	1-1 E S G1-6-3 1B		3-2 G6-3		1-3 K			4-1 BB 2B BB	2-3 K	4	2	1	0	1	2	2
Gary Disarcina, R OBP: 0.292, SLG: 0.348 (1, 6)	1-0 E3 G1-6-3 1-3			0-3 K	1-0 G4-3			4-0 2B 1-2 WP BB		3	1	0	0	1	1	3
Chili Davis, S OBP: 0.382, SLG: 0.510 (1, 10)	2-0 G1-6-3 1-2f 3-H			1-2 F7		0-1 F8		1-1 F7		4	0	0	0	0	0	3
Jim Edmonds, L OBP: 0.382, SLG: 0.600 (1, 8)	3-3 K			4-1 1B BB		1-2 G4-3		0-0 WP G3 2B 1-3 2-H		3	1	1	1	1	1	0
Tim Salmon, R OBP: 0.385, SLG: 0.515 (1, 9)		3-2 G6-3		1-1 1-2 1B		0-2 L9		4-2 G3 WP BB		3	0	1	0	1	0	0
J.T. Snow, L OBP: 0.335, SLG: 0.382 (1, 3)		1-2 16 G6-4-3 1B		1-1 L9			0-1 G4-3	2-1 G3 1-3 2-H 3-H		4	0	1	1	0	0	3
16 Garret Anderson, L OBP: 0.328, SLG: 0.427 (1, 7)		0-0 G6-4-3 1-2f			4-0 1B BB		0-2 FC4-6 1B	1-0 G3		3	0	1	0	1	0	2
George Arias, R OBP: 0.303, SLG: 0.345 Jack Howell, L OBP: 0.309, SLG: 0.527 (7, PH) (8, 5)			1-3 K		1-1 P4		3-1 FC4-6 1-2f	2-1 G4-3		2	0	0	0	0	1	1
Jorge Fabregas, L OBP: 0.306, SLG: 0.297 Orlando Palmeiro, L OBP: 0.353, SLG: 0.367 (9, PH) (9, 1)			2-2 F8		0-0 1-2 1B		0-0 G3	2-2 F7		3	0	1	0	0	0	1
										1	0	0	0	0	0	0

Inning Stats		R: 1	H: 1	R: 0	H: 1	R: 0	H: 0	R: 0	H: 1	R: 0	H: 0	R: 3	H: 1	R: 0	H: 0	1B: 5	SF: 0	
		E: 1	LOB: 0	E: 0	LOB: 0	E: 0	LOB: 2	E: 0	LOB: 2	E: 0	LOB: 0	E: 0	LOB: 1	E: 0	LOB: 0	2B: 1	SAC: 0	
		K: 1	BB: 0	K: 0	BB: 0	K: 1	BB: 1	K: 0	BB: 1	K: 0	BB: 0	K: 0	BB: 3	K: 1	BB: 0	3B: 0	DP: 2	
		S: 7	P: 14	S: 7	P: 11	S: 11	P: 18	S: 8	P: 9	S: 9	P: 12	S: 10	P: 26	S: 9	P: 15	HR: 0	HBP: 0	
PITCHER		IP	WLS	BF	H	R	ER	SO	BB	IBB	HBP	BLK	WP	HR	S	P	ERA	WHIP
Orel Hershiser, R ERA: 4.02 (1, 1)	7.0	W	29	5	3	2	4	4	4	0	0	0	0	0	60	103	2.57	1.286
Paul Assenmacher, L ERA: 2.52 (8, 1)	0.1		2	1	0	0	0	0	0	0	0	0	0	3	4	0.00	3.000	
Paul Shuey, R ERA: 3.12 (8, 1)	0.2		3	0	1	1	0	1	0	0	0	0	1	6	13	13.50	1.500	
Jose Mesa, R ERA: 3.81 (9, 1)	1.0	S	3	0	0	0	1	0	0	0	0	0	0	9	15	0.00	0.000	

BOTTOM

Cleveland Indians @ California Angels
Anaheim Stadium, Anaheim, CA
Mon Aug 12 1996, 10:05 PM EDT
Att: 19,499 - Unknown - 80 F

livebaseballscorecards.com

AB	32
R	4
H	6
RBI	2
BB	5
SO	5
LOB	16



WP: 1	PA: 37
PB: 0	
SB: 1	
CS: 0	

Batter	1	2	3	4	5	6	7	8	9	AB R H RBI BB SO LOB	TOP											
Kenny Lofton, L OBP: 0.378, SLG: 0.465 (1, 8) C B X	1-1 F7 ①		1-1 HR ①		0-0 F8 ②		1-1 1-2 2-H 1B ②			4 1 2 1 0 0 0	Cleveland Indians @ California Angels Anaheim Stadium, Anaheim, CA Tue Aug 13 1996, 10:05 PM EDT Att. 19,569 - Unknown - 88 F											
Omar Vizquel, S OBP: 0.361, SLG: 0.423 (1, 6) C B F F X	1-2 L3 ②		0-0 G3 ②		4-2 BB ②		0-1 G3 ③			3 0 0 0 1 0 2												
Jim Thome, L OBP: 0.452, SLG: 0.596 (1, 5) B F S C	1-3 K ③		3-3 K ③		1-0 F9 ③		1-1 G4-3 ①			4 0 0 0 0 2 1												
Albert Belle, R OBP: 0.400, SLG: 0.617 (1, 7) F B X		1-1 HR ①		2-1 G5-3 ①		0-0 L7 ①		1-0 G5-3 ②		4 1 1 1 0 0 0												
Manny Ramirez, R OBP: 0.402, SLG: 0.585 (1, 9) B F X		1-1 G3-6 1B ①		0-0 2B 1B ②		0-0 F7 2B ②		0-1 G5-3 ③		4 0 3 0 0 0 0												
Brian Giles, L OBP: 0.486, SLG: 0.774 (1, 10) F B F X T B F X		1-2 G3-6 1-2f ① ②		3-2 F7 ②		1-2 F7 ② ③		2-2 G3 ①		4 0 0 0 0 0 3												
Mark Carreon, R OBP: 0.345, SLG: 0.466 (1, 3) Casey Candaele, S OBP: 0.333, SLG: 0.476 (9, PH)		0-0 1B ①		1-1 1-3 2B ③		0-0 FC1-5 1B ①		3-2 1B ②		3 0 3 0 0 0 0 1 0 1 0 0 0 0												
Sandy Alomar Jr., R OBP: 0.303, SLG: 0.374 (1, 2) Jeremy Burnitz, L OBP: 0.405, SLG: 0.550 (9, PH) C X		0-1 L7 ③		0-0 G6-3 ③		0-2 FC1-5 1B ①		2-2 P4 ②		3 0 1 0 0 0 3 1 0 0 0 0 0 1												
Jose Vizcaino, S OBP: 0.347, SLG: 0.377 (1, 4) C F F			0-3 K ①		0-0 G5-3 ①		0-0 FC1-5 1B ①		0-1 G4-3 ③	4 0 0 0 0 1 3												
Inning Stats	R: 0 E: 0 K: 1 S: 9	H: 0 LOB: 0 BB: 0 P: 12	R: 1 E: 0 K: 2 S: 10	H: 3 LOB: 1 BB: 0 P: 13	R: 1 E: 0 K: 2 S: 9	H: 1 LOB: 0 BB: 0 P: 13	R: 0 E: 0 K: 0 S: 9	H: 2 LOB: 2 BB: 0 P: 15	R: 0 E: 0 K: 0 S: 6	H: 0 LOB: 1 BB: 1 P: 11		R: 0 E: 0 K: 0 S: 5	H: 1 LOB: 0 BB: 0 P: 6	R: 0 E: 0 K: 0 S: 9	H: 3 LOB: 2 BB: 0 P: 10	R: 0 E: 0 K: 0 S: 5	H: 0 LOB: 0 BB: 0 P: 7	R: 0 E: 0 K: 0 S: 13	H: 1 LOB: 1 BB: 0 P: 20	1B: 7 2B: 2 3B: 0 HR: 2	SF: 0 SAC: 0 DP: 1 HBP: 0	WP: 0 PB: 0 SB: 0 CS: 0
PITCHER	IP WLS BF H R ER SO BB IBB HBP BLK WP HR S P ERA WHIP																					
Shawn Boskie, R ERA: 4.98 (1, 1)	7.0 W 29 10 2 2 3 1 0 0 0 0 0 2 57 80 2.57 1.571																					
Mike Holtz, L ERA: 1.1 (8, 1)	0.1 1 0 0 0 0 0 0 0 0 0 0 0 2 3 0.00 0.000																					
Mike James, R ERA: 2.97 (8, 1)	0.2 2 0 0 0 0 0 0 0 0 0 0 0 3 4 0.00 0.000																					
Troy Percival, R ERA: 2.25 (9, 1)	1.0 S 4 1 0 0 0 0 0 0 0 0 0 0 13 20 0.00 1.000																					

livebaseballscorecards.com

AB	35
R	2
H	11
RBI	2
BB	1
SO	3
LOB	13



Batter	1	2	3	4	5	6	7	8	9
Randy Velarde, R (1, 4) OBP: 0.378, SLG: 0.409	1-2 L7		3-1 P3			0-2 E 16 1B	0-1 G6-4-3 1B		
Jim Edmonds, L (1, 8) OBP: 0.380, SLG: 0.606	2-1 HR			3-2 G1-3		3-2 L9	2-2 G6-4-3 1-2f		
Tim Salmon, R (1, 9) OBP: 0.384, SLG: 0.513	1-1 G6-3			2-3 K		1-3 K		0-1 1B 1B	
Chili Davis, S (1, 10) OBP: 0.383, SLG: 0.510	2-0 G1-3			1-1 1B		0-0 E4 16 1B		2-0 G3 1B 1-2 1B	
16 Garret Anderson, L (1, 7) OBP: 0.327, SLG: 0.426		1-2 L5		1-2 G4-3		2-2 1B		1-3 K	
J.T. Snow, L (1, 3) OBP: 0.337, SLG: 0.390		2-2 F8			1-1 HR	1-0 F7		3-2 G3 1B 1-2 2-H	
Gary Disarcina, R (1, 6) OBP: 0.289, SLG: 0.345		3-2 G6-3			1-0 F8		0-0 P4	2-2 G3 1-2 2-3	
Jorge Fabregas, L (1, 2) OBP: 0.311, SLG: 0.298			1-1 G4-3		3-1 F7		0-0 2B 1B	4-0 IBB	
George Arias, R (1, 5) OBP: 0.302, SLG: 0.349			1-3 K		1-2 P3		0-2 2B	1-2 L9	

Inning Stats	R: 1	H: 1	E: 0	LOB: 0	K: 0	S: 10	R: 0	H: 0	E: 0	LOB: 0	K: 0	S: 13	R: 0	H: 0	E: 0	LOB: 0	K: 1	S: 7	R: 0	H: 1	E: 0	LOB: 1	K: 1	S: 13	R: 1	H: 1	E: 0	LOB: 0	K: 0	S: 9	R: 1	H: 2	E: 1	LOB: 2	K: 1	S: 17	R: 0	H: 3	E: 0	LOB: 2	K: 0	S: 10	R: 1	H: 3	E: 0	LOB: 3	K: 1	S: 16
	10	16	0	0	0	10	13	19	7	0	1	13	9	1	0	15	17	24	10	3	12	16	24	10	12	16	29	12	29	12	12	17	24	10	12	16	29	12	29	16	29	16	29					

PITCHER	IP	WLS	BF	H	R	ER	SO	BB	IBB	HBP	BLK	WP	HR	S	P	ERA	WHIP
Chad Ogea, R (1, 1) ERA: 5.44	6.1	L	28	8	3	2	3	0	0	0	0	0	2	76	113	2.84	1.263
Greg Swindell, L (7, 1) ERA: 7.36	0.2		1	0	0	0	0	0	0	0	0	0	0	3	5	0.00	0.000
Eric Plunk, R (8, 1) ERA: 2.59	1.0		7	3	1	1	1	0	1	0	0	0	0	16	29	9.00	3.000

BOTTOM

Cleveland Indians @ California Angels
Anaheim Stadium, Anaheim, CA

Tue Aug 13 1996, 10:05 PM EDT
Att: 19,569 - Unknown - 88 F

AB	R	H	RBI	BB	SO	LOB
4	1	2	0	0	0	0
4	1	1	1	0	0	4
4	1	1	0	0	2	1
4	0	2	0	0	0	1
4	0	1	1	0	1	3
4	1	2	2	0	0	2
4	0	0	0	0	0	2
3	0	1	0	1	0	0
4	0	1	0	0	1	3

AB	35
R	4
H	11
RBI	4
BB	1
SO	4
LOB	16

WP: 0 PA: 36
PB: 0
SB: 0
CS: 0



1B	SF	WP	PA
8	0	0	36
2B	0	0	
3B	0	0	
HR	2	0	

Batter	1	2	3	4	5	6	7	8	9	AB R H RBI BB SO LOB	TOP																
Kenny Lofton, L (1, 8) OBP: 0.374, SLG: 0.459	0-3 K	0-0 FC1-5 WP 1B	0-0 F9		0-0 G3		0-3 K		0-0 G6-3	6 1 0 0 0 2 6	Cleveland Indians @ California Angels Anaheim Stadium, Anaheim, CA Wed Aug 14 1996, 10:05 PM EDT Att. 23,887 - Unknown - 85 F																
Omar Vizquel, S (1, 6) OBP: 0.361, SLG: 0.421	0-0 3-1	4-0 1B 1B BB		0-0 F7		0-0 F8 1B FC1-6 1B	0-0 P5			4 2 1 0 1 0 2																	
Jim Thome, L (1, 5) OBP: 0.451, SLG: 0.593	0-0 4-3	0-0 1B 1B		0-3 K		0-0 FC1-6 1B	0-0 P8			5 0 2 1 0 1 2																	
Albert Belle, R (1, 7) OBP: 0.402, SLG: 0.616		1-2 3-H 1B		0-0 1B 1B		0-0 F8 2-3	0-3 K			4 1 2 1 1 1 2																	
Manny Ramirez, R (1, 9) OBP: 0.402, SLG: 0.585		0-0 2B G4-3		0-0 1B		0-0 FC1-6 BB 1-2f 3-H	0-0 G1-3			5 1 2 1 0 0 3																	
Jeremy Burnitz, L (1, 10) OBP: 0.419, SLG: 0.563		0-0 FC1-6 2B 2B 2-H 3-H	0-0 1B G2-3 1B	0-3 K		0-0 FC5-4 BB 1-2	4-0 WP BB			3 1 2 2 2 1 2																	
Mark Carreon, R (1, 3) OBP: 0.343, SLG: 0.461		1-0 FC1-6 HBP	0-0 G2-3		0-0 F8	0-0 FC5-4 1-2f	0-3 K			4 0 0 0 0 1 4																	
Jose Vizcaino, S (1, 4) OBP: 0.350, SLG: 0.381		0-0 FC1-6 2B 1-2f 2-3	0-0 1B		4-0 G2-3 BB			0-0 F5		4 1 2 0 1 0 2																	
Tony Peña, R (1, 2) OBP: 0.270, SLG: 0.261 Brian Giles, L (7, PH) OBP: 0.479, SLG: 0.762 Sandy Alomar Jr., R (7, 2) OBP: 0.302, SLG: 0.373		0-0 FC1-5 1-H 3-H 2B	0-3 K		0-0 G2-3		0-0 E9		0-0 G4-3	3 0 1 2 0 1 3 1 0 0 0 0 0 1 1 0 0 0 0 0 0																	
Inning Stats	R: 0 E: 0 K: 1 S: 5	H: 0 LOB: 0 BB: 0 P: 5	R: 6 E: 0 K: 0 S: 8	H: 5 LOB: 2 BB: 2 P: 17	R: 0 E: 0 K: 1 S: 7	H: 2 LOB: 2 BB: 0 P: 7	R: 0 E: 0 K: 2 S: 9	H: 2 LOB: 2 BB: 1 P: 9	R: 1 E: 0 K: 0 S: 5	H: 2 LOB: 2 BB: 1 P: 9	R: 0 E: 1 K: 1 S: 7	H: 1 LOB: 2 BB: 0 P: 7	R: 0 E: 0 K: 2 S: 7	H: 0 LOB: 1 BB: 1 P: 11	R: 0 E: 0 K: 0 S: 3	H: 0 LOB: 0 BB: 0 P: 3	1B: 8 2B: 4 3B: 0 HR: 0	SF: 0 SAC: 0 DP: 0 HBP: 1	WP: 2 PB: 0 SB: 0 CS: 0	PA: 46							
PITCHER	IP WLS BF H R ER SO BB IBB HBP BLK WP HR S P ERA WHIP																										
Jason Grimsley, R (1, 1) ERA: 6.91	1.2		11	3	6	6	1	2	0	1	0	1	0	10	19	32.40	3.000										
Greg Gohr, R (2, 1) ERA: 7.04	4.0	W	21	8	1	1	3	1	0	0	0	0	0	26	30	2.25	2.250										
Mike Holtz, L (6, 1) ERA: 1.1	0.0		1	0	0	0	0	1	0	0	0	0	0	4	∞	∞											
Pep Harris, R (6, 1) ERA:	2.1		10	1	0	0	3	1	0	0	0	1	0	15	19	0.00	0.857										
Troy Percival, R (9, 1) ERA: 2.21	1.0	S	3	0	0	0	0	0	0	0	0	0	0	3	3	0.00	0.000										

AB	40
R	7
H	12
RBI	7
BB	5
SO	7
LOB	27



Batter	1	2	3	4	5	6	7	8	9
Randy Velarde, R OBP: 0.383, SLG: 0.419 (1, 4)	0-0 L8	0-0 PB 1B	0-0 2B			0-0 4-3 1B		0-0 2B	
Jim Edmonds, L OBP: 0.381, SLG: 0.602 (1, 8)	0-0 S 1B	0-0 1B	0-0 F7			0-0 4-3		0-3 K	
Tim Salmon, R OBP: 0.381, SLG: 0.508 (1, 9)	0-3 K	0-0 F9			0-0 F5	0-0 6-3			
Chili Davis, S OBP: 0.387, SLG: 0.510 (1, 10)	0-3 K		0-0 16 2B G3 1B		4-0 16 G6-3 BB		4-0 L1-6 16 G1-3 BB		
16 Garret Anderson, L OBP: 0.329, SLG: 0.428 (1, 7)		0-0 G2-3 1B 1B	0-0 G3 1B 2B		0-0 G6-3		0-0 G1-3		
J.T. Snow, L OBP: 0.338, SLG: 0.392 (1, 3)		0-3 K	0-0 G3		0-0 L9-4-6 2B		4-0 IBB		
Gary Disarcina, R OBP: 0.291, SLG: 0.345 (1, 6)		0-0 G2-3 1B 1B	0-0 1B 2B BB		0-0 G2-3		0-0 L1-6		
Jorge Fabregas, L OBP: 0.309, SLG: 0.297 (1, 2)		0-0 G2-3	0-0 2B 1B		0-0 L9-4-6		0-3 K		
George Arias, R OBP: 0.301, SLG: 0.347 (1, 5)		0-0 PB 1B 1B	0-0 F7		0-0 6-3		0-0 F8		

AB	R	H	RBI	BB	SO	LOB
5	1	4	2	0	0	0
5	0	2	2	0	1	3
4	0	0	0	0	1	3
2	1	1	0	2	1	1
4	2	2	0	0	0	2
3	0	1	1	1	1	2
3	2	1	0	1	0	3
4	1	1	1	0	1	3
4	1	1	2	0	0	2

BOTTOM

Cleveland Indians @ California Angels
Anaheim Stadium, Anaheim, CA
 Wed Aug 14 1996, 10:05 PM EDT
 Att: 23,887 - Unknown - 85 F

livebaseballscorecards.com

AB	34
R	8
H	13
RBI	8
BB	4
SO	5
LOB	19



Inning Stats	R: 0	H: 1	E: 0	LOB: 1	K: 2	BB: 0	S: 8	P: 8
	R: 4	H: 5	E: 0	LOB: 1	K: 1	BB: 0	S: 10	P: 10
	R: 4	H: 4	E: 0	LOB: 1	K: 0	BB: 1	S: 7	P: 11
	R: 0	H: 0	E: 0	LOB: 0	K: 0	BB: 1	S: 2	P: 6
	R: 0	H: 1	E: 0	LOB: 0	K: 0	BB: 0	S: 3	P: 3
	R: 0	H: 1	E: 0	LOB: 1	K: 0	BB: 0	S: 4	P: 4
	R: 0	H: 0	E: 0	LOB: 1	K: 0	BB: 2	S: 2	P: 10
	R: 0	H: 1	E: 0	LOB: 1	K: 2	BB: 0	S: 8	P: 8

PITCHER	IP	WLS	BF	H	R	ER	SO	BB	IBB	HBP	BLK	WP	HR	S	P	ERA	WHIP
Jack McDowell, R ERA: 4.82 (1, 1)	2.1	L	16	8	7	6	3	1	0	0	0	0	0	21	25	23.14	3.857
Kent Mercker, L ERA: 7.93 (3, 1)	0.0		1	1	0	0	0	0	0	0	0	0	0	1	1	∞	∞
Julian Tavarez, R ERA: 5.56 (3, 1)	2.2		9	2	1	1	0	1	0	0	0	0	0	8	12	3.38	1.125
Paul Shuey, R ERA: 2.95 (6, 1)	2.0		8	1	0	0	0	1	1	0	0	0	0	6	14	0.00	1.000
Paul Assenmacher, L ERA: 2.45 (8, 1)	1.0		4	1	0	0	2	0	0	0	0	0	0	8	8	0.00	1.000

WP	PA	ERA	WHIP
0	38		
1			
1			
0			

Batter	1	2	3	4	5	6	7	8	9	10	11	12	AB	R	H	RBI	BB	SO	LOB	TOP					
Curtis Pride, L (1, 10) OBP: 0.355, SLG: 0.486													5	0	0	0	0	3	3						
Mark Lewis, R (1, 4) OBP: 0.343, SLG: 0.427													5	0	0	0	0	0	2						
Travis Fryman, R (1, 5) OBP: 0.316, SLG: 0.431													5	0	2	1	0	1	0						
Ruben Sierra, S (1, 9) OBP: 0.327, SLG: 0.398													4	0	0	0	1	0	2						
Bobby Higginson, L (1, 7) OBP: 0.398, SLG: 0.568																									
Damon Easley, R (12, PH) OBP: 0.302, SLG: 0.385																									
Phil Nevin, R (12, 7) OBP: 0.400, SLG: 0.308																									
Tony Clark, S (1, 3) OBP: 0.309, SLG: 0.489																									
Andujar Cedeno, R (1, 6) OBP: 0.258, SLG: 0.345																									
Brad Ausmus, R (1, 2) OBP: 0.285, SLG: 0.285																									
Kimera Batee, R (1, 8) OBP: 0.328, SLG: 0.287																									
Inning Stats	R: 0 E: 0 K: 2 S: 8	H: 0 LOB: 0 BB: 0 P: 12	R: 0 E: 0 K: 0 S: 9	H: 1 LOB: 0 BB: 0 P: 12	R: 0 E: 0 K: 1 S: 10	H: 1 LOB: 1 BB: 0 P: 19	R: 0 E: 0 K: 0 S: 8	H: 0 LOB: 1 BB: 1 P: 13	R: 0 E: 0 K: 1 S: 9	H: 1 LOB: 1 BB: 0 P: 13	R: 0 E: 1 K: 1 S: 12	H: 1 LOB: 1 BB: 0 P: 13	R: 0 E: 0 K: 0 S: 6	H: 0 LOB: 0 BB: 1 P: 10	R: 0 E: 0 K: 1 S: 9	H: 1 LOB: 0 BB: 0 P: 11	R: 0 E: 0 K: 0 S: 11	H: 1 LOB: 1 BB: 0 P: 17	R: 0 E: 0 K: 1 S: 6	H: 0 LOB: 0 BB: 0 P: 7	1B: 5 2B: 2 3B: 0 HR: 0	SF: 0 SAC: 1 DP: 1 HBP: 0	WP: 0 PB: 1 SB: 1 CS: 2	PA: 45	
PITCHER	IP	WLS	BF	H	R	ER	SO	BB	IBB	HBP	BLK	WP	HR	S	P	ERA	WHIP								
Charles Nagy, R (1, 1) ERA: 3.57	9.0		33	5	1	1	7	3	0	0	0	0	0	84	130	1.00	0.889								
Jose Mesa, R (10, 1) ERA: 3.67	2.0		7	2	0	0	1	0	0	0	0	0	0	20	28	0.00	1.000								
Paul Assenmacher, L (12, 1) ERA: 2.39	1.0	W	3	0	0	0	1	0	0	0	0	0	0	6	7	0.00	0.000								

Detroit Tigers @ Cleveland Indians
 Jacobs Field, Cleveland, OH
 Fri Aug 16 1996, 7:05 PM EDT
 Att. 42,485 - Unknown - 73 F

AB	39
R	1
H	7
RBI	1
BB	3
SO	9
LOB	12




Batter	1	2	3	4	5	6	7	8	9	10	11	12	AB R H RBI BB SO LOB
Kenny Lofton, L OBP: 0.372, SLG: 0.457 (1, 8)	1-3 K		3-2 F8			2-1 G6-3			1-2 F7		1-0 CS 1B		5 0 1 0 0 1 0
Omar Vizquel, S OBP: 0.364, SLG: 0.427 (1, 6)	3-2 G5-3			2-1 F7			4-1 F9 1B BB		1-0 2B	1 SAFE 1 SAFE 1 SAFE	3-1 2B		4 0 2 0 1 0 0
Jim Thome, L OBP: 0.451, SLG: 0.591 (1, 5)	2-0 G4-3			3-2 L1-3 1B			2-3 K		1-3 K		4-1 BB		3 0 1 0 0 1 1
Jeff Kent, R OBP: 0.323, SLG: 0.431 (9, PH)							1 SAFE						0 0 0 0 0 0 0
Jeromy Burnitz, L OBP: 0.416, SLG: 0.558 (9, PH)							1 SAFE						1 0 0 0 0 1 1
Casey Candaele, S OBP: 0.364, SLG: 0.476 (10, 5)							1 SAFE						0 0 0 0 1 0 0
Albert Belle, R OBP: 0.404, SLG: 0.614 (1, 7)		4-2 E S SF9 BB		1-0 L1-3			3-1 1B		4-0 IBB		2-0 G4-3		3 1 1 0 2 0 3
Manny Ramirez, R OBP: 0.398, SLG: 0.580 (1, 9)		3-0 SF9 1-H			1-3 K		0-0 F9		3-2 G6-3			0-0 G6-3	4 0 0 1 0 1 4
Brian Giles, L OBP: 0.474, SLG: 0.731 (1, 10)		4-0 G6-4-3 BB			2-2 F8		3-1 F7			1-2 G3-1		1-0 HR 1B	4 1 1 0 1 0 2
Mark Carreon, R OBP: 0.339, SLG: 0.455 (1, 3)		1 SAFE G6-4-3 1-2f			1-0 P6			2-1 P3		2-2 G6-3		3-1 P3	5 0 0 0 0 0 2
Sandy Alomar Jr., R OBP: 0.300, SLG: 0.380 (1, 2)			2-3 K			1-2 G5-3		2-2 G3-1		0-3 K		1-0 1-H HR	5 1 1 2 0 2 0
Jose Vizcaino, S OBP: 0.347, SLG: 0.377 (1, 4)			3-2 L9			2-0 F9		3-2 G4-3			2-1 G1-3		4 0 0 0 0 0 0

Inning Stats	R: 0	H: 0	E: 0	K: 1	S: 7	R: 1	H: 0	E: 0	K: 0	S: 6	R: 0	H: 0	E: 0	K: 1	S: 10	R: 0	H: 1	E: 0	K: 0	S: 6	R: 0	H: 0	E: 0	K: 0	S: 7	R: 0	H: 1	E: 0	K: 1	S: 9	R: 0	H: 0	E: 0	K: 0	S: 10	R: 0	H: 1	E: 0	K: 1	S: 11	R: 0	H: 0	E: 0	K: 1	S: 11	R: 0	H: 0	E: 0	K: 1	S: 11	R: 0	H: 2	E: 0	K: 0	S: 7	R: 2	H: 2	E: 0	K: 0	S: 5	1B: 4	2B: 3	3B: 0	HR: 1	SF: 1	SAC: 0	DP: 2	HBP: 0	WP: 0	PA: 44
--------------	------	------	------	------	------	------	------	------	------	------	------	------	------	------	-------	------	------	------	------	------	------	------	------	------	------	------	------	------	------	------	------	------	------	------	-------	------	------	------	------	-------	------	------	------	------	-------	------	------	------	------	-------	------	------	------	------	------	------	------	------	------	------	-------	-------	-------	-------	-------	--------	-------	--------	-------	--------

PITCHER	IP	WLS	BF	H	R	ER	SO	BB	IBB	HBP	BLK	WP	HR	S	P	ERA	WHIP
Felipe Lira, R ERA: 5.67 (1, 1)	8.0		27	2	1	0	4	3	0	0	0	0	0	62	122	0.00	0.625
Mike Myers, L ERA: 5.33 (9, 1)	0.1		2	1	0	0	0	0	0	0	0	0	0	4	6	0.00	3.000
Jose Lima, R ERA: 5.04 (9, 1)	1.2		6	0	0	0	2	0	1	0	0	0	0	18	29	0.00	0.000
Joey Eischen, L ERA: 4.06 (11, 1)	0.2		4	2	0	0	0	1	0	0	0	0	0	6	16	0.00	4.500
Richie Lewis, R ERA: 4.0 (11, 1)	1.0	L	5	2	2	2	0	0	0	0	0	0	1	6	13	18.00	2.000

DETROIT TIGERS @ CLEVELAND INDIANS
JACOBS FIELD, CLEVELAND, OH
 Fri Aug 16 1996, 7:05 PM EDT
 Att: 42,485 - Unknown - 73 F

AB	38
R	3
H	7
RBI	3
BB	5
SO	6
LOB	13



WP	PA
0	44

Batter	1	2	3	4	5	6	7	8	9	AB R H RBI BB SO LOB	TOP	
Curtis Pride, L OBP: 0.356, SLG: 0.484 (1, 7) B X	1-0 G4-3 ①		1-1 G1-3 ③			3-1 G6-3 ① X	0-0 BB 1B		3-2 DI 1B 2-H	5 0 2 1 0 0 0		
Damion Easley, R OBP: 0.297, SLG: 0.366 (1, 6) C C C B S	2-3 K ②			0-1 G3 ①		3-2 G6-3 ②	4-2 BB 1-2		2-2 P5 ③	4 0 0 0 1 1 1		
Travis Fryman, R OBP: 0.318, SLG: 0.432 (1, 5) C C B B X	2-2 G5-3 ③			0-1 G3-1 1B		1-0 2B 2B 1B	1-2 F7 ③			4 1 2 0 0 0 3		
Ruben Sierra, S OBP: 0.326, SLG: 0.399 (1, 10) B X		1-0 G3 ①		1-1 G3-1 ②		1-0 2B 1-3		2-2 L9 ①		4 1 1 0 0 0 1		
Bobby Higginson, L OBP: 0.397, SLG: 0.567 (1, 9) B B T B T B X	2-2 G1-3 ②			3-2 L4 ③		2-0 2B 2-H 3-H		2-3 K ②		4 0 1 2 0 1 1		
Tony Clark, S OBP: 0.308, SLG: 0.484 (1, 3) X		0-0 1B			0-1 G6-3 ①	2-3 K ③		2-1 F8 ③		4 0 1 0 0 1 1		
Mark Lewis, R OBP: 0.345, SLG: 0.429 (1, 4) C C B B X	1-2 G5-3 ③				1-0 2B		4-2 1B G1-3 BB		2-1 F9 ①	3 0 1 0 1 0 1		
Mark Parent, R OBP: 0.259, SLG: 0.500 (1, 2) Brad Ausmus, R OBP: 0.285, SLG: 0.285 (9, PR) B B S B B X			3-2 G5-3 ①		2-3 K ②		0-2 G1-3 ①		4-2 DI 1B BB	3 0 0 0 1 1 2 0 1 0 0 0 0 0		
Kimera Bartee, R OBP: 0.319, SLG: 0.278 (1, 8) S C C F			0-3 K ②		0-3 K ③		1-3 K ②		1-3 K ②	4 0 0 0 0 4 3		
Inning Stats	R: 0 E: 0 K: 1 S: 7 H: 0 LOB: 0 BB: 0 P: 12	R: 0 E: 0 K: 0 S: 9 H: 1 LOB: 1 BB: 0 P: 13	R: 0 E: 0 K: 1 S: 8 H: 0 LOB: 0 BB: 0 P: 12	R: 0 E: 0 K: 0 S: 9 H: 1 LOB: 1 BB: 0 P: 13	R: 0 E: 0 K: 2 S: 9 H: 1 LOB: 1 BB: 0 P: 12	R: 2 E: 0 K: 1 S: 12 H: 3 LOB: 1 BB: 0 P: 24	R: 0 E: 0 K: 1 S: 15 H: 1 LOB: 3 BB: 2 P: 25	R: 0 E: 0 K: 1 S: 8 H: 0 LOB: 0 BB: 0 P: 14	R: 1 E: 0 K: 1 S: 18 H: 1 LOB: 2 BB: 1 P: 30	1B: 5 2B: 3 3B: 0 HR: 0 SF: 0 SAC: 0 DP: 0 HBP: 0	WP: 0 PB: 0 SB: 0 CS: 0 PA: 38	
PITCHER	IP WLS BF H R ER SO BB IBB HBP BLK WP HR S P ERA WHIP											
Orel Hershiser, R ERA: 3.96 (1, 1)	6.2 W 29 7 2 2 6 2 0 0 0 0 0 0 66 107 2.70 1.350											
Eric Plunk, R ERA: 2.66 (7, 1)	2.0 8 1 1 1 2 1 0 0 0 0 0 0 25 42 4.50 1.000											
Jose Mesa, R ERA: 3.65 (9, 1)	0.1 S 1 0 0 0 0 0 0 0 0 0 0 0 4 6 0.00 0.000											

Detroit Tigers @ Cleveland Indians
Jacobs Field, Cleveland, OH
 Sat Aug 17 1996, 3:33 AM EDT
 Att. 42,511 - Sunny - 75 F

livebaseballscorecards.com

AB	35
R	3
H	8
RBI	3
BB	3
SO	8
LOB	13



Batter	1	2	3	4	5	6	7	8	9
Kenny Lofton, L OBP: 0.371, SLG: 0.455 (1, 8) C X	0-1 2B 1B		1-0 G3-1		2-1 G4-3		2-0 L9		
Jose Vizcaino, S OBP: 0.344, SLG: 0.374 (1, 4) L1 SAFE SAFE X	0-2 F7		1-3 K			1-3 K	0-0 F9		
Mark Carreon, R OBP: 0.338, SLG: 0.456 (1, 3) B F X	1-1 L8		0-2 G4-3			0-0 E6 2B SF7		0-0 2B	
Albert Belle, R OBP: 0.404, SLG: 0.617 (1, 7) X	0-0 2B 1-H			1-2 G5-3		3-2 2B 2B		2-0 F8	
Manny Ramirez, R OBP: 0.398, SLG: 0.577 (1, 9) B B B B	4-0 BB			1-1 L4		4-0 2B 1B IBB		1-2 G6-3	
Jeff Kent, R OBP: 0.320, SLG: 0.427 (1, 10) F B B F X	2-2 G5-3			1-0 G5-3		2-2 SF7		3-3 K	
Jim Thome, L OBP: 0.452, SLG: 0.602 (1, 5) C T B B B C			2-3 K		2-0 HR	1-1 1B 2B			
Tony Peña, R OBP: 0.272, SLG: 0.263 (1, 2) X C			0-1 G5-3		1-2 L7	1-1 1B			
Omar Vizquel, S OBP: 0.362, SLG: 0.424 (1, 6) X			0-0 G1-3		2-2 P5		2-1 P6		

Inning Stats	R: 1	H: 2	E: 0	K: 0	S: 12	H: 2	LOB: 2	BB: 1	P: 19	R: 0	H: 0	E: 0	K: 1	S: 8	H: 0	LOB: 0	BB: 0	P: 10	R: 0	H: 0	E: 0	K: 1	S: 7	R: 0	H: 0	E: 0	K: 0	S: 6	R: 1	H: 1	E: 0	K: 0	S: 9	R: 4	H: 3	E: 1	K: 1	S: 15	R: 0	H: 0	E: 0	K: 0	S: 4	R: 0	H: 1	E: 0	K: 1	S: 8	R: 0	H: 1	E: 0	K: 1	S: 14
--------------	------	------	------	------	-------	------	--------	-------	-------	------	------	------	------	------	------	--------	-------	-------	------	------	------	------	------	------	------	------	------	------	------	------	------	------	------	------	------	------	------	-------	------	------	------	------	------	------	------	------	------	------	------	------	------	------	-------

PITCHER	IP	WLS	BF	H	R	ER	SO	BB	IBB	HBP	BLK	WP	HR	S	P	ERA	WHIP
Justin Thompson, L ERA: 2.37 (1, 1)	5.2	L	25	5	6	2	3	1	1	0	0	0	1	55	87	3.18	1.059
Richie Lewis, R ERA: 3.99 (6, 1)	0.1		1	1	0	0	0	0	0	0	0	0	0	2	3	0.00	3.000
John Cummings, L ERA: 3.06 (7, 1)	2.0		7	1	0	0	1	0	0	0	0	0	0	12	22	0.00	0.500

AB R H RBI BB SO LOB

4	1	1	0	0	0	0
4	0	0	0	0	2	1
4	1	1	0	0	0	1
4	1	2	1	0	0	1
2	1	0	0	2	0	1
3	0	0	1	0	1	3
3	2	2	2	0	1	0
3	0	1	2	0	0	0
3	0	0	0	0	0	0

AB	30
R	6
H	7
RBI	6
BB	2
SO	4
LOB	7



WP	HR	S	P	ERA	WHIP
0	0	0	33	0	0

Detroit Tigers @ Cleveland Indians
Jacobs Field, Cleveland, OH
 Sat Aug 17 1996, 3:33 AM EDT
 Att: 42,511 - Sunny - 75 F

livebaseballscorecards.com

Batter	1	2	3	4	5	6	7	8	9	AB R H RBI BB SO LOB	TOP		
Curtis Pride, L (1, 7) OBP: 0.359, SLG: 0.487	0-1 SH5-3 2B		3-3 K		4-2 BB		2-1 F7			3 0 1 0 1 1 0			
Damion Easley, R (1, 4) OBP: 0.287, SLG: 0.353	0-1 SH5-3 2-3		1-0 F9		0-0 F9		2-3 K			3 0 0 0 0 1 1			
Travis Fryman, R (1, 5) OBP: 0.317, SLG: 0.432	3-2 F8			2-3 K		0-1 1B 2B		1-2 G5-3		4 1 1 0 0 1 1			
Ruben Sierra, S (1, 9) OBP: 0.325, SLG: 0.397	3-2 F8			1-1 G4-3		2-1 2B G3 1B		1-2 F9		4 1 1 1 0 0 1			
Bobby Higginson, L (1, 8) OBP: 0.398, SLG: 0.568				4-1 1B BB		1-2 G3 2B		3-3 K		3 0 1 0 1 2 0			
Tony Clark, S (1, 3) OBP: 0.307, SLG: 0.480				0-0 1-2 1B		1-0 G3		1-1 P6		4 0 1 1 0 0 1			
Mark Lewis, R (1, 10) OBP: 0.343, SLG: 0.426 Phil Nevin, R (9, PH) OBP: 0.375, SLG: 0.286				1-3 K		1-1 L6		3-3 K		3 0 0 0 0 1 3 1 0 0 0 0 1 0	AB 32 R 3 H 6 RBI 3 BB 2 SO 9 LOB 8		
Andujar Cedeno, R (1, 6) OBP: 0.255, SLG: 0.341				0-0 P3		1-3 K		0-0 F8		4 0 0 0 0 1 1			
Brad Ausmus, R (1, 2) OBP: 0.285, SLG: 0.296				2-2 HR		1-1 F8		1-3 K		3 1 1 1 0 1 0			
Inning Stats	R: 0 H: 1 E: 0 LOB: 1 K: 0 BB: 0 S: 10 P: 16	R: 0 H: 0 E: 0 LOB: 0 K: 1 BB: 0 S: 7 P: 8	R: 1 H: 1 E: 0 LOB: 0 K: 1 BB: 0 S: 10 P: 16	R: 0 H: 1 E: 0 LOB: 2 K: 2 BB: 1 S: 14 P: 22	R: 0 H: 0 E: 0 LOB: 1 K: 1 BB: 1 S: 11 P: 17	R: 2 H: 3 E: 0 LOB: 1 K: 0 BB: 0 S: 13 P: 19	R: 0 H: 0 E: 0 LOB: 0 K: 2 BB: 0 S: 8 P: 13	R: 0 H: 0 E: 0 LOB: 0 K: 1 BB: 0 S: 9 P: 14	R: 0 H: 0 E: 0 LOB: 0 K: 1 BB: 0 S: 6 P: 10	1B: 2 SF: 0 2B: 3 SAC: 1 3B: 0 DP: 0 HR: 1 HBP: 0	WP: 0 PA: 35 PB: 0 SB: 0 CS: 0		
PITCHER	IP WLS BF H R ER SO BB IBB HBP BLK WP HR S P ERA WHIP											PITCHER	IP WLS BF H R ER SO BB IBB HBP BLK WP HR S P ERA WHIP
Chad Ogea, R (1, 1) ERA: 5.38	6.0 W 26 6 3 3 5 2 0 0 0 0 0 1 65 98 4.50 1.333												
Paul Shuey, R (7, 1) ERA: 2.79	2.0 6 0 0 0 3 0 0 0 0 0 0 0 17 27 0.00 0.000												
Julian Tavarez, R (9, 1) ERA: 5.48	1.0 3 0 0 0 1 0 0 0 0 0 0 0 6 10 0.00 0.000												

Detroit Tigers @ Cleveland Indians
Jacobs Field, Cleveland, OH
 Sun Aug 18 1996, 3:33 AM EDT
 Att. 42,337 - Sunny - 74 F

livebaseballscorecards.com



Batter	1	2	3	4	5	6	7	8	9	AB	R	H	RBI	BB	SO	LOB
Kenny Lofton, L OBP: 0.370, SLG: 0.453 Jeromy Burnitz, L OBP: 0.416, SLG: 0.558	1-2 S 1B	3-2 F9-3 1-1		0-0 F7		2-2 G6-3		2-3 K		5	1	1	0	0	1	4
Omar Vizquel, S OBP: 0.364, SLG: 0.425	0-1 F7	4-1 CS BB		1-1 1B			0-1 G5-3	1-0 HR 1B		4	1	2	1	1	0	1
Jim Thome, L OBP: 0.456, SLG: 0.620	2-2 HBP 2B 1B	2-1 CS 1-2	3-2 HR	3-1 G4-3			1-2 1B	2-1 HR		5	3	4	6	0	0	1
Albert Belle, R OBP: 0.403, SLG: 0.612	1-0 2B SF9 HBP		2-0 G6-3		1-3 K		2-2 P2	1-2 P3		4	1	0	0	0	1	1
Manny Ramirez, R OBP: 0.401, SLG: 0.586	3-1 E 2B		2-0 1B 2B		0-1 2B		3-3 K			4	2	3	1	0	1	1
Brian Giles, L OBP: 0.463, SLG: 0.710	3-2 SF9		1-3 K		1-3 K			4-2 1B BB BB		2	1	0	1	1	2	2
Sandy Alomar Jr., R OBP: 0.305, SLG: 0.382	1-0 E9 1B		2-2 1B		1-2 F7			4-0 1B HR BB		3	1	2	2	1	0	1
Jeff Kent, R OBP: 0.316, SLG: 0.422	2-2 F8		1-3 K			3-3 K		0-3 K		4	0	0	0	0	3	4
Jose Vizcaino, S OBP: 0.343, SLG: 0.372		0-2 E6 F9-3		1-1 L8		1-3 K		2-0 HR 1B		4	1	1	0	0	1	0

Inning Stats	R: 4	H: 4	LOB: 1	K: 0	S: 20	R: 0	H: 0	LOB: 0	K: 0	S: 8	R: 2	H: 3	LOB: 1	K: 2	S: 17	R: 0	H: 1	LOB: 1	K: 0	S: 7	R: 0	H: 1	LOB: 1	K: 2	S: 11	R: 0	H: 0	LOB: 0	K: 2	S: 9	R: 0	H: 1	LOB: 1	K: 1	S: 11	R: 5	H: 3	LOB: 0	K: 2	S: 17	R: 1	H: 3	LOB: 0	K: 2	S: 33
1B: 8	SF: 1	WP: 0	PA: 41																																										
2B: 4	SAC: 0	PB: 0																																											
3B: 0	DP: 1	SB: 1																																											
HR: 2	HBP: 1	CS: 1																																											

PITCHER	IP	WLS	BF	H	R	ER	SO	BB	IBB	HBP	BLK	WP	HR	S	P	ERA	WHIP
Brian Williams, R ERA: 6.93	(1, 1)	2.2	L	16	7	6	6	1	1	0	0	0	1	40	72	20.25	3.000
A.J. Sager, R ERA: 4.34	(3, 1)	4.1		16	3	0	6	0	0	0	0	0	0	43	64	0.00	0.692
Gregg Olson, R ERA: 5.09	(8, 1)	1.0		8	3	5	2	2	0	0	0	0	1	17	33	45.00	5.000

DETROIT TIGERS @ CLEVELAND INDIANS
JACOBS FIELD, CLEVELAND, OH
Sun Aug 18 1996, 3:33 AM EDT
Att. 42,337 - Sunny - 74 F

AB	35
R	11
H	13
RBI	11
BB	3
SO	9
LOB	15



WP	PA	ERA	WHIP
0	41		

Batter	1	2	3	4	5	6	7	8	9	AB R H RBI BB SO LOB	TOP											
Darryl Hamilton, L (1, 8) OBP: 0.370, SLG: 0.400	1-1 F9 29 FC3 2B	4-2 G1-3 1B BB	0-2 G6-3		1-0 G5-3		1-1 SF7		1-0 1B	4 2 2 1 1 0 1												
Ivan Rodriguez, R (1, 2) OBP: 0.360, SLG: 0.512	1-0 F9	1-2 G1-3		0-0 E4 29 2B	0-2 G4-3		1-2 P4		1-1 L6	6 1 0 0 0 0 5												
29 Rusty Greer, L (1, 7) OBP: 0.394, SLG: 0.517	0-0 FC3 1B BB SF7	4-2 1B BB		3-2 2B 2B	1-0 L9			1-0 L8		4 2 1 1 1 0 0												
Juan Gonzalez, R (1, 9) OBP: 0.399, SLG: 0.682	4-2 1B BB SAFE	0-1 1B		1-2 G4-3 HR 2B		2-0 G6-3		1-2 G5-3		4 1 2 4 1 0 0												
Will Clark, L (1, 3) OBP: 0.369, SLG: 0.433	2-0 1B	1-2 L9		0-0 G4-3		2-2 G4-3		4-2 BB BB		4 0 1 0 1 0 3												
Dean Palmer, R (1, 5) OBP: 0.355, SLG: 0.535	0-1 SF7		0-1 1B 2B	1-2 HR		1-1 G1-3		4-0 BB		3 2 2 3 1 0 0												
Mickey Tettleton, S (1, 10) OBP: 0.371, SLG: 0.449	2-3 K		2-3 K	1-1 P6			0-2 G6-3	1-1 L9		5 0 0 0 0 2 5												
Mark McLemore, S (1, 4) OBP: 0.396, SLG: 0.391		3-1 G3-1	1-0 S 1B	2-2 2B			4-2 2B SF7 BB		3-1 G4-3	4 1 2 1 1 0 0												
Kevin Elster, R (1, 6) OBP: 0.322, SLG: 0.478		1-1 G1-3 BB 1B	1 SAFE 1 SAFE 1 SAFE K: 0 BB: 2 P: 31	3-3 K	2-2 G5-3		0-0 2B		3-1 F9	5 1 2 0 0 1 2												
Inning Stats	R: 2 E: 0 K: 1 S: 13	H: 2 LOB: 2 BB: 1 P: 23	R: 2 E: 0 K: 0 S: 17	H: 2 LOB: 2 BB: 0 P: 31	R: 1 E: 0 K: 2 S: 12	H: 2 LOB: 1 BB: 0 P: 18	R: 4 E: 1 K: 0 S: 19	H: 4 LOB: 1 BB: 0 P: 29	R: 0 E: 0 K: 0 S: 5	H: 0 LOB: 0 BB: 0 P: 7	R: 0 E: 0 K: 0 S: 6	H: 0 LOB: 0 BB: 0 P: 11	R: 1 E: 0 K: 0 S: 12	H: 1 LOB: 1 BB: 1 P: 18	R: 0 E: 0 K: 0 S: 9	H: 0 LOB: 2 BB: 2 P: 20	R: 0 E: 0 K: 0 S: 7	H: 1 LOB: 1 BB: 0 P: 15	1B: 5 2B: 6 3B: 0 HR: 1	SF: 2 SAC: 0 DP: 0 HBP: 0	WP: 0 PB: 0 SB: 1 CS: 0	PA: 47
PITCHER	IP WLS BF H R ER SO BB IBB HBP BLK WP HR S P ERA WHIP																					
Jack McDowell, R (1, 1) ERA: 5.14	3.0 L 22 8 8 7 3 3 0 0 0 0 0 0 49 83 21.00 3.667																					
Greg Swindell, L (4, 1) ERA: 7.14	4.0 16 3 2 2 0 1 0 0 0 0 0 1 35 54 4.50 1.000																					
Julian Tavarez, R (8, 1) ERA: 5.4	1.0 5 0 0 0 0 2 0 0 0 0 0 0 9 20 0.00 2.000																					
Kent Mercker, L (9, 1) ERA: 7.8	1.0 4 1 0 0 0 0 0 0 0 0 0 0 7 15 0.00 1.000																					

Texas Rangers @ Cleveland Indians
 Jacobs Field, Cleveland, OH
 Mon Aug 19 1996, 7:05 PM EDT
 Att. 42,393 - Unknown - 79 F

AB	39
R	10
H	12
RBI	10
BB	6
SO	3
LOB	16



BOTTOM

Texas Rangers @ Cleveland Indians

Jacobs Field, Cleveland, OH

Mon Aug 19 1996, 7:05 PM EDT

Att: 42,393 - Unknown - 79 F

livebaseballscorecards.com

AB	30
R	3
H	4
RBI	3
BB	4
SO	2
LOB	8



WP:	0	PA:	34
PB:	0		
SB:	0		
CS:	0		

AB	R	H	RBI	BB	SO	LOB
3	0	1	0	0	0	0
1	0	0	0	0	0	0

3	0	0	0	0	0	1
1	0	0	0	0	0	0

1	1	0	0	3	1	0
---	---	---	---	---	---	---

3	2	2	2	1	0	1
---	---	---	---	---	---	---

4	0	0	0	0	1	5
---	---	---	---	---	---	---

4	0	1	1	0	0	0
---	---	---	---	---	---	---

4	0	0	0	0	0	1
---	---	---	---	---	---	---

3	0	0	0	0	0	0
---	---	---	---	---	---	---

3	0	0	0	0	0	0
---	---	---	---	---	---	---

1B:	1	SF:	0
2B:	2	SAC:	0
3B:	0	DP:	1
HR:	1	HBP:	0

Batter	1	2	3	4	5	6	7	8	9
Omar Vizquel, S OBP: 0.364, SLG: 0.424 Casey Candaele, S OBP: 0.348, SLG: 0.455	2-2 FC3-6 1B		0-1 F7			1-0 L9		1-1 G4-3	
Jose Vizcaino, S OBP: 0.341, SLG: 0.370 Jeff Kent, R OBP: 0.316, SLG: 0.421	1-2 FC3-6 BB BB 1-2f		0-0 F8			3-1 F6		0-0 F8	
Jim Thome, L OBP: 0.458, SLG: 0.619	1-2 BB BB			1-3 K		4-2 2B BB		4-2 FC6-4 BB	
Albert Belle, R OBP: 0.405, SLG: 0.621	4-1 G4-3 BB			1-1 HR		0-1 2B		0-1 FC6-4 DI 2B	
Manny Ramirez, R OBP: 0.398, SLG: 0.580	2-2 G4-3			0-3 K		2-2 G4-3		0-0 F8	
Brian Giles, L OBP: 0.453, SLG: 0.699		3-2 F8		0-1 P6		1-2 F4		2-0 2B	
Mark Carreon, R OBP: 0.335, SLG: 0.452		1-0 P4			0-2 L8	0-2 F9		1-1 L9	
Jeremy Burnitz, L OBP: 0.407, SLG: 0.543		1-2 F9			0-0 G3-1	1-0 P4			
Sandy Alomar Jr., R OBP: 0.303, SLG: 0.379			2-1 G6-3		3-2 F8			0-0 P3	

Inning Stats	R: 0	H: 1	E: 0	K: 12	R: 0	H: 0	E: 0	K: 10	R: 0	H: 0	E: 0	K: 5	R: 1	H: 1	E: 0	K: 2	R: 0	H: 0	E: 0	K: 7	R: 1	H: 1	E: 0	K: 10	R: 0	H: 0	E: 0	K: 9	R: 0	H: 0	E: 0	K: 4	R: 1	H: 1	E: 0	K: 9
--------------	------	------	------	-------	------	------	------	-------	------	------	------	------	------	------	------	------	------	------	------	------	------	------	------	-------	------	------	------	------	------	------	------	------	------	------	------	------

PITCHER	IP	WLS	BF	H	R	ER	SO	BB	IBB	HBP	BLK	WP	HR	S	P	ERA	WHIP
Roger Pavlik, R ERA: 4.54	9.0	W	34	4	3	3	2	4	0	0	0	0	1	74	119	3.00	0.889

Batter	1	2	3	4	5	6	7	8	9	AB R H RBI BB SO LOB	TOP											
Darryl Hamilton, L OBP: 0.368, SLG: 0.398 (1, 8)	1-2 2B 29 1B 1B	0-1 G5-3		0-2 G4-3		1-3 K		3-1 L8		5 1 1 0 0 1 0												
Ivan Rodriguez, R OBP: 0.358, SLG: 0.511 (1, 2)	1-0 29 1B 1-3 G4-3 2B	0-0 L7		1-0 F7		1-1 F9		1-2 F8		5 1 1 0 0 0 0												
29 Rusty Greer, L OBP: 0.398, SLG: 0.523 (1, 7)	1-1 G5-3 G4-3 2-3 3-H 1B		1-0 G6-3 1B 1B		2-0 HR 2B	1-0 1B		1-0 F9		5 1 4 1 0 0 0												
Juan Gonzalez, R OBP: 0.399, SLG: 0.686 (1, 9)	0-1 G4-3		3-0 G6-3 1B		1-1 HR 2-H	0-1 L7		1-1 F8		5 1 2 3 0 0 2												
Will Clark, L OBP: 0.369, SLG: 0.431 (1, 3)	4-2 G5-3 BB		0-3 K		2-1 G2-3		0-0 G3-6-3 BB 1B		0-0 L9	4 0 1 0 1 1 2												
Dean Palmer, R OBP: 0.356, SLG: 0.534 (1, 5)	1-2 G5-3		2-2 G6-3		2-2 1B G1-3 1B		4-2 G3-6-3 BB			3 0 1 0 1 0 4												
Mickey Tettleton, S OBP: 0.372, SLG: 0.447 (1, 10)	3-2 HBP		4-2 BB		2-2 G1-3		3-2 G3-6-3			2 0 0 0 1 0 3												
Mark McLemore, S OBP: 0.385, SLG: 0.389 (1, 4)	1-3 K		0-2 G3		1-1 1B		0-0 G3			4 0 1 0 0 1 7												
Kevin Elster, R OBP: 0.320, SLG: 0.473 (1, 6)		0-0 F8		3-2 P6		2-1 F8		0-0 G3-1		4 0 0 0 0 0 2												
Inning Stats	R: 2 E: 0 K: 1 S: 19	H: 3 LOB: 3 BB: 1 P: 31	R: 0 E: 0 K: 0 S: 4	H: 0 LOB: 0 BB: 0 P: 4	R: 0 E: 0 K: 1 S: 13	H: 2 LOB: 3 BB: 1 P: 23	R: 0 E: 0 K: 0 S: 7	H: 0 LOB: 0 BB: 0 P: 11	R: 2 E: 0 K: 0 S: 15	H: 4 LOB: 2 BB: 0 P: 27	R: 0 E: 0 K: 1 S: 9	H: 1 LOB: 1 BB: 0 P: 12	R: 0 E: 0 K: 0 S: 7	H: 1 LOB: 1 BB: 1 P: 14	R: 0 E: 0 K: 0 S: 6	H: 0 LOB: 0 BB: 0 P: 10	R: 0 E: 0 K: 0 S: 4	H: 0 LOB: 0 BB: 0 P: 6	1B: 8 2B: 2 3B: 0 HR: 1	SF: 0 SAC: 0 DP: 1 HBP: 1	WP: 0 PB: 0 SB: 0 CS: 0	PA: 41
PITCHER	IP WLS BF H R ER SO BB IBB HBP BLK WP HR S P ERA WHIP																					
Albie Lopez, R ERA: 7.52 (1, 1)	5.0 W 27 9 4 4 2 2 0 1 0 0 1 58 96 7.20 2.200																					
Eric Plunk, R ERA: 2.53 (6, 1)	3.0 11 2 0 0 1 1 0 0 0 0 0 22 36 0.00 1.000																					
Paul Assenmacher, L ERA: 2.33 (9, 1)	1.0 3 0 0 0 0 0 0 0 0 0 0 4 6 0.00 0.000																					

Texas Rangers @ Cleveland Indians
Jacobs Field, Cleveland, OH

Tue Aug 20 1996, 7:05 PM EDT
Att. 42,370 - Unknown - 75 F

livebaseballscorecards.com

AB	37
R	4
H	11
RBI	4
BB	3
SO	3
LOB	20



Texas Rangers @ Cleveland Indians
 Jacobs Field, Cleveland, OH
 Wed Aug 21 1996, 7:05 PM EDT
 Att. 42,345 - Unknown - 76 F

livebaseballscorecards.com

AB	48
R	10
H	17
RBI	8
BB	1
SO	9
LOB	24



WP:	0	PA:	50
PB:	0		
SB:	0		
CS:	0		

Batter	1	2	3	4	5	6	7	8	9	10	AB	R	H	RBI	BB	SO	LOB
Darryl Hamilton, L (1, 8) OBP: 0.368, SLG: 0.397	G4-3		G4-6-3 1B		F7	29 1B E		G6-3		L8	6	1	2	0	0	0	0
Ivan Rodriguez, R (1, 2) OBP: 0.360, SLG: 0.515	29 G3 1B 2B		L7		1B	L4		F8		29 HR 2B	6	2	3	0	0	0	3
29 Rusty Greer, L (1, 7) OBP: 0.399, SLG: 0.531	G3		G4-6-3 1-2f		G3	1-3 2-H E 1B		2B		HR	6	2	3	3	0	0	3
Juan Gonzalez, R (1, 9) OBP: 0.396, SLG: 0.678	HBP 1B				E6 BB	F7		G5-3		G5-3	6	0	1	1	0	0	1
Will Clark, L (1, 3) OBP: 0.374, SLG: 0.432	1-2 HBP				4-2 1-2 BB	HR 1B		1B 1B		F8	4	1	2	0	1	1	1
Dean Palmer, R (1, 5) OBP: 0.356, SLG: 0.539	K				3-3 K	1-2 1-H HR		G6-3		1B	5	1	2	2	0	2	4
Mickey Tettleton, S (1, 10) OBP: 0.372, SLG: 0.446			G3		1-3 K	1-1 2B 1B		1B		K	5	1	2	0	0	2	4
Mark McLemore, S (1, 4) OBP: 0.393, SLG: 0.389			K		1-0 G4-3	1-3 1B 2B		K		L8	5	1	1	0	0	2	5
Kevin Elster, R (1, 6) OBP: 0.318, SLG: 0.470			G5-3		G2-3	1-0 29 1B 1B		K		K	5	1	1	2	0	2	3

Inning Stats	R:	H:	E:	K:	S:	R:	H:	E:	K:	S:	R:	H:	E:	K:	S:	R:	H:	E:	K:	S:	R:	H:	E:	K:	S:	R:	H:	E:	K:	S:	R:	H:	E:	K:	S:															
	1	2	0	1	11	0	0	0	1	6	0	1	0	2	5	0	1	0	2	11	0	0	0	1	7	0	0	0	1	16	0	7	0	1	26	0	41	0	16	0	13	0	22	2	2	0	9	12	0	18

PITCHER	IP	WLS	BF	H	R	ER	SO	BB	IBB	HBP	BLK	WP	HR	S	P	ERA	WHIP
Charles Nagy, R (1, 1) ERA: 3.72	5.1		26	8	5	5	4	1	0	1	0	0	1	52	90	8.44	1.688
Paul Shuey, R (6, 1) ERA: 2.63	2.2		14	5	3	1	3	0	0	0	0	0	0	37	52	3.38	1.875
Paul Assenmacher, L (9, 1) ERA: 2.29	0.2		4	2	0	0	1	0	0	0	0	0	0	10	16	0.00	3.000
Julian Tavarez, R (9, 1) ERA: 5.55	1.1	L	6	2	2	2	1	0	0	0	0	0	1	12	18	13.50	1.500

PITCHER	IP	WLS	BF	H	R	ER	SO	BB	IBB	HBP	BLK	WP	HR	S	P	ERA	WHIP
Charles Nagy, R (1, 1) ERA: 3.72	5.1		26	8	5	5	4	1	0	1	0	0	1	52	90	8.44	1.688
Paul Shuey, R (6, 1) ERA: 2.63	2.2		14	5	3	1	3	0	0	0	0	0	0	37	52	3.38	1.875
Paul Assenmacher, L (9, 1) ERA: 2.29	0.2		4	2	0	0	1	0	0	0	0	0	0	10	16	0.00	3.000
Julian Tavarez, R (9, 1) ERA: 5.55	1.1	L	6	2	2	2	1	0	0	0	0	0	1	12	18	13.50	1.500

Texas Rangers @ Cleveland Indians
 Jacobs Field, Cleveland, OH
 Wed Aug 21 1996, 7:05 PM EDT
 Att. 42,345 - Unknown - 76 F

livebaseballscorecards.com

AB	45
R	8
H	17
RBI	8
BB	8
SO	7
LOB	29



WP:	0	PA:	55
PB:	0		
SB:	1		
CS:	0		

Batter	1	2	3	4	5	6	7	8	9	10	AB	R	H	RBI	BB	SO	LOB
Kenny Lofton, L OBP: 0.372, SLG: 0.452 (1, 8)	F7	G1	G1-3		G3		1B		1B	K	6	1	2	2	1	1	5
Omar Vizquel, S OBP: 0.369, SLG: 0.430 (1, 6)	1B	G1		F7		G3	L8		K		6	2	3	1	0	1	3
Jim Thome, L OBP: 0.458, SLG: 0.620 (1, 5)	1B	G1			G3			G2-3	1B		5	1	2	2	1	0	2
Albert Belle, R OBP: 0.411, SLG: 0.631 (1, 7)	2B	1B		F9				1B	1B	FC6-4	4	1	3	1	2	0	1
Manny Ramirez, R OBP: 0.401, SLG: 0.588 (1, 9)	G3	1B		K		K		F9	FC6-4		6	0	2	1	0	2	7
Brian Giles, L OBP: 0.424, SLG: 0.646 (1, 10)	G3	F7			P5	L3		F7		G1-3	6	0	0	1	0	0	6
Mark Carreon, R OBP: 0.338, SLG: 0.450 (1, 3)	G5-3						F7		SH5-3	1B	3	0	1	0	0	0	1
Casey Candaele, S OBP: 0.375, SLG: 0.478 (9, PH)							1B		1B	BB	1	1	1	0	0	0	0
Jeff Kent, R OBP: 0.317, SLG: 0.420 (10, 3)							1B				0	0	0	0	1	0	0
Sandy Alomar Jr., R OBP: 0.298, SLG: 0.372 (1, 2)							L6		K2-3		4	0	0	0	0	2	2
Jeromy Burnitz, L OBP: 0.407, SLG: 0.529 (9, PH)		K								1B	0	1	0	0	1	0	0
Tony Peña, R OBP: 0.276, SLG: 0.268 (10, 2)										1B	1	0	1	0	0	0	0
Jose Vizcaino, S OBP: 0.347, SLG: 0.372 (1, 4)		1B					1B		SH5-3	K	3	1	2	0	2	1	2

1B:	15	SF:	0
2B:	1	SAC:	1
3B:	1	DP:	1
HR:	0	HBP:	1

Batter	1	2	3	4	5	6	7	8	9	10	AB	R	H	RBI	BB	SO	LOB
John Burkett, R ERA: 4.25 (1, 1)	IP	WLS	BF	H	R	ER	SO	BB	IBB	HBP	BLK	WP	HR	S	P	ERA	WHIP
Kevin Gross, R ERA: 5.54 (4, 1)	3.1		16	4	0	0	3	2	0	0	0	0	0	40	60	0.00	1.800
Dennis Cook, L ERA: 3.83 (7, 1)	0.2		3	1	0	0	0	0	0	0	0	0	0	4	5	0.00	1.500
Jeff Russell, R ERA: 3.74 (8, 1)	0.2		2	0	0	0	0	0	0	0	0	0	0	5	6	0.00	0.000
Mike Henneman, R ERA: 6.94 (9, 1)	0.1		3	1	2	2	0	1	0	0	0	0	0	3	9	54.00	6.000

PITCHER	IP	WLS	BF	H	R	ER	SO	BB	IBB	HBP	BLK	WP	HR	S	P	ERA	WHIP
Ed Vosberg, L ERA: 2.67 (9, 1)	1.2		10	3	0	0	3	1	1	0	0	0	0	25	39	0.00	2.400

Batter	1	2	3	4	5	6	7	8	9	10	AB	R	H	RBI	BB	SO	LOB
Ed Vosberg, L ERA: 2.67 (9, 1)	IP	WLS	BF	H	R	ER	SO	BB	IBB	HBP	BLK	WP	HR	S	P	ERA	WHIP
John Burkett, R ERA: 4.25 (1, 1)	3.1		16	4	0	0	3	2	0	0	0	0	0	40	60	0.00	1.800
Kevin Gross, R ERA: 5.54 (4, 1)	0.2		3	1	0	0	0	0	0	0	0	0	0	4	5	0.00	1.500
Dennis Cook, L ERA: 3.83 (7, 1)	0.2		2	0	0	0	0	0	0	0	0	0	0	5	6	0.00	0.000
Jeff Russell, R ERA: 3.74 (8, 1)	0.1		3	1	2	2	0	1	0	0	0	0	0	3	9	54.00	6.000

PITCHER	IP	WLS	BF	H	R	ER	SO	BB	IBB	HBP	BLK	WP	HR	S	P	ERA	WHIP
Ed Vosberg, L ERA: 2.67 (9, 1)	1.2		10	3	0	0	3	1	1	0	0	0	0	25	39	0.00	2.400

Batter	1	2	3	4	5	6	7	8	9	10	11	AB R H RBI BB SO LOB	TOP			
Fernando Vina, L (1, 4) OBP: 0.349, SLG: 0.389	2-0 E 2B		1-0 F8		1-0 G6-3		3-2 G5-4-3 1B			2-2 L4		5 1 2 0 0 0 1				
Jeff Cirillo, R (1, 5) OBP: 0.393, SLG: 0.497	0-0 E6 G3-1 2-H 1B		1-1 FC4 2B 1-2f HR		0-1 1B		0-0 G5-4-3 1-2f			1-0 1B		5 1 3 0 0 0 2				
Dave Nilsson, L (1, 9) OBP: 0.424, SLG: 0.582 Gerald Williams, R (8, 9) OBP: 0.318, SLG: 0.432	2-2 G3-1 2-3		1-0 HR 2B		2-1 G3				3-1 G6-3		1-1 P4	4 1 1 0 0 0 2 1 0 0 0 0 0 1				
John Jaha, R (1, 3) OBP: 0.384, SLG: 0.531	1-0 F9		0-1 HR		0-1 1B FC6-4 2B				1-3 K		1-0 G6-3 S 1B	5 3 3 3 0 1 1				
Kevin Seitzer, R (1, 10) OBP: 0.408, SLG: 0.453	2-2 P2		1-3 K		1-1 FC6-4 2-3 1B				1-1 L8		2-1 G6-3 1-3	5 0 1 0 0 1 2				
Jose Valentin, S (1, 6) OBP: 0.339, SLG: 0.502		1-2 F9		2-2 F8		0-1 FC6-4 1-2f 3-H S			1-3 K		4-0 1B IBB	4 0 0 1 1 1 1				
Marc Newfield, R (1, 7) OBP: 0.322, SLG: 0.418		0-0 G5-3		0-1 P4		3-2 G6-3 1-2			0-2 G1-3		0-1 SAFE 1-3 3-H 1B	5 0 1 1 0 0 1				
David Hulse, L (1, 8) OBP: 0.272, SLG: 0.248		1-3 K		0-0 G3		0-0 G1			1-3 K		0-0 G4-3	5 0 0 0 0 2 2				
Jesse Levis, L (1, 2) OBP: 0.335, SLG: 0.261			2-2 FC4 1B		1-1 G1-3		1-2 G3			1-2 L3		4 0 1 0 0 0 0				
Inning Stats	R: 1 H: 2 E: 1 LOB: 1 K: 0 BB: 0 S: 11 P: 18	R: 0 H: 0 E: 0 LOB: 0 K: 1 BB: 0 S: 7 P: 9	R: 3 H: 3 E: 0 LOB: 0 K: 1 BB: 0 S: 12 P: 18	R: 0 H: 0 E: 0 LOB: 0 K: 0 BB: 0 S: 7 P: 9	R: 0 H: 1 E: 0 LOB: 1 K: 0 BB: 0 S: 7 P: 11	R: 1 H: 2 E: 0 LOB: 1 K: 0 BB: 0 S: 10 P: 14	R: 0 H: 1 E: 0 LOB: 0 K: 0 BB: 0 S: 7 P: 11	R: 0 H: 0 E: 0 LOB: 0 K: 1 BB: 0 S: 7 P: 12	R: 0 H: 0 E: 0 LOB: 0 K: 2 BB: 0 S: 10 P: 12	R: 0 H: 1 E: 0 LOB: 1 K: 0 BB: 0 S: 9 P: 14	R: 1 H: 2 E: 0 LOB: 1 K: 0 BB: 1 S: 6 P: 13	1B: 8 SF: 0 2B: 3 SAC: 0 3B: 0 DP: 1 HR: 1 HBP: 0	WP: 0 PA: 44 PB: 0 SB: 2 CS: 0			
PITCHER	IP WLS BF H R ER SO BB IBB HBP BLK WP HR S P ERA WHIP															
Orel Hershiser, R (1, 1) ERA: 3.96	9.0	35	9	5	4	5	0	0	0	0	0	0	0	114	4.00	1.000
Jose Mesa, R (10, 1) ERA: 3.68	2.0	L	9	3	1	1	0	0	1	0	0	0	0	15	4.50	1.500

Milwaukee Brewers @ Cleveland Indians
Jacobs Field, Cleveland, OH
 Fri Aug 23 1996, 7:05 PM EDT
 Att: 42,405 - Unknown - 75 F

AB	43
R	6
H	12
RBI	5
BB	1
SO	5
LOB	13



Batter	1	2	3	4	5	6	7	8	9	10	11	AB R H RBI BB SO LOB	BOTTOM	
Kenny Lofton, L OBP: 0.371, SLG: 0.450 (1, 8)	1-2 S 1B		0-1 F8	3-2 G4-3			0-0 G4-3		0-0 SH1-3		0-0 P6	5 1 1 0 0 0 1	Milwaukee Brewers @ Cleveland Indians Jacobs Field, Cleveland, OH Fri Aug 23 1996, 7:05 PM EDT Att: 42,405 - Unknown - 75 F	
Omar Vizquel, S OBP: 0.369, SLG: 0.432 (1, 6)	1 SAFE SAFE G6-3 G4-3 1B		0-0 G3		1-2 G3		1-2 2B		2-1 F9			5 1 2 1 0 0 1		
Jim Thome, L OBP: 0.461, SLG: 0.619 (1, 5)	4-1 G4-3 G6-3 1B BB		3-1 FC5-4 1B		4-2 1B BB		3-2 F8		4-2 BB			2 0 1 0 3 0 1		
Albert Belle, R OBP: 0.411, SLG: 0.628 (1, 7)	3-2 G6-3		0-0 FC5-4 1-2f		2-2 G4-3 1B		4-2 FC1 BB E		0-1 P4			4 1 1 0 1 0 5		
Manny Ramirez, R OBP: 0.401, SLG: 0.584 (1, 9)	0-2 G4-3		2-0 1B 1B		1-2 G4-3 1-2f		4-1 E L7-2 BB		1-2 L9			4 1 1 1 1 0 3		
Brian Giles, L OBP: 0.412, SLG: 0.619 (1, 10)	1-3 K		0-2 SH3-4 1B 1B SF7		1-1 G4-3		0-1 FC1 L7-2 2-3 3-H		0-2 G1-3			5 1 1 0 0 1 2		
Mark Carreon, R OBP: 0.339, SLG: 0.449 Jeff Kent, R OBP: 0.317, SLG: 0.420 (1, 3) (11, 3)		0-2 G4-6-3 1B	1-0 SH3-4 1B		2-2 L7		2-0 L7-2		1-2 F8			5 0 2 1 0 0 2 0 0 0 0 0 0 0		
Tony Peña, R OBP: 0.273, SLG: 0.264 Casey Candaele, S OBP: 0.360, SLG: 0.458 Sandy Alomar Jr., R OBP: 0.297, SLG: 0.371 (1, 2) (8, PH) (9, 2)		0-0 G4-6-3	0-0 SH3-4		0-0 G6-3		0-0 G6-3		2-3 K			2 0 0 0 0 0 1 1 0 0 0 0 0 1 1 0 0 0 0 1 0		
Jose Vizcaino, S OBP: 0.345, SLG: 0.371 (1, 4)		2-2 L3	0-1 SF7		1-0 P6		3-2 SH1-3 1B		0-1 G6-3			4 0 1 1 0 0 0		
Inning Stats	R: 2 H: 2 E: 0 LOB: 1 K: 1 BB: 1 S: 16 P: 27	R: 0 H: 1 E: 0 LOB: 0 K: 0 BB: 0 S: 9 P: 11	R: 0 H: 1 E: 0 LOB: 1 K: 0 BB: 0 S: 6 P: 9	R: 2 H: 3 E: 0 LOB: 1 K: 0 BB: 0 S: 12 P: 20	R: 0 H: 1 E: 0 LOB: 1 K: 0 BB: 1 S: 11 P: 19	R: 0 H: 0 E: 0 LOB: 0 K: 0 BB: 0 S: 6 P: 9	R: 0 H: 1 E: 0 LOB: 1 K: 0 BB: 0 S: 12 P: 17	R: 1 H: 0 E: 1 LOB: 1 K: 0 BB: 2 S: 9 P: 19	R: 0 H: 1 E: 0 LOB: 2 K: 0 BB: 1 S: 12 P: 21	R: 0 H: 0 E: 0 LOB: 0 K: 0 BB: 0 S: 11 P: 13	R: 0 H: 0 E: 0 LOB: 0 K: 1 BB: 0 S: 6 P: 8	1B: 9 SF: 1 2B: 2 SAC: 2 3B: 0 DP: 3 HR: 0 HBP: 0		WP: 0 PA: 46 PB: 0 SB: 1 CS: 0
PITCHER	IP WLS BF H R ER SO BB IBB HBP BLK WP HR S P ERA WHIP													
Ben McDonald, R ERA: 4.25 (1, 1)	6.2 29 9 4 4 1 2 0 0 0 0 0 0 65 102 5.40 1.650													
Ron Villone, L ERA: 3.45 (7, 1)	0.1 1 0 0 0 0 0 0 0 0 0 0 0 7 10 0.00 0.000													
Bryce Florie, R ERA: 3.86 (8, 1)	1.0 6 1 1 0 0 2 0 0 0 0 0 0 12 25 0.00 3.000													
Angel Miranda, L ERA: 4.82 (9, 1)	0.2 3 0 0 0 0 1 0 0 0 0 0 0 7 13 0.00 1.500													
Doug Jones, R ERA: 4.94 (9, 1)	1.1 W 4 0 0 0 0 0 0 0 0 0 0 0 13 15 0.00 0.000													
PITCHER	IP WLS BF H R ER SO BB IBB HBP BLK WP HR S P ERA WHIP													
Mike Fetters, R ERA: 2.83 (11, 1)	1.0 S 3 0 0 0 1 0 0 0 0 0 0 0 6 8 0.00 0.000													

livebaseballscores.com

AB	38
R	5
H	10
RBI	4
BB	5
SO	2
LOB	17



Batter	1	2	3	4	5	6	7	8	9	10	AB R H RBI BB SO LOB	TOP															
Fernando Vina, L OBP: 0.349, SLG: 0.391 (1, 4)	2-2 BB 1B		1-1 G2-3		0-2 F7		0-2 SH2-3 2B		0-0 G3		5 0 2 0 0 0 1	Milwaukee Brewers @ Cleveland Indians Jacobs Field, Cleveland, OH Sat Aug 24 1996, 3:33 AM EDT Att: 42,437 - Sunny - 74 F															
Jeff Cirillo, R OBP: 0.396, SLG: 0.500 (1, 5)	4-2 BB 1-2 BB		3-2 E 2B		0-1 G5-3		0-1 SH2-3		1-0 FC3-6 1B	3 1 2 1 1 0 0																	
Dave Nilsson, L OBP: 0.426, SLG: 0.580 David Hulse, L OBP: 0.272, SLG: 0.248 (10, PR) (10, 9)	0-0 P5		0-1 E2 G6-3 1B		4-2 BB BB		4-0 G5-4-3 IBB		0-0 FC3-6 1B	3 1 1 1 2 0 3 0 1 0 0 0 0 0																	
John Jaha, R OBP: 0.382, SLG: 0.526 (1, 10)	3-2 G6-4-3 1-2f		1-1 G6-3		4-2 BB 1-2 BB		0-0 G5-4-3 1-2f		1-3 K	4 0 0 1 1 1 5																	
Kevin Seitzer, R OBP: 0.408, SLG: 0.455 (1, 3)		1-0 2B	1-3 K		0-1 P8			0-1 L9	0-0 1B	5 0 2 1 0 1 2																	
Jose Valentin, S OBP: 0.337, SLG: 0.503 (1, 6)		1-2 P6		0-0 L8		1-2 3B		1-3 K	3-3 K	5 0 1 0 0 2 2																	
Marc Newfield, R OBP: 0.318, SLG: 0.412 (1, 7)		1-3 K		0-1 G6-3		1-0 P3		1-1 G4-3		4 0 0 0 0 1 2																	
Gerald Williams, R OBP: 0.313, SLG: 0.424 (1, 8)		3-3 K		1-3 K		0-1 G5-3			1-3 K	4 0 0 0 0 3 2																	
Jesse Levis, L OBP: 0.333, SLG: 0.261 (1, 2)			2-1 2B 1B		3-2 G4-3		2-2 L7		1-0 G1-3	4 1 1 0 0 0 2																	
Inning Stats	R: 0 E: 0 K: 10 S: 10	H: 1 LOB: 1 BB: 1 P: 19	R: 0 E: 0 K: 2 S: 14	H: 1 LOB: 1 BB: 0 P: 20	R: 3 E: 1 K: 1 S: 16	H: 3 LOB: 0 BB: 0 P: 24	R: 0 E: 0 K: 1 S: 11	H: 0 LOB: 1 BB: 0 P: 15	R: 0 E: 0 K: 0 S: 13	H: 0 LOB: 2 BB: 2 P: 21	R: 0 E: 0 K: 0 S: 10		H: 1 LOB: 1 BB: 1 P: 14	R: 0 E: 0 K: 0 S: 6	H: 1 LOB: 1 BB: 1 P: 10	R: 0 E: 0 K: 1 S: 8	H: 0 LOB: 0 BB: 0 P: 10	R: 0 E: 0 K: 1 S: 5	H: 0 LOB: 0 BB: 0 P: 7	R: 1 E: 0 K: 2 S: 11	H: 2 LOB: 1 BB: 0 P: 16	1B: 5 2B: 3 3B: 1 HR: 0	SF: 0 SAC: 1 DP: 2 HBP: 0	WP: 1 PB: 0 SB: 1 CS: 0	PA: 42		
PITCHER	IP WLS BF H R ER SO BB IBB HBP BLK WP HR S P ERA WHIP	IP WLS BF H R ER SO BB IBB HBP BLK WP HR S P ERA WHIP											IP WLS BF H R ER SO BB IBB HBP BLK WP HR S P ERA WHIP														
Chad Ogea, R ERA: 5.19 (1, 1)	7.0	31	7	3	2	4	3	1	0	0	0	1	0	80	123	2.57	1.429										
Eric Plunk, R ERA: 2.59 (8, 1)	2.0	L	7	1	1	1	2	0	0	0	0	0	0	14	19	4.50	0.500										
Paul Assenmacher, L ERA: 2.27 (10, 1)	0.1		1	0	0	0	0	0	0	0	0	0	0	1	1	0.00	0.000										
Paul Shuey, R ERA: 2.79 (10, 1)	0.2		3	1	0	0	2	0	0	0	0	0	0	9	13	0.00	1.500										

AB	37
R	4
H	9
RBI	4
BB	4
SO	8
LOB	19



Milwaukee Brewers @ Cleveland Indians
Jacobs Field, Cleveland, OH
 Sat Aug 24 1996, 3:33 AM EDT
 Att. 42,437 - Sunny - 74 F

livebaseballscorecards.com

AB	40
R	3
H	10
RBI	3
BB	2
SO	9
LOB	17



WP	1	PA	42
PB	0		
SB	2		
CS	1		

Batter	1	2	3	4	5	6	7	8	9	10	AB	R	H	RBI	BB	SO	LOB
Kenny Lofton, L OBP: 0.375, SLG: 0.452 (1, 8)	E6 G1-6-3		1B S 1B		1B 1-2			WP E G4-3 1B		IBB	4	2	3	0	1	0	0
Jose Vizcaino, S OBP: 0.346, SLG: 0.370 (1, 4)	G1-6-3 1-2f		1B 1B 1-H		G5-3			G4-3 WP 1B BB		G4-3	4	1	1	1	1	0	4
Jim Thome, L OBP: 0.459, SLG: 0.614 (1, 5)	K		FC6-4 1B 1-2					G4-3 1-3 2-H		E4 S	5	0	1	1	0	1	1
Albert Belle, R OBP: 0.411, SLG: 0.628 (1, 7)			FC6-4 1-2f					1B 1B 3-H		K S	5	0	2	1	0	2	3
Manny Ramirez, R OBP: 0.399, SLG: 0.580 (1, 9)	P4							1B 1-2		P4	5	0	1	0	0	1	2
Sandy Alomar Jr., R OBP: 0.295, SLG: 0.367 (1, 2)											3	0	0	0	0	2	1
Jeromy Burnitz, L OBP: 0.404, SLG: 0.525 (8, PH)											1	0	0	0	0	0	2
Tony Peña, R OBP: 0.273, SLG: 0.264 (9, 2)											0	0	0	0	0	0	0
Casey Candaele, S OBP: 0.346, SLG: 0.440 (10, PH)											1	0	0	0	0	1	1
Jeff Kent, R OBP: 0.316, SLG: 0.418 (1, 3)	G6-3										4	0	1	0	0	1	1
Brian Giles, L OBP: 0.396, SLG: 0.591 (1, 10)			G6-3								4	0	0	0	0	0	1
Omar Vizquel, S OBP: 0.368, SLG: 0.430 (1, 6)			K								4	0	1	0	0	1	1

Inning Stats	R: 0	H: 0	E: 1	K: 1	S: 7	R: 0	H: 1	E: 0	K: 1	S: 8	R: 1	H: 3	E: 0	K: 1	S: 15	R: 0	H: 0	E: 0	K: 3	S: 10	R: 0	H: 2	E: 0	K: 0	S: 11	R: 0	H: 0	E: 0	K: 1	S: 6	R: 0	H: 0	E: 0	K: 0	S: 6	R: 0	H: 0	E: 1	K: 0	S: 19	R: 2	H: 3	E: 1	K: 0	S: 14	R: 0	H: 1	E: 0	K: 0	S: 5	R: 0	H: 0	E: 1	K: 2	S: 14	1B: 9	SF: 0	2B: 1	SAC: 0	3B: 0	DP: 1	HR: 0	HBP: 0	WP: 1	PA: 42
PITCHER	IP	WLS	BF	H	R	ER	SO	BB	IBB	HBP	BLK	WP	HR	S	P	ERA	WHIP																																																
Scott Karl, L ERA: 5.03 (1, 1)	7.1		28	7	2	2	7	0	0	0	0	0	0	66	103	2.46	0.955																																																
Ron Villone, L ERA: 3.72 (8, 1)	0.1		2	0	0	0	0	1	0	0	0	1	0	5	12	0.00	3.000																																																
Bob Wickman, R ERA: 4.59 (8, 1)	1.1	W	8	3	1	1	0	0	1	0	0	0	0	16	28	6.75	2.250																																																
Mike Fetters, R ERA: 2.77 (10, 1)	1.0	S	4	0	0	0	2	0	0	0	0	0	0	14	24	0.00	0.000																																																

Batter	1	2	3	4	5	6	7	8	9	AB R H RBI BB SO LOB	TOP																
Fernando Vina, L (1, 4) OBP: 0.348, SLG: 0.389	1-2 L9	1-1 P6		1-0 F8			0-0 1B		1-0 F9	5 0 1 0 0 0 3																	
Mark Loretta, R (1, 5) OBP: 0.346, SLG: 0.331	0-0 L6		0-1 F8 PB 1B		2-3 K		2-2 F9 1B		3-2 F8	5 1 1 0 0 1 1																	
Dave Nilsson, L (1, 9) OBP: 0.425, SLG: 0.575	1-3 K		2-2 F7 1B		4-2 FC5 BB		0-0 L8			3 0 0 0 1 1 2																	
John Jaha, R (1, 10) OBP: 0.385, SLG: 0.526		0-0 HR 1B	2-0 F8 1B		4-2 FC5 2B BB		4-2 BB			2 2 1 0 2 0 1																	
Kevin Seitzer, R (1, 3) OBP: 0.409, SLG: 0.460		0-0 HR	4-0 BB		3-1 FC5 2B		3-3 K			3 2 1 2 1 1 4																	
Jose Valentin, S (1, 6) OBP: 0.339, SLG: 0.505		3-2 SH5-3 HBP 1B	2-3 K		0-2 1B			0-1 G4-3		4 0 2 2 0 1 1																	
Marc Newfield, R (1, 7) OBP: 0.320, SLG: 0.411		2-0 SH5-3 HBP		1-3 K		0-0 CS 1B		1-0 G4-3		3 0 1 0 0 1 0																	
Gerald Williams, R (1, 8) OBP: 0.309, SLG: 0.419		0-0 SH5-3		3-1 G5-3		0-1 F8		3-2 P5		3 0 0 0 0 0 1																	
Jesse Levis, L (1, 2) OBP: 0.333, SLG: 0.257		2-2 P6		4-2 BB		3-2 G4-3			1-1 G5-3	2 0 0 0 1 0 3																	
Jeff Cirillo, R (9, PH) OBP: 0.395, SLG: 0.499										1 0 0 0 0 0 0																	
Inning Stats	R: 0 E: 0 K: 1 S: 7	H: 0 LOB: 0 BB: 0 P: 9	R: 2 E: 0 K: 0 S: 12	H: 3 LOB: 2 BB: 0 P: 20	R: 1 E: 0 K: 1 S: 11	H: 1 LOB: 1 BB: 1 P: 21	R: 0 E: 0 K: 1 S: 8	H: 0 LOB: 1 BB: 1 P: 17	R: 2 E: 0 K: 1 S: 15	H: 1 LOB: 1 BB: 2 P: 28	R: 0 E: 0 K: 0 S: 7	H: 1 LOB: 0 BB: 0 P: 9	R: 0 E: 0 K: 1 S: 13	H: 1 LOB: 2 BB: 1 P: 22	R: 0 E: 0 K: 0 S: 7	H: 0 LOB: 0 BB: 0 P: 11	R: 0 E: 0 K: 0 S: 6	H: 0 LOB: 0 BB: 0 P: 11	1B: 5 2B: 1 3B: 0 HR: 1	SF: 0 SAC: 1 DP: 0 HBP: 1	WP: 0 PB: 1 SB: 2 CS: 1	PA: 38					
PITCHER	IP WLS BF H R ER SO BB IBB HBP BLK WP HR S P ERA WHIP																										
Jack McDowell, R (1, 1) ERA: 5.17	6.0		27	6	5	4	4	4	0	1	0	0	1	60	104	6.00	1.667										
Kent Mercker, L (7, 1) ERA: 7.71	0.2		3	1	0	0	0	0	0	0	0	0	0	7	9	0.00	1.500										
Paul Shuey, R (7, 1) ERA: 2.7	1.1	W	5	0	0	0	1	1	0	0	0	0	0	13	24	0.00	0.750										
Jose Mesa, R (9, 1) ERA: 3.62	1.0	S	3	0	0	0	0	0	0	0	0	0	0	6	11	0.00	0.000										

Milwaukee Brewers @ Cleveland Indians
Jacobs Field, Cleveland, OH
 Sun Aug 25 1996, 3:33 AM EDT
 Att. 42,335 - Sunny - 77 F

AB	31
R	5
H	7
RBI	4
BB	5
SO	5
LOB	16



Batter	1	2	3	4	5	6	7	8	9
Kenny Lofton, L OBP: 0.375, SLG: 0.453 (1, 8)	F7		WP 2B		K		SH1-4 1B	F8	
Omar Vizquel, S OBP: 0.370, SLG: 0.434 (1, 6)	G4-3		BB 1B			FC5-4 2B	SH1-4		
Jim Thome, L OBP: 0.459, SLG: 0.611 (1, 5)	F8		BB			K	BB 1B IBB		
Albert Belle, R OBP: 0.412, SLG: 0.626 (1, 7)		F7	K			FC5-4 BB	1B BB E 1B		
Manny Ramirez, R OBP: 0.398, SLG: 0.579 (1, 10)		2B			P2	FC5-4 2B	L7		
Jeremy Burnitz, L OBP: 0.413, SLG: 0.537 (1, 9)		P4			G5-4-3 1B	SAFE 2B	1B E BB		
Sandy Alomar Jr., R OBP: 0.294, SLG: 0.366 (1, 2)		P3			G5-4-3	G6-3	E9 1B		
Jeff Kent, R OBP: 0.315, SLG: 0.416 (1, 3)			G3-1		G4-3		1B 1B	G5-3	
Jose Vizcaino, S OBP: 0.345, SLG: 0.369 (1, 4)			G4-3		K2-3		SH1-4 1B 1B	K	

Inning Stats	R: 0 E: 0 K: 0 S: 5	H: 0 LOB: 0 BB: 0 P: 9	R: 0 E: 0 K: 0 S: 10	H: 1 LOB: 1 BB: 0 P: 15	R: 1 E: 0 K: 1 S: 19	H: 2 LOB: 2 BB: 1 P: 30	R: 0 E: 0 K: 0 S: 5	H: 1 LOB: 0 BB: 0 P: 7	R: 0 E: 0 K: 2 S: 7	H: 0 LOB: 0 BB: 0 P: 7	R: 2 E: 0 K: 1 S: 21	H: 2 LOB: 1 BB: 1 P: 31	R: 5 E: 1 K: 0 S: 15	H: 5 LOB: 2 BB: 2 P: 27	R: 0 E: 0 K: 1 S: 6	H: 0 LOB: 0 BB: 0 P: 8
--------------	------------------------------	---------------------------------	-------------------------------	----------------------------------	-------------------------------	----------------------------------	------------------------------	---------------------------------	------------------------------	---------------------------------	-------------------------------	----------------------------------	-------------------------------	----------------------------------	------------------------------	---------------------------------

PITCHER	IP	WLS	BF	H	R	ER	SO	BB	IBB	HBP	BLK	WP	HR	S	P	ERA	WHIP
Jeff D'Amico, R ERA: 5.31 (1, 1)	5.2		24	6	3	3	4	2	0	0	0	1	0	66	98	4.76	1.412
Bryce Florie, R ERA: 4.13 (6, 1)	0.1		3	2	2	2	0	0	0	0	0	0	0	4	5	54.00	6.000
Angel Miranda, L ERA: 4.98 (7, 1)	0.1	L	3	1	0	0	0	0	1	0	0	0	0	5	10	0.00	3.000
Doug Jones, R ERA: 4.78 (7, 1)	1.2		7	2	3	2	1	1	0	0	0	0	0	13	21	10.80	1.800

BOTTOM

Milwaukee Brewers @ Cleveland Indians
Jacobs Field, Cleveland, OH
 Sun Aug 25 1996, 3:33 AM EDT
 Att: 42,335 - Sunny - 77 F

AB	R	H	RBI	BB	SO	LOB
5	2	2	1	0	1	0
3	1	2	0	0	0	0
2	1	0	0	2	1	1
3	1	1	2	1	1	2
4	1	1	0	0	0	4
3	0	2	2	1	0	1
4	0	1	1	0	0	3
4	1	1	0	0	0	0
4	1	1	0	0	2	0

AB	32
R	8
H	11
RBI	6
BB	4
SO	5
LOB	11

C

WP	PA
1	37

PITCHER	IP	WLS	BF	H	R	ER	SO	BB	IBB	HBP	BLK	WP	HR	S	P	ERA	WHIP
---------	----	-----	----	---	---	----	----	----	-----	-----	-----	----	----	---	---	-----	------

Batter	1	2	3	4	5	6	7	8	9	AB R H RBI BB SO LOB	TOP
Kenny Lofton, L OBP: 0.374, SLG: 0.452 (1, 8) F C B B X	1-2 G3 ①		1-1 L3 ②		2-3 K ③			0-0 CS 1B X		4 0 1 0 0 1 0	
Omar Vizquel, S OBP: 0.367, SLG: 0.430 (1, 6) C C B B X	2-2 F8 ②		1-2 G3 ③			2-2 F7 ①		3-1 CS 1-2 ③ X	0-0 L7 ①	4 0 0 0 0 0 0	
Jim Thome, L OBP: 0.463, SLG: 0.620 (1, 5) B B F B B	4-2 FC6-4 BB			4-1 WP G1-3 1B BB		1-1 G5-4-3 1B			2-2 HR	2 2 2 1 2 0 0	
Albert Belle, R OBP: 0.409, SLG: 0.621 (1, 7) C B F X	1-2 FC6-4 1-2f ③			2-0 G1-3 1-2 ①		0-0 G5-4-3 1-2f ② ③			1-1 F7 ②	4 0 0 0 0 0 3	
Manny Ramirez, R OBP: 0.399, SLG: 0.578 (1, 9) B B B B B		4-2 BB		2-1 2-H 1B			0-0 F9 ①		0-2 F9 ③	3 0 1 1 1 0 0	
Jeremy Burnitz, L OBP: 0.405, SLG: 0.524 (1, 10) B F F S SAFE		1-3 K ①		1-1 F7 ②			1-2 G3 ②			3 0 0 0 0 1 2	
Sandy Alomar Jr., R OBP: 0.282, SLG: 0.363 (1, 2) 1 B B S SAFE X		2-1 F8 ②		2-1 G6-3 ③			0-0 F9 ③			3 0 0 0 0 0 2	
Jeff Kent, R OBP: 0.313, SLG: 0.413 (1, 3) C X		0-1 F9 ③			1-1 P6 ①			0-1 G5-3 ①		3 0 0 0 0 0 1	
Jose Vizcaino, S OBP: 0.343, SLG: 0.366 (1, 4) F B C B B X			3-2 G6-3 ①		1-0 F7 ②			0-0 G4-3 ②		3 0 0 0 0 0 0	
Inning Stats	R: 0 E: 0 K: 0 S: 12 H: 0 LOB: 1 BB: 1 P: 20	R: 0 E: 0 K: 1 S: 9 H: 0 LOB: 1 BB: 1 P: 16	R: 0 E: 0 K: 0 S: 9 H: 0 LOB: 0 BB: 0 P: 14	R: 1 E: 0 K: 0 S: 8 H: 1 LOB: 1 BB: 1 P: 19	R: 0 E: 0 K: 1 S: 7 H: 0 LOB: 0 BB: 0 P: 11	R: 0 E: 0 K: 0 S: 6 H: 1 LOB: 0 BB: 0 P: 9	R: 0 E: 0 K: 0 S: 5 H: 0 LOB: 0 BB: 0 P: 6	R: 0 E: 0 K: 0 S: 5 H: 1 LOB: 0 BB: 0 P: 8	R: 1 E: 0 K: 0 S: 9 H: 1 LOB: 0 BB: 0 P: 12	1B: 3 2B: 0 3B: 0 HR: 1 SF: 0 SAC: 0 DP: 1 HBP: 0	WP: 1 PB: 0 SB: 0 CS: 1 PA: 33
PITCHER Felipe Lira, R ERA: 5.48 (1, 1)	IP 9.0 WLS L BF 32 H 4 R 2 ER 2 SO 2 BB 3 IBB 0 HBP 0 BLK 0 WP 1 HR 1 S 70 P 115 ERA 2.00 WHIP 0.778	PITCHER IP WLS BF H R ER SO BB IBB HBP BLK WP HR S P ERA WHIP									

Cleveland Indians @ Detroit Tigers
Tiger Stadium, Detroit, MI
Mon Aug 26 1996, 7:05 PM EDT
Att. 22,349 - Unknown - 86 F

livebaseballscorecards.com

AB	29
R	2
H	4
RBI	2
BB	3
SO	2
LOB	8



Batter	1	2	3	4	5	6	7	8	9	AB R H RBI BB SO LOB
Curtis Pride, L (1, 7) OBP: 0.359, SLG: 0.502	1-1 F9		0-0 G6-3			2-3 K			2-3 K	4 0 0 0 0 2 0
Mark Lewis, R (1, 4) OBP: 0.339, SLG: 0.419	3-1 G5-3		1-1 G5-3			2-2 F9			2-3 K	4 0 0 0 0 1 0
Travis Fryman, R (1, 5) OBP: 0.322, SLG: 0.448	4-1 BB			0-1 P3			0-0 HR		1-3 K	3 1 1 1 1 1 0
Ruben Sierra, S (1, 9) OBP: 0.327, SLG: 0.399	0-1 P6			1-2 G3-1			1-2 F8			3 0 0 0 0 0 1
Bobby Higginson, L (1, 8) OBP: 0.397, SLG: 0.575		1-2 G4-3		1-1 F8			1-3 K			3 0 0 0 0 1 0
Tony Clark, S (1, 3) OBP: 0.308, SLG: 0.472		1-1 1B		0-0 G4-3			2-3 K			3 0 1 0 0 1 0
Melvin Nieves, S (1, 10) OBP: 0.345, SLG: 0.539		1-1 L6		2-3 K			0-1 G1-6-4 1B			3 0 1 0 0 1 1
Kimera Barteo, R (8, PR) OBP: 0.348, SLG: 0.348		3-2 G6-3		1-0 G6-3			1-1 G1-6-4 1-2f			0 0 0 0 0 0 0
Andujar Cedeno, R (1, 6) OBP: 0.248, SLG: 0.345							SAFE 1-1 G1-6-4			3 0 0 0 0 0 2
Brad Ausmus, R (1, 2) OBP: 0.287, SLG: 0.306			1-0 G5-3			2-2 G6-3		1-1 F8		3 0 0 0 0 0 1


Inning Stats	R: 0 E: 0 K: 0 S: 7	H: 0 LOB: 1 BB: 1 P: 15	R: 0 E: 0 K: 0 S: 12	H: 1 LOB: 1 BB: 0 P: 18	R: 0 E: 0 K: 0 S: 4	H: 0 LOB: 0 BB: 0 P: 6	R: 0 E: 0 K: 0 S: 7	H: 0 LOB: 0 BB: 0 P: 9	R: 0 E: 0 K: 1 S: 5	H: 0 LOB: 0 BB: 0 P: 8	R: 0 E: 0 K: 1 S: 9	H: 0 LOB: 0 BB: 0 P: 15	R: 1 E: 0 K: 2 S: 10	H: 1 LOB: 0 BB: 0 P: 14	R: 0 E: 0 K: 0 S: 6	H: 1 LOB: 1 BB: 0 P: 8	R: 0 E: 0 K: 3 S: 10	H: 0 LOB: 0 BB: 0 P: 15	1B: 2 2B: 0 3B: 0 HR: 1	SF: 0 SAC: 0 DP: 1 HBP: 0
--------------	------------------------------	----------------------------------	-------------------------------	----------------------------------	------------------------------	---------------------------------	------------------------------	---------------------------------	------------------------------	---------------------------------	------------------------------	----------------------------------	-------------------------------	----------------------------------	------------------------------	---------------------------------	-------------------------------	----------------------------------	----------------------------------	------------------------------------

PITCHER	IP	WLS	BF	H	R	ER	SO	BB	IBB	HBP	BLK	WP	HR	S	P	ERA	WHIP
Charles Nagy, R (1, 1) ERA: 3.58	9.0	W	30	3	1	1	7	1	0	0	0	0	1	70	108	1.00	0.444

BOTTOM

Cleveland Indians @ Detroit Tigers
Tiger Stadium, Detroit, MI
Mon Aug 26 1996, 7:05 PM EDT
Att: 22,349 - Unknown - 86 F

AB	29
R	1
H	3
RBI	1
BB	1
SO	7
LOB	5



WP: 0	PA: 30
PB: 0	
SB: 0	
CS: 0	

livebaseballscorecards.com

Batter	1	2	3	4	5	6	7	8	9	AB R H RBI BB SO LOB	TOP		
Kenny Lofton, L (1, 8) OBP: 0.373, SLG: 0.449 Jeremy Burnitz, L (8, 8) OBP: 0.409, SLG: 0.528	2-2 G4-3		0-3 K	0-0 F7		0-0 F7		2-1 WP 1B	1-0 FC6-4 1B	5 1 1 0 0 1 1 1 0 1 0 0 0 0			
Jose Vizcaino, S (1, 4) OBP: 0.343, SLG: 0.366	0-3 K		1-0 1B SF8 1B		1-2 G6-3	0-1 G5-3		2-0 HR 1B	0-0 FC6-4 1B	6 2 2 1 0 1 1			
Jim Thome, L (1, 5) OBP: 0.468, SLG: 0.630	3-2 BB 1B		2-2 BB BB 1B		3-2 HR		1-0 1B FC6-5 1B	4-2 HR BB	1-1 G4-3	5 3 4 2 1 0 1			
Albert Belle, R (1, 7) OBP: 0.412, SLG: 0.627	4-2 BB 1B		4-2 BB BB		3-1 F9		0-0 FC6-5 1B	0-0 HR		3 1 2 3 2 0 0			
Manny Ramirez, R (1, 9) OBP: 0.399, SLG: 0.579	1-3 K		1-0 SF8		2-2 2B		2-1 FC6-5 1B 1B	2-0 F8		4 2 2 1 0 1 2			
Jeff Kent, R (1, 3)		1-3 K	4-2 BB		1-0 2B		1-1 FC6-5 1B S	1-1 G5-3		4 1 1 2 1 1 2			
Brian Giles, L (1, 10) OBP: 0.406, SLG: 0.582		3-2 P6	3-2 F9		4-0 IBB		0-1 WP 1B	4-2 WP BB		3 1 1 1 2 0 3			
Tony Peña, R (1, 2) OBP: 0.264, SLG: 0.255		1-0 G4-3		2-2 F8		3-3 K	3-3 K	3-2 G3		5 0 0 0 0 2 4			
Omar Vizquel, S (1, 6) Casey Candaele, S (8, 4) OBP: 0.366, SLG: 0.427 OBP: 0.333, SLG: 0.423			4-0 1B S 1B BB	2-1 F9		0-1 G3-1	2-2 F7		2-3 K	3 1 0 0 1 0 0 1 0 0 0 0 1 0			
Inning Stats	R: 0 H: 1 E: 0 LOB: 2 K: 2 BB: 1 S: 17 P: 27	R: 0 H: 0 E: 0 LOB: 0 K: 1 BB: 0 S: 9 P: 14	R: 2 H: 2 E: 0 LOB: 3 K: 1 BB: 3 S: 15 P: 34	R: 0 H: 0 E: 0 LOB: 0 K: 0 BB: 0 S: 6 P: 10	R: 2 H: 3 E: 0 LOB: 2 K: 1 BB: 1 S: 18 P: 35	R: 0 H: 0 E: 0 LOB: 0 K: 0 BB: 0 S: 5 P: 5	R: 4 H: 4 E: 1 LOB: 0 K: 1 BB: 0 S: 16 P: 25	R: 4 H: 3 E: 0 LOB: 1 K: 0 BB: 2 S: 18 P: 36	R: 0 H: 1 E: 0 LOB: 1 K: 1 BB: 0 S: 7 P: 11	1B: 10 SF: 1 2B: 2 SAC: 0 3B: 0 DP: 0 HR: 2 HBP: 0	WP: 3 PA: 48 PB: 0 SB: 3 CS: 0		
PITCHER	IP WLS BF H R ER SO BB IBB HBP BLK WP HR S P ERA WHIP											PITCHER	IP WLS BF H R ER SO BB IBB HBP BLK WP HR S P ERA WHIP
Justin Thompson, L (1, 1) ERA: 3.49	4.1 L 21 4 3 3 4 4 0 0 0 0 0 1 55 97 6.23 1.846												
Richie Lewis, R (5, 1) ERA: 4.23	2.0 12 5 4 4 1 0 1 0 0 0 0 0 21 38 18.00 2.500												
John Cummings, L (7, 1) ERA: 3.68	0.2 3 1 1 0 1 0 0 0 0 0 1 0 10 15 0.00 1.500												
Joey Eischen, L (8, 1) ERA: 4.53	1.0 8 3 4 4 0 2 0 0 0 0 2 1 18 36 36.00 5.000												
Mike Myers, L (9, 1) ERA: 5.04	1.0 4 1 0 0 1 0 0 0 0 0 0 0 7 11 0.00 1.000												

Cleveland Indians @ Detroit Tigers
Tiger Stadium, Detroit, MI
Tue Aug 27 1996, 7:05 PM EDT
Att. 19,602 - Unknown - 76 F

livebaseballscorecards.com

AB	40
R	12
H	14
RBI	10
BB	7
SO	7
LOB	14




Batter	1	2	3	4	5	6	7	8	9	AB R H RBI BB SO LOB
Curtis Pride, L OBP: 0.357, SLG: 0.502 (1, 7)	0-0 G3-1		3-2 E3 F8 HBP		3-1 F8			0-2 1B 2B		4 0 1 0 0 0 0
Mark Lewis, R OBP: 0.341, SLG: 0.419 (1, 4)	2-1 L6		2-1 SAFE 1-2 F8 HBP		1-3 K			2-0 1B G6-4-3 2-3		3 0 1 0 0 1 0
Travis Fryman, R OBP: 0.323, SLG: 0.448 (1, 5) Phil Nevin, R OBP: 0.371, SLG: 0.323 (8, PH) (9, 5)	1-0 2B 1B		2-2 F8		3-2 G6-3			2-3 K		3 1 1 0 0 0 2 1 0 0 0 0 1 2
Ruben Sierra, S OBP: 0.329, SLG: 0.399 (1, 10) Eddie Williams, R OBP: 0.275, SLG: 0.317 (8, PH)	4-1 2B BB		2-0 P5		0-0 CS 1B			1-2 G6-4-3 1-2f		2 1 1 0 1 0 2 1 0 0 0 0 0 2
Bobby Higginson, L OBP: 0.398, SLG: 0.576 (1, 8)	1-0 2B		4-0 IBB		3-3 K			3-3 K		3 0 1 2 1 2 1
Tony Clark, S OBP: 0.304, SLG: 0.465 (1, 3)	0-0 L9		3-3 K		1-2 L5			2-2 P4		4 0 0 0 0 1 4
Melvin Nieves, S OBP: 0.347, SLG: 0.545 (1, 9)		1-1 FC6-4 1B		0-3 K			1-3 K	2-1 3B		4 0 2 0 0 2 0
Andujar Cedeno, R OBP: 0.245, SLG: 0.340 (1, 6)		2-1 SAFE FC6-4 CS 1-2f		2-3 K			0-0 G1-3	2-3 K		4 0 0 0 0 2 2
Brad Ausmus, R OBP: 0.285, SLG: 0.303 (1, 2)		3-3 SAFE SAFE SAFE 1-2 K		1-0 G6-3			2-0 F8			3 0 0 0 0 1 1

Inning Stats	R: 2 E: 0 K: 0 S: 7	H: 2 LOB: 1 BB: 1 P: 15	R: 0 E: 0 K: 1 S: 9	H: 1 LOB: 1 BB: 0 P: 15	R: 0 E: 1 K: 1 S: 13	H: 0 LOB: 3 BB: 1 P: 29	R: 0 E: 0 K: 2 S: 7	H: 0 LOB: 0 BB: 0 P: 10	R: 0 E: 0 K: 1 S: 11	H: 1 LOB: 0 BB: 0 P: 11	R: 0 E: 0 K: 1 S: 5	H: 0 LOB: 0 BB: 0 P: 8	R: 0 E: 0 K: 1 S: 11	H: 2 LOB: 1 BB: 0 P: 16	R: 0 E: 0 K: 2 S: 12	H: 1 LOB: 1 BB: 0 P: 21	1B: 4 2B: 4 3B: 1 HR: 0	SF: 0 SAC: 0 DP: 3 HBP: 1
--------------	------------------------------	----------------------------------	------------------------------	----------------------------------	-------------------------------	----------------------------------	------------------------------	----------------------------------	-------------------------------	----------------------------------	------------------------------	---------------------------------	-------------------------------	----------------------------------	-------------------------------	----------------------------------	----------------------------------	------------------------------------

BOTTOM

Cleveland Indians @ Detroit Tigers
Tiger Stadium, Detroit, MI
Tue Aug 27 1996, 7:05 PM EDT
Att. 19,602 - Unknown - 76 F

AB	32
R	2
H	7
RBI	2
BB	2
SO	10
LOB	16



PITCHER	IP	WLS	BF	H	R	ER	SO	BB	IBB	HBP	BLK	WP	HR	S	P	ERA	WHIP
Dennis Martinez, R ERA: 4.5 (1, 1)	0.2		5	2	2	2	0	1	0	0	0	0	0	6	14	27.00	4.500
Albie Lopez, R ERA: 6.51 (1, 1)	6.1	W	22	2	0	0	7	0	1	1	0	0	0	53	92	0.00	0.316
Julian Tavarez, R ERA: 5.47 (8, 1)	1.0		4	2	0	0	1	0	0	0	0	0	0	11	16	0.00	2.000
Kent Mercker, L ERA: 7.59 (9, 1)	1.0		4	1	0	0	2	0	0	0	0	0	0	12	21	0.00	1.000

Batter	1	2	3	4	5	6	7	8	9	AB R H RBI BB SO LOB	TOP											
Kenny Lofton, L OBP: 0.373, SLG: 0.448 (1, 8)	1-0 G3		2-2 G1-3			3-0 1B 1B			2-1 P6	4 1 1 0 1 0 0	Cleveland Indians @ Detroit Tigers Tiger Stadium, Detroit, MI Wed Aug 28 1996, 3:33 AM EDT Att. 21,091 - Cloudy - 72 F											
Omar Vizquel, S OBP: 0.368, SLG: 0.431 (1, 6)	1-3 K			2-2 1B 1B		2-1 1B BB		0-1 WP 1B 2B	5 3 3 0 0 1 2													
Jim Thome, L OBP: 0.469, SLG: 0.635 (1, 5)	3-1 HR			1-3 K		4-1 HR BB	2-2 G3-1	4-2 1B BB BB	3 2 1 1 2 1 1													
Albert Belle, R OBP: 0.414, SLG: 0.632 (1, 10)	2-1 F8			3-2 1B 1B		0-0 HR	0-0 G6-3	4-2 1B BB	4 1 2 4 1 0 0													
Manny Ramirez, R OBP: 0.399, SLG: 0.577 (1, 9)		2-3 K		1-2 1B		2-2 F9	1-0 G4-3	1-2 1B	5 0 2 2 0 1 0													
Brian Giles, L OBP: 0.396, SLG: 0.558 (1, 7)		2-3 K		1-0 G4-3		4-2 HR BB		0-3 K	4 1 0 0 1 2 4													
Sandy Alomar Jr., R OBP: 0.289, SLG: 0.359 (1, 2)		1-1 G5-3			2-1 G5-3	1-1 F8		1-3 K	4 0 0 0 0 1 1													
Jeff Kent, R OBP: 0.316, SLG: 0.423 (1, 3)			2-2 G1-3		0-1 CS 1B	0-1 HR		1-0 G6-3	4 1 2 2 0 0 0													
Jose Vizcaino, S OBP: 0.342, SLG: 0.365 (1, 4)			2-3 K		3-2 G4-3	0-0 BB 1B		2-1 L1	1 0 0 0 0 1 0													
Casey Candaele, S OBP: 0.333, SLG: 0.414 (5, PH)					1-2				3 0 1 0 0 0 1													
Greg Keagle, R ERA: 8.59 (5, 4)																						
Inning Stats	R: 1 E: 0 K: 1 S: 8	H: 1 LOB: 0 BB: 0 P: 15	R: 0 E: 0 K: 2 S: 9	H: 0 LOB: 0 BB: 0 P: 14	R: 0 E: 0 K: 1 S: 12	H: 0 LOB: 0 BB: 0 P: 18	R: 1 E: 0 K: 1 S: 13	H: 3 LOB: 1 BB: 0 P: 21	R: 0 E: 0 K: 0 S: 8	H: 1 LOB: 0 BB: 0 P: 13	R: 6 E: 0 K: 0 S: 17	H: 5 LOB: 2 BB: 3 P: 38	R: 0 E: 0 K: 0 S: 5	H: 0 LOB: 0 BB: 0 P: 8	R: 0 E: 0 K: 1 S: 8	H: 0 LOB: 0 BB: 0 P: 13	R: 1 E: 0 K: 1 S: 18	H: 2 LOB: 3 BB: 2 P: 31	1B: 8 2B: 1 3B: 0 HR: 3	SF: 0 SAC: 0 DP: 0 HBP: 0	WP: 1 PB: 0 SB: 0 CS: 1	PA: 42
PITCHER	IP WLS BF H R ER SO BB IBB HBP BLK WP HR S P ERA WHIP												IP WLS BF H R ER SO BB IBB HBP BLK WP HR S P ERA WHIP									
A.J. Sager, R ERA: 4.74 (1, 1)	5.0 L 22 8 6 6 5 1 0 0 0 0 0 2 55 94 10.80 1.800																					
Richie Lewis, R ERA: 4.4 (6, 1)	1.0 7 2 2 2 0 2 0 0 0 0 1 12 25 18.00 4.000																					
Greg Keagle, R ERA: 8.59 (7, 1)	3.0 13 2 1 1 2 2 0 0 0 0 1 0 31 52 3.00 1.333																					

livebaseballscorecards.com

AB	37
R	9
H	12
RBI	9
BB	5
SO	7
LOB	9



Batter	1	2	3	4	5	6	7	8	9	AB R H RBI BB SO LOB
Curtis Pride, L OBP: 0.358, SLG: 0.500 (1, 7)	2-3 K		1-1 G4-3 BB G3 1B	2-3 K			1-1 G1		1-2 K 1B	5 1 2 0 0 2 3
Mark Lewis, R OBP: 0.339, SLG: 0.415 (1, 4)	1-3 K		4-2 G3 G4-3 BB 1B		1-0 F8		0-0 G5-3		3-3 K 1B	4 0 0 1 1 2 2
Travis Fryman, R OBP: 0.323, SLG: 0.446 (1, 6)	3-1 1B		0-1 G4-3		0-0 F7		1-1 G6-3		4-2 BB	4 0 1 0 1 0 3
Ruben Sierra, S OBP: 0.328, SLG: 0.397 (1, 10)	1-0 G3		2-0 G3		3-2 G4-3			0-0 1B	1-2 F8	5 0 1 1 0 0 4
Bobby Higginson, L OBP: 0.386, SLG: 0.572 (1, 8)		2-2 G3	1-1 F8		1-0 F7			2-2 1B		4 0 1 0 0 0 1
Tony Clark, S OBP: 0.307, SLG: 0.477 (1, 3)		0-2 1B		1-1 HR		1-0 G4-3		1-3 K		4 1 2 1 0 1 2
Melvin Nieves, S OBP: 0.346, SLG: 0.541 (1, 9)		0-0 FC6-4 1B		0-0 F7		0-3 K		1-3 K		4 0 1 0 0 2 2
Phil Nevin, R OBP: 0.385, SLG: 0.371 (1, 5)		0-3 K		0-0 F9 2B		3-2 G1 1B G5-3 1B		0-2 F8		4 1 2 0 0 1 4
Brad Ausmus, R OBP: 0.284, SLG: 0.302 (1, 2)		2-1 FC6-4 1-2f		3-1 F9		0-0 G1 1B			1-3 K	4 0 1 0 0 1 3

Inning Stats	R: 0 E: 0 K: 2 S: 10	H: 1 LOB: 1 BB: 0 P: 17	R: 0 E: 0 K: 1 S: 13	H: 2 LOB: 2 BB: 0 P: 17	R: 1 E: 0 K: 0 S: 9	H: 1 LOB: 1 BB: 1 P: 17	R: 1 E: 0 K: 1 S: 9	H: 2 LOB: 1 BB: 0 P: 15	R: 0 E: 0 K: 0 S: 6	H: 0 LOB: 0 BB: 0 P: 10	R: 0 E: 0 K: 1 S: 6	H: 0 LOB: 0 BB: 0 P: 8	R: 1 E: 0 K: 0 S: 10	H: 2 LOB: 1 BB: 0 P: 15	R: 0 E: 0 K: 2 S: 16	H: 2 LOB: 2 BB: 0 P: 20	R: 0 E: 0 K: 2 S: 16	H: 1 LOB: 2 BB: 1 P: 26	1B: 9 2B: 1 3B: 0 HR: 1	SF: 0 SAC: 0 DP: 0 HBP: 0	WP: 0 PB: 0 SB: 1 CS: 0	PA: 40
--------------	-------------------------------	----------------------------------	-------------------------------	----------------------------------	------------------------------	----------------------------------	------------------------------	----------------------------------	------------------------------	----------------------------------	------------------------------	---------------------------------	-------------------------------	----------------------------------	-------------------------------	----------------------------------	-------------------------------	----------------------------------	----------------------------------	------------------------------------	----------------------------------	--------

PITCHER	IP	WLS	BF	H	R	ER	SO	BB	IBB	HBP	BLK	WP	HR	S	P	ERA	WHIP
Orel Hershiser, R ERA: 3.96 (1, 1)	7.0	W	30	8	3	3	5	1	0	0	0	0	1	63	99	3.86	1.286
Paul Assenmacher, L ERA: 2.21 (8, 1)	1.0		5	2	0	0	2	0	0	0	0	0	0	16	20	0.00	2.000
Eric Plunk, R ERA: 2.55 (9, 1)	1.0		5	1	0	0	2	1	0	0	0	0	0	16	26	0.00	2.000

BOTTOM

Cleveland Indians @ Detroit Tigers
Tiger Stadium, Detroit, MI
 Wed Aug 28 1996, 3:33 AM EDT
 Att: 21,091 - Cloudy - 72 F

livebaseballscorecards.com

AB	38
R	3
H	11
RBI	3
BB	2
SO	9
LOB	24



Batter	1	2	3	4	5	6	7	8	9	AB R H RBI BB SO LOB	TOP											
Kenny Lofton, L (1, 8) OBP: 0.372, SLG: 0.446	1-3 K2-3		0-0 F8		4-2 BB		1-2 F9			3 0 0 0 1 1 2												
Omar Vizquel, S (1, 6) OBP: 0.367, SLG: 0.429	0-2 G1-3		3-1 P6		2-3 K		4-1 BB			3 0 0 0 1 1 3												
Jim Thome, L (1, 5) OBP: 0.467, SLG: 0.638	2-3 K			2-1 HR	2-3 K		3-3 K			4 1 1 1 0 3 4												
Albert Belle, R (1, 7) OBP: 0.411, SLG: 0.627		0-0 F8		0-1 G4-3		0-1 G4-3		3-0 F7		4 0 0 0 0 0 0												
Manny Ramirez, R (1, 9) OBP: 0.396, SLG: 0.572		2-1 G5-3		2-2 G5-3		0-0 F9		2-2 G6-3		4 0 0 0 0 0 0												
Julio Franco, R (1, 3) OBP: 0.423, SLG: 0.479		1-2 G5-3		1-1 1B		2-2 G5-3		0-0 G6-3		4 0 1 0 0 0 0												
Brian Giles, L (1, 10) OBP: 0.400, SLG: 0.596			0-1 HR	1-2 G3			0-0 G3 1B 2B		1-0 F8	4 2 2 1 0 0 1	AB 34											
Sandy Alomar Jr., R (1, 2) OBP: 0.286, SLG: 0.356			2-1 F9		0-0 G6-3		2-2 G3		0-2 P2	3 0 0 0 0 0 1	R 3											
Jeremy Burnitz, L (9, PH) OBP: 0.406, SLG: 0.523										1 0 0 0 0 0 0	H 7											
Jose Vizcaino, S (1, 4) OBP: 0.346, SLG: 0.368			2-2 1B		0-0 1B		0-0 BB 1B		0-0 L7	4 0 3 1 0 0 0	RBI 3											
Inning Stats	R: 0 E: 0 K: 2 S: 9	H: 0 LOB: 0 BB: 0 P: 12	R: 0 E: 0 K: 0 S: 6	H: 0 LOB: 0 BB: 0 P: 9	R: 1 E: 0 K: 0 S: 11	H: 2 LOB: 1 BB: 0 P: 18	R: 1 E: 0 K: 0 S: 12	H: 2 LOB: 1 BB: 0 P: 18	R: 0 E: 0 K: 2 S: 11	H: 1 LOB: 2 BB: 1 P: 19	R: 0 E: 0 K: 0 S: 8	H: 0 LOB: 0 BB: 0 P: 10	R: 1 E: 0 K: 1 S: 18	H: 2 LOB: 2 BB: 1 P: 28	R: 0 E: 0 K: 0 S: 5	H: 0 LOB: 0 BB: 0 P: 10	R: 0 E: 0 K: 0 S: 5	H: 0 LOB: 0 BB: 0 P: 6	1B: 4 2B: 1 3B: 0 HR: 2	SF: 0 SAC: 0 DP: 0 HBP: 0	WP: 0 PB: 0 SB: 0 CS: 0	PA: 36
PITCHER	IP WLS BF H R ER SO BB IBB HBP BLK WP HR S P ERA WHIP												PITCHER	IP WLS BF H R ER SO BB IBB HBP BLK WP HR S P ERA WHIP								
Roger Pavlik, R (1, 1) ERA: 4.7	6.1 W 27 7 3 3 4 1 0 0 0 0 2 68 99 4.26 1.263																					
Mike Stanton, L (7, 1) ERA: 3.8	0.2 3 0 0 0 1 1 0 0 0 0 0 7 15 0.00 1.500																					
Jeff Russell, R (8, 1) ERA: 3.7	2.0 S 6 0 0 0 0 0 0 0 0 0 0 0 10 16 0.00 0.000																					

Cleveland Indians @ Texas Rangers
The Ballpark at Arlington, Arlington, TX

Fri Aug 30 1996, 8:05 PM EDT
Att. 40,383 - Unknown - 82 F

livebaseballscorecards.com



Batter	1	2	3	4	5	6	7	8	9
Darryl Hamilton, L OBP: 0.358, SLG: 0.387 (1, 8)	1-1 HR 1B	0-2 G4-3			1-1 F8 2B		1-0 1B 29 SF8 1B		
Ivan Rodriguez, R OBP: 0.357, SLG: 0.512 (1, 2)	0-1 HR 1-H		0-1 G6-3		0-2 F8 2-3		0-2 29 SF8 1-3 1B		
29 Rusty Greer, L OBP: 0.398, SLG: 0.532 (1, 7)	2-2 G1-3		3-3 K		1-2 G6-3		0-1 SF8 1-2 3-H		
Juan Gonzalez, R OBP: 0.390, SLG: 0.689 (1, 9)	3-1 HR		1-1 HR		0-1 F7		2-2 G6-3		
Will Clark, L OBP: 0.380, SLG: 0.432 (1, 3)	4-1 CS BB		2-2 G4-3		4-2 G3 BB BB		1-1 G4-3		
Dean Palmer, R OBP: 0.355, SLG: 0.534 (1, 5)	3-3 K 1-2		2-0 G6-3		4-2 G3 BB SAFE SAFE		2-3 K		
Mickey Tettleton, S OBP: 0.361, SLG: 0.431 (1, 10)		3-2 G3	0-2 F7		0-2 G3 1-2 2-3		2-1 F6		
Mark McLemore, S OBP: 0.396, SLG: 0.386 (1, 4)		2-3 K	0-0 G3		4-0 IBB		0-0 1B		
Kevin Elster, R OBP: 0.320, SLG: 0.485 (1, 6)		1-1 1B			1-3 K		1-3 K		

Inning Stats	R: 3	H: 3	E: 0	K: 13	S: 13	LOB: 1	BB: 1	P: 26	R: 0	H: 1	E: 0	K: 12	S: 12	LOB: 1	BB: 0	P: 18	R: 1	H: 1	E: 0	K: 14	S: 14	LOB: 0	BB: 0	P: 20	R: 0	H: 0	E: 0	K: 5	S: 5	LOB: 0	BB: 0	P: 7	R: 0	H: 1	E: 0	K: 12	S: 12	LOB: 3	BB: 3	P: 26	R: 1	H: 2	E: 0	K: 11	S: 11	LOB: 1	BB: 0	P: 15	R: 0	H: 1	E: 0	K: 7	S: 7	LOB: 1	BB: 0	P: 11
1B: 5	SF: 1	2B: 2	SAC: 0	3B: 0	DP: 1	HR: 3	HBP: 0	CS: 1	1B: 5	SF: 1	2B: 2	SAC: 0	3B: 0	DP: 1	HR: 3	HBP: 0	CS: 1	1B: 5	SF: 1	2B: 2	SAC: 0	3B: 0	DP: 1	HR: 3	HBP: 0	CS: 1	1B: 5	SF: 1	2B: 2	SAC: 0	3B: 0	DP: 1	HR: 3	HBP: 0	CS: 1	1B: 5	SF: 1	2B: 2	SAC: 0	3B: 0	DP: 1	HR: 3	HBP: 0	CS: 1												

PITCHER	IP	WLS	BF	H	R	ER	SO	BB	IBB	HBP	BLK	WP	HR	S	P	ERA	WHIP
Chad Ogea, R ERA: 5.23 (1, 1)	6.0	L	27	6	4	4	5	3	1	0	0	0	3	69	112	6.00	1.500
Paul Shuey, R ERA: 2.78 (7, 1)	2.0		8	3	1	1	1	0	0	0	0	0	0	18	26	4.50	1.500

AB R H RBI BB SO LOB

4	2	3	0	0	0	1
4	1	2	2	0	0	1
3	0	0	1	0	1	1
4	2	2	2	0	0	1
2	0	0	0	2	0	1
3	0	0	0	1	2	1
4	0	0	0	0	0	2
3	0	1	0	1	1	0
3	0	1	0	0	2	3

AB	30
R	5
H	9
RBI	5
BB	4
SO	6
LOB	11



Cleveland Indians @ Texas Rangers
The Ballpark at Arlington, Arlington, TX
Fri Aug 30 1996, 8:05 PM EDT
Att: 40,383 - Unknown - 82 F

livebaseballscores.com

WP	PA
0	35

Batter	1	2	3	4	5	6	7	8	9	AB R H RBI BB SO LOB	TOP											
Kenny Lofton, L (1, 8) OBP: 0.371, SLG: 0.448	1-3 		1-0 L7 			2-3 		0-1 1-H 3B 		4 0 1 1 0 2 1	Cleveland Indians @ Texas Rangers The Ballpark at Arlington, Arlington, TX Sat Aug 31 1996, 8:05 PM EDT Att. 46,319 - Cloudy - 71 F											
Jose Vizcaino, S (1, 4) OBP: 0.345, SLG: 0.367	1-3 		1-2 FC6-4 1B 			0-1 G6-3 		1-2 G6-3 		4 0 1 0 0 1 1												
Julio Franco, R (1, 10) OBP: 0.419, SLG: 0.473	1-3 		0-0 FC6-4 1-2f 			2-3 			0-2 G5-3 	4 0 0 0 0 2 2												
Albert Belle, R (1, 7) OBP: 0.410, SLG: 0.630		2-2 G6-3 		1-0 L8 			0-0 G5-3 		1-1 HR 	4 1 1 1 0 0 0												
Manny Ramirez, R (1, 9) OBP: 0.399, SLG: 0.574		0-0 CS 1B 		2-1 G6-3 			2-2 CS 1B 		1-2 G4-3 1B 	4 0 3 0 0 0 0												
Jim Thome, L (1, 5) OBP: 0.464, SLG: 0.632		1-0 F7 		0-0 L6 			2-2 SAFE P6 		2-1 G4-3 1-2f 	4 0 0 0 0 0 3												
Sandy Alomar Jr., R (1, 2) OBP: 0.288, SLG: 0.365		1-0 CS 1-2 	0-0 HR 			2-3 K 		3-2 CS 1-2 		2 1 1 1 0 1 0												
Tony Peña, R (5, 2) OBP: 0.263, SLG: 0.253								1-0 F9 		1 0 0 0 0 0 0												
Jeff Kent, R (1, 3) OBP: 0.316, SLG: 0.422			0-1 1B 1B 			2-2 F3 		2-3 K 		3 0 1 0 0 1 0												
Omar Vizquel, S (1, 6) OBP: 0.367, SLG: 0.428			1-1 SAFE F9 			1-2 G4-3 		0-1 3B 1B 		3 1 1 0 0 0 1												
Inning Stats	R: 0 E: 0 K: 3 S: 9	H: 0 LOB: 0 BB: 0 P: 12	R: 0 E: 0 K: 0 S: 5	H: 1 LOB: 0 BB: 0 P: 9	R: 1 E: 0 K: 0 S: 10	H: 3 LOB: 2 BB: 0 P: 13	R: 0 E: 0 K: 0 S: 4	H: 0 LOB: 0 BB: 0 P: 7	R: 0 E: 0 K: 1 S: 10	H: 0 LOB: 0 BB: 0 P: 15	R: 0 E: 0 K: 2 S: 10	H: 0 LOB: 0 BB: 0 P: 14	R: 0 E: 0 K: 0 S: 10	H: 1 LOB: 0 BB: 0 P: 17	R: 1 E: 0 K: 1 S: 12	H: 2 LOB: 1 BB: 0 P: 16	R: 1 E: 0 K: 0 S: 10	H: 2 LOB: 0 BB: 0 P: 14	1B: 6 2B: 0 3B: 1 HR: 2	SF: 0 SAC: 0 DP: 1 HBP: 0	WP: 0 PB: 0 SB: 0 CS: 2	PA: 35
PITCHER	IP WLS BF H R ER SO BB IBB HBP BLK WP HR S P ERA WHIP																					
Darren Oliver, L (1, 1) ERA: 4.94	8.1 W 32 9 3 3 7 0 0 0 0 0 2 78 113 3.24 1.080																					
Ed Vosberg, L (9, 1) ERA: 2.55	0.2 S 1 0 0 0 0 0 0 0 0 0 0 2 4 0.00 0.000																					

AB	33
R	3
H	9
RBI	3
BB	0
SO	7
LOB	8



Batter	1	2	3	4	5	6	7	8	9	AB R H RBI BB SO LOB
Darryl Hamilton, L (1, 8) OBP: 0.358, SLG: 0.386	0-3 K		3-2 G3-1		2-0 F8	2-1 1B				4 0 1 1 0 1 0
Ivan Rodriguez, R (1, 2) OBP: 0.358, SLG: 0.511	1-0 G5-3		4-2 29 1B 1B BB		0-2 1B	2-2 G4-3				3 2 1 0 1 0 2
29 Rusty Greer, L (1, 7) OBP: 0.400, SLG: 0.533	4-2 BB		0-0 1B 1-3 FC6-4 1B		2-3 SAFE K		1-1 L3 1B			3 1 2 0 1 1 1
Juan Gonzalez, R (1, 10) OBP: 0.391, SLG: 0.687	1-0 F8		0-0 1-3 3-H 1B		1-0 2-H 1B		1-2 L3			4 0 2 2 0 0 2
Will Clark, L (1, 3) OBP: 0.377, SLG: 0.427		2-0 F7	1-2 FC6-4 FC5-4		2-3 K		3-3 K			4 0 0 1 0 2 2
Dean Palmer, R (1, 5) OBP: 0.356, SLG: 0.539		1-2 HR	1-0 FC5-4		4-0 FC1-4-6 BB		3-2 K			3 1 1 1 1 1 1
Warren Newson, L (1, 9) OBP: 0.349, SLG: 0.457		0-0 HR		3-3 K	1-0 FC1-4-6 HBP 1B		1-3 K			4 2 1 1 0 2 1
Mark McLemore, S (1, 4) OBP: 0.393, SLG: 0.382		1-2 F5		1-1 F8	2-0 F7		3-2 G3-1			4 0 0 0 0 0 1
Kevin Elster, R (1, 6) OBP: 0.321, SLG: 0.483		2-2 G1		1-2 G3	2-1 1B 1-2 HBP					2 0 0 0 0 0 0

Inning Stats	R: 0 E: 0 K: 1 S: 7	H: 0 LOB: 1 BB: 1 P: 13	R: 2 E: 0 K: 0 S: 11	H: 2 LOB: 0 BB: 0 P: 17	R: 2 E: 0 K: 0 S: 11	H: 2 LOB: 1 BB: 1 P: 20	R: 0 E: 0 K: 1 S: 8	H: 0 LOB: 0 BB: 0 P: 13	R: 1 E: 0 K: 2 S: 12	H: 2 LOB: 1 BB: 0 P: 19	R: 1 E: 0 K: 0 S: 8	H: 1 LOB: 2 BB: 1 P: 21	R: 0 E: 0 K: 1 S: 10	H: 1 LOB: 0 BB: 0 P: 15	R: 0 E: 0 K: 2 S: 9	H: 0 LOB: 0 BB: 0 P: 16
--------------	------------------------------	----------------------------------	-------------------------------	----------------------------------	-------------------------------	----------------------------------	------------------------------	----------------------------------	-------------------------------	----------------------------------	------------------------------	----------------------------------	-------------------------------	----------------------------------	------------------------------	----------------------------------

PITCHER	IP	WLS	BF	H	R	ER	SO	BB	IBB	HBP	BLK	WP	HR	S	P	ERA	WHIP
Jack McDowell, R (1, 1) ERA: 5.32	5.2	L	28	7	6	6	4	3	0	1	0	0	2	54	98	9.53	1.765
Julian Tavarez, R (6, 1) ERA: 5.38	1.1		4	1	0	0	1	0	0	0	0	0	0	13	20	0.00	0.750
Jose Mesa, R (8, 1) ERA: 3.56	1.0		3	0	0	0	2	0	0	0	0	0	0	9	16	0.00	0.000

BOTTOM

Cleveland Indians @ Texas Rangers
The Ballpark at Arlington, Arlington, TX

Sat Aug 31 1996, 8:05 PM EDT
Att. 46,319 - Cloudy - 71 F

AB	31
R	6
H	8
RBI	6
BB	3
SO	7
LOB	10

livebaseballscorecards.com



1B: 6	SF: 0	WP: 0	PA: 35
2B: 1	SAC: 0	PB: 0	
3B: 0	DP: 1	SB: 1	
HR: 2	HBP: 1	CS: 0	

Batter	1	2	3	4	5	6	7	8	9	AB R H RBI BB SO LOB	TOP											
Kenny Lofton, L (1, 8) OBP: 0.371, SLG: 0.447	2-0 2B 1B		1-0 1B SF7 1B		1-0 G4-3 3-H	0-1 P6		0-0 F7		5 2 2 1 0 0 2												
Kevin Seitzer, R (1, 10) OBP: 0.409, SLG: 0.461	0-1 1-H 2B		1-2 1-3 1B		1-1 2B HR 1B	0-0 2B		3-2 F9		5 1 4 1 0 0 1												
Jim Thome, L (1, 5) OBP: 0.461, SLG: 0.631	3-3 K		1-0 SF7		1-2 HR 2B	2-3 K			3-1 L9	4 1 1 1 0 2 3												
Albert Belle, R (1, 7) OBP: 0.410, SLG: 0.629 Brian Giles, L (9, PR) OBP: 0.400, SLG: 0.596	0-0 G6-3		1-3 K		4-0 HR IBB		0-1 G1-3		2-1 2B	4 1 1 0 1 1 2 0 0 0 0 0 0 0												
Manny Ramirez, R (1, 9) OBP: 0.397, SLG: 0.570	2-2 F7			1-0 G6-3	1-3 K		2-1 G6-4-3 1B		1-2 K	5 0 1 0 0 2 5												
Julio Franco, R (1, 3) OBP: 0.418, SLG: 0.480 Nigel Wilson, L (9, PH) Jeff Kent, R (9, 3) OBP: 0.316, SLG: 0.422		0-0 G4-3		1-3 K	1-1 HR		0-0 G6-4-3		0-1 F9	4 1 1 4 0 1 1 1 0 0 0 0 0 1 0 0 0 0 0 0 0												
Sandy Alomar Jr., R (1, 2) OBP: 0.280, SLG: 0.377		1-1 F9		2-0 2B	0-0 G6-3			0-1 HR		4 1 2 1 0 0 0												
Omar Vizquel, S (1, 6) OBP: 0.388, SLG: 0.429		0-2 G6-3		0-0 1B		1-1 2B 1B		1-1 G6-3		4 0 2 0 0 0 0												
Jose Vizcaino, S (1, 4) OBP: 0.346, SLG: 0.372			2-3 K		1-0 G4-3 3B		0-0 L9		1-0 1B	4 1 2 0 0 1 1												
Inning Stats	R: 1 E: 0 K: 1 S: 13	H: 2 LOB: 1 BB: 0 P: 20	R: 0 E: 0 K: 0 S: 6	H: 0 LOB: 0 BB: 0 P: 7	R: 1 E: 0 K: 2 S: 11	H: 2 LOB: 1 BB: 0 P: 17	R: 0 E: 0 K: 1 S: 7	H: 2 LOB: 2 BB: 0 P: 11	R: 5 E: 0 K: 1 S: 16	H: 4 LOB: 0 BB: 1 P: 26	R: 0 E: 0 K: 1 S: 9	H: 2 LOB: 2 BB: 0 P: 12	R: 0 E: 0 K: 0 S: 5	H: 1 LOB: 0 BB: 0 P: 7	R: 1 E: 0 K: 0 S: 9	H: 2 LOB: 1 BB: 0 P: 14	R: 0 E: 0 K: 1 S: 10	H: 1 LOB: 1 BB: 0 P: 16	1B: 8 2B: 5 3B: 1 HR: 2	SF: 1 SAC: 0 DP: 1 HBP: 0	WP: 0 PB: 0 SB: 0 CS: 0	PA: 42
PITCHER	IP WLS BF H R ER SO BB IBB HBP BLK WP HR S P ERA WHIP																					
John Burkett, R (1, 1) ERA: 4.43	5.0 L 25 10 7 7 5 0 1 0 0 0 0 1 53 81 12.60 2.000																					
Kevin Gross, R (6, 1) ERA: 5.43	3.0 13 5 1 1 1 0 0 0 0 0 0 1 23 33 3.00 1.667																					
Mike Henneman, R (9, 1) ERA: 6.75	1.0 4 1 0 0 0 1 0 0 0 0 0 0 10 16 0.00 1.000																					

Cleveland Indians @ Texas Rangers
The Ballpark at Arlington, Arlington, TX

Sun Sep 01 1996, 4:33 AM EDT
Att. 46,084 - Sunny - 79 F

AB	40
R	8
H	16
RBI	8
BB	1
SO	7
LOB	16



livebaseballscorecards.com

Batter	1	2	3	4	5	6	7	8	9	AB R H RBI BB SO LOB
Darryl Hamilton, L OBP: 0.358, SLG: 0.388 (1, 8)	1-1 F7		3-1 FC4-6 29 BB 1-2f		1-2 2B		1-2 G4-3		0-1 FC6-4 1B	5 0 2 0 0 0 1
Ivan Rodriguez, R OBP: 0.355, SLG: 0.506 (1, 2)	1-1 G5-3		0-3 K		0-2 L9		0-2 G4-3		1-1 FC6-4 29 SF7 1-2f 2-3	5 0 0 0 0 1 4
29 Rusty Greer, L OBP: 0.400, SLG: 0.532 (1, 7)	3-3 K		4-2 BB		0-1 F7			0-0 BB E 1B	3-1 SF7 1-2 3-H	3 0 1 1 1 1 1
Juan Gonzalez, R OBP: 0.387, SLG: 0.679 (1, 9)		1-1 G4-3	0-0 G5-3		1-2 G5-3			0-0 L8	1-0 F7	5 0 0 0 0 0 5
Will Clark, L OBP: 0.375, SLG: 0.434 (1, 3)		0-0 HR		1-3 K		2-0 G3-1		0-0 E3 BB		4 1 1 1 0 1 1
Dean Palmer, R OBP: 0.358, SLG: 0.539 (1, 5)		0-2 1B		2-1 BB 1B		2-2 F7		3-3 K		4 0 2 0 0 1 2
Mickey Tettleton, S OBP: 0.363, SLG: 0.431 (1, 10)		1-3 K		0-0 F7		2-0 1B		4-2 BB 1-2 2-3 BB		3 0 1 0 1 1 2
Kevin Elster, R OBP: 0.320, SLG: 0.480 (1, 6)		1-3 K		4-1 BB 1-2 BB		0-1 F7		2-3 K		3 0 0 0 1 2 5
Kurt Stillwell, S OBP: 0.347, SLG: 0.303 Damon Buford, R OBP: 0.336, SLG: 0.444 (9, PH)			1-0 FC4-6 1B		2-3 K		1-3 K		4-0 FC6-4 29 SF7 1B BB	3 0 1 0 0 2 2 0 1 0 0 1 0 0

Inning Stats		R: 0	H: 0	E: 0	K: 1	S: 7	R: 1	H: 2	E: 0	K: 2	S: 13	R: 0	H: 1	E: 0	K: 1	S: 9	R: 0	H: 1	E: 0	K: 2	S: 10	R: 0	H: 1	E: 0	K: 0	S: 13	R: 0	H: 1	E: 0	K: 1	S: 7	R: 0	H: 0	E: 1	K: 2	S: 16	R: 1	H: 1	E: 0	K: 0	S: 7	1B: 6	SF: 1	2B: 1	SAC: 0	3B: 0	DP: 0	HR: 1	HBP: 0	WP: 0	PA: 40	
PITCHER	IP	WLS	BF	H	R	ER	SO	BB	IBB	HBP	BLK	WP	HR	S	P	ERA	WHIP	PITCHER	IP	WLS	BF	H	R	ER	SO	BB	IBB	HBP	BLK	WP	HR	S	P	ERA	WHIP																	
Charles Nagy, R ERA: 3.49 (1, 1)	7.2	W	34	7	1	1	8	3	0	0	0	0	1	81	123	1.17	1.304																																			
Eric Plunk, R ERA: 2.54 (8, 1)	0.1		1	0	0	0	1	0	0	0	0	0	0	3	5	0.00	0.000																																			
Paul Assenmacher, L ERA: 2.38 (9, 1)	1.0		5	1	1	1	0	1	0	0	0	0	0	7	16	9.00	2.000																																			

BOTTOM

Cleveland Indians @ Texas Rangers
The Ballpark at Arlington, Arlington, TX

Sun Sep 01 1996, 4:33 AM EDT
Att: 46,084 - Sunny - 79 F

livebaseballscorecards.com

AB	35
R	2
H	8
RBI	2
BB	4
SO	9
LOB	23



Batter	1	2	3	4	5	6	7	8	9	AB R H RBI BB SO LOB	TOP																		
Kenny Lofton, L (1, 8) OBP: 0.370, SLG: 0.444	0-0 G6-3	2-2 G1-3		3-2 F9		0-3 K		4-1 BB		4 0 0 0 1 1 0																			
Kevin Seitzer, R (1, 10) OBP: 0.407, SLG: 0.457	4-0 BB 1B BB	2-2 G6-3		2-2 F9		1-2 G5-3		2-3 K		4 1 0 0 1 1 2																			
Jim Thome, L (1, 5) OBP: 0.461, SLG: 0.626	4-1 BB 1B BB		0-3 K2-3	4-2 BB		2-3 K		1-3 K		3 1 0 0 2 3 0																			
Albert Belle, R (1, 7) OBP: 0.411, SLG: 0.630	1-0 1B 1B		4-0 FC4 BB 2B BB	0-0 L5		2-1 L9		2-1 1B 2B		4 2 2 1 1 0 1																			
Manny Ramirez, R (1, 9) OBP: 0.397, SLG: 0.566	2-1 P3		4-1 SAFE 1B BB 2B BB		2-3 K	4-2 BB		0-3 K		3 1 0 0 2 2 3																			
Julio Franco, R (1, 3) OBP: 0.420, SLG: 0.481	2-0 1B 2-H		2-2 FC4 2B 1B 2-3		2-1 SAFE G4-3 1B	0-2 G4-3		0-2 1B 2-H		5 0 3 2 0 0 3																			
Sandy Alomar Jr., R (1, 2) OBP: 0.292, SLG: 0.381 Casey Candaele, S (8, PR) OBP: 0.333, SLG: 0.414 Tony Peña, R (8, 2) OBP: 0.261, SLG: 0.252	1-0 L9		1-1 2B 2-H 3-H		2-0 SAFE F9		1-2 SH3 1B	0-1 SAFE G6-3		4 0 2 2 0 0 3 0 0 0 0 0 0 0 1 0 0 0 0 0 1	AB 35 R 6 H 8 RBI 6 BB 7 SO 7 LOB 20																		
Omar Vizquel, S (1, 6) OBP: 0.388, SLG: 0.434		1-0 HR	1-0 P6		1-1 SAFE FC6-4 1-2f		0-0 SH3			3 1 1 1 0 0 3																			
Jose Vizcaino, S (1, 4) OBP: 0.343, SLG: 0.369		2-2 F8	1-1 G4-3		0-0 G4-3		3-1 G6-3			4 0 0 0 0 0 4																			
Inning Stats	R: 2 E: 0 K: 0 S: 7	H: 2 LOB: 2 BB: 2 P: 21	R: 1 E: 0 K: 0 S: 12	H: 1 LOB: 0 BB: 0 P: 19	R: 2 E: 1 K: 1 S: 14	H: 1 LOB: 2 BB: 2 P: 27	R: 0 E: 0 K: 0 S: 11	H: 0 LOB: 1 BB: 1 P: 20	R: 0 E: 0 K: 1 S: 8	H: 1 LOB: 1 BB: 0 P: 15	R: 0 E: 0 K: 1 S: 7	H: 0 LOB: 0 BB: 0 P: 8	R: 0 E: 0 K: 1 S: 12	H: 0 LOB: 1 BB: 1 P: 20	R: 0 E: 0 K: 1 S: 10	H: 1 LOB: 2 BB: 1 P: 20	R: 1 E: 0 K: 2 S: 15	H: 2 LOB: 1 BB: 0 P: 18	1B: 5 2B: 2 3B: 0 HR: 1	SF: 0 SAC: 1 DP: 0 HBP: 0	WP: 0 PB: 0 SB: 0 CS: 0	PA: 43							
PITCHER	IP WLS BF H R ER SO BB IBB HBP BLK WP HR S P ERA WHIP																												
Ben McDonald, R (1, 1) ERA: 4.21	6.2		32	5	5	4	4	6	0	0	0	0	0	1	67	126	5.40	1.650											
Bob Wickman, R (7, 1) ERA: 4.5	1.0		4	1	0	0	0	0	0	0	0	0	0	0	10	14	0.00	1.000											
Ron Villone, L (8, 1) ERA: 3.56	0.0		1	0	0	0	0	1	0	0	0	0	0	1	5	∞	∞												
Doug Jones, R (8, 1) ERA: 4.42	1.1	W	6	2	1	1	3	0	0	0	0	0	0	0	18	23	6.75	1.500											

Cleveland Indians @ Milwaukee Brewers
Milwaukee County Stadium, Milwaukee, WI

Mon Sep 02 1996, 4:33 AM EDT
 Att. 18,015 - Sunny - 82 F

livebaseballscorecards.com



BOTTOM

Cleveland Indians @ Milwaukee Brewers
Milwaukee County Stadium, Milwaukee, WI

Mon Sep 02 1996, 4:33 AM EDT
Att. 18,015 - Sunny - 82 F

livebaseballscorecards.com

AB	33
R	7
H	9
RBI	6
BB	6
SO	3
LOB	11



WP:	1	PA:	41
PB:	0		
SB:	2		
CS:	0		

AB	R	H	RBI	BB	SO	LOB
1	0	0	0	0	0	0
3	1	1	0	1	0	1

4	1	2	1	1	0	1
---	---	---	---	---	---	---

4	0	0	1	0	0	2
0	1	0	0	0	0	0

4	2	3	2	1	0	1
---	---	---	---	---	---	---

3	0	1	2	1	2	1
---	---	---	---	---	---	---

4	0	1	0	0	0	3
---	---	---	---	---	---	---

4	0	0	0	0	0	2
---	---	---	---	---	---	---

4	1	1	0	0	1	0
---	---	---	---	---	---	---

2	1	0	0	2	0	0
---	---	---	---	---	---	---

1B:	7	SF:	2
2B:	1	SAC:	0
3B:	0	DP:	0
HR:	1	HBP:	0

Batter	1	2	3	4	5	6	7	8	9
Fernando Vina, L (1, 4) OBP: 0.342, SLG: 0.383 Mark Loretta, R (2, 4) OBP: 0.333, SLG: 0.321	2-2 G4-3		3-2 2B		4-1 1B BB	1-2 2-3			0-1 L4
Jeff Cirillo, R (1, 5) OBP: 0.386, SLG: 0.488	1-2 G1-3		1-1 G4-3		4-0 1B E SF8	1-2 2-3 3-H			0-0 FC4-6 1B
Dave Nilsson, L (1, 10) OBP: 0.419, SLG: 0.561 David Hulse, L (9, PR) OBP: 0.272, SLG: 0.248	1-1 F8			2-1 F8	1-2 SF7	1-2 2-3 3-H			0-0 FC4-6 1B WP
John Jaha, R (1, 3) OBP: 0.390, SLG: 0.526		0-0 HR		4-0 1B BB	3-1 1B	2-3 3-H			2-2 WP 1B
Jose Valentin, S (1, 6) OBP: 0.335, SLG: 0.498		2-3 K		1-3 K	0-0 SF8	0-0			1-2 FC5-4 BB
Marc Newfield, R (1, 7) OBP: 0.327, SLG: 0.440		0-1 G4-3		1-1 1B	2-0 L9	2-0			3-0 FC5-4
Jeremy Burnitz, L (1, 8) OBP: 0.396, SLG: 0.508		0-0 G1-3		2-2 F9					2-2 F8
Matt Mieske, R (1, 9) OBP: 0.327, SLG: 0.489			1-3 K		0-0 1B BB BB	2-1 F8			0-0 F8
Jesse Levis, L (1, 2) OBP: 0.349, SLG: 0.277			3-2 L1		4-0 1B BB BB SF7	4-1 BB			2-1 F8

Inning Stats	R: 0	H: 0	E: 0	K: 0	S: 11	R: 1	H: 1	E: 0	K: 1	S: 8	R: 0	H: 1	E: 0	K: 1	S: 15	R: 0	H: 1	E: 0	K: 1	S: 10	R: 4	H: 2	E: 1	K: 0	S: 9	R: 0	H: 0	E: 0	K: 0	S: 9	R: 0	H: 1	E: 0	K: 0	S: 11	R: 0	H: 0	E: 0	K: 0	S: 7	R: 2	H: 3	E: 0	K: 0	S: 12	1B: 7	2B: 1	3B: 0	HR: 1	SF: 2	SAC: 0	DP: 0	HBP: 0	WP: 1	PA: 41
--------------	------	------	------	------	-------	------	------	------	------	------	------	------	------	------	-------	------	------	------	------	-------	------	------	------	------	------	------	------	------	------	------	------	------	------	------	-------	------	------	------	------	------	------	------	------	------	-------	-------	-------	-------	-------	-------	--------	-------	--------	-------	--------

PITCHER	IP	WLS	BF	H	R	ER	SO	BB	IBB	HBP	BLK	WP	HR	S	P	ERA	WHIP
Albie Lopez, R (1, 1) ERA: 6.71	4.0		20	4	5	4	3	4	0	0	0	0	1	46	82	9.00	2.000
Kent Mercker, L (5, 1) ERA: 7.35	2.0		8	1	0	0	0	1	0	0	0	0	0	16	31	0.00	1.000
Paul Shuey, R (7, 1) ERA: 2.66	2.0		8	1	0	0	0	1	0	0	0	0	0	18	36	0.00	1.000
Jose Mesa, R (9, 1) ERA: 3.82	0.2	L	5	3	2	2	0	0	0	0	0	1	0	12	15	27.00	4.500

Batter	1	2	3	4	5	6	7	8	9	AB R H RBI BB SO LOB	TOP																								
Kenny Lofton, L (1, 8) OBP: 0.367, SLG: 0.440	0-1 F7		0-2 G4-3		1-0 G1-3		1-1 G4-3		1-2 F8	5 0 0 0 0 0 2																									
Kevin Seitzer, R (1, 3) OBP: 0.409, SLG: 0.457	3-1 G6-3 1B		4-2 2B FC6-2 BB		0-3 K		0-0 FC5-4 1B		1-2 L8	4 0 2 0 1 1 1																									
Julio Franco, R (1, 10) OBP: 0.418, SLG: 0.481	1-0 G6-3 1-2f		0-1 FC6-2 1-3 2-H 2B		1-1 G6-3		2-2 FC5-4 1-2f			4 0 1 1 0 0 2																									
Albert Belle, R (1, 7) OBP: 0.410, SLG: 0.627		2-0 G3-6-3 1B	2-2 FC6-2 2-3 3-H			1-0 F8		1-3 K		4 0 1 0 0 1 2																									
Manny Ramirez, R (1, 9) OBP: 0.396, SLG: 0.563		1-2 G3-6-3 1-2f	1-1 L9			1-2 2B HBP		0-0 L8		3 0 0 0 0 0 3																									
Sandy Alomar Jr., R (1, 2) OBP: 0.299, SLG: 0.400		4-1 1B BB		X	0-0 G6-3 2B		1-0 1-3 2B		3-2 HR	3 1 3 1 1 0 0																									
Jeff Kent, R (1, 5) OBP: 0.315, SLG: 0.420		1-2 1-2 1B		X	0-2 P3		0-0 L7		0-3 K2-3	4 0 1 0 0 1 3																									
Omar Vizquel, S (1, 6) OBP: 0.367, SLG: 0.433		0-0 L8		X	1-2 G6-3 2-3		0-0 P4		0-1 B1-3 1B	4 0 1 0 0 0 5																									
Jose Vizcaino, S (1, 4) OBP: 0.343, SLG: 0.368			0-1 G4-3 2B 1B		0-0 G4-3		2-2 G6-3		0-0 B1-3	4 1 1 0 0 0 2																									
Inning Stats	R: 0 E: 0 K: 0 S: 5 H: 1 LOB: 0 BB: 0 P: 9	R: 0 E: 0 K: 0 S: 9 H: 2 LOB: 2 BB: 1 P: 17	R: 1 E: 0 K: 0 S: 18 H: 2 LOB: 2 BB: 1 P: 25	R: 0 E: 0 K: 0 S: 8 H: 1 LOB: 1 BB: 0 P: 9	R: 0 E: 0 K: 1 S: 6 H: 0 LOB: 0 BB: 0 P: 8	R: 0 E: 0 K: 0 S: 6 H: 1 LOB: 2 BB: 0 P: 9	R: 0 E: 0 K: 0 S: 10 H: 1 LOB: 1 BB: 0 P: 15	R: 1 E: 0 K: 2 S: 11 H: 1 LOB: 0 BB: 0 P: 15	R: 0 E: 0 K: 0 S: 9 H: 1 LOB: 1 BB: 0 P: 11	1B: 6 2B: 3 3B: 0 HR: 1 SF: 0 SAC: 0 DP: 2 HBP: 1	WP: 0 PB: 0 SB: 0 CS: 0 PA: 38																								
PITCHER Scott Karl, L (1, 1) ERA: 4.95	IP 9.0	WLS W	BF 38	H 10	R 2	ER 2	SO 3	BB 2	IBB 0	HBP 1	BLK 0	WP 0	HR 1	S 82	P 118	ERA 2.00	WHIP 1.333	PITCHER	IP 9.0	WLS W	BF 38	H 10	R 2	ER 2	SO 3	BB 2	IBB 0	HBP 1	BLK 0	WP 0	HR 1	S 82	P 118	ERA 2.00	WHIP 1.333

Cleveland Indians @ Milwaukee Brewers
Milwaukee County Stadium, Milwaukee, WI

Tue Sep 03 1996, 8:05 PM EDT
Att. 10,599 - Unknown - 78 F

AB	35
R	2
H	10
RBI	2
BB	2
SO	3
LOB	20



Batter	1	2	3	4	5	6	7	8	9	AB	R	H	RBI	BB	SO	LOB
Fernando Vina, L OBP: 0.343, SLG: 0.383 (1, 4)	0-1 F8	1-1 G3-1		1-0 FC5-4 1B		1-1 SH3-4 1B	0-1 L6			5	1	2	0	0	0	1
Jeff Cirillo, R OBP: 0.389, SLG: 0.488 (1, 5)	4-2 WP FC3-2 1B BB		4-0 1B BB	0-0 FC5-4 1-2f		1-0 SH3-4 1-2		2-2 G6-3 G4-3 1B 1B		2	1	1	0	2	0	1
Dave Nilsson, L OBP: 0.419, SLG: 0.558 (1, 10)	2-1 FC3-2 1-2 2B 1B		1-2 F8		0-1 F8	4-0 1B SF8 IBB		2-1 G4-3 1-2		4	2	1	0	1	0	2
John Jaha, R OBP: 0.392, SLG: 0.529 (1, 3)	1-0 FC3-2 2B 1-3 2-H		2-2 1B		1-2 SF8 2B	1-2 1B 1-3 2-H		2-2 G6-3 2-3		5	1	3	1	0	0	3
Jose Valentin, S OBP: 0.337, SLG: 0.500 Mark Loretta, R OBP: 0.333, SLG: 0.321 (1, 6) (9, 6)	1-2 1-3 3-H 2B		2-3 K		0-0 E9 SF8 1B 2-3	4-0 IBB		0-0 E S 1B 3-H		4	2	2	2	1	1	3
Marc Newfield, R OBP: 0.326, SLG: 0.439 (1, 7)	2-3 K		2-3 K		0-1 SF8 2-3 3-H	0-0 SF8		3-1 1-H 1B		3	0	1	3	0	2	4
Jeremy Burnitz, L OBP: 0.390, SLG: 0.493 (1, 8)		2-2 F8		0-0 F7	1-0 1B HBP	1-0 G4-3		3-1 G4-1		4	0	0	0	0	0	3
Matt Mieske, R OBP: 0.326, SLG: 0.486 (1, 9)		1-3 K		3-3 K	1-0 1B		2-3 K			4	0	1	1	0	3	0
Mike Matheny, R OBP: 0.250, SLG: 0.349 (1, 2)		4-2 BB		0-0 HR	0-0 K		1-1 G3			3	1	1	1	1	1	2

Inning Stats	R: 1	H: 2	E: 0	K: 1	S: 13	H: 2	LOB: 2	BB: 1	P: 23	R: 0	H: 0	E: 0	K: 1	S: 12	H: 0	LOB: 1	BB: 1	P: 20	R: 0	H: 1	E: 0	K: 2	S: 12	H: 1	LOB: 2	BB: 1	P: 23	R: 1	H: 2	E: 0	K: 1	S: 7	H: 2	LOB: 1	BB: 0	P: 11	R: 2	H: 2	E: 1	K: 1	S: 12	H: 2	LOB: 2	BB: 0	P: 17	R: 2	H: 2	E: 0	K: 10	H: 2	LOB: 2	BB: 2	P: 23	R: 0	H: 0	E: 0	K: 1	S: 9	H: 3	LOB: 1	BB: 0	P: 26	R: 2	H: 3	E: 0	K: 14	H: 3	LOB: 1	BB: 0	P: 26
1B: 9	SF: 2	2B: 2	SAC: 1	3B: 0	DP: 0	HR: 1	HBP: 1	WP: 1	PA: 43	1B: 9	SF: 2	2B: 2	SAC: 1	3B: 0	DP: 0	HR: 1	HBP: 1	WP: 1	PA: 43	1B: 9	SF: 2	2B: 2	SAC: 1	3B: 0	DP: 0	HR: 1	HBP: 1	WP: 1	PA: 43	1B: 9	SF: 2	2B: 2	SAC: 1	3B: 0	DP: 0	HR: 1	HBP: 1	WP: 1	PA: 43	1B: 9	SF: 2	2B: 2	SAC: 1	3B: 0	DP: 0	HR: 1	HBP: 1	WP: 1	PA: 43																					

PITCHER	IP	WLS	BF	H	R	ER	SO	BB	IBB	HBP	BLK	WP	HR	S	P	ERA	WHIP
Orel Hershiser, R ERA: 3.96 (1, 1)	4.2	L	26	7	4	2	5	3	0	1	0	1	1	53	89	3.86	2.143
Julian Tavarez, R ERA: 5.61 (5, 1)	3.1		17	5	4	4	2	0	2	0	0	0	0	36	66	10.80	1.500

BOTTOM

Cleveland Indians @ Milwaukee Brewers
Milwaukee County Stadium, Milwaukee, WI

Tue Sep 03 1996, 8:05 PM EDT
Att: 10,599 - Unknown - 78 F

livebaseballscores.com

AB	34
R	8
H	12
RBI	8
BB	5
SO	7
LOB	19



Batter	1	2	3	4	5	6	7	8	9	AB R H RBI BB SO LOB	TOP											
Kenny Lofton, L (1, 8) OBP: 0.369, SLG: 0.447	0-2 F7	2-0 HR		1-0 G6-3			2-1 HR 1B	1-0 1B		5 2 3 2 0 0 0												
Kevin Seitzer, R (1, 10) OBP: 0.409, SLG: 0.458 Nigel Wilson, L (8, PH)	1-1 2B	1-2 F9			0-0 G4-3		1-1 HR HBP	0-3 K		3 2 1 0 0 0 0 1 0 0 0 0 1 1												
Jim Thome, L (1, 5) OBP: 0.462, SLG: 0.632	4-2 2B				2-1 G4-3		0-0 HR		2-3 K	4 2 2 3 1 1 0												
Albert Belle, R (1, 7) OBP: 0.410, SLG: 0.629	0-0 F9 1-H 2-H				1-2 P2		1-0 G3-1		0-1 G6-3	5 0 2 2 0 0 1												
Julio Franco, R (1, 3) OBP: 0.418, SLG: 0.483	2-2 F9				2-1 1B		3-2 G6-3	1-2 G3-1	0-2 2B	5 0 2 0 0 0 2												
Brian Giles, L (1, 9) OBP: 0.400, SLG: 0.596	2-2 G4-3				1-2 1B		1-1 1B	2-0 P2	1-3 K	5 0 2 0 0 1 3												
Sandy Alomar Jr., R (1, 2) OBP: 0.299, SLG: 0.398		2-1 SH1-3 HR 1B		1-1 G6-4-3		2-1 F8	3-1 G5-3			4 1 1 0 0 0 5												
Omar Vizquel, S (1, 6) OBP: 0.367, SLG: 0.432		0-0 SH1-3			2-1 G4-3		1-2 FC6	2-3 K		3 0 1 0 0 1 0												
Jose Vizcaino, S (1, 4) OBP: 0.340, SLG: 0.365		1-0 L8			0-0 G3		0-0 FC6	0-1 L9		4 0 0 0 0 0 3												
Inning Stats	R: 2 E: 0 K: 0 S: 19	H: 2 LOB: 1 BB: 1 P: 28	R: 2 E: 0 K: 0 S: 8	H: 2 LOB: 0 BB: 0 P: 14	R: 0 E: 0 K: 0 S: 12	H: 3 LOB: 2 BB: 0 P: 19	R: 0 E: 0 K: 0 S: 4	H: 0 LOB: 0 BB: 0 P: 7	R: 0 E: 0 K: 0 S: 6	H: 0 LOB: 0 BB: 0 P: 10	R: 0 E: 0 K: 0 S: 11	H: 2 LOB: 2 BB: 0 P: 18	R: 3 E: 0 K: 0 S: 11	H: 3 LOB: 1 BB: 0 P: 21	R: 0 E: 0 K: 2 S: 10	H: 1 LOB: 1 BB: 0 P: 13	R: 0 E: 0 K: 2 S: 14	H: 1 LOB: 1 BB: 0 P: 17	1B: 7 2B: 5 3B: 0 HR: 2	SF: 0 SAC: 1 DP: 1 HBP: 1	WP: 0 PB: 0 SB: 0 CS: 0	PA: 42
PITCHER	IP WLS BF H R ER SO BB IBB HBP BLK WP HR S P ERA WHIP																					
Jeff D'Amico, R (1, 1) ERA: 5.32	2.1 L 15 7 4 4 0 1 0 0 0 0 1 37 58 15.43 3.429																					
Ramon Garcia, R (3, 1) ERA: 6.0	3.2 14 3 2 2 0 0 0 1 0 0 0 26 44 4.91 0.818																					
Ron Villone, L (7, 1) ERA: 3.66	1.2 8 3 1 1 1 0 0 0 0 0 1 15 25 5.40 1.800																					
Doug Jones, R (8, 1) ERA: 4.31	1.1 5 1 0 0 3 0 0 0 0 0 0 17 20 0.00 0.750																					

Cleveland Indians @ Milwaukee Brewers
Milwaukee County Stadium, Milwaukee, WI

Wed Sep 04 1996, 8:05 PM EDT
Att. 12,666 - Unknown - 78 F

AB 39
R 7
H 14
RBI 7
BB 1
SO 4
LOB 15



livebaseballscorecards.com

Batter	1	2	3	4	5	6	7	8	9	AB	R	H	RBI	BB	SO	LOB
Fernando Vina, L (1, 4) OBP: 0.340, SLG: 0.380	1-0 F8			2-2 P5		0-1 L8		0-0 L8		4	0	0	0	0	0	0
Jeff Cirillo, R (1, 5) Mark Loretta, R (9, 5) OBP: 0.386, SLG: 0.484 OBP: 0.333, SLG: 0.321	2-3 K			1-2 F9		2-2 G6-3		1-0 G6-3		4	0	0	0	0	1	0
Dave Nilsson, L (1, 10) OBP: 0.417, SLG: 0.555	2-2 G1-3			0-0 FC5-4 1B		1-2 L8				0	0	1	0	0	0	0
John Jaha, R (1, 3) OBP: 0.391, SLG: 0.526			3-2 P3		0-0 FC5-4 1-2					0	0	1	0	0	0	1
Jose Valentin, S (1, 6) OBP: 0.336, SLG: 0.497			0-0 P6			4-1 F8 1B BB				0	0	0	0	1	0	1
Marc Newfield, R (1, 7) OBP: 0.328, SLG: 0.442			2-1 L4			0-1 1-2 1B				0	0	2	0	0	0	0
Jeremy Burnitz, L (1, 8) OBP: 0.383, SLG: 0.482			0-3 K			3-0 F8 2-3				3	0	0	0	0	1	4
Matt Mieske, R (1, 9) OBP: 0.323, SLG: 0.482			1-1 L8			1-3 K 2				3	0	0	0	0	1	4
Mike Matheny, R (1, 2) Jesse Levis, L (8, PH) OBP: 0.248, SLG: 0.347 OBP: 0.347, SLG: 0.276			0-3 K			0-0 F8 3				2	0	0	0	0	1	2
										1	0	0	0	0	0	0

Inning Stats	R: 0 E: 0 K: 1 S: 7	H: 0 LOB: 0 BB: 0 P: 12	R: 0 E: 0 K: 0 S: 6	H: 0 LOB: 0 BB: 0 P: 11	R: 0 E: 0 K: 2 S: 8	H: 0 LOB: 0 BB: 0 P: 9	R: 0 E: 0 K: 0 S: 8	H: 1 LOB: 1 BB: 0 P: 11	R: 0 E: 0 K: 1 S: 8	H: 1 LOB: 2 BB: 1 P: 16	R: 0 E: 0 K: 0 S: 9	H: 0 LOB: 0 BB: 0 P: 12	R: 0 E: 0 K: 0 S: 13	H: 2 LOB: 2 BB: 0 P: 17	R: 0 E: 0 K: 0 S: 5	H: 0 LOB: 0 BB: 0 P: 9	R: 0 E: 0 K: 0 S: 6	H: 0 LOB: 0 BB: 0 P: 7	1B: 4 2B: 0 3B: 0 HR: 0	SF: 0 SAC: 0 DP: 0 HBP: 0	
PITCHER Chad Ogea, R (1, 1) ERA: 4.83	IP: 9.0 WLS: W BF: 32 H: 4 R: 0 ER: 0 SO: 4 BB: 1 IBB: 0 HBP: 0 BLK: 0 WP: 0 HR: 0 S: 70 P: 104 ERA: 0.00 WHIP: 0.556																			PITCHER	IP: 9.0 WLS: W BF: 32 H: 4 R: 0 ER: 0 SO: 4 BB: 1 IBB: 0 HBP: 0 BLK: 0 WP: 0 HR: 0 S: 70 P: 104 ERA: 0.00 WHIP: 0.556


BOTTOM

Cleveland Indians @ Milwaukee Brewers
Milwaukee County Stadium, Milwaukee, WI

Wed Sep 04 1996, 8:05 PM EDT
Att: 12,666 - Unknown - 78 F

AB	31
R	0
H	4
RBI	0
BB	1
SO	4
LOB	12

livebaseballscores.com



WP: 0	PA: 32
PB: 0	SB: 0
CS: 0	

Batter	1	2	3	4	5	6	7	8	9	AB R H RBI BB SO LOB	TOP
Joey Cora, S (1, 4) <small>OBP: 0.340, SLG: 0.407</small>	1-0 G4-3 1B 2B		4-0 WP G5-3 BB		3-2 F8			0-0 G4-3		3 1 1 0 1 0 0	
Alex Rodriguez, R (1, 6) <small>OBP: 0.425, SLG: 0.672</small>	0-0 G4-3 2-3		3-2 G5-3 1-2		1-3 K			1-3 K		4 0 0 0 0 2 2	
Ken Griffey Jr., L (1, 8) <small>OBP: 0.394, SLG: 0.644</small>	0-2 1B 1B 3-H		2-3 K 2-3		0-3 K			1-1 2B		4 0 2 1 0 2 1	
Edgar Martinez, R (1, 10) <small>OBP: 0.460, SLG: 0.608</small>	2-0 1-2 1B		0-3 K		3-3 K			3-3 K		4 0 1 0 0 3 2	
Jay Buhner, R (1, 9) <small>OBP: 0.371, SLG: 0.563</small> Rich Amaral, R (9, PR) <small>OBP: 0.397, SLG: 0.363</small>	2-3 K		4-2 G3 BB		1-3 K			3-2 G6-3 G5-3 1B		3 0 1 0 1 2 2 0 0 0 0 0 0 0	
Paul Sorrento, L (1, 3) <small>OBP: 0.372, SLG: 0.515</small>	1-2 F9		0-0 G3 1-2		0-0 FC1-6 1B			1-0 G5-3 1-2		4 0 1 0 0 0 4	
Mark Whiten, S (1, 7) <small>OBP: 0.370, SLG: 0.464</small>		2-1 L3		3-3 K		0-0 FC1-6 G5-3 1-2f		2-2 G6-3 2-3		4 0 0 0 0 1 4	
Dan Wilson, R (1, 2) <small>OBP: 0.339, SLG: 0.441</small> Doug Strange, S (9, PH) <small>OBP: 0.289, SLG: 0.339</small>		1-0 G2-3		1-1 G6-3		1-0 G5-3 1-2		0-2 F8		3 0 0 0 0 0 2 1 0 0 0 0 0 2	
Dave Hollins, S (1, 5) <small>OBP: 0.364, SLG: 0.403</small>		1-1 P2		1-1 G4-3		1-1 G4-3				3 0 0 0 0 0 1	
Inning Stats	R: 1 H: 3 E: 0 LOB: 2 K: 1 BB: 0 S: 12 P: 18	R: 0 H: 0 E: 0 LOB: 0 K: 0 BB: 0 S: 5 P: 9	R: 0 H: 0 E: 0 LOB: 1 K: 2 BB: 1 S: 9 P: 18	R: 0 H: 0 E: 0 LOB: 1 K: 1 BB: 1 S: 8 P: 16	R: 0 H: 0 E: 0 LOB: 0 K: 1 BB: 0 S: 8 P: 13	R: 0 H: 0 E: 0 LOB: 0 K: 3 BB: 0 S: 9 P: 13	R: 0 H: 1 E: 0 LOB: 1 K: 0 BB: 0 S: 5 P: 7	R: 0 H: 1 E: 0 LOB: 1 K: 2 BB: 0 S: 9 P: 14	R: 0 H: 1 E: 0 LOB: 2 K: 0 BB: 0 S: 10 P: 16	1B: 4 SF: 0 2B: 2 SAC: 0 3B: 0 DP: 0 HR: 0 HBP: 0	WP: 1 PA: 35 PB: 0 SB: 0 CS: 0
PITCHER Charles Nagy, R (1, 1) <small>ERA: 3.38</small>	IP WLS BF H R ER SO BB IBB HBP BLK WP HR S P ERA WHIP 9.0 W 35 6 1 1 10 2 0 0 0 1 0 75 124 1.00 0.889						PITCHER IP WLS BF H R ER SO BB IBB HBP BLK WP HR S P ERA WHIP				

Seattle Mariners @ Cleveland Indians
 Jacobs Field, Cleveland, OH
 Sun Sep 08 1996, 3:33 AM EDT
 Att. 42,307 - Sunny - 76 F

livebaseballscorecards.com

AB	33
R	1
H	6
RBI	1
BB	2
SO	10
LOB	20



Batter	1	2	3	4	5	6	7	8	9	AB R H RBI BB SO LOB	TOP													
Rich Amaral, R (1, 4) OBP: 0.392, SLG: 0.358 Doug Strange, S (9, PH) OBP: 0.293, SLG: 0.343 Alex Diaz, S (9, PR) OBP: 0.243, SLG: 0.275 Dan Wilson, R (9, 2) OBP: 0.339, SLG: 0.441	3-2 F8		1-0 G1-3			3-1 L9	1-3 K		1-0 E S 1B	4 0 0 0 0 1 0 1 0 1 0 0 0 0 0 0 0 0 0 0 0 0 0 0 0 0 0 0														
Alex Rodriguez, R (1, 6) OBP: 0.424, SLG: 0.672	0-0 G4-3		1-2 G1-3			0-2 BB 1B		0-0 CS 2B	3-3 K	5 1 2 0 0 1 2														
Ken Griffey Jr., L (1, 8) OBP: 0.392, SLG: 0.639	2-2 G3					1-3 K		0-3 K	4-0 E IBB	4 0 0 0 1 2 2														
Edgar Martinez, R (1, 10) OBP: 0.462, SLG: 0.613		2-0 HR				1-1 F8		4-2 1B BB	3-2 E5	3 2 1 1 2 0 2														
Jay Buhner, R (1, 9) OBP: 0.373, SLG: 0.567		3-1 1B SF9 2B				3-0 F9		2-0 HBP 1B	2-3 K	5 2 3 1 0 1 3														
Dave Hollins, S (1, 5) OBP: 0.367, SLG: 0.405		1-1 CS 1B				0-1 G4-3		2-2 1-2 HBP	2-1 1B	3 0 2 2 0 0 0														
Brian Hunter, R (1, 3) OBP: 0.348, SLG: 0.446 Paul Sorrento, L (6, PH) OBP: 0.370, SLG: 0.512 (6, 3)		2-2 SF9				2-2 F8		1-1 G3-1	1-1 G4-3	1 0 0 1 0 0 0 2 0 0 0 0 0 4														
Mark Whiten, S (1, 7) OBP: 0.369, SLG: 0.460		3-H 3-2 P6				4-0 BB		2-2 L3	1-3 K	3 0 0 0 1 1 1														
John Marzano, R (1, 2) OBP: 0.330, SLG: 0.305 Joey Cora, S (9, PH) OBP: 0.341, SLG: 0.408 (9, 4)			0-3 K			1-0 L8		2-3 K	2-1 1B E 1B	3 0 0 0 0 2 1 1 1 1 0 0 0 0														
Inning Stats	R: 0 E: 0 K: 0 S: 10	H: 0 LOB: 0 BB: 0 P: 15	R: 2 E: 0 K: 0 S: 12	H: 3 LOB: 0 BB: 0 P: 23	R: 0 E: 0 K: 1 S: 8	H: 0 LOB: 0 BB: 0 P: 10	R: 0 E: 0 K: 0 S: 5	H: 0 LOB: 1 BB: 1 P: 14	R: 1 E: 0 K: 1 S: 19	H: 2 LOB: 3 BB: 1 P: 31	R: 0 E: 0 K: 2 S: 11	H: 0 LOB: 0 BB: 0 P: 16	R: 2 E: 0 K: 1 S: 11	H: 3 LOB: 1 BB: 1 P: 20	R: 1 E: 1 K: 3 S: 20	H: 2 LOB: 3 BB: 1 P: 36	1B: 6 2B: 3 3B: 0 HR: 1	SF: 1 SAC: 0 DP: 0 HBP: 1	WP: 0 PB: 0 SB: 1 CS: 2	PA: 41				
PITCHER	IP WLS BF H R ER SO BB IBB HBP BLK WP HR S P ERA WHIP																							
Brian Anderson, L (1, 1) ERA: 5.18 Eric Plunk, R (6, 1) ERA: 2.49 Paul Assenmacher, L (8, 1) ERA: 2.36 Paul Shuey, R (8, 1) ERA: 3.0 Jose Mesa, R (9, 1) ERA: 3.75	5.2 21 4 3 3 2 1 0 0 0 0 1 50 86 4.76 0.882	1.1 8 2 1 1 2 1 0 1 0 0 0 23 36 6.75 2.250	0.1 1 0 0 0 1 0 0 0 0 0 0 3 3 0.00 0.000	0.2 4 2 1 1 0 1 0 0 0 0 0 7 16 13.50 4.500	1.0 L 7 2 1 0 3 0 1 0 0 0 0 20 36 0.00 2.000																			

Seattle Mariners @ Cleveland Indians
 Jacobs Field, Cleveland, OH
 Sun Sep 08 1996, 7:05 PM EDT
 Att. 42,217 - Unknown - 74 F

livebaseballscorecards.com

AB	35
R	6
H	10
RBI	5
BB	4
SO	8
LOB	15



BOTTOM

Seattle Mariners @ Cleveland Indians

Jacobs Field, Cleveland, OH

Sun Sep 08 1996, 7:05 PM EDT

Att: 42,217 - Unknown - 74 F

livebaseballscorecards.com

AB	34
R	5
H	8
RBI	5
BB	1
SO	6
LOB	10



WP:	1	PA:	36
PB:	0		
SB:	0		
CS:	1		

AB R H RBI BB SO LOB

4 1 1 0 0 0 2

4 0 1 1 0 1 0

4 0 0 0 0 3 2

4 0 0 0 0 0 2

3 1 0 0 1 1 0

4 1 1 1 0 0 1

4 1 2 0 0 1 1

2 0 0 0 0 0 1

1 1 1 2 0 0 0

1 0 0 0 0 0 1

1B: 3 SF: 0

2B: 3 SAC: 0


3B: 0 DP: 1

HR: 2 HBP: 0

Batter	1	2	3	4	5	6	7	8	9
Kenny Lofton, L OBP: 0.369, SLG: 0.448 (1, 8)	1-1 F7		0-1 P4			2-1 2B	0-0 G4-3		
Kevin Seitzer, R OBP: 0.409, SLG: 0.457 (1, 3)	1-1 P4		0-1 CS	2-2 F9		0-2 2B		0-3 K	
Jim Thome, L OBP: 0.457, SLG: 0.625 (1, 5)	2-3 K			1-1 P6		2-3 K		3-3 K	
Albert Belle, R OBP: 0.405, SLG: 0.619 (1, 7)		2-0 G6-3		1-0 L8		3-2 P6		2-0 G1-6-4-3	
Julio Franco, R OBP: 0.416, SLG: 0.478 (1, 10)		0-3 K			2-1 G6-3		4-2 HR		0-2 P3
Manny Ramirez, R OBP: 0.398, SLG: 0.573 (1, 9)		1-1 F7			1-0 HR		1-0 F8		3-2 G6-3
Omar Vizquel, S OBP: 0.369, SLG: 0.435 (1, 6)			3-2 1B		2-3 K		2-0 F9		1-0 FC6-4
Tony Peña, R OBP: 0.258, SLG: 0.248 (1, 2)			1-1 G5-3		2-0 G5-3		3-0 HR		1-2 FC6-4
Nigel Wilson, L OBP: 0.333, SLG: 1.333 (7, PH)									
Sandy Alomar Jr., R OBP: 0.296, SLG: 0.394 (8, 2)									
Jose Vizcaino, S OBP: 0.341, SLG: 0.366 (1, 4)			2-0 CS			2-1 L6			

Inning Stats	R: 0 H: 0 E: 0 K: 1 S: 8	R: 0 H: 0 E: 0 K: 1 S: 6	R: 1 H: 2 E: 0 K: 0 S: 10	R: 0 H: 0 E: 0 K: 0 S: 6	R: 1 H: 1 E: 0 K: 1 S: 7	R: 1 H: 2 E: 0 K: 1 S: 18	R: 2 H: 2 E: 0 K: 0 S: 7	R: 0 H: 0 E: 0 K: 2 S: 7	R: 0 H: 1 E: 0 K: 0 S: 10	1B: 3 2B: 3 3B: 0 HR: 2	SF: 0 SAC: 0 DP: 1 HBP: 0	WP: 1 PB: 0 SB: 0 CS: 1	PA: 36
--------------	--------------------------	--------------------------	---------------------------	--------------------------	--------------------------	---------------------------	--------------------------	--------------------------	---------------------------	-------------------------	---------------------------	-------------------------	--------

PITCHER	IP	WLS	BF	H	R	ER	SO	BB	IBB	HBP	BLK	WP	HR	S	P	ERA	WHIP
Sterling Hitchcock, L ERA: 5.34 (1, 1)	5.2		21	5	3	3	4	0	0	0	0	0	1	48	78	4.76	0.882
Michael Jackson, R ERA: 3.92 (6, 1)	1.0		6	2	2	2	0	1	0	0	0	0	1	13	26	18.00	3.000
Norm Charlton, L ERA: 4.23 (7, 1)	2.1	W	8	1	0	0	2	0	0	0	0	1	0	18	28	0.00	0.429

Batter	1	2	3	4	5	6	7	8	9	AB R H RBI BB SO LOB	TOP																
Robert Eenhoorn, R (1, 4) OBP: 0.136, SLG: 0.056 Jack Howell, L (9, PH) OBP: 0.328, SLG: 0.536	0-0 G6-3		0-1 G6-3		0-3 K		2-2 G6-3		1-3 K	4 0 0 0 0 1 2 1 0 0 0 0 1 0																	
Jim Edmonds, L (1, 8) OBP: 0.381, SLG: 0.593	2-1 F7			2-2 1B 1B	0-1 F9		2-2 F7		1-0 1B	5 1 2 0 0 0 1																	
Tim Salmon, R (1, 9) OBP: 0.381, SLG: 0.505	1-3 K			0-0 16 1B 1B	0-0 1B		4-0 IBB		3-3 K	4 1 2 0 1 2 1																	
Chili Davis, S (1, 10) OBP: 0.388, SLG: 0.510		1-1 G3-6-3 1B		2-2 16 1B 1B	2-2 G6-3		1-2 F9			4 1 2 1 0 0 3																	
J.T. Snow, L (1, 3) OBP: 0.331, SLG: 0.377	1-0 G3-6-3			0-2 L7		0-3 K		4-2 CS BB		3 0 0 0 1 1 3																	
16 Garret Anderson, L (1, 7) OBP: 0.316, SLG: 0.413	0-0 P6			1-2 1B		0-0 G3-1		0-1 F7		4 0 1 1 0 0 1																	
Chris Turner, R (1, 2) OBP: 0.500, SLG: 1.000 Todd Greene, R (3, PR) OBP: 0.241, SLG: 0.275 (3, 2)			1-2 E6 1B	0-2 1-2 2-H 1B		4-1 2B BB		3-2 1-2 1B		1 0 1 0 0 0 0 2 0 2 1 1 0 0	AB 36 R 3 H 11 RBI 3 BB 3 SO 8 LOB 18																
George Arias, R (1, 5) OBP: 0.284, SLG: 0.332			1-3 K	1-2 SAFE P3		0-2 1-H 2B		1-3 K		4 0 1 0 0 2 4																	
Dick Schofield, R (1, 6) OBP: 0.143, SLG: 0.143 Orlando Palmeiro, L (9, PH) OBP: 0.353, SLG: 0.382			3-2 F8	0-0 F8		2-2 E6 G6-3		0-3 K		3 0 0 0 0 0 3 1 0 0 0 0 1 0																	
Inning Stats	R: 0 E: 0 K: 1 S: 6	H: 0 LOB: 0 BB: 0 P: 9	R: 0 E: 0 K: 0 S: 4	H: 1 LOB: 0 BB: 0 P: 6	R: 0 E: 1 K: 1 S: 12	H: 1 LOB: 1 BB: 0 P: 17	R: 3 E: 0 K: 0 S: 22	H: 5 LOB: 2 BB: 0 P: 28	R: 0 E: 0 K: 1 S: 10	H: 1 LOB: 1 BB: 0 P: 12	R: 0 E: 0 K: 1 S: 9	H: 1 LOB: 2 BB: 1 P: 13	R: 0 E: 1 K: 0 S: 18	H: 0 LOB: 2 BB: 1 P: 28	R: 0 E: 0 K: 1 S: 11	H: 1 LOB: 1 BB: 1 P: 19	R: 0 E: 0 K: 3 S: 12	H: 1 LOB: 1 BB: 0 P: 17	1B: 10 2B: 1 3B: 0 HR: 0	SF: 0 SAC: 0 DP: 1 HBP: 0	WP: 0 PB: 0 SB: 0 CS: 1	PA: 39					
PITCHER	IP	WLS	BF	H	R	ER	SO	BB	IBB	HBP	BLK	WP	HR	S	P	ERA	WHIP										
Chad Ogea, R (1, 1) ERA: 4.8	6.1		28	9	3	3	4	1	0	0	0	0	0	72	97	4.26	1.579										
Alan Embree, L (7, 1) ERA: 6.43	1.0		5	0	0	0	0	1	1	0	0	0	0	14	25	0.00	1.000										
Paul Shuey, R (8, 1) ERA: 2.96	0.2	W	2	1	0	0	1	0	0	0	0	0	0	6	10	0.00	1.500										
Jose Mesa, R (9, 1) ERA: 3.69	1.0	S	4	1	0	0	3	0	0	0	0	0	0	12	17	0.00	1.000										

California Angels @ Cleveland Indians
 Jacobs Field, Cleveland, OH
 Mon Sep 09 1996, 7:05 PM EDT
 Att. 42,208 - Unknown - 73 F

livebaseballscorecards.com

BOTTOM

California Angels @ Cleveland Indians
Jacobs Field, Cleveland, OH
Mon Sep 09 1996, 7:05 PM EDT
Att: 42,208 - Unknown - 73 F

livebaseballscorecards.com

AB 28
R 4
H 7
RBI 3
BB 3
SO 2
LOB 12



WP: 0 PA: 32
PB: 0
SB: 1
CS: 1

AB	R	H	RBI	BB	SO	LOB
3	2	1	0	1	0	0
4	0	0	1	0	0	3
4	0	3	1	0	1	0
2	0	1	1	1	0	1
4	0	0	0	0	0	5
3	0	0	0	0	0	1
2	0	0	0	1	0	1
2	0	0	0	0	1	1
1	1	1	0	0	0	0
0	0	0	0	0	0	0
3	1	1	0	0	0	0
1B: 4	SF: 1					
2B: 3	SAC: 0					
3B: 0	DP: 1					
HR: 0	HBP: 0					

Batter	1	2	3	4	5	6	7	8	9
Kenny Lofton, L OBP: 0.370, SLG: 0.449 (1, 8)	1-0 F7		0-1 L6			2-2 G6-3 2B		4-0 E BB	
Kevin Seitzer, R OBP: 0.406, SLG: 0.453 (1, 10)	1-2 G4-3		2-1 F9			1-1 G6-3 2-H		1-0 P4	
Jim Thome, L OBP: 0.459, SLG: 0.629 (1, 5)	1-2 2B			2-1 FC5-4 1B		2-3 K		0-1 1B	
Albert Belle, R OBP: 0.406, SLG: 0.619 (1, 7)	4-1 BB			0-0 FC5-4 1-2f			0-1 F9 G5-3 1B	1-0 SF8	
Julio Franco, R OBP: 0.412, SLG: 0.473 (1, 3)	2-0 F9			0-1 G6-4-3 1-2f			0-1 G5-3	1-1 G6-3	
Manny Ramirez, R OBP: 0.396, SLG: 0.570 (1, 9)		1-1 L8			1-2 G5-3		1-1 F9		
Omar Vizquel, S OBP: 0.369, SLG: 0.433 (1, 6)		4-0 CS BB			0-0 G4-3		1-2 L4		
Tony Peña, R OBP: 0.255, SLG: 0.245 (1, 2)		2-3 K			2-2 G5-3			0-0 BB 1B 2B	
Brian Giles, L OBP: 0.405, SLG: 0.610 (8, PH)									
Einar Diaz, R (9, 2)									
Jose Vizcaino, S OBP: 0.341, SLG: 0.366 (1, 4)			0-0 F7			2-2 G4-3		2-2 1B BB SF8 1B	

Inning	R	H	E	K	S	LOB	BB	P
1	0	1	0	0	19	2	1	1
2	0	0	0	5	12	0	1	1
3	0	0	0	5	7	0	0	0
4	0	1	0	5	7	0	0	0
5	0	0	0	7	10	0	0	0
6	1	1	0	11	18	0	0	0
7	0	1	0	9	11	1	0	0
8	3	3	1	11	20	1	1	1
9	0	0	0	0	0	0	0	0

PITCHER	IP	WLS	BF	H	R	ER	SO	BB	IBB	HBP	BLK	WP	HR	S	P	ERA	WHIP
Jason Dickson, R ERA: 5.48 (1, 1)	7.0		26	5	2	2	2	2	2	0	0	0	0	53	85	2.57	1.000
Mike Holtz, L ERA: 1.67 (8, 1)	0.0	L	2	1	0	0	0	1	0	0	0	0	0	4	10	∞	∞
Mike James, R ERA: 2.72 (8, 1)	0.1		1	0	0	0	0	0	0	0	0	0	0	1	2	0.00	0.000
Darrell May, L ERA: 9.35 (8, 1)	0.0		1	1	0	0	0	0	0	0	0	0	0	2	2	∞	∞
Mark Eichhorn, R ERA: 4.5 (8, 1)	0.2		2	0	2	1	0	0	0	0	0	0	0	3	5	13.50	0.000

Batter	1	2	3	4	5	6	7	8	9	AB R H RBI BB SO LOB	TOP																
Darin Erstad, L (1, 7) OBP: 0.330, SLG: 0.366	1-1 G4-3		1-1 G4-6-3		1-0 G3-1	1-2 F8			2-2 F8	5 0 0 0 0 0 2																	
Jim Edmonds, L (1, 8) OBP: 0.381, SLG: 0.598	1-2 HR		0-0 16 1B		0-0 F9			2-3 K	1-3 K	5 2 2 1 0 2 1																	
J.T. Snow, L (1, 3) OBP: 0.332, SLG: 0.380	2-1 2B		0-0 E3 16 1B		0-0 2B 1B			3-2 L9		4 1 2 0 0 0 1																	
Chili Davis, S (1, 10) OBP: 0.389, SLG: 0.511	1-3 K		4-1 16 1B		1-1 2B			1-1 G3		3 0 1 0 0 1 1																	
16 Garret Anderson, L (1, 9) OBP: 0.316, SLG: 0.411	1-0 G1-3		1-2 1B		1-3 K			1-2 F9		4 0 1 2 0 1 3																	
Jack Howell, L (1, 5) OBP: 0.328, SLG: 0.531		2-2 G4-3	0-1 G3		0-0 HR			1-2 G1-3		3 1 1 0 0 0 2																	
George Anas, R (7, 5) OBP: 0.283, SLG: 0.330										1 0 0 0 0 0 0																	
Rex Hudler, R (1, 4) OBP: 0.339, SLG: 0.560		2-3 K		0-1 G5-3		1-0 HR		0-3 K		4 1 1 2 0 2 0																	
Jorge Fabregas, L (1, 2) OBP: 0.329, SLG: 0.339		1-1 L8		1-0 G6-3		0-0 G4-3			1-0 SH1-4 1B	4 0 1 0 0 0 0																	
Gary Disarcina, R (1, 6) OBP: 0.297, SLG: 0.357			2-2 G4-6-3 1B		1-1 G5-3			1-1 G1-5-3	0-0 SH1-4	3 0 1 0 0 0 0																	
Inning Stats	R: 1 E: 0 K: 1 S: 11	H: 2 LOB: 1 BB: 0 P: 17	R: 0 E: 0 K: 1 S: 12	H: 0 LOB: 0 BB: 0 P: 17	R: 2 E: 1 K: 0 S: 14	H: 3 LOB: 2 BB: 1 P: 22	R: 0 E: 0 K: 0 S: 5	H: 0 LOB: 0 BB: 0 P: 7	R: 0 E: 0 K: 1 S: 9	H: 2 LOB: 2 BB: 0 P: 12	R: 2 E: 0 K: 0 S: 8	H: 2 LOB: 0 BB: 0 P: 11	R: 0 E: 0 K: 1 S: 11	H: 0 LOB: 0 BB: 0 P: 17	R: 0 E: 0 K: 1 S: 10	H: 0 LOB: 0 BB: 0 P: 12	R: 0 E: 0 K: 1 S: 9	H: 1 LOB: 1 BB: 0 P: 13	1B: 6 2B: 2 3B: 0 HR: 2	SF: 0 SAC: 1 DP: 1 HBP: 0	WP: 0 PB: 0 SB: 0 CS: 0	PA: 38					
PITCHER	IP WLS BF H R ER SO BB IBB HBP BLK WP HR S P ERA WHIP																										
Orel Hershiser, R (1, 1) ERA: 3.93	8.1		36	10	5	3	5	1	0	0	0	0	2	82	118	3.24	1.320										
Paul Assenmacher, L (9, 1) ERA: 2.32	0.2	W	2	0	0	0	1	0	0	0	0	0	0	7	10	0.00	0.000										

California Angels @ Cleveland Indians
 Jacobs Field, Cleveland, OH
 Tue Sep 10 1996, 3:33 AM EDT
 Att. 42,181 - Overcast - 71 F

livebaseballscorecards.com

AB 36
 R 5
 H 10
 RBI 5
 BB 1
 SO 6
 LOB 10



Batter	1	2	3	4	5	6	7	8	9	AB R H RBI BB SO LOB
Kenny Lofton, L (1, 8) OBP: 0.370, SLG: 0.452	1-1 HR	1-0 F8		2-2 F9			1-1 F9		4-2 1B BB	4 2 1 1 1 0 3
Kevin Seitzer, R (1, 10) OBP: 0.408, SLG: 0.453	2-2 G6-3		3-2 2B 1B	4-1 BB			4-2 BB		3-3 K	3 1 1 0 2 1 1
Jim Thome, L (1, 5) Casey Candaele, S (9, PR) OBP: 0.333, SLG: 0.414	2-3 K		0-0 P4	1-2 G5-3			0-3 SAFE K		2-1 1B HR 2-H	5 0 1 1 0 2 5 0 1 0 0 0 0 0
Albert Belle, R (1, 7) OBP: 0.406, SLG: 0.619	1-1 1B		3-2 1-H 2B			1-1 G4-3			0-1 P3	5 0 2 1 0 1 2
Julio Franco, R (1, 3) OBP: 0.412, SLG: 0.472	2-1 P2		0-2 1B			0-0 F9		1-0 G6-3	1-2 WP HR 1B	5 1 2 0 0 0 1
Manny Ramirez, R (1, 9) OBP: 0.396, SLG: 0.574		1-3 K	2-3 K		2-3 K2-3			3-1 BB 1B	2-1 1-H HR 3-H	5 1 2 3 0 3 1
Omar Vizquel, S (1, 6) OBP: 0.368, SLG: 0.431		4-2 S BB		0-2 F7		2-3 K		1-0 F9		3 1 0 0 1 1 1
Tony Peña, R (1, 2) Nigel Wilson, L (8, PH) Einar Diaz, R (9, 2) OBP: 0.256, SLG: 0.242 OBP: 0.500, SLG: 1.333		1-3 SAFE SAFE SAFE SAFE SAFE SAFE SAFE		0-0 E5 BB 1B		4-2 G6-3 BB		4-2 FC5-4 BB		2 0 0 0 1 1 1 0 0 0 0 1 0 0 0 0 0 0 0 0 0
Jose Vizcaino, S (1, 4) Brian Giles, L (8, PH) Jeff Kent, R (9, 4) OBP: 0.342, SLG: 0.367 OBP: 0.402, SLG: 0.604 OBP: 0.315, SLG: 0.420		0-0 E7 2-H 1B		0-0 BB 1B		0-1 G6-3 1-2f		1-0 FC5-4 1-2f		3 0 2 0 0 0 1 1 0 0 0 0 0 2 0 0 0 0 0 0 0

Inning Stats	R: 1 E: 0 K: 1 S: 12	H: 2 LOB: 1 BB: 0 P: 20	R: 1 E: 1 K: 2 S: 10	H: 1 LOB: 1 BB: 1 P: 17	R: 1 E: 0 K: 1 S: 13	H: 3 LOB: 1 BB: 0 P: 21	R: 0 E: 1 K: 0 S: 13	H: 1 LOB: 3 BB: 1 P: 20	R: 0 E: 0 K: 1 S: 6	H: 0 LOB: 0 BB: 0 P: 9	R: 0 E: 0 K: 1 S: 7	H: 0 LOB: 0 BB: 1 P: 13	R: 0 E: 0 K: 2 S: 13	H: 0 LOB: 1 BB: 1 P: 20	R: 0 E: 0 K: 0 S: 7	H: 1 LOB: 2 BB: 1 P: 17	R: 4 E: 0 K: 1 S: 16	H: 3 LOB: 1 BB: 1 P: 28	1B: 8 2B: 1 3B: 0 HR: 2	SF: 0 SAC: 0 DP: 1 HBP: 0	WP: 1 PB: 0 SB: 3 CS: 0	PA: 42
--------------	-------------------------------	----------------------------------	-------------------------------	----------------------------------	-------------------------------	----------------------------------	-------------------------------	----------------------------------	------------------------------	---------------------------------	------------------------------	----------------------------------	-------------------------------	----------------------------------	------------------------------	----------------------------------	-------------------------------	----------------------------------	----------------------------------	------------------------------------	----------------------------------	--------

PITCHER	IP	WLS	BF	H	R	ER	SO	BB	IBB	HBP	BLK	WP	HR	S	P	ERA	WHIP
Dennis Springer, R (1, 1) ERA: 5.17	6.1		29	7	3	2	6	4	0	0	0	0	1	66	110	2.84	1.737
Mike Holtz, L (7, 1) ERA: 1.65	0.1		1	0	0	0	1	0	0	0	0	0	0	5	5	0.00	0.000
Pep Harris, R (7, 1) ERA: 4.84	0.2		3	1	0	0	1	0	0	0	0	0	0	6	12	0.00	1.500
Mike James, R (8, 1) ERA: 2.71	0.1		2	0	0	0	0	1	0	0	0	0	0	3	8	0.00	3.000
Troy Percival, R (8, 1) ERA: 2.42	1.0	L	7	3	4	4	1	1	0	0	0	1	1	17	30	36.00	4.000

BOTTOM

California Angels @ Cleveland Indians
 Jacobs Field, Cleveland, OH
 Tue Sep 10 1996, 3:33 AM EDT
 Att: 42,181 - Overcast - 71 F

livebaseballscorecards.com

AB	36
R	7
H	11
RBI	6
BB	6
SO	9
LOB	18



Batter	1	2	3	4	5	6	7	8	9	AB R H RBI BB SO LOB	TOP		
Rex Hudler, R (1, 4) OBP: 0.339, SLG: 0.558 Jack Howell, L (8, PH) OBP: 0.325, SLG: 0.526 (8, 5)	0-0 G3-6-3 1B		0-0 5-3			0-3 K		0-3 K		3 0 1 0 0 1 1 1 0 0 0 0 1 0			
Jim Edmonds, L (1, 8) OBP: 0.380, SLG: 0.597	0-0 G3-6-3 1-2f		0-3 K			0-0 2B		0-3 K		4 0 1 0 0 2 2			
Tim Salmon, R (1, 9) OBP: 0.382, SLG: 0.504	0-3 K			0-0 F7		4-0 G6-3 BB		0-0 G4-6-3 1B		3 0 1 0 1 1 0			
Chili Davis, S (1, 10) OBP: 0.386, SLG: 0.506		0-0 F7		0-0 F8		0-0 G6-3 1-2f		0-0 G4-6-3 1-2f		4 0 0 0 0 0 3			
16 Garret Anderson, L (1, 7) OBP: 0.314, SLG: 0.409		0-3 K2-3		0-3 K			0-0 G3			3 0 0 0 0 2 0			
J.T. Snow, L (1, 3) OBP: 0.332, SLG: 0.380		0-0 1B			0-0 F5		0-0 4-3			3 0 1 0 0 0 0			
Gary Disarcina, R (1, 6) OBP: 0.297, SLG: 0.359		0-3 K2-3			0-0 2B		0-0 F9			3 0 1 0 0 1 1			
Jorge Fabregas, L (1, 2) OBP: 0.325, SLG: 0.335			0-0 4-3		0-0 F8		0-0 4-3			3 0 0 0 0 0 1			
George Arias, R (1, 5) OBP: 0.284, SLG: 0.341 Darin Erstad, L (8, PH) OBP: 0.328, SLG: 0.364 Robert Eenhoorn, R (8, 4) OBP: 0.136, SLG: 0.056			0-0 3B		0-3 K		0-0 4-3			2 0 1 0 0 1 1 1 0 0 0 0 0 0 0 0 0 0 0 0 0			
Inning Stats	R: 0 H: 1 E: 0 LOB: 0 K: 1 BB: 0 S: 5 P: 5	R: 0 H: 1 E: 0 LOB: 1 K: 2 BB: 0 S: 8 P: 8	R: 0 H: 1 E: 0 LOB: 1 K: 1 BB: 0 S: 6 P: 6	R: 0 H: 0 E: 0 LOB: 0 K: 1 BB: 0 S: 5 P: 5	R: 0 H: 1 E: 0 LOB: 1 K: 1 BB: 0 S: 6 P: 6	R: 0 H: 1 E: 0 LOB: 1 K: 1 BB: 1 S: 5 P: 9	R: 0 H: 0 E: 0 LOB: 0 K: 0 BB: 0 S: 3 P: 3	R: 0 H: 0 E: 0 LOB: 0 K: 1 BB: 0 S: 5 P: 5	R: 0 H: 1 E: 0 LOB: 0 K: 1 BB: 0 S: 5 P: 5	1B: 3 SF: 0 2B: 2 SAC: 0 3B: 1 DP: 3 HR: 0 HBP: 0	WP: 0 PA: 31 PB: 0 SB: 0 CS: 0		
PITCHER	IP WLS BF H R ER SO BB IBB HBP BLK WP HR S P ERA WHIP											PITCHER	IP WLS BF H R ER SO BB IBB HBP BLK WP HR S P ERA WHIP
Jack McDowell, R (1, 1) ERA: 5.11	7.0 W 25 5 0 0 7 1 0 0 0 0 0 0 38 42 0.00 0.857												
Eric Plunk, R (8, 1) ERA: 2.45	1.0 3 0 0 0 1 0 0 0 0 0 0 0 5 5 0.00 0.000												
Jose Mesa, R (9, 1) ERA: 3.64	1.0 S 3 1 0 0 1 0 0 0 0 0 0 0 5 5 0.00 1.000												

California Angels @ Cleveland Indians
 Jacobs Field, Cleveland, OH
 Wed Sep 11 1996, 7:05 PM EDT
 Att. 42,264 - Unknown - 77 F

livebaseballscorecards.com

AB 30
 R 0
 H 6
 RBI 0
 BB 1
 SO 9
 LOB 9



Batter	1	2	3	4	5	6	7	8	9	AB	R	H	RBI	BB	SO	LOB
Kenny Lofton, L OBP: 0.368, SLG: 0.449 (1, 8)	0-0 E6 1B S E	0-0 5-3			0-0 G3			0-0 L6		4	1	0	0	0	0	0
Jose Vizcaino, S OBP: 0.344, SLG: 0.368 (1, 6)	0-0 S 1-3 1B		0-0 6-3			0-0 G5-4-3 1B		0-0 6-3		4	1	2	0	0	0	0
Julio Franco, R OBP: 0.409, SLG: 0.468 (1, 3)	0-3 K 1-H 3-H		0-0 6-3			0-0 F9				3	0	0	0	0	1	1
Albert Belle, R OBP: 0.404, SLG: 0.615 (1, 7)	0-0 6-3		0-3 K			0-0 G5-4-3 1-2f				3	0	0	0	0	1	1
Manny Ramirez, R OBP: 0.396, SLG: 0.573 (1, 9)	0-0 1B 1B			0-0 3-1				0-0 F7		3	0	1	0	0	0	0
Kevin Seitzer, R OBP: 0.408, SLG: 0.452 (1, 10)	0-0 1-2 1B			0-0 5-3				0-0 F8		3	0	1	0	0	0	0
Jeff Kent, R OBP: 0.315, SLG: 0.420 (1, 5)	0-0 F8			0-0 4-3				0-0 1B		3	0	1	0	0	0	2
Tony Peña, R OBP: 0.251, SLG: 0.237 (1, 2)			0-0 6-3			0-0 6-3		0-0 4-3		3	0	0	0	0	0	1
Casey Candaele, S OBP: 0.303, SLG: 0.375 (1, 4)			0-0 F8			0-0 5-3		0-0 5-3		3	0	0	0	0	0	0

Inning Stats	R: 2	H: 3	E: 2	K: 1	S: 9	LOB: 2	BB: 0	P: 9	R: 0	H: 0	E: 0	K: 0	S: 3	LOB: 0	BB: 0	P: 3	R: 0	H: 0	E: 0	K: 1	S: 5	LOB: 0	BB: 0	P: 5	R: 0	H: 0	E: 0	K: 0	S: 3	LOB: 0	BB: 0	P: 3	R: 0	H: 1	E: 0	K: 0	S: 3	LOB: 0	BB: 0	P: 3	R: 0	H: 1	E: 0	K: 0	S: 4	LOB: 1	BB: 0	P: 4	R: 0	H: 0	E: 0	K: 0	S: 3	LOB: 0	BB: 0	P: 3
--------------	------	------	------	------	------	--------	-------	------	------	------	------	------	------	--------	-------	------	------	------	------	------	------	--------	-------	------	------	------	------	------	------	--------	-------	------	------	------	------	------	------	--------	-------	------	------	------	------	------	------	--------	-------	------	------	------	------	------	------	--------	-------	------

PITCHER	IP	WLS	BF	H	R	ER	SO	BB	IBB	HBP	BLK	WP	HR	S	P	ERA	WHIP
Chuck Finley, L ERA: 4.25 (1, 1)	7.0	L	26	5	2	0	2	0	0	0	0	0	0	30	30	0.00	0.714
Darrel May, L ERA: 8.38 (8, 1)	1.0		3	0	0	0	0	0	0	0	0	0	0	3	3	0.00	0.000

BOTTOM

California Angels @ Cleveland Indians
Jacobs Field, Cleveland, OH
 Wed Sep 11 1996, 7:05 PM EDT
 Att: 42,264 - Unknown - 77 F

AB	29
R	2
H	5
RBI	0
BB	0
SO	2
LOB	5



WP	PA	ERA	WHIP
0	29	0	0

Batter	1	2	3	4	5	6	7	8	9	AB R H RBI BB SO LOB	TOP									
Randy Velarde, R OBP: 0.379, SLG: 0.427	4-2 CS BB			2-2 G4-3 1B 2B	2-2 1-2 1B			2-0 F9		3 1 2 0 1 0 0										
Jim Edmonds, L OBP: 0.377, SLG: 0.593 Darin Erstad, L OBP: 0.327, SLG: 0.362	2-2 F7 SAFE 1-2			3-2 G4-3	1-3 K			0-0 G6-3		3 0 0 0 0 1 4 1 0 0 0 0 0 0										
Tim Salmon, R OBP: 0.383, SLG: 0.504 Orlando Palmeiro, L OBP: 0.360, SLG: 0.390	3-3 K			4-2 16 WP 16 G6-3 BB		2-2 1B		0-2 1B		2 1 1 0 1 1 0 1 0 1 0 0 0 0										
Chili Davis, S OBP: 0.386, SLG: 0.505 Jack Howell, L OBP: 0.323, SLG: 0.522		0-2 P4		2-2 16 G6-3 16 WP 1-2 3-H 1B		2-1 F9		0-1 G5-3		3 0 1 1 0 0 1 1 0 0 0 0 0 1										
16 Garret Anderson, L OBP: 0.312, SLG: 0.406		2-1 G1-3		1-0 G6-3 1-3 2-H		1-1 L8		0-0 G3		4 0 0 1 0 0 2										
J.T. Snow, L OBP: 0.330, SLG: 0.378 Chris Pritchett, L OBP: 0.200, SLG: 0.200		1-1 F8		3-2 P3		3-2 P4				3 0 0 0 0 0 2 1 0 1 0 0 0 0										
Gary Disarcina, R OBP: 0.296, SLG: 0.356 Robert Eenhoorn, R OBP: 0.174, SLG: 0.105			2-2 F9		2-2 G1-3		0-0 L4			3 0 0 0 0 0 0 1 0 1 0 0 0 0	AB 33 R 2 H 9 RBI 2 BB 2 SO 2 LOB 13									
Todd Greene, R OBP: 0.241, SLG: 0.273			2-1 P4		1-2 G6-3		2-1 G6-4-3 1B			4 0 1 0 0 0 2										
George Arias, R OBP: 0.285, SLG: 0.341			2-2 P6		0-1 1B 1B		1-2 G6-4-3 1-2f			3 0 1 0 0 0 1										
Inning Stats	R: 0 E: 0 K: 1 S: 8	H: 0 LOB: 0 BB: 1 P: 17	R: 0 E: 0 K: 0 S: 7	H: 0 LOB: 0 BB: 0 P: 10	R: 0 E: 0 K: 0 S: 8	H: 0 LOB: 0 BB: 0 P: 14	R: 2 E: 0 K: 0 S: 16	H: 2 LOB: 1 BB: 1 P: 31	R: 0 E: 0 K: 1 S: 14	H: 2 LOB: 2 BB: 0 P: 20	R: 0 E: 0 K: 0 S: 14	H: 1 LOB: 1 BB: 0 P: 22	R: 0 E: 0 K: 0 S: 6	H: 1 LOB: 0 BB: 0 P: 9	R: 0 E: 0 K: 0 S: 7	H: 1 LOB: 1 BB: 0 P: 9	R: 0 E: 0 K: 0 S: 5	H: 2 LOB: 1 BB: 0 P: 5	1B: 8 SF: 0 2B: 1 SAC: 0 3B: 0 DP: 2 HR: 0 HBP: 0	WP: 1 PA: 35 PB: 0 SB: 0 CS: 1
PITCHER	IP WLS BF H R ER SO BB IBB HBP BLK WP HR S P ERA WHIP																			
Brian Anderson, L ERA: 5.0	(1, 1) 5.0 W 20 4 2 2 2 2 2 0 0 0 1 0 53 92 3.60 1.200																			
Kent Mercker, L ERA: 7.13	(6, 1) 2.0 7 2 0 0 0 0 0 0 0 0 0 0 20 31 0.00 1.000																			
Paul Shuey, R ERA: 2.9	(8, 1) 1.0 4 1 0 0 0 0 0 0 0 0 0 0 7 9 0.00 1.000																			
Julian Tavarez, R ERA: 5.54	(9, 1) 1.0 4 2 0 0 0 0 0 0 0 0 0 0 5 5 0.00 2.000																			

California Angels @ Cleveland Indians
Jacobs Field, Cleveland, OH

livebaseballscorecards.com



Thu Sep 12 1996, 7:05 PM EDT
Att. 42,244 - Unknown - 74 F

Batter	1	2	3	4	5	6	7	8	9
Kenny Lofton, L (1, 8) Ryan Thompson, R (8, 8) OBP: 0.369, SLG: 0.450	2-1 WP 1B		F8	E5 1B		G3-1		K2-3	
Kevin Seitzer, R (1, 10) Nigel Wilson, L (8, PH) OBP: 0.410, SLG: 0.452	4-1 WP HR BB		K				4-0 HR BB	K	
Jim Thome, L (1, 5) OBP: 0.456, SLG: 0.635	2-1 HR		E7 2B	P4			2-2 HR	K	
Albert Belle, R (1, 7) Brian Giles, L (9, 7) OBP: 0.404, SLG: 0.622	G5-3					K			
Julio Franco, R (1, 3) Jeff Kent, R (8, 3) OBP: 0.315, SLG: 0.420	4-2 CS BB						3-1 HR		
Manny Ramirez, R (1, 9) OBP: 0.395, SLG: 0.569	2-2 G1-3					K	4-1 WP BB		
Sandy Alomar Jr., R (1, 2) Einar Diaz, R (9, 2) OBP: 0.293, SLG: 0.390		G5-3		F8	L7			F7	
Omar Vizquel, S (1, 6) Damian Jackson, R (9, 6) OBP: 0.368, SLG: 0.428		F9					1-1 P6	P6	
Jose Vizcaino, S (1, 4) OBP: 0.341, SLG: 0.366		G4-3		F8			0-3 K	F7	

Inning Stats	R: 3 E: 0 K: 0 S: 16	H: 2 LOB: 0 BB: 2 P: 31	R: 0 E: 0 K: 0 S: 7	H: 0 LOB: 0 BB: 0 P: 10	R: 1 E: 1 K: 2 S: 18	H: 1 LOB: 2 BB: 0 P: 26	R: 2 E: 1 K: 0 S: 17	H: 2 LOB: 1 BB: 0 P: 25	R: 1 E: 0 K: 2 S: 12	H: 1 LOB: 0 BB: 0 P: 15	R: 0 E: 0 K: 1 S: 7	H: 0 LOB: 0 BB: 0 P: 8	R: 4 E: 0 K: 0 S: 13	H: 3 LOB: 1 BB: 2 P: 33	R: 0 E: 0 K: 3 S: 10	H: 0 LOB: 0 BB: 0 P: 15
--------------	-------------------------------	----------------------------------	------------------------------	----------------------------------	-------------------------------	----------------------------------	-------------------------------	----------------------------------	-------------------------------	----------------------------------	------------------------------	---------------------------------	-------------------------------	----------------------------------	-------------------------------	----------------------------------


PITCHER	IP	WLS	BF	H	R	ER	SO	BB	IBB	HBP	BLK	WP	HR	S	P	ERA	WHIP
Shawn Boskie, R (1, 1) ERA: 5.38	5.0	L	25	6	7	5	4	2	0	2	0	1	2	70	107	9.00	1.600
Greg Gohr, R (6, 1) ERA: 7.26	1.0		7	3	4	4	1	1	0	0	0	0	3	13	24	36.00	4.000
Robert Ellis, R (7, 1) ERA:	2.0		7	0	0	0	3	1	0	0	0	1	0	17	32	0.00	0.500

BOTTOM

AB	R	H	RBI	BB	SO	LOB
4	2	2	0	0	0	0
1	0	0	0	0	1	0
2	2	1	2	2	1	0
1	0	0	0	0	1	0
5	3	2	4	0	1	1
4	1	2	2	0	1	0
0	0	0	0	0	0	0
2	2	2	2	1	0	0
0	0	0	0	0	0	0
3	0	0	0	1	2	3
4	0	0	0	0	0	1
0	0	0	0	0	0	0
3	1	0	0	0	0	1
0	0	0	0	0	0	0
4	0	0	0	0	1	2

California Angels @ Cleveland Indians
Jacobs Field, Cleveland, OH
Thu Sep 12 1996, 7:05 PM EDT
Att: 42,244 - Unknown - 74 F

AB	33
R	11
H	9
RBI	10
BB	4
SO	8
LOB	8



WP	PA
2	39
PB	0
SB	2
CS	1

PITCHER	IP	WLS	BF	H	R	ER	SO	BB	IBB	HBP	BLK	WP	HR	S	P	ERA	WHIP
---------	----	-----	----	---	---	----	----	----	-----	-----	-----	----	----	---	---	-----	------

Batter	1	2	3	4	5	6	7	8	9	AB R H RBI BB SO LOB	TOP											
Tony Batista, R (1, 4) OBP: 0.330, SLG: 0.432	0-1 FC6-4 1B		1-0 G5-3		1-3 K			0-0 2B 1B		4 0 2 0 0 1 1												
Jose Herrera, L (1, 8) OBP: 0.319, SLG: 0.382	1-1 FC6-4 1-2f HR		1-3 K			2-3 K		1-0 2B		1 1 0 0 0 0 1												
Kerwin Moore, S (1, 8) OBP: 0.200, SLG: 0.154								1-3		3 0 1 0 0 2 0												
Scott Brosius, R (1, 5) OBP: 0.400, SLG: 0.547	3-3 K 1-2		1-0 G5-3			0-1 L4		4-0 BB		3 0 0 0 1 1 1												
Mark McGwire, R (1, 3) OBP: 0.472, SLG: 0.751	0-0 2-H HR				0-3 K		0-0 1B	1-3 K		4 1 2 2 0 2 3												
Geronimo Berroa, R (1, 10) OBP: 0.340, SLG: 0.542	1-1 G1-3				0-3 K		2-1 G5-3	0-0 P4		4 0 0 0 0 1 3												
Jason Giambi, L (1, 7) OBP: 0.362, SLG: 0.494		0-0 G4-3		0-1 G4-1			1-1 G4-3		1-0 G6-3	4 0 0 0 0 0 0												
Terry Steinbach, R (1, 2) OBP: 0.329, SLG: 0.511			1-1 F8			0-0 G4-3		3-2 1B	0-0 F9	4 0 1 0 0 0 0												
Brian Leshar, R (1, 9) OBP: 0.294, SLG: 0.553			1-2 1B			2-1 P4		2-2 P3	1-1 G6-3	4 0 1 0 0 0 1												
Mike Bordick, R (1, 6) OBP: 0.302, SLG: 0.323			3-1 G6-3			1-1 1B		2-2 G4-3		3 0 1 0 0 0 1												
Inning Stats	R: 2 E: 0 K: 1 S: 10	H: 2 LOB: 0 BB: 0 P: 15	R: 0 E: 0 K: 0 S: 8	H: 1 LOB: 1 BB: 0 P: 13	R: 0 E: 0 K: 1 S: 5	H: 0 LOB: 0 BB: 0 P: 8	R: 0 E: 0 K: 2 S: 8	H: 0 LOB: 0 BB: 0 P: 8	R: 0 E: 0 K: 1 S: 8	H: 1 LOB: 1 BB: 0 P: 12	R: 0 E: 0 K: 1 S: 6	H: 1 LOB: 1 BB: 0 P: 8	R: 0 E: 0 K: 0 S: 11	H: 1 LOB: 1 BB: 0 P: 19	R: 0 E: 0 K: 1 S: 12	H: 2 LOB: 3 BB: 1 P: 20	R: 0 E: 0 K: 0 S: 4	H: 0 LOB: 0 BB: 0 P: 6	1B: 6 2B: 1 3B: 0 HR: 1	SF: 0 SAC: 0 DP: 0 HBP: 0	WP: 0 PB: 0 SB: 1 CS: 0	PA: 35
PITCHER	IP WLS BF H R ER SO BB IBB HBP BLK WP HR S P ERA WHIP																					
Charles Nagy, R (1, 1) ERA: 3.33	8.0 W 32 8 2 2 7 1 0 0 0 0 1 68 103 2.25 1.125																					
Julian Tavarez, R (9, 1) ERA: 5.47	1.0 3 0 0 0 0 0 0 0 0 0 0 4 6 0.00 0.000																					

Oakland Athletics @ Cleveland Indians
 Jacobs Field, Cleveland, OH
 Sat Sep 14 1996, 3:33 AM EDT
 Overcast - 69 F

livebaseballscorecards.com

AB	34
R	2
H	8
RBI	2
BB	1
SO	7
LOB	11



Batter	1	2	3	4	5	6	7	8	9	AB	R	H	RBI	BB	SO	LOB	BOTTOM	
Kenny Lofton, L (1, 8) <small>OBP: 0.371, SLG: 0.451</small> Ryan Thompson, R (8, PH) <small>OBP: 0.500, SLG: 0.500</small> (9, 8)										3	3	2	0	1	1	2		
Kevin Seitzer, R (1, 10) <small>OBP: 0.413, SLG: 0.456</small>										4	0	3	3	1	0	2		
Jim Thome, L (1, 5) <small>OBP: 0.455, SLG: 0.630</small> Geronimo Pena, S (8, PH) Jeff Kent, R (9, 5) <small>OBP: 0.315, SLG: 0.420</small>										3	0	0	2	1	1	2		
Albert Belle, R (1, 7) <small>OBP: 0.403, SLG: 0.621</small> Brian Giles, L (9, 7) <small>OBP: 0.402, SLG: 0.604</small>										4	1	1	0	0	1	3		
Julio Franco, R (1, 3) <small>OBP: 0.413, SLG: 0.492</small>										4	1	1	2	0	0	1		
Manny Ramirez, R (1, 9) <small>OBP: 0.397, SLG: 0.576</small>										3	1	2	1	1	1	0		
Sandy Alomar Jr., R (1, 2) <small>OBP: 0.292, SLG: 0.389</small>										4	1	1	0	0	0	1		
Omar Vizquel, S (1, 6) <small>OBP: 0.371, SLG: 0.430</small> Damian Jackson, R (8, PH) <small>OBP: 1.000, SLG: 2.000</small> (9, 6)										2	1	2	0	1	0	0		
Jose Vizcaino, S (1, 4) <small>OBP: 0.342, SLG: 0.366</small> Casey Candaele, S (8, PH) <small>OBP: 0.294, SLG: 0.364</small> (9, 4)										2	0	1	0	0	0	2		
Inning Stats	R: 1 H: 2 E: 0 LOB: 0 K: 0 BB: 0 S: 9 P: 13	R: 0 H: 1 E: 0 LOB: 2 K: 0 BB: 1 S: 14 P: 24	R: 1 H: 1 E: 0 LOB: 1 K: 0 BB: 1 S: 8 P: 16	R: 4 H: 4 E: 0 LOB: 1 K: 1 BB: 2 S: 17 P: 35	R: 0 H: 0 E: 0 LOB: 0 K: 1 BB: 0 S: 6 P: 10	R: 0 H: 1 E: 1 LOB: 1 K: 1 BB: 1 S: 14 P: 22	R: 2 H: 3 E: 0 LOB: 0 K: 1 BB: 0 S: 18 P: 25	R: 1 H: 3 E: 0 LOB: 1 K: 0 BB: 0 S: 8 P: 11	1B: 10 SF: 0 2B: 3 SAC: 1 3B: 0 DP: 3 HR: 2 HBP: 0	WP: 0 PA: 39 PB: 0 SB: 2 CS: 0								
PITCHER Don Wengert, R (1, 1) <small>ERA: 5.35</small> John Wasdin, R (4, 1) <small>ERA: 6.26</small> Doug Johns, L (8, 1) <small>ERA: 5.89</small>	IP: 3.2 WLS: L BF: 21 H: 8 R: 6 ER: 6 SO: 0 BB: 3 IBB: 1 HBP: 0 BLK: 0 WP: 0 HR: 1 S: 45 P: 83 ERA: 14.73 WHIP: 3.000															PITCHER IP: 1.0 WLS: L BF: 5 H: 3 R: 1 ER: 1 SO: 0 BB: 0 IBB: 0 HBP: 0 BLK: 0 WP: 0 HR: 0 S: 8 P: 11 ERA: 9.00 WHIP: 3.000		

Oakland Athletics @ Cleveland Indians
 Jacobs Field, Cleveland, OH
 Sat Sep 14 1996, 3:33 AM EDT
 Overcast - 69 F

livebaseballscorecards.com

AB	33
R	9
H	15
RBI	9
BB	5
SO	4
LOB	16



Batter	1	2	3	4	5	6	7	8	9	AB R H RBI BB SO LOB	TOP																
Tony Batista, R (1, 4) OBP: 0.332, SLG: 0.428	0-3 K		4-0 G6-4-3 BB	0-3 K		0-3 K			0-0 BB 1B 1B	4 1 1 0 1 3 1																	
Rafael Bourmigl, R (1, 6) OBP: 0.289, SLG: 0.309	0-0 G4-3		0-0 G6-4-3		0-0 BB BB G6-3 1B	0-0 G5-3			0-0 F8	4 1 1 0 0 0 1 1 0 0 0 0 0 1																	
Terry Steinbach, R (9, PH) OBP: 0.328, SLG: 0.510																											
Scott Brosius, R (1, 3) OBP: 0.400, SLG: 0.545	0-0 HR 1B		0-0 G5-3		0-3 K		0-0 F9		0-0 1B BB 1B	5 1 2 0 0 1 1																	
Mark McGwire, R (1, 10) OBP: 0.475, SLG: 0.757	0-0 HR			1-0 2B HBP	4-0 G6-3 BB		0-3 K		4-0 1B BB	2 2 1 2 2 1 0 0 0 0 0 0 0 0																	
Kerwin Moore, S (9, PR) OBP: 0.200, SLG: 0.154																											
Geronimo Berroa, R (1, 9) OBP: 0.344, SLG: 0.545	0-0 P3			0-0 1B 2B	4-0 G6-3 BB		0-0 1B		0-0 FC6 1B	4 1 3 2 1 0 0																	
Matt Stairs, L (1, 7) OBP: 0.352, SLG: 0.574		0-0 HR		0-3 K	0-0 G6-3		0-0 G4-3		0-3 K	5 1 1 2 0 2 7																	
Scott Spiezio, S (1, 5) OBP: 0.400, SLG: 0.250				0-0 F7	4-0 BB			0-0 F7	0-0 FC6	4 0 1 0 1 0 4																	
Ernie Young, R (1, 8) OBP: 0.324, SLG: 0.421		0-3 K		0-0 2B 1B	0-3 K			0-3 K		3 1 1 1 0 2 4 1 0 0 0 0 1 0																	
Jason Giambi, L (8, PH) OBP: 0.361, SLG: 0.493																											
Izzy Molina, R (1, 2) OBP: 0.240, SLG: 0.292			0-0 G6-3		0-0 2B		0-0 G5-3		0-0 F7	4 0 1 1 0 0 0																	
Inning Stats	R: 2 E: 0 K: 1 S: 7	H: 2 LOB: 0 BB: 0 P: 7	R: 1 E: 0 K: 1 S: 6	H: 2 LOB: 0 BB: 0 P: 6	R: 0 E: 0 K: 0 S: 2	H: 0 LOB: 0 BB: 1 P: 6	R: 3 E: 0 K: 2 S: 10	H: 3 LOB: 1 BB: 0 P: 11	R: 1 E: 0 K: 2 S: 8	H: 1 LOB: 3 BB: 3 P: 20	R: 0 E: 0 K: 1 S: 5	H: 0 LOB: 0 BB: 0 P: 5	R: 0 E: 0 K: 1 S: 6	H: 1 LOB: 1 BB: 0 P: 6	R: 0 E: 0 K: 1 S: 5	H: 0 LOB: 0 BB: 0 P: 5	R: 1 E: 0 K: 1 S: 8	H: 3 LOB: 3 BB: 1 P: 12	1B: 8 2B: 3 3B: 0 HR: 2	SF: 0 SAC: 0 DP: 2 HBP: 1	WP: 0 PB: 0 SB: 0 CS: 1	PA: 43					
PITCHER	IP	WLS	BF	H	R	ER	SO	BB	IBB	HBP	BLK	WP	HR	S	P	ERA	WHIP										
Chad Ogea, R (1, 1) ERA: 5.08	4.0		19	7	6	6	4	1	0	1	0	0	2	25	30	13.50	2.000										
Danny Graves, R (5, 1) ERA: 4.94	2.0		10	1	1	1	3	3	0	0	0	0	0	13	25	4.50	2.000										
Eric Plunk, R (7, 1) ERA: 2.39	2.0	W	7	1	0	0	2	0	0	0	0	0	0	11	11	0.00	0.500										
Jose Mesa, R (9, 1) ERA: 3.72	1.0	S	7	3	1	1	1	1	0	0	0	0	0	8	12	9.00	4.000										

Oakland Athletics @ Cleveland Indians
 Jacobs Field, Cleveland, OH
 Sat Sep 14 1996, 3:38 AM EDT
 Att. 42,233 - Cloudy - 61 F

livebaseballscorecards.com

AB	37
R	8
H	12
RBI	8
BB	5
SO	10
LOB	19



Batter	1	2	3	4	5	6	7	8	9	AB	R	H	RBI	BB	SO	LOB
Kenny Lofton, L OBP: 0.371, SLG: 0.451 (1, 8)	0-0 F7	4-0 BB		0-0 1B 2B	0-0 FC6-4		0-0 F7			4	1	1	0	1	0	1
Omar Vizquel, S OBP: 0.371, SLG: 0.429 (1, 6)	0-0 G5-3	0-0 F9		0-0 HR 1B	4-0 BB		0-0 P5			4	1	1	1	1	0	2
Jim Thome, L OBP: 0.455, SLG: 0.626 (1, 5)	0-0 F7			4-0 HR BB	4-0 BB		0-0 F7			3	1	0	0	2	0	0
Albert Belle, R OBP: 0.403, SLG: 0.624 (1, 7)		0-0 BB 2B 1B	0-0 G6-3	0-0 HR	0-0 K			0-0 G6-3		5	2	2	3	0	1	3
Julio Franco, R OBP: 0.413, SLG: 0.490 (1, 10)		0-3 K	0-0 1B	4-0 HR BB		0-0 G6-3		0-0 F9		4	0	1	0	1	1	1
Manny Ramirez, R OBP: 0.399, SLG: 0.580 (1, 9)		4-0 BB 2B	0-0 L5	4-0 FC5-4 IBB		0-0 G1-3		0-0 HR		3	2	1	1	2	0	1
Jeff Kent, R OBP: 0.319, SLG: 0.427 (1, 3)		0-0 G4-3 1B 2B		0-0 G6-3 2B	0-0 FC5-4		0-0 BB 1B			5	2	3	1	0	1	2
Tony Peña, R OBP: 0.257, SLG: 0.234 (1, 2)		0-0 G4-3		0-0 G6-3	4-0 FC6-4 BB		4-0 BB			2	0	0	1	2	0	2
Jose Vizcaino, S OBP: 0.341, SLG: 0.365 (1, 4)		0-0 WP S 1B		0-0 G6-3	0-0 F7		0-0 G3			4	0	1	2	0	0	3

Inning Stats	R: 0	H: 0	E: 0	K: 0	S: 3	H: 0	LOB: 0	BB: 0	P: 3	R: 3	H: 3	E: 0	K: 1	S: 8	R: 0	H: 1	E: 0	K: 0	S: 4	R: 5	H: 4	E: 0	K: 0	S: 7	R: 0	H: 0	E: 0	K: 1	S: 5	R: 0	H: 1	E: 0	K: 0	S: 4	R: 0	H: 0	E: 0	K: 0	S: 3	R: 1	H: 1	E: 0	K: 1	S: 6	1B: 5	2B: 3	3B: 0	HR: 2	SF: 0	SAC: 0	DP: 0	HBP: 0
--------------	------	------	------	------	------	------	--------	-------	------	------	------	------	------	------	------	------	------	------	------	------	------	------	------	------	------	------	------	------	------	------	------	------	------	------	------	------	------	------	------	------	------	------	------	------	-------	-------	-------	-------	-------	--------	-------	--------

PITCHER	IP	WLS	BF	H	R	ER	SO	BB	IBB	HBP	BLK	WP	HR	S	P	ERA	WHIP
Aaron Small, R ERA: 10.0 (1, 1)	3.2	L	21	7	7	7	1	3	3	0	0	1	0	20	32	17.18	2.727
Carlos Reyes, R ERA: 4.86 (4, 1)	0.2		6	1	1	1	0	2	1	0	0	0	1	3	15	13.50	4.500
Buddy Groom, L ERA: 3.73 (5, 1)	0.1		3	0	0	0	0	2	0	0	0	0	0	1	9	0.00	6.000
Jim Corsi, R ERA: 4.34 (5, 1)	1.1		6	1	0	0	1	1	0	0	0	0	0	7	11	0.00	1.500
Mike Mohler, L ERA: 3.51 (7, 1)	1.0		3	0	0	0	0	0	0	0	0	0	0	3	3	0.00	0.000

BOTTOM

Oakland Athletics @ Cleveland Indians
Jacobs Field, Cleveland, OH
 Sat Sep 14 1996, 3:38 AM EDT
 Att. 42,233 - Cloudy - 61 F

AB	34
R	9
H	10
RBI	9
BB	9
SO	3
LOB	15

C

WP: 1	PA: 43
PB: 0	ERA: 9.00
SB: 7	WHIP: 1.000
CS: 0	

PITCHER	IP	WLS	BF	H	R	ER	SO	BB	IBB	HBP	BLK	WP	HR	S	P	ERA	WHIP
Jay Witasick, R ERA: 6.23 (8, 1)	1.0		4	1	1	1	1	0	0	0	0	0	1	6	6	9.00	1.000

Batter	1	2	3	4	5	6	7	8	9	10	AB	R	H	RBI	BB	SO	LOB	TOP							
Tony Batista, R (1, 4) OBP: 0.332, SLG: 0.430	0-3 K		0-0 1B 2B		0-0 5-3	0-0 1B			0-0 6-3	0-0 FC6-4	6	1	2	1	0	1	3								
Jason Giambi, L (1, 7) OBP: 0.360, SLG: 0.490	0-0 L6		0-0 L4		0-0 F8				0-0 5-3		4	0	0	0	1	0	1								
Kerwin Moore, S (9, PR) OBP: 0.200, SLG: 0.154									BB		0	0	0	0	0	0	0								
Scott Brosius, R (1, 3) OBP: 0.398, SLG: 0.541	0-0 F7		0-0 6-3 WP CS 1B		0-0 6-3				0-3 K	0-3 K	5	0	1	1	0	2	1								
Gerónimo Berroa, R (1, 10) OBP: 0.346, SLG: 0.548		0-0 1B 2B 1B	0-0 6-3		0-0 6-3	0-0 1B 2B			0-0 6-3	0-0 1B BB E 1B	5	3	3	0	0	0	1								
Brian Leshar, R (1, 9) OBP: 0.304, SLG: 0.529		0-0 1-2 2B 1B	0-0 CS	0-0 F8		0-0 6-3			0-3 K	4-0 SH3 E BB	4	1	1	0	1	1	1								
Terry Steinbach, R (1, 2) OBP: 0.329, SLG: 0.515	0-3 K		0-0 F7		0-0 F7	0-3 K			0-0 HR	0-0 E8 SH3 1B	5	1	2	1	0	2	3								
Scott Spiezio, S (1, 5) OBP: 0.556, SLG: 0.571		0-0 4-3 1-H 2-H 2B		0-0 HR 1B		4-0 1B 1B E BB			0-0 F7	0-0 SH3	3	2	2	2	1	0	0								
Ernie Young, R (1, 8) OBP: 0.329, SLG: 0.430		0-0 4-3		0-0 HR		0-0 E 1B 1B			4-0 CS BB	4-0 FC6-4 IBB	3	2	2	3	2	0	1								
Mike Bordick, R (1, 6) OBP: 0.302, SLG: 0.323		0-0 P1		0-0 F8		0-0 E5 1B 1B			0-0 CS	0-0 4-3	4	0	1	0	0	0	1								
Mark McGwire, R (10, PH) OBP: 0.474, SLG: 0.755											1	0	0	0	0	1	3								
Rafael Bourimigal, R (10, 6) OBP: 0.289, SLG: 0.309											0	0	0	0	0	0	0								
Inning Stats	R: 0 E: 0 K: 1 S: 5	H: 0 LOB: 0 BB: 0 P: 5	R: 2 E: 0 K: 1 S: 8	H: 3 LOB: 1 BB: 0 P: 8	R: 1 E: 0 K: 0 S: 4	H: 2 LOB: 0 BB: 0 P: 4	R: 2 E: 0 K: 0 S: 5	H: 2 LOB: 0 BB: 0 P: 5	R: 0 E: 0 K: 0 S: 3	H: 0 LOB: 0 BB: 0 P: 3	R: 3 E: 1 K: 1 S: 8	H: 4 LOB: 2 BB: 1 P: 12	R: 0 E: 0 K: 1 S: 5	H: 0 LOB: 0 BB: 0 P: 5	R: 1 E: 0 K: 1 S: 5	H: 1 LOB: 0 BB: 1 P: 9	R: 0 E: 0 K: 1 S: 5	H: 0 LOB: 1 BB: 1 P: 9	R: 1 E: 1 K: 1 S: 7	H: 2 LOB: 3 BB: 2 P: 15	1B: 9 2B: 3 3B: 0 HR: 2	SF: 0 SAC: 1 DP: 0 HBP: 0	WP: 1 PB: 0 SB: 0 CS: 2	PA: 48	
PITCHER	IP	WLS	BF	H	R	ER	SO	BB	IBB	HBP	BLK	WP	HR	S	P	ERA	WHIP								
Orel Hershiser, R (1, 1) ERA: 4.13	6.0		28	11	8	7	3	1	0	0	0	1	1	33	37	10.50	2.000								
Alan Embree, L (7, 1) ERA: 6.35	0.1		1	0	0	0	0	0	0	0	0	0	0	1	1	0.00	0.000								
Paul Shuey, R (7, 1) ERA: 2.98	1.2		6	1	1	1	2	1	0	0	0	0	1	9	13	5.40	1.200								
Paul Assenmacher, L (9, 1) ERA: 2.27	1.0		4	0	0	0	1	1	0	0	0	0	0	5	9	0.00	1.000								
Jose Mesa, R (10, 1) ERA: 3.66	1.0	L	7	2	1	0	1	1	1	0	0	0	0	7	15	0.00	3.000								

Oakland Athletics @ Cleveland Indians
 Jacobs Field, Cleveland, OH
 Sun Sep 15 1996, 3:33 AM EDT
 Att: 42,226 - Overcast - 65 F

livebaseballscorecards.com

AB 40
 R 10
 H 14
 RBI 8
 BB 5
 SO 7
 LOB 15



Batter	1	2	3	4	5	6	7	8	9	10	AB R H RBI BB SO LOB	BOTTOM																		
Kenny Lofton, L (1, 8) OBP: 0.372, SLG: 0.450	0-0 4-3		0-0 F8	0-0 4-3		0-0 HR 1B		4-0 S BB	4-0 1-2 BB		4 1 1 2 2 0 1	Oakland Athletics @ Cleveland Indians Jacobs Field, Cleveland, OH Sun Sep 15 1996, 3:33 AM EDT Att: 42,226 - Overcast - 65 F livebaseballscorecards.com																		
Kevin Seitzer, R (1, 10) OBP: 0.412, SLG: 0.454	4-0 FC5-4 BB		0-0 FC3-6 1B	0-0 6-3		0-3 K		0-0 F9	0-0 4-3		5 0 1 0 1 1 5																			
Jim Thome, L (1, 5) OBP: 0.452, SLG: 0.627	0-3 K		0-0 FC3-6 1-2f 2-3		0-0 F9	0-0 1-H HR		0-3 K		0-3 K	6 1 1 2 0 3 4																			
Albert Belle, R (1, 7) OBP: 0.404, SLG: 0.622	0-0 FC5-4 1-2f		0-0 P3		0-0 FC7-5 BB 1B	0-0 FC6-4 1B			4-0 BB SF7 BB 1B	0-0 F9	5 1 2 0 1 0 3																			
Julio Franco, R (1, 3) OBP: 0.414, SLG: 0.488		0-3 K		0-0 HR 1B	4-0 FC7-5 BB	0-0 FC6-4 1-2f			0-0 BB 1B 1B	0-0 6-3	5 2 2 0 1 1 1																			
Manny Ramirez, R (1, 9) OBP: 0.397, SLG: 0.582		0-0 F9		0-0 HR	0-0 FC7-5 FC6-4		0-3 K		0-3 K		5 1 1 2 0 2 4																			
Sandy Alomar Jr., R (1, 2) OBP: 0.294, SLG: 0.392 Brian Giles, L (9, PH) OBP: 0.407, SLG: 0.604 Tony Peña, R (10, 2) OBP: 0.257, SLG: 0.234		0-0 1B		0-0 E 2B	0-0 FC6-4 1-2f		0-3 K		4-0 1B 1-2 2-3 BB		4 1 2 0 0 1 2 0 0 0 0 1 0 0 0 0 0 0 0 0 0																			
Omar Vizquel, S (1, 6) OBP: 0.373, SLG: 0.433		0-0 F9		0-0 E5 SH1-4 4-3 1B		0-0 1B 2B	0-0 CS 1B		0-0 SF7		4 2 3 1 0 0 1																			
Jose Vizcaino, S (1, 4) OBP: 0.342, SLG: 0.366			0-0 FC3-6 1B	0-0 SH1-4		0-0 F7	0-0 CS	0-3 K	0-0 S 1-3 2-H 1B		4 0 2 1 0 1 1																			
Inning Stats	R: 0 E: 0 K: 1 S: 5	H: 0 LOB: 1 BB: 1 P: 9	R: 0 E: 0 K: 1 S: 6	H: 1 LOB: 1 BB: 0 P: 6	R: 0 E: 0 K: 0 S: 5	H: 2 LOB: 2 BB: 0 P: 5	R: 4 E: 1 K: 0 S: 7	H: 4 LOB: 0 BB: 0 P: 7	R: 0 E: 0 K: 0 S: 4	H: 1 LOB: 2 BB: 1 P: 8	R: 3 E: 0 K: 1 S: 9		H: 4 LOB: 1 BB: 0 P: 9	R: 0 E: 0 K: 2 S: 7	H: 1 LOB: 0 BB: 0 P: 7	R: 0 E: 0 K: 2 S: 7	H: 0 LOB: 1 BB: 1 P: 11	R: 2 E: 0 K: 1 S: 7	H: 2 LOB: 3 BB: 3 P: 19	R: 0 E: 0 K: 1 S: 5	H: 0 LOB: 0 BB: 0 P: 5	1B: 11 2B: 2 3B: 0 HR: 2	SF: 1 SAC: 1 DP: 0 HBP: 0	WP: 0 PB: 0 SB: 2 CS: 1	PA: 51					
PITCHER	IP	WLS	BF	H	R	ER	SO	BB	IBB	HBP	BLK	WP	HR	S	P	ERA	WHIP													
Dave Telgheder, R (1, 1) ERA: 4.54	5.2		29	10	6	5	3	2	0	0	0	0	0	1	33	41	7.94	2.118												
Buddy Groom, L (6, 1) ERA: 3.86	0.0		1	1	1	1	0	0	0	0	0	0	0	1	1	1	∞	∞												
Mark Acree, R (6, 1) ERA: 6.23	1.0		5	2	0	0	2	0	0	0	0	0	0	0	9	9	0.00	2.000												
Mike Mohler, L (7, 1) ERA: 3.45	1.1		4	0	0	0	2	1	0	0	0	0	0	0	7	11	0.00	0.750												
Billy Taylor, R (9, 1) ERA: 4.76	0.2		6	2	2	2	1	2	0	0	0	0	0	0	6	14	27.00	6.000												
PITCHER	IP	WLS	BF	H	R	ER	SO	BB	IBB	HBP	BLK	WP	HR	S	P	ERA	WHIP													
Doug Johns, L (9, 1) ERA: 5.89	0.0		1	0	0	0	0	1	0	0	0	0	0	0	4	4	∞	∞												
Carlos Reyes, R (9, 1) ERA: 4.8	1.1	W	4	0	0	0	1	0	0	0	0	0	0	0	6	6	0.00	0.000												

Oakland Athletics @ Cleveland Indians
 Jacobs Field, Cleveland, OH
 Sun Sep 15 1996, 3:33 AM EDT
 Att: 42,226 - Overcast - 65 F

AB	42
R	9
H	15
RBI	8
BB	6
SO	9
LOB	22



Batter	1	2	3	4	5	6	7	8	9	AB R H RBI BB SO LOB	TOP		
Kenny Lofton, L OBP: 0.371, SLG: 0.448 (1, 8) 	1-1 G4-3 		1-3 		1-3 	1 SAFE 0-0 			3-2 F8 	5 1 1 0 0 2 1			
Kevin Seitzer, R OBP: 0.417, SLG: 0.457 (1, 10) 	4-1 E G3 BB 		1-2 1B 1B 1B 		2-2 BB BB 1B 	0-1 		4-0 FC4-6 BB 	3 1 3 2 2 0 0				
Jim Thome, L OBP: 0.451, SLG: 0.624 (1, 5) 	1-0 G3 1-3 		1-2 SAFE 1B 1B 		4-2 1B BB BB 	3-3 K 		2-2 FC4-6 1B 1-2f 	4 0 1 0 1 1 3				
Albert Belle, R OBP: 0.406, SLG: 0.621 (1, 7) 	0-2 F7 		3-1 		4-1 1B 1-2 2-3 3-H BB 		0-1 G6-3 	0-0 	4 0 2 1 1 0 1				
Julio Franco, R OBP: 0.411, SLG: 0.485 (1, 3) 		2-2 G6-3 	0-1 P3 		1-2 G5-4-3 1B 		0-3 	1-3 	5 0 1 1 0 2 5				
Manny Ramirez, R OBP: 0.398, SLG: 0.581 (1, 9) 		4-2 G4-3 S BB 		1-0 G1-6-3 1B 	1-2 G5-4-3 		1-1 P4 		3 0 1 0 1 0 3				
Sandy Alomar Jr., R OBP: 0.292, SLG: 0.388 (1, 2) 		1-2 SAFE G4-3 1-3 		1-3 K 		2-0 F7 		0-1 G6-3 	4 0 0 0 0 1 2				
Omar Vizquel, S OBP: 0.372, SLG: 0.431 (1, 6) 		1-1 G3-1 		0-1 G1-6-3 1-2f 		4-2 S 1B 1B BB 		0-1 F9 	3 1 0 0 1 0 2				
Jose Vizcaino, S OBP: 0.342, SLG: 0.364 (1, 4) 			0-2 G1-3 		4-2 BB 1B BB 	1 SAFE 0-2 1 SAFE F9 		0-3 K 	3 1 0 0 1 1 1				
Inning Stats	R: 0 E: 1 K: 0 S: 7 H: 0 LOB: 1 P: 13	R: 0 E: 0 K: 0 S: 12 H: 0 LOB: 1 P: 20	R: 0 E: 0 K: 1 S: 19 H: 3 LOB: 3 P: 25	R: 0 E: 0 K: 1 S: 6 H: 1 LOB: 0 P: 8	R: 2 E: 0 K: 1 S: 18 H: 2 LOB: 2 P: 35	R: 2 E: 0 K: 1 S: 18 H: 2 LOB: 1 P: 27	R: 0 E: 0 K: 1 S: 7 H: 0 LOB: 0 P: 8	R: 0 E: 0 K: 1 S: 7 H: 0 LOB: 0 P: 7	R: 0 E: 0 K: 1 S: 10 H: 1 LOB: 2 P: 20	1B: 9 SF: 0 2B: 0 SAC: 0 3B: 0 DP: 2 HR: 0 HBP: 0	WP: 0 PA: 41 PB: 0 SB: 3 CS: 0		
PITCHER	IP WLS BF H R ER SO BB IBB HBP BLK WP HR S P ERA WHIP											PITCHER	IP WLS BF H R ER SO BB IBB HBP BLK WP HR S P ERA WHIP
Wilson Alvarez, L ERA: 4.12 (1, 1)	6.0 L 30 8 4 4 4 6 0 0 0 0 0 0 80 128 6.00 2.333												
Tony Castillo, L ERA: 3.73 (7, 1)	2.2 9 0 0 0 2 1 0 0 0 0 0 0 20 30 0.00 0.375												
Roberto Hernandez, R ERA: 1.78 (9, 1)	0.1 2 1 0 0 1 0 0 0 0 0 0 0 4 5 0.00 3.000												

Cleveland Indians @ Chicago White Sox
Comiskey Park, Chicago, IL
Mon Sep 16 1996, 8:05 PM EDT
Att. 25,392 - Unknown - 62 F

livebaseballscorecards.com

AB	34
R	4
H	9
RBI	4
BB	7
SO	7
LOB	18



Batter	1	2	3	4	5	6	7	8	9	AB	R	H	RBI	BB	SO	LOB
--------	---	---	---	---	---	---	---	---	---	----	---	---	-----	----	----	-----

Tony Phillips, S <small>OBP: 0.410, SLG: 0.406</small> (1, 7) 	1-1 		1-1 G5-3 		3-2 F7 			2-1 G4-3 		4	1	1	0	0	0	0
Dave Martinez, L <small>OBP: 0.390, SLG: 0.454</small> (1, 8) 	1-2 F7 		3-3 K 		0-1 G6-3 			2-1 F8 		4	0	0	0	0	1	1
Frank Thomas, R <small>OBP: 0.459, SLG: 0.618</small> (1, 3) 	2-2 		1-1 		2-2 P3 			0-1 		4	1	3	2	0	0	0
Harold Baines, L <small>OBP: 0.397, SLG: 0.511</small> (1, 10) 	1-3 K 		0-0 		1-3 K 			3-2 F7 		4	1	1	1	0	2	2
Danny Tartabull, R <small>OBP: 0.344, SLG: 0.486</small> (1, 9) 	1-1 P2 		1-1 G4-3 		1-2 G4-3 			0-1 G3 		4	0	0	0	0	0	1
Robin Ventura, L <small>OBP: 0.374, SLG: 0.529</small> (1, 5) 		0-0 F7 		1-0 F8 		0-1 F9 		3-2 G6-3 		4	0	0	0	0	0	0
Ray Durham, S <small>OBP: 0.350, SLG: 0.405</small> (1, 4) 		1-1 		0-1 F8 		0-1 F7 		2-2 		4	0	2	0	0	0	0
Don Slaught, R <small>OBP: 0.377, SLG: 0.463</small> (1, 2) Darren Lewis, R <small>OBP: 0.318, SLG: 0.312</small> (7, PR) Pat Borders, R <small>OBP: 0.292, SLG: 0.365</small> (8, 2) 		1-1 P3 		0-0 		0-0 		0-0 G5-3 		3	0	2	0	0	0	1
Norberto Martin, R <small>OBP: 0.373, SLG: 0.425</small> (1, 6) 	2-3 K 		1-0 L9 		3-2 G1-3 			0-1 G3 		3	0	0	0	0	1	3

Inning Stats	R: 1	H: 2	E: 0	K: 1	S: 15	LOB: 1	BB: 0	P: 21	R: 0	H: 1	E: 0	K: 1	S: 8	LOB: 1	BB: 0	P: 12	R: 2	H: 2	E: 0	K: 1	S: 10	LOB: 0	BB: 0	P: 16	R: 0	H: 1	E: 0	K: 0	S: 5	LOB: 1	BB: 0	P: 7	R: 0	H: 0	E: 0	K: 0	S: 11	LOB: 0	BB: 0	P: 16	R: 0	H: 0	E: 0	K: 1	S: 8	LOB: 0	BB: 0	P: 10	R: 0	H: 1	E: 0	K: 0	S: 7	LOB: 1	BB: 0	P: 10	R: 0	H: 1	E: 0	K: 0	S: 9	LOB: 1	BB: 0	P: 16	R: 0	H: 1	E: 0	K: 0	S: 11	LOB: 1	BB: 0	P: 16	1B: 6	SF: 0	2B: 1	SAC: 0	3B: 0	DP: 0	HR: 2	HBP: 0	WP: 0	PA: 35
--------------	------	------	------	------	-------	--------	-------	-------	------	------	------	------	------	--------	-------	-------	------	------	------	------	-------	--------	-------	-------	------	------	------	------	------	--------	-------	------	------	------	------	------	-------	--------	-------	-------	------	------	------	------	------	--------	-------	-------	------	------	------	------	------	--------	-------	-------	------	------	------	------	------	--------	-------	-------	------	------	------	------	-------	--------	-------	-------	-------	-------	-------	--------	-------	-------	-------	--------	-------	--------

PITCHER	IP	WLS	BF	H	R	ER	SO	BB	IBB	HBP	BLK	WP	HR	S	P	ERA	WHIP
Jack McDowell, R <small>OBP: 0.373, SLG: 0.425</small> (1, 1) <small>ERA: 5.0</small>	9.0	W	35	9	3	3	4	0	0	0	0	0	2	84	124	3.00	1.000

BOTTOM

Cleveland Indians @ Chicago White Sox
 Comiskey Park, Chicago, IL
 Mon Sep 16 1996, 8:05 PM EDT
 Att: 25,392 - Unknown - 62 F

AB	35
R	3
H	9
RBI	3
BB	0
SO	4
LOB	9



Batter	1	2	3	4	5	6	7	8	9	AB R H RBI BB SO LOB
Kenny Lofton, L OBP: 0.370, SLG: 0.446 (1, 8) X	0-0 P5	0-0 HR 1B	0-0 FC4-6 BB		0-0 F9			0-0 G6-3		5 1 1 0 0 0 2
Kevin Seitzer, R OBP: 0.417, SLG: 0.461 (1, 3) X	0-0 G5-3	0-0 HR	4-0 BB			0-0 G6-3		0-0 G1-3		4 1 1 4 1 0 0
Jim Thome, L OBP: 0.449, SLG: 0.619 (1, 5) X	0-0 1B 1B	0-0 G6-3	0-0 G1-3			0-0 G3-1		0-0 P4		5 1 1 0 0 0 2
Albert Belle, R OBP: 0.407, SLG: 0.621 (1, 7) X	0-0 1B 1B	0-0 1B 1B		0-0 G5-4-3 1B		0-3 K		0-0 F9		5 2 3 0 0 1 0
Julio Franco, R OBP: 0.413, SLG: 0.485 (1, 10) X	0-0 1B S 1B	0-0 1B 1B		0-3 K		0-0 G1-3		4-0 2B BB		4 2 2 1 1 1 1
Manny Ramirez, R OBP: 0.401, SLG: 0.585 (1, 9) X	0-0 E S 1B	0-0 1B		0-0 G5-4-3		0-0 1B HBP 1B		0-0 G3 2B		5 0 4 3 0 0 1
Jeff Kent, R OBP: 0.317, SLG: 0.423 (1, 4) S S S	0-3 K	0-3 K			0-0 G5-3		1-0 L4-6 1B HBP	0-0 G3		4 0 0 0 0 2 3
Sandy Alomar Jr., R OBP: 0.295, SLG: 0.391 (1, 2) X		0-0 1B BB HR 1B	0-0 FC4-6 1B		0-0 G6-3		0-0 1B	0-0 G4-3		5 1 3 0 0 0 1
Omar Vizquel, S OBP: 0.373, SLG: 0.429 (1, 6) B B B B		4-0 1B HR BB	0-0 P5		4-0 BB		0-0 L4-6			2 1 0 0 2 0 4

Inning Stats	R: 3	H: 4	E: 0	LOB: 1	K: 1	BB: 0	S: 9	P: 9	R: 5	H: 6	E: 0	LOB: 1	K: 1	BB: 1	S: 10	P: 14	R: 0	H: 1	E: 0	LOB: 2	K: 0	BB: 1	S: 4	P: 8	R: 0	H: 1	E: 0	LOB: 0	K: 1	BB: 0	S: 5	P: 5	R: 0	H: 0	E: 0	LOB: 1	K: 0	BB: 1	S: 3	P: 7	R: 0	H: 0	E: 0	LOB: 0	K: 1	BB: 0	S: 5	P: 5	R: 0	H: 2	E: 0	LOB: 2	K: 0	BB: 0	S: 4	P: 5	R: 0	H: 0	E: 0	LOB: 0	K: 0	BB: 0	S: 3	P: 3	R: 1	H: 1	E: 0	LOB: 1	K: 0	BB: 1	S: 4	P: 8	1B: 13	SF: 0	2B: 2	SAC: 0	3B: 0	DP: 2	HR: 1	HBP: 1	WP: 0	PA: 44
--------------	------	------	------	--------	------	-------	------	------	------	------	------	--------	------	-------	-------	-------	------	------	------	--------	------	-------	------	------	------	------	------	--------	------	-------	------	------	------	------	------	--------	------	-------	------	------	------	------	------	--------	------	-------	------	------	------	------	------	--------	------	-------	------	------	------	------	------	--------	------	-------	------	------	------	------	------	--------	------	-------	------	------	--------	-------	-------	--------	-------	-------	-------	--------	-------	--------

PITCHER	IP	WLS	BF	H	R	ER	SO	BB	IBB	HBP	BLK	WP	HR	S	P	ERA	WHIP
Alex Fernandez, R ERA: 3.59 (1, 1)	6.1	L	34	13	8	8	4	3	0	1	0	0	1	38	51	11.37	2.526
Jeff Darwin, R ERA: 3.2 (7, 1)	0.2		2	1	0	0	0	0	0	0	0	0	0	2	2	0.00	1.500
Mike Sirota, L ERA: 8.41 (8, 1)	1.0		3	0	0	0	0	0	0	0	0	0	0	3	3	0.00	0.000
Scott Ruffcorn, R ERA: 11.37 (9, 1)	1.0		5	1	1	1	0	1	0	0	0	0	0	4	8	9.00	2.000

TOP

Cleveland Indians @ Chicago White Sox
Comiskey Park, Chicago, IL

Tue Sep 17 1996, 8:05 PM EDT
Att. 18,763 - Unknown - 62 F

AB	39
R	9
H	15
RBI	8
BB	4
SO	4
LOB	14

C

livebaseballscorecards.com

Batter	1	2	3	4	5	6	7	8	9	AB R H RBI BB SO LOB	TOP											
Casey Candaele, S (1, 4) OBP: 0.282, SLG: 0.368	0-0 HR 2B		0-0 F7		0-0 F8		0-0 F8		0-0 F9	5 1 1 0 0 0 1												
Geronimo Pena, S (1, 5) OBP: 0.400, SLG: 1.000	0-0 2-H HR		4-0 BB			0-3 K	0-0 F9			3 1 1 2 1 1 0												
Brian Giles, L (1, 9) OBP: 0.402, SLG: 0.591	0-0 F8		0-3 K			0-0 WP 1B		0-0 F7		4 1 1 0 0 1 1												
Manny Ramirez, R (1, 10) OBP: 0.400, SLG: 0.582	0-0 G6-3			0-0 F3		4-0 1B BB		0-3 K		3 0 0 0 1 1 0												
Nigel Wilson, L (1, 7) OBP: 0.333, SLG: 0.625	0-3 K			0-3 K		0-0 WP 1B		0-0 G3-1		4 0 1 1 0 2 0												
Jeff Kent, R (1, 3) OBP: 0.321, SLG: 0.424		0-0 G6-3		0-0 WP 1B		4-0 1-2 BB		0-0 G3 2B 1B		3 1 2 0 1 0 0												
Ryan Thompson, R (1, 8) OBP: 0.167, SLG: 0.167		0-3 K		0-0 F9		0-3 K		0-3 K		4 0 0 0 0 3 5												
Tony Peña, R (1, 2) OBP: 0.251, SLG: 0.228		0-0 F8			0-3 K	0-0 F9		0-0 G3		4 0 0 0 0 1 4												
Damian Jackson, R (1, 6) OBP: 0.400, SLG: 0.800			0-3 K		0-3 K		0-0 F7		0-0 2-H 2B	4 0 1 1 0 2 0												
Inning Stats	R: 2 E: 0 K: 1 S: 7	H: 2 LOB: 0 BB: 0 P: 7	R: 0 E: 0 K: 1 S: 5	H: 0 LOB: 0 BB: 0 P: 5	R: 0 E: 0 K: 2 S: 7	H: 0 LOB: 1 BB: 1 P: 11	R: 0 E: 0 K: 1 S: 6	H: 1 LOB: 1 BB: 0 P: 6	R: 0 E: 0 K: 2 S: 7	H: 0 LOB: 0 BB: 0 P: 7	R: 1 E: 0 K: 2 S: 9	H: 2 LOB: 3 BB: 2 P: 17	R: 0 E: 0 K: 0 S: 3	H: 0 LOB: 0 BB: 0 P: 3	R: 0 E: 0 K: 1 S: 5	H: 0 LOB: 0 BB: 0 P: 5	R: 1 E: 0 K: 1 S: 7	H: 2 LOB: 1 BB: 0 P: 7	1B: 4 2B: 2 3B: 0 HR: 1	SF: 0 SAC: 0 DP: 0 HBP: 0	WP: 4 PB: 0 SB: 0 CS: 0	PA: 37
PITCHER	IP WLS BF H R ER SO BB IBB HBP BLK WP HR S P ERA WHIP																					
James Baldwin, R (1, 1) ERA: 4.53	7.0 L 29 5 3 3 9 3 0 0 0 3 1 44 56 3.86 1.143																					
41 Bill Simas, R (8, 1) ERA: 4.48	2.0 8 2 1 1 2 0 0 0 0 0 0 12 12 4.50 1.000																					

Cleveland Indians @ Chicago White Sox
 Comiskey Park, Chicago, IL
 Wed Sep 18 1996, 8:05 PM EDT
 Att. 20,289 - Unknown - 64 F

AB	34
R	4
H	7
RBI	4
BB	3
SO	11
LOB	11



BOTTOM

Cleveland Indians @ Chicago White Sox
Comiskey Park, Chicago, IL
Wed Sep 18 1996, 8:05 PM EDT
Att: 20,289 - Unknown - 64 F

livebaseballscorecards.com

AB 32
R 3
H 9
RBI 2
BB 4
SO 6
LOB 17



WP: 0 PA: 36
PB: 2
SB: 0
CS: 0

Batter	1	2	3	4	5	6	7	8	9	AB	R	H	RBI	BB	SO	LOB
Tony Phillips, S OBP: 0.409, SLG: 0.407 (1, 7)	0-0 1B PB 1B		0-0 G4-3		0-0 BB 1B			0-0 G6-3		4	1	2	0	0	0	0
Dave Martinez, L OBP: 0.392, SLG: 0.457 (1, 8)	0-0 G6-4-3 PB 1-3 1B		0-0 L4		4-0 G6-4-3 1-2 BB			0-3 K		3	0	1	0	1	1	0
Frank Thomas, R OBP: 0.456, SLG: 0.618 (1, 3)	4-0 G6-4-3 1-2 3-H BB		0-0 G6-3		0-0 G6-4-3 1-2f			0-0 F9		3	0	0	0	1	0	2
Harold Baines, L OBP: 0.397, SLG: 0.508 (1, 10)	0-0 G6-4-3 1-2f 2-3		0-0 G4-3		0-0 G3-1			4-0 2B G6-3 BB		3	0	0	0	1	0	2
Norberto Martin, R OBP: 0.372, SLG: 0.423 (9, PR)										0	1	0	0	0	0	0
Robin Ventura, L OBP: 0.372, SLG: 0.527 (1, 5)	0-0 G4-3				0-0 BB 1B 1B			0-3 K		4	1	2	0	0	1	1
Danny Tartabull, R OBP: 0.342, SLG: 0.484 (1, 9)					0-0 BB 1-2 1B			0-3 K		4	0	2	1	0	1	2
Ray Durham, S OBP: 0.350, SLG: 0.407 (1, 4)					4-0 BB 1-2 2-3 BB			0-0 F2		3	0	0	0	1	1	3
Don Slaught, R OBP: 0.377, SLG: 0.462 (1, 2)					0-0 G6-4-3 1-2 2-3 BB			0-0 F8		3	0	1	0	0	0	4
Domingo Ceden0, S OBP: 0.315, SLG: 0.354 (9, PH)					0-0 G1-3			0-0 L4-3 1B		1	0	1	1	0	0	0
Ozzie Guillen, L OBP: 0.275, SLG: 0.365 (1, 6)					0-0 G6-4-3 1-2f			0-0 L6		2	0	0	0	0	1	1
Lyle Mouton, R OBP: 0.371, SLG: 0.441 (7, PH)								0-3 K		1	0	0	0	0	0	1
Greg Norton, S OBP: 0.316, SLG: 0.375 (8, 6)								0-0 K		1	0	0	0	0	1	1

Batter	1	2	3	4	5	6	7	8	9
Tony Phillips, S OBP: 0.409, SLG: 0.407 (1, 7)	0-0 1B PB 1B		0-0 G4-3		0-0 BB 1B			0-0 G6-3	
Dave Martinez, L OBP: 0.392, SLG: 0.457 (1, 8)	0-0 G6-4-3 PB 1-3 1B		0-0 L4		4-0 G6-4-3 1-2 BB			0-3 K	
Frank Thomas, R OBP: 0.456, SLG: 0.618 (1, 3)	4-0 G6-4-3 1-2 3-H BB		0-0 G6-3		0-0 G6-4-3 1-2f			0-0 F9	
Harold Baines, L OBP: 0.397, SLG: 0.508 (1, 10)	0-0 G6-4-3 1-2f 2-3		0-0 G4-3		0-0 G3-1			4-0 2B G6-3 BB	
Norberto Martin, R OBP: 0.372, SLG: 0.423 (9, PR)									
Robin Ventura, L OBP: 0.372, SLG: 0.527 (1, 5)	0-0 G4-3				0-0 BB 1B 1B			0-3 K	
Danny Tartabull, R OBP: 0.342, SLG: 0.484 (1, 9)					0-0 BB 1-2 1B			0-3 K	
Ray Durham, S OBP: 0.350, SLG: 0.407 (1, 4)					4-0 BB 1-2 2-3 BB			0-0 F2	
Don Slaught, R OBP: 0.377, SLG: 0.462 (1, 2)					0-0 G6-4-3 1-2 2-3 BB			0-0 L4-3 1B	
Domingo Ceden0, S OBP: 0.315, SLG: 0.354 (9, PH)					0-0 G1-3			0-0 L6	
Ozzie Guillen, L OBP: 0.275, SLG: 0.365 (1, 6)					0-0 G6-4-3 1-2f			0-3 K	
Lyle Mouton, R OBP: 0.371, SLG: 0.441 (7, PH)								0-0 K	
Greg Norton, S OBP: 0.316, SLG: 0.375 (8, 6)								0-0 K	

Inning	1	2	3	4	5	6	7	8	9
R	1	0	0	0	0	0	0	0	2
H	2	1	0	2	1	0	1	0	2
E	0	0	0	0	0	0	0	0	0
K	0	2	0	0	0	2	0	1	1
S	4	8	3	4	3	7	3	5	7

PITCHER	IP	WLS	BF	H	R	ER	SO	BB	IBB	HBP	BLK	WP	HR	S	P	ERA	WHIP
Albie Lopez, R ERA: 6.11 (1, 1)	5.0		21	6	1	0	2	3	0	0	0	0	0	22	34	0.00	1.800
Kent Mercker, L ERA: 6.85 (6, 1)	2.2		8	1	0	0	3	0	0	0	0	0	0	14	14	0.00	0.375
Julian Tavarez, R ERA: 5.45 (8, 1)	0.1		1	0	0	0	0	0	0	0	0	0	0	1	1	0.00	0.000
Jose Mesa, R ERA: 3.88 (9, 1)	1.0	S	6	2	2	2	1	1	0	0	0	0	0	7	11	18.00	3.000

Batter	1	2	3	4	5	6	7	8	9	AB R H RBI BB SO LOB	TOP											
Jose Offerman, S (1, 4) OBP: 0.374, SLG: 0.408	0-1 F9 E 1B		0-1 F7			3-2 F8		3-3 K		4 0 1 0 0 1 0												
Rod Myers, L (1, 8) OBP: 0.294, SLG: 0.469	1-0 F9		2-0 F7			0-1 F8			3-2 G3	4 0 0 0 0 0 1												
Keith Lockhart, L (1, 5) OBP: 0.323, SLG: 0.405 Joe Randa, R (9, PH)	1-1 F9 1-3			2-2 G1-4-3		0-3 K			2-3 K	3 0 0 0 0 1 1 1 0 0 0 0 1 0												
Bip Roberts, S (1, 7) OBP: 0.331, SLG: 0.356	0-1 G4-3			1-1 G4-3			2-2 G2-3		0-1 G4-3	4 0 0 0 0 0 1												
Mike Macfarlane, R (1, 2) OBP: 0.331, SLG: 0.499		0-0 G5-3		4-1 BB		1-1 F7				2 0 0 0 1 0 0												
Jon Nunnally, L (1, 9) OBP: 0.310, SLG: 0.493		1-3 K		3-3 K		2-3 K				3 0 0 0 0 3 1												
Craig Paquette, R (1, 3) OBP: 0.308, SLG: 0.469		1-1 2B			0-0 F8			1-1 HR		3 1 2 1 0 0 0												
Chris Stynes, R (1, 10) OBP: 0.299, SLG: 0.341		2-2 G6-3			1-2 G5-3			0-0 F9		3 0 0 0 0 0 1												
David Howard, S (1, 6) OBP: 0.292, SLG: 0.314			3-2 G4-3		2-3 K			0-0 G6-3		3 0 0 0 0 1 0												
Inning Stats	R: 0 E: 1 K: 0 S: 7	H: 1 LOB: 1 BB: 0 P: 9	R: 0 E: 0 K: 1 S: 12	H: 1 LOB: 1 BB: 0 P: 16	R: 0 E: 0 K: 1 S: 7	H: 0 LOB: 0 BB: 0 P: 12	R: 0 E: 0 K: 1 S: 9	H: 0 LOB: 1 BB: 1 P: 19	R: 0 E: 0 K: 1 S: 9	H: 0 LOB: 0 BB: 0 P: 12	R: 0 E: 0 K: 1 S: 8	H: 0 LOB: 0 BB: 0 P: 11	R: 0 E: 0 K: 1 S: 8	H: 0 LOB: 0 BB: 0 P: 13	R: 1 E: 0 K: 1 S: 9	H: 1 LOB: 0 BB: 0 P: 13	R: 0 E: 0 K: 1 S: 9	H: 0 LOB: 0 BB: 0 P: 14	1B: 1 2B: 1 3B: 0 HR: 1	SF: 0 SAC: 0 DP: 0 HBP: 0	WP: 0 PB: 0 SB: 0 CS: 0	PA: 31
PITCHER	IP WLS BF H R ER SO BB IBB HBP BLK WP HR S P ERA WHIP																					
Chad Ogea, R (1, 1) ERA: 4.84	8.0 W 28 3 1 1 6 1 0 0 0 0 1 69 105 1.12 0.500																					
Paul Assenmacher, L (9, 1) ERA: 2.22	1.0 3 0 0 0 1 0 0 0 0 0 0 9 14 0.00 0.000																					

Kansas City Royals @ Cleveland Indians
 Jacobs Field, Cleveland, OH
 Thu Sep 19 1996, 7:05 PM EDT
 Att. 42,297 - Unknown - 65 F

AB	30
R	1
H	3
RBI	1
BB	1
SO	7
LOB	5



Batter	1	2	3	4	5	6	7	8	9	AB	R	H	RBI	BB	SO	LOB	TOP										
Jose Offerman, S OBP: 0.374, SLG: 0.408 (1, 3) (7, 4)	0-1 G4-1 1B	1-2 FC3-6 1B		0-1 1B		3-3 K		1-1 G3-1		5	1	2	0	0	1	3											
Rod Myers, L OBP: 0.282, SLG: 0.417 (1, 8)	3-2 G4-1	1-1 FC6-4		2-3 K		1-0 G3		4-2 CS BB		4	0	0	0	1	1	4											
Bip Roberts, S OBP: 0.335, SLG: 0.363 (1, 7)	1-1 S 29 2B 1B		1-1 S 1B		2-3 K		0-0 1B 2B	2-1 CS	0-3 K	5	2	3	1	0	2	0											
Mike Macfarlane, R OBP: 0.337, SLG: 0.500 Tom Goodwin, L OBP: 0.334, SLG: 0.330 (1, 10) (9, PR)	3-3 K		3-2 1B		1-1 2B 1B		4-1 1B 2B BB		4-2 BB BB	3	1	2	1	2	1	1											
Jon Nunnally, L OBP: 0.337, SLG: 0.513 (1, 9)	4-2 29 2B BB		2-3 K		2-1 1B		2-0 1B 2B	4-0 29 G5-4-3 BB	4-0 29 G5-4-3 BB	3	2	2	0	2	1	0											
29 Mike Sweeney, R OBP: 0.349, SLG: 0.372 (1, 2)	3-2 1B 2B		3-2 1B		3-3 K		1-2 F7	2-2 G5-4-3	2-2 G5-4-3	5	0	2	2	0	1	6											
Keith Lockhart, L OBP: 0.321, SLG: 0.402 Kevin Young, R OBP: 0.309, SLG: 0.484 (1, 4) (7, PH) (7, 3)	2-2 G3-1		0-2 G4-3		2-0 G4-1		2-2 1B 2B			3	0	0	0	0	0	4											
Joe Randa, R OBP: 0.346, SLG: 0.420 (1, 5)		1-1 FC3-6 1B		3-3 K		1-2 E7 1B	2-2 P4			4	0	2	0	0	1	1											
David Howard, S OBP: 0.292, SLG: 0.311 (1, 6)		3-2 F7		0-1 G1-3		0-0 G3-1		4-2 CS G3-1 BB		3	0	0	0	1	0	2											
Inning Stats	R: 3 E: 0 K: 1 S: 20	H: 3 LOB: 1 BB: 1 P: 36	R: 0 E: 0 K: 0 S: 13	H: 1 LOB: 1 BB: 0 P: 17	R: 1 E: 0 K: 1 S: 14	H: 3 LOB: 1 BB: 0 P: 23	R: 0 E: 0 K: 2 S: 11	H: 1 LOB: 1 BB: 0 P: 16	R: 0 E: 0 K: 1 S: 8	H: 1 LOB: 1 BB: 0 P: 13	R: 2 E: 0 K: 0 S: 16	H: 3 LOB: 1 BB: 1 P: 27	R: 0 E: 0 K: 0 S: 8	H: 0 LOB: 0 BB: 2 P: 19	R: 0 E: 0 K: 1 S: 10	H: 0 LOB: 2 BB: 2 P: 20	1B: 10 2B: 4 3B: 0 HR: 0	SF: 0 SAC: 0 DP: 1 HBP: 0	WP: 0 PB: 0 SB: 4 CS: 2	PA: 43							
PITCHER	IP	WLS	BF	H	R	ER	SO	BB	IBB	HBP	BLK	WP	HR	S	P	ERA	WHIP										
Charles Nagy, R ERA: 3.42 (1, 1)	5.0	L	25	10	4	4	6	1	0	0	0	0	0	70	114	7.20	2.200										
Danny Graves, R ERA: 5.33 (6, 1)	1.2		8	3	2	2	1	1	0	0	0	0	0	14	26	10.80	2.400										
Alan Embree, L ERA: 6.07 (7, 1)	1.1		5	1	0	0	0	2	0	0	0	0	0	18	33	0.00	2.250										
Paul Shuey, R ERA: 2.92 (9, 1)	1.0		4	0	0	0	1	2	0	0	0	0	0	10	20	0.00	2.000										

Kansas City Royals @ Cleveland Indians
 Jacobs Field, Cleveland, OH

AB 36
R 6
H 14
RBI 6
BB 6
SO 8
LOB 21



Fri Sep 20 1996, 7:05 PM EDT
 Att. 42,358 - Unknown - 67 F

livebaseballscorecards.com

Batter	1	2	3	4	5	6	7	8	9	AB	R	H	RBI	BB	SO	LOB
Kenny Lofton, L OBP: 0.368, SLG: 0.443 (1, 8) C B B C X	2-2 F8 ①		2-3 K ③		0-2 F9 ②			1-2 G3 1B ①		4	1	1	0	0	1	0
Kevin Seitzer, R OBP: 0.416, SLG: 0.462 (1, 3) B B C X	2-1 1B			0-0 2B	1-1 F9 ③			2-0 G3 1-2 ①		4	0	2	0	0	0	1
Jim Thome, L OBP: 0.450, SLG: 0.615 (1, 5) B C C C S	2-3 K ②			4-0 G6-4-3 BB			2-1 G1-3 ①	2-1 G6-4-3 1B 2-H		3	0	1	1	1	1	1
Albert Belle, R OBP: 0.407, SLG: 0.616 (1, 7) B F B X	2-1 L1 ③			0-3 K ①			4-2 BB BB	0-1 G6-4-3 1-2f ② ③		3	0	0	0	1	1	4
Julio Franco, R OBP: 0.409, SLG: 0.477 (1, 10) B B F X		2-1 G3 ①		2-2 G6-4-3 1-2f ② ③			4-2 G6-4-3 BB 1-2 ② ③	2-1 G6-3 ①		3	0	0	0	1	0	2
Manny Ramirez, R OBP: 0.401, SLG: 0.580 (1, 9) B X		1-0 P6 ②			3-2 BB HR 1B		1-2 G6-4-3 1-2f ② ③	2-2 HBP		3	1	1	0	0	0	2
Sandy Alomar Jr., R OBP: 0.295, SLG: 0.390 (1, 2) Nigel Wilson, L OBP: 0.300, SLG: 0.556 (9, PH) C B X		1-1 F9 ③			4-2 HR BB		2-2 G1-3 ①	3-3 K ②		2	1	0	0	1	0	0
Jeff Kent, R OBP: 0.323, SLG: 0.430 (1, 4) Brian Giles, L OBP: 0.409, SLG: 0.596 (9, PH) X			0-0 F8 ①		0-1 HR		0-1 G6-3 ②	0-0 F8 ③		3	1	1	3	0	0	0
Omar Vizquel, S OBP: 0.372, SLG: 0.429 (1, 6) C B B F X			2-2 G4-3 ②		0-0 F9 ①		2-1 G5-3 ③			1	0	0	0	0	0	0

Inning Stats	R: 0	H: 1	E: 0	K: 1	S: 10	R: 0	H: 0	E: 0	K: 0	S: 5	R: 0	H: 0	E: 0	K: 1	S: 9	R: 3	H: 2	E: 0	K: 0	S: 15	R: 0	H: 0	E: 0	K: 0	S: 7	R: 1	H: 2	E: 0	K: 0	S: 8	R: 0	H: 0	E: 0	K: 1	S: 12	R: 0	H: 0	E: 0	K: 1	S: 19	1B: 4	2B: 1	3B: 0	HR: 1	SF: 0	SAC: 0	DP: 3	HBP: 1	WP: 0	PB: 0	SB: 0	CS: 0	PA: 35
--------------	------	------	------	------	-------	------	------	------	------	------	------	------	------	------	------	------	------	------	------	-------	------	------	------	------	------	------	------	------	------	------	------	------	------	------	-------	------	------	------	------	-------	-------	-------	-------	-------	-------	--------	-------	--------	-------	-------	-------	-------	--------

PITCHER	IP	WLS	BF	H	R	ER	SO	BB	IBB	HBP	BLK	WP	HR	S	P	ERA	WHIP
Brian Bevil, R ERA: 6.75 (1, 1)	5.0	W	20	4	3	3	3	2	0	0	0	0	1	49	79	5.40	1.200
Hipolito Pichardo, R ERA: 5.62 (6, 1)	3.0		11	2	1	1	0	2	0	0	0	0	0	25	45	3.00	1.333
Jaime Bluma, R ERA: 2.84 (9, 1)	1.0	S	4	0	0	0	1	0	0	1	0	0	0	12	19	0.00	0.000

BOTTOM

Kansas City Royals @ Cleveland Indians
Jacobs Field, Cleveland, OH

livebaseballscorecards.com

AB	30
R	4
H	6
RBI	4
BB	4
SO	4
LOB	12



PITCHER	IP	WLS	BF	H	R	ER	SO	BB	IBB	HBP	BLK	WP	HR	S	P	ERA	WHIP
Brian Bevil, R ERA: 6.75 (1, 1)	5.0	W	20	4	3	3	3	2	0	0	0	0	1	49	79	5.40	1.200
Hipolito Pichardo, R ERA: 5.62 (6, 1)	3.0		11	2	1	1	0	2	0	0	0	0	0	25	45	3.00	1.333
Jaime Bluma, R ERA: 2.84 (9, 1)	1.0	S	4	0	0	0	1	0	0	1	0	0	0	12	19	0.00	0.000

Fri Sep 20 1996, 7:05 PM EDT
Att: 42,358 - Unknown - 67 F

Kansas City Royals @ Cleveland Indians
 Jacobs Field, Cleveland, OH

Sat Sep 21 1996, 3:33 AM EDT
 Att. 42,339 - Overcast - 75 F

AB	35
R	4
H	8
RBI	3
BB	4
SO	8
LOB	17



WP	1	PA	41
PB	0		
SB	0		
CS	0		

AB	R	H	RBI	BB	SO	LOB
4	1	1	0	1	0	1
4	0	2	0	1	2	0
4	0	1	1	0	0	3
0	0	0	0	0	0	0
3	0	0	0	2	2	2
5	0	0	0	0	1	7
3	0	0	0	0	1	0
1	1	1	0	0	0	0
4	1	2	0	0	1	0
3	1	1	2	0	0	1
3	0	0	0	0	0	2
1	0	0	0	0	1	1

Batter	1	2	3	4	5	6	7	8	9
Jose Offerman, S (1, 4) OBP: 0.374, SLG: 0.407 (8, 6)	1-1 G4-3		4-1 1B 2B BB		2-1 F7		0-1 FC3-6 BB 1B	1-2 L8	
Rod Myers, L (1, 8) OBP: 0.318, SLG: 0.425	2-3 K		1-1 2B 1-3 1B		2-2 FC1-6 1B		4-0 FC3-6 BB	1-3 K	
Bip Roberts, S (1, 7) OBP: 0.336, SLG: 0.365 (8, 4)	1-2 G3		1-2 2B		2-2 FC1-6 1-2f		0-0 FC3-6 BB	1-2 FC6-4 HBP	
Chris Stynes, R (9, PR) OBP: 0.299, SLG: 0.341			1-3 2B		1-3 K		4-1 BB	1-2 P4	
Bob Hamelin, L (1, 10) OBP: 0.393, SLG: 0.437			4-0 FC5-4 IBB		1-3 K		1-2 BB	1-2 P4	
Craig Paquette, R (1, 3) OBP: 0.305, SLG: 0.463			1-2 FC5-4 1-2f		0-0 F7		0-0 G4-3	0-1 FC6-4 1-2f	
Kevin Young, R (1, 9) OBP: 0.303, SLG: 0.473 Jon Nunnally, L (8, PH) OBP: 0.344, SLG: 0.519 (8, 7)			3-3 K		1-2 G6-3		2-2 G6-3	2-2 2B 29 SF7 1B	
Keith Lockhart, L (1, 5) OBP: 0.322, SLG: 0.408			2-0 29 G4-3 WP 2B		0-1 F9		2-3 K	0-2 2B	
29 Mike Sweeney, R (1, 2) OBP: 0.347, SLG: 0.391			1-2 G4-3		0-1 E1		1-1 HR	2-2 SF7	
David Howard, S (1, 6) OBP: 0.290, SLG: 0.309 Johnny Damon, L (8, PH) OBP: 0.313, SLG: 0.366 (8, 9)			2-3 G4-3		0-0 F9		0-0 G4-3	2-3 K	

Inning Stats	R: 0	H: 0	E: 0	K: 1	S: 10	P: 14	R: 0	H: 0	E: 0	K: 3	S: 9	P: 14	R: 2	H: 3	E: 0	K: 0	S: 17	P: 32	R: 0	H: 0	E: 1	K: 0	S: 8	P: 9	R: 0	H: 1	E: 0	K: 1	S: 13	P: 20	R: 0	H: 0	E: 0	K: 1	S: 7	P: 11	R: 1	H: 2	E: 0	K: 0	S: 8	P: 17	R: 1	H: 2	E: 0	K: 1	S: 16	P: 23	R: 0	H: 0	E: 0	K: 1	S: 12	P: 15	1B: 4	SF: 1	2B: 3	SAC: 0	3B: 0	DP: 0	HR: 1	HBP: 1	WP: 1	PA: 41
--------------	------	------	------	------	-------	-------	------	------	------	------	------	-------	------	------	------	------	-------	-------	------	------	------	------	------	------	------	------	------	------	-------	-------	------	------	------	------	------	-------	------	------	------	------	------	-------	------	------	------	------	-------	-------	------	------	------	------	-------	-------	-------	-------	-------	--------	-------	-------	-------	--------	-------	--------

PITCHER	IP	WLS	BF	H	R	ER	SO	BB	IBB	HBP	BLK	WP	HR	S	P	ERA	WHIP
Orel Hershiser, R (1, 1) ERA: 4.12	7.0	W	32	6	3	3	6	3	1	0	0	1	1	72	117	3.86	1.286
Eric Plunk, R (8, 1) ERA: 2.5	1.0		5	2	1	1	1	0	0	0	0	0	0	16	23	9.00	2.000
Jose Mesa, R (9, 1) ERA: 3.82	1.0		4	0	0	0	1	0	0	1	0	0	0	12	15	0.00	0.000

PITCHER	IP	WLS	BF	H	R	ER	SO	BB	IBB	HBP	BLK	WP	HR	S	P	ERA	WHIP
---------	----	-----	----	---	---	----	----	----	-----	-----	-----	----	----	---	---	-----	------

Batter	1	2	3	4	5	6	7	8	9	AB	R	H	RBI	BB	SO	LOB
Damian Jackson, R OBP: 0.300, SLG: 0.500 (1, 6)	F9	K		HR	G5-3		K			5	1	1	0	0	2	5
Kevin Seitzer, R OBP: 0.414, SLG: 0.461 (1, 10)	2B		K	L8		G5-3		K		5	0	1	0	0	2	2
Jim Thome, L OBP: 0.453, SLG: 0.621 (1, 5)	G6-3		FC6-5	HR		G5-4-3		1B		2	2	1	3	3	0	1
Geronimo Pena, S OBP: 0.400, SLG: 1.000 (9, 5)			BB			BB		1B		0	0	0	0	0	0	0
Albert Belle, R OBP: 0.407, SLG: 0.615 (1, 7)	F8		FC6-5	HR		G5-4-3		1B		5	0	2	0	0	0	2
Brian Giles, L OBP: 0.409, SLG: 0.596 (8, PR) (9, 7)			1B			1-2f		SF9		0	1	0	0	0	0	0
Julio Franco, R OBP: 0.411, SLG: 0.477 (1, 3)		G6-3	FC6-5			PB		E7		4	2	2	1	1	0	2
Casey Candaele, S OBP: 0.282, SLG: 0.368 (8, PR) (9, 4)			1-2			1B		SF9		0	1	0	0	0	0	0
Manny Ramirez, R OBP: 0.401, SLG: 0.578 (1, 9)	1B	1B	F9			K		HR		4	2	1	0	1	1	4
Jeff Kent, R OBP: 0.328, SLG: 0.439 (1, 4) (9, 3)		1B				1B		SF9		3	2	3	2	1	0	0
Ryan Thompson, R OBP: 0.273, SLG: 0.545 (1, 8)	P8		G5-3			K		HR		5	1	2	3	0	1	5
Tony Peña, R OBP: 0.261, SLG: 0.241 (1, 2)			L8	HR				G6-3		4	1	3	4	0	0	2

Inning Stats	R: 0	H: 1	E: 0	K: 0	S: 11	R: 1	H: 3	E: 0	K: 1	S: 12	R: 0	H: 1	E: 0	K: 1	S: 14	R: 4	H: 4	E: 0	K: 0	S: 15	R: 1	H: 2	E: 0	K: 1	S: 18	R: 0	H: 0	E: 0	K: 0	S: 3	R: 2	H: 2	E: 0	K: 1	S: 16	R: 5	H: 3	E: 1	K: 1	S: 11
	LOB: 1	BB: 0	P: 19			LOB: 2	BB: 1	P: 27			LOB: 0	BB: 0	P: 17			LOB: 2	BB: 1	P: 24			LOB: 1	BB: 1	P: 27			LOB: 0	BB: 1	P: 10			LOB: 1	BB: 1	P: 27			LOB: 2	BB: 2	P: 27		

PITCHER	IP	WLS	BF	H	R	ER	SO	BB	IBB	HBP	BLK	WP	HR	S	P	ERA	WHIP
50 José Rosado, L ERA: 3.1 (1, 1)	4.0	L	22	9	5	5	2	1	0	0	0	0	1	52	80	11.25	2.500
Jeff Granger, L ERA: 7.2 (5, 1)	2.0		9	2	1	0	2	2	0	0	0	0	0	21	34	0.00	2.000
Rick Huisman, R ERA: 4.76 (7, 1)	1.0		6	2	2	2	1	1	0	0	0	0	0	16	27	18.00	3.000
Mike Magnante, L ERA: 5.67 (8, 1)	1.0		8	3	5	5	1	1	1	0	0	0	1	11	27	45.00	4.000

BOTTOM

Kansas City Royals @ Cleveland Indians
Jacobs Field, Cleveland, OH
 Sat Sep 21 1996, 3:33 AM EDT
 Att. 42,339 - Overcast - 75 F

AB	37
R	13
H	16
RBI	13
BB	6
SO	6
LOB	23



WP	PA	ERA	WHIP
0	45		

Batter	1	2	3	4	5	6	7	8	9	AB R H RBI BB SO LOB	TOP											
Jose Offerman, S (1, 4) OBP: 0.377, SLG: 0.413	4-2 SF7 BB		1-2 3B		2-2 1B 1-2 3-H		0-0 2B 1B		1-3 K	4 3 3 1 1 1 0												
Joe Randa, R (1, 5) OBP: 0.348, SLG: 0.424	1-0 F9		0-1 G6-3		2-2 1B 1-3 2-H		1-2 2B			4 0 2 2 0 0 2												
Rod Myers, L (1, 8) OBP: 0.313, SLG: 0.395	4-2 1-3 BB		3-2 F8		2-2 1B 2-3 3-H		0-0 F8			3 0 0 1 1 0 3												
Craig Paquette, R (1, 3) OBP: 0.302, SLG: 0.459	1-1 SF7			2-0 F9	3-0 F8		0-3 K			3 0 0 1 0 1 2												
Jon Nunnally, L (1, 7) OBP: 0.333, SLG: 0.500 Bip Roberts, S (8, PH) OBP: 0.338, SLG: 0.367	2-1 G6-3		0-3 K		0-0 G3		1-0 1B G4-6-3			3 0 0 0 0 1 1 1 0 1 0 0 0 0												
Chris Stynes, R (1, 10) OBP: 0.286, SLG: 0.326		0-0 G4-3		0-3 K		0-1 G4-3		2-0 1B G4-6-3		4 0 0 0 0 1 1												
Johnny Damon, L (1, 9) OBP: 0.315, SLG: 0.370 Kevin Young, R (8, PH) OBP: 0.303, SLG: 0.473 Bob Hamelin, L (8, PH) OBP: 0.391, SLG: 0.435 Les Norman, R (8, 9) OBP: 0.236, SLG: 0.125		0-0 G6-3			3-1 1B 2B		0-1 1B FC5-4			3 1 2 0 0 0 0 0 0 0 0 0 0 0 1 0 0 0 0 0 0 0 0 0 0 0 0 0	AB 33 R 5 H 8 RBI 5 BB 3 SO 7 LOB 11											
Mike Macfarlane, R (1, 2) OBP: 0.333, SLG: 0.495		1-3 K			2-2 1B 2B		1-0 1B FC5-4		2-3 K	4 0 0 0 0 2 2												
David Howard, S (1, 6) OBP: 0.290, SLG: 0.308 Keith Lockhart, L (9, PH) OBP: 0.322, SLG: 0.407			0-1 B5-3		4-2 1B 1B BB		1-3 K		0-0 6-3	2 1 0 0 1 1 0 1 0 0 0 0 0 0												
Inning Stats	R: 1 E: 0 K: 0 S: 12	H: 0 LOB: 1 BB: 2 P: 24	R: 0 E: 0 K: 1 S: 5	H: 0 LOB: 0 BB: 0 P: 6	R: 0 E: 0 K: 0 S: 11	H: 1 LOB: 1 BB: 0 P: 15	R: 0 E: 0 K: 2 S: 7	H: 0 LOB: 0 BB: 0 P: 9	R: 3 E: 0 K: 0 S: 18	H: 3 LOB: 1 BB: 1 P: 36	R: 0 E: 0 K: 0 S: 7	H: 1 LOB: 1 BB: 0 P: 7	R: 1 E: 0 K: 2 S: 11	H: 2 LOB: 1 BB: 0 P: 13	R: 0 E: 0 K: 0 S: 5	H: 1 LOB: 0 BB: 0 P: 9	R: 0 E: 0 K: 2 S: 8	H: 0 LOB: 0 BB: 0 P: 11	1B: 5 2B: 2 3B: 1 HR: 0	SF: 1 SAC: 0 DP: 1 HBP: 0	WP: 0 PB: 0 SB: 3 CS: 0	PA: 37
PITCHER	IP WLS BF H R ER SO BB IBB HBP BLK WP HR S P ERA WHIP																					
Jack McDowell, R (1, 1) ERA: 5.05	7.0 W 31 7 5 5 5 3 0 0 0 0 0 0 71 110 6.43 1.429																					
Paul Assenmacher, L (8, 1) ERA: 2.18	0.2 2 1 0 0 0 0 0 0 0 0 0 0 2 5 0.00 1.500																					
Paul Shuey, R (8, 1) ERA: 2.91	0.1 1 0 0 0 0 0 0 0 0 0 0 0 3 4 0.00 0.000																					
Jose Mesa, R (9, 1) ERA: 3.76	1.0 S 3 0 0 0 2 0 0 0 0 0 0 0 8 11 0.00 0.000																					

Kansas City Royals @ Cleveland Indians
Jacobs Field, Cleveland, OH
 Sun Sep 22 1996, 3:33 AM EDT
 Att. 42,291 - Sunny - 68 F

livebaseballscorecards.com



Batter	1	2	3	4	5	6	7	8	9	AB	R	H	RBI	BB	SO	LOB	TOP
Chuck Knoblauch, R (1, 4) OBP: 0.446, SLG: 0.518										5	0	2	2	0	0	3	
Rich Becker, L (1, 8) OBP: 0.366, SLG: 0.432										4	0	0	0	1	1	3	
Paul Molitor, R (1, 10) OBP: 0.388, SLG: 0.461										5	0	0	0	0	1	4	
Todd Walker, L (1, 5) OBP: 0.275, SLG: 0.333										4	1	1	0	0	1	1	
Marty Cordova, R (1, 7) OBP: 0.369, SLG: 0.476										4	1	2	0	0	0	0	
Scott Stahoviak, L (1, 3) Ron Coomer, R (6, PH) OBP: 0.337, SLG: 0.507 (6, 3)										2	1	1	0	0	0	0	
Greg Myers, L (1, 2) Matt Walbeck, S (6, PH) OBP: 0.264, SLG: 0.312 (6, 2)										2	0	0	0	0	0	1	
Pat Meares, R (1, 6) OBP: 0.302, SLG: 0.395										3	2	2	1	1	0	0	
Brent Brede, L (1, 9) Roberto Kelly, R (6, PH) OBP: 0.372, SLG: 0.449 (6, 9)										1	0	0	0	1	0	1	
Inning Stats	R: 0 H: 1 E: 0 LOB: 1 K: 3 BB: 0 S: 13 P: 18	R: 0 H: 0 E: 0 LOB: 0 K: 0 BB: 0 S: 10 P: 14	R: 0 H: 1 E: 0 LOB: 1 K: 0 BB: 0 S: 7 P: 8	R: 0 H: 0 E: 0 LOB: 0 K: 0 BB: 0 S: 6 P: 9	R: 2 H: 3 E: 1 LOB: 2 K: 0 BB: 2 S: 13 P: 22	R: 4 H: 2 E: 0 LOB: 1 K: 0 BB: 3 S: 10 P: 30	R: 0 H: 1 E: 0 LOB: 1 K: 1 BB: 0 S: 6 P: 7	R: 0 H: 0 E: 0 LOB: 0 K: 0 BB: 0 S: 9 P: 11	R: 0 H: 0 E: 0 LOB: 0 K: 0 BB: 0 S: 8 P: 11	1B: 6 SF: 0 2B: 2 SAC: 0 3B: 0 DP: 1 HR: 0 HBP: 0	WP: 2 PA: 39 PB: 0 SB: 1 CS: 0						
PITCHER	IP WLS BF H R ER SO BB IBB HBP BLK WP HR S P ERA WHIP																
Albie Lopez, R (1, 1) ERA: 6.2	5.0		23	7	4	4	3	2	0	0	0	1	0	51	75	7.20	1.800
Kent Mercker, L (6, 1) ERA: 7.08	0.1		3	0	0	0	0	1	1	0	0	0	0	2	11	0.00	3.000
Danny Graves, R (6, 1) ERA: 4.82	2.2	W	10	1	2	2	1	1	0	0	0	1	0	21	33	6.75	0.750
Jose Mesa, R (9, 1) ERA: 3.71	1.0	S	3	0	0	0	0	0	0	0	0	0	0	8	11	0.00	0.000

Minnesota Twins @ Cleveland Indians
 Jacobs Field, Cleveland, OH
 Mon Sep 23 1996, 7:05 PM EDT
 Att. 42,299 - Unknown - 65 F

livebaseballscorecards.com

AB	34
R	6
H	8
RBI	5
BB	5
SO	4
LOB	16



Batter	1	2	3	4	5	6	7	8	9
Kenny Lofton, L (1, 8) OBP: 0.373, SLG: 0.449 Ryan Thompson, R (6, PH) OBP: 0.385, SLG: 0.583 (7, 8)	2-0 	0-1 	3-1 F8			0-2 	4-2 		
Kevin Seitzer, R (1, 10) OBP: 0.416, SLG: 0.463	0-0 	1-2 F9		1-1 G6-3		0-3 K	4-1 		
Jim Thome, L (1, 5) OBP: 0.452, SLG: 0.616	1-3 	2-1 		2-1 G4-3		3-1 	3-3 		
Albert Belle, R (1, 7) OBP: 0.407, SLG: 0.613	0-1 	2-3 K		0-0 		4-2 		3-2 F8	
Julio Franco, R (1, 3) OBP: 0.413, SLG: 0.478	3-1 		0-1 	1-2 FC5-4		0-2 		1-3 K	
Manny Ramirez, R (1, 9) OBP: 0.401, SLG: 0.581	1-3 K		3-2 		0-1 	0-0 L4		3-0 	
Jeff Kent, R (1, 4) OBP: 0.328, SLG: 0.438	0-1 F9		0-1 		3-3 K	3-1 FC6-4		2-3 K	
Sandy Alomar Jr., R (1, 2) OBP: 0.295, SLG: 0.388		0-0 	0-1 SH3-4		4-1 		1-0 G6-3		
Omar Vizquel, S (1, 6) OBP: 0.369, SLG: 0.424		1-3 K	0-0 G4-3		3-1 G3-1		2-2 G6-3		

AB R H RBI BB SO LOB

3	1	2	0	0	0	2
1	1	1	0	1	0	0
4	1	1	0	1	1	3
5	1	2	1	0	2	4
4	0	2	1	1	1	2
5	1	3	3	0	1	1
5	1	3	1	0	1	4
5	0	1	1	0	2	5
2	1	0	0	1	0	0
4	0	0	0	0	1	4

BOTTOM

Minnesota Twins @ Cleveland Indians
 Jacobs Field, Cleveland, OH
 Mon Sep 23 1996, 7:05 PM EDT
 Att: 42,299 - Unknown - 65 F

livebaseballscorecards.com

AB	38
R	7
H	15
RBI	7
BB	4
SO	9
LOB	25



1B: 12	SF: 0
2B: 3	SAC: 1
3B: 0	DP: 1
HR: 1	HBP: 0

WP: 0	PA: 43
PB: 0	
SB: 0	
CS: 1	

Inning Stats	R	H	E	K	S	R	H	E	K	S	R	H	E	K	S	R	H	E	K	S
	2	4	0	2	14	1	2	1	2	14	0	1	0	0	9	0	1	0	0	9

PITCHER	IP	WLS	BF	H	R	ER	SO	BB	IBB	HBP	BLK	WP	HR	S	P	ERA	WHIP
Travis Miller, L (1, 1) ERA: 10.13	3.0		19	9	4	3	4	0	0	0	0	0	0	42	61	9.00	3.000
Scott Kligenbeck, R (4, 1) ERA: 7.67	3.0		15	5	2	2	2	2	0	0	0	0	0	35	59	6.00	2.333
Jose Parra, R (7, 1) ERA: 5.94	2.0	L	9	1	1	1	3	2	0	0	0	0	1	22	45	4.50	1.500

PITCHER	IP	WLS	BF	H	R	ER	SO	BB	IBB	HBP	BLK	WP	HR	S	P	ERA	WHIP
Travis Miller, L (1, 1) ERA: 10.13	3.0		19	9	4	3	4	0	0	0	0	0	0	42	61	9.00	3.000
Scott Kligenbeck, R (4, 1) ERA: 7.67	3.0		15	5	2	2	2	2	0	0	0	0	0	35	59	6.00	2.333
Jose Parra, R (7, 1) ERA: 5.94	2.0	L	9	1	1	1	3	2	0	0	0	0	1	22	45	4.50	1.500

Batter	1	2	3	4	5	6	7	8	9	AB R H RBI BB SO LOB	TOP		
Chuck Knoblauch, R (1, 4) OBP: 0.446, SLG: 0.516	1-1 		2-2 		1-2 		0-1 		1-2 	4 0 1 0 0 0 1			
Rich Becker, L (1, 8) OBP: 0.370, SLG: 0.436	2-1 		1-1 		4-1 			1-0 	1-1 	4 1 3 1 1 0 0			
Paul Molitor, R (1, 10) OBP: 0.387, SLG: 0.459	0-0 		1-2 		0-3 			2-2 	0-0 	5 0 1 0 0 1 5			
Scott Stahoviak, L (1, 3) OBP: 0.380, SLG: 0.476		2-3 	2-1 		2-2 			2-1 		4 0 0 1 0 1 4			
Marty Cordova, R (1, 7) OBP: 0.370, SLG: 0.480		2-2 	2-2 	2-1 		0-2 		4-2 		3 1 1 1 1 0 0			
Greg Myers, L (1, 2) OBP: 0.322, SLG: 0.429		1-0 		0-1 		2-1 		1-3 		4 1 1 0 0 1 2			
Todd Walker, L (1, 5) OBP: 0.286, SLG: 0.346		1-2 		3-2 		2-2 			4-1 	3 1 1 1 1 0 0			
Pat Meares, R (1, 6) Chip Hale, L (9, PH) OBP: 0.358, SLG: 0.381		0-1 		0-0 		2-2 		2-1 	2-1 	3 0 1 1 0 0 0 1 1 0 0 0 0 1			
Brent Brede, L (1, 9) OBP: 0.389, SLG: 0.471		1-1 		0-1 		1-1 		1-3 	1-2 	4 0 1 0 0 1 2			
Inning Stats	R: 0 H: 0 E: 0 LOB: 0 K: 0 BB: 0 S: 5 P: 8	R: 2 H: 3 E: 0 LOB: 1 K: 1 BB: 0 S: 18 P: 25	R: 1 H: 2 E: 0 LOB: 0 K: 0 BB: 0 S: 14 P: 22	R: 1 H: 1 E: 0 LOB: 0 K: 0 BB: 0 S: 10 P: 15	R: 0 H: 1 E: 0 LOB: 2 K: 1 BB: 1 S: 12 P: 19	R: 0 H: 0 E: 0 LOB: 0 K: 0 BB: 0 S: 9 P: 13	R: 0 H: 1 E: 0 LOB: 0 K: 0 BB: 0 S: 7 P: 10	R: 0 H: 1 E: 0 LOB: 2 K: 1 BB: 1 S: 14 P: 24	R: 1 H: 1 E: 0 LOB: 2 K: 1 BB: 1 S: 11 P: 20	1B: 6 SF: 0 2B: 3 SAC: 0 3B: 0 DP: 1 HR: 1 HBP: 1	WP: 1 PA: 40 PB: 1 SB: 1 CS: 1		
PITCHER	IP WLS BF H R ER SO BB IBB HBP BLK WP HR S P ERA WHIP											PITCHER	IP WLS BF H R ER SO BB IBB HBP BLK WP HR S P ERA WHIP
Chad Ogea, R (1, 1) ERA: 4.89	6.0 W 25 7 4 4 2 1 0 0 0 0 0 1 68 102 6.00 1.333												
Julian Tavarez, R (7, 1) ERA: 5.38	1.0 3 1 0 0 0 0 0 0 0 0 0 0 7 10 0.00 1.000												
Eric Plunk, R (8, 1) ERA: 2.47	1.0 5 1 0 0 1 1 0 0 0 0 0 0 14 24 0.00 2.000												
Jose Mesa, R (9, 1) ERA: 3.79	1.0 S 6 1 1 1 1 1 0 1 0 1 0 1 11 20 9.00 2.000												

Minnesota Twins @ Cleveland Indians
 Jacobs Field, Cleveland, OH
 Tue Sep 24 1996, 7:05 PM EDT
 Att. 42,272 - Cloudy - 67 F

livebaseballscorecards.com

AB 35
R 5
H 10
RBI 5
BB 3
SO 4
LOB 15



BOTTOM

Minnesota Twins @ Cleveland Indians
Jacobs Field, Cleveland, OH

livebaseballscorecards.com

AB	34
R	7
H	12
RBI	7
BB	4
SO	4
LOB	13



WP:	0	PA:	38
PB:	0		
SB:	1		
CS:	0		

Tue Sep 24 1996, 7:05 PM EDT
Att: 42,272 - Cloudy - 67 F

AB R H RBI BB SO LOB

5	1	1	0	0	0	1
5	1	2	1	0	0	0
2	2	0	0	2	1	1
4	2	3	3	0	0	0
4	1	3	2	0	0	0
2	0	1	0	2	0	1
4	0	0	0	0	0	6
1	0	0	0	0	1	0
3	0	1	1	0	1	2
4	0	1	0	0	1	2
1B:	8	SF:	0			
2B:	3	SAC:	0			
3B:	0	DP:	2			
HR:	1	HBP:	0			

Batter	1	2	3	4	5	6	7	8	9
Omar Vizquel, S OBP: 0.367, SLG: 0.424 (1, 6)	F7		1B 2B	F8		P3		F9	
Jose Vizcaino, S OBP: 0.342, SLG: 0.364 (1, 4)	G1-6-3 1B		S BB HR 1B 2-H		F8	F8		G5-3	
Jim Thome, L OBP: 0.453, SLG: 0.613 (1, 5)	G1-6-3 1-2f		HR BB		1B 2B BB	K			
Albert Belle, R OBP: 0.409, SLG: 0.621 (1, 7)		F7	HR 1-H 2-H		2B 1B		1B 2B G6-2-3		
Julio Franco, R OBP: 0.415, SLG: 0.483 (1, 10)		1B 1B	E4		F8 1B 2B 1-H 2-H		G6-2-3 BB 1B 2-3		
Brian Giles, L OBP: 0.419, SLG: 0.595 (1, 9)		1B 1B	G4-3		1B IBB		G6-2-3 BB		
Jeff Kent, R OBP: 0.325, SLG: 0.434 (1, 3)	F8			F7	F8		G6-2-3		
Sandy Alomar Jr., R OBP: 0.295, SLG: 0.387 (1, 2)			K		G5-3		K		
Tony Peña, R OBP: 0.258, SLG: 0.238 (4, 2)					G5-3		K		
Ryan Thompson, R OBP: 0.353, SLG: 0.500 (1, 8)			K		1B	G5-3		F9	

Inning Stats	R: 0	H: 1	E: 0	K: 0	S: 10	R: 0	H: 2	E: 0	K: 0	S: 11	R: 4	H: 3	E: 1	K: 2	S: 15	R: 0	H: 1	E: 0	K: 0	S: 10	R: 3	H: 3	E: 0	K: 0	S: 19	R: 0	H: 0	E: 0	K: 1	S: 7	R: 0	H: 2	E: 0	K: 1	S: 12	R: 0	H: 0	E: 0	K: 0	S: 7	
	LOB: 0	BB: 0				LOB: 1	BB: 0				LOB: 1	BB: 1				LOB: 1	BB: 0				LOB: 2	BB: 2					LOB: 0	BB: 0				LOB: 2	BB: 1				LOB: 0	BB: 0			

PITCHER	IP	WLS	BF	H	R	ER	SO	BB	IBB	HBP	BLK	WP	HR	S	P	ERA	WHIP
Frankie Rodriguez, R ERA: 5.11 (1, 1)	4.1	L	24	9	7	7	2	2	2	0	0	0	1	55	101	14.54	2.538
Mike Trombley, R ERA: 2.96 (5, 1)	0.2		3	1	0	0	0	0	0	0	0	0	0	10	15	0.00	1.500
Eddie Guardado, L ERA: 5.4 (6, 1)	1.0		3	0	0	0	1	0	0	0	0	0	0	7	14	0.00	0.000
Dave Stevens, R ERA: 4.64 (7, 1)	1.0		5	2	0	0	1	1	0	0	0	0	0	12	18	0.00	3.000
Greg Hansell, R ERA: 5.69 (8, 1)	1.0		3	0	0	0	0	0	0	0	0	0	0	7	10	0.00	0.000

Batter	1	2	3	4	5	6	7	8	9	AB R H RBI BB SO LOB	TOP	
Rich Becker, L (1, 8) OBP: 0.369, SLG: 0.435	2-2 G4-3			0-0 G5-4-3 1B		3-1 G3-1			3-1 G3	4 0 1 1 0 0 1		
Jeff Reboulet, R (1, 4) OBP: 0.296, SLG: 0.260 Chip Hale, L (9, PH) OBP: 0.354, SLG: 0.376	0-2 G5-3			0-0 G5-4-3 1-2f			0-3 K		1-2 3-H 0-0 F7	3 0 0 0 0 1 1 1 0 0 0 0 0 1		
Scott Stahoviak, L (1, 3) OBP: 0.379, SLG: 0.474	1-2 G6-3			0-3 K			0-2 L3		2-2 FC6-4 2-H 1B	4 0 1 1 0 1 0		
Marty Cordova, R (1, 7) OBP: 0.369, SLG: 0.480					2-1 G3 1B 2B				3-1 FC6-4 1-2f 1B	4 1 1 0 0 2 1		
Todd Walker, L (1, 10) OBP: 0.276, SLG: 0.333					0-1 G3				1-2 G3-1	3 0 0 0 0 0 1		
Ron Coomer, R (1, 5) OBP: 0.337, SLG: 0.504					2-0 G4-6-3 3-H 1B				1-1 G5-3	3 0 1 1 0 0 0		
Brent Brede, L (1, 9) OBP: 0.333, SLG: 0.400					1-0 G3				0-0 F8	3 0 0 0 0 0 1		
Matt Walbeck, S (1, 2) OBP: 0.261, SLG: 0.309 Mike Durant, R (7, 2) OBP: 0.293, SLG: 0.247					0-0 G4-3				4-2 1B G3 BB	2 0 0 0 0 0 0 0 1 0 0 1 0 0		
Denny Hocking, S (1, 6) OBP: 0.243, SLG: 0.268					2-2 G4-3				0-0 G3 1B	3 1 1 0 0 1 0		
Inning Stats	R: 0 E: 0 K: 0 S: 9 H: 0 LOB: 0 BB: 0 P: 12	R: 0 E: 0 K: 1 S: 8 H: 0 LOB: 0 BB: 0 P: 12	R: 0 E: 0 K: 0 S: 5 H: 0 LOB: 0 BB: 0 P: 8	R: 0 E: 0 K: 1 S: 5 H: 1 LOB: 0 BB: 0 P: 5	R: 1 E: 0 K: 0 S: 6 H: 2 LOB: 0 BB: 0 P: 11	R: 0 E: 0 K: 1 S: 9 H: 0 LOB: 0 BB: 0 P: 16	R: 0 E: 0 K: 2 S: 10 H: 0 LOB: 0 BB: 0 P: 12	R: 0 E: 0 K: 0 S: 6 H: 0 LOB: 0 BB: 0 P: 8	R: 2 E: 0 K: 0 S: 11 H: 2 LOB: 1 BB: 1 P: 23	1B: 4 2B: 1 3B: 0 HR: 0 SF: 0 SAC: 0 DP: 2 HBP: 0	WP: 0 PB: 0 SB: 0 CS: 0 PA: 31	
PITCHER Charles Nagy, R (1, 1) ERA: 3.41	IP WLS BF H R ER SO BB IBB HBP BLK WP HR S P ERA WHIP	9.0 W 31 5 3 3 5 1 0 0 0 0 0 0 69 107 3.00 0.667										
PITCHER	IP WLS BF H R ER SO BB IBB HBP BLK WP HR S P ERA WHIP											

Minnesota Twins @ Cleveland Indians
 Jacobs Field, Cleveland, OH
 Wed Sep 25 1996, 7:05 PM EDT
 Att. 42,469 - Unknown - 60 F

livebaseballscorecards.com

AB	30
R	3
H	5
RBI	3
BB	1
SO	5
LOB	6



Batter	1	2	3	4	5	6	7	8	9
Omar Vizquel, S OBP: 0.366, SLG: 0.422 (1, 6)	3-2 F7		1-3 K	1-2 F7		1-0 F8		3-2 1B	
Casey Candaele, S OBP: 0.273, SLG: 0.372 (1, 4)	1-2 G1-3		0-0 G6-3		1-0 G4-3	0-0 2B		1-2 G4-3	
Manny Ramirez, R OBP: 0.400, SLG: 0.580 (1, 9)	3-2 G1-3			2-1 G4-3	0-1 F9	2-0 2B			
Albert Belle, R OBP: 0.411, SLG: 0.620 (1, 10)		2-2 G4-3 HBP		0-0 1B	4-2 1B BB	3-3 K			
Julio Franco, R OBP: 0.414, SLG: 0.480 (1, 3)		2-0 G4-3		1-2 F8	4-2 1B BB		1-0 L9		
Jeff Kent, R OBP: 0.329, SLG: 0.434 (1, 5)		4-2 S BB		4-1 1B HBP BB	3-1 FC4-6 1B		3-3 K		
Sandy Alomar, Jr., R OBP: 0.294, SLG: 0.384 (1, 2)		2-3 K		1-2 1B HBP	1-2 FC4-6		2-2 G3-1		
Ryan Thompson, R OBP: 0.333, SLG: 0.450 (1, 8)			1-1 F8	0-0 1B		1-1 P3		1-1 L9	
Brian Giles, L OBP: 0.436, SLG: 0.613 (1, 7)			3-2 2B	2-0 1B		4-2 2B BB		0-2 1B	

Inning Stats	R: 0	H: 0	E: 0	K: 0	S: 10	R: 0	H: 0	E: 0	K: 1	S: 8	R: 0	H: 1	E: 0	K: 1	S: 10	R: 3	H: 3	E: 0	K: 0	S: 14	R: 0	H: 2	E: 0	K: 1	S: 7	R: 1	H: 2	E: 0	K: 0	S: 11	R: 0	H: 0	E: 0	K: 1	S: 7	R: 1	H: 2	E: 0	K: 0	S: 11	
	0	0	0	0	17	0	0	0	1	18	0	1	0	0	15	0	3	2	0	0	25	0	1	0	0	13	0	0	0	0	22	0	0	0	0	13	1	2	0	0	16

PITCHER	IP	WLS	BF	H	R	ER	SO	BB	IBB	HBP	BLK	WP	HR	S	P	ERA	WHIP
Rich Robertson, L ERA: 5.12 (1, 1)	5.2	L	29	6	5	5	2	5	0	2	0	0	0	61	113	7.94	1.941
Mike Trombley, R ERA: 2.94 (6, 1)	0.1		2	1	0	0	1	0	0	0	0	0	0	5	10	0.00	3.000
Dave Stevens, R ERA: 4.63 (7, 1)	2.0		7	2	1	1	1	0	0	0	0	0	0	18	29	4.50	1.000

BOTTOM


Minnesota Twins @ Cleveland Indians
Jacobs Field, Cleveland, OH

Wed Sep 25 1996, 7:05 PM EDT
Att: 42,469 - Unknown - 60 F

AB	R	H	RBI	BB	SO	LOB
5	0	1	1	0	1	4
5	1	1	0	0	0	1
4	0	1	2	0	0	0
2	1	1	0	1	1	1
3	0	0	0	1	0	2
2	1	1	0	2	1	0
3	1	0	0	0	1	4
4	0	1	1	0	0	0
3	2	3	2	1	0	0

AB	31
R	6
H	9
RBI	6
BB	5
SO	4
LOB	12

WP: 0 PA: 38
PB: 0
SB: 3
CS: 0



1B	2B	3B	HR	SF	SAC	DP	HBP	WP	HR	S	P	ERA	WHIP
6	3	0	0	0	1	2	0	0	0	0	0	0	0

Batter	1	2	3	4	5	6	7	8	9	AB R H RBI BB SO LOB	TOP											
Kenny Lofton, L (1, 8) OBP: 0.372, SLG: 0.447	2-3 		0-3 	2-0 G6-4-3 			3-3 		1-0 	5 0 1 0 0 3 3												
Kevin Seitzer, R (1, 10) OBP: 0.415, SLG: 0.461	2-2 		2-2 F7 		2-0 F9 			0-0 G6-3 	2-2 G3 	5 0 1 0 0 0 1												
Jim Thome, L (1, 5) OBP: 0.453, SLG: 0.618	0-2 		2-3 		2-1 G3 			2-2 HR 		4 1 2 1 0 1 0												
Albert Belle, R (1, 7) OBP: 0.410, SLG: 0.620	0-1 F9 			2-2 1B WP 	0-0 F8 			2-2 F8 		4 1 1 0 0 0 2												
Julio Franco, R (1, 3) OBP: 0.413, SLG: 0.478	0-3 			0-2 WP HR 		3-3 		1-0 G1-3 		4 1 1 0 0 2 2												
Manny Ramirez, R (1, 9) OBP: 0.401, SLG: 0.585		1-0 F9 		1-2 HR 		2-1 P4 			4-2 WP HR BB 	3 2 1 2 1 0 0												
Sandy Alomar Jr., R (1, 2) OBP: 0.297, SLG: 0.386			3-2 		1-2 1B 		2-1 P4 		1-1 P5 	3 0 2 0 0 0 0												
Brian Giles, L (9, PH) OBP: 0.433, SLG: 0.608									1-2 	1 0 0 0 0 0 1												
Omar Vizquel, S (1, 6) OBP: 0.366, SLG: 0.422			2-2 P2 		2-2 SAFE G6-4-3 1B 		2-2 G6-3 		1-1 HR 	3 0 1 0 0 0 1												
Nigel Wilson, L (9, PH) OBP: 0.333, SLG: 0.818									2-H 	1 1 1 2 0 0 0												
Jose Vizcaino, S (1, 4) OBP: 0.341, SLG: 0.364			1-2 L3 		0-3 		1-1 CS 1B 		0-0 F7 	4 0 1 0 0 1 3												
Inning Stats	R: 0 E: 0 K: 2 S: 15	H: 2 LOB: 2 BB: 0 P: 19	R: 0 E: 0 K: 0 S: 12	H: 1 LOB: 1 BB: 0 P: 19	R: 0 E: 0 K: 2 S: 11	H: 0 LOB: 0 BB: 0 P: 15	R: 3 E: 0 K: 1 S: 22	H: 5 LOB: 1 BB: 0 P: 30	R: 0 E: 0 K: 0 S: 4	H: 0 LOB: 0 BB: 0 P: 8	R: 0 E: 0 K: 1 S: 10	H: 0 LOB: 0 BB: 0 P: 17	R: 0 E: 0 K: 1 S: 10	H: 1 LOB: 1 BB: 0 P: 16	R: 1 E: 0 K: 0 S: 8	H: 1 LOB: 0 BB: 0 P: 13	R: 2 E: 0 K: 0 S: 13	H: 2 LOB: 1 BB: 1 P: 22	1B: 8 2B: 2 3B: 0 HR: 3	SF: 0 SAC: 0 DP: 2 HBP: 0	WP: 2 PB: 0 SB: 0 CS: 1	PA: 38
PITCHER	IP WLS BF H R ER SO BB IBB HBP BLK WP HR S P ERA WHIP																					
50 José Rosado, L (1, 1) ERA: 3.21	5.0 W 22 8 3 3 5 0 0 0 0 1 1 64 91 5.40 1.600																					
Brian Bevil, R (6, 1) ERA: 5.73	3.0 10 2 1 1 2 0 0 0 0 0 1 28 46 3.00 0.667																					
Jaime Bluma, R (9, 1) ERA: 3.6	1.0 6 2 2 2 0 1 0 0 0 1 1 13 22 18.00 3.000																					

Cleveland Indians @ Kansas City Royals
Kauffman Stadium, Kansas City, MO
 Fri Sep 27 1996, 7:05 PM CDT
 Att. 15,939 - Unknown - 62 F

AB	37
R	6
H	12
RBI	5
BB	1
SO	7
LOB	13



Batter	1	2	3	4	5	6	7	8	9
Jose Offerman, S (1, 4) OBP: 0.383, SLG: 0.417 	2-1 	0-0 			4-1 	3-2 		4-0 	
Rod Myers, L (1, 8) OBP: 0.371, SLG: 0.473 	0-0 		1-0 		0-1 	1-3 		0-0 	
Joe Randa, R (1, 5) OBP: 0.343, SLG: 0.416 	0-0 		0-1 		1-0 		2-0 	0-0 	
Craig Paquette, R (1, 3) OBP: 0.298, SLG: 0.457 	2-3 		0-1 		0-0 		1-3 	0-1 	
Jon Nunnally, L (1, 7) OBP: 0.308, SLG: 0.456 	1-1 		2-2 		1-1 		3-2 	1-2 	
Joe Vitiello, R (1, 10) OBP: 0.342, SLG: 0.401 Tom Goodwin, L (8, PR) OBP: 0.334, SLG: 0.330 		0-1 	0-2 		2-3 			3-2 	
Johnny Damon, L (1, 9) OBP: 0.314, SLG: 0.367 		1-2 	1-1 		0-0 			2-1 	
29 Mike Sweeney, R (1, 2) OBP: 0.352, SLG: 0.409 		2-3 			0-0 	1-1 		1-0 	
David Howard, S (1, 6) OBP: 0.290, SLG: 0.306 		4-0 			0-0 	0-3 		1-2 	

Inning Stats	R: 1	H: 2	E: 0	K: 1	S: 9	R: 1	H: 2	E: 0	K: 1	S: 11	R: 0	H: 0	E: 0	K: 0	S: 5	R: 0	H: 0	E: 0	K: 0	S: 8	R: 3	H: 3	E: 0	K: 0	S: 9	R: 2	H: 3	E: 0	K: 3	S: 19	R: 0	H: 0	E: 0	K: 1	S: 8	R: 4	H: 3	E: 0	K: 0	S: 17
	LOB: 1	BB: 0	P: 14	LOB: 2	BB: 1	LOB: 0	BB: 0	LOB: 0	BB: 0	P: 6	LOB: 1	BB: 1	LOB: 0	BB: 0	P: 15	LOB: 1	BB: 0	LOB: 0	BB: 0	P: 14	LOB: 2	BB: 1	LOB: 0	BB: 0	P: 29	LOB: 0	BB: 0	LOB: 0	BB: 0	P: 14	LOB: 2	BB: 1	LOB: 0	BB: 0	P: 29					

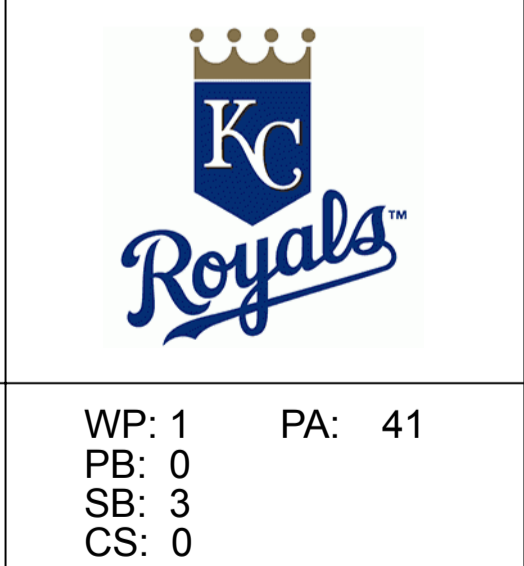
PITCHER	IP	WLS	BF	H	R	ER	SO	BB	IBB	HBP	BLK	WP	HR	S	P	ERA	WHIP
Orel Hershiser, R (1, 1)	5.0	L	23	7	5	5	2	2	0	0	0	0	1	42	64	9.00	1.800
Alan Embree, L (6, 1)	1.0		6	3	2	2	3	0	0	0	0	1	0	19	26	18.00	3.000
Paul Shuey, R (7, 1)	1.0		3	0	0	0	1	0	0	0	0	0	0	8	14	0.00	0.000
Paul Assenmacher, L (8, 1)	0.1		6	3	4	4	0	0	1	1	0	0	0	11	22	108.00	9.000
Danny Graves, R (8, 1)	0.2		3	0	0	0	0	0	0	0	0	0	0	6	7	0.00	0.000

AB	R	H	RBI	BB	SO	LOB
3	3	3	2	2	0	0
5	1	3	2	0	1	1
5	0	1	3	0	0	3
5	0	0	1	0	2	3
5	0	0	0	0	0	4
4	1	2	0	0	1	0
0	1	0	0	0	0	0
4	2	2	1	0	0	1
3	3	2	1	0	1	1
2	0	0	0	1	1	1

WP	HR	S	P	ERA	WHIP
1	1	41			

Cleveland Indians @ Kansas City Royals
 Kauffman Stadium, Kansas City, MO
 Fri Sep 27 1996, 7:05 PM CDT
 Att: 15,939 - Unknown - 62 F

AB	36
R	11
H	13
RBI	10
BB	3
SO	6
LOB	14



Batter	1	2	3	4	5	6	7	8	9	AB R H RBI BB SO LOB	TOP																	
Kenny Lofton, L (1, 8) OBP: 0.373, SLG: 0.447	0-1 2B 1B	2-3 K			2-0 G4-3		2-1 1B 1B			4 1 2 0 0 1 1																		
Kevin Seitzer, R (1, 3) OBP: 0.418, SLG: 0.468	2-1 L9 1-H 2B		1-0 G6-4-3 1B			0-1 G4-3 HR 2B	0-2 1B 1B			4 1 4 1 0 0 0																		
Jim Thome, L (1, 5) OBP: 0.450, SLG: 0.614	2-2 L9 2-3		3-3 K			3-2 G4-3 2-3	2-0 F7			4 0 0 0 0 1 5																		
Albert Belle, R (1, 7) OBP: 0.409, SLG: 0.622	0-1 P4		2-1 G6-4-3 1-2f			0-0 HR	0-0 G3-1			4 1 1 2 0 0 2																		
Julio Franco, R (1, 10) OBP: 0.409, SLG: 0.473	1-3 K		2-2 F7			2-2 G6-3	0-1 G4-3			4 0 0 0 0 1 1																		
Manny Ramirez, R (1, 9) OBP: 0.398, SLG: 0.580		1-2 G5-3			3-2 G6-3	1-2 G6-3	2-1 G6-3			4 0 0 0 0 0 0																		
Jeff Kent, R (1, 4) OBP: 0.328, SLG: 0.431			4-0 2B WP SF9 BB		3-1 F8		2-3 K		0-0 L8	3 1 0 0 1 1 0	AB 34 R 5 H 9 RBI 5 BB 1 SO 6 LOB 9																	
Sandy Alomar Jr., R (1, 2) OBP: 0.299, SLG: 0.397		2-1 2B			1-2 G6-3		1-2 HR		3-3 K	4 1 2 1 0 1 0																		
Omar Vizquel, S (1, 6) OBP: 0.363, SLG: 0.419		0-1 SF9 3-H			2-2 F7		1-2 G6-3		1-3 K	3 0 0 1 0 1 0																		
Inning Stats	R: 1 E: 0 K: 1 S: 15	H: 2 LOB: 1 BB: 0 P: 20	R: 1 E: 0 K: 1 S: 11	H: 1 LOB: 1 BB: 1 P: 20	R: 0 E: 0 K: 1 S: 7	H: 1 LOB: 0 BB: 0 P: 13	R: 0 E: 0 K: 0 S: 8	H: 0 LOB: 0 BB: 0 P: 16	R: 0 E: 0 K: 0 S: 8	H: 0 LOB: 0 BB: 0 P: 13	R: 2 E: 0 K: 0 S: 17	H: 2 LOB: 0 BB: 0 P: 23	R: 1 E: 0 K: 1 S: 17	H: 3 LOB: 2 BB: 0 P: 25	R: 0 E: 0 K: 0 S: 5	H: 0 LOB: 0 BB: 0 P: 7	R: 0 E: 0 K: 2 S: 8	H: 0 LOB: 0 BB: 0 P: 12	1B: 4 2B: 3 3B: 0 HR: 2	SF: 1 SAC: 0 DP: 1 HBP: 0	WP: 1 PB: 0 SB: 0 CS: 0	PA: 36						
PITCHER	IP WLS BF H R ER SO BB IBB HBP BLK WP HR S P ERA WHIP												PITCHER	IP WLS BF H R ER SO BB IBB HBP BLK WP HR S P ERA WHIP														
Chris Haney, L (1, 1) ERA: 4.7	6.0		24	6	4	4	3	1	0	0	0	1	1	66	105	6.00	1.167											
Bob Scanlan, R (7, 1) ERA: 6.85	2.0	L	9	3	1	1	1	0	0	0	0	0	1	22	32	4.50	1.500											
Rick Huisman, R (9, 1) ERA: 4.6	1.0		3	0	0	0	2	0	0	0	0	0	0	8	12	0.00	0.000											

Cleveland Indians @ Kansas City Royals
Kauffman Stadium, Kansas City, MO

Sat Sep 28 1996, 7:05 PM CDT
Att. 19,820 - Unknown - 70 F

livebaseballscorecards.com



Batter	1	2	3	4	5	6	7	8	9	AB	R	H	RBI	BB	SO	LOB
Jose Offerman, S OBP: 0.384, SLG: 0.417 (1, 6) FCB X	1-2 1B S 1B	3-2 G3		0-0 E 1B		1-3 K		0-0 SH1-4		4	0	2	1	0	1	2
Joe Randa, R OBP: 0.346, SLG: 0.417 (1, 5) B1 SAFE FCB X	3-2 1B 1-3 1B	4-2 FC5 1B BB		0-1 F7		2-0 S 1B		2-3 K		4	0	2	0	1	1	2
Rod Myers, L OBP: 0.364, SLG: 0.458 Kevin Young, R OBP: 0.301, SLG: 0.470 David Howard, S OBP: 0.290, SLG: 0.306 (1, 8) (8, PH) (9, 6) CB SAFE FC	1-3 K 1	1-0 1B		3-3 K 1-3		2-1 G4-3 1-2		0-0 G5-3		4	0	1	2	0	2	4
Bip Roberts, S OBP: 0.331, SLG: 0.357 (1, 7) X	0-0 F9	0-3 K		0-2 G4-3			0-1 G4-3		1-3 K	5	0	0	0	0	2	5
Craig Paquette, R OBP: 0.297, SLG: 0.454 (1, 3) C X	0-1 P6	0-0 FC5 2-3f			0-0 G6-3		3-2 29 BB 1B		1-0 F8	5	0	1	0	0	0	4
Johnny Damon, L OBP: 0.315, SLG: 0.370 (1, 9) B X		3-2 BB 1B 2B		1-1 29 S 1B		0-0 L8		0-2 G4-3		5	1	2	0	0	1	1
29 Mike Sweeney, R OBP: 0.355, SLG: 0.404 (1, 10) B X		4-1 1B BB G3 BB		0-0 F9		1 SAFE 1 SAFE P5 1-3		4-1 SAFE SAFE BB 1-2		2	1	0	0	2	0	1
Mike Macfarlane, R OBP: 0.337, SLG: 0.499 (1, 2) F X		4-1 G3 1B BB 1-2 2-3		1-1 F7		1-1 F7		1-2 G4-3		3	1	1	0	1	0	3
Keith Lockhart, L OBP: 0.321, SLG: 0.414 Chris Stynes, R OBP: 0.293, SLG: 0.333 Tom Goodwin, L OBP: 0.334, SLG: 0.330 (1, 4) (8, PH) (8, PR) (9, 8) X		0-0 BB G3 1B 1B 1-2 2-3 3-H		1-0 L8		0-0 F7		2-2 SH1-4 1B		3	1	1	1	0	0	1

Inning Stats	R: 0	H: 2	E: 0	LOB: 2	K: 1	BB: 0	S: 14	R: 4	H: 3	E: 0	LOB: 2	K: 1	BB: 3	S: 17	R: 0	H: 1	E: 0	LOB: 1	K: 1	BB: 0	S: 11	R: 0	H: 1	E: 1	LOB: 1	K: 1	BB: 0	S: 9	R: 0	H: 1	E: 0	LOB: 1	K: 0	BB: 0	S: 8	R: 0	H: 1	E: 0	LOB: 1	K: 1	BB: 0	S: 7	R: 0	H: 1	E: 0	LOB: 2	K: 0	BB: 1	S: 10	R: 0	H: 1	E: 0	LOB: 1	K: 1	BB: 0	S: 8	R: 0	H: 0	E: 0	LOB: 0	K: 1	BB: 0	S: 10	1B: 10	SF: 0	2B: 1	SAC: 1	3B: 0	DP: 0	HR: 0	HBP: 0
--------------	------	------	------	--------	------	-------	-------	------	------	------	--------	------	-------	-------	------	------	------	--------	------	-------	-------	------	------	------	--------	------	-------	------	------	------	------	--------	------	-------	------	------	------	------	--------	------	-------	------	------	------	------	--------	------	-------	-------	------	------	------	--------	------	-------	------	------	------	------	--------	------	-------	-------	--------	-------	-------	--------	-------	-------	-------	--------


PITCHER	IP	WLS	BF	H	R	ER	SO	BB	IBB	HBP	BLK	WP	HR	S	P	ERA	WHIP
Jack McDowell, R ERA: 5.11	(1, 1)	5.0	26	8	4	4	4	3	0	0	0	0	0	59	93	7.20	2.200
Kent Mercker, L ERA: 6.98	(6, 1)	1.0	4	1	0	0	1	0	0	0	0	0	0	7	12	0.00	1.000
Eric Plunk, R ERA: 2.43	(7, 1)	1.0	5	1	0	0	0	1	0	0	0	0	0	10	18	0.00	2.000
Brian Anderson, L ERA: 4.91	(8, 1)	0.1	2	1	0	0	0	0	0	0	0	0	0	4	6	0.00	3.000
Julian Tavarez, R ERA: 5.36	(8, 1)	0.1	1	0	0	0	1	0	0	0	0	0	0	3	5	0.00	0.000

BOTTOM

Cleveland Indians @ Kansas City Royals
Kauffman Stadium, Kansas City, MO

Sat Sep 28 1996, 7:05 PM CDT
Att: 19,820 - Unknown - 70 F

AB	37
R	4
H	11
RBI	4
BB	4
SO	7
LOB	24



PITCHER	IP	WLS	BF	H	R	ER	SO	BB	IBB	HBP	BLK	WP	HR	S	P	ERA	WHIP
Alan Embree, L ERA: 6.39	(8, 1)	0.1	1	0	0	0	0	0	0	0	0	0	0	1	1	0.00	0.000
Jose Mesa, R ERA: 3.73	(9, 1)	1.0	3	0	0	0	1	0	0	0	0	0	0	10	12	0.00	0.000

Batter	1	2	3	4	5	6	7	8	9	AB	R	H	RBI	BB	SO	LOB	TOP										
Kenny Lofton, L (1, 8) OBP: 0.372, SLG: 0.446 Ryan Thompson, R (5, 8) OBP: 0.348, SLG: 0.455	1-3 K			1-2 G6-3		2-2 G5-4-3 1B		0-0 E4		2	0	0	0	0	1	0	Cleveland Indians @ Kansas City Royals Kauffman Stadium, Kansas City, MO Sun Sep 29 1996, 3:33 AM CDT Att. 14,556 - Sunny - 72 F										
Kevin Seitzer, R (1, 10) OBP: 0.416, SLG: 0.466 Nigel Wilson, L (8, PH) OBP: 0.308, SLG: 0.750	3-2 G6-3			1-1 E7		1-2 G5-4-3 1-2f		0-3 K		3	0	0	0	0	0	1											
Jim Thome, L (1, 5) OBP: 0.450, SLG: 0.612 Casey Candaele, S (7, PR) OBP: 0.267, SLG: 0.364 (7, 5)	0-0 G4-3			1-2 L6			2-2 FC6-4 1B	0-2 F7		3	0	1	0	0	0	1											
Albert Belle, R (1, 7) OBP: 0.410, SLG: 0.623		0-2 G1-6-3 1B		0-1 L9			1-1 P4	1-1 1B SF9 2B		4	1	2	0	0	0	2											
Julio Franco, R (1, 3) OBP: 0.407, SLG: 0.470 Jeff Kent, R (7, PR) OBP: 0.330, SLG: 0.432 (7, 3)		0-1 G1-6-3 1-2f			0-1 G6-3		1-1 FC6-4 1B 1-2f	1-1 BB 1B		3	0	0	0	0	0	2											
Manny Ramirez, R (1, 9) OBP: 0.399, SLG: 0.582 Brian Giles, L (6, 9) OBP: 0.434, SLG: 0.612		0-1 F9			0-0 G3 2B		1-2 1B	0-0 SF9		2	0	1	0	0	0	0											
Omar Vizquel, S (1, 6) OBP: 0.362, SLG: 0.417 Damian Jackson, R (8, 6) OBP: 0.364, SLG: 0.500			0-0 G4-3		0-0 G3 2-3		2-2 G4-3	3-H 4-2 F B L3 BB		3	0	0	0	0	0	3											
Tony Peña, R (1, 2) OBP: 0.255, SLG: 0.236 Geronimo Peña, S (8, PH) OBP: 0.200, SLG: 0.444 Einar Diaz, R (8, 2)			3-2 G6-3		0-0 F9			0-3 K	0-2 L3	2	0	0	0	0	0	1											
Jose Vizcaino, S (1, 4) OBP: 0.341, SLG: 0.363			2-2 G1-3			2-1 G3-1		0-0 E 1B		3	0	1	0	0	0	0											
Inning Stats	R: 0 E: 0 K: 1 S: 7	H: 0 LOB: 0 BB: 0 P: 11	R: 0 E: 0 K: 0 S: 7	H: 1 LOB: 0 BB: 0 P: 7	R: 0 E: 0 K: 0 S: 8	H: 0 LOB: 0 BB: 0 P: 13	R: 0 E: 1 K: 0 S: 10	H: 0 LOB: 1 BB: 0 P: 13	R: 0 E: 0 K: 0 S: 5	H: 1 LOB: 1 BB: 0 P: 5	R: 0 E: 0 K: 0 S: 9	H: 1 LOB: 0 BB: 0 P: 14	R: 0 E: 0 K: 0 S: 17	H: 2 LOB: 2 BB: 0 P: 24	R: 0 E: 1 K: 2 S: 13	H: 1 LOB: 2 BB: 0 P: 13	R: 1 E: 0 K: 0 S: 15	H: 2 LOB: 1 BB: 1 P: 21	1B: 6 2B: 3 3B: 0 HR: 0	SF: 1 SAC: 0 DP: 3 HBP: 0	WP: 0 PB: 0 SB: 0 CS: 0	PA: 35					
PITCHER	IP	WLS	BF	H	R	ER	SO	BB	IBB	HBP	BLK	WP	HR	S	P	ERA	WHIP										
Tim Lincecum, R (1, 1) ERA: 3.92 Hipolito Pichardo, R (9, 1) ERA: 5.43	8.1	W	33	8	1	1	3	0	0	0	0	0	0	81	107	1.08	0.960										
	0.2	S	2	0	0	0	0	1	0	0	0	0	0	10	14	0.00	1.500										

livebaseballscorecards.com

AB	33
R	1
H	8
RBI	1
BB	1
SO	3
LOB	17



Batter	1	2	3	4	5	6	7	8	9	AB R H RBI BB SO LOB
Johnny Damon, L OBP: 0.313, SLG: 0.368 (1, 9) X	0-0 G1-3 ①		2-3 K ①		0-0 F9 ③		0-0 SH3 ①			3 0 0 0 0 1 1
Joe Randa, R OBP: 0.351, SLG: 0.433 (1, 5) C X	0-1 HR ②		1-2 P6 ②			1-0 E1 1B ①	0-0 WP B3-5 2B ②			4 2 3 2 0 0 0
Rod Myers, L OBP: 0.357, SLG: 0.444 (1, 8) C C B S	1-3 K ②		0-3 K ③			1-0 FC3-6 29 1B ①	3-1 B3-5 ②			4 1 1 1 0 2 1
Mike Macfarlane, R OBP: 0.339, SLG: 0.499 (1, 2) S X	0-1 1B ③			1-3 K ①		2-1 FC3-6 1B ①		1-1 G5-3 ①		4 0 2 0 0 1 0
Craig Paquette, R OBP: 0.296, SLG: 0.452 (1, 3) X	0-0 F8 ③			1-1 29 2B 1B ②		0-1 FC3-6 WP 29 1B ①		1-2 G5-3 ②		4 0 1 0 0 0 3
29 Mike Sweeney, R OBP: 0.358, SLG: 0.412 (1, 10) B B B B X		3-2 G5-3 ①		1-0 2B ②		0-1 WP 1B ①		2-2 G6-3 ③		4 0 2 1 0 0 0
Keith Lockhart, L OBP: 0.319, SLG: 0.411 (1, 4) X		0-0 F8 ②		1-0 F9 ③		1-3 K ②				3 0 0 0 0 1 3
Chris Stynes, R OBP: 0.309, SLG: 0.359 Les Norman, R OBP: 0.232, SLG: 0.122 (5, PR) (6, 7) B F B X		1-1 1B ③			0-0 2B ①	2-3 K ③				2 0 2 0 0 0 0 1 0 0 0 0 1 2
David Howard, S OBP: 0.291, SLG: 0.305 (1, 6) S B B X		2-1 G3 ③			2-3 K ②		1-2 SH3 2B HBP ①			2 1 0 0 0 1 2

Inning Stats		R: 1	H: 2	E: 0	K: 1	S: 9	R: 0	H: 1	E: 0	K: 0	S: 10	R: 0	H: 0	E: 0	K: 2	S: 9	R: 0	H: 2	E: 0	K: 1	S: 7	R: 0	H: 1	E: 0	K: 1	S: 5	R: 2	H: 4	E: 1	K: 2	S: 14	R: 1	H: 1	E: 0	K: 0	S: 6	R: 0	H: 0	E: 0	K: 0	S: 9	1B: 7	2B: 4	3B: 0	HR: 1	SF: 0	SAC: 1	DP: 1	HBP: 1	WP: 2	PB: 0	SB: 0	CS: 0
PITCHER		IP	WLS	BF	H	R	ER	SO	BB	IBB	HBP	BLK	WP	HR	S	P	ERA	WHIP	PITCHER		IP	WLS	BF	H	R	ER	SO	BB	IBB	HBP	BLK	WP	HR	S	P	ERA	WHIP																
Chad Ogea, R ERA: 4.79 (1, 1)	5.0	L	19	6	1	1	5	5	0	0	0	0	0	1	40	56	1.80	1.200	Albie Lopez, R ERA: 6.39 (6, 1)		1.0		7	4	2	2	2	0	0	0	0	1	0	14	21	18.00	4.000																
Paul Assenmacher, L ERA: 3.09 (7, 1)	1.0		4	1	1	1	0	0	0	0	1	0	1	0	6	10	9.00	1.000	Danny Graves, R ERA: 4.55 (8, 1)		1.0		3	0	0	0	0	0	0	0	0	9	13	0.00	0.000																		

BOTTOM

Cleveland Indians @ Kansas City Royals
Kauffman Stadium, Kansas City, MO

Sun Sep 29 1996, 3:33 AM CDT
Att. 14,556 - Sunny - 72 F

livebaseballscores.com

AB	31
R	4
H	11
RBI	4
BB	0
SO	7
LOB	12



WP: 2	PA: 33
PB: 0	
SB: 0	
CS: 0	

Batter	1	2	3	4	5	6	7	8	9	AB R H RBI BB SO LOB	TOP											
Kenny Lofton, L (1, 8) OBP: 0.200, SLG: 0.200	2-3 K	1-0 SAFE CS	1-2 F7	0-0 L6			1-1 WP G1-3 2-H 1B		0-1 F7	5 0 1 1 0 1 1												
Kevin Seitzer, R (1, 10) OBP: 0.200, SLG: 0.200	0-2 E 1B		3-1 G5-3			2-3 K	2-2 G1-3		3-3 K	5 0 1 0 0 2 1												
Jim Thome, L (1, 5) OBP: 0.400, SLG: 0.250	2-2 K		2-2 F7 1B			0-0 F7	1-1 WP HBP		2-3 K	4 0 1 0 0 2 1												
Albert Belle, R (1, 7)	0-0 E5 1-2		1-1 P5			2-0 G5-3	1-1 G6-3			4 0 0 0 0 0 4												
Julio Franco, R (1, 3) OBP: 0.250, SLG: 0.250	0-0 F9			2-2 G4-3			1-2 G6-3	0-0 FC5 1B 1B		4 0 1 0 0 0 2												
Manny Ramirez, R (1, 9) OBP: 0.750, SLG: 1.500		1-1 HR		0-1 2B 1B			0-0 F9	2-1 1-2 1B		4 2 3 1 0 0 0												
Jeff Kent, R (1, 4) OBP: 0.250, SLG: 0.500		2-2 G5-3		2-1 1B 1-3 SF9 2B			0-0 F7	0-0 P4		4 1 1 0 0 0 2												
Sandy Alomar Jr., R (1, 2) OBP: 0.333, SLG: 0.333		1-2 P5		1-1 1B			0-1 G6-3	2-3 K		3 0 1 1 0 0 0												
Brian Giles, L (8, PH)				2-3 3-H 1B						1 0 0 0 0 1 2												
Tony Peña, R (8, 2)				2-2 SF9						0 0 0 0 0 0 0												
Omar Vizquel, S (1, 6) OBP: 0.500, SLG: 1.000		4-2 CS BB		2-2 SF9			2-1 S 1B 2B	2-1 FC5		2 1 1 1 1 0 2												
Inning Stats	R: 0 E: 1 K: 2 S: 13	H: 1 LOB: 2 BB: 0 P: 17	R: 1 E: 0 K: 0 S: 11	H: 1 LOB: 0 BB: 1 P: 20	R: 0 E: 0 K: 0 S: 11	H: 1 LOB: 1 BB: 0 P: 18	R: 2 E: 0 K: 0 S: 17	H: 3 LOB: 1 BB: 0 P: 24	R: 0 E: 0 K: 1 S: 5	H: 0 LOB: 0 BB: 0 P: 9	R: 0 E: 0 K: 0 S: 5	H: 0 LOB: 0 BB: 0 P: 6	R: 1 E: 0 K: 0 S: 13	H: 2 LOB: 2 BB: 0 P: 20	R: 0 E: 0 K: 1 S: 9	H: 2 LOB: 2 BB: 0 P: 15	R: 0 E: 0 K: 2 S: 9	H: 0 LOB: 0 BB: 0 P: 14	1B: 7 2B: 2 3B: 0 HR: 1	SF: 1 SAC: 0 DP: 0 HBP: 1	WP: 1 PB: 0 SB: 1 CS: 1	PA: 40
PITCHER	IP WLS BF H R ER SO BB IBB HBP BLK WP HR S P ERA WHIP																					
David Wells, L (1, 1) ERA: 5.4	6.2 W 29 8 4 4 3 1 0 0 0 0 1 72 109 5.40 1.350																					
Jesse Orosco, L (7, 1) ERA:	0.0 1 0 0 0 0 0 0 0 1 0 0 0 1 2 ∞ ∞																					
Terry Mathews, R (7, 1) ERA:	0.2 4 2 0 0 0 0 0 0 0 0 1 0 6 9 0.00 3.000																					
Arthur Rhodes, L (8, 1) ERA:	0.2 2 0 0 0 0 1 0 0 0 0 0 0 5 9 0.00 0.000																					
Randy Myers, L (9, 1) ERA:	1.0 3 0 0 0 0 2 0 0 0 0 0 0 9 14 0.00 0.000																					

Cleveland Indians @ Baltimore Orioles
Oriole Park at Camden Yards, Baltimore, MD
 Tue Oct 01 1996, 3:33 AM EDT
 Att. 47,644 - Sunny - 77 F

livebaseballscorecards.com

AB	36
R	4
H	10
RBI	4
BB	1
SO	6
LOB	15



Batter 1 2 3 4 5 6 7 8 9 AB R H RBI BB SO LOB TOP

Kenny Lofton, L <small>(1, 8) OBP: 0.300, SLG: 0.300</small>										5 1 2 0 0 1 2
Kevin Seitzer, R <small>(1, 3) OBP: 0.333, SLG: 0.444</small> Jeff Kent, R <small>(8, PR) OBP: 0.250, SLG: 0.500</small> <small>(8, 3)</small>										4 0 2 1 0 0 2 0 1 0 0 0 0 0
Jim Thome, L <small>(1, 5) OBP: 0.444, SLG: 0.375</small>										4 1 2 0 0 2 1
Albert Belle, R <small>(1, 7) OBP: 0.250, SLG: 0.571</small>										3 1 1 2 1 0 1
Julio Franco, R <small>(1, 10) OBP: 0.125, SLG: 0.143</small>										3 0 0 1 0 2 0
Manny Ramirez, R <small>(1, 9) OBP: 0.375, SLG: 0.750</small>										4 0 0 0 0 2 2
Sandy Alomar Jr., R <small>(1, 2) OBP: 0.143, SLG: 0.143</small>										4 0 0 0 0 0 2
Omar Vizquel, S <small>(1, 6) OBP: 0.375, SLG: 0.400</small>										3 0 0 0 1 0 0
Jose Vizcaino, S <small>(1, 4) OBP: 0.500, SLG: 0.333</small>										3 0 1 0 1 1 0

Inning Stats	R: 0 E: 0 K: 1 S: 9	H: 1 LOB: 1 BB: 0 P: 12	R: 0 E: 0 K: 1 S: 7	H: 0 LOB: 0 BB: 0 P: 10	R: 0 E: 0 K: 0 S: 8	H: 2 LOB: 1 BB: 0 P: 11	R: 0 E: 0 K: 2 S: 8	H: 0 LOB: 0 BB: 0 P: 11	R: 0 E: 0 K: 0 S: 6	H: 0 LOB: 0 BB: 0 P: 10	R: 3 E: 0 K: 1 S: 11	H: 3 LOB: 0 BB: 0 P: 23	R: 0 E: 0 K: 2 S: 11	H: 0 LOB: 2 BB: 2 P: 22	R: 1 E: 0 K: 1 S: 18	H: 2 LOB: 2 BB: 1 P: 25	R: 0 E: 0 K: 0 S: 7	H: 0 LOB: 0 BB: 0 P: 11	1B: 6 2B: 1 3B: 0 HR: 1	SF: 1 SAC: 0 DP: 1 HBP: 0	WP: 0 PB: 0 SB: 3 CS: 0	PA: 37
--------------	------------------------------	----------------------------------	------------------------------	----------------------------------	------------------------------	----------------------------------	------------------------------	----------------------------------	------------------------------	----------------------------------	-------------------------------	----------------------------------	-------------------------------	----------------------------------	-------------------------------	----------------------------------	------------------------------	----------------------------------	----------------------------------	------------------------------------	----------------------------------	--------

PITCHER	IP	WLS	BF	H	R	ER	SO	BB	IBB	HBP	BLK	WP	HR	S	P	ERA	WHIP
Scott Erickson, R <small>(1, 1) ERA: 4.05</small>	6.2		27	6	3	3	6	2	0	0	0	0	1	57	94	4.05	1.200
Jesse Orosco, L <small>(7, 1) ERA: 27.0</small>	0.1		3	2	1	1	1	0	0	0	0	0	0	6	9	27.00	6.000
Armando Benitez, R <small>(8, 1) ERA:</small>	1.0	W	4	0	0	0	1	1	0	0	0	0	0	15	21	0.00	1.000
Randy Myers, L <small>(9, 1) ERA:</small>	1.0	S	3	0	0	0	0	0	0	0	0	0	0	7	11	0.00	0.000

Cleveland Indians @ Baltimore Orioles
Oriole Park at Camden Yards, Baltimore, MD
 Wed Oct 02 1996, 3:33 AM EDT
 Att. 48,970 - Overcast - 67 F

livebaseballscorecards.com

AB	33
R	4
H	8
RBI	4
BB	3
SO	8
LOB	10



Batter	1	2	3	4	5	6	7	8	9	AB R H RBI BB SO LOB	TOP														
Brady Anderson, L (1, 8) OBP: 0.400, SLG: 0.833	1-1 P3	2-1 HBP		3-2 F9			4-1 G6-4-3 BB		2-2 L3	3 0 0 1 1 0 1															
Todd Zeile, R (1, 5) OBP: 0.333, SLG: 0.231	0-1 G1-3 1B	2-3 K		1-3 K			0-2 G6-4-3		1-3 K	5 0 1 0 0 3 6															
Roberto Alomar, S (1, 4) OBP: 0.286, SLG: 0.182	0-0 G1-3			1-3 K			3-2 K			3 0 0 0 1 2 1															
Rafael Palmeiro, L (1, 3) OBP: 0.308, SLG: 0.273	3-1 P6			1-0 F7			1-1 F8			4 0 0 0 0 0 3															
Bobby Bonilla, S (1, 9) OBP: 0.462, SLG: 0.556		2-1 1B HBP 1B		0-0 G3-1			0-0 P5		0-3 K	4 1 1 0 0 1 0															
Cal Ripken Jr., R (1, 6) OBP: 0.538, SLG: 0.667		2-0 F7		1-1 1B HR 1B			0-1 P4		1-3 K	4 1 1 0 0 1 1															
Eddie Murray, S (1, 10) OBP: 0.417, SLG: 0.455		3-2 HBP S 1B		1-1 1B HR 1B			1-0 L8		2-0 L9	4 1 2 0 0 0 0															
B.J. Surhoff, L (1, 7) Mike Devereaux, R (9, PR)		0-3 K		1-2 HR			2-2 F7		1-2 1B	4 1 2 3 0 1 2 0 0 0 0 0 0 0															
Chris Hoiles, R (1, 2) Manny Alexander, R (7, PR) Mark Parent, R (7, 2) OBP: 0.250, SLG: 0.250		4-1 HBP BB		1-2 G1-3			2-2 G6-4-3 BB 1B		0-0 F8	2 0 1 0 1 0 0 0 0 0 0 0 0 0 1 0 0 0 0 0 1															
Inning Stats	R: 0 E: 0 K: 0 S: 7	H: 1 LOB: 1 BB: 0 P: 11	R: 1 E: 0 K: 2 S: 16	H: 2 LOB: 3 BB: 1 P: 31	R: 0 E: 0 K: 1 S: 5	H: 0 LOB: 0 BB: 0 P: 7	R: 3 E: 0 K: 1 S: 19	H: 3 LOB: 0 BB: 0 P: 27	R: 0 E: 0 K: 1 S: 6	H: 0 LOB: 0 BB: 0 P: 10	R: 0 E: 0 K: 0 S: 6	H: 0 LOB: 0 BB: 0 P: 9	R: 0 E: 0 K: 0 S: 8	H: 1 LOB: 2 BB: 2 P: 19	R: 0 E: 0 K: 2 S: 7	H: 0 LOB: 0 BB: 0 P: 10	R: 0 E: 0 K: 1 S: 10	H: 1 LOB: 1 BB: 0 P: 14	1B: 7 2B: 0 3B: 0 HR: 1	SF: 0 SAC: 0 DP: 1 HBP: 1	WP: 0 PB: 0 SB: 1 CS: 0	PA: 38			
PITCHER	IP	WLS	BF	H	R	ER	SO	BB	IBB	HBP	BLK	WP	HR	S	P	ERA	WHIP								
Jack McDowell, R (1, 1) ERA: 6.35	5.2		25	6	4	4	5	1	0	1	0	0	1	56	90	6.35	1.235								
Alan Embree, L (6, 1) ERA: 13.5	0.1		1	0	0	0	0	0	0	0	0	0	0	3	5	0.00	0.000								
Paul Shuey, R (7, 1) ERA: 9.0	0.2		4	1	0	0	0	2	0	0	0	0	0	7	17	0.00	4.500								
Paul Assenmacher, L (7, 1) ERA:	0.1	W	1	0	0	0	0	0	0	0	0	0	0	1	2	0.00	0.000								
Eric Plunk, R (8, 1) ERA: 9.0	1.0		3	0	0	0	2	0	0	0	0	0	0	7	10	0.00	0.000								
PITCHER	IP	WLS	BF	H	R	ER	SO	BB	IBB	HBP	BLK	WP	HR	S	P	ERA	WHIP								
Jose Mesa, R (9, 1) ERA:	1.0		4	1	0	0	1	0	0	0	0	0	0	10	14	0.00	1.000								

Baltimore Orioles @ Cleveland Indians
Jacobs Field, Cleveland, OH

Fri Oct 04 1996, 3:33 AM EDT
Att. 44,250 - Sunny - 53 F

livebaseballscorecards.com

AB 34
R 4
H 8
RBI 4
BB 3
SO 8
LOB 15



Batter	1	2	3	4	5	6	7	8	9	10	11	12	AB	R	H	RBI	BB	SO	LOB
Kenny Lofton, L OBP: 0.250, SLG: 0.167 (1, 8)	G1-3		B5-3		SH5-3		F8		K			F7	5	0	0	0	0	1	2
Omar Vizquel, S OBP: 0.500, SLG: 0.500 (1, 6)	S BB		K		FC6-4 1B		CS 1B		K			K	5	0	2	1	1	3	0
Kevin Seitzer, R OBP: 0.368, SLG: 0.353 (1, 10) Casey Candaele, S (10, PR)	K		L9		FC6-4		CS		K				4	0	0	0	1	2	2
Albert Belle, R OBP: 0.333, SLG: 0.600 (1, 7)	IBB				F8		P8		F9			K	4	0	0	0	1	1	2
Julio Franco, R OBP: 0.176, SLG: 0.133 (1, 3)	K				2B 1B		FC4-6 BB		L9			K	4	1	1	0	1	2	3
Manny Ramirez, R OBP: 0.412, SLG: 0.875 (1, 9)					1-0 1B		FC4-6 FC1-4		G5-3 SH1-4 BB			K	4	1	2	0	1	1	1
Jeff Kent, R OBP: 0.125, SLG: 0.250 (1, 5) Nigel Wilson, L (11, PH) Jim Thome, L OBP: 0.417, SLG: 0.300 (12, 5)			F9		2-2 P5		FC1-4 FC5-4		SH1-4			G5-3	3	0	0	0	0	0	4
Sandy Alomar Jr., R OBP: 0.125, SLG: 0.125 (1, 2)			P6		1-2 CS 1B		FC5-4		E5 G5-3			G1-3	1	0	0	0	0	0	0
Jose Vizcaino, S OBP: 0.385, SLG: 0.500 (1, 4)			F8		1-2 CS		SH5-3 1B		G5-3			B5-3	5	1	1	0	0	0	3

Inning Stats	R: 0	H: 0	E: 0	K: 2	S: 13	H: 1	LOB: 2	BB: 2	P: 25	R: 0	H: 1	E: 0	K: 0	S: 8	H: 1	LOB: 1	BB: 0	P: 10	R: 0	H: 0	E: 0	K: 1	S: 9	H: 0	LOB: 0	BB: 0	P: 12	R: 2	H: 3	E: 0	K: 0	S: 13	R: 1	H: 2	E: 0	K: 0	S: 9	R: 0	H: 0	E: 0	K: 0	S: 8	R: 0	H: 1	E: 0	K: 0	S: 12	R: 0	H: 0	E: 0	K: 1	S: 8	R: 0	H: 0	E: 1	K: 1	S: 13	R: 0	H: 0	E: 0	K: 3	S: 12	R: 0	H: 0	E: 0	K: 1	S: 8	R: 0	H: 0	E: 0	K: 1	S: 8	R: 0	H: 0	E: 0	K: 1	S: 7	R: 0	H: 0	E: 0	K: 1	S: 7	1B: 5	2B: 2	3B: 0	HR: 0	SF: 0	SAC: 2	DP: 0	HBP: 0	WP: 0	PA: 49
--------------	------	------	------	------	-------	------	--------	-------	-------	------	------	------	------	------	------	--------	-------	-------	------	------	------	------	------	------	--------	-------	-------	------	------	------	------	-------	------	------	------	------	------	------	------	------	------	------	------	------	------	------	-------	------	------	------	------	------	------	------	------	------	-------	------	------	------	------	-------	------	------	------	------	------	------	------	------	------	------	------	------	------	------	------	------	------	------	------	------	-------	-------	-------	-------	-------	--------	-------	--------	-------	--------

PITCHER	IP	WLS	BF	H	R	ER	SO	BB	IBB	HBP	BLK	WP	HR	S	P	ERA	WHIP
David Wells, L ERA: 4.61 (1, 1)	7.0		29	7	3	3	3	2	1	0	0	0	0	72	107	3.86	1.286
Terry Mathews, R ERA: (8, 1)	1.1		6	0	0	0	1	1	0	0	0	0	0	13	26	0.00	0.750
Jesse Orosco, L ERA: 36.0 (9, 1)	0.2		2	0	0	0	1	0	0	0	0	0	0	8	10	0.00	0.000
Armando Benitez, R ERA: 2.25 (10, 1)	2.0	W	7	0	0	0	4	1	0	0	0	0	0	20	32	0.00	0.500
Randy Myers, L ERA: (12, 1)	1.0	S	3	0	0	0	1	0	0	0	0	0	0	7	11	0.00	0.000

BOTTOM

Baltimore Orioles @ Cleveland Indians
Jacobs Field, Cleveland, OH
 Sat Oct 05 1996, 3:33 AM EDT
 Att: 44,280 - Sunny - 60 F

livebaseballscorecards.com

AB	40
R	3
H	7
RBI	3
BB	5
SO	10
LOB	20

