



Cleveland Indians - 1996

Batter	1	2	3	4	5	6	7	8	9	AB	R	H	RBI	BB	SO	LOB	TOP										
Wade Boggs, L (1, 5)	G4-3		F8		F7		F7		G4-3	5	0	0	0	0	0	1	New York Yankees @ Cleveland Indians Jacobs Field, Cleveland, OH Tue Apr 02 1996, 3:33 AM EST Att: 42,289 - Sunny - 38 F										
Mariano Duncan, R (1, 4) OBP: 0.400, SLG: 0.250	K		2B		G1-3			K	2B	4	2	1	0	1	2	0											
Paul O'Neill, L (1, 9) OBP: 0.800, SLG: 1.250	2B		1B		K			G4-3	1B	4	1	3	2	1	1	0											
Ruben Sierra, S (1, 10) OBP: 0.400, SLG: 0.600	P6		L8					G4-3	1B	5	1	2	1	0	0	2											
Tino Martinez, L (1, 3) OBP: 0.400, SLG: 0.250		FC4-6	G4-3					G4-3	L8	4	0	1	0	1	0	5											
Bernie Williams, S (1, 8) OBP: 0.250, SLG: 1.000		FC4-6			G6-3		F8			4	1	1	3	0	0	2											
Gerald Williams, R (1, 7)		F9			K		G1-3		K	4	0	0	0	0	2	2											
Joe Girardi, R (1, 2) OBP: 0.500, SLG: 0.333					K			G6-3	2S	3	1	1	0	1	1	0											
2 Derek Jeter, R (1, 6) OBP: 0.250, SLG: 1.000							F7		K	4	1	1	1	0	2	3											
Inning Stats	R: 0 E: 0 K: 1 S: 7	H: 1 LOB: 1 BB: 0 P: 13	R: 0 E: 0 K: 1 S: 11	H: 0 LOB: 2 BB: 2 P: 23	R: 1 E: 0 K: 0 S: 12	H: 2 LOB: 1 BB: 0 P: 17	R: 0 E: 0 K: 2 S: 9	H: 0 LOB: 0 BB: 0 P: 14	R: 1 E: 0 K: 1 S: 13	H: 1 LOB: 0 BB: 0 P: 19	R: 0 E: 0 K: 0 S: 11	H: 1 LOB: 1 BB: 0 P: 18	R: 0 E: 0 K: 0 S: 8	H: 0 LOB: 0 BB: 0 P: 12	R: 3 E: 0 K: 2 S: 14	H: 2 LOB: 2 BB: 1 P: 28		R: 2 E: 0 K: 1 S: 14	H: 3 LOB: 2 BB: 1 P: 27	1B: 5 2B: 3 3B: 0 HR: 2	SF: 0 SAC: 0 DP: 0 HBP: 0	WP: 0 PB: 0 SB: 1 CS: 1	PA: 41				
PITCHER	IP	WLS	BF	H	R	ER	SO	BB	IBB	HBP	BLK	WP	HR	S	P	ERA	WHIP										
Dennis Martinez, R (1, 1) ERA: 2.57	7.0	L	28	5	2	2	5	2	0	0	0	0	1	71	116	2.57	1.000										
Alan Embree, L (8, 1) ERA: 27.0	1.0		6	2	3	3	2	1	0	0	0	0	1	14	28	27.00	3.000										
Eric Plunk, R (9, 1) ERA: 27.0	0.1		2	1	1	1	1	0	0	0	0	0	0	7	12	27.00	3.000										
Paul Assenmacher, L (9, 1) ERA: 13.5	0.2		5	2	1	1	0	0	1	0	0	0	0	7	15	13.50	3.000										

Batter	1	2	3	4	5	6	7	8	9	AB	R	H	RBI	BB	SO	LOB	BOTTOM										
Kenny Lofton, L (1, 8) OBP: 0.250, SLG: 0.250	F7		K		K			FC4-6		4	1	1	0	0	2	0	New York Yankees @ Cleveland Indians Jacobs Field, Cleveland, OH Tue Apr 02 1996, 3:33 AM EST Att: 42,289 - Sunny - 38 F										
Julio Franco, R (1, 3) OBP: 0.750, SLG: 0.500	G4-3		K				G4-6-3	1B		2	0	1	0	2	1	0											
Carlos Baerga, S (1, 4)	G4-3				F9		G4-6-3	1B		4	0	0	1	0	0	3											
Albert Belle, R (1, 7) OBP: 0.750, SLG: 0.500					F8			FC4-6		2	0	1	0	2	0	0											
Eddie Murray, S (1, 10)	F8				S		P5	1B		3	0	0	0	1	0	5											
Jim Thome, L (1, 5)		G3-6-1			BB			G4-3		2	0	0	0	2	0	2											
Manny Ramirez, R (1, 9)		G3-6-1			F9		K		P2	4	0	0	0	0	1	3											
Sandy Alomar Jr., R (1, 2) OBP: 0.333, SLG: 0.667 Jeremy Burnitz, L (9, PH)		G6-3			P3			G3		3	0	1	0	0	0	0											
Omar Vizquel, S (1, 6)					F8		G3		K	4	0	0	0	0	1	1											
Inning Stats	R: 0 E: 0 K: 0 S: 10	H: 0 LOB: 2 BB: 2 P: 20	R: 0 E: 0 K: 0 S: 4	H: 0 LOB: 0 BB: 1 P: 10	R: 0 E: 0 K: 2 S: 10	H: 0 LOB: 0 BB: 0 P: 17	R: 0 E: 0 K: 0 S: 9	H: 0 LOB: 2 BB: 2 P: 25	R: 0 E: 0 K: 1 S: 9	H: 0 LOB: 0 BB: 0 P: 13	R: 0 E: 0 K: 0 S: 8	H: 1 LOB: 1 BB: 1 P: 16	R: 0 E: 0 K: 1 S: 10	H: 1 LOB: 1 BB: 0 P: 17	R: 1 E: 0 K: 0 S: 17	H: 2 LOB: 2 BB: 1 P: 28		R: 0 E: 0 K: 1 S: 6	H: 0 LOB: 0 BB: 0 P: 8	1B: 3 2B: 1 3B: 0 HR: 0	SF: 0 SAC: 0 DP: 2 HBP: 0	WP: 0 PB: 0 SB: 3 CS: 0	PA: 36				
PITCHER	IP	WLS	BF	H	R	ER	SO	BB	IBB	HBP	BLK	WP	HR	S	P	ERA	WHIP										
David Cone, R (1, 1) ERA	7.0	W	27	2	0	0	4	6	0	0	0	0	0	60	118	0.00	1.143										
Bob Wickman, R (8, 1) ERA: 27.0	0.1		4	2	1	1	0	1	0	0	0	0	0	11	18	27.00	9.000										
Steve Howe, L (8, 1) ERA	0.2		2	0	0	0	0	0	0	0	0	0	0	6	10	0.00	0.000										
John Wetteland, R (9, 1) ERA	1.0		3	0	0	0	1	0	0	0	0	0	0	6	8	0.00	0.000										

Batter	1	2	3	4	5	6	7	8	9	AB	R	H	RBI	BB	SO	LOB	TOP					
Otis Nixon, S <small>OBP: 0.375, SLG: 0.429</small> (1, 8)	 E7 WP BB 1B	 K			 G1-3		 SH1-4 2B	 1-3 2H 2B		5	1	3	1	0	1	1	Toronto Blue Jays @ Cleveland Indians Jacobs Field, Cleveland, OH Fri Apr 05 1996, 7:05 PM EST Att: 41,782 - Unknown - 33 F					
Tilson Brito, R <small>OBP: 0.500, SLG: 0.250</small> (1, 4)	 WP BB G3 BB	 K			 F9		 SH1-4 2-3 2B	 K		3	1	0	0	1	2	3						
Joe Carter, R <small>OBP: 0.438, SLG: 0.500</small> (1, 7)	 G3 WP 1-2 2-3 1B BB		 G6-3		 F9 WP 2B 1B		 P6		 K	4	2	1	0	1	1	1						
John Olerud, L <small>OBP: 0.400, SLG: 0.583</small> (1, 10)	 G3 1-3 2H 3H		 G5-3		 F9 1-3		 F7		 G1-3	5	0	0	1	0	0	3						
Ed Sprague, R <small>OBP: 0.400, SLG: 0.833</small> (1, 5)	 G6-3		 G5-3		 WP E 2B			 HR	 G1-3	5	2	2	2	0	0	1						
Carlos Delgado, L <small>OBP: 0.500, SLG: 0.667</small> (1, 3)	 G3-6-3 BB 3H			 E3 FC5 1B 2H			 F9			3	0	1	2	1	0	0						
Shawn Green, L <small>OBP: 0.357, SLG: 0.308</small> (1, 9)	 L4 3H		 G3-6-3 1-2		 1-2 1B			 K		4	0	1	0	0	1	2						
Charlie O'Brien, R (1, 2)		 G5-3		 K		 F8		 1B 2B BB		3	1	0	0	1	1	2						
Alex Gonzalez, R <small>OBP: 0.500, SLG: 0.727</small> (1, 6)		 1B			 G3		 FC5 2-3		 2B 1-2 1B	4	0	2	0	0	0	2						
Inning Stats	R: 3 E: 1 K: 0 S: 5	H: 2 LOB: 1 BB: 2 P: 13	R: 0 E: 0 K: 2 S: 8	H: 1 LOB: 1 BB: 0 P: 8	R: 0 E: 0 K: 1 S: 3	H: 0 LOB: 0 BB: 1 P: 3	R: 0 E: 0 K: 1 S: 4	H: 0 LOB: 0 BB: 1 P: 8	R: 0 E: 0 K: 0 S: 3	H: 0 LOB: 0 BB: 0 P: 3	R: 2 E: 1 K: 0 S: 7	H: 3 LOB: 2 BB: 0 P: 7	R: 0 E: 0 K: 0 S: 4	H: 1 LOB: 1 BB: 0 P: 4	R: 2 E: 0 K: 2 S: 10	H: 3 LOB: 2 BB: 1 P: 14	R: 0 E: 0 K: 1 S: 5	H: 0 LOB: 0 BB: 0 P: 5	1B: 6 2B: 3 3B: 0 HR: 1	SF: 0 SAC: 1 DP: 1 HBP: 0	WP: 3 PB: 0 SB: 0 CS: 0	PA: 41
PITCHER	IP	WLS	BF	H	R	ER	SO	BB	IBB	HBP	BLK	WP	HR	S	P	ERA	WHIP					
Orel Hershiser, R	(1, 1)	6.2	L	30	7	5	5	3	3	0	0	0	3	0	33	45	6.75	1.500				
Alan Embree, L	(7, 1)	1.0		4	1	1	1	1	0	0	0	0	1	6	6	9.00	1.000					
Eric Plunk, R	(8, 1)	0.1		4	2	1	1	1	1	0	0	0	0	5	9	27.00	9.000					
Jose Mesa, R	(9, 1)	1.0		3	0	0	0	1	0	0	0	0	0	5	5	0.00	0.000					

AB	36
R	7
H	10
RBI	6
BB	4
SO	6
LOB	15



Batter	1	2	3	4	5	6	7	8	9	AB	R	H	RBI	BB	SO	LOB	BOTTOM					
Kenny Lofton, L <small>OBP: 0.154, SLG: 0.083</small> (1, 8)	 F7		 K			 F7		 G3-1		4	0	0	0	0	1	0	Toronto Blue Jays @ Cleveland Indians Jacobs Field, Cleveland, OH Fri Apr 05 1996, 7:05 PM EST Att: 41,782 - Unknown - 33 F					
Julio Franco, R <small>OBP: 0.417, SLG: 0.600</small> (1, 3)	 K		 K			 G1-3		 HR		4	1	1	1	0	2	0						
Carlos Baerga, S <small>OBP: 0.333, SLG: 0.273</small> (1, 4)	 L4 1B			 L4		 1B		 K		4	0	2	0	0	1	0						
Albert Belle, R <small>OBP: 0.250, SLG: 0.100</small> (1, 7)	 P4			 G4-3		 P5		 P4		4	0	0	0	0	0	2						
Eddie Murray, S <small>OBP: 0.333, SLG: 0.200</small> (1, 10)		 F8		 F7		 G3		 G4-3 E BB		3	0	0	0	1	0	0						
Jim Thome, L <small>OBP: 0.455, SLG: 0.143</small> (9, PH)		 1B BB			 F7		 2B BB		 F9	1	0	0	0	2	0	0						
Manny Ramirez, R <small>OBP: 0.250, SLG: 0.333</small> (1, 9)		 G4-6-3 1B			 G5-3		 F8		 FC3 G4-3 1-2	4	0	1	0	0	0	2						
Sandy Alomar Jr., R <small>OBP: 0.444, SLG: 0.778</small> (9, PH)		 G4-6-3 1-2			 G4-6-3		 2B		 G4-3 1-2 2-3	3	0	2	0	0	0	2						
Omar Vizquel, S <small>OBP: 0.083, SLG: 0.167</small> (1, 6)			 G3		 G6-3		 G3-1		 L3	4	0	0	0	0	0	5						
Inning Stats	R: 0 E: 0 K: 1 S: 6	H: 1 LOB: 1 BB: 0 P: 6	R: 0 E: 0 K: 0 S: 3	H: 1 LOB: 1 BB: 1 P: 7	R: 0 E: 0 K: 2 S: 7	H: 0 LOB: 0 BB: 0 P: 7	R: 0 E: 0 K: 0 S: 3	H: 0 LOB: 0 BB: 0 P: 3	R: 0 E: 0 K: 0 S: 4	H: 1 LOB: 1 BB: 0 P: 4	R: 0 E: 0 K: 0 S: 4	H: 1 LOB: 2 BB: 1 P: 4	R: 0 E: 0 K: 0 S: 4	H: 1 LOB: 2 BB: 1 P: 8	R: 1 E: 0 K: 1 S: 6	H: 1 LOB: 0 BB: 0 P: 6	R: 0 E: 1 K: 0 S: 4	H: 0 LOB: 2 BB: 1 P: 8	1B: 3 2B: 2 3B: 0 HR: 1	SF: 0 SAC: 0 DP: 1 HBP: 0	WP: 0 PB: 0 SB: 0 CS: 0	PA: 36
PITCHER	IP	WLS	BF	H	R	ER	SO	BB	IBB	HBP	BLK	WP	HR	S	P	ERA	WHIP					
Juan Guzman, R	(1, 1)	8.0	W	31	6	1	1	4	2	0	0	0	0	1	37	45	1.12	1.000				
Tony Castillo, L	(9, 1)	0.1		3	0	0	0	0	1	0	0	0	0	2	6	0.00	3.000					
Tim Crabbtree, R	(9, 1)	0.2		2	0	0	0	0	0	0	0	0	0	2	2	0.00	0.000					

AB	33
R	1
H	6
RBI	1
BB	3
SO	4
LOB	14



Batter	1	2	3	4	5	6	7	8	9	AB	R	H	RBI	BB	SO	LOB	TOP					
Otis Nixon, S <small>OBP: 0.360, SLG: 0.409</small> 										4	0	2	0	0	1	1	Toronto Blue Jays @ Cleveland Indians Jacobs Field, Cleveland, OH Sun Apr 07 1996, 3:33 AM EDT Att: 41,689 - Sunny - 33 F					
Tilson Brito, R <small>OBP: 0.333, SLG: 0.235</small> 										4	0	0	0	0	2							
Joe Carter, R <small>OBP: 0.360, SLG: 0.391</small> 										4	0	1	0	0	1							
John Olerud, L <small>OBP: 0.375, SLG: 0.579</small> 										3	1	0	0	1	0							
Ed Sprague, R <small>OBP: 0.348, SLG: 0.579</small> 										4	1	1	0	0	0							
Carlos Delgado, L <small>OBP: 0.455, SLG: 0.526</small> 										4	1	2	0	0	1	0						
Shawn Green, L <small>OBP: 0.318, SLG: 0.250</small> 										3	0	1	1	0	0	1						
Charlie O'Brien, R <small>OBP: 0.250, SLG: 0.286</small> 										4	0	1	1	0	0	3						
Alex Gonzalez, R <small>OBP: 0.421, SLG: 0.722</small> 										3	0	0	0	0	1	2						
Inning Stats	R: 0 E: 0 K: 0 S: 8	H: 1 LOB: 0 BB: 0 P: 12	R: 2 E: 0 K: 0 S: 13	H: 2 LOB: 1 BB: 1 P: 23	R: 0 E: 0 K: 1 S: 9	H: 1 LOB: 0 BB: 0 P: 13	R: 0 E: 0 K: 0 S: 9	H: 0 LOB: 0 BB: 0 P: 14	R: 0 E: 0 K: 0 S: 8	H: 1 LOB: 1 BB: 0 P: 8	R: 0 E: 0 K: 0 S: 7	H: 0 LOB: 0 BB: 0 P: 11	R: 1 E: 0 K: 1 S: 13	H: 2 LOB: 1 BB: 0 P: 21	R: 0 E: 0 K: 0 S: 3	H: 0 LOB: 0 BB: 0 P: 4	R: 0 E: 0 K: 1 S: 7	H: 1 LOB: 1 BB: 0 P: 11	1B: 6 2B: 3 3B: 0 HR: 0	SF: 0 SAC: 0 DP: 2 HBP: 1	WP: 0 PB: 0 SB: 0 CS: 0	PA: 35
PITCHER	IP WLS BF H R ER SO BB IBB HBP BLK WP HR S P ERA WHIP																					
Dennis Martinez, R <small>ERA: 3.21</small>	(1, 1) 7.0 W 28 7 3 3 2 1 0 1 0 0 0 0 67 102 3.86 1.143																					
Julian Tavarez, R <small>ERA: 2.09</small>	(8, 1) 1.0 3 0 0 0 0 0 0 0 0 0 0 0 3 4 0.00 0.000																					
Jose Mesa, R <small>ERA: 3.0</small>	(9, 1) 1.0 4 1 0 0 0 1 0 0 0 0 0 0 7 11 0.00 1.000																					

Batter	1	2	3	4	5	6	7	8	9	AB	R	H	RBI	BB	SO	LOB	BOTTOM			
Kenny Lofton, L <small>OBP: 0.238, SLG: 0.167</small> 										3	0	1	2	0	0	0	Toronto Blue Jays @ Cleveland Indians Jacobs Field, Cleveland, OH Sun Apr 07 1996, 3:33 AM EDT Att: 41,689 - Sunny - 33 F			
Omar Vizquel, S <small>OBP: 0.150, SLG: 0.167</small> 										3	0	0	1	0	2	0				
Carlos Baerga, S <small>OBP: 0.350, SLG: 0.526</small> 										4	2	2	1	0	0	1				
Albert Belle, R <small>OBP: 0.300, SLG: 0.611</small> Wayne Kirby, L <small>(9, 7)</small>										4	2	2	2	0	0	1				
Eddie Murray, S <small>OBP: 0.250, SLG: 0.118</small> 										3	0	0	0	1	1	1				
Julio Franco, R <small>OBP: 0.400, SLG: 0.529</small> 										4	0	1	1	0	0	1				
Jim Thome, L <small>OBP: 0.316, SLG: 0.071</small> Scott Leius, R <small>(9, 5)</small>										4	0	0	0	0	2	1				
Manny Ramirez, R <small>OBP: 0.368, SLG: 0.706</small> 										3	3	3	1	0	0	0				
Sandy Alomar Jr., R <small>OBP: 0.417, SLG: 0.667</small> 										3	1	1	0	0	0	1				
Inning Stats	R: 0 E: 0 K: 0 S: 7	H: 0 LOB: 0 BB: 0 P: 12	R: 0 E: 0 K: 1 S: 12	H: 0 LOB: 1 BB: 1 P: 21	R: 1 E: 0 K: 1 S: 12	H: 1 LOB: 0 BB: 0 P: 18	R: 1 E: 0 K: 0 S: 11	H: 2 LOB: 0 BB: 0 P: 15	R: 1 E: 0 K: 0 S: 7	H: 1 LOB: 0 BB: 0 P: 13	R: 2 E: 0 K: 1 S: 13	H: 2 LOB: 0 BB: 0 P: 19	R: 2 E: 1 K: 0 S: 11	H: 3 LOB: 1 BB: 0 P: 20	R: 1 E: 0 K: 2 S: 12	H: 1 LOB: 0 BB: 0 P: 16	1B: 5 2B: 0 3B: 1 HR: 4	SF: 2 SAC: 0 DP: 0 HBP: 0	WP: 0 PB: 0 SB: 1 CS: 1	PA: 35
PITCHER	IP WLS BF H R ER SO BB IBB HBP BLK WP HR S P ERA WHIP																			
Paul Quantrill, R <small>ERA: 8.53</small>	(1, 1) 6.1 L 27 8 7 6 3 1 0 0 0 0 0 0 0 69 108 8.53 1.421																			
Brian Bohanon, L <small>ERA: 4.5</small>	(7, 1) 0.2 3 1 0 0 0 0 0 0 0 0 0 0 4 10 0.00 1.500																			
Mike Timlin, R <small>ERA: 4.5</small>	(8, 1) 1.0 4 1 1 1 2 0 0 0 0 0 0 1 12 16 9.00 1.000																			

AB 33
R 3
H 8
RBI 2
BB 1
SO 3
LOB 11



AB 31
R 8
H 10
RBI 8
BB 1
SO 5
LOB 6




Batter	1	2	3	4	5	6	7	8	9	10	AB	R	H	RBI	BB	SO	LOB	TOP										
Kenny Lofton, L OBP: 0.269, SLG: 0.217 (1, 8)											5	1	2	0	0	1	1	Cleveland Indians @ Baltimore Orioles Oriole Park at Camden Yards, Baltimore, MD Wed Apr 10 1996, 7:05 PM EDT Att. 45,097 - Cloudy - 47 F livebaseballscorecards.com										
Omar Vizquel, S OBP: 0.125, SLG: 0.136 (1, 6)											4	0	0	0	0	0	2											
Carlos Baerga, S OBP: 0.375, SLG: 0.565 (1, 4)											4	0	2	1	0	0	0											
Albert Belle, R OBP: 0.333, SLG: 0.727 (1, 7)											4	1	2	1	0	0	1											
Eddie Murray, S OBP: 0.250, SLG: 0.100 (1, 10)											3	0	0	0	1	0	1											
Julio Franco, R OBP: 0.333, SLG: 0.429 (1, 3)											4	0	0	0	0	1	3											
Manny Ramirez, R OBP: 0.304, SLG: 0.571 (1, 9)											4	0	0	0	0	1	0											
Sandy Alomar Jr., R OBP: 0.313, SLG: 0.500 (1, 2)											4	0	0	0	0	1	0											
Scott Leius, R Jim Thome, L (10, PH) (10, 5)											3	0	0	0	0	0	0											
Inning Stats	R: 0 E: 0 K: 0 S: 11	H: 3 LOB: 3 BB: 1 P: 18	R: 0 E: 0 K: 2 S: 8	H: 0 LOB: 0 BB: 0 P: 15	R: 1 E: 0 K: 0 S: 7	H: 2 LOB: 1 BB: 0 P: 13	R: 0 E: 0 K: 0 S: 11	H: 0 LOB: 0 BB: 0 P: 17	R: 0 E: 0 K: 0 S: 7	H: 0 LOB: 0 BB: 0 P: 11	R: 1 E: 0 K: 0 S: 12	H: 1 LOB: 0 BB: 0 P: 16	R: 0 E: 0 K: 0 S: 5	H: 0 LOB: 0 BB: 0 P: 10	R: 0 E: 0 K: 1 S: 7	H: 0 LOB: 0 BB: 0 P: 12	R: 0 E: 0 K: 1 S: 7		H: 0 LOB: 0 BB: 0 P: 10	R: 0 E: 0 K: 0 S: 13	H: 0 LOB: 1 BB: 1 P: 22	1B: 4 2B: 2 3B: 0 HR: 1	SF: 0 SAC: 0 DP: 1 HBP: 0	WP: 0 PB: 0 SB: 1 CS: 0	PA: 37			
PITCHER	IP	WLS	BF	H	R	ER	SO	BB	IBB	HBP	BLK	WP	HR	S	P	ERA	WHIP											
David Wells, L ERA: 1.8	(1, 1)	8.0	30	6	2	2	3	1	0	0	0	0	0	1	70	112	2.25	0.875										
Roger McDowell, R ERA:	(9, 1)	1.2	5	0	0	0	1	0	0	0	0	0	0	14	19	0.00	0.000											
Jesse Orosco, L ERA:	(10, 1)	0.1	2	0	0	0	0	1	0	0	0	0	0	6	13	0.00	3.000											

Batter	1	2	3	4	5	6	7	8	9	10	AB	R	H	RBI	BB	SO	LOB	BOTTOM									
Brady Anderson, L OBP: 0.300, SLG: 0.259 (1, 8)											4	0	2	1	0	0	0	Cleveland Indians @ Baltimore Orioles Oriole Park at Camden Yards, Baltimore, MD Wed Apr 10 1996, 7:05 PM EDT Att. 45,097 - Cloudy - 47 F livebaseballscorecards.com									
Roberto Alomar, S OBP: 0.448, SLG: 0.591 (1, 4)										1	0	0	0	4	0	1											
Rafael Palmeiro, L OBP: 0.355, SLG: 0.385 (1, 3)										5	0	2	1	0	1	3											
Bobby Bonilla, S OBP: 0.310, SLG: 0.481 (1, 10)											3	0	1	0	1	0	2										
Cal Ripken Jr., R OBP: 0.370, SLG: 0.375 (1, 6)											4	0	0	0	0	2	3										
B.J. Surhoff, L OBP: 0.393, SLG: 0.615 (1, 5)										4	0	0	0	0	3	0											
Chris Hoiles, R OBP: 0.136, SLG: 0.286 Manny Alexander, R (9, PR)											4	1	1	1	0	1	0										
Gregg Zaun, S OBP: 0.500, SLG: 0.333 (10, 2)											3	1	0	0	1	1	1										
Tony Tarasco, L OBP: 0.333, SLG: 0.294 (1, 9)										4	1	1	0	0	1	1											
Jeffrey Hammonds, R OBP: 0.308, SLG: 0.520 (1, 7)											4	1	1	0	0	1	1										
Inning Stats	R: 0 E: 0 K: 0 S: 9	H: 1 LOB: 2 BB: 2 P: 19	R: 0 E: 0 K: 1 S: 11	H: 0 LOB: 0 BB: 0 P: 16	R: 0 E: 0 K: 1 S: 10	H: 1 LOB: 2 BB: 1 P: 19	R: 1 E: 0 K: 2 S: 11	H: 1 LOB: 0 BB: 0 P: 17	R: 0 E: 0 K: 0 S: 8	H: 0 LOB: 1 BB: 1 P: 16	R: 0 E: 0 K: 2 S: 9	H: 1 LOB: 1 BB: 1 P: 13	R: 1 E: 0 K: 2 S: 13	H: 1 LOB: 1 BB: 1 P: 22	R: 0 E: 0 K: 1 S: 9	H: 0 LOB: 0 BB: 0 P: 13	R: 0 E: 1 K: 0 S: 7	H: 0 LOB: 1 BB: 0 P: 13	R: 1 E: 0 K: 0 S: 7	H: 2 LOB: 2 BB: 1 P: 18	1B: 5 2B: 2 3B: 0 HR: 1	SF: 0 SAC: 1 DP: 1 HBP: 0	WP: 0 PB: 0 SB: 2 CS: 2	PA: 40			
PITCHER	IP	WLS	BF	H	R	ER	SO	BB	IBB	HBP	BLK	WP	HR	S	P	ERA	WHIP										
Jack McDowell, R ERA: 2.77	(1, 1)	6.2	28	5	2	2	7	5	0	0	0	0	0	1	68	2.70	1.500										
Jim Poole, L ERA:	(7, 1)	0.2	2	0	0	0	0	0	0	0	0	0	0	5	9	0.00	0.000										
Julian Tavarez, R ERA: 3.0	(8, 1)	1.2	6	1	1	1	2	0	0	0	0	0	0	16	26	5.40	0.600										
Paul Assenmacher, L ERA: 4.5	(10, 1)	0.1	3	1	0	0	0	0	1	0	0	0	0	5	13	0.00	3.000										


Batter	1	2	3	4	5	6	7	8	9	AB	R	H	RBI	BB	SO	LOB	TOP										
Kenny Lofton, L OBP: 0.226, SLG: 0.179	L7		G4-3			G3		F7	K	5	0	0	0	0	1	1	Cleveland Indians @ Baltimore Orioles Oriole Park at Camden Yards, Baltimore, MD Thu Apr 11 1996, 7:05 PM EDT Att: 43,189 - Cloudy - 73 F										
Omar Vizquel, S OBP: 0.185, SLG: 0.167 Alvaro Espinoza, R (6, 6)	G6-3 1B		G4-3			1B BB		K		2	1	1	0	1	0	1											
Carlos Baerga, S OBP: 0.357, SLG: 0.519	G6-3			P5		F8		BB 1B		4	0	1	0	0	0	2											
Albert Belle, R OBP: 0.393, SLG: 0.833	F7			HR		1B BB		1B BB		2	1	1	1	2	0	1											
Eddie Murray, S OBP: 0.286, SLG: 0.167		G4-6-3 1B		L8		1B BB		L4		4	0	2	1	0	0	2											
Julio Franco, R OBP: 0.286, SLG: 0.360	G4-6-3			G1-3		G4-3			L9	4	0	0	0	0	0	3											
Jim Thome, L OBP: 0.333, SLG: 0.059						G1-4-3 BB		G6-3	E3 HR	3	1	0	0	1	1	0											
Manny Ramirez, R OBP: 0.269, SLG: 0.500 Jeromy Burnitz, L OBP: 0.333, SLG: 1.333			P4		G1-4-3		F9		HR	3	0	0	0	0	0	1											
Sandy Alomar Jr., R OBP: 0.333, SLG: 0.500 Tony Peña, R OBP: 0.500, SLG: 0.400			G4-3 1B		G4-3		G4-3		G6-3	2	0	1	0	0	0	0											
Inning Stats	R: 0 E: 0 K: 0 S: 8	H: 1 LOB: 1 BB: 0 P: 10	R: 0 E: 0 K: 1 S: 7	H: 1 LOB: 0 BB: 0 P: 8	R: 0 E: 0 K: 0 S: 9	H: 1 LOB: 1 BB: 0 P: 16	R: 1 E: 0 K: 0 S: 8	H: 1 LOB: 0 BB: 0 P: 12	R: 0 E: 0 K: 0 S: 6	H: 0 LOB: 0 BB: 0 P: 10	R: 1 E: 0 K: 0 S: 8	H: 1 LOB: 2 BB: 2 P: 23	R: 0 E: 0 K: 0 S: 6	H: 0 LOB: 0 BB: 0 P: 7	R: 0 E: 0 K: 1 S: 18	H: 1 LOB: 2 BB: 1 P: 28		R: 2 E: 1 K: 1 S: 12	H: 1 LOB: 0 BB: 0 P: 20	1B: 5 2B: 0 3B: 0 HR: 2	SF: 0 SAC: 0 DP: 2 HBP: 0	WP: 0 PB: 0 SB: 1 CS: 0	PA: 37				
PITCHER	IP	WLS	BF	H	R	ER	SO	BB	IBB	HBP	BLK	WP	HR	S	P	ERA	WHIP										
Scott Erickson, R ERA: 3.75	6.0	W	24	5	2	2	1	3	0	0	0	0	1	46	79	3.00	1.333										
Arthur Rhodes, L ERA: 1.8	3.0	S	13	2	2	1	2	1	0	0	0	0	1	36	55	3.00	1.000										
Arthur Rhodes, L ERA: 1.8	3.0	S	13	2	2	1	2	1	0	0	0	0	1	36	55	3.00	1.000										

Batter	1	2	3	4	5	6	7	8	9	AB	R	H	RBI	BB	SO	LOB	BOTTOM										
Brady Anderson, L OBP: 0.371, SLG: 0.531	G3 1B		E 1B SF7	HR		F8		HR		5	3	4	3	0	0	0	Cleveland Indians @ Baltimore Orioles Oriole Park at Camden Yards, Baltimore, MD Thu Apr 11 1996, 7:05 PM EDT Att: 43,189 - Cloudy - 73 F										
Roberto Alomar, S OBP: 0.441, SLG: 0.630 Jeff Huson, L (8, 4)	G3		E4 1B	L8		SF7 3B		K		5	2	2	0	0	1	1											
Rafael Palmeiro, L OBP: 0.361, SLG: 0.483 Arthur Rhodes, L (9, 1)	G6-4-3 BB		SF7	F8		G3		HR		3	1	1	2	1	0	1											
Bobby Bonilla, S OBP: 0.324, SLG: 0.467	G6-4-3		3-H E 1B	HBP		SF7		G6-3		3	1	1	2	0	0	2											
Cal Ripken Jr., R OBP: 0.323, SLG: 0.321 Billy Ripken, R (8, 5)		L7	F9	F8		F9		F8		4	0	0	0	0	0	2											
B.J. Surhoff, L OBP: 0.438, SLG: 0.724 Manny Alexander, R (8, 6)		HR 1B	E BB		G3		HR	P4		3	3	2	1	1	0	0											
Chris Hoiles, R OBP: 0.154, SLG: 0.250		P3	E5	FC1-4 BB		G5-3				3	0	0	0	1	0	2											
Tony Tarasco, L OBP: 0.318, SLG: 0.429			E1	FC1-4 HR		K				4	2	1	2	0	1	2											
Jeffrey Hammonds, R OBP: 0.333, SLG: 0.621		F8	G6-3		HR		HR			4	2	2	2	0	0	2											
Inning Stats	R: 0 E: 0 K: 0 S: 7	H: 1 LOB: 1 BB: 1 P: 13	R: 2 E: 0 K: 0 S: 8	H: 2 LOB: 0 BB: 0 P: 13	R: 4 E: 3 K: 0 S: 14	H: 3 LOB: 1 BB: 1 P: 26	R: 1 E: 0 K: 0 S: 11	H: 1 LOB: 1 BB: 0 P: 20	R: 2 E: 0 K: 0 S: 13	H: 1 LOB: 0 BB: 1 P: 22	R: 1 E: 0 K: 0 S: 7	H: 1 LOB: 0 BB: 0 P: 12	R: 3 E: 0 K: 2 S: 16	H: 3 LOB: 0 BB: 0 P: 25	R: 1 E: 0 K: 0 S: 7	H: 1 LOB: 0 BB: 0 P: 7		1B: 6 2B: 0 3B: 1 HR: 6	SF: 2 SAC: 0 DP: 1 HBP: 1	WP: 0 PB: 0 SB: 1 CS: 0	PA: 42						
PITCHER	IP	WLS	BF	H	R	ER	SO	BB	IBB	HBP	BLK	WP	HR	S	P	ERA	WHIP										
Orel Hershiser, R ERA: 7.84	3.2	L	22	7	7	4	0	2	0	1	0	0	1	15	25	13.50	1.500										
Chad Ogea, R ERA: 13.5	1.1		6	1	2	2	0	1	0	0	0	0	1	7	12	9.00	1.000										
Alan Embree, L ERA: 15.0	1.0		4	1	1	1	0	0	0	0	0	0	0	2	16	27.00	3.000										
Eric Plunk, R ERA: 27.0	1.0		6	3	3	3	2	0	0	0	0	0	2	7	7	9.00	1.000										
Jose Mesa, R ERA: 4.5	1.0		4	1	1	1	0	0	0	0	0	0	1	7	7	9.00	1.000										

AB 33
R 4
H 7
RBI 4
BB 4
SO 3
LOB 11



AB 36
R 14
H 13
RBI 12
BB 3
SO 2
LOB 12



Batter	1	2	3	4	5	6	7	8	9	AB	R	H	RBI	BB	SO	LOB	TOP										
Kenny Lofton, L OBP: 0.250, SLG: 0.194 (1, 8)	1-1 E4 2B	2-1 FC4-6-2 1B		2-1 SF7 1B		4-2 BB		0-3 K		3	0	1	1	1	1	0	Cleveland Indians @ Boston Red Sox Fenway Park, Boston, MA Fri Apr 12 1996, 7:05 PM EDT Att: 26,703 - Unknown - 53 F										
Julio Franco, R OBP: 0.393, SLG: 0.400 (1, 3)	2-0 2B	3-2 FC4-6-2 1B		1-2 3-H 2-2 1B		3-2 L9		1-0 L9		5	0	2	2	0	0	3											
Carlos Baerga, S OBP: 0.303, SLG: 0.438 (1, 4)	1-3 K		1-1 G3-1	0-3 K		1-1 P4		1-2 G1-3		5	0	0	0	0	2	3											
Albert Belle, R OBP: 0.394, SLG: 0.786 (1, 7)	4-2 FC6-4 BB		2-1 2B		2-2 G5-3		1-3 K		3-2 G5-3		4	0	1	0	1	1		0									
Eddie Murray, S OBP: 0.313, SLG: 0.185 (1, 10)	0-2 K		2-3 K		2-1 FC5-4 1B		4-2 BB				3	0	1	0	1	2		4									
Manny Ramirez, R OBP: 0.267, SLG: 0.444 (1, 9)	1-2 FC6-4 1-2f		2-2 G6-3		1-2 FC5-4 1-2f		4-2 BB				3	0	0	0	1	0		5									
Jim Thome, L OBP: 0.321, SLG: 0.050 Alvaro Espinoza, R (9, 5)		4-1 1B FC4-6-2 BB		3-2 L8		2-2 P6		1-2 F8		3	1	0	0	1	0	3		AB 34 R 3 H 9 RBI 3 BB 5 SO 7 LOB 19									
Sandy Alomar Jr., R OBP: 0.318, SLG: 0.455 (1, 2)	1-3 K		1-1 1B SF7 1B		1-2 G5-3		0-0 F8			4	1	1	0	0	1	1											
Omar Vizquel, S OBP: 0.258, SLG: 0.250 (1, 6)	0-1 FC4-6-2 1B		1-1 1B SF7 1B		2-1 1B		1-2 G5-3			4	1	3	0	0	0	0		WP: 0 PA: 40 FB: 0 SB: 0 CS: 0									
Inning Stats	R: 0 E: 1 K: 2 S: 14	H: 1 LOB: 3 BB: 1 P: 23	R: 1 E: 0 K: 1 S: 11	H: 2 LOB: 1 BB: 1 P: 21	R: 0 E: 0 K: 1 S: 10	H: 1 LOB: 1 BB: 0 P: 17	R: 2 E: 0 K: 1 S: 15	H: 3 LOB: 1 BB: 0 P: 24	R: 0 E: 0 K: 0 S: 12	H: 1 LOB: 1 BB: 0 P: 19	R: 0 E: 0 K: 0 S: 11	H: 0 LOB: 2 BB: 2 P: 21	R: 0 E: 0 K: 1 S: 13	H: 0 LOB: 2 BB: 2 P: 24	R: 0 E: 0 K: 1 S: 8	H: 0 LOB: 0 BB: 0 P: 9			R: 0 E: 0 K: 0 S: 7	H: 0 LOB: 0 BB: 0 P: 12	1B: 7 2B: 3 3B: 0 HR: 0	SF: 1 SAC: 0 DP: 1 HBP: 0					
PITCHER	IP	WLS	BF	H	R	ER	SO	BB	IBB	HBP	BLK	WP	HR	S	P	ERA	WHIP										
Aaron Sele, R ERA: 5.4 (1, 1)	5.0	L	25	8	3	3	5	2	0	0	0	0	0	62	104	5.40	2.000										
Brad Pennington, L ERA: 22.5 (6, 1)	1.2		7	1	0	0	1	2	0	0	0	0	0	2	34	0.00	1.800										
Stan Belinda, R ERA: 22.5 (7, 1)	0.0		1	0	0	0	0	1	0	0	0	0	0	2	6	∞	∞										
Mike Stanton, L ERA: 10.8 (7, 1)	1.1		4	0	0	0	1	0	0	0	0	0	0	12	14	0.00	0.000										
Heathcliff Slocumb, R ERA: 1.8 (9, 1)	1.0		3	0	0	0	0	0	0	0	0	0	0	7	12	0.00	0.000										

Batter	1	2	3	4	5	6	7	8	9	AB	R	H	RBI	BB	SO	LOB	BOTTOM										
Troy O'Leary, L OBP: 0.357, SLG: 0.346 (1, 9)	2-1 G1-3			0-0 FC5-4 1B		1-2 G3-1 E 1B		2-2 G3		4	0	2	0	0	0	0	Cleveland Indians @ Boston Red Sox Fenway Park, Boston, MA Fri Apr 12 1996, 7:05 PM EDT Att: 26,703 - Unknown - 53 F										
John Valentin, R OBP: 0.225, SLG: 0.167 (1, 6)	0-0 G5-3			2-1 L7		2-2 E5 G3-1		3-2 F8		4	0	0	1	0	0	2											
Mo Vaughn, L OBP: 0.282, SLG: 0.294 (1, 3)	2-1 G4-3			1-3 K		1-3 G3-1		1-2 2-3 G3-1		3	0	0	0	1	1	3											
Jose Canseco, R OBP: 0.300, SLG: 0.441 Milt Cuyler, S (9, PR)		1-3 K		1-2 FC5-4 1-2f		1-1 G5-3		0-1 FC6-4 BB		4	0	0	0	0	1	4											
Mike Greenwell, L OBP: 0.333, SLG: 0.486 (1, 7)		0-0 G5-4-3 1B		2-2 G4-3		0-0 F8		0-1 G6-3 1-2f		4	0	1	0	0	0	1											
Wil Cordero, R OBP: 0.194, SLG: 0.206 (1, 4)		1-0 G5-4-3 1-2f		3-1 G6-3		2-2 G5-3				3	0	0	0	0	0	1											
Mike Stanley, R OBP: 0.290, SLG: 0.160 (1, 2)			0-2 G6-3		1-1 G6-3		1-2 1B			3	0	1	0	0	0	0											
Tim Lincecum, R OBP: 0.321, SLG: 0.500 (1, 5)			3-2 P6		2-2 P6		2-2 P4			3	0	0	0	0	0	1											
Dwayne Hoesy, S OBP: 0.364, SLG: 0.400 (1, 8)			2-2 L8		0-0 1B S E 1B		2-2 G3-1			3	1	1	0	0	0	0											
Inning Stats	R: 0 E: 0 K: 0 S: 5	H: 0 LOB: 0 BB: 0 P: 9	R: 0 E: 0 K: 1 S: 5	H: 1 LOB: 0 BB: 0 P: 7	R: 0 E: 0 K: 0 S: 9	H: 0 LOB: 0 BB: 0 P: 14	R: 0 E: 0 K: 1 S: 10	H: 1 LOB: 1 BB: 0 P: 14	R: 0 E: 1 K: 0 S: 16	H: 2 LOB: 2 BB: 0 P: 24	R: 0 E: 0 K: 0 S: 12	H: 1 LOB: 1 BB: 0 P: 17	R: 0 E: 0 K: 0 S: 10	H: 0 LOB: 0 BB: 0 P: 17	R: 0 E: 0 K: 0 S: 11	H: 0 LOB: 1 BB: 1 P: 15		1B: 5 2B: 0 3B: 0 HR: 0	SF: 0 SAC: 0 DP: 2 HBP: 0								
PITCHER	IP	WLS	BF	H	R	ER	SO	BB	IBB	HBP	BLK	WP	HR	S	P	ERA	WHIP										
Charles Nagy, R ERA: 1.29 (1, 1)	8.0	W	29	5	1	1	2	0	0	0	0	0	0	74	115	1.12	0.625										
Jose Mesa, R ERA: 3.6 (9, 1)	1.0	S	3	0	0	0	0	1	0	0	0	0	0	11	15	0.00	1.000										



Batter	1	2	3	4	5	6	7	8	9	AB	R	H	RBI	BB	SO	LOB	TOP								
Kenny Lofton, L OBP: 0.250, SLG: 0.200 Wayne Kirby, L (8, 8)	1-2 S G4-3 2B 1B	0-1 SH 1-H		1-0 G6-3		0-2 G1-3		3-1 G1-3	2-3 K	4	1	1	0	0	0	1									
Julio Franco, R OBP: 0.282, SLG: 0.361 (1, 3)	1-2 G4-3	1-1 FC6-5-4-6 S 1-3		3-2 G6-3		1-0 G6-3		2-1 1B	0-3 K	6	0	1	0	0	0	1									
Carlos Baerga, S OBP: 0.316, SLG: 0.400 Scott Leius, R (9, PH) (9, 4)	4-0 2B 2-3 BB	2-2 F8		1-0 L4		4-0 HR BB		0-1 F8	3-1 G4-3	3	1	0	0	2	0	2									
Albert Belle, R OBP: 0.421, SLG: 0.879 (1, 7)	1-2 2B 1-3 3-H		1-1 2B G4-3 1B		0-0 F9		0-0 HR 1-H 2-H		2-1 E9 1B	5	3	3	4	0	0	0									
Eddie Murray, S OBP: 0.324, SLG: 0.250 (1, 10)	0-0 P2		1-0 G4-3 1-3 2B		2-2 G5-3		3-3 K		0-0 1B 2B 1B	5	1	2	1	0	1	2									
Manny Ramirez, R OBP: 0.324, SLG: 0.448 Jeromy Burnitz, L OBP: 0.500, SLG: 1.250 (9, PH) (9, 9)	4-1 BB		0-0 G1-3		0-0 HR 1B		4-1 BB G4-6-3		1-1 2B 1-2 1B 1B	2	1	1	0	2	0	2									
Jim Thome, L OBP: 0.333, SLG: 0.280 (1, 5)	3-2 G4-3		1-2 G4-3		2-1 HR 1B		2-2 G4-6-3 1-2		3-1 1B 2B 1B	5	2	2	4	0	0	5									
Tony Peña, R OBP: 0.364, SLG: 0.300 (1, 2)			0-1 F9 G5-3		2-2 G5-3		3-2 F9		3-2 2B 1B	5	1	1	2	0	0	1									
Omar Vizquel, S OBP: 0.278, SLG: 0.394 Alvaro Espinoza, R (9, 6)			1-0 E6 SH		1-2 HR		1-1 E3 HR		0-0 G1-3 1-H 2B	5	3	2	2	0	0	0									
Inning Stats	R: 1 E: 0 K: 0 S: 15	H: 2 LOB: 3 BB: 2 P: 29	R: 1 E: 2 K: 0 S: 11	H: 0 LOB: 1 BB: 0 P: 15	R: 1 E: 0 K: 0 S: 9	H: 2 LOB: 1 BB: 0 P: 13	R: 1 E: 0 K: 0 S: 8	H: 1 LOB: 0 BB: 0 P: 14	R: 2 E: 0 K: 0 S: 11	H: 2 LOB: 0 BB: 0 P: 17	R: 3 E: 1 K: 1 S: 10	H: 1 LOB: 0 BB: 1 P: 19	R: 0 E: 0 K: 0 S: 9	H: 0 LOB: 0 BB: 1 P: 18	R: 0 E: 0 K: 0 S: 7	H: 1 LOB: 1 BB: 0 P: 12	R: 5 E: 1 K: 2 S: 22	H: 5 LOB: 1 BB: 0 P: 38	1B: 7 2B: 4 3B: 0 HR: 3	SF: 0 SAC: 1 DP: 1 HBP: 0	WP: 0 PB: 0 SB: 4 CS: 0	PA: 48			
PITCHER	IP	WLS	BF	H	R	ER	SO	BB	IBB	HBP	BLK	WP	HR	S	P	ERA	WHIP								
Jamie Moyer, L ERA: 3.94 John Doherty, R ERA: 8.31 Brad Pennington, L ERA:	(1, 1) (6, 1) (9, 1)	5.0 3.0 1.0	L 18 4	26 6 1	7 8 0	6 4 0	5 1 0	0 2 2	0 0 0	0 0 0	0 0 0	0 0 0	2 1 11	54 37 18	88 69 18	9.00 12.00 0.00	1.800 2.667 1.000								

Cleveland Indians @ Boston Red Sox
Fenway Park, Boston, MA
Sat Apr 13 1996, 3:33 AM EDT
Att: 31,827 - Cloudy - 46 F

AB 43
R 14
H 14
RBI 13
BB 4
SO 3
LOB 19



Batter	1	2	3	4	5	6	7	8	9	AB	R	H	RBI	BB	SO	LOB	BOTTOM								
John Valentin, R OBP: 0.227, SLG: 0.175 Esteban Beltre, R OBP: 0.333, SLG: 0.200 (9, PH)	0-0 G4-3		2-2 G4-6-3 1-2		0-0 FC6-4 1-2		1-2 BB 1B		3-2 1B	4	0	1	0	0	0	2									
Mike Greenwell, L OBP: 0.318, SLG: 0.439 (1, 7)	2-0 P6		3-2 F7		0-0 G3-1		4-1 BB		1-3 K	4	0	0	0	1	1	2									
Mo Vaughn, L OBP: 0.302, SLG: 0.368 (1, 3)	0-1 2B			2-1 G4-3 2B		3-3 K		1-3 K		4	0	2	0	0	2	3									
Jose Canseco, R OBP: 0.295, SLG: 0.500 (1, 10)	1-3 K			1-2 G6-3		0-0 HR		0-1 G1-4-3		4	1	1	1	0	1	2									
Tim Lincecum, R OBP: 0.313, SLG: 0.444 (1, 5)		3-2 F8		1-1 G4-3		3-1 G6-3		4-0 BB G6-4-3		3	0	0	0	1	0	1									
Troy O'Leary, L OBP: 0.375, SLG: 0.467 (1, 9)		0-1 1B		1-0 G3		2-1 HR		2-1 G6-4-3		4	1	2	1	0	0	2									
Mike Stanley, R OBP: 0.294, SLG: 0.179 Milt Cuyler, S (9, PH)		1-0 F9		0-0 FC6-4 1B		0-0 F9		0-0 K		3	0	1	0	0	0	1									
Wil Cordero, R OBP: 0.179, SLG: 0.189 1B Reggie Jefferson, S OBP: 1.000, SLG: 2.000 (9, PH)		2-1 F9		1-1 P4		0-1 P3		0-2 1B 2B		3	0	0	0	0	0	2									
Dwayne Hoesy, S OBP: 0.385, SLG: 0.364 (1, 8)			4-1 FC6-4 BB		0-0 FC6-4		4-2 BB 1B BB		2-3 K	2	0	0	0	2	1	2									
Inning Stats	R: 0 E: 0 K: 1 S: 7	H: 1 LOB: 1 BB: 0 P: 10	R: 0 E: 1 K: 0 S: 8	H: 1 LOB: 0 BB: 0 P: 14	R: 0 E: 0 K: 0 S: 8	H: 1 LOB: 1 BB: 0 P: 17	R: 0 E: 0 K: 0 S: 8	H: 1 LOB: 0 BB: 0 P: 13	R: 1 E: 0 K: 1 S: 14	H: 2 LOB: 3 BB: 2 P: 26	R: 0 E: 0 K: 0 S: 4	H: 0 LOB: 0 BB: 1 P: 10	R: 0 E: 0 K: 3 S: 16	H: 2 LOB: 2 BB: 0 P: 23	1B: 4 2B: 3 3B: 0 HR: 2	SF: 0 SAC: 0 DP: 2 HBP: 0	WP: 0 PB: 0 SB: 0 CS: 0	PA: 38							
PITCHER	IP	WLS	BF	H	R	ER	SO	BB	IBB	HBP	BLK	WP	HR	S	P	ERA	WHIP								
Dennis Martinez, R ERA: 3.05 Jim Poole, L ERA: Eric Plunk, R ERA: 16.88 Paul Shuey, R ERA:	(1, 1) (7, 1) (8, 1) (9, 1)	6.2 0.1 1.0 1.0	W 1 3 5	29 0 0 2	7 0 0 0	2 0 0 0	2 0 0 0	0 1 0 3	3 0 1 0	0 0 0 0	0 0 0 0	0 0 0 0	0 0 0 0	2 3 4 16	54 4 10 23	2.70 0.00 0.00 0.00	1.500 0.000 1.000 2.000								

Cleveland Indians @ Boston Red Sox
Fenway Park, Boston, MA
Sat Apr 13 1996, 3:33 AM EDT
Att: 31,827 - Cloudy - 46 F

AB 34
R 2
H 9
RBI 2
BB 4
SO 6
LOB 17



Batter	1	2	3	4	5	6	7	8	9	AB	R	H	RBI	BB	SO	LOB	TOP										
Kenny Lofton, L OBP: 0.333, SLG: 0.356 (1, 8)										5	3	3	1	0	0	2	Cleveland Indians @ Boston Red Sox Fenway Park, Boston, MA Mon Apr 15 1996, 3:33 AM EDT Att: 32,861 - Sunny - 49 F										
Julio Franco, R OBP: 0.340, SLG: 0.419 Scott Leius, R (9, 3)										4	1	1	2	1	1	2											
Carlos Baerga, S OBP: 0.327, SLG: 0.422 (1, 4)										5	0	1	3	0	0	2											
Albert Belle, R OBP: 0.388, SLG: 0.732 (1, 7)										3	0	0	1	1	0	1											
Eddie Murray, S OBP: 0.298, SLG: 0.220 (1, 10)										5	0	0	0	0	0	2											
Manny Ramirez, R OBP: 0.316, SLG: 0.455 Wayne Kirby, L (7, 9)										4	0	1	0	0	2	1											
Jim Thome, L OBP: 0.333, SLG: 0.273 (1, 5)										4	2	2	0	0	0	1											
Sandy Alomar Jr., R OBP: 0.323, SLG: 0.419 (1, 2)										4	1	2	0	0	1	0											
Omar Vizquel, S OBP: 0.250, SLG: 0.341 Alvaro Espinoza, R (7, 6)										3	1	1	1	0	0	2											
Inning Stats	R: 2 E: 1 K: 2 S: 17	H: 1 LOB: 1 BB: 0 P: 24	R: 3 E: 0 K: 0 S: 18	H: 4 LOB: 1 BB: 32	R: 0 E: 0 K: 1 S: 7	H: 0 LOB: 0 BB: 0 P: 10	R: 0 E: 0 K: 0 S: 4	H: 0 LOB: 0 BB: 0 P: 7	R: 0 E: 0 K: 0 S: 9	H: 1 LOB: 1 BB: 1 P: 17	R: 0 E: 0 K: 0 S: 5	H: 1 LOB: 1 BB: 0 P: 8	R: 0 E: 0 K: 1 S: 7	H: 1 LOB: 1 BB: 0 P: 9	R: 0 E: 0 K: 0 S: 5	H: 0 LOB: 0 BB: 0 P: 7	1B: 9 2B: 2 3B: 0 HR: 0	SF: 1 SAC: 0 DP: 0 HBP: 0	WP: 0 PB: 1 SB: 1 CS: 0	PA: 41							
PITCHER	IP	WLS	BF	H	R	ER	SO	BB	IBB	HBP	BLK	WP	HR	S	P	ERA	WHIP										
49 Tim Wakefield, R ERA: 8.44	6.0	L	30	9	8	5	3	2	0	0	0	0	0	69	109	7.50	1.833										
Mike Maddux, R ERA: 3.12	1.0		4	1	0	0	0	0	0	0	0	0	0	5	8	0.00	1.000										
John Doherty, R ERA: 5.68	2.0		7	1	0	0	1	0	0	0	0	0	0	12	16	0.00	0.500										
Batter	1	2	3	4	5	6	7	8	9	AB	R	H	RBI	BB	SO	LOB	BOTTOM										
Dwayne Hosey, S OBP: 0.343, SLG: 0.300 18 Reggie Jefferson, S OBP: 0.500, SLG: 1.000 (9, PH)										4	0	0	0	0	0	2	Cleveland Indians @ Boston Red Sox Fenway Park, Boston, MA Mon Apr 15 1996, 3:33 AM EDT Att: 32,861 - Sunny - 49 F										
Troy O'Leary, L OBP: 0.333, SLG: 0.385 (1, 9)										4	0	1	0	0	0	0											
Mo Vaughn, L OBP: 0.340, SLG: 0.396 (1, 3)										4	0	2	0	0	2	1											
Jose Canseco, R OBP: 0.315, SLG: 0.489 (1, 10)										4	0	1	0	0	1	2											
Wil Cordero, R OBP: 0.167, SLG: 0.196 (1, 4)										4	0	0	0	0	2	3											
Mike Greenwell, L OBP: 0.315, SLG: 0.431 (1, 7)										4	0	2	0	0	1	0											
John Valentin, R OBP: 0.269, SLG: 0.178 (1, 6)										3	0	0	0	1	1	2											
Bill Haselman, R OBP: 0.375, SLG: 0.500 (1, 2)										4	0	2	0	0	1	1											
Esteban Beltre, R OBP: 0.357, SLG: 0.417 Mitt Cuyler, S (9, PH)										3	0	1	0	0	1	3											
Inning Stats	R: 0 E: 1 K: 1 S: 9	H: 1 LOB: 1 BB: 0 P: 13	R: 0 E: 0 K: 1 S: 9	H: 1 LOB: 2 BB: 1 P: 15	R: 0 E: 0 K: 1 S: 10	H: 2 LOB: 2 BB: 0 P: 17	R: 0 E: 0 K: 2 S: 14	H: 2 LOB: 2 BB: 0 P: 19	R: 0 E: 0 K: 1 S: 11	H: 1 LOB: 1 BB: 0 P: 18	R: 0 E: 0 K: 1 S: 6	H: 0 LOB: 0 BB: 0 P: 8	R: 0 E: 0 K: 0 S: 8	H: 1 LOB: 1 BB: 0 P: 10	R: 0 E: 0 K: 0 S: 7	H: 0 LOB: 0 BB: 0 P: 10	1B: 7 2B: 2 3B: 0 HR: 0	SF: 0 SAC: 0 DP: 0 HBP: 0	WP: 0 PB: 0 SB: 0 CS: 1	PA: 37							
PITCHER	IP	WLS	BF	H	R	ER	SO	BB	IBB	HBP	BLK	WP	HR	S	P	ERA	WHIP										
Jack McDowell, R ERA: 1.64	9.0	W	37	9	0	0	9	1	0	0	0	0	0	87	128	0.00	1.111										

Batter	1	2	3	4	5	6	7	8	9	AB	R	H	RBI	BB	SO	LOB	TOP				
Kenny Lofton, L OBP: 0.357, SLG: 0.429 (1, 8)	F7	HR		CS BB			F8		WP 1B	4	2	2	1	1	0	1	Cleveland Indians @ Minnesota Twins Hubert H. Humphrey Metrodome, Minneapolis, MN Tue Apr 16 1996, 8:05 PM EDT Att: 13,103 - Dome				
Julio Franco, R OBP: 0.327, SLG: 0.426 (1, 3)	4-3	2B		CS	5-3		SF9		K	4	0	1	1	0	1	1					
Carlos Baerga, S OBP: 0.315, SLG: 0.420 (1, 4)	2B	F8			L9		G3		P5	5	0	1	0	0	0	2					
Albert Belle, R OBP: 0.389, SLG: 0.689 (1, 7)	K				F8			4-3 1B BB		4	1	1	0	1	2	1					
Eddie Murray, S OBP: 0.288, SLG: 0.217 (1, 10)		P6			F9			4-3 1B	3-H 1B	5	0	1	0	0	1	2					
Manny Ramirez, R OBP: 0.357, SLG: 0.514 (1, 9)		3B 2B					K	FC5 1B 2-H 1B		4	1	3	1	0	1	1					
Jim Thome, L OBP: 0.348, SLG: 0.351 (1, 5)		HR 3B			K		L7	FC5 1B		4	1	2	1	0	1	2					
Sandy Alomar Jr., R OBP: 0.314, SLG: 0.486 (1, 2)		HR			F8		P4	FC5 1-2 2-3		4	1	1	2	0	0	3					
Omar Vizquel, S OBP: 0.250, SLG: 0.356 (1, 6)		L3			F6		F8 SF9 2B	P6		4	1	1	0	0	0	2					
Inning Stats	R: 0 E: 0 K: 1 S: 6	H: 1 LOB: 1 BB: 0 P: 6	R: 4 E: 0 K: 0 S: 8	H: 5 LOB: 1 BB: 0 P: 8	R: 0 E: 0 K: 2 S: 8	H: 1 LOB: 1 BB: 1 P: 8	R: 0 E: 0 K: 0 S: 2	H: 0 LOB: 0 BB: 0 P: 6	R: 0 E: 0 K: 1 S: 3	H: 1 LOB: 1 BB: 0 P: 3	R: 1 E: 0 K: 0 S: 4	H: 1 LOB: 0 BB: 0 P: 4	R: 1 E: 0 K: 0 S: 5	H: 2 LOB: 2 BB: 1 P: 9	R: 1 E: 0 K: 2 S: 9	H: 2 LOB: 1 BB: 0 P: 9	1B: 6 2B: 4 3B: 1 HR: 2	SF: 1 SAC: 0 DP: 0 HBP: 0	WP: 1 PB: 0 CS: 1	PA: 42	
PITCHER	IP	WLS	BF	H	R	ER	SO	BB	IBB	HBP	BLK	WP	HR	S	P	ERA	WHIP				
Brad Radke, R ERA: 2.77 (1, 1)	7.0	L	30	9	5	5	4	1	0	0	0	0	2	37	41	6.43	1.429				
Dan Naulty, R ERA: 1.59 (8, 1)	0.1		3	1	1	1	0	1	0	0	0	0	0	2	6	27.00	6.000				
Eddie Guardado, L ERA: 8.59 (8, 1)	0.0		1	1	0	0	0	0	0	0	0	0	0	1	1	∞	∞				
Erik Bennett, R ERA: 6.48 (8, 1)	1.2		7	2	1	1	2	0	0	0	0	1	0	11	11	5.40	1.200				

AB 38
R 7
H 13
RBI 6
BB 2
SO 6
LOB 15



Batter	1	2	3	4	5	6	7	8	9	AB	R	H	RBI	BB	SO	LOB	BOTTOM					
Chuck Knoblauch, R OBP: 0.358, SLG: 0.447 (1, 4)	6-3		F9		3B 1B			G5-4-3 1B BB		3	1	1	0	1	0	0	Cleveland Indians @ Minnesota Twins Hubert H. Humphrey Metrodome, Minneapolis, MN Tue Apr 16 1996, 8:05 PM EDT Att: 13,103 - Dome					
Matt Lawton, L OBP: 0.294, SLG: 0.244 (1, 9)	4-3		1-3		1-H 3-H 3B			G5-4-3 1B		4	0	2	2	0	0	0						
Paul Moltzer, R OBP: 0.385, SLG: 0.500 (1, 10)	1B			K	6-3			G5-4-3 1-2 2-3		4	0	1	0	0	1	3						
Dave Hollins, S OBP: 0.500, SLG: 0.639 (1, 5)	F7			6-3 1B			K	G3		4	0	1	0	0	1	2						
Marty Cordova, R OBP: 0.389, SLG: 0.375 (1, 7)		6-3		6-3	4-3			K		4	0	0	0	0	1	1						
Greg Myers, L OBP: 0.231, SLG: 0.270 (1, 2)		2B		4-3			K	1B		4	0	2	0	0	1	1						
Roberto Kelly, R OBP: 0.293, SLG: 0.324 (1, 8)		K			FC6-4 1B		6-3	P3		4	0	1	0	0	1	2						
Scott Stahoviak, L OBP: 0.333, SLG: 0.571 (1, 3)		F7			K		6-3	G4-3		4	0	0	0	0	1	3						
Pat Meares, R OBP: 0.359, SLG: 0.583 (1, 6)				K	FC6-4 1B 3B		K			3	1	0	0	0	2	1						
Inning Stats	R: 0 E: 0 K: 0 S: 4	H: 1 LOB: 1 BB: 0 P: 4	R: 0 E: 0 K: 1 S: 6	H: 1 LOB: 0 BB: 0 P: 6	R: 0 E: 0 K: 1 S: 5	H: 0 LOB: 0 BB: 0 P: 5	R: 0 E: 0 K: 1 S: 6	H: 1 LOB: 1 BB: 0 P: 6	R: 2 E: 0 K: 1 S: 8	H: 3 LOB: 1 BB: 0 P: 8	R: 0 E: 0 K: 2 S: 7	H: 0 LOB: 0 BB: 0 P: 7	R: 0 E: 0 K: 1 S: 5	H: 0 LOB: 0 BB: 0 P: 5	R: 0 E: 0 K: 0 S: 3	H: 1 LOB: 1 BB: 1 P: 7	R: 0 E: 0 K: 1 S: 6	H: 1 LOB: 1 BB: 0 P: 6	1B: 6 2B: 1 3B: 1 HR: 0	SF: 0 SAC: 0 DP: 1 HBP: 0	WP: 0 PB: 0 CS: 0	PA: 35
PITCHER	IP	WLS	BF	H	R	ER	SO	BB	IBB	HBP	BLK	WP	HR	S	P	ERA	WHIP					
Orel Hershiser, R ERA: 5.71 (1, 1)	7.0	W	27	6	2	2	7	0	0	0	0	0	0	41	41	2.57	0.857					
Julian Tavarez, R ERA: 1.74 (8, 1)	2.0		8	2	0	0	1	1	0	0	0	0	0	9	13	0.00	1.500					



Batter	1	2	3	4	5	6	7	8	9	AB	R	H	RBI	BB	SO	LOB	TOP										
Dwayne Hoesy, S (1, 8) OBP: 0.300, SLG: 0.250 18 Reggie Jefferson, S (9, PH) OBP: 0.371, SLG: 0.067	4-1 G6-3 SF7 BB		0-1 G3		2-3 K		1-0 L8		1-1 L7	3	1	0	0	1	1	0											
John Valentin, R (1, 6) OBP: 0.347, SLG: 0.338	3-2 G6-3		0-0 1B		1-2 2B		1-0 HR		1-2 G3	5	1	3	0	0	0	2											
Mo Vaughn, L (1, 3) OBP: 0.319, SLG: 0.453	2-1 SF7		0-0 1B		2-1 G4-3		3-1 HR			3	1	2	3	0	0	1											
Jose Canseco, R (1, 10) OBP: 0.329, SLG: 0.452	4-2 BB		1-1 G6-4-3		2-2 F9		2-2 G4-3			3	0	0	0	1	0	2											
Mike Greenwell, L (1, 7) OBP: 0.264, SLG: 0.343	0-0 G1-3				0-0 F9		3-2 P8		0-1 G4-3	4	0	0	0	0	0	1											
Troy O'Leary, L (1, 9) OBP: 0.285, SLG: 0.333		1-1 G4-3		0-0 G3-1		3-2 HBP 1B		1-3 K	4	0	1	0	0	1	0												
Mike Stanley, R (1, 2) OBP: 0.333, SLG: 0.400		0-0 F9		0-1 HR		1-1 HBP		2-2 F9	3	1	1	1	0	0	0												
Wil Cordero, R (1, 4) OBP: 0.190, SLG: 0.230		0-2 FC4-6 1B		2-0 F7		0-1 L9			2-3 K	4	0	1	0	0	1	2											
Esteban Beltre, R (1, 5) OBP: 0.348, SLG: 0.350 Bill Selby, L (9, PH) OBP: 1.000, SLG: 1.000	1-1 FC4-6		1-1 FC4-6		2-1 G3-1		2-3 K		2-2 1B	3	0	0	0	0	1	1											
Inning Stats	R: 1 E: 0 K: 0 S: 9	H: 0 LOB: 1 BB: 2 P: 22	R: 0 E: 0 K: 0 S: 8	H: 1 LOB: 1 BB: 0 P: 10	R: 0 E: 0 K: 0 S: 6	H: 2 LOB: 1 BB: 0 P: 7	R: 1 E: 0 K: 0 S: 5	H: 1 LOB: 1 BB: 0 P: 7	R: 0 E: 0 K: 1 S: 12	H: 1 LOB: 1 BB: 0 P: 19	R: 0 E: 0 K: 0 S: 13	H: 1 LOB: 0 BB: 0 P: 22	R: 2 E: 0 K: 1 S: 11	H: 2 LOB: 0 BB: 0 P: 20	R: 0 E: 0 K: 1 S: 8	H: 0 LOB: 0 BB: 0 P: 11	R: 0 E: 0 K: 1 S: 12	H: 1 LOB: 1 BB: 0 P: 18	1B: 5 2B: 2 3B: 0 HR: 2	SF: 1 SAC: 0 DP: 1 HBP: 1	WP: 0 PB: 0 SB: 1 CS: 0	PA: 38					
PITCHER	IP	WLS	BF	H	R	ER	SO	BB	IBB	HBP	BLK	WP	HR	S	P	ERA	WHIP										
Dennis Martinez, R (1, 1) ERA: 3.58	7.0	W	31	8	4	4	2	2	0	1	0	0	2	64	107	5.14	1.429										
Jim Poole, L (8, 1) ERA:	1.0		3	0	0	0	1	0	0	0	0	0	0	8	11	0.00	0.000										
Jose Mesa, R (9, 1) ERA: 2.57	1.0		4	1	0	0	1	0	0	0	0	0	0	12	18	0.00	1.000										

Boston Red Sox @ Cleveland Indians
Jacobs Field, Cleveland, OH
Fri Apr 19 1996, 7:05 PM EDT
Att: 40,521 - Unknown - 68 F

AB 34
R 4
H 9
RBI 4
BB 2
SO 4
LOB 10



Batter	1	2	3	4	5	6	7	8	9	AB	R	H	RBI	BB	SO	LOB	BOTTOM										
Kenny Lofton, L (1, 8) OBP: 0.385, SLG: 0.439	1-2 G6-3 HR 1B		4-1 1B BB	1-3 K		0-0 FC4-6 2B 1B	2-2 E S 1B			4	3	3	0	1	1	2											
Julio Franco, R (1, 3) OBP: 0.354, SLG: 0.407	2-2 G6-3		2-2 BB 1B SF7	4-2 BB		4-1 FC4-6 BB	1-1 G5-3			3	1	1	1	2	0	2											
Carlos Baerga, S (1, 4) OBP: 0.313, SLG: 0.417	1-0 G6-3		2-0 BB 1B	1-1 P4		2-1 FC4-6 1B	0-1 G6-3			5	1	1	2	0	0	6											
Albert Belle, R (1, 7) OBP: 0.438, SLG: 0.759	2-1 HR		4-2 BB 1B		0-0 FC4-6 1B	0-1 1B 2B	1-2 G6-3			4	2	3	3	1	0	0											
Eddie Murray, S (1, 10) OBP: 0.288, SLG: 0.200	3-2 G4-3		1-0 SF7		1-2 FC4-6	4-0 F7-5 1B IBB	4-0 BB			2	0	0	1	2	0	1											
Manny Ramirez, R (1, 9) OBP: 0.346, SLG: 0.522		1-0 G6-3	1-1 F8		2-1 P4	2-1 1B	3-3 K			5	0	1	2	0	1	4											
Jim Thome, L (1, 5) OBP: 0.400, SLG: 0.372 Scott Leius, R (9, 5)		4-0 BB G6-4-3		1-0 2B 1B	1-0 F8	1-1 F7-5				3	0	1	0	1	0	3											
Sandy Alomar Jr., R (1, 2) OBP: 0.308, SLG: 0.462		2-2 G6-4-3		0-1 L7		3-2 1B BB 1B	2-1 G4-3			4	1	1	0	0	0	2											
Omar Vizquel, S (1, 6) OBP: 0.264, SLG: 0.380			0-2 G1-3	1-2 2B		2-2 BB 1B FC4-6 1B	2-1 P5			4	1	2	0	0	0	0											
Inning Stats	R: 2 E: 0 K: 0 S: 15	H: 2 LOB: 0 BB: 0 P: 24	R: 0 E: 0 K: 0 S: 4	H: 0 LOB: 1 BB: 1 P: 11	R: 2 E: 0 K: 0 S: 13	H: 2 LOB: 2 BB: 2 P: 27	R: 0 E: 0 K: 1 S: 13	H: 2 LOB: 3 BB: 1 P: 21	R: 0 E: 0 K: 0 S: 7	H: 1 LOB: 1 BB: 0 P: 11	R: 5 E: 0 K: 0 S: 16	H: 5 LOB: 1 BB: 2 P: 34	R: 0 E: 0 K: 0 S: 9	H: 1 LOB: 1 BB: 0 P: 16	R: 0 E: 0 K: 1 S: 8	H: 0 LOB: 1 BB: 1 P: 16	1B: 10 2B: 3 3B: 0 HR: 1	SF: 1 SAC: 0 DP: 2 HBP: 0	WP: 0 PB: 0 SB: 1 CS: 0	PA: 42							
PITCHER	IP	WLS	BF	H	R	ER	SO	BB	IBB	HBP	BLK	WP	HR	S	P	ERA	WHIP										
Tom Gordon, R (1, 1) ERA: 7.71	5.0	L	28	10	7	7	1	4	0	0	0	0	0	26	54	6.00	1.667										
Joe Hudson, R (6, 1) ERA: 6.0	3.0		14	3	2	2	1	2	1	0	0	0	0	26	54	6.00	1.667										

Boston Red Sox @ Cleveland Indians
Jacobs Field, Cleveland, OH
Fri Apr 19 1996, 7:05 PM EDT
Att: 40,521 - Unknown - 68 F

AB 34
R 9
H 13
RBI 9
BB 7
SO 2
LOB 20



Batter	1	2	3	4	5	6	7	8	9	AB	R	H	RBI	BB	SO	LOB	TOP			
Mitt Cuyler, S (1, 8) Kevin Mitchell, R (9, FH) OBP: 0.250, SLG: 0.222	F8		F8				SH1-4		K	2	0	0	0	1	0	0				
John Valentin, R (1, 6) Jose Canseco, R (7, PH) OBP: 0.329, SLG: 0.319	F9		P5				G5-3			4	0	0	0	0	0	3				
Mo Vaughn, L (1, 3) OBP: 0.316, SLG: 0.433	K									3	0	0	0	1	1	0				
18 Reggie Jefferson, S (1, 10) Jose Canseco, R (7, PH) OBP: 0.324, SLG: 0.444		G5-3								2	0	0	0	1	0	0				
Mike Stanley, R (1, 2) OBP: 0.365, SLG: 0.419										3	1	2	0	1	0	1				
Mike Greenwell, L (1, 7) OBP: 0.283, SLG: 0.329										3	0	0	0	1	0	3				
Troy O'Leary, L (1, 9) OBP: 0.311, SLG: 0.345										4	0	2	1	0	1	1				
Wil Cordero, R (1, 4) OBP: 0.179, SLG: 0.215										4	0	0	0	0	0	4				
Bill Selby, L (1, 5) OBP: 0.600, SLG: 0.600										4	0	2	0	0	0	0				
Inning Stats	R: 0 E: 0 K: 1 S: 7	H: 0 LOB: 0 BB: 0 P: 12	R: 0 E: 0 K: 0 S: 11	H: 1 LOB: 2 BB: 1 P: 19	R: 0 E: 0 K: 0 S: 7	H: 0 LOB: 0 BB: 0 P: 9	R: 0 E: 0 K: 0 S: 13	H: 0 LOB: 1 BB: 1 P: 21	R: 0 E: 0 K: 1 S: 10	H: 1 LOB: 2 BB: 1 P: 17	R: 0 E: 0 K: 1 S: 7	H: 1 LOB: 2 BB: 1 P: 17	R: 0 E: 0 K: 0 S: 8	H: 1 LOB: 0 BB: 0 P: 12	R: 0 E: 0 K: 1 S: 8	H: 0 LOB: 0 BB: 0 P: 11	1B: 6 2B: 0 3B: 0 HR: 0	SF: 0 SAC: 1 DP: 1 HBP: 0	WP: 0 PB: 0 SB: 0 CS: 0	PA: 37
PITCHER	IP	WLS	BF	H	R	ER	SO	BB	IBB	HBP	BLK	WP	HR	S	P	ERA	WHIP			
Jack McDowell, R (1, 1) ERA: 1.57	6.2	W	29	5	1	1	2	4	0	0	0	0	0	61	99	1.35	1.350			
Paul Assenmacher, L (7, 1) ERA: 3.86	0.0		1	0	0	0	0	1	0	0	0	0	0	0	4	∞	∞			
Julian Tavarez, R (7, 1) ERA: 1.54	1.1		4	1	0	0	1	0	0	0	0	0	0	12	19	0.00	0.750			
Jose Mesa, R (9, 1) ERA: 2.25	1.0	S	3	0	0	0	1	0	0	0	0	0	0	8	11	0.00	0.000			

Boston Red Sox @ Cleveland Indians
Jacobs Field, Cleveland, OH
Sat Apr 20 1996, 3:33 AM EDT
Att: 40,498 - Cloudy - 70 F

AB 31
R 1
H 6
RBI 1
BB 5
SO 4
LOB 14



Batter	1	2	3	4	5	6	7	8	9	AB	R	H	RBI	BB	SO	LOB	BOTTOM			
Kenny Lofton, L (1, 8) OBP: 0.362, SLG: 0.410	L4		F8				F9			4	0	0	0	0	0	4				
Julio Franco, R (1, 3) OBP: 0.362, SLG: 0.414	K		E2				G1-3			4	0	2	2	0	1	1				
Carlos Baerga, S (1, 4) OBP: 0.309, SLG: 0.397	P6		G4-3							3	0	0	0	1	0	1				
Albert Belle, R (1, 7) OBP: 0.412, SLG: 0.707										4	0	0	0	0	2	2				
Eddie Murray, S (1, 10) OBP: 0.286, SLG: 0.204										4	0	1	0	0	1	3				
Manny Ramirez, R (1, 9) OBP: 0.321, SLG: 0.480										4	0	0	0	0	1	4				
Jim Thome, L (1, 5) OBP: 0.379, SLG: 0.348										3	0	0	0	0	1	1				
Tony Peña, R (1, 2) OBP: 0.389, SLG: 0.267										1	1	0	0	2	0	0				
Omar Vizquel, S (1, 6) OBP: 0.286, SLG: 0.415										3	1	2	0	0	0	1				
Inning Stats	R: 0 E: 0 K: 1 S: 7	H: 0 LOB: 0 BB: 0 P: 10	R: 0 E: 0 K: 1 S: 9	H: 0 LOB: 0 BB: 0 P: 11	R: 2 E: 1 K: 1 S: 12	H: 2 LOB: 1 BB: 1 P: 23	R: 0 E: 1 K: 1 S: 12	H: 0 LOB: 1 BB: 0 P: 17	R: 0 E: 0 K: 1 S: 11	H: 1 LOB: 1 BB: 0 P: 15	R: 0 E: 0 K: 0 S: 6	H: 1 LOB: 1 BB: 0 P: 11	R: 0 E: 0 K: 1 S: 10	H: 1 LOB: 2 BB: 1 P: 19	1B: 4 2B: 1 3B: 0 HR: 0	SF: 0 SAC: 0 DP: 0 HBP: 0	WP: 0 PB: 0 SB: 2 CS: 0	PA: 33		
PITCHER	IP	WLS	BF	H	R	ER	SO	BB	IBB	HBP	BLK	WP	HR	S	P	ERA	WHIP			
49 Tim Wakefield, R (1, 1) ERA: 6.11	7.0	L	30	5	2	2	5	3	0	0	0	0	0	66	110	2.57	1.143			
Stan Belinda, R (8, 1) ERA: 9.0	1.0		3	0	0	0	1	0	0	0	0	0	0	9	12	0.00	0.000			

Boston Red Sox @ Cleveland Indians
Jacobs Field, Cleveland, OH
Sat Apr 20 1996, 3:33 AM EDT
Att: 40,498 - Cloudy - 70 F

AB 30
R 2
H 5
RBI 2
BB 3
SO 6
LOB 17



Batter	1	2	3	4	5	6	7	8	9	AB	R	H	RBI	BB	SO	LOB	TOP								
Brady Anderson, L (1, 8) OBP: 0.446, SLG: 0.779	G4-3			G3 1B	BB		G3-1			3	1	1	0	1	0	0	Baltimore Orioles @ Cleveland Indians Jacobs Field, Cleveland, OH Mon Apr 22 1996, 7:05 PM EDT Att: 42,236 - Unknown - 53 F								
Roberto Alomar, S (1, 4) OBP: 0.430, SLG: 0.588	G1-3			G3	G1-3			F9 2B		4	0	1	0	0	0	3									
Rafael Palmeiro, L (1, 3) OBP: 0.388, SLG: 0.574	K			E 1B			2B 2B	L3		4	1	2	1	0	1	1									
Bobby Bonilla, S (1, 10)		L9		E4			1B G6-4-3 2B	F9		4	1	1	1	0	0	2									
B.J. Surhoff, L (1, 5) OBP: 0.371, SLG: 0.563	G5-4-3 1B			P6			G6-4-3 1B	G6-3		4	0	2	0	0	0	3									
Cal Ripken Jr., R (1, 6) OBP: 0.324, SLG: 0.348	G5-4-3 1-2			G3			G6-4-3 1-2	G4-3 1B		4	0	1	0	0	0	4									
Chris Hoiles, R (1, 2) OBP: 0.224, SLG: 0.302			K		L3 1B		K	K		4	0	1	0	0	3	1									
Tony Tarasco, L (1, 9) OBP: 0.268, SLG: 0.308			K		L3		G1-4-3	G4-3		2	0	0	0	0	1	1									
Mike Devereaux, R (7, PH) OBP: 0.303, SLG: 0.223			K		L3		G1-4-3	G4-3		2	0	0	0	0	0	1									
Jeffrey Hammonds, R (1, 7) OBP: 0.343, SLG: 0.508			G5-3		S 1B		F7	G6-3		4	0	1	0	0	0	1									
Inning Stats	R: 0 E: 0 K: 1 S: 11	H: 0 LOB: 0 BB: 0 P: 18	R: 0 E: 0 K: 0 S: 8	H: 1 LOB: 0 BB: 0 P: 12	R: 0 E: 0 K: 2 S: 8	H: 0 LOB: 0 BB: 0 P: 14	R: 1 E: 1 K: 0 S: 13	H: 2 LOB: 2 BB: 1 P: 22	R: 0 E: 0 K: 0 S: 11	H: 2 LOB: 2 BB: 1 P: 18	R: 2 E: 0 K: 1 S: 15	H: 3 LOB: 0 BB: 0 P: 25	R: 0 E: 0 K: 0 S: 8	H: 0 LOB: 0 BB: 0 P: 13	R: 0 E: 0 K: 0 S: 7	H: 1 LOB: 1 BB: 0 P: 11	R: 0 E: 0 K: 0 S: 11	H: 1 LOB: 1 BB: 0 P: 15	1B: 6 2B: 5 3B: 0 HR: 0	SF: 0 SAC: 0 DP: 3 HBP: 0	WP: 0 PB: 0 SB: 1 CS: 0	PA: 36			
PITCHER	IP	WLS	BF	H	R	ER	SO	BB	IBB	HBP	BLK	WP	HR	S	P	ERA	WHIP								
Charles Nagy, R (1, 1) ERA: 3.6	6.0	W	25	8	3	3	4	1	0	0	0	0	0	66	109	4.50	1.500								
Jim Poole, L (7, 1) ERA	2.0		7	1	0	0	0	0	0	0	0	0	0	15	24	0.00	0.500								
Jose Mesa, R (9, 1) ERA: 2.0	1.0	S	4	1	0	0	1	0	0	0	0	0	0	11	15	0.00	1.000								

Batter	1	2	3	4	5	6	7	8	9	AB	R	H	RBI	BB	SO	LOB	BOTTOM								
Kenny Lofton, L (1, 8) OBP: 0.392, SLG: 0.449	SF9 1B	G1-3			G1-3	S 2B		BLK S BB		4	1	2	1	1	0	1	Baltimore Orioles @ Cleveland Indians Jacobs Field, Cleveland, OH Mon Apr 22 1996, 7:05 PM EDT Att: 42,236 - Unknown - 53 F								
Julio Franco, R (1, 3) OBP: 0.392, SLG: 0.424	S 1B		G6-4-3 1B		PB 1B	K		G6-3		5	1	3	0	0	1	2									
Carlos Baerga, S (1, 4) OBP: 0.325, SLG: 0.414	SF9		G6-4-3 1-2		E 1B	PO BB				2	0	1	2	1	0	1									
Albert Belle, R (1, 7) OBP: 0.390, SLG: 0.672	L9		G5-3		E5 1B	PO BB	F9			4	0	0	0	0	0	2									
Eddie Murray, S (1, 10) OBP: 0.264, SLG: 0.177	K			L3	K		L8			4	0	0	0	0	2	3									
Manny Ramirez, R (1, 9) OBP: 0.328, SLG: 0.586		F9		G5-3 2B	K		K			4	0	1	0	0	2	2									
Jim Thome, L (1, 5) OBP: 0.439, SLG: 0.480		1B 3B		G5-3 IBB		HR		K		3	2	2	1	1	1	0									
Sandy Alomar Jr., R (1, 2) OBP: 0.319, SLG: 0.435	FC4 1B			G5-3		G6-3		F9		4	0	1	1	0	0	2									
Omar Vizquel, S (1, 6) OBP: 0.313, SLG: 0.424	FC4			P6		2B 2B		S BLK 1B		4	2	2	0	0	0	3									
Inning Stats	R: 1 E: 0 K: 1 S: 12	H: 2 LOB: 1 BB: 0 P: 16	R: 1 E: 0 K: 0 S: 10	H: 2 LOB: 1 BB: 0 P: 12	R: 0 E: 0 K: 0 S: 6	H: 1 LOB: 0 BB: 0 P: 10	R: 0 E: 0 K: 0 S: 11	H: 1 LOB: 2 BB: 1 P: 21	R: 1 E: 1 K: 2 S: 16	H: 2 LOB: 2 BB: 0 P: 28	R: 2 E: 0 K: 1 S: 13	H: 3 LOB: 1 BB: 1 P: 28	R: 0 E: 0 K: 1 S: 7	H: 0 LOB: 0 BB: 0 P: 12	R: 1 E: 0 K: 1 S: 14	H: 1 LOB: 1 BB: 1 P: 21		1B: 7 2B: 3 3B: 1 HR: 1	SF: 1 SAC: 0 DP: 1 HBP: 0	WP: 0 PB: 1 SB: 5 CS: 0	PA: 39				
PITCHER	IP	WLS	BF	H	R	ER	SO	BB	IBB	HBP	BLK	WP	HR	S	P	ERA	WHIP								
Scott Erickson, R (1, 1) ERA: 4.24	5.1	L	28	11	5	4	3	1	0	0	0	0	0	8	16	0.00	1.500								
Arthur Rhodes, L (6, 1) ERA: 0.9	0.2		2	0	0	0	1	1	0	0	0	0	0	7	12	0.00	0.000								
Jimmy Myers, R (7, 1) ERA: 1.0	1.0		3	0	0	0	1	0	0	0	0	0	0	12	19	13.50	3.000								
Jesse Orosco, L (8, 1) ERA: 25.07	0.2		4	1	1	1	1	1	0	0	0	0	0	12	19	13.50	3.000								
Brian Sackinsky, R (8, 1) ERA: 2.09	0.1		1	0	0	0	0	0	0	0	1	0	0	2	2	0.00	0.000								

AB	35
R	3
H	10
RBI	2
BB	1
SO	5
LOB	17



AB	34
R	6
H	12
RBI	5
BB	3
SO	6
LOB	16



Batter	1	2	3	4	5	6	7	8	9	AB	R	H	RBI	BB	SO	LOB	TOP								
Brady Anderson, L (1, 8) OBP: 0.432, SLG: 0.753	F7		P5		F8		P6	2H 2B		5	0	1	1	0	0	1	Baltimore Orioles @ Cleveland Indians Jacobs Field, Cleveland, OH Tue Apr 23 1996, 7:05 PM EDT Att: 40,770 - Unknown - 38 F								
Roberto Alomar, S (1, 4) OBP: 0.440, SLG: 0.583	G6-3			HR 1B	F9 1B		P6	BB		4	1	2	1	1	0	0									
Rafael Palmeiro, L (1, 3) OBP: 0.376, SLG: 0.562	2B			F7	F9		G4-3	F7		5	0	1	0	0	0	4									
Bobby Bonilla, S (1, 10) OBP: 0.286, SLG: 0.373	K			HR 1H	BB			1B 2B	G4-3	4	2	2	2	1	1	1									
B.J. Surhoff, L (1, 5) OBP: 0.360, SLG: 0.551		K		2B	G6-3			P5	G3	5	1	1	0	0	1	3									
Cal Ripken Jr., R (1, 6) OBP: 0.329, SLG: 0.366		K		F9 2B			K	2B	K	5	1	2	1	0	3	0									
Chris Hoiles, R (1, 2) OBP: 0.226, SLG: 0.316		K		F9			F9	1B FC6-4		4	1	1	2	0	1	1									
Tony Tarasco, L (1, 9) OBP: 0.273, SLG: 0.310			G4-3	F7				FC6-4		3	0	1	0	0	0	1									
Mike Devereaux, R (8, PH) OBP: 0.324, SLG: 0.344							S 1B	FC6-4		1	0	1	0	0	0	0									
Jeffrey Hammonds, R (1, 7) OBP: 0.338, SLG: 0.493			K		E2 1B		L1	FC6-4 2B		4	2	1	1	0	1	2									
Inning Stats	R: 0 E: 0 K: 1 S: 8	H: 1 LOB: 1 BB: 0 P: 14	R: 0 E: 0 K: 3 S: 11	H: 0 LOB: 0 BB: 0 P: 19	R: 0 E: 0 K: 1 S: 7	H: 0 LOB: 0 BB: 0 P: 14	R: 3 E: 0 K: 0 S: 13	H: 4 LOB: 1 BB: 0 P: 25	R: 1 E: 1 K: 0 S: 15	H: 2 LOB: 2 BB: 1 P: 24	R: 0 E: 0 K: 1 S: 11	H: 1 LOB: 1 BB: 0 P: 18	R: 0 E: 0 K: 0 S: 6	H: 0 LOB: 0 BB: 0 P: 11	R: 4 E: 1 K: 0 S: 20	H: 5 LOB: 2 BB: 1 P: 38	R: 0 E: 0 K: 1 S: 7	H: 0 LOB: 0 BB: 0 P: 10	1B: 7 2B: 5 3B: 0 HR: 1	SF: 0 SAC: 0 DP: 0 HBP: 0	WP: 0 PB: 0 SB: 1 CS: 0	PA: 42			
PITCHER	IP	WLS	BF	H	R	ER	SO	BB	IBB	HBP	BLK	WP	HR	S	P	ERA	WHIP								
Abie Lopez, R (1, 1) ERA: 7.71	4.2		22	7	4	4	5	1	0	0	0	0	1	52	94	7.71	1.714								
Chad Ogea, R (5, 1) ERA: 8.38	2.2	W	12	4	3	3	1	0	0	0	0	0	0	31	51	10.12	1.500								
Paul Assenmacher, L (8, 1) ERA: 4.91	0.1		4	2	1	1	0	1	0	0	0	0	0	5	14	27.00	9.000								
Julian Tavarez, R (8, 1) ERA: 2.77	0.1		1	0	0	0	0	0	0	0	0	0	0	3	4	0.00	0.000								
Jose Mesa, R (9, 1) ERA: 1.8	1.0	S	3	0	0	0	1	0	0	0	0	0	0	7	10	0.00	0.000								

Batter	1	2	3	4	5	6	7	8	9	AB	R	H	RBI	BB	SO	LOB	BOTTOM									
Kenny Lofton, L (1, 8) OBP: 0.393, SLG: 0.438	F7			G6-3	G6-3 S 1B		F8	4-1 BB		4	0	1	0	1	0	0	Baltimore Orioles @ Cleveland Indians Jacobs Field, Cleveland, OH Tue Apr 23 1996, 7:05 PM EDT Att: 40,770 - Unknown - 38 F									
Julio Franco, R (1, 3) OBP: 0.381, SLG: 0.414	K			G5-3	SF9		1B HR	L9		4	1	1	1	0	1	3										
Carlos Baerga, S (1, 4) OBP: 0.333, SLG: 0.419	G3-1			BB 2B 1B	G6-3		1B HR			4	2	2	0	0	0	1										
Albert Belle, R (1, 7) OBP: 0.395, SLG: 0.700		K		2B HR BB	F9		HR			3	2	1	3	1	1	1										
Eddie Murray, S (1, 10) OBP: 0.263, SLG: 0.197	G6-3			HR 2B			P5	F9		4	1	1	1	0	0	0										
Manny Ramirez, R (1, 9) OBP: 0.324, SLG: 0.613	K			HR			K	G6-3		4	1	1	3	0	2	0										
Jim Thome, L (1, 5) OBP: 0.457, SLG: 0.481			G4-6-3 BB	K			1B	BB BB		2	0	1	0	2	1	0										
Wayne Kirby, L (8, PR) OBP: 0.250, SLG: 0.250				K				BB BB		0	0	0	0	0	0	0										
Alvaro Espinoza, R (9, 5) OBP: 0.500, SLG: 0.400								BB BB		0	0	0	0	0	0	0										
Sandy Alomar Jr., R (1, 2) OBP: 0.333, SLG: 0.429	G4-6-3			G4-6-3			P6	BB BB		3	1	1	0	1	0	2										
Omar Vizquel, S (1, 6) OBP: 0.309, SLG: 0.429	K			K	1B SF9 2B		F7	K		4	1	1	1	0	2	2										
Inning Stats	R: 0 E: 0 K: 1 S: 12	H: 0 LOB: 0 BB: 0 P: 16	R: 0 E: 0 K: 2 S: 7	H: 0 LOB: 0 BB: 0 P: 9	R: 0 E: 0 K: 1 S: 6	H: 0 LOB: 0 BB: 1 P: 12	R: 4 E: 0 K: 1 S: 13	H: 3 LOB: 0 BB: 1 P: 25	R: 2 E: 0 K: 0 S: 11	H: 3 LOB: 1 BB: 0 P: 17	R: 0 E: 0 K: 1 S: 10	H: 1 LOB: 1 BB: 0 P: 14	R: 3 E: 0 K: 0 S: 13	H: 3 LOB: 0 BB: 0 P: 17	R: 0 E: 0 K: 1 S: 10	H: 0 LOB: 3 BB: 3 P: 28	R: 0 E: 0 K: 1 S: 7	H: 0 LOB: 0 BB: 0 P: 10	1B: 6 2B: 2 3B: 0 HR: 2	SF: 1 SAC: 0 DP: 1 HBP: 0	WP: 0 PB: 0 SB: 1 CS: 0	PA: 38				
PITCHER	IP	WLS	BF	H	R	ER	SO	BB	IBB	HBP	BLK	WP	HR	S	P	ERA	WHIP									
35 Mike Mussina, R (1, 1) ERA: 4.66	6.2	L	31	10	9	9	6	2	0	0	0	0	0	2	71	109	12.15	1.800								
Roger McDowell, R (7, 1) ERA: 2.13	1.0		5	0	0	0	1	2	0	0	0	0	0	7	18	0.00	2.000									
Randy Myers, L (8, 1) ERA:	0.1		2	0	0	0	0	1	0	0	0	0	0	4	11	0.00	3.000									



Batter	1	2	3	4	5	6	7	8	9	AB	R	H	RBI	BB	SO	LOB	TOP				
Kenny Lofton, L OBP: 0.382, SLG: 0.423 (1, 8)	L7	1B			K		G3	P6		5	0	1	1	0	1	0	Cleveland Indians @ New York Yankees Yankee Stadium, Bronx, NY Wed Apr 24 1996, 7:05 PM EDT Att: 20,187 - Unknown - 61 F				
Julio Franco, R OBP: 0.371, SLG: 0.392 (1, 3)	G1-3	PO	F9		G6-3		FC4-6 BB	K		4	0	0	0	1	1	0					
Carlos Baerga, S OBP: 0.326, SLG: 0.405 (1, 4)	1B		F9		F8		FC4-6 PB	G6-3		5	0	1	0	0	0	1					
Albert Belle, R OBP: 0.395, SLG: 0.676 (1, 7)	K		FC4-6 1B		P4		FC5-4 BB	K		4	0	1	0	1	2	1					
Eddie Murray, S OBP: 0.272, SLG: 0.225 (1, 10)		G4-3	FC4-6		BB HR 1B		FC5-4	2B		5	1	2	0	0	0	3					
Manny Ramirez, R OBP: 0.356, SLG: 0.631 (1, 9)	1B	2B			FC4-6 1B		HR BB	2B BB		3	3	2	0	2	1	1					
Jim Thome, L OBP: 0.473, SLG: 0.564 (1, 5)	FC3-6 1B BB		F7				HR	HR		3	3	2	4	1	0	1					
Sandy Alomar Jr., R OBP: 0.345, SLG: 0.423 (1, 2)	FC3-6 1B		FC4-6				G6-3 BB	G1-3		3	0	1	1	1	0	2					
Omar Vizquel, S OBP: 0.306, SLG: 0.463 (1, 6)	FC3-6 PO 1B		G2-3		G6-3			HR		4	1	1	2	0	0	4					
Inning Stats	R: 0 E: 0 K: 1 S: 6	H: 1 LOB: 1 BB: 0 P: 6	R: 2 E: 0 K: 0 S: 5	H: 3 LOB: 1 BB: 1 P: 9	R: 0 E: 0 K: 0 S: 4	H: 1 LOB: 1 BB: 0 P: 4	R: 0 E: 0 K: 0 S: 4	H: 0 LOB: 0 BB: 0 P: 4	R: 3 E: 0 K: 0 S: 4	H: 2 LOB: 0 BB: 2 P: 12	R: 0 E: 0 K: 0 S: 3	H: 0 LOB: 2 BB: 2 P: 11	R: 3 E: 0 K: 1 S: 7	H: 2 LOB: 1 BB: 1 P: 11	R: 0 E: 0 K: 2 S: 8	H: 1 LOB: 1 BB: 0 P: 8	1B: 6 2B: 3 3B: 0 HR: 2	SF: 0 SAC: 0 DP: 1 HBP: 0	WP: 0 PB: 1 SB: 0 CS: 0	PA: 43	
PITCHER	IP	WLS	BF	H	R	ER	SO	BB	IBB	HBP	BLK	WP	HR	S	P	ERA	WHIP				
Scott Kamieniecki, R ERA: 8.44 (1, 1)	5.1	W	25	8	5	5	2	2	0	0	0	0	1	27	35	8.44	1.875				
Jeff Nelson, R ERA: 5.79 (6, 1)	1.2		9	1	2	2	0	4	0	0	0	0	0	5	21	10.80	3.000				
John Wetteland, R ERA: 6.43 (8, 1)	2.0		8	2	1	1	3	0	0	0	0	0	1	14	14	4.50	1.000				

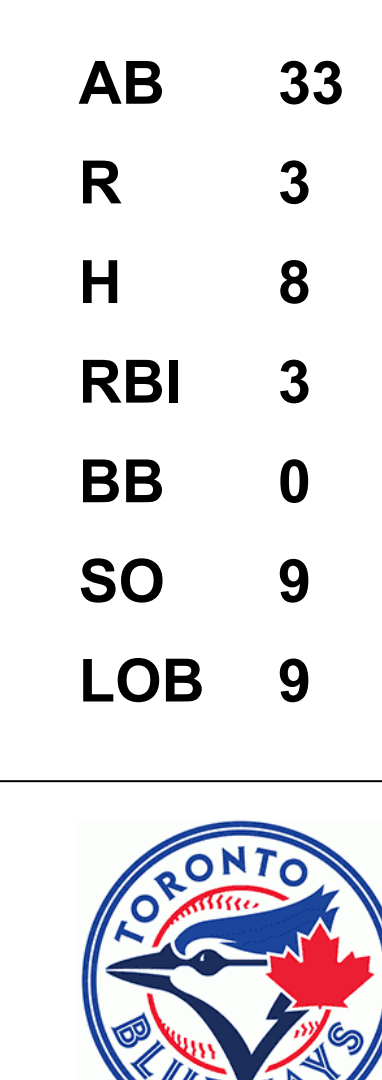
Batter	1	2	3	4	5	6	7	8	9	AB	R	H	RBI	BB	SO	LOB	BOTTOM				
Wade Boggs, L OBP: 0.365, SLG: 0.358 (1, 5)	1B	G4-3		K	FC5-4 BB		G6-3			4	1	1	0	1	1	2	Cleveland Indians @ New York Yankees Yankee Stadium, Bronx, NY Wed Apr 24 1996, 7:05 PM EDT Att: 20,187 - Unknown - 61 F				
Bernie Williams, S OBP: 0.300, SLG: 0.353 (1, 8)	K	F7		S HR 1B	FC5-4			CS 1B		5	1	2	1	0	1	3					
Paul O'Neill, L OBP: 0.455, SLG: 0.529 (1, 9)	FC6-4 1B	L7		HR 1B			1B BB	F9		4	2	2	0	1	0	1					
Gerald Williams, R OBP: 0.344, SLG: 0.586 (9, 9)	1B			HR 1B						0	0	0	0	0	0	0					
Ruben Sierra, S OBP: 0.370, SLG: 0.569 (1, 10)	FC6-4 1B	P5		K			F8	2B		5	0	2	1	0	1	3					
Tino Martinez, L OBP: 0.321, SLG: 0.294 (1, 3)	FC6-4 1B		L7	HR			K	G6-3		5	2	1	3	0	1	4					
Tim Lincecum, S OBP: 0.400, SLG: 0.435 (1, 7)	1B 2B BB		G3	P3			1B			3	1	1	0	1	0	0					
Mariano Duncan, R OBP: 0.339, SLG: 0.439 (1, 4)	2B 1B		E8		F8 2B		G5-3			4	1	2	2	0	0	2					
Joe Girardi, R OBP: 0.279, SLG: 0.316 (1, 2)	2B BB		G4-3		F8			F7		3	1	0	0	1	0	2					
Derek Jeter, R OBP: 0.439, SLG: 0.418 (1, 6)	E9 1B			S 1B	K		G3-1			4	1	2	2	0	1	1					
Inning Stats	R: 6 E: 1 K: 1 S: 10	H: 5 LOB: 1 BB: 2 P: 18	R: 0 E: 0 K: 0 S: 3	H: 0 LOB: 0 BB: 0 P: 3	R: 0 E: 1 K: 2 S: 11	H: 0 LOB: 1 BB: 0 P: 4	R: 4 E: 0 K: 2 S: 11	H: 4 LOB: 0 BB: 0 P: 11	R: 0 E: 0 K: 1 S: 6	H: 1 LOB: 2 BB: 1 P: 10	R: 0 E: 0 K: 0 S: 3	H: 0 LOB: 0 BB: 0 P: 3	R: 0 E: 0 K: 0 S: 4	H: 2 LOB: 1 BB: 0 P: 4	1B: 10 2B: 2 3B: 0 HR: 1	SF: 0 SAC: 0 DP: 0 HBP: 0	WP: 0 PB: 0 SB: 0 CS: 1	PA: 41			
PITCHER	IP	WLS	BF	H	R	ER	SO	BB	IBB	HBP	BLK	WP	HR	S	P	ERA	WHIP				
Dennis Martinez, R ERA: 4.99 (4, 1)	3.0	L	18	6	7	6	1	2	0	0	0	0	1	16	20	13.50	2.500				
Eric Plunk, R ERA: 4.66 (6, 1)	2.0		9	2	0	0	1	1	0	0	0	0	0	10	14	0.00	1.500				
Paul Assenmacher, L ERA: 3.86 (8, 1)	1.0		3	1	0	0	0	0	0	0	0	0	0	3	3	0.00	1.000				

Batter	1	2	3	4	5	6	7	8	9	AB	R	H	RBI	BB	SO	LOB	TOP										
Kenny Lofton, L OBP: 0.362, SLG: 0.398 (1, 8)	G4-3	G4-3		L7			F8		FC6-4	5	0	0	0	0	0	3	Cleveland Indians @ New York Yankees Yankee Stadium, Bronx, NY Thu Apr 25 1996, 7:05 PM EDT Att: 18,580 - Unknown - 64 F										
Julio Franco, R OBP: 0.397, SLG: 0.423 (1, 10)	WP 1B 2B		1B	1B	G6-4-3 1B		K		CS	4	1	3	0	0	1	0											
Carlos Baerga, S OBP: 0.322, SLG: 0.398 (1, 4)	F7		G5-4-3 1B		K			P4		4	0	1	0	0	1	2											
Albert Belle, R OBP: 0.400, SLG: 0.701 (1, 7)	WP 1B BB		P5		G6-4-3 1-2			HR		3	2	1	1	1	0	3											
Eddie Murray, S OBP: 0.282, SLG: 0.240 (1, 3)	FC6-4 1B		G5-4-3			F9			1B	4	0	2	2	0	0	2											
Manny Ramirez, R OBP: 0.364, SLG: 0.618 (1, 9)	FC6-4					G6-3			FC4 BB	3	1	1	0	1	0	1											
Sandy Alomar Jr., R OBP: 0.359, SLG: 0.429 (1, 2)			K	G4-3 1B					FC4	4	0	2	1	0	1	1											
Scott Leius, R (1, 5)		G5-3		F9			K		G4-3	4	0	0	0	0	1	2											
Omar Vizquel, S OBP: 0.316, SLG: 0.465 (1, 6)			S 1B	G4-3			G4-3		FC6-4 1B	4	0	2	0	0	0	1											
Inning Stats	R: 2 E: 0 K: 0 S: 5	H: 2 LOB: 1 BB: 1 P: 9	R: 0 E: 0 K: 1 S: 6	H: 1 LOB: 1 BB: 0 P: 6	R: 0 E: 0 K: 0 S: 4	H: 2 LOB: 1 BB: 0 P: 4	R: 1 E: 0 K: 0 S: 5	H: 2 LOB: 1 BB: 0 P: 5	R: 0 E: 0 K: 1 S: 6	H: 1 LOB: 0 BB: 0 P: 6	R: 0 E: 0 K: 1 S: 5	H: 0 LOB: 0 BB: 1 P: 5	R: 1 E: 0 K: 0 S: 4	H: 2 LOB: 1 BB: 1 P: 8	R: 0 E: 0 K: 0 S: 3	H: 1 LOB: 0 BB: 0 P: 3	1B: 10 2B: 1 3B: 0 HR: 1	SF: 0 SAC: 0 DP: 2 HBP: 0	WP: 1 PB: 0 SB: 2 CS: 1	PA: 38							
PITCHER	IP	WLS	BF	H	R	ER	SO	BB	IBB	HBP	BLK	WP	HR	S	P	ERA	WHIP										
Andy Pettitte, L ERA: 3.09 (1, 1)	7.2	L	32	11	4	4	4	1	0	0	0	1	1	39	43	4.70	1.565										
Bob Wickman, R ERA: 3.39 (8, 1)	0.2		4	1	0	0	0	1	0	0	0	0	0	3	7	0.00	3.000										
Steve Howe, L ERA: 7.36 (9, 1)	0.2		1	0	0	0	0	0	0	0	0	0	0	1	1	0.00	0.000										
Batter	1	2	3	4	5	6	7	8	9	AB	R	H	RBI	BB	SO	LOB	BOTTOM										
Wade Boggs, L OBP: 0.367, SLG: 0.357 (1, 5)	F8		BB		SF9		SH5-4 1B		G6-3	3	0	1	1	1	0	0	Cleveland Indians @ New York Yankees Yankee Stadium, Bronx, NY Thu Apr 25 1996, 7:05 PM EDT Att: 18,580 - Unknown - 64 F										
Bernie Williams, S OBP: 0.298, SLG: 0.347 (1, 8)	F7		P4		1B		SH5-4 1B		G4-3	4	0	1	1	0	0	2											
Paul O'Neill, L OBP: 0.463, SLG: 0.521 (1, 9)										3	0	1	0	2	0	0											
Gerald Williams, R OBP: 0.344, SLG: 0.586 (9, PR)	G1-3				1B		IBB		BB	0	0	0	0	0	0	0											
Ruben Sierra, S OBP: 0.346, SLG: 0.529 (1, 10)		F8		L6		K			F9	5	0	0	0	0	2	5											
Tino Martinez, L OBP: 0.329, SLG: 0.361 (1, 3)		F9							G4-3	4	1	2	1	0	0	2											
Tim Lincecum, S OBP: 0.414, SLG: 0.423 (1, 7)		G1-3		K					S 1B	3	0	1	0	1	1	1											
Jim Leyritz, R OBP: 0.405, SLG: 0.605 (1, 2)										4	1	2	0	0	0	2											
Andy Fox, L OBP: 0.308, SLG: 0.217 (1, 4)				SH1-3		E7 SF9 1B			F7	3	1	1	0	0	0	2											
Derek Jeter, R OBP: 0.414, SLG: 0.390 (1, 6)				G6-3		K			K	4	0	0	0	0	2	5											
Inning Stats	R: 0 E: 0 K: 0 S: 3	H: 0 LOB: 0 BB: 0 P: 3	R: 0 E: 0 K: 0 S: 3	H: 0 LOB: 0 BB: 0 P: 3	R: 0 E: 0 K: 0 S: 4	H: 1 LOB: 2 BB: 1 P: 8	R: 0 E: 0 K: 1 S: 6	H: 1 LOB: 1 BB: 0 P: 6	R: 2 E: 1 K: 2 S: 11	H: 4 LOB: 2 BB: 0 P: 11	R: 1 E: 1 K: 0 S: 4	H: 1 LOB: 1 BB: 1 P: 8	R: 0 E: 0 K: 1 S: 6	H: 1 LOB: 2 BB: 1 P: 10	R: 0 E: 0 K: 1 S: 6	H: 1 LOB: 1 BB: 0 P: 6	R: 0 E: 0 K: 0 S: 3	H: 0 LOB: 1 BB: 1 P: 7	1B: 7 2B: 1 3B: 0 HR: 1	SF: 1 SAC: 2 DP: 0 HBP: 0	WP: 0 PB: 0 SB: 1 CS: 0	PA: 40					
PITCHER	IP	WLS	BF	H	R	ER	SO	BB	IBB	HBP	BLK	WP	HR	S	P	ERA	WHIP										
Jack McDowell, R ERA: 2.04 (1, 1)	6.2		31	8	3	3	4	2	1	0	0	0	0	1	1	4.05	1.500										
Jim Poole, L ERA: 3.52 (7, 1)	0.1	W	1	0	0	0	0	0	0	0	0	0	0	1	1	0.00	0.000										
Julian Tavarez, R ERA: 2.57 (8, 1)	1.0		4	1	0	0	1	0	0	0	0	0	0	6	6	0.00	1.000										
Jose Mesa, R ERA: 1.64 (9, 1)	1.0	S	4	0	0	0	0	1	0	0	0	0	0	3	7	0.00	1.000										

Batter	1	2	3	4	5	6	7	8	9	AB	R	H	RBI	BB	SO	LOB	TOP										
Kenny Lofton, L OBP: 0.354, SLG: 0.386 (1, 8)	1-3		2-1	3-1			2-3		0-1	5	0	1	1	0	2	1	Cleveland Indians @ Toronto Blue Jays SkyDome, Toronto, ON Fri Apr 26 1996, 7:05 PM EDT Att: 30,227 - Dome										
Julio Franco, R OBP: 0.388, SLG: 0.415 (1, 3)	0-0		4-1		1-0		3-2		1-1	4	1	1	0	1	0	2											
Carlos Baerga, S OBP: 0.319, SLG: 0.402 (1, 4)	1-0		2-0		0-2			0-2		4	1	1	0	0	0	1											
Albert Belle, R OBP: 0.394, SLG: 0.675 (1, 7)	0-0		4-2		2-0			3-1		3	1	0	0	1	0	1											
Eddie Murray, S OBP: 0.292, SLG: 0.253 (1, 10)		0-0	0-0			0-0		1-2		4	0	2	2	0	0	0											
Manny Ramirez, R OBP: 0.358, SLG: 0.597 (1, 9)		1-2	1-0			1-2			2-1	4	0	1	1	0	0	1											
Jim Thome, L OBP: 0.474, SLG: 0.544 (1, 5)		3-2	0-0			4-2			4-2	2	2	0	0	2	0	2											
Sandy Alomar Jr., R OBP: 0.365, SLG: 0.433 (1, 2)	0-1			0-0			3-2		0-3	4	1	2	0	0	1	2											
Omar Vizquel, S OBP: 0.325, SLG: 0.467 (1, 6)	1-1		0-1			0-0			2-0	4	0	2	1	0	0	1											
Inning Stats	R: 0 E: 0 K: 1 S: 6	H: 1 LOB: 1 BB: 0 P: 8	R: 2 E: 2 K: 0 S: 11	H: 3 LOB: 1 BB: 0 P: 16	R: 3 E: 0 K: 0 S: 9	H: 3 LOB: 1 BB: 2 P: 22	R: 0 E: 0 K: 0 S: 5	H: 1 LOB: 0 BB: 0 P: 8	R: 0 E: 0 K: 0 S: 10	H: 0 LOB: 0 BB: 0 P: 18	R: 0 E: 0 K: 1 S: 7	H: 0 LOB: 0 BB: 0 P: 12	R: 0 E: 0 K: 0 S: 8	H: 0 LOB: 0 BB: 0 P: 12	R: 1 E: 0 K: 1 S: 13	H: 2 LOB: 2 BB: 1 P: 22	1B: 9 2B: 1 3B: 0 HR: 0	SF: 0 SAC: 0 DP: 3 HBP: 0	WP: 0 PB: 0 SB: 2 CS: 0	PA: 38							
PITCHER	IP	WLS	BF	H	R	ER	SO	BB	IBB	HBP	BLK	WP	HR	S	P	ERA	WHIP										
Erik Hanson, R ERA: 7.26 (1, 1)	8.0	L	32	8	5	3	2	3	0	0	0	0	0	61	104	3.38	1.375										
Giovanni Carrara, R ERA: 7.59 (9, 1)	0.2		4	1	1	1	1	1	0	0	0	0	0	9	17	13.50	3.000										
Brian Bohanon, L ERA: 8.18 (9, 1)	0.0		1	1	0	0	0	0	0	0	0	0	0	2	2	∞	∞										
Mike Timlin, R ERA: 1.69 (9, 1)	0.1		1	0	0	0	0	0	0	0	0	0	0	2	3	0.00	0.000										

Batter	1	2	3	4	5	6	7	8	9	AB	R	H	RBI	BB	SO	LOB	BOTTOM										
Otis Nixon, S OBP: 0.362, SLG: 0.341 (1, 8)	0-0		0-1		2-1		3-3			4	0	0	0	0	1	1	Cleveland Indians @ Toronto Blue Jays SkyDome, Toronto, ON Fri Apr 26 1996, 7:05 PM EDT Att: 30,227 - Dome										
Domingo Cedeno, S OBP: 0.424, SLG: 0.625 (1, 4)	3-3		0-0			2-2		3-1		4	0	0	0	0	1	0											
Carlos Delgado, L OBP: 0.370, SLG: 0.434 (1, 10)	1-1		2-0			2-1		0-3		4	1	2	0	0	1	0											
Joe Carter, R OBP: 0.354, SLG: 0.598 (1, 7)	1-1			1-3		0-0		2-3		4	1	1	2	0	2	1											
Ed Sprague, R OBP: 0.340, SLG: 0.547 (1, 5)		1-2		1-2		1-1		3-2		4	1	1	1	0	0	0											
John Olerud, L OBP: 0.372, SLG: 0.429 (1, 3)		2-2		0-1		2-0		1-1		3	0	2	0	0	0	0											
Shawn Green, L OBP: 0.299, SLG: 0.420 (1, 9)		0-0		1-1		0-0		3-3		4	0	1	0	0	1	2											
Sandy Martinez, L OBP: 0.308, SLG: 0.361 (1, 2)		1-3		2-2			0-0			3	0	1	0	0	1	2											
Alex Gonzalez, R OBP: 0.289, SLG: 0.423 (1, 6)		2-3		0-0		1-3				3	0	0	0	0	2	3											
Inning Stats	R: 0 E: 0 K: 1 S: 9	H: 1 LOB: 1 BB: 0 P: 14	R: 0 E: 0 K: 2 S: 12	H: 1 LOB: 2 BB: 0 P: 18	R: 0 E: 0 K: 0 S: 4	H: 0 LOB: 0 BB: 0 P: 6	R: 1 E: 0 K: 1 S: 10	H: 2 LOB: 0 BB: 0 P: 13	R: 0 E: 0 K: 0 S: 7	H: 1 LOB: 0 BB: 0 P: 11	R: 2 E: 0 K: 0 S: 11	H: 3 LOB: 1 BB: 0 P: 18	R: 0 E: 0 K: 2 S: 9	H: 0 LOB: 0 BB: 0 P: 14	R: 0 E: 0 K: 1 S: 10	H: 0 LOB: 0 BB: 0 P: 17	1B: 6 2B: 0 3B: 0 HR: 2	SF: 0 SAC: 0 DP: 1 HBP: 1	WP: 0 PB: 0 SB: 0 CS: 1	PA: 34							
PITCHER	IP	WLS	BF	H	R	ER	SO	BB	IBB	HBP	BLK	WP	HR	S	P	ERA	WHIP										
Orel Hershiser, R ERA: 5.65 (1, 1)	7.0	W	28	8	3	3	6	8	3	3	0	0	0	1	0	3.86	1.143										
Eric Plunk, R ERA: 4.22 (8, 1)	1.0		3	0	0	0	2	0	0	0	0	0	0	9	14	0.00	0.000										
Jose Mesa, R ERA: 1.5 (9, 1)	1.0	S	3	0	0	0	1	0	0	0	0	0	0	10	17	0.00	0.000										


AB 34
R 6
H 10
RBI 5
BB 4
SO 3
LOB 11



Batter	1	2	3	4	5	6	7	8	9	AB	R	H	RBI	BB	SO	LOB	TOP									
Kenny Lofton, L OBP: 0.350, SLG: 0.380 Scott Leius, R (8, 4)	2-2 G4-3 E 1B	3-2 CS	2-2 G4-3		1-1 SH5-3	2-2 G3		1-1 G6-3		4	0	1	0	0	0	1										
Julio Franco, R OBP: 0.327, SLG: 0.442 Alvaro Espinoza, R OBP: 0.429, SLG: 0.333	2-3 K		1-1 F8		1-0 HR		2-3 K		0-3 K	4	1	1	3	0	2	1										
Carlos Baerga, S Wayne Kirby, L OBP: 0.200, SLG: 0.200	2-0 G4-3		1-0 1B		0-1 1B		2-0 L9		0-1 G6-3	4	0	2	0	0	0	1										
Albert Belle, R OBP: 0.394, SLG: 0.655	4-1 BB		2-3 K		3-2 1B		3-2 P4		2-0 G5-3	4	0	1	0	1	1	1										
Eddie Murray, S OBP: 0.290, SLG: 0.244	2-1 F7			3-3 K	4-1 BB			0-3 K		3	0	0	0	1	2	2										
Manny Ramirez, R OBP: 0.357, SLG: 0.600 Jeromy Burnitz, L OBP: 0.462, SLG: 0.600 (8, PH) (8, 9)		1-2 G4-3 1B 2B		0-0 G5-3	1-3 K			4-2 BB 2B		3	1	1	0	0	1	3										
Jim Thome, L OBP: 0.463, SLG: 0.517		2-2 L7		0-3 K	3-3 K			4-2 2B SF7 BB		3	1	0	0	1	2	4										
Tony Peña, R OBP: 0.409, SLG: 0.368	2-2 G4-3				1-2 SH5-3 HR 1B		1-2 P6	3-2 BB 2B		4	1	2	1	0	0	1										
Omar Vizquel, S OBP: 0.333, SLG: 0.468	1-1 CS 1B				4-2 HR BB		0-1 F9	3-1 SF7		2	1	1	2	1	0	0										
Inning Stats	R: 0 E: 1 K: 1 S: 11	H: 1 LOB: 2 BB: 1 P: 23	R: 1 E: 0 K: 0 S: 13	H: 2 LOB: 0 BB: 0 P: 22	R: 0 E: 0 K: 1 S: 9	H: 1 LOB: 1 BB: 0 P: 15	R: 0 E: 0 K: 2 S: 7	H: 0 LOB: 0 BB: 0 P: 10	R: 3 E: 0 K: 0 S: 25	H: 4 LOB: 3 BB: 2 P: 43	R: 0 E: 0 K: 0 S: 9	H: 0 LOB: 0 BB: 0 P: 12	R: 0 E: 0 K: 1 S: 7	H: 0 LOB: 0 BB: 0 P: 14	R: 2 E: 0 K: 1 S: 15	H: 1 LOB: 1 BB: 2 P: 30	R: 0 E: 0 K: 1 S: 6	H: 0 LOB: 0 BB: 0 P: 8	1B: 6 2B: 2 3B: 0 HR: 1	SF: 1 SAC: 1 DP: 0 HBP: 0	WP: 0 PB: 0 SB: 0 CS: 1	PA: 41				
PITCHER	IP	WLS	BF	H	R	ER	SO	BB	IBB	HBP	BLK	WP	HR	S	P	ERA	WHIP									
Paul Quantrill, R ERA: 8.17	(1, 1)	4.1	22	8	4	4	4	2	0	0	0	0	0	1	57	97	8.31	2.308								
Tony Castillo, L ERA: 3.5	(5, 1)	2.2	W	9	0	0	3	1	0	0	0	0	0	0	24	42	0.00	0.375								
Bill Risley, R ERA: 7.71	(8, 1)	1.0		6	1	2	1	2	0	0	0	0	0	0	15	30	18.00	3.000								
Tim Crabtree, R ERA: 1.08	(9, 1)	1.0		3	0	0	1	0	0	0	0	0	0	0	6	8	0.00	0.000								

Cleveland Indians @ Toronto Blue Jays
SkyDome, Toronto, ON
Sat Apr 27 1996, 3:33 AM EDT
Att: 40,140 - Dome


AB 33
R 6
H 9
RBI 6
BB 5
SO 9
LOB 14



Batter	1	2	3	4	5	6	7	8	9	AB	R	H	RBI	BB	SO	LOB	BOTTOM									
Otis Nixon, S OBP: 0.373, SLG: 0.354	0-0 S 1B	1-2 S SF 1B		1-0 SH1-3 1B	2-3 K	1-2 F8				5	3	3	0	0	1	2										
Domingo Cadeno, S OBP: 0.432, SLG: 0.618	1-2 2B 1B	2-2 SF9		0-0 SH1-3	4-2 HR BB		2-2 F8			2	2	1	2	1	0	0										
Carlos Delgado, L OBP: 0.381, SLG: 0.513	1-2 2B 2B	1-2 SF		1-3 K	1-1 HR		2-1 2B			4	2	3	4	0	1	2										
Joe Carter, R OBP: 0.365, SLG: 0.598	0-1 G3-1 G4-3 1B	2-2 F9		2-2 HBP 1B	0-0 1B		1-3 K			5	0	3	3	0	1	2										
Ed Sprague, R OBP: 0.333, SLG: 0.522	0-1 G4-3	2-0 P6		1-1 HBP	0-2 K		3-2 P6			4	0	0	0	0	1	4										
John Olerud, L OBP: 0.363, SLG: 0.413	1-1 G3-1		3-2 FC6-4 1B	2-1 P7		3-2 F8		1-0 F7		5	0	1	0	0	0	3										
Shawn Green, L OBP: 0.317, SLG: 0.438	4-2 BB		1-2 FC6-4 G5-4-3 1B		0-0 HR 2B		1-1 BB 1B		1-2 L5	4	1	2	0	1	0	1										
Charlie O'Brien, R OBP: 0.407, SLG: 0.587	3-2 F9		0-1 G5-4-3		2-2 HR		2-0 P3		0-2 F7	5	1	1	2	0	0	4										
Alex Gonzalez, R OBP: 0.310, SLG: 0.444		2-2 1B SF9 2B		1-0 SH1-3 1B	0-0 P4		4-1 BB			3	2	2	0	1	0	0										
Inning Stats	R: 3 E: 0 K: 0 S: 18	H: 4 LOB: 2 BB: 1 P: 28	R: 2 E: 1 K: 0 S: 19	H: 2 LOB: 1 BB: 0 P: 29	R: 0 E: 0 K: 0 S: 8	H: 1 LOB: 0 BB: 0 P: 12	R: 2 E: 0 K: 1 S: 12	H: 3 LOB: 2 BB: 0 P: 20	R: 4 E: 0 K: 2 S: 20	H: 4 LOB: 1 BB: 1 P: 29	R: 0 E: 0 K: 0 S: 13	H: 1 LOB: 2 BB: 1 P: 24	R: 0 E: 0 K: 1 S: 12	H: 1 LOB: 1 BB: 0 P: 20	R: 0 E: 0 K: 0 S: 7	H: 0 LOB: 0 BB: 0 P: 9	1B: 10 2B: 4 3B: 0 HR: 2	SF: 2 SAC: 1 DP: 1 HBP: 1	WP: 0 PB: 0 SB: 3 CS: 0	PA: 44						
PITCHER	IP	WLS	BF	H	R	ER	SO	BB	IBB	HBP	BLK	WP	HR	S	P	ERA	WHIP									
Charles Nagy, R ERA: 5.15	(1, 1)	1.1	L	12	6	5	5	0	0	0	0	0	0	33	49	33.75	5.250									
Chad Ogea, R ERA: 10.13	(2, 1)	3.2		20	8	6	6	3	1	0	1	0	0	2	44	69	14.73	2.455								
Jim Poole, L ERA: 3.12	(6, 1)	1.0		5	1	0	0	0	1	0	0	0	0	0	13	24	0.00	2.000								
Julian Tavarez, R ERA: 2.4	(7, 1)	1.0		4	1	0	0	1	0	0	0	0	0	0	12	20	0.00	1.000								
Paul Assenmacher, L ERA: 3.18	(8, 1)	1.0		3	0	0	0	0	0	0	0	0	0	7	9	0.00	0.000									

Cleveland Indians @ Toronto Blue Jays
SkyDome, Toronto, ON
Sat Apr 27 1996, 3:33 AM EDT
Att: 40,140 - Dome

AB 37
R 11
H 16
RBI 11
BB 3
SO 4
LOB 18



Batter	1	2	3	4	5	6	7	8	9	AB	R	H	RBI	BB	SO	LOB	TOP				
Kenny Lofton, L OBP: 0.355, SLG: 0.385 Wayne Kirby, L OBP: 0.286, SLG: 0.286										4	2	2	2	0	0	1	Cleveland Indians @ Toronto Blue Jays SkyDome, Toronto, ON Sun Apr 28 1996, 3:33 AM EDT Att: 31,143 - Dome				
Julio Franco, R OBP: 0.398, SLG: 0.457										6	2	4	0	0	1	1					
Carlos Baerga, S OBP: 0.333, SLG: 0.421 Scott Leius, R OBP: 0.286, SLG: 0.286										4	2	2	1	0	0	3					
Albert Belle, R OBP: 0.417, SLG: 0.701 Jeremy Bumitz, L OBP: 0.400, SLG: 0.500										3	3	3	3	1	0	0					
Eddie Murray, S OBP: 0.306, SLG: 0.256										4	1	2	1	1	1	2					
Manny Ramirez, R OBP: 0.360, SLG: 0.590										3	1	1	2	1	0	2					
Sandy Alomar Jr., R OBP: 0.353, SLG: 0.499										4	1	1	4	0	1	3					
Jim Thome, L OBP: 0.460, SLG: 0.523										5	2	2	0	0	2	1					
Omar Vizquel, S OBP: 0.345, SLG: 0.481 Alvaro Espinoza, R OBP: 0.444, SLG: 0.750										2	1	1	0	0	0	0					
Inning Stats	R: 6 E: 1 K: 1 S: 20	H: 5 LOB: 1 BB: 0 P: 30	R: 3 E: 0 K: 0 S: 23	H: 3 LOB: 1 BB: 1 P: 37	R: 0 E: 0 K: 0 S: 8	H: 1 LOB: 1 BB: 0 P: 14	R: 1 E: 0 K: 0 S: 10	H: 1 LOB: 0 BB: 1 P: 20	R: 4 E: 0 K: 3 S: 19	H: 5 LOB: 2 BB: 1 P: 31	R: 2 E: 0 K: 0 S: 11	H: 2 LOB: 0 BB: 0 P: 19	R: 0 E: 0 K: 1 S: 13	H: 0 LOB: 0 BB: 0 P: 15	R: 1 E: 0 K: 0 S: 11	H: 2 LOB: 0 BB: 0 P: 14	1B: 14 2B: 3 3B: 0 HR: 3	SF: 2 SAC: 0 DP: 3 HBP: 1	WP: 0 PB: 0 SB: 0 CS: 0	PA: 49	
PITCHER	IP WLS BF H R ER SO BB IBB HBP BLK WP HR S P ERA WHIP	IP WLS BF H R ER SO BB IBB HBP BLK WP HR S P ERA WHIP	IP WLS BF H R ER SO BB IBB HBP BLK WP HR S P ERA WHIP	IP WLS BF H R ER SO BB IBB HBP BLK WP HR S P ERA WHIP	IP WLS BF H R ER SO BB IBB HBP BLK WP HR S P ERA WHIP	IP WLS BF H R ER SO BB IBB HBP BLK WP HR S P ERA WHIP	IP WLS BF H R ER SO BB IBB HBP BLK WP HR S P ERA WHIP	IP WLS BF H R ER SO BB IBB HBP BLK WP HR S P ERA WHIP	IP WLS BF H R ER SO BB IBB HBP BLK WP HR S P ERA WHIP	IP WLS BF H R ER SO BB IBB HBP BLK WP HR S P ERA WHIP	IP WLS BF H R ER SO BB IBB HBP BLK WP HR S P ERA WHIP	IP WLS BF H R ER SO BB IBB HBP BLK WP HR S P ERA WHIP	IP WLS BF H R ER SO BB IBB HBP BLK WP HR S P ERA WHIP	IP WLS BF H R ER SO BB IBB HBP BLK WP HR S P ERA WHIP	IP WLS BF H R ER SO BB IBB HBP BLK WP HR S P ERA WHIP	IP WLS BF H R ER SO BB IBB HBP BLK WP HR S P ERA WHIP	IP WLS BF H R ER SO BB IBB HBP BLK WP HR S P ERA WHIP	IP WLS BF H R ER SO BB IBB HBP BLK WP HR S P ERA WHIP	IP WLS BF H R ER SO BB IBB HBP BLK WP HR S P ERA WHIP	IP WLS BF H R ER SO BB IBB HBP BLK WP HR S P ERA WHIP	IP WLS BF H R ER SO BB IBB HBP BLK WP HR S P ERA WHIP
Frank Viola, L ERA: 20.25	(1, 1) 4.0 L 25 10 10 9 1 2 0 0 1 0 0 0 2 61 101 20.25 3.000	Giovanni Carrara, R ERA: 10.66	(5, 1) 2.0 14 7 6 6 3 1 0 0 0 0 0 0 1 30 50 27.00 4.000	Brian Bohanon, L ERA: 0.92	(7, 1) 2.0 6 1 0 0 1 0 0 0 0 0 0 0 0 19 22 0.00 0.500	Mike Timlin, R ERA: 2.84	(9, 1) 1.0 4 2 1 1 0 0 0 0 0 0 0 0 0 11 14 9.00 2.000														

Batter	1	2	3	4	5	6	7	8	9	AB	R	H	RBI	BB	SO	LOB	BOTTOM					
Otis Nixon, S OBP: 0.363, SLG: 0.343 Robert Perez, R OBP: 0.267, SLG: 0.400										3	0	0	0	0	2	3	Cleveland Indians @ Toronto Blue Jays SkyDome, Toronto, ON Sun Apr 28 1996, 3:33 AM EDT Att: 31,143 - Dome					
Domingo Cadeno, S OBP: 0.452, SLG: 0.605										4	0	2	0	1	1	0						
Carlos Delgado, L OBP: 0.392, SLG: 0.553										5	1	3	1	0	0	2						
Joe Carter, R OBP: 0.364, SLG: 0.590 Juan Samuel, R OBP: 0.333, SLG: 0.667										3	0	1	0	0	0	1						
Ed Sprague, R OBP: 0.352, SLG: 0.565 Felipe Crespo, S										2	1	2	1	1	0	0						
John Olerud, L OBP: 0.347, SLG: 0.392										4	0	0	0	0	0	7						
Shawn Green, L OBP: 0.314, SLG: 0.421										3	0	0	0	1	0	3						
Sandy Martinez, L OBP: 0.302, SLG: 0.425										4	1	1	1	0	1	2						
Alex Gonzalez, R OBP: 0.319, SLG: 0.434										2	0	0	0	2	2	0						
Inning Stats	R: 0 E: 0 K: 1 S: 7	H: 1 LOB: 1 BB: 0 P: 10	R: 0 E: 0 K: 1 S: 9	H: 1 LOB: 3 BB: 2 P: 18	R: 0 E: 0 K: 1 S: 14	H: 2 LOB: 3 BB: 1 P: 23	R: 1 E: 0 K: 1 S: 11	H: 1 LOB: 0 BB: 0 P: 18	R: 2 E: 0 K: 0 S: 11	H: 2 LOB: 0 BB: 0 P: 16	R: 0 E: 0 K: 1 S: 9	H: 0 LOB: 0 BB: 0 P: 13	R: 0 E: 0 K: 1 S: 15	H: 2 LOB: 2 BB: 1 P: 27	R: 0 E: 0 K: 1 S: 10	H: 0 LOB: 1 BB: 1 P: 22	R: 0 E: 0 K: 0 S: 12	H: 1 LOB: 1 BB: 0 P: 16	1B: 7 2B: 0 3B: 0 HR: 3	SF: 0 SAC: 0 DP: 1 HBP: 0	WP: 0 PB: 0 SB: 0 CS: 0	PA: 41
PITCHER	IP WLS BF H R ER SO BB IBB HBP BLK WP HR S P ERA WHIP	IP WLS BF H R ER SO BB IBB HBP BLK WP HR S P ERA WHIP	IP WLS BF H R ER SO BB IBB HBP BLK WP HR S P ERA WHIP	IP WLS BF H R ER SO BB IBB HBP BLK WP HR S P ERA WHIP	IP WLS BF H R ER SO BB IBB HBP BLK WP HR S P ERA WHIP	IP WLS BF H R ER SO BB IBB HBP BLK WP HR S P ERA WHIP	IP WLS BF H R ER SO BB IBB HBP BLK WP HR S P ERA WHIP	IP WLS BF H R ER SO BB IBB HBP BLK WP HR S P ERA WHIP	IP WLS BF H R ER SO BB IBB HBP BLK WP HR S P ERA WHIP	IP WLS BF H R ER SO BB IBB HBP BLK WP HR S P ERA WHIP	IP WLS BF H R ER SO BB IBB HBP BLK WP HR S P ERA WHIP	IP WLS BF H R ER SO BB IBB HBP BLK WP HR S P ERA WHIP	IP WLS BF H R ER SO BB IBB HBP BLK WP HR S P ERA WHIP	IP WLS BF H R ER SO BB IBB HBP BLK WP HR S P ERA WHIP	IP WLS BF H R ER SO BB IBB HBP BLK WP HR S P ERA WHIP	IP WLS BF H R ER SO BB IBB HBP BLK WP HR S P ERA WHIP	IP WLS BF H R ER SO BB IBB HBP BLK WP HR S P ERA WHIP	IP WLS BF H R ER SO BB IBB HBP BLK WP HR S P ERA WHIP	IP WLS BF H R ER SO BB IBB HBP BLK WP HR S P ERA WHIP	IP WLS BF H R ER SO BB IBB HBP BLK WP HR S P ERA WHIP	IP WLS BF H R ER SO BB IBB HBP BLK WP HR S P ERA WHIP	
Albie Lopez, R ERA: 5.91	(1, 1) 6.0 W 31 3 3 3 5 4 0 0 0 0 0 0 3 71 116 4.50 2.167	Alan Embree, L ERA: 9.0	(7, 1) 2.0 6 0 0 0 2 1 0 0 0 0 0 0 0 15 31 0.00 0.500	Eric Plunk, R ERA: 3.86	(9, 1) 1.0 4 1 0 0 0 0 0 0 0 0 0 0 0 12 16 0.00 1.000																	



Batter	1	2	3	4	5	6	7	8	9	AB	R	H	RBI	BB	SO	LOB	TOP			
Tony Phillips, S OBP: 0.387, SLG: 0.447 (1, 7)	F7		G1-3		K			K		4	0	0	0	0	2	0				
Dave Martinez, L OBP: 0.286, SLG: 0.364 (1, 8)	HR	BB	F8			F7		K		3	1	0	0	1	1	0				
Frank Thomas, R OBP: 0.483, SLG: 0.726 (1, 3)	1-H	HR	2B			F9		1B	BB	2	2	1	2	2	0	0				
Harold Baines, L OBP: 0.400, SLG: 0.568 (1, 10)	K		1-H	2B		G4-3		K		4	0	1	1	0	2	1				
Robin Ventura, L OBP: 0.306, SLG: 0.381 (1, 5)				P2				G4-3		3	0	1	0	1	0	0				
Darren Lewis, R OBP: 0.400, SLG: 0.327 (9, PR)								FC6-4	1B	0	0	0	0	0	0	0				
Danny Tartabull, R OBP: 0.299, SLG: 0.349 (1, 9)	G4-3			K		G6-3		FC6-4	1B	4	0	0	0	0	1	3				
Ron Karkovics, R OBP: 0.299, SLG: 0.348 (1, 2)				G5-3				G5-3		3	0	1	0	0	0	0				
Ray Durham, S OBP: 0.372, SLG: 0.537 (1, 4)		G4-3				L4		G4-3		3	0	0	0	0	0	1				
Ozzie Guillen, L OBP: 0.262, SLG: 0.364 (1, 6)										2	0	0	0	0	0	0				
Lyle Mouton, R OBP: 0.371, SLG: 0.379 (8, PH)										1	0	0	0	0	1	0				
Jose Munoz, S OBP: 0.500, SLG: 0.385 (8, 6)						P5		K		0	0	0	0	0	0	0				
Inning Stats	R: 2 H: 1 E: 0 K: 1 S: 16	H: 1 LOB: 1 BB: 2 P: 28	R: 0 H: 1 E: 0 K: 0 S: 6	H: 1 LOB: 0 BB: 0 P: 8	R: 1 H: 1 E: 0 K: 0 S: 6	H: 1 LOB: 1 BB: 1 P: 15	R: 0 H: 0 E: 0 K: 1 S: 11	H: 0 LOB: 0 BB: 0 P: 16	R: 0 H: 0 E: 0 K: 1 S: 6	H: 0 LOB: 0 BB: 0 P: 10	R: 0 H: 0 E: 0 K: 0 S: 4	H: 0 LOB: 0 BB: 0 P: 6	R: 0 H: 0 E: 0 K: 2 S: 11	H: 0 LOB: 0 BB: 0 P: 18	R: 0 H: 1 E: 0 K: 2 S: 13	H: 2 LOB: 2 BB: 1 P: 22	1B: 2 2B: 1 3B: 0 HR: 1	SF: 0 SAC: 0 DP: 1 HBP: 0	WP: 0 PB: 0 SB: 0 CS: 0	PA: 33
PITCHER	IP	WLS	BF	H	R	ER	SO	BB	IBB	HBP	BLK	WP	HR	S	P	ERA	WHIP			
Dennis Martinez, R ERA: 4.78 (1, 1)	7.0	W	25	3	3	3	3	3	0	0	0	0	1	54	91	3.86	0.857			
Jim Poole, L ERA: 2.79 (8, 1)	1.0		3	0	0	0	2	0	0	0	0	0	0	11	18	0.00	0.000			
Jose Mesa, R ERA: 1.38 (9, 1)	1.0	S	5	1	0	0	2	1	0	0	0	0	0	13	22	0.00	2.000			

Chicago White Sox @ Cleveland Indians
 Jacobs Field, Cleveland, OH
 Tue Apr 30 1996, 7:05 PM EDT
 Att: 40,268 - Unknown - 47 F

AB	29
R	3
H	4
RBI	3
BB	4
SO	7
LOB	5



Batter	1	2	3	4	5	6	7	8	9	AB	R	H	RBI	BB	SO	LOB	BOTTOM			
Kenny Lofton, L OBP: 0.375, SLG: 0.400 (1, 8)	CS	1B		1B		1B		B3		4	0	3	0	1	0	0				
Julio Franco, R OBP: 0.407, SLG: 0.458 (1, 3)	1B	BB	2B	1B		F8		F9		4	1	2	1	1	0	1				
Carlos Baerga, S OBP: 0.327, SLG: 0.420 (1, 4)	F7		1B	2B		L8		G4-6-3		5	1	1	0	0	0	4				
Albert Belle, R OBP: 0.421, SLG: 0.703 (1, 7)	1B		K			G5-3		1B	2B	4	1	2	0	0	1	2				
Eddie Murray, S OBP: 0.294, SLG: 0.244 (1, 10)	L8		K			G4-3		K		4	0	0	0	0	2	5				
Manny Ramirez, R OBP: 0.385, SLG: 0.568 (1, 9)			K			F9		L7		3	0	0	0	1	1	1				
Wayne Kirby, L OBP: 0.286, SLG: 0.286 (9, 9)			1B	BB						0	0	0	0	0	0	0				
Jim Thome, L OBP: 0.484, SLG: 0.582 (1, 5)		BB	1B	BB		1B		HR	1B	2	1	2	3	2	0	0				
Sandy Alomar Jr., R OBP: 0.347, SLG: 0.456 (1, 2)	F9		G5-3			G5-3		G5-3		4	0	1	1	0	0	3				
Omar Vizquel, S OBP: 0.352, SLG: 0.488 (1, 6)	1B	BB				K		1B	2B	3	1	1	0	1	1	2				
Inning Stats	R: 0 H: 2 E: 0 K: 0 S: 17	H: 1 LOB: 2 BB: 1 P: 32	R: 0 H: 1 E: 0 K: 1 S: 13	H: 1 LOB: 2 BB: 2 P: 26	R: 2 H: 3 E: 0 K: 2 S: 15	H: 3 LOB: 1 BB: 1 P: 29	R: 0 H: 1 E: 0 K: 1 S: 8	H: 1 LOB: 0 BB: 0 P: 13	R: 0 H: 0 E: 0 K: 0 S: 4	H: 0 LOB: 0 BB: 0 P: 6	R: 2 H: 3 E: 0 K: 0 S: 10	H: 3 LOB: 1 BB: 1 P: 18	R: 1 H: 2 E: 0 K: 1 S: 12	H: 2 LOB: 2 BB: 1 P: 24	R: 0 H: 0 E: 0 K: 0 S: 5	H: 0 LOB: 0 BB: 0 P: 8	1B: 8 2B: 3 3B: 0 HR: 1	SF: 0 SAC: 0 DP: 1 HBP: 0	WP: 0 PB: 0 SB: 0 CS: 1	PA: 39
PITCHER	IP	WLS	BF	H	R	ER	SO	BB	IBB	HBP	BLK	WP	HR	S	P	ERA	WHIP			
Kevin Tapani, R ERA: 4.2 (1, 1)	5.1	L	27	9	4	4	4	4	0	0	0	0	0	20	40	6.75	2.438			
Brian Keyser, R ERA: 1.96 (6, 1)	2.2		12	3	1	1	1	1	1	0	0	0	0	20	40	3.38	1.500			

Chicago White Sox @ Cleveland Indians
 Jacobs Field, Cleveland, OH
 Tue Apr 30 1996, 7:05 PM EDT
 Att: 40,268 - Unknown - 47 F

AB	33
R	5
H	12
RBI	5
BB	6
SO	5
LOB	18



Batter	1	2	3	4	5	6	7	8	9	AB	R	H	RBI	BB	SO	LOB	TOP	
Tony Phillips, S OBP: 0.395, SLG: 0.453 (1, 7)										3	1	1	0	2	1	0	Chicago White Sox @ Cleveland Indians Jacobs Field, Cleveland, OH Wed May 01 1996, 7:05 PM EDT Att: 40,447 - Unknown - 53 F	
Dave Martinez, L OBP: 0.315, SLG: 0.438 (1, 8)										4	2	2	1	1	0	1		
Frank Thomas, R OBP: 0.472, SLG: 0.710 (1, 3)										5	0	1	3	0	2	2		
Harold Baines, L OBP: 0.386, SLG: 0.545 Lyle Mouton, R OBP: 0.361, SLG: 0.367 (8, PH)										3	0	0	0	0	0	1		
Robin Ventura, L OBP: 0.304, SLG: 0.376 (1, 5)										4	0	1	0	0	1	1		
Danny Tartabull, R OBP: 0.327, SLG: 0.382 (1, 9)										3	1	3	0	1	0	0		
Ron Karkovics, R OBP: 0.429, SLG: 0.409 Chad Kreuter, S (8, PH)										3	0	0	0	0	1	4		
Jose Munoz, S OBP: 0.500, SLG: 0.412 (1, 4)										4	0	2	1	0	0	4		
Ozzie Guillen, L OBP: 0.261, SLG: 0.358 (1, 6)										4	1	1	0	0	0	1		
Inning Stats	R: 1 E: 0 K: 1 S: 6	H: 1 LOB: 0 BB: 0 P: 6	R: 0 E: 0 K: 1 S: 5	H: 0 LOB: 0 BB: 0 P: 5	R: 0 E: 0 K: 0 S: 4	H: 1 LOB: 0 BB: 0 P: 4	R: 0 E: 0 K: 0 S: 2	H: 1 LOB: 0 BB: 1 P: 6	R: 0 E: 0 K: 0 S: 4	H: 2 LOB: 1 BB: 0 P: 4	R: 3 E: 0 K: 2 S: 10	H: 3 LOB: 3 BB: 3 P: 22	R: 0 E: 0 K: 0 S: 3	H: 0 LOB: 1 BB: 1 P: 7	1B: 7 2B: 3 3B: 0 HR: 1	SF: 0 SAC: 0 DP: 2 HBP: 0		WP: 0 PB: 0 SB: 0 CS: 1
PITCHER	IP WLS BF H R ER SO BB IBB HBP BLK WP HR S P ERA WHIP																	
Jack McDowell, R ERA: 2.76 (1, 1)	7.0 W 29 10 5 5 4 2 0 0 0 0 0 1 35 43 6.43 1.714																	
Julian Tavarez, R ERA: 2.4 (8, 1)	0.0 1 1 0 0 0 0 0 0 0 0 0 0 0 1 1 = =																	
Paul Assenmacher, L ERA: 2.84 (8, 1)	0.2 2 0 0 0 2 0 0 0 0 0 0 0 0 6 6 0.00 0.000																	
Eric Plunk, R ERA: 3.46 (8, 1)	1.1 S 7 0 0 0 0 3 0 0 0 0 0 0 0 4 16 0.00 2.250																	

Batter	1	2	3	4	5	6	7	8	9	AB	R	H	RBI	BB	SO	LOB	BOTTOM	
Kenny Lofton, L OBP: 0.393, SLG: 0.433 (1, 8)										4	1	3	1	1	0	0	Chicago White Sox @ Cleveland Indians Jacobs Field, Cleveland, OH Wed May 01 1996, 7:05 PM EDT Att: 40,447 - Unknown - 53 F	
Julio Franco, R OBP: 0.415, SLG: 0.465 (1, 3)										3	0	1	2	2	1	2		
Carlos Baerga, S OBP: 0.313, SLG: 0.404 (1, 4)										4	1	0	1	0	0	5		
Albert Belle, R OBP: 0.423, SLG: 0.737 (1, 7)										4	1	2	2	0	1	4		
Eddie Murray, S OBP: 0.302, SLG: 0.247 (1, 10)										3	1	1	0	1	2	0		
Manny Ramirez, R OBP: 0.351, SLG: 0.553 (1, 9)										4	1	1	0	0	0	2		
Jim Thome, L OBP: 0.463, SLG: 0.549 (1, 5)										4	0	0	0	0	0	3		
Sandy Alomar Jr., R OBP: 0.355, SLG: 0.472 (1, 2)										4	2	2	2	0	1	0		
Omar Vizquel, S OBP: 0.358, SLG: 0.523 (1, 6)										4	2	2	1	0	0	1		
Inning Stats	R: 0 E: 1 K: 0 S: 4	H: 1 LOB: 1 BB: 0 P: 4	R: 0 E: 0 K: 1 S: 5	H: 0 LOB: 0 BB: 0 P: 5	R: 0 E: 0 K: 1 S: 6	H: 1 LOB: 0 BB: 1 P: 10	R: 2 E: 0 K: 1 S: 7	H: 2 LOB: 2 BB: 2 P: 15	R: 4 E: 0 K: 0 S: 8	H: 5 LOB: 1 BB: 0 P: 8	R: 0 E: 0 K: 0 S: 3	H: 1 LOB: 1 BB: 1 P: 7	R: 1 E: 0 K: 2 S: 9	H: 2 LOB: 1 BB: 0 P: 9	1B: 6 2B: 4 3B: 1 HR: 2	SF: 1 SAC: 0 DP: 2 HBP: 0		WP: 0 PB: 0 SB: 2 CS: 0
PITCHER	IP WLS BF H R ER SO BB IBB HBP BLK WP HR S P ERA WHIP																	
Joe Magrane, L ERA: 3.86 (1, 1)	3.2 2 2 2 2 2 1 0 0 0 0 0 0 17 21 4.91 0.818																	
Kirk McCaskill, R ERA: 9.0 (4, 1)	3.1 L 20 8 6 6 1 3 0 0 0 0 0 0 19 31 16.20 3.300																	
41 Bill Simas, R ERA: 7.07 (8, 1)	1.0 5 2 1 1 2 0 0 0 0 0 0 1 9 9 9.00 2.000																	

Batter	1	2	3	4	5	6	7	8	9	AB	R	H	RBI	BB	SO	LOB	TOP				
Kenny Lofton, L OBP: 0.402, SLG: 0.440 (1, 8)	F7		CS 1B	2B 1B		F7			G4-6-3 1B	5	1	3	1	0	0	0	Cleveland Indians @ Seattle Mariners The Kingdome, Seattle, WA Thu May 02 1996, Postponed Att: 21,711 - Unknown - 68 F livebaseballscores.com				
Julio Franco, R OBP: 0.431, SLG: 0.480 (1, 3)	G4-3		HR BB	2B					G4-6-3 BB	3	1	2	1	2	0	0					
Carlos Baerga, S OBP: 0.308, SLG: 0.394 (1, 4)	FC5-4 1B		F7	G5-3		G4-3			G4-6-3	5	0	1	0	0	0	5					
Albert Belle, R OBP: 0.414, SLG: 0.740 (1, 7)	FC5-4 1-2		HR						K	5	1	1	2	0	1	2					
Eddie Murray, S OBP: 0.300, SLG: 0.247 (1, 10)		BB 1B	G1-3			P4			F8	4	0	1	0	0	0	0					
Manny Ramirez, R OBP: 0.356, SLG: 0.540 (1, 9)		BB				2B BB			K	2	1	0	0	2	1	0					
Jim Thome, L OBP: 0.475, SLG: 0.581 (1, 5)		BB	L9			2B			G1-6-3 BB	3	1	2	1	1	0	2					
Sandy Alomar Jr., R OBP: 0.350, SLG: 0.474 (1, 2)			P4			G3 1B 2B			K	4	1	1	1	0	1	4					
Omar Vizquel, S OBP: 0.343, SLG: 0.500 (1, 6)			L4			G3			G1-6-3 1-2	4	0	0	0	0	0	4					
Inning Stats	R: 0 E: 0 K: 0 S: 6	H: 1 LOB: 1 BB: 0 P: 13	R: 0 E: 0 K: 0 S: 11	H: 1 LOB: 2 BB: 1 P: 20	R: 2 E: 0 K: 0 S: 11	H: 2 LOB: 0 BB: 1 P: 20	R: 3 E: 0 K: 0 S: 14	H: 4 LOB: 1 BB: 0 P: 25	R: 1 E: 0 K: 0 S: 14	H: 1 LOB: 1 BB: 1 P: 20	R: 0 E: 0 K: 1 S: 7	H: 0 LOB: 0 BB: 0 P: 11	R: 0 E: 0 K: 1 S: 7	H: 0 LOB: 0 BB: 1 P: 13	R: 0 E: 0 K: 1 S: 11	H: 1 LOB: 1 BB: 1 P: 19	1B: 6 2B: 4 3B: 0 HR: 1	SF: 0 SAC: 0 DP: 2 HBP: 0	WP: 0 PB: 0 SB: 1 CS: 1	PA: 40	
PITCHER	IP	WLS	BF	H	R	ER	SO	BB	IBB	HBP	BLK	WP	HR	S	P	ERA	WHIP				
Bob Wolcott, R ERA: 7.03 (1, 1)	5.0	L	26	9	6	6	0	3	0	0	0	0	1	56	98	10.80	2.400				
Edwin Hurtado, R ERA: 7.56 (6, 1)	2.0		7	1	0	0	1	0	0	0	0	0	0	15	21	0.00	0.500				
Tim Davis, L ERA: 5.23 (8, 1)	1.0		4	1	0	0	1	1	0	0	0	0	0	9	16	0.00	2.000				
Bob Wells, R ERA: 1.31 (9, 1)	1.0		3	0	0	0	1	1	0	0	0	0	0	9	16	0.00	1.000				

Batter	1	2	3	4	5	6	7	8	9	AB	R	H	RBI	BB	SO	LOB	BOTTOM					
Joey Cora, S OBP: 0.277, SLG: 0.387 (1, 4)	G3-1		G1-3			L3			L4	4	0	0	0	0	0	0	Cleveland Indians @ Seattle Mariners The Kingdome, Seattle, WA Thu May 02 1996, Postponed Att: 21,711 - Unknown - 68 F livebaseballscores.com					
Luis Sojo, R OBP: 0.306, SLG: 0.362 (1, 6)	G4-3					G6-3			F8	4	0	0	0	0	0	0						
Ken Griffey Jr., L OBP: 0.377, SLG: 0.570 (1, 8)						P4			F8	4	1	2	0	0	0	0						
Edgar Martinez, R OBP: 0.476, SLG: 0.733 (1, 10)						K			K	4	1	1	2	0	2	1						
Jay Buhner, R OBP: 0.410, SLG: 0.550 (1, 9)						HR			G5-3	4	1	1	1	0	1	0						
Paul Sorrento, L OBP: 0.352, SLG: 0.547 (1, 3)						K			HR	4	1	2	1	0	2	0						
Dan Wilson, R OBP: 0.337, SLG: 0.565 (7, PH) (8, 7)									G4-3	2	0	0	0	0	0	0						
Doug Strange, S OBP: 0.290, SLG: 0.433 (8, 7)									G4-3	2	0	1	0	0	0	0						
Russ Davis, R OBP: 0.351, SLG: 0.434 (1, 5)									G4-3	3	0	0	0	0	1	2						
Alex Diaz, S OBP: 0.236, SLG: 0.308 (1, 7)										3	0	0	0	0	1	2						
John Marzano, R OBP: 0.167, SLG: 0.091 (8, 2)										0	0	0	0	0	0	0						
Inning Stats	R: 0 E: 0 K: 0 S: 8	H: 1 LOB: 1 BB: 0 P: 12	R: 0 E: 0 K: 1 S: 9	H: 0 LOB: 0 BB: 0 P: 14	R: 0 E: 0 K: 2 S: 8	H: 0 LOB: 0 BB: 0 P: 10	R: 0 E: 0 K: 1 S: 9	H: 0 LOB: 0 BB: 0 P: 14	R: 1 E: 0 K: 1 S: 9	H: 1 LOB: 0 BB: 0 P: 14	R: 0 E: 0 K: 0 S: 6	H: 0 LOB: 0 BB: 0 P: 7	R: 2 E: 0 K: 1 S: 18	H: 4 LOB: 2 BB: 0 P: 27	R: 0 E: 0 K: 0 S: 6	H: 0 LOB: 0 BB: 0 P: 11	R: 1 E: 0 K: 1 S: 9	H: 1 LOB: 0 BB: 0 P: 13	1B: 4 2B: 0 3B: 0 HR: 3	SF: 0 SAC: 0 DP: 0 HBP: 0	WP: 0 PB: 0 SB: 0 CS: 0	PA: 34
PITCHER	IP	WLS	BF	H	R	ER	SO	BB	IBB	HBP	BLK	WP	HR	S	P	ERA	WHIP					
Orel Hershiser, R ERA: 5.4 (1, 1)	6.1	W	24	5	3	3	6	0	0	0	0	0	2	58	84	4.26	0.789					
Julian Tavarez, R ERA: 2.16 (7, 1)	1.2		6	1	0	0	0	0	0	0	0	0	0	15	25	0.00	0.600					
Jose Mesa, R ERA: 1.93 (9, 1)	1.0	S	4	1	1	1	1	0	0	0	0	0	1	9	13	9.00	1.000					

Batter	1	2	3	4	5	6	7	8	9	AB	R	H	RBI	BB	SO	LOB	TOP												
Kenny Lofton, L OBP: 0.394, SLG: 0.430 (1, 8)	 3-3 S		 1-0 X	 1-0 X		 3-2 X			 2-1 X	5	0	1	0	0	1	3	Cleveland Indians @ Seattle Mariners The Kingdome, Seattle, WA Fri May 03 1996, 10:05 PM EDT Att: 38,086 - Dome - 68 F												
Julio Franco, R OBP: 0.430, SLG: 0.514 (1, 3)	 1-1 X		 1-1 X		 3-2 X		 1-1 X	 0-1 X	 1-2 X	5	2	2	1	0	0	1													
Carlos Baerga, S OBP: 0.295, SLG: 0.377 (1, 4)	 3-2 X		 1-0 X		 1-0 X		 1-1 X	 0-1 X	 0-1 X	5	0	0	0	0	0	2													
Albert Belle, R OBP: 0.413, SLG: 0.733 (1, 7)		 2-2 X	 2-2 X		 0-2 X		 0-0 X	 1-1 X	 1-1 X	5	1	2	1	0	1	1													
Eddie Murray, S OBP: 0.296, SLG: 0.245 (1, 10)		 0-0 X		 1-0 X	 3-0 X		 0-0 X	 1-0 X	 1-0 X	5	0	1	0	0	0	2													
Manny Ramirez, R OBP: 0.362, SLG: 0.533 (1, 9)		 0-0 X		 4-1 X		 0-0 X		 0-2 X		3	0	1	1	1	0	0													
Jim Thome, L OBP: 0.476, SLG: 0.584 Alvaro Espinoza, R OBP: 0.444, SLG: 0.750 (9, 5)		 1-3 X		 4-2 X		 1-1 X		 2-3 X		3	1	1	0	1	2	2													
Tony Peña, R OBP: 0.423, SLG: 0.522 (1, 2)		 1-1 X		 3-2 X		 1-0 X		 0-0 X		4	1	2	2	0	0	2													
Omar Vizquel, S OBP: 0.330, SLG: 0.479 (1, 6)		 0-0 X		 1-3 X		 1-3 X		 2-2 X		4	0	0	0	0	2	6													
Inning Stats	R: 0 E: 0 K: 1 S: 16	H: 0 LOB: 0 BB: 0 P: 23	R: 1 E: 1 K: 1 S: 12	H: 2 LOB: 2 BB: 0 P: 16	R: 0 E: 0 K: 0 S: 8	H: 1 LOB: 1 BB: 0 P: 13	R: 0 E: 0 K: 1 S: 12	H: 1 LOB: 3 BB: 2 P: 26	R: 1 E: 0 K: 1 S: 11	H: 1 LOB: 0 BB: 0 P: 18	R: 2 E: 0 K: 1 S: 14	H: 2 LOB: 0 BB: 0 P: 20	R: 0 E: 0 K: 0 S: 6	H: 1 LOB: 1 BB: 0 P: 8	R: 0 E: 1 K: 1 S: 10	H: 0 LOB: 1 BB: 0 P: 14	R: 1 E: 1 K: 0 S: 9	H: 2 LOB: 1 BB: 0 P: 13	1B: 5 2B: 3 3B: 0 HR: 2	SF: 0 SAC: 0 DP: 0 HBP: 0	WP: 0 PB: 0 SB: 0 CS: 0	PA: 41							
PITCHER	IP	WLS	BF	H	R	ER	SO	BB	IBB	HBP	BLK	WP	HR	S	P	ERA	WHIP												
Sterling Hitchcock, L ERA: 4.43 Michael Jackson, R ERA: 4.73	(1, 1)	7.0	L	32	8	4	3	5	2	0	0	0	0	0	2	79	124	3.86	1.429										
PITCHER	IP	WLS	BF	H	R	ER	SO	BB	IBB	HBP	BLK	WP	HR	S	P	ERA	WHIP												

AB	39
R	5
H	10
RBI	5
BB	2
SO	6
LOB	19




Batter	1	2	3	4	5	6	7	8	9	AB	R	H	RBI	BB	SO	LOB	BOTTOM											
Rich Amaral, R OBP: 0.292, SLG: 0.255 (1, 7)	 1-0 X		 3-2 X		 1-1 X			 0-1 X		4	0	0	1	0	0	1	Cleveland Indians @ Seattle Mariners The Kingdome, Seattle, WA Fri May 03 1996, 10:05 PM EDT Att: 38,086 - Dome - 68 F											
Joey Cora, S OBP: 0.267, SLG: 0.371 (1, 4)	 1-3 X		 0-3 X		 0-0 X		 2-2 X	 2-2 X		4	0	0	0	0	2	1												
Ken Griffey Jr., L OBP: 0.373, SLG: 0.558 (1, 8)	 1-1 X		 1-2 X		 1-0 X		 1-2 X	 1-2 X		4	0	1	0	0	0	1												
Edgar Martinez, R OBP: 0.469, SLG: 0.712 (1, 10)		 1-1 X	 2-2 X		 1-1 X		 4-2 X	 4-2 X		3	0	0	0	1	0	1												
Jay Buhner, R OBP: 0.405, SLG: 0.538 (1, 9)		 0-0 X		 0-3 X		 3-1 X		 3-3 X		4	0	1	0	0	2	2												
Paul Sorrento, L OBP: 0.358, SLG: 0.557 (1, 3)		 3-1 X		 0-0 X		 3-3 X		 0-3 X		4	0	2	0	0	2	1												
Luis Sojo, R OBP: 0.289, SLG: 0.342 (1, 6)		 0-1 X		 0-1 X		 2-0 X		 3-3 X		4	0	0	0	0	1	2												
Russ Davis, R OBP: 0.347, SLG: 0.425 (1, 5)			 1-1 X		 0-2 X		 1-0 X	 1-2 X		4	1	1	0	0	0	0												
John Marzano, R OBP: 0.267, SLG: 0.286 (1, 2)			 1-0 X		 0-0 X		 3-2 X			3	1	2	0	0	0	0												
Inning Stats	R: 0 E: 0 K: 1 S: 7	H: 0 LOB: 0 BB: 0 P: 10	R: 0 E: 0 K: 0 S: 7	H: 1 LOB: 1 BB: 0 P: 11	R: 2 E: 0 K: 1 S: 16	H: 3 LOB: 1 BB: 0 P: 24	R: 0 E: 0 K: 1 S: 6	H: 1 LOB: 0 BB: 0 P: 6	R: 0 E: 0 K: 0 S: 7	H: 1 LOB: 1 BB: 0 P: 8	R: 0 E: 0 K: 1 S: 8	H: 1 LOB: 1 BB: 0 P: 16	R: 0 E: 0 K: 0 S: 5	H: 0 LOB: 0 BB: 0 P: 11	R: 0 E: 1 K: 1 S: 18	H: 0 LOB: 2 BB: 1 P: 28	R: 0 E: 0 K: 2 S: 12	H: 0 LOB: 0 BB: 0 P: 16	1B: 5 2B: 2 3B: 0 HR: 0	SF: 0 SAC: 0 DP: 1 HBP: 0	WP: 0 PB: 0 SB: 0 CS: 0	PA: 35						
PITCHER	IP	WLS	BF	H	R	ER	SO	BB	IBB	HBP	BLK	WP	HR	S	P	ERA	WHIP											
Charles Nagy, R ERA: 4.54 Jim Poole, L ERA: 2.7 Eric Plunk, R ERA: 3.38 Jose Mesa, R ERA: 1.8	(1, 1)	7.1	W	29	7	2	2	4	0	0	0	0	0	0	4	5	0.00	0.000										
PITCHER	IP	WLS	BF	H	R	ER	SO	BB	IBB	HBP	BLK	WP	HR	S	P	ERA	WHIP											

AB	34
R	2
H	7
RBI	1
BB	1
SO	7
LOB	9



Batter	1	2	3	4	5	6	7	8	9	AB	R	H	RBI	BB	SO	LOB	TOP										
Kenny Lofton, L OBP: 0.385, SLG: 0.413 (1, 8)	L6		FC4-6				K			4	0	1	0	0	1	3	Cleveland Indians @ Seattle Mariners The Kingdome, Seattle, WA Sun May 05 1996, 6:33 AM EDT Att: 56,883 - Dome - 68 F										
Julio Franco, R OBP: 0.419, SLG: 0.522 (1, 3)	G6-3		K		G5-3		G1-3			4	0	0	0	0	1	4											
Carlos Baerga, S OBP: 0.292, SLG: 0.364 (1, 4)	HBP			G6-3		F9		G4-6-3		3	0	1	0	0	0	0											
Albert Belle, R OBP: 0.411, SLG: 0.708 (1, 7)	F8			1B	1B	G6-3		G4-6-3		4	0	1	0	0	0	2											
Eddie Murray, S OBP: 0.301, SLG: 0.282 (1, 10)		G4-3		1B		G1-3			HR	4	1	2	1	0	0	0											
Manny Ramirez, R OBP: 0.351, SLG: 0.510 Alvaro Espinoza, R OBP: 0.444, SLG: 0.750 (9, 5)	K			K			1B	K		4	1	1	0	0	3	2											
Jim Thome, L OBP: 0.454, SLG: 0.554 Wayne Kirby, L OBP: 0.286, SLG: 0.286 (9, 9)	G6-3			G1-3			1B			0	0	0	0	0	0	0											
Tony Peña, R OBP: 0.433, SLG: 0.519 (1, 2)			FC4-6		K		SH1-4		G6-3	4	0	2	1	0	1	0											
Omar Vizquel, S OBP: 0.318, SLG: 0.455 (1, 6)			F8		P4		SH1-4		G4-3	3	0	0	0	0	0	1											
Inning Stats	R: 0 H: 0 E: 0 K: 0 S: 9	H: 0 LOB: 1 BB: 0 P: 15	R: 0 H: 0 E: 0 K: 1 S: 6	H: 0 LOB: 0 BB: 0 P: 12	R: 0 H: 1 E: 0 K: 1 S: 8	H: 1 LOB: 1 BB: 0 P: 14	R: 0 H: 2 E: 0 K: 1 S: 12	H: 2 LOB: 2 BB: 0 P: 18	R: 0 H: 1 E: 0 K: 1 S: 12	H: 1 LOB: 1 BB: 0 P: 17	R: 0 H: 0 E: 0 K: 0 S: 7	H: 0 LOB: 0 BB: 0 P: 10	R: 1 H: 3 E: 0 K: 1 S: 13	H: 3 LOB: 2 BB: 0 P: 23	R: 1 H: 2 E: 0 K: 1 S: 9	H: 2 LOB: 0 BB: 0 P: 15		R: 0 H: 0 E: 0 K: 0 S: 8	H: 0 LOB: 0 BB: 0 P: 12	1B: 8 2B: 0 3B: 0 HR: 1	SF: 0 SAC: 1 DP: 1 HBP: 1	WP: 0 PB: 0 SB: 0 CS: 0	PA: 36				
PITCHER	IP	WLS	BF	H	R	ER	SO	BB	IBB	HBP	BLK	WP	HR	S	P	ERA	WHIP										
Chris Bosio, R ERA: 2.76 (1, 1)	6.0	L	25	6	1	1	4	0	0	0	0	0	0	59	94	1.50	1.000										
Bob Wells, R ERA: 1.29 (7, 1)	0.1		2	1	0	0	0	0	0	0	0	0	0	2	3	0.00	3.000										
Tim Davis, L ERA: 4.91 (7, 1)	0.1		1	0	0	0	1	0	0	0	0	0	0	3	6	0.00	0.000										
Michael Jackson, R ERA: 4.91 (7, 1)	1.1		5	2	1	1	1	0	0	0	0	0	1	12	21	6.75	1.500										
Norm Charlton, L ERA: 2.19 (9, 1)	1.0		3	0	0	0	0	0	0	0	0	0	0	8	12	0.00	0.000										

Batter	1	2	3	4	5	6	7	8	9	AB	R	H	RBI	BB	SO	LOB	BOTTOM										
Darren Bragg, L OBP: 0.375, SLG: 0.571 (1, 7)	G3			F8		G3				4	0	2	0	0	0	0	Cleveland Indians @ Seattle Mariners The Kingdome, Seattle, WA Sun May 05 1996, 6:33 AM EDT Att: 56,883 - Dome - 68 F										
Joey Cora, S OBP: 0.257, SLG: 0.362 (1, 4)	K			F8		P6		G4-3		4	0	0	0	0	1	3											
Ken Griffey Jr., L OBP: 0.366, SLG: 0.541 (1, 8)	F9			K			FC3-6		L3	4	0	1	0	0	1	1											
Edgar Martinez, R OBP: 0.464, SLG: 0.741 (1, 10)		G6-3		L8			FC3-6		BB	4	0	1	0	0	0	2											
Jay Buhner, R OBP: 0.388, SLG: 0.509 (1, 9)		G6-3			F9		F8		F8	4	0	0	0	0	0	2											
Paul Sorrento, L OBP: 0.360, SLG: 0.554 Brian Hunter, R (7, PH)		G3-1			CS		K			1	0	0	0	1	0	0											
Doug Strange, S OBP: 0.313, SLG: 0.433 (9, PH)					BB				BB	0	0	0	0	1	0	0											
Dan Wilson, R OBP: 0.323, SLG: 0.533 (1, 2)				K					G6-3	4	0	1	0	0	1	2											
Luis Sojo, R OBP: 0.280, SLG: 0.329 (1, 6)				G1-3		G3				3	0	1	0	0	0	1											
Russ Davis, R OBP: 0.327, SLG: 0.398 (1, 5)				G5-3			L7		K	3	0	0	0	0	1	1											
Inning Stats	R: 0 H: 0 E: 0 K: 1 S: 7	H: 0 LOB: 0 BB: 0 P: 11	R: 0 H: 0 E: 0 K: 0 S: 7	H: 0 LOB: 0 BB: 0 P: 9	R: 0 H: 0 E: 0 K: 1 S: 7	H: 0 LOB: 0 BB: 0 P: 14	R: 0 H: 1 E: 0 K: 1 S: 11	H: 1 LOB: 1 BB: 0 P: 19	R: 0 H: 1 E: 0 K: 0 S: 9	H: 1 LOB: 1 BB: 1 P: 17	R: 0 H: 0 E: 0 K: 0 S: 7	H: 0 LOB: 0 BB: 0 P: 11	R: 0 H: 1 E: 0 K: 1 S: 10	H: 1 LOB: 1 BB: 0 P: 14	R: 0 H: 2 E: 0 K: 1 S: 10	H: 2 LOB: 2 BB: 0 P: 15	R: 0 H: 1 E: 0 K: 0 S: 10	H: 1 LOB: 2 BB: 1 P: 20	1B: 6 2B: 0 3B: 0 HR: 0	SF: 0 SAC: 0 DP: 0 HBP: 0	WP: 0 PB: 0 SB: 1 CS: 1	PA: 34					
PITCHER	IP	WLS	BF	H	R	ER	SO	BB	IBB	HBP	BLK	WP	HR	S	P	ERA	WHIP										
Dennis Martinez, R ERA: 4.08 (7, 1)	0.1		1	0	0	0	1	0	0	0	0	0	0	4	5	0.00	0.000										
Julian Tavarez, R ERA: 2.04 (8, 1)	1.0		5	2	0	0	1	0	0	0	0	0	0	10	15	0.00	2.000										
Jose Mesa, R ERA: 1.69 (9, 1)	1.0	S	5	1	0	0	0	1	0	0	0	0	0	10	20	0.00	2.000										



Batter	1	2	3	4	5	6	7	8	9	AB	R	H	RBI	BB	SO	LOB	TOP					
Kenny Lofton, L OBP: 0.386, SLG: 0.416 (1, 8)	G6-3		2B		B5-3		BB		G1-3	4	0	1	0	1	0	2	Cleveland Indians @ Oakland Athletics Oakland-Alameda County Coliseum, Oakland, CA Mon May 06 1996, 7:05 PM PDT Att: 47,313 - Unknown - 56 F					
Julio Franco, R OBP: 0.414, SLG: 0.521 (1, 3)	K		K		1B		K			4	1	1	1	0	3	2						
Carlos Baerga, S OBP: 0.299, SLG: 0.368 (1, 4)	1B		G1-3		1B		K			4	0	2	1	0	1	2						
Albert Belle, R OBP: 0.414, SLG: 0.724 (1, 7)	P5			HR	F9			L5-3		3	1	1	1	1	0	2						
Eddie Murray, S OBP: 0.307, SLG: 0.283 (1, 10)		G4-3	1B		G3		G5-3	BB	1B	3	0	1	0	1	1	1						
Manny Ramirez, R OBP: 0.357, SLG: 0.505 (1, 9)		G4-3	1B		G6-3			BB	L5-3	3	0	1	0	1	0	1						
Jim Thome, L OBP: 0.451, SLG: 0.535 Scott Leius, R (9, PH)		G4-3	1B		G3		K		K	3	0	0	0	0	1	4						
Sandy Alomar Jr., R OBP: 0.330, SLG: 0.440 (1, 2)		L6			P3		G5-3		G6-3	4	0	0	0	0	0	3						
Omar Vizquel, S OBP: 0.333, SLG: 0.462 (1, 6)			G4-3		B5-3	BB	CS	1B	1B	3	1	2	0	1	0	0						
Inning Stats	R: 0 E: 0 K: 1 S: 9	H: 1 LOB: 1 BB: 0 P: 15	R: 0 E: 0 K: 0 S: 6	H: 1 LOB: 1 BB: 1 P: 11	R: 0 E: 0 K: 1 S: 13	H: 1 LOB: 0 BB: 0 P: 19	R: 1 E: 0 K: 0 S: 10	H: 1 LOB: 0 BB: 0 P: 15	R: 2 E: 0 K: 1 S: 8	H: 2 LOB: 1 BB: 1 P: 15	R: 0 E: 0 K: 1 S: 8	H: 1 LOB: 1 BB: 1 P: 14	R: 0 E: 0 K: 2 S: 12	H: 1 LOB: 1 BB: 1 P: 21	R: 0 E: 0 K: 1 S: 7	H: 0 LOB: 0 BB: 1 P: 13	R: 0 E: 0 K: 1 S: 11	H: 1 LOB: 1 BB: 0 P: 15	1B: 6 2B: 3 3B: 0 HR: 1	SF: 0 SAC: 0 DP: 3 HBP: 0	WP: 0 PB: 0 SB: 3 CS: 1	PA: 37
PITCHER	IP	WLS	BF	H	R	ER	SO	BB	IBB	HBP	BLK	WP	HR	S	P	ERA	WHIP					
Don Wengert, R ERA: 3.86 (1, 1)	5.0		22	6	3	3	2	2	0	0	0	0	1	46	75	5.40	1.600					
Todd Van Poppel, R ERA: 9.51 (6, 1)	2.0	8	2	0	0	3	2	0	0	0	0	0	0	20	35	0.00	2.000					
Billy Taylor, R ERA: (8, 1)	1.0	W	3	0	0	0	1	0	0	0	0	0	0	7	13	0.00	1.000					
Mike Mohler, L ERA: 0.87 (9, 1)	1.0	S	4	1	0	0	1	0	0	0	0	0	0	11	15	0.00	1.000					

Batter	1	2	3	4	5	6	7	8	9	AB	R	H	RBI	BB	SO	LOB	BOTTOM				
Ernie Young, R OBP: 0.337, SLG: 0.338 (1, 8)	K		K		SH1-3			SH1-4		3	1	1	0	0	2	1	Cleveland Indians @ Oakland Athletics Oakland-Alameda County Coliseum, Oakland, CA Mon May 06 1996, 7:05 PM PDT Att: 47,313 - Unknown - 56 F				
Brent Gates, S OBP: 0.292, SLG: 0.261 (1, 4)	L9		L5		G3		SH1-4			3	0	0	0	0	0	2					
Jason Giambi, L OBP: 0.391, SLG: 0.517 (1, 5)	P6		2B		G3-1		1B	2B		4	1	2	2	0	0	1					
Mark McGwire, R OBP: 0.432, SLG: 0.545 (1, 3)		K					G5-3			3	0	1	1	1	1	0					
Torey Lovullo, S OBP: 0.296, SLG: 0.222 (8, PR) (9, 3)		BB						1B	1B	0	0	0	0	0	0	0					
Phil Plantier, L OBP: 0.302, SLG: 0.286 Allen Battle, R OBP: 0.299, SLG: 0.284 (8, PR) (9, 7)		F9			G3-1		K	1B	1B	4	0	1	0	0	1	2					
Terry Steinbach, R OBP: 0.376, SLG: 0.547 (1, 2)		HR			F9		K	1B	1B	4	1	2	1	0	1	0					
George Williams, S ERA: 2.9 Gerónimo Berroa, R OBP: 0.258, SLG: 0.448 (8, PH)		1B			K		L4	FC6-4	1B	3	0	1	0	0	1	0					
Mike Bordick, R OBP: 0.348, SLG: 0.340 (1, 6)		L8			P6		F8	FC6-4		4	0	0	0	0	0	4					
Jose Herrera, L OBP: 0.667, SLG: 0.667 (1, 9)			S		G3	SH1-3		K		3	1	2	0	0	1	0					
Inning Stats	R: 0 E: 0 K: 1 S: 7	H: 0 LOB: 0 BB: 0 P: 11	R: 1 E: 0 K: 1 S: 10	H: 2 LOB: 1 BB: 0 P: 16	R: 1 E: 0 K: 1 S: 17	H: 2 LOB: 2 BB: 1 P: 29	R: 0 E: 0 K: 1 S: 9	H: 0 LOB: 0 BB: 0 P: 13	R: 0 E: 0 K: 2 S: 12	H: 0 LOB: 0 BB: 0 P: 17	R: 0 E: 0 K: 1 S: 9	H: 0 LOB: 0 BB: 0 P: 10	R: 3 E: 0 K: 0 S: 16	H: 6 LOB: 3 BB: 0 P: 20	R: 0 E: 0 K: 0 S: 11	H: 0 LOB: 0 BB: 0 P: 15	1B: 8 2B: 2 3B: 0 HR: 1	SF: 0 SAC: 2 DP: 0 HBP: 0	WP: 0 PB: 0 SB: 1 CS: 0	PA: 35	
PITCHER	IP	WLS	BF	H	R	ER	SO	BB	IBB	HBP	BLK	WP	HR	S	P	ERA	WHIP				
Jack McDowell, R ERA: 2.9 (1, 1)	6	3	3	3	3	7	11	1	0	0	0	0	0	1	2	-	-				
Paul Assenmacher, L ERA: 4.05 (8, 1)	0.0	L	1	1	0	0	0	0	0	0	0	0	0	1	2	-	-				
Eric Plunk, R ERA: 3.68 (8, 1)	0.1	3	3	1	1	0	0	0	0	0	0	0	0	9	11	27.00	9.000				
Jim Poole, L ERA: 2.61 (8, 1)	0.1	2	1	1	1	0	0	0	0	0	0	0	0	3	3	27.00	3.000				



Batter	1	2	3	4	5	6	7	8	9	AB	R	H	RBI	BB	SO	LOB	TOP											
Kenny Lofton, L OBP: 0.389, SLG: 0.426	2-2 G4-3 2B		1-0 F7		3-2 CS G6-3 1B			2-1 G6-3		4	2	2	0	0	0	0												
Julio Franco, R OBP: 0.410, SLG: 0.512	2-0 G4-3		1-0 WP 1B		3-2 SAFE SAFE G6-3 1-H			1-0 G6-3		4	1	1	1	0	0	1												
Carlos Baerga, S OBP: 0.304, SLG: 0.380	1-0 3-H 2B		1-1 1-H 1B		0-0 L1			1-0 G1-6-3		4	0	2	2	0	0	0												
Albert Belle, R OBP: 0.416, SLG: 0.714	4-0 SAFE G1-6-3 IBB		3-3 SAFE SAFE K		3-2 SAFE SAFE P4			1-0 1B SF9 1B		3	1	1	0	1	1	1												
Eddie Murray, S OBP: 0.313, SLG: 0.284	3-2 G1-6-3			4-1 BB		2-1 G6-3		3-2 1-3 1B		3	0	1	0	1	0	2												
Manny Ramirez, R OBP: 0.345, SLG: 0.490		0-1 G5-3		1-0 L7		2-3 K		1-2 3-H SF9		3	0	0	1	0	1	1												
Tony Peña, R OBP: 0.394, SLG: 0.467		2-1 F8		0-1 L8			0-0 G4-3		0-0 F9	3	0	0	0	0	0	1	AB 32											
Jeremy Burnitz, L OBP: 0.471, SLG: 0.615										0	0	0	0	0	0	0	R 4											
Sandy Alomar Jr., R OBP: 0.328, SLG: 0.435										1	0	0	0	0	0	1	H 7											
Alvaro Espinoza, R OBP: 0.308, SLG: 0.500		0-0 G4-3		0-1 L9			1-0 G4-3		2-1 P3	4	0	0	0	0	0	2	RBI 4											
Omar Vizquel, S OBP: 0.325, SLG: 0.449			1-1 G6-3		1-2 G6-3		0-0 F9			3	0	0	0	0	0	0	BB 2											
Inning Stats	R: 1 E: 0 K: 0 S: 10	H: 2 LOB: 1 BB: 1 P: 22	R: 0 E: 0 K: 0 S: 5	H: 0 LOB: 0 BB: 0 P: 7	R: 1 E: 0 K: 1 S: 9	H: 2 LOB: 1 BB: 0 P: 16	R: 0 E: 0 K: 0 S: 6	H: 0 LOB: 1 BB: 1 P: 11	R: 1 E: 0 K: 0 S: 12	H: 1 LOB: 0 BB: 0 P: 19	R: 0 E: 0 K: 1 S: 11	H: 0 LOB: 0 BB: 0 P: 18	R: 0 E: 0 K: 0 S: 3	H: 0 LOB: 0 BB: 0 P: 4	R: 0 E: 0 K: 0 S: 4	H: 0 LOB: 0 BB: 0 P: 8	R: 1 E: 0 K: 0 S: 11	H: 2 LOB: 1 BB: 0 P: 18	1B: 5 2B: 2 3B: 0 HR: 0	SF: 1 SAC: 0 DP: 1 HBP: 0	WP: 1 PB: 0 SB: 0 CS: 1	PA: 35						
PITCHER	IP	WLS	BF	H	R	ER	SO	BB	IBB	HBP	BLK	WP	HR	S	P	ERA	WHIP											
Doug Johns, L ERA: 4.53	(1, 1)	8.0	W	30	5	3	2	2	1	1	0	0	1	0	60	105	2.25	0.750										
Billy Taylor, R ERA: 1.53	(9, 1)	0.1		3	2	1	1	0	0	0	0	0	0	0	8	13	27.00	6.000										
Mike Mohler, L ERA: 0.84	(9, 1)	0.2		2	0	0	0	0	0	0	0	0	0	0	3	5	0.00	0.000										

Cleveland Indians @ Oakland Athletics
Oakland-Alameda County Coliseum, Oakland, CA
Tue May 07 1996, 3:33 AM PDT
Att: 10,126 - Sunny - 61 F

AB 32
R 4
H 7
RBI 4
BB 2
SO 2
LOB 9



Batter	1	2	3	4	5	6	7	8	9	AB	R	H	RBI	BB	SO	LOB	BOTTOM											
Ernie Young, R OBP: 0.330, SLG: 0.367	1-1 G1-3	0-0 G3		0-1 P3		3-2 F9		0-0 HR		5	1	1	1	0	0	3												
Brent Gates, S OBP: 0.311, SLG: 0.294	0-1 G4-3		0-1 HR 1B	1-1 1B 1B		4-2 1B BB		3-1 2B 3B		4	2	3	0	1	0	0												
Jason Giambi, L OBP: 0.413, SLG: 0.533	2-0 1B		0-0 HR 1B	2-0 1-3 2-H 1B		1-2 1B		4-0 2B IBB		4	2	4	1	1	0	0												
Mark McGwire, R OBP: 0.449, SLG: 0.622	2-1 1B		2-1 HR	1-3 K		2-3 K		4-2 2B IBB		4	1	2	3	1	2	4												
Torey Lovullo, S OBP: 0.296, SLG: 0.222	1-3 1B		1-3 2-H HR					1-2 2B BB		0	0	0	0	0	0	0												
Phil Plantier, L OBP: 0.308, SLG: 0.307	1-3 K		1-0 G3-1		2-0 CS 1B		0-3 K	2-2 1-H 2-H 3-H 2B		5	1	2	2	0	2	4												
Terry Steinbach, R OBP: 0.371, SLG: 0.530		0-1 G4-3	1-1 G5-3		3-1 P6		1-0 P9	0-1 E8 1B		5	0	1	1	0	0	1												
George Williams, S OBP: 0.310, SLG: 0.361		3-1 E FC5 1B	3-3 K		0-0 2B		1-3 K	3-1 P6		5	0	2	0	0	2	2												
Mike Bordick, R OBP: 0.345, SLG: 0.330		0-1 L8		1-3 K	4-0 BB		1-1 F7			3	0	0	0	1	1	1												
Jose Herrera, L OBP: 0.600, SLG: 0.600		2-2 FC5		0-1 1B 1B		0-0 G5-3		0-2 P4		2	1	1	0	0	0	1												
Geronimo Berroa, R OBP: 0.254, SLG: 0.441										2	0	0	0	0	0	2												
Allen Battle, R OBP: 0.299, SLG: 0.284		1-3								0	0	0	0	0	0	0												
Inning Stats	R: 0 E: 0 K: 1 S: 10	H: 2 LOB: 2 BB: 0 P: 16	R: 0 E: 1 K: 0 S: 12	H: 1 LOB: 2 BB: 0 P: 17	R: 3 E: 0 K: 1 S: 11	H: 3 LOB: 0 BB: 0 P: 18	R: 1 E: 0 K: 2 S: 13	H: 3 LOB: 2 BB: 0 P: 18	R: 0 E: 0 K: 2 S: 26	H: 1 LOB: 2 BB: 1 P: 36	R: 0 E: 0 K: 1 S: 6	H: 0 LOB: 0 BB: 0 P: 9	R: 4 E: 1 K: 0 S: 17	H: 4 LOB: 2 BB: 2 P: 33	R: 0 E: 0 K: 0 S: 4	H: 0 LOB: 0 BB: 0 P: 8	R: 1 E: 0 K: 0 S: 11	H: 2 LOB: 1 BB: 0 P: 18	1B: 11 2B: 2 3B: 1 HR: 2	SF: 0 SAC: 0 DP: 0 HBP: 0	WP: 0 PB: 0 SB: 0 CS: 1	PA: 43						
PITCHER	IP	WLS	BF	H	R	ER	SO	BB	IBB	HBP	BLK	WP	HR	S	P	ERA	WHIP											
Orel Hershiser, R ERA: 5.67	(1, 1)	4.2	L	26	11	4	4	4	1	0	0	0	0	1	50	82	7.71	2.571										
Alan Embree, L ERA: 5.0	(5, 1)	2.1		9	1	0	0	3	1	0	0	0	0	0	33	46	0.00	0.857										
Julian Tavarez, R ERA: 3.93	(8, 1)	0.2		7	4	4	4	0	1	1	0	0	0	1	15	28	54.00	7.500										
Jim Poole, L ERA: 2.53	(8, 1)	0.1		1	0	0	0	0	0	0	0	0	0	0	2	5	0.00	0.000										

Cleveland Indians @ Oakland Athletics
Oakland-Alameda County Coliseum, Oakland, CA
Tue May 07 1996, 3:33 AM PDT
Att: 10,126 - Sunny - 61 F

AB 39
R 8
H 16
RBI 8
BB 4
SO 7
LOB 18



Batter	1	2	3	4	5	6	7	8	9	AB	R	H	RBI	BB	SO	LOB	TOP								
Kenny Lofton, L OBP: 0.396, SLG: 0.432	G4-3 2B		F9			G6-3			FC5-4 BB	3	1	1	0	2	0	2	Cleveland Indians @ Oakland Athletics Oakland-Alameda County Coliseum, Oakland, CA Wed May 08 1996, 7:05 PM PDT Alt. 9,288 - Unknown - 56 F livebaseballscorecards.com								
Julio Franco, R OBP: 0.403, SLG: 0.504	G4-3				SF8		K		FC5-4 BB	4	0	1	2	0	1	3									
Carlos Baerga, S OBP: 0.301, SLG: 0.373	P5		G4-3				G4-3		F8	5	1	1	1	0	0	4									
Albert Belle, R OBP: 0.408, SLG: 0.718	G1-3						E9		F8	5	1	1	3	0	1	3									
Eddie Murray, S OBP: 0.304, SLG: 0.275		F8					G4-3			4	0	0	0	0	1	1									
Manny Ramirez, R OBP: 0.333, SLG: 0.472	F9								L8	4	0	0	0	0	1	0									
Jim Thome, L OBP: 0.453, SLG: 0.544										4	2	2	0	0	2	0									
Alvaro Espinoza, R OBP: 0.308, SLG: 0.500										0	0	0	0	0	0	0									
Sandy Alomar Jr., R OBP: 0.312, SLG: 0.416			F8				G6-3			4	0	0	0	0	2	2									
Omar Vizquel, S OBP: 0.347, SLG: 0.473									FC5-4 BB	3	2	3	1	1	0	0									
Inning Stats	R: 0 E: 0 K: 0 S: 8	H: 1 LOB: 1 BB: 0 P: 10	R: 0 E: 0 K: 1 S: 8	H: 0 LOB: 0 BB: 0 P: 12	R: 1 E: 0 K: 0 S: 13	H: 2 LOB: 1 BB: 0 P: 21	R: 0 E: 0 K: 2 S: 8	H: 0 LOB: 0 BB: 0 P: 15	R: 5 E: 0 K: 1 S: 14	H: 3 LOB: 0 BB: 2 P: 27	R: 1 E: 0 K: 1 S: 13	H: 2 LOB: 1 BB: 0 P: 18	R: 0 E: 1 K: 1 S: 9	H: 0 LOB: 1 BB: 0 P: 13	R: 0 E: 0 K: 2 S: 9	H: 0 LOB: 0 BB: 0 P: 11	R: 0 E: 0 K: 0 S: 7	H: 1 LOB: 2 BB: 1 P: 17	1B: 5 2B: 3 3B: 0 HR: 1	SF: 1 SAC: 0 DP: 0 HBP: 0	WP: 0 PB: 0 SB: 1 CS: 0	PA: 40			
PITCHER	IP	WLS	BF	H	R	ER	SO	BB	IBB	HBP	BLK	WP	HR	S	P	ERA	WHIP								
Carlos Reyes, R ERA: 5.52	(1, 1)	5.0	L	23	6	6	4	2	0	0	0	0	1	51	85	10.80	1.600								
Mark Acree, R ERA: 2.25	(6, 1)	2.0		9	2	1	2	0	0	0	0	0	0	22	31	4.50	1.000								
John Briscoe, R ERA: 3.44	(8, 1)	2.0		8	1	0	2	1	0	0	0	0	0	16	28	0.00	1.000								

Batter	1	2	3	4	5	6	7	8	9	AB	R	H	RBI	BB	SO	LOB	BOTTOM								
Ernie Young, R OBP: 0.313, SLG: 0.345	B1-3		G5-3			G6-3			B2-3 L9	5	0	0	0	0	0	3	Cleveland Indians @ Oakland Athletics Oakland-Alameda County Coliseum, Oakland, CA Wed May 08 1996, 7:05 PM PDT Alt. 9,288 - Unknown - 56 F livebaseballscorecards.com								
Brent Gates, S OBP: 0.302, SLG: 0.285	F8					F8		G3-1		4	0	0	1	0	0	0									
Jason Giambi, L OBP: 0.415, SLG: 0.565	F8					F9			HR	4	1	2	1	0	0	0									
Mark McGwire, R OBP: 0.453, SLG: 0.625										3	0	1	0	1	1	0									
Torey Lovullo, S OBP: 0.296, SLG: 0.222										0	0	0	0	0	0	0									
Phil Plantier, L OBP: 0.316, SLG: 0.316										4	0	2	0	0	0	3									
Terry Steinbach, R OBP: 0.397, SLG: 0.529										4	1	1	0	0	1	4									
Geronimo Berroa, R OBP: 0.261, SLG: 0.443										4	0	2	0	0	0	2									
Mike Bordick, R OBP: 0.333, SLG: 0.317										4	0	0	0	0	1	3									
Jose Herrera, L OBP: 0.556, SLG: 0.667										4	1	2	0	0	0	1									
Inning Stats	R: 0 E: 0 K: 0 S: 4	H: 0 LOB: 0 BB: 0 P: 6	R: 0 E: 0 K: 0 S: 8	H: 1 LOB: 1 BB: 0 P: 14	R: 0 E: 0 K: 0 S: 5	H: 0 LOB: 0 BB: 0 P: 8	R: 0 E: 0 K: 1 S: 11	H: 1 LOB: 2 BB: 1 P: 19	R: 0 E: 0 K: 1 S: 8	H: 1 LOB: 1 BB: 0 P: 12	R: 0 E: 0 K: 1 S: 7	H: 0 LOB: 0 BB: 0 P: 11	R: 0 E: 0 K: 0 S: 12	H: 1 LOB: 1 BB: 0 P: 20	R: 2 E: 0 K: 0 S: 12	H: 3 LOB: 1 BB: 0 P: 21	R: 1 E: 0 K: 0 S: 15	H: 3 LOB: 1 BB: 0 P: 22	1B: 5 2B: 4 3B: 0 HR: 1	SF: 0 SAC: 0 DP: 1 HBP: 0	WP: 0 PB: 0 SB: 0 CS: 0	PA: 37			
PITCHER	IP	WLS	BF	H	R	ER	SO	BB	IBB	HBP	BLK	WP	HR	S	P	ERA	WHIP								
Charles Nagy, R ERA: 4.1	(1, 1)	8.0	W	32	7	2	3	1	0	0	0	0	0	67	111	2.25	1.000								
Jose Mesa, R ERA: 2.12	(9, 1)	1.0		5	3	1	0	0	0	0	0	0	0	15	22	9.00	3.000								



Batter	1	2	3	4	5	6	7	8	9	AB	R	H	RBI	BB	SO	LOB	TOP			
Kenny Lofton, L OBP: 0.409, SLG: 0.444 (1, 8)	2-1 SAFE S SF8 2B	4-1 SAFE G5-3 1B 1-2 FC5-2 BB		1-0 1B 1B	2-1 G1-3			4-2 BB		3	2	2	0	2	0	0				
Julio Franco, R OBP: 0.409, SLG: 0.504 (1, 3)	4-1 1B HR 2B	0-1 FC5-2 G5-3 1-2 2-H 1B		1-1 1B 2B 1B		0-1 G5-3		1-3 BB		4	2	2	1	1	1	1				
Carlos Baerga, S OBP: 0.297, SLG: 0.367 (1, 4)	1-0 SAFE P6	0-1 SAFE G5-3		0-0 2B 1-2 2-H 1B		2-1 G4-3		1-2 P2		5	0	1	1	0	0	4				
Albert Belle, R OBP: 0.401, SLG: 0.711 (1, 7)	1-1 SF8	2-2 FC5-2		2-2 1-3 2-H 2B		2-3 K		1-1 F8		4	0	1	2	0	1	2				
Eddie Murray, S OBP: 0.300, SLG: 0.272 (1, 10)	0-0 HR 1B	2-3 K		3-3 K		3-2 G1-3		1-1 G4-3		5	1	1	0	0	2	4				
Jim Thome, L OBP: 0.455, SLG: 0.570 (1, 5)	1-1 1-H 2-H HR		3-3 K	4-0 G6-4-3 IBB		3-2 G4-3				3	1	1	3	1	1	0				
Manny Ramirez, R OBP: 0.339, SLG: 0.509 (1, 9)	1-0 2B		2-0 HR	1-1 G6-4-3		3-3 K				4	1	2	1	0	1	3				
Sandy Alomar Jr., R OBP: 0.309, SLG: 0.409 (1, 2)	1-0 G5-3		0-2 P4		1-0 G3-6 1B			1-1 G4-3		4	0	1	0	0	0	1				
Omar Vizquel, S OBP: 0.344, SLG: 0.460 (1, 6)		4-1 PB 1B BB	1-2 F9		1-2 G3-6			0-3 K		3	1	0	0	1	1	1				
Inning Stats	R: 4 E: 0 K: 0 S: 11	H: 4 LOB: 1 BB: 1 P: 22	R: 1 E: 0 K: 1 S: 12	H: 1 LOB: 2 BB: 2 P: 24	R: 1 E: 0 K: 1 S: 10	H: 1 LOB: 0 BB: 0 P: 16	R: 2 E: 0 K: 1 S: 12	H: 4 LOB: 2 BB: 1 P: 24	R: 0 E: 0 K: 1 S: 7	H: 0 LOB: 0 BB: 0 P: 11	R: 0 E: 0 K: 1 S: 13	H: 0 LOB: 0 BB: 0 P: 22	R: 0 E: 0 K: 2 S: 13	H: 0 LOB: 1 BB: 1 P: 19	R: 0 E: 0 K: 0 S: 8	H: 0 LOB: 0 BB: 0 P: 11	1B: 6 2B: 3 3B: 0 HR: 2	SF: 1 SAC: 0 DP: 2 HBP: 0	WP: 0 PB: 1 SB: 1 CS: 0	PA: 41
PITCHER	IP	WLS	BF	H	R	ER	SO	BB	IBB	HBP	BLK	WP	HR	S	P	ERA	WHIP			
Dennis Springer, R ERA: 16.88 (1, 1)	1.0		10	4	5	5	0	3	0	0	0	0	1	13	32	45.00	7.000			
Shawn Boskie, R ERA: 4.25 (2, 1)	6.0	W	24	7	3	3	5	0	1	0	0	0	1	58	97	4.50	1.167			
Mike James, R ERA: 1.5 (8, 1)	1.0		4	0	0	0	2	1	0	0	0	0	0	13	19	0.00	1.000			
Lee Smith, R ERA: 2.57 (9, 1)	1.0		3	0	0	0	0	0	0	0	0	0	0	8	11	0.00	0.000			

Cleveland Indians @ California Angels
Anaheim Stadium, Anaheim, CA
Fri May 10 1996, 10:05 PM EDT
Att: 23,522 - Unknown - 74 F

AB 35
R 8
H 11
RBI 8
BB 5
SO 7
LOB 16



Batter	1	2	3	4	5	6	7	8	9	AB	R	H	RBI	BB	SO	LOB	BOTTOM			
Randy Velarde, R OBP: 0.356, SLG: 0.398 (1, 4)	4-2 HR BB	1-1 P4		3-2 HR 1B	4-1 BB BB		1-3 K			3	2	1	0	2	1	0				
Jim Edmonds, L OBP: 0.383, SLG: 0.642 (1, 8)	1-2 F9	1-0 HR 1B		2-1 1-H HR	3-3 K		4-1 BB			4	2	2	2	1	1	3				
Tim Salmon, R OBP: 0.365, SLG: 0.457 (1, 9)	0-0 1-H HR	2-1 P6		4-2 S BB	4-2 1-2 2-3 BB		2-2 F9			3	2	1	2	2	0	2				
Chili Davis, S OBP: 0.375, SLG: 0.565 (1, 10)	4-2 1B 16 1B BB	0-1 HR 1B		3-2 G4-3 1-H HR 2B	2-0 SF8		1-2 16 G4-3 2B			3	3	3	2	1	0	0				
J.T. Snow, L OBP: 0.380, SLG: 0.390 (1, 3)	0-1 F8 16 1B 1B	1-0 HR		1-2 G4-3	1-2 2-3 K		4-1 K		2-3 K	5	2	2	3	0	2	4				
16 Garret Anderson, L OBP: 0.298, SLG: 0.418 (1, 7)	1-2 1B	0-1 G4-1		3-1 HR		2-3 K		0-1 G4-3		5	1	2	3	0	1	1				
Jack Howell, L OBP: 0.282, SLG: 0.421 (1, 5)	1-2 3-H F8		0-1 G5-3	2-1 F7		1-1 P6		0-0 F7		5	0	0	0	0	0	3				
Don Slaught, R OBP: 0.420, SLG: 0.614 (1, 2)	0-1 1-2 3-H 1B		0-1 G6-3	0-0 P6		3-2 L4				4	0	1	1	0	0	0				
Gary Disarcina, R OBP: 0.207, SLG: 0.205 (1, 6)	1-0 G4-3		2-0 P4		0-3 K BB SF8 BB		1-0 G5-3			4	1	0	0	0	1	2				
Inning Stats	R: 4 E: 0 K: 0 S: 20	H: 4 LOB: 2 BB: 2 P: 33	R: 3 E: 0 K: 0 S: 10	H: 3 LOB: 0 BB: 0 P: 15	R: 0 E: 0 K: 0 S: 5	H: 0 LOB: 0 BB: 0 P: 7	R: 5 E: 0 K: 0 S: 20	H: 4 LOB: 0 BB: 1 P: 38	R: 1 E: 0 K: 3 S: 15	H: 0 LOB: 2 BB: 2 P: 30	R: 0 E: 0 K: 1 S: 8	H: 0 LOB: 0 BB: 0 P: 14	R: 0 E: 0 K: 1 S: 9	H: 0 LOB: 1 BB: 1 P: 17	R: 0 E: 0 K: 1 S: 9	H: 1 LOB: 1 BB: 0 P: 12	1B: 6 2B: 2 3B: 0 HR: 4	SF: 1 SAC: 0 DP: 0 HBP: 0	WP: 0 PB: 1 SB: 1 CS: 0	PA: 43
PITCHER	IP	WLS	BF	H	R	ER	SO	BB	IBB	HBP	BLK	WP	HR	S	P	ERA	WHIP			
Dennis Martinez, R ERA: 5.24 (1, 1)	2.0		15	7	7	7	0	2	0	0	0	0	2	30	48	31.50	4.500			
Albie Lopez, R ERA: 8.83 (3, 1)	1.1	L	9	4	5	5	0	1	0	0	0	0	2	22	40	33.75	3.750			
Alan Embree, L ERA: 3.86 (4, 1)	2.2		11	0	1	0	4	2	0	0	0	0	0	26	49	0.00	0.750			
Eric Plunk, R ERA: 3.45 (7, 1)	1.0		4	0	0	0	1	1	0	0	0	0	0	9	17	0.00	1.000			
Paul Assenmacher, L ERA: 3.52 (8, 1)	1.0		4	1	0	0	1	0	0	0	0	0	0	9	12	0.00	1.000			

Cleveland Indians @ California Angels
Anaheim Stadium, Anaheim, CA
Fri May 10 1996, 10:05 PM EDT
Att: 23,522 - Unknown - 74 F

AB 36
R 13
H 12
RBI 13
BB 6
SO 6
LOB 15



Batter	1	2	3	4	5	6	7	8	9	AB	R	H	RBI	BB	SO	LOB	TOP											
Kenny Lofton, L OBP: 0.409, SLG: 0.443										5	1	2	0	0	0	2	Cleveland Indians @ California Angels Anaheim Stadium, Anaheim, CA Sat May 11 1996, 10:05 PM EDT Att: 32,102 - Unknown - 80 F											
Omar Vizquel, S OBP: 0.354, SLG: 0.462										4	0	2	0	1	0	3												
Julio Franco, R OBP: 0.403, SLG: 0.493										5	1	1	1	0	0	5												
Albert Belle, R OBP: 0.414, SLG: 0.710										3	1	2	0	2	0	1												
Eddie Murray, S OBP: 0.299, SLG: 0.295 Scott Leius, R (8, PH)										4	1	1	1	0	2	6												
Jim Thome, L OBP: 0.460, SLG: 0.602										5	2	3	3	0	1	0												
Manny Ramirez, R OBP: 0.333, SLG: 0.491										4	0	0	0	1	2	2												
Sandy Alomar Jr., R OBP: 0.314, SLG: 0.408										5	0	2	0	0	1	2												
Alvaro Espinoza, R OBP: 0.294, SLG: 0.438										4	0	1	1	0	0	2												
Inning Stats	R: 0 E: 0 K: 0 S: 14	H: 2 LOB: 1 BB: 0 P: 17	R: 1 E: 0 K: 1 S: 11	H: 2 LOB: 1 BB: 0 P: 11	R: 4 E: 1 K: 1 S: 20	H: 3 LOB: 1 BB: 1 P: 37	R: 0 E: 0 K: 1 S: 13	H: 2 LOB: 3 BB: 1 P: 22	R: 1 E: 0 K: 0 S: 10	H: 3 LOB: 2 BB: 0 P: 12	R: 0 E: 0 K: 0 S: 7	H: 1 LOB: 1 BB: 0 P: 8	R: 0 E: 0 K: 1 S: 9	H: 1 LOB: 1 BB: 0 P: 17	R: 0 E: 0 K: 1 S: 9	H: 0 LOB: 2 BB: 0 P: 20	R: 0 E: 0 K: 2 S: 11	H: 0 LOB: 0 BB: 0 P: 13	1B: 12 2B: 1 3B: 0 HR: 2	SF: 0 SAC: 0 DP: 2 HBP: 0	WP: 0 PB: 0 SB: 3 CS: 0	PA: 44						
PITCHER	IP	WLS	BF	H	R	ER	SO	BB	IBB	HBP	BLK	WP	HR	S	P	ERA	WHIP											
Scott Sanderson, R ERA: 7.47	4.1	L	27	12	6	2	3	2	0	0	0	0	0	2	65	95	4.15	3.231										
Mark Eichhorn, R ERA: 4.15	2.2		9	2	0	0	1	0	0	0	0	0	0	0	19	29	0.00	0.750										
Mark Holzemer, L ERA: 6.94	1.0		5	0	0	0	1	1	1	0	0	0	0	0	9	20	0.00	1.000										
Troy Percival, R ERA:	1.0		3	0	0	0	2	0	0	0	0	0	0	0	11	13	0.00	0.000										

AB 40
R 6
H 14
RBI 6
BB 4
SO 7
LOB 25



Batter	1	2	3	4	5	6	7	8	9	AB	R	H	RBI	BB	SO	LOB	BOTTOM											
Randy Velarde, R OBP: 0.353, SLG: 0.393										4	0	1	0	0	0	0	Cleveland Indians @ California Angels Anaheim Stadium, Anaheim, CA Sat May 11 1996, 10:05 PM EDT Att: 32,102 - Unknown - 80 F											
Jim Edmonds, L OBP: 0.379, SLG: 0.638										4	0	1	0	0	1	2												
Tim Salmon, R OBP: 0.362, SLG: 0.451										4	1	1	0	0	0	2												
Chili Davis, S OBP: 0.371, SLG: 0.551										3	1	0	0	1	2	1												
J.T. Snow, L OBP: 0.390, SLG: 0.397										3	2	2	1	1	0	0												
16 Garret Anderson, L OBP: 0.303, SLG: 0.442										4	1	2	3	0	1	1												
Tim Wallach, R OBP: 0.302, SLG: 0.524										4	0	0	0	0	0	3												
Don Slaught, R OBP: 0.389, SLG: 0.574										3	0	0	1	0	0	2												
Gary Disarcina, R OBP: 0.203, SLG: 0.202 Mike Aldrete, L OBP: 0.286, SLG: 0.625 Damion Easley, R (8, PH) Jack Howell, L OBP: 0.275, SLG: 0.410										2	0	0	0	0	0	0												
Inning Stats	R: 0 E: 0 K: 1 S: 8	H: 0 LOB: 0 BB: 0 P: 12	R: 0 E: 0 K: 0 S: 8	H: 0 LOB: 0 BB: 0 P: 11	R: 0 E: 0 K: 0 S: 9	H: 0 LOB: 0 BB: 0 P: 13	R: 0 E: 0 K: 1 S: 9	H: 1 LOB: 1 BB: 0 P: 12	R: 0 E: 0 K: 0 S: 8	H: 0 LOB: 1 BB: 1 P: 17	R: 0 E: 0 K: 0 S: 9	H: 1 LOB: 0 BB: 0 P: 13	R: 2 E: 0 K: 1 S: 10	H: 2 LOB: 0 BB: 0 P: 15	R: 0 E: 1 K: 0 S: 10	H: 0 LOB: 0 BB: 0 P: 11	R: 3 E: 0 K: 0 S: 28	H: 3 LOB: 1 BB: 1 P: 41	1B: 5 2B: 1 3B: 0 HR: 1	SF: 1 SAC: 0 DP: 2 HBP: 0	WP: 0 PB: 0 SB: 0 CS: 0	PA: 36						
PITCHER	IP	WLS	BF	H	R	ER	SO	BB	IBB	HBP	BLK	WP	HR	S	P	ERA	WHIP											
Jack McDowell, R ERA: 3.12	8.0	W	31	5	4	4	4	2	0	0	0	0	0	1	77	116	4.50	0.875										
Jose Mesa, R ERA: 2.5	1.0	S	5	2	1	1	0	0	0	0	0	0	0	22	29	9.00	2.000											

AB 33
R 5
H 7
RBI 5
BB 2
SO 4
LOB 12



Batter	1	2	3	4	5	6	7	8	9	AB	R	H	RBI	BB	SO	LOB	TOP										
Kenny Lofton, L OBP: 0.411, SLG: 0.437 (1, 8)										2	0	0	0	2	0	1	Cleveland Indians @ California Angels Anaheim Stadium, Anaheim, CA Sun May 12 1996, 10:05 PM EDT Att: 22,768 - Sunny - 84 F										
Omar Vizquel, S OBP: 0.396, SLG: 0.462 (1, 6)										2	1	1	0	2	0	1											
Julio Franco, R OBP: 0.393, SLG: 0.479 (1, 3)										4	0	0	0	0	0	4											
Albert Belle, R OBP: 0.423, SLG: 0.731 (1, 7)										3	1	2	2	1	0	0											
Eddie Murray, S OBP: 0.304, SLG: 0.295 (1, 10)										3	0	1	0	1	1	1											
Manny Ramirez, R OBP: 0.331, SLG: 0.492 (1, 9)										4	0	1	0	0	1	4											
Sandy Alomar Jr., R OBP: 0.311, SLG: 0.431 (1, 2)										4	1	1	1	0	0	1											
Jim Thome, L OBP: 0.469, SLG: 0.647 (1, 5)										4	1	3	1	0	1	1											
Scott Leius, R OBP: 0.294, SLG: 0.438 (9, 4)										4	0	0	0	0	0	3											
Inning Stats	R: 0 H: 0 E: 0 K: 0 S: 10	H: 0 LOB: 0 BB: 1 P: 18	R: 0 H: 1 E: 0 K: 0 S: 7	LOB: 0 BB: 0 P: 12	R: 0 H: 1 E: 0 K: 0 S: 13	LOB: 1 BB: 0 P: 18	R: 1 H: 1 E: 0 K: 0 S: 6	LOB: 0 BB: 1 P: 14	R: 0 H: 0 E: 0 K: 1 S: 9	H: 1 LOB: 1 BB: 4 P: 27	R: 0 H: 1 E: 0 K: 0 S: 5	LOB: 0 BB: 0 P: 8	R: 0 H: 1 E: 0 K: 0 S: 6	H: 1 LOB: 0 BB: 0 P: 11	R: 3 H: 3 E: 0 K: 1 S: 16	LOB: 0 BB: 0 P: 25	1B: 4 2B: 2 3B: 0 HR: 3	SF: 0 SAC: 0 DP: 4 HBP: 0	WP: 2 PB: 0 SB: 2 CS: 2	PA: 36							
PITCHER	IP	WLS	BF	H	R	ER	SO	BB	IBB	HBP	BLK	WP	HR	S	P	ERA	WHIP										
Jim Abbott, L ERA: 5.23 (1, 1)	5.2		23	4	1	1	1	5	1	0	0	2	0	53	99	1.59	1.588										
Mark Eichhorn, R ERA: 4.09 (6, 1)	0.1		1	0	0	0	1	0	0	0	0	0	0	5	7	0.00	0.000										
Mike James, R ERA: 1.38 (7, 1)	2.0		6	2	0	0	0	0	0	0	0	0	0	11	19	0.00	1.000										
Troy Percival, R ERA: 1.72 (9, 1)	1.0	L	6	3	3	3	1	0	0	0	0	0	3	16	25	27.00	3.000										
Batter	1	2	3	4	5	6	7	8	9	AB	R	H	RBI	BB	SO	LOB	BOTTOM										
Rex Hudler, R OBP: 0.370, SLG: 0.660 (1, 4)										3	0	1	0	0	0	2	Cleveland Indians @ California Angels Anaheim Stadium, Anaheim, CA Sun May 12 1996, 10:05 PM EDT Att: 22,768 - Sunny - 84 F										
Jim Edmonds, L OBP: 0.382, SLG: 0.652 (1, 8)										3	1	1	1	1	2	1											
Tim Salmon, R OBP: 0.353, SLG: 0.438 (1, 9)										4	0	0	0	0	2	3											
Chili Davis, S OBP: 0.368, SLG: 0.537 (1, 10)										3	0	0	0	1	2	1											
J.T. Snow, L OBP: 0.387, SLG: 0.392 (1, 3)										4	0	1	0	0	1	0											
16 Garret Anderson, L OBP: 0.295, SLG: 0.430 (1, 7)										4	0	0	0	0	0	2											
Tim Wallach, R OBP: 0.319, SLG: 0.522 (1, 5)										4	0	2	0	0	2	2											
Jorge Fabregas, L OBP: 0.314, SLG: 0.267 (1, 2)										3	0	0	0	0	1	1											
Gary Disarcina, R OBP: 0.208, SLG: 0.207 (7, PH)										2	0	1	0	0	0	1											
Mike Aldrete, L ERA: 2.31 (8, 6)										1	0	0	0	0	0	1											
Damon Easley, R ERA: 2.37 (8, 6)										0	0	0	0	0	0	0											
Inning Stats	R: 0 H: 0 E: 0 K: 3 S: 9	H: 0 LOB: 1 BB: 0 P: 15	R: 0 H: 0 E: 0 K: 1 S: 6	LOB: 0 BB: 0 P: 10	R: 0 H: 1 E: 0 K: 0 S: 4	LOB: 0 BB: 0 P: 5	R: 1 H: 2 E: 0 K: 1 S: 7	LOB: 2 BB: 1 P: 16	R: 0 H: 0 E: 0 K: 0 S: 6	H: 1 LOB: 0 BB: 0 P: 13	R: 0 H: 1 E: 0 K: 0 S: 9	LOB: 1 BB: 0 P: 11	R: 0 H: 0 E: 0 K: 3 S: 9	H: 0 LOB: 0 BB: 0 P: 16	R: 0 H: 1 E: 0 K: 2 S: 10	LOB: 1 BB: 0 P: 13	1B: 5 2B: 0 3B: 0 HR: 1	SF: 0 SAC: 1 DP: 1 HBP: 1	WP: 1 PB: 1 SB: 1 CS: 0	PA: 35							
PITCHER	IP	WLS	BF	H	R	ER	SO	BB	IBB	HBP	BLK	WP	HR	S	P	ERA	WHIP										
Orel Hershiser, R ERA: 5.01 (1, 1)	7.0		28	5	1	1	5	1	1	1	0	1	0	9	84	1.29	0.857										
Jim Poole, L ERA: 2.31 (8, 1)	1.0	W	3	0	0	0	3	0	0	0	0	0	0	9	16	0.00	0.000										
Jose Mesa, R ERA: 2.37 (9, 1)	1.0	S	4	1	0	0	2	0	0	0	0	0	0	10	13	0.00	1.000										

Batter	1	2	3	4	5	6	7	8	9	AB	R	H	RBI	BB	SO	LOB	TOP					
Chad Curtis, R OBP: 0.357, SLG: 0.357 (1, 7)	G4-3		K				G6-4-3			3	0	0	0	1	1	3	Detroit Tigers @ Cleveland Indians Jacobs Field, Cleveland, OH Tue May 14 1996, 7:05 PM EDT Att: 40,765 - Unknown - 52 F					
Duane Singleton, L OBP: 0.500, SLG: 0.333 (1, 8)	G4-3							P5		3	0	1	1	1	0	0						
Travis Fryman, R OBP: 0.335, SLG: 0.497 (1, 5)								P4		3	0	0	0	1	1	4						
Cecil Fielder, R OBP: 0.317, SLG: 0.479 (1, 3)	K							1B		4	0	1	0	0	1	1						
Melvin Nieves, S OBP: 0.320, SLG: 0.459 (1, 9)		K						G4-3		4	0	0	0	0	2	1						
Curtis Pride, L OBP: 0.250, SLG: 0.286 (1, 10)		G3								4	0	1	0	0	1	0						
Mark Lewis, R OBP: 0.371, SLG: 0.540 (1, 4)										4	0	1	0	0	1	1						
John Flaherty, R OBP: 0.274, SLG: 0.384 (1, 2)										4	1	1	0	0	0	1						
Alan Trammell, R OBP: 0.306, SLG: 0.308 (1, 6)										3	0	2	0	0	0	1						
Inning Stats	R: 0 E: 0 K: 1 S: 9	H: 0 LOB: 1 BB: 1 P: 18	R: 0 E: 0 K: 2 S: 11	H: 0 LOB: 0 BB: 0 P: 12	R: 0 E: 0 K: 2 S: 12	H: 1 LOB: 2 BB: 1 P: 17	R: 0 E: 0 K: 1 S: 6	H: 0 LOB: 0 BB: 0 P: 10	R: 1 E: 0 K: 0 S: 12	H: 2 LOB: 2 BB: 1 P: 22	R: 0 E: 0 K: 1 S: 8	H: 0 LOB: 0 BB: 0 P: 11	R: 0 E: 0 K: 0 S: 9	H: 2 LOB: 1 BB: 0 P: 12	R: 0 E: 0 K: 0 S: 10	H: 1 LOB: 1 BB: 0 P: 15	R: 0 E: 0 K: 0 S: 8	H: 1 LOB: 0 BB: 0 P: 10	1B: 6 2B: 1 3B: 0 HR: 0	SF: 0 SAC: 0 DP: 2 HBP: 0	WP: 1 PB: 0 SB: 0 CS: 0	PA: 35
PITCHER Charles Nagy, R ERA: 3.55 (1, 1)	IP: 9.0 WLS: W BF: 35 H: 7 R: 1 ER: 1 SO: 7 BB: 3 IBB: 0 HBP: 0 BLK: 0 WP: 1 HR: 0 S: 85 P: 127 ERA: 1.00 WHIP: 1.111															PITCHER						

Batter	1	2	3	4	5	6	7	8	9	AB	R	H	RBI	BB	SO	LOB	BOTTOM			
Kenny Lofton, L OBP: 0.413, SLG: 0.438 (1, 8)	G4-3									4	1	2	0	0	0	1	Detroit Tigers @ Cleveland Indians Jacobs Field, Cleveland, OH Tue May 14 1996, 7:05 PM EDT Att: 40,765 - Unknown - 52 F			
Julio Franco, R OBP: 0.389, SLG: 0.479 (1, 3)	G4-3									4	0	1	1	0	2	1				
Carlos Baerga, S OBP: 0.289, SLG: 0.357 (1, 4)	G5-3									4	0	0	0	0	0	1				
Albert Belle, R OBP: 0.425, SLG: 0.723 (1, 7)										3	1	1	0	1	1	1				
Eddie Murray, S OBP: 0.303, SLG: 0.316 (1, 10)										4	1	1	2	0	1	1				
Jim Thome, L OBP: 0.470, SLG: 0.667 (1, 5)										3	1	1	1	1	1	0				
Manny Ramirez, R OBP: 0.343, SLG: 0.517 (1, 9)										2	1	1	1	2	0	0				
Sandy Alomar Jr., R OBP: 0.300, SLG: 0.415 (1, 2)										4	0	0	0	0	0	4				
Omar Vizquel, S OBP: 0.365, SLG: 0.455 (1, 6)										2	0	0	0	1	1	0				
Inning Stats	R: 0 E: 0 K: 0 S: 6	H: 0 LOB: 0 BB: 0 P: 9	R: 0 E: 0 K: 2 S: 8	H: 0 LOB: 0 BB: 0 P: 10	R: 2 E: 0 K: 0 S: 18	H: 3 LOB: 1 BB: 0 P: 26	R: 3 E: 0 K: 0 S: 15	H: 3 LOB: 1 BB: 1 P: 24	R: 0 E: 0 K: 1 S: 9	H: 0 LOB: 0 BB: 0 P: 16	R: 0 E: 0 K: 1 S: 11	H: 0 LOB: 1 BB: 1 P: 20	R: 0 E: 0 K: 2 S: 8	H: 1 LOB: 0 BB: 0 P: 10	R: 0 E: 0 K: 0 S: 10	H: 0 LOB: 3 BB: 3 P: 27	1B: 3 2B: 1 3B: 0 HR: 3	SF: 0 SAC: 0 DP: 1 HBP: 0	WP: 1 PB: 0 SB: 2 CS: 1	PA: 35
PITCHER Greg Gohr, R ERA: 6.6 Greg Keagle, R ERA: 8.99 Richie Lewis, R ERA: 2.78	IP: 3.2 WLS: L BF: 18 H: 5 R: 0 ER: 5 SO: 2 BB: 1 IBB: 0 HBP: 0 BLK: 0 WP: 0 HR: 3 S: 43 P: 63 ERA: 12.27 WHIP: 1.909															PITCHER				

AB	32
R	1
H	7
RBI	1
BB	3
SO	7
LOB	12



AB	30
R	5
H	7
RBI	5
BB	5
SO	6
LOB	9



Batter	1	2	3	4	5	6	7	8	9	AB	R	H	RBI	BB	SO	LOB	TOP			
Chad Curtis, R OBP: 0.391, SLG: 0.350 Curtis Pride, L OBP: 0.240, SLG: 0.273	F9	FC5-4			K			K		3	0	0	0	0	1	2				
Duane Singleton, L OBP: 0.250, SLG: 0.143	G4-3		F7		P6			G3		4	0	0	0	0	0	0				
Travis Fryman, R OBP: 0.339, SLG: 0.500	2B		G5-3		BB		G6-3	G6-3		3	0	1	0	1	0	0				
Cecil Fielder, R OBP: 0.316, SLG: 0.473		1B	G5-3		K			K		4	1	1	0	0	2	1				
Melvin Nieves, S OBP: 0.310, SLG: 0.443		K	G6-3		G1-3			K		4	0	0	0	0	2	2				
Eddie Williams, R OBP: 0.283, SLG: 0.405		1B			P5			F9		4	1	1	0	0	1	0				
Mark Lewis, R OBP: 0.370, SLG: 0.536		1B	G6-3		G6-3			G6-3		3	0	1	0	0	0	0				
John Flaherty, R OBP: 0.275, SLG: 0.392		F9	G6-3		G6-3			2B		3	0	1	0	0	0	3				
Alan Trammell, R OBP: 0.307, SLG: 0.309		FC5-4			G1-3			L5		3	0	1	2	0	0	1				
Inning Stats	R: 0 E: 0 K: 0 S: 5	H: 1 LOB: 1 BB: 0 P: 8	R: 2 E: 0 K: 1 S: 17	H: 4 LOB: 2 BB: 0 P: 26	R: 0 E: 0 K: 0 S: 13	H: 0 LOB: 1 BB: 1 P: 19	R: 0 E: 0 K: 0 S: 8	H: 0 LOB: 0 BB: 0 P: 11	R: 0 E: 0 K: 1 S: 7	H: 0 LOB: 0 BB: 0 P: 9	R: 0 E: 0 K: 0 S: 13	H: 1 LOB: 1 BB: 0 P: 20	R: 0 E: 0 K: 1 S: 9	H: 0 LOB: 0 BB: 0 P: 15	R: 0 E: 0 K: 3 S: 10	H: 0 LOB: 0 BB: 0 P: 18	1B: 4 2B: 2 3B: 0 HR: 0	SF: 0 SAC: 0 DP: 0 HBP: 0	WP: 0 PB: 0 SB: 0 CS: 0	PA: 33
PITCHER	IP	WLS	BF	H	R	ER	SO	BB	IBB	HBP	BLK	WP	HR	S	P	ERA	WHIP			
Dennis Martinez, R ERA: 4.89	7.0	W	27	6	2	2	3	1	0	0	0	0	0	70	102	2.57	1.000			
Julian Tavarez, R ERA: 3.72	1.0		3	0	0	0	1	0	0	0	0	0	0	9	15	0.00	0.000			
Jose Mesa, R ERA: 2.25	1.0	S	3	0	0	0	3	0	0	0	0	0	0	10	18	0.00	0.000			

Detroit Tigers @ Cleveland Indians
Jacobs Field, Cleveland, OH
Wed May 15 1996, 7:05 PM EDT
Att: 42,259 - Unknown - 54 F

AB 32
R 2
H 6
RBI 2
BB 1
SO 7
LOB 9



Batter	1	2	3	4	5	6	7	8	9	AB	R	H	RBI	BB	SO	LOB	BOTTOM			
Kenny Lofton, L OBP: 0.413, SLG: 0.444	2B	E3		K		L7		G6-3		5	2	2	0	0	1	0				
Julio Franco, R OBP: 0.395, SLG: 0.486	G5-3	1B		2B		S		K		4	1	2	1	1	1	1				
Carlos Baerga, S OBP: 0.293, SLG: 0.365	K	F9		G1-3		2B		BB		5	0	2	1	0	1	3				
Albert Belle, R OBP: 0.430, SLG: 0.730	1B	G6-3		G6-4-3		G4-3		BB		4	1	2	1	1	0	2				
Eddie Murray, S OBP: 0.312, SLG: 0.336	BB	1B		G4-3		G6-4-3		F7		4	0	2	0	1	0	2				
Jim Thome, L OBP: 0.464, SLG: 0.648	BB	BB		F7		G6-4-3		G3		3	0	0	0	1	0	3				
Manny Ramirez, R OBP: 0.361, SLG: 0.545	BB	BB		HR		IBB		FC6-4		1	1	1	2	3	0	0				
Tony Peña, R OBP: 0.351, SLG: 0.412	K	G5-3		G5-3		G5-3		K		4	0	0	0	0	2	7				
Omar Vizquel, S OBP: 0.355, SLG: 0.440		G5-3		F7		G5-3		FC6-4		4	0	0	0	0	0	2				
Inning Stats	R: 2 E: 0 K: 2 S: 21	H: 3 LOB: 3 BB: 2 P: 33	R: 1 E: 1 K: 0 S: 12	H: 2 LOB: 1 BB: 0 P: 18	R: 1 E: 0 K: 0 S: 7	H: 1 LOB: 0 BB: 0 P: 11	R: 0 E: 0 K: 1 S: 9	H: 1 LOB: 1 BB: 0 P: 16	R: 0 E: 0 K: 0 S: 7	H: 1 LOB: 2 BB: 2 P: 18	R: 1 E: 0 K: 0 S: 12	H: 1 LOB: 1 BB: 1 P: 19	R: 0 E: 0 K: 1 S: 10	H: 1 LOB: 2 BB: 1 P: 21	R: 0 E: 0 K: 1 S: 8	H: 1 LOB: 2 BB: 1 P: 14	1B: 4 2B: 5 3B: 1 HR: 1	SF: 0 SAC: 0 DP: 1 HBP: 0	WP: 0 PB: 0 SB: 1 CS: 0	PA: 41
PITCHER	IP	WLS	BF	H	R	ER	SO	BB	IBB	HBP	BLK	WP	HR	S	P	ERA	WHIP			
Jose Lima, R ERA: 8.02	5.2	L	30	9	5	4	3	4	1	0	0	0	0	66	113	6.35	2.294			
Randy Veres, R ERA: 7.96	2.1		11	2	0	0	2	1	1	0	0	0	0	20	37	0.00	1.286			

Detroit Tigers @ Cleveland Indians
Jacobs Field, Cleveland, OH
Wed May 15 1996, 7:05 PM EDT
Att: 42,259 - Unknown - 54 F

AB 34
R 5
H 11
RBI 5
BB 7
SO 5
LOB 20



Batter	1	2	3	4	5	6	7	8	9	AB	R	H	RBI	BB	SO	LOB	TOP			
Chad Curtis, R OBP: 0.354, SLG: 0.350 (1, 7)	1-1 WP 1B SAFE	4-1 BB SAFE			2-2 F8		0-1 G6-3			3	1	1	0	1	0	0	Detroit Tigers @ Cleveland Indians Jacobs Field, Cleveland, OH Thu May 16 1996, 7:05 PM EDT Att: 42,330 - Unknown - 51 F			
Duane Singleton, L OBP: 0.250, SLG: 0.182 (1, 8)	0-1 WP 1B SAFE	0-0 P4			0-3 K		1-1 F8			4	1	1	0	0	1	2				
Travis Fryman, R OBP: 0.337, SLG: 0.490 (1, 5)	0-2 F9	2-1 F8			4-1 1B BB			0-0 F8		3	0	0	0	1	0	4				
Cecil Fielder, R OBP: 0.320, SLG: 0.473 (1, 3)	1-0 G6-3 BB 1-H 2-H		1-3 K		2-2 1B			2-3 K		4	0	2	2	0	2	0				
Melvin Nieves, S OBP: 0.316, SLG: 0.466 (1, 9)	4-0 G6-3 BB		3-2 G3		0-3 K			0-2 HR		3	1	1	1	1	1	2				
Eddie Williams, R OBP: 0.314, SLG: 0.392 (1, 10)	2-2 G6-3 1-2 2-3		2-2 F8			1-3 K		1-0 F9		4	0	0	0	0	1	2				
Mark Lewis, R OBP: 0.361, SLG: 0.522 (1, 4)	0-1 G1-3			1-2 G6-3		0-3 K			1-1 G6-3	4	0	0	0	0	1	2				
John Flaherty, R OBP: 0.283, SLG: 0.406 (1, 2)		1-1 BB 1B		1-0 F7		1-0 F7			1-1 F8-4 2B	4	0	2	0	0	0	0				
Chris Gomez, R OBP: 0.353, SLG: 0.276 (1, 6)		1-3 K		1-3 K			0-0 F8		2-2 F8-4	3	0	0	0	0	2	1				
Curtis Pride, L OBP: 0.231, SLG: 0.261 (9, PH)									2-3	1	0	0	0	0	0	1				
Inning Stats	R: 2 E: 0 K: 0 S: 14	H: 3 LOB: 2 BB: 1 P: 22	R: 0 E: 0 K: 1 S: 10	H: 1 LOB: 2 BB: 1 P: 18	R: 0 E: 0 K: 1 S: 11	H: 0 LOB: 0 BB: 0 P: 17	R: 0 E: 0 K: 1 S: 10	H: 0 LOB: 2 BB: 1 P: 13	R: 0 E: 0 K: 2 S: 14	H: 0 LOB: 0 BB: 0 P: 10	R: 0 E: 0 K: 2 S: 5	H: 0 LOB: 0 BB: 0 P: 6	R: 1 E: 0 K: 1 S: 8	H: 1 LOB: 0 BB: 0 P: 11	R: 0 E: 0 K: 0 S: 8	H: 1 LOB: 0 BB: 0 P: 12	1B: 5 2B: 2 3B: 0 HR: 1	SF: 0 SAC: 0 DP: 1 HBP: 0	WP: 1 PB: 0 SB: 0 CS: 0	PA: 36
PITCHER Jack McDowell, R ERA: 3.11 (1, 1)	IP: 9.0 WLS: W BF: 36 H: 7 R: 3 ER: 3 SO: 8 BB: 3 IBB: 0 HBP: 0 BLK: 0 WP: 1 HR: 1 S: 88 P: 131 ERA: 3.00 WHIP: 1.111															PITCHER				

Batter	1	2	3	4	5	6	7	8	9	AB	R	H	RBI	BB	SO	LOB	BOTTOM			
Kenny Lofton, L OBP: 0.411, SLG: 0.438 (1, 8)	4-0 G4-3 S BB		0-0 G6-3	2-1 SH5-3			2-3 K			2	1	0	0	1	1	0	Detroit Tigers @ Cleveland Indians Jacobs Field, Cleveland, OH Thu May 16 1996, 7:05 PM EDT Att: 42,330 - Unknown - 51 F			
Julio Franco, R OBP: 0.398, SLG: 0.480 (1, 3)	2-1 G4-3		4-1 HR BB	4-0 IBB			3-3 K			2	1	0	0	2	1	1				
Carlos Baerga, S OBP: 0.286, SLG: 0.358 (1, 4)	0-0 G4-3		1-1 E6	1-1 SF8-3-5			0-3 K HR			3	2	0	2	0	1	1				
Albert Belle, R OBP: 0.432, SLG: 0.766 (1, 7)	2-0 F7		1-0 HR		1-1 F9		1-0 HR			4	2	2	5	0	0	0				
Eddie Murray, S OBP: 0.311, SLG: 0.354 (1, 10)		1-3 K	2-0 HR		3-1 P6		1-1 G6-3			4	1	1	1	0	1	0				
Jim Thome, L OBP: 0.465, SLG: 0.640 (1, 5)		4-1 BB BB	2-0 1B		3-3 K			2-1 F7		3	0	1	0	1	1	0				
Manny Ramirez, R OBP: 0.358, SLG: 0.532 (1, 9)		4-1 G6-4-3 BB	0-1 G1-3			3-1 F8		1-0 F8		3	0	0	0	1	0	1				
Sandy Alomar Jr., R OBP: 0.298, SLG: 0.404 (1, 2)	0-1 G6-4-3			4-1 SH5-3 1B BB			0-2 P3		1-1 G6-3	3	1	0	0	1	0	2				
Omar Vizquel, S OBP: 0.354, SLG: 0.438 (1, 6)			1-2 G6-3	1-1 SH5-3 1B			0-0 G5-3			3	0	1	0	0	0	0				
Inning Stats	R: 1 E: 0 K: 0 S: 4	H: 0 LOB: 0 BB: 1 P: 12	R: 0 E: 0 K: 1 S: 7	H: 0 LOB: 2 BB: 2 P: 16	R: 4 E: 1 K: 0 S: 12	H: 3 LOB: 1 BB: 1 P: 23	R: 1 E: 0 K: 0 S: 7	H: 1 LOB: 1 BB: 2 P: 19	R: 0 E: 0 K: 1 S: 7	H: 0 LOB: 0 BB: 0 P: 14	R: 0 E: 0 K: 0 S: 6	H: 0 LOB: 0 BB: 0 P: 9	R: 2 E: 0 K: 3 S: 14	H: 1 LOB: 0 BB: 0 P: 21	R: 0 E: 0 K: 0 S: 5	H: 0 LOB: 0 BB: 0 P: 9	1B: 2 2B: 1 3B: 0 HR: 3	SF: 1 SAC: 1 DP: 2 HBP: 0	WP: 1 PB: 0 SB: 1 CS: 0	PA: 35
PITCHER Brian Williams, R ERA: 8.1 (1, 1)	IP: 3.0 WLS: L BF: 18 H: 4 R: 6 ER: 2 SO: 1 BB: 5 IBB: 0 HBP: 0 BLK: 0 WP: 1 HR: 2 S: 26 P: 59 ERA: 6.00 WHIP: 3.000															PITCHER				
Scott Aldred, L ERA: 8.65 (4, 1)	4.0 14 1 2 2 4 0 1 0 0 1 1 31 55 4.50 0.250																			
Gregg Olson, R ERA: 1.08 (8, 1)	1.0 3 0 0 0 0 0 0 0 0 0 0 5 9 0.00 0.000																			

Batter	1	2	3	4	5	6	7	8	9	AB	R	H	RBI	BB	SO	LOB	TOP					
Darryl Hamilton, L OBP: 0.370, SLG: 0.386 (1, 8)	G1-3		G1-3	F7					F7	5	0	1	1	1	0	3						
Ivan Rodriguez, R OBP: 0.337, SLG: 0.440 (1, 2)	G3		K		F7				F8	5	0	1	1	0	1	2						
Will Clark, L OBP: 0.425, SLG: 0.469 (1, 3)			G3		F7				L7	5	0	2	0	0	0	1						
Mickey Tettleton, S OBP: 0.432, SLG: 0.591 (1, 10)									K	3	1	1	0	2	2	0						
29 Rusty Greer, L OBP: 0.399, SLG: 0.500 (1, 7)	G3								F6	4	1	1	0	1	1	2						
Dean Palmer, R OBP: 0.325, SLG: 0.511 (1, 5)									K	5	1	1	1	0	2	3						
Warren Newson, L OBP: 0.384, SLG: 0.443 (1, 9)									L9	5	1	2	1	0	2	0						
Mark McLemore, S OBP: 0.399, SLG: 0.379 (1, 4)	G1-3									3	2	1	2	2	0	0						
Kevin Elster, R OBP: 0.301, SLG: 0.560 (1, 6)									L9	5	4	4	4	0	0	2						
Inning Stats	R: 0 E: 0 K: 0 S: 12	H: 1 LOB: 2 BB: 1 P: 20	R: 0 E: 0 K: 1 S: 9	H: 0 LOB: 0 BB: 0 P: 11	R: 1 E: 0 K: 1 S: 10	H: 1 LOB: 0 BB: 0 P: 13	R: 6 E: 0 K: 0 S: 32	H: 8 LOB: 3 BB: 2 P: 51	R: 2 E: 0 K: 0 S: 15	H: 2 LOB: 1 BB: 1 P: 24	R: 0 E: 0 K: 3 S: 12	H: 0 LOB: 0 BB: 0 P: 19	R: 1 E: 0 K: 1 S: 21	H: 1 LOB: 1 BB: 1 P: 30	R: 0 E: 0 K: 1 S: 7	H: 0 LOB: 0 BB: 0 P: 8	R: 0 E: 0 K: 1 S: 10	H: 1 LOB: 2 BB: 1 P: 18	1B: 4 2B: 8 3B: 0 HR: 2	SF: 0 SAC: 0 DP: 0 HBP: 0	WP: 0 PB: 0 SB: 1 CS: 0	PA: 46
PITCHER	IP	WLS	BF	H	R	ER	SO	BB	IBB	HBP	BLK	WP	HR	S	P	ERA	WHIP					
Orel Hershiser, R ERA: 5.88 (1, 1)	3.0		18	8	7	7	2	1	0	0	0	0	1	46	66	21.00	3.000					
Joe Roa, R ERA: 10.8 (4, 1)	1.2		11	4	2	2	0	3	0	0	0	0	0	29	49	10.80	4.200					
Alan Embree, L ERA: 3.88 (5, 1)	2.1	W	9	1	1	1	4	1	0	0	0	0	1	36	53	3.86	0.857					
Paul Assenmacher, L ERA: 3.12 (8, 1)	1.0		3	0	0	0	1	0	0	0	0	0	0	7	8	0.00	0.000					
Jose Mesa, R ERA: 2.14 (9, 1)	1.0	S	5	1	0	0	1	1	0	0	0	0	0	10	18	0.00	2.000					

Texas Rangers @ Cleveland Indians
Jacobs Field, Cleveland, OH
Fri May 17 1996, 7:05 PM EDT
Att: 41,225 - Unknown - 66 F

AB 40
R 10
H 14
RBI 10
BB 6
SO 8
LOB 13



Batter	1	2	3	4	5	6	7	8	9	AB	R	H	RBI	BB	SO	LOB	BOTTOM				
Kenny Lofton, L OBP: 0.411, SLG: 0.439 (1, 8)	G4-3	CS	G6-3		SF7					4	2	2	1	0	0	0					
Julio Franco, R OBP: 0.398, SLG: 0.477 (1, 3)			G5-3						G1-3	5	0	2	1	0	1	2					
Carlos Baerga, S OBP: 0.283, SLG: 0.353 (1, 4)	E1		L4-1		F6				G4-3	5	1	1	0	0	0	3					
Albert Belle, R OBP: 0.431, SLG: 0.753 (1, 7)	G1-3				F6					5	1	2	2	0	0	3					
Eddie Murray, S OBP: 0.325, SLG: 0.389 (1, 10)									L6	5	3	4	2	0	0	1					
Jim Thome, L OBP: 0.459, SLG: 0.623 (1, 5)										3	1	0	0	1	2	2					
Alvaro Espinoza, R OBP: 0.294, SLG: 0.438 (9, 5)										0	0	0	0	0	0	0					
Jeremy Burnitz, L OBP: 0.421, SLG: 0.533 (1, 9)										2	0	0	0	0	1	2					
Manny Ramirez, R OBP: 0.360, SLG: 0.556 (6, PH) (7, 9)										2	1	1	4	0	0	0					
Sandy Alomar Jr., R OBP: 0.314, SLG: 0.425 (1, 2)										4	2	3	0	0	0	0					
Omar Vizquel, S OBP: 0.358, SLG: 0.447 (1, 6)										4	1	2	2	0	0	1					
Inning Stats	R: 0 E: 1 K: 0 S: 10	H: 3 LOB: 1 BB: 0 P: 15	R: 2 E: 1 K: 1 S: 14	H: 3 LOB: 0 BB: 0 P: 20	R: 0 E: 0 K: 1 S: 13	H: 1 LOB: 1 BB: 0 P: 16	R: 2 E: 0 K: 0 S: 11	H: 3 LOB: 1 BB: 0 P: 16	R: 1 E: 0 K: 1 S: 11	H: 1 LOB: 0 BB: 0 P: 16	R: 6 E: 1 K: 1 S: 21	H: 6 LOB: 1 BB: 1 P: 38	R: 1 E: 0 K: 0 S: 11	H: 2 LOB: 1 BB: 0 P: 14	1B: 13 2B: 2 3B: 0 HR: 2	SF: 1 SAC: 0 DP: 0 HBP: 0	WP: 0 PB: 0 SB: 0 CS: 2	PA: 42			
PITCHER	IP	WLS	BF	H	R	ER	SO	BB	IBB	HBP	BLK	WP	HR	S	P	ERA	WHIP				
Kevin Gross, R ERA: 5.88 (1, 1)	5.0		23	9	5	4	2	0	0	0	0	0	0	11	16	6.75	0.750				
Dennis Cook, L ERA: 3.38 (6, 1)	1.1		5	1	1	1	1	0	0	0	0	0	0	12	18	27.00	9.000				
Jeff Russell, R ERA: 3.12 (7, 1)	0.1		4	3	1	1	1	0	0	0	0	0	0	1	5	∞	∞				
Ed Vosberg, L ERA: 2.84 (7, 1)	0.0		1	0	0	0	0	1	0	0	0	0	0	1	5	∞	∞				
Gil Heredia, R ERA: 5.28 (7, 1)	1.1	L	8	4	5	5	0	0	0	0	0	0	1	16	23	33.75	3.000				

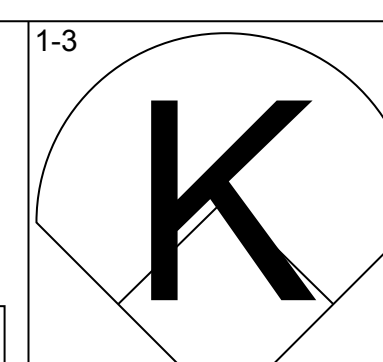
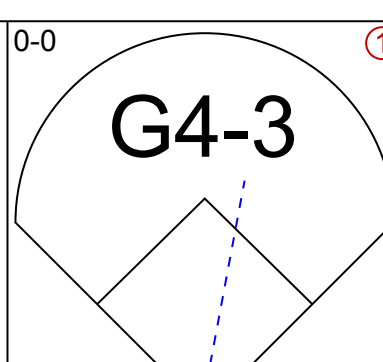
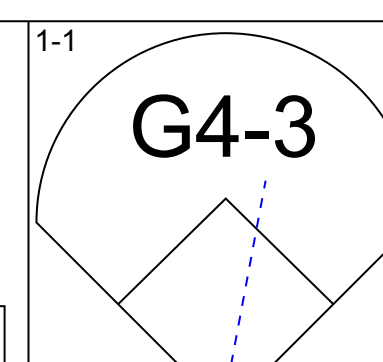
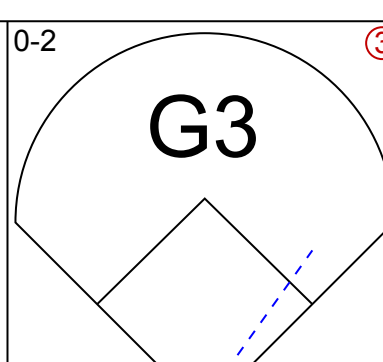
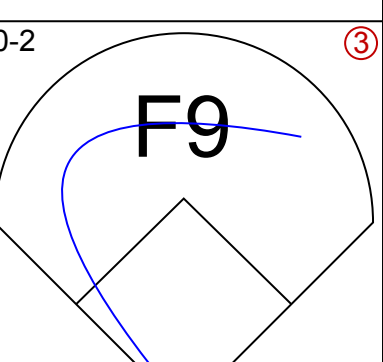
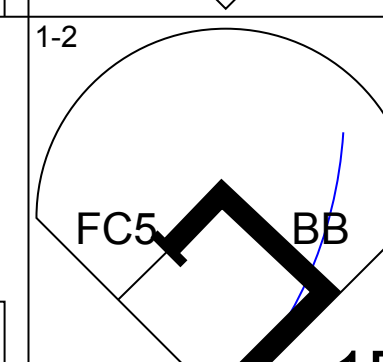
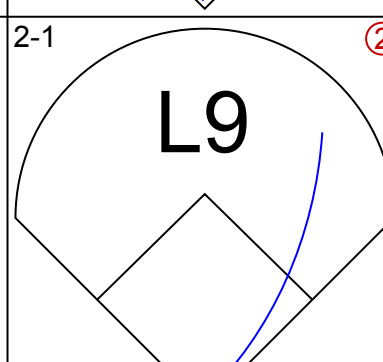
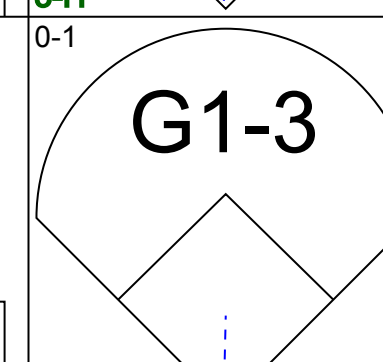


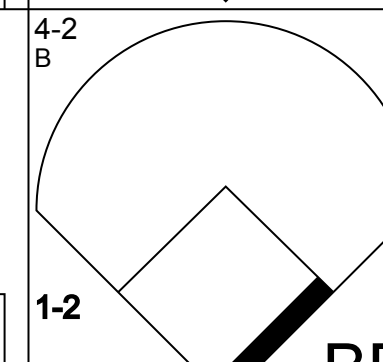
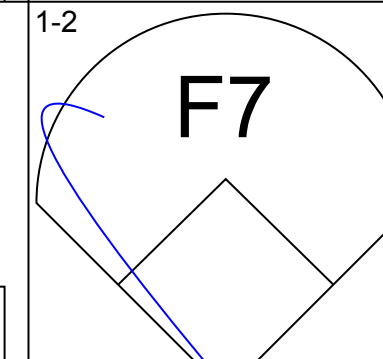
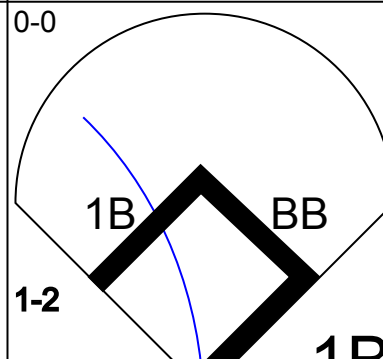



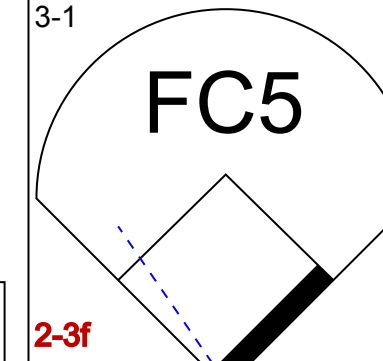
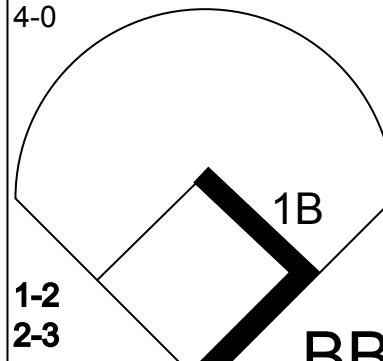




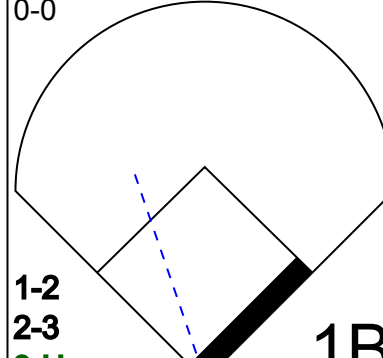


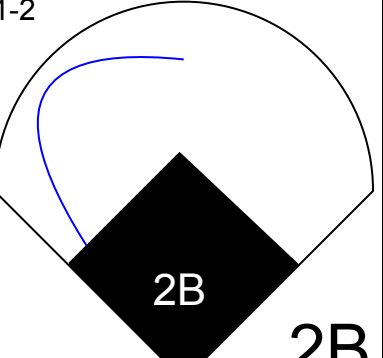
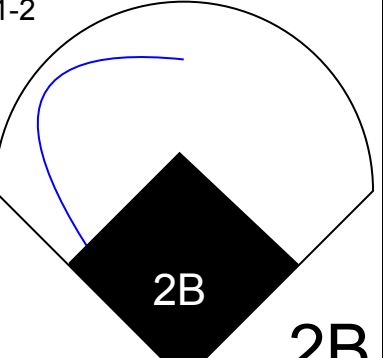
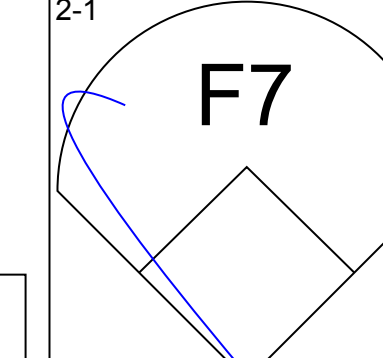
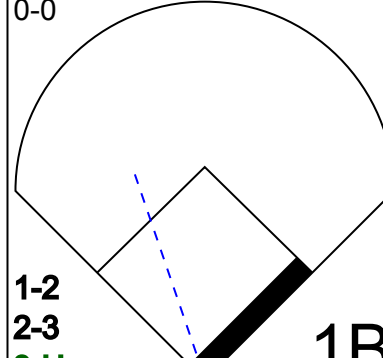
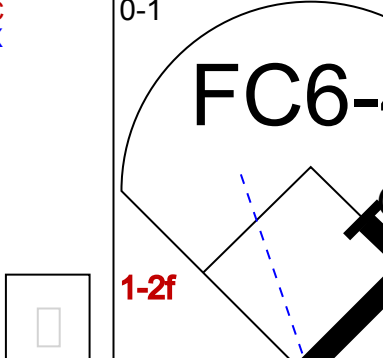
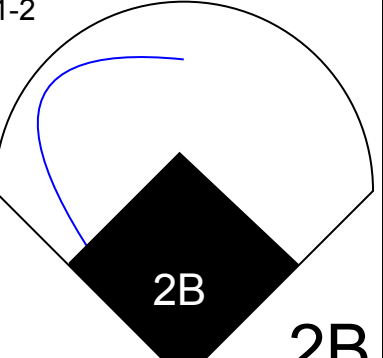
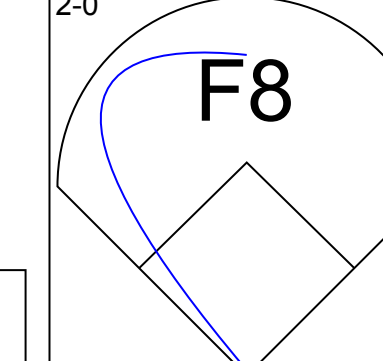
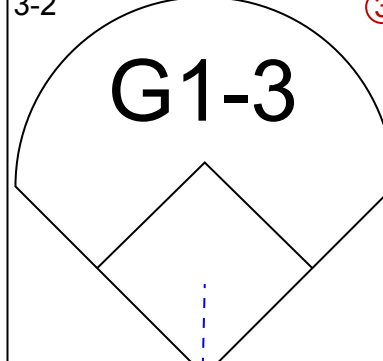
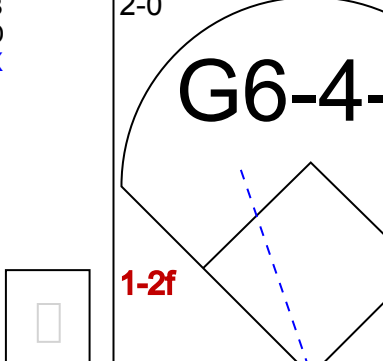
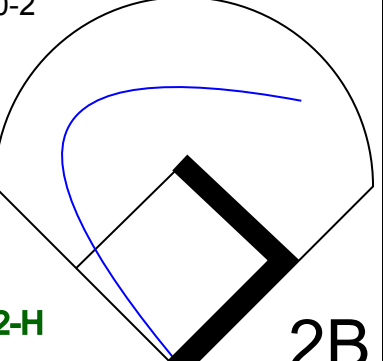
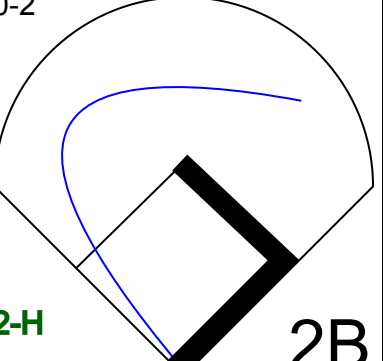
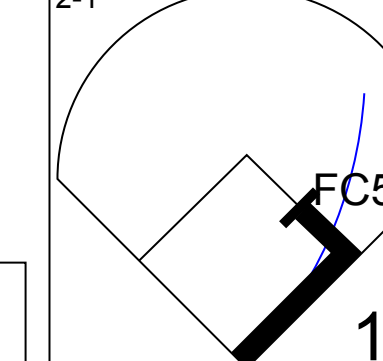

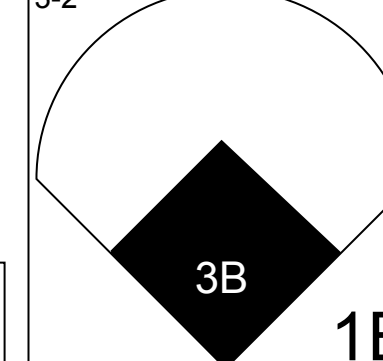
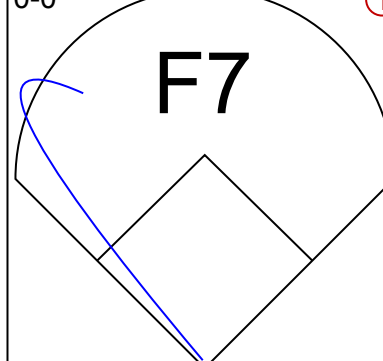
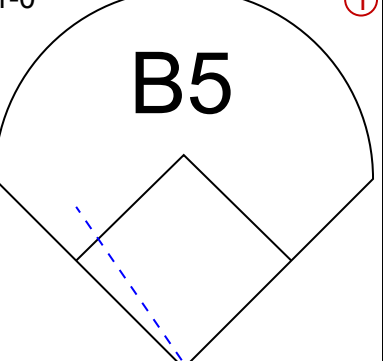

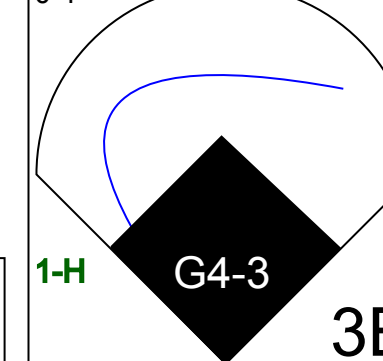
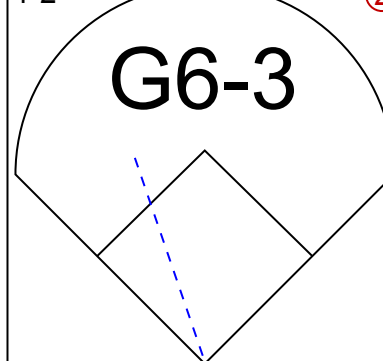
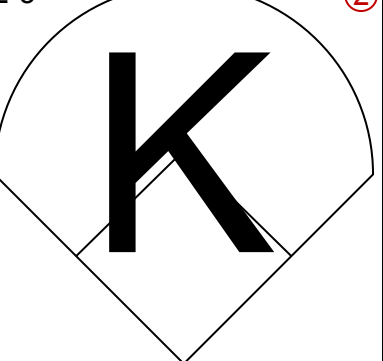
Texas Rangers @ Cleveland Indians
Jacobs Field, Cleveland, OH
Fri May 17 1996, 7:05 PM EDT
Att: 41,225 - Unknown - 66 F

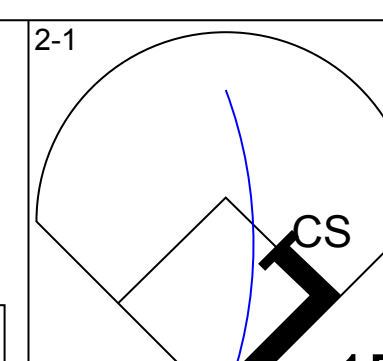
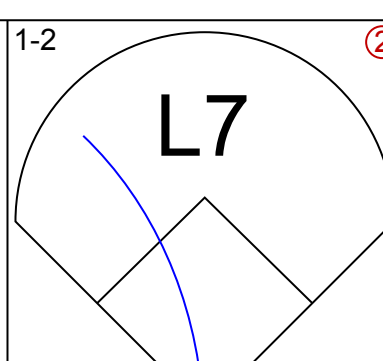
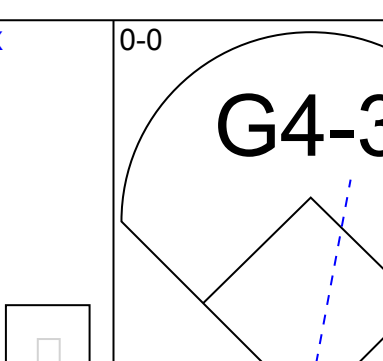
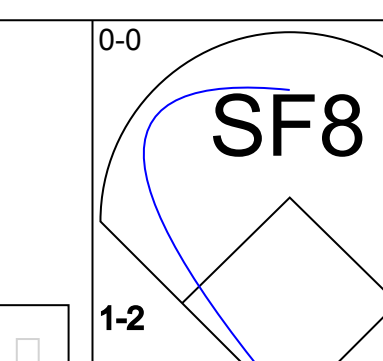
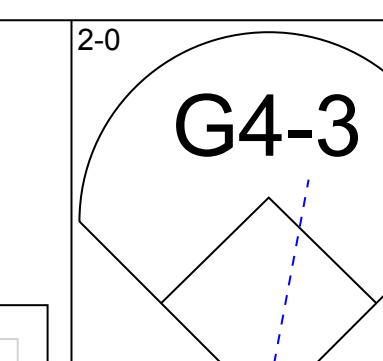
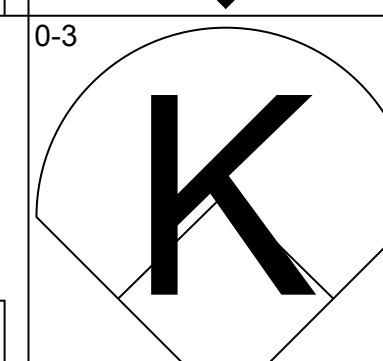
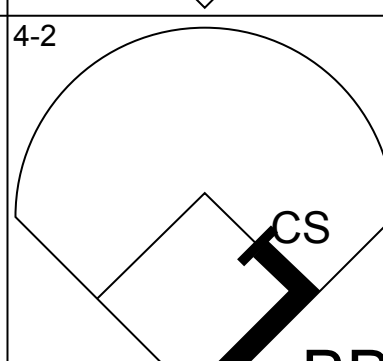
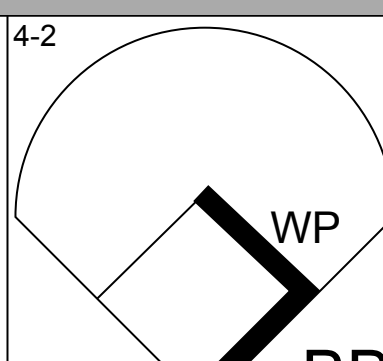
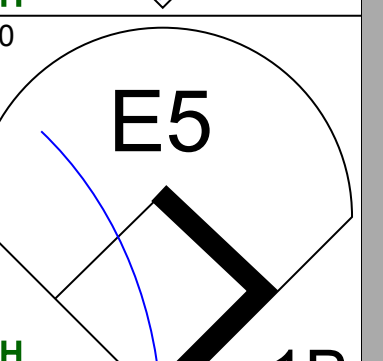
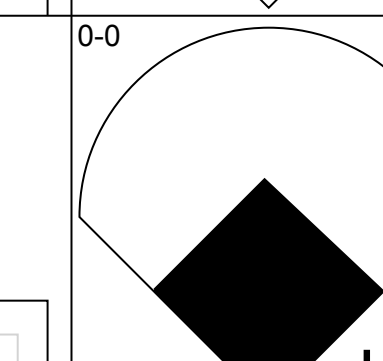
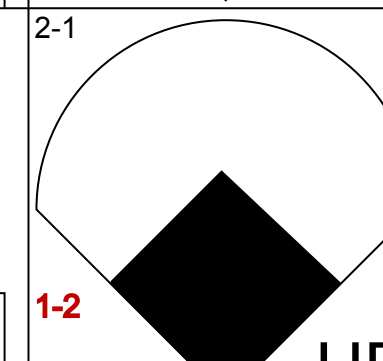
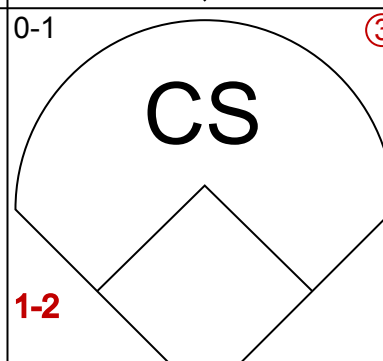
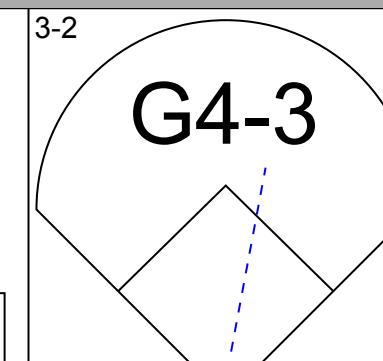
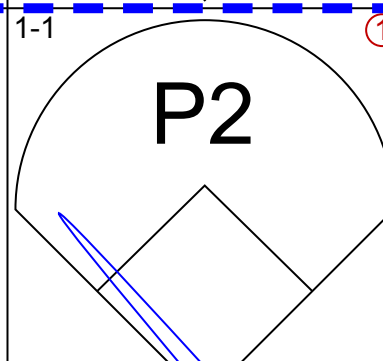
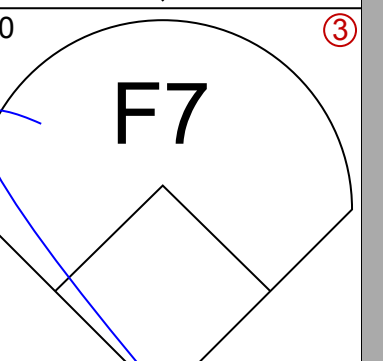
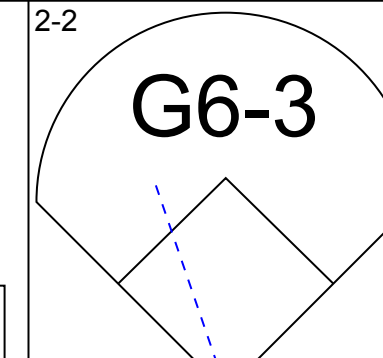
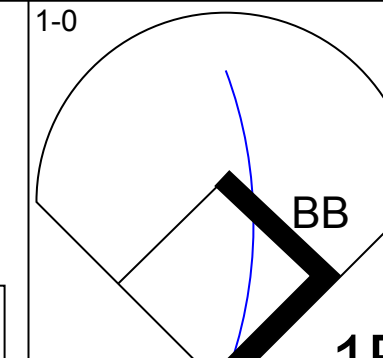
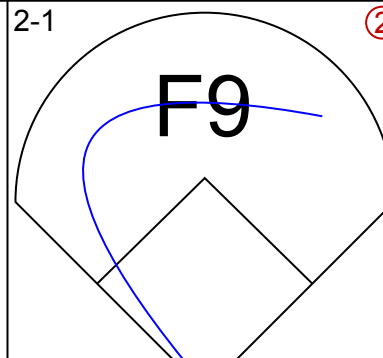
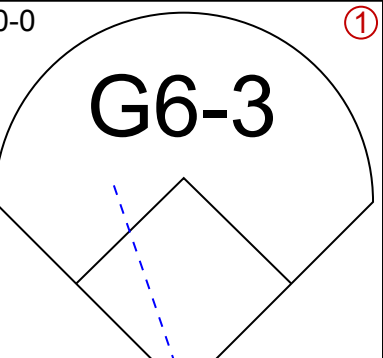
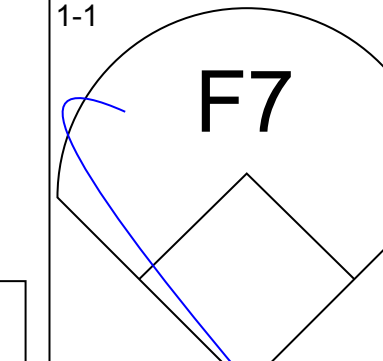
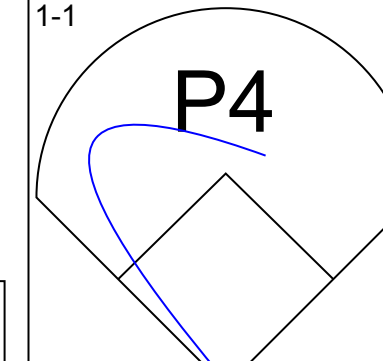
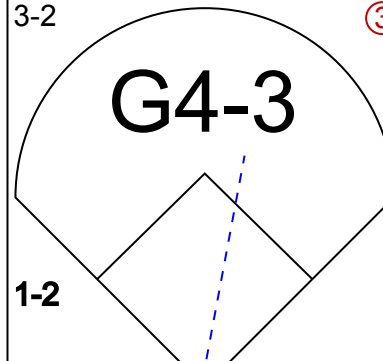
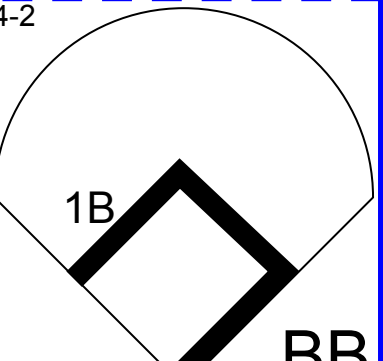
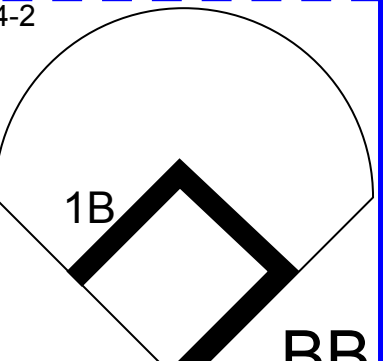
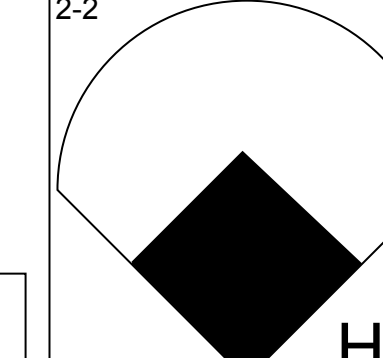
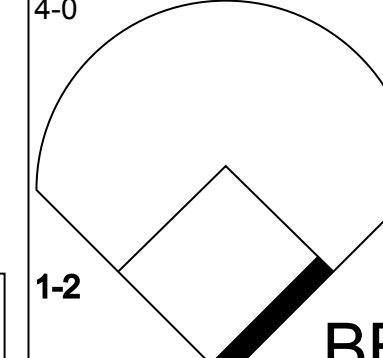

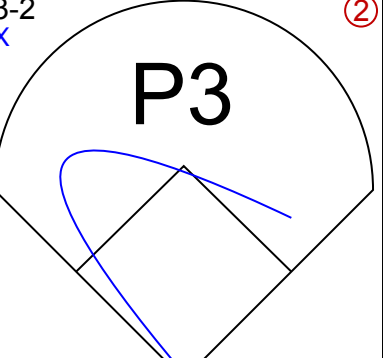
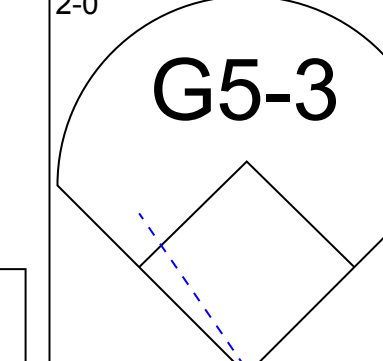
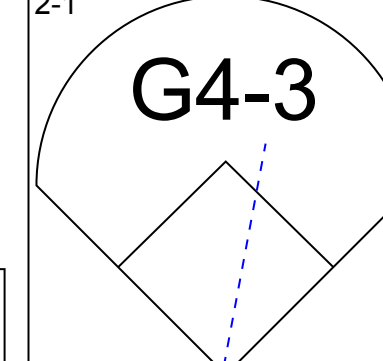

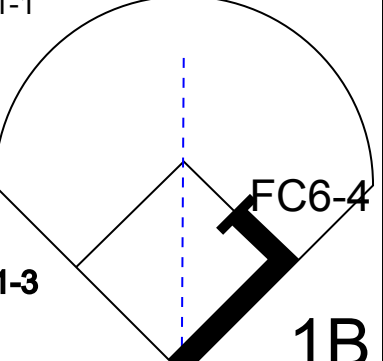
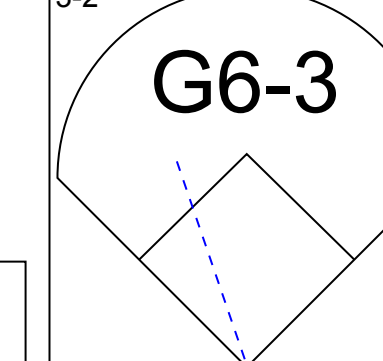
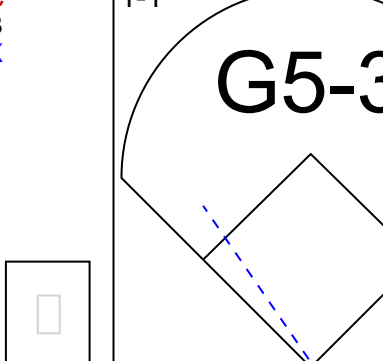
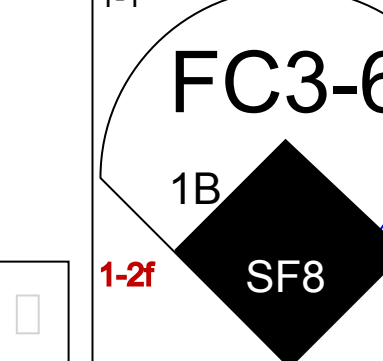
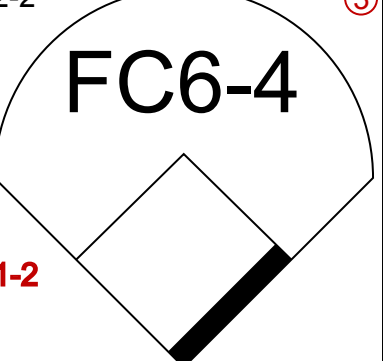
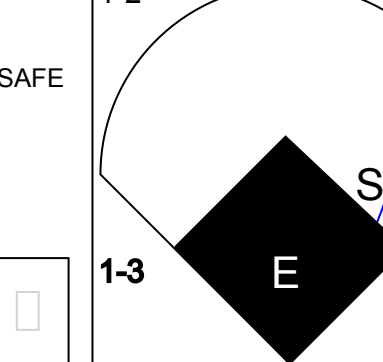
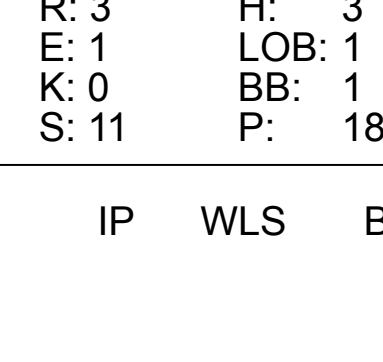
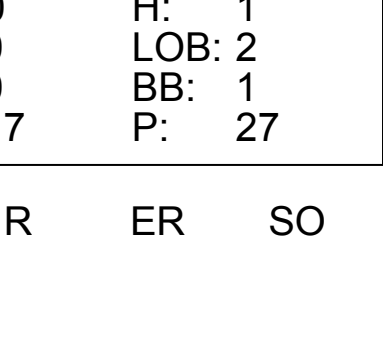
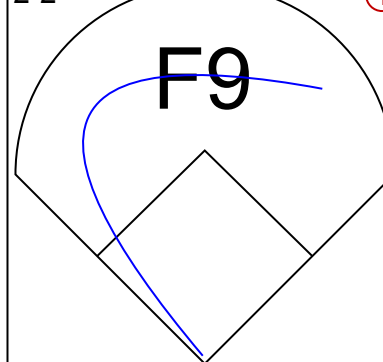
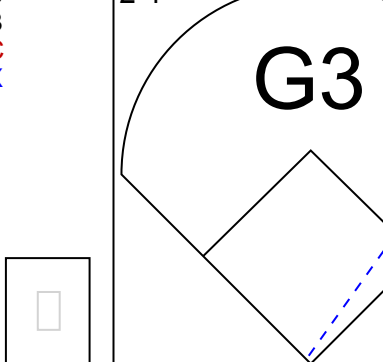
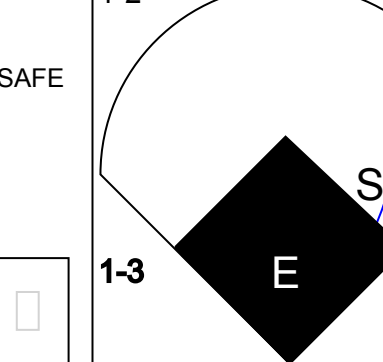
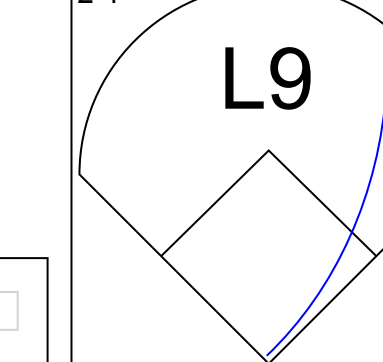
AB 39
R 12
H 17
RBI 12
BB 1
SO 4
LOB 14



Batter	1	2	3	4	5	6	7	8	9	AB	R	H	RBI	BB	SO	LOB	TOP									
Darryl Hamilton, L OBP: 0.374, SLG: 0.406			G4-3				G1-3			4	1	2	0	0	0	0	Texas Rangers @ Cleveland Indians Jacobs Field, Cleveland, OH Sun May 19 1996, 3:33 AM EDT Att: 43,299 - Sunny - 83 F									
Ivan Rodriguez, R OBP: 0.339, SLG: 0.435 Dave Valle, R OBP: 0.375, SLG: 0.350			G1-3				G5-3			1	1	1	0	0	0	0										
Will Clark, L OBP: 0.422, SLG: 0.464										4	1	2	1	0	1	1										
Mickey Tettleton, S OBP: 0.423, SLG: 0.567										2	1	0	1	1	1	1										
Dean Palmer, R OBP: 0.337, SLG: 0.520										4	0	2	2	0	0	1										
Warren Newson, L OBP: 0.394, SLG: 0.415										4	0	0	0	0	1	3										
Mark McLemore, S OBP: 0.391, SLG: 0.371			G4-3							4	0	1	0	0	0	1										
Damon Buford, R OBP: 0.367, SLG: 0.400 Lou Frazier, S OBP: 0.167, SLG: 0.167										3	0	0	0	0	3	2										
Kevin Elster, R OBP: 0.292, SLG: 0.560										4	1	1	1	0	1	1										
Inning Stats	R: 2 E: 0 K: 0 S: 11	H: 3 LOB: 1 BB: 0 P: 17	R: 0 E: 0 K: 2 S: 7	H: 0 LOB: 0 BB: 0 P: 10	R: 0 E: 0 K: 1 S: 7	H: 1 LOB: 1 BB: 0 P: 10	R: 0 E: 0 K: 1 S: 8	H: 1 LOB: 1 BB: 1 P: 11	R: 3 E: 0 K: 1 S: 14	H: 3 LOB: 1 BB: 1 P: 22	R: 0 E: 0 K: 1 S: 9	H: 1 LOB: 0 BB: 0 P: 16	R: 0 E: 0 K: 1 S: 8	H: 0 LOB: 0 BB: 0 P: 10	R: 0 E: 0 K: 0 S: 5	H: 0 LOB: 0 BB: 0 P: 12	R: 0 E: 0 K: 0 S: 7	H: 0 LOB: 0 BB: 0 P: 12	1B: 7 2B: 1 3B: 0 HR: 1	SF: 1 SAC: 0 DP: 1 HBP: 0	WP: 0 PB: 0 SB: 1 CS: 0	PA: 36				
PITCHER	IP	WLS	BF	H	R	ER	SO	BB	IBB	HBP	BLK	WP	HR	S	P	ERA	WHIP									
Charles Nagy, R ERA: 3.97	(1, 1)	6.0	W	27	9	5	5	6	1	0	0	0	0	0	8	10	7.50	1.667								
Jim Poole, L ERA: 2.13	(7, 1)	1.0		3	0	0	0	1	0	0	0	0	0	0	5	12	0.00	0.000								
Julian Tavarez, R ERA: 3.54	(8, 1)	1.0	S	3	0	0	0	1	0	0	0	0	0	7	12	0.00	0.000									
Jose Mesa, R ERA: 2.05	(9, 1)	1.0		3	0	0	0	0	0	0	0	0	0	7	12	0.00	0.000									


Batter	1	2	3	4	5	6	7	8	9	AB	R	H	RBI	BB	SO	LOB	BOTTOM									
Kenny Lofton, L OBP: 0.421, SLG: 0.451										2	2	2	1	3	0	0	Texas Rangers @ Cleveland Indians Jacobs Field, Cleveland, OH Sun May 19 1996, 3:33 AM EDT Att: 43,299 - Sunny - 83 F									
Julio Franco, R OBP: 0.398, SLG: 0.466										4	1	1	2	0	2	4										
Carlos Baerga, S OBP: 0.274, SLG: 0.339										5	0	0	0	0	1	5										
Albert Belle, R OBP: 0.440, SLG: 0.763										3	0	2	2	1	0	0										
Eddie Murray, S OBP: 0.322, SLG: 0.382										4	0	1	0	0	0	4										
Jim Thome, L OBP: 0.457, SLG: 0.622										4	1	2	1	0	1	1										
Manny Ramirez, R OBP: 0.361, SLG: 0.541										4	0	1	1	0	1	3										
Sandy Alomar Jr., R OBP: 0.325, SLG: 0.445										3	2	1	1	1	0	1										
Omar Vizquel, S OBP: 0.355, SLG: 0.435										3	2	1	0	0	0	1										
Inning Stats	R: 0 E: 0 K: 1 S: 9	H: 1 LOB: 0 BB: 0 P: 12	R: 0 E: 0 K: 0 S: 8	H: 1 LOB: 1 BB: 0 P: 12	R: 4 E: 2 K: 1 S: 22	H: 3 LOB: 2 BB: 1 P: 34	R: 3 E: 0 K: 1 S: 14	H: 3 LOB: 1 BB: 1 P: 28	R: 0 E: 0 K: 2 S: 10	H: 0 LOB: 1 BB: 1 P: 21	R: 0 E: 0 K: 0 S: 7	H: 0 LOB: 0 BB: 1 P: 12	R: 1 E: 0 K: 0 S: 11	H: 3 LOB: 1 BB: 0 P: 16	R: 0 E: 0 K: 0 S: 12	H: 0 LOB: 1 BB: 1 P: 19	1B: 8 2B: 3 3B: 0 HR: 1	SF: 0 SAC: 1 DP: 3 HBP: 1	WP: 0 PB: 0 SB: 2 CS: 1	PA: 39						
PITCHER	IP	WLS	BF	H	R	ER	SO	BB	IBB	HBP	BLK	WP	HR	S	P	ERA	WHIP									
Bobby Witt, R ERA: 6.1	(1, 1)	5.0	L	28	8	7	4	5	4	0	0	0	0	0	114	7.20	2.400									
Mark Brandenburg, R ERA: 1.23	(6, 1)	3.0		11	3	1	1	0	1	0	1	0	0	0	27	40	3.00	1.333								

Batter	1	2	3	4	5	6	7	8	9	AB	R	H	RBI	BB	SO	LOB	TOP					
Chuck Carr, S OBP: 0.328, SLG: 0.411 (1, 8)										5	0	0	1	0	1	1	Milwaukee Brewers @ Cleveland Indians Jacobs Field, Cleveland, OH Tue May 21 1996, 7:05 PM EDT Att: 39,974 - Unknown - 67 F					
Kevin Seitzer, R OBP: 0.444, SLG: 0.483 (1, 5)										5	0	2	0	0	0	0						
David Hulse, L OBP: 0.196, SLG: 0.178 (9, FR)										0	0	0	0	0	0	0						
Jeff Cirillo, R OBP: 0.355, SLG: 0.456 (9, 5)										0	0	0	0	0	0	0						
Jose Valentin, S OBP: 0.369, SLG: 0.523 (1, 6)										3	1	2	0	1	1	0						
Greg Vaughn, R OBP: 0.401, SLG: 0.534 (1, 7)										5	1	2	1	0	1	5						
John Jaha, R OBP: 0.382, SLG: 0.449 (1, 10)										4	0	1	0	1	1	5						
Dave Nilsson, L OBP: 0.477, SLG: 0.900 (1, 3)										4	1	2	1	0	0	1						
Matt Mieske, R OBP: 0.372, SLG: 0.508 (1, 9)										4	0	1	1	0	0	4						
Fernando Vina, L OBP: 0.369, SLG: 0.473 (1, 4)										4	1	2	0	0	0	1						
Mike Matheny, R OBP: 0.287, SLG: 0.403 (1, 2)										4	1	1	1	0	1	2						
Inning Stats	R: 0 E: 0 K: 1 S: 16	H: 1 LOB: 2 BB: 1 P: 26	R: 0 E: 0 K: 0 S: 7	H: 1 LOB: 1 BB: 0 P: 13	R: 1 E: 0 K: 0 S: 9	H: 3 LOB: 3 BB: 1 P: 18	R: 2 E: 0 K: 1 S: 12	H: 2 LOB: 0 BB: 0 P: 18	R: 1 E: 0 K: 0 S: 6	H: 2 LOB: 0 BB: 0 P: 9	R: 0 E: 0 K: 0 S: 7	H: 0 LOB: 0 BB: 0 P: 8	R: 0 E: 0 K: 1 S: 6	H: 1 LOB: 1 BB: 0 P: 8	R: 1 E: 0 K: 1 S: 14	H: 2 LOB: 1 BB: 0 P: 18	R: 0 E: 0 K: 1 S: 11	H: 1 LOB: 2 BB: 0 P: 15	1B: 8 2B: 3 3B: 1 HR: 1	SF: 0 SAC: 1 DP: 1 HBP: 0	WP: 0 PB: 0 CS: 0	PA: 41
PITCHER	IP	WLS	BF	H	R	ER	SO	BB	IBB	HBP	BLK	WP	HR	S	P	ERA	WHIP					
Dennis Martinez, R ERA: 4.92 (1, 1)	7.0		32	10	4	4	3	2	0	0	0	0	1	63	100	5.14	1.714					
Jim Poole, L ERA: 2.77 (8, 1)	0.1		3	2	1	1	0	0	0	0	0	0	0	7	9	27.00	6.000					
Julian Tavarez, R ERA: 3.27 (8, 1)	1.2	W	6	1	0	0	2	0	0	0	0	0	0	18	24	0.00	0.600					

Batter	1	2	3	4	5	6	7	8	9	AB	R	H	RBI	BB	SO	LOB	BOTTOM					
Kenny Lofton, L OBP: 0.415, SLG: 0.446 (1, 8)										4	0	1	1	0	0	0	Milwaukee Brewers @ Cleveland Indians Jacobs Field, Cleveland, OH Tue May 21 1996, 7:05 PM EDT Att: 39,974 - Unknown - 67 F					
Julio Franco, R OBP: 0.408, SLG: 0.488 (1, 3)										3	1	2	2	2	1	1						
Carlos Baerga, S OBP: 0.274, SLG: 0.355 (1, 4)										4	1	1	1	0	0	2						
Albert Belle, R OBP: 0.435, SLG: 0.750 (1, 7)										4	0	1	0	0	0	1						
Eddie Murray, S OBP: 0.320, SLG: 0.375 (1, 10)										3	0	0	0	1	0	2						
Wayne Kirby, L OBP: 0.286, SLG: 0.286 (8, FR)										0	0	0	0	0	0	0						
Jim Thome, L OBP: 0.465, SLG: 0.672 (1, 5)										3	2	2	2	1	0	1						
Manny Ramirez, R OBP: 0.384, SLG: 0.537 (1, 9)										3	0	1	0	1	0	2						
Tony Peña, R OBP: 0.333, SLG: 0.389 (1, 2)										2	0	0	0	0	0	0						
Jerome Burnitz, L OBP: 0.400, SLG: 0.500 (7, PH)										1	1	0	0	0	0	1						
Sandy Alomar Jr., R OBP: 0.353, SLG: 0.442 (8, 2)										1	0	0	0	0	0	2						
Omar Vizquel, S OBP: 0.352, SLG: 0.430 (1, 6)										4	1	1	0	0	0	0						
Inning Stats	R: 1 E: 0 K: 1 S: 11	H: 2 LOB: 0 BB: 0 P: 16	R: 1 E: 0 K: 0 S: 9	H: 1 LOB: 0 BB: 0 P: 17	R: 0 E: 0 K: 0 S: 10	H: 0 LOB: 1 BB: 1 P: 17	R: 0 E: 0 K: 0 S: 8	H: 1 LOB: 2 BB: 1 P: 19	R: 0 E: 0 K: 0 S: 5	H: 0 LOB: 0 BB: 0 P: 8	R: 0 E: 0 K: 0 S: 9	H: 0 LOB: 1 BB: 1 P: 19	R: 3 E: 1 K: 0 S: 11	H: 3 LOB: 1 BB: 1 P: 18	R: 0 E: 0 K: 0 S: 17	H: 1 LOB: 2 BB: 1 P: 27	R: 1 E: 0 K: 0 S: 4	H: 1 LOB: 0 BB: 0 P: 8	1B: 5 2B: 0 3B: 0 HR: 4	SF: 1 SAC: 0 DP: 0 HBP: 0	WP: 1 PB: 0 CS: 2	PA: 39
PITCHER	IP	WLS	BF	H	R	ER	SO	BB	IBB	HBP	BLK	WP	HR	S	P	ERA	WHIP					
Ben McDonald, R ERA: 3.88 (1, 1)	5.0		20	4	2	2	1	3	0	0	0	1	2	45	83	3.60	1.400					
Ramon Garcia, R ERA: 4.11 (6, 1)	2.1		11	3	3	3	0	1	0	0	0	1	1	19	32	11.57	1.714					
Kevin Wickander, L ERA: 4.61 (8, 1)	0.1		2	0	0	0	0	1	0	0	0	0	0	7	14	0.00	3.000					
Marshall Boze, R ERA: 2.08 (8, 1)	1.0	L	5	2	1	1	0	0	0	0	0	0	1	13	20	9.00	2.000					

Batter	1	2	3	4	5	6	7	8	9	AB	R	H	RBI	BB	SO	LOB	TOP				
Chuck Carr, S OBP: 0.345, SLG: 0.436 (1, 8)	F8	G4-3		2B	2B			CS		5	1	3	3	0	0	1	Milwaukee Brewers @ Cleveland Indians Jacobs Field, Cleveland, OH Wed May 22 1996, 7:05 PM EDT Att: 41,027 - Unknown - 73 F				
Kevin Seitzer, R OBP: 0.443, SLG: 0.493 (1, 3)	2B	G1-3		2B	K			P5		5	0	2	1	0	1	3					
Jose Valentin, S OBP: 0.365, SLG: 0.513 (1, 6)	F9		G4-3	F7				K		5	0	1	0	0	1	2					
Greg Vaughn, R OBP: 0.390, SLG: 0.516 (1, 7)	K		K	P4				G4-6-3		5	0	0	0	0	2	3					
Dave Nilsson, L OBP: 0.469, SLG: 0.909 (1, 10)										4	3	1	1	1	1	0					
Jeff Cirillo, R OBP: 0.363, SLG: 0.457 (1, 5)		E8	G1-3					L8		4	2	2	0	0	0	0					
Fernando Vina, L OBP: 0.394, SLG: 0.482 (1, 4)										2	3	2	0	3	0	0					
Turner Ward, S OBP: 0.353, SLG: 0.370 (9, PH)										3	1	1	1	1	2	4					
Matt Mieske, R OBP: 0.370, SLG: 0.504 (9, 9)										1	0	0	0	0	1	2					
Mike Matheny, R OBP: 0.288, SLG: 0.410 (1, 2)										3	0	1	3	0	1	3					
Inning Stats	R: 0 E: 0 K: 1 S: 9	H: 1 LOB: 1 BB: 0 P: 15	R: 3 E: 1 K: 1 S: 13	H: 2 LOB: 1 BB: 2 P: 24	R: 1 E: 0 K: 1 S: 13	H: 1 LOB: 0 BB: 0 P: 18	R: 3 E: 0 K: 0 S: 15	H: 4 LOB: 1 BB: 0 P: 22	R: 3 E: 1 K: 1 S: 16	H: 2 LOB: 1 BB: 2 P: 31	R: 0 E: 0 K: 2 S: 9	H: 0 LOB: 1 BB: 1 P: 17	R: 0 E: 0 K: 1 S: 11	H: 1 LOB: 0 BB: 0 P: 13	R: 0 E: 0 K: 1 S: 10	H: 1 LOB: 2 BB: 0 P: 18	1B: 8 2B: 4 3B: 0 HR: 1	SF: 0 SAC: 1 DP: 2 HBP: 1	WP: 0 PB: 0 CS: 3	PA: 44	
PITCHER	IP	WLS	BF	H	R	ER	SO	BB	IBB	HBP	BLK	WP	HR	S	P	ERA	WHIP				
Jack McDowell, R ERA: 3.98 (1, 1)	3.1	L	20	8	7	7	3	2	0	0	0	0	1	47	74	18.90	3.000				
Alan Embree, L ERA: 3.24 (4, 1)	2.2		12	3	3	0	2	2	0	0	0	0	0	26	46	0.00	1.875				
Eric Plunk, R ERA: 3.0 (7, 1)	2.1		8	1	0	0	3	1	0	0	0	0	0	21	33	0.00	0.857				
Paul Assenmacher, L ERA: 2.38 (9, 1)	0.2		4	1	0	0	1	0	0	1	0	0	0	9	15	0.00	1.500				

Batter	1	2	3	4	5	6	7	8	9	AB	R	H	RBI	BB	SO	LOB	BOTTOM				
Kenny Lofton, L OBP: 0.410, SLG: 0.439 (1, 8)	E4		G6-3						G3	5	1	1	1	0	0	2	Milwaukee Brewers @ Cleveland Indians Jacobs Field, Cleveland, OH Wed May 22 1996, 7:05 PM EDT Att: 41,027 - Unknown - 73 F				
Julio Franco, R OBP: 0.408, SLG: 0.485 (1, 3)	K		K					L9		5	1	2	0	0	2	1					
Carlos Baerga, S OBP: 0.277, SLG: 0.356 (1, 4)	G4-3							F9		5	1	2	1	0	1	1					
Albert Belle, R OBP: 0.429, SLG: 0.736 (1, 7)										3	0	0	1	1	1	2					
Eddie Murray, S OBP: 0.324, SLG: 0.378 (1, 10)										4	1	2	0	0	1	1					
Manny Ramirez, R OBP: 0.361, SLG: 0.529 (1, 9)										4	1	1	1	0	0	1					
Jim Thome, L OBP: 0.465, SLG: 0.664 (1, 5)										3	1	1	0	1	1	1					
Sandy Alomar Jr., R OBP: 0.336, SLG: 0.492 (1, 2)										4	2	3	3	0	0	1					
Omar Vizquel, S OBP: 0.344, SLG: 0.418 (1, 6)										4	0	0	1	0	0	3					
Inning Stats	R: 0 E: 1 K: 1 S: 8	H: 0 LOB: 0 BB: 0 P: 11	R: 2 E: 0 K: 1 S: 11	H: 2 LOB: 0 BB: 0 P: 19	R: 0 E: 0 K: 1 S: 6	H: 0 LOB: 0 BB: 1 P: 11	R: 1 E: 0 K: 0 S: 6	H: 1 LOB: 0 BB: 0 P: 7	R: 5 E: 0 K: 0 S: 21	H: 6 LOB: 2 BB: 1 P: 33	R: 0 E: 0 K: 1 S: 9	H: 1 LOB: 1 BB: 0 P: 14	R: 0 E: 0 K: 1 S: 10	H: 2 LOB: 2 BB: 0 P: 20	1B: 9 2B: 3 3B: 0 HR: 1	SF: 1 SAC: 0 DP: 2 HBP: 0		WP: 0 PB: 0 CS: 0	PA: 40		
PITCHER	IP	WLS	BF	H	R	ER	SO	BB	IBB	HBP	BLK	WP	HR	S	P	ERA	WHIP				
Scott Karl, L ERA: 4.6 (1, 1)	5.1	W	26	9	8	8	4	2	0	0	0	0	0	14	21	0.00	0.500				
Mike Potts, L ERA: 6.33 (6, 1)	2.0		7	1	0	0	0	0	0	0	0	0	0	11	18	0.00	0.000				
Graeme Lloyd, L ERA: 2.61 (8, 1)	1.1	S	4	0	0	0	1	0	0	0	0	0	0	5	10	0.00	6.000				
Mike Fetters, R ERA: 2.16 (9, 1)	0.1		3	2	0	0	1	0	0	0	0	0	0	5	10	0.00	6.000				

Batter	1	2	3	4	5	6	7	8	9	AB	R	H	RBI	BB	SO	LOB	TOP					
Chuck Carr, S OBP: 0.337, SLG: 0.422	0-0 B1-3			0-1 G4-3	1-0 F8		0-0 1B		1-3 K	5	0	1	0	0	1	2	Milwaukee Brewers @ Cleveland Indians Jacobs Field, Cleveland, OH Thu May 23 1996, 7:05 PM EDT Att: 42,395 - Unknown - 61 F					
Kevin Seitzer, R OBP: 0.442, SLG: 0.490	2-0 G5-3			1-0 1B		1-2 1B	2-0 F8		2-2 F7	5	0	2	0	0	0	2						
Jose Valentin, S OBP: 0.362, SLG: 0.524	1-3 K			1-0 F7		3-2 F7		3-2 HR		4	1	1	1	0	1	2						
Greg Vaughn, R OBP: 0.392, SLG: 0.513		1-1 L7		4-2 FC6-4		0-0 F7		2-0 1B		3	0	1	0	1	0	1						
John Jaha, R OBP: 0.379, SLG: 0.440	2-1 G4-3			0-0 FC6-4		4-1 BB		0-3 K		3	0	0	0	1	1	3						
Dave Nilsson, L OBP: 0.453, SLG: 0.854	2-1 G1-3			1-2 BB		1-2 BB		1-2 1B		4	0	1	0	0	0	2						
Matt Mieske, R OBP: 0.359, SLG: 0.488			1-1 G5-3		3-2 F8		2-3 K	1-3 K		4	0	0	0	0	2	2						
Fernando Vina, L OBP: 0.397, SLG: 0.483			1-2 G3		2-2 HBP		0-0 1B	1-0 F7		4	0	2	0	0	0	2						
Mike Matheny, R OBP: 0.289, SLG: 0.403	2-3 K			2-3 K		1-0 HBP		1-2 L9		2	0	0	0	0	1	1						
Jesse Lewis, L OBP: 0.357, SLG: 0.250					1-2 HBP			1-2 G6-3		1	0	0	0	0	0	0						
Inning Stats	R: 0 E: 0 K: 1 S: 6	H: 0 LOB: 0 BB: 0 P: 9	R: 0 E: 0 K: 0 S: 6	H: 0 LOB: 0 BB: 0 P: 11	R: 0 E: 0 K: 1 S: 10	H: 0 LOB: 0 BB: 0 P: 14	R: 0 E: 0 K: 0 S: 8	H: 1 LOB: 2 BB: 1 P: 14	R: 0 E: 0 K: 0 S: 10	H: 1 LOB: 2 BB: 0 P: 18	R: 0 E: 0 K: 0 S: 9	H: 2 LOB: 2 BB: 0 P: 14	R: 1 E: 0 K: 2 S: 15	H: 3 LOB: 2 BB: 0 P: 25	R: 0 E: 0 K: 1 S: 9	H: 0 LOB: 0 BB: 0 P: 13	1B: 7 2B: 0 3B: 0 HR: 1	SF: 0 SAC: 0 DP: 0 HBP: 1	WP: 0 PB: 0 CS: 0	PA: 38		
PITCHER	IP WLS BF H R ER SO BB IBB HBP BLK WP HR S P ERA WHIP	IP WLS BF H R ER SO BB IBB HBP BLK WP HR S P ERA WHIP																				
Orel Hershiser, R ERA: 5.4	(1, 1)	7.0	W	31	7	1	1	3	2	0	0	1	0	0	0	0	0	1	63	108	1.29	1.286
Julian Tavarez, R ERA: 3.0	(8, 1)	2.0		7	1	0	0	3	0	0	0	0	0	0	0	0	0	0	19	28	0.00	0.500

Batter	1	2	3	4	5	6	7	8	9	AB	R	H	RBI	BB	SO	LOB	BOTTOM					
Kenny Lofton, L OBP: 0.407, SLG: 0.435	0-3 K	0-1 1B		2-2 L8		3-2 F8				4	0	1	1	0	1	2	Milwaukee Brewers @ Cleveland Indians Jacobs Field, Cleveland, OH Thu May 23 1996, 7:05 PM EDT Att: 42,395 - Unknown - 61 F					
Julio Franco, R OBP: 0.410, SLG: 0.489	2-0 2B	0-3 K		4-2 BB		1-3 K				3	1	1	0	1	2	1						
Carlos Baerga, S OBP: 0.282, SLG: 0.371	3-2 2B		0-1 2B	2-2 P4-6		2-2 G6-3				4	2	2	1	0	0	2						
Alvaro Espinoza, R OBP: 0.250, SLG: 0.368	2-H 2B			2-2 2B						0	0	0	0	0	0	0						
Albert Belle, R OBP: 0.436, SLG: 0.741	1-0 G5-3		2-0 WP	4-2 1B		2-1 1B				3	1	2	1	1	0	1						
Eddie Murray, S OBP: 0.323, SLG: 0.371	4-2 2B		1-1 G5-3	1-1 P4		0-0 G6-3				3	0	0	0	1	0	2						
Manny Ramirez, R OBP: 0.371, SLG: 0.538	0-0 2B		4-2 S	1-0 WP		1-3 1B		2-3 K		3	0	2	1	1	1	0						
Wayne Kirby, L OBP: 0.286, SLG: 0.286	1-H 2B		3-H BB	1-3 1B						0	0	0	0	0	0	0						
Sandy Alomar Jr., R OBP: 0.328, SLG: 0.477		2-1 G6-3	1-0 P4	1-1 F9		1-2 F9		2-1 F9		4	0	0	0	0	0	3						
Scott Leius, R OBP: 0.043, SLG: 0.087		0-0 1B	2-1 P5	1-1 F8		1-2 G4-3				4	1	1	0	0	0	3						
Omar Vizquel, S OBP: 0.349, SLG: 0.426		0-0 F7		1-2 P4-6		4-2 BB				2	0	1	0	1	0	1						
Inning Stats	R: 2 E: 0 K: 1 S: 12	H: 3 LOB: 2 BB: 1 P: 22	R: 1 E: 0 K: 1 S: 10	H: 2 LOB: 1 BB: 0 P: 12	R: 2 E: 0 K: 0 S: 10	H: 2 LOB: 1 BB: 1 P: 20	R: 0 E: 0 K: 0 S: 13	H: 1 LOB: 1 BB: 1 P: 22	R: 0 E: 0 K: 0 S: 9	H: 1 LOB: 2 BB: 1 P: 17	R: 0 E: 0 K: 1 S: 9	H: 0 LOB: 0 BB: 1 P: 17	R: 0 E: 0 K: 0 S: 6	H: 1 LOB: 0 BB: 0 P: 10	R: 0 E: 0 K: 1 S: 8	H: 0 LOB: 0 BB: 0 P: 13	1B: 3 2B: 8 3B: 0 HR: 0	SF: 0 SAC: 0 DP: 1 HBP: 0	WP: 3 PB: 0 CS: 0	PA: 35		
PITCHER	IP WLS BF H R ER SO BB IBB HBP BLK WP HR S P ERA WHIP	IP WLS BF H R ER SO BB IBB HBP BLK WP HR S P ERA WHIP																				
Angel Miranda, L ERA: 5.15	(1, 1)	6.0	L	29	9	5	3	5	5	0	0	0	0	0	0	0	0	0	63	110	7.50	2.333
Kevin Wickander, L ERA: 4.02	(7, 1)	2.0		6	1	0	0	1	0	0	0	0	0	0	0	0	0	0	14	23	0.00	0.500

Batter	1	2	3	4	5	6	7	8	9	AB	R	H	RBI	BB	SO	LOB	TOP					
Kenny Lofton, L OBP: 0.407, SLG: 0.451 (1, 8)	G1-3		K				F7			5	1	2	1	0	1	1	Cleveland Indians @ Detroit Tigers Tiger Stadium, Detroit, MI Fri May 24 1996, 7:05 PM EDT Att: 26,967 - Unknown - 64 F					
Julio Franco, R OBP: 0.405, SLG: 0.480 (1, 3)	K		G6-4-3				G6-3			5	0	1	0	0	2	2						
Carlos Baerga, S OBP: 0.275, SLG: 0.361 (1, 4)	F8						F8			5	0	0	0	0	0	2						
Albert Belle, R OBP: 0.442, SLG: 0.776 (1, 7)										4	3	3	2	0	0	1						
Eddie Murray, S OBP: 0.326, SLG: 0.374 (1, 10)										4	0	2	0	0	0	0						
Jim Thome, L OBP: 0.472, SLG: 0.659 Alvaro Espinoza, R OBP: 0.250, SLG: 0.368 (9, 5)										1	1	0	0	3	1	2						
Manny Ramirez, R OBP: 0.368, SLG: 0.555 Wayne Kirby, L OBP: 0.286, SLG: 0.286 (9, 9)										0	0	0	0	0	0	0						
Sandy Alomar Jr., R OBP: 0.324, SLG: 0.470 (1, 2)										3	1	1	3	0	1	3						
Omar Vizquel, S OBP: 0.347, SLG: 0.421 (1, 6)										0	0	0	0	0	0	0						
Inning Stats	R: 0 E: 0 K: 1 S: 6	H: 0 LOB: 0 BB: 0 P: 10	R: 1 E: 1 K: 2 S: 13	H: 2 LOB: 1 BB: 0 P: 22	R: 0 E: 0 K: 1 S: 11	H: 1 LOB: 0 BB: 0 P: 16	R: 1 E: 0 K: 1 S: 14	H: 2 LOB: 2 BB: 1 P: 25	R: 1 E: 0 K: 0 S: 11	H: 2 LOB: 1 BB: 0 P: 21	R: 0 E: 0 K: 0 S: 11	H: 1 LOB: 2 BB: 1 P: 19	R: 0 E: 0 K: 0 S: 4	H: 0 LOB: 0 BB: 0 P: 8	R: 3 E: 0 K: 0 S: 13	H: 2 LOB: 0 BB: 1 P: 21		R: 0 E: 0 K: 1 S: 8	H: 1 LOB: 0 BB: 0 P: 14	1B: 7 2B: 0 3B: 0 HR: 4	SF: 1 SAC: 0 DP: 1 HBP: 0	WP: 2 PB: 2 SB: 0 CS: 1
PITCHER	IP	WLS	BF	H	R	ER	SO	BB	IBB	HBP	BLK	WP	HR	S	P	ERA	WHIP					
Greg Gohr, R ERA: 6.43 (1, 1)	7.0		30	8	3	2	5	2	0	0	0	2	2	70	121	2.57	1.429					
Randy Veres, R ERA: 8.01 (8, 1)	0.0	L	1	1	1	1	0	0	0	0	0	0	1	2	3	∞	∞					
Mike Myers, L ERA: 5.96 (8, 1)	0.1		2	0	0	0	0	1	0	0	0	0	0	5	12	0.00	3.000					
Mike Walker, R ERA: 5.4 (8, 1)	1.2		6	2	2	2	1	0	0	0	0	0	1	14	20	10.80	1.200					

Batter	1	2	3	4	5	6	7	8	9	AB	R	H	RBI	BB	SO	LOB	BOTTOM					
Chad Curtis, R OBP: 0.343, SLG: 0.330 (1, 7) (8, 8)	F8		K				G6-3			4	0	0	0	0	1	3	Cleveland Indians @ Detroit Tigers Tiger Stadium, Detroit, MI Fri May 24 1996, 7:05 PM EDT Att: 26,967 - Unknown - 64 F					
Mark Lewis, R OBP: 0.344, SLG: 0.503 (1, 4)	L9						K			4	1	2	1	0	1	2						
Cecil Fielder, R OBP: 0.310, SLG: 0.454 (1, 3)	P3		L7							4	0	1	1	0	0	1						
Travis Fryman, R OBP: 0.347, SLG: 0.522 (1, 5)										4	1	2	1	0	0	1						
Melvin Nieves, S OBP: 0.329, SLG: 0.474 (1, 9)										3	0	0	0	1	2	1						
Raul Casanova, S (1, 10)										4	0	0	0	0	1	4						
Chris Gomez, R OBP: 0.372, SLG: 0.292 Alan Trammell, R OBP: 0.325, SLG: 0.314 (9, PH)										2	0	0	0	1	0	2						
John Flaherty, R OBP: 0.268, SLG: 0.370 Duane Singleton, L OBP: 0.226, SLG: 0.207 (9, PH)										1	0	0	0	0	0	0						
Kimera Batee, R OBP: 0.231, SLG: 0.231 Curtis Pride, L OBP: 0.340, SLG: 0.375 (7, PH) (8, 7)										2	1	1	0	0	0	0						
Inning Stats	R: 0 E: 0 K: 0 S: 9	H: 0 LOB: 0 BB: 0 P: 12	R: 0 E: 0 K: 1 S: 13	H: 1 LOB: 1 BB: 1 P: 22	R: 1 E: 0 K: 2 S: 13	H: 2 LOB: 1 BB: 0 P: 22	R: 1 E: 0 K: 1 S: 8	H: 1 LOB: 0 BB: 0 P: 12	R: 0 E: 0 K: 0 S: 6	H: 0 LOB: 0 BB: 0 P: 9	R: 1 E: 1 K: 0 S: 14	H: 2 LOB: 1 BB: 0 P: 17	R: 0 E: 0 K: 1 S: 8	H: 0 LOB: 2 BB: 2 P: 20	R: 0 E: 0 K: 1 S: 11	H: 0 LOB: 0 BB: 0 P: 16		R: 0 E: 0 K: 1 S: 10	H: 0 LOB: 0 BB: 0 P: 14	1B: 2 2B: 2 3B: 1 HR: 1	SF: 0 SAC: 1 DP: 1 HBP: 0	WP: 0 PB: 0 SB: 0 CS: 2
PITCHER	IP	WLS	BF	H	R	ER	SO	BB	IBB	HBP	BLK	WP	HR	S	P	ERA	WHIP					
Brian Anderson, L ERA: 4.15 (1, 1)	6.0		24	6	3	3	4	1	1	0	0	0	0	19	36	0.00	0.500					
Eric Plunk, R ERA: 2.7 (7, 1)	2.0	W	8	0	0	0	2	1	1	0	0	0	0	10	14	0.00	0.000					
Jose Mesa, R ERA: 1.96 (9, 1)	1.0	S	3	0	0	0	1	0	0	0	0	0	0	10	14	0.00	0.000					

AB	35
R	6
H	11
RBI	6
BB	3
SO	6
LOB	16



AB	31
R	3
H	6
RBI	3
BB	3
SO	7
LOB	14

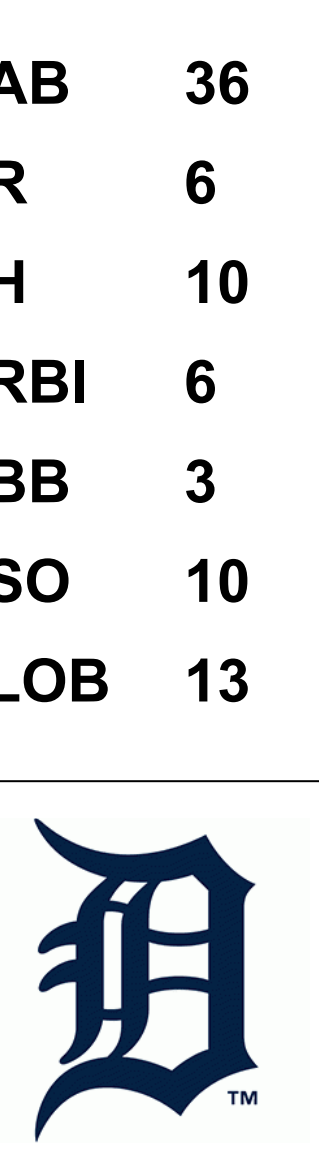


Batter	1	2	3	4	5	6	7	8	9	AB	R	H	RBI	BB	SO	LOB	TOP								
Kenny Lofton, L OBP: 0.407, SLG: 0.462 (1, 8)	F8		F8	HR		BB	K			4	1	1	3	1	1	1	Cleveland Indians @ Detroit Tigers Tiger Stadium, Detroit, MI Sat May 25 1996, 3:33 AM EDT Att: 41,527 - Sunny - 64 F								
Julio Franco, R OBP: 0.405, SLG: 0.475 (1, 3)	G6-3		G6-3	CS			K	WP		4	0	1	0	1	1	3									
Carlos Baerga, S OBP: 0.278, SLG: 0.383 (1, 4)	HR		2B	CS	G4-3	G4-3		K		5	1	2	1	0	1	4									
Albert Belle, R OBP: 0.441, SLG: 0.763 (1, 7)	F8		BB				S	G3		3	1	0	0	2	0	1									
Eddie Murray, S OBP: 0.323, SLG: 0.369 (1, 10)		F8	P3				L8	K		5	0	1	0	0	1	4									
Jim Thome, L OBP: 0.464, SLG: 0.638 (1, 5)		1B		F7	F8		K		G4-3	4	0	0	0	1	1	2									
Manny Ramirez, R OBP: 0.380, SLG: 0.564 (9, PR)										3	1	2	0	2	0	1									
Wayne Kirby, L OBP: 0.286, SLG: 0.286 (9, 9)	F9		1B	FC6-4		G4-3	1B	2B	CS	0	0	0	0	0	0	0									
Sandy Alomar Jr., R OBP: 0.326, SLG: 0.467 (1, 2)				FC6-4	HR	G4-3	2B	2B	G5-3	5	2	2	1	0	0	3									
Alvaro Espinoza, R OBP: 0.304, SLG: 0.381 (7, PH)										2	1	1	0	0	0	2									
Jeromy Burnitz, L OBP: 0.400, SLG: 0.500 (7, PH)	L7									0	0	0	0	0	0	0									
Omar Vizquel, S OBP: 0.351, SLG: 0.431 (7, 6)				HR	1B		BB	S		1	0	1	2	0	0	0									
Inning Stats	R: 1 E: 0 K: 0 S: 10	H: 1 LOB: 0 BB: 0 P: 17	R: 0 E: 0 K: 0 S: 6	H: 1 LOB: 2 BB: 1 P: 13	R: 0 E: 0 K: 0 S: 11	H: 1 LOB: 2 BB: 1 P: 21	R: 3 E: 0 K: 0 S: 10	H: 4 LOB: 0 BB: 0 P: 20	R: 0 E: 0 K: 1 S: 9	H: 1 LOB: 1 BB: 0 P: 15	R: 0 E: 0 K: 1 S: 8	H: 1 LOB: 3 BB: 1 P: 18	R: 3 E: 0 K: 2 S: 19	H: 2 LOB: 1 BB: 2 P: 36	R: 0 E: 0 K: 2 S: 10	H: 0 LOB: 1 BB: 1 P: 18	R: 0 E: 0 K: 0 S: 8	H: 0 LOB: 1 BB: 1 P: 17	1B: 6 2B: 3 3B: 0 HR: 2	SF: 0 SAC: 0 DP: 0 HBP: 1	WP: 1 PB: 0 SB: 2 CS: 2	PA: 45			
PITCHER	IP	WLS	BF	H	R	ER	SO	BB	IBB	HBP	BLK	WP	HR	S	P	ERA	WHIP								
Felipe Lira, R ERA: 5.72 (1, 1)	4.0		20	7	4	4	0	2	0	0	0	0	2	37	71	9.00	2.250								
Bob Scanlan, R ERA: (5, 1)	1.1		8	2	0	0	0	1	0	1	0	0	0	13	25	0.00	2.250								
Richie Lewis, R ERA: 3.77 (6, 1)	1.1	L	7	1	3	3	2	2	0	0	0	0	0	13	36	20.25	2.250								
Mike Myers, L ERA: 5.88 (7, 1)	0.1		2	1	0	0	1	0	0	0	0	0	0	5	8	0.00	3.000								
Gregg Olson, R ERA: 6.75 (8, 1)	2.0		7	0	0	0	2	2	0	0	0	1	0	18	35	0.00	1.000								

AB	36
R	7
H	11
RBI	7
BB	7
SO	5
LOB	21



Batter	1	2	3	4	5	6	7	8	9	AB	R	H	RBI	BB	SO	LOB	BOTTOM								
Duane Singleton, L OBP: 0.222, SLG: 0.206 (1, 7)	1B	F7		K			K		G6-3	5	1	1	0	0	2	1	Cleveland Indians @ Detroit Tigers Tiger Stadium, Detroit, MI Sat May 25 1996, 3:33 AM EDT Att: 41,527 - Sunny - 64 F								
Kimera Barteaux, R OBP: 0.207, SLG: 0.207 (1, 8)	FC6-4									3	0	0	0	0	3	2									
Chad Curtis, R OBP: 0.344, SLG: 0.332 (7, PH)	K									2	0	1	0	0	0	0									
Cecil Fielder, R OBP: 0.317, SLG: 0.458 (1, 3)	FC6-4									5	0	3	0	0	1	1									
Travis Fryman, R OBP: 0.338, SLG: 0.508 (1, 5)	FC6-4		G5-3				F9		L5	5	1	0	1	0	0	3									
Melvin Nieves, S OBP: 0.340, SLG: 0.500 (1, 9)	E5									3	2	2	1	1	0	1									
Curtis Pride, L OBP: 0.333, SLG: 0.432 (1, 10)	HR									4	1	1	3	0	3	3									
Raul Casanova, S OBP: 0.342, SLG: 0.375 (6, PR)	K									3	0	0	0	1	1	0									
Danny Bautista, R OBP: 0.342, SLG: 0.375 (9, 2)										0	0	0	0	0	0	0									
John Flaherty, R OBP: 0.268, SLG: 0.370 (9, 2)										0	0	0	0	0	0	0									
Mark Lewis, R OBP: 0.352, SLG: 0.522 (1, 4)		SH1-3								3	1	2	1	1	0	0									
Chris Gomez, R OBP: 0.363, SLG: 0.284 (8, PH)										2	0	0	0	0	0	0									
Alan Trammell, R OBP: 0.322, SLG: 0.311 (8, 6)		SH1-3								1	0	0	0	0	0	2									
Inning Stats	R: 4 E: 1 K: 2 S: 17	H: 3 LOB: 0 BB: 0 P: 24	R: 0 E: 0 K: 1 S: 6	H: 0 LOB: 1 BB: 1 P: 15	R: 0 E: 0 K: 1 S: 11	H: 1 LOB: 1 BB: 1 P: 16	R: 1 E: 0 K: 1 S: 8	H: 1 LOB: 0 BB: 0 P: 11	R: 0 E: 0 K: 2 S: 11	H: 2 LOB: 2 BB: 0 P: 15	R: 0 E: 0 K: 0 S: 5	H: 0 LOB: 0 BB: 0 P: 10	R: 0 E: 1 K: 1 S: 6	H: 0 LOB: 0 BB: 0 P: 9	R: 1 E: 0 K: 1 S: 15	H: 2 LOB: 2 BB: 1 P: 25	R: 0 E: 0 K: 1 S: 10	H: 1 LOB: 1 BB: 0 P: 13	1B: 7 2B: 0 3B: 0 HR: 3	SF: 0 SAC: 1 DP: 0 HBP: 0	WP: 0 PB: 0 SB: 0 CS: 0	PA: 40			
PITCHER	IP	WLS	BF	H	R	ER	SO	BB	IBB	HBP	BLK	WP	HR	S	P	ERA	WHIP								
Charles Nagy, R ERA: 3.92 (1, 1)	7.2		34	8	6	3	0	3	0	0	0	0	3	73	116	3.52	1.435								
Julian Tavaroz, R ERA: 2.90 (8, 1)	0.1		2	1	0	0	0	0	0	0	0	0	0	6	9	0.00	3.000								
Jose Mesa, R ERA: 1.88 (9, 1)	1.0	S	4	1	0	0	1	0	0	0	0	0	0	10	13	0.00	1.000								



Batter	1	2	3	4	5	6	7	8	9	AB	R	H	RBI	BB	SO	LOB	TOP											
Kenny Lofton, L OBP: 0.402, SLG: 0.453	4-0 FC5-4 BB		1-0 G4-3		0-1 FC4-6			3-1 E4 G6-3 HR	2-2 G4-3	4	1	0	0	1	0	2	Cleveland Indians @ Detroit Tigers Tiger Stadium, Detroit, MI Sun May 26 1996, 3:33 AM EDT Att: 39,056 - Cloudy - 61 F											
Julio Franco, R OBP: 0.402, SLG: 0.468	1-3 K		2-3 K			0-1 G6-3		4-0 HR BB		3	1	0	0	1	2	1												
Carlos Baerga, S OBP: 0.272, SLG: 0.375	0-2 FC5-4			1-1 E4 G6-4-3		2-1 G4-3		0-1 G6-3	1-2 2-3	4	0	0	0	0	0	3												
Albert Belle, R OBP: 0.438, SLG: 0.768	2-3 K			2-1 G6-4-3		1-3 K		1-0 HR	2-3 3-H	4	1	1	3	0	2	2												
Eddie Murray, S OBP: 0.327, SLG: 0.365		4-2 BB BB		2-2 F7			0-2 F8		4-2 BB	2	0	0	0	2	0	0												
Jim Thome, L OBP: 0.465, SLG: 0.639		4-0 BB			2-1 L8 SF9 2B		0-1 G4-3		3-3 K	3	1	1	0	1	1	1												
Manny Ramirez, R OBP: 0.372, SLG: 0.549			1-1 P4		2-1 L8		0-1 F7		2-3 K	4	0	0	0	0	1	3												
Tony Peña, R OBP: 0.326, SLG: 0.368			2-1 G1-4-6-3		1-1 SF9			4-0 SH2-4 E BB	0-0 F8	2	1	0	1	1	0	2												
Omar Vizquel, S OBP: 0.356, SLG: 0.432			2-1 P6		1-1 FC4-6 1B			0-0 SH2-4	4-2 BB	2	0	1	0	1	0	0												
Inning Stats	R: 0 H: 0 E: 0 K: 2 S: 9	H: 0 LOB: 1 BB: 1 P: 16	R: 0 H: 0 E: 0 K: 0 S: 7	H: 0 LOB: 1 BB: 2 P: 18	R: 0 H: 0 E: 0 K: 1 S: 6	H: 0 LOB: 0 BB: 0 P: 11	R: 0 H: 0 E: 1 K: 0 S: 7	H: 0 LOB: 0 BB: 0 P: 12	R: 1 H: 2 E: 0 K: 0 S: 10	H: 2 LOB: 1 BB: 0 P: 16	R: 0 H: 0 E: 0 K: 1 S: 7	H: 0 LOB: 0 BB: 0 P: 10	R: 0 H: 0 E: 0 K: 0 S: 7	H: 0 LOB: 0 BB: 0 P: 7	R: 4 H: 1 E: 1 K: 1 S: 12	H: 1 LOB: 1 BB: 3 P: 31	R: 0 H: 0 E: 0 K: 1 S: 11	H: 0 LOB: 1 BB: 1 P: 19	1B: 1 2B: 1 3B: 0 HR: 1	SF: 1 SAC: 1 DP: 2 HBP: 0	WP: 0 PA: 37 PB: 0 SB: 0 CS: 0							
PITCHER	IP	WLS	BF	H	R	ER	SO	BB	IBB	HBP	BLK	WP	HR	S	P	ERA	WHIP											
Brian Williams, R ERA: 5.88	(1, 1)	7.2	L	31	3	5	1	4	5	0	0	0	0	1	59	108	1.17	1.043										
Mike Myers, L ERA: 5.81	(8, 1)	0.1		2	0	0	0	1	1	0	0	0	0	0	6	13	0.00	3.000										
Mike Walker, R ERA: 3.38	(9, 1)	1.0		4	0	0	0	1	1	0	0	0	0	0	11	19	0.00	1.000										


Batter	1	2	3	4	5	6	7	8	9	AB	R	H	RBI	BB	SO	LOB	BOTTOM										
Duane Singleton, L OBP: 0.200, SLG: 0.184	2-1 B1-3		2-3 K			1-2 F8		1-3 K		4	0	0	0	0	2	1	Cleveland Indians @ Detroit Tigers Tiger Stadium, Detroit, MI Sun May 26 1996, 3:33 AM EDT Att: 39,056 - Cloudy - 61 F										
Mark Lewis, R OBP: 0.345, SLG: 0.511	1-0 L8			1-1 F9			0-1 G6-3		0-2 F7	4	0	0	0	0	0	0											
Cecil Fielder, R OBP: 0.321, SLG: 0.459	2-2 1B			0-0 G6-3			3-2 1B 1B		3-2 G5-3	4	0	2	0	0	0	0											
Melvin Nieves, S OBP: 0.344, SLG: 0.500	0-0 G4-3			2-2 F9			0-2 1B		1-1 1B	4	0	2	0	0	0	1											
Travis Fryman, R OBP: 0.341, SLG: 0.508		1-1 F7			1-1 G5-3		0-0 1B		0-1 1B	4	0	2	0	0	0	0											
Curtis Pride, L OBP: 0.327, SLG: 0.404		1-2 G4-3			4-2 G1-6-3 BB		1-2 2-3 1B		1-2 1B	3	0	0	0	1	2	5											
Raul Casanova, S OBP: 0.269, SLG: 0.369			2-3 K		0-0 G1-6-3		1-1 G4-3			3	0	0	0	0	1	4											
John Flaherty, R OBP: 0.269, SLG: 0.369			0-0 G5-3			0-0 G6-3		1-1 G6-4-3 1B		3	0	1	0	0	0	0											
Chris Gomez, R OBP: 0.361, SLG: 0.286			3-2 G1-3			1-0 CS 1B		3-1 G6-4-3		3	0	1	0	0	0	1											
Inning Stats	R: 0 H: 1 E: 0 K: 0 S: 7	H: 0 LOB: 0 BB: 0 P: 12	R: 0 H: 0 E: 0 K: 1 S: 9	H: 0 LOB: 0 BB: 0 P: 13	R: 0 H: 0 E: 0 K: 1 S: 7	H: 0 LOB: 0 BB: 0 P: 12	R: 0 H: 0 E: 0 K: 0 S: 6	H: 0 LOB: 0 BB: 0 P: 9	R: 0 H: 1 E: 0 K: 0 S: 6	H: 1 LOB: 0 BB: 0 P: 7	R: 0 H: 3 E: 0 K: 1 S: 14	H: 3 LOB: 3 BB: 0 P: 20	R: 0 H: 1 E: 0 K: 1 S: 7	H: 1 LOB: 0 BB: 0 P: 12	R: 0 H: 2 E: 0 K: 1 S: 14	H: 2 LOB: 2 BB: 0 P: 21	1B: 8 2B: 0 3B: 0 HR: 0	SF: 0 SAC: 0 DP: 2 HBP: 0	WP: 0 PA: 33 PB: 0 SB: 0 CS: 1								
PITCHER	IP	WLS	BF	H	R	ER	SO	BB	IBB	HBP	BLK	WP	HR	S	P	ERA	WHIP										
Dennis Martinez, R ERA: 4.28	(1, 1)	9.0	W	33	8	0	0	5	1	0	0	0	0	77	118	0.00	1.000										


AB 28
R 5
H 3
RBI 4
BB 7
SO 6
LOB 14



AB 32
R 0
H 8
RBI 0
BB 1
SO 5
LOB 12



Batter	1	2	3	4	5	6	7	8	9	AB	R	H	RBI	BB	SO	LOB	TOP					
Kenny Lofton, L OBP: 0.404, SLG: 0.454 (1, 8)	1-1 G3		2-1 G4-3			0-0 1B		1-1 2H 1B		4	0	2	1	0	0	0	Cleveland Indians @ Texas Rangers The Ballpark at Arlington, Arlington, TX Mon May 27 1996, 8:05 PM EDT Att: 46,521 - Unknown - 91 F AB 31 R 2 H 6 RBI 2 BB 0 SO 5 LOB 6 					
Julio Franco, R OBP: 0.395, SLG: 0.458 (1, 3)	0-1 G6-3			2-0 G5-3		2-0 F7			3-1 G6-3	4	0	0	0	0	0	1						
Carlos Baerga, S OBP: 0.272, SLG: 0.388 (1, 4)	1-0 HR			1-1 G3		3-2 F8			2-0 G3-1	4	1	1	1	0	0	1						
Albert Belle, R OBP: 0.434, SLG: 0.757 (1, 7)	0-0 F9			1-0 L7				0-0 F9	1-0 1B	4	0	1	0	0	0	0						
Eddie Murray, S OBP: 0.327, SLG: 0.365 (1, 10)		1-2 G4-3			2-1 1B			3-2 F8		3	0	1	0	0	0	0						
Jim Thome, L OBP: 0.457, SLG: 0.625 (1, 5)				3-3 K		3-1 F6			3-3 K	3	0	0	0	0	2	1						
Manny Ramirez, R OBP: 0.366, SLG: 0.538 (1, 9)				2-2 G5-3		0-3 K			0-3 K	3	0	0	0	0	2	1						
Sandy Alomar Jr., R OBP: 0.327, SLG: 0.464 (1, 2)				2-3 K		0-1 F6			2-2 G1-3 1B	3	1	1	0	0	1	1						
Omar Vizquel, S OBP: 0.350, SLG: 0.424 (1, 6)				2-2 F8				3-2 P5	0-0 G1-3	3	0	0	0	0	0	1						
Inning Stats	R: 1 E: 0 K: 0 S: 6	H: 1 LOB: 0 BB: 0 P: 8	R: 0 E: 0 K: 1 S: 9	H: 0 LOB: 0 BB: 0 P: 15	R: 0 E: 0 K: 1 S: 8	H: 0 LOB: 0 BB: 0 P: 14	R: 0 E: 0 K: 0 S: 4	H: 0 LOB: 0 BB: 0 P: 8	R: 0 E: 0 K: 1 S: 9	H: 1 LOB: 1 BB: 0 P: 14	R: 0 E: 0 K: 0 S: 11	H: 1 LOB: 1 BB: 0 P: 19	R: 0 E: 0 K: 1 S: 9	H: 0 LOB: 0 BB: 0 P: 15	R: 1 E: 0 K: 0 S: 10	H: 2 LOB: 1 BB: 0 P: 13	R: 0 E: 0 K: 0 S: 4	H: 1 LOB: 1 BB: 0 P: 10	1B: 5 2B: 0 3B: 0 HR: 1	SF: 0 SAC: 0 DP: 0 HBP: 0	WP: 0 PB: 0 SB: 0 CS: 0	PA: 31
PITCHER Roger Pavlik, R ERA: 4.59 (1, 1)	IP: 9.0 WLS: W BF: 31 H: 6 R: 2 ER: 2 SO: 5 BB: 0 IBB: 0 HBP: 0 BLK: 0 WP: 0 HR: 1 S: 70 P: 116 ERA: 2.00 WHIP: 0.667															PITCHER Roger Pavlik, R ERA: 4.59 (1, 1)	IP: 9.0 WLS: W BF: 31 H: 6 R: 2 ER: 2 SO: 5 BB: 0 IBB: 0 HBP: 0 BLK: 0 WP: 0 HR: 1 S: 70 P: 116 ERA: 2.00 WHIP: 0.667					

Batter	1	2	3	4	5	6	7	8	9	AB	R	H	RBI	BB	SO	LOB	BOTTOM					
Darryl Hamilton, L OBP: 0.367, SLG: 0.409 (1, 8)	0-0 G5-4-3 1B		0-0 1B						1-2 2B	5	0	3	1	0	0	2	Cleveland Indians @ Texas Rangers The Ballpark at Arlington, Arlington, TX Mon May 27 1996, 8:05 PM EDT Att: 46,521 - Unknown - 91 F AB 32 R 3 H 8 RBI 3 BB 4 SO 4 LOB 12 					
Ivan Rodriguez, R OBP: 0.329, SLG: 0.435 (1, 2)	0-2 G5-4-3 1-2F		1-2 G4-3		1-2 F9		0-1 G4-3			4	0	0	0	0	0	4						
Will Clark, L OBP: 0.401, SLG: 0.441 (1, 3)	1-1 F7			0-0 F6	4-1 1-2 BB			1-1 G4-3		3	0	0	0	1	0	0						
Mickey Tettleton, S OBP: 0.405, SLG: 0.544 (1, 10)		3-1 HR		2-3 K	2-2 F9			1-3 K		4	1	1	1	0	2	2						
Dean Palmer, R OBP: 0.333, SLG: 0.526 (1, 5)		1-1 F8		4-0 BB BB		3-1 G6-3		1-1 HR		3	1	1	1	1	0	0						
Warren Newson, L OBP: 0.406, SLG: 0.482 (1, 9)		2-2 G1-3		4-2 BB 1-2 BB		1-1 F7		0-2 L4-3		3	0	0	0	1	0	0						
Mark McLemore, S OBP: 0.378, SLG: 0.353 (1, 4)		1-1 G1		4-0 1-2 2-3 BB		0-3 K			2-0 F4	3	0	0	0	1	1	0						
Lou Frazier, S OBP: 0.250, SLG: 0.344 (1, 7)			1-2 F8	2-1 F5			0-1 SH3-4 1B		1-1 FC6-4 1B	4	0	2	0	0	0	3						
Kevin Elster, R OBP: 0.287, SLG: 0.519 (1, 6)			1-3 K		1-2 1B		1-0 SH3-4		2-2 FC6-4 2B	3	1	1	0	0	1	1						
Inning Stats	R: 0 E: 0 K: 0 S: 8	H: 1 LOB: 0 BB: 0 P: 9	R: 1 E: 0 K: 0 S: 9	H: 1 LOB: 0 BB: 0 P: 16	R: 0 E: 0 K: 1 S: 12	H: 1 LOB: 1 BB: 0 P: 14	R: 0 E: 0 K: 1 S: 8	H: 0 LOB: 3 BB: 3 P: 24	R: 0 E: 0 K: 0 S: 16	H: 1 LOB: 2 BB: 1 P: 25	R: 0 E: 0 K: 1 S: 7	H: 0 LOB: 0 BB: 0 P: 11	R: 0 E: 0 K: 0 S: 6	H: 1 LOB: 1 BB: 0 P: 7	R: 1 E: 0 K: 1 S: 11	H: 1 LOB: 0 BB: 0 P: 14	R: 1 E: 0 K: 0 S: 11	H: 2 LOB: 1 BB: 0 P: 16	1B: 5 2B: 1 3B: 0 HR: 2	SF: 0 SAC: 1 DP: 1 HBP: 0	WP: 0 PB: 0 SB: 2 CS: 0	PA: 37
PITCHER Jack McDowell, R ERA: 3.78 (1, 1)	IP: 8.2 WLS: L BF: 37 H: 8 R: 3 ER: 3 SO: 4 BB: 4 IBB: 0 HBP: 0 BLK: 0 WP: 0 HR: 2 S: 88 P: 136 ERA: 3.12 WHIP: 1.385															PITCHER Jack McDowell, R ERA: 3.78 (1, 1)	IP: 8.2 WLS: L BF: 37 H: 8 R: 3 ER: 3 SO: 4 BB: 4 IBB: 0 HBP: 0 BLK: 0 WP: 0 HR: 2 S: 88 P: 136 ERA: 3.12 WHIP: 1.385					

Batter	1	2	3	4	5	6	7	8	9	AB	R	H	RBI	BB	SO	LOB	TOP					
Kenny Lofton, L OBP: 0.403, SLG: 0.449 Wayne Kirby, L OBP: 0.222, SLG: 0.222	G6-3		BB			G6-3	F7		G3	2	0	0	0	1	0	0						
Julio Franco, R OBP: 0.394, SLG: 0.456 Scott Leius, R OBP: 0.040, SLG: 0.080	G4-3		G5-3			FC6-4 1B		L7	G4-3	3	0	1	0	0	0	1						
Carlos Baerga, S OBP: 0.275, SLG: 0.388	E3 1B					FC6-4 1-2		BB 1B	G3-1	5	1	2	0	0	1	1						
Albert Belle, R OBP: 0.433, SLG: 0.766 Jeromy Burnitz, L OBP: 0.429, SLG: 0.500	F9					K		BB 1B		3	1	1	1	0	1	2						
Eddie Murray, S OBP: 0.320, SLG: 0.357			F9			G5-3		K		4	0	0	0	0	1	2						
Manny Ramirez, R OBP: 0.368, SLG: 0.535			G6-3			K		BB 1B	1B 1B	3	0	1	1	1	1	0						
Sandy Alomar Jr., R OBP: 0.341, SLG: 0.385 Tony Peña, R			G4-3			G4-3		BB 1B	BB 1B	3	0	1	0	0	0	0						
Alvaro Espinoza, R OBP: 0.296, SLG: 0.360			G6-3			F9		F8	FC5-4 1B	4	0	1	0	0	0	2						
Omar Vizquel, S OBP: 0.354, SLG: 0.422			BB 1B			G5-3		BB	FC5-4 1-2	3	0	1	0	1	0	3						
Inning Stats	R: 0 E: 1 K: 0 S: 8	H: 1 LOB: 1 BB: 0 P: 12	R: 0 E: 0 K: 0 S: 5	H: 0 LOB: 0 BB: 0 P: 5	R: 0 E: 0 K: 0 S: 9	H: 1 LOB: 1 BB: 1 P: 18	R: 1 E: 0 K: 2 S: 9	H: 1 LOB: 0 BB: 0 P: 12	R: 0 E: 0 K: 1 S: 12	H: 1 LOB: 1 BB: 0 P: 16	R: 0 E: 0 K: 0 S: 8	H: 1 LOB: 1 BB: 2 P: 19	R: 2 E: 0 K: 1 S: 16	H: 4 LOB: 3 BB: 1 P: 29	R: 0 E: 0 K: 0 S: 4	H: 0 LOB: 0 BB: 0 P: 7	1B: 8 2B: 0 3B: 0 HR: 1	SF: 0 SAC: 0 DP: 0 HBP: 0	WP: 0 PB: 0 SB: 0 CS: 0	PA: 39		
PITCHER	IP	WLS	BF	H	R	ER	SO	BB	IBB	HBP	BLK	WP	HR	S	P	ERA	WHIP					
Darren Oliver, L ERA: 4.5	(1, 1)	7.0	W	28	5	1	1	3	3	0	0	0	0	1	56	89	1.29	1.143				
Ed Vosberg, L ERA: 3.95	(8, 1)	1.0		8	4	2	2	1	1	0	0	0	0	0	16	29	18.00	5.000				
Gil Heredia, R ERA: 4.99	(9, 1)	1.0		3	0	0	0	0	0	0	0	0	0	4	7	0.00	0.000					

Cleveland Indians @ Texas Rangers
The Ballpark at Arlington, Arlington, TX
Tue May 28 1996, 8:05 PM EDT
Att: 35,727 - Unknown - 86 F

AB	35
R	3
H	9
RBI	3
BB	4
SO	4
LOB	14



Batter	1	2	3	4	5	6	7	8	9	AB	R	H	RBI	BB	SO	LOB	BOTTOM					
Darryl Hamilton, L OBP: 0.372, SLG: 0.412 Damon Buford, R OBP: 0.352, SLG: 0.367	G6-3		G5-3 BB				G4-3 BB			3	1	1	0	2	0	2						
Ivan Rodriguez, R OBP: 0.335, SLG: 0.466 Dave Valle, R OBP: 0.375, SLG: 0.350	BB 1B HBP		G5-3			HR 2B	G4-3 BB			4	3	2	3	0	0	2						
Will Clark, L OBP: 0.401, SLG: 0.440	BB 1B		F8			F7	G4-3			5	1	2	0	0	0	1						
Mickey Tettleton, S OBP: 0.413, SLG: 0.547 Rikkert Faneyst, R OBP: 0.250, SLG: 0.250	BB 1B		BB 1B			HR BB	K		P4	3	2	2	0	1	1	1						
Dean Palmer, R OBP: 0.337, SLG: 0.548 Rene Gonzales, R OBP: 0.400, SLG: 0.250	BB 1B		F9			HR BB	L7		G6-3	4	2	2	4	0	0	2						
Warren Newson, L OBP: 0.406, SLG: 0.478	BB 1B		BB 1B			K	F7		K	5	1	2	1	0	2	1						
Mark McLemore, S OBP: 0.375, SLG: 0.346	BB 1B		F9			G6-3			F8	3	0	0	0	1	0	2						
Lou Frazier, S OBP: 0.306, SLG: 0.353	BB 1B								G6-3 BB	2	0	1	2	2	0	0						
Kevin Elster, R OBP: 0.286, SLG: 0.530	K		HR			K			G6-3	4	1	1	1	0	2	4						
Inning Stats	R: 5 E: 0 K: 1 S: 22	H: 5 LOB: 2 BB: 1 P: 35	R: 1 E: 0 K: 0 S: 11	H: 3 LOB: 2 BB: 0 P: 18	R: 1 E: 0 K: 0 S: 7	H: 1 LOB: 1 BB: 1 P: 15	R: 2 E: 0 K: 2 S: 13	H: 1 LOB: 1 BB: 2 P: 25	R: 2 E: 0 K: 1 S: 12	H: 3 LOB: 1 BB: 0 P: 21	R: 0 E: 0 K: 0 S: 8	H: 0 LOB: 0 BB: 1 P: 14	R: 0 E: 0 K: 0 S: 4	H: 0 LOB: 0 BB: 1 P: 11	R: 0 E: 0 K: 1 S: 9	H: 0 LOB: 0 BB: 0 P: 12	1B: 7 2B: 2 3B: 0 HR: 4	SF: 0 SAC: 0 DP: 2 HBP: 1	WP: 0 PB: 0 SB: 0 CS: 0	PA: 42		
PITCHER	IP	WLS	BF	H	R	ER	SO	BB	IBB	HBP	BLK	WP	HR	S	P	ERA	WHIP					
Orel Hershiser, R ERA: 6.17	(1, 1)	1.2	L	15	6	6	1	1	0	0	0	0	0	1	32	51	32.40	5.400				
Alan Embree, L ERA: 5.21	(2, 1)	2.1		15	5	5	2	3	0	0	0	0	0	3	27	52	19.29	3.429				
Jim Poole, L ERA: 2.57	(5, 1)	1.0		3	0	0	0	1	0	0	0	0	0	6	11	0.00	0.000					
Eric Plunk, R ERA: 2.45	(6, 1)	2.0		6	0	0	0	0	2	0	0	0	0	12	25	0.00	1.000					
Paul Assenmacher, L ERA: 2.18	(8, 1)	1.0		3	0	0	0	1	0	0	0	0	0	9	12	0.00	0.000					

Cleveland Indians @ Texas Rangers
The Ballpark at Arlington, Arlington, TX
Tue May 28 1996, 8:05 PM EDT
Att: 35,727 - Unknown - 86 F

AB	35
R	11
H	13
RBI	11
BB	6
SO	5
LOB	15



Batter	1	2	3	4	5	6	7	8	9	AB	R	H	RBI	BB	SO	LOB	TOP				
Kenny Lofton, L OBP: 0.394, SLG: 0.438 (1, 8)	0-0 B5-3		1-2 G4-3		2-0 G3		1-2 F7		1-0 FC1-6	5	0	0	0	0	0	3					
Julio Franco, R OBP: 0.394, SLG: 0.470 (1, 3)	2-2 HR		1-1 G5-3			1-3 K	1-0 G5-3 HBP 1B		0-1 L3	5	1	2	2	0	1	1					
Carlos Baerga, S OBP: 0.279, SLG: 0.387 (1, 4)	2-2 1B		1-2 G4-3			1-2 F7	1-2 G5-3 HBP			3	0	1	0	0	0	0					
Albert Belle, R OBP: 0.429, SLG: 0.755 (1, 7)	3-2 F7			1-3 K		2-2 3B 1B	3-2 G5-3			4	1	1	0	0	1	3					
Jim Thome, L OBP: 0.453, SLG: 0.629 (1, 5)				2-3 K		0-0 1B 3B	0-3 K			4	1	1	1	0	3	3					
Eddie Murray, S OBP: 0.324, SLG: 0.356 (1, 10)		1-2 PB 1B				4-1 1B BB		2-2 P6		3	0	1	0	1	1	0					
Jeremy Burnitz, L OBP: 0.400, SLG: 0.450 (1, 9)			2-3 K		2-3 K	0-2 1B	1-3 K			4	0	1	1	0	3	1					
Sandy Alomar Jr., R OBP: 0.325, SLG: 0.456 (1, 2)		2-2 P3			3-1 1B	0-0 P2	1-2 G4-3			4	0	1	0	0	0	3					
Omar Vizquel, S OBP: 0.357, SLG: 0.421 (1, 6)		3-2 F7			0-1 F8		1-1 F7 1B S 1B		4-1 FC1-6 BB	3	1	1	0	1	0	2					
Inning Stats	R: 1 E: 0 K: 1 S: 15	H: 2 LOB: 1 BB: 0 P: 24	R: 0 E: 0 K: 1 S: 13	H: 1 LOB: 1 BB: 0 P: 21	R: 0 E: 0 K: 0 S: 8	H: 0 LOB: 0 BB: 0 P: 11	R: 0 E: 0 K: 3 S: 11	H: 1 LOB: 1 BB: 0 P: 18	R: 2 E: 0 K: 1 S: 15	H: 3 LOB: 2 BB: 1 P: 23	R: 1 E: 0 K: 1 S: 15	H: 2 LOB: 2 BB: 0 P: 22	R: 0 E: 0 K: 1 S: 10	H: 0 LOB: 0 BB: 1 P: 14	R: 0 E: 0 K: 0 S: 4	H: 0 LOB: 0 BB: 1 P: 9	1B: 7 2B: 1 3B: 1 HR: 1	SF: 0 SAC: 0 DP: 1 HBP: 1	WP: 0 PB: 1 SB: 1 CS: 0	PA: 38	
PITCHER	IP	WLS	BF	H	R	ER	SO	BB	IBB	HBP	BLK	WP	HR	S	P	ERA	WHIP				
Bobby Witt, R ERA: 6.31 (1, 1)	6.0		26	7	3	3	7	1	0	0	0	0	1	73	113	4.50	1.333				
Jeff Russell, R ERA: 2.51 (7, 1)	0.2	L	5	2	1	1	0	0	0	1	0	0	0	12	19	13.50	3.000				
Dennis Cook, L ERA: 3.25 (7, 1)	1.1	W	4	0	0	0	2	0	0	0	0	0	0	13	17	0.00	0.000				
Mike Henneman, R ERA: 3.83 (9, 1)	1.0	S	3	0	0	0	0	1	0	0	0	0	0	4	9	0.00	1.000				

Cleveland Indians @ Texas Rangers
The Ballpark at Arlington, Arlington, TX
Wed May 29 1996, 8:05 PM EDT
Att: 35,893 - Unknown - 83 F


AB 35
R 4
H 9
RBI 4
BB 2
SO 9
LOB 16



Batter	1	2	3	4	5	6	7	8	9	AB	R	H	RBI	BB	SO	LOB	BOTTOM				
Darryl Hamilton, L OBP: 0.370, SLG: 0.409 (1, 8)	1-1 L1	2-1 G6-3			2-2 S 1B			0-1 G1-3		4	0	1	0	0	0	1					
Ivan Rodriguez, R OBP: 0.347, SLG: 0.473 (1, 2)	1-2 BB 2B 1B		0-0 L8-3 1B		1-2 IBB			1-1 WP 1B 1B		3	2	3	0	1	0	0					
Will Clark, L OBP: 0.398, SLG: 0.432 (1, 3)	4-0 2B BB		0-0 L8-3 1-1		0-0 L4			2-2 F7		3	1	0	0	1	0	4					
Mickey Tettleton, S OBP: 0.415, SLG: 0.552 29 Rusty Greer OBP: 0.395, SLG: 0.500 (8, PR)	1-0 2B		2-2 F7			2-2 L8		2-2 1B 1B 1B		4	0	2	3	0	0	0					
Dean Palmer, R OBP: 0.335, SLG: 0.541 (1, 5)	2-2 F8			2-2 F9		2-1 G4-3		0-0 BB 1B 1B		4	1	1	0	0	0	1					
Mark McLemore, S OBP: 0.372, SLG: 0.344 (1, 4)	1-2 G6-3			2-1 G4-3		2-2 F7		0-0 PB BB 1B		4	0	1	1	0	0	1					
Damon Buford, R ERA: 3.79 Lou Frazier, S OBP: 0.342, SLG: 0.371 (7, PH)			0-0 S SH1-4 1B		2-1 F9		1-2 G5-4-3 1B		4-1 PB BB	2	0	1	0	0	0	0					
Rikkert FaneYTE, R OBP: 0.200, SLG: 0.200 Warren Newson, L OBP: 0.407, SLG: 0.473 (8, 9)			0-0 SH1-4		1-2 F9		2-3 K		4-2 BB	1	0	0	0	0	0	0					
Kevin Elster, R OBP: 0.280, SLG: 0.518 (1, 6)		2 SAFE 3-3 SAFE K		1-2 L7		2-2 G5-4-3		1-2 2-3 3-H BB		4	0	0	0	0	2	5					
Inning Stats	R: 2 E: 0 K: 0 S: 12	H: 2 LOB: 1 BB: 1 P: 22	R: 0 E: 0 K: 1 S: 7	H: 1 LOB: 1 BB: 0 P: 12	R: 0 E: 0 K: 0 S: 5	H: 1 LOB: 0 BB: 0 P: 7	R: 0 E: 0 K: 0 S: 8	H: 0 LOB: 0 BB: 0 P: 14	R: 0 E: 0 K: 1 S: 11	H: 1 LOB: 0 BB: 0 P: 16	R: 3 E: 0 K: 1 S: 19	H: 4 LOB: 3 BB: 2 P: 32	1B: 9 2B: 2 3B: 0 HR: 0	SF: 0 SAC: 1 DP: 2 HBP: 0	WP: 1 PB: 1 SB: 2 CS: 0	PA: 36					
PITCHER	IP	WLS	BF	H	R	ER	SO	BB	IBB	HBP	BLK	WP	HR	S	P	ERA	WHIP				
Brian Anderson, L ERA: 3.81 (1, 1)	6.0		24	5	2	2	1	1	1	0	0	0	0	54	91	3.00	1.000				
Julian Tavarez, R ERA: 3.81 (7, 1)	1.2	L	8	4	3	3	1	0	0	0	0	1	0	23	33	16.20	2.400				
Paul Assenmacher, L ERA: 2.15 (8, 1)	0.0		3	1	0	0	0	2	0	0	0	0	0	4	12	∞	∞				
Eric Plunk, R ERA: 2.42 (8, 1)	0.1		1	0	0	0	1	0	0	0	0	0	0	3	3	0.00	0.000				

Cleveland Indians @ Texas Rangers
The Ballpark at Arlington, Arlington, TX
Wed May 29 1996, 8:05 PM EDT
Att: 35,893 - Unknown - 83 F

AB 31
R 5
H 10
RBI 4
BB 4
SO 3
LOB 13



Batter	1	2	3	4	5	6	7	8	9	AB	R	H	RBI	BB	SO	LOB	TOP			
Kenny Lofton, L OBP: 0.390, SLG: 0.429	2-1 F8	0-0 F9		3-2 F7			2-2 G4-3		4-1 S BB	4	0	0	0	1	0	2	Cleveland Indians @ Milwaukee Brewers Milwaukee County Stadium, Milwaukee, WI Thu May 30 1996, 8:05 PM EDT Att: 11,543 - Unknown - 60 F			
Julio Franco, R OBP: 0.394, SLG: 0.463	0-0 G6-3	4-0 BB		2-1 F8			2-1 G4-3		4-2 SAFE BB	3	0	0	0	2	0					
Carlos Baerga, S OBP: 0.280, SLG: 0.383	1-1 HBP	2-1 L8			1-1 L8		3-1 L8		0-0 L7	2	0	0	0	0	3					
Alvaro Espinoza, R OBP: 0.276, SLG: 0.333										2	0	0	0	0	2					
Albert Belle, R OBP: 0.424, SLG: 0.740	2-1 F9			2-1 G4-3		1-0 P6		2-0 G4-3	4-2 SAFE BB	4	0	0	0	1	0	1				
Jim Thome, L OBP: 0.462, SLG: 0.629		4-2 1B BB		3-1 BB		4-2 BB		2-1 1B	2-1 BB	3	1	2	0	2	0	3				
Eddie Murray, S OBP: 0.332, SLG: 0.361		2-1 1B		4-1 FC6-4 BB		2-1 F8		3-2 1B		3	1	2	0	1	0	1				
Manny Ramirez, R OBP: 0.366, SLG: 0.528		0-1 2B		2-3 BB			2-1 L8		2-1 L5	4	0	1	1	0	1	4				
Wayne Kirby, L OBP: 0.222, SLG: 0.222		1-2 3H		1-1 FC6-4			0-1 G6-3		1-1 L7	0	0	0	0	0	0	0				
Sandy Alomar Jr., R OBP: 0.323, SLG: 0.457		1-1 2B		1-1 FC6-4			1-1 G6-3		1-1 L7	4	0	1	1	0	0	4				
Omar Vizquel, S OBP: 0.349, SLG: 0.411	2-1 F7			2-1 L4			1-3 K		2-1 L6	4	0	0	0	0	1	2				
Inning Stats	R: 0 E: 0 K: 0 S: 6	H: 0 LOB: 1 BB: 0 P: 11	R: 2 E: 0 K: 0 S: 13	H: 3 LOB: 3 BB: 2 P: 28	R: 0 E: 0 K: 1 S: 10	H: 1 LOB: 2 BB: 1 P: 22	R: 0 E: 0 K: 0 S: 10	H: 0 LOB: 0 BB: 0 P: 17	R: 0 E: 0 K: 0 S: 7	H: 0 LOB: 1 BB: 1 P: 15	R: 0 E: 0 K: 0 S: 9	H: 0 LOB: 0 BB: 0 P: 16	R: 0 E: 0 K: 0 S: 10	H: 2 LOB: 2 BB: 0 P: 20	R: 0 E: 0 K: 0 S: 14	H: 0 LOB: 3 BB: 3 P: 30	1B: 5 2B: 1 3B: 0 HR: 0	SF: 0 SAC: 0 DP: 0 HBP: 1	WP: 0 PB: 0 CS: 0	PA: 41
PITCHER	IP	WLS	BF	H	R	ER	SO	BB	IBB	HBP	BLK	WP	HR	S	P	ERA	WHIP			
Ricky Bones, R ERA: 5.7	7.1	L	33	6	2	2	2	4	0	1	0	0	0	69	133	2.46	1.364			
Terry Burrows, L ERA:	0.2		2	0	0	0	0	0	0	0	0	0	0	4	7	0.00	0.000			
Mike Fetters, R ERA: 2.08	0.2		5	0	0	0	0	3	0	0	0	0	0	12	26	0.00	4.500			
Graeme Lloyd, L ERA: 2.82	0.1		1	0	0	0	0	0	0	0	0	0	0	2	4	0.00	0.000			

AB	33
R	2
H	6
RBI	2
BB	7
SO	2
LOB	22



Batter	1	2	3	4	5	6	7	8	9	AB	R	H	RBI	BB	SO	LOB	BOTTOM					
Chuck Carr, S OBP: 0.310, SLG: 0.377	1-1 1B		0-0 G1-3			1-0 1B		4-1 WP HBP BB		2	0	1	0	0	0	0	Cleveland Indians @ Milwaukee Brewers Milwaukee County Stadium, Milwaukee, WI Thu May 30 1996, 8:05 PM EDT Att: 11,543 - Unknown - 60 F					
David Hulse, L OBP: 0.226, SLG: 0.180										1	0	1	0	1	0	0						
Kevin Seitzer, R OBP: 0.443, SLG: 0.494	1-0 1B		1-2 F9			0-1 1B		1-2 SAFE BB	1-2 HBP	3	0	2	0	0	0	0						
Pat Listach, S OBP: 0.309, SLG: 0.315						1-2 1B		1-2 SAFE HBP		0	0	0	0	0	0	0						
Jose Valentin, S OBP: 0.364, SLG: 0.495	0-3 K				0-0 F8	3-2 P5		4-1 BB	1-2 SAFE BB	3	0	0	0	1	1	4						
Greg Vaughn, R OBP: 0.376, SLG: 0.506	3-2 P4				1-3 K	0-1 L8		2-1 P2		4	0	0	0	0	1	7						
Dave Nilsson, L OBP: 0.466, SLG: 0.754	2-2 G4-1				4-1 BB	2-1 G3-1		3-3 K		3	0	0	0	1	1	7						
Matt Mieske, R OBP: 0.397, SLG: 0.533		1-1 G5-3			0-3 K		2-3 K		1-2 L8	4	0	0	0	0	2	1						
Jeff Cirillo, R OBP: 0.385, SLG: 0.486		3-1 G5-3			1-2 G4-3		0-1 G5-3		1-1 G4-6-3 BB	4	0	1	0	0	0	0						
Fernando Vina, L OBP: 0.380, SLG: 0.458		0-0 F9			1-2 G5-4-3 BB		0-0 P5		1-0 G4-6-3	4	0	1	0	0	0	1						
Mike Matheny, R OBP: 0.287, SLG: 0.393			0-3 K		2-2 G5-4-3			1-0 HBP		3	0	1	0	0	1	1						
Inning Stats	R: 0 E: 0 K: 1 S: 15	H: 2 LOB: 2 BB: 0 P: 22	R: 0 E: 0 K: 0 S: 5	H: 0 LOB: 0 BB: 0 P: 9	R: 0 E: 0 K: 1 S: 7	H: 0 LOB: 0 BB: 0 P: 8	R: 0 E: 0 K: 2 S: 8	H: 0 LOB: 1 BB: 1 P: 13	R: 0 E: 0 K: 0 S: 9	H: 1 LOB: 0 BB: 0 P: 13	R: 0 E: 0 K: 0 S: 10	H: 2 LOB: 2 BB: 0 P: 16	R: 0 E: 0 K: 1 S: 6	H: 0 LOB: 0 BB: 0 P: 8	R: 0 E: 0 K: 1 S: 10	H: 1 LOB: 3 BB: 2 P: 25	R: 0 E: 0 K: 0 S: 8	H: 1 LOB: 0 BB: 0 P: 11	1B: 6 2B: 1 3B: 0 HR: 0	SF: 0 SAC: 0 DP: 2 HBP: 1	WP: 1 PB: 0 CS: 0	PA: 35
PITCHER	IP	WLS	BF	H	R	ER	SO	BB	IBB	HBP	BLK	WP	HR	S	P	ERA	WHIP					
Charles Nagy, R ERA: 3.57	7.0	W	28	6	0	0	0	2	0	0	0	0	0	62	96	0.00	1.143					
Eric Plunk, R ERA: 2.35	0.2		3	0	0	0	0	1	0	1	0	1	0	5	12	0.00	1.500					
Paul Assenmacher, L ERA: 2.15	0.1		1	0	0	0	1	0	0	0	0	0	0	3	6	0.00	0.000					
Jose Mesa, R ERA: 1.8	1.0	S	3	1	0	0	0	0	0	0	0	0	0	8	11	0.00	1.000					

AB	31
R	0
H	7
RBI	0
BB	3
SO	6
LOB	21



Batter	1	2	3	4	5	6	7	8	9	AB	R	H	RBI	BB	SO	LOB	TOP								
Kenny Lofton, L OBP: 0.390, SLG: 0.431 Wayne Kirby, L OBP: 0.200, SLG: 0.200	G4-3	K		E6		K	E		F9	4	0	1	1	1	2	1	Cleveland Indians @ Milwaukee Brewers Milwaukee County Stadium, Milwaukee, WI Fri May 31 1996, 8:05 PM EDT Att: 24,050 - Unknown - 65 F								
Julio Franco, R OBP: 0.393, SLG: 0.464	G6-3		1B	G4-3		L9	E4		2B	6	1	2	0	0	0	3									
Carlos Baerga, S OBP: 0.283, SLG: 0.384 Scott Leius, R OBP: 0.038, SLG: 0.077	1B		L9	1B		L6	G4-3		K	5	0	2	0	0	0	3									
Albert Belle, R OBP: 0.435, SLG: 0.738	K		L9	1B		1B	1B		K	3	2	2	1	1	1	1									
Jim Thome, L OBP: 0.458, SLG: 0.617		HR	L9	1B		1B	1B		K	6	1	2	0	0	3	6									
Eddie Murray, S OBP: 0.333, SLG: 0.359	F8		G4-3	1B		1B	1B		FC4	4	2	1	1	1	0	4									
Manny Ramirez, R OBP: 0.372, SLG: 0.554	HR					F7	F9		1B	5	2	3	3	0	0	2									
Tony Peña, R OBP: 0.388, SLG: 0.432	FC4-6					G4-3			1B	5	2	4	2	0	0	2									
Omar Vizquel, S OBP: 0.345, SLG: 0.405	FC4-6					F7	F9		P2	5	0	1	0	0	0	4									
Inning Stats	R: 0 E: 0 K: 1 S: 13	H: 1 LOB: 1 BB: 0 P: 19	R: 2 E: 1 K: 1 S: 14	H: 3 LOB: 1 BB: 0 P: 22	R: 1 E: 1 K: 0 S: 10	H: 3 LOB: 1 BB: 0 P: 20	R: 1 E: 1 K: 0 S: 8	H: 2 LOB: 1 BB: 0 P: 15	R: 1 E: 0 K: 1 S: 15	H: 3 LOB: 2 BB: 0 P: 23	R: 0 E: 0 K: 1 S: 9	H: 0 LOB: 0 BB: 0 P: 15	R: 4 E: 1 K: 1 S: 20	H: 3 LOB: 3 BB: 3 P: 46	R: 1 E: 0 K: 1 S: 12	H: 2 LOB: 2 BB: 0 P: 23	R: 0 E: 0 K: 2 S: 11	H: 1 LOB: 2 BB: 0 P: 21	1B: 14 2B: 3 3B: 0 HR: 1	SF: 0 SAC: 0 DP: 1 HBP: 2	WP: 1 PB: 0 SB: 1 CS: 0	PA: 50			
PITCHER	IP	WLS	BF	H	R	ER	SO	BB	IBB	HBP	BLK	WP	HR	S	P	ERA	WHIP								
Ben McDonald, R ERA: 4.52	6.0	L	29	12	5	5	3	0	0	0	0	0	1	69	114	7.50	2.000								
Mike Potts, L ERA: 8.75	0.2		4	0	2	2	1	2	0	0	0	0	0	7	18	27.00	3.000								
Marshall Boze, R ERA: 4.5	1.0		11	5	3	2	1	1	0	1	0	1	0	24	48	18.00	6.000								
Terry Burrows, L ERA:	1.1		6	1	0	0	2	0	0	1	0	0	0	12	24	0.00	0.750								

Batter	1	2	3	4	5	6	7	8	9	AB	R	H	RBI	BB	SO	LOB	BOTTOM								
Pat Listach, S OBP: 0.307, SLG: 0.313	K		SH3	G4-3			K		2B	4	0	1	0	0	2	0	Cleveland Indians @ Milwaukee Brewers Milwaukee County Stadium, Milwaukee, WI Fri May 31 1996, 8:05 PM EDT Att: 24,050 - Unknown - 65 F								
Kevin Seitzer, R OBP: 0.442, SLG: 0.497	G3		1B			G6-3	G6-3		1B	5	1	2	1	0	0	0									
Jose Valentin, S OBP: 0.355, SLG: 0.481	G4-3		F9			K			K	5	0	0	0	0	2	3									
Greg Vaughn, R OBP: 0.382, SLG: 0.511 Matt Mieske, R OBP: 0.357, SLG: 0.533		F9	1B	1B		P6			2B	4	2	3	0	0	0	0									
Dave Nilsson, L OBP: 0.468, SLG: 0.731		F9	1B	1B		B2			G3-1	2	0	0	0	2	0	1									
Jeff Cirillo, R OBP: 0.387, SLG: 0.493		F9	1B	1B		K			2B	4	0	2	2	0	1	2									
Fernando Vina, L OBP: 0.377, SLG: 0.452		P6	B1-3			1B			G4-3	4	0	1	0	0	0	5									
Mike Matheny, R OBP: 0.281, SLG: 0.385 Mark Loretta, R OBP: 0.424, SLG: 0.345		G5-3				L8			F8	3	0	0	0	0	0	3									
David Hulse, L OBP: 0.228, SLG: 0.204			SH3	1B		F8			G4-3	4	1	1	0	0	0	0									
Inning Stats	R: 0 E: 0 K: 1 S: 7	H: 0 LOB: 0 BB: 0 P: 12	R: 0 E: 0 K: 0 S: 11	H: 1 LOB: 2 BB: 1 P: 22	R: 3 E: 1 K: 0 S: 15	H: 4 LOB: 2 BB: 1 P: 26	R: 0 E: 0 K: 0 S: 5	H: 0 LOB: 0 BB: 0 P: 6	R: 0 E: 0 K: 1 S: 8	H: 1 LOB: 1 BB: 0 P: 9	R: 0 E: 0 K: 1 S: 7	H: 0 LOB: 0 BB: 0 P: 8	R: 1 E: 0 K: 0 S: 10	H: 2 LOB: 1 BB: 0 P: 17	R: 0 E: 0 K: 1 S: 18	H: 2 LOB: 2 BB: 0 P: 27	1B: 7 2B: 3 3B: 0 HR: 0	SF: 0 SAC: 1 DP: 0 HBP: 0	WP: 0 PB: 0 SB: 0 CS: 0	PA: 39					
PITCHER	IP	WLS	BF	H	R	ER	SO	BB	IBB	HBP	BLK	WP	HR	S	P	ERA	WHIP								
Dennis Martinez, R ERA: 4.13	7.0	W	29	6	3	2	4	0	0	0	0	0	0	60	95	2.57	1.143								
Julian Tavarez, R ERA: 4.0	1.0		5	2	1	1	0	0	0	0	0	0	0	10	17	9.00	2.000								
Jim Poole, L ERA: 2.4	1.0		5	2	0	0	1	0	0	0	0	0	0	18	27	0.00	2.000								

Batter	1	2	3	4	5	6	7	8	9	AB	R	H	RBI	BB	SO	LOB	TOP					
Kenny Lofton, L OBP: 0.398, SLG: 0.443 (1, 8)	G6-3 2B		G6-3 2B			1B BB		FC5		3	0	2	1	2	0	1	Cleveland Indians @ Milwaukee Brewers Milwaukee County Stadium, Milwaukee, WI Sat Jun 01 1996, 4:33 AM EDT Att: 22,004 - Overcast - 67 F livebaseballscorecards.com					
Julio Franco, R OBP: 0.389, SLG: 0.458 (1, 3)	G6-3		K			FC6-4 1B		K		5	0	1	0	0	2	7						
Carlos Baerga, S OBP: 0.285, SLG: 0.379 (1, 4)	BB BB		HBP			K		G3-1		3	0	0	0	1	1	2						
Albert Belle, R OBP: 0.430, SLG: 0.724 (1, 7)	BB BB		G6-3			FC6-4 1-2		L4		4	0	0	0	1	1	4						
Manny Ramirez, R OBP: 0.377, SLG: 0.550 (1, 9)	K					L5		SH3-4 BB BB		3	1	1	0	2	1	3						
Eddie Murray, S OBP: 0.332, SLG: 0.357 (1, 10)	L6					F9		BB SH3-4 1B		4	0	1	0	0	0	4						
Sandy Alomar Jr., R OBP: 0.323, SLG: 0.455 (1, 2)			G6-3			1B		SH3-4		3	0	1	0	0	0	0						
Scott Leius, R OBP: 0.069, SLG: 0.071 (8, PH)			P4			L7				2	0	0	0	1	0	1						
Jim Thome, L OBP: 0.491, SLG: 0.627 (8, 5)								BB BB		1	0	1	0	0	0	0						
Omar Vizquel, S OBP: 0.338, SLG: 0.395 (1, 6)			K					G5-3		4	0	0	0	0	1	4						
PITCHER	IP	WLS	BF	H	R	ER	SO	BB	IBB	HBP	BLK	WP	HR	S	P	ERA	WHIP					
Angel Miranda, L ERA: 4.53 (1, 1)	5.2		28	5	1	1	4	6	0	1	0	0	0	66	123	1.59	1.941					
Ramon Garcia, R ERA: 3.43 (6, 1)	2.0	W	8	1	0	0	0	1	0	0	0	0	0	17	29	0.00	1.000					
Graeme Lloyd, L ERA: 2.82 (8, 1)	0.0		1	0	0	0	0	0	0	0	0	0	0	2	4	∞	∞					
Mike Fetters, R ERA: 1.93 (8, 1)	1.1	S	4	1	0	0	2	0	0	0	0	0	0	12	18	0.00	0.750					
Inning Stats	R: 0 E: 0 K: 1 S: 19	H: 1 LOB: 3 BB: 2 P: 35	R: 0 E: 0 K: 1 S: 7	H: 0 LOB: 0 BB: 0 P: 13	R: 0 E: 0 K: 1 S: 11	H: 1 LOB: 1 BB: 0 P: 15	R: 0 E: 0 K: 0 S: 7	H: 1 LOB: 1 BB: 0 P: 14	R: 0 E: 0 K: 1 S: 12	H: 1 LOB: 2 BB: 1 P: 20	R: 1 E: 0 K: 0 S: 11	H: 1 LOB: 3 BB: 3 P: 29	R: 0 E: 0 K: 0 S: 9	H: 0 LOB: 1 BB: 1 P: 15	R: 0 E: 0 K: 1 S: 12	H: 1 LOB: 2 BB: 0 P: 19	R: 0 E: 0 K: 1 S: 9	H: 1 LOB: 1 BB: 0 P: 14	1B: 4 2B: 3 3B: 0 HR: 0	SF: 0 SAC: 1 DP: 0 HBP: 1	WP: 0 PB: 0 SB: 0 CS: 0	PA: 41

Batter	1	2	3	4	5	6	7	8	9	AB	R	H	RBI	BB	SO	LOB	BOTTOM			
Jeff Cirillo, R OBP: 0.381, SLG: 0.484 (1, 5)	G5-3		L5			SH1-4		P3		3	0	0	0	0	0	0	Cleveland Indians @ Milwaukee Brewers Milwaukee County Stadium, Milwaukee, WI Sat Jun 01 1996, 4:33 AM EDT Att: 22,004 - Overcast - 67 F livebaseballscorecards.com			
Fernando Vina, L OBP: 0.373, SLG: 0.443 (1, 4)	G4-3				F8 S HBP	G4-3		G4-3		3	0	0	0	0	1					
Kevin Seitzer, R OBP: 0.439, SLG: 0.492 (1, 10)	BB BB 1B				L9	G1-3		K		4	0	1	0	0	1	2				
Greg Vaughn, R OBP: 0.382, SLG: 0.508 (1, 7)			K		F8			3B 1B		3	1	1	0	0	1	1				
Dave Nilsson, L OBP: 0.450, SLG: 0.700 (1, 3)	F7				L7			P5		3	0	0	0	0	2					
Matt Mieske, R OBP: 0.397, SLG: 0.536 (1, 9)						K		F7		3	0	1	0	0	1	1				
Jose Valentin, S OBP: 0.355, SLG: 0.489 (1, 6)			G3			L7		1B 3B		3	1	1	1	0	0	1				
David Hulse, L OBP: 0.233, SLG: 0.211 (1, 8)			F8			G4-3				3	0	1	1	0	0	0				
Jesse Levis, L OBP: 0.340, SLG: 0.244 (1, 2)			G6-3			G4-3 SH1-4 1B		F7		3	0	1	0	0	0	1				
PITCHER	IP	WLS	BF	H	R	ER	SO	BB	IBB	HBP	BLK	WP	HR	S	P	ERA	WHIP			
Jack McDowell, R ERA: 3.63 (1, 1)	8.0	L	30	6	2	2	3	0	0	1	0	0	0	75	106	2.25	0.750			
Inning Stats	R: 0 E: 0 K: 0 S: 7	H: 1 LOB: 1 BB: 0 P: 9	R: 0 E: 0 K: 1 S: 11	H: 1 LOB: 0 BB: 0 P: 15	R: 0 E: 0 K: 0 S: 7	H: 0 LOB: 0 BB: 0 P: 10	R: 0 E: 0 K: 0 S: 5	H: 0 LOB: 1 BB: 0 P: 11	R: 0 E: 0 K: 0 S: 13	H: 0 LOB: 0 BB: 0 P: 19	R: 0 E: 0 K: 0 S: 7	H: 1 LOB: 1 BB: 0 P: 7	R: 2 E: 1 K: 0 S: 16	H: 3 LOB: 1 BB: 0 P: 21	R: 0 E: 0 K: 1 S: 9	H: 0 LOB: 0 BB: 0 P: 14	1B: 4 2B: 1 3B: 1 HR: 0	SF: 0 SAC: 1 DP: 0 HBP: 1	WP: 0 PB: 0 SB: 1 CS: 0	PA: 30

Batter	1	2	3	4	5	6	7	8	9	AB	R	H	RBI	BB	SO	LOB	TOP					
Kenny Lofton, L OBP: 0.398, SLG: 0.444 (1, 8)	G3-1	1B BB		K		G6-3		HR 2B		4	1	1	0	1	1	1	Cleveland Indians @ Milwaukee Brewers Milwaukee County Stadium, Milwaukee, WI Sun Jun 02 1996, 4:33 AM EDT Att: 21,150 - Sunny - 75 F					
Julio Franco, R OBP: 0.389, SLG: 0.470 (1, 3)	K	1B		F8		F8		HR		5	1	2	3	0	1	1						
Carlos Baerga, S OBP: 0.283, SLG: 0.374 (1, 4)	P3	L4		G6-3		1B		F8		5	0	1	0	0	0	3						
Albert Belle, R OBP: 0.421, SLG: 0.706 Wayne Kirby, L OBP: 0.200, SLG: 0.200 (9, 7)		F9	G4-3		G4-3	F9		G4-3		5	0	0	0	0	0	1						
Manny Ramirez, R OBP: 0.388, SLG: 0.583 (1, 9)		1B BB	1B SF7		F9		HR	1B 2B		4	4	3	1	1	0	0						
Eddie Murray, S OBP: 0.338, SLG: 0.363 (1, 10)		1B 2B	1B		FC5-4	1B		G3	F7	5	1	3	0	0	0	1						
Sandy Alomar Jr., R OBP: 0.325, SLG: 0.456 (1, 2)		2B	SF7		FC5-4		G5-3	1B		4	1	2	3	0	0	1						
Jim Thome, L OBP: 0.459, SLG: 0.623 (1, 5)		1B 2B	K		HR BB		F8	F8		4	2	1	2	1	1	2						
Alvaro Espinoza, R OBP: 0.294, SLG: 0.469 (1, 6)	P3				F8			F8	P5	5	1	2	2	0	0	2						
Inning Stats	R: 0 E: 0 K: 1 S: 13	H: 0 LOB: 0 BB: 0 P: 18	R: 4 E: 0 K: 0 S: 13	H: 4 LOB: 2 BB: 2 P: 24	R: 1 E: 0 K: 1 S: 9	H: 2 LOB: 1 BB: 0 P: 13	R: 0 E: 0 K: 1 S: 11	H: 1 LOB: 1 BB: 0 P: 18	R: 0 E: 0 K: 0 S: 10	H: 1 LOB: 1 BB: 0 P: 15	R: 2 E: 0 K: 0 S: 15	H: 2 LOB: 1 BB: 1 P: 26	R: 1 E: 0 K: 0 S: 12	H: 1 LOB: 0 BB: 0 P: 19	R: 2 E: 0 K: 0 S: 9	H: 2 LOB: 1 BB: 0 P: 14		R: 1 E: 0 K: 0 S: 14	H: 2 LOB: 1 BB: 0 P: 20	1B: 7 2B: 5 3B: 0 HR: 3	SF: 1 SAC: 0 DP: 0 HBP: 0	WP: 1 PB: 0 CS: 0
PITCHER	IP	WLS	BF	H	R	ER	SO	BB	IBB	HBP	BLK	WP	HR	S	P	ERA	WHIP					
Scott Karl, L ERA: 5.13 (1, 1)	5.1	L	28	9	7	7	3	3	0	0	0	1	1	64	104	11.81	2.250					
Ramon Garcia, R ERA: 4.18 (6, 1)	2.2		12	4	3	3	0	0	0	0	0	0	2	28	43	10.12	1.500					
Kevin Wickander, L ERA: 3.66 (9, 1)	1.0		5	2	1	1	0	0	0	0	0	0	0	14	20	9.00	2.000					

Batter	1	2	3	4	5	6	7	8	9	AB	R	H	RBI	BB	SO	LOB	BOTTOM					
Jeff Cirillo, R OBP: 0.392, SLG: 0.497 (1, 5)	G1-3	1B BLK		G4-6-3		1B 2B		BB		4	1	3	1	1	0	0	Cleveland Indians @ Milwaukee Brewers Milwaukee County Stadium, Milwaukee, WI Sun Jun 02 1996, 4:33 AM EDT Att: 21,150 - Sunny - 75 F					
Fernando Vina, L OBP: 0.374, SLG: 0.442 (1, 4)	G4-3	1B BB		G4-6-3		1B		F7		5	0	2	0	0	0	2						
Kevin Seitzer, R OBP: 0.446, SLG: 0.492 (1, 3)	1B	BLK BB		FC5-4		IBB		F9		2	0	1	1	3	0	1						
Greg Vaughn, R OBP: 0.373, SLG: 0.495 (1, 7)	L8	K		FC5-4		K		K		5	0	0	0	0	3	8						
Dave Nilsson, L OBP: 0.459, SLG: 0.699 (1, 10)		G6-4-3	1B 2B		G6-4-3	G3		K		3	2	1	0	2	1	3						
Matt Mieske, R OBP: 0.352, SLG: 0.525 (1, 9)	G6-4-3	G6-3		G6-4-3		P6		P5		5	0	1	0	0	0	2						
Jose Valentin, S OBP: 0.351, SLG: 0.482 (1, 6)	1B 1B	F8		G6-4-3		K		F7		5	1	1	0	0	1	2						
David Hulse, L OBP: 0.266, SLG: 0.220 (1, 8)	1B 1B	1B BB		G4-3		BB				2	1	1	0	2	0	0						
Mike Matheny, R OBP: 0.287, SLG: 0.388 (1, 2)	1B BB	1B		L8		L9				4	1	2	2	0	0	1						
Inning Stats	R: 0 E: 0 K: 0 S: 6	H: 1 LOB: 1 BB: 0 P: 8	R: 4 E: 0 K: 1 S: 16	H: 5 LOB: 2 BB: 2 P: 28	R: 1 E: 0 K: 0 S: 7	H: 2 LOB: 2 BB: 1 P: 11	R: 0 E: 0 K: 0 S: 3	H: 1 LOB: 1 BB: 1 P: 8	R: 1 E: 0 K: 0 S: 8	H: 1 LOB: 0 BB: 1 P: 13	R: 0 E: 0 K: 1 S: 10	H: 2 LOB: 3 BB: 1 P: 22	R: 0 E: 0 K: 1 S: 8	H: 0 LOB: 1 BB: 1 P: 15	R: 0 E: 0 K: 1 S: 10	H: 0 LOB: 1 BB: 1 P: 18		R: 0 E: 0 K: 1 S: 8	H: 0 LOB: 0 BB: 0 P: 12	1B: 10 2B: 2 3B: 0 HR: 0	SF: 0 SAC: 0 DP: 3 HBP: 0	WP: 0 PB: 0 CS: 0
PITCHER	IP	WLS	BF	H	R	ER	SO	BB	IBB	HBP	BLK	WP	HR	S	P	ERA	WHIP					
Orel Hershiser, R ERA: 6.64 (1, 1)	4.0		24	10	0	6	1	5	0	0	0	0	0	7	16	0.00	1.500					
Jim Poole, L ERA: 2.2 (5, 1)	1.1	W	6	2	0	0	0	0	1	0	0	0	0	7	16	0.00	1.500					
Eric Plunk, R ERA: 2.1 (6, 1)	2.2		10	0	0	0	3	2	0	0	0	0	0	23	41	0.00	0.750					
Jose Mesa, R ERA: 1.73 (9, 1)	1.0		3	0	0	0	1	0	0	0	0	0	0	8	12	0.00	0.000					

Batter	1	2	3	4	5	6	7	8	9	AB	R	H	RBI	BB	SO	LOB	TOP			
Joey Cora, S OBP: 0.281, SLG: 0.362 (1, 4)	G1		K		1-5-3		BB 1B 6-3	HR 1B		5	2	2	0	0	1	0	Seattle Mariners @ Cleveland Indians Jacobs Field, Cleveland, OH Wed Jun 05 1996, 7:05 PM EDT Att: 42,274 - Unknown - 69 F			
Alex Rodriguez, R OBP: 0.399, SLG: 0.677 (1, 6)	1B S BB		E6 S 1B		1B		6-3 BB 1-2 1B	HR		4	2	3	2	1	0	0				
Ken Griffey Jr., L OBP: 0.402, SLG: 0.652 (1, 8)	K		S 1B		K		F9	K		5	0	1	0	0	3	4				
Edgar Martinez, R OBP: 0.454, SLG: 0.680 (1, 10)	1B 1-2 BB		G6-4-3 1-2 BB		5-3		6-3 1B BB	P4		2	1	0	0	3	0	1				
Jay Buhner, R OBP: 0.404, SLG: 0.665 (1, 9)	1-2 2-3 1B		G6-4-3				F8 1-2 2-3 3-4	6-3	F7	5	0	1	1	0	0	5				
Paul Sorrento, L OBP: 0.374, SLG: 0.552 (1, 3)	P4				F8		K	BB 1B IBB		4	0	0	0	1	2	3				
Dan Wilson, R OBP: 0.344, SLG: 0.494 (1, 2)			CS 1B		6-3		E9 1B	1-2 2-H 3-H 4-0	1B	5	0	3	2	0	1	0				
Darren Bragg, L OBP: 0.378, SLG: 0.447 (7, PH)			K				FC6-4 BB		L6	2	0	1	0	1	1	1				
Rich Amaral, R OBP: 0.327, SLG: 0.302 (7, PH)			1-2 K				BB	1-2 2-3 BB		1	0	0	0	1	0	0				
Russ Davis, R OBP: 0.315, SLG: 0.382 (7, PH)			K		F8		FC6-4 1-2	K		3	0	0	0	0	1	3				
Doug Strange, S OBP: 0.299, SLG: 0.320 (7, PH)			K							1	0	0	0	0	1	3				
Inning Stats	R: 0 E: 0 K: 1 S: 6	H: 1 LOB: 3 BB: 2 P: 14	R: 0 E: 0 K: 2 S: 7	H: 1 LOB: 0 BB: 0 P: 7	R: 0 E: 1 K: 1 S: 6	H: 1 LOB: 2 BB: 1 P: 10	R: 0 E: 0 K: 0 S: 4	H: 1 LOB: 1 BB: 0 P: 4	R: 0 E: 0 K: 1 S: 6	H: 1 LOB: 2 BB: 1 P: 10	R: 3 E: 0 K: 1 S: 8	H: 3 LOB: 3 BB: 3 P: 20	R: 2 E: 0 K: 1 S: 7	H: 2 LOB: 0 BB: 0 P: 7	R: 0 E: 0 K: 2 S: 7	H: 0 LOB: 0 BB: 0 P: 7	1B: 9 2B: 1 3B: 0 HR: 1	SF: 0 SAC: 0 DP: 1 HBP: 0	WP: 0 PB: 0 SB: 3 CS: 1	PA: 44
PITCHER	IP WLS BF H R ER SO BB IBB HBP BLK WP HR S P ERA WHIP																			
Charles Nagy, R ERA: 3.58 (1, 1)	6.2 34 9 3 3 6 5 1 0 0 0 0 0 0 40 64 4.05 2.100																			
Jim Poole, L ERA: 2.2 (7, 1)	0.0 1 0 0 0 0 0 0 0 0 0 0 0 0 4 1 0.00 0.000																			
Eric Plunk, R ERA: 2.67 (7, 1)	1.1 W 6 2 2 2 2 0 0 0 0 0 0 1 10 10 13.50 1.500																			
Alan Embree, L ERA: 4.95 (9, 1)	1.0 3 0 0 0 2 0 0 0 0 0 0 0 0 7 7 0.00 0.000																			

Batter	1	2	3	4	5	6	7	8	9	AB	R	H	RBI	BB	SO	LOB	BOTTOM			
Kenny Lofton, L OBP: 0.393, SLG: 0.434 (1, 8)	4-3		F8				1B BB BB	3-1		5	1	2	2	1	0	2	Seattle Mariners @ Cleveland Indians Jacobs Field, Cleveland, OH Wed Jun 05 1996, 7:05 PM EDT Att: 42,274 - Unknown - 69 F			
Julio Franco, R OBP: 0.385, SLG: 0.458 (1, 3)	FC5-4 BB		1-3		F8		BB BB			3	1	0	0	2	0	3				
Carlos Baerga, S OBP: 0.300, SLG: 0.395 (1, 4)	F7		P6				BB BB HBP	1B		5	2	3	1	0	0	1				
Albert Belle, R OBP: 0.424, SLG: 0.722 (1, 7)	FC5-4 1-2				HR		1-2 3-H	BB		3	2	1	2	2	0	2				
Jim Thome, L OBP: 0.463, SLG: 0.613 (1, 5)			1B FC5-4 1B		FC4-6 HBP		1-2 2-3 3-H	BB		3	2	1	0	1	0	5				
Eddie Murray, S OBP: 0.348, SLG: 0.376 (1, 10)					FC4-6 HBP		F8			2	0	1	0	0	0	1				
Jeromy Burnitz, L OBP: 0.393, SLG: 0.435 (4, FR)			FC5-4 1B		FC4-6 FC5-4		G3			3	1	1	1	0	1	3				
Manny Ramirez, R OBP: 0.376, SLG: 0.557 (1, 9)			FC5-4 E5 1-2		F8		F7			4	1	0	2	1	0	4				
Sandy Alomar Jr., R OBP: 0.331, SLG: 0.452 (1, 2)			E5 FC6-4 1-3		FC5-4		FC4-6 1B			4	1	2	2	0	0	2				
Omar Vizquel, S OBP: 0.338, SLG: 0.398 (1, 6)			FC6-4		FC5-4		FC4-6 1B			5	2	2	2	0	0	3				
Inning Stats	R: 0 E: 0 K: 0 S: 3	H: 0 LOB: 1 BB: 1 P: 7	R: 1 E: 1 K: 0 S: 5	H: 2 LOB: 1 BB: 0 P: 5	R: 0 E: 0 K: 0 S: 3	H: 0 LOB: 0 BB: 0 P: 3	R: 1 E: 0 K: 0 S: 4	H: 1 LOB: 1 BB: 0 P: 5	R: 1 E: 0 K: 0 S: 5	H: 3 LOB: 2 BB: 1 P: 9	R: 0 E: 0 K: 0 S: 4	H: 1 LOB: 1 BB: 0 P: 4	R: 7 E: 1 K: 1 S: 8	H: 3 LOB: 1 BB: 4 P: 25	R: 3 E: 1 K: 0 S: 7	H: 3 LOB: 2 BB: 1 P: 11	1B: 11 2B: 1 3B: 0 HR: 1	SF: 0 SAC: 0 DP: 0 HBP: 2	WP: 0 PB: 0 SB: 1 CS: 1	PA: 46
PITCHER	IP WLS BF H R ER SO BB IBB HBP BLK WP HR S P ERA WHIP																			
Matt Wagner, R ERA: 4.5 (1, 1)	6.0 L 27 7 3 3 0 2 0 0 0 0 0 0 0 24 33 4.50 1.500																			
Bob Milacki, R ERA: 6.28 (7, 1)	0.0 2 0 2 2 0 2 0 0 0 0 0 0 0 8 8 0.00 0.000																			
Salomon Torres, R ERA: 8.18 (7, 1)	0.0 2 1 0 0 0 1 0 0 0 0 0 0 0 1 5 0.00 0.000																			
Lee Guetterman, L ERA: 8.1 (7, 1)	0.2 2 0 0 0 1 0 0 0 0 0 0 0 0 4 4 0.00 0.000																			
Michael Jackson, R ERA: 5.96 (7, 1)	0.1 5 2 5 5 0 1 0 1 0 0 0 0 0 3 8 135.00 9.000																			

AB	37
R	5
H	11
RBI	5
BB	7
SO	10
LOB	20



AB	37
R	13
H	13
RBI	12
BB	7
SO	1
LOB	26



Batter	1	2	3	4	5	6	7	8	9	AB	R	H	RBI	BB	SO	LOB	TOP					
Joey Cora, S OBP: 0.274, SLG: 0.352	G3	L8		G1-3			K		K	5	0	0	0	0	2	4						
Alex Rodriguez, R OBP: 0.393, SLG: 0.669	2B		G6-3		G6-3		FC6-4		G6-3	5	0	1	0	0	0	1						
Ken Griffey Jr., L OBP: 0.402, SLG: 0.651	F7		HR		CS				G4-3	5	1	2	0	0	0	1						
Edgar Martinez, R OBP: 0.455, SLG: 0.690	K		2B		F8				2B	4	2	2	2	0	1	2						
Jay Buhner, R OBP: 0.410, SLG: 0.676		2B			G4-6-3				1B	4	2	3	0	0	0	0						
Paul Sorrento, L OBP: 0.372, SLG: 0.541	K		G4-6-3		G1-3				1B	3	0	0	0	1	1	2						
Dan Wilson, R OBP: 0.347, SLG: 0.500	1B				G1-3				IBB	4	0	2	3	0	0	0						
Darren Bragg, L OBP: 0.383, SLG: 0.443	G1-3								K	3	0	1	0	1	1	2						
Luis Sojo, R OBP: 0.264, SLG: 0.282	G1-3				F9				P6	4	0	1	0	0	0	5						
Inning Stats	R: 0 H: 1 E: 0 K: 1 S: 9	H: 1 LOB: 1 BB: 0 P: 13	R: 1 H: 3 E: 0 K: 1 S: 14	H: 3 LOB: 2 BB: 0 P: 22	R: 2 H: 3 E: 0 K: 0 S: 12	H: 3 LOB: 0 BB: 0 P: 18	R: 0 H: 0 E: 0 K: 0 S: 12	H: 0 LOB: 1 BB: 1 P: 20	R: 0 H: 1 E: 0 K: 0 S: 5	H: 0 LOB: 0 BB: 0 P: 7	R: 0 H: 0 E: 0 K: 0 S: 8	H: 0 LOB: 0 BB: 0 P: 11	R: 0 H: 1 E: 0 K: 1 S: 8	H: 1 LOB: 1 BB: 0 P: 13	R: 2 H: 3 E: 0 K: 1 S: 10	H: 3 LOB: 2 BB: 1 P: 17	R: 0 H: 0 E: 0 K: 1 S: 8	H: 0 LOB: 0 BB: 0 P: 11	1B: 6 2B: 5 3B: 0 HR: 1	SF: 0 SAC: 0 DP: 1 HBP: 0	WP: 0 PB: 0 SB: 0 CS: 1	PA: 39
PITCHER	IP	WLS	BF	H	R	ER	SO	BB	IBB	HBP	BLK	WP	HR	S	P	ERA	WHIP					
Dennis Martinez, R ERA: 4.3	(1, 1)	7.1	L	34	12	5	5	3	1	1	0	0	0	1	72	113	6.14	1.773				
Paul Assenmacher, L ERA: 1.76	(8, 1)	1.2		5	0	0	0	2	0	0	0	0	0	0	14	19	0.00	0.000				

Seattle Mariners @ Cleveland Indians
Jacobs Field, Cleveland, OH
Thu Jun 06 1996, 7:05 PM EDT
Att: 42,236 - Unknown - 71 F

AB 37
R 5
H 12
RBI 5
BB 2
SO 5
LOB 17



Batter	1	2	3	4	5	6	7	8	9	AB	R	H	RBI	BB	SO	LOB	BOTTOM					
Wayne Kirby, L OBP: 0.286, SLG: 0.308	HR						G4-6-3			3	1	1	0	1	0	4						
Scott Leius, R OBP: 0.065, SLG: 0.067	BB								K	1	0	0	0	0	1	2						
Julio Franco, R OBP: 0.387, SLG: 0.456	K						F9		FC6	3	0	1	0	1	1	2						
Carlos Baerga, S OBP: 0.300, SLG: 0.405	1B						P6		F8	4	1	1	2	0	0	3						
Albert Belle, R OBP: 0.417, SLG: 0.708	P4						G6-3		K	4	0	0	0	0	1	2						
Jim Thome, L OBP: 0.455, SLG: 0.598	G1-3						K		FC6	4	0	0	0	0	1	2						
Manny Ramirez, R OBP: 0.374, SLG: 0.556	K						F8		1B	4	0	1	0	0	1	0						
Jeremy Burnitz, L OBP: 0.419, SLG: 0.417									FC5-2	1	0	0	0	2	0	0						
Sandy Alomar Jr., R OBP: 0.335, SLG: 0.455	P4						G5-4-3		BB	1	0	1	0	0	0	0						
Tony Peña, R OBP: 0.370, SLG: 0.396	1B						G5-4-3		FC5-2	3	0	0	0	1	0	4						
Omar Vizquel, S OBP: 0.341, SLG: 0.397	BB						G4-3		L9	3	0	1	0	1	0	2						
Inning Stats	R: 2 H: 1 E: 0 K: 1 S: 15	H: 1 LOB: 1 BB: 1 P: 24	R: 0 H: 1 E: 0 K: 1 S: 13	H: 1 LOB: 2 BB: 1 P: 20	R: 0 H: 0 E: 0 K: 0 S: 11	H: 0 LOB: 0 BB: 1 P: 18	R: 0 H: 0 E: 0 K: 0 S: 8	H: 0 LOB: 1 BB: 1 P: 13	R: 0 H: 1 E: 0 K: 0 S: 11	H: 1 LOB: 1 BB: 0 P: 17	R: 0 H: 0 E: 0 K: 1 S: 6	H: 0 LOB: 0 BB: 0 P: 8	R: 0 H: 0 E: 0 K: 0 S: 7	H: 0 LOB: 2 BB: 2 P: 19	R: 0 H: 1 E: 0 K: 1 S: 7	H: 1 LOB: 1 BB: 0 P: 11	R: 0 H: 2 E: 0 K: 1 S: 10	H: 2 LOB: 2 BB: 0 P: 14	1B: 3 2B: 2 3B: 0 HR: 1	SF: 0 SAC: 0 DP: 2 HBP: 0	WP: 0 PB: 0 SB: 0 CS: 0	PA: 37
PITCHER	IP	WLS	BF	H	R	ER	SO	BB	IBB	HBP	BLK	WP	HR	S	P	ERA	WHIP					
Bob Wells, R ERA: 1.94	(1, 1)	6.0	W	24	3	2	3	4	0	0	0	0	0	0	64	100	3.00	1.167				
Rafael Carmona, R ERA: 3.81	(7, 1)	1.0		4	0	0	0	2	0	0	0	0	0	7	19	0.00	2.000					
Michael Jackson, R ERA: 5.81	(8, 1)	0.2		3	1	0	0	0	0	0	0	0	0	6	9	0.00	1.500					
Norm Charlton, L ERA: 2.93	(8, 1)	1.1	S	6	2	0	0	1	0	0	0	0	0	11	16	0.00	1.500					

Seattle Mariners @ Cleveland Indians
Jacobs Field, Cleveland, OH
Thu Jun 06 1996, 7:05 PM EDT
Att: 42,236 - Unknown - 71 F

AB 31
R 2
H 6
RBI 2
BB 6
SO 5
LOB 21



Batter	1	2	3	4	5	6	7	8	9	AB	R	H	RBI	BB	SO	LOB	TOP											
Rex Hudler, R (1, 10) OBP: 0.373, SLG: 0.669 (8, 4)	1-2 G6-3		0-0 G5-3			2-2 P2		2-0 F9		4	0	0	0	0	0	0												
Orlando Palmeiro, L (1, 8) OBP: 0.417, SLG: 0.455	2-2 L9			0-2 F7		0-3 K			4-0 1B G4-3 BB	3	1	0	0	1	1	0												
J.T. Snow, L (1, 3) OBP: 0.345, SLG: 0.337	4-2 BB			3-2 G6-3		1-1 L3			1-2 G4-3 1B	3	0	1	0	1	0	0												
Tim Salmon, R (1, 9) OBP: 0.351, SLG: 0.456	0-2 G4-3			0-3 K			1-1 G6-3		1-1 G4-3	4	0	0	0	0	1	2												
16 Garret Anderson, L (1, 7) OBP: 0.301, SLG: 0.419		0-2 F8			0-3 K		0-0 F7		0-0 G3-1	4	0	0	0	0	1	0												
Tim Lincecum, R (1, 5) OBP: 0.314, SLG: 0.404	1-2 F9				0-2 L8		0-3 K			3	0	0	0	0	1	0												
Don Slaught, R (1, 2) OBP: 0.314, SLG: 0.566	1-1 PO				1-0 HR			0-0 G6-3		3	1	2	1	0	0	0												
Randy Velarde, R (1, 4) OBP: 0.355, SLG: 0.379 (8, 6)	0-0 PO	0-0 2 SAFE	3-2 G6-3		4-2 BB			2-2 HR		2	1	1	1	1	0	0												
Gary Disarcina, R (1, 6) OBP: 0.238, SLG: 0.258			0-1 G4-3		1-3 K2-3			0-0 F6		2	0	0	0	0	1	1												
Damon Easley, R (5, 6) OBP: 0.250, SLG: 0.400										0	0	0	0	0	0	0												
Mike Aldrete, L (8, PH) OBP: 0.244, SLG: 0.410										1	0	0	0	0	0	0												
Shawn Boskie, R (8, 1)										0	0	0	0	0	0	0												
Inning Stats	R: 0 H: 0 E: 0 K: 0 S: 13	H: 0 LOB: 1 BB: 1 P: 20	R: 0 H: 1 E: 0 K: 0 S: 11	LOB: 0 BB: 0 P: 13	R: 0 H: 0 E: 0 K: 0 S: 7	LOB: 0 BB: 0 P: 10	R: 0 H: 0 E: 0 K: 1 S: 9	H: 0 LOB: 0 BB: 0 P: 12	R: 1 H: 1 E: 0 K: 2 S: 12	H: 1 LOB: 1 BB: 1 P: 18	R: 0 H: 0 E: 0 K: 1 S: 11	H: 0 LOB: 0 BB: 0 P: 14	R: 0 H: 0 E: 0 K: 1 S: 7	H: 0 LOB: 0 BB: 0 P: 8	R: 1 H: 1 E: 0 K: 0 S: 7	H: 1 LOB: 0 BB: 1 P: 11	R: 1 H: 1 E: 0 K: 0 S: 6	H: 1 LOB: 0 BB: 1 P: 12	1B: 1 2B: 1 3B: 0 HR: 2	SF: 0 SAC: 0 DP: 1 HBP: 0	WP: 0 PB: 0 SB: 0 CS: 0	PA: 33						
PITCHER	IP	WLS	BF	H	R	ER	SO	BB	IBB	HBP	BLK	WP	HR	S	P	ERA	WHIP											
Jack McDowell, R ERA: 3.52	(1, 1)	8.0	W	28	3	2	2	5	2	0	0	0	0	2	77	106	2.25	0.625										
Jose Mesa, R ERA: 3.33	(9, 1)	1.0	S	4	1	1	1	0	1	0	0	0	0	6	12	9.00	2.000											

California Angels @ Cleveland Indians
Jacobs Field, Cleveland, OH
Fri Jun 07 1996, 7:05 PM EDT
Att: 42,260 - Unknown - 70 F

AB 29
R 3
H 4
RBI 2
BB 3
SO 5
LOB 3



Batter	1	2	3	4	5	6	7	8	9	AB	R	H	RBI	BB	SO	LOB	BOTTOM											
Kenny Lofton, L (1, 8) OBP: 0.387, SLG: 0.426	2-2 F7	2-1 F9		1-0 L8			1-1 P8			4	0	0	0	0	0	3												
Julio Franco, R (1, 10) OBP: 0.385, SLG: 0.453	1-1 F8		2-1 L8		1-1 L3 1B		1-2 E6			4	0	1	0	0	0	0												
Carlos Baerga, S (1, 4) OBP: 0.299, SLG: 0.403	2-0 G1-3		2-0 HR 1B		0-0 L3		0-2 P5			4	1	1	0	0	0	2												
Albert Belle, R (1, 7) OBP: 0.415, SLG: 0.699		0-2 E5 WP 1B S	2-0 F9		4-2 BB			1-1 L7		3	1	0	0	1	0	1												
Jim Thome, L (1, 5) OBP: 0.455, SLG: 0.619	1-1 F8	1-1 F8	1-1 HR		0-0 F7			2-2 2B		4	1	2	2	0	0	2												
Sandy Alomar Jr., R (1, 2) OBP: 0.328, SLG: 0.444	2-2 L3	2-2 L3	1-2 F8			0-0 G6-3		0-0 F9		4	0	0	0	0	0	2												
Jeremy Burnitz, L (1, 9) OBP: 0.400, SLG: 0.370		4-1 WP 1B BB		0-2 G4-3		0-0 F9		3-1 F9		3	1	0	0	1	0	1												
Herbert Perry, R (1, 3)		1-3 K 1B		3-2 G6-3		1-1 G6-3				3	0	0	0	0	1	2												
Omar Vizquel, S (1, 6) OBP: 0.346, SLG: 0.401		1-2 1B		1-2 1B			0-1 L7			3	0	2	2	0	0	0												
Inning Stats	R: 0 H: 0 E: 0 K: 0 S: 7	H: 1 LOB: 2 BB: 1 P: 12	R: 2 H: 2 E: 0 K: 0 S: 10	LOB: 0 BB: 0 P: 18	R: 0 H: 1 E: 0 K: 0 S: 13	LOB: 1 BB: 0 P: 17	R: 0 H: 0 E: 0 K: 0 S: 4	H: 0 LOB: 0 BB: 0 P: 5	R: 0 H: 0 E: 1 K: 0 S: 12	H: 0 LOB: 1 BB: 0 P: 14	R: 0 H: 1 E: 0 K: 0 S: 9	H: 1 LOB: 1 BB: 0 P: 15	R: 0 H: 0 E: 0 K: 0 S: 7	H: 0 LOB: 0 BB: 0 P: 12	R: 0 H: 1 E: 0 K: 0 S: 9	H: 1 LOB: 1 BB: 0 P: 15	1B: 4 2B: 2 3B: 0 HR: 1	SF: 0 SAC: 0 DP: 1 HBP: 0	WP: 1 PB: 0 SB: 1 CS: 0	PA: 34								
PITCHER	IP	WLS	BF	H	R	ER	SO	BB	IBB	HBP	BLK	WP	HR	S	P	ERA	WHIP											
Shawn Boskie, R ERA: 3.88	(1, 1)	8.0	L	34	6	4	2	1	2	0	0	0	1	1	81	123	2.25	1.000										
Shawn Boskie, R ERA: 3.88	(8, 1)	8.0	L	34	6	4	2	1	2	0	0	0	1	1	81	123	2.25	1.000										

California Angels @ Cleveland Indians
Jacobs Field, Cleveland, OH
Fri Jun 07 1996, 7:05 PM EDT
Att: 42,260 - Unknown - 70 F

AB 32
R 4
H 6
RBI 4
BB 2
SO 1
LOB 13



Batter	1	2	3	4	5	6	7	8	9	AB	R	H	RBI	BB	SO	LOB	TOP				
Rex Hudler, R OBP: 0.377, SLG: 0.664 (1, 4)	5-3																4 0 2 0 0 0 0				
Orlando Palmeiro, L OBP: 0.375, SLG: 0.400 (1, 8)	G6-4-3 1B																4 0 1 0 0 0 2				
J.T. Snow, L OBP: 0.343, SLG: 0.340 (1, 3)	G6-4-3 1-2																4 0 1 0 0 0 2				
Tim Salmon, R OBP: 0.349, SLG: 0.450 (1, 9)		5-3															3 0 0 0 1 1 1				
16 Garret Anderson, L OBP: 0.305, SLG: 0.418 (1, 7)		3-1															3 0 1 0 1 0 2				
Tim Lincecum, R OBP: 0.305, SLG: 0.392 (1, 10)																	3 0 0 0 0 2 1				
Mike Aldrete, L OBP: 0.239, SLG: 0.400 (9, PH)	K																1 0 0 0 0 0 2				
Randy Velarde, R OBP: 0.350, SLG: 0.373 (1, 5)																	3 0 0 0 0 1 1				
Jorge Fabregas, L OBP: 0.311, SLG: 0.299 (1, 2)																	3 0 1 0 0 0 0				
Damon Easley, R OBP: 0.200, SLG: 0.308 (1, 6)																	3 0 0 0 0 0 1				
Inning Stats	R: 0 E: 0 K: 0 S: 3	H: 1 LOB: 0 BB: 0 P: 3	R: 0 E: 0 K: 1 S: 5	H: 0 LOB: 0 BB: 0 P: 5	R: 0 E: 0 K: 0 S: 3	H: 0 LOB: 0 BB: 0 P: 3	R: 0 E: 0 K: 0 S: 4	H: 1 LOB: 2 BB: 1 P: 8	R: 0 E: 0 K: 2 S: 8	H: 1 LOB: 1 BB: 0 P: 8	R: 0 E: 0 K: 1 S: 6	H: 1 LOB: 1 BB: 0 P: 6	R: 0 E: 0 K: 0 S: 4	H: 1 LOB: 1 BB: 1 P: 4	R: 0 E: 0 K: 0 S: 3	H: 1 LOB: 1 BB: 1 P: 7	1B: 5 2B: 1 3B: 0 HR: 0	SF: 0 SAC: 0 DP: 2 HBP: 0	WP: 1 PB: 0 SB: 0 CS: 0	PA: 33	
PITCHER	IP	WLS	BF	H	R	ER	SO	BB	IBB	HBP	BLK	WP	HR	S	P	ERA	WHIP				
Orel Hershiser, R ERA: 5.97 (1, 1)	7.0	W	25	4	0	0	4	1	0	0	0	1	0	32	36	0.00	0.714				
Julian Tavarez, R ERA: 3.39 (8, 1)	2.0		8	2	0	0	0	1	0	0	0	0	0	7	11	0.00	1.500				

California Angels @ Cleveland Indians
Jacobs Field, Cleveland, OH
Sat Jun 08 1996, 3:33 AM EDT
Att: 42,267 - Unknown - 72 F

AB 31
R 0
H 6
RBI 0
BB 2
SO 4
LOB 12



Batter	1	2	3	4	5	6	7	8	9	AB	R	H	RBI	BB	SO	LOB	BOTTOM				
Kenny Lofton, L OBP: 0.380, SLG: 0.417 (1, 8)	L3																5 0 0 0 0 2 5				
Julio Franco, R OBP: 0.396, SLG: 0.460 (1, 10)																	3 2 3 1 2 0 0				
Carlos Baerga, S OBP: 0.301, SLG: 0.407 (1, 4)	L6																5 1 2 0 0 0 6				
Albert Belle, R OBP: 0.412, SLG: 0.691 (1, 7)	F8																4 0 1 1 0 0 3				
Manny Ramirez, R OBP: 0.376, SLG: 0.571 (1, 9)																	2 1 1 2 1 0 1				
Jim Thome, L OBP: 0.452, SLG: 0.608 (1, 5)																	3 0 0 0 1 2 3				
Herbert Perry, R OBP: 0.143, SLG: 0.286 (1, 3)																	4 1 1 0 0 1 2				
Tony Peña, R OBP: 0.379, SLG: 0.404 (1, 2)																	4 0 2 0 0 0 1				
Omar Vizquel, S OBP: 0.344, SLG: 0.395 (1, 6)																	3 0 0 0 1 0 2				
Inning Stats	R: 0 E: 0 K: 0 S: 4	H: 1 LOB: 1 BB: 0 P: 4	R: 1 E: 0 K: 1 S: 6	H: 1 LOB: 0 BB: 0 P: 6	R: 2 E: 1 K: 1 S: 9	H: 3 LOB: 2 BB: 0 P: 9	R: 1 E: 0 K: 1 S: 6	H: 2 LOB: 2 BB: 2 P: 14	R: 0 E: 0 K: 0 S: 2	H: 0 LOB: 0 BB: 1 P: 6	R: 0 E: 1 K: 0 S: 4	H: 0 LOB: 1 BB: 0 P: 4	R: 1 E: 0 K: 1 S: 7	H: 2 LOB: 2 BB: 1 P: 11	R: 0 E: 0 K: 1 S: 6	H: 1 LOB: 2 BB: 1 P: 10	1B: 7 2B: 2 3B: 0 HR: 1	SF: 1 SAC: 0 DP: 2 HBP: 0	WP: 1 PB: 0 SB: 0 CS: 0	PA: 39	
PITCHER	IP	WLS	BF	H	R	ER	SO	BB	IBB	HBP	BLK	WP	HR	S	P	ERA	WHIP				
Chuck Finley, L ERA: 4.12 (1, 1)	6.0	L	30	5	4	4	3	3	0	0	0	1	1	33	45	6.00	2.000				
Mike James, R ERA: 1.77 (7, 1)	1.0		4	0	0	0	1	0	1	0	0	0	0	5	9	0.00	0.000				
Chuck McElroy, L ERA: 5.5 (8, 1)	0.2		4	1	0	0	1	1	0	0	0	0	0	5	9	0.00	3.000				
Ryan Hancock, R ERA: (8, 1)	0.1		1	0	0	0	0	0	0	0	0	0	0	1	1	0.00	0.000				

California Angels @ Cleveland Indians
Jacobs Field, Cleveland, OH
Sat Jun 08 1996, 3:33 AM EDT
Att: 42,267 - Unknown - 72 F

AB 33
R 5
H 10
RBI 4
BB 5
SO 5
LOB 23




Batter	1	2	3	4	5	6	7	8	9	10	11	12	13	AB	R	H	RBI	BB	SO	LOB	TOP							
Rex Hudler, R OBP: 0.360, SLG: 0.633 (1, 10) (9, 4)	F7		P3		F9	K			G1-3			F8		6	0	0	0	0	1	1								
Orlando Palmeiro, L OBP: 0.316, SLG: 0.350 (1, 8)	G4-3		2B	BB	F7				G6-3			L7		5	0	0	0	1	1	0								
Don Slaught, R OBP: 0.410, SLG: 0.562 (1, 2)	G6-3			2B	F7	BB	WP	1B				G6-3		6	1	2	0	0	0	0								
Tim Salmon, R OBP: 0.353, SLG: 0.462 (1, 9)			K		F8									5	2	2	1	1	2	2								
Tim Wallach, R OBP: 0.315, SLG: 0.404 (1, 5)														2	1	1	0	1	0	0								
Jack Howell, L OBP: 0.309, SLG: 0.516 (6, 5)														1	0	0	0	0	1	0								
Troy Percival, R (9, 1)														1	0	0	0	0	1	1								
Mark Holzemer, L (11, 1)														0	0	0	0	0	0	0								
Ryan Hancock, R OBP: 1.000, SLG: 1.000 (11, 1)														1	1	1	0	0	0	0								
16 Garret Anderson, L OBP: 0.309, SLG: 0.437 (1, 7)														6	1	3	3	0	1	2								
J.T. Snow, L OBP: 0.351, SLG: 0.382 (1, 3)														6	2	4	4	0	1	0								
Randy Velarde, R OBP: 0.350, SLG: 0.377 (9, 5)														6	0	2	0	0	2	3								
Damon Easley, R OBP: 0.143, SLG: 0.211 (1, 6)														6	0	0	0	0	3	3								
Inning Stats	R: 0 E: 0 K: 0 S: 13	H: 0 LOB: 0 BB: 0 P: 18	R: 1 E: 0 K: 2 S: 14	H: 3 LOB: 1 BB: 0 P: 22	R: 0 E: 0 K: 0 S: 11	H: 1 LOB: 2 BB: 1 P: 19	R: 2 E: 0 K: 0 S: 15	H: 2 LOB: 0 BB: 0 P: 21	R: 2 E: 0 K: 0 S: 16	H: 2 LOB: 2 BB: 2 P: 32	R: 0 E: 0 K: 3 S: 11	H: 1 LOB: 1 BB: 0 P: 18	R: 1 E: 0 K: 2 S: 11	H: 1 LOB: 0 BB: 0 P: 17	R: 0 E: 0 K: 0 S: 5	H: 0 LOB: 0 BB: 0 P: 6	R: 0 E: 0 K: 1 S: 10	H: 1 LOB: 1 BB: 0 P: 15	R: 0 E: 0 K: 1 S: 10	H: 0 LOB: 0 BB: 0 P: 14	R: 0 E: 0 K: 0 S: 9	H: 0 LOB: 0 BB: 0 P: 12	R: 2 E: 0 K: 2 S: 13	H: 3 LOB: 1 BB: 0 P: 20	1B: 6 2B: 5 3B: 0 HR: 4	SF: 0 SAC: 0 DP: 0 HBP: 0	WP: 1 PB: 0 SB: 0 CS: 3	PA: 54
PITCHER	IP 5.0	WLS 24	BF 8	H 5	ER 5	SO 4	BB 3	IBB 0	HBP 0	BLK 0	WP 1	HR 2	S 69	P 112	ERA 9.00	WHIP 2.200												
Brian Anderson, L ERA: 5.9 (6, 1)	1.0	4	1	0	0	3	0	0	0	0	0	0	0	11	18	0.00	1.000											
Chad Coya, R ERA: 9.42 (7, 1)	3.2	13	2	1	1	3	0	0	0	0	0	1	30	45	2.46	0.545												
Eric Plunk, R ERA: 2.64 (10, 1)	0.1	1	0	0	0	0	0	0	0	0	0	0	2	2	0.00	0.000												
Paul Assenmacher, L ERA: 1.72 (11, 1)	1.0	3	1	0	0	1	0	0	0	0	0	0	10	14	0.00	1.000												
Julian Tavarez, R ERA: 3.71 (12, 1)	2.0	9	3	2	2	2	0	0	0	0	0	1	22	32	9.00	1.500												

California Angels @ Cleveland Indians
Jacobs Field, Cleveland, OH
Sun Jun 09 1996, 3:33 AM EDT
Att. 42,237 - Cloudy - 80 F

livebaseballscorecards.com

AB 51
R 8
H 15
RBI 8
BB 3
SO 13
LOB 12




Batter	1	2	3	4	5	6	7	8	9	10	11	12	13	AB	R	H	RBI	BB	SO	LOB	BOTTOM									
Kenny Lofton, L OBP: 0.376, SLG: 0.421 (1, 8)	FC4-6	F9		G1-3		G3							B1-6	7	2	2	0	0	1	5										
Julio Franco, R OBP: 0.401, SLG: 0.456 (1, 10)	FC4-6		G5-3		1B				G3-1					5	1	2	0	2	1	0										
Carlos Baerga, S OBP: 0.304, SLG: 0.409 (1, 4)	FC4-6		2B	BB	1B				K				G1-3	6	2	3	3	0	1	3										
Albert Belle, R OBP: 0.414, SLG: 0.702 (1, 7)	HR		BB	1B	G4-6-3				SF9					5	1	2	2	1	1	3										
Jim Thome, L OBP: 0.448, SLG: 0.594 (1, 5)	K		BB	2B	G4-6-3				F9					4	0	0	0	2	3	1										
Manny Ramirez, R OBP: 0.384, SLG: 0.568 (1, 9)	CS		G6-4-3		BB				L7				BB	3	0	1	1	3	1	0										
Sandy Alomar Jr., R OBP: 0.328, SLG: 0.438 (1, 2)	CS		G6-4-3		BB				P5				BB	4	0	0	0	2	3	1										
Herbert Perry, R OBP: 0.100, SLG: 0.200 (6, PH)													BB	3	0	0	0	0	0	1										
Jeromy Burnitz, L OBP: 0.399, SLG: 0.357 (9, 3)													BB	1	0	0	0	0	0	1										
Alvaro Espinoza, R OBP: 0.286, SLG: 0.455 (13, PH)													BB	1	0	0	0	0	0	0										
Wayne Kirby, L OBP: 0.333, SLG: 0.357 (1, 3)													BB	1	0	1	0	0	0	0										
Omar Vizquel, S OBP: 0.344, SLG: 0.390 (1, 6)	K												BB	5	0	1	0	1	1	1										
Inning Stats	R: 3 E: 0 K: 1 S: 12	H: 2 LOB: 0 BB: 2 P: 27	R: 0 E: 0 K: 1 S: 8	H: 0 LOB: 1 BB: 0 P: 12	R: 1 E: 0 K: 0 S: 7	H: 2 LOB: 2 BB: 2 P: 19	R: 0 E: 0 K: 0 S: 7	H: 0 LOB: 0 BB: 0 P: 9	R: 1 E: 0 K: 1 S: 10	H: 2 LOB: 0 BB: 0 P: 16	R: 0 E: 1 K: 0 S: 13	H: 2 LOB: 1 BB: 0 P: 18	R: 0 E: 0 K: 2 S: 9	H: 0 LOB: 1 BB: 1 P: 17	R: 0 E: 0 K: 0 S: 4	H: 1 LOB: 0 BB: 0 P: 5	R: 1 E: 0 K: 0 S: 12	H: 2 LOB: 1 BB: 0 P: 16	R: 0 E: 0 K: 1 S: 11	H: 0 LOB: 0 BB: 0 P: 14	R: 0 E: 0 K: 1 S: 9	H: 0 LOB: 0 BB: 0 P: 15	R: 0 E: 0 K: 2 S: 12	H: 1 LOB: 3 BB: 2 P: 23	R: 0 E: 0 K: 0 S: 10	H: 1 LOB: 2 BB: 2 P: 22	1B: 10 2B: 2 3B: 1 HR: 1	SF: 1 SAC: 0 DP: 5 HBP: 1	WP: 1 PB: 0 SB: 4 CS: 1	PA: 58
PITCHER	IP 5.2	WLS 26	BF 7	H 5	ER 5	SO 3	BB 3	IBB 1	HBP 1	BLK 0	WP 0	HR 1	S 51	P 92	ERA 7.94	WHIP 1.765														
Jason Grimsley, R ERA: 4.79 (6, 1)	0.1	2	1	0	0	0	0	0	0	0	0	0	6	9	0.00	3.000														
Chuck McElroy, L ERA: 5.4 (7, 1)	2.0	7	1	0	0	2	1	0	0	0	0	0	13	22	0.00	1.000														
Mike James, R ERA: 6.7 (8, 1)	2.0	8	2	1	1	1	0	0	0	0	0	0	23	30	4.50	1.000														
Troy Percival, R ERA: 1.75 (11, 1)	0.1	1	0	0	0	0	0	0	0	0	0	0	1	3	0.00	0.000														
Ryan Hancock, R ERA: (11, 1)	2.2	13	2	0	0	3	3	1	0	0	1	0	30	57	0.00	1.875														

California Angels @ Cleveland Indians
Jacobs Field, Cleveland, OH
Sun Jun 09 1996, 3:33 AM EDT
Att. 42,237 - Cloudy - 80 F

livebaseballscorecards.com

AB 46
R 6
H 13
RBI 6
BB 9
SO 9
LOB 22



Batter	1	2	3	4	5	6	7	8	9	AB	R	H	RBI	BB	SO	LOB	TOP										
Jose Herrera, L OBP: 0.345, SLG: 0.423 (1, 9)	1-2 WP S 1B	2-0 2H 2B			0-2 S 1B	1-0 P5			3-2 G5-3	5	0	3	1	0	0	2	Oakland Athletics @ Cleveland Indians Jacobs Field, Cleveland, OH Mon Jun 10 1996, 7:05 PM EDT Att: 42,167 - Unknown - 74 F										
Brent Gates, S OBP: 0.308, SLG: 0.369 (1, 4)	1-3 K	1-2 G3			0-0 P4		2-1 G6-3	0-2 P5	5	0	0	0	0	1	3												
Jason Giambi, L OBP: 0.387, SLG: 0.523 (1, 5)	0-2 P8		2-3 K		0-3 K		0-3 K	2-2 L8	5	0	0	0	0	3	2												
Mark McGwire, R OBP: 0.476, SLG: 0.756 (1, 3)	2-3 K		2-1 F9		4-0 BB		2-2 HR		3	1	1	1	1	1	1												
Terry Steinbach, R OBP: 0.336, SLG: 0.467 (1, 2)		1-0 1B G3 2B	0-0 L5		1-1 F9		2-3 K		4	1	1	0	0	1	2												
Geronimo Berroa, R OBP: 0.314, SLG: 0.507 (1, 10)		0-0 G3 2B 1B		1-1 G5-3		2-1 B1-3 1B		2-1 E6	4	1	2	0	0	0	0												
Phil Plantier, L OBP: 0.310, SLG: 0.336 (1, 7)	0-1 G3	1-2 3H		1-2 2B		2-0 P5		0-3 K	4	0	1	1	0	1	3												
Ernie Young, R OBP: 0.310, SLG: 0.401 (1, 8)		G5-3		2-1 P4		0-0 B1-3		1-0 F7	4	0	0	0	0	0	4												
Mike Bordick, R OBP: 0.320, SLG: 0.309 (1, 6)	1-2 2H 2B		3-3 K		1-0 HBP			0-0 G6-3	3	1	1	1	0	1	2												
Inning Stats	R: 0 E: 0 K: 2 S: 12	H: 1 LOB: 1 BB: 0 P: 16	R: 3 E: 0 K: 0 S: 13	H: 4 LOB: 1 BB: 0 P: 18	R: 0 E: 0 K: 1 S: 6	H: 0 LOB: 0 BB: 0 P: 10	R: 0 E: 0 K: 1 S: 10	H: 1 LOB: 1 BB: 0 P: 17	R: 0 E: 0 K: 0 S: 5	H: 1 LOB: 2 BB: 0 P: 11	R: 1 E: 0 K: 2 S: 11	H: 1 LOB: 0 BB: 0 P: 17	R: 0 E: 1 K: 1 S: 7	H: 0 LOB: 1 BB: 0 P: 10	R: 0 E: 0 K: 0 S: 9	H: 0 LOB: 0 BB: 0 P: 14	1B: 4 2B: 4 3B: 0 HR: 1	SF: 0 SAC: 0 DP: 0 HBP: 1	WP: 1 PB: 0 SB: 2 CS: 0	PA: 39							
PITCHER	IP	WLS	BF	H	R	ER	SO	BB	IBB	HBP	BLK	WP	HR	S	P	ERA	WHIP										
Charles Nagy, R ERA: 3.71 (1, 1)	7.0	W	32	9	4	4	7	1	0	1	0	1	1	66	103	5.14	1.429										
Paul Shuey, R ERA: 18.9 (8, 1)	1.0		4	0	0	0	1	0	0	0	0	0	0	7	10	0.00	0.000										
Jose Mesa, R ERA: 3.1 (9, 1)	1.0	S	3	0	0	0	0	0	0	0	0	0	0	9	14	0.00	0.000										

livebaseballscores.com



AB 37
R 4
H 9
RBI 4
BB 1
SO 8
LOB 19

Batter	1	2	3	4	5	6	7	8	9	AB	R	H	RBI	BB	SO	LOB	BOTTOM										
Kenny Lofton, L OBP: 0.382, SLG: 0.435 (1, 8)	1-3 K		1-0 SF8 BB 1B	3-2 HR		4-1 1B BB		2-1 G4-3	4	2	2	1	1	1	0	Oakland Athletics @ Cleveland Indians Jacobs Field, Cleveland, OH Mon Jun 10 1996, 7:05 PM EDT Att: 42,167 - Unknown - 74 F											
Julio Franco, R OBP: 0.408, SLG: 0.467 (1, 3)	1-1 G6-3 1B		1-2 BB BB	0-1 E 2B		1-3 1B		1-1 G4-3	4	1	3	0	1	0	0												
Carlos Baerga, S OBP: 0.299, SLG: 0.401 (1, 4)	0-2 G6-3		0-2 L4	0-1 E7 1B 2H		1-2 P8		1-1 G5-3	5	0	0	0	0	0	6												
Albert Belle, R OBP: 0.412, SLG: 0.697 (1, 7)	3-3 K		0-0 SF8	0-1 1B		3-3 K			3	0	1	1	0	2	3												
Manny Ramirez, R OBP: 0.386, SLG: 0.579 (1, 9)		1-0 HR	1-2 BB BB	2-3 K		3-2 F8			3	1	1	1	1	1	2												
Eddie Murray, S OBP: 0.351, SLG: 0.380 (1, 10)		0-0 F9	4-1 BB BB		2-2 F9		1-0 2B		3	0	1	1	1	0	0												
Wayne Kirby, L OBP: 0.333, SLG: 0.357 (7, FR)			1-2 BB						0	0	0	0	0	0	0												
Sandy Alomar Jr., R OBP: 0.328, SLG: 0.430 (1, 2)		0-2 G5-3	1-1 G1-3		0-1 F9		4-0 FC4-6 BB		3	0	0	0	1	0	3												
Jim Thome, L OBP: 0.441, SLG: 0.581 (9, 5)	2-1 G4-3		2-3 K		0-0 G3		1-0 L7		4	0	0	0	0	1	2												
Omar Vizquel, S OBP: 0.342, SLG: 0.392 (1, 6)			3-2 1B SF8 2B		1-0 G5-3		3-2 F9	1-2 FC4-6	4	1	1	0	0	0	2												
Inning Stats	R: 0 E: 0 K: 2 S: 12	H: 1 LOB: 1 BB: 0 P: 17	R: 1 E: 0 K: 0 S: 7	H: 1 LOB: 0 BB: 0 P: 10	R: 2 E: 0 K: 0 S: 15	H: 2 LOB: 3 BB: 3 P: 32	R: 2 E: 1 K: 2 S: 16	H: 3 LOB: 2 BB: 0 P: 24	R: 0 E: 0 K: 1 S: 12	H: 1 LOB: 2 BB: 1 P: 24	R: 0 E: 0 K: 0 S: 7	H: 1 LOB: 2 BB: 1 P: 17	R: 0 E: 0 K: 0 S: 6	H: 0 LOB: 0 BB: 0 P: 10	R: 0 E: 0 K: 0 S: 9	H: 0 LOB: 0 BB: 0 P: 14	1B: 4 2B: 3 3B: 0 HR: 2	SF: 1 SAC: 0 DP: 0 HBP: 0	WP: 0 PB: 0 SB: 0 CS: 0	PA: 39							
PITCHER	IP	WLS	BF	H	R	ER	SO	BB	IBB	HBP	BLK	WP	HR	S	P	ERA	WHIP										
Doug Johns, L ERA: 5.38 (1, 1)	3.2	L	21	6	5	4	3	3	0	0	0	0	2	45	76	9.82	2.455										
Carlos Reyes, R ERA: 5.45 (4, 1)	2.2		13	3	0	0	2	2	0	0	0	0	0	27	51	0.00	1.875										
Buddy Groom, L ERA: 3.75 (7, 1)	1.2		5	0	0	0	0	0	0	0	0	0	0	9	15	0.00	0.000										

livebaseballscores.com



AB 33
R 5
H 9
RBI 4
BB 5
SO 5
LOB 18

Batter	1	2	3	4	5	6	7	8	9	10	11	12	13	AB	R	H	RBI	BB	SO	LOB	TOP				
Jose Herrera, L (1, 9) OBP: 0.356, SLG: 0.451 Ernie Young, R (9, PH) OBP: 0.306, SLG: 0.395 (8, 8)														4 1 2 0 0 1 0 3 0 0 0 0 1 1											
Brent Gates, S (1, 4) OBP: 0.306, SLG: 0.368														6 1 2 1 0 1 3											
Jason Giambi, L (1, 5) OBP: 0.390, SLG: 0.522														6 1 3 0 0 1 0											
Mark McGwire, R (1, 3) OBP: 0.477, SLG: 0.741 Doug Johns, R (12, PR) George Williams, S (12, 2) OBP: 0.316, SLG: 0.326														4 1 1 1 2 2 3 0 0 0 0 0 0 0 0 0 0 0 0 0 0											
Geronimo Berroa, R (1, 10) OBP: 0.314, SLG: 0.507														6 0 2 0 0 2 6											
Terry Steinbach, R (1, 2) OBP: 0.336, SLG: 0.476 (12, 3)														6 1 2 2 0 0 4											
Phil Plantier, L (1, 7) OBP: 0.311, SLG: 0.331														5 0 1 1 1 0 4											
Damon Mashore, R (1, 8) OBP: 0.267, SLG: 0.357 (9, 9)														6 0 1 0 0 2 4											
Mike Bordick, R (1, 6) OBP: 0.314, SLG: 0.303 Torey Lovullo, S (10, PH) OBP: 0.290, SLG: 0.431 Rafael Bourquard, R (10, 6) OBP: 0.263, SLG: 0.306														4 0 0 0 0 0 2 1 0 0 0 0 0 1 1 0 1 0 0 0 0											
Inning Stats	R: 1 E: 0 K: 0 S: 7	H: 1 LOB: 0 P: 12	R: 0 E: 0 K: 0 S: 11	H: 1 LOB: 1 BB: 0 P: 15	R: 0 E: 0 K: 1 S: 8	H: 0 LOB: 0 BB: 0 P: 13	R: 2 E: 1 K: 1 S: 11	H: 1 LOB: 1 BB: 1 P: 21	R: 1 E: 0 K: 1 S: 16	H: 3 LOB: 2 BB: 0 P: 26	R: 1 E: 0 K: 2 S: 13	H: 2 LOB: 2 BB: 1 P: 20	R: 0 E: 0 K: 2 S: 9	H: 2 LOB: 1 BB: 0 P: 14	R: 0 E: 0 K: 1 S: 8	H: 1 LOB: 0 BB: 0 P: 11	R: 0 E: 0 K: 1 S: 10	H: 0 LOB: 0 BB: 1 P: 19	R: 0 E: 0 K: 1 S: 9	H: 1 LOB: 1 BB: 0 P: 12	1B: 10 2B: 3 3B: 1 HR: 1	SF: 1 SAC: 0 DP: 2 HBP: 0	W/P: 0 PB: 0 SB: 0 CS: 0	PA: 56	
PITCHER	IP 5.2	WLS 27	BF 7	H 5	R 3	ER 3	SO 1	BB 2	IBB 0	HBP 0	BLK 0	WP 0	HR 1	S 62	P 102	ERA 4.76	WHIP 1.588								
Dennis Martinez, R ERA: 4.33	5.2	27	7	5	3	3	1	2	0	0	0	0	1	62	102	4.76	1.588								
Jim Probst, L ERA: 2.16	0.1	3	2	0	0	0	1	0	0	0	0	0	0	5	8	0.00	6.000								
Paul Shuey, R ERA: 13.91	2.0	6	2	0	0	0	1	0	0	0	0	0	0	16	23	0.00	1.000								
Paul Assenmacher, L ERA: 1.09	0.1	3	2	0	0	0	0	0	0	0	0	0	0	7	11	0.00	6.000								
Eric Plunk, R ERA: 2.43	2.2	9	1	0	0	4	0	0	0	0	0	0	0	29	39	0.00	0.375								
PITCHER	IP 1.0	WLS 4	BF 0	H 0	R 0	ER 0	SO 0	BB 1	IBB 0	HBP 0	BLK 0	WP 0	HR 0	S 10	P 19	ERA 0.00	WHIP 1.000								
Jose Mesa, R ERA: 3.0	1.0	4	0	0	0	0	0	1	0	0	0	0	0	10	19	0.00	1.000								
Chad Ogea, R ERA: 8.8	1.0	W	4	1	0	0	1	0	0	0	0	0	0	9	12	0.00	1.000								

Oakland Athletics @ Cleveland Indians
Jacobs Field, Cleveland, OH
Tue Jun 11 1996, 7:05 PM EDT
Att. 42,249 - Unknown - 65 F

AB 52
R 5
H 15
RBI 5
BB 3
SO 10
LOB 28



Batter	1	2	3	4	5	6	7	8	9	10	11	12	13	AB	R	H	RBI	BB	SO	LOB	BOTTOM				
Kenny Lofton, L (1, 8) OBP: 0.376, SLG: 0.425														6 0 0 0 1 1 2											
Julio Franco, R (1, 3) OBP: 0.406, SLG: 0.468														6 2 2 0 1 0 3											
Carlos Baerga, S (1, 4) OBP: 0.299, SLG: 0.411														6 1 2 2 0 0 1											
Albert Belle, R (1, 7) OBP: 0.412, SLG: 0.686														5 1 1 0 2 0 1											
Jim Thome, L (1, 5) OBP: 0.439, SLG: 0.577 Herbert Perry, R (7, PH) OBP: 0.182, SLG: 0.200 (8, 5)														3 1 1 0 0 1 0 0 0 0 0 1 0 0											
Wayne Kirby, L (9, PH) OBP: 0.375, SLG: 0.357 Alvaro Espinoza, R (10, 5) OBP: 0.397, SLG: 0.441														0 0 0 0 1 0 0 1 0 0 0 1 1 1											
Eddie Murray, S (1, 10) OBP: 0.350, SLG: 0.390														5 1 1 3 1 0 3											
Manny Ramirez, R (1, 9) OBP: 0.395, SLG: 0.591														3 0 2 1 3 1 2											
Tony Peña, R (1, 2) OBP: 0.377, SLG: 0.389 Jerome Mather, L (8, PH) OBP: 0.386, SLG: 0.357 Sandy Alomar, Jr., R (8, PH) OBP: 0.321, SLG: 0.423 (9, 2)														2 0 0 0 1 0 2 0 0 0 0 0 0 0 3 0 0 0 0 1 2											
Omar Vizquel, S (1, 6) OBP: 0.342, SLG: 0.388														5 0 1 0 1 0 3											
Inning Stats	R: 4 E: 0 K: 1 S: 14	H: 4 LOB: 2 P: 26	R: 0 E: 0 K: 0 S: 6	H: 1 LOB: 1 BB: 0 P: 11	R: 0 E: 0 K: 1 S: 6	H: 0 LOB: 0 BB: 0 P: 12	R: 0 E: 0 K: 0 S: 6	H: 1 LOB: 1 BB: 0 P: 16	R: 0 E: 0 K: 0 S: 7	H: 1 LOB: 3 BB: 2 P: 20	R: 0 E: 0 K: 1 S: 8	H: 0 LOB: 2 BB: 0 P: 24	R: 0 E: 0 K: 1 S: 9	H: 1 LOB: 1 BB: 0 P: 14	R: 0 E: 0 K: 0 S: 14	H: 0 LOB: 3 BB: 2 P: 30	R: 1 E: 1 K: 0 S: 7	H: 0 LOB: 2 BB: 2 P: 18	1B: 6 2B: 2 3B: 1 HR: 2	SF: 2 SAC: 1 DP: 1 HBP: 0	W/P: 1 PB: 0 SB: 1 CS: 0	PA: 61			
PITCHER	IP 6.0	WLS 7	BF 7	H 4	R 4	ER 4	SO 2	BB 2	IBB 0	HBP 0	BLK 0	WP 0	HR 2	S 47	P 86	ERA 6.00	WHIP 1.500								
Willie Adams, R ERA: 6.0	6.0	7	7	4	4	4	2	2	0	0	0	0	2	47	86	6.00	1.500								
Mike Mather, L ERA: 1.87	1.0	6	1	0	0	0	0	1	1	0	0	1	0	8	20	0.00	2.000								
Billy Taylor, R ERA: 5.09	0.0	1	0	0	0	0	0	1	0	0	0	0	0	2	6	0.00	0.000								
Buddy Groom, L ERA: 3.65	1.0	3	1	0	0	0	0	0	0	0	0	0	0	9	11	0.00	1.000								
Jim Corsi, R ERA: 3.76	2.0	9	0	1	1	2	2	2	1	0	0	0	0	17	38	4.50	1.000								
PITCHER	IP 2.0	WLS 10	BF 1	H 0	R 0	ER 0	SO 1	BB 3	IBB 0	HBP 0	BLK 0	WP 0	HR 0	S 24	P 44	ERA 0.00	WHIP 2.000								
Todd Van Poppel, R ERA: 7.82	2.0	10	1	0	0	0	1	3	0	0	0	0	0	24	44	0.00	2.000								
Carlos Reyes, R ERA: 5.4	0.2	L	5	0	1	0	0	1	1	0	0	0	0	7	18	0.00	1.500								

Oakland Athletics @ Cleveland Indians
Jacobs Field, Cleveland, OH
Tue Jun 11 1996, 7:05 PM EDT
Att. 42,249 - Unknown - 65 F

AB 45
R 6
H 10
RBI 6
BB 13
SO 5
LOB 20



Batter	1	2	3	4	5	6	7	8	9	AB	R	H	RBI	BB	SO	LOB	TOP							
Jose Herrera, L OBP: 0.344, SLG: 0.430 (1, 9)	G3	L3		B5		2B BB		F8		4	1	0	0	1	0	2								
Brent Gates, S OBP: 0.313, SLG: 0.374 (1, 4)	HR 1B	F7		L1		2B				4	1	2	3	0	0	2								
Jason Giambi, L OBP: 0.390, SLG: 0.517 (1, 5)	HR 1B		1B BB FC6-4		K	G1-3		G3		4	2	1	0	1	1	2								
Mark McGwire, R OBP: 0.480, SLG: 0.777 Torey Lovullo, S OBP: 0.292, SLG: 0.431 (9, 3)	HR		FC6-4 1B BB		F8			HR		4	2	2	4	1	1	0								
Geronimo Berroa, R OBP: 0.312, SLG: 0.500 (1, 10)	F7		FC6-4 1B		K			G5-3		5	0	1	0	0	1	0								
George Williams, S OBP: 0.310, SLG: 0.310 (1, 2)	P3		FC6-4 1B		K			G3		4	1	0	0	1	2	3								
Phil Plantier, L OBP: 0.315, SLG: 0.327 Damon Mashore, R OBP: 0.267, SLG: 0.357 (8, 7)		2B BB	FC6-4 FC5-4		L6					2	1	0	1	2	0	3								
Ernie Young, R OBP: 0.300, SLG: 0.387 (1, 8)	K		FC5-4		K			G4-3		4	0	0	0	0	2	5								
Mike Bordick, R OBP: 0.322, SLG: 0.322 (1, 6)	2B				CS 2B			G6-3		4	1	3	1	0	0	0								
Inning Stats	R: 3 E: 0 K: 0 S: 10	H: 3 LOB: 0 BB: 0 P: 13	R: 1 E: 0 K: 1 S: 9	H: 1 LOB: 1 BB: 1 P: 15	R: 1 E: 0 K: 1 S: 13	H: 1 LOB: 2 BB: 2 P: 26	R: 0 E: 0 K: 0 S: 8	H: 1 LOB: 0 BB: 0 P: 15	R: 0 E: 0 K: 2 S: 9	H: 0 LOB: 0 BB: 0 P: 13	R: 3 E: 0 K: 1 S: 17	H: 2 LOB: 1 BB: 2 P: 31	R: 1 E: 0 K: 1 S: 11	H: 1 LOB: 1 BB: 1 P: 20	R: 0 E: 0 K: 0 S: 13	H: 0 LOB: 0 BB: 0 P: 22	R: 0 E: 0 K: 1 S: 6	H: 0 LOB: 0 BB: 0 P: 12	1B: 4 2B: 3 3B: 0 HR: 2	SF: 0 SAC: 0 DP: 0 HBP: 1	WP: 0 PB: 0 SB: 0 CS: 1	PA: 42		
PITCHER	IP	WLS	BF	H	R	ER	SO	BB	IBB	HBP	BLK	WP	HR	S	P	ERA	WHIP							
Jack McDowell, R ERA: 3.95 (1, 1)	5.2	L	27	7	7	7	5	4	0	0	0	0	1	60	101	11.12	1.941							
Jim Poole, L ERA: 2.95 (6, 1)	0.1		3	1	1	1	0	1	0	0	0	0	0	6	12	27.00	6.000							
Julian Tavarez, R ERA: 3.65 (7, 1)	3.0		12	1	1	1	2	1	0	1	0	0	1	30	54	3.00	0.667							

Oakland Athletics @ Cleveland Indians
Jacobs Field, Cleveland, OH
Wed Jun 12 1996, 7:05 PM EDT
Att: 40,673 - Cloudy - 71 F

AB 35
R 9
H 9
RBI 9
BB 6
SO 7
LOB 17



Batter	1	2	3	4	5	6	7	8	9	AB	R	H	RBI	BB	SO	LOB	BOTTOM								
Kenny Lofton, L OBP: 0.380, SLG: 0.426 (1, 8)	1B SF9 BB			G6-3 S 1B		P4		G1-6-3		4	1	2	0	1	0	1									
Julio Franco, R OBP: 0.411, SLG: 0.480 (1, 3)	BB 1B			G6-3				F9		4	1	2	2	1	0	1									
Carlos Baerga, S OBP: 0.294, SLG: 0.403 (1, 4)	K			G3		G6-3				5	0	0	0	0	2	6									
Albert Belle, R OBP: 0.412, SLG: 0.700 (1, 7)	SF9			HR		2B 2B		G5-3		4	2	2	2	0	1	0									
Jim Thome, L OBP: 0.440, SLG: 0.578 Herbert Perry, R OBP: 0.167, SLG: 0.162 (9, PH)	BB			L6		1B G6-3 2B		K		3	1	1	1	1	1	0									
Eddie Murray, S OBP: 0.348, SLG: 0.387 (1, 10)	F7			L7		G6-3 WP 1B		G6-3		4	0	1	0	0	0	2									
Manny Ramirez, R OBP: 0.393, SLG: 0.582 (1, 9)		G6-3		P4		G6-3				3	0	0	1	1	0	1									
Sandy Alomar Jr., R OBP: 0.320, SLG: 0.419 (1, 2)		P6				1B G6-3 1B		P4		4	1	1	0	0	0	2									
Omar Vizquel, S OBP: 0.345, SLG: 0.387 (1, 6)				G3		G3		P4		3	0	1	0	1	0	2									
Inning Stats	R: 1 E: 0 K: 1 S: 15	H: 1 LOB: 2 BB: 2 P: 27	R: 0 E: 0 K: 0 S: 10	H: 1 LOB: 3 BB: 2 P: 18	R: 1 E: 0 K: 0 S: 11	H: 1 LOB: 0 BB: 0 P: 18	R: 1 E: 0 K: 0 S: 10	H: 2 LOB: 1 BB: 0 P: 19	R: 2 E: 0 K: 0 S: 13	H: 3 LOB: 1 BB: 0 P: 22	R: 1 E: 0 K: 0 S: 10	H: 1 LOB: 0 BB: 0 P: 16	R: 0 E: 0 K: 1 S: 9	H: 0 LOB: 1 BB: 1 P: 17	R: 0 E: 0 K: 0 S: 6	H: 1 LOB: 0 BB: 0 P: 9	R: 0 E: 0 K: 2 S: 9	H: 0 LOB: 0 BB: 0 P: 13	1B: 6 2B: 2 3B: 0 HR: 2	SF: 1 SAC: 0 DP: 1 HBP: 0	WP: 1 PB: 0 SB: 1 CS: 0	PA: 41			
PITCHER	IP	WLS	BF	H	R	ER	SO	BB	IBB	HBP	BLK	WP	HR	S	P	ERA	WHIP								
Bobby Chouinard, R ERA: 7.56 (1, 1)	4.0		23	7	5	5	1	4	0	0	0	0	1	18	29	4.50	1.000								
Steve Montgomery, R ERA: 9.0 (5, 1)	2.0	W	8	2	1	1	0	0	0	0	0	0	1	1	18	29	4.50	1.000							
Mike Mohler, L ERA: 1.72 (7, 1)	3.0	S	10	1	0	0	3	1	0	0	0	0	0	24	39	0.00	0.667								

Oakland Athletics @ Cleveland Indians
Jacobs Field, Cleveland, OH
Wed Jun 12 1996, 7:05 PM EDT
Att: 40,673 - Cloudy - 71 F

AB 35
R 6
H 10
RBI 6
BB 5
SO 4
LOB 15



Batter	1	2	3	4	5	6	7	8	9	AB	R	H	RBI	BB	SO	LOB	TOP										
Kenny Lofton, L OBP: 0.382, SLG: 0.430										4	0	2	0	0	1	2	Cleveland Indians @ New York Yankees Yankee Stadium, Bronx, NY Fri Jun 14 1996, 7:05 PM EDT Att: 32,580 - Unknown - 82 F										
Julio Franco, R OBP: 0.419, SLG: 0.481										3	0	0	0	0	0	2											
Albert Belle, R OBP: 0.413, SLG: 0.687										3	0	1	0	1	0	1											
Eddie Murray, S OBP: 0.349, SLG: 0.397											4	0	0	0	0	2											
Jim Thome, L OBP: 0.441, SLG: 0.598											4	2	2	1	0	1		0									
Manny Ramirez, R OBP: 0.386, SLG: 0.565											3	0	0	0	0	1		1									
Jeromy Burnitz, L OBP: 0.405, SLG: 0.483											1	1	1	1	0	0		0									
Carlos Baerga, S OBP: 0.295, SLG: 0.401											4	0	1	0	0	0		1									
Tony Peña, R OBP: 0.375, SLG: 0.386											3	0	1	1	0	0		0									
Wayne Kirby, L OBP: 0.333, SLG: 0.313											1	0	0	0	0	0		1									
Omar Vizquel, S OBP: 0.347, SLG: 0.385											3	0	1	0	0	0	0										
Inning Stats	R: 0 E: 0 K: 0 S: 10	H: 2 LOB: 1 BB: 0 P: 14	R: 1 E: 1 K: 1 S: 16	H: 3 LOB: 2 BB: 0 P: 25	R: 0 E: 0 K: 0 S: 5	H: 0 LOB: 0 BB: 1 P: 11	R: 1 E: 0 K: 1 S: 8	H: 1 LOB: 0 BB: 0 P: 11	R: 0 E: 0 K: 0 S: 13	H: 1 LOB: 0 BB: 0 P: 20	R: 0 E: 0 K: 0 S: 9	H: 0 LOB: 0 BB: 0 P: 16	R: 0 E: 0 K: 0 S: 6	H: 0 LOB: 0 BB: 0 P: 12	R: 0 E: 0 K: 0 S: 9	H: 2 LOB: 1 BB: 0 P: 15	1B: 6 2B: 1 3B: 0 HR: 2	SF: 0 SAC: 0 DP: 1 HBP: 1	WP: 0 PB: 0 SB: 0 CS: 1	PA: 35							
PITCHER	IP	WLS	BF	H	R	ER	SO	BB	IBB	HBP	BLK	WP	HR	S	P	ERA	WHIP										
Dwight Gooden, R ERA: 4.09	8.0	W	30	7	2	2	2	1	0	1	0	0	1	76	126	2.25	1.000										
John Wetteland, R ERA: 3.38	1.0	S	5	2	1	1	1	0	0	0	0	0	1	9	15	9.00	2.000										

Batter	1	2	3	4	5	6	7	8	9	AB	R	H	RBI	BB	SO	LOB	BOTTOM										
Wade Boggs, L OBP: 0.417, SLG: 0.438										1	0	1	1	2	0	0	Cleveland Indians @ New York Yankees Yankee Stadium, Bronx, NY Fri Jun 14 1996, 7:05 PM EDT Att: 32,580 - Unknown - 82 F										
Bernie Williams, S OBP: 0.398, SLG: 0.538										3	0	0	0	1	1	4											
Paul O'Neill, L OBP: 0.442, SLG: 0.478										4	0	0	0	0	1	2											
Tino Martinez, L OBP: 0.348, SLG: 0.464										4	1	1	0	0	1	0											
Ruben Sierra, S OBP: 0.344, SLG: 0.407										2	0	0	0	1	1	0											
Ruben Rivera, R OBP: 0.410, SLG: 0.426										1	0	0	0	0	1	0											
Mike Aldrete, L OBP: 0.220, SLG: 0.364										4	1	0	0	0	0	2											
Joe Girardi, R OBP: 0.339, SLG: 0.333										2	1	1	0	1	0	0											
2 Derek Jeter, R OBP: 0.377, SLG: 0.387										3	0	1	2	0	0	1											
Andy Fox, L OBP: 0.290, SLG: 0.286										3	1	2	1	0	0	0											
Inning Stats	R: 0 E: 0 K: 2 S: 10	H: 1 LOB: 0 BB: 0 P: 16	R: 0 E: 0 K: 1 S: 8	H: 0 LOB: 0 BB: 0 P: 10	R: 2 E: 0 K: 0 S: 13	H: 2 LOB: 1 BB: 1 P: 23	R: 0 E: 0 K: 1 S: 9	H: 0 LOB: 0 BB: 0 P: 13	R: 0 E: 0 K: 0 S: 10	H: 1 LOB: 2 BB: 1 P: 15	R: 2 E: 0 K: 0 S: 8	H: 2 LOB: 2 BB: 2 P: 16	R: 0 E: 0 K: 0 S: 6	H: 0 LOB: 1 BB: 1 P: 11	R: 0 E: 0 K: 1 S: 6	H: 0 LOB: 0 BB: 0 P: 10	1B: 5 2B: 2 3B: 0 HR: 0	SF: 1 SAC: 0 DP: 1 HBP: 0	WP: 0 PB: 0 SB: 1 CS: 1	PA: 33							
PITCHER	IP	WLS	BF	H	R	ER	SO	BB	IBB	HBP	BLK	WP	HR	S	P	ERA	WHIP										
Chad Ogea, R ERA: 8.14	5.2	L	24	5	4	4	4	3	0	0	0	0	0	55	86	6.35	1.412										
Eric Plunk, R ERA: 2.55	1.0		5	1	0	0	0	2	0	0	0	0	0	7	15	0.00	3.000										
Jim Poole, L ERA: 2.55	0.2		2	0	0	0	0	0	0	0	0	0	0	3	6	0.00	0.000										
Paul Shuey, R ERA: 8.22	0.2		2	0	0	0	1	0	0	0	0	0	0	5	7	0.00	0.000										


Batter	1	2	3	4	5	6	7	8	9	AB	R	H	RBI	BB	SO	LOB	TOP				
Kenny Lofton, L (1, 8) OBP: 0.382, SLG: 0.437										5	2	2	0	0	1	3	Cleveland Indians @ New York Yankees Yankee Stadium, Bronx, NY Sat Jun 15 1996, 3:33 AM EDT Att: 42,032 - Sunny - 82 F				
Jeromy Burnitz, L (9, 8) OBP: 0.405, SLG: 0.483										0	0	0	0	0	0	0					
Julio Franco, R (1, 3) OBP: 0.422, SLG: 0.485										4	1	2	1	1	0	3					
Herbert Perry, R (9, 3) OBP: 0.167, SLG: 0.182										0	0	0	0	0	0	0					
Albert Belle, R (1, 7) OBP: 0.413, SLG: 0.689										5	1	2	2	0	2	3					
Eddie Murray, S (1, 10) OBP: 0.346, SLG: 0.395										4	1	1	1	0	1	2					
Jim Thome, L (1, 5) OBP: 0.444, SLG: 0.611										4	2	2	2	1	2	2					
Carlos Baerga, S (1, 4) OBP: 0.300, SLG: 0.413										4	1	2	2	1	0	3					
Manny Ramirez, R (1, 9) OBP: 0.386, SLG: 0.575										5	1	2	2	0	1	2	AB 38 R 10 H 14 RBI 10 BB 4 SO 7 LOB 20				
Sandy Alomar Jr., R (1, 2) OBP: 0.311, SLG: 0.402										4	1	0	0	1	0	2					
Omar Vizquel, S (1, 6) OBP: 0.347, SLG: 0.385										3	0	1	0	0	0	0					
Inning Stats	R: 1 E: 0 K: 1 S: 16	H: 2 LOB: 2 BB: 1 P: 30	R: 0 E: 0 K: 0 S: 7	H: 0 LOB: 0 BB: 0 P: 11	R: 1 E: 0 K: 0 S: 16	H: 1 LOB: 0 BB: 1 P: 21	R: 2 E: 0 K: 0 S: 6	H: 1 LOB: 0 BB: 1 P: 15	R: 1 E: 0 K: 3 S: 19	H: 3 LOB: 2 BB: 0 P: 20	R: 1 E: 0 K: 1 S: 13	H: 2 LOB: 1 BB: 0 P: 22	R: 1 E: 0 K: 1 S: 12	H: 1 LOB: 1 BB: 1 P: 17	R: 2 E: 0 K: 1 S: 8	H: 2 LOB: 0 BB: 1 P: 17		1B: 6 2B: 5 3B: 0 HR: 3	SF: 1 SAC: 1 DP: 1 HBP: 0	WP: 0 PB: 0 SB: 3 CS: 0	PA: 44
PITCHER	IP	WLS	BF	H	R	ER	SO	BB	IBB	HBP	BLK	WP	HR	S	P	ERA		WHIP			
Brian Boehringer, R (1, 1) ERA: 10.8	5.0	L	24	7	6	6	4	2	0	0	0	0	2	66	108	10.80		1.800			
Bob Wickman, R (6, 1) ERA: 4.26	2.0		10	4	1	1	1	0	0	0	0	0	0	22	38	4.50		2.000			
Jim Mecir, R (8, 1) ERA: 2.89	1.0		5	1	1	1	1	1	0	0	0	0	0	12	17	9.00		2.000			
Mark Hutton, R (9, 1) ERA: 9.95	1.0		5	2	2	2	1	1	0	0	0	0	1	8	17	18.00	3.000				

Batter	1	2	3	4	5	6	7	8	9	AB	R	H	RBI	BB	SO	LOB	BOTTOM						
Wade Boggs, L (1, 5) OBP: 0.410, SLG: 0.430										4	0	0	0	0	0	1	Cleveland Indians @ New York Yankees Yankee Stadium, Bronx, NY Sat Jun 15 1996, 3:33 AM EDT Att: 42,032 - Sunny - 82 F						
Bernie Williams, S (1, 8) OBP: 0.400, SLG: 0.537										4	0	2	0	0	0	0							
Paul O'Neill, L (1, 9) OBP: 0.439, SLG: 0.476										3	0	1	1	0	0	1							
Tino Martinez, L (1, 3) OBP: 0.343, SLG: 0.456										4	0	0	0	0	1	3							
Ruben Sierra, S (1, 10) OBP: 0.346, SLG: 0.415										3	1	1	0	1	0	0							
Jim Leyritz, R (1, 2) OBP: 0.360, SLG: 0.404										4	1	2	1	0	0	0							
Derek Jeter, R (1, 6) OBP: 0.370, SLG: 0.380										4	0	0	0	0	0	3							
Gerald Williams, R (1, 7) OBP: 0.400, SLG: 0.542										4	0	2	1	0	1	1							
Andy Fox, L (1, 4) OBP: 0.292, SLG: 0.287										3	1	1	0	0	0	1	AB 33 R 3 H 9 RBI 3 BB 1 SO 2 LOB 10						
Inning Stats	R: 0 E: 0 K: 1 S: 11	H: 1 LOB: 1 BB: 0 P: 16	R: 1 E: 0 K: 0 S: 7	H: 2 LOB: 0 BB: 1 P: 15	R: 1 E: 0 K: 0 S: 10	H: 2 LOB: 1 BB: 0 P: 18	R: 1 E: 0 K: 0 S: 11	H: 1 LOB: 0 BB: 0 P: 18	R: 0 E: 0 K: 0 S: 4	H: 0 LOB: 0 BB: 0 P: 6	R: 0 E: 0 K: 0 S: 5	H: 0 LOB: 0 BB: 0 P: 8	R: 0 E: 0 K: 0 S: 10	H: 1 LOB: 1 BB: 0 P: 13	R: 0 E: 0 K: 0 S: 7	H: 1 LOB: 1 BB: 0 P: 13		R: 0 E: 0 K: 1 S: 10	H: 1 LOB: 0 BB: 0 P: 15	1B: 6 2B: 2 3B: 1 HR: 0	SF: 1 SAC: 0 DP: 1 HBP: 0	WP: 0 PB: 0 SB: 0 CS: 1	PA: 36
PITCHER	IP	WLS	BF	H	R	ER	SO	BB	IBB	HBP	BLK	WP	HR	S	P	ERA		WHIP					
Charles Nagy, R (1, 1) ERA: 3.72	7.0	W	27	7	3	3	1	1	0	0	0	0	0	58	94	3.86		1.143					
Paul Assenmacher, L (8, 1) ERA: 1.59	1.0		4	1	0	0	0	0	0	0	0	0	0	7	13	0.00		1.000					
Julian Tavarez, R (9, 1) ERA: 9.95	1.0		4	1	0	0	1	0	0	0	0	0	0	10	15	0.00		1.000					

Batter	1	2	3	4	5	6	7	8	9	AB	R	H	RBI	BB	SO	LOB	TOP					
Kenny Lofton, L OBP: 0.382, SLG: 0.436	G3		PB BB 1B		F7	K				5	0	2	0	0	1	2	Cleveland Indians @ New York Yankees Yankee Stadium, Bronx, NY Sun Jun 16 1996, 3:33 AM EDT Att: 51,180 - Sunny - 81 F					
Julio Franco, R OBP: 0.421, SLG: 0.481	G6-3		PB BB 1B		L8 HR 1B	K				4	1	1	0	1	2	4						
Albert Belle, R OBP: 0.413, SLG: 0.682	FC6-4 BB		K		L8 HR 1B					4	1	1	0	1	2	2						
Eddie Murray, S OBP: 0.343, SLG: 0.391	FC6-4				L8					5	0	1	0	0	1	3						
Manny Ramirez, R OBP: 0.386, SLG: 0.585			K		FC6-4 BB E 1B					5	1	2	3	0	2	1						
Carlos Baerga, S OBP: 0.295, SLG: 0.407	F9				G5-3					4	0	0	0	1	0	1						
Tony Peña, R OBP: 0.388, SLG: 0.379										1	0	0	0	2	0	0						
Jeremy Burnitz, L OBP: 0.421, SLG: 0.533										1	1	1	0	0	0	0						
Sandy Alomar Jr., R OBP: 0.311, SLG: 0.402										0	0	0	0	0	0	0						
Alvaro Espinoza, R OBP: 0.318, SLG: 0.439										3	0	1	0	0	1	3						
Jim Thome, L OBP: 0.443, SLG: 0.608			G1-4-3		K					1	0	0	0	0	1	1						
Omar Vizquel, S OBP: 0.349, SLG: 0.387					FC5					4	0	2	1	0	0	5						
Inning Stats	R: 0 E: 0 K: 0 S: 7	H: 0 LOB: 1 BB: 1 P: 14	R: 0 E: 0 K: 1 S: 7	H: 0 LOB: 0 BB: 0 P: 12	R: 0 E: 0 K: 1 S: 15	H: 2 LOB: 2 BB: 1 P: 25	R: 0 E: 1 K: 1 S: 12	H: 1 LOB: 3 BB: 2 P: 24	R: 3 E: 0 K: 2 S: 15	H: 3 LOB: 0 BB: 0 P: 25	R: 0 E: 0 K: 2 S: 14	H: 1 LOB: 2 BB: 1 P: 21	R: 0 E: 0 K: 2 S: 15	H: 0 LOB: 0 BB: 0 P: 22	R: 1 E: 0 K: 2 S: 14	H: 3 LOB: 2 BB: 0 P: 22	R: 0 E: 0 K: 1 S: 13	H: 1 LOB: 1 BB: 0 P: 20	1B: 9 2B: 1 3B: 0 HR: 1	SF: 0 SAC: 0 DP: 0 HBP: 0	WP: 0 PB: 1 SB: 0 CS: 1	PA: 42
PITCHER	IP	WLS	BF	H	R	ER	SO	BB	IBB	HBP	BLK	WP	HR	S	P	ERA	WHIP					
Andy Pettitte, L ERA: 4.3	5.0	W	24	6	3	3	3	4	0	0	0	0	1	56	100	5.40	2.000					
42 Mariano Rivera, R ERA: 1.54	2.2	L	12	3	1	1	5	1	0	0	0	0	0	39	59	3.38	1.500					
Steve Howe, L ERA: 5.94	0.0		1	1	0	0	0	0	0	0	0	0	0	1	1	∞	∞					
John Wetteland, R ERA: 3.21	1.1	S	5	1	0	0	2	0	0	0	0	0	0	16	25	0.00	0.750					

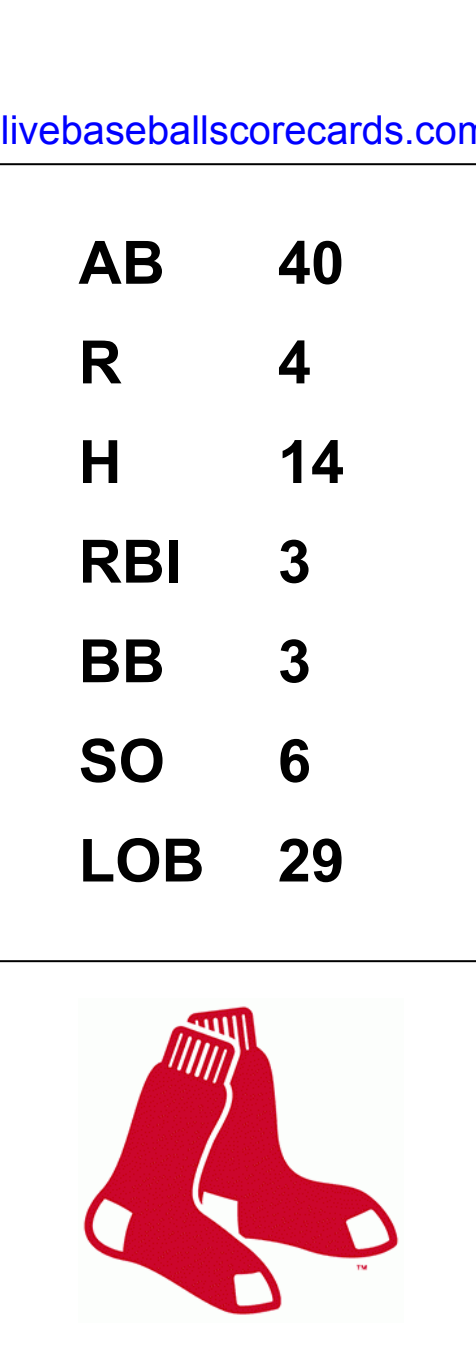
Batter	1	2	3	4	5	6	7	8	9	AB	R	H	RBI	BB	SO	LOB	BOTTOM				
Wade Boggs, L OBP: 0.314, SLG: 0.432	BB 1B 1B		F8 1B E 1B		F8	CS	G4-3			4	2	2	0	1	0	1	Cleveland Indians @ New York Yankees Yankee Stadium, Bronx, NY Sun Jun 16 1996, 3:33 AM EDT Att: 51,180 - Sunny - 81 F				
Bernie Williams, S OBP: 0.408, SLG: 0.549	BB 1B		E 1B				2B FC6-2-1 1B			5	1	4	1	0	0	3					
Paul O'Neill, L OBP: 0.440, SLG: 0.479	1B BB		F8 1B		F8		FC6-2-1 2B			3	0	1	0	1	0	3					
Tino Martinez, L OBP: 0.345, SLG: 0.457			E9 FC5 1B				FC6-2-1 2B			4	0	2	3	0	1	2					
Ruben Sierra, S OBP: 0.345, SLG: 0.410	G4-6-3						2B K			3	0	0	0	1	2	3					
Mariano Duncan, R OBP: 0.308, SLG: 0.441										3	0	0	0	0	0	3					
2 Derek Jeter, R OBP: 0.369, SLG: 0.378	G4-3		FC5		G1-3					1	0	0	0	0	0	0					
Joe Girardi, R OBP: 0.342, SLG: 0.337										4	1	2	0	0	0	0					
Gerald Williams, R OBP: 0.402, SLG: 0.541										4	1	2	0	0	0	1					
Andy Fox, L OBP: 0.286, SLG: 0.281										2	0	0	1	0	0	1					
Jim Leyritz, R OBP: 0.358, SLG: 0.401										1	0	0	0	0	0	2					
Matt Howard, R OBP: 0.206, SLG: 0.290										0	0	0	0	0	0	0					
Inning Stats	R: 2 E: 0 K: 0 S: 10	H: 3 LOB: 0 BB: 1 P: 20	R: 0 E: 0 K: 0 S: 6	H: 0 LOB: 0 BB: 0 P: 7	R: 1 E: 1 K: 0 S: 14	H: 3 LOB: 3 BB: 1 P: 25	R: 2 E: 1 K: 0 S: 11	H: 2 LOB: 1 BB: 0 P: 16	R: 0 E: 0 K: 2 S: 14	H: 0 LOB: 0 BB: 0 P: 19	R: 0 E: 0 K: 0 S: 9	H: 1 LOB: 0 BB: 0 P: 14	R: 0 E: 0 K: 1 S: 14	H: 2 LOB: 2 BB: 0 P: 23	R: 0 E: 0 K: 0 S: 13	H: 2 LOB: 3 BB: 1 P: 21	1B: 11 2B: 2 3B: 0 HR: 0	SF: 0 SAC: 1 DP: 1 HBP: 0	WP: 0 PB: 0 SB: 0 CS: 1	PA: 39	
PITCHER	IP	WLS	BF	H	R	ER	SO	BB	IBB	HBP	BLK	WP	HR	S	P	ERA	WHIP				
Dennis Martinez, R ERA: 4.45	3.2	L	20	8	5	3	0	1	1	0	0	0	0	39	65	7.36	2.455				
Greg Swindell, L ERA: 6.84	3.1		12	3	0	0	3	0	0	0	0	0	0	39	59	0.00	0.900				
Julian Tavarez, R ERA: 3.52	0.1		3	2	0	0	0	0	0	0	0	0	0	9	13	0.00	6.000				
Paul Assenmacher, L ERA: 1.56	0.1		2	0	0	0	0	0	1	0	0	0	0	3	7	0.00	0.000				
Paul Shuey, R ERA: 7.66	0.1		1	0	0	0	0	0	0	0	0	0	0	1	1	0.00	0.000				

AB	37
R	4
H	11
RBI	4
BB	5
SO	10
LOB	22
C	

AB	34
R	5
H	13
RBI	5
BB	3
SO	3
LOB	19
	

Batter	1	2	3	4	5	6	7	8	9	AB	R	H	RBI	BB	SO	LOB	TOP		
Jeff Frye, R OBP: 0.469, SLG: 0.367 (1, 4)	4-1 G3 BB		2-1 G6-3		0-1 F9		1-0 G4-3 32 WP 2B		2-2 32 WP 2B 1B	4	2	2	0	1	0	0			
John Valentin, R OBP: 0.363, SLG: 0.434 (1, 6)	1-0 L7		0-0 1B		2-2 G1-3		1-2 G4-3		0-1 L5	5	0	1	0	0	0	3			
Mo Vaughn, L OBP: 0.457, SLG: 0.676 32 Alex Delgado, R OBP: 0.300, SLG: 0.222 (7, PH) (7, 3)	2-1 G3		1-0 L9		1-2 1B		1-1 G5-3		4-2 2B 1B BB	3	0	1	0	0	0	2			
Jose Canseco, R OBP: 0.398, SLG: 0.679 Dwayne Hossey, S OBP: 0.292, SLG: 0.333 (9, PR) (1, 10)	1-3 K		0-0 1B		3-0 F7		3-H 2-2 1B		1-2 1B 2B	5	0	3	1	0	1	2			
18 Reggie Jefferson, S OBP: 0.391, SLG: 0.628 Jose Malave, R OBP: 0.266, SLG: 0.426 (7, PH) (7, 7)		0-0 2B 1B	2-1 G1-3		0-0 L9 1B		1-1 F9		0-1 FC5-4 1B	3	0	2	0	0	0	2			
Tim Lincecum, R OBP: 0.420, SLG: 0.566 Bill Selby, L OBP: 0.333, SLG: 0.415 (6, 5) (6, 5)		2-2 2B		3-3 K		0-0 BB 1B		1-1 P6	0-3 K	3	0	2	0	0	1	0			
Mike Stanley, R OBP: 0.383, SLG: 0.480 Bill Haselman, R OBP: 0.313, SLG: 0.424 (6, 2) (1, 2)		1-3 K		0-0 FC3-6 1B		0-0 L9		1-0 HR	0-0 FC5-4	3	0	1	0	0	1	4	AB 40 R 4 H 14 RBI 3 BB 3 SO 6 LOB 29		
Troy O'Leary, L OBP: 0.330, SLG: 0.413 (1, 9)		1-3 K		1-1 FC3-6 FC4-6		4-2 BB		0-1 F7		3	0	0	0	1	1	3			
Lee Tinsley, S OBP: 0.226, SLG: 0.182 (1, 8)		3-3 K		0-0 FC4-6		1-1 G6-4-3		1-0 G4-3		4	0	0	0	0	1	6			
Inning Stats	R: 0 E: 0 K: 1 S: 7	H: 0 LOB: 1 BB: 1 P: 15	R: 0 E: 0 K: 3 S: 13	H: 2 LOB: 2 BB: 0 P: 20	R: 0 E: 0 K: 0 S: 7	H: 2 LOB: 2 BB: 0 P: 12	R: 0 E: 0 K: 1 S: 7	H: 1 LOB: 1 BB: 0 P: 11	R: 0 E: 0 K: 0 S: 10	H: 2 LOB: 1 BB: 1 P: 16	R: 1 E: 0 K: 0 S: 11	H: 2 LOB: 1 BB: 0 P: 17	R: 1 E: 0 K: 0 S: 6	H: 1 LOB: 0 BB: 0 P: 9	R: 2 E: 0 K: 1 S: 23	H: 3 LOB: 3 BB: 1 P: 30	1B: 10 2B: 3 3B: 0 HR: 1	SF: 0 SAC: 0 DP: 1 HBP: 0	WP: 2 PA: 43 PB: 0 SB: 0 CS: 0
PITCHER	IP WLS BF H R ER SO BB IBB HBP BLK WP HR S P ERA WHIP	IP WLS BF H R ER SO BB IBB HBP BLK WP HR S P ERA WHIP	IP WLS BF H R ER SO BB IBB HBP BLK WP HR S P ERA WHIP	IP WLS BF H R ER SO BB IBB HBP BLK WP HR S P ERA WHIP	IP WLS BF H R ER SO BB IBB HBP BLK WP HR S P ERA WHIP	IP WLS BF H R ER SO BB IBB HBP BLK WP HR S P ERA WHIP	IP WLS BF H R ER SO BB IBB HBP BLK WP HR S P ERA WHIP	IP WLS BF H R ER SO BB IBB HBP BLK WP HR S P ERA WHIP	IP WLS BF H R ER SO BB IBB HBP BLK WP HR S P ERA WHIP	IP WLS BF H R ER SO BB IBB HBP BLK WP HR S P ERA WHIP	IP WLS BF H R ER SO BB IBB HBP BLK WP HR S P ERA WHIP	IP WLS BF H R ER SO BB IBB HBP BLK WP HR S P ERA WHIP	IP WLS BF H R ER SO BB IBB HBP BLK WP HR S P ERA WHIP	IP WLS BF H R ER SO BB IBB HBP BLK WP HR S P ERA WHIP	IP WLS BF H R ER SO BB IBB HBP BLK WP HR S P ERA WHIP	IP WLS BF H R ER SO BB IBB HBP BLK WP HR S P ERA WHIP	IP WLS BF H R ER SO BB IBB HBP BLK WP HR S P ERA WHIP	IP WLS BF H R ER SO BB IBB HBP BLK WP HR S P ERA WHIP	IP WLS BF H R ER SO BB IBB HBP BLK WP HR S P ERA WHIP

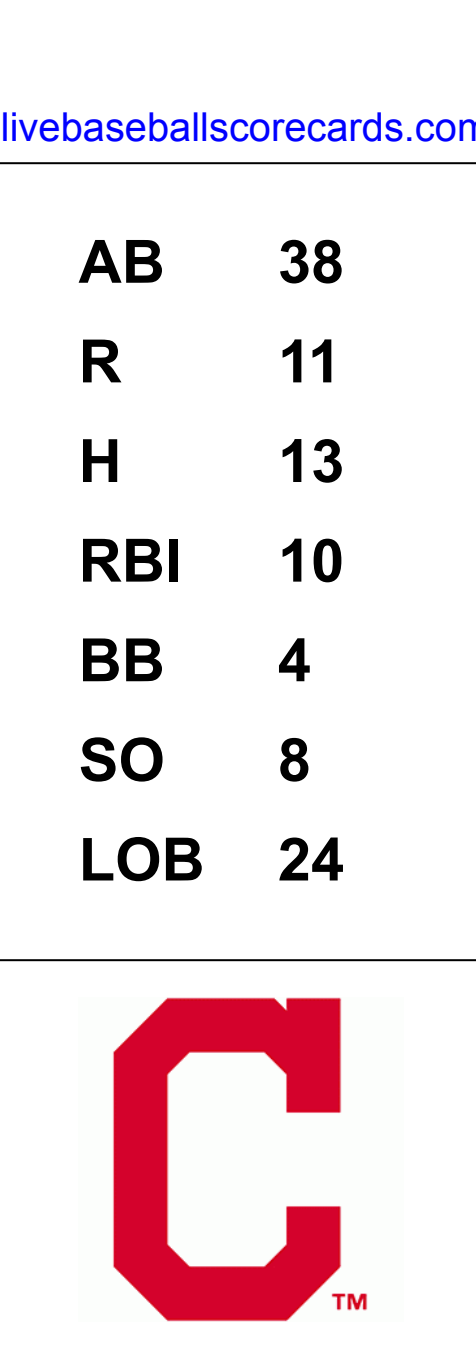
Boston Red Sox @ Cleveland Indians
Jacobs Field, Cleveland, OH
Wed Jun 19 1996, 7:05 PM EDT
Att: 42,276 - Unknown - 78 F




livebaseballscorecards.com

Batter	1	2	3	4	5	6	7	8	9	AB	R	H	RBI	BB	SO	LOB	BOTTOM		
Kenny Lofton, L OBP: 0.386, SLG: 0.442 (1, 8)	2-1 F7		1-1 S 1B		1-0 BB 1B		2-0 E5 FC2-5 1B		1-0 L7	5	2	2	2	0	0	1			
Julio Franco, R OBP: 0.425, SLG: 0.498 Herbert Perry, R OBP: 0.154, SLG: 0.167 (7, PH) (8, 3)	3-2 HR		1-2 S 1B		2-3 K		2-2 FC2-5 2B 1B		0-0 L6	4	2	3	2	0	1	1			
Jim Thome, L OBP: 0.443, SLG: 0.597 (1, 5)	2-3 K		2-3 K		4-2 1B BB		0-0 FC2-5 2B		0-0 G3-1 BB 1B	4	1	1	0	1	2	3			
Albert Belle, R OBP: 0.410, SLG: 0.673 Jeromy Burnitz, L OBP: 0.436, SLG: 0.533 (6, PR) (7, 7)	0-0 G5-3		2-0 FC6-4 1B		1-3 K		1-2 2B		4-2 G3-1 BB	4	0	2	2	0	1	2			
Manny Ramirez, R OBP: 0.388, SLG: 0.576 (1, 9)		4-1 HR BB	1-1 FC6-4		1-2 1B		3-3 K		2-3 K	4	1	1	1	1	2	4			
Eddie Murray, S OBP: 0.338, SLG: 0.399 (1, 10)		1-0 HR	0-3 K		3-3 K		0-1 L8		0-2 G3-1	5	1	1	2	0	2	6			
Carlos Baerga, S OBP: 0.296, SLG: 0.401 (1, 4)		0-2 G6-3	1-0 G6-3		0-2 P4		0-0 E SF9 1B		0-1 G1-3	5	1	1	0	0	0	3			
Tony Peña, R OBP: 0.394, SLG: 0.377 (1, 2)		4-0 G4-3 1B BB		0-0 2B E 1B		0-0 E6 G4-6-3		2-2 E5		3	2	1	0	1	0	1			
Omar Vizquel, S OBP: 0.359, SLG: 0.416 Alvaro Espinoza, R OBP: 0.311, SLG: 0.439 (7, 6)		2-1 G4-3		2-0 E8 1B 2B		2-1 G4-6-3		0-2 SF9		3	1	1	0	0	0	2			
Inning Stats	R: 1 E: 0 K: 1 S: 9	H: 1 LOB: 0 BB: 0 P: 16	R: 4 E: 0 K: 1 S: 15	H: 3 LOB: 1 BB: 2 P: 30	R: 0 E: 0 K: 1 S: 7	H: 1 LOB: 1 BB: 0 P: 11	R: 3 E: 1 K: 3 S: 20	H: 4 LOB: 2 BB: 1 P: 34	R: 0 E: 1 K: 0 S: 6	H: 0 LOB: 0 BB: 0 P: 8	R: 2 E: 1 K: 1 S: 13	H: 2 LOB: 1 BB: 0 P: 21	R: 1 E: 1 K: 0 S: 12	H: 1 LOB: 1 BB: 0 P: 15	R: 0 E: 0 K: 1 S: 11	H: 1 LOB: 2 BB: 1 P: 17	1B: 9 2B: 2 3B: 0 HR: 2	SF: 1 SAC: 0 DP: 1 HBP: 0	WP: 0 PA: 43 PB: 0 SB: 2 CS: 0
PITCHER	IP WLS BF H R ER SO BB IBB HBP BLK WP HR S P ERA WHIP	IP WLS BF H R ER SO BB IBB HBP BLK WP HR S P ERA WHIP	IP WLS BF H R ER SO BB IBB HBP BLK WP HR S P ERA WHIP	IP WLS BF H R ER SO BB IBB HBP BLK WP HR S P ERA WHIP	IP WLS BF H R ER SO BB IBB HBP BLK WP HR S P ERA WHIP	IP WLS BF H R ER SO BB IBB HBP BLK WP HR S P ERA WHIP	IP WLS BF H R ER SO BB IBB HBP BLK WP HR S P ERA WHIP	IP WLS BF H R ER SO BB IBB HBP BLK WP HR S P ERA WHIP	IP WLS BF H R ER SO BB IBB HBP BLK WP HR S P ERA WHIP	IP WLS BF H R ER SO BB IBB HBP BLK WP HR S P ERA WHIP	IP WLS BF H R ER SO BB IBB HBP BLK WP HR S P ERA WHIP	IP WLS BF H R ER SO BB IBB HBP BLK WP HR S P ERA WHIP	IP WLS BF H R ER SO BB IBB HBP BLK WP HR S P ERA WHIP	IP WLS BF H R ER SO BB IBB HBP BLK WP HR S P ERA WHIP	IP WLS BF H R ER SO BB IBB HBP BLK WP HR S P ERA WHIP	IP WLS BF H R ER SO BB IBB HBP BLK WP HR S P ERA WHIP	IP WLS BF H R ER SO BB IBB HBP BLK WP HR S P ERA WHIP	IP WLS BF H R ER SO BB IBB HBP BLK WP HR S P ERA WHIP	IP WLS BF H R ER SO BB IBB HBP BLK WP HR S P ERA WHIP

Boston Red Sox @ Cleveland Indians
Jacobs Field, Cleveland, OH
Wed Jun 19 1996, 7:05 PM EDT
Att: 42,276 - Unknown - 78 F




livebaseballscorecards.com

Batter	1	2	3	4	5	6	7	8	9	AB	R	H	RBI	BB	SO	LOB	TOP								
Jeff Frye, R OBP: 0.471, SLG: 0.365 (1, 4)	G4-6-3 1B BB		1-2 1B 1B	FC6-4			G3			3	1	1	0	1	0	2									
John Valentin, R OBP: 0.365, SLG: 0.435 (1, 6)	G4-6-3 1B		1-2 1B 1B	L7			F9			4	1	2	0	0	0	1									
Mo Vaughn, L OBP: 0.455, SLG: 0.670 (1, 3)	G4-6-3		2-0 1B 1B				G1-3			4	1	1	1	0	0	2									
Jose Canseco, R OBP: 0.392, SLG: 0.667 (1, 10)	F9		1-3 2B 1B	K			K			4	0	0	0	0	2	3									
Tim Lincecum, R OBP: 0.417, SLG: 0.565 (1, 5)			1-3 1B 2B				G6-3			4	1	1	1	0	1	0									
18 Reggie Jefferson, S OBP: 0.379, SLG: 0.616 (1, 7)			3-H 2B				E3			4	0	1	2	0	0	0									
32 Alex Delgado, R OBP: 0.300, SLG: 0.222 (9, 2)	G4-3		FC6-4 1B				L8			0	0	0	0	0	0	0									
Bill Haselman, R OBP: 0.320, SLG: 0.427 (9, PR)			2-H 3-H 1B				L8			4	0	2	0	0	0	2									
Dwayne Hoesy, S OBP: 0.282, SLG: 0.333 (9, 7)			1-2 1B				G1-6-3			0	0	0	0	0	0	0									
Troy O'Leary, L OBP: 0.328, SLG: 0.410 (1, 9)	G4-3		FC6-4 1B				G1-6-3			4	0	1	0	0	0	3									
Lee Tinsley, S OBP: 0.237, SLG: 0.187 (1, 8)			1B BB							3	0	1	0	1	1	2									
																									
Inning Stats	R: 0 H: 1 E: 0 K: 0 S: 11	H: 1 LOB: 1 BB: 1 P: 16	R: 0 H: 1 E: 0 K: 1 S: 9	H: 1 LOB: 1 BB: 0 P: 11	R: 4 H: 5 E: 0 K: 1 S: 18	H: 5 LOB: 1 BB: 1 P: 31	R: 0 H: 1 E: 0 K: 1 S: 12	H: 1 LOB: 1 BB: 0 P: 15	R: 0 H: 0 E: 0 K: 1 S: 7	H: 0 LOB: 0 BB: 0 P: 8	R: 0 H: 0 E: 1 K: 0 S: 6	H: 0 LOB: 0 BB: 0 P: 7	R: 0 H: 1 E: 0 K: 0 S: 7	H: 1 LOB: 1 BB: 0 P: 9	R: 0 H: 0 E: 0 K: 0 S: 4	H: 0 LOB: 0 BB: 0 P: 9	R: 0 H: 1 E: 0 K: 0 S: 7	H: 1 LOB: 1 BB: 0 P: 12	1B: 9 2B: 1 3B: 0 HR: 0	SF: 0 SAC: 0 DP: 2 HBP: 0	WP: 0 PB: 0 SB: 0 CS: 1	PA: 36			
PITCHER	IP WLS BF H R ER SO BB IBB HBP BLK WP HR S P ERA WHIP	7.0 W 29 9 4 4 4 2 0 0 0 0 0 70 97 5.14 1.571	2.0 W 7 1 0 0 0 0 0 0 0 0 0 11 21 0.00 0.500																						

Boston Red Sox @ Cleveland Indians
Jacobs Field, Cleveland, OH
Thu Jun 20 1996, 7:05 PM EDT
Att: 42,306 - Unknown - 74 F

AB 34
R 4
H 10
RBI 4
BB 2
SO 4
LOB 15



Batter	1	2	3	4	5	6	7	8	9	AB	R	H	RBI	BB	SO	LOB	BOTTOM								
Kenny Lofton, L OBP: 0.386, SLG: 0.441 (1, 8)	K		K				F8			5	0	2	1	0	2	1									
Julio Franco, R OBP: 0.423, SLG: 0.493 (1, 3)	2B BB		L9				G5-3			3	1	0	0	1	1	3									
Jim Thome, L OBP: 0.447, SLG: 0.618 (1, 5)	1-H 2B		4-2 BB				G4-3			3	1	2	3	1	0	1									
Albert Belle, R OBP: 0.405, SLG: 0.663 (1, 7)	K		1-3 K				L6			4	0	0	0	0	3	3									
Manny Ramirez, R OBP: 0.390, SLG: 0.586 (1, 9)	F9		HR				K			3	1	1	1	1	1	1									
Eddie Murray, S OBP: 0.337, SLG: 0.397 (1, 10)			G5-3				F8			4	0	1	0	0	0	0									
Carlos Baerga, S OBP: 0.293, SLG: 0.396 (1, 4)			L8				P3			4	0	0	0	0	0	2									
Tony Peña, R OBP: 0.400, SLG: 0.400 (1, 2)			1B				K			4	0	2	0	0	1	0									
Jeromy Burnitz, L OBP: 0.436, SLG: 0.533 (9, PR)			1B				G6-3			0	1	0	0	0	0	0									
Omar Vizquel, S OBP: 0.363, SLG: 0.419 (1, 6)	G3		G3				G6-3			3	1	2	0	0	0	1									
																									
Inning Stats	R: 1 H: 1 E: 0 K: 2 S: 11	H: 1 LOB: 1 BB: 1 P: 20	R: 0 H: 1 E: 0 K: 0 S: 8	H: 1 LOB: 0 BB: 0 P: 14	R: 0 H: 0 E: 0 K: 2 S: 13	H: 0 LOB: 1 BB: 1 P: 20	R: 1 H: 1 E: 0 K: 1 S: 11	H: 1 LOB: 0 BB: 0 P: 17	R: 1 H: 2 E: 0 K: 1 S: 10	H: 2 LOB: 1 BB: 0 P: 17	R: 0 H: 0 E: 0 K: 1 S: 7	H: 0 LOB: 0 BB: 0 P: 10	R: 0 H: 1 E: 0 K: 0 S: 7	H: 1 LOB: 1 BB: 0 P: 13	R: 1 H: 2 E: 0 K: 1 S: 12	H: 2 LOB: 2 BB: 1 P: 20	R: 1 H: 2 E: 0 K: 0 S: 6	H: 2 LOB: 2 BB: 0 P: 7	1B: 6 2B: 2 3B: 0 HR: 2	SF: 0 SAC: 1 DP: 1 HBP: 0	WP: 0 PB: 0 SB: 1 CS: 0	PA: 37			
PITCHER	IP WLS BF H R ER SO BB IBB HBP BLK WP HR S P ERA WHIP	8.0 L 3 2 1 1 0 0 0 0 0 0 6 7 27.00 6.000																							

Boston Red Sox @ Cleveland Indians
Jacobs Field, Cleveland, OH
Thu Jun 20 1996, 7:05 PM EDT
Att: 42,306 - Unknown - 74 F

AB 33
R 5
H 10
RBI 5
BB 3
SO 8
LOB 12



Batter	1	2	3	4	5	6	7	8	9	AB R H RBI BB SO LOB	TOP										
2 Derek Jeter, R OBP: 0.361, SLG: 0.373 (1, 6)	1-2 1B	1-0 G6-3	2-2 1B		1-1 FC4-6 1B			2-3 K	2-2 L7	6 1 3 0 0 1 5	New York Yankees @ Cleveland Indians Jacobs Field, Cleveland, OH Fri Jun 21 1996, 7:05 PM EDT Att: 42,454 - Unknown - 78 F AB 42 R 9 H 17 RBI 9 BB 3 SO 8 LOB 21										
Bernie Williams, S OBP: 0.395, SLG: 0.531 (1, 8)	2-2 1B	1-2 2B	1-1 L7		1-0 FC4-6 1B			1-3 K		5 1 2 1 0 1 2											
Paul O'Neill, L OBP: 0.435, SLG: 0.466 (1, 9)	0-1 1B	1-0 F7		0-0 G4-3		2-3 K			4-2 2B BB	4 1 1 1 1 1 1											
Tino Martinez, L OBP: 0.349, SLG: 0.473 (1, 3)	2-2 1B		2-2 L7	0-2 BB 1B		1-2 F9			0-1 2B BB	5 1 3 1 0 0 0											
Ruben Sierra, S OBP: 0.345, SLG: 0.415 (1, 7)			2-0 2B 1B	1-0 F9					0-0 1B 2B	5 1 2 2 0 2 3											
Gerald Williams, R OBP: 0.398, SLG: 0.532 (9, 7)	K								2-H 3-H 2B	0 0 0 0 0 0 0											
Mike Aldrete, L OBP: 0.285, SLG: 0.396 (1, 10)			0-0 1B SF8	4-1 BB			3-2 K		0-0 P4	3 1 1 0 1 2 2											
Joe Girardi, R OBP: 0.348, SLG: 0.337 (9, PH)	K		1-3 2B	1-2 BB					1-2 BB	1 0 0 0 0 0 1											
Mariano Duncan, R OBP: 0.325, SLG: 0.447 (9, PR)			1-0 HR	0-0 G5-3			0-3 K		1-2 BB	5 1 2 1 0 1 4											
Matt Howard, R OBP: 0.206, SLG: 0.290 (9, 4)	G3		2-3 3-H 1B						2-3 1B	0 0 0 0 0 0 0											
Jim Leyritz, R OBP: 0.347, SLG: 0.380 (1, 2)		1-1 G5-3	0-0 SF8		1-0 F4		0-0 F9		4-1 BB	3 0 0 1 1 0 0											
Andy Fox, L OBP: 0.284, SLG: 0.320 (1, 5)		0-1 G6-3 2B	1-0 HR		2-2 G4-3			1-2 1B	0-0 F7	5 2 3 2 0 0 3											
Inning Stats	R: 2 E: 0 K: 2 S: 27	H: 4 LOB: 2 BB: 0 P: 34	R: 1 E: 0 K: 0 S: 9	H: 2 LOB: 1 BB: 0 P: 13	R: 4 E: 0 K: 0 S: 14	H: 5 LOB: 1 BB: 0 P: 23	R: 0 E: 0 K: 0 S: 7	H: 1 LOB: 2 BB: 1 P: 12	R: 0 E: 0 K: 2 S: 10	H: 0 LOB: 0 BB: 0 P: 13		R: 0 E: 0 K: 2 S: 8	H: 0 LOB: 0 BB: 0 P: 11	R: 0 E: 0 K: 2 S: 12	H: 1 LOB: 0 BB: 0 P: 15	R: 2 E: 0 K: 0 S: 17	H: 3 LOB: 3 BB: 2 P: 28	1B: 11 2B: 5 3B: 0 HR: 1	SF: 1 SAC: 0 DP: 0 HBP: 0	WP: 0 PB: 0 SB: 0 CS: 1	PA: 46
PITCHER	IP WLS BF H R ER SO BB IBB HBP BLK WP HR S P ERA WHIP											IP WLS BF H R ER SO BB IBB HBP BLK WP HR S P ERA WHIP									
Julian Tavarez, R ERA: 4.83 (1, 1)	2.2 L 18 10 7 7 2 0 0 0 0 0 0 1 45 62 23.62 3.750																				
Greg Swindell, L ERA: 6.21 (3, 1)	5.1 23 6 2 2 6 2 0 0 0 0 0 0 57 83 3.38 1.500																				
Paul Assenmacher, L ERA: 2.75 (9, 1)	1.0 5 1 0 0 0 1 0 0 0 0 0 0 10 17 0.00 2.000																				



Batter	1	2	3	4	5	6	7	8	9	AB R H RBI BB SO LOB	BOTTOM										
Kenny Lofton, L OBP: 0.381, SLG: 0.433 (1, 8)	2-2 G3-1		1-0 FC6-4 1B		1-0 SH1-3		0-0 1B		1-3 K	4 0 1 0 0 1 3	New York Yankees @ Cleveland Indians Jacobs Field, Cleveland, OH Fri Jun 21 1996, 7:05 PM EDT Att: 42,454 - Unknown - 78 F AB 33 R 3 H 7 RBI 2 BB 3 SO 9 LOB 17										
Omar Vizquel, S OBP: 0.357, SLG: 0.409 (1, 6)	1-3 K			1-2 L8	2-1 G4-3		0-1 1B		0-2 G3-1	5 0 1 1 0 1 3											
Julio Franco, R OBP: 0.424, SLG: 0.495 (1, 3)	1-2 G6-3			4-1 FC4-6 HBP BB	0-3 K		3-3 K			3 1 0 0 1 2 3											
Jim Thome, L OBP: 0.449, SLG: 0.614 (1, 5)		4-2 G5-4-3 BB		1-2 FC4-6 HBP		0-3 K		2-1 G3-1		2 0 0 0 1 1 0											
Manny Ramirez, R OBP: 0.378, SLG: 0.566 (1, 9)		0-1 G5-4-3		1-1 FC4-6 E 2B	1-2 2B	0-3 K		1-3 K		4 1 0 0 0 2 3											
Eddie Murray, S OBP: 0.337, SLG: 0.392 (1, 10)		1-1 L7		2-1 E3 2B	1-2 2B	0-2 G4-3		2-2 L7		4 0 0 0 0 0 1											
Carlos Baerga, S OBP: 0.297, SLG: 0.401 (1, 4)			1-0 F7	1-3 2-H 2B			1-2 1B 1B		1-1 G6-3	4 1 2 1 0 0 0											
Jeromy Burnitz, L OBP: 0.458, SLG: 0.632 (1, 7)			1-0 G3-1	1-2 K			3-3 K		4-0 1B BB	3 0 0 0 1 2 3											
Sandy Alomar Jr., R OBP: 0.329, SLG: 0.411 (1, 2)			1-0 FC6-4 1B		0-2 G4-3 SH1-3 1B		0-1 F8		2-2 1B	4 0 3 0 0 0 1											
Inning Stats	R: 0 E: 0 K: 1 S: 13	H: 0 LOB: 0 BB: 0 P: 17	R: 0 E: 0 K: 0 S: 7	H: 0 LOB: 1 BB: 1 P: 12	R: 0 E: 0 K: 0 S: 4	H: 1 LOB: 1 BB: 0 P: 8	R: 2 E: 1 K: 1 S: 14	H: 1 LOB: 2 BB: 1 P: 24	R: 0 E: 0 K: 2 S: 9	H: 0 LOB: 0 BB: 0 P: 9		R: 1 E: 0 K: 2 S: 17	H: 3 LOB: 2 BB: 0 P: 24	R: 0 E: 0 K: 1 S: 9	H: 0 LOB: 0 BB: 0 P: 14	R: 0 E: 0 K: 1 S: 11	H: 1 LOB: 2 BB: 1 P: 19	1B: 6 2B: 1 3B: 0 HR: 0	SF: 0 SAC: 1 DP: 1 HBP: 1	WP: 0 PB: 0 SB: 0 CS: 0	PA: 38
PITCHER	IP WLS BF H R ER SO BB IBB HBP BLK WP HR S P ERA WHIP											IP WLS BF H R ER SO BB IBB HBP BLK WP HR S P ERA WHIP									
Ramiro Mendoza, R ERA: 6.67 (1, 1)	5.0 W 21 3 2 0 3 2 0 0 0 0 0 0 35 47 3.00 1.000																				
42 Mariano Rivera, R ERA: 1.53 (6, 1)	3.0 12 3 1 1 5 0 0 0 0 0 0 0 35 47 3.00 1.000																				
Jeff Nelson, R ERA: 4.73 (9, 1)	1.0 5 1 0 0 1 1 0 0 0 0 0 0 11 19 0.00 2.000																				



Batter	1	2	3	4	5	6	7	8	9	AB	R	H	RBI	BB	SO	LOB	TOP								
Wade Boggs, L (1, 5) OBP: 0.313, SLG: 0.417	G4-3		F9						G4-3	5	2	2	1	1	0	0	New York Yankees @ Cleveland Indians Jacobs Field, Cleveland, OH Sat Jun 22 1996, 3:33 AM EDT Att: 42,461 - Overcast - 83 F								
Bernie Williams, S (1, 8) OBP: 0.394, SLG: 0.521	F8			G6-3			F8		G3	4	1	0	0	2	0	3									
Paul O'Neill, L (1, 9) OBP: 0.440, SLG: 0.473	G6-3				2B				G3	5	1	3	3	1	0	0									
Tino Martinez, L (1, 3) OBP: 0.350, SLG: 0.471		P6		G1-3						5	2	2	1	0	0	3									
Ruben Sierra, S (1, 7) OBP: 0.353, SLG: 0.445 Gerald Williams, R (8, PR) OBP: 0.398, SLG: 0.532 (8, 7)				G1-3						4	2	3	4	1	0	1									
Mike Aldrete, L (1, 10) OBP: 0.287, SLG: 0.385										0	0	0	0	0	0	0									
Mariano Duncan, R (1, 4) Andy Fox, L (8, 4) OBP: 0.284, SLG: 0.320										4	1	1	0	1	0	4									
Joe Girardi, R (1, 2) OBP: 0.354, SLG: 0.346										5	1	2	0	0	1	5									
2 Derek Jeter, R (1, 6) OBP: 0.354, SLG: 0.366										0	0	0	0	0	0	0									
Inning Stats	R: 0 E: 0 K: 0 S: 3	H: 0 LOB: 0 BB: 0 P: 3	R: 0 E: 0 K: 0 S: 4	H: 1 LOB: 1 BB: 0 P: 4	R: 0 E: 0 K: 1 S: 5	H: 0 LOB: 0 BB: 0 P: 5	R: 0 E: 0 K: 0 S: 4	H: 1 LOB: 1 BB: 0 P: 4	R: 0 E: 0 K: 0 S: 3	H: 0 LOB: 0 BB: 0 P: 3	R: 9 E: 2 K: 0 S: 11	H: 8 LOB: 2 BB: 3 P: 23	R: 1 E: 0 K: 1 S: 7	H: 2 LOB: 3 BB: 2 P: 15	R: 1 E: 0 K: 1 S: 7	H: 2 LOB: 3 BB: 2 P: 15		R: 0 E: 0 K: 0 S: 3	H: 0 LOB: 0 BB: 0 P: 3	1B: 11 2B: 3 3B: 0 HR: 2	SF: 1 SAC: 0 DP: 1 HBP: 0	WP: 1 PB: 0 SB: 0 CS: 0	PA: 48		
PITCHER	IP	WLS	BF	H	R	ER	SO	BB	IBB	HBP	BLK	WP	HR	S	P	ERA	WHIP								
Dennis Martinez, R (1, 1) ERA: 4.76	5.1	L	24	8	6	6	1	1	0	0	0	0	1	25	29	10.12	1.688								
Eric Plunk, R (6, 1) ERA: 2.92	0.1		5	2	1	1	0	2	0	0	0	1	0	3	11	27.00	12.000								
Alan Embree, L (6, 1) ERA: 5.23	0.2		6	3	3	3	0	1	0	0	0	0	1	5	9	40.50	6.000								
Paul Shuey, R (7, 1) ERA: 5.84	1.2		10	2	1	1	2	2	1	0	0	0	0	11	23	5.40	2.400								
Jim Poole, L (9, 1) ERA: 3.0	1.0		3	0	0	0	0	0	0	0	0	0	0	3	3	0.00	0.000								

Batter	1	2	3	4	5	6	7	8	9	AB	R	H	RBI	BB	SO	LOB	BOTTOM								
Kenny Lofton, L (1, 8) OBP: 0.383, SLG: 0.429	L3	F8		E		2B	K		L8	3	1	0	0	3	1	3	New York Yankees @ Cleveland Indians Jacobs Field, Cleveland, OH Sat Jun 22 1996, 3:33 AM EDT Att: 42,461 - Overcast - 83 F								
Omar Vizquel, S (1, 6) OBP: 0.356, SLG: 0.411	L3		K	E7		1B	G4-3		F7	6	1	2	2	0	1	2									
Julio Franco, R (1, 3) OBP: 0.424, SLG: 0.493 Alvaro Espinoza, R (7, 3) OBP: 0.298, SLG: 0.419	K		G1-3			1B	G3-1			3	1	1	1	1	1	0									
Albert Belle, R (1, 7) OBP: 0.408, SLG: 0.665										5	1	3	1	0	2	3									
Manny Ramirez, R (1, 9) OBP: 0.378, SLG: 0.565										4	1	1	1	1	3	4									
Eddie Murray, S (1, 10) OBP: 0.338, SLG: 0.404										5	1	2	2	0	1	1									
Carlos Baerga, S (1, 4) OBP: 0.302, SLG: 0.402										4	2	2	0	1	1	3									
Jim Thome, L (1, 5) OBP: 0.452, SLG: 0.620										3	0	1	1	2	0	2									
Tony Peña, R (1, 2) OBP: 0.383, SLG: 0.371 Jeromy Burnitz, L (9, PH) OBP: 0.449, SLG: 0.615										3	1	0	0	1	0	6									
Inning Stats	R: 0 E: 0 K: 1 S: 4	H: 0 LOB: 1 BB: 1 P: 8	R: 2 E: 1 K: 1 S: 9	H: 3 LOB: 2 BB: 0 P: 9	R: 0 E: 0 K: 2 S: 8	H: 1 LOB: 1 BB: 0 P: 8	R: 3 E: 1 K: 2 S: 9	H: 2 LOB: 3 BB: 4 P: 25	R: 0 E: 0 K: 1 S: 5	H: 0 LOB: 1 BB: 1 P: 9	R: 3 E: 0 K: 0 S: 6	H: 4 LOB: 3 BB: 3 P: 18	R: 0 E: 0 K: 1 S: 5	H: 0 LOB: 0 BB: 0 P: 5	R: 0 E: 0 K: 2 S: 7	H: 0 LOB: 0 BB: 0 P: 7		R: 1 E: 0 K: 0 S: 5	H: 2 LOB: 1 BB: 0 P: 5	1B: 7 2B: 5 3B: 1 HR: 1	SF: 0 SAC: 0 DP: 2 HBP: 0	WP: 0 PB: 0 SB: 0 CS: 0	PA: 47		
PITCHER	IP	WLS	BF	H	R	ER	SO	BB	IBB	HBP	BLK	WP	HR	S	P	ERA	WHIP								
Kenny Rogers, L (1, 1) ERA: 4.27	3.1		20	6	5	4	4	4	0	0	0	0	0	24	40	10.80	3.000								
Bob Wickman, R (4, 1) ERA: 4.13	0.2		3	0	0	0	2	1	0	0	0	0	0	6	10	0.00	1.500								
Billy Brewer, L (5, 1) ERA: 27.0	1.0	W	7	2	3	3	1	2	0	0	0	0	0	7	15	27.00	4.000								
Mark Hutton, R (6, 1) ERA: 6.75	3.0		12	2	0	0	3	2	0	0	0	0	0	16	24	0.00	1.333								
John Wetteland, R (9, 1) ERA: 3.48	1.0	S	5	2	1	1	0	0	0	0	0	0	0	5	5	9.00	2.000								



Batter	1	2	3	4	5	6	7	8	9	AB	R	H	RBI	BB	SO	LOB	TOP										
Wade Boggs, L (1.5) OBP: 0.309, SLG: 0.421	G5-3		E4		L1		SF9		K	5	1	2	0	1	0		New York Yankees @ Cleveland Indians Jacobs Field, Cleveland, OH Sun Jun 23 1996, 3:33 AM EDT Att: 41,767 - Sunny - 66 F										
Bernie Williams, S (1.8) OBP: 0.395, SLG: 0.532	K		FC5-6			HR				3	1	1	1	1	1												
Paul O'Neill, L (1.9) OBP: 0.441, SLG: 0.486	HR		L9-3				SF9			3	1	2	2	0	0	1											
Tino Martinez, L (1.3) OBP: 0.351, SLG: 0.480	BB			HR		G4-6-3	F9			3	1	1	1	1	0	2											
Ruben Sierra, S (1.7) OBP: 0.352, SLG: 0.440 Gerald Williams, R (8.7) OBP: 0.398, SLG: 0.532	G1-3		G5-3			BB		P5		3	0	0	0	1	0	1											
Jim Levritz, R (1.10) OBP: 0.339, SLG: 0.370		P4	F9		L7			P3		4	0	0	0	0	0	1											
Joe Girardi, R (1.2) OBP: 0.352, SLG: 0.344		K	G6-3				SH1-4	K		4	1	1	0	0	2	0											
Derek Jeter, R (1.6) OBP: 0.357, SLG: 0.366		1B	F9		F9		SH1-4	K		3	1	1	0	1	1	0											
Andy Fox, L (1.4) OBP: 0.277, SLG: 0.311	G3		L8			SH1-4		G6-3		3	0	0	0	0	0	1											
Inning Stats	R: 1 E: 0 K: 1 S: 13	H: 1 LOB: 1 BB: 1 P: 21	R: 0 E: 0 K: 1 S: 13	H: 1 LOB: 1 BB: 0 P: 22	R: 0 E: 1 K: 0 S: 5	H: 0 LOB: 0 BB: 0 P: 6	R: 1 E: 0 K: 0 S: 7	H: 1 LOB: 0 BB: 0 P: 11	R: 0 E: 0 K: 0 S: 7	H: 0 LOB: 0 BB: 0 P: 15	R: 1 E: 0 K: 0 S: 7	H: 2 LOB: 1 BB: 1 P: 14	R: 3 E: 0 K: 0 S: 13	H: 2 LOB: 1 BB: 2 P: 27	R: 0 E: 0 K: 1 S: 8	H: 0 LOB: 0 BB: 0 P: 13		R: 0 E: 0 K: 2 S: 9	H: 0 LOB: 0 BB: 0 P: 13	1B: 3 2B: 1 3B: 1 HR: 3	SF: 1 SAC: 1 DP: 2 HBP: 0	WP: 0 PB: 0 SB: 1 CS: 1	PA: 37				
PITCHER	IP	WLS	BF	H	R	ER	SO	BB	IBB	HBP	BLK	WP	HR	S	P	ERA	WHIP										
Jack McDowell, R (1.1) ERA: 4.46	6.1	L	28	7	6	6	2	3	0	0	0	0	3	59	104	8.53	1.579										
Alan Embree, L (7.1) ERA: 5.09	0.2		3	0	0	0	0	0	1	0	0	0	0	6	12	0.00	0.000										
Chad Ogea, R (8.1) ERA: 6.9	2.0		6	0	0	0	3	0	0	0	0	0	0	17	26	0.00	0.000										


Batter	1	2	3	4	5	6	7	8	9	AB	R	H	RBI	BB	SO	LOB	BOTTOM										
Kenny Lofton, L (1.8) OBP: 0.383, SLG: 0.430	2B	E4		1B			L9	SF7		4	1	2	1	0	0	1	New York Yankees @ Cleveland Indians Jacobs Field, Cleveland, OH Sun Jun 23 1996, 3:33 AM EDT Att: 41,767 - Sunny - 66 F										
Omar Vizquel, S (1.6) OBP: 0.357, SLG: 0.415	1B	1-3	K	G6-3			HR	G4-3		5	1	2	1	0	1	5											
Carlos Baerga, S (1.4) OBP: 0.303, SLG: 0.415	P2		2B		F9		HR		E4	5	1	2	2	0	0	1											
Albert Belle, R (1.7) OBP: 0.408, SLG: 0.658	G5-3		K		1B	BB			P3	3	1	0	0	2	1	3											
Jim Thome, L (1.5) OBP: 0.451, SLG: 0.613	BB		K		1B		K		FC3-6	4	0	1	1	1	2	3											
Eddie Murray, S (1.10) OBP: 0.332, SLG: 0.396	K		F8		G4-6-3		FC6-4		K	5	0	0	0	0	2	6											
Manny Ramirez, R (1.9) OBP: 0.374, SLG: 0.558 Jeremy Burnitz, L (6. PH) OBP: 0.460, SLG: 0.615	G1-3		G1-3			G5-3		SH1-4	BB	3	0	0	0	0	0	0											
Sandy Alomar Jr., R (1.2) OBP: 0.336, SLG: 0.415		E	BB		1B		G4-3		SH1-4	3	0	2	0	1	0	0											
Alvaro Espinoza, R (1.3) OBP: 0.280, SLG: 0.391		F9		F6		G6-3		SH1-4		3	0	0	0	0	0	2											
Inning Stats	R: 1 E: 0 K: 1 S: 14	H: 2 LOB: 2 BB: 1 P: 21	R: 0 E: 1 K: 1 S: 15	H: 0 LOB: 2 BB: 1 P: 26	R: 0 E: 0 K: 2 S: 10	H: 1 LOB: 1 BB: 0 P: 17	R: 0 E: 0 K: 0 S: 11	H: 2 LOB: 2 BB: 0 P: 16	R: 1 E: 0 K: 0 S: 8	H: 1 LOB: 0 BB: 1 P: 15	R: 0 E: 0 K: 0 S: 9	H: 0 LOB: 0 BB: 0 P: 12	R: 2 E: 0 K: 1 S: 14	H: 2 LOB: 1 BB: 1 P: 28	R: 1 E: 0 K: 0 S: 10	H: 1 LOB: 1 BB: 1 P: 17		R: 0 E: 1 K: 1 S: 9	H: 0 LOB: 1 BB: 0 P: 15	1B: 6 2B: 2 3B: 0 HR: 1	SF: 1 SAC: 1 DP: 1 HBP: 0	WP: 0 PB: 0 SB: 3 CS: 0	PA: 42				
PITCHER	IP	WLS	BF	H	R	ER	SO	BB	IBB	HBP	BLK	WP	HR	S	P	ERA	WHIP										
Dwight Gooden, R (1.1) ERA: 4.21	6.1	W	30	8	4	4	4	3	0	0	0	0	1	75	121	5.68	1.737										
Bob Wickman, R (7.1) ERA: 4.13	0.0		1	0	0	0	0	1	0	0	0	0	0	1	5	∞	∞										
Dale Polley, L (7.1) ERA: 4.13	0.2		2	0	0	0	1	0	0	0	0	0	0	5	9	0.00	0.000										
Jeff Nelson, R (8.1) ERA: 4.86	1.0	S	5	1	1	1	0	1	0	0	0	0	0	10	17	9.00	2.000										
John Wetteland, R (9.1) ERA: 3.38	1.0		4	0	0	0	1	0	0	0	0	0	0	9	15	0.00	0.000										



Batter	1	2	3	4	5	6	7	8	9	AB	R	H	RBI	BB	SO	LOB	TOP					
Kenny Lofton, L OBP: 0.386, SLG: 0.431	4-0 G4-6-3 BB		0-0 FC6-4 1B		2-2 L9		0-1 1B		0-2 F7	4	1	2	0	1	0	0						
Omar Vizquel, S OBP: 0.338, SLG: 0.415	2-3 SAFE		2-1 FC6-4		0-1 G6-3		3-1 1B		0-1 G4-3 1B	5	0	2	1	0	1	3						
Carlos Baerga, S OBP: 0.299, SLG: 0.408	0-1 SAFE SAFE		3-3 K		1-0 G5-3		1-0 F7		2-0 G4-3 1-2	5	0	0	0	0	1	5						
Albert Belle, R OBP: 0.405, SLG: 0.649		1-0 G6-3		1-3 K		0-1 G4-3		0-0 G1-3	4-0 IBB	4	0	0	0	1	1	1						
Jim Thome, L OBP: 0.454, SLG: 0.623		4-1 BB		4-2 BB S BB		1-3 K		3-1 HR	3-3 K	3	1	1	1	2	2	2						
Eddie Murray, S OBP: 0.331, SLG: 0.405		2-1 L7		0-3 K		0-0 HR		2-0 G4-3		4	1	1	1	0	1	2						
Manny Ramirez, R OBP: 0.376, SLG: 0.567		2-1 F7		4-2 BB 1-2 BB		1-0 HR		0-1 F8		3	1	1	1	1	0	1						
Sandy Alomar Jr., R OBP: 0.344, SLG: 0.423			3-2 FC6-4 1B		4-0 1-2 2-3 BB		2-2 G4-3		3-1 2B	3	0	2	0	1	0	0						
Alvaro Espinoza, R OBP: 0.259, SLG: 0.360		1-2 SAFE SAFE P4		0-3 K		1-2 G4-3		1-0 G1-3		4	0	0	0	0	1	5						
Inning Stats	R: 0 E: 0 K: 1 S: 6	H: 0 LOB: 0 BB: 1 P: 12	R: 0 E: 0 K: 0 S: 6	H: 0 LOB: 1 BB: 1 P: 15	R: 0 E: 0 K: 1 S: 12	H: 2 LOB: 2 BB: 0 P: 21	R: 0 E: 0 K: 3 S: 13	H: 0 LOB: 3 BB: 3 P: 26	R: 0 E: 0 K: 0 S: 6	H: 0 LOB: 0 BB: 0 P: 9	R: 2 E: 0 K: 1 S: 11	H: 2 LOB: 1 BB: 0 P: 15	R: 1 E: 0 K: 0 S: 9	H: 2 LOB: 1 BB: 0 P: 14	R: 1 E: 0 K: 0 S: 8	H: 2 LOB: 1 BB: 0 P: 17	R: 0 E: 0 K: 1 S: 10	H: 1 LOB: 2 BB: 1 P: 19	1B: 5 2B: 1 3B: 0 HR: 3	SF: 0 SAC: 0 DP: 1 HBP: 0	WP: 0 PB: 0 SB: 2 CS: 0	PA: 41
PITCHER	IP	WLS	BF	H	R	ER	SO	BB	IBB	HBP	BLK	WP	HR	S	P	ERA	WHIP					
Tom Gordon, R ERA: 6.39	(1, 1)	8.0	L	36	8	4	4	6	5	0	0	0	0	3	71	129	4.50	1.625				
Mike Stanton, L ERA: 4.14	(9, 1)	1.0		5	1	0	0	1	0	1	0	0	0	0	10	19	0.00	1.000				

Cleveland Indians @ Boston Red Sox
Fenway Park, Boston, MA
Tue Jun 25 1996, 7:05 PM EDT
Att: 33,576 - Unknown - 75 F


AB 35
R 4
H 9
RBI 4
BB 6
SO 7
LOB 19



Batter	1	2	3	4	5	6	7	8	9	AB	R	H	RBI	BB	SO	LOB	BOTTOM					
Jeff Frye, R OBP: 0.453, SLG: 0.373	2-2 G5-3		0-1 FC6-4 1-2		0-0 1B			2-2 L9		4	0	1	0	0	0	2						
John Valentin, R OBP: 0.369, SLG: 0.438	0-1 F8			0-2 2B	1-2 P5			1-0 FC6-4 1-2		4	0	1	0	0	0	3						
Mo Vaughn, L OBP: 0.448, SLG: 0.660	2-2 G4-3			3-2 F7		0-0 18 G4-6-3 1B		2-1 G4-3		4	0	1	0	0	0	2						
Jose Canseco, R OBP: 0.396, SLG: 0.662		3-2 G5-3		1-0 G6-4-3		0-3 K		0-0 1B		4	0	1	0	0	1	2						
18 Reggie Jefferson, S OBP: 0.375, SLG: 0.585		1-1 G4-3		4-1 FC6-4 BB		2-0 G4-6-3 1-2		2-2 P5		3	0	0	0	1	0	2						
Tim Lincecum, R OBP: 0.403, SLG: 0.531		2-3 K		1-2 FC6-4 1-2			1-1 G5-3		2-2 K	4	0	0	0	0	2	3						
Mike Stanley, R OBP: 0.376, SLG: 0.471			1-1 F9		2-2 G5-3		1-0 G6-3		2-2 F9	4	0	0	0	0	0	1						
Troy O'Leary, L OBP: 0.324, SLG: 0.400			1-1 G3		0-2 G4-3		1-0 G3-1			3	0	0	0	0	0	0						
Jose Malave, R OBP: 0.296, SLG: 0.441			2-2 FC6-4 1B		0-1 1B			3-2 FC6-4 1B		3	0	3	0	0	0	0						
Inning Stats	R: 0 E: 0 K: 0 S: 9	H: 0 LOB: 0 BB: 0 P: 13	R: 0 E: 0 K: 1 S: 9	H: 0 LOB: 0 BB: 0 P: 15	R: 0 E: 0 K: 0 S: 9	H: 1 LOB: 1 BB: 0 P: 13	R: 0 E: 0 K: 0 S: 12	H: 1 LOB: 2 BB: 1 P: 21	R: 0 E: 0 K: 0 S: 14	H: 2 LOB: 2 BB: 0 P: 17	R: 0 E: 0 K: 1 S: 5	H: 1 LOB: 0 BB: 0 P: 7	R: 0 E: 0 K: 0 S: 4	H: 0 LOB: 0 BB: 0 P: 7	R: 0 E: 0 K: 0 S: 11	H: 1 LOB: 1 BB: 0 P: 19	R: 0 E: 0 K: 1 S: 10	H: 1 LOB: 1 BB: 0 P: 16	1B: 6 2B: 1 3B: 0 HR: 0	SF: 0 SAC: 0 DP: 1 HBP: 0	WP: 0 PB: 0 SB: 0 CS: 0	PA: 34
PITCHER	IP	WLS	BF	H	R	ER	SO	BB	IBB	HBP	BLK	WP	HR	S	P	ERA	WHIP					
Orel Hershiser, R ERA: 4.82	(1, 1)	7.0	W	26	5	0	0	2	1	0	0	0	0	0	62	93	0.00	0.857				
Paul Shuey, R ERA: 5.02	(8, 1)	2.0		8	2	0	0	1	0	0	0	0	0	21	35	0.00	1.000					

Cleveland Indians @ Boston Red Sox
Fenway Park, Boston, MA
Tue Jun 25 1996, 7:05 PM EDT
Att: 33,576 - Unknown - 75 F

AB 33
R 0
H 7
RBI 0
BB 1
SO 3
LOB 15



Batter	1	2	3	4	5	6	7	8	9	AB	R	H	RBI	BB	SO	LOB	TOP								
Kenny Lofton, L OBP: 0.387, SLG: 0.432	2-2 1B	0-0 BB		1-1 P4		1-3 K		3-1 1B	0-0 SF8	5	2	3	1	0	1	1	Cleveland Indians @ Chicago White Sox Comiskey Park, Chicago, IL Thu Jun 27 1996, 8:05 PM EDT Att: 27,782 - Unknown - 85 F								
Omar Vizquel, S OBP: 0.355, SLG: 0.407	1-3 K	2-0 P5		1-0 G5-3		4-1 BB		3-2 F8	3-2 F7	3	0	0	0	0	1	3									
Alvaro Espinoza, R OBP: 0.266, SLG: 0.345										2	0	0	0	1	0	2									
Julio Franco, R OBP: 0.429, SLG: 0.490	1-2 BB	4-1 FC5-4			0-3 K	1-3 K		3-3 K		4	1	1	0	1	3	3									
Sandy Alomar Jr., R OBP: 0.342, SLG: 0.416	1-2 SF8	1-2 2-3 BB						1-2 K		0	0	0	0	0	0	0									
Albert Belle, R OBP: 0.408, SLG: 0.640	3-1 SF8	0-1 FC5-4			1-1 P3		0-3 K	2-1 1B		3	0	1	1	0	0	3									
Jeromy Burnitz, L OBP: 0.441, SLG: 0.574	1-2 2H 1B	1-2 BB						2H 1B		2	0	1	1	0	1	0									
Jim Thome, L OBP: 0.459, SLG: 0.614	4-2 BB			3-3 K				2-0 1B		4	1	2	0	1	2	0									
Eddie Murray, S OBP: 0.322, SLG: 0.398	1-1 SF8			1-1 G3-1				0-3 K		4	1	1	1	0	2	2									
Carlos Baerga, S OBP: 0.299, SLG: 0.412	2-3 3H F9			0-2 G5-3				1-2 HR		3	1	1	1	0	0	2									
Scott Leius, R OBP: 0.121, SLG: 0.250								1-0 HR		2	2	2	3	0	0	0									
Manny Ramirez, R OBP: 0.381, SLG: 0.584		1-0 F7			1-1 HR			4-2 G6-3		4	2	3	2	1	0	0									
Tony Peña, R OBP: 0.384, SLG: 0.365		4-2 BB		3-3 K				2-2 G6-4-3		4	0	1	0	1	1	3									
Inning Stats	R: 2 E: 0 K: 1 S: 17	H: 3 LOB: 2 BB: 1 P: 30	R: 0 E: 0 K: 0 S: 8	H: 1 LOB: 2 BB: 2 P: 19	R: 0 E: 0 K: 1 S: 8	H: 0 LOB: 0 BB: 0 P: 12	R: 1 E: 0 K: 1 S: 10	H: 1 LOB: 0 BB: 0 P: 16	R: 0 E: 0 K: 2 S: 8	H: 0 LOB: 0 BB: 0 P: 9	R: 2 E: 0 K: 3 S: 14	H: 3 LOB: 2 BB: 1 P: 25	R: 3 E: 0 K: 1 S: 12	H: 4 LOB: 0 BB: 0 P: 20	R: 1 E: 0 K: 2 S: 17	H: 3 LOB: 2 BB: 0 P: 30	R: 1 E: 0 K: 0 S: 12	H: 1 LOB: 1 BB: 1 P: 23	1B: 11 2B: 1 3B: 0 HR: 4	SF: 2 SAC: 0 DP: 1 HBP: 0	WP: 0 PB: 0 SB: 1 CS: 1	PA: 47			
PITCHER	IP	WLS	BF	H	R	ER	SO	BB	IBB	HBP	BLK	WP	HR	S	P	ERA	WHIP								
Alex Fernandez, R ERA: 3.97	6.0	W	30	8	5	5	8	4	0	0	0	0	3	65	111	7.50	2.000								
Al Levine, R ERA: 13.5	0.1		5	4	3	3	1	0	0	0	0	0	1	11	19	81.00	12.000								
Kirk McCaskill, R ERA: 6.02	1.2		7	3	1	1	2	0	0	0	0	0	0	18	31	5.40	1.800								
Matt Karchner, R ERA: 4.26	1.0		5	1	1	1	0	1	0	0	0	0	0	12	23	9.00	2.000								

Batter	1	2	3	4	5	6	7	8	9	AB	R	H	RBI	BB	SO	LOB	BOTTOM								
Tony Phillips, S OBP: 0.438, SLG: 0.450	0-0 1B	4-0 2B	2-2 F8		1-2 2B		3-2 G4-3			4	3	2	1	1	0	0	Cleveland Indians @ Chicago White Sox Comiskey Park, Chicago, IL Thu Jun 27 1996, 8:05 PM EDT Att: 27,782 - Unknown - 85 F								
Darren Lewis, R OBP: 0.384, SLG: 0.356	1-2 1B	2-2 E	2-2 G4-3		3-1 E		1-1 G6-4-3			5	3	4	3	0	0	0									
Frank Thomas, R OBP: 0.452, SLG: 0.618	3-0 FC6-4	2-1 E5	3-1 L5		0-0 E8		1-0 G6-4-3			5	1	2	3	0	0	2									
Danny Tartabull, R OBP: 0.320, SLG: 0.416	2-2 FC6-4	1-0 BB		1-3 K	2-2 F9		1-2 1B			5	2	2	2	0	1	2									
Lyle Mouton, R OBP: 0.390, SLG: 0.500	1-1 HR	4-0 1B		0-3 K	1-2 P3		2-0 F9			3	2	1	2	1	1	1									
Dave Martinez, L OBP: 0.409, SLG: 0.503		1-2 2-3 BB								1	0	0	0	0	0	1									
Robin Ventura, L OBP: 0.373, SLG: 0.507	0-0 F8	3-2 2B		0-2 G4-3		0-0 HR		0-0 F8		5	1	2	3	0	0	1									
Ron Karkovics, R OBP: 0.290, SLG: 0.361	2-0 P4				1-0 G1-3	2-2 G5-3		2-3 K		5	0	1	1	0	1	1									
Ray Durham, S OBP: 0.376, SLG: 0.430					1-0 1B	2-0 G5-3				3	1	1	0	1	0	0									
Ozzie Guillen, L OBP: 0.280, SLG: 0.366					0-1 SAFE	0-0 G1-3				4	2	2	0	0	0	3									
Inning Stats	R: 4 E: 0 K: 0 S: 13	H: 4 LOB: 0 BB: 0 P: 22	R: 6 E: 1 K: 0 S: 19	H: 5 LOB: 2 BB: 3 P: 43	R: 0 E: 0 K: 2 S: 10	H: 0 LOB: 0 BB: 0 P: 17	R: 0 E: 0 K: 2 S: 10	H: 0 LOB: 0 BB: 0 P: 11	R: 4 E: 1 K: 0 S: 17	H: 5 LOB: 1 BB: 0 P: 27	R: 1 E: 0 K: 0 S: 6	H: 1 LOB: 0 BB: 0 P: 10	R: 0 E: 0 K: 1 S: 9	H: 1 LOB: 1 BB: 0 P: 14	R: 0 E: 0 K: 1 S: 9	H: 1 LOB: 1 BB: 0 P: 14	1B: 10 2B: 5 3B: 0 HR: 2	SF: 0 SAC: 0 DP: 2 HBP: 0	WP: 0 PB: 0 SB: 0 CS: 0	PA: 43					
PITCHER	IP	WLS	BF	H	R	ER	SO	BB	IBB	HBP	BLK	WP	HR	S	P	ERA	WHIP								
Greg Swindell, L ERA: 7.79	1.1	L	11	8	7	7	0	1	0	0	0	0	0	22	41	47.25	5.250								
Chad Ogea, R ERA: 7.75	3.2		21	8	7	6	2	2	0	0	0	0	0	47	79	14.73	2.727								
Jim Poole, L ERA: 3.13	2.0		7	2	1	1	0	0	0	0	0	0	1	12	21	4.50	1.000								
Jose Mesa, R ERA: 4.5	1.0		4	1	0	0	1	0	0	0	0	0	0	9	14	0.00	1.000								

AB	40
R	10
H	16
RBI	10
BB	5
SO	11
LOB	19



Batter	1	2	3	4	5	6	7	8	9	10	AB	R	H	RBI	BB	SO	LOB			
Kenny Lofton, L OBP: 0.382, SLG: 0.428 (1, 8)											5	0	1	0	0	0	4			
Omar Vizquel, S OBP: 0.362, SLG: 0.413 (1, 6)											4	1	1	0	1	1	1			
Carlos Baerga, S OBP: 0.299, SLG: 0.407 (1, 4)											3	0	0	0	1	0	1			
Albert Belle, R OBP: 0.411, SLG: 0.631 (1, 7)											3	1	0	0	2	0	1			
Eddie Murray, S OBP: 0.325, SLG: 0.401 (1, 10)											4	0	0	0	1	0	5			
Manny Ramirez, R OBP: 0.376, SLG: 0.570 (1, 9)											4	1	1	0	1	1	1			
Sandy Alomar Jr., R OBP: 0.338, SLG: 0.410 (9, PH)											3	0	0	0	0	0	1			
Jim Thome, L OBP: 0.465, SLG: 0.609 (9, 5)											2	0	2	2	0	0	0			
Scott Leius, R OBP: 0.154, SLG: 0.243 (1, 3)											2	0	1	0	1	0	0			
Jeromy Burnitz, L OBP: 0.443, SLG: 0.563 (9, PH)											0	0	0	0	1	0	0			
Tony Peña, R OBP: 0.367, SLG: 0.346 (9, 2)											1	0	0	0	0	0	2			
Alvaro Espinoza, R OBP: 0.284, SLG: 0.350 (9, PH)											2	0	1	0	0	0	2			
Julio Franco, R OBP: 0.422, SLG: 0.486 (9, 3)											1	0	0	1	0	0	2			
Inning Stats	R: 0 E: 0 K: 0 S: 9	H: 1 LOB: 0 BB: 0 P: 15	R: 0 E: 1 K: 0 S: 6	H: 0 LOB: 0 BB: 0 P: 8	R: 0 E: 0 K: 0 S: 9	H: 1 LOB: 0 BB: 0 P: 14	R: 0 E: 0 K: 1 S: 12	H: 0 LOB: 2 BB: 2 P: 24	R: 0 E: 0 K: 1 S: 12	H: 1 LOB: 2 BB: 1 P: 21	R: 0 E: 0 K: 0 S: 5	H: 2 LOB: 2 BB: 3 P: 28	R: 2 E: 0 K: 0 S: 10	H: 1 LOB: 2 BB: 3 P: 28	1B: 6 2B: 1 3B: 0 HR: 0	SF: 0 SAC: 1 DP: 1 HBP: 1	WP: 0 PB: 0 SB: 0 CS: 1	PA: 45		
PITCHER	IP WLS BF H R ER SO	IP WLS BF H R ER SO	IP WLS BF H R ER SO	IP WLS BF H R ER SO	IP WLS BF H R ER SO	IP WLS BF H R ER SO	IP WLS BF H R ER SO	IP WLS BF H R ER SO	IP WLS BF H R ER SO	IP WLS BF H R ER SO	IP WLS BF H R ER SO	IP WLS BF H R ER SO	IP WLS BF H R ER SO	IP WLS BF H R ER SO	IP WLS BF H R ER SO	IP WLS BF H R ER SO	IP WLS BF H R ER SO	IP WLS BF H R ER SO	IP WLS BF H R ER SO	
Wilson Alvarez, L ERA: 3.96 (1, 1)	7.2	0	30	4	0	0	2	4	0	0	0	0	0	0	0	0	0	0	0	0
41 Billi Simas, R ERA: 3.84 (8, 1)	0.1	1	0	0	0	0	0	0	0	0	0	0	0	0	0	0	0	0	0	0
Roberto Hernandez, R ERA: 1.31 (9, 1)	1.0	6	2	1	1	0	1	0	0	0	0	0	0	0	0	0	0	0	0	0
Matt Karchner, R ERA: 4.6 (10, 1)	0.2	L	5	0	2	2	0	1	2	0	0	0	0	0	0	0	0	0	0	0
Larry Thomas, L ERA: 3.15 (10, 1)	0.0	1	1	0	0	0	0	0	0	0	0	0	0	0	0	0	0	0	0	0

Cleveland Indians @ Chicago White Sox
Comiskey Park, Chicago, IL
Sat Jun 29 1996, 8:05 PM EDT
Alt. 43:601 - Sunny - 93 F

AB 34
R 3
H 7
RBI 3
BB 8
SO 2
LOB 20

WP: 0 PA: 45
PB: 0
SB: 0
CS: 1

Batter	1	2	3	4	5	6	7	8	9	10	AB	R	H	RBI	BB	SO	LOB					
Tony Phillips, S OBP: 0.432, SLG: 0.441 (1, 7)											5	0	1	0	0	0	2					
Ray Durham, S OBP: 0.378, SLG: 0.432 (1, 4)											4	0	1	0	0	0	2					
Frank Thomas, R OBP: 0.455, SLG: 0.621 (1, 3)											3	1	1	1	2	1	1					
Harold Baines, L OBP: 0.362, SLG: 0.498 (1, 10)											5	0	0	0	0	1	5					
Dave Martinez, L OBP: 0.400, SLG: 0.486 (1, 9)											5	0	0	0	0	1	1					
Robin Ventura, L OBP: 0.373, SLG: 0.505 (1, 5)											4	0	1	0	0	2	1					
Ron Karkovics, R OBP: 0.290, SLG: 0.361 (1, 2)											3	0	1	0	0	0	1					
Chad Kreuter, S OBP: 0.316, SLG: 0.390 (10, 2)											1	0	0	0	0	0	0					
Darren Lewis, R OBP: 0.352, SLG: 0.343 (1, 8)											4	1	0	0	0	0	2					
Ozzie Guillen, L OBP: 0.287, SLG: 0.383 (1, 6)											4	0	3	1	0	0	0					
Inning Stats	R: 0 E: 0 K: 0 S: 7	H: 1 LOB: 1 BB: 0 P: 10	R: 0 E: 0 K: 0 S: 10	H: 0 LOB: 0 BB: 0 P: 14	R: 0 E: 0 K: 0 S: 14	H: 1 LOB: 3 BB: 1 P: 25	R: 0 E: 0 K: 1 S: 14	H: 1 LOB: 1 BB: 0 P: 21	R: 0 E: 0 K: 0 S: 7	H: 0 LOB: 0 BB: 0 P: 10	R: 1 E: 0 K: 1 S: 11	H: 3 LOB: 2 BB: 0 P: 15	R: 0 E: 0 K: 2 S: 11	H: 0 LOB: 1 BB: 1 P: 18	R: 0 E: 0 K: 0 S: 10	H: 1 LOB: 1 BB: 0 P: 14	R: 1 E: 0 K: 0 S: 8	H: 1 LOB: 0 BB: 0 P: 15	1B: 4 2B: 2 3B: 1 HR: 1	SF: 0 SAC: 0 DP: 0 HBP: 1	WP: 1 PB: 0 SB: 0 CS: 0	PA: 41
PITCHER	IP WLS BF H R ER SO	IP WLS BF H R ER SO	IP WLS BF H R ER SO	IP WLS BF H R ER SO	IP WLS BF H R ER SO	IP WLS BF H R ER SO	IP WLS BF H R ER SO	IP WLS BF H R ER SO	IP WLS BF H R ER SO	IP WLS BF H R ER SO	IP WLS BF H R ER SO	IP WLS BF H R ER SO	IP WLS BF H R ER SO	IP WLS BF H R ER SO	IP WLS BF H R ER SO	IP WLS BF H R ER SO	IP WLS BF H R ER SO	IP WLS BF H R ER SO	IP WLS BF H R ER SO			
Jack McDowell, R ERA: 4.23 (1, 1)	8.0	0	33	6	1	1	5	2	0	0	0	0	0	0	0	0	0	0	0	0		
Paul Shuey, R ERA: 4.96 (9, 1)	2.0	W	8	2	1	1	0	0	0	0	0	0	0	0	0	0	0	0	0	0		

Cleveland Indians @ Chicago White Sox
Comiskey Park, Chicago, IL
Sat Jun 29 1996, 8:05 PM EDT
Alt. 43:601 - Sunny - 93 F

AB 38
R 2
H 8
RBI 2
BB 2
SO 5
LOB 15


WP: 1 PA: 41
PB: 0
SB: 0
CS: 0

Batter	1	2	3	4	5	6	7	8	9	AB	R	H	RBI	BB	SO	LOB	TOP								
Kenny Lofton, L OBP: 0.382, SLG: 0.428 (1, 8)	G1-3		L7						G4-3	5	0	2	0	0	0	0	Cleveland Indians @ Chicago White Sox Comiskey Park, Chicago, IL Sun Jun 30 1996, 8:05 PM EDT Att: 30,351 - Unknown - 83 F								
Omar Vizquel, S OBP: 0.397, SLG: 0.407 (1, 6)	F7			L6	P6		SF8		G4-3	4	0	0	1	0	0	2									
Carlos Baerga, S OBP: 0.299, SLG: 0.408 (1, 4)				L9	P4		L8			4	0	1	0	0	0	3									
Albert Belle, R OBP: 0.410, SLG: 0.626 (1, 7)	G1-3				K				F7	4	0	1	0	0	1	3									
Jim Thome, L OBP: 0.457, SLG: 0.602 (1, 5)				F8			K		WP 1B BB	3	0	0	0	1	1	1									
Eddie Murray, S OBP: 0.324, SLG: 0.402 (1, 10)	G4-3				2B		L8		L9	4	1	1	0	0	0	1									
Manny Ramirez, R OBP: 0.378, SLG: 0.573 (1, 9)				P4	HR		G5-3		WP 1B	4	1	2	1	0	0	0									
Sandy Alomar Jr., R OBP: 0.340, SLG: 0.425 (1, 2)			G5-3		HR				G4-3	4	2	2	2	0	0	2									
Scott Leius, R OBP: 0.167, SLG: 0.275 (1, 3)				K						3	0	1	0	0	1	0									
Alvaro Espinoza, R OBP: 0.284, SLG: 0.350 (9, 3)					1B		SH1-4		G6-3	0	0	0	0	0	0	0									
Inning Stats	R: 0 E: 0 K: 0 S: 13	H: 1 LOB: 1 BB: 0 P: 19	R: 0 E: 0 K: 0 S: 6	H: 0 LOB: 0 BB: 0 P: 11	R: 0 E: 0 K: 1 S: 6	H: 0 LOB: 0 BB: 0 P: 11	R: 0 E: 0 K: 0 S: 14	H: 1 LOB: 1 BB: 0 P: 22	R: 3 E: 0 K: 1 S: 22	H: 5 LOB: 2 BB: 0 P: 29	R: 0 E: 0 K: 1 S: 6	H: 0 LOB: 0 BB: 0 P: 9	R: 1 E: 0 K: 0 S: 7	H: 2 LOB: 1 BB: 0 P: 10	R: 0 E: 0 K: 0 S: 10	H: 1 LOB: 2 BB: 0 P: 19	R: 0 E: 0 K: 0 S: 6	H: 0 LOB: 0 BB: 0 P: 9	1B: 5 2B: 4 HR: 1	SF: 1 SAC: 1 DP: 0 HBP: 0	WP: 1 PB: 0 SB: 1 CS: 0	PA: 38			
PITCHER	IP	WLS	BF	H	R	ER	SO	BB	IBB	HBP	BLK	WP	HR	S	P	ERA	WHIP								
Kevin Tapani, R ERA: 3.57 (1, 1)	8.0	L	35	10	4	4	3	1	0	0	0	1	1	84	130	4.50	1.375								
Al Levine, R ERA: 9.82 (9, 1)	1.0	S	3	0	0	0	0	0	0	0	0	0	0	6	9	0.00	0.000								


Batter	1	2	3	4	5	6	7	8	9	AB	R	H	RBI	BB	SO	LOB	BOTTOM								
Tony Phillips, S OBP: 0.428, SLG: 0.435 (1, 7)	G4-3		G4-6-3		K				F7	4	0	0	0	0	1	1	Cleveland Indians @ Chicago White Sox Comiskey Park, Chicago, IL Sun Jun 30 1996, 8:05 PM EDT Att: 30,351 - Unknown - 83 F								
Dave Martinez, L OBP: 0.397, SLG: 0.480 (1, 8)	G4-3		G1-3				G1-3 1B		F8	4	0	1	0	0	0	0									
Frank Thomas, R OBP: 0.455, SLG: 0.620 (1, 3)	G4-3				1B		K			4	1	2	0	0	1	1									
Harold Baines, L OBP: 0.380, SLG: 0.494 (1, 10)					L9		G1-3		F7	4	0	1	0	0	0	3									
Robin Ventura, L OBP: 0.371, SLG: 0.502 (1, 5)		FC4-6					F8		F8	4	0	1	0	0	0	3									
Lyle Mouton, R OBP: 0.380, SLG: 0.486 (1, 9)										3	0	0	0	0	1	3									
Ray Durham, S OBP: 0.380, SLG: 0.432 (9, PH)		F8			K		G5-3		1B BB	0	0	0	0	1	0	0									
Norberto Martin, R OBP: 0.357, SLG: 0.429 (1, 4)					F9				F9	4	0	1	1	0	0	3									
Ron Karkovics, R OBP: 0.291, SLG: 0.357 (1, 2)										2	1	0	0	1	0	0									
Chad Kreuter, S OBP: 0.315, SLG: 0.386 (9, PH)										1	0	0	0	0	0	2									
Ozzie Guillen, L OBP: 0.287, SLG: 0.382 (1, 6)					E3				G3	3	0	1	0	0	0	0									
Inning Stats	R: 0 E: 0 K: 0 S: 6	H: 0 LOB: 0 BB: 0 P: 9	R: 0 E: 0 K: 0 S: 7	H: 1 LOB: 1 BB: 0 P: 10	R: 1 E: 1 K: 0 S: 9	H: 1 LOB: 0 BB: 1 P: 14	R: 0 E: 0 K: 1 S: 9	H: 2 LOB: 2 BB: 0 P: 14	R: 0 E: 0 K: 1 S: 11	H: 0 LOB: 0 BB: 0 P: 16	R: 0 E: 0 K: 1 S: 8	H: 1 LOB: 1 BB: 0 P: 10	R: 0 E: 0 K: 0 S: 7	H: 0 LOB: 0 BB: 0 P: 7	R: 0 E: 0 K: 0 S: 5	H: 0 LOB: 0 BB: 0 P: 9	R: 1 E: 0 K: 0 S: 8	H: 2 LOB: 2 BB: 1 P: 15	1B: 7 2B: 0 HR: 0	SF: 0 SAC: 0 DP: 1 HBP: 0	WP: 0 PB: 0 SB: 0 CS: 0	PA: 35			
PITCHER	IP	WLS	BF	H	R	ER	SO	BB	IBB	HBP	BLK	WP	HR	S	P	ERA	WHIP								
Orel Hershiser, R ERA: 4.42 (1, 1)	8.0	W	29	5	1	0	3	1	0	0	0	0	0	8	15	9.00	3.000								
Jose Mesa, R ERA: 4.63 (9, 1)	1.0	S	6	2	1	1	0	1	0	0	0	0	0	8	15	9.00	3.000								


Batter	1	2	3	4	5	6	7	8	9	AB	R	H	RBI	BB	SO	LOB	TOP											
Johnny Damon, L OBP: 0.326, SLG: 0.399	G3		F9		G2-3 2B 1B		FC6-4 1-2		FC3-2	5	1	1	0	0	0	3	Kansas City Royals @ Cleveland Indians Jacobs Field, Cleveland, OH Mon Jul 01 1996, 7:05 PM EDT Att: 40,814 - Unknown - 77 F											
Tom Goodwin, L OBP: 0.319, SLG: 0.301	L3		L4		G2-3		G3		K	5	0	0	0	0	1	4												
Keith Lockhart, L OBP: 0.375, SLG: 0.462	G4-3		CS		2H 2B				BLK 1B	4	0	3	1	0	0	0												
Joe Vittiello, R OBP: 0.351, SLG: 0.415		G6-3	CS		K				K	4	0	0	0	0	3	2												
Mike Macfarlane, R OBP: 0.330, SLG: 0.548		HR			HR				F8	4	2	2	2	0	1	1												
Jose Offerman, S OBP: 0.385, SLG: 0.339		K			K				F7	4	0	0	0	0	2	1												
Michael Tucker, L OBP: 0.317, SLG: 0.389		1B			K					3	0	1	0	1	2	0												
Joe Randa, R OBP: 0.391, SLG: 0.467		1B			HR				FC3-2 2B	4	1	3	1	0	0	0												
David Howard, S OBP: 0.297, SLG: 0.325	G4-3				B2-3				F7	3	0	0	0	1	0	4												
Inning Stats	R: 0 E: 0 K: 0 S: 6	H: 0 LOB: 0 BB: 0 P: 11	R: 1 E: 0 K: 1 S: 14	H: 3 LOB: 2 BB: 0 P: 22	R: 0 E: 0 K: 0 S: 10	H: 1 LOB: 0 BB: 0 P: 14	R: 1 E: 0 K: 3 S: 12	H: 1 LOB: 0 BB: 0 P: 19	R: 2 E: 0 K: 1 S: 10	H: 3 LOB: 1 BB: 0 P: 16	R: 0 E: 0 K: 2 S: 11	H: 0 LOB: 0 BB: 0 P: 18	R: 0 E: 0 K: 0 S: 6	H: 0 LOB: 1 BB: 1 P: 13	R: 0 E: 0 K: 1 S: 9	H: 1 LOB: 1 BB: 0 P: 13		R: 0 E: 0 K: 1 S: 10	H: 1 LOB: 2 BB: 1 P: 18	1B: 5 2B: 2 3B: 0 HR: 3	SF: 0 SAC: 0 DP: 0 HBP: 0	WP: 0 PB: 0 SB: 1 CS: 1	PA: 39					
PITCHER	IP	WLS	BF	H	R	ER	SO	BB	IBB	HBP	BLK	WP	HR	S	P	ERA	WHIP											
Charles Nagy, R ERA: 3.62	(1, 1)	7.0	L	29	8	4	4	7	1	0	0	0	0	3	69	113	5.14	1.286										
Eric Plunk, R ERA: 2.59	(8, 1)	1.0		6	2	0	0	1	1	0	0	1	0	0	13	21	0.00	3.000										
Jim Poole, L ERA: 3.24	(9, 1)	1.0		3	0	0	0	1	0	0	0	0	0	0	6	10	0.00	0.000										
Batter	1	2	3	4	5	6	7	8	9	AB	R	H	RBI	BB	SO	LOB	BOTTOM											
Kenny Lofton, L OBP: 0.381, SLG: 0.426	G3		G4-3		1B				L9	4	0	1	0	0	0	1	Kansas City Royals @ Cleveland Indians Jacobs Field, Cleveland, OH Mon Jul 01 1996, 7:05 PM EDT Att: 40,814 - Unknown - 77 F											
Omar Vizquel, S OBP: 0.352, SLG: 0.401	P6		P6		P4				G5-3	4	0	0	0	0	0	2												
Carlos Baerga, S OBP: 0.298, SLG: 0.406	F9		2H 1B		F8				G6-3	4	0	1	1	0	0	1												
Albert Belle, R OBP: 0.408, SLG: 0.631		HR	G4-3		G6-3				F8	4	1	1	1	0	0	1												
Manny Ramirez, R OBP: 0.376, SLG: 0.572		P4			F7				P3	4	0	1	0	0	0	0												
Eddie Murray, S OBP: 0.323, SLG: 0.400		G3-1 1B			P4				K	4	0	1	0	0	1	1												
Sandy Alomar Jr., R OBP: 0.340, SLG: 0.424		G3-1			G4-6-3 1B				L4	3	0	1	0	0	0	1												
Jim Thome, L OBP: 0.452, SLG: 0.594		L7			G4-6-3				P5	3	0	0	0	0	0	3												
Alvaro Espinoza, R OBP: 0.286, SLG: 0.349		G4-3 1B			G6-3				G4-3	3	1	1	0	0	0	0												
Inning Stats	R: 0 E: 0 K: 0 S: 5	H: 0 LOB: 0 BB: 0 P: 9	R: 1 E: 0 K: 0 S: 9	H: 2 LOB: 1 BB: 0 P: 13	R: 1 E: 0 K: 0 S: 11	H: 2 LOB: 1 BB: 0 P: 15	R: 0 E: 0 K: 0 S: 7	H: 2 LOB: 1 BB: 0 P: 12	R: 0 E: 0 K: 0 S: 11	H: 1 LOB: 1 BB: 0 P: 16	R: 0 E: 0 K: 0 S: 5	H: 0 LOB: 0 BB: 0 P: 7	R: 0 E: 0 K: 0 S: 8	H: 0 LOB: 0 BB: 0 P: 10	R: 0 E: 0 K: 0 S: 6	H: 0 LOB: 0 BB: 0 P: 7		R: 0 E: 0 K: 1 S: 8	H: 0 LOB: 0 BB: 0 P: 8	1B: 5 2B: 1 3B: 0 HR: 1	SF: 0 SAC: 0 DP: 1 HBP: 0	WP: 0 PB: 0 SB: 0 CS: 0	PA: 33					
PITCHER	IP	WLS	BF	H	R	ER	SO	BB	IBB	HBP	BLK	WP	HR	S	P	ERA	WHIP											
Chris Haney, L ERA: 4.37	(1, 1)	9.0	W	33	7	2	2	1	0	0	0	0	1	70	97	2.00	0.778											


AB 36
R 4
H 10
RBI 4
BB 2
SO 9
LOB 15



AB 33
R 2
H 7
RBI 2
BB 0
SO 1
LOB 10

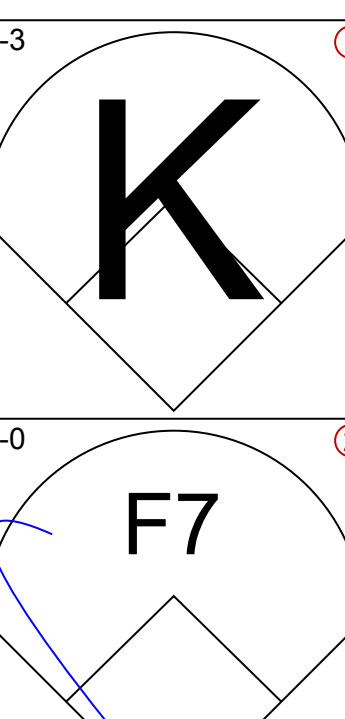
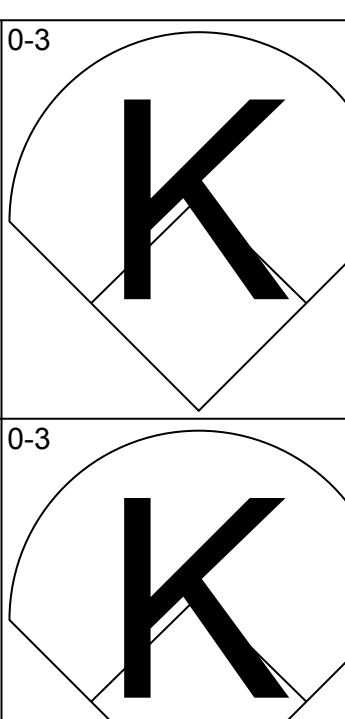
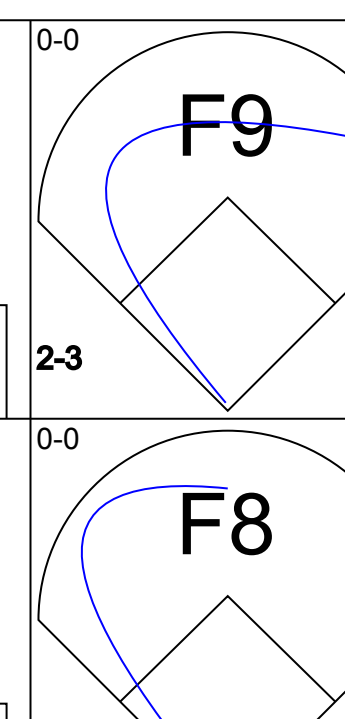
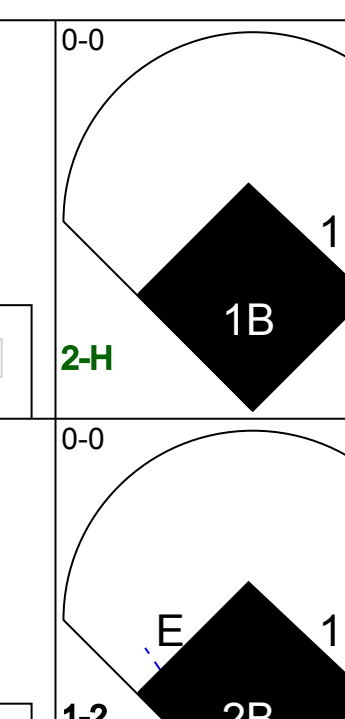
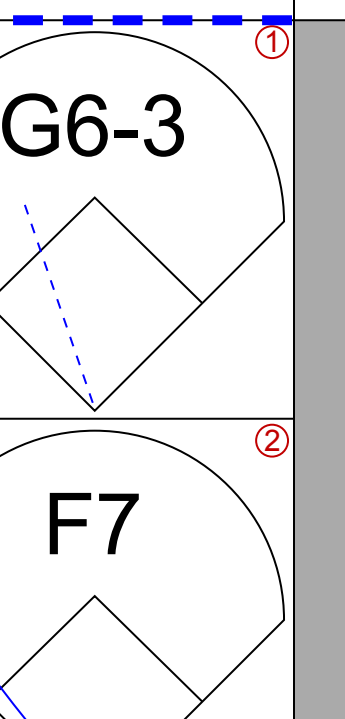
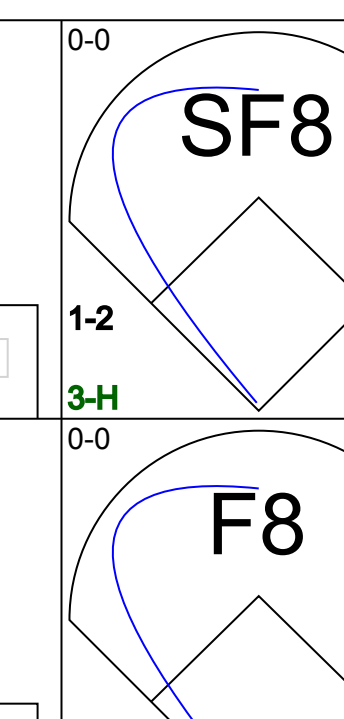
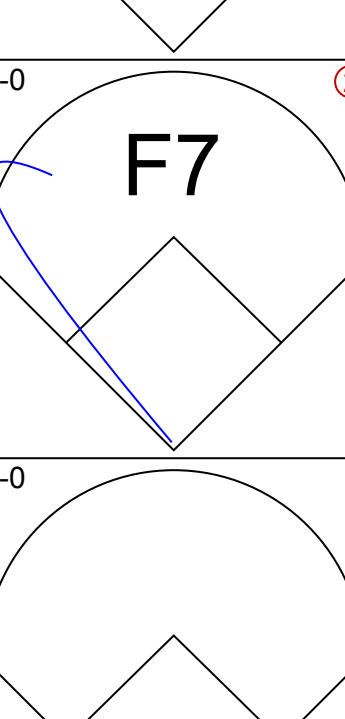
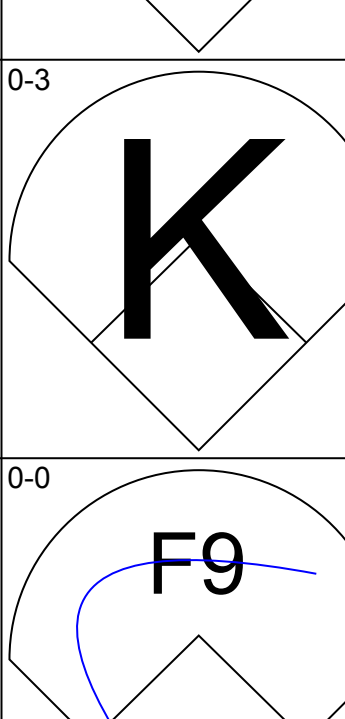
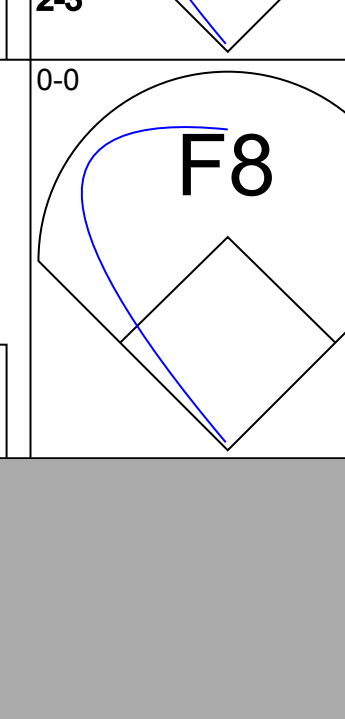
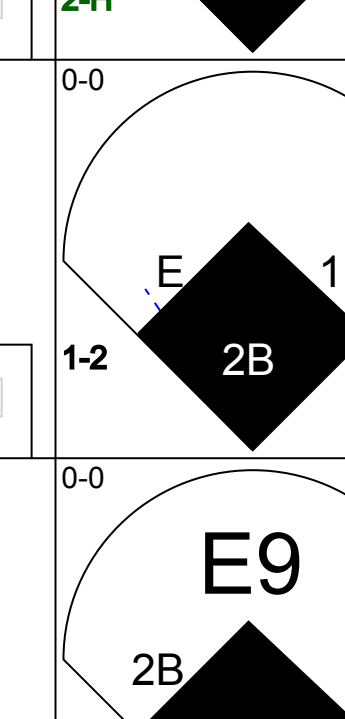
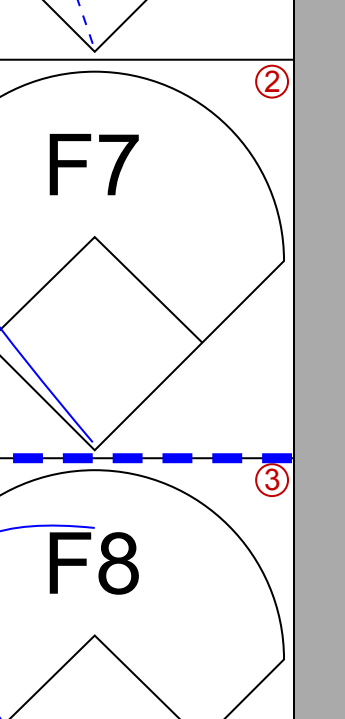
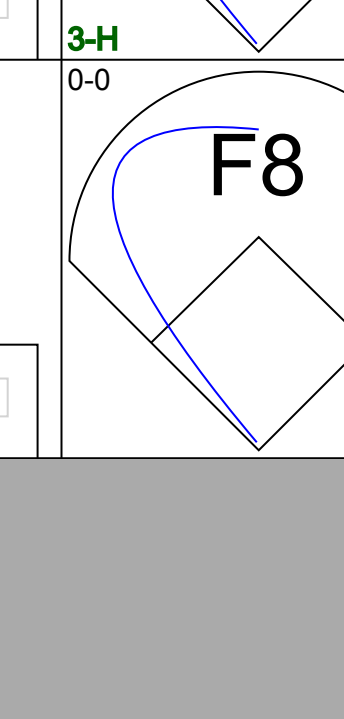
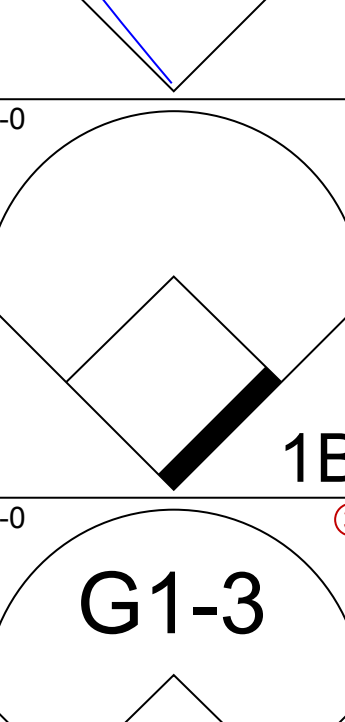
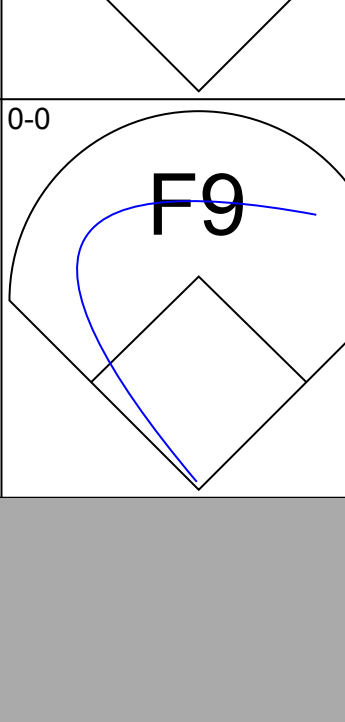
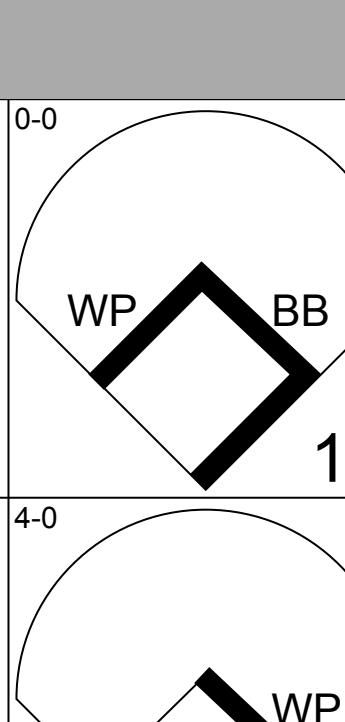
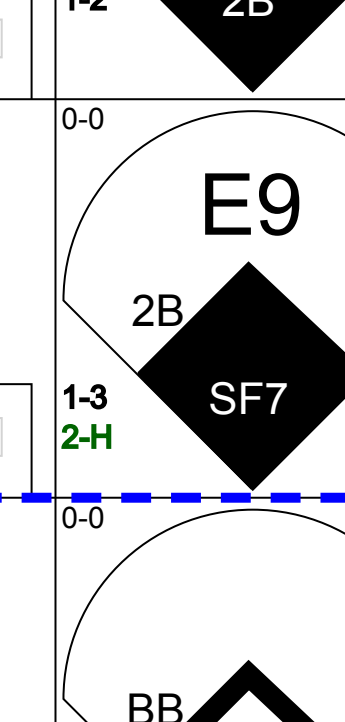
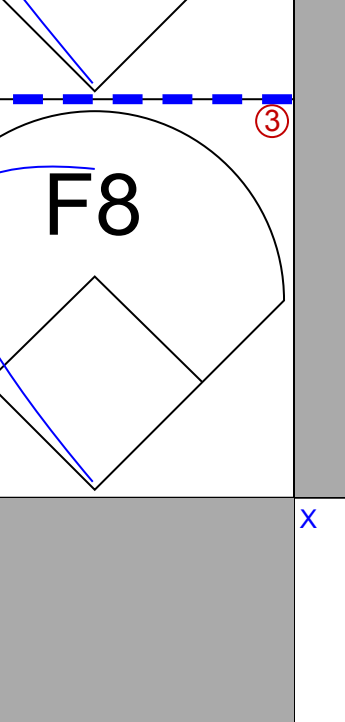
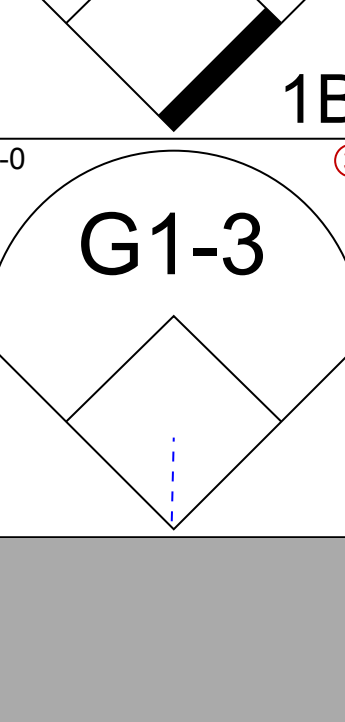
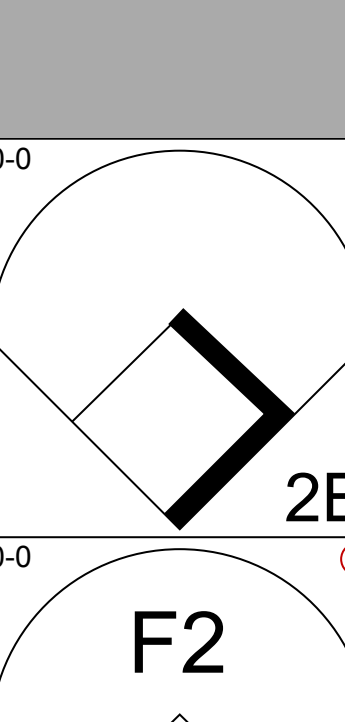
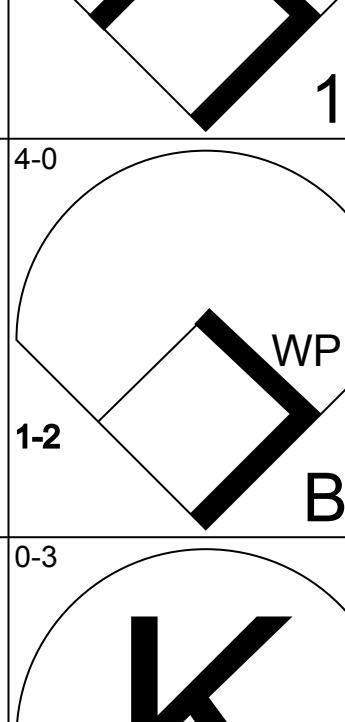
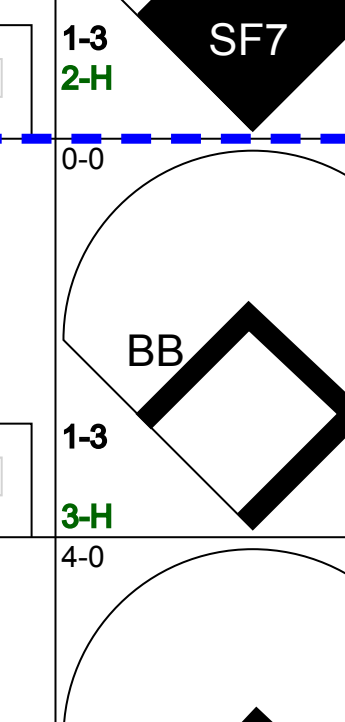
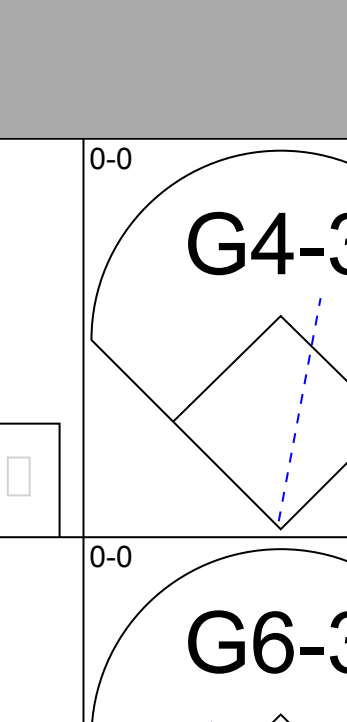
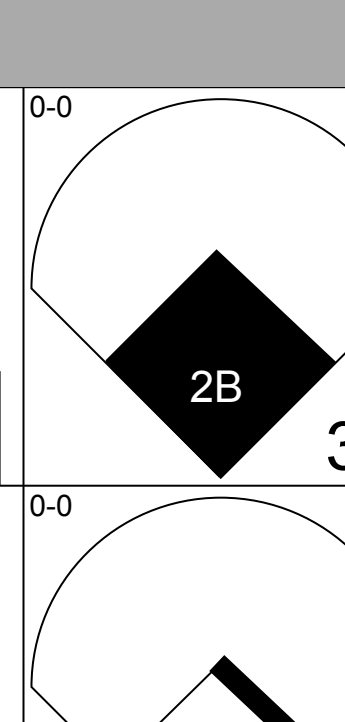
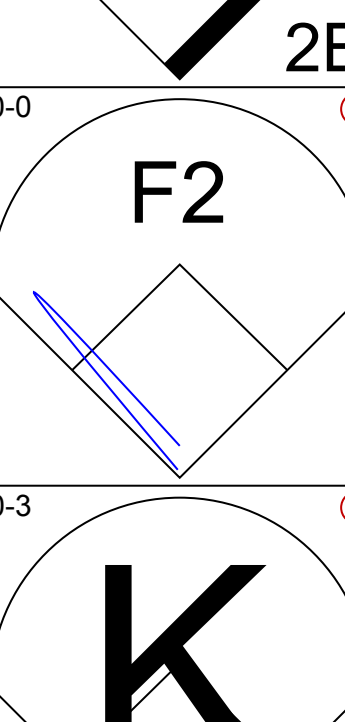
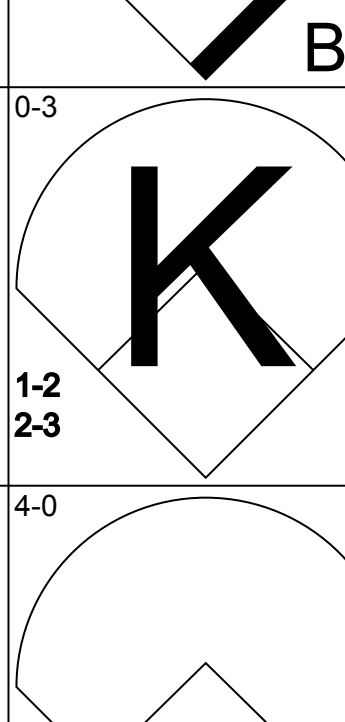
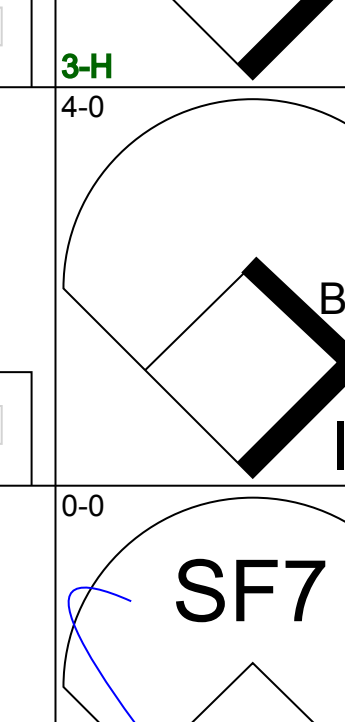
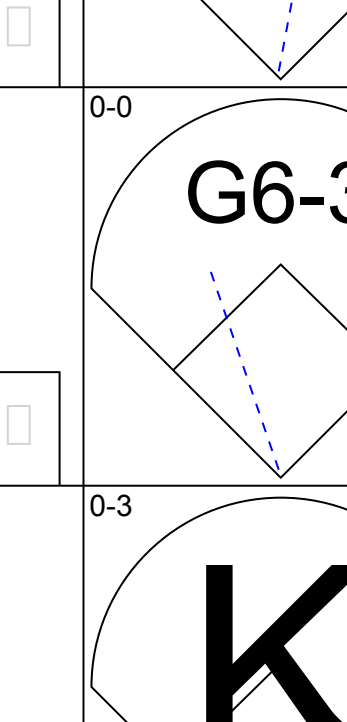
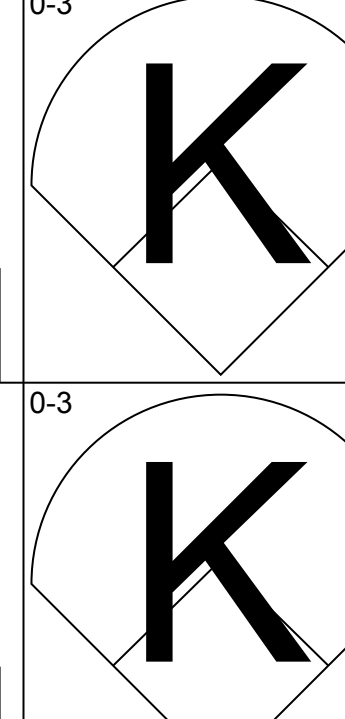
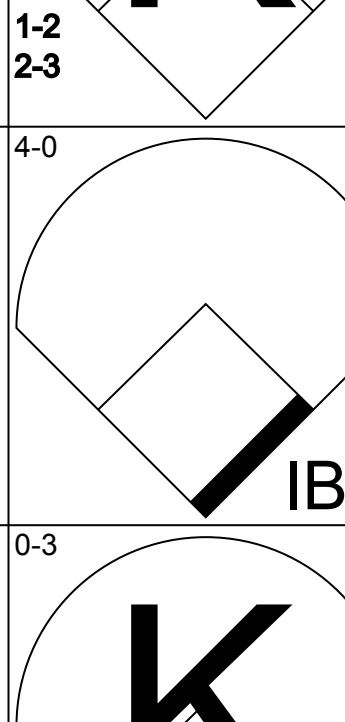
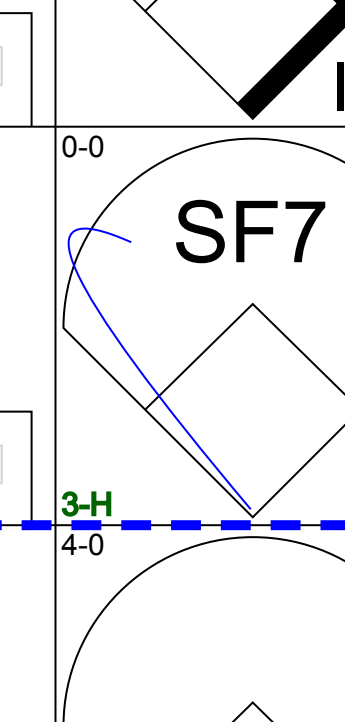
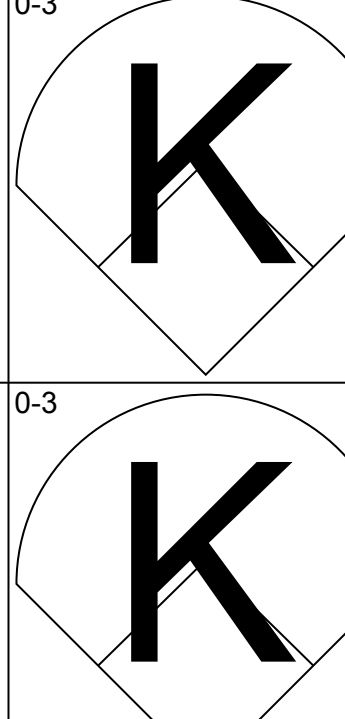
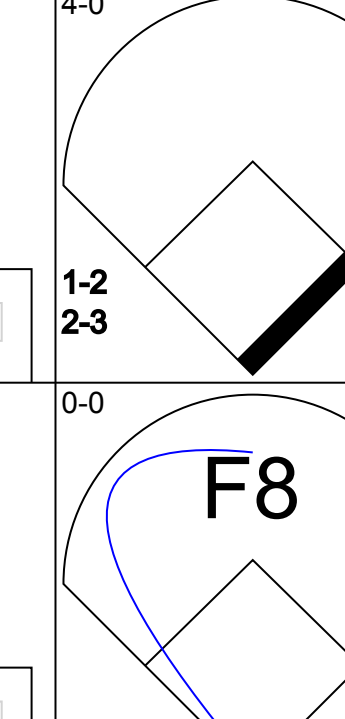

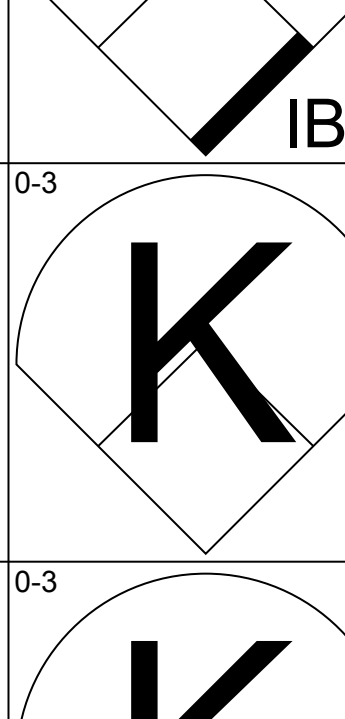
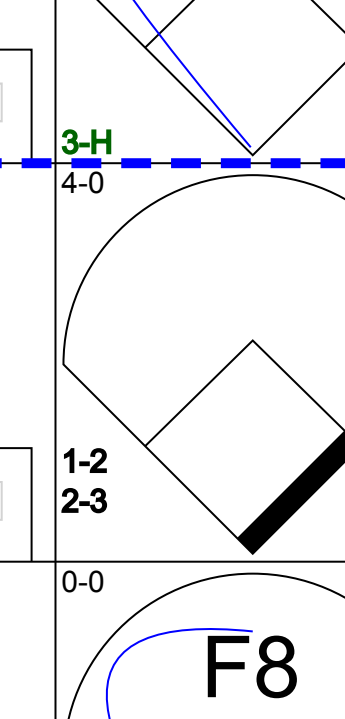
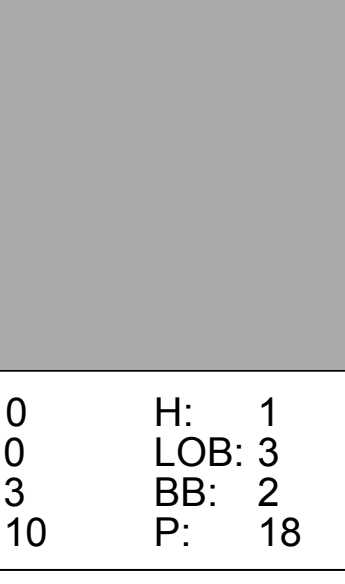
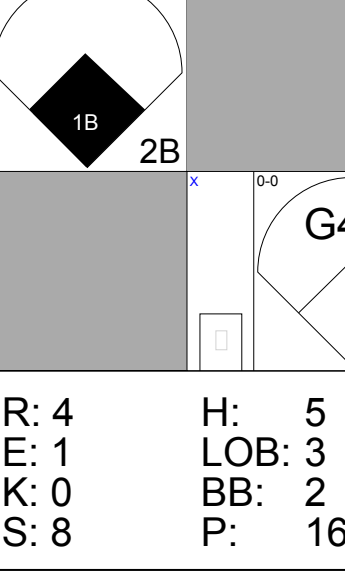
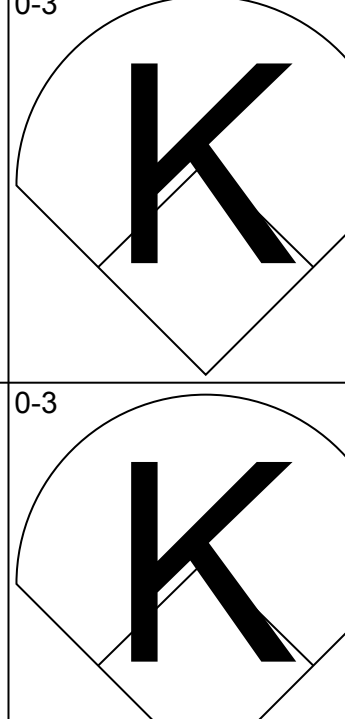
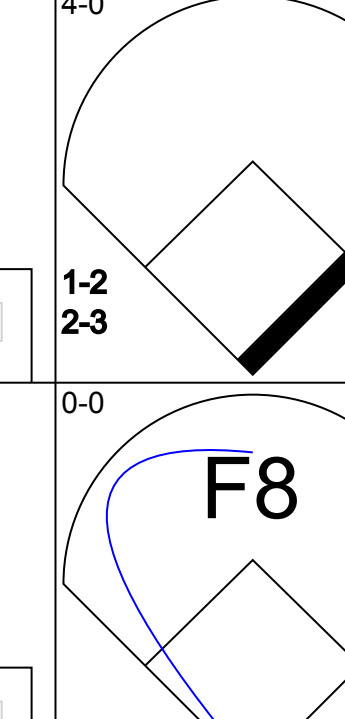
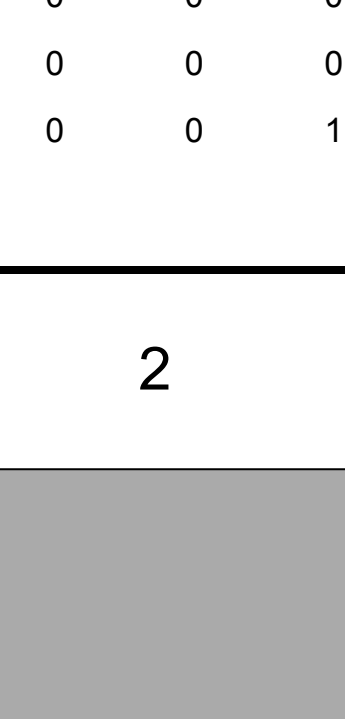
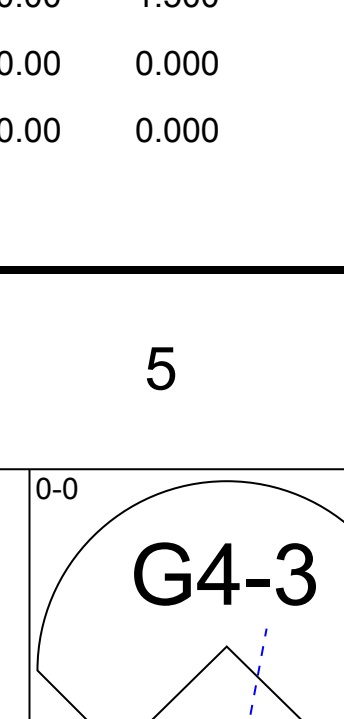
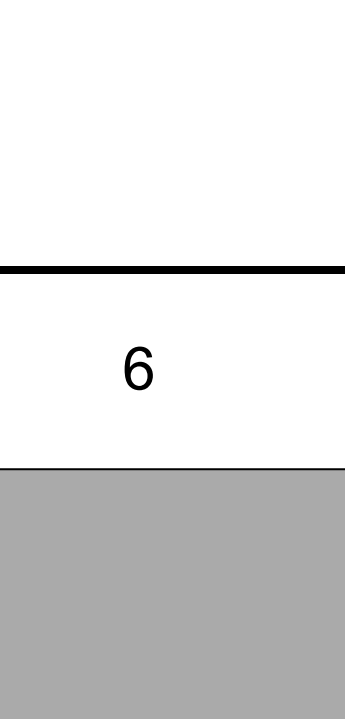
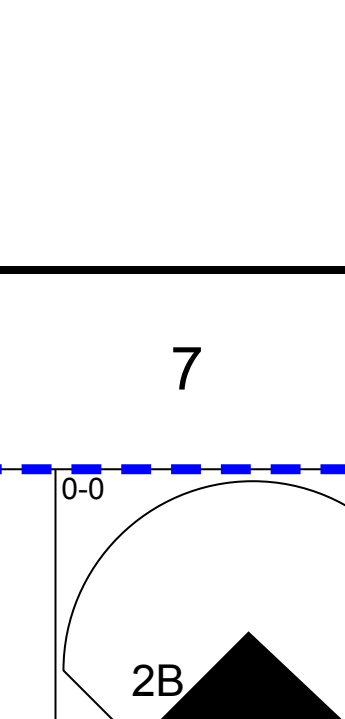
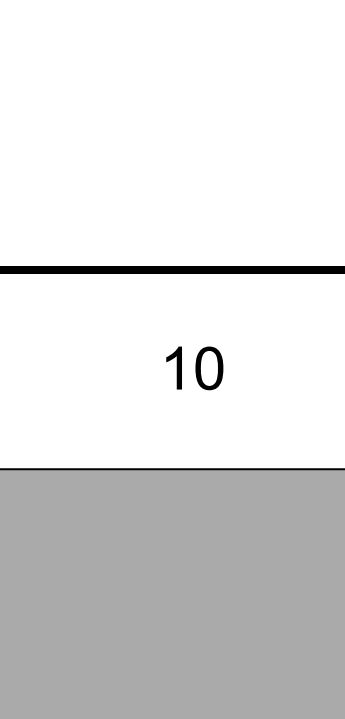


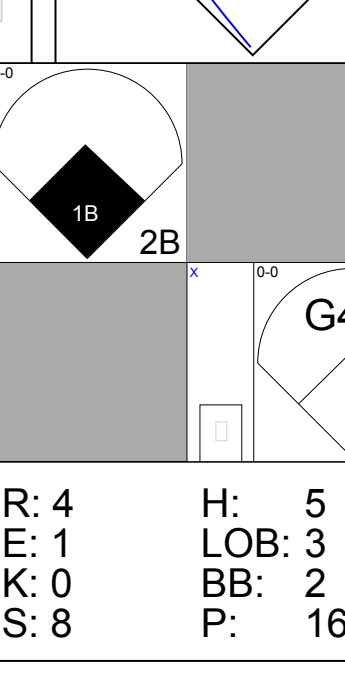



Batter	1	2	3	4	5	6	7	8	9	AB	R	H	RBI	BB	SO	LOB	TOP										
Johnny Damon, L (1, 8) OBP: 0.324, SLG: 0.396	G6-3		G3		P5		G3		BB 1B	5	0	1	0	0	0	2	Kansas City Royals @ Cleveland Indians Jacobs Field, Cleveland, OH Tue Jul 02 1996, 7:05 PM EDT Att: 42,283 - Unknown - 77 F AB 35 R 2 H 10 RBI 2 BB 4 SO 5 LOB 22 										
Tom Goodwin, L (1, 7) OBP: 0.323, SLG: 0.306	CS 1B		K		K			FC1-6 1B	BB 1B	5	0	3	1	0	2	0											
Keith Lockhart, L (1, 4) OBP: 0.369, SLG: 0.454 Joe Vitiello, R (9, PH) OBP: 0.353, SLG: 0.415 Kevin Young, R (9, FR) OBP: 0.308, SLG: 0.444	F7			L3		P1		FC1-6 2B	BB	4	0	0	0	0	0	2											
Mike Macfarlane, R (1, 2) OBP: 0.327, SLG: 0.536		P4		1B HBP		L7		F7	G5-3	4	1	0	0	0	4												
Michael Tucker, L (1, 9) OBP: 0.324, SLG: 0.402	BB 1B		1B 1B		G4-3			1-2 2B		4	0	3	0	0	0	0											
Craig Paquette, R (1, 10) OBP: 0.277, SLG: 0.437	L7		K				G5-3 1B	G5-3		4	0	1	0	0	1	5											
Jose Offerman, S (1, 3) OBP: 0.373, SLG: 0.348	FC6-4 BB		S 1B		G4-3		G5-3 BB		WP BB 2B	2	0	2	1	2	0	0											
Joe Randa, R (1, 5) OBP: 0.381, SLG: 0.453	FC6-4		G4-3		G4-3		G5-3		K	4	0	0	0	0	1	7											
David Howard, S (1, 6) OBP: 0.296, SLG: 0.322			G4-3		G4-3		K		1B BB	3	1	0	0	1	1	2											
Inning Stats	R: 0 E: 0 K: 0 S: 10	H: 1 LOB: 0 BB: 0 P: 12	R: 0 E: 0 K: 0 S: 8	H: 1 LOB: 2 BB: 1 P: 14	R: 0 E: 0 K: 1 S: 7	H: 0 LOB: 0 BB: 0 P: 11	R: 1 E: 0 K: 1 S: 14	H: 2 LOB: 2 BB: 0 P: 21	R: 0 E: 0 K: 0 S: 8	H: 0 LOB: 0 BB: 0 P: 11	R: 0 E: 0 K: 0 S: 6	H: 0 LOB: 0 BB: 0 P: 10	R: 0 E: 0 K: 1 S: 11	H: 1 LOB: 2 BB: 1 P: 18	R: 0 E: 0 K: 0 S: 9	H: 2 LOB: 2 BB: 0 P: 12	R: 1 E: 0 K: 1 S: 16	H: 3 LOB: 3 BB: 2 P: 30	1B: 8 2B: 2 3B: 0 HR: 0	SF: 0 SAC: 0 DP: 0 HBP: 1	WP: 1 PB: 0 SB: 1 CS: 1	PA: 40					
PITCHER	IP	WLS	BF	H	R	ER	SO	BB	IBB	HBP	BLK	WP	HR	S	P	ERA	WHIP										
Chad Ogea, R (1, 1) ERA: 6.75	6.1		26	5	1	1	3	2	0	1	0	0	0	58	89	1.42	1.105										
Paul Assenmacher, L (7, 1) ERA: 2.38	1.0		4	1	0	0	1	0	0	0	0	0	0	10	14	0.00	1.000										
Paul Shuey, R (8, 1) ERA: 4.76	0.2		3	1	0	0	0	0	0	0	0	0	0	5	6	0.00	1.500										
Jose Mesa, R (9, 1) ERA: 4.79	0.2	W	5	3	1	1	1	1	0	0	0	1	0	13	22	13.50	6.000										
Jim Foote, L (9, 1) ERA: 3.2	0.1		2	0	0	0	0	1	0	0	0	0	0	3	8	0.00	3.000										

Batter	1	2	3	4	5	6	7	8	9	AB	R	H	RBI	BB	SO	LOB	BOTTOM										
Kenny Lofton, L (1, 8) OBP: 0.384, SLG: 0.441	G4-3		2B			HR		SF8 FC4-2 1B		4	1	3	1	0	0	0	Kansas City Royals @ Cleveland Indians Jacobs Field, Cleveland, OH Tue Jul 02 1996, 7:05 PM EDT Att: 42,283 - Unknown - 77 F AB 32 R 3 H 8 RBI 3 BB 2 SO 3 LOB 14 										
Omar Vizquel, S (1, 6) OBP: 0.354, SLG: 0.404	FC6-4 1B		K			G4-6-3 1B		SF8		3	0	2	1	0	1	1											
Carlos Baerga, S (1, 4) OBP: 0.295, SLG: 0.401	F8		G3			F7		FC4-2		4	0	0	0	0	0	4											
Albert Belle, R (1, 7) OBP: 0.403, SLG: 0.623	FC6-4			G4-3		G4-6-3		K		4	0	0	0	0	1	3											
Jim Thome, L (1, 5) OBP: 0.453, SLG: 0.589		G1-3 BB		G6-3			BB		G4-3	2	0	0	0	2	0	0											
Eddie Murray, S (1, 10) OBP: 0.320, SLG: 0.395	G1-3			G4-3			F7		G3	4	0	0	0	0	0	2											
Manny Ramirez, R (1, 9) OBP: 0.375, SLG: 0.567			K			F8		F7		4	1	1	0	0	1	2											
Sandy Alomar Jr., R (1, 2) OBP: 0.339, SLG: 0.421		G5-3				G5-3		G4-3		4	0	1	0	0	0	2											
Scott Leius, R (1, 3) OBP: 0.159, SLG: 0.262 Jeromy Burnitz, L (8, PH) OBP: 0.452, SLG: 0.563 Alvaro Espinoza, R (9, 3) OBP: 0.286, SLG: 0.349 Julio Franco, R (9, PH) OBP: 0.423, SLG: 0.488			G4-3			G6-3		E SF8 1B HBP		2	0	0	0	0	0	0											
Inning Stats	R: 0 E: 0 K: 0 S: 8	H: 1 LOB: 1 BB: 0 P: 13	R: 0 E: 0 K: 1 S: 7	H: 0 LOB: 1 BB: 1 P: 16	R: 0 E: 0 K: 1 S: 9	H: 0 LOB: 0 BB: 0 P: 14	R: 0 E: 0 K: 0 S: 6	H: 0 LOB: 0 BB: 0 P: 10	R: 1 E: 1 K: 1 S: 5	H: 1 LOB: 1 BB: 0 P: 10	R: 0 E: 0 K: 0 S: 10	H: 0 LOB: 1 BB: 1 P: 17	R: 1 E: 1 K: 1 S: 9	H: 1 LOB: 1 BB: 0 P: 14	R: 1 E: 0 K: 0 S: 8	H: 3 LOB: 2 BB: 0 P: 14	1B: 6 2B: 1 3B: 0 HR: 1	SF: 1 SAC: 0 DP: 1 HBP: 1	WP: 0 PB: 0 SB: 0 CS: 0	PA: 36							
PITCHER	IP	WLS	BF	H	R	ER	SO	BB	IBB	HBP	BLK	WP	HR	S	P	ERA	WHIP										
Tim Belcher, R (1, 1) ERA: 4.25	8.2	L	35	7	3	2	3	2	0	1	0	0	0	70	119	2.08	1.038										
Hippolito Pichardo, R (9, 1) ERA: 5.59	0.0		1	1	0	0	0	0	0	0	0	0	0	1	3	*	*										

Batter	1	2	3	4	5	6	7	8	9	AB	R	H	RBI	BB	SO	LOB	TOP								
Johnny Damon, L OBP: 0.321, SLG: 0.392	F8		F7		SH1-3		F7			3	0	0	0	0	0	1	Kansas City Royals @ Cleveland Indians Jacobs Field, Cleveland, OH Wed Jul 03 1996, 7:05 PM EDT Att: 42,470 - Unknown - 66 F								
Tom Goodwin, L OBP: 0.328, SLG: 0.322	1B 2B		HR 3B		CS 1B		CS	P5		4	2	3	1	0	0	0									
Keith Lockhart, L OBP: 0.371, SLG: 0.455	2H 1B		G3		1-2 1B			G3		4	0	2	1	0	0	1									
Craig Paquette, R OBP: 0.276, SLG: 0.450	F8		HR		F9			K		4	1	1	2	0	1	2									
Michael Tucker, L OBP: 0.319, SLG: 0.394	F7		F7				G4-3		F7	4	0	0	0	0	0	1									
Jose Offerman, S OBP: 0.375, SLG: 0.350		G1-3			G6-4-3 1B		F9		BB 1B	4	0	2	0	0	0	0									
Joe Randa, R OBP: 0.384, SLG: 0.451		G5-3 1B			G6-4-3 1-2		G4-3		G4-6-3 BB 1-2	3	0	1	0	1	0	1									
Sal Fasano, R OBP: 0.291, SLG: 0.366		G5-3			P6				G4-6-3 BB 1-2	2	0	0	0	1	0	1									
Rod Myers, L OBP: 0.111, SLG: 0.111										1	0	0	0	0	0	2									
David Howard, S OBP: 0.296, SLG: 0.326		B5-3			SH1-3 1B 2B					3	1	1	0	0	1	2									
Inning Stats	R: 1 E: 0 K: 0 S: 7	H: 2 LOB: 1 BB: 0 P: 12	R: 0 E: 0 K: 0 S: 11	H: 1 LOB: 1 BB: 0 P: 15	R: 2 E: 0 K: 0 S: 6	H: 2 LOB: 0 BB: 0 P: 9	R: 0 E: 0 K: 0 S: 6	H: 1 LOB: 0 BB: 0 P: 10	R: 1 E: 0 K: 0 S: 9	H: 3 LOB: 1 BB: 0 P: 14	R: 0 E: 0 K: 0 S: 6	H: 0 LOB: 0 BB: 0 P: 9	R: 0 E: 0 K: 1 S: 10	H: 0 LOB: 0 BB: 1 P: 16	R: 0 E: 0 K: 1 S: 6	H: 0 LOB: 0 BB: 1 P: 7	R: 0 E: 0 K: 0 S: 10	H: 1 LOB: 1 BB: 1 P: 22	1B: 6 2B: 2 3B: 1 HR: 1	SF: 0 SAC: 1 DP: 2 HBP: 0	WP: 0 PB: 0 SB: 0 CS: 2	PA: 36			
PITCHER	IP	WLS	BF	H	R	ER	SO	BB	IBB	HBP	BLK	WP	HR	S	P	ERA	WHIP								
Julian Tavaréz, R ERA: 4.91	5.0	W	22	9	4	4	0	0	0	0	0	0	1	39	60	7.20	1.800								
Greg Swindell, L ERA: 7.17	3.0		9	0	0	0	2	1	0	0	0	0	0	22	32	0.00	0.333								
Paul Shuey, R ERA: 4.5	1.0	S	4	1	0	0	0	1	0	0	0	0	0	10	22	0.00	2.000								

Batter	1	2	3	4	5	6	7	8	9	AB	R	H	RBI	BB	SO	LOB	BOTTOM									
Kenny Lofton, L OBP: 0.385, SLG: 0.441	L8		G4-6-3 1B		F8		G1-4-3		G4-6-3 1B	5	0	2	0	0	0	2	Kansas City Royals @ Cleveland Indians Jacobs Field, Cleveland, OH Wed Jul 03 1996, 7:05 PM EDT Att: 42,470 - Unknown - 66 F									
Omar Vizquel, S OBP: 0.355, SLG: 0.400	1B BB		F8		BB 2B BB		G1-5-3		G4-6-3 1-2	3	1	0	0	2	0	2										
Carlos Baerga, S OBP: 0.296, SLG: 0.399	1-2 1B		G4-6-3 1-2		BB 2B BB		G6-3		F9	4	1	1	0	1	0	1										
Albert Belle, R OBP: 0.404, SLG: 0.630	K				HR BB BB		P2			3	2	1	1	1	1	2										
Jim Thome, L OBP: 0.454, SLG: 0.590	K				BB BB 2B 2B				K	3	1	1	2	1	2	2										
Eddie Murray, S OBP: 0.325, SLG: 0.401			F9 2B		F8		BB 2B BB		S 1B 1B	3	1	2	0	1	0	1										
Manny Ramirez, R OBP: 0.379, SLG: 0.567		F9			BB BB 2B BB		BB 2B BB		S 1B	2	0	1	1	2	0	1										
Sandy Alomar Jr., R OBP: 0.337, SLG: 0.422		G6-3			L7		BB 2B BB		F8	4	0	1	2	0	0	5										
Alvaro Espinoza, R OBP: 0.270, SLG: 0.328		G5-3			K		G5-3		K	4	0	0	0	0	2	7										
Inning Stats	R: 0 E: 0 K: 2 S: 13	H: 1 LOB: 2 BB: 1 P: 23	R: 0 E: 0 K: 0 S: 8	H: 1 LOB: 1 BB: 0 P: 11	R: 0 E: 0 K: 0 S: 3	H: 1 LOB: 0 BB: 0 P: 6	R: 1 E: 0 K: 1 S: 16	H: 1 LOB: 2 BB: 2 P: 28	R: 5 E: 0 K: 0 S: 19	H: 2 LOB: 2 BB: 5 P: 45	R: 0 E: 0 K: 0 S: 5	H: 0 LOB: 0 BB: 0 P: 10	R: 0 E: 0 K: 2 S: 12	H: 2 LOB: 2 BB: 0 P: 19	R: 0 E: 0 K: 0 S: 5	H: 1 LOB: 0 BB: 0 P: 5		1B: 5 2B: 3 3B: 0 HR: 1	SF: 0 SAC: 0 DP: 2 HBP: 0	WP: 0 PB: 0 SB: 2 CS: 0	PA: 39					
PITCHER	IP	WLS	BF	H	R	ER	SO	BB	IBB	HBP	BLK	WP	HR	S	P	ERA	WHIP									
Kevin Appier, R ERA: 3.63	4.1		22	4	4	4	3	6	0	0	0	0	0	0	0	94	8.31	2.308								
Mike Magnante, L ERA: 5.69	0.0	L	3	1	0	0	0	2	0	0	0	0	0	2	11	∞	∞									
Julio Valera, R ERA: 5.7	2.2		11	3	2	2	2	0	0	0	0	0	0	22	37	6.75	1.125									
Jason Jacome, L ERA: 4.76	1.0		3	1	0	0	0	0	0	0	0	0	0	5	5	0.00	1.000									


Batter	1	2	3	4	5	6	7	8	9	10	AB	R	H	RBI	BB	SO	LOB								
Tony Phillips, S OBP: 0.425, SLG: 0.433 (1, 7)											5	1	1	2	0	2	1								
Dave Martinez, L OBP: 0.395, SLG: 0.472 (7, 9)											6	1	1	0	0	1	2								
Frank Thomas, R OBP: 0.457, SLG: 0.622 (1, 3)											5	1	3	1	0	0	0								
Harold Baines, L OBP: 0.385, SLG: 0.512 (1, 10)											4	0	2	1	1	0	1								
Danny Tartabull, R OBP: 0.333, SLG: 0.453 (7, PR)											3	1	1	0	1	1	3								
Robin Ventura, L OBP: 0.373, SLG: 0.512 (1, 5)											3	0	1	2	1	2	1								
Chad Kreuter, S OBP: 0.308, SLG: 0.371 Ron Karkovice, R OBP: 0.282, SLG: 0.358 (10, 2)											4	0	0	0	1	2	5								
Ray Durham, S OBP: 0.366, SLG: 0.412 (1, 4)											5	1	1	0	0	2	7								
Ozzie Guillen, L OBP: 0.288, SLG: 0.380 (1, 6)											5	1	2	0	0	0	4								
Inning Stats	R: 0 E: 0 K: 1 S: 6	H: 1 LOB: 1 BB: 0 P: 6	R: 1 E: 0 K: 2 S: 9	H: 2 LOB: 1 BB: 0 P: 9	R: 0 E: 0 K: 2 S: 7	H: 0 LOB: 0 BB: 0 P: 7	R: 0 E: 0 K: 1 S: 6	H: 1 LOB: 1 BB: 0 P: 7	R: 0 E: 1 K: 0 S: 4	H: 0 LOB: 1 BB: 0 P: 4	R: 0 E: 0 K: 3 S: 10	H: 1 LOB: 3 BB: 2 P: 18	R: 4 E: 1 K: 0 S: 8	H: 5 LOB: 3 BB: 2 P: 16	R: 0 E: 0 K: 0 S: 3	H: 0 LOB: 0 BB: 0 P: 3	R: 0 E: 0 K: 1 S: 5	H: 0 LOB: 0 BB: 0 P: 5	R: 1 E: 0 K: 0 S: 5	H: 2 LOB: 1 BB: 0 P: 5	1B: 7 2B: 4 3B: 1 HR: 0	SF: 2 SAC: 0 DP: 0 HBP: 0	WP: 1 PB: 0 SB: 0 CS: 0	PA: 47	
PITCHER	IP WLS BF H R ER SO BB IBB HBP BLK WP HR S P ERA WHIP	6.0 0.1 3 1 0 0 0 1 0 0 0 0 0 2 6 7.50 3.000	6.0 0.1 3 1 0 0 0 1 0 0 0 0 0 2 6 7.50 3.000	6.0 0.2 3 0 0 0 0 1 0 0 0 0 0 2 6 7.50 3.000	6.0 0.2 2 0 0 0 0 0 0 0 0 0 0 2 2 0.00 0.000	6.0 1.1 4 0 0 0 0 1 0 0 0 0 0 6 6 0.00 0.000	10.1 1.0 L 5 2 1 1 0 0 0 0 0 0 5 5 9.00 2.000	10.1 1.0 L 5 2 1 1 0 0 0 0 0 0 0 5 5 9.00 2.000																	

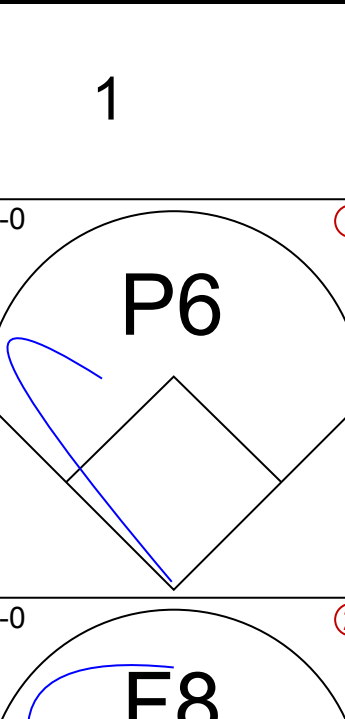
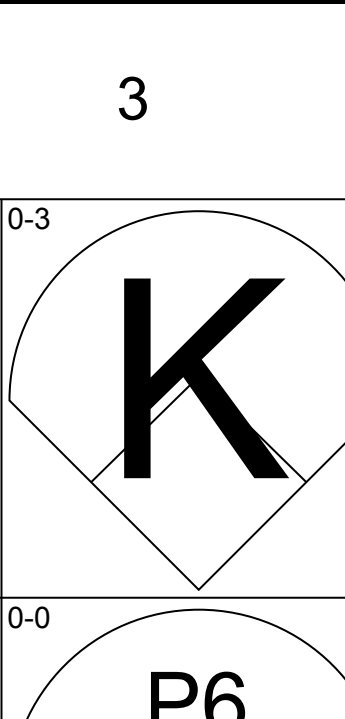
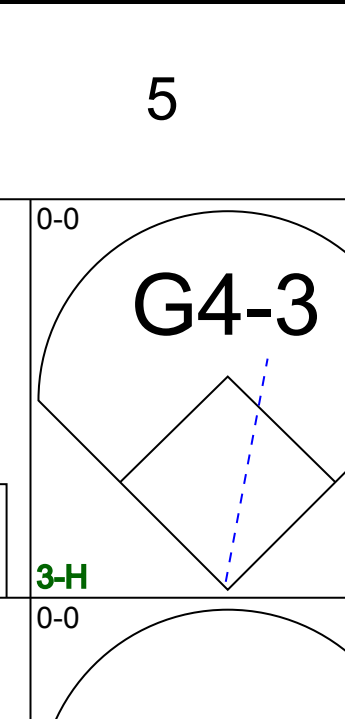
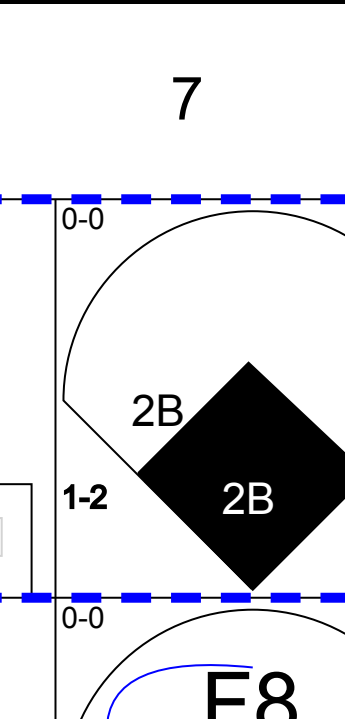
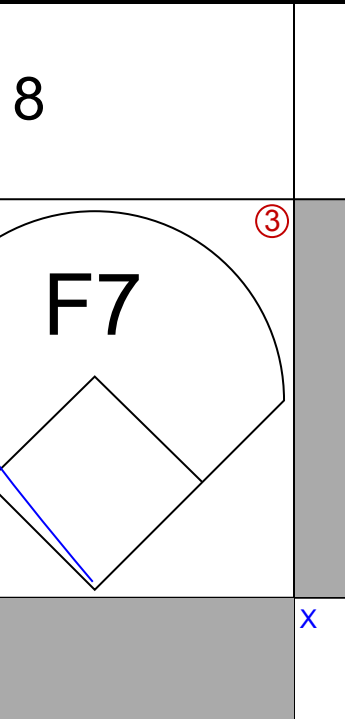
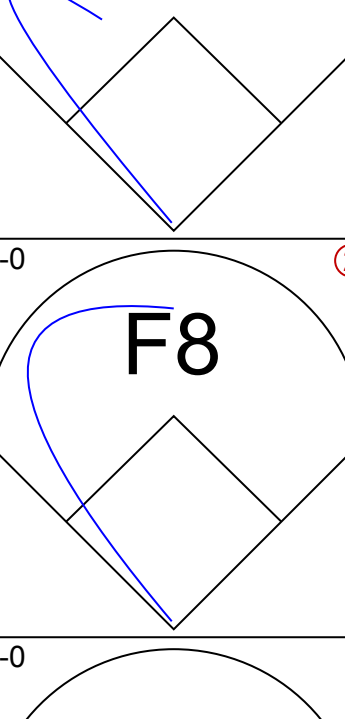
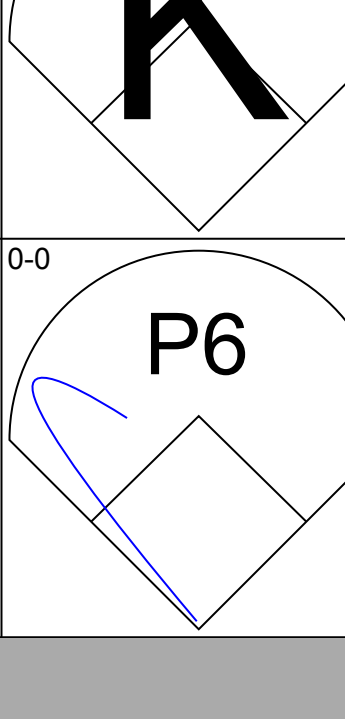
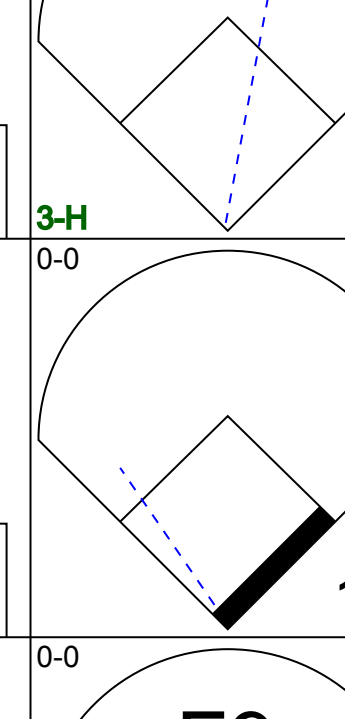
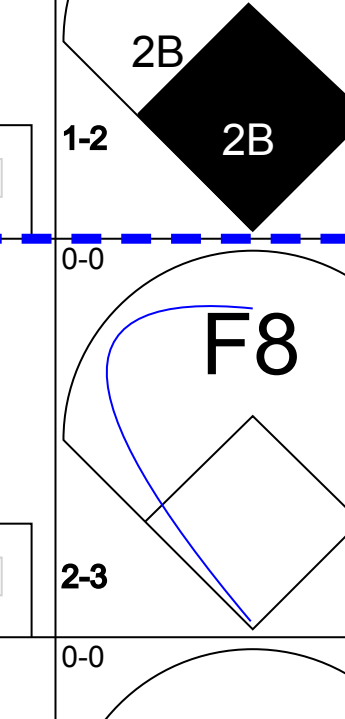
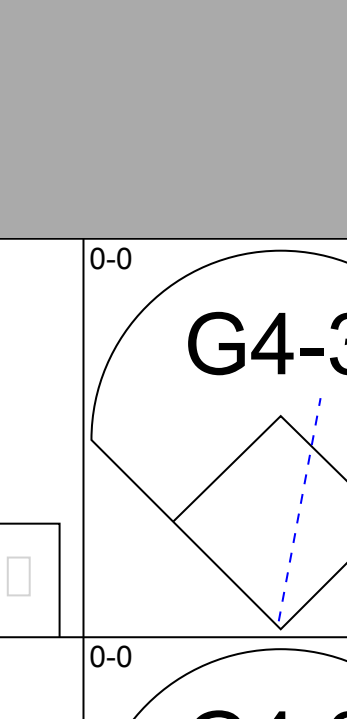
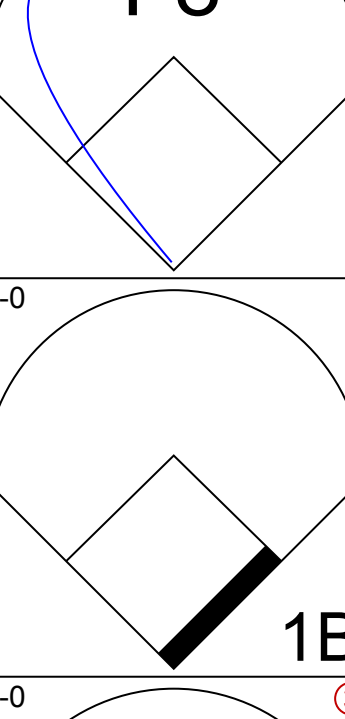
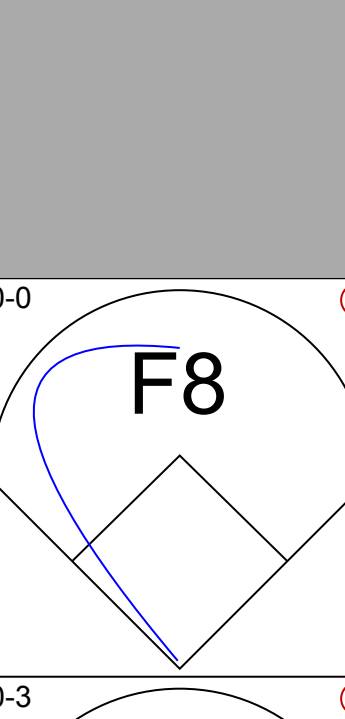
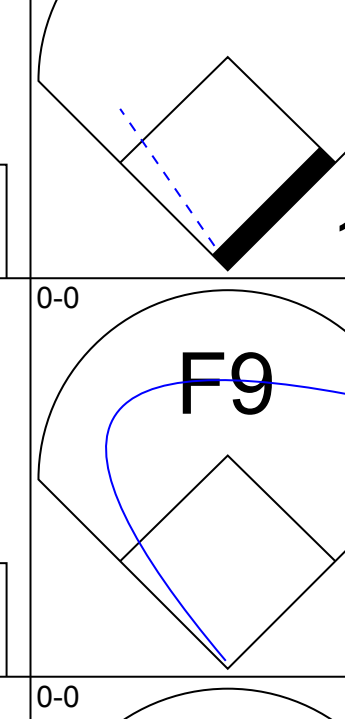
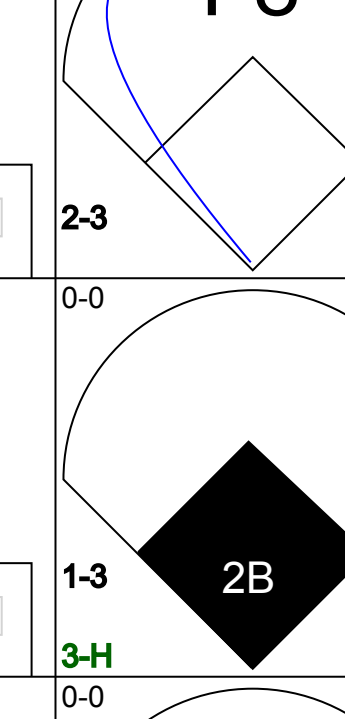
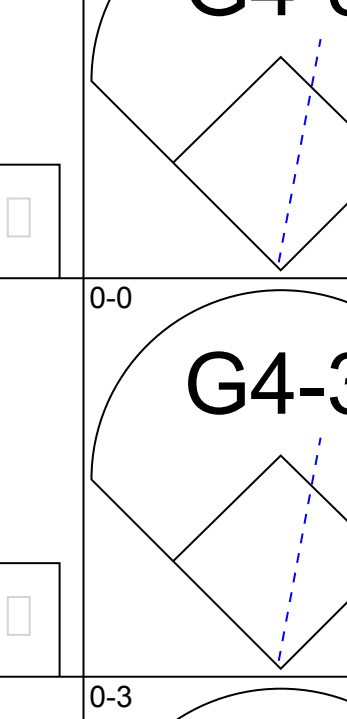
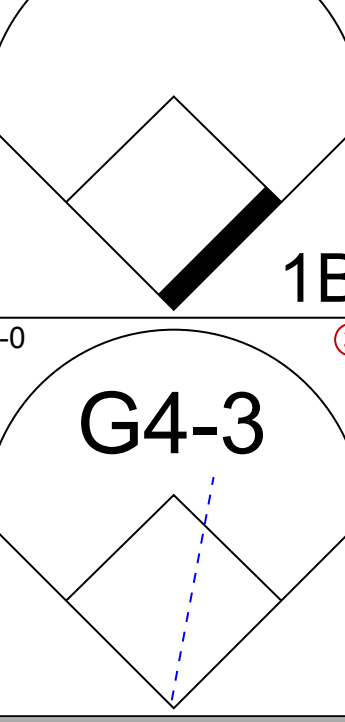
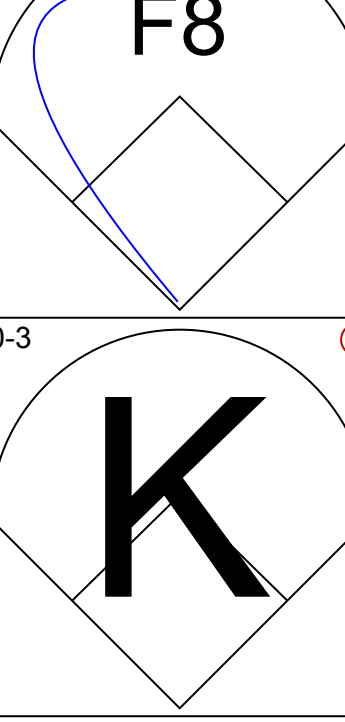
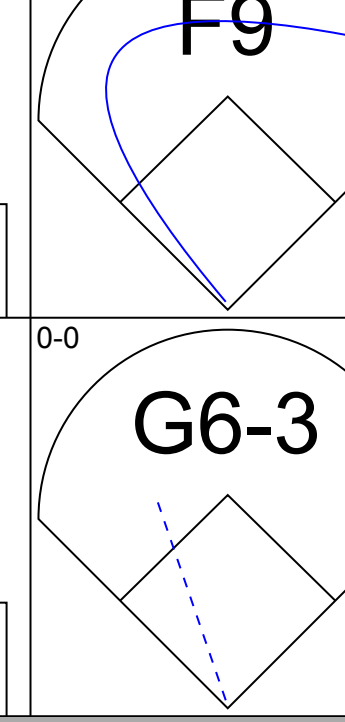
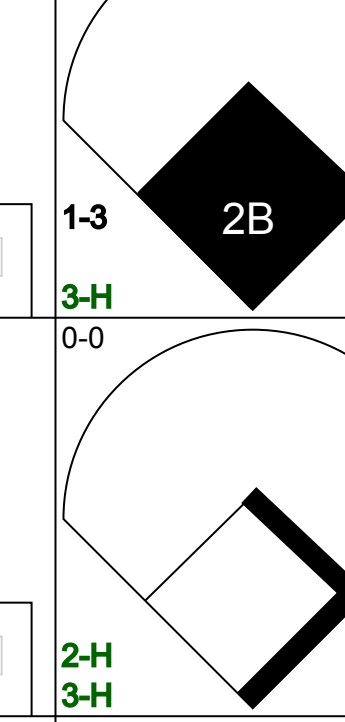
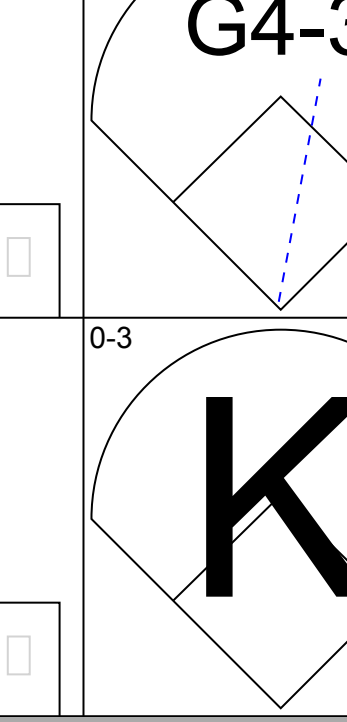
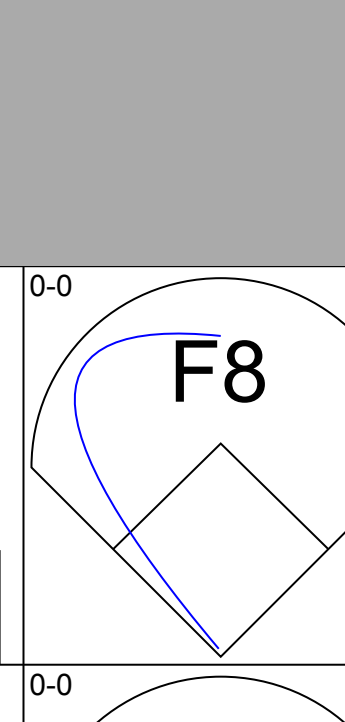
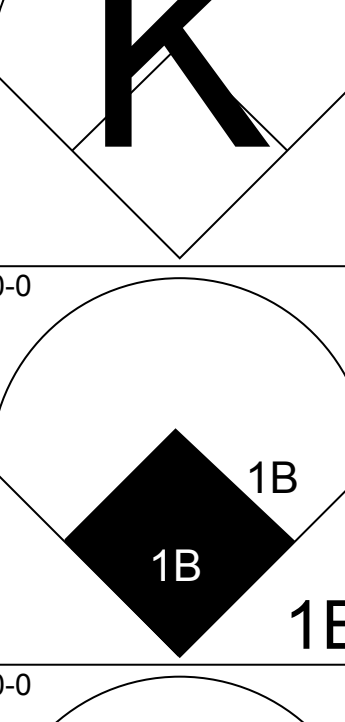
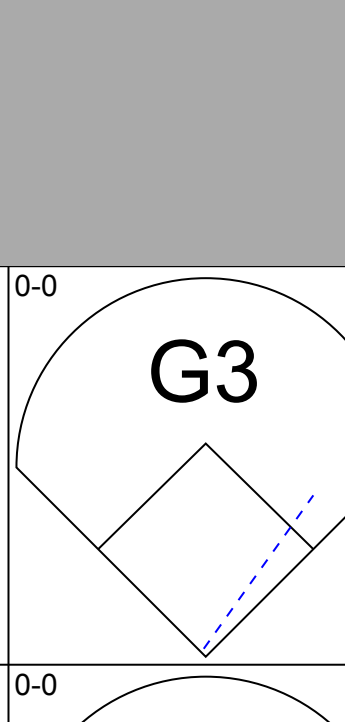
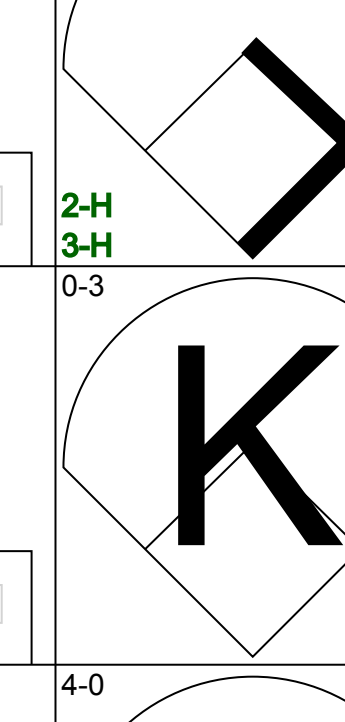
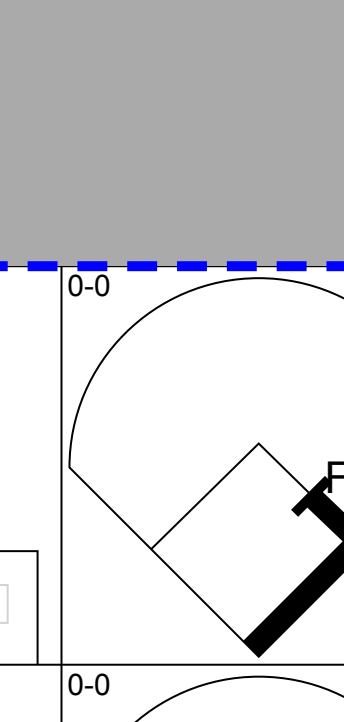
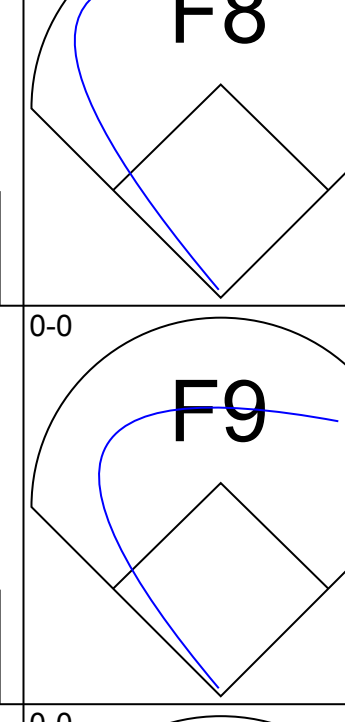
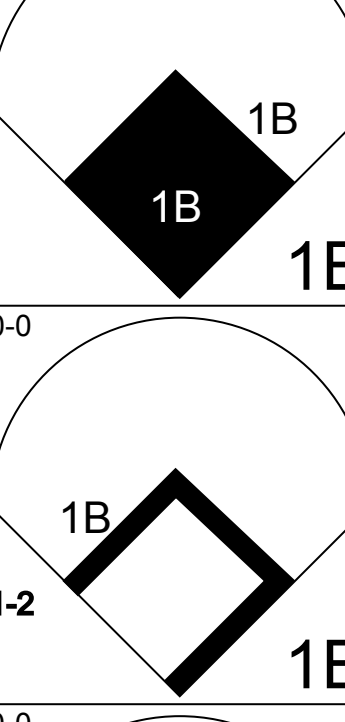
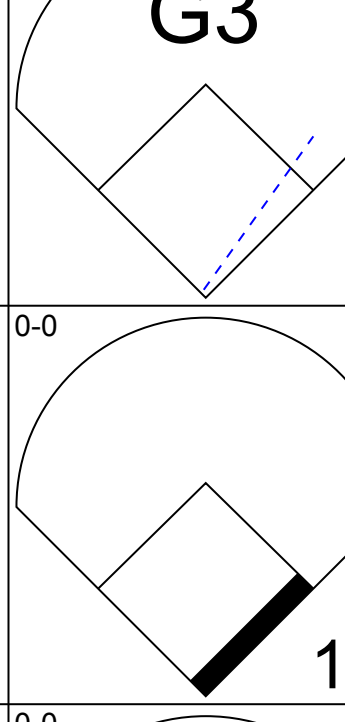
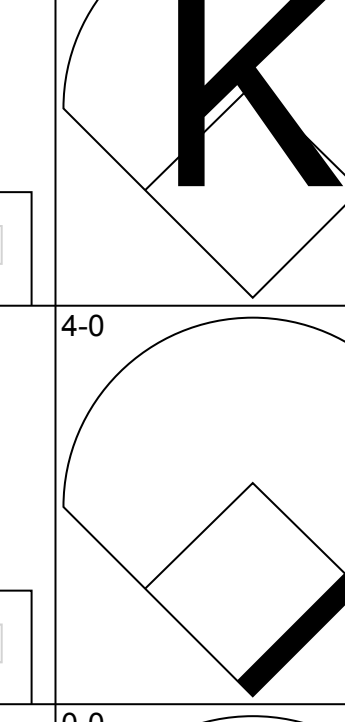
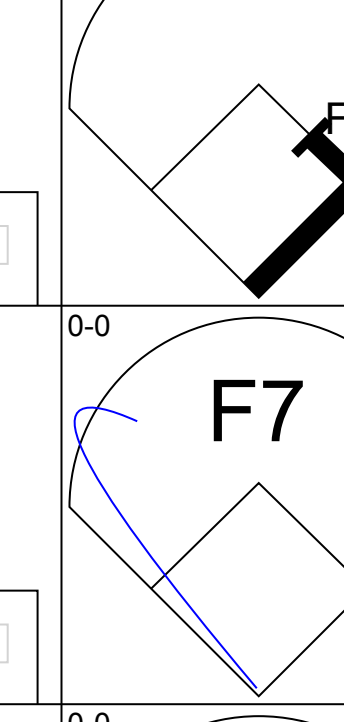
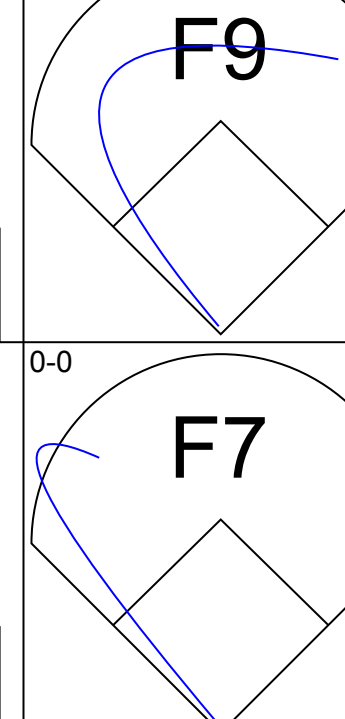
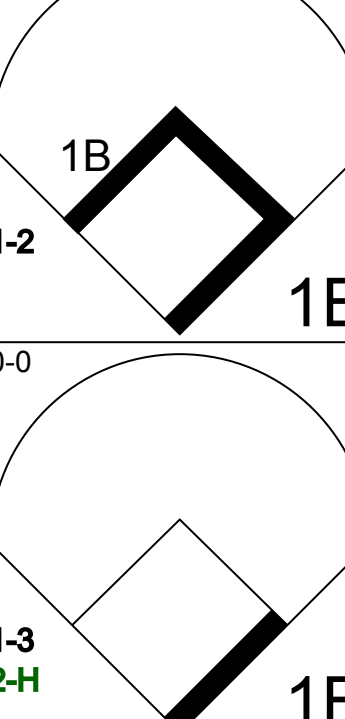
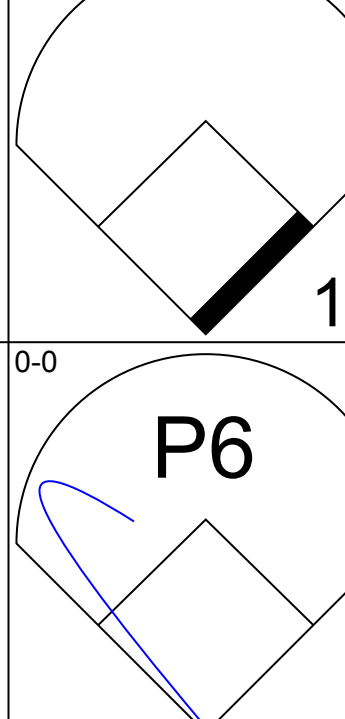
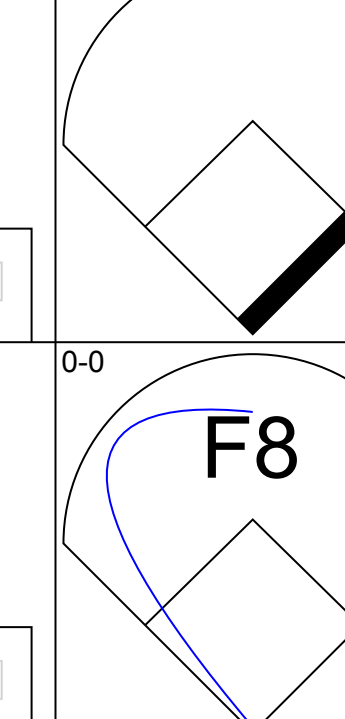
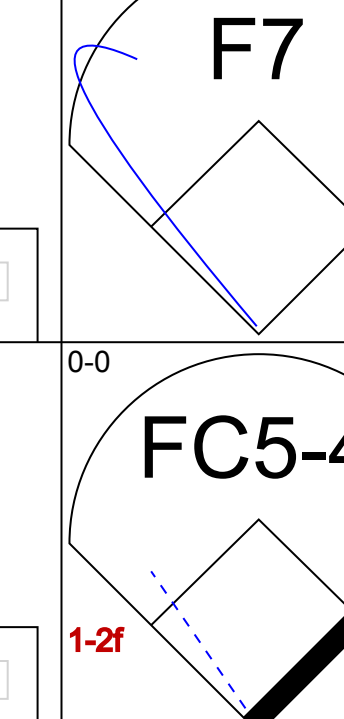
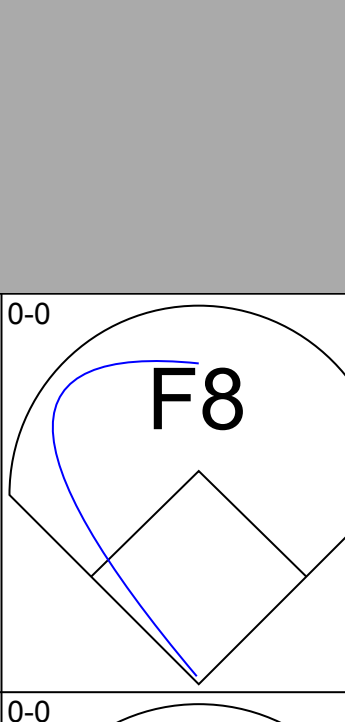
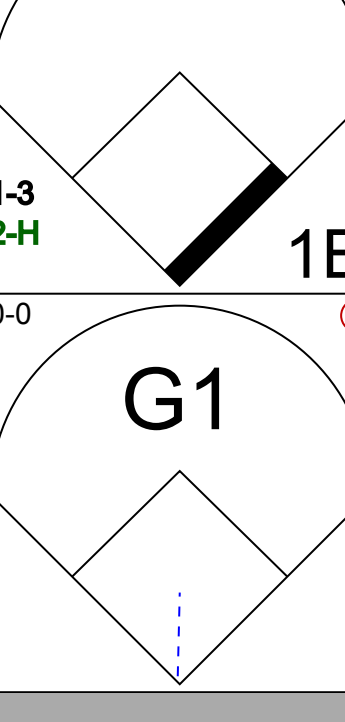
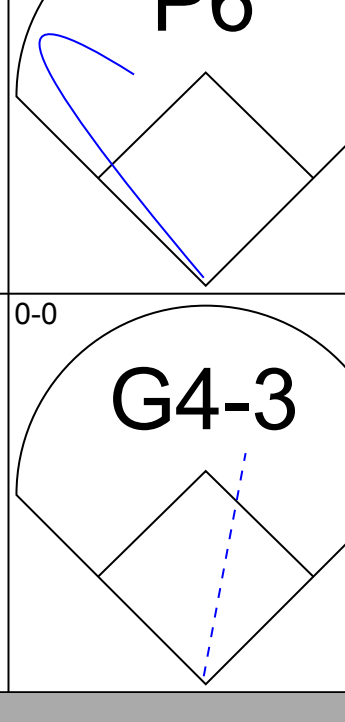
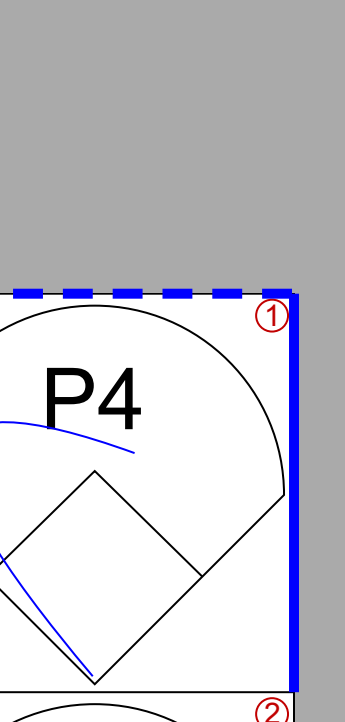
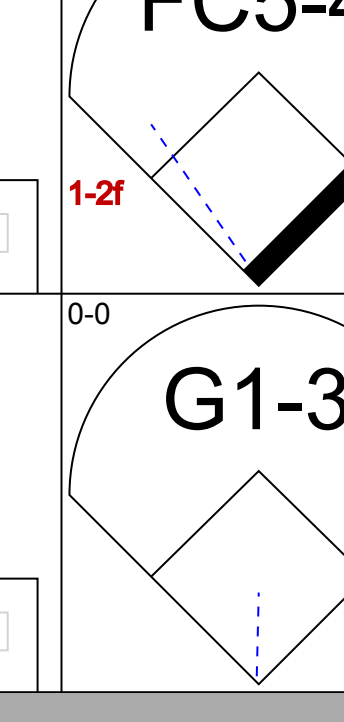
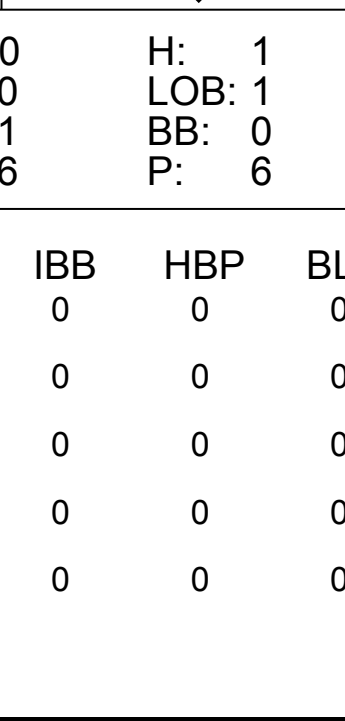
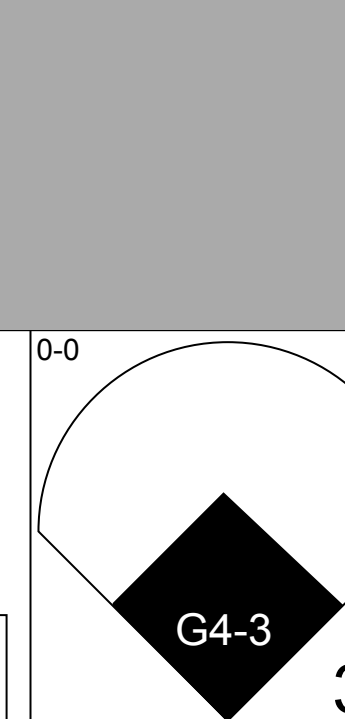
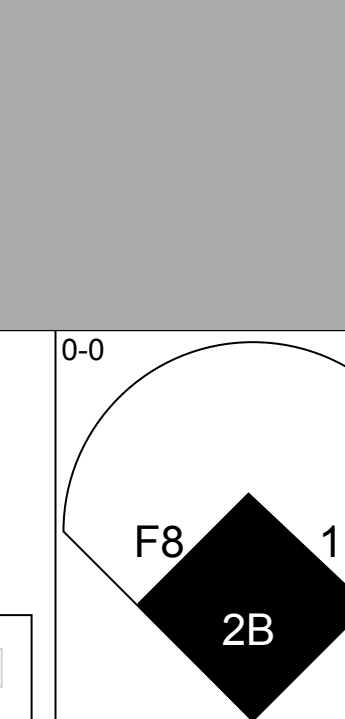
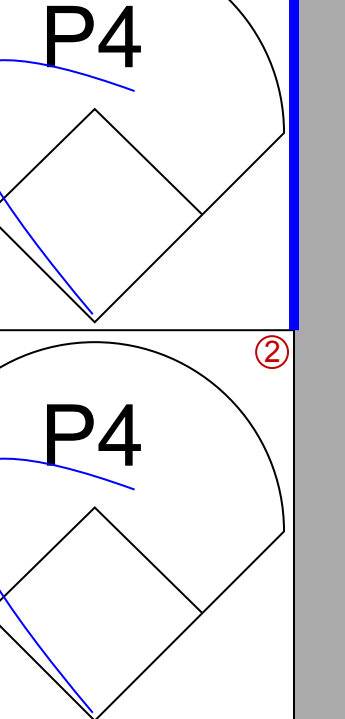
TOP

Chicago White Sox @ Cleveland Indians
Jacobs Field, Cleveland, OH

Thu Jul 04 1996, 3:33 AM EDT
Alt. 42,355 - Sunny - 68 F

AB	41
R	6
H	12
RBI	6
BB	4
SO	10
LOB	24




Batter	1	2	3	4	5	6	7	8	9	10	AB	R	H	RBI	BB	SO	LOB							
Kenny Lofton, L OBP: 0.382, SLG: 0.437 (1, 8)											5	1	1	1	0	1	1							
Omar Vizquel, S OBP: 0.352, SLG: 0.397 (1, 6)											5	0	1	0	0	0	3							
Carlos Baerga, S OBP: 0.298, SLG: 0.402 (1, 4)											5	1	2	1	0	0	1							
Albert Belle, R OBP: 0.402, SLG: 0.626 (1, 7)											5	0	1	2	0	2	2							
Jim Thome, L OBP: 0.453, SLG: 0.586 (1, 5)											5	1	2	0	0	1	1							
Eddie Murray, S OBP: 0.329, SLG: 0.402 (1, 10)											4	0	2	0	1	0	1							
Manny Ramirez, R OBP: 0.376, SLG: 0.560 (1, 9)											5	0	1	1	0	0	4							
Tony Peña, R OBP: 0.356, SLG: 0.333 Jeromy Burnitz, L OBP: 0.444, SLG: 0.551 Sandy Alomar Jr., R OBP: 0.336, SLG: 0.421 (8, PH)											3	0	0	0	0	0	3							
Alvaro Espinoza, R OBP: 0.295, SLG: 0.380 (1, 3)											4	2	3	0	0	0	0							
Inning Stats	R: 0 E: 0 K: 0 S: 4	H: 1 LOB: 1 BB: 0 P: 4	R: 0 E: 0 K: 0 S: 3	H: 0 LOB: 0 BB: 0 P: 3	R: 0 E: 0 K: 1 S: 6	H: 1 LOB: 1 BB: 0 P: 6	R: 1 E: 0 K: 1 S: 8	H: 3 LOB: 2 BB: 0 P: 8	R: 1 E: 0 K: 0 S: 5	H: 2 LOB: 1 BB: 0 P: 5	R: 0 E: 0 K: 0 S: 4	H: 1 LOB: 1 BB: 0 P: 4	R: 3 E: 0 K: 1 S: 9	H: 4 LOB: 2 BB: 1 P: 13	R: 0 E: 0 K: 0 S: 3	H: 0 LOB: 0 BB: 0 P: 3	R: 0 E: 0 K: 1 S: 5	H: 0 LOB: 0 BB: 0 P: 5	R: 0 E: 0 K: 0 S: 4	H: 1 LOB: 1 BB: 0 P: 4	1B: 10 2B: 2 3B: 1 HR: 0	SF: 0 SAC: 0 DP: 0 HBP: 0	WP: 0 PB: 0 SB: 0 CS: 0	PA: 44
PITCHER	IP WLS BF H R ER SO BB IBB HBP BLK WP HR S P ERA WHIP	6.0 0.0 1 1 0 0 0 0 0 0 0 0 0 1 1 4.50 1.500	6.0 0.0 1 1 0 0 0 0 0 0 0 0 0 1 1 4.50 1.500	6.0 1.0 6 2 2 2 1 1 0 0 0 0 0 7 11 18.00 3.000	6.0 2.0 W 6 0 0 0 1 0 0 0 0 0 8 8 0.00 0.000	6.0 1.0 S 4 1 0 0 0 0 0 0 0 0 4 4 0.00 1.000																		

BOTTOM

Chicago White Sox @ Cleveland Indians
Jacobs Field, Cleveland, OH

Thu Jul 04 1996, 3:33 AM EDT
Alt. 42,355 - Sunny - 68 F

AB	43
R	5
H	13
RBI	5
BB	1
SO	4
LOB	17



Batter	1	2	3	4	5	6	7	8	9	AB	R	H	RBI	BB	SO	LOB	TOP								
Tony Phillips, S OBP: 0.425, SLG: 0.430 (1, 7)										4	0	1	0	1	1	2	Chicago White Sox @ Cleveland Indians Jacobs Field, Cleveland, OH Fri Jul 05 1996, 7:05 PM EDT Att: 42,536 - Unknown - 74 F livebaseballscorecards.com								
Dave Martinez, L OBP: 0.386, SLG: 0.460 (1, 8) (8, 9)										5	1	0	0	0	0	4									
Frank Thomas, R OBP: 0.461, SLG: 0.627 (1, 3)										4	2	3	1	1	0	0									
Harold Baines, L OBP: 0.389, SLG: 0.518 (1, 10)										5	0	3	0	0	0	3									
Danny Tartabull, R OBP: 0.336, SLG: 0.454 Darren Lewis, R OBP: 0.352, SLG: 0.338 (8, 8)										4	0	2	0	0	1	4									
Robin Ventura, L OBP: 0.376, SLG: 0.513 (1, 5)										3	1	1	2	1	0	1									
Ron Karkovics, R OBP: 0.280, SLG: 0.354 (1, 2)										5	0	1	3	0	2	5									
Ray Durham, S OBP: 0.363, SLG: 0.409 (1, 4)										5	0	1	0	0	0	3									
Ozzie Guillen, L OBP: 0.289, SLG: 0.385 (1, 6)										4	2	2	0	0	0	1									
Inning Stats	R: 0 E: 0 K: 0 S: 3	H: 0 LOB: 0 BB: 0 P: 3	R: 0 E: 0 K: 0 S: 3	H: 1 LOB: 0 BB: 0 P: 3	R: 0 E: 0 K: 1 S: 6	H: 1 LOB: 0 BB: 0 P: 6	R: 0 E: 0 K: 1 S: 7	H: 2 LOB: 3 BB: 0 P: 8	R: 0 E: 0 K: 0 S: 4	H: 2 LOB: 1 BB: 0 P: 4	R: 1 E: 0 K: 0 S: 5	H: 3 LOB: 2 BB: 1 P: 9	R: 1 E: 1 K: 1 S: 8	H: 2 LOB: 2 BB: 0 P: 8	R: 0 E: 0 K: 1 S: 5	H: 0 LOB: 0 BB: 0 P: 5		R: 5 E: 1 K: 0 S: 6	H: 3 LOB: 1 BB: 3 P: 18	1B: 10 2B: 5 3B: 0 HR: 0	SF: 0 SAC: 0 DP: 3 HBP: 1	WP: 0 PB: 0 CS: 0	PA: 44		
PITCHER	IP	WLS	BF	H	R	ER	SO	BB	IBB	HBP	BLK	WP	HR	S	P	ERA	WHIP								
Orel Hershiser, R ERA: 4.23 (1, 1)	6.2	L	31	11	2	1	3	0	1	1	0	0	0	35	40	1.35	1.650								
Eric Plunk, R ERA: 2.47 (7, 1)	1.1		4	0	0	0	1	0	0	0	0	0	0	6	6	0.00	0.000								
Jim Poole, L ERA: 3.04 (9, 1)	1.0		9	3	5	0	0	1	2	0	0	0	0	6	18	0.00	4.000								

Batter	1	2	3	4	5	6	7	8	9	AB	R	H	RBI	BB	SO	LOB	BOTTOM								
Kenny Lofton, L OBP: 0.381, SLG: 0.438 (1, 8)										4	0	1	0	0	1	1	Chicago White Sox @ Cleveland Indians Jacobs Field, Cleveland, OH Fri Jul 05 1996, 7:05 PM EDT Att: 42,536 - Unknown - 74 F livebaseballscorecards.com								
Omar Vizquel, S OBP: 0.348, SLG: 0.391 (1, 6)										4	0	0	0	0	0	2									
Julio Franco, R OBP: 0.419, SLG: 0.482 (1, 3)										4	0	0	0	0	1	0									
Albert Belle, R OBP: 0.400, SLG: 0.621 (1, 7)										4	0	1	0	0	1	0									
Manny Ramirez, R OBP: 0.381, SLG: 0.563 (1, 9)										2	0	1	0	2	1	0									
Eddie Murray, S OBP: 0.328, SLG: 0.400 (1, 10)										4	0	1	0	0	0	3									
Carlos Baerga, S OBP: 0.295, SLG: 0.398 (1, 4)										4	0	0	0	0	0	5									
Jim Thome, L OBP: 0.455, SLG: 0.591 (1, 5)										3	0	2	0	0	1	0									
Sandy Alomar Jr., R OBP: 0.332, SLG: 0.415 (1, 2)										3	0	0	0	0	0	2									
Inning Stats	R: 0 E: 0 K: 1 S: 5	H: 0 LOB: 0 BB: 0 P: 5	R: 0 E: 0 K: 0 S: 3	H: 0 LOB: 1 BB: 1 P: 7	R: 0 E: 0 K: 0 S: 4	H: 2 LOB: 0 BB: 0 P: 4	R: 0 E: 0 K: 0 S: 5	H: 2 LOB: 2 BB: 0 P: 5	R: 0 E: 0 K: 0 S: 4	H: 1 LOB: 1 BB: 0 P: 4	R: 0 E: 0 K: 2 S: 7	H: 0 LOB: 0 BB: 0 P: 7	R: 0 E: 0 K: 1 S: 5	H: 0 LOB: 0 BB: 0 P: 5	R: 0 E: 0 K: 0 S: 3	H: 0 LOB: 0 BB: 0 P: 3		R: 0 E: 0 K: 1 S: 6	H: 1 LOB: 2 BB: 1 P: 10	1B: 3 2B: 3 3B: 0 HR: 0	SF: 0 SAC: 0 DP: 1 HBP: 0	WP: 0 PB: 0 CS: 0	PA: 34		
PITCHER	IP	WLS	BF	H	R	ER	SO	BB	IBB	HBP	BLK	WP	HR	S	P	ERA	WHIP								
Wilson Alvarez, L ERA: 3.89 (1, 1)	8.0	W	29	5	0	0	4	1	0	0	0	0	0	36	40	0.00	0.750								
Roberto Hernandez, R ERA: 1.23 (9, 1)	1.0		5	1	0	0	1	1	0	0	0	0	0	6	10	0.00	2.000								

Batter	1	2	3	4	5	6	7	8	9	AB	R	H	RBI	BB	SO	LOB	TOP				
Tony Phillips, S (1, 7) OBP: 0.421, SLG: 0.425	G6-3			G6-3		K		F8		4	0	0	0	0	1	1	Chicago White Sox @ Cleveland Indians Jacobs Field, Cleveland, OH Sat Jul 06 1996, 3:33 AM EDT Att: 42,454 - Sunny - 79 F				
Dave Martinez, L (1, 8) OBP: 0.384, SLG: 0.455	K			G4-3			HR	F7		4	1	1	0	0	1	1					
Frank Thomas, R (1, 3) OBP: 0.457, SLG: 0.619	G6-3			L6			F9		F9	4	0	0	0	0	0	1					
Harold Baines, L (1, 10)		G4-6-3 1B			G3-6-1 1B BB		HR		HR	3	2	3	3	1	0	0					
Danny Tartabull, R (1, 9) OBP: 0.338, SLG: 0.453										3	0	1	0	1	1	1					
Darren Lewis, R (9, 8) OBP: 0.352, SLG: 0.338	K				G3-6-1 1B				P3	0	0	0	0	0	0	0					
Robin Ventura, L (1, 5) OBP: 0.375, SLG: 0.510					G3-6-1			P5		4	0	1	0	0	0	4					
Ron Karkovics, R (1, 2) OBP: 0.275, SLG: 0.348					1-2 2-3				1B	4	0	1	0	0	0	4					
Ray Durham, S (1, 4) OBP: 0.360, SLG: 0.404					L8				L7	4	0	0	0	0	2	3					
Ozzie Guillen, L (1, 6) OBP: 0.289, SLG: 0.385					K				K	3	0	0	0	0	2	3					
Inning Stats	R: 0 E: 0 K: 1 S: 10	H: 0 LOB: 0 BB: 0 P: 12	R: 0 E: 0 K: 1 S: 8	H: 1 LOB: 0 BB: 0 P: 13	R: 0 E: 0 K: 0 S: 7	H: 0 LOB: 0 BB: 0 P: 11	R: 0 E: 0 K: 0 S: 6	H: 0 LOB: 1 BB: 1 P: 10	R: 0 E: 0 K: 1 S: 11	H: 0 LOB: 1 BB: 1 P: 16	R: 2 E: 0 K: 1 S: 14	H: 2 LOB: 1 BB: 1 P: 23	R: 0 E: 0 K: 0 S: 6	H: 1 LOB: 1 BB: 0 P: 12	R: 1 E: 0 K: 0 S: 9	H: 2 LOB: 1 BB: 0 P: 18	1B: 5 2B: 0 3B: 0 HR: 2	SF: 0 SAC: 0 DP: 2 HBP: 0	WP: 0 PB: 1 SB: 0 CS: 0	PA: 34	
PITCHER	IP	WLS	BF	H	R	ER	SO	BB	IBB	HBP	BLK	WP	HR	S	P	ERA	WHIP				
Charles Nagy, R (1, 1) ERA: 3.53	8.0		29	5	2	2	5	2	0	0	0	0	1	70	112	2.25	0.875				
Paul Shuey, R (9, 1) ERA: 4.43	1.0	L	5	2	1	1	0	0	0	0	0	0	1	9	18	9.00	2.000				

Batter	1	2	3	4	5	6	7	8	9	AB	R	H	RBI	BB	SO	LOB	BOTTOM				
Kenny Lofton, L (1, 8) OBP: 0.377, SLG: 0.433	K		B2-3		F9		G5-3			4	0	0	0	0	1	2	Chicago White Sox @ Cleveland Indians Jacobs Field, Cleveland, OH Sat Jul 06 1996, 3:33 AM EDT Att: 42,454 - Sunny - 79 F				
Carlos Baerga, S (1, 4) OBP: 0.292, SLG: 0.393	F7			G3-1		F8		L7		4	0	0	0	0	0	0					
Jim Thome, L (1, 5) OBP: 0.458, SLG: 0.604	FC6-4 1B			HR		BB		K		3	1	2	1	1	1	0					
Albert Belle, R (1, 7) OBP: 0.396, SLG: 0.613	FC6-4			F9		K		K		4	0	0	0	0	2	2					
Julio Franco, R (1, 3) OBP: 0.422, SLG: 0.484										3	0	2	0	1	0	1					
Alvaro Espinoza, R (9, PR) OBP: 0.295, SLG: 0.380										0	0	0	0	0	0	0					
Eddie Murray, S (1, 10) OBP: 0.324, SLG: 0.395	G4-6-3			P5				L4		4	0	0	0	0	1	3					
Manny Ramirez, R (1, 9) OBP: 0.379, SLG: 0.563	L8				F7			F7		4	1	1	0	0	0	1					
Tony Peña, R (1, 2) OBP: 0.347, SLG: 0.325										2	0	0	0	0	0	0					
Jerome Burnitz, L (7, PH) OBP: 0.438, SLG: 0.540					G6-3					1	0	0	0	0	0	1					
Sandy Alomar Jr., R (8, 2) OBP: 0.331, SLG: 0.414										1	0	0	0	0	1	1					
Omar Vizquel, S (1, 6) OBP: 0.351, SLG: 0.401										3	0	2	1	0	1	0					
Inning Stats	R: 0 E: 0 K: 1 S: 12	H: 1 LOB: 1 BB: 0 P: 17	R: 0 E: 0 K: 0 S: 6	H: 0 LOB: 0 BB: 1 P: 13	R: 0 E: 0 K: 1 S: 7	H: 0 LOB: 0 BB: 0 P: 11	R: 1 E: 0 K: 0 S: 8	H: 2 LOB: 1 BB: 0 P: 15	R: 0 E: 0 K: 1 S: 10	H: 1 LOB: 1 BB: 0 P: 13	R: 1 E: 0 K: 0 S: 11	H: 2 LOB: 1 BB: 0 P: 16	R: 0 E: 0 K: 2 S: 8	H: 0 LOB: 0 BB: 0 P: 14	R: 0 E: 0 K: 2 S: 10	H: 1 LOB: 1 BB: 0 P: 10	1B: 3 2B: 3 3B: 0 HR: 1	SF: 0 SAC: 0 DP: 1 HBP: 0	WP: 0 PB: 0 SB: 0 CS: 0	PA: 35	
PITCHER	IP	WLS	BF	H	R	ER	SO	BB	IBB	HBP	BLK	WP	HR	S	P	ERA	WHIP				
Kevin Tapani, R (1, 1) ERA: 3.33	6.2		27	6	2	2	3	2	0	0	0	0	0	8	100	2.70	1.200				
Larry Thomas, L (7, 1) ERA: 3.32	1.0		3	0	0	0	1	0	0	0	0	0	0	3	5	0.00	0.000				
Matt Karchner, R (8, 1) ERA: 4.59	0.1	W	1	0	0	0	1	0	0	0	0	0	0	3	5	0.00	0.000				
Roberto Hernandez, R (9, 1) ERA: 1.2	1.0	S	4	1	0	0	2	0	0	0	0	0	0	10	10	0.00	1.000				



Batter	1	2	3	4	5	6	7	8	9	AB	R	H	RBI	BB	SO	LOB	TOP								
Omar Vizquel, S (1, 6) OBP: 0.390, SLG: 0.408	1-2 1B G4-6-3		2-1 G6-3		0-0 1B			0-0 P6	4-2 1B BB	4	2	2	0	1	0	0	Cleveland Indians @ Minnesota Twins Hubert H. Humphrey Metrodome, Minneapolis, MN Fri Jul 12 1996, 8:05 PM EDT Att: 18,246 - Dome								
Mark Carreon, R (1, 8) OBP: 0.328, SLG: 0.450	3-2 1B G4-6-3		3-2 HBP		1-1 P5			4-2 FC1-6 BB	2-0 1B 1B	3	0	2	0	1	0	1									
Jim Thome, L (1, 5) OBP: 0.457, SLG: 0.604	1-0 G4-6-3		1-0 F8			2-1 F7		0-0 FC1-6	0-1 FC6-4 1B	5	0	1	2	0	0	3									
Albert Belle, R (1, 7) OBP: 0.399, SLG: 0.626	4-0 2B BB			1-1 HR		3-2 F9		0-0 G5-3	1-3 2-H 3-H 2-0 FC6-4 1B	4	1	1	1	1	0	3									
Manny Ramirez, R (1, 9) OBP: 0.385, SLG: 0.577	3-1 2B			2-3 K		1-2 G5-3			4-1 FC3-6 BB	3	0	1	0	1	1	0									
Eddie Murray, S (1, 10) OBP: 0.326, SLG: 0.394		3-2 1B G1-6-3		4-2 BB G6-4-3			0-1 P2		0-0 FC3-6 HR	2	0	1	0	1	0	0									
Jeremy Burnitz, L (9, PH) OBP: 0.429, SLG: 0.509									1-2 HR	1	1	1	0	0	0	1									
Carlos Baerga, S (1, 4) OBP: 0.290, SLG: 0.386		2-3 K		1-0 G6-4-3			1-0 G6-3		0-2 F9	4	0	0	0	0	1	3									
Sandy Alomar Jr., R (1, 2) OBP: 0.316, SLG: 0.394		1-2 G1-6-3			3-1 G4-3			0-0 F8	2-0 HR	3	0	0	0	0	0	1									
Brian Giles, L (9, PH) OBP: 1.000, SLG: 4.000									1-H HR	0	1	1	2	0	0	0									
Tony Peña, R (9, 2) OBP: 0.347, SLG: 0.325										0	0	0	0	0	0	0									
Alvaro Espinoza, R (1, 3) OBP: 0.291, SLG: 0.418									0-1 HR	3	1	1	1	0	1	0									
Kenny Lofton, L (9, PH) OBP: 0.374, SLG: 0.427									4-1 1B BB 1B	0	1	0	0	1	0	0									
Scott Leius, R (9, 3) OBP: 0.159, SLG: 0.262										0	0	0	0	0	0	0									
Inning Stats	R: 1 E: 0 K: 0 S: 10	H: 3 LOB: 2 BB: 1 P: 22	R: 0 E: 0 K: 1 S: 10	H: 1 LOB: 0 BB: 0 P: 16	R: 0 E: 0 K: 0 S: 7	H: 0 LOB: 1 BB: 0 P: 16	R: 1 E: 0 K: 1 S: 8	H: 1 LOB: 0 BB: 1 P: 16	R: 0 E: 0 K: 1 S: 8	H: 1 LOB: 1 BB: 0 P: 12	R: 0 E: 0 K: 0 S: 11	H: 0 LOB: 0 BB: 0 P: 17	R: 0 E: 0 K: 0 S: 4	H: 0 LOB: 0 BB: 0 P: 5	R: 1 E: 0 K: 0 S: 9	H: 1 LOB: 1 BB: 1 P: 13	R: 4 E: 0 K: 0 S: 16	H: 3 LOB: 2 BB: 3 P: 34	1B: 6 2B: 1 3B: 0 HR: 3	SF: 0 SAC: 0 DP: 3 HBP: 1	WP: 0 PB: 0 SB: 0 CS: 0	PA: 40			
PITCHER	IP	WLS	BF	H	R	ER	SO	BB	IBB	HBP	BLK	WP	HR	S	P	ERA	WHIP								
Rich Robertson, L (1, 1) ERA: 4.62	7.0		26	6	2	2	3	2	0	1	0	0	1	58	104	2.57	1.143								
Eddie Guardado, L (8, 1) ERA: 4.52	0.2		4	1	1	1	0	1	0	0	0	0	1	8	12	13.50	3.000								
Dan Naulty, R (8, 1) ERA: 3.06	0.1		1	0	0	0	0	0	0	0	0	0	0	1	1	0.00	0.000								
Dave Stevens, R (9, 1) ERA: 4.34	0.2	L	6	1	4	4	0	3	0	0	0	0	1	12	26	54.00	6.000								
Mike Trombley, R (9, 1) ERA: 1.9	0.1		3	2	0	0	0	0	0	0	0	0	0	4	8	0.00	6.000								

Batter	1	2	3	4	5	6	7	8	9	AB	R	H	RBI	BB	SO	LOB	BOTTOM								
Chuck Knoblauch, R (1, 4) OBP: 0.448, SLG: 0.566	2-1 L9		0-2 E6 G3-6-3		1-0 L8			1-1 E5 1B	0-3 K	5	1	0	0	0	1	3	Cleveland Indians @ Minnesota Twins Hubert H. Humphrey Metrodome, Minneapolis, MN Fri Jul 12 1996, 8:05 PM EDT Att: 18,246 - Dome								
Rich Becker, L (1, 8) OBP: 0.342, SLG: 0.409	3-2 G3-1		3-0 G3-6-3		1-1 F7		2-0 E 1B	1-3 3-H 0-0 FC4-6 BB	4-1 FC4-6 BB	4	1	1	1	1	0	2									
Paul Moltis, R (1, 10) OBP: 0.375, SLG: 0.438	1-3 K			1-0 CI FC4-6 1B		0-2 G4-6-3 1B	0-0 S 1B	1-3 3-H 4-2 FC4-6 G3	1-1 FC4-6 G3	4	1	2	1	0	1	1									
Scott Stahoviak, L (1, 3) OBP: 0.394, SLG: 0.493		0-1 E4 FC6-4		0-0 L7		1-1 G4-6-3	4-2 1B		2-1 G3	3	0	0	0	0	0	2									
Ron Coomer, R (7, PH) OBP: 0.348, SLG: 0.504										0	0	0	0	1	0	0									
Chip Hale, L (9, PH) OBP: 0.429, SLG: 0.520										1	0	0	0	0	0	1									
Marty Cordova, R (1, 7) OBP: 0.387, SLG: 0.480		1-1 FC6-4 1B		3-2 FC4-6 1B		0-0 FC4-6		0-0 G5-3	0-3 K	5	0	2	0	0	1	3									
Dave Hollins, S (1, 5) OBP: 0.385, SLG: 0.372		1-2 P6		0-0 FC4-6		1-2 2-3		0-0 G1	4-0 1B CS BB	3	0	0	0	1	0	4									
Greg Myers, L (1, 2) OBP: 0.337, SLG: 0.487		3-1 FC6-4 1B		0-0 G4-3				0-0 G4-3	2-2 F7	4	0	1	0	0	0	3									
Roberto Kelly, R (1, 9) OBP: 0.372, SLG: 0.426		0-0 FC6-4			4-0 BB			2-3 K	0-2 CS 1B	3	1	1	0	1	1	2									
Pat Meares, R (1, 6) OBP: 0.288, SLG: 0.389			2-3 K		2-3 K			1-0 E 1B	1-2 CS 1B	4	1	2	1	0	2	1									
Inning Stats	R: 0 E: 0 K: 1 S: 10	H: 0 LOB: 0 BB: 0 P: 16	R: 0 E: 1 K: 0 S: 10	H: 1 LOB: 2 BB: 0 P: 15	R: 0 E: 1 K: 1 S: 12	H: 0 LOB: 0 BB: 0 P: 17	R: 0 E: 1 K: 0 S: 7	H: 1 LOB: 2 BB: 0 P: 11	R: 0 E: 0 K: 1 S: 6	H: 0 LOB: 1 BB: 1 P: 14	R: 0 E: 0 K: 0 S: 7	H: 2 LOB: 1 BB: 0 P: 8	R: 4 E: 1 K: 1 S: 14	H: 3 LOB: 1 BB: 1 P: 25	R: 1 E: 0 K: 1 S: 14	H: 2 LOB: 1 BB: 1 P: 21	R: 0 E: 0 K: 1 S: 8	H: 0 LOB: 1 BB: 1 P: 15	1B: 7 2B: 2 3B: 0 HR: 0	SF: 0 SAC: 0 DP: 2 HBP: 0	WP: 0 PB: 0 SB: 0 CS: 2	PA: 41			
PITCHER	IP	WLS	BF	H	R	ER	SO	BB	IBB	HBP	BLK	WP	HR	S	P	ERA	WHIP								
Orel Hershiser, R (1, 1) ERA: 3.97	6.2		30	7	4	0	0	1	0	0	0	0	0	2	6	-	-								
Paul Assenmacher, L (7, 1) ERA: 2.1	0.0		1	0	0	0	0	1	0	0	0	0	0	2	6	-	-								
Jose Mesa, R (7, 1) ERA: 4.93	1.1	W	6	2	1	1	1	1	0	0	0	0	0	17	25	6.75	2.250								
Paul Shuey, R (9, 1) ERA: 4.22	1.0	S	4	0	0	0	1	1	0	0	0	0	0	8	15	0.00	1.000								



Batter	1	2	3	4	5	6	7	8	9	AB	R	H	RBI	BB	SO	LOB	TOP											
Kenny Lofton, L OBP: 0.378, SLG: 0.438 Brian Giles, L OBP: 0.333, SLG: 1.333 (6, 7)	2-2 S HR 2B		3-2 F9	0-0 2B	0-1 2B	1-3 K	0-0 F8			4	2	3	3	0	0	0												
Omar Vizquel, S OBP: 0.381, SLG: 0.410 Alvaro Espinoza, R OBP: 0.295, SLG: 0.420 (6, 6)	4-1 S HR BB		2-2 G3	1-3 K	0-1 1B 2B	3-2 1B		0-1 G6-3		3	1	1	1	1	1	2												
Jim Thome, L OBP: 0.452, SLG: 0.595 (1, 5)	3-3 K		1-3 K	0-1 G4-3	2-1 1B	0-3 K		1-1 G6-3		6	0	1	0	0	3	5												
Albert Belle, R OBP: 0.407, SLG: 0.643 Scott Leius, R OBP: 0.178, SLG: 0.302 (6, 3)	2-2 2H 3H HR			1-2 2B 1B	0-2 WP HR 2B			2-0 WP 2B		4	4	4	3	1	0	0												
Manny Ramirez, R OBP: 0.387, SLG: 0.587 (1, 9)	2-1 F9			1-1 2B 1B	4-1 HR BB			2-3 K		5	3	2	2	1	1	3												
Jeremy Burnitz, L OBP: 0.434, SLG: 0.567 (1, 10)	2-3 K			0-0 WP 2B	1-0 HR	4-1 1B 1B BB		3-1 G4-3		5	3	2	5	1	1	0												
Carlos Baerga, S OBP: 0.295, SLG: 0.392 (1, 4)		1-0 F7		1-1 WP 2B HBP	0-0 2B 1B	0-2 1B 2B		0-0 2B		5	4	3	0	0	0	0												
Mark Carreon, R OBP: 0.334, SLG: 0.459 (6, 8)		0-1 P3		4-2 2B BB	0-1 F7	0-1 2B 1B		1-1 G4-3 2B		5	1	3	1	1	0	1												
Tony Peña, R OBP: 0.337, SLG: 0.326 (1, 2)		2-1 G6-3		1-2 P6	0-2 L5	1-0 1B 2B		3-2 G4-3		6	1	1	3	0	0	6												
Inning Stats	R: 3 E: 0 K: 2 S: 16	H: 2 LOB: 0 BB: 1 P: 31	R: 0 E: 0 K: 0 S: 5	H: 0 LOB: 0 BB: 0 P: 8	R: 0 E: 0 K: 1 S: 11	H: 0 LOB: 0 BB: 0 P: 17	R: 4 E: 0 K: 1 S: 23	H: 4 LOB: 2 BB: 1 P: 32	R: 5 E: 0 K: 0 S: 17	H: 6 LOB: 2 BB: 1 P: 24	R: 6 E: 0 K: 2 S: 23	H: 6 LOB: 2 BB: 2 P: 38	R: 1 E: 0 K: 0 S: 9	H: 2 LOB: 1 BB: 0 P: 16	R: 0 E: 0 K: 1 S: 8	H: 1 LOB: 1 BB: 0 P: 13	R: 0 E: 0 K: 0 S: 16	H: 1 LOB: 1 BB: 0 P: 21	1B: 7 2B: 12 3B: 0 HR: 3	SF: 0 SAC: 0 DP: 0 HBP: 1	WP: 3 PB: 0 SB: 0 CS: 0	PA: 54						
PITCHER	IP	WLS	BF	H	R	ER	SO	BB	IBB	HBP	BLK	WP	HR	S	P	ERA	WHIP											
Rick Aguilera, R ERA: 7.02 Mike Trombley, R ERA: 3.8 Mike Michin, L ERA: 7.04 Greg Hansell, R ERA: 5.3	(1, 1)	3.1	L	19	6	7	7	3	2	0	1	0	1	1	47	79	18.90	2.400										

Cleveland Indians @ Minnesota Twins
Hubert H. Humphrey Metrodome, Minneapolis, MN

AB 48
R 19
H 22
RBI 19
BB 5
SO 7
LOB 19



Sat Jul 13 1996, 8:05 PM EDT
Att: 31,552 - Dome - 69 F

Batter	1	2	3	4	5	6	7	8	9	AB	R	H	RBI	BB	SO	LOB	BOTTOM											
Chuck Knoblauch, R OBP: 0.451, SLG: 0.566 Jeff Reboulet, R OBP: 0.314, SLG: 0.260 (7, 4)	3-2 2B HBP		3-2 F9		4-2 HR BB	2-1 3B 1B	1-1 F7		1-2 1B		2	3	1	0	1	0												
Rich Becker, L OBP: 0.348, SLG: 0.450 (1, 8)	0-1 G6-3 1H 2B		3-2 HR		2-1 HR	0-0 E 3B		0-0 L4		6	3	4	6	0	1	1												
Paul Moltor, R OBP: 0.373, SLG: 0.435 (1, 10)	0-1 G6-3		1-2 WP 1B		2-2 F7	0-1 E4 FC5-4		0-0 L4		5	0	1	1	0	0	1												
Scott Stahoviak, L OBP: 0.392, SLG: 0.493 Chip Hale, L OBP: 0.439, SLG: 0.529 (7, 3)	2-3 K		1-3 K		2-0 1B 2B	1-3 K		2-2 WP 2B 1B		4	1	1	0	0	3	3												
Marty Cordova, R OBP: 0.385, SLG: 0.478 (1, 7)	1-1 F9		1-3 K		0-3 K	0-1 FC5-4		3-2 2B 2B		5	1	1	1	0	2	4												
Greg Myers, L OBP: 0.337, SLG: 0.485 Matt Walbeck, S OBP: 0.278, SLG: 0.320 (7, 2)			0-0 G3		1-0 1B			0-0 G3		3	0	1	1	0	0	1												
Dave Hollins, S OBP: 0.362, SLG: 0.368 Ron Coomer, R OBP: 0.350, SLG: 0.511 (7, 5)			2-0 E3 G4-3 1B		2-3 K	0-1 F7		2-2 F7		3	1	0	0	0	1	1												
Pat Meares, R OBP: 0.286, SLG: 0.389 (1, 6)			0-1 G4-3		0-0 F8	2-1 1B 3B 2B		3-2 F9		5	1	1	0	0	1	2												
Denny Hocking, S OBP: 0.231, SLG: 0.265 (1, 9)			3-2 1B		1-2 G3	2-3 K		4-1 BB		4	0	1	1	1	1	1												
Inning Stats	R: 1 E: 0 K: 1 S: 12	H: 1 LOB: 1 BB: 0 P: 18	R: 1 E: 1 K: 0 S: 10	H: 1 LOB: 0 BB: 0 P: 18	R: 1 E: 0 K: 2 S: 14	H: 2 LOB: 1 BB: 0 P: 21	R: 0 E: 0 K: 1 S: 8	H: 0 LOB: 0 BB: 0 P: 11	R: 3 E: 1 K: 2 S: 16	H: 3 LOB: 1 BB: 1 P: 25	R: 0 E: 0 K: 1 S: 12	H: 1 LOB: 2 BB: 1 P: 20	R: 2 E: 0 K: 0 S: 13	H: 3 LOB: 1 BB: 0 P: 20	R: 0 E: 0 K: 1 S: 12	H: 1 LOB: 1 BB: 0 P: 16	1B: 6 2B: 6 3B: 1 HR: 2	SF: 0 SAC: 0 DP: 0 HBP: 1	WP: 3 PB: 0 SB: 0 CS: 0	PA: 47								
PITCHER	IP	WLS	BF	H	R	ER	SO	BB	IBB	HBP	BLK	WP	HR	S	P	ERA	WHIP											
Chad Ogea, R ERA: 6.27 Danny Graves, R ERA: 13.5 Alan Embree, L ERA: 6.35 Jose Mesa, R ERA: 4.85	(1, 1)	5.0	W	25	7	6	5	5	1	0	0	0	0	0	28	43	13.50	2.500										

Cleveland Indians @ Minnesota Twins
Hubert H. Humphrey Metrodome, Minneapolis, MN

AB 44
R 11
H 15
RBI 11
BB 2
SO 9
LOB 18



Sat Jul 13 1996, 8:05 PM EDT
Att: 31,552 - Dome - 69 F

Batter	1	2	3	4	5	6	7	8	9	AB	R	H	RBI	BB	SO	LOB	TOP										
Kenny Lofton, L OBP: 0.381, SLG: 0.443 (1, 8)										5	1	3	0	0	0	0											
Mark Carreon, R OBP: 0.335, SLG: 0.476 (1, 3)										4	1	3	2	0	0	1											
Jim Thome, L OBP: 0.450, SLG: 0.601 (1, 5)										4	1	1	1	0	2	4											
Albert Belle, R OBP: 0.405, SLG: 0.637 (1, 10)										3	0	0	1	1	1	1											
Manny Ramirez, R OBP: 0.385, SLG: 0.583 (1, 9)										4	0	1	0	0	2	3											
Jeremy Burnitz, L OBP: 0.438, SLG: 0.563 (1, 7)										4	0	2	0	0	0	1											
Carlos Baerga, S OBP: 0.295, SLG: 0.390 (1, 4)										4	0	1	0	0	1	2											
Sandy Alomar Jr., R OBP: 0.312, SLG: 0.389 (1, 2)										3	0	0	0	0	0	3											
Brian Giles, L OBP: 0.250, SLG: 1.000 (9, PH)										1	0	0	0	0	0	0											
Tony Peña, R OBP: 0.337, SLG: 0.326 (9, 2)										0	0	0	0	0	0	0											
Alvaro Espinoza, R OBP: 0.293, SLG: 0.405 (1, 6)										3	1	0	0	1	1	1											
Inning Stats	R: 1 E: 0 K: 0 S: 14	H: 2 LOB: 0 BB: 0 P: 18	R: 0 E: 0 K: 0 S: 6	H: 1 LOB: 0 BB: 0 P: 12	R: 1 E: 0 K: 2 S: 17	H: 2 LOB: 3 BB: 2 P: 34	R: 0 E: 0 K: 1 S: 10	H: 1 LOB: 1 BB: 0 P: 18	R: 0 E: 0 K: 0 S: 7	H: 2 LOB: 1 BB: 0 P: 11	R: 2 E: 0 K: 2 S: 12	H: 2 LOB: 0 BB: 0 P: 18	R: 0 E: 0 K: 1 S: 10	H: 0 LOB: 0 BB: 0 P: 14	R: 0 E: 0 K: 1 S: 11	H: 0 LOB: 0 BB: 0 P: 14	1B: 7 2B: 3 3B: 0 HR: 2	SF: 0 SAC: 0 DP: 3 HBP: 0	WP: 0 PB: 0 SB: 1 CS: 0	PA: 37							
PITCHER	IP	WLS	BF	H	R	ER	SO	BB	IBB	HBP	BLK	WP	HR	S	P	ERA	WHIP										
Frankie Rodriguez, R ERA: 5.31 (1, 1)	6.1		29	11	4	4	3	2	0	0	0	0	2	69	114	5.68	2.053										
Dan Naulty, R ERA: 2.96 (7, 1)	1.2	W	5	0	0	0	3	0	0	0	0	0	0	16	24	0.00	0.000										
Eddie Guardado, L ERA: 4.72 (9, 1)	1.0		3	0	0	0	1	0	0	0	0	0	0	11	14	0.00	0.000										

Cleveland Indians @ Minnesota Twins
Hubert H. Humphrey Metrodome, Minneapolis, MN

AB 35
R 4
H 11
RBI 4
BB 2
SO 7
LOB 16



WP: 0 PA: 37
PB: 0
SB: 1
CS: 0

Sun Jul 14 1996, 4:33 AM EDT
Att: 25,312 - Dome - 70 F

livebaseballscorecards.com

Batter	1	2	3	4	5	6	7	8	9	AB	R	H	RBI	BB	SO	LOB	BOTTOM										
Chuck Knoblauch, R OBP: 0.451, SLG: 0.566 (1, 4)										5	1	2	0	0	2	2											
Rich Becker, L OBP: 0.346, SLG: 0.449 (1, 8)										5	1	1	1	0	1	3											
Paul Moltitor, R OBP: 0.376, SLG: 0.444 (1, 3)										4	1	2	2	1	0	1											
Marty Cordova, R OBP: 0.383, SLG: 0.474 (1, 7)										3	1	0	0	1	2	2											
Scott Stahoviak, L OBP: 0.394, SLG: 0.493 (1, 10)										4	1	2	0	0	1	1											
Jeff Reboulet, R OBP: 0.318, SLG: 0.274 (1, 5)										4	0	2	1	0	0	1											
Matt Walbeck, S OBP: 0.276, SLG: 0.315 (1, 2)										4	0	1	1	0	0	3											
Pat Meares, R OBP: 0.289, SLG: 0.390 (1, 6)										4	0	2	0	0	0	2											
Denny Hocking, S OBP: 0.232, SLG: 0.264 (1, 9)										4	0	1	0	0	1	3											
Inning Stats	R: 3 E: 2 K: 0 S: 16	H: 3 LOB: 2 BB: 1 P: 27	R: 0 E: 0 K: 2 S: 10	H: 1 LOB: 1 BB: 0 P: 16	R: 1 E: 0 K: 2 S: 17	H: 3 LOB: 2 BB: 0 P: 24	R: 0 E: 0 K: 1 S: 9	H: 1 LOB: 1 BB: 1 P: 16	R: 0 E: 0 K: 0 S: 7	H: 0 LOB: 0 BB: 0 P: 13	R: 0 E: 0 K: 0 S: 5	H: 1 LOB: 1 BB: 0 P: 6	R: 0 E: 0 K: 0 S: 11	H: 3 LOB: 2 BB: 0 P: 16	R: 0 E: 0 K: 1 S: 7	H: 0 LOB: 0 BB: 0 P: 8	R: 1 E: 0 K: 0 S: 5	H: 1 LOB: 0 BB: 0 P: 10	1B: 9 2B: 3 3B: 0 HR: 1	SF: 0 SAC: 0 DP: 2 HBP: 0	WP: 2 PB: 0 SB: 0 CS: 0	PA: 39					
PITCHER	IP	WLS	BF	H	R	ER	SO	BB	IBB	HBP	BLK	WP	HR	S	P	ERA	WHIP										
Charles Nagy, R ERA: 3.62 (1, 1)	7.0		34	12	4	4	6	2	0	0	0	2	0	75	118	5.14	2.000										
Eric Plunk, R ERA: 2.49 (8, 1)	1.1	L	5	1	1	1	1	0	0	0	0	0	1	12	18	6.75	0.750										

Cleveland Indians @ Minnesota Twins
Hubert H. Humphrey Metrodome, Minneapolis, MN

AB 37
R 5
H 13
RBI 5
BB 2
SO 7
LOB 18



WP: 2 PA: 39
PB: 0
SB: 0
CS: 0


Sun Jul 14 1996, 4:33 AM EDT
Att: 25,312 - Dome - 70 F

livebaseballscorecards.com


Batter	1	2	3	4	5	6	7	8	9	AB	R	H	RBI	BB	SO	LOB	TOP				
Kenny Lofton, L OBP: 0.379, SLG: 0.441 (1, 8)	F8		1B		G5-3			E6		4	1	1	0	0	0	0	Cleveland Indians @ Kansas City Royals Kauffman Stadium, Kansas City, MO Mon Jul 15 1996, 7:05 PM CDT Att: 22,294 - Unknown - 86 F				
Mark Carreon, R OBP: 0.338, SLG: 0.473 (1, 3)	G6-3		1B			K		G6-4-3		4	0	1	1	0	1	1					
Jim Thome, L OBP: 0.450, SLG: 0.596 (1, 5)	K		1B							2	0	0	0	2	1	1					
Albert Belle, R OBP: 0.406, SLG: 0.633 (1, 7)										2	0	0	0	1	0	1					
Manny Ramirez, R OBP: 0.387, SLG: 0.594 (1, 10)										4	2	2	1	0	1	3					
Jeremy Burnitz, L OBP: 0.417, SLG: 0.529 (1, 9)										4	0	0	0	0	0	2					
Carlos Baerga, S OBP: 0.294, SLG: 0.389 (1, 4)										4	0	1	1	0	0	1					
Sandy Alomar Jr., R OBP: 0.310, SLG: 0.386 (1, 2)										2	0	0	0	0	1	0					
Tony Peña, R OBP: 0.330, SLG: 0.319 (6, 2)										2	0	0	0	0	1	1					
Alvaro Espinoza, R OBP: 0.284, SLG: 0.391 (1, 6)										3	0	0	0	0	0	1					
Inning Stats	R: 0 E: 0 K: 1 S: 16	H: 0 LOB: 0 BB: 0 P: 22	R: 1 E: 0 K: 0 S: 8	H: 1 LOB: 0 BB: 0 P: 13	R: 1 E: 0 K: 1 S: 15	H: 2 LOB: 1 BB: 0 P: 24	R: 0 E: 0 K: 0 S: 11	H: 0 LOB: 0 BB: 0 P: 16	R: 0 E: 0 K: 0 S: 7	H: 0 LOB: 0 BB: 0 P: 11	R: 1 E: 0 K: 0 S: 16	H: 2 LOB: 1 BB: 0 P: 20	R: 0 E: 1 K: 1 S: 14	H: 0 LOB: 2 BB: 0 P: 27	R: 0 E: 0 K: 1 S: 7	H: 0 LOB: 0 BB: 0 P: 11	1B: 3 2B: 1 3B: 0 HR: 1	SF: 0 SAC: 0 DP: 1 HBP: 1	WP: 0 PB: 0 SB: 1 CS: 1	PA: 35	
PITCHER	IP	WLS	BF	H	R	ER	SO	BB	IBB	HBP	BLK	WP	HR	S	P	ERA	WHIP				
Tim Lincecum, R ERA: 7.31 (1, 1)	3.1	3	14	3	2	2	2	0	0	1	0	0	1	43	68	5.40	0.900				
Mike Magnante, L ERA: 5.26 (4, 1)	3.1	W	12	2	1	1	1	1	0	0	0	0	0	34	48	2.70	0.900				
Hipolito Pichardo, R ERA: 5.75 (7, 1)	1.1		6	0	0	0	1	2	0	0	0	0	0	18	32	0.00	1.500				
Jeff Montgomery, R ERA: 4.31 (9, 1)	1.0	S	3	0	0	0	1	0	0	0	0	0	0	7	11	0.00	0.000				

Batter	1	2	3	4	5	6	7	8	9	AB	R	H	RBI	BB	SO	LOB	BOTTOM				
Jose Offerman, S OBP: 0.370, SLG: 0.369 (1, 3)	G4-3	G4-3		P4		G6-3		K		5	0	0	0	0	1	2	Cleveland Indians @ Kansas City Royals Kauffman Stadium, Kansas City, MO Mon Jul 15 1996, 7:05 PM CDT Att: 22,294 - Unknown - 86 F				
Tom Goodwin, L OBP: 0.335, SLG: 0.337 (1, 8)	G5-3	F7		1B		K				4	1	2	0	0	1	0					
Keith Lockhart, L OBP: 0.350, SLG: 0.437 (1, 4)	G5-3		L4	F8				G3		4	1	1	0	0	0	1					
Kevin Young, R OBP: 0.309, SLG: 0.558 (1, 10)	G5-3		K		F8			K		4	0	0	0	0	2	2					
Michael Tucker, L OBP: 0.328, SLG: 0.424 (1, 7)	G5-3		1B	BB	S			K		3	2	2	2	1	1	0					
Johnny Damon, L OBP: 0.329, SLG: 0.408 (1, 9)	G5-3		1B		S			G3		4	0	3	1	0	0	0					
Joe Randa, R OBP: 0.356, SLG: 0.407 (1, 5)	G5-3		G5-3		L8			HBP		4	0	1	0	0	0	4					
Mike Macfarlane, R OBP: 0.335, SLG: 0.533 (1, 2)		F8		HR	G5-3					3	1	1	1	0	0	1					
David Howard, S OBP: 0.301, SLG: 0.326 (1, 6)				F7		G3		K		4	1	1	1	0	1	2					
Inning Stats	R: 3 E: 0 K: 0 S: 19	H: 4 LOB: 1 BB: 0 P: 25	R: 1 E: 0 K: 0 S: 9	H: 1 LOB: 0 BB: 0 P: 18	R: 0 E: 0 K: 1 S: 11	H: 1 LOB: 2 BB: 1 P: 19	R: 1 E: 0 K: 0 S: 14	H: 2 LOB: 1 BB: 0 P: 20	R: 1 E: 0 K: 0 S: 9	H: 2 LOB: 1 BB: 0 P: 12	R: 0 E: 0 K: 1 S: 8	H: 0 LOB: 0 BB: 0 P: 10	R: 0 E: 0 K: 2 S: 8	H: 0 LOB: 0 BB: 0 P: 12	R: 0 E: 0 K: 2 S: 15	H: 1 LOB: 2 BB: 0 P: 28		1B: 6 2B: 1 3B: 2 HR: 2	SF: 0 SAC: 0 DP: 0 HBP: 1	WP: 0 PB: 0 SB: 2 CS: 0	PA: 37
PITCHER	IP	WLS	BF	H	R	ER	SO	BB	IBB	HBP	BLK	WP	HR	S	P	ERA	WHIP				
Julian Tavarez, R ERA: 5.4 (1, 1)	3.2	L	20	5	5	5	1	1	0	0	0	0	0	27	36	2.70	2.455				
Danny Graves, R ERA: 6.75 (4, 1)	3.1		12	2	1	1	3	0	0	0	0	0	0	27	36	2.70	0.600				
Jose Mesa, R ERA: 4.73 (8, 1)	1.0		5	1	0	0	2	0	0	1	0	0	0	15	28	0.00	1.000				

AB 31
R 3
H 5
RBI 3
BB 3
SO 5
LOB 11



AB 35
R 6
H 11
RBI 5
BB 1
SO 6
LOB 12



Batter	1	2	3	4	5	6	7	8	9	AB	R	H	RBI	BB	SO	LOB	TOP							
Kenny Lofton, L OBP: 0.375, SLG: 0.435	F7		G3		G4-3	G6-3		G3		5	0	0	0	0	0	1	Cleveland Indians @ Kansas City Royals Kauffman Stadium, Kansas City, MO Tue Jul 16 1996, 7:05 PM CDT Att: 16,871 - Unknown - 83 F							
Omar Vizquel, S OBP: 0.392, SLG: 0.422	F7		G5-3			G4-3		G6-3 2B	5	2	2	1	0	0	0									
Mark Carreon, R OBP: 0.339, SLG: 0.475	HR 2B		G6-3			F7		G5-3	5	2	2	0	0	0	1									
Albert Belle, R OBP: 0.411, SLG: 0.642	2H HR							G6-3 2B	3	4	2	2	2	0	0									
Manny Ramirez, R OBP: 0.389, SLG: 0.601	2B							G6-3	5	1	3	1	0	0	2									
Eddie Murray, S OBP: 0.327, SLG: 0.397	F7							1B	5	1	2	4	0	0	3									
Carlos Baerga, S OBP: 0.298, SLG: 0.391								2B	5	0	3	2	0	0	1									
Tony Peña, R OBP: 0.343, SLG: 0.333								1B	5	0	3	0	0	0	2									
Alvaro Espinoza, R OBP: 0.270, SLG: 0.370								F7	5	0	0	0	0	0	8									
Inning Stats	R: 2 E: 0 K: 0 S: 18	H: 3 LOB: 1 BB: 0 P: 30	R: 0 E: 0 K: 0 S: 4	H: 1 LOB: 0 BB: 0 P: 8	R: 0 E: 0 K: 0 S: 5	H: 0 LOB: 0 BB: 0 P: 11	R: 2 E: 0 K: 0 S: 14	H: 3 LOB: 1 BB: 0 P: 23	R: 3 E: 0 K: 0 S: 24	H: 6 LOB: 3 BB: 0 P: 32	R: 0 E: 0 K: 0 S: 5	H: 0 LOB: 0 BB: 0 P: 7	R: 0 E: 0 K: 0 S: 6	H: 0 LOB: 0 BB: 0 P: 7	R: 0 E: 0 K: 0 S: 9	H: 1 LOB: 1 BB: 0 P: 9	R: 3 E: 1 K: 0 S: 15	H: 3 LOB: 2 BB: 1 P: 26	1B: 10 2B: 5 3B: 0 HR: 2	SF: 0 SAC: 0 DP: 2 HBP: 0	WP: 0 PB: 0 SB: 0 CS: 0	PA: 45		
PITCHER	IP	WLS	BF	H	R	ER	SO	BB	IBB	HBP	BLK	WP	HR	S	P	ERA	WHIP							
Chris Haney, L ERA: 4.63	(1, 1)	4.2	L	25	12	7	7	0	1	0	0	0	0	2	60	98	13.50	2.786						
Rick Huisman, R ERA:	(5, 1)	3.0		11	2	0	0	0	0	0	0	0	0	0	23	27	0.00	0.667						
Julio Valera, R ERA: 5.84	(8, 1)	1.1		9	3	3	3	0	0	1	0	0	0	0	17	28	20.25	2.250						
Tom Goodwin, L OBP: 0.337, SLG: 0.342	G4-3																4	0	2	3	0	0	0	Cleveland Indians @ Kansas City Royals Kauffman Stadium, Kansas City, MO Tue Jul 16 1996, 7:05 PM CDT Att: 16,871 - Unknown - 83 F
Keith Lockhart, L OBP: 0.346, SLG: 0.432	G3																3	0	0	0	0	0	1	
Craig Paquette, R OBP: 0.271, SLG: 0.410																	1	0	0	0	0	1	0	
Michael Tucker, L OBP: 0.331, SLG: 0.425	G3																4	0	2	0	0	0	0	
Bob Hamelin, L OBP: 0.402, SLG: 0.411																	4	0	0	0	0	2	3	
Kevin Young, R OBP: 0.288, SLG: 0.518																	4	0	0	0	0	2	2	
Johnny Damon, L OBP: 0.323, SLG: 0.404	G3																3	1	0	0	1	0	0	
Joe Randa, R OBP: 0.359, SLG: 0.420																	4	0	2	1	0	0	0	
Mike Macfarlane, R OBP: 0.333, SLG: 0.530																	1	0	0	0	0	0	0	
Henry Mercedes, R OBP: 0.333, SLG: 0.333																	3	1	1	0	0	1	2	
David Howard, S OBP: 0.304, SLG: 0.333																	3	2	1	0	1	0	2	
Inning Stats	R: 0 E: 0 K: 0 S: 13	H: 0 LOB: 0 BB: 0 P: 22	R: 0 E: 0 K: 2 S: 12	H: 0 LOB: 0 BB: 0 P: 16	R: 1 E: 0 K: 0 S: 7	H: 2 LOB: 0 BB: 0 P: 11	R: 0 E: 0 K: 0 S: 10	H: 0 LOB: 0 BB: 0 P: 15	R: 0 E: 0 K: 1 S: 14	H: 0 LOB: 0 BB: 1 P: 23	R: 0 E: 0 K: 1 S: 13	H: 1 LOB: 1 BB: 0 P: 20	R: 0 E: 0 K: 2 S: 9	H: 1 LOB: 1 BB: 0 P: 15	R: 0 E: 0 K: 0 S: 15	H: 1 LOB: 1 BB: 1 P: 25	1B: 4 2B: 3 3B: 1 HR: 0	SF: 0 SAC: 0 DP: 0 HBP: 0	WP: 1 PB: 0 SB: 0 CS: 1	PA: 37				
PITCHER	IP	WLS	BF	H	R	ER	SO	BB	IBB	HBP	BLK	WP	HR	S	P	ERA	WHIP							
Jack McDowell, R ERA: 4.38	(1, 1)	7.0	W	27	6	3	3	4	1	0	0	0	0	74	115	3.86	1.000							
Paul Assenmacher, L ERA: 2.03	(8, 1)	1.0		4	1	0	0	2	0	0	0	0	0	9	15	0.00	1.000							
Paul Shuey, R ERA: 4.43	(9, 1)	1.0		5	1	1	1	0	1	0	0	0	0	15	25	9.00	2.000							

AB	43
R	10
H	17
RBI	10
BB	2
SO	0
LOB	18



AB	34
R	4
H	8
RBI	4
BB	2
SO	6
LOB	10



Batter	1	2	3	4	5	6	7	8	9	AB	R	H	RBI	BB	SO	LOB	TOP				
Kenny Lofton, L OBP: 0.375, SLG: 0.433 (1, 8)	G3	FC4-6					G6-4-3			4	0	1	0	1	0	2					
Mark Carreon, R OBP: 0.334, SLG: 0.467 (1, 3)	L1	F8					F8		L4	5	0	0	0	0	0	6					
Jim Thome, L OBP: 0.450, SLG: 0.593 (1, 5)	FC5							E4	K	5	0	2	0	0	2	3					
Albert Belle, R OBP: 0.412, SLG: 0.641 (1, 7)										4	0	2	0	0	0	1					
Manny Ramirez, R OBP: 0.385, SLG: 0.593 (1, 9)	FC5									4	0	0	0	0	0	5					
Jeremy Burnitz, L OBP: 0.409, SLG: 0.514 (1, 10)										4	1	1	0	0	2	2					
Carlos Baerga, S OBP: 0.300, SLG: 0.395 (1, 4)										4	1	2	0	0	0	0					
Tony Peña, R OBP: 0.333, SLG: 0.327 (1, 2)										2	0	0	1	0	0	0					
Brian Giles, L OBP: 0.400, SLG: 1.000 (9, PH)										1	0	1	0	0	0	0					
Omar Vizquel, S OBP: 0.367, SLG: 0.426 (1, 6)										2	0	2	1	1	0	0					
Inning Stats	R: 0 E: 0 K: 0 S: 15	H: 2 LOB: 2 BB: 0 P: 24	R: 2 E: 0 K: 0 S: 12	H: 3 LOB: 1 BB: 0 P: 19	R: 0 E: 0 K: 1 S: 8	H: 2 LOB: 1 BB: 0 P: 11	R: 0 E: 0 K: 0 S: 14	H: 1 LOB: 0 BB: 1 P: 23	R: 0 E: 0 K: 0 S: 10	H: 0 LOB: 0 BB: 0 P: 15	R: 0 E: 0 K: 0 S: 5	H: 1 LOB: 0 BB: 0 P: 5	R: 0 E: 1 K: 1 S: 11	H: 0 LOB: 1 BB: 0 P: 16	R: 0 E: 0 K: 1 S: 13	H: 2 LOB: 3 BB: 1 P: 20	1B: 10 2B: 3 3B: 0 HR: 0	SF: 1 SAC: 1 DP: 2 HBP: 0	WP: 0 PB: 0 SB: 0 CS: 0	PA: 39	
PITCHER	IP	WLS	BF	H	R	ER	SO	BB	IBB	HBP	BLK	WP	HR	S	P	ERA	WHIP				
Tim Lincecum, R ERA: 4.12 (1, 1)	8.0	W	33	9	2	2	3	1	0	0	0	0	0	79	123	2.25	1.250				
Jeff Montgomery, R ERA: 4.22 (9, 1)	1.0	S	6	2	0	0	1	0	1	0	0	0	0	13	20	0.00	2.000				

Cleveland Indians @ Kansas City Royals
Kauffman Stadium, Kansas City, MO
Wed Jul 17 1996, 7:05 PM CDT
Att: 19,532 - Unknown - 93 F

AB 35
R 2
H 11
RBI 2
BB 2
SO 4
LOB 19



Batter	1	2	3	4	5	6	7	8	9	AB	R	H	RBI	BB	SO	LOB	BOTTOM				
Jose Offerman, S OBP: 0.371, SLG: 0.378 (1, 4)		G4-3					K2-3			4	1	2	0	0	1	1					
Tom Goodwin, L OBP: 0.336, SLG: 0.344 (1, 8)	K						G1-3			4	1	1	0	0	1	2					
Michael Tucker, L OBP: 0.330, SLG: 0.420 (1, 7)										3	1	0	0	1	1	1					
Bob Hamelin, L OBP: 0.404, SLG: 0.410 (1, 10)										3	0	1	1	1	0	1					
Kevin Young, R OBP: 0.286, SLG: 0.500 (1, 3)	K									4	0	1	0	0	1	3					
Johnny Damon, L OBP: 0.330, SLG: 0.405 (1, 9)										4	0	2	1	0	0	1					
Joe Randa, R OBP: 0.354, SLG: 0.413 (1, 5)										3	0	0	0	0	0	2					
Mike Macfarlane, R OBP: 0.329, SLG: 0.522 (1, 2)										3	0	0	0	0	0	0					
David Howard, S OBP: 0.305, SLG: 0.332 (1, 6)										1	0	0	0	1	0	0					
Keith Lockhart, L OBP: 0.345, SLG: 0.430 (5, 4)										1	0	0	0	0	0	0					
Inning Stats	R: 2 E: 0 K: 2 S: 14	H: 3 LOB: 1 BB: 1 P: 26	R: 0 E: 0 K: 0 S: 12	H: 0 LOB: 1 BB: 1 P: 19	R: 1 E: 1 K: 1 S: 13	H: 2 LOB: 2 BB: 0 P: 20	R: 0 E: 0 K: 0 S: 8	H: 1 LOB: 1 BB: 0 P: 12	R: 0 E: 0 K: 0 S: 8	H: 0 LOB: 0 BB: 1 P: 14	R: 0 E: 0 K: 0 S: 6	H: 0 LOB: 0 BB: 0 P: 9	R: 0 E: 0 K: 1 S: 8	H: 0 LOB: 0 BB: 0 P: 11	R: 0 E: 0 K: 0 S: 3	H: 1 LOB: 0 BB: 0 P: 4	1B: 4 2B: 3 3B: 0 HR: 0	SF: 0 SAC: 0 DP: 0 HBP: 0	WP: 0 PB: 0 SB: 0 CS: 0	PA: 33	
PITCHER	IP	WLS	BF	H	R	ER	SO	BB	IBB	HBP	BLK	WP	HR	S	P	ERA	WHIP				
Orel Hershiser, R ERA: 3.86 (1, 1)	8.0	L	33	7	3	2	4	3	0	0	0	0	0	72	115	2.25	1.250				

Cleveland Indians @ Kansas City Royals
Kauffman Stadium, Kansas City, MO
Wed Jul 17 1996, 7:05 PM CDT
Att: 19,532 - Unknown - 93 F


AB 30
R 3
H 7
RBI 2
BB 3
SO 4
LOB 11



Batter	1	2	3	4	5	6	7	8	9	AB	R	H	RBI	BB	SO	LOB	TOP					
Chuck Knoblauch, R (1, 4) OBP: 0.461, SLG: 0.574	G1-3			BB		BB		BB		2	2	1	0	2	0	0	Minnesota Twins @ Cleveland Indians Jacobs Field, Cleveland, OH Thu Jul 18 1996, 7:05 PM EDT Att: 40,934 - Unknown - 76 F					
Rich Becker, L (1, 8) OBP: 0.347, SLG: 0.457	F8							SH1-3		3	1	1	0	0	1	1						
Paul Molitor, R (1, 10) OBP: 0.375, SLG: 0.443	G2-3							IBB		3	1	1	2	1	1	1						
Scott Stahoviak, L (1, 3) OBP: 0.393, SLG: 0.487		F7						K		3	0	0	0	1	1	3						
Marty Cordova, R (1, 7) OBP: 0.379, SLG: 0.466		G4-3								4	0	1	2	0	0	1						
Dave Hollins, S (1, 5) OBP: 0.365, SLG: 0.382										3	0	1	0	0	1	1						
Jeff Reboulet, R (9, PH) OBP: 0.317, SLG: 0.268										1	0	0	0	0	1	0						
Matt Walbeck, S (1, 2) OBP: 0.230, SLG: 0.257										4	0	0	0	0	2	1						
Pat Meares, R (1, 6) OBP: 0.289, SLG: 0.392										4	0	1	0	0	0	1						
Denny Hocking, S (1, 9) OBP: 0.240, SLG: 0.271										3	0	0	0	0	0	1						
Inning Stats	R: 0 E: 0 K: 0 S: 6	H: 0 LOB: 0 BB: 0 P: 9	R: 0 E: 0 K: 1 S: 5	H: 0 LOB: 0 BB: 0 P: 6	R: 0 E: 0 K: 1 S: 7	H: 1 LOB: 0 BB: 0 P: 10	R: 0 E: 0 K: 2 S: 15	H: 0 LOB: 1 BB: 1 P: 23	R: 0 E: 0 K: 1 S: 13	H: 1 LOB: 1 BB: 0 P: 20	R: 3 E: 0 K: 0 S: 14	H: 2 LOB: 1 BB: 2 P: 29	R: 0 E: 0 K: 0 S: 8	H: 0 LOB: 0 BB: 0 P: 10	R: 1 E: 0 K: 1 S: 7	H: 2 LOB: 2 BB: 1 P: 13	R: 0 E: 0 K: 1 S: 8	H: 0 LOB: 0 BB: 0 P: 11	1B: 5 2B: 0 3B: 1 HR: 0	SF: 0 SAC: 1 DP: 0 HBP: 0	WP: 0 PB: 0 SB: 4 CS: 1	PA: 35
PITCHER	IP	WLS	BF	H	R	ER	SO	BB	IBB	HBP	BLK	WP	HR	S	P	ERA	WHIP					
Chad Ogea, R (1, 1) ERA: 6.14	7.0		28	5	4	4	5	2	1	0	0	0	0	70	109	5.14	1.000					
Alan Embree, L (8, 1) ERA: 6.17	0.2		3	0	0	0	1	0	1	0	0	0	0	4	10	0.00	0.000					
Danny Graves, R (8, 1) ERA: 5.4	1.1	W	4	1	0	0	1	0	0	0	0	0	0	9	12	0.00	0.750					

Batter	1	2	3	4	5	6	7	8	9	AB	R	H	RBI	BB	SO	LOB	BOTTOM				
Kenny Lofton, L (1, 8) OBP: 0.376, SLG: 0.437	G6-3		L7					G3		4	0	2	0	0	0	0	Minnesota Twins @ Cleveland Indians Jacobs Field, Cleveland, OH Thu Jul 18 1996, 7:05 PM EDT Att: 40,934 - Unknown - 76 F				
Mark Carreon, R (1, 3) OBP: 0.333, SLG: 0.465	K		G6-3					HR		4	1	1	0	0	1	2					
Jim Thome, L (1, 5) OBP: 0.450, SLG: 0.609	G6-3							HR		4	2	2	2	0	1	1					
Albert Belle, R (1, 7) OBP: 0.408, SLG: 0.633	G4-3							G4-3		4	0	0	0	0	0	2					
Brian Giles, L (9, 7) OBP: 0.400, SLG: 1.000										0	0	0	0	0	0	0					
Manny Ramirez, R (1, 9) OBP: 0.384, SLG: 0.598		G6-3								4	1	1	1	0	0	1					
Jeremy Burnitz, L (1, 10) OBP: 0.407, SLG: 0.507										3	0	1	1	0	1	0					
Eddie Murray, S (9, PH) OBP: 0.329, SLG: 0.408										1	1	1	1	0	0	0					
Carlos Baerga, S (1, 4) OBP: 0.300, SLG: 0.394										3	0	1	0	0	0	1					
Tony Peña, R (1, 2) OBP: 0.325, SLG: 0.317										3	0	0	0	0	2	1					
Omar Vizquel, S (1, 6) OBP: 0.364, SLG: 0.422										3	0	0	0	0	0	0					
Inning Stats	R: 0 E: 0 K: 1 S: 9	H: 1 LOB: 1 BB: 0 P: 13	R: 0 E: 0 K: 1 S: 10	H: 1 LOB: 1 BB: 0 P: 15	R: 0 E: 0 K: 0 S: 6	H: 0 LOB: 0 BB: 0 P: 13	R: 1 E: 0 K: 0 S: 13	H: 2 LOB: 1 BB: 0 P: 20	R: 0 E: 0 K: 1 S: 8	H: 0 LOB: 0 BB: 0 P: 11	R: 0 E: 0 K: 2 S: 10	H: 0 LOB: 0 BB: 0 P: 13	R: 2 E: 0 K: 0 S: 18	H: 2 LOB: 0 BB: 0 P: 23	R: 2 E: 0 K: 0 S: 3	H: 2 LOB: 0 BB: 0 P: 8	1B: 4 2B: 1 3B: 1 HR: 3	SF: 0 SAC: 0 DP: 0 HBP: 0	WP: 0 PB: 0 SB: 1 CS: 0	PA: 33	
PITCHER	IP	WLS	BF	H	R	ER	SO	BB	IBB	HBP	BLK	WP	HR	S	P	ERA	WHIP				
Rick Aguilera, R (1, 1) ERA: 6.47	7.2		30	7	3	3	5	0	0	0	0	0	0	74	110	3.52	0.913				
Dan Naulty, R (8, 1) ERA: 2.54	0.1		1	0	0	0	0	0	0	0	0	0	0	7	9	0.00	0.000				
Dave Stevens, R (9, 1) ERA: 5.52	0.0		1	1	1	1	0	0	0	0	0	0	1	1	3	∞	∞				
Eddie Guardado, L (9, 1) ERA: 4.99	0.0	L	1	1	1	1	0	0	0	0	0	0	1	2	5	∞	∞				

AB 30
R 4
H 6
RBI 4
BB 4
SO 7
LOB 10



AB 33
R 5
H 9
RBI 5
BB 0
SO 5
LOB 8



Batter	1	2	3	4	5	6	7	8	9	AB	R	H	RBI	BB	SO	LOB	TOP										
Chuck Knoblauch, R (1, 4) OBP: 0.459, SLG: 0.569	L6			G1-3		F8	BB			3	0	0	1	1	0	0	Minnesota Twins @ Cleveland Indians Jacobs Field, Cleveland, OH Fri Jul 19 1996, 7:05 PM EDT Att: 42,373 - Unknown - 73 F livebaseballscores.com										
Denny Hocking, S (1, 9) OBP: 0.231, SLG: 0.260	G3			K		G3	G4-3			4	0	0	0	0	1	3											
Paul Molitor, R (1, 10) OBP: 0.371, SLG: 0.439	G5-3			K			K	K		4	0	0	0	0	3	0											
Marty Cordova, R (1, 7) OBP: 0.380, SLG: 0.464		G1-3			FC5-2		G4-3	BB		3	0	1	0	1	0	0											
Scott Stahviak, L (1, 3) OBP: 0.391, SLG: 0.480		G6-3			K		WP	K		3	1	0	0	1	2	2											
Jeff Reboulet, R (1, 5) (7, 6)				K	FC5-2		BB	WP	K	4	1	2	0	0	2	1											
Rich Becker, L (1, 8) OBP: 0.349, SLG: 0.453					FC5-2		E	BB	G4-3	2	1	0	0	2	0	2											
Pat Meares, R (1, 6) OBP: 0.287, SLG: 0.390					G5-3		BB	BB		2	0	0	0	0	0	3											
Chip Hale, L (7, PH) OBP: 0.550, SLG: 0.519		G6-4-3					BB	E	K	0	0	0	1	1	0	0											
Dave Hollins, S (9, PH) (9, 5)							BB	E		1	0	0	0	0	1	0											
Mike Durant, R (1, 2) OBP: 0.338, SLG: 0.313							E5		G6-3	4	0	0	0	0	1	2											
Inning Stats	R: 0 E: 0 K: 0 S: 6	H: 0 LOB: 0 BB: 0 P: 11	R: 0 E: 0 K: 1 S: 11	H: 0 LOB: 0 BB: 0 P: 19	R: 0 E: 0 K: 0 S: 3	H: 0 LOB: 0 BB: 1 P: 8	R: 0 E: 0 K: 2 S: 10	H: 0 LOB: 0 BB: 0 P: 16	R: 0 E: 0 K: 1 S: 9	H: 2 LOB: 2 BB: 0 P: 14	R: 0 E: 0 K: 1 S: 8	H: 0 LOB: 0 BB: 0 P: 14	R: 3 E: 1 K: 1 S: 23	H: 1 LOB: 3 BB: 4 P: 45	R: 0 E: 0 K: 3 S: 14	H: 0 LOB: 1 BB: 1 P: 22	R: 0 E: 0 K: 1 S: 7	H: 0 LOB: 0 BB: 0 P: 9	1B: 3 2B: 0 3B: 0 HR: 0	SF: 0 SAC: 0 DP: 1 HBP: 0	WP: 1 PB: 0 SB: 1 CS: 0	PA: 36					
PITCHER	IP	WLS	BF	H	R	ER	SO	BB	IBB	HBP	BLK	WP	HR	S	P	ERA	WHIP										
Charles Nagy, R (1, 1) ERA: 3.51	6.2	L	26	3	3	1	6	4	0	0	0	1	0	62	113	1.35	1.050										
Eric Plunk, R (7, 1) ERA: 2.42	1.1		7	0	0	0	3	2	0	0	0	0	0	22	36	0.00	1.500										
Paul Assenmacher, L (9, 1) ERA: 2.0	0.1		1	0	0	0	0	0	0	0	0	0	0	2	2	0.00	0.000										
Jose Mesa, R (9, 1) ERA: 4.65	0.2		2	0	0	0	1	0	0	0	0	0	0	5	7	0.00	0.000										

Batter	1	2	3	4	5	6	7	8	9	AB	R	H	RBI	BB	SO	LOB	BOTTOM										
Kenny Lofton, L (1, 8) OBP: 0.377, SLG: 0.442	HR		G4-3		G4-3				B5-3	4	1	1	1	1	0	1	Minnesota Twins @ Cleveland Indians Jacobs Field, Cleveland, OH Fri Jul 19 1996, 7:05 PM EDT Att: 42,373 - Unknown - 73 F livebaseballscores.com										
Brian Giles, L (1, 10) OBP: 0.375, SLG: 1.125	F7		L4			HR	G5-3			3	1	1	1	0	0	0											
Eddie Murray, S (7, PH) OBP: 0.328, SLG: 0.407										1	0	0	0	0	0	3											
Jim Thome, L (1, 5) OBP: 0.445, SLG: 0.601	G3-1			G3-1		K		K		4	0	0	0	0	2	0											
Albert Belle, R (1, 7) OBP: 0.407, SLG: 0.628	F6			G5-3		L9		WP	BB	3	0	0	0	1	0	0											
Manny Ramirez, R (1, 9) OBP: 0.385, SLG: 0.597		FC3-6			1B			P4		4	0	2	0	0	1	1											
Carlos Baerga, S (1, 4) OBP: 0.302, SLG: 0.393		FC3-6		G3			S	1B	BB	2	0	0	0	2	0	2											
Mark Carreon, R (1, 3) OBP: 0.335, SLG: 0.468		F7			SH3-4			BB	F9	4	0	2	0	0	0	3											
Tony Peña, R (1, 2) OBP: 0.319, SLG: 0.311					SH3-4			1B		2	0	0	0	0	1	3											
Jeromy Burnitz, L (9, PH) OBP: 0.402, SLG: 0.500		FC6-4-6					K		F9	1	0	0	0	0	0	0											
Omar Vizquel, S (1, 6) OBP: 0.360, SLG: 0.417				G5-3		L4		B5		4	0	0	0	0	0	3											
Inning Stats	R: 1 E: 0 K: 0 S: 9	H: 1 LOB: 0 BB: 0 P: 15	R: 0 E: 0 K: 0 S: 5	H: 1 LOB: 0 BB: 0 P: 11	R: 0 E: 0 K: 0 S: 9	H: 0 LOB: 0 BB: 0 P: 16	R: 0 E: 0 K: 0 S: 8	H: 1 LOB: 1 BB: 0 P: 13	R: 0 E: 0 K: 2 S: 10	H: 1 LOB: 1 BB: 0 P: 9	R: 1 E: 0 K: 2 S: 10	H: 1 LOB: 0 BB: 0 P: 12	R: 0 E: 0 K: 1 S: 12	H: 1 LOB: 3 BB: 2 P: 25	R: 0 E: 0 K: 1 S: 12	H: 0 LOB: 2 BB: 2 P: 22	R: 0 E: 0 K: 0 S: 7	H: 0 LOB: 0 BB: 0 P: 8	1B: 3 2B: 1 3B: 0 HR: 2	SF: 0 SAC: 1 DP: 0 HBP: 0	WP: 1 PB: 0 SB: 2 CS: 0	PA: 37					
PITCHER	IP	WLS	BF	H	R	ER	SO	BB	IBB	HBP	BLK	WP	HR	S	P	ERA	WHIP										
Frankie Rodriguez, R (1, 1) ERA: 5.17	6.2	W	27	6	2	2	3	1	0	0	0	0	0	6	13	0.00	1.500										
Eddie Guardado, L (7, 1) ERA: 4.93	0.2		3	0	0	0	1	1	0	0	0	0	0	6	13	0.00	1.500										
Greg Hansell, R (8, 1) ERA: 5.24	0.2		4	0	0	0	0	2	0	0	0	1	0	8	17	0.00	3.000										
Dan Naulty, R (9, 1) ERA: 2.88	1.0	S	3	0	0	0	0	0	0	0	0	0	0	7	8	0.00	0.000										

Batter	1	2	3	4	5	6	7	8	9	AB	R	H	RBI	BB	SO	LOB	TOP										
Chuck Knoblauch , R (1, 4) OBP: 0.459, SLG: 0.566	0-3 K		0-1 2B	0-1 F7			1-1 L7		4-2 BB	4	1	1	0	1	1	1	Minnesota Twins @ Cleveland Indians Jacobs Field, Cleveland, OH Sun Jul 21 1996, 7:05 PM EDT Att: 42,341 - Unknown - 71 F livebaseballscores.com										
Denny Hocking , S (1, 9) OBP: 0.239, SLG: 0.267	1-0 1B		2-0 L8		2-2 G6-3		1-2 1B		1-3 K	5	1	2	0	0	1	3											
Paul Molitor , R (1, 10) OBP: 0.371, SLG: 0.438	0-0 1B		1-0 2B		0-0 G6-3		4-1 FC6-4		0-0 G5-3	4	1	2	0	1	0	2											
Marty Cordova , R (1, 7) OBP: 0.387, SLG: 0.483	0-0 1B		0-1 2B		0-2 HR		2-2 FC6-4			4	1	3	4	0	0	2											
Dave Hollins , S (1, 5) OBP: 0.362, SLG: 0.373	2-3 K		2-3 G1-3		3-2 F7				1-3 K	4	0	0	0	0	2	2											
Jeff Reboulet , R (1, 3) OBP: 0.315, SLG: 0.269		1-3 K		1-3 K		2-2 P2			3-3 K	3	0	0	0	0	2	0											
Chip Hale , L (8, PH) OBP: 0.452, SLG: 0.519										1	0	0	0	0	1	0											
Rich Becker , L (1, 8) OBP: 0.348, SLG: 0.451		0-0 L6		2-2 2B		1-3 K			1-3 K	4	1	1	0	0	2	0											
Pat Meares , R (1, 6) OBP: 0.286, SLG: 0.392		0-0 P2		2-0 1B		2-3 K			2-3 K	4	0	1	1	0	2	0											
Mike Durant , R (1, 2) OBP: 0.308, SLG: 0.282			0-0 F8		1-2 L9		0-0 F8		4-1 BB	3	0	0	0	0	0	1											
Scott Stahoviak , L (9, PH) OBP: 0.393, SLG: 0.474									BB	0	0	0	0	0	1	0											
Inning Stats	R: 1 E: 1 K: 2 S: 9	H: 3 LOB: 1 BB: 0 P: 12	R: 0 E: 0 K: 1 S: 5	H: 0 LOB: 0 BB: 0 P: 6	R: 2 E: 0 K: 0 S: 13	H: 3 LOB: 1 BB: 0 P: 19	R: 1 E: 0 K: 1 S: 14	H: 2 LOB: 1 BB: 0 P: 20	R: 1 E: 0 K: 0 S: 10	H: 1 LOB: 0 BB: 0 P: 15	R: 0 E: 0 K: 2 S: 10	H: 0 LOB: 0 BB: 0 P: 15	R: 0 E: 0 K: 0 S: 11	H: 1 LOB: 2 BB: 1 P: 19	R: 0 E: 0 K: 3 S: 12	H: 0 LOB: 0 BB: 0 P: 17	R: 0 E: 0 K: 2 S: 11	H: 0 LOB: 2 BB: 2 P: 22	1B: 6 2B: 3 3B: 0 HR: 1	SF: 0 SAC: 0 DP: 0 HBP: 0	WP: 0 PB: 0 SB: 1 CS: 0	PA: 39					
PITCHER	IP	WLS	BF	H	R	ER	SO	BB	IBB	HBP	BLK	WP	HR	S	P	ERA	WHIP										
Jack McDowell , R (1, 1) ERA: 4.5	6.2	W	30	10	5	5	6	1	0	0	0	0	1	68	100	6.75	1.650										
Eric Plunk , R (7, 1) ERA: 2.36	1.1		4	0	0	0	3	0	0	0	0	0	0	16	23	0.00	0.000										
Paul Shuey , R (9, 1) ERA: 4.07	1.0	S	5	0	0	0	2	2	0	0	0	0	0	11	22	0.00	2.000										

Batter	1	2	3	4	5	6	7	8	9	AB	R	H	RBI	BB	SO	LOB	BOTTOM										
Kenny Lofton , L (1, 8) OBP: 0.381, SLG: 0.450	1-2 SH5-3					2-2 G4-3		2-3 K		5	0	1	0	0	3	1	Minnesota Twins @ Cleveland Indians Jacobs Field, Cleveland, OH Sun Jul 21 1996, 7:05 PM EDT Att: 42,341 - Unknown - 71 F livebaseballscores.com										
Omar Vizquel , S (1, 6) OBP: 0.366, SLG: 0.426	0-0 SH5-3		1-2 G3	4-2 1B		0-0 G4-3				2	0	0	0	1	0	0											
Jim Thome , L (1, 5) OBP: 0.443, SLG: 0.590	2-3 K		1-1 G4-3	0-0 1B		1-3 K				4	0	1	0	0	2	1											
Alvaro Espinoza , R (9, 5) OBP: 0.275, SLG: 0.404										0	0	0	0	0	0	0											
Albert Belle , R (1, 7) OBP: 0.405, SLG: 0.631	1-1 G4-3		0-0 1B	1-2 P6			0-0 P6			4	1	1	0	0	0	3											
Manny Ramirez , R (1, 9) OBP: 0.389, SLG: 0.605		2-1 L8	2-2 1B		2-1 HR		3-2 F7			4	2	2	1	0	0	0											
Jeremy Burnitz , L (1, 10) OBP: 0.423, SLG: 0.600	1-0 1B		4-1 1B		0-0 HR		0-0 HR			3	3	3	3	1	0	0											
Carlos Baerga , S (1, 4) OBP: 0.303, SLG: 0.391	0-1 1B		2-1 FC5-4		0-1 HR		2-3 K			4	1	3	1	0	1	0											
Mark Carreon , R (1, 3) OBP: 0.334, SLG: 0.464	0-0 1B		1-2 FC5-4		0-0 FC5-4			1-0 F8		4	0	1	2	0	0	3											
Tony Peña , R (1, 2) OBP: 0.306, SLG: 0.296					1-3 K		2-2 F7		1-0 G6-3	4	0	0	0	0	2	2											
Inning Stats	R: 0 E: 0 K: 1 S: 11	H: 1 LOB: 1 BB: 0 P: 15	R: 2 E: 0 K: 2 S: 14	H: 3 LOB: 1 BB: 0 P: 22	R: 2 E: 0 K: 0 S: 15	H: 3 LOB: 2 BB: 1 P: 26	R: 0 E: 0 K: 2 S: 15	H: 1 LOB: 0 BB: 1 P: 21	R: 2 E: 0 K: 1 S: 7	H: 3 LOB: 0 BB: 0 P: 15	R: 0 E: 0 K: 1 S: 7	H: 0 LOB: 0 BB: 0 P: 10	R: 1 E: 0 K: 0 S: 10	H: 1 LOB: 0 BB: 0 P: 15	R: 0 E: 0 K: 1 S: 5	H: 0 LOB: 0 BB: 0 P: 9	1B: 6 2B: 4 3B: 0 HR: 2	SF: 0 SAC: 1 DP: 0 HBP: 0	WP: 0 PB: 0 SB: 1 CS: 1	PA: 37							
PITCHER	IP	WLS	BF	H	R	ER	SO	BB	IBB	HBP	BLK	WP	HR	S	P	ERA	WHIP										
Brad Radke , R (1, 1) ERA: 5.14	7.0	L	34	12	7	7	7	2	0	0	0	0	2	83	124	9.00	2.000										
Greg Hansell , R (8, 1) ERA: 5.18	0.2		2	0	0	0	0	0	0	0	0	0	0	2	4	0.00	0.000										
Mike Michin , L (8, 1) ERA: 7.23	0.1		1	0	0	0	1	0	0	0	0	0	0	3	5	0.00	0.000										

Batter	1	2	3	4	5	6	7	8	9	AB	R	H	RBI	BB	SO	LOB	TOP				
Kenny Lofton, L OBP: 0.377, SLG: 0.446 (1, 8)	G4-3		F8		G4-3		G4-3			4	0	0	0	0	0	1	Cleveland Indians @ Toronto Blue Jays SkyDome, Toronto, ON Mon Jul 22 1996, 7:05 PM EDT Att: 35,517 - Unknown - 71 F				
Omar Vizquel, S OBP: 0.397, SLG: 0.427 (1, 6)	F9		2B		G6-4-3			P5		4	1	2	0	0	0	0					
Jim Thome, L OBP: 0.443, SLG: 0.591 Alvaro Espinoza, R OBP: 0.275, SLG: 0.404 (1, 5) (9, 5)	G3		2B		G6-4-3			1B		3	2	1	0	1	0	1					
Albert Belle, R OBP: 0.408, SLG: 0.640 (1, 7)			2B					2B		0	0	0	0	0	0	0					
Manny Ramirez, R OBP: 0.385, SLG: 0.598 (1, 9)	G4-3		F8		G5-3			F8		4	0	0	0	0	0	3					
Jeremy Burnitz, L OBP: 0.416, SLG: 0.583 (1, 10)	1B				L3			K		4	0	1	0	0	2	2					
Carlos Baerga, S OBP: 0.300, SLG: 0.387 (1, 4)	G4-3				G6-3			G6-3		4	0	0	0	0	0	2					
Mark Carreon, R OBP: 0.333, SLG: 0.460 (1, 3)			F9					F9		3	0	0	0	1	0	0					
Sandy Alomar Jr., R OBP: 0.309, SLG: 0.383 (1, 2)			1B		F9			P3		4	1	1	0	0	0	1					
Inning Stats	R: 0 E: 0 K: 0 S: 8	H: 0 LOB: 0 BB: 0 P: 9	R: 0 E: 0 K: 0 S: 10	H: 1 LOB: 1 BB: 0 P: 15	R: 3 E: 0 K: 0 S: 12	H: 3 LOB: 1 BB: 1 P: 24	R: 0 E: 0 K: 0 S: 8	H: 0 LOB: 1 BB: 1 P: 18	R: 0 E: 0 K: 1 S: 4	H: 1 LOB: 0 BB: 0 P: 6	R: 0 E: 0 K: 0 S: 7	H: 0 LOB: 0 BB: 0 P: 13	R: 1 E: 0 K: 1 S: 15	H: 2 LOB: 1 BB: 0 P: 23	R: 0 E: 0 K: 0 S: 5	H: 0 LOB: 0 BB: 0 P: 5	1B: 5 2B: 2 3B: 1 HR: 0	SF: 0 SAC: 0 DP: 1 HBP: 0	WP: 0 PB: 0 SB: 1 CS: 0	PA: 36	
PITCHER	IP	WLS	BF	H	R	ER	SO	BB	IBB	HBP	BLK	WP	HR	S	P	ERA	WHIP				
Erik Hanson, R ERA: 6.84 (1, 1)	8.0	L	33	8	4	4	2	2	0	0	0	0	0	72	119	4.50	1.250				
Paul Quantrill, R ERA: 5.97 (9, 1)	1.0		3	0	0	0	0	0	0	0	0	0	0	5	5	0.00	0.000				

Batter	1	2	3	4	5	6	7	8	9	AB	R	H	RBI	BB	SO	LOB	BOTTOM				
Otis Nixon, S OBP: 0.385, SLG: 0.325 (1, 8)	G1-3		G1-3		G6-3		K			4	0	0	0	0	1	2	Cleveland Indians @ Toronto Blue Jays SkyDome, Toronto, ON Mon Jul 22 1996, 7:05 PM EDT Att: 35,517 - Unknown - 71 F				
Tomas Perez, S OBP: 0.341, SLG: 0.376 (1, 4)	B1-3				G5-3		G4-3			4	0	0	0	0	1	1					
Carlos Delgado, L OBP: 0.371, SLG: 0.508 Robert Perez, R OBP: 0.387, SLG: 0.473 (1, 10) (6, PH)	HBP				1B			F8		1	1	0	0	1	0	0					
Joe Carter, R OBP: 0.348, SLG: 0.544 (1, 7)	K				1B			G5-3		1	0	0	0	0	0	0					
Ed Sprague, R OBP: 0.349, SLG: 0.536 (1, 5)			P3		K			K		4	0	0	0	0	2	2					
John Olerud, L OBP: 0.389, SLG: 0.504 (1, 3)					G6-4-3			K		4	1	3	1	0	1	0					
Charlie O'Brien, R OBP: 0.376, SLG: 0.543 (1, 2)	G6-4-3				FC6-4			K		4	0	0	0	0	2	4					
Shawn Green, L OBP: 0.312, SLG: 0.411 (1, 9)			G4-3					G4-3		2	0	0	0	0	0	1					
Alex Gonzalez, R OBP: 0.303, SLG: 0.409 (1, 6)			K					E4		3	0	0	0	0	1	1					
Inning Stats	R: 0 E: 0 K: 1 S: 12	H: 0 LOB: 1 BB: 0 P: 18	R: 0 E: 0 K: 0 S: 5	H: 1 LOB: 0 BB: 0 P: 8	R: 0 E: 0 K: 1 S: 8	H: 0 LOB: 0 BB: 0 P: 9	R: 1 E: 0 K: 1 S: 10	H: 2 LOB: 2 BB: 1 P: 22	R: 0 E: 0 K: 2 S: 7	H: 0 LOB: 0 BB: 0 P: 11	R: 1 E: 1 K: 2 S: 13	H: 1 LOB: 1 BB: 0 P: 20	R: 0 E: 0 K: 2 S: 9	H: 0 LOB: 0 BB: 0 P: 12	R: 0 E: 0 K: 2 S: 11	H: 0 LOB: 0 BB: 0 P: 17	1B: 3 2B: 1 3B: 0 HR: 0	SF: 0 SAC: 0 DP: 1 HBP: 2	WP: 0 PB: 0 SB: 0 CS: 0	PA: 34	
PITCHER	IP	WLS	BF	H	R	ER	SO	BB	IBB	HBP	BLK	WP	HR	S	P	ERA	WHIP				
Orel Hershiser, R ERA: 3.71 (1, 1)	7.0	W	28	4	2	1	7	1	0	2	0	0	0	60	99	1.29	0.714				
Paul Assenmacher, L ERA: 1.98 (8, 1)	0.1		1	0	0	0	1	0	0	0	0	0	0	5	5	0.00	0.000				
Jose Mesa, R ERA: 4.17 (8, 1)	1.2	S	5	0	0	0	3	0	0	0	0	0	0	15	24	0.00	0.000				

Batter	1	2	3	4	5	6	7	8	9	AB	R	H	RBI	BB	SO	LOB	TOP											
Kenny Lofton, L OBP: 0.376, SLG: 0.441	4-1 CS BB	3-1 G4-3		3-2 L7		1-0 G4-3		1-0 G4-6-3		4	0	0	0	1	0	2												
Omar Vizquel, S OBP: 0.396, SLG: 0.434	1-1 L7		1-0 HR		2-2 G4-3		2-1 F7			4	1	1	1	0	0	1												
Jim Thome, L OBP: 0.441, SLG: 0.585	4-0 1B BB		2-0 P5		3-3 K		0-0 P6			3	0	0	0	1	1	0												
Albert Belle, R OBP: 0.414, SLG: 0.642	2-1 BB		4-2 BB		4-2 FC6-4 BB		0-0 1B			2	0	2	0	2	0	0												
Manny Ramirez, R OBP: 0.386, SLG: 0.594	4-1 BB		4-2 BB		1-1 FC6-4		1-0 P4			2	0	0	0	2	0	2												
Jeremy Burnitz, L OBP: 0.404, SLG: 0.563	1-3 K		0-1 P5		3-2 P6		1-2 K			3	0	0	0	0	1	5												
Alvaro Espinoza, R OBP: 0.272, SLG: 0.400										1	0	0	0	0	1	1												
Carlos Baerga, S OBP: 0.300, SLG: 0.386		0-2 G6-3	1-0 G5-3		0-1 1B		0-0 F8			4	0	1	0	0	0	3												
Mark Carreon, R OBP: 0.335, SLG: 0.462		0-0 2B		2-0 P6		1-0 F7		4-2 G4-6-3 BB		3	0	1	0	1	0	1												
Sandy Alomar Jr., R OBP: 0.306, SLG: 0.379		1-0 P6		1-1 G2		0-1 F9		1-0 F8		3	0	0	0	0	0	2												
Brian Giles, L OBP: 0.300, SLG: 0.900										1	0	0	0	0	0	1												
Inning Stats	R: 0 E: 0 K: 1 S: 11	H: 1 LOB: 3 BB: 3 P: 27	R: 0 E: 0 K: 0 S: 7	H: 1 LOB: 1 BB: 0 P: 11	R: 1 E: 0 K: 0 S: 10	H: 1 LOB: 2 BB: 2 P: 22	R: 0 E: 0 K: 0 S: 8	H: 0 LOB: 0 BB: 0 P: 14	R: 0 E: 0 K: 1 S: 10	H: 0 LOB: 1 BB: 1 P: 20	R: 0 E: 0 K: 0 S: 8	H: 1 LOB: 1 BB: 0 P: 12	R: 0 E: 0 K: 0 S: 4	H: 0 LOB: 0 BB: 0 P: 7	R: 0 E: 0 K: 1 S: 6	H: 1 LOB: 1 BB: 0 P: 8	R: 0 E: 0 K: 0 S: 5	H: 0 LOB: 0 BB: 1 P: 11	1B: 3 2B: 1 3B: 0 HR: 1	SF: 0 SAC: 0 DP: 1 HBP: 0	WP: 0 PB: 0 SB: 0 CS: 1	PA: 37						
PITCHER	IP	WLS	BF	H	R	ER	SO	BB	IBB	HBP	BLK	WP	HR	S	P	ERA	WHIP											
Pat Hentgen, R ERA: 3.77	(1, 1)	7.1	W	32	5	1	1	2	6	0	0	0	0	1	60	116	1.23	1.500										
Tony Castillo, L ERA: 3.75	(8, 1)	0.2		2	0	0	0	1	0	0	0	0	0	4	5	0.00	0.000											
Mike Timlin, R ERA: 3.94	(9, 1)	1.0	S	3	0	0	0	0	1	0	0	0	0	5	11	0.00	1.000											

Cleveland Indians @ Toronto Blue Jays
SkyDome, Toronto, ON
Tue Jul 23 1996, 7:05 PM EDT
Att: 35,194 - Unknown - 79 F

AB 30
R 1
H 5
RBI 1
BB 7
SO 3
LOB 18



Batter	1	2	3	4	5	6	7	8	9	AB	R	H	RBI	BB	SO	LOB	BOTTOM										
Otis Nixon, S OBP: 0.380, SLG: 0.321	1-0 G5-3		1-1 G4-3			2-2 G5-3	0-0 F9			4	0	0	0	0	0	1											
Tomas Perez, S OBP: 0.338, SLG: 0.373	0-2 P5		0-1 P6		2-2 E9 FC3-6 1B		0-1 P3			4	0	1	0	0	0	0											
Carlos Delgado, L OBP: 0.370, SLG: 0.503	3-3 K		3-1 G6-3		4-0 FC3-6 BB		0-0 L8			3	0	0	0	1	1	0											
Joe Carter, R OBP: 0.347, SLG: 0.549		0-1 HR		3-3 K		0-0 FC3-6 BB	0-1 P3			4	1	1	1	0	1	2											
Ed Sprague, R OBP: 0.348, SLG: 0.533	1-0 F9		3-2 G5-3		4-1 BB					2	0	0	0	1	0	0											
John Olerud, L OBP: 0.389, SLG: 0.506	2-0 P5		0-2 HR		0-0 G1-3					3	1	1	0	0	0	3											
Shawn Green, L OBP: 0.312, SLG: 0.422	1-1 G4-3		0-0 HR		1-0 F9					3	1	1	2	0	0	0											
Sandy Martinez, L OBP: 0.298, SLG: 0.345			2-3 K		2-1 G1-3		0-3 K			3	0	0	0	0	2	0											
Alex Gonzalez, R OBP: 0.304, SLG: 0.409			2-2 L7		1-2 G5-3		2-2 1B			3	0	1	0	0	0	0											
Inning Stats	R: 0 E: 0 K: 1 S: 7	H: 0 LOB: 0 BB: 0 P: 11	R: 1 E: 0 K: 0 S: 6	H: 1 LOB: 0 BB: 0 P: 10	R: 0 E: 0 K: 1 S: 9	H: 0 LOB: 0 BB: 0 P: 14	R: 0 E: 0 K: 1 S: 7	H: 0 LOB: 0 BB: 0 P: 13	R: 2 E: 0 K: 0 S: 15	H: 2 LOB: 0 BB: 0 P: 21	R: 0 E: 1 K: 0 S: 9	H: 1 LOB: 3 BB: 2 P: 21	R: 0 E: 0 K: 1 S: 8	H: 1 LOB: 1 BB: 0 P: 11	R: 0 E: 0 K: 0 S: 5	H: 0 LOB: 0 BB: 0 P: 5	1B: 2 2B: 1 3B: 0 HR: 2	SF: 0 SAC: 0 DP: 0 HBP: 0	WP: 0 PB: 0 SB: 0 CS: 0	PA: 31							
PITCHER	IP	WLS	BF	H	R	ER	SO	BB	IBB	HBP	BLK	WP	HR	S	P	ERA	WHIP										
Chad Ogea, R ERA: 6.02	(1, 1)	5.2	L	23	4	3	3	3	2	0	0	0	0	0	89	4.76	1.059										
Alan Embree, L ERA: 5.69	(6, 1)	2.0		7	1	0	0	1	0	0	0	0	0	12	15	0.00	0.500										
Danny Graves, R ERA: 3.48	(8, 1)	0.1		1	0	0	0	0	0	0	0	0	0	2	2	0.00	0.000										

Cleveland Indians @ Toronto Blue Jays
SkyDome, Toronto, ON
Tue Jul 23 1996, 7:05 PM EDT
Att: 35,194 - Unknown - 79 F

AB 29
R 3
H 5
RBI 3
BB 2
SO 4
LOB 6



Batter	1	2	3	4	5	6	7	8	9	AB	R	H	RBI	BB	SO	LOB	TOP								
Kenny Lofton, L OBP: 0.379, SLG: 0.443 (1, 8)										5	2	3	0	0	0	0	Cleveland Indians @ Baltimore Orioles Oriole Park at Camden Yards, Baltimore, MD Thu Jul 25 1996, 7:05 PM EDT Att: 47,029 - Unknown - 81 F								
Omar Vizquel, S OBP: 0.386, SLG: 0.441 Carlos Baerga, S OBP: 0.302, SLG: 0.396 (1, 6) (5, 4)										3	1	1	0	0	0	1									
Jim Thome, L OBP: 0.445, SLG: 0.579 (1, 5)										4	2	1	1	1	1	2									
Albert Belle, R OBP: 0.418, SLG: 0.655 (1, 7)										4	2	3	5	0	0	0									
Manny Ramirez, R OBP: 0.384, SLG: 0.591 (1, 9)										5	2	1	0	0	0	3									
Brian Giles, L OBP: 0.300, SLG: 0.941 (1, 10)										3	1	3	2	2	0	0									
Mark Carreon, R OBP: 0.332, SLG: 0.455 (1, 3)										5	0	2	0	0	1	3									
Sandy Alomar Jr., R OBP: 0.304, SLG: 0.375 (1, 2)										5	0	1	2	0	0	2									
Alvaro Espinoza, R OBP: 0.275, SLG: 0.396 (5, 6) (1, 4)										5	0	1	0	0	1	3									
Inning Stats	R: 3 E: 1 K: 1 S: 8	H: 3 LOB: 1 BB: 1 P: 12	R: 0 E: 0 K: 0 S: 3	H: 0 LOB: 0 BB: 0 P: 3	R: 1 E: 0 K: 0 S: 4	H: 1 LOB: 0 BB: 0 P: 4	R: 0 E: 0 K: 1 S: 6	H: 1 LOB: 1 BB: 0 P: 6	R: 3 E: 0 K: 0 S: 6	H: 4 LOB: 1 BB: 1 P: 10	R: 0 E: 0 K: 0 S: 5	H: 2 LOB: 2 BB: 0 P: 5	R: 1 E: 1 K: 0 S: 4	H: 2 LOB: 1 BB: 0 P: 5	R: 0 E: 0 K: 0 S: 3	H: 0 LOB: 0 BB: 0 P: 3	R: 2 E: 0 K: 1 S: 8	H: 3 LOB: 2 BB: 1 P: 12	1B: 10 2B: 4 3B: 0 HR: 2	SF: 0 SAC: 0 DP: 1 HBP: 1	WP: 0 PB: 0 SB: 3 CS: 0	PA: 45			
PITCHER	IP	WLS	BF	H	R	ER	SO	BB	IBB	HBP	BLK	WP	HR	S	P	ERA	WHIP								
Rocky Coppinger, R ERA: 5.7 Garrett Stephenson, R ERA: 6.23	(1, 1) (5, 1)	4.2 0.0	24 21	9 7	7 3	7 3	2 1	2 0	0 1	0 1	0 0	0 0	2 0	26 21	34 26	13.50 6.23	2.357 1.615								

Batter	1	2	3	4	5	6	7	8	9	AB	R	H	RBI	BB	SO	LOB	BOTTOM								
Roberto Alomar, S OBP: 0.422, SLG: 0.548 (1, 4)										5	4	4	2	0	0	0	Cleveland Indians @ Baltimore Orioles Oriole Park at Camden Yards, Baltimore, MD Thu Jul 25 1996, 7:05 PM EDT Att: 47,029 - Unknown - 81 F								
Brady Anderson, L OBP: 0.390, SLG: 0.637 (1, 8)										5	1	2	2	0	2	1									
Rafael Palmeiro, L OBP: 0.390, SLG: 0.546 (1, 3)										5	0	1	0	0	2	2									
Bobby Bonilla, S OBP: 0.351, SLG: 0.440 (1, 9)										5	1	2	1	0	0	1									
Cal Ripken Jr., R OBP: 0.346, SLG: 0.461 (1, 6)										3	1	1	0	1	1	1									
Eddie Murray, S OBP: 0.321, SLG: 0.409 (1, 10)										4	0	0	1	0	0	4									
B.J. Surhoff, L OBP: 0.349, SLG: 0.491 (1, 5)										3	0	1	1	1	1	0									
Chris Hoiles, R OBP: 0.339, SLG: 0.452 (1, 2)										3	0	1	0	1	0	3									
Mike Devereaux, R OBP: 0.317, SLG: 0.340 (1, 7)										4	0	0	0	0	1	4									
Inning Stats	R: 2 E: 0 K: 0 S: 5	H: 3 LOB: 1 BB: 1 P: 9	R: 0 E: 0 K: 1 S: 5	H: 1 LOB: 0 BB: 0 P: 5	R: 1 E: 0 K: 1 S: 7	H: 2 LOB: 1 BB: 0 P: 7	R: 0 E: 0 K: 0 S: 3	H: 0 LOB: 1 BB: 1 P: 7	R: 0 E: 0 K: 0 S: 3	H: 1 LOB: 0 BB: 0 P: 3	R: 1 E: 0 K: 1 S: 7	H: 2 LOB: 2 BB: 1 P: 11	R: 1 E: 0 K: 1 S: 6	H: 1 LOB: 0 BB: 0 P: 6	R: 1 E: 0 K: 1 S: 7	H: 1 LOB: 1 BB: 0 P: 7	R: 1 E: 0 K: 2 S: 8	H: 1 LOB: 0 BB: 0 P: 8	1B: 7 2B: 2 3B: 1 HR: 3	SF: 0 SAC: 0 DP: 2 HBP: 0	WP: 1 PB: 0 SB: 0 CS: 0	PA: 40			
PITCHER	IP	WLS	BF	H	R	ER	SO	BB	IBB	HBP	BLK	WP	HR	S	P	ERA	WHIP								
Charles Nagy, R ERA: 3.63 Alan Embree, L ERA: 5.68 Eric Plunk, R ERA: 2.56 Paul Assenmacher, L ERA: 2.22	(1, 1) (6, 1) (6, 1) (9, 1)	5.1 0.0 2.2 1.0	24 1 11 4	9 0 2 1	4 0 2 1	4 0 2 1	2 0 3 2	2 0 0 0	0 0 0 0	0 0 0 0	0 0 0 0	0 0 1 0	1 1 17 8	26 4 17 8	34 4 17 8	6.75 " " 6.75 9.00	2.062 " " 0.750 1.000								

AB 41
R 10
H 16
RBI 10
BB 3
SO 3
LOB 16

AB 37
R 7
H 12
RBI 7
BB 3
SO 7
LOB 16



Batter	1	2	3	4	5	6	7	8	9	AB	R	H	RBI	BB	SO	LOB	TOP										
Kenny Lofton, L OBP: 0.379, SLG: 0.441 (1, 8)										6	1	2	1	0	1	3	Cleveland Indians @ Baltimore Orioles Oriole Park at Camden Yards, Baltimore, MD Fri Jul 26 1996, 7:05 PM EDT Att: 46,751 - Unknown - 89 F AB 42 R 14 H 20 RBI 14 BB 5 SO 7 LOB 24 										
Casey Candaele, S OBP: 0.333, SLG: 0.333 (1, 4)										6	1	2	3	0	2	2											
Jim Thome, L OBP: 0.449, SLG: 0.589 (1, 5)										5	2	3	2	1	2	1											
Albert Belle, R OBP: 0.422, SLG: 0.668 Jeromy Burnitz, L OBP: 0.407, SLG: 0.551 (9, 7)										5	3	4	3	0	0	1											
Manny Ramirez, R OBP: 0.387, SLG: 0.589 (1, 9)										3	1	1	0	2	0	3											
Brian Giles, L OBP: 0.520, SLG: 1.000 (1, 10)										4	2	2	2	1	1	3											
Mark Carreon, R OBP: 0.332, SLG: 0.454 (1, 3)										5	2	2	0	0	0	5											
Sandy Alomar Jr., R OBP: 0.313, SLG: 0.381 (1, 2)										4	1	3	2	1	1	2											
Alvaro Espinoza, R OBP: 0.274, SLG: 0.400 (1, 6)										4	1	1	1	0	0	4											
Inning Stats	R: 4 E: 0 K: 0 S: 7	H: 4 LOB: 0 BB: 0 P: 7	R: 0 E: 0 K: 1 S: 5	H: 1 LOB: 0 BB: 0 P: 5	R: 0 E: 0 K: 1 S: 6	H: 2 LOB: 1 BB: 0 P: 6	R: 6 E: 0 K: 1 S: 11	H: 6 LOB: 1 BB: 1 P: 15	R: 1 E: 0 K: 1 S: 6	H: 2 LOB: 1 BB: 1 P: 10	R: 0 E: 0 K: 0 S: 2	H: 0 LOB: 2 BB: 3 P: 14	R: 1 E: 0 K: 1 S: 7	H: 2 LOB: 1 BB: 0 P: 7	R: 2 E: 0 K: 1 S: 8	H: 3 LOB: 1 BB: 0 P: 8		R: 0 E: 0 K: 1 S: 5	H: 0 LOB: 0 BB: 0 P: 5	1B: 15 2B: 2 3B: 0 HR: 3	SF: 0 SAC: 1 DP: 3 HBP: 0	WP: 0 PB: 0 CS: 0	PA: 48				
PITCHER	IP	WLS	BF	H	R	ER	SO	BB	IBB	HBP	BLK	WP	HR	S	P	ERA	WHIP	PITCHER									
35 Mike Mussina, R ERA: 5.24	3.2	L	20	11	8	8	3	0	0	0	0	0	2	26	26	19.64	3.000										
Jimmy Haynes, R ERA: 7.24	0.1		6	3	3	3	0	2	0	0	0	0	1	4	12	81.00	15.000										
Rick Krivda, L ERA: 5.13	1.1		7	1	0	0	1	3	0	0	0	0	0	6	18	0.00	3.000										
Keith Shepherd, R ERA: 6.62	2.2		12	5	3	3	2	0	0	0	0	0	0	16	16	10.12	1.875										
Jesse Orosco, L ERA: 4.59	1.0		3	0	0	0	1	0	0	0	0	0	0	5	5	0.00	0.000										
Batter	1	2	3	4	5	6	7	8	9	AB	R	H	RBI	BB	SO	LOB	BOTTOM										
Roberto Alomar, S OBP: 0.422, SLG: 0.553 (1, 4)										4	3	1	2	1	0	2	Cleveland Indians @ Baltimore Orioles Oriole Park at Camden Yards, Baltimore, MD Fri Jul 26 1996, 7:05 PM EDT Att: 46,751 - Unknown - 89 F AB 40 R 9 H 13 RBI 9 BB 3 SO 3 LOB 21 										
Brady Anderson, L OBP: 0.392, SLG: 0.644 (1, 8)										4	1	2	2	0	1	2											
Cal Ripken Jr., R OBP: 0.347, SLG: 0.470 (1, 6)										5	1	2	3	0	0	2											
Rafael Palmeiro, L OBP: 0.388, SLG: 0.549 (1, 3)										5	1	1	1	0	0	3											
Bobby Bonilla, S OBP: 0.351, SLG: 0.439 (1, 9)										5	1	2	0	0	0	1											
Eddie Murray, S OBP: 0.322, SLG: 0.407 (1, 10)										4	0	1	0	1	1	1											
B.J. Surhoff, L OBP: 0.350, SLG: 0.490 (1, 5)										5	1	2	0	0	0	1											
Chris Hoiles, R OBP: 0.340, SLG: 0.453 (1, 2)										4	0	2	1	0	1	2											
Mike Devereaux, R OBP: 0.315, SLG: 0.335 (1, 7)										4	1	0	0	1	0	7											
Inning Stats	R: 2 E: 0 K: 1 S: 7	H: 2 LOB: 1 BB: 1 P: 11	R: 0 E: 0 K: 0 S: 3	H: 0 LOB: 1 BB: 1 P: 7	R: 2 E: 0 K: 1 S: 7	H: 2 LOB: 0 BB: 0 P: 7	R: 3 E: 1 K: 0 S: 7	H: 3 LOB: 1 BB: 0 P: 7	R: 1 E: 0 K: 0 S: 4	H: 2 LOB: 1 BB: 1 P: 8	R: 1 E: 0 K: 0 S: 5	H: 2 LOB: 1 BB: 0 P: 5	R: 0 E: 0 K: 0 S: 4	H: 1 LOB: 1 BB: 0 P: 4	R: 0 E: 0 K: 0 S: 3	H: 0 LOB: 1 BB: 0 P: 4		R: 0 E: 1 K: 1 S: 7	H: 1 LOB: 2 BB: 0 P: 7	1B: 8 2B: 1 3B: 0 HR: 4	SF: 1 SAC: 0 DP: 1 HBP: 1	WP: 1 PB: 0 CS: 0	PA: 45				
PITCHER	IP	WLS	BF	H	R	ER	SO	BB	IBB	HBP	BLK	WP	HR	S	P	ERA	WHIP	PITCHER									
Greg Swindell, L ERA: 7.46	3.0		15	4	4	4	2	2	0	0	0	0	3	17	25	12.00	2.000										
Danny Graves, R ERA: 4.11	2.1		15	7	5	3	0	1	0	0	0	0	1	14	18	11.57	3.429										
Paul Assenmacher, L ERA: 2.03	2.2	W	10	1	0	0	0	0	0	1	0	0	0	9	10	0.00	0.375										
Paul Shuey, R ERA: 3.76	1.0		5	1	0	0	1	0	0	0	0	1	0	7	7	0.00	1.000										

Batter	1	2	3	4	5	6	7	8	9	AB	R	H	RBI	BB	SO	LOB	TOP							
Casey Candaele, S OBP: 0.500, SLG: 0.500										4	1	3	0	0	0	0								
Brian Giles, L OBP: 0.517, SLG: 1.000										4	1	2	1	0	0	2								
Manny Ramirez, R OBP: 0.590, SLG: 0.590										3	0	2	1	1	1	1								
Albert Belle, R OBP: 0.418, SLG: 0.661										4	0	0	0	0	0	3								
Julio Franco, R OBP: 0.421, SLG: 0.485 Jeromy Burnitz, L OBP: 0.404, SLG: 0.544										3	0	1	0	0	0	1								
Mark Carreon, R OBP: 0.332, SLG: 0.452										4	0	1	0	0	0	0								
Jim Thome, L OBP: 0.449, SLG: 0.585										2	0	0	0	2	0	0								
Alvaro Espinoza, R OBP: 0.274, SLG: 0.389										3	0	0	0	1	1	3								
Tony Peña, R OBP: 0.292, SLG: 0.282										4	0	0	0	0	2	5								
Inning Stats	R: 0 E: 0 K: 0 S: 3	H: 1 LOB: 1 BB: 1 P: 7	R: 0 E: 0 K: 1 S: 6	H: 2 LOB: 2 BB: 1 P: 10	R: 2 E: 0 K: 0 S: 5	H: 3 LOB: 0 BB: 0 P: 5	R: 0 E: 0 K: 0 S: 3	H: 0 LOB: 0 BB: 0 P: 3	R: 0 E: 0 K: 1 S: 6	H: 1 LOB: 1 BB: 0 P: 6	R: 0 E: 0 K: 0 S: 3	H: 0 LOB: 0 BB: 0 P: 3	R: 0 E: 0 K: 1 S: 5	H: 0 LOB: 0 BB: 0 P: 5	R: 0 E: 0 K: 0 S: 4	H: 2 LOB: 1 BB: 0 P: 4	R: 0 E: 0 K: 1 S: 5	H: 0 LOB: 2 BB: 2 P: 13	1B: 7 2B: 3 3B: 1 HR: 0	SF: 0 SAC: 0 DP: 4 HBP: 0	WP: 0 PB: 0 SB: 0 CS: 0	PA: 36		
PITCHER	IP WLS BF H R ER SO BB IBB HBP BLK WP HR S P ERA WHIP	7.2 W 30 9 2 2 3 2 0 0 0 0 0 34 42 2.35 1.435	8.1 1.1 6 0 0 0 1 2 0 0 0 0 0 6 14 0.00 1.500																					

Cleveland Indians @ Baltimore Orioles
Oriole Park at Camden Yards, Baltimore, MD
Sat Jul 27 1996, 3:33 AM EDT
Att: 47,360 - Sunny - 85 F


AB 32
R 2
H 9
RBI 2
BB 4
SO 4
LOB 15



Batter	1	2	3	4	5	6	7	8	9	AB	R	H	RBI	BB	SO	LOB	BOTTOM						
Roberto Alomar, S OBP: 0.424, SLG: 0.554 Jeff Huson, L OBP: 0.333, SLG: 0.357										3	3	1	0	2	0	1							
Brady Anderson, L OBP: 0.392, SLG: 0.640 Mike Devereaux, R OBP: 0.317, SLG: 0.349										2	1	0	1	0	1	0							
Rafael Palmeiro, L OBP: 0.392, SLG: 0.561										3	2	2	4	2	1	0							
Bobby Bonilla, S OBP: 0.352, SLG: 0.449										5	1	2	1	0	1	3							
Cal Ripken Jr., R OBP: 0.346, SLG: 0.466 Manny Alexander, R OBP: 0.159, SLG: 0.117										3	1	0	0	1	1	3							
Eddie Murray, S OBP: 0.325, SLG: 0.408										4	2	2	0	1	1	2							
B.J. Surhoff, L OBP: 0.355, SLG: 0.500 Billy Ripken, R OBP: 0.260, SLG: 0.336										3	1	3	3	0	0	0							
Luis Polonia, L OBP: 0.294, SLG: 0.320										4	2	2	0	0	2								
Gregg Zaun, S OBP: 0.296, SLG: 0.327										3	0	1	1	0	0	1							
Inning Stats	R: 4 E: 0 K: 1 S: 8	H: 3 LOB: 2 BB: 2 P: 16	R: 0 E: 0 K: 1 S: 5	H: 0 LOB: 0 BB: 0 P: 5	R: 0 E: 0 K: 0 S: 4	H: 2 LOB: 1 BB: 0 P: 4	R: 0 E: 0 K: 1 S: 6	H: 1 LOB: 1 BB: 0 P: 6	R: 7 E: 0 K: 1 S: 10	H: 5 LOB: 0 BB: 1 P: 15	R: 3 E: 0 K: 1 S: 7	H: 2 LOB: 1 BB: 1 P: 11	R: 0 E: 0 K: 1 S: 5	H: 0 LOB: 1 BB: 1 P: 9	1B: 7 2B: 3 3B: 1 HR: 3	SF: 1 SAC: 1 DP: 2 HBP: 1	WP: 1 PB: 0 SB: 0 CS: 0	PA: 43					
PITCHER	IP WLS BF H R ER SO BB IBB HBP BLK WP HR S P ERA WHIP	5.1 L 30 11 10 10 3 1 0 0 0 0 2 12 16 21.60 2.400	6.1 1.2 9 3 4 4 2 1 0 0 0 0 0 5 9 0.00 1.000																				

Cleveland Indians @ Baltimore Orioles
Oriole Park at Camden Yards, Baltimore, MD
Sat Jul 27 1996, 3:33 AM EDT
Att: 47,360 - Sunny - 85 F

AB 34
R 14
H 14
RBI 13
BB 6
SO 6
LOB 13



Batter	1	2	3	4	5	6	7	8	9	10	11	12	13	AB	R	H	RBI	BB	SO	LOB	TOP					
Kenny Lofton, L OBP: 0.378, SLG: 0.439	L7		F8		CS 1B		P4		K		K		K		7	1	2	1	0	2	5					
Casey Candaele, S OBP: 0.353, SLG: 0.529	L5			G4-3	CS				K	K			K		7	1	1	1	0	4	5					
Jim Thome, L OBP: 0.445, SLG: 0.588	K														7	1	2	3	0	2	0					
Albert Belle, R OBP: 0.416, SLG: 0.652																										
Julio Franco, R OBP: 0.420, SLG: 0.482																										
Brian Giles, L OBP: 0.345, SLG: 1.000																										
Mark Carreon, R OBP: 0.338, SLG: 0.457																										
Jeromy Burnitz, L OBP: 0.402, SLG: 0.538																										
Manny Ramirez, R OBP: 0.362, SLG: 0.586																										
Sandy Alomar Jr., R OBP: 0.313, SLG: 0.378																										
Alvaro Espinoza, R OBP: 0.279, SLG: 0.402																										
Inning Stats	R: 0 E: 0 K: 1 S: 11	H: 0 LOB: 0 BB: 0 P: 17	R: 0 E: 0 K: 0 S: 6	H: 1 LOB: 1 BB: 10 P: 10	R: 0 E: 1 K: 0 S: 5	H: 0 LOB: 0 BB: 0 P: 6	R: 0 E: 0 K: 0 S: 5	H: 1 LOB: 1 BB: 0 P: 17	R: 2 E: 0 K: 0 S: 5	H: 4 LOB: 0 BB: 0 P: 16	R: 1 E: 0 K: 0 S: 5	H: 1 LOB: 0 BB: 8	R: 0 E: 0 K: 3 S: 12	H: 0 LOB: 1 BB: 1 P: 19	R: 0 E: 1 K: 3 S: 12	H: 2 LOB: 3 BB: 2 P: 18	R: 0 E: 0 K: 0 S: 8	H: 1 LOB: 3 BB: 2 P: 25	R: 0 E: 0 K: 0 S: 10	H: 2 LOB: 2 BB: 0 P: 16	R: 3 E: 0 K: 1 S: 11	H: 2 LOB: 0 BB: 1 P: 19	1B: 10 2B: 2 3B: 1 HR: 2	SF: 0 SAC: 1 DP: 2 HBP: 1	W/P: 0 PB: 0 SB: 2 CS: 1	PA: 59
PITCHER	IP	WLS	BF	H	R	ER	SO	BB	IBB	HBP	BLK	WP	HR	S	P	ERA	WHIP									
Scott Erickson, R ERA: 5.12	6.2		27	8	3	3	2	0	0	1	0	0	1	51	81	4.05	1.200									
Jesse Orosco, L ERA: 4.96	1.0		3	0	0	0	2	0	0	0	0	0	0	8	13	0.00	0.000									
Alan Mills, R ERA: 3.29	0.1		2	0	0	0	1	0	0	0	0	0	0	6	11	0.00	3.000									
Randy Myers, L ERA: 3.65	2.0		12	3	0	0	3	1	2	0	0	0	0	24	43	0.00	2.000									
Rick Krivda, L ERA: 5.91	1.1		4	0	0	0	2	0	0	0	0	0	0	9	12	0.00	0.000									

Cleveland Indians @ Baltimore Orioles
 Oriole Park at Camden Yards, Baltimore, MD
 Sun Jul 28 1996, 3:33 AM EDT
 Att. 46,273 - Sunny - 87 F

AB 51
 R 6
 H 15
 RBI 6
 BB 5
 SO 11
 LOB 29



Batter	1	2	3	4	5	6	7	8	9	10	11	12	13	AB	R	H	RBI	BB	SO	LOB	BOTTOM							
Roberto Alomar, S OBP: 0.423, SLG: 0.549	F8		2B SF8 BB		BB 1B		K2-3			G3		F8		5	1	1	0	1	1	1								
Brady Anderson, L OBP: 0.396, SLG: 0.648																												
Mike Devereaux, R OBP: 0.321, SLG: 0.352																												
Rafael Palmeiro, L OBP: 0.389, SLG: 0.555																												
Bobby Bonilla, S OBP: 0.352, SLG: 0.446																												
Cal Ripken Jr., R OBP: 0.344, SLG: 0.462																												
Eddie Murray, S OBP: 0.321, SLG: 0.403																												
B.J. Surhoff, L OBP: 0.356, SLG: 0.507																												
Chris Holles, R OBP: 0.338, SLG: 0.446																												
Manny Alexander, R OBP: 0.159, SLG: 0.117																												
Gregg Zaun, S OBP: 0.296, SLG: 0.327																												
Luis Polonia, L OBP: 0.286, SLG: 0.310																												
Inning Stats	R: 0 E: 0 K: 0 S: 11	H: 1 LOB: 2 BB: 1 P: 22	R: 0 E: 0 K: 0 S: 9	H: 1 LOB: 1 BB: 0 P: 10	R: 2 E: 0 K: 0 S: 11	H: 1 LOB: 0 BB: 1 P: 18	R: 0 E: 0 K: 3 S: 9	H: 0 LOB: 0 BB: 0 P: 15	R: 0 E: 0 K: 0 S: 9	H: 1 LOB: 2 BB: 1 P: 17	R: 1 E: 0 K: 0 S: 9	H: 1 LOB: 0 BB: 0 P: 12	R: 0 E: 0 K: 3 S: 10	H: 0 LOB: 0 BB: 0 P: 14	R: 0 E: 0 K: 2 S: 10	H: 0 LOB: 0 BB: 1 P: 15	R: 0 E: 0 K: 0 S: 9	H: 1 LOB: 2 BB: 1 P: 21	R: 0 E: 0 K: 1 S: 7	H: 1 LOB: 0 BB: 0 P: 11	R: 0 E: 0 K: 0 S: 6	H: 1 LOB: 2 BB: 1 P: 15	R: 0 E: 0 K: 0 S: 7	H: 0 LOB: 0 BB: 1 P: 14	1B: 5 2B: 3 3B: 0 HR: 1	SF: 2 SAC: 0 DP: 2 HBP: 0	W/P: 0 PB: 0 SB: 0 CS: 1	PA: 50
PITCHER	IP	WLS	BF	H	R	ER	SO	BB	IBB	HBP	BLK	WP	HR	S	P	ERA	WHIP											
Chad Ogea, R ERA: 3.89	6.0		26	5	3	3	3	0	0	0	0	0	1	58	94	4.50	1.333											
Eric Plunk, R ERA: 2.47	2.1		7	0	0	0	5	0	0	0	0	0	0	22	34	0.00	0.000											
Paul Assenmacher, L ERA: 2.01	0.1		1	0	0	0	1	0	0	0	0	0	0	3	4	0.00	0.000											
Paul Shany, R ERA: 3.45	2.1		9	2	0	0	1	1	0	0	0	0	0	20	38	0.00	1.286											
Jose Mesa, R ERA: 3.91	2.0		7	1	0	0	0	2	0	0	0	0	0	13	29	0.00	1.500											

Cleveland Indians @ Baltimore Orioles
 Oriole Park at Camden Yards, Baltimore, MD
 Sun Jul 28 1996, 3:33 AM EDT
 Att. 46,273 - Sunny - 87 F

AB 42
 R 3
 H 8
 RBI 3
 BB 6
 SO 10
 LOB 15



Batter	1	2	3	4	5	6	7	8	9	AB	R	H	RBI	BB	SO	LOB	TOP	
Otis Nixon, S <small>OBP: 0.374, SLG: 0.311</small> 											3	1	1	1	2	1	2	Toronto Blue Jays @ Cleveland Indians Jacobs Field, Cleveland, OH Tue Jul 30 1996, 7:05 PM EDT Att: 42,355 - Unknown - 75 F AB 34 R 3 H 8 RBI 3 BB 4 SO 6 LOB 15
Tomas Perez, S <small>OBP: 0.319, SLG: 0.343</small> 										5	1	1	0	0	0	5		
Carlos Delgado, L <small>OBP: 0.376, SLG: 0.510</small> Juan Samuel, R <small>OBP: 0.304, SLG: 0.461</small> 										3	0	1	1	0	0	1		
Joe Carter, R <small>OBP: 0.341, SLG: 0.546</small> Robert Perez, R <small>OBP: 0.391, SLG: 0.466</small> 										4	0	1	1	0	1	1		
Ed Sprague, R <small>OBP: 0.349, SLG: 0.541</small> 										4	0	1	0	0	2	2		
John Olerud, L <small>OBP: 0.384, SLG: 0.482</small> 										4	0	0	0	0	1	2		
Charlie O'Brien, R <small>OBP: 0.376, SLG: 0.531</small> 										4	1	1	0	0	0	0		
Shawn Green, L <small>OBP: 0.316, SLG: 0.433</small> 										4	0	2	0	0	0	0		
Alex Gonzalez, R <small>OBP: 0.296, SLG: 0.394</small> 										2	0	0	0	2	1	1		
Inning Stats R: 1 H: 1 E: 0 LOB: 0 K: 1 BB: 0 S: 14 P: 20	R: 1 H: 2 E: 0 LOB: 3 K: 0 BB: 2 S: 16 P: 31	R: 0 H: 1 E: 0 LOB: 1 K: 0 BB: 0 S: 9 P: 14	R: 0 H: 0 E: 0 LOB: 1 K: 0 BB: 1 S: 6 P: 13	R: 1 H: 2 E: 0 LOB: 1 K: 2 BB: 0 S: 13 P: 24	R: 0 H: 1 E: 0 LOB: 1 K: 1 BB: 0 S: 7 P: 9	R: 0 H: 0 E: 0 LOB: 0 K: 0 BB: 0 S: 7 P: 11	R: 0 H: 0 E: 0 LOB: 1 K: 0 BB: 1 S: 7 P: 15	R: 0 H: 0 E: 0 LOB: 1 K: 0 BB: 1 S: 7 P: 15	R: 0 H: 0 E: 0 LOB: 1 K: 0 BB: 1 S: 7 P: 15	1B: 5 SF: 1 2B: 3 SAC: 0 3B: 0 DP: 0 HR: 0 HBP: 0	WP: 0 PA: 39 PB: 0 SB: 3 CS: 0							
PITCHER Dennis Martinez, R <small>ERA: 4.37</small> Danny Graves, R <small>ERA: 3.38</small> Paul Assenmacher, L <small>ERA: 1.99</small> Eric Plunk, R <small>ERA: 2.45</small>	IP WLS BF H R ER SO BB IBB HBP BLK WP HR S P ERA WHIP 5.0 L 24 6 3 2 3 3 3 0 0 0 0 0 0 58 102 3.60 1.800 3.1 13 2 0 0 3 1 0 0 0 0 0 0 2 46 0.00 0.900 0.1 1 0 0 0 0 0 0 0 0 0 0 0 2 4 0.00 0.000 0.1 1 0 0 0 0 0 0 0 0 0 0 0 1 2 0.00 0.000	PITCHER IP WLS BF H R ER SO BB IBB HBP BLK WP HR S P ERA WHIP																

Batter	1	2	3	4	5	6	7	8	9	AB	R	H	RBI	BB	SO	LOB	BOTTOM
Kenny Lofton, L <small>OBP: 0.374, SLG: 0.435</small> 										4	0	0	0	0	0	1	Toronto Blue Jays @ Cleveland Indians Jacobs Field, Cleveland, OH Tue Jul 30 1996, 7:05 PM EDT Att: 42,355 - Unknown - 75 F AB 29 R 1 H 4 RBI 1 BB 3 SO 3 LOB 9
Jose Vizcaino, S <small>OBP: 0.355, SLG: 0.376</small> 										4	0	1	0	0	0	1	
Julio Franco, R <small>OBP: 0.421, SLG: 0.481</small> 										3	1	1	0	1	1	0	
Albert Belle, R <small>OBP: 0.417, SLG: 0.650</small> 										3	0	1	0	1	1	2	
Manny Ramirez, R <small>OBP: 0.391, SLG: 0.587</small> 										4	0	1	0	0	0	2	
Jeff Kent, R <small>OBP: 0.328, SLG: 0.433</small> Brian Giles, L <small>OBP: 0.529, SLG: 0.967</small> 										2	0	0	1	0	0	2	
Mark Carreon, R <small>OBP: 0.333, SLG: 0.454</small> 										3	0	0	0	0	0	1	
Jim Thome, L <small>OBP: 0.443, SLG: 0.582</small> 										3	0	0	0	0	1	0	
Tony Peña, R <small>OBP: 0.293, SLG: 0.277</small> 										2	0	0	0	1	0	0	
Inning Stats R: 0 H: 2 E: 0 LOB: 1 K: 0 BB: 0 S: 8 P: 17	R: 0 H: 0 E: 0 LOB: 0 K: 0 BB: 0 S: 7 P: 10	R: 0 H: 0 E: 0 LOB: 1 K: 1 BB: 1 S: 7 P: 14	R: 1 H: 1 E: 0 LOB: 1 K: 0 BB: 1 S: 8 P: 18	R: 0 H: 0 E: 0 LOB: 0 K: 0 BB: 0 S: 8 P: 14	R: 0 H: 1 E: 0 LOB: 2 K: 0 BB: 1 S: 11 P: 20	R: 0 H: 0 E: 0 LOB: 0 K: 0 BB: 0 S: 9 P: 12	R: 0 H: 0 E: 0 LOB: 0 K: 1 BB: 0 S: 11 P: 13	R: 0 H: 0 E: 0 LOB: 0 K: 1 BB: 0 S: 7 P: 8	R: 0 H: 0 E: 0 LOB: 0 K: 1 BB: 0 S: 7 P: 8	1B: 3 SF: 1 2B: 1 SAC: 0 3B: 0 DP: 1 HR: 0 HBP: 0	WP: 0 PA: 33 PB: 0 SB: 0 CS: 0						
PITCHER Huck Flener, L <small>ERA: 2.39</small> Tim Crabtree, R <small>ERA: 2.51</small> Mike Timlin, R <small>ERA: 3.71</small>	IP WLS BF H R ER SO BB IBB HBP BLK WP HR S P ERA WHIP 7.1 W 28 4 1 1 1 1 0 0 0 0 0 0 8 9 0.00 0.000 0.2 2 0 0 0 1 0 0 0 0 0 0 0 8 9 0.00 0.000 1.0 S 3 0 0 0 1 0 0 0 0 0 0 0 7 8 0.00 0.000	PITCHER IP WLS BF H R ER SO BB IBB HBP BLK WP HR S P ERA WHIP															

Batter	1	2	3	4	5	6	7	8	9	AB	R	H	RBI	BB	SO	LOB	TOP
Otis Nixon, S <small>OBP: 0.375, SLG: 0.314</small> 										4	0	2	1	0	0	1	
Domingo Cadeno, S <small>OBP: 0.318, SLG: 0.341</small> 										5	0	0	0	0	2	6	
Carlos Delgado, L <small>OBP: 0.370, SLG: 0.510</small> 										4	1	1	0	1	1	1	
Joe Carter, R <small>OBP: 0.340, SLG: 0.544</small> 										4	0	1	0	0	1	1	
Ed Sprague, R <small>OBP: 0.348, SLG: 0.536</small> 										3	0	0	0	1	1	2	
John Olerud, L <small>OBP: 0.386, SLG: 0.482</small> Juan Samuel, R <small>OBP: 0.302, SLG: 0.457</small> 										2	1	1	0	1	0	1	
Shawn Green, L <small>OBP: 0.319, SLG: 0.433</small> Jacob Brumfield, R <small>OBP: 0.305, SLG: 0.448</small> 										2	0	1	0	1	0	1	
Alex Gonzalez, R <small>OBP: 0.293, SLG: 0.390</small> 										4	0	0	0	0	3	7	
Sandy Martinez, L <small>OBP: 0.302, SLG: 0.342</small> Charlie O'Brien, R <small>OBP: 0.378, SLG: 0.533</small> 										2	0	1	0	1	0	1	
Inning Stats <small>R: 0, H: 1, E: 0, LOB: 1, K: 1, BB: 1, S: 5</small>	<small>R: 1, H: 2, E: 0, LOB: 3, K: 1, BB: 2, S: 7</small>	<small>R: 0, H: 0, E: 0, LOB: 0, K: 2, BB: 0, S: 7</small>	<small>R: 0, H: 0, E: 0, LOB: 1, K: 1, BB: 1, S: 5</small>	<small>R: 0, H: 0, E: 0, LOB: 0, K: 0, BB: 0, S: 3</small>	<small>R: 0, H: 1, E: 0, LOB: 2, K: 0, BB: 1, S: 4</small>	<small>R: 0, H: 1, E: 0, LOB: 0, K: 0, BB: 0, S: 3</small>	<small>R: 1, H: 2, E: 0, LOB: 3, K: 1, BB: 0, S: 8</small>	<small>R: 0, H: 1, E: 0, LOB: 1, K: 2, BB: 0, S: 8</small>	<small>R: 0, H: 1, E: 0, LOB: 0, K: 1, BB: 1, S: 8</small>	<small>1B: 7, SF: 0, 2B: 1, SAC: 1, 3B: 0, DP: 1, HR: 0, HBP: 0</small>	<small>WP: 0, PA: 39, PB: 0, SB: 0, CS: 1</small>						
PITCHER <small>Charles Nagy, R (1, 1) ERA: 3.57</small> <small>Paul Shuey, R (6, 1) ERA: 3.34</small> <small>Greg Swindell, L (7, 1) ERA: 7.5</small> <small>Eric Plunk, R (8, 1) ERA: 2.44</small> <small>Paul Assenmacher, L (8, 1) ERA: 1.89</small>	<small>IP: 5.0, WLS: 21, BF: 3, H: 1, R: 1, ER: 1, SO: 5, BB: 4, IBB: 0, HBP: 0, BLK: 0, WP: 0, HR: 0, S: 27, P: 43, ERA: 1.80, WHIP: 1.400</small>	<small>IP: 1.0, WLS: 5, BF: 1, H: 0, R: 0, ER: 0, SO: 0, BB: 1, IBB: 0, HBP: 0, BLK: 0, WP: 0, HR: 4, S: 8, P: 9, ERA: 0.00, WHIP: 2.000</small>	<small>IP: 1.0, WLS: 4, BF: 2, H: 1, R: 1, ER: 1, SO: 0, BB: 0, IBB: 0, HBP: 0, BLK: 0, WP: 0, HR: 4, S: 4, P: 4, ERA: 9.00, WHIP: 2.000</small>	<small>IP: 0.1, WLS: 2, BF: 1, H: 0, R: 0, ER: 0, SO: 0, BB: 0, IBB: 0, HBP: 0, BLK: 0, WP: 0, HR: 2, S: 2, P: 2, ERA: 0.00, WHIP: 3.000</small>	<small>IP: 1.2, WLS: 7, BF: 1, H: 0, R: 0, ER: 0, SO: 3, BB: 0, IBB: 0, HBP: 0, BLK: 0, WP: 0, HR: 13, S: 13, P: 13, ERA: 0.00, WHIP: 0.600</small>	PITCHER <small>Bill Risley, R (9, 1) ERA: 5.16</small>	<small>IP: 0.1, WLS: 2, BF: 1, H: 1, R: 1, ER: 1, SO: 0, BB: 0, IBB: 0, HBP: 0, BLK: 0, WP: 0, HR: 1, S: 2, P: 2, ERA: 27.00, WHIP: 3.000</small>										

Toronto Blue Jays @ Cleveland Indians
 Jacobs Field, Cleveland, OH
 Wed Jul 31 1996, 7:05 PM EDT
 Att: 42,301 - Unknown - 72 F

AB 33
 R 2
 H 8
 RBI 2
 BB 5
 SO 8
 LOB 24



Batter	1	2	3	4	5	6	7	8	9	AB	R	H	RBI	BB	SO	LOB	BOTTOM
Kenny Lofton, L <small>OBP: 0.377, SLG: 0.434</small> 										3	1	1	0	2	1	2	
Omar Vizquel, S <small>OBP: 0.385, SLG: 0.441</small> 										4	1	2	0	1	0	1	
Jim Thome, L <small>OBP: 0.443, SLG: 0.583</small> 										5	0	2	0	0	0	6	
Albert Belle, R <small>OBP: 0.415, SLG: 0.652</small> 										5	1	1	4	0	1	5	
Julio Franco, R <small>OBP: 0.419, SLG: 0.476</small> Casey Candaele, S <small>OBP: 0.353, SLG: 0.529</small> Mark Carron, R <small>OBP: 0.333, SLG: 0.454</small> 										3	0	0	0	1	0	2	
Manny Ramirez, R <small>OBP: 0.396, SLG: 0.587</small> 										0	0	0	0	3	0	0	
Brian Giles, L <small>OBP: 0.474, SLG: 0.853</small> 										4	0	0	0	0	0	6	
Sandy Alomar Jr., R <small>OBP: 0.313, SLG: 0.381</small> Jerome Burnitz, L <small>OBP: 0.407, SLG: 0.553</small> 										3	0	1	0	0	0	1	
Jose Vizcaino, S <small>OBP: 0.354, SLG: 0.375</small> 										4	0	1	0	0	1	2	
Inning Stats <small>R: 0, H: 1, E: 0, LOB: 2, K: 0, BB: 1, S: 4</small>	<small>R: 0, H: 1, E: 0, LOB: 1, K: 1, BB: 1, S: 5</small>	<small>R: 0, H: 1, E: 0, LOB: 1, K: 1, BB: 0, S: 6</small>	<small>R: 0, H: 0, E: 0, LOB: 0, K: 0, BB: 1, S: 2</small>	<small>R: 0, H: 1, E: 0, LOB: 1, K: 0, BB: 0, S: 4</small>	<small>R: 0, H: 1, E: 0, LOB: 2, K: 1, BB: 1, S: 6</small>	<small>R: 0, H: 1, E: 0, LOB: 0, K: 0, BB: 0, S: 3</small>	<small>R: 0, H: 1, E: 0, LOB: 3, K: 0, BB: 1, S: 4</small>	<small>R: 4, H: 2, E: 0, LOB: 0, K: 0, BB: 2, S: 4</small>	<small>1B: 5, SF: 0, 2B: 3, SAC: 0, 3B: 0, DP: 3, HR: 1, HBP: 1</small>	<small>WP: 1, PA: 40, PB: 0, SB: 3, CS: 0</small>							
PITCHER <small>Juan Guzman, R (1, 1) ERA: 2.86</small> <small>Tony Castillo, L (3, 1) ERA: 3.72</small> <small>Paul Quantrill, R (7, 1) ERA: 5.89</small> <small>Tim Crabtree, R (8, 1) ERA: 2.47</small> <small>Mike Timlin, R (9, 1) ERA: 4.46</small>	<small>IP: 2.0, WLS: 9, BF: 2, H: 0, R: 0, ER: 0, SO: 1, BB: 1, IBB: 0, HBP: 0, BLK: 0, WP: 0, HR: 9, S: 17, P: 19, ERA: 0.00, WHIP: 1.000</small>	<small>IP: 1.0, WLS: 5, BF: 1, H: 0, R: 0, ER: 0, SO: 1, BB: 1, IBB: 0, HBP: 0, BLK: 0, WP: 0, HR: 6, S: 10, P: 10, ERA: 0.00, WHIP: 2.000</small>	<small>IP: 1.0, WLS: 6, BF: 1, H: 0, R: 0, ER: 0, SO: 0, BB: 1, IBB: 0, HBP: 0, BLK: 1, WP: 0, HR: 4, S: 9, P: 9, ERA: 0.00, WHIP: 2.000</small>	<small>IP: 0.1, WLS: 4, BF: 1, H: 3, S: 3, P: 0, ERA: 81.00, WHIP: 9.000</small>	<small>IP: 0.1, WLS: 2, BF: 1, H: 1, R: 1, ER: 1, SO: 0, BB: 0, IBB: 0, HBP: 0, BLK: 0, WP: 0, HR: 1, S: 2, P: 2, ERA: 27.00, WHIP: 3.000</small>												

Toronto Blue Jays @ Cleveland Indians
 Jacobs Field, Cleveland, OH
 Wed Jul 31 1996, 7:05 PM EDT
 Att: 42,301 - Unknown - 72 F

AB 32
 R 4
 H 9
 RBI 4
 BB 7
 SO 3
 LOB 25



Batter	1	2	3	4	5	6	7	8	9	AB	R	H	RBI	BB	SO	LOB	TOP					
Otis Nixon, S OBP: 0.374, SLG: 0.313 (1, 8)	F7		1B 2B		F7			B1-3		4	1	1	0	0	0	1	Toronto Blue Jays @ Cleveland Indians Jacobs Field, Cleveland, OH Thu Aug 01 1996, 7:05 PM EDT Att: 42,249 - Unknown - 72 F					
Domingo Cadeno, S OBP: 0.321, SLG: 0.344 (1, 4)	K		1B 2B			G4-6-3 1B		K		4	1	2	0	0	2	0						
Carlos Delgado, L OBP: 0.369, SLG: 0.510 (1, 10)	F7		2B		G4-6-3			G4-3		4	0	1	3	0	0	1						
Joe Carter, R OBP: 0.339, SLG: 0.548 (1, 7)		L5	P4		F7			HR		4	1	1	1	0	0	1						
Ed Sprague, R OBP: 0.345, SLG: 0.531 (1, 5)	F9			P4			F7		P4	4	0	0	0	0	0	0						
John Olerud, L OBP: 0.391, SLG: 0.495 (1, 3)	F8			G6-4-3 1B			HR		BB	3	1	2	1	1	0	0						
Charlie O'Brien, R OBP: 0.372, SLG: 0.522 (1, 2)			G6-3	G6-4-3			K		F7	4	0	0	0	0	1	2						
Shawn Green, L OBP: 0.316, SLG: 0.429 (1, 9)			G4-3		G4-3		L3			3	0	0	0	0	0	0						
Alex Gonzalez, R OBP: 0.295, SLG: 0.392 (1, 6)			1B 2B 1B		CS 1B			G5-3		3	1	2	0	0	0	0						
Inning Stats	R: 0 E: 0 K: 1 S: 8	H: 0 LOB: 0 BB: 0 P: 14	R: 0 E: 0 K: 0 S: 5	H: 0 LOB: 0 BB: 0 P: 6	R: 3 E: 0 K: 0 S: 23	H: 4 LOB: 1 BB: 0 P: 33	R: 0 E: 0 K: 0 S: 5	H: 1 LOB: 0 BB: 0 P: 6	R: 0 E: 0 K: 0 S: 11	H: 1 LOB: 0 BB: 0 P: 17	R: 0 E: 0 K: 0 S: 9	H: 1 LOB: 0 BB: 0 P: 11	R: 1 E: 0 K: 1 S: 13	H: 1 LOB: 0 BB: 0 P: 20	R: 0 E: 0 K: 1 S: 6	H: 0 LOB: 0 BB: 0 P: 10	R: 1 E: 0 K: 0 S: 15	H: 1 LOB: 1 BB: 1 P: 25	1B: 6 2B: 1 3B: 0 HR: 2	SF: 0 SAC: 0 DP: 2 HBP: 0	WP: 0 PB: 0 SB: 0 CS: 1	PA: 34
PITCHER	IP	WLS	BF	H	R	ER	SO	BB	IBB	HBP	BLK	WP	HR	S	P	ERA	WHIP					
Albie Lopez, R ERA: 7.46 (1, 1)	8.0	L	29	8	4	4	3	0	0	0	0	0	1	80	117	4.50	1.000					
Jose Mesa, R ERA: 4.01 (9, 1)	1.0		5	1	1	1	0	1	0	0	0	0	1	15	25	9.00	2.000					

AB	33
R	5
H	9
RBI	5
BB	1
SO	3
LOB	5



Batter	1	2	3	4	5	6	7	8	9	AB	R	H	RBI	BB	SO	LOB	BOTTOM					
Kenny Lofton, L OBP: 0.375, SLG: 0.431 (1, 8)	F8		P2	1B		G1-6-3			L6	5	0	1	1	0	0	3	Toronto Blue Jays @ Cleveland Indians Jacobs Field, Cleveland, OH Thu Aug 01 1996, 7:05 PM EDT Att: 42,249 - Unknown - 72 F					
Omar Vizquel, S OBP: 0.385, SLG: 0.435 (1, 6)	G4-3		G4-3	F7			G3		L6	5	0	0	0	0	0	3						
Jim Thome, L OBP: 0.443, SLG: 0.580 (1, 5)	BB		FC4-6 1B		G4-3		K			3	0	1	1	1	1	0						
Albert Belle, R OBP: 0.411, SLG: 0.645 (1, 7)	G6-3		FC4-6		G6-3		G6-3			4	0	0	0	0	0	2						
Julio Franco, R OBP: 0.423, SLG: 0.480 (1, 3)		G3-6-3 1B		1B FC5 1B	WP 1B		K			4	1	3	0	0	1	0						
Jeremy Burnitz, L OBP: 0.402, SLG: 0.541 (1, 9)	G3-6-3		FC5 1B		G4-3		G4-3			4	0	1	0	0	0	2						
Brian Giles, L OBP: 0.500, SLG: 0.868 (1, 10)		2B		FC5 1B		G6-3		1B		4	1	3	0	0	0	0						
Sandy Alomar Jr., R OBP: 0.314, SLG: 0.384 (1, 2)	G5-3			FC5 1B			1B	F7		3	0	1	1	0	0	3						
Casey Candaele, S OBP: 0.333, SLG: 0.500 (8, PH)				1-2 2-3 3-H			2B			1	0	0	0	0	0	1						
Tony Peña, R OBP: 0.230, SLG: 0.277 (9, 2)										0	0	0	0	0	0	0						
Jose Vizcaino, S OBP: 0.355, SLG: 0.379 (1, 4)			G4-3 1B	K			G1-6-3 1B		G1-3	4	1	2	0	0	1	2						
Inning Stats	R: 0 E: 0 K: 0 S: 8	H: 0 LOB: 1 BB: 1 P: 18	R: 0 E: 0 K: 0 S: 8	H: 2 LOB: 1 BB: 0 P: 15	R: 1 E: 0 K: 0 S: 15	H: 2 LOB: 1 BB: 0 P: 21	R: 2 E: 0 K: 1 S: 17	H: 4 LOB: 2 BB: 0 P: 27	R: 0 E: 0 K: 0 S: 13	H: 1 LOB: 1 BB: 0 P: 18	R: 0 E: 0 K: 0 S: 7	H: 2 LOB: 1 BB: 0 P: 10	R: 0 E: 0 K: 1 S: 9	H: 0 LOB: 0 BB: 0 P: 12	R: 0 E: 0 K: 1 S: 13	H: 1 LOB: 1 BB: 0 P: 20	R: 0 E: 0 K: 0 S: 5	H: 0 LOB: 0 BB: 0 P: 7	1B: 9 2B: 3 3B: 0 HR: 0	SF: 0 SAC: 0 DP: 2 HBP: 0	WP: 1 PB: 0 SB: 0 CS: 0	PA: 38
PITCHER	IP	WLS	BF	H	R	ER	SO	BB	IBB	HBP	BLK	WP	HR	S	P	ERA	WHIP					
Erik Hanson, R ERA: 6.59 (1, 1)	7.0	W	31	11	3	3	2	1	0	0	0	0	0	77	121	3.86	1.714					
Tim Crabtree, R ERA: 2.43 (8, 1)	1.0		4	1	0	0	1	0	0	0	0	0	0	13	20	0.00	1.000					
Mike Timlin, R ERA: 4.33 (9, 1)	1.0	S	3	0	0	0	0	0	0	0	0	0	0	5	7	0.00	0.000					



Batter	1	2	3	4	5	6	7	8	9	AB	R	H	RBI	BB	SO	LOB	TOP										
Roberto Alomar, S OBP: 0.422, SLG: 0.545 (1, 4)	G1-3			L7		F8			G1-3	4	0	0	0	0	0	0	Baltimore Orioles @ Cleveland Indians Jacobs Field, Cleveland, OH Fri Aug 02, 1996, 7:05 PM EDT Att: 42,465 - Unknown - 73 F										
Brady Anderson, L OBP: 0.396, SLG: 0.640 (1, 8)	G6-3			K2-3			K		G4-3	4	0	0	0	0	2	0											
Rafael Palmeiro, L OBP: 0.388, SLG: 0.549 Manny Alexander, R OBP: 0.154, SLG: 0.113 (1, 3) (8, 6)	G4-3			F7			WP BB BB		G5-3	2	0	0	0	1	0	0											
Bobby Bonilla, S OBP: 0.352, SLG: 0.448 (1, 9) (8, 3)		K			F8 WP SF8 1B		WP BB			2	1	1	0	1	1	0											
B.J. Surhoff, L OBP: 0.349, SLG: 0.501 Billy Ripken, R OBP: 0.258, SLG: 0.333 (1, 5) (8, 5)	G3-1			F8			L3			3	0	0	0	0	0	3											
Cal Ripken Jr., R OBP: 0.347, SLG: 0.466 Mike Devereaux, R OBP: 0.317, SLG: 0.349 (1, 6) (8, 9)	G4-3			SF8			G5-3			2	0	0	1	0	0	2											
Eddie Murray, S OBP: 0.321, SLG: 0.398 (1, 10)			G4-3		F9				G4-3	3	0	0	0	0	0	0											
Gregg Zaun, S OBP: 0.309, SLG: 0.352 (1, 2)			G5-4-3 1B			G1-4-3			P4	3	0	1	0	0	0	0											
Jeffrey Hammonds, R OBP: 0.314, SLG: 0.378 (1, 7)			G5-4-3 1-2			K			G6-3	3	0	0	0	0	1	1											
Inning Stats	R: 0 E: 0 K: 0 S: 8	H: 0 LOB: 0 BB: 0 P: 14	R: 0 E: 0 K: 1 S: 7	H: 0 LOB: 0 BB: 0 P: 11	R: 0 E: 0 K: 0 S: 7	H: 1 LOB: 0 BB: 0 P: 11	R: 0 E: 0 K: 1 S: 7	H: 0 LOB: 0 BB: 0 P: 10	R: 1 E: 0 K: 0 S: 8	H: 1 LOB: 0 BB: 0 P: 13	R: 0 E: 0 K: 1 S: 14	H: 0 LOB: 2 BB: 2 P: 29	R: 0 E: 0 K: 0 S: 6	H: 0 LOB: 0 BB: 0 P: 9	R: 0 E: 0 K: 0 S: 7	H: 0 LOB: 0 BB: 0 P: 11		1B: 2 2B: 0 3B: 0 HR: 0	SF: 1 SAC: 0 DP: 1 HBP: 0	WP: 2 PB: 0 SB: 0 CS: 0	PA: 30						
PITCHER	IP	WLS	BF	H	R	ER	SO	BB	IBB	HBP	BLK	WP	HR	S	P	ERA	WHIP										
Orel Hershiser, R ERA: 4.1 (1, 1)	7.0	W	24	2	1	1	4	2	0	0	0	2	0	59	101	1.29	0.571										
Danny Graves, R ERA: 3.05 (8, 1)	2.0		6	0	0	0	0	0	0	0	0	0	0	13	20	0.00	0.000										

Batter	1	2	3	4	5	6	7	8	9	AB	R	H	RBI	BB	SO	LOB	BOTTOM										
Kenny Lofton, L OBP: 0.379, SLG: 0.446 (1, 8)	G5-4-3 1B		1B 3B	2H HR		S 1B 1B	G3			5	3	4	2	0	0	0	Baltimore Orioles @ Cleveland Indians Jacobs Field, Cleveland, OH Fri Aug 02, 1996, 7:05 PM EDT Att: 42,465 - Unknown - 73 F										
Omar Vizquel, S OBP: 0.397, SLG: 0.438 (1, 6)	G5-4-3 1-2		1B S	1B		1B S G6-3 1B	G1-3			5	1	3	1	0	0	1											
Julio Franco, R OBP: 0.423, SLG: 0.480 Mark Carreon, R OBP: 0.334, SLG: 0.463 (1, 3) (7, PH) (8, 3)	G4-3		3H 1B	G1-3		1B S G6-3 1B	HR			4	1	2	1	0	0	1											
Albert Belle, R OBP: 0.411, SLG: 0.649 Brian Giles, L OBP: 0.500, SLG: 0.868 (1, 7) (8, 7)		G4-6-3 BB	G5-3			G6-3	K			4	1	1	2	1	1	3											
Jim Thome, L OBP: 0.446, SLG: 0.579 Jeff Kent, R OBP: 0.327, SLG: 0.432 (1, 5) (8, 5)	G4-6-3 1-2			2B 2B BB		E 1B BB			F7	1	1	0	0	3	0	1											
Manny Ramirez, R OBP: 0.399, SLG: 0.589 (1, 9)				2B 2B		FC6-4 1B			K	4	1	2	0	1	1	1											
Jeremy Burnitz, L OBP: 0.410, SLG: 0.583 (1, 10)	G4-3			2B 2B		FC6-4 1B				5	2	3	3	0	1	4											
Sandy Alomar Jr., R OBP: 0.308, SLG: 0.377 (1, 2)			G3-1	G1-3		K	E5		G6-3	5	0	0	0	0	1	5											
Jose Vizcaino, S OBP: 0.352, SLG: 0.375 (1, 4)	L8		L7	L7		G6-3	L7			4	0	0	0	0	0	6											
Inning Stats	R: 0 E: 0 K: 0 S: 8	H: 1 LOB: 0 BB: 0 P: 11	R: 0 E: 0 K: 0 S: 7	H: 0 LOB: 2 BB: 2 P: 17	R: 1 E: 0 K: 0 S: 12	H: 3 LOB: 0 BB: 0 P: 21	R: 4 E: 0 K: 0 S: 12	H: 4 LOB: 1 BB: 1 P: 25	R: 1 E: 0 K: 1 S: 11	H: 2 LOB: 2 BB: 1 P: 19	R: 3 E: 1 K: 1 S: 24	H: 4 LOB: 3 BB: 1 P: 37	R: 1 E: 0 K: 1 S: 10	H: 1 LOB: 0 BB: 0 P: 16	R: 1 E: 0 K: 1 S: 9	H: 1 LOB: 0 BB: 0 P: 13		1B: 9 2B: 2 3B: 1 HR: 4	SF: 0 SAC: 0 DP: 2 HBP: 0	WP: 0 PB: 1 SB: 3 CS: 0	PA: 44						
PITCHER	IP	WLS	BF	H	R	ER	SO	BB	IBB	HBP	BLK	WP	HR	S	P	ERA	WHIP										
Scott Erickson, R ERA: 5.35 (1, 1)		L	24	9	6	6	0	4	0	0	0	0	2	43	82	12.46	3.000										
Arthur Rhodes, L ERA: 3.83 (5, 1)	0.2		6	4	3	2	1	0	0	0	0	0	0	14	21	27.00	6.000										
Keith Shepherd, R ERA: 6.53 (6, 1)	3.0		14	3	2	2	3	1	0	0	0	0	2	36	56	6.00	1.333										



Batter	1	2	3	4	5	6	7	8	9	AB	R	H	RBI	BB	SO	LOB	TOP								
Roberto Alomar, S OBP: 0.425, SLG: 0.549 (1, 4)	1-2 CS 1B	1-1 CS 2B			0-1 HR 1B		1-1 SH1-5-3 2-3	0-0 F9		4	1	3	3	0	0	1									
Brady Anderson, L OBP: 0.394, SLG: 0.642 (1, 8)	3-3 K	3-1 CS	0-2 F7		3-0 HR		2-3 K		1-2 F8	5	1	1	2	0	2	2									
Rafael Palmeiro, L OBP: 0.390, SLG: 0.551 (1, 3)	1-2 G3-1		4-1		2-1 2B		2-2 P6		2-1 1B	4	0	2	0	1	0	1									
Bobby Bonilla, S OBP: 0.351, SLG: 0.454 Mike Devereaux, R OBP: 0.316, SLG: 0.548 (8, 9)		2-0 L8	2-3 K		0-0 F7			3-2 HR	1-0 F9	4	1	1	1	0	1	2									
B.J. Surhoff, L OBP: 0.350, SLG: 0.503 (1, 5)		2-2 1B 1B	2-2 F9		0-0 G4-3			1-1 1B 2B	2-1 F7	5	2	2	0	0	0	3									
Cal Ripken Jr., R OBP: 0.346, SLG: 0.464 (1, 6)		0-1 L9			0-0 G6-3		0-1 P2		0-0 1B SF8	4	1	1	1	0	0	1									
Eddie Murray, S OBP: 0.325, SLG: 0.402 (1, 10)		0-0 BB 1B 2B 1B	1-3 1B		2-1 G6-4-3 1B		1-2 F9		0-1 1B	4	1	3	0	0	0	0									
Chris Hoiles, R OBP: 0.338, SLG: 0.448 (1, 2)		0-1 BB 2B 1B	1-2 3-H 2-3		1-1 G6-4-3 1-2		1-3 K		0-2 SF8	3	1	1	2	0	1	1									
Jeffrey Hammonds, R OBP: 0.313, SLG: 0.373 (1, 7)		1-2 2-3 BB			2-1 F8		1-2 E6		0-3 K	3	1	0	0	1	1	1									
Inning Stats	R: 0 E: 0 K: 1 S: 10	H: 1 LOB: 0 BB: 0 P: 15	R: 4 E: 0 K: 0 S: 15	H: 4 LOB: 0 BB: 1 P: 27	R: 0 E: 0 K: 1 S: 10	H: 0 LOB: 1 BB: 1 P: 18	R: 0 E: 0 K: 0 S: 5	H: 1 LOB: 0 BB: 0 P: 8	R: 2 E: 0 K: 0 S: 9	H: 3 LOB: 1 BB: 0 P: 16	R: 0 E: 0 K: 1 S: 8	H: 0 LOB: 0 BB: 0 P: 10	R: 0 E: 1 K: 1 S: 11	H: 0 LOB: 0 BB: 0 P: 17	R: 3 E: 0 K: 1 S: 15	H: 4 LOB: 1 BB: 0 P: 19	R: 0 E: 0 K: 0 S: 8	H: 1 LOB: 1 BB: 0 P: 14	1B: 9 2B: 4 3B: 0 HR: 2	SF: 1 SAC: 1 DP: 2 HBP: 0	WP: 0 PB: 0 SB: 0 CS: 2	PA: 42			
PITCHER	IP	WLS	BF	H	R	ER	SO	BB	IBB	HBP	BLK	WP	HR	S	P	ERA	WHIP								
Chad Ogea, R ERA: 6.24 (1, 1)	4.2	L	22	9	6	6	2	2	0	0	0	0	1	48	83	11.57	2.357								
Greg Swindell, L ERA: 7.51 (5, 1)	2.1		10	2	2	2	2	0	0	0	0	0	1	25	37	7.71	0.857								
Eric Plunk, R ERA: 2.56 (8, 1)	1.0		5	2	1	1	1	0	0	0	0	0	0	10	10	9.00	2.000								
Paul Assenmacher, L ERA: 1.83 (9, 1)	1.0		4	1	0	0	0	0	0	0	0	0	0	8	14	0.00	1.000								

Baltimore Orioles @ Cleveland Indians
Jacobs Field, Cleveland, OH
Sat Aug 03 1996, 3:33 AM EDT
Att: 42,448 - Sunny - 78 F

AB 37
R 9
H 14
RBI 9
BB 2
SO 5
LOB 13



Batter	1	2	3	4	5	6	7	8	9	AB	R	H	RBI	BB	SO	LOB	BOTTOM								
Kenny Lofton, L OBP: 0.379, SLG: 0.448 (1, 8)	1-1 F8		2-2 1B		2-0 1B 2B	0-1 F7		0-2 F7		5	1	2	0	0	0	2									
Jose Vizcaino, S OBP: 0.350, SLG: 0.372 (1, 4)	1-1 G2		0-1 L8		0-0 1B		1-3 K		1-2 G6-3	5	1	1	0	0	1	1									
Julio Franco, R OBP: 0.425, SLG: 0.482 Jim Thome, L OBP: 0.446, SLG: 0.577 (5, PR) (6, 5)	2-0 1B BB 1B		2-2 L8		0-1 1B 1B		0-0 G1-3		1-1 1B HBP	3	0	2	1	0	0	1									
Albert Belle, R OBP: 0.411, SLG: 0.645 (1, 7)	4-2 1B BB		0-1 L8		3-3 K		2-2 F6		3-1 1B	4	0	1	0	1	1	3									
Manny Ramirez, R OBP: 0.403, SLG: 0.600 (1, 9)	2-2 1B		1-2 G4-6-3 1B		3-0 1B		1-0 F6		1-0 HR	5	2	4	2	0	1	1									
Jeff Kent, R OBP: 0.326, SLG: 0.430 (1, 5) (6, 3)	3-1 G4-3		0-0 G4-6-3 1B		1-0 F6		2-0 L3			4	0	1	0	0	0	5									
Mark Carreon, R OBP: 0.287, SLG: 0.461 Jeremy Burnitz, L OBP: 0.407, SLG: 0.577 (6, PH)		0-1 P3		4-1 G4-6-3 BB		0-1 F8		3-3 K		2	0	0	0	1	0	2									
Tony Peña, R OBP: 0.287, SLG: 0.270 Brian Giles, L OBP: 0.512, SLG: 0.888 Sandy Alomar Jr., R OBP: 0.368, SLG: 0.377 (1, 2) (8, PH) (9, 2)		2-2 G6-3		2-0 G4-6-3		1-2 L8		4-0 BB BB		3	0	0	0	0	0	2									
Omar Vizquel, S OBP: 0.366, SLG: 0.434 (1, 6)		1-1 P6		1-1 G5-3		1-0 F9		4-1 BB		3	0	0	0	1	0	1									
Inning Stats	R: 0 E: 0 K: 0 S: 14	H: 2 LOB: 3 BB: 1 P: 27	R: 0 E: 0 K: 0 S: 9	H: 0 LOB: 0 BB: 0 P: 12	R: 0 E: 0 K: 0 S: 10	H: 1 LOB: 1 BB: 0 P: 14	R: 1 E: 0 K: 0 S: 8	H: 2 LOB: 1 BB: 1 P: 16	R: 2 E: 0 K: 0 S: 12	H: 4 LOB: 2 BB: 0 P: 21	R: 0 E: 0 K: 0 S: 6	H: 0 LOB: 0 BB: 0 P: 8	R: 0 E: 0 K: 1 S: 8	H: 0 LOB: 0 BB: 0 P: 11	R: 1 E: 0 K: 1 S: 9	H: 1 LOB: 2 BB: 2 P: 23	R: 0 E: 0 K: 1 S: 9	H: 1 LOB: 1 BB: 0 P: 16	1B: 9 2B: 1 3B: 0 HR: 1	SF: 0 SAC: 0 DP: 1 HBP: 1	WP: 0 PB: 0 SB: 0 CS: 0	PA: 41			
PITCHER	IP	WLS	BF	H	R	ER	SO	BB	IBB	HBP	BLK	WP	HR	S	P	ERA	WHIP								
Rick Krivda, L ERA: 5.13 (1, 1)	4.0		20	7	3	3	0	2	0	0	0	0	0	43	73	6.75	2.250								
Roger McDowell, R ERA: 3.52 (5, 1)	1.0		5	2	0	0	1	0	0	0	0	0	0	10	17	0.00	2.000								
Jesse Orosco, L ERA: 4.21 (6, 1)	2.0	W	6	0	0	0	1	0	0	0	0	0	0	14	19	0.00	0.000								
Alan Mills, R ERA: 3.3 (8, 1)	2.0		10	2	1	1	2	2	0	1	0	0	1	18	39	4.50	2.000								

Baltimore Orioles @ Cleveland Indians
Jacobs Field, Cleveland, OH
Sat Aug 03 1996, 3:33 AM EDT
Att: 42,448 - Sunny - 78 F

AB 36
R 4
H 11
RBI 3
BB 4
SO 4
LOB 18



Batter	1	2	3	4	5	6	7	8	9	AB	R	H	RBI	BB	SO	LOB	TOP				
Roberto Alomar, S OBP: 0.423, SLG: 0.545 (1, 4)	F9		F8		F7		1B		G4-3	5	0	1	0	0	0	0	Baltimore Orioles @ Cleveland Indians Jacobs Field, Cleveland, OH Sun Aug 04 1996, 3:33 AM EDT Att: 42,349 - Cloudy - 79 F				
Brady Anderson, L OBP: 0.393, SLG: 0.638 (1, 8)	F8		G3			G3-1	1B			4	0	1	0	0	0						
Cal Ripken Jr., R OBP: 0.347, SLG: 0.466 (1, 6)	G6-3			F9-5		1B	K			4	0	2	0	0	1	2					
Rafael Palmeiro, L OBP: 0.391, SLG: 0.550 (1, 3)		G4-3		F9-5		1B				3	0	1	0	1	0	1					
Bobby Bonilla, S OBP: 0.350, SLG: 0.459 (1, 9)		G1-3		HR		K	K			4	1	1	1	0	2	3					
B.J. Surhoff, L OBP: 0.352, SLG: 0.503 (1, 5)		1B		1B		K	F8			4	0	2	0	0	1	3					
Eddie Murray, S OBP: 0.325, SLG: 0.401 (1, 10)		1B		F9			K	K		4	0	1	0	0	2	2					
Chris Hoiles, R OBP: 0.337, SLG: 0.447 Mike Devereaux, R OBP: 0.315, SLG: 0.347 (9, PH)		FC5-4		CS		K			P2	3	0	1	0	0	1	2					
Jeffrey Hammonds, R OBP: 0.312, SLG: 0.385 (1, 7)			F8		K		HR		K	4	1	1	1	0	2	1					
Inning Stats	R: 0 E: 0 K: 0 S: 3	H: 0 LOB: 0 BB: 0 P: 4	R: 0 E: 0 K: 0 S: 13	H: 2 LOB: 2 BB: 0 P: 22	R: 0 E: 0 K: 0 S: 6	H: 0 LOB: 0 BB: 0 P: 12	R: 1 E: 0 K: 0 S: 8	H: 3 LOB: 1 BB: 0 P: 14	R: 0 E: 0 K: 2 S: 14	H: 1 LOB: 2 BB: 1 P: 25	R: 1 E: 0 K: 3 S: 15	H: 3 LOB: 2 BB: 0 P: 25	R: 0 E: 0 K: 2 S: 10	H: 1 LOB: 1 BB: 0 P: 19	R: 0 E: 0 K: 1 S: 9	H: 0 LOB: 0 BB: 0 P: 14		1B: 8 2B: 3 3B: 0 HR: 2	SF: 0 SAC: 0 DP: 2 HBP: 0	WP: 0 PB: 0 SB: 0 CS: 1	PA: 37
PITCHER	IP	WLS	BF	H	R	ER	SO	BB	IBB	HBP	BLK	WP	HR	S	P	ERA	WHIP				
Brian Anderson, L ERA: 5.24 (1, 1)	5.1	W	22	7	1	1	1	1	0	0	0	0	1	47	84	1.69	1.500				
Paul Shuey, R ERA: 3.38 (6, 1)	2.1		11	4	1	1	6	0	0	0	0	0	1	29	48	3.86	1.714				
Eric Plunk, R ERA: 2.54 (8, 1)	0.1		1	0	0	0	1	0	0	0	0	0	0	3	5	0.00	0.000				
Jose Mesa, R ERA: 3.93 (9, 1)	1.0		3	0	0	0	1	0	0	0	0	0	0	9	14	0.00	0.000				

Batter	1	2	3	4	5	6	7	8	9	AB	R	H	RBI	BB	SO	LOB	BOTTOM				
Kenny Lofton, L OBP: 0.382, SLG: 0.455 (1, 8)	F7		S				G4-3			4	3	2	2	1	0	0	Baltimore Orioles @ Cleveland Indians Jacobs Field, Cleveland, OH Sun Aug 04 1996, 3:33 AM EDT Att: 42,349 - Cloudy - 79 F				
Omar Vizquel, S OBP: 0.385, SLG: 0.433 Casey Candaele, S OBP: 0.333, SLG: 0.500 (9, 4)	G4-3		S				L9			3	2	1	0	2	0	0					
Jim Thome, L OBP: 0.450, SLG: 0.588 (1, 5)	BB		SF9							2	2	2	4	2	0	0					
Albert Belle, R OBP: 0.411, SLG: 0.640 Sandy Alomar Jr., R OBP: 0.308, SLG: 0.377 (9, 2)	BB		F8				F8			3	1	0	0	2	0	3					
Manny Ramirez, R OBP: 0.401, SLG: 0.595 (1, 9)	BB		F8				F9			0	0	0	0	0	0	0					
Brian Giles, L OBP: 0.521, SLG: 0.905 (1, 10)			L8							5	1	1	0	0	1	5					
Mark Carreon, R OBP: 0.335, SLG: 0.463 (1, 3)			L8							4	2	2	3	1	1	0					
Tony Peña, R OBP: 0.281, SLG: 0.264 Jeromy Burnitz, L OBP: 0.405, SLG: 0.571 (9, 7)			L8							5	1	2	0	0	1	1					
Jose Vizcaino, S OBP: 0.349, SLG: 0.374 (9, 6)			L8							4	1	1	3	0	1	1					
Inning Stats	R: 0 E: 0 K: 1 S: 13	H: 0 LOB: 2 BB: 2 P: 24	R: 0 E: 0 K: 2 S: 11	H: 0 LOB: 1 BB: 1 P: 18	R: 1 E: 0 K: 0 S: 8	H: 0 LOB: 2 BB: 2 P: 21	R: 0 E: 0 K: 1 S: 8	H: 0 LOB: 0 BB: 0 P: 15	R: 2 E: 0 K: 0 S: 12	H: 3 LOB: 1 BB: 0 P: 16	R: 0 E: 0 K: 1 S: 8	H: 0 LOB: 0 BB: 0 P: 12	R: 0 E: 0 K: 0 S: 10	H: 0 LOB: 0 BB: 0 P: 15	R: 11 E: 0 K: 1 S: 29	H: 8 LOB: 1 BB: 4 P: 54		1B: 6 2B: 2 3B: 0 HR: 3	SF: 1 SAC: 0 DP: 0 HBP: 0	WP: 1 PB: 0 SB: 3 CS: 0	PA: 44
PITCHER	IP	WLS	BF	H	R	ER	SO	BB	IBB	HBP	BLK	WP	HR	S	P	ERA	WHIP				
Rocky Copping, R ERA: 5.04 (1, 1)	6.1	L	27	3	3	2	5	5	0	0	0	0	0	67	115	2.84	1.263				
Jesse Orosco, L ERA: 4.39 (7, 1)	0.2		3	0	1	1	0	1	0	0	0	0	0	5	12	13.50	1.500				
Roger McDowell, R ERA: 4.31 (8, 1)	0.2		7	4	4	4	0	1	0	0	0	0	0	15	23	54.00	7.500				
Keith Shepherd, R ERA: 8.71 (8, 1)	0.0		6	4	6	6	0	2	0	0	0	0	2	9	19	∞	∞				
Randy Myers, L ERA: 3.52 (8, 1)	0.1		1	0	0	0	1	0	0	0	0	0	0	3	6	0.00	0.000				

Batter	1	2	3	4	5	6	7	8	9	AB	R	H	RBI	BB	SO	LOB	TOP					
Kenny Lofton, L OBP: 0.383, SLG: 0.461 (1, 8)	P5		1B		SF9 1B 2B	K			G3	5	1	2	0	0	1	1	Cleveland Indians @ Seattle Mariners The Kingdome, Seattle, WA Tue Aug 06 1996, 10:05 PM EDT Att: 31,472 - Dome - 68 F					
Omar Vizquel, S OBP: 0.365, SLG: 0.431 (1, 6)	G4-3 2B		F8		2B 1B	P6			K	5	1	2	0	0	1	2						
Brian Giles, L OBP: 0.519, SLG: 0.875 (1, 10)	G4-3		1B		P3	K			2B	5	0	2	0	0	1	5						
Albert Belle, R OBP: 0.409, SLG: 0.632 (1, 7)	BB		1B		SF9				G4-3	3	0	1	1	1	0	1						
Jim Thome, L OBP: 0.450, SLG: 0.587 (1, 5)	K		F9		1B 2B	K			K	4	1	1	1	0	2	4						
Jeremy Burnitz, L OBP: 0.411, SLG: 0.561 (1, 9)		P4			G6-4-3 BB	1B IBB			K	2	0	0	0	2	1	0						
Mark Carreon, R OBP: 0.340, SLG: 0.463 (1, 3)		1B			G6-4-3	1B			P2	4	0	2	2	0	0	1						
Sandy Alomar Jr., R OBP: 0.307, SLG: 0.377 (1, 2)		L8			G4-3	L9			K	4	0	0	0	0	1	3						
Jose Vizcaino, S OBP: 0.353, SLG: 0.380 (1, 4)		K			1B SF9	1B			K	4	1	2	0	0	2	1						
Inning Stats	R: 0 E: 0 K: 1 S: 11	H: 1 LOB: 2 BB: 1 P: 21	R: 0 E: 0 K: 1 S: 13	H: 1 LOB: 1 BB: 0 P: 21	R: 0 E: 0 K: 0 S: 10	H: 3 LOB: 2 BB: 0 P: 15	R: 0 E: 0 K: 0 S: 4	H: 0 LOB: 0 BB: 1 P: 9	R: 4 E: 0 K: 0 S: 11	H: 5 LOB: 2 BB: 1 P: 21	R: 0 E: 0 K: 2 S: 12	H: 1 LOB: 1 BB: 0 P: 16	R: 0 E: 0 K: 2 S: 10	H: 0 LOB: 0 BB: 0 P: 13	R: 0 E: 0 K: 2 S: 8	H: 0 LOB: 0 BB: 0 P: 14		R: 0 E: 0 K: 1 S: 9	H: 1 LOB: 1 BB: 0 P: 12	1B: 8 2B: 4 3B: 0 HR: 0	SF: 1 SAC: 0 DP: 1 HBP: 0	WP: 0 PB: 0 SB: 1 CS: 1
PITCHER	IP	WLS	BF	H	R	ER	SO	BB	IBB	HBP	BLK	WP	HR	S	P	ERA	WHIP					
Bob Wells, R ERA: 4.33 (1, 1)	5.0	L	26	10	4	4	2	2	1	0	0	0	0	49	87	7.20	2.400					
Randy Johnson, L ERA: 3.56 (6, 1)	2.0		7	1	0	0	4	0	0	0	0	0	0	22	29	0.00	0.500					
Bobby Ayala, R ERA: 6.08 (8, 1)	2.0		7	1	0	0	3	0	0	0	0	0	0	17	26	0.00	0.500					

Batter	1	2	3	4	5	6	7	8	9	AB	R	H	RBI	BB	SO	LOB	BOTTOM				
Joey Cora, S OBP: 0.336, SLG: 0.422 (1, 4)	G3		F7			B1-3	SF9		G1-6-3	4	0	0	1	0	0	4	Cleveland Indians @ Seattle Mariners The Kingdome, Seattle, WA Tue Aug 06 1996, 10:05 PM EDT Att: 31,472 - Dome - 68 F				
Alex Rodriguez, R OBP: 0.413, SLG: 0.638 (1, 6)	P4		K			K	BB			3	0	0	0	1	2	1					
Ken Griffey Jr., L OBP: 0.391, SLG: 0.656 (1, 8)	L3		K			1B	K			4	0	1	0	0	2	3					
Jay Buhner, R OBP: 0.385, SLG: 0.586 (1, 10)		HR			G4-3	1B			F8	4	1	2	1	0	0	0					
Paul Sorrento, L OBP: 0.375, SLG: 0.524 (1, 3)		BB			K	G3			G3-1	3	0	0	0	1	1	2					
Dan Wilson, R OBP: 0.355, SLG: 0.472 (1, 2)		K			K				F8	4	0	0	0	0	2	1					
Rich Amaral, R OBP: 0.403, SLG: 0.359 (1, 7)		F9			G6-3 BB	1B			G4-3	3	1	1	0	1	0	1					
Luis Sojo, R OBP: 0.250, SLG: 0.274 (1, 5)		G4-3			G6-3				1B	2	0	0	0	0	0	2					
Doug Strange, S OBP: 0.307, SLG: 0.338 (7, PH)					G4-3				1B	2	1	1	0	0	0	1					
Raul Ibanez, L (9, PR)									1B	0	0	0	0	0	0	0					
Alex Diaz, S OBP: 0.266, SLG: 0.305 (1, 9)					G3				G1-6-3	3	0	2	1	1	0	0					
Inning Stats	R: 0 E: 0 K: 0 S: 4	H: 0 LOB: 0 BB: 0 P: 7	R: 1 E: 0 K: 1 S: 12	H: 1 LOB: 1 BB: 1 P: 21	R: 0 E: 1 K: 2 S: 9	H: 0 LOB: 1 BB: 1 P: 20	R: 0 E: 0 K: 2 S: 9	H: 0 LOB: 0 BB: 0 P: 15	R: 0 E: 0 K: 0 S: 8	H: 0 LOB: 2 BB: 1 P: 16	R: 2 E: 0 K: 1 S: 22	H: 2 LOB: 2 BB: 1 P: 35	R: 0 E: 0 K: 0 S: 4	H: 0 LOB: 0 BB: 0 P: 8	R: 0 E: 0 K: 0 S: 9	H: 2 LOB: 2 BB: 0 P: 15	1B: 6 2B: 0 3B: 0 HR: 1	SF: 1 SAC: 0 DP: 2 HBP: 0	WP: 2 PB: 0 SB: 2 CS: 0	PA: 37	
PITCHER	IP	WLS	BF	H	R	ER	SO	BB	IBB	HBP	BLK	WP	HR	S	P	ERA	WHIP				
Abie Lopez, R ERA: 6.54 (1, 1)	6.1	W	26	4	3	2	6	3	0	0	0	1	0	7	16	0.00	6.000				
Eric Plunk, R ERA: 2.53 (7, 1)	0.1		3	1	0	0	0	1	0	0	0	0	0	5	5	0.00	0.000				
Paul Assenmacher, L ERA: 2.29 (8, 1)	1.0		3	0	0	0	0	0	0	0	0	0	0	4	8	0.00	0.000				
Julian Tavarez, R ERA: 5.72 (9, 1)	1.0	S	4	2	0	0	0	0	0	0	0	1	0	9	15	0.00	2.000				

Batter	1	2	3	4	5	6	7	8	9	AB R H RBI BB SO LOB	TOP													
Kenny Lofton, L OBP: 0.381, SLG: 0.459 (1, 8)	L3		G4-3		FC6-4		K		2B	5 1 1 0 0 1 1	Cleveland Indians @ Seattle Mariners The Kingdome, Seattle, WA Wed Aug 07 1996, 10:05 PM EDT Att: 30,431 - Dome - 68 F livebaseballscorecards.com													
Jose Vizcaino, S OBP: 0.356, SLG: 0.384 (1, 4)	K			E	BB		G4-3		E	4 2 2 1 1 1 0														
Mark Carreon, R OBP: 0.343, SLG: 0.466 (1, 3)	K			E6	K				E4	4 1 2 1 1 2 2														
Albert Belle, R OBP: 0.407, SLG: 0.626 (1, 7)		S		E5	F7				F8	4 0 0 0 0 1 4														
Manny Ramirez, R OBP: 0.397, SLG: 0.589 (1, 9)	F8			E6			F8			4 0 0 0 0 1 3														
Jeff Kent, R OBP: 0.324, SLG: 0.434 (8, PH)	K			FC1-4			K			3 0 0 0 0 2 3														
Brian Giles, L OBP: 0.509, SLG: 0.857 (8, PH)	K			FC6-4			K			1 0 0 0 0 1 1														
Jim Thome, L OBP: 0.449, SLG: 0.585 (9, PH)	G4-3			F8					F7	3 0 1 0 0 0 3														
Casey Candaele, S OBP: 0.316, SLG: 0.474 (9, 5)										1 0 0 0 0 0 0														
Tony Peña, R OBP: 0.275, SLG: 0.258 (9, PH)			G6-3		FC6-4				G6-3	3 0 0 0 0 0 3														
Sandy Alomar Jr., R OBP: 0.306, SLG: 0.376 (9, 2)							G6-3			1 0 0 0 0 0 0														
Omar Vizquel, S OBP: 0.366, SLG: 0.438 (1, 6)			G4-3				F9		HR	3 1 1 1 1 0 0														
Inning Stats	R: 0 E: 0 K: 2 S: 7	H: 0 LOB: 0 BB: 0 P: 12	R: 0 E: 0 K: 1 S: 10	H: 0 LOB: 1 BB: 0 P: 17	R: 0 E: 0 K: 0 S: 7	H: 0 LOB: 0 BB: 0 P: 10	R: 2 E: 3 K: 0 S: 15	H: 2 LOB: 2 BB: 2 P: 28	R: 0 E: 0 K: 1 S: 10	H: 1 LOB: 1 BB: 0 P: 14	R: 0 E: 0 K: 3 S: 6	H: 0 LOB: 0 BB: 0 P: 11	R: 0 E: 0 K: 3 S: 12	H: 0 LOB: 1 BB: 1 P: 19	R: 3 E: 1 K: 0 S: 15	H: 4 LOB: 1 BB: 0 P: 28	1B: 4 2B: 2 3B: 0 HR: 1	SF: 0 SAC: 0 DP: 0 HBP: 1	WP: 1 PB: 0 CS: 2	PA: 40				
PITCHER	IP WLS BF H R ER SO BB IBB HBP BLK WP HR S P ERA WHIP																							
Jamie Moyer, L ERA: 4.07 (1, 1)	7.0	29	3	2	1	6	2	0	1	0	65	114	1.29	0.714										
Michael Jackson, R ERA: 4.3 (8, 1)	0.2	3	0	0	0	2	1	0	0	0	8	12	0.00	1.500										
Norm Charlton, L ERA: 5.17 (8, 1)	1.1	L	8	4	3	2	1	0	0	0	19	35	13.50	3.000										

Batter	1	2	3	4	5	6	7	8	9	AB R H RBI BB SO LOB	BOTTOM													
Joey Cora, S OBP: 0.336, SLG: 0.424 (1, 4)	G3		G3		1B		SH3-1		F9	5 1 2 0 0 0 0	Cleveland Indians @ Seattle Mariners The Kingdome, Seattle, WA Wed Aug 07 1996, 10:05 PM EDT Att: 30,431 - Dome - 68 F livebaseballscorecards.com													
Alex Rodriguez, R OBP: 0.418, SLG: 0.647 (1, 6)	G5-3		HR		BB		1B		1B	4 1 3 1 1 0 0														
Ken Griffey Jr., L OBP: 0.387, SLG: 0.649 (1, 8)	F7		G5-3		FC3-2		SH3-1		G4-3	4 0 0 0 0 0 2														
Jay Buhner, R OBP: 0.384, SLG: 0.582 (1, 9)		F8		G6-3	K		G4-6-3		1B	4 0 1 1 0 1 2														
Paul Sorrento, L OBP: 0.379, SLG: 0.528 (1, 3)				BB	G1-4-3		G4-6-3			3 1 2 0 1 0 2														
Dan Wilson, R OBP: 0.357, SLG: 0.483 (1, 2)				2B	1B		BB		HR	4 1 2 2 0 0 4														
Raul Ibanez, L (1, 10)	L5			BB	HBP		G3-1		K	3 0 0 0 0 1 1														
Jeff Manto, R OBP: 0.324, SLG: 0.467 (1, 5)	F9				BB		F8		K	3 0 0 0 1 1 1														
Alex Diaz, S OBP: 0.250, SLG: 0.286 (1, 7)			F9		F7		G3		G4-3	4 0 0 0 0 0 3														
Inning Stats	R: 0 E: 0 K: 0 S: 7	H: 0 LOB: 0 BB: 0 P: 12	R: 1 E: 0 K: 0 S: 8	H: 2 LOB: 1 BB: 0 P: 15	R: 1 E: 0 K: 0 S: 10	H: 1 LOB: 0 BB: 0 P: 13	R: 0 E: 0 K: 0 S: 6	H: 1 LOB: 3 BB: 1 P: 11	R: 0 E: 0 K: 0 S: 5	H: 0 LOB: 0 BB: 0 P: 8		R: 1 E: 0 K: 0 S: 4	H: 2 LOB: 1 BB: 1 P: 11	R: 1 E: 0 K: 2 S: 10	H: 1 LOB: 0 BB: 0 P: 14	R: 0 E: 0 K: 0 S: 6	H: 1 LOB: 0 BB: 0 P: 12	1B: 5 2B: 3 3B: 0 HR: 2	SF: 0 SAC: 1 DP: 1 HBP: 1	WP: 0 PB: 0 CS: 0	PA: 39			
PITCHER	IP WLS BF H R ER SO BB IBB HBP BLK WP HR S P ERA WHIP																							
Orel Hershiser, R ERA: 4.09 (1, 1)	7.0	32	8	3	3	1	0	0	0	0	58	99	3.86	1.571										
Julian Tavaréz, R ERA: 5.79 (8, 1)	1.0	W	4	1	1	1	2	0	0	0	10	14	9.00	1.000										
Jose Mesa, R ERA: 3.78 (9, 1)	1.0	S	3	1	0	0	0	0	0	0	6	12	0.00	1.000										

Batter	1	2	3	4	5	6	7	8	9	AB	R	H	RBI	BB	SO	LOB	TOP																			
Kenny Lofton, L OBP: 0.378, SLG: 0.455 (1, 8)	G4-3		L5		G3			G1-3		4	0	0	0	0	0	1	Cleveland Indians @ Seattle Mariners The Kingdome, Seattle, WA Thu Aug 08 1996, 6:33 AM EDT Att: 36,822 - Dome - 68 F																			
Jose Vizcaino, S OBP: 0.355, SLG: 0.383 (1, 4)	G6-3			G6-3 1B	G5-3	G6-3		G4-3		4	1	1	0	0	0	0																				
Mark Carreon, R OBP: 0.342, SLG: 0.464 (1, 3)	G5-3			G5-3				P3		4	0	1	0	0	0	1																				
Albert Belle, R OBP: 0.407, SLG: 0.624 (1, 7)		G5-4-3 BB		G6-3 1B	BB	L9		F8		2	0	0	0	2	0	1																				
Manny Ramirez, R OBP: 0.396, SLG: 0.584 (1, 9)	G5-4-3			G6-3		P3				3	0	0	0	1	0	4																				
Jeff Kent, R OBP: 0.326, SLG: 0.438 (1, 10)	E5							K		4	1	2	1	0	1	1																				
Sandy Alomar Jr., R OBP: 0.302, SLG: 0.371 (1, 2)	FC6-4							F8		4	0	0	0	0	0	3																				
Jim Thome, L OBP: 0.449, SLG: 0.583 (1, 5)			G4-3		G1-3					3	0	1	1	0	0	0																				
Omar Vizquel, S OBP: 0.366, SLG: 0.436 (1, 6)			F8					G5-4-3		2	0	0	0	1	0	1																				
Inning Stats	R: 0 E: 0 K: 0 S: 8	H: 0 LOB: 0 BB: 0 P: 12	R: 0 E: 1 K: 0 S: 7	H: 0 LOB: 1 BB: 1 P: 15	R: 0 E: 0 K: 0 S: 5	H: 0 LOB: 0 BB: 0 P: 8	R: 1 E: 0 K: 0 S: 13	H: 2 LOB: 2 BB: 1 P: 21	R: 0 E: 0 K: 0 S: 10	H: 0 LOB: 1 BB: 1 P: 20	R: 0 E: 0 K: 0 S: 6	H: 1 LOB: 1 BB: 0 P: 12	R: 1 E: 0 K: 0 S: 10	H: 2 LOB: 0 BB: 0 P: 15	R: 0 E: 0 K: 0 S: 5	H: 0 LOB: 0 BB: 0 P: 7	R: 0 E: 0 K: 1 S: 11	H: 0 LOB: 1 BB: 1 P: 18	1B: 4 2B: 1 3B: 0 HR: 0	SF: 0 SAC: 0 DP: 2 HBP: 0	WP: 0 PB: 0 SB: 0 CS: 0	PA: 34														
PITCHER	IP	WLS	BF	H	R	ER	SO	BB	IBB	HBP	BLK	WP	HR	S	P	ERA	WHIP	PITCHER		IP	WLS	BF	H	R	ER	SO	BB	IBB	HBP	BLK	WP	HR	S	P	ERA	WHIP
Terry Mulholland, L ERA: 4.5 (1, 1)	8.0	L	30	5	2	2	0	3	0	0	0	0	0	64	110	2.25	1.000			8.0	L	30	5	2	2	0	3	0	0	0	0	0	64	110	2.25	1.000
Rafael Carmona, R ERA: 4.31 (9, 1)	1.0	S	4	0	0	0	1	1	0	0	0	0	0	11	18	0.00	1.000			1.0	S	4	0	0	0	1	1	0	0	0	0	11	18	0.00	1.000	

AB 30
R 2
H 5
RBI 2
BB 4
SO 1
LOB 12



Batter	1	2	3	4	5	6	7	8	9	AB	R	H	RBI	BB	SO	LOB	BOTTOM																			
Joey Cora, S OBP: 0.333, SLG: 0.420 (1, 4)	L7		F8			G4-3			K	4	0	0	0	0	1	0	Cleveland Indians @ Seattle Mariners The Kingdome, Seattle, WA Thu Aug 08 1996, 6:33 AM EDT Att: 36,822 - Dome - 68 F																			
Alex Rodriguez, R OBP: 0.418, SLG: 0.652 (1, 6)	E		F7			K			HR	3	1	1	1	1	1	0																				
Ken Griffey Jr., L OBP: 0.386, SLG: 0.644 (1, 8)	K				P5	G6-3			1B	4	0	1	0	0	1	1																				
Jay Buhner, R OBP: 0.381, SLG: 0.577 (1, 9)	K				G1-3	F7			K	4	0	0	0	0	2	2																				
Paul Sorrento, L OBP: 0.375, SLG: 0.522 (1, 3)			K		P2	P6			K	4	0	0	0	0	2	1																				
Dan Wilson, R OBP: 0.354, SLG: 0.479 (1, 2)	P5				F9				K	3	0	0	0	0	1	0																				
Rich Amaral, R OBP: 0.402, SLG: 0.359 (1, 7)	E				G5-3				K	3	0	1	0	0	1	0																				
Doug Strange, S OBP: 0.307, SLG: 0.333 (1, 10)	L9					K			FC6-4 BB	2	0	0	0	1	1	1																				
Andy Sheets, R OBP: 0.310, SLG: 0.323 (1, 5)			G6-3			G5-3			FC6-4	3	0	0	0	0	0	1																				
Inning Stats	R: 0 E: 1 K: 2 S: 9	H: 0 LOB: 1 BB: 1 P: 16	R: 0 E: 0 K: 1 S: 12	H: 1 LOB: 0 BB: 0 P: 19	R: 0 E: 0 K: 0 S: 8	H: 0 LOB: 0 BB: 0 P: 14	R: 0 E: 0 K: 0 S: 5	H: 0 LOB: 0 BB: 0 P: 7	R: 0 E: 0 K: 1 S: 9	H: 0 LOB: 0 BB: 0 P: 13	R: 0 E: 0 K: 1 S: 8	H: 0 LOB: 0 BB: 0 P: 12	R: 0 E: 0 K: 0 S: 5	H: 0 LOB: 0 BB: 0 P: 6	R: 0 E: 0 K: 2 S: 13	H: 0 LOB: 1 BB: 1 P: 21	R: 1 E: 0 K: 3 S: 16	H: 2 LOB: 1 BB: 0 P: 22	1B: 2 2B: 0 3B: 0 HR: 1	SF: 0 SAC: 0 DP: 0 HBP: 0	WP: 0 PB: 0 SB: 1 CS: 0	PA: 32														
PITCHER	IP	WLS	BF	H	R	ER	SO	BB	IBB	HBP	BLK	WP	HR	S	P	ERA	WHIP	PITCHER		IP	WLS	BF	H	R	ER	SO	BB	IBB	HBP	BLK	WP	HR	S	P	ERA	WHIP
Chad Ogea, R ERA: 5.64 (1, 1)	8.0	W	27	1	0	0	7	2	0	0	0	0	0	69	108	0.00	0.375			8.0	W	27	1	0	0	0	7	2	0	0	0	69	108	0.00	0.375	
Jose Mesa, R ERA: 3.88 (9, 1)	1.0	S	5	2	1	1	3	0	0	0	0	0	0	1	16	22	9.00	2.000			1.0	S	5	2	1	1	3	0	0	0	0	1	16	22	9.00	2.000

AB 30
R 1
H 3
RBI 1
BB 2
SO 10
LOB 6



Batter	1	2	3	4	5	6	7	8	9	AB	R	H	RBI	BB	SO	LOB	TOP					
Kenny Lofton, L OBP: 0.380, SLG: 0.454	G4-3		1B BB			G6-3	G4-3		1-2 1B	5	2	0	1	0	2							
Omar Vizquel, S OBP: 0.386, SLG: 0.433	F7		1B			P3			G5-3	5	1	1	0	1	1	3						
Jim Thome, L OBP: 0.453, SLG: 0.591	1B BB		1B			1-2 2B BB			G4-3	4	2	3	3	1	0	0						
Albert Belle, R OBP: 0.407, SLG: 0.628	1-2 1B		K			1-1 F9			L9	5	1	2	2	0	1	3						
Manny Ramirez, R OBP: 0.396, SLG: 0.581	P8		P9			F9			1B E 1B	4	2	1	0	1	0	5						
Brian Giles, L OBP: 0.517, SLG: 0.870		P3				2B			L9	5	1	3	2	0	0	1						
Mark Carreon, R OBP: 0.340, SLG: 0.461		G5-3				2-2 P4			1-3 WP E 1B	5	1	1	0	0	0	3						
Sandy Alomar Jr., R OBP: 0.301, SLG: 0.371		P8				G5-3			E5 1B	5	0	1	1	0	0	1						
Jose Vizcaino, S OBP: 0.354, SLG: 0.385			B5-3			G1-4-3			F7	5	0	1	0	0	0	3						
Inning Stats	R: 0 E: 0 K: 0 S: 12	H: 1 LOB: 2 BB: 1 P: 20	R: 0 E: 0 K: 0 S: 6	H: 0 LOB: 0 BB: 0 P: 7	R: 1 E: 0 K: 1 S: 14	H: 2 LOB: 2 BB: 1 P: 23	R: 0 E: 0 K: 0 S: 11	H: 1 LOB: 1 BB: 0 P: 15	R: 3 E: 0 K: 0 S: 12	H: 3 LOB: 1 BB: 1 P: 23	R: 0 E: 0 K: 0 S: 9	H: 1 LOB: 1 BB: 0 P: 16	R: 4 E: 0 K: 1 S: 17	H: 4 LOB: 1 BB: 1 P: 30	R: 0 E: 0 K: 1 S: 11	H: 0 LOB: 0 BB: 0 P: 16	R: 2 E: 1 K: 0 S: 11	H: 3 LOB: 2 BB: 0 P: 15	1B: 8 2B: 5 3B: 1 HR: 1	SF: 0 SAC: 0 DP: 0 HBP: 0	WP: 1 PB: 0 CS: 1	PA: 47
PITCHER	IP	WLS	BF	H	R	ER	SO	BB	IBB	HBP	BLK	WP	HR	S	P	ERA	WHIP					
Dave Telgheder, R ERA: 3.44	5.0	L	25	7	4	4	1	3	0	0	0	0	0	55	88	7.20	2.000					
Jay Witasick, R ERA: 5.0	0.1		2	1	0	0	0	0	0	0	0	0	0	3	5	0.00	3.000					
Doug Johns, L ERA: 5.83	0.2		3	1	1	1	0	0	0	0	0	0	0	7	14	13.50	1.500					
Jim Corsi, R ERA: 3.62	0.1		5	3	3	3	0	1	0	0	0	0	1	14	25	81.00	12.000					
Carlos Reyes, R ERA: 5.16	2.2		12	3	2	0	1	0	0	0	0	1	0	24	33	0.00	1.125					

Cleveland Indians @ Oakland Athletics
Oakland-Alameda County Coliseum, Oakland, CA

AB 43
R 10
H 15
RBI 8
BB 4
SO 2
LOB 21



WP: 1 PA: 47
PB: 0
CS: 1

Fri Aug 09 1996, 7:05 PM PDT
Att: 20,122 - Unknown - 68 F

livebaseballscorecards.com

Batter	1	2	3	4	5	6	7	8	9	AB	R	H	RBI	BB	SO	LOB	BOTTOM					
Jose Herrera, L OBP: 0.304, SLG: 0.361	1B SF7 2B		G4-6-3 1B			E 1B		G6-3		4	2	3	0	0	0	0						
Jason Giambi, L OBP: 0.372, SLG: 0.536	1-2 1B		G4-6-3 1-2 3-H			E7 2B		G3-1		4	0	2	1	0	0	1						
Scott Brosius, R OBP: 0.444, SLG: 0.630	K		K			K		HR		4	1	1	1	0	3	3						
Mark McGwire, R OBP: 0.465, SLG: 0.774	SF7					K		K		3	0	0	1	0	3	0						
Terry Steinbach, R OBP: 0.351, SLG: 0.559	L7					E5		G6-3		4	0	1	0	0	0	1						
Geronimo Berroa, R OBP: 0.331, SLG: 0.521		G6-4-3 1B				K		P4		4	0	1	0	0	1	2						
Ernie Young, R OBP: 0.321, SLG: 0.418		G6-4-3				K				3	0	0	0	0	1	2						
Matt Stairs, L OBP: 0.374, SLG: 0.500								G5-3		1	0	0	0	0	1	1						
Mike Bordick, R OBP: 0.292, SLG: 0.289		G4-3						P5		4	0	0	0	0	1	1						
Rafael Bourquigal, R OBP: 0.304, SLG: 0.333						F9		F8		3	1	1	0	0	0	0						
Inning Stats	R: 1 E: 0 K: 1 S: 14	H: 2 LOB: 1 BB: 0 P: 18	R: 0 E: 0 K: 0 S: 6	H: 1 LOB: 0 BB: 0 P: 10	R: 1 E: 0 K: 1 S: 9	H: 2 LOB: 0 BB: 0 P: 12	R: 0 E: 1 K: 3 S: 14	H: 0 LOB: 1 BB: 0 P: 20	R: 1 E: 1 K: 1 S: 14	H: 2 LOB: 1 BB: 0 P: 20	R: 0 E: 0 K: 1 S: 7	H: 0 LOB: 0 BB: 0 P: 10	R: 0 E: 0 K: 1 S: 6	H: 0 LOB: 0 BB: 0 P: 8	R: 1 E: 0 K: 1 S: 9	H: 1 LOB: 0 BB: 0 P: 18	R: 0 E: 0 K: 1 S: 6	H: 1 LOB: 1 BB: 0 P: 8	1B: 6 2B: 2 3B: 0 HR: 1	SF: 1 SAC: 0 DP: 2 HBP: 0	WP: 0 PB: 0 CS: 0	PA: 35
PITCHER	IP	WLS	BF	H	R	ER	SO	BB	IBB	HBP	BLK	WP	HR	S	P	ERA	WHIP					
Jack McDowell, R ERA: 4.53	5.0	W	21	7	3	3	6	0	0	0	0	0	0	13	18	0.00	0.000					
Paul Shuey, R ERA: 3.18	2.0		6	0	0	0	2	0	0	0	0	0	0	13	18	0.00	0.000					
Kent Mercker, L ERA: 7.78	1.0		4	1	1	1	1	0	0	0	0	0	1	9	18	9.00	1.000					
Julian Tavaroz, R ERA: 5.68	1.0		4	1	0	0	1	0	0	0	0	0	0	6	8	0.00	1.000					

Cleveland Indians @ Oakland Athletics
Oakland-Alameda County Coliseum, Oakland, CA

AB 34
R 4
H 9
RBI 3
BB 0
SO 10
LOB 11



WP: 0 PA: 35
PB: 0
CS: 0


Fri Aug 09 1996, 7:05 PM PDT
Att: 20,122 - Unknown - 68 F


livebaseballscorecards.com

Batter	1	2	3	4	5	6	7	8	9	AB	R	H	RBI	BB	SO	LOB	TOP									
Kenny Lofton, L OBP: 0.376, SLG: 0.450	1-1 F8		3-3 K		1-0 P6		1-0 G4-3-6		2-2 G5-3	5	0	0	0	0	1	3	Cleveland Indians @ Oakland Athletics Oakland-Alameda County Coliseum, Oakland, CA Sat Aug 10 1996, 3:33 AM PDT Att: 30,238 - Sunny - 75 F									
Omar Vizquel, S OBP: 0.365, SLG: 0.431	3-2 F7		1-0 G4-3		3-2 G6-3		0-1 1B			4	0	1	0	0	0	1										
Jim Thome, L OBP: 0.455, SLG: 0.598	4-0 FC5-4 BB			4-2 FC5-6-4 BB		0-0 HR		3-3 K		2	1	1	1	2	1	1										
Albert Belle, R OBP: 0.404, SLG: 0.622	1-1 FC5-4			0-0 FC5-6-4 2B		0-0 F9		1-3 K		4	0	0	0	0	1	2										
Manny Ramirez, R OBP: 0.399, SLG: 0.585		0-2 G4-6-3 1B		2-0 1B		1-2 1B		2-3 K		4	0	3	0	0	1	0										
Brian Giles, L OBP: 0.316, SLG: 0.842	2-1 G4-6-3			4-0 1B		0-0 1B		1-1 G3-1		3	0	1	0	1	0	1										
Jeff Kent, R OBP: 0.269, SLG: 0.434			1-3 K		1-3 K		1-3 K		0-3 K	3	0	0	0	0	3	5										
Casey Candaele, S OBP: 0.300, SLG: 0.450										1	0	0	0	0	1	0										
Tony Peña, R OBP: 0.269, SLG: 0.252			2-1 G5-3		2-3 K		3-2 P5		1-1 P3	3	0	0	0	0	1	5										
Jeromy Burnitz, L OBP: 0.406, SLG: 0.556										1	0	0	0	0	0	0										
Jose Vizcaino, S OBP: 0.355, SLG: 0.386			2-2 S 1B		1-2 G3		0-1 G4-3-6 1B		0-1 E6	4	0	2	0	0	0	0										
Inning Stats	R: 0 E: 0 K: 0 S: 9	H: 0 LOB: 1 BB: 1 P: 18	R: 0 E: 0 K: 1 S: 9	H: 1 LOB: 0 BB: 0 P: 12	R: 0 E: 0 K: 1 S: 11	H: 1 LOB: 3 BB: 1 P: 19	R: 0 E: 0 K: 2 S: 10	H: 1 LOB: 0 BB: 0 P: 23	R: 0 E: 0 K: 1 S: 8	H: 0 LOB: 2 BB: 0 P: 13	R: 1 E: 0 K: 1 S: 12	H: 3 LOB: 2 BB: 0 P: 17	R: 0 E: 0 K: 2 S: 8	H: 2 LOB: 1 BB: 0 P: 12	R: 0 E: 0 K: 2 S: 8	H: 0 LOB: 0 BB: 0 P: 12	R: 0 E: 1 K: 1 S: 10	H: 0 LOB: 1 BB: 0 P: 13	1B: 6 2B: 1 3B: 0 HR: 1	SF: 0 SAC: 0 DP: 2 HBP: 0	WP: 0 PB: 0 SB: 1 CS: 0	PA: 37				
PITCHER	IP	WLS	BF	H	R	ER	SO	BB	IBB	HBP	BLK	WP	HR	S	P	ERA	WHIP									
Willie Adams, R ERA: 4.02	(1, 1)	6.0	W	27	7	1	1	5	2	1	0	0	0	1	61	104	1.50	1.500								
Buddy Groom, L ERA: 3.77	(7, 1)	1.0		3	1	0	0	1	0	0	0	0	0	6	10	0.00	1.000									
Billy Taylor, R ERA: 3.44	(8, 1)	2.0		7	0	0	0	3	0	0	0	0	0	18	25	0.00	0.000									

Batter	1	2	3	4	5	6	7	8	9	AB	R	H	RBI	BB	SO	LOB	BOTTOM									
Jose Herrera, L OBP: 0.307, SLG: 0.387	1-2 HR		1-2 HR		3-2 G3		3-3 K			4	2	2	2	0	1	1	Cleveland Indians @ Oakland Athletics Oakland-Alameda County Coliseum, Oakland, CA Sat Aug 10 1996, 3:33 AM PDT Att: 30,238 - Sunny - 75 F									
Jason Giambi, L OBP: 0.371, SLG: 0.533	3-1 L7		0-1 P4		0-2 1B		2-1 G3			4	0	1	0	0	0	0										
Damon Mashore, R OBP: 0.361, SLG: 0.422										0	0	0	0	0	0	0										
Scott Brosius, R OBP: 0.439, SLG: 0.620	2-2 P3		1-3 K		1-1 F7			1-2 E5		4	0	0	0	0	1	1										
Mark McGwire, R OBP: 0.463, SLG: 0.766	2-3 K			4-2 2B HR BB		2-3 K		2-1 F8		3	1	0	0	1	2	2										
Gerónimo Berroa, R OBP: 0.330, SLG: 0.521		1-2 P8		0-0 HR 2B		3-3 K		0-0 G6-3		4	1	1	0	0	1	2										
Terry Steinbach, R OBP: 0.355, SLG: 0.568		3-2 FC4 1B		0-0 HR		0-0 F9		4-0 1B		3	1	2	3	1	0	0										
Matt Stairs, L OBP: 0.362, SLG: 0.482		2-3 K		2H 3H 2-1 G3		0-0 F9		1-1 F7		3	0	0	0	0	1	1										
Ernie Young, R OBP: 0.321, SLG: 0.416										1	0	0	0	0	0	2										
Tony Batista, R OBP: 0.304, SLG: 0.433		0-0 FC4		1-3 K		1-2 G6-3				3	0	0	0	0	1	1										
Mike Bordick, R OBP: 0.292, SLG: 0.295			3-2 G4-3		0-0 3B		1-3 K			3	0	1	0	0	1	0										
Inning Stats	R: 1 E: 0 K: 1 S: 11	H: 1 LOB: 0 BB: 0 P: 19	R: 0 E: 0 K: 1 S: 10	H: 1 LOB: 1 BB: 0 P: 16	R: 1 E: 0 K: 1 S: 11	H: 1 LOB: 0 BB: 0 P: 16	R: 3 E: 0 K: 1 S: 13	H: 3 LOB: 1 BB: 1 P: 23	R: 0 E: 0 K: 2 S: 12	H: 1 LOB: 1 BB: 0 P: 18	R: 0 E: 0 K: 0 S: 5	H: 0 LOB: 0 BB: 0 P: 6	R: 0 E: 0 K: 2 S: 8	H: 0 LOB: 0 BB: 0 P: 14	R: 0 E: 1 K: 0 S: 8	H: 0 LOB: 2 BB: 1 P: 16	1B: 2 2B: 1 3B: 1 HR: 3	SF: 0 SAC: 0 DP: 0 HBP: 0	WP: 0 PB: 0 SB: 0 CS: 0	PA: 34						
PITCHER	IP	WLS	BF	H	R	ER	SO	BB	IBB	HBP	BLK	WP	HR	S	P	ERA	WHIP									
Charles Nagy, R ERA: 3.71	(1, 1)	8.0	L	34	7	5	5	8	1	1	0	0	0	3	78	128	5.62	1.000								



Batter	1	2	3	4	5	6	7	8	9	AB	R	H	RBI	BB	SO	LOB	TOP										
Kenny Lofton, L OBP: 0.377, SLG: 0.457 (1, 8)	2-2 HR	0-0 2B		2-2 P7			1-2 F9		2-0 F7	5	1	2	1	0	0	3	Cleveland Indians @ Oakland Athletics Oakland-Alameda County Coliseum, Oakland, CA Sun Aug 11 1996, 3:33 AM PDT Att: 21,914 - Sunny - 72 F AB 33 R 3 H 7 RBI 3 BB 4 SO 5 LOB 19 										
Omar Vizquel, S OBP: 0.383, SLG: 0.428 (1, 6)	1-1 SF8 1B	0-3 K			2-1 L7		1-1 G1-3		2-2 G4-6-3 1-2f	5	1	1	0	0	1	2											
Jim Thome, L OBP: 0.456, SLG: 0.604 (1, 5)	3-0 SAFE P6		2-2 E3 G6-4-3		0-1 HR		4-2 FC6-4 BB			3	1	1	1	1	0	1											
Albert Belle, R OBP: 0.401, SLG: 0.616 (1, 7)	0-0 E9		1-1 G6-4-3 1-2f		0-1 L4		0-0 FC6-4 1-2f			4	0	0	0	0	0	3											
Manny Ramirez, R OBP: 0.398, SLG: 0.580 (1, 9)	4-2 BB		1-3 K		1-3 K			2-3 K		3	0	0	0	1	3	0											
Brian Giles, L OBP: 0.315, SLG: 0.828 (1, 10)	2-2 SF8			4-1 FC6-4 1B BB			4-2 BB		0-1 F8	1	0	0	1	2	0	0											
Mark Carreon, R OBP: 0.342, SLG: 0.464 (1, 3)	3-H 1-2 P3			0-1 FC6-4 1B			0-1 F7		2-2 2B	4	0	2	0	0	0	3											
Sandy Alomar Jr., R OBP: 0.297, SLG: 0.367 (1, 2)		3-2 G5-3		2-0 FC6-4 1-2 2-3			1-1 F9		0-0 F9	4	0	0	0	0	0	4											
Jose Vizcaino, S OBP: 0.354, SLG: 0.385 (1, 4)		0-3 K		0-0 F7			2-2 F7		2-2 G4-6-3 1B	4	0	1	0	0	1	3											
Inning Stats	R: 2 E: 1 K: 0 S: 18	H: 2 LOB: 2 BB: 1 P: 31	R: 0 E: 0 K: 2 S: 11	H: 1 LOB: 1 BB: 0 P: 14	R: 0 E: 1 K: 1 S: 10	H: 0 LOB: 0 BB: 0 P: 14	R: 0 E: 0 K: 0 S: 8	H: 1 LOB: 2 BB: 1 P: 16	R: 1 E: 0 K: 1 S: 9	H: 1 LOB: 0 BB: 0 P: 12	R: 0 E: 0 K: 0 S: 11	H: 0 LOB: 1 BB: 1 P: 18	R: 0 E: 0 K: 1 S: 10	H: 1 LOB: 1 BB: 0 P: 14	R: 0 E: 0 K: 0 S: 7	H: 1 LOB: 0 BB: 0 P: 13		1B: 3 2B: 2 3B: 0 HR: 2	SF: 1 SAC: 0 DP: 2 HBP: 0	WP: 0 PB: 0 SB: 0 CS: 0	PA: 38						
PITCHER	IP	WLS	BF	H	R	ER	SO	BB	IBB	HBP	BLK	WP	HR	S	P	ERA	WHIP										
John Wasdin, R ERA: 6.19 (1, 1)	7.0	W	31	5	3	2	4	4	0	0	0	0	2	75	119	2.57	1.286										
Jim Corsi, R ERA: 3.49 (8, 1)	2.0		7	2	0	0	1	0	0	0	0	0	0	17	27	0.00	1.000										

Batter	1	2	3	4	5	6	7	8	9	AB	R	H	RBI	BB	SO	LOB	BOTTOM										
Jose Herrera, L OBP: 0.312, SLG: 0.391 (1, 9)	3-2 G4-3		1-0 G1-3 1B					3-3 K		5	2	3	1	0	1	0	Cleveland Indians @ Oakland Athletics Oakland-Alameda County Coliseum, Oakland, CA Sun Aug 11 1996, 3:33 AM PDT Att: 21,914 - Sunny - 72 F AB 36 R 9 H 13 RBI 9 BB 3 SO 8 LOB 13 										
Jason Giambi, L OBP: 0.371, SLG: 0.532 (1, 7)	0-3 K		0-1 G1-3					3-3 K		3	1	1	0	0	1	1											
Damon Mashore, R OBP: 0.355, SLG: 0.413 (5, FH) (6, 7)			1-2 1B					1-3 K		2	0	0	0	0	1	2											
Scott Brosius, R OBP: 0.441, SLG: 0.631 (1, 5)	1-3 K		1-2 1B 2-H		0-0 HR		2-2 G4-3 1B		1-3 K	5	1	3	4	0	2	0											
Mark McGwire, R OBP: 0.463, SLG: 0.761 (1, 3)		1-1 1B 2B	1-2 F8		4-0 2B BB		1-0 G4-3			3	2	1	0	1	0	2											
Geronimo Berroa, R OBP: 0.334, SLG: 0.522 (1, 10)		1-2 2B	0-0 1B		4-1 2B BB		1-1 G6-3			3	2	2	0	1	0	0											
Terry Steinbach, R OBP: 0.356, SLG: 0.573 (1, 2)		1-2 2B	1-2 K		0-1 1B 2B		1-0 G6-3			4	1	2	4	0	1	2											
Tony Batista, R OBP: 0.288, SLG: 0.498 (1, 4)		1-2 G6-3		0-0 F9	3-2 G6-3		3-2 P2			4	0	0	0	0	0	2											
Ernie Young, R OBP: 0.320, SLG: 0.414 (1, 8)		0-0 F8		0-3 K	0-1 G5-3		0-1 1B			4	0	1	0	0	1	2											
Mike Bordick, R OBP: 0.292, SLG: 0.292 (1, 6)		2-0 P2		1-0 G4-3	4-1 1B BB		0-3 K			3	0	0	0	1	1	2											
Inning Stats	R: 0 E: 0 K: 2 S: 10	H: 0 LOB: 0 BB: 0 P: 14	R: 2 E: 0 K: 0 S: 17	H: 3 LOB: 1 BB: 0 P: 23	R: 1 E: 0 K: 1 S: 13	H: 3 LOB: 0 BB: 0 P: 18	R: 0 E: 0 K: 1 S: 5	H: 0 LOB: 0 BB: 0 P: 6	R: 6 E: 0 K: 0 S: 23	H: 5 LOB: 2 BB: 3 P: 42	R: 0 E: 0 K: 0 S: 6	H: 1 LOB: 0 BB: 0 P: 10	R: 0 E: 0 K: 1 S: 9	H: 1 LOB: 1 BB: 0 P: 13	R: 0 E: 0 K: 3 S: 9	H: 0 LOB: 0 BB: 0 P: 16	1B: 10 2B: 2 3B: 0 HR: 1	SF: 0 SAC: 0 DP: 1 HBP: 0	WP: 0 PB: 0 SB: 0 CS: 0	PA: 39							
PITCHER	IP	WLS	BF	H	R	ER	SO	BB	IBB	HBP	BLK	WP	HR	S	P	ERA	WHIP										
Albie Lopez, R ERA: 7.57 (1, 1)	4.0	L	22	9	7	7	4	1	0	0	0	0	0	23	41	9.00	2.500										
Julian Tavarez, R ERA: 5.79 (5, 1)	2.0		10	3	2	2	0	2	0	0	0	0	0	9	13	0.00	1.000										
Greg Swindell, L ERA: 7.47 (7, 1)	1.0		4	1	0	0	1	0	0	0	0	0	0	9	16	0.00	0.000										
Eric Plunk, R ERA: 2.48 (8, 1)	1.0		3	0	0	0	3	0	0	0	0	0	0	9	16	0.00	0.000										

Batter	1	2	3	4	5	6	7	8	9	AB	R	H	RBI	BB	SO	LOB	TOP					
Kenny Lofton, L OBP: 0.377, SLG: 0.458 (1, 8)	G4-3		G2-3 1B		G1-3		G2-1 S 2B	FC6		5	1	2	1	0	0	1						
Jose Vizcaino, S OBP: 0.350, SLG: 0.381 (1, 4)	F9		G2-3		G4-3		K		G3-1	5	0	0	0	0	1	3						
Mark Carreon, R OBP: 0.340, SLG: 0.459 (1, 3)	K					L5	K		G1-3	4	0	0	0	1	2	1						
Albert Belle, R OBP: 0.401, SLG: 0.613 (1, 7)		G6-3				G5-3			P6	4	0	1	2	1	0	0						
Manny Ramirez, R OBP: 0.399, SLG: 0.581 (1, 9)	F9		K			G2-1 BB E 2B				3	1	1	0	1	1	1						
Jim Thome, L OBP: 0.456, SLG: 0.602 (1, 10)					K					3	1	1	0	1	2	3						
Jeff Kent, R OBP: 0.323, SLG: 0.431 (1, 5)	F8				G5-3			G6-3		3	0	0	0	1	0	1						
Sandy Alomar Jr., R OBP: 0.302, SLG: 0.375 (1, 2)					K					4	1	3	2	0	1	0						
Omar Vizquel, S OBP: 0.362, SLG: 0.426 (1, 6)										4	1	1	0	0	2	3						
Inning Stats	R: 0 E: 0 K: 1 S: 8	H: 0 LOB: 0 BB: 0 P: 14	R: 0 E: 0 K: 0 S: 7	H: 1 LOB: 1 BB: 0 P: 13	R: 3 E: 0 K: 1 S: 9	H: 4 LOB: 1 BB: 1 P: 18	R: 0 E: 0 K: 2 S: 9	H: 0 LOB: 0 BB: 0 P: 15	R: 0 E: 0 K: 0 S: 5	H: 0 LOB: 0 BB: 0 P: 6	R: 2 E: 1 K: 1 S: 15	H: 2 LOB: 2 BB: 2 P: 31	R: 0 E: 0 K: 3 S: 14	H: 1 LOB: 3 BB: 2 P: 28	R: 0 E: 0 K: 1 S: 8	H: 1 LOB: 1 BB: 0 P: 15	R: 0 E: 0 K: 0 S: 6	H: 0 LOB: 0 BB: 0 P: 9	1B: 6 2B: 3 3B: 0 HR: 0	SF: 0 SAC: 0 DP: 0 HBP: 0	WP: 0 PB: 0 SB: 3 CS: 0	PA: 40
PITCHER	IP	WLS	BF	H	R	ER	SO	BB	IBB	HBP	BLK	WP	HR	S	P	ERA	WHIP					
Chuck Finley, L ERA: 4.72 (1, 1)	7.0	L	33	8	5	3	8	4	1	0	0	0	0	67	125	3.86	1.714					
Greg Gohr, R ERA: 7.24 (8, 1)	1.0		4	1	0	0	1	0	0	0	0	0	0	8	15	0.00	1.000					
Mike James, R ERA: 3.0 (9, 1)	1.0		3	0	0	0	0	0	0	0	0	0	0	6	9	0.00	0.000					

Cleveland Indians @ California Angels
Anaheim Stadium, Anaheim, CA

AB 35
R 5
H 9
RBI 5
BB 5
SO 9
LOB 13



WP: 0 PA: 40
PB: 0
SB: 3
CS: 0

Cleveland Indians @ California Angels
Anaheim Stadium, Anaheim, CA

AB 32
R 4
H 6
RBI 2
BB 5
SO 5
LOB 16



WP: 1 PA: 37
PB: 0
SB: 1
CS: 0

Batter	1	2	3	4	5	6	7	8	9	AB	R	H	RBI	BB	SO	LOB	BOTTOM					
Randy Velarde, R OBP: 0.377, SLG: 0.408 (1, 4)	G1-6-3 E S 1B		G6-3		K				K	4	2	1	0	1	2	2						
Gary Disarcina, R OBP: 0.292, SLG: 0.348 (1, 6)	E3				K		G4-3			3	1	0	0	1	1	3						
Chili Davis, S OBP: 0.382, SLG: 0.510 (1, 10)	G1-6-3				F7			F8		4	0	0	0	0	0	3						
Jim Edmonds, L OBP: 0.382, SLG: 0.600 (1, 8)	K					G4-3				3	1	1	1	1	1	0						
Tim Salmon, R OBP: 0.385, SLG: 0.515 (1, 9)		G6-3				L9				3	0	1	0	1	0	0						
J.T. Snow, L OBP: 0.335, SLG: 0.382 (1, 3)					L9			G3		4	0	1	1	0	0	3						
16 Garret Anderson, L OBP: 0.328, SLG: 0.427 (1, 7)								G3		3	0	1	0	1	0	2						
George Arias, R OBP: 0.303, SLG: 0.345 (1, 5)										2	0	0	0	0	1	1						
Jack Howell, L OBP: 0.309, SLG: 0.527 (7, PH) (8, 5)										2	0	0	0	0	0	1						
Jorge Fabregas, L OBP: 0.306, SLG: 0.297 (1, 2)										3	0	1	0	0	0	1						
Orlando Palmeiro, L OBP: 0.353, SLG: 0.367 (9, PH)										1	0	0	0	0	0	0						
Inning Stats	R: 1 E: 1 K: 1 S: 7	H: 1 LOB: 0 BB: 0 P: 14	R: 0 E: 0 K: 0 S: 7	H: 1 LOB: 0 BB: 0 P: 11	R: 0 E: 0 K: 1 S: 10	H: 0 LOB: 0 BB: 0 P: 16	R: 0 E: 0 K: 1 S: 11	H: 1 LOB: 2 BB: 1 P: 18	R: 0 E: 0 K: 1 S: 7	H: 1 LOB: 2 BB: 1 P: 14	R: 0 E: 0 K: 0 S: 8	H: 0 LOB: 0 BB: 0 P: 9	R: 0 E: 0 K: 0 S: 9	H: 1 LOB: 1 BB: 0 P: 12	R: 3 E: 0 K: 0 S: 10	H: 1 LOB: 1 BB: 3 P: 26	R: 0 E: 0 K: 1 S: 9	H: 0 LOB: 0 BB: 0 P: 15	1B: 5 2B: 1 3B: 0 HR: 0	SF: 0 SAC: 0 DP: 2 HBP: 0	WP: 1 PB: 0 SB: 1 CS: 0	PA: 37
PITCHER	IP	WLS	BF	H	R	ER	SO	BB	IBB	HBP	BLK	WP	HR	S	P	ERA	WHIP					
Orel Hershiser, R ERA: 4.62 (1, 1)	7.0	W	29	5	3	2	4	4	0	0	0	0	0	60	103	2.57	1.286					
Paul Assenmacher, L ERA: 2.52 (8, 1)	0.1		2	1	0	0	0	0	0	0	0	0	0	3	4	0.00	3.000					
Paul Shuey, R ERA: 3.12 (8, 1)	0.2		3	0	1	1	0	1	0	0	0	1	0	6	13	13.50	1.500					
Jose Mesa, R ERA: 3.81 (9, 1)	1.0	S	3	0	0	0	1	0	0	0	0	0	0	9	15	0.00	0.000					

Cleveland Indians @ California Angels
Anaheim Stadium, Anaheim, CA

AB 35
R 5
H 9
RBI 5
BB 5
SO 9
LOB 13



WP: 0 PA: 40
PB: 0
SB: 3
CS: 0

Cleveland Indians @ California Angels
Anaheim Stadium, Anaheim, CA

AB 32
R 4
H 6
RBI 2
BB 5
SO 5
LOB 16



WP: 1 PA: 37
PB: 0
SB: 1
CS: 0

Batter	1	2	3	4	5	6	7	8	9	AB	R	H	RBI	BB	SO	LOB	TOP										
Kenny Lofton, L (1, 8) OBP: 0.378, SLG: 0.465	1-1 F7		1-1 HR		0-0 F8		1-1 1B			4	1	2	1	0	0	0	Cleveland Indians @ California Angels Anaheim Stadium, Anaheim, CA Tue Aug 13 1996, 10:05 PM EDT Att: 19,569 - Unknown - 88 F										
Omar Vizquel, S (1, 6) OBP: 0.391, SLG: 0.423	1-2 L3		0-0 G3		4-2 BB		0-1 G3			3	0	0	0	1	0	2											
Jim Thome, L (1, 5) OBP: 0.452, SLG: 0.596	1-3 K		3-3 K		1-0 F9			1-1 G4-3		4	0	0	0	0	2	1											
Albert Belle, R (1, 7) OBP: 0.400, SLG: 0.617		1-1 HR		2-1 G5-3		0-0 L7		1-0 G5-3		4	1	1	1	0	0	0											
Manny Ramirez, R (1, 9) OBP: 0.402, SLG: 0.585		1-1 G3-6 1B		0-0 2B 1B		0-0 F7 2B		0-1 G5-3		4	0	3	0	0	0	0											
Brian Giles, L (1, 10) OBP: 0.486, SLG: 0.774		1-2 G3-6 1-2f		3-2 F7		1-2 F7 2-3			2-2 G3	4	0	0	0	0	0	3											
Mark Carreon, R (1, 3) Casey Candaele, S (0, PH) OBP: 0.333, SLG: 0.476		0-0 1B		1-1 2B			0-0 FC1-5 1B		3-2 1B	3	0	3	0	0	0	0											
Sandy Alomar Jr., R (1, 2) Jeromy Burnitz, L (0, PH) OBP: 0.405, SLG: 0.550		0-1 L7		0-0 G6-3			1-2 1B 1B		2-2 P4	3	0	1	0	0	0	3											
Jose Vizcaino, S (1, 4) OBP: 0.347, SLG: 0.377			0-3 K		0-0 G5-3		0-0 FC1-5 1B 1-2 2-3f		0-1 G4-3	4	0	0	0	0	1	3											
Inning Stats	R: 0 E: 0 K: 1 S: 9	H: 0 LOB: 0 BB: 0 P: 12	R: 1 E: 0 K: 0 S: 10	H: 3 LOB: 1 BB: 0 P: 13	R: 1 E: 0 K: 2 S: 9	H: 1 LOB: 0 BB: 0 P: 13	R: 0 E: 0 K: 0 S: 9	H: 2 LOB: 2 BB: 0 P: 15	R: 0 E: 0 K: 0 S: 6	H: 1 LOB: 1 BB: 1 P: 6	R: 0 E: 0 K: 0 S: 9	H: 3 LOB: 2 BB: 0 P: 10	R: 0 E: 0 K: 0 S: 5	H: 0 LOB: 0 BB: 0 P: 7	R: 0 E: 0 K: 0 S: 13	H: 1 LOB: 1 BB: 0 P: 20		1B: 7 2B: 2 3B: 0 HR: 2	SF: 0 SAC: 0 DP: 1 HBP: 0	WP: 0 PB: 0 SB: 0 CS: 0	PA: 36						
PITCHER	IP	WLS	BF	H	R	ER	SO	BB	IBB	HBP	BLK	WP	HR	S	P	ERA	WHIP										
Shawn Boskie, R (1, 1) ERA: 4.98	7.0	W	29	10	2	2	3	1	0	0	0	0	2	57	80	2.57	1.571										
Mike Holtz, L (8, 1) ERA: 1.1	0.1	1	0	0	0	0	0	0	0	0	0	0	0	2	3	0.00	0.000										
Mike James, R (8, 1) ERA: 2.97	0.2	2	0	0	0	0	0	0	0	0	0	0	0	3	4	0.00	0.000										
Troy Percival, R (9, 1) ERA: 2.25	1.0	S	4	1	0	0	0	0	0	0	0	0	0	13	20	0.00	1.000										


AB 35
R 2
H 11
RBI 2
BB 1
SO 3
LOB 13




Batter	1	2	3	4	5	6	7	8	9	AB	R	H	RBI	BB	SO	LOB	BOTTOM										
Randy Velarde, R (1, 4) OBP: 0.378, SLG: 0.409	1-2 L7		3-1 P3			0-2 E 16 1B		0-1 G6-4-3 1B		4	1	2	0	0	0	0	Cleveland Indians @ California Angels Anaheim Stadium, Anaheim, CA Tue Aug 13 1996, 10:05 PM EDT Att: 19,569 - Unknown - 88 F										
Jim Edmonds, L (1, 8) OBP: 0.380, SLG: 0.606	2-1 HR			3-2 G1-3		3-2 L9		2-2 G6-4-3 1-2f		4	1	1	1	0	0	4											
Tim Salmon, R (1, 9) OBP: 0.384, SLG: 0.513	1-1 G6-3			2-3 K		1-3 K		0-1 1B 1B		4	1	1	0	0	2	1											
Chili Davis, S (1, 10) OBP: 0.383, SLG: 0.510	2-0 G1-3			1-1 1B		0-0 E4 16 1B		2-0 G3 1B		4	0	2	0	0	0	1											
16 Garret Anderson, L (1, 7) OBP: 0.327, SLG: 0.426		1-2 L5		1-2 G4-3		2-2 1B		1-3 K		4	0	1	1	0	1	3											
J.T. Snow, L (1, 3) OBP: 0.337, SLG: 0.390		2-2 F8			1-1 HR		1-0 F7		3-2 G3 1-2 2-H	4	1	2	2	0	0	2											
Gary Disarcina, R (1, 6) OBP: 0.289, SLG: 0.345		3-2 G6-3			1-0 F8			2-2 P4 1-2 2-3		4	0	0	0	0	0	2											
Jorge Fabregas, L (1, 2) OBP: 0.311, SLG: 0.298			1-1 G4-3		3-1 F7		0-0 2B 1B		4-0 1B IBB	3	0	1	0	1	0	0											
George Arias, R (1, 5) OBP: 0.302, SLG: 0.349			1-3 K		1-2 P3		1-3 2B		1-2 L9	4	0	1	0	0	1	3											
Inning Stats	R: 1 E: 0 K: 0 S: 10	H: 1 LOB: 0 BB: 0 P: 16	R: 0 E: 0 K: 0 S: 13	H: 0 LOB: 0 BB: 0 P: 19	R: 0 E: 0 K: 1 S: 7	H: 0 LOB: 0 BB: 0 P: 12	R: 0 E: 0 K: 1 S: 13	H: 1 LOB: 1 BB: 0 P: 20	R: 1 E: 1 K: 1 S: 17	H: 2 LOB: 2 BB: 0 P: 24	R: 0 E: 0 K: 0 S: 10	H: 3 LOB: 2 BB: 0 P: 12	R: 1 E: 0 K: 1 S: 16	H: 3 LOB: 3 BB: 1 P: 29	1B: 8 2B: 1 3B: 0 HR: 2	SF: 0 SAC: 0 DP: 1 HBP: 0		WP: 0 PB: 0 SB: 0 CS: 0	PA: 36								
PITCHER	IP	WLS	BF	H	R	ER	SO	BB	IBB	HBP	BLK	WP	HR	S	P	ERA	WHIP										
Chad Ogea, R (1, 1) ERA: 5.44	6.1	L	28	8	3	2	3	0	0	0	0	0	2	76	113	2.84	1.263										
Greg Swindell, L (7, 1) ERA: 7.39	0.2	1	0	0	0	0	0	0	0	0	0	0	0	3	5	0.00	0.000										
Eric Plunk, R (8, 1) ERA: 2.59	1.0	7	3	1	1	1	1	0	1	0	0	0	0	16	29	9.00	3.000										

AB 35
R 4
H 11
RBI 4
BB 1
SO 4
LOB 16



Batter	1	2	3	4	5	6	7	8	9	AB	R	H	RBI	BB	SO	LOB	TOP										
Kenny Lofton, L OBP: 0.374, SLG: 0.459 (1, 8)	0-3 K	0-0 FC1-5 WP 1B	0-0 F9		0-0 G3		0-3 K		0-0 G6-3	6	1	0	0	0	2	6	Cleveland Indians @ California Angels Anaheim Stadium, Anaheim, CA Wed Aug 14 1996, 10:05 PM EDT Att: 23,887 - Unknown - 85 F AB 40 R 7 H 12 RBI 7 BB 5 SO 7 LOB 27 										
Omar Vizquel, S OBP: 0.391, SLG: 0.421 (1, 6)	0-0 3-1	4-0 1B 2-3 1B BB		0-0 F7		0-0 F8 1B FC1-6 1B	0-0 P5			4	2	1	0	1	0	2											
Jim Thome, L OBP: 0.451, SLG: 0.593 (1, 5)	0-0 4-3	0-0 1B 1-2 3-H 1B		0-3 K		0-0 FC1-6 1B	0-0 P8			5	0	2	1	0	1	2											
Albert Belle, R OBP: 0.402, SLG: 0.616 (1, 7)		0-0 1B 2B 1B		0-0 1B		0-0 F8 2-3		0-3 K		4	1	2	1	1	1	2											
Manny Ramirez, R OBP: 0.402, SLG: 0.585 (1, 9)		0-0 1B 2B G4-3		0-0 1B		0-0 FC1-6 1-2 3-H 1B BB	0-0 G1-3			5	1	2	1	0	0	3											
Jeremy Burnitz, L OBP: 0.419, SLG: 0.563 (1, 10)		0-0 FC1-6 2B 2H 3-H	0-0 1B G2-3	0-3 K		0-0 FC5-4 1-2 BB	4-0 WP BB			3	1	2	2	2	1	2											
Mark Carreon, R OBP: 0.343, SLG: 0.461 (1, 3)		0-0 FC1-6 HBP	0-0 G2-3		0-0 F8	0-0 FC5-4 1-2	0-3 K			4	0	0	0	0	1	4											
Jose Vizcaino, S OBP: 0.350, SLG: 0.381 (1, 4)		0-0 FC1-6 1-2 2B	0-0 1B		4-0 G2-3 BB		0-0 F5			4	1	2	0	1	0	2											
Tony Peña, R OBP: 0.270, SLG: 0.261 (7, PH)		0-0 FC1-6 1-H 3-H	0-3 K		0-0 G2-3		0-0 E9		0-0 G4-3	3	0	1	2	0	1	3											
Brian Giles, L OBP: 0.479, SLG: 0.762 (7, 2)					1-2					1	0	0	0	0	0	1											
Sandy Alomar Jr., R OBP: 0.302, SLG: 0.373 (7, 2)										1	0	0	0	0	0	0											
Inning Stats	R: 0 E: 0 K: 1 S: 5	H: 0 LOB: 0 BB: 0 P: 5	R: 6 E: 0 K: 0 S: 8	H: 5 LOB: 2 BB: 2 P: 17	R: 0 E: 0 K: 1 S: 7	H: 2 LOB: 2 BB: 0 P: 7	R: 0 E: 0 K: 2 S: 9	H: 2 LOB: 1 BB: 1 P: 7	R: 1 E: 0 K: 0 S: 5	H: 2 LOB: 2 BB: 0 P: 9	R: 0 E: 1 K: 1 S: 7	H: 1 LOB: 2 BB: 0 P: 7	R: 0 E: 0 K: 2 S: 7	H: 0 LOB: 1 BB: 1 P: 11	R: 0 E: 0 K: 0 S: 3	H: 0 LOB: 0 BB: 0 P: 3	1B: 8 2B: 4 3B: 0 HR: 0	SF: 0 SAC: 0 DP: 0 HBP: 1	WP: 2 PB: 2 SB: 0 CS: 0	PA: 46							
PITCHER	IP	WLS	BF	H	R	ER	SO	BB	IBB	HBP	BLK	WP	HR	S	P	ERA	WHIP										
Jason Grimsley, R ERA: 6.91 (1, 1)	1.2		11	3	6	6	1	2	0	1	0	1	0	10	19	32.40	3.000										
Greg Gohr, R ERA: 7.04 (2, 1)	4.0	W	21	8	1	1	3	1	0	0	0	0	0	26	30	2.25	2.250										
Mike Holtz, L ERA: 1.1 (6, 1)	0.0		1	0	0	0	0	1	0	0	0	0	0	4		∞	∞										
Pep Harris, R ERA: (6, 1)	2.1		10	1	0	0	3	1	0	0	0	1	0	15	19	0.00	0.857										
Troy Percival, R ERA: 2.21 (9, 1)	1.0	S	3	0	0	0	0	0	0	0	0	0	0	3	3	0.00	0.000										

Batter	1	2	3	4	5	6	7	8	9	AB	R	H	RBI	BB	SO	LOB	BOTTOM										
Randy Velarde, R OBP: 0.383, SLG: 0.419 (1, 4)	0-0 L8	0-0 PB 1B	0-0 1B 1-H 2-H			0-0 4-3 1B		0-0 2B		5	1	4	2	0	0	0	Cleveland Indians @ California Angels Anaheim Stadium, Anaheim, CA Wed Aug 14 1996, 10:05 PM EDT Att: 23,887 - Unknown - 85 F AB 34 R 8 H 13 RBI 8 BB 4 SO 5 LOB 19 										
Jim Edmonds, L OBP: 0.381, SLG: 0.602 (1, 8)	0-0 S 1B	0-0 1B	0-0 F7			0-0 4-3		0-3 K		5	0	2	2	0	1	3											
Tim Salmon, R OBP: 0.381, SLG: 0.508 (1, 9)	0-3 K	0-0 F9		0-0 F5		0-0 6-3				4	0	0	0	0	1	3											
Chili Davis, S OBP: 0.387, SLG: 0.510 (1, 10)	0-3 K		0-0 16 2B G3 1B	4-0 16 G6-3 BB		4-0 L1-6 16 G1-3 BB				2	1	1	0	2	1	1											
16 Garret Anderson, L OBP: 0.329, SLG: 0.428 (1, 7)		0-0 G2-3 1B 1B	0-0 G3 1B 2B	0-0 G6-3		0-0 G1-3		0-0 G1-3		4	2	2	0	0	0	2											
J.T. Snow, L OBP: 0.338, SLG: 0.392 (1, 3)		0-3 K	0-0 G3		0-0 L9-4-6 2B	4-0 IBB		0-0 L1-6		3	0	1	1	1	1	2											
Gary Disarcina, R OBP: 0.291, SLG: 0.345 (1, 6)		0-0 G2-3 1B 1B	0-0 1B 2B BB		0-0 G2-3	0-0 L1-6		0-0 L1-6		3	2	1	0	1	0	3											
Jorge Fabregas, L OBP: 0.309, SLG: 0.297 (1, 2)		0-0 G2-3	0-0 2B 1B		0-0 L9-4-6		0-3 K			4	1	1	1	0	1	3											
George Arias, R OBP: 0.301, SLG: 0.347 (1, 5)		0-0 PB 1B 1B	0-0 F7		0-0 6-3		0-0 F8			4	1	1	2	0	0	2											
Inning Stats	R: 0 E: 0 K: 2 S: 8	H: 1 LOB: 1 BB: 0 P: 8	R: 4 E: 0 K: 1 S: 10	H: 5 LOB: 1 BB: 0 P: 10	R: 4 E: 0 K: 1 S: 7	H: 4 LOB: 1 BB: 1 P: 11	R: 0 E: 0 K: 0 S: 2	H: 0 LOB: 0 BB: 1 P: 6	R: 0 E: 0 K: 0 S: 3	H: 1 LOB: 0 BB: 0 P: 3	R: 0 E: 0 K: 0 S: 4	H: 1 LOB: 1 BB: 0 P: 4	R: 0 E: 0 K: 0 S: 2	H: 0 LOB: 2 BB: 2 P: 10	R: 0 E: 0 K: 2 S: 8	H: 1 LOB: 1 BB: 0 P: 8		1B: 9 2B: 6 3B: 0 HR: 0	SF: 0 SAC: 0 DP: 3 HBP: 0	WP: 0 PB: 1 SB: 1 CS: 0	PA: 38						
PITCHER	IP	WLS	BF	H	R	ER	SO	BB	IBB	HBP	BLK	WP	HR	S	P	ERA	WHIP										
Jack McDowell, R ERA: 4.82 (1, 1)	2.1	L	16	8	7	6	3	1	0	0	0	0	0	21	25	23.14	3.857										
Kent Mercker, L ERA: 7.93 (3, 1)	0.0		1	1	0	0	0	0	0	0	0	0	0	1	1	∞	∞										
Julian Tavarez, R ERA: 5.96 (3, 1)	2.2		9	2	1	1	0	1	0	0	0	0	0	8	12	3.38	1.125										
Paul Shuey, R ERA: 2.96 (6, 1)	2.0		8	1	0	0	0	1	1	0	0	0	0	6	14	0.00	1.000										
Paul Assenmacher, L ERA: 2.46 (8, 1)	1.0		4	1	0	0	2	0	0	0	0	0	0	8	8	0.00	1.000										

Batter	1	2	3	4	5	6	7	8	9	10	11	12	AB	R	H	RBI	BB	SO	LOB	TOP
Curtis Pride, L OBP: 0.395, SLG: 0.486 (1, 10)													5	0	0	0	0	3	3	
Mark Lewis, R OBP: 0.343, SLG: 0.427 (1, 4)													5	0	0	0	0	0	2	
Travis Fryman, R OBP: 0.318, SLG: 0.431 (1, 5)													5	0	2	1	0	1	0	
Ruben Sierra, S OBP: 0.327, SLG: 0.398 (1, 9)													4	0	0	0	1	0	2	
Bobby Higginson, L OBP: 0.398, SLG: 0.568 Damion Easley, R OBP: 0.392, SLG: 0.395 Phil Nevin, R OBP: 0.400, SLG: 0.308 (1, 7)													3	0	1	0	1	0	1	
Tony Clark, S OBP: 0.389, SLG: 0.489 (1, 3)													5	0	0	0	0	2	2	
Andujar Cedeno, R OBP: 0.258, SLG: 0.345 (1, 6)													5	0	2	0	0	1	0	
Brad Ausmus, R OBP: 0.285, SLG: 0.285 (1, 2)													3	0	0	0	0	1	1	
Kimera Bartee, R OBP: 0.328, SLG: 0.287 (1, 8)													3	1	2	0	1	0	1	
Inning Stats	R: 0 E: 0 K: 2 S: 8	H: 0 LOB: 0 BB: 12	R: 0 E: 0 K: 0 S: 9	H: 1 LOB: 0 BB: 12	R: 0 E: 0 K: 1 S: 10	H: 1 LOB: 1 BB: 0	R: 0 E: 0 K: 0 S: 8	H: 0 LOB: 1 BB: 13	R: 0 E: 0 K: 1 S: 9	H: 0 LOB: 0 BB: 10	R: 0 E: 0 K: 1 S: 12	H: 1 LOB: 1 BB: 11	R: 0 E: 0 K: 1 S: 11	H: 1 LOB: 1 BB: 17	R: 0 E: 0 K: 1 S: 6	H: 0 LOB: 0 BB: 7	1B: 5 2B: 2 3B: 0 HR: 0	SF: 0 SAC: 1 DP: 1 HBP: 0	WP: 0 PA: 45 PB: 1 SB: 1 CS: 2	
PITCHER	IP WLS BF H R ER SO BB IBB HBP BLK WP HR S P ERA WHIP	Charles Nagy, R ERA: 3.57 Jose Mesa, R ERA: 3.67 Paul Assenmacher, L ERA: 2.39	IP WLS BF H R ER SO BB IBB HBP BLK WP HR S P ERA WHIP	PITCHER	IP WLS BF H R ER SO BB IBB HBP BLK WP HR S P ERA WHIP	Charles Nagy, R ERA: 3.57 Jose Mesa, R ERA: 3.67 Paul Assenmacher, L ERA: 2.39														

Detroit Tigers @ Cleveland Indians
Jacobs Field, Cleveland, OH
Fri-Aug 16 1996, 7:05 PM EDT
Att. 42,485 - Unknown - 73 F

AB 39
R 1
H 7
RBI 1
BB 3
SO 9
LOB 12



Batter	1	2	3	4	5	6	7	8	9	10	11	12	AB	R	H	RBI	BB	SO	LOB	BOTTOM
Kenny Lofton, L OBP: 0.372, SLG: 0.457 (1, 8)													5	0	1	0	0	1	0	
Omar Vizquel, S OBP: 0.384, SLG: 0.427 (1, 6)													4	0	2	0	1	0	0	
Jim Thome, L OBP: 0.451, SLG: 0.591 Jeff Kent, R OBP: 0.323, SLG: 0.431 Jeromy Burnitz, L OBP: 0.416, SLG: 0.558 Casey Candaele, S OBP: 0.384, SLG: 0.476 (1, 5)													3	0	1	0	0	1	1	
Albert Belle, R OBP: 0.404, SLG: 0.614 (1, 7)													3	1	1	0	2	0	3	
Manny Ramirez, R OBP: 0.398, SLG: 0.580 (1, 9)													4	0	0	1	0	1	4	
Brian Olles, L OBP: 0.474, SLG: 0.731 (1, 10)													4	1	1	0	1	0	2	
Mark Carreon, R OBP: 0.339, SLG: 0.455 (1, 3)													5	0	0	0	0	0	2	
Sandy Atomer Jr., R OBP: 0.300, SLG: 0.380 (1, 2)													5	1	1	2	0	2	0	
Jose Vizcaino, S OBP: 0.347, SLG: 0.377 (1, 4)													4	0	0	0	0	0	0	
Inning Stats	R: 0 E: 0 K: 1 S: 7	H: 0 LOB: 0 BB: 13	R: 1 E: 0 K: 0 S: 6	H: 0 LOB: 0 BB: 18	R: 0 E: 0 K: 1 S: 10	H: 0 LOB: 0 BB: 18	R: 0 E: 0 K: 0 S: 6	H: 1 LOB: 0 BB: 12	R: 0 E: 0 K: 1 S: 7	H: 0 LOB: 0 BB: 11	R: 0 E: 0 K: 0 S: 7	H: 0 LOB: 2 BB: 10	R: 0 E: 0 K: 1 S: 11	H: 2 LOB: 2 BB: 19	R: 2 E: 0 K: 0 S: 5	H: 2 LOB: 0 BB: 10	1B: 4 2B: 3 3B: 0 HR: 1	SF: 1 SAC: 0 DP: 2 HBP: 0	WP: 0 PA: 44 PB: 0 SB: 1 CS: 1	
PITCHER	IP WLS BF H R ER SO BB IBB HBP BLK WP HR S P ERA WHIP	Felipe Lira, R ERA: 5.87 Mike Myers, L ERA: 5.33 Jose Lima, R ERA: 5.04 Joey Eischen, L ERA: 4.06 Richie Lewis, R ERA: 4.0	IP WLS BF H R ER SO BB IBB HBP BLK WP HR S P ERA WHIP	PITCHER	IP WLS BF H R ER SO BB IBB HBP BLK WP HR S P ERA WHIP	Felipe Lira, R ERA: 5.87 Mike Myers, L ERA: 5.33 Jose Lima, R ERA: 5.04 Joey Eischen, L ERA: 4.06 Richie Lewis, R ERA: 4.0														

Detroit Tigers @ Cleveland Indians
Jacobs Field, Cleveland, OH
Fri-Aug 16 1996, 7:05 PM EDT
Att. 42,485 - Unknown - 73 F

AB 38
R 3
H 7
RBI 3
BB 5
SO 6
LOB 13



Batter	1	2	3	4	5	6	7	8	9	AB	R	H	RBI	BB	SO	LOB	TOP								
Curtis Pride, L OBP: 0.356, SLG: 0.484 (1, 7)	G4-3		G1-3			G6-3	BB		DI	5	0	2	1	0	0	0	Detroit Tigers @ Cleveland Indians Jacobs Field, Cleveland, OH Sat Aug 17 1996, 3:33 AM EDT Att: 42,511 - Sunny - 75 F								
Damion Easley, R OBP: 0.297, SLG: 0.366 (1, 6)	K			G3		G6-3	BB		P5	4	0	0	0	1	1										
Travis Fryman, R OBP: 0.318, SLG: 0.432 (1, 5)	G5-3			G3-1		2B	BB		F7	4	1	2	0	0	3										
Ruben Sierra, S OBP: 0.326, SLG: 0.399 (1, 10)		G3		G3-1		2B			L9	4	1	1	0	0	1										
Bobby Higginson, L OBP: 0.397, SLG: 0.567 (1, 9)	G1-3			L4		2B			K	4	0	1	2	0	1										
Tony Clark, S OBP: 0.308, SLG: 0.484 (1, 3)	1B					K			F8	4	0	1	0	0	1										
Mark Lewis, R OBP: 0.345, SLG: 0.429 (1, 4)	G5-3					2B			F9	3	0	1	0	1	0										
Mark Parent, R OBP: 0.259, SLG: 0.500 (9, PR)			G5-3			K			DI	3	0	0	0	1	1										
Brad Ausmus, R OBP: 0.285, SLG: 0.285 (9, PR)						K			BB	0	1	0	0	0	0										
Kimera Barteo, R OBP: 0.319, SLG: 0.278 (1, 8)			K			K			K	4	0	0	0	0	4										
Inning Stats	R: 0 E: 0 K: 1 S: 7	H: 0 LOB: 0 BB: 0 P: 12	R: 0 E: 0 K: 0 S: 9	H: 1 LOB: 1 BB: 0 P: 13	R: 0 E: 0 K: 1 S: 8	H: 0 LOB: 0 BB: 0 P: 12	R: 0 E: 0 K: 0 S: 9	H: 1 LOB: 1 BB: 0 P: 13	R: 0 E: 0 K: 2 S: 12	H: 1 LOB: 1 BB: 0 P: 12	R: 2 E: 0 K: 1 S: 12	H: 3 LOB: 1 BB: 0 P: 24	R: 0 E: 0 K: 1 S: 15	H: 1 LOB: 3 BB: 2 P: 25	R: 0 E: 0 K: 1 S: 8	H: 0 LOB: 0 BB: 0 P: 14	R: 1 E: 0 K: 1 S: 18	H: 1 LOB: 2 BB: 1 P: 30	1B: 5 2B: 3 3B: 0 HR: 0	SF: 0 SAC: 0 DP: 0 HBP: 0	WP: 0 PB: 0 SB: 0 CS: 0	PA: 38			
PITCHER	IP	WLS	BF	H	R	ER	SO	BB	IBB	HBP	BLK	WP	HR	S	P	ERA	WHIP								
Orel Hershiser, R ERA: 3.96 (1, 1)	6.2	W	29	7	2	2	6	2	0	0	0	0	0	66	107	2.70	1.350								
Eric Plunk, R ERA: 2.56 (7, 1)	2.0		8	1	1	1	2	1	0	0	0	0	0	25	42	4.50	1.000								
Jose Mesa, R ERA: 3.65 (9, 1)	0.1	S	1	0	0	0	0	0	0	0	0	0	0	4	6	0.00	0.000								

Batter	1	2	3	4	5	6	7	8	9	AB	R	H	RBI	BB	SO	LOB	BOTTOM								
Kenny Lofton, L OBP: 0.371, SLG: 0.455 (1, 8)	2B		G3-1		G4-3		L9			4	1	1	0	0	0	0	Detroit Tigers @ Cleveland Indians Jacobs Field, Cleveland, OH Sat Aug 17 1996, 3:33 AM EDT Att: 42,511 - Sunny - 75 F								
Jose Vizcaino, S OBP: 0.344, SLG: 0.374 (1, 4)	F7		K			K	F9			4	0	0	0	0	2										
Mark Carreon, R OBP: 0.338, SLG: 0.456 (1, 3)	L8		G4-3			E6			2B	4	1	1	0	0	1										
Albert Belle, R OBP: 0.404, SLG: 0.617 (1, 7)	2B			G5-3		2B	F8			4	1	2	1	0	0										
Manny Ramirez, R OBP: 0.398, SLG: 0.577 (1, 9)	BB			L4		2B	G6-3			2	1	0	0	2	0										
Jeff Kent, R OBP: 0.320, SLG: 0.427 (1, 10)	G5-3			G5-3		SF7	K			3	0	0	1	0	1										
Jim Thome, L OBP: 0.452, SLG: 0.602 (1, 5)			K			HR	1B			3	2	2	2	0	1										
Tony Peña, R OBP: 0.272, SLG: 0.263 (1, 2)	G5-3			L7		1B				3	0	1	2	0	0										
Omar Vizquel, S OBP: 0.362, SLG: 0.424 (1, 6)	G1-3				P5		P6			3	0	0	0	0	0										
Inning Stats	R: 1 E: 0 K: 0 S: 12	H: 2 LOB: 2 BB: 1 P: 19	R: 0 E: 0 K: 1 S: 8	H: 0 LOB: 0 BB: 0 P: 10	R: 0 E: 0 K: 1 S: 7	H: 0 LOB: 0 BB: 0 P: 9	R: 0 E: 0 K: 0 S: 6	H: 0 LOB: 0 BB: 0 P: 9	R: 1 E: 0 K: 1 S: 9	H: 1 LOB: 0 BB: 0 P: 16	R: 4 E: 1 K: 1 S: 15	H: 3 LOB: 1 BB: 1 P: 27	R: 0 E: 0 K: 0 S: 4	H: 0 LOB: 0 BB: 0 P: 8	R: 0 E: 0 K: 1 S: 8	H: 1 LOB: 1 BB: 0 P: 14	1B: 2 2B: 4 3B: 0 HR: 1	SF: 1 SAC: 0 DP: 0 HBP: 0	WP: 0 PB: 0 SB: 0 CS: 0	PA: 33					
PITCHER	IP	WLS	BF	H	R	ER	SO	BB	IBB	HBP	BLK	WP	HR	S	P	ERA	WHIP								
Justin Thompson, L ERA: 2.37 (1, 1)	5.2	L	25	5	6	2	3	1	0	0	0	0	0	55	87	3.18	1.059								
Richie Lewis, R ERA: 3.99 (6, 1)	0.1		1	1	0	0	0	0	0	0	0	0	0	2	3	0.00	3.000								
John Cummings, L ERA: 3.06 (7, 1)	2.0		7	1	0	0	1	0	0	0	0	0	0	12	22	0.00	0.500								

Batter	1	2	3	4	5	6	7	8	9	AB	R	H	RBI	BB	SO	LOB	TOP						
Curtis Pride, L OBP: 0.359, SLG: 0.487	0-1 SH5-3 2B		3-3 K		4-2 BB		2-1 F7			3	0	1	0	1	1	0							
Damion Easley, R OBP: 0.287, SLG: 0.353	0-1 SH5-3 2-3		1-0 F9		0-0 F9		2-3 K			3	0	0	0	0	0	1							
Travis Fryman, R OBP: 0.317, SLG: 0.432	3-2 F8			2-3 K		0-1 1B 2B		1-2 G5-3		4	1	1	0	0	1	1							
Ruben Sierra, S OBP: 0.325, SLG: 0.397	3-2 F8			1-1 G4-3		2-1 2B G3 1B		1-2 F9		4	1	1	1	0	0	1							
Bobby Higginson, L OBP: 0.398, SLG: 0.568		0-3 K		4-1 1B BB		1-2 G3 1-3 2B		3-3 K		3	0	1	0	1	2	0							
Tony Clark, S OBP: 0.307, SLG: 0.480		1-1 F8		0-0 1B		1-0 G3		1-1 P6		4	0	1	1	0	0	1							
Mark Lewis, R OBP: 0.343, SLG: 0.426		0-1 F9		1-3 K		2-3 3-H L6		3-3 K		3	0	0	0	0	1	3							
Phil Nevin, R OBP: 0.375, SLG: 0.286										1	0	0	0	0	1	0							
Andujar Cedeno, R OBP: 0.255, SLG: 0.341			0-0 P3		1-3 K		1-1 G5-3		0-0 F8	4	0	0	0	0	1	1							
Brad Ausmus, R OBP: 0.285, SLG: 0.296			2-2 HR		1-1 F8		1-3 K			3	1	1	1	0	1	0							
Inning Stats	R: 0 E: 0 K: 0 S: 10	H: 1 LOB: 1 BB: 0 P: 16	R: 0 E: 0 K: 1 S: 7	H: 0 LOB: 0 BB: 0 P: 8	R: 1 E: 0 K: 1 S: 10	H: 1 LOB: 0 BB: 0 P: 16	R: 0 E: 0 K: 2 S: 14	H: 1 LOB: 1 BB: 1 P: 22	R: 0 E: 0 K: 1 S: 11	H: 0 LOB: 1 BB: 1 P: 17	R: 2 E: 0 K: 0 S: 13	H: 3 LOB: 1 BB: 0 P: 19	R: 0 E: 0 K: 1 S: 8	H: 0 LOB: 0 BB: 0 P: 13	R: 0 E: 0 K: 1 S: 9	H: 0 LOB: 0 BB: 0 P: 14	R: 0 E: 0 K: 1 S: 6	H: 0 LOB: 0 BB: 0 P: 10	1B: 2 2B: 3 3B: 0 HR: 1	SF: 0 SAC: 1 DP: 0 HBP: 0	WP: 0 PB: 0 SB: 0 CS: 0	PA: 35	
PITCHER	IP	WLS	BF	H	R	ER	SO	BB	IBB	HBP	BLK	WP	HR	S	P	ERA	WHIP						
Chad Ogea, R ERA: 5.38	(1, 1)	6.0	W	26	6	3	3	5	2	0	0	0	0	1	65	98	4.50	1.333					
Paul Shuey, R ERA: 2.79	(7, 1)	2.0		6	0	0	0	3	0	0	0	0	0	0	17	27	0.00	0.000					
Julian Tavarez, R ERA: 5.48	(9, 1)	1.0		3	0	0	0	1	0	0	0	0	0	6	10	0.00	0.000						

Detroit Tigers @ Cleveland Indians
Jacobs Field, Cleveland, OH
Sun Aug 18, 1996, 3:33 AM EDT
Att: 42,337 - Sunny - 74 F

AB 32
R 3
H 6
RBI 3
BB 2
SO 9
LOB 8



Batter	1	2	3	4	5	6	7	8	9	AB	R	H	RBI	BB	SO	LOB	BOTTOM					
Kenny Lofton, L OBP: 0.370, SLG: 0.453	1-2 S 1B			0-0 F7		2-2 G6-3		2-3 K		5	1	1	0	0	1	4						
Jeromy Burnitz, L OBP: 0.416, SLG: 0.558										0	0	0	0	0	0	0						
Omar Vizquel, S OBP: 0.384, SLG: 0.425	0-1 F7		4-1 CS BB		1-1 1B		0-1 G5-3		1-0 HR 1B	4	1	2	1	1	0	1						
Jim Thome, L OBP: 0.456, SLG: 0.620	2-2 HBP 2B 1B		2-1 CS		3-1 G4-3		1-2 1B		2-1 HR HR	5	3	4	6	0	0	1						
Albert Belle, R OBP: 0.403, SLG: 0.612	1-0 2B SF9 HBP		2-0 G6-3		1-3 K		2-2 P2		1-2 P3	4	1	0	0	0	1	1						
Manny Ramirez, R OBP: 0.401, SLG: 0.586	3-1 E 2B		2-0 1B 2B		0-1 2B		3-3 K			4	2	3	1	0	1	1						
Brian Giles, L OBP: 0.483, SLG: 0.710	3-2 SF9		1-3 K		1-3 K				4-2 1B BB BB	2	1	0	1	1	2	2						
Sandy Alomar Jr., R OBP: 0.309, SLG: 0.382	3-H E9 1B		2-2 1B		1-2 F7				4-0 1B HR BB	3	1	2	2	1	0	1						
Jeff Kent, R OBP: 0.316, SLG: 0.422	2-2 F8		1-3 K		3-3 K				0-3 K	4	0	0	0	0	3	4						
Jose Vizcaino, S OBP: 0.343, SLG: 0.372		0-2 E6 F9-3		1-1 L8		1-3 K		2-0 1B HR 1B		4	1	1	0	0	1	0						
Inning Stats	R: 4 E: 1 K: 0 S: 20	H: 4 LOB: 1 BB: 0 P: 33	R: 0 E: 1 K: 0 S: 8	H: 0 LOB: 0 BB: 1 P: 17	R: 2 E: 0 K: 2 S: 17	H: 3 LOB: 1 BB: 0 P: 28	R: 0 E: 0 K: 0 S: 7	H: 1 LOB: 1 BB: 0 P: 12	R: 0 E: 0 K: 2 S: 11	H: 1 LOB: 1 BB: 0 P: 14	R: 0 E: 0 K: 2 S: 9	H: 0 LOB: 0 BB: 0 P: 15	R: 0 E: 0 K: 1 S: 11	H: 1 LOB: 1 BB: 0 P: 17	R: 5 E: 0 K: 2 S: 17	H: 3 LOB: 0 BB: 2 P: 33	R: 0 E: 0 K: 1 S: 6	H: 0 LOB: 0 BB: 0 P: 10	1B: 8 2B: 4 3B: 0 HR: 2	SF: 1 SAC: 0 DP: 1 HBP: 1	WP: 0 PB: 0 SB: 1 CS: 1	PA: 41
PITCHER	IP	WLS	BF	H	R	ER	SO	BB	IBB	HBP	BLK	WP	HR	S	P	ERA	WHIP					
Brian Williams, R ERA: 6.93	(1, 1)	2.2	L	16	7	6	6	1	0	0	0	0	0	43	64	0.00	0.692					
A.J. Sager, R ERA: 4.34	(3, 1)	4.1		16	3	0	0	6	0	0	0	0	0	17	33	45.00	5.000					
Gregg Olson, R ERA: 5.09	(8, 1)	1.0		8	3	5	5	2	2	0	0	0	1	17	33	45.00	5.000					

Detroit Tigers @ Cleveland Indians
Jacobs Field, Cleveland, OH
Sun Aug 18, 1996, 3:33 AM EDT
Att: 42,337 - Sunny - 74 F

AB 35
R 11
H 13
RBI 11
BB 3
SO 9
LOB 15



Batter	1	2	3	4	5	6	7	8	9	10	AB	R	H	RBI	BB	SO	LOB	TOP				
Darryl Hamilton, L OBP: 0.368, SLG: 0.397 (1, 8)	G4-3																					
Ivan Rodriguez, R OBP: 0.360, SLG: 0.515 (1, 2)	1B																					
29 Rusty Greer, L OBP: 0.399, SLG: 0.531 (1, 7)	G3																					
Juan Gonzalez, R OBP: 0.396, SLG: 0.678 (1, 9)	1B																					
Will Clark, L OBP: 0.374, SLG: 0.432 (1, 3)	HBP																					
Dean Palmer, R OBP: 0.356, SLG: 0.539 (1, 5)	K																					
Mickey Tettleton, S OBP: 0.372, SLG: 0.446 (1, 10)																						
Mark McLemore, S OBP: 0.393, SLG: 0.389 (1, 4)	K																					
Kevin Elster, R OBP: 0.318, SLG: 0.470 (1, 6)	G5-3																					
Inning Stats	R: 1 E: 0 K: 1 S: 11	H: 2 LOB: 2 BB: 0 P: 20	R: 0 E: 0 K: 1 S: 6	H: 0 LOB: 0 BB: 0 P: 8	R: 0 E: 0 K: 2 S: 11	H: 1 LOB: 1 BB: 1 P: 21	R: 0 E: 0 K: 0 S: 9	H: 1 LOB: 1 BB: 0 P: 16	R: 7 E: 1 K: 1 S: 26	H: 7 LOB: 1 BB: 0 P: 41	R: 0 E: 0 K: 2 S: 11	H: 1 LOB: 1 BB: 0 P: 16	R: 0 E: 0 K: 0 S: 10	H: 1 LOB: 1 BB: 0 P: 13	R: 0 E: 0 K: 2 S: 13	H: 2 LOB: 2 BB: 0 P: 22	R: 2 E: 0 K: 0 S: 9	H: 2 LOB: 0 BB: 0 P: 12	1B: 11 2B: 4 3B: 0 HR: 2	SF: 0 SAC: 0 DP: 1 HBP: 1	WP: 0 PA: 50 PB: 0 SB: 0 CS: 0	
PITCHER	IP WLS BF H R ER SO BB IBB HBP BLK WP HR S P ERA WHIP	IP WLS BF H R ER SO BB IBB HBP BLK WP HR S P ERA WHIP	IP WLS BF H R ER SO BB IBB HBP BLK WP HR S P ERA WHIP	IP WLS BF H R ER SO BB IBB HBP BLK WP HR S P ERA WHIP	IP WLS BF H R ER SO BB IBB HBP BLK WP HR S P ERA WHIP	IP WLS BF H R ER SO BB IBB HBP BLK WP HR S P ERA WHIP	IP WLS BF H R ER SO BB IBB HBP BLK WP HR S P ERA WHIP	IP WLS BF H R ER SO BB IBB HBP BLK WP HR S P ERA WHIP	IP WLS BF H R ER SO BB IBB HBP BLK WP HR S P ERA WHIP	IP WLS BF H R ER SO BB IBB HBP BLK WP HR S P ERA WHIP	IP WLS BF H R ER SO BB IBB HBP BLK WP HR S P ERA WHIP	IP WLS BF H R ER SO BB IBB HBP BLK WP HR S P ERA WHIP	IP WLS BF H R ER SO BB IBB HBP BLK WP HR S P ERA WHIP	IP WLS BF H R ER SO BB IBB HBP BLK WP HR S P ERA WHIP	IP WLS BF H R ER SO BB IBB HBP BLK WP HR S P ERA WHIP	IP WLS BF H R ER SO BB IBB HBP BLK WP HR S P ERA WHIP	IP WLS BF H R ER SO BB IBB HBP BLK WP HR S P ERA WHIP	IP WLS BF H R ER SO BB IBB HBP BLK WP HR S P ERA WHIP	IP WLS BF H R ER SO BB IBB HBP BLK WP HR S P ERA WHIP	IP WLS BF H R ER SO BB IBB HBP BLK WP HR S P ERA WHIP	IP WLS BF H R ER SO BB IBB HBP BLK WP HR S P ERA WHIP	
Charles Nagy, R ERA: 3.72 (1, 1)	5.1	26	8	5	5	4	BB: 1	IBB: 0	HBP: 0	BLK: 0	WP: 0	HR: 1	S: 52	P: 90	ERA: 8.44	WHIP: 1.688						
Paul Shuey, R ERA: 3.63 (6, 1)	2.2	14	5	3	1	3	BB: 0	IBB: 0	HBP: 0	BLK: 0	WP: 0	HR: 0	S: 37	P: 52	ERA: 3.38	WHIP: 1.875						
Paul Assenmacher, L ERA: 2.29 (9, 1)	0.2	4	2	0	0	1	BB: 0	IBB: 0	HBP: 0	BLK: 0	WP: 0	HR: 0	S: 10	P: 16	ERA: 0.00	WHIP: 3.000						
Julian Tavarez, R ERA: 5.55 (9, 1)	1.1	L	6	2	2	2	BB: 0	IBB: 0	HBP: 0	BLK: 0	WP: 0	HR: 1	S: 12	P: 18	ERA: 13.50	WHIP: 1.500						

Texas Rangers @ Cleveland Indians
Jacobs Field, Cleveland, OH
Wed Aug 21 1996, 7:05 PM EDT
Att: 42,345 - Unknown - 76 F

AB 48
R 10
H 17
RBI 8
BB 1
SO 9
LOB 24



Batter	1	2	3	4	5	6	7	8	9	10	AB	R	H	RBI	BB	SO	LOB	BOTTOM					
Kenny Lofton, L OBP: 0.372, SLG: 0.452 (1, 8)	F7	1B	G1-3		G3																		
Omar Vizquel, S OBP: 0.369, SLG: 0.430 (1, 6)	1B	1B																					
Jim Thome, L OBP: 0.458, SLG: 0.620 (1, 5)	1B	G1																					
Albert Belle, R OBP: 0.411, SLG: 0.631 (1, 7)	2B	1B																					
Manny Ramirez, R OBP: 0.401, SLG: 0.566 (1, 9)	G3	1B																					
Brian Giles, L OBP: 0.424, SLG: 0.646 (1, 10)	G3	F7																					
Mark Carreon, R OBP: 0.338, SLG: 0.450 Casey Candaele, S OBP: 0.375, SLG: 0.478 Jeff Kent, R OBP: 0.317, SLG: 0.420 (1, 3)	G5-3																						
Sandy Alomar Jr., R OBP: 0.298, SLG: 0.372 Jeromy Burnitz, L OBP: 0.407, SLG: 0.529 Tony Peña, R OBP: 0.276, SLG: 0.268 (1, 2)		K	G6-4-3		L6																		
Jose Vizcaino, S OBP: 0.347, SLG: 0.372 (1, 4)		1B																					
Inning Stats	R: 3 E: 0 K: 0 S: 17	H: 4 LOB: 1 BB: 0 P: 28	R: 3 E: 0 K: 1 S: 16	H: 3 LOB: 2 BB: 2 P: 31	R: 0 E: 0 K: 0 S: 7	H: 1 LOB: 1 BB: 0 P: 9	R: 0 E: 0 K: 1 S: 11	H: 0 LOB: 1 BB: 1 P: 19	R: 0 E: 0 K: 0 S: 13	H: 2 LOB: 2 BB: 1 P: 15	R: 0 E: 0 K: 1 S: 11	H: 1 LOB: 2 BB: 1 P: 21	R: 0 E: 0 K: 1 S: 13	H: 1 LOB: 2 BB: 1 P: 18	R: 0 E: 0 K: 0 S: 7	H: 1 LOB: 1 BB: 0 P: 9	R: 2 E: 0 K: 1 S: 15	H: 3 LOB: 3 BB: 3 P: 30	R: 0 E: 0 K: 2 S: 13	H: 1 LOB: 2 BB: 1 P: 18	1B: 15 2B: 1 3B: 1 HR: 0	SF: 0 SAC: 1 DP: 1 HBP: 1	WP: 0 PA: 55 PB: 0 SB: 1 CS: 0
PITCHER	IP WLS BF H R ER SO BB IBB HBP BLK WP HR S P ERA WHIP	IP WLS BF H R ER SO BB IBB HBP BLK WP HR S P ERA WHIP	IP WLS BF H R ER SO BB IBB HBP BLK WP HR S P ERA WHIP	IP WLS BF H R ER SO BB IBB HBP BLK WP HR S P ERA WHIP	IP WLS BF H R ER SO BB IBB HBP BLK WP HR S P ERA WHIP	IP WLS BF H R ER SO BB IBB HBP BLK WP HR S P ERA WHIP	IP WLS BF H R ER SO BB IBB HBP BLK WP HR S P ERA WHIP	IP WLS BF H R ER SO BB IBB HBP BLK WP HR S P ERA WHIP	IP WLS BF H R ER SO BB IBB HBP BLK WP HR S P ERA WHIP	IP WLS BF H R ER SO BB IBB HBP BLK WP HR S P ERA WHIP	IP WLS BF H R ER SO BB IBB HBP BLK WP HR S P ERA WHIP	IP WLS BF H R ER SO BB IBB HBP BLK WP HR S P ERA WHIP	IP WLS BF H R ER SO BB IBB HBP BLK WP HR S P ERA WHIP	IP WLS BF H R ER SO BB IBB HBP BLK WP HR S P ERA WHIP	IP WLS BF H R ER SO BB IBB HBP BLK WP HR S P ERA WHIP	IP WLS BF H R ER SO BB IBB HBP BLK WP HR S P ERA WHIP	IP WLS BF H R ER SO BB IBB HBP BLK WP HR S P ERA WHIP	IP WLS BF H R ER SO BB IBB HBP BLK WP HR S P ERA WHIP	IP WLS BF H R ER SO BB IBB HBP BLK WP HR S P ERA WHIP	IP WLS BF H R ER SO BB IBB HBP BLK WP HR S P ERA WHIP	IP WLS BF H R ER SO BB IBB HBP BLK WP HR S P ERA WHIP		
John Burkett, R ERA: 4.25 (1, 1)	3.1	21	8	6	6	1	BB: 3	IBB: 0	HBP: 0	BLK: 0	WP: 0	HR: 0	S: 46	P: 79	ERA: 16.20	WHIP: 3.300							
Kevin Gross, R ERA: 5.94 (4, 1)	3.1	16	4	0	0	3	BB: 2	IBB: 0	HBP: 0	BLK: 0	WP: 0	HR: 0	S: 40	P: 60	ERA: 0.00	WHIP: 1.800							
Dennis Cook, L ERA: 3.83 (7, 1)	0.2	3	1	0	0	0	BB: 0	IBB: 0	HBP: 0	BLK: 0	WP: 0	HR: 0	S: 4	P: 5	ERA: 0.00	WHIP: 1.500							
Jeff Russell, R ERA: 3.74 (8, 1)	0.2	2	0	0	0	0	BB: 0	IBB: 0	HBP: 0	BLK: 0	WP: 0	HR: 0	S: 5	P: 6	ERA: 0.00	WHIP: 0.000							
Mike Henneman, R ERA: 6.94 (9, 1)	0.1	3	1	2	2	0	BB: 1	IBB: 0	HBP: 0	BLK: 0	WP: 0	HR: 0	S: 3	P: 9	ERA: 54.00	WHIP: 6.000							

Texas Rangers @ Cleveland Indians
Jacobs Field, Cleveland, OH
Wed Aug 21 1996, 7:05 PM EDT
Att: 42,345 - Unknown - 76 F

AB 45
R 8
H 17
RBI 8
BB 8
SO 7
LOB 29



Batter	1	2	3	4	5	6	7	8	9	10	11	AB	R	H	RBI	BB	SO	LOB	TOP							
Fernando Vina, L OBP: 0.349, SLG: 0.389	(1, 4) 2-0 E 2B		(1, 0) F8		(1, 0) G6-3		(3, 2) G5-4-3 1B		(2, 2) L4			5	1	2	0	0	0	1								
Jeff Cirillo, R OBP: 0.393, SLG: 0.497	(1, 5) 0-0 E6 G3-1 2H 1B		(1, 1) FC4 2B HR		(0, 1) 1B		(0, 0) G5-4-3 1-2F		(1, 0) 1B			5	1	3	0	0	0	2								
Dave Nilsson, L OBP: 0.424, SLG: 0.582 Gerald Williams, R OBP: 0.318, SLG: 0.432	(1, 9) 2-2 G3-1 2-3		(1, 0) 1-0 HR 2B		(2, 1) G3			(3, 1) G6-3		(1, 1) P4		4	1	1	0	0	0	2								
John Jaha, R OBP: 0.384, SLG: 0.531	(1, 3) 1-0 F9		(0, 1) 2H 3H HR			(0, 1) 1B FC6-4 2B		(1, 3) K			(1, 0) G6-3 S 1B	5	3	3	3	0	1	1								
Kevin Seltzer, R OBP: 0.408, SLG: 0.453	(1, 10) 2-2 P2		(1, 3) 1-3 HR		(1, 1) 2-3 FC6-4 1B		(1, 1) L8				(2, 1) G6-3	5	0	1	0	0	1	2								
Jose Valentin, S OBP: 0.339, SLG: 0.502	(1, 6) 1-2 F9			(2, 2) F8		(0, 1) 1-2F 3-H FC6-4 S			(1, 3) K		(4, 0) 1B IBB	4	0	0	1	1	1	1								
Marc Newfield, R OBP: 0.322, SLG: 0.418	(1, 7) 0-0 G5-3			(0, 1) P4		(3, 2) G6-3			(0, 2) G1-3		(0, 1) 1-3 3-H 1B	5	0	1	1	0	0	1								
David Hulse, L OBP: 0.272, SLG: 0.248	(1, 8) 1-3 K			(0, 0) G3		(1, 2) G1			(1, 3) K		(0, 0) G4-3	5	0	0	0	0	2	2								
Jesse Lewis, L OBP: 0.335, SLG: 0.261	(1, 2) 2-2 FC4 1B				(1, 1) G1-3		(1, 2) G3				(1, 2) L3	4	0	1	0	0	0	0								
Inning Stats	R: 1 E: 1 K: 0 S: 11	H: 2 LOB: 1 BB: 0 P: 18	R: 0 E: 0 K: 1 S: 7	H: 0 LOB: 0 BB: 0 P: 9	R: 3 E: 0 K: 1 S: 12	H: 3 LOB: 0 BB: 0 P: 18	R: 0 E: 0 K: 0 S: 7	H: 1 LOB: 1 BB: 0 P: 11	R: 1 E: 0 K: 0 S: 10	H: 2 LOB: 1 BB: 0 P: 14	R: 0 E: 0 K: 1 S: 7	H: 0 LOB: 0 BB: 0 P: 12	R: 0 E: 0 K: 2 S: 10	H: 0 LOB: 0 BB: 0 P: 12	R: 0 E: 0 K: 0 S: 9	H: 1 LOB: 1 BB: 0 P: 14	R: 1 E: 0 K: 0 S: 6	H: 2 LOB: 1 BB: 1 P: 13	1B: 8 2B: 3 3B: 0 HR: 1	SF: 0 SAC: 0 DP: 1 HBP: 0	WP: 0 PB: 0 SB: 2 CS: 0	PA: 44				
PITCHER	IP 9.0	WLS 2	BF 35	H 9	R 5	ER 4	SO 5	BB 0	IBB 0	HBP 0	BLK 0	WP 0	HR 1	S 78	P 114	ERA 4.50	WHIP 1.500									
Orel Hershiser, R ERA: 3.96	(1, 1)																									
Jose Mesa, R ERA: 3.68	(10, 1)	2.0	L	9	3	1	1	0	0	1	0	0	0	0	15	27	4.50	1.500								

Milwaukee Brewers @ Cleveland Indians
Jacobs Field, Cleveland, OH
Fri Aug 23 1996, 7:05 PM EDT
Att. 42,405 - Unknown - 75 F

AB 43
R 6
H 12
RBI 5
BB 1
SO 5
LOB 13



Batter	1	2	3	4	5	6	7	8	9	10	11	AB	R	H	RBI	BB	SO	LOB	BOTTOM						
Kenny Lofton, L OBP: 0.371, SLG: 0.450	(1, 8) 1-2 S 1B		(0, 1) F8	(3, 2) G4-3			(0, 0) G4-3		(0, 0) SH1-3 1-2		(0, 0) P6	5	1	1	0	0	0	1							
Omar Vizquel, S OBP: 0.369, SLG: 0.432	(1, 6) 2-2 SAFE SAFE SAFE G6-3 1H G4-3 1B		(0, 0) G3		(1, 2) G3		(1, 2) 2B		(2, 1) F9			5	1	2	1	0	0	1							
Jim Thome, L OBP: 0.461, SLG: 0.619	(1, 5) 4-1 G4-3 1-2 BB		(3, 1) 3-1 FC5-4 1B		(4, 2) 1B BB		(3, 2) F8		(4, 2) BB			2	0	1	0	3	0	1							
Albert Belle, R OBP: 0.411, SLG: 0.628	(1, 7) 3-2 G6-3		(0, 0) FC5-4 1-2F		(2, 2) 1-3 G4-3 1B			(4, 2) FC1 E BB		(0, 1) P4		4	1	1	0	1	0	5							
Manny Ramirez, R OBP: 0.401, SLG: 0.584	(1, 9) 0-2 G4-3			(2, 0) 1B 1B		(1, 2) 1-2F G4-3		(4, 1) E L7-2 BB		(1, 2) L9		4	1	1	1	1	0	3							
Brian Giles, L OBP: 0.412, SLG: 0.619	(1, 10) 1-3 K			(0, 2) SH3-4 1-3 SF7 1B		(1, 1) G4-3		(0, 1) FC1 L7-2 1-3 2H		(0, 2) G1-3		5	1	1	0	0	1	2							
Mark Carreon, R OBP: 0.339, SLG: 0.449 Jeff Kent, R OBP: 0.317, SLG: 0.420	(1, 3) 0-2 G4-6-3 1B			(1, 0) SH3-4 1-2 1B		(2, 2) L7		(2, 0) L7-2		(1, 2) F8		5	0	2	1	0	0	2							
Tony Peña, R OBP: 0.275, SLG: 0.264 Casey Candaele, S OBP: 0.360, SLG: 0.458 Sandy Alomar Jr., R OBP: 0.297, SLG: 0.371	(1, 2) 0-0 SAFE G4-6-3 1-2F			(0, 0) SH3-4 1-2 2-3		(0, 0) G6-3		(2, 1) G6-3			(2, 3) K	2	0	0	0	0	0	1							
Jose Vizcaino, S OBP: 0.345, SLG: 0.371	(1, 4) 2-2 L3			(0, 1) SF7			(1, 0) P6		(3, 2) SH1-3 1B		(0, 1) G6-3	4	0	1	1	0	0	0							
Inning Stats	R: 2 E: 0 K: 1 S: 16	H: 2 LOB: 1 BB: 1 P: 27	R: 0 E: 0 K: 0 S: 9	H: 1 LOB: 0 BB: 0 P: 11	R: 0 E: 0 K: 0 S: 6	H: 1 LOB: 1 BB: 0 P: 9	R: 2 E: 0 K: 0 S: 12	H: 3 LOB: 1 BB: 0 P: 20	R: 0 E: 0 K: 0 S: 6	H: 1 LOB: 1 BB: 0 P: 9	R: 1 E: 1 K: 0 S: 9	H: 0 LOB: 1 BB: 2 P: 19	R: 0 E: 0 K: 0 S: 12	H: 1 LOB: 2 BB: 1 P: 21	R: 0 E: 0 K: 0 S: 11	H: 0 LOB: 0 BB: 0 P: 13	R: 0 E: 0 K: 1 S: 6	H: 0 LOB: 0 BB: 0 P: 8	1B: 9 2B: 2 3B: 0 HR: 0	SF: 1 SAC: 2 DP: 3 HBP: 0	WP: 0 PB: 0 SB: 1 CS: 0	PA: 46			
PITCHER	IP 6.2	WLS 0.1	BF 29	H 1	R 0	ER 4	SO 1	BB 2	IBB 0	HBP 0	BLK 0	WP 0	HR 0	S 65	P 102	ERA 5.40	WHIP 1.650								
Ben McDonald, R ERA: 4.25	(1, 1)																								
Ron Villone, L ERA: 3.45	(7, 1)	0.1	1	0	0	0	0	0	0	0	0	0	0	7	10	0.00	0.000								
Bryce Florie, R ERA: 3.85	(8, 1)	1.0	6	1	1	0	0	2	0	0	0	0	0	7	12	0.00	3.000								
Angel Miranda, L ERA: 4.82	(9, 1)	0.2	3	0	0	0	0	1	0	0	0	0	0	7	13	0.00	1.500								
Doug Jones, R ERA: 4.34	(9, 1)	1.1	W	4	0	0	0	0	0	0	0	0	0	13	15	0.00	0.000								
PITCHER	IP 1.0	WLS S	BF 3	H 0	R 0	ER 0	SO 1	BB 0	IBB 0	HBP 0	BLK 0	WP 0	HR 0	S 6	P 8	ERA 0.00	WHIP 0.000								
Mike Fellers, R ERA: 2.83	(11, 1)																								

Milwaukee Brewers @ Cleveland Indians
Jacobs Field, Cleveland, OH
Fri Aug 23 1996, 7:05 PM EDT
Att. 42,405 - Unknown - 75 F

AB 38
R 5
H 10
RBI 4
BB 5
SO 2
LOB 17



Batter	1	2	3	4	5	6	7	8	9	AB	R	H	RBI	BB	SO	LOB	TOP										
Fernando Vina, L (1,4) OBP: 0.348, SLG: 0.389	L9	P6		F8			1B		F9	5	0	1	0	0	0	3	Milwaukee Brewers @ Cleveland Indians Jacobs Field, Cleveland, OH Sun Aug 25 1996, 3:33 AM EDT Att: 42,335 - Sunny - 77 F										
Mark Loretta, R (1,5) OBP: 0.346, SLG: 0.331	L6		F8 S PB		K		F9		F8	5	1	1	0	0	1	1											
Dave Nilsson, L (1,9) OBP: 0.425, SLG: 0.575	K		F7		FC5 BB		L8			3	0	0	0	1	2												
John Jaha, R (1,10) OBP: 0.385, SLG: 0.526		HR	F8		FC5 2B					2	2	1	0	2	0	1											
Kevin Seitzer, R (1,3) OBP: 0.409, SLG: 0.460		HR			FC5 2B		K			3	2	1	2	1	1	4											
Jose Valentin, S (1,6) OBP: 0.339, SLG: 0.505	SH5-3 HBP		K		1-2 2-3F				G4-3	4	0	2	2	0	1	1											
Marc Newfield, R (1,7) OBP: 0.320, SLG: 0.411	SH5-3 HBP		K						G4-3	3	0	1	0	0	1	0											
Gerald Williams, R (1,8) OBP: 0.309, SLG: 0.419	SH5-3		G5-3		F8				P5	3	0	0	0	0	0	1											
Jesse Levis, L (1,2) OBP: 0.333, SLG: 0.257	P6				G4-3				G5-3	2	0	0	0	1	0	3											
Jeff Cirillo, R (9, PH) OBP: 0.395, SLG: 0.499										1	0	0	0	0	0	0											
Inning Stats	R: 0 E: 0 K: 1 S: 7	H: 0 LOB: 0 BB: 0 P: 9	R: 2 E: 0 K: 0 S: 12	H: 3 LOB: 2 BB: 0 P: 20	R: 1 E: 0 K: 1 S: 11	H: 1 LOB: 1 BB: 1 P: 21	R: 0 E: 0 K: 1 S: 8	H: 0 LOB: 1 BB: 1 P: 17	R: 2 E: 0 K: 1 S: 15	H: 1 LOB: 1 BB: 2 P: 28	R: 0 E: 0 K: 0 S: 7	H: 1 LOB: 0 BB: 0 P: 9	R: 0 E: 0 K: 1 S: 13	H: 1 LOB: 2 BB: 1 P: 22	R: 0 E: 0 K: 0 S: 7	H: 0 LOB: 0 BB: 0 P: 11	R: 0 E: 0 K: 0 S: 6	H: 0 LOB: 0 BB: 0 P: 11	1B: 5 2B: 1 3B: 0 HR: 1	SF: 0 SAC: 1 DP: 0 HBP: 1	WP: 0 PB: 1 SB: 2 CS: 1	PA: 38					
PITCHER	IP	WLS	BF	H	R	ER	SO	BB	IBB	HBP	BLK	WP	HR	S	P	ERA	WHIP										
Jack McDowell, R (1,1) ERA: 5.17	6.0		27	6	5	4	4	4	0	1	0	0	1	60	104	6.00	1.667										
Kent Mercker, L (7,1) ERA: 7.71	0.2		3	1	0	0	0	0	0	0	0	0	0	7	9	0.00	1.500										
Paul Shuey, R (7,1) ERA: 2.7	1.1	W	5	0	0	0	1	1	0	0	0	0	0	13	24	0.00	0.750										
Jose Mesa, R (9,1) ERA: 3.62	1.0	S	3	0	0	0	0	0	0	0	0	0	0	6	11	0.00	0.000										

Batter	1	2	3	4	5	6	7	8	9	AB	R	H	RBI	BB	SO	LOB	BOTTOM											
Kenny Lofton, L (1,8) OBP: 0.375, SLG: 0.453	F7		S WP		K		SH1-4 1B		F8	5	2	2	1	0	1	0	Milwaukee Brewers @ Cleveland Indians Jacobs Field, Cleveland, OH Sun Aug 25 1996, 3:33 AM EDT Att: 42,335 - Sunny - 77 F											
Omar Vizquel, S (1,6) OBP: 0.370, SLG: 0.434	G4-3		BB		FC5-4 2B		SH1-4			3	1	2	0	0	0	0												
Jim Thome, L (1,5) OBP: 0.459, SLG: 0.611	F8		BB		K		BB 1B			2	1	0	0	2	1	1												
Albert Belle, R (1,7) OBP: 0.412, SLG: 0.626	F7		K		FC5-4 BB		1B BB E			3	1	1	2	1	1	2												
Manny Ramirez, R (1,10) OBP: 0.398, SLG: 0.579					P2		FC5-4 2B		L7	4	1	1	0	0	0	4												
Jeromy Burnitz, L (1,9) OBP: 0.413, SLG: 0.537	P4				G5-4-3 1B		1B E		BB	3	0	2	2	1	0	1												
Sandy Alomar Jr., R (1,2) OBP: 0.294, SLG: 0.366	P3				G5-4-3		G6-3		E9	4	0	1	1	0	0	3												
Jeff Kent, R (1,3) OBP: 0.315, SLG: 0.416			G3-1		G4-3		1B 1B		G5-3	4	1	1	0	0	0	0												
Jose Vizcaino, S (1,4) OBP: 0.345, SLG: 0.369	G4-3				K2-3		SH1-4 1B		K	4	1	1	0	0	2	0												
Inning Stats	R: 0 E: 0 K: 0 S: 5	H: 1 LOB: 1 BB: 0 P: 15	R: 1 E: 0 K: 1 S: 19	H: 2 LOB: 2 BB: 1 P: 30	R: 0 E: 0 K: 0 S: 5	H: 1 LOB: 0 BB: 0 P: 7	R: 0 E: 0 K: 2 S: 7	H: 0 LOB: 0 BB: 0 P: 7	R: 2 E: 0 K: 1 S: 21	H: 2 LOB: 1 BB: 1 P: 31	R: 5 E: 1 K: 0 S: 15	H: 5 LOB: 2 BB: 2 P: 27	R: 0 E: 0 K: 1 S: 6	H: 0 LOB: 0 BB: 0 P: 8	R: 0 E: 0 K: 1 S: 6	H: 0 LOB: 0 BB: 0 P: 8	1B: 7 2B: 4 3B: 0 HR: 0	SF: 0 SAC: 1 DP: 1 HBP: 0	WP: 1 PB: 0 SB: 1 CS: 0	PA: 37								
PITCHER	IP	WLS	BF	H	R	ER	SO	BB	IBB	HBP	BLK	WP	HR	S	P	ERA	WHIP											
Jeff D'Amico, R (1,1) ERA: 5.31	5.2		24	6	3	3	4	2	0	0	0	0	0	0	66	98	4.76	1.412										
Byce Florie, R (6,1) ERA: 4.13	0.1		3	2	2	2	0	0	0	0	0	0	0	4	5	54.00	6.000											
Angel Miranda, L (7,1) ERA: 4.98	0.1	L	3	1	0	0	0	0	1	0	0	0	0	5	10	0.00	3.000											
Doug Jones, R (7,1) ERA: 4.78	1.2		7	2	3	2	1	1	0	0	0	0	0	13	21	10.80	1.800											



Batter	1	2	3	4	5	6	7	8	9	AB	R	H	RBI	BB	SO	LOB	TOP										
Kenny Lofton, L OBP: 0.373, SLG: 0.448 (1, 8)	G3		G1-3						P6	4	1	1	0	1	0	0	Cleveland Indians @ Detroit Tigers Tiger Stadium, Detroit, MI Wed Aug 28 1996, 3:33 AM EDT Att: 21,091 - Cloudy - 72 F										
Omar Vizquel, S OBP: 0.398, SLG: 0.431 (1, 6)	K			1B					WP 1B	5	3	3	0	0	1	2											
Jim Thome, L OBP: 0.469, SLG: 0.635 (1, 5)	HR			K					1B BB	3	2	1	1	2	1	1											
Albert Belle, R OBP: 0.414, SLG: 0.632 (1, 10)	F8			1B					1B	4	1	2	4	1	0	0											
Manny Ramirez, R OBP: 0.399, SLG: 0.577 (1, 9)		K		1B					1B BB	5	0	2	2	0	1	0											
Brian Giles, L OBP: 0.396, SLG: 0.558 (1, 7)	K			1B					1B	4	1	0	0	1	2	4											
Sandy Alomar Jr., R OBP: 0.289, SLG: 0.359 (1, 2)	G5-3									4	0	0	0	0	1	1											
Jeff Kent, R OBP: 0.316, SLG: 0.423 (1, 3)			G1-3							4	1	2	2	0	0	0											
Jose Vizcaino, S OBP: 0.342, SLG: 0.365 Casey Candaele, S OBP: 0.333, SLG: 0.414 (5, PH) (5, 4)			K						L1	1	0	0	0	0	1	0											
Inning Stats	R: 1 E: 0 K: 1 S: 8	H: 1 LOB: 0 BB: 0 P: 15	R: 0 E: 0 K: 2 S: 9	H: 0 LOB: 0 BB: 0 P: 14	R: 0 E: 0 K: 1 S: 12	H: 0 LOB: 0 BB: 0 P: 18	R: 1 E: 0 K: 1 S: 13	H: 3 LOB: 1 BB: 0 P: 21	R: 0 E: 0 K: 0 S: 8	H: 1 LOB: 0 BB: 0 P: 13	R: 6 E: 0 K: 0 S: 17	H: 5 LOB: 2 BB: 3 P: 38	R: 0 E: 0 K: 0 S: 5	H: 0 LOB: 0 BB: 0 P: 8	R: 0 E: 0 K: 1 S: 8	H: 0 LOB: 0 BB: 0 P: 13		R: 1 E: 0 K: 1 S: 18	H: 2 LOB: 3 BB: 2 P: 31	1B: 8 2B: 1 3B: 0 HR: 3	SF: 0 SAC: 0 DP: 0 HBP: 0	WP: 1 PB: 0 SB: 0 CS: 1	PA: 42				
PITCHER	IP	WLS	BF	H	R	ER	SO	BB	IBB	HBP	BLK	WP	HR	S	P	ERA	WHIP										
A.J. Sager, R ERA: 4.74 (1, 1)	5.0	L	22	8	6	6	5	1	0	0	0	0	2	55	94	10.80	1.800										
Richie Lewis, R ERA: 4.4 (6, 1)	1.0		7	2	2	2	0	2	0	0	0	0	1	12	25	18.00	4.000										
Greg Keagle, R ERA: 8.59 (7, 1)	3.0		13	2	1	1	2	2	0	0	0	1	0	31	52	3.00	1.333										

Batter	1	2	3	4	5	6	7	8	9	AB	R	H	RBI	BB	SO	LOB	BOTTOM										
Curtis Pride, L OBP: 0.356, SLG: 0.500 (1, 7)	K		G4-3 BB G3	K					G1	5	1	2	0	0	2	3	Cleveland Indians @ Detroit Tigers Tiger Stadium, Detroit, MI Wed Aug 28 1996, 3:33 AM EDT Att: 21,091 - Cloudy - 72 F										
Mark Lewis, R OBP: 0.339, SLG: 0.415 (1, 4)	K		G3 G4-3 BB						G5-3	4	0	0	1	1	2	2											
Travis Fryman, R OBP: 0.323, SLG: 0.446 (1, 6)	1B		G4-3						G6-3	4	0	1	0	1	0	3											
Ruben Sierra, S OBP: 0.328, SLG: 0.397 (1, 10)	G3		G3						F8	5	0	1	1	0	0	4											
Bobby Higginson, L OBP: 0.396, SLG: 0.572 (1, 8)	G3		F8						F7	4	0	1	0	0	0	1											
Tony Clark, S OBP: 0.307, SLG: 0.477 (1, 3)	1B			HR					G4-3	4	1	2	1	0	1	2											
Melvin Nieves, S OBP: 0.346, SLG: 0.541 (1, 9)	1B		F7						K	4	0	1	0	0	2	2											
Phil Nevin, R OBP: 0.385, SLG: 0.371 (1, 5)	K		F9						F8	4	1	2	0	0	1	4											
Brad Ausmus, R OBP: 0.284, SLG: 0.302 (1, 2)	FC6-4		F9						K	4	0	1	0	0	1	3											
Inning Stats	R: 0 E: 0 K: 2 S: 10	H: 1 LOB: 1 BB: 0 P: 17	R: 0 E: 0 K: 1 S: 13	H: 2 LOB: 2 BB: 0 P: 17	R: 1 E: 0 K: 0 S: 9	H: 1 LOB: 1 BB: 1 P: 17	R: 1 E: 0 K: 1 S: 9	H: 2 LOB: 1 BB: 0 P: 15	R: 0 E: 0 K: 0 S: 6	H: 0 LOB: 0 BB: 0 P: 10	R: 0 E: 0 K: 1 S: 6	H: 0 LOB: 0 BB: 0 P: 8	R: 1 E: 0 K: 0 S: 10	H: 2 LOB: 1 BB: 0 P: 15	R: 0 E: 0 K: 2 S: 16	H: 2 LOB: 2 BB: 0 P: 20		R: 0 E: 0 K: 2 S: 16	H: 1 LOB: 2 BB: 1 P: 26	1B: 9 2B: 1 3B: 0 HR: 1	SF: 0 SAC: 0 DP: 0 HBP: 0	WP: 0 PB: 0 SB: 1 CS: 0	PA: 40				
PITCHER	IP	WLS	BF	H	R	ER	SO	BB	IBB	HBP	BLK	WP	HR	S	P	ERA	WHIP										
Orel Hershiser, R ERA: 3.86 (1, 1)	7.0	W	30	8	3	3	5	1	0	0	0	0	0	63	99	3.86	1.286										
Paul Assenmacher, L ERA: 2.21 (8, 1)	1.0		5	2	0	0	2	0	0	0	0	0	0	16	20	0.00	2.000										
Eric Plunk, R ERA: 2.56 (9, 1)	1.0		5	1	0	0	2	1	0	0	0	0	0	16	26	0.00	2.000										

Batter	1	2	3	4	5	6	7	8	9	AB	R	H	RBI	BB	SO	LOB	TOP										
Kenny Lofton, L (1, 8) OBP: 0.371, SLG: 0.448	1-3		1-0			2-3		0-1		4	0	1	1	0	2	1	Cleveland Indians @ Texas Rangers The Ballpark at Arlington, Arlington, TX Sat Aug 31 1996, 8:05 PM EDT Att: 46,319 - Cloudy - 71 F										
Jose Vizcaino, S (1, 4) OBP: 0.345, SLG: 0.367	1-3		1-2			0-1		1-2		4	0	1	0	0	1	1											
Julio Franco, R (1, 10) OBP: 0.419, SLG: 0.473	1-3		0-0			2-3			0-2	4	0	0	0	0	2	2											
Albert Belle, R (1, 7) OBP: 0.410, SLG: 0.630		2-2		1-0			0-0		1-1	4	1	1	1	0	0	0											
Manny Ramirez, R (1, 9) OBP: 0.399, SLG: 0.574		0-0		2-1			2-2		1-2	4	0	3	0	0	0	0											
Jim Thome, L (1, 5) OBP: 0.464, SLG: 0.632		1-0		0-0			2-2		2-1	4	0	0	0	0	0	3											
Sandy Alomar Jr., R (1, 2) Tony Peña, R (5, 2) OBP: 0.263, SLG: 0.253	1-0		0-0		2-3		3-2	1-0		2	1	1	1	0	1	0											
Jeff Kent, R (1, 3) OBP: 0.316, SLG: 0.422			0-1		2-2			2-3		3	0	1	0	0	1	0											
Omar Vizquel, S (1, 6) OBP: 0.367, SLG: 0.428			1-1		1-2			0-1		3	1	1	0	0	0	1											
Inning Stats	R: 0 E: 0 K: 3 S: 9	H: 0 LOB: 0 BB: 0 P: 12	R: 0 E: 0 K: 0 S: 5	H: 1 LOB: 0 BB: 0 P: 9	R: 1 E: 0 K: 0 S: 10	H: 3 LOB: 2 BB: 0 P: 13	R: 0 E: 0 K: 0 S: 4	H: 0 LOB: 0 BB: 0 P: 7	R: 0 E: 0 K: 1 S: 10	H: 0 LOB: 0 BB: 0 P: 15	R: 0 E: 0 K: 2 S: 10	H: 0 LOB: 0 BB: 0 P: 14	R: 0 E: 0 K: 0 S: 10	H: 1 LOB: 0 BB: 0 P: 17	R: 1 E: 0 K: 1 S: 12	H: 2 LOB: 1 BB: 0 P: 16	R: 1 E: 0 K: 0 S: 10	H: 2 LOB: 0 BB: 0 P: 14	1B: 6 2B: 0 3B: 1 HR: 2	SF: 0 SAC: 0 DP: 1 HBP: 0	WP: 0 PB: 0 SB: 0 CS: 2	PA: 35					
PITCHER	IP	WLS	BF	H	R	ER	SO	BB	IBB	HBP	BLK	WP	HR	S	P	ERA	WHIP										
Darren Oliver, L (1, 1) ERA: 4.94	8.1	W	32	9	3	3	7	0	0	0	0	0	2	78	113	3.24	1.080										
Ed Vosberg, L (9, 1) ERA: 2.55	0.2	S	1	0	0	0	0	0	0	0	0	0	0	2	4	0.00	0.000										

Batter	1	2	3	4	5	6	7	8	9	AB	R	H	RBI	BB	SO	LOB	BOTTOM										
Darryl Hamilton, L (1, 8) OBP: 0.358, SLG: 0.386	0-3		3-2			2-0		2-1		4	0	1	1	0	1	0	Cleveland Indians @ Texas Rangers The Ballpark at Arlington, Arlington, TX Sat Aug 31 1996, 8:05 PM EDT Att: 46,319 - Cloudy - 71 F										
Ivan Rodriguez, R (1, 2) OBP: 0.356, SLG: 0.511	1-0		4-2		0-2	2-2				3	2	1	0	1	0	2											
29 Rusty Greer, L (1, 7) OBP: 0.400, SLG: 0.533			0-0		2-3			1-1		3	1	2	0	1	1	1											
Juan Gonzalez, R (1, 10) OBP: 0.391, SLG: 0.687	1-0		0-0		1-0			1-2		4	0	2	2	0	0	2											
Willi Clark, L (1, 3) OBP: 0.377, SLG: 0.427		2-0	1-2		1-2			3-3		4	0	0	1	0	2	2											
Dean Palmer, R (1, 5) OBP: 0.356, SLG: 0.539		1-2	1-0			4-0		3-2		3	1	1	1	1	1	1											
Warren Newson, L (1, 9) OBP: 0.349, SLG: 0.457		0-0		3-3		1-0		1-3		4	2	1	1	0	2	1											
Mark McLemore, S (1, 4) OBP: 0.393, SLG: 0.382		1-2		1-1		2-0		3-2		4	0	0	0	0	0	1											
Kevin Elster, R (1, 6) OBP: 0.321, SLG: 0.483		2-2		1-2		2-1		1-2		2	0	0	0	0	0	0											
Inning Stats	R: 0 E: 0 K: 1 S: 7	H: 0 LOB: 1 BB: 1 P: 13	R: 2 E: 0 K: 0 S: 11	H: 2 LOB: 0 BB: 0 P: 17	R: 2 E: 0 K: 0 S: 11	H: 2 LOB: 1 BB: 1 P: 20	R: 0 E: 0 K: 1 S: 8	H: 0 LOB: 0 BB: 0 P: 13	R: 1 E: 0 K: 2 S: 12	H: 2 LOB: 1 BB: 0 P: 19	R: 1 E: 0 K: 0 S: 8	H: 1 LOB: 2 BB: 1 P: 21	R: 0 E: 0 K: 1 S: 10	H: 1 LOB: 0 BB: 0 P: 15	R: 0 E: 0 K: 2 S: 9	H: 0 LOB: 0 BB: 0 P: 16	1B: 6 2B: 1 3B: 0 HR: 2	SF: 0 SAC: 0 DP: 1 HBP: 1	WP: 0 PB: 0 SB: 1 CS: 0	PA: 35							
PITCHER	IP	WLS	BF	H	R	ER	SO	BB	IBB	HBP	BLK	WP	HR	S	P	ERA	WHIP										
Jack McDowell, R (1, 1) ERA: 5.32	5.2	L	28	7	6	6	4	3	0	1	0	0	2	54	98	9.53	1.765										
Julian Tavarez, R (6, 1) ERA: 5.39	1.1		4	1	0	0	1	0	0	0	0	0	0	13	20	0.00	0.750										
Jose Mesa, R (8, 1) ERA: 3.56	1.0		3	0	0	0	2	0	0	0	0	0	0	9	16	0.00	0.000										

AB 33
R 3
H 9
RBI 3
BB 0
SO 7
LOB 8



AB 31
R 6
H 8
RBI 6
BB 3
SO 7
LOB 10



Batter	1	2	3	4	5	6	7	8	9	AB	R	H	RBI	BB	SO	LOB	TOP					
Kenny Lofton, L OBP: 0.371, SLG: 0.447 (1, 8)										5	2	2	1	0	0	2	Cleveland Indians @ Texas Rangers The Ballpark at Arlington, Arlington, TX Sun Sep 01 1996, 4:33 AM EDT Att: 46,084 - Sunny - 79 F					
Kevin Seitzer, R OBP: 0.409, SLG: 0.461 (1, 10)										5	1	4	1	0	0	1						
Jim Thome, L OBP: 0.461, SLG: 0.631 (1, 5)										4	1	1	1	0	2	3						
Albert Belle, R OBP: 0.410, SLG: 0.629 (9, PR)										4	1	1	0	1	1	2						
Brian Giles, L OBP: 0.400, SLG: 0.596 (9, 7)										0	0	0	0	0	0	0						
Manny Ramirez, R OBP: 0.397, SLG: 0.570 (1, 9)										5	0	1	0	0	2	5						
Julio Franco, R OBP: 0.418, SLG: 0.480 (9, PH)											4	1	1	4	0	1						
Nigel Wilson, L OBP: 0.316, SLG: 0.422 (9, 3)											1	0	0	0	0	1						
Jeff Kent, R OBP: 0.316, SLG: 0.422 (9, 3)											0	0	0	0	0	0						
Sandy Alomar Jr., R OBP: 0.290, SLG: 0.377 (1, 2)										4	1	2	1	0	0	0						
Omar Vizquel, S OBP: 0.368, SLG: 0.429 (1, 6)										4	0	2	0	0	0	0						
Jose Vizcaino, S OBP: 0.346, SLG: 0.372 (1, 4)										4	1	2	0	0	1	1						
Inning Stats	R: 1 E: 0 K: 1 S: 13	H: 2 LOB: 1 BB: 0 P: 20	R: 0 E: 0 K: 0 S: 6	H: 0 LOB: 0 BB: 0 P: 7	R: 1 E: 0 K: 2 S: 11	H: 2 LOB: 1 BB: 0 P: 17	R: 0 E: 0 K: 1 S: 7	H: 2 LOB: 2 BB: 0 P: 11	R: 5 E: 0 K: 1 S: 16	H: 4 LOB: 0 BB: 1 P: 26	R: 0 E: 0 K: 1 S: 9	H: 2 LOB: 2 BB: 0 P: 12	R: 0 E: 0 K: 0 S: 5	H: 1 LOB: 0 BB: 0 P: 7	R: 1 E: 0 K: 0 S: 9	H: 2 LOB: 1 BB: 0 P: 14	R: 0 E: 0 K: 1 S: 10	H: 1 LOB: 1 BB: 0 P: 16	1B: 8 2B: 5 3B: 1 HR: 2	SF: 1 SAC: 0 DP: 1 HBP: 0	WP: 0 PB: 0 SB: 0 CS: 0	PA: 42
PITCHER	IP	WLS	BF	H	R	ER	SO	BB	IBB	HBP	BLK	WP	HR	S	P	ERA	WHIP					
John Burkett, R ERA: 4.43 (1, 1)	5.0	L	25	10	7	7	5	0	1	0	0	0	1	53	81	12.60	2.000					
Kevin Gross, R ERA: 5.43 (6, 1)	3.0		13	5	1	1	1	0	0	0	0	0	1	23	33	3.00	1.667					
Mike Henneman, R ERA: 6.75 (9, 1)	1.0		4	1	0	0	1	0	0	0	0	0	0	10	16	0.00	1.000					

Cleveland Indians @ Texas Rangers
 The Ballpark at Arlington, Arlington, TX
 Sun Sep 01 1996, 4:33 AM EDT
 Att: 46,084 - Sunny - 79 F

AB 40
 R 8
 H 16
 RBI 8
 BB 1
 SO 7
 LOB 16



Batter	1	2	3	4	5	6	7	8	9	AB	R	H	RBI	BB	SO	LOB	BOTTOM					
Darryl Hamilton, L OBP: 0.358, SLG: 0.388 (1, 8)										5	0	2	0	0	0	1	Cleveland Indians @ Texas Rangers The Ballpark at Arlington, Arlington, TX Sun Sep 01 1996, 4:33 AM EDT Att: 46,084 - Sunny - 79 F					
Ivan Rodriguez, R OBP: 0.355, SLG: 0.506 (1, 2)										5	0	0	0	0	1	4						
29 Rusty Greer, L OBP: 0.400, SLG: 0.532 (1, 7)										3	0	1	1	1	1	1						
Juan Gonzalez, R OBP: 0.387, SLG: 0.679 (1, 9)										5	0	0	0	0	0	5						
Will Clark, L OBP: 0.375, SLG: 0.434 (1, 3)										4	1	1	1	0	1	1						
Dean Palmer, R OBP: 0.358, SLG: 0.539 (1, 5)										4	0	2	0	0	1	2						
Mickey Tettleton, S OBP: 0.363, SLG: 0.431 (1, 10)										3	0	1	0	1	1	2						
Kevin Elster, R OBP: 0.320, SLG: 0.480 (1, 6)										3	0	0	0	1	2	5						
Kurt Stillwell, S OBP: 0.347, SLG: 0.303 (1, 4)										3	0	1	0	0	2	2						
Damon Buford, R OBP: 0.336, SLG: 0.444 (9, PH)										0	1	0	0	1	0	0						
Inning Stats	R: 0 E: 0 K: 1 S: 7	H: 0 LOB: 0 BB: 0 P: 12	R: 1 E: 0 K: 2 S: 13	H: 2 LOB: 1 BB: 0 P: 16	R: 0 E: 0 K: 1 S: 9	H: 1 LOB: 2 BB: 1 P: 17	R: 0 E: 0 K: 2 S: 10	H: 1 LOB: 2 BB: 1 P: 19	R: 0 E: 0 K: 0 S: 13	H: 1 LOB: 1 BB: 0 P: 15	R: 0 E: 0 K: 0 S: 7	H: 1 LOB: 0 BB: 0 P: 13	R: 0 E: 0 K: 1 S: 9	H: 0 LOB: 0 BB: 0 P: 11	R: 0 E: 1 K: 2 S: 16	H: 1 LOB: 3 BB: 1 P: 25	R: 1 E: 0 K: 0 S: 7	H: 1 LOB: 1 BB: 1 P: 16	1B: 6 2B: 1 3B: 0 HR: 1	SF: 1 SAC: 0 DP: 0 HBP: 0	WP: 0 PB: 0 SB: 0 CS: 0	PA: 40
PITCHER	IP	WLS	BF	H	R	ER	SO	BB	IBB	HBP	BLK	WP	HR	S	P	ERA	WHIP					
Charles Nagy, R ERA: 3.49 (1, 1)	7.2	W	34	7	1	1	8	3	0	0	0	0	1	81	123	1.17	1.304					
Eric Plunk, R ERA: 2.54 (8, 1)	0.1		1	0	0	0	1	0	0	0	0	0	0	3	5	0.00	0.000					
Paul Assenmacher, L ERA: 2.38 (9, 1)	1.0		5	1	1	1	0	1	0	0	0	0	0	7	16	9.00	2.000					

Cleveland Indians @ Texas Rangers
 The Ballpark at Arlington, Arlington, TX
 Sun Sep 01 1996, 4:33 AM EDT
 Att: 46,084 - Sunny - 79 F

AB 35
 R 2
 H 8
 RBI 2
 BB 4
 SO 9
 LOB 23



Batter	1	2	3	4	5	6	7	8	9	AB	R	H	RBI	BB	SO	LOB	TOP					
Kenny Lofton, L OBP: 0.370, SLG: 0.444 (1, 8)	G6-3	G1-3		F9		K				4	0	0	0	1	1	0	Cleveland Indians @ Milwaukee Brewers Milwaukee County Stadium, Milwaukee, WI Mon Sep 02 1996, 4:33 AM EDT Att: 18,015 - Sunny - 82 F					
Kevin Seitzer, R OBP: 0.407, SLG: 0.457 (1, 10)	BB 1B BB	G6-3		F9		G5-3				4	1	0	0	1	1	2						
Jim Thome, L OBP: 0.461, SLG: 0.626 (1, 5)	1B 1-2 1B BB		K2-3						K	3	1	0	0	2	3	0						
Albert Belle, R OBP: 0.411, SLG: 0.630 (1, 7)	1B 2-H 1B		FC4 2B BB		L5				L9	4	2	2	1	1	0	1						
Manny Ramirez, R OBP: 0.397, SLG: 0.566 (1, 9)	P3		E 2B BB							3	1	0	0	2	2	3						
Julio Franco, R OBP: 0.420, SLG: 0.481 (1, 3)	1-2 2-H 1B		FC4 2B 2-3						G4-3	5	0	3	2	0	0	3						
Sandy Alomar Jr., R OBP: 0.292, SLG: 0.381 (8, PR) Casey Candaele, S OBP: 0.333, SLG: 0.414 Tony Peña, R OBP: 0.261, SLG: 0.252 (8, 2)	L9		1-3 2-H 3-H 2B							4	0	2	2	0	0	3						
Omar Vizquel, S OBP: 0.368, SLG: 0.434 (1, 6)										0	0	0	0	0	0	0						
Jose Vizcaino, S OBP: 0.343, SLG: 0.369 (1, 4)										1	0	0	0	0	0	1						
Inning Stats	R: 2 E: 0 K: 0 S: 7	H: 2 LOB: 2 BB: 2 P: 21	R: 1 E: 0 K: 0 S: 12	H: 1 LOB: 0 BB: 0 P: 19	R: 2 E: 1 K: 1 S: 14	H: 1 LOB: 2 BB: 2 P: 27	R: 0 E: 0 K: 0 S: 11	H: 0 LOB: 1 BB: 0 P: 20	R: 0 E: 0 K: 1 S: 8	H: 0 LOB: 0 BB: 0 P: 15	R: 0 E: 0 K: 1 S: 7	H: 0 LOB: 0 BB: 1 P: 8	R: 0 E: 0 K: 1 S: 12	H: 1 LOB: 2 BB: 1 P: 20	R: 0 E: 0 K: 1 S: 10	H: 1 LOB: 1 BB: 0 P: 21		R: 1 E: 0 K: 2 S: 15	H: 2 LOB: 1 BB: 0 P: 18	1B: 5 2B: 2 3B: 0 HR: 1	SF: 0 SAC: 1 DP: 0 HBP: 0	WP: 0 PB: 0 SB: 0 CS: 0
PITCHER	IP	WLS	BF	H	R	ER	SO	BB	IBB	HBP	BLK	WP	HR	S	P	ERA	WHIP					
Ben McDonald, R ERA: 4.21 (1, 1)	6.2		32	5	5	4	4	6	0	0	0	0	1	67	126	5.40	1.650					
Bob Wickman, R ERA: 4.5 (7, 1)	1.0		4	1	0	0	0	0	0	0	0	0	0	10	14	0.00	1.000					
Ron Villone, L ERA: 3.56 (8, 1)	0.0		1	0	0	0	0	1	0	0	0	0	0	1	5	∞	∞					
Doug Jones, R ERA: 4.42 (8, 1)	1.1	W	6	2	1	1	3	0	0	0	0	0	0	18	23	6.75	1.500					

Batter	1	2	3	4	5	6	7	8	9	AB	R	H	RBI	BB	SO	LOB	BOTTOM					
Fernando Vina, L OBP: 0.342, SLG: 0.383 (1, 4)	G4-3									1	0	0	0	0	0	0	Cleveland Indians @ Milwaukee Brewers Milwaukee County Stadium, Milwaukee, WI Mon Sep 02 1996, 4:33 AM EDT Att: 18,015 - Sunny - 82 F					
Mark Loretta, R OBP: 0.333, SLG: 0.321 (2, 4)										3	1	1	0	1	0	1						
Jeff Cirillo, R OBP: 0.386, SLG: 0.488 (1, 5)	G1-3									4	1	2	1	1	0	1						
Dave Nilsson, L OBP: 0.419, SLG: 0.561 (1, 10)										4	0	0	1	0	0	2						
David Hulse, L OBP: 0.272, SLG: 0.248 (9, PR)	F8									0	1	0	0	0	0	0						
John Jaha, R OBP: 0.390, SLG: 0.526 (1, 3)										4	2	3	2	1	0	1						
Jose Valentin, S OBP: 0.335, SLG: 0.498 (1, 6)										3	0	1	2	1	2	1						
Marc Newfield, R OBP: 0.327, SLG: 0.440 (1, 7)										4	0	1	0	0	0	3						
Jeremy Burnitz, L OBP: 0.396, SLG: 0.508 (1, 8)										4	0	0	0	0	0	2						
Matt Mieske, R OBP: 0.327, SLG: 0.489 (1, 9)										4	1	1	0	0	1	0						
Jesse Levis, L OBP: 0.349, SLG: 0.277 (1, 2)										2	1	0	0	2	0	0						
Inning Stats	R: 0 E: 0 K: 0 S: 11	H: 0 LOB: 0 BB: 0 P: 15	R: 1 E: 0 K: 1 S: 8	H: 1 LOB: 0 BB: 0 P: 10	R: 0 E: 0 K: 1 S: 15	H: 1 LOB: 1 BB: 0 P: 23	R: 0 E: 0 K: 1 S: 10	H: 1 LOB: 2 BB: 1 P: 20	R: 4 E: 1 K: 0 S: 9	H: 2 LOB: 1 BB: 3 P: 27	R: 0 E: 0 K: 0 S: 9	H: 0 LOB: 1 BB: 1 P: 18	R: 0 E: 0 K: 0 S: 11	H: 1 LOB: 2 BB: 1 P: 25	R: 0 E: 0 K: 0 S: 7	H: 0 LOB: 0 BB: 0 P: 11	R: 2 E: 0 K: 0 S: 12	H: 3 LOB: 1 BB: 0 P: 15	1B: 7 2B: 1 3B: 0 HR: 1	SF: 2 SAC: 0 DP: 0 HBP: 0	WP: 1 PB: 0 SB: 2 CS: 0	PA: 41
PITCHER	IP	WLS	BF	H	R	ER	SO	BB	IBB	HBP	BLK	WP	HR	S	P	ERA	WHIP					
Albie Lopez, R ERA: 6.71 (1, 1)	4.0		20	4	5	4	3	4	0	0	0	0	0	1	46	82	9.00	2.000				
Kent Mercker, L ERA: 7.35 (5, 1)	2.0		8	1	0	0	0	1	0	0	0	0	0	16	31	0.00	1.000					
Paul Shuey, R ERA: 2.66 (7, 1)	2.0		8	1	0	0	0	1	0	0	0	0	0	18	36	0.00	1.000					
Jose Mesa, R ERA: 3.82 (9, 1)	0.2	L	5	3	2	2	0	0	0	0	0	1	0	12	15	27.00	4.500					

Batter	1	2	3	4	5	6	7	8	9	AB	R	H	RBI	BB	SO	LOB	TOP					
Kenny Lofton, L OBP: 0.367, SLG: 0.440	F7		G4-3		G1-3		G4-3		F8	5	0	0	0	0	0	2	Cleveland Indians @ Milwaukee Brewers Milwaukee County Stadium, Milwaukee, WI Tue Sep 03 1996, 8:05 PM EDT Att: 10,599 - Unknown - 78 F livebaseballscorecards.com					
Kevin Seitzer, R OBP: 0.409, SLG: 0.457	G6-3		2B FC6-2		K		FC5-4		L8	4	0	2	0	1	1							
Julio Franco, R OBP: 0.418, SLG: 0.481	G6-3		FC6-2 1-3 2-H		G6-3		FC5-4			4	0	1	1	0	2							
Albert Belle, R OBP: 0.410, SLG: 0.627		G3-6-3 1B	FC6-2				F8		K	4	0	1	0	0	1	2						
Manny Ramirez, R OBP: 0.396, SLG: 0.563	G3-6-3		L9				L8		L8	3	0	0	0	0	3							
Sandy Alomar Jr., R OBP: 0.299, SLG: 0.400		1B BB			G6-3		2B			3	1	3	1	1	0	0						
Jeff Kent, R OBP: 0.315, SLG: 0.420		1B			P3		L7		K2-3	4	0	1	0	0	1	3						
Omar Vizquel, S OBP: 0.367, SLG: 0.433		L8			G6-3		P4			4	0	1	0	0	0	5						
Jose Vizcaino, S OBP: 0.343, SLG: 0.368			G4-3 2B		G4-3		G6-3		B1-3	4	1	1	0	0	0	2						
Inning Stats	R: 0 E: 0 K: 0 S: 5	H: 1 LOB: 0 BB: 0 P: 9	R: 0 E: 0 K: 0 S: 9	H: 2 LOB: 2 BB: 1 P: 17	R: 1 E: 0 K: 0 S: 18	H: 2 LOB: 2 BB: 1 P: 25	R: 0 E: 0 K: 0 S: 8	H: 1 LOB: 0 BB: 0 P: 9	R: 0 E: 0 K: 0 S: 6	H: 0 LOB: 0 BB: 0 P: 8	R: 0 E: 0 K: 0 S: 6	H: 1 LOB: 1 BB: 0 P: 9	R: 0 E: 0 K: 2 S: 11	H: 1 LOB: 0 BB: 0 P: 15	R: 1 E: 0 K: 2 S: 11	H: 1 LOB: 1 BB: 0 P: 15		R: 0 E: 0 K: 0 S: 9	H: 1 LOB: 1 BB: 0 P: 11	1B: 6 2B: 3 3B: 0 HR: 1	SF: 0 SAC: 0 DP: 2 HBP: 1	WP: 0 PB: 0 SB: 0 CS: 0
PITCHER Scott Karl, L ERA: 4.95	IP: 9.0 WLS: W BF: 38 H: 10 R: 2 ER: 2 SO: 3	BB: 2 IBB: 0 HBP: 1 BLK: 0	WP: 0 HR: 1 S: 82 P: 118	ERA: 2.00 WHIP: 1.333											ERA: 2.00 WHIP: 1.333							

Batter	1	2	3	4	5	6	7	8	9	AB	R	H	RBI	BB	SO	LOB	BOTTOM					
Fernando Vina, L OBP: 0.343, SLG: 0.383	F8	G3-1		FC5-4 1B		SH3-4 1B		L6		5	1	2	0	0	0	1	Cleveland Indians @ Milwaukee Brewers Milwaukee County Stadium, Milwaukee, WI Tue Sep 03 1996, 8:05 PM EDT Att: 10,599 - Unknown - 78 F livebaseballscorecards.com					
Jeff Cirillo, R OBP: 0.389, SLG: 0.488	WP FC3-2 BB		1B BB	FC5-4		SH3-4		G6-3 G4-3 1B		2	1	1	0	2	0	1						
Dave Nilsson, L OBP: 0.419, SLG: 0.558	FC3-2 2B WP		F8		F8		1B SF8 IBB		G4-3	4	2	1	0	1	0	2						
John Jaha, R OBP: 0.392, SLG: 0.529	FC3-2 2B		1B		1B SF8 2B		1B		G6-3	5	1	3	1	0	0	3						
Jose Valentin, S OBP: 0.337, SLG: 0.500			K		E9 SF8 1B				E S 1B	4	2	2	2	1	1	3						
Mark Loretta, R OBP: 0.333, SLG: 0.321			K		1B		IBB		1B	0	0	0	0	0	0	0						
Marc Newfield, R OBP: 0.326, SLG: 0.439	K		K		SF8		SF8		1B	3	0	1	3	0	2	4						
Jeremy Burnitz, L OBP: 0.390, SLG: 0.493		F8		F7		G4-3		G4-1		4	0	0	0	0	0	3						
Matt Mieske, R OBP: 0.326, SLG: 0.486		K		K				K		4	0	1	1	0	3	0						
Mike Matheny, R OBP: 0.250, SLG: 0.349		BB		HR				G3		3	1	1	1	1	1	2						
Inning Stats	R: 1 E: 0 K: 1 S: 13	H: 2 LOB: 1 BB: 1 P: 23	R: 0 E: 0 K: 1 S: 12	H: 0 LOB: 1 BB: 1 P: 20	R: 0 E: 0 K: 2 S: 12	H: 1 LOB: 2 BB: 1 P: 23	R: 1 E: 0 K: 1 S: 7	H: 2 LOB: 1 BB: 0 P: 11	R: 2 E: 0 K: 0 S: 10	H: 2 LOB: 2 BB: 2 P: 23	R: 0 E: 0 K: 1 S: 9	H: 0 LOB: 0 BB: 0 P: 12	R: 2 E: 0 K: 0 S: 14	H: 3 LOB: 1 BB: 0 P: 26	R: 2 E: 0 K: 0 S: 14	H: 3 LOB: 1 BB: 0 P: 26	R: 0 E: 0 K: 0 S: 9	H: 1 LOB: 1 BB: 0 P: 11	1B: 9 2B: 2 3B: 0 HR: 1	SF: 2 SAC: 1 DP: 0 HBP: 1	WP: 1 PB: 0 SB: 1 CS: 0	PA: 43
PITCHER Orel Hershiser, R ERA: 3.96	IP: 4.2 WLS: L BF: 26 H: 7 R: 4 ER: 2 SO: 5	BB: 3 IBB: 0 HBP: 1 BLK: 0	WP: 0 HR: 1 S: 53 P: 89	ERA: 3.86 WHIP: 2.143											ERA: 3.86 WHIP: 2.143							
PITCHER Julian Tavarez, R ERA: 5.61	IP: 3.1 WLS: L BF: 17 H: 5 R: 4 ER: 4 SO: 2	BB: 0 IBB: 2 HBP: 0 BLK: 0	WP: 0 HR: 0 S: 36 P: 66	ERA: 10.80 WHIP: 1.500											ERA: 10.80 WHIP: 1.500							

Batter	1	2	3	4	5	6	7	8	9	AB	R	H	RBI	BB	SO	LOB	TOP				
Kenny Lofton, L OBP: 0.369, SLG: 0.447 (1, 8)	F7	HR		G6-3			HR			5	2	3	2	0	0	0	Cleveland Indians @ Milwaukee Brewers Milwaukee County Stadium, Milwaukee, WI Wed Sep 04 1996, 8:05 PM EDT Att: 12,666 - Unknown - 78 F				
Kevin Seitzer, R OBP: 0.409, SLG: 0.458 (1, 10) Nigel Wilson, L (8, PH)	2B	F9			G4-3		HR	K		3	2	1	0	0	0	0					
Jim Thome, L OBP: 0.462, SLG: 0.632 (1, 5)	2B			1B	G4-3		HR		K	4	2	2	3	1	1	0					
Albert Belle, R OBP: 0.410, SLG: 0.629 (1, 7)	F9			F7	P2		G3-1		G6-3	5	0	2	2	0	0	1					
Julio Franco, R OBP: 0.418, SLG: 0.483 (1, 3)	F9			1B		G6-3	G3-1			5	0	2	0	0	0	2					
Brian Giles, L OBP: 0.400, SLG: 0.596 (1, 9)	G4-3			1B		1B	P2			5	0	2	0	0	1	3					
Sandy Alomar Jr., R OBP: 0.299, SLG: 0.398 (1, 2)			HR	G6-4-3		F8	G5-3			4	1	1	0	0	0	5					
Omar Vizquel, S OBP: 0.367, SLG: 0.432 (1, 6)		SH1-3		G4-3				K		3	0	1	0	0	1	0					
Jose Vizcaino, S OBP: 0.340, SLG: 0.365 (1, 4)		L8		G3		FC6		L9		4	0	0	0	0	0	3					
Inning Stats	R: 2 H: 2 E: 0 K: 0 S: 19	H: 2 LOB: 1 BB: 1 P: 28	R: 2 H: 2 E: 0 K: 0 S: 8	H: 2 LOB: 0 BB: 0 P: 14	R: 0 H: 3 E: 0 K: 0 S: 12	H: 3 LOB: 2 BB: 0 P: 19	R: 0 H: 0 E: 0 K: 0 S: 4	H: 0 LOB: 0 BB: 0 P: 7	R: 0 H: 2 E: 0 K: 0 S: 11	H: 2 LOB: 2 BB: 0 P: 18	R: 3 H: 3 E: 0 K: 0 S: 11	H: 3 LOB: 1 BB: 0 P: 21	R: 0 H: 1 E: 0 K: 2 S: 10	H: 1 LOB: 1 BB: 0 P: 13	R: 0 H: 1 E: 0 K: 2 S: 14	H: 1 LOB: 1 BB: 0 P: 17	1B: 7 2B: 5 3B: 0 HR: 2	SF: 0 SAC: 1 DP: 1 HBP: 1	WP: 0 PB: 0 SB: 0 CS: 0	PA: 42	
PITCHER	IP	WLS	BF	H	R	ER	SO	BB	IBB	HBP	BLK	WP	HR	S	P	ERA	WHIP				
Jeff D'Amico, R ERA: 5.32 (1, 1)	2.1	L	15	7	4	4	0	1	0	0	0	0	1	37	58	15.43	3.429				
Ramon Garcia, R ERA: 6.0 (3, 1)	3.2		14	3	2	2	0	0	0	1	0	0	0	26	44	4.91	0.818				
Ron Villone, L ERA: 3.66 (7, 1)	1.2		8	3	1	1	1	0	0	0	0	0	1	15	25	5.40	1.800				
Doug Jones, R ERA: 4.31 (8, 1)	1.1		5	1	0	0	3	0	0	0	0	0	0	17	20	0.00	0.750				

Batter	1	2	3	4	5	6	7	8	9	AB	R	H	RBI	BB	SO	LOB	BOTTOM					
Fernando Vina, L OBP: 0.340, SLG: 0.380 (1, 4)	F8			P5		L8		L8		4	0	0	0	0	0	0	Cleveland Indians @ Milwaukee Brewers Milwaukee County Stadium, Milwaukee, WI Wed Sep 04 1996, 8:05 PM EDT Att: 12,666 - Unknown - 78 F					
Jeff Cirillo, R OBP: 0.386, SLG: 0.484 (1, 5) Mark Loretta, R OBP: 0.333, SLG: 0.321 (9, 5)	K			F9		G6-3		G6-3		4	0	0	0	0	1	0						
Dave Nilsson, L OBP: 0.417, SLG: 0.555 (1, 10)	G1-3			FC5-4		L8			F7	4	0	1	0	0	0	0						
John Jaha, R OBP: 0.391, SLG: 0.526 (1, 3)		P3		FC5-4			FC5-4		G5-3	4	0	1	0	0	0	1						
Jose Valentin, S OBP: 0.336, SLG: 0.497 (1, 6)		P6			F8		FC5-4		F9	3	0	0	0	1	0	1						
Marc Newfield, R OBP: 0.328, SLG: 0.442 (1, 7)		L4								3	0	2	0	0	0	0						
Jeremy Burnitz, L OBP: 0.383, SLG: 0.482 (1, 8)				K		F8		L9		3	0	0	0	0	1	4						
Matt Mieske, R OBP: 0.323, SLG: 0.482 (1, 9)				L8		K		G1-3		3	0	0	0	0	1	4						
Mike Matheny, R OBP: 0.248, SLG: 0.347 (1, 2) Jesse Levis, L OBP: 0.347, SLG: 0.276 (9, 2)				K		F8		G4-3		2	0	0	0	0	1	2						
Inning Stats	R: 0 H: 0 E: 0 K: 1 S: 7	H: 0 LOB: 0 BB: 0 P: 12	R: 0 H: 0 E: 0 K: 0 S: 6	H: 0 LOB: 0 BB: 0 P: 11	R: 0 H: 0 E: 0 K: 2 S: 8	H: 0 LOB: 0 BB: 0 P: 9	R: 0 H: 1 E: 0 K: 0 S: 8	H: 1 LOB: 1 BB: 0 P: 11	R: 0 H: 1 E: 0 K: 1 S: 8	H: 1 LOB: 2 BB: 1 P: 16	R: 0 H: 0 E: 0 K: 0 S: 9	H: 0 LOB: 0 BB: 0 P: 12	R: 0 H: 2 E: 0 K: 0 S: 13	H: 2 LOB: 2 BB: 0 P: 17	R: 0 H: 0 E: 0 K: 0 S: 5	H: 0 LOB: 0 BB: 0 P: 9	R: 0 H: 0 E: 0 K: 0 S: 6	H: 0 LOB: 0 BB: 0 P: 7	1B: 4 2B: 0 3B: 0 HR: 0	SF: 0 SAC: 0 DP: 0 HBP: 0	WP: 0 PB: 0 SB: 0 CS: 0	PA: 32
PITCHER	IP	WLS	BF	H	R	ER	SO	BB	IBB	HBP	BLK	WP	HR	S	P	ERA	WHIP					
Chad Ogea, R ERA: 4.83 (1, 1)	9.0	W	32	4	0	0	4	1	0	0	0	0	0	70	104	0.00	0.556					



Batter	1	2	3	4	5	6	7	8	9	AB	R	H	RBI	BB	SO	LOB	TOP								
Joey Cora, S OBP: 0.340, SLG: 0.407	G4-3 1B 2B		WP G5-3 BB		F8			G4-3		3	1	1	0	1	0	0	Seattle Mariners @ Cleveland Indians Jacobs Field, Cleveland, OH Sun Sep 08 1996, 3:33 AM EDT Att: 42,307 - Sunny - 76 F								
Alex Rodriguez, R OBP: 0.425, SLG: 0.672	G4-3		G5-3		K			K		4	0	0	0	0	2	2									
Ken Griffey Jr., L OBP: 0.394, SLG: 0.644	1B		K		K			2B		4	0	2	1	0	2	1									
Edgar Martinez, R OBP: 0.460, SLG: 0.608	1B		K		K			K		4	0	1	0	0	3	2									
Jay Buhner, R OBP: 0.371, SLG: 0.563	K									3	0	1	0	1	2	2									
Rich Amaral, R OBP: 0.397, SLG: 0.363	K									0	0	0	0	0	0	0									
Paul Sorrento, L OBP: 0.372, SLG: 0.515	F9									4	0	1	0	0	0	4									
Mark Whiten, S OBP: 0.370, SLG: 0.464		L3								4	0	0	0	0	1	4									
Dan Wilson, R OBP: 0.339, SLG: 0.441	G2-3									3	0	0	0	0	0	2									
Doug Strange, S OBP: 0.295, SLG: 0.339		G2-3								1	0	0	0	0	0	2									
Dave Hollins, S OBP: 0.364, SLG: 0.403		P2								3	0	0	0	0	0	1									
Inning Stats	R: 1 E: 0 K: 1 S: 12	H: 3 LOB: 2 BB: 0 P: 18	R: 0 E: 0 K: 0 S: 5	H: 0 LOB: 0 BB: 0 P: 9	R: 0 E: 0 K: 2 S: 9	H: 0 LOB: 1 BB: 1 P: 18	R: 0 E: 0 K: 1 S: 8	H: 0 LOB: 0 BB: 0 P: 16	R: 0 E: 0 K: 1 S: 8	H: 0 LOB: 0 BB: 0 P: 13	R: 0 E: 0 K: 3 S: 9	H: 1 LOB: 1 BB: 0 P: 13	R: 0 E: 0 K: 0 S: 5	H: 1 LOB: 1 BB: 0 P: 7	R: 0 E: 0 K: 2 S: 9	H: 1 LOB: 2 BB: 0 P: 14	R: 0 E: 0 K: 10 S: 10	H: 1 LOB: 2 BB: 0 P: 16	1B: 4 2B: 2 3B: 0 HR: 0	SF: 0 SAC: 0 DP: 0 HBP: 0	WP: 1 PB: 0 SB: 0 CS: 0	PA: 35			
PITCHER Charles Nagy, R ERA: 3.38	IP: 9.0 WLS: W BF: 35	H: 6 R: 1 ER: 1 SO: 10	BB: 2 IBB: 0 HBP: 0 BLK: 0	WP: 1 HR: 0 S: 75 P: 124	ERA: 1.00 WHIP: 0.889																				

AB	33
R	1
H	6
RBI	1
BB	2
SO	10
LOB	20



Batter	1	2	3	4	5	6	7	8	9	AB	R	H	RBI	BB	SO	LOB	BOTTOM								
Kenny Lofton, L OBP: 0.370, SLG: 0.447	K		CS 1B		G4-3			G4-3		4	0	2	0	0	0	1	Seattle Mariners @ Cleveland Indians Jacobs Field, Cleveland, OH Sun Sep 08 1996, 3:33 AM EDT Att: 42,307 - Sunny - 76 F								
Kevin Seitzer, R OBP: 0.410, SLG: 0.457	BB		K				F8	2B		2	0	0	0	2	1	1									
Jim Thome, L OBP: 0.460, SLG: 0.631	L9		K				G6-3	IBB		4	0	1	1	0	1	2									
Albert Belle, R OBP: 0.408, SLG: 0.624	K				G6-3		G6-3	2B		4	0	0	0	0	2	3									
Julio Franco, R OBP: 0.417, SLG: 0.482		K			2B			G6-3		3	0	1	0	0	1	0									
Manny Ramirez, R OBP: 0.399, SLG: 0.570	1B	2B			1B			CS		3	1	3	0	0	0	0									
Sandy Alomar Jr., R OBP: 0.290, SLG: 0.395		P3			G5-2-4-6			K		3	0	0	0	0	1	4									
Omar Vizquel, S OBP: 0.369, SLG: 0.432	1B				G6-3			G4-3	SH1-4 2B BB	2	1	1	1	1	0	0									
Jose Vizcaino, S OBP: 0.339, SLG: 0.364	G5-3				G6-3			SH1-4		2	0	0	0	0	0	1									
Inning Stats	R: 0 E: 0 K: 1 S: 10	H: 1 LOB: 1 BB: 1 P: 19	R: 1 E: 0 K: 1 S: 16	H: 2 LOB: 1 BB: 0 P: 23	R: 0 E: 0 K: 2 S: 7	H: 1 LOB: 1 BB: 0 P: 10	R: 0 E: 0 K: 0 S: 8	H: 2 LOB: 1 BB: 0 P: 12	R: 0 E: 0 K: 0 S: 6	H: 0 LOB: 0 BB: 0 P: 9	R: 0 E: 0 K: 0 S: 7	H: 0 LOB: 0 BB: 0 P: 12	R: 0 E: 0 K: 1 S: 8	H: 1 LOB: 0 BB: 0 P: 15	R: 1 E: 0 K: 1 S: 7	H: 1 LOB: 2 BB: 2 P: 19		1B: 5 2B: 5 3B: 0 HR: 0	SF: 0 SAC: 1 DP: 2 HBP: 0	WP: 0 PB: 0 SB: 0 CS: 2	PA: 31				
PITCHER Terry Mulholland, L ERA: 4.55 Michael Jackson, R ERA: 3.69	IP: 7.2 WLS: L BF: 30	H: 8 R: 2 ER: 2 SO: 5	BB: 2 IBB: 0 HBP: 0 BLK: 0	WP: 0 HR: 0 S: 66 P: 115	ERA: 2.35 WHIP: 1.304																				

AB	27
R	2
H	8
RBI	2
BB	3
SO	6
LOB	12



Batter	1	2	3	4	5	6	7	8	9	AB	R	H	RBI	BB	SO	LOB	TOP										
Rich Amaral, R OBP: 0.392, SLG: 0.358 Doug Strange, S OBP: 0.293, SLG: 0.343 Alex Diaz, S OBP: 0.243, SLG: 0.275 Dan Wilson, R OBP: 0.339, SLG: 0.441	F8		G1-3			L9	K		E S 1B	4	0	0	0	0	1	0	Seattle Mariners @ Cleveland Indians Jacobs Field, Cleveland, OH Sun Sep 08 1996, 7:05 PM EDT Att: 42,217 - Unknown - 74 F										
Alex Rodriguez, R OBP: 0.424, SLG: 0.672	G4-3		G1-3			BB 1B		CS 2B	K	5	1	2	0	0	1	2											
Ken Griffey Jr., L OBP: 0.392, SLG: 0.639	G3			F8		K		K	E IBB	4	0	0	0	1	2	2											
Edgar Martinez, R OBP: 0.462, SLG: 0.613		HR		F8		1B BB		2B BB	E5	3	2	1	1	2	0	2											
Jay Buhner, R OBP: 0.373, SLG: 0.567	1B SF9 2B			F9		HBP 1B		1B 2B	K	5	2	3	1	0	1	3											
Dave Hollins, S OBP: 0.367, SLG: 0.405	CS 1B				G4-3	HBP		1B		3	0	2	2	0	0	0											
Brian Hunter, R OBP: 0.348, SLG: 0.446 Paul Sorrento, L OBP: 0.370, SLG: 0.512	SF9			F8		G3-1		G4-3		1	0	0	1	0	0	0											
Mark Whiten, S OBP: 0.369, SLG: 0.460	3-H 3-2 P6				BB		L3		K	3	0	0	0	1	1	1											
John Marzano, R OBP: 0.330, SLG: 0.305 Joey Cora, S OBP: 0.341, SLG: 0.408			K		L8		K		1B E 1B	3	0	0	0	0	2	1											
Inning Stats	R: 0 E: 0 K: 0 S: 10	H: 0 LOB: 0 BB: 0 P: 15	R: 2 E: 0 K: 0 S: 12	H: 3 LOB: 0 BB: 0 P: 23	R: 0 E: 0 K: 1 S: 8	H: 0 LOB: 0 BB: 0 P: 10	R: 0 E: 0 K: 0 S: 5	H: 0 LOB: 0 BB: 0 P: 12	R: 0 E: 0 K: 0 S: 7	H: 0 LOB: 1 BB: 1 P: 14	R: 1 E: 0 K: 1 S: 19	H: 2 LOB: 3 BB: 1 P: 31	R: 0 E: 0 K: 2 S: 11	H: 0 LOB: 0 BB: 0 P: 16	R: 2 E: 0 K: 1 S: 11	H: 3 LOB: 1 BB: 1 P: 20		R: 1 E: 1 K: 3 S: 20	H: 2 LOB: 3 BB: 1 P: 36	1B: 6 2B: 3 HR: 1	SF: 1 SAC: 0 DP: 0 HBP: 1	WP: 0 PB: 0 SB: 1 CS: 2	PA: 41				
PITCHER	IP	WLS	BF	H	R	ER	SO	BB	IBB	HBP	BLK	WP	HR	S	P	ERA	WHIP										
Brian Anderson, L ERA: 5.18	5.2		21	4	3	3	2	1	0	0	0	0	1	50	86	4.76	0.882										
Eric Plunk, R ERA: 2.49	1.1		8	2	1	1	2	1	0	1	0	0	0	23	36	6.75	2.250										
Paul Assenmacher, L ERA: 2.26	0.1		1	0	0	0	1	0	0	0	0	0	0	3	3	0.00	0.000										
Paul Shuey, R ERA: 3.0	0.2		4	2	1	1	0	1	0	0	0	0	0	7	16	13.50	4.500										
Jose Mesa, R ERA: 3.75	1.0	L	7	2	1	0	3	0	1	0	0	0	0	20	36	0.00	2.000										

Batter	1	2	3	4	5	6	7	8	9	AB	R	H	RBI	BB	SO	LOB	BOTTOM										
Kenny Lofton, L OBP: 0.369, SLG: 0.448	F7		P4			2B 2B	G4-3			4	1	1	0	0	0	2	Seattle Mariners @ Cleveland Indians Jacobs Field, Cleveland, OH Sun Sep 08 1996, 7:05 PM EDT Att: 42,217 - Unknown - 74 F										
Kevin Seitzer, R OBP: 0.409, SLG: 0.457	P4		CS	F9		2B		K		4	0	1	1	0	1	0											
Jim Thome, L OBP: 0.457, SLG: 0.625	K			P6		K		K		4	0	0	0	0	3	2											
Albert Belle, R OBP: 0.405, SLG: 0.619		G6-3		L8		P6		G1-6-4-3		4	0	0	0	0	0	2											
Julio Franco, R OBP: 0.416, SLG: 0.478		K			G6-3		HR BB		P3	3	1	0	0	1	1	0											
Manny Ramirez, R OBP: 0.398, SLG: 0.573		F7			HR		F8		G6-3	4	1	1	1	0	0	1											
Omar Vizquel, S OBP: 0.369, SLG: 0.435			1B 2B		K		F9		FC6-4 1B	4	1	2	0	0	1	1											
Tony Peña, R OBP: 0.258, SLG: 0.248 Nigel Wilson, L OBP: 0.333, SLG: 1.333 Sandy Alomar Jr., R OBP: 0.296, SLG: 0.394			G5-3		G5-3			FC6-4 1B		2	0	0	0	0	0	1											
Jose Vizcaino, S OBP: 0.341, SLG: 0.366						L6				3	0	2	1	0	0	0											
Inning Stats	R: 0 E: 0 K: 1 S: 8	H: 0 LOB: 0 BB: 0 P: 12	R: 0 E: 0 K: 1 S: 6	H: 0 LOB: 0 BB: 0 P: 9	R: 1 E: 0 K: 0 S: 10	H: 2 LOB: 0 BB: 0 P: 16	R: 0 E: 0 K: 0 S: 6	H: 0 LOB: 0 BB: 0 P: 10	R: 1 E: 0 K: 1 S: 7	H: 1 LOB: 0 BB: 0 P: 14	R: 1 E: 0 K: 1 S: 18	H: 2 LOB: 1 BB: 0 P: 27	R: 2 E: 0 K: 0 S: 7	H: 2 LOB: 1 BB: 1 P: 17	R: 0 E: 0 K: 2 S: 7	H: 0 LOB: 0 BB: 0 P: 12		R: 0 E: 0 K: 0 S: 10	H: 1 LOB: 1 BB: 0 P: 15	1B: 3 2B: 3 HR: 2	SF: 0 SAC: 0 DP: 1 HBP: 0	WP: 1 PB: 0 SB: 0 CS: 1	PA: 36				
PITCHER	IP	WLS	BF	H	R	ER	SO	BB	IBB	HBP	BLK	WP	HR	S	P	ERA	WHIP										
Sterling Hitchcock, L ERA: 3.34	5.2		21	5	3	3	4	0	0	0	0	0	1	48	78	4.76	0.882										
Michael Jackson, R ERA: 3.92	1.0		6	2	2	2	0	1	0	0	0	0	1	13	26	18.00	3.000										
Norm Charlton, L ERA: 4.23	2.1	W	8	1	0	0	2	0	0	0	0	1	0	18	28	0.00	0.429										

Batter	1	2	3	4	5	6	7	8	9	AB	R	H	RBI	BB	SO	LOB	TOP				
Robert Eenhoorn, R (1, 4) OBP: 0.136, SLG: 0.056 Jack Howell, L (9, PH) OBP: 0.328, SLG: 0.536	G6-3		G6-3		K		G6-3		K	4	0	0	0	0	1	2	California Angels @ Cleveland Indians Jacobs Field, Cleveland, OH Mon Sep 09 1996, 7:05 PM EDT Att: 42,208 - Unknown - 73 F				
Jim Edmonds, L (1, 8) OBP: 0.381, SLG: 0.593	F7			1B	F9		F7		1B	5	1	2	0	0	0	1					
Tim Salmon, R (1, 9) OBP: 0.381, SLG: 0.505	K			1B					K	4	1	2	0	1	2	1					
Chili Davis, S (1, 10) OBP: 0.388, SLG: 0.510				1B	G6-3		F9			4	1	2	1	0	0	3					
J.T. Snow, L (1, 3) OBP: 0.331, SLG: 0.377	G3-6-3			L7			K		CS	3	0	0	0	1	1	3					
16 Garret Anderson, L (1, 7) OBP: 0.316, SLG: 0.413	P6			1B			G3-1		F7	4	0	1	1	0	0	1					
Chris Turner, R (1, 2) OBP: 0.500, SLG: 1.000 Todd Greene, R (3, PR) OBP: 0.241, SLG: 0.275			E6	1B	1B		2B		1B	1	0	1	0	0	0	0					
George Arias, R (1, 5) OBP: 0.284, SLG: 0.332			K		P3				K	4	0	1	0	0	2	4					
Dick Schofield, R (1, 6) OBP: 0.143, SLG: 0.143 Orlando Palmeiro, L (9, PH) OBP: 0.353, SLG: 0.382			F8		F8				E6	3	0	0	0	0	0	3					
									K	1	0	0	0	0	1	0					
Inning Stats	R: 0 E: 0 K: 1 S: 6	H: 0 LOB: 0 BB: 0 P: 9	R: 0 E: 0 K: 0 S: 4	H: 1 LOB: 0 BB: 0 P: 6	R: 0 E: 1 K: 1 S: 12	H: 1 LOB: 1 BB: 0 P: 17	R: 3 E: 0 K: 0 S: 22	H: 5 LOB: 2 BB: 0 P: 28	R: 0 E: 0 K: 1 S: 10	H: 1 LOB: 1 BB: 1 P: 12	R: 0 E: 1 K: 0 S: 18	H: 0 LOB: 2 BB: 1 P: 28	R: 0 E: 0 K: 1 S: 11	H: 1 LOB: 1 BB: 0 P: 19	R: 0 E: 0 K: 3 S: 12	H: 1 LOB: 1 BB: 0 P: 17	1B: 10 2B: 1 3B: 0 HR: 0	SF: 0 SAC: 0 DP: 1 HBP: 0	WP: 0 PB: 0 SB: 0 CS: 1	PA: 39	
PITCHER	IP	WLS	BF	H	R	ER	SO	BB	IBB	HBP	BLK	WP	HR	S	P	ERA	WHIP				
Chad Ogea, R (1, 1) ERA: 4.8	6.1		28	9	3	3	4	1	0	0	0	0	0	72	97	4.26	1.579				
Alan Embree, L (7, 1) ERA: 8.43	1.0		5	0	0	0	0	1	1	0	0	0	0	14	25	0.00	1.000				
Paul Shuey, R (8, 1) ERA: 2.96	0.2	W	2	1	0	0	1	0	0	0	0	0	0	6	10	0.00	1.500				
Jose Mesa, R (9, 1) ERA: 3.89	1.0	S	4	1	0	0	3	0	0	0	0	0	0	12	17	0.00	1.000				
Batter	1	2	3	4	5	6	7	8	9	AB	R	H	RBI	BB	SO	LOB	BOTTOM				
Kenny Lofton, L (1, 8) OBP: 0.370, SLG: 0.449	F7		L6			S				3	2	1	0	1	0	0	California Angels @ Cleveland Indians Jacobs Field, Cleveland, OH Mon Sep 09 1996, 7:05 PM EDT Att: 42,208 - Unknown - 73 F				
Kevin Seitzer, R (1, 10) OBP: 0.406, SLG: 0.453	G4-3		F9			G6-3			P4	4	0	0	1	0	0	3					
Jim Thome, L (1, 5) OBP: 0.459, SLG: 0.629				2B	FC5-4		K		1B	4	0	3	1	0	1	0					
Albert Belle, R (1, 7) OBP: 0.406, SLG: 0.619				BB	FC5-4				SF8	2	0	1	1	1	0	1					
Julio Franco, R (1, 3) OBP: 0.412, SLG: 0.473	F9				G6-4-3		G5-3		G6-3	4	0	0	0	0	0	5					
Manny Ramirez, R (1, 9) OBP: 0.396, SLG: 0.570			L8				F9			3	0	0	0	0	0	1					
Omar Vizquel, S (1, 6) OBP: 0.389, SLG: 0.433				CS			G4-3		L4	2	0	0	0	1	0	1					
Tony Peña, R (1, 2) OBP: 0.255, SLG: 0.245 Brian Giles, L (8, PH) OBP: 0.405, SLG: 0.610 Einar Diaz, R (9, 2)				BB			G5-3		BB	2	0	0	0	0	1	1					
Jose Vizcaino, S (1, 4) OBP: 0.341, SLG: 0.366					F7				1B	3	1	1	0	0	0	0					
									SF8	1	0	0	0	0	0	0					
Inning Stats	R: 0 E: 0 K: 0 S: 10	H: 1 LOB: 2 BB: 1 P: 19	R: 0 E: 0 K: 1 S: 5	H: 0 LOB: 1 BB: 1 P: 12	R: 0 E: 0 K: 0 S: 5	H: 0 LOB: 0 BB: 0 P: 7	R: 0 E: 0 K: 0 S: 5	H: 1 LOB: 0 BB: 0 P: 7	R: 0 E: 0 K: 0 S: 7	H: 0 LOB: 0 BB: 0 P: 10	R: 1 E: 0 K: 1 S: 11	H: 1 LOB: 0 BB: 0 P: 18	R: 0 E: 0 K: 0 S: 9	H: 1 LOB: 1 BB: 0 P: 11	R: 3 E: 1 K: 0 S: 11	H: 3 LOB: 1 BB: 1 P: 20	1B: 4 2B: 3 3B: 0 HR: 0	SF: 1 SAC: 0 DP: 1 HBP: 0	WP: 0 PB: 0 SB: 1 CS: 1	PA: 32	
PITCHER	IP	WLS	BF	H	R	ER	SO	BB	IBB	HBP	BLK	WP	HR	S	P	ERA	WHIP				
Jason Dickson, R (1, 1) ERA: 5.48	7.0		26	5	2	2	2	2	0	0	0	0	0	53	85	2.57	1.000				
Mike Holtz, L (8, 1) ERA: 1.67	0.0	L	2	1	0	0	0	1	0	0	0	0	0	4	10	∞	∞				
Mike James, R (8, 1) ERA: 2.72	0.1		1	0	0	0	0	0	0	0	0	0	0	1	2	0.00	0.000				
Darrell May, L (8, 1) ERA: 9.35	0.0		1	1	0	0	0	0	0	0	0	0	0	2	2	∞	∞				
Mark Eichhorn, R (8, 1) ERA: 4.5	0.2		2	0	2	1	0	0	0	0	0	0	0	3	5	13.50	0.000				

Batter	1	2	3	4	5	6	7	8	9	AB	R	H	RBI	BB	SO	LOB	TOP										
Darin Erstad, L OBP: 0.330, SLG: 0.366 (1, 7)	1-1 G4-3		1-1 G4-6-3			1-0 G3-1	1-2 F8		2-2 F8	5	0	0	0	0	0	2	California Angels @ Cleveland Indians Jacobs Field, Cleveland, OH Tue Sep 10 1996, 3:33 AM EDT Att: 42,181 - Overcast - 71 F										
Jim Edmonds, L OBP: 0.381, SLG: 0.598 (1, 8)	1-2 HR		0-0 16 1B			0-0 F9			1-3 K	5	2	2	1	0	2	1											
J.T. Snow, L OBP: 0.332, SLG: 0.380 (1, 3)	2-1 2B		0-0 E3 16 1B			0-0 2B 1B			3-2 L9	4	1	2	0	0	0	1											
Chili Davis, S OBP: 0.389, SLG: 0.511 (1, 10)	1-3 K		4-1 16 1B			1-1 1B			1-1 G3	3	0	1	0	1	1	1											
16 Garret Anderson, L OBP: 0.316, SLG: 0.411 (1, 9)	1-0 G1-3		1-2 1B			1-3 K			1-2 F9	4	0	1	2	0	1	3											
Jack Howell, L OBP: 0.328, SLG: 0.531 George Arias, R OBP: 0.283, SLG: 0.330 (7, 5)		2-2 G4-3	0-1 G3			0-0 HR 1B			1-2 G1-3	3	1	1	0	0	0	2											
Rex Hudler, R OBP: 0.339, SLG: 0.560 (1, 4)		2-3 K		0-1 G5-3		1-0 HR			0-3 K	4	1	1	2	0	2	0											
Jorge Fabregas, L OBP: 0.329, SLG: 0.339 (1, 2)		1-1 L8		1-0 G6-3		0-0 G4-3			1-0 SH1-4 1B	4	0	1	0	0	0	0											
Gary Disarcina, R OBP: 0.297, SLG: 0.357 (1, 6)			2-2 G4-6-3 1B		1-1 G5-3				0-0 SH1-4	3	0	1	0	0	0	0											
Inning Stats	R: 1 E: 0 K: 1 S: 11	H: 2 LOB: 1 BB: 0 P: 17	R: 0 E: 0 K: 1 S: 12	H: 0 LOB: 0 BB: 0 P: 17	R: 2 E: 1 K: 0 S: 14	H: 3 LOB: 2 BB: 1 P: 22	R: 0 E: 0 K: 0 S: 5	H: 0 LOB: 3 BB: 0 P: 7	R: 0 E: 0 K: 1 S: 9	H: 2 LOB: 2 BB: 0 P: 12	R: 0 E: 0 K: 1 S: 11	H: 0 LOB: 0 BB: 0 P: 17	R: 0 E: 0 K: 1 S: 10	H: 0 LOB: 0 BB: 0 P: 12	R: 0 E: 0 K: 1 S: 9	H: 1 LOB: 1 BB: 0 P: 13	1B: 6 2B: 2 3B: 0 HR: 2	SF: 0 SAC: 1 DP: 1 HBP: 0	WP: 0 PB: 0 SB: 0 CS: 0	PA: 38							
PITCHER	IP	WLS	BF	H	R	ER	SO	BB	IBB	HBP	BLK	WP	HR	S	P	ERA	WHIP										
Orel Hershiser, R ERA: 3.93 Paul Assenmacher, L ERA: 2.32	(1, 1)	8.1	36	10	5	3	5	1	0	0	0	0	2	82	118	3.24	1.320										
(9, 1)	0.2	W	2	0	0	0	1	0	0	0	0	0	0	7	10	0.00	0.000										

Batter	1	2	3	4	5	6	7	8	9	AB	R	H	RBI	BB	SO	LOB	BOTTOM										
Kenny Lofton, L OBP: 0.370, SLG: 0.452 (1, 8)	1-1 HR	1-0 F8		2-2 F9			1-1 F9		4-2 S 1B BB	4	2	1	1	1	0	3	California Angels @ Cleveland Indians Jacobs Field, Cleveland, OH Tue Sep 10 1996, 3:33 AM EDT Att: 42,181 - Overcast - 71 F										
Kevin Seitzer, R OBP: 0.408, SLG: 0.453 (1, 10)	2-2 G6-3		3-2 2B 1B	4-1 1-2 2-3 BB		4-2 BB			3-3 K	3	1	1	0	2	1	1											
Jim Thome, L OBP: 0.457, SLG: 0.624 Casey Candaele, S OBP: 0.333, SLG: 0.414 (9, PR)	2-3 K		0-0 P4	1-2 G5-3		0-3 K			2-1 1B HR 1B	5	0	1	1	0	2	5											
Albert Belle, R OBP: 0.406, SLG: 0.619 (1, 7)	1-1 1B		3-2 1-H 2B		1-1 G4-3		2-3 K		0-1 P3	5	0	2	1	0	1	2											
Julio Franco, R OBP: 0.412, SLG: 0.472 (1, 3)	2-1 P2		0-2 1B		0-0 F9				1-0 G6-3	5	1	2	0	0	0	1											
Manny Ramirez, R OBP: 0.396, SLG: 0.574 (1, 9)		1-3 K	2-3 K		2-3 K2-3				3-1 BB 1B	5	1	2	3	0	3	1											
Omar Vizquel, S OBP: 0.368, SLG: 0.431 (1, 6)		4-2 S BB		0-2 F7		2-3 K			1-0 F9	3	1	0	0	1	1	1											
Tony Peña, R OBP: 0.256, SLG: 0.242 Nigel Wilson, L ERA: 1.65 Einar Diaz, R (9, 2)	1-3 K		0-0 E5 BB 1B			4-2 G6-3 BB			4-2 FC5-4 BB	2	0	0	0	1	1	1											
Jose Vizcaino, S OBP: 0.342, SLG: 0.367 Brian Giles, L OBP: 0.402, SLG: 0.604 Jeff Kent, R OBP: 0.315, SLG: 0.420 (9, 4)	0-0 E7 2-H 1B		0-0 BB 1B		0-0 BB 1B		0-1 G6-3		1-0 FC5-4	3	0	2	0	0	0	1											
Inning Stats	R: 1 E: 0 K: 1 S: 12	H: 2 LOB: 1 BB: 0 P: 20	R: 1 E: 1 K: 2 S: 10	H: 1 LOB: 1 BB: 1 P: 17	R: 1 E: 0 K: 1 S: 13	H: 3 LOB: 1 BB: 0 P: 21	R: 0 E: 1 K: 0 S: 13	H: 1 LOB: 3 BB: 1 P: 20	R: 0 E: 0 K: 1 S: 6	H: 0 LOB: 0 BB: 0 P: 9	R: 0 E: 0 K: 1 S: 7	H: 0 LOB: 1 BB: 1 P: 13	R: 0 E: 0 K: 2 S: 13	H: 0 LOB: 1 BB: 1 P: 20	R: 0 E: 0 K: 0 S: 7	H: 1 LOB: 2 BB: 1 P: 17	R: 4 E: 0 K: 1 S: 16	H: 3 LOB: 1 BB: 1 P: 28	1B: 8 2B: 1 3B: 0 HR: 2	SF: 0 SAC: 0 DP: 1 HBP: 0	WP: 1 PB: 0 SB: 3 CS: 0	PA: 42					
PITCHER	IP	WLS	BF	H	R	ER	SO	BB	IBB	HBP	BLK	WP	HR	S	P	ERA	WHIP										
Dennis Springer, R ERA: 5.17 Mike Holtz, L ERA: 1.65 Pep Harris, R ERA: 4.84 Mike James, R ERA: 2.71 Troy Percival, R ERA: 2.42	(1, 1)	6.1	29	7	3	2	6	4	0	0	0	0	0	5	5	0.00	0.000										
(7, 1)	0.1	1	0	0	0	1	0	0	0	0	0	0	0	5	5	0.00	0.000										
(7, 1)	0.2	3	1	0	0	1	0	0	0	0	0	0	0	6	12	0.00	1.500										
(8, 1)	0.1	2	0	0	0	0	1	0	0	0	0	0	0	3	8	0.00	3.000										
(8, 1)	1.0	L	7	3	4	4	1	1	0	0	0	1	1	17	30	36.00	4.000										

AB	36
R	5
H	10
RBI	5
BB	1
SO	6
LOB	10



AB	36
R	7
H	11
RBI	6
BB	6
SO	9
LOB	18



Batter	1	2	3	4	5	6	7	8	9	AB	R	H	RBI	BB	SO	LOB	TOP										
Rex Hudler, R (1, 4) OBP: 0.339, SLG: 0.558 Jack Howell, L (8, PH) OBP: 0.325, SLG: 0.526	0-0 G3-6-3 1B		0-0 5-3			0-3 K		0-3 K		3	0	1	0	0	1	1											
Jim Edmonds, L (1, 8) OBP: 0.380, SLG: 0.597	0-0 G3-6-3 1-2		0-3 K			0-0 2B		0-3 K		4	0	1	0	0	2	2											
Tim Salmon, R (1, 9) OBP: 0.382, SLG: 0.504	0-3 K			0-0 F7		4-0 G6-3 BB		0-0 1B		3	0	1	0	1	1	0											
Chili Davis, S (1, 10) OBP: 0.386, SLG: 0.506		0-0 F7		0-0 F8		0-0 G6-3		0-0 G4-6-3 1B		4	0	0	0	0	0	3											
16 Garret Anderson, L (1, 7) OBP: 0.314, SLG: 0.409		0-3 K2-3		0-3 K						3	0	0	0	0	2	0											
J.T. Snow, L (1, 3) OBP: 0.332, SLG: 0.380					0-0 F5 1B			0-0 4-3		3	0	1	0	0	0	0											
Gary Disarcina, R (1, 6) OBP: 0.297, SLG: 0.359		0-3 K2-3				0-0 2B		0-0 F9		3	0	1	0	0	1	1											
Jorge Fabregas, L (1, 2) OBP: 0.325, SLG: 0.335			0-0 4-3			0-0 F8		0-0 4-3		3	0	0	0	0	0	1											
George Arias, R (1, 5) OBP: 0.284, SLG: 0.341 Darin Erstad, L (8, PH) OBP: 0.328, SLG: 0.364 Robert Eenhoorn, R (8, 4) OBP: 0.136, SLG: 0.056				0-0 3B		0-3 K		0-0 4-3		2	0	1	0	0	1	1											
Inning Stats	R: 0 E: 0 K: 1 S: 5	H: 1 LOB: 0 BB: 0 P: 5	R: 0 E: 0 K: 2 S: 8	H: 1 LOB: 1 BB: 0 P: 8	R: 0 E: 0 K: 1 S: 6	H: 1 LOB: 0 BB: 0 P: 6	R: 0 E: 0 K: 1 S: 5	H: 0 LOB: 0 BB: 0 P: 5	R: 0 E: 0 K: 1 S: 6	H: 1 LOB: 1 BB: 0 P: 6	R: 0 E: 0 K: 0 S: 3	H: 0 LOB: 0 BB: 0 P: 3	R: 0 E: 0 K: 1 S: 5	H: 0 LOB: 0 BB: 0 P: 5	R: 0 E: 0 K: 1 S: 5	H: 1 LOB: 0 BB: 0 P: 5	1B: 3 2B: 2 3B: 1 HR: 0	SF: 0 SAC: 0 DP: 3 HBP: 0	WP: 0 PB: 0 SB: 0 CS: 0	PA: 31							
PITCHER	IP	WLS	BF	H	R	ER	SO	BB	IBB	HBP	BLK	WP	HR	S	P	ERA	WHIP										
Jack McDowell, R (1, 1) ERA: 5.11	7.0	W	25	5	0	0	7	1	0	0	0	0	0	38	42	0.00	0.857										
Eric Plunk, R (8, 1) ERA: 2.45	1.0		3	0	0	0	1	0	0	0	0	0	0	5	5	0.00	0.000										
Jose Mesa, R (9, 1) ERA: 3.64	1.0	S	3	1	0	0	1	0	0	0	0	0	0	5	5	0.00	1.000										

California Angels @ Cleveland Indians
Jacobs Field, Cleveland, OH
Wed Sep 11, 1996, 7:05 PM EDT
Att: 42,264 - Unknown - 77 F

AB 30
R 0
H 6
RBI 0
BB 1
SO 9
LOB 9



Batter	1	2	3	4	5	6	7	8	9	AB	R	H	RBI	BB	SO	LOB	BOTTOM										
Kenny Lofton, L (1, 8) OBP: 0.368, SLG: 0.449	0-0 E6 1B S E	0-0 5-3			0-0 G3			0-0 L6		4	1	0	0	0	0	0											
Jose Vizcaino, S (1, 6) OBP: 0.344, SLG: 0.368	0-0 S 1B		0-0 6-3			0-0 G5-4-3 1B		0-0 6-3		4	1	2	0	0	0	0											
Julio Franco, R (1, 3) OBP: 0.409, SLG: 0.468	0-3 K 1H 3H		0-0 6-3			0-0 F9		0-0 G5-4-3		3	0	0	0	0	1	1											
Albert Belle, R (1, 7) OBP: 0.404, SLG: 0.615	0-0 6-3		0-3 K			0-0 G5-4-3		0-0 1-2		3	0	0	0	0	1	1											
Manny Ramirez, R (1, 9) OBP: 0.396, SLG: 0.573	0-0 1B 1B			0-0 3-1				0-0 F7		3	0	1	0	0	0	0											
Kevin Seitzer, R (1, 10) OBP: 0.408, SLG: 0.452	0-0 1B			0-0 5-3				0-0 F8		3	0	1	0	0	0	0											
Jeff Kent, R (1, 5) OBP: 0.315, SLG: 0.420	0-0 F8			0-0 4-3				0-0 1B		3	0	1	0	0	0	2											
Tony Peña, R (1, 2) OBP: 0.251, SLG: 0.237		0-0 6-3			0-0 6-3			0-0 4-3		3	0	0	0	0	0	1											
Casey Candaele, S (1, 4) OBP: 0.303, SLG: 0.375		0-0 F8			0-0 5-3			0-0 5-3		3	0	0	0	0	0	0											
Inning Stats	R: 2 E: 2 K: 1 S: 9	H: 3 LOB: 2 BB: 0 P: 9	R: 0 E: 0 K: 0 S: 3	H: 0 LOB: 0 BB: 0 P: 3	R: 0 E: 0 K: 1 S: 5	H: 0 LOB: 0 BB: 0 P: 5	R: 0 E: 0 K: 0 S: 3	H: 0 LOB: 0 BB: 0 P: 3	R: 0 E: 0 K: 0 S: 3	H: 1 LOB: 0 BB: 0 P: 3	R: 0 E: 0 K: 0 S: 4	H: 1 LOB: 1 BB: 0 P: 4	R: 0 E: 0 K: 0 S: 3	H: 0 LOB: 0 BB: 0 P: 3	R: 0 E: 0 K: 0 S: 3	H: 0 LOB: 0 BB: 0 P: 3	1B: 5 2B: 0 3B: 0 HR: 0	SF: 0 SAC: 0 DP: 1 HBP: 0	WP: 0 PB: 0 SB: 3 CS: 0	PA: 29							
PITCHER	IP	WLS	BF	H	R	ER	SO	BB	IBB	HBP	BLK	WP	HR	S	P	ERA	WHIP										
Chuck Finley, L (1, 1) ERA: 4.25	7.0	L	26	5	2	0	2	0	0	0	0	0	0	30	30	0.00	0.714										
Darrell May, L (8, 1) ERA: 8.35	1.0		3	0	0	0	0	0	0	0	0	0	0	3	3	0.00	0.000										

California Angels @ Cleveland Indians
Jacobs Field, Cleveland, OH
Wed Sep 11, 1996, 7:05 PM EDT
Att: 42,264 - Unknown - 77 F

AB 29
R 2
H 5
RBI 0
BB 0
SO 2
LOB 5



Batter	1	2	3	4	5	6	7	8	9	AB	R	H	RBI	BB	SO	LOB	TOP										
Randy Velarde, R (1, 4) OBP: 0.379, SLG: 0.427	4-2 CS BB			2-2 G4-3 1B 2B	2-2 1-2 1B			2-0 F9		3	1	2	0	1	0	0	California Angels @ Cleveland Indians Jacobs Field, Cleveland, OH Thu Sep 12 1996, 7:05 PM EDT Att: 42,244 - Unknown - 74 F										
Jim Edmonds, L (1, 8) OBP: 0.377, SLG: 0.593	2-2 F7			3-2 G4-3	1-3 K			0-0 G6-3		3	0	0	0	0	1	4											
Darin Erstad, L (8, PH) OBP: 0.327, SLG: 0.362	1-2			2-3						1	0	0	0	0	0	0											
Tim Salmon, R (1, 9) OBP: 0.296, SLG: 0.504	3-3 K			4-2 16 WP 16 G6-3 1B BB		2-2 1B		0-2 1B		2	1	1	0	1	1	0											
Orlando Palmeiro, L (8, PH) OBP: 0.360, SLG: 0.390										1	0	1	0	0	0	0											
Chili Davis, S (1, 10) OBP: 0.386, SLG: 0.505		0-2 P4		2-2 16 WP 16 G6-3 1B		2-1 F9		0-1 G5-3		3	0	1	1	0	0	1											
Jack Howell, L (8, PH) OBP: 0.323, SLG: 0.522				1-2 3-H 1B						1	0	0	0	0	0	1											
16 Garret Anderson, L (1, 7) OBP: 0.312, SLG: 0.406		2-1 G1-3		1-0 G6-3		1-1 L8			0-0 G3	4	0	0	1	0	0	2											
J.T. Snow, L (1, 3) OBP: 0.330, SLG: 0.378		1-1 F8		1-3 2-H P3		3-2 P4			0-0 1B	3	0	0	0	0	0	2											
Chris Pritchett, L (8, 3) OBP: 0.200, SLG: 0.200									1B	1	0	1	0	0	0	0											
Gary Disarcina, R (1, 6) OBP: 0.296, SLG: 0.356				2-2 F9		2-2 G1-3		0-0 L4		3	0	0	0	0	0	0											
Robert Eenhoorn, R (8, 6) OBP: 0.174, SLG: 0.105								1-2 G6-4-3 1B		1	0	1	0	0	0	0											
Todd Greene, R (1, 2) OBP: 0.241, SLG: 0.273				2-1 P4		1-2 G6-3		2-1 G6-4-3 1B		4	0	1	0	0	0	2											
George Arias, R (1, 5) OBP: 0.285, SLG: 0.341				2-2 P6		0-1 1B		1-2 G6-4-3		3	0	1	0	0	0	1											
Inning Stats	R: 0 E: 0 K: 1 S: 8	H: 0 LOB: 0 BB: 1 P: 17	R: 0 E: 0 K: 0 S: 7	H: 0 LOB: 0 BB: 0 P: 10	R: 0 E: 0 K: 0 S: 8	H: 0 LOB: 0 BB: 0 P: 14	R: 2 E: 0 K: 0 S: 16	H: 2 LOB: 1 BB: 1 P: 31	R: 0 E: 0 K: 1 S: 14	H: 2 LOB: 2 BB: 0 P: 20	R: 0 E: 0 K: 0 S: 14	H: 1 LOB: 1 BB: 0 P: 22	R: 0 E: 0 K: 0 S: 6	H: 1 LOB: 0 BB: 0 P: 9	R: 0 E: 0 K: 0 S: 7	H: 1 LOB: 1 BB: 0 P: 9	R: 0 E: 0 K: 0 S: 5	H: 2 LOB: 1 BB: 0 P: 5	1B: 8 2B: 1 3B: 0 HR: 0	SF: 0 SAC: 0 DP: 2 HBP: 0	WP: 1 PB: 0 SB: 0 CS: 1	PA: 35					
PITCHER	IP	WLS	BF	H	R	ER	SO	BB	IBB	HBP	BLK	WP	HR	S	P	ERA	WHIP										
Brian Anderson, L (1, 1) ERA: 5.0	5.0	W	20	4	2	2	2	2	0	0	0	1	0	53	92	3.60	1.200										
Kent Mercker, L (6, 1) ERA: 7.13	2.0		7	2	0	0	0	0	0	0	0	0	0	20	31	0.00	1.000										
Paul Shuey, R (8, 1) ERA: 2.9	1.0		4	1	0	0	0	0	0	0	0	0	0	7	9	0.00	1.000										
Julian Tavarez, R (9, 1) ERA: 5.54	1.0		4	2	0	0	0	0	0	0	0	0	0	5	5	0.00	2.000										

Batter	1	2	3	4	5	6	7	8	9	AB	R	H	RBI	BB	SO	LOB	BOTTOM										
Kenny Lofton, L (1, 8) OBP: 0.369, SLG: 0.450	2-1 S WP 1B			1-1 E5 1B		0-1 G3-1		1-3 K2-3		4	2	2	0	0	0	0	California Angels @ Cleveland Indians Jacobs Field, Cleveland, OH Thu Sep 12 1996, 7:05 PM EDT Att: 42,244 - Unknown - 74 F										
Ryan Thompson, R (8, 8)				1-3 1B						1	0	0	0	0	1	0											
Kevin Seitzer, R (1, 10) OBP: 0.410, SLG: 0.452	4-1 SAFE WP HR BB			3-2 K		4-0 HR BB		2-3 K		2	2	1	2	2	1	0											
Nigel Wilson, L (8, PH) OBP: 0.400, SLG: 1.000	1-3 HR BB			2-H 3-H 1B						1	0	0	0	0	1	0											
Jim Thome, L (1, 5) OBP: 0.456, SLG: 0.635	2-1 1-H 3-H HR			1-1 E7 2B		2-2 1-H HR		2-3 K		5	3	2	4	0	1	1											
Albert Belle, R (1, 7) OBP: 0.404, SLG: 0.622	1-2 G5-3			3-2 2B		1-3 K				4	1	2	2	0	1	0											
Brian Giles, L (9, 7) OBP: 0.402, SLG: 0.604				2-H 2B						0	0	0	0	0	0	0											
Julio Franco, R (1, 3) OBP: 0.414, SLG: 0.487	4-2 CS BB			1-2 HBP		2-2 HR		3-1 HR		2	2	2	2	1	0	0											
Jeff Kent, R (8, 3) OBP: 0.315, SLG: 0.420										0	0	0	0	0	0	0											
Manny Ramirez, R (1, 9) OBP: 0.395, SLG: 0.569	2-2 G1-3			1-3 K		0-3 K		4-1 WP BB		3	0	0	0	1	2	3											
Sandy Alomar Jr., R (1, 2) OBP: 0.293, SLG: 0.390										4	0	0	0	0	0	1											
Einar Diaz, R (9, 2)										0	0	0	0	0	0	0											
Omar Vizquel, S (1, 6) OBP: 0.368, SLG: 0.428		2-2 F9		2-2 E 1B HBP		1-1 P6		3-1 P6		3	1	0	0	0	0	1											
Damian Jackson, R (9, 6)								1-2 F7		0	0	0	0	0	0	0											
Jose Vizcaino, S (1, 4) OBP: 0.341, SLG: 0.366		1-1 G4-3		0-1 SAFE F8		0-3 K		0-0 F7		4	0	0	0	0	1	2											
Inning Stats	R: 3 E: 0 K: 0 S: 16	H: 2 LOB: 2 BB: 2 P: 31	R: 0 E: 0 K: 0 S: 7	H: 0 LOB: 0 BB: 0 P: 10	R: 1 E: 1 K: 2 S: 18	H: 1 LOB: 2 BB: 0 P: 26	R: 2 E: 1 K: 0 S: 17	H: 2 LOB: 1 BB: 0 P: 25	R: 1 E: 0 K: 2 S: 12	H: 1 LOB: 0 BB: 0 P: 15	R: 0 E: 0 K: 1 S: 7	H: 0 LOB: 0 BB: 0 P: 8	R: 4 E: 0 K: 0 S: 13	H: 3 LOB: 1 BB: 2 P: 33	R: 0 E: 0 K: 3 S: 10	H: 0 LOB: 0 BB: 0 P: 15	1B: 3 2B: 1 3B: 0 HR: 5	SF: 0 SAC: 0 DP: 0 HBP: 2	WP: 2 PB: 0 SB: 2 CS: 1	PA: 39							
PITCHER	IP	WLS	BF	H	R	ER	SO	BB	IBB	HBP	BLK	WP	HR	S	P	ERA	WHIP										
Shawn Boskie, R (1, 1) ERA: 5.38	5.0	L	25	6	7	5	4	2	0	2	0	1	2	70	107	9.00	1.600										
Greg Gohr, R (6, 1) ERA: 7.23	1.0		7	3	4	4	1	1	0	0	0	0	3	13	24	36.00	4.000										
Robert Ellis, R (7, 1) ERA:	2.0		7	0	0	0	3	1	0	0	0	1	0	17	32	0.00	0.500										

AB	33
R	2
H	9
RBI	2
BB	2
SO	2
LOB	13

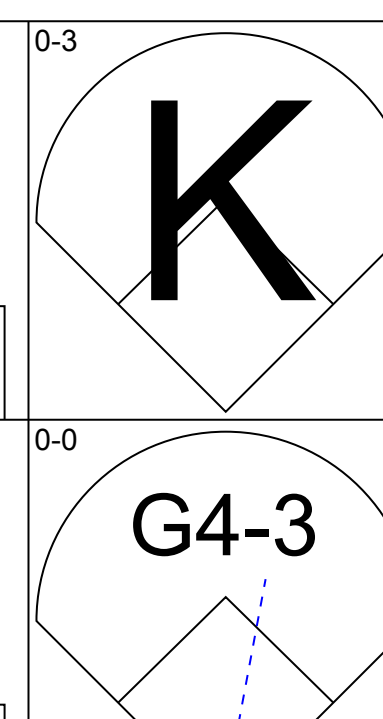
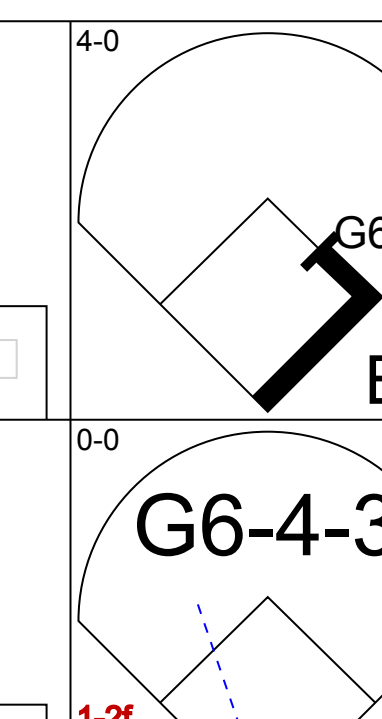

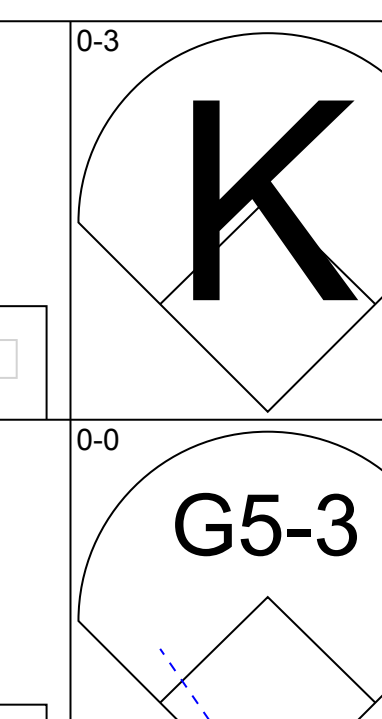
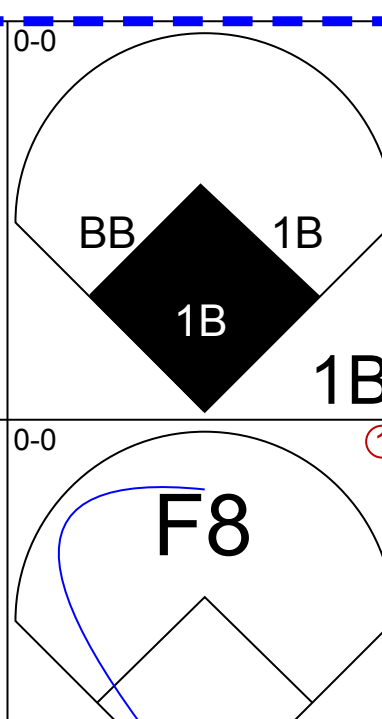
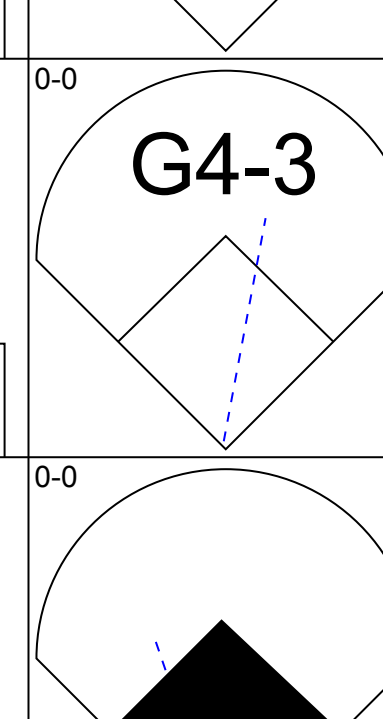
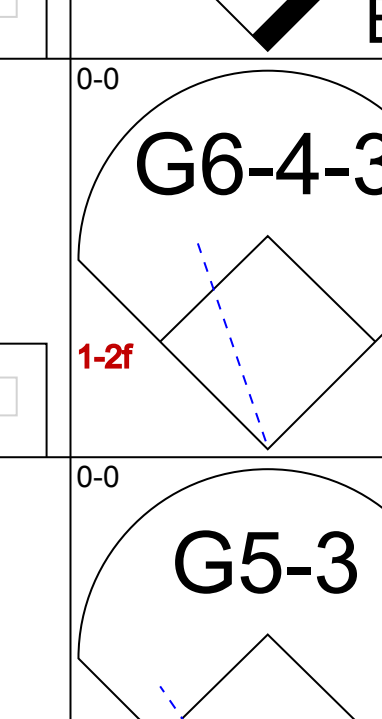
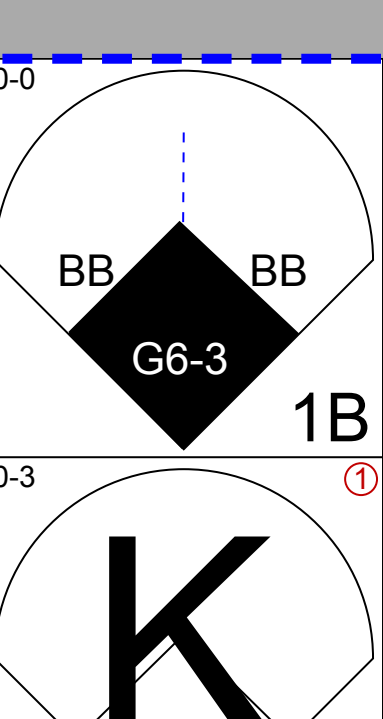
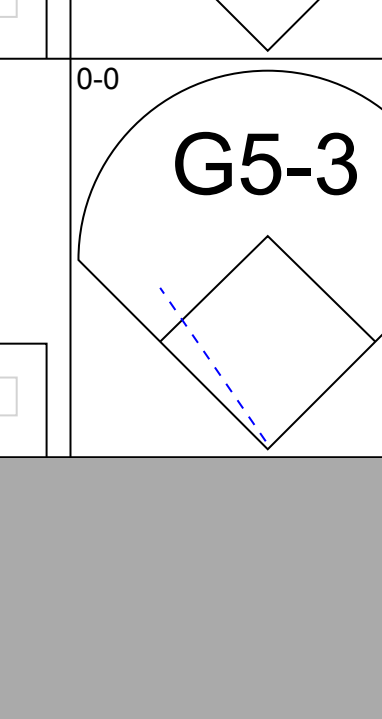
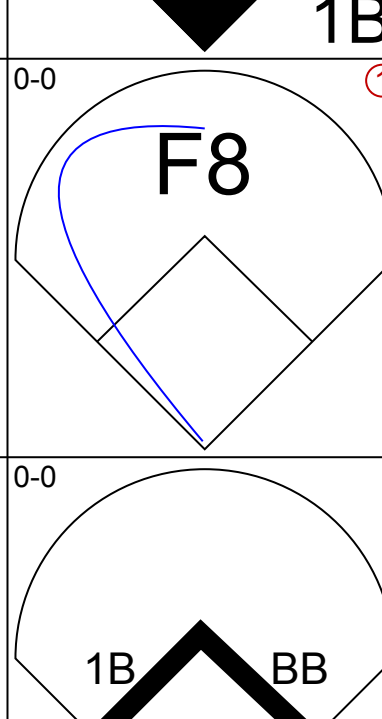
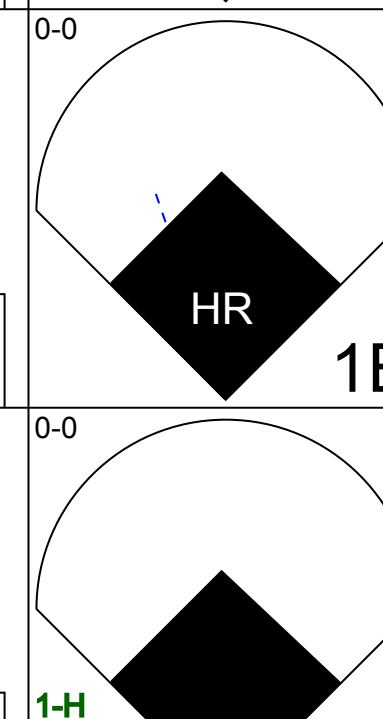
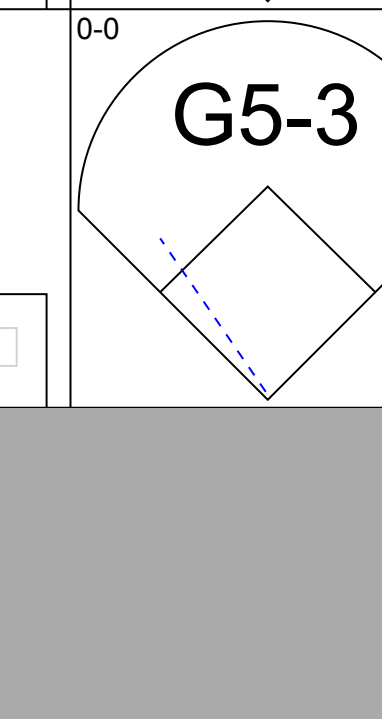
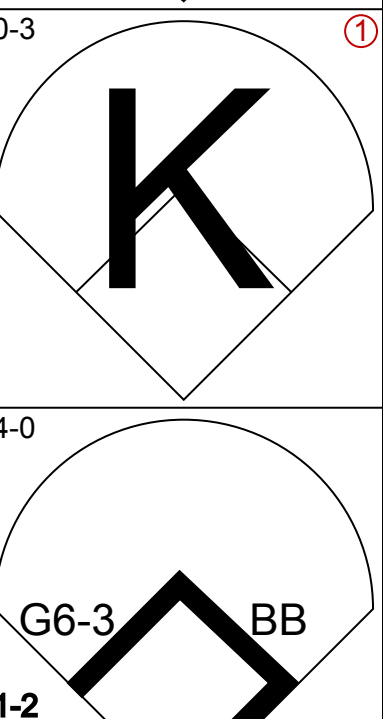
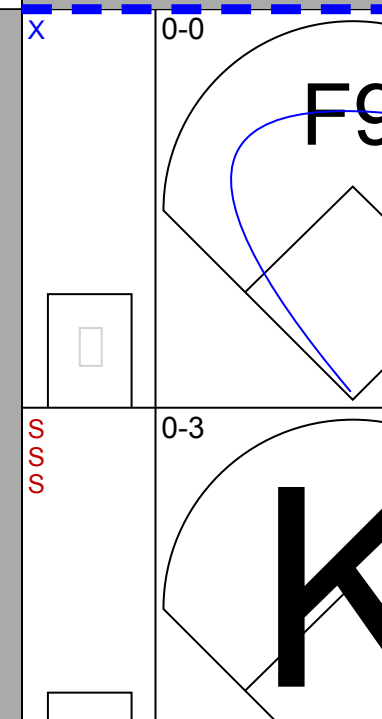
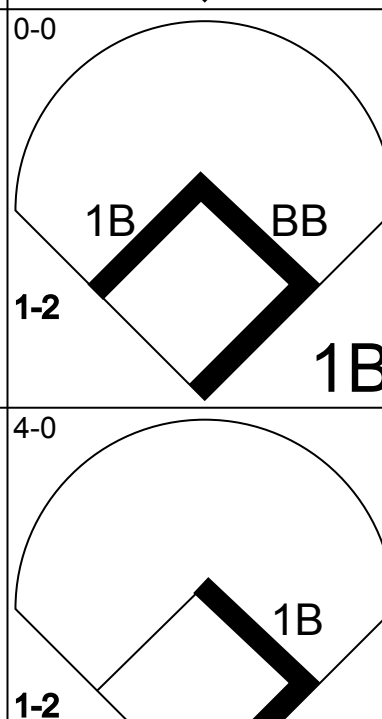
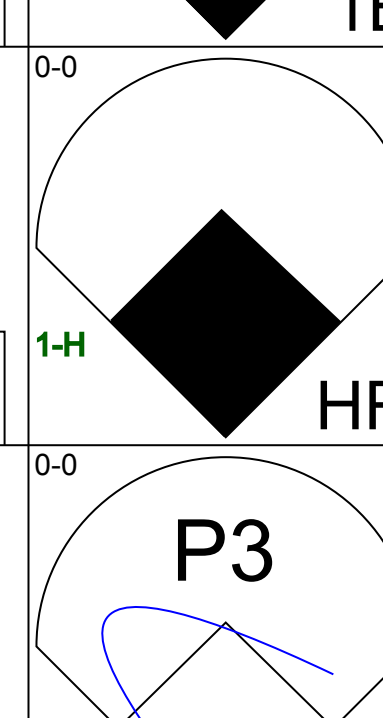
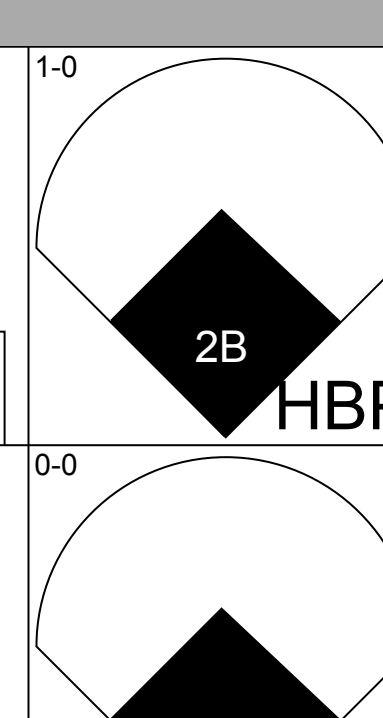
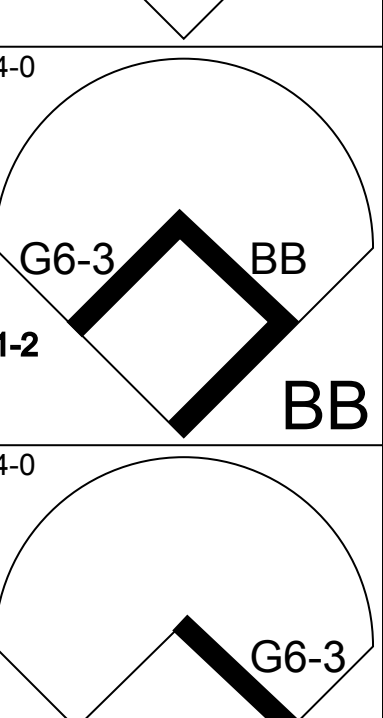
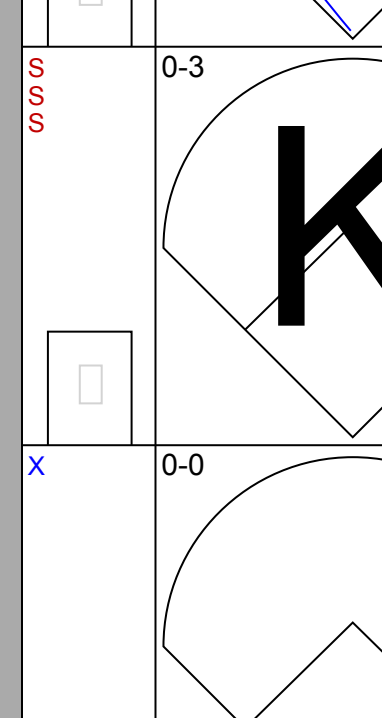
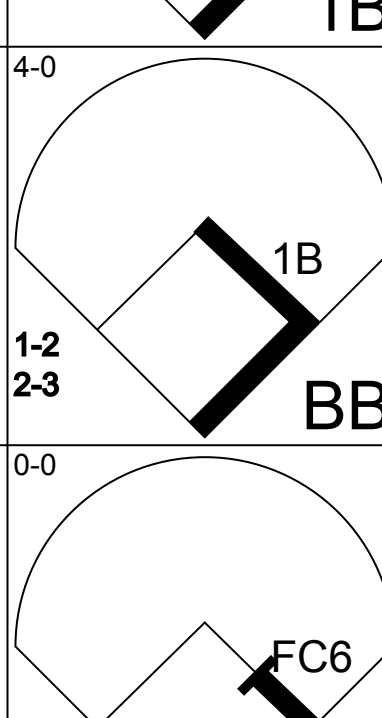
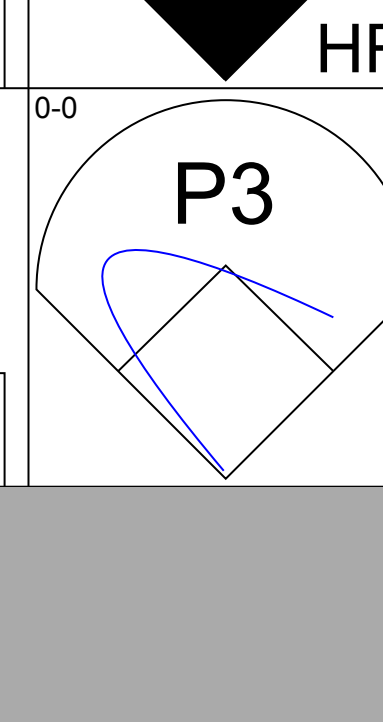
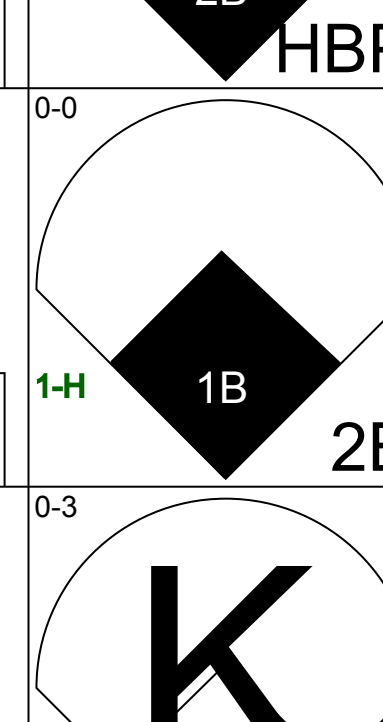
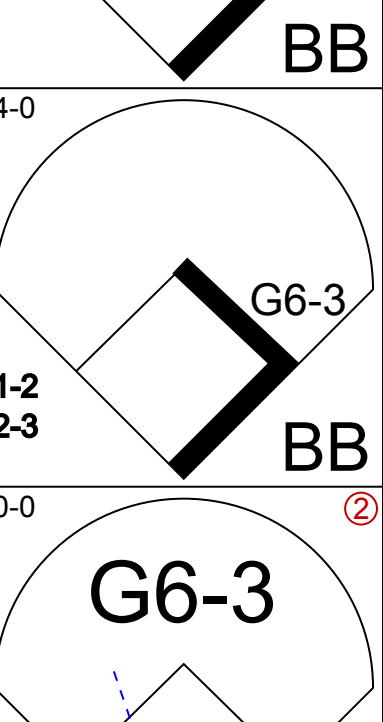
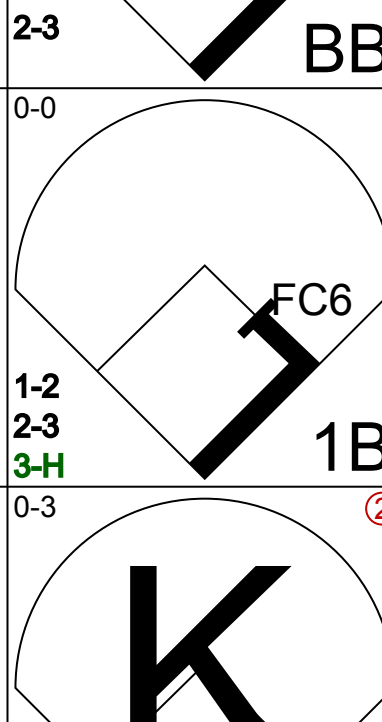
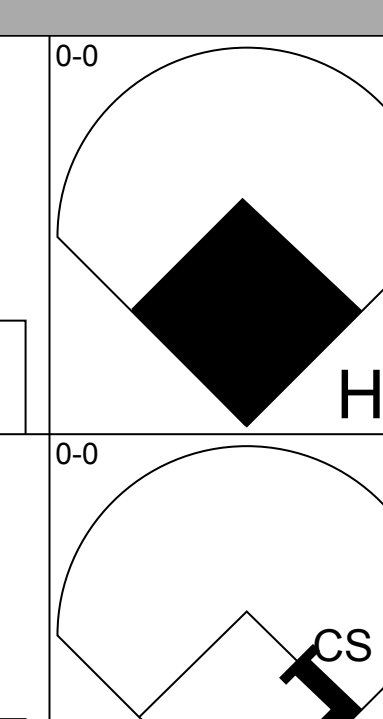
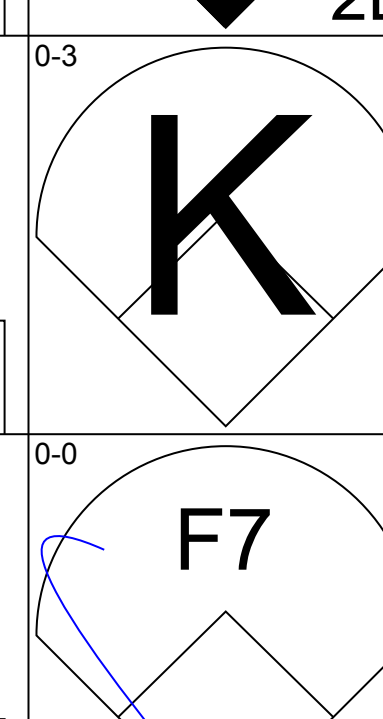
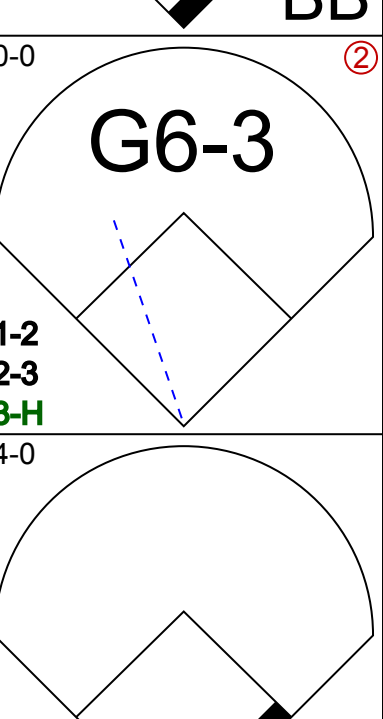
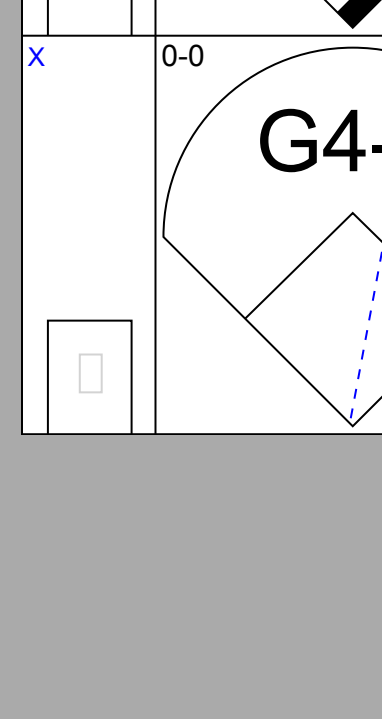
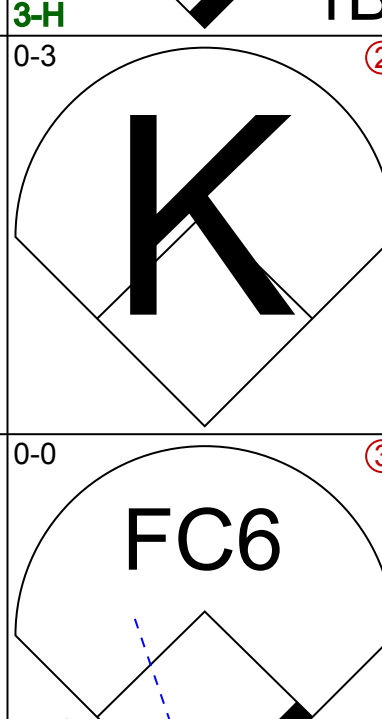
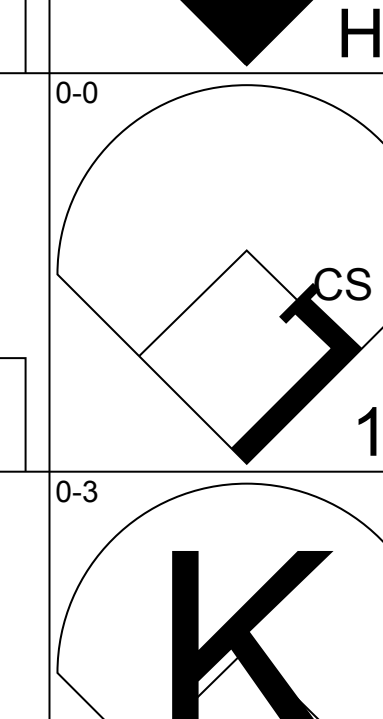
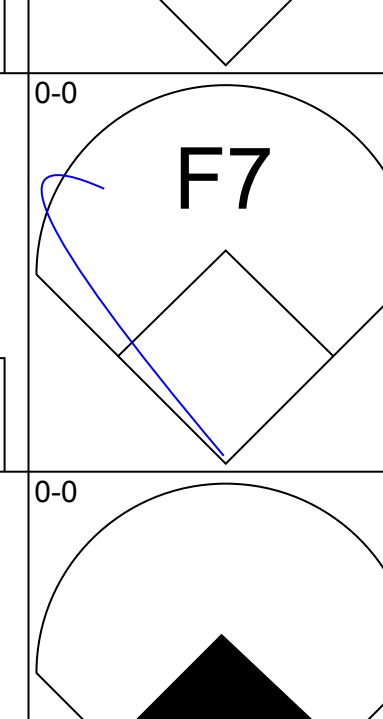
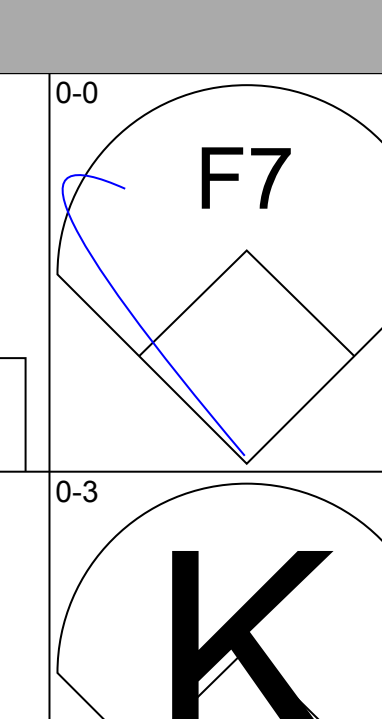
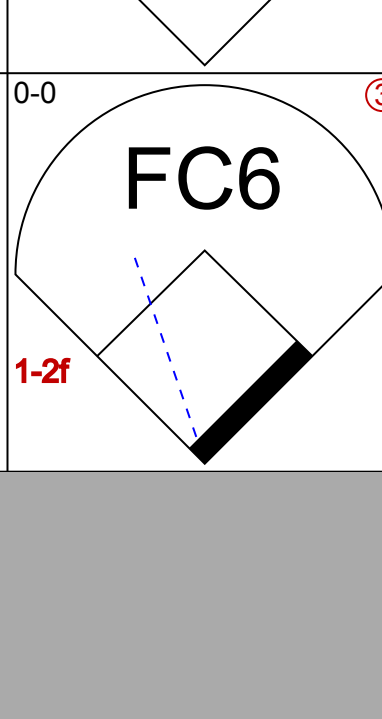

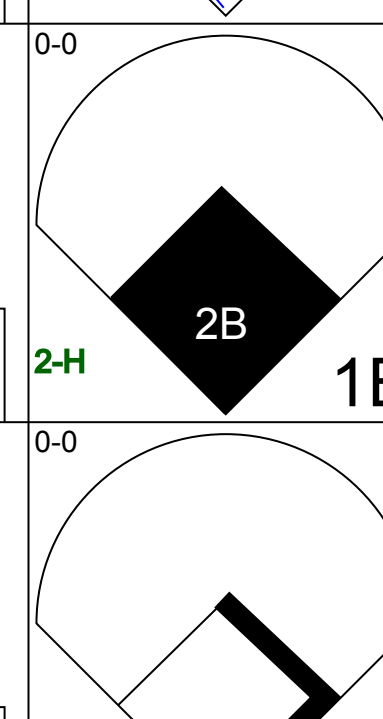
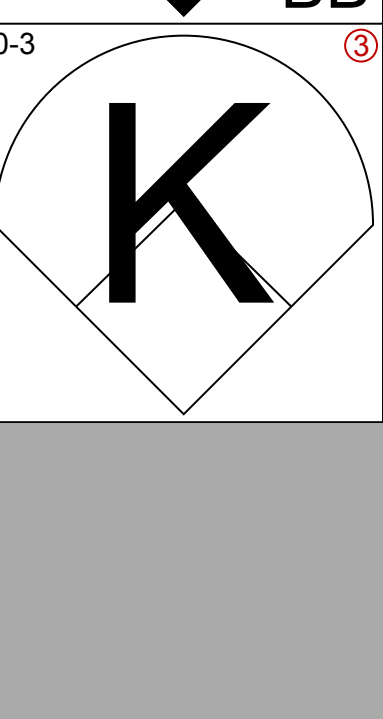
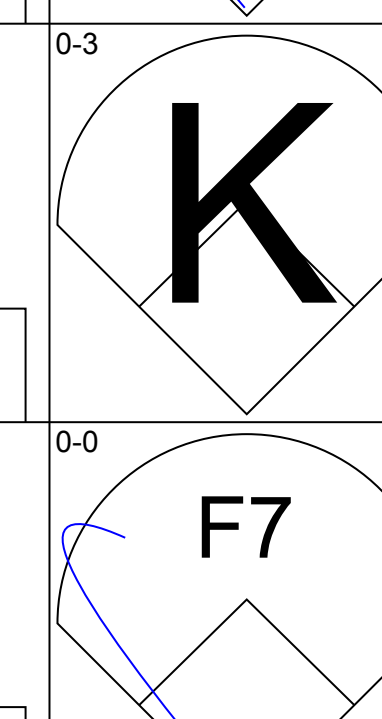
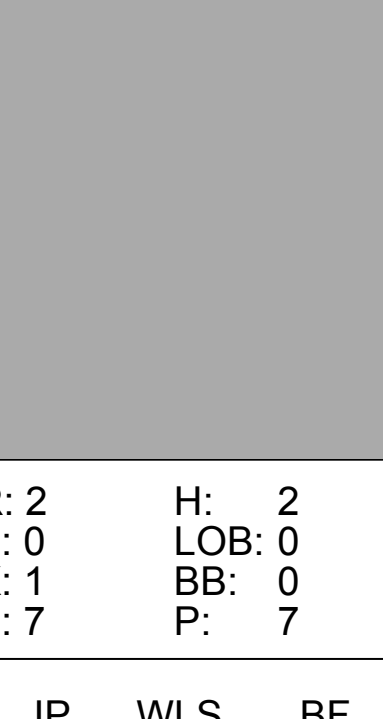
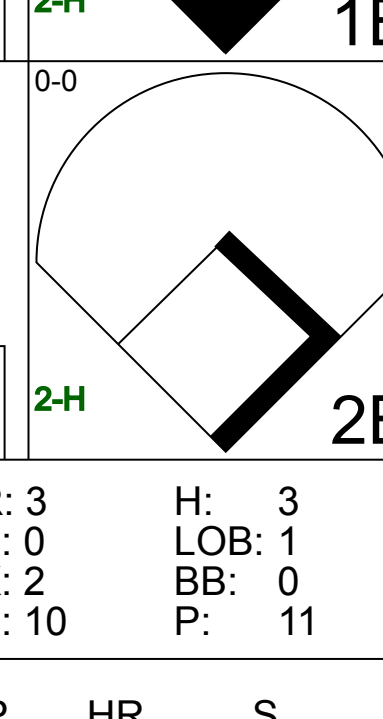
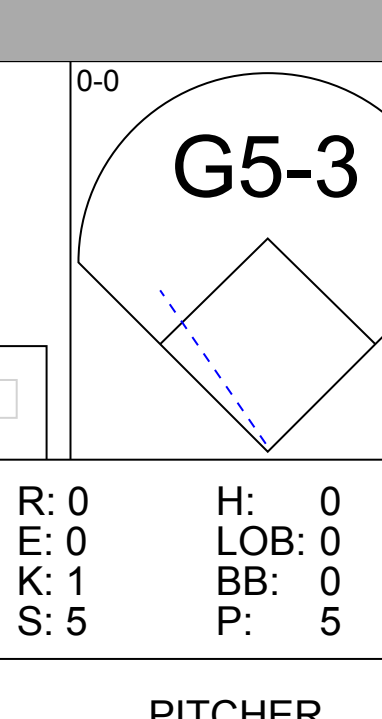
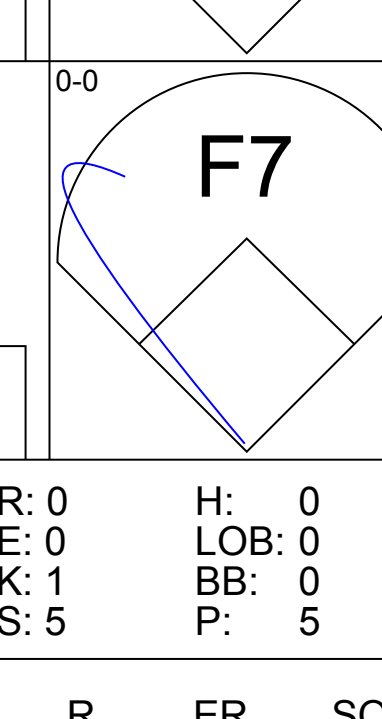


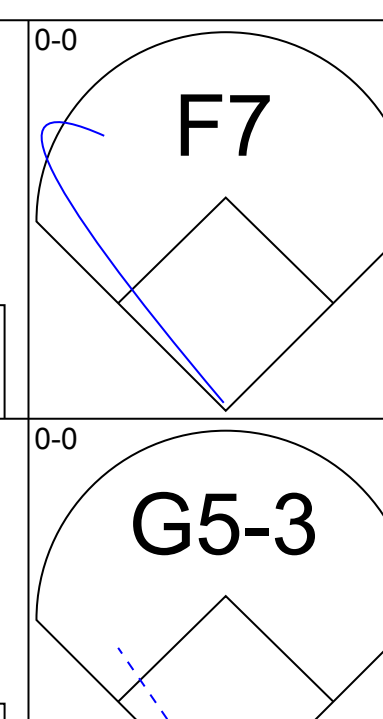
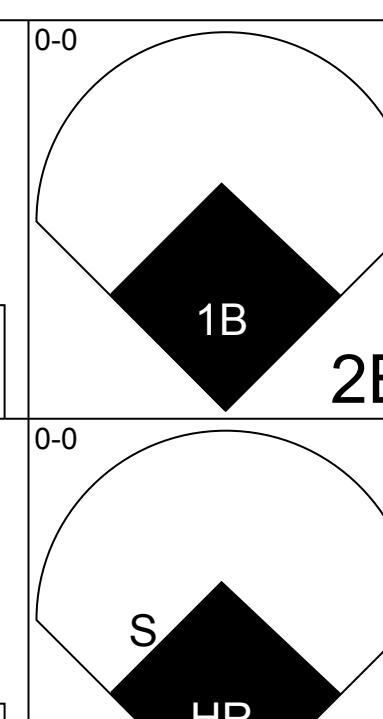
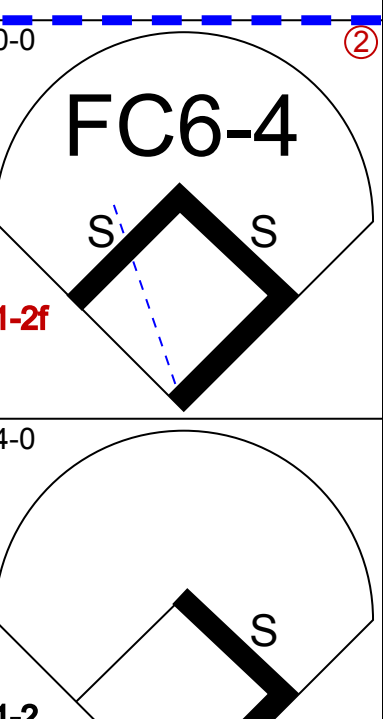
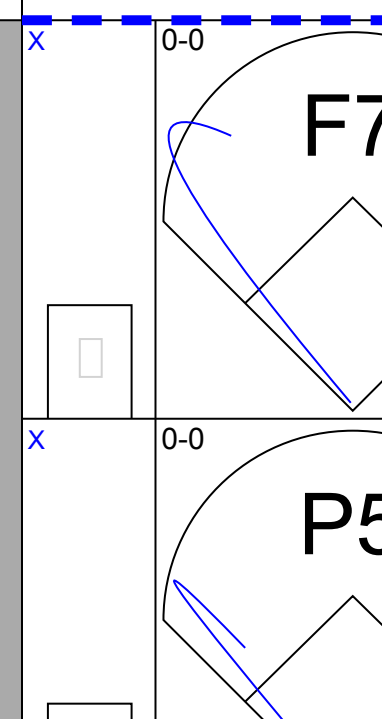
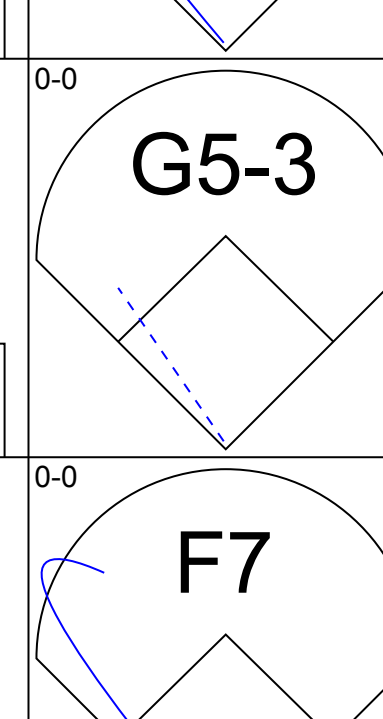
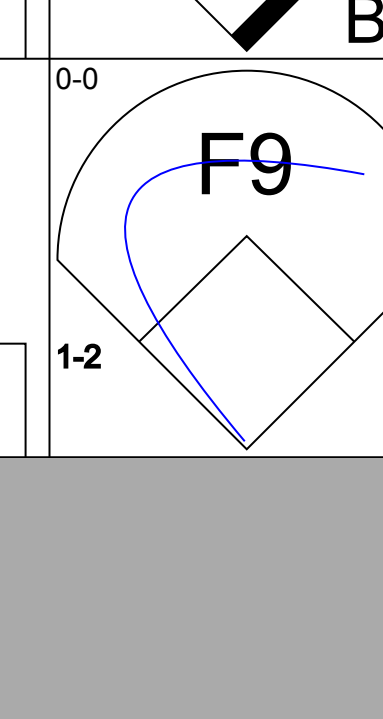
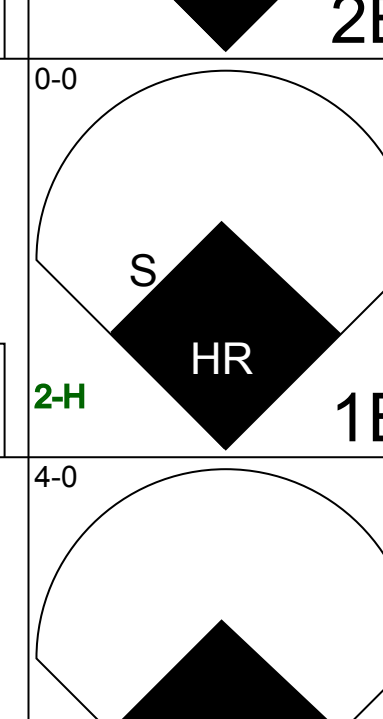
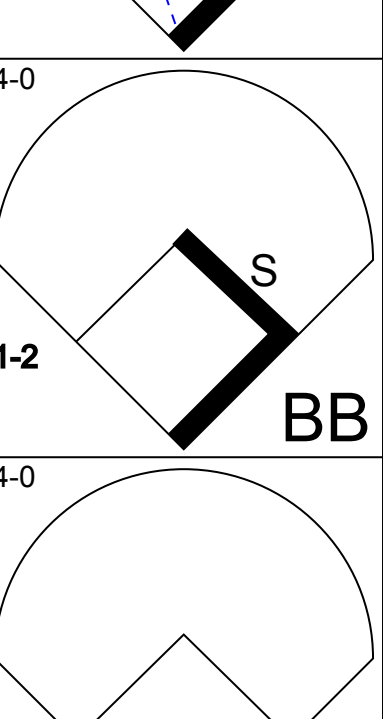
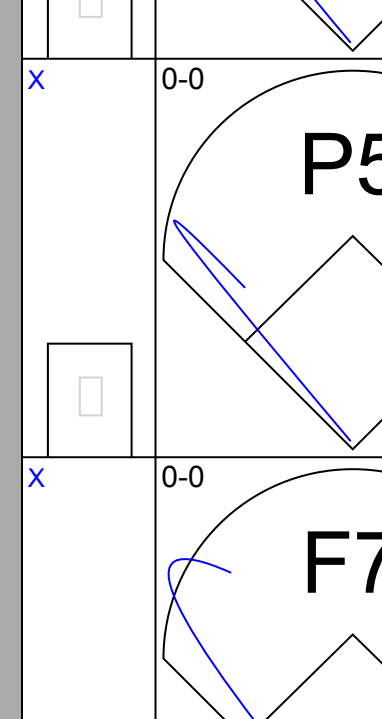
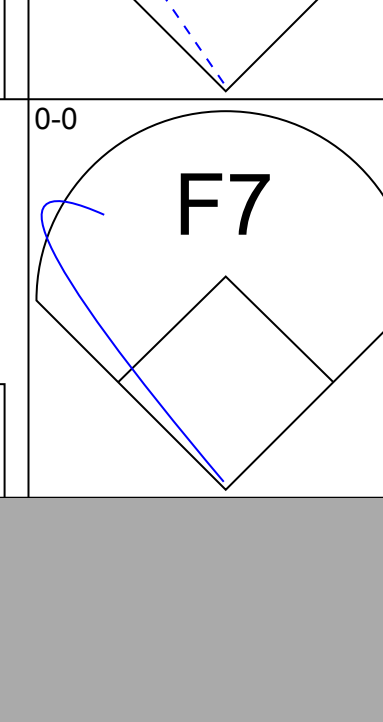
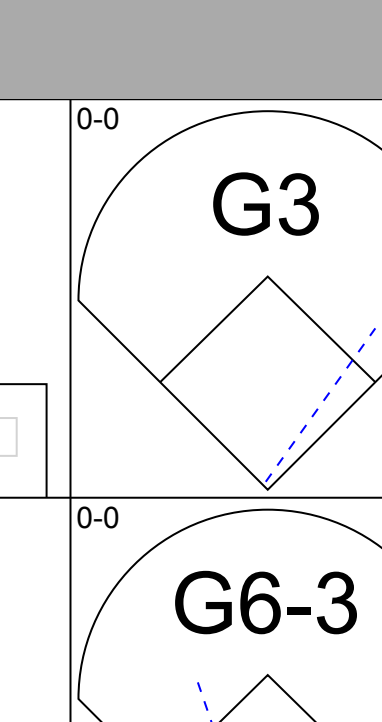
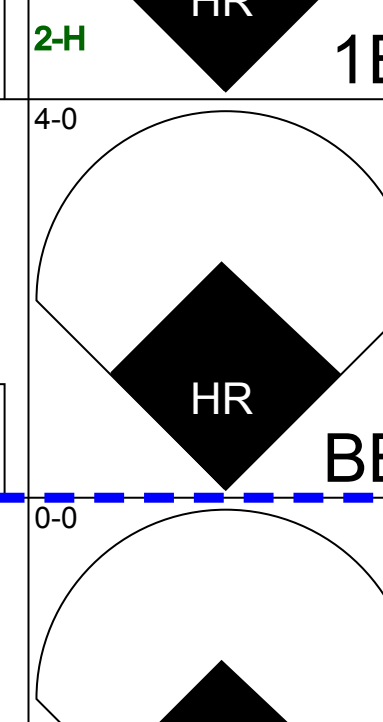
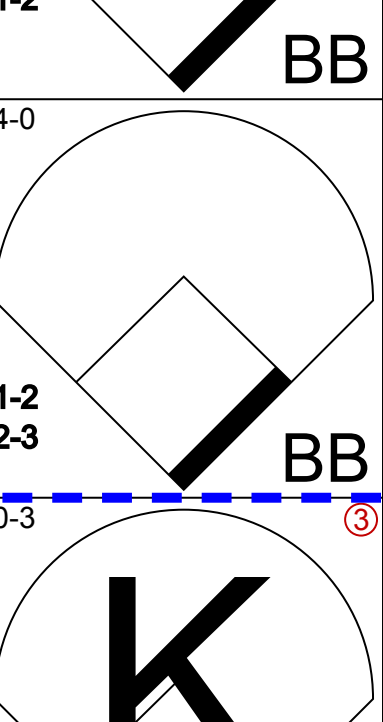
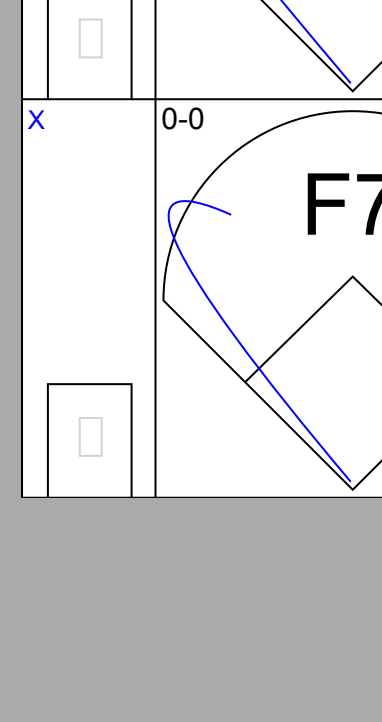
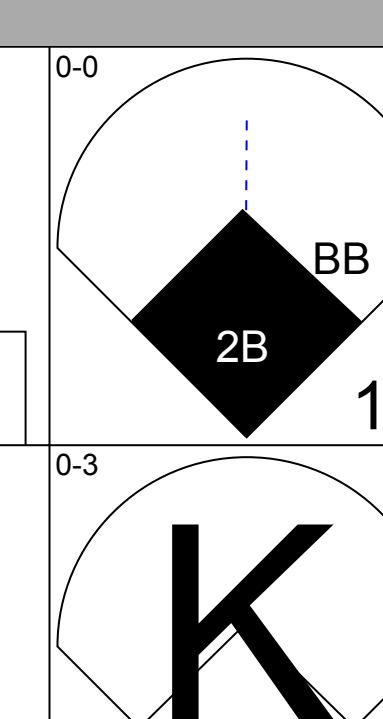
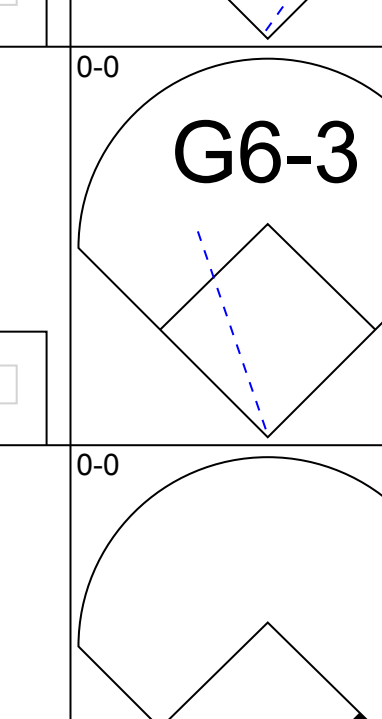
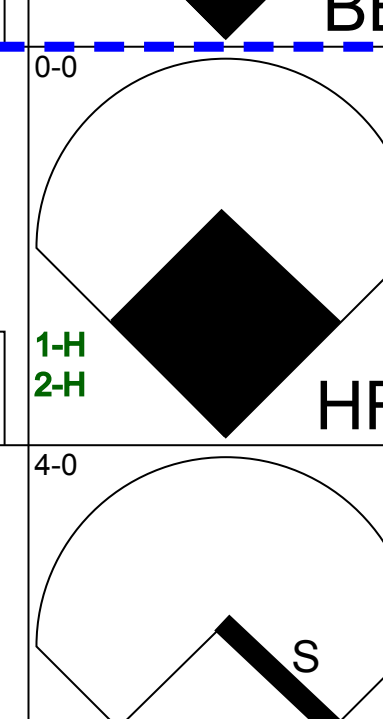
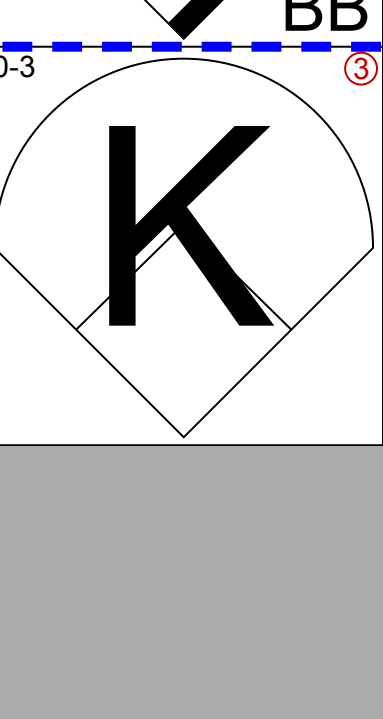
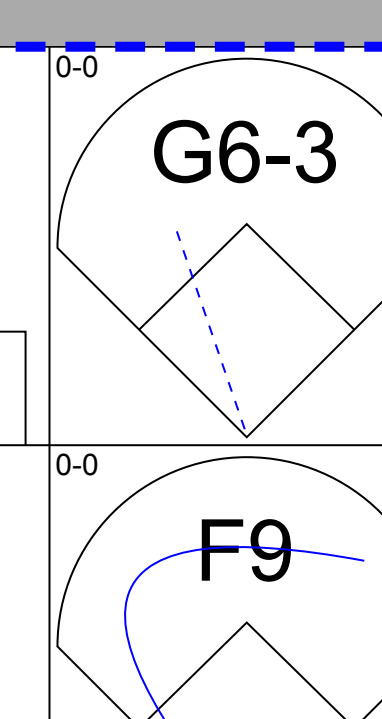

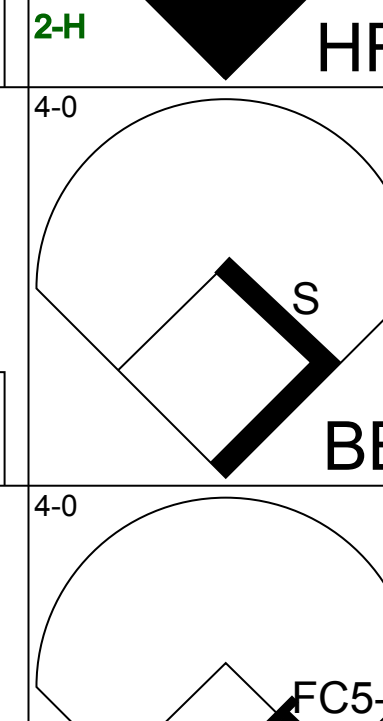
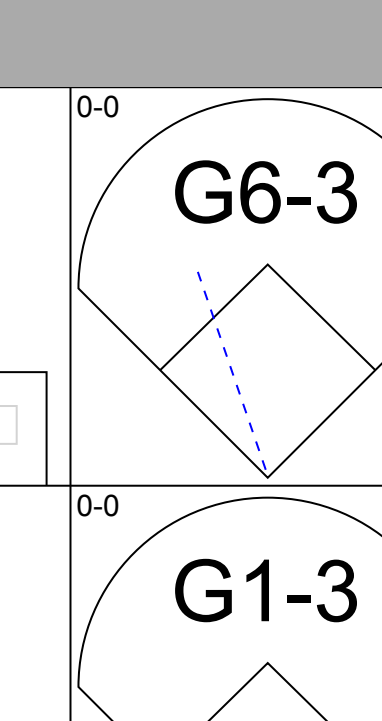
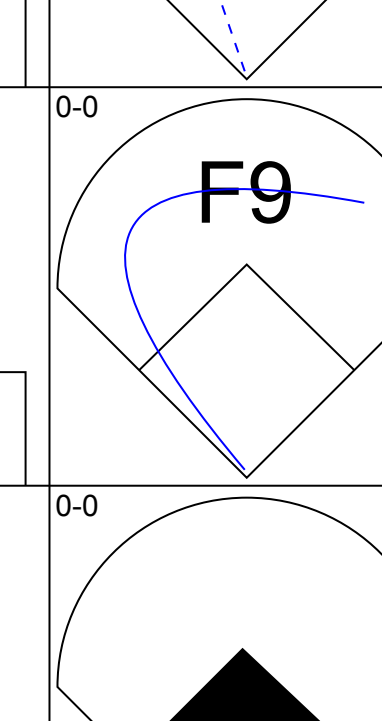
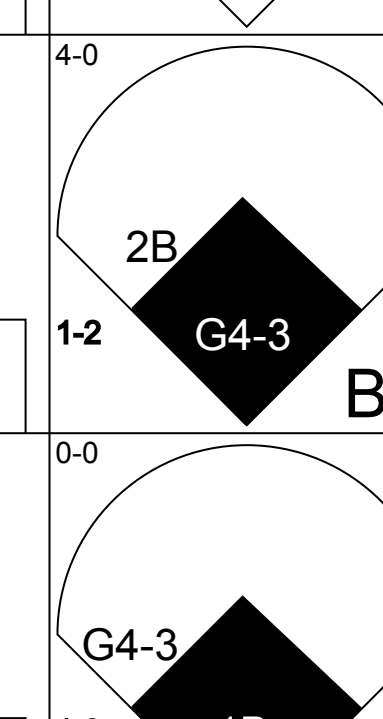
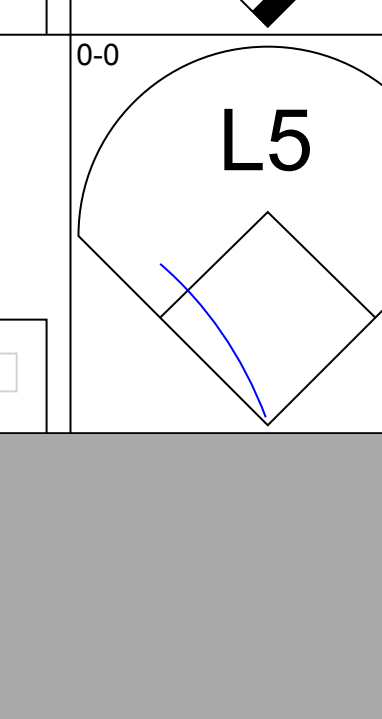
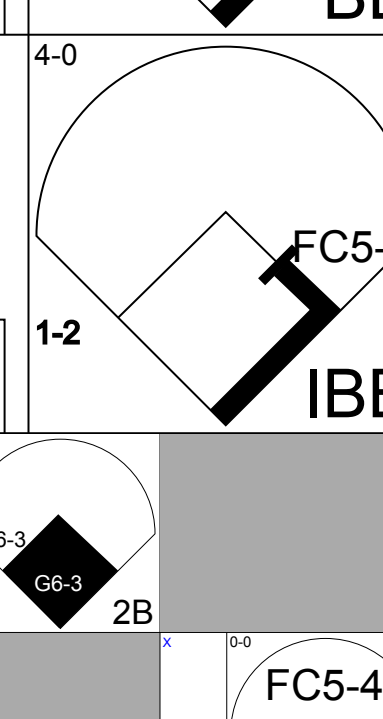
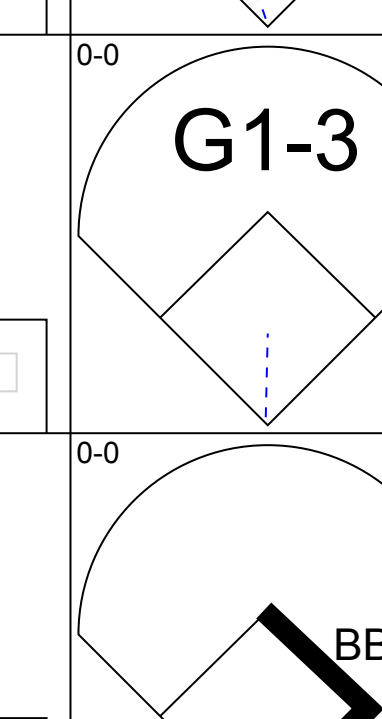
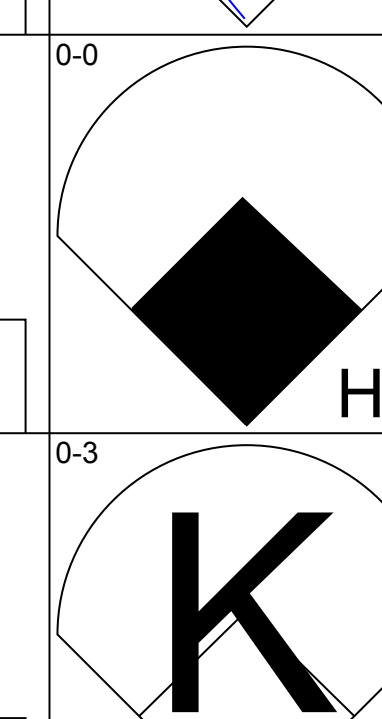
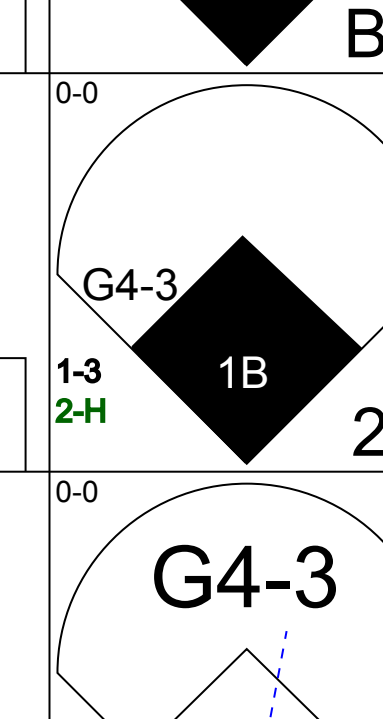
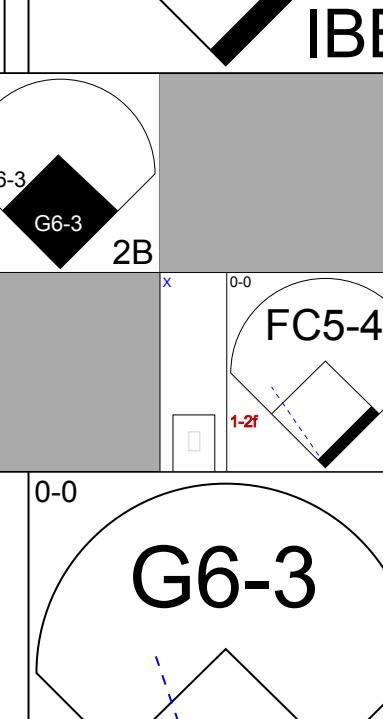
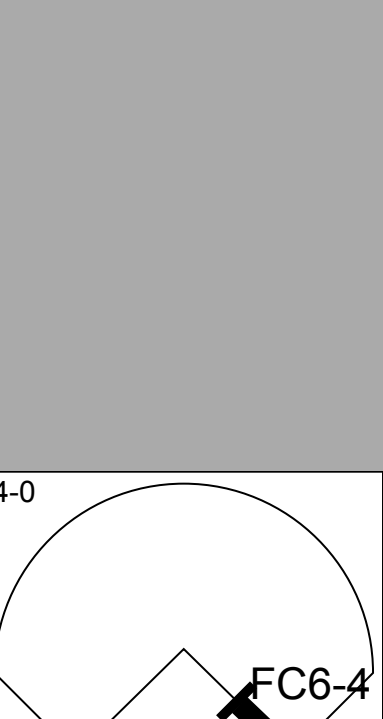
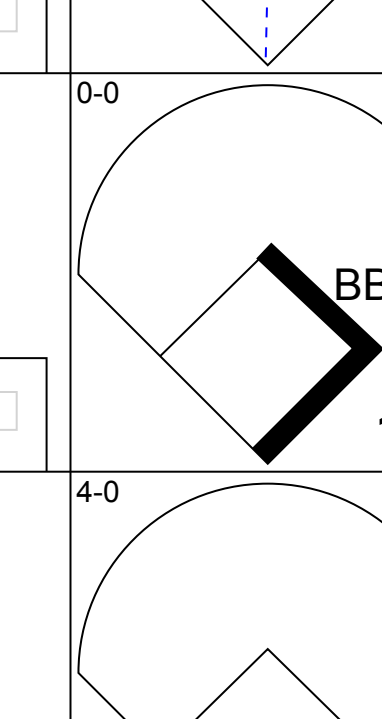
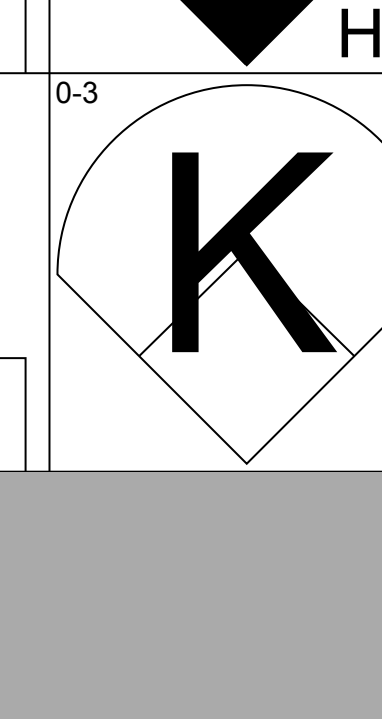
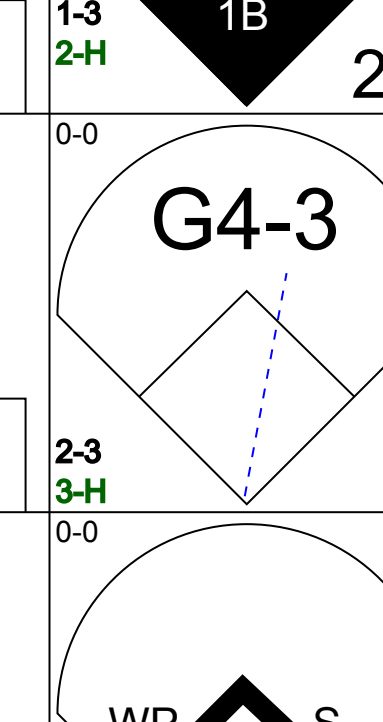
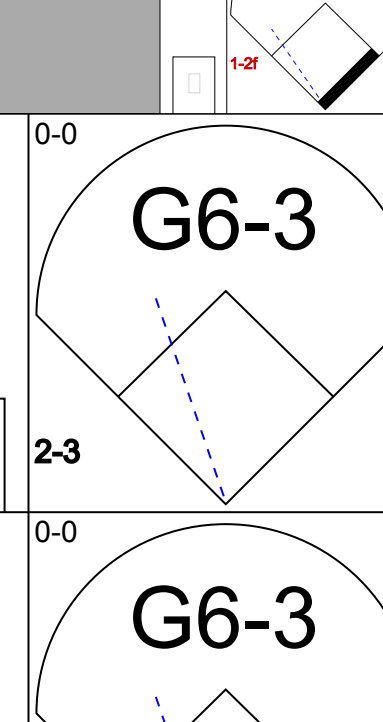
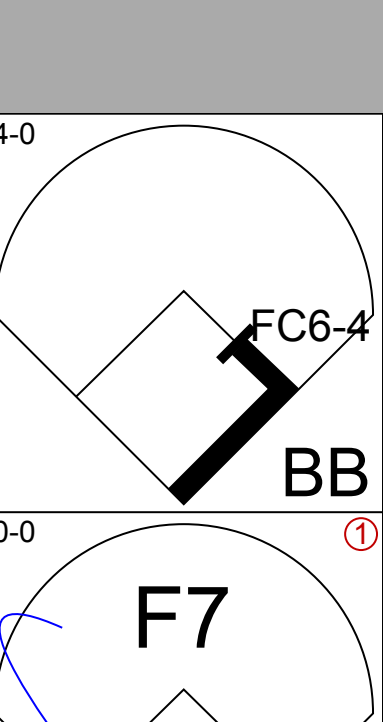
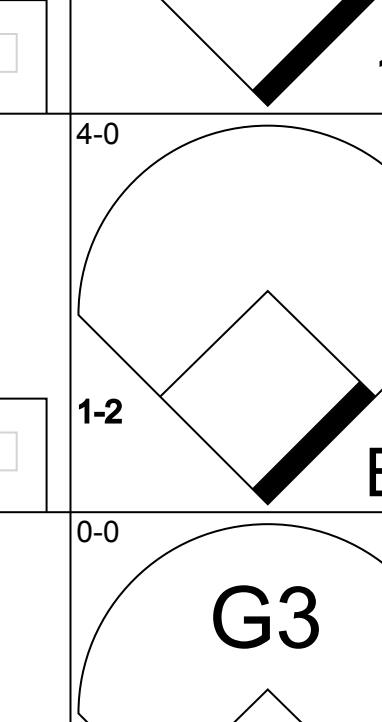
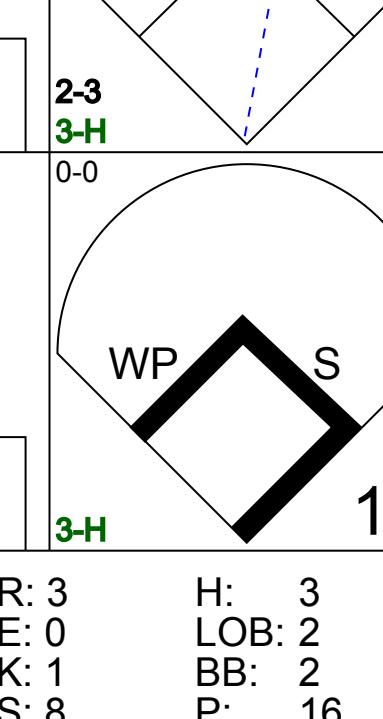
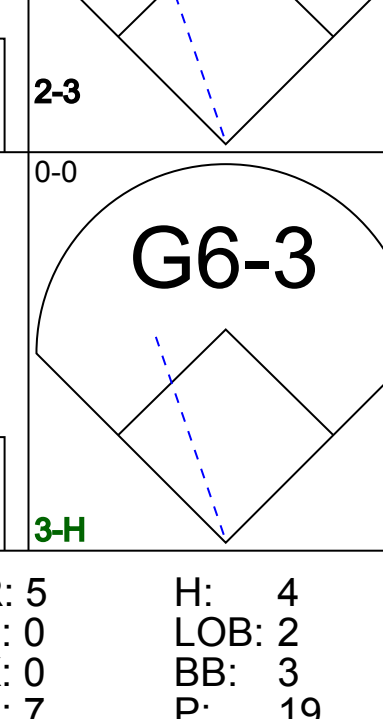
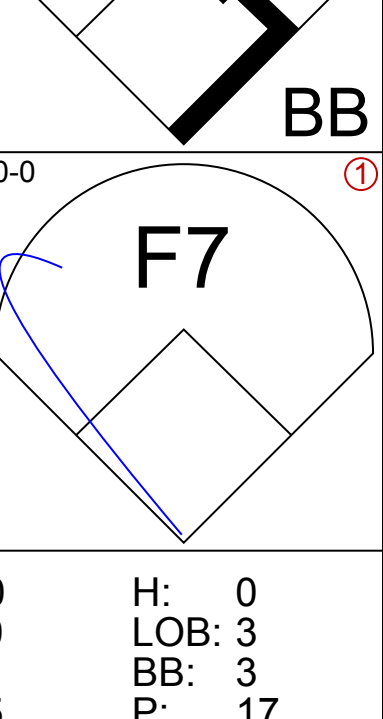
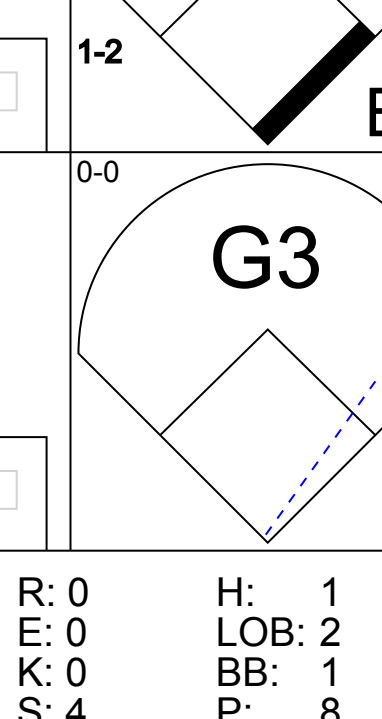
Batter	1	2	3	4	5	6	7	8	9	AB	R	H	RBI	BB	SO	LOB	TOP										
Tony Batista, R OBP: 0.330, SLG: 0.432 (1, 4)	0-1 FC6-4 1B		1-0 G5-3		1-3 K			0-0 2B 1B		4	0	2	0	0	1	1	Oakland Athletics @ Cleveland Indians Jacobs Field, Cleveland, OH Sat Sep 14 1996, 3:33 AM EDT Overcast - 69 F										
Jose Herrera, L OBP: 0.319, SLG: 0.382 Kerwin Moore, S OBP: 0.200, SLG: 0.154 (1, 8)	1-1 FC6-4 HR		1-3 K		2-3 K			1-0 2B		1	1	0	0	0	0	1											
Scott Brosius, R OBP: 0.400, SLG: 0.547 (1, 5)	3-3 K		1-0 G5-3		0-1 L4			4-0 BB		3	0	0	0	1	1												
Mark McGwire, R OBP: 0.472, SLG: 0.751 (1, 3)	0-0 HR			0-3 K		0-0 1B		1-3 K		4	1	2	2	0	2	3											
Geronimo Berroa, R OBP: 0.340, SLG: 0.542 (1, 10)	1-1 G1-3			0-3 K			2-1 G5-3	0-0 P4		4	0	0	0	0	1	3											
Jason Giambi, L OBP: 0.382, SLG: 0.494 (1, 7)		0-0 G4-3		0-1 G4-1			1-1 G4-3		1-0 G6-3	4	0	0	0	0	0	0											
Terry Steinbach, R OBP: 0.329, SLG: 0.511 (1, 2)		1-1 F8			0-0 G4-3		3-2 1B		0-0 F9	4	0	1	0	0	0	0											
Brian Leshar, R OBP: 0.294, SLG: 0.553 (1, 9)		1-2 1B			2-1 P4		2-2 P3		1-1 G6-3	4	0	1	0	0	0	1											
Mike Bordick, R OBP: 0.302, SLG: 0.323 (1, 6)		3-1 G6-3			1-1 1B			2-2 G4-3		3	0	1	0	0	0	1											
Inning Stats	R: 2 E: 0 K: 1 S: 10	H: 2 LOB: 0 BB: 0 P: 15	R: 0 E: 0 K: 0 S: 8	H: 1 LOB: 1 BB: 0 P: 13	R: 0 E: 0 K: 1 S: 5	H: 0 LOB: 0 BB: 0 P: 8	R: 0 E: 0 K: 2 S: 8	H: 0 LOB: 0 BB: 0 P: 8	R: 0 E: 0 K: 1 S: 6	H: 1 LOB: 1 BB: 0 P: 8	R: 0 E: 0 K: 0 S: 11	H: 1 LOB: 1 BB: 0 P: 19	R: 0 E: 0 K: 1 S: 12	H: 2 LOB: 3 BB: 1 P: 20	R: 0 E: 0 K: 0 S: 4	H: 0 LOB: 0 BB: 0 P: 6	1B: 6 2B: 1 3B: 0 HR: 1	SF: 0 SAC: 0 DP: 0 HBP: 0	WP: 0 PB: 0 SB: 1 CS: 0	PA: 35							
PITCHER	IP	WLS	BF	H	R	ER	SO	BB	IBB	HBP	BLK	WP	HR	S	P	ERA	WHIP										
Charles Nagy, R ERA: 3.33 (1, 1)	8.0	W	32	8	2	2	7	1	0	0	0	0	1	68	103	2.25	1.125										
Julian Tavaréz, R ERA: 5.47 (9, 1)	1.0		3	0	0	0	0	0	0	0	0	0	0	4	6	0.00	0.000										



Batter	1	2	3	4	5	6	7	8	9	AB	R	H	RBI	BB	SO	LOB	BOTTOM										
Kenny Lofton, L OBP: 0.371, SLG: 0.451 Ryan Thompson, R OBP: 0.500, SLG: 0.500 (8, PH)	1-1 1B FC4-6		2-0 S G4-3	4-0 2B IBB		1-3 K		1-0 1B		3	3	2	0	1	1	2	Oakland Athletics @ Cleveland Indians Jacobs Field, Cleveland, OH Sat Sep 14 1996, 3:33 AM EDT Overcast - 69 F										
Kevin Seitzer, R OBP: 0.413, SLG: 0.456 (1, 10)	1-2 FC4-6 1B		4-2 G4-3	3-2 BB		1-2 G4-6-3		0-2 G6-4-3 1B		4	0	3	3	1	0	2											
Jim Thome, L OBP: 0.455, SLG: 0.630 Geronimo Pena, S (8, PH)	2-2 FC4-6		0-1 G4-3	4-1 BB		3-3 K		0-0 G6-4-3		3	0	0	2	1	1	2											
Jeff Kent, R OBP: 0.315, SLG: 0.420 (9, 5)	1-2 G4-6-3		1-2 BB				0-0 K		0-0 G6-4-3	0	0	0	0	0	0	2											
Albert Belle, R OBP: 0.403, SLG: 0.621 Brian Giles, L OBP: 0.402, SLG: 0.604 (1, 7)	0-0 G4-6-3		1-0 F8	2-3 K			0-0 HR			4	1	1	0	0	1	3											
Julio Franco, R OBP: 0.413, SLG: 0.492 (1, 3)		1-2 G6-3	1-1 L8		1-0 P4		1-2 HR			4	1	1	2	0	0	1											
Manny Ramirez, R OBP: 0.397, SLG: 0.576 (1, 9)		4-2 FC1-6 BB		2-2 HR	2-3 K		2-2 1B			3	1	2	1	1	1	0											
Sandy Alomar Jr., R OBP: 0.292, SLG: 0.399 (1, 2)	2-2 FC1-6 1B		1-0 SH5-4 1B	1-1 P3		1-2 F9				4	1	1	0	0	0	1											
Omar Vizquel, S OBP: 0.371, SLG: 0.430 Damian Jackson, R OBP: 1.000, SLG: 2.000 (8, PH)	1-1 1B		1-0 SH5-4 1B	1-2 2B 1B		4-2 1B BB		0-1 G4-3 2B		2	1	2	0	1	0	0											
Jose Vizcaino, S OBP: 0.342, SLG: 0.366 Casey Candaele, S OBP: 0.294, SLG: 0.364 (8, PH)	2-2 G3-1		1-1 SH5-4	1-2 2B 1B		2-2 G4-6-3 1B		2-0 G4-3		2	0	1	0	0	0	2											
Inning Stats	R: 1 E: 0 K: 0 S: 9	H: 2 LOB: 0 BB: 0 P: 13	R: 0 E: 0 K: 0 S: 14	H: 1 LOB: 2 BB: 1 P: 24	R: 1 E: 0 K: 0 S: 8	H: 1 LOB: 1 BB: 1 P: 16	R: 4 E: 0 K: 1 S: 17	H: 4 LOB: 1 BB: 2 P: 35	R: 0 E: 0 K: 1 S: 6	H: 0 LOB: 0 BB: 0 P: 10	R: 0 E: 1 K: 1 S: 14	H: 1 LOB: 1 BB: 1 P: 22	R: 2 E: 0 K: 1 S: 18	H: 3 LOB: 0 BB: 0 P: 25	R: 1 E: 0 K: 0 S: 8	H: 3 LOB: 1 BB: 0 P: 11	1B: 10 2B: 3 3B: 0 HR: 2	SF: 0 SAC: 1 DP: 3 HBP: 0	WP: 0 PB: 0 SB: 2 CS: 0	PA: 39							
PITCHER	IP	WLS	BF	H	R	ER	SO	BB	IBB	HBP	BLK	WP	HR	S	P	ERA	WHIP										
Don Wengert, R ERA: 5.35 (1, 1)	3.2	L	21	8	6	6	0	3	1	0	0	0	0	45	83	14.73	3.000										
John Waddell, R ERA: 6.29 (4, 1)	3.1		13	4	2	2	4	1	0	0	0	0	1	41	62	5.40	1.500										
Doug Johns, L ERA: 5.89 (8, 1)	1.0		5	3	1	1	0	0	0	0	0	0	0	8	11	9.00	3.000										



Batter	1	2	3	4	5	6	7	8	9	AB	R	H	RBI	BB	SO	LOB	TOP					
Tony Batista, R OBP: 0.332, SLG: 0.428 (1, 4)										4	1	1	0	1	3	1	Oakland Athletics @ Cleveland Indians Jacobs Field, Cleveland, OH Sat Sep 14 1996, 3:38 AM EDT Att: 42,233 - Cloudy - 61 F					
Rafael Bourquiel, R OBP: 0.299, SLG: 0.309 Terry Steinbach, R OBP: 0.209, SLG: 0.510 (1, 6) (9, PH)										4	1	1	0	0	0	1						
Scott Brosius, R OBP: 0.400, SLG: 0.545 (1, 3) (8, 8)										5	1	2	0	0	1	1						
Mark McGwire, R OBP: 0.475, SLG: 0.757 Kerwin Moore, S OBP: 0.200, SLG: 0.154 (1, 10) (9, PR)										2	2	1	2	2	1	0						
Gerónimo Berroa, R OBP: 0.344, SLG: 0.545 (1, 9)										4	1	3	2	1	0	0						
Matt Stairs, L OBP: 0.352, SLG: 0.574 (1, 7)										5	1	1	2	0	2	7						
Scott Spiezio, S OBP: 0.400, SLG: 0.250 (1, 5)										4	0	1	0	1	0	4						
Ernie Young, R OBP: 0.324, SLG: 0.421 Jason Giambi, L OBP: 0.361, SLG: 0.493 (1, 8) (8, PH) (8, 3)										3	1	1	1	0	2	4						
Izzy Molina, R OBP: 0.240, SLG: 0.292 (1, 2)										4	0	1	1	0	0	0						
Inning Stats	R: 2 E: 0 K: 1 S: 7	H: 2 LOB: 0 BB: 0 P: 7	R: 1 E: 0 K: 1 S: 6	H: 2 LOB: 0 BB: 0 P: 6	R: 0 E: 0 K: 0 S: 2	H: 0 LOB: 0 BB: 1 P: 6	R: 3 E: 0 K: 2 S: 10	H: 3 LOB: 1 BB: 0 P: 11	R: 1 E: 0 K: 2 S: 8	H: 1 LOB: 3 BB: 0 P: 20	R: 0 E: 0 K: 1 S: 5	H: 0 LOB: 0 BB: 0 P: 5	R: 0 E: 0 K: 1 S: 6	H: 1 LOB: 1 BB: 0 P: 6	R: 0 E: 0 K: 1 S: 5	H: 0 LOB: 0 BB: 0 P: 5		R: 1 E: 0 K: 1 S: 8	H: 3 LOB: 3 BB: 1 P: 12	1B: 8 2B: 3 3B: 0 HR: 2	SF: 0 SAC: 0 DP: 2 HBP: 1	WP: 0 PB: 0 SB: 0 CS: 1
PITCHER	IP	WLS	BF	H	R	ER	SO	BB	IBB	HBP	BLK	WP	HR	S	P	ERA	WHIP					
Chad Ogea, R ERA: 5.08 (1, 1)	4.0		19	7	6	6	4	1	0	1	0	0	2	25	30	13.50	2.000					
Danny Graves, R ERA: 4.94 (5, 1)	2.0		10	1	1	1	3	3	0	0	0	0	0	13	25	4.50	2.000					
Eric Plunk, R ERA: 2.39 (7, 1)	2.0	W	7	1	0	0	2	0	0	0	0	0	0	11	11	0.00	0.500					
Jose Mesa, R ERA: 3.72 (9, 1)	1.0	S	7	3	1	1	1	1	0	0	0	0	0	8	12	9.00	4.000					

Batter	1	2	3	4	5	6	7	8	9	AB	R	H	RBI	BB	SO	LOB	BOTTOM				
Kenny Lofton, L OBP: 0.371, SLG: 0.451 (1, 8)										4	1	1	0	1	0	1	Oakland Athletics @ Cleveland Indians Jacobs Field, Cleveland, OH Sat Sep 14 1996, 3:38 AM EDT Att: 42,233 - Cloudy - 61 F				
Omar Vizquel, S OBP: 0.371, SLG: 0.429 (1, 6)										4	1	1	1	1	0	2					
Jim Thome, L OBP: 0.455, SLG: 0.626 (1, 5)										3	1	0	0	2	0	0					
Albert Belle, R OBP: 0.403, SLG: 0.624 (1, 7)										5	2	2	3	0	1	3					
Julio Franco, R OBP: 0.413, SLG: 0.490 (1, 10)										4	0	1	0	1	1	1					
Manny Ramirez, R OBP: 0.399, SLG: 0.580 (1, 9)										3	2	1	1	2	0	1					
Jeff Kent, R OBP: 0.319, SLG: 0.427 (1, 3)										5	2	3	1	0	1	2					
Tony Peña, R OBP: 0.257, SLG: 0.234 (1, 2)										2	0	0	1	2	0	2					
Jose Vizcaino, S OBP: 0.341, SLG: 0.365 (1, 4)										4	0	1	2	0	0	3					
Inning Stats	R: 0 E: 0 K: 0 S: 3	H: 0 LOB: 0 BB: 0 P: 3	R: 3 E: 0 K: 1 S: 8	H: 3 LOB: 2 BB: 2 P: 16	R: 0 E: 0 K: 0 S: 4	H: 1 LOB: 1 BB: 0 P: 4	R: 5 E: 0 K: 0 S: 7	H: 4 LOB: 2 BB: 3 P: 19	R: 0 E: 0 K: 1 S: 5	H: 0 LOB: 3 BB: 3 P: 17	R: 0 E: 0 K: 0 S: 4	H: 1 LOB: 2 BB: 1 P: 8	R: 0 E: 0 K: 0 S: 3	H: 0 LOB: 0 BB: 0 P: 3	R: 1 E: 0 K: 1 S: 6	H: 1 LOB: 0 BB: 0 P: 6		1B: 5 2B: 3 3B: 0 HR: 2	SF: 0 SAC: 0 DP: 0 HBP: 0	WP: 1 PB: 0 SB: 7 CS: 0	PA: 43
PITCHER	IP	WLS	BF	H	R	ER	SO	BB	IBB	HBP	BLK	WP	HR	S	P	ERA	WHIP				
Aaron Small, R ERA: 10.0 (1, 1)	3.2		21	7	7	7	1	3	0	0	0	0	1	3	15	13.50	4.500				
Carlos Reyes, R ERA: 4.99 (4, 1)	0.2		6	1	1	1	0	2	1	0	0	0	0	1	9	0.00	6.000				
Buddy Groom, L ERA: 3.73 (5, 1)	0.1		3	0	0	0	0	2	0	0	0	0	0	1	9	0.00	6.000				
Jim Corsi, R ERA: 4.34 (5, 1)	1.1		6	1	0	0	1	1	0	0	0	0	0	7	11	0.00	1.500				
Mike Moñter, L ERA: 3.51 (7, 1)	1.0		3	0	0	0	0	0	0	0	0	0	0	3	3	0.00	0.000				

AB	37
R	8
H	12
RBI	8
BB	5
SO	10
LOB	19




Batter	1	2	3	4	5	6	7	8	9	10	AB	R	H	RBI	BB	SO	LOB	TOP	
Tony Batista, R OBP: 0.332, SLG: 0.430 (1, 4)	K		1B 2B		5-3	1B			6-3	FC6-4	6	1	2	1	0	1	3		
Jason Giambi, L OBP: 0.360, SLG: 0.490 Kevin Moore, S OBP: 0.200, SLG: 0.154 (9, PR)	L6		L4		F8	1B			5-3		4	0	0	0	1	0	1		
Scott Brosius, R OBP: 0.398, SLG: 0.541 (1, 3)	F7		6-3 WP CS 1B		6-3				K		5	0	1	1	0	2	1		
Geronimo Berroa, R OBP: 0.346, SLG: 0.548 (1, 10)		1B 2B	6-3			1B 2B			6-3	1B BB E	5	3	3	0	0	0	1		
Brian Leshar, R OBP: 0.304, SLG: 0.529 (1, 9)		1B 2B	CS		F8	6-3			K	SH3 E BB	4	1	1	0	1	1	1		
Terry Steinbach, R OBP: 0.329, SLG: 0.515 (1, 2)		K			F7	K			HR	E8 SH3	5	1	2	1	0	2	3		
Scott Spiezio, S OBP: 0.556, SLG: 0.571 (1, 5)		4-3 2B			HR	1B E BB			F7	SH3	3	2	2	2	1	0	0		
Ernie Young, R OBP: 0.328, SLG: 0.430 (9, 7)		4-3			HR	E 1B 1B				FC6-4 IBB	3	2	2	3	2	0	1		
Mike Bordick, R OBP: 0.302, SLG: 0.323 Mark McQuire, R OBP: 0.474, SLG: 0.755 Rafael Bourquard, R OBP: 0.299, SLG: 0.309 (10, PH)	P1				F8	E5 1B 1B			CS	4-3	4	0	1	0	0	0	1		
Inning Stats	R: 0 E: 0 K: 1 S: 5	H: 0 LOB: 0 BB: 0 P: 5	R: 2 E: 0 K: 1 S: 8	H: 3 LOB: 1 BB: 0 P: 8	R: 1 E: 0 K: 0 S: 4	H: 2 LOB: 0 BB: 0 P: 5	R: 2 E: 0 K: 0 S: 5	H: 2 LOB: 0 BB: 0 P: 5	R: 0 E: 0 K: 1 S: 5	H: 0 LOB: 0 BB: 0 P: 5	R: 1 E: 0 K: 1 S: 5	H: 1 LOB: 0 BB: 1 P: 9	R: 0 E: 0 K: 1 S: 5	H: 0 LOB: 1 BB: 1 P: 9	R: 1 E: 1 K: 1 S: 7	H: 2 LOB: 3 BB: 2 P: 15	1B: 9 2B: 3 3B: 0 HR: 2	SF: 0 SAC: 1 DP: 0 HBP: 0	WP: 1 PA: 48
PITCHER	IP WLS BF H R ER SO BB IBB HBP BLK WP HR S P ERA WHIP	IP WLS BF H R ER SO BB IBB HBP BLK WP HR S P ERA WHIP	IP WLS BF H R ER SO BB IBB HBP BLK WP HR S P ERA WHIP	IP WLS BF H R ER SO BB IBB HBP BLK WP HR S P ERA WHIP	IP WLS BF H R ER SO BB IBB HBP BLK WP HR S P ERA WHIP	IP WLS BF H R ER SO BB IBB HBP BLK WP HR S P ERA WHIP	IP WLS BF H R ER SO BB IBB HBP BLK WP HR S P ERA WHIP	IP WLS BF H R ER SO BB IBB HBP BLK WP HR S P ERA WHIP	IP WLS BF H R ER SO BB IBB HBP BLK WP HR S P ERA WHIP	IP WLS BF H R ER SO BB IBB HBP BLK WP HR S P ERA WHIP	IP WLS BF H R ER SO BB IBB HBP BLK WP HR S P ERA WHIP	IP WLS BF H R ER SO BB IBB HBP BLK WP HR S P ERA WHIP	IP WLS BF H R ER SO BB IBB HBP BLK WP HR S P ERA WHIP	IP WLS BF H R ER SO BB IBB HBP BLK WP HR S P ERA WHIP	IP WLS BF H R ER SO BB IBB HBP BLK WP HR S P ERA WHIP	IP WLS BF H R ER SO BB IBB HBP BLK WP HR S P ERA WHIP	IP WLS BF H R ER SO BB IBB HBP BLK WP HR S P ERA WHIP	IP WLS BF H R ER SO BB IBB HBP BLK WP HR S P ERA WHIP	IP WLS BF H R ER SO BB IBB HBP BLK WP HR S P ERA WHIP
Orel Hershiser, R ERA: 4.13 Alan Embree, L ERA: 3.35 Paul Shuey, R ERA: 2.98 Paul Assenmacher, L ERA: 2.27 Jose Mesa, R ERA: 3.66 (1, 1)	6.0 0.1 1.2 1.0 1.0	28 1 6 4 7	11 0 1 0 2	8 0 1 0 1	7 0 2 0 0	3 0 1 0 1	3 0 2 0 1	33 1 9 5 7	37 1 13 9 15	10.50 0.00 5.40 0.00 0.00	2.000 0.000 1.200 1.000 3.000								

Oakland Athletics @ Cleveland Indians
Jacobs Field, Cleveland, OH
Sun Sep 15 1996, 3:33 AM EDT
Att: 42,226 - Overcast - 65 F

livebaseballscorecards.com

AB 40
R 10
H 14
RBI 8
BB 5
SO 7
LOB 15

WP: 1 PA: 48
PB: 0
SB: 0
CS: 2




Batter	1	2	3	4	5	6	7	8	9	10	AB	R	H	RBI	BB	SO	LOB	BOTTOM					
Kenny Lofton, L OBP: 0.372, SLG: 0.450 (1, 8)	4-3		F8	4-3		HR 1B			BB		4	1	1	2	2	0	1						
Kevin Seltzer, R OBP: 0.412, SLG: 0.454 (1, 10)	FC5-4 BB		FC3-6 1B	6-3		K			F9	4-3	5	0	1	0	1	1	5						
Jim Thome, L OBP: 0.452, SLG: 0.627 (1, 5)	K		FC3-6 1-2 2-3			F9			K		6	1	1	2	0	3	4						
Albert Belle, R OBP: 0.404, SLG: 0.622 (1, 7)	FC5-4		P3			FC7-5 BB 1B			FC6-4 1B		5	1	2	0	1	0	3						
Julio Franco, R OBP: 0.414, SLG: 0.486 (1, 3)		K		HR 1B		FC7-5 BB 1B			FC6-4 1B	6-3	5	2	2	0	1	1	1						
Manny Ramirez, R OBP: 0.397, SLG: 0.582 (1, 9)		F9		HR		FC7-5 FC6-4			K		5	1	1	2	0	2	4						
Sandy Alomar Jr., R OBP: 0.294, SLG: 0.392 Brian Giles, L OBP: 0.407, SLG: 0.604 Tony Peña, R OBP: 0.257, SLG: 0.234 (9, PH)				HR		FC6-4			K		4	1	2	0	0	1	2						
Omar Vizquel, S OBP: 0.373, SLG: 0.433 (1, 6)		F9		E 2B		FC6-4			K		0	0	0	0	1	0	0						
Jose Vizcaino, S OBP: 0.342, SLG: 0.366 (1, 4)			FC3-6 1B	SH1-4 4-3 1B		1B 2B			SF7		4	2	3	1	0	0	1						
Inning Stats	R: 0 E: 0 K: 1 S: 5	H: 0 LOB: 1 BB: 1 P: 9	R: 0 E: 0 K: 1 S: 6	H: 1 LOB: 1 BB: 0 P: 6	R: 0 E: 0 K: 0 S: 5	H: 2 LOB: 2 BB: 0 P: 5	R: 4 E: 1 K: 0 S: 7	H: 4 LOB: 0 BB: 0 P: 7	R: 0 E: 0 K: 0 S: 4	H: 1 LOB: 2 BB: 1 P: 8	R: 3 E: 0 K: 1 S: 9	H: 4 LOB: 1 BB: 0 P: 9	R: 0 E: 0 K: 2 S: 7	H: 1 LOB: 0 BB: 0 P: 7	R: 0 E: 0 K: 2 S: 7	H: 0 LOB: 1 BB: 1 P: 11	R: 2 E: 0 K: 1 S: 7	H: 2 LOB: 3 BB: 3 P: 19	R: 0 E: 0 K: 1 S: 5	H: 0 LOB: 0 BB: 0 P: 5	1B: 11 2B: 2 3B: 0 HR: 2	SF: 1 SAC: 1 DP: 0 HBP: 0	WP: 0 PA: 51 PB: 0 SB: 2 CS: 1
PITCHER	IP WLS BF H R ER SO BB IBB HBP BLK WP HR S P ERA WHIP	IP WLS BF H R ER SO BB IBB HBP BLK WP HR S P ERA WHIP	IP WLS BF H R ER SO BB IBB HBP BLK WP HR S P ERA WHIP	IP WLS BF H R ER SO BB IBB HBP BLK WP HR S P ERA WHIP	IP WLS BF H R ER SO BB IBB HBP BLK WP HR S P ERA WHIP	IP WLS BF H R ER SO BB IBB HBP BLK WP HR S P ERA WHIP	IP WLS BF H R ER SO BB IBB HBP BLK WP HR S P ERA WHIP	IP WLS BF H R ER SO BB IBB HBP BLK WP HR S P ERA WHIP	IP WLS BF H R ER SO BB IBB HBP BLK WP HR S P ERA WHIP	IP WLS BF H R ER SO BB IBB HBP BLK WP HR S P ERA WHIP	IP WLS BF H R ER SO BB IBB HBP BLK WP HR S P ERA WHIP	IP WLS BF H R ER SO BB IBB HBP BLK WP HR S P ERA WHIP	IP WLS BF H R ER SO BB IBB HBP BLK WP HR S P ERA WHIP	IP WLS BF H R ER SO BB IBB HBP BLK WP HR S P ERA WHIP	IP WLS BF H R ER SO BB IBB HBP BLK WP HR S P ERA WHIP	IP WLS BF H R ER SO BB IBB HBP BLK WP HR S P ERA WHIP	IP WLS BF H R ER SO BB IBB HBP BLK WP HR S P ERA WHIP	IP WLS BF H R ER SO BB IBB HBP BLK WP HR S P ERA WHIP	IP WLS BF H R ER SO BB IBB HBP BLK WP HR S P ERA WHIP				
Dave Telgheder, R ERA: 4.54 Buddy Groom, L ERA: 3.80 Mark Adre, R ERA: 6.23 Mike Mohler, L ERA: 3.45 Billy Taylor, R ERA: 4.70 (1, 1)	5.2 0.0 1.0 1.1 0.2	29 1 5 4 2	10 1 2 0 2	6 1 0 0 2	3 0 0 0 1	3 0 0 0 0	3 0 0 0 0	33 1 9 7 14	41 1 9 11 6	7.94 ∞ 0.00 0.00 27.00	2.118 ∞ 2.000 0.750 6.000												
Doug Johns, L ERA: 5.89 Carlos Reyes, R ERA: 4.88 (9, 1)	0.0 1.1	1 4	0 0	0 0	0 1	0 0	0 0	0 1	0 0	0 6	0	0	0	0	0	0	6	0.00 0.000	∞ 0.000				

Oakland Athletics @ Cleveland Indians
Jacobs Field, Cleveland, OH
Sun Sep 15 1996, 3:33 AM EDT
Att: 42,226 - Overcast - 65 F

livebaseballscorecards.com

AB 42
R 9
H 15
RBI 8
BB 6
SO 9
LOB 22



Batter	1	2	3	4	5	6	7	8	9	AB	R	H	RBI	BB	SO	LOB	TOP			
Kenny Lofton, L OBP: 0.371, SLG: 0.448 (1, 8)	G4-3		K			K			F8	5	1	1	0	0	2	1	Cleveland Indians @ Chicago White Sox Comiskey Park, Chicago, IL Mon Sep 16 1996, 8:05 PM EDT Att: 25,392 - Unknown - 62 F livebaseballscorecards.com			
Kevin Seitzer, R OBP: 0.417, SLG: 0.457 (1, 10)	F G3 BB		1B 1B 1B			BB 1B 1B			FC4-6 BB	3	1	3	2	2	0	0				
Jim Thome, L OBP: 0.451, SLG: 0.624 (1, 5)	G3		1B 1B			1B BB BB			FC4-6 1B	4	0	1	0	1	1	3				
Albert Belle, R OBP: 0.406, SLG: 0.621 (1, 7)	F7		1B 1B			1B BB			1B 1B	4	0	2	1	1	0	1				
Julio Franco, R OBP: 0.411, SLG: 0.485 (1, 3)	G6-3		P3			G5-4-3 1B			K	5	0	1	1	0	2	5				
Manny Ramirez, R OBP: 0.398, SLG: 0.581 (1, 9)	G4-3 S BB					G5-4-3 1B				3	0	1	0	1	0	3				
Sandy Alomar Jr., R OBP: 0.292, SLG: 0.388 (1, 2)	G4-3					F7			G6-3	4	0	0	0	0	1	2				
Omar Vizquel, S OBP: 0.372, SLG: 0.431 (1, 6)	G3-1					S 1B 1B BB			F9	3	1	0	0	1	0	2				
Jose Vizcaino, S OBP: 0.342, SLG: 0.364 (1, 4)			G1-3			BB 1B BB			K	3	1	0	0	1	1	1				
Inning Stats	R: 0 E: 1 K: 0 S: 7	H: 0 LOB: 1 BB: 1 P: 13	R: 0 E: 0 K: 0 S: 12	H: 0 LOB: 1 BB: 1 P: 20	R: 0 E: 0 K: 1 S: 19	H: 3 LOB: 3 BB: 0 P: 25	R: 0 E: 0 K: 1 S: 6	H: 1 LOB: 0 BB: 0 P: 8	R: 2 E: 0 K: 1 S: 18	H: 2 LOB: 2 BB: 3 P: 35	R: 2 E: 0 K: 1 S: 18	H: 2 LOB: 1 BB: 1 P: 27	R: 0 E: 0 K: 1 S: 7	H: 0 LOB: 0 BB: 0 P: 8	R: 0 E: 0 K: 1 S: 10	H: 1 LOB: 2 BB: 1 P: 20	1B: 9 2B: 0 3B: 0 HR: 0	SF: 0 SAC: 0 DP: 2 HBP: 0	WP: 0 PB: 0 SB: 3 CS: 0	PA: 41
PITCHER	IP	WLS	BF	H	R	ER	SO	BB	IBB	HBP	BLK	WP	HR	S	P	ERA	WHIP			
Wilson Alvarez, L ERA: 4.12 (1, 1)	6.0	L	30	8	4	4	4	6	0	0	0	0	0	80	128	6.00	2.333			
Tony Castillo, L ERA: 3.73 (7, 1)	2.2		9	0	0	0	2	1	0	0	0	0	0	20	30	0.00	0.375			
Roberto Hernandez, R ERA: 1.78 (9, 1)	0.1		2	1	0	0	1	0	0	0	0	0	0	4	5	0.00	3.000			

Batter	1	2	3	4	5	6	7	8	9	AB	R	H	RBI	BB	SO	LOB	BOTTOM			
Tony Phillips, S OBP: 0.410, SLG: 0.406 (1, 7)	2B 1B		G5-3			F7			G4-3	4	1	1	0	0	0	0	Cleveland Indians @ Chicago White Sox Comiskey Park, Chicago, IL Mon Sep 16 1996, 8:05 PM EDT Att: 25,392 - Unknown - 62 F livebaseballscorecards.com			
Dave Martinez, L OBP: 0.390, SLG: 0.454 (1, 8)	F7		K			G6-3			F8	4	0	0	0	0	1	1				
Frank Thomas, R OBP: 0.459, SLG: 0.618 (1, 3)	1H 2B		HR			P3			1B	4	1	3	2	0	0	0				
Harold Baines, L OBP: 0.397, SLG: 0.511 (1, 10)	K		HR			K			F7	4	1	1	1	0	2	2				
Danny Tartabull, R OBP: 0.344, SLG: 0.486 (1, 9)	P2		G4-3			G4-3			G3	4	0	0	0	0	0	1				
Robin Ventura, L OBP: 0.374, SLG: 0.529 (1, 5)	F7					F8			G6-3	4	0	0	0	0	0	0				
Ray Durham, S OBP: 0.350, SLG: 0.495 (1, 4)	S 1B					F8			1B	4	0	2	0	0	0	0				
Don Slaught, R OBP: 0.377, SLG: 0.463 (1, 2)	P3								G5-3	3	0	2	0	0	0	1				
Darren Lewis, R OBP: 0.318, SLG: 0.312 (7, PR)										0	0	0	0	0	0	0				
Pat Borders, R OBP: 0.292, SLG: 0.365 (8, 2)						S1-3 1B				1	0	0	0	0	0	1				
Norberto Martin, R OBP: 0.373, SLG: 0.425 (1, 6)	K					L9			G1-3	3	0	0	0	0	1	3				
Inning Stats	R: 1 E: 0 K: 1 S: 15	H: 2 LOB: 1 BB: 0 P: 21	R: 0 E: 0 K: 1 S: 8	H: 1 LOB: 0 BB: 0 P: 12	R: 2 E: 0 K: 1 S: 10	H: 2 LOB: 0 BB: 0 P: 16	R: 0 E: 0 K: 0 S: 5	H: 1 LOB: 1 BB: 0 P: 7	R: 0 E: 0 K: 0 S: 11	H: 0 LOB: 0 BB: 0 P: 16	R: 0 E: 0 K: 1 S: 8	H: 0 LOB: 0 BB: 0 P: 10	R: 0 E: 0 K: 0 S: 7	H: 1 LOB: 1 BB: 0 P: 10	R: 0 E: 0 K: 0 S: 9	H: 1 LOB: 1 BB: 0 P: 16	1B: 6 2B: 1 3B: 0 HR: 2	SF: 0 SAC: 0 DP: 0 HBP: 0	WP: 0 PB: 0 SB: 1 CS: 0	PA: 35
PITCHER	IP	WLS	BF	H	R	ER	SO	BB	IBB	HBP	BLK	WP	HR	S	P	ERA	WHIP			
Jack McDowell, R ERA: 5.0 (1, 1)	9.0	W	35	9	3	3	4	0	0	0	0	0	2	84	124	3.00	1.000			

Batter	1	2	3	4	5	6	7	8	9	AB	R	H	RBI	BB	SO	LOB	TOP			
Kenny Lofton, L OBP: 0.370, SLG: 0.446 (1, 8)										5	1	1	0	0	0	2	Cleveland Indians @ Chicago White Sox Comiskey Park, Chicago, IL Tue Sep 17 1996, 8:05 PM EDT Att: 18,763 - Unknown - 62 F			
Kevin Seitzer, R OBP: 0.417, SLG: 0.461 (1, 3)										4	1	1	4	1	0	0				
Jim Thome, L OBP: 0.449, SLG: 0.619 (1, 5)										5	1	1	0	0	0	2				
Albert Belle, R OBP: 0.407, SLG: 0.621 (1, 7)										5	2	3	0	0	1	0				
Julio Franco, R OBP: 0.413, SLG: 0.485 (1, 10)										4	2	2	1	1	1	1				
Manny Ramirez, R OBP: 0.401, SLG: 0.585 (1, 9)										5	0	4	3	0	0	1				
Jeff Kent, R OBP: 0.317, SLG: 0.423 (1, 4)										4	0	0	0	0	2	3				
Sandy Alomar Jr., R OBP: 0.295, SLG: 0.391 (1, 2)										5	1	3	0	0	0	1				
Omar Vizquel, S OBP: 0.373, SLG: 0.429 (1, 6)										2	1	0	0	2	0	4				
Inning Stats	R: 3 E: 0 K: 1 S: 9	H: 4 LOB: 1 BB: 0 P: 9	R: 5 E: 0 K: 1 S: 10	H: 6 LOB: 1 BB: 1 P: 14	R: 0 E: 0 K: 0 S: 4	H: 1 LOB: 2 BB: 1 P: 8	R: 0 E: 0 K: 1 S: 5	H: 1 LOB: 0 BB: 0 P: 5	R: 0 E: 0 K: 0 S: 3	H: 0 LOB: 1 BB: 1 P: 7	R: 0 E: 0 K: 0 S: 4	H: 2 LOB: 2 BB: 0 P: 5	R: 0 E: 0 K: 0 S: 3	H: 0 LOB: 0 BB: 0 P: 3	R: 1 E: 0 K: 0 S: 4	H: 1 LOB: 1 BB: 1 P: 8	1B: 13 2B: 2 3B: 0 HR: 1	SF: 0 SAC: 0 DP: 2 HBP: 1	WP: 0 PB: 0 CS: 0	PA: 44
PITCHER	IP WLS BF H R ER SO BB IBB HBP BLK WP HR S P ERA WHIP																			
Alex Fernandez, R ERA: 3.59 (1, 1)	6.1 L 34 13 8 8 4 3 0 1 0 0 1 38 51 11.37 2.526																			
Jeff Darwin, R ERA: 3.2 (7, 1)	0.2 2 1 0 0 0 0 0 0 0 0 0 2 2 0.00 1.500																			
Mike Siroka, L ERA: 8.41 (8, 1)	1.0 3 0 0 0 0 0 0 0 0 0 0 3 3 0.00 0.000																			
Scott Ruffcorn, R ERA: 11.37 (9, 1)	1.0 5 1 1 1 0 1 0 0 0 0 0 4 8 9.00 2.000																			

AB	39
R	9
H	15
RBI	8
BB	4
SO	4
LOB	14



Batter	1	2	3	4	5	6	7	8	9	AB	R	H	RBI	BB	SO	LOB	BOTTOM			
Tony Phillips, S OBP: 0.408, SLG: 0.406 (1, 7)										5	1	1	0	0	0	1	Cleveland Indians @ Chicago White Sox Comiskey Park, Chicago, IL Tue Sep 17 1996, 8:05 PM EDT Att: 18,763 - Unknown - 62 F			
Ray Durham, S OBP: 0.351, SLG: 0.409 (1, 4)										4	1	2	1	0	0	0				
Frank Thomas, R OBP: 0.302, SLG: 0.622 (1, 3)										3	1	1	2	0	0	1				
Mike Robertson, L (9, 3)										0	0	0	0	0	0	0				
Danny Tartabull, R OBP: 0.341, SLG: 0.482 (1, 9)										4	0	0	0	0	2	1				
Lyle Mouton, R OBP: 0.373, SLG: 0.443 (1, 10)										4	0	0	0	0	2	0				
Robin Ventura, L OBP: 0.371, SLG: 0.525 (1, 5)										4	0	0	0	0	0	0				
Pat Borders, R OBP: 0.302, SLG: 0.371 (1, 2)										2	0	2	0	1	0	0				
Dave Martinez, L OBP: 0.391, SLG: 0.457 (9, PH)										1	1	1	0	0	0	0				
Norberto Martin, R OBP: 0.372, SLG: 0.423 (1, 6)										3	0	1	0	0	0	2				
Domingo Cedeno, S OBP: 0.313, SLG: 0.332 (9, PH)										1	0	0	0	0	0	1				
Darren Lewis, R OBP: 0.315, SLG: 0.309 (1, 8)										3	0	0	0	0	0	2				
Harold Baines, L OBP: 0.399, SLG: 0.512 (9, PH)										1	0	1	1	0	0	0				
Inning Stats	R: 1 E: 0 K: 1 S: 6	H: 1 LOB: 0 BB: 0 P: 6	R: 0 E: 0 K: 1 S: 6	H: 1 LOB: 0 BB: 0 P: 6	R: 2 E: 0 K: 0 S: 5	H: 2 LOB: 0 BB: 0 P: 5	R: 0 E: 0 K: 0 S: 5	H: 2 LOB: 2 BB: 0 P: 5	R: 0 E: 0 K: 0 S: 4	H: 1 LOB: 1 BB: 0 P: 4	R: 0 E: 0 K: 0 S: 3	H: 0 LOB: 1 BB: 1 P: 7	R: 0 E: 0 K: 2 S: 7	H: 0 LOB: 0 BB: 0 P: 7	R: 1 E: 0 K: 0 S: 5	H: 2 LOB: 1 BB: 0 P: 5	1B: 5 2B: 2 3B: 1 HR: 1	SF: 1 SAC: 0 DP: 0 HBP: 0	WP: 0 PB: 0 CS: 0	PA: 37
PITCHER	IP WLS BF H R ER SO BB IBB HBP BLK WP HR S P ERA WHIP																			
Brian Anderson, L ERA: 4.94 (1, 1)	6.0 W 26 7 3 3 2 1 0 0 0 0 1 29 33 4.50 1.333																			
Eric Plunk, R ERA: 2.41 (7, 1)	3.0 S 11 2 1 1 2 0 0 0 0 0 0 0 15 15 3.00 0.667																			

AB	35
R	4
H	9
RBI	4
BB	1
SO	4
LOB	8



Batter	1	2	3	4	5	6	7	8	9	AB	R	H	RBI	BB	SO	LOB	TOP										
Casey Candaele, S (1,4) OBP: 0.282, SLG: 0.368										5	1	1	0	0	0	1	Cleveland Indians @ Chicago White Sox Comiskey Park, Chicago, IL Wed Sep 18 1996, 8:05 PM EDT Att: 20,289 - Unknown - 64 F										
Gerónimo Peña, S (1,5) OBP: 0.400, SLG: 1.000										3	1	1	2	1	1	0											
Brian Giles, L (1,9) OBP: 0.402, SLG: 0.591										4	1	1	0	0	1	1											
Manny Ramírez, R (1,10) OBP: 0.400, SLG: 0.582										3	0	0	0	1	1	0											
Nigel Wilson, L (1,7) OBP: 0.333, SLG: 0.625										4	0	1	1	0	2	0											
Jeff Kent, R (1,3) OBP: 0.321, SLG: 0.424										3	1	2	0	1	0	0											
Ryan Thompson, R (1,8) OBP: 0.167, SLG: 0.167										4	0	0	0	0	3	5											
Tony Peña, R (1,2) OBP: 0.251, SLG: 0.228										4	0	0	0	0	1	4											
Damian Jackson, R (1,6) OBP: 0.400, SLG: 0.800										4	0	1	1	0	2	0											
Inning Stats	R: 2 E: 0 K: 1 S: 7	H: 2 LOB: 0 BB: 0 P: 7	R: 0 E: 0 K: 1 S: 5	H: 0 LOB: 0 BB: 0 P: 5	R: 0 E: 0 K: 2 S: 7	H: 0 LOB: 1 BB: 1 P: 11	R: 0 E: 0 K: 1 S: 6	H: 1 LOB: 1 BB: 0 P: 6	R: 0 E: 0 K: 2 S: 7	H: 0 LOB: 0 BB: 0 P: 7	R: 1 E: 0 K: 2 S: 9	H: 2 LOB: 3 BB: 2 P: 17	R: 0 E: 0 K: 0 S: 3	H: 0 LOB: 0 BB: 0 P: 3	R: 0 E: 0 K: 1 S: 5	H: 0 LOB: 0 BB: 0 P: 5	R: 1 E: 0 K: 1 S: 7	H: 2 LOB: 1 BB: 0 P: 7	1B: 4 2B: 2 3B: 0 HR: 1	SF: 0 SAC: 0 DP: 0 HBP: 0	WP: 4 PB: 0 CS: 0	PA: 37					
PITCHER	IP	WLS	BF	H	R	ER	SO	BB	IBB	HBP	BLK	WP	HR	S	P	ERA	WHIP										
James Baldwin, R (1,1) ERA: 4.53	7.0	L	29	5	3	3	9	3	0	0	0	3	1	44	56	3.86	1.143										
41 Bill Simas, R (8,1) ERA: 4.45	2.0		8	2	1	1	2	0	0	0	0	0	0	12	12	4.50	1.000										

Batter	1	2	3	4	5	6	7	8	9	AB	R	H	RBI	BB	SO	LOB	BOTTOM										
Tony Phillips, S (1,7) OBP: 0.409, SLG: 0.407										4	1	2	0	0	0	0	Cleveland Indians @ Chicago White Sox Comiskey Park, Chicago, IL Wed Sep 18 1996, 8:05 PM EDT Att: 20,289 - Unknown - 64 F										
Dave Martínez, L (1,8) OBP: 0.392, SLG: 0.457										3	0	1	0	1	1	0											
Frank Thomas, R (1,3) OBP: 0.456, SLG: 0.618										3	0	0	0	1	0	2											
Harold Baines, L (1,10) OBP: 0.397, SLG: 0.508										3	0	0	0	1	0	2											
Norberto Martín, R (9, PR) OBP: 0.371, SLG: 0.423										0	1	0	0	0	0	0											
Robin Ventura, L (1,5) OBP: 0.372, SLG: 0.527										4	1	2	0	0	1	1											
Danny Tartabull, R (1,9) OBP: 0.342, SLG: 0.484										4	0	2	1	0	1	2											
Ray Durham, S (1,4) OBP: 0.350, SLG: 0.407										3	0	0	0	1	1	3											
Don Slaught, R (1,2) OBP: 0.377, SLG: 0.462										3	0	1	0	0	0	4											
Domingo Cedeño, S (9, PH) OBP: 0.315, SLG: 0.354										1	0	1	1	0	0	0											
Ozzie Guillen, L (1,6) OBP: 0.275, SLG: 0.365										2	0	0	0	0	1	1											
Lyle Mouton, R (7, PH) OBP: 0.371, SLG: 0.441										1	0	0	0	0	0	1											
Greg Norton, S (8,6) OBP: 0.316, SLG: 0.375										1	0	0	0	0	1	1											
Inning Stats	R: 1 E: 0 K: 0 S: 4	H: 2 LOB: 1 BB: 1 P: 8	R: 0 E: 0 K: 2 S: 8	H: 1 LOB: 0 BB: 0 P: 8	R: 0 E: 0 K: 0 S: 3	H: 2 LOB: 2 BB: 1 P: 8	R: 0 E: 0 K: 0 S: 4	H: 2 LOB: 2 BB: 1 P: 8	R: 0 E: 0 K: 0 S: 3	H: 1 LOB: 1 BB: 1 P: 7	R: 0 E: 0 K: 2 S: 7	H: 0 LOB: 0 BB: 0 P: 7	R: 0 E: 0 K: 0 S: 3	H: 1 LOB: 0 BB: 0 P: 3	R: 0 E: 0 K: 1 S: 5	H: 0 LOB: 0 BB: 0 P: 5	R: 2 E: 0 K: 1 S: 7	H: 2 LOB: 1 BB: 1 P: 11	1B: 7 2B: 3 3B: 0 HR: 0	SF: 0 SAC: 0 DP: 4 HBP: 0	WP: 0 PB: 2 CS: 0	PA: 36					
PITCHER	IP	WLS	BF	H	R	ER	SO	BB	IBB	HBP	BLK	WP	HR	S	P	ERA	WHIP										
Albie Lopez, R (1,1) ERA: 6.11	5.0	W	21	6	1	0	2	3	0	0	0	0	0	14	14	0.00	0.375										
Kent Mercker, L (6,1) ERA: 6.85	2.2		8	1	0	0	3	0	0	0	0	0	0	14	14	0.00	0.375										
Julian Tavarez, R (8,1) ERA: 5.45	0.1		1	0	0	0	0	0	0	0	0	0	0	1	1	0.00	0.000										
Jose Mesa, R (9,1) ERA: 3.88	1.0	S	6	2	2	2	1	1	0	0	0	0	0	7	11	18.00	3.000										

Batter	1	2	3	4	5	6	7	8	9	AB	R	H	RBI	BB	SO	LOB	TOP										
Jose Offerman, S (1, 4) OBP: 0.374, SLG: 0.408	0-1 F9 E 1B		0-1 F7			3-2 F8		3-3 K		4	0	1	0	0	1	0	Kansas City Royals @ Cleveland Indians Jacobs Field, Cleveland, OH Thu Sep 19 1996, 7:05 PM EDT Att: 42,297 - Unknown - 65 F livebaseballscorecards.com										
Rod Myers, L (1, 8) OBP: 0.294, SLG: 0.469	1-0 F9		2-0 F7			0-1 F8		3-2 G3		4	0	0	0	0	0	1											
Keith Lockhart, L (1, 5) OBP: 0.323, SLG: 0.405 Joe Randa, R (9, PH) OBP: 0.344, SLG: 0.419	1-1 SAFE F9		2-2 G1-4-3			0-3 K		2-3 K		3	0	0	0	0	1	1											
Bip Roberts, S (1, 7) OBP: 0.331, SLG: 0.356	0-1 G4-3		1-1 G4-3			2-2 G2-3		0-1 G4-3		4	0	0	0	0	0	1											
Mike Macfarlane, R (1, 2) OBP: 0.331, SLG: 0.499		0-0 G5-3		4-1 BB		1-1 F7				2	0	0	0	1	0	0											
Jon Nunnally, L (1, 9) OBP: 0.310, SLG: 0.493	1-3 K		3-3 K			2-3 K				3	0	0	0	0	3	1											
Craig Paquette, R (1, 3) OBP: 0.308, SLG: 0.469	1-1 2B					0-0 F8		1-1 HR		3	1	2	1	0	0	0											
Chris Stynes, R (1, 10) OBP: 0.299, SLG: 0.341	2-2 G6-3					1-2 G5-3		0-0 F9		3	0	0	0	0	0	1											
David Howard, S (1, 6) OBP: 0.292, SLG: 0.314			3-2 G4-3			2-3 K		0-0 G6-3		3	0	0	0	0	1	0											
Inning Stats	R: 0 E: 1 K: 0 S: 7	H: 1 LOB: 1 BB: 0 P: 9	R: 0 E: 0 K: 1 S: 12	H: 1 LOB: 1 BB: 0 P: 16	R: 0 E: 0 K: 1 S: 7	H: 0 LOB: 0 BB: 0 P: 12	R: 0 E: 0 K: 1 S: 9	H: 0 LOB: 1 BB: 1 P: 19	R: 0 E: 0 K: 1 S: 9	H: 0 LOB: 0 BB: 0 P: 12	R: 0 E: 0 K: 1 S: 8	H: 0 LOB: 0 BB: 0 P: 11	R: 0 E: 0 K: 1 S: 8	H: 0 LOB: 0 BB: 0 P: 13	R: 1 E: 0 K: 1 S: 9	H: 1 LOB: 0 BB: 0 P: 13		R: 0 E: 0 K: 1 S: 9	H: 0 LOB: 0 BB: 0 P: 14	1B: 1 2B: 1 3B: 0 HR: 1	SF: 0 SAC: 0 DP: 0 HBP: 0	WP: 0 PB: 0 SB: 0 CS: 0	PA: 31				
PITCHER	IP	WLS	BF	H	R	ER	SO	BB	IBB	HBP	BLK	WP	HR	S	P	ERA	WHIP										
Chad Ogea, R (1, 1) ERA: 4.84	8.0	W	28	3	1	1	6	1	0	0	0	0	1	69	105	1.12	0.500										
Paul Assenmacher, L (9, 1) ERA: 2.22	1.0		3	0	0	0	1	0	0	0	0	0	0	9	14	0.00	0.000										

Batter	1	2	3	4	5	6	7	8	9	AB	R	H	RBI	BB	SO	LOB	BOTTOM										
Kenny Lofton, L (1, 8) OBP: 0.369, SLG: 0.445	1-0 G6-3		0-0 SH1-3			3-2 L3		1B		4	1	1	0	0	0	1	Kansas City Royals @ Cleveland Indians Jacobs Field, Cleveland, OH Thu Sep 19 1996, 7:05 PM EDT Att: 42,297 - Unknown - 65 F livebaseballscorecards.com										
Kevin Seitzer, R (1, 10) OBP: 0.416, SLG: 0.460	2-3 K		1-1 F9			1-1 F8		0-0 1B BB FC6-2 1B		4	0	1	0	0	1	1											
Jim Thome, L (1, 5) OBP: 0.449, SLG: 0.617	4-1 BB		2-3 K			3-3 K		4-2 FC6-2 1B 1B BB		2	1	0	0	2	2	1											
Albert Belle, R (1, 7) OBP: 0.408, SLG: 0.620	0-0 G1-3					4-0 2B BB		1-0 1B FC6-2 2B 1B		3	2	1	1	1	0	1											
Julio Franco, R (1, 3) OBP: 0.410, SLG: 0.480		0-1 F9		0-3 SAFE SAFE K		2-2 G4-3		2-2 FC6-2 1B 2B		4	1	0	0	0	1	4											
Brian Giles, L (1, 9) OBP: 0.412, SLG: 0.602	4-1 G5-3 BB			2-2 SAFE 1B 2B		1-1 P5		1-0 2B 2B 1B		3	2	2	2	1	0	0											
Sandy Alomar Jr., R (1, 2) OBP: 0.299, SLG: 0.392	0-1 SAFE G5-3		0-0 G6-3			1-3 K		1-2 2B 2B 1B		4	1	1	2	0	1	2											
Jeff Kent, R (1, 4) OBP: 0.323, SLG: 0.424	1-3 K		1-2 2H 1B			1-2 F9		4-1 2B BB		3	1	1	1	1	1	1											
Omar Vizquel, S (1, 6) OBP: 0.374, SLG: 0.432			0-0 SH1-3 1B			0-0 G3		0-2 L7-4 2B		4	0	2	3	0	0	1											
Inning Stats	R: 0 E: 0 K: 1 S: 7	H: 0 LOB: 1 BB: 1 P: 14	R: 0 E: 0 K: 1 S: 8	H: 0 LOB: 1 BB: 1 P: 13	R: 0 E: 1 K: 1 S: 7	H: 1 LOB: 0 BB: 0 P: 10	R: 2 E: 0 K: 1 S: 14	H: 2 LOB: 1 BB: 1 P: 22	R: 0 E: 0 K: 0 S: 6	H: 0 LOB: 0 BB: 0 P: 10	R: 0 E: 0 K: 1 S: 9	H: 0 LOB: 0 BB: 0 P: 14	R: 7 E: 0 K: 0 S: 22	H: 6 LOB: 0 BB: 2 P: 36	R: 0 E: 0 K: 1 S: 9	H: 0 LOB: 0 BB: 0 P: 14		1B: 6 2B: 4 3B: 0 HR: 0	SF: 0 SAC: 1 DP: 1 HBP: 0	WP: 0 PB: 0 SB: 0 CS: 0	PA: 37						
PITCHER	IP	WLS	BF	H	R	ER	SO	BB	IBB	HBP	BLK	WP	HR	S	P	ERA	WHIP										
Kevin Appier, R (1, 1) ERA: 3.64	7.1	L	33	7	7	7	6	4	0	0	0	0	0	71	118	8.59	1.500										
Rick Huisman, R (8, 1) ERA: 4.29	0.0		2	1	0	0	0	1	0	0	0	0	0	5	11	∞	∞										
Jason Jacome, L (8, 1) ERA: 4.37	0.2		2	1	2	2	0	0	0	0	0	0	0	6	6	27.00	1.500										

Batter	1	2	3	4	5	6	7	8	9	AB	R	H	RBI	BB	SO	LOB	TOP								
Jose Offerman, S OBP: 0.374, SLG: 0.408 (1, 3) (7, 4)										5	1	2	0	0	1	3									
Rod Myers, L OBP: 0.282, SLG: 0.417 (1, 8)										4	0	0	0	1	1	4									
Bip Roberts, S OBP: 0.335, SLG: 0.363 (1, 7)										5	2	3	1	0	2	0									
Mike Macfarlane, R OBP: 0.337, SLG: 0.500 Tom Goodwin, L OBP: 0.334, SLG: 0.330 (9, PR)										3	1	2	1	2	1	1									
Jon Nunnally, L OBP: 0.337, SLG: 0.513 (1, 9)										3	2	2	0	2	1	0									
29 Mike Sweeney, R OBP: 0.345, SLG: 0.372 (1, 2)										5	0	2	2	0	1	6									
Keith Lockhart, L OBP: 0.321, SLG: 0.402 Kevin Young, R OBP: 0.308, SLG: 0.484 (7, PH)										3	0	0	0	0	0	4									
Joe Randa, R OBP: 0.346, SLG: 0.420 (1, 5)										4	0	2	0	0	1	1									
David Howard, S OBP: 0.292, SLG: 0.311 (1, 6)										3	0	0	0	1	0	2									
Inning Stats	R: 3 E: 0 K: 1 S: 20	H: 3 LOB: 1 BB: 1 P: 36	R: 0 E: 0 K: 0 S: 13	H: 1 LOB: 1 BB: 0 P: 17	R: 1 E: 0 K: 1 S: 14	H: 3 LOB: 1 BB: 0 P: 23	R: 0 E: 0 K: 2 S: 11	H: 1 LOB: 1 BB: 0 P: 16	R: 0 E: 0 K: 2 S: 12	H: 2 LOB: 2 BB: 0 P: 22	R: 0 E: 1 K: 1 S: 8	H: 1 LOB: 1 BB: 0 P: 13	R: 2 E: 0 K: 0 S: 16	H: 3 LOB: 1 BB: 1 P: 27	R: 0 E: 0 K: 0 S: 8	H: 0 LOB: 0 BB: 2 P: 19	R: 0 E: 0 K: 1 S: 10	H: 0 LOB: 2 BB: 2 P: 20	1B: 10 2B: 4 3B: 0 HR: 0	SF: 0 SAC: 0 DP: 1 HBP: 0	WP: 0 PB: 0 SB: 4 CS: 2	PA: 43			
PITCHER	IP	WLS	BF	H	R	ER	SO	BB	IBB	HBP	BLK	WP	HR	S	P	ERA	WHIP								
Charles Nagy, R ERA: 3.42	5.0	L	25	10	4	4	6	1	0	0	0	0	0	70	114	7.20	2.200								
Danny Graves, R ERA: 5.33	6.1		8	3	2	2	1	1	0	0	0	0	0	14	26	10.80	2.400								
Alan Embree, L ERA: 6.07	7.1		5	1	0	0	0	2	0	0	0	0	0	18	33	0.00	2.250								
Paul Shuey, R ERA: 2.92	9.1		4	0	0	0	1	2	0	0	0	0	0	10	20	0.00	2.000								

Kansas City Royals @ Cleveland Indians
Jacobs Field, Cleveland, OH
Fri Sep 20 1996, 7:05 PM EDT
Att: 42,358 - Unknown - 67 F

AB 36
R 6
H 14
RBI 6
BB 6
SO 8
LOB 21

Batter	1	2	3	4	5	6	7	8	9	AB	R	H	RBI	BB	SO	LOB	BOTTOM								
Kenny Lofton, L OBP: 0.368, SLG: 0.443 (1, 8)										4	1	1	0	0	1	0									
Kevin Seitzer, R OBP: 0.416, SLG: 0.462 (1, 3)										4	0	2	0	0	0	1									
Jim Thome, L OBP: 0.450, SLG: 0.615 (1, 5)										3	0	1	1	1	1	1									
Albert Belle, R OBP: 0.407, SLG: 0.616 (1, 7)										3	0	0	0	1	1	4									
Julio Franco, R OBP: 0.409, SLG: 0.477 (1, 10)										3	0	0	0	1	0	2									
Manny Ramirez, R OBP: 0.401, SLG: 0.580 (1, 9)										3	1	1	0	0	0	2									
Sandy Alomar Jr., R OBP: 0.299, SLG: 0.390 Nigel Wilson, L OBP: 0.300, SLG: 0.556 (9, PH)										2	1	0	0	1	0	0									
Jeff Kent, R OBP: 0.323, SLG: 0.430 Brian Giles, L OBP: 0.409, SLG: 0.596 (9, PH)										3	1	1	3	0	0	0									
Omar Vizquel, S OBP: 0.372, SLG: 0.429 (1, 6)										3	0	0	0	0	0	0									
Inning Stats	R: 0 E: 0 K: 1 S: 10	H: 1 LOB: 0 BB: 0 P: 18	R: 0 E: 0 K: 0 S: 5	H: 0 LOB: 0 BB: 0 P: 9	R: 0 E: 0 K: 1 S: 9	H: 0 LOB: 0 BB: 0 P: 13	R: 0 E: 0 K: 1 S: 10	H: 1 LOB: 1 BB: 1 P: 16	R: 3 E: 0 K: 0 S: 15	H: 2 LOB: 0 BB: 1 P: 23	R: 0 E: 0 K: 0 S: 10	H: 0 LOB: 0 BB: 2 P: 21	R: 0 E: 0 K: 0 S: 7	H: 0 LOB: 0 BB: 0 P: 11	R: 1 E: 0 K: 0 S: 8	H: 2 LOB: 0 BB: 0 P: 13	R: 0 E: 0 K: 1 S: 12	H: 0 LOB: 1 BB: 0 P: 19	1B: 4 2B: 1 3B: 0 HR: 1	SF: 0 SAC: 0 DP: 3 HBP: 1	WP: 0 PB: 0 SB: 0 CS: 0	PA: 35			
PITCHER	IP	WLS	BF	H	R	ER	SO	BB	IBB	HBP	BLK	WP	HR	S	P	ERA	WHIP								
Brian Bevil, R ERA: 6.75	5.0	W	20	4	3	3	3	2	0	0	0	0	0	49	79	5.40	1.200								
Hipolito Pichardo, R ERA: 5.62	6.1		11	2	1	1	0	2	0	0	0	0	0	25	45	3.00	1.333								
Jaime Bluma, R ERA: 2.94	9.1	S	4	0	0	0	1	0	0	1	0	0	0	12	19	0.00	0.000								

Kansas City Royals @ Cleveland Indians
Jacobs Field, Cleveland, OH
Fri Sep 20 1996, 7:05 PM EDT
Att: 42,358 - Unknown - 67 F

AB 30
R 4
H 6
RBI 4
BB 4
SO 4
LOB 12

Batter	1	2	3	4	5	6	7	8	9	AB	R	H	RBI	BB	SO	LOB	TOP										
Jose Offerman, S (1, 4) OBP: 0.374, SLG: 0.407 (8, 6)	1-1 G4-3		4-1 1B 2B BB		2-1 F7		0-1 FC3-6 BB 1B	1-2 L8		4	1	1	0	1	0	1											
Rod Myers, L (1, 8) OBP: 0.318, SLG: 0.425	2-3 K		1-1 2B 1B		2-2 FC1-6 1B		4-0 FC3-6 BB	1-3 K		4	0	2	0	1	2	0											
Bip Roberts, S (1, 7) OBP: 0.336, SLG: 0.365 (8, 4)	1-2 G3		1-2 2B		2-2 FC1-6		0-0 FC3-6 BB	1-2 FC6-4 HBP		4	0	1	1	0	0	3											
Chris Stynes, R (9, FR) OBP: 0.299, SLG: 0.341			1-3 2B		1-2 K		1-2 2-3			0	0	0	0	0	0	0											
Bob Hamelin, L (1, 10) OBP: 0.393, SLG: 0.437		1-3 K	4-0 FC5-4 IBB		1-3 K		4-1 1B	1-2 P4		3	0	0	0	2	2	2											
Craig Paquette, R (1, 3) OBP: 0.305, SLG: 0.463		1-3 K	1-2 FC5-4		0-0 F7		0-0 G4-3	0-1 FC6-4		5	0	0	0	0	1	7											
Kevin Young, R (1, 9) OBP: 0.303, SLG: 0.473 Jon Nunnally, L (8, PH) OBP: 0.344, SLG: 0.519 (8, 7)		3-3 K		1-2 G6-3		2-2 G6-3		2-2 2B 29 SF7 1B		3	0	0	0	0	1	0											
Keith Lockhart, L (1, 5) OBP: 0.322, SLG: 0.408			2-0 29 G4-3 WP 2B		0-1 F9		2-3 K	0-2 2B		4	1	2	0	0	1	0											
29 Mike Sweeney, R (1, 2) OBP: 0.347, SLG: 0.391			1-2 G4-3		0-1 E1		1-1 HR	2-2 SF7		3	1	1	2	0	0	1											
David Howard, S (1, 6) OBP: 0.290, SLG: 0.309 Johnny Damon, L (8, PH) OBP: 0.313, SLG: 0.366 (8, 9)			2-2 G4-3		0-0 F9		0-0 G4-3	2-3 K		3	0	0	0	0	0	2											
Inning Stats	R: 0 E: 0 K: 1 S: 10	H: 0 LOB: 0 BB: 0 P: 14	R: 0 E: 0 K: 3 S: 9	H: 0 LOB: 0 BB: 0 P: 14	R: 2 E: 0 K: 0 S: 17	H: 3 LOB: 3 BB: 2 P: 32	R: 0 E: 1 K: 0 S: 8	H: 0 LOB: 1 BB: 0 P: 9	R: 0 E: 0 K: 1 S: 13	H: 0 LOB: 0 BB: 0 P: 11	R: 1 E: 0 K: 0 S: 8	H: 2 LOB: 3 BB: 2 P: 17	R: 1 E: 0 K: 1 S: 16	H: 2 LOB: 1 BB: 0 P: 23	R: 0 E: 0 K: 1 S: 12	H: 0 LOB: 1 BB: 0 P: 15	1B: 4 2B: 3 3B: 0 HR: 1	SF: 1 SAC: 0 DP: 0 HBP: 1	WP: 1 PB: 0 SB: 0 CS: 0	PA: 41							
PITCHER	IP	WLS	BF	H	R	ER	SO	BB	IBB	HBP	BLK	WP	HR	S	P	ERA	WHIP										
Orel Hershiser, R (1, 1) ERA: 4.12	7.0	W	32	6	3	3	6	3	1	0	0	1	1	72	117	3.86	1.286										
Eric Plunk, R (8, 1) ERA: 2.5	1.0		5	2	1	1	1	0	0	0	0	0	0	16	23	9.00	2.000										
Jose Mesa, R (9, 1) ERA: 3.82	1.0		4	0	0	0	1	0	0	1	0	0	0	12	15	0.00	0.000										

Kansas City Royals @ Cleveland Indians
Jacobs Field, Cleveland, OH
Sat Sep 21 1996, 3:33 AM EDT
Att. 42,339 - Overcast - 75 F

livebaseballscorecards.com

AB 35
R 4
H 8
RBI 3
BB 4
SO 8
LOB 17



Batter	1	2	3	4	5	6	7	8	9	AB	R	H	RBI	BB	SO	LOB	BOTTOM										
Damian Jackson, R (1, 6) OBP: 0.300, SLG: 0.500	2-2 F9			0-1 HR 1B	0-2 G5-3		2-3 K			5	1	1	0	0	2	5											
Kevin Seitzer, R (1, 10) OBP: 0.414, SLG: 0.461	2-2 2B		2-3 K	1-1 L8		2-0 G5-3		2-3 K		5	0	1	0	0	2	2											
Jim Thome, L (1, 5) OBP: 0.453, SLG: 0.621 Geronimo Pena, S (9, 5) OBP: 0.400, SLG: 1.000	2-2 G6-3		4-2 FC6-5 1B BB	1-2 1H 3H HR		4-0 G5-4-3 BB		4-0 1B BB		2	2	1	3	3	0	1											
Albert Belle, R (1, 7) OBP: 0.407, SLG: 0.615 Brian Giles, L (8, FR) OBP: 0.409, SLG: 0.596 (9, 7)	2-0 F8		1-2 FC6-5 1B	0-0 G5-3		1-1 G5-4-3		1-0 1B SF9 1B		5	0	2	0	0	0	2											
Julio Franco, R (1, 3) OBP: 0.411, SLG: 0.477 Casey Candaele, S (8, FR) OBP: 0.282, SLG: 0.368 (9, 4)		0-1 G6-3	3-0 FC6-5		0-2 PB BB 1B		4-0 2B BB	0-2 E7 SF9 HR 1B		4	2	2	1	1	0	2											
Manny Ramirez, R (1, 9) OBP: 0.401, SLG: 0.578		1-1 1B 1B	3-2 F9		1-3 K		3-2 F8	4-0 HR IBB		4	2	1	0	1	1	4											
Jeff Kent, R (1, 4) OBP: 0.328, SLG: 0.439 (9, 3)		0-0 1B 1B		0-1 G5-3 1B 2B	4-0 1B PB BB		1-1 1B SF8 2B	2-0 SF9		3	2	3	2	1	0	0											
Ryan Thompson, R (1, 8) OBP: 0.273, SLG: 0.545		1-0 P8		0-1 G5-3	1-3 K		1-2 1B 2B	1-0 HR		5	1	2	3	0	1	5											
Tony Peña, R (1, 2) OBP: 0.261, SLG: 0.241		1-2 1B		0-2 L8 HR 1B	0-2 K		0-1 SF8	2-1 G6-3		4	1	3	4	0	0	2											
Inning Stats	R: 0 E: 0 K: 0 S: 11	H: 1 LOB: 1 BB: 0 P: 19	R: 1 E: 0 K: 1 S: 12	H: 3 LOB: 2 BB: 0 P: 17	R: 0 E: 0 K: 1 S: 14	H: 1 LOB: 1 BB: 1 P: 27	R: 4 E: 0 K: 0 S: 15	H: 4 LOB: 0 BB: 0 P: 17	R: 1 E: 0 K: 2 S: 18	H: 2 LOB: 2 BB: 1 P: 24	R: 0 E: 0 K: 0 S: 3	H: 0 LOB: 0 BB: 1 P: 10	R: 2 E: 0 K: 1 S: 16	H: 2 LOB: 1 BB: 1 P: 27	R: 5 E: 1 K: 1 S: 11	H: 3 LOB: 2 BB: 2 P: 27	1B: 11 2B: 3 3B: 0 HR: 2	SF: 2 SAC: 0 DP: 1 HBP: 0	WP: 0 PB: 1 SB: 1 CS: 0	PA: 45							
PITCHER	IP	WLS	BF	H	R	ER	SO	BB	IBB	HBP	BLK	WP	HR	S	P	ERA	WHIP										
50 José Rosado, L (1, 1) ERA: 3.1	4.0	L	22	5	5	5	2	1	0	0	0	0	0	0	0	11.25	2.500										
Jeff Granger, L (5, 1) ERA: 7.2	2.0		9	2	1	0	2	2	0	0	0	0	0	21	34	0.00	2.000										
Rick Huisman, R (7, 1) ERA: 4.76	1.0		6	2	2	2	1	1	0	0	0	0	0	16	27	18.00	3.000										
Mike Magnante, L (8, 1) ERA: 5.67	1.0		8	3	5	5	1	1	1	0	0	0	1	11	27	45.00	4.000										

Kansas City Royals @ Cleveland Indians
Jacobs Field, Cleveland, OH
Sat Sep 21 1996, 3:33 AM EDT
Att. 42,339 - Overcast - 75 F

livebaseballscorecards.com

AB 37
R 13
H 16
RBI 13
BB 6
SO 6
LOB 23



Batter	1	2	3	4	5	6	7	8	9	AB	R	H	RBI	BB	SO	LOB	TOP										
Jose Offerman, S OBP: 0.377, SLG: 0.413	4-2 S SF7 BB		1-2 3B		2-2 1B 1-2 3-H G3-1 1B		0-0 2B 1B		1-3 K	4	3	3	1	1	1	0											
Joe Randa, R OBP: 0.348, SLG: 0.424	1-0 F9		0-1 G6-3		2-2 G3-1 1-3 2-H 1B		1-2 2B			4	0	2	2	0	0	2											
Rod Myers, L OBP: 0.313, SLG: 0.395	4-2 S 1-3 BB		3-2 F8		2-2 G3-1 2-3 3-H 1B		0-0 F8			3	0	0	1	1	0	3											
Craig Paquette, R OBP: 0.302, SLG: 0.459	1-1 SF7			2-0 F9	2-3 3-H F8		0-3 K			3	0	0	1	0	1	2											
Jon Nunnally, L OBP: 0.333, SLG: 0.500 Bip Roberts, S OBP: 0.338, SLG: 0.367	2-1 G6-3			0-3 K	0-0 G3		1-0 G4-6-3 1B			3	0	0	0	0	1	1											
Chris Stynes, R OBP: 0.286, SLG: 0.326		0-0 G4-3		0-3 K	0-1 G4-3		2-0 G4-6-3 1-2f			4	0	0	0	0	1	1											
Johnny Damon, L OBP: 0.370 Kevin Young, R OBP: 0.303, SLG: 0.473 Bob Hamelin, L OBP: 0.391, SLG: 0.435 Les Norman, R OBP: 0.236, SLG: 0.125	0-0 G6-3			3-1 G3 1B	0-1 FC5-4 1B		1-2 F8			3	1	2	0	0	0	0											
Mike Macfarlane, R OBP: 0.333, SLG: 0.495	1-3 K			2-2 G3	1-0 FC5-4		2-3 K			4	0	0	0	0	2	2											
David Howard, S OBP: 0.290, SLG: 0.308 Keith Lockhart, L OBP: 0.322, SLG: 0.407			0-1 B5-3		4-2 1B 1B BB		1-3 K		0-0 6-3	2	1	0	0	1	1	0											
Inning Stats	R: 1 E: 0 K: 0 S: 12	H: 0 LOB: 1 BB: 2 P: 24	R: 0 E: 0 K: 1 S: 5	H: 0 LOB: 0 BB: 0 P: 6	R: 0 E: 0 K: 0 S: 11	H: 1 LOB: 1 BB: 0 P: 15	R: 0 E: 0 K: 2 S: 7	H: 0 LOB: 0 BB: 0 P: 9	R: 3 E: 0 K: 0 S: 18	H: 3 LOB: 1 BB: 1 P: 36	R: 0 E: 0 K: 0 S: 7	H: 1 LOB: 1 BB: 0 P: 7	R: 1 E: 0 K: 2 S: 11	H: 2 LOB: 0 BB: 0 P: 13	R: 0 E: 0 K: 0 S: 5	H: 1 LOB: 0 BB: 0 P: 9	R: 0 E: 0 K: 2 S: 8	H: 0 LOB: 0 BB: 0 P: 11	1B: 5 2B: 2 3B: 1 HR: 0	SF: 1 SAC: 0 DP: 1 HBP: 0	WP: 0 PB: 0 SB: 3 CS: 0	PA: 37					
PITCHER	IP	WLS	BF	H	R	ER	SO	BB	IBB	HBP	BLK	WP	HR	S	P	ERA	WHIP										
Jack McDowell, R ERA: 5.05	7.0	W	31	7	5	5	5	3	0	0	0	0	0	71	110	6.43	1.429										
Paul Assenmacher, L ERA: 2.18	0.2		2	1	0	0	0	0	0	0	0	0	0	2	5	0.00	1.500										
Paul Shuey, R ERA: 2.91	0.1		1	0	0	0	0	0	0	0	0	0	0	3	4	0.00	0.000										
Jose Mesa, R ERA: 3.76	1.0	S	3	0	0	0	2	0	0	0	0	0	0	8	11	0.00	0.000										

Kansas City Royals @ Cleveland Indians
 Jacobs Field, Cleveland, OH
 Sun Sep 22 1996, 3:33 AM EDT
 Att: 42,291 - Sunny - 68 F

livebaseballscorecards.com

AB 33
 R 5
 H 8
 RBI 5
 BB 3
 SO 7
 LOB 11



Batter	1	2	3	4	5	6	7	8	9	AB	R	H	RBI	BB	SO	LOB	BOTTOM										
Kenny Lofton, L OBP: 0.372, SLG: 0.446	1-0 1B G3-6-3		4-2 S BB		0-0 2B 1-2 1B		3-2 1B E 1B			3	2	3	0	1	0	0											
Kevin Seitzer, R OBP: 0.417, SLG: 0.465 Jose Vizcaino, S OBP: 0.342, SLG: 0.364	1-1 G3-6-3 1B		1-0 P4		1-2 1-3 2-H 2B		1-0 E9 1B BB FC1-6 1B			4	0	3	1	0	0	1											
Jim Thome, L OBP: 0.453, SLG: 0.618	0-1 G3-6-3			0-0 F7	1-1 HBP		4-2 1B E BB			2	1	0	0	1	0	1											
Albert Belle, R OBP: 0.406, SLG: 0.612	1-1 G6-3			2-2 G4-3	1-0 F9		1-1 FC1-6 1B			4	0	1	0	0	0	3											
Manny Ramirez, R OBP: 0.400, SLG: 0.575		0-0 FC5-4 1B		1-0 F9		2-2 F8	1-0 FC1-6			4	0	1	1	0	0	1											
Jeff Kent, R OBP: 0.330, SLG: 0.441		2-1 FC5-4		4-1 G3 1B BB	0-1 2B		2-2 P4			3	1	1	0	1	0	3											
Geronimo Pena, S OBP: 0.222, SLG: 0.500		0-1 G4-6-3		0-3 K	2-3 K		3-1 F8			4	0	0	0	0	2	3											
Tony Peña, R OBP: 0.257, SLG: 0.237 Nigel Wilson, L OBP: 0.273, SLG: 0.500 Sandy Alomar Jr., R OBP: 0.256, SLG: 0.390			0-1 F7		1-2 G3	3-2 G6-3	0-0 G4-3			3	0	0	0	0	0	2											
Omar Vizquel, S OBP: 0.371, SLG: 0.428			1-2 G6-3		0-1 1B 2B 1B		3-2 G6-3	0-3 K		4	1	1	1	0	1	0											
Inning Stats	R: 1 E: 0 K: 0 S: 7	H: 2 LOB: 0 BB: 0 P: 10	R: 0 E: 0 K: 0 S: 5	H: 1 LOB: 0 BB: 0 P: 7	R: 0 E: 0 K: 0 S: 9	H: 0 LOB: 1 BB: 1 P: 15	R: 0 E: 0 K: 0 S: 5	H: 0 LOB: 0 BB: 0 P: 8	R: 2 E: 0 K: 1 S: 17	H: 3 LOB: 3 BB: 1 P: 25	R: 0 E: 0 K: 1 S: 19	H: 1 LOB: 1 BB: 0 P: 26	R: 3 E: 2 K: 0 S: 16	H: 3 LOB: 2 BB: 1 P: 31	R: 0 E: 0 K: 1 S: 6	H: 0 LOB: 0 BB: 0 P: 9	1B: 8 2B: 2 3B: 0 HR: 0	SF: 0 SAC: 0 DP: 2 HBP: 1	WP: 0 PB: 0 SB: 1 CS: 0	PA: 36							
PITCHER	IP	WLS	BF	H	R	ER	SO	BB	IBB	HBP	BLK	WP	HR	S	P	ERA	WHIP										
Chris Haney, L ERA: 4.66	6.0		26	7	3	3	2	2	0	0	0	0	0	62	91	4.50	1.500										
Jason Jacome, L ERA: 4.72	0.1	L	4	2	3	2	0	1	0	0	0	0	0	10	21	54.00	9.000										
Bob Scanlan, R ERA: 7.08	1.2		6	1	0	0	1	0	0	0	0	0	0	12	19	0.00	0.600										

Kansas City Royals @ Cleveland Indians
 Jacobs Field, Cleveland, OH
 Sun Sep 22 1996, 3:33 AM EDT
 Att: 42,291 - Sunny - 68 F

livebaseballscorecards.com

AB 32
 R 6
 H 10
 RBI 3
 BB 3
 SO 3
 LOB 14



Batter	1	2	3	4	5	6	7	8	9	AB	R	H	RBI	BB	SO	LOB	TOP										
Chuck Knoblauch, R OBP: 0.446, SLG: 0.518 (1, 4)	1-2 S 1B		G6-3 2-3		E9 1-3 2-H	FC4-6 WP			G5-3 1-0	5	0	2	2	0	0	3	Minnesota Twins @ Cleveland Indians Jacobs Field, Cleveland, OH Mon Sep 23 1996, 7:05 PM EDT Att: 42,299 - Unknown - 65 F livebaseballscorecards.com										
Rich Becker, L OBP: 0.366, SLG: 0.432 (1, 8)	2-3 SAFE K		F7 0-0		G5-4-3 BB	F8 2-0			G4-3 0-2	4	0	0	0	1	1	3											
Paul Molitor, R OBP: 0.388, SLG: 0.461 (1, 10)	2-3 SAFE K			G6-3 1-1	G5-4-3 1-2				G4-3 0-0	5	0	0	0	0	1	4											
Todd Walker, L OBP: 0.275, SLG: 0.333 (1, 5)	1-3 K			G5-3 0-0		1B G3-1 2B			G4-3 0-0	4	1	1	0	0	1	1											
Marty Cordova, R OBP: 0.369, SLG: 0.476 (1, 7)		G6-3 0-1		L8 2-2		G3-1 BB 1B				4	1	2	0	0	0	0											
Scott Stahovick, L OBP: 0.383, SLG: 0.481 Ron Coomer, R OBP: 0.337, SLG: 0.507 (6, 3)	3-2 K		F7 0-0		WP 1B	BB G3-1 BB			K 0-3	2	1	1	0	0	0	0											
Greg Myers, L OBP: 0.264, SLG: 0.312 Matt Walbeck, S OBP: 0.264, SLG: 0.312 (6, 2)	1-2 K		G4-3 0-0		L6 0-0	G3-1 1-2 2-3 3-H			F7 2-2	2	0	0	0	0	0	1											
Pat Meares, R OBP: 0.302, SLG: 0.395 (1, 6)			G6-3 0-1		1B 1B	FC4-6 BB IBB			F9 0-1	3	2	2	1	1	0	0											
Brent Brede, L OBP: 0.429, SLG: 0.538 Roberto Kelly, R OBP: 0.372, SLG: 0.449 (6, 9)			F7 0-0		E 1B BB	FC4-6 BB			G6-3 0-2	1	0	0	0	1	0	1											
Inning Stats	R: 0 E: 0 K: 3 S: 13	H: 1 LOB: 1 BB: 0 P: 18	R: 0 E: 0 K: 0 S: 10	H: 0 LOB: 0 BB: 0 P: 14	R: 0 E: 0 K: 0 S: 7	H: 1 LOB: 1 BB: 0 P: 8	R: 0 E: 0 K: 0 S: 6	H: 0 LOB: 0 BB: 0 P: 9	R: 2 E: 1 K: 0 S: 13	H: 3 LOB: 2 BB: 2 P: 22	R: 4 E: 0 K: 0 S: 10	H: 2 LOB: 1 BB: 3 P: 30	R: 0 E: 0 K: 1 S: 9	H: 0 LOB: 0 BB: 0 P: 11	R: 0 E: 0 K: 0 S: 8	H: 0 LOB: 0 BB: 0 P: 11		1B: 6 2B: 2 3B: 0 HR: 0	SF: 0 SAC: 0 DP: 1 HBP: 0	WP: 2 PB: 0 SB: 1 CS: 0	PA: 39						
PITCHER	IP	WLS	BF	H	R	ER	SO	BB	IBB	HBP	BLK	WP	HR	S	P	ERA	WHIP										
Albie Lopez, R ERA: 6.2 (1, 1)	5.0		23	7	4	4	3	2	0	0	0	1	0	51	75	7.20	1.800										
Kent Mercker, L ERA: 7.09 (6, 1)	0.1		3	0	0	0	0	1	1	0	0	0	0	2	11	0.00	3.000										
Danny Graves, R ERA: 4.82 (9, 1)	2.2	W	10	1	2	2	1	1	0	0	0	1	0	21	33	6.75	0.750										
Jose Mesa, R ERA: 3.71 (6, 9)	1.0	S	3	0	0	0	0	0	0	0	0	0	0	8	11	0.00	0.000										

Batter	1	2	3	4	5	6	7	8	9	AB	R	H	RBI	BB	SO	LOB	BOTTOM										
Kenny Lofton, L OBP: 0.373, SLG: 0.449 Ryan Thompson, R OBP: 0.385, SLG: 0.583 (7, 8)	2-0 1B 2B		F8 3-1			BB 1B 1B				3	1	2	0	0	0	2	Minnesota Twins @ Cleveland Indians Jacobs Field, Cleveland, OH Mon Sep 23 1996, 7:05 PM EDT Att: 42,299 - Unknown - 65 F livebaseballscorecards.com										
Kevin Seitzer, R OBP: 0.416, SLG: 0.463 (1, 10)	0-0 2B 1B		F9 1-2		G6-3 1-1	K 0-3				4	1	1	0	1	1	3											
Jim Thome, L OBP: 0.452, SLG: 0.616 (1, 5)	1-3 K			G4-3 2-1		BB 1B				5	1	2	1	0	2	4											
Albert Belle, R OBP: 0.407, SLG: 0.613 (1, 7)	0-1 1B 2B					1B BB			F8 3-2	4	0	2	1	1	1	2											
Julio Franco, R OBP: 0.413, SLG: 0.478 (1, 3)	3-1 1B			FC5-4 1-2		FC6-4 1B			K 1-3	5	1	3	3	0	1	1											
Manny Ramirez, R OBP: 0.401, SLG: 0.581 (1, 9)	2-3 K					L4 0-0			HR 3-0	5	1	3	1	0	1	4											
Jeff Kent, R OBP: 0.328, SLG: 0.438 (1, 4)	0-1 F9					FC6-4 1-2			K 2-3	5	0	1	1	0	2	5											
Sandy Alomar Jr., R OBP: 0.295, SLG: 0.388 (1, 2)		E5 1B								2	1	0	0	1	0	0											
Omar Vizquel, S OBP: 0.369, SLG: 0.424 (1, 6)		K				G6-3 3-1				4	0	0	0	0	1	4											
Inning Stats	R: 2 E: 0 K: 2 S: 14	H: 4 LOB: 2 BB: 0 P: 21	R: 1 E: 1 K: 2 S: 14	H: 2 LOB: 2 BB: 0 P: 20	R: 1 E: 0 K: 0 S: 14	H: 3 LOB: 2 BB: 0 P: 20	R: 0 E: 0 K: 0 S: 9	H: 1 LOB: 1 BB: 0 P: 13	R: 0 E: 0 K: 1 S: 8	H: 1 LOB: 1 BB: 1 P: 18	R: 2 E: 0 K: 1 S: 18	H: 3 LOB: 2 BB: 1 P: 28	R: 0 E: 0 K: 1 S: 12	H: 0 LOB: 2 BB: 2 P: 26	R: 1 E: 0 K: 2 S: 10	H: 1 LOB: 0 BB: 0 P: 19		1B: 12 2B: 3 3B: 0 HR: 1	SF: 0 SAC: 1 DP: 1 HBP: 0	WP: 0 PB: 0 SB: 0 CS: 1	PA: 43						
PITCHER	IP	WLS	BF	H	R	ER	SO	BB	IBB	HBP	BLK	WP	HR	S	P	ERA	WHIP										
Travis Miller, L ERA: 10.13 (1, 1)	3.0		19	4	3	4	4	0	0	0	0	0	0	42	61	9.00	3.000										
Scott Klingsbeck, R ERA: 7.57 (4, 1)	3.0		15	5	2	2	2	2	0	0	0	0	0	35	59	6.00	2.333										
Jose Parra, R ERA: 5.94 (7, 1)	2.0	L	9	1	1	1	3	2	0	0	0	0	1	22	45	4.50	1.500										

AB	34
R	6
H	8
RBI	5
BB	5
SO	4
LOB	16



Batter	1	2	3	4	5	6	7	8	9	AB	R	H	RBI	BB	SO	LOB	TOP								
Chuck Knoblauch, R OBP: 0.446, SLG: 0.516 (1, 4)	F9		G6-3				G6-4-3		2B HBP	4	0	1	0	0	0	1									
Rich Becker, L OBP: 0.370, SLG: 0.436 (1, 8)	F8		1B FC3-6					PB FC1 G4-3	1B 2B	4	1	3	1	1	0	0									
Paul Molitor, R OBP: 0.387, SLG: 0.459 (1, 10)	F9		1B FC3-6					G4-3	G6-3	5	0	1	0	0	1	5									
Scott Stahoviak, L OBP: 0.380, SLG: 0.476 (1, 3)			1B FC3-6					FC1 BB		4	0	0	1	0	1	4									
Marty Cordova, R OBP: 0.370, SLG: 0.480 (1, 7)	F7		CS							3	1	1	1	1	0	0									
Greg Myers, L OBP: 0.322, SLG: 0.429 (1, 2)										4	1	1	0	0	1	2									
Todd Walker, L OBP: 0.286, SLG: 0.346 (1, 5)										3	1	1	1	1	0	0									
Pat Meares, R OBP: 0.302, SLG: 0.396 (9, PH)										3	0	1	1	0	0	0									
Chip Hale, L OBP: 0.356, SLG: 0.381 (9, PH)										1	1	0	0	0	0	1									
Brent Brude, L OBP: 0.389, SLG: 0.471 (1, 9)	F7									4	0	1	0	0	1	2									
Inning Stats	R: 0 E: 0 K: 0 S: 5	H: 0 LOB: 0 BB: 0 P: 8	R: 2 E: 0 K: 1 S: 18	H: 3 LOB: 1 BB: 0 P: 25	R: 1 E: 0 K: 0 S: 14	H: 2 LOB: 0 BB: 0 P: 22	R: 1 E: 0 K: 0 S: 10	H: 1 LOB: 0 BB: 0 P: 15	R: 0 E: 0 K: 1 S: 12	H: 1 LOB: 2 BB: 1 P: 19	R: 0 E: 0 K: 0 S: 9	H: 0 LOB: 0 BB: 0 P: 13	R: 0 E: 0 K: 0 S: 7	H: 1 LOB: 0 BB: 0 P: 10	R: 0 E: 0 K: 1 S: 14	H: 1 LOB: 2 BB: 1 P: 24	R: 1 E: 0 K: 1 S: 11	H: 1 LOB: 2 BB: 1 P: 20	1B: 6 2B: 3 3B: 0 HR: 1	SF: 0 SAC: 0 DP: 1 HBP: 1	WP: 1 PB: 1 SB: 1 CS: 1	PA: 40			
PITCHER	IP	WLS	BF	H	R	ER	SO	BB	IBB	HBP	BLK	WP	HR	S	P	ERA	WHIP								
Chad Ogea, R ERA: 4.89 (1, 1)	6.0	W	25	7	4	4	2	1	0	0	0	0	1	68	102	6.00	1.333								
Julian Tavarez, R ERA: 5.38 (7, 1)	1.0		3	1	0	0	0	0	0	0	0	0	0	7	10	0.00	1.000								
Eric Plunk, R ERA: 2.47 (8, 1)	1.0	S	6	1	0	0	1	1	0	0	0	0	0	14	24	0.00	2.000								
Jose Mesa, R ERA: 3.79 (9, 1)	1.0	S	6	1	1	1	1	1	0	1	0	1	0	11	20	9.00	2.000								

Minnesota Twins @ Cleveland Indians
 Jacobs Field, Cleveland, OH
 Tue Sep 24 1996, 7:05 PM EDT
 Att: 42,272 - Cloudy - 67 F

livebaseballscores.com

AB 35
 R 5
 H 10
 RBI 5
 BB 3
 SO 4
 LOB 15



Batter	1	2	3	4	5	6	7	8	9	AB	R	H	RBI	BB	SO	LOB	BOTTOM								
Omar Vizquel, S OBP: 0.367, SLG: 0.424 (1, 6)	F7		1B 2B							5	1	1	0	0	0	1									
Jose Vizcaino, S OBP: 0.342, SLG: 0.364 (1, 4)			S HR							5	1	2	1	0	0	0									
Jim Thome, L OBP: 0.453, SLG: 0.613 (1, 5)	G1-6-3		2H HR							2	2	0	0	2	1	1									
Albert Belle, R OBP: 0.409, SLG: 0.621 (1, 7)										4	2	3	3	0	0	0									
Julio Franco, R OBP: 0.415, SLG: 0.483 (1, 10)										4	1	3	2	0	0	0									
Brian Giles, L OBP: 0.419, SLG: 0.595 (1, 9)										2	0	1	0	2	0	1									
Jeff Kent, R OBP: 0.325, SLG: 0.434 (1, 3)	F8									4	0	0	0	0	0	6									
Sandy Alomar Jr., R OBP: 0.295, SLG: 0.387 (1, 2)										1	0	0	0	0	1	0									
Tony Peña, R OBP: 0.258, SLG: 0.238 (4, 2)										3	0	1	1	0	1	2									
Ryan Thompson, R OBP: 0.353, SLG: 0.500 (1, 8)										4	0	1	0	0	1	2									
Inning Stats	R: 0 E: 0 K: 0 S: 10	H: 1 LOB: 0 BB: 0 P: 17	R: 0 E: 0 K: 0 S: 11	H: 2 LOB: 1 BB: 0 P: 18	R: 4 E: 1 K: 2 S: 15	H: 3 LOB: 1 BB: 1 P: 29	R: 0 E: 0 K: 0 S: 10	H: 1 LOB: 0 BB: 0 P: 16	R: 3 E: 0 K: 1 S: 19	H: 3 LOB: 2 BB: 2 P: 36	R: 0 E: 0 K: 1 S: 7	H: 0 LOB: 0 BB: 0 P: 14	R: 0 E: 0 K: 1 S: 12	H: 2 LOB: 2 BB: 1 P: 18	R: 0 E: 0 K: 0 S: 7	H: 0 LOB: 0 BB: 0 P: 10	1B: 8 2B: 3 3B: 0 HR: 1	SF: 0 SAC: 0 DP: 2 HBP: 0	WP: 0 PB: 0 SB: 1 CS: 0	PA: 38					
PITCHER	IP	WLS	BF	H	R	ER	SO	BB	IBB	HBP	BLK	WP	HR	S	P	ERA	WHIP								
Frankie Rodriguez, R ERA: 5.11 (1, 1)	4.1	L	24	9	7	7	2	2	1	0	0	0	0	55	101	14.54	2.538								
Mike Trombley, R ERA: 2.96 (5, 1)	0.2		3	1	0	0	0	0	0	0	0	0	0	10	15	0.00	1.500								
Eddie Guardado, L ERA: 5.4 (6, 1)	1.0		3	0	0	0	1	0	0	0	0	0	0	7	14	0.00	0.000								
Dave Stevens, R ERA: 4.64 (7, 1)	1.0		5	2	0	0	1	1	0	0	0	0	0	12	18	0.00	3.000								
Greg Hansell, R ERA: 5.68 (8, 1)	1.0		3	0	0	0	0	0	0	0	0	0	0	7	10	0.00	0.000								

Minnesota Twins @ Cleveland Indians
 Jacobs Field, Cleveland, OH
 Tue Sep 24 1996, 7:05 PM EDT
 Att: 42,272 - Cloudy - 67 F

livebaseballscores.com

AB 34
 R 7
 H 12
 RBI 7
 BB 4
 SO 4
 LOB 13



Batter	1	2	3	4	5	6	7	8	9	AB	R	H	RBI	BB	SO	LOB	TOP					
Rich Becker, L (1, 8) OBP: 0.369, SLG: 0.435	G4-3			G5-4-3 1B		G3-1			G3	4	0	1	1	0	0	1						
Jeff Reboulet, R (1, 4) OBP: 0.296, SLG: 0.260 Chip Hale, L (9, FH) OBP: 0.354, SLG: 0.376	G5-3			G5-4-3 1-2f			K		F7	3	0	0	0	0	1	1						
Scott Stahoviak, L (1, 3) OBP: 0.379, SLG: 0.474	G6-3			K			L3		FC6-4 1B	4	0	1	1	0	1	0						
Marty Cordova, R (1, 7) OBP: 0.369, SLG: 0.480		K				G3 1B			FC6-4 1-2f	4	1	1	0	0	2	1						
Todd Walker, L (1, 10) OBP: 0.276, SLG: 0.333	G3					G3			G3-1	3	0	0	0	0	0	1						
Ron Coomer, R (1, 5) OBP: 0.337, SLG: 0.504	G5-3					G4-6-3 1B			G5-3	3	0	1	1	0	0	0						
Brent Brede, L (1, 9) OBP: 0.333, SLG: 0.400				G3		G4-6-3 1-2f			F8	3	0	0	0	0	0	1						
Matt Walbeck, S (1, 2) OBP: 0.261, SLG: 0.309 Mike Durant, R (7, 2) OBP: 0.293, SLG: 0.247	G4-3			G4-3		G4-3			1B G3 BB	2	0	0	0	0	0	0						
Denny Hocking, S (1, 6) OBP: 0.243, SLG: 0.268	G4-3			G4-3		K			G3 1B	3	1	1	0	0	1	0						
Inning Stats	R: 0 E: 0 K: 0 S: 9	H: 0 LOB: 0 BB: 0 P: 12	R: 0 E: 0 K: 1 S: 8	H: 0 LOB: 0 BB: 0 P: 12	R: 0 E: 0 K: 0 S: 5	H: 0 LOB: 0 BB: 0 P: 8	R: 0 E: 0 K: 1 S: 5	H: 1 LOB: 0 BB: 0 P: 5	R: 1 E: 0 K: 0 S: 6	H: 2 LOB: 0 BB: 0 P: 11	R: 0 E: 0 K: 1 S: 9	H: 0 LOB: 0 BB: 0 P: 16	R: 0 E: 0 K: 2 S: 10	H: 0 LOB: 0 BB: 0 P: 12	R: 0 E: 0 K: 0 S: 6	H: 0 LOB: 0 BB: 0 P: 8	R: 2 E: 0 K: 0 S: 11	H: 2 LOB: 1 BB: 1 P: 23	1B: 4 2B: 1 3B: 0 HR: 0	SF: 0 SAC: 0 DP: 2 HBP: 0	WP: 0 PB: 0 SB: 0 CS: 0	PA: 31
PITCHER Charles Nagy, R (1, 1) ERA: 3.41	IP: 9.0 WLS: W BF: 31 H: 5 R: 3 ER: 3 SO: 5 BB: 1 IBB: 0 HBP: 0 BLK: 0 WP: 0 HR: 0 S: 69 P: 107 ERA: 3.00 WHIP: 0.667															PITCHER						

Minnesota Twins @ Cleveland Indians
Jacobs Field, Cleveland, OH
Wed Sep 25 1996, 7:05 PM EDT
Att: 42,469 - Unknown - 60 F

AB 30
R 3
H 5
RBI 3
BB 1
SO 5
LOB 6



Batter	1	2	3	4	5	6	7	8	9	AB	R	H	RBI	BB	SO	LOB	BOTTOM			
Omar Vizquel, S (1, 6) OBP: 0.366, SLG: 0.422	F7			K		F7			F8	5	0	1	1	0	1	4				
Casey Candaele, S (1, 4) OBP: 0.273, SLG: 0.372	G1-3			G6-3		G4-3			G4-3	5	1	1	0	0	0	1				
Manny Ramirez, R (1, 9) OBP: 0.400, SLG: 0.580	G1-3			G4-3		F9			2B	4	0	1	2	0	0	0				
Albert Belle, R (1, 10) OBP: 0.411, SLG: 0.620				G4-3 HBP		HBP 1B			1B BB	2	1	1	0	1	1	1				
Julio Franco, R (1, 3) OBP: 0.414, SLG: 0.480	G4-3			F8		1B			L9	3	0	0	0	1	0	2				
Jeff Kent, R (1, 5) OBP: 0.329, SLG: 0.434				S BB		1B HBP BB			K	2	1	1	0	2	1	0				
Sandy Alomar Jr., R (1, 2) OBP: 0.294, SLG: 0.364	K			K		FC4-6			G3-1	3	1	0	0	0	1	4				
Ryan Thompson, R (1, 8) OBP: 0.333, SLG: 0.450				F8		1B			L9	4	0	1	1	0	0	0				
Brian Giles, L (1, 7) OBP: 0.436, SLG: 0.613				2B		1B			2B BB	3	2	3	2	1	0	0				
Inning Stats	R: 0 E: 0 K: 0 S: 10	H: 0 LOB: 0 BB: 0 P: 17	R: 0 E: 0 K: 1 S: 8	H: 0 LOB: 1 BB: 1 P: 18	R: 0 E: 0 K: 1 S: 10	H: 1 LOB: 1 BB: 0 P: 15	R: 3 E: 0 K: 0 S: 14	H: 3 LOB: 2 BB: 1 P: 25	R: 0 E: 0 K: 0 S: 13	H: 1 LOB: 3 BB: 2 P: 26	R: 2 E: 0 K: 1 S: 11	H: 2 LOB: 1 BB: 1 P: 22	R: 0 E: 0 K: 1 S: 7	H: 0 LOB: 0 BB: 0 P: 13	R: 1 E: 0 K: 0 S: 11	H: 2 LOB: 0 BB: 0 P: 16	1B: 6 2B: 3 3B: 0 HR: 0	SF: 0 SAC: 0 DP: 1 HBP: 2	WP: 0 PB: 0 SB: 3 CS: 0	PA: 38
PITCHER Rich Robertson, L (1, 1) ERA: 5.12 Mike Trombley, R (6, 1) ERA: 2.94 Dave Stevens, R (7, 1) ERA: 4.63	IP: 5.2 WLS: L BF: 29 H: 6 R: 5 ER: 5 SO: 2 BB: 5 IBB: 0 HBP: 2 BLK: 0 WP: 0 HR: 0 S: 61 P: 113 ERA: 7.94 WHIP: 1.941															PITCHER				

Minnesota Twins @ Cleveland Indians
Jacobs Field, Cleveland, OH
Wed Sep 25 1996, 7:05 PM EDT
Att: 42,469 - Unknown - 60 F

AB 31
R 6
H 9
RBI 6
BB 5
SO 4
LOB 12



Batter	1	2	3	4	5	6	7	8	9	AB	R	H	RBI	BB	SO	LOB	TOP								
Kenny Lofton, L OBP: 0.372, SLG: 0.447 (1, 8)										5	0	1	0	0	3	3	Cleveland Indians @ Kansas City Royals Kauffman Stadium, Kansas City, MO Fri Sep 27 1996, 7:05 PM CDT Att: 15,939 - Unknown - 62 F								
Kevin Seitzer, R OBP: 0.415, SLG: 0.461 (1, 10)										5	0	1	0	0	0	1									
Jim Thome, L OBP: 0.453, SLG: 0.618 (1, 5)										4	1	2	1	0	1	0									
Albert Belle, R OBP: 0.410, SLG: 0.620 (1, 7)										4	1	1	0	0	0	2									
Julio Franco, R OBP: 0.413, SLG: 0.478 (1, 3)										4	1	1	0	0	2	2									
Manny Ramirez, R OBP: 0.401, SLG: 0.585 (1, 9)										3	2	1	2	1	0	0									
Sandy Alomar Jr., R OBP: 0.297, SLG: 0.386 (9, PH)										3	0	2	0	0	0	0									
Brian Giles, L OBP: 0.433, SLG: 0.608 (9, PH)										1	0	0	0	0	0	1									
Omar Vizquel, S OBP: 0.366, SLG: 0.422 (1, 6)										3	0	1	0	0	0	1									
Nigel Wilson, L OBP: 0.333, SLG: 0.818 (9, PH)										1	1	1	2	0	0	0									
Jose Vizcaino, S OBP: 0.341, SLG: 0.364 (1, 4)										4	0	1	0	0	1	3									
Inning Stats	R: 0 E: 0 K: 2 S: 15	H: 2 LOB: 2 BB: 0 P: 19	R: 0 E: 0 K: 0 S: 12	H: 1 LOB: 1 BB: 0 P: 19	R: 0 E: 0 K: 2 S: 11	H: 0 LOB: 0 BB: 0 P: 15	R: 3 E: 0 K: 1 S: 22	H: 5 LOB: 1 BB: 0 P: 30	R: 0 E: 0 K: 0 S: 4	H: 0 LOB: 0 BB: 0 P: 8	R: 0 E: 0 K: 1 S: 10	H: 0 LOB: 0 BB: 0 P: 17	R: 0 E: 0 K: 1 S: 10	H: 1 LOB: 1 BB: 0 P: 16	R: 1 E: 0 K: 0 S: 8	H: 1 LOB: 0 BB: 0 P: 13	R: 2 E: 0 K: 0 S: 13	H: 2 LOB: 1 BB: 1 P: 22	1B: 8 2B: 2 3B: 0 HR: 3	SF: 0 SAC: 0 DP: 2 HBP: 0	WP: 2 PB: 0 SB: 0 CS: 1	PA: 38			
PITCHER	IP	WLS	BF	H	R	ER	SO	BB	IBB	HBP	BLK	WP	HR	S	P	ERA	WHIP								
50 José Rosado, L ERA: 3.21 (1, 1)	5.0	W	22	8	3	3	5	0	0	0	0	1	1	64	91	5.40	1.600								
Brian Bevil, R ERA: 5.73 (6, 1)	3.0		10	2	1	1	2	0	0	0	0	0	1	28	46	3.00	0.667								
Jaime Bluma, R ERA: 3.6 (9, 1)	1.0		6	2	2	2	0	1	0	0	0	1	1	13	22	18.00	3.000								

Batter	1	2	3	4	5	6	7	8	9	AB	R	H	RBI	BB	SO	LOB	BOTTOM								
Jose Offerman, S OBP: 0.383, SLG: 0.417 (1, 4)										3	3	3	2	2	0	0	Cleveland Indians @ Kansas City Royals Kauffman Stadium, Kansas City, MO Fri Sep 27 1996, 7:05 PM CDT Att: 15,939 - Unknown - 62 F								
Rod Myers, L OBP: 0.371, SLG: 0.473 (1, 8)										5	1	3	2	0	1	1									
Joe Randa, R OBP: 0.343, SLG: 0.416 (1, 5)										5	0	1	3	0	0	3									
Craig Paquette, R OBP: 0.298, SLG: 0.457 (1, 3)										5	0	0	1	0	2	3									
Jon Nunnally, L OBP: 0.308, SLG: 0.456 (1, 7)										5	0	0	0	0	0	4									
Joe Vitiello, R OBP: 0.342, SLG: 0.401 (1, 10)										4	1	2	0	0	1	0									
Tom Goodwin, L OBP: 0.334, SLG: 0.330 (8, FR)										0	1	0	0	0	0	0									
Johnny Damon, L OBP: 0.314, SLG: 0.367 (1, 9)										4	2	2	1	0	0	1									
29 Mike Sweeney, R OBP: 0.352, SLG: 0.409 (1, 2)										3	3	2	1	0	1	1									
David Howard, S OBP: 0.290, SLG: 0.306 (1, 6)										2	0	0	0	1	1	1									
Inning Stats	R: 1 E: 0 K: 1 S: 9	H: 2 LOB: 1 BB: 0 P: 14	R: 1 E: 0 K: 1 S: 11	H: 2 LOB: 2 BB: 1 P: 18	R: 0 E: 0 K: 0 S: 5	H: 0 LOB: 0 BB: 0 P: 6	R: 0 E: 0 K: 0 S: 8	H: 0 LOB: 0 BB: 0 P: 11	R: 3 E: 0 K: 0 S: 9	H: 3 LOB: 1 BB: 1 P: 15	R: 2 E: 0 K: 3 S: 19	H: 3 LOB: 1 BB: 0 P: 26	R: 0 E: 0 K: 1 S: 8	H: 0 LOB: 0 BB: 0 P: 14	R: 4 E: 0 K: 0 S: 17	H: 3 LOB: 2 BB: 1 P: 29	1B: 10 2B: 2 3B: 0 HR: 1	SF: 0 SAC: 1 DP: 0 HBP: 1	WP: 1 PB: 0 SB: 3 CS: 0	PA: 41					
PITCHER	IP	WLS	BF	H	R	ER	SO	BB	IBB	HBP	BLK	WP	HR	S	P	ERA	WHIP								
Orel Hershiser, R ERA: 4.24 (1, 1)	5.0	L	23	7	5	5	2	2	0	0	0	0	1	42	64	9.00	1.800								
Alan Embree, L ERA: 6.46 (6, 1)	1.0		6	3	2	2	3	0	0	0	0	0	0	8	14	0.00	0.000								
Paul Shuey, R ERA: 2.65 (7, 1)	1.0		3	0	0	0	1	0	0	0	0	0	0	8	14	0.00	0.000								
Paul Assenmacher, L ERA: 2.96 (8, 1)	0.1		6	3	4	4	0	0	1	1	0	0	0	11	22	108.00	9.000								
Danny Graves, R ERA: 4.71 (8, 1)	0.2		3	0	0	0	0	0	0	0	0	0	0	6	7	0.00	0.000								



Batter	1	2	3	4	5	6	7	8	9	AB	R	H	RBI	BB	SO	LOB	TOP								
Kenny Lofton, L OBP: 0.373, SLG: 0.447 (1, 8)										4	1	2	0	0	1	1	Cleveland Indians @ Kansas City Royals Kauffman Stadium, Kansas City, MO Sat Sep 28 1996, 7:05 PM CDT Att: 19,820 - Unknown - 70 F								
Kevin Seitzer, R OBP: 0.418, SLG: 0.468 (1, 3)										4	1	4	1	0	0	0									
Jim Thome, L OBP: 0.450, SLG: 0.614 (1, 5)										4	0	0	0	0	1	5									
Albert Belle, R OBP: 0.409, SLG: 0.622 (1, 7)										4	1	1	2	0	0	2									
Julio Franco, R OBP: 0.409, SLG: 0.473 (1, 10)										4	0	0	0	0	1	1									
Manny Ramirez, R OBP: 0.398, SLG: 0.580 (1, 9)										4	0	0	0	0	0	0									
Jeff Kent, R OBP: 0.328, SLG: 0.431 (1, 4)										3	1	0	0	1	1	0									
Sandy Alomar Jr., R OBP: 0.299, SLG: 0.397 (1, 2)										4	1	2	1	0	1	0									
Omar Vizquel, S OBP: 0.363, SLG: 0.419 (1, 6)										3	0	0	1	0	1	0									
Inning Stats	R: 1 E: 0 K: 1 S: 15	H: 2 LOB: 1 BB: 0 P: 20	R: 1 E: 0 K: 1 S: 11	H: 1 LOB: 1 BB: 1 P: 20	R: 0 E: 0 K: 1 S: 7	H: 1 LOB: 0 BB: 0 P: 13	R: 0 E: 0 K: 0 S: 8	H: 0 LOB: 0 BB: 0 P: 16	R: 0 E: 0 K: 0 S: 8	H: 0 LOB: 0 BB: 0 P: 13	R: 2 E: 0 K: 0 S: 17	H: 2 LOB: 0 BB: 0 P: 23	R: 1 E: 0 K: 1 S: 17	H: 3 LOB: 2 BB: 0 P: 25	R: 0 E: 0 K: 2 S: 5	H: 0 LOB: 0 BB: 0 P: 7	R: 0 E: 0 K: 2 S: 8	H: 0 LOB: 0 BB: 0 P: 12	1B: 4 2B: 3 3B: 0 HR: 2	SF: 1 SAC: 0 DP: 1 HBP: 0	WP: 1 PB: 0 SB: 0 CS: 0	PA: 36			
PITCHER	IP	WLS	BF	H	R	ER	SO	BB	IBB	HBP	BLK	WP	HR	S	P	ERA	WHIP								
Chris Haney, L ERA: 4.7 (1, 1)	6.0		24	6	4	4	3	1	0	0	0	1	1	66	105	6.00	1.167								
Bob Scanlan, R ERA: 8.85 (7, 1)	2.0	L	9	3	1	1	1	0	0	0	0	0	1	22	32	4.50	1.500								
Rick Huisman, R ERA: 4.6 (9, 1)	1.0		3	0	0	0	2	0	0	0	0	0	0	8	12	0.00	0.000								

Batter	1	2	3	4	5	6	7	8	9	AB	R	H	RBI	BB	SO	LOB	BOTTOM								
Jose Offerman, S OBP: 0.384, SLG: 0.417 (1, 6)										4	0	2	1	0	1	2	Cleveland Indians @ Kansas City Royals Kauffman Stadium, Kansas City, MO Sat Sep 28 1996, 7:05 PM CDT Att: 19,820 - Unknown - 70 F								
Joe Randa, R OBP: 0.346, SLG: 0.417 (1, 5)										4	0	2	0	1	1	2									
Rod Myers, L OBP: 0.364, SLG: 0.458 (1, 8)										4	0	1	2	0	2	4									
Kevin Young, R OBP: 0.301, SLG: 0.470 (6, PH)										1	0	0	0	0	0	1									
David Howard, S OBP: 0.290, SLG: 0.306 (9, 6)										0	0	0	0	0	0	0									
Bip Roberts, S OBP: 0.331, SLG: 0.357 (1, 7)										5	0	0	0	0	2	5									
Craig Paquette, R OBP: 0.297, SLG: 0.454 (1, 3)										5	0	1	0	0	0	4									
Johnny Damon, L OBP: 0.315, SLG: 0.370 (1, 9)										5	1	2	0	0	1	1									
29 Mike Sweeney, R OBP: 0.355, SLG: 0.494 (1, 10)										2	1	0	0	2	0	1									
Mike Macfarlane, R OBP: 0.337, SLG: 0.499 (1, 2)										3	1	1	0	1	0	3									
Keith Lockhart, L OBP: 0.321, SLG: 0.414 (1, 4)										3	1	1	1	0	0	1									
Chris Stynes, R ERA: 6.99 (8, PH)										1	0	1	0	0	0	0									
Tom Goodwin, L OBP: 0.334, SLG: 0.330 (6, PR)										0	0	0	0	0	0	0									
Inning Stats	R: 0 E: 0 K: 1 S: 14	H: 2 LOB: 2 BB: 0 P: 19	R: 4 E: 0 K: 1 S: 17	H: 3 LOB: 3 BB: 3 P: 36	R: 0 E: 0 K: 1 S: 11	H: 1 LOB: 1 BB: 0 P: 14	R: 0 E: 0 K: 1 S: 9	H: 1 LOB: 1 BB: 0 P: 12	R: 0 E: 0 K: 0 S: 8	H: 1 LOB: 1 BB: 0 P: 12	R: 0 E: 0 K: 1 S: 7	H: 1 LOB: 1 BB: 0 P: 12	R: 0 E: 0 K: 0 S: 10	H: 1 LOB: 2 BB: 1 P: 18	R: 0 E: 0 K: 1 S: 8	H: 1 LOB: 1 BB: 0 P: 12	R: 0 E: 0 K: 1 S: 10	H: 0 LOB: 0 BB: 0 P: 12	1B: 10 2B: 1 3B: 0 HR: 0	SF: 0 SAC: 1 DP: 0 HBP: 0	WP: 0 PB: 0 SB: 4 CS: 0	PA: 42			
PITCHER	IP	WLS	BF	H	R	ER	SO	BB	IBB	HBP	BLK	WP	HR	S	P	ERA	WHIP								
Jack McDowell, R ERA: 5.11 (1, 1)	5.0		26	8	4	4	4	3	0	0	0	0	0	7	12	0.00	1.000								
Kent Mercker, L ERA: 6.99 (6, 1)	1.0	W	4	1	0	0	1	0	0	0	0	0	0	7	12	0.00	1.000								
Eric Plunk, R ERA: 2.43 (7, 1)	1.0		5	1	0	0	0	1	0	0	0	0	0	10	18	0.00	2.000								
Brian Anderson, L ERA: 4.91 (8, 1)	0.1		2	1	0	0	0	0	0	0	0	0	0	4	6	0.00	3.000								
Julian Tavaroz, R ERA: 5.98 (8, 1)	0.1		1	0	0	0	1	0	0	0	0	0	0	3	5	0.00	0.000								
Alan Embree, L ERA: 6.39 (8, 1)	0.1		1	0	0	0	0	0	0	0	0	0	0	1	1	0.00	0.000								
Jose Mesa, R ERA: 3.73 (9, 1)	1.0	S	3	0	0	0	1	0	0	0	0	0	0	10	12	0.00	0.000								

Batter	1	2	3	4	5	6	7	8	9	AB	R	H	RBI	BB	SO	LOB	TOP								
Kenny Lofton, L (1, 8) OBP: 0.372, SLG: 0.446 Ryan Thompson, R (5, 8) OBP: 0.348, SLG: 0.455										2	0	0	0	0	1	0	Cleveland Indians @ Kansas City Royals Kauffman Stadium, Kansas City, MO Sun Sep 29 1996, 3:33 AM CDT Att: 14,566 - Sunny - 72 F								
Kevin Seitzer, R (1, 10) OBP: 0.416, SLG: 0.466 Nigel Wilson, L (8, PH) OBP: 0.308, SLG: 0.750										3	0	0	0	0	0	1									
Jim Thome, L (1, 5) OBP: 0.362, SLG: 0.612 Casey Candaele, S (7, PR) OBP: 0.267, SLG: 0.364										3	0	1	0	0	0	1									
Albert Belle, R (1, 7) OBP: 0.410, SLG: 0.623										4	1	2	0	0	0	2									
Julio Franco, R (1, 3) OBP: 0.407, SLG: 0.470 Jeff Kent, R (7, PR) OBP: 0.330, SLG: 0.432										3	0	0	0	0	0	2									
Manny Ramirez, R (1, 9) OBP: 0.399, SLG: 0.582 Brian Giles, L (6, 9) OBP: 0.434, SLG: 0.612										2	0	1	0	0	0	0									
Omar Vizquel, S (1, 6) OBP: 0.362, SLG: 0.417 Damian Jackson, R (8, 6) OBP: 0.364, SLG: 0.500										3	0	0	0	0	0	3									
Tony Peña, R (1, 2) OBP: 0.255, SLG: 0.236 Gerónimo Peña, S (8, PH) OBP: 0.200, SLG: 0.444 Einar Díaz, R (8, 2)										2	0	0	0	0	0	1									
Jose Vizcaino, S (1, 4) OBP: 0.341, SLG: 0.363										3	0	1	0	0	0	0									
Inning Stats	R: 0 E: 0 K: 1 S: 7	H: 0 LOB: 0 BB: 0 P: 11	R: 0 E: 0 K: 0 S: 7	H: 1 LOB: 0 BB: 0 P: 7	R: 0 E: 0 K: 0 S: 8	H: 0 LOB: 0 BB: 0 P: 13	R: 0 E: 1 K: 0 S: 10	H: 0 LOB: 1 BB: 0 P: 13	R: 0 E: 0 K: 0 S: 5	H: 1 LOB: 1 BB: 0 P: 5	R: 0 E: 0 K: 0 S: 9	H: 1 LOB: 2 BB: 0 P: 14	R: 0 E: 0 K: 0 S: 17	H: 2 LOB: 2 BB: 0 P: 24	R: 0 E: 1 K: 2 S: 13	H: 1 LOB: 2 BB: 0 P: 13		R: 1 E: 0 K: 0 S: 15	H: 2 LOB: 1 BB: 1 P: 21	1B: 6 2B: 3 3B: 0 HR: 0	SF: 1 SAC: 0 DP: 3 HBP: 0	WP: 0 PB: 0 SB: 0 CS: 0	PA: 35		
PITCHER	IP	WLS	BF	H	R	ER	SO	BB	IBB	HBP	BLK	WP	HR	S	P	ERA	WHIP								
Tim Lincecum, R (1, 1) ERA: 3.92	8.1	W	33	8	1	1	3	0	0	0	0	0	0	81	107	1.08	0.960								
Hipólito Pichardo, R (8, 1) ERA: 5.43	0.2	S	2	0	0	0	0	1	0	0	0	0	0	10	14	0.00	1.500								



Batter	1	2	3	4	5	6	7	8	9	AB	R	H	RBI	BB	SO	LOB	BOTTOM								
Johnny Damon, L (1, 9) OBP: 0.313, SLG: 0.368										3	0	0	0	0	1	1	Cleveland Indians @ Kansas City Royals Kauffman Stadium, Kansas City, MO Sun Sep 29 1996, 3:33 AM CDT Att: 14,566 - Sunny - 72 F								
Joe Randa, R (1, 5) OBP: 0.351, SLG: 0.433										4	2	3	2	0	0	0									
Rod Myers, L (1, 8) OBP: 0.357, SLG: 0.444										4	1	1	1	0	2	1									
Mike Macfarlane, R (1, 2) OBP: 0.339, SLG: 0.499										4	0	2	0	0	1	0									
Craig Paquette, R (1, 3) OBP: 0.296, SLG: 0.452										4	0	1	0	0	0	3									
29 Mike Sweeney, R (1, 10) OBP: 0.356, SLG: 0.412										4	0	2	1	0	0	0									
Keith Lockhart, L (1, 4) OBP: 0.319, SLG: 0.411										3	0	0	0	0	1	3									
Chris Stynes, R (1, 7) OBP: 0.309, SLG: 0.359 Les Norman, R (6, PR) OBP: 0.232, SLG: 0.122										2	0	2	0	0	0	0									
David Howard, S (1, 6) OBP: 0.291, SLG: 0.305										2	1	0	0	0	1	2									
Inning Stats	R: 1 E: 0 K: 1 S: 9	H: 2 LOB: 1 BB: 0 P: 10	R: 0 E: 0 K: 0 S: 10	H: 1 LOB: 0 BB: 0 P: 16	R: 0 E: 0 K: 2 S: 9	H: 0 LOB: 0 BB: 0 P: 12	R: 0 E: 0 K: 1 S: 7	H: 2 LOB: 1 BB: 0 P: 11	R: 0 E: 0 K: 1 S: 5	H: 1 LOB: 1 BB: 0 P: 7	R: 2 E: 1 K: 2 S: 14	H: 4 LOB: 2 BB: 0 P: 21	R: 1 E: 0 K: 0 S: 6	H: 1 LOB: 0 BB: 0 P: 10	R: 0 E: 0 K: 0 S: 9	H: 0 LOB: 0 BB: 0 P: 13		1B: 7 2B: 4 3B: 0 HR: 1	SF: 0 SAC: 1 DP: 1 HBP: 1	WP: 2 PB: 0 SB: 0 CS: 0	PA: 33				
PITCHER	IP	WLS	BF	H	R	ER	SO	BB	IBB	HBP	BLK	WP	HR	S	P	ERA	WHIP								
Chad Ogea, R (1, 1) ERA: 4.79	5.0	L	19	6	1	1	5	0	0	0	0	1	0	14	21	18.00	4.000								
Albie Lopez, R (6, 1) ERA: 6.39	1.0		7	4	2	2	2	0	0	0	0	1	0	6	10	9.00	1.000								
Paul Assenmacher, L (7, 1) ERA: 3.09	1.0		4	1	1	1	0	0	0	1	0	1	0	9	13	0.00	0.000								
Danny Graves, R (8, 1) ERA: 4.55	1.0		3	0	0	0	0	0	0	0	0	0	0	9	13	0.00	0.000								



Batter	1	2	3	4	5	6	7	8	9	AB	R	H	RBI	BB	SO	LOB	TOP										
Kenny Lofton, L OBP: 0.200, SLG: 0.200 (1, 8)	2-3 K	1-0 CS	1-2 F7	0-0 L6			1-1 WP G1-3 1B		0-1 F7	5	0	1	1	0	1	1	Cleveland Indians @ Baltimore Orioles Oriole Park at Camden Yards, Baltimore, MD Tue Oct 01 1996, 3:33 AM EDT Att: 47,644 - Sunny - 77 F										
Kevin Seitzer, R OBP: 0.200, SLG: 0.200 (1, 10)	0-2 E 1B		3-1 G5-3		2-3 K		2-2 G1-3		3-3 K	5	0	1	0	0	2	1											
Jim Thome, L OBP: 0.200, SLG: 0.250 (1, 5)	2-2 K		2-2 1B		0-0 F7		1-1 WP HBP		2-3 K	4	0	1	0	0	2	1											
Albert Belle, R (1, 7)	0-0 E5		1-1 P5		2-0 G5-3		1-1 G6-3			4	0	0	0	0	0	4											
Julio Franco, R OBP: 0.250, SLG: 0.250 (1, 3)	0-0 F9			2-2 G4-3		1-2 G6-3		0-0 FC5 1B		4	0	1	0	0	0	2											
Manny Ramirez, R OBP: 0.750, SLG: 1.500 (1, 9)		1-1 HR		0-1 2B 1B		0-0 F9		2-1 1B		4	2	3	1	0	0	0											
Jeff Kent, R OBP: 0.250, SLG: 0.500 (1, 4)		2-2 G5-3		2-1 1B SF9 2B		0-0 F7		0-0 P4		4	1	1	0	0	0	2											
Sandy Alomar Jr., R OBP: 0.333, SLG: 0.333 (8, PH) Brian Giles, L (8, 2) Tony Peña, R (8, 2)		1-2 P5		1-1 1B		0-1 G6-3		2-3 K		3	0	1	1	0	0	0											
Omar Vizquel, S OBP: 0.500, SLG: 1.000 (1, 6)		4-2 CS BB		2-3 SF9 2-2 3H		2-1 S 1B 2B		2-1 FC5		2	1	1	1	1	0	2											
Inning Stats	R: 0 E: 1 K: 2 S: 13	H: 1 LOB: 2 BB: 0 P: 17	R: 1 E: 0 K: 0 S: 11	H: 1 LOB: 0 BB: 1 P: 20	R: 0 E: 0 K: 0 S: 11	H: 1 LOB: 1 BB: 0 P: 18	R: 2 E: 0 K: 0 S: 17	H: 3 LOB: 1 BB: 0 P: 24	R: 0 E: 0 K: 1 S: 5	H: 0 LOB: 0 BB: 0 P: 9	R: 0 E: 0 K: 0 S: 5	H: 0 LOB: 0 BB: 0 P: 6	R: 1 E: 0 K: 0 S: 13	H: 2 LOB: 2 BB: 0 P: 20	R: 0 E: 0 K: 1 S: 9	H: 2 LOB: 2 BB: 0 P: 15		R: 0 E: 0 K: 2 S: 9	H: 0 LOB: 0 BB: 0 P: 14	1B: 7 2B: 2 3B: 0 HR: 1	SF: 1 SAC: 0 DP: 0 HBP: 1	WP: 1 PB: 0 SB: 1 CS: 1	PA: 40				
PITCHER	IP	WLS	BF	H	R	ER	SO	BB	IBB	HBP	BLK	WP	HR	S	P	ERA	WHIP										
David Wells, L ERA: 5.4	6.2	W	29	8	4	4	3	1	0	0	0	0	1	72	109	5.40	1.350										
Jesse Orosco, L ERA:	0.0		1	0	0	0	0	0	0	1	0	0	0	1	2	∞	∞										
Terry Mathews, R ERA:	0.2		4	2	0	0	0	0	0	0	0	1	0	6	9	0.00	3.000										
Arthur Rhodes, L ERA:	0.2		2	0	0	0	1	0	0	0	0	0	0	5	9	0.00	0.000										
Randy Myers, L ERA:	1.0		3	0	0	0	2	0	0	0	0	0	0	9	14	0.00	0.000										

Batter	1	2	3	4	5	6	7	8	9	AB	R	H	RBI	BB	SO	LOB	BOTTOM										
Brady Anderson, L OBP: 0.400, SLG: 1.000 (1, 8)	1-2 HR	1-0 F8		0-0 L7		1-0 HBP HR BB 1B	1-0 L7			5	2	2	1	0	0	1	Cleveland Indians @ Baltimore Orioles Oriole Park at Camden Yards, Baltimore, MD Tue Oct 01 1996, 3:33 AM EDT Att: 47,644 - Sunny - 77 F										
Todd Zeile, R OBP: 0.500, SLG: 0.500 (1, 5)	0-2 L7		2-1 G2-3 2B	0-2 1B		4-2 HBP HR BB	3-3 K			4	2	2	0	1	1	0											
Roberto Alomar, S OBP: 0.200, SLG: 0.250 (1, 4)	1-1 G4-3 1B		2-1 G2-3	0-1 G1-3		0-0 SF9	0-1 G6-3			4	0	1	1	0	0	3											
Rafael Palmeiro, L OBP: 0.400, SLG: 0.500 (1, 3)	3-0 G4-3		3-2 2H 1B 2B		2-1 F8	3-2 HR HBP	2-3 K		0-1 G6-3	4	2	1	1	0	1	1											
Bobby Bonilla, S OBP: 0.600, SLG: 1.333 (8, PR) Mike Devereaux, R (9, 9)	4-2 BB		3-2 G1-3		2-3 K	3-2 HR	4-0 FC6-4 BB			3	1	1	4	2	1	1											
Cal Ripken Jr., R OBP: 0.600, SLG: 0.800 (1, 6)	0-1 G6-3		2-2 2H 1B		0-0 1B	0-2 2B	0-0 FC6-4		0-0 FC6-4	5	0	3	1	0	0	3											
Eddie Murray, S (1, 10)		0-1 G1-3	2-2 G3		1-1 G4-3	1-3 K				4	0	0	0	0	1	3											
B.J. Surhoff, L OBP: 0.500, SLG: 2.000 (1, 7)		1-1 HR		2-1 F8		1-2 G1-3	2-1 HR			4	2	2	2	0	0	0											
Chris Hoiles, R Mark Parent, R (8, 2)		1-1 P4		2-1 1B HBP		4-2 BB 1B SF9 BB	3-1 F7			2	1	0	0	1	0	0											
Inning Stats	R: 1 E: 0 K: 0 S: 13	H: 2 LOB: 1 BB: 1 P: 22	R: 1 E: 0 K: 0 S: 7	H: 1 LOB: 0 BB: 0 P: 10	R: 2 E: 0 K: 0 S: 18	H: 3 LOB: 1 BB: 0 P: 32	R: 0 E: 0 K: 0 S: 9	H: 1 LOB: 2 BB: 0 P: 13	R: 5 E: 0 K: 1 S: 22	H: 3 LOB: 1 BB: 2 P: 39	R: 1 E: 0 K: 1 S: 8	H: 1 LOB: 0 BB: 0 P: 17	R: 0 E: 0 K: 1 S: 6	H: 0 LOB: 1 BB: 1 P: 12	R: 0 E: 0 K: 1 S: 6	H: 0 LOB: 1 BB: 1 P: 12		1B: 6 2B: 2 3B: 0 HR: 4	SF: 1 SAC: 0 DP: 0 HBP: 2	WP: 0 PB: 0 SB: 0 CS: 0	PA: 42						
PITCHER	IP	WLS	BF	H	R	ER	SO	BB	IBB	HBP	BLK	WP	HR	S	P	ERA	WHIP										
Charles Nagy, R ERA: 11.81	5.1	L	29	9	7	7	1	3	0	1	0	0	2	65	110	11.81	2.250										
Alan Embree, L ERA: 27.0	0.1		2	0	0	0	0	0	0	1	0	0	0	3	6	0.00	0.000										
Paul Shuey, R ERA: 13.5	1.1		7	3	3	3	2	0	0	0	0	0	2	17	30	20.25	2.250										
Julian Tavarez, R ERA:	1.0		4	0	0	0	1	1	0	0	0	0	0	6	12	0.00	1.000										

AB	36
R	4
H	10
RBI	4
BB	1
SO	6
LOB	15



AB	35
R	10
H	12
RBI	10
BB	4
SO	4
LOB	12



Batter	1	2	3	4	5	6	7	8	9	AB	R	H	RBI	BB	SO	LOB	TOP					
Kenny Lofton, L OBP: 0.300, SLG: 0.300 (1, 8)	G1-3		G1-4-3 1B			G4-3 1B	K		G3	5	1	2	0	0	1	2	Cleveland Indians @ Baltimore Orioles Oriole Park at Camden Yards, Baltimore, MD Wed Oct 02 1996, 3:33 AM EDT Att: 48,970 - Overcast - 67 F					
Kevin Seitzer, R OBP: 0.333, SLG: 0.444 (8, PR) Jeff Kent, R OBP: 0.250, SLG: 0.500 (8, 3)	2B		G1-4-3			G4-3		BB SF8 1B		4	0	2	1	0	0	2						
Jim Thome, L OBP: 0.444, SLG: 0.375 (1, 5)	K					HR 1B		SF8 BB 1B		4	1	2	0	0	2	1						
Albert Belle, R OBP: 0.250, SLG: 0.571 (1, 7)	G6-3					HR		BB		3	1	1	2	1	0	1						
Julio Franco, R OBP: 0.125, SLG: 0.143 (1, 10)			K			G6-3		SF8		3	0	0	1	0	2	0						
Manny Ramirez, R OBP: 0.375, SLG: 0.750 (1, 9)	F9									4	0	0	0	0	2	2						
Sandy Alomar Jr., R OBP: 0.143, SLG: 0.143 (1, 2)	G1					F7		G1-3	P4	4	0	0	0	0	2							
Omar Vizquel, S OBP: 0.375, SLG: 0.400 (1, 6)			G4-3			G6-3		S BB	P6	3	0	0	0	1	0	0						
Jose Vizcaino, S OBP: 0.500, SLG: 0.333 (1, 4)			1B			K2-3		BB	L9	3	0	1	0	1	1	0						
Inning Stats	R: 0 E: 0 K: 1 S: 9	H: 1 LOB: 1 BB: 0 P: 12	R: 0 E: 0 K: 1 S: 7	H: 0 LOB: 0 BB: 0 P: 10	R: 0 E: 0 K: 0 S: 8	H: 2 LOB: 1 BB: 0 P: 11	R: 0 E: 0 K: 2 S: 8	H: 0 LOB: 0 BB: 0 P: 11	R: 0 E: 0 K: 0 S: 6	H: 0 LOB: 0 BB: 0 P: 10	R: 3 E: 0 K: 1 S: 11	H: 3 LOB: 0 BB: 0 P: 23	R: 0 E: 0 K: 2 S: 11	H: 0 LOB: 2 BB: 2 P: 22	R: 1 E: 0 K: 1 S: 18	H: 2 LOB: 2 BB: 1 P: 25	R: 0 E: 0 K: 0 S: 7	H: 0 LOB: 0 BB: 0 P: 11	1B: 6 2B: 1 3B: 0 HR: 1	SF: 1 SAC: 0 DP: 1 HBP: 0	WP: 0 PB: 0 SB: 3 CS: 0	PA: 37
PITCHER	IP	WLS	BF	H	R	ER	SO	BB	IBB	HBP	BLK	WP	HR	S	P	ERA	WHIP					
Scott Erickson, R ERA: 4.05 (1, 1)	6.2		27	6	3	3	6	2	0	0	0	0	1	57	94	4.05	1.200					
Jesse Orosco, L ERA: 27.0 (7, 1)	0.1	3	2	1	1	1	0	0	0	0	0	0	0	6	9	27.00	6.000					
Armando Benitez, R ERA: (8, 1)	1.0	W	4	0	0	0	1	1	0	0	0	0	0	15	21	0.00	1.000					
Randy Myers, L ERA: (9, 1)	1.0	S	3	0	0	0	0	0	0	0	0	0	0	7	11	0.00	0.000					

Batter	1	2	3	4	5	6	7	8	9	AB	R	H	RBI	BB	SO	LOB	BOTTOM					
Brady Anderson, L OBP: 0.400, SLG: 1.111 (1, 8)	G1-6-3 1B	K			HR	K		SF9		4	1	2	2	0	2	1	Cleveland Indians @ Baltimore Orioles Oriole Park at Camden Yards, Baltimore, MD Wed Oct 02 1996, 3:33 AM EDT Att: 48,970 - Overcast - 67 F					
Todd Zeile, R OBP: 0.400, SLG: 0.250 (1, 5)	G1-6-3 1-2	FC5-4			G6-3		P4	BB		4	0	0	0	1	0	2						
Roberto Alomar, S OBP: 0.300, SLG: 0.250 (1, 4)	BB		G6-3		L7		G4-3	BB		4	1	1	1	1	0	0						
Rafael Palmeiro, L OBP: 0.444, SLG: 0.429 (1, 3)	BB		K		BB		G6-3	1B		3	1	1	0	1	1	0						
Bobby Bonilla, S OBP: 0.556, SLG: 0.800 Mike Devereaux, R (8, PR) (9, 9)	E3		F8		BB			BB		2	1	0	0	2	0	1						
Cal Ripken Jr., R OBP: 0.687, SLG: 0.875 (1, 6)	HBP				G6-3		G6-3	BB		3	1	2	1	0	0	0						
Eddie Murray, S OBP: 0.375, SLG: 0.429 Manny Alexander, R (8, PR) (9, 6)	K				G3		G3	BB		3	0	2	1	1	1	3						
B.J. Surhoff, L OBP: 0.250, SLG: 1.000 Pete Incaviglia, R (8, PR) (9, 7)		G3-1			G3		F9	BB		4	0	0	0	0	0	3						
Mark Parent, R OBP: 0.333, SLG: 0.333 Chris Hoiles, R (8, PH) (9, 2)					P7		K	BB		3	0	1	0	0	1	1						
Inning Stats	R: 1 E: 1 K: 1 S: 13	H: 1 LOB: 3 BB: 2 P: 26	R: 0 E: 0 K: 1 S: 7	H: 1 LOB: 0 BB: 0 P: 9	R: 0 E: 0 K: 1 S: 8	H: 0 LOB: 0 BB: 0 P: 13	R: 0 E: 0 K: 0 S: 8	H: 1 LOB: 1 BB: 0 P: 11	R: 3 E: 0 K: 2 S: 11	H: 4 LOB: 2 BB: 1 P: 26	R: 0 E: 0 K: 0 S: 9	H: 0 LOB: 0 BB: 0 P: 14	R: 0 E: 1 K: 0 S: 12	H: 2 LOB: 3 BB: 4 P: 32	R: 3 E: 1 K: 0 S: 18	H: 2 LOB: 3 BB: 4 P: 32	R: 0 E: 0 K: 0 S: 7	H: 0 LOB: 0 BB: 0 P: 11	1B: 6 2B: 2 3B: 0 HR: 1	SF: 1 SAC: 0 DP: 1 HBP: 1	WP: 0 PB: 0 SB: 0 CS: 0	PA: 39
PITCHER	IP	WLS	BF	H	R	ER	SO	BB	IBB	HBP	BLK	WP	HR	S	P	ERA	WHIP					
Orel Hershiser, R ERA: 5.4 (1, 1)	5.0		25	7	4	3	3	3	0	1	0	0	0	52	85	5.40	2.000					
Eric Plunk, R ERA: 13.5 (8, 1)	2.0	L	9	1	3	3	2	1	1	0	0	0	0	23	41	13.50	1.000					
Paul Assenmacher, L ERA: (8, 1)	0.2		3	0	0	0	0	0	1	0	0	0	0	4	11	0.00	0.000					
Julian Tavarez, R ERA: (8, 1)	0.1		2	1	0	0	0	1	0	0	0	0	0	5	10	0.00	6.000					

AB 33
R 4
H 8
RBI 4
BB 3
SO 8
LOB 10



AB 30
R 7
H 9
RBI 5
BB 7
SO 5
LOB 11



Batter	1	2	3	4	5	6	7	8	9	AB	R	H	RBI	BB	SO	LOB	TOP								
Brady Anderson, L (1, 8) OBP: 0.400, SLG: 0.833	1-1 P3	2-1 HBP		3-2 F9			4-1 G6-4-3 BB		2-2 L3	3	0	1	1	0	1		Baltimore Orioles @ Cleveland Indians Jacobs Field, Cleveland, OH Fri Oct 04 1996, 3:33 AM EDT Att: 44,250 - Sunny - 53 F								
Todd Zeile, R (1, 5) OBP: 0.333, SLG: 0.231	0-1 G1-3 1B	2-3 K		1-3 K			0-2 G6-4-3		1-3 K	5	0	1	0	0	3	6									
Roberto Alomar, S (1, 4) OBP: 0.286, SLG: 0.182	0-0 G1-3		1-3 K		3-2 K		4-0 BB			3	0	0	0	1	2	1									
Rafael Palmeiro, L (1, 3) OBP: 0.308, SLG: 0.273	3-1 P6		1-0 F7		1-1 F8		1-0 F7			4	0	0	0	0	0	3									
Bobby Bonilla, S (1, 9) OBP: 0.462, SLG: 0.556		2-1 1B HBP 1B	0-0 G3-1		0-0 P5			0-3 K		4	1	1	0	0	1	0									
Cal Ripken Jr., R (1, 6) OBP: 0.538, SLG: 0.667		2-0 F7		1-1 1B HR 1B		0-1 P4		1-3 K		4	1	1	0	0	1	1									
Eddie Murray, S (1, 10) OBP: 0.417, SLG: 0.455		3-2 HBP S 1B		1-1 1B HR 1B		1-0 L8		2-0 L9		4	1	2	0	0	0	0									
B.J. Surhoff, L (1, 7) OBP: 0.333, SLG: 1.083		0-3 K		1-2 HR		2-2 F7			1-2 K	4	1	2	3	0	1	2									
Mike Devereaux, R (9, PR)		1-2 K		1-2 HR					1-2 1B	0	0	0	0	0	0	0									
Chris Hoiles, R (1, 2) OBP: 0.625, SLG: 0.250		4-1 HBP BB		1-2 G1-3			2-2 G6-4-3 BB 1B		0-0 F8	2	0	1	0	1	0	0									
Manny Alexander, R (7, PR)										0	0	0	0	0	0	0									
Mark Parent, R (7, 2) OBP: 0.250, SLG: 0.250										1	0	0	0	0	0	1									
Inning Stats	R: 0 E: 0 K: 0 S: 7	H: 1 LOB: 1 BB: 0 P: 11	R: 1 E: 0 K: 2 S: 16	H: 2 LOB: 3 BB: 1 P: 31	R: 0 E: 0 K: 1 S: 5	H: 0 LOB: 0 BB: 0 P: 7	R: 3 E: 0 K: 1 S: 19	H: 3 LOB: 0 BB: 0 P: 27	R: 0 E: 0 K: 1 S: 6	H: 0 LOB: 0 BB: 0 P: 10	R: 0 E: 0 K: 0 S: 6	H: 0 LOB: 0 BB: 0 P: 9	R: 0 E: 0 K: 1 S: 8	H: 1 LOB: 2 BB: 2 P: 19	R: 0 E: 0 K: 2 S: 7	H: 0 LOB: 0 BB: 0 P: 10	R: 0 E: 0 K: 1 S: 10	H: 1 LOB: 1 BB: 0 P: 14	1B: 7 2B: 0 3B: 0 HR: 1	SF: 0 SAC: 0 DP: 1 HBP: 1	WP: 0 PB: 0 SB: 1 CS: 0	PA: 38			
PITCHER	IP	WLS	BF	H	R	ER	SO	BB	IBB	HBP	BLK	WP	HR	S	P	ERA	WHIP								
Jack McDowell, R (1, 1) ERA: 6.35	5.2		25	6	4	4	5	1	0	1	0	0	1	56	90	6.35	1.235								
Alan Embree, L (6, 1) ERA: 13.5	0.1		1	0	0	0	0	0	0	0	0	0	0	3	5	0.00	0.000								
Paul Shuey, R (7, 1) ERA: 9.0	0.2		4	1	0	0	0	2	0	0	0	0	0	7	17	0.00	4.500								
Paul Assenmacher, L (7, 1) ERA: 9.0	0.1	W	1	0	0	0	0	0	0	0	0	0	0	1	2	0.00	0.000								
Eric Plunk, R (8, 1) ERA: 9.0	1.0		3	0	0	0	2	0	0	0	0	0	0	7	10	0.00	0.000								

AB	34
R	4
H	8
RBI	4
BB	3
SO	8
LOB	15



Batter	1	2	3	4	5	6	7	8	9	AB	R	H	RBI	BB	SO	LOB	BOTTOM								
Kenny Lofton, L (1, 8) OBP: 0.333, SLG: 0.231	1-0 E9 S G3	1-2 G6-3		0-0 FC3-2 1B			4-0 BB S HR BB	4-2 1B S BB		3	2	0	0	2	0	3	Baltimore Orioles @ Cleveland Indians Jacobs Field, Cleveland, OH Fri Oct 04 1996, 3:33 AM EDT Att: 44,250 - Sunny - 53 F								
Kevin Seitzer, R (1, 10) OBP: 0.429, SLG: 0.462	2-2 G3	2-2 L9		0-2 1B			4-2 HR BB	1-1 BB		4	1	2	3	1	0	1									
Jim Thome, L (1, 5) OBP: 0.417, SLG: 0.300	1-2 G6-3		4-2 FC6-4 1B BB	1-3 K			4-1 HR BB	2-1 P4		2	0	0	0	1	1	2									
Casey Candaele, S (7, PH)							1-2 HR BB	1-3 2H 1B		0	1	0	0	1	0	0									
Jeff Kent, R (8, 5) OBP: 0.200, SLG: 0.400							1-2 HR BB			1	0	0	0	0	0	2									
Albert Belle, R (1, 7) OBP: 0.385, SLG: 0.818	4-1 S BB		0-1 FC6-4 1B		0-1 G3		1-2 HR	3-3 K		4	1	2	4	1	1	2									
Julio Franco, R (1, 3) OBP: 0.083, SLG: 0.091	3-3 K		0-1 FC6-4 G4-6-3		0-3 K		4-1 G1-3			4	0	0	0	0	2	3									
Manny Ramirez, R (1, 9) OBP: 0.333, SLG: 0.833		2-1 HR	1-0 G4-6-3		1-2 F8		2-3 K			4	1	1	1	0	1	2									
Sandy Alomar Jr., R (1, 2) OBP: 0.091, SLG: 0.091		1-2 G6-3		1-3 K		0-3 K	1-2 F7			4	0	0	0	0	2	0									
Omar Vizquel, S (1, 6) OBP: 0.500, SLG: 0.556		0-0 E5 2B 1B		1-1 2B 1B 1B		1-3 K		2-2 S G6-3 1B 1B		4	3	3	0	0	1	0									
Jose Vizcaino, S (1, 4) OBP: 0.500, SLG: 0.714		0-0 G6-3 2B		1-1 FC3-2 2B		1-1 G6-3		3-2 G6-3		4	0	2	1	0	0	1									
Inning Stats	R: 1 E: 1 K: 1 S: 12	H: 0 LOB: 1 BB: 1 P: 23	R: 2 E: 1 K: 0 S: 16	H: 3 LOB: 1 BB: 0 P: 22	R: 0 E: 0 K: 0 S: 7	H: 1 LOB: 1 BB: 1 P: 12	R: 1 E: 0 K: 2 S: 16	H: 3 LOB: 2 BB: 0 P: 20	R: 0 E: 0 K: 1 S: 10	H: 0 LOB: 0 BB: 0 P: 11	R: 0 E: 0 K: 2 S: 8	H: 0 LOB: 0 BB: 0 P: 10	R: 4 E: 0 K: 1 S: 17	H: 1 LOB: 0 BB: 3 P: 32	R: 1 E: 0 K: 1 S: 17	H: 2 LOB: 2 BB: 1 P: 32	1B: 6 2B: 2 3B: 0 HR: 2	SF: 0 SAC: 0 DP: 1 HBP: 0	WP: 0 PB: 0 SB: 5 CS: 0	PA: 40					
PITCHER	IP	WLS	BF	H	R	ER	SO	BB	IBB	HBP	BLK	WP	HR	S	P	ERA	WHIP								
35 Mike Mussina, R (1, 1) ERA: 4.5	6.0		27	7	4	3	6	2	0	0	0	0	0	5	16	4.50	1.500								
Jesse Orosco, L (7, 1) ERA: 108.0	0.0	L	3	0	3	3	0	3	0	0	0	0	0	5	16	∞	∞								
Armando Benitez, R (7, 1) ERA: 4.5	1.0		4	1	1	1	1	0	0	0	0	0	1	12	16	9.00	1.000								
Arthur Rhodes, L (8, 1) ERA: 9.0	0.1		3	1	1	1	0	1	0	0	0	0	0	9	18	27.00	6.000								
Terry Matwevs, R (8, 1) ERA: 9.0	0.2		3	1	0	0	1	0	0	0	0	0	0	8	14	0.00	1.500								



