

# Cleveland Indians - 1997

Batter	1	2	3	4	5	6	7	8	9	AB	R	H	RBI	BB	SO	LOB	TOP																
Marquis Grissom, R (1, 8)										5	0	0	0	0	1	4	<b>Cleveland Indians @ Oakland Athletics</b> Oakland-Alameda County Coliseum, Oakland, CA Wed Apr 02 1997, 7:05 PM PST Att: 41,235 - Unknown - 68 F																
Omar Vizquel, S (1, 6) OBP: 0.400, SLG: 0.400										5	2	2	0	0	0	1																	
Jim Thome, L (1, 3) OBP: 1.000, SLG: 3.000										2	3	2	2	3	0	0																	
Matt Williams, R (1, 5)										4	0	0	0	1	1	3																	
David Justice, L (1, 7) OBP: 0.800, SLG: 2.000										4	2	3	3	1	0	2																	
Manny Ramirez, R (1, 9) OBP: 0.400, SLG: 0.400										5	1	2	1	0	0	2																	
Brian Giles, L (9, 9)										0	0	0	0	0	0	0																	
Julio Franco, R (1, 4) OBP: 0.200, SLG: 0.200										5	0	1	1	0	1	3																	
Kevin Mitchell, R (1, 10) OBP: 0.400, SLG: 1.000										4	1	1	1	1	1	3																	
Sandy Alomar Jr., R (1, 2) OBP: 0.500, SLG: 0.750										4	0	2	1	0	1	0																	
<b>Inning Stats</b>	R: 4 E: 0 K: 0 S: 16	H: 4 LOB: 3 BB: 3 P: 32	R: 0 E: 0 K: 0 S: 5	H: 0 LOB: 0 BB: 1 P: 11	R: 0 E: 0 K: 0 S: 4	H: 0 LOB: 0 BB: 1 P: 10	R: 2 E: 0 K: 0 S: 15	H: 3 LOB: 1 BB: 0 P: 24	R: 0 E: 0 K: 1 S: 11	H: 1 LOB: 1 BB: 0 P: 13	R: 0 E: 0 K: 1 S: 8	H: 0 LOB: 0 BB: 0 P: 10	R: 2 E: 0 K: 1 S: 15	H: 1 LOB: 0 BB: 1 P: 28	R: 0 E: 0 K: 1 S: 9	H: 1 LOB: 1 BB: 0 P: 15	R: 1 E: 0 K: 1 S: 16	H: 3 LOB: 2 BB: 0 P: 24	1B: 7 2B: 2 3B: 1 HR: 3	SF: 0 SAC: 0 DP: 2 HBP: 0	WP: 1 PB: 0 SB: 2 CS: 1	PA: 44											
<b>PITCHER</b>	IP WLS BF H R ER SO BB IBB HBP BLK WP HR S P ERA WHIP																																
Ariel Prieto, R (1, 1) ERA: 4.5	4.0	23	8	6	2	0	4	1	0	0	0	1	1	44	83	4.50	3.000																
Don Wengert, R (5, 1) ERA: 3.95	2.1	L	8	0	1	1	3	1	0	0	0	0	0	22	31	3.86	0.429																
Billy Brewer, L (7, 1) ERA: 3.95	0.0		1	1	1	0	0	0	0	0	0	0	0	1	5	7	∞	∞															
Richie Lewis, R (7, 1) ERA: 27.0	1.2		6	1	0	0	1	0	0	0	0	0	0	12	22	0.00	0.600																
Buddy Groom, L (9, 1) ERA: 27.0	0.1		3	2	1	1	0	0	0	0	0	0	0	1	7	13	27.00	6.000															
<b>PITCHER</b>	IP WLS BF H R ER SO BB IBB HBP BLK WP HR S P ERA WHIP																																
Mark Acre, R (9, 1) ERA:	0.2		3	1	0	0	1	0	0	0	0	0	0	9	11	0.00	1.500																


  


Batter	1	2	3	4	5	6	7	8	9	AB	R	H	RBI	BB	SO	LOB	BOTTOM															
Tony Batista, R (1, 6)										5	1	0	0	0	2	2	<b>Cleveland Indians @ Oakland Athletics</b> Oakland-Alameda County Coliseum, Oakland, CA Wed Apr 02 1997, 7:05 PM PST Att: 41,235 - Unknown - 68 F															
Scott Brosius, R (1, 5) OBP: 0.400, SLG: 0.750										4	2	1	0	1	1	1																
Jose Canseco, R (1, 9) OBP: 0.400, SLG: 0.250										4	0	1	0	1	1	1																
Mark McGwire, R (1, 3) OBP: 0.250, SLG: 0.500										4	0	1	3	0	0	2																
Gerónimo Berroa, R (1, 10) OBP: 0.500, SLG: 1.500										4	2	2	1	0	0	2																
Jason Giambi, L (1, 7)										4	0	0	0	0	0	1																
Ernie Young, R (1, 8) OBP: 0.500, SLG: 1.250										4	1	2	1	0	0	0																
Scott Spiezio, S (1, 4) OBP: 0.500, SLG: 1.000										4	1	2	0	0	0	1																
George Williams, S (1, 2) OBP: 0.500, SLG: 0.500										4	0	2	0	0	1	2																
<b>Inning Stats</b>	R: 0 E: 0 K: 1 S: 9	H: 0 LOB: 0 BB: 0 P: 17	R: 0 E: 0 K: 0 S: 6	H: 0 LOB: 0 BB: 0 P: 10	R: 1 E: 0 K: 0 S: 9	H: 2 LOB: 0 BB: 0 P: 16	R: 2 E: 0 K: 1 S: 10	H: 2 LOB: 0 BB: 0 P: 14	R: 3 E: 1 K: 2 S: 14	H: 2 LOB: 2 BB: 2 P: 26	R: 0 E: 0 K: 0 S: 4	H: 1 LOB: 0 BB: 0 P: 7	R: 0 E: 0 K: 0 S: 11	H: 2 LOB: 2 BB: 0 P: 15	R: 0 E: 0 K: 0 S: 13	H: 2 LOB: 1 BB: 0 P: 25		R: 1 E: 0 K: 1 S: 6	H: 0 LOB: 0 BB: 0 P: 9	1B: 4 2B: 4 3B: 1 HR: 2	SF: 0 SAC: 0 DP: 1 HBP: 0	WP: 2 PB: 0 SB: 0 CS: 1	PA: 40									
<b>PITCHER</b>	IP WLS BF H R ER SO BB IBB HBP BLK WP HR S P ERA WHIP																															
Charles Nagy, R (1, 1) ERA: 10.73	5.1	25	7	6	6	4	2	0	0	0	0	0	0	1	3	0.00	0.000															
Steve Kline, L (6, 1) ERA:	0.2	W	1	0	0	0	0	0	0	0	0	0	0	1	3	0.00	0.000															
Eric Plunk, R (7, 1) ERA: 9.0	1.0		6	3	1	1	0	0	0	0	0	0	0	14	21	9.00	3.000															
Paul Assenmacher, L (8, 1) ERA:	0.1		1	0	0	0	0	0	0	0	0	0	0	2	3	0.00	0.000															
Michael Jackson, R (8, 1) ERA:	0.2		3	1	0	0	0	0	0	0	0	0	0	8	16	0.00	1.500															
<b>PITCHER</b>	IP WLS BF H R ER SO BB IBB HBP BLK WP HR S P ERA WHIP																															
Paul Shuey, R (9, 1) ERA:	1.0		3	0	0	0	1	0	0	0	0	0	0	6	9	0.00	0.000															

AB	38
R	9
H	13
RBI	9
BB	6
SO	5
LOB	18





Batter	1	2	3	4	5	6	7	8	9	AB	R	H	RBI	BB	SO	LOB	TOP			
Marquis Grissom, R OBP: 0.200, SLG: 0.111	4-2 S BB	1-2 S 1B		2-2 FC6-4 1-2			1-2 G1-3		1-2 P2	4	0	1	0	1	0	2	<p>Cleveland Indians @ Oakland Athletics Oakland-Alameda County Coliseum, Oakland, CA</p> <p>Thu Apr 03 1997, 3:33 AM PST Att: 13,707 - Sunny - 72 F</p> <p>livebaseballscores.com</p> <p>AB 32 R 4 H 6 RBI 4 BB 6 SO 8 LOB 15</p> 			
Omar Vizquel, S OBP: 0.200, SLG: 0.200	2-2 F7	3-3 K			3-1 F8		1-0 F9		2-3 K	5	0	0	0	0	2	3				
Jim Thome, L OBP: 0.667, SLG: 1.200	1 SAFE K	2-3 K		2-2 F8	4-1 BB BB		2-3 K			3	0	0	0	1	2	1				
Matt Williams, R (1.5)	0-1 G1-3			2-2 F9	1-0 F9			2-1 P7		4	0	0	0	0	0	2				
David Justice, L OBP: 0.667, SLG: 1.333		4-2 F9 BB HR BB		2-3 K	4-2 BB		1-1 P4			2	1	0	0	2	1	0				
Manny Ramirez, R OBP: 0.444, SLG: 0.286		4-2 HR BB		0-1 P4	1-1 F9			4-1 BB		2	1	0	0	2	0	2				
Julio Franco, R OBP: 0.333, SLG: 0.444		0-0 F9		1-2 1B 2B	1-0 CS 1B		1-2 F9			4	1	2	0	0	0	3				
Kevin Mitchell, R OBP: 0.333, SLG: 1.000		3-1 HR		1-3 K	2-3 K 1-2			1-3 K		4	1	1	3	0	3	2				
Pat Borders, R OBP: 0.333, SLG: 0.333		2-1 G6-3		0-0 FC6-4 1B 2H				1-1 L5		3	0	1	1	0	0	0				
Brian Giles, L OBP: 1.000, SLG: 2.000									1-1 2B	1	0	1	0	0	0	0				
<b>Inning Stats</b>	R: 0 E: 0 K: 1 S: 12	H: 0 LOB: 1 BB: 1 P: 19	R: 3 E: 0 K: 1 S: 15	H: 2 LOB: 1 BB: 2 P: 32	R: 0 E: 0 K: 1 S: 10	H: 0 LOB: 0 BB: 0 P: 16	R: 1 E: 0 K: 1 S: 15	H: 2 LOB: 1 BB: 0 P: 19	R: 0 E: 0 K: 0 S: 9	H: 1 LOB: 0 BB: 2 P: 10	R: 0 E: 0 K: 1 S: 7	H: 0 LOB: 0 BB: 0 P: 11	R: 0 E: 0 K: 0 S: 8	H: 0 LOB: 1 BB: 1 P: 16	R: 0 E: 0 K: 2 S: 11	H: 1 LOB: 1 BB: 0 P: 16	1B: 3 2B: 2 3B: 0 HR: 1	SF: 0 SAC: 0 DP: 0 HBP: 0	WP: 0 PB: 0 SB: 2 CS: 1	PA: 38
<b>PITCHER</b>	IP WLS BF H R ER SO BB IBB HBP BLK WP HR S P ERA WHIP	IP WLS BF H R ER SO BB IBB HBP BLK WP HR S P ERA WHIP	IP WLS BF H R ER SO BB IBB HBP BLK WP HR S P ERA WHIP	IP WLS BF H R ER SO BB IBB HBP BLK WP HR S P ERA WHIP	IP WLS BF H R ER SO BB IBB HBP BLK WP HR S P ERA WHIP	IP WLS BF H R ER SO BB IBB HBP BLK WP HR S P ERA WHIP	IP WLS BF H R ER SO BB IBB HBP BLK WP HR S P ERA WHIP	IP WLS BF H R ER SO BB IBB HBP BLK WP HR S P ERA WHIP	IP WLS BF H R ER SO BB IBB HBP BLK WP HR S P ERA WHIP	IP WLS BF H R ER SO BB IBB HBP BLK WP HR S P ERA WHIP	IP WLS BF H R ER SO BB IBB HBP BLK WP HR S P ERA WHIP	IP WLS BF H R ER SO BB IBB HBP BLK WP HR S P ERA WHIP	IP WLS BF H R ER SO BB IBB HBP BLK WP HR S P ERA WHIP	IP WLS BF H R ER SO BB IBB HBP BLK WP HR S P ERA WHIP	IP WLS BF H R ER SO BB IBB HBP BLK WP HR S P ERA WHIP	IP WLS BF H R ER SO BB IBB HBP BLK WP HR S P ERA WHIP	IP WLS BF H R ER SO BB IBB HBP BLK WP HR S P ERA WHIP			
Willie Adams, R ERA: 9.0	4.0	19	4	4	4	4	3	0	0	0	0	0	0	0	23	86	9.00	1.750		
Dave Teigheider, R ERA	3.0	11	1	0	0	2	2	0	0	0	0	0	0	0	23	43	0.00	1.000		
Richie Lewis, R ERA	1.0	W	4	0	0	0	1	0	0	0	0	0	0	8	16	0.00	1.000			
Billy Taylor, R ERA	1.0	S	4	1	0	2	0	0	0	0	0	0	0	11	16	0.00	1.000			

Batter	1	2	3	4	5	6	7	8	9	AB	R	H	RBI	BB	SO	LOB	BOTTOM			
Tony Batista, R (1.6)	4-0 WP 2B BB	0-1 L8		0-1 L8	0-0 F8		0-0 SH1-3			3	1	0	0	1	0	5	<p>Cleveland Indians @ Oakland Athletics Oakland-Alameda County Coliseum, Oakland, CA</p> <p>Thu Apr 03 1997, 3:33 AM PST Att: 13,707 - Sunny - 72 F</p> <p>livebaseballscores.com</p> <p>AB 31 R 5 H 8 RBI 5 BB 11 SO 4 LOB 30</p> 			
Scott Brosius, R OBP: 0.300, SLG: 0.444	2-2 F3	1-1 G5-3		1-1 L9		3-2 1B 1B	1-3 K			5	1	1	0	0	1	5				
Jose Canseco, R OBP: 0.300, SLG: 0.125	4-0 2B BB		1-0 L6	0-3 K		0-2 P5	2-0 L7			4	0	0	0	1	1	4				
Mark McGwire, R OBP: 0.444, SLG: 1.000	0-1 2B		2-3 K		0-1 HR	4-1 BB 1B BB		2-1 F8		4	1	2	2	1	1	0				
Geronimo Berroa, R OBP: 0.556, SLG: 1.429	4-2 FC6-4 BB		4-2 1B BB		1-0 F8	0-1 F7		1-2 HR		3	1	1	1	2	0	2				
Jason Giambi, L OBP: 0.333, SLG: 0.250	1-3 K		1-0 FC6-4 1B		2-2 G4-3	2-1 BB 1B		4-2 G5-3 BB		4	0	2	1	1	1	3				
Damon Mashore, R (8, FR)										0	0	0	0	0	0	0				
Ernie Young, R OBP: 0.444, SLG: 0.750	0-0 FC6-4		3-1 FC6-4		0-0 1B 1B	4-2 BB 1B		0-0 G5-3		4	1	1	0	1	0	6				
Scott Spiezio, S OBP: 0.444, SLG: 0.571		1-0 G3-1		4-2 BB BB	4-2 1B BB		0-0 P6		2-2 P5	3	0	0	0	2	0	5				
George Williams, S OBP: 0.750, SLG: 0.600		3-2 HBP		4-1 BB	0-2 1B		4-1 SH1-3 BB			1	0	1	1	2	0	0				
<b>Inning Stats</b>	R: 1 E: 0 K: 1 S: 11	H: 1 LOB: 3 BB: 3 P: 26	R: 0 E: 0 K: 0 S: 7	H: 0 LOB: 0 BB: 0 P: 12	R: 0 E: 0 K: 1 S: 9	H: 1 LOB: 2 BB: 1 P: 20	R: 0 E: 0 K: 1 S: 11	H: 0 LOB: 2 BB: 2 P: 20	R: 2 E: 0 K: 0 S: 14	H: 3 LOB: 2 BB: 1 P: 21	R: 1 E: 0 K: 0 S: 16	H: 2 LOB: 3 BB: 2 P: 29	R: 0 E: 0 K: 1 S: 6	H: 0 LOB: 1 BB: 1 P: 13	R: 1 E: 0 K: 0 S: 11	H: 1 LOB: 2 BB: 1 P: 20	1B: 5 2B: 1 3B: 0 HR: 2	SF: 0 SAC: 1 DP: 0 HBP: 1	WP: 1 PB: 0 SB: 0 CS: 0	PA: 44
<b>PITCHER</b>	IP WLS BF H R ER SO BB IBB HBP BLK WP HR S P ERA WHIP	IP WLS BF H R ER SO BB IBB HBP BLK WP HR S P ERA WHIP	IP WLS BF H R ER SO BB IBB HBP BLK WP HR S P ERA WHIP	IP WLS BF H R ER SO BB IBB HBP BLK WP HR S P ERA WHIP	IP WLS BF H R ER SO BB IBB HBP BLK WP HR S P ERA WHIP	IP WLS BF H R ER SO BB IBB HBP BLK WP HR S P ERA WHIP	IP WLS BF H R ER SO BB IBB HBP BLK WP HR S P ERA WHIP	IP WLS BF H R ER SO BB IBB HBP BLK WP HR S P ERA WHIP	IP WLS BF H R ER SO BB IBB HBP BLK WP HR S P ERA WHIP	IP WLS BF H R ER SO BB IBB HBP BLK WP HR S P ERA WHIP	IP WLS BF H R ER SO BB IBB HBP BLK WP HR S P ERA WHIP	IP WLS BF H R ER SO BB IBB HBP BLK WP HR S P ERA WHIP	IP WLS BF H R ER SO BB IBB HBP BLK WP HR S P ERA WHIP	IP WLS BF H R ER SO BB IBB HBP BLK WP HR S P ERA WHIP	IP WLS BF H R ER SO BB IBB HBP BLK WP HR S P ERA WHIP	IP WLS BF H R ER SO BB IBB HBP BLK WP HR S P ERA WHIP	IP WLS BF H R ER SO BB IBB HBP BLK WP HR S P ERA WHIP			
Orel Hershiser, R ERA: 5.79	4.2	27	5	3	3	3	7	0	1	0	0	0	0	22	40	4.50	2.500			
Michael Jackson, R ERA: 3.38	2.0	L	2	1	1	1	3	0	0	0	0	0	0	6	11	13.50	1.500			
Eric Plunk, R ERA: 10.8	0.2	L	3	1	1	1	0	0	0	0	0	0	0	6	12	0.00	1.500			
Paul Assenmacher, L ERA	0.2		3	0	0	0	1	0	0	0	0	0	0	6	12	0.00	1.500			



Batter	1	2	3	4	5	6	7	8	9	10	11	AB	R	H	RBI	BB	SO	LOB	TOP					
Marquis Grissom, R OBP: 0.188, SLG: 0.071	G5-3	F9		G4-3			G4-3		L3		1B BB	5	0	0	0	1	0	2						
Kevin Seitzer, R Jim Thome, L OBP: 0.636, SLG: 1.000	G6-3		E5 BB 2B		G3		L4		G4-3		1-2 2-H 1B	4	1	0	0	0	0	0						
Julio Franco, R Omar Vizquel, S OBP: 0.400, SLG: 0.385 OBP: 0.200, SLG: 0.200			1-2 2B BB		HBP BB			G3		K	K	4	1	1	0	2	2	2						
Matt Williams, R OBP: 0.214, SLG: 0.167	K			1-H 2-H 2B	G5-4-3 HBP			F3		E5		4	0	1	2	0	1	1						
Kevin Mitchell, R OBP: 0.289, SLG: 0.667		G6-3	G6-3		G5-4-3			HBP		F8		4	0	0	0	0	4							
Manny Ramirez, R OBP: 0.289, SLG: 0.167		K	K			G4-3		K		F8		5	0	0	0	0	3	2						
David Justice, L Chad Curtis, R OBP: 0.714, SLG: 1.125		HR BB	F2		G6-4-3 BB			G1-3 SH1-4 1B		2B 2B BB		2	1	1	0	3	0	1						
Sandy Alomar Jr., R OBP: 0.825, SLG: 1.250		HR			G6-4-3			SH1-4		2B 2B		4	2	3	2	0	0	1						
Tony Fernandez, S OBP: 0.400, SLG: 0.600		1B			K			G1-3		1B 2B		5	0	2	2	0	2	2						
<b>Inning Stats</b>	R: 0 E: 0 K: 1 S: 6	H: 1 LOB: 1 BB: 0 P: 6	R: 2 E: 0 K: 1 S: 7	H: 2 LOB: 1 BB: 1 P: 11	R: 2 E: 1 K: 1 S: 7	H: 1 LOB: 1 BB: 1 P: 11	R: 0 E: 0 K: 1 S: 5	H: 1 LOB: 0 BB: 0 P: 5	R: 0 E: 0 K: 0 S: 2	H: 0 LOB: 1 BB: 1 P: 6	R: 0 E: 0 K: 1 S: 5	H: 0 LOB: 0 BB: 0 P: 5	R: 0 E: 0 K: 1 S: 5	H: 1 LOB: 1 BB: 0 P: 4	R: 0 E: 1 K: 1 S: 6	H: 0 LOB: 1 BB: 0 P: 6	R: 0 E: 0 K: 0 S: 4	H: 1 LOB: 1 BB: 0 P: 4	R: 0 E: 0 K: 1 S: 7	H: 3 LOB: 2 BB: 2 P: 15	1B: 5 2B: 3 3B: 0 HR: 1	SF: 0 SAC: 1 DP: 2 HBP: 2	WP: 0 PB: 0 SB: 0 CS: 1	PA: 48
<b>PITCHER</b>	IP WLS BF H R ER SO BB IBB HBP BLK WP HR S P ERA WHIP	IP WLS BF H R ER SO BB IBB HBP BLK WP HR S P ERA WHIP																						
Allen Watson, L ERA: 6.23	2.2	7	0	0	0	1	1	0	0	0	0	0	0	8	12	0.00	0.375							
Pep Harris, R ERA:	(5, 1)																							
Mike James, R ERA: 3.38	(8, 1)	2.0	8	1	0	0	1	0	0	1	0	0	0	9	10	0.00	0.500							
Troy Percival, R ERA: 21.6	(10, 1)	1.0	4	0	0	0	1	0	0	0	0	0	0	6	6	0.00	0.000							
Dennis Springer, R ERA: 54.0	(11, 1)	0.1	5	2	2	2	0	2	0	0	0	0	0	3	11	54.00	12.000							

Cleveland Indians @ Anaheim Angels  
Anaheim Stadium, Anaheim, CA  
Fri Apr 04 1997, 10:05 PM EST  
Att. 17,768 - Unknown - 63 F

AB 39  
R 6  
H 9  
RBI 6  
BB 6  
SO 8  
LOB 15



Batter	1	2	3	4	5	6	7	8	9	10	11	AB	R	H	RBI	BB	SO	LOB	BOTTOM	
Darin Erstad, L OBP: 0.333, SLG: 0.467	1B BB 1B	P5			F9		S 1B		G3-1 2B		BB 1B HR	6	2	4	0	0	0	0		
Luis Alcega, S OBP: 0.407, SLG: 0.273	1-2 1B BB	G4-3			P6		F9		G3-1		1-2 HR 1B	5	2	1	0	1	0	2		
Jim Edmonds, L OBP: 0.533, SLG: 0.700	K			16 CS 1B							1-2 2-3 HR BB	2	1	1	0	4	1	2		
Tim Salmon, R OBP: 0.333, SLG: 0.462	1B 1-2 2-3 1B			F8			G6-3		F8		1-H 2-H 3-H HR	6	1	2	4	0	1	6		
Dave Hollins, S OBP: 0.500, SLG: 0.500	16 G1-6-3 1-3 2-H 3-H 1B			K		G1		L9		16 F8-2 1B		5	0	2	2	0	1	1		
16 Garret Anderson, L OBP: 0.462, SLG: 0.462	G1-6-3			CS				G3		E4 1B		5	0	2	0	0	3			
Eddie Murray, S Orlando Palmeiro, L Todd Greene, R OBP: 0.417, SLG: 0.375 OBP: 0.125, SLG: 0.125		HR BB			G4-3		F9					3	1	1	0	1	0	2		
Jim Leyritz, R Jack Howell, L Jorge Fabregas, L OBP: 0.125, SLG: 0.125		F9			K			K		P4		4	0	0	0	0	2	4		
Gary Disarcina, R OBP: 0.333, SLG: 0.583		HR			G4-3			K		F8	F8-2	5	1	1	2	0	1	4		
<b>Inning Stats</b>	R: 2 E: 0 K: 1 S: 7	H: 3 LOB: 1 BB: 1 P: 11	R: 2 E: 0 K: 0 S: 4	H: 1 LOB: 0 BB: 1 P: 8	R: 0 E: 0 K: 1 S: 5	H: 1 LOB: 1 BB: 1 P: 5	R: 0 E: 0 K: 1 S: 6	H: 1 LOB: 1 BB: 1 P: 9	R: 0 E: 0 K: 1 S: 6	H: 1 LOB: 2 BB: 1 P: 10	R: 0 E: 0 K: 0 S: 4	H: 1 LOB: 1 BB: 0 P: 4	R: 0 E: 1 K: 0 S: 4	H: 1 LOB: 2 BB: 1 P: 8	R: 0 E: 0 K: 0 S: 3	H: 3 LOB: 0 BB: 1 P: 7	1B: 10 2B: 3 3B: 0 HR: 2	SF: 0 SAC: 0 DP: 2 HBP: 0	WP: 0 PB: 0 SB: 1 CS: 1	PA: 50
<b>PITCHER</b>	IP WLS BF H R ER SO BB IBB HBP BLK WP HR S P ERA WHIP	IP WLS BF H R ER SO BB IBB HBP BLK WP HR S P ERA WHIP																		
Bartolo Colon, R ERA: 7.2	4.0	19	5	0	0	2	0	2	0	0	0	0	0	21	29	7.20	1.800			
Albie Lopez, R ERA:	(6, 1)																			
Paul Assenmacher, L ERA:	(10, 1)	0.0	2	0	0	0	0	0	1	0	0	0	0	1	5	=	=			
Eric Plunk, R ERA: 6.75	(10, 1)	1.0	2	0	0	0	0	0	0	0	0	0	0	2	2	0.00	0.000			
Paul Shuey, R ERA: 36.0	(11, 1)	0.0	L 4	3	4	4	0	1	0	0	0	0	0	1	3	7	=	=		

Cleveland Indians @ Anaheim Angels  
Anaheim Stadium, Anaheim, CA  
Fri Apr 04 1997, 10:05 PM EST  
Att. 17,768 - Unknown - 63 F

AB 42  
R 8  
H 14  
RBI 8  
BB 7  
SO 6  
LOB 27





Batter	1	2	3	4	5	6	7	8	9	AB	R	H	RBI	BB	SO	LOB	TOP					
Marquis Grissom, R OBP: 0.143, SLG: 0.053	L8		G1-3		G4-3	K			G6-3	5	0	0	0	0	1	1	Cleveland Indians @ Anaheim Angels Anaheim Stadium, Anaheim, CA Sat Apr 05 1997, 10:05 PM EST Att: 23,913 - Unknown - 62 F					
Omar Vizquel, S OBP: 0.333, SLG: 0.429	BB		G4-3		1B 2B 1B		G5-3	3B	4	1	2	0	1	0	1							
Jim Thome, L OBP: 0.625, SLG: 0.800	K			F9 FC5-4 BB	2B G6-3 1B		L7	IBB	3	2	1	0	2	1	1							
Matt Williams, R OBP: 0.263, SLG: 0.294	F8			FC5-4 1B	1-2 1-3 2H 2B		K	FC1-4-6	5	0	2	1	0	1	3							
David Justice, L OBP: 0.316, SLG: 1.083 Brian Giles, L OBP: 1.000, SLG: 2.000		G6-3		F9	G6-3			HR	4	1	1	2	0	0	3							
Manny Ramirez, R OBP: 0.222, SLG: 0.125	F9			FC5-4 FC4-6	K			G4-3	4	0	0	1	0	1	2							
Julio Franco, R OBP: 0.294 Tony Fernandez, S OBP: 0.400, SLG: 0.600	K			FC4-6	G5-3			K	4	0	0	0	0	2	1							
Kevin Mitchell, R OBP: 0.389, SLG: 0.938			2B		HR 1B			L4	4	2	3	1	0	0	0							
Sandy Alomar Jr., R OBP: 0.500, SLG: 1.167	L5				HR			G5-3	4	1	1	2	0	0	1							
<b>Inning Stats</b>	R: 0 E: 0 K: 1 S: 9	H: 0 LOB: 1 BB: 1 P: 21	R: 0 E: 0 K: 1 S: 10	H: 0 LOB: 0 BB: 0 P: 16	R: 0 E: 0 K: 0 S: 5	H: 1 LOB: 1 BB: 0 P: 12	R: 1 E: 0 K: 0 S: 8	H: 1 LOB: 1 BB: 0 P: 16	R: 4 E: 0 K: 1 S: 18	H: 5 LOB: 1 BB: 0 P: 30	R: 1 E: 0 K: 1 S: 12	H: 1 LOB: 0 BB: 0 P: 19	R: 0 E: 0 K: 1 S: 9	H: 0 LOB: 0 BB: 0 P: 15	R: 1 E: 0 K: 1 S: 9	H: 1 LOB: 0 BB: 1 P: 12		R: 0 E: 0 K: 0 S: 11	H: 1 LOB: 2 BB: 1 P: 18	1B: 4 2B: 2 3B: 1 HR: 3	SF: 0 SAC: 0 DP: 0 HBP: 0	WP: 0 PB: 0 SB: 0 CS: 0
<b>PITCHER</b>	IP WLS BF H R ER SO BB IBB HBP BLK WP HR S P ERA WHIP	IP WLS BF H R ER SO BB IBB HBP BLK WP HR S P ERA WHIP	IP WLS BF H R ER SO BB IBB HBP BLK WP HR S P ERA WHIP	IP WLS BF H R ER SO BB IBB HBP BLK WP HR S P ERA WHIP	IP WLS BF H R ER SO BB IBB HBP BLK WP HR S P ERA WHIP	IP WLS BF H R ER SO BB IBB HBP BLK WP HR S P ERA WHIP	IP WLS BF H R ER SO BB IBB HBP BLK WP HR S P ERA WHIP	IP WLS BF H R ER SO BB IBB HBP BLK WP HR S P ERA WHIP	IP WLS BF H R ER SO BB IBB HBP BLK WP HR S P ERA WHIP	IP WLS BF H R ER SO BB IBB HBP BLK WP HR S P ERA WHIP	IP WLS BF H R ER SO BB IBB HBP BLK WP HR S P ERA WHIP	IP WLS BF H R ER SO BB IBB HBP BLK WP HR S P ERA WHIP	IP WLS BF H R ER SO BB IBB HBP BLK WP HR S P ERA WHIP	IP WLS BF H R ER SO BB IBB HBP BLK WP HR S P ERA WHIP	IP WLS BF H R ER SO BB IBB HBP BLK WP HR S P ERA WHIP	IP WLS BF H R ER SO BB IBB HBP BLK WP HR S P ERA WHIP						
Shigetoshi Hasegawa, R ERA: 10.38	4.1	L	22	7	5	5	2	2	0	0	0	0	0	0	0	0	10.38	2.077				
Chuck McElroy, L ERA: 3.6	3.2		13	2	2	2	4	0	0	0	0	0	0	0	0	0	4.91	0.545				
Mike James, R ERA: 2.45	1.0		5	1	0	0	0	0	1	0	0	0	0	0	0	0	0.00	1.000				

AB	37
R	7
H	10
RBI	7
BB	3
SO	6
LOB	13



Batter	1	2	3	4	5	6	7	8	9	AB	R	H	RBI	BB	SO	LOB	BOTTOM					
Darin Erstad, L OBP: 0.350, SLG: 0.421	3B 1B			F9		FC6 BB			K	4	1	1	0	1	2	2	Cleveland Indians @ Anaheim Angels Anaheim Stadium, Anaheim, CA Sat Apr 05 1997, 10:05 PM EST Att: 23,913 - Unknown - 62 F					
Luis Alica, S OBP: 0.450, SLG: 0.400	FC4-6 3B	CS		K	G4-3	FC6			BB BB HBP	4	1	1	1	0	1	2						
Jim Edmonds, L OBP: 0.400, SLG: 0.467	F7			G3-1	F8				F7	5	0	0	0	0	1	2						
Tim Salmon, R OBP: 0.450, SLG: 0.500	FC4-6 BB			G4-3					16 BLK 1B	3	0	2	0	2	0	0						
Dave Hollins, S OBP: 0.474, SLG: 0.438	FC4-6 16 1B				G3				4-2 BB	4	1	1	1	1	1	3						
16 Garret Anderson, L OBP: 0.444, SLG: 0.444				SH1-3 E 1B					1-2 2-3 BB	5	1	2	0	0	0	4						
Jack Howell, L OBP: 0.333, SLG: 1.333 Craig Grebeck, R ERA: 18.0 Orlando Palmeiro, L	K			SH1-3					F7	2	1	1	1	0	1	2						
Jorge Fabregas, L					P4				G4-3	3	0	0	0	1	0	2						
Gary Disarcina, R OBP: 0.313, SLG: 0.467				E6					P4	3	0	0	0	1	0	1						
<b>Inning Stats</b>	R: 2 E: 0 K: 1 S: 11	H: 3 LOB: 2 BB: 1 P: 22	R: 0 E: 0 K: 1 S: 10	H: 0 LOB: 0 BB: 1 P: 16	R: 0 E: 0 K: 1 S: 8	H: 0 LOB: 0 BB: 0 P: 11	R: 2 E: 1 K: 0 S: 12	H: 2 LOB: 1 BB: 0 P: 16	R: 0 E: 0 K: 0 S: 8	H: 1 LOB: 1 BB: 0 P: 11	R: 1 E: 0 K: 0 S: 8	H: 1 LOB: 2 BB: 2 P: 22	R: 0 E: 0 K: 2 S: 12	H: 1 LOB: 1 BB: 0 P: 20	R: 0 E: 0 K: 0 S: 7	H: 0 LOB: 0 BB: 0 P: 11		R: 0 E: 0 K: 1 S: 18	H: 0 LOB: 3 BB: 2 P: 33	1B: 6 2B: 0 3B: 1 HR: 1	SF: 0 SAC: 1 DP: 0 HBP: 1	WP: 0 PB: 0 SB: 0 CS: 1
<b>PITCHER</b>	IP WLS BF H R ER SO BB IBB HBP BLK WP HR S P ERA WHIP	IP WLS BF H R ER SO BB IBB HBP BLK WP HR S P ERA WHIP	IP WLS BF H R ER SO BB IBB HBP BLK WP HR S P ERA WHIP	IP WLS BF H R ER SO BB IBB HBP BLK WP HR S P ERA WHIP	IP WLS BF H R ER SO BB IBB HBP BLK WP HR S P ERA WHIP	IP WLS BF H R ER SO BB IBB HBP BLK WP HR S P ERA WHIP	IP WLS BF H R ER SO BB IBB HBP BLK WP HR S P ERA WHIP	IP WLS BF H R ER SO BB IBB HBP BLK WP HR S P ERA WHIP	IP WLS BF H R ER SO BB IBB HBP BLK WP HR S P ERA WHIP	IP WLS BF H R ER SO BB IBB HBP BLK WP HR S P ERA WHIP	IP WLS BF H R ER SO BB IBB HBP BLK WP HR S P ERA WHIP	IP WLS BF H R ER SO BB IBB HBP BLK WP HR S P ERA WHIP	IP WLS BF H R ER SO BB IBB HBP BLK WP HR S P ERA WHIP	IP WLS BF H R ER SO BB IBB HBP BLK WP HR S P ERA WHIP	IP WLS BF H R ER SO BB IBB HBP BLK WP HR S P ERA WHIP	IP WLS BF H R ER SO BB IBB HBP BLK WP HR S P ERA WHIP						
Chad Ogea, R ERA: 4.5	6.0	W	29	4	0	0	0	0	0	0	0	0	0	0	0	0	4.50	1.833				
Steve Kline, L ERA	1.0		4	1	0	0	2	0	0	0	0	0	0	0	0	0	0.00	1.000				
Michael Jackson, R ERA: 2.45	1.0		3	0	0	0	0	0	0	0	0	0	0	0	0	0	0.00	0.000				
Paul Shuey, R ERA: 18.0	1.0	S	6	0	0	0	1	2	0	1	0	0	0	0	0	0	0.00	2.000				

AB	34
R	5
H	8
RBI	3
BB	6
SO	6
LOB	18





Batter	1	2	3	4	5	6	7	8	9	AB	R	H	RBI	BB	SO	LOB	TOP			
Marquis Grissom, R OBP: 0.259, SLG: 0.130 Chad Curtis, R (9, PR) (9, 8)	K							E6	1B	4	1	2	0	2	1	0	Cleveland Indians @ Anaheim Angels Anaheim Stadium, Anaheim, CA Sun Apr 06 1997, 10:05 PM EDT Att: 29,363 - Unknown - 65 F			
Omar Vizquel, S OBP: 0.350, SLG: 0.421	L7		F9	2B	1B			SH1-4	BB	5	1	2	1	0	0	4				
Jim Thome, L OBP: 0.636, SLG: 0.786	FC6-4		K	1B	2B			K	BB	4	1	2	1	2	2	2				
Matt Williams, R OBP: 0.320, SLG: 0.318	FC6-4								F7	5	1	2	2	1	0	5				
David Justice, L OBP: 0.565, SLG: 1.063										4	2	1	1	1	0	3				
Kevin Mitchell, R OBP: 0.348, SLG: 0.750	K									4	0	0	0	1	2	2				
Brian Giles, L OBP: 0.500, SLG: 1.333	G3-1									5	2	2	3	0	1	1				
Tony Fernandez, S OBP: 0.500, SLG: 0.667	G4-3									4	1	2	1	1	0	0				
Sandy Alomar Jr., R OBP: 0.471, SLG: 1.118			L9	F8	1B			G6-3	HR	5	1	2	1	0	0	2				
<b>Inning Stats</b>	R: 0 E: 0 K: 1 S: 9	H: 0 LOB: 1 BB: 1 P: 15	R: 1 E: 0 K: 1 S: 6	H: 1 LOB: 0 BB: 0 P: 11	R: 0 E: 0 K: 1 S: 9	H: 0 LOB: 1 BB: 1 P: 17	R: 7 E: 0 K: 0 S: 20	H: 7 LOB: 1 BB: 1 P: 42	R: 0 E: 0 K: 0 S: 8	H: 1 LOB: 3 BB: 3 P: 21	R: 0 E: 0 K: 1 S: 10	H: 1 LOB: 1 BB: 0 P: 15	R: 0 E: 1 K: 1 S: 9	H: 0 LOB: 2 BB: 1 P: 18	R: 2 E: 0 K: 1 S: 24	H: 4 LOB: 3 BB: 1 P: 35	1B: 9 2B: 3 3B: 0 HR: 3	SF: 0 SAC: 1 DP: 2 HBP: 0	WP: 1 PB: 0 SB: 1 CS: 0	PA: 49
<b>PITCHER</b>	IP WLS BF H R ER SO	IP WLS BF H R ER SO	IP WLS BF H R ER SO	IP WLS BF H R ER SO	IP WLS BF H R ER SO	IP WLS BF H R ER SO	IP WLS BF H R ER SO	IP WLS BF H R ER SO	IP WLS BF H R ER SO	IP WLS BF H R ER SO	IP WLS BF H R ER SO	IP WLS BF H R ER SO	IP WLS BF H R ER SO	IP WLS BF H R ER SO	IP WLS BF H R ER SO	IP WLS BF H R ER SO	ERA WHIP	ERA WHIP		
Mark Gubicza, R ERA: 17.18	3.2	20	6	7	7	3	3	0	0	0	0	0	0	0	0	0	17.18	2.455		
Pep Harris, R ERA: 1.42	3.1	16	5	1	1	1	3	0	0	0	1	0	26	58	2.70	2.400				
Mike Holtz, L ERA:	1.0	5	0	0	0	1	0	1	0	0	0	0	9	18	0.00	0.000				
Troy Percival, R ERA: 20.25	1.0	L	8	4	2	2	1	1	0	0	0	0	2	24	35	18.00	5.000			

AB	40
R	10
H	15
RBI	10
BB	8
SO	6
LOB	19



Batter	1	2	3	4	5	6	7	8	9	AB	R	H	RBI	BB	SO	LOB	BOTTOM					
Darin Erstad, L OBP: 0.360, SLG: 0.500	SH5-3	HR						G6-3		5	2	2	1	0	0	2	Cleveland Indians @ Anaheim Angels Anaheim Stadium, Anaheim, CA Sun Apr 06 1997, 10:05 PM EDT Att: 29,363 - Unknown - 65 F					
Luis Alica, S OBP: 0.417, SLG: 0.333	SH5-3									3	0	0	0	1	1	0						
Jim Edmonds, L OBP: 0.360, SLG: 0.579										4	1	1	3	0	3	0						
Tim Salmon, R OBP: 0.400, SLG: 0.400	K									4	0	0	0	1	4	1						
Dave Hollins, S OBP: 0.435, SLG: 0.400	16	HR								4	1	1	0	0	1	2						
16 Garret Anderson, L OBP: 0.500, SLG: 0.636										4	2	3	2	0	0	1						
Eddie Murray, S OBP: 0.375, SLG: 0.333	G4-3									4	0	1	0	0	0	1						
Jim Levritz, R OBP: 0.333, SLG: 0.333 Orlando Palmeiro, L (8, PR) Jorge Fabregas, L (9, 2)										4	1	3	1	0	1	1						
Gary Disarcina, R OBP: 0.300, SLG: 0.421										4	1	1	0	0	0	4						
<b>Inning Stats</b>	R: 4 E: 0 K: 1 S: 19	H: 4 LOB: 0 BB: 0 P: 32	R: 3 E: 1 K: 1 S: 14	H: 3 LOB: 1 BB: 1 P: 28	R: 0 E: 0 K: 1 S: 9	H: 1 LOB: 1 BB: 0 P: 14	R: 0 E: 0 K: 1 S: 6	H: 0 LOB: 0 BB: 0 P: 7	R: 1 E: 0 K: 1 S: 15	H: 3 LOB: 2 BB: 0 P: 24	R: 0 E: 0 K: 1 S: 6	H: 0 LOB: 0 BB: 0 P: 6	R: 0 E: 0 K: 1 S: 9	H: 0 LOB: 0 BB: 1 P: 17	R: 0 E: 0 K: 0 S: 8	H: 1 LOB: 2 BB: 0 P: 14	R: 0 E: 0 K: 3 S: 11	H: 0 LOB: 0 BB: 0 P: 15	1B: 8 2B: 2 3B: 0 HR: 2	SF: 1 SAC: 1 DP: 0 HBP: 0	WP: 0 PB: 0 SB: 3 CS: 1	PA: 40
<b>PITCHER</b>	IP WLS BF H R ER SO	IP WLS BF H R ER SO	IP WLS BF H R ER SO	IP WLS BF H R ER SO	IP WLS BF H R ER SO	IP WLS BF H R ER SO	IP WLS BF H R ER SO	IP WLS BF H R ER SO	IP WLS BF H R ER SO	IP WLS BF H R ER SO	IP WLS BF H R ER SO	IP WLS BF H R ER SO	IP WLS BF H R ER SO	IP WLS BF H R ER SO	IP WLS BF H R ER SO	IP WLS BF H R ER SO	ERA WHIP	ERA WHIP				
Jack McDowell, R ERA: 12.6	5.0	27	11	8	7	5	1	0	0	0	0	0	0	0	0	0	12.60	2.400				
Steve Kline, L ERA:	3.0	W	10	1	0	0	2	1	0	0	0	0	23	37	0.00	0.667						
Paul Assenmacher, L ERA:	0.2	2	0	0	0	2	0	0	0	0	0	0	7	10	0.00	0.000						
Michael Jackson, R ERA: 2.25	0.1	S	1	0	0	0	1	0	0	0	0	0	4	5	0.00	0.000						

AB	36
R	8
H	12
RBI	7
BB	2
SO	10
LOB	12





Batter	1	2	3	4	5	6	7	8	9	AB	R	H	RBI	BB	SO	LOB	TOP										
Marquis Grissom, R OBP: 0.219, SLG: 0.107	1-1 F8	1-0 P4			0-0 P4		0-0 F8		1-1 E6	5	0	0	0	0	0	1	<b>Cleveland Indians @ Seattle Mariners</b> The Kingdome, Seattle, WA Mon Apr 07 1997, 10:05 PM EDT Att: 22,012 - Dome										
Omar Vizquel, S OBP: 0.390, SLG: 0.391	2-3 K		1-0 L8		4-0 BB		0-1 BB		2-0 G3-6-1	4	0	1	0	1	1												
Jim Thome, L OBP: 0.519, SLG: 0.579	3-2 L6		3-3 K		1-1 G4-3		0-0 G4-3		0-0 G4-3	5	0	0	0	0	1	3											
Matt Williams, R OBP: 0.345, SLG: 0.360		2-2 P4	2-3 K			4-2 WP 1B BB		2-0 2B		3	2	1	0	1	1	0											
David Justice, L OBP: 0.519, SLG: 0.895	1-3 K			2-2 F7		1-3 SAFE K		4-1 2B		3	1	0	0	1	2	1											
Manny Ramirez, R OBP: 0.273, SLG: 0.400	2-2 HR			1-2 G5-3		2-0 F9		2-1 1B		4	1	2	3	0	0	1											
Brian Giles, L OBP: 0.500, SLG: 1.333								1-H 2-H G6-4-3 2B		0	1	0	0	0	0	0											
Julio Franco, R OBP: 0.391, SLG: 0.381	1-2 HR 1B			2-3 K		2-2 1-H 1B		0-1 G6-4-3 1B		4	1	3	1	0	1	0											
Tony Fernandez, S OBP: 0.500, SLG: 0.667								2-3 G6-4-3 1B		0	0	0	0	0	0	0											
Kevin Mitchell, R OBP: 0.333, SLG: 0.652	4-2 HR BB				0-0 P4	0-3 K		0-0 G6-4-3		3	1	0	0	1	1	3											
Sandy Alomar Jr., R OBP: 0.476, SLG: 1.190	1-2 HR				1-0 2B			3-H G6-3		4	1	2	3	0	0	1											
<b>Inning Stats</b>	R: 0 E: 0 K: 1 S: 9	H: 0 LOB: 0 BB: 0 P: 15	R: 4 E: 0 K: 1 S: 19	H: 3 LOB: 0 BB: 1 P: 32	R: 0 E: 0 K: 2 S: 9	H: 0 LOB: 0 BB: 0 P: 15	R: 0 E: 0 K: 1 S: 9	H: 0 LOB: 0 BB: 0 P: 14	R: 0 E: 0 K: 0 S: 5	H: 1 LOB: 2 BB: 1 P: 11	R: 1 E: 0 K: 2 S: 19	H: 1 LOB: 1 BB: 1 P: 28	R: 0 E: 0 K: 0 S: 5	H: 1 LOB: 0 BB: 0 P: 6	R: 3 E: 0 K: 0 S: 10	H: 3 LOB: 1 BB: 1 P: 20	R: 0 E: 1 K: 0 S: 4	H: 0 LOB: 0 BB: 0 P: 7	1B: 4 2B: 3 3B: 0 HR: 2	SF: 0 SAC: 0 DP: 2 HBP: 0	WP: 1 PB: 0 SB: 2 CS: 0	PA: 39					
<b>PITCHER</b>	IP	WLS	BF	H	R	ER	SO	BB	IBB	HBP	BLK	WP	HR	S	P	ERA	WHIP										
Scott Sanders, R ERA: 9.0	6.0	L	26	5	5	5	7	3	0	0	0	1	2	70	115	7.50	1.333										
Salomon Torres, R ERA: 27.0	3.0		13	4	3	3	0	1	0	0	0	0	0	19	33	9.00	1.667										

AB	35
R	8
H	9
RBI	7
BB	4
SO	7
LOB	11



Batter	1	2	3	4	5	6	7	8	9	AB	R	H	RBI	BB	SO	LOB	BOTTOM										
Joey Cora, S OBP: 0.316, SLG: 0.188	1-2 G3-1		1-1 G3-1		3-1 G4-3		1-2 BB		1-1 G6-4-3	5	0	2	1	0	0	2	<b>Cleveland Indians @ Seattle Mariners</b> The Kingdome, Seattle, WA Mon Apr 07 1997, 10:05 PM EDT Att: 22,012 - Dome										
Alex Rodriguez, R OBP: 0.345, SLG: 0.536	1-3 K		0-3 K		1-1 G5-3		4-0 BB		0-0 G6-4-3	4	0	0	1	1	2	2											
Ken Griffey Jr., L OBP: 0.556, SLG: 1.227	2-3 K			0-2 G6-3 1B		1-1 2B		0-0 F8		4	0	2	0	0	1	3											
Edgar Martinez, R OBP: 0.385, SLG: 0.652		1-1 G4-3 G1-3 1B		2-1 L9		1-1 G6-3		1-1 HR		4	1	2	1	0	0	2											
Jay Buhner, R OBP: 0.346, SLG: 0.105	1-1 G1-3		1-1 G6-3		1-1 K		1-3 K			4	0	0	0	0	2	3											
Paul Sorrento, L OBP: 0.235, SLG: 0.294	3-2 G4-3		1-1 G3-1				3-3 K		1-1 F7	4	0	0	0	0	1	2											
Dan Wilson, R OBP: 0.375, SLG: 0.381	1-3 K				2-2 G4-3		1-3 K		2-3 K	4	0	0	0	0	3	1											
John Marzano, R OBP: 0.346, SLG: 0.105										0	0	0	0	0	0	0											
Russ Davis, R OBP: 0.391, SLG: 0.474			0-1 G3-1 G4-3 1B		0-0 2B		2-2 1B BB 1B		3-3 K	4	1	3	0	0	1	0											
Lee Tinsley, S OBP: 0.111, SLG: 0.222			3-1 G4-3		1-3 K		2-1 BB 1B		1-1 1B 3B	4	1	2	0	0	1	2											
<b>Inning Stats</b>	R: 0 E: 0 K: 2 S: 10	H: 0 LOB: 0 BB: 0 P: 14	R: 0 E: 0 K: 1 S: 12	H: 1 LOB: 1 BB: 0 P: 18	R: 0 E: 0 K: 1 S: 9	H: 1 LOB: 1 BB: 0 P: 13	R: 0 E: 0 K: 0 S: 9	H: 1 LOB: 1 BB: 0 P: 13	R: 0 E: 0 K: 1 S: 10	H: 1 LOB: 1 BB: 0 P: 15	R: 1 E: 0 K: 2 S: 15	H: 3 LOB: 3 BB: 1 P: 28	R: 1 E: 0 K: 2 S: 10	H: 1 LOB: 0 BB: 0 P: 15	R: 1 E: 0 K: 1 S: 8	H: 2 LOB: 0 BB: 0 P: 13	1B: 7 2B: 2 3B: 1 HR: 1	SF: 0 SAC: 0 DP: 1 HBP: 0	WP: 0 PB: 0 SB: 1 CS: 0	PA: 38							
<b>PITCHER</b>	IP	WLS	BF	H	R	ER	SO	BB	IBB	HBP	BLK	WP	HR	S	P	ERA	WHIP										
Charles Nagy, R ERA: 5.25	6.2	W	29	8	1	1	8	1	0	0	0	0	0	73	115	1.35	1.350										
Paul Assenmacher, L ERA: 5.25	0.1		1	0	0	0	0	0	0	0	0	0	0	1	1	0.00	0.000										
Eric Plunk, R ERA: 7.71	2.0		8	3	2	2	3	0	0	0	0	0	1	18	28	9.00	1.500										

AB	37
R	3
H	11
RBI	3
BB	1
SO	11
LOB	17













Batter	1	2	3	4	5	6	7	8	9	AB	R	H	RBI	BB	SO	LOB	TOP					
Darin Erstad, L OBP: 0.391, SLG: 0.412	G4-3		E3		F9					3	0	0	0	1	0	0	Anaheim Angels @ Cleveland Indians Jacobs Field, Cleveland, OH Fri Apr 11 1997, 3:33 AM EDT Att: 42,643 - Cloudy - 51 F					
Luis Alcaez, S OBP: 0.345, SLG: 0.261	G1-3		L4-6		K					4	0	0	0	0	1	2						
Jim Edmonds, L OBP: 0.350, SLG: 0.529	K				L4			F8		4	0	1	0	0	1	0						
Tim Salmon, R OBP: 0.326, SLG: 0.278		K				G5-3		P3		4	0	0	0	0	2	1						
Dave Hollins, S OBP: 0.415, SLG: 0.459								G4-3		3	1	2	0	0	0	0						
16 Garret Anderson, L OBP: 0.400, SLG: 0.462		FC6-4							F7	4	1	1	0	0	0	2						
Eddie Murray, S OBP: 0.385, SLG: 0.429										4	1	2	0	0	1	3						
Jorge Fabregas, L OBP: 0.167, SLG: 0.091										4	0	1	3	0	1	2						
Gary Disarcina, R OBP: 0.351, SLG: 0.472										4	0	0	0	0	0	3						
<b>Inning Stats</b>	R: 0 E: 0 K: 1 S: 9	H: 0 LOB: 0 BB: 0 P: 15	R: 2 E: 0 K: 1 S: 14	H: 3 LOB: 1 BB: 0 P: 23	R: 0 E: 1 K: 1 S: 13	H: 1 LOB: 1 BB: 0 P: 17	R: 1 E: 0 K: 1 S: 13	H: 2 LOB: 1 BB: 0 P: 21	R: 0 E: 0 K: 1 S: 9	H: 0 LOB: 1 BB: 0 P: 14	R: 0 E: 0 K: 1 S: 12	H: 0 LOB: 1 BB: 0 P: 15	R: 0 E: 0 K: 1 S: 7	H: 0 LOB: 1 BB: 1 P: 11	R: 0 E: 0 K: 0 S: 3	H: 1 LOB: 1 BB: 0 P: 8	1B: 6 2B: 2 3B: 0 HR: 0	SF: 0 SAC: 0 DP: 1 HBP: 1	WP: 0 PB: 0 SB: 1 CS: 0	PA: 36		
<b>PITCHER</b>	IP	WLS	BF	H	R	ER	SO	BB	IBB	HBP	BLK	WP	HR	S	P	ERA	WHIP					
Chad Ogea, R ERA: 4.15	(1, 1)	7.0	W	29	6	3	3	6	1	0	1	0	0	0	77	116	3.86	1.000				
Michael Jackson, R ERA: 1.5	(8, 1)	1.0		3	0	0	0	0	0	0	0	0	0	3	6	0.00	0.000					
Jose Mesa, R ERA:	(9, 1)	1.0		4	1	0	0	0	0	0	0	0	0	5	8	0.00	1.000					

Batter	1	2	3	4	5	6	7	8	9	AB	R	H	RBI	BB	SO	LOB	BOTTOM					
Marquis Grissom, R OBP: 0.317, SLG: 0.361										3	2	3	2	1	0	0	Anaheim Angels @ Cleveland Indians Jacobs Field, Cleveland, OH Fri Apr 11 1997, 3:33 AM EDT Att: 42,643 - Cloudy - 51 F					
Chad Curtis, R OBP: 1.000, SLG: 4.000										0	1	0	0	2	0	0						
Omar Vizquel, S OBP: 0.355, SLG: 0.405										5	0	3	4	0	1	2						
Jim Thome, L OBP: 0.488, SLG: 0.484										5	0	1	2	0	4	5						
Matt Williams, R OBP: 0.310, SLG: 0.324										4	1	1	0	1	0	3						
David Justice, L OBP: 0.550, SLG: 0.833										4	2	3	0	0	0	2						
Brian Giles, L OBP: 0.333, SLG: 0.727										0	0	0	0	1	0	0						
Manny Ramirez, R OBP: 0.343, SLG: 0.500										5	2	2	3	0	0	3						
Julio Franco, R OBP: 0.424, SLG: 0.490										4	1	1	1	1	2	0						
Kevin Mitchell, R OBP: 0.306, SLG: 0.625										5	2	2	3	0	2	1						
Sandy Alomar Jr., R OBP: 0.581, SLG: 1.194										5	4	4	0	0	0	0						
<b>Inning Stats</b>	R: 0 E: 0 K: 2 S: 11	H: 1 LOB: 1 BB: 0 P: 15	R: 6 E: 0 K: 0 S: 19	H: 7 LOB: 1 BB: 1 P: 37	R: 0 E: 0 K: 1 S: 9	H: 0 LOB: 0 BB: 0 P: 14	R: 0 E: 0 K: 1 S: 11	H: 0 LOB: 1 BB: 1 P: 18	R: 6 E: 0 K: 1 S: 22	H: 7 LOB: 1 BB: 0 P: 35	R: 0 E: 0 K: 1 S: 14	H: 1 LOB: 1 BB: 1 P: 25	R: 2 E: 0 K: 1 S: 20	H: 2 LOB: 2 BB: 2 P: 36	R: 1 E: 0 K: 2 S: 16	H: 2 LOB: 2 BB: 1 P: 26	1B: 15 2B: 3 3B: 0 HR: 2	SF: 1 SAC: 1 DP: 2 HBP: 0	WP: 0 PB: 0 SB: 1 CS: 0	PA: 48		
<b>PITCHER</b>	IP	WLS	BF	H	R	ER	SO	BB	IBB	HBP	BLK	WP	HR	S	P	ERA	WHIP					
Mark Gubicza, R ERA: 25.07	(1, 1)	1.0	L	10	7	6	6	2	0	0	0	0	0	0	23	37	54.00	7.000				
Shigetoshi Hasegawa, R ERA: 11.57	(2, 1)	3.1		19	8	6	6	3	2	0	0	0	1	44	74	16.20	3.000					
Darrell May, L ERA: 7.71	(5, 1)	2.1		12	3	2	2	2	3	0	0	0	0	36	64	7.71	2.571					
Pep Harris, R ERA: 1.86	(7, 1)	1.1		7	2	1	1	2	1	0	0	0	0	19	31	6.75	2.250					

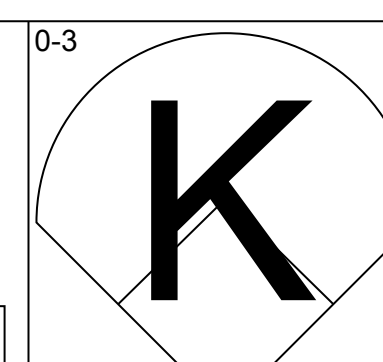
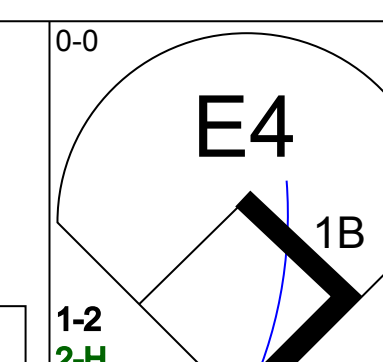
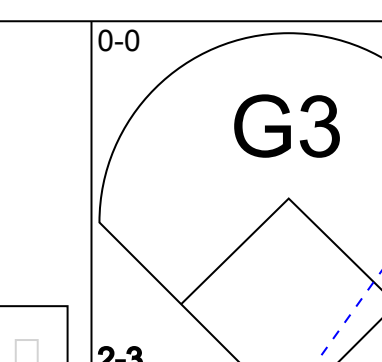
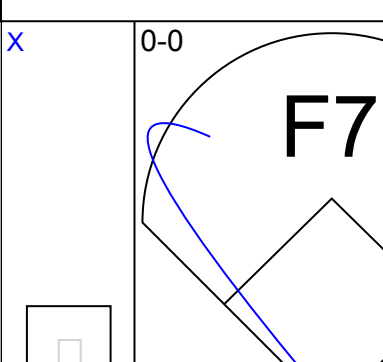
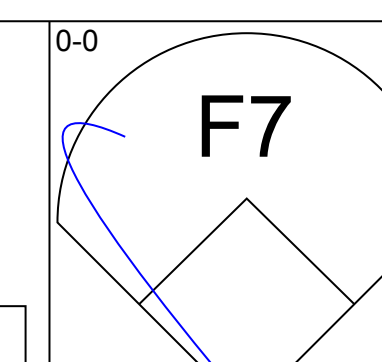
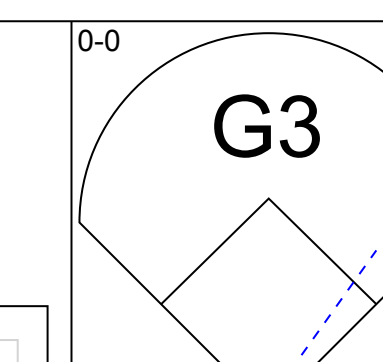
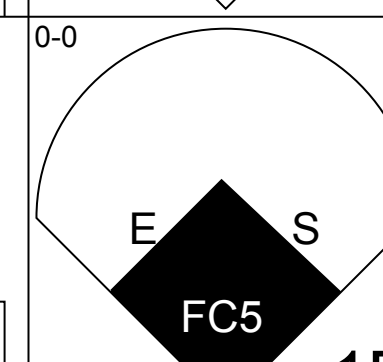
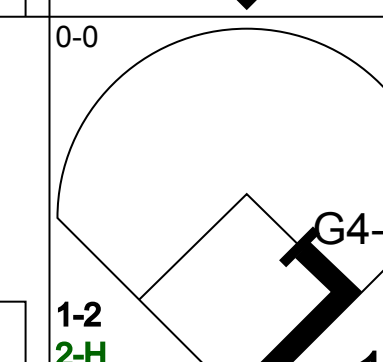
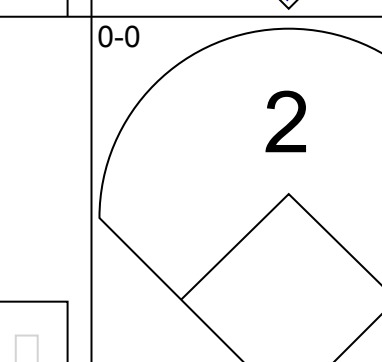
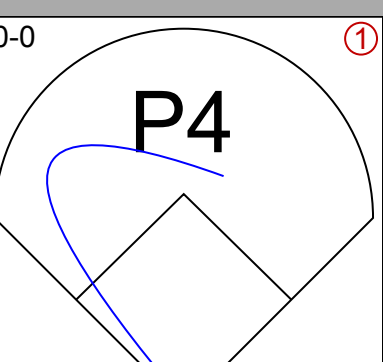
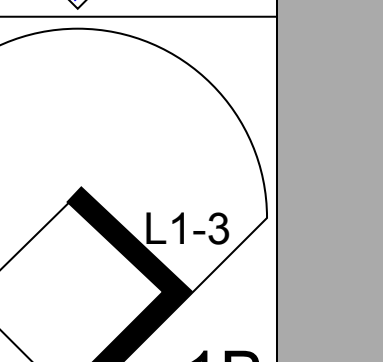
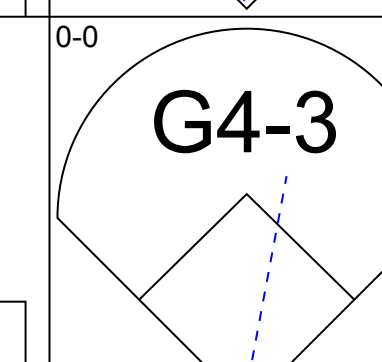
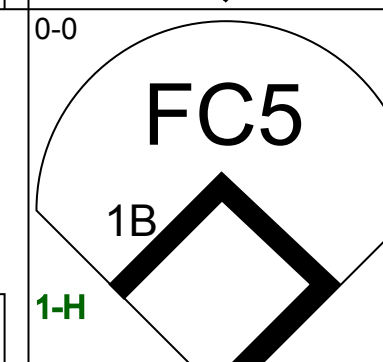
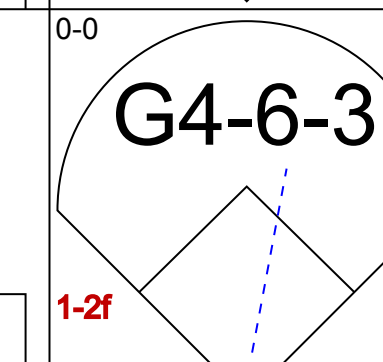
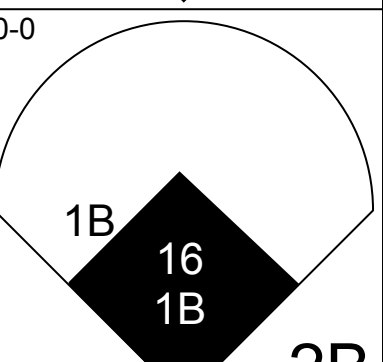
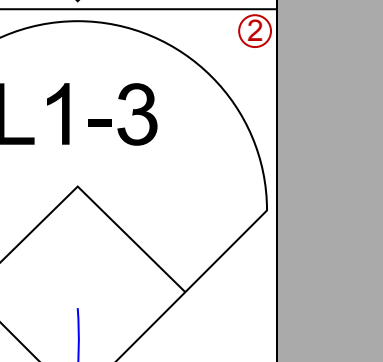
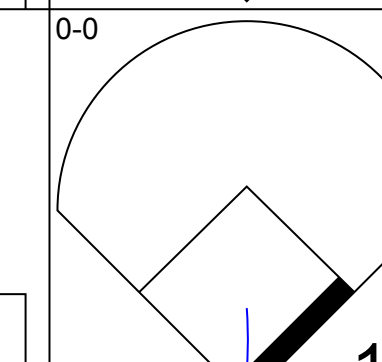
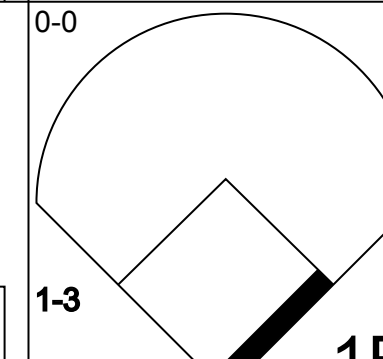
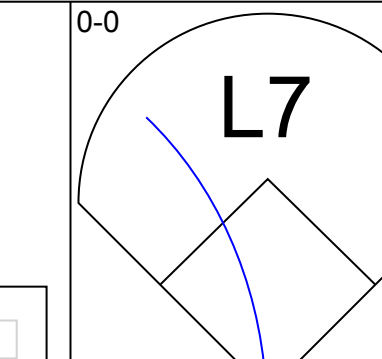
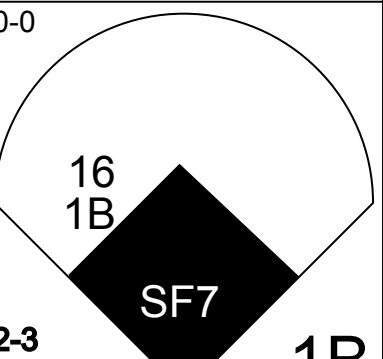

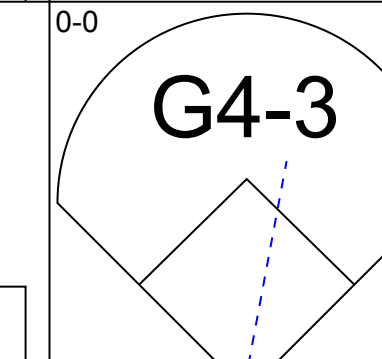
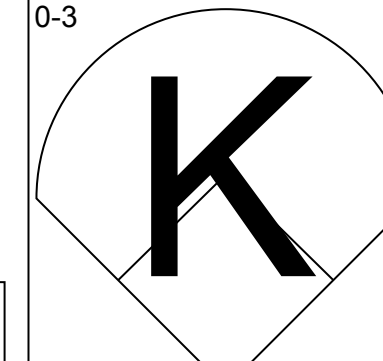
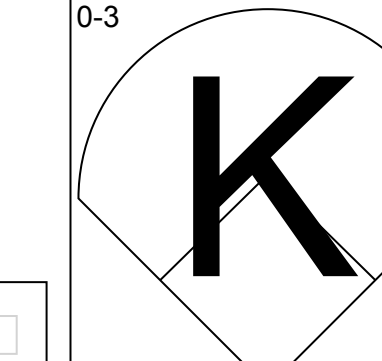
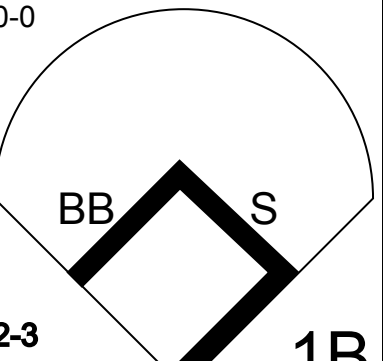
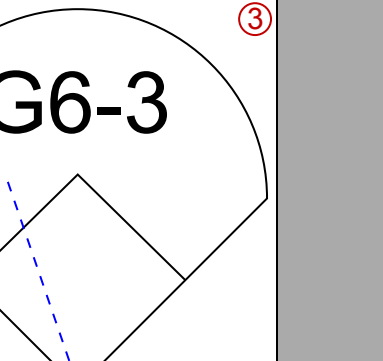
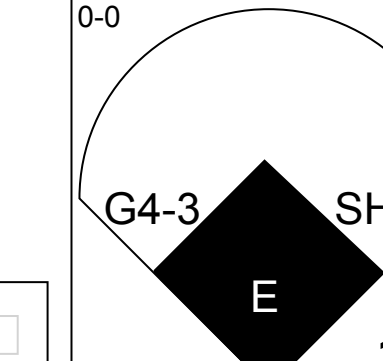
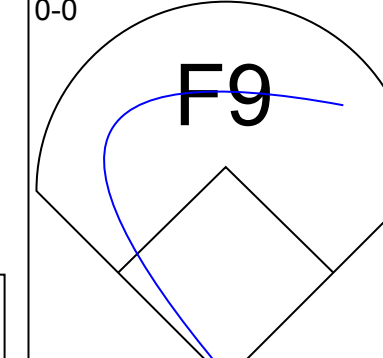
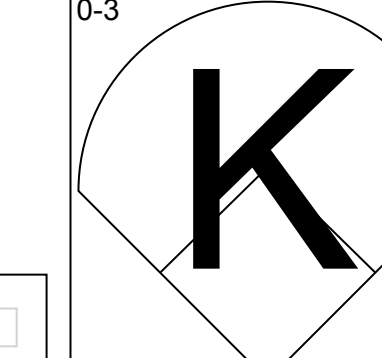
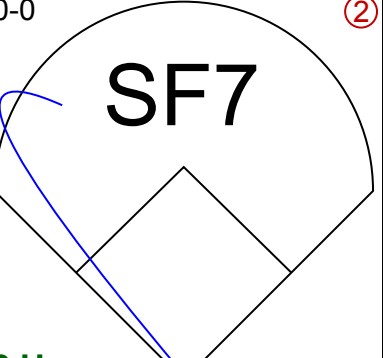
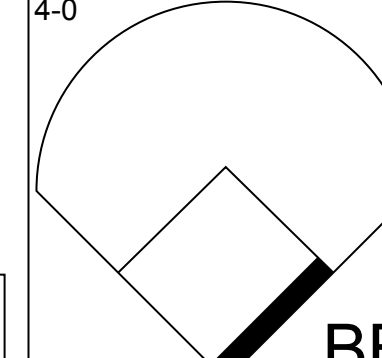
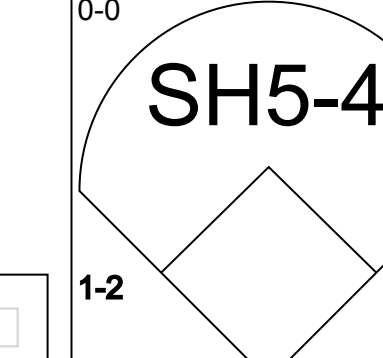
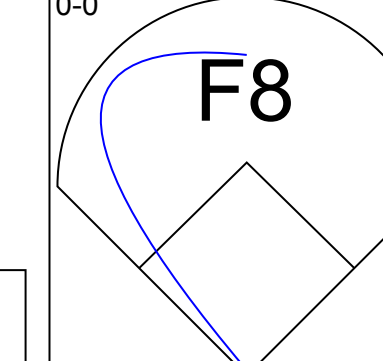
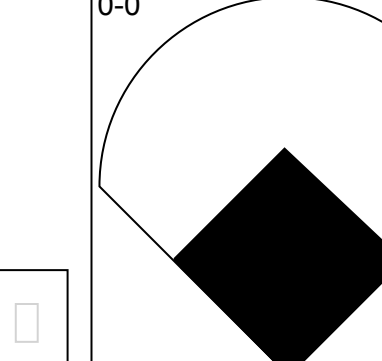
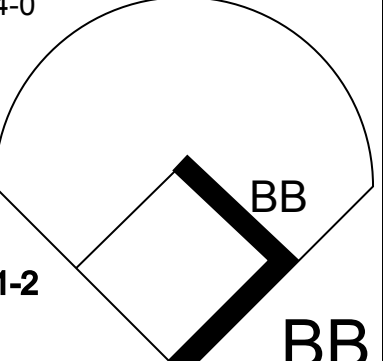
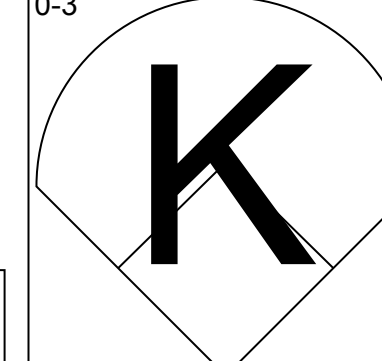
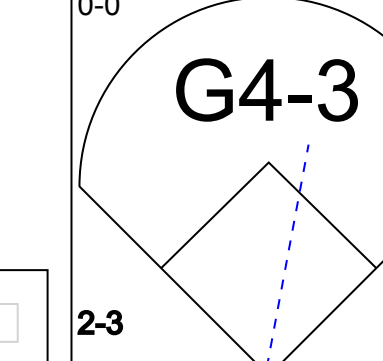
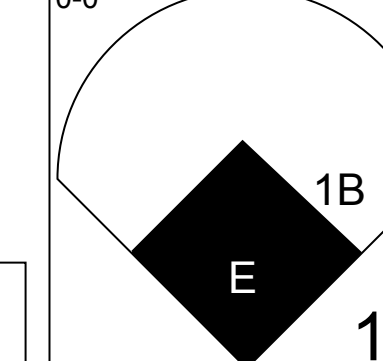
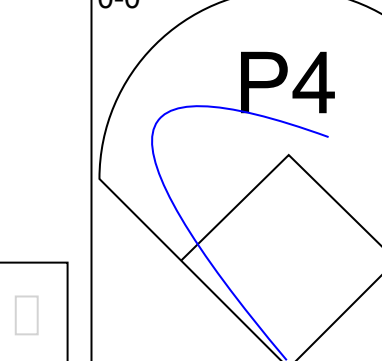
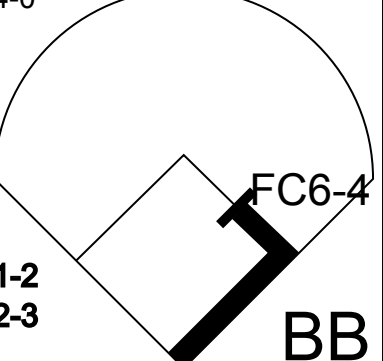
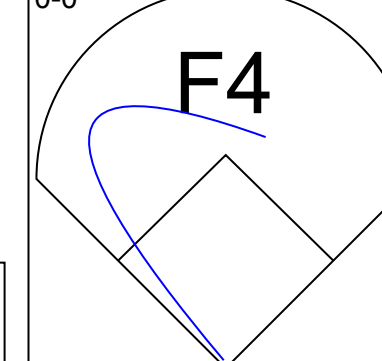
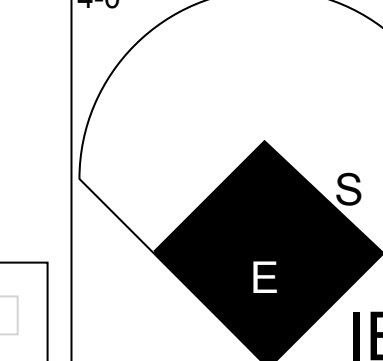
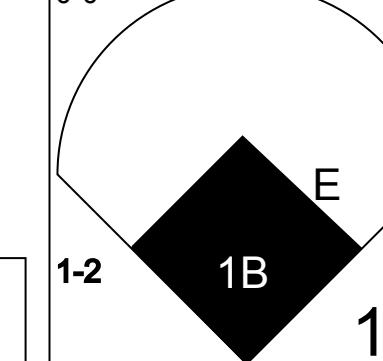
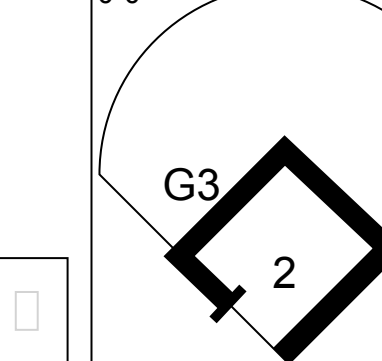
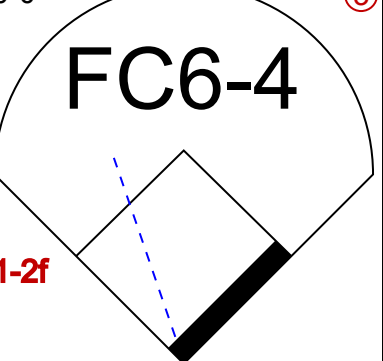
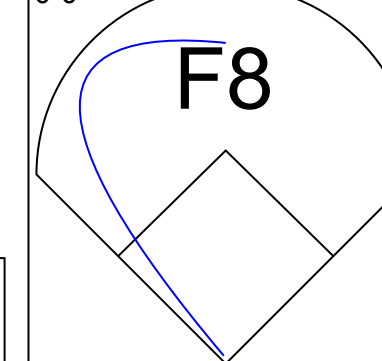
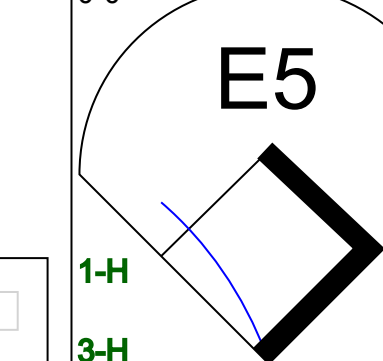
AB	34
R	3
H	7
RBI	3
BB	1
SO	6
LOB	13

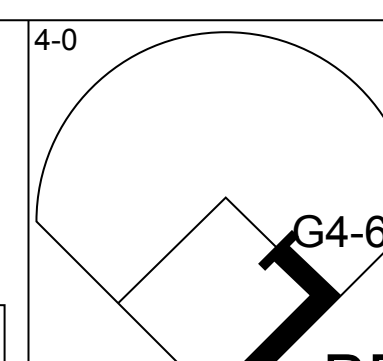
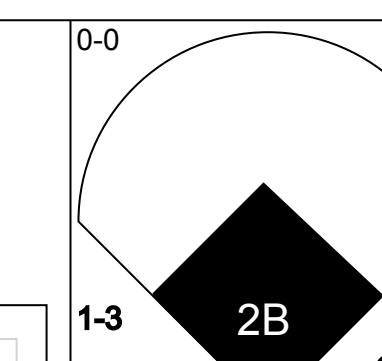
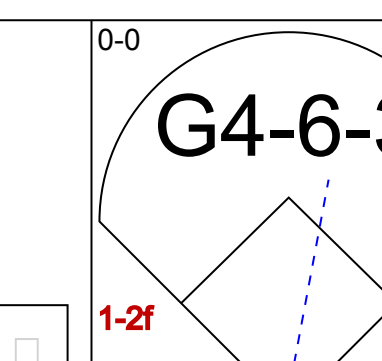
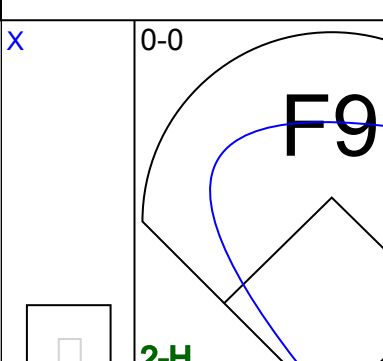
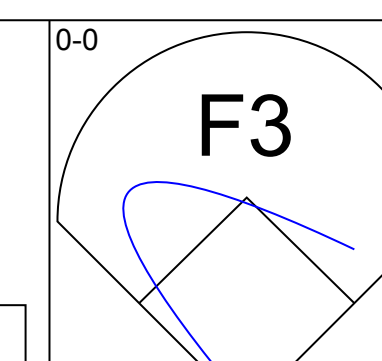
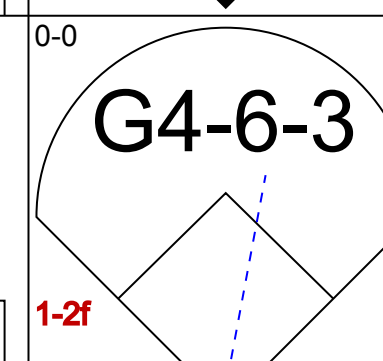
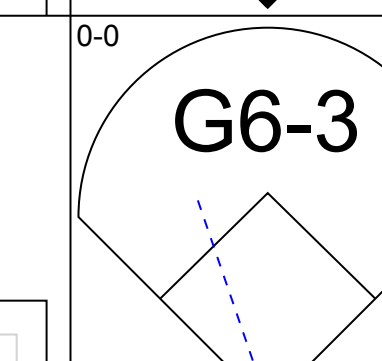
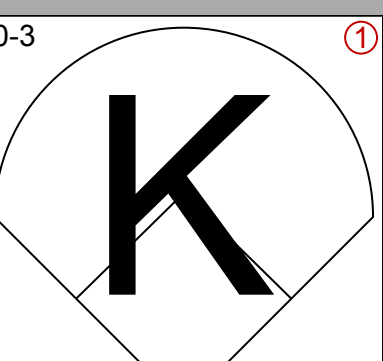
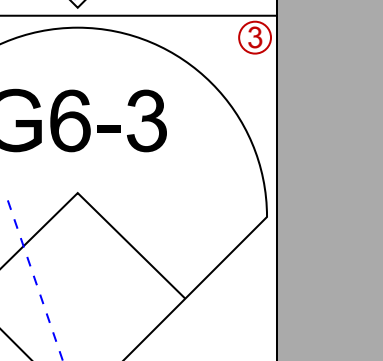
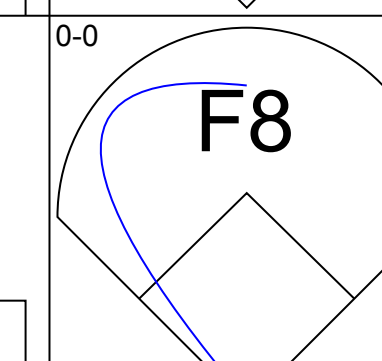
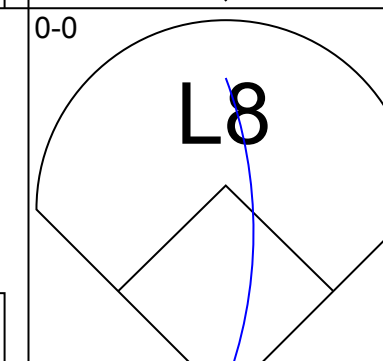
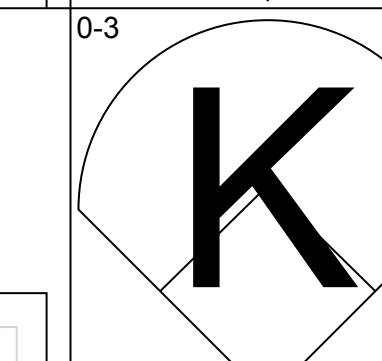
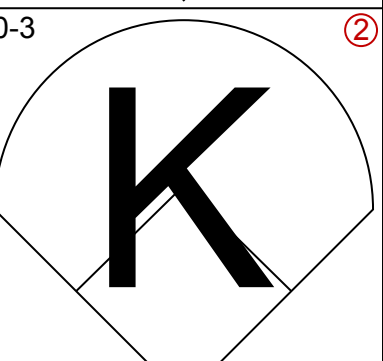
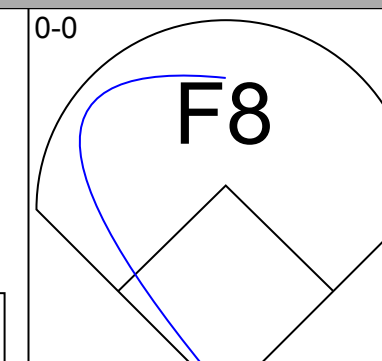
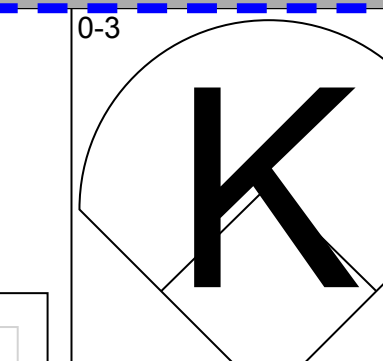
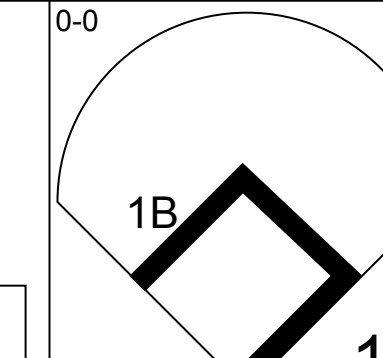
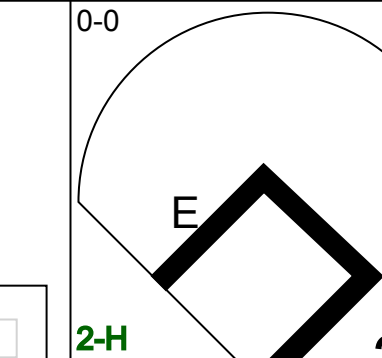
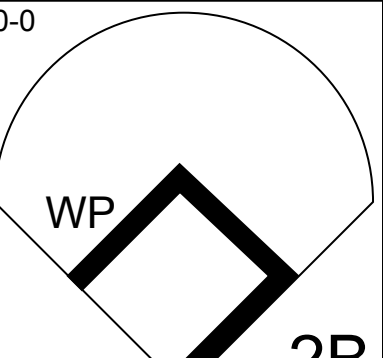
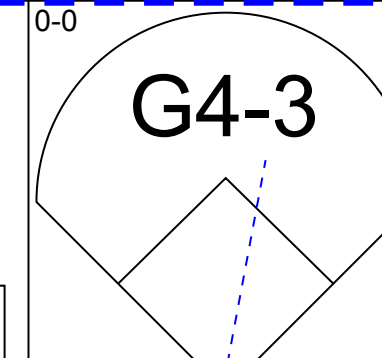
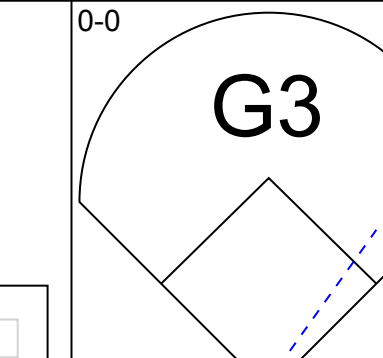
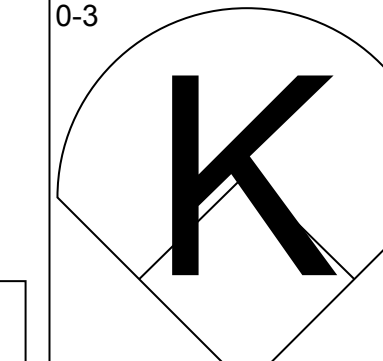
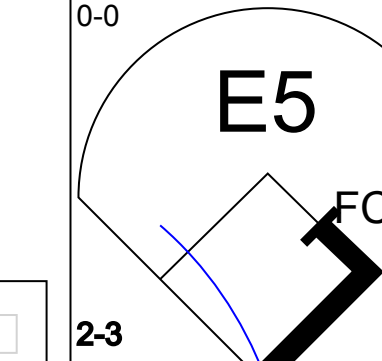
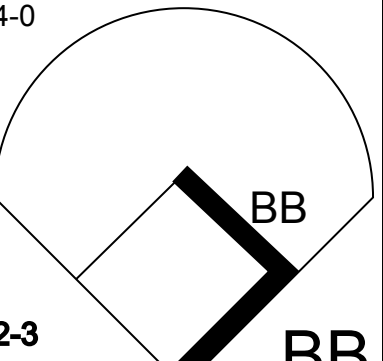
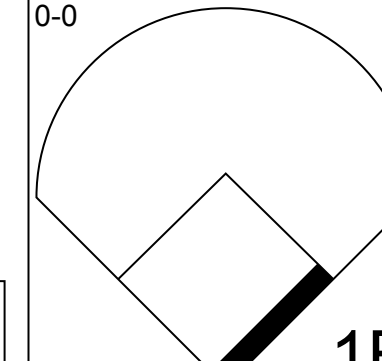
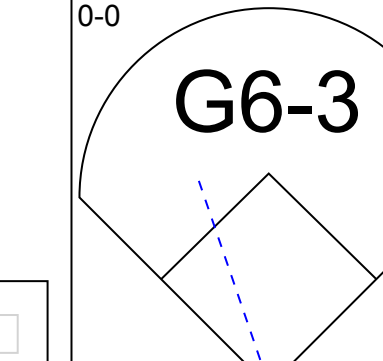
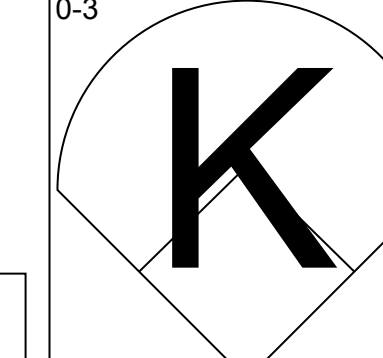
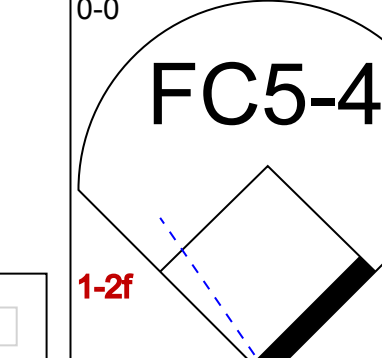
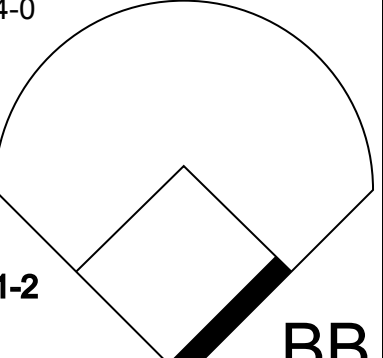
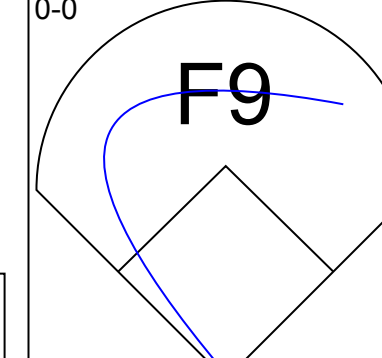
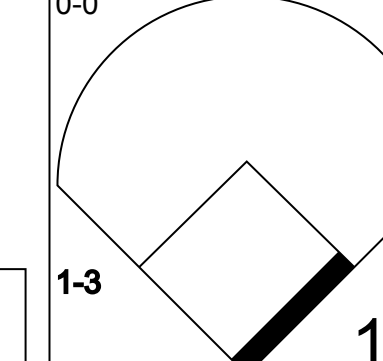
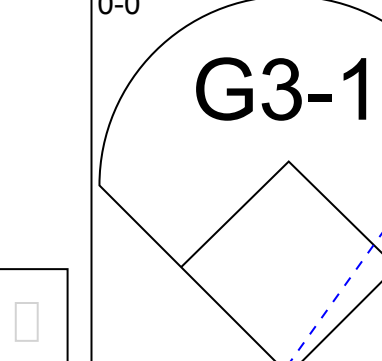
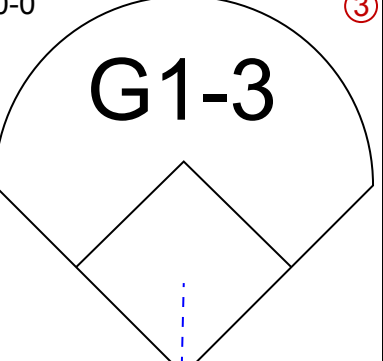
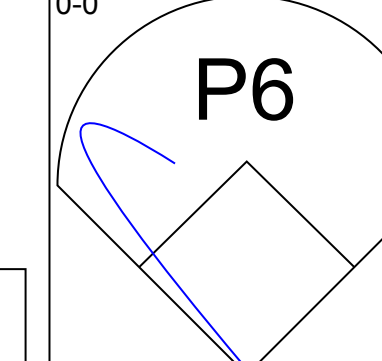

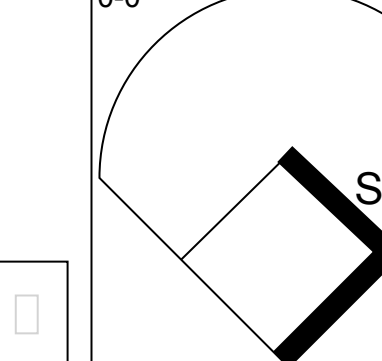
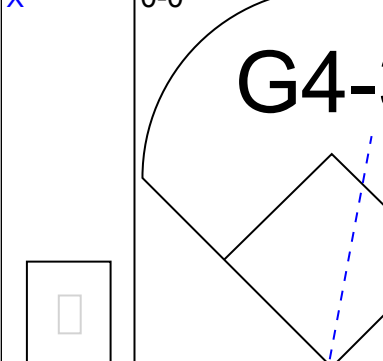
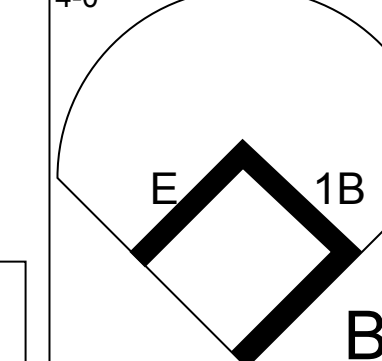
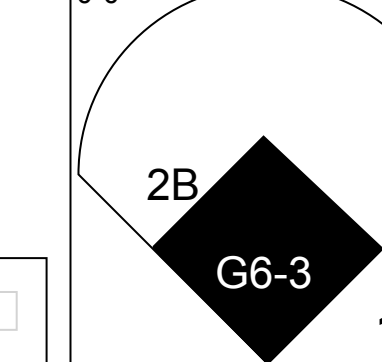
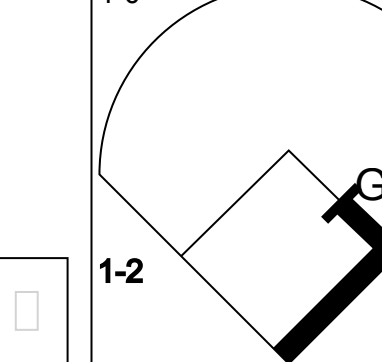
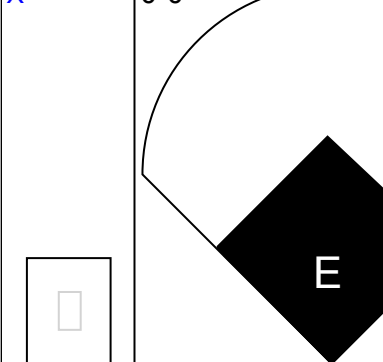
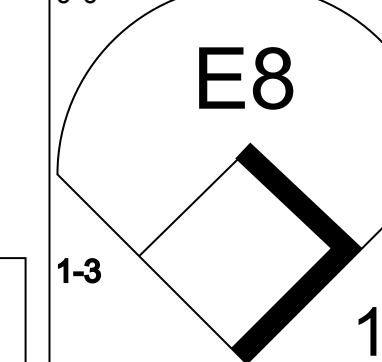


AB	40
R	15
H	20
RBI	15
BB	6
SO	9
LOB	16





Batter	1	2	3	4	5	6	7	8	9	AB	R	H	RBI	BB	SO	LOB	TOP				
<b>Orlando Palmeiro, L</b> OBP: 0.333, SLG: 0.357 (1, 9)										6	0	0	0	0	1	3	<b>Anaheim Angels @ Cleveland Indians</b> Jacobs Field, Cleveland, OH Sun Apr 13 1997, 3:33 AM EDT Att: 41,218 - Overcast - 40 F				
<b>Darin Erstad, L</b> OBP: 0.381, SLG: 0.436 (1, 3)										5	1	3	1	0	0	0					
<b>Jim Edmonds, L</b> OBP: 0.356, SLG: 0.538 (1, 8)										5	1	2	1	0	0	3					
<b>Dave Hollins, S</b> OBP: 0.435, SLG: 0.463 (1, 5)										4	1	2	0	1	0	1					
<b>16 Garret Anderson, L</b> OBP: 0.400, SLG: 0.455 (1, 7)										5	1	2	1	0	2	4					
<b>Jim LeVritz, R</b> OBP: 0.397, SLG: 0.462 <b>Jorge Fabregas, L</b> OBP: 0.167, SLG: 0.091 (1, 2) (7, 2)										2	0	0	1	1	1	2					
<b>Eddie Murray, S</b> OBP: 0.387, SLG: 0.520 (1, 10)										4	1	1	1	1	1	2					
<b>Luis Alicea, S</b> OBP: 0.382, SLG: 0.269 (1, 4)										3	2	1	0	2	0	1					
<b>Gary Disarcina, R</b> OBP: 0.357, SLG: 0.488 (1, 6)										5	1	2	0	0	0	4					
<b>Inning Stats</b>	R: 1 E: 0 K: 2 S: 10	H: 2 LOB: 2 BB: 0 P: 10	R: 2 E: 1 K: 0 S: 6	H: 3 LOB: 1 BB: 0 P: 6	R: 0 E: 0 K: 2 S: 7	H: 0 LOB: 0 BB: 0 P: 7	R: 1 E: 0 K: 0 S: 4	H: 2 LOB: 1 BB: 0 P: 4	R: 2 E: 0 K: 0 S: 6	H: 3 LOB: 3 BB: 2 P: 14	R: 0 E: 0 K: 1 S: 4	H: 1 LOB: 2 BB: 1 P: 8	R: 0 E: 0 K: 1 S: 5	H: 0 LOB: 1 BB: 1 P: 9	R: 0 E: 0 K: 0 S: 4	H: 1 LOB: 1 BB: 0 P: 4		R: 2 E: 1 K: 0 S: 5	H: 1 LOB: 1 BB: 1 P: 9	1B: 10 2B: 2 3B: 0 HR: 1	SF: 1 SAC: 1 DP: 1 HBP: 0
<b>PITCHER</b>	IP	WLS	BF	H	R	ER	SO	BB	IBB	HBP	BLK	WP	HR	S	P	ERA	WHIP				
<b>Jack McDowell, R</b> ERA: 12.1 (1, 1)	4.2	L	26	10	6	6	4	1	0	0	0	0	1	32	36	11.57	2.357				
<b>Steve Kline, L</b> ERA: 1.38 (5, 1)	3.2		17	3	1	0	1	2	1	0	0	0	0	16	28	0.00	1.364				
<b>Eric Plunk, R</b> ERA: 6.0 (9, 1)	0.2		4	0	1	0	0	0	1	0	0	0	0	3	7	0.00	0.000				

Batter	1	2	3	4	5	6	7	8	9	AB	R	H	RBI	BB	SO	LOB	BOTTOM				
<b>Marquis Grissom, R</b> OBP: 0.326, SLG: 0.375 (1, 8)										4	1	1	0	1	0	4	<b>Anaheim Angels @ Cleveland Indians</b> Jacobs Field, Cleveland, OH Sun Apr 13 1997, 3:33 AM EDT Att: 41,218 - Overcast - 40 F				
<b>Omar Vizquel, S</b> OBP: 0.318, SLG: 0.357 (1, 6)										5	0	0	1	0	1	4					
<b>Jim Thome, L</b> OBP: 0.438, SLG: 0.417 (1, 3)										5	0	0	0	0	3	1					
<b>Matt Williams, R</b> OBP: 0.340, SLG: 0.405 (1, 5)										5	0	3	1	0	0	0					
<b>Julio Franco, R</b> OBP: 0.421, SLG: 0.382 (1, 4)										4	0	1	0	1	1	2					
<b>Manny Ramirez, R</b> OBP: 0.333, SLG: 0.457 (1, 9)										3	0	0	0	1	1	4					
<b>David Justice, L</b> OBP: 0.523, SLG: 0.765 (1, 7)										4	0	1	0	0	0	3					
<b>Kevin Mitchell, R</b> OBP: 0.325, SLG: 0.600 (1, 10)										3	0	1	0	1	0	2					
<b>Sandy Alomar Jr., R</b> OBP: 0.629, SLG: 1.206 (1, 2)										3	2	3	0	1	0	0					
<b>Inning Stats</b>	R: 0 E: 0 K: 0 S: 2	H: 0 LOB: 0 BB: 1 P: 6	R: 0 E: 0 K: 2 S: 9	H: 2 LOB: 2 BB: 0 P: 9	R: 2 E: 1 K: 1 S: 9	H: 3 LOB: 2 BB: 0 P: 9	R: 0 E: 0 K: 0 S: 3	H: 1 LOB: 1 BB: 1 P: 7	R: 0 E: 0 K: 0 S: 8	H: 1 LOB: 3 BB: 2 P: 16	R: 1 E: 1 K: 0 S: 4	H: 1 LOB: 0 BB: 0 P: 4	R: 0 E: 0 K: 0 S: 4	H: 1 LOB: 1 BB: 0 P: 4	R: 0 E: 1 K: 0 S: 4	H: 1 LOB: 2 BB: 1 P: 8		R: 0 E: 0 K: 1 S: 5	H: 0 LOB: 0 BB: 0 P: 5	1B: 6 2B: 4 3B: 0 HR: 0	SF: 0 SAC: 0 DP: 2 HBP: 0
<b>PITCHER</b>	IP	WLS	BF	H	R	ER	SO	BB	IBB	HBP	BLK	WP	HR	S	P	ERA	WHIP				
<b>Mark Langston, L</b> ERA: 3.18 (1, 1)	5.0	W	25	7	2	2	5	4	0	0	0	0	0	31	47	3.60	2.200				
<b>Chuck McElroy, L</b> ERA: 4.32 (6, 1)	1.1		5	1	1	0	0	0	0	0	0	0	0	5	5	0.00	0.750				
<b>Pep Harris, R</b> ERA: 1.59 (7, 1)	1.2		8	2	0	0	0	1	0	0	0	0	0	7	11	0.00	1.800				
<b>Mike James, R</b> ERA: 1.17 (9, 1)	1.0		3	0	0	0	1	0	0	0	0	0	0	5	5	0.00	0.000				



Batter	1	2	3	4	5	6	7	8	9	AB	R	H	RBI	BB	SO	LOB	TOP						
Lee Tinsley, S OBP: 0.256, SLG: 0.333 (1, 7)										4	0	1	0	1	1	3	<b>Seattle Mariners @ Cleveland Indians</b> Jacobs Field, Cleveland, OH Mon Apr 14 1997, 7:05 PM EDT Att: 41,184 - Unknown - 46 F						
Alex Rodriguez, R OBP: 0.397, SLG: 0.577 (1, 6)										3	2	1	0	1	0	3							
Ken Griffey Jr., L OBP: 0.469, SLG: 0.878 (1, 8)										4	0	0	0	0	2	4							
Edgar Martinez, R OBP: 0.426, SLG: 0.659 (1, 10)										2	1	0	1	1	0	0							
Jay Buhner, R OBP: 0.407, SLG: 0.419 (1, 9)										3	2	2	2	1	0	0							
Paul Sorrento, L OBP: 0.288, SLG: 0.375 (1, 3)										4	0	2	2	0	0	1							
Dan Wilson, R OBP: 0.356, SLG: 0.359 (1, 2)										4	0	1	0	0	0	1							
Russ Davis, R OBP: 0.405, SLG: 0.658 (1, 5)										4	1	3	1	0	0	0							
Joey Cora, S OBP: 0.317, SLG: 0.152 (1, 4)										3	0	0	0	0	1	1							
<b>Inning Stats</b>	R: 3 E: 0 K: 0 S: 18	H: 3 LOB: 1 BB: 2 P: 32	R: 0 E: 0 K: 0 S: 5	H: 1 LOB: 0 BB: 0 P: 8	R: 2 E: 0 K: 1 S: 14	H: 3 LOB: 0 BB: 0 P: 23	R: 0 E: 0 K: 0 S: 8	H: 2 LOB: 2 BB: 0 P: 14	R: 0 E: 0 K: 1 S: 10	H: 0 LOB: 1 BB: 1 P: 21	R: 0 E: 0 K: 0 S: 6	H: 0 LOB: 0 BB: 0 P: 10	R: 0 E: 0 K: 1 S: 4	H: 0 LOB: 0 BB: 0 P: 7	R: 0 E: 0 K: 0 S: 5	H: 0 LOB: 0 BB: 0 P: 9	R: 1 E: 0 K: 1 S: 8	H: 1 LOB: 1 BB: 1 P: 14	1B: 6 2B: 4 3B: 0 HR: 1	SF: 1 SAC: 1 DP: 2 HBP: 1	WP: 1 PB: 0 SB: 1 CS: 1	PA: 40	
<b>PITCHER</b>	IP WLS BF H R ER SO BB IBB HBP BLK WP HR S P ERA WHIP	IP WLS BF H R ER SO BB IBB HBP BLK WP HR S P ERA WHIP	IP WLS BF H R ER SO BB IBB HBP BLK WP HR S P ERA WHIP	IP WLS BF H R ER SO BB IBB HBP BLK WP HR S P ERA WHIP	IP WLS BF H R ER SO BB IBB HBP BLK WP HR S P ERA WHIP	IP WLS BF H R ER SO BB IBB HBP BLK WP HR S P ERA WHIP	IP WLS BF H R ER SO BB IBB HBP BLK WP HR S P ERA WHIP	IP WLS BF H R ER SO BB IBB HBP BLK WP HR S P ERA WHIP	IP WLS BF H R ER SO BB IBB HBP BLK WP HR S P ERA WHIP	IP WLS BF H R ER SO BB IBB HBP BLK WP HR S P ERA WHIP	IP WLS BF H R ER SO BB IBB HBP BLK WP HR S P ERA WHIP	IP WLS BF H R ER SO BB IBB HBP BLK WP HR S P ERA WHIP	IP WLS BF H R ER SO BB IBB HBP BLK WP HR S P ERA WHIP	IP WLS BF H R ER SO BB IBB HBP BLK WP HR S P ERA WHIP	IP WLS BF H R ER SO BB IBB HBP BLK WP HR S P ERA WHIP	IP WLS BF H R ER SO BB IBB HBP BLK WP HR S P ERA WHIP	IP WLS BF H R ER SO BB IBB HBP BLK WP HR S P ERA WHIP	IP WLS BF H R ER SO BB IBB HBP BLK WP HR S P ERA WHIP	IP WLS BF H R ER SO BB IBB HBP BLK WP HR S P ERA WHIP	IP WLS BF H R ER SO BB IBB HBP BLK WP HR S P ERA WHIP	IP WLS BF H R ER SO BB IBB HBP BLK WP HR S P ERA WHIP	IP WLS BF H R ER SO BB IBB HBP BLK WP HR S P ERA WHIP	IP WLS BF H R ER SO BB IBB HBP BLK WP HR S P ERA WHIP

AB	31
R	6
H	10
RBI	6
BB	4
SO	4
LOB	13



Batter	1	2	3	4	5	6	7	8	9	AB	R	H	RBI	BB	SO	LOB	BOTTOM						
Marquis Grissom, R OBP: 0.320, SLG: 0.349 (1, 8)										3	0	0	0	0	0	0	<b>Seattle Mariners @ Cleveland Indians</b> Jacobs Field, Cleveland, OH Mon Apr 14 1997, 7:05 PM EDT Att: 41,184 - Unknown - 46 F						
Omar Vizquel, S OBP: 0.313, SLG: 0.333 (1, 6)										3	0	0	0	1	0	2							
Jim Thome, L OBP: 0.395, SLG: 0.395 (6, PH)										2	0	0	0	1	1	1							
Kevin Seitzer, R OBP: 0.167, SLG: 0.091 (9, 3)										1	0	0	0	0	0	0							
Matt Williams, R OBP: 0.353, SLG: 0.435 (1, 5)										4	1	2	0	0	0	3							
David Justice, L OBP: 0.500, SLG: 0.703 (1, 7)										3	0	0	0	1	0	1							
Manny Ramirez, R OBP: 0.302, SLG: 0.421 (1, 9)										3	0	0	1	0	0	2							
Julio Franco, R OBP: 0.405, SLG: 0.351 (1, 4)										3	0	0	0	1	0	2							
Kevin Mitchell, R OBP: 0.302, SLG: 0.553 (9, PH)										3	0	0	0	0	0	2							
Brian Giles, L OBP: 0.308, SLG: 0.667 (9, PH)										1	0	0	0	0	0	0							
Sandy Alomar Jr., R OBP: 0.605, SLG: 1.139 (1, 2)										2	0	0	0	0	0	0							
<b>Inning Stats</b>	R: 0 E: 0 K: 1 S: 8	H: 0 LOB: 0 BB: 0 P: 15	R: 0 E: 0 K: 0 S: 8	H: 1 LOB: 1 BB: 1 P: 19	R: 0 E: 0 K: 0 S: 10	H: 0 LOB: 3 BB: 1 P: 20	R: 0 E: 0 K: 0 S: 8	H: 0 LOB: 1 BB: 1 P: 13	R: 0 E: 0 K: 0 S: 7	H: 0 LOB: 1 BB: 1 P: 12	R: 1 E: 0 K: 0 S: 12	H: 1 LOB: 1 BB: 0 P: 17	R: 0 E: 0 K: 0 S: 6	H: 0 LOB: 0 BB: 0 P: 13	R: 0 E: 0 K: 0 S: 9	H: 0 LOB: 0 BB: 0 P: 15	R: 0 E: 0 K: 0 S: 6	H: 0 LOB: 0 BB: 0 P: 9	1B: 1 2B: 1 3B: 0 HR: 0	SF: 1 SAC: 0 DP: 1 HBP: 2	WP: 0 PB: 0 SB: 1 CS: 0	PA: 35	
<b>PITCHER</b>	IP WLS BF H R ER SO BB IBB HBP BLK WP HR S P ERA WHIP	IP WLS BF H R ER SO BB IBB HBP BLK WP HR S P ERA WHIP	IP WLS BF H R ER SO BB IBB HBP BLK WP HR S P ERA WHIP	IP WLS BF H R ER SO BB IBB HBP BLK WP HR S P ERA WHIP	IP WLS BF H R ER SO BB IBB HBP BLK WP HR S P ERA WHIP	IP WLS BF H R ER SO BB IBB HBP BLK WP HR S P ERA WHIP	IP WLS BF H R ER SO BB IBB HBP BLK WP HR S P ERA WHIP	IP WLS BF H R ER SO BB IBB HBP BLK WP HR S P ERA WHIP	IP WLS BF H R ER SO BB IBB HBP BLK WP HR S P ERA WHIP	IP WLS BF H R ER SO BB IBB HBP BLK WP HR S P ERA WHIP	IP WLS BF H R ER SO BB IBB HBP BLK WP HR S P ERA WHIP	IP WLS BF H R ER SO BB IBB HBP BLK WP HR S P ERA WHIP	IP WLS BF H R ER SO BB IBB HBP BLK WP HR S P ERA WHIP	IP WLS BF H R ER SO BB IBB HBP BLK WP HR S P ERA WHIP	IP WLS BF H R ER SO BB IBB HBP BLK WP HR S P ERA WHIP	IP WLS BF H R ER SO BB IBB HBP BLK WP HR S P ERA WHIP	IP WLS BF H R ER SO BB IBB HBP BLK WP HR S P ERA WHIP	IP WLS BF H R ER SO BB IBB HBP BLK WP HR S P ERA WHIP	IP WLS BF H R ER SO BB IBB HBP BLK WP HR S P ERA WHIP	IP WLS BF H R ER SO BB IBB HBP BLK WP HR S P ERA WHIP	IP WLS BF H R ER SO BB IBB HBP BLK WP HR S P ERA WHIP	IP WLS BF H R ER SO BB IBB HBP BLK WP HR S P ERA WHIP	IP WLS BF H R ER SO BB IBB HBP BLK WP HR S P ERA WHIP

AB	28
R	1
H	2
RBI	1
BB	4
SO	1
LOB	13





Batter	1	2	3	4	5	6	7	8	9	AB	R	H	RBI	BB	SO	LOB	TOP								
Lee Tinsley, S OBP: 0.250, SLG: 0.319 (1, 7)	G3-1		1B WP 1B	K			G6-3	K		5	1	1	0	0	2	3									
Alex Rodriguez, R OBP: 0.397, SLG: 0.561 (1, 6)	G6-3		1-3 1B		G6-3		G6-3	S 1B		5	0	2	1	0	0	0									
Ken Griffey Jr., L OBP: 0.481, SLG: 0.844 (1, 8)	G4-3		2B 1B		G5-4-3 1B			2-3 3-H BB BB		4	2	2	1	1	0	3									
Edgar Martinez, R OBP: 0.441, SLG: 0.660 (1, 10)		1B 1B BB	2B 1B BB		G5-4-3 1-2			1-3 SAFE K	0-1 1B 2B	3	1	1	0	2	1	2									
Jay Buhner, R OBP: 0.407, SLG: 0.391 (1, 9)	P4		F9			G4-3		1-2 2B BB	4-2 1B BB	3	1	0	0	2	0	3									
Paul Sorrento, L OBP: 0.348, SLG: 0.489 (1, 3)	1B 1-2		1-3 2-H 2B			1B		1-1 2B 2B	1-1 1B	5	1	5	4	0	0	0									
Brent Gates, S OBP: 0.368, SLG: 0.412 (1, 4)			G6-3					2-2 1B 2B	1-3 K	4	0	2	1	0	0	3									
Rich Amaral, R OBP: 0.500, SLG: 0.500 (8, PR)							F9			0	1	0	0	0	0	0									
Alvaro Espinoza, R OBP: 0.286, SLG: 0.286 (8, 4)			1-2 2-3 1B					2-H 1B 2B		1	0	0	0	0	1	2									
Russ Davis, R OBP: 0.383, SLG: 0.595 (1, 5)	P4			F7				4-2 1B 1B BB	1-3 K	4	1	0	0	1	1	6									
John Marzano, R OBP: 0.310, SLG: 0.147 (7, PH)	F7			L8				2-1 1B S	1-3 K	2	0	0	0	0	0	3									
Joey Cora, S OBP: 0.362, SLG: 0.366 (7, 2)							P6	1-3 2-H 1B		1	0	0	0	0	0	0									
Dan Wilson, R OBP: 0.362, SLG: 0.366 (7, 2)										2	0	1	1	0	1	2									
<b>Inning Stats</b>	R: 0 E: 0 K: 0 S: 6	H: 0 LOB: 0 BB: 0 P: 11	R: 0 E: 0 K: 0 S: 11	H: 2 LOB: 3 BB: 1 P: 18	R: 2 E: 0 K: 0 S: 9	H: 4 LOB: 2 BB: 1 P: 22	R: 0 E: 0 K: 1 S: 10	H: 0 LOB: 0 BB: 0 P: 15	R: 0 E: 0 K: 0 S: 5	H: 1 LOB: 0 BB: 0 P: 11	R: 0 E: 0 K: 0 S: 7	H: 1 LOB: 1 BB: 0 P: 12	R: 0 E: 0 K: 0 S: 8	H: 0 LOB: 0 BB: 0 P: 12	R: 5 E: 0 K: 2 S: 26	H: 4 LOB: 2 BB: 3 P: 51	R: 1 E: 0 K: 3 S: 16	H: 2 LOB: 2 BB: 1 P: 24	1B: 10 2B: 4 3B: 0 HR: 0	SF: 0 SAC: 0 DP: 1 HBP: 0	WP: 1 PB: 0 SB: 2 CS: 0	PA: 45			
<b>PITCHER</b>	IP	WLS	BF	H	R	ER	SO	BB	IBB	HBP	BLK	WP	HR	S	P	ERA	WHIP								
Orel Hershiser, R ERA: 7.63 (1, 1)	7.0		29	8	2	2	1	2	0	0	0	1	0	56	101	2.57	1.429								
Paul Assenmacher, L ERA: 6.75 (8, 1)	0.0	L	5	1	0	1	0	1	0	0	0	0	0	1	5	∞	∞								
Michael Jackson, R ERA: 7.11 (8, 1)	0.1		2	2	2	2	1	2	0	0	0	0	0	13	26	54.00	12.000								
Paul Shuey, R ERA: 14.54 (8, 1)	0.2		7	4	3	3	1	1	0	0	0	0	0	18	31	40.50	7.500								
Eric Plunk, R ERA: 5.14 (9, 1)	1.0		3	0	0	0	3	0	0	0	0	0	0	10	13	0.00	0.000								

Seattle Mariners @ Cleveland Indians  
Jacobs Field, Cleveland, OH  
Tue Apr 15 1997, 7:05 PM EDT  
Att: 40,118 - Unknown - 55 F

AB 39  
R 8  
H 14  
RBI 8  
BB 6  
SO 6  
LOB 27



Batter	1	2	3	4	5	6	7	8	9	AB	R	H	RBI	BB	SO	LOB	BOTTOM								
Marquis Grissom, R OBP: 0.315, SLG: 0.340 (1, 8)	G4-3		1-3 2B 1B		L8			L9		4	1	1	0	0	0	2									
Tony Fernandez, S OBP: 0.350, SLG: 0.421 (1, 4)	F7		P6			F8		G6-4-3 1-2		4	0	0	0	0	0	3									
Jim Thome, L OBP: 0.455, SLG: 0.512 (1, 3)	HR		1-H 3-H 2B			2B BB		P3		3	1	2	3	1	0	0									
Matt Williams, R OBP: 0.345, SLG: 0.440 (1, 5)	K			K			1-3 2B	G4-3		4	0	1	0	0	2	0									
David Justice, L OBP: 0.500, SLG: 0.700 (1, 7)		G4-3		G3			CS BB	2B		3	0	1	0	1	0	0									
Manny Ramirez, R OBP: 0.277, SLG: 0.381 (1, 9)		K		K			L7	L4		4	0	0	0	0	2	2									
Julio Franco, R OBP: 0.378, SLG: 0.325 (1, 10)			K		K		G6-3			3	0	0	0	0	2	1									
Sandy Alomar Jr., R OBP: 0.585, SLG: 1.154 (1, 2)			G1-3		G6-3			HR		3	1	1	1	0	0	0									
Omar Vizquel, S OBP: 0.353, SLG: 0.417 (1, 6)			1B 2B 1B					G6-4-3 1B		3	1	3	0	0	0	0									
<b>Inning Stats</b>	R: 1 E: 0 K: 1 S: 9	H: 1 LOB: 0 BB: 0 P: 11	R: 0 E: 0 K: 2 S: 9	H: 0 LOB: 0 BB: 0 P: 13	R: 2 E: 0 K: 0 S: 9	H: 3 LOB: 1 BB: 0 P: 15	R: 0 E: 0 K: 2 S: 8	H: 0 LOB: 0 BB: 0 P: 11	R: 0 E: 0 K: 1 S: 12	H: 1 LOB: 1 BB: 0 P: 15	R: 0 E: 0 K: 0 S: 5	H: 1 LOB: 2 BB: 1 P: 11	R: 0 E: 0 K: 0 S: 3	H: 0 LOB: 0 BB: 1 P: 11	R: 1 E: 0 K: 0 S: 7	H: 2 LOB: 0 BB: 0 P: 14	R: 0 E: 0 K: 0 S: 12	H: 1 LOB: 1 BB: 0 P: 20	1B: 3 2B: 3 3B: 1 HR: 2	SF: 0 SAC: 0 DP: 1 HBP: 0	WP: 0 PB: 0 SB: 1 CS: 1	PA: 33			
<b>PITCHER</b>	IP	WLS	BF	H	R	ER	SO	BB	IBB	HBP	BLK	WP	HR	S	P	ERA	WHIP								
Bob Wolcott, R ERA: 5.74 (1, 1)	6.0		23	6	3	3	6	2	0	0	0	0	0	52	80	4.50	1.333								
Bob Weir, R ERA: 13.5 (7, 1)	1.0	W	3	1	1	1	0	0	0	0	0	0	1	5	12	9.00	1.000								
Norm Charlton, L ERA: 6.75 (8, 1)	2.0	S	7	2	0	0	0	0	0	0	0	0	0	17	29	0.00	1.000								

Seattle Mariners @ Cleveland Indians  
Jacobs Field, Cleveland, OH  
Tue Apr 15 1997, 7:05 PM EDT  
Att: 40,118 - Unknown - 55 F

AB 31  
R 4  
H 9  
RBI 4  
BB 2  
SO 6  
LOB 8









Batter	1	2	3	4	5	6	7	8	9	AB	R	H	RBI	BB	SO	LOB	TOP					
Marquis Grissom, R OBP: 0.328, SLG: 0.375	1-1 S HR 1B		2-0 F8		2-1 P4		4-0 1B BB		1-2 G4-6-3	4	1	1	0	1	0	1	<b>Cleveland Indians @ Boston Red Sox</b> Fenway Park, Boston, MA Thu Apr 17 1997, 7:05 PM EDT Att: 17,988 - Unknown - 53 F					
Omar Vizquel, S OBP: 0.356, SLG: 0.411	3-2 P6		1-2 G4-3			1-1 G6-4-3 S 1B	0-1 1B			4	0	2	1	0	0	1						
Jim Thome, L OBP: 0.475, SLG: 0.614	3-2 2H HR		3-2 2B			4-0 G6-4-3 1B	1-2 L9			3	1	2	2	1	0	2						
Matt Williams, R OBP: 0.313, SLG: 0.441	3-2 F9		3-3 K			0-0 G6-4-3		0-1 G5-3		4	0	0	0	0	1	3						
David Justice, L OBP: 0.474, SLG: 0.636	1-3 K			0-0 G4-3		4-1 FC5-4 BB		1-3 K		3	0	0	0	1	2	0						
Manny Ramirez, R OBP: 0.339, SLG: 0.408		1-2 1B		2-2 G5-4-3 1B		2-1 FC5-4		4-2 BB		3	0	2	0	1	0	2						
Julio Franco, R OBP: 0.373, SLG: 0.311		0-2 K		2-2 G5-4-3			1-2 F9 G4-3 1B	2-2 G6-3		4	1	1	0	0	1	2						
Brian Giles, L OBP: 0.368, SLG: 0.563		2-2 G1-3			4-2 G6-4-3 BB		0-0 G4-3		1-0 FC1-6 1B	3	0	1	0	1	0	1						
Pat Borders, R OBP: 0.455, SLG: 0.700			1-1 HR		1 SAFE G6-4-3		1-1 F9	1 SAFE FC1-6 G4-6-3		4	1	1	1	0	0	3						
<b>Inning Stats</b>	R: 2 E: 0 K: 1 S: 18	H: 2 LOB: 0 BB: 0 P: 29	R: 0 E: 0 K: 1 S: 9	H: 1 LOB: 0 BB: 0 P: 12	R: 1 E: 0 K: 1 S: 15	H: 2 LOB: 1 BB: 0 P: 25	R: 0 E: 0 K: 0 S: 9	H: 1 LOB: 0 BB: 0 P: 13	R: 0 E: 0 K: 0 S: 6	H: 0 LOB: 0 BB: 1 P: 16	R: 0 E: 0 K: 0 S: 6	H: 1 LOB: 2 BB: 1 P: 17	R: 1 E: 0 K: 0 S: 12	H: 2 LOB: 2 BB: 1 P: 21	R: 0 E: 0 K: 1 S: 12	H: 0 LOB: 1 BB: 1 P: 19	R: 0 E: 0 K: 0 S: 6	H: 1 LOB: 0 BB: 0 P: 9	1B: 7 2B: 1 3B: 0 HR: 2	SF: 0 SAC: 0 DP: 4 HBP: 0	WP: 0 PB: 0 SB: 2 CS: 0	PA: 37
<b>PITCHER</b>	IP WLS BF H R ER SO BB IBB HBP BLK WP HR S P ERA WHIP	<b>PITCHER</b> IP WLS BF H R ER SO BB IBB HBP BLK WP HR S P ERA WHIP																				
John Wasdin, R ERA: 3.72	(1, 1)	5.0	21	7	3	3	3	1	1	0	0	0	0	0	2	61	102	5.40	1.600			
Ricky Tricek, R ERA: 3.97	(6, 1)	1.2	L	8	2	1	1	0	0	0	0	0	0	0	0	13	25	5.40	2.400			
Chris Hammond, L ERA: 4.7	(7, 1)	0.1		1	0	0	0	0	0	0	0	0	0	0	0	3	6	0.00	0.000			
Jim Corsi, R ERA: 9.84	(8, 1)	2.0		7	1	0	0	1	1	0	0	0	0	0	0	18	28	0.00	1.000			

AB 32  
R 4  
H 10  
RBI 4  
BB 5  
SO 4  
LOB 15



Batter	1	2	3	4	5	6	7	8	9	AB	R	H	RBI	BB	SO	LOB	BOTTOM			
Nomar Garciaparra, R OBP: 0.351, SLG: 0.486	1-1 P3	2-1 G6-3		1-0 SH3-4		3-3 K		2-2 2B		4	0	1	0	0	1	3	<b>Cleveland Indians @ Boston Red Sox</b> Fenway Park, Boston, MA Thu Apr 17 1997, 7:05 PM EDT Att: 17,988 - Unknown - 53 F			
John Valentin, R OBP: 0.286, SLG: 0.364	1-0 F8		4-1 CS BB	0-0 P6		1-1 L1		2-0 F8		4	0	0	0	1	0	4				
Mo Vaughn, L OBP: 0.443, SLG: 0.481	2-1 1B		3-3 K	4-0 FC6-4 IBB		1-0 1B		4-0 2B BB		3	0	2	1	2	1	1				
Rudy Pemberton, R OBP: 0.250, SLG: 0.214			1-2 K	0-1 FC6-4 IBB		3-H 2-3 K				0	0	0	0	0	0	0				
Troy O'Leary, L OBP: 0.388, SLG: 0.477	2-3 K		0-1 BB BB 1B	0-1 FC6-4						5	0	1	0	0	2	6				
Mike Stanley, R OBP: 0.340, SLG: 0.350		1-0 FC6-4 BB 2B HBP	4-2 BB		0-2 G5-3		0-0 F9		3-1 F7	3	1	0	0	1	0	1				
Darren Bragg, L OBP: 0.458, SLG: 0.683		4-0 FC6-4 BB	4-0 BB		0-0 F7		3-2 F8		2-2 2B	3	0	1	0	2	0	0				
Wil Cordero, R OBP: 0.323, SLG: 0.448		0-1 FC6-4 2B	1-0 F9		4-2 BB		0-3 K		3-3 K	3	1	0	0	1	1	5				
18 Reggie Jefferson, S OBP: 0.350, SLG: 0.700										1	0	0	0	0	1	3				
Bill Haselman, R OBP: 0.392, SLG: 0.522		1-1 1B 1H 3H 2B		1-0 SH3-4 1B		3-1 F8		2-3 K		4	0	2	2	0	1	1				
Jeff Frye, R OBP: 0.588, SLG: 0.533		3-2 CS 1B		3-2 SH3-4 1B		1-2 L1 S 1B		2-1 P3		4	1	3	0	0	0	0				
<b>Inning Stats</b>	R: 0 E: 0 K: 1 S: 8	H: 1 LOB: 1 BB: 0 P: 14	R: 2 E: 0 K: 0 S: 9	H: 2 LOB: 1 BB: 1 P: 20	R: 0 E: 0 K: 1 S: 11	H: 1 LOB: 3 BB: 3 P: 27	R: 0 E: 0 K: 0 S: 8	H: 2 LOB: 3 BB: 1 P: 17	R: 0 E: 0 K: 2 S: 12	H: 0 LOB: 1 BB: 0 P: 20	R: 0 E: 0 K: 1 S: 11	H: 0 LOB: 0 BB: 0 P: 14	R: 0 E: 0 K: 1 S: 9	H: 1 LOB: 1 BB: 0 P: 17	R: 0 E: 0 K: 1 S: 14	H: 1 LOB: 3 BB: 1 P: 29	1B: 7 2B: 4 3B: 0 HR: 0	SF: 0 SAC: 1 DP: 1 HBP: 1	WP: 0 PB: 0 SB: 1 CS: 2	PA: 43
<b>PITCHER</b>	IP WLS BF H R ER SO BB IBB HBP BLK WP HR S P ERA WHIP	<b>PITCHER</b> IP WLS BF H R ER SO BB IBB HBP BLK WP HR S P ERA WHIP																		
Albie Lopez, R ERA: 6.17	(1, 1)	5.0		6	2	2	2	5	1	1	0	0	0	0	0	44	93	3.60	2.200	
Steve Kline, L ERA: 2.57	(6, 1)	1.0	W	5	2	1	1	2	0	0	0	0	0	0	0	12	20	9.00	2.000	
Eric Plunk, R ERA: 4.0	(7, 1)	2.0		7	1	0	0	2	0	0	0	0	0	0	20	31	0.00	0.500		
Jose Mesa, R ERA:	(9, 1)	1.0	S	5	1	0	0	1	1	0	0	0	0	0	14	29	0.00	2.000		

AB 34  
R 3  
H 10  
RBI 3  
BB 7  
SO 7  
LOB 24









Batter	1	2	3	4	5	6	7	8	9	AB	R	H	RBI	BB	SO	LOB	TOP
Fernando Vina, L (1, 4) OBP: 0.339, SLG: 0.500 Eddy Diaz, R (1, PR) OBP: 0.333, SLG: 0.333 (1, 4)	3-2 G4-3 1B		1-0 F7		2-1 FC4-6 1B		2-1 F9		0-3 K	1	0	1	0	0	0	0	
Jeff Cirillo, R (1, 5) OBP: 0.368, SLG: 0.340	1-1 G4-3		3-2 G5-3		0-2 FC4-6 1B		1-2 FC4-6 1B	1-2 L1	2-3 K	5	0	1	0	0	1	2	
Dave Nilsson, L (1, 10) OBP: 0.375, SLG: 0.396	2-2 G4-3		2-2 HR 1B		2-0 FC4-6		1-2 FC4-6 1B	3-1 F8		4	1	1	1	0	0	3	
John Jaha, R (1, 3) OBP: 0.315, SLG: 0.479	2-2 HR		3-2 HR		1-1 G6-3		1-1 G6-3	1-1 FC5-4 HBP		3	2	2	3	0	0	2	
Marc Newfield, R (1, 7) OBP: 0.382, SLG: 0.367	2-2 1B		2-2 F8		2-3 K		2-3 K	2-1 FC5-4		4	0	1	0	0	1	1	
Jeremy Burnitz, L (1, 9) OBP: 0.488, SLG: 0.500	3-1 F8			2-3 K		1-2 L3 1B		1-1 G6-3 1B		4	1	2	0	0	1	2	
Mark Loretta, R (1, 6) OBP: 0.357, SLG: 0.304		1-3 K		1-1 G5-3		0-1 L3		2-1 G6-3		4	0	0	0	0	1	2	
Gerald Williams, R (1, 8) OBP: 0.353, SLG: 0.435		2-2 L5		2-3 K			3-3 K	4-2 1B BB		3	1	0	0	1	2	0	
Mike Matheny, R (1, 2) OBP: 0.324, SLG: 0.438 Jesse Levis, L (9, PH) OBP: 0.538, SLG: 0.727		1-3 K			1-3 K		0-0 G6-3	0-2 1B		3	0	0	0	0	2	0	
<b>Inning Stats</b>	R: 2 E: 0 K: 0 S: 16	H: 3 LOB: 2 BB: 0 P: 29	R: 0 E: 0 K: 2 S: 9	H: 0 LOB: 0 BB: 0 P: 13	R: 2 E: 0 K: 2 S: 13	H: 2 LOB: 0 BB: 0 P: 24	R: 0 E: 0 K: 2 S: 8	H: 1 LOB: 0 BB: 0 P: 11	R: 0 E: 0 K: 1 S: 6	H: 0 LOB: 0 BB: 0 P: 11	R: 0 E: 0 K: 0 S: 8	H: 0 LOB: 1 BB: 0 P: 15	R: 2 E: 0 K: 2 S: 17	H: 2 LOB: 1 BB: 1 P: 26	1B: 8 2B: 1 3B: 0 HR: 2	SF: 0 SAC: 0 DP: 1 HBP: 1	WP: 0 PA: 38 CS: 0
<b>PITCHER</b>	IP WLS BF H R ER SO BB IBB HBP BLK WP HR S P ERA WHIP	7.0 W 28 8 4 4 7 0 0 0 0 2 71 118 5.14 1.143	2.0 10 2 2 2 2 1 0 1 0 0 0 25 41 9.00 1.500														

Milwaukee Brewers @ Cleveland Indians  
Jacobs Field, Cleveland, OH  
Sat Apr 19 1997, 3:33 AM EDT  
Att: 40,237 - Sunny - 41 F

AB 36  
R 6  
H 10  
RBI 6  
BB 1  
SO 9  
LOB 13



Batter	1	2	3	4	5	6	7	8	9	AB	R	H	RBI	BB	SO	LOB	BOTTOM		
Marquis Grissom, R (1, 8) OBP: 0.329, SLG: 0.359 Chad Curtis, R (8, 8) OBP: 0.625, SLG: 1.000	4-0 G3-6-3 BB	1-0 1B		0-1 G3-1	2-3 K		2-0 P4	1-2 G1-6-3		4	0	1	1	1	1	0			
Omar Vizquel, S (1, 6) OBP: 0.382, SLG: 0.391	1-1 G3-6-3	2-2 F8		4-0 S 2B BB	4-1 G4-6-3 BB		1-2 BB 1B	0-3 K		4	2	1	0	2	1	3			
Jim Thome, L (1, 3) OBP: 0.500, SLG: 0.620	3-1 BB WP 1B	1-1 1B		3-2 1B 2B	1-2 G4-6-3		4-2 1B BB			4	2	3	2	1	0	1			
Matt Williams, R (1, 5) OBP: 0.301, SLG: 0.403	4-1 BB 1B	2-1 F8		2-1 1B 1B			0-1 L9			4	1	1	1	1	1	4			
David Justice, L (1, 7) OBP: 0.485, SLG: 0.673	4-2 BB		2-2 L8	3-2 2B 1B			3-1 1B	1-2 1B		4	1	3	3	1	0	0			
Manny Ramirez, R (1, 10) OBP: 0.359, SLG: 0.509	3-3 K		2-2 E 2B	1-2 2B			1-0 HR	2-1 1B		5	2	4	2	0	1	3			
Julio Franco, R (1, 4) OBP: 0.417, SLG: 0.353		4-0 1B BB	3-3 K	4-0 IBB			4-2 FC5-4 BB	2-3 K		2	1	0	0	3	2	3			
Brian Giles, L (1, 9) OBP: 0.357, SLG: 0.583	1-3 K	3-1 K	3-1 E8 1B	0-2 F9			2-1 P6	0-1 HR		5	1	2	2	0	1	5			
Pat Borders, R (1, 2) OBP: 0.438, SLG: 0.600	3-2 1B	2-2 G1-3	2-2 G1-3	0-0 G4-3			1-1 FC5-4	0-0 G1-6-3 1B		5	1	2	0	0	0	5			
<b>Inning Stats</b>	R: 0 E: 0 K: 1 S: 10	H: 1 LOB: 3 BB: 3 P: 29	R: 2 E: 0 K: 1 S: 16	H: 3 LOB: 1 BB: 1 P: 30	R: 1 E: 1 K: 1 S: 16	H: 2 LOB: 1 BB: 0 P: 28	R: 3 E: 0 K: 0 S: 19	H: 4 LOB: 3 BB: 2 P: 36	R: 0 E: 0 K: 1 S: 7	H: 0 LOB: 0 BB: 1 P: 14	R: 2 E: 0 K: 1 S: 11	H: 2 LOB: 1 BB: 1 P: 20	R: 2 E: 0 K: 1 S: 16	H: 3 LOB: 2 BB: 1 P: 30	R: 1 E: 0 K: 1 S: 9	H: 2 LOB: 0 BB: 0 P: 10	1B: 11 2B: 3 3B: 0 HR: 3	SF: 0 SAC: 0 DP: 3 HBP: 0	WP: 1 PA: 47 CS: 0
<b>PITCHER</b>	IP WLS BF H R ER SO BB IBB HBP BLK WP HR S P ERA WHIP	3.1 L 22 4 2 2 2 2 1 0 0 0 2 30 54 6.75 2.250	1.0 7 3 2 2 1 1 0 0 0 0 0 16 30 18.00 4.000	1.0 4 2 1 1 1 0 0 0 0 0 1 9 10 9.00 2.000															

Milwaukee Brewers @ Cleveland Indians  
Jacobs Field, Cleveland, OH  
Sat Apr 19 1997, 3:33 AM EDT  
Att: 40,237 - Sunny - 41 F

AB 38  
R 11  
H 17  
RBI 11  
BB 9  
SO 7  
LOB 25

















Batter	1	2	3	4	5	6	7	8	9	AB	R	H	RBI	BB	SO	LOB	TOP									
<b>Omar Vizquel, S</b> OBP: 0.330, SLG: 0.361 (1, 6)	F7		G3	P5		1B			HR	5	1	2	0	0	0	2										
<b>Tony Fernandez, S</b> OBP: 0.424, SLG: 0.594 (1, 4)	FC6-4 1B		BB SF9 1B	K			F9		HR	5	2	3	2	0	1	2										
<b>Jim Thome, L</b> OBP: 0.506, SLG: 0.651 (1, 3)	F8		BB 1B		BB E 2B		FC4-6 1B		F8	5	1	3	0	0	0	1										
<b>Matt Williams, R</b> OBP: 0.315, SLG: 0.373 (1, 5)	FC6-4 1-2		BB		G5-3		L7		K	4	0	0	0	1	1	3										
<b>David Justice, L</b> OBP: 0.494, SLG: 0.652 (1, 7)		CS BB	SF9		E 1B		FC4-6 1-2		1B	3	0	2	1	1	0	1										
<b>Manny Ramirez, R</b> OBP: 0.349, SLG: 0.466 (9, 8)		K	F9		E6 G6-4-3			G4-3 2B	F8	5	0	1	1	0	1	5										
<b>Chad Curtis, R</b> OBP: 0.353, SLG: 0.643 (9, 8)										0	0	0	0	0	0	0										
<b>Julio Franco, R</b> OBP: 0.438, SLG: 0.361 (1, 10)		HR 1B		SH2-4 E 1B	G6-4-3			K		4	1	2	0	0	1	3										
<b>Brian Giles, L</b> OBP: 0.333, SLG: 0.645 (9, 9)		HR		E6 SH2-4		G3		G4-3		4	1	1	2	0	0	2										
<b>Sandy Alomar Jr., R</b> OBP: 0.459, SLG: 0.821 (1, 2)			HR	SH2-4		F7		K		3	0	0	0	0	2	1										
<b>Inning Stats</b>	R: 0 E: 0 K: 0 S: 11	H: 1 LOB: 1 BB: 0 P: 17	R: 2 E: 0 K: 2 S: 16	H: 2 LOB: 0 BB: 1 P: 27	R: 1 E: 0 K: 0 S: 12	H: 2 LOB: 2 BB: 1 P: 22	R: 0 E: 1 K: 1 S: 8	H: 1 LOB: 1 BB: 0 P: 11	R: 1 E: 1 K: 0 S: 11	H: 2 LOB: 1 BB: 0 P: 19	R: 0 E: 0 K: 0 S: 8	H: 1 LOB: 1 BB: 0 P: 12	R: 0 E: 0 K: 2 S: 6	H: 1 LOB: 1 BB: 0 P: 12	R: 0 E: 0 K: 2 S: 11	H: 1 LOB: 1 BB: 0 P: 16	R: 2 E: 0 K: 1 S: 17	H: 3 LOB: 1 BB: 0 P: 28	1B: 10 2B: 2 3B: 0 HR: 2	SF: 1 SAC: 1 DP: 1 HBP: 0	WP: 0 PB: 0 SB: 0 CS: 1	PA: 42				
<b>PITCHER</b>	IP	WLS	BF	H	R	ER	SO	BB	IBB	HBP	BLK	WP	HR	S	P	ERA	WHIP									
<b>21 Cal Eldred, R</b> ERA: 4.84 (1, 1)	6.0	L	28	9	4	4	3	2	0	0	0	0	0	1	66	108	6.00	1.833								
<b>Ron Villone, L</b> ERA: 4.5 (7, 1)	0.1		2	1	0	0	0	0	0	0	0	0	0	2	5	0.00	3.000									
<b>Bryce Florie, R</b> ERA: 5.06 (7, 1)	1.2		6	1	0	0	2	0	0	0	0	0	0	15	23	0.00	0.600									
<b>Angel Miranda, L</b> ERA: 2.79 (9, 1)	0.2		5	3	2	2	1	0	0	0	0	0	1	16	26	27.00	4.500									
<b>Bob Wickman, R</b> ERA: 2.16 (9, 1)	0.1		1	0	0	0	0	0	0	0	0	0	0	1	2	0.00	0.000									

Cleveland Indians @ Milwaukee Brewers  
Milwaukee County Stadium, Milwaukee, WI  
Thu Apr 24 1997, 8:05 PM EDT  
Att. 7,135 - Unknown - 48 F

AB 38  
R 6  
H 14  
RBI 6  
BB 2  
SO 6  
LOB 20



Batter	1	2	3	4	5	6	7	8	9	AB	R	H	RBI	BB	SO	LOB	BOTTOM								
<b>Chuck Carr, S</b> OBP: 0.100, SLG: 0.133 (1, 8)	G3		K		BB E 1B	G4-3			K	5	0	1	0	0	2	3									
<b>Jeff Cirillo, R</b> OBP: 0.366, SLG: 0.373 (1, 5)	F8		G1-3		E4 BB		K		G6-3	5	0	0	0	0	1	2									
<b>Dave Nilsson, L</b> OBP: 0.373, SLG: 0.339 (1, 3)	BB 1B		F7		FC5-4 BB		FC5-4 BB		G4-3	2	0	0	1	3	0	0									
<b>John Jaha, R</b> OBP: 0.352, SLG: 0.524 (1, 10)	BB 1B		F7		FC5-4 BB		FC5-4 2B		BB 1B	5	1	2	0	0	0	4									
<b>Marc Newfield, R</b> OBP: 0.400, SLG: 0.381 (1, 7)	G5-3		K		FC5-4 2B		G6-3		BB 1B	4	0	1	1	1	1	2									
<b>Jeremy Burnitz, L</b> OBP: 0.453, SLG: 0.571 (1, 9)		G6-3		L6		BB SF7 2B		G6-3		3	1	1	0	0	0	0									
<b>Matt Mieske, R</b> OBP: 0.400, SLG: 0.353 (7, PH) (8, 9)		G6-3		L6		BB SF7 2B		G6-3		2	0	1	0	0	0	1									
<b>Mark Loretta, R</b> OBP: 0.318, SLG: 0.282 (1, 6)		1B						FC1-6 1B	P4	5	0	3	0	0	1	3									
<b>Jeff Huson, L</b> OBP: 0.250, SLG: 0.333 (1, 4)	K		K		E BB 1B		SF7		FC1-6	3	1	1	1	0	1	2									
<b>Mike Matheny, R</b> OBP: 0.349, SLG: 0.425 (1, 2)		K		K				L9		3	0	1	0	0	2	2									
<b>Jesse Levis, L</b> OBP: 0.389, SLG: 0.500 (8, PH) (9, 2)		K		K				L9		1	0	0	0	0	0	1									
<b>Inning Stats</b>	R: 0 E: 0 K: 0 S: 11	H: 1 LOB: 1 BB: 1 P: 23	R: 0 E: 0 K: 2 S: 10	H: 1 LOB: 0 BB: 0 P: 12	R: 0 E: 0 K: 1 S: 7	H: 0 LOB: 0 BB: 0 P: 10	R: 0 E: 0 K: 1 S: 9	H: 0 LOB: 0 BB: 0 P: 13	R: 1 E: 1 K: 2 S: 11	H: 2 LOB: 3 BB: 1 P: 22	R: 1 E: 0 K: 0 S: 14	H: 3 LOB: 2 BB: 0 P: 23	R: 1 E: 0 K: 1 S: 11	H: 1 LOB: 1 BB: 1 P: 16	R: 0 E: 0 K: 1 S: 10	H: 1 LOB: 1 BB: 0 P: 13	R: 0 E: 0 K: 0 S: 13	H: 2 LOB: 3 BB: 1 P: 24	1B: 9 2B: 2 3B: 0 HR: 0	SF: 1 SAC: 0 DP: 0 HBP: 0	WP: 0 PB: 0 SB: 0 CS: 0	PA: 43			
<b>PITCHER</b>	IP	WLS	BF	H	R	ER	SO	BB	IBB	HBP	BLK	WP	HR	S	P	ERA	WHIP								
<b>Charles Nagy, R</b> ERA: 4.96 (1, 1)	6.2	W	32	8	3	2	7	3	0	0	0	0	0	2	3	0.00	1.650								
<b>Steve Kline, L</b> ERA: 2.16 (7, 1)	0.1		1	0	0	0	0	0	0	0	0	0	0	2	3	0.00	0.000								
<b>Eric Plunk, R</b> ERA: 3.09 (8, 1)	1.0		4	1	0	0	1	0	0	0	0	0	0	10	13	0.00	1.000								
<b>Jose Mesa, R</b> ERA: (9, 1)	1.0	S	6	2	0	0	0	1	0	0	0	0	0	13	24	0.00	3.000								

Cleveland Indians @ Milwaukee Brewers  
Milwaukee County Stadium, Milwaukee, WI  
Thu Apr 24 1997, 8:05 PM EDT  
Att. 7,135 - Unknown - 48 F

AB 38  
R 3  
H 11  
RBI 3  
BB 4  
SO 8  
LOB 20









Batter	1	2	3	4	5	6	7	8	9	AB	R	H	RBI	BB	SO	LOB	TOP								
<b>Omar Vizquel, S</b> OBP: 0.391, SLG: 0.360 (1, 6)	4-1 FC3-6 BB		1-1 FC4-6 1B	1-0 E3		0-3 K		1-0 G4-3		4	0	1	1	1	1	0									
<b>Tony Fernandez, S</b> OBP: 0.349, SLG: 0.476 (1, 4)	1-1 FC3-6 1B G5-3		0-1 FC4-6 FC5 E	0-2 F7		1-3 K		0-3 K		5	1	0	0	0	2	3									
<b>Jim Thome, L</b> OBP: 0.495, SLG: 0.600 (1, 3)	0-2 G5-3 1B		4-2 FC5 BB	2-0 G4-3		0-1 L9		4-1 HR BB		3	1	1	0	2	0	1									
<b>Matt Williams, R</b> OBP: 0.333, SLG: 0.548 (1, 5)	0-2 G5-3		0-0 FC5		2-0 HR		2-2 G6-3	0-1 HR		5	2	2	4	0	0	3									
<b>David Justice, L</b> OBP: 0.484, SLG: 0.707 (1, 7)	0-3 K		0-3 G4-3		4-0 WP 1B BB		1-2 G4-3	0-2 L9		4	0	0	0	1	1	3									
<b>Manny Ramirez, R</b> OBP: 0.391, SLG: 0.550 <b>Chad Curtis, R</b> OBP: 0.409, SLG: 0.833 (9, PR) (9, 8)		1-3 K		3-2 L7	2-0 F8 1B		3-1 S 1B	1-0 F8 2B		5	1	3	0	0	1	0									
<b>Julio Franco, R</b> OBP: 0.434, SLG: 0.371 (1, 10)		1-0 2B		3-1 BB 1B	3-1 F8		0-2 1B 1B	0-2 F8		5	1	3	1	0	0	2									
<b>Brian Giles, L</b> OBP: 0.357, SLG: 0.600 (9, 9)		1-2 P5		4-0 1B E BB	4-1 BB		1 SAFE 3-0 1B	1-3 K		3	1	1	0	2	1	3									
<b>Sandy Alomar Jr., R</b> OBP: 0.437, SLG: 0.803 (1, 2)		1-3 K		0-0 E 1B	1-3 K		1 SAFE 1-1 F8	1-1 P4		5	1	1	1	0	2	7									
<b>Inning Stats</b>	R: 1 E: 0 K: 1 S: 12	H: 1 LOB: 1 BB: 1 P: 17	R: 0 E: 0 K: 2 S: 12	H: 1 LOB: 1 BB: 0 P: 16	R: 0 E: 1 K: 0 S: 9	H: 1 LOB: 2 BB: 1 P: 17	R: 3 E: 1 K: 0 S: 11	H: 2 LOB: 1 BB: 1 P: 24	R: 1 E: 0 K: 1 S: 8	H: 2 LOB: 2 BB: 2 P: 24	R: 0 E: 0 K: 2 S: 10	H: 0 LOB: 0 BB: 0 P: 11	R: 1 E: 0 K: 0 S: 18	H: 3 LOB: 2 BB: 0 P: 28	R: 2 E: 0 K: 1 S: 10	H: 1 LOB: 0 BB: 1 P: 15	R: 0 E: 0 K: 1 S: 10	H: 1 LOB: 2 BB: 0 P: 13	1B: 8 2B: 2 3B: 0 HR: 2	SF: 0 SAC: 0 DP: 0 HBP: 0	WP: 1 PB: 0 SB: 1 CS: 0	PA: 45			
<b>PITCHER</b>	IP	WLS	BF	H	R	ER	SO	BB	IBB	HBP	BLK	WP	HR	S	P	ERA	WHIP								
<b>Jamie McAndrew, R</b> ERA: 6.75 (1, 1)	5.0		27	7	5	4	4	5	0	0	0	1	1	52	98	7.20	2.400								
<b>Bob Wickman, R</b> ERA: 3.97 (6, 1)	3.0		14	4	3	3	3	1	0	0	0	0	1	38	54	9.00	1.667								
<b>Doug Jones, R</b> ERA: 2.25 (9, 1)	1.0	W	4	1	0	0	1	0	0	0	0	0	0	10	13	0.00	1.000								

Cleveland Indians @ Milwaukee Brewers  
Milwaukee County Stadium, Milwaukee, WI

Sat Apr 26 1997, 8:05 PM EDT  
Att: 13,028 - Unknown - 59 F

AB 39  
R 8  
H 12  
RBI 7  
BB 6  
SO 8  
LOB 22




Batter	1	2	3	4	5	6	7	8	9	AB	R	H	RBI	BB	SO	LOB	BOTTOM								
<b>Mark Loretta, R</b> OBP: 0.314, SLG: 0.267 (1, 6)	3-3 K		3-2 G4-3 1B		1-1 SH BB 1B	4-0 BB		0-3 K		3	1	1	1	1	2	0									
<b>Jeff Cirillo, R</b> OBP: 0.375, SLG: 0.373 (1, 5)	2-2 G4-3		2-1 G4-3		4-2 1B BB	0-2 G5-3		2-2 1B G5-3		4	2	1	1	1	0	3									
<b>Dave Nilsson, L</b> OBP: 0.393, SLG: 0.451 <b>Tim Unroe, R</b> (9, PR)	2-1 P6		2-3 3H 2-2 G3-1		1-1 1B 1B	1-2 2H 3H 1B		3-2 HR	1-1 G5-3 1B	5	1	3	3	0	0	1									
<b>John Jaha, R</b> OBP: 0.338, SLG: 0.521 (1, 10)		2-1 L9		4-2 1B 1B BB	1-1 K		1-3 K	1-0 G5-3		4	0	0	1	1	2	3									
<b>Jeremy Burnitz, L</b> OBP: 0.452, SLG: 0.620 (1, 8)		1-3 K		1-1 1B 1B	2-2 P4		4-1 S BB	1-2 1B 2B		4	1	2	1	1	1	2									
<b>Matt Mieske, R</b> OBP: 0.400, SLG: 0.364 (1, 9)		0-0 G1-3		1-1 1B 1B	2-2 1B 1B		1-3 K	1-2 P5		5	0	2	1	0	1	3									
<b>Jeff Huson, L</b> OBP: 0.250, SLG: 0.200 (1, 4)			4-2 E BB	2-3 K	1-3 K		0-0 F7	0-0 1B		4	1	1	1	1	2	6									
<b>Gerald Williams, R</b> OBP: 0.333, SLG: 0.375 (1, 7)			2-2 F8	1-0 G1-2-3		2-1 G5-3 SH1-3 1B		1-2 F8		4	0	1	0	0	0	4									
<b>Mike Matheny, R</b> OBP: 0.333, SLG: 0.386 <b>Jesse Lewis, L</b> OBP: 0.368, SLG: 0.471 (8, PH) (9, 2)			2-1 E1 1B G4-3		4-2 SH 1B BB	0-0 SH1-3		2-3 K		1	2	0	0	1	0	1									
<b>Inning Stats</b>	R: 0 E: 0 K: 1 S: 13	H: 0 LOB: 0 BB: 0 P: 20	R: 0 E: 0 K: 1 S: 8	H: 0 LOB: 0 BB: 0 P: 11	R: 2 E: 1 K: 0 S: 16	H: 1 LOB: 1 BB: 1 P: 31	R: 3 E: 1 K: 2 S: 23	H: 2 LOB: 2 BB: 2 P: 39	R: 0 E: 0 K: 0 S: 7	H: 1 LOB: 1 BB: 1 P: 13	R: 1 E: 0 K: 2 S: 12	H: 1 LOB: 1 BB: 1 P: 21	R: 0 E: 0 K: 2 S: 13	H: 0 LOB: 0 BB: 0 P: 16	R: 3 E: 0 K: 0 S: 16	H: 4 LOB: 1 BB: 0 P: 23	1B: 9 2B: 1 3B: 0 HR: 1	SF: 0 SAC: 2 DP: 2 HBP: 0	WP: 0 PB: 0 SB: 1 CS: 0	PA: 43					
<b>PITCHER</b>	IP	WLS	BF	H	R	ER	SO	BB	IBB	HBP	BLK	WP	HR	S	P	ERA	WHIP								
<b>Bartolo Colon, R</b> ERA: 10.24 (1, 1)	4.0		21	4	5	1	3	4	0	0	0	0	0	20	32	0.00	1.500								
<b>Jack McDowell, R</b> ERA: 8.69 (7, 1)	2.0		8	2	0	0	2	1	0	0	0	0	1	3	6	∞	∞								
<b>Steve Kline, L</b> ERA: 2.7 (7, 1)	0.0		1	1	1	1	0	0	0	0	0	0	1	3	6	∞	∞								
<b>Michael Jackson, R</b> ERA: 4.61 (9, 1)	0.2	L	6	4	3	3	0	0	0	0	0	0	0	16	23	40.50	6.000								

Cleveland Indians @ Milwaukee Brewers  
Milwaukee County Stadium, Milwaukee, WI

Sat Apr 26 1997, 8:05 PM EDT  
Att: 13,028 - Unknown - 59 F

AB 35  
R 9  
H 11  
RBI 9  
BB 6  
SO 9  
LOB 23





Batter	1	2	3	4	5	6	7	8	9	AB	R	H	RBI	BB	SO	LOB	TOP										
<b>Chad Curtis, R</b> OBP: 0.370, SLG: 0.682 (1, 8)	4-2 1B HR BB	2-3 K		2-2 G6-3			1-1 G1-3	3-3 K		4	1	0	0	1	2	0											
<b>Tony Fernandez, S</b> OBP: 0.354, SLG: 0.457 (1, 6)	1-1 HR		4-2 2B BB		1-1 G4-3		3-1 G3		2-3 K	4	1	1	0	1	1	0											
<b>Jim Thome, L</b> OBP: 0.500, SLG: 0.630 (1, 3)	0-2 HR		0-1 F7		4-1 FC5-4 BB		4-2 BB 1B BB		3-3 K	3	1	1	3	2	1	1											
<b>Matt Williams, R</b> OBP: 0.346, SLG: 0.557 (1, 5)	4-2 L3 BB		0-0 1B 2B		1-2 F7		1-1 BB 1B		0-2 G4-3	4	1	2	0	1	0	1											
<b>Julio Franco, R</b> OBP: 0.437, SLG: 0.370 (1, 4)	3-2 L3		2-2 HBP 1B 1B		1-0 FC5-4		4-2 FC5-4 BB			3	0	1	1	1	0	2											
<b>Manny Ramirez, R</b> OBP: 0.396, SLG: 0.542 (1, 9)	3-2 1B		1-1 1B HBP		1-2 F9		1-0 FC5-4			3	0	1	0	0	0	3											
<b>Brian Giles, L</b> OBP: 0.370, SLG: 0.579 (1, 7)	2-3 K		2-1 1B		4-2 BB		2-3 K			3	0	1	0	1	2	1											
<b>Kevin Mitchell, R</b> OBP: 0.302, SLG: 0.415 (1, 10)			2-1 G6-3		1-0 G6-3		0-0 P4		3-1 F8	4	0	0	0	0	0	1											
<b>Pat Borders, R</b> OBP: 0.409, SLG: 0.714 (1, 2)			2-0 G5-3		2-2 G6-3		1-2 F9		2-0 HR	4	1	1	1	0	0	1											
<b>Inning Stats</b>	R: 3 E: 0 K: 1 S: 21	H: 3 LOB: 1 BB: 2 P: 38	R: 0 E: 0 K: 1 S: 6	H: 0 LOB: 0 BB: 0 P: 12	R: 1 E: 0 K: 0 S: 14	H: 3 LOB: 2 BB: 1 P: 23	R: 0 E: 0 K: 0 S: 9	H: 0 LOB: 0 BB: 0 P: 14	R: 0 E: 0 K: 0 S: 7	H: 0 LOB: 1 BB: 1 P: 14	R: 0 E: 0 K: 0 S: 9	H: 0 LOB: 1 BB: 1 P: 15	R: 0 E: 0 K: 0 S: 13	H: 1 LOB: 3 BB: 2 P: 27	R: 1 E: 0 K: 2 S: 9	H: 1 LOB: 0 BB: 0 P: 19	R: 0 E: 0 K: 0 S: 9	H: 0 LOB: 0 BB: 0 P: 14	1B: 5 2B: 2 3B: 0 HR: 2	SF: 0 SAC: 0 DP: 1 HBP: 1	WP: 0 PB: 0 CS: 0	PA: 40					
<b>PITCHER</b>	IP	WLS	BF	H	R	ER	SO	BB	IBB	HBP	BLK	WP	HR	S	P	ERA	WHIP										
<b>Jeff D'Amico, R</b> ERA: 5.65 (1, 1)	6.0		27	6	4	4	2	5	0	1	0	0	1	66	116	6.00	1.833										
<b>Bryce Florie, R</b> ERA: 4.55 (7, 1)	2.0	W	10	2	1	1	2	2	0	0	0	0	1	22	46	4.50	2.000										
<b>Doug Jones, R</b> ERA: 2.0 (9, 1)	1.0		3	0	0	0	2	0	0	0	0	0	0	9	14	0.00	0.000										

Cleveland Indians @ Milwaukee Brewers  
Milwaukee County Stadium, Milwaukee, WI

AB 32  
R 5  
H 8  
RBI 5  
BB 7  
SO 6  
LOB 10



WP: 0  
PB: 0  
CS: 0

Sun Apr 27 1997, 4:33 AM EDT  
Att: 19,709 - Overcast - 50 F

Batter	1	2	3	4	5	6	7	8	9	AB	R	H	RBI	BB	SO	LOB	BOTTOM										
<b>Mark Loretta, R</b> OBP: 0.321, SLG: 0.300 (1, 6)	0-1 G5-3		1-0 2B		2-2 G5-3		2-0 G1-3		3-2 BB 1B	5	1	2	1	0	0	2											
<b>Jeff Cirillo, R</b> OBP: 0.376, SLG: 0.380 (1, 5)	2-2 L6		0-0 F9		0-0 2B		1-1 P2		4-0 1B BB	4	0	1	1	1	0	3											
<b>Dave Nilsson, L</b> OBP: 0.404, SLG: 0.474 (1, 10)	1-0 G4-3		1-0 2B		3-3 K		1-1 2B 1B		2-2 1B	5	1	3	1	0	1	1											
<b>John Jaha, R</b> OBP: 0.345, SLG: 0.514 (1, 3)		1-1 F8		4-1 BB		2-0 P6		3-1 2B G4-6-3 1B		3	1	1	0	1	0	0											
<b>Jeremy Burnitz, L</b> OBP: 0.439, SLG: 0.611 (1, 8)		2-3 K		0-2 F8		0-3 K		0-0 G4-6-3 1B 2B		4	0	1	1	0	2	2											
<b>Matt Mieske, R</b> OBP: 0.379, SLG: 0.320 (1, 9)		0-3 K		0-0 G5-3		0-3 K		4-0 G4-6-3 BB		3	0	0	0	1	2	2											
<b>Jeff Huson, L</b> OBP: 0.250, SLG: 0.214 (1, 4)			3-3 K		1-0 F8 G5-3 1B		3-1 F8		0-0 G4-6-3	4	1	1	0	0	1	2											
<b>Gerald Williams, R</b> OBP: 0.358, SLG: 0.417 (1, 7)			0-2 2B 1B		1-2 F8 2B 1B		0-0 1B 2B		0-0 G5-3	4	2	3	0	0	0	1											
<b>Jesse Levis, L</b> OBP: 0.348, SLG: 0.429 (1, 2)			3-1 F8		1-0 F8		0-0 G1-3 1B		2-1 G6-3	4	0	1	1	0	0	3											
<b>Inning Stats</b>	R: 0 E: 0 K: 0 S: 6	H: 0 LOB: 0 BB: 0 P: 9	R: 0 E: 0 K: 2 S: 8	H: 0 LOB: 0 BB: 0 P: 11	R: 0 E: 0 K: 1 S: 11	H: 2 LOB: 2 BB: 0 P: 18	R: 0 E: 0 K: 0 S: 6	H: 1 LOB: 1 BB: 1 P: 11	R: 2 E: 0 K: 2 S: 7	H: 3 LOB: 1 BB: 0 P: 9	R: 1 E: 0 K: 0 S: 7	H: 2 LOB: 1 BB: 0 P: 13	R: 2 E: 0 K: 0 S: 7	H: 3 LOB: 1 BB: 1 P: 15	R: 1 E: 0 K: 0 S: 8	H: 2 LOB: 2 BB: 1 P: 19	R: 0 E: 0 K: 0 S: 6	H: 0 LOB: 0 BB: 0 P: 11	1B: 8 2B: 5 3B: 0 HR: 0	SF: 0 SAC: 0 DP: 2 HBP: 0	WP: 0 PB: 0 CS: 0	PA: 39					
<b>PITCHER</b>	IP	WLS	BF	H	R	ER	SO	BB	IBB	HBP	BLK	WP	HR	S	P	ERA	WHIP										
<b>Chad Ogea, R</b> ERA: 9.98 (1, 1)	7.0		29	8	3	3	6	1	0	0	0	0	0	12	29	20.25	4.500										
<b>Eric Plunk, R</b> ERA: 4.85 (8, 1)	1.1	L	9	4	3	3	0	2	0	0	0	0	0	3	5												
<b>Paul Assenmacher, L</b> ERA: 9.82 (9, 1)	0.0		1	1	0	0	0	0	0	0	0	0	0	3	5												

Cleveland Indians @ Milwaukee Brewers  
Milwaukee County Stadium, Milwaukee, WI

AB 36  
R 6  
H 13  
RBI 5  
BB 3  
SO 6  
LOB 16



Sun Apr 27 1997, 4:33 AM EDT  
Att: 19,709 - Overcast - 50 F



Batter	1	2	3	4	5	6	7	8	9	AB	R	H	RBI	BB	SO	LOB	TOP					
Damon Mashore, R OBP: 0.444, SLG: 0.464 (1, 8)	G6-3		G1-3							3	1	1	0	1	0	0	<b>Oakland Athletics @ Cleveland Indians</b> Jacobs Field, Cleveland, OH Tue Apr 29 1997, 7:05 PM EDT Att: 40,421 - Sunny - 62 F					
Jason Giambi, L OBP: 0.314, SLG: 0.413 (1, 7)	F7			G1-3						4	1	1	1	0	0	1						
Jose Canseco, R OBP: 0.310, SLG: 0.408 (1, 9)	HR			G5-3						4	1	1	1	0	1	1						
Mark McGwire, R OBP: 0.462, SLG: 0.741 (1, 3)	F7									3	0	1	0	1	0	0						
Geronimo Berroa, R OBP: 0.438, SLG: 0.592 (1, 10)				L9						4	0	1	1	0	0	1						
Scott Spiezio, S OBP: 0.349, SLG: 0.474 (1, 4)	F9									4	0	1	0	0	0	2						
Scott Brosius, R OBP: 0.257, SLG: 0.236 (1, 5)	K									4	1	1	1	0	1	1						
Tony Batista, R OBP: 0.234, SLG: 0.254 Dave Magadan, L OBP: 0.333, SLG: 0.417 (9, PH)				G1-3						2	0	1	0	1	0	0						
Izzy Molina, R OBP: 0.176, SLG: 0.180 Matt Stairs, L OBP: 0.419, SLG: 0.692 (9, PH)				G5-3						2	0	0	0	0	0	1						
<b>Inning Stats</b>	R: 1 E: 0 K: 0 S: 8	H: 1 LOB: 0 BB: 0 P: 15	R: 0 E: 0 K: 1 S: 7	H: 0 LOB: 0 BB: 0 P: 13	R: 0 E: 0 K: 0 S: 6	H: 0 LOB: 0 BB: 0 P: 7	R: 0 E: 0 K: 0 S: 6	H: 1 LOB: 1 BB: 0 P: 8	R: 0 E: 0 K: 0 S: 6	H: 1 LOB: 1 BB: 0 P: 10	R: 2 E: 0 K: 0 S: 9	H: 2 LOB: 1 BB: 2 P: 18	R: 1 E: 0 K: 0 S: 10	H: 2 LOB: 1 BB: 1 P: 17	R: 0 E: 0 K: 1 S: 9	H: 0 LOB: 0 BB: 0 P: 13		R: 0 E: 0 K: 1 S: 11	H: 1 LOB: 1 BB: 0 P: 16	1B: 4 2B: 2 3B: 0 HR: 2	SF: 0 SAC: 1 DP: 1 HBP: 0	WP: 0 PB: 0 SB: 0 CS: 0
<b>PITCHER</b>	IP	WLS	BF	H	R	ER	SO	BB	IBB	HBP	BLK	WP	HR	S	P	ERA	WHIP					
Charles Nagy, R ERA: 4.99 Michael Jackson, R ERA: 4.02	7.0	W	29	7	4	4	1	3	0	0	0	0	2	52	88	5.14	1.429					

AB	32
R	4
H	8
RBI	4
BB	3
SO	3
LOB	9



Batter	1	2	3	4	5	6	7	8	9	AB	R	H	RBI	BB	SO	LOB	BOTTOM				
Omar Vizquel, S OBP: 0.363, SLG: 0.359 (1, 6)	G4-3									3	1	1	0	2	1	0	<b>Oakland Athletics @ Cleveland Indians</b> Jacobs Field, Cleveland, OH Tue Apr 29 1997, 7:05 PM EDT Att: 40,421 - Sunny - 62 F				
Tony Fernandez, S OBP: 0.358, SLG: 0.440 (1, 4)	B1-3									4	2	1	0	1	0	2					
Jim Thome, L OBP: 0.515, SLG: 0.632 (1, 3)	2B									3	1	2	0	2	0	2					
Matt Williams, R OBP: 0.357, SLG: 0.594 (1, 5)	E9									4	2	2	3	1	1	4					
David Justice, L OBP: 0.490, SLG: 0.713 (1, 7)										5	0	3	2	0	0	5					
Manny Ramirez, R OBP: 0.376, SLG: 0.511 (1, 9)	F8									5	0	0	0	0	0	7					
Julio Franco, R OBP: 0.429, SLG: 0.493 (1, 10)										4	1	1	1	0	0	0					
Brian Giles, L OBP: 0.380, SLG: 0.634 (1, 8)										3	2	1	1	1	1	0					
Sandy Alomar Jr., R OBP: 0.427, SLG: 0.814 (1, 2)	P6									4	1	1	2	0	1	0					
<b>Inning Stats</b>	R: 2 E: 1 K: 0 S: 10	H: 3 LOB: 1 BB: 0 P: 18	R: 1 E: 0 K: 1 S: 8	H: 1 LOB: 0 BB: 0 P: 11	R: 1 E: 0 K: 1 S: 12	H: 2 LOB: 1 BB: 1 P: 22	R: 0 E: 0 K: 0 S: 9	H: 0 LOB: 0 BB: 0 P: 13	R: 0 E: 0 K: 0 S: 6	H: 0 LOB: 2 BB: 2 P: 20	R: 0 E: 0 K: 1 S: 8	H: 0 LOB: 0 BB: 0 P: 11	R: 3 E: 0 K: 1 S: 12	H: 4 LOB: 1 BB: 0 P: 22	R: 3 E: 0 K: 0 S: 16	H: 2 LOB: 3 BB: 4 P: 36		1B: 6 2B: 2 3B: 0 HR: 4	SF: 0 SAC: 0 DP: 1 HBP: 0	WP: 0 PB: 1 SB: 0 CS: 0	PA: 42
<b>PITCHER</b>	IP	WLS	BF	H	R	ER	SO	BB	IBB	HBP	BLK	WP	HR	S	P	ERA	WHIP				
Ariel Prieto, R ERA: 3.55 Aaron Small, R ERA: 3.18 Richie Lewis, R ERA: 10.57	6.2	L	31	9	7	7	4	2	1	0	0	0	0	4	8	0.00	3.000				



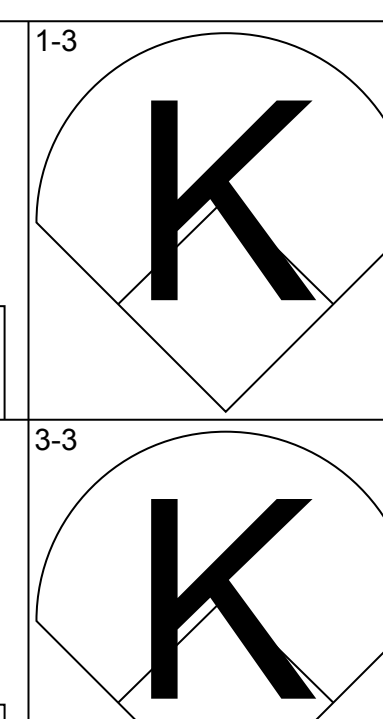
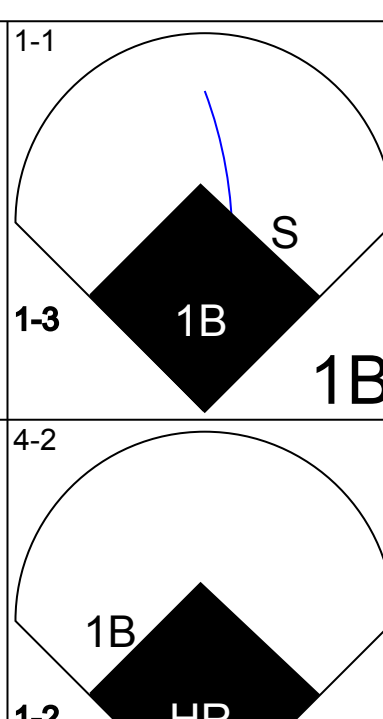
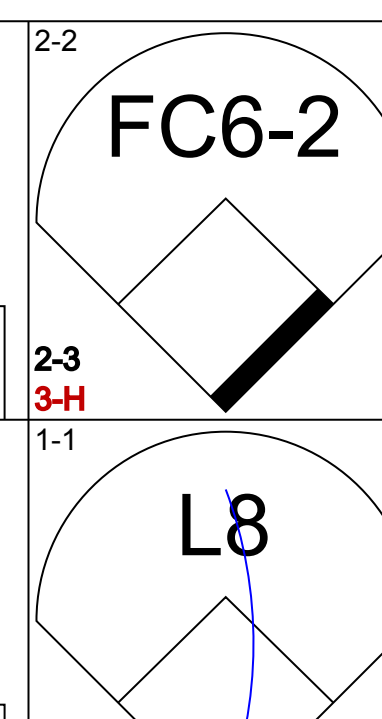
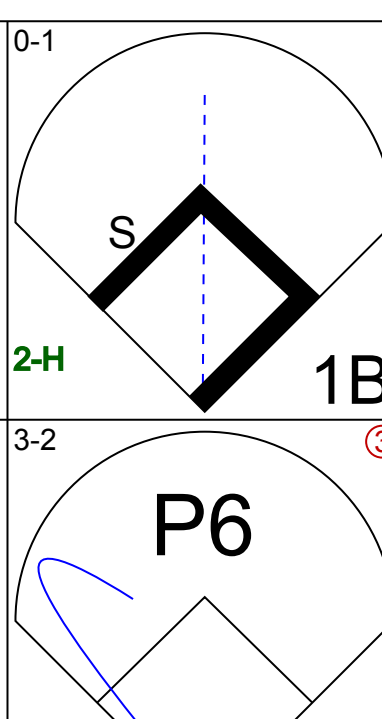
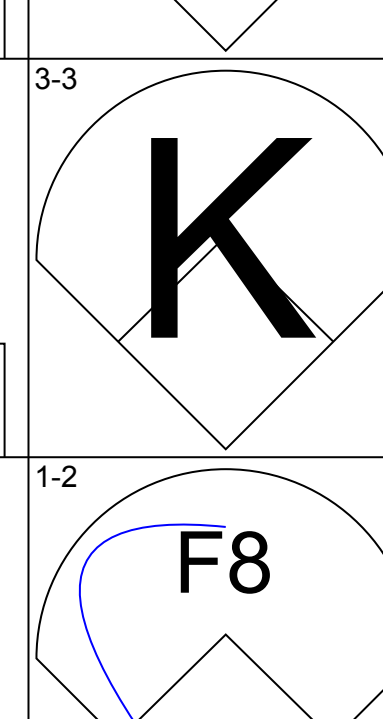
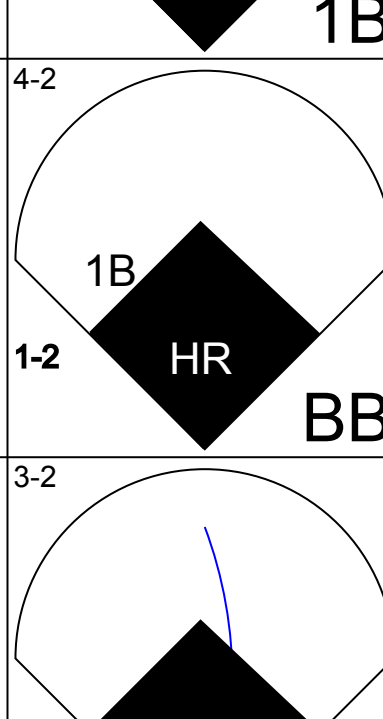
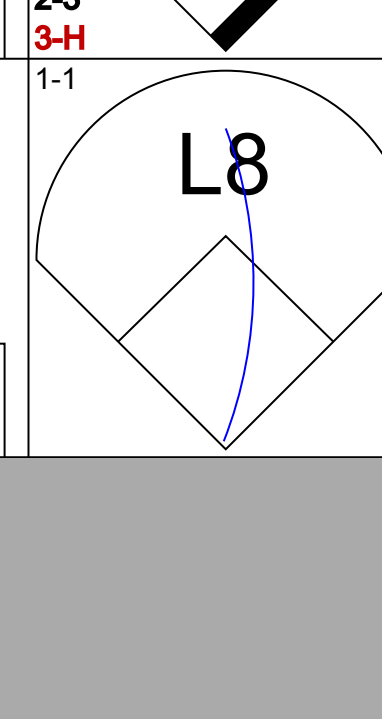
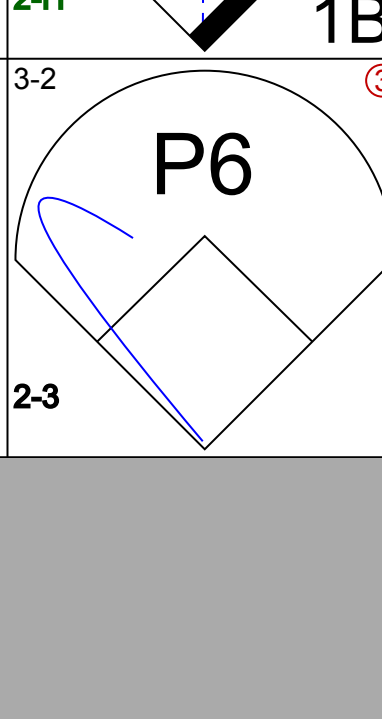
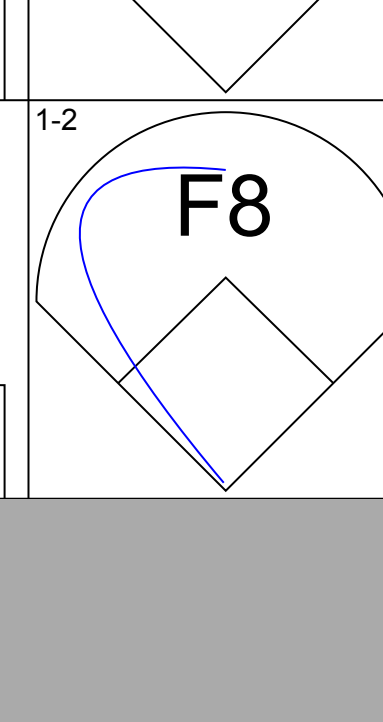
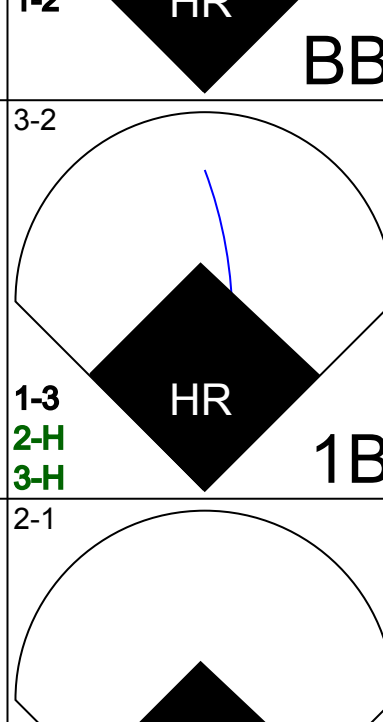

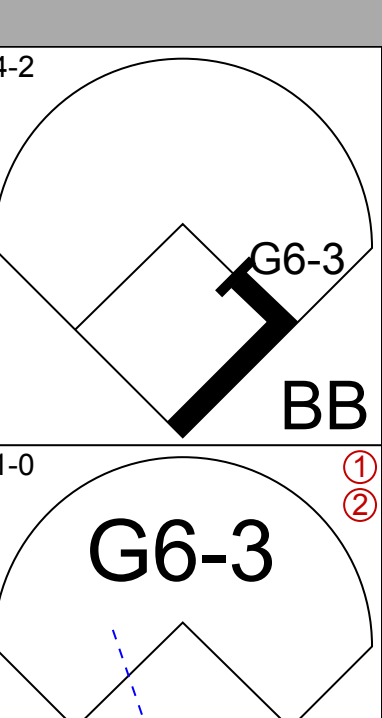
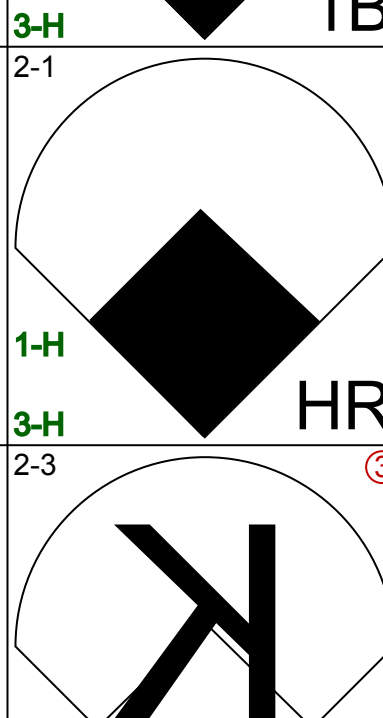

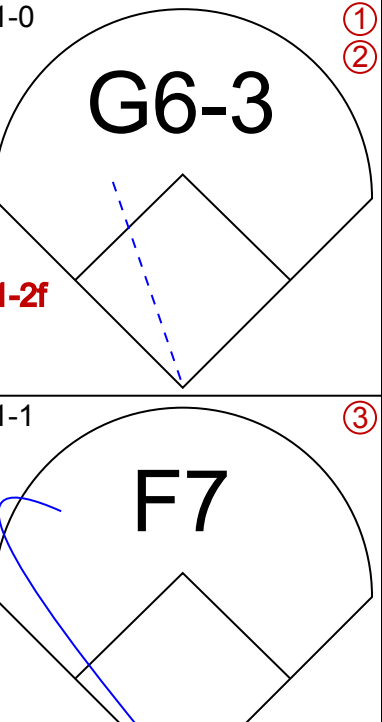



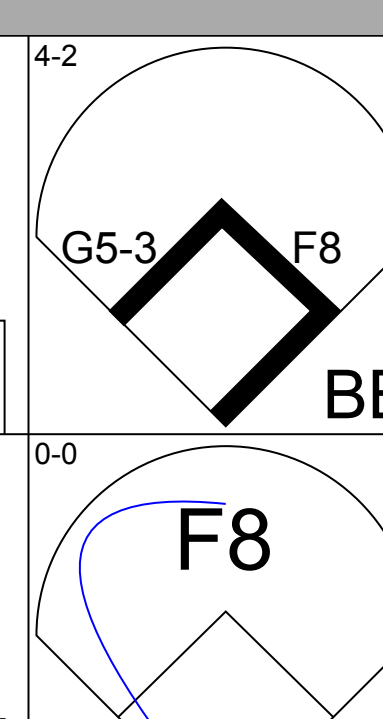
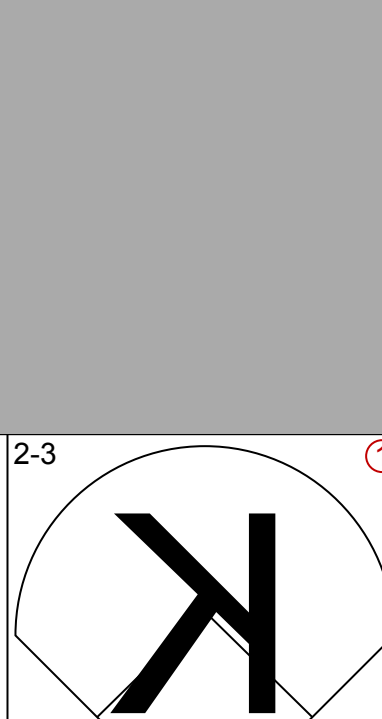
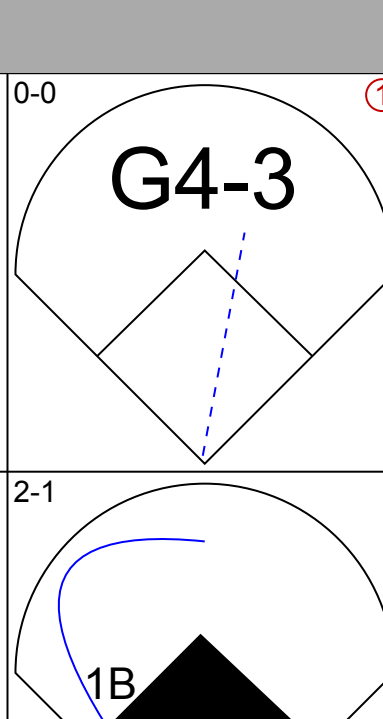
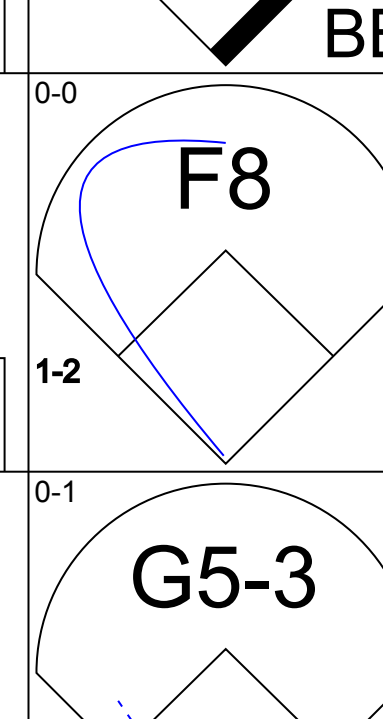
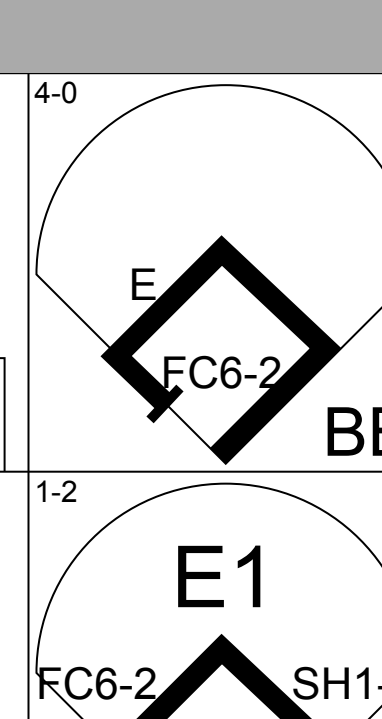
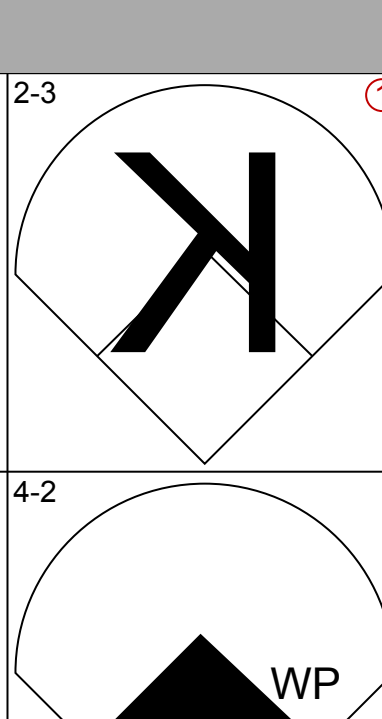
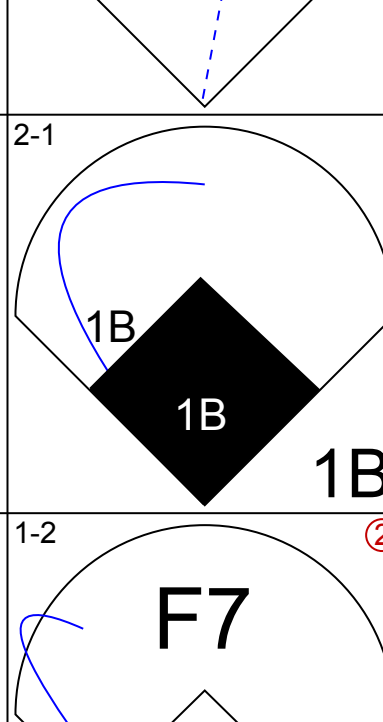
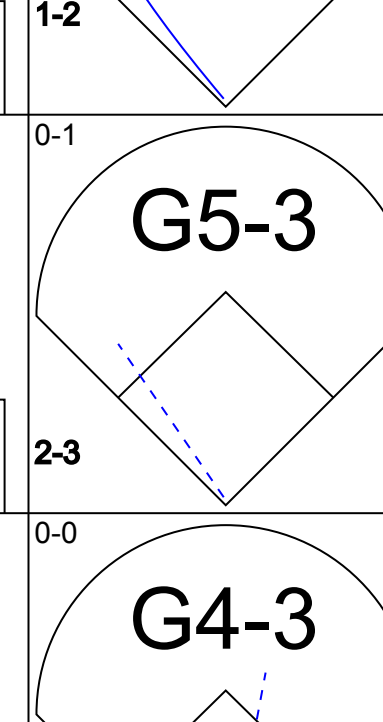
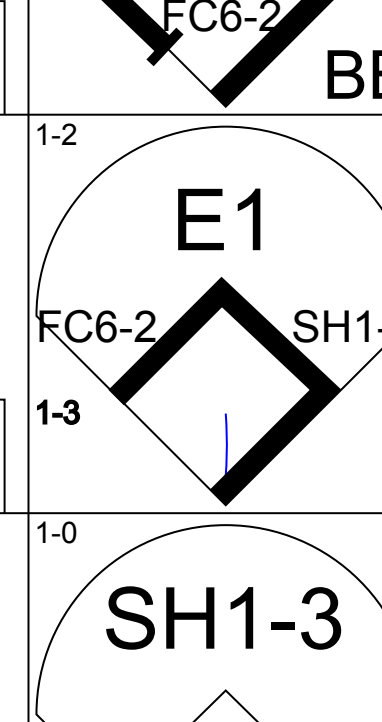
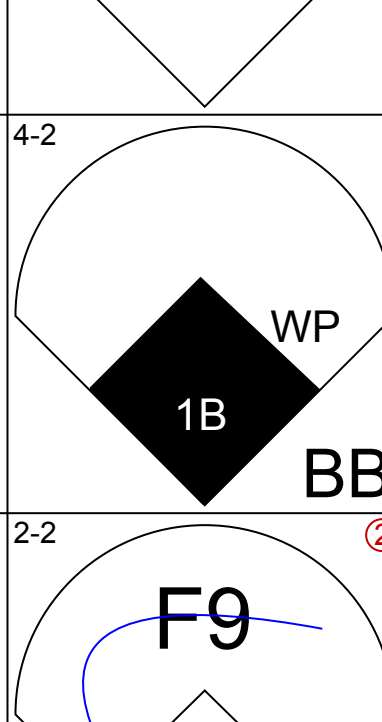

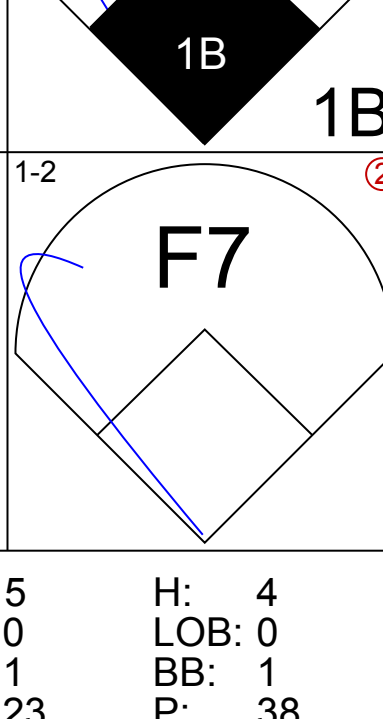
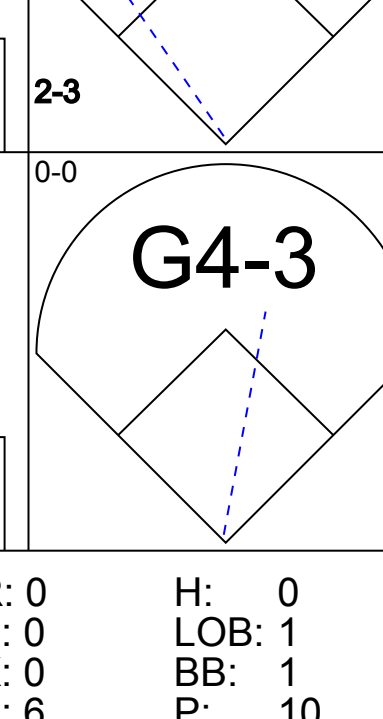
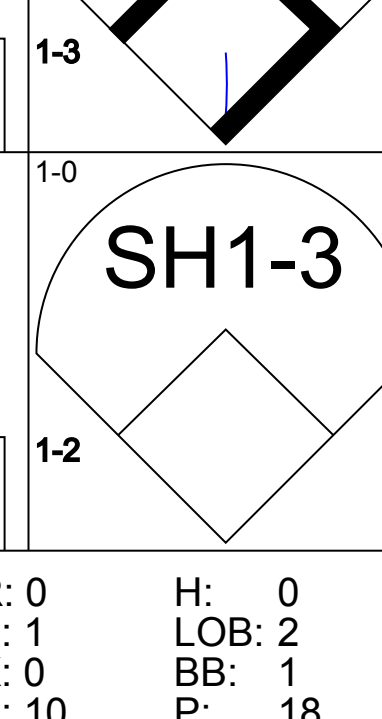
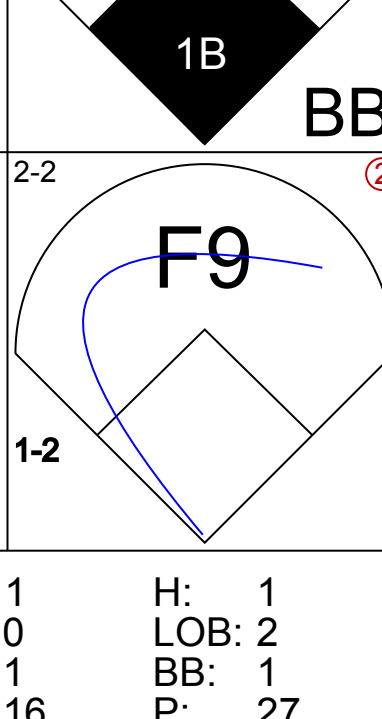


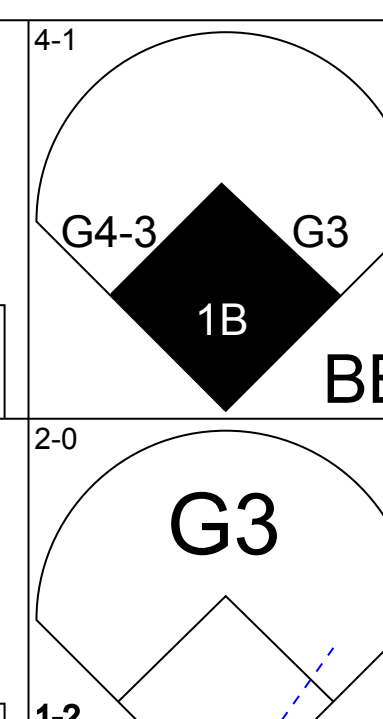
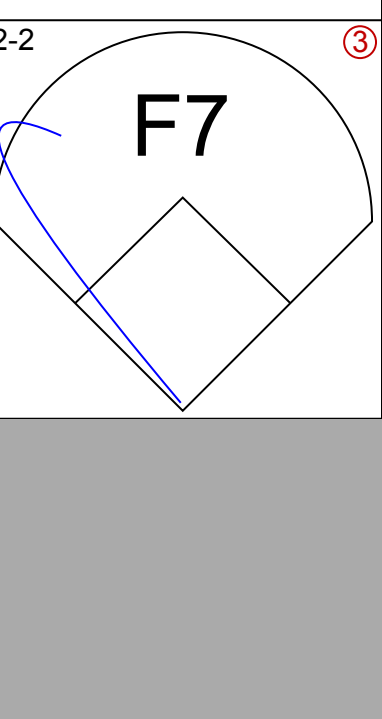
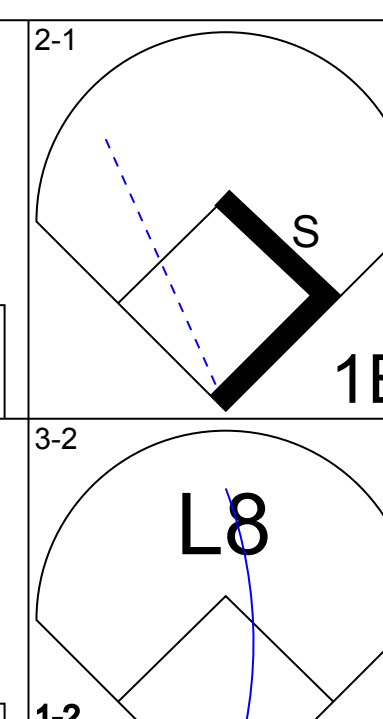
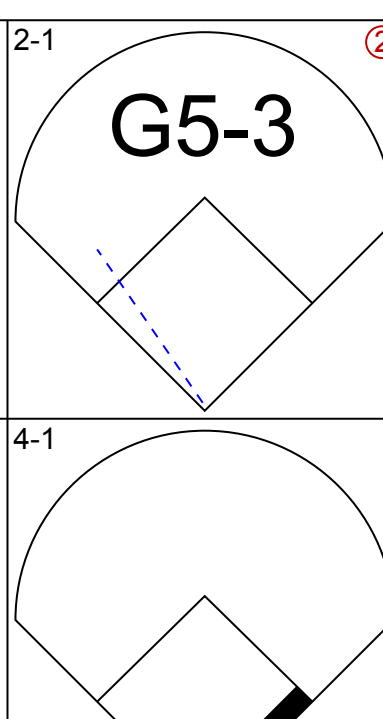
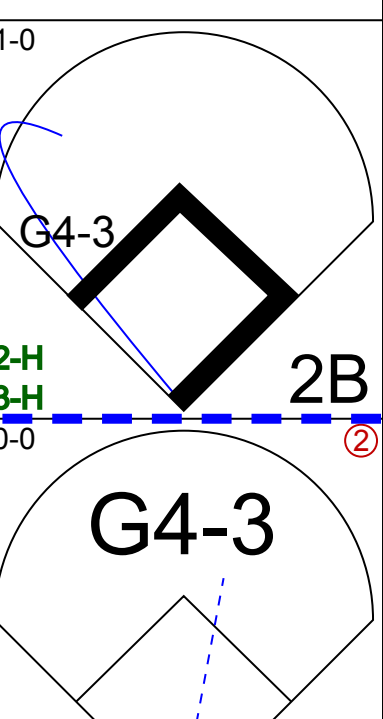
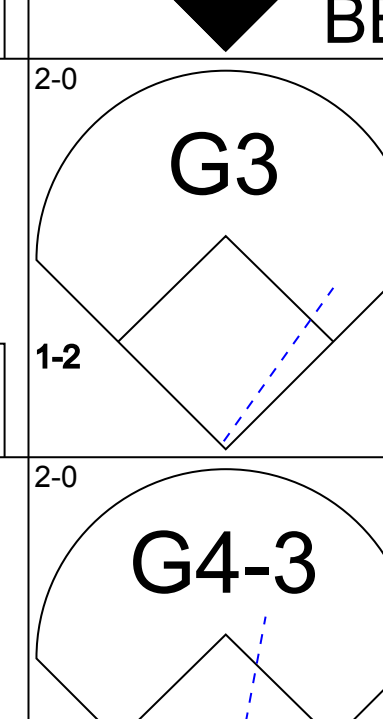
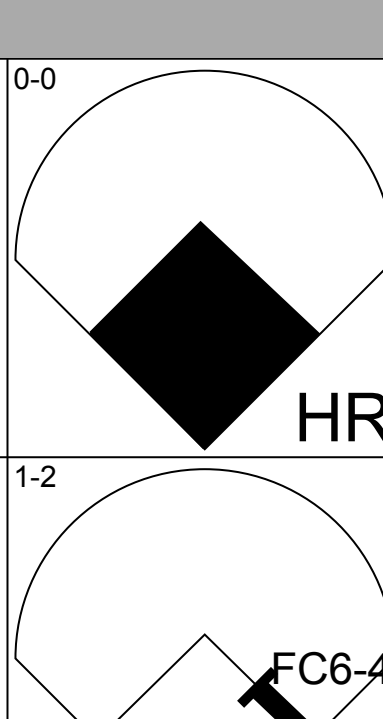
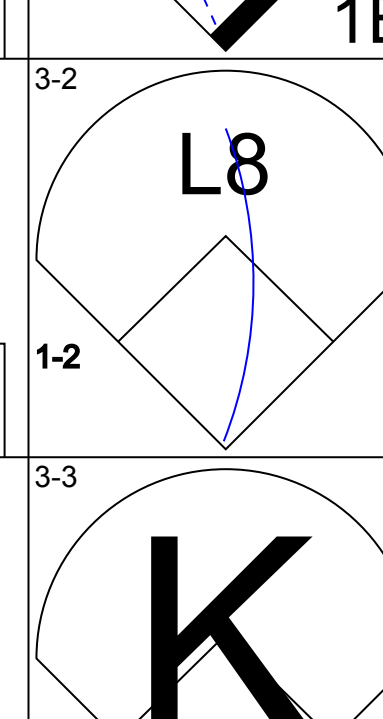
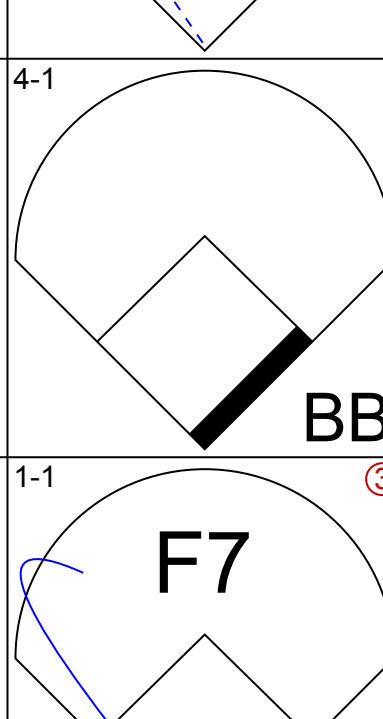
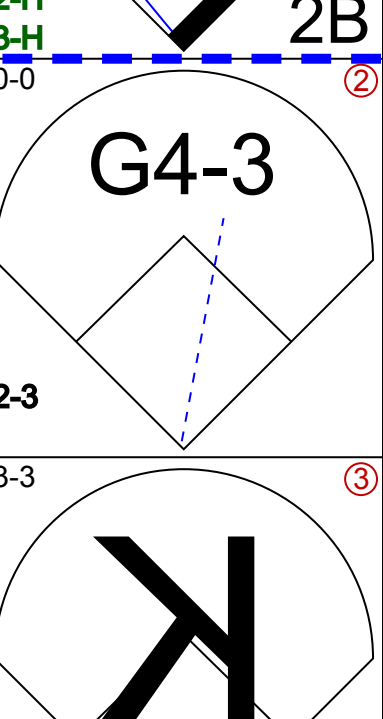
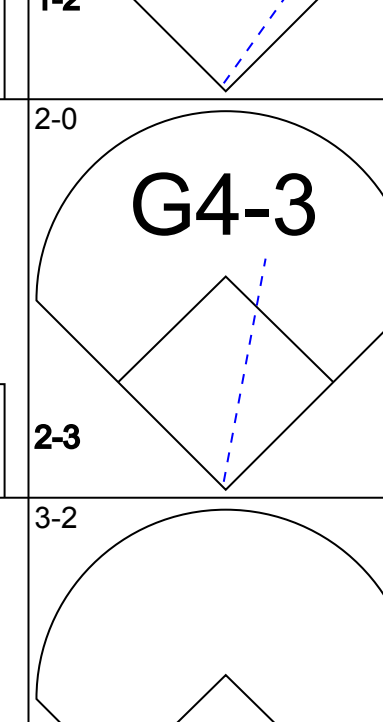
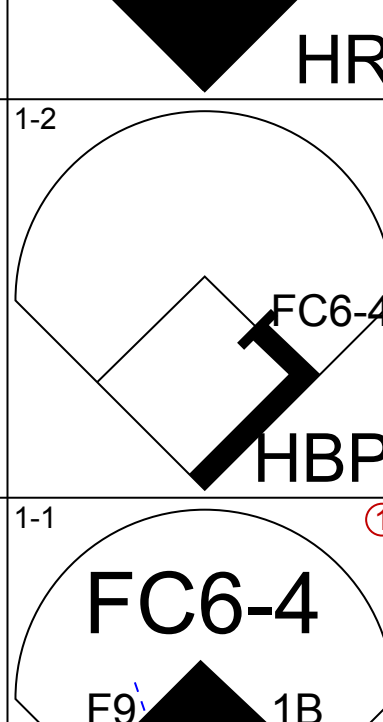
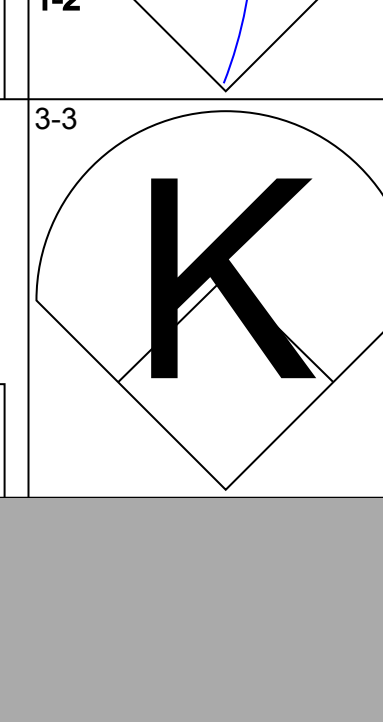
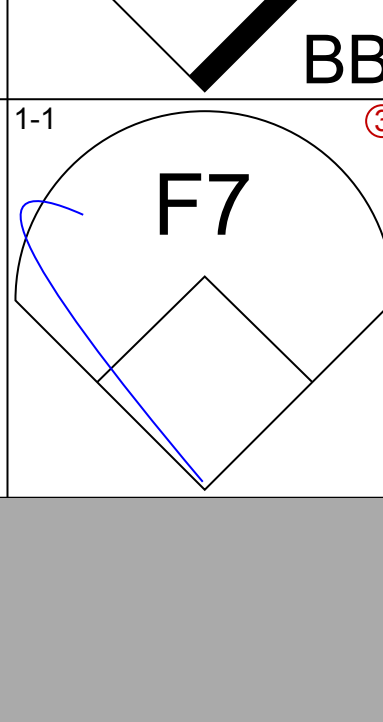
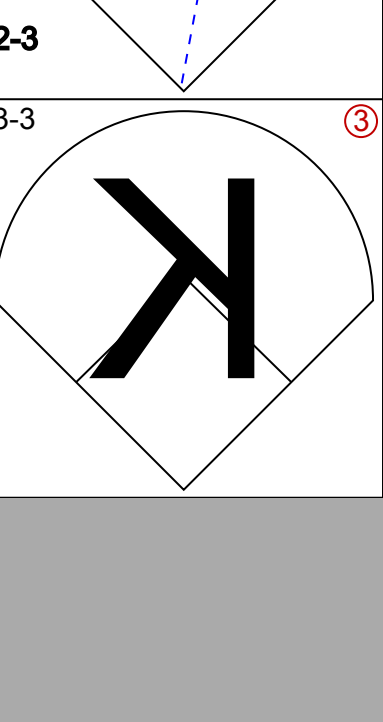
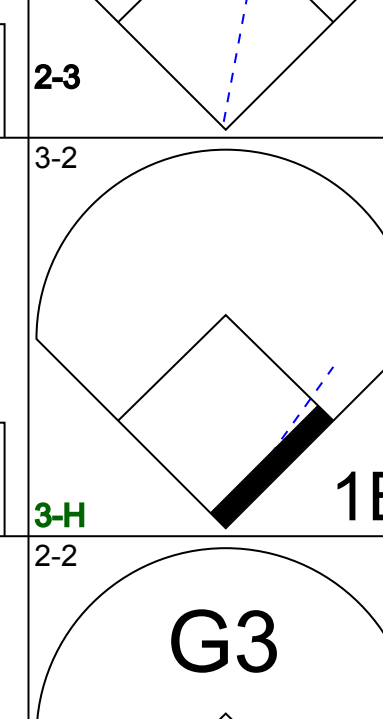
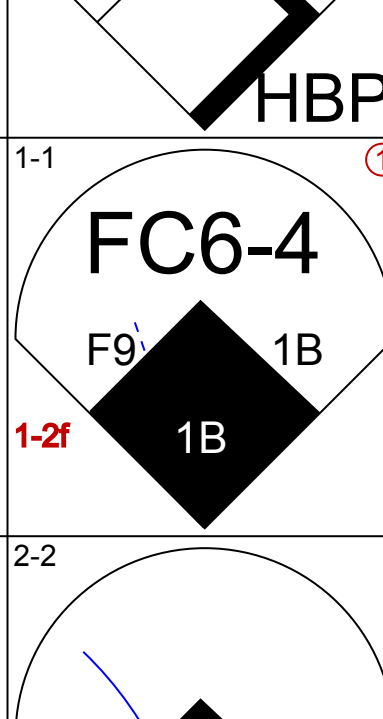



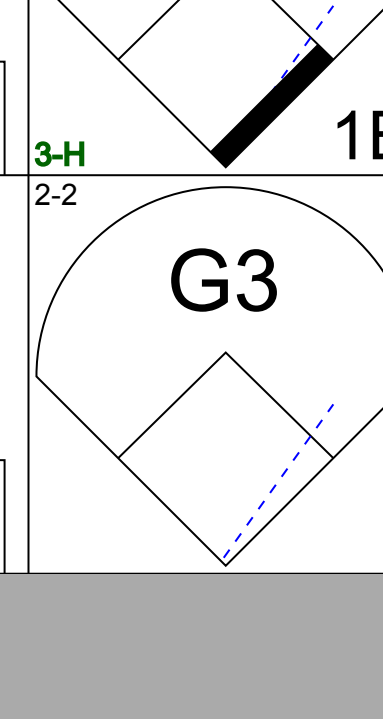
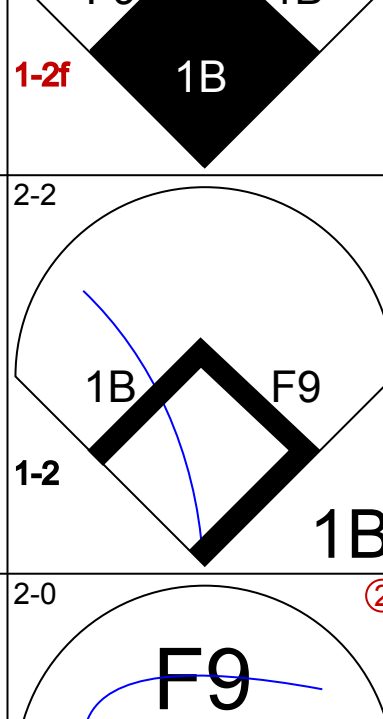



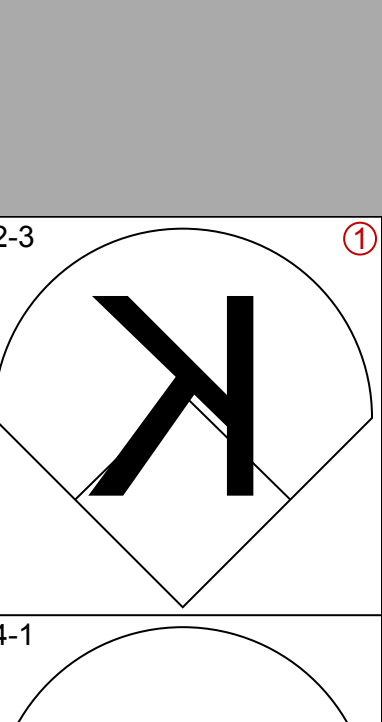
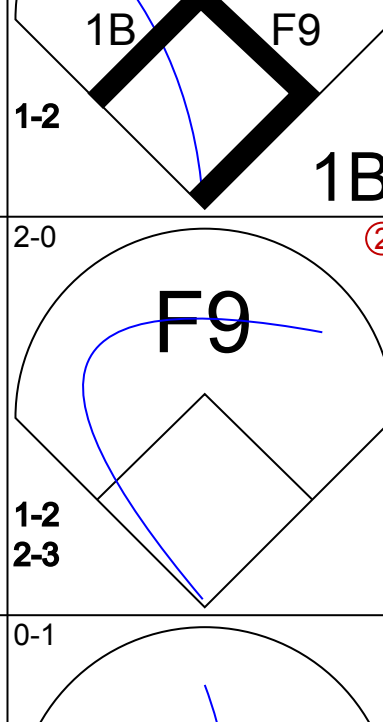



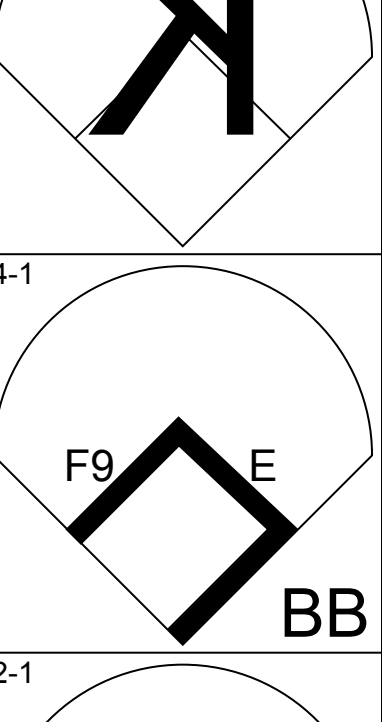
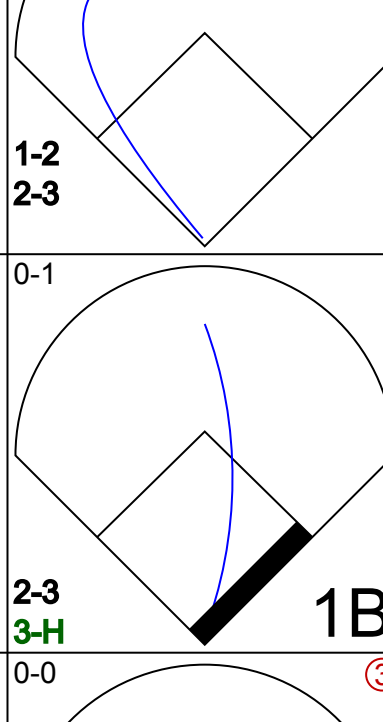


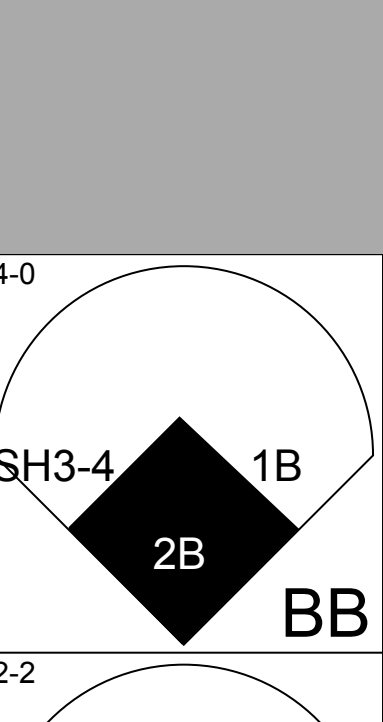

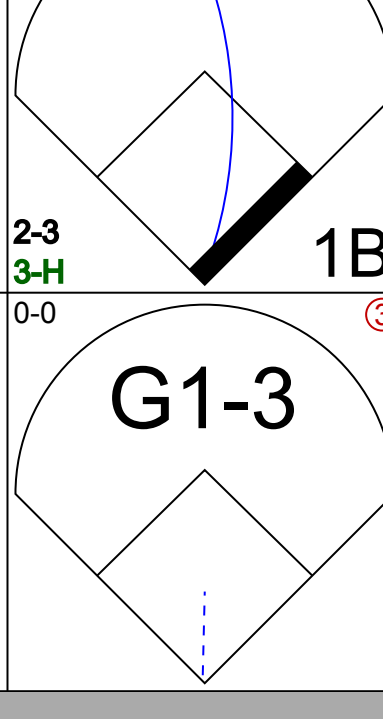
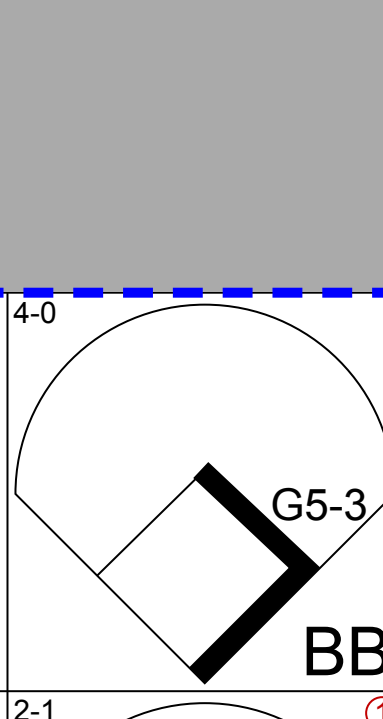
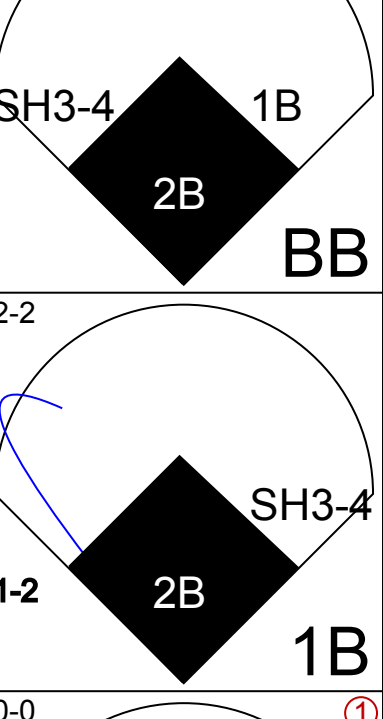

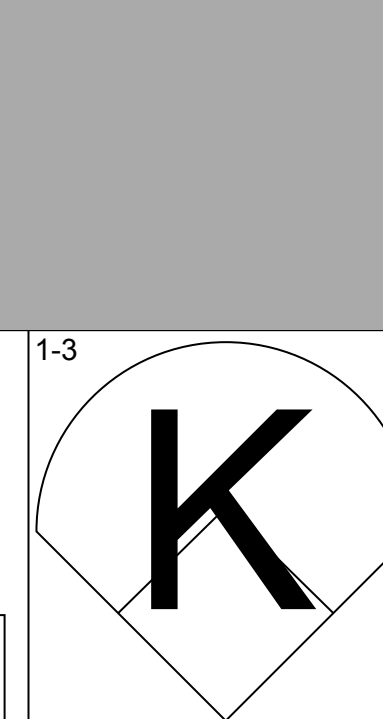
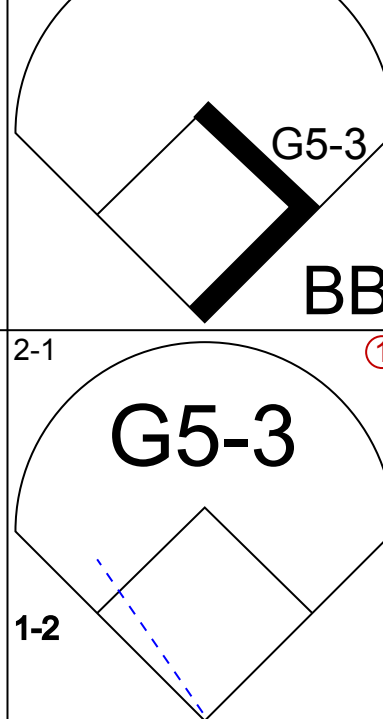
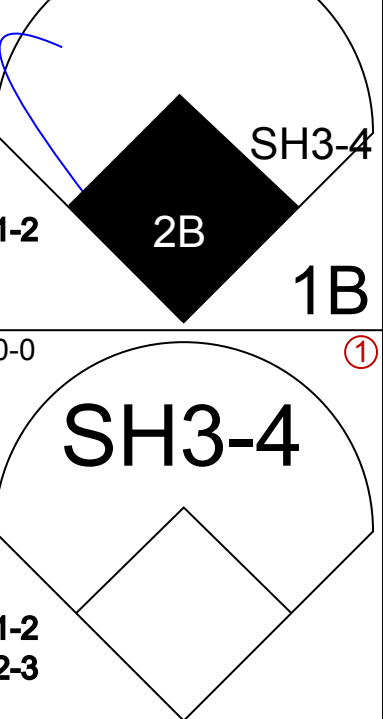








Batter	1	2	3	4	5	6	7	8	9	AB	R	H	RBI	BB	SO	LOB	TOP			
<b>Brian Hunter, R</b> OBP: 0.305, SLG: 0.345 (1, 8)										5	1	2	1	0	1	2	<b>Detroit Tigers @ Cleveland Indians</b> Jacobs Field, Cleveland, OH Sat May 03 1997, 3:33 AM EDT Att. 42,469 - Overcast - 54 F			
<b>Damion Easley, R</b> OBP: 0.351, SLG: 0.433 (1, 4)										4	1	0	0	1	1	4				
<b>Travis Fryman, R</b> OBP: 0.384, SLG: 0.546 (1, 5)										4	1	1	2	0	1	0				
<b>Tony Clark, S</b> OBP: 0.374, SLG: 0.594 (1, 3)										2	1	1	3	2	0	0				
<b>Bobby Higginson, L</b> OBP: 0.345, SLG: 0.385 (1, 7)										4	0	0	0	0	1	2				
<b>Melvin Nieves, S</b> OBP: 0.341, SLG: 0.466 (1, 9)										3	0	0	0	1	1	1				
<b>Bubba Trammell, R</b> OBP: 0.377, SLG: 0.453 <b>Curtis Pride, L</b> OBP: 0.333, SLG: 0.311 (1, 10)										2	0	0	0	1	0	1				
<b>Brian Johnson, R</b> OBP: 0.279, SLG: 0.356 <b>Omar Olivares, R</b> (9, PR) <b>Raul Casanova, S</b> OBP: 0.214, SLG: 0.214 (9, 2)										3	1	1	0	1	0	2				
<b>Deivi Cruz, R</b> OBP: 0.229, SLG: 0.296 <b>Jody Reed, R</b> OBP: 0.371, SLG: 0.241 (9, PH)										2	0	0	0	0	0	2				
<b>Inning Stats</b>	R: 0 E: 0 K: 2 S: 11	H: 0 LOB: 0 BB: 0 P: 16	R: 0 E: 0 K: 0 S: 6	H: 0 LOB: 0 BB: 1 P: 12	R: 5 E: 0 K: 1 S: 23	H: 4 LOB: 0 BB: 1 P: 38	R: 0 E: 0 K: 0 S: 6	H: 0 LOB: 1 BB: 0 P: 10	R: 0 E: 0 K: 0 S: 5	H: 0 LOB: 0 BB: 0 P: 11	R: 0 E: 1 K: 0 S: 10	H: 0 LOB: 2 BB: 1 P: 18	R: 0 E: 0 K: 2 S: 10	H: 0 LOB: 1 BB: 1 P: 20	R: 1 E: 0 K: 1 S: 16	H: 1 LOB: 2 BB: 1 P: 27		1B: 4 2B: 0 3B: 0 HR: 1	SF: 0 SAC: 1 DP: 1 HBP: 0	WP: 1 PB: 0 SB: 2 CS: 0
<b>PITCHER</b>	IP	WLS	BF	H	R	ER	SO	BB	IBB	HBP	BLK	WP	HR	S	P	ERA	WHIP			
<b>Chad Ogea, R</b> ERA: 6.87 <b>Eric Plunk, R</b> ERA: 4.75	(1, 1)	7.0	29	4	5	5	3	4	0	0	0	0	1	67	114	6.43	1.143			
<b>PITCHER</b>	IP	WLS	BF	H	R	ER	SO	BB	IBB	HBP	BLK	WP	HR	S	P	ERA	WHIP			
	(8, 1)	2.0	9	1	1	1	3	2	0	0	0	1	0	26	47	4.50	1.500			

Batter	1	2	3	4	5	6	7	8	9	AB	R	H	RBI	BB	SO	LOB	BOTTOM			
<b>Omar Vizquel, S</b> OBP: 0.376, SLG: 0.413 (1, 6)										4	1	2	2	1	0	3	<b>Detroit Tigers @ Cleveland Indians</b> Jacobs Field, Cleveland, OH Sat May 03 1997, 3:33 AM EDT Att. 42,469 - Overcast - 54 F			
<b>Tony Fernandez, S</b> OBP: 0.353, SLG: 0.484 (1, 4)										4	1	1	1	1	0	3				
<b>Jim Thome, L</b> OBP: 0.492, SLG: 0.558 (1, 3)										4	0	0	0	0	2	5				
<b>Matt Williams, R</b> OBP: 0.354, SLG: 0.569 (1, 5)										5	2	2	1	0	1	1				
<b>David Justice, L</b> OBP: 0.504, SLG: 0.791 (1, 7)										4	0	1	1	0	0	1				
<b>Manny Ramirez, R</b> OBP: 0.377, SLG: 0.560 <b>Chad Curtis, R</b> OBP: 0.370, SLG: 0.682 (9, PR)										4	0	1	0	1	2	2				
<b>Julio Franco, R</b> OBP: 0.448, SLG: 0.402 (1, 10)										2	1	1	1	3	0	1				
<b>Brian Giles, L</b> OBP: 0.381, SLG: 0.558 (1, 8)										4	1	1	0	1	0	5				
<b>Sandy Alomar Jr., R</b> OBP: 0.402, SLG: 0.732 (1, 2)										4	0	1	1	0	1	3				
<b>Inning Stats</b>	R: 1 E: 0 K: 0 S: 9	H: 1 LOB: 1 BB: 1 P: 22	R: 0 E: 1 K: 1 S: 12	H: 0 LOB: 2 BB: 1 P: 24	R: 2 E: 0 K: 0 S: 13	H: 3 LOB: 2 BB: 0 P: 19	R: 0 E: 0 K: 2 S: 12	H: 1 LOB: 1 BB: 0 P: 21	R: 0 E: 0 K: 0 S: 8	H: 0 LOB: 2 BB: 2 P: 20	R: 0 E: 0 K: 2 S: 7	H: 0 LOB: 0 BB: 0 P: 9	R: 2 E: 0 K: 1 S: 11	H: 2 LOB: 1 BB: 1 P: 21	R: 0 E: 0 K: 0 S: 17	H: 3 LOB: 3 BB: 1 P: 31		1B: 8 2B: 1 3B: 0 HR: 1	SF: 1 SAC: 1 DP: 0 HBP: 1	WP: 1 PB: 1 SB: 1 CS: 0
<b>PITCHER</b>	IP	WLS	BF	H	R	ER	SO	BB	IBB	HBP	BLK	WP	HR	S	P	ERA	WHIP			
<b>Brian Moehler, R</b> ERA: 2.84 <b>John Cummings, L</b> ERA: 2.77 <b>Dan Miceli, R</b> ERA: 9.18 <b>Mike Myers, L</b> ERA: 6.14 <b>Doug Brocail, R</b> ERA: 6.25	(1, 1)	5.0	25	5	3	3	3	3	0	1	0	0	0	7	20	0.00	2.000			
	(6, 1)	1.0	5	0	0	0	0	2	0	0	0	0	0	4	7	0.00	0.000			
	(7, 1)	1.1	7	2	2	2	2	1	0	0	0	0	0	14	23	13.50	2.250			
	(8, 1)	0.2	2	0	0	0	1	0	0	0	0	0	0	4	7	0.00	0.000			
	(9, 1)	0.2	L	6	3	2	0	1	0	0	0	1	0	17	31	27.00	6.000			



Batter	1	2	3	4	5	6	7	8	9	AB	R	H	RBI	BB	SO	LOB	TOP								
<b>Brian Hunter, R</b> OBP: 0.391, SLG: 0.339 (1, 8)	G6-3		G6-3			G6-4-3 1B		G4-3	G1-3	5	1	1	0	0	0	3	<b>Detroit Tigers @ Cleveland Indians</b> Jacobs Field, Cleveland, OH Sun May 04 1997, 3:33 AM EDT Att: 42,387 - Sunny - 52 F								
<b>Bobby Higginson, L</b> OBP: 0.351, SLG: 0.384 (1, 7)	F8			G1-3		G6-4-3 1B				3	0	1	0	1	0	0									
<b>Travis Fryman, R</b> OBP: 0.372, SLG: 0.527 (1, 5)	G6-3			G6-3		G6-4-3 1B				4	0	0	0	0	1	3									
<b>Tony Clark, S</b> OBP: 0.378, SLG: 0.587 (1, 3)		L9		FC5-4 BB						3	0	1	1	1	1	1									
<b>Curtis Pride, L</b> OBP: 0.327, SLG: 0.306 (1, 10)		K		FC5-4 1-2		P5				4	0	1	0	0	1	2									
<b>Melvin Nieves, S</b> OBP: 0.360, SLG: 0.467 (1, 9)										2	0	1	0	2	1	0									
<b>Damion Easley, R</b> OBP: 0.371, SLG: 0.424 (7, 4)										2	1	0	0	2	1	2									
<b>Raul Casanova, S</b> OBP: 0.176, SLG: 0.176 (9, PH)										3	0	0	0	0	1	2									
<b>Phil Nevin, R</b> OBP: 0.250, SLG: 0.118 (9, PH)										1	0	0	0	0	0	3									
<b>Brian Johnson, R</b> OBP: 0.279, SLG: 0.356 (9, 2)										0	0	0	0	0	0	0									
<b>Jody Reed, R</b> OBP: 0.368, SLG: 0.250 (1, 4)										3	0	1	1	0	0	1									
<b>Deivi Cruz, R</b> OBP: 0.226, SLG: 0.293 (7, 6)										1	0	0	0	0	0	3									
<b>Inning Stats</b>	R: 0 E: 0 K: 0 S: 4	H: 0 LOB: 0 BB: 0 P: 7	R: 0 E: 0 K: 2 S: 10	H: 0 LOB: 1 BB: 1 P: 21	R: 0 E: 0 K: 0 S: 4	H: 0 LOB: 0 BB: 0 P: 5	R: 0 E: 0 K: 0 S: 11	H: 0 LOB: 1 BB: 1 P: 18	R: 1 E: 0 K: 1 S: 10	H: 1 LOB: 1 BB: 1 P: 18	R: 1 E: 0 K: 0 S: 14	H: 3 LOB: 1 BB: 0 P: 20	R: 0 E: 0 K: 1 S: 8	H: 0 LOB: 1 BB: 1 P: 15	R: 0 E: 0 K: 2 S: 10	H: 0 LOB: 1 BB: 1 P: 13	R: 0 E: 0 K: 0 S: 9	H: 2 LOB: 3 BB: 1 P: 16	1B: 6 2B: 0 3B: 0 HR: 0	SF: 0 SAC: 0 DP: 1 HBP: 0	WP: 0 PB: 0 SB: 1 CS: 0	PA: 37			
<b>PITCHER</b>	IP WLS BF H R ER SO BB IBB HBP BLK WP HR S P ERA WHIP	IP WLS BF H R ER SO BB IBB HBP BLK WP HR S P ERA WHIP	IP WLS BF H R ER SO BB IBB HBP BLK WP HR S P ERA WHIP	IP WLS BF H R ER SO BB IBB HBP BLK WP HR S P ERA WHIP	IP WLS BF H R ER SO BB IBB HBP BLK WP HR S P ERA WHIP	IP WLS BF H R ER SO BB IBB HBP BLK WP HR S P ERA WHIP	IP WLS BF H R ER SO BB IBB HBP BLK WP HR S P ERA WHIP	IP WLS BF H R ER SO BB IBB HBP BLK WP HR S P ERA WHIP	IP WLS BF H R ER SO BB IBB HBP BLK WP HR S P ERA WHIP	IP WLS BF H R ER SO BB IBB HBP BLK WP HR S P ERA WHIP	IP WLS BF H R ER SO BB IBB HBP BLK WP HR S P ERA WHIP	IP WLS BF H R ER SO BB IBB HBP BLK WP HR S P ERA WHIP	IP WLS BF H R ER SO BB IBB HBP BLK WP HR S P ERA WHIP	IP WLS BF H R ER SO BB IBB HBP BLK WP HR S P ERA WHIP	IP WLS BF H R ER SO BB IBB HBP BLK WP HR S P ERA WHIP	IP WLS BF H R ER SO BB IBB HBP BLK WP HR S P ERA WHIP	IP WLS BF H R ER SO BB IBB HBP BLK WP HR S P ERA WHIP	IP WLS BF H R ER SO BB IBB HBP BLK WP HR S P ERA WHIP	IP WLS BF H R ER SO BB IBB HBP BLK WP HR S P ERA WHIP	IP WLS BF H R ER SO BB IBB HBP BLK WP HR S P ERA WHIP	IP WLS BF H R ER SO BB IBB HBP BLK WP HR S P ERA WHIP	IP WLS BF H R ER SO BB IBB HBP BLK WP HR S P ERA WHIP	IP WLS BF H R ER SO BB IBB HBP BLK WP HR S P ERA WHIP	IP WLS BF H R ER SO BB IBB HBP BLK WP HR S P ERA WHIP	IP WLS BF H R ER SO BB IBB HBP BLK WP HR S P ERA WHIP

AB	31
R	2
H	6
RBI	2
BB	6
SO	6
LOB	20



Batter	1	2	3	4	5	6	7	8	9	AB	R	H	RBI	BB	SO	LOB	BOTTOM								
<b>Omar Vizquel, S</b> OBP: 0.375, SLG: 0.411 (1, 6)	F7				SH1-3		G4-3			3	0	1	0	0	0	0	<b>Detroit Tigers @ Cleveland Indians</b> Jacobs Field, Cleveland, OH Sun May 04 1997, 3:33 AM EDT Att: 42,387 - Sunny - 52 F								
<b>Tony Fernandez, S</b> OBP: 0.333, SLG: 0.456 (1, 4)	F7		L4		L6		G4-3			4	0	0	0	0	0	3									
<b>Jim Thome, L</b> OBP: 0.484, SLG: 0.539 (1, 3)			G3							3	0	0	0	1	2	1									
<b>Matt Williams, R</b> OBP: 0.344, SLG: 0.550 (1, 5)				G6-3		K				4	0	0	0	0	1	3									
<b>David Justice, L</b> OBP: 0.496, SLG: 0.766 (1, 7)				F8		P4				3	0	0	0	1	1	0									
<b>Manny Ramirez, R</b> OBP: 0.381, SLG: 0.558 (1, 9)						F9				4	0	2	0	0	1	0									
<b>Julio Franco, R</b> OBP: 0.450, SLG: 0.490 (1, 10)										3	0	1	0	1	2	3									
<b>Brian Giles, L</b> OBP: 0.385, SLG: 0.547 (6, PH)										1	0	0	0	1	0	2									
<b>Chad Curtis, R</b> OBP: 0.345, SLG: 0.625 (7, 8)										2	0	0	0	0	1	2									
<b>Pat Borders, R</b> OBP: 0.400, SLG: 0.667 (9, PH)										3	0	1	0	0	0	0									
<b>Kevin Mitchell, R</b> OBP: 0.292, SLG: 0.400 (9, PH)										1	0	0	0	0	0	1									
<b>Inning Stats</b>	R: 0 E: 0 K: 1 S: 6	H: 0 LOB: 0 BB: 0 P: 11	R: 0 E: 0 K: 1 S: 16	H: 1 LOB: 2 BB: 1 P: 24	R: 0 E: 1 K: 0 S: 11	H: 1 LOB: 1 BB: 0 P: 17	R: 0 E: 0 K: 1 S: 12	H: 1 LOB: 1 BB: 0 P: 19	R: 0 E: 0 K: 0 S: 14	H: 1 LOB: 3 BB: 2 P: 24	R: 0 E: 0 K: 0 S: 6	H: 0 LOB: 0 BB: 0 P: 9	R: 0 E: 0 K: 2 S: 10	H: 0 LOB: 0 BB: 0 P: 13	R: 0 E: 0 K: 2 S: 13	H: 0 LOB: 1 BB: 1 P: 20	1B: 5 2B: 0 3B: 0 HR: 0	SF: 0 SAC: 1 DP: 0 HBP: 0	WP: 0 PB: 0 SB: 0 CS: 0	PA: 36					
<b>PITCHER</b>	IP WLS BF H R ER SO BB IBB HBP BLK WP HR S P ERA WHIP	IP WLS BF H R ER SO BB IBB HBP BLK WP HR S P ERA WHIP	IP WLS BF H R ER SO BB IBB HBP BLK WP HR S P ERA WHIP	IP WLS BF H R ER SO BB IBB HBP BLK WP HR S P ERA WHIP	IP WLS BF H R ER SO BB IBB HBP BLK WP HR S P ERA WHIP	IP WLS BF H R ER SO BB IBB HBP BLK WP HR S P ERA WHIP	IP WLS BF H R ER SO BB IBB HBP BLK WP HR S P ERA WHIP	IP WLS BF H R ER SO BB IBB HBP BLK WP HR S P ERA WHIP	IP WLS BF H R ER SO BB IBB HBP BLK WP HR S P ERA WHIP	IP WLS BF H R ER SO BB IBB HBP BLK WP HR S P ERA WHIP	IP WLS BF H R ER SO BB IBB HBP BLK WP HR S P ERA WHIP	IP WLS BF H R ER SO BB IBB HBP BLK WP HR S P ERA WHIP	IP WLS BF H R ER SO BB IBB HBP BLK WP HR S P ERA WHIP	IP WLS BF H R ER SO BB IBB HBP BLK WP HR S P ERA WHIP	IP WLS BF H R ER SO BB IBB HBP BLK WP HR S P ERA WHIP	IP WLS BF H R ER SO BB IBB HBP BLK WP HR S P ERA WHIP	IP WLS BF H R ER SO BB IBB HBP BLK WP HR S P ERA WHIP	IP WLS BF H R ER SO BB IBB HBP BLK WP HR S P ERA WHIP	IP WLS BF H R ER SO BB IBB HBP BLK WP HR S P ERA WHIP	IP WLS BF H R ER SO BB IBB HBP BLK WP HR S P ERA WHIP	IP WLS BF H R ER SO BB IBB HBP BLK WP HR S P ERA WHIP	IP WLS BF H R ER SO BB IBB HBP BLK WP HR S P ERA WHIP	IP WLS BF H R ER SO BB IBB HBP BLK WP HR S P ERA WHIP	IP WLS BF H R ER SO BB IBB HBP BLK WP HR S P ERA WHIP	IP WLS BF H R ER SO BB IBB HBP BLK WP HR S P ERA WHIP

AB	31
R	0
H	5
RBI	0
BB	4
SO	8
LOB	15





Batter	1	2	3	4	5	6	7	8	9	AB	R	H	RBI	BB	SO	LOB	TOP											
<b>Mark McLemore, S</b> OBP: 0.270, SLG: 0.202	1-1 G4-3		2-1 G6-3		1-1 L4		1-2 G3		2-1 G4-3	5	0	0	0	0	0	1												
<b>Ivan Rodriguez, R</b> OBP: 0.376, SLG: 0.487	0-0 G6-3			0-0 HR	2-2 2B		1-2 1B	1-2 SF9 HBP		3	2	2	0	0	0	0												
<b>29 Rusty Greer, L</b> OBP: 0.442, SLG: 0.475	2-1 1B			1-0 F8	3-2 F8			1-0 SF9 1B 2B		4	1	2	0	0	0	3												
<b>Juan Gonzalez, R</b> OBP: 0.263, SLG: 0.471	3-2 G5-3			2-0 HR		0-2 G6-3		0-2 SF9		3	1	1	3	0	0	1												
<b>Willi Clark, L</b> OBP: 0.433, SLG: 0.491		2-0 L9		4-0 BB		1-1 1B		2-3 3H 1-0 1B		3	0	2	1	1	0	0												
<b>Dean Palmer, R</b> OBP: 0.371, SLG: 0.465	2-2 G6-3			3-2 L7		0-0 G6-4-3 1B		1-3 K		4	0	1	0	0	1	2												
<b>Warren Newson, L</b> OBP: 0.395, SLG: 0.414	1-3 K			1-1 G4-3		0-1 G6-4-3 1-2 1B		1-2 G4-3		4	0	0	0	0	1	4												
<b>Damon Buford, R</b> OBP: 0.303, SLG: 0.347			0-1 G1-3		1-0 G5-3		2-2 G3-1		1-3 K	4	0	0	0	0	1	0												
<b>Benji Gil, R</b> OBP: 0.284, SLG: 0.304			1-0 G5-3		0-2 1B		3-2 G1-3		0-2 F8	3	0	1	0	0	0	0												
<b>Lee Stevens, L</b> OBP: 0.341, SLG: 0.487					1-3 1B					1	0	0	0	0	0	0												
<b>Inning Stats</b>	R: 0 E: 0 K: 0 S: 11	H: 1 LOB: 1 BB: 0 P: 17	R: 0 E: 0 K: 1 S: 7	H: 0 LOB: 0 BB: 0 P: 12	R: 0 E: 0 K: 0 S: 5	H: 0 LOB: 0 BB: 0 P: 8	R: 2 E: 0 K: 0 S: 8	H: 2 LOB: 1 BB: 1 P: 19	R: 0 E: 0 K: 0 S: 12	H: 2 LOB: 1 BB: 0 P: 9	R: 0 E: 0 K: 0 S: 9	H: 0 LOB: 0 BB: 0 P: 15	R: 2 E: 0 K: 1 S: 15	H: 2 LOB: 1 BB: 0 P: 20	R: 0 E: 0 K: 1 S: 10	H: 0 LOB: 0 BB: 0 P: 13	1B: 6 2B: 2 3B: 0 HR: 1	SF: 1 SAC: 0 DP: 1 HBP: 1	WP: 0 PB: 0 SB: 0 CS: 0	PA: 37								
<b>PITCHER</b>	IP	WLS	BF	H	R	ER	SO	BB	IBB	HBP	BLK	WP	HR	S	P	ERA	WHIP											
<b>Orel Hershiser, R</b> ERA: 5.48	(1, 1)	7.0	W	28	7	2	2	1	1	0	0	0	0	1	60	99	2.57	1.143										
<b>Eric Plunk, R</b> ERA: 5.71	(8, 1)	0.1		3	1	2	2	0	0	0	1	0	0	0	6	8	54.00	3.000										
<b>Paul Assenmacher, L</b> ERA: 9.39	(8, 1)	0.0		1	1	0	0	0	0	0	0	0	0	1	2													
<b>Michael Jackson, R</b> ERA: 3.26	(8, 1)	1.2	S	5	0	0	0	2	0	0	0	0	0	18	23	0.00	0.000											

Texas Rangers @ Cleveland Indians  
Jacobs Field, Cleveland, OH  
Tue May 06 1997, 7:05 PM EDT  
Att: 40,451 - Unknown - 50 F

AB 34  
R 4  
H 9  
RBI 4  
BB 1  
SO 3  
LOB 11



Batter	1	2	3	4	5	6	7	8	9	AB	R	H	RBI	BB	SO	LOB	BOTTOM											
<b>Marquis Grissom, R</b> OBP: 0.312, SLG: 0.338	2-2 L8	2-1 G6-3		1-2 F8		0-0 L4				4	0	0	0	0	0	2												
<b>Kevin Seitzer, R</b> OBP: 0.296, SLG: 0.480	0-1 HR		2-2 G5-3		2-2 1B E	2-3 K2-3				4	2	2	0	0	1	0												
<b>Jim Thome, L</b> OBP: 0.492, SLG: 0.538	4-0 HR		1-0 1B		4-0 E SF9 BB		1-1 L8			2	2	1	0	2	0	0												
<b>Julio Franco, R</b> OBP: 0.451, SLG: 0.436	3-2 HR		0-3 K		0-1 E E8 1-3 2H 1B		1-3 K			4	1	2	3	0	2	1												
<b>David Justice, L</b> OBP: 0.480, SLG: 0.742	3-0 G3		1-3 K		0-0 SF9		1-3 K			3	0	0	1	0	2	1												
<b>Manny Ramirez, R</b> OBP: 0.393, SLG: 0.552	4-2 BB			2-1 G5-3	4-1 BB		4-1 G1-6-3 BB			1	0	0	0	3	0	0												
<b>Tony Fernandez, S</b> OBP: 0.316, SLG: 0.431	1-3 K			0-0 F8	0-3 K		0-0 P4			4	0	0	0	0	2	4												
<b>Sandy Alomar Jr., R</b> OBP: 0.396, SLG: 0.721		1-3 K		0-0 2B	2-1 P5		1-1 G1-6-3			4	0	1	0	0	1	3												
<b>Omar Vizquel, S</b> OBP: 0.374, SLG: 0.404		0-1 P6		4-0 BB		1-3 K				2	0	0	0	1	1	0												
<b>Inning Stats</b>	R: 3 E: 0 K: 1 S: 18	H: 2 LOB: 1 BB: 2 P: 35	R: 0 E: 0 K: 1 S: 7	H: 0 LOB: 0 BB: 0 P: 10	R: 0 E: 0 K: 2 S: 14	H: 1 LOB: 1 BB: 0 P: 18	R: 0 E: 0 K: 0 S: 9	H: 1 LOB: 2 BB: 1 P: 16	R: 2 E: 1 K: 1 S: 12	H: 2 LOB: 2 BB: 2 P: 24	R: 0 E: 0 K: 2 S: 7	H: 0 LOB: 0 BB: 0 P: 10	R: 0 E: 0 K: 0 S: 9	H: 0 LOB: 0 BB: 0 P: 12	R: 0 E: 0 K: 0 S: 4	H: 0 LOB: 0 BB: 1 P: 9	1B: 2 2B: 3 3B: 0 HR: 1	SF: 1 SAC: 0 DP: 1 HBP: 0	WP: 0 PB: 0 SB: 0 CS: 0	PA: 35								
<b>PITCHER</b>	IP	WLS	BF	H	R	ER	SO	BB	IBB	HBP	BLK	WP	HR	S	P	ERA	WHIP											
<b>Roger Pavlik, R</b> ERA: 6.28	(1, 1)	4.1	L	24	6	5	4	4	5	0	0	0	0	0	55	96	8.31	2.538										
<b>Danny Patterson, R</b> ERA: 1.8	(5, 1)	1.2		5	0	0	0	3	0	0	0	0	0	12	17	0.00	0.000											
<b>Eric Gunderson, L</b> ERA: 0.94	(7, 1)	1.0		3	0	0	0	2	0	0	0	0	0	9	12	0.00	0.000											
<b>Xavier Hernandez, R</b> ERA: 2.6	(8, 1)	1.0		3	0	0	0	0	1	0	0	0	0	4	9	0.00	1.000											

Texas Rangers @ Cleveland Indians  
Jacobs Field, Cleveland, OH  
Tue May 06 1997, 7:05 PM EDT  
Att: 40,451 - Unknown - 50 F

AB 28  
R 5  
H 6  
RBI 4  
BB 6  
SO 9  
LOB 11





Batter	1	2	3	4	5	6	7	8	9	AB	R	H	RBI	BB	SO	LOB	TOP				
<b>Otis Nixon, S</b> <small>OBP: 0.302, SLG: 0.211</small> (1, 8)	G4-3		FC5-4 BB		B1		L7		K	4	0	0	0	1	1	2					
<b>Alex Gonzalez, R</b> <small>OBP: 0.312, SLG: 0.386</small> (1, 6)	K		FC5-4 1-2		F8		G5-3		F9	5	0	0	0	0	1	4					
<b>Orlando Merced, S</b> <small>OBP: 0.346, SLG: 0.461</small> (1, 9)	L8			F7	G4-3			2B 1B		4	0	1	0	0	0	0					
<b>Joe Carter, R</b> <small>OBP: 0.311, SLG: 0.359</small> (1, 10)		F8		2B BB 1B		F8		2-2 2B		4	1	2	0	0	0	0					
<b>Ed Sprague, R</b> <small>OBP: 0.346, SLG: 0.544</small> (1, 5)		F8		BB 1-3 2B				1-3 2B		3	0	1	0	1	1	2					
<b>Carlos Delgado, L</b> <small>OBP: 0.381, SLG: 0.541</small> (1, 3)				F7				K		4	0	0	0	0	3	5					
<b>Charlie O'Brien, R</b> <small>OBP: 0.323, SLG: 0.373</small> (1, 2)			K	BB HBP		P2		F4		3	0	0	0	0	1	3					
<b>Shawn Green, L</b> <small>OBP: 0.329, SLG: 0.484</small> (1, 7)			2B	1-2 2-3 3-H BB			G3-1		2B	3	0	2	1	1	0	0					
<b>Carlos Garcia, R</b> <small>OBP: 0.224, SLG: 0.254</small> (1, 4)			K					2B		4	0	1	0	0	3	5					
<b>Inning Stats</b>	R: 0 E: 0 K: 1 S: 7	H: 0 LOB: 0 BB: 0 P: 10	R: 0 E: 0 K: 1 S: 13	H: 0 LOB: 0 BB: 0 P: 18	R: 0 E: 0 K: 2 S: 13	H: 1 LOB: 2 BB: 1 P: 24	R: 1 E: 0 K: 1 S: 12	H: 2 LOB: 3 BB: 1 P: 20	R: 0 E: 0 K: 0 S: 7	H: 0 LOB: 1 BB: 0 P: 12	R: 0 E: 0 K: 0 S: 8	H: 1 LOB: 1 BB: 0 P: 12	R: 0 E: 0 K: 2 S: 17	H: 2 LOB: 2 BB: 0 P: 22	R: 0 E: 0 K: 2 S: 10	H: 1 LOB: 1 BB: 0 P: 13	1B: 2 2B: 5 3B: 0 HR: 0	SF: 0 SAC: 0 DP: 0 HBP: 1	WP: 0 PB: 0 SB: 0 CS: 0	PA: 38	
<b>PITCHER</b>	IP	WLS	BF	H	R	ER	SO	BB	IBB	HBP	BLK	WP	HR	S	P	ERA	WHIP				
<b>Jack McDowell, R</b> <small>ERA: 5.45</small> (1, 1)	8.0	W	34	6	1	1	8	3	0	1	0	0	0	84	127	1.12	1.125				
<b>Jose Mesa, R</b> <small>ERA: 5.19</small> (9, 1)	1.0		4	1	0	0	2	0	0	0	0	0	0	10	13	0.00	1.000				

Toronto Blue Jays @ Cleveland Indians  
 Jacobs Field, Cleveland, OH  
 Wed May 07 1997, 7:05 PM EDT  
 Att: 42,463 - Unknown - 55 F

AB	34
R	1
H	7
RBI	1
BB	3
SO	10
LOB	21



Batter	1	2	3	4	5	6	7	8	9	AB	R	H	RBI	BB	SO	LOB	BOTTOM				
<b>Marquis Grissom, R</b> <small>OBP: 0.317, SLG: 0.384</small> (1, 8)	P3		G6-3		HR			G6-3		5	1	2	1	0	0	1					
<b>Tony Fernandez, S</b> <small>OBP: 0.338, SLG: 0.500</small> (1, 4)	HR		2B		1B HR 1B		G4-3			4	2	3	1	0	0	1					
<b>Jim Thome, L</b> <small>OBP: 0.500, SLG: 0.579</small> (1, 3)	HR		K		1B HR 1B		FC3-6 CS 1B			4	2	3	1	0	1	1					
<b>Matt Williams, R</b> <small>OBP: 0.341, SLG: 0.540</small> (1, 5)	K		G6-3		F9		FC3-6 1B			4	0	1	0	0	1	3					
<b>David Justice, L</b> <small>OBP: 0.472, SLG: 0.752</small> (1, 7)	K			F9	HR		FC3-6 1-2 2-3			4	1	1	3	0	1	2					
<b>Manny Ramirez, R</b> <small>OBP: 0.384, SLG: 0.537</small> (1, 9)		K		F9	K		K			3	0	0	0	0	2	0					
<b>Brian Giles, L</b> <small>OBP: 0.379, SLG: 0.537</small> (6, 9)				F9	K		K			1	0	0	0	0	1	2					
<b>Julio Franco, R</b> <small>OBP: 0.462, SLG: 0.449</small> (1, 10)		WP 1B		2B 1B			K		G5-4-3 1B	4	1	3	0	0	1	0					
<b>Sandy Alomar Jr., R</b> <small>OBP: 0.389, SLG: 0.711</small> (1, 2)		K		1-H 2B			F8		G5-4-3 1-2	4	0	1	1	0	1	2					
<b>Pat Borders, R</b> <small>OBP: 0.400, SLG: 0.667</small> (9, 2)				1-H 2B						0	0	0	0	0	0	0					
<b>Omar Vizquel, S</b> <small>OBP: 0.370, SLG: 0.398</small> (1, 6)		F7		F7			G6-3		1B	4	0	1	0	0	0	2					
<b>Inning Stats</b>	R: 2 E: 0 K: 2 S: 12	H: 2 LOB: 0 BB: 0 P: 15	R: 0 E: 0 K: 2 S: 13	H: 1 LOB: 0 BB: 0 P: 19	R: 0 E: 0 K: 1 S: 8	H: 1 LOB: 1 BB: 0 P: 11	R: 1 E: 0 K: 0 S: 16	H: 2 LOB: 1 BB: 0 P: 27	R: 4 E: 0 K: 2 S: 16	H: 4 LOB: 0 BB: 0 P: 26	R: 0 E: 0 K: 1 S: 12	H: 1 LOB: 1 BB: 0 P: 7	R: 0 E: 0 K: 1 S: 12	H: 2 LOB: 2 BB: 0 P: 16	R: 0 E: 0 K: 0 S: 11	H: 2 LOB: 1 BB: 0 P: 17	1B: 9 2B: 3 3B: 0 HR: 4	SF: 0 SAC: 0 DP: 2 HBP: 0	WP: 1 PB: 0 SB: 0 CS: 1	PA: 37	
<b>PITCHER</b>	IP	WLS	BF	H	R	ER	SO	BB	IBB	HBP	BLK	WP	HR	S	P	ERA	WHIP				
<b>Robert Person, R</b> <small>ERA: 3.22</small> (1, 1)	1.1	L	6	2	2	2	3	0	0	0	0	1	1	38	64	13.50	2.625				
<b>Huck Flener, L</b> <small>ERA: 9.95</small> (2, 1)	2.2		15	7	4	4	2	0	0	0	0	0	1	28	37	3.00	1.333				
<b>Mike Timlin, R</b> <small>ERA: 2.93</small> (5, 1)	3.0		12	4	1	1	3	0	0	0	0	0	1	11	17	0.00	2.000				
<b>Paul Quantrill, R</b> <small>ERA: 2.87</small> (8, 1)	1.0		4	2	0	0	0	0	0	0	0	0	0	11	17	0.00	2.000				

Toronto Blue Jays @ Cleveland Indians  
 Jacobs Field, Cleveland, OH  
 Wed May 07 1997, 7:05 PM EDT  
 Att: 42,463 - Unknown - 55 F

AB	37
R	7
H	15
RBI	7
BB	0
SO	8
LOB	14





Batter	1	2	3	4	5	6	7	8	9	AB R H RBI BB SO LOB	TOP										
<b>Otis Nixon, S</b> <small>OBP: 0.321, SLG: 0.230</small>										4 2 3 0 1 0 0	<b>Toronto Blue Jays @ Cleveland Indians</b> Jacobs Field, Cleveland, OH Thu May 08 1997, 7:05 PM EDT Att: 42,567 - Overcast - 53 F										
<b>Alex Gonzalez, R</b> <small>OBP: 0.307, SLG: 0.377</small>										5 0 1 1 0 2 2											
<b>Orlando Merced, S</b> <small>OBP: 0.351, SLG: 0.462</small>										4 0 2 1 0 0 0											
<b>Joe Carter, R</b> <small>OBP: 0.301, SLG: 0.347</small>										4 0 0 0 0 1 3											
<b>Ed Sprague, R</b> <small>OBP: 0.344, SLG: 0.530</small>										3 0 0 0 1 0 1											
<b>Carlos Delgado, L</b> <small>OBP: 0.375, SLG: 0.538</small>										4 1 1 0 0 1 2											
<b>Benito Santiago, R</b> <small>OBP: 0.222, SLG: 0.269</small>										4 0 0 0 0 0 3											
<b>Shawn Green, L</b> <small>OBP: 0.351, SLG: 0.492</small>										3 1 2 1 1 0 0											
<b>Tilson Brito, R</b> <small>OBP: 0.200, SLG: 0.200</small>										4 0 1 1 0 2 2											
<b>Inning Stats</b>	R: 1 E: 0 K: 1 S: 12	H: 0 LOB: 0 BB: 1 P: 20	R: 1 E: 0 K: 1 S: 15	H: 2 LOB: 1 BB: 0 P: 25	R: 1 E: 0 K: 0 S: 9	H: 3 LOB: 1 BB: 0 P: 16	R: 0 E: 0 K: 0 S: 8	H: 1 LOB: 1 BB: 0 P: 8	R: 0 E: 0 K: 0 S: 6	H: 0 LOB: 0 BB: 0 P: 8	R: 0 E: 0 K: 1 S: 10	H: 0 LOB: 0 BB: 0 P: 12	R: 1 E: 1 K: 1 S: 14	H: 2 LOB: 1 BB: 1 P: 23	R: 0 E: 0 K: 0 S: 7	H: 1 LOB: 2 BB: 0 P: 12	R: 0 E: 0 K: 2 S: 14	H: 1 LOB: 1 BB: 0 P: 17	1B: 9 2B: 1 3B: 0 HR: 0	SF: 0 SAC: 0 DP: 1 HBP: 0	WP: 0 PA: 38 PB: 0 SB: 3 CS: 0
<b>PITCHER</b>	IP WLS BF H R ER SO BB IBB HBP BLK WP HR S P ERA WHIP											IP WLS BF H R ER SO BB IBB HBP BLK WP HR S P ERA WHIP									
<b>Chad Ogea, R</b> <small>ERA: 6.39</small>	7.0 L 29 8 4 3 4 2 0 0 0 0 0 0 74 112 3.86 1.429																				
<b>Steve Kline, L</b> <small>ERA: 2.55</small>	0.0 1 1 0 0 0 0 0 0 0 0 0 0 1 1 ∞ ∞																				
<b>Jose Mesa, R</b> <small>ERA: 4.66</small>	1.0 4 1 0 0 0 1 0 0 0 0 0 0 6 11 0.00 1.000																				
<b>Albie Lopez, R</b> <small>ERA: 7.16</small>	1.0 4 1 0 0 2 0 0 0 0 0 0 0 14 17 0.00 1.000																				

Batter	1	2	3	4	5	6	7	8	9	AB R H RBI BB SO LOB	BOTTOM										
<b>Marquis Grissom, R</b> <small>OBP: 0.302, SLG: 0.364</small>										4 0 0 0 0 0 1	<b>Toronto Blue Jays @ Cleveland Indians</b> Jacobs Field, Cleveland, OH Thu May 08 1997, 7:05 PM EDT Att: 42,567 - Overcast - 53 F										
<b>Tony Fernandez, S</b> <small>OBP: 0.321, SLG: 0.475</small>										4 0 0 0 0 0 1											
<b>Jim Thome, L</b> <small>OBP: 0.493, SLG: 0.566</small>										4 1 1 0 0 1 0											
<b>Matt Williams, R</b> <small>OBP: 0.345, SLG: 0.535</small>										3 1 1 0 1 2 0											
<b>David Justice, L</b> <small>OBP: 0.473, SLG: 0.771</small>										4 1 2 3 0 0 0											
<b>Julio Franco, R</b> <small>OBP: 0.483, SLG: 0.451</small>										4 0 2 0 0 0 0											
<b>Brian Giles, L</b> <small>OBP: 0.377, SLG: 0.544</small>										3 0 1 0 0 0 3											
<b>Sandy Alomar Jr., R</b> <small>OBP: 0.384, SLG: 0.691</small>										4 0 1 0 0 0 3											
<b>Omar Vizquel, S</b> <small>OBP: 0.359, SLG: 0.385</small>										4 0 0 0 0 0 2											
<b>Inning Stats</b>	R: 0 E: 0 K: 0 S: 6	H: 0 LOB: 0 BB: 0 P: 11	R: 0 E: 1 K: 1 S: 10	H: 1 LOB: 2 BB: 0 P: 17	R: 0 E: 0 K: 0 S: 7	H: 0 LOB: 0 BB: 0 P: 8	R: 0 E: 0 K: 1 S: 7	H: 0 LOB: 0 BB: 0 P: 9	R: 0 E: 0 K: 0 S: 5	H: 0 LOB: 0 BB: 0 P: 7	R: 0 E: 0 K: 0 S: 4	H: 0 LOB: 0 BB: 0 P: 8	R: 0 E: 0 K: 1 S: 11	H: 2 LOB: 2 BB: 1 P: 22	R: 0 E: 0 K: 0 S: 6	H: 1 LOB: 1 BB: 0 P: 11	R: 3 E: 0 K: 0 S: 14	H: 4 LOB: 1 BB: 0 P: 19	1B: 6 2B: 1 3B: 0 HR: 1	SF: 0 SAC: 1 DP: 1 HBP: 0	WP: 0 PA: 36 PB: 0 SB: 0 CS: 0
<b>PITCHER</b>	IP WLS BF H R ER SO BB IBB HBP BLK WP HR S P ERA WHIP											IP WLS BF H R ER SO BB IBB HBP BLK WP HR S P ERA WHIP									
<b>Juan Guzman, R</b> <small>ERA: 4.19</small>	7.0 W 25 3 2 2 0 1 0 0 0 0 0 0 50 82 0.00 0.571																				
<b>Tim Crabtree, R</b> <small>ERA: 4.95</small>	1.0 6 3 2 2 0 0 0 0 0 0 0 0 8 13 18.00 3.000																				
<b>Dan Plesac, L</b> <small>ERA: 6.52</small>	0.1 3 2 1 1 0 0 0 0 0 0 0 1 6 9 27.00 6.000																				
<b>Paul Quantrill, R</b> <small>ERA: 2.76</small>	0.2 S 2 0 0 0 0 0 0 0 0 0 0 0 6 8 0.00 0.000																				



Batter	1	2	3	4	5	6	7	8	9	AB	R	H	RBI	BB	SO	LOB	TOP							
<b>Marquis Grissom, R</b> OBP: 0.286, SLG: 0.341 (1, 8)	G4-3		G4-3			F7	K		G6-3	5	0	0	0	0	1	3								
<b>Tony Fernandez, S</b> OBP: 0.307, SLG: 0.452 (1, 4)	K			L8		F7	E3			4	0	0	0	0	1	1								
<b>Jim Thome, L</b> OBP: 0.500, SLG: 0.578 (1, 3)	K			1B		HR	FC6-4			3	1	2	0	1	1	0								
<b>Matt Williams, R</b> OBP: 0.343, SLG: 0.550 (1, 5)		G4-3		P4		HR	FC6-4			4	1	1	2	0	0	4								
<b>David Justice, L</b> OBP: 0.474, SLG: 0.789 (1, 7)		HR		FC6-4		G4-3			G6-3	4	1	2	1	0	0	0								
<b>Julio Franco, R</b> OBP: 0.456, SLG: 0.443 (1, 10)				FC6-4			G5-3		K	4	0	1	0	0	1	2								
<b>Brian Giles, L</b> OBP: 0.384, SLG: 0.533 (1, 9)		G6-3				G6-4-3			G6-3	3	1	1	0	1	0	1								
<b>Sandy Alomar Jr., R</b> OBP: 0.379, SLG: 0.670 (1, 2)			G6-3	G6-4-3					G5-3	3	1	0	0	1	0	1								
<b>Omar Vizquel, S</b> OBP: 0.356, SLG: 0.380 (1, 6)			G1-4-3			P6			G4-3	4	0	1	0	0	0	0								
<b>Inning Stats</b>	R: 0 H: 0 E: 0 K: 2 S: 10	H: 0 R: 0 ER: 0 LOB: 0 BB: 0 P: 16	R: 1 H: 2 E: 0 K: 0 S: 10	H: 2 R: 0 ER: 0 LOB: 0 BB: 0 P: 14	R: 0 H: 0 E: 0 K: 0 S: 6	H: 0 R: 0 ER: 0 LOB: 2 BB: 0 P: 10	R: 0 H: 2 E: 0 K: 0 S: 22	H: 2 R: 0 ER: 0 LOB: 0 BB: 1 P: 32	R: 0 H: 0 E: 0 K: 0 S: 9	H: 2 R: 0 ER: 0 LOB: 0 BB: 1 P: 18	R: 2 H: 2 E: 0 K: 0 S: 9	H: 2 R: 0 ER: 0 LOB: 3 BB: 0 P: 15	R: 2 H: 2 E: 1 K: 1 S: 16	H: 2 R: 0 ER: 0 LOB: 2 BB: 2 P: 30	R: 0 H: 0 E: 0 K: 1 S: 5	H: 0 R: 0 ER: 0 LOB: 0 BB: 0 P: 8	R: 0 H: 0 E: 0 K: 0 S: 8	H: 0 R: 0 ER: 0 LOB: 0 BB: 0 P: 12	1B: 5 2B: 1 3B: 0 HR: 2	SF: 0 SAC: 0 DP: 1 HBP: 0	WP: 0 PB: 0 SB: 1 CS: 1	PA: 37		
<b>PITCHER</b>	IP	WLS	BF	H	R	ER	SO	BB	IBB	HBP	BLK	WP	HR	S	P	ERA	WHIP							
<b>A.J. Sager, R</b> ERA: 4.5 (1, 1)	5.0	L	18	4	1	1	2	1	0	0	0	0	1	57	90	1.80	1.000							
<b>John Cummings, L</b> ERA: 3.24 (6, 1)	1.1		9	4	4	2	0	0	1	0	0	0	1	15	27	13.50	3.000							
<b>Dan Miceli, R</b> ERA: 7.91 (7, 1)	0.2		4	0	0	0	1	1	0	0	0	0	0	1	18	0.00	1.500							
<b>Mike Myers, L</b> ERA: 4.82 (8, 1)	1.0		3	0	0	0	1	0	0	0	0	0	0	5	8	0.00	0.000							
<b>Doug Brocail, R</b> ERA: 5.76 (9, 1)	1.0		3	0	0	0	0	0	0	0	0	0	0	8	12	0.00	0.000							

Cleveland Indians @ Detroit Tigers  
Tiger Stadium, Detroit, MI  
Fri May 09 1997, 7:05 PM EDT  
Att: 20,393 - Unknown - 48 F

AB	34
R	5
H	8
RBI	3
BB	3
SO	4
LOB	12



Batter	1	2	3	4	5	6	7	8	9	AB	R	H	RBI	BB	SO	LOB	BOTTOM							
<b>Brian Hunter, R</b> OBP: 0.284, SLG: 0.310 (1, 8)	K		G5-3			G6-3	G6-3			4	0	0	0	0	1	4								
<b>Bobby Higginson, L</b> OBP: 0.333, SLG: 0.381 (1, 9)			K				1B		E4	3	0	1	0	1	1	1								
<b>Travis Fryman, R</b> OBP: 0.356, SLG: 0.500 (1, 5)	K			L5		F9	F9		F9	4	0	0	0	0	1	3								
<b>Tony Clark, S</b> OBP: 0.365, SLG: 0.567 (1, 3)	K			F8		K	K		K	4	0	0	0	0	3	3								
<b>Curtis Pride, L</b> OBP: 0.302, SLG: 0.281 (1, 7)		B1-3		G1-3			K		G3-1	4	0	0	0	0	1	1								
<b>Bob Hamelin, L</b> OBP: 0.250, SLG: 0.100 (1, 10)		G3				F9	1B		K2-3	4	0	1	0	0	1	0								
<b>Raul Casanova, S</b> OBP: 0.360, SLG: 0.304 (1, 2)		G4-3					1B		FC6-4	3	0	2	0	1	0	0								
<b>Jody Reed, R</b> OBP: 0.348, SLG: 0.250 (1, 4)			K				1B		FC6-4	4	0	2	0	0	1	1								
<b>Deivi Cruz, R</b> OBP: 0.240, SLG: 0.319 (1, 6)							1B			2	0	1	0	0	1	1								
<b>Melvin Nieves, S</b> OBP: 0.373, SLG: 0.477 (7, PH)							K			1	0	0	0	0	0	3								
<b>Damon Easley, R</b> OBP: 0.356, SLG: 0.416 (8, 6)							K			1	0	0	0	0	1	1								
<b>Inning Stats</b>	R: 0 H: 0 E: 0 K: 3 S: 9	H: 0 R: 0 ER: 0 LOB: 1 BB: 1 P: 17	R: 0 H: 0 E: 0 K: 0 S: 4	H: 0 R: 0 ER: 0 LOB: 0 BB: 0 P: 6	R: 0 H: 1 E: 0 K: 2 S: 10	H: 1 R: 0 ER: 0 LOB: 1 BB: 0 P: 13	R: 0 H: 0 E: 0 K: 0 S: 7	H: 0 R: 0 ER: 0 LOB: 0 BB: 0 P: 9	R: 0 H: 2 E: 0 K: 1 S: 11	H: 2 R: 0 ER: 0 LOB: 1 BB: 0 P: 17	R: 0 H: 1 E: 0 K: 1 S: 7	H: 1 R: 0 ER: 0 LOB: 3 BB: 1 P: 13	R: 0 H: 2 E: 1 K: 1 S: 13	H: 2 R: 0 ER: 0 LOB: 1 BB: 1 P: 22	R: 0 H: 0 E: 1 K: 1 S: 9	H: 0 R: 0 ER: 0 LOB: 1 BB: 0 P: 12	R: 0 H: 1 E: 0 K: 2 S: 11	H: 1 R: 0 ER: 0 LOB: 1 BB: 0 P: 16	1B: 6 2B: 1 3B: 0 HR: 0	SF: 0 SAC: 0 DP: 0 HBP: 0	WP: 0 PB: 0 SB: 1 CS: 1	PA: 36		
<b>PITCHER</b>	IP	WLS	BF	H	R	ER	SO	BB	IBB	HBP	BLK	WP	HR	S	P	ERA	WHIP							
<b>Charles Nagy, R</b> ERA: 3.81 (1, 1)	9.0	W	36	7	0	0	11	2	0	0	0	0	0	81	125	0.00	1.000							

Cleveland Indians @ Detroit Tigers  
Tiger Stadium, Detroit, MI  
Fri May 09 1997, 7:05 PM EDT  
Att: 20,393 - Unknown - 48 F

AB	34
R	0
H	7
RBI	0
BB	2
SO	11
LOB	18






Batter	1	2	3	4	5	6	7	8	9	AB	R	H	RBI	BB	SO	LOB	TOP			
<b>Marquis Grissom, R</b> OBP: 0.284, SLG: 0.329	0-3 K		1-0 FC4-6 HBP		0-0 G6-3		0-3 K			3	0	0	0	0	2	0				
<b>Tony Fernandez, S</b> OBP: 0.326, SLG: 0.460	0-0 1B		0-0 FC4-6 1-2		4-0 BB			1-1 FC5-4 1B		3	0	2	0	1	0	1				
<b>Jim Thome, L</b> OBP: 0.486, SLG: 0.557	0-3 K		0-0 L8		3-3 K			1-1 F7		4	0	0	0	0	2	4				
<b>Matt Williams, R</b> OBP: 0.333, SLG: 0.533	2-0 P3			1-3 K		3-2 G4-3		1-1 FC5-4 1-2		4	0	0	0	0	1	2				
<b>David Justice, L</b> OBP: 0.468, SLG: 0.768		1-0 G3		1-0 F7		4-1 BB		3-2 G3		3	0	0	0	1	0	1				
<b>Kevin Seitzer, R</b> OBP: 0.290, SLG: 0.429		2-2 G5-3		4-2 1B BB		2-3 K		1-0 G5-3		3	0	0	0	1	1	1				
<b>Brian Giles, L</b> OBP: 0.390, SLG: 0.524		4-2 BB		0-0 1-2 1B		1-1 F7		0-0 F7		3	0	1	0	1	0	1				
<b>Pat Borders, R</b> OBP: 0.357, SLG: 0.593		2-3 K		0-0 G6-3		2-1 G5-3		4-0 BB		3	0	0	0	0	1	3				
<b>Chad Curtis, R</b> OBP: 0.367, SLG: 0.625										0	0	0	0	1	0	0				
<b>Omar Vizquel, S</b> OBP: 0.345, SLG: 0.368			1-0 G5-3		1-2 G6-3		2-1 L9		2-2 P5	4	0	0	0	0	0	1				
<b>Inning Stats</b>	R: 0 E: 0 K: 2 S: 8	H: 1 LOB: 1 BB: 0 P: 10	R: 0 E: 0 K: 1 S: 10	H: 0 LOB: 1 BB: 1 P: 19	R: 0 E: 0 K: 1 S: 3	H: 0 LOB: 1 BB: 0 P: 5	R: 0 E: 0 K: 1 S: 8	H: 1 LOB: 2 BB: 1 P: 14	R: 0 E: 0 K: 1 S: 9	H: 0 LOB: 1 BB: 1 P: 16	R: 0 E: 0 K: 1 S: 8	H: 0 LOB: 0 BB: 0 P: 12	R: 0 E: 0 K: 0 S: 9	H: 1 LOB: 1 BB: 0 P: 15	R: 0 E: 0 K: 0 S: 5	H: 0 LOB: 1 BB: 1 P: 12	1B: 3 2B: 0 3B: 0 HR: 0	SF: 0 SAC: 0 DP: 0 HBP: 1	WP: 0 PB: 0 SB: 0 CS: 0	PA: 36
<b>PITCHER</b> <b>Omar Olivares, R</b> ERA: 2.93	IP: 9.0 WLS: W BF: 36 H: 3 R: 0 ER: 0 SO: 7 BB: 5 IBB: 0 HBP: 1 BLK: 0 WP: 0 HR: 0 S: 68 P: 122 ERA: 0.00 WHIP: 0.889																			

Cleveland Indians @ Detroit Tigers  
Tiger Stadium, Detroit, MI  
Sat May 10 1997, 7:05 PM EDT  
Att: 30,578 - Unknown - 50 F


AB 30  
R 0  
H 3  
RBI 0  
BB 5  
SO 7  
LOB 14



Batter	1	2	3	4	5	6	7	8	9	AB	R	H	RBI	BB	SO	LOB	BOTTOM			
<b>Brian Hunter, R</b> OBP: 0.294, SLG: 0.318	4-1 S BB		2-2 S 2B		1-0 G5-3		2-1 G4-3	4-1 BB		3	0	1	0	2	0	1				
<b>Damion Easley, R</b> OBP: 0.358, SLG: 0.405	2-0 P4 1-2		4-2 S BB		2-1 P3		4-2 1B HR BB	2-1 P5		3	1	0	0	2	0	2				
<b>Bobby Higginson, L</b> OBP: 0.343, SLG: 0.410	2 SAFE P3		4-2 1-2 BB		1-1 HR		1-2 S HR 1B	1-1 L9		4	2	2	2	1	0	2				
<b>Tony Clark, S</b> OBP: 0.362, SLG: 0.580	2-3 K		2-3 K		2-2 F8		1-0 HR			4	1	1	3	0	2	4				
<b>Travis Fryman, R</b> OBP: 0.359, SLG: 0.496		0-2 G6-3		2-1 G6-3		0-0 1B	4-1 1B BB			3	0	1	0	1	0	0				
<b>Curtis Pride, L</b> OBP: 0.313, SLG: 0.311		1-2 G4-3		0-1 1B 2B		1-3 K	0-0 1-2 1B			4	1	2	0	0	1	1				
<b>Bubba Trammell, R</b> OBP: 0.370, SLG: 0.433										0	0	0	0	0	0	0				
<b>Bob Hamelin, L</b> OBP: 0.250, SLG: 0.143		0-0 L3		0-1 2H 1B		1-1 P3	0-0 P5			4	0	1	1	0	0	3				
<b>Brian Johnson, R</b> OBP: 0.227, SLG: 0.288			2-1 G4-3		0-2 L4		0-0 F9			4	0	0	0	0	1	4				
<b>Deivi Cruz, R</b> OBP: 0.230, SLG: 0.306			2-1 G6-3		2-3 K		0-2 E5 WP 1B	1-0 P4		4	1	0	0	0	1	1				
<b>Inning Stats</b>	R: 0 E: 0 K: 1 S: 8	H: 0 LOB: 1 BB: 1 P: 18	R: 0 E: 0 K: 0 S: 7	H: 0 LOB: 0 BB: 0 P: 8	R: 0 E: 0 K: 1 S: 20	H: 1 LOB: 3 BB: 2 P: 36	R: 1 E: 0 K: 1 S: 13	H: 2 LOB: 1 BB: 0 P: 17	R: 1 E: 0 K: 0 S: 8	H: 1 LOB: 0 BB: 0 P: 14	R: 0 E: 0 K: 2 S: 9	H: 1 LOB: 1 BB: 0 P: 12	R: 4 E: 1 K: 0 S: 17	H: 3 LOB: 2 BB: 2 P: 29	R: 0 E: 0 K: 0 S: 6	H: 0 LOB: 1 BB: 1 P: 14	1B: 4 2B: 2 3B: 0 HR: 2	SF: 0 SAC: 0 DP: 0 HBP: 0	WP: 1 PB: 0 SB: 4 CS: 0	PA: 39
<b>PITCHER</b> <b>Bartolo Colon, R</b> ERA: 7.47	IP: 6.0 WLS: L BF: 26 H: 5 R: 2 ER: 2 SO: 5 BB: 3 IBB: 0 HBP: 0 BLK: 0 WP: 1 HR: 0 S: 65 P: 105 ERA: 3.00 WHIP: 1.333																			
<b>Albie Lopez, R</b> ERA: 7.59	(7, 1) 0.1 3 0 2 2 0 1 0 0 0 0 1 0 9 15 54.00 3.000																			
<b>Steve Kline, L</b> ERA: 3.57	(7, 1) 0.0 4 3 2 1 0 1 0 0 0 0 0 1 6 12 ∞ ∞																			
<b>Eric Plunk, R</b> ERA: 5.21	(7, 1) 1.2 6 0 0 0 0 1 0 0 0 0 0 0 8 16 0.00 0.600																			

Cleveland Indians @ Detroit Tigers  
Tiger Stadium, Detroit, MI  
Sat May 10 1997, 7:05 PM EDT  
Att: 30,578 - Unknown - 50 F

AB 33  
R 6  
H 8  
RBI 6  
BB 6  
SO 5  
LOB 18





Batter	1	2	3	4	5	6	7	8	9	AB	R	H	RBI	BB	SO	LOB	TOP											
Marquis Grissom, R OBP: 0.283, SLG: 0.318	G5-3		1B					P4		3	0	0	0	1	0	0	<b>Cleveland Indians @ Detroit Tigers</b> Tiger Stadium, Detroit, MI Sun May 11, 1997, 3:33 AM EDT Att: 19,869 - Cloudy - 62 F											
Tony Fernandez, S OBP: 0.323, SLG: 0.451	G3		1B					L6		4	0	1	1	0	0	0												
Jim Thome, L OBP: 0.473, SLG: 0.536	F7		K							4	0	0	0	0	3	2												
Matt Williams, R OBP: 0.331, SLG: 0.547		K								4	1	1	1	0	1	0												
David Justice, L OBP: 0.462, SLG: 0.759		K								4	1	1	0	0	2	0												
Manny Ramirez, R OBP: 0.381, SLG: 0.532										1	0	0	0	0	0	0												
Chad Curtis, R OBP: 0.344, SLG: 0.577										2	0	0	0	0	0	1												
Kevin Seltzer, R OBP: 0.265, SLG: 0.400										2	0	0	1	0	0	0												
Sandy Alomar Jr., R OBP: 0.368, SLG: 0.650										3	0	0	0	0	0	0												
Omar Vizquel, S OBP: 0.345, SLG: 0.367										3	1	1	0	0	0	0												
<b>Inning Stats</b>	R: 0 E: 0 K: 0 S: 7	H: 0 LOB: 0 BB: 0 P: 9	R: 0 E: 0 K: 2 S: 9	H: 0 LOB: 0 BB: 0 P: 13	R: 1 E: 0 K: 1 S: 12	H: 2 LOB: 2 BB: 1 P: 24	R: 1 E: 0 K: 1 S: 9	H: 1 LOB: 0 BB: 0 P: 15	R: 0 E: 0 K: 0 S: 7	H: 0 LOB: 0 BB: 0 P: 9	R: 1 E: 0 K: 0 S: 13	H: 1 LOB: 0 BB: 0 P: 19	R: 0 E: 0 K: 0 S: 4	H: 0 LOB: 0 BB: 0 P: 8	R: 0 E: 0 K: 1 S: 6	H: 0 LOB: 0 BB: 0 P: 11	1B: 2 2B: 1 3B: 0 HR: 1	SF: 1 SAC: 0 DP: 0 HBP: 0	WP: 0 PB: 0 SB: 2 CS: 0	PA: 32								
<b>PITCHER</b>	IP	WLS	BF	H	R	ER	SO	BB	IBB	HBP	BLK	WP	HR	S	P	ERA	WHIP											
Justin Thompson, L ERA: 3.83	(1, 1)	8.0	W	29	4	3	3	5	1	0	0	0	0	1	70	106	3.38	0.625										
Mike Myers, L ERA: 4.35	(9, 1)	1.0		3	0	0	0	1	0	0	0	0	0	6	11	0.00	0.000											


Batter	1	2	3	4	5	6	7	8	9	AB	R	H	RBI	BB	SO	LOB	BOTTOM										
Brian Hunter, R OBP: 0.297, SLG: 0.316	L1		K					G5-3		4	0	1	0	1	1	1	<b>Cleveland Indians @ Detroit Tigers</b> Tiger Stadium, Detroit, MI Sun May 11, 1997, 3:33 AM EDT Att: 19,869 - Cloudy - 62 F										
Damion Easley, R OBP: 0.352, SLG: 0.421	G5-3		G4-3					HR		5	1	1	1	0	0	4											
Bobby Higginson, L OBP: 0.359, SLG: 0.444			WP					1B		4	2	3	1	1	1	1											
Tony Clark, S OBP: 0.376, SLG: 0.630	G4-3							2B		4	2	3	3	1	0	1											
Travis Fryman, R OBP: 0.354, SLG: 0.486			F9					1B		5	2	1	0	0	1	4											
Curtis Pride, L OBP: 0.319, SLG: 0.308	L7							1B		4	2	1	1	1	0	1											
Phil Nevin, R OBP: 0.385, SLG: 0.409								1B		4	1	3	3	0	0	0											
Raul Casanova, S OBP: 0.333, SLG: 0.286								1B		5	0	1	0	0	1	4											
Deivi Cruz, R OBP: 0.231, SLG: 0.314										4	1	1	1	0	1	2											
<b>Inning Stats</b>	R: 0 E: 0 K: 0 S: 9	H: 1 LOB: 1 BB: 0 P: 14	R: 0 E: 0 K: 0 S: 11	H: 0 LOB: 1 BB: 0 P: 16	R: 1 E: 0 K: 1 S: 10	H: 2 LOB: 2 BB: 1 P: 19	R: 0 E: 0 K: 0 S: 7	H: 0 LOB: 0 BB: 0 P: 12	R: 0 E: 0 K: 2 S: 10	H: 1 LOB: 1 BB: 0 P: 12	R: 3 E: 1 K: 0 S: 13	H: 3 LOB: 2 BB: 1 P: 17	R: 3 E: 0 K: 1 S: 14	H: 4 LOB: 1 BB: 1 P: 30	R: 4 E: 1 K: 1 S: 19	H: 4 LOB: 1 BB: 1 P: 31		1B: 7 2B: 4 3B: 0 HR: 4	SF: 0 SAC: 0 DP: 0 HBP: 1	WP: 3 PB: 0 SB: 0 CS: 1	PA: 44						
<b>PITCHER</b>	IP	WLS	BF	H	R	ER	SO	BB	IBB	HBP	BLK	WP	HR	S	P	ERA	WHIP										
Orel Hershiser, R ERA: 5.55	(1, 1)	6.0	L	31	6	4	3	1	0	0	0	0	1	8	19	13.50	4.500										
Jose Mesa, R ERA: 5.23	(7, 1)	0.2		4	2	1	1	1	0	0	0	0	1	9	18	40.50	4.500										
Steve Kline, L ERA: 4.91	(7, 1)	0.2		5	2	3	3	0	1	0	0	0	0	11	16	0.00	3.000										
Michael Jackson, R ERA: 3.15	(8, 1)	0.2		4	2	1	0	1	0	0	0	0	0	11	16	0.00	3.000										



Batter	1	2	3	4	5	6	7	8	9	AB	R	H	RBI	BB	SO	LOB	TOP								
<b>Marquis Grissom, R</b> (1, 8) OBP: 0.291, SLG: 0.326	2-1 FC3-6 1B	2-2 L6-3			1-0 L9			0-0 L4-3 1B		4	0	2	0	0	0	2									
<b>Tony Fernandez, S</b> (1, 4) OBP: 0.320, SLG: 0.453	1-1 FC3-6 1-2f		1-1 F7			1-0 2B		0-0 L4-3 1-2		4	0	1	0	0	0	2									
<b>Jim Thome, L</b> (1, 3) OBP: 0.460, SLG: 0.518	0-3 K		2-1 G4-3			2-3 K		1-2 G4-3		4	0	0	0	0	2	2									
<b>Matt Williams, R</b> (1, 5) OBP: 0.323, SLG: 0.531	0-1 G5-3		2-3 K			2-1 G5-3			2-3 K	4	0	0	0	0	2	2									
<b>David Justice, L</b> (1, 7) OBP: 0.456, SLG: 0.742		1-2 CS 1B			2-0 L9			3-2 L7		4	0	1	0	0	0	1									
<b>Julio Franco, R</b> (1, 10) OBP: 0.457, SLG: 0.455		2-2 BB E 1B			1-0 L6-3			1-1 G5-3		4	2	2	0	0	0	0									
<b>Brian Giles, L</b> (1, 9) OBP: 0.395, SLG: 0.508		4-2 E BB 1B			0-0 L9			3-1 G3-1		2	0	0	0	2	0	0									
<b>Sandy Alomar Jr., R</b> (1, 2) OBP: 0.373, SLG: 0.644 <b>Chad Curtis, R</b> (9, PR) OBP: 0.344, SLG: 0.577		1-0 F8			3-2 L8			2-1 FC1-6 1B		4	0	2	1	0	0	2									
<b>Omar Vizquel, S</b> (1, 6) OBP: 0.345, SLG: 0.366 <b>Kevin Mitchell, R</b> (9, PH) OBP: 0.288, SLG: 0.393		1-2 E8 1-3 2-H 1B			2-2 L9			1-1 FC1-6 1-2f		3	0	1	1	0	0	1									
<b>Inning Stats</b>	R: 0 E: 0 K: 1 S: 9	H: 1 LOB: 1 BB: 0 P: 12	R: 1 E: 1 K: 0 S: 17	H: 3 LOB: 2 BB: 1 P: 28	R: 0 E: 0 K: 1 S: 7	H: 0 LOB: 0 BB: 0 P: 12	R: 0 E: 0 K: 0 S: 3	H: 0 LOB: 0 BB: 0 P: 6	R: 0 E: 0 K: 0 S: 8	H: 0 LOB: 0 BB: 0 P: 14	R: 0 E: 0 K: 1 S: 11	H: 1 LOB: 1 BB: 0 P: 19	R: 0 E: 0 K: 0 S: 8	H: 1 LOB: 1 BB: 0 P: 15	R: 0 E: 0 K: 0 S: 6	H: 1 LOB: 0 BB: 0 P: 7	R: 1 E: 0 K: 1 S: 13	H: 2 LOB: 2 BB: 1 P: 26	1B: 7 2B: 3 3B: 0 HR: 0	SF: 0 SAC: 0 DP: 1 HBP: 0	WP: 0 PB: 0 SB: 0 CS: 1	PA: 36			
<b>PITCHER</b>	IP	WLS	BF	H	R	ER	SO	BB	IBB	HBP	BLK	WP	HR	S	P	ERA	WHIP								
<b>John Burkett, R</b> (1, 1) ERA: 3.59	8.0	W	30	7	1	1	3	1	0	0	0	0	0	69	113	1.12	1.000								
<b>John Wetteland, R</b> (9, 1) ERA: 1.88	1.0	S	6	2	1	1	1	1	0	0	0	0	0	13	26	9.00	3.000								

Cleveland Indians @ Texas Rangers  
The Ballpark at Arlington, Arlington, TX  
Mon May 12 1997, 8:05 PM EDT  
Att: 25,327 - Unknown - 65 F


AB 34  
R 2  
H 9  
RBI 2  
BB 2  
SO 4  
LOB 14



Batter	1	2	3	4	5	6	7	8	9	AB	R	H	RBI	BB	SO	LOB	BOTTOM								
<b>Warren Newson, L</b> (1, 7) OBP: 0.396, SLG: 0.378 (8, 9)	2-2 G4-3		4-2 FC4-6 BB		1-2 L9			1-1 P7		3	0	0	0	1	0	0									
<b>Ivan Rodriguez, R</b> (1, 2) OBP: 0.376, SLG: 0.463	0-1 G6-3		2-2 FC4-6 1-2f			0-2 G5-3		3-3 K		4	0	0	0	0	1	2									
<b>29 Rusty Greer, L</b> (1, 8) OBP: 0.409, SLG: 0.424 (8, 7)	1-2 G3			1-0 G6-3		1-3 K		0-2 K		4	0	0	0	0	2	0									
<b>Juan Gonzalez, R</b> (1, 10) OBP: 0.277, SLG: 0.409		2-0 G5-3		0-0 L7		1-1 G4-3				3	0	0	0	0	0	0									
<b>Willi Clark, L</b> (1, 3) OBP: 0.462, SLG: 0.595		0-0 G4-3		3-0 HR				3-2 HR		3	2	2	2	0	0	0									
<b>Dean Palmer, R</b> (1, 5) OBP: 0.345, SLG: 0.455		2-1 F8		1-1 P6				0-3 K		3	0	0	0	0	1	0									
<b>Lee Stevens, L</b> (1, 9) OBP: 0.371, SLG: 0.587 <b>Damon Buford, R</b> (8, 8) OBP: 0.320, SLG: 0.345			0-2 SH5-3 1B		1-3 K			1-2 HR		3	1	2	1	0	1	0									
<b>Mark McLemore, S</b> (1, 4) OBP: 0.276, SLG: 0.225			1-0 SH5-3		1-3 K			1-3 K		2	0	0	0	0	2	0									
<b>Benji Gil, R</b> (1, 6) OBP: 0.269, SLG: 0.314			1-2 K		2-3 K			1-2 L9		3	1	1	1	0	1	1									
<b>Inning Stats</b>	R: 0 E: 0 K: 0 S: 8	H: 0 LOB: 0 BB: 0 P: 11	R: 0 E: 0 K: 0 S: 4	H: 0 LOB: 0 BB: 0 P: 8	R: 0 E: 0 K: 1 S: 14	H: 1 LOB: 2 BB: 1 P: 23	R: 1 E: 0 K: 0 S: 5	H: 1 LOB: 0 BB: 0 P: 10	R: 1 E: 0 K: 2 S: 13	H: 1 LOB: 0 BB: 0 P: 17	R: 0 E: 0 K: 1 S: 8	H: 0 LOB: 0 BB: 0 P: 10	R: 2 E: 0 K: 2 S: 15	H: 2 LOB: 0 BB: 0 P: 21	R: 0 E: 0 K: 2 S: 8	H: 0 LOB: 0 BB: 0 P: 12	R: 0 E: 0 K: 2 S: 13	H: 0 LOB: 0 BB: 0 P: 26	1B: 1 2B: 0 3B: 0 HR: 4	SF: 0 SAC: 1 DP: 0 HBP: 0	WP: 0 PB: 0 SB: 0 CS: 0	PA: 30			
<b>PITCHER</b>	IP	WLS	BF	H	R	ER	SO	BB	IBB	HBP	BLK	WP	HR	S	P	ERA	WHIP								
<b>Jack McDowell, R</b> (1, 1) ERA: 5.09	6.0	L	22	3	2	2	4	1	0	0	0	0	2	52	79	3.00	0.667								
<b>Eric Plunk, R</b> (7, 1) ERA: 5.57	2.0		8	2	2	2	4	0	0	0	0	0	2	23	33	9.00	1.000								

Cleveland Indians @ Texas Rangers  
The Ballpark at Arlington, Arlington, TX  
Mon May 12 1997, 8:05 PM EDT  
Att: 25,327 - Unknown - 65 F

AB 28  
R 4  
H 5  
RBI 4  
BB 1  
SO 8  
LOB 3





Batter	1	2	3	4	5	6	7	8	9	AB	R	H	RBI	BB	SO	LOB	TOP								
<b>Marquis Grissom, R</b> OBP: 0.278, SLG: 0.309 (1, 8)	G5-3		L7		L9	FC6-4		G6-3		5	0	0	0	0	0	5									
<b>Kevin Seitzer, R</b> OBP: 0.256, SLG: 0.371 (1, 3)	G1-3			G6-3	F7		F9		1B 2B	5	1	1	0	0	0	0									
<b>Julio Franco, R</b> OBP: 0.455, SLG: 0.452 (1, 10)	G3			BB 2B	K		E4		1B 2B FC6-4	5	2	2	0	0	1	0									
<b>Matt Williams, R</b> OBP: 0.331, SLG: 0.558 (1, 5)		P5		2B BB		HR	L8		1B 2B FC6-4	4	3	2	2	1	0	1									
<b>David Justice, L</b> OBP: 0.467, SLG: 0.748 (1, 7)	L7			1B 2B		BB 1B			FC6-4 1B 2B	3	1	2	2	2	0	0									
<b>Sandy Alomar Jr, R</b> OBP: 0.368, SLG: 0.630 (9, PH)																									
<b>Jim Thome, L</b> OBP: 0.460, SLG: 0.518 (9, PH)																									
<b>Kevin Mitchell, R</b> OBP: 0.294, SLG: 0.386 (9, PH)																									
<b>Pat Borders, R</b> OBP: 0.397, SLG: 0.593 (9, 2)																									
<b>Chad Curtis, R</b> OBP: 0.361, SLG: 0.552 (9, PH)																									
<b>Brian Giles, L</b> OBP: 0.390, SLG: 0.500 (9, 9)																									
<b>Tony Fernandez, S</b> OBP: 0.333, SLG: 0.470 (1, 4)																									
<b>Omar Vizquel, S</b> OBP: 0.340, SLG: 0.356 (1, 6)																									
<b>Inning Stats</b>	R: 0 E: 0 K: 0 S: 6	H: 0 LOB: 0 BB: 0 P: 11	R: 0 E: 0 K: 0 S: 8	H: 0 LOB: 0 BB: 0 P: 13	R: 0 E: 0 K: 0 S: 8	H: 0 LOB: 1 BB: 1 P: 15	R: 3 E: 0 K: 0 S: 21	H: 4 LOB: 0 BB: 0 P: 37	R: 0 E: 0 K: 0 S: 8	H: 0 LOB: 0 BB: 0 P: 11	R: 1 E: 0 K: 0 S: 11	H: 2 LOB: 3 BB: 2 P: 21	R: 0 E: 1 K: 0 S: 8	H: 1 LOB: 2 BB: 0 P: 15	R: 0 E: 0 K: 2 S: 10	H: 1 LOB: 1 BB: 0 P: 15	R: 3 E: 0 K: 1 S: 18	H: 4 LOB: 2 BB: 1 P: 30	1B: 8 2B: 3 3B: 0 HR: 1	SF: 0 SAC: 0 DP: 0 HBP: 0	WP: 0 PB: 0 SB: 0 CS: 0	PA: 45			
<b>PITCHER</b>	IP	WLS	BF	H	R	ER	SO	BB	IBB	HBP	BLK	WP	HR	S	P	ERA	WHIP								
<b>Darren Oliver, L</b> ERA: 5.0 (1, 1)	5.2	L	27	6	4	4	1	4	0	0	0	0	1	60	105	6.35	1.765								
<b>Matt Whiteside, R</b> ERA: 3.86 (6, 1)	2.1		11	3	1	1	2	0	0	0	0	0	0	23	37	3.86	1.286								
<b>Xavier Hernandez, R</b> ERA: 4.87 (9, 1)	0.0		3	2	0	0	0	0	1	0	0	0	0	6	14	∞	∞								
<b>Ed Vosberg, L</b> ERA: 10.13 (9, 1)	0.1		1	0	0	0	1	0	0	0	0	0	0	3	4	0.00	0.000								
<b>Danny Patterson, R</b> ERA: 1.74 (9, 1)	0.2		3	1	2	2	0	0	0	0	0	0	0	6	8	27.00	1.500								

Cleveland Indians @ Texas Rangers  
The Ballpark at Arlington, Arlington, TX  
Tue May 13 1997, 8:05 PM EDT  
Att: 31,798 - Unknown - 74 F

AB 40  
R 7  
H 12  
RBI 7  
BB 5  
SO 4  
LOB 24



Batter	1	2	3	4	5	6	7	8	9	AB	R	H	RBI	BB	SO	LOB	BOTTOM								
<b>Warren Newson, L</b> OBP: 0.404, SLG: 0.400 (1, 7)	WP 2B			G4-3		K		L5		3	0	1	0	1	1	0									
<b>Mike Devereaux, R</b> OBP: 0.292, SLG: 0.279 (8, PH)		BB								1	0	0	0	0	0	1									
<b>Billy Ripken, R</b> OBP: 0.320, SLG: 0.348 (9, 6)										0	0	0	0	0	0	0									
<b>Ivan Rodriguez, R</b> OBP: 0.372, SLG: 0.453 (1, 2)	F8	L9		L4			G6-3		BB 2B 1B	5	0	1	0	0	0	2									
<b>29 Rusty Greer, L</b> OBP: 0.422, SLG: 0.434 (9, 7)	K			HR					1B	4	1	3	0	1	1	1									
<b>Juan Gonzalez, R</b> OBP: 0.308, SLG: 0.468 (1, 10)	WP BB			HR					1B	3	1	1	2	2	2	3									
<b>Willi Clark, L</b> OBP: 0.469, SLG: 0.580 (1, 3)										2	0	0	0	3	0	2									
<b>Dean Palmer, R</b> OBP: 0.340, SLG: 0.453 (1, 5)	F7									5	0	1	0	0	2	10									
<b>Lee Stevens, L</b> OBP: 0.384, SLG: 0.577 (1, 9)										5	1	1	0	0	2	6									
<b>Mark McLemore, S</b> OBP: 0.267, SLG: 0.217 (1, 4)		G4-3	G3-1							4	0	0	1	0	1	1									
<b>Benji Gil, R</b> OBP: 0.260, SLG: 0.303 (8, PH)										3	0	0	0	0	0	0									
<b>Mike Simms, R</b> OBP: 0.351, SLG: 0.697 (8, PH)										0	0	0	0	1	0	0									
<b>Damon Buford, R</b> OBP: 0.320, SLG: 0.345 (9, 8)										0	0	0	0	0	0	0									
<b>Inning Stats</b>	R: 0 E: 0 K: 1 S: 10	H: 1 LOB: 3 BB: 2 P: 21	R: 1 E: 1 K: 0 S: 7	H: 1 LOB: 1 BB: 1 P: 15	R: 2 E: 0 K: 1 S: 12	H: 3 LOB: 1 BB: 0 P: 18	R: 0 E: 0 K: 0 S: 5	H: 0 LOB: 0 BB: 0 P: 8	R: 0 E: 1 K: 2 S: 13	H: 1 LOB: 2 BB: 1 P: 24	R: 0 E: 0 K: 2 S: 7	H: 0 LOB: 0 BB: 0 P: 12	R: 0 E: 0 K: 0 S: 5	H: 0 LOB: 2 BB: 2 P: 15	R: 0 E: 0 K: 0 S: 7	H: 0 LOB: 1 BB: 1 P: 14	R: 0 E: 0 K: 3 S: 15	H: 2 LOB: 3 BB: 1 P: 28	1B: 4 2B: 3 3B: 0 HR: 1	SF: 0 SAC: 0 DP: 0 HBP: 0	WP: 2 PB: 0 SB: 0 CS: 0	PA: 43			
<b>PITCHER</b>	IP	WLS	BF	H	R	ER	SO	BB	IBB	HBP	BLK	WP	HR	S	P	ERA	WHIP								
<b>Chad Ogea, R</b> ERA: 3.84 (7, 1)	0.1		1	0	0	0	0	0	0	0	0	0	0	2	3	0.00	0.000								
<b>Steve Kline, L</b> ERA: 4.82 (7, 1)	1.0		4	0	0	0	0	1	0	0	0	0	0	6	12	0.00	1.000								
<b>Michael Jackson, R</b> ERA: 3.0 (8, 1)	0.1		1	0	0	0	0	0	0	0	0	0	0	3	5	0.00	0.000								
<b>Paul Assenmacher, L</b> ERA: 9.0 (9, 1)	0.2		5	2	0	0	2	1	0	0	0	0	0	12	23	0.00	4.500								
<b>Alvin Norman, L</b> ERA: (9, 1)	0.1		1	0	0	0	1	0	0	0	0	0	0	3	5	0.00	0.000								

Cleveland Indians @ Texas Rangers  
The Ballpark at Arlington, Arlington, TX  
Tue May 13 1997, 8:05 PM EDT  
Att: 31,798 - Unknown - 74 F

AB 35  
R 3  
H 8  
RBI 3  
BB 8  
SO 9  
LOB 26





Batter	1	2	3	4	5	6	7	8	9	10	AB	R	H	RBI	BB	SO	LOB	TOP			
Marquis Grissom, R OBP: 0.288, SLG: 0.314				G5-3		G6-3					5	0	2	0	0	1	0				
Tony Fernandez, S OBP: 0.330, SLG: 0.462				F7							4	1	1	0	0	1	3				
Jim Thome, L OBP: 0.461, SLG: 0.543											2	1	1	2	1	0	1				
Matt Williams, R OBP: 0.323, SLG: 0.543											4	0	0	0	0	1	3				
David Justice, L OBP: 0.468, SLG: 0.746											3	0	1	1	1	1	0				
Julio Franco, R OBP: 0.449, SLG: 0.445											4	0	1	0	0	1	3				
Brian Giles, L OBP: 0.384, SLG: 0.478											3	0	0	0	1	0	1				
Pat Borders, R OBP: 0.344, SLG: 0.548											4	0	1	0	0	2	3				
Omar Vizquel, S OBP: 0.338, SLG: 0.353											4	1	1	0	0	0	1				
<b>Inning Stats</b>	R: 0 E: 0 K: 0 S: 4	H: 1 LOB: 0 BB: 0 P: 7	R: 0 E: 0 K: 0 S: 5	H: 0 LOB: 0 BB: 11 P: 11	R: 0 E: 0 K: 0 S: 6	H: 1 LOB: 0 BB: 0 P: 8	R: 1 E: 0 K: 0 S: 4	H: 1 LOB: 0 BB: 0 P: 8	R: 0 E: 0 K: 1 S: 7	H: 0 LOB: 0 BB: 0 P: 11	R: 1 E: 0 K: 2 S: 14	H: 2 LOB: 3 BB: 2 P: 27	R: 1 E: 0 K: 1 S: 11	H: 2 LOB: 1 BB: 0 P: 16	R: 0 E: 0 K: 1 S: 11	H: 1 LOB: 0 BB: 0 P: 17	R: 0 E: 0 K: 2 S: 7	H: 0 LOB: 0 BB: 0 P: 9	1B: 6 2B: 2 3B: 0 HR: 1	SF: 1 SAC: 0 DP: 3 HBP: 0	WP: 0 PA: 37 PB: 0 SB: 0 CS: 1
<b>PITCHER</b>	IP 8.0	WLS 31	BF 7	H 3	R 3	ER 3	SO 4	BB 2	IBB 0	HBP 0	BLK 0	WP 0	HR 1	S 57	P 97	ERA 3.38	WHIP 1.125				
Bobby Witt, R ERA: 2.92																					
John Wetteland, R ERA: 1.65																					

Cleveland Indians @ Texas Rangers  
The Ballpark at Arlington, Arlington, TX  
Wed May 14 1997, 8:05 PM EDT  
Att: 30,268 - Unknown - 79 F


AB 33  
R 3  
H 8  
RBI 3  
BB 3  
SO 7  
LOB 15



Batter	1	2	3	4	5	6	7	8	9	10	AB	R	H	RBI	BB	SO	LOB	BOTTOM			
Warren Newson, L OBP: 0.368, SLG: 0.356											5	0	0	0	0	2	3				
Ivan Rodriguez, R OBP: 0.379, SLG: 0.472											5	1	3	0	0	0	0				
29 Rusty Greer, L OBP: 0.421, SLG: 0.436											4	1	1	1	1	0	3				
Juan Gonzalez, R OBP: 0.351, SLG: 0.569											4	1	3	2	1	0	1				
Damon Buford, R OBP: 0.320, SLG: 0.345											0	0	0	0	0	0	0				
Will Clark, L OBP: 0.476, SLG: 0.581											5	1	3	0	0	0	1				
Dean Palmer, R OBP: 0.342, SLG: 0.447											4	0	1	0	1	2	3				
Lee Stevens, L OBP: 0.354, SLG: 0.560											3	0	0	0	0	0	3				
Mike Simms, R OBP: 0.333, SLG: 0.657											2	0	0	0	0	0	4				
Billy Ripken, R OBP: 0.291, SLG: 0.320											4	0	0	1	0	1	0				
Benji Gil, R OBP: 0.270, SLG: 0.312											4	0	2	0	0	1	0				
<b>Inning Stats</b>	R: 0 E: 0 K: 0 S: 5	H: 1 LOB: 1 BB: 1 P: 12	R: 0 E: 0 K: 0 S: 8	H: 0 LOB: 0 BB: 10 P: 10	R: 0 E: 0 K: 2 S: 10	H: 0 LOB: 0 BB: 13 P: 13	R: 0 E: 0 K: 0 S: 8	H: 1 LOB: 1 BB: 0 P: 9	R: 0 E: 1 K: 0 S: 15	H: 2 LOB: 2 BB: 0 P: 23	R: 1 E: 0 K: 1 S: 14	H: 2 LOB: 0 BB: 0 P: 10	R: 2 E: 0 K: 1 S: 9	H: 3 LOB: 1 BB: 0 P: 17	R: 0 E: 0 K: 1 S: 16	H: 2 LOB: 2 BB: 0 P: 21	R: 1 E: 1 K: 0 S: 9	H: 2 LOB: 2 BB: 1 P: 14	1B: 9 2B: 2 3B: 1 HR: 1	SF: 1 SAC: 0 DP: 1 HBP: 0	WP: 0 PA: 45 PB: 0 SB: 1 CS: 1
<b>PITCHER</b>	IP 7.1	WLS 32	BF 9	H 3	R 3	ER 3	SO 4	BB 2	IBB 0	HBP 0	BLK 0	WP 0	HR 1	S 73	P 104	ERA 3.68	WHIP 1.500				
Charles Nagy, R ERA: 3.8																					
Eric Plank, R ERA: 5.45																					
Alvin Morman, L ERA: 5.45																					
Michael Jackson, R ERA: 2.91																					
Paul Assenmacher, L ERA: 3.64																					

Cleveland Indians @ Texas Rangers  
The Ballpark at Arlington, Arlington, TX  
Wed May 14 1997, 8:05 PM EDT  
Att: 30,268 - Unknown - 79 F

AB 40  
R 4  
H 13  
RBI 4  
BB 3  
SO 6  
LOB 18





Batter	1	2	3	4	5	6	7	8	9	AB	R	H	RBI	BB	SO	LOB	TOP								
Marquis Grissom, R (1, 8) OBP: 0.291, SLG: 0.308 Brian Giles, L (9, FH) OBP: 0.379, SLG: 0.471										2	1	0	0	1	0	3	<b>Cleveland Indians @ Toronto Blue Jays</b> SkyDome, Toronto, ON Fri May 16 1997, 7:05 PM EDT Att: 35,195 - Dome								
Tony Fernandez, S (1, 4) OBP: 0.319, SLG: 0.444										4	0	0	0	0	1	3									
Jim Thome, L (1, 3) OBP: 0.456, SLG: 0.533										4	0	1	0	0	1	0									
Matt Williams, R (1, 5) OBP: 0.333, SLG: 0.565										3	1	2	2	1	1	1									
David Justice, L (1, 7) OBP: 0.463, SLG: 0.731										4	0	1	0	0	1	2									
Manny Ramirez, R (1, 9)										4	0	0	0	0	0	2									
Julio Franco, R (1, 10) OBP: 0.451, SLG: 0.443										3	0	1	0	1	0	2									
Sandy Alomar Jr., R (1, 2) OBP: 0.373, SLG: 0.622										3	0	1	0	1	1	2									
Omar Vizquel, S (1, 6) OBP: 0.335, SLG: 0.350										4	0	1	0	0	0	3									
<b>Inning Stats</b>	R: 1 E: 0 K: 0 S: 11	H: 2 LOB: 1 BB: 0 P: 24	R: 0 E: 0 K: 0 S: 13	H: 1 LOB: 2 BB: 1 P: 21	R: 0 E: 1 K: 3 S: 10	H: 0 LOB: 0 BB: 0 P: 19	R: 0 E: 0 K: 1 S: 13	H: 1 LOB: 1 BB: 0 P: 20	R: 0 E: 0 K: 0 S: 8	H: 0 LOB: 0 BB: 1 P: 12	R: 0 E: 0 K: 0 S: 11	H: 1 LOB: 1 BB: 1 P: 19	R: 0 E: 0 K: 0 S: 9	H: 1 LOB: 0 BB: 0 P: 11	R: 1 E: 0 K: 1 S: 7	H: 1 LOB: 0 BB: 0 P: 9		R: 0 E: 0 K: 0 S: 12	H: 0 LOB: 1 BB: 1 P: 20	1B: 6 2B: 0 3B: 0 HR: 1	SF: 0 SAC: 0 DP: 2 HBP: 1	WP: 0 PB: 0 SB: 0 CS: 0	PA: 37		
<b>PITCHER</b>	IP	WLS	BF	H	R	ER	SO	BB	IBB	HBP	BLK	WP	HR	S	P	ERA	WHIP								
Roger Clemens, R (1, 1) ERA: 1.96	7.0	W	29	6	1	1	4	3	0	1	0	0	0	75	126	1.29	1.286								
Dan Plesac, L (8, 1) ERA: 6.35	0.2		3	1	1	1	1	0	0	0	0	0	1	6	8	13.50	1.500								
Tim Crabtree, R (8, 1) ERA: 4.41	0.1		1	0	0	0	0	0	0	0	0	0	0	1	1	0.00	0.000								
Mike Timlin, R (9, 1) ERA: 2.45	1.0	S	4	0	0	0	0	1	0	0	0	0	0	12	20	0.00	1.000								

Batter	1	2	3	4	5	6	7	8	9	AB	R	H	RBI	BB	SO	LOB	BOTTOM								
Otis Nixon, S (1, 10) OBP: 0.331, SLG: 0.285										4	1	2	0	0	0	0	<b>Cleveland Indians @ Toronto Blue Jays</b> SkyDome, Toronto, ON Fri May 16 1997, 7:05 PM EDT Att: 35,195 - Dome								
Alex Gonzalez, R (1, 6) OBP: 0.311, SLG: 0.387										4	1	1	2	0	1	1									
Orlando Merced, S (1, 9) OBP: 0.317, SLG: 0.401										3	0	1	0	1	0	0									
Ed Sprague, R (1, 5) OBP: 0.350, SLG: 0.531										4	2	3	1	0	0	1									
Carlos Delgado, L (1, 3) OBP: 0.342, SLG: 0.515										4	1	2	1	0	1	2									
Jacob Brumfield, R (1, 8) OBP: 0.276, SLG: 0.373										2	0	1	1	0	0	1									
Benito Santiago, R (1, 2) OBP: 0.221, SLG: 0.324										3	0	0	0	1	1	2									
Shawn Green, L (1, 7) OBP: 0.326, SLG: 0.430										3	0	0	0	1	1	2									
Carlos Garcia, R (1, 4) OBP: 0.224, SLG: 0.245										4	0	0	0	0	0	4									
<b>Inning Stats</b>	R: 0 E: 0 K: 0 S: 7	H: 1 LOB: 1 BB: 0 P: 11	R: 0 E: 0 K: 0 S: 9	H: 1 LOB: 2 BB: 1 P: 18	R: 0 E: 0 K: 1 S: 8	H: 0 LOB: 0 BB: 0 P: 12	R: 0 E: 0 K: 0 S: 5	H: 0 LOB: 0 BB: 0 P: 8	R: 2 E: 0 K: 0 S: 9	H: 2 LOB: 0 BB: 0 P: 13	R: 2 E: 0 K: 0 S: 12	H: 2 LOB: 0 BB: 0 P: 17	R: 1 E: 0 K: 2 S: 10	H: 2 LOB: 2 BB: 1 P: 19	R: 0 E: 0 K: 0 S: 9	H: 0 LOB: 0 BB: 0 P: 11		1B: 5 2B: 2 3B: 1 HR: 2	SF: 1 SAC: 0 DP: 2 HBP: 1	WP: 0 PB: 0 SB: 1 CS: 0	PA: 36				
<b>PITCHER</b>	IP	WLS	BF	H	R	ER	SO	BB	IBB	HBP	BLK	WP	HR	S	P	ERA	WHIP								
Orel Hershiser, R (1, 1) ERA: 5.5	7.0	L	30	8	4	4	2	2	0	1	0	0	1	59	96	5.14	1.429								
Eric Plunk, R (8, 1) ERA: 5.64	1.0		6	2	1	1	2	0	1	0	0	0	1	10	19	9.00	2.000								



Batter	1	2	3	4	5	6	7	8	9	AB	R	H	RBI	BB	SO	LOB	TOP					
Marquis Grissom, R OBP: 0.295, SLG: 0.299	F9		HR		F8	BB		F9		3	1	0	0	2	0	1						
Julio Franco, R OBP: 0.449, SLG: 0.437	G5-3		F9		BB	BB		F8	BB	4	2	1	0	1	1	6						
Jim Thome, L OBP: 0.460, SLG: 0.553	F8		HR		BB		F8	FC6-4	BB	3	1	1	4	2	0	0						
Matt Williams, R OBP: 0.335, SLG: 0.561		PO	K		BB		BB	F8		1	0	0	0	0	1	0						
Kevin Seitzer, R OBP: 0.296, SLG: 0.421		HBP	K		BB		BB	F8		3	1	2	2	0	0	2						
Manny Ramirez, R OBP: 0.356, SLG: 0.492	K				K		K	F8	FC6-4	5	0	0	1	0	3	5						
Brian Giles, L OBP: 0.391, SLG: 0.473	F7				P4		BB	BB	BB	4	0	2	1	1	0	1						
Tony Fernandez, S OBP: 0.314, SLG: 0.442	PO		F7		G3		BB	F9	F8	5	0	1	0	0	0	3						
Pat Borders, R OBP: 0.333, SLG: 0.514			BB	HR	BB		P3	F8	K	4	1	1	0	0	1	2						
Omar Vizquel, S OBP: 0.340, SLG: 0.349			BB	HR	BB	S	BB	L3	F9	3	2	1	0	1	0	2						
<b>Inning Stats</b>	R: 0 E: 0 K: 0 S: 7	H: 0 LOB: 0 BB: 0 P: 14	R: 0 E: 0 K: 1 S: 7	H: 0 LOB: 0 BB: 0 P: 10	R: 4 E: 0 K: 1 S: 17	H: 3 LOB: 0 BB: 1 P: 29	R: 0 E: 0 K: 1 S: 10	H: 0 LOB: 0 BB: 0 P: 13	R: 2 E: 0 K: 1 S: 26	H: 1 LOB: 2 BB: 3 P: 42	R: 0 E: 0 K: 1 S: 12	H: 2 LOB: 1 BB: 1 P: 24	R: 1 E: 0 K: 0 S: 6	H: 2 LOB: 1 BB: 0 P: 8	R: 0 E: 0 K: 1 S: 6	H: 0 LOB: 0 BB: 2 P: 12	R: 1 E: 0 K: 0 S: 7	H: 1 LOB: 2 BB: 2 P: 20	1B: 6 2B: 2 3B: 0 HR: 1	SF: 0 SAC: 0 DP: 0 HBP: 1	WP: 0 PB: 0 SB: 1 CS: 0	PA: 44
<b>PITCHER</b>	IP	WLS	BF	H	R	ER	SO	BB	IBB	HBP	BLK	WP	HR	S	P	ERA	WHIP					
Woody Williams, R ERA: 4.09	5.0	L	23	4	6	6	4	4	0	1	0	0	1	67	108	10.80	1.600					
Huck Flener, L ERA: 8.22	4.0		20	5	2	2	2	3	0	0	0	0	0	31	64	4.50	2.000					

Cleveland Indians @ Toronto Blue Jays  
SkyDome, Toronto, ON  
Sat May 17 1997, 3:33 AM EDT  
Att: 36,220 - Dome


AB 35  
R 8  
H 9  
RBI 8  
BB 7  
SO 6  
LOB 22



Batter	1	2	3	4	5	6	7	8	9	AB	R	H	RBI	BB	SO	LOB	BOTTOM					
Otis Nixon, S OBP: 0.329, SLG: 0.279	G5-3		G5-3		BB		G6-3			3	0	0	0	1	0	3						
Alex Gonzalez, R OBP: 0.302, SLG: 0.375	F9		K		F8			K		4	0	0	0	0	2	3						
Orlando Merced, S OBP: 0.321, SLG: 0.404	BB				F7		G6-4-3	BB	K	4	0	2	0	0	1	0						
Ed Sprague, R OBP: 0.348, SLG: 0.524	K				F9		G6-4-3	WP	BB	4	1	1	0	0	1	2						
Carlos Delgado, L OBP: 0.356, SLG: 0.538	F9				HBP		BB	BB	BB	3	0	2	1	0	0	0						
Jacob Brumfield, R OBP: 0.299, SLG: 0.345	G5-3				G6-3		P3		P6	4	0	0	0	0	0	3						
Charlie O'Brien, R OBP: 0.314, SLG: 0.414	G6-3				K			K	F9	4	0	0	0	0	2	0						
Shawn Green, L OBP: 0.323, SLG: 0.422			K		F7		BB	K	K	4	0	1	0	0	2	0						
Carlos Garcia, R OBP: 0.238, SLG: 0.266	G5-3				BB		G6-3	P4		4	0	3	0	0	0	0						
<b>Inning Stats</b>	R: 0 E: 0 K: 1 S: 8	H: 1 LOB: 1 BB: 0 P: 10	R: 0 E: 0 K: 0 S: 8	H: 0 LOB: 0 BB: 0 P: 15	R: 0 E: 0 K: 2 S: 10	H: 1 LOB: 1 BB: 0 P: 13	R: 0 E: 0 K: 0 S: 5	H: 0 LOB: 1 BB: 0 P: 13	R: 0 E: 0 K: 1 S: 14	H: 1 LOB: 2 BB: 1 P: 27	R: 0 E: 0 K: 0 S: 7	H: 2 LOB: 1 BB: 0 P: 12	R: 0 E: 0 K: 1 S: 6	H: 2 LOB: 1 BB: 0 P: 12	R: 1 E: 0 K: 2 S: 16	H: 2 LOB: 1 BB: 0 P: 26	R: 0 E: 0 K: 1 S: 10	H: 0 LOB: 0 BB: 0 P: 16	1B: 7 2B: 1 3B: 1 HR: 0	SF: 0 SAC: 0 DP: 2 HBP: 1	WP: 2 PB: 0 SB: 0 CS: 0	PA: 36
<b>PITCHER</b>	IP	WLS	BF	H	R	ER	SO	BB	IBB	HBP	BLK	WP	HR	S	P	ERA	WHIP					
Albie Lopez, R ERA: 6.04	5.0	W	20	3	0	0	4	1	0	0	0	0	0	45	78	0.00	0.800					
Steve Kline, L ERA: 4.57	3.0		13	6	1	1	3	0	0	0	0	1	0	29	50	3.00	2.000					
Jose Mesa, R ERA: 4.5	1.0		3	0	0	0	1	0	0	0	0	0	0	10	16	0.00	0.000					

Cleveland Indians @ Toronto Blue Jays  
SkyDome, Toronto, ON  
Sat May 17 1997, 3:33 AM EDT  
Att: 36,220 - Dome

AB 34  
R 1  
H 9  
RBI 1  
BB 1  
SO 8  
LOB 11





Batter	1	2	3	4	5	6	7	8	9	AB	R	H	RBI	BB	SO	LOB	TOP								
Marquis Grissom, R OBP: 0.299, SLG: 0.297 (1, 8)	4-2 FC5-4 BB	1-3 G6-3 1B	1-3 K			2-2 G6-3		2-0 P3		4	0	1	0	1	1	3									
Kevin Seitzer, R OBP: 0.255, SLG: 0.372 (1, 10)	0-1 FC5-4 HR	0-0 G6-3	2-0 G3			3-1 F9			2-2 G1-3	5	1	0	0	0	0	5									
Jim Thome, L OBP: 0.452, SLG: 0.563 (1, 3)	3-0 F7	1-3 K		2-3 K		1-0 HR			3-2 P2	5	1	1	1	0	2	1									
Matt Williams, R OBP: 0.337, SLG: 0.594 (1, 5)	1-2 HR		1-1 HR	0-3 K		1-2 P6			1-3 K	5	2	2	3	0	2	0									
David Justice, L OBP: 0.470, SLG: 0.729 (1, 7)	1-1 1B		4-2 1B 2B BB	3-2 1B			0-1 G4-3			3	1	2	0	1	0	0									
Manly Ramirez, R OBP: 0.353, SLG: 0.484 (1, 9)	2-1 F8		0-2 2B 1B	0-3 K			2-2 G4-3			4	0	1	0	0	1	2									
Julio Franco, R OBP: 0.444, SLG: 0.431 (1, 4)		1-1 HR 1B	0-3 K		3-2 G3		1-3 K2-3			4	1	1	0	0	2	2	AB 37								
Sandy Alomar Jr., R OBP: 0.377, SLG: 0.652 (1, 2)		2-2 HR	2-1 2B		0-1 F8			0-1 G5-3		4	1	2	3	0	0	0	R 8								
Omar Vizquel, S OBP: 0.343, SLG: 0.349 (1, 6)		2-1 1B G6-3 1B	4-1 BB		0-0 G6-3			0-3 K		3	1	1	0	1	1	0	H 11								
<b>Inning Stats</b>	R: 2 E: 0 K: 0 S: 13	H: 2 LOB: 1 BB: 1 P: 24	R: 3 E: 0 K: 1 S: 13	H: 4 LOB: 0 BB: 0 P: 19	R: 2 E: 0 K: 2 S: 19	H: 3 LOB: 3 BB: 2 P: 33	R: 0 E: 0 K: 3 S: 13	H: 1 LOB: 1 BB: 0 P: 18	R: 0 E: 0 K: 0 S: 7	H: 0 LOB: 0 BB: 0 P: 10	R: 1 E: 0 K: 0 S: 9	H: 1 LOB: 0 BB: 0 P: 16	R: 0 E: 0 K: 1 S: 12	H: 0 LOB: 0 BB: 0 P: 15	R: 0 E: 0 K: 1 S: 6	H: 0 LOB: 0 BB: 0 P: 8	R: 0 E: 0 K: 1 S: 10	H: 0 LOB: 0 BB: 0 P: 16	1B: 6 2B: 1 3B: 0 HR: 4	SF: 0 SAC: 0 DP: 1 HBP: 0	WP: 0 PB: 0 SB: 0 CS: 0	PA: 40			
<b>PITCHER</b>	IP	WLS	BF	H	R	ER	SO	BB	IBB	HBP	BLK	WP	HR	S	P	ERA	WHIP								
Chris Carpenter, R ERA: 20.25 (1, 1)	2.1	L	17	9	7	7	2	2	0	0	0	0	3	39	63	27.00	4.714								
Paul Quantrill, R ERA: 2.35 (3, 1)	3.2		14	2	1	1	4	1	0	0	0	0	1	35	57	2.46	0.818								
Tim Crabtree, R ERA: 4.15 (7, 1)	1.0		3	0	0	0	1	0	0	0	0	0	0	12	15	0.00	0.000								
Paul Spoljaric, L ERA: 2.81 (8, 1)	2.0		6	0	0	0	2	0	0	0	0	0	0	16	24	0.00	0.000								

Cleveland Indians @ Toronto Blue Jays  
SkyDome, Toronto, ON  
Sun May 18 1997, 3:33 AM EDT  
Att: 31,137 - Dome - 72 F

livebaseballscores.com

AB 37  
R 8  
H 11  
RBI 7  
BB 3  
SO 9  
LOB 13



Batter	1	2	3	4	5	6	7	8	9	AB	R	H	RBI	BB	SO	LOB	BOTTOM								
Otis Nixon, S OBP: 0.326, SLG: 0.276 (1, 8)	3-2 F7		0-0 E6 HBP BB 1B	0-1 F8			0-0 F9 2H HR 1B		1-1 B3	5	2	1	1	0	0	0									
Orlando Merced, S OBP: 0.324, SLG: 0.419 (1, 9)	1-2 HR		4-1 1B HBP BB		3-3 K		1-1 F9 1-3		1-1 G4-3	4	1	1	1	1	1	1									
Joe Carter, R OBP: 0.309, SLG: 0.400 (1, 10)	0-2 F8		0-0 F7		2-2 F8		1-0 HR			4	1	1	2	0	0	2									
Ed Sprague, R OBP: 0.351, SLG: 0.540 (1, 5)	1-0 HR		1-0 1B HBP		0-0 F9		3-3 G4-3			3	1	1	1	0	0	0									
Carlos Delgado, L OBP: 0.361, SLG: 0.541 (1, 3)	4-1 BB		1-1 P3			2-1 G3-1		3-2 2B		3	0	1	0	1	0	3									
Benito Santiago, R OBP: 0.235, SLG: 0.333 (1, 2)	1-1 G3		1-0 1B		1-0 1B		1-0 G4-6-3 1B		0-0 F9	4	0	2	1	0	0	2									
Shawn Green, L OBP: 0.309, SLG: 0.402 (1, 7)		0-0 F7	1-2 K		1-2 G4-6-3 1B		1-2 K		1-3 K	4	0	0	0	0	2	5	AB 35								
Alex Gonzalez, R OBP: 0.301, SLG: 0.379 (1, 6)		2-2 G1-3		0-0 F9			1-2 1B 2B		1-0 L4	4	1	1	0	0	0	1	R 6								
Carlos Garcia, R OBP: 0.232, SLG: 0.259 (1, 4)		1-3 K		0-0 G5-3			1-3 K		0-0 G1-3	4	0	0	0	0	2	1	H 8								
<b>Inning Stats</b>	R: 2 E: 0 K: 0 S: 13	H: 2 LOB: 1 BB: 1 P: 23	R: 0 E: 0 K: 1 S: 9	H: 0 LOB: 0 BB: 0 P: 12	R: 1 E: 1 K: 1 S: 12	H: 1 LOB: 3 BB: 1 P: 22	R: 0 E: 0 K: 0 S: 4	H: 0 LOB: 0 BB: 0 P: 4	R: 0 E: 0 K: 1 S: 9	H: 0 LOB: 0 BB: 0 P: 14	R: 0 E: 0 K: 0 S: 6	H: 1 LOB: 0 BB: 0 P: 10	R: 3 E: 0 K: 1 S: 11	H: 3 LOB: 0 BB: 0 P: 16	R: 0 E: 0 K: 1 S: 8	H: 1 LOB: 1 BB: 0 P: 13	R: 0 E: 0 K: 0 S: 5	H: 0 LOB: 0 BB: 0 P: 7	1B: 3 2B: 2 3B: 0 HR: 3	SF: 0 SAC: 0 DP: 1 HBP: 1	WP: 0 PB: 0 SB: 1 CS: 0	PA: 38			
<b>PITCHER</b>	IP	WLS	BF	H	R	ER	SO	BB	IBB	HBP	BLK	WP	HR	S	P	ERA	WHIP								
Chad Ogea, R ERA: 5.91 (1, 1)	6.1	W	28	6	5	4	4	2	0	1	0	0	2	60	94	5.68	1.263								
Alvin Morman, L ERA: (7, 1)	0.1		1	0	0	0	0	0	0	0	0	0	0	2	3	0.00	0.000								
Eric Plunk, R ERA: 5.96 (7, 1)	0.1		2	1	1	1	0	0	0	0	0	0	1	2	4	27.00	3.000								
Paul Assenmacher, L ERA: 8.64 (8, 1)	0.0		1	1	0	0	0	0	0	0	0	0	0	3	6	=	=								
Michael Jackson, R ERA: 2.66 (8, 1)	2.0	S	6	0	0	0	1	0	0	0	0	0	0	10	14	0.00	0.000								

Cleveland Indians @ Toronto Blue Jays  
SkyDome, Toronto, ON  
Sun May 18 1997, 3:33 AM EDT  
Att: 31,137 - Dome - 72 F

livebaseballscores.com

AB 35  
R 6  
H 8  
RBI 6  
BB 2  
SO 5  
LOB 15





Batter	1	2	3	4	5	6	7	8	9	AB	R	H	RBI	BB	SO	LOB	TOP										
Jose Offerman, S (1.4) OBP: 0.373, SLG: 0.453	0-1 G3	2-2 G6-3			0-3 K		3-2 G4-3		3-2 G6-3	5	0	0	0	0	1	2	<b>Kansas City Royals @ Cleveland Indians</b> Jacobs Field, Cleveland, OH Tue May 20 1997, 7:05 PM EDT Att: 43,167 - Unknown - 58 F <a href="http://livebaseballscorecards.com">livebaseballscorecards.com</a>										
Bjo Roberts, S (1.7) OBP: 0.380, SLG: 0.438 David Howard, S (7.9) OBP: 0.354, SLG: 0.433 Scott Cooper, L (9, PH) OBP: 0.273, SLG: 0.340	0-0 G4-3		0-0 F8		3-2 G1-3		1-2 SF8		0-3 K	3	0	0	1	0	0	1											
Jay Bell, R (1.6) OBP: 0.393, SLG: 0.532	1-1 E S 1B		3-3 K		0-0 F9		3-H BB 1B		0-1 G5-3	5	0	2	0	0	1	1											
Jeff King, R (1.3) OBP: 0.386, SLG: 0.396	4-1 29 FC5 BB		1-1 G5-3		0-1 F7		1-1 BB 1B			3	0	1	0	1	0	0											
Chili Davis, S (1.10) OBP: 0.422, SLG: 0.439	4-1 1-2 BB			0-0 HR		2-2 G4-3		4-1 1-2 BB		2	1	1	1	2	0	0											
29 Mike Sweeney, R (1.2) OBP: 0.343, SLG: 0.484	0-1 FC5			1-0 L6-3 1B		0-2 1B		1-0 F8		4	0	2	0	0	0	6											
Craig Paquette, R (1.5) OBP: 0.250, SLG: 0.344		1-0 G4-3		1-1 L6-3		2-1 1B		0-0 G6-3		4	0	1	0	0	0	1											
Tom Goodwin, L (1.8) OBP: 0.299, SLG: 0.297		1-3 K		3-2 G4-3		0-1 G4-3		0-1 G3		4	0	0	0	0	1	2											
Johnny Damon, L (1.9) OBP: 0.365, SLG: 0.511 (7.7)		2-0 HR			0-1 G1-3 1B		2-2 G4-3 S SF8 1B		0-2 G4-3	4	2	3	1	0	0	0											
<b>Inning Stats</b>	R: 0 E: 0 K: 0 S: 9	H: 1 LOB: 3 BB: 2 P: 18	R: 1 E: 0 K: 1 S: 8	H: 1 LOB: 0 BB: 0 P: 14	R: 0 E: 0 K: 1 S: 6	H: 0 LOB: 0 BB: 0 P: 10	R: 1 E: 0 K: 0 S: 7	H: 2 LOB: 0 BB: 0 P: 12	R: 0 E: 0 K: 1 S: 10	H: 1 LOB: 1 BB: 0 P: 12	R: 0 E: 0 K: 0 S: 12	H: 2 LOB: 2 BB: 0 P: 16	R: 1 E: 0 K: 0 S: 16	H: 3 LOB: 3 BB: 1 P: 31	R: 0 E: 0 K: 0 S: 6	H: 0 LOB: 0 BB: 0 P: 6	R: 0 E: 0 K: 1 S: 8	H: 0 LOB: 0 BB: 0 P: 11	1B: 8 2B: 1 3B: 0 HR: 2	SF: 1 SAC: 0 DP: 1 HBP: 0	WP: 0 PB: 0 SB: 2 CS: 0	PA: 39					
<b>PITCHER</b>	IP	WLS	BF	H	R	ER	SO	BB	IBB	HBP	BLK	WP	HR	S	P	ERA	WHIP										
Charles Nagy, R (1.1) ERA: 3.82	6.2		32	10	3	3	3	3	0	0	0	0	2	67	111	4.05	1.950										
Paul Shuey, R (7.1) ERA: 8.18	1.1	W	4	0	0	0	0	0	0	0	0	0	0	7	8	0.00	0.000										
Michael Jackson, R (9.1) ERA: 2.55	1.0	S	3	0	0	0	1	0	0	0	0	0	0	8	11	0.00	0.000										

Batter	1	2	3	4	5	6	7	8	9	AB	R	H	RBI	BB	SO	LOB	BOTTOM										
Marquis Grissom, R (1.8) OBP: 0.295, SLG: 0.296	3-2 G6-3		0-1 1-2 1B		3-3 K		0-1 SF7		2-0 G5-3	4	0	1	1	0	1	2	<b>Kansas City Royals @ Cleveland Indians</b> Jacobs Field, Cleveland, OH Tue May 20 1997, 7:05 PM EDT Att: 43,167 - Unknown - 58 F <a href="http://livebaseballscorecards.com">livebaseballscorecards.com</a>										
Tony Fernandez, S (1.4) OBP: 0.311, SLG: 0.436	1-1 F9		2-3 K		0-0 G4-3		3-H S 1B		1-1 2-H 1B	4	0	1	1	0	1	3											
Julio Franco, R (1.10) OBP: 0.445, SLG: 0.436	2-2 2B		1-0 G3			1-0 F9		4-2 BB		3	0	1	0	1	0	2											
Matt Williams, R (1.5) OBP: 0.330, SLG: 0.579	1-2 G5-3			1-3 K		3-3 K		0-3 K		4	0	0	0	0	3	3											
David Justice, L (1.7) OBP: 0.470, SLG: 0.723		1-2 G1-3		3-1 F8		1-1 1B		1-1 HR 1B		4	1	2	0	0	0	0											
Manny Ramirez, R (1.9) OBP: 0.357, SLG: 0.504		1-3 K		4-2 1B BB		1-1 F9		0-0 1-H HR		3	1	1	2	1	1	1											
Jim Thome, L (1.3) OBP: 0.459, SLG: 0.568		1-2 G6-3		0-0 FC6 1B			0-0 SH3-4 1B SF7 1B	3-2 SH1-4 1B		4	1	3	0	0	0	0											
Sandy Alomar Jr., R (1.2) OBP: 0.384, SLG: 0.653			1-0 1B	2-2 FC6 1B			1-1 SH3-4 1B	1-1 SH1-4 1B		3	1	2	0	0	0	2											
Omar Vizquel, S (1.6) OBP: 0.343, SLG: 0.349			1-3 K		0-1 G4-3 1B		0-1 SH3-4 1B	0-3 K		3	0	1	0	0	2	2											
<b>Inning Stats</b>	R: 0 E: 0 K: 0 S: 12	H: 1 LOB: 1 BB: 0 P: 19	R: 0 E: 0 K: 1 S: 9	H: 0 LOB: 0 BB: 0 P: 12	R: 0 E: 0 K: 2 S: 10	H: 2 LOB: 2 BB: 0 P: 15	R: 0 E: 0 K: 1 S: 12	H: 1 LOB: 1 BB: 1 P: 22	R: 0 E: 0 K: 1 S: 6	H: 1 LOB: 0 BB: 0 P: 9	R: 0 E: 0 K: 1 S: 8	H: 1 LOB: 1 BB: 0 P: 14	R: 2 E: 0 K: 1 S: 15	H: 3 LOB: 2 BB: 1 P: 21	R: 2 E: 0 K: 1 S: 12	H: 3 LOB: 1 BB: 0 P: 19	1B: 10 2B: 1 3B: 0 HR: 1	SF: 1 SAC: 2 DP: 1 HBP: 0	WP: 0 PB: 0 SB: 1 CS: 0	PA: 37							
<b>PITCHER</b>	IP	WLS	BF	H	R	ER	SO	BB	IBB	HBP	BLK	WP	HR	S	P	ERA	WHIP										
Glendon Rusch, L (1.1) ERA: 5.51	6.1		27	8	2	2	6	1	0	0	0	0	0	10	15	0.00	3.000										
Jeff Montgomery, R (7.1) ERA: 10.03	0.2		4	1	0	0	1	1	0	0	0	0	0	10	15	0.00	3.000										
Jamie Walker, L (8.1) ERA: 8.71	0.0	L	3	3	2	2	0	0	0	0	0	0	1	6	10	∞	∞										
Randy Veres, R (8.1) ERA: 3.91	1.0		3	0	0	0	1	0	0	0	0	0	0	6	9	0.00	0.000										



Batter	1	2	3	4	5	6	7	8	9	AB	R	H	RBI	BB	SO	LOB	TOP										
Jose Offerman, S OBP: 0.360, SLG: 0.434 (1, 4)	F7		K			G1-3		G5-3		4	0	0	0	0	1	1											
Tom Goodwin, L OBP: 0.300, SLG: 0.297 Craig Paquette, R OBP: 0.248, SLG: 0.341 (8, PH) (8, 7)	CS 1B			G4-3		G3		F8		3	0	1	0	0	0	0											
Jay Bell, R OBP: 0.390, SLG: 0.522 (1, 6)	K			G5-3		G6-3			BB	3	0	0	0	1	1	1											
Jeff King, R OBP: 0.383, SLG: 0.391 (1, 3)	CS 1-2	P5		BB 1B		F9		K		4	0	1	0	0	1	2											
Chili Davis, S OBP: 0.439, SLG: 0.450 David Howard, S OBP: 0.354, SLG: 0.433 (9, PR) (9, 7)		BB		BB		BB 1B		BB 1B		2	0	2	0	2	0	0											
Scott Cooper, L OBP: 0.271, SLG: 0.333 (1, 5)	F8			G4-3		BB 1B		F7		4	0	1	0	0	0	4											
Joe Vitiello, R OBP: 0.416, SLG: 0.369 Shane Halter, R OBP: 0.400, SLG: 0.308 (7, PR) (7, 7)	G4-3			G5-3		BB 1B		K		3	0	1	0	0	0	1											
Bip Roberts, S OBP: 0.377, SLG: 0.435 (9, PH)						BB 1B		K		1	0	0	0	0	1	1											
Tim Spehr, R OBP: 0.237, SLG: 0.257 29 Mike Sweeney, R OBP: 0.333, SLG: 0.469 (7, PH) (7, 2)			G6-3		L7			K		2	0	0	0	0	0	0											
Johnny Damon, L OBP: 0.364, SLG: 0.500 (8, 8)			F8		F9			G5-3 BB		2	0	0	0	1	0	0											
<b>Inning Stats</b>	R: 0 E: 0 K: 1 S: 5	H: 1 LOB: 0 BB: 0 P: 7	R: 0 E: 0 K: 0 S: 7	H: 0 LOB: 1 BB: 1 P: 15	R: 0 E: 0 K: 1 S: 7	H: 0 LOB: 0 BB: 0 P: 10	R: 0 E: 0 K: 0 S: 14	H: 1 LOB: 2 BB: 1 P: 23	R: 0 E: 0 K: 0 S: 6	H: 0 LOB: 0 BB: 0 P: 7	R: 0 E: 0 K: 0 S: 6	H: 0 LOB: 0 BB: 0 P: 9	R: 0 E: 0 K: 1 S: 11	H: 3 LOB: 3 BB: 0 P: 19	R: 0 E: 0 K: 1 S: 8	H: 0 LOB: 1 BB: 2 P: 21	R: 0 E: 0 K: 2 S: 15	H: 1 LOB: 1 BB: 0 P: 26	1B: 6 2B: 0 3B: 0 HR: 0	SF: 0 SAC: 0 DP: 0 HBP: 0	WP: 1 PB: 0 SB: 0 CS: 1	PA: 36					
<b>PITCHER</b>	IP	WLS	BF	H	R	ER	SO	BB	IBB	HBP	BLK	WP	HR	S	P	ERA	WHIP										
Orel Hershiser, R ERA: 4.86 (1, 1)	7.1	W	28	5	0	0	3	3	0	0	0	1	0	57	97	0.00	1.091										
Alvin Morman, L ERA: (8, 1)	0.1		1	0	0	0	0	0	0	0	0	0	0	3	5	0.00	0.000										
Paul Shuey, R ERA: 7.94 (8, 1)	0.1		2	0	0	0	1	1	0	0	0	0	0	4	9	0.00	3.000										
Michael Jackson, R ERA: 2.45 (9, 1)	1.0	S	4	1	0	0	2	0	0	0	0	0	0	15	26	0.00	1.000										

Kansas City Royals @ Cleveland Indians  
Jacobs Field, Cleveland, OH  
Wed May 21 1997, 7:05 PM EDT  
Att: 42,290 - Unknown - 54 F

AB 31  
R 0  
H 6  
RBI 0  
BB 4  
SO 6  
LOB 14



Batter	1	2	3	4	5	6	7	8	9	AB	R	H	RBI	BB	SO	LOB	BOTTOM										
Marquis Grissom, R OBP: 0.294, SLG: 0.288 (1, 8)	G5-3		BB		G4-6-3			P6		3	0	0	0	1	0	1											
Tony Fernandez, S OBP: 0.302, SLG: 0.421 (1, 4)	G6-3		F7		K			K		4	0	0	0	0	2	1											
Jim Thome, L OBP: 0.466, SLG: 0.567 (1, 3)	BB			FC4-6 1B		K		BB BB		2	1	1	0	2	1	0											
Matt Williams, R OBP: 0.330, SLG: 0.575 Kevin Seitzer, R OBP: 0.271, SLG: 0.372 (8, 5)	K			FC4-6 1B		K		BB		3	0	1	0	0	2	1											
David Justice, L OBP: 0.465, SLG: 0.707 (1, 7)		P5		K		BB		F8		3	0	0	0	1	1	4											
Julio Franco, R OBP: 0.437, SLG: 0.426 (1, 10)	G5-3		FC4-6 WP		L9					3	0	0	0	0	3												
Brian Giles, L OBP: 0.400, SLG: 0.467 (1, 9)	CS BB		WP BB		P5					1	0	0	0	2	0	0											
Sandy Alomar Jr., R OBP: 0.375, SLG: 0.636 (1, 2)	CS		G5-3		K			G4-3		3	0	0	0	0	1	2											
Omar Vizquel, S OBP: 0.343, SLG: 0.344 (1, 6)	F8				G4-6-3 BB			G3		2	0	0	0	1	0	0											
<b>Inning Stats</b>	R: 0 E: 0 K: 1 S: 9	H: 0 LOB: 1 BB: 1 P: 14	R: 0 E: 0 K: 0 S: 7	H: 0 LOB: 0 BB: 1 P: 13	R: 0 E: 0 K: 0 S: 7	H: 0 LOB: 1 BB: 1 P: 12	R: 1 E: 0 K: 2 S: 12	H: 2 LOB: 2 BB: 1 P: 22	R: 0 E: 0 K: 1 S: 5	H: 0 LOB: 0 BB: 1 P: 10	R: 0 E: 0 K: 2 S: 9	H: 0 LOB: 1 BB: 1 P: 18	R: 0 E: 0 K: 0 S: 6	H: 0 LOB: 0 BB: 0 P: 10	R: 0 E: 0 K: 1 S: 10	H: 0 LOB: 2 BB: 2 P: 19	R: 0 E: 0 K: 2 S: 15	H: 1 LOB: 1 BB: 0 P: 26	1B: 2 2B: 0 3B: 0 HR: 0	SF: 0 SAC: 0 DP: 1 HBP: 0	WP: 1 PB: 0 SB: 2 CS: 1	PA: 33					
<b>PITCHER</b>	IP	WLS	BF	H	R	ER	SO	BB	IBB	HBP	BLK	WP	HR	S	P	ERA	WHIP										
Kevin Appier, R ERA: 2.53 (1, 1)	8.0	L	32	2	1	1	7	8	0	0	0	1	0	65	118	1.12	1.250										

Kansas City Royals @ Cleveland Indians  
Jacobs Field, Cleveland, OH  
Wed May 21 1997, 7:05 PM EDT  
Att: 42,290 - Unknown - 54 F

AB 24  
R 1  
H 2  
RBI 0  
BB 8  
SO 7  
LOB 12





Batter	1	2	3	4	5	6	7	8	9	AB	R	H	RBI	BB	SO	LOB	TOP					
<b>Jose Offerman, S</b> (1, 4) OBP: 0.350, SLG: 0.422 <b>David Howard, S</b> (8, FH) OBP: 0.348, SLG: 0.426 (8, 4)										3	0	0	0	0	1	2						
<b>Jay Bell, R</b> (1, 6) OBP: 0.387, SLG: 0.522										4	1	1	0	0	1	0						
<b>Bip Roberts, S</b> (1, 7) <b>Shane Halter, R</b> (8, 7) OBP: 0.438, SLG: 0.357										3	0	1	1	0	1	0						
<b>Jeff King, R</b> (1, 3) OBP: 0.375, SLG: 0.380										4	0	0	0	0	2	2						
<b>Chili Davis, S</b> (1, 10) OBP: 0.441, SLG: 0.446										3	0	1	0	1	1	0						
<b>Craig Paquette, R</b> (1, 5) OBP: 0.241, SLG: 0.331										4	0	0	0	0	3	4						
<b>29 Mike Sweeney, R</b> (1, 2) OBP: 0.333, SLG: 0.455										2	0	0	0	1	0	0						
<b>Tom Goodwin, L</b> (1, 8) OBP: 0.301, SLG: 0.298										3	0	1	0	0	0	1						
<b>Johnny Damon, L</b> (1, 9) OBP: 0.363, SLG: 0.495										3	0	1	0	0	0	1						
<b>Inning Stats</b>	R: 0 H: 0 E: 0 K: 1 S: 11	H: 0 R: 0 ER: 0 LOB: 0 BB: 0 P: 17	R: 0 H: 0 E: 0 K: 2 S: 7	H: 0 R: 0 ER: 0 LOB: 0 BB: 0 P: 7	R: 0 H: 1 E: 0 K: 0 S: 3	H: 1 R: 0 ER: 0 LOB: 1 BB: 1 P: 7	R: 1 H: 2 E: 0 K: 0 S: 12	H: 2 R: 0 ER: 0 LOB: 1 BB: 1 P: 23	R: 0 H: 1 E: 0 K: 0 S: 10	H: 1 R: 0 ER: 0 LOB: 0 BB: 0 P: 14	R: 0 H: 0 E: 0 K: 2 S: 10	H: 0 R: 0 ER: 0 LOB: 0 BB: 0 P: 14	R: 0 H: 0 E: 0 K: 1 S: 5	H: 0 R: 0 ER: 0 LOB: 0 BB: 0 P: 5	R: 0 H: 0 E: 0 K: 0 S: 7	H: 0 R: 0 ER: 0 LOB: 2 BB: 0 P: 10	R: 0 H: 2 E: 0 K: 3 S: 14	H: 2 R: 0 ER: 0 LOB: 2 BB: 0 P: 20	1B: 5 2B: 1 3B: 0 HR: 0	SF: 0 SAC: 0 DP: 1 HBP: 0	WP: 0 PB: 0 SB: 3 CS: 1	PA: 33
<b>PITCHER</b>	IP WLS BF H R ER SO BB IBB HBP BLK WP HR S P ERA WHIP																					
<b>Abie Lopez, R</b> (1, 1) ERA: 4.91 <b>Paul Assenmacher, L</b> (8, 1) ERA: 7.71 <b>Jose Mesa, R</b> (9, 1) ERA: 4.15	7.0 W 25 4 1 1 6 1 1 0 0 0 0 58 87 1.29 0.714																					

**Kansas City Royals @ Cleveland Indians**  
 Jacobs Field, Cleveland, OH  
 Thu May 22 1997, 3:33 AM EDT  
 Att: 42,962 - Sunny - 52 F

AB	31
R	1
H	6
RBI	1
BB	2
SO	9
LOB	10



Batter	1	2	3	4	5	6	7	8	9	AB	R	H	RBI	BB	SO	LOB	BOTTOM					
<b>Marquis Grissom, R</b> (1, 8) OBP: 0.291, SLG: 0.285										5	0	1	0	0	1	3						
<b>Kevin Seitzer, R</b> (1, 5) OBP: 0.283, SLG: 0.348										3	1	0	1	2	1	1						
<b>Jim Thome, L</b> (1, 3) OBP: 0.464, SLG: 0.558										4	1	1	0	1	1	2						
<b>Julio Franco, R</b> (1, 10) <b>Kevin Mitchell, R</b> (6, FH) OBP: 0.275, SLG: 0.373										3	0	1	0	0	1	2						
<b>David Justice, L</b> (1, 7) OBP: 0.472, SLG: 0.727										3	2	2	1	1	0	2						
<b>Manny Ramirez, R</b> (1, 9) OBP: 0.367, SLG: 0.512										4	1	3	2	0	0	0						
<b>Tony Fernandez, S</b> (1, 4) <b>Damian Jackson, R</b> (7, 4)										3	2	2	1	0	0	1						
<b>Pat Borders, R</b> (1, 2) OBP: 0.350, SLG: 0.500										3	1	1	2	1	0	2						
<b>Omar Vizquel, S</b> (1, 6) OBP: 0.341, SLG: 0.342										4	1	1	0	0	1	1						
<b>Inning Stats</b>	R: 0 H: 2 E: 0 K: 1 S: 13	H: 2 R: 0 ER: 0 LOB: 2 BB: 0 P: 23	R: 0 H: 1 E: 0 K: 0 S: 3	H: 1 R: 0 ER: 0 LOB: 0 BB: 0 P: 3	R: 0 H: 0 E: 0 K: 0 S: 3	H: 0 R: 0 ER: 0 LOB: 0 BB: 0 P: 3	R: 1 H: 1 E: 0 K: 0 S: 8	H: 1 R: 0 ER: 0 LOB: 0 BB: 0 P: 12	R: 8 H: 5 E: 0 K: 3 S: 21	H: 5 R: 0 ER: 0 LOB: 1 BB: 4 P: 41	R: 0 H: 1 E: 0 K: 2 S: 11	H: 1 R: 0 ER: 0 LOB: 1 BB: 0 P: 14	R: 0 H: 2 E: 0 K: 1 S: 6	H: 2 R: 0 ER: 0 LOB: 1 BB: 0 P: 6	R: 0 H: 0 E: 1 K: 0 S: 9	H: 0 R: 0 ER: 1 LOB: 2 BB: 1 P: 17	R: 0 H: 0 E: 0 K: 0 S: 9	H: 0 R: 0 ER: 0 LOB: 2 BB: 1 P: 17	1B: 10 2B: 1 3B: 0 HR: 1	SF: 0 SAC: 0 DP: 2 HBP: 0	WP: 1 PB: 1 SB: 0 CS: 0	PA: 40
<b>PITCHER</b>	IP WLS BF H R ER SO BB IBB HBP BLK WP HR S P ERA WHIP																					
<b>50 José Rosado, L</b> (1, 1) ERA: 3.56 <b>Mike Williams, R</b> (5, 1) ERA: 10.12 <b>Allen McDill, L</b> (8, 1) ERA: 13.5	4.1 L 21 6 6 6 2 3 0 1 0 0 0 0 29 40 10.12 2.250																					

**Kansas City Royals @ Cleveland Indians**  
 Jacobs Field, Cleveland, OH  
 Thu May 22 1997, 3:33 AM EDT  
 Att: 42,962 - Sunny - 52 F

AB	35
R	9
H	12
RBI	7
BB	5
SO	7
LOB	19





Batter	1	2	3	4	5	6	7	8	9	AB	R	H	RBI	BB	SO	LOB	TOP			
<b>Brady Anderson, L</b> (1, 8) OBP: 0.472, SLG: 0.497										3	0	1	0	0	0	2	<b>Baltimore Orioles @ Cleveland Indians</b> Jacobs Field, Cleveland, OH Fri May 23 1997, 7:05 PM EDT Att: 41,154 - Unknown - 62 F			
<b>Roberto Alomar, S</b> (1, 4) OBP: 0.316, SLG: 0.375										4	0	0	0	0	1	2				
<b>Eric Davis, R</b> (1, 10) OBP: 0.374, SLG: 0.569										4	0	0	0	0	3	2				
<b>Rafael Palmeiro, L</b> (1, 3) OBP: 0.332, SLG: 0.445										3	0	0	0	1	0	1				
<b>Cal Ripken Jr., R</b> (1, 5) OBP: 0.328, SLG: 0.468										4	0	0	0	0	2	1				
<b>B.J. Surhoff, L</b> (1, 7) OBP: 0.397, SLG: 0.561										4	1	1	0	0	1	0				
<b>Chris Hoiles, R</b> (1, 2) OBP: 0.425, SLG: 0.517										3	0	0	0	0	2	1				
<b>Tony Tarasco, L</b> (1, 9) OBP: 0.276, SLG: 0.321										2	0	0	0	1	0	0				
<b>Mike Bordick, R</b> (1, 6) OBP: 0.247, SLG: 0.241										3	0	0	0	0	0	1				
<b>Inning Stats</b>	R: 0 E: 0 K: 1 S: 6	H: 1 LOB: 1 BB: 0 P: 6	R: 1 E: 1 K: 2 S: 9	H: 1 LOB: 2 BB: 1 P: 13	R: 0 E: 0 K: 1 S: 5	H: 0 LOB: 0 BB: 1 P: 9	R: 0 E: 0 K: 1 S: 5	H: 0 LOB: 0 BB: 0 P: 5	R: 0 E: 0 K: 1 S: 3	H: 0 LOB: 0 BB: 0 P: 3	R: 0 E: 0 K: 1 S: 5	H: 0 LOB: 0 BB: 0 P: 5	R: 0 E: 0 K: 1 S: 5	H: 0 LOB: 0 BB: 0 P: 5	R: 0 E: 0 K: 1 S: 5	H: 0 LOB: 0 BB: 0 P: 5		1B: 1 2B: 1 3B: 0 HR: 0	SF: 0 SAC: 0 DP: 0 HBP: 1	WP: 0 PB: 0 SB: 0 CS: 0
<b>PITCHER</b> <b>Chad Ogea, R</b> (1, 1) ERA: 5.1	IP: 9.0 WLS: W BF: 33	H: 2 R: 1 ER: 0 SO: 9	BB: 2 IBB: 0 HBP: 1 BLK: 1	WP: 0 HR: 0 S: 48 P: 57	ERA: 0.00 WHIP: 0.444															

Batter	1	2	3	4	5	6	7	8	9	AB	R	H	RBI	BB	SO	LOB	BOTTOM			
<b>Marquis Grissom, R</b> (1, 8) OBP: 0.295, SLG: 0.289										5	1	2	0	0	0	1	<b>Baltimore Orioles @ Cleveland Indians</b> Jacobs Field, Cleveland, OH Fri May 23 1997, 7:05 PM EDT Att: 41,154 - Unknown - 62 F			
<b>Kevin Seitzer, R</b> (1, 5) OBP: 0.298, SLG: 0.360										4	1	2	0	0	0	1				
<b>Jim Thome, L</b> (1, 3) OBP: 0.459, SLG: 0.550										2	0	0	1	1	0	1				
<b>Julio Franco, R</b> (1, 10) OBP: 0.430, SLG: 0.420										4	2	1	0	0	0	2				
<b>David Justice, L</b> (1, 7) OBP: 0.478, SLG: 0.740										3	2	3	1	0	0	0				
<b>Manny Ramirez, R</b> (1, 9) OBP: 0.377, SLG: 0.519										4	0	3	2	0	0	1				
<b>Tony Fernandez, S</b> (1, 4) OBP: 0.316, SLG: 0.433										3	0	1	1	1	0	1				
<b>Sandy Alomar Jr., R</b> (1, 2) OBP: 0.364, SLG: 0.621										3	0	0	1	0	0	3				
<b>Omar Vizquel, S</b> (1, 6) OBP: 0.339, SLG: 0.335										3	0	0	0	1	0	2				
<b>Inning Stats</b>	R: 0 E: 0 K: 0 S: 3	H: 0 LOB: 0 BB: 0 P: 3	R: 2 E: 1 K: 0 S: 6	H: 2 LOB: 1 BB: 0 P: 6	R: 3 E: 0 K: 0 S: 8	H: 5 LOB: 2 BB: 0 P: 8	R: 0 E: 0 K: 0 S: 4	H: 1 LOB: 2 BB: 1 P: 8	R: 1 E: 0 K: 0 S: 4	H: 2 LOB: 1 BB: 1 P: 8	R: 0 E: 0 K: 0 S: 3	H: 1 LOB: 0 BB: 0 P: 3	R: 0 E: 0 K: 0 S: 3	H: 1 LOB: 0 BB: 0 P: 3	R: 0 E: 0 K: 0 S: 3	H: 0 LOB: 1 BB: 1 P: 7		1B: 11 2B: 1 3B: 0 HR: 0	SF: 3 SAC: 0 DP: 2 HBP: 0	WP: 0 PB: 0 SB: 0 CS: 0
<b>PITCHER</b> <b>Jimmy Key, L</b> (1, 1) ERA: 2.38 <b>Shawn Boskie, R</b> (5, 1) ERA: 8.71	IP: 4.1 WLS: L BF: 25	H: 10 R: 6 ER: 5 SO: 10	BB: 2 IBB: 0 HBP: 0 BLK: 0	WP: 0 HR: 0 S: 23 P: 31	ERA: 10.38 WHIP: 2.769															
<b>PITCHER</b>	IP: 3.2 WLS: L BF: 12	H: 2 R: 0 ER: 0 SO: 0	BB: 1 IBB: 0 HBP: 0 BLK: 0	WP: 0 HR: 0 S: 11 P: 15	ERA: 0.00 WHIP: 0.818															



Batter	1	2	3	4	5	6	7	8	9	AB	R	H	RBI	BB	SO	LOB	TOP					
<b>Brady Anderson, L</b> (1, 8) OBP: 0.478, SLG: 0.500										5	1	3	0	1	0	2	<b>Baltimore Orioles @ Cleveland Indians</b> Jacobs Field, Cleveland, OH Sat May 24 1997, 3:33 AM EDT Att: 41,040 - Sunny - 73 F					
<b>Roberto Alomar, S</b> (1, 4) OBP: 0.310, SLG: 0.366										6	0	1	0	0	1	4						
<b>Eric Davis, R</b> (1, 10) <b>Pete Incaviglia, R</b> (4, PH) OBP: 0.330, SLG: 0.435										1	1	0	0	1	0	1						
<b>Rafael Palmeiro, L</b> (1, 3) OBP: 0.342, SLG: 0.466										5	2	3	3	1	1	4						
<b>Cal Ripken Jr., R</b> (1, 5) OBP: 0.335, SLG: 0.475										4	1	2	1	1	0	4						
<b>Chris Hoiles, R</b> (1, 2) OBP: 0.430, SLG: 0.512										3	1	1	1	2	2	0						
<b>B.J. Surhoff, L</b> (1, 7) OBP: 0.384, SLG: 0.540										5	0	0	0	0	2	7						
<b>Jeffrey Hammonds, R</b> (1, 9) OBP: 0.305, SLG: 0.388										4	1	1	0	1	1	5						
<b>Mike Bordick, R</b> (1, 6) OBP: 0.252, SLG: 0.253										5	0	2	3	0	1	1						
<b>Inning Stats</b>	R: 3 E: 1 K: 1 S: 8	H: 2 LOB: 2 BB: 2 P: 16	R: 0 E: 0 K: 1 S: 6	H: 1 LOB: 3 BB: 2 P: 14	R: 1 E: 0 K: 2 S: 9	H: 2 LOB: 2 BB: 1 P: 13	R: 1 E: 0 K: 0 S: 5	H: 3 LOB: 1 BB: 0 P: 5	R: 0 E: 0 K: 2 S: 8	H: 1 LOB: 1 BB: 0 P: 8	R: 3 E: 0 K: 0 S: 7	H: 4 LOB: 2 BB: 1 P: 11	R: 0 E: 0 K: 0 S: 3	H: 0 LOB: 1 BB: 1 P: 7	R: 0 E: 0 K: 2 S: 8	H: 1 LOB: 1 BB: 0 P: 8	R: 0 E: 0 K: 0 S: 4	H: 1 LOB: 1 BB: 0 P: 4	1B: 11 2B: 3 3B: 0 HR: 1	SF: 0 SAC: 0 DP: 1 HBP: 0	WP: 1 PB: 0 SB: 2 CS: 0	PA: 49
<b>PITCHER</b>	IP WLS BF H R ER SO BB IBB HBP BLK WP HR S P ERA WHIP																					
<b>Steve Kline, L</b> (1, 1) ERA: 5.01	1.2 L 13 3 3 2 2 4 0 0 0 0 1 1 13 29 10.80 4.200																					
<b>Jose Mesa, R</b> (2, 1) ERA: 4.96	3.1 17 7 3 3 3 4 1 0 0 0 0 0 0 24 28 8.10 2.400																					
<b>Paul Assenmacher, L</b> (6, 1) ERA: 9.31	0.1 4 2 0 0 0 0 0 1 0 0 0 0 0 3 7 0.00 6.000																					
<b>Eric Plunk, R</b> (6, 1) ERA: 5.33	2.2 11 2 2 2 2 1 0 0 0 0 0 0 14 18 6.75 1.125																					
<b>Paul Shuey, R</b> (9, 1) ERA: 7.3	1.0 4 1 0 0 0 0 0 0 0 0 0 0 0 4 4 0.00 1.000																					

Batter	1	2	3	4	5	6	7	8	9	AB	R	H	RBI	BB	SO	LOB	BOTTOM					
<b>Marquis Grissom, R</b> (1, 8) OBP: 0.300, SLG: 0.311										4	1	2	1	0	1	0	<b>Baltimore Orioles @ Cleveland Indians</b> Jacobs Field, Cleveland, OH Sat May 24 1997, 3:33 AM EDT Att: 41,040 - Sunny - 73 F					
<b>Julio Franco, R</b> (1, 4) OBP: 0.426, SLG: 0.415										4	0	1	0	0	2	2						
<b>Jim Thome, L</b> (1, 3) <b>Kevin Seltzer, R</b> (6, PH) OBP: 0.310, SLG: 0.360										3	0	0	1	0	1	1						
<b>Matt Williams, R</b> (1, 5) OBP: 0.328, SLG: 0.567										4	0	1	0	0	1	1						
<b>David Justice, L</b> (1, 7) OBP: 0.478, SLG: 0.740										4	1	2	0	0	0	1						
<b>Manny Ramirez, R</b> (1, 9) OBP: 0.387, SLG: 0.522										3	0	2	1	1	0	1						
<b>Brian Giles, L</b> (1, 10) OBP: 0.394, SLG: 0.449										3	0	0	0	1	1	4						
<b>Pat Borders, R</b> (1, 2) <b>Tony Fernandez, S</b> (9, PH) OBP: 0.315, SLG: 0.430										3	0	0	0	0	2	3						
<b>Omar Vizquel, S</b> (1, 6) OBP: 0.337, SLG: 0.339										4	1	1	0	0	1	0						
<b>Inning Stats</b>	R: 0 E: 0 K: 2 S: 7	H: 0 LOB: 0 BB: 0 P: 7	R: 0 E: 0 K: 2 S: 8	H: 1 LOB: 2 BB: 1 P: 12	R: 2 E: 0 K: 0 S: 5	H: 2 LOB: 0 BB: 0 P: 5	R: 0 E: 0 K: 1 S: 6	H: 1 LOB: 1 BB: 0 P: 6	R: 0 E: 0 K: 2 S: 8	H: 1 LOB: 1 BB: 0 P: 8	R: 1 E: 0 K: 0 S: 4	H: 3 LOB: 0 BB: 0 P: 4	R: 0 E: 0 K: 2 S: 8	H: 1 LOB: 1 BB: 0 P: 8	R: 0 E: 0 K: 0 S: 3	H: 0 LOB: 1 BB: 1 P: 7	R: 0 E: 0 K: 0 S: 2	H: 0 LOB: 0 BB: 1 P: 6	1B: 5 2B: 5 3B: 0 HR: 0	SF: 0 SAC: 0 DP: 2 HBP: 0	WP: 0 PB: 0 SB: 0 CS: 0	PA: 36
<b>PITCHER</b>	IP WLS BF H R ER SO BB IBB HBP BLK WP HR S P ERA WHIP																					
<b>35 Mike Mussina, R</b> (1, 1) ERA: 4.26	7.0 W 29 9 3 3 9 1 0 0 0 0 0 0 46 50 3.86 1.429																					
<b>Jesse Orosco, L</b> (8, 1) ERA: 0.75	1.0 4 0 0 0 0 1 0 0 0 0 0 0 3 7 0.00 1.000																					
<b>Armando Benitez, R</b> (9, 1) ERA: 4.15	1.0 3 0 0 0 0 1 0 0 0 0 0 0 2 6 0.00 1.000																					

AB	42
R	8
H	15
RBI	8
BB	7
SO	8
LOB	28





Batter	1	2	3	4	5	6	7	8	9	AB	R	H	RBI	BB	SO	LOB	TOP								
<b>Brady Anderson, L</b> (1, 8) OBP: 0.481, SLG: 0.506	G4-3		E9		F9		G4-6-3			4	0	2	3	1	0	2	<b>Baltimore Orioles @ Cleveland Indians</b> Jacobs Field, Cleveland, OH Sun May 25 1997, 3:33 AM EDT Att: 42,944 - Overcast - 53 F								
<b>Roberto Alomar, S</b> (1, 4) OBP: 0.313, SLG: 0.361	G3		SF8-6-3				G4-6-3			2	0	0	1	2	0	1									
<b>Eric Davis, R</b> (1, 10) OBP: 0.363, SLG: 0.543	G4-3			P4	FC5			G6-3	K	5	0	0	0	0	1	6									
<b>Rafael Palmeiro, L</b> (1, 3) OBP: 0.338, SLG: 0.475		G4-3		G4-3				L7	K	5	1	1	1	0	1	3									
<b>Cal Ripken Jr., R</b> (1, 5) OBP: 0.328, SLG: 0.464		K		G4-3				K		4	0	0	0	0	2	0									
<b>B.J. Surhoff, L</b> (1, 7) OBP: 0.387, SLG: 0.560		L9								4	2	2	1	0	1	0									
<b>Lenny Webster, R</b> (1, 2) OBP: 0.283, SLG: 0.289										3	0	0	0	1	1	2									
<b>Tony Tarasco, L</b> (1, 9) OBP: 0.290, SLG: 0.321										3	2	1	0	1	0	2									
<b>Mike Bordick, R</b> (1, 6) OBP: 0.259, SLG: 0.261										3	1	2	0	0	1	0									
<b>Pete Incaviglia, R</b> (9, PH) OBP: 0.337, SLG: 0.442										1	0	1	0	0	0	0									
<b>Jeff Reboulet, R</b> (9, PR) OBP: 0.315, SLG: 0.298										0	0	0	0	0	0	0									
<b>Inning Stats</b>	R: 0 E: 0 K: 0 S: 3	H: 0 LOB: 0 BB: 0 P: 3	R: 0 E: 0 K: 1 S: 5	H: 0 LOB: 0 BB: 0 P: 5	R: 2 E: 1 K: 0 S: 5	H: 3 LOB: 0 BB: 0 P: 5	R: 0 E: 0 K: 0 S: 3	H: 0 LOB: 0 BB: 0 P: 3	R: 1 E: 0 K: 0 S: 5	H: 2 LOB: 3 BB: 2 P: 13	R: 1 E: 0 K: 1 S: 7	H: 1 LOB: 1 BB: 0 P: 7	R: 0 E: 0 K: 1 S: 4	H: 0 LOB: 0 BB: 1 P: 8	R: 0 E: 0 K: 1 S: 5	H: 0 LOB: 0 BB: 0 P: 5	R: 2 E: 0 K: 3 S: 12	H: 3 LOB: 3 BB: 2 P: 20	1B: 6 2B: 2 3B: 0 HR: 2	SF: 1 SAC: 0 DP: 2 HBP: 0	WP: 1 PB: 0 SB: 0 CS: 0	PA: 40			
<b>PITCHER</b>	IP	WLS	BF	H	R	ER	SO	BB	IBB	HBP	BLK	WP	HR	S	P	ERA	WHIP								
<b>Charles Nagy, R</b> (1, 1) ERA: 3.82	7.0	W	29	6	4	3	3	3	0	0	0	1	2	32	44	3.86	1.286								
<b>Paul Shuey, R</b> (8, 1) ERA: 8.75	1.0		3	0	0	0	1	0	0	0	0	0	0	5	5	0.00	0.000								
<b>Michael Jackson, R</b> (9, 1) ERA: 3.08	0.2	S	7	3	2	2	2	1	1	0	0	0	0	9	17	27.00	6.000								
<b>Alvin Morman, L</b> (9, 1) ERA:	0.1	S	1	0	0	0	1	0	0	0	0	0	0	3	3	0.00	0.000								

Batter	1	2	3	4	5	6	7	8	9	AB	R	H	RBI	BB	SO	LOB	BOTTOM								
<b>Marquis Grissom, R</b> (1, 8) OBP: 0.297, SLG: 0.307		G5-3		K		L9	K			5	0	1	0	0	2	1	<b>Baltimore Orioles @ Cleveland Indians</b> Jacobs Field, Cleveland, OH Sun May 25 1997, 3:33 AM EDT Att: 42,944 - Overcast - 53 F								
<b>Julio Franco, R</b> (1, 10) OBP: 0.425, SLG: 0.417			G6-3			G5-3	K			4	1	1	0	1	1	0									
<b>Jim Thome, L</b> (1, 3) OBP: 0.456, SLG: 0.537				F7	P4					4	1	2	0	1	0	2									
<b>Matt Williams, R</b> (1, 5) OBP: 0.325, SLG: 0.557										5	1	1	0	0	3	5									
<b>David Justice, L</b> (1, 7) OBP: 0.492, SLG: 0.763										2	3	2	2	3	0	0									
<b>Manny Ramirez, R</b> (1, 9) OBP: 0.400, SLG: 0.532										3	0	2	1	2	1	1									
<b>Tony Fernandez, S</b> (1, 4) OBP: 0.324, SLG: 0.432										4	0	2	1	1	0	4									
<b>Sandy Alomar Jr., R</b> (1, 2) OBP: 0.365, SLG: 0.633										4	1	1	2	1	0	5									
<b>Omar Vizquel, S</b> (1, 6) OBP: 0.330, SLG: 0.331										4	0	0	0	0	0	5									
<b>Inning Stats</b>	R: 1 E: 0 K: 1 S: 7	H: 3 LOB: 3 BB: 2 P: 15	R: 1 E: 0 K: 0 S: 4	H: 1 LOB: 0 BB: 0 P: 4	R: 1 E: 0 K: 0 S: 5	H: 2 LOB: 2 BB: 1 P: 9	R: 0 E: 1 K: 2 S: 9	H: 1 LOB: 2 BB: 0 P: 9	R: 1 E: 0 K: 0 S: 5	H: 3 LOB: 1 BB: 0 P: 5	R: 3 E: 0 K: 0 S: 5	H: 2 LOB: 3 BB: 4 P: 21	R: 0 E: 0 K: 3 S: 9	H: 0 LOB: 1 BB: 1 P: 13	R: 0 E: 0 K: 1 S: 5	H: 0 LOB: 1 BB: 1 P: 9	1B: 8 2B: 2 3B: 0 HR: 2	SF: 0 SAC: 0 DP: 1 HBP: 0	WP: 1 PB: 0 SB: 0 CS: 1	PA: 44					
<b>PITCHER</b>	IP	WLS	BF	H	R	ER	SO	BB	IBB	HBP	BLK	WP	HR	S	P	ERA	WHIP								
<b>Mike Johnson, R</b> (1, 1) ERA: 4.22	3.0		17	5	3	3	1	3	0	0	0	0	1	16	28	9.00	3.000								
<b>Arthur Rhodes, L</b> (4, 1) ERA: 4.29	2.2	L	13	5	2	2	2	0	0	0	0	0	1	17	17	6.75	1.875								
<b>Terry Mathews, R</b> (6, 1) ERA: 3.26	0.0		5	1	2	2	0	4	0	0	0	1	0	1	17	∞	∞								
<b>Brian Williams, R</b> (6, 1) ERA:	2.1		9	0	0	0	4	2	0	0	0	0	0	15	23	0.00	0.857								





Batter	1	2	3	4	5	6	7	8	9	AB	R	H	RBI	BB	SO	LOB	TOP					
<b>Marquis Grissom, R</b> (1, 8) <small>OBP: 0.306, SLG: 0.317</small> <b>Trenidad Hubbard, R</b> (9, 8)										5	2	3	2	0	0	3						
<b>Julio Franco, R</b> (1, 10) <small>OBP: 0.430, SLG: 0.426</small>										4	2	2	1	1	1	1						
<b>Jim Thome, L</b> (1, 3) <small>OBP: 0.455, SLG: 0.530</small>										4	1	1	3	1	0	2						
<b>Matt Williams, R</b> (1, 5) <small>OBP: 0.321, SLG: 0.552</small>										5	1	1	0	0	1	3						
<b>David Justice, L</b> (1, 7) <small>OBP: 0.497, SLG: 0.760</small> <b>Brian Giles, L</b> (8, 7) <small>OBP: 0.390, SLG: 0.443</small>										2	0	1	1	2	0	0						
<b>Manny Ramirez, R</b> (1, 9) <small>OBP: 0.406, SLG: 0.545</small>										4	1	3	2	0	1	0						
<b>Tony Fernandez, S</b> (1, 4) <small>OBP: 0.322, SLG: 0.422</small> <b>Casey Candaele, S</b> (9, PH) <small>OBP: 0.390, SLG: 0.443</small>										3	1	0	0	1	1	4						
<b>Sandy Alomar Jr., R</b> (1, 2) <small>OBP: 0.369, SLG: 0.629</small>										4	1	2	0	0	2							
<b>Omar Vizquel, S</b> (1, 6) <small>OBP: 0.333, SLG: 0.327</small>										2	1	0	0	2	0	1						
<b>Inning Stats</b>	R: 2 E: 0 K: 0 S: 9	H: 3 LOB: 1 BB: 0 P: 17	R: 6 E: 0 K: 2 S: 19	H: 5 LOB: 2 BB: 3 P: 35	R: 0 E: 0 K: 0 S: 6	H: 1 LOB: 0 BB: 0 P: 8	R: 0 E: 0 K: 1 S: 6	H: 0 LOB: 0 BB: 0 P: 12	R: 0 E: 0 K: 1 S: 6	H: 0 LOB: 0 BB: 0 P: 11	R: 0 E: 0 K: 0 S: 5	H: 1 LOB: 0 BB: 0 P: 10	R: 1 E: 0 K: 0 S: 12	H: 1 LOB: 2 BB: 2 P: 24	R: 1 E: 0 K: 0 S: 7	H: 1 LOB: 1 BB: 0 P: 19	R: 0 E: 0 K: 0 S: 8	H: 1 LOB: 1 BB: 0 P: 12	1B: 10 2B: 3 3B: 0 HR: 0	SF: 1 SAC: 0 DP: 2 HBP: 0	WP: 0 PB: 2 SB: 2 CS: 1	PA: 44
<b>PITCHER</b>	IP WLS BF H R ER SO BB IBB HBP BLK WP HR S P ERA WHIP	7.0 L 34 11 9 9 4 3 2 0 0 0 0 0 63 117 11.57 2.000	2.0 9 2 1 0 0 2 0 0 0 0 0 0 15 31 0.00 2.000											<b>PITCHER</b>	IP WLS BF H R ER SO BB IBB HBP BLK WP HR S P ERA WHIP							
<b>Jaime Navarro, R</b> (1, 1) <small>ERA: 4.71</small> <b>Matt Karchner, R</b> (8, 1) <small>ERA: 5.19</small>																						

**Cleveland Indians @ Chicago White Sox**  
 Comiskey Park, Chicago, IL  
 Mon May 26 1997, 4:33 AM EDT  
 Att: 26,383 - Cloudy - 51 F

**AB** 35  
**R** 10  
**H** 13  
**RBI** 9  
**BB** 7  
**SO** 4  
**LOB** 17

Batter	1	2	3	4	5	6	7	8	9	AB	R	H	RBI	BB	SO	LOB	BOTTOM					
<b>Ray Durham, S</b> (1, 4) <small>OBP: 0.357, SLG: 0.365</small>										4	0	0	0	0	2	0						
<b>Mike Cameron, R</b> (1, 8) <small>OBP: 0.395, SLG: 0.360</small>										3	1	1	1	1	1	0						
<b>Frank Thomas, R</b> (1, 3) <small>OBP: 0.502, SLG: 0.621</small>										4	1	1	1	0	1	2						
<b>Albert Belle, R</b> (1, 7) <small>OBP: 0.333, SLG: 0.481</small>										4	0	1	0	0	1	0						
<b>Harold Baines, L</b> (1, 10) <small>OBP: 0.416, SLG: 0.529</small>										4	1	1	0	0	0	2						
<b>Norberto Martin, R</b> (1, 5) <small>OBP: 0.351, SLG: 0.451</small>											4	0	1	0	0	0						
<b>Dave Martinez, L</b> (1, 9) <small>OBP: 0.345, SLG: 0.429</small>										2	1	1	1	1	0	0						
<b>Tony Peña, R</b> (1, 2) <small>OBP: 0.268, SLG: 0.194</small> <b>Jorge Fabregas, L</b> (7, PH) <small>OBP: 0.157, SLG: 0.125</small>										2	0	0	0	0	0	1						
<b>Ozzie Guillen, L</b> (1, 6) <small>OBP: 0.305, SLG: 0.317</small>										4	0	0	0	0	0	1						
<b>Inning Stats</b>	R: 2 E: 0 K: 0 S: 8	H: 2 LOB: 0 BB: 0 P: 13	R: 0 E: 0 K: 0 S: 5	H: 0 LOB: 0 BB: 0 P: 8	R: 0 E: 1 K: 0 S: 10	H: 0 LOB: 1 BB: 0 P: 15	R: 1 E: 0 K: 1 S: 11	H: 2 LOB: 1 BB: 0 P: 14	R: 0 E: 0 K: 2 S: 10	H: 0 LOB: 0 BB: 0 P: 15	R: 0 E: 0 K: 0 S: 3	H: 0 LOB: 0 BB: 0 P: 4	R: 1 E: 0 K: 0 S: 8	H: 1 LOB: 0 BB: 0 P: 12	R: 0 E: 0 K: 2 S: 12	H: 1 LOB: 2 BB: 1 P: 19	R: 0 E: 0 K: 0 S: 5	H: 0 LOB: 1 BB: 1 P: 10	1B: 3 2B: 0 3B: 1 HR: 2	SF: 1 SAC: 0 DP: 0 HBP: 0	WP: 0 PB: 0 SB: 0 CS: 0	PA: 36
<b>PITCHER</b>	IP WLS BF H R ER SO BB IBB HBP BLK WP HR S P ERA WHIP	7.0 W 27 4 4 4 3 0 0 0 0 0 0 2 55 81 5.14 0.714	1.0 5 1 0 0 2 1 0 0 0 0 0 0 12 19 0.00 2.000	1.0 4 0 0 0 0 1 0 0 0 0 0 0 5 10 0.00 1.000											<b>PITCHER</b>	IP WLS BF H R ER SO BB IBB HBP BLK WP HR S P ERA WHIP						
<b>Orel Hershiser, R</b> (1, 1) <small>ERA: 4.89</small> <b>Jose Mesa, R</b> (8, 1) <small>ERA: 4.57</small> <b>Danny Graves, R</b> (9, 1) <small>ERA: 4.57</small>																						

**Cleveland Indians @ Chicago White Sox**  
 Comiskey Park, Chicago, IL  
 Mon May 26 1997, 4:33 AM EDT  
 Att: 26,383 - Cloudy - 51 F

**AB** 33  
**R** 4  
**H** 6  
**RBI** 4  
**BB** 2  
**SO** 5  
**LOB** 7



Batter	1	2	3	4	5	6	7	8	9	AB	R	H	RBI	BB	SO	LOB	TOP											
Marquis Grissom, R OBP: 0.297, SLG: 0.308	P2		L7		SF8		FC5-4		L5	4	0	0	1	0	0	3	<b>Cleveland Indians @ Chicago White Sox</b> Comiskey Park, Chicago, IL Tue May 27 1997, 8:05 PM EDT Att: 20,847 - Unknown - 53 F											
Julio Franco, R OBP: 0.426, SLG: 0.428	2B		F8		F8			F9		4	0	1	0	0	0	1												
Jim Thome, L OBP: 0.460, SLG: 0.549	BB			G6-3		K		HR		2	1	1	1	2	1	0												
Matt Williams, R OBP: 0.317, SLG: 0.543 Kevin Seitzer, R OBP: 0.305, SLG: 0.353	E7			K		G1-3		G6-3		3	0	0	0	0	1	3												
David Justice, L OBP: 0.492, SLG: 0.750 Trenidad Hubbard, R OBP: 0.500, SLG: 0.500	G6-4-3			G6-3		G6-3				2	0	0	0	0	0	4												
Manny Ramirez, R OBP: 0.402, SLG: 0.534				G5-3				1B		3	0	0	0	0	1	2												
Brian Giles, L OBP: 0.388, SLG: 0.451 Casey Candaele, S (9, PH)	P5				SH1-3		F8		G4-3	3	1	1	0	0	0	1												
Sandy Alomar Jr., R OBP: 0.372, SLG: 0.622	G6-3				SH1-3				K	3	0	1	0	1	1	0												
Tony Fernandez, S OBP: 0.322, SLG: 0.420				G1-3		SH1-3		L8		3	0	1	0	0	0	2												
<b>Inning Stats</b>	R: 0 E: 1 K: 0 S: 7	H: 1 LOB: 2 BB: 1 P: 14	R: 0 E: 0 K: 1 S: 8	H: 0 LOB: 0 BB: 0 P: 12	R: 0 E: 0 K: 0 S: 4	H: 0 LOB: 0 BB: 0 P: 6	R: 0 E: 0 K: 1 S: 9	H: 0 LOB: 1 BB: 1 P: 17	R: 1 E: 0 K: 0 S: 13	H: 1 LOB: 1 BB: 1 P: 21	R: 0 E: 0 K: 0 S: 8	H: 0 LOB: 0 BB: 0 P: 11	R: 0 E: 0 K: 0 S: 11	H: 1 LOB: 2 BB: 0 P: 16	R: 1 E: 0 K: 0 S: 12	H: 2 LOB: 1 BB: 0 P: 19		R: 0 E: 0 K: 1 S: 6	H: 1 LOB: 1 BB: 0 P: 9	1B: 3 2B: 2 3B: 0 HR: 1	SF: 1 SAC: 1 DP: 1 HBP: 1	WP: 0 PB: 0 SB: 0 CS: 0	PA: 37					
<b>PITCHER</b>	IP	WLS	BF	H	R	ER	SO	BB	IBB	HBP	BLK	WP	HR	S	P	ERA	WHIP											
Doug Drabek, R ERA: 6.33	(1, 1)	7.0	W	28	3	1	1	3	3	0	1	0	0	0	60	97	1.29	0.857										
41 Bill Simas, R ERA: 1.5	(8, 1)	1.0		5	2	1	1	0	0	0	0	0	0	1	12	19	9.00	2.000										
Chuck McElroy, L ERA: 3.15	(9, 1)	1.0		4	1	0	0	1	0	0	0	0	0	0	6	9	0.00	1.000										

Batter	1	2	3	4	5	6	7	8	9	AB	R	H	RBI	BB	SO	LOB	BOTTOM											
Dave Martinez, L OBP: 0.346, SLG: 0.423	K		1B	FC6-4		G6-4-3		G6-4-3		4	2	1	1	1	1	3	<b>Cleveland Indians @ Chicago White Sox</b> Comiskey Park, Chicago, IL Tue May 27 1997, 8:05 PM EDT Att: 20,847 - Unknown - 53 F											
Ray Durham, S OBP: 0.355, SLG: 0.362	G6-3		1B	P4		G6-4-3				4	0	1	1	0	0	3												
Frank Thomas, R OBP: 0.512, SLG: 0.623			1B	HR				F9	G5-3	1	1	1	1	3	0	0												
Albert Belle, R OBP: 0.332, SLG: 0.492 Darren Lewis, R OBP: 0.327, SLG: 0.238	L8		K	HR		G5-3		G5-3		4	1	1	4	0	1	4												
Harold Baines, L OBP: 0.412, SLG: 0.518			G3	G4-3		G1-3				3	0	0	0	1	0	2												
Mike Cameron, R OBP: 0.322, SLG: 0.370						K		F9		4	1	2	0	0	1	2												
Jorge Fabregas, L OBP: 0.164, SLG: 0.135	G6-3		1B	FC6-4		G3		L9		4	1	1	0	0	0	3												
Norberto Martin, R OBP: 0.346, SLG: 0.440			G5-3	HR		K		F9		4	1	1	1	0	1	0												
Ozzie Guillen, L OBP: 0.316, SLG: 0.324			1B	FC6-4		G4-3				3	1	2	0	1	0	0												
<b>Inning Stats</b>	R: 0 E: 0 K: 1 S: 7	H: 0 LOB: 1 BB: 1 P: 16	R: 0 E: 0 K: 0 S: 4	H: 1 LOB: 0 BB: 0 P: 6	R: 2 E: 0 K: 1 S: 24	H: 3 LOB: 2 BB: 1 P: 37	R: 6 E: 0 K: 0 S: 21	H: 5 LOB: 0 BB: 1 P: 35	R: 0 E: 0 K: 2 S: 9	H: 0 LOB: 0 BB: 0 P: 16	R: 0 E: 0 K: 0 S: 7	H: 0 LOB: 0 BB: 1 P: 12	R: 0 E: 0 K: 0 S: 13	H: 0 LOB: 2 BB: 2 P: 23	R: 0 E: 0 K: 0 S: 6	H: 1 LOB: 0 BB: 0 P: 9		1B: 9 2B: 0 3B: 0 HR: 1	SF: 0 SAC: 0 DP: 3 HBP: 0	WP: 0 PB: 0 SB: 2 CS: 0	PA: 37							
<b>PITCHER</b>	IP	WLS	BF	H	R	ER	SO	BB	IBB	HBP	BLK	WP	HR	S	P	ERA	WHIP											
Albie Lopez, R ERA: 6.48	(1, 1)	4.0	L	23	9	8	8	2	2	1	0	0	0	0	56	94	18.00	2.750										
Danny Graves, R ERA:	(5, 1)	4.0		14	1	0	0	2	3	0	0	0	0	0	35	60	0.00	1.000										

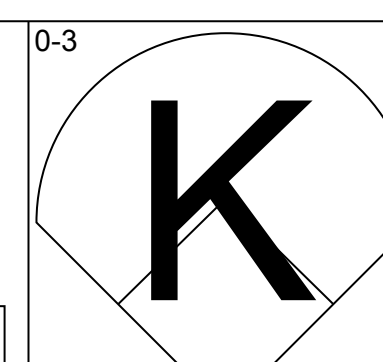
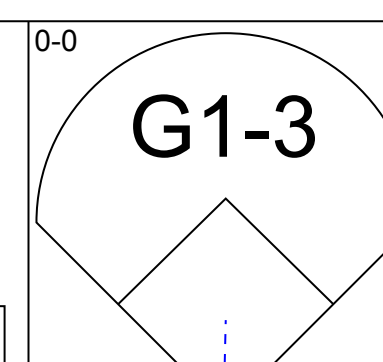
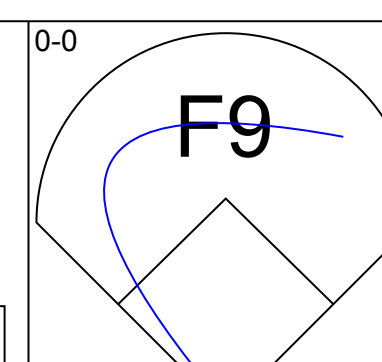
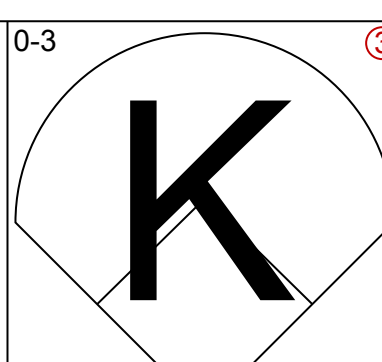
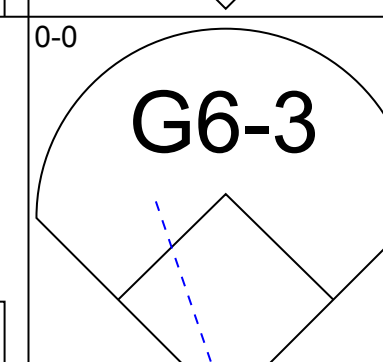
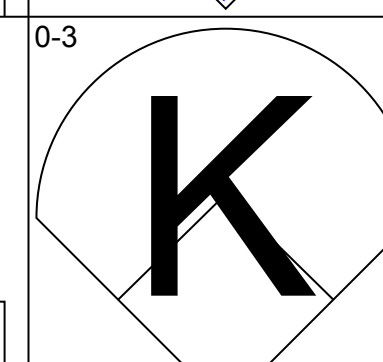
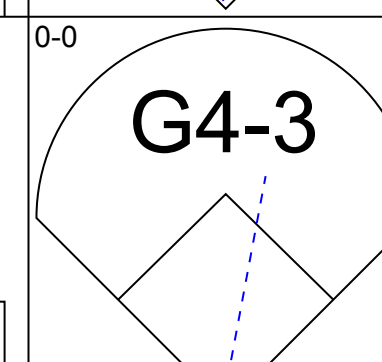
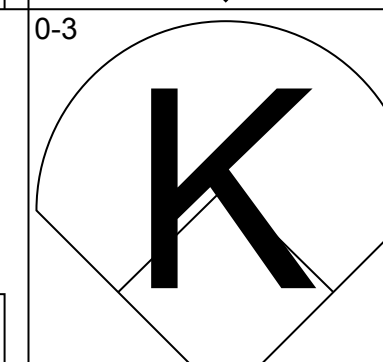
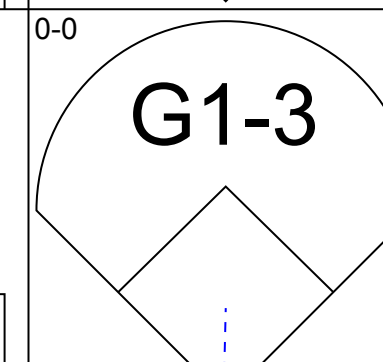
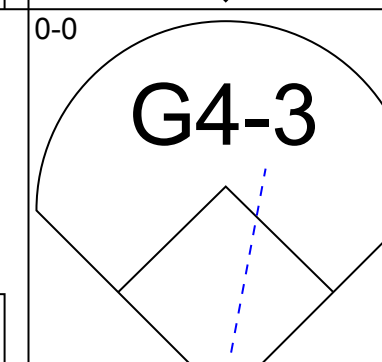
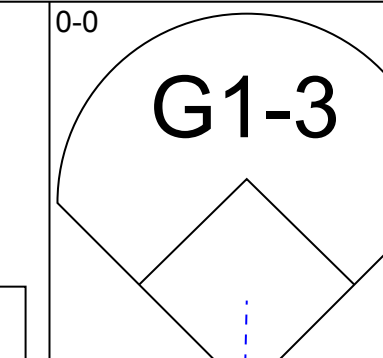
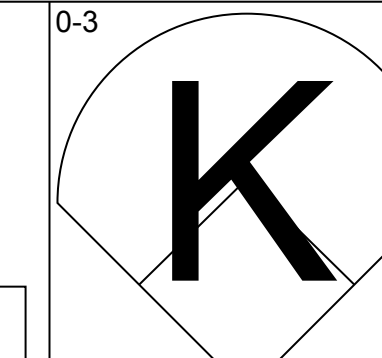
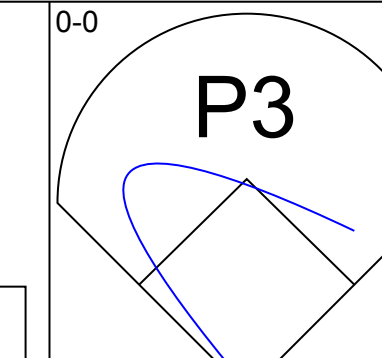
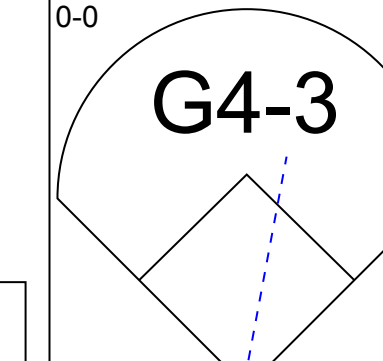
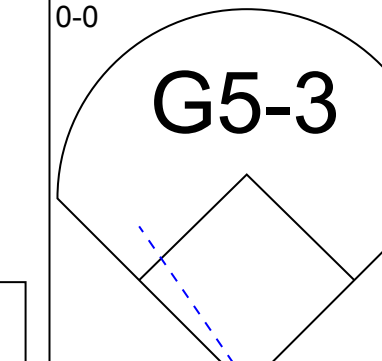
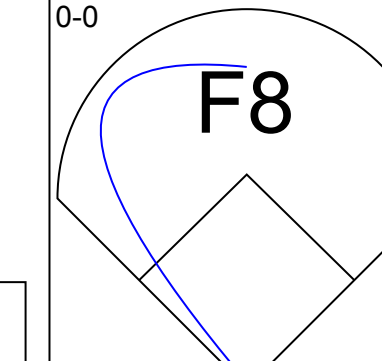
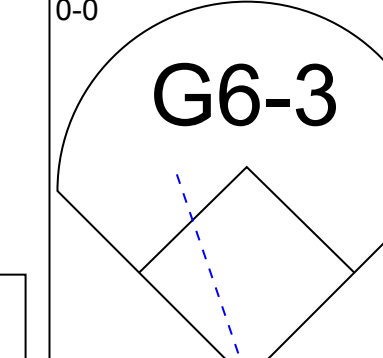
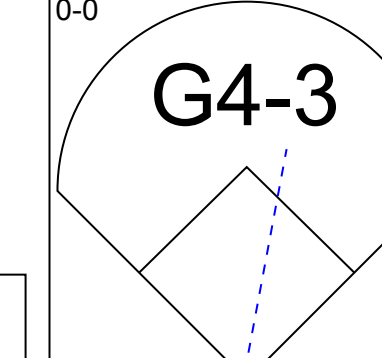
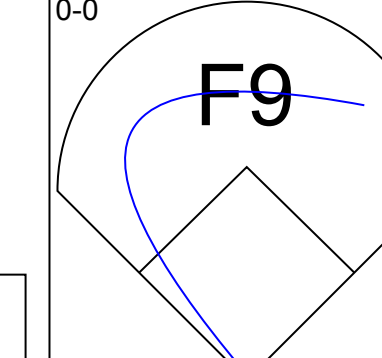
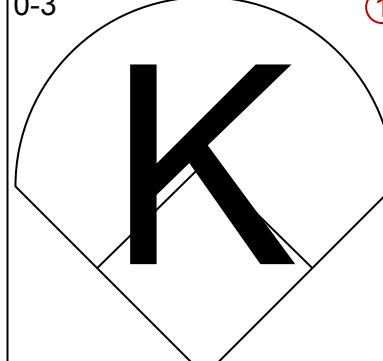
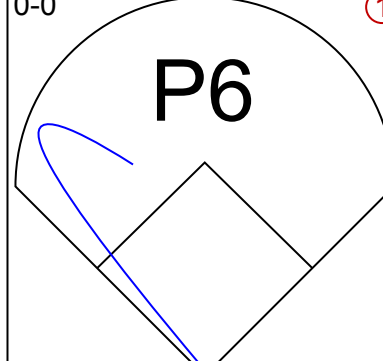
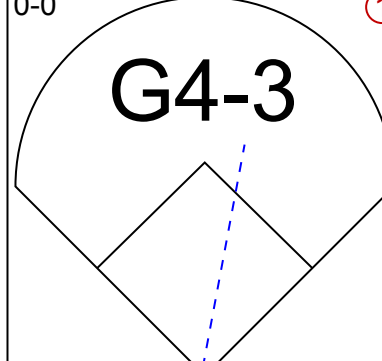
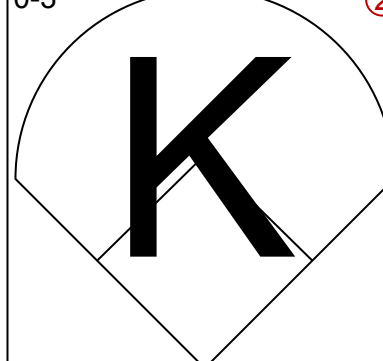
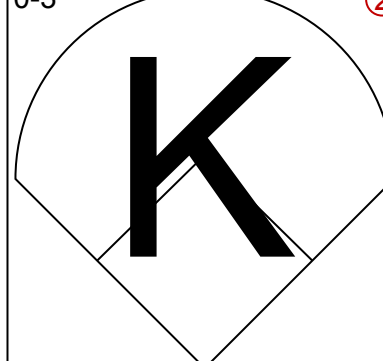
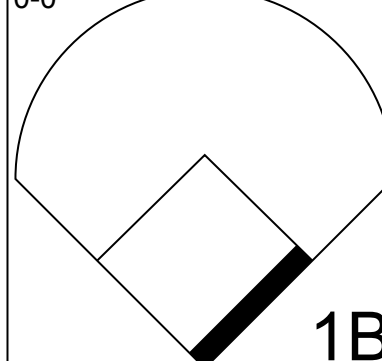
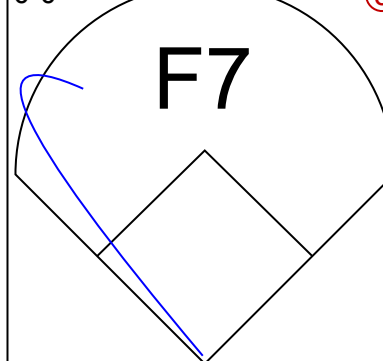




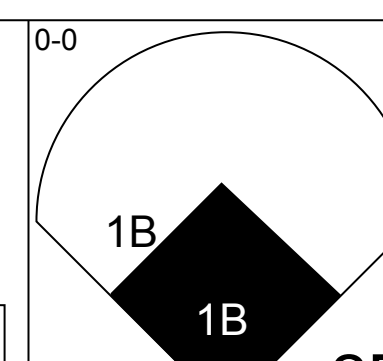
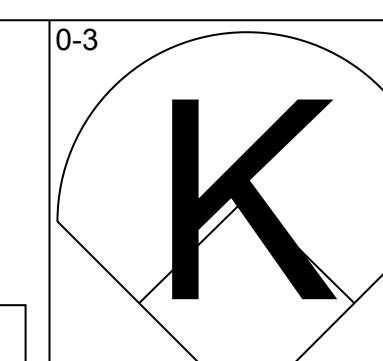
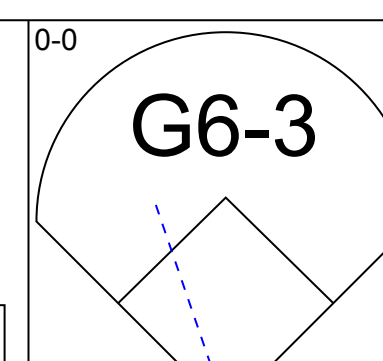
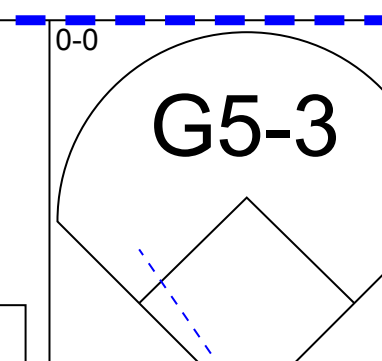
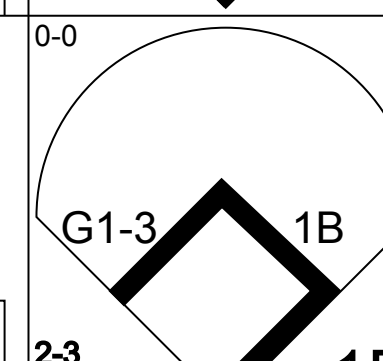
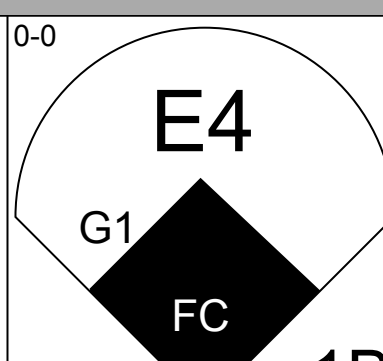
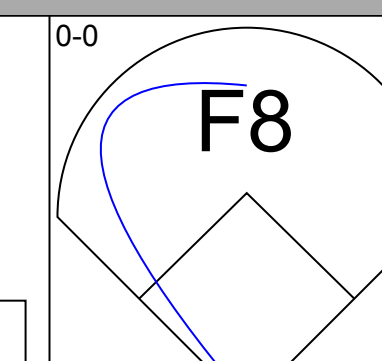
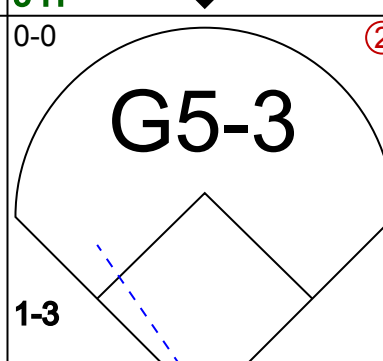
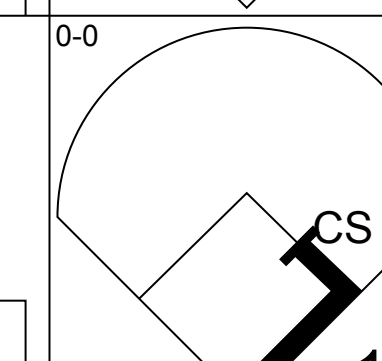
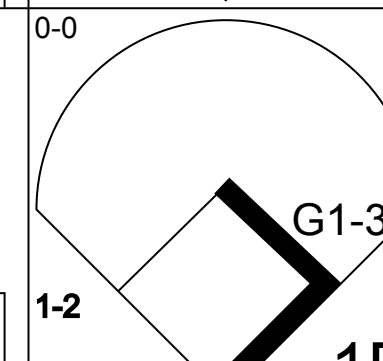
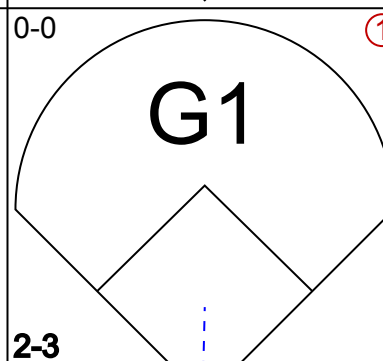
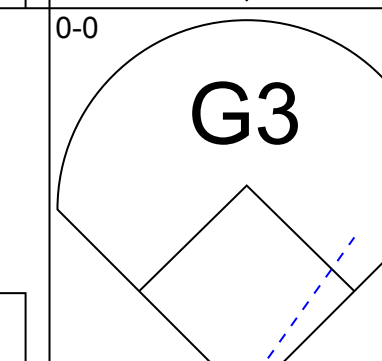
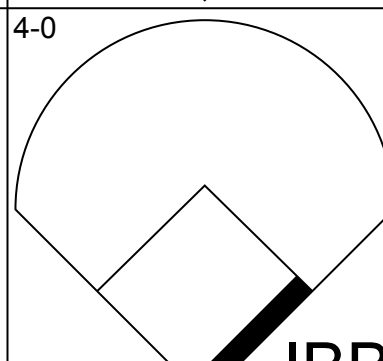
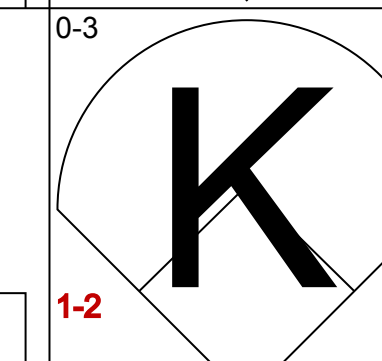
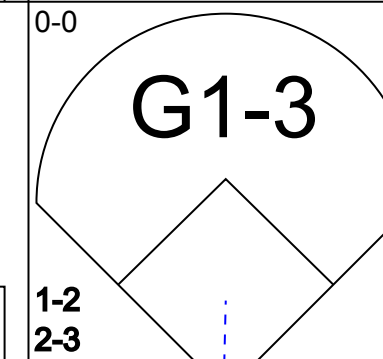
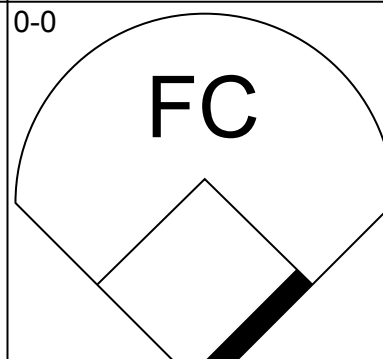
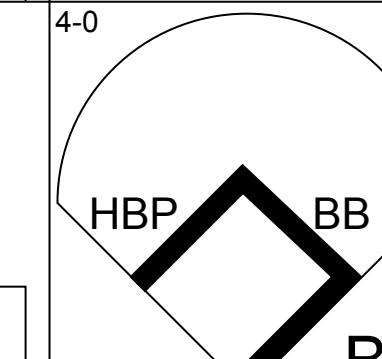
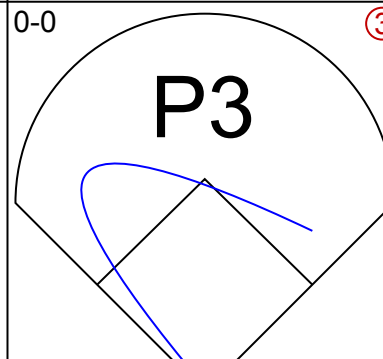
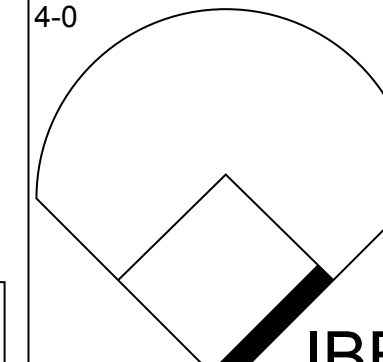
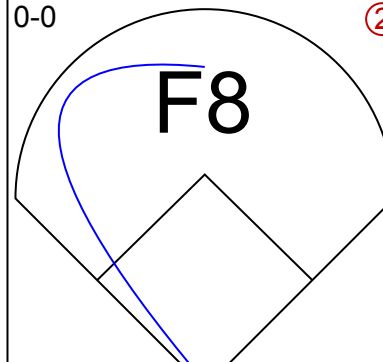
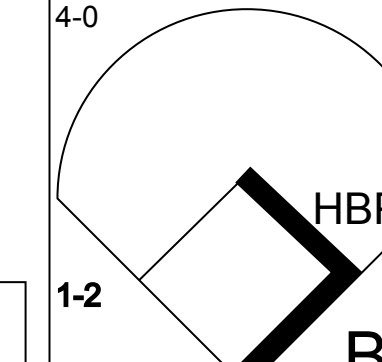

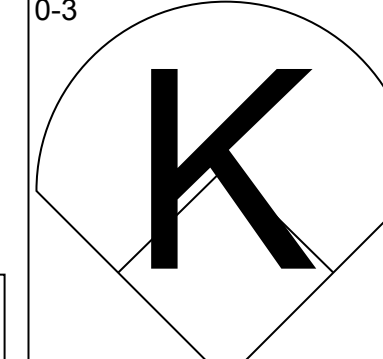
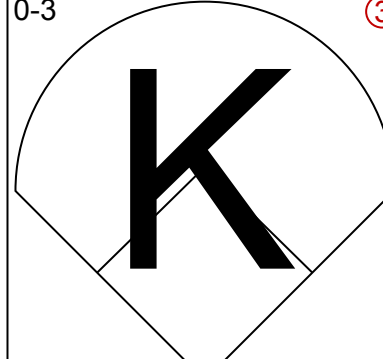
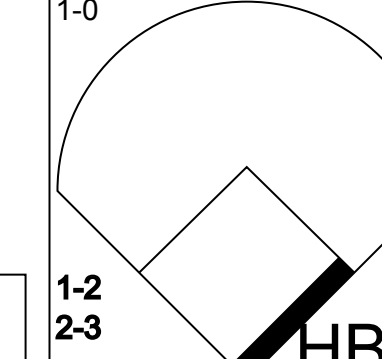

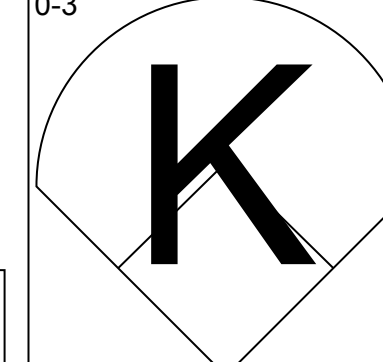
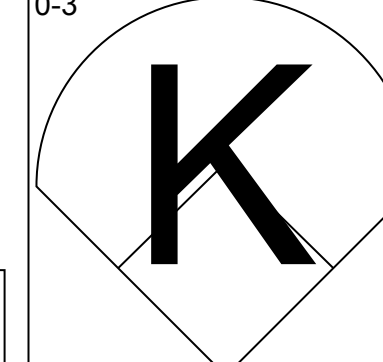
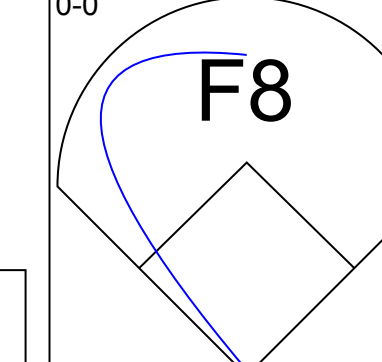

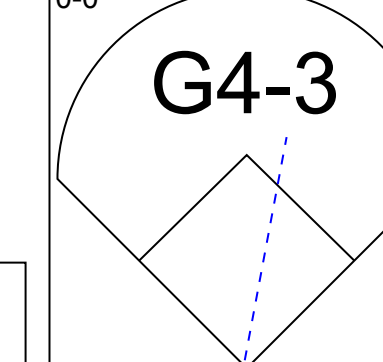
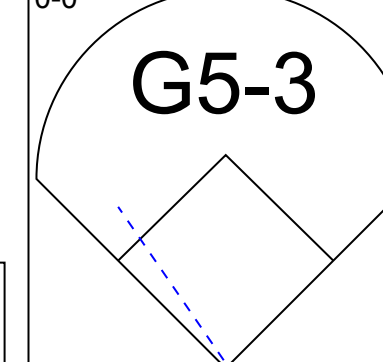
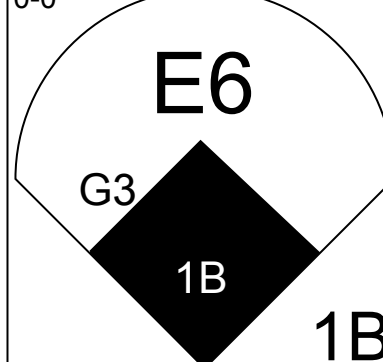

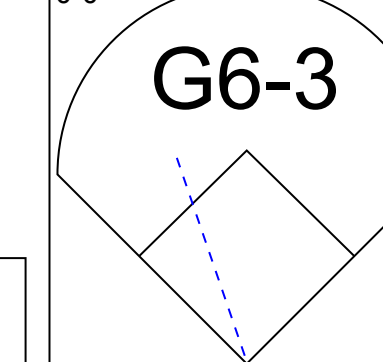
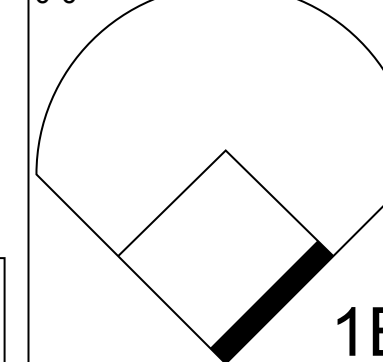
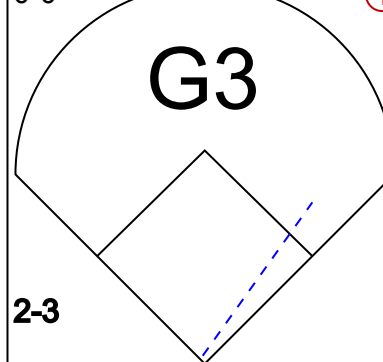


Batter	1	2	3	4	5	6	7	8	9	AB	R	H	RBI	BB	SO	LOB	TOP					
Marquis Grissom, R OBP: 0.298, SLG: 0.309	F9		G4-3	F9		L9		2B		6	1	2	2	0	0	4	Cleveland Indians @ Kansas City Royals Kauffman Stadium, Kansas City, MO Wed May 28 1997, 7:05 PM CDT Att: 13,380 - Unknown - 62 F					
Julio Franco, R OBP: 0.429, SLG: 0.439	G4-3		2B		P3		G6-4-3	HR	G6-3	5	2	2	2	1	0	1						
Jim Thome, L OBP: 0.459, SLG: 0.541	K		L4		FC6		G6-4-3	K		4	0	1	0	1	2	2						
Matt Williams, R OBP: 0.319, SLG: 0.537 Kevin Seitzer, R OBP: 0.305, SLG: 0.353		1B	G6-3		F8		G6-4-3	HR		4	2	1	0	1	0	3						
David Justice, L OBP: 0.490, SLG: 0.758 Brian Giles, L OBP: 0.388, SLG: 0.451	P4			1B	FC6		G4-3	HR		5	2	2	3	0	0	2						
Manny Ramirez, R OBP: 0.414, SLG: 0.540	1B			BB		G1-3		1B		4	1	3	0	1	0	0						
Tony Fernandez, S OBP: 0.325, SLG: 0.420	P4		E7		P4			L3		5	1	2	0	0	0	3						
Sandy Alomar Jr., R OBP: 0.383, SLG: 0.623	FC6-4		G3-2		2B		SH3-4			3	0	2	1	1	0	0						
Omar Vizquel, S OBP: 0.335, SLG: 0.331	FC6-4		G3-2		G3-2		1B	IBB		4	1	1	0	1	0	5						
<b>Inning Stats</b>	R: 0 E: 0 K: 1 S: 7	H: 0 LOB: 0 BB: 0 P: 9	R: 1 E: 0 K: 0 S: 13	H: 3 LOB: 2 BB: 0 P: 17	R: 0 E: 0 K: 0 S: 6	H: 1 LOB: 1 BB: 0 P: 6	R: 1 E: 1 K: 0 S: 11	H: 2 LOB: 2 BB: 2 P: 19	R: 0 E: 0 K: 0 S: 10	H: 0 LOB: 1 BB: 1 P: 15	R: 0 E: 0 K: 0 S: 12	H: 2 LOB: 2 BB: 0 P: 19	R: 1 E: 0 K: 0 S: 5	H: 1 LOB: 0 BB: 1 P: 12	R: 7 E: 0 K: 1 S: 24	H: 6 LOB: 1 BB: 2 P: 42		R: 0 E: 0 K: 0 S: 6	H: 1 LOB: 1 BB: 0 P: 9	1B: 12 2B: 3 3B: 0 HR: 1	SF: 0 SAC: 1 DP: 2 HBP: 0	WP: 0 PB: 0 SB: 0 CS: 0
<b>PITCHER</b>	IP	WLS	BF	H	R	ER	SO	BB	IBB	HBP	BLK	WP	HR	S	P	ERA	WHIP					
Tim Belcher, R ERA: 3.5	(1, 1)	7.1	L	38	13	8	8	1	4	1	0	0	0	77	119	9.82	2.318					
Larry Casian, L ERA: 7.94	(8, 1)	1.2		9	3	2	2	1	0	1	0	0	0	1	17	29	10.80	1.800				

Batter	1	2	3	4	5	6	7	8	9	AB	R	H	RBI	BB	SO	LOB	BOTTOM					
Jose Offerman, S OBP: 0.377, SLG: 0.421	L9			1B		L7		G3-1		4	0	1	0	0	0	0	Cleveland Indians @ Kansas City Royals Kauffman Stadium, Kansas City, MO Wed May 28 1997, 7:05 PM CDT Att: 13,380 - Unknown - 62 F					
Jay Bell, R OBP: 0.381, SLG: 0.495	G6-3			L4-3		F7		FC6-4		3	0	1	0	1	0	0						
Bip Roberts, S OBP: 0.376, SLG: 0.432	F7			L4-3		L4-3		FC6-4		4	1	1	0	0	0	2						
Jeff King, R OBP: 0.382, SLG: 0.392	F8				G5-3		P4	K		4	0	0	0	0	1	2						
Chili Davis, S OBP: 0.425, SLG: 0.444	K			2B	G5-3		2B	K		2	2	0	0	2	2	0						
Craig Paquette, R OBP: 0.282, SLG: 0.395	G3-1					E6		K		4	0	1	0	0	1	2						
Mike Macfarlane, R OBP: 0.200, SLG: 0.214			K		G5-3		K			4	0	1	1	0	2	4						
Tom Goodwin, L OBP: 0.303, SLG: 0.306			P6		G4-3			G5-3		4	0	1	2	0	0	2						
Johnny Damon, L OBP: 0.371, SLG: 0.495 Joe Vitiello, R OBP: 0.378, SLG: 0.364 Shane Halter, R OBP: 0.400, SLG: 0.294			F7			K		P5		2	0	0	0	0	1	0						
<b>Inning Stats</b>	R: 0 E: 0 K: 0 S: 8	H: 0 LOB: 0 BB: 0 P: 9	R: 0 E: 0 K: 1 S: 10	H: 0 LOB: 0 BB: 0 P: 14	R: 0 E: 0 K: 1 S: 10	H: 0 LOB: 0 BB: 0 P: 13	R: 0 E: 0 K: 0 S: 10	H: 2 LOB: 0 BB: 0 P: 16	R: 1 E: 0 K: 0 S: 14	H: 1 LOB: 1 BB: 1 P: 22	R: 0 E: 0 K: 1 S: 8	H: 0 LOB: 0 BB: 0 P: 11	R: 2 E: 1 K: 1 S: 13	H: 2 LOB: 2 BB: 1 P: 19	R: 0 E: 0 K: 1 S: 12	H: 0 LOB: 1 BB: 1 P: 23		R: 0 E: 0 K: 2 S: 9	H: 1 LOB: 1 BB: 0 P: 10	1B: 4 2B: 3 3B: 0 HR: 0	SF: 0 SAC: 0 DP: 1 HBP: 0	WP: 0 PB: 0 SB: 0 CS: 0
<b>PITCHER</b>	IP	WLS	BF	H	R	ER	SO	BB	IBB	HBP	BLK	WP	HR	S	P	ERA	WHIP					
Chad Ogea, R ERA: 4.75	(1, 1)	6.2		26	3	1	4	2	0	0	1	0	0	72	103	1.35	1.050					
Paul Assenmacher, L ERA: 9.0	(7, 1)	0.1	W	1	0	0	0	0	0	0	0	0	0	1	1	0.00	0.000					
Eric Plunk, R ERA: 5.13	(8, 1)	1.0		4	0	0	0	1	0	0	0	0	0	12	23	0.00	1.000					
Michael Jackson, R ERA: 2.96	(9, 1)	1.0		4	1	0	0	2	0	0	0	0	0	9	10	0.00	1.000					





Batter	1	2	3	4	5	6	7	8	9	AB	R	H	RBI	BB	SO	LOB	TOP			
Marquis Grissom, R (1, 8) OBP: 0.291, SLG: 0.301										4	0	0	0	0	2	1	<b>Cleveland Indians @ Baltimore Orioles</b> Oriole Park at Camden Yards, Baltimore, MD Fri May 30 1997, 7:05 PM EDT Att: 47,759 - Cloudy - 75 F			
Julio Franco, R (1, 10) OBP: 0.422, SLG: 0.431										3	0	0	0	0	1	0				
Jim Thome, L (1, 3) OBP: 0.452, SLG: 0.531										3	0	0	0	0	1	0				
Matt Williams, R (1, 5) OBP: 0.314, SLG: 0.529										3	0	0	0	0	1	0				
David Justice, L (1, 7) OBP: 0.483, SLG: 0.744										3	0	0	0	0	0	0				
Manny Ramirez, R (1, 9) OBP: 0.407, SLG: 0.529										3	0	0	0	0	0	0				
Tony Fernandez, S (1, 4) OBP: 0.318, SLG: 0.411										3	0	0	0	0	1	0		<b>AB</b> 28 <b>R</b> 0 <b>H</b> 1 <b>RBI</b> 0 <b>BB</b> 0 <b>SO</b> 10 <b>LOB</b> 2		
Sandy Alomar Jr., R (1, 2) OBP: 0.382, SLG: 0.617										3	0	1	0	0	2	0				
Omar Vizquel, S (1, 6) OBP: 0.332, SLG: 0.328										2	0	0	0	0	1	0				
Brian Giles, L (9, PH) OBP: 0.385, SLG: 0.446										1	0	0	0	0	1	1				
<b>Inning Stats</b>	R: 0 E: 0 K: 2 S: 7	H: 0 LOB: 0 BB: 0 P: 7	R: 0 E: 0 K: 0 S: 3	H: 0 LOB: 0 BB: 0 P: 3	R: 0 E: 0 K: 1 S: 7	H: 0 LOB: 0 BB: 0 P: 7	R: 0 E: 0 K: 1 S: 5	H: 0 LOB: 0 BB: 0 P: 5	R: 0 E: 0 K: 2 S: 7	H: 0 LOB: 0 BB: 0 P: 7	R: 0 E: 0 K: 0 S: 3	H: 0 LOB: 0 BB: 0 P: 3	R: 0 E: 0 K: 0 S: 3	H: 0 LOB: 0 BB: 0 P: 3	R: 0 E: 0 K: 2 S: 8	H: 1 LOB: 1 BB: 0 P: 8	1B: 1 2B: 0 3B: 0 HR: 0	SF: 0 SAC: 0 DP: 0 HBP: 0	WP: 0 PB: 0 SB: 0 CS: 0	PA: 28
<b>PITCHER</b> 35 Mike Mussina, R (1, 1) ERA: 3.73	IP: 9.0 WLS: W BF: 28 H: 1 R: 0 ER: 0 SO: 10 BB: 0 IBB: 0 HBP: 0 BLK: 0 WP: 0 HR: 0 S: 48 P: 48 ERA: 0.00 WHIP: 0.111															<b>PITCHER</b>	IP: 9.0 WLS: W BF: 28 H: 1 R: 0 ER: 0 SO: 10 BB: 0 IBB: 0 HBP: 0 BLK: 0 WP: 0 HR: 0 S: 48 P: 48 ERA: 0.00 WHIP: 0.111			

Batter	1	2	3	4	5	6	7	8	9	AB	R	H	RBI	BB	SO	LOB	BOTTOM			
Brady Anderson, L (1, 8) OBP: 0.470, SLG: 0.527										5	1	2	1	0	1	1	<b>Cleveland Indians @ Baltimore Orioles</b> Oriole Park at Camden Yards, Baltimore, MD Fri May 30 1997, 7:05 PM EDT Att: 47,759 - Cloudy - 75 F			
Roberto Alomar, S (1, 4) OBP: 0.331, SLG: 0.359										5	1	3	0	0	0	1				
Rafael Palmeiro, L (1, 3) OBP: 0.344, SLG: 0.478										4	0	1	1	1	1	2				
Cal Ripken Jr., R (1, 5) OBP: 0.332, SLG: 0.452										3	0	0	1	1	0	4				
B.J. Surhoff, L (1, 7) OBP: 0.404, SLG: 0.565										2	0	1	0	2	0	1				
Pete Incaviglia, R (1, 10) Charles Nagy, R (5, PR) OBP: 0.348, SLG: 0.427 OBP: 0.304, SLG: 0.396										2	0	0	0	0	2	4				
Tony Tarasco, L (1, 9) OBP: 0.275, SLG: 0.302										4	0	0	0	0	2	7		<b>AB</b> 34 <b>R</b> 3 <b>H</b> 9 <b>RBI</b> 3 <b>BB</b> 4 <b>SO</b> 6 <b>LOB</b> 26		
Chris Hoiles, R (1, 2) OBP: 0.415, SLG: 0.481										4	1	1	0	0	0	2				
Mike Bordick, R (1, 6) OBP: 0.264, SLG: 0.262										4	0	1	0	0	0	3				
<b>Inning Stats</b>	R: 1 E: 0 K: 2 S: 10	H: 3 LOB: 3 BB: 1 P: 14	R: 0 E: 0 K: 1 S: 5	H: 0 LOB: 0 BB: 0 P: 5	R: 1 E: 1 K: 1 S: 7	H: 1 LOB: 1 BB: 0 P: 7	R: 0 E: 0 K: 1 S: 6	H: 1 LOB: 1 BB: 0 P: 6	R: 1 E: 1 K: 0 S: 5	H: 2 LOB: 2 BB: 1 P: 9	R: 0 E: 0 K: 0 S: 5	H: 1 LOB: 1 BB: 0 P: 5	R: 0 E: 0 K: 1 S: 5	H: 1 LOB: 1 BB: 0 P: 5	R: 0 E: 0 K: 1 S: 5	H: 1 LOB: 1 BB: 0 P: 5		1B: 8 2B: 2 3B: 0 HR: 0	SF: 0 SAC: 0 DP: 1 HBP: 1	WP: 0 PB: 0 SB: 1 CS: 1
<b>PITCHER</b> Charles Nagy, R (1, 1) ERA: 3.67 Paul Assenmacher, L (8, 1) ERA: 8.18	IP: 7.0 WLS: L BF: 36 H: 8 R: 3 ER: 3 SO: 5 BB: 2 IBB: 2 HBP: 1 BLK: 0 WP: 0 HR: 0 S: 41 P: 58 ERA: 1.29 WHIP: 1.429															<b>PITCHER</b>	IP: 1.0 WLS: 3 BF: 3 H: 1 R: 0 ER: 0 SO: 1 BB: 0 IBB: 0 HBP: 0 BLK: 0 WP: 0 HR: 0 S: 5 P: 5 ERA: 0.00 WHIP: 1.000			



Batter	1	2	3	4	5	6	7	8	9	AB	R	H	RBI	BB	SO	LOB	TOP										
Marquis Grissom, R OBP: 0.285, SLG: 0.294	F8	F7		L9			SH1-3-5		E5	4	0	0	0	0	0	2	<b>Cleveland Indians @ Baltimore Orioles</b> Oriole Park at Camden Yards, Baltimore, MD Sat May 31 1997, 3:33 AM EDT Att: 47,739 - Sunny - 81 F										
Julio Franco, R OBP: 0.416, SLG: 0.424	F		K	G5-3			G6-3		K	5	1	1	0	0	2	3											
Jim Thome, L OBP: 0.449, SLG: 0.521 Sandy Alomar Jr., R OBP: 0.396, SLG: 0.620	L3		G3-1		F5		FC5-4			3	0	0	0	1	0	1											
Matt Williams, R OBP: 0.321, SLG: 0.533	HR				G3					4	1	2	0	1	1	3											
David Justice, L OBP: 0.483, SLG: 0.754	HR				F7					3	1	1	3	1	0	2											
Manny Ramirez, R OBP: 0.409, SLG: 0.548	HR				FC5-4					4	1	2	1	0	1	4											
Tony Fernandez, S OBP: 0.310, SLG: 0.400	F9				F7					4	0	0	0	0	0	2											
Pat Borders, R OBP: 0.326, SLG: 0.523 Kevin Seitzer, R OBP: 0.300, SLG: 0.346		F7					G6-3		G6-3	3	1	1	1	0	0	0											
Omar Vizquel, S OBP: 0.335, SLG: 0.337		G4-3							E5	4	0	2	0	0	0	0											
<b>Inning Stats</b>	R: 4 E: 1 K: 0 S: 6	H: 3 LOB: 0 BB: 1 P: 10	R: 0 E: 0 K: 0 S: 3	H: 0 LOB: 0 BB: 0 P: 3	R: 0 E: 0 K: 1 S: 6	H: 1 LOB: 2 BB: 1 P: 10	R: 1 E: 0 K: 0 S: 5	H: 2 LOB: 1 BB: 0 P: 5	R: 0 E: 0 K: 0 S: 3	H: 1 LOB: 0 BB: 0 P: 3	R: 0 E: 0 K: 1 S: 6	H: 1 LOB: 2 BB: 1 P: 10	R: 0 E: 2 K: 1 S: 10	H: 1 LOB: 3 BB: 0 P: 10	R: 0 E: 2 K: 0 S: 10	H: 1 LOB: 3 BB: 0 P: 10		1B: 5 2B: 3 3B: 0 HR: 3	SF: 0 SAC: 1 DP: 1 HBP: 0	WP: 0 PB: 0 SB: 2 CS: 0	PA: 40						
<b>PITCHER</b>	IP	WLS	BF	H	R	ER	SO	BB	IBB	HBP	BLK	WP	HR	S	P	ERA	WHIP										
Mike Johnson, R ERA: 5.47	3.1		17	5	5	5	1	2	0	0	0	0	3	17	25	13.50	2.100										
Shawn Boskie, R ERA: 6.35	3.2	W	12	3	0	0	0	0	0	0	0	0	0	12	12	0.00	0.818										
Jesse Orosco, L ERA: 0.64	0.1		3	1	0	0	0	1	0	0	0	0	0	2	6	0.00	6.000										
Armando Benitez, R ERA: 3.54	0.2		2	0	0	0	1	0	0	0	0	0	0	4	4	0.00	0.000										
Randy Myers, L ERA: 1.21	1.0	S	6	1	0	0	2	0	0	0	0	0	0	10	10	0.00	1.000										
Batter	1	2	3	4	5	6	7	8	9	AB	R	H	RBI	BB	SO	LOB	BOTTOM										
Brady Anderson, L OBP: 0.460, SLG: 0.513	G4-3	F8		F8		G3-1		F5		5	0	0	0	0	0	2	<b>Cleveland Indians @ Baltimore Orioles</b> Oriole Park at Camden Yards, Baltimore, MD Sat May 31 1997, 3:33 AM EDT Att: 47,739 - Sunny - 81 F										
Roberto Alomar, S OBP: 0.346, SLG: 0.416 Jeff Reboulet, R OBP: 0.305, SLG: 0.275										3	1	3	1	1	0	0											
Rafael Palmeiro, L OBP: 0.345, SLG: 0.473										4	1	1	0	1	1	3											
Cal Ripken Jr., R OBP: 0.338, SLG: 0.467										2	1	1	2	2	0	1											
B.J. Surhoff, L OBP: 0.403, SLG: 0.560										5	1	2	0	0	1	6											
Jeffrey Hammonds, R OBP: 0.311, SLG: 0.427										4	1	2	2	0	1	1											
Tony Tarasco, L OBP: 0.288, SLG: 0.358										4	1	2	2	0	1	1											
Lenny Webster, R OBP: 0.277, SLG: 0.255										2	1	0	0	2	1	2											
Mike Bordick, R OBP: 0.270, SLG: 0.287										3	1	2	1	0	0	1											
<b>Inning Stats</b>	R: 0 E: 0 K: 0 S: 3	H: 1 LOB: 2 BB: 2 P: 11	R: 1 E: 0 K: 1 S: 7	H: 2 LOB: 1 BB: 0 P: 7	R: 2 E: 0 K: 1 S: 8	H: 3 LOB: 2 BB: 1 P: 12	R: 1 E: 0 K: 0 S: 5	H: 2 LOB: 1 BB: 0 P: 5	R: 0 E: 0 K: 0 S: 3	H: 1 LOB: 0 BB: 0 P: 3	R: 1 E: 0 K: 1 S: 6	H: 1 LOB: 1 BB: 1 P: 10	R: 3 E: 0 K: 1 S: 7	H: 3 LOB: 0 BB: 1 P: 11	R: 0 E: 0 K: 1 S: 5	H: 0 LOB: 2 BB: 2 P: 13		1B: 8 2B: 1 3B: 0 HR: 4	SF: 1 SAC: 1 DP: 3 HBP: 0	WP: 0 PB: 0 SB: 1 CS: 0	PA: 41						
<b>PITCHER</b>	IP	WLS	BF	H	R	ER	SO	BB	IBB	HBP	BLK	WP	HR	S	P	ERA	WHIP										
Orel Hershiser, R ERA: 5.04	5.0		25	9	4	4	2	3	0	0	0	0	2	26	38	7.20	2.400										
Jose Mesa, R ERA: 5.27	1.1	L	10	4	4	4	2	2	0	0	0	0	2	12	20	27.00	4.500										
Paul Shuey, R ERA: 6.43	0.2		1	0	0	0	0	0	0	0	0	0	0	1	1	0.00	0.000										
Alvin Morman, L ERA:	1.0		5	0	0	0	1	2	0	0	0	0	0	5	13	0.00	2.000										



Batter	1	2	3	4	5	6	7	8	9	AB	R	H	RBI	BB	SO	LOB	TOP										
Ray Durham, S OBP: 0.391, SLG: 0.347 (1, 4)	G5-3		P6			G3		F7		5	1	1	1	0	0	0	Chicago White Sox @ Cleveland Indians Jacobs Field, Cleveland, OH Tue Jun 03 1997, 7:05 PM EDT Att: 42,994 - Unknown - 64 F										
Dave Martinez, L OBP: 0.339, SLG: 0.457 (1, 8) (7, 9)	HR			E7	1B	HR	G4-3	HR	5	4	4	3	0	0	0												
Frank Thomas, R OBP: 0.516, SLG: 0.684 (1, 3)	K				HR	HR	HR	G3-1	5	2	3	2	0	1	0												
Albert Belle, R OBP: 0.343, SLG: 0.535 (1, 7)	F8			F8	HR		2B	G4-3	5	1	3	3	0	0	1												
Harold Baines, L OBP: 0.387, SLG: 0.470 (1, 10)		G6-4-3		K	1B		G5-3	G4-3	5	0	2	0	0	1	3												
Lyle Mouton, R OBP: 0.391, SLG: 0.458 Darren Lewis, R OBP: 0.321, SLG: 0.222 (7, PR) (7, 8)	G6-4-3			G4-3	1B		FC6-4	G5-3	3	0	1	0	1	0	2												
Jorge Fabregas, L OBP: 0.153, SLG: 0.174 (1, 2)	L8						FC6-4		4	0	0	0	0	0	4												
Norberto Martin, R OBP: 0.316, SLG: 0.383 (1, 5)			G4-3		G4-3		G3		3	0	0	0	1	0	0												
Ozzie Guillen, L OBP: 0.328, SLG: 0.327 (1, 6)	G5-3				WP	G4-3	G6-3		4	1	1	0	0	0	1												
<b>Inning Stats</b>	R: 1 E: 0 K: 1 S: 6	H: 1 LOB: 0 BB: 0 P: 6	R: 0 E: 0 K: 0 S: 3	H: 1 LOB: 0 BB: 0 P: 3	R: 0 E: 0 K: 0 S: 3	H: 0 LOB: 0 BB: 0 P: 3	R: 1 E: 1 K: 1 S: 7	H: 2 LOB: 1 BB: 0 P: 7	R: 5 E: 0 K: 0 S: 10	H: 7 LOB: 2 BB: 0 P: 10	R: 0 E: 0 K: 0 S: 2	H: 0 LOB: 0 BB: 1 P: 6	R: 1 E: 0 K: 0 S: 5	H: 2 LOB: 2 BB: 1 P: 9	R: 0 E: 0 K: 0 S: 3	H: 0 LOB: 0 BB: 0 P: 3		R: 1 E: 0 K: 0 S: 5	H: 2 LOB: 1 BB: 0 P: 5	1B: 7 2B: 4 3B: 0 HR: 4	SF: 0 SAC: 0 DP: 2 HBP: 0	WP: 1 PB: 0 SB: 0 CS: 0	PA: 42				
<b>PITCHER</b>	IP	WLS	BF	H	R	ER	SO	BB	IBB	HBP	BLK	WP	HR	S	P	ERA	WHIP										
Chad Ogea, R ERA: 5.28 (1, 1)	4.2	L	22	9	7	7	2	0	0	0	0	1	2	26	26	13.50	1.929										
Danny Graves, R ERA: 1.23 (5, 1)	2.1		12	4	1	1	0	2	0	0	0	0	1	10	18	3.86	2.571										
Eric Plunk, R ERA: 5.2 (8, 1)	1.1		6	2	1	1	0	0	0	0	0	0	1	6	6	6.75	1.500										
Paul Assenmacher, L ERA: 7.71 (9, 1)	0.2		2	0	0	0	0	0	0	0	0	0	0	2	2	0.00	0.000										

Batter	1	2	3	4	5	6	7	8	9	AB	R	H	RBI	BB	SO	LOB	BOTTOM										
Marquis Grissom, R OBP: 0.284, SLG: 0.299 Brian Giles, L OBP: 0.390, SLG: 0.446 (9, FH)	K		G6-3		HR		F8		BB	4	1	1	1	0	1	1	Chicago White Sox @ Cleveland Indians Jacobs Field, Cleveland, OH Tue Jun 03 1997, 7:05 PM EDT Att: 42,994 - Unknown - 64 F										
Julio Franco, R OBP: 0.411, SLG: 0.418 (1, 10)	G1-3				K		K		G6-3	5	0	1	0	0	2	4											
Jim Thome, L OBP: 0.454, SLG: 0.560 (1, 3)	HR		F9		HR		BB			3	2	2	4	1	0	1											
Matt Williams, R OBP: 0.315, SLG: 0.523 (1, 5)	K			F8	G1-3		K			4	0	0	0	0	2	2											
David Justice, L OBP: 0.479, SLG: 0.749 (1, 7)		L8			K		K		K	4	0	1	0	0	2	0											
Manny Ramirez, R OBP: 0.405, SLG: 0.540 (1, 9)		G5-3		G6-3		FC4-6	G5-3			4	0	1	0	0	0	1											
Tony Fernandez, S OBP: 0.309, SLG: 0.392 (1, 4)				G4-3		FC4-6	G6-3			3	0	0	0	1	0	2											
Sandy Alomar Jr., R OBP: 0.389, SLG: 0.614 (1, 2)		L9			1B		P6		G4-6-3	3	1	1	0	1	0	2											
Omar Vizquel, S OBP: 0.338, SLG: 0.341 (1, 6)			G5-3		HR		CS		G4-6-3	4	1	2	0	0	0	1											
<b>Inning Stats</b>	R: 1 E: 0 K: 2 S: 8	H: 1 LOB: 0 BB: 0 P: 8	R: 0 E: 0 K: 0 S: 3	H: 0 LOB: 1 BB: 1 P: 7	R: 0 E: 0 K: 0 S: 4	H: 1 LOB: 1 BB: 0 P: 4	R: 0 E: 0 K: 0 S: 4	H: 1 LOB: 0 BB: 0 P: 4	R: 4 E: 0 K: 2 S: 11	H: 4 LOB: 0 BB: 0 P: 11	R: 0 E: 0 K: 0 S: 3	H: 1 LOB: 2 BB: 0 P: 3	R: 0 E: 0 K: 1 S: 5	H: 1 LOB: 2 BB: 1 P: 12	R: 0 E: 0 K: 1 S: 5	H: 0 LOB: 0 BB: 0 P: 5		R: 0 E: 0 K: 0 S: 2	H: 0 LOB: 1 BB: 2 P: 10	1B: 5 2B: 2 3B: 0 HR: 2	SF: 0 SAC: 0 DP: 1 HBP: 0	WP: 0 PB: 0 SB: 1 CS: 1	PA: 39				
<b>PITCHER</b>	IP	WLS	BF	H	R	ER	SO	BB	IBB	HBP	BLK	WP	HR	S	P	ERA	WHIP										
Danny Darwin, R ERA: 3.3 (1, 1)	6.0	W	26	8	5	5	4	1	0	0	0	0	0	33	37	7.50	1.500										
Carlos Castillo, R ERA: 3.67 (7, 1)	0.2		3	1	0	0	1	0	0	0	0	0	0	5	5	0.00	1.500										
Tony Castillo, L ERA: 9.53 (7, 1)	0.0		1	0	0	0	0	1	0	0	0	0	0	0	4	∞	∞										
Matt Karchner, R ERA: 4.35 (7, 1)	1.1		4	0	0	0	2	0	0	0	0	0	0	8	8	0.00	0.000										
Roberto Hernandez, R ERA: 2.26 (9, 1)	1.0		4	0	0	0	0	2	0	0	0	0	0	2	10	0.00	2.000										












Batter	1	2	3	4	5	6	7	8	9	AB	R	H	RBI	BB	SO	LOB	TOP								
<b>Omar Vizquel, S</b> OBP: 0.342, SLG: 0.354 (1, 6)	4-1 WP G6-4-3 1B BB	0-3 K		1-0 P5		0-3 K		0-1 G3-1		4	1	0	0	1	2	4									
<b>Julio Franco, R</b> OBP: 0.403, SLG: 0.411 (1, 10)	1-1 G6-4-3 WP 1-2 1B	0-0 2B		1-3 K		0-3 K		1-1 G4-3		5	0	2	1	0	2	2									
<b>Jim Thome, L</b> OBP: 0.448, SLG: 0.573 (1, 3)	4-2 G6-4-3 1-2 2-3 BB	0-3 K			2-2 HR			1-2 G3-1		4	1	1	1	1	1	1									
<b>Matt Williams, R</b> OBP: 0.302, SLG: 0.500 (1, 5)	1-0 G6-4-3		1-1 P3		0-1 P6			1-2 G6-3		5	0	0	0	0	0	2									
<b>David Justice, L</b> OBP: 0.460, SLG: 0.707 (1, 7)	1-2 G4-3		2-2 K		1-1 FC3-6 1B			1-3 K		4	0	1	0	0	2	1									
<b>Manny Ramirez, R</b> OBP: 0.399, SLG: 0.515 (1, 9)		0-2 E6 2B	3-3 K		1-1 FC3-6 2B			4-0 2B SF9 BB		3	2	0	0	1	1	1									
<b>Sandy Alomar Jr., R</b> OBP: 0.409, SLG: 0.643 (1, 2)		3-2 1-H 2B		0-0 1B 2B	0-0 2B			1-1 2B		4	2	4	1	0	0	0									
<b>Casey Candaele, S</b> OBP: 0.333, SLG: 0.417 (1, 4)		0-1 G6-3 2B		2-1 G1-3 1B	0-1 G1-3			2-2 G5-3		4	1	2	2	0	0	4									
<b>Marquis Grissom, R</b> OBP: 0.287, SLG: 0.299 (1, 8)		1-1 G6-3		2-1 G1-3			4-2 CS BB	1-1 SF9		2	0	0	1	1	0	2									
<b>Inning Stats</b>	R: 1 E: 0 K: 0 S: 9	H: 1 LOB: 1 BB: 2 P: 20	R: 3 E: 1 K: 2 S: 21	H: 3 LOB: 1 BB: 0 P: 25	R: 0 E: 0 K: 2 S: 9	H: 0 LOB: 0 BB: 0 P: 15	R: 1 E: 0 K: 1 S: 9	H: 2 LOB: 1 BB: 0 P: 15	R: 1 E: 0 K: 0 S: 12	H: 3 LOB: 2 BB: 1 P: 16	R: 0 E: 0 K: 1 S: 11	H: 0 LOB: 1 BB: 1 P: 15	R: 0 E: 0 K: 1 S: 9	H: 0 LOB: 0 BB: 0 P: 12	R: 1 E: 0 K: 0 S: 9	H: 1 LOB: 1 BB: 0 P: 17	R: 0 E: 0 K: 0 S: 5	H: 0 LOB: 0 BB: 0 P: 11	1B: 3 2B: 7 3B: 0 HR: 1	SF: 1 SAC: 0 DP: 2 HBP: 0	WP: 1 PB: 0 SB: 1 CS: 1	PA: 40			
<b>PITCHER</b>	IP	WLS	BF	H	R	ER	SO	BB	IBB	HBP	BLK	WP	HR	S	P	ERA	WHIP								
<b>Tom Gordon, R</b> ERA: 4.0 (1, 1)	4.1	L	23	8	6	4	5	2	0	0	0	1	1	55	85	8.31	2.308								
<b>Mark Brandenburg, R</b> ERA: 18.0 (5, 1)	2.2		9	1	0	0	3	1	0	0	0	0	0	25	33	0.00	0.750								
<b>Heathcliff Slocumb, R</b> ERA: 8.0 (8, 1)	2.0		8	1	1	1	0	1	0	0	0	0	0	14	28	4.50	1.000								

**Cleveland Indians @ Boston Red Sox**  
Fenway Park, Boston, MA  
Fri Jun 06 1997, 7:05 PM EDT  
Att: 30,202 - Unknown - 59 F


AB 35  
R 7  
H 10  
RBI 6  
BB 4  
SO 8  
LOB 17



Batter	1	2	3	4	5	6	7	8	9	AB	R	H	RBI	BB	SO	LOB	BOTTOM								
<b>Nomar Garciaparra, R</b> OBP: 0.311, SLG: 0.438 (1, 6)	0-1 G5-3 1B		2-1 P6		0-0 G5-3		1-2 F9	3-2 F9		5	0	1	0	0	0	3									
<b>Darren Daulton, L</b> OBP: 0.378, SLG: 0.475 (1, 8)	1-0 G5-3 1B		3-2 BB 1B		3-2 G3		2-1 G4-3		0-0 B3	5	0	2	0	0	0	1									
<b>Wil Cordero, R</b> OBP: 0.344, SLG: 0.462 (1, 7)	3-2 G5-3		1-1 BB 1B		3-2 G6-3		1-2 G4-3		0-0 G5-3	5	0	1	0	0	0	3									
<b>Mo Vaughn, L</b> OBP: 0.423, SLG: 0.592 (1, 3)	2-3 K		4-2 1B G6-4-3 BB		1-1 G1			3-1 2B 1B	4-2 BB	3	1	1	0	2	1	1									
<b>18 Reggie Jefferson, S</b> OBP: 0.338, SLG: 0.528 ERA: 4.72 (8, PH)		0-2 L9	1-2 G6-4-3		1-0 2B 1B			3-2 2B 1B	1-1 F8	3	1	1	0	0	0	3									
<b>Mike Stanley, R</b> OBP: 0.392, SLG: 0.471 (8, PH)			1-2 BB		0-0 2B 1B			1-2 2B 1B		2	1	1	0	0	0	1									
<b>Tim Lincecum, R</b> OBP: 0.376, SLG: 0.480 (1, 5)		0-0 G6-3		1-0 G5-3		0-0 2B 1B		2-0 P4		4	0	1	0	0	0	2									
<b>Troy O'Leary, L</b> OBP: 0.327, SLG: 0.433 (1, 9)		4-1 1B BB		0-0 G4-3		1-2 2B		1-1 L8		3	0	1	1	1	0	2									
<b>John Valentin, R</b> OBP: 0.313, SLG: 0.376 (1, 4)		3-2 1B		1-0 G1-3		0-1 G6-3		1-1 2B		4	0	2	2	0	0	2									
<b>Scott Hatteberg, L</b> OBP: 0.337, SLG: 0.438 (1, 2)		1-1 G3		2-2 G3		4-0 BB		4-0 BB		2	0	0	0	2	0	2									
<b>Inning Stats</b>	R: 0 E: 0 K: 1 S: 9	H: 2 LOB: 1 BB: 0 P: 15	R: 0 E: 0 K: 0 S: 10	H: 1 LOB: 2 BB: 1 P: 18	R: 0 E: 0 K: 0 S: 13	H: 2 LOB: 1 BB: 1 P: 24	R: 0 E: 0 K: 0 S: 3	H: 0 LOB: 0 BB: 0 P: 5	R: 0 E: 0 K: 0 S: 9	H: 0 LOB: 0 BB: 0 P: 14	R: 1 E: 0 K: 0 S: 16	H: 3 LOB: 2 BB: 0 P: 22	R: 0 E: 0 K: 0 S: 8	H: 0 LOB: 1 BB: 1 P: 16	R: 2 E: 0 K: 0 S: 15	H: 3 LOB: 2 BB: 1 P: 32	R: 0 E: 0 K: 0 S: 6	H: 0 LOB: 1 BB: 1 P: 11	1B: 9 2B: 2 3B: 0 HR: 0	SF: 0 SAC: 0 DP: 2 HBP: 0	WP: 0 PB: 0 SB: 0 CS: 0	PA: 41			
<b>PITCHER</b>	IP	WLS	BF	H	R	ER	SO	BB	IBB	HBP	BLK	WP	HR	S	P	ERA	WHIP								
<b>Orel Hershiser, R</b> ERA: 4.72 (1, 1)	7.0	W	30	8	1	1	1	3	0	0	0	0	0	68	114	1.29	1.571								
<b>Paul Assenmacher, L</b> ERA: 8.76 (8, 1)	0.0		2	2	2	2	0	0	0	0	0	0	0	7	13	-	-								
<b>Eric Plunk, R</b> ERA: 4.85 (8, 1)	2.0		9	1	0	0	0	2	0	0	0	0	0	14	30	0.00	1.500								

**Cleveland Indians @ Boston Red Sox**  
Fenway Park, Boston, MA  
Fri Jun 06 1997, 7:05 PM EDT  
Att: 30,202 - Unknown - 59 F


AB 36  
R 3  
H 11  
RBI 3  
BB 5  
SO 1  
LOB 20





Batter	1	2	3	4	5	6	7	8	9	AB	R	H	RBI	BB	SO	LOB	TOP								
<b>Omar Vizquel, S</b> OBP: 0.339, SLG: 0.355 (1, 6)	F9		G4-3	S 2H 2B		L7		G3		5	0	1	1	0	0	1	<b>Cleveland Indians @ Boston Red Sox</b> Fenway Park, Boston, MA Sat Jun 07 1997, 7:05 PM EDT Att: 32,780 - Overcast - 58 F								
<b>Julio Franco, R</b> OBP: 0.398, SLG: 0.405 (1, 10)	G5-3		E3 HR	G6-3		L9		1B		5	1	1	1	0	0	1									
<b>Jim Thome, L</b> OBP: 0.447, SLG: 0.582 (1, 3)	K		HR			K		P8 FC6-4 BB		4	1	1	2	1	2	1									
<b>Matt Williams, R</b> OBP: 0.304, SLG: 0.512 (1, 5)		HR 1B	K			HR		G5-3		5	2	2	1	0	1	2									
<b>David Justice, L</b> OBP: 0.459, SLG: 0.714 (1, 7)	HR		P9			E1 2B FC4-6		G5-3 1B		5	2	2	2	0	1	0									
<b>Manny Ramirez, R</b> OBP: 0.399, SLG: 0.514 (1, 9)	G1-3			2B BB		FC4-6 1-3 2B		G5-3		4	1	1	0	1	0	1									
<b>Sandy Alomar Jr., R</b> OBP: 0.411, SLG: 0.646 (1, 2)	L7			1-H 2B		FC4-6 IBB		K		4	0	2	1	1	1	1									
<b>Casey Candaele, S</b> OBP: 0.353, SLG: 0.412 (1, 4)			1B	2B 1B		FC4-6 1-2 2-3 3-H		P8		5	1	2	1	0	0	4									
<b>Marquis Grissom, R</b> OBP: 0.286, SLG: 0.298 (1, 8)	G4-3			F9		G1-3		G3 1B 1B		4	1	1	0	0	0	4									
<b>Inning Stats</b>	R: 0 E: 0 K: 1 S: 9	H: 0 LOB: 0 BB: 0 P: 13	R: 2 E: 0 K: 0 S: 19	H: 3 LOB: 1 BB: 0 P: 24	R: 2 E: 1 K: 1 S: 9	H: 1 LOB: 0 BB: 0 P: 15	R: 2 E: 0 K: 0 S: 12	H: 3 LOB: 1 BB: 1 P: 21	R: 2 E: 1 K: 1 S: 19	H: 2 LOB: 2 BB: 1 P: 32	R: 0 E: 0 K: 0 S: 8	H: 0 LOB: 1 BB: 1 P: 15	R: 0 E: 0 K: 1 S: 9	H: 1 LOB: 0 BB: 0 P: 11	R: 1 E: 0 K: 0 S: 10	H: 2 LOB: 1 BB: 0 P: 16	R: 0 E: 0 K: 1 S: 8	H: 1 LOB: 1 BB: 0 P: 13	1B: 7 2B: 3 3B: 0 HR: 3	SF: 0 SAC: 0 DP: 0 HBP: 0	WP: 0 PB: 0 SB: 2 CS: 0	PA: 44			
<b>PITCHER</b>	IP	WLS	BF	H	R	ER	SO	BB	IBB	HBP	BLK	WP	HR	S	P	ERA	WHIP								
<b>Aaron Sele, R</b> ERA: 5.76 (1, 1)	3.1	L	17	6	6	5	2	1	0	0	0	0	2	42	62	13.50	2.100								
<b>John Wastin, R</b> ERA: 5.49 (4, 1)	2.2		14	3	2	1	1	1	1	0	0	0	1	34	58	3.38	1.500								
<b>Mark Brandenburg, R</b> ERA: 13.5 (7, 1)	1.0		4	1	0	0	1	0	0	0	0	0	0	9	11	0.00	1.000								
<b>Kerry Lacy, R</b> ERA: 3.74 (8, 1)	1.0		5	2	1	1	0	0	0	0	0	0	0	10	16	9.00	2.000								
<b>Chris Hammond, L</b> ERA: 6.09 (9, 1)	1.0		4	1	0	0	1	0	0	0	0	0	0	8	13	0.00	1.000								

AB	41
R	9
H	13
RBI	9
BB	3
SO	5
LOB	15



Batter	1	2	3	4	5	6	7	8	9	AB	R	H	RBI	BB	SO	LOB	BOTTOM								
<b>Nomar Garciaparra, R</b> OBP: 0.313, SLG: 0.438 (1, 6)	S 1B		HR 1B	K			G1-3		L7	5	1	2	0	0	1	1	<b>Cleveland Indians @ Boston Red Sox</b> Fenway Park, Boston, MA Sat Jun 07 1997, 7:05 PM EDT Att: 32,780 - Overcast - 58 F								
<b>Darren Bragg, L</b> OBP: 0.379, SLG: 0.489 (1, 8) (9, 9)	K		HR			G3		G4-3		5	1	2	3	0	1	2									
<b>Wil Cordero, R</b> OBP: 0.341, SLG: 0.469 (1, 7)	P2		HR			G3		G5-3		5	1	1	1	0	1	3									
<b>Mo Vaughn, L</b> OBP: 0.420, SLG: 0.584 (1, 3)	K		18 1B BB			G4-3		K		3	0	0	0	1	2	1									
<b>18 Reggie Jefferson, S</b> OBP: 0.338, SLG: 0.523 (1, 10) <b>Jeff Frye, R</b> OBP: 0.351, SLG: 0.405 (8, PH)	G3-1		G6-4-3 1B			K		HR		3	0	1	0	0	1	0									
<b>Tim Lincecum, R</b> OBP: 0.371, SLG: 0.471 (1, 5)	G4-3		G6-4-3			G4-3		G5-3		4	0	0	0	0	0	2									
<b>Troy O'Leary, L</b> OBP: 0.335, SLG: 0.438 (1, 9) <b>Shane Mack, R</b> OBP: 0.371, SLG: 0.375 (8, PH) (9, 8)	1B		F7			1B		1B		3	0	2	0	0	0	1									
<b>John Valentin, R</b> OBP: 0.307, SLG: 0.369 (1, 4)	F9		G4-3			G1-3		F8		4	0	0	0	0	0	3									
<b>Scott Hatteberg, L</b> OBP: 0.345, SLG: 0.447 (1, 2)			HR 1B BB			K		G4-3 2B		3	1	1	0	1	2	0									
<b>Inning Stats</b>	R: 0 E: 0 K: 2 S: 12	H: 1 LOB: 1 BB: 0 P: 19	R: 0 E: 0 K: 0 S: 9	H: 1 LOB: 1 BB: 0 P: 16	R: 4 E: 0 K: 0 S: 14	H: 4 LOB: 1 BB: 2 P: 29	R: 0 E: 0 K: 2 S: 12	H: 0 LOB: 0 BB: 0 P: 14	R: 0 E: 0 K: 1 S: 7	H: 1 LOB: 1 BB: 0 P: 13	R: 0 E: 0 K: 0 S: 11	H: 1 LOB: 1 BB: 0 P: 17	R: 1 E: 0 K: 0 S: 12	H: 2 LOB: 1 BB: 0 P: 21	R: 0 E: 0 K: 2 S: 12	H: 1 LOB: 1 BB: 0 P: 18	1B: 7 2B: 1 3B: 0 HR: 3	SF: 0 SAC: 0 DP: 1 HBP: 0	WP: 0 PB: 0 SB: 1 CS: 0	PA: 39					
<b>PITCHER</b>	IP	WLS	BF	H	R	ER	SO	BB	IBB	HBP	BLK	WP	HR	S	P	ERA	WHIP								
<b>Bartolo Colon, R</b> ERA: 6.75 (1, 1)	7.0		30	8	4	4	5	2	0	0	0	0	2	72	119	5.14	1.429								
<b>Alvin Morman, L</b> ERA: 2.45 (8, 1)	0.2		3	1	1	1	1	0	0	0	0	0	1	9	18	13.50	1.500								
<b>Paul Shuey, R</b> ERA: 5.09 (8, 1)	1.1		6	2	0	0	2	0	0	0	0	0	0	15	21	0.00	1.500								

AB	37
R	5
H	11
RBI	5
BB	2
SO	8
LOB	13





Batter	1	2	3	4	5	6	7	8	9	AB	R	H	RBI	BB	SO	LOB	TOP										
<b>Omar Vizquel, S</b> OBP: 0.336, SLG: 0.351 (1, 6)										5	1	1	0	0	0	3	<b>Cleveland Indians @ Boston Red Sox</b> Fenway Park, Boston, MA Sun Jun 08 1997, 3:33 AM EDT Att: 32,155 - Sunny - 64 F										
<b>Julio Franco, R</b> OBP: 0.394, SLG: 0.400 (1, 10)										5	0	1	0	0	2	2											
<b>Jim Thome, L</b> OBP: 0.442, SLG: 0.588 (1, 3)										5	1	1	2	0	2	2											
<b>Matt Williams, R</b> OBP: 0.306, SLG: 0.507 (1, 5)											4	2	1	0	1	1		0									
<b>David Justice, L</b> OBP: 0.462, SLG: 0.714 (1, 7)										3	2	1	0	2	0	1											
<b>Manny Ramirez, R</b> OBP: 0.401, SLG: 0.508 (1, 9)										2	0	0	0	2	1	2											
<b>Pat Borders, R</b> OBP: 0.340, SLG: 0.521 (1, 2)										4	0	2	2	0	0	3											
<b>Casey Candaele, S</b> OBP: 0.286, SLG: 0.333 (1, 4)										4	0	0	0	0	0	6											
<b>Marquis Grissom, R</b> OBP: 0.291, SLG: 0.298 (1, 8)										3	0	1	1	1	0	0											
<b>Inning Stats</b>	R: 3 E: 0 K: 1 S: 26	H: 3 LOB: 2 BB: 2 P: 45	R: 0 E: 0 K: 0 S: 13	H: 0 LOB: 1 BB: 1 P: 22	R: 2 E: 0 K: 0 S: 17	H: 2 LOB: 2 BB: 2 P: 31	R: 0 E: 0 K: 1 S: 7	H: 0 LOB: 0 BB: 0 P: 9	R: 0 E: 0 K: 1 S: 10	H: 1 LOB: 1 BB: 1 P: 14	R: 1 E: 0 K: 0 S: 10	H: 2 LOB: 1 BB: 0 P: 18	R: 0 E: 0 K: 1 S: 7	H: 0 LOB: 0 BB: 0 P: 8	R: 0 E: 0 K: 2 S: 9	H: 0 LOB: 0 BB: 0 P: 13	1B: 6 2B: 1 3B: 0 HR: 1	SF: 0 SAC: 0 DP: 0 HBP: 0	WP: 0 PB: 0 SB: 6 CS: 0	PA: 41							
<b>PITCHER</b>	IP	WLS	BF	H	R	ER	SO	BB	IBB	HBP	BLK	WP	HR	S	P	ERA	WHIP										
<b>Jeff Suppan, R</b> ERA: 4.35 (1, 1)	2.0		15	4	5	5	1	5	0	0	0	0	1	43	80	22.50	4.500										
<b>Joe Hudson, R</b> ERA: 3.9 (3, 1)	3.0	W	11	1	0	0	2	1	0	0	0	0	0	30	44	0.00	0.667										
<b>Kerry Lacy, R</b> ERA: 3.9 (6, 1)	2.0		9	3	1	1	0	0	0	0	0	0	0	20	32	4.50	1.500										
<b>Chris Hammond, L</b> ERA: 5.98 (8, 1)	1.0		3	0	0	0	1	0	0	0	0	0	0	7	8	0.00	0.000										
<b>Heathcliff Stocumb, R</b> ERA: 7.71 (9, 1)	1.0		3	0	0	0	2	0	0	0	0	0	0	9	13	0.00	0.000										

Batter	1	2	3	4	5	6	7	8	9	AB	R	H	RBI	BB	SO	LOB	BOTTOM										
<b>Nomar Garciaparra, R</b> OBP: 0.318, SLG: 0.441 (1, 6)										5	2	3	2	0	1	3	<b>Cleveland Indians @ Boston Red Sox</b> Fenway Park, Boston, MA Sun Jun 08 1997, 3:33 AM EDT Att: 32,155 - Sunny - 64 F										
<b>Darren Brown, L</b> OBP: 0.380, SLG: 0.484 (1, 8)										4	2	1	0	1	2	5											
<b>Mo Vaughn, L</b> OBP: 0.424, SLG: 0.581 (1, 3)										3	1	1	1	2	0	1											
<b>Wil Cordero, R</b> OBP: 0.342, SLG: 0.478 (1, 7)										4	1	2	3	0	1	1											
<b>18 Reggie Jefferson, S</b> OBP: 0.340, SLG: 0.533 (1, 10)										5	1	2	2	0	0	3											
<b>Mike Stanley, R</b> OBP: 0.388, SLG: 0.462 (1, 2)											4	0	1	0	0	1		2									
<b>Bill Haselman, R</b> OBP: 0.322, SLG: 0.418 (7, 2)											1	0	0	0	0	1		0									
<b>Tim Lincecum, R</b> OBP: 0.372, SLG: 0.466 (1, 5)											4	1	1	0	1	0		0									
<b>Troy O'Leary, L</b> OBP: 0.347, SLG: 0.446 (1, 9)										4	2	3	0	1	1	2											
<b>John Valentin, R</b> OBP: 0.314, SLG: 0.386 (1, 4)										4	2	2	3	1	0	2											
<b>Inning Stats</b>	R: 0 E: 1 K: 2 S: 12	H: 1 LOB: 1 BB: 1 P: 18	R: 0 E: 0 K: 0 S: 6	H: 0 LOB: 0 BB: 0 P: 10	R: 0 E: 0 K: 0 S: 7	H: 0 LOB: 1 BB: 1 P: 13	R: 9 E: 1 K: 1 S: 28	H: 7 LOB: 1 BB: 2 P: 53	R: 0 E: 0 K: 2 S: 15	H: 2 LOB: 3 BB: 1 P: 28	R: 0 E: 0 K: 0 S: 6	H: 1 LOB: 1 BB: 0 P: 11	R: 3 E: 0 K: 1 S: 27	H: 4 LOB: 2 BB: 1 P: 46	R: 0 E: 0 K: 1 S: 8	H: 1 LOB: 1 BB: 0 P: 14	1B: 11 2B: 4 3B: 0 HR: 1	SF: 1 SAC: 0 DP: 1 HBP: 0	WP: 0 PB: 0 SB: 0 CS: 1	PA: 45							
<b>PITCHER</b>	IP	WLS	BF	H	R	ER	SO	BB	IBB	HBP	BLK	WP	HR	S	P	ERA	WHIP										
<b>Chad Ogea, R</b> ERA: 5.74 (1, 1)	3.1	L	17	6	6	6	3	3	0	0	0	0	1	47	82	12.00	3.333										
<b>Danny Graves, R</b> ERA: 4.76 (4, 1)	3.0		20	8	6	4	2	2	0	0	0	0	0	9	16	0.00	3.000										
<b>Paul Assenmacher, L</b> ERA: 6.53 (7, 1)	0.1		2	0	0	0	1	1	0	0	0	0	0	6	11	0.00	3.000										
<b>Eric Plunk, R</b> ERA: 4.8 (7, 1)	0.1		2	1	0	0	0	0	0	0	0	0	0	6	11	0.00	3.000										
<b>Michael Jackson, R</b> ERA: 2.58 (8, 1)	1.0		4	1	0	0	1	0	0	0	0	0	0	8	14	0.00	1.000										

AB 35  
R 6  
H 8  
RBI 5  
BB 6  
SO 6  
LOB 19



AB 38  
R 12  
H 16  
RBI 11  
BB 6  
SO 7  
LOB 19













Batter	1	2	3	4	5	6	7	8	9	AB	R	H	RBI	BB	SO	LOB	TOP					
Gerald Williams, R OBP: 0.314, SLG: 0.389										5	0	0	0	0	1	5	<b>Milwaukee Brewers @ Cleveland Indians</b> Jacobs Field, Cleveland, OH Thu Jun 12 1997, 7:05 PM EDT Att: 41,975 - Unknown - 75 F					
Jeremy Burnitz, L OBP: 0.415, SLG: 0.506										4	0	0	0	1	2	3						
Jeff Cirillo, R OBP: 0.361, SLG: 0.453										4	2	3	2	1	0	0						
18 Todd Dunn, R OBP: 0.308, SLG: 0.440										5	1	1	0	0	2	4						
Dave Nilsson, L OBP: 0.356, SLG: 0.419										4	1	1	2	0	1	4						
Tim Unroe, R OBP: 0.167, SLG: 0.667										0	0	0	0	0	0	0						
Mark Loretta, R OBP: 0.383, SLG: 0.401										2	0	1	2	0	0	0						
Matt Mieske, R OBP: 0.327, SLG: 0.404										4	1	1	0	0	0	3						
Jose Valentin, S OBP: 0.338, SLG: 0.435										4	1	2	0	0	0	0						
Mike Matheny, R OBP: 0.295, SLG: 0.356										2	0	1	0	1	0	0						
<b>Inning Stats</b>	R: 0 E: 0 K: 1 S: 7	H: 0 LOB: 0 BB: 0 P: 10	R: 0 E: 0 K: 2 S: 14	H: 1 LOB: 1 BB: 0 P: 21	R: 0 E: 0 K: 1 S: 8	H: 2 LOB: 2 BB: 0 P: 12	R: 1 E: 0 K: 0 S: 11	H: 2 LOB: 1 BB: 0 P: 18	R: 0 E: 0 K: 1 S: 9	H: 0 LOB: 1 BB: 1 P: 15	R: 1 E: 1 K: 0 S: 11	H: 1 LOB: 1 BB: 0 P: 15	R: 0 E: 0 K: 0 S: 4	H: 0 LOB: 0 BB: 0 P: 4	R: 2 E: 0 K: 0 S: 6	H: 1 LOB: 0 BB: 1 P: 12	R: 2 E: 0 K: 1 S: 15	H: 3 LOB: 2 BB: 1 P: 25	1B: 8 2B: 2 3B: 0 HR: 1	SF: 2 SAC: 1 DP: 1 HBP: 0	WP: 0 PB: 0 CS: 1	PA: 40
<b>PITCHER</b>	IP	WLS	BF	H	R	ER	SO	BB	IBB	HBP	BLK	WP	HR	S	P	ERA	WHIP					
Brian Anderson, L ERA: 1.23	(1, 1)	7.1	L	29	6	2	1	5	1	0	0	0	0	65	96	1.23	0.955					
Eric Plunk, R ERA: 5.69	(8, 1)	1.2		11	4	4	4	1	1	1	0	0	0	1	20	36	21.60	3.000				

Batter	1	2	3	4	5	6	7	8	9	AB	R	H	RBI	BB	SO	LOB	BOTTOM					
Omar Vizquel, S OBP: 0.337, SLG: 0.353										3	0	2	1	0	0	0	<b>Milwaukee Brewers @ Cleveland Indians</b> Jacobs Field, Cleveland, OH Thu Jun 12 1997, 7:05 PM EDT Att: 41,975 - Unknown - 75 F					
Julio Franco, R OBP: 0.385, SLG: 0.392										4	0	0	0	0	3	2						
Jim Thome, L OBP: 0.435, SLG: 0.581										4	0	0	0	0	1	2						
Matt Williams, R OBP: 0.304, SLG: 0.496										3	0	0	0	0	0	0						
David Justice, L OBP: 0.455, SLG: 0.697										2	0	1	0	1	0	0						
Manny Ramirez, R OBP: 0.399, SLG: 0.495										3	0	0	0	0	0	2						
Sandy Alomar Jr., R OBP: 0.409, SLG: 0.642										3	1	1	0	0	0	0						
Brian Giles, L OBP: 0.381, SLG: 0.429										3	1	1	0	0	0	0						
Marquis Grissom, R OBP: 0.288, SLG: 0.302										3	0	1	1	0	0	0						
<b>Inning Stats</b>	R: 0 E: 0 K: 1 S: 7	H: 1 LOB: 0 BB: 0 P: 13	R: 0 E: 0 K: 0 S: 10	H: 0 LOB: 0 BB: 1 P: 15	R: 0 E: 0 K: 0 S: 5	H: 0 LOB: 0 BB: 0 P: 9	R: 0 E: 0 K: 0 S: 13	H: 0 LOB: 0 BB: 0 P: 19	R: 0 E: 0 K: 0 S: 6	H: 0 LOB: 0 BB: 0 P: 11	R: 0 E: 0 K: 0 S: 6	H: 0 LOB: 0 BB: 0 P: 6	R: 0 E: 0 K: 1 S: 7	H: 1 LOB: 0 BB: 0 P: 13	R: 0 E: 0 K: 0 S: 7	H: 0 LOB: 0 BB: 0 P: 8		R: 2 E: 0 K: 2 S: 17	H: 3 LOB: 1 BB: 0 P: 21	1B: 5 2B: 2 3B: 0 HR: 0	SF: 1 SAC: 0 DP: 3 HBP: 0	WP: 0 PB: 0 CS: 0
<b>PITCHER</b>	IP	WLS	BF	H	R	ER	SO	BB	IBB	HBP	BLK	WP	HR	S	P	ERA	WHIP					
Jose Mercedes, R ERA: 4.77	(1, 1)	8.0	W	27	6	2	2	2	1	0	0	0	0	70	105	2.25	0.875					
Doug Jones, R ERA: 3.52	(9, 1)	1.0		3	0	0	0	2	0	0	0	0	0	8	10	0.00	0.000					



Batter	1	2	3	4	5	6	7	8	9	AB	R	H	RBI	BB	SO	LOB	TOP					
Omar Vizquel, S OBP: 0.335, SLG: 0.347	(1,6) K		(4,0) S BB		(1,3) K		(0,1) F8	(0,0) E4 2B		4	1	0	0	1	2	3	Cleveland Indians @ St. Louis Cardinals Busch Stadium, St. Louis, MO Sat Jun 14 1997, 3:33 AM CDT Att: 43,582 - Sunny - 72 F					
Julio Franco, R OBP: 0.385, SLG: 0.396	(1,4) G1-3		(3,2) F8		(1,3) K		(3,1) 2B 1B	(1,1) 1B 2B		5	2	2	2	0	1	2						
Jim Thome, L OBP: 0.435, SLG: 0.581	(1,3) K		(2,3) K		(3,2) G3		(2,2) 2B	(1,2) 1B		5	0	2	3	0	2	2						
Matt Williams, R OBP: 0.298, SLG: 0.485		(2,2) F8		(0,2) E7 1B 1B		(0,3) K	(0,0) F8	(0,3) K		5	0	0	0	0	2	2						
David Justice, L OBP: 0.449, SLG: 0.685	(1,7) K		(1,3) K		(1,0) G1-3		(3,2) G4-3 1B	(1,1) SH1-3 1B	(1,1) G6-3	5	1	1	0	0	2	1						
Manny Ramirez, R OBP: 0.403, SLG: 0.497	(6,1) 1B		(2,0) 1B		(1,1) 1B		(0,0) SH1-3	(0,1) F9		3	0	2	0	0	1	0						
Kevin Seitzer, R OBP: 0.302, SLG: 0.333	(6,PH) 1B		(1,2) 1B		(0,1) 1B		(1,2) 1B			0	0	0	0	0	0	0						
Alvin Morman, L OBP: 0.391, SLG: 0.435	(6,1) 1B		(1,1) 1B		(1,2) 1B		(1,2) 1B			1	0	0	0	0	0	0						
Paul Shuey, R OBP: 0.411, SLG: 0.640	(9,1) 1B		(1,1) 1B		(1,2) 1B		(0,1) G5-3	(1,1) G4-3	(1,0) 1B	5	0	3	0	0	0	1						
Sandy Alomar Jr., R OBP: 0.291, SLG: 0.305	(1,2) 1B		(3,3) K		(2,2) G6-4-3		(2,2) 1B	(2,2) E 1B	(3,3) K	5	2	2	1	0	2	6						
Marquis Grissom, R OBP: 0.291, SLG: 0.305	(1,8) K		(1,2) 1B		(1,2) 1B		(2,2) 1B	(2,2) E 1B	(3,3) K	1	0	0	0	0	1	0						
Bartolo Colon, R OBP: 0.318, SLG: 0.354	(5,PH) K		(0,3) K		(0,1) 1B		(1,1) 2B 1B	(4,2) E 2B BB		1	0	0	0	0	1	0						
Paul Assenmacher, L OBP: 0.391, SLG: 0.435	(5,1) K						(1,1) 2B 1B	(1,2) 2B BB		1	0	1	0	0	0	0						
Brian Giles, L OBP: 0.391, SLG: 0.435	(6,9) K						(1,1) 2B 1B	(1,2) 2B BB		1	0	0	0	0	0	0						
Brian Giles, L OBP: 0.391, SLG: 0.435	(6,9) K						(1,1) 2B 1B	(1,2) 2B BB		1	2	1	1	1	0	0						
<b>Inning Stats</b>	R: 0 E: 0 K: 2 S: 9	H: 0 LOB: 0 BB: 0 P: 13	R: 0 E: 0 K: 2 S: 12	H: 2 LOB: 2 BB: 0 P: 21	R: 0 E: 0 K: 2 S: 9	H: 0 LOB: 1 BB: 1 P: 18	R: 0 E: 1 K: 1 S: 15	H: 2 LOB: 2 BB: 0 P: 20	R: 0 E: 0 K: 2 S: 12	H: 0 LOB: 0 BB: 0 P: 9	R: 3 E: 0 K: 0 S: 16	H: 4 LOB: 1 BB: 0 P: 25	R: 5 E: 1 K: 1 S: 23	H: 4 LOB: 1 BB: 1 P: 34	R: 0 E: 0 K: 1 S: 11	H: 1 LOB: 1 BB: 0 P: 16	1B: 12 2B: 2 3B: 0 HR: 0	SF: 0 SAC: 1 DP: 1 HBP: 0	WP: 0 PB: 0 SB: 3 CS: 0	PA: 44		
<b>PITCHER</b>	IP WLS BF H R ER SO BB IBB HBP BLK WP HR S P ERA WHIP																					
Andy Benes, R ERA: 2.35	(1,1) 7.0 31 9 3 3 11 1 0 0 0 0 0 0 80 123 3.86 1.429																					
T.J. Mathews, R ERA: 2.13	(8,1) 0.2 L 4 2 2 1 0 0 0 0 0 0 0 0 10 16 13.50 3.000																					
Tony Fossas, L ERA: 1.96	(8,1) 0.0 4 2 3 0 0 1 0 0 0 0 0 0 10 15 ∞ ∞																					
John Frascatore, R ERA: 2.48	(8,1) 0.1 1 0 0 0 1 0 0 0 0 0 0 0 3 3 0.00 0.000																					
Rigo Beltran, L ERA: 3.18	(9,1) 1.0 4 1 0 0 1 0 0 0 0 0 0 0 11 16 0.00 1.000																					
<b>Batter</b>	<b>1</b>	<b>2</b>	<b>3</b>	<b>4</b>	<b>5</b>	<b>6</b>	<b>7</b>	<b>8</b>	<b>9</b>	<b>AB</b>	<b>R</b>	<b>H</b>	<b>RBI</b>	<b>BB</b>	<b>SO</b>	<b>LOB</b>	<b>BOTTOM</b>					
Delino DeShields, L OBP: 0.358, SLG: 0.482	(1,4) P5		(0,0) S 1B	(1,2) F7			(2,2) P6			4	0	1	0	0	0	1	Cleveland Indians @ St. Louis Cardinals Busch Stadium, St. Louis, MO Sat Jun 14 1997, 3:33 AM CDT Att: 43,582 - Sunny - 72 F					
Willie McGee, S OBP: 0.338, SLG: 0.412	(1,9) BB		(2,2) F8		(1,1) CS 1B		(3,2) F8			3	0	1	0	1	0	1						
Ray Lankford, L OBP: 0.442, SLG: 0.720	(1,8) L7		(2,3) K		(2,2) F8		(0,2) G4-3			4	0	0	0	0	1	3						
Ron Gant, R OBP: 0.321, SLG: 0.444	(1,7) K		(1,0) F8		(2,3) K		(1,0) G5-3			4	0	0	0	0	2	2						
John Mabry, L OBP: 0.371, SLG: 0.397		(0,0) G4-3		(1,0) HR		(1,0) F7		(4,2) G3-6 BB		3	1	1	1	1	0	0						
Gary Gaetti, R OBP: 0.307, SLG: 0.396		(4,1) BB 1B BB		(2,0) 1B 2B		(1,1) 1B		(0,0) P6		3	2	2	0	1	0	1						
Mike DiFelice, R OBP: 0.316, SLG: 0.393		(4,2) BB 1B BB		(0,0) SH3-4 1B		(1,3) K		(2,1) G3-6		3	0	1	1	1	1	1						
Royce Clayton, R OBP: 0.298, SLG: 0.422		(2,3) K		(2,3) K			(0,1) G4-3			3	0	0	0	0	2	3						
Andy Benes, R ERA: 6.75	(1,1) 4.0 19 5 3 3 4 3 0 0 0 0 0 0 52 83 6.75 2.000																					
Paul Assenmacher, L ERA: 7.2	(5,1) 1.1 W 5 1 0 0 2 0 0 0 0 0 0 0 14 20 0.00 0.600																					
Albie Lopez, R ERA: 0.58	(6,1) 1.2 3 0 0 0 0 0 0 0 0 0 0 0 7 11 0.00 0.000																					
Alvin Morman, L ERA: 1.8	(8,1) 1.0 3 0 0 0 0 0 0 0 0 0 0 0 8 14 0.00 1.000																					
Paul Shuey, R ERA: 4.28	(9,1) 1.0 3 0 0 0 0 0 0 0 0 0 0 0 8 14 0.00 1.000																					
<b>Inning Stats</b>	R: 0 E: 0 K: 1 S: 14	H: 0 LOB: 1 BB: 1 P: 23	R: 1 E: 0 K: 1 S: 17	H: 1 LOB: 1 BB: 2 P: 28	R: 0 E: 0 K: 1 S: 11	H: 1 LOB: 1 BB: 0 P: 16	R: 2 E: 0 K: 1 S: 10	H: 3 LOB: 1 BB: 0 P: 16	R: 0 E: 0 K: 1 S: 8	H: 1 LOB: 0 BB: 0 P: 13	R: 0 E: 0 K: 1 S: 6	H: 1 LOB: 0 BB: 0 P: 9	R: 0 E: 0 K: 0 S: 9	H: 0 LOB: 0 BB: 0 P: 13	R: 0 E: 0 K: 0 S: 7	H: 0 LOB: 0 BB: 0 P: 11	R: 0 E: 0 K: 0 S: 8	H: 0 LOB: 0 BB: 1 P: 14	1B: 5 2B: 1 3B: 0 HR: 1	SF: 0 SAC: 1 DP: 1 HBP: 0	WP: 0 PB: 0 SB: 1 CS: 1	PA: 34
<b>PITCHER</b>	IP WLS BF H R ER SO BB IBB HBP BLK WP HR S P ERA WHIP																					
Bartolo Colon, R ERA: 6.75	(1,1) 4.0 19 5 3 3 4 3 0 0 0 0 0 0 52 83 6.75 2.000																					
Paul Assenmacher, L ERA: 7.2	(5,1) 1.1 W 5 1 0 0 2 0 0 0 0 0 0 0 14 20 0.00 0.600																					
Albie Lopez, R ERA: 0.58	(6,1) 1.2 3 0 0 0 0 0 0 0 0 0 0 0 7 11 0.00 0.000																					
Alvin Morman, L ERA: 1.8	(8,1) 1.0 3 0 0 0 0 0 0 0 0 0 0 0 8 14 0.00 1.000																					
Paul Shuey, R ERA: 4.28	(9,1) 1.0 3 0 0 0 0 0 0 0 0 0 0 0 8 14 0.00 1.000																					

Cleveland Indians @ St. Louis Cardinals  
Busch Stadium, St. Louis, MO  
Sat Jun 14 1997, 3:33 AM CDT  
Att: 43,582 - Sunny - 72 F

AB 41  
R 8  
H 14  
RBI 7  
BB 2  
SO 13  
LOB 17





Cleveland Indians @ St. Louis Cardinals  
Busch Stadium, St. Louis, MO  
Sat Jun 14 1997, 3:33 AM CDT  
Att: 43,582 - Sunny - 72 F

AB 29  
R 3  
H 7  
RBI 3  
BB 4  
SO 7  
LOB 12





Batter	1	2	3	4	5	6	7	8	9	AB	R	H	RBI	BB	SO	LOB	TOP										
<b>Omar Vizquel, S</b> OBP: 0.333, SLG: 0.345 (1, 6)	G4-3 1B			G6-3		G3			B5-3	4	0	1	0	0	0	2	<b>Cleveland Indians @ St. Louis Cardinals</b> Busch Stadium, St. Louis, MO Sat Jun 14 1997, 7:05 PM CDT Att: 44,532 - Unknown - 75 F  <b>AB 28</b> <b>R 2</b> <b>H 5</b> <b>RBI 2</b> <b>BB 2</b> <b>SO 6</b> <b>LOB 9</b>  										
<b>Tony Fernandez, S</b> OBP: 0.296, SLG: 0.337 <b>Paul Assenmacher, L</b> OBP: 0.151, SLG: 0.151 <b>Albie Lopez, R</b> OBP: 0.151, SLG: 0.151 <b>Alvin Morman, L</b> OBP: 0.151, SLG: 0.151 <b>Jose Mesa, R</b> OBP: 0.397, SLG: 0.441 <b>Brian Giles, L</b> OBP: 0.397, SLG: 0.441	G4-3 1-2			K		K			F7 1B	3	0	0	0	0	2												
<b>Jim Thome, L</b> OBP: 0.436, SLG: 0.592 (1, 3)	G4-3			HR					F7 1-2	3	1	1	1	1	0	1											
<b>Matt Williams, R</b> OBP: 0.293, SLG: 0.477 (1, 5)		G1-3		G6-3					G6-3	4	0	0	0	0	1	2											
<b>David Justice, L</b> OBP: 0.444, SLG: 0.675 (1, 7)		F7			G6-3				G4-6-3	3	0	0	0	0	0	1											
<b>Manny Ramirez, R</b> OBP: 0.397, SLG: 0.490 (1, 9)					K					3	0	0	0	0	2	0											
<b>Marquis Grissom, R</b> OBP: 0.291, SLG: 0.305 (1, 8)				G4-3		G5-3			G5-3	3	0	1	0	0	0	0											
<b>Pat Borders, R</b> OBP: 0.340, SLG: 0.500 (1, 2)				L9					G6-4-3 1B	2	0	0	0	1	0	1											
<b>Chad Ogea, R</b> <b>Casey Candaele, S</b> OBP: 0.348, SLG: 0.391 (6, 4)				K		SH1-4			G6-4-3 1B	1	0	0	0	0	1	0											
<b>Inning Stats</b>	R: 0 E: 0 K: 0 S: 6	H: 1 LOB: 0 BB: 0 P: 12	R: 0 E: 0 K: 1 S: 7	H: 0 LOB: 0 BB: 0 P: 11	R: 0 E: 0 K: 1 S: 9	H: 0 LOB: 0 BB: 0 P: 14	R: 1 E: 0 K: 1 S: 10	H: 1 LOB: 0 BB: 0 P: 14	R: 0 E: 0 K: 1 S: 9	H: 0 LOB: 1 BB: 1 P: 13	R: 0 E: 0 K: 1 S: 6	H: 0 LOB: 0 BB: 1 P: 12	R: 0 E: 0 K: 0 S: 5	H: 1 LOB: 0 BB: 0 P: 6	R: 1 E: 0 K: 0 S: 15	H: 2 LOB: 1 BB: 0 P: 21	1B: 4 2B: 0 3B: 0 HR: 1	SF: 0 SAC: 1 DP: 3 HBP: 0	WP: 0 PB: 0 SB: 1 CS: 0	PA: 31							
<b>PITCHER</b>	IP	WLS	BF	H	R	ER	SO	BB	IBB	HBP	BLK	WP	HR	S	P	ERA	WHIP										
<b>Matt Morris, R</b> ERA: 2.99	8.1	W	29	5	2	2	6	2	0	0	0	0	1	70	107	2.16	0.840										
<b>Dennis Eckersley, R</b> ERA: 4.26	0.2	S	2	0	0	0	0	0	0	0	0	0	0	7	8	0.00	0.000										

Batter	1	2	3	4	5	6	7	8	9	AB	R	H	RBI	BB	SO	LOB	BOTTOM										
<b>Royce Clayton, R</b> OBP: 0.297, SLG: 0.420 <b>Danny Sheaffer, R</b> OBP: 0.311, SLG: 0.286 (2, 4)	K									1	0	0	0	0	1	0	<b>Cleveland Indians @ St. Louis Cardinals</b> Busch Stadium, St. Louis, MO Sat Jun 14 1997, 7:05 PM CDT Att: 44,532 - Unknown - 75 F  <b>AB 32</b> <b>R 5</b> <b>H 11</b> <b>RBI 5</b> <b>BB 4</b> <b>SO 5</b> <b>LOB 14</b>  										
<b>Brian Jordan, R</b> OBP: 0.355, SLG: 0.325 (1, 9)	G5-3		F8							4	2	1	0	0	0	1											
<b>Ray Lankford, L</b> OBP: 0.443, SLG: 0.726 (1, 8)	F8									4	1	2	1	0	0	1											
<b>Gary Gaetti, R</b> OBP: 0.305, SLG: 0.392 (1, 5)		G1-3		P6						4	0	1	1	0	1	2											
<b>John Mabry, L</b> OBP: 0.373, SLG: 0.410 (1, 7)		HR		L4						3	1	1	1	1	0	2											
<b>Dmitri Young, S</b> OBP: 0.347, SLG: 0.420 (1, 3)										3	0	2	1	1	1	0											
<b>Tom Lampkin, L</b> OBP: 0.287, SLG: 0.318 (1, 2)										3	0	1	0	1	1	1											
<b>Mike Gallego, R</b> OBP: 0.171, SLG: 0.206 (2, 6)										4	1	1	0	0	0	5											
<b>Matt Morris, R</b> OBP: 0.276, SLG: 0.259 <b>Dennis Eckersley, R</b> ERA: 7.08 (9, 1)										3	0	0	0	1	1	2											
<b>Inning Stats</b>	R: 0 E: 0 K: 1 S: 9	H: 0 LOB: 0 BB: 0 P: 9	R: 1 E: 0 K: 1 S: 9	H: 1 LOB: 1 BB: 1 P: 17	R: 0 E: 0 K: 0 S: 4	H: 0 LOB: 0 BB: 0 P: 6	R: 0 E: 0 K: 0 S: 9	H: 1 LOB: 0 BB: 0 P: 14	R: 1 E: 0 K: 1 S: 14	H: 2 LOB: 2 BB: 1 P: 22	R: 1 E: 0 K: 0 S: 15	H: 2 LOB: 3 BB: 2 P: 30	R: 2 E: 0 K: 1 S: 10	H: 3 LOB: 1 BB: 0 P: 12	R: 0 E: 0 K: 0 S: 4	H: 2 LOB: 1 BB: 0 P: 8	1B: 7 2B: 4 3B: 0 HR: 1	SF: 0 SAC: 0 DP: 1 HBP: 0	WP: 0 PB: 0 SB: 0 CS: 2	PA: 36							
<b>PITCHER</b>	IP	WLS	BF	H	R	ER	SO	BB	IBB	HBP	BLK	WP	HR	S	P	ERA	WHIP										
<b>Chad Ogea, R</b> ERA: 5.67	5.2	L	24	6	3	3	4	2	1	0	0	0	0	4	8	"	"										
<b>Paul Assenmacher, L</b> ERA: 7.2	0.0		1	0	0	0	0	1	0	0	0	0	0	4	8	"	"										
<b>Albie Lopez, R</b> ERA: 0.86	1.0	6	3	2	2	1	0	0	0	0	0	0	0	13	18	18.00	3.000										
<b>Alvin Morman, L</b> ERA: 1.69	0.1	1	0	0	0	0	0	0	0	0	0	0	0	1	1	0.00	0.000										
<b>Jose Mesa, R</b> ERA: 7.08	1.0	4	2	0	0	0	0	0	0	0	0	0	0	4	8	0.00	2.000										



Batter	1	2	3	4	5	6	7	8	9	AB	R	H	RBI	BB	SO	LOB	TOP							
Omar Vizquel, S (1, 6) OBP: 0.335, SLG: 0.359	K		FC4-6			G3		WP	G6-3	5	2	2	4	0	1	1	<b>Cleveland Indians @ St. Louis Cardinals</b> Busch Stadium, St. Louis, MO Sun Jun 15 1997, 3:33 AM CDT Att: 46,646 - Cloudy - 79 F							
Julio Franco, R (1, 4) OBP: 0.392, SLG: 0.392	1B		F8			K		P3	G6-3	5	0	1	0	0	1	2								
Jim Thome, L (1, 3) OBP: 0.439, SLG: 0.587	F9									2	0	0	0	3	1	1								
Matt Williams, R (1, 5) OBP: 0.291, SLG: 0.471	K									5	0	1	1	0	3	3								
Brian Giles, L (1, 7)										2	0	0	0	3	1	1								
Manly Ramirez, R (1, 9) OBP: 0.399, SLG: 0.490										4	2	2	0	0	0	0								
Sandy Alomar Jr., R (1, 2) OBP: 0.410, SLG: 0.635										3	2	1	0	0	0	0								
Marquis Grissom, R (1, 8) OBP: 0.292, SLG: 0.305										3	1	1	0	0	1	0								
Charles Nagy, L (1, 1)										2	0	0	0	0	0	0								
Casey Candaele, S (8, PH) OBP: 0.375, SLG: 0.391										0	1	0	0	1	0	0								
Paul Shuey, R (8, 1)										1	0	0	0	0	1	1								
Michael Jackson, R (9, 1)										0	0	0	0	0	0	0								
<b>Inning Stats</b>	R: 0 E: 0 K: 2 S: 11	H: 1 LOB: 1 BB: 0 P: 13	R: 0 E: 0 K: 0 S: 6	H: 0 LOB: 0 BB: 0 P: 11	R: 0 E: 1 K: 0 S: 13	H: 0 LOB: 1 BB: 0 P: 19	R: 0 E: 0 K: 3 S: 9	H: 0 LOB: 0 BB: 0 P: 16	R: 0 E: 0 K: 1 S: 6	H: 0 LOB: 0 BB: 0 P: 6	R: 0 E: 0 K: 0 S: 10	H: 0 LOB: 0 BB: 0 P: 12	R: 0 E: 0 K: 0 S: 3	H: 0 LOB: 0 BB: 1 P: 8	R: 4 E: 0 K: 1 S: 19	H: 2 LOB: 1 BB: 2 P: 32	R: 5 E: 1 K: 1 S: 16	H: 6 LOB: 2 BB: 1 P: 25	1B: 6 2B: 1 3B: 1 HR: 1	SF: 0 SAC: 2 DP: 1 HBP: 0	WP: 1 PB: 0 SB: 0 CS: 0	PA: 41		
<b>PITCHER</b>	IP WLS BF H R ER SO BB IBB HBP BLK WP HR S P ERA WHIP	8.0 L 31 3 4 4 8 3 0 0 0 1 0 77 117 4.50 0.750	0.2 8 5 5 3 1 1 0 0 0 0 0 1 13 20 40.50 9.000	0.1 2 1 0 0 0 0 0 0 0 0 0 0 3 5 0.00 3.000																				

AB 35  
R 9  
H 9  
RBI 6  
BB 4  
SO 9  
LOB 11



Batter	1	2	3	4	5	6	7	8	9	AB	R	H	RBI	BB	SO	LOB	BOTTOM							
Royce Clayton, R (1, 6) OBP: 0.293, SLG: 0.413	G6-3		G4-3			G6-3		G5-3		4	0	0	0	0	0	1	<b>Cleveland Indians @ St. Louis Cardinals</b> Busch Stadium, St. Louis, MO Sun Jun 15 1997, 3:33 AM CDT Att: 46,646 - Cloudy - 79 F							
Brian Jordan, R (1, 9) OBP: 0.351, SLG: 0.322	F8									4	1	1	0	0	0	0								
Ray Lankford, L (1, 8) OBP: 0.436, SLG: 0.713	G3-1									3	0	0	0	0	1	1								
Gary Gaetti, R (1, 5) OBP: 0.306, SLG: 0.399										2	0	1	1	0	1	0								
John Mabry, L (1, 7) OBP: 0.375, SLG: 0.414	F7									3	1	1	0	1	0	1								
Dmitri Young, S (1, 3) OBP: 0.345, SLG: 0.416	G6-3									4	0	1	1	0	0	4								
Mike DiFelice, R (1, 2) OBP: 0.309, SLG: 0.394										2	0	0	0	0	0	1								
Delino DeShields, L (8, PH) OBP: 0.355, SLG: 0.478										2	0	0	0	0	0	1								
Mike Gallego, R (1, 4) OBP: 0.162, SLG: 0.194										2	0	0	0	0	0	0								
Tom Lampkin, L (8, PH) OBP: 0.265, SLG: 0.315										1	0	0	0	0	1	0								
Todd Stottlemyre, L (1, 1) OBP: 0.324, SLG: 0.286										2	0	0	0	0	0	0								
Willie McGee, S (8, PH) OBP: 0.344, SLG: 0.417										1	0	1	0	0	0	0								
Mark Petkovsek, R (9, 1) OBP: 0.123, SLG: 0.125										0	0	0	0	0	0	0								
John Frascatore, R (9, 1) ERA: 2.41										0	0	0	0	0	0	0								
<b>Inning Stats</b>	R: 0 E: 0 K: 0 S: 7	H: 0 LOB: 0 BB: 0 P: 13	R: 0 E: 0 K: 0 S: 9	H: 1 LOB: 1 BB: 0 P: 13	R: 0 E: 0 K: 0 S: 4	H: 0 LOB: 0 BB: 0 P: 5	R: 0 E: 0 K: 1 S: 7	H: 0 LOB: 0 BB: 0 P: 9	R: 0 E: 0 K: 0 S: 4	H: 0 LOB: 0 BB: 0 P: 10	R: 0 E: 0 K: 0 S: 4	H: 0 LOB: 0 BB: 0 P: 6	R: 0 E: 1 K: 0 S: 4	H: 1 LOB: 2 BB: 1 P: 9	R: 0 E: 0 K: 1 S: 9	H: 1 LOB: 1 BB: 0 P: 12	R: 2 E: 1 K: 1 S: 15	H: 2 LOB: 1 BB: 0 P: 18	1B: 3 2B: 2 3B: 0 HR: 0	SF: 1 SAC: 1 DP: 1 HBP: 0	WP: 0 PB: 0 SB: 0 CS: 0	PA: 34		
<b>PITCHER</b>	IP WLS BF H R ER SO BB IBB HBP BLK WP HR S P ERA WHIP	7.0 W 24 2 0 0 1 0 0 0 0 0 0 9 12 0.00 1.000	1.0 4 1 0 0 1 0 0 0 0 0 0 0 15 18 0.00 2.000																					

AB 30  
R 2  
H 5  
RBI 2  
BB 1  
SO 3  
LOB 9





Batter	1	2	3	4	5	6	7	8	9	AB	R	H	RBI	BB	SO	LOB	TOP					
<b>Deion Sanders, L</b> OBP: 0.366, SLG: 0.426 (1, 7)	 1-3		 1-2		 0-0			 1-1	 0-2	5	0	0	0	0	1	2	<b>Cincinnati Reds @ Cleveland Indians</b> Jacobs Field, Cleveland, OH Mon Jun 16 1997, 7:05 PM EDT Att: 42,961 - Unknown - 68 F  <b>AB 33</b> <b>R 4</b> <b>H 7</b> <b>RBI 4</b> <b>BB 2</b> <b>SO 6</b> <b>LOB 14</b>  					
<b>Curtis Goodwin, L</b> OBP: 0.386, SLG: 0.389 (1, 8)	 0-1		 0-1			 1-1		 1-0		4	0	0	0	0	0	0						
<b>Terry Pendleton, S</b> OBP: 0.295, SLG: 0.341 (1, 5)	 0-0			 4-0		 0-0		 2-1		3	0	1	0	1	0	0						
<b>Barry Larkin, R</b> OBP: 0.446, SLG: 0.489 (2, PR)		 1-0		 0-0		 2-2		 1-3		1	0	1	0	0	0	0						
<b>Pokey Reese, R</b> OBP: 0.308, SLG: 0.342 (2, 6)								 1-3		2	1	0	0	0	1	1						
<b>Eddie Taubensee, L</b> OBP: 0.357, SLG: 0.462 (9, PH)		 0-0		 0-1			 2-3		 3-2	3	0	0	0	0	1	2						
<b>Eduardo Perez, R</b> OBP: 0.302, SLG: 0.333 (9, PH)										1	0	0	0	0	0	0						
<b>Hal Morris, L</b> OBP: 0.305, SLG: 0.335 (1, 3)		 2-1		 2-3			 0-1		 2-2	3	2	1	1	0	1	2						
<b>Willie Greene, L</b> OBP: 0.357, SLG: 0.459 (7, PR)						 4-2		 2-0		2	0	1	0	1	0	2						
<b>Mike Kelly, R</b> OBP: 0.292, SLG: 0.364 (7, 9)		 1-2						 0-0		0	0	0	0	0	0	0						
<b>Lenny Harris, L</b> OBP: 0.271, SLG: 0.389 (9, 9)								 1-3		1	1	1	0	0	0	0						
<b>Brook Fordyce, R</b> OBP: 0.306, SLG: 0.345 (1, 2)						 0-0		 2-2		4	0	2	2	0	1	2						
<b>Bret Boone, R</b> OBP: 0.295, SLG: 0.292 (1, 4)			 2-3			 3-2		 1-0		4	0	0	1	0	1	3						
<b>Inning Stats</b>	R: 0 E: 0 K: 1 S: 8	H: 0 LOB: 0 BB: 0 P: 9	R: 1 E: 1 K: 1 S: 10	H: 1 LOB: 1 BB: 0 P: 14	R: 0 E: 0 K: 1 S: 8	H: 0 LOB: 0 BB: 0 P: 11	R: 0 E: 0 K: 1 S: 6	H: 0 LOB: 1 BB: 1 P: 12	R: 0 E: 0 K: 0 S: 8	H: 0 LOB: 1 BB: 1 P: 15	R: 1 E: 0 K: 1 S: 11	H: 3 LOB: 1 BB: 0 P: 18	R: 0 E: 0 K: 1 S: 10	H: 1 LOB: 1 BB: 0 P: 15	R: 2 E: 0 K: 0 S: 13	H: 2 LOB: 1 BB: 0 P: 20		1B: 5 2B: 2 3B: 0 HR: 0	SF: 0 SAC: 1 DP: 0 HBP: 1	WP: 0 PB: 0 SB: 1 CS: 0	PA: 37	
<b>PITCHER</b>	IP	WLS	BF	H	R	ER	SO	BB	IBB	HBP	BLK	WP	HR	S	P	ERA		WHIP				
<b>Orel Hershiser, R</b> ERA: 4.41	(1, 1)	8.0	L	31	5	2	6	2	0	0	0	0	0	68	104	2.25		0.875				
<b>Paul Assenmacher, L</b> ERA: 7.63	(9, 1)	0.1		2	0	1	1	0	0	0	1	0	0	5	10	27.00	0.000					
<b>Paul Shuey, R</b> ERA: 4.63	(9, 1)	0.1		3	2	1	0	0	0	0	0	0	0	5	7	27.00	6.000					
<b>Alvin Morman, L</b> ERA: 1.59	(9, 1)	0.1		1	0	0	0	0	0	0	0	0	0	3	3	0.00	0.000					

Batter	1	2	3	4	5	6	7	8	9	AB	R	H	RBI	BB	SO	LOB	BOTTOM					
<b>Omar Vizquel, S</b> OBP: 0.337, SLG: 0.359 (1, 6)	 2-2		 0-0			 4-2		 3-2		3	0	1	0	1	0	1	<b>Cincinnati Reds @ Cleveland Indians</b> Jacobs Field, Cleveland, OH Mon Jun 16 1997, 7:05 PM EDT Att: 42,961 - Unknown - 68 F  <b>AB 32</b> <b>R 1</b> <b>H 7</b> <b>RBI 1</b> <b>BB 4</b> <b>SO 5</b> <b>LOB 21</b>  					
<b>Kevin Seitzer, R</b> OBP: 0.313, SLG: 0.362 (1, 10)	 2-1			 1-1		 1-0		 0-3		4	0	2	0	0	1	1						
<b>Jim Thome, L</b> OBP: 0.436, SLG: 0.578 (1, 3)	 2-3			 4-2		 1-2		 3-2		3	0	0	0	1	1	4						
<b>Matt Williams, R</b> OBP: 0.287, SLG: 0.463 (1, 5)	 0-1			 3-1		 0-3			 0-1	4	0	0	0	0	1	4						
<b>Manny Ramirez, R</b> OBP: 0.405, SLG: 0.508 (1, 9)		 2-2		 4-2		 1-1		 3-2		3	1	2	1	1	0	2						
<b>Brian Giles, L</b> OBP: 0.384, SLG: 0.446 (1, 7)	 0-1			 1-2			 0-0		 4-2	3	0	0	0	1	0	3						
<b>Julio Franco, R</b> OBP: 0.379, SLG: 0.389 (1, 4)			 1-1			 0-2		 2-3		4	0	1	0	0	1	1						
<b>Sandy Alomar Jr., R</b> OBP: 0.407, SLG: 0.627 (1, 2)				 1-0		 1-3		 0-2		4	0	1	0	0	1	2						
<b>Marquis Grissom, R</b> OBP: 0.288, SLG: 0.301 (9, PH)				 1-2		 3-2			 0-0	3	0	0	0	0	0	1						
<b>Casey Candaele, S</b> OBP: 0.360, SLG: 0.375 (9, PH)									 0-2	1	0	0	0	0	0	2						
<b>Inning Stats</b>	R: 0 E: 0 K: 1 S: 11	H: 1 LOB: 1 BB: 0 P: 17	R: 0 E: 0 K: 0 S: 10	H: 1 LOB: 0 BB: 0 P: 13	R: 0 E: 0 K: 0 S: 13	H: 0 LOB: 2 BB: 2 P: 26	R: 0 E: 0 K: 1 S: 10	H: 0 LOB: 0 BB: 0 P: 14	R: 0 E: 0 K: 1 S: 12	H: 1 LOB: 2 BB: 1 P: 19	R: 0 E: 0 K: 1 S: 8	H: 0 LOB: 0 BB: 0 P: 10	R: 0 E: 0 K: 1 S: 11	H: 1 LOB: 1 BB: 0 P: 17	R: 1 E: 0 K: 0 S: 15	H: 2 LOB: 2 BB: 1 P: 22		1B: 5 2B: 1 3B: 0 HR: 1	SF: 0 SAC: 0 DP: 2 HBP: 0	WP: 0 PB: 0 SB: 1 CS: 0	PA: 36	
<b>PITCHER</b>	IP	WLS	BF	H	R	ER	SO	BB	IBB	HBP	BLK	WP	HR	S	P	ERA		WHIP				
<b>Brett Tomko, R</b> ERA: 1.37	(1, 1)	7.1	W	28	5	0	4	3	0	0	0	0	0	74	114	0.00		1.091				
<b>Stan Baldina, R</b> ERA: 4.25	(8, 1)	0.2		2	0	0	0	0	0	0	0	0	0	7	10	0.00		0.000				
<b>Jeff Shaw, R</b> ERA: 1.4	(9, 1)	1.0		6	2	1	1	0	0	0	0	0	1	15	22	9.00		3.000				



Batter	1	2	3	4	5	6	7	8	9	AB	R	H	RBI	BB	SO	LOB	TOP				
<b>Deion Sanders, L</b> (1, 7) OBP: 0.365, SLG: 0.423	G3		K						B1-3	4	0	1	0	0	1	1	<b>Cincinnati Reds @ Cleveland Indians</b> Jacobs Field, Cleveland, OH Tue Jun 17 1997, 7:05 PM EDT Att: 42,901 - Unknown - 64 F				
<b>Pokey Reese, R</b> (1, 6) OBP: 0.298, SLG: 0.329 <b>Jeff Branson, L</b> (9, PH) OBP: 0.219, SLG: 0.275	K		CS	K					K	3	0	0	0	0	3	1					
<b>Terry Pendleton, S</b> (1, 5) OBP: 0.303, SLG: 0.341	K			G6-3						3	0	1	0	1	1	0					
<b>Eduardo Perez, R</b> (1, 3) OBP: 0.303, SLG: 0.370 <b>Hal Morris, L</b> (9, PH) OBP: 0.304, SLG: 0.333		P4			HR				P4	3	1	1	1	0	0	1					
<b>Joe Oliver, R</b> (1, 2) OBP: 0.330, SLG: 0.433		G5-3								3	0	0	0	0	1	1					
<b>Brook Fordyce, R</b> (1, 10) OBP: 0.308, SLG: 0.345						F7				3	0	1	0	0	0	1					
<b>Bret Boone, R</b> (1, 4) OBP: 0.291, SLG: 0.287										3	0	0	0	0	0	1					
<b>Mike Kelly, R</b> (1, 9) OBP: 0.280, SLG: 0.348 <b>Willie Greene, L</b> (8, PH) OBP: 0.355, SLG: 0.456										2	0	0	0	0	1	0					
<b>Curtis Goodwin, L</b> (1, 8) OBP: 0.385, SLG: 0.388										1	0	0	0	0	1	0					
<b>Inning Stats</b>	R: 0 E: 0 K: 2 S: 9	H: 0 LOB: 0 BB: 0 P: 17	R: 0 E: 0 K: 0 S: 9	H: 1 LOB: 1 BB: 0 P: 12	R: 0 E: 0 K: 1 S: 9	H: 1 LOB: 0 BB: 0 P: 12	R: 1 E: 0 K: 2 S: 9	H: 1 LOB: 0 BB: 0 P: 13	R: 0 E: 0 K: 1 S: 6	H: 1 LOB: 0 BB: 0 P: 10	R: 0 E: 0 K: 0 S: 8	H: 1 LOB: 1 BB: 0 P: 14	R: 0 E: 0 K: 2 S: 10	H: 0 LOB: 0 BB: 0 P: 13	R: 0 E: 0 K: 1 S: 7	H: 0 LOB: 1 BB: 1 P: 14		1B: 4 2B: 0 3B: 0 HR: 1	SF: 0 SAC: 0 DP: 0 HBP: 0	WP: 1 PB: 0 SB: 0 CS: 2	PA: 32
<b>PITCHER</b>	IP	WLS	BF	H	R	ER	SO	BB	IBB	HBP	BLK	WP	HR	S	P	ERA	WHIP				
<b>Brian Anderson, L</b> (1, 1) ERA: 1.26	7.0	W	24	5	1	1	7	0	0	0	0	1	1	57	90	1.29	0.714				
<b>Albie Lopez, R</b> (8, 1) ERA: 6.7	1.0		3	0	0	0	2	0	0	0	0	0	0	10	13	0.00	0.000				
<b>Michael Jackson, R</b> (9, 1) ERA: 2.34	1.0		4	0	0	0	1	1	0	0	0	0	0	7	14	0.00	1.000				

AB	30
R	1
H	5
RBI	1
BB	1
SO	10
LOB	7



Batter	1	2	3	4	5	6	7	8	9	AB	R	H	RBI	BB	SO	LOB	BOTTOM				
<b>Marquis Grissom, R</b> (1, 8) OBP: 0.295, SLG: 0.308	E9 G4-3 1B		K							5	0	3	0	0	1	0	<b>Cincinnati Reds @ Cleveland Indians</b> Jacobs Field, Cleveland, OH Tue Jun 17 1997, 7:05 PM EDT Att: 42,901 - Unknown - 64 F				
<b>Kevin Seitzer, R</b> (1, 10) OBP: 0.319, SLG: 0.355	G4-3									4	0	1	0	1	1	3					
<b>Jim Thome, L</b> (1, 3) OBP: 0.435, SLG: 0.577	K									4	0	1	0	1	2	3					
<b>Matt Williams, R</b> (1, 5) OBP: 0.285, SLG: 0.456	F7									4	0	0	0	1	0	5					
<b>Manny Ramirez, R</b> (1, 9) OBP: 0.401, SLG: 0.500		K								5	1	1	0	0	1	2					
<b>Sandy Alomar Jr., R</b> (1, 2) OBP: 0.409, SLG: 0.630		L9								4	1	2	0	0	0	0					
<b>Julio Franco, R</b> (1, 4) OBP: 0.385, SLG: 0.388 <b>Tony Fernandez, S</b> (9, 4) OBP: 0.309, SLG: 0.377										1	1	0	0	3	1	2					
<b>Trenidad Hubbard, R</b> (1, 7) OBP: 0.400, SLG: 0.400 <b>Brian Giles, L</b> (7, PH) OBP: 0.381, SLG: 0.441										0	0	0	0	0	0	0					
<b>Omar Vizquel, S</b> (1, 6) OBP: 0.340, SLG: 0.373										3	1	1	0	0	1	3					
<b>Inning Stats</b>	R: 0 E: 1 K: 1 S: 9	H: 1 LOB: 1 BB: 0 P: 13	R: 0 E: 0 K: 1 S: 9	H: 0 LOB: 1 BB: 1 P: 14	R: 0 E: 0 K: 1 S: 14	H: 2 LOB: 2 BB: 0 P: 21	R: 2 E: 0 K: 2 S: 13	H: 4 LOB: 2 BB: 0 P: 18	R: 0 E: 0 K: 0 S: 7	H: 0 LOB: 0 BB: 0 P: 10	R: 3 E: 0 K: 1 S: 23	H: 3 LOB: 3 BB: 2 P: 39	R: 0 E: 0 K: 1 S: 13	H: 1 LOB: 2 BB: 1 P: 23	R: 0 E: 0 K: 1 S: 14	H: 0 LOB: 2 BB: 2 P: 27		1B: 8 2B: 2 3B: 0 HR: 1	SF: 0 SAC: 0 DP: 0 HBP: 0	WP: 0 PB: 0 SB: 1 CS: 0	PA: 41
<b>PITCHER</b>	IP	WLS	BF	H	R	ER	SO	BB	IBB	HBP	BLK	WP	HR	S	P	ERA	WHIP				
<b>John Smiley, L</b> (1, 1) ERA: 5.99	5.1	L	27	9	5	5	5	2	0	0	0	0	1	63	96	8.44	2.062				
<b>Scott Sullivan, R</b> (6, 1) ERA: 3.16	0.2		4	1	0	0	1	1	0	0	0	0	0	12	19	0.00	3.000				
<b>Hector Carrasco, R</b> (7, 1) ERA: 3.07	0.1		2	1	0	0	0	0	0	0	0	0	0	3	5	0.00	3.000				
<b>Felix Rodriguez, R</b> (7, 1) ERA: 3.38	1.2		8	0	0	0	2	3	0	0	0	0	0	24	45	0.00	1.800				

AB	35
R	5
H	11
RBI	5
BB	6
SO	8
LOB	22





Batter	1	2	3	4	5	6	7	8	9	AB	R	H	RBI	BB	SO	LOB	TOP								
<b>Deion Sanders, L</b> OBP: 0.365, SLG: 0.421 (1, 8)	1-3 K	1-1 G4-3			2-0 F7		1 SAFE 1-1 1B		4-1 1B BB	4	0	1	1	1	1	1									
<b>Lenny Harris, L</b> OBP: 0.288, SLG: 0.381 (1, 7)	1-2 F8		0-0 G4-3		2-1 G3		0-0 P3		0-1 G1-6-3 1B	5	0	1	2	0	0	1									
<b>Willie Greene, L</b> OBP: 0.352, SLG: 0.465 (1, 9)	3-2 HR		2-2 P6		1-2 G3			1-3 K	0-0 G1-6-3 1B	5	1	1	1	0	1	2									
<b>Eddie Taubensee, L</b> OBP: 0.322, SLG: 0.467 (1, 10)	2-1 2B		4-2 1B BB		1-1 P6			1-1 F9		3	0	1	0	1	0	0									
<b>Terry Pendleton, S</b> OBP: 0.311, SLG: 0.347 (1, 5)	3-2 F9		2-1 1B		2-2 P6			2-0 1B		4	0	2	0	0	0	1									
<b>Hal Morris, L</b> OBP: 0.303, SLG: 0.329 (1, 3)		4-1 SH1-4 1B G6-3 BB	1-2 G4-3		0-0 L3			3-3 K		3	1	0	0	1	1	3									
<b>Joe Oliver, R</b> OBP: 0.355, SLG: 0.450 (1, 2)		0-1 G6-3 SH1-4 1B		4-2 G4-6-3 BB			0-0 CS 1B		3-1 1B G4-3 1B	3	1	3	0	1	0	0									
<b>Jeff Branson, L</b> OBP: 0.211, SLG: 0.264 (1, 4)		0-1 SH1-4		2-2 G4-6-3			1 SAFE 3-2 P6		1-2 G4-3	3	0	0	0	0	0	3									
<b>Pokey Reese, R</b> OBP: 0.306, SLG: 0.338 (1, 6)		1-0 G6-3		2-2 G5-3			0-0 S 1B		3-2 BB 1B	4	2	2	1	0	0	1									
<b>Inning Stats</b>	R: 1 E: 0 K: 1 S: 14	H: 2 LOB: 1 BB: 0 P: 24	R: 1 E: 0 K: 0 S: 8	H: 1 LOB: 1 BB: 1 P: 14	R: 0 E: 0 K: 0 S: 12	H: 1 LOB: 2 BB: 1 P: 21	R: 0 E: 0 K: 0 S: 9	H: 0 LOB: 0 BB: 0 P: 17	R: 0 E: 0 K: 0 S: 6	H: 0 LOB: 0 BB: 0 P: 11	R: 0 E: 0 K: 0 S: 6	H: 0 LOB: 0 BB: 0 P: 9	R: 1 E: 0 K: 0 S: 8	H: 3 LOB: 1 BB: 0 P: 13	R: 0 E: 0 K: 2 S: 9	H: 1 LOB: 1 BB: 0 P: 16	R: 2 E: 0 K: 0 S: 13	H: 3 LOB: 1 BB: 1 P: 24	1B: 9 2B: 1 3B: 0 HR: 1	SF: 0 SAC: 1 DP: 2 HBP: 0	WP: 0 PB: 0 SB: 1 CS: 1	PA: 39			
<b>PITCHER</b>	IP	WLS	BF	H	R	ER	SO	BB	IBB	HBP	BLK	WP	HR	S	P	ERA	WHIP								
<b>Chad Ogea, R</b> ERA: 5.98 (1, 1)	6.2	L	27	6	3	3	1	3	0	0	0	0	1	60	104	4.05	1.350								
<b>Paul Assenmacher, L</b> ERA: 7.02 (7, 1)	1.1		6	2	0	0	2	0	0	0	0	0	0	12	21	0.00	1.500								
<b>Paul Shuey, R</b> ERA: 5.16 (9, 1)	0.1		3	2	2	2	0	0	0	0	0	0	0	4	16	54.00	6.000								
<b>Albie Lopez, R</b> ERA: 6.59 (9, 1)	0.2		3	1	0	0	0	1	0	0	0	0	0	4	8	0.00	3.000								

**Cincinnati Reds @ Cleveland Indians**  
Jacobs Field, Cleveland, OH  
Wed Jun 18, 1997, 7:05 PM EDT  
Att: 42,865 - Unknown - 69 F

AB 34  
R 5  
H 11  
RBI 5  
BB 4  
SO 3  
LOB 12



Batter	1	2	3	4	5	6	7	8	9	AB	R	H	RBI	BB	SO	LOB	BOTTOM								
<b>Marquis Grissom, R</b> OBP: 0.298, SLG: 0.308 (1, 8)	4-1 CS BB		1-3 K2-3			2-2 F9 S 1B		0-1 G6-3		3	0	1	0	1	1	1									
<b>Kevin Seitzer, R</b> OBP: 0.316, SLG: 0.338 (1, 10)	1-1 F9			4-2 FC5-4 BB		3-2 F9		0-3 K		3	0	0	0	1	1	2									
<b>Jim Thome, L</b> OBP: 0.433, SLG: 0.575 (1, 3)	1-3 K			1-3 K		1-3 K			0-1 BB 2B	4	1	1	0	0	3	3									
<b>Matt Williams, R</b> OBP: 0.282, SLG: 0.451 (9, PH)		0-2 P4		1-1 FC5-4 WP		1-2 F9			1-2 G6-3	3	0	0	0	0	0	1									
<b>Casey Candaele, S</b> OBP: 0.346, SLG: 0.390 (9, PH)				1-2 G5-3						1	0	0	0	0	0	1									
<b>Manny Ramirez, R</b> OBP: 0.402, SLG: 0.505 (1, 9)		3-2 F9		1-2 G5-3			2-2 2B 2B		0-1 1B	4	1	2	1	0	0	1									
<b>Sandy Alomar Jr., R</b> OBP: 0.411, SLG: 0.632 (1, 2)		0-0 G4-3			1-2 G1-3		1-1 2B		0-0 G4-6-3 1B	4	0	2	1	0	0	0									
<b>Julio Franco, R</b> OBP: 0.383, SLG: 0.383 (1, 4)			4-0 CS BB		3-2 K		1-3 K		0-2 G4-6-3 1B	3	0	0	0	1	2	3									
<b>Trenidad Hubbard, R</b> OBP: 0.286, SLG: 0.286 (1, 7)			3-2 L9		3-3 K		2-2 F9			2	0	0	0	0	1	1									
<b>Brian Giles, L</b> OBP: 0.378, SLG: 0.437 (7, PH) (8, 7)										1	0	0	0	0	0	1									
<b>Omar Vizquel, S</b> OBP: 0.339, SLG: 0.373 (1, 6)			2-2 1B		1-1 L8			0-2 K		3	0	1	0	0	1	0									
<b>Inning Stats</b>	R: 0 E: 0 K: 1 S: 6	H: 0 LOB: 1 BB: 1 P: 12	R: 0 E: 0 K: 0 S: 7	H: 0 LOB: 0 BB: 0 P: 10	R: 0 E: 0 K: 1 S: 9	H: 1 LOB: 1 BB: 1 P: 19	R: 0 E: 0 K: 1 S: 10	H: 0 LOB: 1 BB: 1 P: 17	R: 0 E: 0 K: 2 S: 11	H: 0 LOB: 0 BB: 0 P: 18	R: 0 E: 0 K: 1 S: 15	H: 1 LOB: 1 BB: 0 P: 24	R: 1 E: 0 K: 0 S: 14	H: 2 LOB: 1 BB: 0 P: 21	R: 0 E: 0 K: 2 S: 8	H: 0 LOB: 0 BB: 0 P: 8	R: 1 E: 0 K: 0 S: 11	H: 3 LOB: 1 BB: 0 P: 12	1B: 4 2B: 4 3B: 0 HR: 0	SF: 0 SAC: 0 DP: 2 HBP: 0	WP: 1 PB: 0 SB: 1 CS: 2	PA: 34			
<b>PITCHER</b>	IP	WLS	BF	H	R	ER	SO	BB	IBB	HBP	BLK	WP	HR	S	P	ERA	WHIP								
<b>Mike Remlinger, L</b> ERA: 2.62 (1, 1)	6.0	W	21	2	0	0	6	3	0	0	0	0	0	22	29	0.00	0.833								
<b>Stan Belinda, R</b> ERA: 4.29 (7, 1)	2.0		8	2	1	1	3	0	0	0	0	0	0	22	29	4.50	1.000								
<b>Jeff Shaw, R</b> ERA: 1.57 (9, 1)	1.0		5	3	1	1	0	0	0	0	0	0	0	11	12	9.00	3.000								

**Cincinnati Reds @ Cleveland Indians**  
Jacobs Field, Cleveland, OH  
Wed Jun 18, 1997, 7:05 PM EDT  
Att: 42,865 - Unknown - 69 F

AB 31  
R 2  
H 7  
RBI 2  
BB 3  
SO 9  
LOB 14





Batter	1	2	3	4	5	6	7	8	9	AB R H RBI BB SO LOB	TOP									
<b>2 Derek Jeter, R</b> OBP: 0.366, SLG: 0.397	1-1 2B	2-2 BB BB 1B		0-0 1B		2-3 K		3-3 K		5 1 3 0 0 2 0	<b>New York Yankees @ Cleveland Indians</b> Jacobs Field, Cleveland, OH Fri Jun 20 1997, 7:05 PM EDT Att: 43,019 - Unknown - 84 F									
<b>Pat Kelly, R</b> OBP: 0.412, SLG: 0.375	1-0 1B	1-0 L8		3-1 G5-3		1-3 K		0-3 K		5 1 1 1 0 2 3										
<b>Paul O'Neill, L</b> OBP: 0.414, SLG: 0.565	1-0 1B	4-1 BB		4-1 IBB		2-1 2B		4-1 FC6-4 1B SF8 BB		2 1 2 1 3 0 0										
<b>Cecil Fielder, R</b> OBP: 0.358, SLG: 0.394 <b>Scott Pose, L</b> (9, PR) OBP: 0.276, SLG: 0.231	0-2 G6-3	4-2 BB		3-2 P6		2-3 K		1-2 FC6-4 1B		4 0 1 1 1 1 4 0 0 0 0 0 0 0										
<b>Tino Martinez, L</b> OBP: 0.362, SLG: 0.578	1-2 HR	2-1 F7			0-0 L3		0-1 L7	1-0 FC6-4 2B		5 2 1 1 0 0 5										
<b>Wade Boggs, L</b> OBP: 0.374, SLG: 0.349	2-2 2B		1-1 G3		3-1 E4 1B SF8		1-2 1B	1-2 SF8		4 1 2 1 0 0 0										
<b>Mark Whiten, S</b> OBP: 0.376, SLG: 0.438	2-3 K		2-2 G4-3		0-0 1B		1-0 F9	2-1 2B		5 0 2 1 0 1 2										
<b>Chad Curtis, R</b> OBP: 0.317, SLG: 0.510		3-2 L6	0-0 L4		1-0 SF8		1-0 P2	2-3 K		4 0 0 1 0 1 3										
<b>20 Jorge Posada, S</b> OBP: 0.340, SLG: 0.349		4-0 BB 2B BB		2-0 F7	2-3 K			2-2 G1-3		3 1 0 0 1 1 1										
<b>Inning Stats</b>	R: 3 E: 0 K: 1 S: 17	H: 5 LOB: 1 BB: 0 P: 25	R: 1 E: 0 K: 0 S: 20	H: 1 LOB: 3 BB: 3 P: 40	R: 0 E: 0 K: 0 S: 7	H: 0 LOB: 0 BB: 0 P: 10	R: 0 E: 0 K: 0 S: 11	H: 1 LOB: 2 BB: 1 P: 23	R: 1 E: 1 K: 1 S: 8	H: 1 LOB: 1 BB: 0 P: 14	R: 0 E: 0 K: 3 S: 14	H: 1 LOB: 1 BB: 0 P: 21	R: 0 E: 0 K: 0 S: 13	H: 0 LOB: 0 BB: 1 P: 18	R: 2 E: 0 K: 1 S: 13	H: 2 LOB: 2 BB: 1 P: 24	1B: 6 2B: 5 3B: 0 HR: 1	SF: 2 SAC: 0 DP: 1 HBP: 0	WP: 0 PB: 0 SB: 2 CS: 0	PA: 44
<b>PITCHER</b>	IP WLS BF H R ER SO BB IBB HBP BLK WP HR S P ERA WHIP											<b>PITCHER</b>	IP WLS BF H R ER SO BB IBB HBP BLK WP HR S P ERA WHIP							
<b>Charles Nagy, R</b> ERA: 3.85	1.2 L 13 6 4 4 1 3 0 0 0 0 0 1 35 61 21.60 5.400																			
<b>Jose Mesa, R</b> ERA: 5.84	4.1 18 3 1 0 4 0 1 0 0 0 0 42 72 0.00 0.692																			
<b>Alvin Morman, L</b> ERA: 1.35	1.0 4 1 0 0 0 0 0 0 0 0 0 7 10 0.00 1.000																			
<b>Albie Lopez, R</b> ERA: 6.44	1.0 3 0 0 0 2 0 0 0 0 0 0 13 18 0.00 0.000																			
<b>Michael Jackson, R</b> ERA: 2.78	1.0 6 2 2 2 1 1 0 0 0 0 0 13 24 18.00 3.000																			
<b>Batter</b>	<b>1</b>	<b>2</b>	<b>3</b>	<b>4</b>	<b>5</b>	<b>6</b>	<b>7</b>	<b>8</b>	<b>9</b>	<b>AB R H RBI BB SO LOB</b>	<b>BOTTOM</b>									
<b>Marquis Grissom, R</b> OBP: 0.302, SLG: 0.309	0-3 K		1-0 1B E		2-1 G1-3			4-2 G4-6-3 BB		3 1 1 0 1 1 0	<b>New York Yankees @ Cleveland Indians</b> Jacobs Field, Cleveland, OH Fri Jun 20 1997, 7:05 PM EDT Att: 43,019 - Unknown - 84 F									
<b>Julio Franco, R</b> OBP: 0.385, SLG: 0.385	1-1 FC3-6 1B		1-1 E9 G3 1B		3-2 F8		2-2 G4-6-3	1-2 1B		4 0 2 0 0 0 1										
<b>Jim Thome, L</b> OBP: 0.427, SLG: 0.565	2-1 FC3-6 HBP 1-2		2-1 P6		0-0 G3		1-1 P6			4 0 0 0 0 0 2										
<b>Manny Ramirez, R</b> OBP: 0.404, SLG: 0.502	3-2 1B		2-2 G3		1-2 1B			0-3 K		3 0 1 0 0 1 1										
<b>David Justice, L</b> OBP: 0.441, SLG: 0.665	2-3 K			4-0 G3-6 BB		3-1 F7		0-1 P4		3 0 0 0 1 1 3										
<b>Matt Williams, R</b> OBP: 0.282, SLG: 0.447				1-2 L6			0-0 S 1B		0-0 P6	4 0 1 0 0 0 1										
<b>Brian Giles, L</b> OBP: 0.369, SLG: 0.425				2-2 G3-6			3-1 F7			3 0 0 0 0 0 2										
<b>Pat Borders, R</b> OBP: 0.339, SLG: 0.481		4-2 BB			0-2 G4-3		2-3 K			2 0 0 0 1 1 1										
<b>Omar Vizquel, S</b> OBP: 0.336, SLG: 0.368		2-0 P3			1-0 G1-3		2-2 L7			3 0 0 0 0 0 2										
<b>Inning Stats</b>	R: 0 E: 0 K: 2 S: 12	H: 1 LOB: 2 BB: 0 P: 20	R: 0 E: 0 K: 0 S: 6	H: 0 LOB: 1 BB: 1 P: 13	R: 1 E: 1 K: 0 S: 8	H: 2 LOB: 1 BB: 0 P: 14	R: 0 E: 0 K: 0 S: 7	H: 0 LOB: 0 BB: 1 P: 14	R: 0 E: 0 K: 1 S: 9	H: 1 LOB: 1 BB: 0 P: 16	R: 0 E: 0 K: 0 S: 7	H: 0 LOB: 0 BB: 1 P: 14	R: 0 E: 0 K: 1 S: 6	H: 0 LOB: 0 BB: 0 P: 6	1B: 5 2B: 0 3B: 0 HR: 0	SF: 0 SAC: 0 DP: 2 HBP: 1	WP: 0 PB: 1 SB: 0 CS: 0	PA: 33		
<b>PITCHER</b>	IP WLS BF H R ER SO BB IBB HBP BLK WP HR S P ERA WHIP											<b>PITCHER</b>	IP WLS BF H R ER SO BB IBB HBP BLK WP HR S P ERA WHIP							
<b>Dwight Gooden, R</b> ERA: 3.78	6.0 W 23 4 1 0 2 2 0 1 0 0 0 50 88 0.00 1.000																			
<b>Jeff Nelson, R</b> ERA: 3.11	2.0 7 1 0 0 1 1 0 0 0 0 0 16 30 0.00 1.000																			
<b>Ramiro Mendoza, R</b> ERA: 4.99	1.0 3 0 0 0 1 0 0 0 0 0 0 6 6 0.00 0.000																			






Batter	1	2	3	4	5	6	7	8	9	AB	R	H	RBI	BB	SO	LOB	TOP					
<b>2 Derek Jeter, R</b> OBP: 0.363, SLG: 0.394 (1, 6)	G5-3		G4-3 1B		K		K		K								5 0 1 0 0 3 2					
<b>Pat Kelly, R</b> OBP: 0.418, SLG: 0.409 (1, 4)	G4-3 1B		G4-3			L9 2B	K										4 1 2 0 0 1 3					
<b>Paul O'Neill, L</b> OBP: 0.411, SLG: 0.558 (1, 9)	L3					L9		L5									3 0 0 0 1 0 2					
<b>Cecil Fielder, R</b> OBP: 0.360, SLG: 0.393 (1, 3)		FC4-6 BB	G4-3			L9 1B		K									3 0 1 1 1 1 1					
<b>Tino Martinez, L</b> OBP: 0.361, SLG: 0.577 (1, 10)	FC4-6 BB			F8		L9											4 0 1 0 0 0 2					
<b>Wade Boggs, L</b> OBP: 0.372, SLG: 0.346 (1, 5)	G6-4-3			G3-1				F8									4 0 1 0 0 0 2					
<b>Mark Whiten, S</b> OBP: 0.374, SLG: 0.433 (1, 7)			G4-3 1B	G4-3		G4-3			G6-3								4 1 1 0 0 0 2					
<b>Chad Curtis, R</b> OBP: 0.328, SLG: 0.528 (1, 8)			G4-3 1B		K		F8										4 1 2 0 0 1 0					
<b>Joe Girardi, R</b> OBP: 0.284, SLG: 0.311 (1, 2)			G4-3 1B	G4-3 1B	G4-3				K								3 1 1 1 1 1 1					
<b>Inning Stats</b>	R: 0 E: 0 K: 0 S: 7	H: 1 LOB: 0 BB: 0 P: 11	R: 0 E: 0 K: 0 S: 4	H: 0 LOB: 0 BB: 1 P: 10	R: 3 E: 0 K: 0 S: 16	H: 4 LOB: 1 BB: 1 P: 25	R: 0 E: 0 K: 0 S: 5	H: 0 LOB: 0 BB: 0 P: 10	R: 0 E: 0 K: 2 S: 11	H: 0 LOB: 0 BB: 0 P: 11	R: 1 E: 0 K: 0 S: 10	H: 3 LOB: 2 BB: 0 P: 15	R: 0 E: 0 K: 1 S: 11	H: 0 LOB: 1 BB: 1 P: 19	R: 0 E: 0 K: 1 S: 11	H: 1 LOB: 1 BB: 0 P: 17	R: 0 E: 0 K: 2 S: 10	H: 1 LOB: 1 BB: 0 P: 16	1B: 7 2B: 4 3B: 0 HR: 0	SF: 0 SAC: 0 DP: 3 HBP: 0	WP: 1 PB: 0 SB: 1 CS: 0	PA: 37
<b>PITCHER</b>	IP	WLS	BF	H	R	ER	SO	BB	IBB	HBP	BLK	WP	HR	S	P	ERA	WHIP					
<b>Orel Hershiser, R</b> ERA: 4.5 (1, 1)	6.0	W	25	8	4	4	2	2	0	0	0	1	0	53	82	6.00	1.667					
<b>Albie Lopez, R</b> ERA: 6.15 (7, 1)	2.0		8	1	0	0	3	1	0	0	0	0	0	22	36	0.00	1.000					
<b>Jason Jacome, L</b> ERA: 8.22 (9, 1)	1.0		4	1	0	0	2	0	0	0	0	0	0	10	16	0.00	1.000					

**New York Yankees @ Cleveland Indians**  
Jacobs Field, Cleveland, OH  
Sat Jun 21 1997, 3:33 AM EDT  
Att: 43,006 - Overcast - 90 F


**AB 34**  
**R 4**  
**H 10**  
**RBI 2**  
**BB 3**  
**SO 7**  
**LOB 15**



Batter	1	2	3	4	5	6	7	8	9	AB	R	H	RBI	BB	SO	LOB	BOTTOM					
<b>Marquis Grissom, R</b> OBP: 0.304, SLG: 0.309 (1, 8)	CS 1B		BB 2B	G5-3		SF9		G5-3									3 1 1 1 1 0 3					
<b>Julio Franco, R</b> OBP: 0.389, SLG: 0.384 (1, 4)			BB 2B														3 3 1 0 2 2 1					
<b>Tony Fernandez, S</b> OBP: 0.309, SLG: 0.377 (9, 6)	G6-3 1B		BB 2B			K											0 0 0 0 0 0 0					
<b>Jim Thome, L</b> OBP: 0.426, SLG: 0.570 (1, 3)	2B		BB 2B			K		K									5 1 2 2 0 3 3					
<b>Manny Ramirez, R</b> OBP: 0.412, SLG: 0.532 (1, 9)	G6-3		BB 1B					E									5 2 4 6 0 0 1					
<b>David Justice, L</b> OBP: 0.436, SLG: 0.654 (1, 10)	G6-3		BB 1B			G6-3		E4									5 1 1 0 0 0 3					
<b>Sandy Alomar Jr., R</b> OBP: 0.408, SLG: 0.624 (1, 2)		F7	L5			E6 2B											4 1 1 1 0 0 0					
<b>Matt Williams, R</b> OBP: 0.281, SLG: 0.448 (1, 5)		F8				SF9 2B		F8									4 1 1 1 0 1 0					
<b>Brian Giles, L</b> OBP: 0.373, SLG: 0.427 (1, 7)		K															4 1 2 0 0 1 0					
<b>Omar Vizquel, S</b> OBP: 0.342, SLG: 0.376 (1, 6)			BB 2B														3 2 2 0 1 0 2					
<b>Casey Candaele, S</b> OBP: 0.346, SLG: 0.360 (9, 4)			BB 2B														0 0 0 0 0 0 0					
<b>Inning Stats</b>	R: 1 E: 0 K: 0 S: 8	H: 3 LOB: 1 BB: 0 P: 14	R: 0 E: 0 K: 1 S: 5	H: 0 LOB: 0 BB: 0 P: 8	R: 4 E: 0 K: 0 S: 16	H: 2 LOB: 0 BB: 3 P: 34	R: 0 E: 0 K: 1 S: 10	H: 1 LOB: 1 BB: 0 P: 13	R: 0 E: 0 K: 2 S: 14	H: 1 LOB: 1 BB: 0 P: 21	R: 2 E: 1 K: 1 S: 14	H: 2 LOB: 1 BB: 0 P: 25	R: 2 E: 1 K: 1 S: 14	H: 3 LOB: 0 BB: 0 P: 21	R: 4 E: 0 K: 1 S: 12	H: 3 LOB: 0 BB: 1 P: 25	1B: 8 2B: 6 3B: 0 HR: 1	SF: 1 SAC: 0 DP: 1 HBP: 0	WP: 0 PB: 0 SB: 1 CS: 1	PA: 41		
<b>PITCHER</b>	IP	WLS	BF	H	R	ER	SO	BB	IBB	HBP	BLK	WP	HR	S	P	ERA	WHIP					
<b>Andy Pettitte, L</b> ERA: 3.59 (1, 1)	5.1	L	27	9	7	5	4	3	0	0	0	0	0	61	104	8.44	2.250					
<b>Jim Mecir, R</b> ERA: 6.57 (6, 1)	1.2		7	3	2	1	2	0	0	0	0	0	0	20	32	5.40	1.800					
<b>Graeme Lloyd, L</b> ERA: 4.42 (8, 1)	1.0		7	3	4	4	1	0	1	0	0	0	1	12	25	36.00	3.000					

**New York Yankees @ Cleveland Indians**  
Jacobs Field, Cleveland, OH  
Sat Jun 21 1997, 3:33 AM EDT  
Att: 43,006 - Overcast - 90 F

**AB 36**  
**R 13**  
**H 15**  
**RBI 11**  
**BB 4**  
**SO 7**  
**LOB 13**





Batter	1	2	3	4	5	6	7	8	9	AB	R	H	RBI	BB	SO	LOB	TOP				
<b>2 Derek Jeter, R</b> OBP: 0.362, SLG: 0.393 (1, 6)	L7		K		SF8					3	0	1	1	0	1	0	<b>New York Yankees @ Cleveland Indians</b> Jacobs Field, Cleveland, OH Sun Jun 22 1997, 3:33 AM EDT Att: 42,912 - Sunny - 75 F				
<b>Pat Kelly, R</b> OBP: 0.407, SLG: 0.396 (1, 4)	K			L6			F8			4	0	1	1	0	1						
<b>Paul O'Neill, L</b> OBP: 0.406, SLG: 0.549 (1, 9)	G4-3			G6-3	G5-3			G4-3		4	0	0	0	0	2						
<b>Cecil Fielder, R</b> OBP: 0.358, SLG: 0.388 (1, 10)		K				K		L6		3	0	0	0	1	2	0					
<b>Tino Martinez, L</b> OBP: 0.359, SLG: 0.576 (1, 3)							G4-3	F8		4	0	1	0	0	1	1					
<b>Charlie Hayes, R</b> OBP: 0.412, SLG: 0.460 (1, 5)										4	1	3	0	0	0	1					
<b>Mariano Duncan, R</b> OBP: 0.291, SLG: 0.336 (1, 7)										4	1	1	0	0	0	3					
<b>Chad Curtis, R</b> OBP: 0.324, SLG: 0.509 (1, 8)										4	0	1	0	0	0	1					
<b>Joe Girardi, R</b> OBP: 0.280, SLG: 0.306 (1, 2)										3	0	0	0	0	0	3					
<b>Inning Stats</b>	R: 0 E: 0 K: 1 S: 6	H: 0 LOB: 0 BB: 0 P: 10	R: 0 E: 0 K: 1 S: 8	H: 1 LOB: 1 BB: 0 P: 16	R: 0 E: 0 K: 1 S: 11	H: 0 LOB: 0 BB: 0 P: 16	R: 0 E: 0 K: 1 S: 11	H: 0 LOB: 1 BB: 1 P: 20	R: 2 E: 0 K: 0 S: 15	H: 4 LOB: 2 BB: 0 P: 25	R: 0 E: 0 K: 1 S: 14	H: 1 LOB: 1 BB: 0 P: 21	R: 0 E: 0 K: 0 S: 8	H: 0 LOB: 0 BB: 0 P: 8	R: 0 E: 0 K: 0 S: 7	H: 1 LOB: 0 BB: 0 P: 9		1B: 7 2B: 1 3B: 0 HR: 0	SF: 1 SAC: 0 DP: 1 HBP: 0	WP: 0 PB: 0 SB: 0 CS: 0	PA: 35
<b>PITCHER</b>	IP	WLS	BF	H	R	ER	SO	BB	IBB	HBP	BLK	WP	HR	S	P	ERA	WHIP				
<b>Brian Anderson, L</b> ERA: 1.69 (1, 1)	7.0	W	29	7	2	2	5	1	0	0	0	0	0	73	121	2.57	1.143				
<b>Paul Assenmacher, L</b> ERA: 6.62 (8, 1)	1.0		3	0	0	0	0	0	0	0	0	0	0	6	8	0.00	0.000				
<b>Michael Jackson, R</b> ERA: 2.7 (9, 1)	1.0	S	3	1	0	0	0	0	0	0	0	0	0	7	9	0.00	1.000				

AB	33
R	2
H	8
RBI	2
BB	1
SO	5
LOB	12



Batter	1	2	3	4	5	6	7	8	9	AB	R	H	RBI	BB	SO	LOB	BOTTOM				
<b>Marquis Grissom, R</b> OBP: 0.307, SLG: 0.313 (1, 8)			F8		G6-3					4	1	2	1	0	0	0	<b>New York Yankees @ Cleveland Indians</b> Jacobs Field, Cleveland, OH Sun Jun 22 1997, 3:33 AM EDT Att: 42,912 - Sunny - 75 F				
<b>Kevin Seitzer, R</b> OBP: 0.313, SLG: 0.333 (1, 3)			G5-3		L9					4	0	1	0	0	1	1					
<b>Julio Franco, R</b> OBP: 0.388, SLG: 0.383 (1, 4)										3	1	1	0	0	0	1					
<b>Tony Fernandez, S</b> OBP: 0.307, SLG: 0.375 (8, 4)										1	0	0	0	0	0	0					
<b>Manny Ramirez, R</b> OBP: 0.421, SLG: 0.541 (1, 9)										2	1	2	0	2	0	0					
<b>David Justice, L</b> OBP: 0.430, SLG: 0.642 (1, 10)										4	0	0	0	0	0	4					
<b>Sandy Alomar Jr., R</b> OBP: 0.409, SLG: 0.637 (1, 2)										4	1	2	3	0	0	2					
<b>Matt Williams, R</b> OBP: 0.282, SLG: 0.447 (1, 5)										3	0	1	0	0	0	0					
<b>Brian Giles, L</b> OBP: 0.365, SLG: 0.416 (1, 7)										3	0	0	0	0	0	1					
<b>Omar Vizquel, S</b> OBP: 0.342, SLG: 0.379 (1, 6)										3	1	1	0	0	0	0					
<b>Inning Stats</b>	R: 1 E: 0 K: 0 S: 7	H: 2 LOB: 0 BB: 1 P: 16	R: 0 E: 0 K: 0 S: 17	H: 2 LOB: 1 BB: 0 P: 21	R: 0 E: 0 K: 0 S: 9	H: 0 LOB: 0 BB: 0 P: 13	R: 3 E: 0 K: 0 S: 7	H: 3 LOB: 0 BB: 0 P: 12	R: 0 E: 0 K: 0 S: 12	H: 0 LOB: 1 BB: 1 P: 21	R: 1 E: 0 K: 1 S: 9	H: 2 LOB: 1 BB: 0 P: 12	R: 0 E: 0 K: 0 S: 12	H: 1 LOB: 1 BB: 0 P: 21	1B: 7 2B: 2 3B: 0 HR: 1	SF: 0 SAC: 0 DP: 1 HBP: 0	WP: 0 PB: 0 SB: 0 CS: 1	PA: 34			
<b>PITCHER</b>	IP	WLS	BF	H	R	ER	SO	BB	IBB	HBP	BLK	WP	HR	S	P	ERA	WHIP				
<b>David Wells, L</b> ERA: 3.68 (1, 1)	4.0	L	17	7	4	4	0	1	0	0	0	0	0	40	62	9.00	2.000				
<b>Kenny Rogers, L</b> ERA: 5.91 (5, 1)	4.0		16	3	1	1	1	1	0	0	0	0	0	40	67	2.25	1.000				





Batter	1	2	3	4	5	6	7	8	9	AB	R	H	RBI	BB	SO	LOB	TOP			
<b>Chuck Knoblauch, R</b> (1, 4) <small>OBP: 0.414, SLG: 0.391</small> <b>Denny Hocking, S</b> (7, PR) <small>OBP: 0.310, SLG: 0.364</small>	 G4-3	 F9-6		 P4			 FC4 1B HBP	 G1-3		3	0	0	0	0	0	1				
<b>Matt Lawton, L</b> (1, 7) <small>OBP: 0.376, SLG: 0.449</small>	 1B	 CS			 G1-3		 FC4 1B	 2B	 1B	5	2	4	0	0	0	0				
<b>Paul Molitor, R</b> (1, 10) <small>OBP: 0.376, SLG: 0.459</small>	 1B SF9	 CS		 2B	 G5-3		 FC4 CS	 K	 K	5	1	2	0	0	1	3				
<b>Terry Steinbach, R</b> (1, 2) <small>OBP: 0.328, SLG: 0.419</small>	 1B 2H			 K	 FC6-4 1B		 FC6 BB	 1B 2B	 1B 2B	4	1	3	2	1	1	1				
<b>Ron Coomer, R</b> (1, 5) <small>OBP: 0.333, SLG: 0.443</small>	 SF9			 F8	 FC6-4 1B		 FC6 1-2 3-H	 1B 2B 2H	 1B 2B 2H	4	0	1	2	0	0	4				
<b>Scott Stahovick, L</b> (1, 3) <small>OBP: 0.322, SLG: 0.408</small> <b>Greg Colbrunn, R</b> (9, PH) <small>OBP: 0.309, SLG: 0.409</small>	 1B			 IBB	 L9			 L8	 K	3	0	1	0	1	0	0				
<b>Roberto Kelly, R</b> (1, 9) <small>OBP: 0.352, SLG: 0.407</small>	 G1-3		 L9		 2B		 G6-3	 1B	 1B	5	0	2	0	0	0	4				
<b>Rich Becker, L</b> (1, 8) <small>OBP: 0.375, SLG: 0.383</small>		 1B 2B		 L9		 K 2-3 SAFE	 HR BB	 K	 K	4	2	1	0	1	2	3				
<b>Pat Meares, R</b> (1, 6) <small>OBP: 0.339, SLG: 0.459</small>	 F9-6 1B 2H		 K		 L7		 HR 1-H			4	1	2	3	0	1	1				
<b>Inning Stats</b>	R: 2 E: 0 K: 0 S: 19	H: 4 LOB: 2 BB: 0 P: 28	R: 1 E: 0 K: 0 S: 11	H: 3 LOB: 0 BB: 0 P: 17	R: 0 E: 0 K: 1 S: 9	H: 1 LOB: 2 BB: 1 P: 18	R: 0 E: 0 K: 1 S: 9	H: 0 LOB: 0 BB: 0 P: 11	R: 0 E: 0 K: 0 S: 8	H: 1 LOB: 1 BB: 0 P: 12	R: 0 E: 0 K: 1 S: 8	H: 1 LOB: 2 BB: 1 P: 19	R: 2 E: 0 K: 0 S: 9	H: 1 LOB: 0 BB: 1 P: 18	R: 2 E: 0 K: 3 S: 16	H: 4 LOB: 2 BB: 0 P: 23	1B: 11 2B: 5 3B: 0 HR: 1	SF: 1 SAC: 0 DP: 1 HBP: 1	WP: 0 PB: 0 SB: 1 CS: 3	PA: 45
<b>PITCHER</b>	IP	WLS	BF	H	R	ER	SO	BB	IBB	HBP	BLK	WP	HR	S	P	ERA	WHIP			
<b>Chad Ogea, R</b> (1, 1) <small>ERA: 5.49</small> <b>Abbie Lopez, R</b> (7, 1) <small>ERA: 6.27</small> <b>Eric Plunk, R</b> (9, 1) <small>ERA: 6.19</small> <b>Paul Assenmacher, L</b> (9, 1) <small>ERA: 6.38</small>	6.0	L	27	10	3	3	3	0	1	0	0	0	0	64	97	4.50	1.667			

Minnesota Twins @ Cleveland Indians  
 Jacobs Field, Cleveland, OH  
 Mon Jun 23 1997, 7:05 PM EDT  
 Att: 42,861 - Unknown - 86 F

AB	39
R	7
H	16
RBI	7
BB	3
SO	6
LOB	18



Batter	1	2	3	4	5	6	7	8	9	AB	R	H	RBI	BB	SO	LOB	BOTTOM					
<b>Marquis Grissom, R</b> (1, 8) <small>OBP: 0.306, SLG: 0.308</small>	 K		 P2		 BB			 G6-3		3	0	0	0	1	1	0						
<b>Omar Vizquel, S</b> (1, 6) <small>OBP: 0.337, SLG: 0.374</small>	 G4-3		 F9		 G5-3			 G4-3		4	0	0	0	0	0	2						
<b>Jim Thome, L</b> (1, 3) <small>OBP: 0.431, SLG: 0.599</small>	 1B			 HR		 HR		 K		4	2	3	2	0	1	0						
<b>Manny Ramirez, R</b> (1, 9) <small>OBP: 0.419, SLG: 0.536</small>	 K			 G5-3		 K		 1B	 1B	4	0	1	0	0	2	1						
<b>Julio Franco, R</b> (1, 10) <small>OBP: 0.383, SLG: 0.377</small>		 F9		 G6-3		 G3		 K	 K	4	0	0	0	0	1	1						
<b>Sandy Alomar Jr., R</b> (1, 2) <small>OBP: 0.406, SLG: 0.629</small>	 1B			 K		 G6-3		 F8	 F8	4	0	1	0	0	1	1						
<b>Matt Williams, R</b> (1, 5) <small>OBP: 0.281, SLG: 0.444</small>	 G6-4-3 1B				 F8		 P5	 G6-3	 G6-3	4	0	1	0	0	0	1						
<b>Brian Giles, L</b> (1, 7) <small>OBP: 0.364, SLG: 0.422</small>	 G6-4-3				 G3-1 2B		 G5-3			3	0	1	0	0	0	2						
<b>Tony Fernandez, S</b> (1, 4) <small>OBP: 0.302, SLG: 0.368</small>			 G3		 G3-1 2-3		 F7			3	0	0	0	0	0	1						
<b>Inning Stats</b>	R: 0 E: 0 K: 2 S: 12	H: 1 LOB: 1 BB: 0 P: 21	R: 0 E: 0 K: 0 S: 8	H: 2 LOB: 1 BB: 0 P: 10	R: 0 E: 0 K: 0 S: 6	H: 0 LOB: 0 BB: 0 P: 8	R: 1 E: 0 K: 1 S: 15	H: 1 LOB: 0 BB: 0 P: 21	R: 0 E: 0 K: 0 S: 8	H: 1 LOB: 2 BB: 1 P: 12	R: 1 E: 0 K: 1 S: 7	H: 1 LOB: 0 BB: 0 P: 9	R: 0 E: 0 K: 0 S: 8	H: 0 LOB: 0 BB: 0 P: 12	R: 0 E: 0 K: 1 S: 6	H: 0 LOB: 0 BB: 0 P: 8	R: 0 E: 0 K: 1 S: 10	H: 1 LOB: 1 BB: 0 P: 13	1B: 4 2B: 1 3B: 0 HR: 2	SF: 0 SAC: 0 DP: 1 HBP: 0	WP: 0 PB: 0 SB: 0 CS: 0	PA: 34
<b>PITCHER</b>	IP	WLS	BF	H	R	ER	SO	BB	IBB	HBP	BLK	WP	HR	S	P	ERA	WHIP					
<b>Brad Radke, R</b> (1, 1) <small>ERA: 4.07</small> <b>Mike Trombley, R</b> (9, 1) <small>ERA: 3.45</small>	8.0	W	30	6	2	2	5	1	0	0	0	0	0	2	70	2.25	0.875					

Minnesota Twins @ Cleveland Indians  
 Jacobs Field, Cleveland, OH  
 Mon Jun 23 1997, 7:05 PM EDT  
 Att: 42,861 - Unknown - 86 F

AB	33
R	2
H	7
RBI	2
BB	1
SO	6
LOB	9





Batter	1	2	3	4	5	6	7	8	9	AB	R	H	RBI	BB	SO	LOB	TOP					
<b>Chuck Knoblauch, R</b> OBP: 0.416, SLG: 0.393 (1, 4)										4	1	2	0	1	0	3	<b>Minnesota Twins @ Cleveland Indians</b> Jacobs Field, Cleveland, OH Tue Jun 24 1997, 7:05 PM EDT Att: 42,902 - Unknown - 87 F					
<b>Matt Lawton, L</b> OBP: 0.377, SLG: 0.448 (1, 9)										5	0	2	0	0	0	4						
<b>Paul Molitor, R</b> OBP: 0.376, SLG: 0.453 (1, 10)										3	0	0	1	2	2							
<b>Greg Myers, L</b> OBP: 0.350, SLG: 0.453 (1, 2)										4	0	0	1	0	0	5						
<b>Ron Coomer, R</b> OBP: 0.330, SLG: 0.452 (1, 5)										5	1	1	1	0	2	1						
<b>Marty Cordova, R</b> OBP: 0.328, SLG: 0.456 (1, 7)										4	1	1	1	0	1	0						
<b>Scott Stahoviak, L</b> OBP: 0.330, SLG: 0.450 (1, 3)										4	1	2	1	0	0	0						
<b>Pat Meares, R</b> OBP: 0.341, SLG: 0.462 (1, 6)										3	0	1	0	0	1	0						
<b>Rich Becker, L</b> OBP: 0.373, SLG: 0.378 (1, 8)										3	1	0	0	1	2	3						
<b>Inning Stats</b>	R: 1 E: 0 K: 1 S: 16	H: 2 LOB: 1 BB: 0 P: 24	R: 0 E: 0 K: 1 S: 11	H: 0 LOB: 0 BB: 0 P: 17	R: 0 E: 0 K: 0 S: 9	H: 1 LOB: 2 BB: 1 P: 16	R: 2 E: 0 K: 1 S: 14	H: 3 LOB: 2 BB: 0 P: 22	R: 0 E: 0 K: 1 S: 6	H: 0 LOB: 0 BB: 0 P: 9	R: 2 E: 0 K: 0 S: 12	H: 2 LOB: 3 BB: 3 P: 30	R: 0 E: 0 K: 2 S: 7	H: 0 LOB: 0 BB: 0 P: 12	R: 0 E: 0 K: 1 S: 10	H: 1 LOB: 1 BB: 0 P: 13	R: 0 E: 0 K: 1 S: 9	H: 0 LOB: 0 BB: 0 P: 11	1B: 5 2B: 1 3B: 0 HR: 3	SF: 1 SAC: 0 DP: 0 HBP: 1	WP: 0 PB: 0 SB: 2 CS: 0	PA: 41
<b>PITCHER</b>	IP	WLS	BF	H	R	ER	SO	BB	IBB	HBP	BLK	WP	HR	S	P	ERA	WHIP					
<b>Jaret Wright, R</b> ERA: 7.94 (1, 1)	5.2	W	28	7	5	5	4	3	0	1	0	0	3	64	109	7.94	1.765					
<b>Jason Jacome, L</b> ERA: 8.22 (6, 1)	0.0		1	1	0	0	0	0	0	0	0	0	0	2	2	∞	∞					
<b>Jose Mesa, R</b> ERA: 5.33 (6, 1)	2.1		9	1	0	0	3	1	0	0	0	0	0	19	32	0.00	0.857					
<b>Michael Jackson, R</b> ERA: 2.63 (9, 1)	1.0		3	0	0	0	1	0	0	0	0	0	0	9	11	0.00	0.000					

Batter	1	2	3	4	5	6	7	8	9	AB	R	H	RBI	BB	SO	LOB	BOTTOM				
<b>Marquis Grissom, R</b> OBP: 0.308, SLG: 0.307 (1, 8)										4	1	1	0	1	0	2	<b>Minnesota Twins @ Cleveland Indians</b> Jacobs Field, Cleveland, OH Tue Jun 24 1997, 7:05 PM EDT Att: 42,902 - Unknown - 87 F				
<b>Kevin Seitzer, R</b> OBP: 0.318, SLG: 0.338 (1, 10)										5	1	2	1	0	2	1					
<b>Jim Thome, L</b> OBP: 0.435, SLG: 0.613 (1, 3)										3	2	2	2	1	1	0					
<b>Tony Fernandez, S</b> OBP: 0.301, SLG: 0.366 (6, 4)										1	0	0	0	0	0	0					
<b>Manny Ramirez, R</b> OBP: 0.426, SLG: 0.542 (1, 9)										3	2	2	0	2	0	0					
<b>Sandy Alomar Jr., R</b> OBP: 0.406, SLG: 0.627 (1, 2)										4	0	1	2	1	0	4					
<b>Matt Williams, R</b> OBP: 0.283, SLG: 0.452 (1, 5)										4	2	1	2	1	0	2					
<b>Brian Giles, L</b> OBP: 0.361, SLG: 0.442 (1, 7)										4	1	1	3	0	0	1					
<b>Julio Franco, R</b> OBP: 0.388, SLG: 0.381 (8, 3)										3	1	2	0	1	1	0					
<b>Omar Vizquel, S</b> OBP: 0.336, SLG: 0.372 (1, 6)										4	0	1	0	0	1	2					
<b>Inning Stats</b>	R: 0 E: 0 K: 0 S: 9	H: 1 LOB: 2 BB: 1 P: 19	R: 2 E: 0 K: 1 S: 18	H: 3 LOB: 1 BB: 1 P: 32	R: 4 E: 0 K: 1 S: 11	H: 3 LOB: 2 BB: 2 P: 30	R: 0 E: 0 K: 2 S: 12	H: 1 LOB: 0 BB: 0 P: 19	R: 0 E: 0 K: 0 S: 7	H: 0 LOB: 0 BB: 1 P: 14	R: 4 E: 0 K: 0 S: 17	H: 4 LOB: 1 BB: 1 P: 29	R: 0 E: 0 K: 1 S: 14	H: 1 LOB: 1 BB: 0 P: 22	R: 0 E: 0 K: 0 S: 8	H: 0 LOB: 1 BB: 1 P: 15	1B: 8 2B: 2 3B: 0 HR: 3	SF: 0 SAC: 0 DP: 0 HBP: 0	WP: 0 PB: 0 SB: 1 CS: 2	PA: 44	
<b>PITCHER</b>	IP	WLS	BF	H	R	ER	SO	BB	IBB	HBP	BLK	WP	HR	S	P	ERA	WHIP				
<b>Dave Stevens, R</b> ERA: 18.3 (1, 1)	3.0	L	19	7	6	6	2	4	0	0	0	0	3	38	81	18.00	3.667				
<b>Greg Swindell, L</b> ERA: 4.09 (4, 1)	2.1		11	4	3	3	2	1	0	0	0	0	0	29	49	11.57	2.143				
<b>Frankie Rodriguez, R</b> ERA: 5.34 (6, 1)	0.2		4	1	1	1	0	1	0	0	0	0	0	7	13	13.50	3.000				
<b>Todd Ritchie, R</b> ERA: 5.34 (7, 1)	2.0		8	1	0	0	1	1	0	0	0	0	0	22	37	0.00	1.000				

AB	35
R	5
H	9
RBI	5
BB	4
SO	8
LOB	18



AB	35
R	10
H	13
RBI	10
BB	7
SO	5
LOB	12





Batter	1	2	3	4	5	6	7	8	9	AB	R	H	RBI	BB	SO	LOB	TOP									
Marquis Grissom, R OBP: 0.303, SLG: 0.302	1-1 L9		1-0 G4-3			2-0 G4-3		1-0 G5-4-3		4	0	0	0	0	0	2	Cleveland Indians @ New York Yankees Yankee Stadium, Bronx, NY Fri Jun 27 1997, 7:05 PM EDT Att: 35,837 - Unknown - 82 F									
Kevin Seitzer, R OBP: 0.315, SLG: 0.333	2-1 G6-3			2-1 G6-3		3-2 1B			2-3 K	4	0	1	1	0	1	0										
Jim Thome, L OBP: 0.432, SLG: 0.619	3-3 K			3-1 G3		3-H F7			1-0 HR	4	1	1	1	0	1	1										
Manny Ramirez, R OBP: 0.419, SLG: 0.533		1-0 G4-3		2-2 G4-3		1-2 P4			2-3 K	4	0	0	0	0	1	1										
Sandy Alomar Jr., R OBP: 0.408, SLG: 0.624		0-2 1B			2-1 1B				1-2 F9	4	0	2	0	0	0	0										
Matt Williams, R OBP: 0.280, SLG: 0.447		0-0 P3			0-0 F8				1-0 G6-3	3	0	0	0	0	0	2										
Julio Franco, R OBP: 0.384, SLG: 0.376									3-3 K	3	0	0	0	0	3	2										
Brian Giles, L OBP: 0.383, SLG: 0.443			2-0 G3-6-3 1B		1-0 G4-3			0-3 K		2	0	1	0	0	0	1										
Trendad Hubbard, R OBP: 0.250, SLG: 0.250										1	0	0	0	0	1	0										
Omar Vizquel, S OBP: 0.339, SLG: 0.375			2-0 G3-6-3 1-2			0-2 G4-3 WP 1B		2-1 G5-4-3 1B		3	1	2	0	0	0	1										
<b>Inning Stats</b>	R: 0 E: 0 K: 1 S: 7	H: 0 LOB: 0 BB: 0 P: 13	R: 0 E: 0 K: 1 S: 8	H: 1 LOB: 1 BB: 0 P: 10	R: 0 E: 0 K: 0 S: 3	H: 1 LOB: 0 BB: 0 P: 8	R: 0 E: 0 K: 0 S: 8	H: 0 LOB: 0 BB: 0 P: 15	R: 0 E: 0 K: 1 S: 8	H: 1 LOB: 1 BB: 0 P: 13	R: 1 E: 0 K: 0 S: 14	H: 2 LOB: 1 BB: 0 P: 21	R: 0 E: 0 K: 1 S: 6	H: 0 LOB: 0 BB: 0 P: 10	R: 0 E: 0 K: 1 S: 6	H: 1 LOB: 0 BB: 0 P: 9	R: 1 E: 0 K: 2 S: 18	H: 1 LOB: 0 BB: 0 P: 24	1B: 6 2B: 0 3B: 0 HR: 1	SF: 0 SAC: 0 DP: 2 HBP: 0	WP: 1 SB: 0 CS: 0	PA: 32				
<b>PITCHER</b>	IP	WLS	BF	H	R	ER	SO	BB	IBB	HBP	BLK	WP	HR	S	P	ERA	WHIP									
Dwight Gooden, R ERA: 3.04	(1, 1)	7.0	W	25	5	1	1	4	0	0	0	0	0	54	90	1.29	0.714									
Mike Stanton, L ERA: 2.25	(8, 1)	1.0		3	1	0	0	1	0	0	0	0	0	6	9	0.00	1.000									
42 Mariano Rivera, R ERA: 2.09	(9, 1)	1.0	S	4	1	1	1	2	0	0	0	0	0	1	18	24	9.00	1.000								

Batter	1	2	3	4	5	6	7	8	9	AB	R	H	RBI	BB	SO	LOB	BOTTOM								
2 Derek Jeter, R OBP: 0.364, SLG: 0.394	0-0 E 1B	0-0 E1 S 1B			1-1 G4-6-3 1-2		2-1 G3			4	1	2	0	0	0	2	Cleveland Indians @ New York Yankees Yankee Stadium, Bronx, NY Fri Jun 27 1997, 7:05 PM EDT Att: 35,837 - Unknown - 82 F								
Pat Kelly, R OBP: 0.364, SLG: 0.345	2-2 E5 E 1-2	3-3 K			2-2 G5-3			0-3 K		4	1	0	0	0	2	3									
Paul O'Neill, L OBP: 0.407, SLG: 0.545	3-2 E7 G5-3 1H 2H 2B		3-3 K			0-0 F8		4-2 G4-6-3 BB		3	1	1	2	1	1	0									
Cecil Fielder, R OBP: 0.355, SLG: 0.393	0-0 G5-3		3-3 K			1-0 L6		0-0 G4-6-3 1-2		4	0	0	1	0	1	1									
Tino Martinez, L OBP: 0.372, SLG: 0.623	3-H G4-3		0-0 F8			4-0 BB				2	0	0	0	1	0	0									
Wade Boggs, L OBP: 0.351, SLG: 0.332	3-2 G3			1-0 G4-6-3 1B		1-1 F7				3	0	1	0	0	0	1									
Mark Whiten, S OBP: 0.374, SLG: 0.423		0-0 F8		1-0 G4-6-3 1-2			3-1 G4-3			3	0	0	0	0	0	1									
Chad Curtis, R OBP: 0.333, SLG: 0.528		1-2 G4-3		0-2 K			0-0 K 1B			3	0	1	0	0	1	0									
Joe Girardi, R OBP: 0.286, SLG: 0.308		0-1 K 2 1B			0-1 G4-6-3 1B		2-3 K			3	0	2	0	0	1	1									
<b>Inning Stats</b>	R: 3 E: 2 K: 0 S: 15	H: 2 LOB: 0 BB: 0 P: 25	R: 0 E: 1 K: 1 S: 13	H: 2 LOB: 2 BB: 0 P: 17	R: 0 E: 0 K: 2 S: 9	H: 0 LOB: 0 BB: 0 P: 15	R: 0 E: 0 K: 1 S: 5	H: 1 LOB: 0 BB: 0 P: 7	R: 0 E: 0 K: 0 S: 7	H: 1 LOB: 0 BB: 0 P: 10	R: 0 E: 0 K: 0 S: 4	H: 0 LOB: 1 BB: 1 P: 10	R: 0 E: 0 K: 1 S: 10	H: 1 LOB: 1 BB: 0 P: 15	R: 0 E: 0 K: 1 S: 9	H: 0 LOB: 0 BB: 1 P: 13		1B: 6 2B: 1 3B: 0 HR: 0	SF: 0 SAC: 0 DP: 3 HBP: 0	WP: 0 SB: 1 CS: 0	PA: 31				
<b>PITCHER</b>	IP	WLS	BF	H	R	ER	SO	BB	IBB	HBP	BLK	WP	HR	S	P	ERA	WHIP								
Orel Hershiser, R ERA: 4.26	(1, 1)	8.0	L	31	7	3	1	6	2	0	0	0	0	72	112	1.12	1.125								

AB 32  
R 2  
H 7  
RBI 2  
BB 0  
SO 7  
LOB 10



AB 29  
R 3  
H 7  
RBI 3  
BB 2  
SO 6  
LOB 9






Batter	1	2	3	4	5	6	7	8	9	AB	R	H	RBI	BB	SO	LOB	TOP																						
<b>Marquis Grissom, R</b> OBP: 0.315, SLG: 0.324	1-1 E 2B	2-2 F8-4 1B		0-0 FC6-4 1B		1-1 1B 2B	2-3 K		2-1 FC3-2-5-1 1B	6	1	5	3	0	1	1																							
<b>Tony Fernandez, S</b> OBP: 0.302, SLG: 0.365	1-0 P3	0-0 1B		2-0 FC6-4 1B		1-1 1B 2B	2-2 L5		1-2 FC3-2-5-1 1B	6	1	2	1	0	0	5																							
<b>Kevin Seitzer, R</b> OBP: 0.316, SLG: 0.333	2-0 L6	2-2 F8-4		2-2 1B		1-1 1B 1B		2-3 K	0-2 G3-1	6	1	2	1	0	1	5																							
<b>Manny Ramirez, R</b> OBP: 0.419, SLG: 0.534	3-0 F9		0-0 2B 1B	2-3 K		0-0 L9		3-2 G4-3 2B		5	1	2	0	0	1	5																							
<b>Sandy Alomar Jr., R</b> OBP: 0.412, SLG: 0.628		0-1 HR 1B	0-0 G1-6-3 2B		0-1 F8	2-1 HR 1B		1-1 G4-3		5	2	3	1	0	0	1																							
<b>Matt Williams, R</b> OBP: 0.289, SLG: 0.475		1-2 HR	0-0 G1-6-3 1B		2-2 1B	1-2 HR		1-2 G5-3		5	2	4	6	0	0	1																							
<b>Julio Franco, R</b> OBP: 0.381, SLG: 0.370		4-0 FC2-5 BB	0-0 G1-6-3		1-0 L7	0-2 F7			1-3 K	4	0	0	0	1	1	3	AB 44																						
<b>Trenidad Hubbard, R</b> OBP: 0.308, SLG: 0.333		4-1 S FC2-5 1B BB	1-1 F8		2-2 G4-3	2-0 L9			1-2 1B 2B	4	2	1	0	1	0	2	R 12																						
<b>Omar Vizquel, S</b> OBP: 0.340, SLG: 0.371	1-1 FC2-5 1B			2-2 P3		0-0 E5 2B 1B	4-2 CS BB		1-2 1B HBP	3	2	0	0	1	0	2	H 19																						
<b>Inning Stats</b>	R: 0 E: 1 K: 0 S: 5	H: 1 LOB: 1 BB: 0 P: 12	R: 4 E: 0 K: 0 S: 17	H: 4 LOB: 1 BB: 2 P: 31	R: 1 E: 0 K: 0 S: 6	H: 3 LOB: 1 BB: 0 P: 7	R: 0 E: 0 K: 1 S: 13	H: 2 LOB: 2 BB: 0 P: 21	R: 0 E: 0 K: 0 S: 9	H: 1 LOB: 1 BB: 0 P: 14	R: 6 E: 1 K: 0 S: 18	H: 5 LOB: 0 BB: 0 P: 26	R: 0 E: 0 K: 1 S: 9	H: 0 LOB: 0 BB: 1 P: 17	R: 0 E: 0 K: 1 S: 11	H: 1 LOB: 1 BB: 0 P: 18	R: 1 E: 0 K: 1 S: 17	H: 2 LOB: 2 BB: 0 P: 23	1B: 12 2B: 6 HR: 2	SF: 0 SAC: 0 DP: 2 HBP: 1	WP: 0 PB: 0 SB: 3 CS: 1	PA: 48																	
<b>PITCHER</b>	IP	WLS	BF	H	R	ER	SO	BB	IBB	HBP	BLK	WP	HR	S	P	ERA	WHIP	<b>PITCHER</b>				IP	WLS	BF	H	R	ER	SO	BB	IBB	HBP	BLK	WP	HR	S	P	ERA	WHIP	
<b>David Wells, L</b> ERA: 4.0	(1, 1)	3.0		17	8	5	5	0	2	0	0	0	0	1	28	50	15.00	3.333																					
<b>Kenny Rogers, L</b> ERA: 6.18	(4, 1)	2.1	L	15	7	5	4	1	0	0	0	0	0	0	32	50	15.43	3.000																					
<b>Jim Mecir, R</b> ERA: 6.33	(6, 1)	1.2		6	1	1	1	1	0	0	0	0	0	1	17	28	5.40	1.200																					
<b>Jeff Nelson, R</b> ERA: 3.32	(8, 1)	2.0		10	3	1	1	2	0	0	1	0	0	0	28	41	4.50	1.500																					

**Cleveland Indians @ New York Yankees**  
Yankee Stadium, Bronx, NY  
Sat Jun 28 1997, 3:33 AM EDT  
Att: 41,085 - Sunny - 85 F

AB 44  
R 12  
H 19  
RBI 12  
BB 3  
SO 4  
LOB 25



Batter	1	2	3	4	5	6	7	8	9	AB	R	H	RBI	BB	SO	LOB	BOTTOM																						
<b>Derek Jeter, R</b> OBP: 0.367, SLG: 0.397	2-0 F8	2-1 1B		0-0 CS 1B		0-0 G5-4-3 1B		2-3 K		5	0	3	2	0	1	0																							
<b>Pat Kelly, R</b> OBP: 0.343, SLG: 0.322	3-2 F9	1-2 P5		1-2 K		1-2 G5-4-3		1-2 F8		4	0	0	0	0	1	4																							
<b>Wade Boggs, L</b> OBP: 0.360, SLG: 0.330										1	0	0	0	0	0	0																							
<b>Luis Sojo, R</b> OBP: 0.345, SLG: 0.350										0	0	0	0	0	0	0																							
<b>Paul O'Neill, L</b> OBP: 0.410, SLG: 0.544	1-1 HR 1B		4-2 HR BB		0-1 E1 BB BB	1-0 1B 1B		3-3 K		4	2	2	1	1	1	0																							
<b>Cecil Fielder, R</b> OBP: 0.362, SLG: 0.406	4-2 HR BB		2-2 HR		4-2 BB BB	0-1 BB 1B		2-3 K		3	2	2	2	2	1	0																							
<b>Tino Martinez, L</b> OBP: 0.375, SLG: 0.635	1-2 HR		1-2 P6		1-2 K	4-0 K		1-2 BB		4	1	2	3	1	1	2																							
<b>Charlie Hayes, R</b> OBP: 0.400, SLG: 0.463	1-1 HR		1-2 P6		1-2 K	4-0 K		1-2 BB		4	1	2	3	1	1	2																							
<b>Charlie Hayes, R</b> OBP: 0.400, SLG: 0.463	0-2 L4		2-1 L5		1-3 K	2-3 K		0-1 F9		5	0	0	0	0	2	6																							
<b>Mark Whiten, S</b> OBP: 0.374, SLG: 0.419		1-0 G6-3 2B 1B	3-2 G1-3		4-2 BB BB	1-2 BB		1-2 F8		4	1	1	0	1	0	1	AB 37																						
<b>Chad Curtis, R</b> OBP: 0.341, SLG: 0.520		0-0 G6-3 1B		4-1 G5-3 2B BB	0-2 G5-3			3-2 F9		3	1	1	0	1	0	3	R 8																						
<b>20 Jorge Posada, S</b> OBP: 0.340, SLG: 0.333		0-1 G6-3		2-1 G5-3		2-2 G5-4-3 2B 1B		0-0 G4-3		4	1	1	0	0	0	3	H 12																						
<b>Inning Stats</b>	R: 3 E: 0 K: 0 S: 14	H: 2 LOB: 0 BB: 1 P: 25	R: 1 E: 0 K: 0 S: 9	H: 3 LOB: 0 BB: 0 P: 13	R: 2 E: 0 K: 0 S: 14	H: 1 LOB: 0 BB: 1 P: 26	R: 1 E: 0 K: 1 S: 7	H: 1 LOB: 0 BB: 1 P: 15	R: 0 E: 0 K: 2 S: 16	H: 0 LOB: 3 BB: 2 P: 25	R: 1 E: 0 K: 1 S: 14	H: 4 LOB: 3 BB: 1 P: 24	R: 0 E: 0 K: 0 S: 8	H: 0 LOB: 0 BB: 0 P: 12	R: 0 E: 0 K: 2 S: 11	H: 0 LOB: 0 BB: 0 P: 17	R: 0 E: 0 K: 1 S: 10	H: 1 LOB: 1 BB: 0 P: 16	1B: 9 2B: 1 3B: 0 HR: 2	SF: 0 SAC: 0 DP: 2 HBP: 0	WP: 0 PB: 0 SB: 1 CS: 1	PA: 43																	
<b>PITCHER</b>	IP	WLS	BF	H	R	ER	SO	BB	IBB	HBP	BLK	WP	HR	S	P	ERA	WHIP	<b>PITCHER</b>				IP	WLS	BF	H	R	ER	SO	BB	IBB	HBP	BLK	WP	HR	S	P	ERA	WHIP	
<b>Brian Anderson, L</b> ERA: 3.7	(1, 1)	3.0		16	6	6	6	0	2	0	0	0	0	2	37	64	18.00	2.667																					
<b>Eric Plunk, R</b> ERA: 6.09	(4, 1)	2.0	W	10	1	1	1	3	3	0	0	0	0	0	23	40	4.50	2.000																					
<b>Albie Lopez, R</b> ERA: 6.08	(6, 1)	3.0		13	4	1	1	3	1	0	0	0	0	0	33	53	3.00	1.667																					
<b>Michael Jackson, R</b> ERA: 2.56	(9, 1)	1.0		4	1	0	0	1	0	0	0	0	0	0	10	16	0.00	1.000																					

**Cleveland Indians @ New York Yankees**  
Yankee Stadium, Bronx, NY  
Sat Jun 28 1997, 3:33 AM EDT  
Att: 41,085 - Sunny - 85 F

AB 37  
R 8  
H 12  
RBI 8  
BB 6  
SO 7  
LOB 19






Batter	1	2	3	4	5	6	7	8	9	AB	R	H	RBI	BB	SO	LOB	TOP					
Marquis Grissom, R OBP: 0.316, SLG: 0.322	1-3 SAFE K	4-1 SAFE 2B BB	1-3 K			1-1 L4		3-2 PB BB 1B		4	1	1	1	1	2	0						
Kevin Seitzer, R OBP: 0.330, SLG: 0.364	1-1 1B	0-0 2B 2B			0-1 1B WP 1B	1-0 G6-3		1-1 SAFE SF8		4	2	3	3	0	0	0						
Jim Thome, L OBP: 0.435, SLG: 0.616	3-2 1B	1-1 2B IBB			3-3 K		3-2 G4-3	4-1 PB BB		3	1	1	0	2	1	1						
Manny Ramirez, R OBP: 0.422, SLG: 0.540	1-2 1B	1-1 2B			1-2 G5-4-3 1B		3-2 G6-3	3-2 F7		5	0	3	4	0	0	2						
Sandy Alomar Jr., R OBP: 0.408, SLG: 0.619 Trenidad Hubbard, R OBP: 0.369, SLG: 0.333	2-2 K	0-0 F7			1-1 G5-4-3		0-2 G6-3	2-1 E S 1B		5	0	1	0	0	1	5						
Matt Williams, R OBP: 0.288, SLG: 0.481	2-3 K	0-0 P2			2-2 P4			1-2 HR	1-0 L6	5	1	1	1	0	1	4						
Brian Giles, L OBP: 0.364, SLG: 0.460		4-1 1B 2B BB G4-3	2-2 HR		2-1 F9			0-0 F8	2-1 SAFE F9	4	2	1	1	1	0	1						
Tony Fernandez, S OBP: 0.299, SLG: 0.366	1-2 G4-3	1-1 G3-1			1-3 K			0-1 1B 2B	2-2 F8	5	1	1	0	0	1	2						
Omar Vizquel, S OBP: 0.342, SLG: 0.370	1-1 BB 2B 1B	1-2 G1-3			0-2 F7			4-1 1B SF8 BB		3	2	1	0	1	0	0						
<b>Inning Stats</b>	R: 1 H: 3 E: 0 K: 3 S: 23	L: 3 LOB: 2 BB: 0 P: 33	R: 5 H: 3 E: 0 K: 0 S: 12	L: 3 LOB: 1 BB: 3 P: 27	R: 1 H: 1 E: 0 K: 1 S: 12	L: 0 LOB: 0 BB: 0 P: 17	R: 0 H: 2 E: 0 K: 1 S: 10	L: 0 LOB: 1 BB: 0 P: 15	R: 0 H: 0 E: 0 K: 0 S: 6	L: 0 LOB: 0 BB: 0 P: 8	R: 0 H: 0 E: 0 K: 0 S: 10	L: 0 LOB: 0 BB: 0 P: 16	R: 3 H: 3 E: 0 K: 0 S: 20	L: 3 LOB: 2 BB: 2 P: 36	R: 0 H: 1 E: 0 K: 0 S: 8	L: 1 LOB: 2 BB: 0 P: 15	1B: 8 2B: 3 3B: 0 HR: 2	SF: 1 SAC: 0 DP: 1 HBP: 0	WP: 1 PB: 1 SB: 1 CS: 0	PA: 44		
<b>PITCHER</b>	IP WLS BF H R ER SO BB IBB HBP BLK WP HR S P ERA WHIP	IP WLS BF H R ER SO BB IBB HBP BLK WP HR S P ERA WHIP	IP WLS BF H R ER SO BB IBB HBP BLK WP HR S P ERA WHIP	IP WLS BF H R ER SO BB IBB HBP BLK WP HR S P ERA WHIP	IP WLS BF H R ER SO BB IBB HBP BLK WP HR S P ERA WHIP	IP WLS BF H R ER SO BB IBB HBP BLK WP HR S P ERA WHIP	IP WLS BF H R ER SO BB IBB HBP BLK WP HR S P ERA WHIP	IP WLS BF H R ER SO BB IBB HBP BLK WP HR S P ERA WHIP	IP WLS BF H R ER SO BB IBB HBP BLK WP HR S P ERA WHIP	IP WLS BF H R ER SO BB IBB HBP BLK WP HR S P ERA WHIP	IP WLS BF H R ER SO BB IBB HBP BLK WP HR S P ERA WHIP	IP WLS BF H R ER SO BB IBB HBP BLK WP HR S P ERA WHIP	IP WLS BF H R ER SO BB IBB HBP BLK WP HR S P ERA WHIP	IP WLS BF H R ER SO BB IBB HBP BLK WP HR S P ERA WHIP	IP WLS BF H R ER SO BB IBB HBP BLK WP HR S P ERA WHIP	IP WLS BF H R ER SO BB IBB HBP BLK WP HR S P ERA WHIP	IP WLS BF H R ER SO BB IBB HBP BLK WP HR S P ERA WHIP	IP WLS BF H R ER SO BB IBB HBP BLK WP HR S P ERA WHIP	IP WLS BF H R ER SO BB IBB HBP BLK WP HR S P ERA WHIP	IP WLS BF H R ER SO BB IBB HBP BLK WP HR S P ERA WHIP	IP WLS BF H R ER SO BB IBB HBP BLK WP HR S P ERA WHIP	IP WLS BF H R ER SO BB IBB HBP BLK WP HR S P ERA WHIP

Cleveland Indians @ New York Yankees  
Yankee Stadium, Bronx, NY  
Sun Jun 29 1997, 3:33 AM EDT  
Att: 39,756 - Sunny - 85 F


AB 38  
R 10  
H 13  
RBI 10  
BB 5  
SO 6  
LOB 15



Batter	1	2	3	4	5	6	7	8	9	AB	R	H	RBI	BB	SO	LOB	BOTTOM					
2 Derek Jeter, R OBP: 0.367, SLG: 0.397	2-2 G5-3	1-0 L8			2-2 1B 1B			1-1 G6-3		5	1	2	1	0	0	2						
Luis Sojo, R OBP: 0.357, SLG: 0.356	4-1 BB HR BB		0-1 L8	0-0 G6-4-3 1B	0-1 3-H 1B			0-2 F8		4	1	2	1	1	0	0						
Paul O'Neill, L OBP: 0.413, SLG: 0.545	0-0 L7		2-2 F8 1B	1-0 G6-4-3 1B	1-2 2-H 3-H 1B			0-2 1B 1B		5	2	3	2	0	0	3						
Cecil Fielder, R OBP: 0.362, SLG: 0.404 Pat Kelly, R OBP: 0.343, SLG: 0.322	4-2 HR BB		1-0 F8	1-2 G6-4-3	3-2 1B			2-2 1B 1B		4	1	1	0	1	0	3						
Tino Martinez, L OBP: 0.378, SLG: 0.643	2-2 HR		4-0 HR BB	0-1 P6				1-1 F4		4	2	2	4	1	0	1						
Charlie Hayes, R OBP: 0.400, SLG: 0.492	0-0 G6-3		2-0 HR		3-2 F8 2 1B 2B			0-3 K		5	2	2	3	0	1	2						
Mark Whiten, S OBP: 0.370, SLG: 0.413		3-3 K	1-2 1B		1-0 G6-3			1-1 G5-3	1-1 G4-3	5	0	1	0	0	1	3						
Chad Curtis, R OBP: 0.337, SLG: 0.500		0-0 L9	1-2 G3		0-1 F8			4-2 G6-3 BB		3	0	0	0	1	0	2						
Joe Girardi, R OBP: 0.294, SLG: 0.313		1-1 1B			0-2 1B 2 1B 1B			0-0 G6-3		3	2	2	0	1	0	1						
<b>Inning Stats</b>	R: 3 H: 1 E: 0 K: 0 S: 13	L: 1 LOB: 0 BB: 2 P: 25	R: 0 H: 1 E: 0 K: 1 S: 9	L: 1 LOB: 0 BB: 0 P: 14	R: 3 H: 3 E: 0 K: 0 S: 13	L: 3 LOB: 1 BB: 1 P: 24	R: 2 H: 4 E: 0 K: 0 S: 13	L: 4 LOB: 1 BB: 0 P: 19	R: 2 H: 3 E: 0 K: 0 S: 16	L: 3 LOB: 2 BB: 1 P: 28	R: 0 H: 0 E: 0 K: 0 S: 5	L: 0 LOB: 1 BB: 1 P: 6	R: 0 H: 0 E: 0 K: 0 S: 6	L: 0 LOB: 1 BB: 1 P: 12	R: 1 H: 3 E: 0 K: 1 S: 16	L: 3 LOB: 2 BB: 0 P: 20	1B: 12 2B: 1 3B: 0 HR: 2	SF: 0 SAC: 0 DP: 1 HBP: 0	WP: 0 PB: 0 SB: 0 CS: 0	PA: 43		
<b>PITCHER</b>	IP WLS BF H R ER SO BB IBB HBP BLK WP HR S P ERA WHIP	IP WLS BF H R ER SO BB IBB HBP BLK WP HR S P ERA WHIP	IP WLS BF H R ER SO BB IBB HBP BLK WP HR S P ERA WHIP	IP WLS BF H R ER SO BB IBB HBP BLK WP HR S P ERA WHIP	IP WLS BF H R ER SO BB IBB HBP BLK WP HR S P ERA WHIP	IP WLS BF H R ER SO BB IBB HBP BLK WP HR S P ERA WHIP	IP WLS BF H R ER SO BB IBB HBP BLK WP HR S P ERA WHIP	IP WLS BF H R ER SO BB IBB HBP BLK WP HR S P ERA WHIP	IP WLS BF H R ER SO BB IBB HBP BLK WP HR S P ERA WHIP	IP WLS BF H R ER SO BB IBB HBP BLK WP HR S P ERA WHIP	IP WLS BF H R ER SO BB IBB HBP BLK WP HR S P ERA WHIP	IP WLS BF H R ER SO BB IBB HBP BLK WP HR S P ERA WHIP	IP WLS BF H R ER SO BB IBB HBP BLK WP HR S P ERA WHIP	IP WLS BF H R ER SO BB IBB HBP BLK WP HR S P ERA WHIP	IP WLS BF H R ER SO BB IBB HBP BLK WP HR S P ERA WHIP	IP WLS BF H R ER SO BB IBB HBP BLK WP HR S P ERA WHIP	IP WLS BF H R ER SO BB IBB HBP BLK WP HR S P ERA WHIP	IP WLS BF H R ER SO BB IBB HBP BLK WP HR S P ERA WHIP	IP WLS BF H R ER SO BB IBB HBP BLK WP HR S P ERA WHIP	IP WLS BF H R ER SO BB IBB HBP BLK WP HR S P ERA WHIP	IP WLS BF H R ER SO BB IBB HBP BLK WP HR S P ERA WHIP	IP WLS BF H R ER SO BB IBB HBP BLK WP HR S P ERA WHIP

Cleveland Indians @ New York Yankees  
Yankee Stadium, Bronx, NY  
Sun Jun 29 1997, 3:33 AM EDT  
Att: 39,756 - Sunny - 85 F

AB 38  
R 11  
H 15  
RBI 11  
BB 5  
SO 2  
LOB 17





Batter	1	2	3	4	5	6	7	8	9	AB	R	H	RBI	BB	SO	LOB	TOP								
Marquis Grissom, R OBP: 0.318, SLG: 0.328	F8		G4-3			L7		BB WP	FC3-6	5	1	2	0	0	0	1									
Omar Vizquel, S OBP: 0.337, SLG: 0.364	G5-3		G3			K		F7	FC3-6	5	0	0	0	0	1	3									
Jim Thome, L OBP: 0.435, SLG: 0.610	K			P5		1B		WP BB	FC6-4	4	0	1	1	1	1	1									
Manny Ramirez, R OBP: 0.420, SLG: 0.533		G3-1		K		K		WP		3	0	0	0	1	2	1									
Matt Williams, R OBP: 0.287, SLG: 0.488		K		K				HR	K	4	1	1	1	0	3	2									
Brian Giles, L OBP: 0.388, SLG: 0.492					F8		HR		L3	4	1	2	1	0	0	2									
Pat Borders, R OBP: 0.350, SLG: 0.473					L9				G3	3	1	1	0	1	0	0									
Tony Fernandez, S OBP: 0.294, SLG: 0.360		FC4-6			K				K	3	0	0	0	0	2	2									
Charles Nagy, L OBP: 0.200, SLG: 0.200										3	1	1	0	0	1	0									
Alvin Morman, L (8, 1)										0	0	0	0	0	0	0									
Jose Mesa, R (8, 1)										0	0	0	0	0	0	0									
Kevin Seitzer, R OBP: 0.337, SLG: 0.404						DI				1	1	1	2	0	0	0									
Michael Jackson, R (9, 1)						1B			HR	0	0	0	0	0	0	0									
<b>Inning Stats</b>	R: 0 E: 0 K: 1 S: 5	H: 0 LOB: 0 BB: 9	R: 0 E: 0 K: 1 S: 15	H: 1 LOB: 2 BB: 22	R: 0 E: 0 K: 1 S: 11	H: 0 LOB: 0 BB: 13	R: 0 E: 0 K: 2 S: 10	H: 0 LOB: 0 BB: 0	R: 0 E: 0 K: 1 S: 5	H: 0 LOB: 0 BB: 6	R: 1 E: 0 K: 2 S: 14	H: 2 LOB: 1 BB: 21	R: 2 E: 0 K: 1 S: 11	H: 2 LOB: 0 BB: 16	R: 1 E: 0 K: 1 S: 15	H: 1 LOB: 2 BB: 29	R: 2 E: 0 K: 0 S: 12	H: 3 LOB: 1 BB: 20	1B: 4 2B: 2 3B: 0 HR: 3	SF: 0 SAC: 1 DP: 0 HBP: 0	WP: 1 PB: 0 SB: 0 CS: 0	PA: 39			
<b>PITCHER</b>	IP	WLS	BF	H	R	ER	SO	BB	IBB	HBP	BLK	WP	HR	S	P	ERA	WHIP								
Darryl Kile, R ERA: 2.23	7.0		27	5	3	3	9	1	0	0	0	0	2	71	104	3.86	0.857								
John Hudek, R ERA: 6.66	0.2		5	1	1	1	1	1	1	0	0	1	0	12	26	13.50	3.000								
Tom Martin, L ERA: 2.19	1.1	L	7	3	2	2	0	0	0	0	0	0	1	15	23	13.50	2.250								

Cleveland Indians @ Houston Astros  
Astrodome, Houston, TX  
Mon Jun 30 1997, 8:05 PM EDT  
Att: 29,051 - Dome - 68 F


AB 35  
R 6  
H 9  
RBI 5  
BB 3  
SO 10  
LOB 12



Batter	1	2	3	4	5	6	7	8	9	AB	R	H	RBI	BB	SO	LOB	BOTTOM								
Craig Biggio, R OBP: 0.396, SLG: 0.509	K				G6-3				K	3	0	0	0	2	2	0									
Chuck Carr, S OBP: 0.233, SLG: 0.236	G3				G4-3					4	0	1	0	0	1	5									
5 Jeff Bagwell, R OBP: 0.436, SLG: 0.631	G6-3				G5-3					4	0	0	0	0	0	4									
Luis Gonzalez, L OBP: 0.370, SLG: 0.387										2	1	0	0	1	1	0									
James Mouton, R OBP: 0.293, SLG: 0.347		1B			L8					0	1	0	0	0	0	0									
Derek Bell, R OBP: 0.321, SLG: 0.387		1B			L8					4	1	2	1	0	1	1									
Bill Spiers, L OBP: 0.446, SLG: 0.429		1B			CS					3	1	1	1	1	0	0									
Tony Eusebio, R OBP: 0.394, SLG: 0.387										3	0	3	0	0	0	0									
Brad Ausmus, R OBP: 0.328, SLG: 0.379										1	0	0	0	0	0	1									
Ricky Gutierrez, R OBP: 0.323, SLG: 0.319										4	0	1	1	0	0	3									
Darryl Kile, R OBP: 0.132, SLG: 0.100										2	0	0	1	0	2	2									
John Hudek, S (8, 1)										0	0	0	0	0	0	0									
Tom Martin, L (8, 1)										0	0	0	0	0	0	0									
Thomas Howard, S OBP: 0.325, SLG: 0.364										1	0	0	0	0	0	0									
<b>Inning Stats</b>	R: 0 E: 0 K: 1 S: 7	H: 0 LOB: 0 BB: 13	R: 3 E: 0 K: 0 S: 11	H: 2 LOB: 2 BB: 3	R: 0 E: 0 K: 0 S: 7	H: 1 LOB: 0 BB: 10	R: 0 E: 0 K: 0 S: 8	H: 1 LOB: 0 BB: 12	R: 0 E: 0 K: 1 S: 9	H: 1 LOB: 1 BB: 13	R: 0 E: 0 K: 1 S: 8	H: 0 LOB: 0 BB: 13	R: 0 E: 0 K: 2 S: 13	H: 2 LOB: 3 BB: 23	R: 1 E: 1 K: 1 S: 7	H: 1 LOB: 1 BB: 13	R: 0 E: 0 K: 1 S: 5	H: 0 LOB: 0 BB: 7	1B: 8 2B: 0 3B: 0 HR: 0	SF: 0 SAC: 1 DP: 0 HBP: 1	WP: 0 PB: 0 SB: 0 CS: 3	PA: 39			
<b>PITCHER</b>	IP	WLS	BF	H	R	ER	SO	BB	IBB	HBP	BLK	WP	HR	S	P	ERA	WHIP								
Charles Nagy, R ERA: 3.85	7.0		30	7	3	3	5	4	0	0	0	0	0	63	115	3.86	1.571								
Alvin Morman, L ERA: 1.35	0.0		1	0	1	0	0	0	0	1	0	0	0	1	4	∞	∞								
Jose Mesa, R ERA: 5.22	1.0	W	3	1	0	0	1	0	0	0	0	0	0	6	9	0.00	1.000								
Michael Jackson, R ERA: 2.45	1.0	S	3	0	0	0	1	0	0	0	0	0	0	5	7	0.00	0.000								

Cleveland Indians @ Houston Astros  
Astrodome, Houston, TX  
Mon Jun 30 1997, 8:05 PM EDT  
Att: 29,051 - Dome - 68 F

AB 31  
R 4  
H 8  
RBI 4  
BB 4  
SO 7  
LOB 16









Batter	1	2	3	4	5	6	7	8	9	AB	R	H	RBI	BB	SO	LOB	TOP					
Marquis Grissom, R (1, 8) OBP: 0.318, SLG: 0.328	G6-3		K				L8			4	0	1	0	0	1	1	<b>Cleveland Indians @ Houston Astros</b> Astrodome, Houston, TX Wed Jul 02 1997, 8:05 PM EDT Att: 25,661 - Dome - 68 F					
Tony Fernandez, S (1, 6) OBP: 0.307, SLG: 0.378	G1-3					G6-3		G6-4-3		3	0	1	0	1	0	1						
Kevin Seitzer, R (1, 3) OBP: 0.330, SLG: 0.394	G6-3		G4-3					G6-4-3		4	1	1	0	0	0	3						
Manny Ramirez, R (1, 9) OBP: 0.417, SLG: 0.540		G4-3		E9				G4-3		4	1	1	0	0	0	0						
Sandy Alomar Jr., R (1, 2) OBP: 0.409, SLG: 0.612	G6-3									4	0	3	2	0	0	0						
Matt Williams, R (1, 5) OBP: 0.292, SLG: 0.487				K			P5			4	0	1	0	0	1	4						
Julio Franco, R (1, 4) OBP: 0.377, SLG: 0.366										3	0	0	0	0	1	4						
Eric Plunk, R (6, 1)										0	0	0	0	0	0	0						
Paul Assenmacher, L (8, 1)										0	0	0	0	0	0	0						
Omar Vizquel, S (9, PH) OBP: 0.337, SLG: 0.361										1	0	0	0	0	0	1						
Brian Giles, L (1, 7) OBP: 0.372, SLG: 0.504										4	0	2	0	0	0	0						
Orel Hershiser, R (1, 1)										1	0	0	0	0	0	0						
Alvin Morman, L (5, 1)										0	0	0	0	0	0	0						
Damian Jackson, R (6, 6)										2	0	0	0	0	0	2						
<b>Inning Stats</b>	R: 0 E: 0 K: 0 S: 6	H: 0 LOB: 0 BB: 0 P: 10	R: 0 E: 0 K: 1 S: 9	H: 1 LOB: 1 BB: 0 P: 14	R: 0 E: 0 K: 1 S: 10	H: 1 LOB: 2 BB: 1 P: 17	R: 0 E: 1 K: 1 S: 12	H: 1 LOB: 1 BB: 0 P: 21	R: 0 E: 0 K: 0 S: 4	H: 1 LOB: 0 BB: 0 P: 4	R: 2 E: 0 K: 0 S: 6	H: 3 LOB: 0 BB: 0 P: 8	R: 0 E: 0 K: 0 S: 4	H: 0 LOB: 0 BB: 0 P: 9	R: 0 E: 0 K: 0 S: 3	H: 1 LOB: 0 BB: 0 P: 5	R: 0 E: 0 K: 0 S: 8	H: 2 LOB: 2 BB: 0 P: 11	1B: 9 2B: 1 3B: 0 HR: 0	SF: 0 SAC: 1 DP: 3 HBP: 0	WP: 0 PB: 0 SB: 0 CS: 0	PA: 36
<b>PITCHER</b> Mike Hampton, L (1, 1) ERA: 5.0	IP: 9.0 WLS: W BF: 36 H: 10 R: 2 ER: 2 SO: 3 BB: 1 IBB: 0 HBP: 0 BLK: 0 WP: 0 HR: 0 S: 62 P: 99 ERA: 2.00 WHIP: 1.222											<b>PITCHER</b>	IP: 9.0 WLS: W BF: 36 H: 10 R: 2 ER: 2 SO: 3 BB: 1 IBB: 0 HBP: 0 BLK: 0 WP: 0 HR: 0 S: 62 P: 99 ERA: 2.00 WHIP: 1.222									

Batter	1	2	3	4	5	6	7	8	9	AB	R	H	RBI	BB	SO	LOB	BOTTOM			
Craig Biggio, R (1, 4) OBP: 0.399, SLG: 0.512	SF8		K				L6		G5-3	5	2	2	1	0	1	4	<b>Cleveland Indians @ Houston Astros</b> Astrodome, Houston, TX Wed Jul 02 1997, 8:05 PM EDT Att: 25,661 - Dome - 68 F			
Chuck Carr, S (1, 8) OBP: 0.246, SLG: 0.281	K		G4-3					L4		4	1	1	1	0	1	1				
5 Jeff Bagwell, R (1, 3) OBP: 0.442, SLG: 0.633										3	0	2	1	1	0	0				
Luis Gonzalez, L (1, 7) OBP: 0.366, SLG: 0.378	SF8									1	0	0	1	2	0	1				
Derek Bell, R (1, 9) OBP: 0.310, SLG: 0.372	K									4	0	0	0	0	2	5				
Bill Spiers, L (1, 5) OBP: 0.445, SLG: 0.428		G6-3								4	1	2	0	0	0	0				
Brad Ausmus, R (1, 2) OBP: 0.333, SLG: 0.385		G5-3								3	1	1	0	1	1	0				
Tim Bogar, R (1, 6) OBP: 0.303, SLG: 0.360		G5-3								4	0	1	0	0	1	4				
Mike Hampton, R (1, 1) OBP: 0.135, SLG: 0.118			G6-3							3	1	1	2	1	0	2				
<b>Inning Stats</b>	R: 1 E: 0 K: 2 S: 12	H: 1 LOB: 1 BB: 1 P: 17	R: 0 E: 0 K: 0 S: 8	H: 0 LOB: 0 BB: 0 P: 14	R: 0 E: 0 K: 1 S: 11	H: 0 LOB: 0 BB: 0 P: 14	R: 0 E: 0 K: 1 S: 8	H: 1 LOB: 0 BB: 1 P: 18	R: 5 E: 1 K: 1 S: 19	H: 5 LOB: 1 BB: 0 P: 25	R: 0 E: 0 K: 0 S: 7	H: 1 LOB: 2 BB: 1 P: 15	R: 0 E: 0 K: 0 S: 5	H: 1 LOB: 1 BB: 1 P: 11	R: 0 E: 0 K: 1 S: 10	H: 1 LOB: 2 BB: 1 P: 17		1B: 6 2B: 1 3B: 3 HR: 0	SF: 1 SAC: 0 DP: 1 HBP: 0	WP: 1 PB: 0 SB: 1 CS: 2
<b>PITCHER</b> Orel Hershiser, R (1, 1) ERA: 4.56 Alvin Morman, L (5, 1) ERA: 1.17 Eric Plunk, R (6, 1) ERA: 0.54 Paul Assenmacher, L (8, 1) ERA: 6.05	IP: 4.1 WLS: L BF: 21 H: 7 R: 6 ER: 6 SO: 5 BB: 2 IBB: 0 HBP: 0 BLK: 0 WP: 1 HR: 0 S: 53 P: 81 ERA: 12.46 WHIP: 2.077											<b>PITCHER</b>	IP: 4.1 WLS: L BF: 21 H: 7 R: 6 ER: 6 SO: 5 BB: 2 IBB: 0 HBP: 0 BLK: 0 WP: 1 HR: 0 S: 53 P: 81 ERA: 12.46 WHIP: 2.077							

AB	34
R	2
H	10
RBI	2
BB	1
SO	3
LOB	16





Batter	1	2	3	4	5	6	7	8	9	AB	R	H	RBI	BB	SO	LOB	TOP					
Shane Halter, R (1, 9) OBP: 0.421, SLG: 0.290 Jon Nunnally, L (9, FH) OBP: 0.353, SLG: 0.400	G5-3						F7		G4-3	3	0	1	0	1	0	0						
Tom Goodwin, L (1, 8) OBP: 0.325, SLG: 0.362							G1-3		G5-3	5	0	2	0	0	0	3						
Jay Bell, R (1, 6) OBP: 0.368, SLG: 0.469							F8			4	0	1	0	0	1	2						
Jeff King, R (1, 3) OBP: 0.389, SLG: 0.502									P6	4	1	0	0	0	0	1						
Chili Davis, S (1, 10) OBP: 0.416, SLG: 0.509									HR	4	3	3	0	0	0	1						
Craig Paquette, R (1, 5) OBP: 0.298, SLG: 0.396									HR	3	1	1	3	0	0	2						
Johnny Damon, L (1, 7) OBP: 0.362, SLG: 0.450										4	1	2	1	0	0	0						
Sal Fasano, R (1, 2) OBP: 0.231, SLG: 0.342										4	0	1	0	0	0	1						
David Howard, S (1, 4) OBP: 0.324, SLG: 0.388										4	0	1	2	0	0	0						
<b>Inning Stats</b>	R: 0 E: 0 K: 1 S: 5	H: 1 LOB: 0 BB: 0 P: 10	R: 1 E: 0 K: 0 S: 9	H: 2 LOB: 1 BB: 0 P: 14	R: 0 E: 0 K: 0 S: 8	H: 1 LOB: 1 BB: 1 P: 16	R: 3 E: 1 K: 0 S: 13	H: 5 LOB: 2 BB: 0 P: 17	R: 0 E: 0 K: 0 S: 7	H: 1 LOB: 1 BB: 0 P: 10	R: 0 E: 0 K: 0 S: 6	H: 0 LOB: 0 BB: 0 P: 10	R: 0 E: 0 K: 0 S: 5	H: 0 LOB: 0 BB: 0 P: 6	R: 2 E: 0 K: 0 S: 14	H: 2 LOB: 2 BB: 0 P: 20	R: 0 E: 0 K: 0 S: 5	H: 0 LOB: 0 BB: 0 P: 5	1B: 10 2B: 1 3B: 0 HR: 1	SF: 1 SAC: 0 DP: 1 HBP: 0	WP: 0 PB: 0 SB: 1 CS: 1	PA: 38
<b>PITCHER</b>	IP	WLS	BF	H	R	ER	SO	BB	IBB	HBP	BLK	WP	HR	S	P	ERA	WHIP					
Brian Anderson, L (1, 1) ERA: 4.18	8.0	W	35	12	6	5	1	1	0	0	0	0	1	67	103	5.62	1.625					
Michael Jackson, R (9, 1) ERA: 2.34	1.0	S	3	0	0	0	0	0	0	0	0	0	0	5	5	0.00	0.000					

**Kansas City Royals @ Cleveland Indians**  
Jacobs Field, Cleveland, OH

AB 36  
R 6  
H 12  
RBI 6  
BB 1  
SO 1  
LOB 10



WP: 0 PA: 38  
PB: 0  
SB: 1  
CS: 1

**Kansas City Royals @ Cleveland Indians**  
Jacobs Field, Cleveland, OH

AB 31  
R 7  
H 13  
RBI 7  
BB 3  
SO 3  
LOB 13



WP: 0 PA: 38  
PB: 0  
SB: 0  
CS: 0

Batter	1	2	3	4	5	6	7	8	9	AB	R	H	RBI	BB	SO	LOB	BOTTOM				
Marquis Grissom, R (1, 8) OBP: 0.320, SLG: 0.330	P5									5	1	2	1	0	0	1					
Kevin Seitzer, R (1, 10) OBP: 0.324, SLG: 0.384										5	0	1	0	0	0	5					
Jim Thome, L (1, 3) OBP: 0.435, SLG: 0.621										3	1	1	2	0	1	0					
Manny Ramirez, R (1, 9) OBP: 0.425, SLG: 0.547										4	2	4	0	0	0	0					
Sandy Alomar Jr., R (1, 2) OBP: 0.410, SLG: 0.614 Damian Jackson, R (8, PR) Pat Borders, R (9, 2) OBP: 0.350, SLG: 0.473										4	1	2	1	0	0	3					
Matt Williams, R (1, 5) OBP: 0.294, SLG: 0.487										2	1	1	2	1	0	0					
Julio Franco, R (1, 4) ERA: 3.38 Tony Fernandez, S (9, 4) OBP: 0.307, SLG: 0.378										3	0	0	0	1	1	2					
Brian Giles, L (1, 7) OBP: 0.369, SLG: 0.496										2	0	0	1	1	1	2					
Omar Vizquel, S (1, 6) OBP: 0.340, SLG: 0.364										3	0	2	0	0	0	0					
<b>Inning Stats</b>	R: 0 E: 0 K: 0 S: 7	H: 0 LOB: 0 BB: 0 P: 9	R: 1 E: 0 K: 1 S: 10	H: 3 LOB: 1 BB: 0 P: 15	R: 1 E: 0 K: 0 S: 13	H: 3 LOB: 2 BB: 0 P: 18	R: 0 E: 0 K: 1 S: 10	H: 0 LOB: 0 BB: 0 P: 16	R: 0 E: 0 K: 1 S: 6	H: 0 LOB: 0 BB: 0 P: 10	R: 2 E: 1 K: 1 S: 18	H: 2 LOB: 0 BB: 0 P: 26	R: 0 E: 0 K: 0 S: 5	H: 1 LOB: 1 BB: 1 P: 9	R: 3 E: 0 K: 0 S: 17	H: 4 LOB: 3 BB: 2 P: 32	1B: 11 2B: 1 3B: 0 HR: 1	SF: 3 SAC: 1 DP: 2 HBP: 0	WP: 0 PB: 0 SB: 0 CS: 0	PA: 38	
<b>PITCHER</b>	IP	WLS	BF	H	R	ER	SO	BB	IBB	HBP	BLK	WP	HR	S	P	ERA	WHIP				
50 José Rosado, L (1, 1) ERA: 3.38	7.0		30	10	5	4	3	1	0	0	0	0	0	9	20	0.00	9.000				
Hipolito Pichardo, R (8, 1) ERA: 5.61	0.1	L	4	1	0	0	0	2	0	0	0	0	0	9	20	0.00	9.000				
Larry Casian, L (8, 1) ERA: 6.62	0.1		1	0	1	1	0	0	0	0	0	0	0	1	1	27.00	0.000				
Jeff Montgomery, R (8, 1) ERA: 7.01	0.1		3	2	1	1	0	0	0	0	0	0	0	6	9	27.00	6.000				

WP: 0 PA: 38  
PB: 0  
SB: 0  
CS: 0







Batter	1	2	3	4	5	6	7	8	9	AB	R	H	RBI	BB	SO	LOB	TOP				
Jose Offerman, S OBP: 0.374, SLG: 0.427	G1-3						G4-3		K	5	1	2	1	0	1	1					
Tom Goodwin, L OBP: 0.318, SLG: 0.354	G4-3						F9			3	0	0	0	0	0	1					
Jeff King, R OBP: 0.386, SLG: 0.491	P5								K	3	1	0	0	1	1	0					
Chili Davis, S OBP: 0.411, SLG: 0.500		G4-3								4	1	2	0	0	1	0					
Johnny Damon, L OBP: 0.359, SLG: 0.442										4	1	1	1	0	0	1					
Jay Bell, R OBP: 0.365, SLG: 0.463										4	1	1	1	0	1	1					
Jon Nunnally, L OBP: 0.333, SLG: 0.364										4	1	1	1	0	1	0					
Scott Cooper, L OBP: 0.270, SLG: 0.309										3	1	2	3	1	0	0					
Shane Halter, R OBP: 0.410, SLG: 0.281										0	0	0	0	0	0	0					
Mike Macfarlane, R OBP: 0.262, SLG: 0.264										4	0	0	0	0	2	3					
<b>Inning Stats</b>	R: 0 E: 0 K: 0 S: 8	H: 0 LOB: 0 BB: 0 P: 11	R: 0 E: 0 K: 1 S: 8	H: 0 LOB: 0 BB: 0 P: 12	R: 0 E: 0 K: 0 S: 8	H: 1 LOB: 0 BB: 0 P: 11	R: 7 E: 0 K: 1 S: 19	H: 7 LOB: 1 BB: 1 P: 26	R: 0 E: 0 K: 1 S: 8	H: 0 LOB: 0 BB: 0 P: 9	R: 0 E: 0 K: 1 S: 8	H: 0 LOB: 0 BB: 0 P: 10	R: 0 E: 0 K: 1 S: 12	H: 1 LOB: 1 BB: 1 P: 17	R: 0 E: 0 K: 1 S: 10	H: 0 LOB: 1 BB: 1 P: 18	1B: 7 2B: 2 3B: 0 HR: 0	SF: 0 SAC: 1 DP: 1 HBP: 0	WP: 0 PB: 0 SB: 0 CS: 0	PA: 37	
<b>PITCHER</b>	IP	WLS	BF	H	R	ER	SO	BB	IBB	HBP	BLK	WP	HR	S	P	ERA	WHIP				
Orel Hershiser, R ERA: 4.95	(1, 1)	3.2	19	8	7	7	2	1	0	0	0	0	0	42	59	17.18	2.455				
Jose Mesa, R ERA: 4.25	(4, 1)	3.2	12	1	0	0	4	0	0	0	0	0	0	30	40	0.00	0.273				
Paul Assenmacher, L ERA: 5.66	(8, 1)	0.1	1	0	0	0	0	0	0	0	0	0	0	2	4	0.00	0.000				
Michael Jackson, R ERA: 2.27	(8, 1)	1.1	W	5	0	0	0	1	0	0	0	0	0	15	24	0.00	0.750				

**Kansas City Royals @ Cleveland Indians**  
 Jacobs Field, Cleveland, OH  
 Sun Jul 06 1997, 3:33 AM EDT  
 Att: 42,863 - Cloudy - 75 F

livebaseballscores.com

AB 34  
R 7  
H 9  
RBI 7  
BB 2  
SO 7  
LOB 7



Batter	1	2	3	4	5	6	7	8	9	AB	R	H	RBI	BB	SO	LOB	BOTTOM				
Marquis Grissom, R OBP: 0.319, SLG: 0.330	G6-3									5	1	1	1	0	0	4					
Kevin Seitzer, R OBP: 0.322, SLG: 0.380	L9									4	1	1	2	1	1	2					
Jim Thome, L OBP: 0.441, SLG: 0.628										1	1	0	0	3	1	0					
Manny Ramirez, R OBP: 0.422, SLG: 0.563										4	1	1	4	0	1	3					
Sandy Alomar Jr., R OBP: 0.408, SLG: 0.608										4	0	1	0	0	1	1					
Matt Williams, R OBP: 0.292, SLG: 0.489										4	1	1	1	0	0	2					
Brian Giles, L OBP: 0.362, SLG: 0.497										4	0	0	0	0	0	1					
Tony Fernandez, S OBP: 0.315, SLG: 0.388										4	1	2	0	0	0	0					
Omar Vizquel, S OBP: 0.348, SLG: 0.372										3	2	3	0	0	0	0					
<b>Inning Stats</b>	R: 0 E: 0 K: 1 S: 8	H: 0 LOB: 0 BB: 0 P: 13	R: 0 E: 0 K: 0 S: 7	H: 1 LOB: 1 BB: 0 P: 10	R: 4 E: 0 K: 1 S: 14	H: 2 LOB: 0 BB: 2 P: 26	R: 3 E: 0 K: 1 S: 20	H: 4 LOB: 2 BB: 1 P: 38	R: 0 E: 0 K: 0 S: 10	H: 0 LOB: 0 BB: 0 P: 14	R: 0 E: 0 K: 1 S: 9	H: 1 LOB: 1 BB: 0 P: 13	R: 0 E: 0 K: 0 S: 6	H: 0 LOB: 1 BB: 1 P: 13	R: 1 E: 0 K: 0 S: 8	H: 2 LOB: 1 BB: 0 P: 13	1B: 7 2B: 1 3B: 0 HR: 2	SF: 0 SAC: 1 DP: 0 HBP: 0	WP: 0 PB: 0 SB: 2 CS: 0	PA: 38	
<b>PITCHER</b>	IP	WLS	BF	H	R	ER	SO	BB	IBB	HBP	BLK	WP	HR	S	P	ERA	WHIP				
Tim Lincecum, R ERA: 3.92	(1, 1)	7.0	33	8	7	7	4	4	0	0	0	0	0	5	7	13.50	1.714				
Larry Casian, L ERA: 6.87	(8, 1)	0.2	L	3	1	1	0	0	0	0	0	0	0	5	7	13.50	1.500				
Gregg Olson, R ERA: 16.2	(8, 1)	0.1	2	1	0	0	0	0	0	0	0	0	0	3	6	0.00	3.000				

**Kansas City Royals @ Cleveland Indians**  
 Jacobs Field, Cleveland, OH  
 Sun Jul 06 1997, 3:33 AM EDT  
 Att: 42,863 - Cloudy - 75 F

livebaseballscores.com

AB 33  
R 8  
H 10  
RBI 8  
BB 4  
SO 4  
LOB 13





Batter	1	2	3	4	5	6	7	8	9	AB	R	H	RBI	BB	SO	LOB	TOP										
Marquis Grissom, R OBP: 0.318, SLG: 0.329	G6-3		K				FC5-4			4	0	1	1	0	1	2	<b>Cleveland Indians @ Minnesota Twins</b> Hubert H. Humphrey Metrodome, Minneapolis, MN Thu Jul 10 1997, 8:05 PM EDT Att: 13,605 - Dome										
Omar Vizquel, S OBP: 0.347, SLG: 0.369	P6			F8 1B BB	G4-3			K	3	1	0	0	1	1	1												
Jim Thome, L OBP: 0.439, SLG: 0.622	P5			1B		F8		G4-3	4	0	1	0	0	0	0												
Manny Ramirez, R OBP: 0.417, SLG: 0.554		F9		F8		F8		K	4	0	0	0	0	1	2												
David Justice, L OBP: 0.434, SLG: 0.644																4		0	3	1	0	1	0				
Matt Williams, R OBP: 0.289, SLG: 0.482	P3			K			F9		F8	4	0	0	0	0	1	4											
Sandy Alomar Jr., R OBP: 0.402, SLG: 0.598	K			K					P5	4	0	0	0	0	2	3											
Brian Giles, L OBP: 0.361, SLG: 0.493			K			G4-3				3	0	1	0	0	1	0											
Tony Fernandez, S OBP: 0.324, SLG: 0.399							FC5-4 BB			2	1	2	0	1	0	0											
<b>Inning Stats</b>	R: 0 E: 0 K: 0 S: 5	H: 0 LOB: 0 BB: 0 P: 7	R: 0 E: 0 K: 1 S: 10	H: 1 LOB: 1 BB: 0 P: 11	R: 0 E: 0 K: 2 S: 11	H: 1 LOB: 0 BB: 0 P: 20	R: 1 E: 0 K: 2 S: 16	H: 2 LOB: 2 BB: 1 P: 25	R: 1 E: 0 K: 0 S: 13	H: 3 LOB: 0 BB: 0 P: 21	R: 0 E: 0 K: 0 S: 11	H: 1 LOB: 1 BB: 0 P: 17	R: 0 E: 0 K: 0 S: 12	H: 0 LOB: 1 BB: 1 P: 18	R: 0 E: 0 K: 2 S: 9	H: 0 LOB: 0 BB: 0 P: 16	R: 0 E: 0 K: 1 S: 8	H: 0 LOB: 0 BB: 0 P: 12	1B: 7 2B: 1 3B: 0 HR: 0	SF: 0 SAC: 0 DP: 1 HBP: 0	WP: 0 PB: 0 SB: 0 CS: 2	PA: 34					
<b>PITCHER</b>	IP	WLS	BF	H	R	ER	SO	BB	IBB	HBP	BLK	WP	HR	S	P	ERA	WHIP										
Brad Radke, R ERA: 4.05	(1, 1)	7.0	W	28	8	2	2	5	2	0	0	0	0	78	119	2.57	1.429										
Greg Swindell, L ERA: 3.64	(8, 1)	2.0		6	0	0	0	3	0	0	0	0	0	17	28	0.00	0.000										

Batter	1	2	3	4	5	6	7	8	9	AB	R	H	RBI	BB	SO	LOB	BOTTOM										
Chuck Knoblauch, R OBP: 0.407, SLG: 0.413	S 1B G4-3		F7		F7	S 1B				4	1	2	1	1	0	1	<b>Cleveland Indians @ Minnesota Twins</b> Hubert H. Humphrey Metrodome, Minneapolis, MN Thu Jul 10 1997, 8:05 PM EDT Att: 13,605 - Dome										
Rich Becker, L OBP: 0.357, SLG: 0.378	G4-3 1B		E BB		1B S 2B	K	G3-1			4	1	2	0	1	1	4											
Paul Moltzer, R OBP: 0.370, SLG: 0.454	G4-3		E5 G6-4-3		2B 1B			1B E 1B		5	2	3	1	0	0	3											
Terry Steinbach, R OBP: 0.336, SLG: 0.441	K		G6-4-3		2B			E BB 1B		5	2	2	1	0	2	5											
Ron Coomer, R OBP: 0.332, SLG: 0.466	G5-3			G3				E BB		3	1	1	2	1	0	1											
Denny Hocking, S OBP: 0.311, SLG: 0.363					2B			F7		1	0	0	0	0	0	1											
Scott Stahowiak, L OBP: 0.336, SLG: 0.486		G4-3			G4-3			K		5	0	1	0	0	2	5											
Marty Cordova, R OBP: 0.329, SLG: 0.416		K			FC3-6 1B					4	0	0	1	0	1	3											
Matt Lawton, L OBP: 0.354, SLG: 0.413								E5 2B		3	1	1	0	0	1	1											
Roberto Kelly, R OBP: 0.359, SLG: 0.424		K			G3-1					1	0	1	2	0	0	0											
Pat Meares, R OBP: 0.327, SLG: 0.449						G4-3				4	0	1	0	0	1	3											
<b>Inning Stats</b>	R: 1 E: 0 K: 1 S: 11	H: 2 LOB: 1 BB: 0 P: 16	R: 0 E: 0 K: 2 S: 8	H: 0 LOB: 0 BB: 0 P: 14	R: 0 E: 1 K: 0 S: 10	H: 1 LOB: 2 BB: 1 P: 18	R: 0 E: 0 K: 0 S: 12	H: 1 LOB: 1 BB: 0 P: 21	R: 3 E: 0 K: 0 S: 12	H: 4 LOB: 1 BB: 0 P: 21	R: 1 E: 0 K: 1 S: 13	H: 2 LOB: 1 BB: 0 P: 19	R: 3 E: 1 K: 2 S: 17	H: 3 LOB: 3 BB: 2 P: 31	R: 0 E: 0 K: 2 S: 10	H: 1 LOB: 1 BB: 0 P: 16	1B: 9 2B: 5 3B: 0 HR: 0	SF: 0 SAC: 0 DP: 1 HBP: 0	WP: 0 PB: 0 SB: 5 CS: 0	PA: 42							
<b>PITCHER</b>	IP	WLS	BF	H	R	ER	SO	BB	IBB	HBP	BLK	WP	HR	S	P	ERA	WHIP										
Charles Nagy, R ERA: 4.1	(1, 1)	5.2	L	28	10	5	5	3	1	0	0	0	0	3	3	0.00	0.000										
Alvin Morman, L ERA: 1.13	(6, 1)	0.1		1	0	0	0	1	0	0	0	0	0	3	3	0.00	0.000										
Eric Plunk, R ERA: 5.97	(7, 1)	0.1		5	2	3	2	1	1	0	0	0	0	9	18	54.00	9.000										
Paul Assenmacher, L ERA: 5.48	(7, 1)	0.2		4	1	0	0	1	0	1	0	0	0	8	13	0.00	1.500										
Paul Shuey, R ERA: 5.08	(8, 1)	0.1		2	1	0	0	1	0	0	0	0	0	4	6	0.00	3.000										
<b>PITCHER</b>	IP	WLS	BF	H	R	ER	SO	BB	IBB	HBP	BLK	WP	HR	S	P	ERA	WHIP										
Jose Mesa, R ERA: 4.17	(8, 1)	0.2		2	0	0	0	1	0	0	0	0	0	6	10	0.00	0.000										





Batter	1	2	3	4	5	6	7	8	9	AB	R	H	RBI	BB	SO	LOB	TOP			
Marquis Grissom, R OBP: 0.317, SLG: 0.338 (1, 8)	F8		1-H HR		F8		G1-3			4	1	1	2	0	0	1	<b>Cleveland Indians @ Minnesota Twins</b> Hubert H. Humphrey Metrodome, Minneapolis, MN Fri Jul 11 1997, 8:05 PM EDT Att: 14,400 - Dome - 70 F <a href="http://livebaseballscorecards.com">livebaseballscorecards.com</a>			
Tony Fernandez, S OBP: 0.323, SLG: 0.396 (1, 4)	G6-3		G4-3			BB S G6-4-3 1B		K		4	1	1	0	0	1	0				
Kevin Seitzer, R OBP: 0.320, SLG: 0.369 (1, 3)	F8			K		G6-4-3 BB 1-2 BB		F7		3	0	0	0	1	1	0				
Manny Ramirez, R OBP: 0.418, SLG: 0.556 (1, 9)		G4-3		F8 WP 2B		G6-4-3 BB 1-2 2-3 BB		G5-3		3	1	1	0	1	0	0				
Sandy Alomar Jr., R OBP: 0.395, SLG: 0.589 (1, 2)	G5-3			F8		G6-4-3		F7		4	0	0	0	0	0	3				
Matt Williams, R OBP: 0.285, SLG: 0.476 (1, 5)	G5-3			G6-3		G4-3		F9		4	0	0	0	0	0	1				
Julio Franco, R OBP: 0.373, SLG: 0.371 (1, 10)			K		G4-3		HR	G6-3		4	1	1	1	0	1	0				
Brian Giles, L OBP: 0.366, SLG: 0.490 (1, 7)			S HR BB		G3 BB		G4-3			1	1	0	0	2	0	0				
Omar Vizquel, S OBP: 0.343, SLG: 0.365 (1, 6)			K		G3		G4-3			3	0	0	0	0	1	2				
<b>Inning Stats</b>	R: 0 E: 0 K: 0 S: 7	H: 0 LOB: 0 BB: 0 P: 12	R: 0 E: 0 K: 0 S: 4	H: 0 LOB: 0 BB: 0 P: 7	R: 2 E: 0 K: 2 S: 12	H: 1 LOB: 0 BB: 1 P: 23	R: 1 E: 0 K: 1 S: 10	H: 1 LOB: 0 BB: 0 P: 15	R: 0 E: 0 K: 0 S: 9	H: 0 LOB: 1 BB: 1 P: 15	R: 1 E: 0 K: 0 S: 8	H: 1 LOB: 0 BB: 0 P: 14	R: 0 E: 0 K: 0 S: 10	H: 0 LOB: 0 BB: 0 P: 15	R: 0 E: 0 K: 0 S: 5	H: 0 LOB: 0 BB: 0 P: 7	1B: 1 2B: 1 3B: 0 HR: 2	SF: 0 SAC: 0 DP: 1 HBP: 0	WP: 1 PB: 0 CS: 0	PA: 34
<b>PITCHER</b>	IP WLS BF H R ER SO	IP WLS BF H R ER SO	IP WLS BF H R ER SO	IP WLS BF H R ER SO	IP WLS BF H R ER SO	IP WLS BF H R ER SO	IP WLS BF H R ER SO	IP WLS BF H R ER SO	IP WLS BF H R ER SO	IP WLS BF H R ER SO	IP WLS BF H R ER SO	IP WLS BF H R ER SO	IP WLS BF H R ER SO	IP WLS BF H R ER SO	IP WLS BF H R ER SO	IP WLS BF H R ER SO	ERA WHIP	ERA WHIP		
Rich Robertson, L ERA: 5.48 (1, 1)	5.0 L 22 3 4 4 3																			
Frankie Rodriguez, R ERA: 4.5 (6, 1)	3.0 9 1 1 1 1																			
Rick Aguilera, R ERA: 3.76 (9, 1)	1.0 3 0 0 0 0																			

Batter	1	2	3	4	5	6	7	8	9	AB	R	H	RBI	BB	SO	LOB	BOTTOM			
Chuck Knoblauch, R OBP: 0.403, SLG: 0.408 (1, 4)	G1-3		F9		F8		P4			4	0	0	0	0	0	3	<b>Cleveland Indians @ Minnesota Twins</b> Hubert H. Humphrey Metrodome, Minneapolis, MN Fri Jul 11 1997, 8:05 PM EDT Att: 14,400 - Dome - 70 F <a href="http://livebaseballscorecards.com">livebaseballscorecards.com</a>			
Roberto Kelly, R OBP: 0.357, SLG: 0.426 (1, 9)	F9		G3 2B		F9		K			4	0	1	1	0	1	2				
Paul Molitor, R OBP: 0.365, SLG: 0.447 (1, 10)	G3-1		F8		F7		G4-3			4	0	0	0	0	0	1				
Terry Steinbach, R OBP: 0.342, SLG: 0.450 (1, 2)		G5-3		1B		2B		G1-6-3 1B		4	0	3	0	0	0	0				
Ron Coomer, R OBP: 0.331, SLG: 0.463 (1, 5)		F9		L6		1B		G1-6-3		4	0	1	0	0	0	2				
Greg Colbrunn, R OBP: 0.318, SLG: 0.435 (1, 3)				F9		K		F9		2	0	1	0	0	0	1				
Scott Stahoviak, L OBP: 0.333, SLG: 0.482 (6, PH) (7, 3)						K				1	0	0	0	0	1	2				
Denny Hocking, S OBP: 0.308, SLG: 0.360 (9, PH)		1B								1	0	0	0	0	0	0				
Marty Cordova, R OBP: 0.321, SLG: 0.405 (1, 7)		G5-3		K		K		G4-3		4	0	0	0	0	2	4				
Darrin Jackson, R OBP: 0.262, SLG: 0.388 (7, PH) (8, 8)			P4			1B				2	0	1	0	0	0	0				
Rich Becker, L OBP: 0.355, SLG: 0.379 (8, 8)										2	0	1	0	0	1	0				
Pat Meares, R OBP: 0.327, SLG: 0.451 (1, 6)			F9 2B 2B		L5		K			3	1	1	0	0	1	2				
<b>Inning Stats</b>	R: 0 E: 0 K: 0 S: 6	H: 0 LOB: 0 BB: 0 P: 8	R: 0 E: 0 K: 0 S: 12	H: 1 LOB: 0 BB: 0 P: 19	R: 1 E: 0 K: 0 S: 8	H: 2 LOB: 1 BB: 0 P: 14	R: 0 E: 0 K: 1 S: 10	H: 1 LOB: 0 BB: 0 P: 17	R: 0 E: 0 K: 2 S: 12	H: 2 LOB: 2 BB: 0 P: 15	R: 0 E: 0 K: 2 S: 8	H: 1 LOB: 1 BB: 0 P: 10	R: 0 E: 0 K: 0 S: 4	H: 1 LOB: 0 BB: 0 P: 6	R: 0 E: 0 K: 1 S: 7	H: 0 LOB: 0 BB: 0 P: 10	1B: 6 2B: 3 3B: 0 HR: 0	SF: 0 SAC: 0 DP: 1 HBP: 0	WP: 0 PB: 0 CS: 0	PA: 35
<b>PITCHER</b>	IP WLS BF H R ER SO	IP WLS BF H R ER SO	IP WLS BF H R ER SO	IP WLS BF H R ER SO	IP WLS BF H R ER SO	IP WLS BF H R ER SO	IP WLS BF H R ER SO	IP WLS BF H R ER SO	IP WLS BF H R ER SO	IP WLS BF H R ER SO	IP WLS BF H R ER SO	IP WLS BF H R ER SO	IP WLS BF H R ER SO	IP WLS BF H R ER SO	IP WLS BF H R ER SO	IP WLS BF H R ER SO	ERA WHIP	ERA WHIP		
Jason Jacome, L ERA: 9.04 (1, 1)	5.0 W 20 4 0 0 4																			
Jose Mesa, R ERA: 3.86 (6, 1)	3.0 4 0 0 0 4																			
Paul Assenmacher, L ERA: 5.24 (9, 1)	1.0 3 0 0 0 1																			





Batter	1	2	3	4	5	6	7	8	9	AB	R	H	RBI	BB	SO	LOB	TOP					
Marquis Grissom, R OBP: 0.319, SLG: 0.346	P4		G6-4-3				F8	G4-3	K								5 1 2 1 0 1 1					
Kevin Seitzer, R OBP: 0.310, SLG: 0.357	P3		G3				F8	G4-3	K								4 0 0 0 0 0 2					
Matt Williams, R OBP: 0.284, SLG: 0.475																	1 0 0 0 0 1 0					
Jim Thome, L OBP: 0.441, SLG: 0.640					P6		P6										5 2 3 2 0 0 1					
Manny Ramirez, R OBP: 0.418, SLG: 0.556	G4-3																5 2 2 1 0 0 1					
David Justice, L OBP: 0.438, SLG: 0.661																	5 1 3 2 0 0 1					
Sandy Alomar Jr., R OBP: 0.397, SLG: 0.591																	4 0 2 1 0 0 1					
Brian Giles, L OBP: 0.364, SLG: 0.481																	3 0 0 0 1 1 3					
Tony Fernandez, S OBP: 0.321, SLG: 0.393																	4 1 1 0 0 1 2					
Omar Vizquel, S OBP: 0.342, SLG: 0.361																	3 0 0 0 1 0 1					
<b>Inning Stats</b>	R: 0 E: 0 K: 0 S: 11	H: 1 LOB: 1 BB: 0 P: 17	R: 1 E: 0 K: 0 S: 5	H: 1 LOB: 0 BB: 0 P: 8	R: 0 E: 0 K: 0 S: 4	H: 0 LOB: 0 BB: 1 P: 8	R: 1 E: 0 K: 0 S: 14	H: 2 LOB: 1 BB: 0 P: 21	R: 1 E: 0 K: 0 S: 12	H: 2 LOB: 1 BB: 0 P: 19	R: 0 E: 0 K: 0 S: 12	H: 1 LOB: 2 BB: 1 P: 23	R: 3 E: 0 K: 1 S: 20	H: 5 LOB: 2 BB: 0 P: 29	R: 0 E: 0 K: 2 S: 10	H: 0 LOB: 0 BB: 0 P: 13	R: 1 E: 0 K: 1 S: 8	H: 1 LOB: 0 BB: 0 P: 14	1B: 4 2B: 7 3B: 0 HR: 2	SF: 0 SAC: 0 DP: 1 HBP: 0	WP: 0 PB: 0 CS: 0	PA: 41
<b>PITCHER</b>	IP	WLS	BF	H	R	ER	SO	BB	IBB	HBP	BLK	WP	HR	S	P	ERA	WHIP					
Bob Tewksbury, R ERA: 3.64	6.2	L	31	10	6	6	0	2	0	0	0	0	1	70	115	8.10	1.800					
Eddie Guardado, L ERA: 3.97	1.1		6	2	0	0	3	0	0	0	0	0	0	18	23	0.00	1.500					
Todd Ritchie, R ERA: 5.19	1.0		4	1	1	1	1	0	0	0	0	0	1	8	14	9.00	1.000					

Cleveland Indians @ Minnesota Twins  
Hubert H. Humphrey Metrodome, Minneapolis, MN

AB 39  
R 7  
H 13  
RBI 7  
BB 2  
SO 4  
LOB 13



Sat Jul 12 1997, 8:05 PM EDT  
Att: 30,055 - Dome

Batter	1	2	3	4	5	6	7	8	9	AB	R	H	RBI	BB	SO	LOB	BOTTOM					
Chuck Knoblauch, R OBP: 0.401, SLG: 0.409	F8		G3-1				F7	P4									4 0 1 1 0 0 0					
Rich Becker, L OBP: 0.381, SLG: 0.386			G3-1														3 1 2 0 0 0 1					
Darrin Jackson, R OBP: 0.259, SLG: 0.383																	1 0 0 0 0 0 0					
Paul Molitor, R OBP: 0.360, SLG: 0.440																	4 0 0 0 0 0 3					
Terry Steinbach, R OBP: 0.344, SLG: 0.451																	4 0 2 1 0 0 1					
Ron Coomer, R OBP: 0.333, SLG: 0.463																	4 0 2 0 0 1 2					
Scott Stahowiak, L OBP: 0.331, SLG: 0.470																	3 0 0 0 1 1 2					
Roberto Kelly, R OBP: 0.350, SLG: 0.417																	4 0 0 0 0 3 3					
Matt Lawton, L OBP: 0.356, SLG: 0.412																	3 1 1 0 1 0 0					
Pat Meares, R OBP: 0.323, SLG: 0.446																	3 0 0 0 0 1 2					
<b>Inning Stats</b>	R: 0 E: 0 K: 0 S: 8	H: 1 LOB: 0 BB: 0 P: 13	R: 0 E: 0 K: 1 S: 7	H: 1 LOB: 0 BB: 0 P: 8	R: 1 E: 0 K: 1 S: 12	H: 2 LOB: 1 BB: 0 P: 19	R: 0 E: 0 K: 2 S: 11	H: 1 LOB: 1 BB: 0 P: 16	R: 0 E: 0 K: 0 S: 4	H: 0 LOB: 0 BB: 1 P: 8	R: 1 E: 0 K: 1 S: 11	H: 2 LOB: 2 BB: 1 P: 18	R: 0 E: 0 K: 0 S: 7	H: 0 LOB: 0 BB: 0 P: 9	R: 0 E: 0 K: 0 S: 6	H: 1 LOB: 1 BB: 0 P: 9	R: 0 E: 0 K: 1 S: 10	H: 0 LOB: 0 BB: 0 P: 15	1B: 6 2B: 2 3B: 0 HR: 0	SF: 0 SAC: 0 DP: 2 HBP: 0	WP: 0 PB: 0 CS: 0	PA: 35
<b>PITCHER</b>	IP	WLS	BF	H	R	ER	SO	BB	IBB	HBP	BLK	WP	HR	S	P	ERA	WHIP					
Orel Hershiser, R ERA: 4.88	6.0	W	25	7	2	2	5	2	0	0	0	0	0	53	82	3.00	1.500					
Paul Assenmacher, L ERA: 4.88	1.2		6	1	0	0	0	0	0	0	0	0	0	12	17	0.00	0.600					
Michael Jackson, R ERA: 2.2	1.1		4	0	0	0	1	0	0	0	0	0	0	11	16	0.00	0.000					

Cleveland Indians @ Minnesota Twins  
Hubert H. Humphrey Metrodome, Minneapolis, MN

AB 33  
R 2  
H 8  
RBI 2  
BB 2  
SO 6  
LOB 14



Sat Jul 12 1997, 8:05 PM EDT  
Att: 30,055 - Dome



Batter	1	2	3	4	5	6	7	8	9	AB	R	H	RBI	BB	SO	LOB	TOP								
Marquis Grissom, R OBP: 0.322, SLG: 0.343	4-2 G6-3 BB		4-0 SH1 2B BB	0-2 F9		4-2 1B 2-3 BB	3-2 F8		2-2 G5-3	3	2	0	0	3	0	1									
Julio Franco, R OBP: 0.372, SLG: 0.369	3-2 G6-3		1-0 SH1	0-3 K		0-1 1B 3-H 2-3 1B	1-2 G4-3		0-0 F7	4	1	1	1	0	1	2									
Casey Candaele, S OBP: 0.333, SLG: 0.346	1-2		1-2 2-3							1	0	0	0	0	0	0									
Jim Thome, L OBP: 0.443, SLG: 0.653	2-2 HR		1-0 2B		4-1 BB 1B					4	2	2	3	1	1	2									
Manny Ramirez, R OBP: 0.414, SLG: 0.550	1-0 P4		2-2 G6-3		0-0 F8	1-3 K			1-0 1B 1B	5	0	1	0	0	1	4									
David Justice, L OBP: 0.437, SLG: 0.654		2-1 G3	2-2 G6-3		4-0 1B BB	3-2 S 1B			2-3 K	4	1	1	1	1	1	2									
Matt Williams, R OBP: 0.286, SLG: 0.474		3-1 F9		0-0 F8	3-3 K	1-1 HR 1B			1-0 1B	5	1	2	1	0	1	2									
Brian Giles, L OBP: 0.375, SLG: 0.506		4-0 BB		0-1 3B 1B	2-2 1-2 2-H 1B	3-2 1-H HR			3-2 F7	4	2	3	3	1	0	2									
Pat Borders, R OBP: 0.377, SLG: 0.516		1-3 K		0-0 1-H 1B 3B	3-2 L4	3-2 1B			2-2 G4-3	5	1	2	1	0	1	5									
Omar Vizquel, S OBP: 0.346, SLG: 0.368			2-2 SH1 2B 1B	2-1 1B					1-0 F8	5	2	3	1	0	0	1									
<b>Inning Stats</b>	R: 1 E: 0 K: 0 S: 11	H: 1 LOB: 0 BB: 1 P: 21	R: 0 E: 0 K: 1 S: 9	H: 0 LOB: 1 BB: 1 P: 19	R: 2 E: 0 K: 0 S: 14	H: 2 LOB: 1 BB: 0 P: 27	R: 2 E: 0 K: 1 S: 12	H: 3 LOB: 1 BB: 0 P: 14	R: 1 E: 0 K: 1 S: 13	H: 1 LOB: 2 BB: 2 P: 29	R: 6 E: 0 K: 2 S: 32	H: 6 LOB: 1 BB: 1 P: 50	R: 0 E: 0 K: 0 S: 10	H: 0 LOB: 0 BB: 0 P: 17	R: 0 E: 0 K: 1 S: 14	H: 2 LOB: 2 BB: 0 P: 23	R: 0 E: 0 K: 0 S: 6	H: 0 LOB: 0 BB: 0 P: 9	1B: 10 2B: 2 3B: 1 HR: 2	SF: 0 SAC: 1 DP: 1 HBP: 0	WP: 0 PB: 1 SB: 3 CS: 0	PA: 47			
<b>PITCHER</b>	IP	WLS	BF	H	R	ER	SO	BB	IBB	HBP	BLK	WP	HR	S	P	ERA	WHIP								
LaTroy Hawkins, R ERA: 5.81	4.2	L	24	6	6	6	3	5	0	0	0	0	1	53	99	11.57	2.357								
Greg Swindell, L ERA: 4.11	0.1		4	2	2	2	0	1	0	0	0	0	0	12	22	54.00	9.000								
Mike Trombley, R ERA: 4.76	1.0		8	5	4	4	2	0	0	0	0	0	1	26	39	36.00	5.000								
Todd Ritchie, R ERA: 4.91	2.0		8	2	0	0	1	0	0	0	0	0	0	24	40	0.00	1.000								
Rick Aquilera, R ERA: 3.69	1.0		3	0	0	0	0	0	0	0	0	0	0	6	9	0.00	0.000								

Cleveland Indians @ Minnesota Twins  
Hubert H. Humphrey Metrodome, Minneapolis, MN

AB 40  
R 12  
H 15  
RBI 11  
BB 6  
SO 6  
LOB 21



WP: 0 PA: 47  
PB: 1  
SB: 3  
CS: 0

Batter	1	2	3	4	5	6	7	8	9	AB	R	H	RBI	BB	SO	LOB	BOTTOM								
Chuck Knoblauch, R OBP: 0.403, SLG: 0.410	3-2 P3		4-1 BB		0-1 2B 1B		0-0 1B 1B		3-2 G6-3	2	1	1	1	1	0	0									
Darrin Jackson, R OBP: 0.264, SLG: 0.386					1-2 2-H 1B				1-2 F7	2	1	1	0	0	0	1									
Rich Becker, L OBP: 0.385, SLG: 0.392	0-3 K		0-3 K		0-0 1-H 2-H 2B		2-2 1B FC4-6 1B		4-2 BB	4	1	2	2	1	2	1									
Paul Molitor, R OBP: 0.364, SLG: 0.439	4-2 S BB			4-1 FC4-6 BB	1-0 G1-3		0-0 FC4-6 1B		1-0 P4	3	0	1	1	2	0	3									
Greg Myers, L OBP: 0.329, SLG: 0.424	1-2 P6			0-0 F8	0-3 K		0-1 FC4-6		3-1 F8	5	0	0	1	0	1	6									
Ron Coomer, R OBP: 0.328, SLG: 0.456		2-1 P6		1-2 FC4-6		1-1 G5-3	1-2 F8			4	0	0	0	0	0	2									
Matt Lawton, L OBP: 0.323, SLG: 0.407		0-0 P6		3-2 F9		2-0 F8			4-2 G6-4-3 BB	3	0	0	0	0	0	1									
Marty Cordova, R OBP: 0.325, SLG: 0.405										0	0	0	0	1	0	0									
Pat Meares, R OBP: 0.326, SLG: 0.445		1-2 G3			3-1 1B HBP 1B	1-0 1B			1-1 L5	3	1	1	0	0	0	1									
Scott Stahoviak, L OBP: 0.323, SLG: 0.458			2-2 F8		0-1 F9	2-1 G4-3			1-2 G6-4-3	3	0	0	0	0	0	2									
Greg Colbrunn, R OBP: 0.317, SLG: 0.433									1-2	1	0	0	0	0	0	1									
Denny Hocking, S OBP: 0.315, SLG: 0.359			2-3 K		2-2 1B 2B 1B		2-2 G6-3		4-2 WP BB	3	1	1	0	1	1	0									
<b>Inning Stats</b>	R: 0 E: 0 K: 1 S: 16	H: 0 LOB: 1 BB: 1 P: 24	R: 0 E: 0 K: 0 S: 8	H: 0 LOB: 0 BB: 0 P: 11	R: 0 E: 0 K: 2 S: 11	H: 0 LOB: 1 BB: 1 P: 19	R: 0 E: 0 K: 0 S: 14	H: 0 LOB: 1 BB: 1 P: 22	R: 3 E: 0 K: 1 S: 14	H: 3 LOB: 1 BB: 0 P: 20	R: 0 E: 0 K: 0 S: 6	H: 1 LOB: 1 BB: 0 P: 12	R: 2 E: 0 K: 0 S: 14	H: 3 LOB: 0 BB: 0 P: 19	R: 0 E: 0 K: 0 S: 9	H: 0 LOB: 0 BB: 1 P: 15	R: 0 E: 0 K: 0 S: 14	H: 0 LOB: 2 BB: 2 P: 29	1B: 6 2B: 1 3B: 0 HR: 0	SF: 0 SAC: 0 DP: 1 HBP: 1	WP: 1 PB: 0 SB: 1 CS: 0	PA: 40			
<b>PITCHER</b>	IP	WLS	BF	H	R	ER	SO	BB	IBB	HBP	BLK	WP	HR	S	P	ERA	WHIP								
Bartolo Colon, R ERA: 6.54	5.0	W	22	3	3	3	4	3	0	1	0	0	0	63	96	5.40	1.200								
David Weathers, R ERA: 9.82	2.0		10	4	2	2	0	0	0	0	0	0	0	20	31	9.00	2.000								
Alvin Morman, L ERA: 1.0	1.0		3	0	0	0	0	1	0	0	0	0	0	9	15	0.00	1.000								
Eric Plunk, R ERA: 5.82	1.0		5	0	0	0	0	2	0	0	0	1	0	14	29	0.00	2.000								

Cleveland Indians @ Minnesota Twins  
Hubert H. Humphrey Metrodome, Minneapolis, MN

AB 33  
R 5  
H 7  
RBI 5  
BB 6  
SO 4  
LOB 18



WP: 1 PA: 40  
PB: 0  
SB: 1  
CS: 0



Batter	1	2	3	4	5	6	7	8	9	10	AB	R	H	RBI	BB	SO	LOB	TOP	
Marquis Grissom, R OBP: 0.326, SLG: 0.361 (1, 8)	1-2 1B		0-2 K		2-2 SAFE F7			0-0 G4-3 1B 2B		0-2 HR	5	2	3	1	0	1	1	<b>Cleveland Indians @ New York Yankees</b> Yankee Stadium, Bronx, NY Mon Jul 14 1997, 7:05 PM EDT Att: 27,812 - Unknown - 92 F	
Kevin Seitzer, R OBP: 0.316, SLG: 0.370 Jim Thome, L OBP: 0.442, SLG: 0.651 (10, PH) (10, 3)	2-1 SAFE F4		2-0 2B		0-0 1B			1-0 G4-3		1-3 K	4	0	2	0	0	0	2		
Julio Franco, R OBP: 0.369, SLG: 0.366 (1, 10)	1-1 SAFE F8		0-2 G6-3		1-3 SAFE K			1-1 SAFE 1B		2-1 E4	5	0	1	1	0	1	3		
Manny Ramirez, R OBP: 0.408, SLG: 0.540 (1, 9)	1-2 SAFE G5-3			1-3 K			1-2 L7		1-3 SAFE F8	0-0 F8	5	0	0	0	0	1	4		
David Justice, L OBP: 0.434, SLG: 0.647 (1, 7)		0-0 F7		0-1 G6-4-3 1B			0-0 SAFE F9		0-0 SAFE F9		4	0	1	0	0	0	2		
Matt Williams, R OBP: 0.289, SLG: 0.489 (1, 5)		1-1 HR		0-0 G6-4-3 1-2			1-2 3B		2-3 K		4	1	2	1	0	1	1		
Sandy Alomar Jr., R OBP: 0.395, SLG: 0.556 (1, 2)	1-1 F6			1-0 SH3 1B			0-1 F8		1-1 F4		4	0	1	0	0	0	1		
Tony Fernandez, S OBP: 0.317, SLG: 0.388 (1, 4)	2-2 G4-3			0-0 SH3			0-1 G5-3		3-3 K		3	0	0	0	0	1	1		
Omar Vizquel, S OBP: 0.342, SLG: 0.364 (1, 6)			3-2 G5-3		0-0 P2		0-3 K		0-2 G6-3		4	0	0	0	0	1	2		
<b>Inning Stats</b>	R: 0 E: 0 K: 0 S: 10	H: 1 LOB: 1 BB: 0 P: 15	R: 1 E: 0 K: 0 S: 8	H: 1 LOB: 0 BB: 0 P: 12	R: 0 E: 0 K: 1 S: 13	H: 1 LOB: 0 BB: 0 P: 8	R: 0 E: 0 K: 0 S: 7	H: 1 LOB: 1 BB: 0 P: 10	R: 0 E: 0 K: 1 S: 13	H: 1 LOB: 1 BB: 0 P: 14	R: 1 E: 0 K: 0 S: 6	H: 2 LOB: 1 BB: 0 P: 11	R: 0 E: 0 K: 2 S: 9	H: 0 LOB: 0 BB: 0 P: 15	R: 1 E: 1 K: 1 S: 16	H: 1 LOB: 1 BB: 0 P: 19	1B: 5 2B: 2 3B: 1 HR: 2		SF: 0 SAC: 1 DP: 1 HBP: 0
<b>PITCHER</b>	IP 7.1	WLS 30	BF 9	H 2	R 2	ER 2	SO 4	BB 0	IBB 0	HBP 0	BLK 0	WP 0	HR 1	S 70	P 93	ERA 2.46	WHIP 1.227		
David Wells, L ERA: 3.74	(1, 1)																		
Jeff Nelson, R ERA: 2.94	(8, 1)	1.2	5	0	0	0	2	0	0	0	0	0	0	11	20	0.00	0.000		
42 Mariano Rivera, R ERA: 2.05	(10, 1)	1.0	L	5	1	1	1	1	0	0	0	0	0	1	16	19	9.00	1.000	

AB	39
R	3
H	10
RBI	3
BB	0
SO	7
LOB	17



Batter	1	2	3	4	5	6	7	8	9	10	AB	R	H	RBI	BB	SO	LOB	BOTTOM	
2 Derek Jeter, R OBP: 0.369, SLG: 0.394 (1, 6)	1-1 1B G6-3		2-2 F8		0-2 L8			3-2 L9		0-3 K	5	1	1	0	0	1	2	<b>Cleveland Indians @ New York Yankees</b> Yankee Stadium, Bronx, NY Mon Jul 14 1997, 7:05 PM EDT Att: 27,812 - Unknown - 92 F	
Luis Sojo, R OBP: 0.358, SLG: 0.372 (1, 4)	2-2 G6-3 1B		0-2 L8		2-2 2B			3-2 L7			4	1	2	0	0	0	0		
Paul O'Neill, L OBP: 0.406, SLG: 0.516 (1, 9)	0-0 G6-3			1-0 G4-6-3 1B			2-3 K		2-0 G4-6-3 1B		4	0	2	0	0	1	2		
Tino Martinez, L OBP: 0.377, SLG: 0.631 (1, 3)	4-2 FC6-4 BB		3-1 G4-6-3		4-0 2B IBB			1-2 G4-6-3		1-2 1-2	2	0	0	0	2	0	2		
Cecil Fielder, R OBP: 0.337, SLG: 0.392 (1, 10)	1-0 FC6-4			2-1 G6-3			0-0 2B		1-1 G6-3		4	0	1	1	0	0	1		
Charlie Hayes, R OBP: 0.374, SLG: 0.444 (1, 5)		1-0 G4-3		3-2 G1-3		3-1 G5-3			0-3 K		4	0	0	0	0	1	2		
Mark Whiten, S OBP: 0.354, SLG: 0.389 (1, 7)		2-0 F8		0-3 K		2-3 K			3-2 L3		4	0	0	0	0	2	2		
Chad Curtis, R OBP: 0.338, SLG: 0.431 (1, 8)		0-2 G5-3			0-0 20 S 1B			0-0 20 G6-3 1B		0-0 F8	4	0	2	0	0	0	0		
20 Jorge Posada, S OBP: 0.327, SLG: 0.313 Wade Boggs, L OBP: 0.344, SLG: 0.319 (10, PH)			3-2 F9		4-1 BB		1-1 G6-3		3-2 F6		2	0	0	0	1	0	1		
<b>Inning Stats</b>	R: 1 E: 0 K: 0 S: 11	H: 2 LOB: 1 BB: 1 P: 19	R: 0 E: 0 K: 0 S: 5	H: 0 LOB: 0 BB: 0 P: 8	R: 0 E: 0 K: 0 S: 11	H: 1 LOB: 0 BB: 0 P: 11	R: 0 E: 0 K: 1 S: 5	H: 1 LOB: 2 BB: 1 P: 11	R: 0 E: 0 K: 0 S: 6	H: 1 LOB: 0 BB: 0 P: 10	R: 0 E: 0 K: 0 S: 9	H: 0 LOB: 0 BB: 0 P: 15	R: 0 E: 0 K: 1 S: 9	H: 0 LOB: 0 BB: 0 P: 13	R: 0 E: 0 K: 1 S: 7	H: 0 LOB: 0 BB: 0 P: 10	1B: 6 2B: 2 3B: 0 HR: 0		SF: 0 SAC: 0 DP: 4 HBP: 0
<b>PITCHER</b>	IP 5.1	WLS 22	BF 22	H 5	R 2	ER 2	SO 2	BB 2	IBB 1	HBP 0	BLK 0	WP 0	HR 0	S 50	P 87	ERA 3.38	WHIP 1.312		
Terry Clark, R ERA: 3.38	(1, 1)																		
Jose Mesa, R ERA: 3.67	(6, 1)	2.0	7	2	0	0	1	0	0	0	0	0	0	16	28	0.00	1.000		
Alvin Morman, L ERA: 0.93	(8, 1)	0.2	2	1	0	0	0	0	0	0	0	0	0	5	8	0.00	1.500		
Michael Jackson, R ERA: 2.11	(9, 1)	2.0	W	6	0	0	2	0	0	0	0	0	0	16	23	0.00	0.000		


AB	34
R	2
H	8
RBI	1
BB	3
SO	5
LOB	12



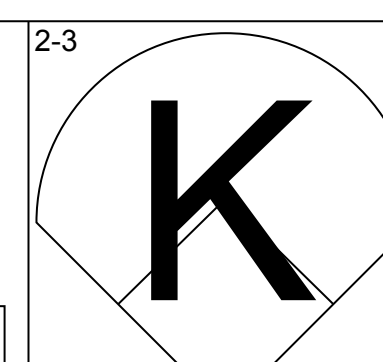
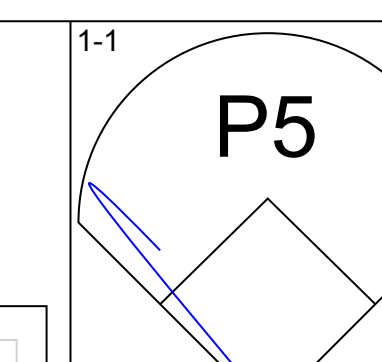
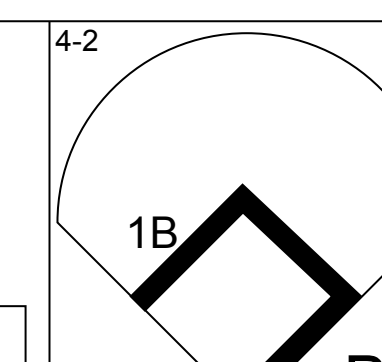
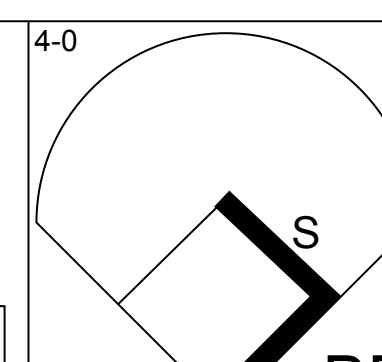
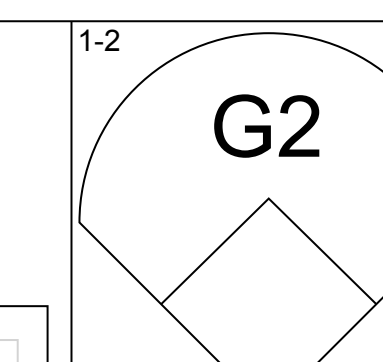
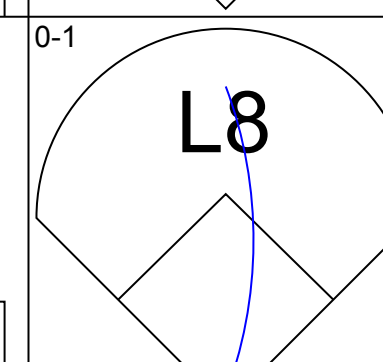
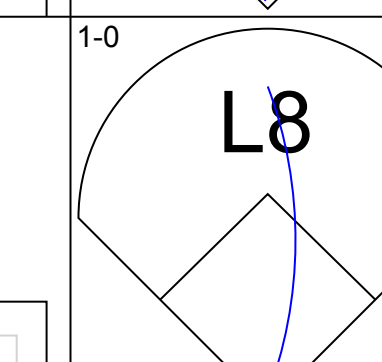
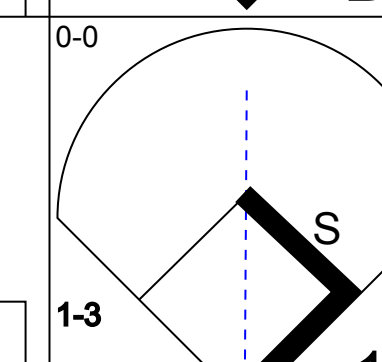
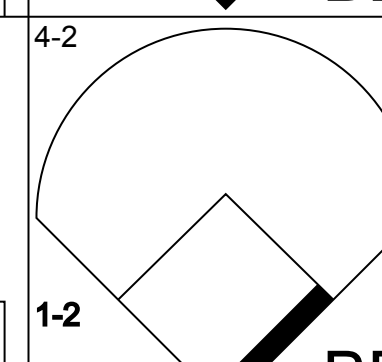
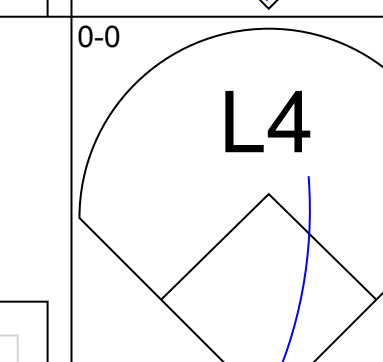
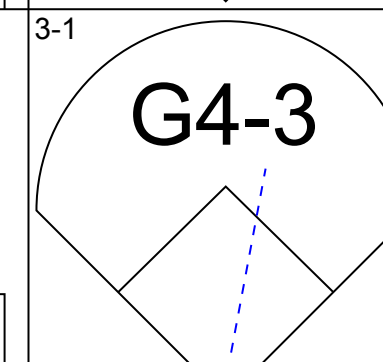
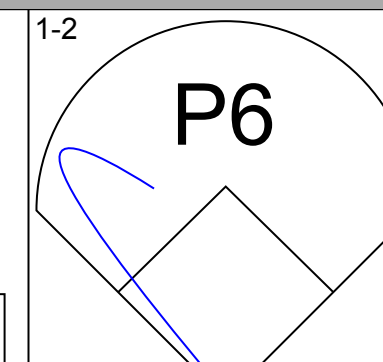
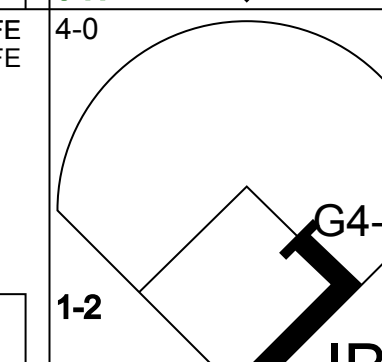
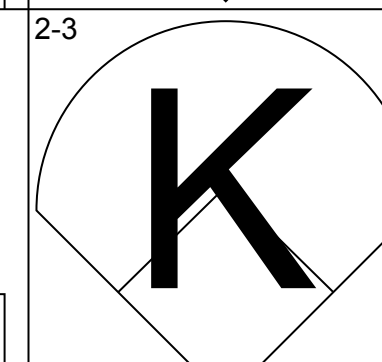
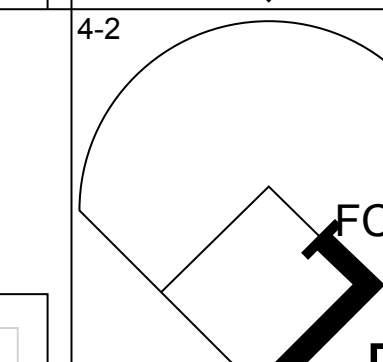
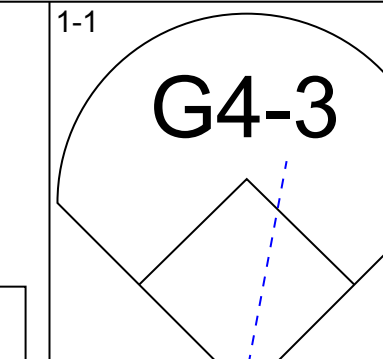
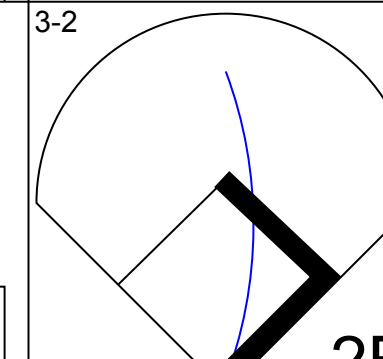
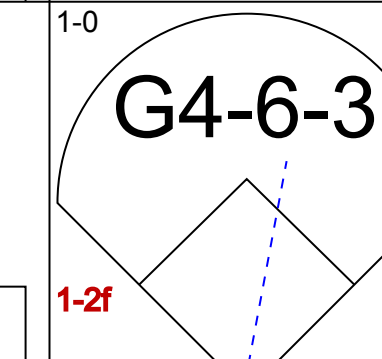
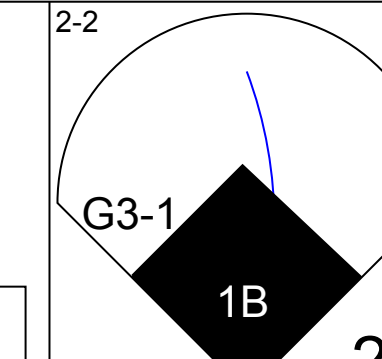
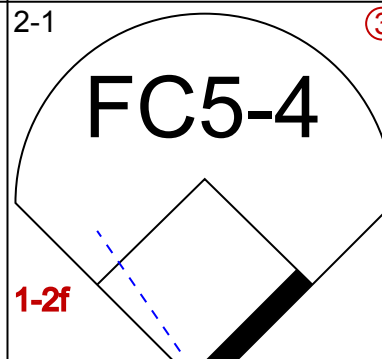
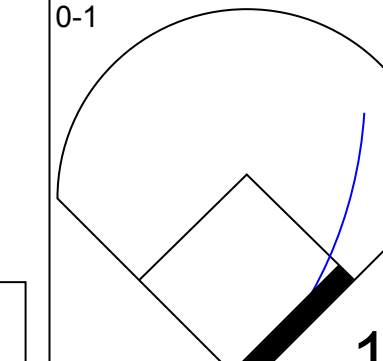
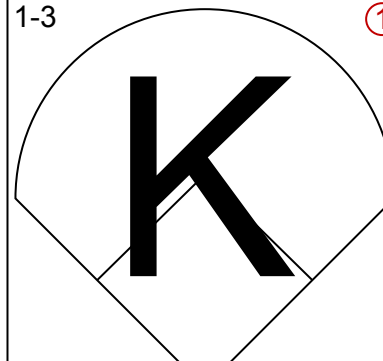
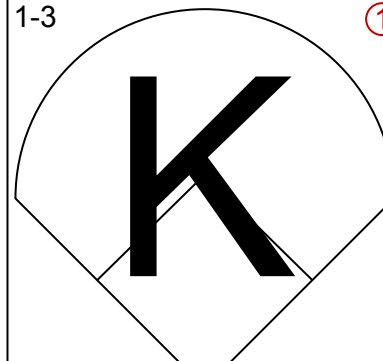
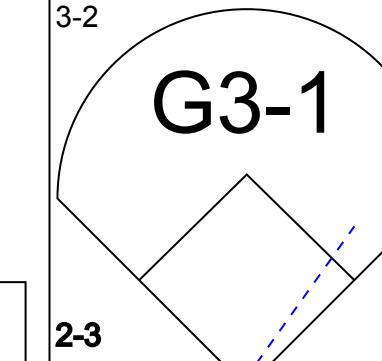
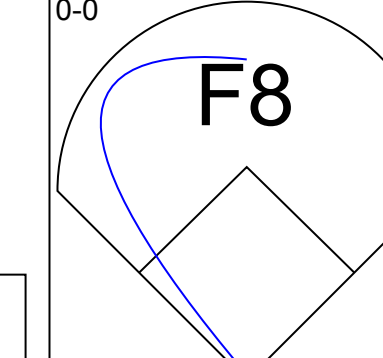
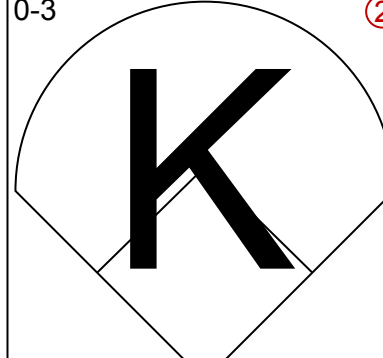
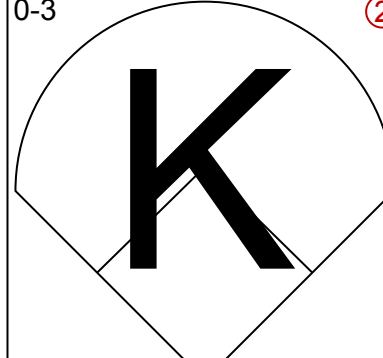
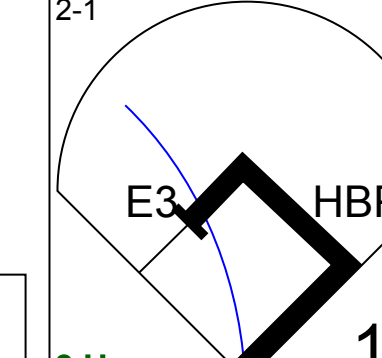
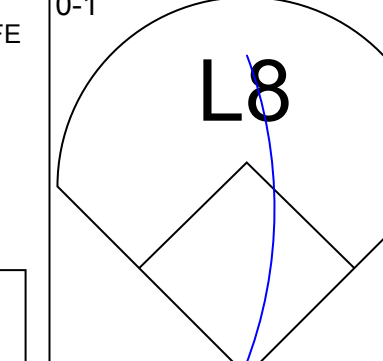
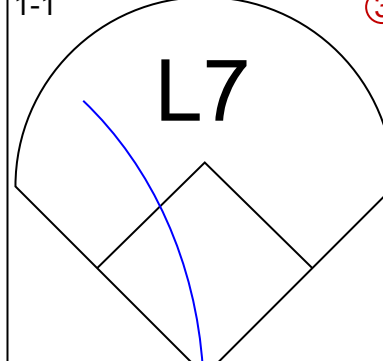
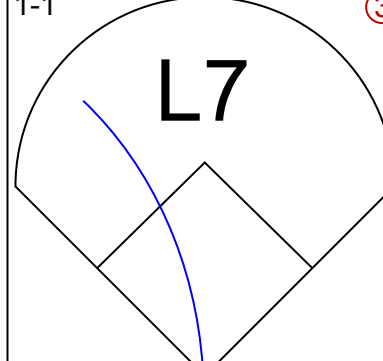
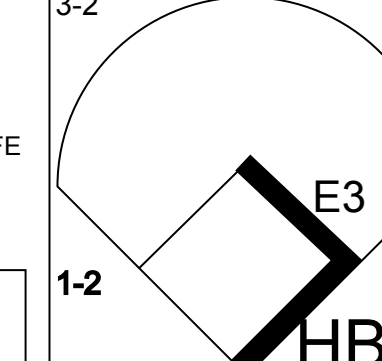
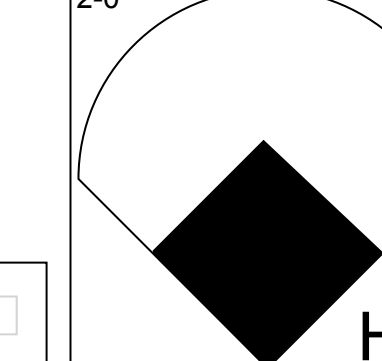
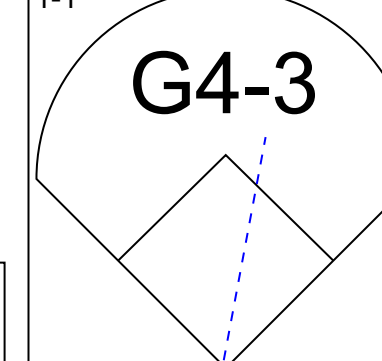
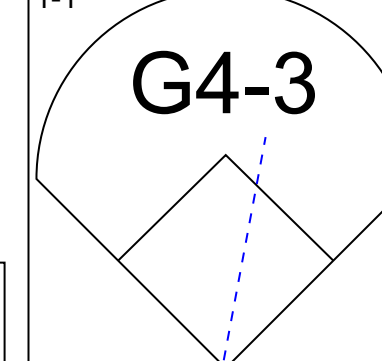
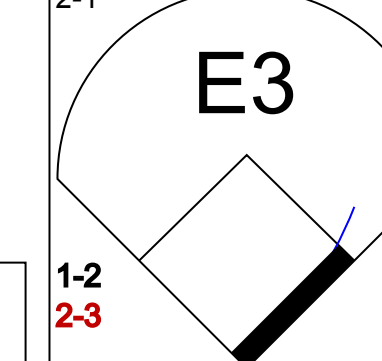
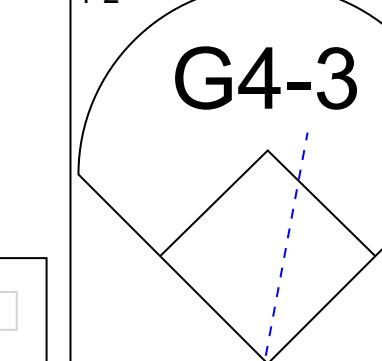
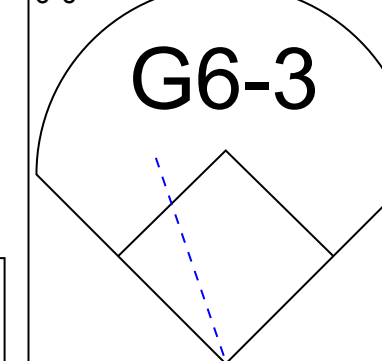
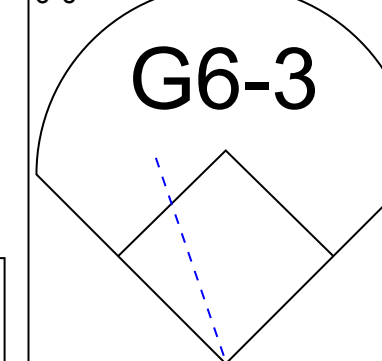


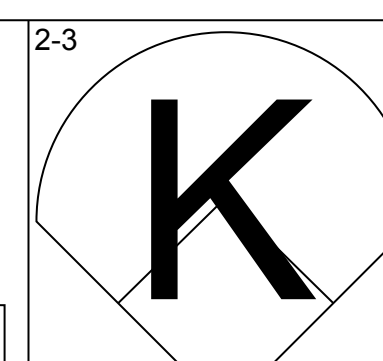
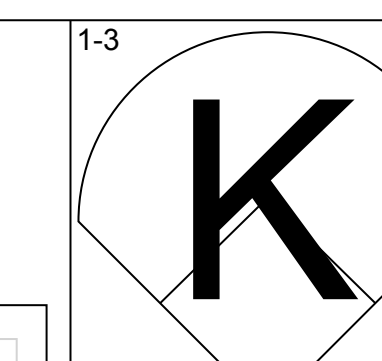
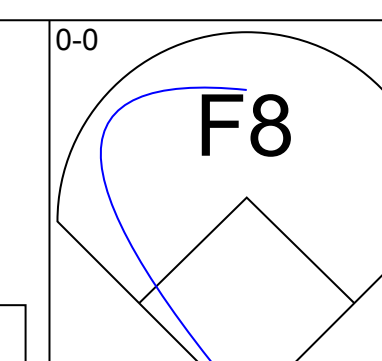
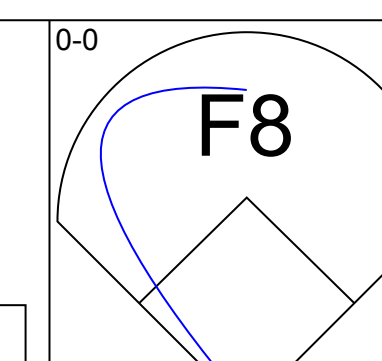
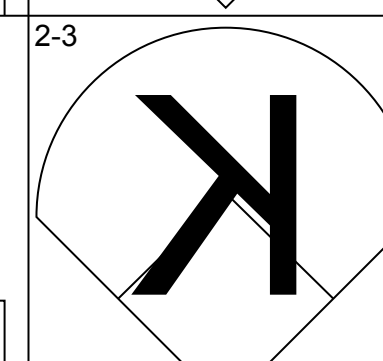
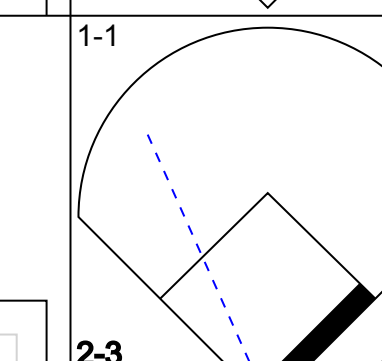
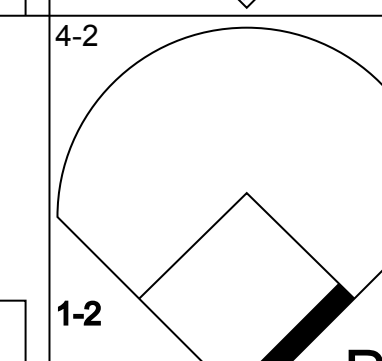
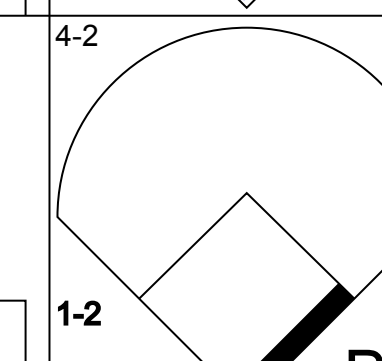
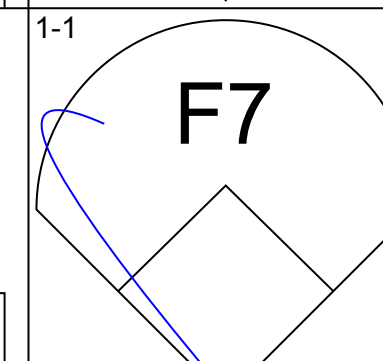
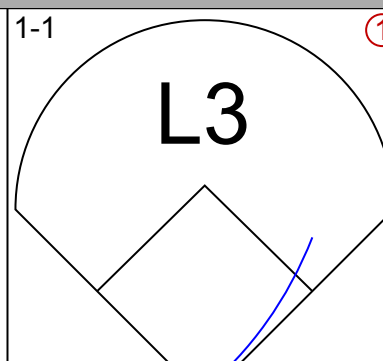
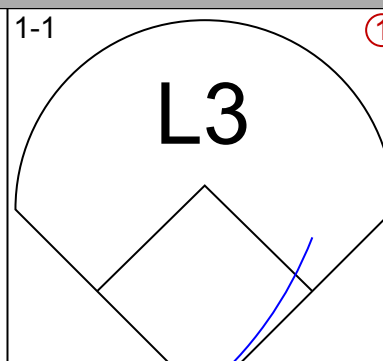
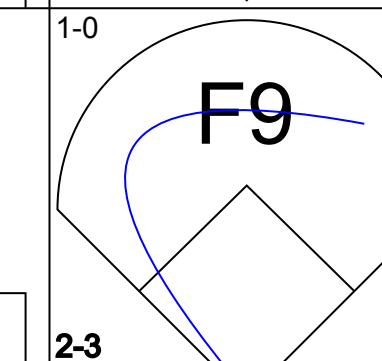
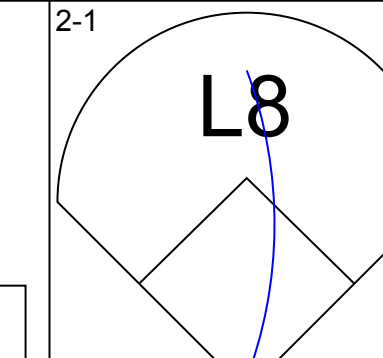
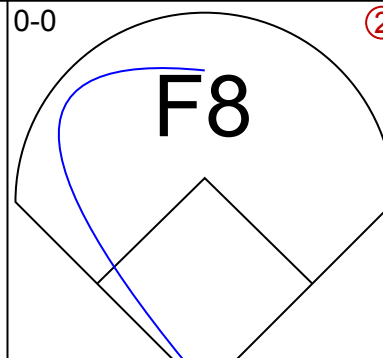
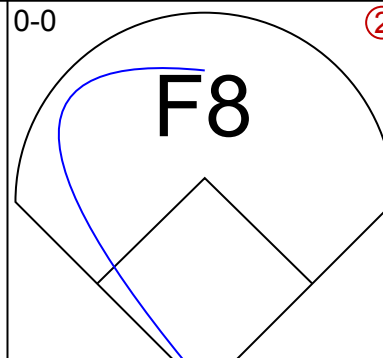
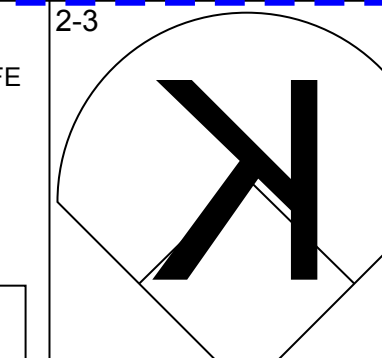
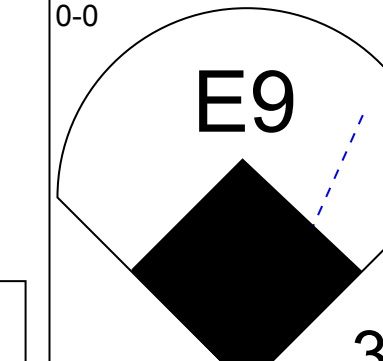
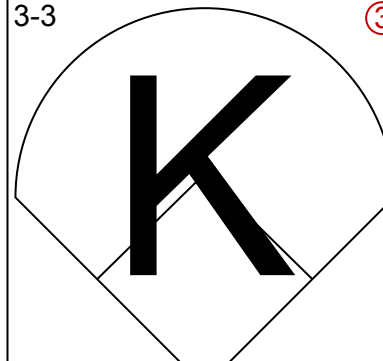
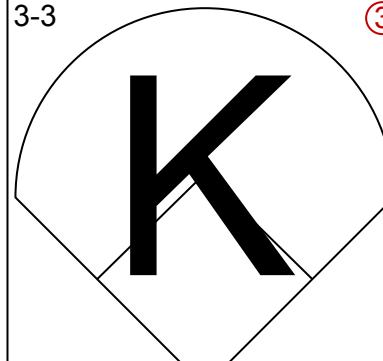
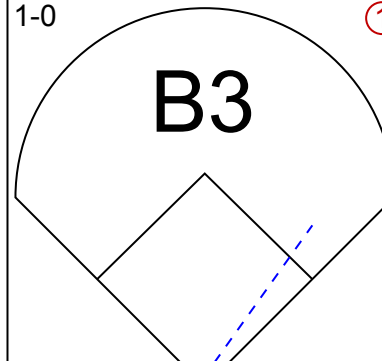
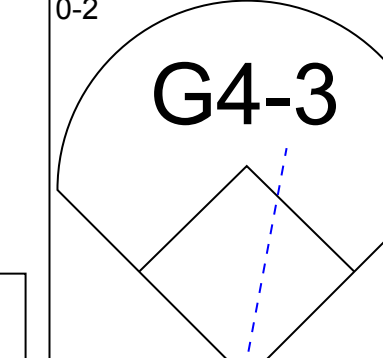
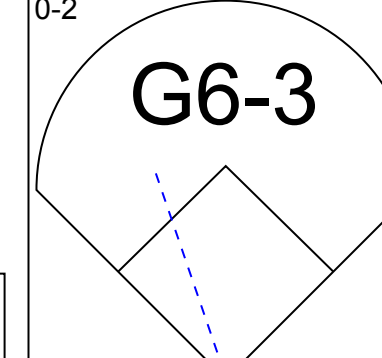
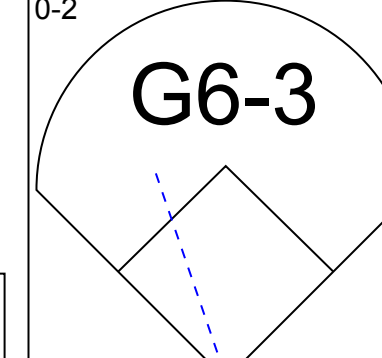
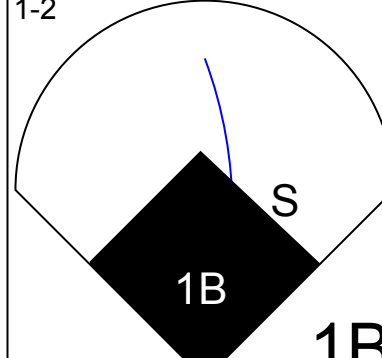
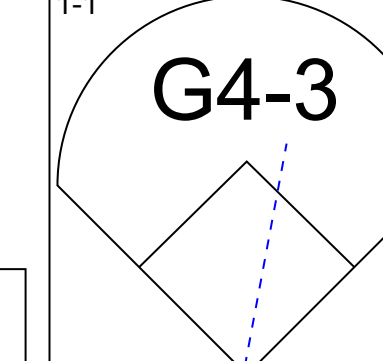
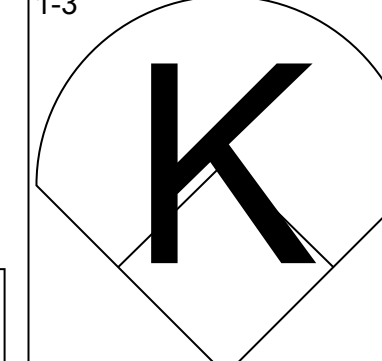
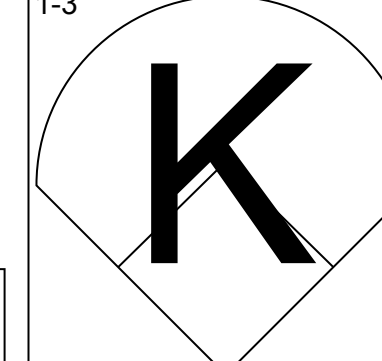
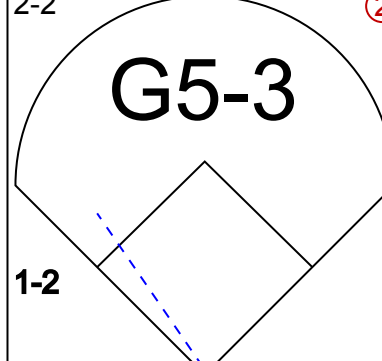
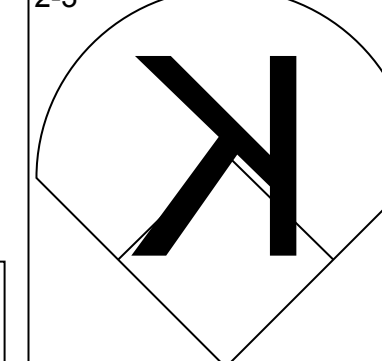
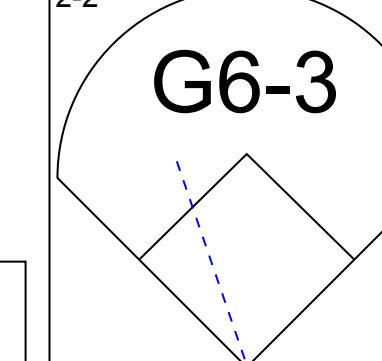
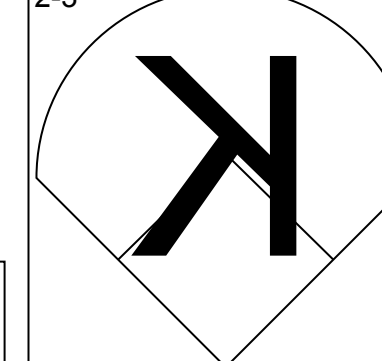
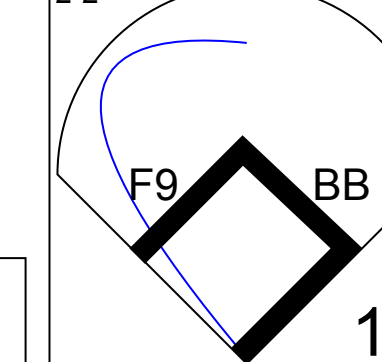
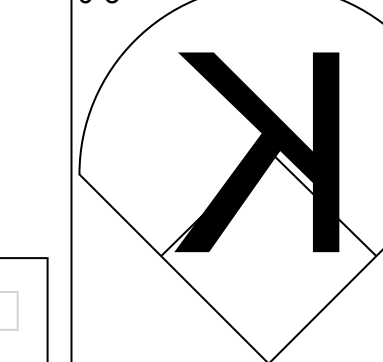
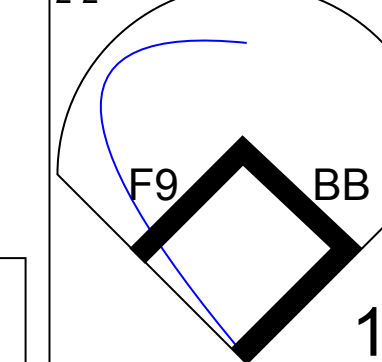
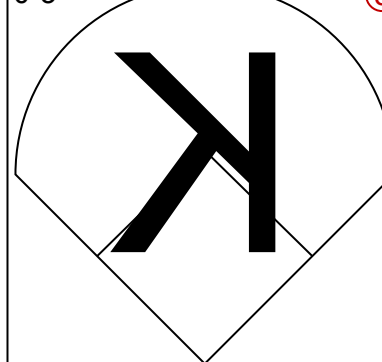
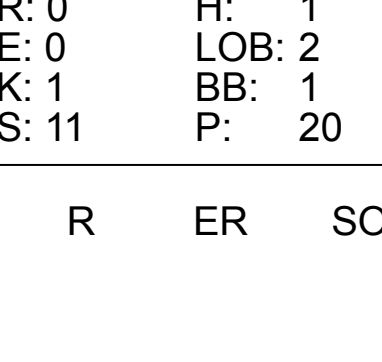
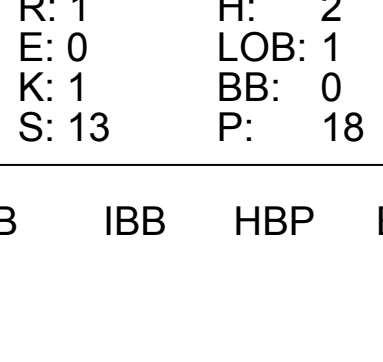
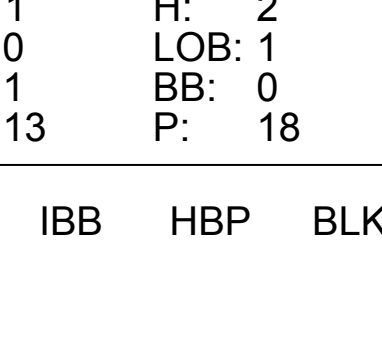
Batter	1	2	3	4	5	6	7	8	9	AB	R	H	RBI	BB	SO	LOB	TOP					
Marquis Grissom, R OBP: 0.333, SLG: 0.381										5	1	4	2	0	0	2	<p>Cleveland Indians @ New York Yankees Yankee Stadium, Bronx, NY Tue Jul 15 1997, 3:33 AM EDT Att: 34,503 - Overcast - 90 F</p>					
Omar Vizquel, S OBP: 0.340, SLG: 0.361 Damian Jackson, R (8, 6)										5	1	1	0	0	0	4						
Jim Thome, L OBP: 0.439, SLG: 0.641										4	0	0	0	1	3	2						
Manny Ramirez, R OBP: 0.411, SLG: 0.543										4	0	2	0	1	1	3						
David Justice, L OBP: 0.430, SLG: 0.638										5	1	1	0	0	2	3						
Matt Williams, R OBP: 0.290, SLG: 0.497										5	1	2	3	0	0	2						
Brian Giles, L OBP: 0.376, SLG: 0.500										4	0	1	0	1	0	3						
Pat Borders, R OBP: 0.378, SLG: 0.493										3	0	0	0	1	0	1						
Tony Fernandez, S OBP: 0.325, SLG: 0.406										3	2	2	1	0	0	3						
<b>Inning Stats</b>	R: 0 E: 0 K: 1 S: 10	H: 1 LOB: 0 BB: 0 P: 15	R: 0 E: 0 K: 1 S: 8	H: 0 LOB: 1 BB: 1 P: 16	R: 1 E: 0 K: 1 S: 12	H: 2 LOB: 0 BB: 0 P: 17	R: 0 E: 0 K: 0 S: 7	H: 2 LOB: 3 BB: 0 P: 10	R: 4 E: 0 K: 1 S: 11	H: 4 LOB: 0 BB: 0 P: 16	R: 0 E: 0 K: 2 S: 6	H: 1 LOB: 1 BB: 1 P: 12	R: 0 E: 0 K: 2 S: 12	H: 2 LOB: 0 BB: 1 P: 18	R: 1 E: 0 K: 0 S: 10	H: 1 LOB: 2 BB: 1 P: 19	R: 0 E: 0 K: 0 S: 6	H: 0 LOB: 1 BB: 1 P: 10	1B: 8 2B: 2 3B: 0 HR: 3	SF: 0 SAC: 0 DP: 2 HBP: 2	WP: 1 PB: 0 SB: 0 CS: 0	PA: 44
<b>PITCHER</b>	IP WLS BF H R ER SO BB IBB HBP BLK WP HR S P ERA WHIP																					
Hideki Irabu, R ERA: 5.4	(1, 1) 5.0 W 25 9 5 5 4 1 0 1 1 0 3 48 74 9.00 2.000																					
Ramiro Mendoza, R ERA: 4.42	(6, 1) 4.0 S 19 4 1 1 2 3 0 1 0 1 0 34 59 2.25 1.750																					

Batter	1	2	3	4	5	6	7	8	9	AB	R	H	RBI	BB	SO	LOB	BOTTOM			
2 Derek Jeter, R OBP: 0.367, SLG: 0.391										5	1	1	0	0	1	4	<p>Cleveland Indians @ New York Yankees Yankee Stadium, Bronx, NY Tue Jul 15 1997, 3:33 AM EDT Att: 34,503 - Overcast - 90 F</p>			
Pat Kelly, R OBP: 0.345, SLG: 0.315										4	2	1	1	1	0					
Paul O'Neill, L OBP: 0.409, SLG: 0.523										5	2	3	1	0	1					
Tino Martinez, L OBP: 0.375, SLG: 0.634										5	1	1	3	0	1	3				
Cecil Fielder, R OBP: 0.357, SLG: 0.392										5	1	2	0	0	1	3				
Charlie Hayes, R OBP: 0.377, SLG: 0.457										4	2	2	2	0	1					
Chad Curtis, R OBP: 0.343, SLG: 0.459										2	2	1	3	1	0	0				
Joe Girardi, R OBP: 0.318, SLG: 0.339										4	0	3	2	0	0	0				
Scott Pose, L OBP: 0.333, SLG: 0.333										4	1	3	0	0	0	0				
<b>Inning Stats</b>	R: 0 E: 0 K: 0 S: 6	H: 0 LOB: 0 BB: 0 P: 9	R: 2 E: 0 K: 0 S: 7	H: 2 LOB: 1 BB: 1 P: 15	R: 6 E: 0 K: 0 S: 27	H: 9 LOB: 2 BB: 0 P: 40	R: 0 E: 0 K: 2 S: 12	H: 0 LOB: 0 BB: 0 P: 18	R: 0 E: 0 K: 1 S: 7	H: 0 LOB: 0 BB: 0 P: 11	R: 0 E: 0 K: 1 S: 10	H: 0 LOB: 0 BB: 0 P: 12	R: 4 E: 0 K: 1 S: 24	H: 5 LOB: 2 BB: 1 P: 37	R: 0 E: 0 K: 1 S: 12	H: 1 LOB: 1 BB: 0 P: 19	1B: 10 2B: 5 3B: 0 HR: 2	SF: 1 SAC: 0 DP: 0 HBP: 0	WP: 1 PB: 0 SB: 1 CS: 0	PA: 41
<b>PITCHER</b>	IP WLS BF H R ER SO BB IBB HBP BLK WP HR S P ERA WHIP																			
Charles Nagy, R ERA: 4.58	(1, 1) 2.1 L 15 8 8 8 0 0 0 0 0 0 0 39 57 0.00 0.545																			
David Weathers, R ERA: 7.36	(3, 1) 3.2 13 2 0 0 4 0 0 0 0 0 0 5 10 54.00 6.000																			
Alvin Morman, L ERA: 2.7	(7, 1) 0.1 3 1 2 2 0 1 0 0 0 0 0 5 10 54.00 6.000																			
Eric Plunk, R ERA: 6.02	(7, 1) 1.2 10 5 2 2 2 0 0 0 0 1 1 31 46 10.80 3.000																			





Batter	1	2	3	4	5	6	7	8	9	AB	R	H	RBI	BB	SO	LOB	TOP					
Marquis Grissom, R OBP: 0.334, SLG: 0.377										3	0	0	0	2	1	0	<b>Cleveland Indians @ Milwaukee Brewers</b> Milwaukee County Stadium, Milwaukee, WI Wed Jul 16 1997, 8:05 PM EDT Att: 23,047 - Unknown - 89 F					
Tony Fernandez, S OBP: 0.326, SLG: 0.403										4	0	1	1	1	0	0						
Jim Thome, L OBP: 0.438, SLG: 0.634										3	0	0	0	2	1	2						
Manny Ramirez, R OBP: 0.411, SLG: 0.548										5	1	2	0	0	0	4						
David Justice, L OBP: 0.428, SLG: 0.631										4	0	1	0	0	2	2						
Matt Williams, R OBP: 0.290, SLG: 0.494										4	0	1	1	0	1	2						
Sandy Alomar Jr., R OBP: 0.399, SLG: 0.597										3	1	1	0	0	0	1						
Brian Giles, L OBP: 0.376, SLG: 0.524										4	2	2	2	0	0	2						
Omar Vizquel, S OBP: 0.337, SLG: 0.358										3	0	0	0	0	0	2						
<b>Inning Stats</b>	R: 0 E: 0 K: 1 S: 7	H: 0 LOB: 0 BB: 0 P: 12	R: 0 E: 0 K: 0 S: 7	H: 1 LOB: 1 BB: 0 P: 8	R: 1 E: 0 K: 0 S: 8	H: 1 LOB: 0 BB: 0 P: 13	R: 0 E: 0 K: 1 S: 14	H: 1 LOB: 1 BB: 0 P: 19	R: 2 E: 0 K: 0 S: 15	H: 3 LOB: 2 BB: 2 P: 29	R: 0 E: 0 K: 2 S: 8	H: 0 LOB: 0 BB: 0 P: 10	R: 0 E: 0 K: 1 S: 10	H: 0 LOB: 2 BB: 2 P: 21	R: 1 E: 1 K: 0 S: 17	H: 2 LOB: 2 BB: 0 P: 29	R: 0 E: 0 K: 0 S: 8	H: 0 LOB: 1 BB: 1 P: 15	1B: 3 2B: 4 3B: 0 HR: 1	SF: 0 SAC: 1 DP: 1 HBP: 1	WP: 0 PB: 0 SB: 2 CS: 0	PA: 40
<b>PITCHER</b>	IP WLS BF H R ER SO BB IBB HBP BLK WP HR S P ERA WHIP																					
Ben McDonald, R ERA: 4.06	(1, 1)	6.0 L 25 6 3 3 4 1 1 0 0 0 1 59 91 4.50 1.167																				
Bryce Florie, R ERA: 4.91	(7, 1)	3.0 15 2 1 1 1 3 0 1 0 0 0 35 65 3.00 1.667																				


Batter	1	2	3	4	5	6	7	8	9	AB	R	H	RBI	BB	SO	LOB	BOTTOM					
Jose Valentin, S OBP: 0.324, SLG: 0.416										3	0	0	0	1	2	3	<b>Cleveland Indians @ Milwaukee Brewers</b> Milwaukee County Stadium, Milwaukee, WI Wed Jul 16 1997, 8:05 PM EDT Att: 23,047 - Unknown - 89 F					
Jack Voigt, R OBP: 0.316, SLG: 0.600										3	0	1	1	1	2	1						
Jeff Cirillo, R OBP: 0.368, SLG: 0.435										4	0	0	0	0	1	4						
Dave Nilsson, L OBP: 0.352, SLG: 0.438										4	0	0	0	0	1	4						
Jeromy Burnitz, L OBP: 0.398, SLG: 0.547										4	1	1	0	0	1	0						
Gerald Williams, R OBP: 0.301, SLG: 0.380										4	1	1	0	0	0	0						
Marc Newfield, R OBP: 0.297, SLG: 0.305										4	0	0	0	0	1	1						
Mark Loretta, R OBP: 0.356, SLG: 0.394										2	1	0	0	1	1	0						
Jesse Lewis, L OBP: 0.320, SLG: 0.311										1	0	1	1	0	0	0						
Tim Unroe, R OBP: 0.333, SLG: 0.688										0	0	0	0	0	0	0						
Mike Matheny, R OBP: 0.286, SLG: 0.357										2	0	1	0	0	0	0						
Jeff Huson, L OBP: 0.320, SLG: 0.292										1	0	1	0	0	0	0						
Kelly Stinnett, R OBP: 0.231, SLG: 0.250										1	0	0	0	0	1	1						
<b>Inning Stats</b>	R: 0 E: 0 K: 2 S: 8	H: 0 LOB: 0 BB: 0 P: 13	R: 1 E: 1 K: 0 S: 8	H: 1 LOB: 0 BB: 0 P: 11	R: 1 E: 0 K: 2 S: 14	H: 2 LOB: 1 BB: 1 P: 21	R: 0 E: 0 K: 0 S: 6	H: 0 LOB: 0 BB: 0 P: 9	R: 0 E: 0 K: 1 S: 10	H: 0 LOB: 1 BB: 1 P: 21	R: 0 E: 0 K: 1 S: 6	H: 0 LOB: 0 BB: 0 P: 10	R: 0 E: 0 K: 2 S: 10	H: 0 LOB: 0 BB: 0 P: 13	R: 0 E: 0 K: 1 S: 11	H: 1 LOB: 2 BB: 1 P: 20	R: 1 E: 0 K: 1 S: 13	H: 2 LOB: 1 BB: 0 P: 18	1B: 4 2B: 1 3B: 1 HR: 0	SF: 0 SAC: 0 DP: 0 HBP: 0	WP: 0 PB: 0 SB: 1 CS: 0	PA: 36
<b>PITCHER</b>	IP WLS BF H R ER SO BB IBB HBP BLK WP HR S P ERA WHIP																					
Jaret Wright, R ERA: 4.6	(1, 1)	6.0 W 23 3 2 2 2 6 2 0 0 0 0 0 0 18 28 0.00 1.200																				
Jose Mesa, R ERA: 3.53	(7, 1)	1.2 7 1 0 0 0 2 1 0 0 0 0 0 0 4 7 0.00 0.000																				
Paul Assenmacher, L ERA: 4.74	(8, 1)	0.2 2 0 0 0 0 1 0 0 0 0 0 0 0 4 7 0.00 0.000																				
Michael Jackson, R ERA: 2.27	(9, 1)	0.2 S 4 2 1 1 1 1 0 0 0 0 0 0 0 12 16 13.50 3.000																				




Batter	1	2	3	4	5	6	7	8	9	AB	R	H	RBI	BB	SO	LOB	TOP					
Marquis Grissom, R OBP: 0.336, SLG: 0.382	1-1 BB G3 1B	0-0 1B 2B		3-2 G5-3			2-0 F8			4	1	2	0	0	0	0	<b>Cleveland Indians @ Milwaukee Brewers</b> Milwaukee County Stadium, Milwaukee, WI Thu Jul 17 1997, 8:05 PM EDT Att: 20,383 - Unknown - 86 F <a href="http://livebaseballscorecards.com">livebaseballscorecards.com</a>					
Tony Fernandez, S OBP: 0.325, SLG: 0.400	0-1 G3	1-1 BB BB 1B		0-0 P6			0-1 F7			4	0	1	2	0	0	1						
Jim Thome, L OBP: 0.439, SLG: 0.630	4-1 BB BB	4-0 BB BB 1B			3-2 K			3-2 L8		2	0	0	0	2	1	0						
Manny Ramirez, R OBP: 0.415, SLG: 0.547	4-1 BB BB	4-2 G4-3 BB			0-0 F8			1-1 CS 1B		2	0	1	0	2	0	0						
David Justice, L OBP: 0.422, SLG: 0.621	3-3 K	3-2 G4-3 1-2			1-3 K			1-2 F7 1-2		4	0	0	0	0	2	7						
Matt Williams, R OBP: 0.287, SLG: 0.488	1-0 G4-3			0-0 F8		0-1 F7			3-2 G6-3	4	0	0	0	0	0	3						
Sandy Alomar Jr., R OBP: 0.394, SLG: 0.593		0-1 HR		2-1 L8		1-1 F8			0-0 L4	4	1	1	1	0	0	0						
Brian Giles, L OBP: 0.371, SLG: 0.512		3-1 P6		0-0 P9		1-0 L4			1-1 P2	4	0	0	0	0	0	0						
Damian Jackson, R (1, 6)		1-2 2B 1B HBP		0-0 P3			1-2 G5-3			2	1	0	0	0	0	0						
<b>Inning Stats</b>	R: 0 E: 0 K: 1 S: 13	H: 1 LOB: 3 BB: 2 P: 26	R: 3 E: 0 K: 0 S: 14	H: 3 LOB: 2 BB: 2 P: 30	R: 0 E: 0 K: 0 S: 4	H: 0 LOB: 0 BB: 0 P: 6	R: 0 E: 0 K: 0 S: 5	H: 0 LOB: 0 BB: 0 P: 8	R: 0 E: 0 K: 0 S: 9	H: 0 LOB: 0 BB: 0 P: 13	R: 0 E: 0 K: 0 S: 5	H: 0 LOB: 0 BB: 0 P: 7	R: 0 E: 0 K: 0 S: 7	H: 0 LOB: 0 BB: 0 P: 10	R: 0 E: 0 K: 0 S: 8	H: 1 LOB: 0 BB: 0 P: 13	R: 0 E: 0 K: 0 S: 6	H: 0 LOB: 0 BB: 0 P: 10	1B: 3 2B: 1 3B: 0 HR: 1	SF: 0 SAC: 0 DP: 1 HBP: 1	WP: 0 PB: 0 SB: 0 CS: 1	PA: 35
<b>PITCHER</b>	IP WLS BF H R ER SO BB IBB HBP BLK WP HR S P ERA WHIP	IP WLS BF H R ER SO BB IBB HBP BLK WP HR S P ERA WHIP	IP WLS BF H R ER SO BB IBB HBP BLK WP HR S P ERA WHIP	IP WLS BF H R ER SO BB IBB HBP BLK WP HR S P ERA WHIP	IP WLS BF H R ER SO BB IBB HBP BLK WP HR S P ERA WHIP	IP WLS BF H R ER SO BB IBB HBP BLK WP HR S P ERA WHIP	IP WLS BF H R ER SO BB IBB HBP BLK WP HR S P ERA WHIP	IP WLS BF H R ER SO BB IBB HBP BLK WP HR S P ERA WHIP	IP WLS BF H R ER SO BB IBB HBP BLK WP HR S P ERA WHIP	IP WLS BF H R ER SO BB IBB HBP BLK WP HR S P ERA WHIP	IP WLS BF H R ER SO BB IBB HBP BLK WP HR S P ERA WHIP	IP WLS BF H R ER SO BB IBB HBP BLK WP HR S P ERA WHIP	IP WLS BF H R ER SO BB IBB HBP BLK WP HR S P ERA WHIP	IP WLS BF H R ER SO BB IBB HBP BLK WP HR S P ERA WHIP	IP WLS BF H R ER SO BB IBB HBP BLK WP HR S P ERA WHIP	IP WLS BF H R ER SO BB IBB HBP BLK WP HR S P ERA WHIP						
21 Cal Eldred, R ERA: 5.14	(1, 1)	8.0	L	32	5	3	3	3	4	0	1	65	113	3.38	1.125							
Bob Wickman, R ERA: 2.61	(9, 1)	1.0		3	0	0	0	0	0	0	0	6	10	0.00	0.000							

Batter	1	2	3	4	5	6	7	8	9	AB	R	H	RBI	BB	SO	LOB	BOTTOM					
Jeff Huson, L OBP: 0.307, SLG: 0.280	2-2 G1-3		0-1 F9			1-0 P8		0-0 F7		4	0	0	0	0	0	1	<b>Cleveland Indians @ Milwaukee Brewers</b> Milwaukee County Stadium, Milwaukee, WI Thu Jul 17 1997, 8:05 PM EDT Att: 20,383 - Unknown - 86 F <a href="http://livebaseballscorecards.com">livebaseballscorecards.com</a>					
Jack Voigt, R OBP: 0.314, SLG: 0.571	4-2 FC5-4 BB			1-2 G4-3		0-0 G6-3		0-3 K		3	0	0	0	1	1	1						
Jeff Cirillo, R OBP: 0.364, SLG: 0.430	1-0 FC5-4 1-2			0-0 G6-3		0-3 K			3-2 G5-3	4	0	0	0	0	1	1						
Dave Nilsson, L OBP: 0.354, SLG: 0.439	1-0 F8			1-2 2B 1B		3-1 G6-3 1B			3-2 F7	4	1	2	0	0	0	1						
Jeremy Burnitz, L OBP: 0.396, SLG: 0.546		2-2 P5		3-2 1-H 2B		1-0 F8			1-1 E4	4	0	1	1	0	0	1						
Jose Valentin, S OBP: 0.323, SLG: 0.426		2-1 F8			1-0 HR	1-0 G6-3		2-2 G1-3		4	1	1	1	0	0	2						
Gerald Williams, R OBP: 0.299, SLG: 0.377		2-3 K			1-2 K	0-1 F8				3	0	0	0	0	2	1						
Mark Loretta, R OBP: 0.359, SLG: 0.397			1-1 G1-6-3 1B		3-2 F9		0-0 SH1-4 1B			3	0	2	0	0	0	0						
Mike Matheny, R OBP: 0.283, SLG: 0.354			1-2 G1-6-3 1-2		2-1 L7		0-0 SH1-4			2	0	0	0	0	0	1						
<b>Inning Stats</b>	R: 0 E: 0 K: 0 S: 7	H: 0 LOB: 1 BB: 1 P: 15	R: 0 E: 0 K: 1 S: 9	H: 0 LOB: 0 BB: 0 P: 15	R: 0 E: 0 K: 0 S: 8	H: 1 LOB: 0 BB: 0 P: 10	R: 1 E: 0 K: 0 S: 11	H: 2 LOB: 1 BB: 0 P: 16	R: 1 E: 0 K: 1 S: 11	H: 1 LOB: 0 BB: 0 P: 18	R: 0 E: 0 K: 1 S: 5	H: 0 LOB: 0 BB: 0 P: 6	R: 0 E: 0 K: 0 S: 6	H: 1 LOB: 1 BB: 0 P: 11	R: 0 E: 0 K: 1 S: 6	H: 1 LOB: 1 BB: 0 P: 6	R: 0 E: 1 K: 0 S: 11	H: 0 LOB: 1 BB: 0 P: 20	1B: 4 2B: 1 3B: 0 HR: 1	SF: 0 SAC: 1 DP: 1 HBP: 0	WP: 0 PB: 0 SB: 0 CS: 0	PA: 33
<b>PITCHER</b>	IP WLS BF H R ER SO BB IBB HBP BLK WP HR S P ERA WHIP	IP WLS BF H R ER SO BB IBB HBP BLK WP HR S P ERA WHIP	IP WLS BF H R ER SO BB IBB HBP BLK WP HR S P ERA WHIP	IP WLS BF H R ER SO BB IBB HBP BLK WP HR S P ERA WHIP	IP WLS BF H R ER SO BB IBB HBP BLK WP HR S P ERA WHIP	IP WLS BF H R ER SO BB IBB HBP BLK WP HR S P ERA WHIP	IP WLS BF H R ER SO BB IBB HBP BLK WP HR S P ERA WHIP	IP WLS BF H R ER SO BB IBB HBP BLK WP HR S P ERA WHIP	IP WLS BF H R ER SO BB IBB HBP BLK WP HR S P ERA WHIP	IP WLS BF H R ER SO BB IBB HBP BLK WP HR S P ERA WHIP	IP WLS BF H R ER SO BB IBB HBP BLK WP HR S P ERA WHIP	IP WLS BF H R ER SO BB IBB HBP BLK WP HR S P ERA WHIP	IP WLS BF H R ER SO BB IBB HBP BLK WP HR S P ERA WHIP	IP WLS BF H R ER SO BB IBB HBP BLK WP HR S P ERA WHIP	IP WLS BF H R ER SO BB IBB HBP BLK WP HR S P ERA WHIP	IP WLS BF H R ER SO BB IBB HBP BLK WP HR S P ERA WHIP						
Orel Hershiser, R ERA: 4.77	(1, 1)	6.0	W	21	4	2	3	0	0	0	0	0	0	0	0	0						
Alvin Morman, L ERA: 2.53	(7, 1)	0.2		3	1	0	0	0	0	0	0	4	9	0.00	1.500							
Jose Mesa, R ERA: 3.43	(7, 1)	1.1		5	1	0	0	1	0	0	0	8	8	0.00	0.750							
Michael Jackson, R ERA: 2.22	(9, 1)	1.0	S	4	0	0	0	0	0	0	0	11	20	0.00	0.000							



Batter	1	2	3	4	5	6	7	8	9	AB R H RBI BB SO LOB	TOP							
Nomar Garciaparra, R OBP: 0.342, SLG: 0.494	0-0 1B 1B	1-0 FC6-4		1-1 G5-4-3 1B		0-0 F9		2-2 G5-3		5 1 2 1 0 0 2	<b>Boston Red Sox @ Cleveland Indians</b> Jacobs Field, Cleveland, OH Fri Jul 18 1997, 7:05 PM EDT Att: 43,037 - Unknown - 84 F  <b>AB 39</b> <b>R 7</b> <b>H 14</b> <b>RBI 7</b> <b>BB 4</b> <b>SO 7</b> <b>LOB 22</b> 							
John Valentin, R OBP: 0.383, SLG: 0.464	0-0 1B		4-0 BB	3-1 G5-4-3 1B		1-3 K		2-2 L9	4 0 1 0 1 1 2									
Mo Vaughn, L OBP: 0.446, SLG: 0.615	0-0 F7		1-2 F8		1-1 F8		3-3 K	0-0 1B 1B	5 1 1 0 0 1 3									
18 Reggie Jefferson, S OBP: 0.388, SLG: 0.525	0-0 1B		2-0 L7		0-0 1B		1-1 G4-3	0-0 1B 1B	5 0 3 1 0 0 1									
Wil Cordero, R OBP: 0.329, SLG: 0.468	0-0 F8		3-1 G4-3		1-0 F8		1-3 K	1-3 K	5 0 0 0 0 2 6									
Troy O'Leary, L OBP: 0.367, SLG: 0.486	0-3 K		0-2 BB FC6-4 1B		1-0 L8		2-3 K	1-2 1B	5 1 2 1 0 2 3									
Scott Hatteberg, L OBP: 0.376, SLG: 0.459		1-2 P5	2-2 FC6-4 BB 1B		0-2 HR		4-1 G4-3 WP BB	2-3 K	4 3 2 1 1 1 2									
Darren Bragg, L OBP: 0.345, SLG: 0.412		4-1 CS BB	4-2 FC6-4 BB		1-1 G1-3		1-2 G4-3		2 0 0 0 2 0 1									
Jeff Frye, R OBP: 0.320, SLG: 0.389		2-1 FC6-4 1B	1-1 FC6-4 1B		1-1 HR		1-1 2B		4 1 3 3 0 0 2									
<b>Inning Stats</b>	R: 1 E: 0 K: 1 S: 8	H: 3 LOB: 2 BB: 0 P: 8	R: 0 E: 0 K: 0 S: 7	H: 1 LOB: 1 BB: 1 P: 15	R: 0 E: 0 K: 0 S: 6	H: 0 LOB: 1 BB: 1 P: 16	R: 2 E: 0 K: 1 S: 11	H: 2 LOB: 0 BB: 0 P: 14	R: 0 E: 0 K: 2 S: 8	H: 0 LOB: 0 BB: 0 P: 13		R: 1 E: 0 K: 1 S: 12	H: 1 LOB: 1 BB: 1 P: 22	R: 1 E: 0 K: 2 S: 16	H: 3 LOB: 2 BB: 0 P: 22	1B: 11 2B: 1 3B: 0 HR: 2	SF: 0 SAC: 0 DP: 1 HBP: 0	WP: 1 PB: 0 SB: 0 CS: 1
<b>PITCHER</b>	IP WLS BF H R ER SO BB IBB HBP BLK WP HR S P ERA WHIP											<b>PITCHER</b>	IP WLS BF H R ER SO BB IBB HBP BLK WP HR S P ERA WHIP					
Bartolo Colon, R ERA: 6.69	(1, 1) 6.0 L 29 10 5 5 2 3 0 0 0 0 2 52 87 7.50 2.167																	
Jason Jacome, L ERA: 7.54	(7, 1) 2.0 8 1 1 1 3 1 0 0 0 1 0 20 35 4.50 1.000																	
Eric Plunk, R ERA: 6.1	(9, 1) 1.0 6 3 1 1 2 0 0 0 0 0 0 16 22 9.00 3.000																	

Batter	1	2	3	4	5	6	7	8	9	AB R H RBI BB SO LOB	BOTTOM							
Marquis Grissom, R OBP: 0.335, SLG: 0.381	0-0 WP S 1B		2-2 G1-3		1-0 P3			2-3 K		4 0 1 0 0 1 3	<b>Boston Red Sox @ Cleveland Indians</b> Jacobs Field, Cleveland, OH Fri Jul 18 1997, 7:05 PM EDT Att: 43,037 - Unknown - 84 F  <b>AB 30</b> <b>R 0</b> <b>H 6</b> <b>RBI 0</b> <b>BB 4</b> <b>SO 9</b> <b>LOB 18</b> 							
Julio Franco, R OBP: 0.397, SLG: 0.362	0-0 G1-3		4-2 BB		1-3 K		1-1 F8		3 0 0 0 1 1 1									
Jim Thome, L OBP: 0.434, SLG: 0.621	0-3 K		2-2 P2		3-2 F8		1-3 K		4 0 0 0 0 2 2									
Manny Ramirez, R OBP: 0.413, SLG: 0.547	0-3 K		0-3 K		1-0 2B			0-0 L7	4 0 1 0 0 2 2									
David Justice, L OBP: 0.419, SLG: 0.615		1-2 G6-4-3 1B	1-3 K		1-2 P6			0-1 G4-3	4 0 1 0 0 1 2									
Matt Williams, R OBP: 0.292, SLG: 0.490		2-1 G6-4-3		1-1 FC6-4 1B		4-1 E S BB		0-1 1B	3 0 2 0 1 0 1									
Sandy Alomar Jr., R OBP: 0.389, SLG: 0.584		1-0 F7		1-0 FC6-4 BB		1-0 P3		3-2 G5-3	4 0 0 0 0 0 3									
Brian Giles, L OBP: 0.375, SLG: 0.509			4-2 1B BB		4-1 BB		3-3 K		1 0 0 0 2 1 1									
Omar Vizquel, S OBP: 0.337, SLG: 0.357			0-1 CS 1B		0-0 F9		1-3 K		3 0 1 0 0 1 3									
<b>Inning Stats</b>	R: 0 E: 0 K: 2 S: 8	H: 1 LOB: 0 BB: 0 P: 8	R: 0 E: 0 K: 0 S: 6	H: 1 LOB: 0 BB: 1 P: 10	R: 0 E: 0 K: 2 S: 13	H: 0 LOB: 1 BB: 1 P: 20	R: 0 E: 0 K: 1 S: 10	H: 1 LOB: 1 BB: 0 P: 16	R: 0 E: 1 K: 2 S: 8	H: 0 LOB: 1 BB: 1 P: 17		R: 0 E: 0 K: 2 S: 8	H: 0 LOB: 0 BB: 0 P: 12	R: 0 E: 0 K: 0 S: 8	H: 1 LOB: 1 BB: 0 P: 11	1B: 5 2B: 1 3B: 0 HR: 0	SF: 0 SAC: 0 DP: 1 HBP: 0	WP: 1 PB: 0 SB: 2 CS: 1
<b>PITCHER</b>	IP WLS BF H R ER SO BB IBB HBP BLK WP HR S P ERA WHIP											<b>PITCHER</b>	IP WLS BF H R ER SO BB IBB HBP BLK WP HR S P ERA WHIP					
49 Tim Wakefield, R ERA: 4.36	(1, 1) 9.0 W 34 6 0 0 9 4 0 0 0 1 0 74 120 0.00 1.111																	



Batter	1	2	3	4	5	6	7	8	9	AB	R	H	RBI	BB	SO	LOB	TOP					
Nomar Garciaparra, R OBP: 0.340, SLG: 0.495	G6-3		L7	FC6-4			G1-6-3		3-1	5	0	1	1	0	0	1						
John Valentin, R OBP: 0.383, SLG: 0.480	HR		K	CS	G6-3			HR	K	5	2	2	2	0	2	1						
Mo Vaughn, L OBP: 0.448, SLG: 0.612	F7		2B		L9			WP BB		3	1	1	0	2	0	0						
Mike Stanley, R Scott Hatteberg, L OBP: 0.399, SLG: 0.532 OBP: 0.376, SLG: 0.459	F8		2B		G6-3			WP BB	K	3	1	0	0	2	1	2						
18 Reggie Jefferson, S OBP: 0.385, SLG: 0.519		G4-3	2B			G3		K	F8	5	1	1	0	0	1	4						
Wil Cordero, R OBP: 0.331, SLG: 0.470	G6-3		2B			G1-3				3	0	1	3	1	0	0						
Troy O'Leary, L OBP: 0.359, SLG: 0.486			K							4	0	1	0	0	3	4						
Darren Bragg, L OBP: 0.347, SLG: 0.411				FC6-4			G3-1			3	0	1	0	1	1	3						
Jeff Frye, R OBP: 0.319, SLG: 0.382	K						G6-3		WP	3	1	0	0	1	2	3						
<b>Inning Stats</b>	R: 1 E: 0 K: 0 S: 8	H: 1 LOB: 0 BB: 0 P: 10	R: 0 E: 0 K: 1 S: 9	H: 1 LOB: 2 BB: 1 P: 17	R: 3 E: 0 K: 2 S: 15	H: 3 LOB: 1 BB: 1 P: 26	R: 0 E: 0 K: 1 S: 9	H: 1 LOB: 0 BB: 0 P: 15	R: 0 E: 0 K: 0 S: 12	H: 0 LOB: 0 BB: 0 P: 18	R: 0 E: 0 K: 1 S: 6	H: 0 LOB: 0 BB: 0 P: 10	R: 0 E: 0 K: 0 S: 6	H: 0 LOB: 0 BB: 0 P: 8	R: 1 E: 0 K: 3 S: 20	H: 1 LOB: 3 BB: 3 P: 40	R: 1 E: 0 K: 2 S: 15	H: 1 LOB: 2 BB: 2 P: 31	1B: 3 2B: 2 3B: 1 HR: 2	SF: 0 SAC: 0 DP: 0 HBP: 0	WP: 2 PB: 0 SB: 0 CS: 1	PA: 42
<b>PITCHER</b>	IP	WLS	BF	H	R	ER	SO	BB	IBB	HBP	BLK	WP	HR	S	P	ERA	WHIP					
Terry Clark, R ERA: 4.38	7.0	L	28	6	4	4	5	2	0	0	0	0	1	65	104	5.14	1.143					
Alvin Monman, L ERA: 3.27	0.1		4	1	1	1	1	2	0	0	0	0	1	10	21	27.00	9.000					
David Weathers, R ERA: 7.04	0.2		3	0	0	0	2	1	0	0	0	1	0	10	19	0.00	1.500					
Jose Mesa, R ERA: 3.55	1.0		6	1	1	1	2	1	1	0	0	1	0	15	31	9.00	2.000					

Boston Red Sox @ Cleveland Indians  
Jacobs Field, Cleveland, OH

AB 34  
R 6  
H 8  
RBI 6  
BB 7  
SO 10  
LOB 18



WP: 2 PA: 42  
PB: 0  
SB: 0  
CS: 1

Batter	1	2	3	4	5	6	7	8	9	AB	R	H	RBI	BB	SO	LOB	BOTTOM					
Marquis Grissom, R OBP: 0.334, SLG: 0.382	F8			F7		P6		1B		4	1	1	0	0	0	1						
Tony Fernandez, S OBP: 0.328, SLG: 0.402	L7			E	1B	P6		2B		4	0	2	2	0	0	1						
Jim Thome, L OBP: 0.435, SLG: 0.618	K			E9	1B	P6		1B		3	0	1	0	1	2	1						
Manny Ramirez, R OBP: 0.408, SLG: 0.539		F9		G4-6-3	1B	FC6-4		L9		4	0	0	0	0	0	5						
David Justice, L OBP: 0.417, SLG: 0.613		L7			F9	1B		G1-3		4	1	1	0	0	1	1						
Matt Williams, R OBP: 0.291, SLG: 0.490		G4-3			F9			L1		4	0	1	0	0	0	1						
Brian Giles, L OBP: 0.373, SLG: 0.503			F7			K		G6-3		4	0	1	1	0	1	1						
Pat Borders, R Sandy Alomar Jr., R OBP: 0.364, SLG: 0.471 OBP: 0.387, SLG: 0.582			K		G5-4-3	G5-3		F9		3	0	0	0	0	1	2						
Omar Vizquel, S OBP: 0.340, SLG: 0.363			F7			PB		2B		3	1	2	0	0	0	0						
<b>Inning Stats</b>	R: 0 E: 0 K: 1 S: 6	H: 0 LOB: 0 BB: 0 P: 10	R: 0 E: 0 K: 0 S: 10	H: 0 LOB: 0 BB: 0 P: 17	R: 0 E: 0 K: 1 S: 9	H: 0 LOB: 0 BB: 0 P: 14	R: 0 E: 1 K: 0 S: 9	H: 2 LOB: 1 BB: 0 P: 12	R: 1 E: 0 K: 0 S: 6	H: 2 LOB: 0 BB: 0 P: 11	R: 0 E: 0 K: 0 S: 12	H: 1 LOB: 2 BB: 1 P: 24	R: 0 E: 0 K: 2 S: 12	H: 1 LOB: 1 BB: 0 P: 19	R: 2 E: 0 K: 1 S: 9	H: 3 LOB: 1 BB: 0 P: 12	R: 0 E: 0 K: 0 S: 8	H: 0 LOB: 0 BB: 0 P: 11	1B: 5 2B: 4 3B: 0 HR: 0	SF: 0 SAC: 0 DP: 2 HBP: 0	WP: 0 PB: 1 SB: 0 CS: 0	PA: 35
<b>PITCHER</b>	IP	WLS	BF	H	R	ER	SO	BB	IBB	HBP	BLK	WP	HR	S	P	ERA	WHIP					
Jeff Suppan, R ERA: 5.24	6.0	W	22	5	1	1	2	1	0	0	0	0	0	52	88	1.50	1.000					
Ron Mahay, L ERA: 5.4	0.2		3	1	0	0	2	0	0	0	0	0	0	11	17	0.00	1.500					
Jim Corsi, R ERA: 4.56	1.1		7	3	2	2	1	0	0	0	0	0	0	10	14	13.50	2.250					
Heathcliff Stocumb, R ERA: 5.95	1.0	S	3	0	0	0	0	0	0	0	0	0	0	8	11	0.00	0.000					


Boston Red Sox @ Cleveland Indians  
Jacobs Field, Cleveland, OH

AB 34  
R 3  
H 9  
RBI 3  
BB 1  
SO 5  
LOB 13



WP: 0 PA: 35  
PB: 1  
SB: 0  
CS: 0




Batter	1	2	3	4	5	6	7	8	9	AB	R	H	RBI	BB	SO	LOB	TOP					
Nomar Garciaparra, R OBP: 0.341, SLG: 0.494 Mike Benjamin, R OBP: 0.214, SLG: 0.225	1-1 F7		1-1 SAFE HBP		2-3 K		1-2 1B			1 0 0 0 0 0 2 0 1 1 0 1 1												
John Valentin, R OBP: 0.382, SLG: 0.486	2-1 HR		0-0 G5-4-3			0-2 G6-3	2-2 FC5			4 1 1 1 0 0 5												
Mo Vaughn, L OBP: 0.446, SLG: 0.606	3-2 1B			3-2 G4-3		1-3 K		1-1 G3-1		4 0 1 0 0 1 0												
Mike Stanley, R OBP: 0.397, SLG: 0.525	0-1 G5-4-3			4-2 BB		0-0 F9		1-1 G1-6-3		3 0 0 0 1 0 1												
18 Reggie Jefferson, S OBP: 0.383, SLG: 0.515		1-2 L6		2-2 P5			2-0 FC5-4 1B	2-3 K		4 0 1 0 0 1 1												
Wil Cordero, R OBP: 0.330, SLG: 0.467	0-1 G3-6 1B			1-2 L8			3-2 FC5-4 HBP BB 1B		1-2 F7	4 1 1 0 0 0 2												
Darren Bragg, L OBP: 0.346, SLG: 0.407	2-2 G3-6			3-2 G3-1			4-1 1B HBP BB	3-2 G6-3		3 0 0 0 1 0 1							AB 32					
Jeff Frye, R OBP: 0.323, SLG: 0.385			2-2 HBP 1B		1-1 F8		0-1 L8		0-0 1B	4 0 2 0 0 0 2							R 2					
Shane Mack, R OBP: 0.369, SLG: 0.441			1-3 K		0-0 1B		1-1 FC5 1B HBP		1-3 K	3 0 1 0 0 2 2							H 8					
																	RBI 2					
																	BB 2					
																	SO 5					
																	LOB 15					
																						
Inning Stats	R: 1 E: 0 K: 0 S: 9	H: 2 LOB: 0 BB: 0 P: 15	R: 0 E: 0 K: 0 S: 9	H: 1 LOB: 0 BB: 0 P: 12	R: 0 E: 0 K: 1 S: 12	H: 0 LOB: 1 BB: 1 P: 22	R: 0 E: 0 K: 1 S: 9	H: 1 LOB: 1 BB: 0 P: 15	R: 0 E: 0 K: 1 S: 7	H: 0 LOB: 0 BB: 0 P: 8	R: 1 E: 0 K: 0 S: 15	H: 2 LOB: 3 BB: 1 P: 28	R: 0 E: 0 K: 1 S: 9	H: 0 LOB: 0 BB: 0 P: 13	R: 0 E: 0 K: 1 S: 12	H: 1 LOB: 1 BB: 0 P: 17	1B: 7 2B: 0 3B: 0 HR: 1	SF: 0 SAC: 0 DP: 3 HBP: 2	WP: 0 PB: 0 SB: 0 CS: 0	PA: 36		
PITCHER	IP	WLS	BF	H	R	ER	SO	BB	IBB	HBP	BLK	WP	HR	S	P	ERA	WHIP					
Charles Nagy, R ERA: 4.48	(1, 1)	7.0	W	29	7	2	2	3	2	0	2	0	0	1	69	112	2.57	1.286				
Paul Assenmacher, L ERA: 4.56	(8, 1)	1.0		3	0	0	0	1	0	0	0	0	0	0	9	13	0.00	0.000				
David Weathers, R ERA: 6.61	(9, 1)	1.0		4	1	0	0	1	0	0	0	0	0	0	12	17	0.00	1.000				

Boston Red Sox @ Cleveland Indians  
Jacobs Field, Cleveland, OH  
Sun Jul 20 1997, 3:33 AM EDT  
Att: 42,932 - Sunny - 74 F

AB 32  
R 2  
H 8  
RBI 2  
BB 2  
SO 5  
LOB 15



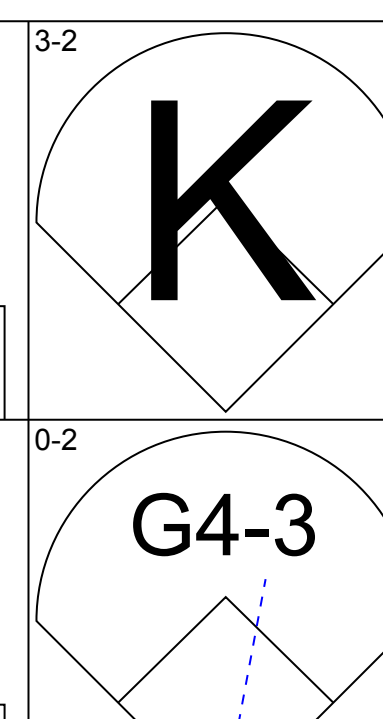
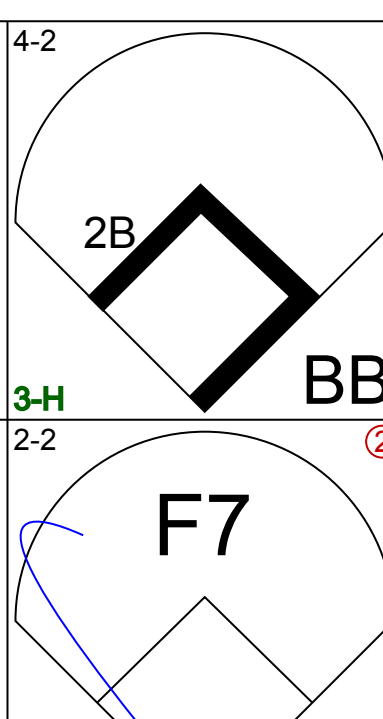
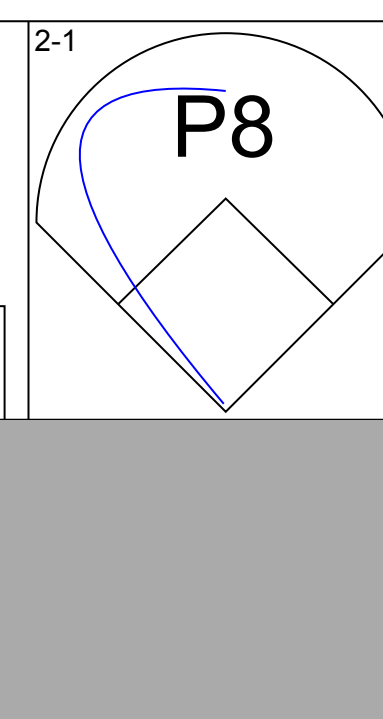
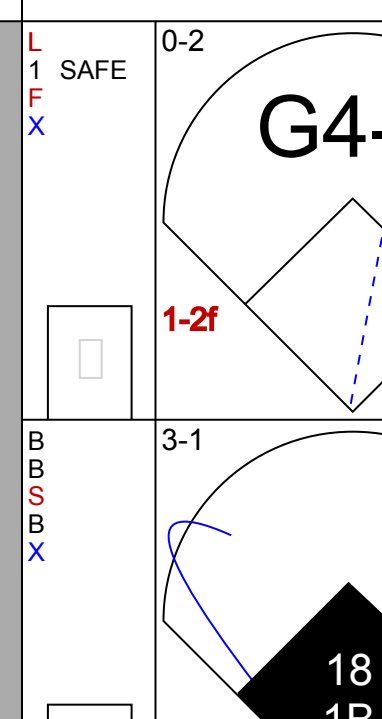
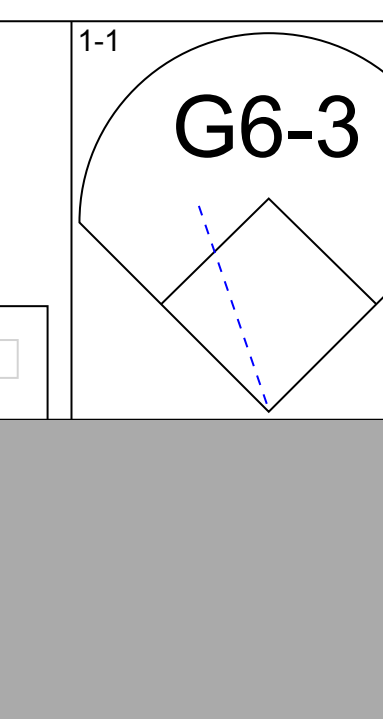
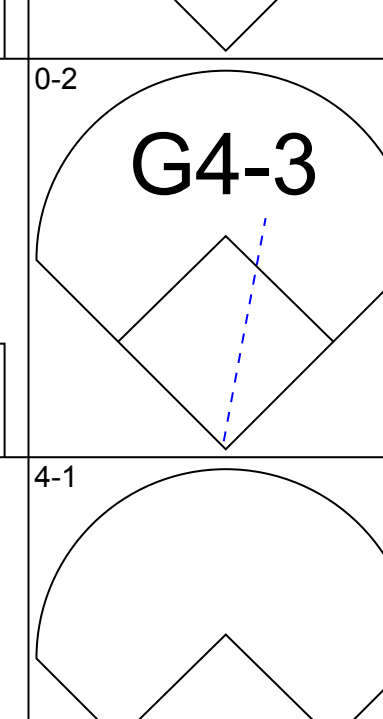
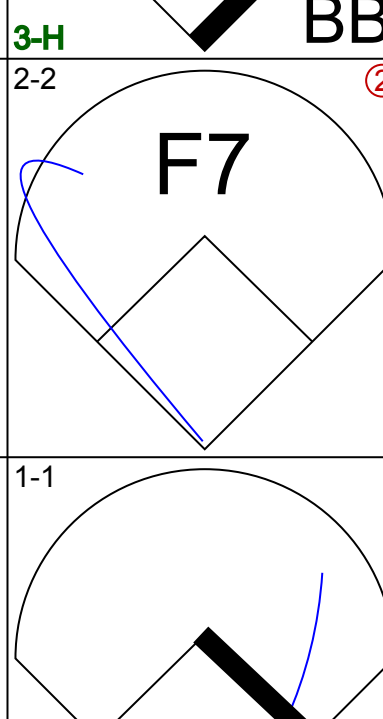
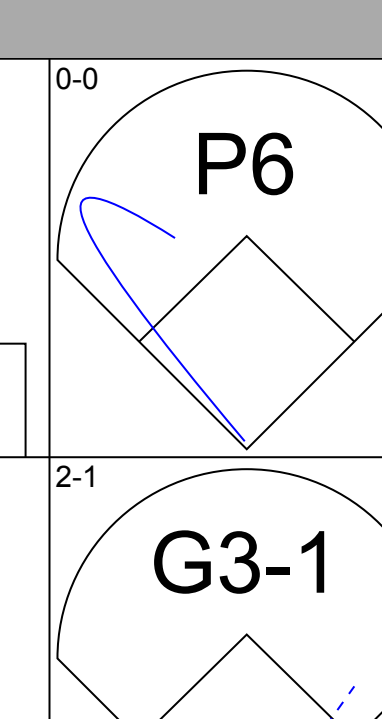
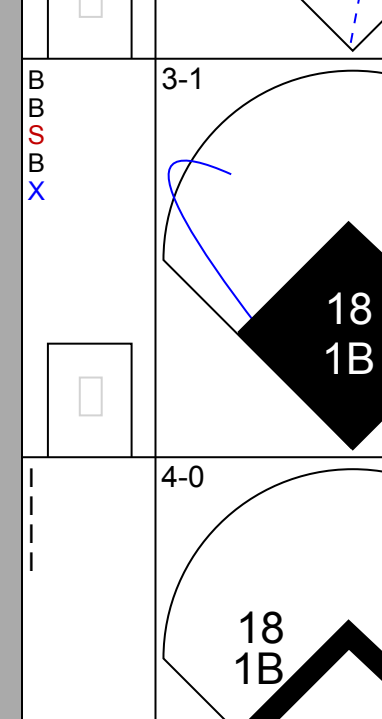
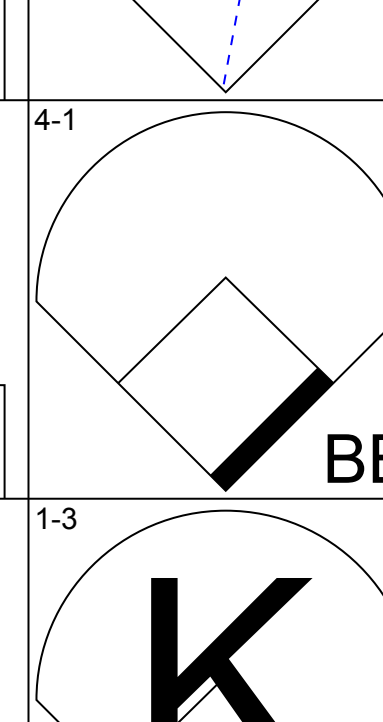
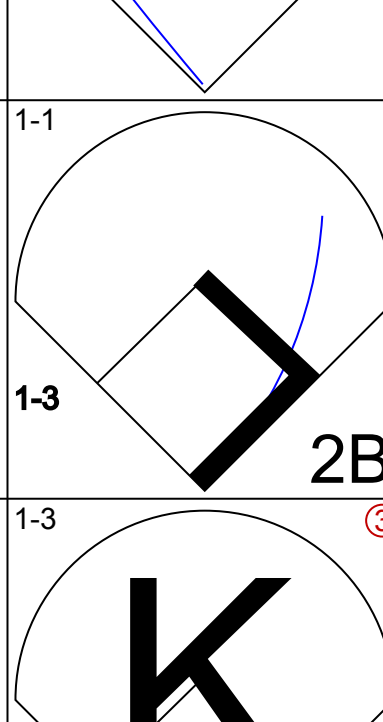
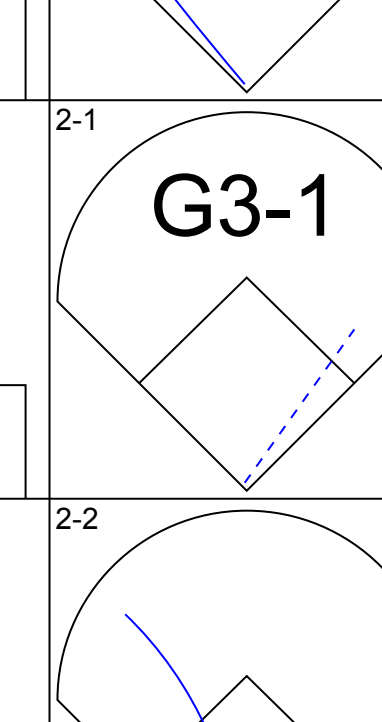
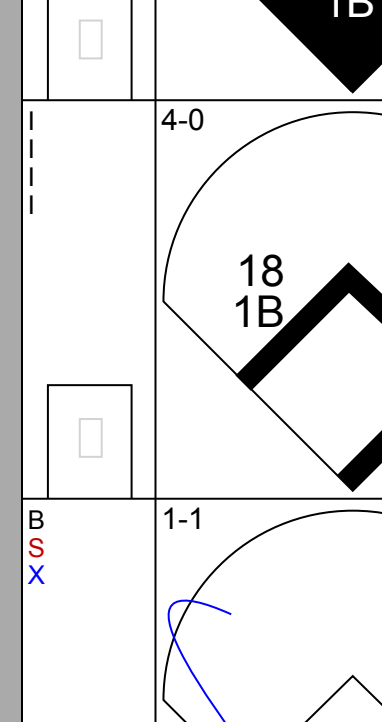
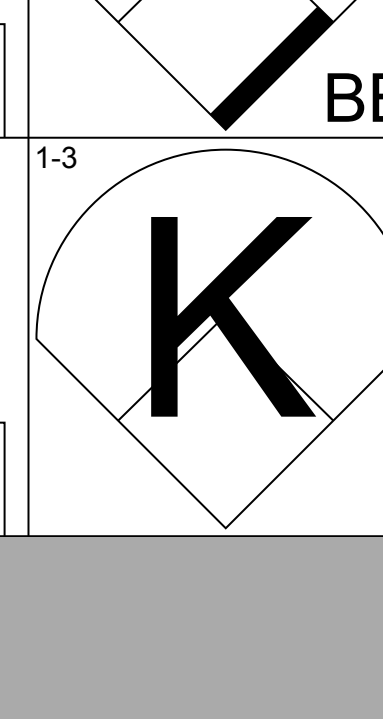
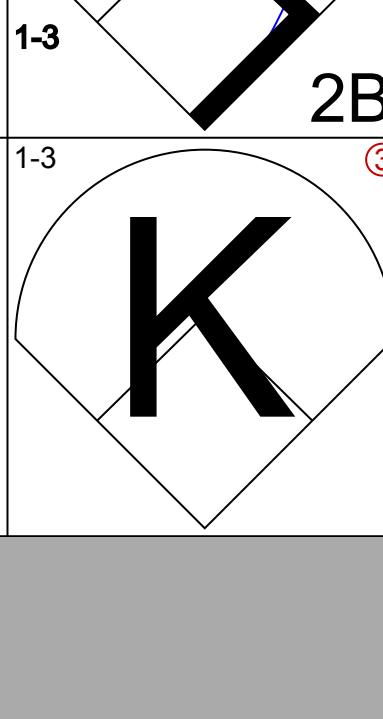
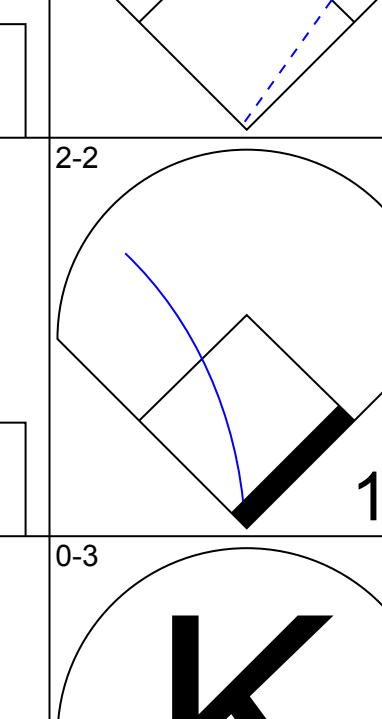
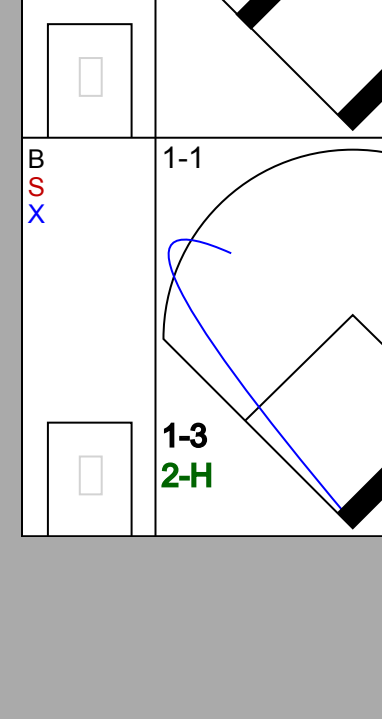
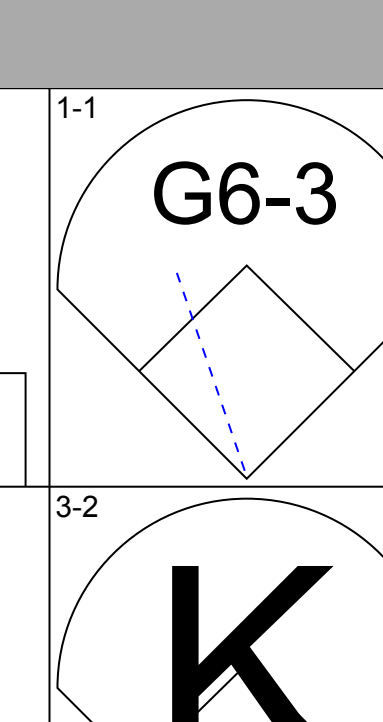
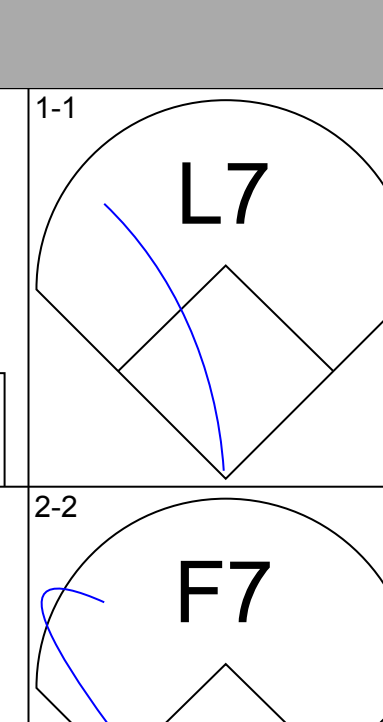
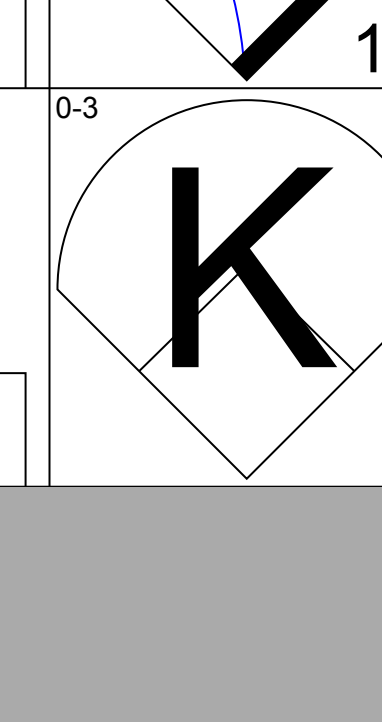
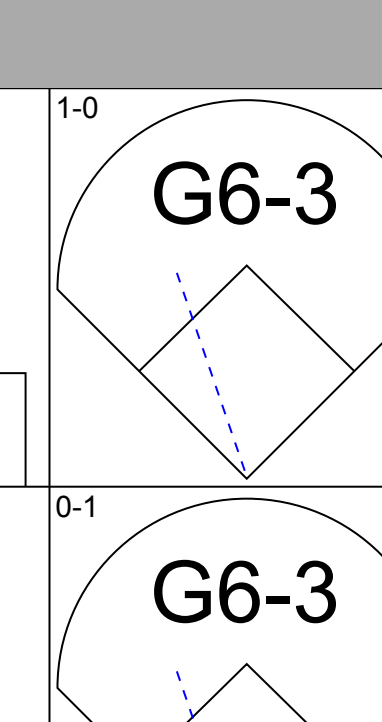


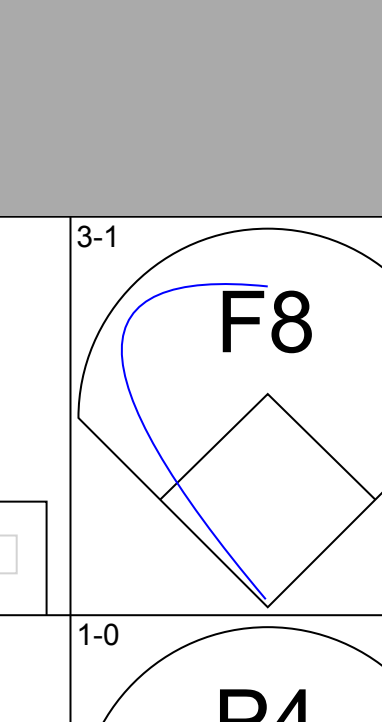
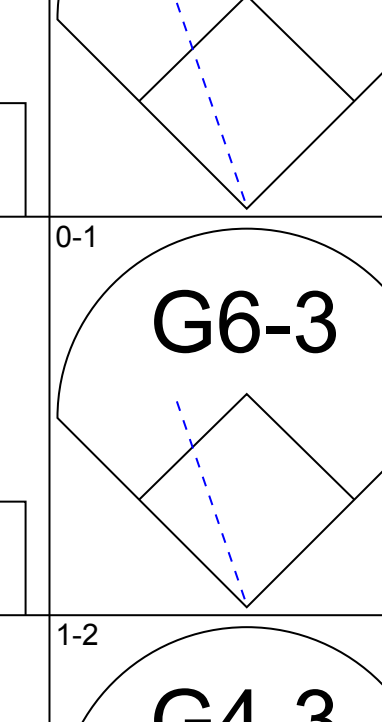

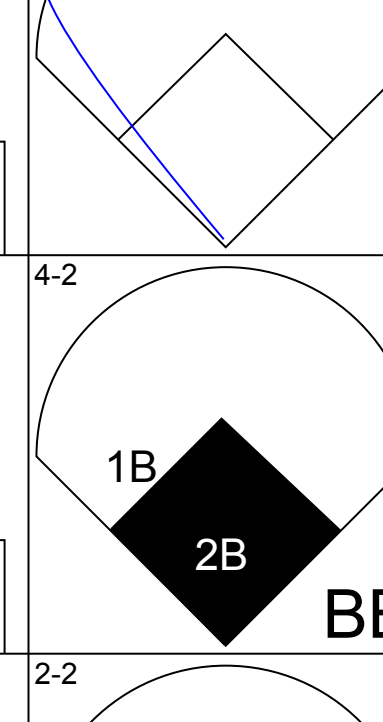
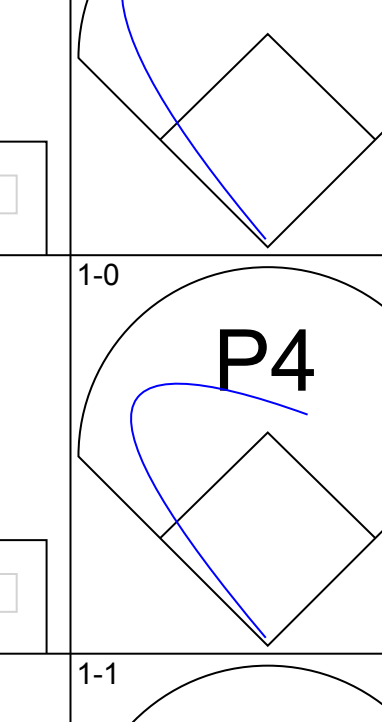
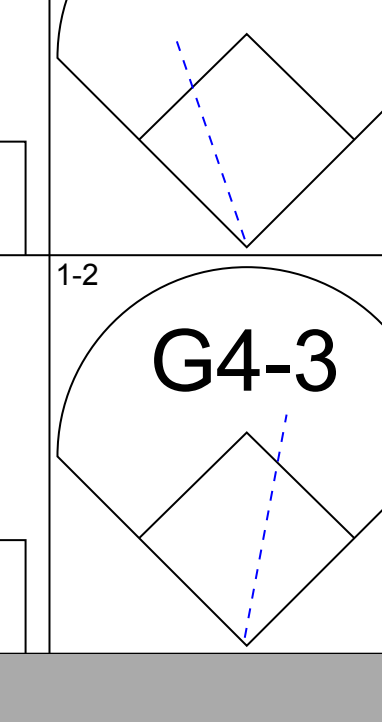
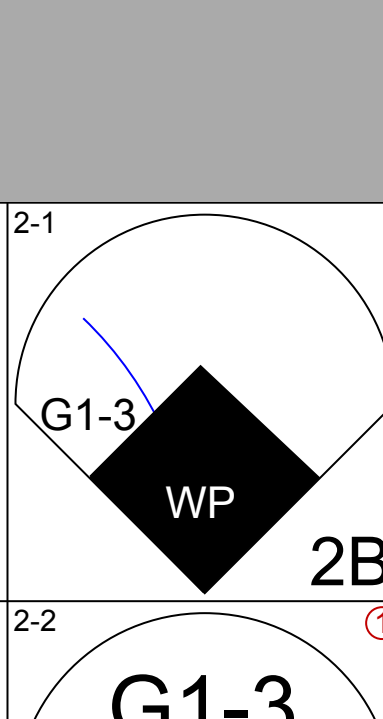
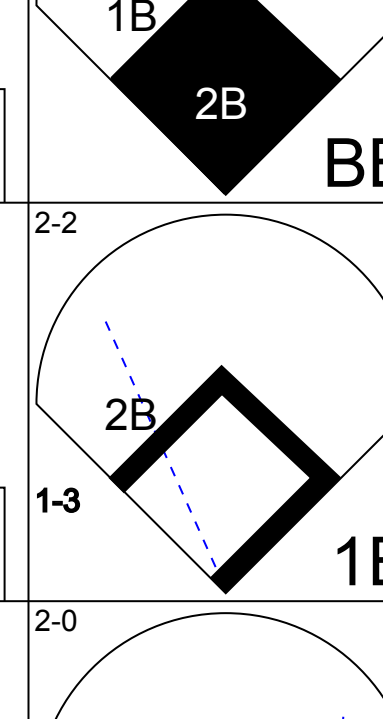
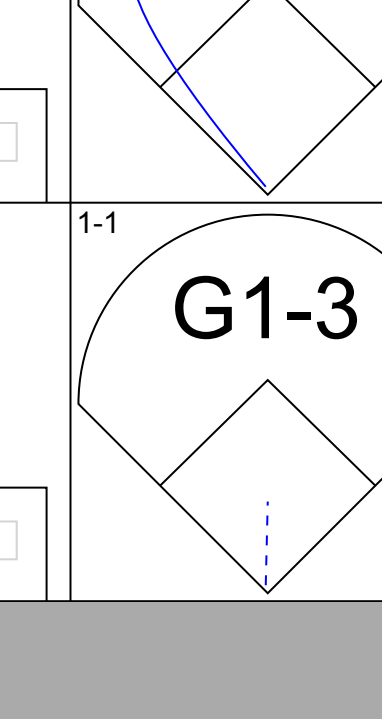
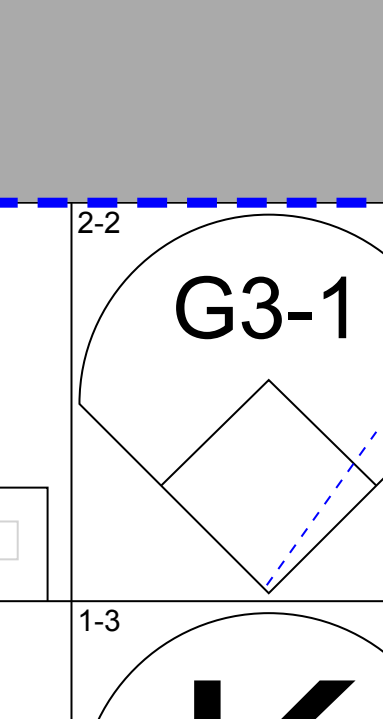
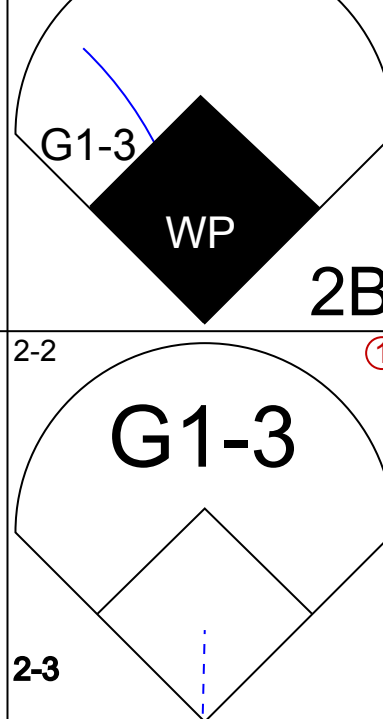
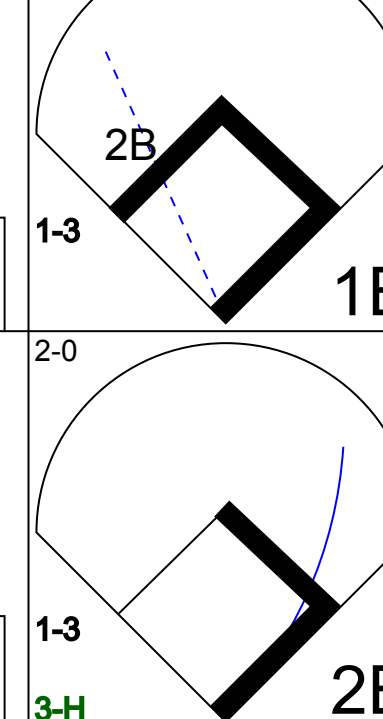
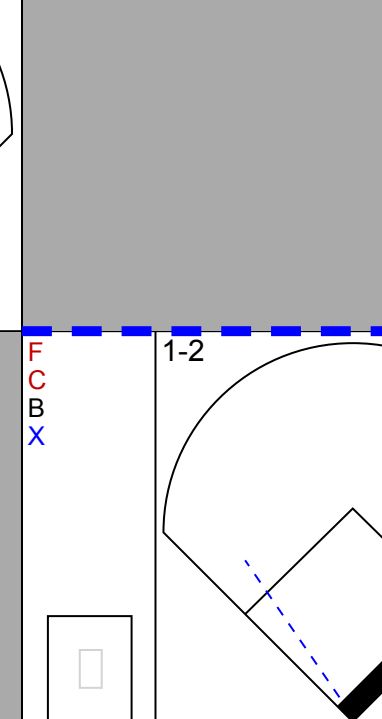
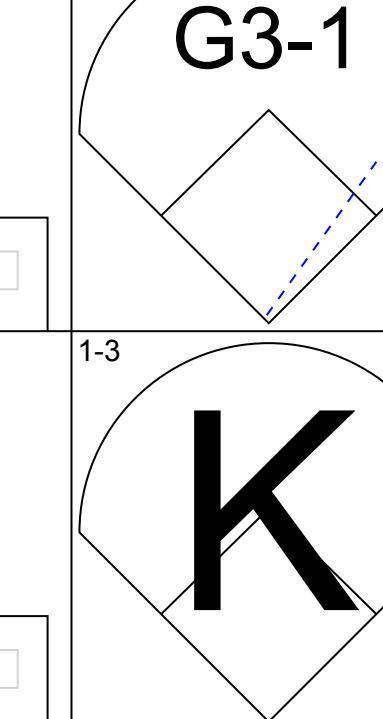
Batter	1	2	3	4	5	6	7	8	9	AB	R	H	RBI	BB	SO	LOB	BOTTOM					
Marquis Grissom, R OBP: 0.338, SLG: 0.384	2-2 F8			0-1 1B		3-1 G4-6-3 HBP		1-2 1B		4 0 2 1 0 1 0												
Tony Fernandez, S OBP: 0.326, SLG: 0.402	1-1 BB 1B		1-1 L9		3-H G4-3	2-1 G4-6-3		0-0 1B		5 1 2 0 0 0 3												
Jim Thome, L OBP: 0.437, SLG: 0.619	4-0 BB 1B BB		4-2 G4-6-3 BB		1-0 BB 2B		1-1 F8	1-1 P4		3 2 1 0 2 0 3												
Manny Ramirez, R OBP: 0.406, SLG: 0.534	4-1 BB 1B BB		1-2 G4-6-3		1-0 G5-3		2-1 F9			3 1 0 0 1 0 2												
David Justice, L OBP: 0.422, SLG: 0.618	2-1 FC5 1B		3-2 P5		4-0 1B IBB		3-1 2B			3 0 2 2 1 0 0												
Matt Williams, R OBP: 0.291, SLG: 0.487	0-3 K			1-0 G6-3	2-0 G5-4-3 1B		1-2 G6-3			4 0 1 1 0 1 3												
Sandy Alomar Jr., R OBP: 0.385, SLG: 0.577	0-1 1B			1-1 G4-3	0-1 G5-4-3		1-2 G5-3			4 0 1 1 0 0 3												
Brian Giles, L OBP: 0.380, SLG: 0.503	2-2 FC5			4-0 1B E BB		1-0 HBP G4-6-3 1B		4-1 L4-3 BB		2 2 1 0 2 0 2												
Omar Vizquel, S OBP: 0.342, SLG: 0.363		3-2 L7		1-1 E9 1B		4-2 G4-6-3 HBP BB		2-1 L4-3		3 1 1 0 1 0 1												
																	AB 31					
																	R 7					
																	H 11					
																	RBI 5					
																	BB 7					
																	SO 2					
																	LOB 17					
																						
Inning Stats	R: 3 E: 0 K: 1 S: 16	H: 3 LOB: 2 BB: 2 P: 31	R: 0 E: 0 K: 1 S: 9	H: 0 LOB: 0 BB: 0 P: 14	R: 0 E: 0 K: 0 S: 16	H: 0 LOB: 1 BB: 1 P: 24	R: 2 E: 1 K: 0 S: 10	H: 2 LOB: 1 BB: 1 P: 17	R: 1 E: 0 K: 0 S: 5	H: 2 LOB: 1 BB: 1 P: 13	R: 1 E: 0 K: 0 S: 8	H: 1 LOB: 1 BB: 1 P: 19	R: 0 E: 0 K: 0 S: 11	H: 1 LOB: 1 BB: 0 P: 18	R: 0 E: 0 K: 0 S: 9	H: 2 LOB: 2 BB: 1 P: 17	1B: 9 2B: 3 3B: 0 HR: 0	SF: 0 SAC: 0 DP: 4 HBP: 1	WP: 0 PB: 0 SB: 1 CS: 0	PA: 39		
PITCHER	IP	WLS	BF	H	R	ER	SO	BB	IBB	HBP	BLK	WP	HR	S	P	ERA	WHIP					
Tom Gordon, R ERA: 3.76	(1, 1)	4.0	L	20	5	5	5	2	4	0	0	0	0	0	51	86	11.25	2.250				
Joe Hudson, R ERA: 3.0	(5, 1)	3.0		14	4	2	2	0	1	1	1	0	0	0	24	50	6.00	1.667				
John Wasdin, R ERA: 4.9	(8, 1)	1.0		5	2	0	0	0	1	0	0	0	0	0	9	17	0.00	3.000				

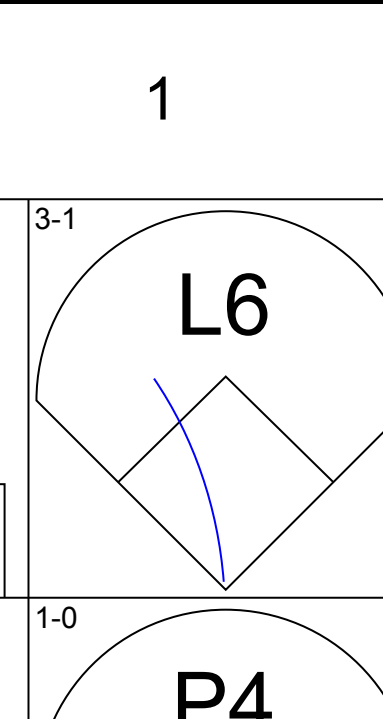
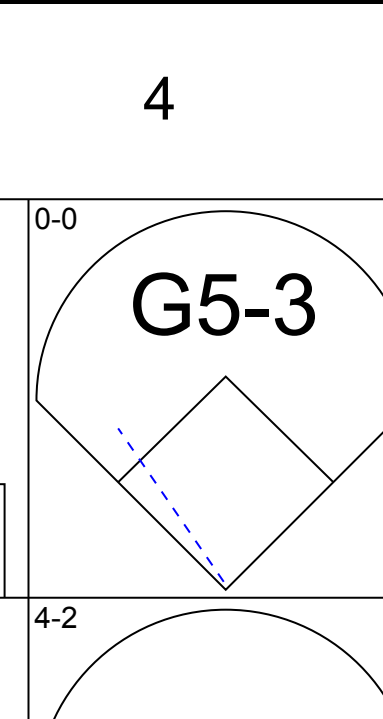
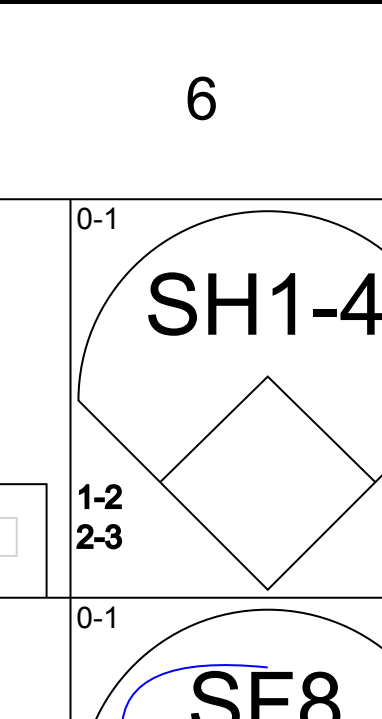
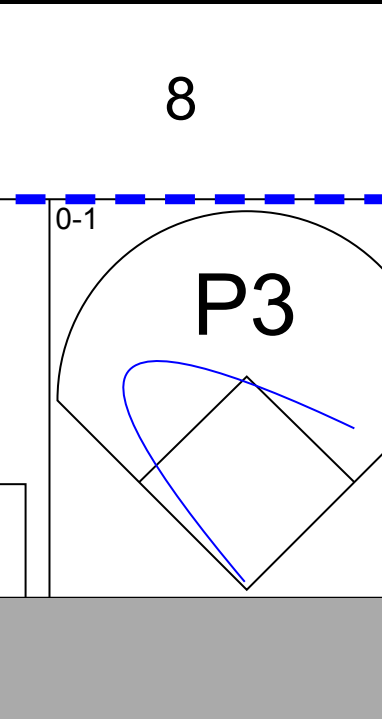
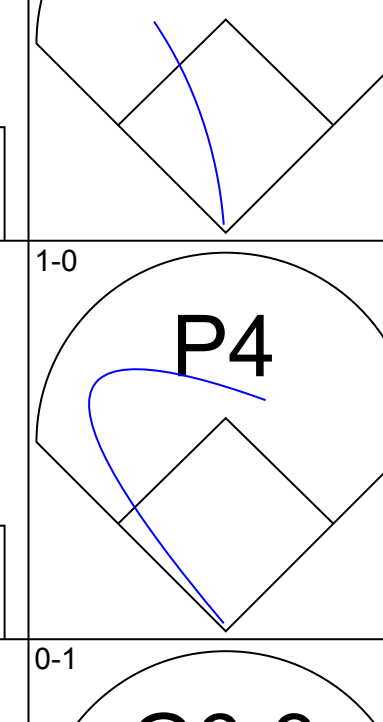
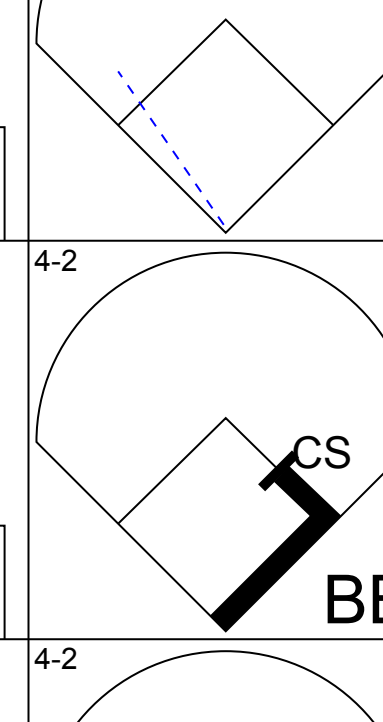
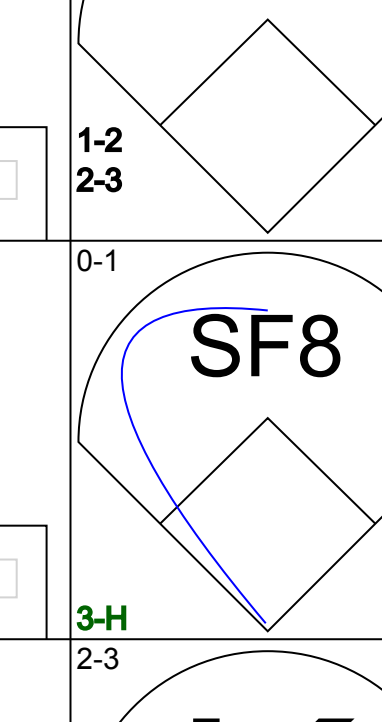
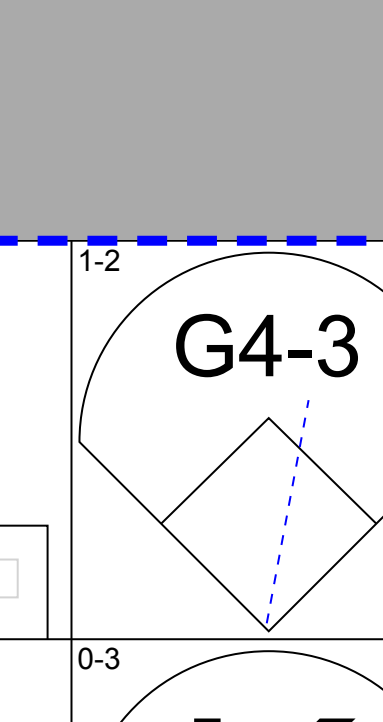
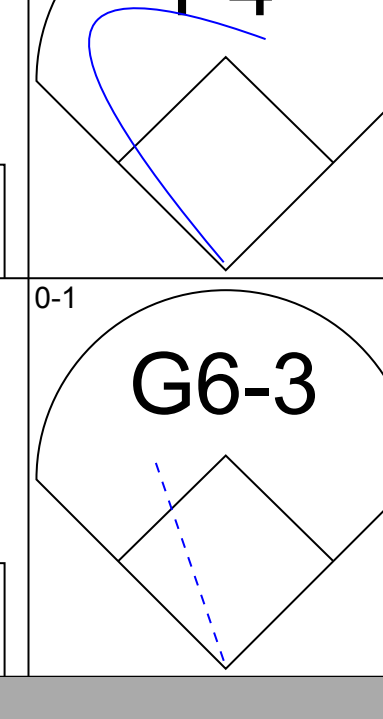
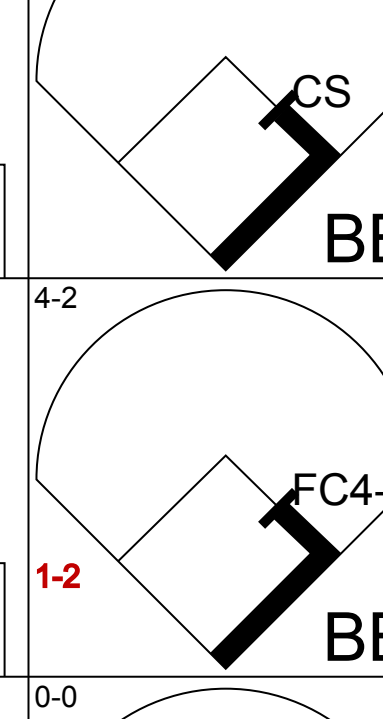
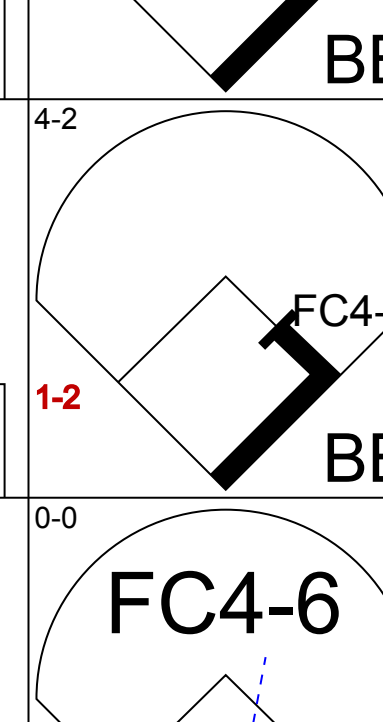
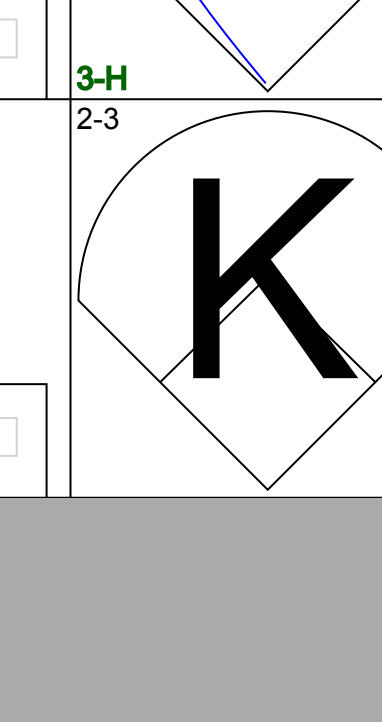
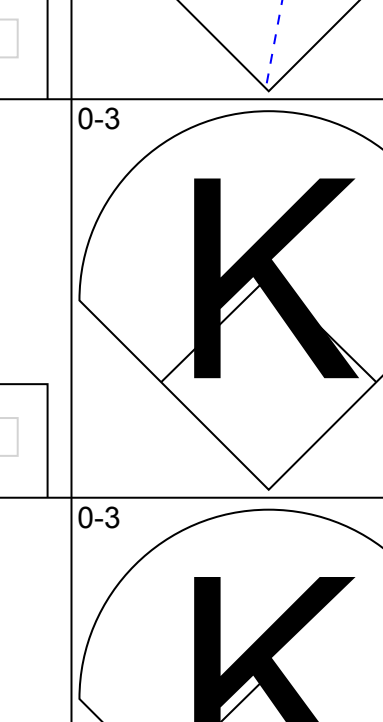
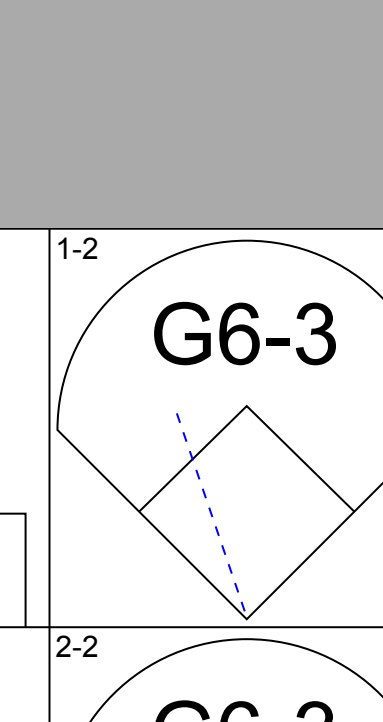
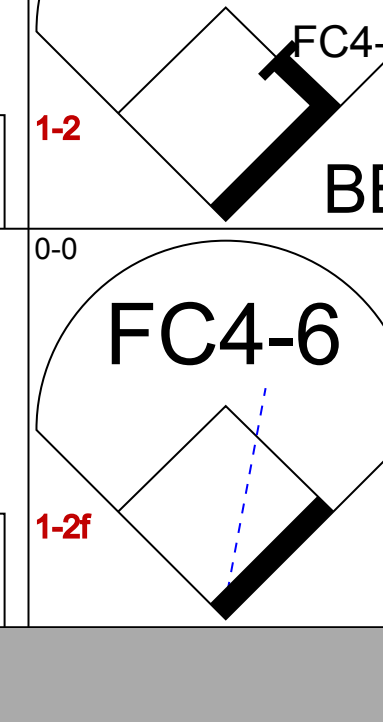
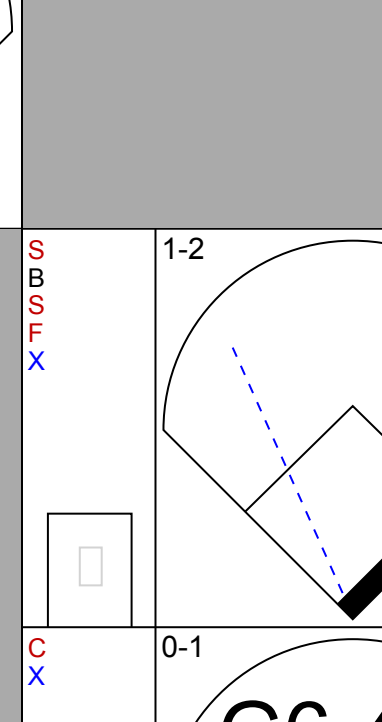
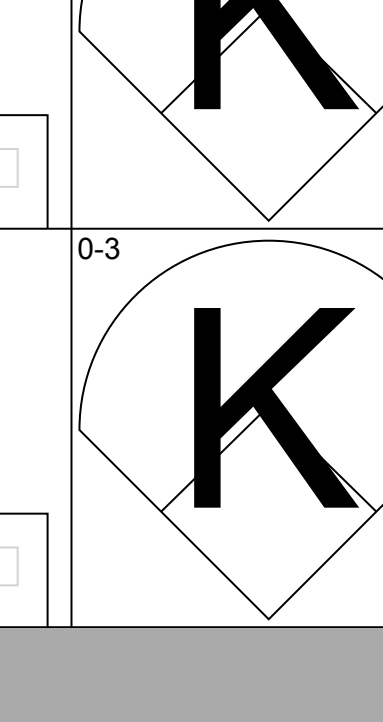
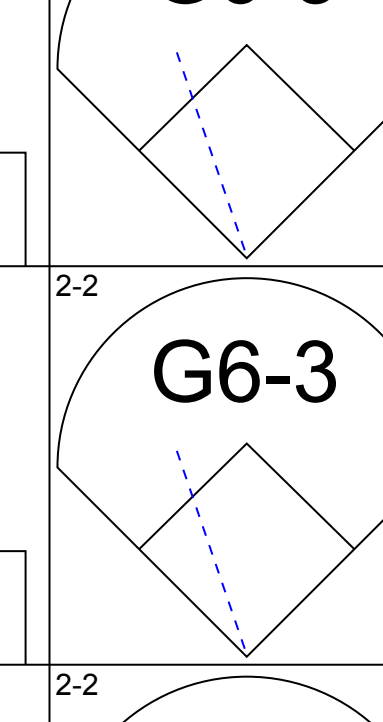
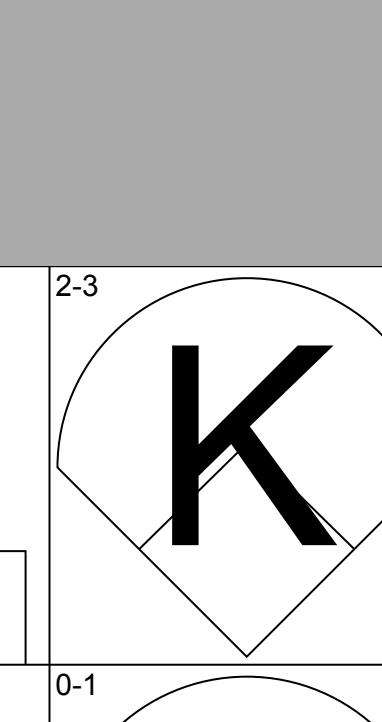
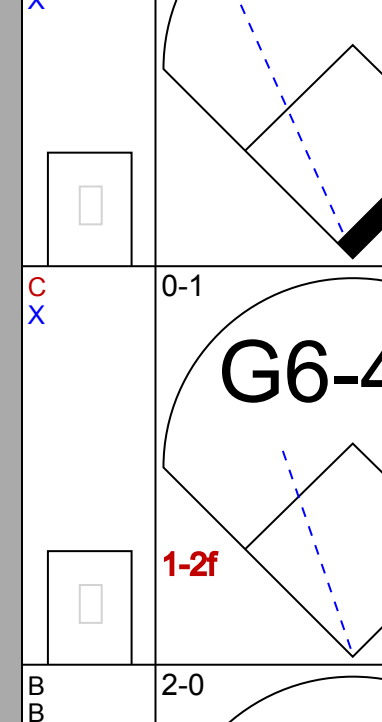
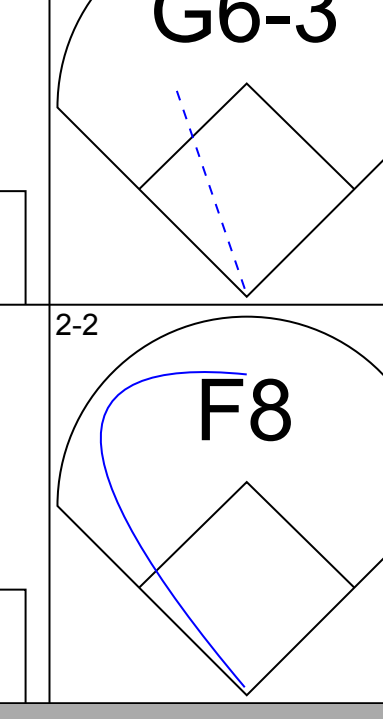
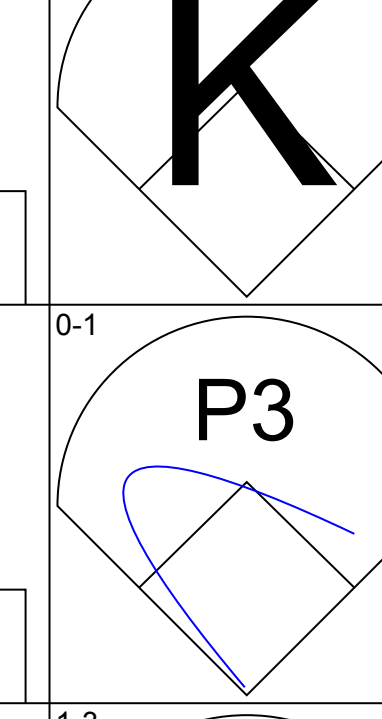
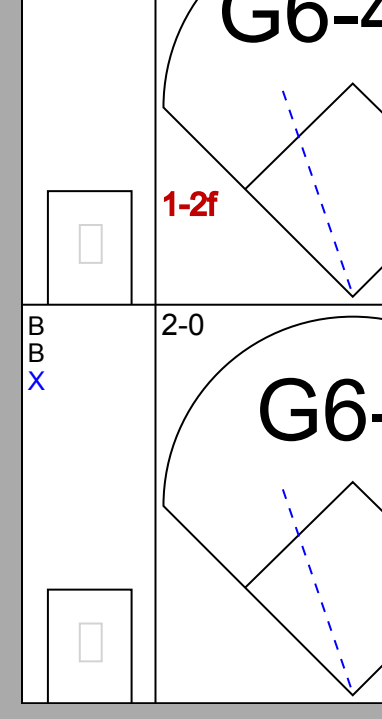
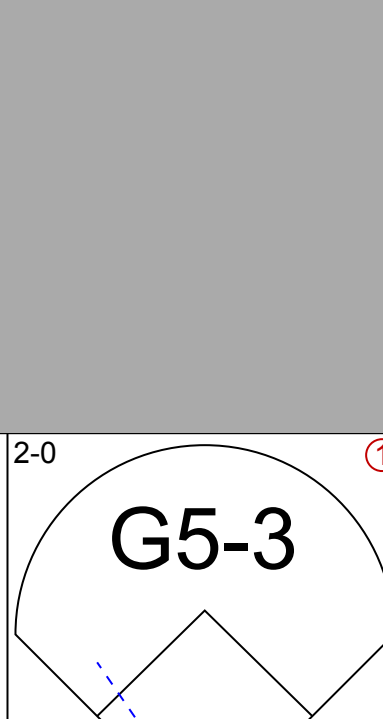
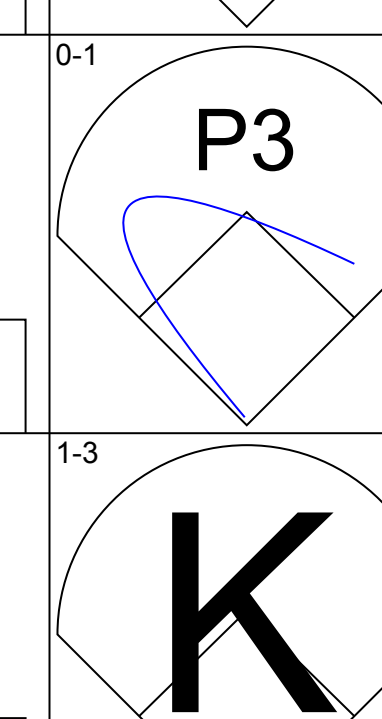
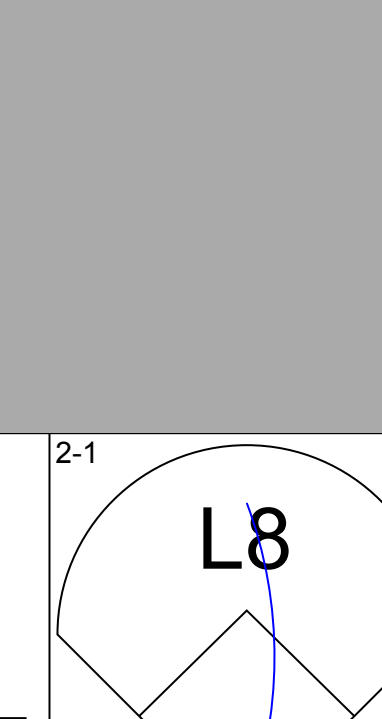
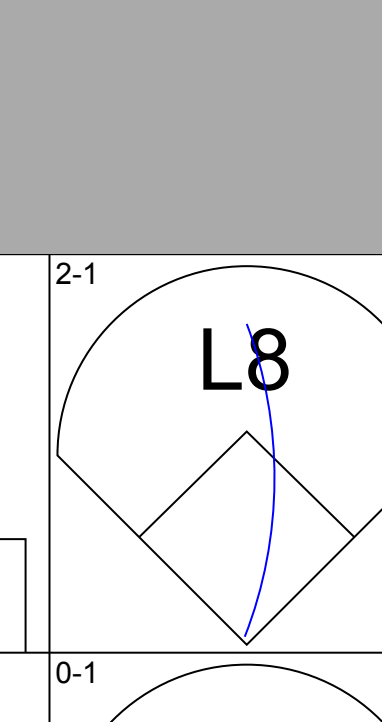
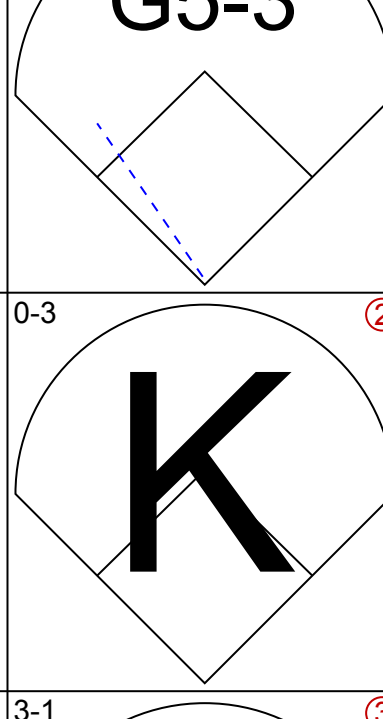
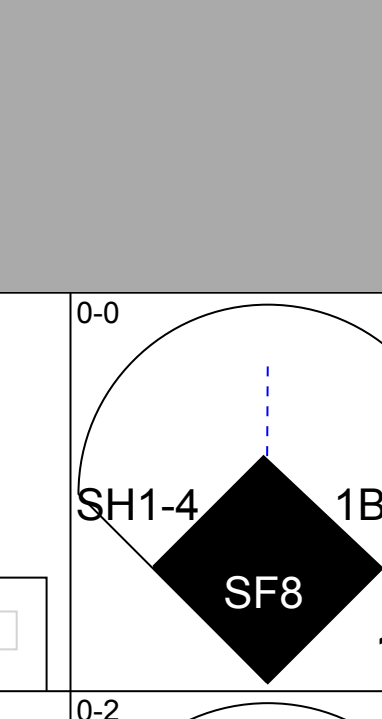
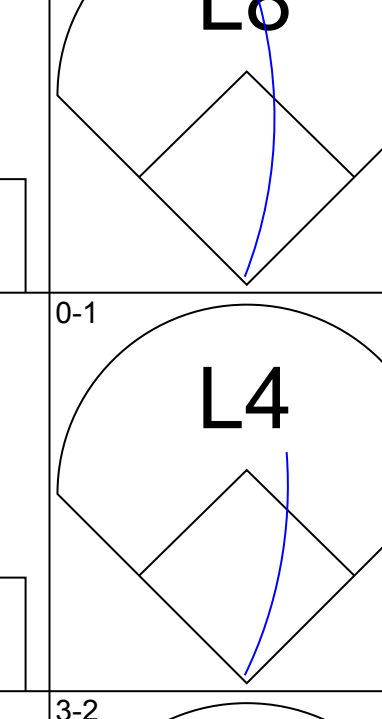
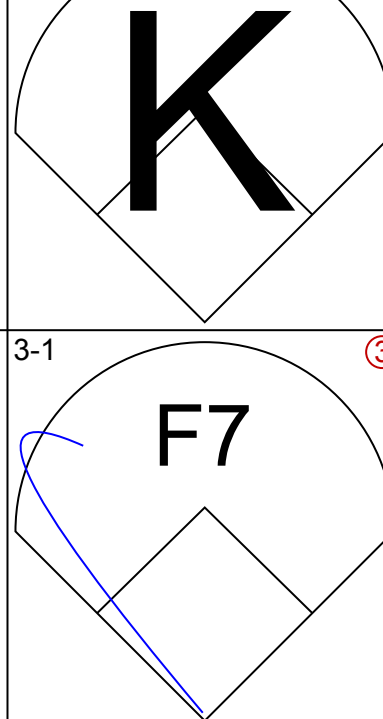
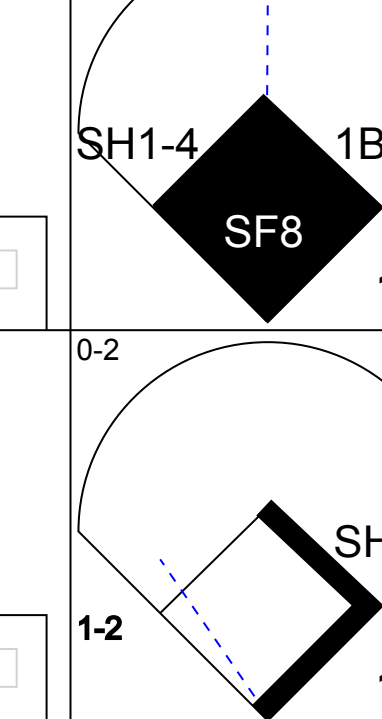
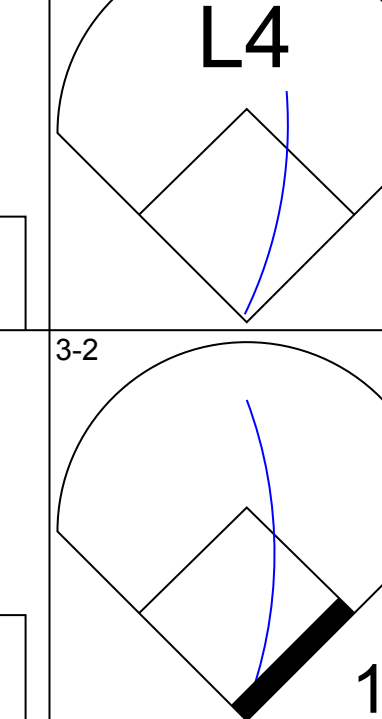
Boston Red Sox @ Cleveland Indians  
Jacobs Field, Cleveland, OH  
Sun Jul 20 1997, 3:33 AM EDT  
Att: 42,932 - Sunny - 74 F

AB 31  
R 7  
H 11  
RBI 5  
BB 7  
SO 2  
LOB 17





Batter	1	2	3	4	5	6	7	8	9	AB	R	H	RBI	BB	SO	LOB	TOP			
<b>Nomar Garciaparra, R</b> OBP: 0.339, SLG: 0.489										4	0	0	0	1	1	3	<b>Boston Red Sox @ Cleveland Indians</b> Jacobs Field, Cleveland, OH Mon Jul 21 1997, 7:05 PM EDT Att: 42,851 - Unknown - 75 F			
<b>John Valentin, R</b> OBP: 0.381, SLG: 0.486										4	1	1	0	0	0	1				
<b>Mo Vaughn, L</b> OBP: 0.450, SLG: 0.609										2	0	1	0	2	0	0				
<b>18 Reggie Jefferson, S</b> OBP: 0.384, SLG: 0.514										4	0	2	1	0	2	3				
<b>Wil Cordero, R</b> OBP: 0.327, SLG: 0.461										4	0	0	0	0	1	1				
<b>Scott Hatteberg, L</b> OBP: 0.369, SLG: 0.449										4	0	0	0	0	1	0				
<b>Jeff Frye, R</b> OBP: 0.321, SLG: 0.379										3	1	0	0	1	0	0				
<b>Darren Bragg, L</b> OBP: 0.347, SLG: 0.411										4	1	2	0	0	0	0				
<b>Shane Mack, R</b> OBP: 0.373, SLG: 0.452										4	0	2	1	0	1	1				
<b>Inning Stats</b>	R: 0 E: 0 K: 2 S: 12	H: 0 LOB: 1 BB: 1 P: 20	R: 0 E: 0 K: 1 S: 8	H: 0 LOB: 0 BB: 0 P: 12	R: 1 E: 0 K: 1 S: 17	H: 2 LOB: 2 BB: 1 P: 29	R: 0 E: 0 K: 0 S: 15	H: 2 LOB: 1 BB: 0 P: 28	R: 0 E: 0 K: 1 S: 10	H: 0 LOB: 0 BB: 0 P: 10	R: 1 E: 0 K: 0 S: 10	H: 3 LOB: 2 BB: 1 P: 19	R: 0 E: 0 K: 0 S: 7	H: 0 LOB: 0 BB: 0 P: 9	R: 0 E: 0 K: 1 S: 8	H: 0 LOB: 0 BB: 0 P: 12	1B: 4 2B: 4 3B: 0 HR: 0	SF: 0 SAC: 0 DP: 1 HBP: 0	WP: 1 PB: 0 SB: 0 CS: 0	PA: 37
<b>PITCHER</b>	IP	WLS	BF	H	R	ER	SO	BB	IBB	HBP	BLK	WP	HR	S	P	ERA	WHIP			
<b>Jaret Wright, R</b> ERA: 4.15	6.0	L	26	5	2	2	5	3	0	0	0	1	0	67	113	3.00	1.333			
<b>Jose Mesa, R</b> ERA: 3.59	2.0		8	3	1	1	0	0	1	0	0	0	0	17	28	4.50	1.500			
<b>Michael Jackson, R</b> ERA: 2.17	1.0		3	0	0	0	1	0	0	0	0	0	0	8	12	0.00	0.000			

Batter	1	2	3	4	5	6	7	8	9	AB	R	H	RBI	BB	SO	LOB	BOTTOM					
<b>Marquis Grissom, R</b> OBP: 0.335, SLG: 0.380										3	0	0	0	0	0	1	<b>Boston Red Sox @ Cleveland Indians</b> Jacobs Field, Cleveland, OH Mon Jul 21 1997, 7:05 PM EDT Att: 42,851 - Unknown - 75 F					
<b>Tony Fernandez, S</b> OBP: 0.328, SLG: 0.398										2	0	0	1	1	0	0						
<b>Kevin Seitzer, R</b> OBP: 0.316, SLG: 0.364										2	0	0	0	1	1	1						
<b>Jim Thome, L</b> OBP: 0.436, SLG: 0.616										1	0	0	0	0	1	0						
<b>Manny Ramirez, R</b> OBP: 0.404, SLG: 0.531										4	0	1	0	0	1	1						
<b>David Justice, L</b> OBP: 0.417, SLG: 0.611										3	0	0	0	0	1	1						
<b>Matt Williams, R</b> OBP: 0.288, SLG: 0.483										3	0	0	0	0	0	0						
<b>Sandy Alomar Jr., R</b> OBP: 0.394, SLG: 0.575										1	0	0	0	0	0	0						
<b>Pat Borders, R</b> OBP: 0.354, SLG: 0.458										2	0	0	0	0	1	0						
<b>Julio Franco, R</b> OBP: 0.367, SLG: 0.362										3	1	1	0	0	1	0						
<b>Omar Vizquel, S</b> OBP: 0.344, SLG: 0.366										3	0	2	0	0	0	0						
<b>Inning Stats</b>	R: 0 E: 0 K: 0 S: 5	H: 0 LOB: 0 BB: 0 P: 9	R: 0 E: 0 K: 0 S: 11	H: 0 LOB: 0 BB: 0 P: 16	R: 0 E: 0 K: 1 S: 6	H: 0 LOB: 0 BB: 0 P: 11	R: 0 E: 0 K: 0 S: 8	H: 0 LOB: 1 BB: 2 P: 16	R: 0 E: 0 K: 2 S: 8	H: 0 LOB: 0 BB: 0 P: 11	R: 1 E: 0 K: 1 S: 11	H: 2 LOB: 1 BB: 0 P: 13	R: 0 E: 0 K: 0 S: 7	H: 1 LOB: 0 BB: 0 P: 10	R: 0 E: 0 K: 0 S: 9	H: 1 LOB: 0 BB: 0 P: 14	R: 0 E: 0 K: 2 S: 9	H: 0 LOB: 0 BB: 0 P: 10	1B: 4 2B: 0 3B: 0 HR: 0	SF: 1 SAC: 1 DP: 1 HBP: 0	WP: 0 PB: 0 SB: 0 CS: 1	PA: 31
<b>PITCHER</b>	IP	WLS	BF	H	R	ER	SO	BB	IBB	HBP	BLK	WP	HR	S	P	ERA	WHIP					
<b>Steve Avery, L</b> ERA: 4.21	7.2	W	27	4	1	1	4	2	0	0	0	0	0	63	98	1.17	0.783					
<b>Jim Corsi, R</b> ERA: 4.5	0.1		1	0	0	0	0	0	0	0	0	0	0	2	2	0.00	0.000					
<b>Heathcliff Slocumb, R</b> ERA: 6.82	1.0	S	3	0	0	0	2	0	0	0	0	0	0	9	10	0.00	0.000					



Batter	1	2	3	4	5	6	7	8	9	AB	R	H	RBI	BB	SO	LOB	TOP										
Joey Cora, S OBP: 0.393, SLG: 0.503 (1,4)	G4-3		G1-3		L6			BB		4	0	1	0	0	0	0	<b>Seattle Mariners @ Cleveland Indians</b> Jacobs Field, Cleveland, OH Tue Jul 22 1997, 7:05 PM EDT Att: 42,951 - Unknown - 74 F										
Alex Rodriguez, R OBP: 0.363, SLG: 0.510 (1,6)	FC4-6 BB			G4-6-3 BB		FC3-6 1B		BB		1	0	1	0	3	0												
Ken Griffey Jr., L OBP: 0.370, SLG: 0.602 (1,8)	FC4-6 1-2		G4-6-3 1-2		FC3-6 S			K		4	0	0	0	0	1	5											
Edgar Martinez, R OBP: 0.449, SLG: 0.531 (1,10)	F8							F9		2	0	0	0	2	0	3											
Jay Buhner, R OBP: 0.389, SLG: 0.513 (1,9)		G6-3						F8		4	0	0	0	0	2	5											
Paul Sorrento, L OBP: 0.344, SLG: 0.516 (1,3)		G3							G4-3	3	0	0	0	1	1	2											
Dan Wilson, R OBP: 0.342, SLG: 0.431 (1,2)		L7								4	0	0	0	0	1	1											
Russ Davis, R OBP: 0.350, SLG: 0.527 (1,5)			G6-3							4	1	1	1	0	1	0											
José Cruz Jr., S OBP: 0.315, SLG: 0.548 (1,7)			F8							3	1	1	1	0	1	0											
<b>Inning Stats</b>	R: 0 E: 0 K: 0 S: 11	H: 0 LOB: 1 BB: 1 P: 19	R: 0 E: 0 K: 0 S: 9	H: 0 LOB: 0 BB: 0 P: 14	R: 0 E: 0 K: 0 S: 5	H: 0 LOB: 0 BB: 0 P: 7	R: 0 E: 0 K: 1 S: 9	H: 0 LOB: 1 BB: 2 P: 20	R: 2 E: 0 K: 2 S: 10	H: 2 LOB: 2 BB: 1 P: 16	R: 0 E: 0 K: 1 S: 12	H: 0 LOB: 0 BB: 0 P: 16	R: 0 E: 0 K: 1 S: 13	H: 1 LOB: 2 BB: 0 P: 21	R: 0 E: 0 K: 2 S: 13	H: 0 LOB: 0 BB: 0 P: 19	1B: 2 2B: 0 3B: 0 HR: 2	SF: 0 SAC: 0 DP: 2 HBP: 0	WP: 0 PB: 0 SB: 1 CS: 0	PA: 35							
<b>PITCHER</b>	IP	WLS	BF	H	R	ER	SO	BB	IBB	HBP	BLK	WP	HR	S	P	ERA	WHIP										
Orel Hershiser, R ERA: 4.73 (1,1)	5.0		19	2	2	2	1	4	0	0	0	0	2	43	76	3.60	1.200										
David Weathers, R ERA: 5.89 (6,1)	2.0	W	10	2	0	0	3	2	0	0	0	0	0	27	47	0.00	2.000										
Paul Assenmacher, L ERA: 4.5 (8,1)	0.1		1	0	0	0	1	0	0	0	0	0	0	3	5	0.00	0.000										
Michael Jackson, R ERA: 2.1 (8,1)	1.2	S	5	0	0	0	2	0	0	0	0	0	0	18	26	0.00	0.000										

Batter	1	2	3	4	5	6	7	8	9	AB	R	H	RBI	BB	SO	LOB	BOTTOM										
Marquis Grissom, R OBP: 0.333, SLG: 0.380 (1,8)	F7		G5-3					F9		5	1	1	0	0	1	1	<b>Seattle Mariners @ Cleveland Indians</b> Jacobs Field, Cleveland, OH Tue Jul 22 1997, 7:05 PM EDT Att: 42,951 - Unknown - 74 F										
Tony Fernandez, S OBP: 0.326, SLG: 0.407 (1,4)	G5-3		2B		G4-3		2B	K		5	0	2	1	0	1	1											
Jim Thome, L OBP: 0.437, SLG: 0.617 (1,3)	1B		K		G4-3		HBP			3	1	1	0	1	1	1											
Manny Ramirez, R OBP: 0.411, SLG: 0.537 (1,9)	1B		2B				BB			2	1	2	1	1	0	0											
David Justice, L OBP: 0.415, SLG: 0.617 (1,7)	K		F9				HBP			4	1	1	2	0	2	6											
Matt Williams, R OBP: 0.291, SLG: 0.480 (1,5)										2	1	0	0	2	1	3											
Julio Franco, R OBP: 0.369, SLG: 0.371 (1,10)										4	1	2	1	0	0	1											
Pat Borders, R OBP: 0.349, SLG: 0.461 (1,2)										4	0	1	1	0	1	2											
Omar Vizquel, S OBP: 0.341, SLG: 0.361 (1,6)										4	0	0	0	0	1	3											
<b>Inning Stats</b>	R: 1 E: 0 K: 1 S: 10	H: 2 LOB: 1 BB: 0 P: 17	R: 1 E: 0 K: 0 S: 7	H: 1 LOB: 1 BB: 1 P: 15	R: 0 E: 0 K: 1 S: 11	H: 2 LOB: 0 BB: 0 P: 15	R: 0 E: 0 K: 1 S: 18	H: 0 LOB: 1 BB: 1 P: 25	R: 0 E: 0 K: 1 S: 7	H: 0 LOB: 0 BB: 0 P: 12	R: 2 E: 0 K: 1 S: 8	H: 1 LOB: 0 BB: 1 P: 15	R: 1 E: 0 K: 2 S: 14	H: 2 LOB: 3 BB: 1 P: 27	R: 1 E: 0 K: 1 S: 12	H: 2 LOB: 1 BB: 0 P: 21	1B: 3 2B: 4 3B: 2 HR: 1	SF: 0 SAC: 0 DP: 0 HBP: 1	WP: 1 PB: 0 SB: 1 CS: 1	PA: 38							
<b>PITCHER</b>	IP	WLS	BF	H	R	ER	SO	BB	IBB	HBP	BLK	WP	HR	S	P	ERA	WHIP										
Jeff Fassero, L ERA: 4.17 (1,1)	6.1	L	30	8	5	4	5	4	0	0	0	0	0	69	115	5.68	1.895										
Edwin Hurtado, R ERA: 9.35 (7,1)	0.2		3	0	0	0	2	0	0	1	0	0	0	6	11	0.00	0.000										
Felipe Lira, R ERA: 5.81 (8,1)	1.0		5	2	1	1	1	0	0	0	0	0	0	12	21	9.00	2.000										

AB 29  
R 2  
H 4  
RBI 2  
BB 6  
SO 7  
LOB 16



AB 33  
R 6  
H 10  
RBI 6  
BB 4  
SO 8  
LOB 18





Batter	1	2	3	4	5	6	7	8	9	AB	R	H	RBI	BB	SO	LOB	TOP								
Joey Cora, S OBP: 0.396, SLG: 0.504	2-1 G3			3-2 2B G3-1 1B		0-1 1B SF7 1B	1-1 1B		3-2 F7	5	2	3	1	0	0	0									
Alex Rodriguez, R OBP: 0.366, SLG: 0.512	2-0 G6-3			2-2 G3-1 1-3 2B		1-0 PB HBP WP 1B	0-3 1B		4-0 BB	4	1	2	0	1	1	1									
Ken Griffey Jr., L OBP: 0.368, SLG: 0.601	1-1 P5			1-0 G1-3		0-2 SF7		1-0 1B 2B	3-3 BB 1-3 K	4	1	1	1	1	0	1									
Edgar Martinez, R OBP: 0.451, SLG: 0.531		1-1 G6-4-3 1B		0-0 G3-1		3-1 WP PB HBP 1-2		2-2 G1-3 1B 2H 1B	3-3 K	4	0	2	2	0	1	2									
Jay Buhner, R OBP: 0.388, SLG: 0.510		2-3 K		0-0 L7		3-3 K		1-0 G1-3 1B		4	0	1	0	0	2	3									
Paul Sorrento, L OBP: 0.344, SLG: 0.524		0-1 G6-4-3			1-0 F7			2-2 HR	3-2 G1-3	3	1	1	1	0	0	1									
Rich Amaral, R OBP: 0.313, SLG: 0.308									1-2 2-3	1	0	0	0	0	2										
Dan Wilson, R OBP: 0.343, SLG: 0.430			0-3 K		0-1 G6-3		3-1 SH1-4 1B	4-0 IBB		3	1	1	0	1	1	0									
Russ Davis, R OBP: 0.347, SLG: 0.522			1-2 G5-3		2-1 G4-3		0-0 SH1-4	1-3 K		3	0	0	0	0	1	3									
José Cruz Jr., S OBP: 0.308, SLG: 0.535			0-0 F7				3-3 K	0-0 L9	1-3 K	4	0	0	0	0	2	4									
<b>Inning Stats</b>	R: 0 E: 0 K: 0 S: 5	H: 0 LOB: 0 BB: 0 P: 10	R: 0 E: 0 K: 1 S: 7	H: 1 LOB: 0 BB: 0 P: 10	R: 0 E: 0 K: 1 S: 8	H: 0 LOB: 0 BB: 0 P: 9	R: 1 E: 0 K: 0 S: 10	H: 2 LOB: 1 BB: 0 P: 16	R: 0 E: 0 K: 0 S: 5	H: 0 LOB: 0 BB: 0 P: 8	R: 2 E: 0 K: 2 S: 17	H: 2 LOB: 1 BB: 0 P: 27	R: 2 E: 0 K: 1 S: 13	H: 3 LOB: 1 BB: 0 P: 19	R: 1 E: 0 K: 2 S: 14	H: 3 LOB: 3 BB: 1 P: 27	R: 0 E: 1 K: 2 S: 15	H: 0 LOB: 1 BB: 1 P: 28	1B: 8 2B: 2 3B: 0 HR: 1	SF: 1 SAC: 1 DP: 1 HBP: 1	WP: 1 PB: 1 SB: 0 CS: 0	PA: 40			
<b>PITCHER</b>	IP	WLS	BF	H	R	ER	SO	BB	IBB	HBP	BLK	WP	HR	S	P	ERA	WHIP								
Bartolo Colon, R ERA: 6.95	6.1	L	26	7	5	4	4	0	0	1	0	1	1	58	91	5.68	1.105								
Alvin Morman, L ERA: 3.18	0.1		1	0	0	0	0	0	0	0	0	0	0	1	1	0.00	0.000								
Jose Mesa, R ERA: 3.75	0.1		5	4	1	1	1	0	0	0	0	0	0	11	16	27.00	12.000								
Paul Assenmacher, L ERA: 4.33	1.0		4	0	0	0	2	0	1	0	0	0	0	9	18	0.00	0.000								
Eric Plunk, R ERA: 5.95	1.0		4	0	0	0	2	1	0	0	0	0	0	15	28	0.00	1.000								

Seattle Mariners @ Cleveland Indians  
Jacobs Field, Cleveland, OH  
Wed Jul 23 1997, 7:05 PM EDT  
Att: 43,049 - Unknown - 79 F

AB 35  
R 6  
H 11  
RBI 5  
BB 2  
SO 9  
LOB 19



Batter	1	2	3	4	5	6	7	8	9	AB	R	H	RBI	BB	SO	LOB	BOTTOM								
Marquis Grissom, R OBP: 0.332, SLG: 0.385	1-1 F9		1-0 SF9		0-0 3B		2-0 F8		2-3 K	4	0	1	1	0	1	1									
Tony Fernandez, S OBP: 0.335, SLG: 0.411	2-1 L6		3-1 2H 1B		1-0 G4-3		2-1 1B		3-1 1B 1B	5	1	3	1	0	0	1									
Jim Thome, L OBP: 0.436, SLG: 0.612	3-2 G4-3		1-3 K		4-0 IBB		0-1 G3		1-1 1B 1B	4	0	1	0	1	1	3									
Manny Ramirez, R OBP: 0.414, SLG: 0.536		1-1 G1-6-3 HBP		1-3 K		0-0 F8		3-1 G3 BB 1B	3-2 1B 2H 1B	4	0	2	1	0	1	2									
David Justice, L OBP: 0.415, SLG: 0.610		2-2 G1-6-3		4-1 1B BB		0-2 G6-3		4-1 G3 BB 1-2	0-0 L4	3	0	0	0	2	0	3									
Matt Williams, R OBP: 0.290, SLG: 0.478		3-2 F7		1-2 P6		1-0 CS 1B		1-3 K		4	0	1	0	0	1	3									
Brian Giles, L OBP: 0.382, SLG: 0.500			4-2 E 1B SF9 BB		3-2 1B		1-2 K		0-1 G3	3	1	1	0	1	1	3									
Pat Borders, R OBP: 0.345, SLG: 0.450			0-1 E1 1B		1-1 G3-1		0-0 F7		0-3 K	4	1	1	0	0	1	4									
Omar Vizquel, S OBP: 0.340, SLG: 0.360			3-2 G6-3		3-2 G6-3		3-2 1B		1-0 G6-3	4	0	1	0	0	0	2									
<b>Inning Stats</b>	R: 0 E: 0 K: 0 S: 7	H: 0 LOB: 0 BB: 0 P: 13	R: 0 E: 0 K: 0 S: 8	H: 0 LOB: 0 BB: 0 P: 14	R: 2 E: 1 K: 1 S: 13	H: 2 LOB: 1 BB: 1 P: 23	R: 0 E: 0 K: 1 S: 13	H: 1 LOB: 2 BB: 1 P: 23	R: 0 E: 0 K: 0 S: 7	H: 1 LOB: 2 BB: 1 P: 15	R: 0 E: 0 K: 1 S: 8	H: 1 LOB: 1 BB: 0 P: 12	R: 0 E: 0 K: 0 S: 9	H: 2 LOB: 2 BB: 0 P: 16	R: 0 E: 0 K: 2 S: 12	H: 1 LOB: 2 BB: 1 P: 20	R: 1 E: 0 K: 1 S: 13	H: 3 LOB: 2 BB: 0 P: 23	1B: 10 2B: 1 3B: 1 HR: 0	SF: 1 SAC: 0 DP: 2 HBP: 1	WP: 0 PB: 0 SB: 0 CS: 1	PA: 41			
<b>PITCHER</b>	IP	WLS	BF	H	R	ER	SO	BB	IBB	HBP	BLK	WP	HR	S	P	ERA	WHIP								
Omar Olivares, R ERA: 4.66	6.2	W	29	7	2	1	3	2	1	0	0	0	0	63	114	1.35	1.350								
Norm Charlton, L ERA: 7.99	0.1		1	0	0	0	0	0	0	0	0	0	0	2	2	0.00	0.000								
Bobby Ayala, R ERA: 5.05	1.2		10	4	1	1	3	1	0	0	0	0	0	24	42	5.40	3.000								
Mark Holzemer, L ERA: 10.38	0.1	S	1	0	0	0	0	0	0	0	0	0	0	1	1	0.00	0.000								

Seattle Mariners @ Cleveland Indians  
Jacobs Field, Cleveland, OH  
Wed Jul 23 1997, 7:05 PM EDT  
Att: 43,049 - Unknown - 79 F

AB 35  
R 3  
H 11  
RBI 3  
BB 4  
SO 6  
LOB 22





Batter	1	2	3	4	5	6	7	8	9	AB	R	H	RBI	BB	SO	LOB	TOP
<b>Joey Cora, S</b> (1, 4) <small>OBP: 0.393, SLG: 0.501</small> <b>Brent Gates, S</b> (9, 4) <small>OBP: 0.287, SLG: 0.384</small>										4	1	1	1	0	1	0	<b>Seattle Mariners @ Cleveland Indians</b> Jacobs Field, Cleveland, OH Thu Jul 24 1997, 7:05 PM EDT Att: 42,984 - Unknown - 73 F
<b>Alex Rodriguez, R</b> (1, 6) <small>OBP: 0.393, SLG: 0.507</small>										4	0	0	0	0	1	1	
<b>Ken Griffey Jr., L</b> (1, 8) <small>OBP: 0.373, SLG: 0.606</small> <b>Rob Ducey, L</b> (9, 8) <small>OBP: 0.308, SLG: 0.429</small>										3	2	2	0	2	1	1	
<b>Edgar Martinez, R</b> (1, 10) <small>OBP: 0.448, SLG: 0.525</small>										4	2	0	0	1	1	5	
<b>Jay Buhner, R</b> (1, 9) <small>OBP: 0.393, SLG: 0.516</small> <b>Rich Amaral, R</b> (9, 9) <small>OBP: 0.313, SLG: 0.308</small>										4	3	3	2	1	0	0	
<b>Paul Sorrento, L</b> (1, 3) <small>OBP: 0.344, SLG: 0.526</small> <b>Mike Blowers, R</b> (7, PH) <small>OBP: 0.346, SLG: 0.406</small>										3	0	1	1	0	1	2	
<b>Dan Wilson, R</b> (1, 2) <small>OBP: 0.344, SLG: 0.429</small>										3	1	1	3	1	1	3	
<b>Russ Davis, R</b> (1, 5) <small>OBP: 0.348, SLG: 0.523</small>										5	1	2	3	0	0	2	
<b>José Cruz Jr., S</b> (1, 7) <small>OBP: 0.305, SLG: 0.524</small>										5	0	1	1	0	1	1	
<b>Inning Stats</b>	R: 1 H: 2 E: 0 LOB: 2 K: 2 BB: 1 S: 13 P: 24	R: 2 H: 2 E: 1 LOB: 2 K: 0 BB: 2 S: 11 P: 25	R: 0 H: 0 E: 0 LOB: 0 K: 0 BB: 0 S: 9 P: 14	R: 0 H: 0 E: 0 LOB: 0 K: 1 BB: 0 S: 7 P: 11	R: 3 H: 2 E: 1 LOB: 1 K: 0 BB: 1 S: 10 P: 17	R: 0 H: 0 E: 0 LOB: 0 K: 0 BB: 0 S: 9 P: 13	R: 2 H: 3 E: 0 LOB: 1 K: 0 BB: 0 S: 11 P: 16	R: 0 H: 0 E: 0 LOB: 0 K: 3 BB: 1 S: 7 P: 11	R: 3 H: 3 E: 0 LOB: 1 K: 3 BB: 1 S: 18 P: 31	1B: 7 SF: 2 2B: 5 SAC: 1 3B: 0 DP: 0 HR: 0 HBP: 0	WP: 0 PA: 45 PB: 0 SB: 0 CS: 0						
<b>PITCHER</b>	IP WLS BF H R ER SO BB IBB HBP BLK WP HR S P ERA WHIP																
<b>Terry Clark, R</b> (1, 1) <small>ERA: 5.79</small>	6.1 L 32 8 8 6 3 4 0 0 0 0 0 0 64 111 8.53 1.895																
<b>Jason Jacome, L</b> (7, 1) <small>ERA: 9.98</small>	1.2 6 1 0 0 1 0 0 0 0 0 0 0 13 20 0.00 0.600																
<b>Alvin Morman, L</b> (9, 1) <small>ERA: 5.11</small>	1.0 7 3 3 3 3 1 0 0 0 0 0 0 18 31 27.00 4.000																

Batter	1	2	3	4	5	6	7	8	9	AB	R	H	RBI	BB	SO	LOB	BOTTOM
<b>Marquis Grissom, R</b> (1, 8) <small>OBP: 0.327, SLG: 0.379</small>										5	0	0	0	0	3	2	<b>Seattle Mariners @ Cleveland Indians</b> Jacobs Field, Cleveland, OH Thu Jul 24 1997, 7:05 PM EDT Att: 42,984 - Unknown - 73 F
<b>Tony Fernandez, S</b> (1, 4) <small>OBP: 0.341, SLG: 0.420</small>										4	0	3	1	0	0	0	
<b>Kevin Seitzer, R</b> (1, 3) <small>OBP: 0.314, SLG: 0.355</small>										3	0	0	0	1	0	2	
<b>Manny Ramirez, R</b> (1, 9) <small>OBP: 0.412, SLG: 0.533</small>										4	0	1	0	0	1	3	
<b>David Justice, L</b> (1, 7) <small>OBP: 0.413, SLG: 0.603</small>										3	0	0	0	1	3	1	
<b>Matt Williams, R</b> (1, 5) <small>OBP: 0.290, SLG: 0.475</small>										4	0	1	0	0	2	2	
<b>Sandy Alomar Jr., R</b> (1, 10) <small>OBP: 0.382, SLG: 0.574</small>										4	0	1	0	0	1	1	
<b>Pat Borders, R</b> (1, 2) <small>OBP: 0.352, SLG: 0.464</small>										4	1	2	0	0	1	3	
<b>Omar Vizquel, S</b> (1, 6) <small>OBP: 0.337, SLG: 0.357</small> <b>Damian Jackson, R</b> (8, 6)										3	0	0	0	0	1	1	
<b>Inning Stats</b>	R: 0 H: 1 E: 1 LOB: 1 K: 1 BB: 0 S: 9 P: 17	R: 0 H: 0 E: 0 LOB: 0 K: 3 BB: 0 S: 12 P: 14	R: 1 H: 2 E: 0 LOB: 2 K: 0 BB: 1 S: 15 P: 29	R: 0 H: 1 E: 0 LOB: 1 K: 2 BB: 0 S: 11 P: 16	R: 0 H: 1 E: 0 LOB: 1 K: 1 BB: 0 S: 11 P: 16	R: 0 H: 2 E: 0 LOB: 2 K: 2 BB: 0 S: 12 P: 16	R: 0 H: 0 E: 0 LOB: 0 K: 2 BB: 0 S: 9 P: 14	R: 0 H: 0 E: 0 LOB: 1 K: 1 BB: 1 S: 9 P: 17	R: 0 H: 1 E: 0 LOB: 1 K: 1 BB: 0 S: 10 P: 11	1B: 5 SF: 0 2B: 3 SAC: 0 3B: 0 DP: 0 HR: 0 HBP: 0	WP: 0 PA: 37 PB: 0 SB: 1 CS: 0						
<b>PITCHER</b>	IP WLS BF H R ER SO BB IBB HBP BLK WP HR S P ERA WHIP																
<b>Randy Johnson, L</b> (1, 1) <small>ERA: 2.28</small>	7.0 W 29 7 1 1 1 11 1 0 0 0 0 0 0 79 122 0.00 1.143																
<b>Bob Wells, R</b> (8, 1) <small>ERA: 5.73</small>	2.0 8 1 0 0 1 1 0 0 0 0 0 0 0 19 28 0.00 1.000																



Batter	1	2	3	4	5	6	7	8	9	AB	R	H	RBI	BB	SO	LOB	TOP										
Damon Mashore, R OBP: 0.370, SLG: 0.330 (1, 8)										4	0	0	0	1	2	3											
Scott Brosius, R OBP: 0.263, SLG: 0.324 (1, 5) (8, 6)										4	1	1	0	0	0	2											
Jason Giambi, L OBP: 0.361, SLG: 0.495 (1, 7)										3	0	1	0	1	0	2											
Mark McGwire, R OBP: 0.387, SLG: 0.648 (1, 3)										4	0	0	1	0	2	2											
Jose Canseco, R OBP: 0.325, SLG: 0.464 (1, 10)										4	1	1	1	0	2	1											
Scott Spiezio, S OBP: 0.296, SLG: 0.389 (1, 4)										4	0	2	0	0	1	0											
Ernie Young, R OBP: 0.237, SLG: 0.176 (1, 9)										4	0	0	0	0	2	1											
Tony Batista, R OBP: 0.263, SLG: 0.343 (8, PH)										1	0	0	0	1	1	0											
Mark Bellhorn, S OBP: 0.376, SLG: 0.407 (8, 5)										1	0	1	0	1	0	0											
Brent Mayne, L OBP: 0.298, SLG: 0.321 (1, 2)										2	0	0	0	0	0	1											
Pat Lennson, R OBP: 0.396, SLG: 0.372 (9, PH)										0	0	0	0	1	0	0											
Izzy Molina, R OBP: 0.167, SLG: 0.169 (9, 2)										0	0	0	0	0	0	0											
<b>Inning Stats</b>	R: 1 E: 0 K: 2 S: 9	H: 2 LOB: 1 BB: 0 P: 9	R: 0 E: 0 K: 1 S: 5	H: 0 LOB: 1 BB: 1 P: 9	R: 0 E: 0 K: 0 S: 3	H: 1 LOB: 0 BB: 0 P: 5	R: 0 E: 0 K: 1 S: 5	H: 0 LOB: 0 BB: 0 P: 5	R: 0 E: 0 K: 1 S: 5	H: 0 LOB: 0 BB: 1 P: 9	R: 0 E: 0 K: 1 S: 5	H: 0 LOB: 0 BB: 0 P: 5	R: 0 E: 0 K: 0 S: 4	H: 1 LOB: 2 BB: 1 P: 8	R: 1 E: 0 K: 3 S: 11	H: 2 LOB: 3 BB: 2 P: 19	1B: 4 2B: 1 3B: 0 HR: 1	SF: 0 SAC: 1 DP: 0 HBP: 0	WP: 0 PB: 0 SB: 0 CS: 1	PA: 38							
<b>PITCHER</b>	IP	WLS	BF	H	R	ER	SO	BB	IBB	HBP	BLK	WP	HR	S	P	ERA	WHIP										
Charles Nagy, R ERA: 4.26 (1, 1)	8.0		30	4	1	1	7	3	0	0	0	0	0	41	53	1.12	0.875										
Michael Jackson, R ERA: 2.25 (9, 1)	0.2	L	5	2	1	1	2	1	0	0	0	0	1	8	12	13.50	4.500										
Paul Assenmacher, L ERA: 4.33 (9, 1)	0.0		1	0	0	0	1	0	0	0	0	0	0	0	4	∞	∞										
Jose Mesa, R ERA: 3.72 (9, 1)	0.1		1	0	0	0	1	0	0	0	0	0	0	3	3	0.00	0.000										

Oakland Athletics @ Cleveland Indians  
Jacobs Field, Cleveland, OH  
Fri Jul 25 1997, 7:05 PM EDT  
Att: 42,945 - Unknown - 77 F

AB 31  
R 2  
H 6  
RBI 2  
BB 5  
SO 10  
LOB 12



Batter	1	2	3	4	5	6	7	8	9	AB	R	H	RBI	BB	SO	LOB	BOTTOM										
Marquis Grissom, R OBP: 0.326, SLG: 0.376 (1, 8)										3	0	0	0	1	2	1											
Tony Fernandez, S OBP: 0.336, SLG: 0.413 (1, 4)										4	0	0	0	0	0	2											
Jim Thome, L OBP: 0.437, SLG: 0.608 (1, 3)										2	0	0	0	2	0	1											
Manny Ramirez, R OBP: 0.413, SLG: 0.532 (1, 9)										4	1	2	0	0	1	1											
David Justice, L OBP: 0.417, SLG: 0.604 (1, 10)										3	0	2	0	1	0	0											
Matt Williams, R OBP: 0.287, SLG: 0.470 (1, 5)										4	0	0	0	0	0	4											
Brian Giles, L OBP: 0.377, SLG: 0.492 (1, 7)										3	0	0	0	0	0	1											
Sandy Alomar Jr., R OBP: 0.378, SLG: 0.568 (1, 2)										3	0	0	0	0	1	1											
Omar Vizquel, S OBP: 0.337, SLG: 0.357 (1, 6)										3	0	1	0	0	1	0											
<b>Inning Stats</b>	R: 0 E: 0 K: 0 S: 2	H: 0 LOB: 2 BB: 2 P: 10	R: 0 E: 0 K: 0 S: 4	H: 1 LOB: 1 BB: 0 P: 4	R: 0 E: 0 K: 1 S: 6	H: 1 LOB: 1 BB: 0 P: 6	R: 1 E: 0 K: 0 S: 4	H: 2 LOB: 0 BB: 0 P: 4	R: 0 E: 0 K: 1 S: 5	H: 0 LOB: 0 BB: 0 P: 5	R: 0 E: 0 K: 0 S: 3	H: 1 LOB: 2 BB: 2 P: 11	R: 0 E: 0 K: 1 S: 5	H: 0 LOB: 0 BB: 0 P: 5	R: 0 E: 0 K: 1 S: 5	H: 0 LOB: 0 BB: 0 P: 5	1B: 5 2B: 0 3B: 0 HR: 0	SF: 0 SAC: 0 DP: 2 HBP: 0	WP: 0 PB: 0 SB: 0 CS: 0	PA: 33							
<b>PITCHER</b>	IP	WLS	BF	H	R	ER	SO	BB	IBB	HBP	BLK	WP	HR	S	P	ERA	WHIP										
Carlos Reyes, R ERA: 4.15 (1, 1)	5.0		19	4	1	1	2	2	0	0	0	0	0	21	29	1.80	1.200										
Dane Johnson, R ERA: 3.3 (6, 1)	2.0		8	1	0	0	1	1	1	0	0	0	0	8	16	0.00	1.000										
Aaron Small, R ERA: 4.43 (8, 1)	1.0	W	3	0	0	0	1	0	0	0	0	0	0	5	5	0.00	0.000										
Billy Taylor, R ERA: 4.74 (9, 1)	1.0	S	3	0	0	0	1	0	0	0	0	0	0	5	5	0.00	0.000										

Oakland Athletics @ Cleveland Indians  
Jacobs Field, Cleveland, OH  
Fri Jul 25 1997, 7:05 PM EDT  
Att: 42,945 - Unknown - 77 F

AB 29  
R 1  
H 5  
RBI 0  
BB 4  
SO 5  
LOB 11





Batter	1	2	3	4	5	6	7	8	9	AB	R	H	RBI	BB	SO	LOB	TOP								
<b>Mark Bellhorn, S</b> OBP: 0.363, SLG: 0.389 (1, 5)										4	0	0	0	0	3	0	<b>Oakland Athletics @ Cleveland Indians</b> Jacobs Field, Cleveland, OH Sat Jul 26 1997, 3:33 AM EDT Att: 42,925 - Cloudy - 80 F								
<b>Damon Mashore, R</b> OBP: 0.370, SLG: 0.330 (1, 8)										3	0	1	0	0	2	0									
<b>Pat Lennor, R</b> OBP: 0.391, SLG: 0.367 (8, 9)										1	0	0	0	0	1	0									
<b>Jason Giambi, L</b> OBP: 0.362, SLG: 0.500 (1, 7)										3	1	1	0	1	0	1									
<b>Jose Canseco, R</b> OBP: 0.322, SLG: 0.459 (1, 10)										4	0	0	0	0	2	3									
<b>Dave Magadan, L</b> OBP: 0.394, SLG: 0.376 (1, 3)											4	1	1	1	0	0									
<b>Scott Spiezio, S</b> OBP: 0.295, SLG: 0.387 (1, 4)											4	1	1	1	0	0									
<b>Ernie Young, R</b> OBP: 0.254, SLG: 0.185 (1, 9)											3	0	1	0	1	0									
<b>Tony Batista, R</b> OBP: 0.263, SLG: 0.340 (1, 6)											4	0	1	0	0	2									
<b>Brent Mayne, L</b> OBP: 0.291, SLG: 0.313 (1, 2)										3	0	0	0	0	2										
<b>Inning Stats</b>	R: 0 E: 0 K: 2 S: 10	H: 0 LOB: 1 BB: 1 P: 18	R: 0 E: 0 K: 0 S: 5	H: 0 LOB: 1 BB: 1 P: 11	R: 0 E: 0 K: 1 S: 10	H: 0 LOB: 0 BB: 0 P: 15	R: 0 E: 0 K: 1 S: 9	H: 0 LOB: 0 BB: 0 P: 15	R: 0 E: 0 K: 0 S: 8	H: 2 LOB: 1 BB: 0 P: 12	R: 0 E: 0 K: 2 S: 13	H: 1 LOB: 1 BB: 0 P: 23	R: 0 E: 0 K: 0 S: 8	H: 0 LOB: 0 BB: 0 P: 12	R: 0 E: 0 K: 1 S: 6	H: 0 LOB: 0 BB: 0 P: 8	R: 3 E: 1 K: 1 S: 19	H: 3 LOB: 1 BB: 0 P: 32	1B: 4 2B: 1 3B: 1 HR: 0	SF: 0 SAC: 0 DP: 1 HBP: 0	WP: 0 PB: 0 SB: 0 CS: 0	PA: 35			
<b>PITCHER</b>	IP	WLS	BF	H	R	ER	SO	BB	IBB	HBP	BLK	WP	HR	S	P	ERA	WHIP								
<b>Jaret Wright, R</b> ERA: 3.56 (1, 1)	8.2	W	33	6	3	2	8	2	0	0	0	0	0	82	134	2.08	0.923								
<b>Jose Mesa, R</b> ERA: 3.7 (9, 1)	0.1		2	0	0	0	0	0	0	0	0	0	0	6	12	0.00	0.000								

AB	33
R	3
H	6
RBI	2
BB	2
SO	8
LOB	8



Batter	1	2	3	4	5	6	7	8	9	AB	R	H	RBI	BB	SO	LOB	BOTTOM								
<b>Marquis Grissom, R</b> OBP: 0.325, SLG: 0.382 (1, 8)										5	1	1	1	0	1	2	<b>Oakland Athletics @ Cleveland Indians</b> Jacobs Field, Cleveland, OH Sat Jul 26 1997, 3:33 AM EDT Att: 42,925 - Cloudy - 80 F								
<b>Tony Fernandez, S</b> OBP: 0.338, SLG: 0.430 (1, 4)										4	1	2	1	0	0	0									
<b>Jim Thome, L</b> OBP: 0.440, SLG: 0.618 (1, 3)										3	1	2	1	1	0	0									
<b>Manny Ramirez, R</b> OBP: 0.411, SLG: 0.529 (1, 9)										4	0	1	0	0	1	2									
<b>David Justice, L</b> OBP: 0.415, SLG: 0.597 (1, 10)										3	0	0	0	1	1	2									
<b>Matt Williams, R</b> OBP: 0.289, SLG: 0.478 (1, 5)										4	2	2	1	0	1	3									
<b>Brian Giles, L</b> OBP: 0.374, SLG: 0.487 (1, 7)										4	0	1	0	0	2	1									
<b>Pat Borders, R</b> OBP: 0.347, SLG: 0.455 (1, 2)										4	1	1	0	0	2	2									
<b>Omar Vizquel, S</b> OBP: 0.339, SLG: 0.364 (1, 6)										4	0	2	2	0	1	1									
<b>Inning Stats</b>	R: 0 E: 0 K: 1 S: 16	H: 2 LOB: 3 BB: 1 P: 23	R: 0 E: 0 K: 0 S: 6	H: 1 LOB: 0 BB: 0 P: 9	R: 0 E: 0 K: 0 S: 8	H: 1 LOB: 2 BB: 1 P: 17	R: 1 E: 0 K: 1 S: 16	H: 2 LOB: 1 BB: 0 P: 24	R: 1 E: 0 K: 2 S: 9	H: 1 LOB: 0 BB: 0 P: 15	R: 1 E: 0 K: 3 S: 12	H: 1 LOB: 0 BB: 0 P: 16	R: 2 E: 0 K: 0 S: 9	H: 2 LOB: 0 BB: 0 P: 11	R: 1 E: 0 K: 2 S: 12	H: 2 LOB: 1 BB: 0 P: 21	1B: 6 2B: 2 3B: 1 HR: 4	SF: 0 SAC: 0 DP: 1 HBP: 0	WP: 0 PB: 0 SB: 0 CS: 0	PA: 37					
<b>PITCHER</b>	IP	WLS	BF	H	R	ER	SO	BB	IBB	HBP	BLK	WP	HR	S	P	ERA	WHIP								
<b>Steve Karsay, R</b> ERA: 5.72 (1, 1)	4.1	L	21	7	2	2	2	2	0	0	0	0	0	3	23	16.20	1.800								
<b>Gary Haught, R</b> ERA: 5.87 (5, 1)	1.2		8	3	3	3	5	0	0	0	0	0	0	4	4	0.00	0.000								
<b>Don Wengert, R</b> ERA: 5.95 (7, 1)	1.0		3	0	0	0	0	0	0	0	0	0	0	4	4	0.00	0.000								
<b>Tim Kubinski, L</b> ERA: 6.75 (8, 1)	1.0		5	2	1	1	2	0	0	0	0	0	0	12	21	9.00	2.000								

AB	35
R	6
H	12
RBI	6
BB	2
SO	9
LOB	13






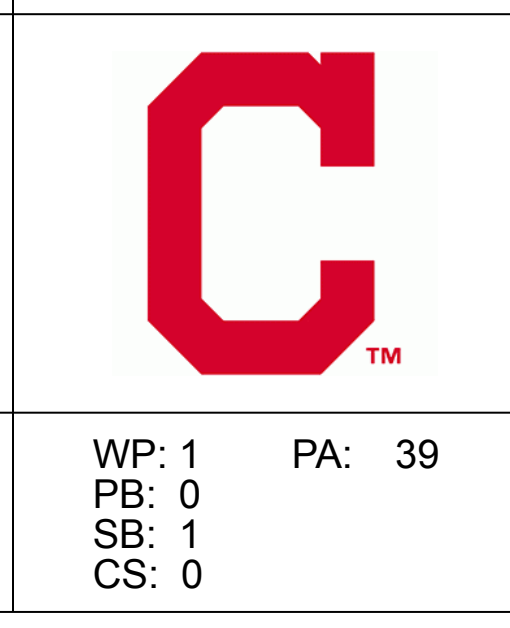
Batter	1	2	3	4	5	6	7	8	9	AB	R	H	RBI	BB	SO	LOB	TOP										
Mark Bellhorn, S (1.5) OBP: 0.358, SLG: 0.394	F7			G6-3 2B		F9		K		4	1	1	0	0	1	0	<b>Oakland Athletics @ Cleveland Indians</b> Jacobs Field, Cleveland, OH Sun Jul 27 1997, 3:33 AM EDT Att: 42,885 - Sunny - 79 F										
Scott Brosius, R (1.8) OBP: 0.281, SLG: 0.321	K			G6-3 2H		F8		K		4	0	0	1	0	2	0											
Jason Giambi, L (1.7) OBP: 0.367, SLG: 0.505	K			1B		1B				3	1	2	0	1	1	0											
Mark McGwire, R (1.3) OBP: 0.388, SLG: 0.645		G5-3		G6-4-3 1B						3	0	1	1	1	1	1											
Ernie Young, R (9, PR) OBP: 0.254, SLG: 0.185						K				0	0	0	0	0	0	0											
Jose Canseco, R (1.10) OBP: 0.319, SLG: 0.454	F9			G6-4-3 1-2						4	0	0	0	0	1	3											
Pat Lennon, R (1.9) OBP: 0.383, SLG: 0.358										2	0	0	0	0	0	0											
Matt Stairs, L (7, PH) OBP: 0.464, SLG: 0.755	L3					G6-3		K		2	0	0	0	0	1	2											
Scott Spiezio, S (1.4) OBP: 0.298, SLG: 0.389										4	0	2	0	0	0	2											
Tony Batista, R (1.6) OBP: 0.264, SLG: 0.336										2	0	0	0	1	0	2											
Izzy Molina, R (1.2) OBP: 0.159, SLG: 0.161										3	0	0	0	0	1	2											
<b>Inning Stats</b>	R: 0 E: 0 K: 2 S: 9	H: 0 LOB: 0 BB: 0 P: 13	R: 0 E: 0 K: 0 S: 7	H: 0 LOB: 0 BB: 0 P: 11	R: 0 E: 0 K: 0 S: 6	H: 1 LOB: 0 BB: 0 P: 8	R: 2 E: 0 K: 0 S: 9	H: 3 LOB: 0 BB: 0 P: 16	R: 0 E: 0 K: 1 S: 10	H: 0 LOB: 1 BB: 0 P: 15	R: 0 E: 0 K: 0 S: 6	H: 1 LOB: 1 BB: 0 P: 9	R: 0 E: 0 K: 3 S: 10	H: 0 LOB: 0 BB: 0 P: 11	R: 0 E: 0 K: 2 S: 12	H: 0 LOB: 2 BB: 2 P: 25		1B: 4 2B: 2 3B: 0 HR: 0	SF: 0 SAC: 0 DP: 2 HBP: 0	WP: 0 PB: 1 SB: 0 CS: 0	PA: 34						
<b>PITCHER</b>	IP	WLS	BF	H	R	ER	SO	BB	IBB	HBP	BLK	WP	HR	S	P	ERA	WHIP										
Jason Jacome, L (1.1) ERA: 6.29	5.0	W	18	4	2	2	2	1	0	0	0	0	0	26	63	3.60	1.000										
Jose Mesa, R (6.1) ERA: 3.48	3.0		11	2	0	0	4	0	0	0	0	0	0	7	17	0.00	0.667										
Michael Jackson, R (9.1) ERA: 2.24	0.1		3	0	0	0	1	2	0	0	0	0	0	5	8	0.00	0.000										
Paul Assenmacher, L (9.1) ERA: 4.23	0.2	S	2	0	0	0	1	0	0	0	0	0	0	5	8	0.00	0.000										

Batter	1	2	3	4	5	6	7	8	9	AB	R	H	RBI	BB	SO	LOB	BOTTOM											
Marquis Grissom, R (1.8) OBP: 0.323, SLG: 0.379	WP SF7 1B	F9		K		K		F8		5	1	1	0	0	2	3	<b>Oakland Athletics @ Cleveland Indians</b> Jacobs Field, Cleveland, OH Sun Jul 27 1997, 3:33 AM EDT Att: 42,885 - Sunny - 79 F											
Tony Fernandez, S (1.4) OBP: 0.336, SLG: 0.426	SF7 WP E 1B	G4-3		L7		G4-3		F7		5	1	1	0	0	0	3												
Jim Thome, L (1.3) OBP: 0.439, SLG: 0.616	SF7 1-3 2H			BB SF8 1B		P4		K		3	1	1	1	1	1	1												
Manny Ramirez, R (1.9) OBP: 0.409, SLG: 0.524	P3			K		K				3	1	0	0	1	2	3												
David Justice, L (1.10) OBP: 0.419, SLG: 0.596	E6			SF8 BB		FC6-4 1B		G6-4-3 BB		2	0	1	0	2	0	0												
Matt Williams, R (1.5) OBP: 0.289, SLG: 0.475	L9			BB		FC6-4 BB		G6-4-3		3	0	0	0	1	0	4												
Brian Giles, L (1.7) OBP: 0.381, SLG: 0.489				SF8		FC6-4 BB		1B		1	0	1	2	2	0	0												
Sandy Alomar Jr., R (1.2) OBP: 0.380, SLG: 0.565				FC1-5 BB		FC6-4 BB		K		3	0	1	0	1	1	3												
Omar Vizquel, S (1.6) OBP: 0.338, SLG: 0.363				FC1-5		F8		S 1B		4	0	1	0	0	0	7												
<b>Inning Stats</b>	R: 2 E: 1 K: 0 S: 12	H: 2 LOB: 1 BB: 0 P: 21	R: 0 E: 0 K: 0 S: 9	H: 1 LOB: 2 BB: 1 P: 16	R: 1 E: 0 K: 1 S: 14	H: 1 LOB: 3 BB: 3 P: 28	R: 0 E: 0 K: 2 S: 10	H: 0 LOB: 1 BB: 1 P: 18	R: 0 E: 0 K: 1 S: 9	H: 0 LOB: 0 BB: 0 P: 13	R: 1 E: 0 K: 1 S: 10	H: 1 LOB: 1 BB: 2 P: 23	R: 0 E: 0 K: 1 S: 12	H: 1 LOB: 1 BB: 0 P: 19	1B: 7 2B: 0 3B: 0 HR: 0	SF: 2 SAC: 0 DP: 1 HBP: 0		WP: 1 PB: 0 SB: 1 CS: 0	PA: 39									
<b>PITCHER</b>	IP	WLS	BF	H	R	ER	SO	BB	IBB	HBP	BLK	WP	HR	S	P	ERA		WHIP										
Jimmy Haynes, R (1.1) ERA: 4.15	4.1	L	25	5	3	2	3	6	0	0	0	0	0	52	96	4.15		2.538										
Don Wengert, R (5.1) ERA: 5.89	2.2		10	1	1	1	2	2	0	0	0	0	0	23	41	3.38	1.125											
Aaron Small, R (8.1) ERA: 4.38	0.2		3	1	0	0	0	0	0	0	0	0	0	8	12	0.00	1.500											
Buddy Groom, L (8.1) ERA: 4.97	0.1		1	0	0	0	1	0	0	0	0	0	0	4	7	0.00	0.000											

AB	31
R	2
H	6
RBI	2
BB	3
SO	8
LOB	12



AB	29
R	4
H	7
RBI	3
BB	8
SO	6
LOB	24



WP	1
PB	0
SB	1
CS	0



Batter	1	2	3	4	5	6	7	8	9	AB	R	H	RBI	BB	SO	LOB	TOP					
Tony Phillips, S (1, 10) OBP: 0.398, SLG: 0.399	F8		K		F7		FC4-6		F8	5	0	0	0	0	1	4						
Darin Erstad, L (1, 3) OBP: 0.354, SLG: 0.448	K									4	0	2	0	0	1	0						
Tim Salmon, R (1, 9) OBP: 0.409, SLG: 0.520	F7		P5							4	0	0	0	0	0	3						
Jim Edmonds, L (1, 8) OBP: 0.364, SLG: 0.491		F7	G3							4	0	0	0	0	1	1						
16 Garret Anderson, L (1, 7) OBP: 0.345, SLG: 0.407					G3					4	2	2	0	0	0	0						
Jim Leyritz, R (1, 2) OBP: 0.358, SLG: 0.414																						
Orlando Palmeiro, L (9, PR) OBP: 0.337, SLG: 0.259		G6-3			L3					4	0	1	0	0	0	1						
Chad Kreuter, S (9, 2) OBP: 0.314, SLG: 0.371										0	0	0	0	0	0	0						
Jack Howell, L (1, 5) OBP: 0.319, SLG: 0.535										3	0	1	1	0	1	0						
Craig Grebeck, R (7, 5) OBP: 0.370, SLG: 0.404										1	0	0	0	0	1	2						
Luis Alicaia, S (1, 4) OBP: 0.388, SLG: 0.422										2	0	1	0	1	0	0						
Dave Hollins, S (8, 5) OBP: 0.374, SLG: 0.431										1	0	0	0	0	1	2						
Gary Disarcina, R (1, 6) OBP: 0.288, SLG: 0.353										4	0	2	1	0	0	3						
<b>Inning Stats</b>	R: 0 E: 0 K: 1 S: 5	H: 0 LOB: 0 BB: 0 P: 5	R: 1 E: 0 K: 0 S: 5	H: 2 LOB: 2 BB: 1 P: 9	R: 0 E: 0 K: 1 S: 6	H: 1 LOB: 1 BB: 0 P: 6	R: 0 E: 0 K: 0 S: 3	H: 0 LOB: 0 BB: 0 P: 3	R: 0 E: 0 K: 0 S: 5	H: 2 LOB: 2 BB: 0 P: 5	R: 0 E: 0 K: 0 S: 3	H: 0 LOB: 0 BB: 0 P: 3	R: 0 E: 0 K: 1 S: 6	H: 1 LOB: 1 BB: 0 P: 6	R: 0 E: 0 K: 1 S: 5	H: 0 LOB: 0 BB: 0 P: 5	R: 1 E: 0 K: 2 S: 10	H: 3 LOB: 2 BB: 0 P: 10	1B: 9 2B: 0 3B: 0 HR: 0	SF: 0 SAC: 0 DP: 0 HBP: 0	WP: 0 PB: 1 SB: 1 CS: 0	PA: 37
<b>PITCHER</b> Bartolo Colon, R (1, 1) ERA: 5.77	IP: 9.0 WLS: L BF: 37 H: 9 R: 2 ER: 2 SO: 6 BB: 1 IBB: 0 HBP: 0 BLK: 0 WP: 0 HR: 0 S: 48 P: 52 ERA: 2.00 WHIP: 1.111															<b>PITCHER</b>						

Anaheim Angels @ Cleveland Indians  
Jacobs Field, Cleveland, OH  
Mon Jul 28 1997, 3:33 AM EDT  
Att: 43,033 - Cloudy - 82 F

AB 36  
R 2  
H 9  
RBI 2  
BB 1  
SO 6  
LOB 16



Batter	1	2	3	4	5	6	7	8	9	AB	R	H	RBI	BB	SO	LOB	BOTTOM					
Marquis Grissom, R (1, 8) OBP: 0.322, SLG: 0.378	K		P8		CS	G4-3				4	0	1	0	0	1	1						
Tony Fernandez, S (1, 4) OBP: 0.332, SLG: 0.421	G3				L9					3	0	0	0	0	0	0						
Jim Thome, L (1, 3) OBP: 0.440, SLG: 0.612	G4-3				G4-3					2	0	0	0	2	0	0						
Manny Ramirez, R (1, 9) OBP: 0.410, SLG: 0.524										4	0	2	0	0	0	3						
David Justice, L (1, 10) OBP: 0.414, SLG: 0.588										4	0	0	0	0	1	4						
Matt Williams, R (1, 5) OBP: 0.291, SLG: 0.475										4	0	2	0	0	0	1						
Brian Giles, L (1, 7) OBP: 0.374, SLG: 0.479										4	0	0	0	0	0	2						
Pat Borders, R (1, 2) OBP: 0.354, SLG: 0.457										4	0	2	0	0	0	0						
Damian Jackson, R (1, 6) OBP: 0.200, SLG: 0.111										3	0	1	0	0	0	4						
<b>Inning Stats</b>	R: 0 E: 0 K: 1 S: 5	H: 0 LOB: 0 BB: 0 P: 5	R: 0 E: 0 K: 0 S: 4	H: 1 LOB: 0 BB: 0 P: 3	R: 0 E: 0 K: 0 S: 4	H: 1 LOB: 1 BB: 0 P: 4	R: 0 E: 0 K: 0 S: 4	H: 1 LOB: 1 BB: 0 P: 4	R: 0 E: 0 K: 0 S: 5	H: 2 LOB: 2 BB: 0 P: 4	R: 0 E: 0 K: 0 S: 3	H: 0 LOB: 1 BB: 1 P: 7	R: 0 E: 0 K: 0 S: 5	H: 2 LOB: 2 BB: 0 P: 5	R: 0 E: 0 K: 1 S: 6	H: 1 LOB: 1 BB: 1 P: 10	R: 0 E: 0 K: 0 S: 3	H: 0 LOB: 0 BB: 0 P: 3	1B: 8 2B: 0 3B: 0 HR: 0	SF: 0 SAC: 1 DP: 1 HBP: 0	WP: 0 PB: 0 SB: 1 CS: 1	PA: 36
<b>PITCHER</b> Dennis Springer, R (1, 1) ERA: 5.8	IP: 9.0 WLS: W BF: 35 H: 8 R: 0 ER: 0 SO: 2 BB: 2 IBB: 0 HBP: 0 BLK: 0 WP: 0 HR: 0 S: 37 P: 45 ERA: 0.00 WHIP: 1.111															<b>PITCHER</b>						

Anaheim Angels @ Cleveland Indians  
Jacobs Field, Cleveland, OH  
Mon Jul 28 1997, 3:33 AM EDT  
Att: 43,033 - Cloudy - 82 F

AB 32  
R 0  
H 8  
RBI 0  
BB 2  
SO 2  
LOB 15

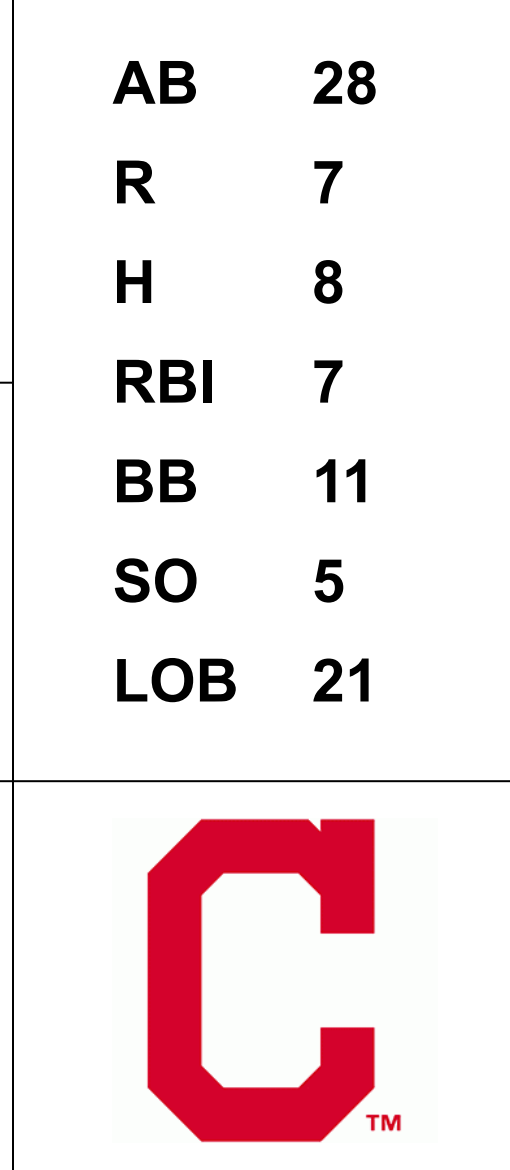




Batter	1	2	3	4	5	6	7	8	9	AB	R	H	RBI	BB	SO	LOB	TOP					
<b>Tony Phillips, S</b> OBP: 0.396, SLG: 0.399 (1, 4)	G3-1		G3-6-3		G6-3	K		K		5	1	1	0	0	2	2	<b>Anaheim Angels @ Cleveland Indians</b> Jacobs Field, Cleveland, OH Mon Jul 28 1997, 7:05 PM EDT Att: 42,857 - Unknown - 79 F					
<b>Orlando Palmeiro, L</b> OBP: 0.340, SLG: 0.291 (1, 10)	G1-3			1B	G6-3			K		5	2	2	0	0	1	1						
<b>Dave Hollins, S</b> OBP: 0.379, SLG: 0.434 (1, 5)	G3			1B						4	3	3	1	1	0	0						
<b>Jim Edmonds, L</b> OBP: 0.365, SLG: 0.487 (1, 8)		G4-3		1B				K	F9	3	1	0	0	2	1	2						
<b>Tim Salmon, R</b> OBP: 0.411, SLG: 0.523 (1, 9)	K			K						4	1	2	3	1	2	3						
<b>16 Garret Anderson, L</b> OBP: 0.344, SLG: 0.412 (1, 7)	G3									5	1	1	4	0	0	4						
<b>Jim Leyritz, R</b> OBP: 0.357, SLG: 0.412 (1, 3)			G6-3							4	0	1	1	0	0	0						
<b>Darin Erstad, L</b> OBP: 0.355, SLG: 0.449 (7, PR)				F7						1	0	1	0	0	0	0						
<b>Todd Greene, R</b> OBP: 0.339, SLG: 0.491 (1, 2)				K						4	1	2	1	1	2	1						
<b>Craig Grebeck, R</b> OBP: 0.366, SLG: 0.393 (1, 6)										3	0	0	0	1	0	2						
<b>Inning Stats</b>	R: 0 E: 0 K: 0 S: 9	H: 0 LOB: 0 BB: 0 P: 13	R: 0 E: 0 K: 1 S: 8	H: 0 LOB: 0 BB: 0 P: 10	R: 0 E: 0 K: 1 S: 10	H: 1 LOB: 1 BB: 1 P: 20	R: 4 E: 0 K: 2 S: 13	H: 3 LOB: 0 BB: 1 P: 27	R: 2 E: 0 K: 0 S: 16	H: 2 LOB: 2 BB: 2 P: 35	R: 1 E: 0 K: 1 S: 11	H: 1 LOB: 0 BB: 0 P: 19	R: 3 E: 0 K: 1 S: 23	H: 4 LOB: 2 BB: 1 P: 37	R: 0 E: 0 K: 2 S: 11	H: 1 LOB: 1 BB: 0 P: 16	R: 0 E: 0 K: 1 S: 16	H: 1 LOB: 1 BB: 1 P: 24	1B: 8 2B: 2 3B: 1 HR: 2	SF: 0 SAC: 0 DP: 2 HBP: 0	WP: 0 PB: 0 SB: 3 CS: 0	PA: 44
<b>PITCHER</b>	IP	WLS	BF	H	R	ER	SO	BB	IBB	HBP	BLK	WP	HR	S	P	ERA	WHIP					
<b>Orel Hershiser, R</b> ERA: 4.96 (1, 1)	4.2		21	5	6	6	3	3	0	0	0	0	1	51	93	11.57	1.714					
<b>Alvin Morman, L</b> ERA: 5.11 (5, 1)	0.0	1	0	0	0	0	0	1	0	0	0	0	0	2	6	∞	∞					
<b>David Weathers, R</b> ERA: 7.08 (5, 1)	2.0	L	12	6	4	4	2	0	0	0	0	0	1	30	48	18.00	3.000					
<b>Eric Plunk, R</b> ERA: 5.64 (7, 1)	2.1		10	2	0	0	3	2	0	0	0	0	0	34	54	0.00	1.714					

Batter	1	2	3	4	5	6	7	8	9	AB	R	H	RBI	BB	SO	LOB	BOTTOM					
<b>Marquis Grissom, R</b> OBP: 0.323, SLG: 0.376 (1, 8)	1B	G6-3		SF8		G6-3		F8		2	1	0	1	2	0	1	<b>Anaheim Angels @ Cleveland Indians</b> Jacobs Field, Cleveland, OH Mon Jul 28 1997, 7:05 PM EDT Att: 42,857 - Unknown - 79 F					
<b>Kevin Seitzer, R</b> OBP: 0.317, SLG: 0.359 (1, 10)	K	2B		L4		G6-3			WP	4	1	1	0	1	1	3						
<b>Jim Thome, L</b> OBP: 0.440, SLG: 0.609 (1, 3)	1B	SF7			1B	K			G5-3	3	2	1	1	1	1	3						
<b>Manny Ramirez, R</b> OBP: 0.415, SLG: 0.529 (1, 9)	1B				1B					4	1	3	0	1	1	0						
<b>David Justice, L</b> OBP: 0.420, SLG: 0.589 (1, 7)	1B			G6-4-3		G6-4-3			SF9	1	0	1	2	3	0	0						
<b>Matt Williams, R</b> OBP: 0.290, SLG: 0.471 (1, 5)	L5			L7		SF9				3	0	0	1	1	1	5						
<b>Sandy Alomar Jr., R</b> OBP: 0.390, SLG: 0.561 (1, 2)				G6-4-3		G6-4-3				4	0	1	2	1	0	4						
<b>Damian Jackson, R</b> OBP: 0.200, SLG: 0.111 (9, PR)										0	0	0	0	0	0	0						
<b>Julio Franco, R</b> OBP: 0.367, SLG: 0.367 (1, 4)	F9									3	1	0	0	1	1	2						
<b>Brian Giles, L</b> OBP: 0.374, SLG: 0.479 (9, PH)				SH1-3		K			F9	0	0	0	0	0	0	0						
<b>Tony Fernandez, S</b> OBP: 0.331, SLG: 0.419 (9, PH)				SF8					G5-3	1	0	0	0	0	0	3						
<b>Omar Vizquel, S</b> OBP: 0.338, SLG: 0.365 (1, 6)		G6-3		SH1-3		E3			G5-3	3	1	1	0	0	0	0						
<b>Inning Stats</b>	R: 3 E: 0 K: 1 S: 21	H: 2 LOB: 2 BB: 3 P: 42	R: 1 E: 0 K: 0 S: 11	H: 2 LOB: 2 BB: 1 P: 18	R: 0 E: 0 K: 0 S: 4	H: 0 LOB: 0 BB: 1 P: 8	R: 1 E: 0 K: 0 S: 8	H: 0 LOB: 0 BB: 1 P: 15	R: 1 E: 0 K: 0 S: 9	H: 2 LOB: 1 BB: 1 P: 18	R: 0 E: 1 K: 2 S: 17	H: 0 LOB: 2 BB: 1 P: 27	R: 0 E: 0 K: 2 S: 11	H: 1 LOB: 1 BB: 0 P: 15	R: 0 E: 0 K: 0 S: 11	H: 0 LOB: 0 BB: 0 P: 14	R: 1 E: 0 K: 0 S: 14	H: 1 LOB: 3 BB: 3 P: 32	1B: 5 2B: 3 3B: 0 HR: 0	SF: 4 SAC: 1 DP: 2 HBP: 0	WP: 1 PB: 0 SB: 1 CS: 0	PA: 44
<b>PITCHER</b>	IP	WLS	BF	H	R	ER	SO	BB	IBB	HBP	BLK	WP	HR	S	P	ERA	WHIP					
<b>Matt Perisho, L</b> ERA: 6.14 (1, 1)	3.1		18	4	5	5	1	6	0	0	0	0	0	41	78	13.50	3.000					
<b>Pep Harris, R</b> ERA: 4.17 (4, 1)	2.1	W	11	2	1	1	1	2	0	0	0	0	0	23	41	3.86	1.714					
<b>Darrell May, L</b> ERA: 3.43 (6, 1)	2.2		10	2	1	1	3	0	0	0	0	0	0	33	48	3.38	0.750					
<b>Troy Percival, R</b> ERA: 4.45 (9, 1)	0.1		4	0	0	0	0	3	0	0	0	1	0	7	20	0.00	9.000					
<b>Mike Holtz, L</b> ERA: 1.99 (9, 1)	0.1	S	1	0	0	0	0	0	0	0	0	0	0	2	2	0.00	0.000					

AB 38  
R 10  
H 13  
RBI 10  
BB 6  
SO 8  
LOB 15





Batter	1	2	3	4	5	6	7	8	9	AB	R	H	RBI	BB	SO	LOB	TOP										
<b>Tony Phillips, S</b> OBP: 0.391, SLG: 0.394 (1, 4)	0-0 P6		3-1 P6		0-2 FC3-6 G3 1B	0-0 F8		1-2 G6-3		5	1	0	0	0	0	3											
<b>Darin Erstad, L</b> OBP: 0.353, SLG: 0.446 (1, 3)	2-1 G4-3		2-1 BB 1B		1-0 G3		0-3 K		1-0 F7	5	0	1	0	0	1	1											
<b>Dave Hollins, S</b> OBP: 0.380, SLG: 0.431 (1, 5)	1-2 G3-1		4-1 BB		4-2 1B E BB		0-0 G6-3		2-3 K	3	1	0	0	2	1	0											
<b>Jim Edmonds, L</b> OBP: 0.363, SLG: 0.483 (1, 8)		2-1 L9	1-1 G6-3		1-0 E9 1B		3-2 G3-1		1-0 F8	5	0	1	1	0	0	2											
<b>Tim Salmon, R</b> OBP: 0.410, SLG: 0.519 (1, 9)		4-2 BB		0-3 K	3-2 F9 1B			2-1 L7		3	0	0	0	1	1	1											
<b>16 Garret Anderson, L</b> OBP: 0.345, SLG: 0.413 (1, 7)	0-1 P6			2-1 G5-3		1-0 HR 1B		0-0 HR 1B		4	2	2	0	0	0	1											
<b>Jack Howell, L</b> OBP: 0.337, SLG: 0.611 (1, 10)	0-1 G4-3			1-1 1B		2-0 HR 1B		1-0 HR 1B		4	2	3	4	0	0	1											
<b>Chad Kreuter, S</b> OBP: 0.313, SLG: 0.375 (1, 2)			1-0 1B 2B	2-3 K		0-0 F7		1-0 G3		4	1	1	0	0	1	1											
<b>Gary Disarcina, R</b> OBP: 0.293, SLG: 0.359 (1, 6)			1-2 CS 1B		4-2 FC3-6 BB	0-1 G6-3		0-0 2B		3	0	2	1	1	0	0											
<b>Inning Stats</b>	R: 0 E: 0 K: 0 S: 6	H: 0 LOB: 0 BB: 0 P: 9	R: 0 E: 0 K: 0 S: 8	H: 0 LOB: 1 BB: 1 P: 14	R: 1 E: 0 K: 0 S: 11	H: 3 LOB: 2 BB: 1 P: 23	R: 0 E: 0 K: 2 S: 11	H: 1 LOB: 1 BB: 0 P: 16	R: 2 E: 1 K: 0 S: 16	H: 1 LOB: 1 BB: 2 P: 29	R: 2 E: 0 K: 0 S: 6	H: 2 LOB: 0 BB: 0 P: 9	R: 0 E: 0 K: 1 S: 9	H: 0 LOB: 0 BB: 0 P: 12	R: 2 E: 0 K: 0 S: 9	H: 3 LOB: 1 BB: 0 P: 14	R: 0 E: 0 K: 1 S: 5	H: 0 LOB: 0 BB: 0 P: 9	1B: 6 2B: 2 3B: 0 HR: 2	SF: 0 SAC: 0 DP: 0 HBP: 0	WP: 0 PB: 0 SB: 0 CS: 1	PA: 40					
<b>PITCHER</b>	IP	WLS	BF	H	R	ER	SO	BB	IBB	HBP	BLK	WP	HR	S	P	ERA	WHIP										
<b>Terry Clark, R</b> ERA: 6.15 (1, 1)	7.2	L	36	10	7	6	3	4	0	0	0	0	2	73	122	7.04	1.826										
<b>Albie Lopez, R</b> ERA: 6.4 (8, 1)	1.1		4	0	0	0	1	0	0	0	0	0	0	8	13	0.00	0.000										

**Anaheim Angels @ Cleveland Indians**  
Jacobs Field, Cleveland, OH  
Tue Jul 29 1997, 7:05 PM EDT  
Att: 42,975 - Unknown - 71 F

livebaseballscores.com

AB 36  
R 7  
H 10  
RBI 6  
BB 4  
SO 4  
LOB 10



Batter	1	2	3	4	5	6	7	8	9	AB	R	H	RBI	BB	SO	LOB	BOTTOM										
<b>Marquis Grissom, R</b> OBP: 0.320, SLG: 0.372 (1, 8)	0-2 F8		3-1 FC4-6 BLK 1B			0-0 F9		1-3 K		4	1	0	1	0	1	2											
<b>Tony Fernandez, S</b> OBP: 0.330, SLG: 0.417 (1, 4)	3-2 G4-3		0-1 1B			1-2 L4			1-1 G4-3	4	0	1	1	0	0	0											
<b>Kevin Seitzer, R</b> OBP: 0.309, SLG: 0.348 (1, 3)	1-0 G6-3			0-1 G5-3		3-2 F8			2-3 K	4	0	0	0	0	1	0											
<b>Manny Ramirez, R</b> OBP: 0.411, SLG: 0.523 (1, 9)		2-3 K		0-1 F8		1-3 K			0-0 G5-3	4	0	0	0	0	2	0											
<b>Matt Williams, R</b> OBP: 0.287, SLG: 0.468 (1, 5)		1-3 K		1-3 K		0-0 F8				3	0	0	0	0	2	0											
<b>Sandy Alomar Jr., R</b> OBP: 0.377, SLG: 0.555 (1, 2)		1-1 G6-3			1-0 G1-3		3-3 K			3	0	0	0	0	1	0											
<b>Julio Franco, R</b> OBP: 0.367, SLG: 0.367 (1, 10)			3-2 1B FC4-6 1B		3-3 K		2-3 K			3	1	1	0	0	2	0											
<b>Brian Giles, L</b> OBP: 0.378, SLG: 0.477 (1, 7)		2-0 L6		4-2 BB			4-2 BB			1	0	0	0	2	0	1											
<b>Omar Vizquel, S</b> OBP: 0.338, SLG: 0.365 (1, 6)			1-0 FC4-6 1B		1-0 F9			0-1 L9		3	0	1	0	0	0	2											
<b>Inning Stats</b>	R: 0 E: 0 K: 0 S: 10	H: 0 LOB: 0 BB: 0 P: 14	R: 0 E: 0 K: 2 S: 8	H: 0 LOB: 0 BB: 0 P: 12	R: 2 E: 0 K: 0 S: 10	H: 3 LOB: 1 BB: 0 P: 19	R: 0 E: 0 K: 1 S: 7	H: 0 LOB: 0 BB: 0 P: 8	R: 0 E: 0 K: 1 S: 11	H: 0 LOB: 1 BB: 1 P: 20	R: 0 E: 0 K: 0 S: 9	H: 0 LOB: 0 BB: 0 P: 13	R: 0 E: 0 K: 2 S: 7	H: 0 LOB: 0 BB: 0 P: 11	R: 0 E: 0 K: 2 S: 10	H: 0 LOB: 1 BB: 1 P: 17	R: 0 E: 0 K: 1 S: 6	H: 0 LOB: 0 BB: 0 P: 9	1B: 3 2B: 0 3B: 0 HR: 0	SF: 0 SAC: 0 DP: 0 HBP: 0	WP: 1 PB: 0 SB: 0 CS: 0	PA: 31					
<b>PITCHER</b>	IP	WLS	BF	H	R	ER	SO	BB	IBB	HBP	BLK	WP	HR	S	P	ERA	WHIP										
<b>Chuck Finley, L</b> ERA: 4.42 (1, 1)	9.0	W	31	3	2	2	9	2	0	0	0	1	0	78	123	2.00	0.556										

**Anaheim Angels @ Cleveland Indians**  
Jacobs Field, Cleveland, OH  
Tue Jul 29 1997, 7:05 PM EDT  
Att: 42,975 - Unknown - 71 F

livebaseballscores.com

AB 29  
R 2  
H 3  
RBI 2  
BB 2  
SO 9  
LOB 5





Batter	1	2	3	4	5	6	7	8	9	AB	R	H	RBI	BB	SO	LOB	TOP										
<b>Tony Phillips, S</b> OBP: 0.391, SLG: 0.394 (1, 4) C	0-1 G6-3		1-1 FC4-6 1B		2-3 K		2-2 1B 1B		0-1 L9	5	0	2	0	0	1	0											
<b>Darin Erstad, L</b> OBP: 0.356, SLG: 0.447 (1, 3) C	4-2 1B BB		2-1 FC4-6 1-2f		0-1 F8		2-1 1B 1B		2-1 1B	4	1	2	0	1	0	1											
<b>Dave Hollins, S</b> (1, 5) X	0-0 1B FC6-4 1B		3-3 K		2-1 G6-3		2-3 K		1-0 P4	5	1	1	0	0	2	4											
<b>Jim Edmonds, L</b> OBP: 0.367, SLG: 0.493 (1, 8) C	1-2 FC6-4 1B		3-2 G3				3-1 HR		2-0 1B 16 SF7 HBP	3	2	2	2	0	0	1											
<b>Tim Salmon, R</b> OBP: 0.408, SLG: 0.516 (1, 9) X	0-0 FC6-4 1-2f 3-H				3-3 K		3-3 K		1-0 FC4-6 1B	4	0	1	1	0	2	1											
<b>16 Garret Anderson, L</b> OBP: 0.344, SLG: 0.411 (1, 7) C	0-1 G4-3				3-1 G4-3		4-2 BB		0-1 SF7	2	0	0	1	1	0	1											
<b>Jack Howell, L</b> OBP: 0.327, SLG: 0.591 <b>Luis Alica, S</b> OBP: 0.397, SLG: 0.420 (8, PH) X		0-0 P5		1-2 G3-1		2-3 K		0-0 FC4-6 FC6-4 1-2f	3	0	0	0	0	0	1	1											
<b>Todd Greene, R</b> OBP: 0.333, SLG: 0.525 (1, 2) X		3-0 G5-3				0-0 HR		1-2 FC6-4	4	1	1	1	0	1	1												
<b>Gary Disarcina, R</b> OBP: 0.289, SLG: 0.355 (1, 6) X		2-2 F7			1-0 G5-3		1-1 P6		0-0 G4-3	4	0	0	0	0	0	0											
<b>Inning Stats</b>	R: 2 E: 0 K: 0 S: 12	H: 2 LOB: 1 BB: 1 P: 17	R: 0 E: 0 K: 0 S: 5	H: 0 LOB: 0 BB: 0 P: 10	R: 0 E: 0 K: 1 S: 10	H: 1 LOB: 1 BB: 0 P: 19	R: 0 E: 0 K: 1 S: 8	H: 0 LOB: 0 BB: 0 P: 15	R: 1 E: 0 K: 2 S: 14	H: 1 LOB: 1 BB: 1 P: 27	R: 0 E: 0 K: 2 S: 14	H: 2 LOB: 2 BB: 0 P: 21	R: 1 E: 0 K: 0 S: 7	H: 1 LOB: 1 BB: 0 P: 11	R: 0 E: 0 K: 0 S: 6	H: 1 LOB: 1 BB: 0 P: 9	1B: 7 2B: 0 3B: 0 HR: 2	SF: 1 SAC: 0 DP: 0 HBP: 1	WP: 0 PB: 0 SB: 1 CS: 0	PA: 39							
<b>PITCHER</b>	IP	WLS	BF	H	R	ER	SO	BB	IBB	HBP	BLK	WP	HR	S	P	ERA	WHIP										
<b>Charles Nagy, R</b> ERA: 4.38 (1, 1)	7.0	L	32	8	5	5	7	2	0	1	0	0	2	72	124	6.43	1.429										
<b>Paul Assenmacher, L</b> ERA: 4.18 (8, 1)	0.1		1	0	0	0	0	0	0	0	0	0	0	2	2	0.00	0.000										
<b>Jose Mesa, R</b> ERA: 3.38 (8, 1)	1.2		6	1	0	0	0	0	0	0	0	0	0	10	14	0.00	0.600										

Anaheim Angels @ Cleveland Indians  
Jacobs Field, Cleveland, OH  
Wed Jul 30 1997, 7:05 PM EDT  
Att: 42,898 - Unknown - 71 F

AB 35  
R 5  
H 9  
RBI 5  
BB 2  
SO 7  
LOB 11



Batter	1	2	3	4	5	6	7	8	9	AB	R	H	RBI	BB	SO	LOB	BOTTOM										
<b>Marquis Grissom, R</b> OBP: 0.316, SLG: 0.366 (1, 8) C	3-3 K	0-3 K		1-1 F9			0-3 K		1-2 F7	5	0	0	0	0	3	3											
<b>Brian Giles, L</b> OBP: 0.376, SLG: 0.470 (1, 7) C	4-2 BB 1B BB	3-1 F7		1-0 F7			2-0 F8			3	1	0	0	1	0	3											
<b>Jim Thome, L</b> OBP: 0.440, SLG: 0.605 (1, 3) C	4-1 BB 1B BB		2-2 G3		0-0 F8		4-1 FC4-6 BB			2	0	0	0	2	0	0											
<b>Manny Ramirez, R</b> OBP: 0.412, SLG: 0.524 (1, 9) C	4-2 1B BB		2-2 1B G1-2-3 2B		1-3 K		0-2 FC4-6			3	0	1	0	1	1	2											
<b>David Justice, L</b> OBP: 0.421, SLG: 0.587 (1, 10) C	2-2 FC5-4 1B		4-1 1B BB		1-2 G6-3				1-3 K	3	0	1	1	1	1	0											
<b>Matt Williams, R</b> OBP: 0.287, SLG: 0.465 (1, 5) X	1-0 FC5-4		0-0 1B				1-2 G4-3		2-2 G4-3	4	0	1	0	0	2												
<b>Sandy Alomar Jr., R</b> OBP: 0.375, SLG: 0.561 (1, 2) X		1-0 HR	0-2 G1-2-3				1-2 G5-3		0-3 K	4	1	1	1	0	1	3											
<b>Tony Fernandez, S</b> OBP: 0.332, SLG: 0.416 (1, 4) X		4-0 CS BB		0-0 1B			3-2 G4-3		0-2 G5-3	3	0	1	0	1	0	0											
<b>Omar Vizquel, S</b> OBP: 0.339, SLG: 0.363 (1, 6) C		4-2 S BB		3-2 F8			4-1 WP S BB		3-2 F8	2	0	0	0	2	0	1											
<b>Inning Stats</b>	R: 1 E: 0 K: 1 S: 13	H: 1 LOB: 2 BB: 3 P: 31	R: 1 E: 0 K: 1 S: 8	H: 1 LOB: 2 BB: 2 P: 20	R: 0 E: 0 K: 0 S: 13	H: 1 LOB: 1 BB: 0 P: 13	R: 0 E: 0 K: 1 S: 7	H: 0 LOB: 0 BB: 0 P: 9	R: 0 E: 0 K: 0 S: 11	H: 0 LOB: 2 BB: 2 P: 16	R: 0 E: 0 K: 2 S: 10	H: 0 LOB: 0 BB: 0 P: 13	R: 0 E: 0 K: 0 S: 12	H: 0 LOB: 0 BB: 0 P: 16	1B: 3 2B: 1 3B: 0 HR: 1	SF: 0 SAC: 0 DP: 1 HBP: 0	WP: 1 PB: 0 SB: 4 CS: 1	PA: 37									
<b>PITCHER</b>	IP	WLS	BF	H	R	ER	SO	BB	IBB	HBP	BLK	WP	HR	S	P	ERA	WHIP										
<b>Ken Hill, R</b> ERA: 5.06 (7, 1)	6.1	W	28	5	2	2	4	7	0	0	0	1	0	64	118	2.84	1.895										
<b>Greg Cadaret, L</b> ERA (7, 1)	0.1		2	0	0	0	0	1	0	0	0	1	0	2	8	0.00	3.000										
<b>Mike James, R</b> ERA: 5.01 (7, 1)	2.1	S	7	0	0	0	2	0	0	0	0	0	0	25	32	0.00	0.000										

Anaheim Angels @ Cleveland Indians  
Jacobs Field, Cleveland, OH  
Wed Jul 30 1997, 7:05 PM EDT  
Att: 42,898 - Unknown - 71 F

AB 29  
R 2  
H 5  
RBI 2  
BB 8  
SO 6  
LOB 14





Batter	1	2	3	4	5	6	7	8	9	AB	R	H	RBI	BB	SO	LOB	TOP								
Marquis Grissom, R OBP: 0.315, SLG: 0.364	3-3 K	1-0 S 1B		1-1 F9		3-2 F8		0-0 F8		5	0	1	0	0	1	5									
Tony Fernandez, S OBP: 0.330, SLG: 0.423	0-1 HR	3-2 G4-3			0-0 P3		0-2 G6-3	0-1 G4-3		5	1	1	1	0	0	3									
Kevin Seitzer, R OBP: 0.312, SLG: 0.350	0-3 K		1-1 G6-4-3 1B		2-1 F9		2-1 L9		2-0 HR 1B	5	1	2	0	0	1	0									
Manny Ramirez, R OBP: 0.414, SLG: 0.536	3-0 2B		2-1 G6-4-3 1-2		0-3 K		4-2 CS BB		0-0 HR	4	1	2	2	1	1	1									
David Justice, L OBP: 0.419, SLG: 0.581	4-1 BB		0-1 P6			3-2 G3-1	1-2 CS	3-1 F7	1-3 K	3	0	0	0	1	0	0									
Brian Giles, L OBP: 0.374, SLG: 0.467										1	0	0	0	0	1	0									
Matt Williams, R OBP: 0.288, SLG: 0.480	1-1 F7			2-1 HR		0-0 G5-3		3-1 HR	1-1 G1-3	5	2	2	2	0	0	2									
Jim Thome, L OBP: 0.442, SLG: 0.614		0-0 HR		0-3 K		1-0 2B E 1B		2-1 E8 1B 1B	1-3 K	5	3	3	1	0	2	0									
Sandy Alomar Jr., R OBP: 0.380, SLG: 0.567		2-1 E6 G6-3		0-0 G5-3 1B		2-1 E G5-3 2B		3-0 F8 1B 1B		4	0	3	0	0	0	0									
Omar Vizquel, S OBP: 0.338, SLG: 0.362		0-0 G6-3 1-2		2-0 G5-3 1-2		0-1 E4 2-3 3H		0-0 S 1B		4	0	1	1	0	0	3									
<b>Inning Stats</b>	R: 1 E: 0 K: 2 S: 13	H: 2 LOB: 2 BB: 1 P: 24	R: 1 E: 1 K: 0 S: 9	H: 2 LOB: 1 BB: 0 P: 15	R: 0 E: 0 K: 0 S: 6	H: 1 LOB: 0 BB: 0 P: 9	R: 1 E: 0 K: 1 S: 9	H: 2 LOB: 1 BB: 0 P: 14	R: 0 E: 0 K: 1 S: 6	H: 0 LOB: 0 BB: 0 P: 8	R: 1 E: 1 K: 0 S: 14	H: 2 LOB: 2 BB: 0 P: 23	R: 0 E: 0 K: 0 S: 9	H: 0 LOB: 0 BB: 1 P: 16	R: 2 E: 1 K: 0 S: 11	H: 4 LOB: 2 BB: 0 P: 22	R: 2 E: 0 K: 2 S: 12	H: 2 LOB: 0 BB: 0 P: 17	1B: 8 2B: 2 3B: 0 HR: 5	SF: 0 SAC: 0 DP: 2 HBP: 0	WP: 0 PB: 0 SB: 3 CS: 1	PA: 44			
<b>PITCHER</b>	IP	WLS	BF	H	R	ER	SO	BB	IBB	HBP	BLK	WP	HR	S	P	ERA	WHIP								
Darren Oliver, L ERA: 4.05	(1, 1)	7.0	31	9	4	3	4	2	0	0	0	0	3	66	109	3.86	1.571								
Eric Gunderson, L ERA: 2.11	(8, 1)	0.1	L	3	2	2	0	0	0	0	0	0	1	6	14	54.00	6.000								
Xavier Hernandez, R ERA: 4.56	(8, 1)	0.2		6	4	2	0	0	0	0	0	0	1	7	12	27.00	6.000								
Ed Vosberg, L ERA: 4.04	(9, 1)	1.0		3	0	0	2	0	0	0	0	0	0	10	13	0.00	0.000								

Cleveland Indians @ Texas Rangers  
The Ballpark at Arlington, Arlington, TX  
Fri Aug 01 1997, 8:05 PM EDT  
Att: 44,859 - Unknown - 88 F

AB	41
R	8
H	15
RBI	7
BB	2
SO	6
LOB	14



Batter	1	2	3	4	5	6	7	8	9	AB	R	H	RBI	BB	SO	LOB	BOTTOM									
Tom Goodwin, L OBP: 0.310, SLG: 0.339	3-3 K		2-2 S 1B HBP	0-0 G3		1-1 G4-3		0-1 G3		4	1	0	0	0	1	4										
Mark McLemore, S OBP: 0.350, SLG: 0.341	2-0 G4-3		1-1 1H 29 HR 1B		0-0 S 1B		1-1 F7		1-1 G5-3	5	1	2	1	0	0	0										
29 Rusty Greer, L OBP: 0.416, SLG: 0.534	1-1 1B		3-2 2H HR		0-0 L8		0-0 L7		1-1 G3-1	5	1	2	2	0	0	1										
Juan Gonzalez, R OBP: 0.321, SLG: 0.533	1-0 F7		1-2 G6-3		0-0 P6		0-1 G1-3		1-2 1B	5	0	1	0	0	0	2										
Willi Clark, L OBP: 0.415, SLG: 0.519		1-0 E3 FC5-4	1-1 1B		1-1 F7			1-2 F7	3-2 F8	5	0	1	0	0	0	2										
Jim Leyritz, R OBP: 0.399, SLG: 0.414		1-0 P4	2-1 P6			1-1 2B 2B		4-0 FC6-4 1B BB		3	1	1	0	1	0	2										
Lee Stevens, L OBP: 0.335, SLG: 0.496		0-2 FC5-4 1-2		2-0 1B		0-0 G4-3 2H SF7 2B		0-0 FC6-4 1B		4	1	3	1	0	0	1										
Fernando Tatis, R OBP: 0.130, SLG: 0.261		2-3 K		1-0 F8		0-0 G4-3		0-1 FC6-4 BB		4	0	0	0	0	1	5										
Benji Gil, R OBP: 0.268, SLG: 0.315			0-0 F9		1-2 P6		2-1 SF7		4-1 BB	2	0	0	1	0	0	1										
Warren Newson, L OBP: 0.361, SLG: 0.493										0	0	0	0	1	0	0										
Domingo Cedenio, S OBP: 0.321, SLG: 0.376										0	0	0	0	0	0	0										
<b>Inning Stats</b>	R: 0 E: 0 K: 1 S: 7	H: 1 LOB: 1 BB: 0 P: 14	R: 0 E: 1 K: 1 S: 8	H: 0 LOB: 0 BB: 0 P: 12	R: 3 E: 0 K: 0 S: 16	H: 3 LOB: 1 BB: 0 P: 26	R: 0 E: 0 K: 0 S: 6	H: 1 LOB: 1 BB: 0 P: 10	R: 0 E: 0 K: 0 S: 5	H: 1 LOB: 0 BB: 0 P: 6	R: 2 E: 0 K: 0 S: 8	H: 2 LOB: 0 BB: 0 P: 12	R: 0 E: 0 K: 0 S: 5	H: 0 LOB: 0 BB: 0 P: 6	R: 0 E: 0 K: 0 S: 9	H: 1 LOB: 3 BB: 2 P: 18	R: 0 E: 0 K: 0 S: 13	H: 1 LOB: 1 BB: 0 P: 19	1B: 7 2B: 2 3B: 0 HR: 1	SF: 1 SAC: 0 DP: 0 HBP: 1	WP: 0 PB: 0 SB: 2 CS: 0	PA: 41				
<b>PITCHER</b>	IP	WLS	BF	H	R	ER	SO	BB	IBB	HBP	BLK	WP	HR	S	P	ERA	WHIP									
Jaret Wright, R ERA: 4.21	(1, 1)	6.0	28	8	5	5	2	0	0	1	0	0	0	1	50	80	7.50	1.333								
Jose Mesa, R ERA: 3.25	(7, 1)	2.0	W	9	1	0	0	2	0	0	0	0	0	14	24	0.00	1.500									
Paul Assenmacher, L ERA: 4.03	(9, 1)	1.0	S	4	1	0	0	0	0	0	0	0	0	13	19	0.00	1.000									

Cleveland Indians @ Texas Rangers  
The Ballpark at Arlington, Arlington, TX  
Fri Aug 01 1997, 8:05 PM EDT  
Att: 44,859 - Unknown - 88 F

AB	37
R	5
H	10
RBI	5
BB	2
SO	2
LOB	18





Batter	1	2	3	4	5	6	7	8	9	AB	R	H	RBI	BB	SO	LOB	TOP					
<b>Marquis Grissom, R</b> OBP: 0.316, SLG: 0.363 (1, 8)	G1-4-3	BB E BB		K		F9 1B HR	CS	P3		4	1	1	0	1	1	1						
<b>Brian Giles, L</b> OBP: 0.375, SLG: 0.466 (1, 7)	S 1B	E6 BB		K		HR 1B		G6-3		5	1	2	0	0	1	3						
<b>Manny Ramirez, R</b> OBP: 0.419, SLG: 0.538 (1, 9)					2B	F9		BB		2	1	1	1	3	0	2						
<b>Jim Thome, L</b> OBP: 0.442, SLG: 0.619 (1, 3)	K	K			2B	HR		K		4	1	1	3	1	3	6						
<b>David Justice, L</b> OBP: 0.413, SLG: 0.571 (1, 10)	L8				F7	P3			L6	5	0	0	0	0	0	4						
<b>Matt Williams, R</b> OBP: 0.287, SLG: 0.479 (1, 5)		K		P2		2B		F9		5	0	1	1	0	1	0						
<b>Sandy Alomar Jr., R</b> OBP: 0.380, SLG: 0.578 (1, 2)		HR		F7		F9		1B 2B		5	2	2	1	0	0	2						
<b>Tony Fernandez, S</b> OBP: 0.326, SLG: 0.417 (1, 4)		G5-3			F4	G4-3		K		4	0	0	0	0	1	3						
<b>Omar Vizquel, S</b> OBP: 0.342, SLG: 0.366 (1, 6)		E BB BB 1B		S 1B		P5		CS 1B		4	1	3	1	0	0	0						
<b>Inning Stats</b>	R: 0 E: 0 K: 1 S: 7	H: 1 LOB: 2 BB: 1 P: 19	R: 2 E: 1 K: 2 S: 17	H: 2 LOB: 3 BB: 2 P: 33	R: 0 E: 0 K: 0 S: 4	H: 0 LOB: 0 BB: 0 P: 6	R: 0 E: 0 K: 2 S: 9	H: 1 LOB: 1 BB: 0 P: 14	R: 1 E: 0 K: 0 S: 8	H: 2 LOB: 2 BB: 1 P: 20	R: 3 E: 0 K: 0 S: 11	H: 3 LOB: 0 BB: 0 P: 15	R: 1 E: 0 K: 1 S: 8	H: 2 LOB: 0 BB: 0 P: 12	R: 0 E: 0 K: 1 S: 8	H: 0 LOB: 1 BB: 1 P: 16	R: 0 E: 0 K: 0 S: 5	H: 0 LOB: 0 BB: 0 P: 8	1B: 6 2B: 3 3B: 0 HR: 2	SF: 0 SAC: 0 DP: 0 HBP: 0	WP: 0 PB: 0 SB: 3 CS: 1	PA: 44
<b>PITCHER</b>	IP	WLS	BF	H	R	ER	SO	BB	IBB	HBP	BLK	WP	HR	S	P	ERA	WHIP					
<b>Bobby Witt, R</b> ERA: 4.03 (1, 1)	6.0	L	32	9	6	5	5	4	0	0	0	0	2	56	107	7.50	2.167					
<b>Matt Whiteside, R</b> ERA: 5.6 (7, 1)	3.0		11	2	1	1	2	1	0	0	0	0	0	21	36	3.00	1.000					

Cleveland Indians @ Texas Rangers  
The Ballpark at Arlington, Arlington, TX  
Sat Aug 02 1997, 8:05 PM EDT  
Att: 23,266 - Unknown - 87 F

AB 38  
R 7  
H 11  
RBI 7  
BB 5  
SO 7  
LOB 21



Batter	1	2	3	4	5	6	7	8	9	AB	R	H	RBI	BB	SO	LOB	BOTTOM					
<b>Tom Goodwin, L</b> OBP: 0.309, SLG: 0.338 (1, 8)	G6-3 1B		P6		K		K			4	0	1	0	0	2	0						
<b>Mark McLemore, S</b> OBP: 0.346, SLG: 0.337 (1, 4)	G6-3		G6-3		G4-3			L6		4	0	0	0	0	0	1						
<b>29 Rusty Greer, L</b> OBP: 0.416, SLG: 0.534 (1, 7)	G6-3		K		WP 1B			E8 1B		4	0	2	0	0	1	1						
<b>Juan Gonzalez, R</b> OBP: 0.320, SLG: 0.538 (1, 9)	G5-3			HR	K			K		4	1	1	1	0	2	3						
<b>Willi Clark, L</b> OBP: 0.414, SLG: 0.516 (1, 3)		G5-3 HR 1B		G4-3		F7		F7		4	1	1	0	0	0	1						
<b>Ivan Rodriguez, R</b> OBP: 0.370, SLG: 0.500 (1, 2)		K		FC5 BB HBP		G5-3		G6-3		3	0	0	0	0	1	1						
<b>Jim Leyritz, R</b> OBP: 0.357, SLG: 0.410 (1, 10)		G5-3			BB	F9		K		3	0	0	0	1	1	1						
<b>Fernando Tatis, R</b> OBP: 0.148, SLG: 0.370 (1, 5)		HR		K		G5-3		F9		4	1	1	2	0	1	2						
<b>Benji Gil, R</b> OBP: 0.264, SLG: 0.310 (1, 6)		G5-3		FC5		G3				3	0	0	0	0	0	2						
<b>Inning Stats</b>	R: 0 E: 0 K: 0 S: 8	H: 1 LOB: 1 BB: 0 P: 14	R: 2 E: 0 K: 1 S: 10	H: 2 LOB: 0 BB: 0 P: 14	R: 0 E: 0 K: 1 S: 7	H: 0 LOB: 0 BB: 0 P: 10	R: 1 E: 0 K: 1 S: 11	H: 1 LOB: 2 BB: 1 P: 19	R: 0 E: 0 K: 2 S: 11	H: 1 LOB: 1 BB: 0 P: 16	R: 0 E: 0 K: 0 S: 8	H: 0 LOB: 0 BB: 0 P: 15	R: 0 E: 0 K: 1 S: 9	H: 0 LOB: 0 BB: 0 P: 14	R: 0 E: 1 K: 1 S: 9	H: 1 LOB: 1 BB: 0 P: 13	R: 0 E: 0 K: 1 S: 7	H: 0 LOB: 0 BB: 0 P: 8	1B: 4 2B: 0 3B: 0 HR: 2	SF: 0 SAC: 0 DP: 0 HBP: 1	WP: 1 PB: 0 SB: 1 CS: 0	PA: 35
<b>PITCHER</b>	IP	WLS	BF	H	R	ER	SO	BB	IBB	HBP	BLK	WP	HR	S	P	ERA	WHIP					
<b>John Smiley, L</b> ERA: 5.15 (1, 1)	7.0	W	28	5	3	3	6	1	0	1	0	0	0	9	102	3.86	0.857					
<b>Albie Lopez, R</b> ERA: 6.29 (8, 1)	1.0		4	1	0	0	1	0	0	0	0	0	0	9	13	0.00	1.000					
<b>Michael Jackson, R</b> ERA: 2.19 (9, 1)	1.0		3	0	0	0	1	0	0	0	0	0	0	7	8	0.00	0.000					

Cleveland Indians @ Texas Rangers  
The Ballpark at Arlington, Arlington, TX  
Sat Aug 02 1997, 8:05 PM EDT  
Att: 23,266 - Unknown - 87 F

AB 33  
R 3  
H 6  
RBI 3  
BB 1  
SO 8  
LOB 12





Batter	1	2	3	4	5	6	7	8	9	AB	R	H	RBI	BB	SO	LOB	TOP																
<b>Marquis Grissom, R</b> OBP: 0.316, SLG: 0.368 (1, 8)										6	1	2	0	0	1	4	<b>Cleveland Indians @ Texas Rangers</b> The Ballpark at Arlington, Arlington, TX Sun Aug 03 1997, 8:05 PM EDT Att: 42,303 - Unknown - 91 F																
<b>Brian Giles, L</b> OBP: 0.375, SLG: 0.495 (1, 7)										4	2	2	3	0	0	2																	
<b>Manny Ramirez, R</b> OBP: 0.419, SLG: 0.535 (1, 9)										4	1	1	0	1	1	2																	
<b>Jim Thome, L</b> OBP: 0.446, SLG: 0.620 (1, 3)										3	0	2	0	2	1	0																	
<b>David Justice, L</b> OBP: 0.410, SLG: 0.565 (1, 10)										5	0	1	1	0	2	6																	
<b>Matt Williams, R</b> OBP: 0.289, SLG: 0.483 (1, 5)										5	2	2	0	0	0	2																	
<b>Sandy Alomar Jr., R</b> OBP: 0.383, SLG: 0.590 (1, 2)										4	1	2	1	1	0	3																	
<b>Jeff Branson, L</b> OBP: 0.213, SLG: 0.232 (7, PH)										1	0	0	1	1	1	2																	
<b>Tony Fernandez, S</b> OBP: 0.323, SLG: 0.414 (7, 4)										2	0	0	0	0	0	1																	
<b>Omar Vizquel, S</b> OBP: 0.346, SLG: 0.372 (1, 6)										5	0	3	1	0	0	2																	
<b>Inning Stats</b>	R: 1 E: 0 K: 1 S: 15	H: 2 LOB: 1 BB: 0 P: 24	R: 1 E: 0 K: 0 S: 14	H: 2 LOB: 1 BB: 1 P: 23	R: 1 E: 0 K: 1 S: 10	H: 1 LOB: 1 BB: 0 P: 16	R: 1 E: 0 K: 1 S: 8	H: 1 LOB: 1 BB: 1 P: 16	R: 2 E: 0 K: 1 S: 15	H: 3 LOB: 2 BB: 1 P: 24	R: 0 E: 0 K: 0 S: 13	H: 1 LOB: 1 BB: 0 P: 11	R: 0 E: 0 K: 1 S: 9	H: 1 LOB: 2 BB: 1 P: 17	R: 1 E: 0 K: 0 S: 7	H: 2 LOB: 1 BB: 0 P: 14	1B: 7 2B: 4 3B: 1 HR: 3	SF: 2 SAC: 0 DP: 1 HBP: 0	WP: 1 PB: 0 SB: 0 CS: 0	PA: 46													
<b>PITCHER</b>	IP WLS BF H R ER SO BB IBB HBP BLK WP HR S P ERA WHIP																																
<b>Tanyon Sturtze, R</b> ERA: 7.13 (1, 1)	4.0	22	8	6	6	3	3	0	0	0	0	1	2	52	88	13.50	2.750																
<b>Eric Moody, R</b> ERA: (5, 1)	2.1	12	4	0	0	2	1	0	0	0	0	0	0	27	44	0.00	2.143																
<b>Eric Gunderson, L</b> ERA: 2.08 (7, 1)	0.2	2	0	0	0	0	0	0	0	0	0	0	0	2	4	0.00	0.000																
<b>Danny Patterson, R</b> ERA: 2.72 (8, 1)	1.0	5	1	0	0	1	1	0	0	0	0	0	0	9	17	0.00	2.000																
<b>John Wetteland, R</b> ERA: 2.62 (9, 1)	1.0	W 5	2	1	1	0	0	0	0	0	0	0	1	7	14	9.00	2.000																

Batter	1	2	3	4	5	6	7	8	9	AB	R	H	RBI	BB	SO	LOB	BOTTOM																
<b>Tom Goodwin, L</b> OBP: 0.315, SLG: 0.347 (1, 8)										5	3	4	0	0	0	0	<b>Cleveland Indians @ Texas Rangers</b> The Ballpark at Arlington, Arlington, TX Sun Aug 03 1997, 8:05 PM EDT Att: 42,303 - Unknown - 91 F																
<b>Mark McLemore, S</b> OBP: 0.349, SLG: 0.344 (1, 4)										5	0	3	2	0	1	2																	
<b>29 Rusty Greer, L</b> OBP: 0.414, SLG: 0.528 (1, 7)										4	0	0	0	1	1	4																	
<b>Juan Gonzalez, R</b> OBP: 0.321, SLG: 0.551 (1, 9)										5	1	2	2	0	0	4																	
<b>Willi Clark, L</b> OBP: 0.411, SLG: 0.513 (1, 3)										4	0	1	1	0	2	1																	
<b>Ivan Rodriguez, R</b> OBP: 0.386, SLG: 0.495 (1, 2)										4	0	0	0	0	2	1																	
<b>Lee Stevens, L</b> ERA: 5.9 (1, 10)										3	0	1	0	0	0	0																	
<b>Mike Simms, R</b> OBP: 0.288, SLG: 0.456 (8, PH)										0	0	0	0	0	0	0																	
<b>Warren Newson, L</b> OBP: 0.359, SLG: 0.489 (8, PH)										2	1	0	0	1	0	2																	
<b>Fernando Tatis, R</b> OBP: 0.167, SLG: 0.345 (9, PH)										0	1	0	0	0	0	0																	
<b>Benji Gil, R</b> OBP: 0.265, SLG: 0.325 (9, PH)										3	1	1	2	0	0	2																	
<b>Jim Leyritz, R</b> OBP: 0.359, SLG: 0.412 (9, PH)										1	1	1	0	0	0	0																	
<b>Inning Stats</b>	R: 1 E: 1 K: 3 S: 13	H: 2 LOB: 1 BB: 0 P: 22	R: 0 E: 0 K: 0 S: 7	H: 0 LOB: 0 BB: 0 P: 10	R: 1 E: 0 K: 0 S: 10	H: 2 LOB: 0 BB: 0 P: 15	R: 0 E: 0 K: 2 S: 8	H: 0 LOB: 0 BB: 0 P: 10	R: 2 E: 0 K: 0 S: 14	H: 2 LOB: 1 BB: 1 P: 25	R: 1 E: 0 K: 0 S: 12	H: 3 LOB: 2 BB: 0 P: 19	R: 0 E: 0 K: 0 S: 8	H: 1 LOB: 1 BB: 0 P: 11	R: 0 E: 0 K: 1 S: 7	H: 0 LOB: 0 BB: 0 P: 9	R: 3 E: 0 K: 0 S: 11	H: 3 LOB: 2 BB: 1 P: 22	1B: 8 2B: 2 3B: 1 HR: 2	SF: 1 SAC: 0 DP: 1 HBP: 1	WP: 0 PB: 0 SB: 0 CS: 0	PA: 41											
<b>PITCHER</b>	IP WLS BF H R ER SO BB IBB HBP BLK WP HR S P ERA WHIP																																
<b>Bartolo Colon, R</b> ERA: 5.9 (1, 1)	5.0	21	6	4	4	5	1	0	0	0	0	0	1	52	82	7.20	1.400																
<b>Jose Mesa, R</b> ERA: 3.3 (8, 1)	2.0	10	4	1	1	0	0	0	0	0	0	0	1	20	30	4.50	2.000																
<b>Paul Assenmacher, L</b> ERA: 3.96 (8, 1)	0.2	2	0	0	0	1	0	0	0	0	0	0	0	5	7	0.00	0.000																
<b>Michael Jackson, R</b> ERA: 2.65 (8, 1)	1.0	L 8	3	3	3	0	0	1	1	0	0	0	0	13	24	27.00	3.000																





Batter	1	2	3	4	5	6	7	8	9	AB	R	H	RBI	BB	SO	LOB	TOP										
Marquis Grissom, R OBP: 0.317, SLG: 0.369	1-1 G3-1 SF8 2B		4-0 2B BB	1-2 P3		0-0 G5-3		3-1 G6-3		4	2	1	0	1	0	2											
Brian Giles, L OBP: 0.376, SLG: 0.498	1-1 G3-1		1-0 HR 2B	1-3 K		3-2 F8		1-0 1B		5	2	2	1	0	1	3											
Manny Ramirez, R OBP: 0.419, SLG: 0.543	3-0 SF8		1-0 HR	1-1 G5-3			3-3 K		2-1 G6-4-3 1B	4	1	2	4	0	1	2											
Jim Thome, L OBP: 0.445, SLG: 0.625	3-2 L3		2-2 F8		1-2 G3-1		3-2 HR		2-0 G6-4-3 1B	5	1	2	1	0	0	0											
David Justice, L OBP: 0.413, SLG: 0.569		2-1 1B	1-2 F8		0-0 G4-3 1B		2-1 1B		0-1 G6-4-3	5	1	3	0	0	0	2											
Matt Williams, R OBP: 0.288, SLG: 0.479	0-0 1B		2-3 K		0-0 G4-3		2-0 F9		3-1 P5	5	0	1	0	0	1	3											
Sandy Alomar Jr., R OBP: 0.362, SLG: 0.595	1-2 F8		1-2 G5-3		0-1 1B		0-3 K			4	0	1	1	0	1	4											
Jeff Branson, L OBP: 0.214, SLG: 0.225	2-3 K			4-2 1B BB		0-0 L5		1-1 P3		3	0	0	0	1	1	3											
Omar Vizquel, S OBP: 0.345, SLG: 0.371	1-2 F7			0-1 1B		2-3 K		2-1 G3-1		4	0	1	0	0	1	2											
<b>Inning Stats</b>	R: 1 E: 0 K: 0 S: 11	H: 1 LOB: 0 BB: 0 P: 19	R: 0 E: 0 K: 1 S: 15	H: 2 LOB: 2 BB: 0 P: 21	R: 3 E: 0 K: 1 S: 15	H: 2 LOB: 1 BB: 1 P: 27	R: 0 E: 0 K: 1 S: 15	H: 1 LOB: 2 BB: 1 P: 22	R: 1 E: 0 K: 0 S: 8	H: 2 LOB: 1 BB: 0 P: 9	R: 0 E: 0 K: 1 S: 8	H: 0 LOB: 0 BB: 0 P: 13	R: 1 E: 0 K: 2 S: 12	H: 2 LOB: 1 BB: 0 P: 22	R: 0 E: 0 K: 0 S: 6	H: 0 LOB: 0 BB: 0 P: 12	R: 1 E: 0 K: 0 S: 8	H: 3 LOB: 1 BB: 0 P: 16	1B: 8 2B: 3 3B: 0 HR: 2	SF: 1 SAC: 0 DP: 1 HBP: 0	WP: 1 PB: 0 SB: 2 CS: 0	PA: 42					
<b>PITCHER</b>	IP	WLS	BF	H	R	ER	SO	BB	IBB	HBP	BLK	WP	HR	S	P	ERA	WHIP										
Scott Sanders, R ERA: 6.46	4.2	L	25	8	5	5	3	2	0	0	0	1	1	63	97	9.64	2.143										
A.J. Sager, R ERA: 4.45	1.2		6	1	1	1	2	0	0	0	0	0	1	15	26	5.40	0.600										
Mike Myers, L ERA: 5.8	0.0		1	1	0	0	0	0	0	0	0	0	0	2	4	∞	∞										
Dan Miceli, R ERA: 5.83	1.2		5	0	0	0	1	0	0	0	0	0	0	10	18	0.00	0.000										
Kevin Jarvis, R ERA: 9.07	1.0		5	3	1	1	0	0	0	0	0	0	0	8	16	9.00	3.000										

Cleveland Indians @ Detroit Tigers  
Tiger Stadium, Detroit, MI  
Mon Aug 04 1997, 7:05 PM EDT  
Att: 26,832 - Unknown - 79 F

AB	39
R	7
H	13
RBI	7
BB	2
SO	6
LOB	21



Batter	1	2	3	4	5	6	7	8	9	AB	R	H	RBI	BB	SO	LOB	BOTTOM										
Brian Hunter, R OBP: 0.323, SLG: 0.345	3-2 L8		1-1 G6-3		2-3 K		1-2 FC6-4 BB		1-3 K	5	0	0	0	0	2	1											
Bobby Higginson, L OBP: 0.379, SLG: 0.521	1-2 L4		4-0 FC5-4 BB		2-0 HR		4-2 BB		2-3 K	3	1	1	1	2	1	0											
Travis Fryman, R OBP: 0.331, SLG: 0.451	3-2 G5-3		1-0 FC5-4 1B		0-0 1B		3-3 K		3-3 K	4	0	1	0	0	1	3											
Tony Clark, S OBP: 0.400, SLG: 0.551		2-1 1B FC5 1B	0-1 BB		2-3 K		0-3 K			4	1	2	0	0	2	3											
Bob Hamelin, L OBP: 0.396, SLG: 0.534		0-0 FC5 1B	4-1 FC6-4 BB		1-3 K			1-3 K		3	0	1	0	1	2	1											
Damion Easley, R OBP: 0.381, SLG: 0.486		0-0 FC5 1B	1-1 FC6-4			0-1 G5-3		1-1 F9		4	0	1	0	0	0	3											
Phil Nevin, R OBP: 0.353, SLG: 0.424	1-1 FC5			2-2 G6-3		3-3 K		0-2 1B		4	0	1	1	0	1	2											
Raul Casanova, S OBP: 0.326, SLG: 0.393	2-0 F9			0-0 L7		2-2 G4-3		1-2 G3		4	0	0	0	0	0	3											
Deivi Cruz, R OBP: 0.247, SLG: 0.296	1-3 K			2-0 F8			0-1 FC6-4 1B		1-1 G1-3	4	0	1	0	0	1	2											
<b>Inning Stats</b>	R: 0 E: 0 K: 0 S: 15	H: 0 LOB: 0 BB: 0 P: 22	R: 1 E: 0 K: 1 S: 10	H: 3 LOB: 2 BB: 0 P: 16	R: 0 E: 0 K: 0 S: 8	H: 1 LOB: 3 BB: 2 P: 19	R: 0 E: 0 K: 0 S: 5	H: 0 LOB: 0 BB: 0 P: 9	R: 1 E: 0 K: 3 S: 13	H: 2 LOB: 1 BB: 0 P: 20	R: 0 E: 0 K: 1 S: 8	H: 0 LOB: 0 BB: 0 P: 13	R: 0 E: 0 K: 2 S: 18	H: 1 LOB: 2 BB: 1 P: 25	R: 0 E: 0 K: 1 S: 12	H: 1 LOB: 1 BB: 0 P: 15	R: 0 E: 0 K: 2 S: 10	H: 0 LOB: 0 BB: 0 P: 14	1B: 7 2B: 0 3B: 0 HR: 1	SF: 0 SAC: 0 DP: 0 HBP: 0	WP: 0 PB: 0 SB: 0 CS: 0	PA: 38					
<b>PITCHER</b>	IP	WLS	BF	H	R	ER	SO	BB	IBB	HBP	BLK	WP	HR	S	P	ERA	WHIP										
Charles Nagy, R ERA: 4.31	7.0	W	31	7	2	2	7	3	0	0	0	0	0	22	29	0.00	0.500										
Albie Lopez, R ERA: 6.05	2.0		7	1	0	0	3	0	0	0	0	0	0	22	29	0.00	0.500										

Cleveland Indians @ Detroit Tigers  
Tiger Stadium, Detroit, MI  
Mon Aug 04 1997, 7:05 PM EDT  
Att: 26,832 - Unknown - 79 F

AB	35
R	2
H	8
RBI	2
BB	3
SO	10
LOB	18





Batter	1	2	3	4	5	6	7	8	9	AB	R	H	RBI	BB	SO	LOB	TOP										
<b>Marquis Grissom, R</b> OBP: 0.313, SLG: 0.364	1-3 K	0-0 FC6-4		2-1 F9			0-1 G1-3	1-2 F8		5	0	0	0	0	1	4											
<b>Tony Fernandez, S</b> OBP: 0.331, SLG: 0.420	4-1 1B BB		1-1 G3 2B		2-2 G4-3		4-1 1B BB	3-1 WP 1B		3	2	2	0	2	0	0											
<b>Kevin Seitzer, R</b> OBP: 0.310, SLG: 0.348 <b>David Justice, L</b> OBP: 0.411, SLG: 0.567	2-1 1B		0-1 G5-3		1-0 F9		1-3 K	2-1 P3		4	0	1	0	0	1	2											
<b>Manny Ramirez, R</b> OBP: 0.421, SLG: 0.552	2-2 1B		2-2 G3		1-2 HR		2-1 1B	3-3 K		5	1	3	2	0	1	2											
<b>Matt Williams, R</b> OBP: 0.287, SLG: 0.476	2-0 P2		2-1 E S 1B		0-1 F7		3-3 K	3-1 F8		5	0	1	1	0	1	4											
<b>Jim Thome, L</b> OBP: 0.441, SLG: 0.618		1-3 K2-3		3-1 P6		0-0 E3 FC4-6		1-2 L4		4	0	0	0	0	1	1											
<b>Pat Borders, R</b> OBP: 0.353, SLG: 0.453 <b>Sandy Alomar Jr., R</b> OBP: 0.381, SLG: 0.583		2-3 K		0-0 G1-3 1B		0-2 FC4-6 FC3-6		2-1 G4-3		3	0	1	0	0	1	1											
<b>Brian Giles, L</b> OBP: 0.378, SLG: 0.493		4-1 BB BB		3-2 P6		1-2 FC3-6		4-2 PB 1B BB		2	1	0	0	2	0	2											
<b>Omar Vizquel, S</b> OBP: 0.346, SLG: 0.370		1-2 FC6-4 BB		0-0 G1-3		1-2 F9		2-0 1B		3	0	1	1	1	0	2											
<b>Inning Stats</b>	R: 1 E: 0 K: 1 S: 11	H: 2 LOB: 1 BB: 1 P: 22	R: 0 E: 0 K: 2 S: 10	H: 0 LOB: 2 BB: 2 P: 21	R: 1 E: 0 K: 0 S: 11	H: 2 LOB: 1 BB: 0 P: 18	R: 0 E: 0 K: 0 S: 8	H: 1 LOB: 1 BB: 0 P: 13	R: 1 E: 0 K: 0 S: 9	H: 1 LOB: 0 BB: 0 P: 13	R: 0 E: 0 K: 2 S: 16	H: 0 LOB: 1 BB: 0 P: 18	R: 0 E: 0 K: 0 S: 14	H: 1 LOB: 2 BB: 1 P: 24	R: 1 E: 0 K: 0 S: 11	H: 1 LOB: 1 BB: 1 P: 21	R: 0 E: 0 K: 1 S: 9	H: 1 LOB: 1 BB: 0 P: 20	1B: 7 2B: 1 3B: 0 HR: 1	SF: 0 SAC: 0 DP: 0 HBP: 0	WP: 1 PB: 1 SB: 2 CS: 0	PA: 41					
<b>PITCHER</b>	IP	WLS	BF	H	R	ER	SO	BB	IBB	HBP	BLK	WP	HR	S	P	ERA	WHIP										
<b>Justin Thompson, L</b> ERA: 3.09	6.0	W	27	6	3	3	3	3	0	0	0	0	1	65	105	4.50	1.500										
<b>Doug Brocail, R</b> ERA: 4.02	1.2		9	2	1	0	2	2	0	0	0	0	0	22	41	0.00	2.400										
<b>Todd Jones, R</b> ERA: 2.72	1.1	S	5	1	0	0	1	0	0	0	0	1	0	12	24	0.00	0.750										

Cleveland Indians @ Detroit Tigers  
Tiger Stadium, Detroit, MI  
Tue Aug 05 1997, 3:33 AM EDT  
Att: 24,824 - Unknown - 67 F

AB 36  
R 4  
H 9  
RBI 4  
BB 5  
SO 6  
LOB 19



Batter	1	2	3	4	5	6	7	8	9	AB	R	H	RBI	BB	SO	LOB	BOTTOM										
<b>Brian Hunter, R</b> OBP: 0.326, SLG: 0.345	1-1 G6-3		3-3 K		4-2 BB 1B BB		1-2 FC1-4 G4-3 1B	4-2 S BB WP BB		3	1	1	0	2	1	2											
<b>Bobby Higginson, L</b> OBP: 0.378, SLG: 0.516	1-1 F7		4-0 BB S BB		2-3 K		3-2 G4-3	4-0 WP BB		3	0	0	1	2	1	3											
<b>Travis Fryman, R</b> OBP: 0.332, SLG: 0.449	1-0 P3		1-2 F7		1-0 BB 1B		1-2 FC1-4 IBB	2-3 K		4	0	1	1	1	1	3											
<b>Tony Clark, S</b> OBP: 0.400, SLG: 0.546		0-3 K	1-3 K		4-0 1-2 2-3 BB		0-2 FC1-4	4-0 1-2 IBB		3	0	0	0	2	2	3											
<b>Bob Hamelin, L</b> OBP: 0.397, SLG: 0.531 <b>Orlando Miller, R</b> OBP: 0.286, SLG: 0.397 <b>Curtis Pride, L</b> OBP: 0.328, SLG: 0.331		3-2 BB 1B 1B	4-1 BB BB		3-2 G3		1-0 F7	3-1 K		3	1	1	0	1	0	5											
<b>Damion Easley, R</b> OBP: 0.382, SLG: 0.483		1-2 BB 1B	4-1 BB		2-1 P3		1-2 F8	2-1 F7		4	1	1	0	1	0	2											
<b>Phil Nevin, R</b> OBP: 0.350, SLG: 0.439		1-3 K	0-0 F8		2-3 K		1-2 HR			4	1	1	1	0	2	5											
<b>Matt Walbeck, S</b> OBP: 0.338, SLG: 0.388		4-2 1B BB		1-0 SH1-4 1B 1B		0-0 F7		2-0 L7		3	1	1	0	1	0	0											
<b>Deivi Cruz, R</b> OBP: 0.252, SLG: 0.300		0-2 1B		0-0 SH1-4		3-2 1B G4-3 1B		1-2 G6-3		3	1	2	2	0	0	0											
<b>Inning Stats</b>	R: 0 E: 0 K: 0 S: 5	H: 0 LOB: 0 BB: 0 P: 8	R: 2 E: 0 K: 3 S: 23	H: 3 LOB: 2 BB: 1 P: 35	R: 0 E: 0 K: 1 S: 9	H: 0 LOB: 3 BB: 3 P: 23	R: 1 E: 0 K: 1 S: 14	H: 2 LOB: 2 BB: 2 P: 29	R: 0 E: 0 K: 1 S: 6	H: 0 LOB: 0 BB: 0 P: 10	R: 1 E: 0 K: 0 S: 15	H: 2 LOB: 2 BB: 1 P: 27	R: 1 E: 0 K: 0 S: 11	H: 1 LOB: 0 BB: 0 P: 16	R: 1 E: 0 K: 2 S: 10	H: 0 LOB: 2 BB: 3 P: 28	R: 0 E: 0 K: 1 S: 9	H: 0 LOB: 1 BB: 0 P: 20	1B: 7 2B: 0 3B: 0 HR: 1	SF: 0 SAC: 1 DP: 0 HBP: 0	WP: 1 PB: 0 SB: 2 CS: 0	PA: 42					
<b>PITCHER</b>	IP	WLS	BF	H	R	ER	SO	BB	IBB	HBP	BLK	WP	HR	S	P	ERA	WHIP										
<b>Jeff Juden, R</b> ERA: 4.31	3.2		22	5	3	3	5	6	0	0	0	0	0	48	89	7.36	3.000										
<b>Eric Plunk, R</b> ERA: 5.67	1.1	L	6	2	1	1	1	0	0	0	0	0	0	16	27	6.75	1.500										
<b>Jason Jacome, L</b> ERA: 1.15	2.0		8	1	1	1	0	0	1	0	0	0	1	19	32	4.50	0.500										
<b>Paul Shuey, R</b> ERA: 5.4	0.1		3	0	1	1	0	2	0	0	0	0	0	5	15	27.00	6.000										
<b>Paul Assenmacher, L</b> ERA: 3.58	0.0		1	0	0	0	0	0	1	0	0	1	0	0	4	"	"										

Cleveland Indians @ Detroit Tigers  
Tiger Stadium, Detroit, MI  
Tue Aug 05 1997, 3:33 AM EDT  
Att: 24,824 - Unknown - 67 F

AB 31  
R 6  
H 8  
RBI 5  
BB 10  
SO 8  
LOB 25





Batter	1	2	3	4	5	6	7	8	9	AB	R	H	RBI	BB	SO	LOB	TOP										
Marquis Grissom, R OBP: 0.314, SLG: 0.370	P5		1-H 1B 3B		K		G5-3 1B		G6-4-3	5	1	2	1	0	1	1											
Brian Giles, L OBP: 0.386, SLG: 0.495	4-1 BB		CS 1B 3-H 1B		K		1-2 1B		BB BB	3	0	2	2	2	1	0											
Manny Ramirez, R OBP: 0.423, SLG: 0.551	P9		1-0 1-2 1B				G6-3 1B		BB	4	0	2	0	1	0	3											
Jim Thome, L OBP: 0.438, SLG: 0.611	G3-1		2-3 K				G6-3 1-2f		BB FC4-6 BB	4	0	0	0	1	1	6											
David Justice, L OBP: 0.410, SLG: 0.561		2-3 K			G5-3		4-2 1B BB		FC4-6 1B 1B	3	0	0	0	1	1	1											
Matt Williams, R OBP: 0.291, SLG: 0.478	1-0 CS 1B				L1		0-0 FC6-4 1B		1-0 1B 1-2 1B	4	0	3	0	0	0	0											
Sandy Alomar Jr., R OBP: 0.362, SLG: 0.582	3-3 K						3-1 FC6-4 1-2f		0-0 1-2 2-H 1B	4	0	2	0	0	1	3											
Tony Fernandez, S OBP: 0.330, SLG: 0.418			1-1 FC4-6 1B		0-1 FC1-4 1-2f				1-1 G4-3 0-3 K	4	0	1	0	0	1	3											
Omar Vizquel, S OBP: 0.348, SLG: 0.373			0-1 FC4-6 3B			2-2 G6-3			4-1 BB G6-4-3	3	2	1	0	1	0	1											
<b>Inning Stats</b>	R: 0 E: 0 K: 0 S: 11	H: 0 LOB: 1 BB: 1 P: 22	R: 0 E: 0 K: 2 S: 7	H: 1 LOB: 1 BB: 0 P: 13	R: 2 E: 0 K: 1 S: 12	H: 4 LOB: 2 BB: 0 P: 19	R: 0 E: 0 K: 0 S: 6	H: 1 LOB: 1 BB: 0 P: 7	R: 0 E: 0 K: 2 S: 11	H: 2 LOB: 2 BB: 1 P: 17	R: 1 E: 0 K: 0 S: 9	H: 3 LOB: 1 BB: 0 P: 13	R: 0 E: 0 K: 1 S: 14	H: 2 LOB: 2 BB: 3 P: 20	R: 0 E: 0 K: 0 S: 10	H: 0 LOB: 2 BB: 3 P: 24	1B: 11 2B: 3 HR: 0	SF: 0 SAC: 0 DP: 5 HBP: 0	WP: 0 PB: 0 SB: 0 CS: 2	PA: 40							
<b>PITCHER</b>	IP	WLS	BF	H	R	ER	SO	BB	IBB	HBP	BLK	WP	HR	S	P	ERA	WHIP										
Pat Hentgen, R ERA: 3.46	7.0	W	30	11	3	3	5	2	0	0	0	0	0	65	110	3.86	1.857										
Dan Plesac, L ERA: 3.99	0.1		2	0	0	0	0	1	0	0	0	0	0	8	13	0.00	3.000										
Tim Crabbtree, R ERA: 8.37	0.1		2	2	0	0	0	0	0	0	0	0	0	2	3	0.00	6.000										
Paul Quantrill, R ERA: 2.1	0.1		1	0	0	0	1	0	0	0	0	0	0	4	4	0.00	0.000										
Kelvim Escobar, R ERA: 0.59	1.0	S	5	0	0	0	0	3	0	0	0	0	0	10	24	0.00	3.000										

Cleveland Indians @ Toronto Blue Jays  
SkyDome, Toronto, ON  
Wed Aug 06 1997, 7:05 PM EDT  
Att: 36,463 - Unknown - 72 F

AB 34  
R 3  
H 13  
RBI 3  
BB 6  
SO 6  
LOB 18



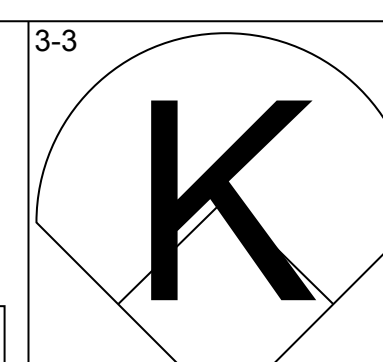
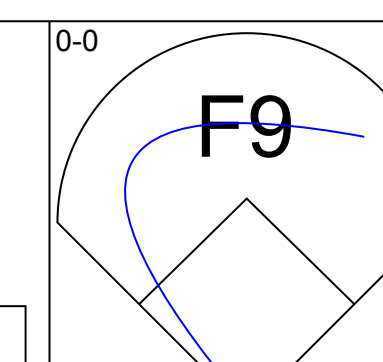
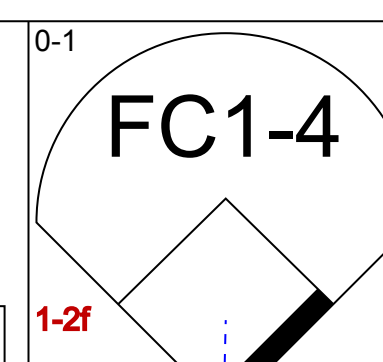
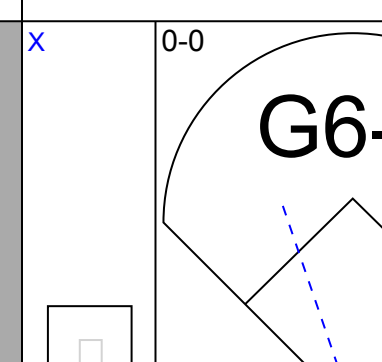
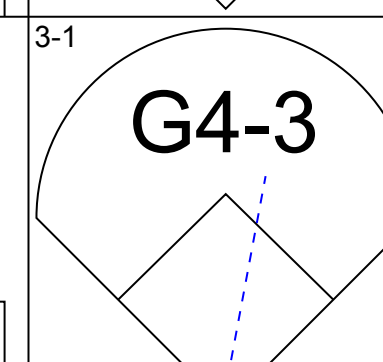
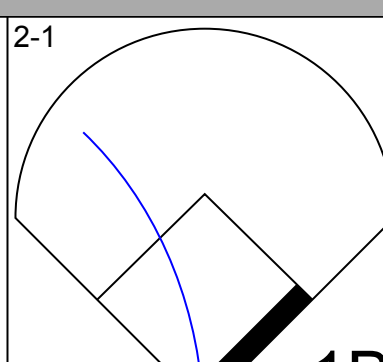
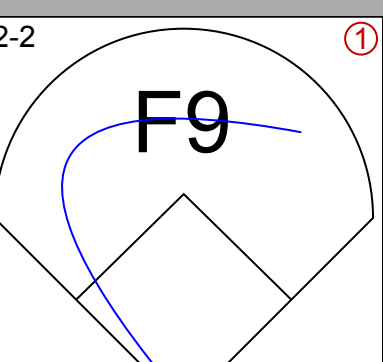
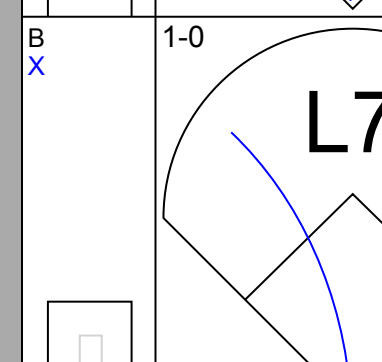
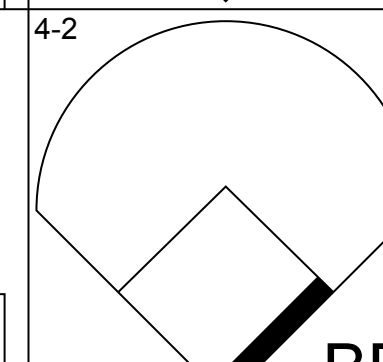
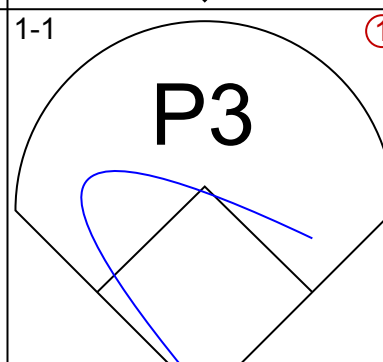
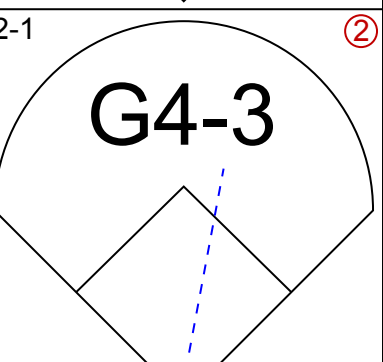
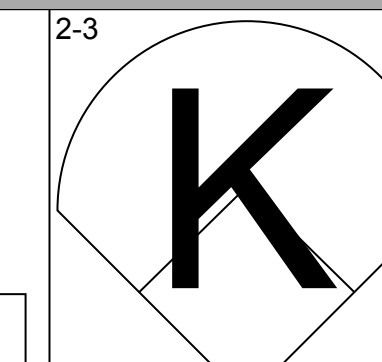
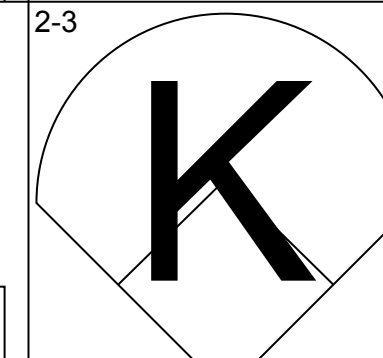
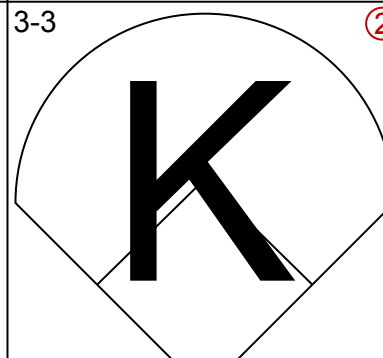
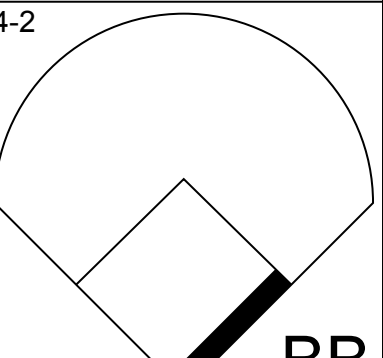
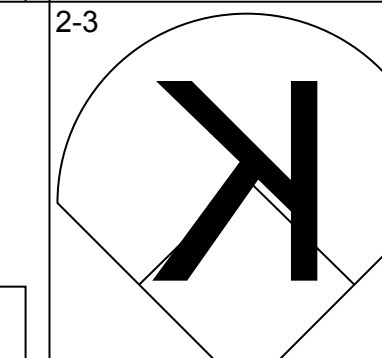
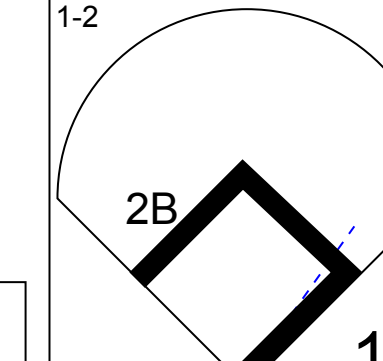
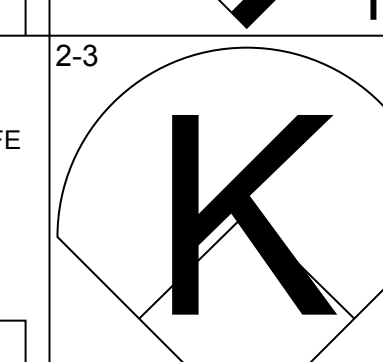
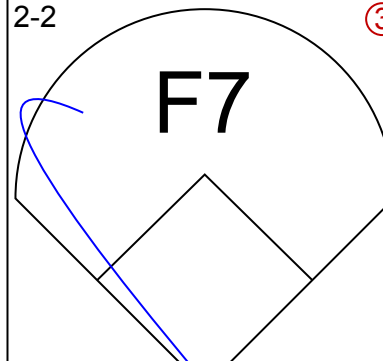
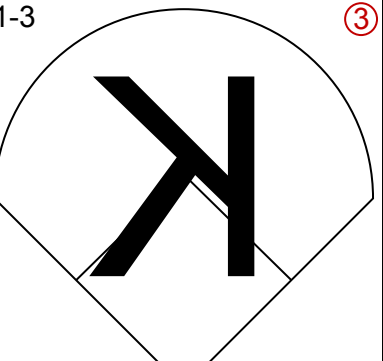
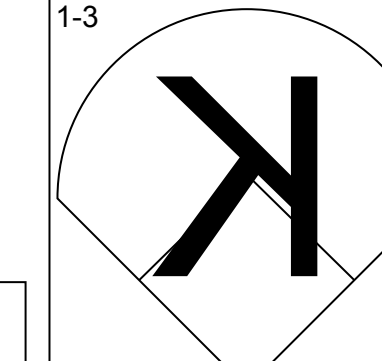

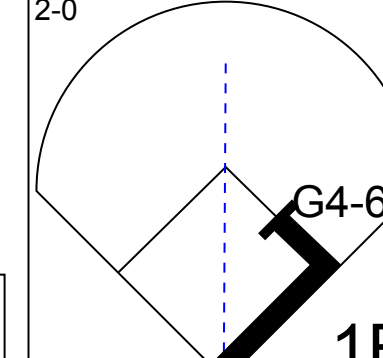
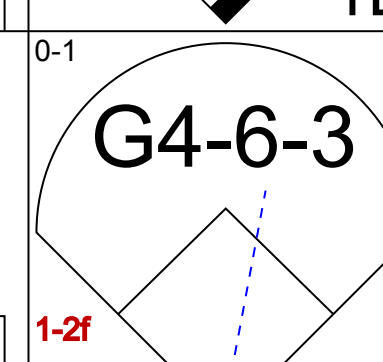
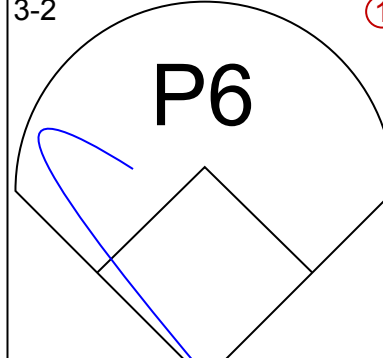
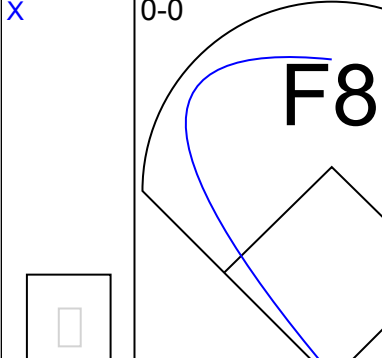




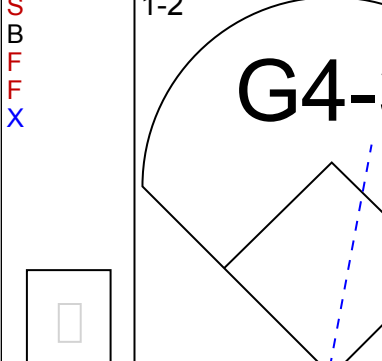

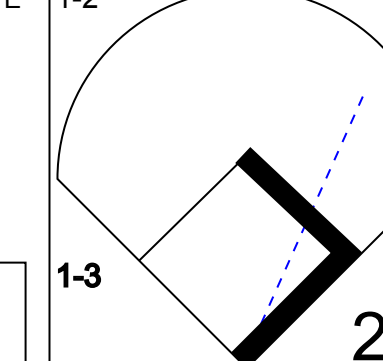

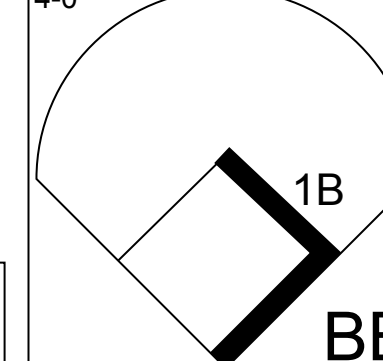

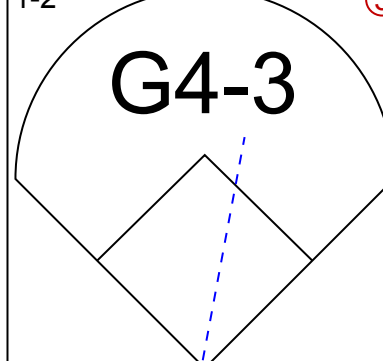


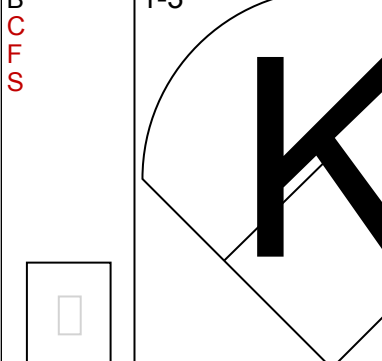

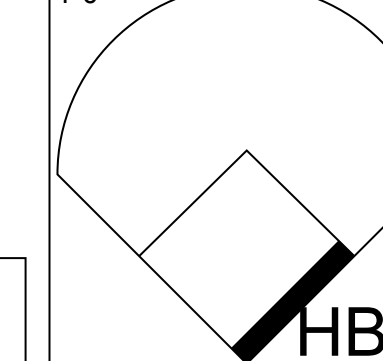

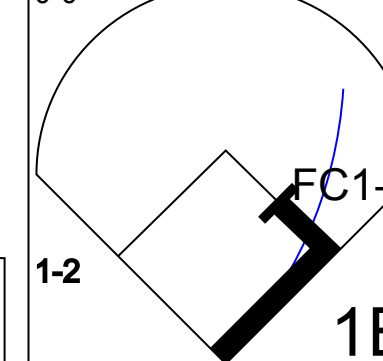


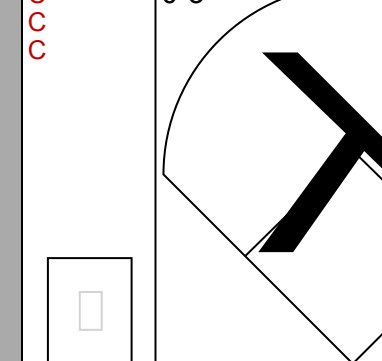


Batter	1	2	3	4	5	6	7	8	9	AB	R	H	RBI	BB	SO	LOB	BOTTOM										
Otis Nixon, S OBP: 0.339, SLG: 0.292	G6-3	F7			G4-3 SF8 1B	F7		G1-3		5	1	1	0	0	0	5											
Mariano Duncan, R OBP: 0.282, SLG: 0.300	G3-1 1B 2B		P4		G4-3		G6-3	P4		5	1	1	0	0	0	2											
José Cruz Jr., S OBP: 0.305, SLG: 0.548	G3-1		F8		SF8		HR			3	1	1	2	0	0	1											
Joe Carter, R OBP: 0.297, SLG: 0.405	3-H 1B		S BB		HR		K			3	1	2	2	1	1	0											
Carlos Delgado, L OBP: 0.337, SLG: 0.519	G4-3		K		K		K			4	0	0	0	0	3	2											
Ed Sprague, R OBP: 0.308, SLG: 0.401		G3-1 2B		L8		F8 2B		HR BB		3	1	2	0	1	0	0											
Shawn Green, L OBP: 0.341, SLG: 0.512	G3-1		S 1B		S BB		HR			3	1	2	2	1	0	1											
Benito Santiago, R OBP: 0.250, SLG: 0.330		K		F9		F8		G5-3		4	0	0	0	0	1	4											
Alex Gonzalez, R OBP: 0.299, SLG: 0.413				G1-3		K		G1-3 1B		3	0	1	0	1	1	3											
<b>Inning Stats</b>	R: 1 E: 0 K: 0 S: 11	H: 2 LOB: 1 BB: 0 P: 16	R: 0 E: 0 K: 1 S: 11	H: 1 LOB: 2 BB: 1 P: 20	R: 0 E: 0 K: 1 S: 13	H: 0 LOB: 1 BB: 1 P: 23	R: 0 E: 0 K: 0 S: 4	H: 1 LOB: 1 BB: 0 P: 9	R: 2 E: 0 K: 1 S: 15	H: 2 LOB: 0 BB: 1 P: 20	R: 0 E: 0 K: 1 S: 15	H: 1 LOB: 2 BB: 1 P: 24	R: 1 E: 0 K: 2 S: 12	H: 1 LOB: 0 BB: 0 P: 17	R: 2 E: 0 K: 0 S: 9	H: 2 LOB: 1 BB: 1 P: 17	1B: 4 2B: 3 3B: 0 HR: 3	SF: 1 SAC: 0 DP: 0 HBP: 0	WP: 0 PB: 0 SB: 4 CS: 0	PA: 38							
<b>PITCHER</b>	IP	WLS	BF	H	R	ER	SO	BB	IBB	HBP	BLK	WP	HR	S	P	ERA	WHIP										
Jaret Wright, R ERA: 4.25	6.0	L	28	7	3	3	4	3	0	0	0	0	1	69	112	4.50	1.667										
Albie Lopez, R ERA: 6.32	2.0		10	3	3	3	2	1	0	0	0	0	2	21	34	13.50	2.000										

Cleveland Indians @ Toronto Blue Jays  
SkyDome, Toronto, ON  
Wed Aug 06 1997, 7:05 PM EDT  
Att: 36,463 - Unknown - 72 F

AB 33  
R 6  
H 10  
RBI 6  
BB 4  
SO 6  
LOB 18



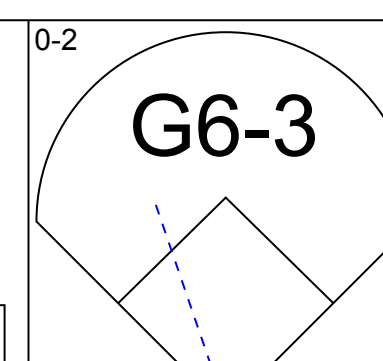
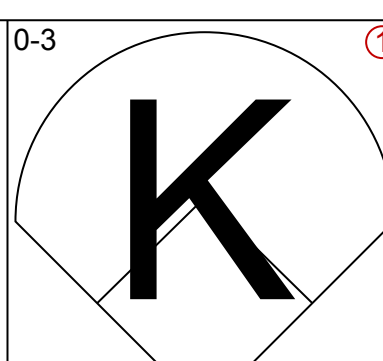
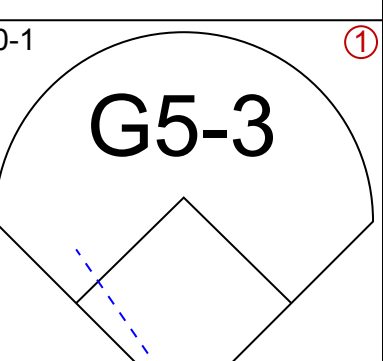
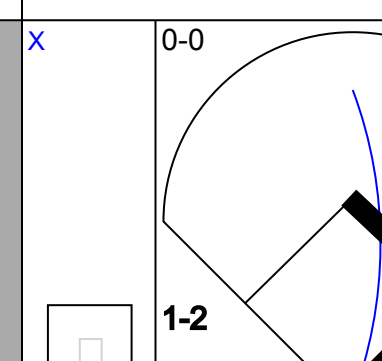
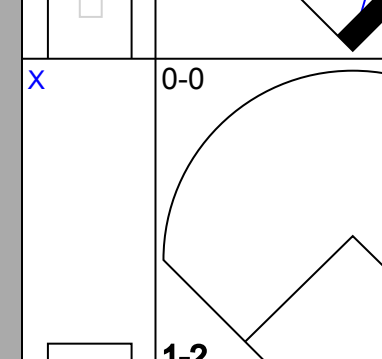
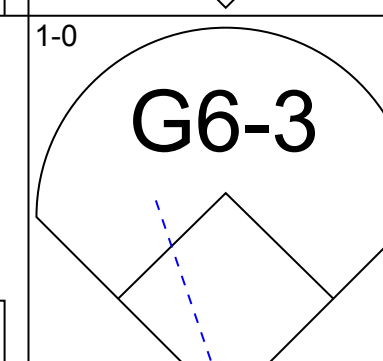
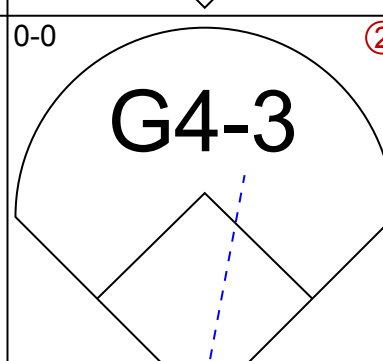
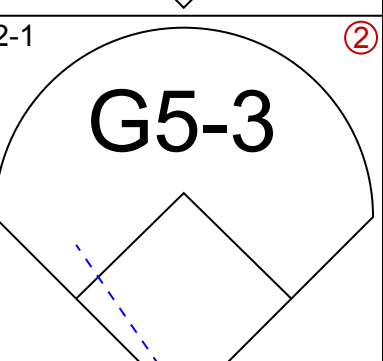
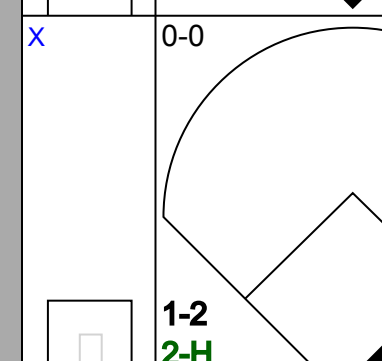
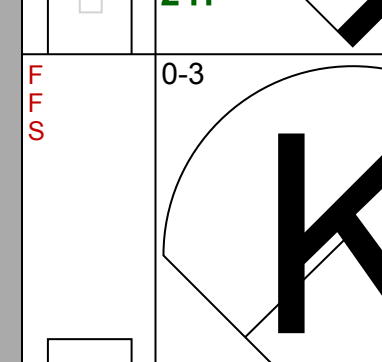
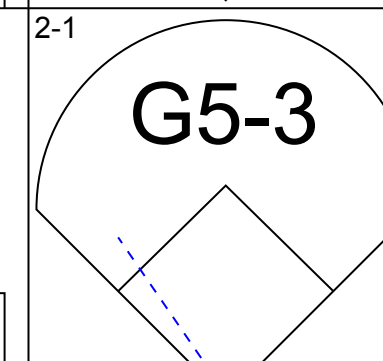
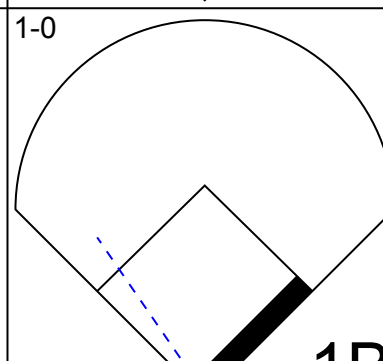
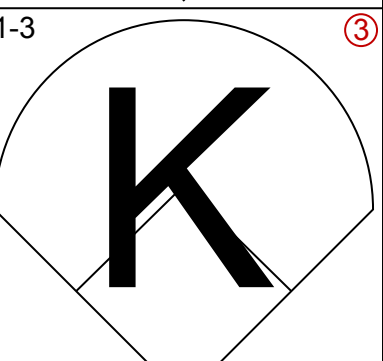
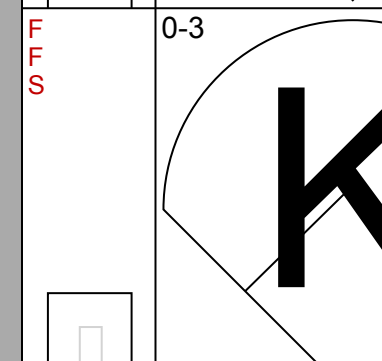
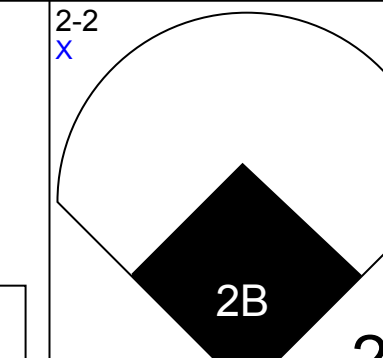
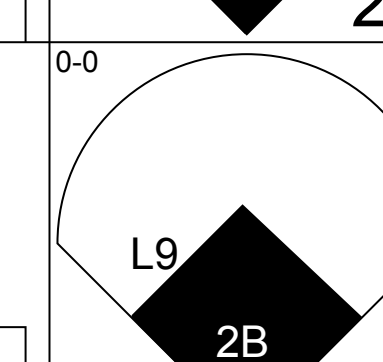
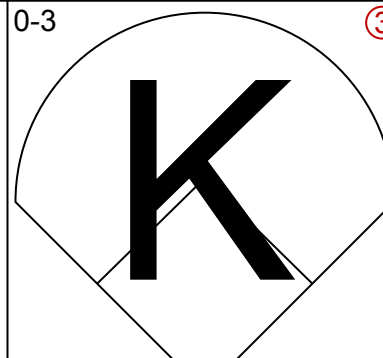
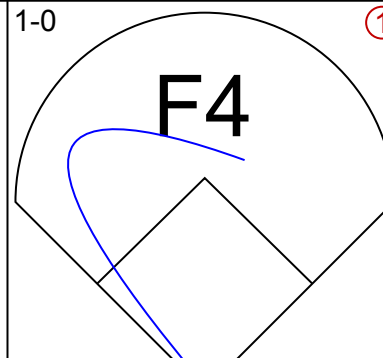
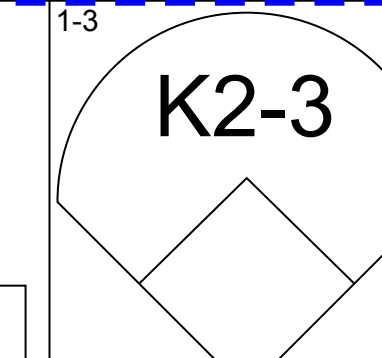
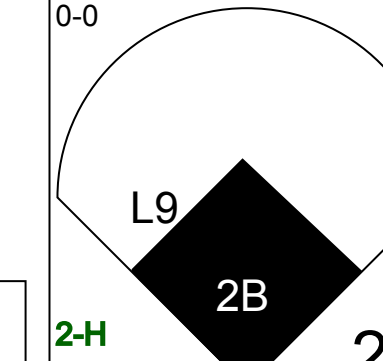
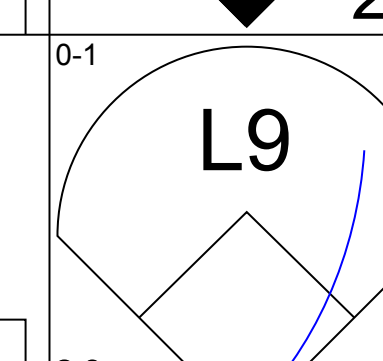
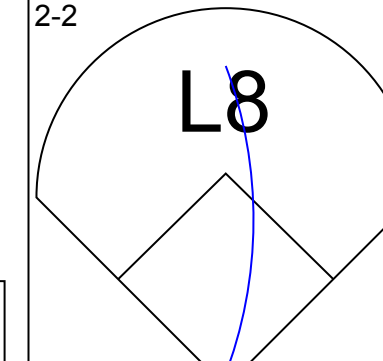
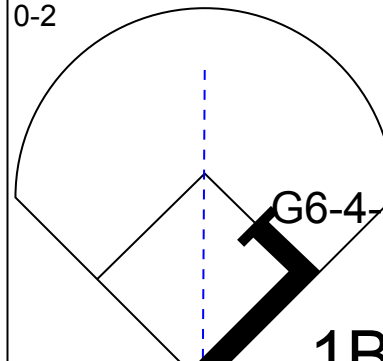
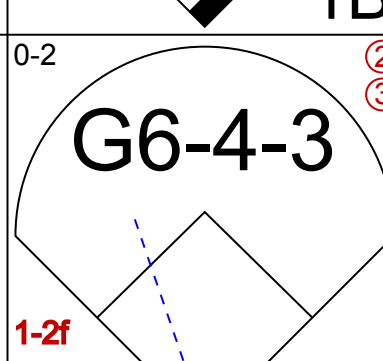
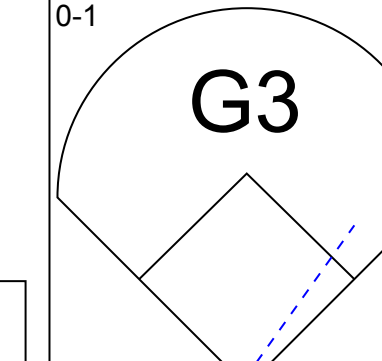


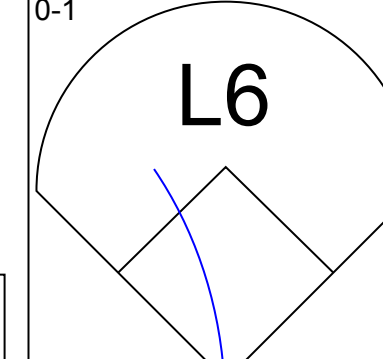
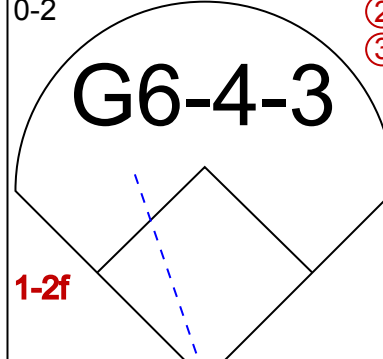

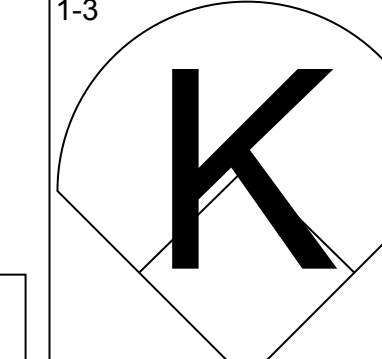

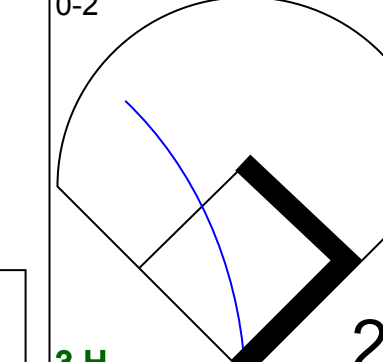

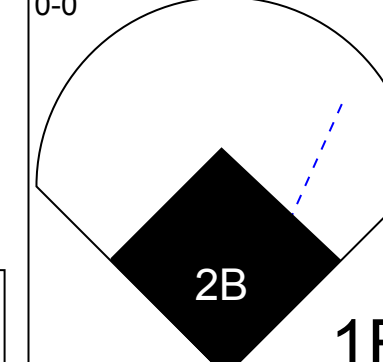


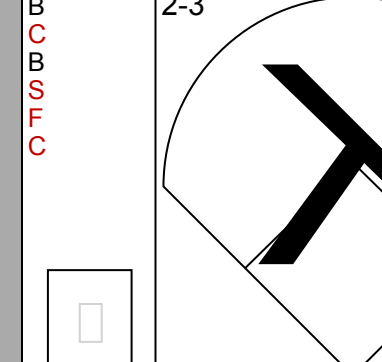



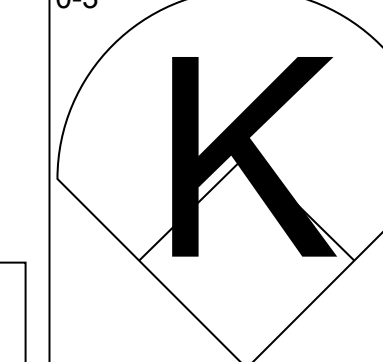

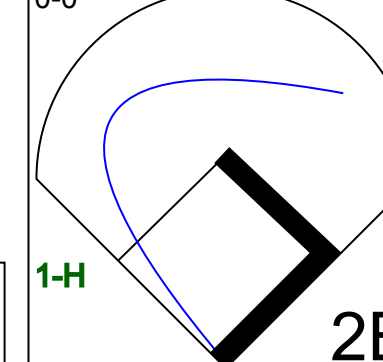


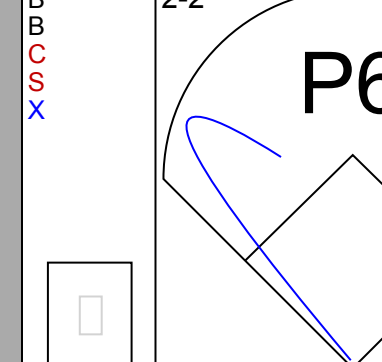



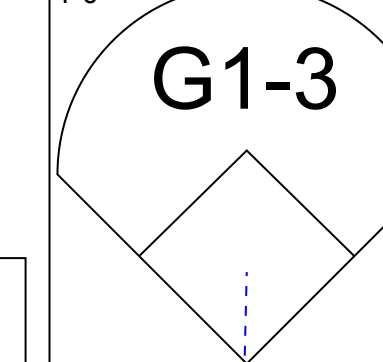

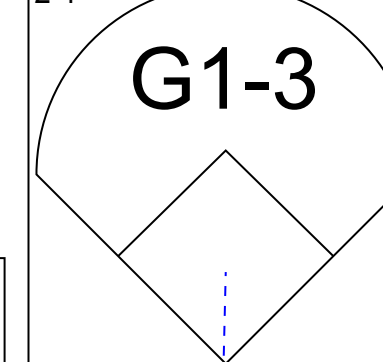


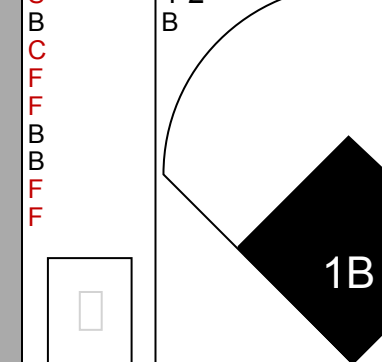




Batter	1	2	3	4	5	6	7	8	9	AB	R	H	RBI	BB	SO	LOB	TOP					
Marquis Grissom, R OBP: 0.311, SLG: 0.366										4	0	0	0	0	1	5						
Brian Giles, L OBP: 0.384, SLG: 0.491										4	0	1	0	0	0	0						
Manny Ramirez, R OBP: 0.421, SLG: 0.547										3	0	0	0	1	1	1						
Jim Thome, L OBP: 0.437, SLG: 0.605										3	0	0	0	1	3	2						
David Justice, L OBP: 0.408, SLG: 0.557		 								4	0	1	0	0	2	2						
Matt Williams, R OBP: 0.290, SLG: 0.476				 						4	0	1	0	0	1	1						
Sandy Alomar Jr., R OBP: 0.378, SLG: 0.575			 							4	0	0	0	0	0	2						
Jeff Branson, L OBP: 0.224, SLG: 0.238										3	0	1	0	1	1	0						
Omar Vizquel, S OBP: 0.350, SLG: 0.373										2	0	1	0	0	1	0						
<b>Inning Stats</b>	R: 0 E: 0 K: 2 S: 11	H: 0 LOB: 1 BB: 1 P: 23	R: 0 E: 0 K: 1 S: 12	H: 2 LOB: 3 BB: 0 P: 19	R: 0 E: 0 K: 1 S: 11	H: 1 LOB: 1 BB: 0 P: 19	R: 0 E: 0 K: 0 S: 6	H: 2 LOB: 2 BB: 1 P: 12	R: 0 E: 0 K: 1 S: 10	H: 0 LOB: 1 BB: 1 P: 19	R: 0 E: 0 K: 0 S: 8	H: 0 LOB: 0 BB: 0 P: 14	R: 0 E: 0 K: 1 S: 5	H: 0 LOB: 0 BB: 0 P: 6	R: 0 E: 0 K: 3 S: 10	H: 0 LOB: 0 BB: 0 P: 15	R: 0 E: 0 K: 1 S: 8	H: 0 LOB: 0 BB: 0 P: 10	1B: 4 2B: 1 3B: 0 HR: 0	SF: 0 SAC: 0 DP: 1 HBP: 1	WP: 0 PB: 0 SB: 0 CS: 0	PA: 35
<b>PITCHER</b> Rogier Clemens, R ERA: 1.69	IP: 9.0 WLS: W BF: 35 H: 5 R: 0 ER: 0 SO: 10 BB: 3 IBB: 0 HBP: 1 BLK: 0 WP: 0 HR: 0 S: 81 P: 137 ERA: 0.00 WHIP: 0.889															<b>PITCHER</b>						

Cleveland Indians @ Toronto Blue Jays  
SkyDome, Toronto, ON  
Thu Aug 07 1997, 7:05 PM EDT  
Att: 35,194 - Unknown - 82 F


AB 31  
R 0  
H 5  
RBI 0  
BB 3  
SO 10  
LOB 13



Batter	1	2	3	4	5	6	7	8	9	AB	R	H	RBI	BB	SO	LOB	BOTTOM			
Otis Nixon, S OBP: 0.339, SLG: 0.292							 			4	0	1	0	0	1	0				
Mariano Duncan, R OBP: 0.282, SLG: 0.299							 			4	0	1	1	0	0	0				
José Cruz Jr., S OBP: 0.304, SLG: 0.542										4	0	1	0	0	2	2				
Joe Carter, R OBP: 0.297, SLG: 0.406		 								4	1	1	0	0	2	1				
Carlos Delgado, L OBP: 0.338, SLG: 0.522		 				 				4	1	2	1	0	0	0				
Ed Sprague, R OBP: 0.306, SLG: 0.397							 			4	0	0	0	0	1	2				
Shawn Green, L OBP: 0.344, SLG: 0.518										3	1	2	1	0	1	0				
Charlie O'Brien, R OBP: 0.313, SLG: 0.337										3	0	1	1	0	1	1				
Alex Gonzalez, R OBP: 0.299, SLG: 0.410										2	1	0	0	1	0	2				
<b>Inning Stats</b>	R: 0 E: 0 K: 0 S: 6	H: 3 LOB: 1 BB: 0 P: 22	R: 0 E: 0 K: 2 S: 9	H: 1 LOB: 1 BB: 0 P: 10	R: 1 E: 0 K: 0 S: 9	H: 2 LOB: 1 BB: 0 P: 13	R: 0 E: 0 K: 1 S: 8	H: 0 LOB: 0 BB: 0 P: 11	R: 0 E: 0 K: 0 S: 7	H: 1 LOB: 0 BB: 0 P: 8	R: 1 E: 0 K: 2 S: 18	H: 2 LOB: 2 BB: 1 P: 26	R: 0 E: 0 K: 2 S: 8	H: 0 LOB: 0 BB: 0 P: 10	R: 0 E: 0 K: 2 S: 8	H: 0 LOB: 0 BB: 0 P: 10	1B: 5 2B: 4 3B: 0 HR: 0	SF: 0 SAC: 0 DP: 1 HBP: 0	WP: 0 PB: 0 SB: 0 CS: 0	PA: 33
<b>PITCHER</b> John Smiley, L ERA: 5.15 Paul Shuey, R ERA: 5.18	IP: 7.0 WLS: L BF: 30 H: 4 R: 4 ER: 4 SO: 6 BB: 1 IBB: 0 HBP: 0 BLK: 0 WP: 0 HR: 0 S: 76 P: 99 ERA: 5.14 WHIP: 1.429															<b>PITCHER</b>				

Cleveland Indians @ Toronto Blue Jays  
SkyDome, Toronto, ON  
Thu Aug 07 1997, 7:05 PM EDT  
Att: 35,194 - Unknown - 82 F

AB 32  
R 4  
H 9  
RBI 4  
BB 1  
SO 8  
LOB 8





Batter	1	2	3	4	5	6	7	8	9	AB	R	H	RBI	BB	SO	LOB	TOP										
Tom Goodwin, L (1, 8) OBP: 0.315, SLG: 0.340	2-1 G5-3		2-3 K			1-0 G4-6-3 1B		4-1 G4-3 BB	2-1 G6-3	4	0	1	0	1	1	1											
Mark McLemore, S (1, 4) OBP: 0.344, SLG: 0.336	0-0 F7		1-2 G6-3			1-2 G4-6-3 1-2f		0-1 G4-3		4	0	0	0	0	0	2											
29 Rusty Greer, L (1, 7) OBP: 0.411, SLG: 0.518	4-2 HR BB		1-1 G6-3			3-2 P4		0-0 G3		3	1	0	0	1	0	1											
Juan Gonzalez, R (1, 9) OBP: 0.330, SLG: 0.561	1-1 HR			3-1 G5-3			0-0 1B SF7 1B		1-2 HBP BB PB 1B	4	3	3	2	0	0	0											
Willi Clark, L (1, 3) OBP: 0.407, SLG: 0.504	1-2 P6			2-0 L3			2-3 K		4-2 PB HBP 1B BB	3	1	0	0	1	1	1											
Ivan Rodriguez, R (1, 2) OBP: 0.385, SLG: 0.488		0-3 K		2-2 G4-3			0-0 1B		2-2 PB 1B HBP	3	1	1	0	0	1	0											
Lee Stevens, L (1, 10) OBP: 0.323, SLG: 0.473		1-0 G4-3			3-2 G4-3		0-0 SF7		1-1 WP SH3 1B	2	0	0	0	0	0	0											
Jim Leyritz, R (7, PH) OBP: 0.369, SLG: 0.416							3-H F7		1-2 1B	1	0	1	3	0	0	0											
Fernando Tatis, R (1, 5) OBP: 0.208, SLG: 0.422		0-0 2B			1-1 L5				3-0 SH3	3	0	1	0	0	0	1											
Benji Gil, R (1, 6) OBP: 0.258, SLG: 0.310					1-1 G4-3				1-2 1B	2	0	0	0	0	0	1											
Domingo Cedenio, S (8, PH) OBP: 0.324, SLG: 0.384									2-3 K	2	0	0	0	0	2	1											
									2-3 K	2	0	0	0	0	2	1											
<b>Inning Stats</b>	R: 2 H: 1 E: 0 K: 0 S: 10	H: 1 LOB: 0 BB: 1 P: 18	R: 0 H: 1 E: 0 K: 1 S: 6	H: 1 LOB: 1 BB: 0 P: 7	R: 0 H: 0 E: 0 K: 1 S: 8	H: 0 LOB: 0 BB: 0 P: 12	R: 0 H: 0 E: 0 K: 0 S: 7	H: 0 LOB: 0 BB: 0 P: 14	R: 0 H: 0 E: 0 K: 0 S: 8	H: 1 LOB: 0 BB: 0 P: 13	R: 1 H: 2 E: 0 K: 1 S: 12	H: 2 LOB: 1 BB: 0 P: 17	R: 0 H: 0 E: 0 K: 1 S: 9	H: 0 LOB: 1 BB: 1 P: 16	R: 3 H: 2 E: 0 K: 1 S: 20	H: 2 LOB: 1 BB: 1 P: 36	1B: 5 2B: 1 3B: 0 HR: 1	SF: 1 SAC: 1 DP: 1 HBP: 1	WP: 1 PB: 1 SB: 0 CS: 0	PA: 37							
<b>PITCHER</b>	IP	WLS	BF	H	R	ER	SO	BB	IBB	HBP	BLK	WP	HR	S	P	ERA	WHIP										
Bartolo Colon, R (1, 1) ERA: 5.74	6.1		24	5	3	3	3	1	0	0	0	0	1	54	86	4.26	0.947										
Paul Assenmacher, L (7, 1) ERA: 3.9	0.1		1	0	0	0	0	0	0	0	0	0	0	1	1	0.00	0.000										
Jose Mesa, R (7, 1) ERA: 3.15	1.1		5	0	0	0	1	1	0	0	0	0	0	13	23	0.00	0.750										
Michael Jackson, R (9, 1) ERA: 3.15	0.0	L	3	1	3	3	0	1	0	1	0	0	0	10	17	=	=										
Albie Lopez, R (9, 1) ERA: 6.21	1.0		4	1	0	0	1	0	0	0	0	1	0	10	19	0.00	1.000										

Texas Rangers @ Cleveland Indians  
Jacobs Field, Cleveland, OH  
Fri Aug 08 1997, 7:05 PM EDT  
Att: 43,110 - Unknown - 76 F

AB	31
R	6
H	7
RBI	5
BB	3
SO	5
LOB	8



Batter	1	2	3	4	5	6	7	8	9	AB	R	H	RBI	BB	SO	LOB	BOTTOM										
Brian Giles, L (1, 7) OBP: 0.389, SLG: 0.489	4-1 BLK 1B BB		2-3 K		4-2 G3 BB		4-2 G4-6-3 BB			1	1	0	0	3	1	0											
Omar Vizquel, S (1, 6) OBP: 0.348, SLG: 0.372	2-1 1B 2B 1B		3-1 F9		0-0 G3		0-2 G4-6-3 1-2f			4	1	1	0	0	0	3											
Manny Ramirez, R (1, 9) OBP: 0.422, SLG: 0.554	2-2 2B 1B		0-0 HR		0-3 K			1-0 F8		4	2	2	2	0	1	1											
Jim Thome, L (1, 3) OBP: 0.437, SLG: 0.606	3-1 1B G5-3 2B		3-2 G6-3		2-3 K			4-2 L3 BB		3	1	1	1	1	1	1											
David Justice, L (1, 10) OBP: 0.406, SLG: 0.553	3-0 G5-3 1B		2-1 G3			1-3 K		0-0 L3		4	0	1	1	0	1	1											
Matt Williams, R (1, 5) OBP: 0.288, SLG: 0.472	0-0 G5-3		2-0 G5-3			1-1 P6			1-3 K	4	0	0	1	0	1	1											
Tony Fernandez, S (1, 4) OBP: 0.326, SLG: 0.412	1-0 F8			0-3 K		1-0 F9			0-0 B1-3	4	0	0	0	0	1	1											
Pat Borders, R (1, 2) OBP: 0.352, SLG: 0.449	3-2 G5-3			0-0 G5-3			0-2 1B		1-3 K	3	0	1	0	0	0	1											
Sandy Alomar Jr., R (9, PH) OBP: 0.376, SLG: 0.573										1	0	0	0	0	1	0											
Marquis Grissom, R (1, 8) OBP: 0.309, SLG: 0.363		3-2 F9		0-3 K			1-0 L6			3	0	0	0	0	1	1											
<b>Inning Stats</b>	R: 4 H: 4 E: 0 K: 0 S: 16	H: 4 LOB: 1 BB: 1 P: 34	R: 0 H: 0 E: 0 K: 1 S: 8	H: 0 LOB: 0 BB: 0 P: 16	R: 1 H: 1 E: 0 K: 0 S: 7	H: 1 LOB: 0 BB: 0 P: 14	R: 0 H: 0 E: 0 K: 2 S: 7	H: 0 LOB: 0 BB: 0 P: 7	R: 0 H: 0 E: 0 K: 2 S: 9	H: 0 LOB: 1 BB: 1 P: 15	R: 0 H: 1 E: 1 K: 0 S: 13	H: 1 LOB: 1 BB: 1 P: 18	R: 0 H: 0 E: 0 K: 0 S: 6	H: 0 LOB: 0 BB: 1 P: 11	R: 0 H: 0 E: 0 K: 2 S: 7	H: 0 LOB: 0 BB: 0 P: 9	1B: 4 2B: 2 3B: 0 HR: 1	SF: 0 SAC: 0 DP: 2 HBP: 0	WP: 0 PB: 0 SB: 0 CS: 0	PA: 35							
<b>PITCHER</b>	IP	WLS	BF	H	R	ER	SO	BB	IBB	HBP	BLK	WP	HR	S	P	ERA	WHIP										
Tanyon Sturtze, R (1, 1) ERA: 7.56	6.1		27	6	5	5	6	2	0	0	1	0	0	61	104	7.11	1.263										
Scott Bailes, L (7, 1) ERA:	1.2	W	5	0	0	0	0	2	0	0	0	0	0	11	20	0.00	1.200										
John Wetteland, R (9, 1) ERA: 2.45	1.0	S	3	0	0	0	2	0	0	0	0	0	0	7	9	0.00	0.000										

Texas Rangers @ Cleveland Indians  
Jacobs Field, Cleveland, OH  
Fri Aug 08 1997, 7:05 PM EDT  
Att: 43,110 - Unknown - 76 F

AB	31
R	5
H	6
RBI	5
BB	4
SO	8
LOB	10









Batter	1	2	3	4	5	6	7	8	9	AB	R	H	RBI	BB	SO	LOB	TOP								
Damon Buford, R OBP: 0.276, SLG: 0.323 (1, 8)			G5-3				F9			4	0	1	0	0	0	3	Texas Rangers @ Cleveland Indians Jacobs Field, Cleveland, OH Sat Aug 09 1997, 7:05 PM EDT Att: 41,330 - Unknown - 80 F								
Ivan Rodriguez, R OBP: 0.363, SLG: 0.484 (1, 10)	F8		F7			L4		FC4-6 1B		4	0	1	0	0	0	1									
29 Rusty Greer, L OBP: 0.411, SLG: 0.517 (1, 7)	K					G1-3		K		4	1	1	0	0	2	2									
Juan Gonzalez, R OBP: 0.323, SLG: 0.548 (1, 9)	K					F9		FC4-6		4	0	0	0	0	2	3									
Jim Leyritz, R OBP: 0.374, SLG: 0.420 (1, 2)								L3		4	1	3	1	0	0	1									
Fernando Tatis, R OBP: 0.208, SLG: 0.400 Tom Goodwin, L OBP: 0.314, SLG: 0.341 (7, PH)	G6-4-3									2	0	0	0	0	1	2									
Domingo Cedeño, S OBP: 0.323, SLG: 0.386 (7, 6)										1	0	0	0	0	1	0									
Billy Ripken, R OBP: 0.321, SLG: 0.403 Mark McLemore, S OBP: 0.344, SLG: 0.334 (7, PH)	FC6-4									2	0	0	0	0	0	1									
Benji Gil, R OBP: 0.260, SLG: 0.309 Will Clark, L OBP: 0.404, SLG: 0.508 (7, PH)										1	0	0	0	1	0	0									
										1	0	0	0	0	1	2									
<b>Inning Stats</b>	R: 0 E: 0 K: 2 S: 10	H: 1 LOB: 1 BB: 0 P: 12	R: 0 E: 0 K: 0 S: 6	H: 2 LOB: 1 BB: 0 P: 10	R: 0 E: 0 K: 0 S: 7	H: 0 LOB: 0 BB: 0 P: 8	R: 1 E: 0 K: 2 S: 15	H: 2 LOB: 1 BB: 0 P: 24	R: 0 E: 0 K: 0 S: 6	H: 0 LOB: 0 BB: 1 P: 13	R: 0 E: 0 K: 0 S: 6	H: 0 LOB: 0 BB: 0 P: 8	R: 1 E: 1 K: 1 S: 9	H: 1 LOB: 2 BB: 1 P: 19	R: 0 E: 0 K: 1 S: 10	H: 1 LOB: 1 BB: 0 P: 14	R: 0 E: 0 K: 1 S: 8	H: 0 LOB: 0 BB: 0 P: 11	1B: 6 2B: 1 3B: 0 HR: 0	SF: 0 SAC: 2 DP: 2 HBP: 0	WP: 1 PB: 0 SB: 0 CS: 0	PA: 35			
<b>PITCHER</b>	IP	WLS	BF	H	R	ER	SO	BB	IBB	HBP	BLK	WP	HR	S	P	ERA	WHIP								
Jason Jacome, L ERA: 5.34 (1, 1)	5.2		21	5	1	1	4	1	0	0	0	0	0	48	72	1.59	1.059								
Paul Shuey, R ERA: 5.19 (6, 1)	0.2		5	1	1	1	0	0	1	0	0	0	0	6	16	13.50	1.500								
Paul Assenmacher, L ERA: 0.66 (7, 1)	1.0	W	4	1	0	0	2	0	0	0	0	1	0	10	12	0.00	1.000								
Jose Mesa, R ERA: 3.1 (8, 1)	1.2	S	5	0	0	0	1	0	0	0	0	0	0	13	19	0.00	0.000								

Batter	1	2	3	4	5	6	7	8	9	AB	R	H	RBI	BB	SO	LOB	BOTTOM								
Brian Giles, L OBP: 0.389, SLG: 0.506 (1, 7)	G6-3		F8					SH5-3 SF7 2B		4	1	1	0	0	0	0	Texas Rangers @ Cleveland Indians Jacobs Field, Cleveland, OH Sat Aug 09 1997, 7:05 PM EDT Att: 41,330 - Unknown - 80 F								
Omar Vizquel, S OBP: 0.348, SLG: 0.371 (1, 6)			P4					SH5-3		3	1	2	0	0	0	0									
Manny Ramirez, R OBP: 0.423, SLG: 0.549 (1, 9)			F9							3	0	0	0	1	1	2									
Jim Thome, L OBP: 0.432, SLG: 0.597 (1, 3)	G6-3									3	0	0	1	0	1	0									
David Justice, L OBP: 0.411, SLG: 0.572 (1, 10)										4	2	3	2	0	0	1									
Kevin Seitzer, R OBP: 0.311, SLG: 0.347 Matt Williams, R OBP: 0.285, SLG: 0.467 (8, 5)										3	0	1	0	0	0	0									
Tony Fernandez, S OBP: 0.326, SLG: 0.411 (1, 4)										0	0	0	0	0	0	0									
Pat Borders, R OBP: 0.363, SLG: 0.450 Sandy Alomar Jr., R OBP: 0.371, SLG: 0.564 (8, 2)										3	0	1	0	0	0	1									
Pat Borders, R OBP: 0.363, SLG: 0.450 Sandy Alomar Jr., R OBP: 0.371, SLG: 0.564 (8, 2)										2	0	1	0	0	0	0									
Marquis Grissom, R OBP: 0.307, SLG: 0.360 (1, 8)										3	0	0	0	0	1	3									
<b>Inning Stats</b>	R: 1 E: 0 K: 1 S: 14	H: 1 LOB: 0 BB: 0 P: 20	R: 0 E: 0 K: 0 S: 12	H: 3 LOB: 2 BB: 0 P: 21	R: 0 E: 0 K: 0 S: 5	H: 0 LOB: 0 BB: 0 P: 9	R: 1 E: 0 K: 1 S: 11	H: 1 LOB: 0 BB: 0 P: 16	R: 0 E: 0 K: 1 S: 7	H: 0 LOB: 0 BB: 0 P: 10	R: 0 E: 0 K: 0 S: 9	H: 1 LOB: 0 BB: 0 P: 12	R: 1 E: 0 K: 0 S: 5	H: 2 LOB: 1 BB: 0 P: 15	R: 1 E: 0 K: 0 S: 5	H: 1 LOB: 1 BB: 1 P: 12	1B: 6 2B: 1 3B: 0 HR: 2	SF: 1 SAC: 1 DP: 1 HBP: 0	WP: 0 PB: 1 SB: 1 CS: 1	PA: 32					
<b>PITCHER</b>	IP	WLS	BF	H	R	ER	SO	BB	IBB	HBP	BLK	WP	HR	S	P	ERA	WHIP								
Eric Moody, R ERA: 1.93 (1, 1)	6.1	L	25	8	3	2	3	0	0	0	0	0	0	3	4	0.00	0.000								
Matt Whiteside, R ERA: 6.75 (7, 1)	0.2		2	0	0	0	0	0	0	0	0	0	0	3	4	0.00	0.000								
Ed Vosberg, L ERA: 4.61 (8, 1)	1.0		5	1	1	1	0	0	1	0	0	0	0	5	12	9.00	1.000								

AB	31
R	2
H	7
RBI	1
BB	2
SO	7
LOB	16



AB	29
R	4
H	9
RBI	3
BB	1
SO	3
LOB	8













Batter	1	2	3	4	5	6	7	8	9	AB	R	H	RBI	BB	SO	LOB	TOP								
<b>Brian Hunter, R</b> OBP: 0.330, SLG: 0.345 (1, 8)										4	2	1	1	2	0	2									
<b>Damion Easley, R</b> OBP: 0.370, SLG: 0.499 (1, 10)										4	2	3	2	1	0	1									
<b>Travis Fryman, R</b> OBP: 0.328, SLG: 0.442 (1, 5)										5	1	1	2	0	2	3									
<b>Tony Clark, S</b> OBP: 0.393, SLG: 0.536 (1, 3)										5	2	2	1	0	2	1									
<b>Phil Nevin, R</b> OBP: 0.349, SLG: 0.440 (1, 7)										5	2	3	3	0	2	0									
<b>Bobby Higginson, L</b> OBP: 0.372, SLG: 0.540 (1, 9)										5	2	3	4	0	0	1									
<b>Orlando Miller, R</b> OBP: 0.277, SLG: 0.386 (1, 6)										3	0	0	0	0	2	1									
<b>Deivi Cruz, R</b> OBP: 0.256, SLG: 0.308 (7, 6)										2	1	1	0	0	0	0									
<b>Matt Walbeck, S</b> OBP: 0.337, SLG: 0.380 (1, 2)										5	1	2	0	0	0	2									
<b>Jody Reed, R</b> OBP: 0.286, SLG: 0.219 (1, 4)										5	0	1	0	0	0	2									
<b>Inning Stats</b>	R: 0 E: 0 K: 1 S: 11	H: 0 LOB: 1 BB: 1 P: 19	R: 0 E: 0 K: 2 S: 16	H: 1 LOB: 1 BB: 0 P: 22	R: 0 E: 0 K: 0 S: 12	H: 1 LOB: 1 BB: 0 P: 16	R: 3 E: 0 K: 0 S: 12	H: 5 LOB: 1 BB: 0 P: 22	R: 1 E: 0 K: 1 S: 18	H: 2 LOB: 1 BB: 0 P: 24	R: 2 E: 0 K: 2 S: 17	H: 3 LOB: 1 BB: 0 P: 26	R: 0 E: 0 K: 2 S: 7	H: 0 LOB: 0 BB: 0 P: 11	R: 7 E: 0 K: 0 S: 19	H: 5 LOB: 2 BB: 2 P: 33	R: 0 E: 0 K: 0 S: 11	H: 0 LOB: 0 BB: 0 P: 14	1B: 8 2B: 4 3B: 1 HR: 4	SF: 0 SAC: 0 DP: 1 HBP: 0	WP: 2 PB: 0 SB: 2 CS: 0	PA: 46			
<b>PITCHER</b>	IP	WLS	BF	H	R	ER	SO	BB	IBB	HBP	BLK	WP	HR	S	P	ERA	WHIP								
<b>John Smiley, L</b> ERA: 5.33 (1, 1)	5.2	L	28	11	6	6	5	1	0	0	0	2	3	82	121	9.53	2.118								
<b>Paul Shuey, R</b> ERA: 8.43 (6, 1)	2.0		12	4	5	5	3	2	0	0	0	0	0	27	47	22.50	3.000								
<b>Albie Lopez, R</b> ERA: 6.54 (8, 1)	1.1		6	2	2	2	0	0	0	0	0	0	1	14	19	13.50	1.500								

**Detroit Tigers @ Cleveland Indians**  
Jacobs Field, Cleveland, OH  
Wed Aug 13 1997, 7:05 PM EDT  
Cloudy - 70 F

AB 43  
R 13  
H 17  
RBI 13  
BB 3  
SO 8  
LOB 13



Batter	1	2	3	4	5	6	7	8	9	AB	R	H	RBI	BB	SO	LOB	BOTTOM								
<b>Brian Giles, L</b> OBP: 0.391, SLG: 0.518 (1, 8)										4	1	1	0	0	1	1									
<b>Omar Vizquel, S</b> OBP: 0.353, SLG: 0.377 (1, 6)										4	1	1	0	0	0	2									
<b>Manny Ramirez, R</b> OBP: 0.424, SLG: 0.550 (1, 9)										3	0	1	1	1	0	2									
<b>Jim Thome, L</b> OBP: 0.433, SLG: 0.590 (1, 3)										4	0	2	1	0	1	2									
<b>David Justice, L</b> OBP: 0.416, SLG: 0.586 (1, 7)										4	0	0	0	0	0	2									
<b>Matt Williams, R</b> OBP: 0.285, SLG: 0.462 (1, 5)										4	1	1	0	0	0	0									
<b>Kevin Seitzer, R</b> OBP: 0.318, SLG: 0.348 (1, 10)										3	0	2	0	1	0	0									
<b>Jeff Branson, L</b> OBP: 0.218, SLG: 0.259 (1, 4)										2	0	0	1	0	0	1									
<b>Jeff Manto, R</b> (9, PH)										1	0	0	0	0	0	1									
<b>Pat Borders, R</b> OBP: 0.351, SLG: 0.449 (1, 2)										3	0	1	0	0	0	1									
<b>Inning Stats</b>	R: 1 E: 0 K: 0 S: 8	H: 2 LOB: 1 BB: 0 P: 15	R: 1 E: 0 K: 0 S: 9	H: 2 LOB: 0 BB: 0 P: 14	R: 0 E: 0 K: 2 S: 12	H: 0 LOB: 1 BB: 1 P: 20	R: 0 E: 0 K: 0 S: 7	H: 1 LOB: 1 BB: 0 P: 11	R: 0 E: 0 K: 0 S: 7	H: 1 LOB: 1 BB: 0 P: 11	R: 0 E: 0 K: 0 S: 6	H: 1 LOB: 0 BB: 0 P: 10	R: 0 E: 0 K: 0 S: 7	H: 0 LOB: 0 BB: 0 P: 11	R: 1 E: 0 K: 0 S: 11	H: 2 LOB: 0 BB: 0 P: 18	R: 0 E: 0 K: 0 S: 7	H: 0 LOB: 1 BB: 1 P: 13	1B: 9 2B: 0 3B: 0 HR: 0	SF: 1 SAC: 0 DP: 2 HBP: 0	WP: 1 PB: 0 SB: 0 CS: 0	PA: 35			
<b>PITCHER</b>	IP	WLS	BF	H	R	ER	SO	BB	IBB	HBP	BLK	WP	HR	S	P	ERA	WHIP								
<b>Willie Blair, R</b> ERA: 4.12 (1, 1)	8.0	W	31	9	3	3	2	1	0	0	0	1	0	67	110	3.38	1.250								
<b>Mike Myers, L</b> ERA: 6.28 (9, 1)	1.0		4	0	0	0	0	1	0	0	0	0	0	7	13	0.00	1.000								

**Detroit Tigers @ Cleveland Indians**  
Jacobs Field, Cleveland, OH  
Wed Aug 13 1997, 7:05 PM EDT  
Cloudy - 70 F

AB 32  
R 3  
H 9  
RBI 3  
BB 2  
SO 2  
LOB 12





Batter	1	2	3	4	5	6	7	8	9	AB	R	H	RBI	BB	SO	LOB	TOP										
Brian Hunter, R OBP: 0.328, SLG: 0.344 (1, 8)	P4		CS	1B	G5-3		FC5-4 WP		F7	5	1	1	0	0	0	3	<b>Detroit Tigers @ Cleveland Indians</b> Jacobs Field, Cleveland, OH Wed Aug 13 1997, 7:05 PM EDT Att: 42,673 - Unknown - 69 F										
Damion Easley, R OBP: 0.389, SLG: 0.495 (1, 4)	F8			K		G6-3				3	0	0	0	1	1												
Bobby Higginson, L OBP: 0.373, SLG: 0.538 (1, 9)	F8			1B						3	0	1	0	1	0	2											
Tony Clark, S OBP: 0.392, SLG: 0.533 (1, 3)		G4-3		SF7						2	0	0	1	1	1	0											
Travis Fryman, R OBP: 0.327, SLG: 0.440 (1, 5)	G1-3									4	0	1	0	0	0	2											
Bob Hamelin, L OBP: 0.393, SLG: 0.537 (1, 10)	G3			K						3	0	0	0	1	1	2											
Phil Nevin, R OBP: 0.343, SLG: 0.431 (1, 7)			G5-3		F7		G4-3			4	0	0	0	0	1	3											
Raul Casanova, S OBP: 0.322, SLG: 0.382 (1, 2)					G3					4	0	2	0	0	1	0											
Deivi Cruz, R OBP: 0.257, SLG: 0.311 (1, 6)					FC5-4 CS					3	0	1	0	0	1	2											
Curtis Pride, L OBP: 0.328, SLG: 0.338 (9, PH)					FC5-4 CS					1	0	1	0	0	0	0											
<b>Inning Stats</b>	R: 0 H: 0 E: 0 K: 0 S: 10	H: 0 LOB: 0 BB: 0 P: 16	R: 0 H: 0 E: 0 K: 0 S: 6	H: 0 LOB: 0 BB: 0 P: 9	R: 0 H: 1 E: 0 K: 0 S: 6	H: 1 LOB: 0 BB: 0 P: 8	R: 1 H: 3 E: 0 K: 2 S: 13	H: 3 LOB: 2 BB: 0 P: 19	R: 0 H: 1 E: 0 K: 0 S: 8	H: 1 LOB: 1 BB: 3 P: 11	R: 0 H: 0 E: 0 K: 1 S: 16	H: 1 LOB: 2 BB: 1 P: 22	R: 0 H: 0 E: 0 K: 1 S: 10	H: 0 LOB: 0 BB: 0 P: 17	R: 0 H: 1 E: 0 K: 2 S: 17	H: 1 LOB: 1 BB: 0 P: 25	1B: 5 2B: 2 3B: 0 HR: 0	SF: 1 SAC: 0 DP: 0 HBP: 0	WP: 1 PB: 0 SB: 0 CS: 1	PA: 38							
<b>PITCHER</b>	IP	WLS	BF	H	R	ER	SO	BB	IBB	HBP	BLK	WP	HR	S	P	ERA	WHIP										
Orel Hershiser, R ERA: 4.83 (1, 1)	5.2	W	23	5	1	1	2	2	0	0	0	0	0	48	77	1.59	1.235										
Jason Jacome, L ERA: 5.34 (6, 1)	0.0		1	0	0	0	0	1	0	0	0	0	0	1	5	∞	∞										
Eric Plunk, R ERA: 5.22 (6, 1)	1.0		5	1	0	0	1	1	0	0	0	1	0	17	26	0.00	2.000										
Paul Assenmacher, L ERA: 3.48 (7, 1)	1.1		4	0	0	0	1	0	0	0	0	0	0	12	19	0.00	0.000										
Jose Mesa, R ERA: 3.0 (9, 1)	1.0		4	1	0	0	2	0	0	0	0	0	0	17	25	0.00	1.000										

Batter	1	2	3	4	5	6	7	8	9	AB	R	H	RBI	BB	SO	LOB	BOTTOM										
Brian Giles, L OBP: 0.397, SLG: 0.530 (1, 7)	F9 G4-3 1B	P3		1B		G6-4-3 1B		E9 SH 1B		4	3	3	1	1	0	1	<b>Detroit Tigers @ Cleveland Indians</b> Jacobs Field, Cleveland, OH Wed Aug 13 1997, 7:05 PM EDT Att: 42,673 - Unknown - 69 F										
Omar Vizquel, S OBP: 0.350, SLG: 0.373 (1, 6)	G4-3	E4 BB		F7		P6		SH 2B		4	1	0	1	0	0	5											
Kevin Seitzer, R OBP: 0.326, SLG: 0.358 (1, 10)	F9					G6-4-3		1B 2B		4	1	2	2	1	0	3											
Manny Ramirez, R OBP: 0.421, SLG: 0.544 (1, 9)	F9			L9				G5-3		4	1	0	0	1	0	5											
Sandy Alomar Jr., R OBP: 0.367, SLG: 0.555 (1, 2)	2B			L5		L9		P2		5	0	2	2	0	0	1											
Matt Williams, R OBP: 0.286, SLG: 0.464 (1, 5)	1B							1B		5	1	2	1	0	1	1											
Jeff Manto, R OBP: 0.400, SLG: 0.600 (1, 3)	F7			E9 2B		G4-3 1B		P6		4	1	2	1	0	0	3											
Tony Fernandez, S OBP: 0.320, SLG: 0.412 (1, 4)		G6-3		P3		F9		P6		4	0	0	0	0	0	2											
Marquis Grissom, R OBP: 0.309, SLG: 0.363 (1, 8)				P3				1B		4	1	3	0	0	0	1											
<b>Inning Stats</b>	R: 2 H: 2 E: 0 K: 0 S: 18	H: 2 LOB: 2 BB: 2 P: 33	R: 0 H: 1 E: 1 K: 0 S: 18	H: 1 LOB: 3 BB: 1 P: 26	R: 1 H: 1 E: 1 K: 0 S: 8	H: 1 LOB: 1 BB: 0 P: 13	R: 1 H: 2 E: 0 K: 0 S: 9	H: 2 LOB: 1 BB: 0 P: 19	R: 0 H: 1 E: 0 K: 0 S: 6	H: 1 LOB: 0 BB: 0 P: 9	R: 0 H: 2 E: 0 K: 0 S: 5	H: 2 LOB: 1 BB: 0 P: 5	R: 0 H: 0 E: 0 K: 1 S: 8	H: 0 LOB: 0 BB: 0 P: 11	R: 5 H: 5 E: 2 K: 0 S: 18	H: 5 LOB: 1 BB: 0 P: 27	1B: 9 2B: 4 3B: 1 HR: 0	SF: 0 SAC: 1 DP: 2 HBP: 0	WP: 0 PB: 0 SB: 0 CS: 0	PA: 42							
<b>PITCHER</b>	IP	WLS	BF	H	R	ER	SO	BB	IBB	HBP	BLK	WP	HR	S	P	ERA	WHIP										
Glenn Dishman, L ERA: 5.01 (1, 1)	3.1	L	21	6	4	3	0	0	0	0	0	0	0	12	20	0.00	1.200										
Greg Keagle, R ERA: 6.75 (4, 1)	1.2		6	2	0	0	0	0	0	0	0	0	0	17	24	7.71	1.286										
Dan Miceli, R ERA: 5.69 (6, 1)	2.1		9	3	2	2	1	0	0	0	0	0	0	5	8	∞	∞										
Mike Myers, L ERA: 6.98 (8, 1)	0.0		3	2	2	2	0	0	0	0	0	0	0	7	9	13.50	1.500										
Doug Brocail, R ERA: 3.66 (8, 1)	0.2		3	1	1	1	0	0	0	0	0	0	0	7	9	13.50	1.500										





Batter	1	2	3	4	5	6	7	8	9	AB	R	H	RBI	BB	SO	LOB	TOP					
<b>Brian Hunter, R</b> OBP: 0.330, SLG: 0.346 (1, 8)	F9		1B			G3		G6-3		3	1	1	0	1	0	0						
<b>Jody Reed, R</b> OBP: 0.285, SLG: 0.220 (1, 4)	P3		2B			F9			F8	4	0	1	1	0	0	1						
<b>Bobby Higginson, L</b> OBP: 0.374, SLG: 0.537 (1, 9)	G4-3					G3			G4-3	3	0	1	0	1	0	1						
<b>Tony Clark, S</b> OBP: 0.389, SLG: 0.528 (1, 3)		K				F9			G4-3	4	0	0	0	0	1	3						
<b>Bob Hamelin, L</b> OBP: 0.387, SLG: 0.527 (1, 10)	K					K			F7	4	0	0	0	0	2	2						
<b>Phil Nevin, R</b> OBP: 0.343, SLG: 0.429 (1, 5)						FC6-4				3	0	1	0	0	0	1						
<b>Curtis Pride, L</b> OBP: 0.322, SLG: 0.331 (1, 7)									G4-3	3	0	0	0	0	0	1						
<b>Raul Casanova, S</b> OBP: 0.318, SLG: 0.377 (1, 2)									G1-3	3	0	0	0	0	0	0						
<b>Deivi Cruz, R</b> OBP: 0.255, SLG: 0.308 (1, 6)									G6-3	3	0	0	0	0	0	0						
<b>Inning Stats</b>	R: 0 E: 0 K: 0 S: 10	H: 0 LOB: 0 BB: 0 P: 15	R: 0 E: 0 K: 2 S: 13	H: 1 LOB: 1 BB: 0 P: 18	R: 1 E: 0 K: 0 S: 13	H: 2 LOB: 1 BB: 0 P: 17	R: 0 E: 0 K: 1 S: 7	H: 0 LOB: 1 BB: 1 P: 15	R: 0 E: 0 K: 0 S: 6	H: 0 LOB: 0 BB: 0 P: 9	R: 0 E: 0 K: 0 S: 7	H: 0 LOB: 1 BB: 1 P: 15	R: 0 E: 0 K: 0 S: 5	H: 0 LOB: 0 BB: 0 P: 10	R: 0 E: 0 K: 0 S: 7	H: 0 LOB: 0 BB: 0 P: 11	R: 0 E: 0 K: 0 S: 5	H: 1 LOB: 1 BB: 0 P: 11	1B: 3 2B: 1 3B: 0 HR: 0	SF: 0 SAC: 0 DP: 0 HBP: 0	WP: 0 PB: 0 SB: 1 CS: 0	PA: 32
<b>PITCHER</b>	IP	WLS	BF	H	R	ER	SO	BB	IBB	HBP	BLK	WP	HR	S	P	ERA	WHIP					
<b>Charles Nagy, R</b> ERA: 4.2 (1, 1)	8.0	W	28	3	1	1	3	2	0	0	0	0	0	68	110	1.12	0.625					
<b>Michael Jackson, R</b> ERA: 3.05 (9, 1)	1.0		4	1	0	0	0	0	0	0	0	0	0	5	11	0.00	1.000					

**Detroit Tigers @ Cleveland Indians**  
Jacobs Field, Cleveland, OH  
Thu Aug 14 1997, 7:05 PM EDT  
Att: 42,936 - Unknown - 72 F

AB	30
R	1
H	4
RBI	1
BB	2
SO	3
LOB	9



Batter	1	2	3	4	5	6	7	8	9	AB	R	H	RBI	BB	SO	LOB	BOTTOM				
<b>Brian Giles, L</b> OBP: 0.391, SLG: 0.520 (1, 7)	L9					F7				5	0	0	0	0	2	3					
<b>Omar Vizquel, S</b> OBP: 0.355, SLG: 0.382 (1, 6)	BB					CS				4	3	3	0	1	0	0					
<b>Manny Ramirez, R</b> OBP: 0.423, SLG: 0.552 (1, 9)	K					F8				5	3	3	2	0	1	2					
<b>Jim Thome, L</b> OBP: 0.434, SLG: 0.599 (1, 3)	BB					P6				4	2	2	3	1	0	1					
<b>David Justice, L</b> OBP: 0.418, SLG: 0.597 (1, 10)						G5-3				4	2	2	4	1	0	0					
<b>Matt Williams, R</b> OBP: 0.287, SLG: 0.463 (1, 5)	F8									5	1	2	1	0	0	3					
<b>Sandy Alomar Jr., R</b> OBP: 0.369, SLG: 0.563 (1, 2)										4	1	2	1	0	0	1					
<b>Tony Fernandez, S</b> OBP: 0.316, SLG: 0.408 (1, 4)		K				G6-3				3	0	0	1	0	1	0					
<b>Marquis Grissom, R</b> OBP: 0.310, SLG: 0.363 (1, 8)										3	0	1	0	1	0	1					
<b>Inning Stats</b>	R: 0 E: 0 K: 1 S: 15	H: 1 LOB: 3 BB: 2 P: 27	R: 0 E: 0 K: 2 S: 11	H: 1 LOB: 1 BB: 0 P: 18	R: 2 E: 0 K: 0 S: 15	H: 3 LOB: 1 BB: 0 P: 21	R: 0 E: 0 K: 0 S: 5	H: 0 LOB: 0 BB: 1 P: 13	R: 1 E: 0 K: 0 S: 14	H: 1 LOB: 0 BB: 0 P: 21	R: 1 E: 0 K: 0 S: 6	H: 2 LOB: 1 BB: 0 P: 8	R: 4 E: 0 K: 0 S: 14	H: 3 LOB: 0 BB: 1 P: 23	R: 4 E: 0 K: 1 S: 15	H: 4 LOB: 0 BB: 0 P: 21	1B: 7 2B: 4 3B: 0 HR: 4	SF: 1 SAC: 0 DP: 0 HBP: 0	WP: 0 PB: 0 SB: 1 CS: 1	PA: 43	
<b>PITCHER</b>	IP	WLS	BF	H	R	ER	SO	BB	IBB	HBP	BLK	WP	HR	S	P	ERA	WHIP				
<b>Scott Sanders, R</b> ERA: 6.28 (1, 1)	6.0	L	28	8	4	4	3	3	0	0	0	0	2	14	23	36.00	4.000				
<b>Eddie Gaillard, R</b> ERA: 9.52 (7, 1)	1.0		7	3	4	4	0	1	0	0	0	0	1	14	20	54.00	6.000				
<b>Todd Jones, R</b> ERA: 3.27 (8, 1)	0.2		6	4	4	4	1	0	0	0	0	0	1	14	20	54.00	6.000				
<b>Kevin Jarvis, R</b> ERA: 8.81 (8, 1)	0.1		1	0	0	0	0	0	0	0	0	0	0	1	1	0.00	0.000				

**Detroit Tigers @ Cleveland Indians**  
Jacobs Field, Cleveland, OH  
Thu Aug 14 1997, 7:05 PM EDT  
Att: 42,936 - Unknown - 72 F

AB	37
R	12
H	15
RBI	12
BB	4
SO	4
LOB	11









Batter	1	2	3	4	5	6	7	8	9	AB	R	H	RBI	BB	SO	LOB	TOP										
Shannon Stewart, R (1, 8) OBP: 0.385, SLG: 0.125 Jacob Brumfield, R (1, FR) OBP: 0.282, SLG: 0.309										0	0	0	0	0	0	0											
Mariano Duncan, R (1, 4) OBP: 0.280, SLG: 0.291										5	1	0	1	0	0	4											
José Cruz Jr., S (1, 7) OBP: 0.313, SLG: 0.525										4	0	1	0	1	1												
Joe Carter, R (1, 10) OBP: 0.291, SLG: 0.411										4	0	0	0	0	4												
Carlos Delgado, L (1, 3) OBP: 0.341, SLG: 0.541										4	0	1	2	0	0	1											
Ed Sprague, R (1, 5) OBP: 0.303, SLG: 0.384										3	0	0	0	1	1	4											
Shawn Green, L (1, 9) OBP: 0.342, SLG: 0.512										4	1	3	0	0	1	0											
Charlie O'Brien, R (1, 2) OBP: 0.311, SLG: 0.339										4	0	1	0	0	2	4											
Tomas Perez, S (1, 6) OBP: 0.313, SLG: 0.286										4	1	0	0	0	3	3											
<b>Inning Stats</b>	R: 2 E: 1 K: 0 S: 4	H: 1 LOB: 2 BB: 1 P: 9	R: 0 E: 0 K: 2 S: 8	H: 1 LOB: 2 BB: 1 P: 12	R: 0 E: 0 K: 1 S: 6	H: 1 LOB: 1 BB: 0 P: 6	R: 2 E: 1 K: 0 S: 6	H: 2 LOB: 1 BB: 0 P: 6	R: 0 E: 0 K: 1 S: 6	H: 1 LOB: 2 BB: 1 P: 10	R: 0 E: 0 K: 2 S: 7	H: 0 LOB: 0 BB: 0 P: 7	R: 0 E: 0 K: 1 S: 5	H: 0 LOB: 0 BB: 0 P: 5	R: 0 E: 0 K: 2 S: 8	H: 1 LOB: 1 BB: 0 P: 8	R: 0 E: 0 K: 0 S: 3	H: 0 LOB: 0 BB: 0 P: 3	1B: 5 2B: 3 3B: 0 HR: 0	SF: 0 SAC: 0 DP: 1 HBP: 1	WP: 1 PB: 0 SB: 2 CS: 0	PA: 39					
<b>PITCHER</b>	IP	WLS	BF	H	R	ER	SO	BB	IBB	HBP	BLK	WP	HR	S	P	ERA	WHIP										
Jeff Juden, R (1, 1) ERA: 4.42	5.0		26	6	4	2	4	3	0	1	0	1	0	30	43	3.60	1.800										
Paul Shuey, R (6, 1) ERA: 5.63	4.0	W	13	1	0	0	5	0	0	0	0	0	0	23	23	0.00	0.250										

Toronto Blue Jays @ Cleveland Indians  
Jacobs Field, Cleveland, OH  
Sat Aug 16 1997, 3:33 AM EDT  
Att: 42,908 - Cloudy - 81 F

AB	35
R	4
H	7
RBI	4
BB	3
SO	9
LOB	21



Batter	1	2	3	4	5	6	7	8	9	AB	R	H	RBI	BB	SO	LOB	BOTTOM										
Brian Giles, L (1, 7) OBP: 0.383, SLG: 0.517										4	0	0	0	0	0	0											
Omar Vizquel, S (1, 6) OBP: 0.355, SLG: 0.383										4	1	1	0	0	2	0											
Manny Ramirez, R (1, 9) OBP: 0.419, SLG: 0.545										4	1	1	0	0	2	0											
Jim Thome, L (1, 3) OBP: 0.437, SLG: 0.611										3	2	1	1	1	2	1											
David Justice, L (1, 10) OBP: 0.426, SLG: 0.598										4	1	3	0	0	0	0											
Matt Williams, R (1, 5) OBP: 0.290, SLG: 0.469										4	1	2	4	0	0	1											
Jeff Branson, L (1, 4) OBP: 0.221, SLG: 0.294										3	1	1	0	0	2	0											
Pat Borders, R (1, 2) OBP: 0.342, SLG: 0.436										3	0	0	0	0	1	1											
Marquis Grissom, R (1, 8) OBP: 0.310, SLG: 0.374										3	1	1	2	0	0	0											
<b>Inning Stats</b>	R: 0 E: 0 K: 2 S: 7	H: 0 LOB: 0 BB: 0 P: 7	R: 1 E: 0 K: 1 S: 6	H: 1 LOB: 0 BB: 0 P: 6	R: 0 E: 0 K: 1 S: 5	H: 0 LOB: 0 BB: 0 P: 5	R: 0 E: 0 K: 2 S: 7	H: 0 LOB: 0 BB: 0 P: 7	R: 0 E: 0 K: 0 S: 3	H: 1 LOB: 0 BB: 0 P: 3	R: 6 E: 1 K: 1 S: 11	H: 6 LOB: 6 BB: 0 P: 11	R: 1 E: 0 K: 1 S: 6	H: 2 LOB: 2 BB: 1 P: 10	R: 0 E: 0 K: 0 S: 3	H: 0 LOB: 0 BB: 0 P: 3	1B: 6 2B: 1 3B: 0 HR: 3	SF: 0 SAC: 0 DP: 1 HBP: 0	WP: 0 PB: 0 SB: 0 CS: 0	PA: 33							
<b>PITCHER</b>	IP	WLS	BF	H	R	ER	SO	BB	IBB	HBP	BLK	WP	HR	S	P	ERA	WHIP										
Pat Hentgen, R (1, 1) ERA: 3.39	6.1		22	4	3	3	8	0	0	0	0	0	0	1	1												
Dan Plesac, L (7, 1) ERA: 4.04	0.0		1	1	0	0	0	0	0	0	0	0	0	1	1												
Paul Quantrill, R (7, 1) ERA: 2.3	0.2	L	5	3	4	4	0	0	0	0	0	0	2	5	5	54.00	4.500										
Marty Janzen, R (8, 1) ERA: 2.57	1.0		5	2	1	1	1	1	0	0	0	0	0	6	10	9.00	3.000										

Toronto Blue Jays @ Cleveland Indians  
Jacobs Field, Cleveland, OH  
Sat Aug 16 1997, 3:33 AM EDT  
Att: 42,908 - Cloudy - 81 F

AB	32
R	8
H	10
RBI	7
BB	1
SO	9
LOB	3



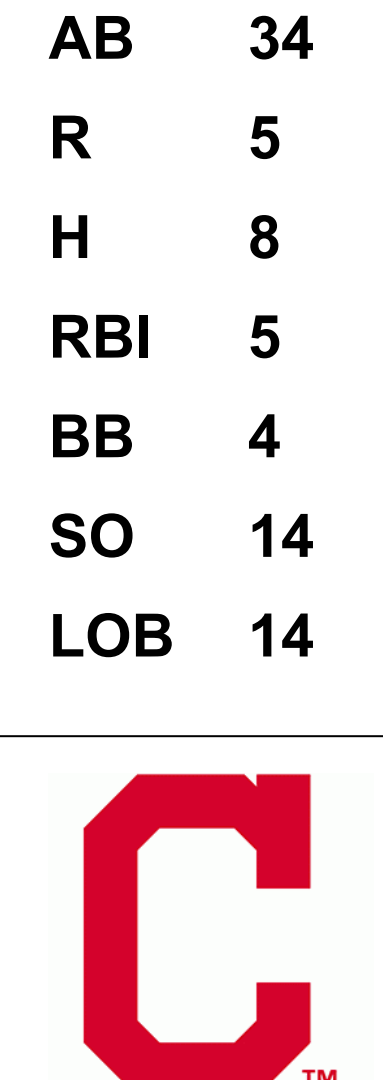


Batter	1	2	3	4	5	6	7	8	9	AB	R	H	RBI	BB	SO	LOB	TOP								
Jacob Brumfield, R OBP: 0.278, SLG: 0.299	G6-3		G4-3 S BB	K		E5 1B IBB		F8	F8	5	1	0	1	1	1	4	<b>Toronto Blue Jays @ Cleveland Indians</b> Jacobs Field, Cleveland, OH Sun Aug 17 1997, 3:33 AM EDT Att: 42,861 - Cloudy - 80 F								
Mariano Duncan, R OBP: 0.263, SLG: 0.290			G4-3	HR BB		K		G6-3		4	1	1	0	1	1	3									
José Cruz Jr., S OBP: 0.318, SLG: 0.537	L5		K			1B IBB			1B	4	1	2	3	1	1	2									
Joe Carter, R OBP: 0.294, SLG: 0.416	G3					1B IBB			1B	5	1	3	2	0	0	1									
Carlos Delgado, L OBP: 0.340, SLG: 0.536						G3-6-3 1B			G4-3	5	1	1	1	0	2	4									
Ed Sprague, R OBP: 0.302, SLG: 0.382										5	1	1	0	0	0	0									
Shawn Green, L OBP: 0.349, SLG: 0.519										4	1	3	0	1	0	0									
Charlie O'Brien, R OBP: 0.313, SLG: 0.346										5	2	2	1	0	0	3									
Tomas Perez, S OBP: 0.333, SLG: 0.278										4	1	1	1	1	0	2									
<b>Inning Stats</b>	R: 0 E: 0 K: 0 S: 4	H: 1 LOB: 1 BB: 0 P: 4	R: 0 E: 0 K: 1 S: 6	H: 1 LOB: 1 BB: 0 P: 6	R: 0 E: 0 K: 1 S: 5	H: 0 LOB: 1 BB: 1 P: 9	R: 7 E: 1 K: 1 S: 11	H: 6 LOB: 0 BB: 1 P: 15	R: 0 E: 0 K: 1 S: 5	H: 0 LOB: 0 BB: 0 P: 5	R: 3 E: 1 K: 0 S: 8	H: 3 LOB: 1 BB: 1 P: 12	R: 0 E: 0 K: 0 S: 3	H: 0 LOB: 1 BB: 1 P: 7	R: 0 E: 0 K: 0 S: 5	H: 2 LOB: 2 BB: 0 P: 5	R: 0 E: 0 K: 0 S: 4	H: 1 LOB: 2 BB: 1 P: 8	1B: 10 2B: 3 3B: 0 HR: 1	SF: 0 SAC: 0 DP: 1 HBP: 0	WP: 0 PB: 1 SB: 1 CS: 0	PA: 46			
<b>PITCHER</b>	IP WLS BF	H R ER SO	BB IBB HBP BLK	WP HR S P	ERA WHIP	<b>PITCHER</b>	IP WLS BF	H R ER SO	BB IBB HBP BLK	WP HR S P	ERA WHIP														
Jaret Wright, R ERA: 5.14	(1, 1)	3.2 L 20	7 6 6 3	2 0 0 0	0 0 1 24	32 14.73 2.455	Jason Jacome, L ERA: 5.45	(4, 1)	4.1 21	6 4 3 2	1 1 0 0	0 0 1 23	31 6.23 1.615	Eric Plunk, R ERA: 5.12	(9, 1)	1.0 5	1 0 0 0	1 0 0 0	0 0 4 8	8 0.00 2.000					

AB	41
R	10
H	14
RBI	9
BB	5
SO	5
LOB	19



Batter	1	2	3	4	5	6	7	8	9	AB	R	H	RBI	BB	SO	LOB	BOTTOM								
Brian Giles, L OBP: 0.380, SLG: 0.511	K	G1-3			G4-6-3				F9	5	0	1	1	0	1	4	<b>Toronto Blue Jays @ Cleveland Indians</b> Jacobs Field, Cleveland, OH Sun Aug 17 1997, 3:33 AM EDT Att: 42,861 - Cloudy - 80 F								
Omar Vizquel, S OBP: 0.351, SLG: 0.379	K		K		K		1B		G1-3	5	0	0	0	0	4	4									
Manny Ramirez, R OBP: 0.418, SLG: 0.541	K					G4-3			L8	3	0	0	0	1	1	0									
Jim Thome, L OBP: 0.435, SLG: 0.606						G4-3			K	3	1	0	0	1	1	1									
David Justice, L OBP: 0.424, SLG: 0.594						K			K	4	1	1	0	0	3	1									
Matt Williams, R OBP: 0.291, SLG: 0.469									K	2	1	1	0	0	0	0									
Jeff Manto, R OBP: 0.286, SLG: 0.429									K	2	0	0	0	0	2	0									
Sandy Alomar Jr., R OBP: 0.307, SLG: 0.361										3	1	2	3	0	1	0									
Pat Borders, R OBP: 0.347, SLG: 0.436										0	1	0	0	1	0	0									
Jeff Branson, L OBP: 0.230, SLG: 0.301										4	0	2	0	0	0	1									
Marquis Grissom, R OBP: 0.311, SLG: 0.376										3	0	1	1	1	1	3									
<b>Inning Stats</b>	R: 0 E: 0 K: 3 S: 9	H: 3 LOB: 0 BB: 0 P: 9	R: 3 E: 0 K: 1 S: 8	H: 3 LOB: 1 BB: 1 P: 12	R: 0 E: 0 K: 2 S: 7	H: 0 LOB: 1 BB: 1 P: 11	R: 0 E: 0 K: 1 S: 5	H: 0 LOB: 0 BB: 0 P: 5	R: 0 E: 0 K: 1 S: 4	H: 0 LOB: 0 BB: 1 P: 8	R: 1 E: 0 K: 2 S: 10	H: 3 LOB: 2 BB: 0 P: 10	R: 0 E: 0 K: 2 S: 7	H: 0 LOB: 0 BB: 0 P: 7	R: 1 E: 0 K: 1 S: 7	H: 2 LOB: 2 BB: 1 P: 11	1B: 6 2B: 2 3B: 0 HR: 0	SF: 0 SAC: 0 DP: 1 HBP: 0	WP: 0 PB: 0 SB: 0 CS: 0	PA: 38					
<b>PITCHER</b>	IP WLS BF	H R ER SO	BB IBB HBP BLK	WP HR S P	ERA WHIP	<b>PITCHER</b>	IP WLS BF	H R ER SO	BB IBB HBP BLK	WP HR S P	ERA WHIP														
Roger Clemens, R ERA: 1.78	(1, 1)	7.0 W 29	4 4 4 11	3 0 0 0	0 0 7 7	60 5.14 1.286	Tim Lincecum, R ERA: 7.07	(8, 1)	1.0 3	0 0 0 2	0 0 0 0	0 0 7 7	7 0.00 0.000	Kelvin Escobar, R ERA: 1.04	(9, 1)	1.0 6	2 1 1 1	1 0 0 0	0 0 7 11	11 9.00 3.000					





Batter	1	2	3	4	5	6	7	8	9	AB	R	H	RBI	BB	SO	LOB	TOP								
Shannon Stewart, R OBP: 0.294, SLG: 0.091	G1-3		SF8		G1-6-3			K		3	0	0	1	0	1	1	Toronto Blue Jays @ Cleveland Indians Jacobs Field, Cleveland, OH Mon Aug 18 1997, 7:05 PM EDT Att: 42,471 - Unknown - 69 F								
Mariano Duncan, R OBP: 0.263, SLG: 0.286	G5-3		3-H 4-0 BB			F8		F8		3	0	0	0	1	0	0									
José Cruz Jr., S OBP: 0.314, SLG: 0.528	K		G4-3			F7		P5		4	0	0	0	0	1	1									
Joe Carter, R OBP: 0.294, SLG: 0.413		G6-3		F9		BB HBP		F8		3	0	0	0	0	0	0									
Carlos Delgado, L OBP: 0.339, SLG: 0.532	P6			F8		FC5-4 BB		F9		3	0	0	0	1	0	0									
Ed Sprague, R OBP: 0.302, SLG: 0.387	F9			HR		FC5-4		E6		4	1	1	1	0	0	2									
Shawn Green, L OBP: 0.351, SLG: 0.528			HR	G4-3		G1-6-3 BB		G6-3		3	1	1	1	1	0	1									
Benito Santiago, R OBP: 0.258, SLG: 0.364			E8 G4-3 SF8 1B		G6-3		K			3	1	1	0	0	1	1									
Tomas Perez, S OBP: 0.333, SLG: 0.250			G4-3			G1-6-3 BB		G1-6-3		2	0	0	0	1	0	2									
<b>Inning Stats</b>	R: 0 E: 0 K: 1 S: 7	H: 0 LOB: 0 BB: 0 P: 13	R: 0 E: 0 K: 0 S: 8	H: 0 LOB: 0 BB: 0 P: 11	R: 2 E: 1 K: 0 S: 9	H: 2 LOB: 1 BB: 1 P: 20	R: 1 E: 0 K: 0 S: 7	H: 1 LOB: 0 BB: 0 P: 11	R: 0 E: 0 K: 0 S: 4	H: 0 LOB: 2 BB: 1 P: 9	R: 0 E: 0 K: 0 S: 13	H: 0 LOB: 2 BB: 1 P: 21	R: 0 E: 0 K: 1 S: 9	H: 0 LOB: 0 BB: 1 P: 18	R: 0 E: 0 K: 1 S: 7	H: 0 LOB: 0 BB: 0 P: 10	R: 0 E: 1 K: 0 S: 5	H: 0 LOB: 1 BB: 0 P: 8	1B: 1 2B: 0 3B: 0 HR: 2	SF: 1 SAC: 0 DP: 2 HBP: 1	WP: 0 PB: 0 SB: 0 CS: 0	PA: 34			
<b>PITCHER</b>	IP	WLS	BF	H	R	ER	SO	BB	IBB	HBP	BLK	WP	HR	S	P	ERA	WHIP								
Orel Hershiser, R ERA: 4.76	5.2	W	23	3	3	2	1	3	0	1	0	0	2	46	82	3.18	1.059								
Michael Jackson, R ERA: 2.53	2.1		7	0	0	0	2	1	0	0	0	0	0	18	31	0.00	0.429								
Jose Mesa, R ERA: 2.91	1.0	S	4	0	0	0	0	0	0	0	0	0	0	5	8	0.00	0.000								

Batter	1	2	3	4	5	6	7	8	9	AB	R	H	RBI	BB	SO	LOB	BOTTOM								
Brian Giles, L OBP: 0.378, SLG: 0.506	P5			P5		G3-1				3	0	0	0	1	0	3	Toronto Blue Jays @ Cleveland Indians Jacobs Field, Cleveland, OH Mon Aug 18 1997, 7:05 PM EDT Att: 42,471 - Unknown - 69 F								
Omar Vizquel, S OBP: 0.354, SLG: 0.382	G3 HR	G3 BB			CS 1B		FC6-4 1B			4	1	3	0	0	0	2									
Manny Ramirez, R OBP: 0.416, SLG: 0.545	G3		HR		K		F8			4	1	1	1	0	1	3									
Jim Thome, L OBP: 0.434, SLG: 0.602	HR BB		K		K		FC6-4 BB			3	1	0	0	1	2	1									
David Justice, L OBP: 0.428, SLG: 0.606	HR		F7		2B					3	2	2	3	1	0	0									
Sandy Alomar Jr., R OBP: 0.363, SLG: 0.554	F7		P4		G6-3		P3			4	0	0	0	0	0	3									
Jeff Branson, L OBP: 0.245, SLG: 0.310		PB 1B		1B		2B BB		F7		3	0	2	0	1	0	0									
Kevin Seitzer, R OBP: 0.324, SLG: 0.362	K		F9					K		4	0	1	1	0	2	2									
Marquis Grissom, R OBP: 0.309, SLG: 0.372	P6				K			G1-3		4	0	0	0	0	2	4									
<b>Inning Stats</b>	R: 3 E: 0 K: 0 S: 11	H: 2 LOB: 0 BB: 1 P: 20	R: 0 E: 0 K: 1 S: 16	H: 1 LOB: 2 BB: 1 P: 27	R: 1 E: 0 K: 1 S: 10	H: 1 LOB: 0 BB: 0 P: 15	R: 0 E: 0 K: 1 S: 12	H: 1 LOB: 1 BB: 0 P: 18	R: 0 E: 0 K: 2 S: 11	H: 1 LOB: 0 BB: 0 P: 18	R: 1 E: 0 K: 1 S: 14	H: 2 LOB: 2 BB: 1 P: 24	R: 0 E: 0 K: 0 S: 8	H: 1 LOB: 2 BB: 1 P: 14	R: 0 E: 0 K: 1 S: 6	H: 0 LOB: 0 BB: 0 P: 9	1B: 5 2B: 2 3B: 0 HR: 2	SF: 0 SAC: 0 DP: 0 HBP: 0	WP: 0 PB: 2 SB: 1 CS: 1	PA: 36					
<b>PITCHER</b>	IP	WLS	BF	H	R	ER	SO	BB	IBB	HBP	BLK	WP	HR	S	P	ERA	WHIP								
Woody Williams, R ERA: 4.36	6.0	L	28	8	5	5	6	3	0	0	0	0	2	74	122	7.50	1.833								
Dan Plesac, L ERA: 3.96	0.2		4	1	0	0	0	1	0	0	0	0	0	6	12	0.00	3.000								
Paul Quantrill, R ERA: 2.25	1.1		4	0	0	0	1	0	0	0	0	0	0	8	11	0.00	0.000								

AB	28
R	3
H	3
RBI	3
BB	4
SO	3
LOB	8



AB	32
R	5
H	9
RBI	5
BB	4
SO	7
LOB	18





Batter	1	2	3	4	5	6	7	8	9	AB	R	H	RBI	BB	SO	LOB	TOP					
Brian Giles, L OBP: 0.379, SLG: 0.504 (1, 7)	L4		G3-1			G3-1			SH1 1B	5	2	2	0	0	0	0						
Omar Vizquel, S OBP: 0.354, SLG: 0.379 (1, 6)	P5		P6				G3-1		SH1	3	1	0	0	1	0	0						
Manny Ramirez, R OBP: 0.418, SLG: 0.552 (1, 9)	HR		1B				K		G2	4	2	2	1	1	1	1						
Jim Thome, L OBP: 0.433, SLG: 0.598 (1, 3)	BB BB		K				G4-3		2H 1B	4	0	1	1	1	2	4						
David Justice, L OBP: 0.427, SLG: 0.611 (1, 10)	BB								K	4	1	1	4	1	1	1						
Matt Williams, R OBP: 0.291, SLG: 0.474 (1, 5)	F9									4	1	1	1	0	1	2						
Sandy Alomar Jr., R OBP: 0.362, SLG: 0.551 (1, 2)		P4								4	0	1	0	0	1	0						
Jeff Branson, L OBP: 0.252, SLG: 0.305 (1, 4)										2	0	0	0	1	1	0						
Marquis Grissom, R OBP: 0.306, SLG: 0.369 (1, 8)										4	0	0	0	0	1	3						
<b>Inning Stats</b>	R: 1 H: 1 E: 0 K: 0 S: 12	H: 1 LOB: 2 BB: 2 P: 26	R: 0 H: 0 E: 0 K: 1 S: 7	H: 0 LOB: 0 BB: 0 P: 8	R: 0 H: 1 E: 0 K: 1 S: 8	H: 1 LOB: 1 BB: 0 P: 17	R: 0 H: 1 E: 0 K: 1 S: 13	H: 1 LOB: 2 BB: 0 P: 21	R: 4 H: 2 E: 0 K: 2 S: 21	H: 2 LOB: 0 BB: 2 P: 31	R: 0 H: 0 E: 0 K: 1 S: 10	H: 0 LOB: 0 BB: 0 P: 13	R: 0 H: 0 E: 0 K: 1 S: 8	H: 0 LOB: 0 BB: 0 P: 10	R: 1 H: 1 E: 0 K: 0 S: 14	H: 1 LOB: 1 BB: 1 P: 26	R: 1 H: 2 E: 0 K: 1 S: 9	H: 2 LOB: 1 BB: 0 P: 11	1B: 5 2B: 0 3B: 0 HR: 3	SF: 0 SAC: 1 DP: 0 HBP: 1	WP: 0 PB: 0 SB: 0 CS: 0	PA: 41
<b>PITCHER</b>	IP	WLS	BF	H	R	ER	SO	BB	IBB	HBP	BLK	WP	HR	S	P	ERA	WHIP					
27 Ken Cloude, R ERA: 5.51 (1, 1)	4.1	L	23	5	5	5	4	4	0	1	0	0	2	56	98	10.38	2.077					
Bobby Ayala, R ERA: 4.69 (5, 1)	3.2		13	1	1	1	3	1	0	0	0	0	1	37	54	2.46	0.545					
Norm Charlton, L ERA: 7.26 (9, 1)	1.0	S	5	2	1	1	1	0	0	0	0	0	0	9	11	9.00	2.000					

Cleveland Indians @ Seattle Mariners  
The Kingdome, Seattle, WA  
Tue Aug 19 1997, 10:05 PM EDT  
Att: 33,645 - Dome - 68 F

livebaseballscorecards.com

AB 34  
R 7  
H 8  
RBI 7  
BB 5  
SO 8  
LOB 11



Batter	1	2	3	4	5	6	7	8	9	AB	R	H	RBI	BB	SO	LOB	BOTTOM				
Joey Cora, S OBP: 0.375, SLG: 0.463 (1, 4)	P6		L9							4	0	0	0	0	0	1					
Alex Rodriguez, R OBP: 0.352, SLG: 0.498 (1, 6)	G6-3									3	1	1	1	1	0	0					
Ken Griffey Jr., L OBP: 0.379, SLG: 0.633 (1, 8)										4	0	1	0	0	1	1					
Edgar Martinez, R OBP: 0.453, SLG: 0.534 (1, 10)	G1-3									4	0	1	0	0	1	2					
Jay Buhner, R OBP: 0.372, SLG: 0.489 (1, 9)										4	0	1	0	0	1	1					
Dan Wilson, R OBP: 0.326, SLG: 0.429 (1, 2)	F8									4	1	1	0	0	2	1					
Mike Blowers, R OBP: 0.374, SLG: 0.440 (1, 3)	G4-6-3									4	1	2	0	0	1	2					
Russ Davis, R OBP: 0.322, SLG: 0.499 (1, 5)										4	2	2	4	0	0	1					
Rich Amaral, R OBP: 0.308, SLG: 0.295 Brent Gates, S OBP: 0.298, SLG: 0.359 (9, PH)										3	0	1	0	0	0	1					
<b>Inning Stats</b>	R: 0 H: 1 E: 0 K: 0 S: 8	H: 1 LOB: 1 BB: 0 P: 12	R: 0 H: 1 E: 0 K: 0 S: 7	H: 0 LOB: 0 BB: 0 P: 13	R: 0 H: 0 E: 0 K: 0 S: 9	H: 0 LOB: 0 BB: 1 P: 16	R: 2 H: 3 E: 0 K: 1 S: 12	H: 3 LOB: 1 BB: 0 P: 15	R: 0 H: 1 E: 0 K: 1 S: 14	H: 1 LOB: 1 BB: 0 P: 19	R: 0 H: 1 E: 0 K: 1 S: 7	H: 1 LOB: 1 BB: 0 P: 11	R: 1 H: 1 E: 0 K: 1 S: 12	H: 1 LOB: 0 BB: 0 P: 21	R: 2 H: 2 E: 0 K: 3 S: 13	H: 2 LOB: 0 BB: 0 P: 22	1B: 6 2B: 1 3B: 0 HR: 3	SF: 0 SAC: 0 DP: 1 HBP: 0	WP: 0 PB: 0 SB: 0 CS: 1	PA: 36	
<b>PITCHER</b>	IP	WLS	BF	H	R	ER	SO	BB	IBB	HBP	BLK	WP	HR	S	P	ERA	WHIP				
John Smiley, L ERA: 5.2 (1, 1)	7.0	W	27	7	2	2	3	1	0	0	0	0	2	22	40	16.20	1.800				
Paul Shuey, R ERA: 8.15 (8, 1)	1.2		8	3	3	3	3	0	0	0	0	0	0	3	3	0.00	0.000				
Jose Mesa, R ERA: 2.89 (9, 1)	0.1	S	1	0	0	0	1	0	0	0	0	0	0	3	3	0.00	0.000				

Cleveland Indians @ Seattle Mariners  
The Kingdome, Seattle, WA  
Tue Aug 19 1997, 10:05 PM EDT  
Att: 33,645 - Dome - 68 F

livebaseballscorecards.com

AB 35  
R 5  
H 10  
RBI 5  
BB 1  
SO 7  
LOB 10









Batter	1	2	3	4	5	6	7	8	9	AB	R	H	RBI	BB	SO	LOB	TOP										
<b>Omar Vizquel, S</b> OBP: 0.395, SLG: 0.378 (1, 6)	G5-3	FC5-4				G6-3											4 1 2 0 1 0 1										
<b>Tony Fernandez, S</b> OBP: 0.320, SLG: 0.412 (1, 4)	BB					G5-3											5 1 3 0 0 0 3										
<b>Manny Ramirez, R</b> OBP: 0.418, SLG: 0.547 (1, 9)	BB					G6-3											3 2 1 1 2 0 2										
<b>Jim Thome, L</b> OBP: 0.434, SLG: 0.603 (1, 3)	K					WP											4 1 2 2 0 1 3										
<b>David Justice, L</b> OBP: 0.430, SLG: 0.609 (1, 7)						HBP											3 1 1 0 2 1 2										
<b>Matt Williams, R</b> OBP: 0.290, SLG: 0.472 (1, 5)	K					BB											5 0 1 1 0 2 5										
<b>Kevin Seitzer, R</b> OBP: 0.314, SLG: 0.349 (1, 10)																	4 0 0 0 0 0 0										
<b>Jeff Branson, L</b> OBP: 0.250, SLG: 0.302 (9, PH)																	1 0 0 1 0 0 1										
<b>Pat Borders, R</b> OBP: 0.352, SLG: 0.439 (9, PH)																	4 0 2 0 0 1 0										
<b>Sandy Alomar Jr., R</b> OBP: 0.358, SLG: 0.545 (9, PH)																	1 0 0 0 0 0 1										
<b>Marquis Grissom, R</b> OBP: 0.302, SLG: 0.364 (8, PH)																	3 0 0 0 0 3 2										
<b>Brian Giles, L</b> OBP: 0.374, SLG: 0.496 (8, 8)																	1 0 0 0 0 0 0										
<b>Inning Stats</b>	R: 0 E: 0 K: 2 S: 10	H: 1 LOB: 3 BB: 2 P: 21	R: 0 E: 0 K: 1 S: 13	H: 1 LOB: 1 BB: 0 P: 19	R: 0 E: 0 K: 1 S: 8	H: 2 LOB: 2 BB: 0 P: 15	R: 0 E: 0 K: 0 S: 6	H: 0 LOB: 0 BB: 0 P: 10	R: 2 E: 0 K: 2 S: 16	H: 1 LOB: 2 BB: 2 P: 32	R: 0 E: 0 K: 1 S: 14	H: 2 LOB: 0 BB: 0 P: 18	R: 2 E: 0 K: 0 S: 9	H: 2 LOB: 0 BB: 0 P: 13	R: 0 E: 0 K: 1 S: 9	H: 1 LOB: 1 BB: 0 P: 14	R: 2 E: 0 K: 0 S: 17	H: 2 LOB: 1 BB: 1 P: 25	1B: 9 2B: 3 3B: 0 HR: 1	SF: 0 SAC: 0 DP: 1 HBP: 1	WP: 1 PB: 0 SB: 1 CS: 1	PA: 44					
<b>PITCHER</b>	IP	WLS	BF	H	R	ER	SO	BB	IBB	HBP	BLK	WP	HR	S	P	ERA	WHIP										
<b>Jamie Moyer, L</b> ERA: 4.24 (1, 1)	5.0	W	24	5	2	2	6	4	0	1	0	1	0	53	97	3.60	1.800										
<b>Bob Welis, R</b> ERA: 5.53 (6, 1)	1.0		6	3	1	1	1	0	0	0	0	0	0	16	20	9.00	3.000										
<b>Paul Spoljaric, L</b> ERA: 3.34 (7, 1)	0.1		2	1	1	1	0	0	0	0	0	0	1	3	6	27.00	3.000										
<b>Mike Timlin, R</b> ERA: 2.88 (7, 1)	1.2		6	1	0	0	1	0	0	0	0	0	0	13	19	0.00	0.600										
<b>Heathcliff Stocumb, R</b> ERA: 5.56 (9, 1)	1.0	S	6	2	2	2	0	1	0	0	0	0	0	17	25	18.00	3.000										

Cleveland Indians @ Seattle Mariners  
The Kingdome, Seattle, WA  
Thu Aug 21 1997, 10:05 PM EDT  
Att: 30,395 - Dome - 72 F

AB 38  
R 6  
H 12  
RBI 5  
BB 5  
SO 8  
LOB 20




Batter	1	2	3	4	5	6	7	8	9	AB	R	H	RBI	BB	SO	LOB	BOTTOM										
<b>Joey Cora, S</b> OBP: 0.376, SLG: 0.462 (1, 4)	F8																4 2 2 0 1 0 0										
<b>Roberto Kelly, R</b> OBP: 0.337, SLG: 0.440 (1, 7)																	5 1 2 0 0 2 3										
<b>Ken Griffey Jr., L</b> OBP: 0.376, SLG: 0.624 (1, 8)																	4 1 0 0 1 0 3										
<b>Edgar Martinez, R</b> OBP: 0.454, SLG: 0.541 (1, 10)																	3 0 1 2 1 1 1										
<b>Alex Rodriguez, R</b> OBP: 0.348, SLG: 0.498 (1, 6)																	4 2 1 1 0 1 3										
<b>Jay Buhner, R</b> OBP: 0.370, SLG: 0.486 (1, 9)																	4 0 1 1 0 1 1										
<b>Paul Sorrento, L</b> OBP: 0.333, SLG: 0.506 ERA: 5.69 (1, 3)																	2 0 1 0 2 0 0										
<b>Rich Amaral, R</b> OBP: 0.315, SLG: 0.302 (9, 3)																	0 1 0 0 0 0 0										
<b>Russ Davis, R</b> OBP: 0.319, SLG: 0.493 (1, 5)																	4 0 0 0 0 1 5										
<b>Dan Wilson, R</b> OBP: 0.324, SLG: 0.426 (1, 2)																	4 0 0 0 0 1 4										
<b>Inning Stats</b>	R: 0 E: 0 K: 0 S: 8	H: 1 LOB: 1 BB: 0 P: 15	R: 1 E: 0 K: 1 S: 10	H: 1 LOB: 0 BB: 0 P: 19	R: 0 E: 0 K: 0 S: 7	H: 0 LOB: 0 BB: 0 P: 9	R: 1 E: 1 K: 1 S: 17	H: 1 LOB: 3 BB: 2 P: 30	R: 3 E: 0 K: 0 S: 10	H: 3 LOB: 2 BB: 2 P: 23	R: 0 E: 0 K: 1 S: 9	H: 1 LOB: 0 BB: 0 P: 15	R: 0 E: 0 K: 3 S: 10	H: 0 LOB: 0 BB: 0 P: 15	R: 2 E: 0 K: 1 S: 12	H: 1 LOB: 2 BB: 1 P: 25	1B: 6 2B: 1 3B: 0 HR: 1	SF: 0 SAC: 0 DP: 0 HBP: 0	WP: 2 PB: 1 SB: 0 CS: 0	PA: 39							
<b>PITCHER</b>	IP	WLS	BF	H	R	ER	SO	BB	IBB	HBP	BLK	WP	HR	S	P	ERA	WHIP										
<b>Bartolo Colon, R</b> ERA: 5.69 (1, 1)	4.0	L	22	2	1	0	0	2	1	0	0	0	0	47	85	9.00	2.000										
<b>Eric Plunk, R</b> ERA: 4.96 (5, 1)	1.2		7	1	0	0	1	0	1	0	0	0	0	13	24	0.00	0.600										
<b>Jason Jacome, L</b> ERA: 5.4 (6, 1)	0.1		1	0	0	0	0	0	0	0	0	0	0	2	0.00	0.000											
<b>Michael Jackson, R</b> ERA: 2.87 (7, 1)	1.2		8	1	2	1	4	0	1	0	0	1	0	18	33	5.40	0.600										
<b>Paul Assenmacher, L</b> ERA: 3.34 (8, 1)	0.1		1	0	0	0	0	0	0	0	0	1	0	4	7	0.00	0.000										

Cleveland Indians @ Seattle Mariners  
The Kingdome, Seattle, WA  
Thu Aug 21 1997, 10:05 PM EDT  
Att: 30,395 - Dome - 72 F

AB 34  
R 7  
H 8  
RBI 4  
BB 5  
SO 7  
LOB 20





Batter	1	2	3	4	5	6	7	8	9	AB	R	H	RBI	BB	SO	LOB	TOP										
Brian Giles, L (1, 7) OBP: 0.376, SLG: 0.496	1-1 P5	1-1		0-0 G4-3				0-1 SH5-4		4	0	2	1	0	0	2	<b>Cleveland Indians @ Oakland Athletics</b> Oakland-Alameda County Coliseum, Oakland, CA Fri Aug 22 1997, 7:05 PM PDT Att: 11,451 - Unknown - 72 F										
Omar Vizquel, S (1, 6) OBP: 0.354, SLG: 0.374	4-2 F8 BB	1-2 G3			1-1 G6-3	2-2 G1-3		2-2 L5		4	0	0	0	1	0	5											
Manny Ramirez, R (1, 9) OBP: 0.419, SLG: 0.556	4-2 BB		1-2 G1-3		0-2 HR		0-1 G6-3		2-2 HR	4	2	2	1	1	0	0											
Jim Thome, L (1, 3) OBP: 0.432, SLG: 0.597	0-0 F8		3-1 P8		0-0 P6		1-1 G4-3		4-2 BB	4	0	0	0	1	0	3											
David Justice, L (1, 10) OBP: 0.432, SLG: 0.615	1-2 P6		0-1 F9		3-2 HR		4-2 1B		4-0 BB	3	1	1	2	2	0	2											
Matt Williams, R (1, 5) OBP: 0.289, SLG: 0.469		2-2 F7		0-3 K	1-0 F8		1-0 1B		0-3 K	5	0	1	0	0	2	2											
Sandy Alomar Jr., R (1, 2) OBP: 0.359, SLG: 0.543		0-0 3B		0-0 F8		0-1 F8	3-1 F8		0-3 K	5	1	1	0	0	1	4											
Jeff Branson, L (1, 4) OBP: 0.255, SLG: 0.301		0-3 K		4-2 1B		1-3 K		1-0 SH5-4 1B	3-3 K	4	0	1	0	1	3	3											
Marquis Grissom, R (1, 8) OBP: 0.308, SLG: 0.374	1-0 1B		0-0 1B		1-1 1B		1-2 CS SH5-4 1B			4	1	4	1	0	0	0											
<b>Inning Stats</b>	R: 0 E: 0 K: 0 S: 13	H: 0 LOB: 2 BB: 2 P: 23	R: 2 E: 0 K: 1 S: 15	H: 3 LOB: 1 BB: 0 P: 20	R: 0 E: 0 K: 1 S: 8	H: 0 LOB: 0 BB: 0 P: 12	R: 0 E: 0 K: 1 S: 8	H: 1 LOB: 2 BB: 1 P: 12	R: 2 E: 0 K: 0 S: 10	H: 2 LOB: 0 BB: 0 P: 15	R: 0 E: 0 K: 1 S: 12	H: 2 LOB: 2 BB: 0 P: 18	R: 0 E: 0 K: 0 S: 9	H: 1 LOB: 2 BB: 1 P: 18	R: 0 E: 0 K: 0 S: 9	H: 2 LOB: 1 BB: 0 P: 13		R: 1 E: 0 K: 3 S: 15	H: 1 LOB: 2 BB: 2 P: 28	1B: 7 2B: 2 3B: 1 HR: 2	SF: 0 SAC: 1 DP: 0 HBP: 0	WP: 0 PB: 0 SB: 0 CS: 2	PA: 44				
<b>PITCHER</b>	IP	WLS	BF	H	R	ER	SO	BB	IBB	HBP	BLK	WP	HR	S	P	ERA	WHIP										
Ariel Prieto, R (1, 1) ERA: 5.04	6.0	L	29	8	4	4	3	3	0	0	0	0	1	66	100	6.00	1.833										
Dane Johnson, R (7, 1) ERA: 4.2	1.0		7	3	0	0	0	1	0	0	0	0	0	12	24	0.00	4.000										
Mike Mohler, L (8, 1) ERA: 5.56	1.0		5	1	1	1	0	2	0	0	0	0	1	11	22	9.00	3.000										
Billy Taylor, R (9, 1) ERA: 4.8	1.0		3	0	0	0	3	0	0	0	0	0	0	10	13	0.00	0.000										


Batter	1	2	3	4	5	6	7	8	9	AB	R	H	RBI	BB	SO	LOB	BOTTOM										
Jason McDonald, S (1, 7) OBP: 0.303, SLG: 0.380	2-2 G4-3		0-0 B5-3						0-0 E3	5	0	0	0	0	2	4	<b>Cleveland Indians @ Oakland Athletics</b> Oakland-Alameda County Coliseum, Oakland, CA Fri Aug 22 1997, 7:05 PM PDT Att: 11,451 - Unknown - 72 F										
Mark Bellhorn, S (1, 5) OBP: 0.314, SLG: 0.413	0-1 G1-3		1-0 F8		3-1 L8			2-1 HR 1B	1-2 P6	5	1	1	0	0	0	4											
Matt Stairs, L (1, 9) OBP: 0.429, SLG: 0.667	4-2 HBP			0-0 G5-4-3		1-0 F7		2-0 HR		3	1	2	2	1	0	0											
Jose Canseco, R (1, 10) OBP: 0.327, SLG: 0.467	1-0 BB			0-0 G5-4-3		4-1 S		1-2 P5		2	0	0	0	1	0	1											
Jason Giambi, L (1, 3) OBP: 0.355, SLG: 0.487	1-2 HBP			1-2 G4-3		1-0 F7		0-0 F8		4	0	0	0	0	0	3											
Scott Spiezio, S (1, 4) OBP: 0.281, SLG: 0.358		1-1 G4-3			0-0 F8		0-2 F9		3-3 K	4	0	0	0	0	1	1											
Brent Mayne, L (1, 2) ERA: 4.75		3-2 F8			1-2 BB		2-1 G3		1-1 F7	3	1	1	0	0	0	0											
George Williams, S (9, PH) OBP: 0.389, SLG: 0.381					1-2 1B					1	0	0	0	0	0	0											
Ernie Young, R (1, 8) OBP: 0.285, SLG: 0.331		3-3 K			4-2 1B		1-3 K		4-2 E	2	0	0	0	1	2	0											
Dave Magadan, L (9, PH) OBP: 0.404, SLG: 0.386					1-2 BB					0	0	0	0	1	0	0											
Tony Batista, R (1, 6) OBP: 0.253, SLG: 0.315			2-2 P9		0-0 1B		1-1 1B		2-3 K	3	0	2	1	0	0	0											
Brian Leshar, R (9, PH) OBP: 0.224, SLG: 0.333					1-2 1B					1	0	0	0	0	1	1											
<b>Inning Stats</b>	R: 0 E: 0 K: 0 S: 13	H: 0 LOB: 2 BB: 1 P: 21	R: 0 E: 0 K: 1 S: 9	H: 0 LOB: 0 BB: 0 P: 16	R: 0 E: 0 K: 0 S: 5	H: 0 LOB: 0 BB: 0 P: 8	R: 0 E: 0 K: 0 S: 4	H: 1 LOB: 0 BB: 0 P: 4	R: 1 E: 0 K: 1 S: 12	H: 2 LOB: 1 BB: 1 P: 21	R: 0 E: 0 K: 2 S: 6	H: 0 LOB: 1 BB: 1 P: 12	R: 0 E: 0 K: 2 S: 10	H: 1 LOB: 0 BB: 0 P: 17	R: 2 E: 0 K: 1 S: 10	H: 2 LOB: 0 BB: 0 P: 18	R: 0 E: 1 K: 1 S: 13	H: 0 LOB: 2 BB: 1 P: 21	1B: 5 2B: 0 3B: 0 HR: 1	SF: 0 SAC: 0 DP: 1 HBP: 1	WP: 0 PB: 0 SB: 1 CS: 0	PA: 38					
<b>PITCHER</b>	IP	WLS	BF	H	R	ER	SO	BB	IBB	HBP	BLK	WP	HR	S	P	ERA	WHIP										
Jaret Wright, R (1, 1) ERA: 5.73	1.0		6	3	2	2	2	0	0	0	0	0	1	13	24	18.00	3.000										
Eric Plunk, R (8, 1) ERA: 4.92	0.1		1	0	0	0	0	0	0	0	0	0	0	3	4	0.00	0.000										
Paul Assenmacher, L (8, 1) ERA: 3.28	0.2		2	0	0	0	1	0	0	0	0	0	0	4	7	0.00	0.000										
Jose Mesa, R (9, 1) ERA: 2.85	1.0	S	5	0	0	0	1	1	0	0	0	0	0	13	21	0.00	1.000										





Batter	1	2	3	4	5	6	7	8	9	AB	R	H	RBI	BB	SO	LOB	TOP				
<b>Brian Giles, L</b> OBP: 0.373, SLG: 0.493	G4-3	SF8				G4-3		G1-3		4	0	1	1	0	0	2	<b>Cleveland Indians @ Oakland Athletics</b> Oakland-Alameda County Coliseum, Oakland, CA Sat Aug 23 1997, 7:05 PM PDT Att: 17,066 - Sunny - 70 F				
<b>Omar Vizquel, S</b> OBP: 0.392, SLG: 0.373	BB	F7			G4-3		F9		F7	5	0	1	0	0	0	2					
<b>Manny Ramirez, R</b> OBP: 0.419, SLG: 0.553	G6-4-3						K		HR	4	1	1	0	1	2	0					
<b>Jim Thome, L</b> OBP: 0.433, SLG: 0.612	G6-4-3								HR	5	2	3	3	0	0	2					
<b>David Justice, L</b> OBP: 0.436, SLG: 0.626									HR	5	1	4	1	0	0	0					
<b>Matt Williams, R</b> OBP: 0.288, SLG: 0.469									HR	5	1	1	0	0	1	4					
<b>Sandy Alomar Jr., R</b> OBP: 0.359, SLG: 0.543									HR	5	2	3	1	0	0	2					
<b>Jeff Branson, L</b> OBP: 0.260, SLG: 0.304									HR	5	0	2	0	0	1	3					
<b>Marquis Grissom, R</b> OBP: 0.308, SLG: 0.374										3	0	1	0	0	0	1					
<b>Inning Stats</b>	R: 0 E: 0 K: 0 S: 7	H: 1 LOB: 1 BB: 1 P: 16	R: 3 E: 0 K: 0 S: 12	H: 4 LOB: 1 BB: 0 P: 16	R: 0 E: 0 K: 1 S: 11	H: 2 LOB: 2 BB: 0 P: 18	R: 0 E: 0 K: 0 S: 9	H: 1 LOB: 1 BB: 0 P: 14	R: 0 E: 0 K: 0 S: 8	H: 1 LOB: 1 BB: 0 P: 11	R: 1 E: 0 K: 1 S: 12	H: 1 LOB: 0 BB: 0 P: 19	R: 1 E: 1 K: 2 S: 12	H: 2 LOB: 2 BB: 0 P: 15	R: 2 E: 0 K: 0 S: 19	H: 4 LOB: 2 BB: 0 P: 26	1B: 13 2B: 1 3B: 0 HR: 3	SF: 1 SAC: 1 DP: 1 HBP: 0	WP: 0 PB: 0 SB: 1 CS: 0	PA: 44	
<b>PITCHER</b>	IP	WLS	BF	H	R	ER	SO	BB	IBB	HBP	BLK	WP	HR	S	P	ERA	WHIP				
<b>Brad Rigby, R</b> ERA: 3.75	6.2	L	31	11	4	4	2	1	0	0	0	0	2	61	94	5.40	1.800				
<b>Buddy Groom, L</b> ERA: 4.25	0.1		1	0	0	0	0	0	0	0	0	0	0	5	8	0.00	0.000				
<b>Aaron Small, R</b> ERA: 4.23	1.0		5	2	1	0	2	0	0	0	0	0	0	12	15	0.00	2.000				
<b>T.J. Mathews, R</b> ERA: 2.65	1.0		7	4	2	2	0	0	0	0	0	0	1	19	26	18.00	4.000				

AB	41
R	7
H	17
RBI	6
BB	1
SO	4
LOB	16



Batter	1	2	3	4	5	6	7	8	9	AB	R	H	RBI	BB	SO	LOB	BOTTOM					
<b>Mark Bellhorn, S</b> OBP: 0.355, SLG: 0.409	2B	F8			P2		K		G3	4	1	1	0	1	1	3	<b>Cleveland Indians @ Oakland Athletics</b> Oakland-Alameda County Coliseum, Oakland, CA Sat Aug 23 1997, 7:05 PM PDT Att: 17,066 - Sunny - 70 F					
<b>Scott Spiezio, S</b> OBP: 0.280, SLG: 0.359	BB	K			K		F7		G3	5	0	1	2	0	2	5						
<b>Matt Stairs, L</b> OBP: 0.421, SLG: 0.653	K				FC4				F8	5	0	0	0	0	1	4						
<b>Jose Canseco, R</b> OBP: 0.327, SLG: 0.466	K									1	0	0	0	0	1	1						
<b>Dave Magadan, L</b> OBP: 0.403, SLG: 0.382	K									2	0	0	0	1	1	0						
<b>Jason Giambi, L</b> OBP: 0.354, SLG: 0.484	BB				F7				F8	3	0	0	0	1	0	1						
<b>Brent Mayne, L</b> OBP: 0.313, SLG: 0.343	BB				F8				K	3	0	0	0	1	1	0						
<b>Brian Leshner, R</b> ERA: 4.65	L7				G5-3				BB	3	0	0	0	0	1	3						
<b>Ernie Young, R</b> OBP: 0.286, SLG: 0.326		F8			G6-3				BB	2	1	0	0	0	0	0						
<b>George Williams, S</b> OBP: 0.392, SLG: 0.384									G3	1	1	1	0	0	0	0						
<b>Tony Batista, R</b> OBP: 0.269, SLG: 0.337									BB	4	0	4	1	0	0	0						
<b>Inning Stats</b>	R: 1 E: 0 K: 2 S: 13	H: 2 LOB: 3 BB: 2 P: 28	R: 0 E: 0 K: 1 S: 8	H: 1 LOB: 0 BB: 0 P: 10	R: 0 E: 0 K: 0 S: 4	H: 0 LOB: 0 BB: 0 P: 6	R: 0 E: 0 K: 0 S: 14	H: 1 LOB: 1 BB: 0 P: 17	R: 0 E: 0 K: 0 S: 4	H: 0 LOB: 0 BB: 1 P: 9	R: 1 E: 0 K: 2 S: 15	H: 1 LOB: 1 BB: 0 P: 19	R: 0 E: 0 K: 0 S: 7	H: 0 LOB: 0 BB: 0 P: 10	R: 2 E: 0 K: 1 S: 18	H: 3 LOB: 2 BB: 1 P: 27	1B: 6 2B: 2 3B: 0 HR: 0	SF: 0 SAC: 0 DP: 1 HBP: 1	WP: 1 PB: 0 SB: 0 CS: 0	PA: 39		
<b>PITCHER</b>	IP	WLS	BF	H	R	ER	SO	BB	IBB	HBP	BLK	WP	HR	S	P	ERA	WHIP					
<b>Orel Hershiser, R</b> ERA: 4.85	6.1	W	27	5	2	2	6	2	1	1	0	0	0	58	95	2.84	1.105					
<b>Paul Assenmacher, L</b> ERA: 3.11	2.0		6	0	0	0	2	0	0	0	0	0	1	0	17	23	0.00	0.000				
<b>Michael Jackson, R</b> ERA: 3.15	0.0		3	3	1	1	0	0	0	0	0	0	0	10	10	∞	∞					
<b>Jose Mesa, R</b> ERA: 2.82	0.2	S	3	0	1	1	0	1	0	0	0	0	0	5	12	13.50	1.500					

AB	34
R	4
H	8
RBI	3
BB	4
SO	8
LOB	17





Batter	1	2	3	4	5	6	7	8	9	AB	R	H	RBI	BB	SO	LOB	TOP			
Brian Giles, L (1, 7) OBP: 0.371, SLG: 0.486	F7	G6-3			L3				F7	4	0	0	0	1	0	4	<b>Cleveland Indians @ Oakland Athletics</b> Oakland-Alameda County Coliseum, Oakland, CA Sun Aug 24 1997, 3:33 AM PDT Att: 20,074 - Sunny - 78 F			
Tony Fernandez, S (1, 6) OBP: 0.316, SLG: 0.407	L8		F9		K				K	4	0	0	0	0	2	2				
Manny Ramirez, R (1, 9) OBP: 0.420, SLG: 0.550					K				K	2	0	0	0	2	2	1				
Jim Thome, L (1, 3) OBP: 0.432, SLG: 0.608	K				P9				1B	4	0	1	0	0	1	2				
David Justice, L (1, 10) OBP: 0.436, SLG: 0.635		HBP			L3				1B	4	1	2	1	0	0	2				
Matt Williams, R (1, 5) OBP: 0.290, SLG: 0.468					G5-3				1B	3	0	1	0	1	0	0				
Sandy Alomar Jr., R (1, 2) OBP: 0.355, SLG: 0.538		F8			G1-3				1B	4	0	0	0	0	1	4				
Jeff Branson, L (1, 4) OBP: 0.253, SLG: 0.296		F9			G4-3				P5	4	0	0	0	0	0	2				
Marquis Grissom, R (1, 8) OBP: 0.310, SLG: 0.373									K	3	0	1	0	0	1	0	<b>C</b>			
<b>Inning Stats</b>	R: 0 H: 0 E: 0 K: 1 S: 13	H: 0 LOB: 1 BB: 1 P: 23	R: 0 H: 1 E: 0 K: 0 S: 13	LOB: 3 BB: 1 P: 30	R: 0 H: 0 E: 0 K: 0 S: 7	H: 0 LOB: 1 BB: 1 P: 14	R: 0 H: 0 E: 0 K: 0 S: 4	H: 0 LOB: 0 BB: 0 P: 7	R: 0 H: 1 E: 1 K: 2 S: 11	H: 1 LOB: 0 BB: 0 P: 17	R: 1 H: 1 E: 0 K: 0 S: 13	H: 1 LOB: 0 BB: 0 P: 20	R: 0 H: 0 E: 0 K: 1 S: 8	H: 2 LOB: 2 BB: 0 P: 14	R: 0 H: 0 E: 0 K: 1 S: 13	H: 0 LOB: 0 BB: 0 P: 18		1B: 3 2B: 1 3B: 0 HR: 1	SF: 0 SAC: 0 DP: 0 HBP: 1	WP: 0 PA: 37 PB: 0 CS: 0
<b>PITCHER</b>	IP	WLS	BF	H	R	ER	SO	BB	IBB	HBP	BLK	WP	HR	S	P	ERA		WHIP		
Jimmy Haynes, R (1, 1) ERA: 4.76	5.0	W	21	2	0	0	3	3	0	1	0	0	0	48	91	0.00		1.000		
Buddy Groom, L (6, 1) ERA: 4.39	0.1		2	1	1	1	0	0	0	0	0	0	1	7	13	27.00		3.000		
Billy Taylor, R (6, 1) ERA: 4.63	2.0		7	0	0	0	2	1	0	0	0	0	0	18	27	0.00		0.500		
Mike Mohler, L (8, 1) ERA: 5.54	0.1		2	1	0	0	0	0	0	0	0	0	0	4	6	0.00		3.000		
T.J. Mathews, R (8, 1) ERA: 2.59	1.1	S	5	1	0	0	2	0	0	0	0	0	0	19	25	0.00		0.750		
<b>Batter</b>	<b>1</b>	<b>2</b>	<b>3</b>	<b>4</b>	<b>5</b>	<b>6</b>	<b>7</b>	<b>8</b>	<b>9</b>	<b>AB</b>	<b>R</b>	<b>H</b>	<b>RBI</b>	<b>BB</b>	<b>SO</b>	<b>LOB</b>	<b>BOTTOM</b>			
Mark Bellhorn, S (1, 5) OBP: 0.358, SLG: 0.429	1B				L5					4	1	2	1	0	1	2	<b>Cleveland Indians @ Oakland Athletics</b> Oakland-Alameda County Coliseum, Oakland, CA Sun Aug 24 1997, 3:33 AM PDT Att: 20,074 - Sunny - 78 F			
Scott Spiezio, S (8, 4) OBP: 0.280, SLG: 0.359		K								0	0	0	0	0	0	0				
Rafael Bourquiel, R (1, 4) OBP: 0.351, SLG: 0.352	1B				G6-3				F8	4	0	1	0	0	1	0				
Matt Stairs, L (1, 9) OBP: 0.422, SLG: 0.661									K	3	2	1	1	1	2	2				
Jose Canseco, R (1, 10) OBP: 0.324, SLG: 0.461	G5-4-3				F9				1B	4	0	0	0	0	1	3				
Brian Leshar, R (1, 7) OBP: 0.220, SLG: 0.312									P9	2	1	0	0	1	0	1				
Jason McDonald, S (8, PH) OBP: 0.306, SLG: 0.382		1B			F7					1	0	0	0	0	0	0				
Jason Giambi, L (1, 3) OBP: 0.356, SLG: 0.481		L7							K	2	0	0	0	2	1	1				
George Williams, S (1, 2) OBP: 0.396, SLG: 0.589					G6-4-3				1B	3	0	2	1	0	0	1				
Tony Batista, R (1, 6) OBP: 0.270, SLG: 0.333									F8	2	0	0	0	1	0	2				
Ernie Young, R (1, 8) OBP: 0.280, SLG: 0.321									K	2	0	0	1	0	2	0	<b>OAKLAND ATHLETICS</b>			
<b>Inning Stats</b>	R: 0 H: 2 E: 0 K: 1 S: 9	H: 1 LOB: 2 BB: 2 P: 25	R: 1 H: 1 E: 0 K: 1 S: 9	LOB: 0 BB: 0 P: 14	R: 0 H: 0 E: 0 K: 0 S: 9	H: 0 LOB: 1 BB: 1 P: 16	R: 0 H: 0 E: 0 K: 1 S: 8	H: 0 LOB: 0 BB: 0 P: 11	R: 1 H: 1 E: 0 K: 0 S: 11	H: 1 LOB: 2 BB: 2 P: 22	R: 1 H: 1 E: 0 K: 2 S: 12	H: 1 LOB: 0 BB: 0 P: 18	R: 0 H: 0 E: 0 K: 2 S: 8	H: 0 LOB: 0 BB: 0 P: 9	1B: 4 2B: 0 3B: 0 HR: 2	SF: 1 SAC: 0 DP: 2 HBP: 0		WP: 0 PA: 33 PB: 0 CS: 0		
<b>PITCHER</b>	IP	WLS	BF	H	R	ER	SO	BB	IBB	HBP	BLK	WP	HR	S	P	ERA		WHIP		
John Smiley, L (1, 1) ERA: 5.18	5.2	L	25	5	3	3	4	5	0	0	0	0	0	56	102	4.76		1.765		
Eric Plunk, R (6, 1) ERA: 5.0	1.0		4	1	1	1	1	0	0	0	0	0	1	10	16	9.00		1.000		
Jason Jacome, L (7, 1) ERA: 5.68	0.1		1	0	0	0	1	0	0	0	0	0	0	3	3	0.00		0.000		
Paul Shuey, R (8, 1) ERA: 5.97	1.0		3	0	0	0	2	0	0	0	0	0	0	8	9	0.00		0.000		



Batter	1	2	3	4	5	6	7	8	9	AB	R	H	RBI	BB	SO	LOB	TOP								
Brian Giles, L OBP: 0.368, SLG: 0.480 (1, 7)	F7		L9-3 BB			F8	G1-3		P4	4	0	0	0	1	0	0	<b>Cleveland Indians @ Anaheim Angels</b> Anaheim Stadium, Anaheim, CA Tue Aug 26 1997, 10:05 PM EDT Att: 21,012 - Unknown - 84 F								
Omar Vizquel, S OBP: 0.346, SLG: 0.368 (1, 6)	F8		L9-3			P2	G3		F7	5	0	0	0	0	0	1									
Manny Ramirez, R OBP: 0.418, SLG: 0.545 (1, 9)	F9				F9	1B BB	E3		K	4	1	0	0	1	1	0									
Jim Thome, L OBP: 0.434, SLG: 0.611 (1, 3)		HR 2B			BB	1B BB E	K			3	2	2	0	1	1	1									
David Justice, L OBP: 0.437, SLG: 0.641 (1, 10)		2H HR			F8	E 1B BB			L9	3	2	1	2	1	0	1									
Matt Williams, R OBP: 0.292, SLG: 0.467 (1, 5)	F8				F9	E5 1B			FC6-4 1B HBP	3	1	1	1	0	0	1									
Sandy Alomar Jr., R OBP: 0.397, SLG: 0.536 (1, 2)	F9				P4	1B CS HBP			FC6-4 1B	3	0	1	0	0	0	0									
Tony Fernandez, S OBP: 0.315, SLG: 0.405 (1, 4)	F9				G5-3	1-3 2-H 3-H			FC6-4	4	0	1	2	0	0	2									
Marquis Grissom, R OBP: 0.309, SLG: 0.379 (1, 8)			F9		F9	CS	HR		F8	4	1	1	1	0	0	2									
<b>Inning Stats</b>	R: 0 E: 0 K: 0 S: 7	H: 0 LOB: 0 BB: 0 P: 13	R: 2 E: 0 K: 0 S: 9	H: 2 LOB: 0 BB: 0 P: 15	R: 0 E: 0 K: 0 S: 5	H: 0 LOB: 1 BB: 1 P: 13	R: 0 E: 0 K: 0 S: 4	H: 0 LOB: 1 BB: 1 P: 11	R: 0 E: 0 K: 0 S: 5	H: 0 LOB: 0 BB: 0 P: 6	R: 4 E: 1 K: 0 S: 15	H: 3 LOB: 1 BB: 2 P: 30	R: 1 E: 1 K: 1 S: 15	H: 1 LOB: 0 BB: 0 P: 24	R: 0 E: 0 K: 0 S: 8	H: 1 LOB: 2 BB: 0 P: 13	R: 0 E: 0 K: 1 S: 11	H: 0 LOB: 0 BB: 0 P: 18	1B: 4 2B: 2 3B: 0 HR: 2	SF: 0 SAC: 0 DP: 1 HBP: 2	WP: 0 PB: 0 SB: 0 CS: 1	PA: 40			
<b>PITCHER</b>	IP	WLS	BF	H	R	ER	SO	BB	IBB	HBP	BLK	WP	HR	S	P	ERA	WHIP								
Dennis Springer, R ERA: 5.04 (1, 1)	6.0		27	6	7	7	0	4	0	1	0	0	2	47	93	10.50	1.667								
Mike Holtz, L ERA: 1.72 (7, 1)	1.1		5	0	0	0	1	0	0	0	0	0	0	16	24	0.00	0.000								
Mike James, R ERA: 4.68 (8, 1)	0.2		4	1	0	0	0	0	0	1	0	0	0	5	8	0.00	1.500								
Darrell May, L ERA: 4.29 (9, 1)	1.0	W	3	0	0	0	1	0	0	0	0	0	0	11	18	0.00	0.000								

Batter	1	2	3	4	5	6	7	8	9	AB	R	H	RBI	BB	SO	LOB	BOTTOM								
Rickey Henderson, R OBP: 0.420, SLG: 0.372 (1, 10)	F8		CS 1B		F8		K		E SF3 BB	4	1	1	0	1	1	0	<b>Cleveland Indians @ Anaheim Angels</b> Anaheim Stadium, Anaheim, CA Tue Aug 26 1997, 10:05 PM EDT Att: 21,012 - Unknown - 84 F								
Tony Phillips, S OBP: 0.394, SLG: 0.398 (1, 4)	G6-3		CS 1B		F7		K		IBB IBB	4	0	1	1	1	1	0									
Darin Erstad, L OBP: 0.366, SLG: 0.469 (1, 3)	S BB		CS 1B		G6-3		HR		IBB	3	2	2	1	2	0	0									
Tim Salmon, R OBP: 0.405, SLG: 0.526 (1, 9)	K			16 HR	1B	HR	K		SF3	4	2	2	2	0	2	1									
16 Garret Anderson, L OBP: 0.334, SLG: 0.409 (1, 7)		G4-3		1H 2H HR	HR	1B FC4-6			FC4-6 1B	4	2	3	3	0	0	0									
Dave Hollins, S OBP: 0.369, SLG: 0.440 (1, 5)	K			F9		FC4-6 1B			K	4	0	1	0	0	2	1									
Jim Edmonds, L OBP: 0.360, SLG: 0.499 (1, 8)	K			F4		FC4-6			F9	4	0	0	1	0	1	2									
Chad Kreuter, S OBP: 0.312, SLG: 0.341 (1, 2)			F8		BB	K			FC4-6	3	0	0	0	1	1	2									
Gary Disarcina, R OBP: 0.281, SLG: 0.333 (1, 6)			1B 1B		F8		G5-3		G4-3	4	1	1	0	0	0	2									
<b>Inning Stats</b>	R: 0 E: 0 K: 1 S: 8	H: 0 LOB: 1 BB: 1 P: 15	R: 0 E: 0 K: 2 S: 10	H: 0 LOB: 0 BB: 0 P: 15	R: 1 E: 0 K: 0 S: 12	H: 3 LOB: 0 BB: 0 P: 20	R: 3 E: 0 K: 0 S: 12	H: 3 LOB: 1 BB: 1 P: 23	R: 0 E: 0 K: 0 S: 6	H: 0 LOB: 0 BB: 0 P: 7	R: 2 E: 0 K: 1 S: 10	H: 3 LOB: 1 BB: 0 P: 17	R: 1 E: 0 K: 3 S: 13	H: 1 LOB: 0 BB: 0 P: 18	R: 0 E: 0 K: 1 S: 15	H: 1 LOB: 1 BB: 0 P: 20	R: 1 E: 0 K: 0 S: 8	H: 0 LOB: 2 BB: 3 P: 22	1B: 7 2B: 1 3B: 0 HR: 3	SF: 1 SAC: 0 DP: 0 HBP: 0	WP: 0 PB: 0 SB: 2 CS: 2	PA: 41			
<b>PITCHER</b>	IP	WLS	BF	H	R	ER	SO	BB	IBB	HBP	BLK	WP	HR	S	P	ERA	WHIP								
Charles Nagy, R ERA: 4.24 (1, 1)	6.0		27	9	6	6	4	2	0	0	0	0	1	10	14	13.50	1.500								
Jason Jacome, L ERA: 5.82 (7, 1)	0.2		3	1	1	1	2	0	0	0	0	0	0	3	4	0.00	0.000								
Michael Jackson, R ERA: 0.14 (7, 1)	0.1		1	0	0	0	1	0	0	0	0	0	0	3	4	0.00	0.000								
Paul Assenmacher, L ERA: 3.03 (8, 1)	1.0		4	1	0	0	1	0	0	0	0	0	0	15	20	0.00	1.000								
Eric Plunk, R ERA: 5.1 (9, 1)	0.2	L	5	0	1	1	0	1	2	0	0	0	0	8	22	13.50	1.500								





Batter	1	2	3	4	5	6	7	8	9	AB	R	H	RBI	BB	SO	LOB	TOP			
Omar Vizquel, S OBP: 0.349, SLG: 0.369 (1, 6)	P3		CS			G3		G1-3		5	2	2	0	0	0	1	<b>Cleveland Indians @ Anaheim Angels</b> Anaheim Stadium, Anaheim, CA Wed Aug 27 1997, 10:05 PM EDT Att: 20,140 - Unknown - 80 F			
Kevin Seitzer, R OBP: 0.311, SLG: 0.345 (1, 3)	L9					G5-3		G3-1		5	2	1	0	0	0	2				
Manny Ramirez, R OBP: 0.418, SLG: 0.543 (1, 9)	K					K		K		4	1	1	0	1	3	3				
Matt Williams, R OBP: 0.293, SLG: 0.476 Jeff Manto, R OBP: 0.200, SLG: 0.300 (8, PH) (8, 5)	G5-3							F8	K	4	1	2	6	0	0	0				
David Justice, L OBP: 0.436, SLG: 0.638 (1, 10)	G3							F9		5	0	2	0	0	0	1				
Sandy Alomar Jr., R OBP: 0.361, SLG: 0.538 Pat Borders, R OBP: 0.358, SLG: 0.443 (1, 2) (8, 2)	P2							K		4	1	3	0	0	0	0				
Tony Fernandez, S OBP: 0.317, SLG: 0.403 (1, 4)								F8		4	1	1	0	1	0	2				
Bruce Aven, R OBP: 0.200, SLG: 0.200 (1, 7)								K		5	1	1	0	0	2	6				
Marquis Grissom, R OBP: 0.312, SLG: 0.385 (1, 8)								L8		3	1	1	4	2	0	5				
<b>Inning Stats</b>	R: 0 E: 0 K: 1 S: 7	H: 0 LOB: 0 BB: 0 P: 12	R: 0 E: 0 K: 0 S: 4	H: 0 LOB: 0 BB: 0 P: 5	R: 0 E: 0 K: 1 S: 5	H: 0 LOB: 0 BB: 1 P: 13	R: 10 E: 1 K: 1 S: 33	H: 9 LOB: 1 BB: 1 P: 53	R: 0 E: 0 K: 1 S: 13	H: 0 LOB: 1 BB: 1 P: 21	R: 0 E: 0 K: 1 S: 21	H: 2 LOB: 3 BB: 1 P: 31	R: 0 E: 0 K: 1 S: 11	H: 1 LOB: 1 BB: 0 P: 15	R: 0 E: 0 K: 0 S: 22	H: 2 LOB: 2 BB: 0 P: 30		1B: 12 2B: 1 3B: 0 HR: 2	SF: 0 SAC: 0 DP: 1 HBP: 0	WP: 1 PB: 0 SB: 0 CS: 1
<b>PITCHER</b>	IP WLS BF H R ER SO	IP WLS BF H R ER SO	IP WLS BF H R ER SO	IP WLS BF H R ER SO	IP WLS BF H R ER SO	IP WLS BF H R ER SO	IP WLS BF H R ER SO	IP WLS BF H R ER SO	IP WLS BF H R ER SO	IP WLS BF H R ER SO	IP WLS BF H R ER SO	IP WLS BF H R ER SO	IP WLS BF H R ER SO	IP WLS BF H R ER SO	IP WLS BF H R ER SO	IP WLS BF H R ER SO	ERA WHIP	ERA WHIP		
Allen Watson, L ERA: 4.82 Shigetoshi Hasegawa, R ERA: 3.86 Greg Cadaret, L ERA: 1.5 Pep Harris, R ERA: 4.03 Darrell May, L ERA: 4.21	(1, 1) (4, 1) (7, 1) (8, 1) (9, 1)	(1, 10) (1, 4) (1, 3) (7, 3) (1, 9) (1, 7) (1, 5) (7, 5)	(1, 10) (1, 4) (1, 3) (7, 3) (1, 9) (1, 7) (1, 5) (7, 5)	(1, 10) (1, 4) (1, 3) (7, 3) (1, 9) (1, 7) (1, 5) (7, 5)	(1, 10) (1, 4) (1, 3) (7, 3) (1, 9) (1, 7) (1, 5) (7, 5)	(1, 10) (1, 4) (1, 3) (7, 3) (1, 9) (1, 7) (1, 5) (7, 5)	(1, 10) (1, 4) (1, 3) (7, 3) (1, 9) (1, 7) (1, 5) (7, 5)	(1, 10) (1, 4) (1, 3) (7, 3) (1, 9) (1, 7) (1, 5) (7, 5)	(1, 10) (1, 4) (1, 3) (7, 3) (1, 9) (1, 7) (1, 5) (7, 5)	(1, 10) (1, 4) (1, 3) (7, 3) (1, 9) (1, 7) (1, 5) (7, 5)	(1, 10) (1, 4) (1, 3) (7, 3) (1, 9) (1, 7) (1, 5) (7, 5)	(1, 10) (1, 4) (1, 3) (7, 3) (1, 9) (1, 7) (1, 5) (7, 5)	(1, 10) (1, 4) (1, 3) (7, 3) (1, 9) (1, 7) (1, 5) (7, 5)	(1, 10) (1, 4) (1, 3) (7, 3) (1, 9) (1, 7) (1, 5) (7, 5)	(1, 10) (1, 4) (1, 3) (7, 3) (1, 9) (1, 7) (1, 5) (7, 5)	(1, 10) (1, 4) (1, 3) (7, 3) (1, 9) (1, 7) (1, 5) (7, 5)	0.00 17.18	0.00 2.455		
Troy Percival, R ERA: 3.98	(9, 1)	(9, 1)	(9, 1)	(9, 1)	(9, 1)	(9, 1)	(9, 1)	(9, 1)	(9, 1)	(9, 1)	(9, 1)	(9, 1)	(9, 1)	(9, 1)	(9, 1)	(9, 1)	0.00 0.000	0.00 0.000		

Batter	1	2	3	4	5	6	7	8	9	AB	R	H	RBI	BB	SO	LOB	BOTTOM			
Rickey Henderson, R OBP: 0.419, SLG: 0.374 (1, 10)	G6-3					K		K		4	0	1	1	0	2	1	<b>Cleveland Indians @ Anaheim Angels</b> Anaheim Stadium, Anaheim, CA Wed Aug 27 1997, 10:05 PM EDT Att: 20,140 - Unknown - 80 F			
Tony Phillips, S OBP: 0.393, SLG: 0.399 (1, 4)	2B	G3-1				G4-3		F6		4	1	1	0	0	0	1				
Darin Erstad, L OBP: 0.366, SLG: 0.470 Jack Howell, L OBP: 0.328, SLG: 0.576 (1, 3) (7, 3)	2B					F9		F7		3	0	1	1	0	0	0				
Tim Salmon, R OBP: 0.402, SLG: 0.521 (1, 9)	K					G6-3		F7		4	0	0	0	0	1	1				
16 Garret Anderson, L OBP: 0.331, SLG: 0.406 (1, 7)	G6-3					F7		K		4	0	0	0	0	1	2				
Dave Hollins, S OBP: 0.369, SLG: 0.438 Luis Alicea, S OBP: 0.370, SLG: 0.386 (1, 5) (7, 5)	G3					G6-3		K		2	1	0	0	1	0	1				
Jim Edmonds, L OBP: 0.357, SLG: 0.494 (1, 8)	F7					G4-3		K		4	0	0	0	0	1	1				
Chad Kreuter, S OBP: 0.307, SLG: 0.335 7 Angelo Encarnacion, R (8, 2)	G3					G6-3		P6		3	0	0	0	0	0	1				
Gary Disarcina, R OBP: 0.282, SLG: 0.334 Craig Grebeck, R OBP: 0.372, SLG: 0.381 (1, 6) (7, PH) (8, 6)	2B					F9				0	0	0	0	1	0	0				
<b>Inning Stats</b>	R: 1 E: 0 K: 1 S: 11	H: 2 LOB: 1 BB: 0 P: 16	R: 2 E: 0 K: 0 S: 8	H: 2 LOB: 1 BB: 1 P: 17	R: 0 E: 0 K: 0 S: 5	H: 0 LOB: 0 BB: 0 P: 7	R: 0 E: 0 K: 0 S: 8	H: 0 LOB: 0 BB: 0 P: 14	R: 0 E: 1 K: 0 S: 8	H: 0 LOB: 1 BB: 0 P: 10	R: 0 E: 0 K: 2 S: 11	H: 0 LOB: 1 BB: 1 P: 18	R: 1 E: 0 K: 1 S: 9	H: 1 LOB: 0 BB: 0 P: 12	R: 0 E: 0 K: 1 S: 13	H: 0 LOB: 0 BB: 0 P: 18		1B: 1 2B: 3 3B: 0 HR: 1	SF: 0 SAC: 0 DP: 0 HBP: 0	WP: 0 PB: 0 SB: 0 CS: 0
<b>PITCHER</b>	IP WLS BF H R ER SO	IP WLS BF H R ER SO	IP WLS BF H R ER SO	IP WLS BF H R ER SO	IP WLS BF H R ER SO	IP WLS BF H R ER SO	IP WLS BF H R ER SO	IP WLS BF H R ER SO	IP WLS BF H R ER SO	IP WLS BF H R ER SO	IP WLS BF H R ER SO	IP WLS BF H R ER SO	IP WLS BF H R ER SO	IP WLS BF H R ER SO	IP WLS BF H R ER SO	IP WLS BF H R ER SO	ERA WHIP	ERA WHIP		
Jaret Wright, R ERA: 4.85 Jeff Juden, R ERA: 4.45 Jose Mesa, R ERA: 2.78	(1, 1) (8, 1) (9, 1)	(1, 1) (8, 1) (9, 1)	(1, 1) (8, 1) (9, 1)	(1, 1) (8, 1) (9, 1)	(1, 1) (8, 1) (9, 1)	(1, 1) (8, 1) (9, 1)	(1, 1) (8, 1) (9, 1)	(1, 1) (8, 1) (9, 1)	(1, 1) (8, 1) (9, 1)	(1, 1) (8, 1) (9, 1)	(1, 1) (8, 1) (9, 1)	(1, 1) (8, 1) (9, 1)	(1, 1) (8, 1) (9, 1)	(1, 1) (8, 1) (9, 1)	(1, 1) (8, 1) (9, 1)	(1, 1) (8, 1) (9, 1)	0.00 3.86	0.857 1.000	0.00 0.000	



Batter	1	2	3	4	5	6	7	8	9	AB	R	H	RBI	BB	SO	LOB	TOP								
Lance Johnson, L OBP: 0.364, SLG: 0.393	G3		1-2 1B		0-2 SAFE 1B		1-2 SAFE G1-3		2-2 G4-3	5	0	2	1	0	0	1									
Shawon Dunston, R OBP: 0.297, SLG: 0.411	1-0 S WP 2B		1-1 L6-4		1-1 P4			1-2 1B	3-3 K	5	2	2	0	0	1	4									
Mark Grace, L OBP: 0.413, SLG: 0.447 Doug Glanville, R OBP: 0.337, SLG: 0.390	3-3 K			1-0 FC4-6 23 FC5-2 1B	0-1 G4-6-3			3-2 1B E 1B	3-2 1B	5	1	3	0	0	1	3									
Sammy Sosa, R OBP: 0.294, SLG: 0.479	4-1 CS BB			0-0 FC4-6 1B	1-2 1B			2-3 K	1-3 K	4	0	1	0	1	2	3									
Dave Clark, L OBP: 0.362, SLG: 0.424 Scott Servais, R OBP: 0.304, SLG: 0.348	0-2 CS	3-2 G3-1		0-1 FC4-6 23 FC5-2 1B	1-2 2-3			3-2 E 1B		3	0	0	0	0	0	2									
23 Ryne Sandberg, R OBP: 0.314, SLG: 0.402 José Hernández, R OBP: 0.315, SLG: 0.432		0-2 L6		0-2 FC5-2	1-2 1B			1-3 3-H K	1-3 K	3	0	0	0	0	1	2									
Kevin Orte, R OBP: 0.339, SLG: 0.425		1-3 K		1-2 3-H K	3-3 K			0-0 F9	0-0 E3 1B	4	1	0	0	0	2	2									
Tyler Houston, L OBP: 0.292, SLG: 0.331			0-0 FC5-4 1B		0-0 SH 1B 2B			2-0 F7	1-0 1B	4	1	3	1	0	0	0									
Manny Alexander, R OBP: 0.289, SLG: 0.376			0-2 FC5-4 L6-4 1B		2-1 SH 1B			3-1 1B	0-0 F7	3	0	1	0	0	0	2									
<b>Inning Stats</b>	R: 1 E: 0 K: 1 S: 9	H: 1 LOB: 0 BB: 1 P: 17	R: 0 E: 0 K: 1 S: 11	H: 0 LOB: 0 BB: 0 P: 15	R: 0 E: 0 K: 0 S: 7	H: 2 LOB: 1 BB: 0 P: 8	R: 0 E: 0 K: 1 S: 10	H: 2 LOB: 2 BB: 0 P: 14	R: 1 E: 1 K: 0 S: 10	H: 2 LOB: 1 BB: 0 P: 13	R: 0 E: 0 K: 1 S: 6	H: 0 LOB: 0 BB: 0 P: 8	R: 0 E: 0 K: 0 S: 7	H: 1 LOB: 1 BB: 0 P: 13	R: 4 E: 1 K: 2 S: 22	H: 4 LOB: 1 BB: 0 P: 33	R: 0 E: 0 K: 2 S: 14	H: 1 LOB: 1 BB: 0 P: 23	1B: 11 2B: 3 3B: 0 HR: 0	SF: 0 SAC: 1 DP: 2 HBP: 0	WP: 1 PB: 0 SB: 1 CS: 1	PA: 41			
<b>PITCHER</b>	IP	WLS	BF	H	R	ER	SO	BB	IBB	HBP	BLK	WP	HR	S	P	ERA	WHIP								
Orel Hershiser, R ERA: 4.6	(1, 1)	7.0	28	8	2	2	4	1	0	0	0	1	0	60	88	2.57	1.286								
Michael Jackson, R ERA: 3.27	(8, 1)	0.1	3	2	2	1	1	0	0	0	0	0	0	11	17	27.00	6.000								
Paul Assenmacher, L ERA: 3.0	(8, 1)	0.1	2	1	0	0	1	0	0	0	0	0	0	8	12	0.00	3.000								
Jose Mesa, R ERA: 2.73	(8, 1)	1.1	W	7	2	2	0	2	0	0	0	0	0	17	27	0.00	1.500								

Chicago Cubs @ Cleveland Indians  
Jacobs Field, Cleveland, OH  
Fri Aug 29 1997, 7:05 PM EDT  
Att: 43,060 - Unknown - 70 F

AB	38
R	6
H	13
RBI	3
BB	1
SO	8
LOB	21



Batter	1	2	3	4	5	6	7	8	9	AB	R	H	RBI	BB	SO	LOB	BOTTOM								
Brian Giles, L OBP: 0.367, SLG: 0.480	G4-3		1-2 P5	2-2 SAFE 1-H 2B		2-3 SAFE SAFE K		0-0 SH2-4		4	0	1	1	0	1	1									
Omar Vizquel, S OBP: 0.348, SLG: 0.367	1-2 1B S		0-1 F8	2-1 P4		0-3 K		1-0 F7		5	0	1	0	0	1	3									
Manny Ramirez, R OBP: 0.419, SLG: 0.540	4-1 1B BB		4-2 BB		0-0 F7			4-0 1B E IBB		2	0	0	0	3	0	0									
Jim Thome, L OBP: 0.436, SLG: 0.609	1-1 FC5-4 1B		4-0 BB		4-1 G3 2B BB			1-1 E5 1B		3	1	1	0	2	0	2									
David Justice, L OBP: 0.436, SLG: 0.635	1-3 K		1-0 P5		0-1 G3			1-2 2B 1B	1-2 2-3 1B	5	1	2	1	0	1	6									
Matt Williams, R OBP: 0.296, SLG: 0.481	1-1 FC5-4			0-0 WP 1B 2B	2-2 2-H 2B			1-0 2B 1B	2-2 P4	5	2	3	1	0	0	6									
Sandy Alomar Jr., R OBP: 0.362, SLG: 0.540		1-0 G5-3		3-1 FC5-4 1B	0-3 K			1-0 1-H 2-H 2B		4	1	2	3	0	1	1									
Tony Fernandez, S OBP: 0.313, SLG: 0.398		1-0 F9		0-1 B5		1-2 L7		3-3 K		4	0	0	0	0	1	1									
Marquis Grissom, R OBP: 0.314, SLG: 0.385		1-0 P3		1-0 FC5-4 2B		0-0 S 1B		4-2 E SH2-4 1B BB		3	2	1	0	1	0	1									
<b>Inning Stats</b>	R: 0 E: 0 K: 1 S: 12	H: 2 LOB: 3 BB: 1 P: 21	R: 0 E: 0 K: 0 S: 3	H: 0 LOB: 0 BB: 0 P: 6	R: 0 E: 0 K: 0 S: 9	H: 0 LOB: 2 BB: 2 P: 19	R: 2 E: 0 K: 0 S: 11	H: 3 LOB: 1 BB: 0 P: 19	R: 1 E: 0 K: 1 S: 11	H: 1 LOB: 1 BB: 1 P: 17	R: 0 E: 0 K: 2 S: 13	H: 1 LOB: 0 BB: 0 P: 15	R: 3 E: 0 K: 1 S: 17	H: 3 LOB: 0 BB: 0 P: 27	R: 1 E: 1 K: 0 S: 16	H: 1 LOB: 3 BB: 2 P: 29	1B: 7 2B: 4 3B: 0 HR: 0	SF: 0 SAC: 1 DP: 0 HBP: 0	WP: 1 PB: 1 SB: 3 CS: 0	PA: 42					
<b>PITCHER</b>	IP	WLS	BF	H	R	ER	SO	BB	IBB	HBP	BLK	WP	HR	S	P	ERA	WHIP								
Geremi Gonzalez, R ERA: 4.5	(1, 1)	6.2	34	10	6	5	4	4	0	0	0	1	0	72	117	6.75	2.100								
Dave Stevens, R ERA: 9.99	(7, 1)	0.1	L	2	0	1	0	1	0	0	1	0	0	9	16	0.00	3.000								
Bob Patterson, L ERA: 3.35	(8, 1)	1.0	6	1	0	0	0	0	1	0	0	0	0	11	20	0.00	1.000								

Chicago Cubs @ Cleveland Indians  
Jacobs Field, Cleveland, OH  
Fri Aug 29 1997, 7:05 PM EDT  
Att: 43,060 - Unknown - 70 F

AB	35
R	7
H	11
RBI	6
BB	6
SO	5
LOB	21





Batter	1	2	3	4	5	6	7	8	9	AB	R	H	RBI	BB	SO	LOB	TOP			
Lance Johnson, L (1, 10) OBP: 0.365, SLG: 0.393 (9, 8)										5	0	2	2	0	0	2				
Doug Glanville, R (1, 8) OBP: 0.340, SLG: 0.403 (9, 7)										5	3	3	1	0	0	1				
Mark Grace, L (1, 3) OBP: 0.415, SLG: 0.458										4	2	2	2	1	0	0				
Sammy Sosa, R (1, 9) OBP: 0.293, SLG: 0.478										5	0	1	0	0	3	3				
Shawon Dunston, R (1, 7) OBP: 0.298, SLG: 0.411 (8, 6)									5	2	2	1	0	2	2					
Kevin Orie, R (1, 5) OBP: 0.343, SLG: 0.426									4	2	2	1	1	1	1					
Scott Servais, R (1, 2) OBP: 0.307, SLG: 0.351									3	0	2	1	0	0	0					
José Hernández, R (1, 4) OBP: 0.320, SLG: 0.430									3	0	1	1	1	1	2					
Manny Alexander, R (1, 6) OBP: 0.285, SLG: 0.370 (8, PH)									3	0	0	0	0	0	2					
Dave Clark, L (8, PH) OBP: 0.359, SLG: 0.421 (8, 7)									1	0	0	0	0	1	3					
Terry Adams, R (9, 1)									0	0	0	0	0	0	0					
<b>Inning Stats</b>	R: 3 E: 0 K: 1 S: 12	H: 4 LOB: 2 BB: 1 P: 21	R: 0 E: 0 K: 0 S: 9	H: 1 LOB: 0 BB: 0 P: 11	R: 1 E: 0 K: 0 S: 11	H: 2 LOB: 0 BB: 0 P: 15	R: 0 E: 0 K: 0 S: 7	H: 0 LOB: 0 BB: 0 P: 13	R: 1 E: 0 K: 1 S: 10	H: 3 LOB: 2 BB: 0 P: 18	R: 0 E: 0 K: 1 S: 8	H: 0 LOB: 0 BB: 0 P: 15	R: 2 E: 0 K: 1 S: 10	H: 2 LOB: 2 BB: 2 P: 22	R: 1 E: 0 K: 3 S: 18	H: 2 LOB: 1 BB: 0 P: 21	1B: 10 2B: 3 3B: 1 HR: 2	SF: 0 SAC: 1 DP: 2 HBP: 0	WP: 0 PB: 0 SB: 0 CS: 0	PA: 42
<b>PITCHER</b>	IP WLS BF H R ER SO BB IBB HBP BLK WP HR S P ERA WHIP																			
John Smiley, L (1, 1) ERA: 5.31	5.0 L 22 8 5 5 2 1 0 0 0 0 2 49 78 9.00 1.800																			
Paul Shuey, R (6, 1) ERA: 8.32	2.1 13 4 3 3 2 2 0 0 0 0 0 29 51 11.57 2.571																			
Eric Plunk, R (8, 1) ERA: 5.11	1.2 7 3 1 1 4 0 0 0 0 0 0 24 30 5.40 1.800																			

Chicago Cubs @ Cleveland Indians  
Jacobs Field, Cleveland, OH  
Sat Aug 30 1997, 3:33 AM EDT  
Att: 43,044 - Sunny - 72 F

AB	38
R	9
H	15
RBI	9
BB	3
SO	8
LOB	16



Batter	1	2	3	4	5	6	7	8	9	AB	R	H	RBI	BB	SO	LOB	BOTTOM					
Brian Giles, L (1, 7) OBP: 0.367, SLG: 0.477 (6, 9)										4	0	1	1	1	0	1						
Omar Vizquel, S (1, 6) OBP: 0.344, SLG: 0.363										5	0	0	0	0	0	6						
Manny Ramirez, R (1, 9) OBP: 0.421, SLG: 0.540 (8, PH)										2	0	1	0	1	1	0						
Bruce Aven, R (6, 7) OBP: 0.333, SLG: 0.200 (8, PH)										0	0	0	0	1	0	0						
Tony Fernandez, S (8, PH) OBP: 0.312, SLG: 0.397										1	0	0	0	0	0	0						
Jim Thome, L (1, 3) OBP: 0.432, SLG: 0.602										5	0	0	0	0	4	3						
David Justice, L (1, 10) OBP: 0.433, SLG: 0.637										5	2	1	1	0	0	2						
Matt Williams, R (1, 5) OBP: 0.298, SLG: 0.483										4	2	2	0	0	1	1						
Jeff Branson, L (1, 4) OBP: 0.253, SLG: 0.295										4	0	1	2	0	1	1						
Pat Borders, R (1, 2) OBP: 0.362, SLG: 0.441										3	0	1	0	0	0	0						
Marquis Grissom, R (1, 8) OBP: 0.317, SLG: 0.385										2	0	1	0	1	1	2						
<b>Inning Stats</b>	R: 0 E: 0 K: 1 S: 8	H: 0 LOB: 0 BB: 0 P: 12	R: 1 E: 0 K: 2 S: 15	H: 1 LOB: 0 BB: 0 P: 22	R: 0 E: 0 K: 0 S: 7	H: 1 LOB: 1 BB: 0 P: 10	R: 2 E: 1 K: 1 S: 17	H: 3 LOB: 2 BB: 0 P: 30	R: 0 E: 0 K: 1 S: 12	H: 0 LOB: 1 BB: 1 P: 19	R: 1 E: 0 K: 0 S: 19	H: 2 LOB: 3 BB: 1 P: 34	R: 0 E: 0 K: 2 S: 13	H: 0 LOB: 1 BB: 1 P: 19	R: 0 E: 0 K: 0 S: 10	H: 1 LOB: 2 BB: 1 P: 17	R: 0 E: 0 K: 1 S: 9	H: 0 LOB: 0 BB: 0 P: 15	1B: 6 2B: 1 3B: 0 HR: 1	SF: 0 SAC: 0 DP: 0 HBP: 2	WP: 0 PB: 0 SB: 0 CS: 0	PA: 41
<b>PITCHER</b>	IP WLS BF H R ER SO BB IBB HBP BLK WP HR S P ERA WHIP																					
Kevin Tapani, R (1, 1) ERA: 4.82	5.2 W 26 7 4 4 5 1 0 1 0 0 1 69 111 6.35 1.412																					
Marc Pisciotta, R (6, 1) ERA: 2.16	2.1 12 1 0 0 2 3 0 1 0 0 0 32 52 0.00 1.714																					
Terry Adams, R (9, 1) ERA: 3.68	1.0 3 0 0 0 1 0 0 0 0 0 0 9 15 0.00 0.000																					

Chicago Cubs @ Cleveland Indians  
Jacobs Field, Cleveland, OH  
Sat Aug 30 1997, 3:33 AM EDT  
Att: 43,044 - Sunny - 72 F

AB	35
R	4
H	8
RBI	4
BB	4
SO	8
LOB	16





Batter	1	2	3	4	5	6	7	8	9	AB	R	H	RBI	BB	SO	LOB	TOP						
Lance Johnson, L (1, 8) OBP: 0.362, SLG: 0.390	G6-3		1B		K		E4 1B	G3-1		5	0	1	0	0	1	3							
Doug Glanville, R (1, 7) OBP: 0.341, SLG: 0.403	G6-3		K			F9	1B	G5-3 1B	G6-3 1B	5	1	2	1	0	1	1							
Mark Grace, L (1, 3) OBP: 0.416, SLG: 0.463	G3		FC5-4 BB			1B	K	G5-3 1B		4	1	2	0	1	1	2							
Sammy Sosa, R (1, 9) OBP: 0.294, SLG: 0.478		1B 2B	FC5-4 1-2		K			G5-3 HR BB	G5-3 1-2 2-3	4	1	1	0	1	1	5							
Dave Clark, L (1, 10) OBP: 0.369, SLG: 0.449 Scott Servais, R (9, PH) OBP: 0.306, SLG: 0.350		1B BB		G1-3		1B		G6-3 HR	G6-3	3	1	2	3	1	0	0							
Shawon Dunston, R (1, 6) OBP: 0.300, SLG: 0.411		1B 1-2 2-3		G5-4-3 1B		F8		L9	G6-3	5	0	2	0	0	0	2							
Kevin Orte, R (1, 5) OBP: 0.339, SLG: 0.421		F8		G5-4-3 1-2			K	G6-3		4	0	0	0	0	1	3							
Tyler Houston, L (1, 2) OBP: 0.297, SLG: 0.335		G1-3			G6-4-3 1B		F8			4	0	2	0	0	0	2							
Manny Alexander, R (1, 4) OBP: 0.289, SLG: 0.370			G6-3		G6-4-3 1-2		E 1B			3	1	1	0	1	0	1							
<b>Inning Stats</b>	R: 0 E: 0 K: 0 S: 7	H: 0 LOB: 0 BB: 0 P: 10	R: 0 E: 0 K: 0 S: 15	H: 2 LOB: 2 BB: 1 P: 24	R: 0 E: 1 K: 1 S: 10	H: 1 LOB: 2 BB: 1 P: 18	R: 0 E: 0 K: 0 S: 8	H: 1 LOB: 0 BB: 0 P: 13	R: 0 E: 0 K: 1 S: 9	H: 1 LOB: 1 BB: 0 P: 14	R: 1 E: 0 K: 2 S: 14	H: 2 LOB: 1 BB: 0 P: 21	R: 1 E: 1 K: 2 S: 18	H: 2 LOB: 2 BB: 0 P: 24	R: 2 E: 0 K: 0 S: 13	H: 2 LOB: 1 BB: 2 P: 28	R: 1 E: 0 K: 0 S: 8	H: 2 LOB: 1 BB: 0 P: 9	1B: 10 2B: 1 3B: 1 HR: 1	SF: 0 SAC: 0 DP: 2 HBP: 0	WP: 0 PB: 0 SB: 3 CS: 0	PA: 42	
<b>PITCHER</b>	IP	WLS	BF	H	R	ER	SO	BB	IBB	HBP	BLK	WP	HR	S	P	ERA	WHIP						
Charles Nagy, R (1, 1) ERA: 4.13	7.0	W	30	9	2	1	5	2	0	0	0	0	0	81	124	1.29	1.571						
Jeff Juden, R (8, 1) ERA: 4.56	0.2		6	2	2	2	0	2	0	0	0	0	1	10	23	27.00	6.000						
Paul Assenmacher, L (8, 1) ERA: 3.12	1.1	S	6	2	1	1	0	0	0	0	0	0	0	11	14	6.75	1.500						

Chicago Cubs @ Cleveland Indians  
Jacobs Field, Cleveland, OH  
Sun Aug 31 1997, 3:33 AM EDT  
Att: 43,013 - Overcast - 80 F

AB 38  
R 5  
H 13  
RBI 5  
BB 4  
SO 5  
LOB 20



Batter	1	2	3	4	5	6	7	8	9	AB	R	H	RBI	BB	SO	LOB	BOTTOM						
Brian Giles, L (1, 9) OBP: 0.368, SLG: 0.476	SH1-3 SF9 BB 1B	F8		F8		G3-1				5	1	2	0	0	0	2							
Omar Vizquel, S (1, 6) OBP: 0.343, SLG: 0.360	SF9 SH1-3 1B BB	FC3-6 S 2B		L5		K		L5		4	2	0	0	1	1	3							
Kevin Seitzer, R (1, 10) OBP: 0.316, SLG: 0.356	SH1-3	1B 2B			G5-3					3	1	2	2	0	0	0							
Jim Thome, L (1, 3) OBP: 0.432, SLG: 0.601	SF9	1B			WP 1B BB		F8			2	1	1	2	1	0	0							
David Justice, L (1, 7) OBP: 0.435, SLG: 0.635 Bruce Aven, R (7, 7) OBP: 0.286, SLG: 0.167	1B BB	G3			1B 2B BB		G6-3			1	1	0	0	2	0	1							
Matt Williams, R (1, 5) OBP: 0.299, SLG: 0.483	1B				2B SF8 1B		G5-3			4	1	2	2	0	0	0							
Sandy Alomar Jr., R (1, 2) OBP: 0.361, SLG: 0.540	F7				SF8 2B			F8		4	0	1	1	0	1	2							
Tony Fernandez, S (1, 4) OBP: 0.314, SLG: 0.399		FC3-6 BB 2B 1B			SF8			G6-3		3	1	2	1	0	0	0							
Marquis Grissom, R (1, 8) OBP: 0.319, SLG: 0.391		FC3-6 BB		CS 1B	F7		G5-3			3	1	1	1	1	0	1							
<b>Inning Stats</b>	R: 2 E: 0 K: 0 S: 10	H: 2 LOB: 2 BB: 2 P: 22	R: 3 E: 0 K: 0 S: 14	H: 3 LOB: 1 BB: 1 P: 26	R: 0 E: 0 K: 1 S: 6	H: 1 LOB: 0 BB: 0 P: 12	R: 0 E: 0 K: 0 S: 5	H: 0 LOB: 0 BB: 0 P: 9	R: 3 E: 0 K: 0 S: 17	H: 2 LOB: 1 BB: 2 P: 29	R: 0 E: 0 K: 1 S: 7	H: 1 LOB: 1 BB: 0 P: 11	R: 0 E: 0 K: 0 S: 6	H: 0 LOB: 0 BB: 0 P: 11	R: 1 E: 0 K: 0 S: 7	H: 2 LOB: 1 BB: 0 P: 10	1B: 8 2B: 2 3B: 0 HR: 1	SF: 2 SAC: 1 DP: 0 HBP: 0	WP: 1 PB: 0 SB: 1 CS: 1	PA: 39			
<b>PITCHER</b>	IP	WLS	BF	H	R	ER	SO	BB	IBB	HBP	BLK	WP	HR	S	P	ERA	WHIP						
Miguel Batista, R (1, 1) ERA: 5.32	4.1	L	24	7	8	8	1	5	0	0	0	0	0	45	91	16.61	2.769						
Dave Stevens, R (5, 1) ERA: 8.44	2.2		9	2	0	0	1	0	0	0	0	0	0	20	29	0.00	0.750						
Ramon Tatis, L (8, 1) ERA: 4.75	1.0		5	2	1	1	0	0	0	0	0	0	1	7	10	9.00	2.000						

Chicago Cubs @ Cleveland Indians  
Jacobs Field, Cleveland, OH  
Sun Aug 31 1997, 3:33 AM EDT  
Att: 43,013 - Overcast - 80 F

AB 30  
R 9  
H 11  
RBI 9  
BB 5  
SO 2  
LOB 9





Batter	1	2	3	4	5	6	7	8	9	AB	R	H	RBI	BB	SO	LOB	TOP					
<b>Omar Vizquel, S</b> OBP: 0.342, SLG: 0.358 (1, 6)										5	1	1	0	0	0	3	<b>Cleveland Indians @ Pittsburgh Pirates</b> Three Rivers Stadium, Pittsburgh, PA Mon Sep 01 1997, 3:33 AM EDT Att: 45,298 - Overcast - 83 F					
<b>Kevin Seitzer, R</b> OBP: 0.323, SLG: 0.365 (1, 3)										4	1	2	0	1	0	2						
<b>Manny Ramirez, R</b> OBP: 0.421, SLG: 0.545 (1, 9)										5	1	2	2	0	1	3						
<b>Matt Williams, R</b> OBP: 0.298, SLG: 0.480 (1, 5)										5	0	1	0	0	1	3						
<b>David Justice, L</b> OBP: 0.435, SLG: 0.631 (1, 7)										4	2	1	0	1	2	3						
<b>Sandy Alomar Jr., R</b> OBP: 0.369, SLG: 0.545 (1, 2)										4	1	1	3	0	1	2						
<b>Tony Fernandez, S</b> OBP: 0.314, SLG: 0.398 (1, 4)										4	1	1	0	0	0	0						
<b>Marquis Grissom, R</b> OBP: 0.322, SLG: 0.397 (1, 8)										4	0	3	2	0	0	0						
<b>Chad Ogea, R</b> (1, 1)										1	0	0	0	0	0	1						
<b>Jeff Manto, R</b> OBP: 0.182, SLG: 0.273 (6, PH)										1	0	0	0	0	0	1						
<b>Albie Lopez, R</b> (6, 1)										1	0	0	0	0	1	0						
<b>Michael Jackson, R</b> (8, 1)										0	0	0	0	0	0	0						
<b>Jose Mesa, R</b> (9, 1)										0	0	0	0	0	0	0						
<b>Inning Stats</b>	R: 4 E: 1 K: 0 S: 19	H: 2 LOB: 0 BB: 1 P: 33	R: 0 E: 1 K: 1 S: 9	H: 1 LOB: 2 BB: 1 P: 16	R: 2 E: 0 K: 0 S: 8	H: 3 LOB: 1 BB: 0 P: 12	R: 1 E: 0 K: 1 S: 10	H: 2 LOB: 0 BB: 0 P: 18	R: 0 E: 0 K: 1 S: 7	H: 0 LOB: 0 BB: 0 P: 12	R: 0 E: 0 K: 0 S: 13	H: 1 LOB: 1 BB: 0 P: 17	R: 0 E: 0 K: 2 S: 11	H: 1 LOB: 1 BB: 0 P: 17	R: 0 E: 0 K: 1 S: 5	H: 0 LOB: 0 BB: 0 P: 9	R: 0 E: 0 K: 0 S: 16	H: 2 LOB: 2 BB: 0 P: 22	1B: 8 2B: 2 3B: 0 HR: 2	SF: 0 SAC: 1 DP: 1 HBP: 0	WP: 0 PB: 0 SB: 1 CS: 1	PA: 41
<b>PITCHER</b>	IP WLS BF H R ER SO BB IBB HBP BLK WP HR S P ERA WHIP																					
<b>Steve Cooke, L</b> ERA: 4.08 (1, 1)	3.0 L 18 6 6 2 1 2 0 0 0 0 0 1 36 61 6.00 2.667																					
<b>Jason Johnson, R</b> ERA: 4.5 (4, 1)	3.0 11 3 1 1 2 0 0 0 0 0 1 30 47 3.00 1.000																					
<b>Jeff Wallace, L</b> ERA: 1.93 (7, 1)	2.0 7 1 0 0 3 0 0 0 0 0 0 16 26 0.00 0.500																					
<b>Matt Ruebel, L</b> ERA: 6.64 (9, 1)	1.0 5 2 0 0 0 0 0 0 0 0 0 16 22 0.00 2.000																					

AB	38
R	7
H	12
RBI	7
BB	2
SO	6
LOB	18



Batter	1	2	3	4	5	6	7	8	9	AB	R	H	RBI	BB	SO	LOB	BOTTOM					
<b>Tony Womack, L</b> OBP: 0.323, SLG: 0.378 (1, 4)										3	1	1	1	2	0	0	<b>Cleveland Indians @ Pittsburgh Pirates</b> Three Rivers Stadium, Pittsburgh, PA Mon Sep 01 1997, 3:33 AM EDT Att: 45,298 - Overcast - 83 F					
<b>Jermaine Allensworth, R</b> OBP: 0.346, SLG: 0.347 (1, 8)										5	1	2	0	0	0	2						
<b>Al Martin, L</b> OBP: 0.362, SLG: 0.464 (1, 7)										5	1	1	1	0	1	3						
<b>Eddie Williams, R</b> OBP: 0.308, SLG: 0.420 (1, 3)										4	0	1	1	1	1	2						
<b>Joe Randa, R</b> OBP: 0.357, SLG: 0.445 (1, 5)										3	0	2	1	0	0	0						
<b>18 Jason Kendall, R</b> OBP: 0.385, SLG: 0.423 (1, 2)										3	0	0	0	0	0	3						
<b>Jose Guillen, R</b> OBP: 0.296, SLG: 0.418 (1, 9)										4	2	2	0	0	1	2						
<b>Abraham Nunez, S</b> OBP: 0.267, SLG: 0.385 (1, 6)										2	0	0	1	0	1	1						
<b>Turner Ward, S</b> OBP: 0.407, SLG: 0.559 (8, PH)										1	0	0	0	0	1	2						
<b>Matt Ruebel, L</b> (9, 1)										0	0	0	0	0	0	0						
<b>Steve Cooke, R</b> OBP: 0.067, SLG: 0.089 (1, 1)										1	0	0	0	0	1	0						
<b>Jason Johnson, R</b> (4, 1)										1	0	0	0	0	1	1						
<b>Emil Brown, R</b> OBP: 0.287, SLG: 0.264 (6, PH)										1	0	0	0	0	1	0						
<b>Jeff Wallace, L</b> (7, 1)										0	0	0	0	0	0	0						
<b>Dale Sveum, S</b> OBP: 0.325, SLG: 0.457 (9, 6)										1	0	0	0	0	0	0						
<b>Inning Stats</b>	R: 2 E: 0 K: 0 S: 10	H: 1 LOB: 1 BB: 2 P: 20	R: 0 E: 0 K: 2 S: 10	H: 0 LOB: 0 BB: 0 P: 11	R: 1 E: 0 K: 0 S: 15	H: 3 LOB: 2 BB: 0 P: 22	R: 1 E: 0 K: 1 S: 11	H: 2 LOB: 1 BB: 0 P: 15	R: 0 E: 0 K: 0 S: 8	H: 0 LOB: 0 BB: 0 P: 11	R: 1 E: 0 K: 1 S: 13	H: 1 LOB: 0 BB: 0 P: 18	R: 0 E: 0 K: 1 S: 6	H: 0 LOB: 0 BB: 0 P: 8	R: 0 E: 0 K: 3 S: 15	H: 1 LOB: 2 BB: 0 P: 22	R: 0 E: 0 K: 0 S: 9	H: 1 LOB: 2 BB: 1 P: 17	1B: 7 2B: 1 3B: 1 HR: 0	SF: 2 SAC: 0 DP: 0 HBP: 1	WP: 0 PB: 0 SB: 3 CS: 0	PA: 40
<b>PITCHER</b>	IP WLS BF H R ER SO BB IBB HBP BLK WP HR S P ERA WHIP																					
<b>Chad Ogea, R</b> ERA: 5.57 (1, 1)	5.0 W 23 6 4 4 3 2 0 0 0 0 0 54 79 7.20 1.600																					
<b>Albie Lopez, R</b> ERA: 6.44 (6, 1)	2.1 10 2 1 1 3 0 0 1 0 0 0 27 39 3.86 0.857																					
<b>Michael Jackson, R</b> ERA: 3.23 (8, 1)	0.2 2 0 0 0 2 0 0 0 0 0 0 7 9 0.00 0.000																					
<b>Jose Mesa, R</b> ERA: 2.89 (9, 1)	1.0 S 5 1 0 0 0 1 0 0 0 0 0 9 17 0.00 2.000																					

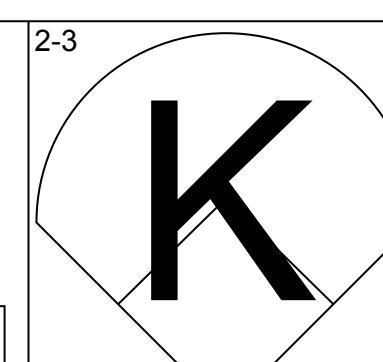
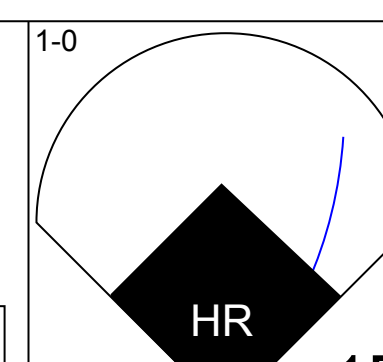
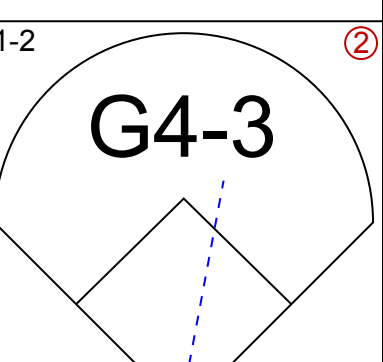
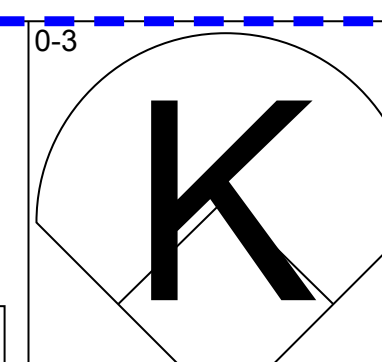
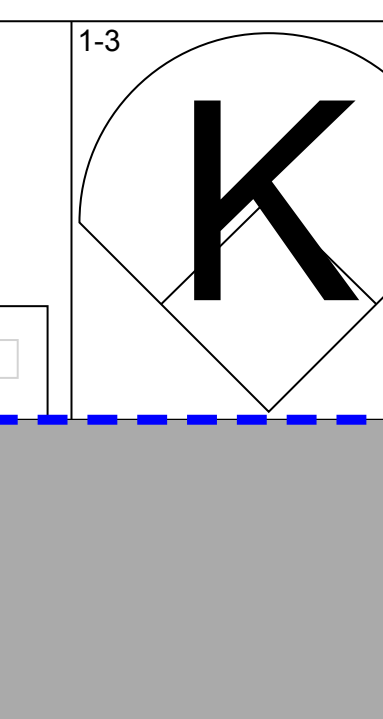
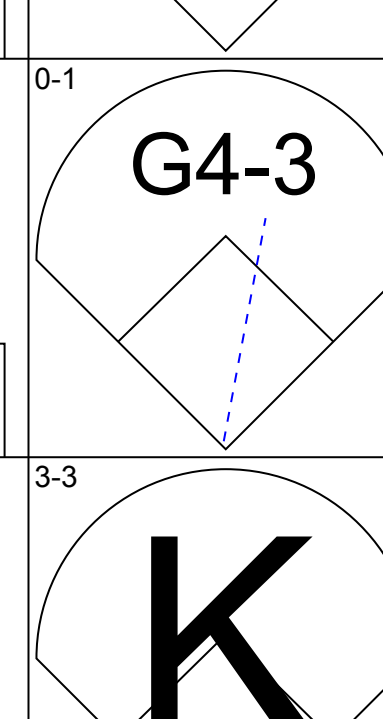
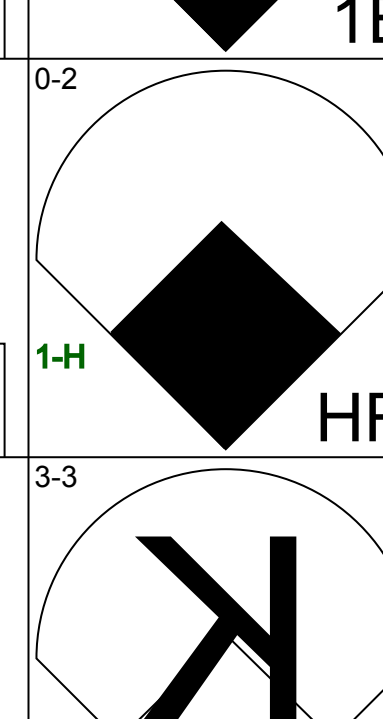
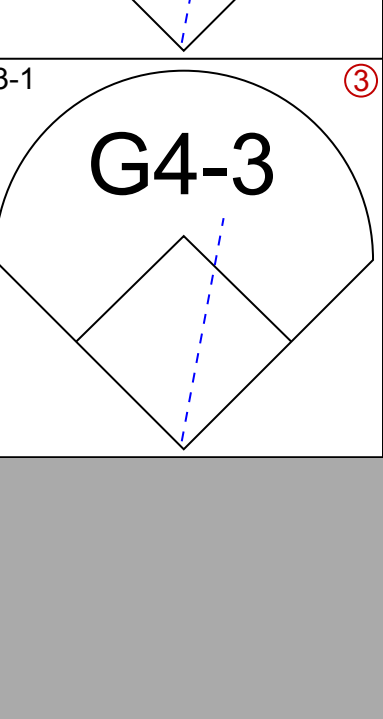
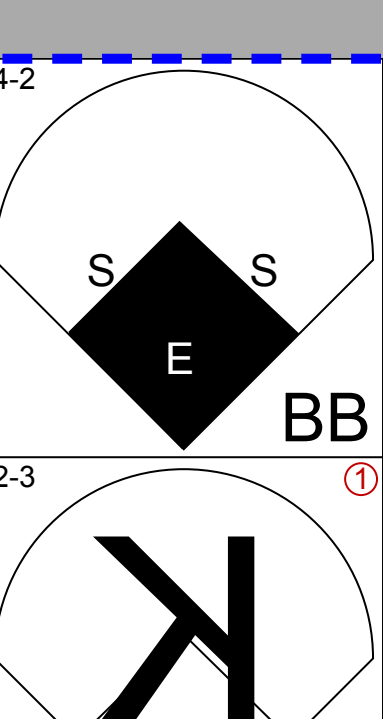


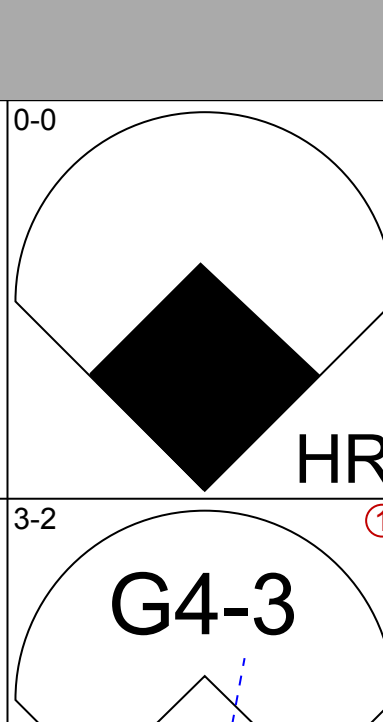

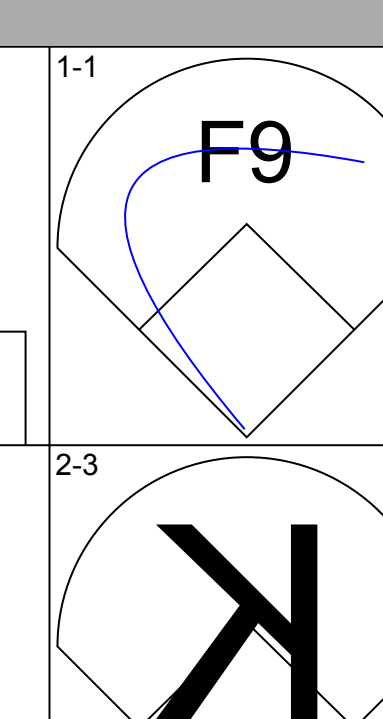
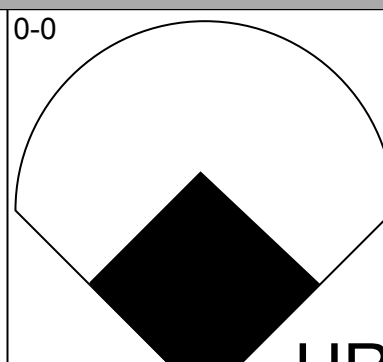
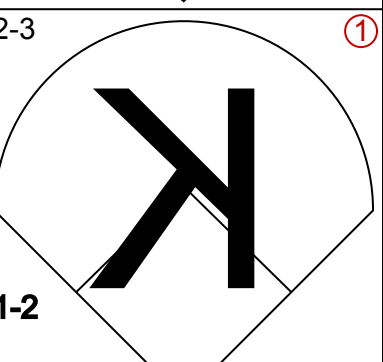
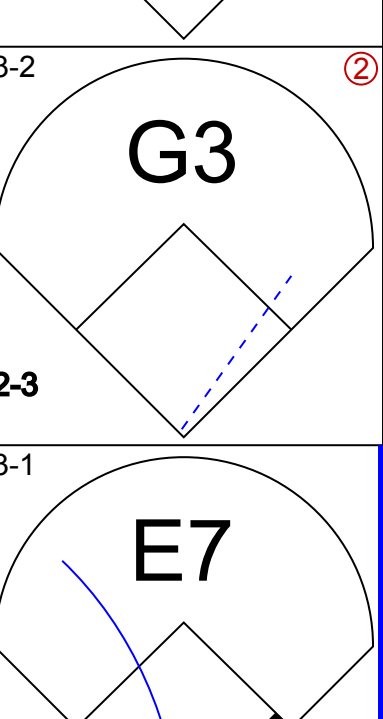
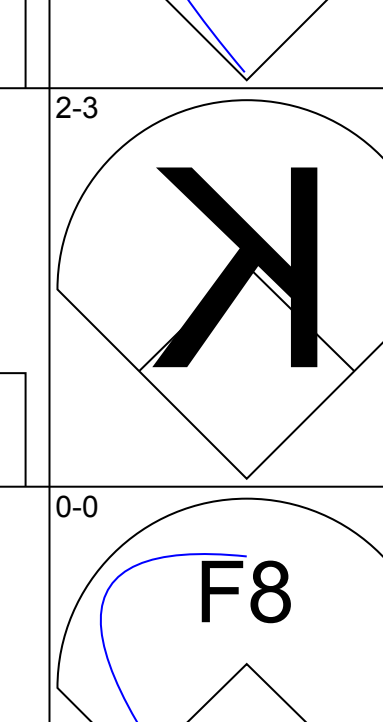
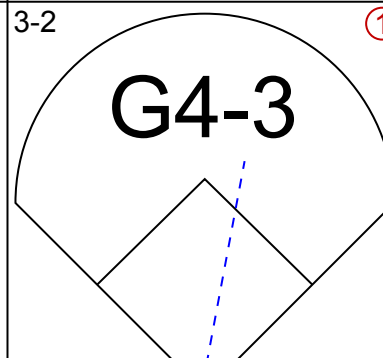
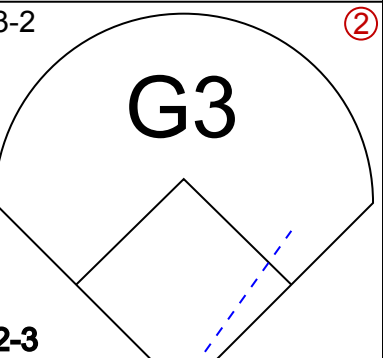
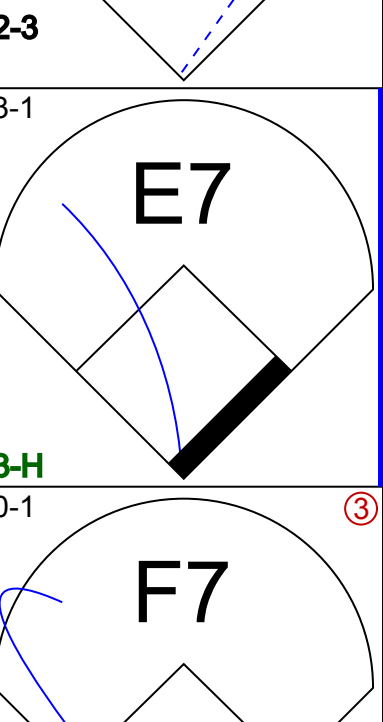
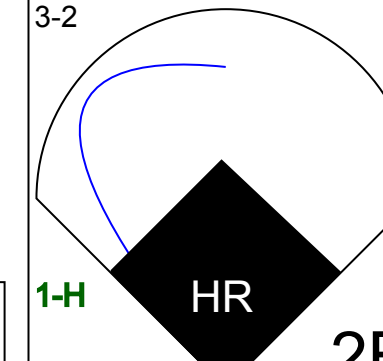
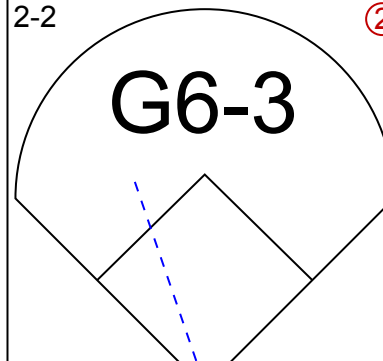
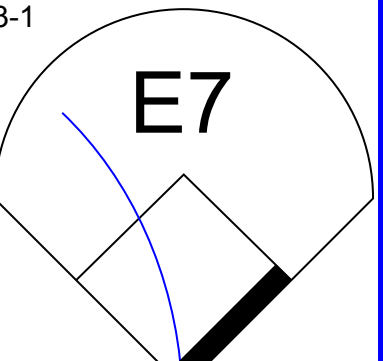
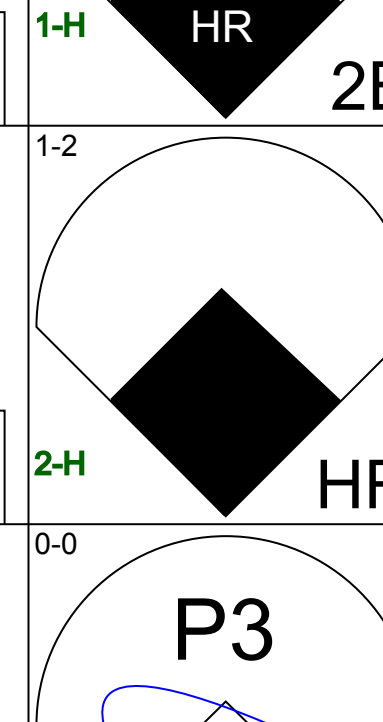
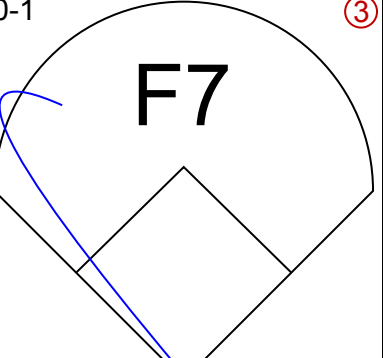
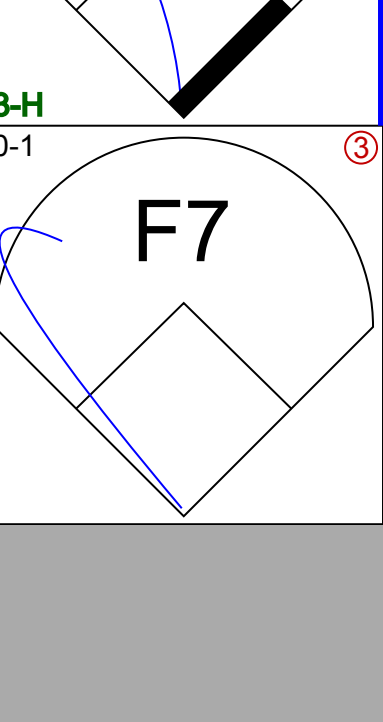
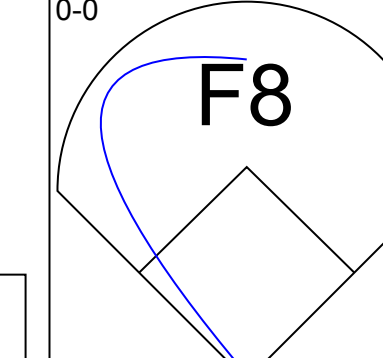
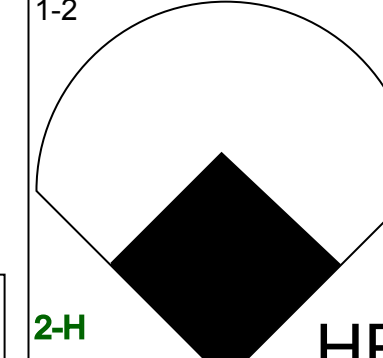
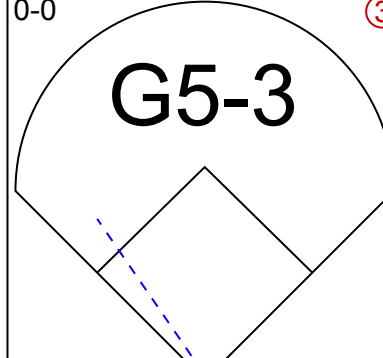
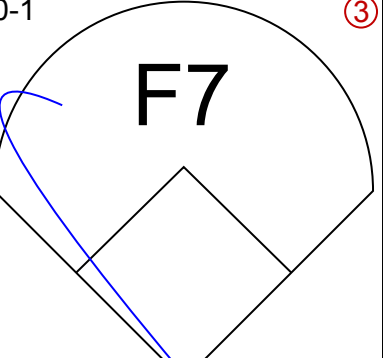
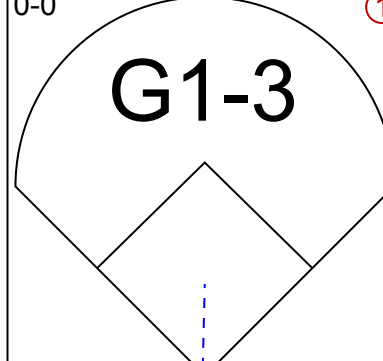
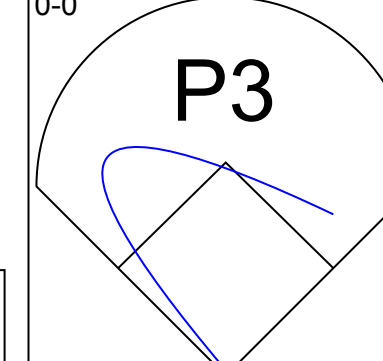
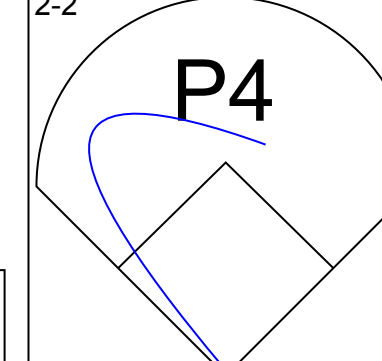
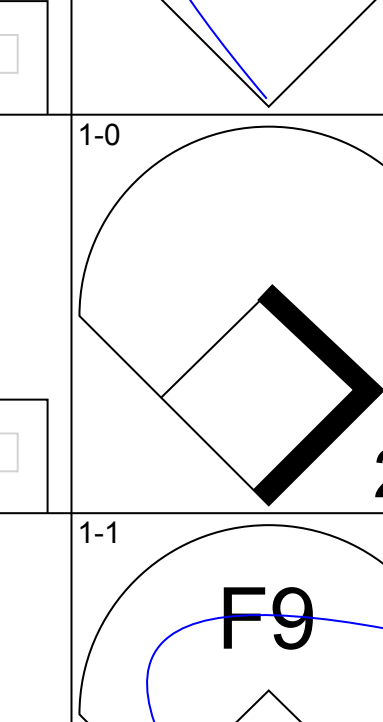
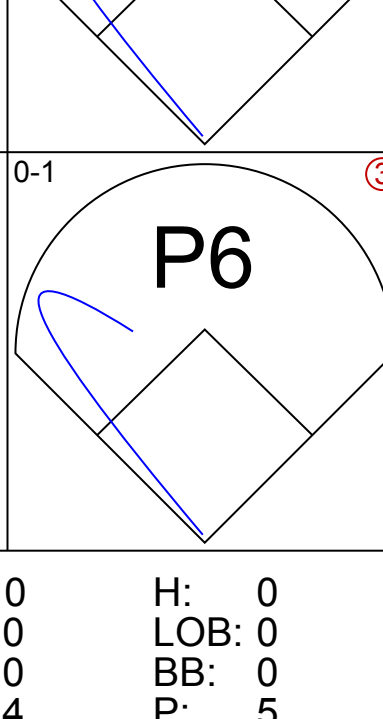
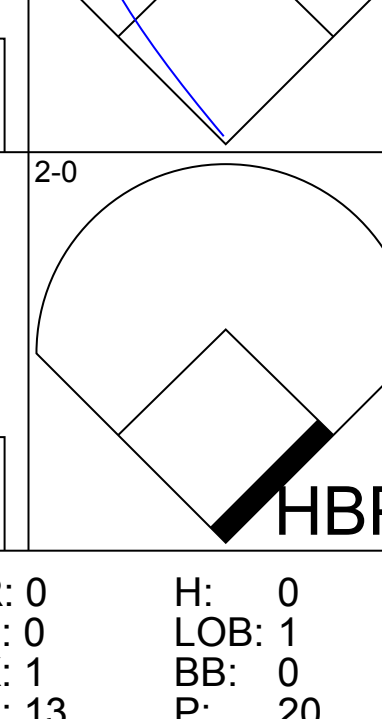
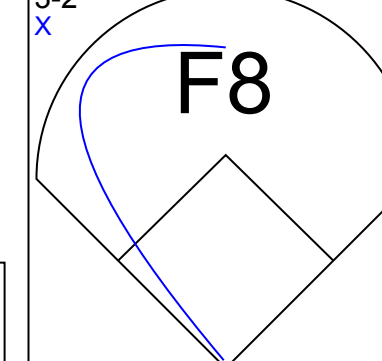
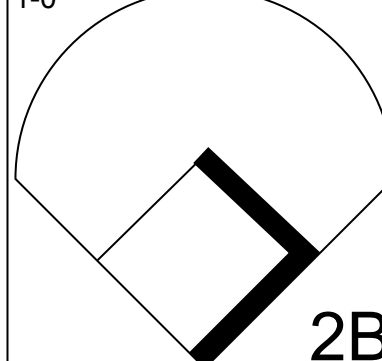
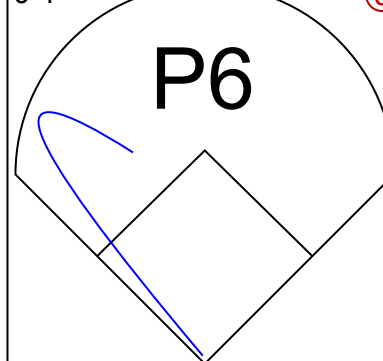
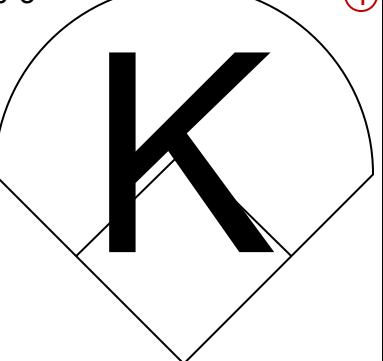
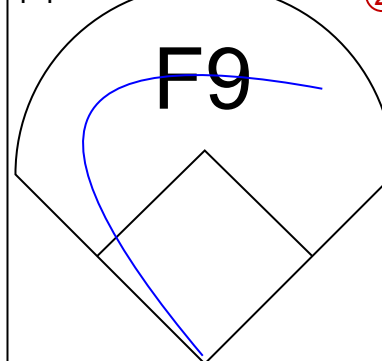
AB	34
R	5
H	9
RBI	5
BB	3
SO	8
LOB	16

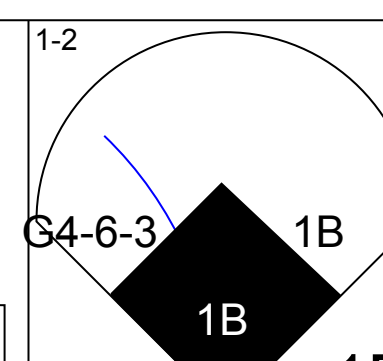

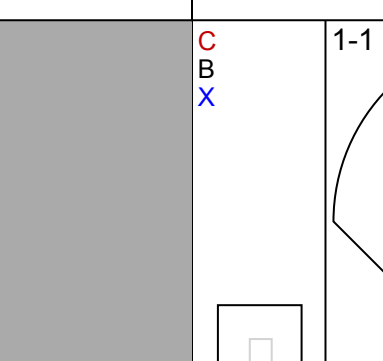
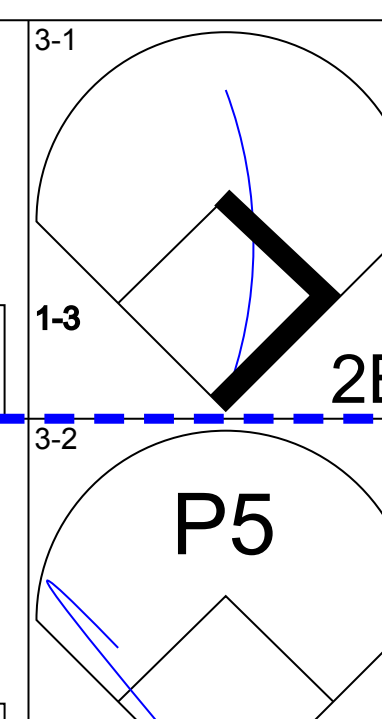
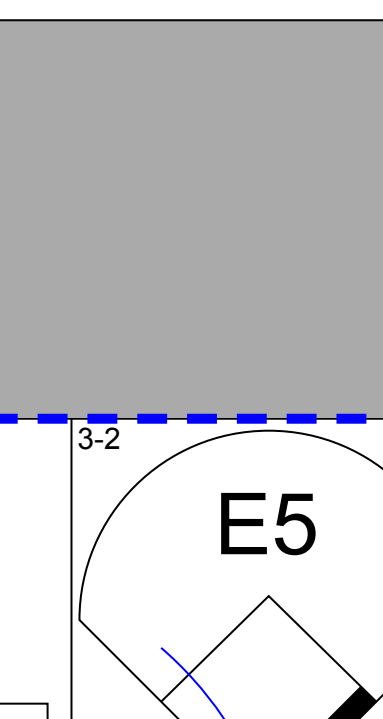
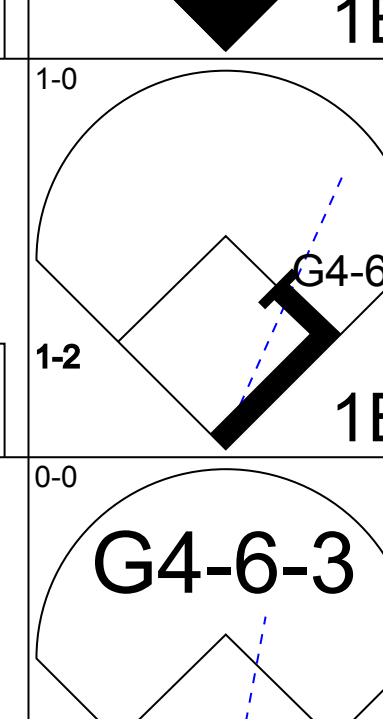
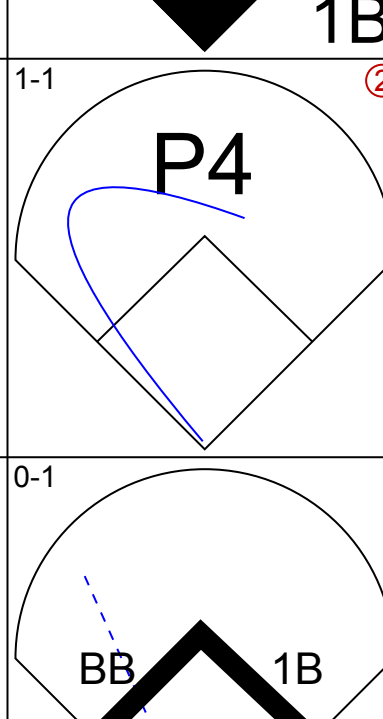
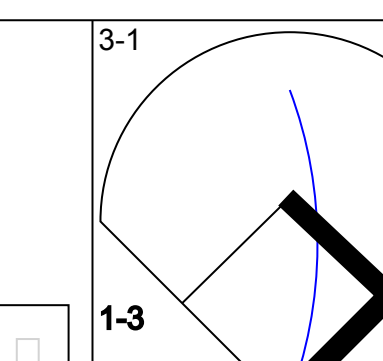
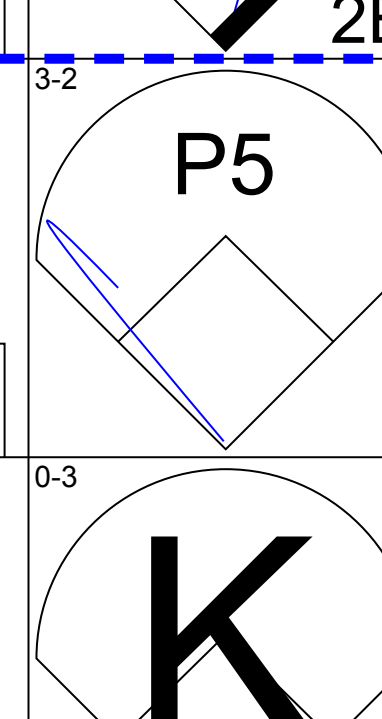
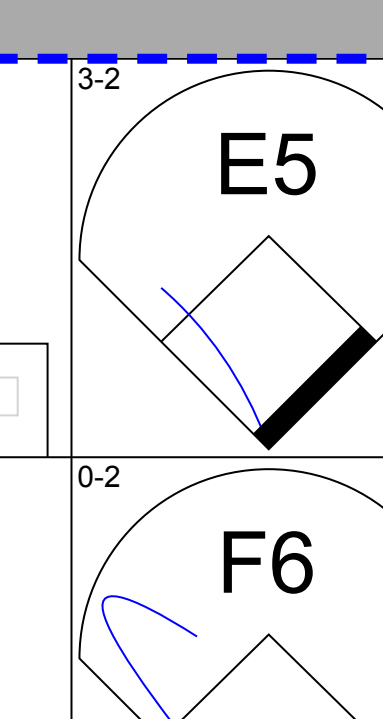
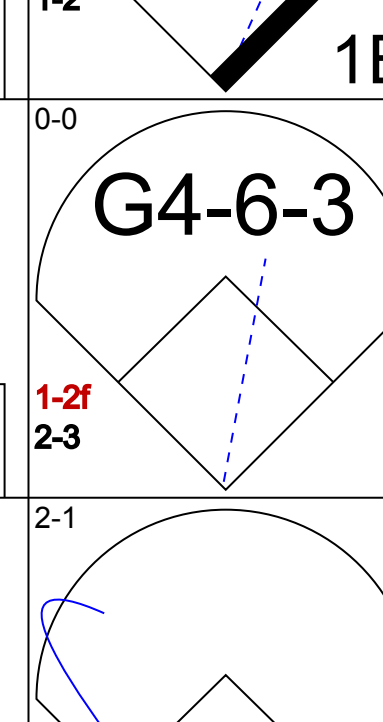
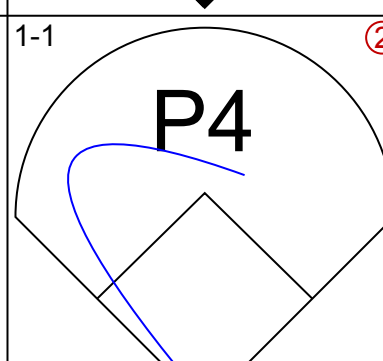
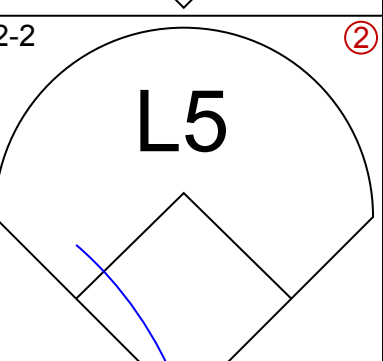
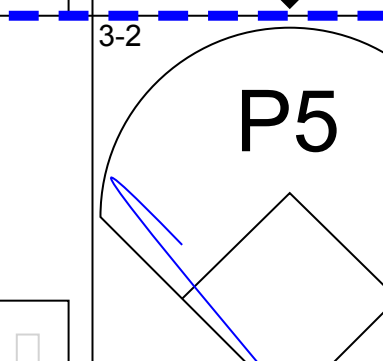
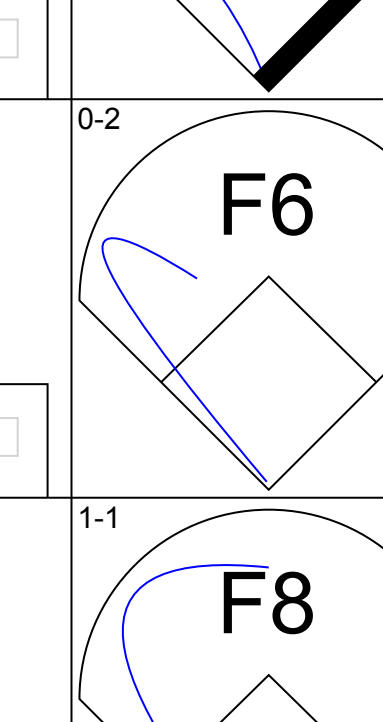
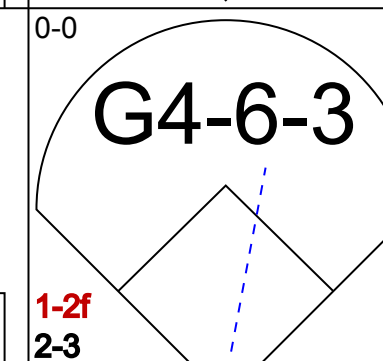
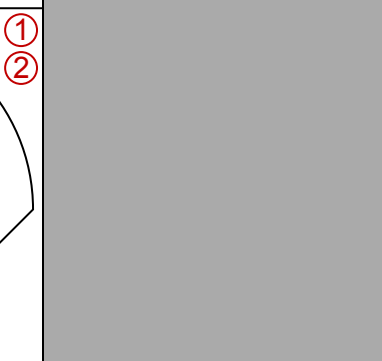
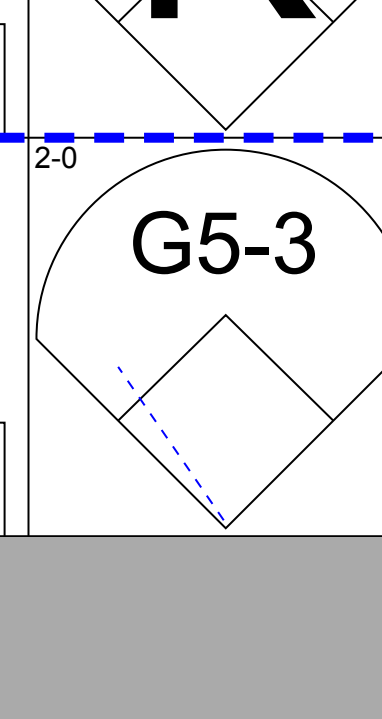
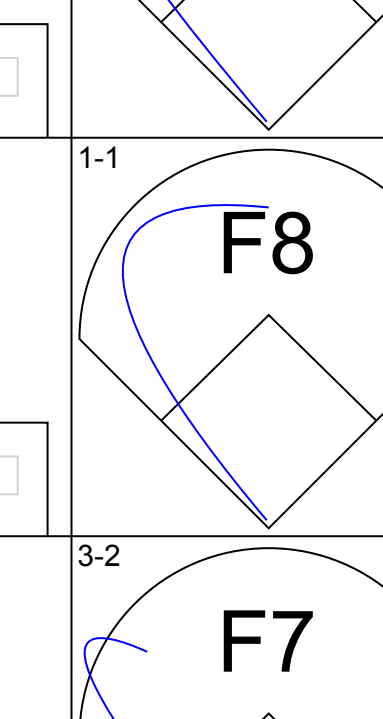
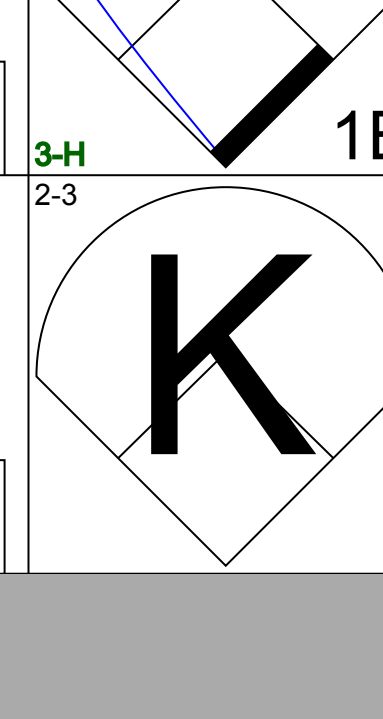
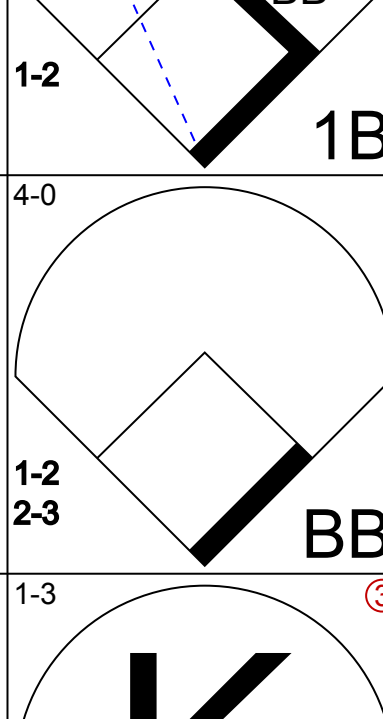
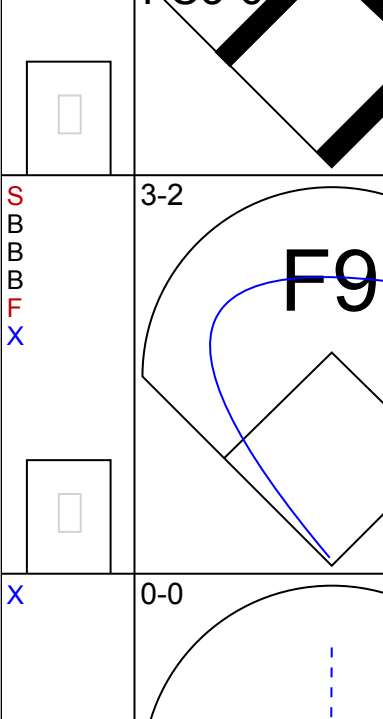
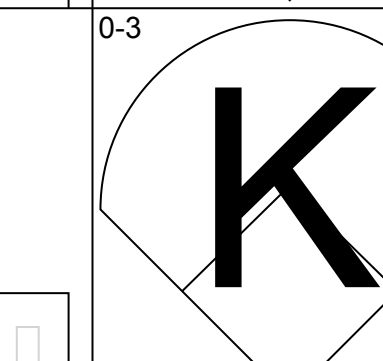
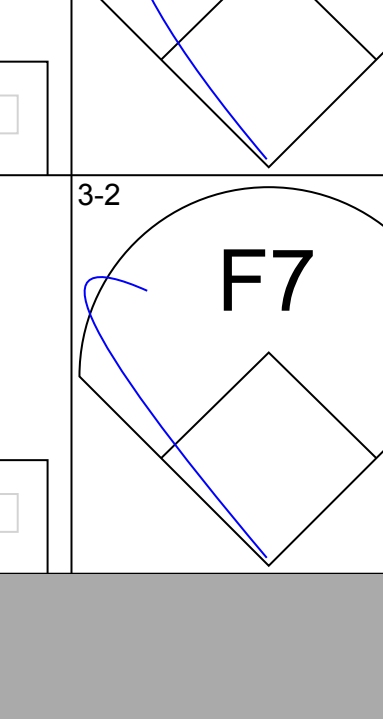
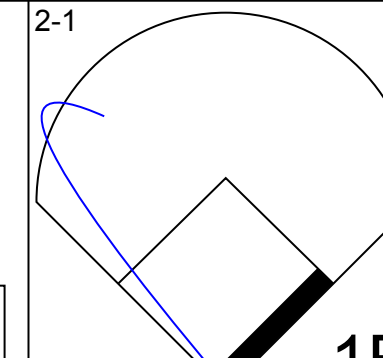
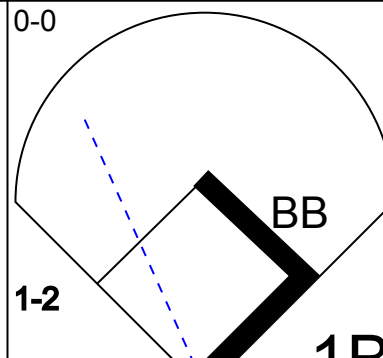
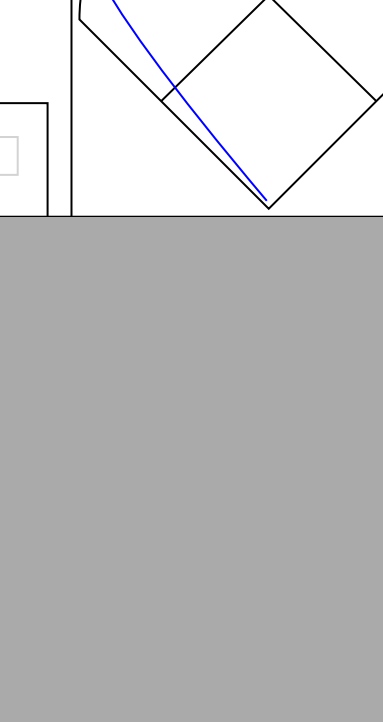
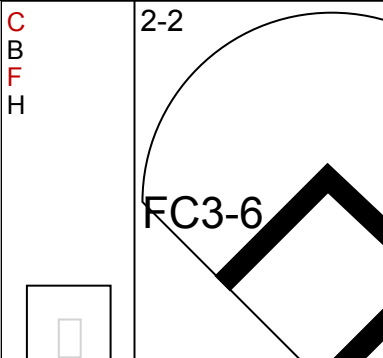
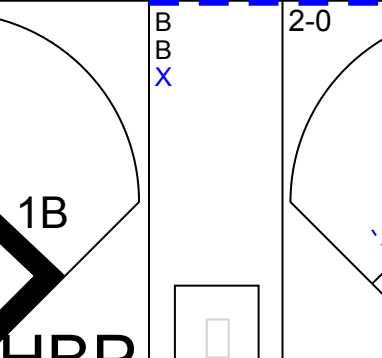
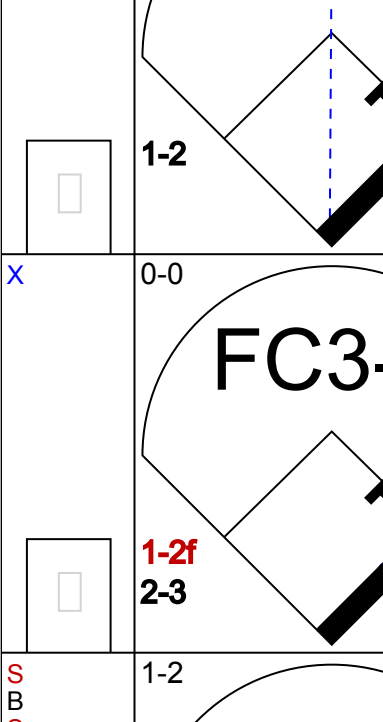
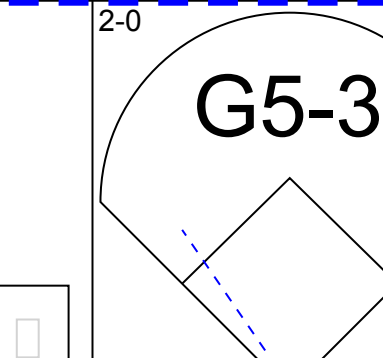

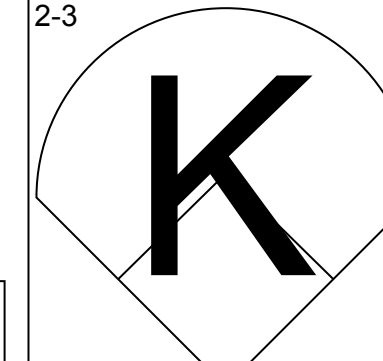
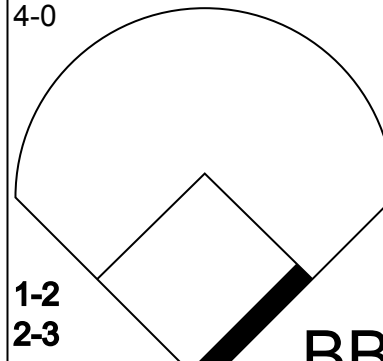
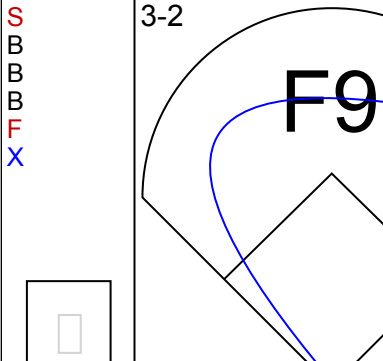
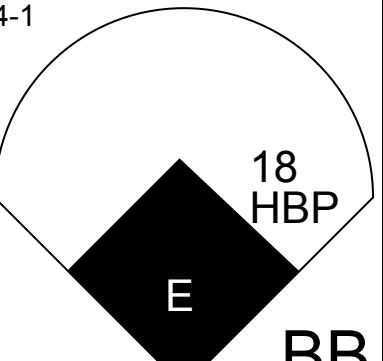
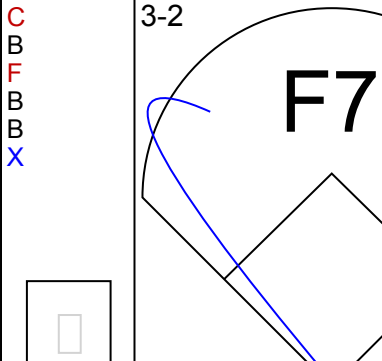
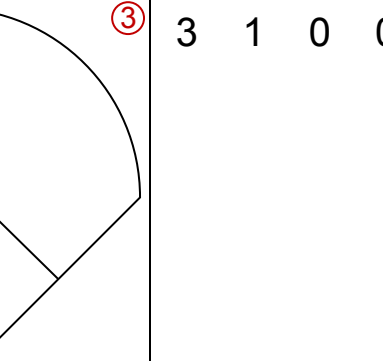
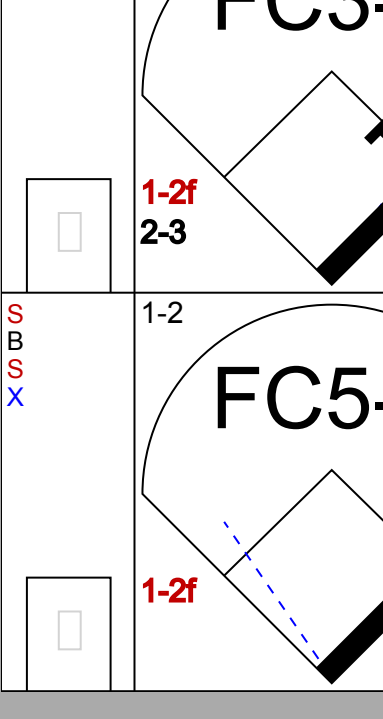

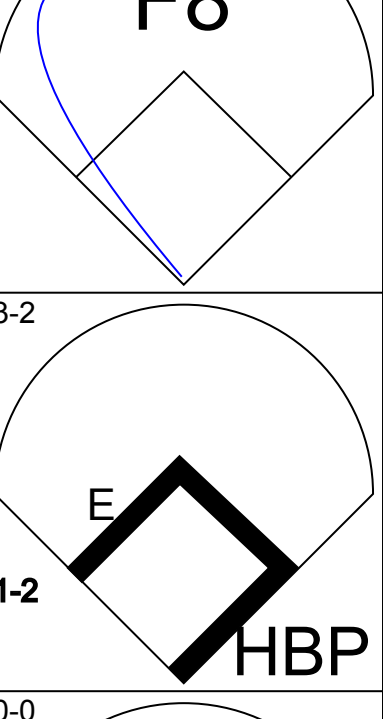
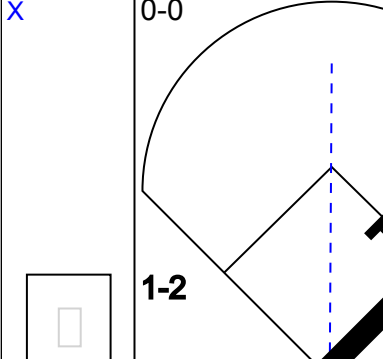

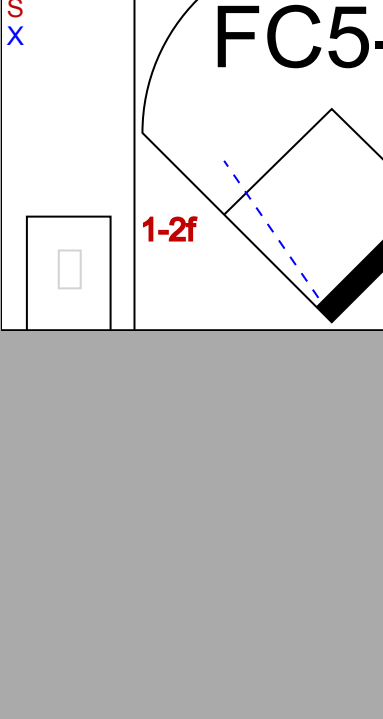
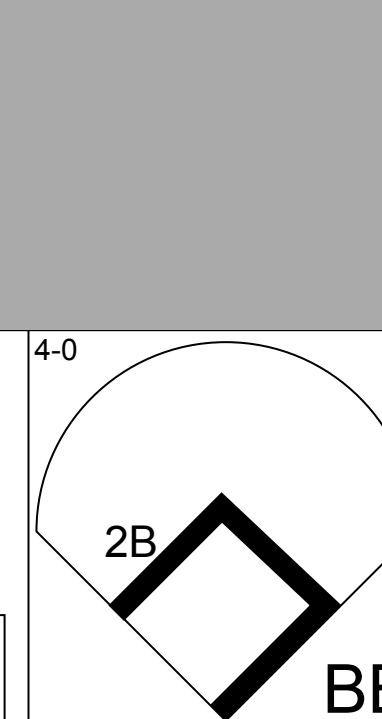
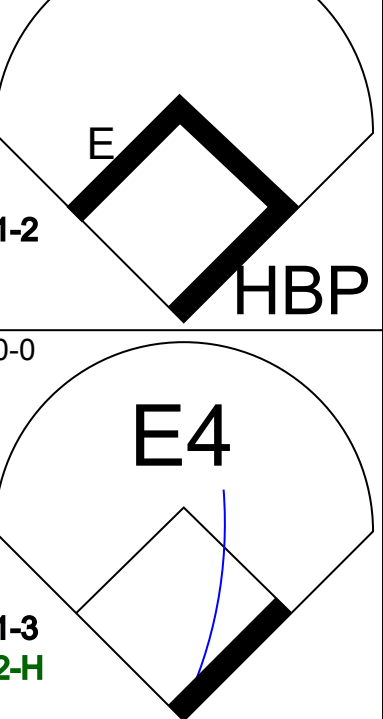

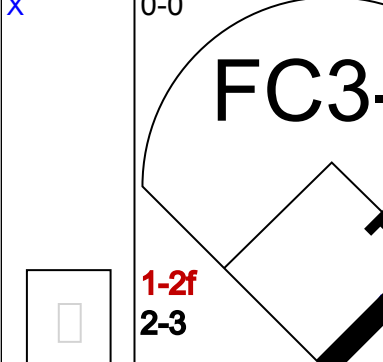
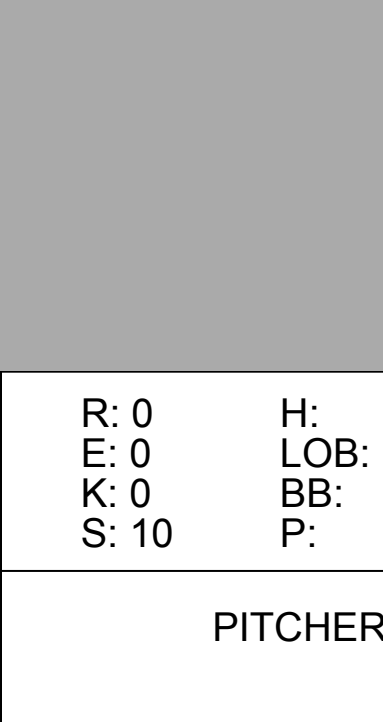
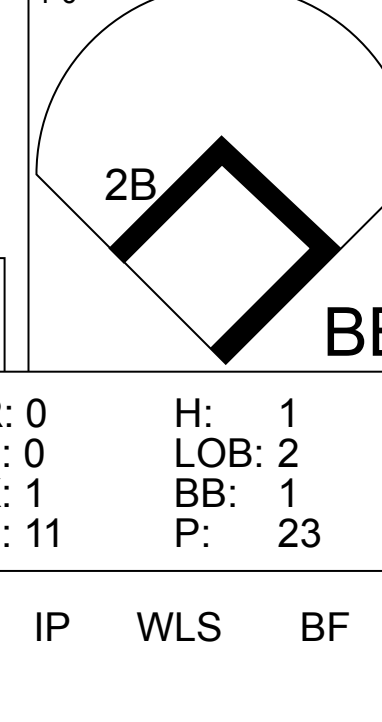
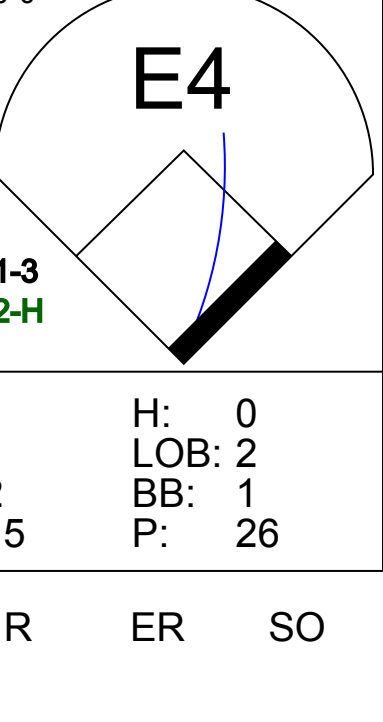
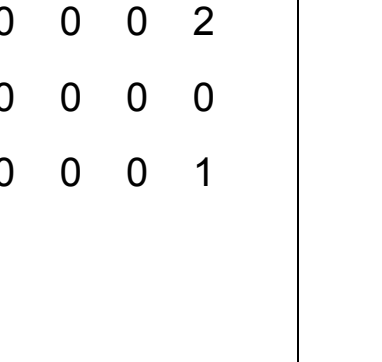
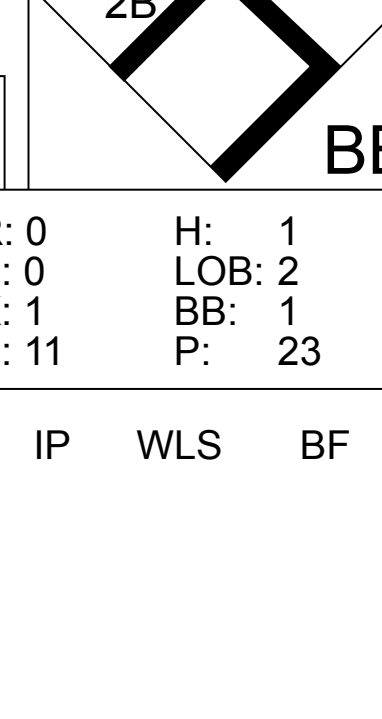
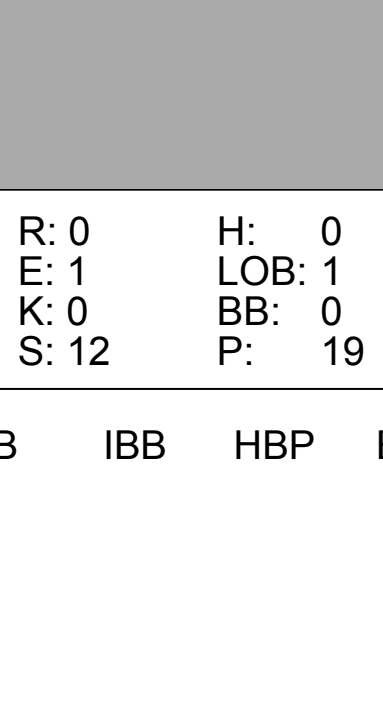
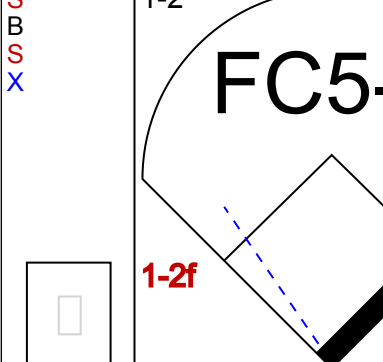

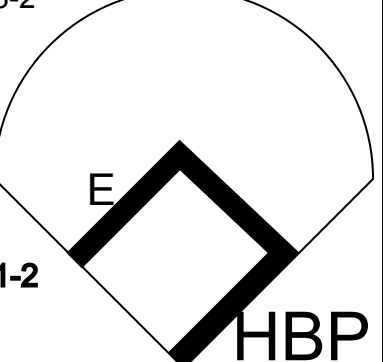

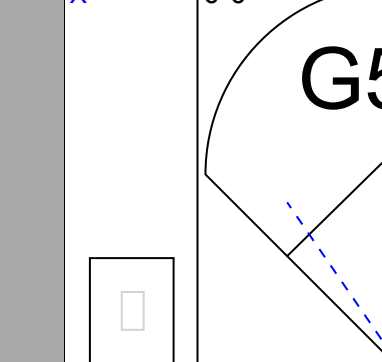
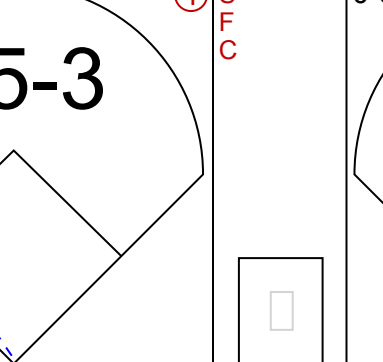
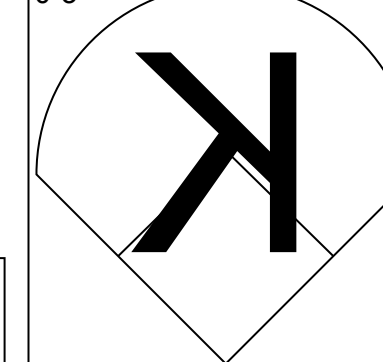

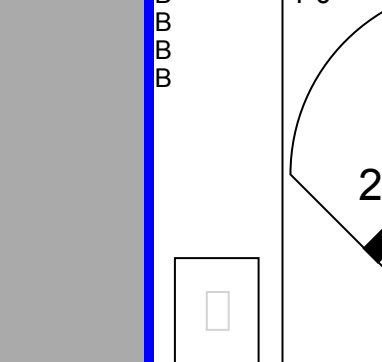
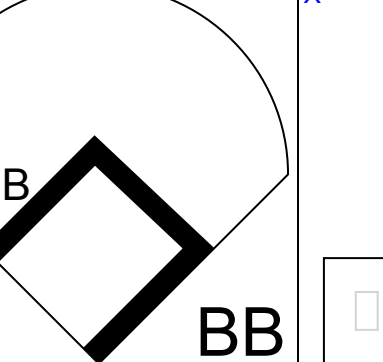
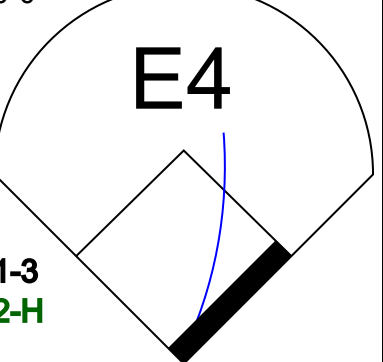
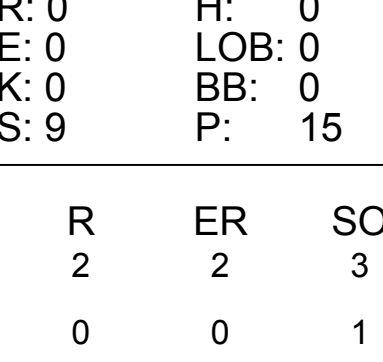
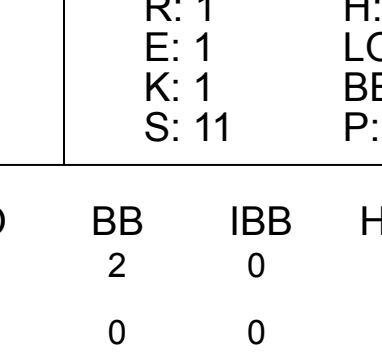
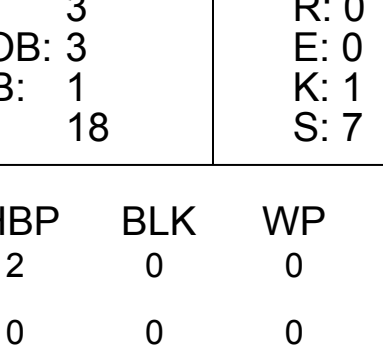
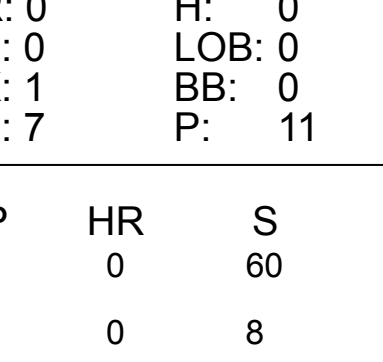
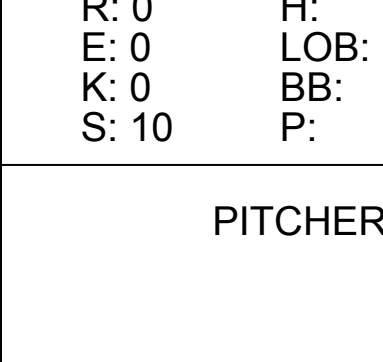
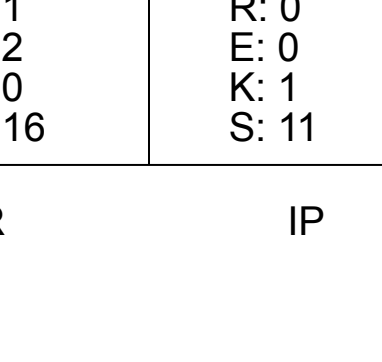
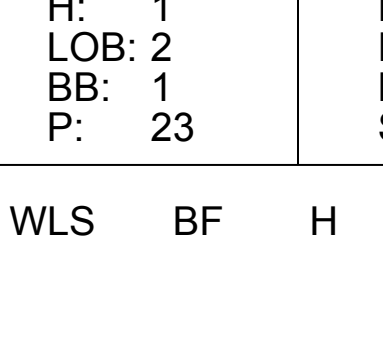
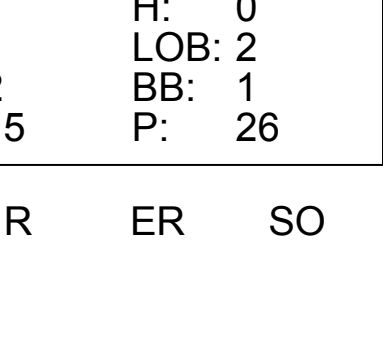
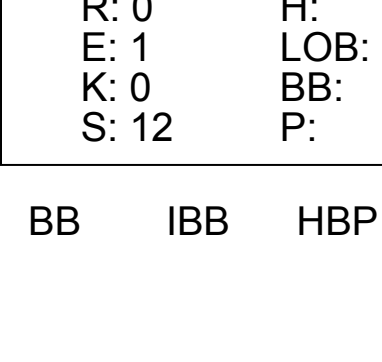














Batter	1	2	3	4	5	6	7	8	9	AB	R	H	RBI	BB	SO	LOB	TOP					
<b>Bip Roberts, S</b> (1, 4) OBP: 0.347, SLG: 0.376				 1B						5	1	1	0	0	3	2	<b>Cleveland Indians @ Pittsburgh Pirates</b> Three Rivers Stadium, Pittsburgh, PA Wed Sep 03 1997, 7:05 PM EDT Att: 37,513 - Unknown - 62 F					
<b>Omar Vizquel, S</b> (1, 6) OBP: 0.343, SLG: 0.364				 1-H				   	3	2	1	2	1	0	0							
<b>Manny Ramirez, R</b> (1, 9) OBP: 0.421, SLG: 0.551									4	1	1	1	0	3	1							
<b>Jim Thome, L</b> (1, 3) OBP: 0.431, SLG: 0.598				 1B					4	1	1	0	0	0	1							
<b>David Justice, L</b> (1, 7) OBP: 0.433, SLG: 0.629				 1-H					4	1	1	1	0	1	0							
<b>Brian Giles, L</b> (8, 7) OBP: 0.368, SLG: 0.476				 2B				 	0	0	0	0	0	0	0							
<b>Matt Williams, R</b> (1, 5) OBP: 0.297, SLG: 0.482				 2-H					4	1	1	2	0	0	1							
<b>Marquis Grissom, R</b> (1, 8) OBP: 0.323, SLG: 0.396										4	0	0	0	0	0	0						
<b>Pat Borders, R</b> (1, 2) OBP: 0.359, SLG: 0.443										4	0	1	0	0	0	0						
<b>Orel Hershiser, R</b> (1, 1) OBP: 0.361, SLG: 0.461										2	0	0	0	0	1	0						
<b>Paul Assenmacher, L</b> (7, 1) OBP: 0.355, SLG: 0.431										0	0	0	0	0	0	0						
<b>Michael Jackson, R</b> (7, 1) OBP: 0.378, SLG: 0.461										0	0	0	0	0	0	0						
<b>Kevin Seitzer, R</b> (9, PH) OBP: 0.324, SLG: 0.369										1	0	0	0	0	1	0						
<b>Jose Mesa, R</b> (9, 1) OBP: 0.269, SLG: 0.261										0	0	0	0	0	0	0						
<b>Inning Stats</b>	R: 0 E: 0 K: 2 S: 8	H: 0 LOB: 0 BB: 0 P: 13	R: 0 E: 0 K: 1 S: 6	H: 0 LOB: 0 BB: 0 P: 9	R: 0 E: 0 K: 0 S: 4	H: 0 LOB: 0 BB: 0 P: 5	R: 5 E: 0 K: 1 S: 20	H: 5 LOB: 0 BB: 0 P: 30	R: 0 E: 0 K: 0 S: 10	H: 0 LOB: 0 BB: 0 P: 14	R: 1 E: 0 K: 0 S: 10	H: 1 LOB: 0 BB: 0 P: 15	R: 0 E: 0 K: 1 S: 13	H: 0 LOB: 1 BB: 0 P: 20	R: 1 E: 1 K: 1 S: 12	H: 0 LOB: 1 BB: 1 P: 24	R: 0 E: 0 K: 1 S: 9	H: 1 LOB: 1 BB: 0 P: 14	1B: 2 2B: 2 3B: 0 HR: 3	SF: 0 SAC: 0 DP: 0 HBP: 1	WP: 0 PB: 0 SB: 2 CS: 0	PA: 37
<b>PITCHER</b>	IP	WLS	BF	H	R	ER	SO	BB	IBB	HBP	BLK	WP	HR	S	P	ERA	WHIP					
<b>Esteban Loaiza, R</b> (1, 1) ERA: 4.55	6.0	L	24	6	6	6	5	0	0	0	0	0	3	58	86	9.00	1.000					
<b>Jason Christiansen, L</b> (7, 1) ERA: 3.55	0.2		3	0	0	0	0	0	0	1	0	0	0	10	17	0.00	0.000					
<b>Ricardo Rincon, L</b> (7, 1) ERA: 3.78	0.1		1	0	0	0	1	0	0	0	0	0	0	3	3	0.00	0.000					
<b>Matt Ruebel, L</b> (8, 1) ERA: 6.42	2.0		9	1	1	0	2	1	0	0	0	0	0	21	38	0.00	1.000					

Batter	1	2	3	4	5	6	7	8	9	AB	R	H	RBI	BB	SO	LOB	BOTTOM				
<b>Tony Womack, L</b> (1, 4) OBP: 0.326, SLG: 0.383	  		  							5	2	3	0	0	1	2	<b>Cleveland Indians @ Pittsburgh Pirates</b> Three Rivers Stadium, Pittsburgh, PA Wed Sep 03 1997, 7:05 PM EDT Att: 37,513 - Unknown - 62 F				
<b>Jermaine Allensworth, R</b> (1, 8) OBP: 0.344, SLG: 0.347	 								5	0	1	0	0	0	3						
<b>Al Martin, L</b> (1, 7) OBP: 0.361, SLG: 0.461	  		  						5	0	1	1	0	1	5						
<b>Eddie Williams, R</b> (1, 3) OBP: 0.329, SLG: 0.431			 		  				3	0	2	1	0	0	2						
<b>Matt Ruebel, L</b> (8, 1) OBP: 0.358, SLG: 0.548								   	0	0	0	0	0	0	0						
<b>Mark Smith, R</b> (9, PH) OBP: 0.358, SLG: 0.548									1	0	0	0	0	0	1						
<b>Dale Sveum, S</b> (1, 5) OBP: 0.325, SLG: 0.450			  					   	3	1	0	0	2	1	3						
<b>Shawon Dunston, R</b> (1, 6) OBP: 0.301, SLG: 0.424					 				4	0	1	0	0	2	4						
<b>Turner Ward, S</b> (1, 9) OBP: 0.408, SLG: 0.542	  				  				2	0	0	0	0	0	2						
<b>Ricardo Rincon, L</b> (7, 1) OBP: 0.353, SLG: 0.439	  				  			 	0	0	0	0	0	0	0						
<b>Joe Randa, R</b> (8, 5) OBP: 0.353, SLG: 0.439							 		1	0	0	0	1	0	1						
<b>Esteban Loaiza, R</b> (1, 1) OBP: 0.180, SLG: 0.184										2	0	0	0	0	1	0					
<b>Jason Christiansen, R</b> (7, 1) ERA: 4.54										0	0	0	0	0	0	0					
<b>Adrian Brown, S</b> (7, 9) OBP: 0.269, SLG: 0.261										1	0	0	0	1	0	1					
<b>Inning Stats</b>	R: 1 E: 0 K: 1 S: 11	H: 3 LOB: 1 BB: 0 P: 17	R: 0 E: 0 K: 0 S: 9	H: 0 LOB: 0 BB: 0 P: 15	R: 1 E: 1 K: 1 S: 11	H: 3 LOB: 3 BB: 1 P: 18	R: 0 E: 0 K: 1 S: 7	H: 0 LOB: 0 BB: 0 P: 11	R: 0 E: 0 K: 0 S: 10	H: 1 LOB: 2 BB: 0 P: 16	R: 0 E: 0 K: 1 S: 11	H: 1 LOB: 2 BB: 1 P: 23	R: 1 E: 1 K: 2 S: 15	H: 0 LOB: 2 BB: 1 P: 26	R: 0 E: 1 K: 0 S: 12	H: 0 LOB: 1 BB: 0 P: 19	1B: 7 2B: 1 3B: 0 HR: 0	SF: 0 SAC: 0 DP: 2 HBP: 3	WP: 0 PB: 0 SB: 0 CS: 0	PA: 41	
<b>PITCHER</b>	IP	WLS	BF	H	R	ER	SO	BB	IBB	HBP	BLK	WP	HR	S	P	ERA	WHIP				
<b>Orel Hershiser, R</b> (1, 1) ERA: 4.54	6.0	W	28	8	2	2	3	2	0	2	0	0	0	60	102	3.00	1.667				
<b>Paul Assenmacher, L</b> (7, 1) ERA: 3.07	0.2		2	0	0	0	1	0	0	0	0	0	0	8	11	0.00	0.000				
<b>Michael Jackson, R</b> (7, 1) ERA: 3.17	1.1		7	0	1	0	2	1	0	1	0	0	0	16	29	0.00	0.750				
<b>Jose Mesa, R</b> (9, 1) ERA: 2.55	1.0		4	0	0	0	0	0	0	0	0	0	0	12	19	0.00	0.000				



Batter	1	2	3	4	5	6	7	8	9	AB	R	H	RBI	BB	SO	LOB	TOP																					
Ray Durham, S OBP: 0.331, SLG: 0.366	G3			G5-3				FC5-4		4	0	2	0	0	0	0																						
Dave Martinez, L OBP: 0.352, SLG: 0.414 34 Mario Valdez, L OBP: 0.339, SLG: 0.289	G4-3			FC4-6 1B BB			F7	FC5-4		3	0	0	0	1	0	2																						
Frank Thomas, R OBP: 0.455, SLG: 0.620	G5-3			FC4-6 1-2 1B			G4-3	P3		4	0	1	0	0	0	2																						
Albert Belle, R OBP: 0.329, SLG: 0.489 Lyle Mouton, R OBP: 0.315, SLG: 0.380		F8		FC4-6 1-2 2-3			P5		F8	3	0	0	0	0	0	2																						
Robin Ventura, L OBP: 0.415, SLG: 0.450 Greg Norton, S OBP: 0.333, SLG: 0.529	G1-3			P6			G4-3		25 G4-3 BB	3	0	0	0	0	0	2																						
Mike Cameron, R OBP: 0.343, SLG: 0.441 25 Jeff Abbott, R OBP: 0.278, SLG: 0.278	K				L4-3 1B		HR		G4-3	3	1	2	1	0	1	0																						
Jorge Fabregas, L OBP: 0.282, SLG: 0.354 Robert Machado, R OBP: 0.500, SLG: 0.500			K		L4-3					0	0	0	0	0	0	0																						
Magglio Ordonez, R OBP: 0.455, SLG: 1.091			G1-3				G3			3	0	0	0	0	0	1																						
Ozzie Guillen, L OBP: 0.277, SLG: 0.326 Chad Fonville, S OBP: 0.250, SLG: 0.143			G6-3				G5-3		F8	3	0	0	0	0	0	0																						
<b>Inning Stats</b>	R: 0 E: 0 K: 0 S: 8	H: 0 LOB: 0 BB: 0 P: 11	R: 0 E: 0 K: 1 S: 9	H: 0 LOB: 0 BB: 0 P: 13	R: 0 E: 0 K: 1 S: 6	H: 0 LOB: 0 BB: 0 P: 11	R: 0 E: 0 K: 0 S: 13	H: 1 LOB: 2 BB: 0 P: 23	R: 0 E: 0 K: 0 S: 6	H: 1 LOB: 1 BB: 0 P: 7	R: 0 E: 0 K: 0 S: 6	H: 1 LOB: 1 BB: 0 P: 7	R: 1 E: 0 K: 0 S: 11	H: 2 LOB: 1 BB: 0 P: 18	R: 0 E: 0 K: 0 S: 8	H: 1 LOB: 1 BB: 0 P: 12	R: 0 E: 0 K: 0 S: 8	H: 0 LOB: 0 BB: 1 P: 15	1B: 5 2B: 1 3B: 0 HR: 1	SF: 0 SAC: 0 DP: 2 HBP: 0	WP: 0 PB: 0 SB: 0 CS: 0	PA: 33																
<b>PITCHER</b>	IP	WLS	BF	H	R	ER	SO	BB	IBB	HBP	BLK	WP	HR	S	P	ERA	WHIP	<b>PITCHER</b>				IP	WLS	BF	H	R	ER	SO	BB	IBB	HBP	BLK	WP	HR	S	P	ERA	WHIP
Charles Nagy, R ERA: 4.01	8.0	W	30	6	1	1	2	1	0	0	0	0	1	67	102	1.12	0.875																					
Paul Shuey, R ERA: 6.16	1.0		3	0	0	0	0	1	0	0	0	0	0	8	15	0.00	1.000																					

**Chicago White Sox @ Cleveland Indians**  
Jacobs Field, Cleveland, OH  
Fri Sep 05 1997, 7:05 PM EDT  
Att: 43,093 - Unknown - 71 F

livebaseballscorecards.com

AB 31  
R 1  
H 6  
RBI 1  
BB 2  
SO 2  
LOB 11



Batter	1	2	3	4	5	6	7	8	9	AB	R	H	RBI	BB	SO	LOB	BOTTOM																					
Bip Roberts, S OBP: 0.350, SLG: 0.387	HR	1B BB G3 1B	G1-3		L7		2B 1B	G4-3		6	3	3	1	0	0	4																						
Brian Giles, L OBP: 0.368, SLG: 0.471	1B BB HBP	G3 1B BB	F8		P4		F8			3	2	0	0	1	0	3																						
Manny Ramirez, R OBP: 0.423, SLG: 0.552 Tony Fernandez, S OBP: 0.315, SLG: 0.405	1B BB	1B G3 1B	P4				F7			3	2	2	0	1	0	1																						
Jim Thome, L OBP: 0.430, SLG: 0.597 Jeff Manto, R OBP: 0.250, SLG: 0.417	K	G3			2B		K	2B		4	0	1	1	0	2	4																						
David Justice, L OBP: 0.432, SLG: 0.628	1B 1B	K			F8		1B 2B	L9		5	2	2	0	0	1	4																						
Matt Williams, R OBP: 0.300, SLG: 0.483 Jeff Branson, L OBP: 0.258, SLG: 0.299	1B	E 1B IBB			K		1B	FC1-4 1B		3	0	2	2	1	1	1																						
Sandy Alomar Jr., R OBP: 0.359, SLG: 0.539	1B	E8			F7		F9	FC1-4 1B		5	0	3	4	0	0	2																						
Marquis Grissom, R OBP: 0.323, SLG: 0.395	F7	K					HR 1B	FC1-4		4	1	1	0	1	1	6																						
Omar Vizquel, S OBP: 0.344, SLG: 0.373	K				K		HR	K		5	1	2	2	0	3	5																						
<b>Inning Stats</b>	R: 4 E: 0 K: 2 S: 25	H: 4 LOB: 2 BB: 1 P: 46	R: 3 E: 1 K: 2 S: 15	H: 3 LOB: 2 BB: 2 P: 27	R: 0 E: 0 K: 0 S: 7	H: 1 LOB: 1 BB: 0 P: 15	R: 0 E: 0 K: 1 S: 10	H: 1 LOB: 1 BB: 0 P: 16	R: 0 E: 0 K: 1 S: 7	H: 0 LOB: 1 BB: 1 P: 15	R: 1 E: 0 K: 0 S: 9	H: 3 LOB: 1 BB: 0 P: 13	R: 3 E: 0 K: 0 S: 13	H: 4 LOB: 1 BB: 0 P: 20	R: 0 E: 0 K: 1 S: 14	H: 2 LOB: 2 BB: 0 P: 22	1B: 12 2B: 4 3B: 0 HR: 2	SF: 0 SAC: 0 DP: 0 HBP: 1	WP: 0 PB: 0 SB: 0 CS: 0	PA: 46																		
<b>PITCHER</b>	IP	WLS	BF	H	R	ER	SO	BB	IBB	HBP	BLK	WP	HR	S	P	ERA	WHIP	<b>PITCHER</b>				IP	WLS	BF	H	R	ER	SO	BB	IBB	HBP	BLK	WP	HR	S	P	ERA	WHIP
Jason Bere, R ERA: 4.42	0.1	L	7	4	4	4	1	1	0	0	0	0	0	18	36	108.00	15.000																					
Neelson Cruz, R ERA: 8.35	0.2		5	2	3	3	1	1	0	0	0	0	0	13	22	40.50	4.500																					
Tom Fordham, L ERA: 6.52	5.2		27	9	4	4	5	1	1	0	0	0	1	49	85	6.35	1.765																					
Jeff Darwin, R ERA: 1.17	1.1		7	3	0	0	1	0	0	0	0	0	0	20	31	0.00	2.250																					

**Chicago White Sox @ Cleveland Indians**  
Jacobs Field, Cleveland, OH  
Fri Sep 05 1997, 7:05 PM EDT  
Att: 43,093 - Unknown - 71 F

livebaseballscorecards.com

AB 41  
R 11  
H 18  
RBI 11  
BB 4  
SO 8  
LOB 31









Batter	1	2	3	4	5	6	7	8	9	AB	R	H	RBI	BB	SO	LOB	TOP											
Ray Durham, S OBP: 0.331, SLG: 0.366	G6-3		1B		F8		FC4-6			4	0	1	0	0	0	1	Chicago White Sox @ Cleveland Indians Jacobs Field, Cleveland, OH Sun Sep 07 1997, 7:05 PM EDT Att: 43,051 - Unknown - 70 F											
Dave Martinez, L OBP: 0.354, SLG: 0.414	G4-3		BB		G6-3		CS	L8		3	0	1	0	1	0	0												
Frank Thomas, R OBP: 0.458, SLG: 0.626	FC4		P3		G6-3			L9		3	0	0	0	1	0	3												
Albert Belle, R OBP: 0.326, SLG: 0.482	FC4		G6-3			G5-3		BB		3	0	0	0	1	0	3												
Robin Ventura, L OBP: 0.417, SLG: 0.484		G4-3	SF7	2B	HR		FC4	BB	K	3	2	2	1	1	1	1												
Mike Cameron, R OBP: 0.340, SLG: 0.433	G4-3		K			FC4			P3	4	0	0	0	0	1	2												
Jorge Fabregas, L OBP: 0.281, SLG: 0.354	SF7		FC6-4	1B		K			L8	3	0	1	1	0	1	1												
Magglio Ordonez, R OBP: 0.421, SLG: 1.000		3-H	FC6-4	1B			G4-3		K	4	0	1	0	0	1	1												
Ozzie Guillen, L OBP: 0.278, SLG: 0.325	G1-3		G1-3				FC4-6	1B		3	0	1	0	0	0	2												
<b>Inning Stats</b>	R: 0 E: 0 K: 0 S: 13	H: 0 LOB: 1 BB: 1 P: 24	R: 1 E: 0 K: 0 S: 10	H: 2 LOB: 1 BB: 0 P: 15	R: 0 E: 0 K: 0 S: 9	H: 1 LOB: 1 BB: 1 P: 17	R: 1 E: 0 K: 1 S: 10	H: 2 LOB: 1 BB: 0 P: 14	R: 0 E: 0 K: 0 S: 9	H: 0 LOB: 1 BB: 1 P: 17	R: 0 E: 0 K: 0 S: 9	H: 1 LOB: 0 BB: 0 P: 15	R: 0 E: 0 K: 1 S: 12	H: 0 LOB: 1 BB: 1 P: 18	R: 0 E: 0 K: 1 S: 5	H: 0 LOB: 0 BB: 0 P: 9	1B: 5 2B: 1 3B: 0 HR: 1	SF: 1 SAC: 0 DP: 2 HBP: 0	WP: 0 PB: 0 SB: 2 CS: 1	PA: 36								
<b>PITCHER</b>	IP	WLS	BF	H	R	ER	SO	BB	IBB	HBP	BLK	WP	HR	S	P	ERA	WHIP											
Jaret Wright, R ERA: 4.72	(1, 1)	6.1	W	27	7	2	2	2	3	0	0	0	0	1	67	111	2.84	1.579										
Alvin Morman, L ERA: 4.61	(7, 1)	1.0		2	0	0	0	0	0	0	0	0	0	0	6	7	0.00	3.000										
Michael Jackson, R ERA: 3.28	(8, 1)	0.1		2	0	0	0	0	1	0	0	0	0	0	6	11	0.00	3.000										
Paul Assenmacher, L ERA: 3.02	(8, 1)	0.1		1	0	0	0	1	0	0	0	0	0	0	3	4	0.00	0.000										
Jose Mesa, R ERA: 2.57	(9, 1)	1.0	S	3	0	0	0	1	0	0	0	0	0	0	5	9	0.00	0.000										

Batter	1	2	3	4	5	6	7	8	9	AB	R	H	RBI	BB	SO	LOB	BOTTOM											
Bip Roberts, S OBP: 0.349, SLG: 0.381	S		G6-3		BB					1	2	0	0	1	0	0	Chicago White Sox @ Cleveland Indians Jacobs Field, Cleveland, OH Sun Sep 07 1997, 7:05 PM EDT Att: 43,051 - Unknown - 70 F											
Tony Fernandez, S OBP: 0.316, SLG: 0.414	1B		G4-3		BB		HR			1	1	1	1	0	0	0												
Brian Giles, L OBP: 0.370, SLG: 0.469	HBP		G4-3		1B		G1-4-3			3	0	1	1	1	0	0												
Manny Ramirez, R OBP: 0.424, SLG: 0.552	FC3-6				BB					4	1	2	1	0	0	1												
Jim Thome, L OBP: 0.427, SLG: 0.597	F7		G5-3		1B					4	1	1	1	0	1	4												
David Justice, L OBP: 0.431, SLG: 0.623	FC3-6		HR		K					4	1	1	1	0	1	4												
Matt Williams, R OBP: 0.303, SLG: 0.493	G4-3		G6-3		HR		G6-3			3	0	0	0	1	0	1												
Sandy Alomar Jr., R OBP: 0.397, SLG: 0.534	F8		BB				F9			3	0	1	1	1	0	0												
Marquis Grissom, R OBP: 0.327, SLG: 0.404	G5-3		F8		BB		K			4	0	0	0	0	1	3												
Omar Vizquel, S OBP: 0.343, SLG: 0.369	L9		F9							3	0	1	0	0	0	0												
			P5		K		CS			3	0	0	0	0	1	1												
							G5-3			3	0	0	0	0	1	1												
<b>Inning Stats</b>	R: 1 E: 0 K: 0 S: 10	H: 1 LOB: 0 BB: 0 P: 15	R: 0 E: 0 K: 0 S: 4	H: 0 LOB: 0 BB: 0 P: 5	R: 0 E: 0 K: 0 S: 7	H: 0 LOB: 0 BB: 0 P: 11	R: 1 E: 0 K: 0 S: 11	H: 1 LOB: 1 BB: 1 P: 21	R: 1 E: 0 K: 2 S: 13	H: 1 LOB: 2 BB: 2 P: 27	R: 0 E: 0 K: 1 S: 7	H: 0 LOB: 0 BB: 0 P: 10	R: 1 E: 0 K: 0 S: 7	H: 2 LOB: 0 BB: 0 P: 12	R: 1 E: 0 K: 0 S: 14	H: 2 LOB: 1 BB: 1 P: 27	1B: 5 2B: 0 3B: 0 HR: 2	SF: 0 SAC: 0 DP: 1 HBP: 1	WP: 0 PB: 0 SB: 1 CS: 1	PA: 34								
<b>PITCHER</b>	IP	WLS	BF	H	R	ER	SO	BB	IBB	HBP	BLK	WP	HR	S	P	ERA	WHIP											
Doug Drabek, R ERA: 5.76	(1, 1)	6.0	L	26	4	4	4	3	3	0	1	0	0	1	53	90	6.00	1.167										
Tony Castillo, L ERA: 4.99	(7, 1)	1.0		3	1	0	0	0	0	0	0	0	0	1	6	11	0.00	1.000										
Matt Karchner, R ERA: 2.17	(8, 1)	1.0		5	2	1	1	0	1	0	0	0	0	0	14	27	9.00	3.000										

AB 30  
R 2  
H 7  
RBI 2  
BB 4  
SO 4  
LOB 14



AB 29  
R 5  
H 7  
RBI 5  
BB 4  
SO 3  
LOB 10





Batter	1	2	3	4	5	6	7	8	9	AB	R	H	RBI	BB	SO	LOB	TOP										
<b>Brady Anderson, L</b> (1, 8) OBP: 0.399, SLG: 0.474	1-1 G3		4-0 FC5-4 BB		0-1 G6-3		0-3 K			3	0	0	0	1	1	2	<b>Baltimore Orioles @ Cleveland Indians</b> Jacobs Field, Cleveland, OH Mon Sep 08 1997, 7:05 PM EDT Att: 43,009 - Unknown - 69 F										
<b>Roberto Alomar, S</b> (1, 4) OBP: 0.361, SLG: 0.436 <b>Jeff Reboulet, R</b> (6, 4) OBP: 0.303, SLG: 0.329 <b>Jerome Walton, R</b> (6, PH) OBP: 0.405 <b>Aaron Ledesma, R</b> (6, 4) OBP: 0.403, SLG: 0.441	0-0 F7		0-3 K			2-2 G5-4-3 BB HBP		0-3 K		2	0	0	0	0	1	2											
<b>B.J. Surhoff, L</b> (1, 7) OBP: 0.348, SLG: 0.461	2-2 1B		2-3 K			4-0 G5-4-3 BB		0-0 B1-3		3	0	1	0	1	1	2											
<b>Geronimo Berroa, R</b> (1, 9) OBP: 0.375, SLG: 0.474	1-3 K		1-0 FC5-4			2-0 G5-4-3		0-1 1B		4	0	1	0	0	1	5											
<b>Rafael Palmeiro, L</b> (1, 3)		2-2 F9		3-3 K		1-1 F8		1-1 L3		4	0	0	0	0	1	2											
<b>Cal Ripken Jr., R</b> (1, 5) OBP: 0.339, SLG: 0.428		0-1 G6-3		1-3 K			1-2 G6-3		0-1 P3		4	0	0	0	0	1		0									
<b>Harold Baines, L</b> (1, 10) OBP: 0.373, SLG: 0.460 <b>David Dellucci, L</b> (9, PR) OBP: 0.321, SLG: 0.304		0-0 HR		3-1 F8			2-1 P6		0-1 G6-4-3 1B		4	1	2	1	0	0		0									
<b>Chris Hoiles, R</b> (1, 2) OBP: 0.382, SLG: 0.428		3-1 G6-3		4-2 G5-4-3 BB			4-0 1B BB		1-0 G6-4-3		2	0	0	0	2	0		1									
<b>Mike Bordick, R</b> (1, 6) OBP: 0.276, SLG: 0.306			0-1 1B		0-0 G5-4-3		2-1 1B				3	0	2	0	0	0		1									
<b>Inning Stats</b>	R: 0 E: 0 K: 1 S: 9	H: 1 LOB: 1 BB: 0 P: 13	R: 1 E: 0 K: 0 S: 8	H: 1 LOB: 0 BB: 0 P: 13	R: 0 E: 0 K: 2 S: 9	H: 1 LOB: 2 BB: 1 P: 16	R: 0 E: 0 K: 2 S: 8	H: 0 LOB: 0 BB: 0 P: 15	R: 0 E: 0 K: 0 S: 5	H: 0 LOB: 0 BB: 1 P: 9	R: 0 E: 0 K: 0 S: 5	H: 0 LOB: 1 BB: 1 P: 14	R: 0 E: 0 K: 1 S: 10	H: 1 LOB: 2 BB: 1 P: 19	R: 0 E: 0 K: 1 S: 8	H: 1 LOB: 1 BB: 0 P: 9		R: 0 E: 0 K: 0 S: 5	H: 1 LOB: 1 BB: 0 P: 6	1B: 5 2B: 0 3B: 0 HR: 1	SF: 0 SAC: 0 DP: 3 HBP: 1	WP: 0 PB: 0 SB: 0 CS: 0	PA: 35				
<b>PITCHER</b>	IP	WLS	BF	H	R	ER	SO	BB	IBB	HBP	BLK	WP	HR	S	P	ERA	WHIP										
<b>Orel Hershiser, R</b> (1, 1) ERA: 4.42	6.2		27	4	1	1	5	4	0	1	0	0	1	51	96	1.35	1.200										
<b>Paul Assenmacher, L</b> (7, 1) ERA: 2.95	1.0	W	3	0	0	0	2	0	0	0	0	0	0	7	7	0.00	0.000										
<b>Michael Jackson, R</b> (8, 1) ERA: 3.28	0.0		1	1	0	0	0	0	0	0	0	0	0	2	2	∞	∞										
<b>Alvin Morman, L</b> (8, 1) ERA: 4.5	0.1		1	0	0	0	0	0	0	0	0	0	0	2	3	0.00	0.000										
<b>Jose Mesa, R</b> (9, 1) ERA: 2.53	1.0	S	3	1	0	0	0	0	0	0	0	0	0	5	6	0.00	1.000										

AB	30
R	1
H	6
RBI	1
BB	4
SO	7
LOB	15



Batter	1	2	3	4	5	6	7	8	9	AB	R	H	RBI	BB	SO	LOB	BOTTOM										
<b>Omar Vizquel, S</b> (1, 6) OBP: 0.342, SLG: 0.368	0-2 F9		2-2 L6			2-2 G6-3	1-1 S 1B			4	0	1	1	0	0	1	<b>Baltimore Orioles @ Cleveland Indians</b> Jacobs Field, Cleveland, OH Mon Sep 08 1997, 7:05 PM EDT Att: 43,009 - Unknown - 69 F										
<b>Brian Giles, L</b> (1, 7) OBP: 0.369, SLG: 0.464	1-1 F7			1-3 K		0-0 G3-1	4-2 BB			3	0	0	0	1	1	0											
<b>Manny Ramirez, R</b> (1, 9) OBP: 0.422, SLG: 0.551	2-1 P6			2-2 K		3-2 2B	1-3 K			4	1	1	0	0	2	2											
<b>Jim Thome, L</b> (1, 3) OBP: 0.428, SLG: 0.598		0-0 G3-6 1B		3-3 K		3-0 2B		0-1 G5-3		4	0	2	1	0	1	0											
<b>David Justice, L</b> (1, 10) OBP: 0.432, SLG: 0.621		3-1 G3-6			0-0 BB	4-0 1B		3-2 P4		3	0	1	0	1	0	1											
<b>Matt Williams, R</b> (1, 5) OBP: 0.303, SLG: 0.492		2-2 G5-3			0-1 P5	0-0 P3		1-1 2B 1B		4	0	1	0	0	0	3											
<b>Tony Fernandez, S</b> (1, 4) OBP: 0.320, SLG: 0.419			0-1 G4-6-3 1B		4-1 FC5-4 BB		2-0 L8	1-1 2B		3	0	2	0	1	0	0											
<b>Pat Borders, R</b> (1, 2) OBP: 0.363, SLG: 0.452			2-2 G4-6-3 1B		1-3 K		3-2 1B	2-1 F9		4	1	2	0	0	1	4											
<b>Marquis Grissom, R</b> (1, 8) OBP: 0.325, SLG: 0.401			3-2 G4-6-3		1-1 FC5-4		0-3 K			3	0	0	0	0	1	5											
<b>Inning Stats</b>	R: 0 E: 0 K: 0 S: 7	H: 0 LOB: 0 BB: 0 P: 10	R: 0 E: 0 K: 0 S: 6	H: 1 LOB: 0 BB: 0 P: 11	R: 0 E: 0 K: 3 S: 12	H: 0 LOB: 0 BB: 0 P: 18	R: 0 E: 0 K: 1 S: 9	H: 1 LOB: 2 BB: 1 P: 15	R: 1 E: 0 K: 0 S: 10	H: 2 LOB: 2 BB: 1 P: 22	R: 1 E: 0 K: 2 S: 16	H: 2 LOB: 2 BB: 1 P: 27	R: 0 E: 0 K: 0 S: 11	H: 2 LOB: 2 BB: 0 P: 18	1B: 6 2B: 4 3B: 0 HR: 0	SF: 0 SAC: 0 DP: 2 HBP: 0		WP: 0 PB: 0 SB: 1 CS: 0	PA: 35								
<b>PITCHER</b>	IP	WLS	BF	H	R	ER	SO	BB	IBB	HBP	BLK	WP	HR	S	P	ERA	WHIP										
<b>Scott Kamieniecki, R</b> (1, 1) ERA: 3.97	6.0		24	6	1	1	4	1	1	0	0	0	0	10	16	13.50	3.000										
<b>Alan Mills, R</b> (7, 1) ERA: 4.32	0.2	L	4	2	1	1	1	0	0	0	0	0	0	11	19	0.00	1.000										
<b>Jesse Orosco, L</b> (7, 1) ERA: 2.44	1.0		4	0	0	0	1	1	0	0	0	0	0	6	10	0.00	6.000										
<b>Terry Mathews, R</b> (8, 1) ERA: 4.18	0.1		3	2	0	0	0	0	0	0	0	0	0	6	10	0.00	6.000										

AB	32
R	2
H	10
RBI	2
BB	3
SO	6
LOB	16










Batter	1	2	3	4	5	6	7	8	9	AB	R	H	RBI	BB	SO	LOB	TOP					
<b>Bip Roberts, S</b> OBP: 0.345, SLG: 0.373 (1, 4)	G4-3		G4-3		B1		L7		K	5	0	0	0	0	1	3						
<b>Omar Vizquel, S</b> OBP: 0.341, SLG: 0.366 (1, 6)	P4			G4-3	G4-3			L9		4	1	1	0	0	0	1						
<b>Manny Ramirez, R</b> OBP: 0.420, SLG: 0.546 (1, 9)	G6-3			G4-3	L9			K		4	1	1	0	0	1	1						
<b>Jim Thome, L</b> OBP: 0.429, SLG: 0.602 (1, 3)		L8		K		G4-3		HR		4	1	1	1	0	1	2						
<b>David Justice, L</b> OBP: 0.429, SLG: 0.615 (1, 10)	K			G4-3		G5-3		K		4	0	0	0	0	2	2						
<b>Matt Williams, R</b> OBP: 0.302, SLG: 0.486 (1, 5)	K			1B	BB		L7		P5	3	0	0	0	1	1	0						
<b>Brian Giles, L</b> OBP: 0.372, SLG: 0.476 (1, 7)			HR	FC4-6	1B		P2		1B	4	1	3	3	0	0	0						
<b>Pat Borders, R</b> OBP: 0.360, SLG: 0.469 (1, 2)			G6-3	FC4-6					1B	3	1	1	1	0	0	2						
<b>Jeff Branson, L</b> OBP: 0.292, SLG: 0.304 (9, PH)				1-2					1B	1	0	1	0	0	0	0						
<b>Marquis Grissom, R</b> OBP: 0.325, SLG: 0.404 (1, 8)			G5-3			G4-3		K		4	0	1	0	0	2	2						
<b>Inning Stats</b>	R: 0 E: 0 K: 0 S: 16	H: 0 LOB: 0 BB: 0 P: 20	R: 0 E: 0 K: 2 S: 10	H: 0 LOB: 0 BB: 0 P: 13	R: 1 E: 0 K: 0 S: 7	H: 1 LOB: 0 BB: 0 P: 10	R: 2 E: 0 K: 1 S: 20	H: 3 LOB: 2 BB: 1 P: 34	R: 0 E: 0 K: 0 S: 9	H: 1 LOB: 1 BB: 0 P: 14	R: 0 E: 0 K: 0 S: 3	H: 0 LOB: 0 BB: 0 P: 6	R: 1 E: 0 K: 1 S: 8	H: 1 LOB: 0 BB: 0 P: 15	R: 1 E: 0 K: 2 S: 12	H: 1 LOB: 0 BB: 0 P: 15	R: 0 E: 0 K: 2 S: 17	H: 2 LOB: 2 BB: 0 P: 26	1B: 5 2B: 1 3B: 0 HR: 3	SF: 0 SAC: 0 DP: 0 HBP: 0	WP: 0 PB: 0 SB: 0 CS: 0	PA: 37
<b>PITCHER</b>	IP	WLS	BF	H	R	ER	SO	BB	IBB	HBP	BLK	WP	HR	S	P	ERA	WHIP					
<b>James Baldwin, R</b> ERA: 5.17 (1, 1)	6.1		26	6	4	4	3	1	0	0	0	0	2	68	102	5.68	1.105					
<b>Keith Foulke, R</b> ERA: 8.59 (7, 1)	2.0	W	9	3	1	1	3	0	0	0	0	0	1	27	42	4.50	1.500					
<b>Matt Karchner, R</b> ERA: 2.63 (9, 1)	0.2	S	2	0	0	0	2	0	0	0	0	0	0	7	9	0.00	0.000					

**Cleveland Indians @ Chicago White Sox**  
Comiskey Park, Chicago, IL  
Thu Sep 11 1997, 8:05 PM EDT  
Att: 22,620 - Unknown - 64 F


AB 36  
R 5  
H 9  
RBI 5  
BB 1  
SO 8  
LOB 13



Batter	1	2	3	4	5	6	7	8	9	AB	R	H	RBI	BB	SO	LOB	BOTTOM					
<b>Ray Durham, S</b> OBP: 0.327, SLG: 0.360 (1, 4)	G5-3		F9	G6-3		G4-3		G6-3		4	0	0	0	1	0	2						
<b>Dave Martinez, L</b> OBP: 0.352, SLG: 0.415 (1, 3)	G3-1		1B	G6-3			G4-3	CS		4	1	1	1	1	0	2						
<b>Frank Thomas, R</b> OBP: 0.462, SLG: 0.634 (1, 10)	BB		FC6-4	1B	L8		2B	1B	F7	3	1	1	0	2	0	1						
<b>Albert Belle, R</b> OBP: 0.331, SLG: 0.490 (1, 7)	BB		FC6-4	1B	K		1B	2B		3	1	1	1	1	1	1						
<b>Robin Ventura, L</b> OBP: 0.409, SLG: 0.482 (1, 5)	G1-3		1B		L8		1B	WP	1B	4	1	2	2	0	0	2						
<b>Mike Cameron, R</b> OBP: 0.339, SLG: 0.436 (1, 8)		K	L9			G5-3	1B	1B	IBB	3	0	0	0	1	1	2						
<b>Jorge Fabregas, L</b> OBP: 0.281, SLG: 0.354 (1, 2)	F7			E		G6-3	1B	1B		4	1	2	1	0	0	0						
<b>Magglio Ordonez, R</b> OBP: 0.379, SLG: 0.821 (1, 9)	K			FC6-4	BB		2B	L6		3	1	1	0	1	1	2						
<b>Ozzie Guillen, L</b> OBP: 0.279, SLG: 0.332 (1, 6)			F9	1B	2B		2B	K		4	1	2	1	0	1	3						
<b>Inning Stats</b>	R: 0 E: 0 K: 0 S: 7	H: 0 LOB: 2 BB: 2 P: 16	R: 0 E: 0 K: 2 S: 7	H: 0 LOB: 0 BB: 0 P: 11	R: 2 E: 0 K: 0 S: 12	H: 4 LOB: 2 BB: 0 P: 22	R: 1 E: 0 K: 0 S: 10	H: 1 LOB: 1 BB: 2 P: 20	R: 0 E: 0 K: 1 S: 6	H: 0 LOB: 0 BB: 0 P: 9	R: 1 E: 0 K: 0 S: 8	H: 2 LOB: 1 BB: 0 P: 14	R: 3 E: 0 K: 1 S: 10	H: 3 LOB: 2 BB: 2 P: 22	R: 0 E: 0 K: 0 S: 5	H: 0 LOB: 0 BB: 1 P: 12	1B: 5 2B: 5 3B: 0 HR: 0	SF: 0 SAC: 0 DP: 1 HBP: 0	WP: 1 PB: 0 SB: 0 CS: 1	PA: 39		
<b>PITCHER</b>	IP	WLS	BF	H	R	ER	SO	BB	IBB	HBP	BLK	WP	HR	S	P	ERA	WHIP					
<b>Charles Nagy, R</b> ERA: 4.1 (1, 1)	6.1	L	31	8	6	5	3	5	0	0	0	0	0	53	101	7.11	2.053					
<b>Alvin Morman, L</b> ERA: 5.14 (7, 1)	0.0		3	2	1	1	0	0	1	0	0	1	0	3	8	∞	∞					
<b>Eric Plunk, R</b> ERA: 4.88 (7, 1)	1.2		5	0	0	0	1	1	0	0	0	0	0	9	17	0.00	0.600					

**Cleveland Indians @ Chicago White Sox**  
Comiskey Park, Chicago, IL  
Thu Sep 11 1997, 8:05 PM EDT  
Att: 22,620 - Unknown - 64 F

AB 32  
R 7  
H 10  
RBI 6  
BB 7  
SO 4  
LOB 15





Batter	1	2	3	4	5	6	7	8	9	AB	R	H	RBI	BB	SO	LOB	TOP								
<b>Bip Roberts, S</b> OBP: 0.346, SLG: 0.374 (1, 4)	F7		L7			WP HR HBP		L7		4	2	1	0	0	0	0	<b>Cleveland Indians @ Chicago White Sox</b> Comiskey Park, Chicago, IL Fri Sep 12 1997, 8:05 PM EDT Att: 31,249 - Unknown - 70 F								
<b>Omar Vizquel, S</b> OBP: 0.343, SLG: 0.366 <b>Jeff Branson, L</b> OBP: 0.262, SLG: 0.304 (9, 6)	G4-6-3 BB		G4-3		1 SAFE 1 SAFE	1B		F7		3	1	1	1	2	0	0									
<b>Manny Ramirez, R</b> OBP: 0.420, SLG: 0.551 <b>Bruce Aven, R</b> OBP: 0.286, SLG: 0.167 (1, 9) (9, 7)	G4-6-3			P4	1-H 2-H	HR		F9		5	1	2	3	0	0	1									
<b>Jim Thome, L</b> OBP: 0.430, SLG: 0.609 (1, 3)		HR		G5-3 1B	BB SF8	1B		K		5	2	3	1	0	2	2									
<b>David Justice, L</b> OBP: 0.429, SLG: 0.614 <b>Sean Casey, L</b> OBP: 1.000, SLG: 1.000 (9, PH)		K		G5-3 1B	BB 1B			K		4	0	2	0	0	2	2									
<b>Matt Williams, R</b> OBP: 0.304, SLG: 0.495 <b>Jeff Manto, R</b> OBP: 0.250, SLG: 0.417 (1, 5) (9, 5)		HR		G5-3				F8		4	2	2	2	1	0	2									
<b>Brian Giles, L</b> OBP: 0.370, SLG: 0.473 (1, 7) (9, 9)		F7		IBB	SF8			K		2	0	0	2	1	1	0									
<b>Pat Borders, R</b> OBP: 0.361, SLG: 0.474 (1, 2)		L8		G4-3	L8			FC4-6 1B		5	0	2	0	0	0	5									
<b>Marquis Grissom, R</b> OBP: 0.323, SLG: 0.400 (1, 8)			G5-3		L1			L9		5	0	0	0	0	0	2									
<b>Inning Stats</b>	R: 0 E: 0 K: 0 S: 6	H: 0 LOB: 0 BB: 1 P: 13	R: 2 E: 0 K: 1 S: 13	H: 2 LOB: 0 BB: 0 P: 19	R: 0 E: 0 K: 0 S: 8	H: 0 LOB: 0 BB: 0 P: 10	R: 0 E: 0 K: 0 S: 11	H: 2 LOB: 3 BB: 1 P: 23	R: 4 E: 0 K: 2 S: 18	H: 3 LOB: 2 BB: 2 P: 38	R: 1 E: 0 K: 2 S: 13	H: 3 LOB: 2 BB: 0 P: 25	R: 0 E: 0 K: 1 S: 7	H: 1 LOB: 1 BB: 0 P: 10	R: 0 E: 0 K: 0 S: 7	H: 0 LOB: 0 BB: 0 P: 10		R: 2 E: 0 K: 1 S: 18	H: 3 LOB: 1 BB: 0 P: 24	1B: 8 2B: 2 3B: 1 HR: 3	SF: 2 SAC: 0 DP: 1 HBP: 1	WP: 1 PB: 0 SB: 1 CS: 0	PA: 45		
<b>PITCHER</b>	IP	WLS	BF	H	R	ER	SO	BB	IBB	HBP	BLK	WP	HR	S	P	ERA	WHIP								
<b>Doug Drabek, R</b> ERA: 5.94 (1, 1)	4.1	L	23	7	6	6	1	2	1	1	0	0	0	18	91	12.46	2.077								
<b>Al Levine, R</b> ERA: 6.85 (5, 1)	1.2		9	3	1	1	2	1	0	0	0	0	0	18	37	5.40	2.400								
<b>Jeff Darwin, R</b> ERA: 2.53 (7, 1)	3.0		13	4	2	2	2	0	0	0	0	0	0	32	44	6.00	1.333								

AB 38  
R 9  
H 14  
RBI 9  
BB 4  
SO 5  
LOB 14



Batter	1	2	3	4	5	6	7	8	9	AB	R	H	RBI	BB	SO	LOB	BOTTOM								
<b>Ray Durham, S</b> OBP: 0.327, SLG: 0.362 <b>Chad Fonville, S</b> OBP: 0.286, SLG: 0.167 (1, 4) (8, 4)	G3				F8			BB BB		3	0	1	0	0	0	1	<b>Cleveland Indians @ Chicago White Sox</b> Comiskey Park, Chicago, IL Fri Sep 12 1997, 8:05 PM EDT Att: 31,249 - Unknown - 70 F								
<b>Dave Martinez, L</b> OBP: 0.354, SLG: 0.414 <b>34 Mario Valdez, L</b> OBP: 0.330, SLG: 0.281 (1, 3) (7, 3)						L7		L7		1	0	0	0	2	0	0									
<b>Frank Thomas, R</b> OBP: 0.461, SLG: 0.630 (1, 10)										3	0	0	0	1	2	3									
<b>Albert Belle, R</b> OBP: 0.329, SLG: 0.487 <b>25 Jeff Abbott, R</b> OBP: 0.250, SLG: 0.250 (1, 7) (8, 7)					G5-3			F9		3	0	0	0	0	0	1									
<b>Robin Ventura, L</b> OBP: 0.402, SLG: 0.472 <b>Greg Norton, S</b> OBP: 0.300, SLG: 0.474 (1, 5) (8, 5)		G4-3			G4-3			F7		3	0	0	0	0	0	0									
<b>Mike Cameron, R</b> OBP: 0.336, SLG: 0.431 (1, 8)		G4-3			K			K		4	0	0	0	0	3	0									
<b>Jorge Fabregas, L</b> OBP: 0.284, SLG: 0.356 (1, 2)		G6-3								4	0	2	0	0	0	0									
<b>Magglio Ordonez, R</b> OBP: 0.344, SLG: 0.742 (1, 9)					K			F7		3	0	0	0	0	1	2									
<b>Ozzie Guillen, L</b> OBP: 0.277, SLG: 0.330 <b>Norberto Martin, R</b> OBP: 0.311, SLG: 0.356 (1, 6) (9, 6)					L7			FC5-4		3	0	0	0	0	0	1									
<b>Inning Stats</b>	R: 0 E: 0 K: 0 S: 13	H: 0 LOB: 1 BB: 1 P: 20	R: 0 E: 0 K: 0 S: 5	H: 0 LOB: 0 BB: 0 P: 9	R: 0 E: 0 K: 2 S: 11	H: 1 LOB: 2 BB: 1 P: 18	R: 0 E: 0 K: 1 S: 9	H: 0 LOB: 0 BB: 0 P: 13	R: 0 E: 0 K: 1 S: 8	H: 1 LOB: 1 BB: 0 P: 14	R: 0 E: 0 K: 1 S: 7	H: 0 LOB: 0 BB: 0 P: 12	R: 0 E: 0 K: 1 S: 11	H: 1 LOB: 1 BB: 0 P: 20	R: 0 E: 0 K: 0 S: 8	H: 0 LOB: 2 BB: 2 P: 20		R: 0 E: 0 K: 2 S: 10	H: 0 LOB: 0 BB: 0 P: 15	1B: 2 2B: 1 3B: 0 HR: 0	SF: 0 SAC: 0 DP: 0 HBP: 0	WP: 0 PB: 0 SB: 0 CS: 0	PA: 34		
<b>PITCHER</b>	IP	WLS	BF	H	R	ER	SO	BB	IBB	HBP	BLK	WP	HR	S	P	ERA	WHIP								
<b>Jaret Wright, R</b> ERA: 4.32 (1, 1)	7.0	W	26	3	0	0	5	2	0	0	0	0	0	18	106	0.00	0.714								
<b>Paul Shuey, R</b> ERA: 5.85 (8, 1)	2.0		8	0	0	0	2	2	0	0	0	0	0	18	35	0.00	1.000								

AB 30  
R 0  
H 3  
RBI 0  
BB 4  
SO 7  
LOB 11





Batter	1	2	3	4	5	6	7	8	9	AB	R	H	RBI	BB	SO	LOB	TOP								
<b>Bip Roberts, S</b> OBP: 0.346, SLG: 0.375 (1, 7)										5	1	2	1	0	0	1	<b>Cleveland Indians @ Chicago White Sox</b> Comiskey Park, Chicago, IL Sat Sep 13 1997, 4:33 AM EDT Att: 32,306 - Sunny - 76 F								
<b>Omar Vizquel, S</b> OBP: 0.344, SLG: 0.366 (1, 6)										5	1	2	0	0	0	2									
<b>Manny Ramirez, R</b> OBP: 0.421, SLG: 0.550 (1, 9)										4	1	2	1	1	0	3									
<b>Matt Williams, R</b> OBP: 0.307, SLG: 0.496 (1, 5)										5	0	3	1	0	1	2									
<b>David Justice, L</b> OBP: 0.427, SLG: 0.609 (1, 10)										5	0	1	1	0	1	3									
<b>Sandy Alomar Jr., R</b> OBP: 0.357, SLG: 0.541 (1, 2)										5	2	3	1	0	0	3									
<b>Jim Thome, L</b> OBP: 0.428, SLG: 0.604 (1, 3)										5	1	1	1	0	0	2									
<b>Tony Fernandez, S</b> OBP: 0.322, SLG: 0.419 (1, 4)										4	0	1	0	0	1	3									
<b>Marquis Grissom, R</b> OBP: 0.322, SLG: 0.398 (1, 8)										4	0	1	0	0	2	3									
<b>Inning Stats</b>	R: 2 E: 0 K: 1 S: 19	H: 3 LOB: 0 BB: 0 P: 26	R: 1 E: 0 K: 1 S: 9	H: 2 LOB: 1 BB: 0 P: 11	R: 0 E: 0 K: 1 S: 9	H: 1 LOB: 1 BB: 0 P: 13	R: 0 E: 0 K: 0 S: 10	H: 1 LOB: 1 BB: 0 P: 14	R: 0 E: 0 K: 0 S: 10	H: 2 LOB: 1 BB: 0 P: 13	R: 1 E: 0 K: 2 S: 14	H: 2 LOB: 2 BB: 1 P: 22	R: 1 E: 0 K: 0 S: 11	H: 2 LOB: 2 BB: 1 P: 21	R: 1 E: 0 K: 0 S: 15	H: 2 LOB: 2 BB: 0 P: 20	R: 0 E: 0 K: 0 S: 6	H: 1 LOB: 1 BB: 0 P: 12	1B: 14 2B: 2 3B: 0 HR: 1	SF: 0 SAC: 0 DP: 0 HBP: 0	WP: 2 PB: 0 SB: 0 CS: 2	PA: 44			
<b>PITCHER</b>	IP	WLS	BF	H	R	ER	SO	BB	IBB	HBP	BLK	WP	HR	S	P	ERA	WHIP								
<b>Mike Siroka, L</b> ERA: 2.65 (1, 1)	5.1	W	25	11	4	3	3	0	0	0	0	0	1	65	90	5.06	2.062								
<b>Nelson Cruz, R</b> ERA: 7.97 (6, 1)	1.1		6	1	1	1	2	1	0	0	0	0	0	14	25	6.75	1.500								
<b>Chuck McElroy, L</b> ERA: 4.0 (7, 1)	0.1		3	1	1	0	0	0	0	0	0	0	0	6	10	0.00	3.000								
<b>Keith Foulke, R</b> ERA: 6.47 (8, 1)	1.0	S	5	2	0	0	0	0	0	0	0	0	0	12	15	0.00	2.000								
<b>Matt Karchner, R</b> ERA: 2.88 (9, 1)	1.0	S	4	1	0	0	0	0	0	0	0	1	0	6	12	0.00	1.000								
<b>Batter</b>	<b>1</b>	<b>2</b>	<b>3</b>	<b>4</b>	<b>5</b>	<b>6</b>	<b>7</b>	<b>8</b>	<b>9</b>	<b>AB</b>	<b>R</b>	<b>H</b>	<b>RBI</b>	<b>BB</b>	<b>SO</b>	<b>LOB</b>	<b>BOTTOM</b>								
<b>Ray Durham, S</b> OBP: 0.330, SLG: 0.365 (1, 4)										3	2	2	1	1	1	0	<b>Cleveland Indians @ Chicago White Sox</b> Comiskey Park, Chicago, IL Sat Sep 13 1997, 4:33 AM EDT Att: 32,306 - Sunny - 76 F								
<b>Dave Martinez, L</b> OBP: 0.352, SLG: 0.412 (1, 3)										5	1	1	0	0	2	3									
<b>Frank Thomas, R</b> OBP: 0.459, SLG: 0.625 (1, 10)										5	0	1	1	0	0	2									
<b>Albert Belle, R</b> OBP: 0.330, SLG: 0.490 (1, 7)										3	1	2	2	0	0	0									
<b>Robin Ventura, L</b> OBP: 0.393, SLG: 0.459 (1, 5)										4	0	0	0	0	0	3									
<b>Mike Cameron, R</b> OBP: 0.338, SLG: 0.428 (1, 8)										2	1	0	0	2	0	1									
<b>Magglio Ordonez, R</b> OBP: 0.343, SLG: 0.706 (1, 9)										3	1	1	1	0	1	0									
<b>Robert Machado, R</b> OBP: 0.375, SLG: 0.571 (1, 2)										3	0	1	2	1	1	0									
<b>Norberto Martin, R</b> OBP: 0.315, SLG: 0.370 (1, 6)										4	1	2	0	0	2	4									
<b>Inning Stats</b>	R: 2 E: 0 K: 0 S: 11	H: 2 LOB: 1 BB: 1 P: 22	R: 1 E: 0 K: 2 S: 16	H: 2 LOB: 0 BB: 0 P: 25	R: 3 E: 0 K: 1 S: 14	H: 3 LOB: 1 BB: 1 P: 26	R: 0 E: 0 K: 2 S: 7	H: 0 LOB: 0 BB: 0 P: 10	R: 0 E: 1 K: 1 S: 13	H: 0 LOB: 3 BB: 2 P: 22	R: 1 E: 0 K: 0 S: 10	H: 2 LOB: 1 BB: 0 P: 15	R: 0 E: 0 K: 0 S: 7	H: 0 LOB: 0 BB: 0 P: 11	R: 0 E: 0 K: 1 S: 9	H: 1 LOB: 1 BB: 0 P: 14	R: 0 E: 0 K: 0 S: 0	H: 1 LOB: 1 BB: 0 P: 12	1B: 6 2B: 2 3B: 2 HR: 0	SF: 1 SAC: 1 DP: 0 HBP: 0	WP: 0 PB: 0 SB: 0 CS: 0	PA: 39			
<b>PITCHER</b>	IP	WLS	BF	H	R	ER	SO	BB	IBB	HBP	BLK	WP	HR	S	P	ERA	WHIP								
<b>Orel Hershiser, R</b> ERA: 4.85 (1, 1)	3.0	L	18	7	6	6	3	2	0	0	0	0	0	41	73	18.00	3.000								
<b>Albie Lopez, R</b> ERA: 6.53 (4, 1)	2.2		13	2	1	1	3	2	0	0	0	0	0	25	40	3.38	1.500								
<b>Alvin Morman, L</b> ERA: 5.02 (6, 1)	0.1		1	0	0	0	0	0	0	0	0	0	0	5	7	0.00	0.000								
<b>Michael Jackson, R</b> ERA: 3.21 (7, 1)	1.0		4	1	0	0	0	0	0	0	0	0	0	9	13	0.00	1.000								
<b>Paul Assenmacher, L</b> ERA: 2.91 (8, 1)	0.2		2	0	0	0	1	0	0	0	0	0	0	5	9	0.00	0.000								
<b>PITCHER</b>	IP	WLS	BF	H	R	ER	SO	BB	IBB	HBP	BLK	WP	HR	S	P	ERA	WHIP								
<b>Eric Plunk, R</b> ERA: 4.85 (8, 1)	0.1		1	0	0	0	0	0	0	0	0	0	0	2	3	0.00	0.000								



Batter	1	2	3	4	5	6	7	8	9	AB	R	H	RBI	BB	SO	LOB	TOP					
<b>Bip Roberts, S</b> (1,4) OBP: 0.344, SLG: 0.372										3	0	0	0	0	1	2	<b>Cleveland Indians @ Chicago White Sox</b> Sun Sep 14 1997, 4:33 AM EDT Att: 32,485 - Cloudy - 75 F					
<b>Jeff Branson, L</b> (6,4) OBP: 0.262, SLG: 0.304										0	0	0	0	0	0	0						
<b>Jeff Manto, R</b> (8,PH) OBP: 0.214, SLG: 0.357										2	0	0	0	0	2	3						
<b>Tony Fernandez, S</b> (8,4) OBP: 0.322, SLG: 0.419										0	0	0	0	0	0	0						
<b>Brian Giles, L</b> (1,7) OBP: 0.367, SLG: 0.468										3	0	0	0	0	1	1						
<b>Richie Sexson, R</b> (8,PH) OBP: 1.000, SLG: 1.000										1	0	1	0	0	0	0						
<b>Bruce Aven, R</b> (8,FR) OBP: 0.375, SLG: 0.286										1	1	1	0	0	0	0						
<b>Manny Ramirez, R</b> (1,9) OBP: 0.420, SLG: 0.547										5	1	1	0	0	1	1						
<b>Jim Thome, L</b> (1,3) OBP: 0.430, SLG: 0.610										4	2	2	2	1	1	0						
<b>David Justice, L</b> (1,10) OBP: 0.423, SLG: 0.603										4	0	0	1	0	0	1						
<b>Matt Williams, R</b> (1,5) OBP: 0.308, SLG: 0.497										3	1	1	0	1	0	2						
<b>Sandy Alomar Jr., R</b> (1,2) OBP: 0.359, SLG: 0.539										3	1	1	2	1	0	1						
<b>Marquis Grissom, R</b> (1,8) OBP: 0.322, SLG: 0.397										4	1	1	1	0	1	3						
<b>Omar Vizquel, S</b> (1,6) OBP: 0.348, SLG: 0.372										3	1	3	2	1	0	0						
<b>Inning Stats</b>	R: 0 E: 0 K: 2 S: 10	H: 0 LOB: 0 BB: 0 P: 18	R: 0 E: 0 K: 0 S: 12	H: 1 LOB: 1 BB: 0 P: 18	R: 0 E: 0 K: 2 S: 13	H: 0 LOB: 1 BB: 1 P: 23	R: 0 E: 0 K: 1 S: 6	H: 0 LOB: 0 BB: 0 P: 9	R: 0 E: 0 K: 0 S: 4	H: 0 LOB: 0 BB: 0 P: 7	R: 0 E: 0 K: 0 S: 9	H: 1 LOB: 3 BB: 0 P: 18	R: 0 E: 1 K: 0 S: 17	H: 0 LOB: 3 BB: 2 P: 31	R: 7 E: 0 K: 2 S: 27	H: 7 LOB: 2 BB: 1 P: 44	R: 1 E: 0 K: 0 S: 9	H: 2 LOB: 0 BB: 0 P: 15	1B: 8 2B: 3 3B: 0 HR: 1	SF: 1 SAC: 0 DP: 2 HBP: 0	WP: 0 PB: 0 SB: 0 CS: 0	PA: 41
<b>PITCHER</b>	IP	WLS	BF	H	R	ER	SO	BB	IBB	HBP	BLK	WP	HR	S	P	ERA	WHIP					
<b>Jaime Navarro, R</b> (1,1) ERA: 5.75	6.1		22	2	0	0	5	2	0	0	0	0	0	61	107	0.00	0.632					
<b>Chuck McElroy, L</b> (7,1) ERA: 4.0	0.0	1	0	0	0	0	0	0	0	0	0	0	0	4	5	∞	∞					
<b>Nelson Cruz, R</b> (7,1) ERA: 7.71	0.2	3	0	0	0	0	0	1	0	0	0	0	0	6	12	0.00	1.500					
<b>Tony Castillo, L</b> (8,1) ERA: 5.19	0.1	3	2	2	2	2	1	0	0	0	0	0	0	8	15	54.00	6.000					
<b>Jeff Darwin, R</b> (8,1) ERA: 3.39	0.0	L	1	1	0	0	0	0	0	0	0	0	0	1	1	∞	∞					
<b>Tom Fordham, L</b> (8,1) ERA: 5.68	0.1		2	1	0	0	0	0	0	0	0	0	0	4	5	∞	∞					
<b>Keith Foulke, R</b> (8,1) ERA: 6.51	0.0	1	0	0	0	0	0	0	1	0	0	0	0	0	4	∞	∞					
<b>Matt Karchner, R</b> (8,1) ERA: 2.91	0.1	4	3	5	5	1	0	0	0	0	0	0	0	14	19	135.00	9.000					
<b>Al Levine, R</b> (9,1) ERA: 6.93	1.0	4	2	1	1	0	0	0	0	0	0	0	0	1	15	9.00	2.000					

AB 36  
R 8  
H 11  
RBI 8  
BB 4  
SO 7  
LOB 14



Batter	1	2	3	4	5	6	7	8	9	AB	R	H	RBI	BB	SO	LOB	BOTTOM					
<b>Ray Durham, S</b> (1,4) OBP: 0.330, SLG: 0.367										5	1	2	0	0	1	2	<b>Cleveland Indians @ Chicago White Sox</b> Sun Sep 14 1997, 4:33 AM EDT Att: 32,485 - Cloudy - 75 F					
<b>Dave Martinez, L</b> (1,3) OBP: 0.352, SLG: 0.410										4	0	1	0	0	0	1						
<b>Frank Thomas, R</b> (1,10) OBP: 0.461, SLG: 0.625										2	1	1	1	3	1	0						
<b>Albert Belle, R</b> (1,7) OBP: 0.329, SLG: 0.487										5	0	1	0	0	1	5						
<b>Robin Ventura, L</b> (1,5) OBP: 0.399, SLG: 0.461										4	0	2	1	1	0	1						
<b>Mike Cameron, R</b> (1,8) OBP: 0.338, SLG: 0.429										4	0	1	0	1	1	2						
<b>Jorge Fabregas, L</b> (1,2) OBP: 0.280, SLG: 0.352										4	0	0	0	0	0	5						
<b>Magglio Ordonez, R</b> (1,9) OBP: 0.359, SLG: 0.684										4	1	2	0	0	0	0						
<b>Ozzie Guillen, L</b> (1,6) OBP: 0.277, SLG: 0.331										4	0	1	1	0	1	1						
<b>Inning Stats</b>	R: 1 E: 0 K: 0 S: 12	H: 2 LOB: 1 BB: 0 P: 15	R: 1 E: 0 K: 1 S: 10	H: 2 LOB: 0 BB: 0 P: 13	R: 0 E: 0 K: 1 S: 14	H: 0 LOB: 3 BB: 3 P: 31	R: 0 E: 0 K: 0 S: 16	H: 2 LOB: 3 BB: 1 P: 25	R: 0 E: 0 K: 0 S: 10	H: 0 LOB: 0 BB: 0 P: 14	R: 0 E: 0 K: 1 S: 10	H: 1 LOB: 1 BB: 0 P: 15	R: 0 E: 0 K: 1 S: 10	H: 2 LOB: 2 BB: 0 P: 18	R: 0 E: 0 K: 1 S: 6	H: 0 LOB: 0 BB: 0 P: 6	R: 1 E: 0 K: 0 S: 10	H: 2 LOB: 1 BB: 1 P: 20	1B: 8 2B: 3 3B: 0 HR: 0	SF: 0 SAC: 1 DP: 1 HBP: 0	WP: 0 PB: 0 SB: 2 CS: 0	PA: 42
<b>PITCHER</b>	IP	WLS	BF	H	R	ER	SO	BB	IBB	HBP	BLK	WP	HR	S	P	ERA	WHIP					
<b>Bartolo Colon, R</b> (1,1) ERA: 5.59	6.0		29	4	0	0	0	4	0	0	0	0	0	10	18	0.00	2.000					
<b>Paul Shuey, R</b> (7,1) ERA: 5.71	1.0	W	5	2	0	0	1	0	0	0	0	0	0	6	6	0.00	0.000					
<b>Michael Jackson, R</b> (8,1) ERA: 3.16	1.0	3	0	0	0	0	1	0	0	0	0	0	0	10	20	9.00	3.000					
<b>Jose Mesa, R</b> (9,1) ERA: 2.62	1.0	5	2	1	1	0	0	1	0	0	0	0	0	10	20	9.00	3.000					

AB 36  
R 3  
H 11  
RBI 3  
BB 5  
SO 5  
LOB 17









Batter	1	2	3	4	5	6	7	8	9	AB	R	H	RBI	BB	SO	LOB	TOP											
<b>Bip Roberts, S</b> OBP: 0.342, SLG: 0.370 (1, 7)	G5-3		F9		K		1B		SF8	4	0	1	1	0	1	0	<b>Cleveland Indians @ Baltimore Orioles</b> Oriole Park at Camden Yards, Baltimore, MD Mon Sep 15 1997, 7:05 PM EDT Att: 47,110 - Unknown - 85 F											
<b>Omar Vizquel, S</b> OBP: 0.351, SLG: 0.379 (1, 6)	BB		K		S		1B		F7	5	1	3	1	0	1	0												
<b>Manny Ramirez, R</b> OBP: 0.422, SLG: 0.547 (1, 10)	G6-4-3				1-H		2B		P6	2	0	1	1	2	0	2												
<b>Matt Williams, R</b> OBP: 0.306, SLG: 0.492 (1, 5)	G6-4-3				1-H		2B		P6	4	0	0	0	0	0	4												
<b>David Justice, L</b> OBP: 0.423, SLG: 0.599 (1, 9)	G4-3				G3-1		L4		K	4	0	0	0	0	1	0												
<b>Sandy Alomar Jr., R</b> OBP: 0.357, SLG: 0.537 (1, 2)	FC6-4				F9		P2		E5	4	0	1	0	0	0	0												
<b>Jim Thome, L</b> OBP: 0.426, SLG: 0.601 (1, 3)	FC6-4				G6-3		K		G3	4	0	0	0	0	1	2												
<b>Tony Fernandez, S</b> OBP: 0.323, SLG: 0.420 (1, 4)					G6-3				SH3-4	4	1	3	0	0	0	0												
<b>Marquis Grissom, R</b> OBP: 0.319, SLG: 0.400 (1, 8)	F7						FC6-4		SH3-4	3	2	1	1	0	0	3												
<b>Inning Stats</b>	R: 0 E: 0 K: 0 S: 9	H: 1 LOB: 1 BB: 1 P: 17	R: 0 E: 0 K: 0 S: 15	H: 2 LOB: 2 BB: 0 P: 21	R: 0 E: 0 K: 1 S: 10	H: 0 LOB: 1 BB: 1 P: 18	R: 0 E: 0 K: 0 S: 8	H: 0 LOB: 0 BB: 0 P: 9	R: 2 E: 0 K: 1 S: 17	H: 3 LOB: 1 BB: 0 P: 23	R: 0 E: 0 K: 1 S: 10	H: 0 LOB: 0 BB: 0 P: 14	R: 1 E: 0 K: 0 S: 10	H: 3 LOB: 1 BB: 0 P: 15	R: 0 E: 1 K: 1 S: 14	H: 0 LOB: 1 BB: 0 P: 19	R: 1 E: 0 K: 0 S: 5	H: 1 LOB: 0 BB: 0 P: 5	1B: 7 2B: 2 3B: 0 HR: 1	SF: 1 SAC: 1 DP: 1 HBP: 0	WP: 0 PB: 0 SB: 1 CS: 1	PA: 39						
<b>PITCHER</b>	IP	WLS	BF	H	R	ER	SO	BB	IBB	HBP	BLK	WP	HR	S	P	ERA	WHIP											
<b>Rick Krivda, L</b> ERA: 5.75 (1, 1)	6.1	L	29	9	3	3	3	2	0	0	0	0	0	1	76	113	4.26	1.737										
<b>Alan Mills, R</b> ERA: 4.89 (7, 1)	1.1		4	0	0	0	1	0	0	0	0	0	0	0	12	16	0.00	0.000										
<b>Jesse Orosco, L</b> ERA: 2.38 (8, 1)	0.1		1	0	0	0	0	0	0	0	0	0	0	5	7	0.00	0.000											
<b>Terry Mathews, R</b> ERA: 4.3 (9, 1)	1.0		4	1	1	1	0	0	0	0	0	0	0	5	5	9.00	1.000											

Batter	1	2	3	4	5	6	7	8	9	AB	R	H	RBI	BB	SO	LOB	BOTTOM										
<b>Roberto Alomar, S</b> OBP: 0.375, SLG: 0.452 (1, 4)	G3				G3-6-3				1B	4	0	2	0	0	0	1	<b>Cleveland Indians @ Baltimore Orioles</b> Oriole Park at Camden Yards, Baltimore, MD Mon Sep 15 1997, 7:05 PM EDT Att: 47,110 - Unknown - 85 F										
<b>B.J. Surhoff, L</b> OBP: 0.346, SLG: 0.459 (1, 7)	K				F8				L6	4	0	0	0	0	2	3											
<b>Rafael Palmeiro, L</b> OBP: 0.326, SLG: 0.476 (1, 3)	2B				K				G6-3	4	0	2	0	0	1	2											
<b>Brady Anderson, L</b> OBP: 0.397, SLG: 0.470 (1, 8)	P2				F9				L8	4	0	0	0	0	1	3											
<b>Geronimo Berroa, R</b> OBP: 0.372, SLG: 0.478 (1, 9)					G4-3				F9	4	1	3	1	0	0	2											
<b>Cal Ripken Jr., R</b> OBP: 0.332, SLG: 0.416 (1, 5)	F9				G4-3				K	4	0	0	0	0	2	2											
<b>Harold Baines, L</b> OBP: 0.375, SLG: 0.459 (1, 10)	G1-3				K				K	3	0	0	0	1	2	1											
<b>Lenny Webster, R</b> OBP: 0.333, SLG: 0.384 (1, 2)					L4				G4-6-3	4	0	2	0	0	0	1											
<b>Mike Bordick, R</b> OBP: 0.275, SLG: 0.302 (1, 6)									G4-6-3	2	0	1	0	0	1	1											
<b>Tony Tarasco, L</b> OBP: 0.308, SLG: 0.391 (7, PH)										1	0	0	0	0	0	1											
<b>Jeff Reboulet, R</b> OBP: 0.301, SLG: 0.326 (8, 6)									F8	0	0	0	0	0	0	0											
<b>Inning Stats</b>	R: 0 E: 0 K: 1 S: 11	H: 1 LOB: 0 BB: 0 P: 16	R: 0 E: 0 K: 0 S: 8	H: 1 LOB: 0 BB: 0 P: 13	R: 0 E: 0 K: 1 S: 9	H: 2 LOB: 2 BB: 0 P: 14	R: 0 E: 0 K: 1 S: 12	H: 1 LOB: 1 BB: 0 P: 16	R: 0 E: 0 K: 1 S: 7	H: 1 LOB: 0 BB: 0 P: 11	R: 0 E: 0 K: 2 S: 10	H: 0 LOB: 0 BB: 0 P: 15	R: 1 E: 0 K: 0 S: 10	H: 2 LOB: 1 BB: 0 P: 12	R: 0 E: 0 K: 1 S: 8	H: 2 LOB: 2 BB: 0 P: 11	R: 0 E: 0 K: 1 S: 6	H: 0 LOB: 0 BB: 1 P: 11	1B: 6 2B: 3 3B: 0 HR: 1	SF: 0 SAC: 0 DP: 2 HBP: 0	WP: 0 PB: 0 SB: 0 CS: 1	PA: 35					
<b>PITCHER</b>	IP	WLS	BF	H	R	ER	SO	BB	IBB	HBP	BLK	WP	HR	S	P	ERA	WHIP										
<b>Chad Ogea, R</b> ERA: 5.43 (1, 1)	6.0	W	22	6	0	0	5	0	0	0	0	0	0	56	85	0.00	1.000										
<b>Michael Jackson, R</b> ERA: 3.25 (7, 1)	1.0		5	2	1	1	2	0	0	0	0	0	1	10	12	9.00	2.000										
<b>Paul Assenmacher, L</b> ERA: 2.8 (8, 1)	0.2		4	2	0	0	1	0	0	0	0	0	0	7	10	0.00	3.000										
<b>Jose Mesa, R</b> ERA: 2.57 (8, 1)	1.1	S	4	0	0	0	1	1	0	0	0	0	0	7	12	0.00	0.750										





Batter	1	2	3	4	5	6	7	8	9	AB	R	H	RBI	BB	SO	LOB	TOP										
<b>Bip Roberts, S</b> (1, 4) OBP: 0.341, SLG: 0.369	1-1 HBP 1B	0-0 G4-3		0-3 K			2-2 L4		0-2 SH1-3	4	1	1	0	0	1	0	<b>Cleveland Indians @ Baltimore Orioles</b> Oriole Park at Camden Yards, Baltimore, MD Tue Sep 16 1997, 3:33 AM EDT Att: 38,022 - Sunny - 80 F										
<b>Omar Vizquel, S</b> (8, 6)	2-1 1B						0-2 F8		4-1 2B	4	1	1	0	1	0	0											
<b>Tony Fernandez, S</b> (1, 6) OBP: 0.324, SLG: 0.419	1-2 1B	0-1 F8			2-2 P2		0-2 F8		2-3 BB	4	1	1	0	1	0	0											
<b>Manny Ramirez, R</b> (1, 9) OBP: 0.423, SLG: 0.548	1-1 1B		1-0 L5		2-0 F9		4-0 BB		0-2 2B	3	1	1	1	1	0	0											
<b>Jim Thome, L</b> (1, 3) OBP: 0.423, SLG: 0.597	3-3 K		2-3 K		4-2 BB		1-2 G6-3		0-0 F7	3	0	0	0	1	2	4											
<b>Sandy Alomar Jr., R</b> (9, PH) OBP: 0.357, SLG: 0.535									3-H 2B	1	0	0	0	0	0	2											
<b>Jeff Manto, R</b> (9, 3) OBP: 0.214, SLG: 0.357										0	0	0	0	0	0	0											
<b>David Justice, L</b> (1, 10) OBP: 0.423, SLG: 0.597	1-2 1B		2-1 1B		0-0 F7			2-1 G3-1	3-3 K	5	0	2	1	0	1	3											
<b>Matt Williams, R</b> (1, 5) OBP: 0.307, SLG: 0.492	0-0 1B		1-1 1B			1-3 K		1-0 G6-3		4	0	2	2	0	1	0											
<b>Brian Giles, L</b> (1, 7) OBP: 0.369, SLG: 0.465	1-3 2-H 3-H 1B		1-2 1B		0-0 FC6-4 1B			4-0 BB		3	0	1	0	1	0	4											
<b>Pat Borders, R</b> (1, 2) OBP: 0.351, SLG: 0.454	2-0 FC6-4		3-2 G6-3		1-3 K			3-2 P6		4	0	0	0	0	1	4											
<b>Marquis Grissom, R</b> (1, 8) OBP: 0.319, SLG: 0.398		2-2 F8		1-2 K		0-0 FC6-4		1-1 SH1-3 2B		4	1	1	0	0	1	1											
<b>Inning Stats</b>	R: 3 E: 0 K: 1 S: 16	H: 4 LOB: 2 BB: 0 P: 29	R: 0 E: 0 K: 0 S: 7	H: 0 LOB: 0 BB: 0 P: 9	R: 0 E: 0 K: 1 S: 10	H: 2 LOB: 2 BB: 0 P: 16	R: 0 E: 0 K: 2 S: 10	H: 0 LOB: 0 BB: 0 P: 14	R: 0 E: 0 K: 0 S: 8	H: 1 LOB: 1 BB: 0 P: 10	R: 0 E: 0 K: 0 S: 9	H: 0 LOB: 1 BB: 1 P: 16	R: 0 E: 0 K: 0 S: 6	H: 0 LOB: 1 BB: 1 P: 16	R: 1 E: 0 K: 1 S: 15	H: 2 LOB: 2 BB: 1 P: 23	1B: 8 2B: 1 3B: 0 HR: 0	SF: 0 SAC: 1 DP: 0 HBP: 1	WP: 0 PB: 0 SB: 2 CS: 0	PA: 41							
<b>PITCHER</b>	IP	WLS	BF	H	R	ER	SO	BB	IBB	HBP	BLK	WP	HR	S	P	ERA	WHIP										
<b>Nerio Rodriguez, R</b> (1, 1) ERA: 5.68	6.2	L	30	7	3	3	6	2	0	1	0	0	0	65	106	4.05	1.350										
<b>Jesse Orosco, L</b> (7, 1) ERA: 2.35	0.2		2	0	0	0	0	0	0	0	0	0	0	5	8	0.00	0.000										
<b>Alan Mills, R</b> (8, 1) ERA: 4.79	0.2		3	0	0	0	0	1	0	0	0	0	0	4	12	0.00	1.500										
<b>Terry Mathews, R</b> (9, 1) ERA: 4.42	0.1		4	2	1	1	0	1	0	0	0	0	0	9	14	27.00	9.000										
<b>Randy Myers, L</b> (9, 1) ERA: 1.62	0.2		2	0	0	0	1	0	0	0	0	0	0	6	9	0.00	0.000										

Batter	1	2	3	4	5	6	7	8	9	AB	R	H	RBI	BB	SO	LOB	BOTTOM										
<b>Roberto Alomar, S</b> (1, 4) OBP: 0.373, SLG: 0.450	2-2 1B	1-1 SF8			3-2 G6-3		2-1 P5		2-1 L9	4	0	1	1	0	0	1	<b>Cleveland Indians @ Baltimore Orioles</b> Oriole Park at Camden Yards, Baltimore, MD Tue Sep 16 1997, 3:33 AM EDT Att: 38,022 - Sunny - 80 F										
<b>B.J. Surhoff, L</b> (1, 7) OBP: 0.348, SLG: 0.461	0-1 1B	3-H K			1-2 1B		3-1 1B			4	0	3	0	0	1	1											
<b>Rafael Palmeiro, L</b> (1, 3) OBP: 0.326, SLG: 0.474	0-0 F8		0-0 G4-3		1-1 HBP 1B		0-0 P5			4	0	1	0	0	0	3											
<b>Brady Anderson, L</b> (1, 8) OBP: 0.396, SLG: 0.468	1-3 K		0-0 G1-4-3		1-1 FC6-4 HBP		0-2 F8			3	0	0	0	0	1	2											
<b>Gerónimo Berroa, R</b> (1, 9) OBP: 0.369, SLG: 0.474	0-1 L7		3-2 G5-3		1-2 FC6-4		1-1 G6-3			4	0	0	0	0	0	5											
<b>Cal Ripken Jr., R</b> (1, 5) OBP: 0.331, SLG: 0.413		4-2 FC5-4 2B BB		3-1 F8		2-0 G5-3		0-3 K		3	1	0	0	1	1	0											
<b>Harold Baines, L</b> (1, 10) ERA: 4.08		4-2 FC5-4 BB		2-3 K		0-1 F7			0-0 1B	3	0	1	0	1	1	0											
<b>David Dellucci, L</b> (9, PR) OBP: 0.355, SLG: 0.385		1-2 FC5-4 BB								0	0	0	0	0	0	0											
<b>Chris Hoiles, R</b> (1, 2) OBP: 0.377, SLG: 0.416		2-0 FC5-4 2B SF8		1-1 G6-3		2-2 G6-3			2-3 K	4	1	0	0	0	1	3											
<b>Mike Bordick, R</b> (1, 6) OBP: 0.275, SLG: 0.304		2-0 2B			2-1 F7				3-1 P5	3	0	1	1	0	0	0											
<b>Tony Tarasco, L</b> (9, PH) OBP: 0.306, SLG: 0.389		1-3 2B								1	0	0	0	0	0	1											
<b>Inning Stats</b>	R: 0 E: 0 K: 1 S: 11	H: 2 LOB: 2 BB: 0 P: 14	R: 2 E: 0 K: 0 S: 12	H: 1 LOB: 1 BB: 2 P: 25	R: 0 E: 0 K: 1 S: 7	H: 0 LOB: 0 BB: 0 P: 9	R: 0 E: 0 K: 1 S: 7	H: 0 LOB: 0 BB: 0 P: 13	R: 0 E: 0 K: 0 S: 15	H: 2 LOB: 3 BB: 0 P: 24	R: 0 E: 0 K: 0 S: 6	H: 0 LOB: 0 BB: 0 P: 10	R: 0 E: 0 K: 0 S: 7	H: 1 LOB: 1 BB: 0 P: 13	R: 0 E: 0 K: 1 S: 9	H: 0 LOB: 0 BB: 0 P: 10	R: 0 E: 0 K: 1 S: 9	H: 1 LOB: 1 BB: 0 P: 16	1B: 6 2B: 1 3B: 0 HR: 0	SF: 1 SAC: 0 DP: 0 HBP: 1	WP: 0 PB: 0 SB: 0 CS: 0	PA: 37					
<b>PITCHER</b>	IP	WLS	BF	H	R	ER	SO	BB	IBB	HBP	BLK	WP	HR	S	P	ERA	WHIP										
<b>Charles Nagy, R</b> (1, 1) ERA: 4.08	6.2	W	28	5	2	2	3	2	0	1	0	0	0	61	102	2.70	1.050										
<b>Paul Assenmacher, L</b> (7, 1) ERA: 2.76	0.2		3	1	0	0	0	0	0	0	0	0	0	7	10	0.00	1.500										
<b>Michael Jackson, R</b> (8, 1) ERA: 3.21	0.2		2	0	0	0	1	0	0	0	0	0	0	5	6	0.00	0.000										
<b>Jose Mesa, R</b> (9, 1) ERA: 2.54	1.0	S	4	1	0	0	1	0	0	0	0	0	0	9	16	0.00	1.000										





Batter	1	2	3	4	5	6	7	8	9	AB	R	H	RBI	BB	SO	LOB	TOP								
<b>Bip Roberts, S</b> (1, 7) OBP: 0.340, SLG: 0.366	G1-3		G1-3			F8		E 1B BB		3	1	0	0	1	0	0	<b>Cleveland Indians @ Baltimore Orioles</b> Oriole Park at Camden Yards, Baltimore, MD Tue Sep 16 1997, 7:05 PM EDT Att: 46,185 - Unknown - 87 F								
<b>Omar Vizquel, S</b> (1, 6) OBP: 0.346, SLG: 0.376	P4			G5-3		F9		E5 1B		4	0	0	0	0	0	1									
<b>Tony Fernandez, S</b> (1, 4) OBP: 0.323, SLG: 0.416	G5-3			P1			G4-3			2	0	0	0	0	0	0									
<b>Bruce Aven, R</b> (6, 8) OBP: 0.333, SLG: 0.250										1	0	0	0	0	0	0									
<b>Brian Giles, L</b> (8, FH) OBP: 0.370, SLG: 0.466										1	0	1	1	0	0	0									
<b>Manny Ramirez, R</b> (1, 10) OBP: 0.422, SLG: 0.546		L3					G5-3	F8		4	0	1	0	0	0	2									
<b>David Justice, L</b> (1, 9) OBP: 0.422, SLG: 0.596		G3			G4-3				L4	4	0	1	0	0	0	1									
<b>Sandy Alomar Jr, R</b> (1, 2) OBP: 0.356, SLG: 0.533						F8				2	0	0	0	1	0	1									
<b>Einar Diaz, R</b> (7, 2)							P6		F9	0	0	0	0	0	0	0									
<b>Sean Casey, L</b> (9, PH) OBP: 0.500, SLG: 0.500										1	0	0	0	0	0	0									
<b>Richie Sexson, R</b> (1, 3) OBP: 0.600, SLG: 0.600										4	1	2	0	0	0	1									
<b>Jeff Manto, R</b> (1, 5) OBP: 0.235, SLG: 0.313				K						2	0	0	0	1	1	1									
<b>Marquis Grissom, R</b> (1, 8) OBP: 0.318, SLG: 0.397										2	0	0	0	0	0	0									
<b>Jeff Branson, L</b> (6, 4) OBP: 0.259, SLG: 0.300				G1-3				F8	G4-6-3	1	0	0	0	0	0	2									
<b>Inning Stats</b>	R: 0 H: 0 E: 0 K: 0 S: 10	H: 0 LOB: 0 BB: 0 P: 17	R: 0 H: 0 E: 0 K: 0 S: 5	H: 0 LOB: 1 BB: 1 P: 11	R: 0 H: 0 E: 0 K: 1 S: 9	H: 0 LOB: 0 BB: 0 P: 14	R: 0 H: 1 E: 0 K: 0 S: 12	H: 1 LOB: 1 BB: 0 P: 17	R: 0 H: 1 E: 0 K: 0 S: 5	H: 0 LOB: 0 BB: 0 P: 9	R: 0 H: 0 E: 0 K: 0 S: 8	H: 0 LOB: 0 BB: 0 P: 12	R: 0 H: 1 E: 0 K: 0 S: 13	H: 1 LOB: 1 BB: 0 P: 17	R: 2 H: 2 E: 1 K: 0 S: 18	H: 2 LOB: 2 BB: 2 P: 31	R: 0 H: 0 E: 0 K: 0 S: 7	H: 0 LOB: 0 BB: 0 P: 10	1B: 4 2B: 1 3B: 0 HR: 0	SF: 0 SAC: 0 DP: 2 HBP: 0	WP: 0 PB: 0 SB: 2 CS: 0	PA: 34			
<b>PITCHER</b>	IP	WLS	BF	H	R	ER	SO	BB	IBB	HBP	BLK	WP	HR	S	P	ERA	WHIP								
<b>Jimmy Key, L</b> (1, 1) ERA: 3.15	7.2	W	28	4	2	0	1	3	0	0	0	0	0	74	118	0.00	0.913								
<b>Armando Benitez, R</b> (8, 1) ERA: 2.23	1.1		6	1	0	0	0	0	0	0	0	0	0	13	20	0.00	0.750								

AB	31
R	2
H	5
RBI	1
BB	3
SO	1
LOB	9



Batter	1	2	3	4	5	6	7	8	9	AB	R	H	RBI	BB	SO	LOB	BOTTOM								
<b>Roberto Alomar, S</b> (1, 4) OBP: 0.376, SLG: 0.456	L4									4	0	3	3	0	0	0	<b>Cleveland Indians @ Baltimore Orioles</b> Oriole Park at Camden Yards, Baltimore, MD Tue Sep 16 1997, 7:05 PM EDT Att: 46,185 - Unknown - 87 F								
<b>Jeff Reboulet, R</b> (6, FR) OBP: 0.300, SLG: 0.324										1	0	0	0	0	1	1									
<b>Jeffrey Hammonds, R</b> (1, 8) OBP: 0.326, SLG: 0.501										3	1	0	0	1	2	1									
<b>Rafael Palmeiro, L</b> (1, 3) OBP: 0.327, SLG: 0.478										3	2	1	2	1	0	0									
<b>Brady Anderson, L</b> (1, 10) OBP: 0.397, SLG: 0.472										3	1	1	2	1	2	0									
<b>B.J. Surhoff, L</b> (1, 7) OBP: 0.350, SLG: 0.461										2	0	1	0	0	0	0									
<b>Eric Davis, R</b> (5, PH) OBP: 0.351, SLG: 0.522										2	0	0	0	0	0	1									
<b>Cal Ripken Jr, R</b> (1, 5) OBP: 0.334, SLG: 0.416										1	2	1	0	2	0	0									
<b>Aaron Ledesma, R</b> (7, PH) OBP: 0.422, SLG: 0.455										1	0	0	0	0	1	1									
<b>Jerome Walton, R</b> (1, 9) OBP: 0.389, SLG: 0.420										2	0	0	0	0	0	1									
<b>Lenny Webster, R</b> (1, 2) OBP: 0.328, SLG: 0.378										4	1	0	0	0	0	3									
<b>Mike Bordick, R</b> (1, 6) OBP: 0.279, SLG: 0.305										2	0	1	0	1	0	0									
<b>Inning Stats</b>	R: 2 H: 1 E: 0 K: 1 S: 11	H: 1 LOB: 2 BB: 1 P: 25	R: 1 H: 2 E: 0 K: 0 S: 8	H: 2 LOB: 1 BB: 1 P: 15	R: 0 H: 0 E: 0 K: 1 S: 9	H: 0 LOB: 0 BB: 0 P: 14	R: 2 H: 2 E: 0 K: 0 S: 13	H: 2 LOB: 2 BB: 1 P: 24	R: 2 H: 1 E: 0 K: 1 S: 14	H: 1 LOB: 1 BB: 2 P: 26	R: 0 H: 1 E: 0 K: 1 S: 9	H: 1 LOB: 1 BB: 0 P: 16	R: 0 H: 0 E: 0 K: 1 S: 10	H: 0 LOB: 1 BB: 1 P: 18	R: 0 H: 1 E: 0 K: 1 S: 7	H: 1 LOB: 1 BB: 0 P: 16	1B: 4 2B: 2 3B: 0 HR: 2	SF: 0 SAC: 2 DP: 0 HBP: 1	WP: 1 PB: 0 SB: 0 CS: 0	PA: 37					
<b>PITCHER</b>	IP	WLS	BF	H	R	ER	SO	BB	IBB	HBP	BLK	WP	HR	S	P	ERA	WHIP								
<b>David Weathers, R</b> (1, 1) ERA: 8.14	4.0	L	20	5	6	6	2	4	0	1	0	0	0	1	44	13.50	2.250								
<b>Jason Jacome, L</b> (5, 1) ERA: 6.07	1.0		5	1	1	1	1	1	0	0	0	0	0	1	11	9.00	2.000								
<b>Jeff Juden, R</b> (6, 1) ERA: 4.49	2.0		8	1	0	0	2	1	0	0	0	0	0	19	34	0.00	1.000								
<b>Paul Shuey, R</b> (8, 1) ERA: 5.57	1.0		4	1	0	0	1	0	0	0	0	1	0	7	16	0.00	1.000								





Batter	1	2	3	4	5	6	7	8	9	AB	R	H	RBI	BB	SO	LOB	TOP								
<b>Bip Roberts, S</b> OBP: 0.341, SLG: 0.365 (1, 7)	G5-3		G6-3					F7		4	0	1	0	1	0	1	<b>Cleveland Indians @ Minnesota Twins</b> Hubert H. Humphrey Metrodome, Minneapolis, MN Wed Sep 17 1997, 8:05 PM EDT Alt. 9:512 - Dome - 70 F <a href="http://livebaseballscorecards.com">livebaseballscorecards.com</a>								
<b>Omar Vizquel, S</b> OBP: 0.346, SLG: 0.375 (1, 6)	G5-3 2B BB				P4		FC6-4 BB		P6	4	1	1	0	1	0	4									
<b>Manny Ramirez, R</b> OBP: 0.420, SLG: 0.544 (1, 9)	G5-3		F8				F9		K	5	1	1	2	0	1	3									
<b>Matt Williams, R</b> OBP: 0.306, SLG: 0.491 (1, 5)					F7		E5		F9	5	0	1	1	0	0	1									
<b>David Justice, L</b> OBP: 0.420, SLG: 0.593 (1, 10)	P5				G3-1		F4		G5-3 E 1B	4	1	1	0	0	0	2									
<b>Sandy Alomar Jr., R</b> OBP: 0.353, SLG: 0.528 (1, 2)			K		P3				G5-3	4	0	0	0	0	2	1									
<b>Jim Thome, L</b> OBP: 0.426, SLG: 0.595 (1, 3)			G3-1				1B BB		E4 1B SF8	3	2	1	0	1	0	0									
<b>Tony Fernandez, S</b> OBP: 0.327, SLG: 0.418 (1, 4)			G3-1				1B 2B 1B			3	1	2	0	1	0	0									
<b>Marquis Grissom, R</b> OBP: 0.317, SLG: 0.397 (1, 8)					P5		1B 2B 1B		SF8	3	1	1	2	0	0	2									
<b>Inning Stats</b>	R: 1 E: 0 K: 0 S: 7	H: 1 LOB: 1 BB: 1 P: 17	R: 0 E: 0 K: 1 S: 6	H: 0 LOB: 0 BB: 0 P: 8	R: 0 E: 0 K: 0 S: 8	H: 1 LOB: 1 BB: 0 P: 12	R: 0 E: 0 K: 0 S: 7	H: 0 LOB: 0 BB: 0 P: 10	R: 4 E: 1 K: 0 S: 18	H: 4 LOB: 1 BB: 1 P: 26	R: 0 E: 0 K: 0 S: 9	H: 1 LOB: 1 BB: 1 P: 15	R: 0 E: 1 K: 0 S: 9	H: 0 LOB: 1 BB: 1 P: 15	R: 2 E: 1 K: 0 S: 14	H: 2 LOB: 1 BB: 0 P: 17	R: 0 E: 0 K: 1 S: 6	H: 0 LOB: 0 BB: 0 P: 7	1B: 7 2B: 2 3B: 0 HR: 0	SF: 1 SAC: 0 DP: 1 HBP: 0	WP: 0 PB: 0 SB: 0 CS: 0	PA: 40			
<b>PITCHER</b>	IP	WLS	BF	H	R	ER	SO	BB	IBB	HBP	BLK	WP	HR	S	P	ERA	WHIP								
<b>Travis Miller, L</b> ERA: 8.5 (1, 1)	5.1	L	26	7	5	4	2	3	0	0	0	0	0	54	86	6.75	1.875								
<b>Frankie Rodriguez, R</b> ERA: 4.9 (6, 1)	1.2		5	0	0	0	0	1	0	0	0	0	0	10	17	0.00	0.600								
<b>Eddie Guardado, L</b> ERA: 4.06 (8, 1)	0.1		4	2	2	1	0	0	0	0	0	0	0	7	8	27.00	6.000								
<b>Todd Ritchie, R</b> ERA: 4.77 (8, 1)	1.2		5	0	0	0	1	0	0	0	0	0	0	13	16	0.00	0.000								

Batter	1	2	3	4	5	6	7	8	9	AB	R	H	RBI	BB	SO	LOB	BOTTOM									
<b>Chuck Knoblauch, R</b> OBP: 0.394, SLG: 0.421 (1, 4)	FC5 1B BB		HR		K					4	2	2	0	1	2	2	<b>Cleveland Indians @ Minnesota Twins</b> Hubert H. Humphrey Metrodome, Minneapolis, MN Wed Sep 17 1997, 8:05 PM EDT Alt. 9:512 - Dome - 70 F <a href="http://livebaseballscorecards.com">livebaseballscorecards.com</a>									
<b>Matt Lawton, L</b> OBP: 0.359, SLG: 0.395 (1, 9)			HR				K		HR	4	2	3	5	1	1	0										
<b>Marty Cordova, R</b> OBP: 0.293, SLG: 0.407 (1, 7)					HR				HR	4	0	0	0	1	0	5										
<b>Chris Latham, S</b> OBP: 0.222, SLG: 0.278 (9, PR)	L4		F8		G4-3		F9		1B BB	0	0	0	0	0	0	0										
<b>Scott Stahoviak, L</b> OBP: 0.301, SLG: 0.409 (1, 10)							F7		K	4	0	0	0	0	1	2										
<b>Paul Molitor, R</b> OBP: 0.356, SLG: 0.442 (9, PH)	FC5		K						K	1	0	0	0	0	1	1										
<b>Ron Coomer, R</b> OBP: 0.324, SLG: 0.428 (1, 5)			L8						L8	5	0	1	0	0	1	2										
<b>David Ortiz, L</b> OBP: 0.462, SLG: 0.625 (1, 3)					1B FC4-6 1B		FC6-4 1B		F8	5	1	2	0	0	1	2										
<b>Damian Miller, R</b> OBP: 0.278, SLG: 0.353 (1, 2)			F7		FC4-6 1B		FC6-4		K	4	0	1	0	0	1	1										
<b>Rich Becker, L</b> OBP: 0.358, SLG: 0.398 (1, 8)					FC5-4 BB		FC4-6 1B			3	1	2	0	1	1	0										
<b>Pat Meares, R</b> OBP: 0.321, SLG: 0.406 (1, 6)									1B HR 1B	3	0	0	1	0	1	3										
<b>Todd Walker, L</b> OBP: 0.262, SLG: 0.305 (9, PH)	FC5-4				FC4-6 BB				F7	1	0	0	0	0	0	1										
<b>Inning Stats</b>	R: 0 E: 0 K: 1 S: 9	H: 1 LOB: 2 BB: 1 P: 16	R: 0 E: 0 K: 1 S: 11	H: 0 LOB: 1 BB: 1 P: 21	R: 2 E: 0 K: 1 S: 13	H: 2 LOB: 0 BB: 0 P: 20	R: 1 E: 0 K: 1 S: 13	H: 3 LOB: 3 BB: 1 P: 26	R: 0 E: 0 K: 3 S: 10	H: 0 LOB: 0 BB: 0 P: 13	R: 0 E: 0 K: 1 S: 7	H: 0 LOB: 0 BB: 0 P: 11	R: 0 E: 0 K: 1 S: 5	H: 0 LOB: 0 BB: 0 P: 7	R: 3 E: 0 K: 1 S: 19	H: 4 LOB: 2 BB: 1 P: 27	1B: 9 2B: 0 3B: 0 HR: 2	SF: 0 SAC: 0 DP: 0 HBP: 0	WP: 0 PB: 0 SB: 1 CS: 0	PA: 42						
<b>PITCHER</b>	IP	WLS	BF	H	R	ER	SO	BB	IBB	HBP	BLK	WP	HR	S	P	ERA	WHIP									
<b>Jaret Wright, R</b> ERA: 4.33 (1, 1)	6.0	W	28	7	3	3	7	3	0	0	0	0	0	1	62	11	4.50	1.667								
<b>Albie Lopez, R</b> ERA: 6.69 (7, 1)	2.1		10	3	3	3	2	0	0	0	0	0	0	1	21	28	11.57	1.286								
<b>Jose Mesa, R</b> ERA: 2.52 (9, 1)	0.2	S	4	1	0	0	1	1	0	0	0	0	0	10	17	0.00	3.000									





Batter	1	2	3	4	5	6	7	8	9	AB	R	H	RBI	BB	SO	LOB	TOP										
<b>Bip Roberts, S</b> (1.4) OBP: 0.342, SLG: 0.367	2-0 SH2-3 1B		0-2 L1			0-0 E9 2-H 1B	0-0 SF7 3-H		0-1 P5	4	0	2	1	0	0	2											
<b>Omar Vizquel, S</b> (1.6) OBP: 0.347, SLG: 0.372	1-0 SH2-3			1-2 F7		1 SAFE 2-2 P5	3-1 G4-3		0-1 G6-4-3 1-2	4	0	0	0	0	0	5											
<b>Manny Ramirez, R</b> (1.9) OBP: 0.417, SLG: 0.540	0-0 L9			1-0 F8		1-3 K		1-1 G6-3		4	0	0	0	0	1	2											
<b>Jim Thome, L</b> (1.3) OBP: 0.424, SLG: 0.592	0-1 G1-3			2-3 K		1 SAFE 2-3 K		1-0 FC6-4 1B		4	0	1	0	0	2	2											
<b>David Justice, L</b> (1.10) OBP: 0.421, SLG: 0.594		3-1 F8			2-2 2B		1-2 1B 1B	0-2 FC6-4 1-2		4	1	2	0	0	0	1											
<b>Matt Williams, R</b> (1.5) OBP: 0.304, SLG: 0.488	0-0 L7				1-1 G5-3		1-3 K	3-2 F7		4	0	0	0	0	1	3											
<b>Brian Giles, L</b> (1.7) OBP: 0.371, SLG: 0.465	1-0 G4-1				2-3 K		1-2 1B 1B SF7 1B	4-2 1B BB		3	2	1	0	1	1	1	AB 35										
<b>Pat Borders, R</b> (1.2) OBP: 0.355, SLG: 0.455			2-1 G3-1		2-1 G5-3		1 SAFE 0-0 1B	1-0 1B		4	0	2	1	0	0	1	R 4										
<b>Marquis Grissom, R</b> (1.8) OBP: 0.320, SLG: 0.401			1-0 F9			0-2 E 2B	1-2 2-3 1B	3-1 G6-4-3 1-3 2-H 1B		4	1	3	1	0	0	0	H 11										
<b>Inning Stats</b>	R: 0 E: 0 K: 0 S: 5	H: 1 LOB: 1 BB: 0 P: 8	R: 0 E: 0 K: 0 S: 4	H: 0 LOB: 0 BB: 0 P: 8	R: 0 E: 0 K: 0 S: 7	H: 0 LOB: 0 BB: 0 P: 10	R: 0 E: 0 K: 1 S: 8	H: 0 LOB: 0 BB: 0 P: 12	R: 0 E: 0 K: 1 S: 11	H: 1 LOB: 1 BB: 0 P: 18	R: 1 E: 1 K: 2 S: 16	H: 2 LOB: 1 BB: 0 P: 21	R: 2 E: 0 K: 1 S: 20	H: 4 LOB: 2 BB: 0 P: 28	R: 0 E: 0 K: 0 S: 11	H: 1 LOB: 1 BB: 0 P: 16	R: 1 E: 0 K: 0 S: 10	H: 2 LOB: 1 BB: 1 P: 18	1B: 9 2B: 2 3B: 0 HR: 0	SF: 1 SAC: 1 DP: 1 HBP: 0	WP: 0 PB: 0 SB: 0 CS: 0	PA: 38					
<b>PITCHER</b>	IP	WLS	BF	H	R	ER	SO	BB	IBB	HBP	BLK	WP	HR	S	P	ERA	WHIP										
<b>Bob Tewksbury, R</b> (1.1) ERA: 4.39	7.0	L	29	8	3	2	5	0	0	0	0	0	0	71	105	2.57	1.143										
<b>Greg Swindell, L</b> (8.1) ERA: 3.75	1.0		4	1	0	0	0	0	0	0	0	0	0	11	16	0.00	1.000										
<b>Dan Naulty, R</b> (9.1) ERA: 5.88	0.0		2	1	1	1	0	1	0	0	0	0	0	4	9	∞	∞										
<b>Mike Trombley, R</b> (9.1) ERA: 4.13	1.0		3	1	0	0	0	0	0	0	0	0	0	6	9	0.00	1.000										

Cleveland Indians @ Minnesota Twins  
Hubert H. Humphrey Metrodome, Minneapolis, MN  
Thu Sep 18 1997, 8:05 PM EDT  
Alt. 9:564 - Dome - 70 F

AB 35  
R 4  
H 11  
RBI 3  
BB 1  
SO 5  
LOB 17



Batter	1	2	3	4	5	6	7	8	9	AB	R	H	RBI	BB	SO	LOB	BOTTOM										
<b>Chuck Knoblauch, R</b> (1.4) OBP: 0.393, SLG: 0.420	1-1 G4-3 1B		0-1 G6-3			2-2 G6-3		2-2 L1-3 1-1		4	0	1	0	0	0	2											
<b>Rich Becker, L</b> (1.8) OBP: 0.355, SLG: 0.394	1-1 G4-3			1-3 K		2-3 K		1-1 G3		4	0	0	0	0	2	1											
<b>Paul Moltzer, R</b> (1.10) OBP: 0.354, SLG: 0.439	2-3 K			2-1 G5-3		0-1 F8		2-2 G4-3		4	0	0	0	0	1	1											
<b>Ron Coomer, R</b> (1.5) OBP: 0.322, SLG: 0.424	2-2 F7			1-0 G4-3		2-2 G3		2-2 G5-3		4	0	0	0	0	0	1											
<b>David Ortiz, L</b> (1.3) OBP: 0.414, SLG: 0.556		1-0 G3			0-0 G3		2-3 K			3	0	0	0	0	1	0											
<b>Marty Cordova, R</b> (1.7) OBP: 0.293, SLG: 0.407		2-2 G6-3			0-1 CS 1B			0-0 F8		3	0	1	0	0	0	0											
<b>Matt Lawton, L</b> (1.9) OBP: 0.361, SLG: 0.394		3-2 G3			4-0 FC6-4 1-2 BB			4-2 1B BB		1	1	0	0	2	0	0	AB 29										
<b>Terry Steinbach, R</b> (1.2) OBP: 0.310, SLG: 0.409			0-1 G4-3		0-1 FC6-4 1-2			1-0 1B		3	0	1	0	0	0	1	R 1										
<b>Pat Meares, R</b> (1.6) OBP: 0.319, SLG: 0.404						1-2 G2-3				2	0	0	0	0	0	0	H 4										
<b>Brent Brice, L</b> (8, PH) OBP: 0.365, SLG: 0.400										1	0	1	1	0	0	0	RBI 1										
<b>Denny Hocking, S</b> (9.6) OBP: 0.310, SLG: 0.377										0	0	0	0	0	0	0	BB 2										
<b>Inning Stats</b>	R: 0 E: 0 K: 1 S: 10	H: 1 LOB: 1 BB: 0 P: 16	R: 0 E: 0 K: 0 S: 9	H: 0 LOB: 0 BB: 0 P: 15	R: 0 E: 0 K: 0 S: 6	H: 0 LOB: 0 BB: 0 P: 7	R: 0 E: 0 K: 1 S: 7	H: 0 LOB: 0 BB: 0 P: 11	R: 0 E: 0 K: 1 S: 6	H: 1 LOB: 1 BB: 1 P: 9	R: 0 E: 0 K: 1 S: 11	H: 0 LOB: 0 BB: 0 P: 16	R: 0 E: 0 K: 1 S: 8	H: 0 LOB: 0 BB: 0 P: 12	R: 1 E: 0 K: 0 S: 9	H: 2 LOB: 1 BB: 1 P: 16	R: 0 E: 0 K: 0 S: 8	H: 0 LOB: 0 BB: 0 P: 13	1B: 4 2B: 1 3B: 0 HR: 0	SF: 0 SAC: 0 DP: 1 HBP: 0	WP: 0 PB: 0 SB: 0 CS: 1	PA: 31					
<b>PITCHER</b>	IP	WLS	BF	H	R	ER	SO	BB	IBB	HBP	BLK	WP	HR	S	P	ERA	WHIP										
<b>Orel Hershiser, R</b> (1.1) ERA: 4.52	7.1	W	26	3	1	1	4	2	0	0	0	0	0	62	96	1.23	0.682										
<b>Michael Jackson, R</b> (8.1) ERA: 3.14	1.2	S	5	1	0	0	0	0	0	0	0	0	0	12	19	0.00	0.600										

Cleveland Indians @ Minnesota Twins  
Hubert H. Humphrey Metrodome, Minneapolis, MN  
Thu Sep 18 1997, 8:05 PM EDT  
Alt. 9:564 - Dome - 70 F

AB 29  
R 1  
H 4  
RBI 1  
BB 2  
SO 4  
LOB 6





Batter	1	2	3	4	5	6	7	8	9	AB	R	H	RBI	BB	SO	LOB	TOP			
Omar Vizquel, S (1,6) OBP: 0.346, SLG: 0.373 Jeff Branson, L (7,6) OBP: 0.257, SLG: 0.298	F9		2B		G4-3	L9		P5		4	0	1	0	0	0	3	<b>Cleveland Indians @ Kansas City Royals</b> Kauffman Stadium, Kansas City, MO Fri Sep 19 1997, 7:05 PM CDT Overcast - 86 F			
Tony Fernandez, S (1,4) OBP: 0.323, SLG: 0.413	G4-3		L9		G3		P5		G4-3	5	0	0	0	0	0	1				
Manny Ramirez, R (1,9) OBP: 0.418, SLG: 0.540 Bruce Aven, R (7,7) OBP: 0.300, SLG: 0.222	1B		P6		1B		G4-3		K	4	0	2	0	0	0	1				
Jim Thome, L (1,3) OBP: 0.423, SLG: 0.587	G4-3		G3		G4-3		WP BB		K	4	0	0	0	1	1	3				
David Justice, L (1,10) OBP: 0.423, SLG: 0.600		HR		2B BB		1B BB		P4		2	1	1	1	2	0	1				
Matt Williams, R (1,5) OBP: 0.306, SLG: 0.490	F7		2B		2B			2B 1B		4	1	2	0	0	1	1				
Brian Giles, L (1,7) OBP: 0.373, SLG: 0.464		BB		P2		1B 1B		P4		3	0	1	0	1	0	3				
Sandy Alomar Jr., R (1,2) OBP: 0.353, SLG: 0.527 Einar Diaz, R (6,2) OBP: 1.000, SLG: 2.000	F9		K		K		1B		SF9 2B	3	0	1	0	0	1	3				
Marquis Grissom, R (1,8) OBP: 0.318, SLG: 0.399	F9		L9		L9		P4		SF9	1	1	1	1	0	0	0				
										3	0	0	1	0	0	6				
<b>Inning Stats</b>	R: 0 E: 0 K: 0 S: 10	H: 1 LOB: 1 BB: 0 P: 16	R: 1 E: 0 K: 0 S: 8	H: 1 LOB: 1 BB: 1 P: 15	R: 0 E: 0 K: 1 S: 5	H: 1 LOB: 2 BB: 1 P: 7	R: 0 E: 0 K: 1 S: 10	H: 1 LOB: 1 BB: 0 P: 15	R: 0 E: 0 K: 1 S: 9	H: 2 LOB: 3 BB: 1 P: 22	R: 0 E: 0 K: 0 S: 9	H: 0 LOB: 1 BB: 1 P: 15	R: 2 E: 0 K: 2 S: 13	H: 2 LOB: 0 BB: 0 P: 16	R: 0 E: 0 K: 2 S: 8	H: 0 LOB: 0 BB: 0 P: 12	1B: 5 2B: 3 3B: 0 HR: 1	SF: 1 SAC: 0 DP: 0 HBP: 0	WP: 1 PB: 0 CS: 0	PA: 40
<b>PITCHER</b>	IP WLS BF H R ER SO BB IBB HBP BLK WP HR S P ERA WHIP																			
Tim Belcher, R (1,1) ERA: 5.04	8.0 W 37 9 3 3 2 4 0 0 0 1 1 77 120 3.38 1.625																			
Hipolito Pichardo, R (9,1) ERA: 4.6	1.0 3 0 0 0 2 0 0 0 0 0 0 8 12 0.00 0.000																			

Batter	1	2	3	4	5	6	7	8	9	AB	R	H	RBI	BB	SO	LOB	BOTTOM			
Jose Offerman, S (1,4) OBP: 0.368, SLG: 0.408	WP 1B	G6-3		BB BB	FC6-4			FC6-4		4	1	1	0	1	0	3	<b>Cleveland Indians @ Kansas City Royals</b> Kauffman Stadium, Kansas City, MO Fri Sep 19 1997, 7:05 PM CDT Overcast - 86 F			
Johnny Damon, L (1,8) OBP: 0.337, SLG: 0.389	K		E 2B	BB BB		G1-4-3		3B 1B		4	2	2	1	1	1	1				
Rod Myers, L (1,7) OBP: 0.422, SLG: 0.480	P5		E1	F9		L9		K		5	0	1	0	0	1	6				
Chili Davis, S (1,10) OBP: 0.391, SLG: 0.520	F8		F9		K		G6-3		3B IBB	4	1	0	0	1	1	2				
Scott Cooper, L (1,5) OBP: 0.285, SLG: 0.320		P6	G4-6-3		BB WP 1B		E1		3B	5	1	2	3	0	0	1				
Jermaine Dye, R (1,9) OBP: 0.276, SLG: 0.377		2B BB		F9	WP BB 1B		F8		G5-3	4	2	1	0	1	0	2				
Larry Sutton, L (1,3) OBP: 0.309, SLG: 0.404		F9		F8	WP BB 1B		F7			3	1	0	0	1	0	2				
Mike Macfarlane, R (1,2) OBP: 0.326, SLG: 0.416		3B 2B		WP BB 1B	FC6-4		F8			4	2	3	3	0	0	1				
Felix Martinez, S (1,6) OBP: 0.333, SLG: 0.375		3B		BB WP BB	P3			FC6-4 1B		3	0	2	1	1	0	1				
										3	0	2	1	1	0	1				
<b>Inning Stats</b>	R: 0 E: 0 K: 1 S: 11	H: 1 LOB: 1 BB: 0 P: 15	R: 2 E: 0 K: 0 S: 7	H: 2 LOB: 1 BB: 1 P: 14	R: 1 E: 1 K: 0 S: 9	H: 2 LOB: 0 BB: 0 P: 13	R: 1 E: 0 K: 0 S: 9	H: 1 LOB: 3 BB: 3 P: 26	R: 3 E: 0 K: 1 S: 17	H: 3 LOB: 1 BB: 1 P: 31	R: 0 E: 0 K: 0 S: 5	H: 0 LOB: 0 BB: 0 P: 7	R: 0 E: 1 K: 0 S: 6	H: 0 LOB: 1 BB: 0 P: 10	R: 3 E: 0 K: 1 S: 14	H: 3 LOB: 1 BB: 1 P: 26	1B: 8 2B: 2 3B: 2 HR: 0	SF: 0 SAC: 0 DP: 1 HBP: 0	WP: 3 PB: 0 CS: 0	PA: 42
<b>PITCHER</b>	IP WLS BF H R ER SO BB IBB HBP BLK WP HR S P ERA WHIP																			
Bartolo Colon, R (1,1) ERA: 5.76	3.2 L 20 6 4 4 1 4 0 0 0 0 1 0 29 50 9.82 2.727																			
Jason Jacome, L (4,1) ERA: 6.22	3.1 15 3 3 3 1 1 0 0 0 0 1 0 29 50 8.10 1.200																			
Alvin Morman, L (8,1) ERA: 6.46	1.0 7 3 3 3 1 0 1 0 0 0 0 0 14 26 27.00 3.000																			



Batter	1	2	3	4	5	6	7	8	9	AB	R	H	RBI	BB	SO	LOB	TOP					
<b>Bip Roberts, S</b> OBP: 0.342, SLG: 0.374 (1, 4)	 1B		 1B	 G4-3		 G3-6		 HR		5	1	2	1	0	1	4						
<b>Tony Fernandez, S</b> OBP: 0.319, SLG: 0.408 (1, 6)	 1B		 F7		 F7		 G3	 G4-3		5	0	0	0	0	0	2						
<b>Manny Ramirez, R</b> OBP: 0.421, SLG: 0.542 (1, 10)	 1B			 1B	 F9		 1B	 1B	 G4-6-3	5	2	4	0	0	0	0						
<b>Jim Thome, L</b> OBP: 0.424, SLG: 0.590 (1, 3)	 G5-3			 1B	 1B	 1B	 1B	 1B	 K	5	2	3	0	0	1	2						
<b>David Justice, L</b> OBP: 0.423, SLG: 0.597 (9, 7)		 G6-3		 F8	 1B	 1B	 1B	 1B	 G4-6-3	4	0	1	1	1	0	3						
<b>Bruce Aven, R</b> OBP: 0.300, SLG: 0.222 (9, 7)				 1B	 1B	 1B	 1B	 1B	 1B	0	0	0	0	0	0	0						
<b>Matt Williams, R</b> OBP: 0.307, SLG: 0.489 (1, 5)	 CS			 K	 1B	 1B	 1B	 1B	 1B	3	0	1	1	0	1	4						
<b>Brian Giles, L</b> OBP: 0.371, SLG: 0.464 (9, 9)	 F7			 1B	 F7		 K			4	1	1	1	0	1	5						
<b>Pat Borders, R</b> OBP: 0.352, SLG: 0.450 (1, 2)	 CS		 K	 1B		 F9		 K		4	0	1	2	0	2	0						
<b>Marquis Grissom, R</b> OBP: 0.321, SLG: 0.403 (1, 8)			 2B	 1B		 G3-6		 K		4	0	3	0	0	1	0						
<b>Inning Stats</b>	R: 0 E: 0 K: 0 S: 16	H: 2 LOB: 1 BB: 0 P: 25	R: 0 E: 0 K: 0 S: 5	H: 0 LOB: 0 BB: 0 P: 11	R: 0 E: 0 K: 2 S: 12	H: 1 LOB: 1 BB: 0 P: 18	R: 3 E: 0 K: 1 S: 14	H: 5 LOB: 2 BB: 0 P: 22	R: 1 E: 0 K: 0 S: 10	H: 2 LOB: 2 BB: 1 P: 23	R: 0 E: 0 K: 0 S: 9	H: 1 LOB: 0 BB: 0 P: 9	R: 1 E: 0 K: 1 S: 15	H: 3 LOB: 2 BB: 0 P: 27	R: 1 E: 0 K: 2 S: 9	H: 1 LOB: 0 BB: 0 P: 11	R: 0 E: 0 K: 1 S: 10	H: 1 LOB: 0 BB: 0 P: 13	1B: 12 2B: 4 3B: 0 HR: 1	SF: 0 SAC: 0 DP: 3 HBP: 1	WP: 0 PB: 0 SB: 0 CS: 1	PA: 42
<b>PITCHER</b>	IP	WLS	BF	H	R	ER	SO	BB	IBB	HBP	BLK	WP	HR	S	P	ERA	WHIP					
<b>Ricky Bones, R</b> ERA: 7.16 (1, 1)	5.0	L	25	10	4	4	3	0	1	1	0	0	0	57	99	7.20	2.000					
<b>Hector Carrasco, R</b> ERA: 4.16 (6, 1)	1.1		5	2	1	1	0	0	0	0	0	0	0	14	18	6.75	1.500					
<b>Matt Whisenant, L</b> ERA: 5.12 (7, 1)	0.2		4	2	0	0	1	0	0	0	0	0	0	10	18	0.00	3.000					
<b>Scott Service, R</b> ERA: 7.13 (8, 1)	1.0		4	1	1	1	2	0	0	0	0	0	1	9	11	9.00	1.000					
<b>Jeff Montgomery, R</b> ERA: 3.49 (9, 1)	1.0		3	1	0	0	1	0	0	0	0	0	0	10	13	0.00	1.000					

Cleveland Indians @ Kansas City Royals  
Kauffman Stadium, Kansas City, MO

AB 39  
R 6  
H 16  
RBI 6  
BB 1  
SO 7  
LOB 20



WP: 0 PA: 42  
PB: 0  
SB: 0  
CS: 1

Fri Sep 19 1997, 7:05 PM CDT  
Att: 16,973 - Unknown - 72 F

livebaseballscorecards.com

Batter	1	2	3	4	5	6	7	8	9	AB	R	H	RBI	BB	SO	LOB	BOTTOM					
<b>Shane Halter, R</b> OBP: 0.353, SLG: 0.400 (8, 9)	 G6-3			 G6-3		 F8		 F8		3	0	0	0	0	0	1						
<b>Larry Sutton, L</b> OBP: 0.304, SLG: 0.396 (8, PH)	 1B			 G1-3		 1B		 K		1	0	0	0	0	0	1						
<b>Jed Hansen, R</b> OBP: 0.391, SLG: 0.440 (1, 4)	 1B			 G1-3		 1B		 K		4	0	3	0	0	1	1						
<b>Jay Bell, R</b> OBP: 0.371, SLG: 0.470 (1, 6)	 K			 G1-3		 F8		 1B	 2B	4	1	1	0	0	1	4						
<b>Jeff King, R</b> OBP: 0.333, SLG: 0.420 (1, 3)	 5		 F7	 G4-3		 K		 1B	 FC6-4	4	1	1	1	0	1	3						
<b>Dean Palmer, R</b> OBP: 0.309, SLG: 0.446 (1, 5)		 G6-3			 F9		 K		 FC6-4	3	0	0	0	1	1	0						
<b>Jermaine Dye, R</b> OBP: 0.276, SLG: 0.374 (7, PH)		 F9			 G5-3		 K		 BB	2	0	0	0	0	0	0						
<b>Johnny Damon, L</b> OBP: 0.338, SLG: 0.389 (8, 8)					 1B		 K		 FC6-4	2	0	1	0	0	1	0						
<b>Yanji Benitez, R</b> OBP: 0.295, SLG: 0.462 (7, PH)			 G6-3		 1B		 K		 FC6-4	2	0	1	0	0	0	0						
<b>Rod Myers, L</b> OBP: 0.418, SLG: 0.474 (8, 7)							 K		 FC6-4	1	0	0	0	0	1	0						
<b>Jose Offerman, S</b> OBP: 0.367, SLG: 0.407 (9, PH)									 1B	1	0	0	1	0	0	2						
<b>Andy Stewart, R</b> OBP: 0.333, SLG: 0.667 (8, PH)				 G1-3		 F8		 K	 1B	2	0	0	0	0	0	1						
<b>Scott Cooper, L</b> OBP: 0.289, SLG: 0.320 (8, PH)									 K	0	0	0	0	1	0	0						
<b>Felix Martinez, S</b> OBP: 0.333, SLG: 0.375 (8, FR)									 1B	0	0	0	0	0	0	0						
<b>Chili Davis, S</b> OBP: 0.350, SLG: 0.519 (9, PH)									 BB	1	0	0	0	0	1	2						
<b>29 Mike Sweeney, R</b> OBP: 0.311, SLG: 0.361 (1, 2)			 F8			 F8		 P2	 F9	4	0	1	0	0	0	3						
<b>Inning Stats</b>	R: 0 E: 0 K: 1 S: 11	H: 1 LOB: 1 BB: 0 P: 15	R: 0 E: 0 K: 0 S: 10	H: 0 LOB: 0 BB: 0 P: 13	R: 0 E: 0 K: 0 S: 13	H: 0 LOB: 0 BB: 0 P: 17	R: 0 E: 0 K: 0 S: 8	H: 1 LOB: 1 BB: 0 P: 13	R: 0 E: 0 K: 0 S: 6	H: 1 LOB: 1 BB: 0 P: 12	R: 0 E: 0 K: 1 S: 12	H: 2 LOB: 2 BB: 0 P: 15	R: 0 E: 0 K: 3 S: 9	H: 0 LOB: 0 BB: 0 P: 16	R: 0 E: 0 K: 1 S: 14	H: 0 LOB: 1 BB: 1 P: 23	R: 2 E: 0 K: 1 S: 16	H: 3 LOB: 2 BB: 1 P: 27	1B: 7 2B: 0 3B: 1 HR: 0	SF: 0 SAC: 0 DP: 0 HBP: 0	WP: 0 PB: 0 SB: 2 CS: 0	PA: 36
<b>PITCHER</b>	IP	WLS	BF	H	R	ER	SO	BB	IBB	HBP	BLK	WP	HR	S	P	ERA	WHIP					
<b>Brian Anderson, L</b> ERA: 3.68 (1, 1)	5.2	W	22	5	0	0	1	0	0	0	0	0	0	57	82	0.00	0.882					
<b>Eric Plunk, R</b> ERA: 4.96 (6, 1)	1.1		4	0	0	0	4	0	0	0	0	0	0	12	19	0.00	0.000					
<b>Paul Shuey, R</b> ERA: 5.66 (8, 1)	1.0		8	3	2	2	1	2	0	0	0	0	0	25	42	18.00	5.000					
<b>Paul Assenmacher, L</b> ERA: 2.7 (9, 1)	1.0	S	3	0	0	0	1	0	0	0	0	0	0	5	8	0.00	0.000					

Cleveland Indians @ Kansas City Royals  
Kauffman Stadium, Kansas City, MO

AB 34  
R 2  
H 8  
RBI 2  
BB 2  
SO 7  
LOB 18



WP: 0 PA: 36  
PB: 0  
SB: 2  
CS: 0

Fri Sep 19 1997, 7:05 PM CDT  
Att: 16,973 - Unknown - 72 F

livebaseballscorecards.com



Batter	1	2	3	4	5	6	7	8	9	AB	R	H	RBI	BB	SO	LOB	TOP								
<b>Bip Roberts, S</b> (1, 4) OBP: 0.343, SLG: 0.382	1-2 1B		0-0 F8		3-1 1-H HR		3-2 G5-3		0-3 K	5	1	2	2	0	1	1	<b>Cleveland Indians @ Kansas City Royals</b> Kauffman Stadium, Kansas City, MO Sat Sep 20 1997, 7:05 PM CDT Att: 19,125 - Unknown - 62 F								
<b>Tony Fernandez, S</b> (1, 6) OBP: 0.321, SLG: 0.409	1-0 F9		0-1 1B		1-1 FC5-4 HBP 1B		0-3 K			4	0	2	0	0	1	1									
<b>Manny Ramirez, R</b> (1, 9) OBP: 0.421, SLG: 0.541	1-2 F8		2-1 F9		1-1 FC5-4 HBP 1-2 HBP			1-0 1B 1B		3	0	1	0	0	0	2									
<b>Matt Williams, R</b> (1, 5) OBP: 0.306, SLG: 0.487	2-2 F7			2-2 P4	3-2 FC5-4 2-3 2-3			1-1 1-3 1B		4	0	1	0	0	0	3									
<b>David Justice, L</b> (1, 10) OBP: 0.422, SLG: 0.597		2-3 K		0-0 G6-3 2B	3-2 G6-3			1-3 K		4	0	1	0	0	2	3									
<b>Sandy Alomar Jr., R</b> (1, 2) OBP: 0.352, SLG: 0.522	1-0 L8			1-1 G6-3		0-0 G6-3		1-2 P4		4	0	0	0	0	0	2									
<b>Jim Thome, L</b> (1, 3) OBP: 0.425, SLG: 0.591	3-2 1B			3-3 K		1-1 L9		3-2 G4-3 2B		4	0	2	0	0	1	1									
<b>Marquis Grissom, R</b> (1, 8) OBP: 0.319, SLG: 0.400	2-3 K				0-0 G3	0-0 F9		2-2 G4-3		4	0	0	0	0	1	2									
<b>Brian Giles, L</b> (1, 7) OBP: 0.370, SLG: 0.462			2-3 K		2-2 HR 1B		0-3 K		0-1 L4	4	1	1	0	0	2	1									
<b>Inning Stats</b>	R: 0 E: 0 K: 0 S: 11	H: 1 LOB: 1 BB: 0 P: 16	R: 0 E: 0 K: 2 S: 12	H: 1 LOB: 1 BB: 0 P: 20	R: 0 E: 0 K: 1 S: 10	H: 1 LOB: 1 BB: 0 P: 14	R: 0 E: 0 K: 1 S: 9	H: 1 LOB: 0 BB: 0 P: 15	R: 2 E: 0 K: 0 S: 15	H: 3 LOB: 2 BB: 0 P: 28	R: 0 E: 0 K: 0 S: 4	H: 0 LOB: 0 BB: 0 P: 5	R: 0 E: 0 K: 2 S: 9	H: 0 LOB: 0 BB: 0 P: 12	R: 0 E: 0 K: 1 S: 9	H: 2 LOB: 1 BB: 0 P: 13	R: 0 E: 0 K: 1 S: 13	H: 1 LOB: 1 BB: 0 P: 18	1B: 7 2B: 2 3B: 0 HR: 1	SF: 0 SAC: 0 DP: 0 HBP: 1	WP: 0 PB: 0 SB: 0 CS: 0	PA: 37			
<b>PITCHER</b>	IP	WLS	BF	H	R	ER	SO	BB	IBB	HBP	BLK	WP	HR	S	P	ERA	WHIP								
<b>Glendon Rusch, L</b> (1, 1) ERA: 5.69	7.0		29	7	2	2	6	0	0	1	0	0	1	70	110	2.57	1.000								
<b>Gregg Olson, R</b> (8, 1) ERA: 6.18	1.0	W	4	2	0	0	1	0	0	0	0	0	0	9	13	0.00	2.000								
<b>Jeff Montgomery, R</b> (9, 1) ERA: 3.43	1.0	S	4	1	0	0	1	0	0	0	0	0	0	13	18	0.00	1.000								

Batter	1	2	3	4	5	6	7	8	9	AB	R	H	RBI	BB	SO	LOB	BOTTOM								
<b>Jose Offerman, S</b> (1, 4) OBP: 0.364, SLG: 0.403	1-3 K		0-0 F8			3-2 F7		0-1 G5-3		4	0	0	0	0	1	3	<b>Cleveland Indians @ Kansas City Royals</b> Kauffman Stadium, Kansas City, MO Sat Sep 20 1997, 7:05 PM CDT Att: 19,125 - Unknown - 62 F								
<b>Shane Halter, R</b> (1, 9) OBP: 0.347, SLG: 0.393	1-3 K			0-1 F9			1-3 K	2-1 WP 3B		2	0	0	0	0	1	0									
<b>Johnny Damon, L</b> (7, PH) OBP: 0.339, SLG: 0.394								2-H 3-H 3-2 G6-3		2	1	1	2	0	1	0									
<b>Jay Bell, R</b> (1, 6) OBP: 0.370, SLG: 0.468	0-1 P5			0-2 P3			0-0 HR 1B	3-2 G6-3		4	1	1	0	0	0	0									
<b>Chili Davis, S</b> (1, 10) OBP: 0.388, SLG: 0.516		2-3 K		2-2 G5-3			0-0 F7			3	0	0	0	0	1	1									
<b>Jeff King, R</b> (1, 3) OBP: 0.333, SLG: 0.425	1-2 P5				2-3 K		3-1 1-H HR			3	1	1	2	0	1	0									
<b>Dean Palmer, R</b> (1, 5) OBP: 0.307, SLG: 0.443	0-3 K				1-0 P6		1-0 F7			3	0	0	0	0	1	0									
<b>Yamil Benitez, R</b> (1, 7) OBP: 0.302, SLG: 0.465			2-2 G4-6-3 29 1B		1-1 G6-3			1-2 G5-3 3B 1B		3	1	2	0	0	0	0									
<b>29 Mike Sweeney, R</b> (1, 2) OBP: 0.313, SLG: 0.362			1-0 G4-6-3 1B			0-3 K		3-3 K 1B		2	0	1	0	0	1	0									
<b>Scott Cooper, L</b> (8, PH) OBP: 0.297, SLG: 0.318								1-2 K		1	0	0	0	0	1	1									
<b>Mike Macfarlane, R</b> (9, 2) OBP: 0.326, SLG: 0.416			1-2 G4-6-3 1B					1-2 K		0	0	0	0	0	0	0									
<b>Rod Myers, L</b> (1, 8) OBP: 0.415, SLG: 0.462			1-2 G4-6-3		1-2 G4-6-3		2-1 F8	4-1 G5-3 3B BB		2	1	0	0	1	0	2									
<b>Inning Stats</b>	R: 0 E: 0 K: 2 S: 9	H: 0 LOB: 0 BB: 0 P: 11	R: 0 E: 0 K: 2 S: 9	H: 0 LOB: 0 BB: 0 P: 12	R: 0 E: 0 K: 0 S: 15	H: 2 LOB: 1 BB: 0 P: 19	R: 0 E: 0 K: 0 S: 8	H: 0 LOB: 0 BB: 0 P: 10	R: 0 E: 0 K: 1 S: 6	H: 0 LOB: 0 BB: 0 P: 10	R: 0 E: 0 K: 1 S: 12	H: 0 LOB: 0 BB: 0 P: 17	R: 2 E: 0 K: 1 S: 9	H: 2 LOB: 0 BB: 0 P: 14	R: 3 E: 0 K: 1 S: 15	H: 2 LOB: 1 BB: 1 P: 28	1B: 4 2B: 0 3B: 1 HR: 1	SF: 0 SAC: 0 DP: 1 HBP: 0	WP: 1 PB: 0 SB: 1 CS: 0	PA: 30					
<b>PITCHER</b>	IP	WLS	BF	H	R	ER	SO	BB	IBB	HBP	BLK	WP	HR	S	P	ERA	WHIP								
<b>Jeff Juden, R</b> (1, 1) ERA: 4.4	7.0		24	4	2	2	7	0	0	0	0	0	1	68	93	2.57	0.571								
<b>Albie Lopez, R</b> (8, 1) ERA: 6.99	1.0	L	6	2	3	3	1	1	0	0	0	1	0	15	28	27.00	3.000								





Batter	1	2	3	4	5	6	7	8	9	AB	R	H	RBI	BB	SO	LOB	TOP										
<b>Bip Roberts, S</b> (1, 4) OBP: 0.344, SLG: 0.386	1-2 G6-4-3 1B		2-2 F8			3-2 G3		2-2 2B		4	0	2	0	0	0	0	<b>Cleveland Indians @ Kansas City Royals</b> Kauffman Stadium, Kansas City, MO Sun Sep 21 1997, 3:33 AM CDT Att: 15,274 - Sunny - 65 F										
<b>Omar Vizquel, S</b> (1, 6) OBP: 0.345, SLG: 0.371	2-2 P4			3-2 F9		0-0 B5-3		4-2 FC4-6 BB		3	0	0	0	1	0	1											
<b>Manny Ramirez, R</b> (1, 9) OBP: 0.420, SLG: 0.539	1-1 G6-4-3			2-3 K2-3		2-2 1B		1-2 FC4-6		4	0	1	0	0	1	3											
<b>Jim Thome, L</b> (1, 3) OBP: 0.423, SLG: 0.587		4-2 BB		3-3 K		2-3 K			2-3 K	3	0	0	0	1	3	1											
<b>David Justice, L</b> (1, 10) OBP: 0.421, SLG: 0.594		2-3 K			0-0 2B 1B		1-3 K		0-1 F7	4	0	1	0	0	2	1											
<b>Brian Giles, L</b> (1, 7) OBP: 0.369, SLG: 0.458		1-3 K			0-1 F9		3-2 P6		4-1 WP BB	3	0	0	0	1	1	2											
<b>Jeff Branson, L</b> (1, 5) OBP: 0.259, SLG: 0.305 <b>Matt Williams, R</b> (9, PH) OBP: 0.306, SLG: 0.486		1-3 K			1-0 2B 1-3		0-0 G4-3		2-3 K2-3	3	0	1	0	0	1	1											
<b>Pat Borders, R</b> (1, 2) OBP: 0.346, SLG: 0.441			1-3 K		2-3 K			1-1 L5		3	0	0	0	0	2	2											
<b>Marquis Grissom, R</b> (1, 8) OBP: 0.317, SLG: 0.398			1-3 K		0-0 F8			2-0 G6-3		3	0	0	0	0	1	2											
<b>Inning Stats</b>	R: 0 E: 0 K: 0 S: 8	H: 1 LOB: 0 BB: 0 P: 12	R: 0 E: 0 K: 3 S: 14	H: 0 LOB: 1 BB: 1 P: 22	R: 0 E: 0 K: 2 S: 14	H: 0 LOB: 0 BB: 0 P: 18	R: 0 E: 0 K: 2 S: 15	H: 0 LOB: 0 BB: 0 P: 23	R: 0 E: 0 K: 1 S: 9	H: 2 LOB: 2 BB: 0 P: 12	R: 0 E: 0 K: 1 S: 13	H: 0 LOB: 0 BB: 0 P: 13	R: 0 E: 0 K: 0 S: 12	H: 1 LOB: 2 BB: 1 P: 22	R: 0 E: 0 K: 2 S: 9	H: 0 LOB: 1 BB: 1 P: 17	1B: 3 2B: 2 3B: 0 HR: 0	SF: 0 SAC: 0 DP: 1 HBP: 0	WP: 1 PA: 34 CS: 0								
<b>PITCHER</b>	IP	WLS	BF	H	R	ER	SO	BB	IBB	HBP	BLK	WP	HR	S	P	ERA	WHIP										
<b>Kevin Appier, R</b> (1, 1) ERA: 3.28	7.0	25	4	0	0	10	1	0	0	0	0	0	0	82	120	0.00	0.714										
<b>Hipolito Pichardo, R</b> (8, 1) ERA: 4.5	1.0	5	1	0	0	0	1	0	0	0	0	0	0	12	22	0.00	2.000										
<b>Matt Whisenant, L</b> (9, 1) ERA: 4.95	0.2	3	0	0	0	1	1	0	0	0	0	0	0	6	12	0.00	1.500										
<b>Brian Bevil, R</b> (9, 1) ERA: 7.53	0.1	W	1	0	0	0	1	0	0	0	0	1	0	3	5	0.00	0.000										

Batter	1	2	3	4	5	6	7	8	9	AB	R	H	RBI	BB	SO	LOB	BOTTOM										
<b>Johnny Damon, L</b> (1, 8) OBP: 0.335, SLG: 0.390	1-0 G4-3		1-1 F8		1-0 P5		2-1 P3		3-2 F7	5	0	0	0	0	0	5	<b>Cleveland Indians @ Kansas City Royals</b> Kauffman Stadium, Kansas City, MO Sun Sep 21 1997, 3:33 AM CDT Att: 15,274 - Sunny - 65 F										
<b>Rod Myers, L</b> (1, 9) OBP: 0.414, SLG: 0.458	0-0 L7		0-2 F7			1-0 G6-3		0-0 SH1-4 1B	2-0 1-2 2-H 1B	5	0	2	1	0	0	2											
<b>Jay Bell, R</b> (1, 6) OBP: 0.370, SLG: 0.468	3-2 G1-3			0-0 F8		1-2 1B		0-0 SH1-4		3	0	1	0	0	0	0											
<b>Chili Davis, S</b> (1, 10) OBP: 0.387, SLG: 0.513 <b>Felix Martinez, S</b> (8, PR) OBP: 0.333, SLG: 0.375		2-1 G4-3		0-0 F7		2-3 K		4-0 IBB		3	0	0	0	1	1	1											
<b>Jeff King, R</b> (1, 3) OBP: 0.336, SLG: 0.425		4-1 G5-4-3 BB		0-1 BB 1B		4-2 BB		3-3 K		2	0	1	0	2	1	2											
<b>Dean Palmer, R</b> (1, 5) OBP: 0.307, SLG: 0.440		0-0 G5-4-3		4-2 1-2 BB		0-3 K		0-1 P3		3	0	0	0	1	1	5											
<b>Yamil Benitez, R</b> (1, 7) OBP: 0.306, SLG: 0.460			4-0 WP BB		3-2 L7			1-1 F9		2	1	0	0	2	0	2											
<b>Mike Macfarlane, R</b> (1, 2) OBP: 0.323, SLG: 0.411			0-3 K		0-3 K			0-0 L9		3	0	0	0	0	2	1											
<b>Jed Hansen, R</b> (1, 4) OBP: 0.400, SLG: 0.442 <b>Jose Offerman, S</b> (9, PH) OBP: 0.365, SLG: 0.403			4-0 1-2 BB		1-2 P4			1-2 1B		2	0	1	0	1	0	0											
<b>Inning Stats</b>	R: 0 E: 0 K: 0 S: 7	H: 0 LOB: 0 BB: 0 P: 11	R: 0 E: 0 K: 0 S: 4	H: 0 LOB: 0 BB: 1 P: 10	R: 0 E: 0 K: 1 S: 9	H: 0 LOB: 2 BB: 2 P: 18	R: 0 E: 0 K: 0 S: 11	H: 1 LOB: 2 BB: 1 P: 18	R: 0 E: 0 K: 2 S: 13	H: 0 LOB: 0 BB: 0 P: 9	R: 0 E: 0 K: 0 S: 8	H: 1 LOB: 1 BB: 0 P: 12	R: 0 E: 0 K: 1 S: 8	H: 1 LOB: 2 BB: 1 P: 15	R: 1 E: 0 K: 0 S: 9	H: 1 LOB: 2 BB: 2 P: 22	1B: 5 2B: 0 3B: 0 HR: 0	SF: 0 SAC: 2 DP: 1 HBP: 0	WP: 1 PA: 38 CS: 0								
<b>PITCHER</b>	IP	WLS	BF	H	R	ER	SO	BB	IBB	HBP	BLK	WP	HR	S	P	ERA	WHIP										
<b>Chad Ogea, R</b> (1, 1) ERA: 5.12	7.0	28	3	0	0	4	5	0	0	0	0	0	0	59	99	0.00	1.143										
<b>Michael Jackson, R</b> (8, 1) ERA: 3.21	1.1	L	8	1	1	1	1	2	0	0	0	0	0	12	27	6.75	1.500										
<b>Paul Assenmacher, L</b> (9, 1) ERA: 2.68	0.1	2	1	0	0	0	0	0	0	0	0	0	0	5	10	0.00	3.000										






Batter	1	2	3	4	5	6	7	8	9	AB	R	H	RBI	BB	SO	LOB	TOP										
<b>Chad Curtis, R</b> OBP: 0.361, SLG: 0.482 (1, 7)	F8	K		F9		G4-3	L9			5	0	0	0	0	1	5											
<b>Rey Sanchez, R</b> OBP: 0.314, SLG: 0.364 (1, 6)	G1-3	FC5-4			F8	1B		L9		5	1	1	1	0	0	2											
<b>Paul O'Neill, L</b> OBP: 0.398, SLG: 0.510 (1, 9)	K		F7		1B	1B		K		4	1	1	0	1	2	0											
<b>Bernie Williams, S</b> OBP: 0.406, SLG: 0.532 (6, PR)		E	HR		K	G4-3		P6		3	2	2	1	1	1	1											
<b>Scott Pose, L</b> OBP: 0.302, SLG: 0.282 (6, 7)		2B	2B		1B	1B				1	0	0	0	0	0	0											
<b>Tino Martinez, L</b> OBP: 0.371, SLG: 0.581 (1, 3)	K				1B	G4-6-3		L9		5	2	2	2	0	1	3											
<b>Cecil Fielder, R</b> OBP: 0.361, SLG: 0.402 (1, 10)	1B	2B	HR		1B			L9		5	1	3	2	0	1	0											
<b>Joe Girardi, R</b> OBP: 0.335, SLG: 0.380 <b>20 Jorge Posada, S</b> OBP: 0.354, SLG: 0.380 (6, 2)	1B	1B	G6-3		1B			G4-3		3	1	2	1	0	0	0											
<b>Andy Fox, L</b> OBP: 0.379, SLG: 0.292 (1, 5)	1B				K			L8		3	0	0	0	1	1	4											
<b>Homer Bush, R</b> OBP: 0.500, SLG: 0.500 (1, 4)	FC5-4		G5-3			G4-3		F9		4	1	2	2	0	0	2											
<b>Inning Stats</b>	R: 0 E: 0 K: 1 S: 7	H: 0 LOB: 0 BB: 0 P: 12	R: 3 E: 1 K: 2 S: 24	H: 3 LOB: 2 BB: 2 P: 38	R: 2 E: 0 K: 1 S: 9	H: 2 LOB: 0 BB: 0 P: 14	R: 0 E: 0 K: 0 S: 7	H: 0 LOB: 0 BB: 0 P: 9	R: 2 E: 0 K: 2 S: 15	H: 4 LOB: 2 BB: 0 P: 21	R: 2 E: 0 K: 0 S: 14	H: 3 LOB: 2 BB: 1 P: 21	R: 0 E: 0 K: 0 S: 11	H: 1 LOB: 2 BB: 1 P: 21	R: 0 E: 0 K: 1 S: 8	H: 0 LOB: 0 BB: 0 P: 11	R: 0 E: 0 K: 0 S: 9	H: 0 LOB: 0 BB: 0 P: 15	1B: 10 2B: 2 3B: 0 HR: 1	SF: 0 SAC: 0 DP: 1 HBP: 0	WP: 0 PB: 0 SB: 0 CS: 0	PA: 43					
<b>PITCHER</b>	IP	WLS	BF	H	R	ER	SO	BB	IBB	HBP	BLK	WP	HR	S	P	ERA	WHIP										
<b>Charles Nagy, R</b> ERA: 4.21 (1, 1)	5.0		26	9	7	6	6	2	0	0	0	0	1	62	94	10.80	2.200										
<b>David Weathers, R</b> ERA: 8.53 (6, 1)	1.0		6	3	2	2	0	1	0	0	0	0	0	14	21	18.00	4.000										
<b>Paul Shuey, R</b> ERA: 5.68 (7, 1)	1.1		6	1	0	0	0	1	0	0	0	0	0	13	24	0.00	1.500										
<b>Alvin Morman, L</b> ERA: 6.06 (8, 1)	1.0		3	0	0	0	1	0	0	0	0	0	0	9	12	0.00	0.000										
<b>Jose Mesa, R</b> ERA: 2.5 (9, 1)	0.2	W	2	0	0	0	0	0	0	0	0	0	0	6	11	0.00	0.000										

**New York Yankees @ Cleveland Indians**  
Jacobs Field, Cleveland, OH  
Tue Sep 23 1997, 7:05 PM EDT  
Att: 43,039 - Unknown - 64 F


**AB 39**  
**R 9**  
**H 13**  
**RBI 9**  
**BB 4**  
**SO 7**  
**LOB 17**



Batter	1	2	3	4	5	6	7	8	9	AB	R	H	RBI	BB	SO	LOB	BOTTOM										
<b>Bip Roberts, S</b> OBP: 0.343, SLG: 0.382 (1, 7)	G6-3	L4			L8		K		SH1-3	4	1	0	0	1	1	3											
<b>Omar Vizquel, S</b> OBP: 0.343, SLG: 0.368 (1, 6)	L4		G3-1		F8		G4-3		SH1-3	4	0	0	0	0	0	1											
<b>Manny Ramirez, R</b> OBP: 0.419, SLG: 0.536 (1, 9)	F9		G1-3			2B		K		5	1	1	0	0	2	1											
<b>Matt Williams, R</b> OBP: 0.307, SLG: 0.486 (1, 5)		G5-3	G6-3			G4-3		K	1B	4	2	1	1	1	1	0											
<b>David Justice, L</b> OBP: 0.422, SLG: 0.602 (1, 10)		HR			K	G4-3			1B	5	2	3	2	0	1	1											
<b>Sandy Alomar Jr., R</b> OBP: 0.353, SLG: 0.532 (1, 2)		HR			G6-3		G6-3		1B	5	2	3	4	0	0	0											
<b>Kevin Seitzer, R</b> OBP: 0.327, SLG: 0.371 (1, 3)		HR			G4-3				1B	3	1	2	0	0	0	0											
<b>Jim Thome, L</b> OBP: 0.423, SLG: 0.586 (6, PH)		1B			G4-3		HR			1	0	0	0	0	0	1											
<b>Tony Fernandez, S</b> OBP: 0.322, SLG: 0.417 (1, 4)		L6				E4			1B	4	1	2	3	0	0	1											
<b>Marquis Grissom, R</b> OBP: 0.317, SLG: 0.396 (1, 8)					G1-3	G6-3		FC5-4		3	0	0	0	1	0	2											
<b>Inning Stats</b>	R: 0 E: 0 K: 0 S: 8	H: 0 LOB: 0 BB: 0 P: 13	R: 2 E: 0 K: 0 S: 17	H: 3 LOB: 1 BB: 1 P: 32	R: 0 E: 0 K: 1 S: 5	H: 0 LOB: 0 BB: 0 P: 11	R: 0 E: 0 K: 1 S: 5	H: 0 LOB: 0 BB: 0 P: 11	R: 0 E: 0 K: 2 S: 9	H: 0 LOB: 0 BB: 0 P: 14	R: 2 E: 0 K: 1 S: 16	H: 3 LOB: 1 BB: 0 P: 20	R: 2 E: 0 K: 1 S: 12	H: 2 LOB: 2 BB: 2 P: 21	1B: 6 2B: 3 3B: 0 HR: 3	SF: 0 SAC: 1 DP: 0 HBP: 0	WP: 0 PB: 0 SB: 0 CS: 0	PA: 42									
<b>PITCHER</b>	IP	WLS	BF	H	R	ER	SO	BB	IBB	HBP	BLK	WP	HR	S	P	ERA	WHIP										
<b>Kenny Rogers, L</b> ERA: 5.69 (7, 1)	1.1		6	2	2	2	3	0	0	0	0	0	1	15	21	13.50	1.500										
<b>Hideki Irabu, R</b> ERA: 7.63 (8, 1)	0.2		3	1	0	0	0	0	0	0	0	0	0	10	13	0.00	1.500										
<b>Mike Stanton, L</b> ERA: 2.37 (9, 1)	0.2	L	6	2	2	2	1	2	0	0	0	0	0	12	21	27.00	6.000										

**New York Yankees @ Cleveland Indians**  
Jacobs Field, Cleveland, OH  
Tue Sep 23 1997, 7:05 PM EDT  
Att: 43,039 - Unknown - 64 F

**AB 38**  
**R 10**  
**H 12**  
**RBI 10**  
**BB 3**  
**SO 5**  
**LOB 10**









Batter	1	2	3	4	5	6	7	8	9	10	AB	R	H	RBI	BB	SO	LOB	TOP							
<b>2 Derek Jeter, R</b> OBP: 0.369, SLG: 0.406 (1, 6)	G3-1 2B		K				K			K	4	0	1	0	1	3	1	<b>New York Yankees @ Cleveland Indians</b> Jacobs Field, Cleveland, OH Thu Sep 25 1997, 7:05 PM EDT Att: 43,004 - Unknown - 69 F							
<b>Wade Boggs, L</b> OBP: 0.372, SLG: 0.390 (1, 5)	G3-1		G1-3				P6			BB 1B IBB	4	1	1	1	1	0	1								
<b>Paul O'Neill, L</b> OBP: 0.356, SLG: 0.506 <b>Homer Bush, R</b> OBP: 0.444, SLG: 0.444 <b>Tim Raines, S</b> OBP: 0.405, SLG: 0.452 (1, 9) (5, 4) (10, PH)	G4-3		G3-1				K			E 1B BB	3	0	0	0	0	1	3								
<b>Tino Martinez, L</b> OBP: 0.350, SLG: 0.580 <b>Ivan Cruz, L</b> OBP: 0.333, SLG: 0.316 (1, 3) (6, 3)	G3						F8			1B 1B	3	0	1	0	0	0	3								
<b>Cecil Fielder, R</b> OBP: 0.358, SLG: 0.405 (1, 10)	HR									1B 1B	4	1	1	2	0	2	1								
<b>Chad Curtis, R</b> OBP: 0.365, SLG: 0.490 (1, 8)	G1-3									1B	5	0	2	0	0	0	0								
<b>Joe Girardi, R</b> OBP: 0.314, SLG: 0.335 <b>20 Jorge Posada, S</b> OBP: 0.353, SLG: 0.391 (1, 2) (8, 2)	L6						WP 1B			G4-3	3	0	1	0	0	0	2								
<b>Scott Pose, L</b> OBP: 0.293, SLG: 0.265 (1, 7) (10, 9)	G3						L7			G6-3	3	0	0	0	1	0	1								
<b>Andy Fox, L</b> OBP: 0.412, SLG: 0.296 (1, 4) (5, 9) (10, 4)	L4						2 CS BB			1B 1B	3	2	1	0	1	1	0								
<b>Inning Stats</b>	R: 0 E: 0 K: 0 S: 12	H: 1 LOB: 1 BB: 0 P: 15	R: 1 E: 0 K: 0 S: 8	H: 1 LOB: 0 BB: 0 P: 9	R: 0 E: 0 K: 1 S: 6	H: 0 LOB: 0 BB: 0 P: 10	R: 0 E: 0 K: 1 S: 11	H: 2 LOB: 2 BB: 0 P: 16	R: 1 E: 0 K: 1 S: 12	H: 1 LOB: 2 BB: 3 P: 29	R: 0 E: 0 K: 0 S: 10	H: 1 LOB: 1 BB: 0 P: 16	R: 0 E: 0 K: 2 S: 9	H: 0 LOB: 0 BB: 0 P: 14	R: 0 E: 0 K: 1 S: 8	H: 0 LOB: 0 BB: 0 P: 11	R: 0 E: 0 K: 1 S: 7		H: 0 LOB: 0 BB: 0 P: 10	R: 3 E: 1 K: 1 S: 15	H: 3 LOB: 2 BB: 2 P: 30	1B: 7 2B: 1 3B: 0 HR: 1	SF: 1 SAC: 0 DP: 0 HBP: 0	WP: 1 PB: 0 SB: 1 CS: 2	PA: 43
<b>PITCHER</b>	IP	WLS	BF	H	R	ER	SO	BB	IBB	HBP	BLK	WP	HR	S	P	ERA	WHIP								
<b>Orel Hershey, R</b> ERA: 4.47 <b>Paul Assenmacher, L</b> ERA: 2.83 <b>Michael Jackson, R</b> ERA: 3.16 <b>Jose Mesa, R</b> ERA: 2.48 <b>Paul Shuey, R</b> ERA: 5.2	(1, 1)	6.0	26	6	2	2	3	3	0	0	0	0	0	9	14	3.00	1.500								
<b>PITCHER</b>	IP	WLS	BF	H	R	ER	SO	BB	IBB	HBP	BLK	WP	HR	S	P	ERA	WHIP								
<b>David Weathers, R</b> ERA: 8.42	(10, 1)	0.1	1	0	0	0	0	0	0	0	0	0	0	4	6	0.00	0.000								

AB	37
R	5
H	9
RBI	5
BB	5
SO	8
LOB	14



Batter	1	2	3	4	5	6	7	8	9	10	AB	R	H	RBI	BB	SO	LOB	BOTTOM							
<b>Omar Vizquel, S</b> OBP: 0.344, SLG: 0.366 (1, 6)	FC6-4 BB		G4-3				G1-3			P5	3	0	0	0	2	0	1	<b>New York Yankees @ Cleveland Indians</b> Jacobs Field, Cleveland, OH Thu Sep 25 1997, 7:05 PM EDT Att: 43,004 - Unknown - 69 F							
<b>Enrique Wilson, S</b> OBP: 0.333, SLG: 0.333 (1, 4)	L9		G4-3				E2 1B			WP HR 1B	5	1	2	1	0	0	2								
<b>Manny Ramirez, R</b> OBP: 0.416, SLG: 0.532 (1, 9)	FC6-4 BB						G6-3			K	4	1	0	0	1	2	3								
<b>Jim Thome, L</b> OBP: 0.423, SLG: 0.584 <b>Jeff Branson, L</b> OBP: 0.261, SLG: 0.306 <b>Richie Sexson, R</b> OBP: 0.429, SLG: 0.429 (1, 3) (6, 5) (10, PH)	FC6-4 BB						G3-1 WP BB			E 1B	0	0	0	0	2	0	0								
<b>Matt Williams, R</b> OBP: 0.306, SLG: 0.485 <b>Jeff Manto, R</b> OBP: 0.304, SLG: 0.682 (1, 5) (6, 3)	FC6-4						K			P6	2	0	0	0	0	1	4								
<b>Sean Casey, L</b> OBP: 0.429, SLG: 0.333 <b>Tony Fernandez, S</b> OBP: 0.324, SLG: 0.419 (1, 10) (10, PH)	K						G3-1			E4	3	0	0	1	1	1	2								
<b>Brian Giles, L</b> OBP: 0.367, SLG: 0.456 (1, 7) (8, 8)	F8						G4-3			P4	4	0	1	0	0	0	3								
<b>Kevin Seltzer, R</b> OBP: 0.327, SLG: 0.371 (10, PH)	F8						G4-3			P4	1	0	0	0	0	0	1								
<b>Pat Borders, R</b> OBP: 0.345, SLG: 0.435 <b>Bruce Aven, R</b> OBP: 0.214, SLG: 0.154 (1, 2) (7, PR) (8, 7)	F8						G5-3			E SH3 BB	2	0	0	0	1	0	0								
<b>Marquis Grissom, R</b> OBP: 0.316, SLG: 0.395 <b>Einar Diaz, R</b> OBP: 0.250, SLG: 0.500 (1, 8) (8, 2)	G6-3						L9			SH3	2	0	0	0	0	0	0								
<b>Inning Stats</b>	R: 0 E: 0 K: 0 S: 7	H: 0 LOB: 2 BB: 2 P: 15	R: 0 E: 0 K: 1 S: 9	H: 0 LOB: 0 BB: 0 P: 14	R: 0 E: 0 K: 0 S: 5	H: 0 LOB: 0 BB: 0 P: 7	R: 1 E: 0 K: 1 S: 15	H: 0 LOB: 1 BB: 2 P: 26	R: 0 E: 0 K: 0 S: 4	H: 1 LOB: 1 BB: 1 P: 12	R: 0 E: 1 K: 0 S: 12	H: 1 LOB: 2 BB: 0 P: 20	R: 1 E: 1 K: 1 S: 11	H: 1 LOB: 1 BB: 1 P: 16	R: 0 E: 0 K: 0 S: 5	H: 1 LOB: 2 BB: 1 P: 11	R: 0 E: 0 K: 1 S: 11	H: 0 LOB: 0 BB: 0 P: 15	R: 2 E: 0 K: 2 S: 22	H: 3 LOB: 1 BB: 0 P: 32	1B: 4 2B: 1 3B: 0 HR: 1	SF: 0 SAC: 1 DP: 0 HBP: 0	WP: 2 PB: 0 SB: 0 CS: 0	PA: 43	
<b>PITCHER</b>	IP	WLS	BF	H	R	ER	SO	BB	IBB	HBP	BLK	WP	HR	S	P	ERA	WHIP								
<b>David Cone, R</b> ERA: 2.82 <b>Willie Banks, R</b> ERA: 2.06 <b>Graeme Lloyd, L</b> ERA: 3.38 <b>Ramiro Mendoza, R</b> ERA: 4.27 <b>Mike Stanton, L</b> ERA: 2.6	(1, 1)	5.0	20	0	1	1	2	5	0	0	0	0	0	40	74	1.80	1.000								
<b>PITCHER</b>	IP	WLS	BF	H	R	ER	SO	BB	IBB	HBP	BLK	WP	HR	S	P	ERA	WHIP								
<b>David Cone, R</b> ERA: 2.82	(6, 1)	2.0	10	2	1	1	1	1	0	0	0	0	0	23	36	4.50	1.500								

AB	35
R	4
H	6
RBI	4
BB	7
SO	6
LOB	18





Batter	1	2	3	4	5	6	7	8	9	AB	R	H	RBI	BB	SO	LOB	TOP
<b>Chuck Knoblauch, R</b> <small>OBP: 0.388, SLG: 0.410</small> 										5	0	1	0	0	0	1	<b>Minnesota Twins @ Cleveland Indians</b> Jacobs Field, Cleveland, OH Fri Sep 26 1997, 7:05 PM EDT Att: 42,895 - Unknown - 58 F
<b>Matt Lawton, L</b> <small>OBP: 0.365, SLG: 0.406</small> 										4	0	0	0	0	0	3	
<b>Paul Molitor, R</b> <small>OBP: 0.349, SLG: 0.436</small> 										4	0	2	0	0	0	0	
<b>Ron Coomer, R</b> <small>OBP: 0.325, SLG: 0.437</small> 										4	0	1	0	0	0	2	
<b>Scott Stahoviak, L</b> <small>OBP: 0.302, SLG: 0.404</small> 										4	0	1	0	0	0	2	
<b>Marty Cordova, R</b> <small>OBP: 0.303, SLG: 0.431</small> 										3	2	3	0	1	0	0	
<b>Terry Steinbach, R</b> <small>OBP: 0.303, SLG: 0.398</small> 										4	0	0	1	0	1	5	
<b>Rich Becker, L</b> <small>OBP: 0.353, SLG: 0.389</small> 										4	0	2	1	0	1	1	
<b>Denny Hocking, S</b> <small>OBP: 0.306, SLG: 0.362</small> <b>David Ortiz, L</b> <small>OBP: 0.390, SLG: 0.513</small> 										3	0	2	0	0	0	2	
<b>Inning Stats</b>	R: 0 H: 0 E: 0 LOB: 0 K: 0 BB: 0 S: 3 P: 3	R: 1 H: 3 E: 1 LOB: 2 K: 0 BB: 0 S: 6 P: 6	R: 0 H: 1 E: 0 LOB: 1 K: 0 BB: 0 S: 4 P: 4	R: 0 H: 1 E: 0 LOB: 1 K: 0 BB: 0 S: 4 P: 4	R: 0 H: 1 E: 0 LOB: 0 K: 0 BB: 0 S: 3 P: 3	R: 0 H: 1 E: 0 LOB: 0 K: 0 BB: 0 S: 3 P: 3	R: 1 H: 3 E: 0 LOB: 2 K: 1 BB: 0 S: 8 P: 8	R: 0 H: 1 E: 0 LOB: 2 K: 1 BB: 1 S: 6 P: 10	R: 0 H: 1 E: 0 LOB: 0 K: 0 BB: 0 S: 3 P: 3	1B: 11 SF: 0 2B: 1 SAC: 0 3B: 1 DP: 3 HR: 0 HBP: 0	WP: 0 PA: 37 PB: 0 SB: 0 CS: 0						
<b>PITCHER</b>	IP WLS BF H R ER SO BB IBB HBP BLK WP HR S P ERA WHIP											IP WLS BF H R ER SO BB IBB HBP BLK WP HR S P ERA WHIP					
<b>Chad Ogea, R</b> <small>ERA: 4.99</small>	5.0 W 20 6 1 1 0 0 0 0 0 0 0 0 20 20 1.80 1.200																
<b>Jason Jacome, L</b> <small>ERA: 5.08</small>	1.0 3 1 0 0 0 0 0 0 0 0 0 0 3 3 0.00 1.000																
<b>Alvin Morman, L</b> <small>ERA: 6.23</small>	1.0 6 3 1 1 1 1 0 0 0 0 0 0 8 8 9.00 3.000																
<b>Eric Plunk, R</b> <small>ERA: 4.81</small>	1.0 5 1 0 0 1 1 0 0 0 0 0 0 6 10 0.00 2.000																
<b>Jose Mesa, R</b> <small>ERA: 2.43</small>	1.0 3 1 0 0 0 0 0 0 0 0 0 0 3 3 0.00 1.000																
Batter	1	2	3	4	5	6	7	8	9	AB	R	H	RBI	BB	SO	LOB	BOTTOM
<b>Bip Roberts, S</b> <small>OBP: 0.341, SLG: 0.380</small> 										4	1	1	0	0	2	0	<b>Minnesota Twins @ Cleveland Indians</b> Jacobs Field, Cleveland, OH Fri Sep 26 1997, 7:05 PM EDT Att: 42,895 - Unknown - 58 F
<b>Omar Vizquel, S</b> <small>OBP: 0.347, SLG: 0.369</small> <b>Enrique Wilson, S</b> <small>OBP: 0.300, SLG: 0.300</small> 										2	1	2	1	1	0	0	
<b>Brian Giles, L</b> <small>OBP: 0.366, SLG: 0.454</small> 										4	0	1	1	0	1	2	
<b>David Justice, L</b> <small>OBP: 0.419, SLG: 0.595</small> 										3	1	0	0	1	0	2	
<b>Sandy Alomar Jr., R</b> <small>OBP: 0.355, SLG: 0.545</small> 										4	2	2	4	0	0	2	
<b>Jeff Branson, L</b> <small>OBP: 0.296, SLG: 0.299</small> 										4	0	0	0	0	0	0	
<b>Jeff Manto, R</b> <small>OBP: 0.269, SLG: 0.600</small> 										3	0	0	0	0	1	0	
<b>Tony Fernandez, S</b> <small>OBP: 0.324, SLG: 0.425</small> 										3	1	1	1	0	0	0	
<b>Marquis Grissom, R</b> <small>OBP: 0.316, SLG: 0.397</small> <b>Bruce Aven, R</b> <small>OBP: 0.200, SLG: 0.143</small> 										2	1	1	0	0	0	0	
<b>Inning Stats</b>	R: 3 H: 1 E: 0 LOB: 0 K: 0 BB: 2 S: 4 P: 12	R: 0 H: 0 E: 0 LOB: 0 K: 1 BB: 0 S: 5 P: 5	R: 0 H: 1 E: 0 LOB: 0 K: 2 BB: 0 S: 7 P: 7	R: 1 H: 1 E: 0 LOB: 0 K: 0 BB: 0 S: 4 P: 4	R: 2 H: 4 E: 0 LOB: 2 K: 0 BB: 0 S: 7 P: 7	R: 1 H: 1 E: 0 LOB: 0 K: 0 BB: 0 S: 4 P: 4	R: 0 H: 0 E: 0 LOB: 0 K: 2 BB: 0 S: 7 P: 7	R: 0 H: 0 E: 0 LOB: 0 K: 0 BB: 0 S: 3 P: 3	R: 0 H: 0 E: 0 LOB: 0 K: 0 BB: 0 S: 3 P: 3	1B: 4 SF: 0 2B: 1 SAC: 0 3B: 0 DP: 0 HR: 3 HBP: 0	WP: 0 PA: 33 PB: 0 SB: 0 CS: 1						
<b>PITCHER</b>	IP WLS BF H R ER SO BB IBB HBP BLK WP HR S P ERA WHIP											IP WLS BF H R ER SO BB IBB HBP BLK WP HR S P ERA WHIP					
<b>Brad Radke, R</b> <small>ERA: 3.87</small>	4.1 L 21 7 6 6 3 0 0 0 0 0 0 1 6 6 5.40 0.600																
<b>Greg Swindell, L</b> <small>ERA: 3.67</small>	1.2 6 1 1 1 0 0 0 0 0 0 0 1 6 6 5.40 0.600																
<b>Eddie Guardado, L</b> <small>ERA: 3.91</small>	1.0 3 0 0 0 2 0 0 0 0 0 0 0 7 7 0.00 0.000																
<b>Todd Ritchie, R</b> <small>ERA: 4.88</small>	1.0 3 0 0 0 0 0 0 0 0 0 0 0 3 3 0.00 0.000																



Batter	1	2	3	4	5	6	7	8	9	AB	R	H	RBI	BB	SO	LOB	TOP									
<b>Brent Brede, L</b> OBP: 0.347, SLG: 0.389 (1, 9)										5	0	0	0	0	3	5	<b>Minnesota Twins @ Cleveland Indians</b> Jacobs Field, Cleveland, OH Sat Sep 27 1997, 3:33 AM EDT Att: 42,854 - Sunny - 63 F									
<b>Denny Hocking, S</b> OBP: 0.304, SLG: 0.359 (1, 6)										5	0	1	1	0	1	0										
<b>Matt Lawton, L</b> OBP: 0.365, SLG: 0.408 (1, 7)										5	1	2	1	0	1	0										
<b>Ron Coomer, R</b> OBP: 0.326, SLG: 0.441 (1, 5)										5	2	2	0	0	2	3										
<b>David Ortiz, L</b> OBP: 0.391, SLG: 0.500 (1, 3)										5	1	2	2	0	2	1										
<b>Marty Cordova, R</b> OBP: 0.304, SLG: 0.431 (1, 10)										5	0	2	0	0	3	2										
<b>Todd Walker, L</b> OBP: 0.286, SLG: 0.354 (1, 4)										4	1	4	2	0	0	0										
<b>Terry Steinbach, R</b> OBP: 0.304, SLG: 0.397 (1, 2)										3	1	1	0	1	2	3										
<b>Chris Latham, S</b> OBP: 0.182, SLG: 0.227 (1, 8)										4	0	0	0	0	2	7										
<b>Inning Stats</b>	R: 0 E: 0 K: 2 S: 9	H: 0 LOB: 0 BB: 0 P: 13	R: 0 E: 0 K: 2 S: 8	H: 0 LOB: 0 BB: 0 P: 15	R: 2 E: 0 K: 2 S: 24	H: 4 LOB: 2 BB: 0 P: 41	R: 0 E: 0 K: 2 S: 10	H: 2 LOB: 2 BB: 0 P: 17	R: 0 E: 0 K: 1 S: 7	H: 0 LOB: 0 BB: 0 P: 10	R: 1 E: 0 K: 3 S: 17	H: 2 LOB: 1 BB: 0 P: 21	R: 0 E: 0 K: 1 S: 5	H: 0 LOB: 0 BB: 0 P: 8	R: 2 E: 0 K: 1 S: 14	H: 4 LOB: 3 BB: 1 P: 19	R: 1 E: 0 K: 2 S: 12	H: 2 LOB: 1 BB: 0 P: 15	1B: 10 2B: 4 3B: 0 HR: 0	SF: 0 SAC: 0 DP: 0 HBP: 0	WP: 0 PB: 0 SB: 1 CS: 0	PA: 42				
<b>PITCHER</b>	IP	WLS	BF	H	R	ER	SO	BB	IBB	HBP	BLK	WP	HR	S	P	ERA	WHIP									
<b>Jaret Wright, R</b> ERA: 4.38	(1, 1)	3.0		13	4	2	2	6	0	0	0	0	0	0	41	69	6.00	1.333								
<b>Bartolo Colon, R</b> ERA: 5.65	(4, 1)	3.0	W	13	4	1	1	6	0	0	0	0	0	34	48	3.00	1.333									
<b>Eric Plunk, R</b> ERA: 4.73	(7, 1)	1.0		3	0	0	0	1	0	0	0	0	0	5	8	0.00	0.000									
<b>Paul Assenmacher, L</b> ERA: 2.94	(8, 1)	1.0		8	4	2	2	1	1	0	0	0	0	14	19	18.00	5.000									
<b>Michael Jackson, R</b> ERA: 3.24	(9, 1)	1.0		5	2	1	1	2	0	0	0	0	0	12	15	9.00	2.000									

Batter	1	2	3	4	5	6	7	8	9	AB	R	H	RBI	BB	SO	LOB	BOTTOM								
<b>Bip Roberts, S</b> OBP: 0.346, SLG: 0.387 (1, 7)										5	3	4	0	0	0	0	<b>Minnesota Twins @ Cleveland Indians</b> Jacobs Field, Cleveland, OH Sat Sep 27 1997, 3:33 AM EDT Att: 42,854 - Sunny - 63 F								
<b>Omar Vizquel, S</b> OBP: 0.347, SLG: 0.369 (1, 6)										5	1	2	1	0	1	2									
<b>Manny Ramirez, R</b> OBP: 0.417, SLG: 0.542 (1, 9)										4	1	3	4	0	0	2									
<b>Matt Williams, R</b> OBP: 0.306, SLG: 0.486 (1, 5)										5	1	2	0	0	1	3									
<b>David Justice, L</b> OBP: 0.419, SLG: 0.593 (1, 10)										5	0	2	1	0	1	3									
<b>Tony Fernandez, S</b> OBP: 0.323, SLG: 0.424 (1, 4)										4	1	1	0	0	0	4									
<b>Jim Thome, L</b> OBP: 0.424, SLG: 0.581 (1, 3)										2	1	0	0	2	1	2									
<b>Pat Borders, R</b> OBP: 0.343, SLG: 0.430 (1, 2)										4	1	1	1	0	0	3									
<b>Marquis Grissom, R</b> OBP: 0.316, SLG: 0.396 (1, 8)										4	1	1	1	0	0	1									
<b>Inning Stats</b>	R: 0 E: 0 K: 0 S: 11	H: 2 LOB: 1 BB: 0 P: 13	R: 0 E: 0 K: 1 S: 12	H: 1 LOB: 1 BB: 0 P: 20	R: 0 E: 0 K: 1 S: 10	H: 0 LOB: 0 BB: 0 P: 17	R: 2 E: 0 K: 0 S: 11	H: 3 LOB: 1 BB: 0 P: 19	R: 1 E: 0 K: 1 S: 12	H: 2 LOB: 1 BB: 0 P: 17	R: 6 E: 1 K: 1 S: 21	H: 6 LOB: 2 BB: 1 P: 36	R: 0 E: 0 K: 0 S: 6	H: 0 LOB: 0 BB: 1 P: 13	R: 1 E: 0 K: 0 S: 8	H: 2 LOB: 1 BB: 0 P: 12	1B: 11 2B: 5 3B: 0 HR: 1	SF: 1 SAC: 0 DP: 2 HBP: 0	WP: 1 PB: 1 SB: 1 CS: 0	PA: 41					
<b>PITCHER</b>	IP	WLS	BF	H	R	ER	SO	BB	IBB	HBP	BLK	WP	HR	S	P	ERA	WHIP								
<b>Travis Miller, L</b> ERA: 7.63	(1, 1)	5.1	L	25	9	5	5	3	1	0	0	0	0	11	18	∞	∞								
<b>Mike Trombley, R</b> ERA: 4.37	(6, 1)	0.0		6	5	4	3	0	0	0	0	1	0	11	18	∞	∞								
<b>Dan Naulty, R</b> ERA: 5.87	(6, 1)	1.2		5	0	0	0	1	1	0	0	0	0	10	17	0.00	0.600								
<b>Rich Robertson, L</b> ERA: 5.69	(8, 1)	1.0		5	2	1	1	0	0	0	0	0	0	8	12	9.00	2.000								









Batter	1	2	3	4	5	6	7	8	9	AB	R	H	RBI	BB	SO	LOB	TOP										
<b>Chuck Knoblauch</b> , R OBP: 0.390, SLG: 0.411	F9		1B			2B		F9		5	1	3	0	0	0	0	<b>Minnesota Twins @ Cleveland Indians</b> Jacobs Field, Cleveland, OH Sun Sep 28 1997, 3:33 AM EDT Att: 42,940 - Sunny - 74 F										
<b>Matt Lawton</b> , L OBP: 0.396, SLG: 0.415	BB		K		1B	FC6-4			G3	4	1	1	3	1	1	2											
<b>Paul Moltzer</b> , R OBP: 0.351, SLG: 0.435	BB		BB		2B	FC6-4			K	3	1	1	0	2	1	1											
<b>Ron Coomer</b> , R OBP: 0.324, SLG: 0.438	K		F9		2B				F9	5	0	1	1	0	1	4											
<b>Scott Stahoviak</b> , L OBP: 0.301, SLG: 0.400	K				2B					3	0	0	0	0	1	2											
<b>Marty Cordova</b> , R OBP: 0.305, SLG: 0.434		B1-3			2B					4	0	1	0	0	0	3											
<b>Todd Walker</b> , L OBP: 0.288, SLG: 0.353	G4-3		G4-3		G6-3					4	0	0	0	0	0	3											
<b>Terry Steinbach</b> , R OBP: 0.302, SLG: 0.394	G6-3		G1-3			K			K	4	0	0	0	0	2	1											
<b>Rich Becker</b> , L OBP: 0.354, SLG: 0.395			G6-3		1B	FC6-4			K	4	2	2	0	0	1	0											
<b>Inning Stats</b>	R: 0 H: 0 E: 0 K: 2 S: 11	H: 0 LOB: 2 BB: 2 P: 21	R: 0 H: 0 E: 0 K: 0 S: 7	H: 0 LOB: 0 BB: 0 P: 9	R: 0 H: 1 E: 0 K: 1 S: 12	H: 1 LOB: 2 BB: 1 P: 18	R: 0 H: 1 E: 0 K: 0 S: 9	H: 1 LOB: 1 BB: 0 P: 11	R: 4 H: 5 E: 0 K: 0 S: 20	H: 5 LOB: 1 BB: 0 P: 36	R: 1 H: 2 E: 0 K: 1 S: 11	H: 2 LOB: 1 BB: 0 P: 17	R: 0 H: 0 E: 1 K: 0 S: 13	H: 0 LOB: 1 BB: 0 P: 17	R: 0 H: 0 E: 0 K: 2 S: 10	H: 0 LOB: 0 BB: 0 P: 12	R: 0 H: 0 E: 0 K: 1 S: 7	H: 0 LOB: 0 BB: 0 P: 11	1B: 5 2B: 4 3B: 0 HR: 0	SF: 0 SAC: 0 DP: 1 HBP: 1	WP: 1 PB: 0 SB: 2 CS: 0	PA: 40					
<b>PITCHER</b>	IP	WLS	BF	H	R	ER	SO	BB	IBB	HBP	BLK	WP	HR	S	P	ERA	WHIP										
<b>Charles Nagy</b> , R ERA: 4.28	(1, 1)	7.0	L	34	9	5	5	4	3	0	1	0	0	83	129	6.43	1.714										
<b>Eric Plunk</b> , R ERA: 4.56	(8, 1)	1.0		3	0	0	0	2	0	0	0	0	0	10	12	0.00	0.000										
<b>Jose Mesa</b> , R ERA: 2.4	(9, 1)	1.0		3	0	0	0	1	0	0	0	0	0	7	11	0.00	0.000										

Batter	1	2	3	4	5	6	7	8	9	AB	R	H	RBI	BB	SO	LOB	BOTTOM										
<b>Omar Vizquel</b> , S OBP: 0.347, SLG: 0.368	L9		G5-3					G1-3		3	0	1	0	0	0	1	<b>Minnesota Twins @ Cleveland Indians</b> Jacobs Field, Cleveland, OH Sun Sep 28 1997, 3:33 AM EDT Att: 42,940 - Sunny - 74 F										
<b>Enrique Wilson</b> , S OBP: 0.333, SLG: 0.333	G4-3		1B							1	0	0	0	0	0	0											
<b>Brian Giles</b> , L OBP: 0.368, SLG: 0.459	G4-3		1B					F9		4	0	1	1	0	0	2											
<b>Manny Ramirez</b> , R OBP: 0.415, SLG: 0.538	L9		K						K	4	0	0	0	0	2	2											
<b>Jim Thome</b> , L OBP: 0.423, SLG: 0.579	G3		1B							3	0	1	0	0	0	1											
<b>Sean Casey</b> , L OBP: 0.335, SLG: 0.200	G3								G6-3	1	0	0	0	0	0	0											
<b>David Justice</b> , L OBP: 0.418, SLG: 0.596	G4-3								G3-1	3	0	0	0	0	1	0											
<b>Kevin Seitzer</b> , R OBP: 0.326, SLG: 0.369										1	0	0	0	0	0	0											
<b>Matt Williams</b> , R OBP: 0.307, SLG: 0.488	F7									3	0	1	0	0	0	0											
<b>Jeff Manto</b> , R OBP: 0.290, SLG: 0.567										0	0	0	0	0	0	0											
<b>Sandy Alomar Jr.</b> , R OBP: 0.354, SLG: 0.545										3	0	1	0	0	0	1											
<b>Jeff Branson</b> , L OBP: 0.262, SLG: 0.306	L4									3	0	0	0	0	2	2											
<b>Marquis Grissom</b> , R OBP: 0.317, SLG: 0.396										2	1	1	0	0	0	0											
<b>Bruce Aven</b> , R OBP: 0.250, SLG: 0.263										1	0	0	0	0	1	0											
<b>Inning Stats</b>	R: 0 H: 1 E: 0 K: 0 S: 7	H: 1 LOB: 1 BB: 0 P: 9	R: 0 H: 1 E: 0 K: 0 S: 7	H: 1 LOB: 0 BB: 0 P: 9	R: 1 H: 3 E: 0 K: 1 S: 13	H: 3 LOB: 2 BB: 0 P: 16	R: 0 H: 1 E: 0 K: 2 S: 13	H: 1 LOB: 0 BB: 0 P: 19	R: 0 H: 0 E: 0 K: 0 S: 11	H: 0 LOB: 0 BB: 0 P: 16	R: 0 H: 0 E: 0 K: 0 S: 12	H: 0 LOB: 0 BB: 0 P: 17	R: 0 H: 0 E: 0 K: 1 S: 8	H: 0 LOB: 0 BB: 0 P: 11	R: 0 H: 0 E: 0 K: 1 S: 6	H: 0 LOB: 0 BB: 0 P: 6	R: 0 H: 0 E: 0 K: 1 S: 12	H: 0 LOB: 0 BB: 0 P: 18	1B: 4 2B: 1 3B: 1 HR: 0	SF: 0 SAC: 0 DP: 1 HBP: 0	WP: 0 PB: 0 SB: 0 CS: 0	PA: 32					
<b>PITCHER</b>	IP	WLS	BF	H	R	ER	SO	BB	IBB	HBP	BLK	WP	HR	S	P	ERA	WHIP										
<b>Bob Tewksbury</b> , R ERA: 4.22	(1, 1)	9.0	W	32	6	1	1	6	0	0	0	0	0	89	121	1.00	0.667										

AB	36
R	5
H	9
RBI	4
BB	3
SO	7
LOB	16

AB	32
R	1
H	6
RBI	1
BB	0
SO	6
LOB	9










Batter	1	2	3	4	5	6	7	8	9	AB	R	H	RBI	BB	SO	LOB	TOP								
<b>Bip Roberts, S</b> OBP: 0.600, SLG: 0.500 (1, 7)										5	0	2	0	0	0	1	<b>Cleveland Indians @ New York Yankees</b> Yankee Stadium, Bronx, NY Thu Oct 02 1997, 7:05 PM EDT Att: 57,360 - Unknown - 56 F								
<b>Omar Vizquel, S</b> OBP: 0.556, SLG: 0.500 (1, 6)										5	2	3	0	0	0	2									
<b>Manny Ramirez, R</b> OBP: 0.222, SLG: 0.222 (1, 9)										4	0	0	0	0	2	5									
<b>Matt Williams, R</b> OBP: 0.444, SLG: 0.667 (1, 5)										2	2	1	2	2	1	0									
<b>David Justice, L</b> OBP: 0.333, SLG: 0.375 (1, 10)										4	1	1	1	0	0	3									
<b>Sandy Alomar Jr., R</b> OBP: 0.375, SLG: 0.750 (1, 2)										4	1	1	1	0	1	0									
<b>Jim Thome, L</b> OBP: 0.333, SLG: 0.333 (1, 3)										4	1	1	1	0	2	0									
<b>Tony Fernandez, S</b> OBP: 0.500, SLG: 0.750 (1, 4)										4	0	2	2	0	0	0									
<b>Marquis Grissom, R</b> OBP: 0.125, SLG: 0.375 (1, 8)										4	0	0	0	0	0	2									
<b>Inning Stats</b>	R: 0 E: 0 K: 0 S: 3	H: 1 LOB: 0 BB: 0 P: 3	R: 0 E: 0 K: 1 S: 5	H: 0 LOB: 0 BB: 0 P: 5	R: 0 E: 0 K: 1 S: 5	H: 1 LOB: 0 BB: 0 P: 5	R: 5 E: 1 K: 1 S: 10	H: 5 LOB: 1 BB: 1 P: 14	R: 2 E: 0 K: 0 S: 5	H: 2 LOB: 0 BB: 0 P: 5	R: 0 E: 0 K: 1 S: 7	H: 1 LOB: 3 BB: 1 P: 11	R: 0 E: 0 K: 1 S: 5	H: 0 LOB: 0 BB: 0 P: 5	R: 0 E: 0 K: 0 S: 3	H: 1 LOB: 0 BB: 0 P: 3	1B: 9 2B: 1 3B: 0 HR: 1	SF: 0 SAC: 0 DP: 1 HBP: 0	WP: 0 PB: 0 SB: 1 CS: 2	PA: 39					
<b>PITCHER</b>	IP	WLS	BF	H	R	ER	SO	BB	IBB	HBP	BLK	WP	HR	S	P	ERA	WHIP								
<b>Andy Pettite, L</b> ERA: 12.6 (1, 1)	5.0	L	23	9	7	7	3	1	0	0	0	0	1	28	32	12.60	2.000								
<b>Brian Boehringer, R</b> ERA: (6, 1)	1.2		8	1	0	0	2	1	0	0	0	0	0	11	15	0.00	1.200								
<b>Graeme Lloyd, L</b> ERA: (7, 1)	1.1		4	0	0	0	1	0	0	0	0	0	0	6	6	0.00	0.000								
<b>Jeff Nelson, R</b> ERA: (9, 1)	1.0		3	1	0	0	0	0	0	0	0	0	0	3	3	0.00	1.000								

Batter	1	2	3	4	5	6	7	8	9	AB	R	H	RBI	BB	SO	LOB	BOTTOM								
<b>Tim Raines, S</b> OBP: 0.200, SLG: 0.556 (1, 10)										5	0	1	0	0	0	3	<b>Cleveland Indians @ New York Yankees</b> Yankee Stadium, Bronx, NY Thu Oct 02 1997, 7:05 PM EDT Att: 57,360 - Unknown - 56 F								
<b>Derek Jeter, R</b> OBP: 0.500, SLG: 1.111 (1, 6)										4	2	2	1	1	2	0									
<b>Paul O'Neill, L</b> OBP: 0.444, SLG: 0.714 (1, 9)										4	1	1	0	1	0	2									
<b>Bernie Williams, S</b> OBP: 0.556, SLG: 0.400 (1, 8)										3	2	1	0	2	1	1									
<b>Tino Martinez, L</b> OBP: 0.444, SLG: 0.875 (1, 3)										4	0	1	2	1	1	1									
<b>Charlie Hayes, R</b> OBP: 0.250, SLG: 0.333 (1, 5)										3	0	1	1	0	1	2									
<b>Chad Curtis, R</b> OBP: 0.500, SLG: 0.200 (1, 7)										3	0	0	0	1	1	1									
<b>Joe Girardi, R</b> OBP: 0.143, SLG: 0.143 ERA: 4.5 (8, PH)										3	0	0	0	0	1	1									
<b>Mike Stanley, R</b> ERA: (8, PR)										0	0	0	1	0	0	0									
<b>Andy Fox, L</b> ERA: (9, 4)										0	0	0	0	0	0	0									
<b>Rey Sanchez, R</b> OBP: 0.429, SLG: 0.500 ERA: 13.5 (8, PH)										3	0	0	0	0	0	0									
<b>Wade Boggs, L</b> OBP: 0.200, SLG: 0.200 (8, PH)										1	0	0	0	0	0	3									
<b>20 Jorge Posada, S</b> (9, 2)										0	0	0	0	0	0	0									
<b>Inning Stats</b>	R: 3 E: 0 K: 0 S: 4	H: 1 LOB: 1 BB: 3 P: 16	R: 0 E: 0 K: 0 S: 3	H: 0 LOB: 0 BB: 0 P: 3	R: 0 E: 0 K: 1 S: 6	H: 1 LOB: 2 BB: 1 P: 10	R: 0 E: 0 K: 0 S: 3	H: 0 LOB: 0 BB: 0 P: 3	R: 0 E: 0 K: 3 S: 9	H: 0 LOB: 0 BB: 0 P: 9	R: 0 E: 0 K: 1 S: 7	H: 2 LOB: 2 BB: 0 P: 7	R: 1 E: 0 K: 0 S: 4	H: 1 LOB: 3 BB: 2 P: 13	R: 1 E: 0 K: 1 S: 6	H: 1 LOB: 0 BB: 0 P: 6	1B: 4 2B: 2 3B: 0 HR: 1	SF: 1 SAC: 0 DP: 1 HBP: 1	WP: 0 PB: 0 SB: 0 CS: 0	PA: 41					
<b>PITCHER</b>	IP	WLS	BF	H	R	ER	SO	BB	IBB	HBP	BLK	WP	HR	S	P	ERA	WHIP								
<b>Jaret Wright, R</b> ERA: 4.5 (1, 1)	6.0	W	25	3	3	3	5	3	1	0	0	0	0	31	47	4.50	1.000								
<b>Michael Jackson, R</b> ERA: (7, 1)	0.2		4	2	0	0	1	0	0	0	0	0	0	6	6	0.00	3.000								
<b>Paul Assenmacher, L</b> ERA: 13.5 (7, 1)	0.2		3	0	1	1	0	1	0	0	0	0	0	2	6	13.50	1.500								
<b>Jose Mesa, R</b> ERA: 5.4 (8, 1)	1.2		9	2	1	1	1	1	0	1	0	0	1	9	14	5.40	1.800								





Batter	1	2	3	4	5	6	7	8	9	AB R H RBI BB SO LOB	TOP									
Tim Raines, S (1, 7) OBP: 0.286, SLG: 0.455 Chad Curtis, R (8, 7) OBP: 0.444, SLG: 0.167	4-2 FC1 1B	2-1 G1-3		4-0 HR IBB		0-0 F7			2-1 FC6-4 2 FC6-4	2 2 0 0 2 0 0 1 0 0 0 0 0 1	<b>New York Yankees @ Cleveland Indians</b> Jacobs Field, Cleveland, OH Sat Oct 04 1997, 7:05 PM EDT Att: 45,274 - Unknown  <b>AB 31</b> <b>R 6</b> <b>H 4</b> <b>RBI 6</b> <b>BB 6</b> <b>SO 2</b> <b>LOB 15</b>									
2 Derek Jeter, R (1, 6) OBP: 0.467, SLG: 0.833	1-1 FC1 1B		4-2 S 1B BB	4-2 HR BB		2-0 L7			1-0 FC6-4 1-2f	3 2 0 0 2 0 2										
Paul O'Neill, L (1, 9) OBP: 0.462, SLG: 0.909	3-2 G2-3 1B		0-0 L8	3-2 HR		0-0 P6				4 1 2 5 0 0 1										
Bernie Williams, S (1, 8) OBP: 0.385, SLG: 0.222	2-2 G2-3 1B		3-2 L9	3-2 F8		2-2 G3				4 0 0 0 0 0 3										
Tino Martinez, L (1, 3) OBP: 0.462, SLG: 0.727	4-2 BB		2-2 1B		3-2 P5			2-2 F8		3 0 1 1 1 0 0										
Cecil Fielder, R (1, 10)	2-3 K		3-2 L4		1-1 G5-3			3-2 F8		4 0 0 0 0 1 4										
Charlie Hayes, R (1, 5) OBP: 0.125, SLG: 0.143	1-1 L8			2-0 L7	3-2 G4-3			2-2 L8		4 0 0 0 0 0 3										
Joe Girardi, R (1, 2) OBP: 0.273, SLG: 0.200		1-1 G4-3		4-2 2 BB HR 5-3 BB		0-3 K		0-0 FC6-4 SH1-4 1B		3 1 1 0 1 1 0										
Rey Sanchez, R (1, 4) OBP: 0.300, SLG: 0.333		0-0 G6-3		1-0 5-3 1-2		1-1 G6-3		0-0 SH1-4 1-2		3 0 0 0 0 0 1										
<b>Inning Stats</b>	R: 1 E: 1 K: 1 S: 22	H: 1 LOB: 3 BB: 2 P: 38	R: 0 E: 0 K: 0 S: 5	H: 0 LOB: 0 BB: 0 P: 8	R: 1 E: 0 K: 0 S: 12	H: 1 LOB: 1 BB: 1 P: 24	R: 4 E: 0 K: 0 S: 13	H: 1 LOB: 0 BB: 3 P: 34	R: 0 E: 0 K: 1 S: 6	H: 0 LOB: 0 BB: 0 P: 7		R: 0 E: 0 K: 0 S: 5	H: 0 LOB: 0 BB: 0 P: 9	R: 0 E: 0 K: 0 S: 11	H: 0 LOB: 0 BB: 0 P: 18	R: 0 E: 0 K: 0 S: 5	H: 1 LOB: 1 BB: 0 P: 8	1B: 3 2B: 0 3B: 0 HR: 1	SF: 0 SAC: 1 DP: 0 HBP: 0	WP: 0 PB: 0 SB: 1 CS: 0
<b>PITCHER</b>	IP WLS BF H R ER SO BB IBB HBP BLK WP HR S P ERA WHIP											<b>PITCHER</b>	IP WLS BF H R ER SO BB IBB HBP BLK WP HR S P ERA WHIP							
Charles Nagy, R (1, 1) ERA: 9.82	3.2 L 20 2 5 4 1 5 1 0 0 0 0 45 91 9.82 1.909																			
Chad Ogea, R (4, 1) ERA: 1.69	5.1 18 2 1 1 1 0 0 0 0 0 1 44 72 1.69 0.375																			

Batter	1	2	3	4	5	6	7	8	9	AB R H RBI BB SO LOB	BOTTOM											
Bip Roberts, S (1, 7) OBP: 0.429, SLG: 0.333	1-2 G6-3		1-1 G6-3		0-0 P4			2-2 L7		4 0 0 0 0 0 2	<b>New York Yankees @ Cleveland Indians</b> Jacobs Field, Cleveland, OH Sat Oct 04 1997, 7:05 PM EDT Att: 45,274 - Unknown  <b>AB 33</b> <b>R 1</b> <b>H 5</b> <b>RBI 1</b> <b>BB 0</b> <b>SO 1</b> <b>LOB 12</b>											
Kevin Seitzer, R (1, 3)	0-0 G3		1-2 G5-3		1-1 FC5-4 1-2f			2-2 L8		4 0 0 0 0 0 2												
Manny Ramirez, R (1, 9) OBP: 0.154, SLG: 0.154	0-0 L5			0-2 E5 FC5-4		0-0 P4		0-2 G5-3		4 0 0 0 0 0 0												
Matt Williams, R (1, 5) OBP: 0.385, SLG: 0.500		1-0 1B FC6-4 1B		0-0 F9		2-2 P4		0-0 P6		4 1 1 0 0 0 1												
David Justice, L (1, 10) OBP: 0.385, SLG: 0.500		2-1 FC6-4 1B		2-0 F9		3-1 2B		1-0 G3		4 0 2 0 0 0 1												
Sandy Alomar Jr., R (1, 2) OBP: 0.250, SLG: 0.500		0-0 P4		1-0 FC5-4 1-2f		1-1 F7		0-3 K		4 0 0 0 0 1 4												
Tony Fernandez, S (1, 4) OBP: 0.286, SLG: 0.429	1 SAFE FC6-4 1-2f 3-H		1-0 FC6-4		1-2 P6			0-0 P6		3 0 0 1 0 0 1												
Marquis Grissom, R (1, 8) OBP: 0.182, SLG: 0.364	1 SAFE F7		1-2 F7		0-0 1B		0-1 P4			3 0 1 0 0 0 1												
Omar Vizquel, S (1, 6) OBP: 0.500, SLG: 0.455			2-2 F7		1 SAFE 1 SAFE 1-2 FC5-4 1B		3-2 P3			3 0 1 0 0 0 0												
<b>Inning Stats</b>	R: 0 E: 0 K: 0 S: 5	H: 0 LOB: 0 BB: 0 P: 6	R: 1 E: 0 K: 0 S: 9	H: 2 LOB: 1 BB: 0 P: 14	R: 0 E: 0 K: 0 S: 8	H: 0 LOB: 0 BB: 0 P: 12	R: 0 E: 1 K: 0 S: 7	H: 0 LOB: 1 BB: 0 P: 10	R: 0 E: 0 K: 0 S: 10	H: 2 LOB: 2 BB: 0 P: 13		R: 0 E: 0 K: 0 S: 9	H: 1 LOB: 1 BB: 0 P: 15	R: 0 E: 0 K: 0 S: 6	H: 0 LOB: 0 BB: 0 P: 9	R: 0 E: 0 K: 1 S: 15	H: 0 LOB: 0 BB: 0 P: 19	R: 0 E: 0 K: 0 S: 5	H: 0 LOB: 0 BB: 0 P: 6	1B: 4 2B: 1 3B: 0 HR: 0	SF: 0 SAC: 0 DP: 0 HBP: 0	WP: 0 PB: 0 SB: 0 CS: 0
<b>PITCHER</b>	IP WLS BF H R ER SO BB IBB HBP BLK WP HR S P ERA WHIP											<b>PITCHER</b>	IP WLS BF H R ER SO BB IBB HBP BLK WP HR S P ERA WHIP									
David Wells, L (1, 1) ERA: 1.0	9.0 W 33 5 1 1 1 0 0 0 0 0 0 74 104 1.00 0.556																					



Batter	1	2	3	4	5	6	7	8	9	AB	R	H	RBI	BB	SO	LOB	TOP										
Tim Raines, S OBP: 0.278, SLG: 0.400 Chad Curtis, R OBP: 0.444, SLG: 0.167	G4-3	G3		K			FC6			4	0	1	0	0	1	2	<b>New York Yankees @ Cleveland Indians</b> Jacobs Field, Cleveland, OH Sun Oct 05 1997, 7:05 PM EDT Att: 45,231 - Unknown - 76 F										
2 Derek Jeter, R OBP: 0.474, SLG: 0.813	2B	2B			G6-3		FC6			4	1	2	0	0	0	1											
Paul O'Neill, L OBP: 0.471, SLG: 0.867	G3-1	1B			G1-3					4	1	2	1	0	0	2											
Bernie Williams, S OBP: 0.294, SLG: 0.154	G3-1				F8					4	0	0	0	0	1	2											
Tino Martinez, L OBP: 0.412, SLG: 0.571	1B				P6					3	0	0	0	0	1	1											
Cecil Fielder, R OBP: 0.125, SLG: 0.125	1B				G3					4	0	1	1	0	2	1											
Charlie Hayes, R OBP: 0.250, SLG: 0.273	1B				F8					4	0	2	0	0	0	0											
Joe Girardi, R OBP: 0.214, SLG: 0.154		G6-3			SH1-4		G4-3		G1-3	3	0	0	0	0	0	0											
Rey Sanchez, R OBP: 0.286, SLG: 0.308	1B				B1-3		K		K	4	0	1	0	0	2	1											
<b>Inning Stats</b>	R: 2 E: 0 K: 0 S: 15	H: 4 LOB: 2 BB: 0 P: 23	R: 0 E: 0 K: 0 S: 14	H: 2 LOB: 2 BB: 0 P: 22	R: 0 E: 0 K: 0 S: 7	H: 0 LOB: 1 BB: 0 P: 11	R: 0 E: 0 K: 1 S: 8	H: 1 LOB: 1 BB: 0 P: 12	R: 0 E: 0 K: 0 S: 4	H: 0 LOB: 0 BB: 0 P: 7	R: 0 E: 0 K: 1 S: 5	H: 0 LOB: 0 BB: 0 P: 8	R: 0 E: 0 K: 1 S: 8	H: 1 LOB: 1 BB: 0 P: 14	R: 0 E: 0 K: 3 S: 16	H: 1 LOB: 1 BB: 0 P: 18	R: 0 E: 0 K: 1 S: 8	H: 0 LOB: 0 BB: 0 P: 10	1B: 7 2B: 2 3B: 0 HR: 0	SF: 0 SAC: 1 DP: 0 HBP: 1	WP: 0 PB: 0 SB: 0 CS: 0	PA: 36					
<b>PITCHER</b>	IP	WLS	BF	H	R	ER	SO	BB	IBB	HBP	BLK	WP	HR	S	P	ERA	WHIP										
Orel Hershiser, R ERA: 3.97	(1, 1)	7.0	29	8	2	2	3	0	0	1	0	0	0	61	97	2.57	1.143										
Paul Assenmacher, L ERA: 9.0	(8, 1)	0.2	3	1	0	0	2	0	0	0	0	0	0	12	14	0.00	1.500										
Michael Jackson, R ERA:	(8, 1)	1.1	W	4	0	0	2	0	0	0	0	0	0	12	14	0.00	0.000										

Batter	1	2	3	4	5	6	7	8	9	AB	R	H	RBI	BB	SO	LOB	BOTTOM										
Bip Roberts, S OBP: 0.333, SLG: 0.250	P2	G4-3			K		G4-3		SH4-3	4	0	0	0	0	1	2	<b>New York Yankees @ Cleveland Indians</b> Jacobs Field, Cleveland, OH Sun Oct 05 1997, 7:05 PM EDT Att: 45,231 - Unknown - 76 F										
Omar Vizquel, S OBP: 0.588, SLG: 0.533	1B				G3		1B			4	0	3	1	1	0	0											
Manny Ramirez, R OBP: 0.118, SLG: 0.118	F8				F8		F9		L5	4	0	0	0	0	0	3											
Jim Thome, L OBP: 0.231, SLG: 0.231	F7				K		K		K	4	0	0	0	0	3	3											
David Justice, L OBP: 0.412, SLG: 0.667					K				K	3	1	1	1	1	2	1											
Matt Williams, R OBP: 0.353, SLG: 0.500	2B				G4-3		F8		F9	4	0	1	0	0	0	1											
Sandy Alomar Jr., R OBP: 0.313, SLG: 0.688	G6-3				G6-3		E		HR	4	1	2	1	0	0	1											
Brian Giles, L OBP: 0.167, SLG: 0.167 Tony Fernandez, S OBP: 0.222, SLG: 0.333	K				1B		E5		G3	2	0	1	0	0	1	1											
Marquis Grissom, R OBP: 0.267, SLG: 0.357					G6-3		P4		SH4-3	3	1	1	0	1	0	4											
<b>Inning Stats</b>	R: 0 E: 0 K: 0 S: 10	H: 1 LOB: 1 BB: 0 P: 19	R: 1 E: 0 K: 1 S: 16	H: 2 LOB: 2 BB: 1 P: 29	R: 0 E: 0 K: 2 S: 10	H: 0 LOB: 1 BB: 1 P: 19	R: 0 E: 0 K: 0 S: 6	H: 1 LOB: 1 BB: 0 P: 8	R: 0 E: 0 K: 1 S: 6	H: 0 LOB: 0 BB: 0 P: 10	R: 0 E: 1 K: 1 S: 15	H: 1 LOB: 3 BB: 1 P: 25	R: 0 E: 0 K: 1 S: 13	H: 1 LOB: 1 BB: 0 P: 18	R: 1 E: 0 K: 1 S: 8	H: 1 LOB: 0 BB: 0 P: 12	R: 1 E: 0 K: 0 S: 5	H: 2 LOB: 1 BB: 0 P: 5	1B: 6 2B: 1 3B: 0 HR: 2	SF: 0 SAC: 1 DP: 0 HBP: 0	WP: 0 PB: 0 SB: 1 CS: 0	PA: 38					
<b>PITCHER</b>	IP	WLS	BF	H	R	ER	SO	BB	IBB	HBP	BLK	WP	HR	S	P	ERA	WHIP										
Dwight Gooden, R ERA: 1.59	(1, 1)	5.2	25	5	1	1	5	3	0	0	0	0	0	3	5	1.59	1.412										
Graeme Lloyd, L ERA:	(6, 1)	0.0	1	0	0	0	0	0	0	0	0	0	0	3	5	∞	∞										
Jeff Nelson, R ERA:	(6, 1)	1.0	4	1	0	0	0	0	0	0	0	0	0	13	17	0.00	1.000										
Mike Stanton, L ERA:	(7, 1)	0.2	2	0	0	0	2	0	0	0	0	0	0	6	8	0.00	0.000										
42 Mariano Rivera, R ERA: 4.5	(8, 1)	0.2	3	1	1	1	0	0	0	0	0	0	1	5	9	13.50	1.500										





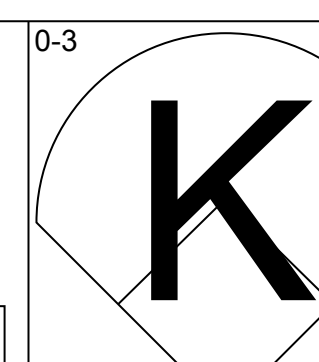
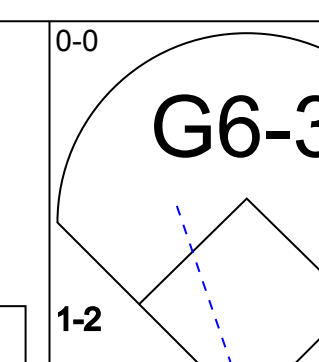
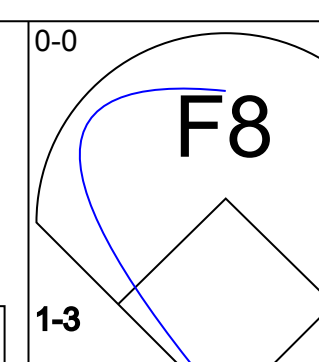
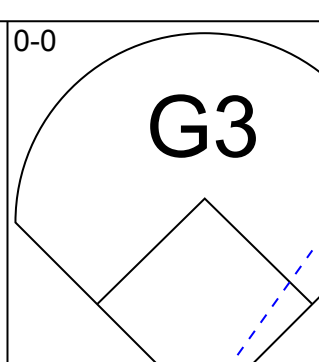
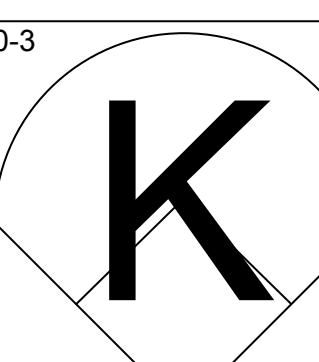
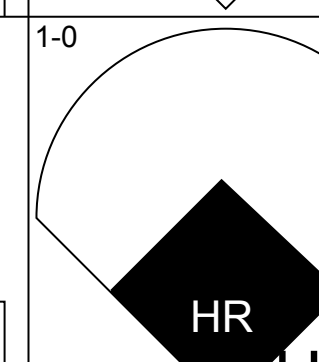
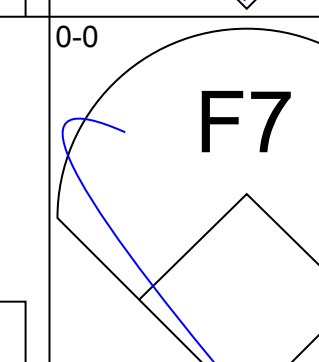
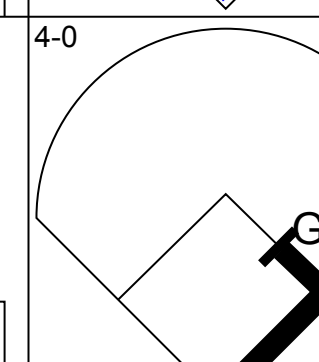
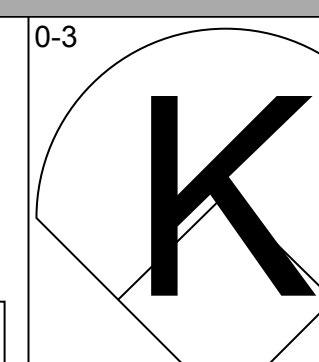
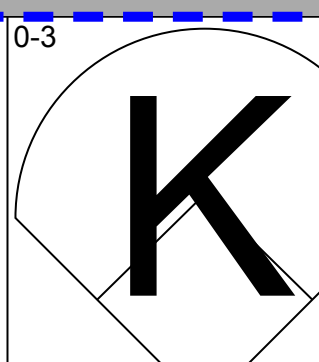
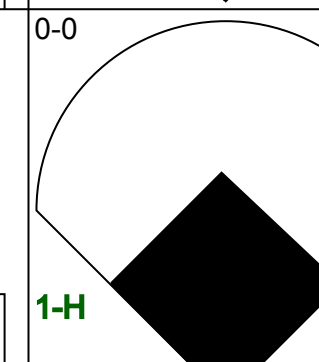
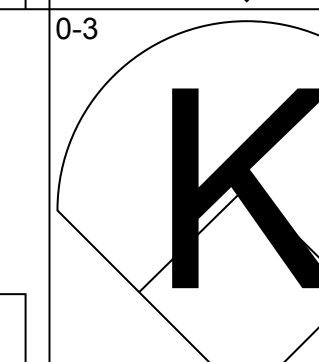
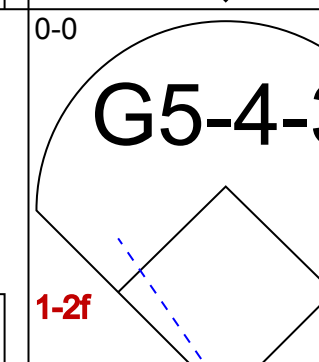
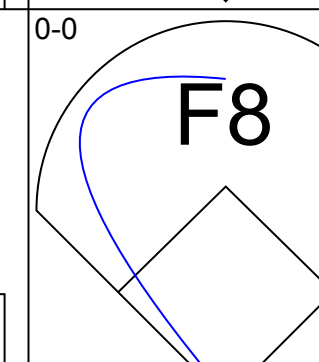
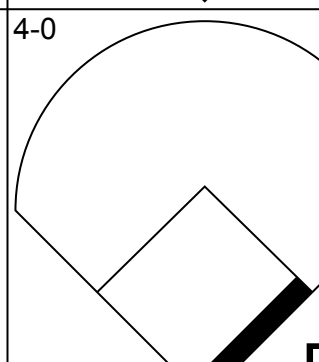
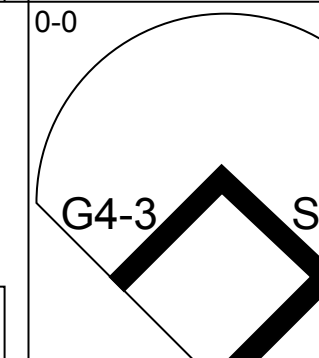
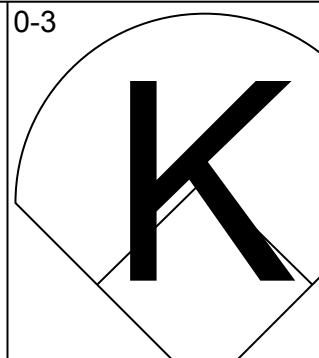
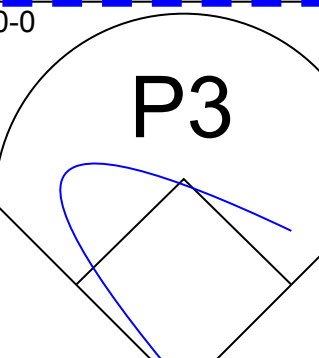
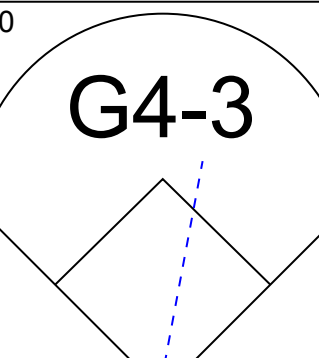
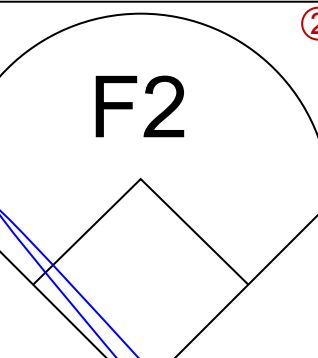
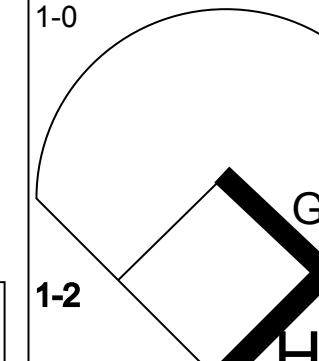
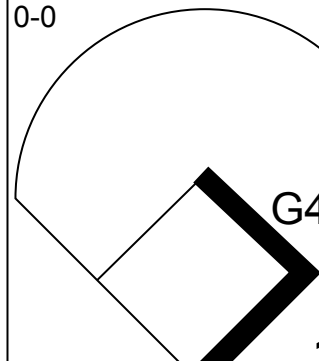
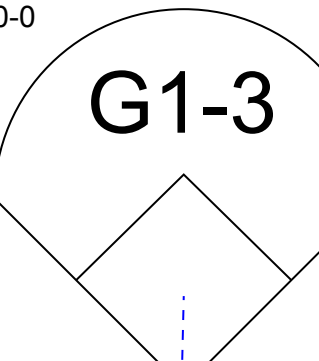
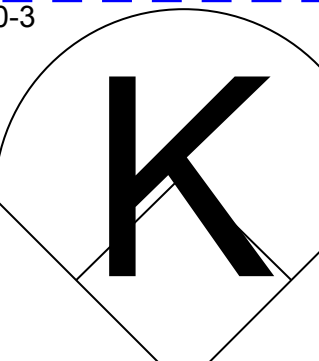
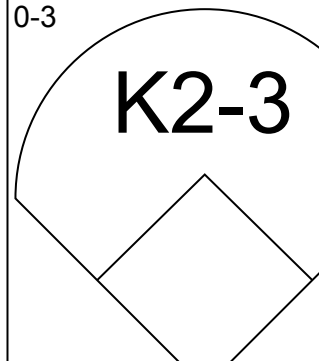
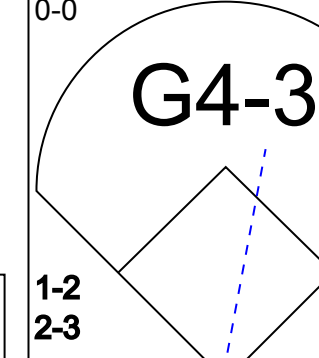
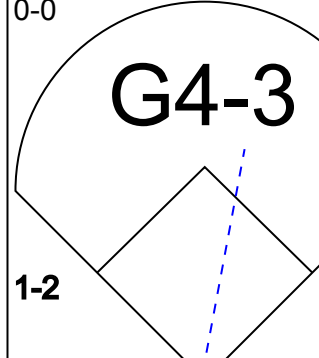
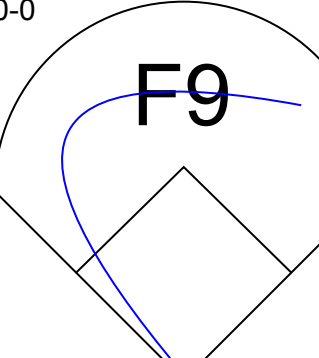
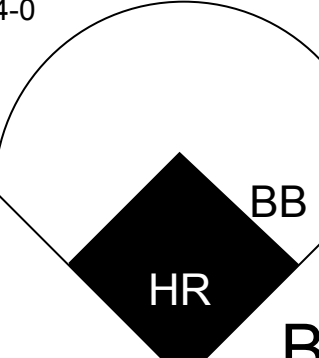

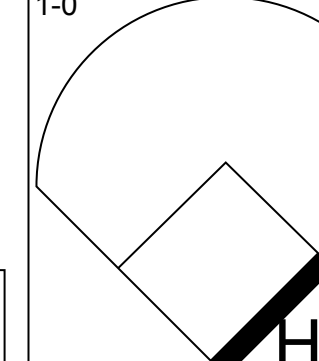
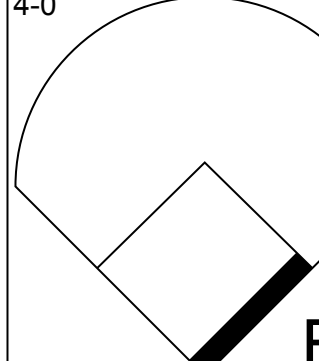
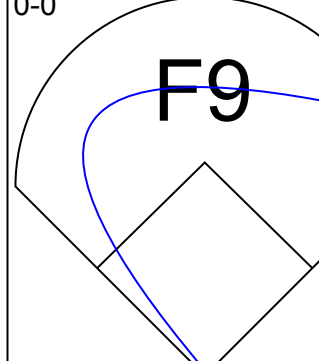
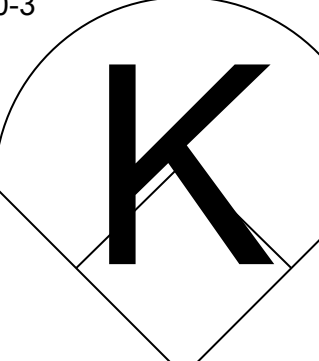
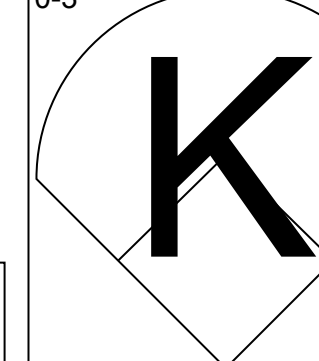
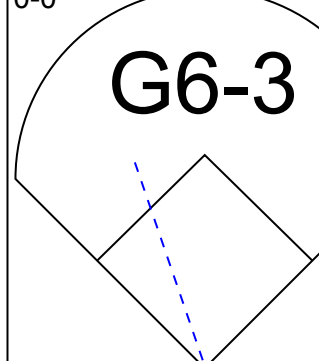
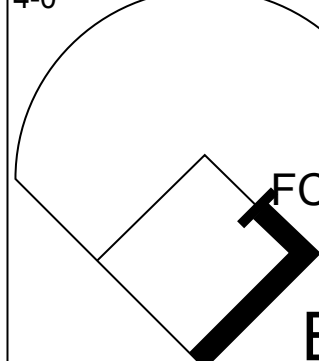
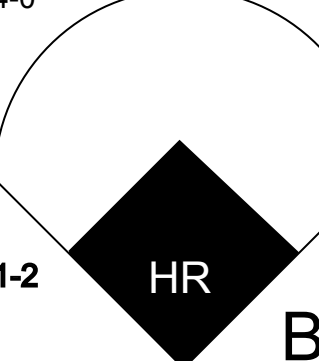

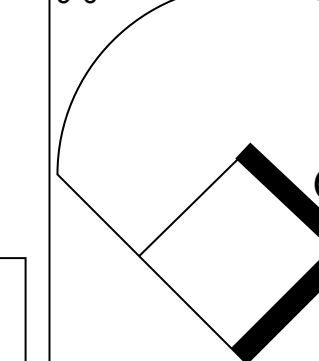
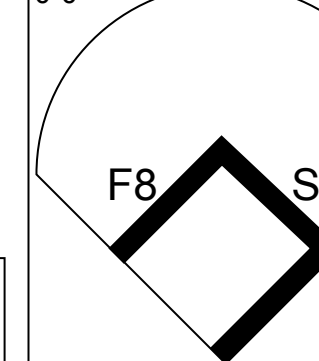
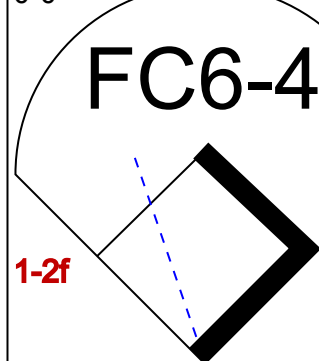
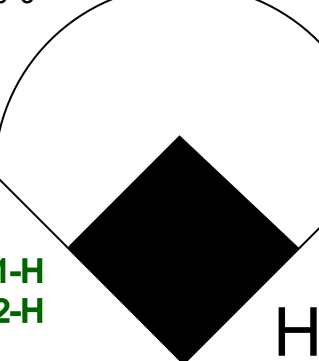


Batter	1	2	3	4	5	6	7	8	9	AB	R	H	RBI	BB	SO	LOB	TOP										
<b>Bip Roberts, S</b> OBP: 0.360, SLG: 0.304 (1, 4)	G5-3		E S 1B			L5-3			K	4	0	1	0	0	1	1	<b>Cleveland Indians @ Baltimore Orioles</b> Oriole Park at Camden Yards, Baltimore, MD Wed Oct 08 1997, 7:05 PM EDT Att: 49,029 - Unknown - 75 F										
<b>Omar Vizquel, S</b> OBP: 0.436, SLG: 0.409 (1, 6)	K		G1-3			F7			K	4	0	0	0	0	2	1											
<b>Manny Ramirez, R</b> OBP: 0.125, SLG: 0.167 (1, 9)	F8									3	0	0	0	0	0	0											
<b>Jim Thome, L</b> OBP: 0.167, SLG: 0.167 (1, 3)		G6-3								3	0	0	0	0	1	0											
<b>David Justice, L</b> OBP: 0.333, SLG: 0.500 (1, 10)										3	0	1	0	0	0	0											
<b>Matt Williams, R</b> OBP: 0.375, SLG: 0.450 (1, 5)										3	0	1	0	0	0	1											
<b>Sandy Alomar Jr., R</b> OBP: 0.273, SLG: 0.591 (1, 2)										3	0	0	0	0	0	2											
<b>Brian Giles, L</b> OBP: 0.100, SLG: 0.100 (1, 7)										3	0	0	0	0	1	0											
<b>Marquis Grissom, R</b> OBP: 0.286, SLG: 0.350 (1, 8)										3	0	1	0	0	0	0											
<b>Inning Stats</b>	R: 0 E: 0 K: 1 S: 10	H: 0 LOB: 0 BB: 0 P: 14	R: 0 E: 0 K: 0 S: 6	H: 1 LOB: 1 BB: 0 P: 9	R: 0 E: 0 K: 0 S: 9	H: 1 LOB: 1 BB: 0 P: 13	R: 0 E: 0 K: 1 S: 10	H: 0 LOB: 0 BB: 0 P: 14	R: 0 E: 0 K: 1 S: 9	H: 0 LOB: 0 BB: 0 P: 14	R: 0 E: 0 K: 0 S: 6	H: 1 LOB: 0 BB: 0 P: 7	R: 0 E: 0 K: 0 S: 9	H: 0 LOB: 0 BB: 0 P: 16	R: 0 E: 0 K: 0 S: 3	H: 1 LOB: 0 BB: 0 P: 4	R: 0 E: 0 K: 2 S: 11	H: 0 LOB: 0 BB: 0 P: 15	1B: 4 2B: 1 3B: 0 HR: 0	SF: 0 SAC: 0 DP: 2 HBP: 0	WP: 0 PB: 0 SB: 1 CS: 0	PA: 29					
<b>PITCHER</b>	IP	WLS	BF	H	R	ER	SO	BB	IBB	HBP	BLK	WP	HR	S	P	ERA	WHIP										
<b>Scott Erickson, R</b> ERA: 1.84 (1, 1)	8.0	W	26	4	0	0	3	0	0	0	0	0	0	62	91	0.00	0.500										
<b>Randy Myers, L</b> ERA: (9, 1)	1.0	S	3	0	0	0	2	0	0	0	0	0	0	11	15	0.00	0.000										

Batter	1	2	3	4	5	6	7	8	9	AB	R	H	RBI	BB	SO	LOB	BOTTOM										
<b>Brady Anderson, L</b> OBP: 0.409, SLG: 0.762 (1, 8)	HR		HR 2B							4	2	2	1	0	1	1	<b>Cleveland Indians @ Baltimore Orioles</b> Oriole Park at Camden Yards, Baltimore, MD Wed Oct 08 1997, 7:05 PM EDT Att: 49,029 - Unknown - 75 F										
<b>Roberto Alomar, S</b> OBP: 0.400, SLG: 0.692 (1, 4)	G6-3		HR							3	1	1	2	1	0	1											
<b>Geronimo Berroa, R</b> OBP: 0.369, SLG: 0.750 (1, 9)										3	0	0	0	0	1	1											
<b>Eric Davis, R</b> OBP: 0.300, SLG: 0.222 (7, 9)	G4-3		F8							0	0	0	0	1	0	0											
<b>Rafael Palmeiro, L</b> OBP: 0.188, SLG: 0.313 (1, 3)	G3		L3							4	0	0	0	0	1	3											
<b>B.J. Surhoff, L</b> OBP: 0.333, SLG: 0.357 (1, 7)										3	0	1	0	1	0	0											
<b>Cal Ripken Jr., R</b> OBP: 0.500, SLG: 0.579 (1, 5)										3	0	1	0	1	0	0											
<b>Harold Baines, L</b> OBP: 0.400, SLG: 0.667 (1, 10)										4	0	1	0	0	0	4											
<b>Lenny Webster, R</b> OBP: 0.200, SLG: 0.111 (1, 2)										3	0	0	0	0	0	4											
<b>Mike Bordick, R</b> OBP: 0.471, SLG: 0.385 (1, 6)										3	0	0	0	0	1	2											
<b>Inning Stats</b>	R: 1 E: 0 K: 0 S: 9	H: 1 LOB: 0 BB: 0 P: 12	R: 0 E: 0 K: 0 S: 8	H: 1 LOB: 1 BB: 0 P: 15	R: 2 E: 0 K: 0 S: 11	H: 2 LOB: 0 BB: 0 P: 20	R: 0 E: 0 K: 1 S: 13	H: 1 LOB: 2 BB: 1 P: 22	R: 0 E: 0 K: 2 S: 13	H: 0 LOB: 1 BB: 1 P: 20	R: 0 E: 0 K: 0 S: 9	H: 1 LOB: 1 BB: 1 P: 14	R: 0 E: 1 K: 1 S: 11	H: 0 LOB: 2 BB: 1 P: 20	R: 0 E: 0 K: 0 S: 6	H: 0 LOB: 0 BB: 0 P: 10	1B: 2 2B: 2 3B: 0 HR: 2	SF: 0 SAC: 0 DP: 1 HBP: 0	WP: 0 PB: 0 SB: 0 CS: 0	PA: 34							
<b>PITCHER</b>	IP	WLS	BF	H	R	ER	SO	BB	IBB	HBP	BLK	WP	HR	S	P	ERA	WHIP										
<b>Chad Ogea, R</b> ERA: 3.18 (1, 1)	6.0	L	26	6	3	3	3	3	0	0	0	0	0	63	103	4.50	1.500										
<b>Brian Anderson, L</b> ERA: (7, 1)	2.0		8	0	0	0	1	0	1	0	0	0	0	17	30	0.00	0.000										





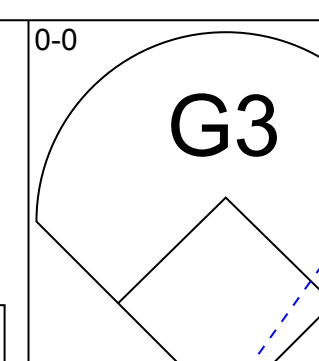
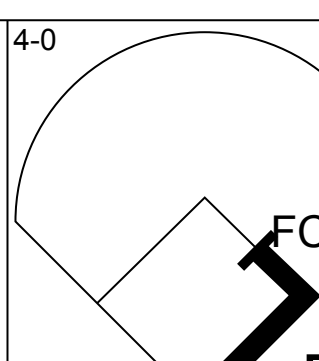
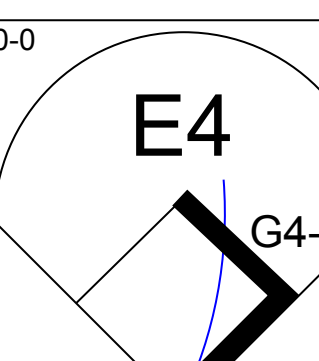
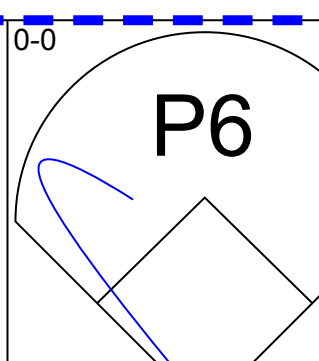
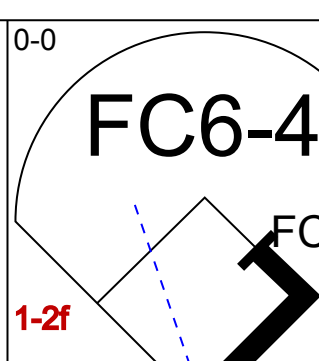
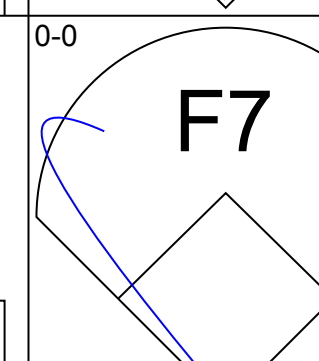
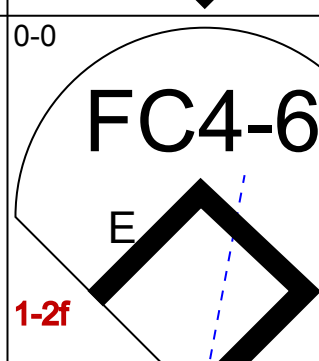
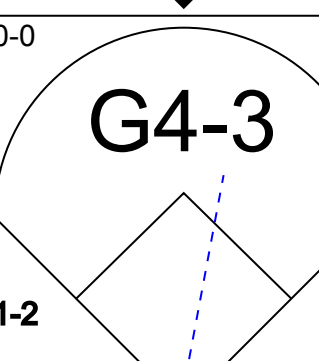
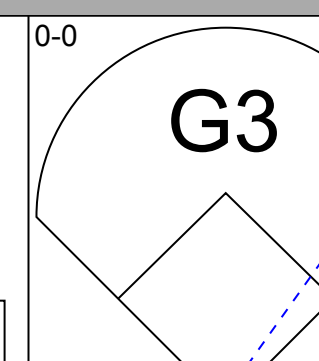
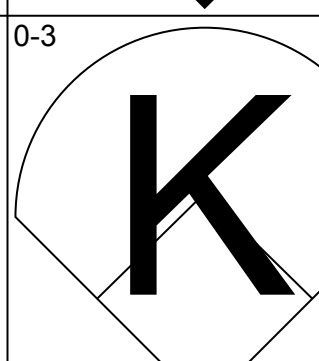
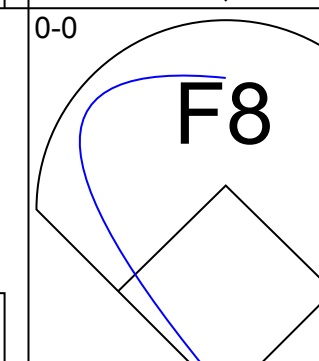
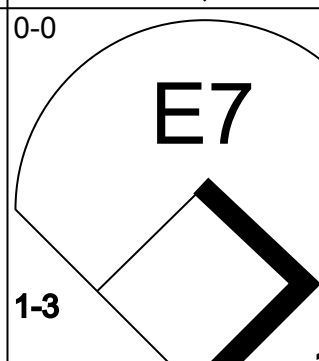
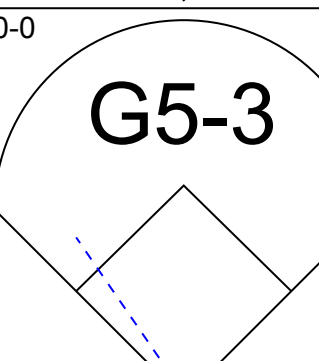
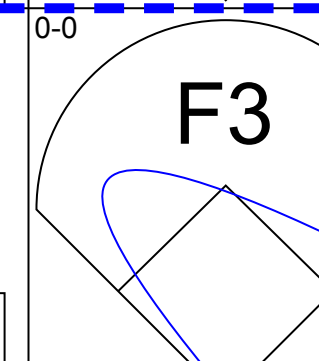
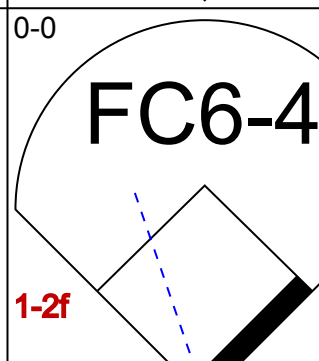
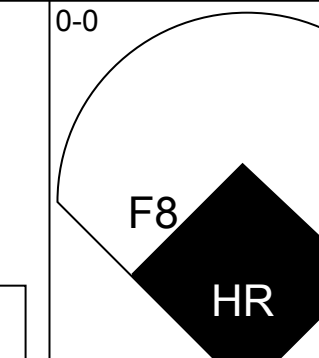
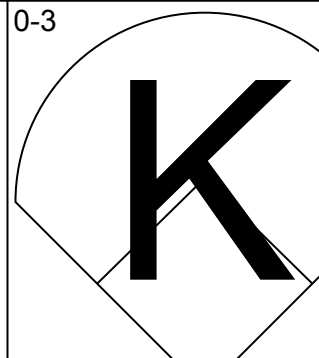
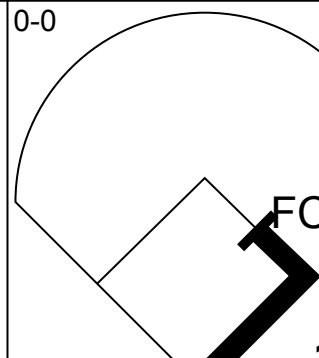
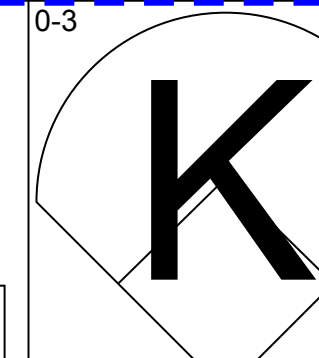
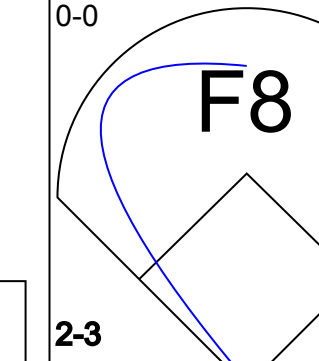
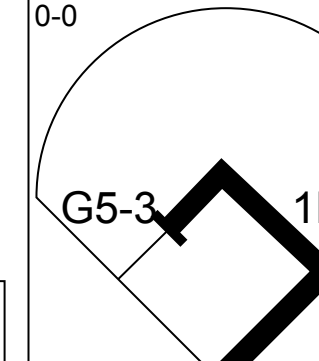

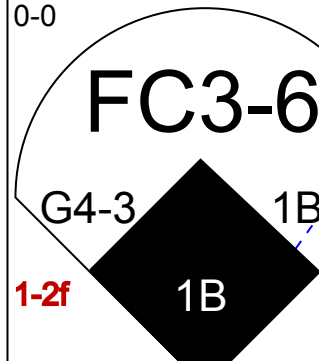

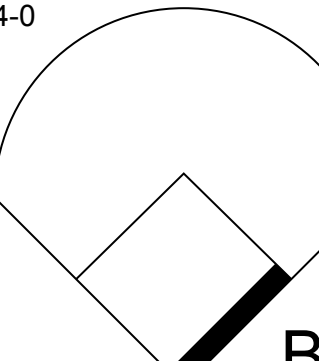
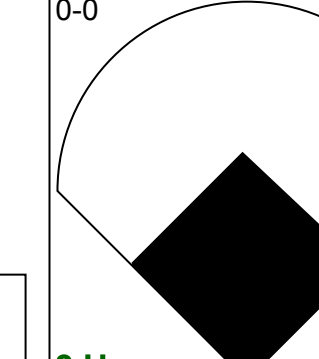
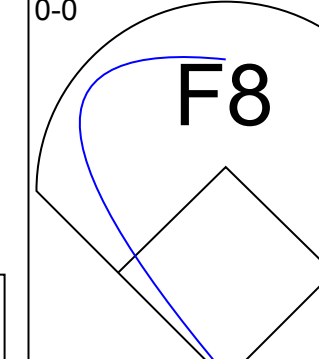

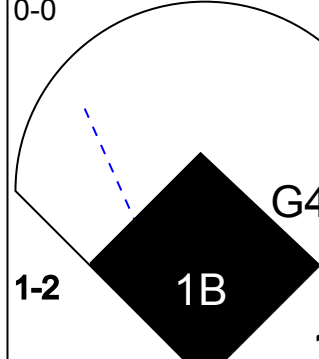

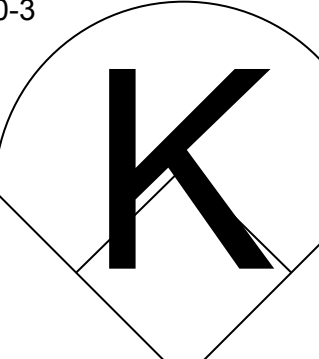
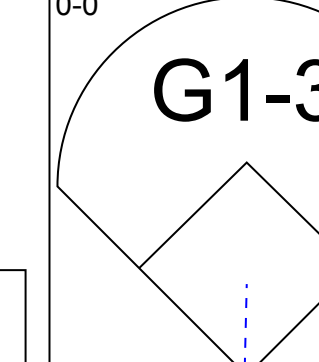

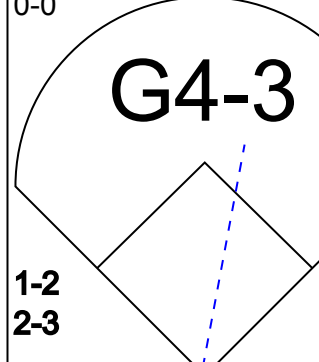
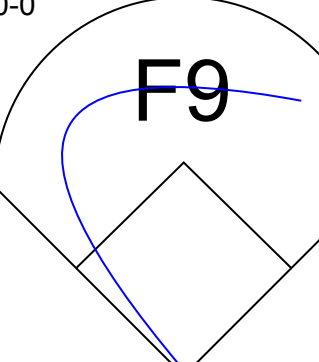
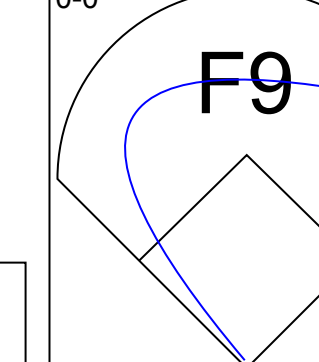
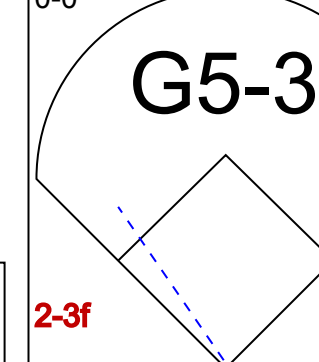
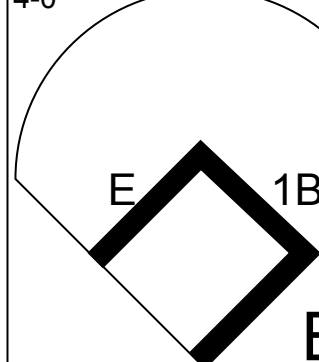

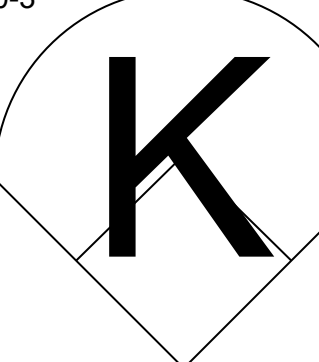
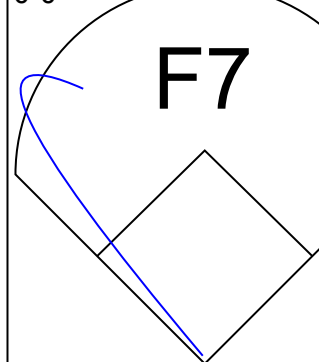
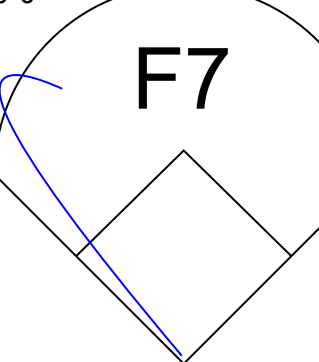
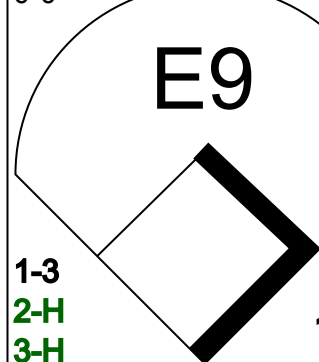

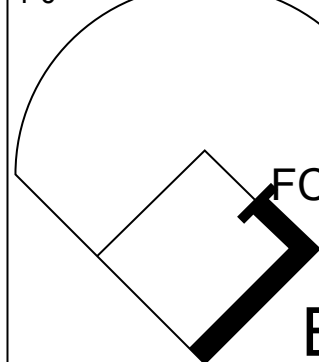
Batter	1	2	3	4	5	6	7	8	9	AB	R	H	RBI	BB	SO	LOB	TOP			
<b>Bip Roberts, S</b> OBP: 0.300, SLG: 0.250 <b>Brian Giles, L</b> OBP: 0.100, SLG: 0.100										5	0	0	0	0	2	3				
<b>Omar Vizquel, S</b> OBP: 0.448, SLG: 0.360										3	1	0	0	1	2	1				
<b>Manny Ramirez, R</b> OBP: 0.172, SLG: 0.286										4	1	1	2	1	1	3				
<b>Matt Williams, R</b> OBP: 0.345, SLG: 0.400										5	0	1	0	0	1	1				
<b>David Justice, L</b> OBP: 0.370, SLG: 0.500 <b>Jeff Branson, L</b> (8, PH)										2	0	1	0	0	0	0				
<b>Sandy Alomar Jr., R</b> OBP: 0.229, SLG: 0.520										3	1	0	0	1	0	3				
<b>Tony Fernandez, S</b> OBP: 0.250, SLG: 0.231										2	0	0	0	1	1	1				
<b>Kevin Seitzer, R</b> <b>Jim Thome, L</b> OBP: 0.211, SLG: 0.167 (8, PH)										2	0	0	0	1	1	5				
<b>Marquis Grissom, R</b> OBP: 0.360, SLG: 0.542										4	1	3	3	0	0	1				
<b>Inning Stats</b>	R: 2 E: 0 K: 2 S: 9	H: 2 LOB: 3 BB: 0 P: 12	R: 0 E: 0 K: 1 S: 6	H: 1 LOB: 1 BB: 0 P: 6	R: 0 E: 0 K: 1 S: 6	H: 1 LOB: 2 BB: 1 P: 10	R: 0 E: 0 K: 0 S: 3	H: 0 LOB: 0 BB: 0 P: 3	R: 0 E: 1 K: 0 S: 3	H: 0 LOB: 1 BB: 1 P: 7	R: 0 E: 0 K: 1 S: 5	H: 0 LOB: 0 BB: 0 P: 5	R: 3 E: 0 K: 3 S: 10	H: 1 LOB: 0 BB: 2 P: 18	R: 0 E: 0 K: 2 S: 7	H: 0 LOB: 1 BB: 1 P: 11	1B: 4 2B: 0 3B: 0 HR: 2	SF: 0 SAC: 0 DP: 1 HBP: 3	WP: 0 PB: 0 SB: 2 CS: 0	PA: 41
<b>PITCHER</b>	IP	WLS	BF	H	R	ER	SO	BB	IBB	HBP	BLK	WP	HR	S	P	ERA	WHIP			
<b>Jimmy Key, L</b> ERA: 4.15	(1, 1)	4.0	21	5	2	2	4	2	0	3	0	0	1	24	35	4.50	1.750			
<b>Scott Kamieniecki, R</b> ERA: 9.0	(5, 1)	3.0	10	0	0	0	1	1	0	0	0	0	0	11	15	0.00	0.333			
<b>Armando Benitez, R</b> ERA: 9.0	(8, 1)	1.0	L 6	1	3	3	3	2	0	0	0	0	1	10	18	27.00	3.000			
<b>Alan Mills, R</b> ERA: 9.0	(9, 1)	1.0	4	0	0	0	2	1	0	0	0	0	0	7	11	0.00	1.000			

Cleveland Indians @ Baltimore Orioles  
Oriole Park at Camden Yards, Baltimore, MD

AB 32  
R 5  
H 6  
RBI 5  
BB 6  
SO 10  
LOB 19



Thu Oct 09 1997, 7:05 PM EDT  
Att: 49,131 - Unknown - 75 F

Batter	1	2	3	4	5	6	7	8	9	AB	R	H	RBI	BB	SO	LOB	BOTTOM			
<b>Brady Anderson, L</b> OBP: 0.370, SLG: 0.640										4	0	0	0	1	0	3				
<b>Roberto Alomar, S</b> OBP: 0.300, SLG: 0.500										5	0	0	0	0	1	3				
<b>Eric Davis, R</b> OBP: 0.287, SLG: 0.214										5	0	1	0	0	0	2				
<b>Rafael Palmeiro, L</b> OBP: 0.250, SLG: 0.400										4	1	2	0	0	2	2				
<b>B.J. Surhoff, L</b> OBP: 0.368, SLG: 0.353										3	1	1	0	1	0	2				
<b>Cal Ripken Jr., R</b> OBP: 0.500, SLG: 0.696										4	2	2	2	0	1	2				
<b>Harold Baines, L</b> OBP: 0.385, SLG: 0.583 <b>Geronimo Berroa, R</b> OBP: 0.368, SLG: 0.706										3	0	1	0	0	0	2				
<b>Chris Hoiles, R</b> OBP: 0.308, SLG: 0.400										3	0	0	0	1	1	3				
<b>Mike Bordick, R</b> OBP: 0.450, SLG: 0.375 <b>Jeffrey Hammonds, R</b> OBP: 0.308, SLG: 0.200										3	0	1	2	0	0	0				
<b>Inning Stats</b>	R: 0 E: 0 K: 0 S: 3	H: 0 LOB: 0 BB: 0 P: 3	R: 2 E: 0 K: 0 S: 5	H: 2 LOB: 0 BB: 0 P: 5	R: 0 E: 1 K: 1 S: 6	H: 1 LOB: 1 BB: 1 P: 10	R: 0 E: 0 K: 0 S: 4	H: 2 LOB: 1 BB: 0 P: 4	R: 0 E: 1 K: 0 S: 4	H: 0 LOB: 1 BB: 0 P: 4	R: 2 E: 0 K: 0 S: 6	H: 3 LOB: 2 BB: 1 P: 10	R: 0 E: 0 K: 2 S: 7	H: 0 LOB: 1 BB: 1 P: 11	R: 0 E: 0 K: 1 S: 5	H: 0 LOB: 1 BB: 1 P: 9	1B: 6 2B: 1 3B: 0 HR: 1	SF: 0 SAC: 0 DP: 1 HBP: 0	WP: 0 PB: 0 SB: 0 CS: 0	PA: 39
<b>PITCHER</b>	IP	WLS	BF	H	R	ER	SO	BB	IBB	HBP	BLK	WP	HR	S	P	ERA	WHIP			
<b>Charles Nagy, R</b> ERA: 7.71	(1, 1)	5.2	27	8	4	4	1	2	0	0	0	0	0	27	35	6.35	1.765			
<b>Alvin Morman, L</b> ERA: 9.0	(6, 1)	0.2	2	0	0	0	0	0	0	0	0	0	0	2	2	0.00	0.000			
<b>Jeff Juden, R</b> ERA: 4.5	(7, 1)	0.1	1	0	0	0	0	0	0	0	0	0	0	1	1	0.00	0.000			
<b>Paul Assenmacher, L</b> ERA: 4.5	(7, 1)	0.2	W 3	0	0	0	2	1	0	0	0	0	0	6	10	0.00	1.500			
<b>Michael Jackson, R</b> ERA: 9.0	(8, 1)	0.2	2	0	0	0	1	0	0	0	0	0	0	4	4	0.00	0.000			

Cleveland Indians @ Baltimore Orioles  
Oriole Park at Camden Yards, Baltimore, MD

AB 35  
R 4  
H 8  
RBI 4  
BB 4  
SO 5  
LOB 20



Thu Oct 09 1997, 7:05 PM EDT  
Att: 49,131 - Unknown - 75 F



Batter	1	2	3	4	5	6	7	8	9	10	11	12	AB	R	H	RBI	BB	SO	LOB	TOP
Brady Anderson, L (1.8) OBP: 0.406, SLG: 0.655	G3			G4-6-3 1B			F9		2B		1B S BB		4 0 2 1 1 0 0							
Roberto Alomar, S (1.4) OBP: 0.360, SLG: 0.476	F8			G4-6-3 1-2			FC5-4 1B		IBB		1B IBB		3 0 1 0 2 0 1							
Eric Davis, R (1.9) OBP: 0.211, SLG: 0.167	K			F9			FC5-4		F2		1B IBB		4 0 0 0 0 1 3							
Lenny Webster, R (9.2) OBP: 0.273, SLG: 0.200	K			F9			1-2				1-2 2-3 1B		1 0 1 0 0 0 0							
Rafael Palmeiro, L (1.3) OBP: 0.240, SLG: 0.360		K			G6-4-3 1B		K		K		K		5 0 1 0 0 4 6							
B.J. Surhoff, L (1.7) OBP: 0.292, SLG: 0.273		K			G6-4-3 1-2			P6		4-3		5-3	5 0 0 0 0 1 1							
Cal Ripken Jr., R (1.5) OBP: 0.419, SLG: 0.571		K			F8			K		L6		F9	5 0 0 0 0 2 0							
Harold Baines, L (1.10) OBP: 0.487, SLG: 0.615								F9		L5			1 0 1 0 1 0 0							
Gerónimo Berroa, R (8. PH) OBP: 0.384, SLG: 0.700													3 0 1 0 0 0 0							
Chris Hoiles, R (1.2) OBP: 0.313, SLG: 0.385													3 0 1 0 0 1 2							
Jeff Reboulet, R (9. PR) OBP: 0.143, SLG: 0.571													2 1 0 0 0 1 1							
Mike Bordick, R (1.6) OBP: 0.409, SLG: 0.333													2 0 0 0 0 1 1							
Jeffrey Hammonds, R (8. PH) OBP: 0.297, SLG: 0.167													2 0 0 0 0 1 1							
<b>Inning Stats</b>	R: 0 E: 0 K: 1 S: 5	H: 0 LOB: 0 BB: 5	R: 0 E: 0 K: 3 S: 9	H: 0 LOB: 0 BB: 0	R: 0 E: 0 K: 2 S: 6	H: 0 LOB: 1 BB: 10	R: 0 E: 0 K: 0 S: 3	H: 1 LOB: 0 BB: 3	R: 0 E: 0 K: 0 S: 3	H: 1 LOB: 0 BB: 0	R: 0 E: 0 K: 1 S: 7	H: 0 LOB: 2 BB: 11	R: 0 E: 0 K: 0 S: 3	H: 0 LOB: 0 BB: 0	R: 0 E: 0 K: 0 S: 4	H: 1 LOB: 1 BB: 0	1B: 6 2B: 3 3B: 0 HR: 0	SF: 0 SAC: 0 DP: 4 HBP: 0	WP: 0 PB: 0 SB: 1 CS: 1	PA: 44
<b>PITCHER</b>	IP WLS BF H R ER SO BB IBB HBP BLK WP HR S P ERA WHIP	<b>PITCHER</b> Alvin Morman, L (11, 1) ERA: 18.0 Eric Plunk, R (12, 1) ERA: 18.0												IP WLS BF H R ER SO BB IBB HBP BLK WP HR S P ERA WHIP	0.2 0.2 3 1 0 0 0 0 0 0 0 0 0 3 3 0.00 1.500	0.00 0.000				

Baltimore Orioles @ Cleveland Indians  
Jacobs Field, Cleveland, OH  
Sat Oct 11 1997, 3:33 AM EDT  
Alt. 45.057 - Cloudy - 60 F

AB 40  
R 1  
H 8  
RBI 1  
BB 4  
SO 12  
LOB 16



Batter	1	2	3	4	5	6	7	8	9	10	11	12	AB	R	H	RBI	BB	SO	LOB	BOTTOM
Bip Roberts, S (1.4) OBP: 0.273, SLG: 0.226	K												3 0 0 0 0 3 0							
Tony Fernandez, S (8.4) OBP: 0.263, SLG: 0.250	K												3 0 1 0 0 1 0							
Omar Vizquel, S (1.6) OBP: 0.412, SLG: 0.310	K2-3												5 0 0 0 1 3 1							
Manny Ramirez, R (1.9) OBP: 0.235, SLG: 0.313	K												4 0 2 0 1 2 0							
Jim Thome, L (1.3) OBP: 0.394, SLG: 0.158													1 1 0 0 3 1 1							
Kevin Seitzer, R (11. PH) (12, 3)													1 0 0 0 0 0 2							
David Justice, L (1.10) OBP: 0.344, SLG: 0.448													5 0 1 0 0 2 5							
Matt Williams, R (1.5) OBP: 0.382, SLG: 0.414													4 0 2 1 1 1 1							
Sandy Alomar Jr., R (1.2) OBP: 0.226, SLG: 0.433													5 0 0 0 0 1 8							
Brian Giles, L (1.7) OBP: 0.067, SLG: 0.067													5 0 0 0 0 3 2							
Marquis Grissom, R (1.8) OBP: 0.333, SLG: 0.464													4 1 0 0 1 4 0							
<b>Inning Stats</b>	R: 0 E: 0 K: 3 S: 9	H: 0 LOB: 0 BB: 0	R: 0 E: 1 K: 1 S: 9	H: 0 LOB: 1 BB: 1	R: 0 E: 0 K: 3 S: 9	H: 0 LOB: 0 BB: 9	R: 0 E: 0 K: 2 S: 8	H: 1 LOB: 0 BB: 8	R: 0 E: 0 K: 2 S: 7	H: 0 LOB: 0 BB: 0	R: 0 E: 0 K: 1 S: 5	H: 0 LOB: 2 BB: 2	R: 0 E: 0 K: 2 S: 7	H: 0 LOB: 0 BB: 0	R: 0 E: 0 K: 1 S: 6	H: 1 LOB: 3 BB: 14	1B: 6 2B: 0 3B: 0 HR: 0	SF: 0 SAC: 0 DP: 0 HBP: 0	WP: 1 PB: 0 SB: 0 CS: 0	PA: 47
<b>PITCHER</b>	IP WLS BF H R ER SO BB IBB HBP BLK WP HR S P ERA WHIP	<b>PITCHER</b> 35 Mike Mussina, R (1.1) ERA: 1.71 Armando Benitez, R (8.1) ERA: 7.2 Jesse Orosco, L (9.1) ERA: 7.2 Alan Mills, R (9.1) ERA: 7.2 Arthur Rhodes, L (10.1) ERA: 7.2												IP WLS BF H R ER SO BB IBB HBP BLK WP HR S P ERA WHIP	1.1 1.1 8 1 1 1 2 2 0 0 0 0 0 9 17 6.75 2.250	1.29 0.714				

Baltimore Orioles @ Cleveland Indians  
Jacobs Field, Cleveland, OH  
Sat Oct 11 1997, 3:33 AM EDT  
Alt. 45.057 - Cloudy - 60 F

AB 40  
R 2  
H 6  
RBI 1  
BB 7  
SO 21  
LOB 20





Batter	1	2	3	4	5	6	7	8	9	AB	R	H	RBI	BB	SO	LOB	TOP																					
<b>Brady Anderson, L</b> OBP: 0.432, SLG: 0.727 (1, 8)	F9		HR	BB			S	G4-3		4	2	2	1	1	0	1	<b>Baltimore Orioles @ Cleveland Indians</b> Jacobs Field, Cleveland, OH Sun Oct 12 1997, 7:05 PM EDT Att: 45,081 - Unknown - 70 F																					
<b>Roberto Alomar, S</b> OBP: 0.397, SLG: 0.417 (1, 4)	G6-3		FC5-4 BB	F9			K		1B BB	3	1	0	0	2	1	2																						
<b>Geronimo Berroa, R</b> OBP: 0.370, SLG: 0.660 <b>Jeffrey Hammonds, R</b> OBP: 0.267, SLG: 0.167 (9, PR) (9, 9)	K		FC5-4 HR	L9			1B 1-H		FC5-4 1B 1-3	5	1	2	1	0	1	2																						
<b>Harold Baines, L</b> OBP: 0.444, SLG: 0.750 <b>Eric Davis, R</b> OBP: 0.190, SLG: 0.150 (7, PH)		L9	1-H HR			L7	F7		K	3	1	1	2	0	0	0																						
<b>Rafael Palmeiro, L</b> OBP: 0.300, SLG: 0.500 (1, 3)	K		HR			K	FC4-6 1-3		FC5-4 1B	5	1	3	2	0	2	0																						
<b>Cal Ripken Jr., R</b> OBP: 0.417, SLG: 0.531 (1, 5)	2B 1B		2B BB			K	FC4-6 1-3		FC5-4 1B	4	1	1	0	1	1	4																						
<b>B.J. Surhoff, L</b> OBP: 0.310, SLG: 0.370 (1, 7)	1-H 2B		1-3 2B			G1-3			K F5	5	0	2	1	0	1	2																						
<b>Lenny Webster, R</b> OBP: 0.267, SLG: 0.214 (1, 2)	G6-3		G5-3			K			1B	4	0	1	0	0	1	3																						
<b>Mike Bordick, R</b> OBP: 0.346, SLG: 0.273 (1, 6)			K			L8	F8		K	4	0	0	0	0	2	1																						
<b>Inning Stats</b>	R: 0 E: 0 K: 1 S: 5	H: 0 LOB: 0 BB: 0 P: 5	R: 1 E: 0 K: 1 S: 7	H: 2 LOB: 1 BB: 0 P: 7	R: 4 E: 0 K: 1 S: 9	H: 4 LOB: 2 BB: 2 P: 17	R: 0 E: 0 K: 0 S: 3	H: 0 LOB: 1 BB: 1 P: 7	R: 0 E: 0 K: 2 S: 7	H: 0 LOB: 0 BB: 0 P: 5	R: 1 E: 0 K: 1 S: 8	H: 3 LOB: 2 BB: 0 P: 8	R: 0 E: 0 K: 2 S: 8	H: 1 LOB: 1 BB: 0 P: 8	R: 1 E: 0 K: 1 S: 7	H: 2 LOB: 2 BB: 1 P: 11		1B: 7 2B: 2 3B: 0 HR: 3	SF: 0 SAC: 0 DP: 0 HBP: 0	WP: 0 PB: 0 SB: 1 CS: 0	PA: 43																	
<b>PITCHER</b>	IP	WLS	BF	H	R	ER	SO	BB	IBB	HBP	BLK	WP	HR	S	P	ERA	WHIP	<b>PITCHER</b>		IP	WLS	BF	H	R	ER	SO	BB	IBB	HBP	BLK	WP	HR	S	P	ERA	WHIP		
<b>Jaret Wright, R</b> ERA: 6.28	3.0		17	6	5	5	3	2	0	0	0	0	3	21	29	15.00	2.667	<b>Jose Mesa, R</b> ERA: 3.52		8.1	1.1	W	7	2	1	1	1	1	0	0	0	0	0	8	12	6.75	2.250	
<b>Brian Anderson, L</b> ERA: 1.69	3.1		12	1	1	1	4	1	0	0	0	0	0	19	23	2.70	0.600																					
<b>Jeff Juden, R</b> ERA:	0.0		1	1	0	0	0	0	0	0	0	0	0	1	1	∞	∞																					
<b>Paul Assenmacher, L</b> ERA: 3.6	0.1		2	1	0	0	0	0	0	0	0	0	0	2	2	0.00	3.000																					
<b>Michael Jackson, R</b> ERA:	1.0		4	1	0	0	2	0	0	0	0	0	0	8	8	0.00	1.000																					

Batter	1	2	3	4	5	6	7	8	9	AB	R	H	RBI	BB	SO	LOB	BOTTOM																					
<b>Bip Roberts, S</b> OBP: 0.250, SLG: 0.206 <b>Tony Fernandez, S</b> OBP: 0.286, SLG: 0.278 (6, 4)	G1-3	F9		G4-3		L9 SH1-4 1B		F8		3	0	0	0	0	0	2	<b>Baltimore Orioles @ Cleveland Indians</b> Jacobs Field, Cleveland, OH Sun Oct 12 1997, 7:05 PM EDT Att: 45,081 - Unknown - 70 F																					
<b>Omar Vizquel, S</b> OBP: 0.388, SLG: 0.273 (1, 6)	K		G6-3		L7	SH1-4		G4-3		4	0	0	0	0	1	0																						
<b>Manny Ramirez, R</b> OBP: 0.333, SLG: 0.486 (1, 9)	FC4-6 1B		2B		HR	IBB			SH1-4 BB	3	2	3	1	2	0	0																						
<b>Jim Thome, L</b> OBP: 0.333, SLG: 0.182 <b>Kevin Seitzer, R</b> OBP: 0.333, SLG: 0.182 (9, PH)	FC1-4-6		G5-4-3 BB		1B 1B	L9		SH1-4		3	1	1	0	1	0	3																						
<b>David Justice, L</b> OBP: 0.351, SLG: 0.441 (1, 10)		HR 1B	G5-4-3		1B WP 1B	G3		F8		5	2	2	0	0	0	5																						
<b>Matt Williams, R</b> OBP: 0.359, SLG: 0.364 (1, 5)	L8				P4	K		L9		4	0	0	0	1	1	3																						
<b>Sandy Alomar Jr., R</b> OBP: 0.278, SLG: 0.543 (1, 2)		1-H HR			K	1-3 2-H 1B		F9		5	2	3	4	0	1	0																						
<b>Brian Giles, L</b> OBP: 0.211, SLG: 0.278 (1, 7)					E	WP 2B		G3		3	1	2	0	1	0	0																						
<b>Marquis Grissom, R</b> OBP: 0.324, SLG: 0.438 (1, 8)	G1-3				E8 1B	G6-3		K		4	0	1	1	0	1	2																						
<b>Inning Stats</b>	R: 0 E: 0 K: 1 S: 6	H: 1 LOB: 1 BB: 0 P: 6	R: 2 E: 0 K: 0 S: 6	H: 3 LOB: 1 BB: 0 P: 6	R: 0 E: 0 K: 0 S: 3	H: 1 LOB: 1 BB: 1 P: 7	R: 1 E: 1 K: 1 S: 7	H: 2 LOB: 1 BB: 0 P: 7	R: 4 E: 0 K: 1 S: 9	H: 4 LOB: 1 BB: 1 P: 13	R: 0 E: 0 K: 0 S: 4	H: 0 LOB: 0 BB: 1 P: 8	R: 0 E: 0 K: 1 S: 5	H: 0 LOB: 0 BB: 0 P: 5	R: 1 E: 0 K: 0 S: 3	H: 1 LOB: 2 BB: 2 P: 11		1B: 8 2B: 3 3B: 0 HR: 2	SF: 0 SAC: 2 DP: 1 HBP: 0	WP: 3 PB: 0 SB: 0 CS: 0	PA: 43																	
<b>PITCHER</b>	IP	WLS	BF	H	R	ER	SO	BB	IBB	HBP	BLK	WP	HR	S	P	ERA	WHIP	<b>PITCHER</b>		IP	WLS	BF	H	R	ER	SO	BB	IBB	HBP	BLK	WP	HR	S	P	ERA	WHIP		
<b>Scott Erickson, R</b> ERA: 4.19	4.2		25	11	7	6	3	1	0	0	0	1	0	5	13	0.00	1.500																					
<b>Arthur Rhodes, L</b> ERA:	1.1		7	1	0	0	0	1	1	0	0	1	0	5	13	0.00	1.500																					
<b>Alan Mills, R</b> ERA: 2.08	2.0	L	7	0	1	1	1	1	0	0	0	0	0	8	12	4.50	0.500																					
<b>Jesse Orosco, L</b> ERA:	0.2		2	0	0	0	0	0	0	0	0	0	0	2	2	0.00	0.000																					
<b>Armando Benitez, R</b> ERA: 7.2	0.0		2	1	0	0	0	1	0	0	0	0	0	1	5	∞	∞																					





Batter	1	2	3	4	5	6	7	8	9	AB	R	H	RBI	BB	SO	LOB	TOP								
<b>Brady Anderson, L</b> (1, 8) OBP: 0.415, SLG: 0.676	F9		BB 1B					P4		4	1	1	0	0	1	1	<b>Baltimore Orioles @ Cleveland Indians</b> Jacobs Field, Cleveland, OH Mon Oct 13 1997, 7:05 PM EDT Att: 45,068 - Unknown - 74 F								
<b>Roberto Alomar, S</b> (1, 4) OBP: 0.382, SLG: 0.407	G6-4-3 1B		1B BB					P9		3	0	1	0	1	0	1									
<b>Geronimo Berroa, R</b> (1, 9) OBP: 0.355, SLG: 0.386 <b>Jeffrey Hammonds, R</b> (8, 9) OBP: 0.267, SLG: 0.167	G6-4-3 1-2		1B					F9		4	0	1	2	0	0	1									
<b>Harold Baines, L</b> (1, 10) OBP: 0.429, SLG: 0.684 <b>Eric Davis, R</b> (9, PH) OBP: 0.227, SLG: 0.333		F7							HR	3	0	1	0	0	0	1									
<b>Rafael Palmeiro, L</b> (1, 3) OBP: 0.294, SLG: 0.500		G3							1B 2B	4	1	1	0	0	0	2									
<b>Cal Ripken Jr., R</b> (1, 5) OBP: 0.425, SLG: 0.528									1B	4	0	2	1	0	1	1									
<b>B.J. Surhoff, L</b> (1, 7) OBP: 0.303, SLG: 0.355									1B 2H	4	0	1	0	0	0	2									
<b>Chris Hoiles, R</b> (1, 2) OBP: 0.350, SLG: 0.375									1B	3	1	1	0	1	2	3									
<b>Mike Bordick, R</b> (1, 6) OBP: 0.310, SLG: 0.240									G6-4-3	3	0	0	0	0	1	4									
<b>Inning Stats</b>	R: 0 E: 0 K: 0 S: 6	H: 1 LOB: 0 BB: 0 P: 6	R: 0 E: 0 K: 1 S: 8	H: 0 LOB: 0 BB: 0 P: 14	R: 2 E: 0 K: 1 S: 13	H: 3 LOB: 2 BB: 1 P: 21	R: 0 E: 0 K: 0 S: 8	H: 1 LOB: 1 BB: 0 P: 11	R: 0 E: 0 K: 1 S: 11	H: 0 LOB: 1 BB: 1 P: 18	R: 0 E: 1 K: 0 S: 3	H: 0 LOB: 0 BB: 0 P: 4	R: 0 E: 0 K: 1 S: 7	H: 1 LOB: 1 BB: 0 P: 9	R: 0 E: 0 K: 0 S: 7	H: 0 LOB: 0 BB: 0 P: 11		R: 2 E: 0 K: 1 S: 13	H: 4 LOB: 1 BB: 0 P: 14	1B: 8 2B: 1 3B: 0 HR: 1	SF: 0 SAC: 1 DP: 3 HBP: 0	WP: 0 PB: 0 SB: 0 CS: 0	PA: 36		
<b>PITCHER</b>	IP	WLS	BF	H	R	ER	SO	BB	IBB	HBP	BLK	WP	HR	S	P	ERA	WHIP								
<b>Chad Ogea, R</b> (1, 1) ERA: 2.79	8.0	L	30	6	2	2	4	2	0	0	0	0	0	63	94	2.25	1.000								
<b>Paul Assenmacher, L</b> (9, 1) ERA: 7.2	0.0		4	4	2	2	0	0	0	0	0	0	1	9	10										
<b>Michael Jackson, R</b> (9, 1) ERA:	1.0		2	0	0	0	1	0	0	0	0	0	0	4	4	0.00	0.000								

Batter	1	2	3	4	5	6	7	8	9	AB	R	H	RBI	BB	SO	LOB	BOTTOM								
<b>Bip Roberts, S</b> (1, 4) OBP: 0.268, SLG: 0.256	2B		G5-3 1B					G4-3	SAFE SAFE SAFE SAFE SAFE SAFE SAFE SAFE	5	0	2	0	0	2	2	<b>Baltimore Orioles @ Cleveland Indians</b> Jacobs Field, Cleveland, OH Mon Oct 13 1997, 7:05 PM EDT Att: 45,068 - Unknown - 74 F								
<b>Omar Vizquel, S</b> (1, 6) OBP: 0.348, SLG: 0.263	K		G5-3 1B					G6-3	G4-3	5	0	1	0	0	2	3									
<b>Manny Ramirez, R</b> (1, 9) OBP: 0.326, SLG: 0.447	HBP		G5-3					K		3	0	0	0	0	1	2									
<b>Jim Thome, L</b> (1, 3) OBP: 0.300, SLG: 0.160 <b>Kevin Seitzer, R</b> (8, PH) OBP: 0.267, SLG: 0.167	P6		P6					G4-3	K	3	0	0	0	0	0	4									
<b>David Justice, L</b> (1, 10) OBP: 0.366, SLG: 0.432	G3							K	2B 1B	3	1	1	0	1	1	2									
<b>Matt Williams, R</b> (1, 5) OBP: 0.372, SLG: 0.389			K					P4	2B 2B	3	1	1	1	1	1	1									
<b>Sandy Alomar Jr., R</b> (1, 2) OBP: 0.250, SLG: 0.487	G6-3		G6-3					F9	F9	4	0	0	0	0	0	3									
<b>Brian Giles, L</b> (1, 7) OBP: 0.238, SLG: 0.350 <b>Tony Fernandez, S</b> (7, PH) OBP: 0.304, SLG: 0.350	G3		G3					F7	1B 2B	2	0	1	0	0	0	0									
<b>Marquis Grissom, R</b> (1, 8) OBP: 0.316, SLG: 0.417			F9					F8	S 1B	4	0	1	0	0	0	2									
<b>Inning Stats</b>	R: 0 E: 0 K: 1 S: 13	H: 1 LOB: 2 BB: 0 P: 20	R: 0 E: 0 K: 1 S: 10	H: 0 LOB: 0 BB: 0 P: 15	R: 0 E: 0 K: 0 S: 12	H: 2 LOB: 2 BB: 0 P: 15	R: 0 E: 0 K: 0 S: 11	H: 1 LOB: 2 BB: 1 P: 21	R: 0 E: 0 K: 2 S: 7	H: 0 LOB: 0 BB: 0 P: 12	R: 0 E: 0 K: 1 S: 6	H: 0 LOB: 1 BB: 1 P: 15	R: 0 E: 0 K: 0 S: 9	H: 0 LOB: 0 BB: 0 P: 16	R: 0 E: 0 K: 2 S: 9	H: 0 LOB: 0 BB: 0 P: 12		R: 2 E: 0 K: 1 S: 20	H: 4 LOB: 2 BB: 0 P: 31	1B: 4 2B: 4 3B: 0 HR: 0	SF: 0 SAC: 0 DP: 0 HBP: 1	WP: 0 PB: 0 SB: 1 CS: 0	PA: 38		
<b>PITCHER</b>	IP	WLS	BF	H	R	ER	SO	BB	IBB	HBP	BLK	WP	HR	S	P	ERA	WHIP								
<b>Scott Kamieniecki, R</b> (1, 1) ERA:	5.0	W	21	4	0	0	4	1	0	1	0	0	0	53	83	0.00	1.000								
<b>Jimmy Key, L</b> (6, 1) ERA: 3.09	3.0		10	0	0	0	3	1	0	0	0	0	0	24	43	0.00	0.333								
<b>Randy Myers, L</b> (9, 1) ERA: 5.06	1.0		7	4	2	2	1	0	0	0	0	0	0	20	31	18.00	4.000								







Batter	1	2	3	4	5	6	7	8	9	AB	R	H	RBI	BB	SO	LOB	TOP											
<b>Bip Roberts, S</b> OBP: 0.304, SLG: 0.326 (1, 4)	1-1 SH2-3 1B 2B		2-1 L9 2B		3-2 G1-3	2-2 F9		4-2 BB		4	1	2	0	1	0	2												
<b>Omar Vizquel, S</b> OBP: 0.288, SLG: 0.213 (1, 6)	0-0 SH2-3		2-1 L9		2-1 G6-3		2-3 K	3-3 K		4	0	0	0	0	2	3												
<b>Manny Ramirez, R</b> OBP: 0.340, SLG: 0.467 (1, 9)	4-2 1B BB		4-0 BB		1-1 HR		1-1 F9		2-2 G6-3	3	1	1	1	2	0	0												
<b>David Justice, L</b> OBP: 0.400, SLG: 0.455 (1, 7)	1-1 1-2 3-H 1B		1-1 P7		0-1 P4		4-1 BB		0-1 1B 1B	4	0	2	1	1	0	2												
<b>Matt Williams, R</b> OBP: 0.327, SLG: 0.333 (1, 5)	1-1 P6		1-3 K			0-0 G5-3		0-0 F9		0-2 1B	5	0	1	0	0	1	5											
<b>Jim Thome, L</b> OBP: 0.256, SLG: 0.235 (1, 3)	2-2 G4-3			3-1 L3		2-1 HR		1-3 K	0-3 K	5	1	1	1	0	2	4												
<b>Sandy Alomar Jr., R</b> OBP: 0.224, SLG: 0.417 (1, 2)		1-3 K		0-0 G5-3		3-2 1B 1B		2-1 P3	1-3 K	5	0	1	0	0	2	2												
<b>Marquis Grissom, R</b> OBP: 0.326, SLG: 0.419 (1, 8)		3-3 K		0-0 2B		0-0 1B		4-2 BB		3	1	2	0	1	1	0												
<b>Orel Hershiser, R</b> Jeff Juden, R Jeff Branson, L Eric Plunk, R Brian Giles, L Paul Assenmacher, L (1, 1) (5, 1) (6, PH) (6, 1) (8, PH) (8, 1)		2-3 K		1-2 B1-3		1-3 K		3-2 E9 1-H 2B		2	0	0	0	0	1	1												
<b>Inning Stats</b>	R: 1 E: 0 K: 0 S: 13	H: 2 LOB: 2 BB: 1 P: 22	R: 0 E: 0 K: 3 S: 10	H: 0 LOB: 0 BB: 0 P: 16	R: 0 E: 0 K: 1 S: 9	H: 1 LOB: 2 BB: 1 P: 19	R: 0 E: 0 K: 0 S: 7	H: 1 LOB: 1 BB: 0 P: 11	R: 1 E: 0 K: 0 S: 15	H: 3 LOB: 2 BB: 0 P: 23	R: 0 E: 0 K: 1 S: 10	H: 0 LOB: 1 BB: 1 P: 17	R: 1 E: 1 K: 2 S: 15	H: 1 LOB: 2 BB: 2 P: 32	R: 0 E: 0 K: 2 S: 16	H: 2 LOB: 2 BB: 0 P: 19	1B: 5 2B: 4 3B: 0 HR: 2	SF: 0 SAC: 1 DP: 0 HBP: 0	WP: 0 PB: 0 SB: 0 CS: 0	PA: 43								
<b>PITCHER</b>	IP	WLS	BF	H	R	ER	SO	BB	IBB	HBP	BLK	WP	HR	S	P	ERA	WHIP											
<b>Livan Hernandez, R</b> ERA: 2.21	(1, 1)	5.2	W	27	8	3	3	5	2	0	0	0	0	2	60	101	4.76	1.765										
<b>Dennis Cook, L</b> ERA:	(6, 1)	1.2		6	0	0	0	2	1	0	0	0	0	0	16	26	0.00	0.600										
<b>Jay Powell, R</b> ERA: 6.75	(8, 1)	0.2		5	1	1	1	2	0	0	0	0	0	0	12	28	13.50	4.500										
<b>Robb Nen, R</b> ERA:	(9, 1)	1.0	S	5	2	0	0	2	0	0	0	0	0	0	16	19	0.00	2.000										

Cleveland Indians @ Florida Marlins  
Pro Player Stadium, Miami, FL  
Sat Oct 18, 1997, 7:05 PM EDT  
Att: 67,245 - Unknown - 84 F

AB 37  
R 4  
H 11  
RBI 4  
BB 5  
SO 10  
LOB 21

**C**

Batter	1	2	3	4	5	6	7	8	9	AB	R	H	RBI	BB	SO	LOB	BOTTOM											
<b>Devon White, S</b> OBP: 0.286, SLG: 0.278 (1, 8)	1-1 G3-1		4-1 G3 BB	2-2 F7		3-1 P6		1-3 K2-3		4	0	0	0	1	1	0												
<b>Edgar Renteria, R</b> OBP: 0.285, SLG: 0.205 (1, 6)	0-1 F9		1-1 G3		1-1 G6-3	1-0 G6-3				4	0	0	1	0	0	1												
<b>Gary Sheffield, R</b> OBP: 0.548, SLG: 0.571 (1, 9)	4-0 BB		0-1 G5-3		4-2 1B BB	1-3 K				2	1	0	0	2	1	1												
<b>Bobby Bonilla, S</b> OBP: 0.381, SLG: 0.421 (1, 5)	2-3 K			4-0 HR BB	0-0 FC6-4 1B	1-3 WP 1B		1-1 G4-6-3 1B		3	2	2	0	1	1	1												
<b>Darren Daulton, L</b> OBP: 0.429, SLG: 0.500 Jeff Conine, R OBP: 0.273, SLG: 0.258 (1, 3) (5, 3)		2-2 F8		1-1 HR 1B	2-2 FC6-4 1B	1-2 3-H 1B		0-0 G4-6-3		2	1	1	0	0	0	0												
<b>Moises Alou, R</b> OBP: 0.206, SLG: 0.313 (1, 7)		0-3 K		0-2 HR	0-0 FC6-4 BB WP	0-0 1-2 2-3 HR		4-0 BB		3	1	1	3	1	1	2												
<b>Charles Johnson, R</b> OBP: 0.378, SLG: 0.500 (1, 2)		2-0 G5-3		2-1 HR	4-2 BB	1-2 3-H BB		0-2 P9		3	1	1	1	1	0	1												
<b>Craig Counsell, L</b> OBP: 0.519, SLG: 0.500 (1, 4)			1-2 SH1-4 G3 2B	1-0 G3	1-2 2-3 BB		1-2 G3			3	1	1	0	1	0	0												
<b>Livan Hernandez, R</b> Dennis Cook, L Jay Powell, R John Cangelosi, S Robb Nen, R (1, 1) (6, 1) (8, 1) (8, PH) (9, 1)			0-1 SH1-4	0-0 P5	1-1 G6-3		1-3 K			2	0	0	0	0	0	3												
<b>Inning Stats</b>	R: 0 E: 0 K: 1 S: 9	H: 0 LOB: 0 BB: 1 P: 16	R: 0 E: 0 K: 1 S: 7	H: 0 LOB: 0 BB: 0 P: 11	R: 1 E: 0 K: 0 S: 10	H: 1 LOB: 1 BB: 1 P: 16	R: 4 E: 0 K: 0 S: 12	H: 3 LOB: 0 BB: 1 P: 22	R: 2 E: 0 K: 0 S: 18	H: 2 LOB: 3 BB: 3 P: 34	R: 0 E: 0 K: 1 S: 6	H: 0 LOB: 0 BB: 0 P: 11	R: 0 E: 0 K: 0 S: 6	H: 1 LOB: 1 BB: 1 P: 11	R: 0 E: 0 K: 2 S: 9	H: 0 LOB: 0 BB: 0 P: 12	1B: 4 2B: 1 3B: 0 HR: 2	SF: 0 SAC: 1 DP: 1 HBP: 0	WP: 1 PB: 0 SB: 0 CS: 0	PA: 37								
<b>PITCHER</b>	IP	WLS	BF	H	R	ER	SO	BB	IBB	HBP	BLK	WP	HR	S	P	ERA	WHIP											
<b>Orel Hershiser, R</b> ERA: 4.76	(1, 1)	4.1	L	23	6	7	7	2	4	0	0	0	0	0	83	14.54	2.308											
<b>Jeff Juden, R</b> ERA:	(5, 1)	0.2		4	0	0	0	0	2	0	0	0	0	1	7	16	0.00	3.000										
<b>Eric Plunk, R</b> ERA: 9.0	(6, 1)	2.0		7	1	0	0	1	1	0	0	0	0	0	12	22	0.00	1.000										
<b>Paul Assenmacher, L</b> ERA: 5.68	(8, 1)	1.0		3	0	0	0	2	0	0	0	0	0	0	9	12	0.00	0.000										

Cleveland Indians @ Florida Marlins  
Pro Player Stadium, Miami, FL  
Sat Oct 18, 1997, 7:05 PM EDT  
Att: 67,245 - Unknown - 84 F

AB 29  
R 7  
H 7  
RBI 6  
BB 7  
SO 5  
LOB 10

**F**







Batter	1	2	3	4	5	6	7	8	9	AB	R	H	RBI	BB	SO	LOB	TOP					
<b>Devon White, S</b> OBP: 0.302, SLG: 0.304 (1, 8)	G3		BB BB		F8		G4-3		K	5	0	1	0	1	1	3	<b>Florida Marlins @ Cleveland Indians</b> Jacobs Field, Cleveland, OH Tue Oct 21 1997, 7:05 PM EDT Att: 44,880 - Unknown - 47 F  livebaseballscores.com					
<b>Edgar Renteria, R</b> OBP: 0.345, SLG: 0.277 (1, 6)	G1-3		BB		G6-4-3		2B	P4	WP 1B	4	2	2	1	2	0	3						
<b>Gary Sheffield, R</b> OBP: 0.577, SLG: 0.686 (1, 9)	HR		BB	G3-6-1	G6-4-3		G3-1	FC5	WP	5	2	3	5	1	0	4						
<b>Bobby Bonilla, S</b> OBP: 0.346, SLG: 0.362 (1, 5)	G3		G3-6-1				K	G3-1		5	1	1	2	1	1	4						
<b>Darren Daulton, L</b> OBP: 0.444, SLG: 0.727 <b>Jeff Conine, R</b> OBP: 0.278, SLG: 0.265 (1, 3) (9, 3)	L9			HR			HR		E8	4	3	2	1	2	0	1						
<b>Moises Alou, R</b> OBP: 0.209, SLG: 0.341 (1, 7)	K			F9			K	F8	K	5	0	0	0	0	3	4						
<b>Jim Eisenreich, L</b> OBP: 0.444, SLG: 0.714 <b>Kurt Abbott, R</b> OBP: 0.294, SLG: 0.353 <b>Cliff Floyd, L</b> (8, PH) (9, PH)	L8			FC5-4			HR		1B	3	1	2	2	0	0	0						
<b>Charles Johnson, R</b> OBP: 0.378, SLG: 0.472 (1, 2)			BB BB	FC5-4			G4-3		BB	5	2	3	0	0	0	1						
<b>Craig Counsell, L</b> OBP: 0.472, SLG: 0.433 (1, 4)	K		K				G4-3	FC5	E4	5	2	2	1	0	2	3						
<b>Inning Stats</b>	R: 1 E: 0 K: 0 S: 7	H: 1 LOB: 0 BB: 0 P: 11	R: 0 E: 0 K: 1 S: 6	H: 0 LOB: 0 BB: 0 P: 11	R: 1 E: 0 K: 1 S: 11	H: 1 LOB: 2 BB: 3 P: 26	R: 1 E: 0 K: 1 S: 13	H: 2 LOB: 1 BB: 0 P: 18	R: 0 E: 0 K: 0 S: 7	H: 1 LOB: 0 BB: 0 P: 11	R: 2 E: 0 K: 2 S: 11	H: 1 LOB: 0 BB: 1 P: 19	R: 2 E: 0 K: 0 S: 14	H: 3 LOB: 2 BB: 1 P: 25	R: 0 E: 0 K: 1 S: 15	H: 3 LOB: 3 BB: 0 P: 23		R: 7 E: 3 K: 2 S: 26	H: 4 LOB: 1 BB: 3 P: 50	1B: 12 2B: 1 3B: 0 HR: 3	SF: 0 SAC: 0 DP: 2 HBP: 0	WP: 1 PB: 0 SB: 0 CS: 0
<b>PITCHER</b>	IP	WLS	BF	H	R	ER	SO	BB	IBB	HBP	BLK	WP	HR	S	P	ERA	WHIP					
<b>Charles Nagy, R</b> ERA: 5.16 <b>Brian Anderson, L</b> ERA: 2.7 <b>Michael Jackson, R</b> ERA: 0.84 <b>Paul Assenmacher, L</b> ERA: 5.14 <b>Eric Fluker, R</b> ERA: 18.5	6.0	26	6	5	5	5	4	0	0	0	0	0	3	55	96	7.50	1.667					
<b>Alvin Morman, L</b> ERA: 3.6 <b>Jose Mesa, R</b> ERA: 3.6	0.1	3	0	0	0	0	0	0	0	0	0	0	0	0	0	0.00	3.000					
<b>Alvin Morman, L</b> ERA: 3.6 <b>Jose Mesa, R</b> ERA: 3.6	0.1	3	2	3	0	0	0	0	0	0	0	1	0	7	12	0.00	6.000					

Batter	1	2	3	4	5	6	7	8	9	AB	R	H	RBI	BB	SO	LOB	BOTTOM				
<b>Bip Roberts, S</b> OBP: 0.296, SLG: 0.333 (1, 7)	E1	L1		K	L9			SH3-4		5	1	1	2	0	1	4	<b>Florida Marlins @ Cleveland Indians</b> Jacobs Field, Cleveland, OH Tue Oct 21 1997, 7:05 PM EDT Att: 44,880 - Unknown - 47 F  livebaseballscores.com				
<b>Omar Vizquel, S</b> OBP: 0.317, SLG: 0.236 (1, 6)	G4-3		F8	E			G3	K	G4-3	4	0	0	1	2	1	3					
<b>Manny Ramirez, R</b> OBP: 0.302, SLG: 0.400 (1, 9)	G5-3		E5	E5	F9			P3		5	0	1	1	0	0	3					
<b>David Justice, L</b> OBP: 0.407, SLG: 0.420 (1, 10)	1B		F9	FC5-4	G3			1B	SF7	3	2	0	0	2	0	4					
<b>Matt Williams, R</b> OBP: 0.328, SLG: 0.333 (1, 5)	1B		FC6-4		K		G5-3	K		5	0	1	1	0	2	3					
<b>Sandy Alomar Jr., R</b> OBP: 0.281, SLG: 0.491 <b>Brian Giles, L</b> OBP: 0.296, SLG: 0.375 (1, 2) (9, PH)	1B		F8	F8	HR		F9	1B	1B	3	2	2	1	1	0	0					
<b>Jim Thome, L</b> OBP: 0.292, SLG: 0.333 (1, 3)	K		BB	BB	HR		F9	1B	1B	4	3	2	2	1	1	2					
<b>Tony Fernandez, S</b> OBP: 0.343, SLG: 0.516 (1, 4)			F8	F8	G5-3		G6-3	SF7		4	0	1	1	0	0	2					
<b>Marquis Grissom, R</b> OBP: 0.400, SLG: 0.460 (1, 8)	G4-6-3		1B	BB				SH3-4	2B	3	2	2	1	2	0	1					
<b>Inning Stats</b>	R: 2 E: 1 K: 1 S: 23	H: 2 LOB: 2 BB: 1 P: 35	R: 0 E: 0 K: 0 S: 5	H: 1 LOB: 0 BB: 0 P: 9	R: 0 E: 1 K: 0 S: 8	H: 0 LOB: 1 BB: 0 P: 14	R: 3 E: 1 K: 1 S: 19	H: 1 LOB: 2 BB: 4 P: 39	R: 2 E: 0 K: 1 S: 11	H: 2 LOB: 1 BB: 1 P: 19	R: 0 E: 0 K: 0 S: 7	H: 0 LOB: 0 BB: 0 P: 12	R: 0 E: 0 K: 1 S: 13	H: 1 LOB: 1 BB: 0 P: 17	R: 4 E: 0 K: 1 S: 26	H: 3 LOB: 1 BB: 2 P: 43		1B: 8 2B: 1 3B: 0 HR: 1	SF: 1 SAC: 1 DP: 1 HBP: 0	WP: 0 PB: 0 SB: 0 CS: 0	PA: 47
<b>PITCHER</b>	IP	WLS	BF	H	R	ER	SO	BB	IBB	HBP	BLK	WP	HR	S	P	ERA	WHIP				
<b>Al Leiter, L</b> ERA: 6.35 <b>Felix Heredia, L</b> ERA: 2.7 <b>Dennis Cook, L</b> ERA: 2.7 <b>Robb Nen, R</b> ERA: 6.0	4.2	8	0	0	0	0	1	0	0	0	0	0	0	20	34	0.00	0.429				
<b>Al Leiter, L</b> ERA: 6.35 <b>Felix Heredia, L</b> ERA: 2.7 <b>Dennis Cook, L</b> ERA: 2.7 <b>Robb Nen, R</b> ERA: 6.0	1.0	4	1	0	0	1	0	0	0	0	0	0	0	13	17	0.00	1.000				
<b>Al Leiter, L</b> ERA: 6.35 <b>Felix Heredia, L</b> ERA: 2.7 <b>Dennis Cook, L</b> ERA: 2.7 <b>Robb Nen, R</b> ERA: 6.0	1.0	8	3	4	4	1	2	0	0	0	0	0	0	26	43	36.00	5.000				



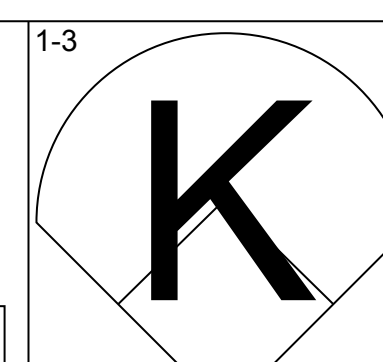
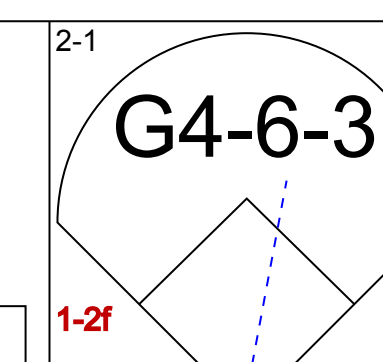
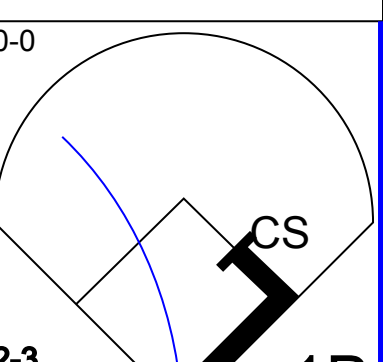
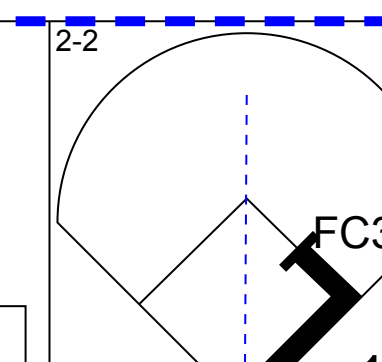
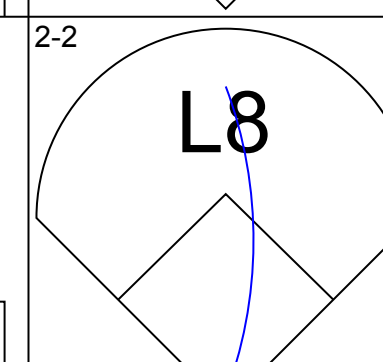
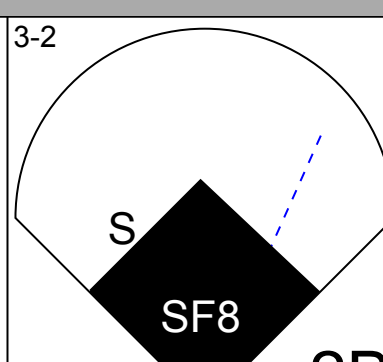
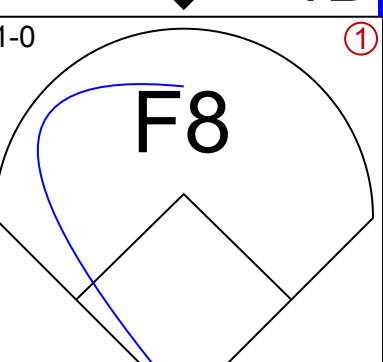
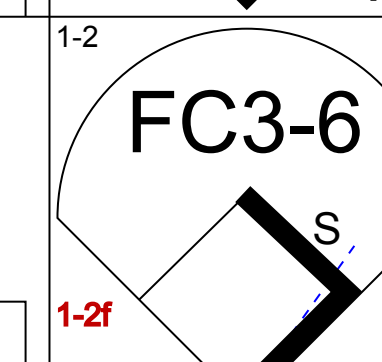
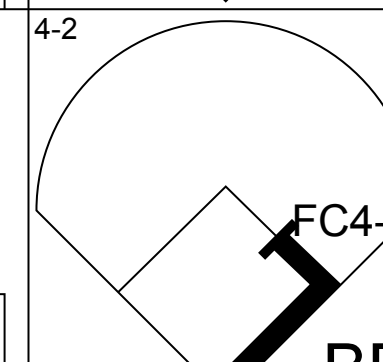
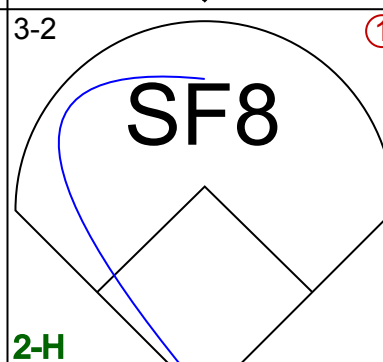
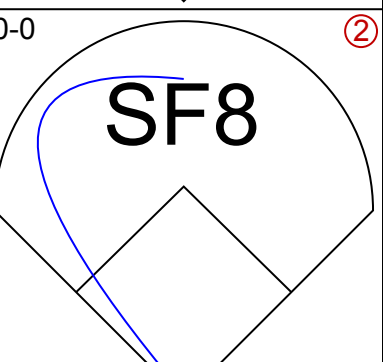
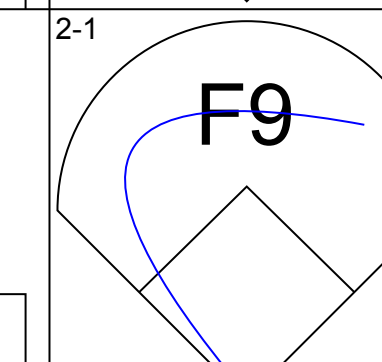
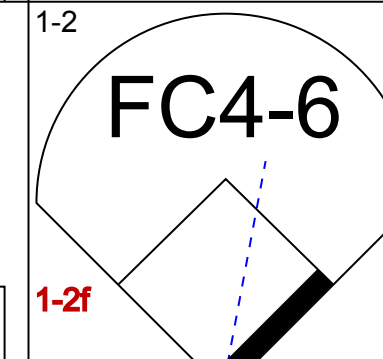
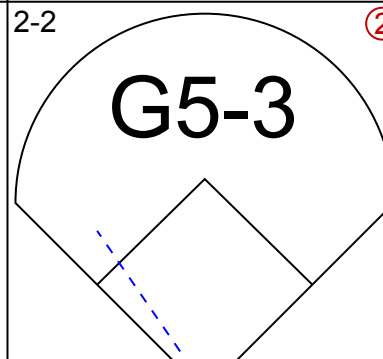
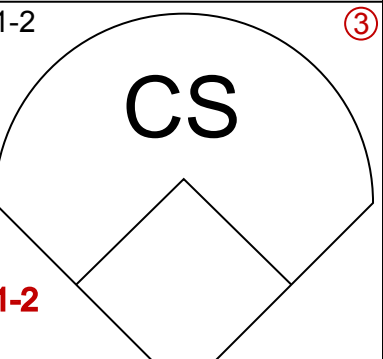
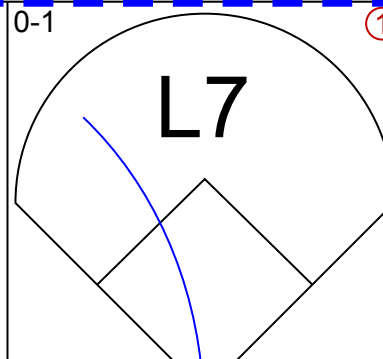
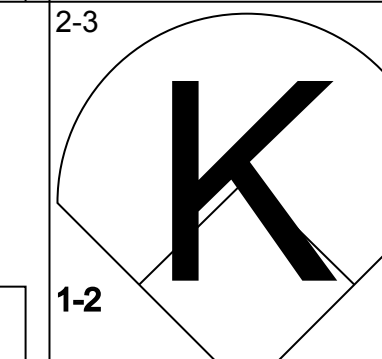
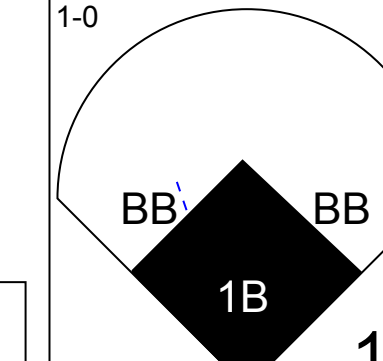
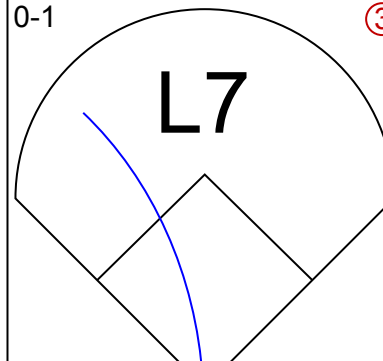
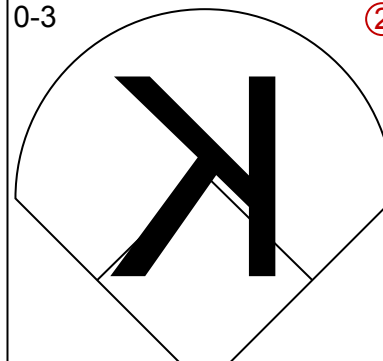
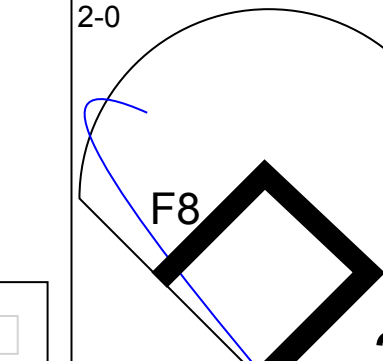
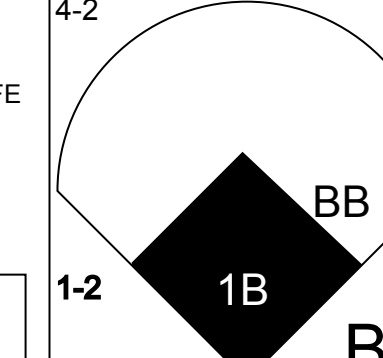
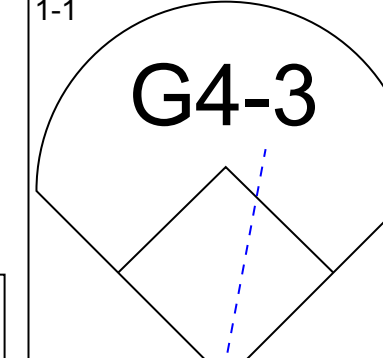
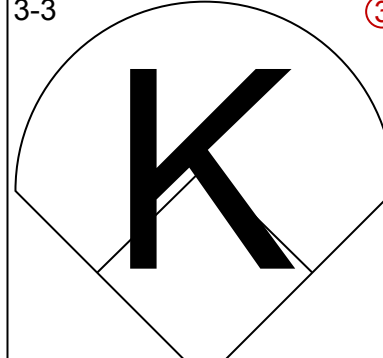
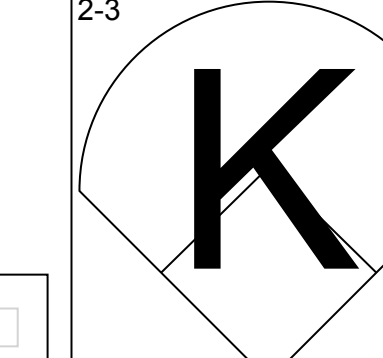
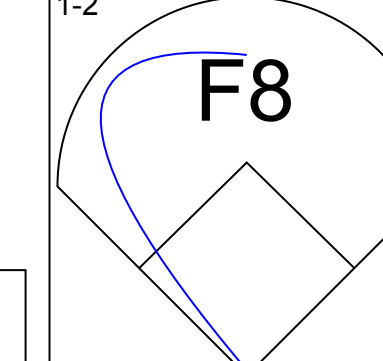
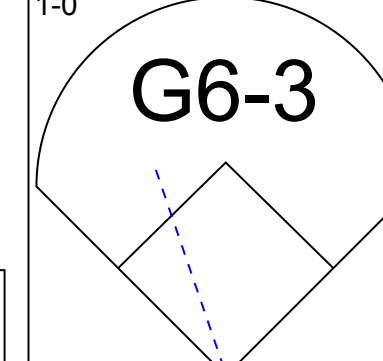
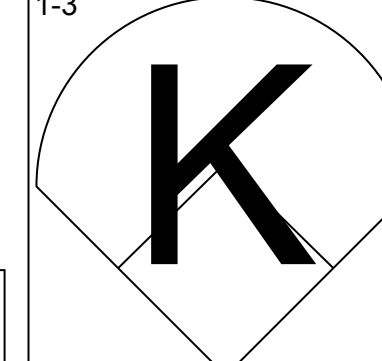
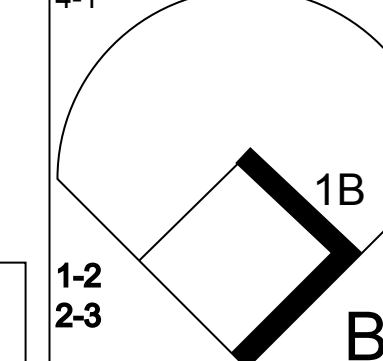
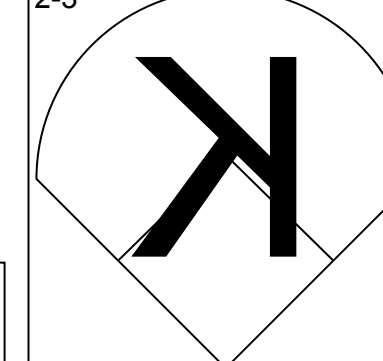
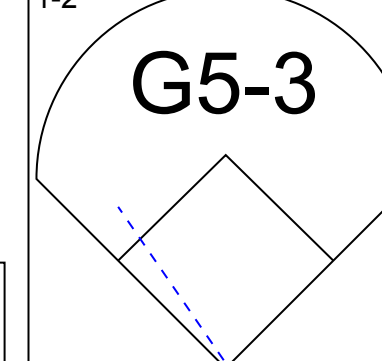
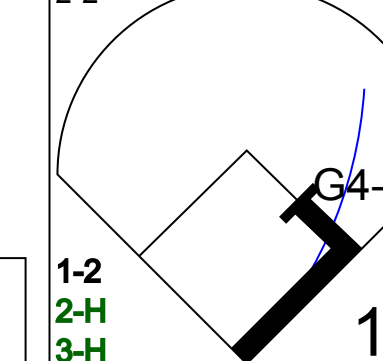
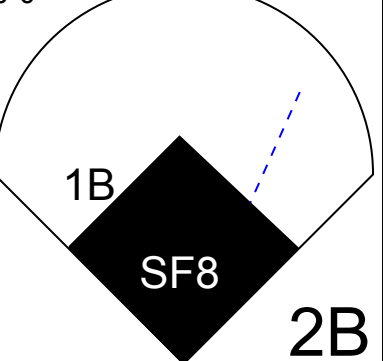
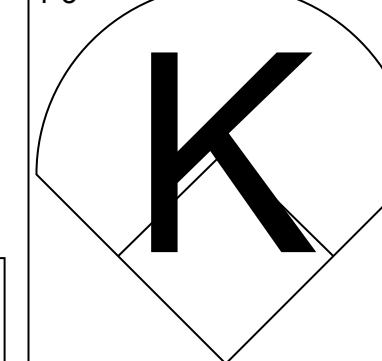
Batter	1	2	3	4	5	6	7	8	9	AB	R	H	RBI	BB	SO	LOB	TOP								
<b>Devon White, S</b> OBP: 0.281, SLG: 0.280 (1, 8)										4	0	0	0	0	4	1	<b>Florida Marlins @ Cleveland Indians</b> Jacobs Field, Cleveland, OH Wed Oct 22 1997, 7:05 PM EDT Att: 44,887 - Unknown - 35 F  livebaseballscorecards.com								
<b>Edgar Renteria, R</b> OBP: 0.335, SLG: 0.275 (1, 6)										4	0	1	0	0	0	1									
<b>Gary Sheffield, R</b> OBP: 0.554, SLG: 0.632 (1, 9)										3	0	0	0	1	2	1									
<b>Bobby Bonilla, S</b> OBP: 0.321, SLG: 0.333 (1, 5)										4	0	0	0	0	0	2									
<b>Darren Daulton, L</b> OBP: 0.556, SLG: 0.786 (1, 3)										3	2	0	1	0	0	0									
<b>Moises Alou, R</b> OBP: 0.234, SLG: 0.409 (1, 7)										3	1	1	2	1	0	1									
<b>Jim Eisenreich, L</b> OBP: 0.593, SLG: 0.778 (9, PH)										2	0	2	1	1	0	0									
<b>Alex Arias, R</b> OBP: 0.667, SLG: 0.667 (9, PH)										1	0	0	0	0	0	0									
<b>Charles Johnson, R</b> OBP: 0.347, SLG: 0.425 (1, 2)										4	0	0	0	0	1	4									
<b>Craig Counsell, L</b> OBP: 0.462, SLG: 0.406 (9, PH)										2	0	0	0	1	0	2									
<b>Kurt Abbott, R</b> OBP: 0.278, SLG: 0.333 (9, PH)										1	0	0	0	0	0	0									
<b>Inning Stats</b>	R: 0 E: 0 K: 1 S: 10	H: 1 LOB: 1 BB: 1 P: 18	R: 0 E: 0 K: 1 S: 8	H: 0 LOB: 1 BB: 1 P: 15	R: 0 E: 0 K: 2 S: 15	H: 0 LOB: 1 BB: 1 P: 26	R: 1 E: 0 K: 0 S: 8	H: 2 LOB: 2 BB: 1 P: 18	R: 0 E: 0 K: 1 S: 8	H: 0 LOB: 0 BB: 0 P: 14	R: 2 E: 0 K: 0 S: 7	H: 2 LOB: 0 BB: 1 P: 15	R: 0 E: 0 K: 1 S: 8	H: 1 LOB: 1 BB: 0 P: 11	R: 0 E: 0 K: 0 S: 11	H: 0 LOB: 0 BB: 0 P: 13	R: 0 E: 0 K: 0 S: 9	H: 0 LOB: 0 BB: 0 P: 13	1B: 4 2B: 2 3B: 0 HR: 1	SF: 0 SAC: 0 DP: 2 HBP: 0	WP: 1 PB: 0 SB: 1 CS: 0	PA: 36			
<b>PITCHER</b>	IP	WLS	BF	H	R	ER	SO	BB	IBB	HBP	BLK	WP	HR	S	P	ERA	WHIP								
<b>Jaret Wright, R</b> ERA: 5.75 (1, 1)	6.0	W	26	5	3	3	5	5	0	0	0	1	1	56	106	4.50	1.667								
<b>Brian Anderson, L</b> ERA: 1.95 (7, 1)	3.0	S	10	1	0	0	2	0	0	0	0	0	0	28	37	0.00	0.333								

Batter	1	2	3	4	5	6	7	8	9	AB	R	H	RBI	BB	SO	LOB	BOTTOM								
<b>Bip Roberts, S</b> OBP: 0.293, SLG: 0.345 (1, 7)										4	0	1	0	0	2	3	<b>Florida Marlins @ Cleveland Indians</b> Jacobs Field, Cleveland, OH Wed Oct 22 1997, 7:05 PM EDT Att: 44,887 - Unknown - 35 F  livebaseballscorecards.com								
<b>Brian Giles, L</b> OBP: 0.321, SLG: 0.400 (7, 7)										1	0	1	1	0	0	0									
<b>Omar Vizquel, S</b> OBP: 0.324, SLG: 0.250 (1, 6)										5	2	2	0	0	0	5									
<b>Manny Ramirez, R</b> OBP: 0.309, SLG: 0.441 (1, 9)										4	2	1	2	1	1	1									
<b>David Justice, L</b> OBP: 0.422, SLG: 0.415 (1, 10)										3	2	1	0	2	2	0									
<b>Matt Williams, R</b> OBP: 0.379, SLG: 0.421 (1, 5)										3	3	3	2	2	0	0									
<b>Sandy Alomar Jr., R</b> OBP: 0.308, SLG: 0.517 (1, 2)										5	0	3	3	0	0	2									
<b>Jim Thome, L</b> OBP: 0.302, SLG: 0.326 (1, 3)										4	0	1	0	1	1	5									
<b>Tony Fernandez, S</b> OBP: 0.350, SLG: 0.500 (1, 4)										5	1	2	1	0	0	1									
<b>Marquis Grissom, R</b> OBP: 0.373, SLG: 0.426 (1, 8)										4	0	0	0	0	1	4									
<b>Inning Stats</b>	R: 3 E: 0 K: 2 S: 16	H: 4 LOB: 1 BB: 0 P: 27	R: 0 E: 0 K: 0 S: 7	H: 1 LOB: 1 BB: 0 P: 14	R: 3 E: 2 K: 2 S: 22	H: 3 LOB: 3 BB: 3 P: 43	R: 0 E: 0 K: 2 S: 24	H: 2 LOB: 2 BB: 0 P: 36	R: 0 E: 0 K: 0 S: 3	H: 0 LOB: 0 BB: 0 P: 5	R: 1 E: 0 K: 1 S: 10	H: 1 LOB: 2 BB: 2 P: 23	R: 1 E: 0 K: 0 S: 6	H: 2 LOB: 0 BB: 0 P: 11	R: 2 E: 0 K: 0 S: 11	H: 2 LOB: 1 BB: 1 P: 23	1B: 11 2B: 2 3B: 0 HR: 2	SF: 0 SAC: 0 DP: 0 HBP: 0	WP: 0 PB: 0 SB: 1 CS: 1	PA: 44					
<b>PITCHER</b>	IP	WLS	BF	H	R	ER	SO	BB	IBB	HBP	BLK	WP	HR	S	P	ERA	WHIP								
<b>Tony Saunders, L</b> ERA: 9.82 (1, 1)	2.0	L	16	7	6	6	2	3	0	0	0	0	0	33	68	27.00	5.000								
<b>Antonio Alfonseca, R</b> ERA: (3, 1)	3.0		12	3	0	0	4	0	0	0	0	0	0	39	57	0.00	1.000								
<b>Ed Vosberg, L</b> ERA: 3.68 (6, 1)	2.0		10	3	2	2	1	2	0	0	0	0	0	16	34	9.00	2.500								
<b>Jay Powell, R</b> ERA: 11.57 (8, 1)	1.0		6	2	2	2	0	1	0	0	0	0	1	11	23	18.00	3.000								





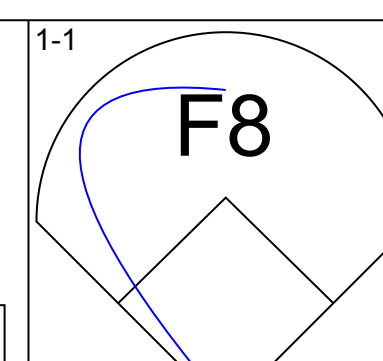
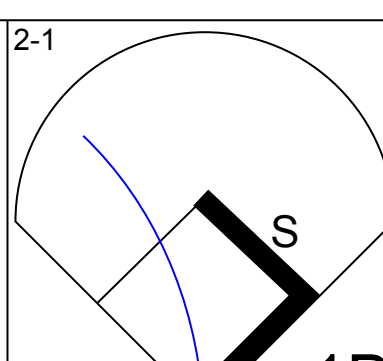
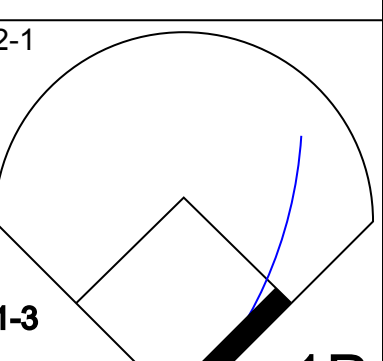
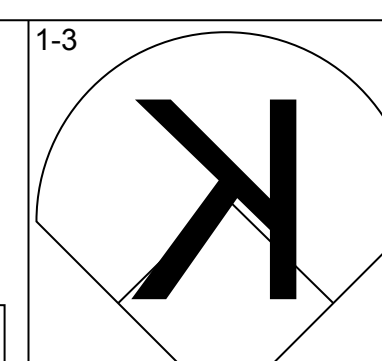
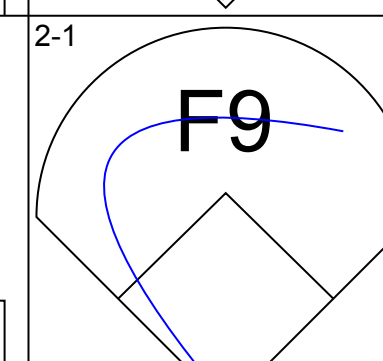
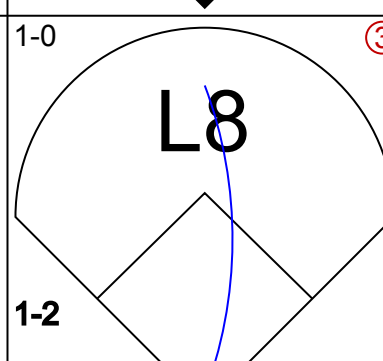
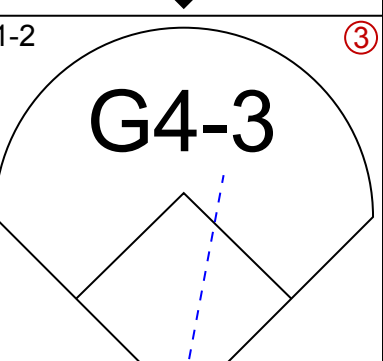
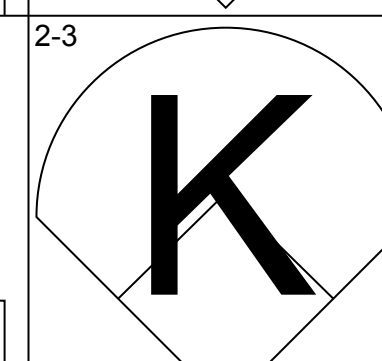
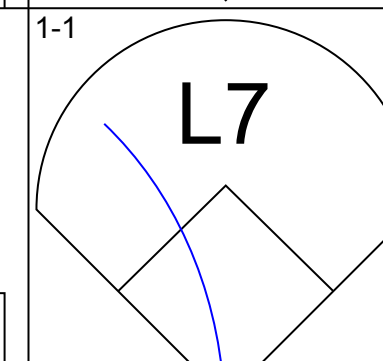
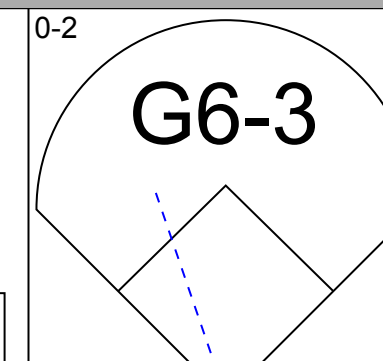
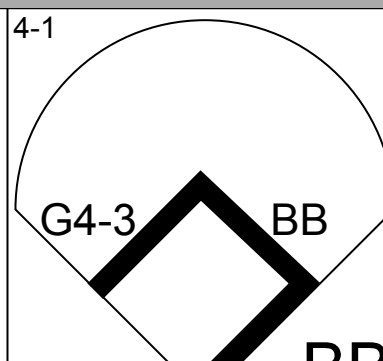
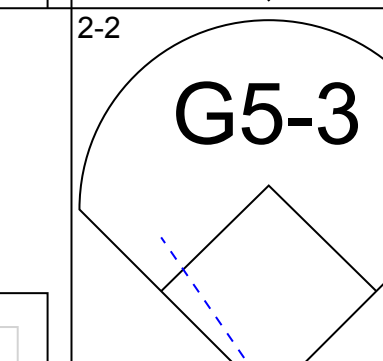
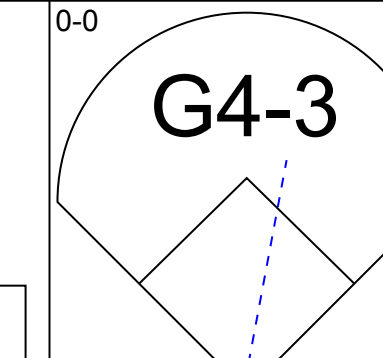
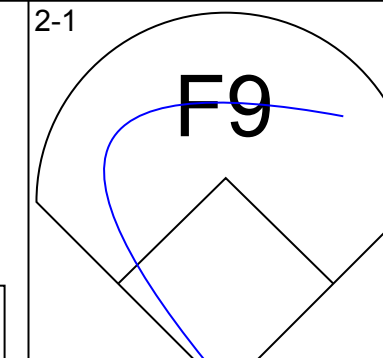
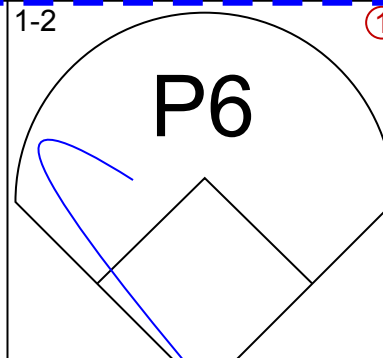
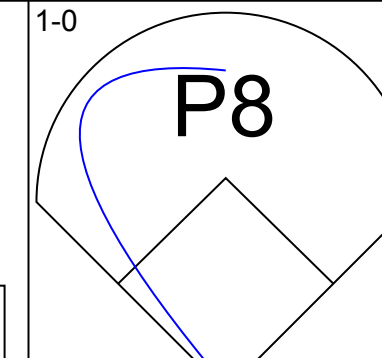
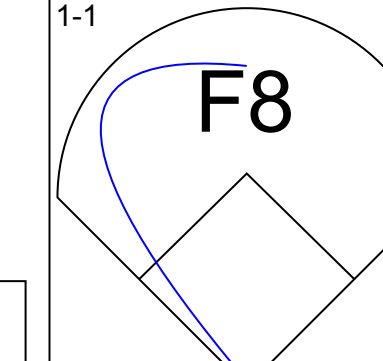
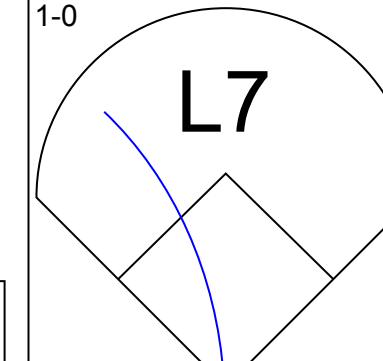
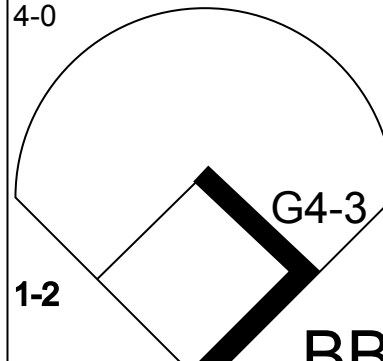
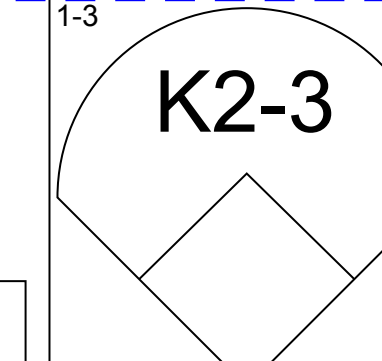
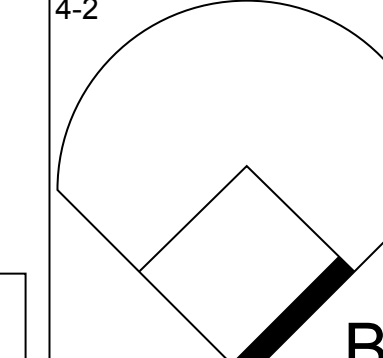
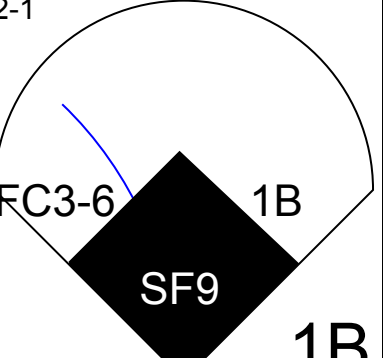
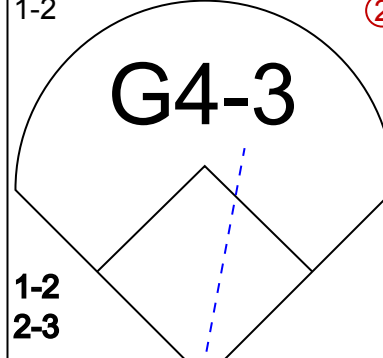
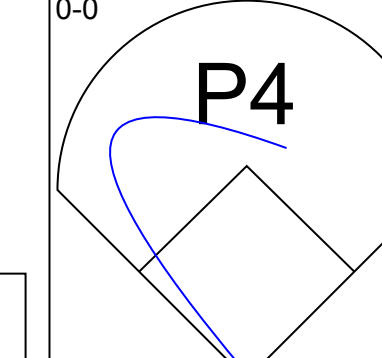
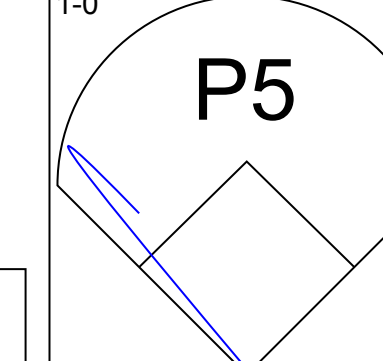
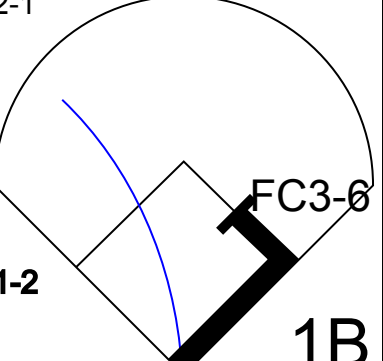
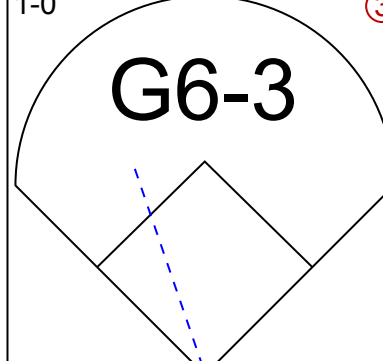
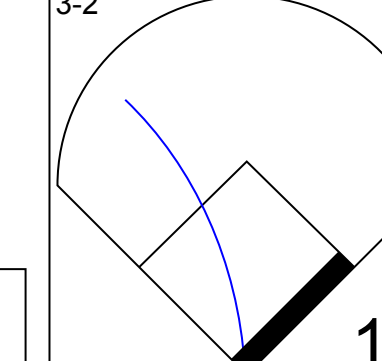
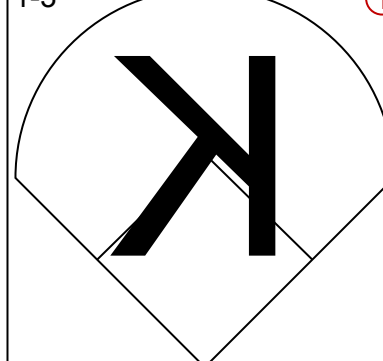
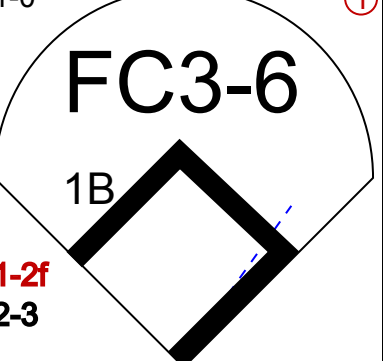
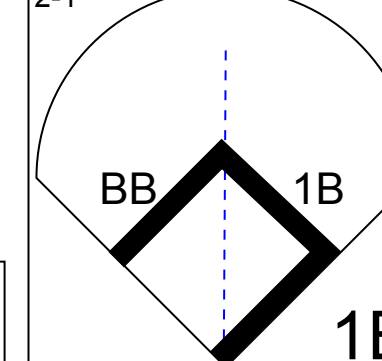
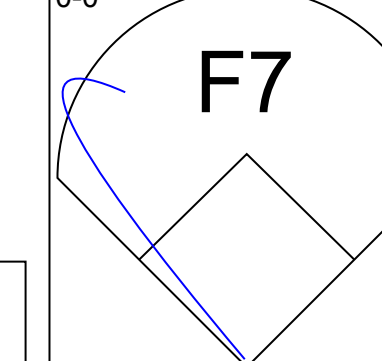
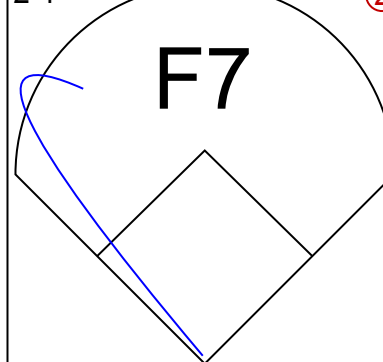
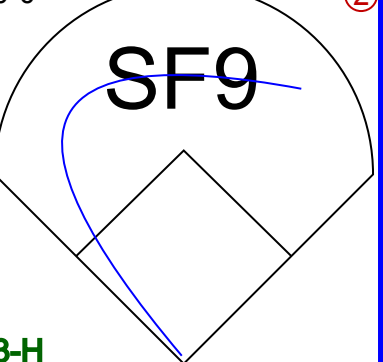
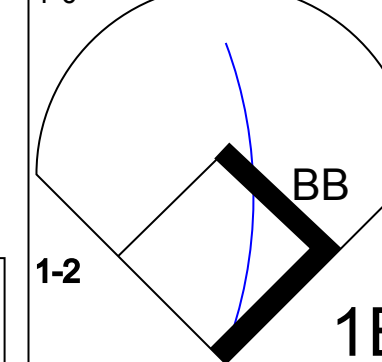
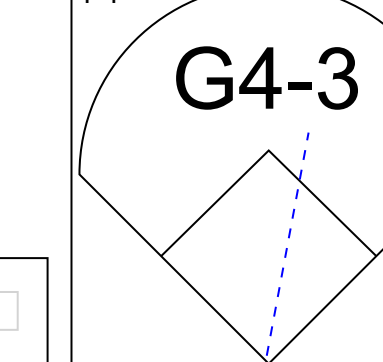


Batter	1	2	3	4	5	6	7	8	9	AB	R	H	RBI	BB	SO	LOB	TOP					
<b>Bip Roberts, S</b> (1,4) OBP: 0.303, SLG: 0.328 <b>Tony Fernandez, S</b> (5,4) OBP: 0.366, SLG: 0.514										3	0	1	0	0	1	2						
<b>Omar Vizquel, S</b> (1,6) OBP: 0.299, SLG: 0.265										4	1	1	0	0	0	3						
<b>Manny Ramirez, R</b> (1,9) OBP: 0.299, SLG: 0.415										1	0	0	2	1	0	1						
<b>David Justice, L</b> (1,7) OBP: 0.384, SLG: 0.371										4	0	0	0	0	1	2						
<b>Matt Williams, R</b> (1,5) OBP: 0.400, SLG: 0.438										4	1	2	0	0	1	0						
<b>Jim Thome, L</b> (1,3) OBP: 0.323, SLG: 0.358										3	1	0	0	1	2	1						
<b>Sandy Alomar Jr., R</b> (1,2) OBP: 0.310, SLG: 0.529										3	0	0	0	1	1	2						
<b>Marquis Grissom, R</b> (1,8) OBP: 0.356, SLG: 0.393										3	0	0	0	1	1	2						
<b>Chad Ogea, R</b> (1,1) OBP: 0.500, SLG: 0.750 <b>Michael Jackson, R</b> (6,1) <b>Paul Assenmacher, L</b> (8,1) <b>Kevin Seitzer, R</b> (9,PH) <b>Jose Mesa, R</b> (9,1)										2	1	2	2	0	0	0						
<b>Inning Stats</b>	R: 0 E: 0 K: 1 S: 13	H: 0 LOB: 1 BB: 1 P: 21	R: 2 E: 0 K: 0 S: 14	H: 2 LOB: 1 BB: 2 P: 28	R: 1 E: 0 K: 0 S: 14	H: 1 LOB: 0 BB: 0 P: 22	R: 0 E: 0 K: 1 S: 6	H: 0 LOB: 0 BB: 0 P: 10	R: 1 E: 0 K: 0 S: 6	H: 2 LOB: 0 BB: 0 P: 8	R: 0 E: 0 K: 2 S: 8	H: 0 LOB: 0 BB: 0 P: 11	R: 0 E: 0 K: 2 S: 11	H: 0 LOB: 0 BB: 0 P: 14	R: 0 E: 0 K: 1 S: 12	H: 1 LOB: 1 BB: 0 P: 19	R: 0 E: 0 K: 1 S: 10	H: 1 LOB: 2 BB: 1 P: 21	1B: 4 2B: 3 3B: 0 HR: 0	SF: 2 SAC: 0 DP: 1 HBP: 0	WP: 0 PB: 0 SB: 2 CS: 1	PA: 37
<b>PITCHER</b>	IP	WLS	BF	H	R	ER	SO	BB	IBB	HBP	BLK	WP	HR	S	P	ERA	WHIP					
<b>Kevin Brown, R</b> (1,1) ERA: 4.91	5.0	L	21	5	4	4	2	3	0	0	0	0	0	53	89	7.20	1.600					
<b>Felix Heredia, L</b> (6,1) ERA: 2.08	2.0		6	0	0	0	4	0	0	0	0	0	0	19	25	0.00	0.000					
<b>Jay Powell, R</b> (8,1) ERA: 8.1	1.0		5	2	0	0	1	0	0	0	0	0	0	13	22	0.00	2.000					
<b>Ed Vosberg, L</b> (9,1) ERA: 3.18	1.0		4	0	0	0	1	0	1	0	0	0	0	9	18	0.00	0.000					

Cleveland Indians @ Florida Marlins  
Pro Player Stadium, Miami, FL  
Sat Oct 25 1997, 7:05 PM EDT  
Att: 67,498 - Unknown - 80 F

AB	30
R	4
H	7
RBI	4
BB	4
SO	8
LOB	15



Batter	1	2	3	4	5	6	7	8	9	AB	R	H	RBI	BB	SO	LOB	BOTTOM					
<b>Devon White, S</b> (1,8) OBP: 0.328, SLG: 0.390										5	0	3	0	0	1	2						
<b>Edgar Renteria, R</b> (1,6) OBP: 0.304, SLG: 0.246										5	0	0	0	0	2	6						
<b>Gary Sheffield, R</b> (1,9) OBP: 0.530, SLG: 0.565										3	0	0	0	2	0	1						
<b>Bobby Bonilla, S</b> (1,5) OBP: 0.308, SLG: 0.322										4	0	0	0	0	0	4						
<b>Jeff Conine, R</b> (1,3) OBP: 0.256, SLG: 0.244 <b>Jim Eisenreich, L</b> (6,PH) OBP: 0.571, SLG: 0.700										2	0	0	0	0	0	0						
<b>Moises Alou, R</b> (1,7) OBP: 0.286, SLG: 0.481										3	1	1	0	1	0	2						
<b>Charles Johnson, R</b> (1,2) OBP: 0.379, SLG: 0.449										4	0	2	0	0	0	3						
<b>Craig Counsell, L</b> (1,4) OBP: 0.447, SLG: 0.368										4	0	1	0	0	1	3						
<b>Kevin Brown, R</b> (1,1) <b>Darren Daulton, L</b> (5,PH) <b>Felix Heredia, L</b> (6,1) <b>John Cangelosi, S</b> (7,PH) <b>Jay Powell, R</b> (8,1) <b>Ed Vosberg, L</b> (9,1) <b>Cliff Floyd, L</b> (9,PH)										1	0	0	0	0	0	0						
<b>Inning Stats</b>	R: 0 E: 0 K: 0 S: 6	H: 0 LOB: 0 BB: 0 P: 10	R: 0 E: 0 K: 0 S: 7	H: 0 LOB: 1 BB: 1 P: 13	R: 0 E: 0 K: 1 S: 8	H: 1 LOB: 1 BB: 0 P: 14	R: 0 E: 0 K: 0 S: 7	H: 0 LOB: 0 BB: 0 P: 10	R: 1 E: 0 K: 0 S: 11	H: 3 LOB: 2 BB: 0 P: 19	R: 0 E: 0 K: 0 S: 9	H: 0 LOB: 2 BB: 2 P: 20	R: 0 E: 0 K: 2 S: 14	H: 2 LOB: 3 BB: 1 P: 25	R: 0 E: 0 K: 1 S: 8	H: 1 LOB: 1 BB: 0 P: 12	R: 0 E: 0 K: 1 S: 9	H: 1 LOB: 1 BB: 0 P: 13	1B: 7 2B: 0 3B: 1 HR: 0	SF: 1 SAC: 0 DP: 0 HBP: 0	WP: 0 PB: 0 SB: 1 CS: 0	PA: 39
<b>PITCHER</b>	IP	WLS	BF	H	R	ER	SO	BB	IBB	HBP	BLK	WP	HR	S	P	ERA	WHIP					
<b>Chad Ogea, R</b> (1,1) ERA: 2.32	5.0	W	21	4	1	1	1	2	0	0	0	0	0	40	71	1.80	1.200					
<b>Michael Jackson, R</b> (6,1) ERA: 0.71	2.0		10	2	0	0	2	2	0	0	0	0	0	22	40	0.00	2.000					
<b>Paul Assenmacher, L</b> (8,1) ERA: 4.15	1.0		4	1	0	0	1	0	0	0	0	0	0	8	12	0.00	1.000					
<b>Jose Mesa, R</b> (9,1) ERA: 3.75	1.0	S	4	1	0	0	1	0	0	0	0	0	0	9	13	0.00	1.000					

Cleveland Indians @ Florida Marlins  
Pro Player Stadium, Miami, FL  
Sat Oct 25 1997, 7:05 PM EDT  
Att: 67,498 - Unknown - 80 F

AB	34
R	1
H	8
RBI	1
BB	4
SO	5
LOB	21






Batter	1	2	3	4	5	6	7	8	9	10	11	AB	R	H	RBI	BB	SO	LOB	TOP					
Omar Vizquel, S OBP: 0.309, SLG: 0.260 (1, 6)	G5-3		P6		1B		K			K		5	0	1	0	0	2	2						
Tony Fernandez, S OBP: 0.370, SLG: 0.500 (1, 4)	L8		BB		K				G1-3	1B		5	0	2	2	0	1	1						
Manny Ramirez, R OBP: 0.305, SLG: 0.397 (1, 9)	G6-3		BB							K		3	0	0	0	2	2	1						
David Justice, L OBP: 0.369, SLG: 0.343 (1, 7)	G3		K						G3-1	K		5	0	0	0	0	3	5						
Matt Williams, R OBP: 0.413, SLG: 0.424 (1, 5)	K				K							2	0	0	0	3	2	0						
Sandy Alomar Jr., R OBP: 0.303, SLG: 0.597 (1, 2)	F8				1B				P3	FC6-4		5	0	1	0	0	0	3						
Jim Thome, L OBP: 0.328, SLG: 0.351 (1, 3)			SH3-4	1B	BB				G3-6-3	FC6-2		4	1	1	0	1	0	3						
Marquis Grissom, R OBP: 0.352, SLG: 0.385 (1, 8)			SH3-4	1B						FC6-2		4	1	1	0	0	1	3						
Jaret Wright, R Paul Assenmacher, L Michael Jackson, R Brian Anderson, R Brian Giles, L Jose Mesa, R Charles Nagy, L (1, 1) (7, 1) (8, 1) (8, 1) (8, PH) (8, 1) (8, 1)	SH3-4									F7		2	0	0	0	0	2	0						
<b>Inning Stats</b>	R: 0 E: 0 K: 0 S: 9	H: 0 LOB: 0 BB: 0 P: 12	R: 0 E: 0 K: 1 S: 12	H: 0 LOB: 0 BB: 0 P: 20	R: 2 E: 0 K: 1 S: 14	H: 2 LOB: 2 BB: 2 P: 31	R: 0 E: 0 K: 2 S: 11	H: 1 LOB: 1 BB: 0 P: 17	R: 0 E: 0 K: 3 S: 13	H: 1 LOB: 2 BB: 1 P: 24	R: 0 E: 0 K: 2 S: 8	H: 0 LOB: 0 BB: 0 P: 12	R: 0 E: 0 K: 1 S: 7	H: 0 LOB: 0 BB: 0 P: 9	R: 0 E: 0 K: 3 S: 14	H: 1 LOB: 2 BB: 1 P: 14	R: 0 E: 0 K: 0 S: 6	H: 1 LOB: 1 BB: 1 P: 17	R: 0 E: 0 K: 0 S: 6	H: 0 LOB: 0 BB: 1 P: 10	1B: 6 2B: 0 3B: 0 HR: 0	SF: 0 SAC: 1 DP: 2 HBP: 0	WP: 0 PB: 0 SB: 2 CS: 0	PA: 43
<b>PITCHER</b>	Al Leiter, L ERA: 5.48 Dennis Cook, L ERA: 7.1 Antonio Alfonseca, R ERA: 8.1 Felix Heredia, L ERA: 2.08 Robb Nen, R ERA: 4.15 (1, 1) (7, 1) (8, 1) (9, 1) (9, 1)	IP: 6.0 WLS: 25 BF: 25 H: 4 R: 2 ER: 2 SO: 7 BB: 3 IBB: 1 HBP: 0 BLK: 0 WP: 0 HR: 0 S: 65 P: 118 ERA: 3.00 WHIP: 1.167	<b>PITCHER</b>	Jay Powell, R ERA: 6.23 (11, 1)	IP: 1.0 WLS: 1 BF: 3 H: 0 R: 0 ER: 0 SO: 0 BB: 1 IBB: 0 HBP: 0 BLK: 0 WP: 0 HR: 0 S: 6 P: 10 ERA: 0.00 WHIP: 1.000																			

Cleveland Indians @ Florida Marlins  
Pro Player Stadium, Miami, FL  
Sun Oct 26 1997, 7:05 PM EST  
Att: 67,204 - Unknown - 80 F

AB 36  
R 2  
H 6  
RBI 2  
BB 6  
SO 13  
LOB 20



Batter	1	2	3	4	5	6	7	8	9	10	11	AB	R	H	RBI	BB	SO	LOB	BOTTOM					
Devon White, S OBP: 0.301, SLG: 0.354 (1, 8)	G6-3		K		F8		K			G1-6-3	FC4-2	6	0	0	0	2	6							
Edgar Renteria, R OBP: 0.333, SLG: 0.288 (1, 6)	2B		BB				L8		G1-3	1B		5	0	3	1	1	0	0						
Gary Sheffield, R OBP: 0.521, SLG: 0.540 (1, 9)	G4-6-3		P5				K			K		4	0	1	0	1	2	2						
Darren Daulton, L OBP: 0.444, SLG: 0.636 Jeff Conine, R OBP: 0.250, SLG: 0.238 (8, PH) (9, 3)	G4-6-3		G4-3				E9			F7		3	0	0	0	0	0	2						
John Candelosi, S OBP: 0.380, SLG: 0.222 Jay Powell, R (11, 1)	1-2											1	0	0	0	0	1	2						
Moises Alou, R OBP: 0.279, SLG: 0.456 (1, 7)		P4					F8			F9		5	1	1	0	0	1	3						
Bobby Bonilla, S OBP: 0.314, SLG: 0.375 (1, 5)	G4-3									K		5	1	2	1	0	2	1						
Charles Johnson, R OBP: 0.371, SLG: 0.434 Gregg Zaun, S (10, 2)							G1-3			HR		4	0	1	0	0	2	0						
Craig Counsell, L OBP: 0.423, SLG: 0.341 (1, 4)			F8							SF9		3	1	0	1	1	1	1						
Al Leiter, L Dennis Cook, L Cliff Floyd, L Kurt Abbott, R Antonio Alfonseca, R Felix Heredia, L Robb Nen, R Jim Eisenreich, L (1, 1) (7, 1) (7, PH) (8, PH) (8, 1) (8, 1) (8, 1) (8, 1)										G4-3		0	0	0	0	2	0	0						
<b>Inning Stats</b>	R: 0 E: 0 K: 0 S: 5	H: 1 LOB: 1 BB: 1 P: 10	R: 0 E: 0 K: 1 S: 9	H: 0 LOB: 0 BB: 0 P: 13	R: 0 E: 0 K: 1 S: 16	H: 0 LOB: 2 BB: 2 P: 27	R: 0 E: 0 K: 2 S: 10	H: 0 LOB: 0 BB: 0 P: 14	R: 0 E: 0 K: 1 S: 10	H: 0 LOB: 1 BB: 1 P: 18	R: 1 E: 0 K: 2 S: 11	H: 1 LOB: 1 BB: 1 P: 22	R: 0 E: 0 K: 1 S: 10	H: 0 LOB: 0 BB: 0 P: 13	R: 1 E: 0 K: 1 S: 13	H: 2 LOB: 2 BB: 0 P: 20	R: 0 E: 0 K: 1 S: 11	H: 2 LOB: 2 BB: 0 P: 21	R: 1 E: 1 K: 0 S: 14	H: 2 LOB: 3 BB: 1 P: 19	1B: 6 2B: 1 3B: 0 HR: 1	SF: 1 SAC: 0 DP: 1 HBP: 0	WP: 0 PB: 0 SB: 0 CS: 0	PA: 47
<b>PITCHER</b>	Jaret Wright, R ERA: 4.73 Paul Assenmacher, L ERA: 3.96 Michael Jackson, R ERA: 0.68 Brian Anderson, R ERA: 1.8 Jose Mesa, R ERA: 3.95 (1, 1) (7, 1) (8, 1) (8, 1) (8, 1) (8, 1)	IP: 6.1 WLS: 26 BF: 26 H: 2 R: 1 ER: 1 SO: 7 BB: 5 IBB: 0 HBP: 0 BLK: 0 WP: 0 HR: 1 S: 63 P: 108 ERA: 1.42 WHIP: 1.105	<b>PITCHER</b>	Charles Nagy, R ERA: 4.94 (10, 1)	IP: 1.0 WLS: 1 BF: 7 H: 2 R: 1 ER: 0 SO: 0 BB: 0 IBB: 1 HBP: 0 BLK: 0 WP: 0 HR: 0 S: 15 P: 21 ERA: 0.00 WHIP: 2.000																			

Cleveland Indians @ Florida Marlins  
Pro Player Stadium, Miami, FL  
Sun Oct 26 1997, 7:05 PM EST  
Att: 67,204 - Unknown - 80 F

AB 40  
R 3  
H 8  
RBI 3  
BB 6  
SO 11  
LOB 20

