Cleveland Indians - 1998

Batter	1	2	3	4	5	6	7	8	9	AB	R	H	RBI	BB	SO	LOB
Kenny Lofton, L (1, 8) OBP: 0.500, SLG: 0.800	BBBB 4-0 G4-3 S BB		x 0-0 ① P6	SSS 0-3 ③ K		x 0-0 ② G6-3 3-H		x 0-0 1-H 2B 3B	x 0-0 S 1B	5	1	2	2	1	1	3
Omar Vizquel, S (1, 6) OBP: 0.667, SLG: 0.600	x 0-0 ① G4-3 1-3		x 0-0 S E 1-3 1B 1B		x 0-0 CS 1B	x 0-0 2-H 1B		BBBB 4-0 BB 2B BB	x 0-0 ③ P5 1-2	5	2	3	1	1	0	2
Shawon Dunston, R (1, 10) David Justice, L (6, PH)	SSS 0-3 ② K		x 0-0 E1 1B 1-2 3-H		x 0-0 ①② SSS F7 1-2	0-3 ③ K		BBBB 4-0 2B BB 1-2 BB		3 1	0 1	0 0	0 1	0 1	1 1	3 1
Manny Ramirez, R (1, 9) OBP: 0.600, SLG: 0.750	SSS 0-3 ③ K		x 0-0 G1-6-3 1-3 2-H 1B		BBBB 4-0 BB		x 0-0 E6 FC3-6	x 0-0 BB 1-3 2-H 3-H 2B		4	0	2	3	1	1	1
Geronimo Berroa, R (1, 7) Brian Giles, L (8, PH) (8, 7)		x 0-0 ① F9	x 0-0 ②③ G1-6-3 1-2f		x 0-0 ③ F9		x 0-0 ① FC3-6 FC4-6 1-2f	4-0 BB IBB		4 0	0 0	0 0	0 0	0 1	0 0	4 0
Travis Fryman, R (1, 5)		x 0-0 ② F7		SSS 0-3 ① K		SSS 0-3 ① K		0-0 ② P2	BBBB 4-0 G5-4-3 1-2 2-3 3-H BB	4	0	0	1	1	2	1
Sandy Alomar Jr., R (1, 2) OBP: 0.600, SLG: 1.400		x 0-0 1B		x 0-0 HR		x 0-0 1B 2B	x 0-0 ③ FC4-6 1-2f	x 0-0 ②③ G5-4-3 1-2f		5	2	3	1	0	0	4
Jeff Manto, R (1, 3) OBP: 0.333, SLG: 0.333 Jim Thome, L (8, PH) (8, 3)	SSS 0-3 ③ K			SSS 0-3 ② K		x 0-0 2B G6-3 2-H 1B		BBBB 4-0 3B BB	x 0-0 ① F7	3 1	1 1	1 0	1 0	0 1	2 0	1 0
Enrique Wilson, S (1, 4) OBP: 0.600, SLG: 1.000			x 0-0 1B E 1B	x 0-0 2B		x 0-0 1-3 1B 2B		x 0-0 ① F8	x 0-0 ② G5-3	5	2	3	0	0	0	1
Inning Stats	R: 0 E: 0 K: 2 S: 7 H: 0 LOB: 1 BB: 1 P: 11	R: 0 E: 0 K: 1 S: 6 H: 1 LOB: 1 BB: 0 P: 6	R: 2 E: 1 K: 0 S: 6 H: 3 LOB: 1 BB: 0 P: 6	R: 1 E: 0 K: 3 S: 11 H: 2 LOB: 1 BB: 0 P: 11	R: 0 E: 0 K: 0 S: 3 H: 1 LOB: 1 BB: 1 P: 7	R: 3 E: 0 K: 2 S: 11 H: 4 LOB: 1 BB: 0 P: 11	R: 0 E: 1 K: 0 S: 4 H: 0 LOB: 1 BB: 0 P: 4	R: 4 E: 0 K: 0 S: 4 H: 2 LOB: 2 BB: 5 P: 24	R: 0 E: 0 K: 0 S: 4 H: 1 LOB: 1 BB: 0 P: 4	1B: 8 2B: 4 3B: 1 HR: 1	SF: 0 SAC: 0 DP: 2 HBP: 0					

TOP

Cleveland Indians @ Seattle Mariners

The Kingdome, Seattle, WA

Tue Mar 31 1998, 6:33 AM EST

Att. 57,822 - Dome - 72 F

livebaseballscorecards.com

AB	40
R	10
H	14
RBI	9
BB	7
SO	8
LOB	21

PITCHER		IP	WLS	BF	H	R	ER	SO	BB	IBB	HBP	BLK	WP	HR	S	P	ERA	WHIP
Randy Johnson, L ERA: 7.94	(1, 1)	5.2		29	11	6	5	7	2	0	0	0	0	1	41	49	7.94	2.294
31 Bobby Ayala, R ERA: 16.2	(6, 1)	1.2		9	1	3	3	1	2	0	0	0	0	0	9	17	16.20	1.800
Tony Fossas, L ERA:	(8, 1)	0.0	L	1	0	0	0	0	1	0	0	0	0	0	0	4	∞	∞
Mike Timlin, R ERA:	(8, 1)	0.2		4	1	1	1	0	1	1	0	0	0	0	2	10	13.50	3.000
Paul Spoljaric, L ERA:	(9, 1)	1.0		4	1	0	0	0	0	0	0	0	0	0	4	4	0.00	1.000

PITCHER	IP	WLS	BF	H	R	ER	SO	BB	IBB	HBP	BLK	WP	HR	S	P	ERA	WHIP

Cleveland Indians @ Seattle Mariners

The Kingdome, Seattle, WA

Tue Mar 31 1998, 6:33 AM EST

Att. 57,822 - Dome - 72 F

BOTTOM

livebaseballscorecards.com

Batter	1	2	3	4	5	6	7	8	9	AB	R	H	RBI	BB	SO	LOB
Joey Cora, S (1, 4) OBP: 0.200, SLG: 0.200	G4-3	1-2 2-H 1B		F9	F8			F8		5	0	1	0	0	0	2
Alex Rodriguez, R (1, 6)	G5-3		K		K	G5-3			K	5	0	0	0	0	3	0
Ken Griffey Jr., L (1, 8) OBP: 0.600, SLG: 1.333	HR HBP		G6-4-3 BB		HR	K			P5	3	2	1	1	1	1	0
Edgar Martinez, R (1, 10) OBP: 0.200, SLG: 0.800	1-H HR		G6-4-3 1-2f		F9	F8			G5-3	5	1	1	2	0	0	1
David Segui, S (1, 3) OBP: 0.500, SLG: 1.000	F7			1B 2B	HR 2B		K			4	2	2	0	0	1	0
Jay Buhner, R (1, 9) OBP: 0.500, SLG: 1.250		K		SH1-4 2-H 1B	2-H HR		G4-3			4	1	2	3	0	1	0
Glenallen Hill, R (1, 7) Charles Gipson, R (8, 7)		1B 1B 1B		SH1-4 1-2 1B	1B HR BB		G1-3			3 0	1 0	2 0	0 0	1 0	0 0	0 0
Dan Wilson, R (1, 2) OBP: 0.667, SLG: 0.667		1B 1-2 1B		SH1-4 1-2 2-3	1-2 HR 1B			K		3	1	2	0	0	1	0
Russ Davis, R (1, 5) OBP: 0.250, SLG: 1.000		F7		G5-3	1-H 2-H HR			G5-3		4	1	1	3	0	0	4
Inning Stats	R: 2 E: 0 K: 0 S: 4 H: 1 LOB: 0 BB: 0 P: 5	R: 0 E: 0 K: 1 S: 7 H: 3 LOB: 2 BB: 0 P: 7	R: 0 E: 0 K: 1 S: 4 H: 0 LOB: 0 BB: 1 P: 8	R: 1 E: 0 K: 0 S: 6 H: 3 LOB: 2 BB: 0 P: 6	R: 6 E: 0 K: 1 S: 10 H: 5 LOB: 0 BB: 1 P: 14	R: 0 E: 0 K: 1 S: 5 H: 0 LOB: 0 BB: 0 P: 5	R: 0 E: 0 K: 1 S: 5 H: 0 LOB: 0 BB: 0 P: 5	R: 0 E: 0 K: 1 S: 5 H: 0 LOB: 0 BB: 0 P: 5	R: 0 E: 0 K: 1 S: 5 H: 0 LOB: 0 BB: 0 P: 5	1B: 6 2B: 2 3B: 0 HR: 4	SF: 0 SAC: 1 DP: 1 HBP: 1					

	AB	36
	R	9
	H	12
	RBI	9
	BB	2
	SO	7
	LOB	7

WP: 0 PB: 0 SB: 0 CS: 0 PA: 40

PITCHER		IP	WLS	BF	H	R	ER	SO	BB	IBB	HBP	BLK	WP	HR	S	P	ERA	WHIP
Charles Nagy, R ERA: 17.36	(1, 1)	4.2		27	12	9	9	3	2	0	1	0	0	4	30	39	17.36	3.000
Paul Shuey, R ERA:	(5, 1)	1.1		4	0	0	0	1	0	0	0	0	0	0	6	6	0.00	0.000
Jose Mesa, R ERA:	(7, 1)	2.1	W	7	0	0	0	3	0	0	0	0	0	0	13	13	0.00	0.000
Paul Assenmacher, L ERA:	(9, 1)	0.1		1	0	0	0	0	0	0	0	0	0	0	1	1	0.00	0.000
Michael Jackson, R ERA:	(9, 1)	0.1	S	1	0	0	0	0	0	0	0	0	0	0	1	1	0.00	0.000

PITCHER	IP	WLS	BF	H	R	ER	SO	BB	IBB	HBP	BLK	WP	HR	S	P	ERA	WHIP

Batter	1	2	3	4	5	6	7	8	9	AB	R	H	RBI	BB	SO	LOB
Kenny Lofton, L (1, 8) OBP: 0.364, SLG: 0.500	G4-3		G1-3	FC5-4, 1-3, 3-H, 1B		G6-3		K		5	0	1	1	0	1	0
Omar Vizquel, S (1, 6) OBP: 0.545, SLG: 0.600	G5-3		G3-6-3, 1B	FC5-4, 1-2f		S, 2B		P6		5	0	2	0	0	0	2
David Justice, L (1, 10) OBP: 0.286, SLG: 0.333	P6		G3-6-3, 1-2f		HR, 2B	F9		L4		5	1	1	0	0	0	2
Manny Ramirez, R (1, 9) OBP: 0.600, SLG: 1.375		HR		E, 2B, HBP	2-H, HR	G6-3, 2-3			F8	4	3	2	3	0	0	1
Jim Thome, L (1, 3) OBP: 0.429, SLG: 0.200		L7		K	L3		E, BB		WP, BB, 1B, 1B	4	1	1	0	1	1	1
Travis Fryman, R (1, 5) OBP: 0.300, SLG: 0.250		2B, 2B		E5, 1-2, 2B	F8		K		1-2, WP, 1B, BB	4	3	1	0	1	1	2
Sandy Alomar Jr., R (1, 2) OBP: 0.750, SLG: 1.500		2-H, 2B		1B, 1-H, 2-H, 2B	BB, 1B		E5, 1-2		K	3	1	3	3	0	0	0
Pat Borders, R (6, 2)										2	0	0	0	0	1	3
Geronimo Berroa, R (1, 7) OBP: 0.375, SLG: 0.286		1B		1B, 2-3, 1B	FC6-4, 1-2, BB		K		1-H, 2-H, 1B	3	0	2	0	1	1	2
Brian Giles, L (8, 7) OBP: 1.000, SLG: 1.000										1	0	1	2	0	0	0
Shawon Dunston, R (1, 4)		K		P1	FC6-4, 1-2f		P4		K	4	0	0	0	0	1	7
Enrique Wilson, S (7, 4) OBP: 0.500, SLG: 0.833										1	0	0	0	0	1	1
Inning Stats	R: 0 E: 0 K: 0 S: 3 H: 0 LOB: 0 BB: 0 P: 3	R: 2 E: 0 K: 1 S: 8 H: 4 LOB: 1 BB: 0 P: 8	R: 0 E: 0 K: 0 S: 3 H: 1 LOB: 0 BB: 0 P: 3	R: 3 E: 1 K: 1 S: 9 H: 3 LOB: 2 BB: 0 P: 10	R: 2 E: 0 K: 0 S: 6 H: 3 LOB: 2 BB: 1 P: 10	R: 0 E: 0 K: 0 S: 4 H: 1 LOB: 1 BB: 0 P: 4	R: 0 E: 1 K: 2 S: 8 H: 0 LOB: 2 BB: 1 P: 12	R: 0 E: 0 K: 1 S: 5 H: 0 LOB: 0 BB: 0 P: 5	R: 2 E: 0 K: 2 S: 9 H: 2 LOB: 1 BB: 1 P: 13	1B: 7 2B: 5 3B: 0 HR: 2 SF: 0 SAC: 0 DP: 1 HBP: 1							

PITCHER		IP	WLS	BF	H	R	ER	SO	BB	IBB	HBP	BLK	WP	HR	S	P	ERA	WHIP
Jamie Moyer, L ERA: 9.64	(1, 1)	4.2	L	25	11	7	5	2	0	0	1	0	0	2	28	29	9.64	2.357
Jim Bullinger, R ERA:	(5, 1)	2.1		11	1	0	0	2	2	0	0	0	0	0	13	21	0.00	1.286
Paul Spoljaric, L ERA:	(8, 1)	1.0		3	0	0	0	1	0	0	0	0	0	0	5	5	0.00	0.000
Heathcliff Slocumb, R ERA: 18.0	(9, 1)	1.0		6	2	2	2	2	1	0	0	0	1	0	9	13	18.00	3.000

PITCHER	IP	WLS	BF	H	R	ER	SO	BB	IBB	HBP	BLK	WP	HR	S	P	ERA	WHIP

TOP

Cleveland Indians @ Seattle Mariners

The Kingdome, Seattle, WA

Wed Apr 01 1998, 10:05 PM EST

Att. 24,523 - Dome - 72 F

livebaseballscorecards.com

AB	41
R	9
H	14
RBI	9
BB	3
SO	7
LOB	21

PA: 45

WP: 1
PB: 0
SB: 1
CS: 0

BOTTOM

Cleveland Indians @ Seattle Mariners

The Kingdome, Seattle, WA

Wed Apr 01 1998, 10:05 PM EST

Att. 24,523 - Dome - 72 F

livebaseballscorecards.com

Batter	1	2	3	4	5	6	7	8	9	AB	R	H	RBI	BB	SO	LOB
Joey Cora, S (1, 4) OBP: 0.444, SLG: 0.286	0-0 2B 1B		1-0 FC4-6 BB FC4-6 HBP		0-0 ① G4-3	0-0 ① SH1-4 1-2 2-3		4-0 FC6-4 1-2 2-3 BB		2	1	1	0	1	0	0
Alex Rodriguez, R (1, 6)	0-0 ① F9		4-0 FC4-6 1-2 BB		4-0 BB HR BB	0-0 ② F9		0-0 ② FC6-4 1-2f 2-3 3-H		3	1	0	1	2	0	5
Ken Griffey Jr., L (1, 8) OBP: 0.400, SLG: 0.571	0-0 ② P6		0-0 ① FC4-6 FC4-6 1-2f 2-3		4-0 1-2 HR BB	0-3 ③ K		0-0 ③ P3		4	1	0	0	1	1	7
David Segui, S (1, 3) OBP: 0.556, SLG: 1.556	0-0 1-3 2B		0-0 ② FC4-6 1B 1-2f 3-H		0-0 1-H 2-H HR		0-0 ① G6-3		0-0 HR	5	2	3	5	0	0	1
Jay Buhner, R (1, 9) OBP: 0.333, SLG: 0.667	0-3 ③ K		0-0 1-3 1B		0-0 ② G4-3		0-0 ② F9		0-3 ① K	5	0	1	0	0	2	2
Rick Wilkins, L (1, 10)		4-0 G6-3 BB	0-0 ③ G3		0-3 ③ K		0-0 ③ G3-1		0-0 ② G4-3	4	0	0	0	1	1	2
Glenallen Hill, R (1, 7) OBP: 0.556, SLG: 0.429		0-0 ① P4		0-0 ① G4-3		4-0 BB 1B BB		0-0 BB BB FC6-4 1B	0-0 ③ P3	4	2	1	0	1	0	1
Dan Wilson, R (1, 2) OBP: 0.571, SLG: 0.400		0-0 ② G6-3 1-2		0-0 ② G5-3		4-0 SH1-4 1B 1-2 BB		4-0 FC6-4 BB 1-2 BB		2	0	0	0	2	0	1
Russ Davis, R (1, 5) OBP: 0.250, SLG: 0.625		0-0 ③ L5		0-0 ③ P3		0-0 SH1-4 1-2 2-H 1B		0-0 ① F9		4	0	1	1	0	0	3
Inning Stats	R: 0 E: 0 K: 1 S: 7 H: 2 LOB: 2 BB: 0 P: 7	R: 0 E: 0 K: 0 S: 3 H: 0 LOB: 1 BB: 1 P: 7	R: 1 E: 0 K: 0 S: 4 H: 1 LOB: 2 BB: 1 P: 9	R: 0 E: 0 K: 0 S: 3 H: 0 LOB: 0 BB: 0 P: 3	R: 3 E: 0 K: 1 S: 6 H: 1 LOB: 0 BB: 2 P: 14	R: 1 E: 0 K: 1 S: 6 H: 1 LOB: 2 BB: 2 P: 14	R: 0 E: 0 K: 0 S: 3 H: 0 LOB: 0 BB: 0 P: 3	R: 1 E: 0 K: 0 S: 4 H: 1 LOB: 2 BB: 2 P: 12	R: 1 E: 0 K: 1 S: 6 H: 1 LOB: 0 BB: 0 P: 6	1B: 4 2B: 1 3B: 0 HR: 2 SF: 0 SAC: 1 DP: 0 HBP: 1							

	AB	33
	R	7
	H	7
	RBI	7
	BB	8
	SO	4
	LOB	22

WP: 0 PB: 0 SB: 0 CS: 0 PA: 43

PITCHER		IP	WLS	BF	H	R	ER	SO	BB	IBB	HBP	BLK	WP	HR	S	P	ERA	WHIP
Jaret Wright, R ERA: 7.2	(1, 1)	5.0	W	24	4	4	4	2	4	0	1	0	0	1	23	40	7.20	1.600
Eric Plunk, R ERA: 13.5	(6, 1)	0.2		5	1	1	1	0	2	0	0	0	0	0	3	11	13.50	4.500
Alvin Morman, L ERA:	(6, 1)	1.1		4	0	0	0	1	0	0	0	0	0	0	6	6	0.00	0.000
Jose Mesa, R ERA: 3.38	(8, 1)	0.1		3	1	1	1	0	1	0	0	0	0	0	2	6	27.00	6.000
Paul Assenmacher, L ERA: 9.0	(8, 1)	0.2		4	1	1	1	0	1	0	0	0	0	1	3	7	13.50	3.000

PITCHER		IP	WLS	BF	H	R	ER	SO	BB	IBB	HBP	BLK	WP	HR	S	P	ERA	WHIP
Michael Jackson, R ERA:	(9, 1)	1.0	S	3	0	0	0	1	0	0	0	0	0	0	5	5	0.00	0.000

Batter	1	2	3	4	5	6	7	8	9	AB	R	H	RBI	BB	SO	LOB
Kenny Lofton, L (1, 8) OBP: 0.375, SLG: 0.417	4-2 G4-6-3 BB		4-0 S 1B 2B BB		3-2 ① G4-3		0-0 ② G6-3		1-1 ② SF7 3-H	2	1	0	1	2	0	1
Omar Vizquel, S (1, 6) OBP: 0.533, SLG: 0.643	0-2 ①② G4-6-3 1-2f		0-0 S 2B 1B 1-2		3-1 G4-3 2B		0-0 ③ G4-3		2-0 ③ CS 1-2	4	1	2	0	0	0	2
David Justice, L (1, 10) OBP: 0.273, SLG: 0.400	2-0 ③ F9		1-0 2B 1-H 2-H 2B		1-1 ② G4-3 2-3			0-0 ① F8		4	1	1	2	0	0	1
Manny Ramirez, R (1, 9) OBP: 0.571, SLG: 1.250		1-2 ① F9	2-2 2B 2-H		0-1 ③ G5-3			2-1 2B		4	0	2	1	0	0	1
Jim Thome, L (1, 3) OBP: 0.273, SLG: 0.111		1-3 ② K	2-3 ③ K			0-0 ① F8		2-3 ② K		4	0	0	0	0	3	2
Travis Fryman, R (1, 5) OBP: 0.214, SLG: 0.167		2-3 ③ K		1-0 ① P3		1-2 ② F8		3-3 ③ K		4	0	0	0	0	2	1
Brian Giles, L (1, 7) OBP: 1.000, SLG: 2.500			3-1 HR	1-1 HR		1-2 PO 1B			4-2 1B SF7 BB	3	3	3	2	1	0	0
Pat Borders, R (1, 2)			1-2 ① G1-3	1-3 ② K		0-0 ③ PO 1-2		2-3 ① K	1-1 ① F9	4	0	0	0	0	2	1
Shawon Dunston, R (1, 4) OBP: 0.100, SLG: 0.200			1-0 ② F7	0-0 ③ F7				1-0 2B	1-2 CS 1-3 1B	3	0	1	0	0	0	0
Enrique Wilson, S (8, 4) OBP: 0.571, SLG: 0.857										1	0	1	0	0	0	0
Inning Stats	R: 0 E: 0 K: 0 S: 7 H: 0 LOB: 0 BB: 1 P: 13	R: 0 E: 0 K: 2 S: 9 H: 0 LOB: 0 BB: 0 P: 13	R: 4 E: 0 K: 1 S: 15 H: 4 LOB: 1 BB: 1 P: 29	R: 1 E: 0 K: 1 S: 7 H: 1 LOB: 0 BB: 0 P: 10	R: 0 E: 0 K: 0 S: 11 H: 1 LOB: 1 BB: 0 P: 18	R: 0 E: 0 K: 0 S: 8 H: 1 LOB: 0 BB: 0 P: 10	R: 0 E: 0 K: 1 S: 6 H: 1 LOB: 1 BB: 0 P: 9	R: 0 E: 0 K: 2 S: 9 H: 1 LOB: 1 BB: 0 P: 16	R: 1 E: 0 K: 0 S: 13 H: 1 LOB: 0 BB: 1 P: 22	1B: 3 2B: 5 3B: 0 HR: 2 SF: 1 SAC: 0 DP: 1 HBP: 0							

PITCHER	IP	WLS	BF	H	R	ER	SO	BB	IBB	HBP	BLK	WP	HR	S	P	ERA	WHIP
Jack McDowell, R (1, 1) ERA: 6.43	7.0	L	29	8	5	5	5	2	0	0	0	0	2	63	102	6.43	1.429
Omar Olivares, R (8, 1) ERA: 4.5	2.0		8	2	1	1	2	1	0	0	0	0	0	22	38	4.50	1.500

PITCHER	IP	WLS	BF	H	R	ER	SO	BB	IBB	HBP	BLK	WP	HR	S	P	ERA	WHIP

Cleveland Indians @ Anaheim Angels

Edison International Field, Anaheim, CA

Fri Apr 03 1998, 10:05 PM EST

Att. 26,240 - Overcast - 50 F

TOP

livebaseballscorecards.com

AB	33
R	6
H	10
RBI	6
BB	3
SO	7
LOB	9

Batter	1	2	3	4	5	6	7	8	9	AB	R	H	RBI	BB	SO	LOB
Darin Erstad, L (1, 3) OBP: 0.267, SLG: 0.333	G4-3		F8		F7		1B		G5-3	5	0	1	0	0	0	0
Jim Edmonds, L (1, 8) OBP: 0.286, SLG: 0.538	F9		PB, 1B, 2B		P4		BB		K	4	1	1	0	1	1	0
Dave Hollins, S (1, 5) OBP: 0.385, SLG: 0.545	G4-3		1B, S, 2-H, 1B		P5		G3-1			4	0	1	1	0	0	2
Tim Salmon, R (1, 9) OBP: 0.417, SLG: 0.700		E5, 1B	1B, 1-2, BB			K		HR		3	1	1	1	1	1	0
Cecil Fielder, R (1, 10) OBP: 0.750, SLG: 0.625		1-3, 1B	1-2, 2-3, 1B			K		G6-4-3, 16, 1B, BB		3	0	2	0	1	1	0
Carlos Garcia, R (8, PR)										0	0	0	0	0	0	0
16 Garret Anderson, L (1, 7) OBP: 0.417, SLG: 0.583	K	K	K			3B		G6-4-3, 1-2, 1B		4	0	2	0	0	2	5
Matt Walbeck, S (1, 2) OBP: 0.250, SLG: 0.500	K	G4-3			F9			G6-4-3, 1-2f, 2-3		4	0	0	0	0	1	5
Norberto Martin, R (1, 4) OBP: 0.167, SLG: 0.250	F9	F9					G4-3	G6-3		4	0	0	0	0	0	4
Gary Disarcina, R (1, 6) OBP: 0.417, SLG: 0.667		F7	F9				F8		G6-3	4	0	0	0	0	0	0
Inning Stats	R: 0 E: 0 K: 0 S: 6 H: 0 LOB: 0 BB: 0 P: 11	R: 0 E: 1 K: 2 S: 10 H: 1 LOB: 2 BB: 0 P: 16	R: 1 E: 0 K: 1 S: 15 H: 3 LOB: 3 BB: 1 P: 28	R: 0 E: 0 K: 0 S: 6 H: 0 LOB: 0 BB: 0 P: 11	R: 0 E: 0 K: 0 S: 6 H: 0 LOB: 0 BB: 0 P: 12	R: 0 E: 0 K: 2 S: 10 H: 1 LOB: 1 BB: 0 P: 13	R: 0 E: 0 K: 0 S: 12 H: 1 LOB: 2 BB: 1 P: 18	R: 1 E: 0 K: 0 S: 6 H: 2 LOB: 2 BB: 1 P: 10	R: 0 E: 0 K: 1 S: 8 H: 0 LOB: 0 BB: 0 P: 10	1B: 5 2B: 1 3B: 1 HR: 1 SF: 0 SAC: 0 DP: 1 HBP: 0	WP: 0 PB: 1 SB: 2 CS: 0 PA: 38					

PITCHER		IP	WLS	BF	H	R	ER	SO	BB	IBB	HBP	BLK	WP	HR	S	P	ERA	WHIP
Dave Burba, R ERA: 1.29	(1, 1)	7.0	W	30	6	1	1	5	2	0	0	0	0	0	65	109	1.29	1.143
Jose Mesa, R ERA: 3.86	(8, 1)	2.0		8	2	1	1	1	1	0	0	0	0	1	14	20	4.50	1.500

PITCHER	IP	WLS	BF	H	R	ER	SO	BB	IBB	HBP	BLK	WP	HR	S	P	ERA	WHIP

BOTTOM

Cleveland Indians @ Anaheim Angels

Edison International Field, Anaheim, CA

Fri Apr 03 1998, 10:05 PM EST
Att. 26,240 - Overcast - 50 F

livebaseballscorecards.com

AB	35
R	2
H	8
RBI	2
BB	3
SO	6
LOB	16

Cleveland Indians @ Anaheim Angels

Edison International Field, Anaheim, CA

Sat Apr 04 1998, 10:05 PM EST

Att. 34,834 - Overcast - 50 F

TOP

livebaseballscorecards.com

Batter	1	2	3	4	5	6	7	8	9	AB	R	H	RBI	BB	SO	LOB
Kenny Lofton, L (1, 8) OBP: 0.476, SLG: 0.588	G4-3	2-H		HR	2-H			K		5	2	4	3	0	1	0
Omar Vizquel, S (1, 6) OBP: 0.450, SLG: 0.526	G4-3 SF9	F8		P4	K			F9		5	1	1	0	0	1	4
David Justice, L (1, 10) OBP: 0.267, SLG: 0.385 Brian Giles, L (6, PR) OBP: 1.000, SLG: 2.500	G4-3	K		SF8		G6-4-3			BB	3 0	0 0	1 0	2 0	0 1	1 0	1 0
Manny Ramirez, R (1, 9) OBP: 0.474, SLG: 1.188	SF9	E5		HR		K			F8	4	2	1	3	0	1	2
Geronimo Berroa, R (1, 7) OBP: 0.308, SLG: 0.417	F7	1-H		K		G6-4-3			K	5	0	1	1	0	2	2
Travis Fryman, R (1, 5) OBP: 0.316, SLG: 0.625		HR	G6-3		HR		K		BB	4	2	2	2	1	1	1
Jim Thome, L (1, 3) OBP: 0.313, SLG: 0.154		G4-3	K		K		K		BB	4	1	1	0	1	3	1
Pat Borders, R (1, 2) OBP: 0.091, SLG: 0.091		F9		BB	G5-3		K		K	5	1	1	0	0	2	4
Shawon Dunston, R (1, 4) OBP: 0.231, SLG: 0.333 Jeff Branson, L (7, 4)		G4-3		1B SF8	1B			G1-3		2 1	2 0	1 0	0 0	1 0	0 0	1 0
Inning Stats	R: 2 E: 0 K: 0 S: 9 H: 2 LOB: 0 BB: 0 P: 14	R: 2 E: 0 K: 0 S: 15 H: 3 LOB: 1 BB: 0 P: 23	R: 1 E: 1 K: 2 S: 10 H: 1 LOB: 1 BB: 0 P: 18	R: 4 E: 0 K: 1 S: 14 H: 3 LOB: 0 BB: 1 P: 32	R: 2 E: 0 K: 2 S: 14 H: 3 LOB: 1 BB: 0 P: 26	R: 0 E: 0 K: 1 S: 9 H: 1 LOB: 1 BB: 0 P: 14	R: 0 E: 0 K: 3 S: 9 H: 0 LOB: 0 BB: 0 P: 10	R: 0 E: 0 K: 1 S: 5 H: 0 LOB: 0 BB: 0 P: 7	R: 0 E: 0 K: 2 S: 15 H: 0 LOB: 3 BB: 3 P: 33	1B: 7 2B: 2 3B: 1 HR: 3 SF: 2 SAC: 0 DP: 1 HBP: 0						

AB	38
R	11
H	13
RBI	11
BB	4
SO	12
LOB	16

WP: 0 PB: 0 SB: 1 CS: 0 PA: 44

PITCHER		IP	WLS	BF	H	R	ER	SO	BB	IBB	HBP	BLK	WP	HR	S	P	ERA	WHIP
Allen Watson, L ERA: 18.0	(1, 1)	3.0	L	18	7	7	6	2	1	0	0	0	0	1	36	63	18.00	2.667
Shigetoshi Hasegawa, R ERA: 12.0	(4, 1)	3.0		14	6	4	4	4	0	0	0	0	0	2	35	64	12.00	2.000
Omar Olivares, R ERA: 3.0	(7, 1)	1.0		3	0	0	0	3	0	0	0	0	0	0	9	10	0.00	0.000
Mike James, R ERA: 4.5	(8, 1)	1.0		3	0	0	0	1	0	0	0	0	0	0	5	7	0.00	0.000
Rich DeLucia, R ERA: 5.4	(9, 1)	1.0		6	0	0	0	2	3	0	0	0	0	0	15	33	0.00	3.000

PITCHER	IP	WLS	BF	H	R	ER	SO	BB	IBB	HBP	BLK	WP	HR	S	P	ERA	WHIP

Batter	1	2	3	4	5	6	7	8	9	AB	R	H	RBI	BB	SO	LOB
Darin Erstad, L (1, 10) OBP: 0.316, SLG: 0.368	B X 1-0 G4-3 ①		B C B X 2-1 BB 1B		B B X 2-0 1B			C B B X 2-1 G4-3 ②		4	0	2	0	0	0	0
Jim Edmonds, L (1, 8) OBP: 0.278, SLG: 0.438	C S C 0-3 K ②		1 SAFE 1 SAFE B B B B 4-0 1-2 BB		B F B F F S 2-3 K ③			B C C X 1-2 G5-3 ③		3	0	0	0	1	2	1
Dave Hollins, S (1, 5) OBP: 0.333, SLG: 0.462 Frank Bolick, S (6, 5)	F B X 1-1 G4-3 ③		B B C B F X 3-2 G6-3 ③			C C B S 1-3 K ①			F S B B X 2-2 G4-3 ①	2 2	0 0	0 0	0 0	0 0	0 1	2 0
Tim Salmon, R (1, 9) OBP: 0.313, SLG: 0.500		B C F X 1-2 F9 ①		B F C B S 2-3 K ①		S S B B S 2-3 K ②			S T B S 1-3 K ②	4	0	0	0	0	3	0
Cecil Fielder, R (1, 3) OBP: 0.625, SLG: 0.455		B B B C F S 3-3 K ②		B F C X 1-2 G1-3 ②		S B X 1-1 G4-3 ③			B B C B F B 4-2 BB	3	0	0	0	1	1	0
16 Garret Anderson, L (1, 7) OBP: 0.438, SLG: 0.625	B X 1-0 1B			C C F X 0-2 2B			F C F B S 1-3 K ①		X 0-0 G3 ③	4	0	2	0	0	1	1
Phil Nevin, R (1, 2) OBP: 0.143, SLG: 0.286	S S B F B F B X 3-2 F8 ③			B C B X 2-1 G5-3 ③			S C B S 1-3 K ②			3	0	0	0	0	1	2
Carlos Garcia, R (1, 4)		C F B C 1-3 K ①			F B B F B F B 4-2 G4-6-3 BB		B X 1-0 G1-3 ③			2	0	0	0	1	1	0
Gary Disarcina, R (1, 6) OBP: 0.385, SLG: 0.615 Craig Shipley, R (5, PH) (6, 6)		X 0-0 G4-3 ②			X 0-0 G4-6-3 ① ② 1-2f			B B X 2-0 G1-3 ①		1 2	0 0	0 0	0 0	0 0	0 0	0 1
Inning Stats	R: 0 H: 0 E: 0 LOB: 0 K: 1 BB: 0 S: 6 P: 8	R: 0 H: 1 E: 0 LOB: 1 K: 1 BB: 0 S: 12 P: 20	R: 0 H: 1 E: 0 LOB: 2 K: 1 BB: 1 S: 9 P: 19	R: 0 H: 1 E: 0 LOB: 1 K: 1 BB: 0 S: 12 P: 17	R: 0 H: 1 E: 0 LOB: 1 K: 1 BB: 1 S: 9 P: 17	R: 0 H: 0 E: 0 LOB: 0 K: 2 BB: 0 S: 8 P: 12	R: 0 H: 0 E: 0 LOB: 0 K: 2 BB: 0 S: 8 P: 11	R: 0 H: 0 E: 0 LOB: 0 K: 0 BB: 0 S: 6 P: 11	R: 0 H: 0 E: 0 LOB: 1 K: 1 BB: 1 S: 9 P: 16	1B: 3 SF: 0 2B: 1 SAC: 0 3B: 0 DP: 1 HR: 0 HBP: 0						

PITCHER	IP	WLS	BF	H	R	ER	SO	BB	IBB	HBP	BLK	WP	HR	S	P	ERA	WHIP
Bartolo Colon, R (1, 1) ERA:	9.0	W	33	4	0	0	10	3	0	0	0	0	0	79	131	0.00	0.778

PITCHER	IP	WLS	BF	H	R	ER	SO	BB	IBB	HBP	BLK	WP	HR	S	P	ERA	WHIP

BOTTOM

Cleveland Indians @ Anaheim Angels

Edison International Field, Anaheim, CA

Sat Apr 04 1998, 10:05 PM EST

Att. 34,834 - Overcast - 50 F

livebaseballscorecards.com

AB	30
R	0
H	4
RBI	0
BB	3
SO	10
LOB	7

Cleveland Indians @ Anaheim Angels

Edison International Field, Anaheim, CA

Sun Apr 05 1998, 6:33 AM EDT

Att. 35,628 - Cloudy - 57 F

TOP

livebaseballscorecards.com

Batter	1	2	3	4	5	6	7	8	9	AB	R	H	RBI	BB	SO	LOB
Kenny Lofton, L (1, 8) OBP: 0.423, SLG: 0.500	G4-3		G3 HR 1B		FC3-6 BB 1B 1-2f	P6			K 1-2	5	2	1	0	0	1	2
Omar Vizquel, S (1, 6) OBP: 0.500, SLG: 0.524	CS BB BB		G3 1-2		BB 1B 1B 1-2 BB		1B 1B		F8	2	1	1	0	2	0	1
Jeff Branson, L (7, PR) (7, 4)										1	0	0	0	0	0	1
David Justice, L (1, 10) OBP: 0.450, SLG: 0.688	BB 1-2		HR 2-H		BB 1B 1-2 2-H 1B		G6-4-3 1-3 1B		IBB	3	2	3	3	2	0	0
Manny Ramirez, R (1, 9) OBP: 0.417, SLG: 0.950	K 2-3		F8		1B 1-2 2-3 BB		G6-4-3 1-2f		K	4	0	0	0	1	2	6
Jim Thome, L (1, 3) OBP: 0.350, SLG: 0.294		G6-3 1B 2B	K		1B 1-2 2-H 3-H		K			4	1	2	2	0	2	1
Travis Fryman, R (1, 5) (9, 6) OBP: 0.261, SLG: 0.500		F9		K	F9			F8		4	0	0	0	0	1	3
Brian Giles, L (1, 7) OBP: 0.727, SLG: 1.429		G6-3 2-3		CS BB 4-0	G4-3			K		3	0	0	0	1	1	3
Pat Borders, R (1, 2) OBP: 0.133, SLG: 0.133		FC5-4 1B 3-H		F9 1-2		G5-3		K		4	0	1	1	0	1	1
Shawon Dunston, R (1, 4) (7, 6) OBP: 0.294, SLG: 0.333		FC5-4 1-2f			FC3-6 1B	F9			S BB 4-0	3	0	1	0	1	0	1
Jeff Manto, R (9, 5) OBP: 0.333, SLG: 0.333										0	0	0	0	0	0	0
Inning Stats	R: 0 E: 0 K: 1 S: 4 H: 0 LOB: 1 BB: 2 P: 12	R: 1 E: 0 K: 0 S: 5 H: 2 LOB: 1 BB: 0 P: 5	R: 2 E: 0 K: 1 S: 7 H: 2 LOB: 0 BB: 0 P: 7	R: 0 E: 0 K: 1 S: 4 H: 0 LOB: 0 BB: 1 P: 8	R: 3 E: 0 K: 0 S: 6 H: 3 LOB: 2 BB: 2 P: 14	R: 0 E: 0 K: 0 S: 3 H: 0 LOB: 0 BB: 0 P: 3	R: 0 E: 0 K: 1 S: 6 H: 2 LOB: 1 BB: 0 P: 6	R: 0 E: 0 K: 2 S: 7 H: 0 LOB: 0 BB: 0 P: 7	R: 0 E: 0 K: 2 S: 7 H: 0 LOB: 2 BB: 2 P: 15	1B: 7 2B: 1 3B: 0 HR: 1 SF: 0 SAC: 0 DP: 1 HBP: 0							

AB	33
R	6
H	9
RBI	6
BB	7
SO	8
LOB	19

WP: 0 PB: 0 SB: 1 CS: 2 PA: 40

PITCHER		IP	WLS	BF	H	R	ER	SO	BB	IBB	HBP	BLK	WP	HR	S	P	ERA	WHIP
Jason Dickson, R ERA: 12.46	(1, 1)	4.1	L	23	7	6	6	3	5	0	0	0	0	1	24	44	12.46	2.769
Mike James, R ERA: 2.08	(5, 1)	2.1		8	2	0	0	0	0	0	0	0	0	0	8	8	0.00	0.857
Mike Holtz, L ERA:	(7, 1)	1.1		4	0	0	0	3	0	0	0	0	0	0	10	10	0.00	0.000
Troy Percival, R ERA:	(9, 1)	1.0		5	0	0	0	2	1	1	0	0	0	0	7	15	0.00	1.000

PITCHER	IP	WLS	BF	H	R	ER	SO	BB	IBB	HBP	BLK	WP	HR	S	P	ERA	WHIP

BOTTOM

Cleveland Indians @ Anaheim Angels

Edison International Field, Anaheim, CA

Sun Apr 05 1998, 6:33 AM EDT

Att. 35,628 - Cloudy - 57 F

livebaseballscorecards.com

Batter	1	2	3	4	5	6	7	8	9	AB	R	H	RBI	BB	SO	LOB
Darin Erstad, L (1, 3) OBP: 0.348, SLG: 0.364	P4		FC3-6, 1B			F8		BBBB, FC4-6, 1-2, BB		3	0	1	0	1	0	0
Jim Edmonds, L (1, 8) OBP: 0.273, SLG: 0.400	F7		FC3-6, 1-2f			E8, 1B		FC4-6, E, G6-3, 1-2f, 2-3		4	1	1	0	0	0	3
Dave Hollins, S (1, 5) OBP: 0.263, SLG: 0.353	G1-3		G4-3			SSS, K		E1, G6-3, 1-3, 3-H		4	0	0	1	0	1	3
Tim Salmon, R (1, 9) OBP: 0.350, SLG: 0.667		HR		G5-4-3, 1B		SSS, K		G6-3, 2-3, 3-H		4	1	2	2	0	1	2
Cecil Fielder, R (1, 10) OBP: 0.500, SLG: 0.333		SSS, K		G5-4-3, 1-2f			SSS, K	G1-3		4	0	0	0	0	2	2
16 Garret Anderson, L (1, 7) OBP: 0.350, SLG: 0.500		G3-1		F7			F7		P6	4	0	0	0	0	0	0
Norberto Martin, R (1, 4) OBP: 0.200, SLG: 0.267 Frank Bolick, S (9, PH)		1B			G1-3		P1		G1-3	3 1	0 0	1 0	0 0	0 0	0 0	0 0
Matt Walbeck, S (1, 2) OBP: 0.250, SLG: 0.667		F7			F7			HR	F8	4	1	1	1	0	0	1
Gary Disarcina, R (1, 6) OBP: 0.375, SLG: 0.563			G5-3		SSS, K			FC4-6, BB, E, 1B		3	1	1	0	0	1	0

	AB	34
	R	4
	H	7
	RBI	4
	BB	1
	SO	5
	LOB	11

Inning Stats	1	2	3	4	5	6	7	8	9
	R: 0 E: 0 K: 0 S: 3	H: 0 LOB: 0 BB: 0 P: 3	R: 1 E: 0 K: 1 S: 7	H: 2 LOB: 1 BB: 0 P: 7	R: 0 E: 0 K: 0 S: 4	H: 1 LOB: 1 BB: 0 P: 4	R: 0 E: 0 K: 0 S: 3	H: 1 LOB: 0 BB: 0 P: 3	R: 0 E: 0 K: 1 S: 5	H: 0 LOB: 0 BB: 0 P: 5	R: 0 E: 1 K: 2 S: 8	H: 1 LOB: 1 BB: 0 P: 8	R: 0 E: 0 K: 1 S: 5	H: 0 LOB: 0 BB: 0 P: 5	R: 3 E: 1 K: 0 S: 6	H: 2 LOB: 1 BB: 1 P: 10	R: 0 E: 0 K: 0 S: 3	H: 0 LOB: 0 BB: 0 P: 3

1B: 5	SF: 0	WP: 0	PA: 35
2B: 0	SAC: 0	PB: 0	
3B: 0	DP: 1	SB: 0	
HR: 2	HBP: 0	CS: 0	

PITCHER		IP	WLS	BF	H	R	ER	SO	BB	IBB	HBP	BLK	WP	HR	S	P	ERA	WHIP
Charles Nagy, R ERA: 9.0	(1, 1)	7.1	W	30	7	4	3	5	1	0	0	0	0	2	39	43	3.68	1.091
Jose Mesa, R ERA: 3.38	(8, 1)	0.2		2	0	0	0	0	0	0	0	0	0	0	2	2	0.00	0.000
Paul Assenmacher, L ERA: 6.75	(9, 1)	0.1		1	0	0	0	0	0	0	0	0	0	0	1	1	0.00	0.000
Michael Jackson, R ERA:	(9, 1)	0.2	S	2	0	0	0	0	0	0	0	0	0	0	2	2	0.00	0.000

PITCHER		IP	WLS	BF	H	R	ER	SO	BB	IBB	HBP	BLK	WP	HR	S	P	ERA	WHIP

Cleveland Indians @ Oakland Athletics

Network Associates Coliseum, Oakland, CA

Tue Apr 07 1998, Postponed
Att. 6,963 - Overcast - 52 F

TOP

livebaseballscorecards.com

Batter	1	2	3	4	5	6	7	8	9	AB	R	H	RBI	BB	SO	LOB
Kenny Lofton, L (1, 8) OBP: 0.419, SLG: 0.462	C B B F B B 4-2 G6-3 S BB	C B C S 1-3 K ③		B B B C X 3-2 E8 1-H 2-H 1B		C B C F B C 2-3 K ①		C X 0-1 P6 ②		4	0	1	1	1	2	2
Jeff Branson, L (1, 4) OBP: 0.143, SLG: 0.143	B 1 SAFE 1 SAFE C X 1-1 P2 ① 1-2		B X 1-0 F8 ①	B X 1-0 F7 ③		S S X 0-2 1-3 1B		F B X 1-1 L7 ③		5	0	1	0	0	0	2
David Justice, L (1, 10) OBP: 0.440, SLG: 0.789	C S B X 1-2 G6-3 ② 2-3	C B C B B 4-2 FC6-4 BB	B X 1-0 HR	B C B X 2-1 SF7 ② 3-H					C B F B F X 2-2 G4-3 ①	3	1	1	2	1	0	1
Manny Ramirez, R (1, 9) OBP: 0.379, SLG: 0.800	X 0-0 L8 ③	F X 0-1 FC6-4 ② 1-2f	B B B C F X 3-2 E 1B	C C 1 SAFE 1 SAFE X 0-2 G5-3 ③					C X 0-1 G6-3 ②	5	0	1	0	0	0	3
Jim Thome, L (1, 3) OBP: 0.292, SLG: 0.238		B C B X 2-1 F7 ①	C 1 SAFE S X 0-2 G5-3 ③		C X 0-1 E4 1-2		X 0-0 G4-3 ①		B F X 1-1 E6 CS	4	0	0	0	0	0	2
Shawon Dunston, R (9, PH) (9, 6) OBP: 0.278, SLG: 0.313										1	0	0	0	0	0	0
Travis Fryman, R (1, 6) (9, 5) OBP: 0.259, SLG: 0.435		B S B B B 4-1 PB 2B BB		C F B B F F S 2-3 K ①	C F B B B C 3-3 K ①		B S B C X 2-2 F8 ②		1 SAFE 0-0 CS ③ 1-2	3	1	0	0	1	2	2
Brian Giles, L (1, 7) OBP: 0.600, SLG: 1.000		C B C 1 SAFE X 1-2 P4 ②	B B X 2-0 G3 ②	X 0-0 L8 ②			B B S C B B 4-2 S BB			3	0	0	0	1	0	3
Jeff Manto, R (1, 5) (9, 3) OBP: 0.286, SLG: 0.167	S F B B S 2-3 K 1-2 2B		B B B 4-0 1B 1B BB	C B X 1-1 L5 ③			B 1 SAFE C B S B F X 3-2 G5-3 ③ 1-2			3	2	0	0	1	1	4
Pat Borders, R (1, 2) OBP: 0.263, SLG: 0.316		S B C X 1-2 1-H 2-H 2B	1 SAFE S X 0-1 1B 1-2 E 1B			C B C X 1-2 1B SF7 1B		B B S C X 2-2 L3 ①		4	2	3	2	0	0	0
Inning Stats	R: 0 H: 0 E: 0 LOB: 1 K: 0 BB: 1 S: 8 P: 14	R: 2 H: 1 E: 0 LOB: 1 K: 2 BB: 1 S: 15 P: 26	R: 0 H: 0 E: 0 LOB: 1 K: 0 BB: 1 S: 8 P: 13	R: 2 H: 2 E: 1 LOB: 1 K: 1 BB: 1 S: 12 P: 24	R: 1 H: 2 E: 1 LOB: 2 K: 1 BB: 0 S: 12 P: 20	R: 1 H: 2 E: 0 LOB: 1 K: 1 BB: 0 S: 15 P: 20	R: 0 H: 0 E: 0 LOB: 1 K: 0 BB: 1 S: 10 P: 19	R: 0 H: 0 E: 0 LOB: 0 K: 0 BB: 0 S: 7 P: 10	R: 0 H: 0 E: 1 LOB: 0 K: 0 BB: 0 S: 8 P: 11	1B: 5 SF: 1 2B: 1 SAC: 0 3B: 0 DP: 0 HR: 1 HBP: 0						

	AB	35
	R	6
	H	7
	RBI	5
	BB	5
	SO	5
	LOB	19

WP: 0 PA: 42
PB: 1
SB: 2
CS: 1

PITCHER		IP	WLS	BF	H	R	ER	SO	BB	IBB	HBP	BLK	WP	HR	S	P	ERA	WHIP
Tom Candiotti, R ERA: 2.45	(1, 1)	4.0	L	21	4	5	2	3	4	0	0	0	0	1	44	79	4.50	2.000
Aaron Small, R ERA: 4.91	(5, 1)	3.0		14	3	1	1	2	1	0	0	0	0	0	36	57	3.00	1.333
Jim Dougherty, R ERA:	(8, 1)	2.0		6	0	0	0	0	0	0	0	0	0	0	15	21	0.00	0.000

PITCHER	IP	WLS	BF	H	R	ER	SO	BB	IBB	HBP	BLK	WP	HR	S	P	ERA	WHIP

Batter	1	2	3	4	5	6	7	8	9	AB	R	H	RBI	BB	SO	LOB
Rickey Henderson, R (1, 7) OBP: 0.240, SLG: 0.136	B B C B X 3-1 L8 ①	C B C C 1-3 K ③			B C C X 1-2 G6-3 ①		C X 0-1 G5-3 ①	C X 0-2 F7 ②		5	0	0	0	0	1	2
Jason McDonald, S (1, 8) OBP: 0.444, SLG: 0.444	C F B X 1-2 2B 1B	B S X 1-1 G3 S 1B			X 0-0 G6-4-3 1B		C B M B X 2-2 G6-3 ②	B X 1-0 L8 ③		5	1	3	0	0	0	2
Ben Grieve, L (1, 9) OBP: 0.364, SLG: 0.450	B C B 1 SAFE F B F X 3-2 1B 2B 2B 1-H	C C B X 1-2 G3 ① 1-3			C B 1 SAFE X 1-1 G6-4-3 ② ③ 1-2f		C B B B X 3-1 BB 1B	X 0-0 1B 1B		5	1	3	1	0	0	2
Matt Stairs, L (1, 10) OBP: 0.429, SLG: 0.412	B S C S 1-3 K ②	B B C B B 4-1 BB				B B C C B X 3-2 HR 1B	B B C F B B 4-2 BB 1-2	B B S C B F 1 SAFE S 3-3 K ①		3	1	1	0	2	2	2
Jason Giambi, L (1, 3) OBP: 0.455, SLG: 0.789	C X 0-1 2B 1B 2-3	B F C 3 SAFE S 1-3 K ②				B F C F X 1-2 HR 1-H	B S S X 1-2 G4-3 ③		B F F B X 2-2 F8 ②	5	1	2	2	0	1	5
Dave Magadan, L (1, 5) OBP: 0.357, SLG: 0.385 Shane Mack, R (8, PR) Mike Blowers, R (9, 5) OBP: 0.364, SLG: 0.222	B S B X 2-1 2B 1-3 3-H	B F F S 1-3 K ③				X 0-0 F7 ①		B B B C B 4-1 1B 1B BB	C S F B B X 2-2 1B 1-2	3 0 1	0 1 0	1 0 1	1 0 0	1 0 0	1 0 0	2 0 0
Scott Spiezio, S (1, 4) OBP: 0.238, SLG: 0.400	B C F B F X 2-2 F8 ③			S X 0-1 G6-3 ①		F C S 0-3 K ②		F X 0-1 1B 1B 1-2	X 0-0 F8 ③	5	0	1	0	0	1	4
A.J. Hinch, R (1, 2) OBP: 0.333, SLG: 0.267		B B S B C S 3-3 K ①		C C B B B F X 3-2 G4-6-3 1B		C B B X 2-1 E4		L C L 0-3 K ①		4	0	1	0	0	2	2
Rafael Bournigal, R (1, 6) OBP: 0.231, SLG: 0.231 Kevin Mitchell, R (8, PH) OBP: 0.286, SLG: 0.167 Jorge Velandia, R (8, PR) (9, 6)		C B X 1-1 G1-3 ②		B F B B B C X 3-2 G4-6-3 ② ③ 1-2f		B B C 1 SAFE X 2-1 L7 ③		C S X 0-2 1B 1-2 2-H		3 1 0	0 0 0	0 1 0	0 1 0	0 0 0	0 0 0	2 0 0
Inning Stats	R: 2 H: 4 E: 0 LOB: 2 K: 1 BB: 0 S: 20 P: 32	R: 0 H: 0 E: 0 LOB: 0 K: 2 BB: 0 S: 8 P: 13	R: 0 H: 1 E: 0 LOB: 2 K: 2 BB: 1 S: 13 P: 21	R: 0 H: 1 E: 0 LOB: 0 K: 0 BB: 0 S: 9 P: 15	R: 0 H: 1 E: 0 LOB: 0 K: 0 BB: 0 S: 6 P: 8	R: 2 H: 2 E: 1 LOB: 1 K: 1 BB: 0 S: 15 P: 23	R: 0 H: 1 E: 0 LOB: 2 K: 0 BB: 1 S: 12 P: 22	R: 1 H: 2 E: 0 LOB: 2 K: 1 BB: 1 S: 13 P: 18	R: 0 H: 2 E: 0 LOB: 2 K: 1 BB: 0 S: 14 P: 21	1B: 11 SF: 0 2B: 2 SAC: 0 3B: 0 DP: 2 HR: 1 HBP: 0						

PITCHER		IP	WLS	BF	H	R	ER	SO	BB	IBB	HBP	BLK	WP	HR	S	P	ERA	WHIP
Jaret Wright, R ERA: 6.0	(1, 1)	4.0		18	6	2	2	5	1	0	0	0	0	0	50	81	4.50	1.750
Rick Krivda, L ERA: 6.75	(5, 1)	2.2	W	13	4	2	2	1	1	0	0	0	0	1	30	49	6.75	1.875
Alvin Morman, L ERA: 5.4	(7, 1)	0.1		2	0	1	1	0	1	0	0	0	0	0	4	9	27.00	3.000
Eric Plunk, R ERA: 6.75	(8, 1)	0.2		4	2	0	0	1	0	0	0	0	0	0	11	11	0.00	3.000
Paul Assenmacher, L ERA: 3.86	(8, 1)	1.0		4	1	0	0	1	0	0	0	0	0	0	9	15	0.00	1.000

PITCHER		IP	WLS	BF	H	R	ER	SO	BB	IBB	HBP	BLK	WP	HR	S	P	ERA	WHIP
Michael Jackson, R ERA:	(9, 1)	0.1	S	2	1	0	0	0	0	0	0	0	0	0	6	8	0.00	3.000

BOTTOM

Cleveland Indians @ Oakland Athletics

Network Associates Coliseum, Oakland, CA

Tue Apr 07 1998, Postponed
Att. 6,963 - Overcast - 52 F

livebaseballscorecards.com

AB	40
R	5
H	14
RBI	5
BB	3
SO	8
LOB	23

WP: 0 PA: 43
PB: 0
SB: 1
CS: 0

Batter	1	2	3	4	5	6	7	8	9	AB	R	H	RBI	BB	SO	LOB
Kenny Lofton, L (1, 8) OBP: 0.400, SLG: 0.414	B B C B C B 4-2 CS BB		C C B F 1 SAFE 1 SAFE X 1-2 ② L4			C B C B B X 3-2 ① G3		B B C F F X 2-2 ① G6-3		3	0	0	0	1	0	1
Shawon Dunston, R (1, 6) OBP: 0.273, SLG: 0.263	1 SAFE 1 SAFE 1 SAFE B X 1-0 ① ② G6-3 1-2		C B B X 2-1 ③ FC6-4 1-2f			B B B C B 4-1 2B SF8 BB		B X 1-0 ② L4		3	1	0	0	1	0	2
David Justice, L (1, 10) OBP: 0.483, SLG: 0.864	C F B X 1-2 2B			B B B 4-0 BB		C 1 SAFE 1 SAFE 1 SAFE B S B X 2-2 SF8 1-3 2B		B C X 1-1 ③ G6-3		3	0	2	0	1	0	0
Manny Ramirez, R (1, 9) OBP: 0.333, SLG: 0.714	C X 0-1 ③ F7			C 1 SAFE C C 0-3 ① K		X 0-0 ② SF8 2-3 3-H			C B X 1-1 ① G6-3	3	0	0	1	0	1	2
Geronimo Berroa, R (1, 7) OBP: 0.294, SLG: 0.333		B X 1-0 ① F9		S X 0-1 ② P3		C B B B B 4-1 BB			C B B F X 2-2 ② G5-3	3	0	0	0	1	0	1
Travis Fryman, R (1, 5) OBP: 0.258, SLG: 0.407		B X 1-0 G5-4-3 1B		B B C B 1 SAFE X 3-1 ③ G1-3		C B F 1 SAFE 1 SAFE B F B 1 SAFE 3-2 F X ③ G5-3			B C X 1-1 ③ F7	4	0	1	0	0	0	3
Jeff Manto, R (1, 3) OBP: 0.200, SLG: 0.111		C S B B X 2-2 ② ③ G5-4-3 1-2f			B B S B C C F C 3-3 ① K		X 0-0 ① G6-3			3	0	0	0	0	1	1
Pat Borders, R (1, 2) OBP: 0.227, SLG: 0.273			B C C B F F F F S 2-3 ① K		C B B X 2-1 ② F8		B S S S 1-3 ② K			3	0	0	0	0	2	0
Jeff Branson, L (1, 4) OBP: 0.200, SLG: 0.200			B F F X 1-2 FC6-4 1B		X 0-0 ③ F8		B S F S 1-3 ③ K			3	0	1	0	0	1	0
Inning Stats	R: 0 H: 1 E: 0 LOB: 1 K: 0 BB: 1 S: 8 P: 14	R: 0 H: 1 E: 0 LOB: 0 K: 0 BB: 0 S: 5 P: 9	R: 0 H: 1 E: 0 LOB: 1 K: 1 BB: 0 S: 16 P: 22	R: 0 H: 0 E: 0 LOB: 1 K: 1 BB: 1 S: 7 P: 14	R: 0 H: 0 E: 0 LOB: 0 K: 1 BB: 0 S: 7 P: 12	R: 1 H: 1 E: 0 LOB: 2 K: 0 BB: 2 S: 14 P: 30	R: 0 H: 0 E: 0 LOB: 0 K: 2 BB: 0 S: 7 P: 9	R: 0 H: 0 E: 0 LOB: 0 K: 0 BB: 0 S: 7 P: 11	R: 0 H: 0 E: 0 LOB: 0 K: 0 BB: 0 S: 7 P: 11	1B: 2 SF: 1 2B: 2 SAC: 0 3B: 0 DP: 1 HR: 0 HBP: 0						

TOP

Cleveland Indians @ Oakland Athletics

Network Associates Coliseum, Oakland, CA

Wed Apr 08 1998, 6:33 AM EDT

Att. 8,361 - Cloudy - 57 F

livebaseballscorecards.com

AB	28
R	1
H	4
RBI	1
BB	4
SO	5
LOB	10

PITCHER		IP	WLS	BF	H	R	ER	SO	BB	IBB	HBP	BLK	WP	HR	S	P	ERA	WHIP
Kenny Rogers, L ERA: 2.92	(1, 1)	7.0	W	27	4	1	1	5	4	0	0	0	0	0	64	110	1.29	1.143
Mike Mohler, L ERA: 4.91	(8, 1)	1.0		3	0	0	0	0	0	0	0	0	0	0	7	11	0.00	0.000
Billy Taylor, R ERA: 6.23	(9, 1)	1.0	S	3	0	0	0	0	0	0	0	0	0	0	7	11	0.00	0.000

PITCHER	IP	WLS	BF	H	R	ER	SO	BB	IBB	HBP	BLK	WP	HR	S	P	ERA	WHIP

Batter	1	2	3	4	5	6	7	8	9	AB	R	H	RBI	BB	SO	LOB
Rickey Henderson, R (1, 7) OBP: 0.276, SLG: 0.192	B F B S X 2-2 1B SF7 1B		B X 1-0 ② F7			B B F F B X 3-2 ② F8		B C B X 2-1 S 1B 1B		4	2	2	0	0	0	0
Jason McDonald, S (1, 8) OBP: 0.409, SLG: 0.409	B B 1 SAFE M X 2-1 ① L7		C C B S 1-3 ③ K			F B C B B X 3-2 S 1B		1 SAFE L 1 SAFE 1 SAFE B 1 SAFE L C 1-3 ① K		4	0	1	0	0	2	2
Ben Grieve, L (1, 9) OBP: 0.385, SLG: 0.435	C B F B 1 SAFE X 2-2 1-3 1B			B C X 1-1 ① G4-3		S B F B X 2-2 ③ F9 1-2		1 SAFE B B B C B 4-1 1B 1B 1-2 BB		3	0	1	0	1	0	1
Matt Stairs, L (1, 10) OBP: 0.440, SLG: 0.500	X 0-0 ② SF7 3-H			C C S 0-3 ② K			C B S X 1-2 1B 2B	X 0-0 1B 1-2 2-H 1B		3	1	2	2	0	1	0
Jason Giambi, L (1, 3) OBP: 0.423, SLG: 0.696	B B F X 2-1 ③ F9			B F S C 1-3 ③ K			F B F F B B X 3-2 ① L5	B X 1-0 1-2 2-3 1B		4	0	1	0	0	1	2
Mike Blowers, R (1, 5) OBP: 0.308, SLG: 0.182		C C B B B X 3-2 ① G6-3			C S B S 1-3 ① K		I N T 4-0 1B IBB	X 0-0 ② L4		2	0	0	0	0	1	0
Dave Magadan, L (7, PH) OBP: 0.375, SLG: 0.357										1	0	0	0	1	0	3
(8, 5)																
Jason Wood, R (9, 5)										0	0	0	0	0	0	0
Scott Spiezio, S (1, 4) OBP: 0.200, SLG: 0.333		B B X 2-0 ② G5-3			X 0-0 ② F7		C B X 1-1 ② P6	B C X 1-1 ③ F7		4	0	0	0	0	0	5
A.J. Hinch, R (1, 2) OBP: 0.333, SLG: 0.278		B F X 1-1 ③ F7			B X 1-0 ③ G6-3		C B B B B X 3-1 1-2 2-H 1B			3	0	1	1	0	0	0
Rafael Bournigal, R (1, 6) OBP: 0.200, SLG: 0.200			C X 0-1 ① G6-3			C X 0-1 ① G4-3	B S F F B B C 3-3 ③ K			2	0	0	0	0	0	0
Kevin Mitchell, R (7, PH) OBP: 0.250, SLG: 0.143										1	0	0	0	0	1	2
Jorge Velandia, R (8, 6)										0	0	0	0	0	0	0
Inning Stats	R: 1 E: 0 K: 0 S: 11 H: 2 LOB: 1 BB: 0 P: 19	R: 0 E: 0 K: 0 S: 6 H: 0 LOB: 0 BB: 0 P: 12	R: 0 E: 0 K: 1 S: 6 H: 0 LOB: 0 BB: 0 P: 8	R: 0 E: 0 K: 2 S: 8 H: 0 LOB: 0 BB: 0 P: 10	R: 0 E: 0 K: 1 S: 5 H: 0 LOB: 0 BB: 0 P: 7	R: 0 E: 0 K: 0 S: 11 H: 1 LOB: 1 BB: 0 P: 19	R: 1 E: 0 K: 1 S: 14 H: 2 LOB: 2 BB: 1 P: 29	R: 1 E: 0 K: 1 S: 11 H: 3 LOB: 3 BB: 1 P: 20		1B: 7 2B: 1 3B: 0 HR: 0	SF: 1 SAC: 0 DP: 0 HBP: 0					

PITCHER		IP	WLS	BF	H	R	ER	SO	BB	IBB	HBP	BLK	WP	HR	S	P	ERA	WHIP
Dave Burba, R ERA: 1.93	(1, 1)	7.0	L	27	5	2	2	5	0	1	0	0	0	0	61	104	2.57	0.714
Paul Assenmacher, L ERA: 5.4	(8, 1)	1.0		7	3	1	1	1	1	0	0	0	0	0	11	20	9.00	4.000

PITCHER	IP	WLS	BF	H	R	ER	SO	BB	IBB	HBP	BLK	WP	HR	S	P	ERA	WHIP

BOTTOM

Cleveland Indians @ Oakland Athletics

Network Associates Coliseum, Oakland, CA

Wed Apr 08 1998, 6:33 AM EDT

Att. 8,361 - Cloudy - 57 F

livebaseballscorecards.com

AB	31
R	3
H	8
RBI	3
BB	2
SO	6
LOB	15

1B: 7	SF: 1	WP: 0	PA: 34
2B: 1	SAC: 0	PB: 0	
3B: 0	DP: 0	SB: 2	
HR: 0	HBP: 0	CS: 0	

Batter	1	2	3	4	5	6	7	8	9	10	AB	R	H	RBI	BB	SO	LOB
Darin Erstad, L (1, 3) OBP: 0.286, SLG: 0.415	C C X 0-2 G2-3 ①		B B F F F F X 2-2 G4-3 2B		X 0-0 F8 ①	B C B F F F B X 3-2 P5 ①		C C S 0-3 K ③		B F F X 1-2 P6 ③	6	0	1	0	0	1	1
Dave Hollins, S (1, 5) OBP: 0.351, SLG: 0.375 Craig Shipley, R (9, 5) OBP: 0.222, SLG: 0.222	B C B F F F F X 2-2 P6 ②		X 0-0 G4-3 2-3 ①		B S B F X 2-2 1B 1B 1B ①	F C S 0-3 K ②			C C H 1-2 2B FC1-5-2-6-5 HBP		4 0	1 0	1 0	0 0	0 0	1 0	1 0
Tim Salmon, R (1, 9) OBP: 0.316, SLG: 0.441	B X 1-0 F9 ③		S F B F B X 2-2 P6 ②		B B F X 2-1 1B E 1-3 1B ①	C B F S 1-3 K ③			F F C 0-3 K ①		5	1	1	0	0	2	2
Jim Edmonds, L (1, 8) OBP: 0.325, SLG: 0.405		F B B B B 4-1 16 1B 1B BB	B B F X 2-1 G6-3 ③		C S B F F B B X 3-2 E8 2B 1-H 3-H 1B ①		C B B X 2-1 G4-3 ①		B C F B X 2-2 FC1-5-2-6-5 16 1B 1-3 2B		4	3	2	1	1	0	1
Cecil Fielder, R (1, 10) OBP: 0.405, SLG: 0.310 Damon Mashore, R (9, PR)	C S B S 1-3 K ①			B S B F S 3-3 K ①	F S X 0-2 1B 2-H 2B ①		B F B F F X 2-2 G5-3 ②		B C S F X 1-2 FC1-5-2-6-5 16 1B 2-3 3-H ②		5 0	0 0	1 0	1 0	0 0	2 0	3 0
16 Garret Anderson, L (1, 7) OBP: 0.351, SLG: 0.382	X 0-0 S 1B 1-3 1B			B B B C B 4-1 G6-3 BB	C X 0-1 F7 ②		F X 0-1 L7 ③		C F X 0-2 1-3 3-H 1B		4	0	2	1	1	0	1
Norberto Martin, R (1, 4) OBP: 0.192, SLG: 0.231	F S B X 1-2 S 1-2 3-H 1B			C X 0-1 G6-3 1-2 ②	B B C X 2-1 BB 2-3 1B			C B F S 1-3 K2-3 ①	C F S 0-3 K ③		5	0	2	1	0	2	3
Matt Walbeck, S (1, 2) OBP: 0.292, SLG: 0.455	C B B S B C 3-3 K ② 1-2 2-3			S B B F B B 4-2 BB	B B B C B 4-1 1-2 BB			B S B F B X 3-2 L3 ②		C F X 0-2 L5 ①	3	0	0	0	2	1	2
Carlos Garcia, R (1, 6) OBP: 0.333, SLG: 0.300	C C B B S 2-3 K ③			F F C 0-3 K ③	F B S X 1-2 G4-3 ③			B B B C H 4-1 HBP		C S C 0-3 K ②	4	0	0	0	0	3	7
Inning Stats	R: 0 E: 0 K: 0 S: 10 H: 0 LOB: 0 BB: 0 P: 13	R: 1 E: 0 K: 3 S: 14 H: 2 LOB: 2 BB: 1 P: 25	R: 0 E: 0 K: 0 S: 12 H: 1 LOB: 1 BB: 0 P: 18	R: 0 E: 0 K: 2 S: 11 H: 0 LOB: 2 BB: 2 P: 22	R: 3 E: 1 K: 0 S: 22 H: 5 LOB: 3 BB: 1 P: 36	R: 0 E: 0 K: 2 S: 10 H: 0 LOB: 0 BB: 0 P: 14	R: 0 E: 0 K: 0 S: 8 H: 0 LOB: 0 BB: 0 P: 12	R: 0 E: 0 K: 2 S: 10 H: 0 LOB: 1 BB: 0 P: 18	R: 1 E: 0 K: 2 S: 18 H: 2 LOB: 2 BB: 0 P: 22	R: 0 E: 0 K: 1 S: 9 H: 0 LOB: 0 BB: 0 P: 10	1B: 7 2B: 3 3B: 0 HR: 0	SF: 0 SAC: 0 DP: 0 HBP: 2					

PITCHER		IP	WLS	BF	H	R	ER	SO	BB	IBB	HBP	BLK	WP	HR	S	P	ERA	WHIP
Bartolo Colon, R ERA: 2.63	(1, 1)	4.2		25	8	4	4	5	3	0	0	0	0	0	65	105	7.71	2.357
Paul Shuey, R ERA:	(5, 1)	1.2		6	0	0	0	2	1	0	0	0	0	0	16	27	0.00	0.600
Jose Mesa, R ERA: 2.7	(7, 1)	1.1		5	0	0	0	1	0	0	1	0	0	0	13	23	0.00	0.000
Paul Assenmacher, L ERA: 4.91	(8, 1)	0.1		1	0	0	0	1	0	0	0	0	0	0	3	3	0.00	0.000
Michael Jackson, R ERA: 2.7	(9, 1)	1.0		6	2	1	1	2	0	0	1	0	0	0	18	22	9.00	2.000

PITCHER		IP	WLS	BF	H	R	ER	SO	BB	IBB	HBP	BLK	WP	HR	S	P	ERA	WHIP
Eric Plunk, R ERA: 3.86	(10, 1)	1.0	W	3	0	0	0	1	0	0	0	0	0	0	9	10	0.00	0.000

TOP

Anaheim Angels @ Cleveland Indians

Jacobs Field, Cleveland, OH

Fri Apr 10 1998, 3:33 AM EDT

Att. 42,707 - Sunny - 43 F

livebaseballscorecards.com

AB	40
R	5
H	10
RBI	4
BB	4
SO	12
LOB	21

1B: 7	SF: 0	WP: 0	PA: 46		
2B: 3	SAC: 0	PB: 0			
3B: 0	DP: 0	SB: 2			
HR: 0	HBP: 2	CS: 0			

Batter	1	2	3	4	5	6	7	8	9	10	AB	R	H	RBI	BB	SO	LOB
Kenny Lofton, L (1, 8) OBP: 0.400, SLG: 0.441	C F F X 0-2 S SF8 2B	X 0-0 ②③ G4-6-3 1-2f		C 0-1 ③ CS 1-2	X 0-0 ① L9		C C 1 SAFE 1 SAFE F F B 1 SAFE P 3-2 B F 1 SAFE X G4-3 1-2 ①		B B 1 SAFE C C F X 2-2 ① CS 1-2 1B		5	1	2	0	0	0	2
Shawon Dunston, R (1, 4) OBP: 0.259, SLG: 0.261	M S X 0-2 ① SF8 2-H		B S S X 1-2 ① G6-3		C X 0-1 S 1B		B B F X 2-1 ② L6		1 SAFE B 1 SAFE 1 SAFE F B S S 2-3 ② K		4	0	1	1	0	1	2
David Justice, L (1, 10) OBP: 0.471, SLG: 0.778	B C X 1-1 1B 2B 1B		C B B X 2-1 ② G5-3		B X 1-0 ② F9		B C X 1-1 2-H 1B		C B S F F F 1 SAFE B 2-2 ③ CS 1-2	B S B X 2-1 ① P5	5	1	2	1	0	0	1
Manny Ramirez, R (1, 9) OBP: 0.342, SLG: 0.667	B B 1 SAFE X 2-0 2B 1-2 1B		X 0-0 ③ G6-3		B B B X 3-0 ③ P4 1-2		B B X 2-0 ③ P3			B B S F F X 2-2 BB HR 1B	5	1	2	0	0	0	2
Geronimo Berroa, R (1, 7) OBP: 0.350, SLG: 0.353 Brian Giles, L (8, 7) OBP: 0.588, SLG: 0.909	F F B F S 1-3 ② K		B B X 2-0 FC5-4 1B			C S B B F B B 4-2 S BB		C C B B S 2-3 ① K		B B B B 4-0 HR 1-2 BB	2 1	0 1	1 0	0 0	1 1	1 1	2 0
Travis Fryman, R (1, 5) OBP: 0.278, SLG: 0.469	B C F X 1-2 1-3 2-H 2B		B X 1-0 ① FC5-4 2B 1-2f 1B			B B B C 1 SAFE S 1 SAFE C 3-3 ① K 1-2		C X 0-1 WP 2B		B B C F F F S 2-3 ② K	5	1	2	1	0	2	4
Jim Thome, L (1, 3) OBP: 0.310, SLG: 0.423	C F B B C 2-3 ③ K			F 1 SAFE B X 1-1 1-3 1B 2B		S F S S 1-3 ② K		C S B B S 2-3 ② K		F B X 1-1 1-H 2-H HR	5	2	2	3	0	3	4
Sandy Alomar Jr., R (1, 2) OBP: 0.500, SLG: 1.000		B X 1-0 ① G6-3		F S S 0-3 ② K		B B C B X 3-1 ③ G4-3		C B X 1-1 ③ L7 2-3			4	0	0	0	0	1	4
Omar Vizquel, S (1, 6) OBP: 0.571, SLG: 0.583		B B C F X 2-2 G4-6-3 1B		B B X 2-0 CS 2-H 3-H 1B			C B B B B 4-1 G4-3 1B BB		C X 0-1 CS 1B		3	1	3	2	1	0	0
Inning Stats	R: 2 H: 4 E: 0 LOB: 2 K: 2 BB: 0 S: 20 P: 27	R: 0 H: 1 E: 0 LOB: 0 K: 0 BB: 0 S: 5 P: 8	R: 0 H: 0 E: 0 LOB: 0 K: 0 BB: 0 S: 6 P: 9	R: 2 H: 3 E: 0 LOB: 0 K: 1 BB: 0 S: 9 P: 15	R: 0 H: 1 E: 0 LOB: 1 K: 0 BB: 0 S: 5 P: 9	R: 0 H: 0 E: 0 LOB: 1 K: 2 BB: 1 S: 11 P: 22	R: 1 H: 1 E: 0 LOB: 1 K: 0 BB: 1 S: 13 P: 24	R: 0 H: 1 E: 0 LOB: 1 K: 2 BB: 0 S: 10 P: 15	R: 0 H: 2 E: 0 LOB: 0 K: 1 BB: 0 S: 14 P: 20	R: 3 H: 2 E: 0 LOB: 0 K: 1 BB: 1 S: 13 P: 24	1B: 10 SF: 1 2B: 4 SAC: 0 3B: 0 DP: 1 HR: 1 HBP: 0						

PITCHER		IP	WLS	BF	H	R	ER	SO	BB	IBB	HBP	BLK	WP	HR	S	P	ERA	WHIP
Allen Watson, L ERA: 10.38	(1, 1)	5.2		25	9	4	4	5	1	0	0	0	0	0	54	85	6.35	1.765
Omar Olivares, R ERA: 5.4	(6, 1)	0.1		2	0	1	1	0	1	0	0	0	0	0	3	10	27.00	3.000
Mike Holtz, L ERA:	(7, 1)	0.2		3	1	0	0	0	0	0	0	0	0	0	11	16	0.00	1.500
Rich DeLucia, R ERA: 3.86	(7, 1)	2.0		8	3	0	0	3	0	0	0	0	1	0	20	31	0.00	1.500
Troy Percival, R ERA: 5.4	(9, 1)	1.0	L	5	2	3	3	1	1	0	0	0	0	1	18	31	27.00	3.000

PITCHER	IP	WLS	BF	H	R	ER	SO	BB	IBB	HBP	BLK	WP	HR	S	P	ERA	WHIP

BOTTOM

Anaheim Angels @ Cleveland Indians

Jacobs Field, Cleveland, OH

Fri Apr 10 1998, 3:33 AM EDT

Att. 42,707 - Sunny - 43 F

livebaseballscorecards.com

AB	39
R	8
H	15
RBI	8
BB	3
SO	9
LOB	21

Anaheim Angels @ Cleveland Indians

Jacobs Field, Cleveland, OH

Sat Apr 11 1998, 3:33 AM EDT

Att. 42,802 - Sunny - 46 F

TOP

livebaseballscorecards.com

Batter	1	2	3	4	5	6	7	8	9	AB	R	H	RBI	BB	SO	LOB
Darin Erstad, L (1, 10) OBP: 0.319, SLG: 0.565	C B F B X 2-2 HR	C B B B C X 3-2 G6-3 ③		B C 1 SAFE B 1 SAFE F C 2-3 K ③			B X 1-0 HR		B C X 1-1 1-2 1B	5	2	3	2	0	1	2
Frank Bolick, S (1, 5) OBP: 0.125, SLG: 0.500	B X 1-0 L8 ①		C B B F X 2-2 HR		C F B B B X 3-2 G4-3 ①		B X 1-0 F6 ②		X 0-0 P6 ②	5	1	1	1	0	0	2
Tim Salmon, R (1, 9) OBP: 0.357, SLG: 0.541	C B B B F B 4-2 G3 BB		B F X 1-1 G1-4-3 BB 1B		X 0-0 F8 ②		C S X 0-2 HR		F 2 SAFE 0-1 2-3 PO ③	3	1	2	1	1	0	0
Jim Edmonds, L (1, 8) OBP: 0.318, SLG: 0.375	B X 1-0 G3 ② 1-2		C B B B B 4-1 G1-4-3 1-2 BB		F C F F B B C 2-3 K ③		C X 0-1 G1-3 ③			3	0	0	0	1	1	1
Cecil Fielder, R (1, 3) OBP: 0.366, SLG: 0.273	C F X 0-2 G6-3 ③		S X 0-1 G1-4-3 ① ② 1-2f 2-3			X 0-0 L5 ①		B F S 1-3 K ①		4	0	0	0	0	1	3
16 Garret Anderson, L (1, 7) OBP: 0.341, SLG: 0.351		B C S S 1-3 K ①	C B B B F S 3-3 K ③			B C B C F B B 4-2 1B BB		S X 0-1 P6 ②		3	0	0	0	1	2	1
Phil Nevin, R (1, 2) OBP: 0.333, SLG: 0.571		B C B F B F X 3-2 E G6-3 1B		B B F B B 4-1 FC3-6 BB		B C B X 2-1 1-2 G1-4-3 1B		C X 0-1 G6-3 ③		3	1	2	0	1	0	0
Norberto Martin, R (1, 4) OBP: 0.200, SLG: 0.233		X 0-0 E5 G6-3 1-3 1B		1 SAFE S 1 SAFE F X 0-2 ① FC3-6 FC5-4 1-2f		X 0-0 ② ③ G1-4-3 1-2f			X 0-0 L9 ①	4	0	1	0	0	0	3
Craig Shipley, R (1, 6) OBP: 0.231, SLG: 0.167		F F X 0-2 G6-3 ② 2-3 3-H		B F C X 1-2 FC5-4 ② 1-2f			B C X 1-1 L9 ①		B B B C B 4-1 PO 1B BB	3	0	0	1	1	0	2

	AB	33
	R	5
	H	9
	RBI	5
	BB	5
	SO	5
	LOB	14

Inning Stats																		
	R: 1	H: 1	R: 1	H: 2	R: 1	H: 2	R: 0	H: 0	R: 0	H: 0	R: 0	H: 1	R: 2	H: 2	R: 0	H: 0	R: 0	H: 1
	E: 0	LOB: 1	E: 1	LOB: 1	E: 0	LOB: 1	E: 0	LOB: 1	E: 0	LOB: 0	E: 0	LOB: 1	E: 0	LOB: 0	E: 0	LOB: 0	E: 0	LOB: 1
	K: 0	BB: 1	K: 1	BB: 0	K: 1	BB: 1	K: 1	BB: 1	K: 1	BB: 0	K: 0	BB: 1	K: 0	BB: 0	K: 1	BB: 0	K: 0	BB: 1
	S: 10	P: 18	S: 14	P: 21	S: 11	P: 21	S: 10	P: 17	S: 9	P: 14	S: 7	P: 13	S: 9	P: 12	S: 7	P: 8	S: 6	P: 11

	1B: 5	SF: 0	WP: 0	PA: 39
	2B: 0	SAC: 0	PB: 0	
	3B: 0	DP: 2	SB: 0	
	HR: 4	HBP: 0	CS: 0	

PITCHER		IP	WLS	BF	H	R	ER	SO	BB	IBB	HBP	BLK	WP	HR	S	P	ERA	WHIP
Charles Nagy, R ERA: 7.36	(1, 1)	6.1	W	28	7	4	3	4	4	0	0	0	0	3	64	109	4.26	1.737
Jose Mesa, R ERA: 3.24	(7, 1)	1.2		6	1	1	1	1	0	0	0	0	0	1	13	15	5.40	0.600
Michael Jackson, R ERA: 2.08	(9, 1)	1.0	S	4	1	0	0	0	1	0	0	0	0	0	6	11	0.00	2.000

PITCHER	IP	WLS	BF	H	R	ER	SO	BB	IBB	HBP	BLK	WP	HR	S	P	ERA	WHIP

Batter	1	2	3	4	5	6	7	8	9	AB	R	H	RBI	BB	SO	LOB
Kenny Lofton, L (1, 8) OBP: 0.386, SLG: 0.421	E4 (WP, S) SF7	L8		G4-3			FC4-6 1B			4	1	1	0	0	0	1
Omar Vizquel, S (1, 6) OBP: 0.500, SLG: 0.500	K 1-3		P6		P5		FC4-6 2B 1-2f			4	1	0	0	0	1	2
David Justice, L (1, 10) OBP: 0.500, SLG: 0.828	SF7 3-H		HR 1B		G6-4-3 BB		1 SAFE 1 SAFE 2B 1-H			2	1	2	2	1	0	0
Manny Ramirez, R (1, 9) OBP: 0.357, SLG: 0.639	1B		F9		G6-4-3 1-2f		G1-6-3 BB			3	0	1	0	1	0	2
Jim Thome, L (1, 3) OBP: 0.333, SLG: 0.517	G4-3		HR 1-H			HR BB	G1-6-3 1-2f			3	2	1	2	1	0	3
Travis Fryman, R (1, 5) OBP: 0.250, SLG: 0.417		G5-3	F8			K		G6-3		4	0	0	0	0	1	1
Brian Giles, L (1, 7) OBP: 0.571, SLG: 1.000		P4		G4-3 (S) SF8 BB		1 SAFE K 1-H HR		P5		3	2	1	2	1	0	0
Sandy Alomar Jr., R (1, 2) OBP: 0.438, SLG: 0.875		3B 2B		1 SAFE 1 SAFE G4-3 1-3		K		P5		4	1	1	0	0	1	1
Shawon Dunston, R (1, 4) OBP: 0.300, SLG: 0.440 Jeff Branson, L (8, 4) OBP: 0.200, SLG: 0.200		2-H 3B		SF8 3-H		2B				2 0	0 0	2 0	2 0	0 0	0 0	0 0
Inning Stats	R: 1 E: 1 K: 1 S: 10 H: 1 LOB: 1 BB: 0 P: 18	R: 1 E: 0 K: 0 S: 15 H: 2 LOB: 1 BB: 0 P: 21	R: 2 E: 0 K: 0 S: 6 H: 2 LOB: 0 BB: 0 P: 9	R: 1 E: 0 K: 0 S: 8 H: 0 LOB: 0 BB: 1 P: 14	R: 0 E: 0 K: 0 S: 6 H: 0 LOB: 0 BB: 1 P: 12	R: 2 E: 0 K: 2 S: 10 H: 2 LOB: 1 BB: 1 P: 21	R: 1 E: 0 K: 0 S: 8 H: 2 LOB: 1 BB: 1 P: 16	R: 0 E: 0 K: 0 S: 10 H: 0 LOB: 0 BB: 0 P: 13		1B: 3 2B: 3 3B: 1 HR: 2	SF: 2 SAC: 0 DP: 2 HBP: 0					

PITCHER		IP	WLS	BF	H	R	ER	SO	BB	IBB	HBP	BLK	WP	HR	S	P	ERA	WHIP
Jason Dickson, R ERA: 11.17	(1, 1)	5.1	L	25	6	7	6	2	3	0	0	0	1	2	51	87	10.12	1.688
Shigetoshi Hasegawa, R ERA: 9.64	(6, 1)	1.2		7	3	1	1	1	1	0	0	0	0	0	12	24	5.40	2.400
Mike James, R ERA: 1.69	(8, 1)	1.0		3	0	0	0	0	0	0	0	0	0	0	10	13	0.00	0.000

PITCHER	IP	WLS	BF	H	R	ER	SO	BB	IBB	HBP	BLK	WP	HR	S	P	ERA	WHIP

BOTTOM

Anaheim Angels @ Cleveland Indians

Jacobs Field, Cleveland, OH

Sat Apr 11 1998, 3:33 AM EDT
Att. 42,802 - Sunny - 46 F

livebaseballscorecards.com

AB	29
R	8
H	9
RBI	8
BB	4
SO	3
LOB	10

Batter	1	2	3	4	5	6	7	8	9	AB	R	H	RBI	BB	SO	LOB
Darin Erstad, L (1, 3) OBP: 0.333, SLG: 0.580	FC1-6 1B	1B 2B	G5-3	FC4 1-2f		K			P6	4	1	2	0	0	0	4
Frank Bolick, S (6, PH) OBP: 0.100, SLG: 0.400										2	0	0	0	0	1	1
(6, 3)																
(8, 5)																
Dave Hollins, S (1, 5) OBP: 0.381, SLG: 0.472	FC1-6 BB BB 16 E 1-2f	HR 2-H 1B		HR	FC1-4 BB		L4		G6-3	4	3	2	2	1	0	1
Phil Nevin, R (8, 3) OBP: 0.313, SLG: 0.533										1	0	0	0	0	0	0
Tim Salmon, R (1, 9) OBP: 0.417, SLG: 0.700	BB 16 E 1-2 BB	HR BB		BB 2B BB	F8		HR		HR	3	5	2	2	3	0	1
Jim Edmonds, L (1, 8) OBP: 0.340, SLG: 0.452	F7	1-H 2-H HR		2B 1-2 BB	FC1-4 1-2 BB		F9		L3	2	2	1	3	1	0	2
Damon Mashore, R (4, 8)										2	0	0	0	1	0	0
Cecil Fielder, R (1, 10) OBP: 0.370, SLG: 0.297	16 E 1-2 2-3 BB	K		16 1B 1-H 2-H 2B	FC1-4 1-2f 2-3		G6-3			4	0	1	2	1	1	2
16 Garret Anderson, L (1, 7) OBP: 0.348, SLG: 0.357	E3 1-3 2-H 3-H	L4-6 1B 1B		WP 2-3 1B	P6			L5		5	0	2	0	0	0	3
Norberto Martin, R (1, 4) OBP: 0.257, SLG: 0.314	G3-1	1-2 2B 1B		F9		2B		1B		5	1	3	0	0	0	4
Matt Walbeck, S (1, 2) OBP: 0.276, SLG: 0.385		F7	L4-6 2-3	FC4 1-2 BB		F8		F8		4	0	0	0	1	0	4
Gary Disarcina, R (1, 6) OBP: 0.360, SLG: 0.500		G5-3	1-H 2B	K		G5-3		F7		5	0	1	1	0	1	5
Inning Stats	R: 2 E: 1 K: 0 S: 9 H: 1 LOB: 2 BB: 2 P: 21	R: 4 E: 0 K: 1 S: 10 H: 3 LOB: 0 BB: 1 P: 19	R: 1 E: 0 K: 0 S: 8 H: 3 LOB: 1 BB: 0 P: 9	R: 3 E: 0 K: 1 S: 18 H: 3 LOB: 3 BB: 3 P: 35	R: 0 E: 0 K: 0 S: 11 H: 0 LOB: 2 BB: 2 P: 20	R: 0 E: 0 K: 1 S: 6 H: 1 LOB: 1 BB: 0 P: 7	R: 1 E: 0 K: 0 S: 8 H: 1 LOB: 0 BB: 0 P: 9	R: 0 E: 0 K: 0 S: 4 H: 1 LOB: 1 BB: 0 P: 6	R: 1 E: 0 K: 0 S: 9 H: 1 LOB: 0 BB: 0 P: 14	1B: 6 2B: 5 3B: 0 HR: 4 SF: 0 SAC: 0 DP: 1 HBP: 0						

TOP

Anaheim Angels @ Cleveland Indians

Jacobs Field, Cleveland, OH

Sun Apr 12 1998, 3:33 AM EDT

Att. 42,555 - Sunny - 68 F

livebaseballscorecards.com

AB	41
R	12
H	14
RBI	10
BB	8
SO	3
LOB	27

WP: 1 PB: 0 SB: 0 CS: 0 — PA: 49

PITCHER		IP	WLS	BF	H	R	ER	SO	BB	IBB	HBP	BLK	WP	HR	S	P	ERA	WHIP
Jaret Wright, R ERA: 8.25	(1, 1)	3.0	L	19	7	7	5	1	3	0	0	0	0	1	27	49	15.00	3.333
Tom Martin, L ERA: 9.0	(4, 1)	3.0		18	4	3	3	2	5	0	0	0	1	1	35	62	9.00	3.000
Eric Plunk, R ERA: 4.15	(7, 1)	2.0		8	2	1	1	0	0	0	0	0	0	1	12	15	4.50	1.000
Alvin Morman, L ERA: 6.75	(9, 1)	1.0		4	1	1	1	0	0	0	0	0	0	1	9	14	9.00	1.000

PITCHER	IP	WLS	BF	H	R	ER	SO	BB	IBB	HBP	BLK	WP	HR	S	P	ERA	WHIP

Batter	1	2	3	4	5	6	7	8	9	AB	R	H	RBI	BB	SO	LOB
Kenny Lofton, L (1, 8) OBP: 0.404, SLG: 0.439	B B C F F F B X 3-2 1B		C 1 SAFE B X 1-1 ① G6-3 1-2		C B B B C X 3-2 FC6-4 2-3 1B			X 0-0 G4-3 1B	B B B C F S 3-3 ③ K	3	0	2	0	0	0	1
Brian Giles, L (7, 8) OBP: 0.565, SLG: 0.938										2	0	1	0	0	1	2
Shawon Dunston, R (1, 4) OBP: 0.273, SLG: 0.393	1 SAFE B S F X 1-2 ① F7		B X 1-0 ② F9		B C X 1-1 ③ FC6-4 1-2f			C S B B B X 3-2 ① G4-3 1-2		3	0	0	0	0	0	4
Jeff Branson, L (8, 4) OBP: 0.182, SLG: 0.182										1	0	0	0	0	0	1
David Justice, L (1, 10) OBP: 0.476, SLG: 0.758	1 SAFE C B F 1 SAFE 1 SAFE X 1-2 ② F7		C S X 0-2 ③ F8			X 0-0 ① F7		B B B C X 3-1 G6-4-3 1B		4	0	1	0	0	0	2
Manny Ramirez, R (1, 9) OBP: 0.326, SLG: 0.575	C B F 1 SAFE C 1-3 ③ K			B B F B C X 3-2 ① F9		B B F B C X 3-2 ② F9		X 0-0 ②③ G6-4-3 1-2f		4	0	0	0	0	1	3
Geronimo Berroa, R (1, 7) OBP: 0.333, SLG: 0.333		C C B F X 1-2 ① L5		X 0-0 ② G6-3		X 0-0 E6 WP			B X 1-0 WP 2B 1B	4	1	1	0	0	0	0
Travis Fryman, R (1, 5) OBP: 0.250, SLG: 0.385		X 0-0 ② G4-3		X 0-0 ③ F8		S S S 0-3 ③ K 1-2			B F B C B B 4-2 2B 1-2 BB	3	0	0	0	1	1	1
Jim Thome, L (1, 3) OBP: 0.378, SLG: 0.563	B B B B 4-0 BB				B C F C 1-3 ① K		B X 1-0 G4-6-3 1B		F B X 1-1 1-3 2-H 2B	3	0	2	1	1	1	0
Sandy Alomar Jr., R (1, 2) OBP: 0.412, SLG: 0.824	C X 0-1 ③ F9				B B X 2-0 1B 2B		B C C C B B X 3-2 ①② G4-6-3 1-2f		B C F B F B S 3-3 ① K	1	0	0	0	0	0	1
Pat Borders, R (5, PH) OBP: 0.240, SLG: 0.320										3	0	1	0	0	1	3
(6, 2)																
Omar Vizquel, S (1, 6) OBP: 0.515, SLG: 0.517			C B F F B F X 2-2 G6-3 1B		F B S S S 1-3 ② K		B C F B X 2-2 ③ L3		C B S X 1-2 ② P4	1	0	1	0	0	0	0
Jolbert Cabrera, R (5, 6)										2	0	0	0	0	1	1
Jeff Manto, R (9, PH) OBP: 0.182, SLG: 0.100										1	0	0	0	0	0	2
Inning Stats	R: 0 H: 1 E: 0 LOB: 1 K: 1 BB: 0 S: 15 P: 21	R: 0 H: 0 E: 0 LOB: 1 K: 0 BB: 1 S: 7 P: 12	R: 0 H: 1 E: 0 LOB: 1 K: 0 BB: 0 S: 11 P: 15	R: 0 H: 0 E: 0 LOB: 0 K: 0 BB: 0 S: 5 P: 8	R: 0 H: 2 E: 0 LOB: 2 K: 2 BB: 0 S: 12 P: 20	R: 0 H: 0 E: 1 LOB: 1 K: 1 BB: 0 S: 8 P: 11	R: 0 H: 1 E: 0 LOB: 0 K: 0 BB: 0 S: 7 P: 13	R: 0 H: 2 E: 0 LOB: 1 K: 0 BB: 0 S: 7 P: 13	R: 1 H: 2 E: 0 LOB: 2 K: 2 BB: 1 S: 15 P: 28							

PITCHER		IP	WLS	BF	H	R	ER	SO	BB	IBB	HBP	BLK	WP	HR	S	P	ERA	WHIP
Chuck Finley, L ERA: 0.77	(1, 1)	7.1	W	30	7	0	0	4	1	0	0	0	1	0	71	112	0.00	1.091
Rich DeLucia, R ERA: 4.26	(8, 1)	1.2		7	2	1	1	2	1	0	0	0	1	0	16	29	5.40	1.800

PITCHER	IP	WLS	BF	H	R	ER	SO	BB	IBB	HBP	BLK	WP	HR	S	P	ERA	WHIP

BOTTOM

Anaheim Angels @ Cleveland Indians

Jacobs Field, Cleveland, OH

Sun Apr 12 1998, 3:33 AM EDT
Att. 42,555 - Sunny - 68 F

livebaseballscorecards.com

AB	35
R	1
H	9
RBI	1
BB	2
SO	6
LOB	21

1B: 7	SF: 0	WP: 2	PA: 37
2B: 2	SAC: 0	PB: 0	
3B: 0	DP: 2	SB: 0	
HR: 0	HBP: 0	CS: 0	

Seattle Mariners @ Cleveland Indians

Jacobs Field, Cleveland, OH

Mon Apr 13 1998, 7:05 PM EDT

Att. 42,793 - Cloudy - 71 F

TOP

livebaseballscorecards.com

Batter	1	2	3	4	5	6	7	8	9	AB	R	H	RBI	BB	SO	LOB
Joey Cora, S (1, 4) OBP: 0.397, SLG: 0.431	C X 0-1 SH2-3 HR 1B	C B F B B X 3-2 P4		B C B X 2-1 F7			B C B X 2-1 G3-4-3		C B S X 1-2 G1-3	5	1	1	0	0	0	3
Alex Rodriguez, R (1, 6) OBP: 0.322, SLG: 0.574	X 0-0 SH2-3 1-2		B C F B F X 2-2 F9		B C C X 1-2 F8		X 0-0 HR 2B		C B B S F F C 2-3	4	1	1	0	0	1	0
Ken Griffey Jr., L (1, 8) OBP: 0.389, SLG: 0.739	B B F B X 3-1 2-H HR		C B B F F F C 2-3		F X 0-1 G3		B S X 1-1 2-H HR			4	2	2	4	0	1	0
Edgar Martinez, R (1, 10) OBP: 0.306, SLG: 0.333	C C C 0-3		B C B B B 4-1 BB BB		B B X 2-0 G4-3		B X 1-0 2B			3	0	1	0	1	1	0
David Segui, S (1, 3) OBP: 0.472, SLG: 0.875	F B C S 1-3		B B C F B B 4-2 1-2 BB			B X 2-0 HR	B F X 1-1 G6-3			3	1	1	1	1	1	1
Glenallen Hill, R (1, 7) OBP: 0.479, SLG: 0.659		B B F X 2-1 2B	C F F B B S 2-3			B C B B F X 3-2 F8		F C F B F X 1-2 G1-3		4	0	1	0	0	1	2
Russ Davis, R (1, 5) OBP: 0.378, SLG: 0.600		C S B X 1-2 G6-3		S B C C C 1-3		C B B B C 3-3		S F B F C 1-3		4	0	0	0	0	3	1
Dan Wilson, R (1, 2) OBP: 0.351, SLG: 0.313		B B B C B 4-1 BB		B C B F X 2-2 2B		C S B X 1-2 G6-3		S C B B F S 2-3		3	0	1	0	1	1	0
Ryan Radmanovich, L (1, 9) Rick Wilkins, L (9, PH) OBP: 0.250, SLG: 0.500		B F F S 1-3		B X 1-0 G6-3			F B B X 2-1 P4		X 0-0 F8	3 1	0 0	0 0	0 0	0 0	1 0	3 0
Inning Stats	R: 2 E: 0 K: 2 S: 11 H: 2 LOB: 0 BB: 0 P: 15	R: 0 E: 0 K: 1 S: 12 H: 1 LOB: 2 BB: 1 P: 23	R: 0 E: 0 K: 2 S: 15 H: 0 LOB: 2 BB: 2 P: 29	R: 0 E: 0 K: 1 S: 9 H: 1 LOB: 1 BB: 0 P: 15	R: 0 E: 0 K: 0 S: 6 H: 0 LOB: 0 BB: 0 P: 9	R: 1 E: 0 K: 1 S: 10 H: 1 LOB: 0 BB: 0 P: 19	R: 2 E: 0 K: 0 S: 10 H: 3 LOB: 1 BB: 0 P: 17	R: 0 E: 0 K: 2 S: 13 H: 0 LOB: 0 BB: 0 P: 17	R: 0 E: 0 K: 1 S: 9 H: 0 LOB: 0 BB: 0 P: 12	1B: 1 2B: 4 3B: 0 HR: 3 SF: 0 SAC: 1 DP: 0 HBP: 0						

	AB	34
	R	5
	H	8
	RBI	5
	BB	3
	SO	10
	LOB	10

WP: 0 PA: 38
PB: 0
SB: 0
CS: 0

PITCHER		IP	WLS	BF	H	R	ER	SO	BB	IBB	HBP	BLK	WP	HR	S	P	ERA	WHIP
Dave Burba, R ERA: 2.7	(1, 1)	6.0	W	26	5	3	3	7	3	0	0	0	0	2	63	110	4.50	1.333
Jose Mesa, R ERA: 4.35	(7, 1)	2.0		9	3	2	2	2	0	0	0	0	0	1	23	34	9.00	1.500
Michael Jackson, R ERA: 1.69	(9, 1)	1.0	S	3	0	0	0	1	0	0	0	0	0	0	9	12	0.00	0.000

PITCHER	IP	WLS	BF	H	R	ER	SO	BB	IBB	HBP	BLK	WP	HR	S	P	ERA	WHIP

Seattle Mariners @ Cleveland Indians

Jacobs Field, Cleveland, OH

Mon Apr 13 1998, 7:05 PM EDT

Att. 42,793 - Cloudy - 71 F

livebaseballscorecards.com

BOTTOM

Batter	1	2	3	4	5	6	7	8	9	AB	R	H	RBI	BB	SO	LOB
Kenny Lofton, L (1, 8) OBP: 0.392, SLG: 0.409	G4-3		BB		P4	G3-1				3	0	0	0	1	0	2
Shawon Dunston, R (1, 4) OBP: 0.297, SLG: 0.387	G5-3		P6			2B 1B	G1-6-3 BB			3	1	1	0	1	0	2
David Justice, L (1, 10) OBP: 0.457, SLG: 0.730	K			F9		1-H 2B 2B	1-2f G1-6-3			4	1	1	1	0	1	1
Manny Ramirez, R (1, 9) OBP: 0.320, SLG: 0.568		P3		F9		2-H 1B 1B 2B	K			4	1	1	1	0	1	0
Jim Thome, L (1, 3) OBP: 0.390, SLG: 0.543		K		L6		2-3 1B HR 1B		FC5-3 BB		3	1	1	0	1	1	0
Travis Fryman, R (1, 5) OBP: 0.250, SLG: 0.372		G6-3			G1-3	1-2 HR 1B		K		4	1	1	1	0	1	1
Brian Giles, L (1, 7) OBP: 0.630, SLG: 1.111			E7 1B		BB	1-H 2-H HR		1-2 FC5-3 BB		2	1	2	3	2	0	0
Sandy Alomar Jr., R (1, 2) OBP: 0.333, SLG: 0.667			F8		P6	F9		1-2 2-3 FC5-3		4	0	0	0	0	0	4
Omar Vizquel, S (1, 6) OBP: 0.500, SLG: 0.500			G5-3		1-3 1B	G5-3				3	0	1	0	0	0	1
Inning Stats	R: 0 E: 0 K: 1 S: 8 H: 0 LOB: 0 BB: 0 P: 12	R: 0 E: 0 K: 1 S: 8 H: 0 LOB: 0 BB: 0 P: 12	R: 0 E: 1 K: 0 S: 11 H: 1 LOB: 2 BB: 1 P: 22	R: 0 E: 0 K: 0 S: 5 H: 0 LOB: 0 BB: 0 P: 8	R: 0 E: 0 K: 0 S: 11 H: 1 LOB: 2 BB: 1 P: 22	R: 6 E: 0 K: 0 S: 26 H: 6 LOB: 0 BB: 0 P: 34	R: 0 E: 0 K: 1 S: 8 H: 0 LOB: 0 BB: 1 P: 15	R: 0 E: 0 K: 1 S: 8 H: 0 LOB: 1 BB: 2 P: 20		1B: 5 2B: 2 3B: 0 HR: 1	SF: 0 SAC: 0 DP: 2 HBP: 0			WP: 0 PB: 0 SB: 0 CS: 0	PA: 35		

PITCHER		IP	WLS	BF	H	R	ER	SO	BB	IBB	HBP	BLK	WP	HR	S	P	ERA	WHIP
27 Ken Cloude, R ERA: 5.09	(1, 1)	5.0	L	23	6	4	4	2	2	0	0	0	0	0	55	92	7.20	1.600
31 Bobby Ayala, R ERA: 11.05	(6, 1)	2.0		8	2	2	2	1	1	0	0	0	0	1	22	33	9.00	1.500
Paul Spoljaric, L ERA: 4.05	(8, 1)	0.1		3	0	0	0	1	2	0	0	0	0	0	7	18	0.00	6.000
Mike Timlin, R ERA: 6.75	(8, 1)	0.2		1	0	0	0	0	0	0	0	0	0	0	1	2	0.00	0.000

PITCHER	IP	WLS	BF	H	R	ER	SO	BB	IBB	HBP	BLK	WP	HR	S	P	ERA	WHIP

Batter	1	2	3	4	5	6	7	8	9	AB	R	H	RBI	BB	SO	LOB
Joey Cora, S (1, 4) OBP: 0.381, SLG: 0.411	B F B X 2-1 P6 ①	C 1 SAFE C 1 SAFE B F 1 SAFE X 1-2 G6-3 ② 1-2 3-H		S B X 1-1 F7 ③			C B L X 1-2 P4 ①		B B C X 2-1 FC6-4 1B	5	0	1	1	0	0	1
Alex Rodriguez, R (1, 6) OBP: 0.297, SLG: 0.525	B B C B X 3-1 G4-3 ②	B C X 1-1 G4-3 ③			F B F B X 2-2 G2-3 ①		C X 0-1 G6-3 ②		B S B F X 2-2 FC6-4 ① FC6-4 1-2f	5	0	0	0	0	0	2
Ken Griffey Jr., L (1, 8) OBP: 0.373, SLG: 0.680	C B B B F F B 4-2 BB BB		F B X 2-1 F7 ①		B F B F X 2-2 F7 ②		C F B S 1-3 K2-3 ③		B C B F F S 2-3 K ②	4	0	0	0	1	2	1
Edgar Martinez, R (1, 10) OBP: 0.321, SLG: 0.318 Rich Amaral, R (8, PR)	B C C B B B F B 4-2 1-2 BB BB		C B S X 1-2 P6 ②		C X 0-1 F8 ③			B B B 4-0 1B E BB	X 0-0 FC6-4 ③ 1-2f	2 1	0 1	0 0	0 0	2 0	0 0	0 1
David Segui, S (1, 3) OBP: 0.491, SLG: 0.860	X 0-0 G6-3 ③		B B B C B 4-1 1B BB			C B B B B 4-1 BB BB		B C B B X 3-1 FC1-5 E 1-2 1B		2	0	1	0	2	0	2
Glenallen Hill, R (1, 7) OBP: 0.481, SLG: 0.644		F B X 1-1 CS 1B	F X 0-1 FC4-6 1-2 1B			B F 1 SAFE B X 2-1 F9 ①		L B X 1-1 E1 FC1-5 1-2 2-H		4	0	2	0	0	0	2
Dan Wilson, R (1, 2) OBP: 0.366, SLG: 0.314		1 SAFE B C X 1-1 ① 2B 1-2 1B 1B	C C X 0-2 ③ FC4-6 1-2f			1 SAFE B B B B 4-0 1-2 BB		B X 1-0 ① FC1-5 1-2 2-3f		3	1	1	0	1	0	4
Russ Davis, R (1, 5) OBP: 0.367, SLG: 0.591		C X 0-1 1B 1-3 G6-3 2B		C B B B X 3-1 F9 ①		C C B B S 1-3 K ②		S F B B B S 3-3 K ②		4	1	1	0	0	2	4
Robert Perez, R (1, 9) OBP: 0.158, SLG: 0.316 Rick Wilkins, L (8, PH) OBP: 0.250, SLG: 0.500 John Marzano, R (8, PH) Ryan Radmanovich, L (8, 9)		B S F X 1-2 G6-3 2-3 3-H 1B		C C F B B B X 3-2 F8 ②		C B S C 1-3 K ③		C C S 0-3 K ③		3 0 1 0	0 0 0 0	1 0 0 0	1 0 0 0	0 0 0 0	1 0 1 0	2 0 2 0

Inning Stats																								
	R: 0	H: 0	R: 2	H: 4	R: 0	H: 1	R: 0	H: 0	R: 0	H: 0	R: 0	H: 0	R: 1	H: 1	R: 0	H: 1	1B: 6	SF: 0	WP: 0	PA: 40
	E: 0	LOB: 2	E: 0	LOB: 1	E: 0	LOB: 2	E: 0	LOB: 0	E: 0	LOB: 0	E: 0	LOB: 0	E: 1	LOB: 2	E: 0	LOB: 1	2B: 1	SAC: 0	PB: 0	
	K: 0	BB: 2	K: 0	BB: 0	K: 0	BB: 1	K: 2	BB: 2	K: 0	BB: 0	K: 2	BB: 2	K: 2	BB: 1	K: 1	BB: 0	3B: 0	DP: 0	SB: 0	
	S: 11	P: 24	S: 15	P: 20	S: 11	P: 18	S: 8	P: 15	S: 8	P: 12	S: 9	P: 21	S: 11	P: 23	S: 10	P: 16	HR: 0	HBP: 0	CS: 1	

PITCHER		IP	WLS	BF	H	R	ER	SO	BB	IBB	HBP	BLK	WP	HR	S	P	ERA	WHIP
Rick Krivda, L ERA: 4.7	(1, 1)	5.0		23	5	2	2	0	4	0	0	0	0	0	54	94	3.60	1.800
Eric Plunk, R ERA: 3.0	(6, 1)	1.2		6	0	0	0	2	1	0	0	0	0	0	13	22	0.00	0.600
Alvin Morman, L ERA: 6.0	(7, 1)	0.1		1	0	0	0	1	0	0	0	0	0	0	3	4	0.00	0.000
Jose Mesa, R ERA: 4.09	(8, 1)	0.2		5	1	1	0	1	1	0	0	0	0	0	8	20	0.00	3.000
Paul Assenmacher, L ERA: 3.6	(8, 1)	1.1	W	5	1	0	0	2	0	0	0	0	0	0	13	19	0.00	0.750

PITCHER IP WLS BF H R ER SO BB IBB HBP BLK WP HR S P ERA WHIP

TOP

Seattle Mariners @ Cleveland Indians

Jacobs Field, Cleveland, OH

Tue Apr 14 1998, 7:05 PM EDT

Att. 40,490 - Cloudy - 52 F

livebaseballscorecards.com

AB	34
R	3
H	7
RBI	2
BB	6
SO	6
LOB	21

Seattle Mariners @ Cleveland Indians

Jacobs Field, Cleveland, OH

Tue Apr 14 1998, 7:05 PM EDT

Att. 40,490 - Cloudy - 52 F

livebaseballscorecards.com

BOTTOM

Batter	1	2	3	4	5	6	7	8	9	AB	R	H	RBI	BB	SO	LOB
Kenny Lofton, L (1, 8) OBP: 0.393, SLG: 0.429	B B C X 2-1 B1-3 ①		F 1 SAFE B X 1-1 FC5-4 ① 1-2f		C B F B B X 3-2 G6-3 ③		C B B X 2-1 F9 2B	B B C X 2-1 3B 1B 1-2 2-H 3-H		5	1	2	2	0	0	1
Shawon Dunston, R (1, 4) OBP: 0.310, SLG: 0.444 Jeff Branson, L (9, 4) OBP: 0.182, SLG: 0.182	B C B S X 2-2 G5-3 ②		1 SAFE I 1 SAFE F 1 SAFE B S 1-3 K ②			B X 1-0 BB S 1B 1B	C S B B X 2-2 F9 ② 2-3	B X 1-0 3B 1-H 2-H		5 0	1 0	2 0	2 0	0 0	1 0	2 0
David Justice, L (1, 10) OBP: 0.412, SLG: 0.643	B C F B F F C 2-3 K ③		B 1 SAFE B 1 SAFE B F X 3-1 F7 ③			C S S 0-3 K ①	B B X 2-0 F8 ③	F B F S 1-3 K ③		5	0	0	0	0	3	4
Manny Ramirez, R (1, 9) OBP: 0.352, SLG: 0.660		B X 1-0 G3-1 2B	B C F X 1-2 HR			B B B B 4-0 1B BB E 1-2 BB		B B C X 2-1 F9 ①		3	2	2	1	1	0	0
Jim Thome, L (1, 3) OBP: 0.422, SLG: 0.528	B B C X 2-1 G3-1 ① 2-3		C S B B B B 4-2 FC6-4 BB			B B S B B B 4-1 E 1-2 2-3 BB		C B F B B B 4-2 BB BB BB BB		1	1	0	0	3	0	1
Travis Fryman, R (1, 5) OBP: 0.250, SLG: 0.362	B B B B C F S 3-3 K ②		F X 0-1 FC6-4 ① G6-3 1-2f			S X 0-1 E7 1-3 2-H 3-H 1B		C S S 0-3 K ②		4	0	1	1	0	2	3
Brian Giles, L (1, 7) OBP: 0.645, SLG: 1.053	B B C B B B 4-1 BB		C X 0-1 G6-3 ②③ 1-2f			I I I 4-0 G4-6-3 IBB		C B F B B F B 4-2 BB BB 1B 1-2 BB		1	1	0	0	3	0	1
Sandy Alomar Jr., R (1, 2) OBP: 0.320, SLG: 0.583		B B B B C S X 3-2 F9 ③			B X 1-0 G1-3 ①	B B X 2-0 G4-6-3 ②③ 1-2f		B B B B 4-0 BB 1B 1-2 2-3 BB		3	1	0	0	1	0	5
Omar Vizquel, S (1, 6) OBP: 0.500, SLG: 0.471			B B B C B 4-1 FC5-4 BB		B B C F X 2-2 G1-3 ②		B B C C F C 2-3 K ①	B B B B 4-0 1B 3B 1-2 2-3 3-H BB		2	1	0	1	2	1	0
Inning Stats	R: 0 E: 0 K: 1 S: 10 H: 0 LOB: 0 BB: 0 P: 16	R: 0 E: 0 K: 1 S: 10 H: 1 LOB: 2 BB: 1 P: 23	R: 0 E: 0 K: 1 S: 8 H: 0 LOB: 1 BB: 1 P: 17	R: 1 E: 0 K: 0 S: 9 H: 1 LOB: 0 BB: 1 P: 14	R: 0 E: 0 K: 0 S: 7 H: 0 LOB: 0 BB: 0 P: 13	R: 2 E: 1 K: 1 S: 8 H: 2 LOB: 2 BB: 3 P: 23	R: 0 E: 0 K: 1 S: 10 H: 1 LOB: 1 BB: 0 P: 18	R: 5 E: 0 K: 2 S: 16 H: 2 LOB: 1 BB: 4 P: 38		1B: 3 2B: 2 3B: 1 HR: 1	SF: 0 SAC: 0 DP: 2 HBP: 0					

PITCHER		IP	WLS	BF	H	R	ER	SO	BB	IBB	HBP	BLK	WP	HR	S	P	ERA	WHIP
26 Bill Swift, R ERA: 4.91	(1, 1)	6.0		26	4	3	3	4	5	1	0	0	0	1	52	106	4.50	1.500
Bob Wells, R ERA: 3.52	(7, 1)	0.2		3	1	0	0	1	0	0	0	0	0	0	9	15	0.00	1.500
Tony Fossas, L ERA: 13.5	(7, 1)	0.1		1	0	0	0	0	0	0	0	0	0	0	1	3	0.00	0.000
Heathcliff Slocumb, R ERA: 24.75	(8, 1)	0.2	L	5	0	3	3	1	3	0	0	0	0	0	10	24	40.50	4.500
Mike Timlin, R ERA: 9.0	(8, 1)	0.1		4	2	2	2	1	1	0	0	0	0	0	6	14	54.00	9.000

PITCHER	IP	WLS	BF	H	R	ER	SO	BB	IBB	HBP	BLK	WP	HR	S	P	ERA	WHIP

AB	29
R	8
H	7
RBI	7
BB	10
SO	7
LOB	17

1B: 3 2B: 2 3B: 1 HR: 1 | SF: 0 SAC: 0 DP: 2 HBP: 0 | WP: 0 PB: 0 SB: 1 CS: 0 | PA: 39

Batter	1	2	3	4	5	6	7	8	9	AB	R	H	RBI	BB	SO	LOB
Joey Cora, S (1, 4) OBP: 0.382, SLG: 0.400	F8			G3 1B 1B		G1-3		BBB FC6-4 BB	P6	4	0	1	0	1	0	0
Alex Rodriguez, R (1, 6) OBP: 0.290, SLG: 0.500	SSS K			1-2 G3 1B		G6-3		FC6-4 1-2f 3B	G6-3	5	1	1	0	0	1	1
Ken Griffey Jr., L (1, 8) OBP: 0.365, SLG: 0.685	G3			G3 1-2 2-3		P5		1-H 2B 3B		4	1	1	1	0	0	2
Edgar Martinez, R (1, 10) OBP: 0.351, SLG: 0.326		P5		BBB BB			2B G4-3 1B	I I I 2B E IBB		2	1	1	0	2	0	0
Rich Amaral, R (8, PR)										0	1	0	0	0	0	0
(9, 7)																
David Segui, S (1, 3) OBP: 0.492, SLG: 0.870		SSS K		P6			G4-3 1-3 2B 2B	E 1-3 3-H 2B		4	1	2	1	0	1	3
Glenallen Hill, R (1, 7) OBP: 0.446, SLG: 0.592		SSS K		G5-3			SSS K	P6		4	0	0	0	0	2	7
Paul Spoljaric, R (9, 1)										0	0	0	0	0	0	0
31 Bobby Ayala, R (9, 1)										0	0	0	0	0	0	0
Jeff Huson, L (1, 5)			P2		F9		G4-3 2-3 3-H	E1 2-3 3-H		4	0	0	1	0	0	2
Dan Wilson, R (1, 2) OBP: 0.356, SLG: 0.333			SSS K		G5-3		3-H 2B	SSS K		4	0	1	1	0	2	2
Ryan Radmanovich, L (1, 9)			SSS K		G4-3		P3		G6-3	2	0	0	0	0	1	0
Robert Perez, R (7, PH) OBP: 0.143, SLG: 0.286										2	0	0	0	0	0	1
(7, 9)																
Inning Stats	R: 0 E: 0 K: 1 S: 5 H: 0 LOB: 0 BB: 0 P: 5	R: 0 E: 0 K: 2 S: 7 H: 0 LOB: 0 BB: 0 P: 7	R: 0 E: 0 K: 2 S: 7 H: 0 LOB: 0 BB: 0 P: 7	R: 0 E: 0 K: 0 S: 5 H: 2 LOB: 3 BB: 1 P: 9	R: 0 E: 0 K: 0 S: 3 H: 0 LOB: 0 BB: 0 P: 3	R: 0 E: 0 K: 0 S: 3 H: 0 LOB: 0 BB: 0 P: 3	R: 2 E: 0 K: 1 S: 8 H: 3 LOB: 1 BB: 0 P: 8	R: 3 E: 1 K: 1 S: 8 H: 2 LOB: 2 BB: 2 P: 16	R: 0 E: 0 K: 0 S: 3 H: 0 LOB: 0 BB: 0 P: 3	1B: 3 2B: 3 3B: 1 HR: 0 SF: 0 SAC: 0 DP: 0 HBP: 0						

TOP

Seattle Mariners @ Cleveland Indians

Jacobs Field, Cleveland, OH

Wed Apr 15 1998, 7:05 PM EDT

Att. 40,527 - Cloudy - 50 F

livebaseballscorecards.com

AB	35
R	5
H	7
RBI	4
BB	3
SO	7
LOB	18

PITCHER		IP	WLS	BF	H	R	ER	SO	BB	IBB	HBP	BLK	WP	HR	S	P	ERA	WHIP
Bartolo Colon, R ERA: 1.89	(1, 1)	5.1		19	2	0	0	5	1	0	0	0	0	0	28	32	0.00	0.562
Eric Plunk, R ERA: 4.91	(6, 1)	1.1		7	3	2	2	1	0	0	0	0	0	0	9	9	13.50	2.250
Paul Assenmacher, L ERA: 6.35	(7, 1)	0.2	L	6	2	3	2	0	1	1	0	0	0	0	4	12	27.00	4.500
Michael Jackson, R ERA: 1.29	(8, 1)	1.2		6	0	0	0	1	0	0	0	0	0	0	8	8	0.00	0.000

PITCHER		IP	WLS	BF	H	R	ER	SO	BB	IBB	HBP	BLK	WP	HR	S	P	ERA	WHIP

WP: 0 PB: 0 SB: 0 CS: 0 PA: 38

Batter	1	2	3	4	5	6	7	8	9	AB	R	H	RBI	BB	SO	LOB
Kenny Lofton, L (1, 8) OBP: 0.386, SLG: 0.420	K		F8		1B		G3-6-3 1B			1	0	0	0	0	1	0
Pat Borders, R (3, PH) OBP: 0.286, SLG: 0.357 (4, 2)										3	0	2	0	0	0	0
David Bell, R (1, 4) OBP: 0.308, SLG: 0.583	IHR		BB		F8		G3-6-3			3	1	1	1	1	0	3
Shawon Dunston, R (1, 10) OBP: 0.304, SLG: 0.410	F8		G5-3			K		G4-6-3 BB		3	0	0	0	1	1	1
Manny Ramirez, R (1, 9) OBP: 0.345, SLG: 0.620	G6-3			F3		HR BB		G4-6-3		3	1	0	0	1	0	1
Geronimo Berroa, R (1, 7) OBP: 0.286, SLG: 0.280		K		G1-3		F8		G6-3		4	0	0	0	0	1	1
Sandy Alomar Jr., R (1, 2) OBP: 0.308, SLG: 0.560		L4		F7		1-H HR			BB	1	0	0	0	0	0	0
Brian Giles, L (4, 8) OBP: 0.647, SLG: 1.143										2	1	1	2	1	0	0
Travis Fryman, R (1, 5) OBP: 0.268, SLG: 0.400		BB			F9	3B			F8	3	0	1	0	1	0	1
Jeff Manto, R (1, 3) OBP: 0.143, SLG: 0.077		K			E4 1B	F9			K	3	0	0	0	0	1	2
Jim Thome, L (9, PH) OBP: 0.413, SLG: 0.514										1	0	0	0	0	1	1
Omar Vizquel, S (1, 6) OBP: 0.465, SLG: 0.432			K		K		F8		G1-6-3	3	0	0	0	0	2	1
David Justice, L (9, PH) OBP: 0.404, SLG: 0.628										1	0	0	0	0	0	1
Inning Stats	R: 1 H: 1 E: 0 LOB: 0 K: 1 BB: 0 S: 6 P: 6	R: 0 H: 0 E: 0 LOB: 1 K: 2 BB: 1 S: 7 P: 11	R: 0 H: 0 E: 0 LOB: 1 K: 1 BB: 1 S: 5 P: 9	R: 0 H: 0 E: 0 LOB: 0 K: 0 BB: 0 S: 3 P: 3	R: 0 H: 1 E: 1 LOB: 2 K: 1 BB: 0 S: 7 P: 7	R: 2 H: 2 E: 0 LOB: 1 K: 1 BB: 1 S: 7 P: 11	R: 0 H: 1 E: 0 LOB: 0 K: 0 BB: 0 S: 3 P: 3	R: 0 H: 0 E: 0 LOB: 0 K: 0 BB: 1 S: 2 P: 6	R: 0 H: 0 E: 0 LOB: 1 K: 1 BB: 1 S: 5 P: 9	1B: 2 SF: 0 2B: 0 SAC: 0 3B: 1 DP: 2 HR: 2 HBP: 0						

PITCHER	IP	WLS	BF	H	R	ER	SO	BB	IBB	HBP	BLK	WP	HR	S	P	ERA	WHIP
Randy Johnson, L (1, 1) ERA: 6.14	2.1		9	1	1	1	4	1	0	0	0	0	0	16	20	3.86	0.857
Bob Wells, R (3, 1) ERA: 4.09	3.1		16	3	2	2	2	2	0	0	0	0	1	18	26	5.40	1.500
Paul Spoljaric, L (6, 1) ERA: 3.0	2.1	W	8	1	0	0	0	2	0	0	0	0	0	6	14	0.00	1.286
Paul Spoljaric, L (9, 1) ERA: 3.0	2.1	W	8	1	0	0	0	2	0	0	0	0	0	6	14	0.00	1.286
31 Bobby Ayala, R (9, 1) ERA: 9.72	1.0	S	3	0	0	0	1	0	0	0	0	0	0	5	5	0.00	0.000

PITCHER	IP	WLS	BF	H	R	ER	SO	BB	IBB	HBP	BLK	WP	HR	S	P	ERA	WHIP

BOTTOM

Seattle Mariners @ Cleveland Indians

Jacobs Field, Cleveland, OH

Wed Apr 15 1998, 7:05 PM EDT

Att. 40,527 - Cloudy - 50 F

livebaseballscorecards.com

AB	31
R	3
H	5
RBI	3
BB	5
SO	7
LOB	12

Batter	1	2	3	4	5	6	7	8	9	10	AB	R	H	RBI	BB	SO	LOB
Kenny Lofton, L (1, 8) OBP: 0.377, SLG: 0.426	B B C F F C 2-3 K ①		F C X 0-2 F8 ③			B X 1-0 F8 ③			C B X 1-1 2B		4	0	1	0	0	1	0
Omar Vizquel, S (1, 6) OBP: 0.426, SLG: 0.390	B X 1-0 P6 ②			C F B F B T 2-2 K ①			X 0-0 G5-3 ①		B C C S 1-3 K ②		4	0	0	0	0	2	1
David Justice, L (1, 10) OBP: 0.375, SLG: 0.574	C B B B C S 3-3 K ③			B S F B S 2-3 K ②			C B B B X 3-1 F8 ②		B S X 1-1 F8 ③		4	0	0	0	0	2	1
Manny Ramirez, R (1, 9) OBP: 0.339, SLG: 0.593		C S S 0-3 K ①		B S F S 1-3 K ③			X 0-0 G6-3 ③			B F C X 1-2 1B 1B	4	0	1	0	0	2	0
Jim Thome, L (1, 3) OBP: 0.420, SLG: 0.537		B C C B S 2-3 K ②			C B C F F X 1-2 G5-3 ①			B B B C C X 3-2 F8 1B 2B		F F B X 1-2 1-2 1B	4	1	2	0	0	1	0
Sandy Alomar Jr., R (1, 2) OBP: 0.267, SLG: 0.483		C C F B B X 2-2 L9 ③			F X 0-1 F8 ②			X 0-0 F8 ① 2-3		L M 2 SAFE F F B T 1-2 K ①	4	0	0	0	0	1	3
Brian Giles, L (1, 7) OBP: 0.632, SLG: 1.160			C C X 0-2 HR		C B S C 1-3 K ③			B B S B X 3-1 G6-4-3 1B 3-H		F B B F S 2-3 K ②	4	1	2	2	0	2	2
Travis Fryman, R (1, 5) OBP: 0.250, SLG: 0.370			C B S T S 1-3 K ①			C B F C 1-3 K ①		1 SAFE X 0-0 G6-4-3 ②③ 1-2f		X 0-0 L7 ③	4	0	0	0	0	2	3
Shawon Dunston, R (1, 4) OBP: 0.286, SLG: 0.381			C B X 1-1 G5-3 ②			B S F S 1-3 K ②			B X 1-0 L8 ①		3	0	0	0	0	1	0
Inning Stats	R: 0 H: 0 E: 0 LOB: 0 K: 2 BB: 0 S: 8 P: 14	R: 0 H: 0 E: 0 LOB: 0 K: 2 BB: 0 S: 10 P: 14	R: 1 H: 1 E: 0 LOB: 0 K: 1 BB: 0 S: 12 P: 14	R: 0 H: 0 E: 0 LOB: 0 K: 3 BB: 0 S: 10 P: 15	R: 0 H: 0 E: 0 LOB: 0 K: 1 BB: 0 S: 10 P: 12	R: 0 H: 0 E: 0 LOB: 0 K: 2 BB: 0 S: 7 P: 10	R: 0 H: 0 E: 0 LOB: 0 K: 0 BB: 0 S: 4 P: 7	R: 1 H: 2 E: 0 LOB: 0 K: 0 BB: 0 S: 7 P: 13	R: 0 H: 1 E: 0 LOB: 1 K: 1 BB: 0 S: 8 P: 12	R: 0 H: 2 E: 0 LOB: 2 K: 2 BB: 0 S: 15 P: 20	1B: 3 SF: 0 2B: 2 SAC: 0 3B: 0 DP: 1 HR: 1 HBP: 0						

PITCHER	IP	WLS	BF	H	R	ER	SO	BB	IBB	HBP	BLK	WP	HR	S	P	ERA	WHIP
Pedro Martinez, R (1, 1) ERA: 0.84	9.0		30	4	2	2	12	0	0	0	0	0	1	76	111	2.00	0.444
Tom Gordon, R (10, 1) ERA: 3.12	1.0	W	5	2	0	0	2	0	0	0	0	0	0	15	20	0.00	2.000

PITCHER	IP	WLS	BF	H	R	ER	SO	BB	IBB	HBP	BLK	WP	HR	S	P	ERA	WHIP

TOP

Cleveland Indians @ Boston Red Sox

Fenway Park, Boston, MA

Fri Apr 17 1998, 7:05 PM EDT

Att. 26,924 - Overcast - 60 F

livebaseballscorecards.com

AB	35
R	2
H	6
RBI	2
BB	0
SO	14
LOB	10

1B: 3	SF: 0	WP: 0	PA: 35
2B: 2	SAC: 0	PB: 0	
3B: 0	DP: 1	SB: 0	
HR: 1	HBP: 0	CS: 0	

Cleveland Indians @ Boston Red Sox

Fenway Park, Boston, MA

Fri Apr 17 1998, 7:05 PM EDT

Att. 26,924 - Overcast - 60 F

livebaseballscorecards.com

BOTTOM

Batter	1	2	3	4	5	6	7	8	9	10	AB	R	H	RBI	BB	SO	LOB
Nomar Garciaparra, R (1, 6) OBP: 0.375, SLG: 0.522	S C X 0-2 G6-3 ①		C C X 0-2 FC6-4 1B		B C C B F B B 4-2 1-2 BB		X 0-0 1-3 1B		X 0-0 1-2 2-3 1B		4	0	3	0	1	0	0
18 Reggie Jefferson, S (1, 10) OBP: 0.265, SLG: 0.179	C X 0-1 G4-3 ②		C S B C 1-3 K ②		X 0-0 G3 ③		C B C S 1-3 K ③		X 0-0 SF8 ② 3-H		4	0	0	1	0	2	5
John Valentin, R (1, 5) OBP: 0.296, SLG: 0.403 (10, 4) (10, 5) (10, 4) (10, 5)	B C F X 1-2 1B 1B		1 SAFE 1 SAFE B B C X 2-1 FC6-4 ③ 1-2f			B C X 1-1 G5-3 ①		F B X 1-1 F9 ①	C T S 0-3 K ③		5	0	1	0	0	1	3
Mo Vaughn, L (1, 3) OBP: 0.457, SLG: 0.683 Steve Avery, L (10, PR)	X 0-0 1-2 1B			B S B X 2-1 G3 ①		X 0-0 2B		X 0-0 G4-3 ②		B B X 2-0 1B 1B 1B	5 0	0 1	3 0	0 0	0 0	0 0	0 0
Troy O'Leary, L (1, 7) OBP: 0.407, SLG: 0.583	B X 1-0 G3 ③			F F B S 1-3 K ②		B B B X 3-0 G1-3 ②		C S B B B F X 3-2 L1 ③		C X 0-1 1-3 1B IBB 1B	5	0	1	0	0	1	3
Scott Hatteberg, L (1, 2) OBP: 0.351, SLG: 0.529 Damon Buford, R (9, PR) OBP: 0.310, SLG: 0.375 (10, 4) (10, 5) (10, 4) (10, 5) (10, 4)		C C F X 0-2 G3 ①		B F C B B X 3-2 G4-3 ③		C B B C C 2-3 K ③			S C B F B X 2-2 1B 1B 1B	I I 4-0 1-2 1B IBB	4 0	0 1	1 0	0 0	0 1	1 0	1 0
Darren Bragg, L (1, 9) OBP: 0.382, SLG: 0.407 (10, 8)		S X 0-1 G1-3 ②		C C B S 1-3 K ①			F C S 0-3 K ①		S S C 0-3 K ①	F F B X 1-2 1-2 2-3 3-H 1B	5	0	1	1	0	3	1
Darren Lewis, R (1, 8) OBP: 0.333, SLG: 0.310 Jim Leyritz, R (9, PH) OBP: 0.475, SLG: 0.667 Midre Cummings, L (9, PR) OBP: 0.286, SLG: 0.308 (10, 9)		C C F B B C 2-3 K ③		C X 0-1 CS 1B			B F F F B B X 3-2 L8 ②		C X 0-1 1-2 1B 18 SF8 1B		3 1 0	0 0 1	1 1 0	0 0 0	0 0 0	1 0 0	0 0 0
Mark Lemke, S (1, 4) OBP: 0.200, SLG: 0.077 Mike Benjamin, R (7, PR) OBP: 0.308, SLG: 0.333 (8, 4) Jason Varitek, S (9, PH) OBP: 0.276, SLG: 0.259 (10, 2)			S B S B S 2-3 K ①		S T B X 1-2 E2 BB 1-2 ②		X 0-0 1B 1B		S X 0-1 1-2 2-H 1B 1B		3 0 1	0 0 0	1 0 1	0 0 1	0 0 1	1 0 0	1 0 0
Inning Stats	R: 0 E: 0 K: 0 S: 10 H: 2 LOB: 2 BB: 0 P: 12	R: 0 E: 0 K: 1 S: 10 H: 0 LOB: 0 BB: 0 P: 12	R: 0 E: 0 K: 2 S: 11 H: 1 LOB: 1 BB: 0 P: 16	R: 0 E: 0 K: 1 S: 8 H: 0 LOB: 0 BB: 0 P: 14	R: 0 E: 1 K: 1 S: 12 H: 1 LOB: 2 BB: 1 P: 18	R: 0 E: 0 K: 1 S: 7 H: 1 LOB: 1 BB: 0 P: 13	R: 0 E: 0 K: 2 S: 12 H: 2 LOB: 2 BB: 0 P: 16	R: 0 E: 0 K: 0 S: 7 H: 0 LOB: 0 BB: 0 P: 11	R: 2 E: 0 K: 2 S: 16 H: 4 LOB: 2 BB: 0 P: 18	R: 1 E: 0 K: 0 S: 6 H: 3 LOB: 3 BB: 1 P: 13	1B: 13 2B: 1 3B: 0 HR: 0 SF: 1 SAC: 0 DP: 0 HBP: 0						

	AB	40
	R	3
	H	14
	RBI	3
	BB	2
	SO	10
	LOB	14

WP: 0 PB: 0 SB: 0 CS: 1 PA: 43

PITCHER		IP	WLS	BF	H	R	ER	SO	BB	IBB	HBP	BLK	WP	HR	S	P	ERA	WHIP
Charles Nagy, R ERA: 5.74	(1, 1)	8.1		36	10	2	2	9	1	0	0	0	0	0	88	125	2.16	1.320
Michael Jackson, R ERA: 1.29	(9, 1)	0.0		1	1	0	0	0	0	0	0	0	0	0	1	1	∞	∞
Paul Assenmacher, L ERA: 7.11	(9, 1)	0.2	L	6	3	1	1	1	0	1	0	0	0	0	10	17	13.50	4.500

PITCHER	IP	WLS	BF	H	R	ER	SO	BB	IBB	HBP	BLK	WP	HR	S	P	ERA	WHIP

Cleveland Indians @ Boston Red Sox

Fenway Park, Boston, MA

Sat Apr 18 1998, 3:33 AM EDT

Att. 31,735 - Sunny - 60 F

livebaseballscorecards.com

Batter	1	2	3	4	5	6	7	8	9	AB	R	H	RBI	BB	SO	LOB
Kenny Lofton, L (1, 8) OBP: 0.394, SLG: 0.431	S S S 0-3 ① K		S S S 0-3 ② K		x 0-0 1B			x 0-0 2B 1B 1B	I I I 4-0 1B 2B IBB	4	2	2	0	1	2	1
Shawon Dunston, R (1, 4) OBP: 0.296, SLG: 0.370	B B B B 4-0 S BB		x 0-0 ③ L8		x 0-0 ② P3			x 0-0 ① F7	x 0-0 1-2 2-H 2B 1B	4	1	1	1	1	0	3
David Justice, L (1, 10) OBP: 0.393, SLG: 0.615	x 0-0 ② F8 1-2			x 0-0 1B E 1B	x 0-0 ③ F9			x 0-0 1-3 1B 2B	x 0-0 1-H 2-H WP 2B	5	2	3	2	0	0	2
Manny Ramirez, R (1, 9) OBP: 0.343, SLG: 0.576	x 0-0 ③ F9			x 0-0 E 1-2 1B		x 0-0 ① F8		x 0-0 G4-6-3 2-H 3-H 1B	S S S 0-3 ③ K 2-3	5	0	2	2	0	1	2
Jim Thome, L (1, 3)		S S S 0-3 ① K2-3		x 0-0 ① F7		x 0-0 ② F8		x 0-0 ② ③ G4-6-3 1-2f		4	0	0	0	0	1	3
Sandy Alomar Jr., R (1, 2) OBP: 0.235, SLG: 0.424		x 0-0 ② G5-3		x 0-0 E6 1-2 2-H		x 0-0 ③ F7			S S S 0-3 ① K	4	0	0	0	0	1	1
Brian Giles, L (1, 7) OBP: 0.595, SLG: 1.036		x 0-0 ③ G4-3	S S S 0-3 ② K			x 0-0 ① F9			B B B B 4-0 S 2B BB	3	1	0	0	1	1	2
Travis Fryman, R (1, 5) OBP: 0.250, SLG: 0.379		x 0-0 2B	S S S 0-3 ③ K2-3			S S S 0-3 ② K			S S S 0-3 ② K 1-3	4	0	1	0	0	3	3
Omar Vizquel, S (1, 6) OBP: 0.412, SLG: 0.400		x 0-0 ① P6			x 0-0 ① P2		x 0-0 ③ G5-3		x 0-0 1B 3-H 2B	4	1	1	1	0	0	1
Inning Stats	R: 0 E: 0 K: 1 S: 5 H: 0 LOB: 1 BB: 1 P: 9	R: 0 E: 0 K: 1 S: 5 H: 0 LOB: 0 BB: 0 P: 5	R: 0 E: 0 K: 1 S: 6 H: 1 LOB: 1 BB: 0 P: 6	R: 1 E: 1 K: 2 S: 10 H: 2 LOB: 2 BB: 0 P: 10	R: 0 E: 0 K: 0 S: 4 H: 1 LOB: 1 BB: 0 P: 4	R: 0 E: 0 K: 0 S: 3 H: 0 LOB: 0 BB: 0 P: 3	R: 0 E: 0 K: 1 S: 5 H: 0 LOB: 0 BB: 0 P: 5	R: 2 E: 0 K: 0 S: 5 H: 3 LOB: 0 BB: 0 P: 5	R: 4 E: 0 K: 3 S: 12 H: 3 LOB: 1 BB: 2 P: 20	1B: 6 2B: 4 3B: 0 HR: 0 SF: 0 SAC: 0 DP: 1 HBP: 0						

TOP	
AB	37
R	7
H	10
RBI	6
BB	3
SO	9
LOB	18

WP: 1	PA: 40
PB: 0	
SB: 3	
CS: 0	

PITCHER		IP	WLS	BF	H	R	ER	SO	BB	IBB	HBP	BLK	WP	HR	S	P	ERA	WHIP
49 Tim Wakefield, R ERA: 6.0	(1, 1)	7.1		30	6	3	2	6	1	0	0	0	0	0	41	45	2.46	0.955
Derek Lowe, R ERA: 4.02	(8, 1)	0.2		2	1	0	0	0	0	0	0	0	0	0	2	2	0.00	1.500
Dennis Eckersley, R ERA: 16.5	(9, 1)	0.2	L	7	3	4	4	2	1	1	0	0	0	0	9	17	54.00	6.000
John Wasdin, R ERA:	(9, 1)	0.1		1	0	0	0	1	0	0	0	0	1	0	3	3	0.00	0.000

PITCHER		IP	WLS	BF	H	R	ER	SO	BB	IBB	HBP	BLK	WP	HR	S	P	ERA	WHIP

Cleveland Indians @ Boston Red Sox

Fenway Park, Boston, MA

Sat Apr 18 1998, 3:33 AM EDT

Att. 31,735 - Sunny - 60 F

livebaseballscorecards.com

BOTTOM

Batter	1	2	3	4	5	6	7	8	9	AB	R	H	RBI	BB	SO	LOB
Nomar Garciaparra, R (1, 6) OBP: 0.377, SLG: 0.514	F9		G6-3			18 G3 18 S 1B		S 1B 1B	K	5	1	2	0	0	1	2
18 Reggie Jefferson, S (1, 10) OBP: 0.297, SLG: 0.226 Jim Leyritz, R (8, PH) OBP: 0.463, SLG: 0.647	L3 1B		1B			G3 1-3		K		3 1	0 0	2 0	0 0	0 0	0 1	1 1
John Valentin, R (1, 5) OBP: 0.293, SLG: 0.394	L3 1-2		F9			P3		1-H 1B		4	0	1	1	0	0	3
Mo Vaughn, L (1, 3) OBP: 0.459, SLG: 0.683		HR 2B		G3-1-3		IBB		F7		3	1	1	0	1	0	1
Troy O'Leary, L (1, 7) OBP: 0.414, SLG: 0.692		2-H HR		K		K			HR	4	2	2	3	0	2	2
Scott Hatteberg, L (1, 2) OBP: 0.341, SLG: 0.500		K		F7			G4-3		G3 BB 1B	4	0	1	0	0	1	0
Darren Bragg, L (1, 9) OBP: 0.395, SLG: 0.379		G4-3		G4-6-3 BB			G6-3		1-2 G3 BB	2	0	0	0	2	0	0
Darren Lewis, R (1, 8) OBP: 0.314, SLG: 0.289 Jason Varitek, S (9, PH) OBP: 0.267, SLG: 0.250		G1-3		1-2f G4-6-3			F7		1-2 2-3 G3	3 1	0 0	0 0	0 0	0 0	0 0	1 2
Mark Lemke, S (1, 4) OBP: 0.176, SLG: 0.067 Midre Cummings, L (8, PH) OBP: 0.267, SLG: 0.286 Mike Benjamin, R (9, 4) OBP: 0.296, SLG: 0.320			F8	G3-1				G4-3	K	2 1 1	0 0 0	0 0 0	0 0 0	0 0 0	0 0 1	0 0 2
Inning Stats	R: 0 H: 1 E: 0 LOB: 0 K: 0 BB: 0 S: 3 P: 3	R: 2 H: 2 E: 0 LOB: 0 K: 1 BB: 0 S: 7 P: 7	R: 0 H: 1 E: 0 LOB: 1 K: 0 BB: 0 S: 4 P: 4	R: 0 H: 0 E: 0 LOB: 0 K: 1 BB: 0 S: 5 P: 5	R: 0 H: 0 E: 0 LOB: 0 K: 0 BB: 1 S: 2 P: 6	R: 0 H: 1 E: 0 LOB: 2 K: 1 BB: 1 S: 6 P: 10	R: 0 H: 0 E: 0 LOB: 0 K: 0 BB: 0 S: 3 P: 3	R: 1 H: 2 E: 0 LOB: 1 K: 1 BB: 0 S: 7 P: 7	R: 1 H: 2 E: 0 LOB: 2 K: 2 BB: 1 S: 9 P: 13	1B: 6 SF: 0 2B: 2 SAC: 0 3B: 0 DP: 2 HR: 2 HBP: 0						

	AB	34
	R	4
	H	9
	RBI	4
	BB	3
	SO	6
	LOB	15

WP: 0 PA: 37
PB: 0
SB: 2
CS: 0

PITCHER		IP	WLS	BF	H	R	ER	SO	BB	IBB	HBP	BLK	WP	HR	S	P	ERA	WHIP
Jaret Wright, R ERA: 6.52	(1, 1)	7.1		28	6	3	3	3	1	1	0	0	0	1	32	40	3.68	0.955
Alvin Morman, L ERA: 5.4	(8, 1)	0.1		1	0	0	0	1	0	0	0	0	0	0	3	3	0.00	0.000
Eric Plunk, R ERA: 4.91	(8, 1)	0.0		1	1	0	0	0	0	0	0	0	0	0	1	1	∞	∞
Tom Martin, L ERA: 10.8	(8, 1)	0.1	W	4	2	1	1	0	1	0	0	0	0	1	3	7	27.00	9.000
Michael Jackson, R ERA: 1.13	(9, 1)	1.0	S	3	0	0	0	2	0	0	0	0	0	0	7	7	0.00	0.000

PITCHER	IP	WLS	BF	H	R	ER	SO	BB	IBB	HBP	BLK	WP	HR	S	P	ERA	WHIP

Cleveland Indians @ Boston Red Sox

Fenway Park, Boston, MA

Sun Apr 19 1998, 3:33 AM EDT

Att. 31,846 - Cloudy - 64 F

TOP

livebaseballscorecards.com

Batter	1	2	3	4	5	6	7	8	9	AB	R	H	RBI	BB	SO	LOB
Kenny Lofton, L (1, 8) OBP: 0.386, SLG: 0.419	G6-3		G3-1, 1-2, 1B		F8		F8			4	0	1	0	0	0	2
Shawon Dunston, R (1, 4) OBP: 0.276, SLG: 0.340	K		G3-1, 1-2, 2-3		F8			G5-3		4	0	0	0	0	1	2
David Justice, L (1, 10) OBP: 0.385, SLG: 0.582	F8		P6			F8		BB		3	0	0	0	1	0	2
Manny Ramirez, R (1, 9) OBP: 0.324, SLG: 0.540		K		G4-3		F7		K		4	0	0	0	0	2	1
Jim Thome, L (1, 3) OBP: 0.397, SLG: 0.510		FC8-6, 1B		2B		K		K		4	0	2	0	0	2	1
Sandy Alomar Jr., R (1, 2) OBP: 0.237, SLG: 0.432		FC8-6, 1-2f		F7			G6-3		WP, 2B	4	0	1	0	0	0	2
Brian Giles, L (1, 7) OBP: 0.565, SLG: 0.935		P3		BB			G5-3		K, 2-3	3	0	0	0	1	1	2
Travis Fryman, R (1, 5) OBP: 0.250, SLG: 0.371			G5-3	K			1B		P3	4	0	1	0	0	1	3
Omar Vizquel, S (1, 6) OBP: 0.418, SLG: 0.408			G3-1, 1B, 1B		P6		1-3, 1B		F8	4	0	2	0	0	0	1
Inning Stats	R: 0 E: 0 K: 1 S: 5 H: 0 LOB: 0 BB: 0 P: 5	R: 0 E: 0 K: 1 S: 6 H: 1 LOB: 1 BB: 0 P: 6	R: 0 E: 0 K: 0 S: 5 H: 2 LOB: 2 BB: 0 P: 5	R: 0 E: 0 K: 1 S: 6 H: 1 LOB: 2 BB: 1 P: 10	R: 0 E: 0 K: 0 S: 3 H: 0 LOB: 0 BB: 0 P: 3	R: 0 E: 0 K: 1 S: 5 H: 0 LOB: 0 BB: 0 P: 5	R: 0 E: 0 K: 0 S: 5 H: 2 LOB: 2 BB: 0 P: 5	R: 0 E: 0 K: 2 S: 7 H: 0 LOB: 1 BB: 1 P: 11	R: 0 E: 0 K: 1 S: 6 H: 1 LOB: 1 BB: 0 P: 6	1B: 5 2B: 2 3B: 0 HR: 0 SF: 0 SAC: 0 DP: 0 HBP: 0							WP: 1 PB: 0 SB: 0 CS: 0 PA: 36

	AB	34
	R	0
	H	7
	RBI	0
	BB	2
	SO	7
	LOB	16

PITCHER		IP	WLS	BF	H	R	ER	SO	BB	IBB	HBP	BLK	WP	HR	S	P	ERA	WHIP
Bret Saberhagen, R ERA: 2.12	(1, 1)	6.0	W	23	4	0	0	4	1	0	0	0	0	0	30	34	0.00	0.833
Jim Corsi, R ERA: 2.79	(7, 1)	2.0		9	2	0	0	2	1	0	0	0	0	0	12	16	0.00	1.500
Tom Gordon, R ERA: 2.79	(9, 1)	1.0	S	4	1	0	0	1	0	0	0	0	1	0	6	6	0.00	1.000

PITCHER		IP	WLS	BF	H	R	ER	SO	BB	IBB	HBP	BLK	WP	HR	S	P	ERA	WHIP

Batter	1	2	3	4	5	6	7	8	9	AB	R	H	RBI	BB	SO	LOB
Nomar Garciaparra, R (1, 6) OBP: 0.383, SLG: 0.539	F9	F8			SF7 3B	1B				4	1	2	0	0	0	2
John Valentin, R (1, 5) OBP: 0.304, SLG: 0.392	BB 1B		G5-3		BB S		P5			3	0	1	0	1	0	0
Mo Vaughn, L (1, 3) OBP: 0.462, SLG: 0.667	BB 1-2		1B 2B		K		K			3	0	1	0	1	2	2
Jim Leyritz, R (1, 10) OBP: 0.444, SLG: 0.649	K		2B G3-6 1-3		SF7 3-H		G4-3			3	0	1	1	0	1	2
Troy O'Leary, L (1, 7) OBP: 0.403, SLG: 0.655	F7		G3-6 2-2f		BB 1-2			F9		3	0	0	0	1	0	4
Scott Hatteberg, L (1, 2) OBP: 0.311, SLG: 0.452		F9		F8	F7			K		4	0	0	0	0	1	2
Darren Bragg, L (1, 9) OBP: 0.452, SLG: 0.515		1B 1B		FC4-6 1B		G4-3 SF7 2B		2B		4	1	4	0	0	0	0
Darren Lewis, R (1, 8) OBP: 0.309, SLG: 0.286		1B 1-2		F7		G4-3 2-3		G5-3		4	0	1	0	0	0	3
Mark Lemke, S (1, 4) OBP: 0.150, SLG: 0.059		F7		FC4-6 1-2f		SF7 3-H				2	0	0	1	0	0	3
Inning Stats	R: 0 E: 0 K: 1 S: 6 H: 1 LOB: 2 BB: 1 P: 10	R: 0 E: 0 K: 0 S: 5 H: 2 LOB: 2 BB: 0 P: 5	R: 0 E: 0 K: 0 S: 4 H: 2 LOB: 1 BB: 0 P: 4	R: 0 E: 0 K: 0 S: 4 H: 1 LOB: 1 BB: 0 P: 4	R: 1 E: 0 K: 1 S: 6 H: 1 LOB: 2 BB: 2 P: 14	R: 1 E: 0 K: 0 S: 4 H: 2 LOB: 1 BB: 0 P: 4	R: 0 E: 0 K: 1 S: 5 H: 0 LOB: 0 BB: 0 P: 5	R: 0 E: 0 K: 1 S: 6 H: 1 LOB: 1 BB: 0 P: 6		1B: 6 2B: 4 3B: 1 HR: 0 SF: 2 SAC: 0 DP: 1 HBP: 0						

PITCHER		IP	WLS	BF	H	R	ER	SO	BB	IBB	HBP	BLK	WP	HR	S	P	ERA	WHIP
Dave Burba, R ERA: 2.67	(1, 1)	7.0	L	31	9	2	2	3	3	0	0	0	0	0	34	46	2.57	1.714
Alvin Morman, L ERA: 4.5	(8, 1)	0.2		3	1	0	0	1	0	0	0	0	0	0	5	5	0.00	1.500
Jose Mesa, R ERA: 3.97	(8, 1)	0.1		1	0	0	0	0	0	0	0	0	0	0	1	1	0.00	0.000

PITCHER	IP	WLS	BF	H	R	ER	SO	BB	IBB	HBP	BLK	WP	HR	S	P	ERA	WHIP

BOTTOM

Cleveland Indians @ Boston Red Sox

Fenway Park, Boston, MA

Sun Apr 19 1998, 3:33 AM EDT
Att. 31,846 - Cloudy - 64 F

livebaseballscorecards.com

AB	30
R	2
H	10
RBI	2
BB	3
SO	4
LOB	18

Cleveland Indians @ Boston Red Sox

Fenway Park, Boston, MA

Mon Apr 20 1998, 3:33 AM EDT

Att. 33,001 - Cloudy - 50 F

TOP

livebaseballscorecards.com

Batter	1	2	3	4	5	6	7	8	9	10	11	AB	R	H	RBI	BB	SO	LOB
Kenny Lofton, L (1, 8) OBP: 0.365, SLG: 0.394	G6-3		L3 1-2		F8		FC4-6 2B 1-2f 2-3		G5-3			4	0	0	0	0	0	4
Jeff Manto, R (7, 4) OBP: 0.133, SLG: 0.071												1	0	0	0	0	0	0
David Bell, R (1, 4) OBP: 0.333, SLG: 0.538	K			HR HBP	F7		F7			L1		1	1	0	0	0	1	0
Jeff Branson, L (5, PH) (5, 4) OBP: 0.167, SLG: 0.167												1	0	0	0	0	0	1
Shawon Dunston, R (7, PH) (7, 4) (7, 8) OBP: 0.267, SLG: 0.327												2	0	0	0	0	0	2
David Justice, L (1, 10) OBP: 0.386, SLG: 0.633	G4-3			P5		HR	1-3 3-H 2B			E3 FC5-4		5	1	2	2	0	0	1
Manny Ramirez, R (1, 9) OBP: 0.342, SLG: 0.582		S 1B		1-H HR		K	K			FC5-4 HBP		4	1	2	2	0	2	2
Geronimo Berroa, R (1, 7) OBP: 0.290, SLG: 0.321		F9 1-2		2B		G5-3		G1-3		FC5-4 FC5-4 1-2f 2-3		3	0	1	0	0	0	1
Brian Giles, L (7, 7) OBP: 0.542, SLG: 0.879												2	0	0	0	0	0	2
Sandy Alomar Jr., R (1, 2) OBP: 0.209, SLG: 0.381		P4		G1-3		P5		G6-3		FC5-4 1-2f		5	0	0	0	0	0	4
Travis Fryman, R (1, 5) OBP: 0.247, SLG: 0.373		F9		G6-3			1B 2B	G5-3			F7	5	1	1	0	0	0	2
Jim Thome, L (1, 3) OBP: 0.444, SLG: 0.538			FC4-6 BB		1B		FC4-6 2B 2-H 1B		1B		G4-6-3 BB	3	1	3	1	2	0	0
Omar Vizquel, S (1, 6) OBP: 0.400, SLG: 0.377			FC4-6 CS 1-2f		K		FC4-6 HBP		P6		G4-6-3 1-2f	4	0	0	0	0	1	3
Inning Stats	R: 0 E: 0 K: 1 S: 5 H: 0 LOB: 0 BB: 0 P: 5	R: 0 E: 0 K: 0 S: 4 H: 1 LOB: 1 BB: 0 P: 4	R: 0 E: 0 K: 0 S: 2 H: 0 LOB: 0 BB: 1 P: 6	R: 2 E: 0 K: 0 S: 5 H: 2 LOB: 1 BB: 0 P: 6	R: 0 E: 0 K: 1 S: 6 H: 0 LOB: 1 BB: 0 P: 6	R: 1 E: 0 K: 1 S: 6 H: 1 LOB: 0 BB: 0 P: 6	R: 2 E: 0 K: 1 S: 8 H: 3 LOB: 2 BB: 0 P: 9	R: 0 E: 0 K: 0 S: 3 H: 0 LOB: 0 BB: 0 P: 3	R: 0 E: 0 K: 0 S: 3 H: 1 LOB: 0 BB: 0 P: 3	R: 0 E: 1 K: 0 S: 4 H: 0 LOB: 2 BB: 0 P: 5	R: 0 E: 0 K: 0 S: 2 H: 0 LOB: 0 BB: 1 P: 6	1B: 4 2B: 3 3B: 0 HR: 2 SF: 0 SAC: 0 DP: 1 HBP: 3						

PITCHER	IP	WLS	BF	H	R	ER	SO	BB	IBB	HBP	BLK	WP	HR	S	P	ERA	WHIP
Butch Henry, L (1, 1) ERA: 4.0	4.0		17	4	2	2	1	1	0	1	0	0	1	17	22	4.50	1.250
John Wasdin, R (5, 1) ERA: 2.7	2.0		8	2	2	2	2	0	0	0	0	0	1	12	12	9.00	1.000
Steve Avery, L (7, 1) ERA: 9.64	0.2		5	2	1	1	0	0	0	1	0	0	0	4	5	13.50	3.000
Derek Lowe, R (7, 1) ERA: 3.32	3.1		12	1	0	0	1	0	0	1	0	0	0	13	14	0.00	0.300
Tom Gordon, R (11, 1) ERA: 2.53	1.0	W	3	0	0	0	0	1	0	0	0	0	0	2	6	0.00	1.000

PITCHER	IP	WLS	BF	H	R	ER	SO	BB	IBB	HBP	BLK	WP	HR	S	P	ERA	WHIP

AB	40
R	5
H	9
RBI	5
BB	2
SO	4
LOB	22

WP: 0 PA: 45
PB: 0
SB: 1
CS: 1

Cleveland Indians @ Boston Red Sox

Fenway Park, Boston, MA

Mon Apr 20 1998, 3:33 AM EDT
Att. 33,001 - Cloudy - 50 F

livebaseballscorecards.com

BOTTOM

Batter	1	2	3	4	5	6	7	8	9	10	11	AB	R	H	RBI	BB	SO	LOB
Nomar Garciaparra, R (1, 6) OBP: 0.356, SLG: 0.500	G4-3	G5-3 1-2		F9		L4		K			F9	6	0	0	0	0	1	4
18 Reggie Jefferson, S (1, 10) OBP: 0.325, SLG: 0.294 Jim Leyritz, R (6, PH) OBP: 0.479, SLG: 0.744	2B	G1-3			FC5-4 1B	BBBB 1-2 BB			HR		BB 1B 1B	3 2	0 2	2 2	0 1	0 1	0 0	1 0
John Valentin, R (1, 5) OBP: 0.310, SLG: 0.385 Damon Buford, R (9, PR) OBP: 0.333, SLG: 0.375 (10, 8)	BBBB BB		F8		FC5-4 1-2f 2B	G5-3			G6-3 1B		BBBB 1-2 BB	4 0	1 0	1 0	0 0	1 1	0 0	4 0
Mo Vaughn, L (1, 3) OBP: 0.464, SLG: 0.708	SSS K		HR		2-H 2B		SSS K 3B		SSS K		1-2 2-H 1B	6	1	3	3	0	3	3
Troy O'Leary, L (1, 7) OBP: 0.388, SLG: 0.650	L6		F7		L7				G6-3 1-2f			5	0	1	0	0	0	4
Scott Hatteberg, L (1, 2) OBP: 0.320, SLG: 0.447 Darren Lewis, R (10, PR) OBP: 0.309, SLG: 0.286 Jason Varitek, S (11, 2) OBP: 0.267, SLG: 0.250		HR 1B	G3-1		G4-3		G1-3			G4-6-3 1B		5 0 0	1 0 0	2 0 0	0 0 0	0 0 0	0 0 0	2 0 0
Darren Bragg, L (1, 8) OBP: 0.447, SLG: 0.605 (10, 9)	1-H HR			F9		1B 2B	G1-3			G4-6-3 1-2f		5	1	2	2	0	0	2
Midre Cummings, L (1, 9) OBP: 0.211, SLG: 0.222 Mark Lemke, S (10, 4) OBP: 0.143, SLG: 0.056	F9			L4		P1		SSS K		SSS K		4 1	0 0	0 0	0 0	0 1	1 1	1 1
Mike Benjamin, R (1, 4) OBP: 0.344, SLG: 0.367 (10, 5)	WP 1B			1B		2-3 BB 1B		F8			F8	5	0	3	0	0	0	0

Inning Stats	1	2	3	4	5	6	7	8	9	10	11
	R: 0 H: 1 E: 0 LOB: 2 K: 1 BB: 1 S: 6 P: 10	R: 2 H: 3 E: 0 LOB: 1 K: 0 BB: 0 S: 6 P: 6	R: 1 H: 1 E: 0 LOB: 0 K: 0 BB: 0 S: 4 P: 4	R: 0 H: 1 E: 0 LOB: 1 K: 0 BB: 0 S: 4 P: 4	R: 1 H: 2 E: 1 LOB: 1 K: 0 BB: 0 S: 5 P: 5	R: 0 H: 2 E: 0 LOB: 3 K: 0 BB: 1 S: 5 P: 9	R: 0 H: 1 E: 0 LOB: 1 K: 1 BB: 0 S: 6 P: 6	R: 0 H: 0 E: 0 LOB: 0 K: 2 BB: 0 S: 7 P: 7	R: 1 H: 2 E: 0 LOB: 1 K: 1 BB: 0 S: 6 P: 6	R: 0 H: 1 E: 0 LOB: 1 K: 1 BB: 0 S: 5 P: 5	R: 1 H: 2 E: 0 LOB: 2 K: 0 BB: 1 S: 4 P: 8

| | | | |

Batter	1	2	3	4	5	6	7	8	9	AB	R	H	RBI	BB	SO	LOB
Mike Cameron, R (1, 8) OBP: 0.321, SLG: 0.313	P4		L8		1B BB 1-2 1B	WP 2-H 3-H 1B			K	5	0	2	2	0	1	1
Ray Durham, S (1, 4) OBP: 0.315, SLG: 0.354	G4-3		1-2 BB	1B 1-2 2-3 BB	B3 1-2				2B	3	0	1	0	2	0	1
Frank Thomas, R (1, 10) OBP: 0.347, SLG: 0.468	L8		L7		G6-4-3 1-2 2-3 3-H 1B	K			L6	5	0	1	1	0	1	4
Albert Belle, R (1, 7) OBP: 0.284, SLG: 0.323		G3 1B		G4-6-3 BB	G6-4-3 1-2f		K		BB	3	0	1	0	2	1	3
Robin Ventura, L (1, 5) OBP: 0.370, SLG: 0.515		G3 1-2		G4-6-3 1-2f		E9 1B 1B	K		F9	5	1	0	0	0	1	4
Magglio Ordonez, R (1, 9) OBP: 0.338, SLG: 0.424		F7		F7		1B E 1-3 1B	K			4	1	1	0	0	1	1
Greg Norton, S (1, 3) OBP: 0.310, SLG: 0.316		K			1B 2B	K		K		4	1	1	0	0	3	3
Chad Kreuter, S (1, 2) OBP: 0.375, SLG: 0.240 Chris Snopek, R (8, PH) OBP: 0.348, SLG: 0.318 (8, 6)			B1-3		L8	E 1-2 3-H 1B		K		3 1 1	1 0 0	1 0 0	1 0 0	0 0 1	0 1 0	1 0
Mike Caruso, S (1, 6) OBP: 0.327, SLG: 0.426 25 Jeff Abbott, R (8, PH) OBP: 0.313, SLG: 0.938 Charlie O'Brien, R (8, 2) OBP: 0.231, SLG: 0.346			BB		BB 1B 2-H 1B	E4 1-3 2-H 1B		G4-3		3 1 0	2 0 0	2 0 0	1 0 0	0 0 0	0 0 0	1 0 0
Inning Stats	R: 0 E: 0 K: 0 S: 5 H: 0 LOB: 0 BB: 0 P: 9	R: 0 E: 0 K: 1 S: 10 H: 1 LOB: 1 BB: 0 P: 19	R: 0 E: 0 K: 0 S: 8 H: 1 LOB: 2 BB: 1 P: 16	R: 0 E: 0 K: 0 S: 6 H: 0 LOB: 0 BB: 1 P: 16	R: 2 E: 0 K: 0 S: 15 H: 4 LOB: 2 BB: 1 P: 27	R: 4 E: 2 K: 2 S: 21 H: 3 LOB: 1 BB: 0 P: 32	R: 0 E: 0 K: 3 S: 12 H: 0 LOB: 0 BB: 0 P: 18	R: 0 E: 0 K: 2 S: 8 H: 0 LOB: 0 BB: 0 P: 12	R: 0 E: 0 K: 1 S: 14 H: 1 LOB: 2 BB: 1 P: 22	1B: 8 2B: 2 3B: 0 HR: 0	SF: 0 SAC: 0 DP: 2 HBP: 0						

PITCHER	IP	WLS	BF	H	R	ER	SO	BB	IBB	HBP	BLK	WP	HR	S	P	ERA	WHIP
Chad Ogea, R (1, 1) ERA: 4.15	4.1		21	6	2	2	1	3	0	0	0	0	0	41	81	4.15	2.077
Jose Mesa, R (5, 1) ERA: 3.07	2.2	W	12	3	4	0	5	0	0	0	0	1	0	36	56	0.00	1.125
Paul Assenmacher, L (8, 1) ERA: 5.4	1.0		3	0	0	0	2	0	0	0	0	0	0	8	12	0.00	0.000
Eric Plunk, R (9, 1) ERA: 5.0	1.0		5	1	0	0	1	1	0	0	0	0	0	14	22	0.00	2.000

PITCHER	IP	WLS	BF	H	R	ER	SO	BB	IBB	HBP	BLK	WP	HR	S	P	ERA	WHIP

TOP

Chicago White Sox @ Cleveland Indians

Jacobs Field, Cleveland, OH

Tue Apr 21 1998, 7:05 PM EDT

Att. 42,836 - Cloudy - 60 F

livebaseballscorecards.com

AB	37
R	6
H	10
RBI	5
BB	4
SO	9
LOB	19

WP: 1 PB: 0 SB: 0 CS: 0 PA: 41

Batter	1	2	3	4	5	6	7	8	9	AB	R	H	RBI	BB	SO	LOB
Kenny Lofton, L (1, 8) OBP: 0.380, SLG: 0.391	B B L S S 2-3 ① K	B B C F B B 4-2 1B HR BB	C X 0-1 ③ F7			B B B B 4-0 BB		B B F F F B F F X 3-2 BB 2B 1B		3	2	1	0	2	1	1
Omar Vizquel, S (1, 6) OBP: 0.415, SLG: 0.386 Jeff Branson, L (9, 4) OBP: 0.167, SLG: 0.167	B C F B F F X 2-2 1B 2B 1B	X 0-0 1-2 HR 1B	C S X 0-2 ① F9			C F B X 1-2 ① F7		C 1 SAFE 1 SAFE B B C B 1 SAFE 1 SAFE 4-2 F B 2B 1B 1-2 BB		4 0	3 0	2 0	0 0	1 0	0 0	1 0
David Justice, L (1, 10) OBP: 0.400, SLG: 0.692	B C B X 2-1 1-3 2B 1B	B X 1-0 1-H 2-H HR	B B X 2-0 ② F7			1 SAFE B B C 1 SAFE 1 SAFE B C 1 SAFE 1 SAFE 2-2 T ② K		F B X 1-1 1B 1-3 2-H 2B		5	3	3	4	0	1	1
Manny Ramirez, R (1, 9) OBP: 0.346, SLG: 0.569	F B S B S 2-3 ② K	B B F C C 2-3 ③ K	C S B X 1-2 1B			B X 1-0 ③ F9		B X 1-0 2B 2-3 3-H SF9 1B		5	1	2	1	0	2	3
Jim Thome, L (1, 3) OBP: 0.441, SLG: 0.561	B B X 2-0 1-H 3-H 2B	C B B S F B F T 3-2 ① K	B X 1-0 ③ L9				B B C B X 3-1 ① G1-3	B B X 2-0 SF9 1-3 3-H SF9 2B		5	1	2	3	0	1	1
Sandy Alomar Jr., R (1, 2) OBP: 0.250, SLG: 0.400	C B F B B B 4-2 BB	B X 1-0 BB 1B 1B	C C F B F X 1-2 ① G5-3				S X 0-1 WP BB 1B 1B	X 0-0 ① SF9 2-3 3-H		3	2	2	1	1	0	0
Brian Giles, L (1, 7) OBP: 0.528, SLG: 0.829	B C B B S 2-3 ③ K	C B F B B B 4-2 1B 1-2 SF7 BB	C B C B F S 2-3 ② K				B B F B B 4-1 WP 1-2 1B BB	X 0-0 ② SF9 3-H		2	2	0	1	2	2	2
Travis Fryman, R (1, 5) OBP: 0.269, SLG: 0.380		F B S F B B B X 3-2 ① L7	X 0-0 1-3 2-H 1B		B B F B C B 4-2 BB		B F X 1-1 ② 1-H 2-H 1B	B C F F X 1-2 ③ F9		4	0	2	3	1	0	0
Shawon Dunston, R (1, 4) OBP: 0.250, SLG: 0.309 David Bell, R (8, 4) OBP: 0.333, SLG: 0.538 (9, 6)		B F S X 1-2 ② F8	X 0-0 ② SF7 3-H		B B X 2-0 ③ G5-3		X 0-0 ③ P3			3 0	0 0	0 0	1 0	0 0	0 0	1 0
Inning Stats	R: 2 E: 0 K: 3 S: 19 H: 3 LOB: 2 BB: 1 P: 35	R: 3 E: 0 K: 1 S: 14 H: 2 LOB: 0 BB: 1 P: 25	R: 2 E: 0 K: 1 S: 12 H: 2 LOB: 1 BB: 1 P: 20	R: 0 E: 0 K: 0 S: 8 H: 1 LOB: 1 BB: 0 P: 12	R: 0 E: 0 K: 1 S: 12 H: 0 LOB: 1 BB: 1 P: 21	R: 0 E: 0 K: 1 S: 7 H: 0 LOB: 1 BB: 1 P: 15	R: 2 E: 0 K: 0 S: 8 H: 2 LOB: 0 BB: 1 P: 16	R: 5 E: 0 K: 0 S: 19 H: 4 LOB: 0 BB: 1 P: 31		1B: 10 2B: 3 3B: 0 HR: 1	SF: 3 SAC: 0 DP: 0 HBP: 0					

PITCHER		IP	WLS	BF	H	R	ER	SO	BB	IBB	HBP	BLK	WP	HR	S	P	ERA	WHIP
James Baldwin, R ERA: 7.45	(1, 1)	2.2	L	18	7	7	7	5	3	0	0	0	0	1	43	78	23.62	3.750
Tom Fordham, L ERA: 10.45	(3, 1)	3.2		16	2	2	2	2	3	0	0	0	0	0	34	62	4.91	1.364
Keith Foulke, R ERA: 2.61	(7, 1)	0.2		2	1	0	0	0	0	0	0	0	1	0	3	4	0.00	1.500
Todd Rizzo, L ERA: 13.5	(8, 1)	0.0		3	2	3	3	0	1	0	0	0	0	0	11	19	∞	∞
Carlos Castillo, R ERA: 5.79	(8, 1)	1.0		5	2	2	2	0	0	0	0	0	0	0	8	12	18.00	2.000

PITCHER	IP	WLS	BF	H	R	ER	SO	BB	IBB	HBP	BLK	WP	HR	S	P	ERA	WHIP

BOTTOM

Chicago White Sox @ Cleveland Indians

Jacobs Field, Cleveland, OH

Tue Apr 21 1998, 7:05 PM EDT

Att. 42,836 - Cloudy - 60 F

livebaseballscorecards.com

AB	34
R	14
H	14
RBI	14
BB	7
SO	7
LOB	10

WP: 1 PA: 44
PB: 0
SB: 0
CS: 0

Batter	1	2	3	4	5	6	7	8	9	AB	R	H	RBI	BB	SO	LOB
Ray Durham, S (1, 4) OBP: 0.329, SLG: 0.394	X 0-0 E3 HR		F B L X 1-2 E1 E S SF8		E3 BB 1B 2B 1-2 3-2 FC6-4 1B 3-H		B B X 2-0 E8 1-H 3B		C B F X 1-2 FC6-4 1B	6	4	3	2	0	0	1
Mike Cameron, R (1, 8) OBP: 0.323, SLG: 0.302	1 SAFE B B X 2-0 ① F7		B B X 2-0 ① L3 1-3		B B X 2-0 BB 2B 1B 1-2 2-H 3-1 ③ FC6-4 1-2f		B B B C B 4-1 1B BB		B F X 1-1 ③ FC6-4 1-2f	5	1	1	1	1	0	4
Frank Thomas, R (1, 10) OBP: 0.363, SLG: 0.523	1 SAFE 1 SAFE X 0-0 1-H HR		X 0-0 ② SF8 3-H		C B B B B 4-1 2B 1B 1-2 2-3 BB	S B C X 1-2 ① G6-3	B B F B X 3-1 1-2 1B			3	2	2	3	1	0	0
Albert Belle, R (1, 7) OBP: 0.291, SLG: 0.358 25 Jeff Abbott, R (9, 7) OBP: 0.313, SLG: 0.938	C X 0-1 ② F8		B C X 1-1 ③ G5-3		B C X 1-1 1B FC3-6 1-3 2-H 3-H 2B	B B B X 3-0 2B	C C B F B X 2-2 ③ F8			5 0	1 0	2 0	2 0	0 0	0 0	2 0
Robin Ventura, L (1, 5) OBP: 0.385, SLG: 0.514	C B X 1-1 1B			C B X 1-1 ① L9	I I I I 4-0 FC3-6 1B 1B IBB	B B S S S F F S 3-3 ② K		C C X 0-2 G6-4-3 1B		4	1	2	0	1	1	1
Magglio Ordonez, R (1, 9) OBP: 0.329, SLG: 0.406	B X 1-0 ③ G6-3			B B S X 2-1 ② G6-3	F S X 0-2 FC3-6 1-2 2-3 3-H 1B	C B X 1-1 ③ F9		B C B F C 2-3 ① K		5	0	1	1	0	1	3
Greg Norton, S (1, 3) OBP: 0.298, SLG: 0.302		C X 0-1 G1-6-3 1B		S B X 1-1 ③ G3	B B F X 2-1 ② FC3-6 1B 1-2f 2-3 3-H 3B		S B B C F B S 3-3 ① K	B C X 1-1 ② ③ G6-4-3 1-2f		5	1	1	1	0	1	3
Chad Kreuter, S (1, 2) OBP: 0.405, SLG: 0.300		B B B C F X 3-2 ① ② G1-6-3 1-2f			C B X 2-1 1B FC4-8 2-2 1-2 3B 3-H 1B		B X 1-0 FC6-4 1B		B C X 2-1 ① F8	5	1	3	1	0	0	1
Mike Caruso, S (1, 6) OBP: 0.315, SLG: 0.442		B B X 2-0 ③ F7			B F X 2-2 ① FC4-6 E 1B 1-2f 1-2 1-H 2-H 1B 3B		B F X 1-1 ② FC6-4 1-2f E		F X 0-1 ② G4-3	5	3	1	2	0	0	2
Inning Stats	R: 2 E: 1 K: 0 S: 8 H: 2 LOB: 1 BB: 0 P: 12	R: 0 E: 0 K: 0 S: 6 H: 1 LOB: 0 BB: 0 P: 11	R: 1 E: 1 K: 0 S: 7 H: 0 LOB: 0 BB: 0 P: 11	R: 0 E: 0 K: 0 S: 6 H: 0 LOB: 0 BB: 0 P: 10	R: 9 E: 1 K: 0 S: 28 H: 7 LOB: 1 BB: 2 P: 54	R: 0 E: 0 K: 1 S: 11 H: 1 LOB: 1 BB: 0 P: 19	R: 2 E: 1 K: 1 S: 15 H: 3 LOB: 2 BB: 1 P: 31	R: 0 E: 0 K: 1 S: 8 H: 1 LOB: 0 BB: 0 P: 11	R: 0 E: 0 K: 0 S: 9 H: 1 LOB: 1 BB: 0 P: 13	1B: 11 2B: 2 3B: 2 HR: 1 SF: 1 SAC: 0 DP: 2 HBP: 0						

PITCHER		IP	WLS	BF	H	R	ER	SO	BB	IBB	HBP	BLK	WP	HR	S	P	ERA	WHIP
Charles Nagy, R ERA: 6.03	(1, 1)	4.2	L	27	9	12	4	0	1	1	0	0	0	1	50	87	7.71	2.143
Tom Martin, L ERA: 9.53	(5, 1)	2.1		13	5	2	2	2	1	0	0	0	0	0	31	61	7.71	2.571
Alvin Morman, L ERA: 3.0	(8, 1)	2.0		7	2	0	0	1	0	0	0	0	0	0	17	24	0.00	1.000

PITCHER	IP	WLS	BF	H	R	ER	SO	BB	IBB	HBP	BLK	WP	HR	S	P	ERA	WHIP

TOP

Chicago White Sox @ Cleveland Indians

Jacobs Field, Cleveland, OH

Wed Apr 22 1998, 7:05 PM EDT

Att. 42,840 - Cloudy - 60 F

livebaseballscorecards.com

AB	43
R	14
H	16
RBI	13
BB	3
SO	3
LOB	17

WP: 0	PB: 0	SB: 1	CS: 0
PA: 47			

BOTTOM

Chicago White Sox @ Cleveland Indians

Jacobs Field, Cleveland, OH

Wed Apr 22 1998, 7:05 PM EDT

Att. 42,840 - Cloudy - 60 F

livebaseballscorecards.com

Batter	1	2	3	4	5	6	7	8	9	AB	R	H	RBI	BB	SO	LOB
Kenny Lofton, L (1, 8) OBP: 0.373, SLG: 0.411	CBBFX 2-2 L7		CBFFBX 2-2 G4-3 2-3 3-H		SBX 1-1 1B 2-H 3B		X 0-0 P6	FBBBCFB 4-2 1-2 BB		4	1	1	2	0	0	1
Brian Giles, L (8, 8) OBP: 0.537, SLG: 0.829										0	0	0	0	1	0	0
Omar Vizquel, S (1, 6) OBP: 0.420, SLG: 0.383	BX 1-0 G3		CFBFX 1-2 P5		X 0-0 FC6-4 3-H 1B		BBBB 4-0 BB	FFC 0-3 K		3	0	1	1	1	0	1
Jeff Branson, L (8, 4) OBP: 0.167, SLG: 0.167										0	0	0	0	0	0	0
David Bell, R (8, PH) OBP: 0.313, SLG: 0.500 (9, 4)										1	0	0	0	0	1	2
David Justice, L (1, 10) OBP: 0.375, SLG: 0.643	CX 0-1 G5-3			X 0-0 G4-3	CX 0-1 FC6-4 1-2f		SBBCX 2-2 G6-3		CBSS 1-3 K	5	0	0	0	0	1	2
Manny Ramirez, R (1, 9) OBP: 0.349, SLG: 0.610		BCCBX 2-2 G5-3		FBFFFS 1-3 K		FCFFC 0-3 K		X 0-0 HR	BSBCFX 2-2 2B	5	1	2	1	0	2	0
Geronimo Berroa, R (1, 7) OBP: 0.333, SLG: 0.375		X 0-0 G6-3		CBBSBFB 4-2 BB		CBBFBX 3-2 1B 2B		CBX 1-1 HR 1B	CBBX 2-1 G1-3	4	2	2	0	1	0	1
Sandy Alomar Jr., R (1, 2) OBP: 0.235, SLG: 0.375		SX 0-1 G4-3		BX 1-0 G1-3		SBBBX 2-1 P4		CBBFFS 1-3 K	BCX 1-1 G4-3	3	0	0	0	0	0	2
Pat Borders, R (8, 2) OBP: 0.267, SLG: 0.333										2	0	0	0	0	1	2
Jim Thome, L (1, 3) OBP: 0.472, SLG: 0.633			SBCBBB 4-2 2B G4-3 BB		CBX 1-1 G5-4-3 3B 1B			BX 1-0 1-H HR		3	3	3	3	1	0	0
Travis Fryman, R (1, 5) OBP: 0.268, SLG: 0.373			X 0-0 F9		X 0-0 G5-4-3 1-2	BCX 1-1 G5-3		CBX 1-1 BB 1B		4	0	1	0	0	0	3
Shawon Dunston, R (1, 4) OBP: 0.250, SLG: 0.322 (8, 6)			CX 0-1 G4-3 1-3 2B		BX 1-0 P4		BCFFFFX 1-2 G5-3	BX 1-0 L8		4	0	1	0	0	0	2
Inning Stats	R: 0 E: 0 K: 0 S: 6 H: 0 LOB: 0 BB: 0 P: 9	R: 0 E: 0 K: 0 S: 6 H: 0 LOB: 0 BB: 0 P: 8	R: 1 E: 0 K: 0 S: 13 H: 1 LOB: 1 BB: 1 P: 20	R: 0 E: 0 K: 1 S: 10 H: 0 LOB: 1 BB: 1 P: 16	R: 2 E: 0 K: 0 S: 9 H: 3 LOB: 1 BB: 0 P: 12	R: 1 E: 0 K: 1 S: 16 H: 2 LOB: 1 BB: 0 P: 25	R: 0 E: 0 K: 0 S: 10 H: 0 LOB: 1 BB: 1 P: 17	R: 3 E: 0 K: 2 S: 18 H: 4 LOB: 2 BB: 1 P: 27	R: 0 E: 0 K: 1 S: 11 H: 1 LOB: 1 BB: 0 P: 17	1B: 5 2B: 3 3B: 1 HR: 2	SF: 0 SAC: 0 DP: 0 HBP: 0						

	AB	38
	R	7
	H	11
	RBI	7
	BB	4
	SO	5
	LOB	16

PITCHER		IP	WLS	BF	H	R	ER	SO	BB	IBB	HBP	BLK	WP	HR	S	P	ERA	WHIP
Mike Sirotka, L ERA: 4.18	(1, 1)	7.1	W	34	9	7	7	3	3	0	0	0	0	2	79	119	8.59	1.636
Tony Castillo, L ERA: 4.7	(8, 1)	1.2		8	2	0	0	2	1	0	0	0	0	0	20	32	0.00	1.800

PITCHER	IP	WLS	BF	H	R	ER	SO	BB	IBB	HBP	BLK	WP	HR	S	P	ERA	WHIP

Batter	1	2	3	4	5	6	7	8	9	AB	R	H	RBI	BB	SO	LOB
Ray Durham, S (1, 4) OBP: 0.325, SLG: 0.378	C B C C 1-3 ① K		B H 2-0 WP BB HBP		B C B X 2-1 ① G6-3		B 1 SAFE B B 1 SAFE C C X 3-2 ① P5			3	0	0	0	0	1	1
Mike Cameron, R (1, 8) OBP: 0.303, SLG: 0.281	C B B F C 2-3 ② K		1 SAFE F 1 SAFE B B F B S 3-3 ② K		B S B B C C 2-3 ② K		1 SAFE 1 SAFE B S B F X 2-2 ③ G5-3 1-2			4	0	0	0	0	3	3
Frank Thomas, R (1, 10) OBP: 0.381, SLG: 0.529	B B X 2-0 ③ F8		B F B B B 4-1 WP BB 1-2		C C X 1-2 2B 1B			C B B X 2-1 1B		3	1	2	0	1	0	0
Albert Belle, R (1, 7) OBP: 0.289, SLG: 0.366		F C B B F F B F T 3-2 ① K	C S F B B F B S 3-3 ③ K 1-2 2-3 3-H		S X 0-1 1-H 2B			B F F C 1-3 ① K		4	0	1	1	0	3	3
Robin Ventura, L (1, 5) OBP: 0.366, SLG: 0.486		C B C B B F X 3-2 ② F9		B X 1-0 ① P5	B C B C X 2-2 ③ L7			B B X 2-0 ② P6		4	0	0	0	0	0	2
Wil Cordero, R (1, 3) OBP: 0.250, SLG: 1.000	X 0-0 HR			C X 0-1 ② F8		C B B X 2-1 ① G5-3		C X 0-1 ③ F9		4	1	1	1	0	0	1
Ruben Sierra, S (1, 9) OBP: 0.273, SLG: 0.484		B B S F S 2-3 ③ K		X 0-0 HR		C C B B C B X 3-2 ② F8			C C B B F S 2-3 ① K	4	1	1	1	0	2	0
Charlie O'Brien, R (1, 2) OBP: 0.241, SLG: 0.345 25 Jeff Abbott, R (9, PH) OBP: 0.294, SLG: 0.882			S B X 1-1 ① P5	B C X 1-1 1B		F B F F T 1-2 ③ K			C C X 0-2 ② G4-3	3 1	0 0	1 0	0 0	0 0	1 0	0 0
Mike Caruso, S (1, 6) OBP: 0.333, SLG: 0.455 Greg Norton, S (9, PH) OBP: 0.292, SLG: 0.295			B F C F B F B F F 3-2 F X E9 WP 1B	L B B X 2-1 ③ G1-3			B X 1-0 CS 1B		C X 0-1 ③ F8	3 1	1 0	2 0	0 0	0 0	0 0	1 0
Inning Stats	R: 0 H: 0 E: 0 LOB: 0 K: 2 BB: 0 S: 7 P: 12	R: 1 H: 1 E: 0 LOB: 0 K: 2 BB: 0 S: 14 P: 22	R: 1 H: 1 E: 1 LOB: 2 K: 2 BB: 1 S: 19 P: 35	R: 1 H: 2 E: 0 LOB: 1 K: 0 BB: 0 S: 8 P: 12	R: 1 H: 2 E: 0 LOB: 1 K: 1 BB: 0 S: 13 P: 20	R: 0 H: 0 E: 0 LOB: 0 K: 1 BB: 0 S: 9 P: 15	R: 0 H: 1 E: 0 LOB: 0 K: 0 BB: 0 S: 7 P: 13	R: 0 H: 1 E: 0 LOB: 1 K: 1 BB: 0 S: 8 P: 13	R: 0 H: 0 E: 0 LOB: 0 K: 1 BB: 0 S: 9 P: 11	1B: 5 2B: 1 3B: 0 HR: 2	SF: 0 SAC: 0 DP: 0 HBP: 1				WP: 1 PB: 0 SB: 0 CS: 1	PA: 36	

TOP

Chicago White Sox @ Cleveland Indians

Jacobs Field, Cleveland, OH

Thu Apr 23 1998, 7:05 PM EDT

Att. 42,865 - Unknown - 62 F

livebaseballscorecards.com

AB	34
R	4
H	8
RBI	3
BB	1
SO	10
LOB	11

PITCHER		IP	WLS	BF	H	R	ER	SO	BB	IBB	HBP	BLK	WP	HR	S	P	ERA	WHIP
Jaret Wright, R ERA: 6.39	(1, 1)	6.0		26	6	4	4	8	1	0	1	0	1	2	70	116	6.00	1.167
Alvin Morman, L ERA: 2.84	(7, 1)	0.1		2	1	0	0	0	0	0	0	0	0	0	4	8	0.00	3.000
Eric Plunk, R ERA: 4.22	(7, 1)	1.2	W	5	1	0	0	1	0	0	0	0	0	0	11	18	0.00	0.600
Michael Jackson, R ERA: 1.8	(9, 1)	1.0	S	3	0	0	0	1	0	0	0	0	0	0	9	11	0.00	0.000

PITCHER	IP	WLS	BF	H	R	ER	SO	BB	IBB	HBP	BLK	WP	HR	S	P	ERA	WHIP

Batter	1	2	3	4	5	6	7	8	9	AB	R	H	RBI	BB	SO	LOB
Kenny Lofton, L (1, 8) OBP: 0.386, SLG: 0.423	B C B B C F X 3-2 BB E SF8 1B	B C B X 2-1 1-2 2-3 BB 1B		C F X 0-2 BB 1B		B B C C B X 3-2 L7 ②		X 0-0 FC4-2 S ② 3-H		5	1	3	0	0	0	1
Omar Vizquel, S (1, 6) OBP: 0.419, SLG: 0.365	B B 1 SAFE 1 SAFE B B 4-0 BB BB 1-2 BB	B B C B B 4-1 1-2 2-3 3-H BB		B 1 SAFE 1 SAFE C C 1 SAFE 1 SAFE F X 1-2 P5 ②		B C F B B X 3-2 L7 ③		1 SAFE C C B B X 2-2 G4-3 ③ 1-2		3	0	0	1	2	0	2
David Justice, L (1, 10) OBP: 0.381, SLG: 0.634	B S C F B F B B 4-2 BB 1-2 2-3 BB	B B C X 2-1 SF7 ① 3-H		B 1 SAFE B S 1 SAFE 1 SAFE B B B 4-1 1-2 BB			B F B X 2-1 G4-3 ①			1	0	0	1	2	0	0
Manny Ramirez, R (1, 9) OBP: 0.333, SLG: 0.580	X 0-0 P6 ① F C F S	0-3 K ②		C F F X 0-2 L4 ③			S X 0-1 G3-1 ②			4	0	0	0	0	1	7
Jim Thome, L (1, 3) OBP: 0.461, SLG: 0.635	B B F C B X 3-2 SF8 ② 3-H	B C X 1-1 F7 ③			B B C B C F X 3-2 WP 2B		B F X 1-1 G1-3 ③			3	0	1	1	0	0	2
Travis Fryman, R (1, 5) OBP: 0.291, SLG: 0.377	S F B B B B 4-2 1-2 2-3 BB		F B X 1-1 G4-6-3 1B		F B F X 1-2 F7 ①			B B B C B 4-1 1B 3B BB		2	1	1	0	2	0	1
Brian Giles, L (1, 7) OBP: 0.517, SLG: 0.769	B B F F F F C 2-3 K ③		B B X 2-0 G4-6-3 ① ② 1-2f		S B C B S 2-3 K ② 2-3			B L 1 SAFE C X 1-2 1-3 3B 1B		4	1	1	0	0	2	5
Pat Borders, R (1, 2) OBP: 0.235, SLG: 0.294		S X 0-1 E3 1B 1B BB	B B S C S 2-3 K ③		B C B B C X 3-2 F7 ③			C 1 SAFE F C 0-3 K ①		4	1	0	0	0	2	3
Shawon Dunston, R (1, 4) OBP: 0.254, SLG: 0.323 Jeff Branson, L (8, PH) (9, 4) OBP: 0.231, SLG: 0.385		B 1 SAFE C B X 2-1 BB 1B 1-2 SF7 1B		B C X 1-1 L4 ①		C X 0-1 B5-3 ①		B B B C F 1 SAFE X 3-2 1-H 3-H FC4-2 3B		3 1	1 0	1 1	0 2	0 0	0 0	0 0
Inning Stats	R: 1 E: 1 K: 1 S: 20 H: 1 LOB: 3 BB: 3 P: 40	R: 2 E: 1 K: 1 S: 15 H: 2 LOB: 2 BB: 1 P: 26	R: 0 E: 0 K: 1 S: 6 H: 1 LOB: 0 BB: 0 P: 11	R: 0 E: 0 K: 0 S: 14 H: 1 LOB: 2 BB: 1 P: 20	R: 0 E: 0 K: 1 S: 13 H: 1 LOB: 1 BB: 0 P: 22	R: 0 E: 0 K: 0 S: 8 H: 0 LOB: 0 BB: 0 P: 14	R: 0 E: 0 K: 0 S: 6 H: 0 LOB: 0 BB: 0 P: 9	R: 2 E: 0 K: 1 S: 14 H: 2 LOB: 1 BB: 1 P: 24		1B: 6 2B: 1 3B: 1 HR: 0 SF: 2 SAC: 0 DP: 1 HBP: 0						

BOTTOM

Chicago White Sox @ Cleveland Indians

Jacobs Field, Cleveland, OH

Thu Apr 23 1998, 7:05 PM EDT

Att. 42,865 - Unknown - 62 F

livebaseballscorecards.com

AB	30
R	5
H	8
RBI	5
BB	6
SO	5
LOB	21

PITCHER		IP	WLS	BF	H	R	ER	SO	BB	IBB	HBP	BLK	WP	HR	S	P	ERA	WHIP
Jason Bere, R ERA: 6.75	(1, 1)	5.0		26	6	3	2	4	5	0	0	0	1	0	68	119	3.60	2.200
Tony Castillo, L ERA: 5.59	(6, 1)	2.0	L	8	1	2	2	0	1	0	0	0	0	0	18	32	9.00	1.000
41 Bill Simas, R ERA:	(8, 1)	1.0		4	1	0	0	1	0	0	0	0	0	0	10	15	0.00	1.000

PITCHER	IP	WLS	BF	H	R	ER	SO	BB	IBB	HBP	BLK	WP	HR	S	P	ERA	WHIP

Batter	1	2	3	4	5	6	7	8	9	AB	R	H	RBI	BB	SO	LOB
Nomar Garciaparra, R (1, 6) OBP: 0.353, SLG: 0.542	F X 0-1 ① F8		B X 1-0 ② G5-3		B B B C B 4-1 18 G3 1B 1-2 2-3 BB		B C B F X 2-2 ① F9		X 0-0 ③ F8	4	1	0	0	1	0	2
18 Reggie Jefferson, S (1, 10) OBP: 0.340, SLG: 0.395	F B B X 2-1 ② G2-3		B S X 1-1 2-H 3-H 2B		C B F B X 2-2 ① G3 1-2 2-3 3-H		C F X 0-2 G6-3 WP 1B			4	0	2	3	0	0	2
John Valentin, R (1, 5) OBP: 0.347, SLG: 0.391	X 0-0 ③ G6-3		B B B B 4-0 BB		B B F B F X 3-2 ② 2-H 3-H 1B		S B C B B X 3-2 ② G6-3 1-3			3	0	1	2	1	0	1
Mo Vaughn, L (1, 3) OBP: 0.439, SLG: 0.651		F B F X 1-2 ① G4-3	S B F F B S 2-3 ③ K		F S F S 0-3 ③ K		B X 1-0 ③ G3			4	0	0	0	0	2	3
Troy O'Leary, L (1, 7) OBP: 0.350, SLG: 0.556		B B C F B X 3-2 ② G4-3		B X 1-0 ① F9		B B B C F X 3-2 HR 1B		B C X 1-1 ① F7		4	1	1	0	0	0	0
Scott Hatteberg, L (1, 2) OBP: 0.322, SLG: 0.436		C F C 0-3 ③ K		X 0-0 ② G4-3		B C B F X 2-2 ① L4		X 0-0 ② F7		4	0	0	0	0	1	1
Darren Bragg, L (1, 9) OBP: 0.448, SLG: 0.609			B B B C B 4-1 2B 18 2B BB	B F B X 2-1 ③ G4-3		B B B S X 3-1 1-H HR		C F S 0-3 ③ K		3	2	1	2	1	1	0
Darren Lewis, R (1, 8) OBP: 0.328, SLG: 0.317			S X 0-1 ① L7		C B F F X 1-2 BB S 18 G3 1B	B C B C X 2-2 ② G3			C X 0-1 ① G4-3	4	1	1	0	0	0	1
Mark Lemke, S (1, 4) OBP: 0.194, SLG: 0.148			X 0-0 18 1-3 2B 2B		1 SAFE B B B C F B 4-2 18 G3 BB 1-2 1B BB	B C C B C 2-3 ③ K			C X 0-1 ② G5-3	3	2	1	0	1	1	0
Inning Stats	R: 0 E: 0 K: 0 S: 5 H: 0 LOB: 0 BB: 0 P: 7	R: 0 E: 0 K: 1 S: 9 H: 0 LOB: 0 BB: 0 P: 13	R: 2 E: 0 K: 1 S: 11 H: 2 LOB: 2 BB: 2 P: 23	R: 0 E: 0 K: 0 S: 4 H: 0 LOB: 0 BB: 0 P: 7	R: 3 E: 0 K: 1 S: 18 H: 2 LOB: 0 BB: 2 P: 32	R: 2 E: 0 K: 1 S: 14 H: 2 LOB: 0 BB: 0 P: 26	R: 0 E: 0 K: 0 S: 10 H: 1 LOB: 1 BB: 0 P: 16	R: 0 E: 0 K: 1 S: 6 H: 0 LOB: 0 BB: 0 P: 7	R: 0 E: 0 K: 0 S: 5 H: 0 LOB: 0 BB: 0 P: 5	1B: 4 2B: 2 3B: 0 HR: 1 SF: 0 SAC: 0 DP: 0 HBP: 0						

PITCHER		IP	WLS	BF	H	R	ER	SO	BB	IBB	HBP	BLK	WP	HR	S	P	ERA	WHIP
Dave Burba, R ERA: 3.69	(1, 1)	4.2	L	21	4	5	5	2	4	0	0	0	0	0	43	78	9.64	1.714
Rick Krivda, L ERA: 3.68	(5, 1)	4.1		16	3	2	2	3	0	0	0	0	1	1	39	58	4.15	0.692

PITCHER	IP	WLS	BF	H	R	ER	SO	BB	IBB	HBP	BLK	WP	HR	S	P	ERA	WHIP

TOP

Boston Red Sox @ Cleveland Indians

Jacobs Field, Cleveland, OH

Fri Apr 24 1998, 7:05 PM EDT
Att. 40,570 - Cloudy - 58 F

livebaseballscorecards.com

AB	33
R	7
H	7
RBI	7
BB	4
SO	5
LOB	10

WP: 1	PA: 37		
PB: 0			
SB: 1			
CS: 0			

BOTTOM

Boston Red Sox @ Cleveland Indians

Jacobs Field, Cleveland, OH

Fri Apr 24 1998, 7:05 PM EDT

Att. 40,570 - Cloudy - 58 F

livebaseballscorecards.com

Batter	1	2	3	4	5	6	7	8	9	AB	R	H	RBI	BB	SO	LOB
Kenny Lofton, L (1, 8) OBP: 0.380, SLG: 0.415	B C B X 2-1 1B S HR 1B	X 0-0 ③ L7			B B C B X 3-1 ③ L9		B X 1-0 ③ G6-3			4	1	1	0	0	0	0
Omar Vizquel, S (1, 6) OBP: 0.410, SLG: 0.358	B B X 2-0 1-3 HR 1B		B X 1-0 ① G6-3			C X 0-1 ① P7		C B C B F S 2-3 ① K		4	1	1	0	0	1	0
David Justice, L (1, 10) OBP: 0.386, SLG: 0.680	X 0-0 1-H 3-H HR		B F F B F X 2-2 ② G1-3			C F X 0-2 1B 2B		B X 1-0 ② F8		4	2	2	3	0	0	0
Jim Thome, L (1, 3) OBP: 0.450, SLG: 0.627	F B X 1-1 2B		B F S X 1-2 ③ F9			B S X 1-1 ② F7		B C B F X 2-2 ③ F7		4	0	1	0	0	0	1
Geronimo Berroa, R (1, 7) OBP: 0.325, SLG: 0.361	B B C B F X 3-2 ① F9			C B S X 1-2 ① F8		X 0-0 2-H 1B 1B			B C B C B F X 3-2 ① G6-3	4	0	1	1	0	0	1
Brian Giles, L (1, 9) OBP: 0.500, SLG: 0.721	B B X 2-0 ② G1-3			B C S X 1-2 ② L8		X 0-0 1-2 1B			C B C B F X 2-2 ② P5	4	0	1	0	0	0	1
Travis Fryman, R (1, 5) OBP: 0.289, SLG: 0.363	C C F S 0-3 ③ K			C F B F B X 2-2 ③ P6		B B C B F S 3-3 ③ K			B C F B B B 4-2 1B 1B BB	3	1	0	0	1	2	3
Pat Borders, R (1, 2) OBP: 0.216, SLG: 0.270 Jeff Branson, L (9, PH) OBP: 0.286, SLG: 0.429		F S S X 0-2 ① F3			C S S 0-3 ① K		X 0-0 ① L7		S X 0-1 1-H 1B	3 1	0 0	0 1	0 1	0 0	1 0	0 0
Shawon Dunston, R (1, 4) OBP: 0.243, SLG: 0.308 Sandy Alomar Jr., R (9, PH) OBP: 0.231, SLG: 0.367		B X 1-0 ② F7			C S X 0-2 ② P4		C B F F B S 2-3 ② K		B B X 2-0 ③ G6-3	3 1	0 0	0 0	0 0	0 0	1 0	0 1
Inning Stats	R: 3 H: 4 E: 0 LOB: 1 K: 1 BB: 0 S: 14 P: 24	R: 0 H: 0 E: 0 LOB: 0 K: 0 BB: 0 S: 5 P: 6	R: 0 H: 0 E: 0 LOB: 0 K: 0 BB: 0 S: 8 P: 12	R: 0 H: 0 E: 0 LOB: 0 K: 0 BB: 0 S: 10 P: 14	R: 0 H: 0 E: 0 LOB: 0 K: 1 BB: 0 S: 8 P: 11	R: 1 H: 3 E: 0 LOB: 2 K: 1 BB: 0 S: 12 P: 16	R: 0 H: 0 E: 0 LOB: 0 K: 1 BB: 0 S: 6 P: 9	R: 0 H: 0 E: 0 LOB: 0 K: 1 BB: 0 S: 8 P: 13	R: 1 H: 1 E: 0 LOB: 1 K: 0 BB: 1 S: 13 P: 24	1B: 5 SF: 0 2B: 2 SAC: 0 3B: 0 DP: 0 HR: 1 HBP: 0						

	AB	35
	R	5
	H	8
	RBI	5
	BB	1
	SO	5
	LOB	7

WP: 0 PA: 36
PB: 0
SB: 1
CS: 0

PITCHER		IP	WLS	BF	H	R	ER	SO	BB	IBB	HBP	BLK	WP	HR	S	P	ERA	WHIP
49 Tim Wakefield, R ERA: 6.0	(1, 1)	6.0	W	25	7	4	4	3	0	0	0	0	0	1	57	83	6.00	1.167
Derek Lowe, R ERA: 2.78	(7, 1)	2.0		6	0	0	0	2	0	0	0	0	0	0	14	22	0.00	0.000
Tom Gordon, R ERA: 2.84	(9, 1)	1.0	S	5	1	1	1	0	1	0	0	0	0	0	13	24	9.00	2.000

PITCHER	IP	WLS	BF	H	R	ER	SO	BB	IBB	HBP	BLK	WP	HR	S	P	ERA	WHIP

Batter	1	2	3	4	5	6	7	8	9	AB	R	H	RBI	BB	SO	LOB
Nomar Garciaparra, R (1, 6) OBP: 0.355, SLG: 0.530	S B C B B F F B 4-2 18 F8 18 WP BB		F F X 0-2 ① G3-1		B X 1-0 ① G6-3	B C X 1-1 ② L9			X 0-0 G6-4-3 1B	4	0	1	0	1	0	1
18 Reggie Jefferson, S (1, 10) OBP: 0.345, SLG: 0.479	B B X 2-0 ① F8 1-3		C F B B F F X 2-2 HR		C B X 1-1 1B 2B	C B F X 1-2 ③ G3			X 0-0 ① F7	5	2	2	1	0	0	3
John Valentin, R (1, 5) OBP: 0.350, SLG: 0.385	B B X 2-0 ② G6-3		B S F B F X 3-2 1B		B F B B B F B 4-2 1B BB		F B B B B C F X 3-2 ① F9		1 SAFE B X 1-0 ② ③ G6-4-3 1-2f	4	0	1	0	1	0	2
Mo Vaughn, L (1, 3) OBP: 0.431, SLG: 0.629	H 1-0 FC6-4 HBP		X 0-0 ② F8		S B F B S 2-3 ② K		B S F X 1-2 ② G5-3			3	0	0	0	0	1	3
Troy O'Leary, L (1, 7) OBP: 0.345, SLG: 0.539	C B X 1-1 ③ FC6-4 1-2f		1 SAFE B B B X 2-0 ③ G4-3		B F X 2-0 BB 1-3 2-H 1B		B F X 1-1 ③ G3-1			4	0	1	1	0	0	3
Scott Hatteberg, L (1, 2) OBP: 0.349, SLG: 0.517		B X 1-0 2B		B X 1-0 HR	B B B C B 4-1 1-2 BB			C B F S 1-3 ① K		3	1	2	1	1	1	0
Darren Bragg, L (1, 9) OBP: 0.419, SLG: 0.560		C B X 1-1 ① G6-3		F X 0-1 ① G6-3	B C S S 1-3 ③ K			B S S B F S 2-3 ② K		4	0	0	0	0	2	4
Darren Lewis, R (1, 8) OBP: 0.324, SLG: 0.313		B C B C C 2-3 ② K		B F C S 1-3 ② K		F F F S 0-3 ① K		B F L X 1-2 FC6-4 1B		4	0	1	0	0	3	1
Mark Lemke, S (1, 4) OBP: 0.200, SLG: 0.161		X 0-0 ③ G6-3		F B B B F C 3-3 ③ K		X 0-0 1B		1 SAFE 1 SAFE X 0-0 ③ FC6-4 1-2f		4	0	1	0	0	1	2
Inning Stats	R: 0 E: 0 K: 0 S: 8 H: 0 LOB: 2 BB: 1 P: 18	R: 0 E: 0 K: 1 S: 7 H: 1 LOB: 1 BB: 0 P: 11	R: 1 E: 0 K: 0 S: 14 H: 2 LOB: 1 BB: 0 P: 21	R: 1 E: 0 K: 2 S: 9 H: 1 LOB: 0 BB: 0 P: 14	R: 1 E: 0 K: 2 S: 13 H: 2 LOB: 3 BB: 2 P: 28	R: 0 E: 0 K: 1 S: 10 H: 1 LOB: 1 BB: 0 P: 12	R: 0 E: 0 K: 0 S: 9 H: 0 LOB: 0 BB: 0 P: 14	R: 0 E: 0 K: 2 S: 11 H: 1 LOB: 1 BB: 0 P: 15	R: 0 E: 0 K: 0 S: 3 H: 1 LOB: 0 BB: 0 P: 4	1B: 5 2B: 2 3B: 0 HR: 2 SF: 0 SAC: 0 DP: 1 HBP: 1						

TOP

Boston Red Sox @ Cleveland Indians

Jacobs Field, Cleveland, OH

Sat Apr 25 1998, 3:33 AM EDT

Att. 40,571 - Cloudy - 54 F

livebaseballscorecards.com

AB	35
R	3
H	9
RBI	3
BB	3
SO	8
LOB	19

WP: 1 PB: 0 SB: 0 CS: 0 PA: 39

PITCHER		IP	WLS	BF	H	R	ER	SO	BB	IBB	HBP	BLK	WP	HR	S	P	ERA	WHIP
Bartolo Colon, R ERA: 3.34	(1, 1)	6.0	L	29	7	3	3	6	3	0	1	0	1	2	61	104	4.50	1.667
Alvin Morman, L ERA: 2.16	(7, 1)	2.0		7	1	0	0	2	0	0	0	0	0	0	20	29	0.00	0.500
Jose Mesa, R ERA: 2.87	(9, 1)	1.0		3	1	0	0	0	0	0	0	0	0	0	3	4	0.00	1.000

PITCHER	IP	WLS	BF	H	R	ER	SO	BB	IBB	HBP	BLK	WP	HR	S	P	ERA	WHIP

Batter	1	2	3	4	5	6	7	8	9	AB	R	H	RBI	BB	SO	LOB
Kenny Lofton, L (1, 8) OBP: 0.385, SLG: 0.453	B S B X 2-1 F9 ①			S C B X 1-2 HR	B F F C 1-3 K ③			X 0-0 S 1B 1B		4	2	2	1	0	1	2
Omar Vizquel, S (1, 6) OBP: 0.402, SLG: 0.343	C B X 1-1 P5 ②			B C C B B F B 4-2 BB		B B B C C X 3-2 F7 ①		C F B S 1-3 K ① 1-2		3	0	0	0	1	1	1
David Justice, L (1, 10) OBP: 0.380, SLG: 0.658	C B B B C X 2-2 F8 ③			B X 1-0 F7 ①		C B B B X 3-1 G4-3 ②		C B B B X 3-1 S 1B 2-H		4	0	1	1	0	0	1
Jim Thome, L (1, 3) OBP: 0.440, SLG: 0.600		F B B X 2-1 P5 ①		1 SAFE F 1 SAFE B 1 SAFE X 1-1 P6 ②		C B B B 4-1 BB		X 0-0 F8 ②		3	0	0	0	1	0	2
Geronimo Berroa, R (1, 7) OBP: 0.295, SLG: 0.325		C S B B S 2-3 K ②		X 0-0 F9 ③		B B F B C F X 3-2 G6-3 ③		C B B 1 SAFE F B X 3-2 L8 ③ 1-2		4	0	0	0	0	1	3
Brian Giles, L (1, 9) OBP: 0.500, SLG: 0.696		C B C B B F C 3-3 K ③			F B B F B F B 4-2 1B BB		C X 0-1 P5 ①		B S C B F X 2-2 G4-3 SH1-4 1B	3	0	1	0	1	1	0
Sandy Alomar Jr., R (1, 2) OBP: 0.255, SLG: 0.385			C B S F X 1-2 G6-4-3 1B		X 0-0 1-2 1B		B C B X 2-1 P5 ②		1 SAFE 1 SAFE X 0-0 SH1-4 ① 1-2	3	0	2	0	0	0	0
Jeff Branson, L (1, 4) OBP: 0.278, SLG: 0.389			B C X 1-1 G6-4-3 ① ② 1-2f		F B X 1-1 P5 ①		B S S S B B X 3-2 1B		B B X 2-0 G4-3 ② 2-3	4	0	1	0	0	0	4
Travis Fryman, R (1, 5) OBP: 0.277, SLG: 0.345			C B C B C 2-3 K ③		C B C X 1-2 L9 ②		S B B X 2-1 F7 ③		B X 1-0 L7 ③	4	0	0	0	0	1	4
Inning Stats	R: 0 E: 0 K: 0 S: 7 H: 0 LOB: 0 BB: 0 P: 12	R: 0 E: 0 K: 2 S: 9 H: 0 LOB: 0 BB: 0 P: 16	R: 0 E: 0 K: 1 S: 9 H: 1 LOB: 0 BB: 0 P: 13	R: 1 E: 0 K: 0 S: 10 H: 1 LOB: 1 BB: 1 P: 17	R: 0 E: 0 K: 1 S: 12 H: 1 LOB: 2 BB: 1 P: 19	R: 0 E: 0 K: 0 S: 10 H: 0 LOB: 1 BB: 1 P: 23	R: 0 E: 0 K: 0 S: 9 H: 1 LOB: 1 BB: 0 P: 16	R: 1 E: 0 K: 1 S: 10 H: 2 LOB: 1 BB: 0 P: 17	R: 0 E: 0 K: 0 S: 7 H: 1 LOB: 1 BB: 0 P: 12	1B: 6 2B: 0 3B: 0 HR: 1	SF: 0 SAC: 1 DP: 1 HBP: 0						

PITCHER		IP	WLS	BF	H	R	ER	SO	BB	IBB	HBP	BLK	WP	HR	S	P	ERA	WHIP
Bret Saberhagen, R ERA: 1.96	(1, 1)	6.0	W	23	3	1	1	4	3	0	0	0	0	1	57	100	1.50	1.000
Jim Corsi, R ERA: 3.75	(7, 1)	1.1		7	3	1	1	1	0	0	0	0	0	0	15	26	6.75	2.250
Brian Shouse, L ERA: 13.5	(8, 1)	0.1		1	0	0	0	0	0	0	0	0	0	0	1	1	0.00	0.000
John Wasdin, R ERA: 2.57	(8, 1)	0.1		1	0	0	0	0	0	0	0	0	0	0	3	6	0.00	0.000
Tom Gordon, R ERA: 2.63	(9, 1)	1.0	S	4	1	0	0	0	0	0	0	0	0	0	7	12	0.00	1.000

PITCHER	IP	WLS	BF	H	R	ER	SO	BB	IBB	HBP	BLK	WP	HR	S	P	ERA	WHIP

BOTTOM

Boston Red Sox @ Cleveland Indians

Jacobs Field, Cleveland, OH

Sat Apr 25 1998, 3:33 AM EDT
Att. 40,571 - Cloudy - 54 F

livebaseballscorecards.com

AB	32
R	2
H	7
RBI	2
BB	3
SO	5
LOB	17

Batter	1	2	3	4	5	6	7	8	9	AB	R	H	RBI	BB	SO	LOB
Kenny Lofton, L (1, 8) OBP: 0.370, SLG: 0.433	B S B F F X 2-2 G5-3 ①		C C B X 1-2 E1 1B 2B		C C X 0-2 G1-3 ①		C S S 0-3 K ③			4	1	0	0	0	1	0
Omar Vizquel, S (1, 6) OBP: 0.395, SLG: 0.338	X 0-0 E4 2B		1 SAFE 1 SAFE 1 SAFE B C C B 1 SAFE X 1-2 2-2 2B 1B		B C X 1-1 G6-3 ②			C B B B C X 3-2 G6-3 ①		4	1	1	0	0	0	0
David Justice, L (1, 10) OBP: 0.396, SLG: 0.723	B F C 1 SAFE F B X 1-H 2-2 2B		B F X 1-H 2-H 1-1 2B ①		B X 1-0 HR			B C F B B C 3-3 K ②		4	1	3	3	0	1	0
Manny Ramirez, R (1, 9) OBP: 0.330, SLG: 0.565	S C C 0-3 K ②		B B C F F F B X 3-2 L4 ②		B F C B S 2-3 K ③			B B X 2-0 FC4-6 1B		4	0	1	0	0	2	2
Geronimo Berroa, R (1, 7) OBP: 0.271, SLG: 0.295	X 0-0 P3 ③		S S C 0-3 K ③			B C C B C 2-3 K ①		B B B B C X 3-1 FC4-6 ③ 1-2f		4	0	0	0	0	2	3
Sandy Alomar Jr., R (1, 2) OBP: 0.254, SLG: 0.375		B S B X 2-1 G4-6-3 1B		X 0-0 L8 ①		B B X 2-0 G6-3 ②			B C F B F B X 3-2 P7 ①	4	0	1	0	0	0	0
Jim Thome, L (1, 3) OBP: 0.432, SLG: 0.595		X 0-0 G4-6-3 ① ② 1-2f		B C B B F X 3-2 2B		C C B B B X 2-2 G4-3 ③			C B C C 1-3 K ②	4	0	1	0	0	1	1
Travis Fryman, R (1, 5) OBP: 0.278, SLG: 0.356 Brian Giles, L (9, PH) OBP: 0.493, SLG: 0.681		F C F B B X 2-2 2B		C F F B B X 1-2 L7 ②			B X 1-0 P8 ①		B B F B S F F C 3-3 K ③	3 1	0 0	1 0	0 0	0 0	0 1	1 0
Shawon Dunston, R (1, 4) OBP: 0.234, SLG: 0.294		F F X 0-2 P4 ③		C B X 1-1 F9 ③			B X 1-0 F7 ②			3	0	0	0	0	0	2
Inning Stats	R: 1 E: 1 K: 1 S: 13 H: 1 LOB: 1 BB: 0 P: 17	R: 0 E: 0 K: 0 S: 10 H: 2 LOB: 1 BB: 0 P: 14	R: 1 E: 1 K: 1 S: 16 H: 2 LOB: 1 BB: 0 P: 23	R: 0 E: 0 K: 0 S: 10 H: 1 LOB: 1 BB: 0 P: 15	R: 1 E: 0 K: 1 S: 9 H: 1 LOB: 0 BB: 0 P: 13	R: 0 E: 0 K: 1 S: 7 H: 0 LOB: 0 BB: 0 P: 13	R: 0 E: 0 K: 1 S: 5 H: 0 LOB: 0 BB: 0 P: 7	R: 0 E: 0 K: 1 S: 9 H: 1 LOB: 1 BB: 0 P: 20	R: 0 E: 0 K: 2 S: 12 H: 0 LOB: 0 BB: 0 P: 19	1B: 3 2B: 4 3B: 0 HR: 1 SF: 0 SAC: 0 DP: 1 HBP: 0						

PITCHER	IP	WLS	BF	H	R	ER	SO	BB	IBB	HBP	BLK	WP	HR	S	P	ERA	WHIP
Mike Sirotka, L (1, 1) ERA: 3.6	7.0	W	28	7	3	1	5	0	0	0	0	0	1	70	102	1.29	1.000
Tony Castillo, L (8, 1) ERA: 5.06	1.0		4	1	0	0	1	0	0	0	0	0	0	9	20	0.00	1.000
Keith Foulke, R (9, 1) ERA: 2.38	1.0		3	0	0	0	2	0	0	0	0	0	0	12	19	0.00	0.000

PITCHER	IP	WLS	BF	H	R	ER	SO	BB	IBB	HBP	BLK	WP	HR	S	P	ERA	WHIP

TOP

Cleveland Indians @ Chicago White Sox

Comiskey Park, Chicago, IL

Mon Apr 27 1998, 8:05 PM EDT

Att. 13,575 - Sunny - 45 F

livebaseballscorecards.com

AB	35
R	3
H	8
RBI	3
BB	0
SO	8
LOB	9

WP: 0	PA: 35
PB: 0	
SB: 0	
CS: 0	

Batter	1	2	3	4	5	6	7	8	9	AB	R	H	RBI	BB	SO	LOB
Ray Durham, S (1, 4) OBP: 0.364, SLG: 0.412	X 0-0 P6 ①		B B B B 4-0 S BB	C X 0-1 3-H 2B		B B B C B 4-1 1B S SF8 2-3 BB	C X 0-1 P3 ②			3	1	1	1	2	0	1
Mike Cameron, R (1, 8) OBP: 0.266, SLG: 0.243	B B X 2-0 BB S 1B		C 1 SAFE B X 1-1 F8 ①	F B C S 1-3 K ②		S 1 SAFE B 1 SAFE P C B S 3-3 K ① 1-2	B B X 2-0 FC4 ③ 1-2f			5	0	1	0	0	2	5
Frank Thomas, R (1, 10) OBP: 0.374, SLG: 0.494	B B C B B 4-1 BB 1-2 BB		1 SAFE F B C B B X 2-2 P4 ② 1-2	X 0-0 G6-3 ③		S B F B X 2-2 3B 2-3 3-H 1B		C B X 1-1 1B E 1B		4	2	2	1	1	0	2
Albert Belle, R (1, 7) OBP: 0.337, SLG: 0.444 25 Jeff Abbott, R (9, 7) OBP: 0.318, SLG: 0.818	C B B B B 4-1 1-2 2-3 BB		X 0-0 F9 ③		B X 1-0 1B S 1B	C X 0-1 SF8 ② 3-H		X 0-0 L8 ①		3	1	1	1	1	0	2
										0	0	0	0	0	0	0
Robin Ventura, L (1, 5) OBP: 0.392, SLG: 0.557	B F B F B F F C 3-3 K ②			C B B X 2-1 2B 2B	B F B C F F B X 3-2 1-H 1B	B C B F F B X 3-2 1-H 1B 3B		B S C F F X 1-2 E 1-2 1B		5	2	4	2	0	1	3
Wil Cordero, R (1, 3) OBP: 0.368, SLG: 0.556	B S B B X 3-1 P6 ③			B S B X 2-1 3B 2-H 2B	X 0-0 F7 ①	B B X 2-0 1B 3-H		C S B F F C 1-3 K ②		5	1	2	2	0	1	6
Magglio Ordonez, R (1, 9) OBP: 0.307, SLG: 0.372		F B B X 2-1 P4 ①		B F X 1-1 G5-3 ①	F 1 SAFE B S C 1-3 K ②	S B B B S 2-3 K ③		B X 1-0 E5 1-3 2-H		5	0	0	0	0	2	4
Charlie O'Brien, R (1, 2) OBP: 0.300, SLG: 0.351		B C X 1-1 F8 ②		B B B 4-0 3B BB	F B F 1 SAFE S 1-3 K ③		F B B F B B 4-2 FC4 BB	B B F X 2-1 F8 ③		3	1	0	0	2	1	3
Mike Caruso, S (1, 6) OBP: 0.313, SLG: 0.446		F B B X 2-1 B1-3 ③		X 0-0 1-H 2-H 2B 3B		B X 1-0 E4 PB 1B 1B	B X 1-0 L7 ①			4	2	2	2	0	0	1
Inning Stats	R: 0 E: 0 K: 1 S: 11 H: 1 LOB: 3 BB: 2 P: 27	R: 0 E: 0 K: 0 S: 6 H: 0 LOB: 0 BB: 0 P: 11	R: 0 E: 0 K: 0 S: 6 H: 0 LOB: 1 BB: 1 P: 13	R: 4 E: 0 K: 1 S: 13 H: 4 LOB: 1 BB: 1 P: 23	R: 1 E: 0 K: 2 S: 13 H: 2 LOB: 1 BB: 0 P: 19	R: 4 E: 1 K: 2 S: 19 H: 4 LOB: 1 BB: 1 P: 35	R: 0 E: 0 K: 0 S: 7 H: 0 LOB: 1 BB: 1 P: 14	R: 1 E: 1 K: 1 S: 16 H: 2 LOB: 2 BB: 0 P: 22		1B: 8 2B: 3 3B: 2 HR: 0	SF: 1 SAC: 0 DP: 0 HBP: 0					

PITCHER		IP	WLS	BF	H	R	ER	SO	BB	IBB	HBP	BLK	WP	HR	S	P	ERA	WHIP
Chad Ogea, R ERA: 7.56	(1, 1)	4.0	L	23	7	5	5	2	4	0	0	0	0	0	42	84	11.25	2.750
Eric Plunk, R ERA: 6.39	(5, 1)	2.0		11	4	4	4	4	1	0	0	0	0	0	26	44	18.00	2.500
Tom Martin, L ERA: 8.1	(7, 1)	1.0		4	0	0	0	0	1	0	0	0	0	0	7	14	0.00	1.000
Paul Assenmacher, L ERA: 4.82	(8, 1)	1.0		6	2	1	0	1	0	0	0	0	0	0	16	22	0.00	2.000

PITCHER	IP	WLS	BF	H	R	ER	SO	BB	IBB	HBP	BLK	WP	HR	S	P	ERA	WHIP

BOTTOM

Cleveland Indians @ Chicago White Sox

Comiskey Park, Chicago, IL

Mon Apr 27 1998, 8:05 PM EDT

Att. 13,575 - Sunny - 45 F

livebaseballscorecards.com

AB	37
R	10
H	13
RBI	9
BB	6
SO	7
LOB	27

Batter	1	2	3	4	5	6	7	8	9	AB	R	H	RBI	BB	SO	LOB
Kenny Lofton, L (1, 8) OBP: 0.362, SLG: 0.415	G5-3		F7		G3-1		G1-3		BB	4	1	0	0	1	0	1
Brian Giles, L (1, 7) OBP: 0.486, SLG: 0.673	K		1B		K		G4-3		2B	5	0	2	3	0	2	0
David Justice, L (1, 10) OBP: 0.416, SLG: 0.721	BB		BB 1B		1B			K	IBB	3	0	2	0	2	1	0
Manny Ramirez, R (1, 9) OBP: 0.323, SLG: 0.539	P3		BB		K			F8	L5	4	0	0	0	1	1	4
Jim Thome, L (1, 3) OBP: 0.435, SLG: 0.584		G6-4-3 1B	F7			BB		K		3	0	1	0	1	1	3
Sandy Alomar Jr., R (1, 2) OBP: 0.238, SLG: 0.350		G6-4-3		G5-3		F7			P4	4	0	0	0	0	0	2
Travis Fryman, R (1, 5) OBP: 0.267, SLG: 0.341		P3		G5-3		F7			K	4	0	0	0	0	1	1
Shawon Dunston, R (1, 4) OBP: 0.247, SLG: 0.319 David Bell, R (9, 4) OBP: 0.313, SLG: 0.500			F7	S 1B		F7			1B 2B	4 0	1 0	2 0	0 0	0 0	0 0	1 0
Omar Vizquel, S (1, 6) OBP: 0.400, SLG: 0.359			1B 2B	F8			L4		BB 2B 1B	4	2	2	1	0	0	1
Inning Stats	R: 0 E: 0 K: 1 S: 10 H: 0 LOB: 1 BB: 1 P: 18	R: 0 E: 0 K: 0 S: 3 H: 1 LOB: 0 BB: 0 P: 7	R: 1 E: 0 K: 0 S: 15 H: 3 LOB: 3 BB: 1 P: 27	R: 0 E: 0 K: 0 S: 12 H: 1 LOB: 1 BB: 0 P: 17	R: 0 E: 0 K: 2 S: 13 H: 1 LOB: 1 BB: 0 P: 16	R: 0 E: 0 K: 0 S: 5 H: 0 LOB: 1 BB: 1 P: 11	R: 0 E: 0 K: 0 S: 9 H: 0 LOB: 0 BB: 0 P: 12	R: 0 E: 0 K: 2 S: 8 H: 0 LOB: 0 BB: 0 P: 13	R: 3 E: 0 K: 1 S: 29 H: 3 LOB: 2 BB: 2 P: 49	1B: 6 2B: 3 3B: 0 HR: 0 SF: 0 SAC: 0 DP: 1 HBP: 0				WP: 0 PB: 0 SB: 1 CS: 0		PA: 40

PITCHER		IP	WLS	BF	H	R	ER	SO	BB	IBB	HBP	BLK	WP	HR	S	P	ERA	WHIP
Jason Bere, R ERA: 5.54	(1, 1)	6.0		26	6	1	1	3	3	0	0	0	0	0	58	96	1.50	1.500
Tony Castillo, L ERA: 4.26	(7, 1)	2.0		6	0	0	0	2	0	0	0	0	0	0	17	25	0.00	0.000
Matt Karchner, R ERA: 3.86	(9, 1)	0.2	L	7	3	3	3	1	1	1	0	0	0	0	25	42	40.50	6.000
41 Bill Simas, R ERA:	(9, 1)	0.1		1	0	0	0	0	0	0	0	0	0	0	4	7	0.00	0.000

PITCHER	IP	WLS	BF	H	R	ER	SO	BB	IBB	HBP	BLK	WP	HR	S	P	ERA	WHIP

TOP

Cleveland Indians @ Chicago White Sox

Comiskey Park, Chicago, IL

Tue Apr 28 1998, 8:05 PM EDT
Att. 13,208 - Overcast - 48 F

livebaseballscorecards.com

AB	35
R	4
H	9
RBI	4
BB	5
SO	6
LOB	13

Cleveland Indians @ Chicago White Sox

Comiskey Park, Chicago, IL

Tue Apr 28 1998, 8:05 PM EDT
Att. 13,208 - Overcast - 48 F

livebaseballscorecards.com

BOTTOM

Batter	1	2	3	4	5	6	7	8	9	AB	R	H	RBI	BB	SO	LOB
Ray Durham, S (1, 4) OBP: 0.359, SLG: 0.438	B B F F F S 2-3 ① K		B C B B X 3-1 ③ G3			B B B C C X 3-2 HR		C B B X 2-1 ③ G6-3		4	1	1	1	0	1	0
Mike Cameron, R (1, 8) OBP: 0.277, SLG: 0.247	C B B B B 4-1 CS S BB			B C B X 2-1 ① G6-3		F B C S 1-3 ① K			C B S F X 1-2 G6-4-3 1B	3	0	1	0	1	1	0
Frank Thomas, R (1, 10) OBP: 0.379, SLG: 0.500	B C B B B 4-1 1-2 BB			F B S X 1-2 F8 2B		X 0-0 ② G5-3			C B X 1-1 ① ② G6-4-3 1-2f	3	0	1	0	1	0	1
Albert Belle, R (1, 7) OBP: 0.324, SLG: 0.424	B C B B X 3-1 ② ③ L5 2-3			F B X 1-1 ② F8 2-3		B C B X 2-1 ③ G5-3			F C B B C 2-3 ③ K	4	0	0	0	0	1	3
Robin Ventura, L (1, 5) OBP: 0.380, SLG: 0.538		X 0-0 ① G1-6-3		B B X 2-0 ③ G4-3			C X 0-1 ① G3			3	0	0	0	0	0	1
Wil Cordero, R (1, 3) OBP: 0.318, SLG: 0.476		B X 1-0 ② G4-3			B B B C F F X 3-2 ① F7		C X 0-1 ② F7			3	0	0	0	0	0	0
Ruben Sierra, S (1, 9) OBP: 0.243, SLG: 0.429		B B X 2-0 ③ F8			F F B B X 2-2 ② G4-3		X 0-0 ③ F7			3	0	0	0	0	0	0
Charlie O'Brien, R (1, 2) OBP: 0.302, SLG: 0.375			C B F B C 2-3 ① K		X 0-0 2B			F F F X 0-2 ① G4-3		3	0	1	0	0	1	0
Mike Caruso, S (1, 6) OBP: 0.300, SLG: 0.426			X 0-0 ② G1		C F F S 0-3 ③ K			B X 1-0 ② G4-3		3	0	0	0	0	1	1

	AB	29
	R	1
	H	4
	RBI	1
	BB	2
	SO	5
	LOB	6

Inning Stats																																
	R: 0	H: 0		R: 0	H: 0		R: 0	H: 0		R: 0	H: 1		R: 0	H: 1		R: 1	H: 1		R: 0	H: 0		R: 0	H: 0		R: 0	H: 1		1B: 1	SF: 0		WP: 0	PA: 31	
	E: 0	LOB: 1		E: 0	LOB: 0		E: 0	LOB: 0		E: 0	LOB: 1		E: 0	LOB: 1		E: 0	LOB: 0		E: 0	LOB: 0		E: 0	LOB: 0		E: 0	LOB: 0		2B: 2	SAC: 0		PB: 0		
	K: 1	BB: 2		K: 0	BB: 0		K: 1	BB: 0		K: 0	BB: 0		K: 1	BB: 0		K: 1	BB: 0		K: 0	BB: 0		K: 0	BB: 0		K: 1	BB: 0		3B: 0	DP: 1		SB: 1		
	S: 8	P: 21		S: 3	P: 6		S: 6	P: 11		S: 8	P: 14		S: 12	P: 17		S: 9	P: 15		S: 5	P: 5		S: 7	P: 10		S: 9	P: 13		HR: 1	HBP: 0		CS: 1		

PITCHER		IP	WLS	BF	H	R	ER	SO	BB	IBB	HBP	BLK	WP	HR	S	P	ERA	WHIP
Charles Nagy, R ERA: 5.03	(1, 1)	8.0	W	28	3	1	1	4	2	0	0	0	0	1	58	99	1.12	0.625
Michael Jackson, R ERA: 1.64	(9, 1)	1.0	S	3	1	0	0	1	0	0	0	0	0	0	9	13	0.00	1.000

PITCHER	IP	WLS	BF	H	R	ER	SO	BB	IBB	HBP	BLK	WP	HR	S	P	ERA	WHIP

Oakland Athletics @ Cleveland Indians

Jacobs Field, Cleveland, OH

Wed Apr 29 1998, 7:05 PM EDT

Att. 42,190 - Cloudy - 63 F

livebaseballscorecards.com

TOP

Batter	1	2	3	4	5	6	7	8	9	AB	R	H	RBI	BB	SO	LOB
Rickey Henderson, R (1, 7) OBP: 0.360, SLG: 0.344	K		2B BB	K		K		S 1B 2B	FC6-4 1B	5	2	2	1	1	3	2
Dave Magadan, L (1, 5) OBP: 0.430, SLG: 0.435	1B 1B		F8	G1-3		G6-3		1B FC4 1B	FC6-4 2B 1B	4	0	1	0	0	0	3
Mike Blowers, R (8, PH) OBP: 0.271, SLG: 0.233 (8, 5)										2	2	1	1	0	0	2
Ben Grieve, L (1, 9) OBP: 0.405, SLG: 0.446	FC4-3-6 1B		1 SAFE 1 SAFE 1 SAFE 1 SAFE HR 2B		1B HBP		BB SF9 1B	WP SF9 FC4 1B	1B 2B	5	4	5	2	0	0	0
Matt Stairs, L (1, 10) OBP: 0.378, SLG: 0.571	FC4-3-6		HR		F9		F9	FC4	1B	4	1	1	2	0	0	4
Kevin Mitchell, R (8, PH) OBP: 0.310, SLG: 0.243								SF9 WP	BB	1	0	0	1	1	0	1
Jason Giambi, L (1, 3) OBP: 0.398, SLG: 0.511	G4-3		2B		1B		SF9 BB	K	1B	4	0	2	0	1	1	4
Jack Voigt, R (8, 3) OBP: 0.238, SLG: 0.111										1	0	1	2	0	0	0
A.J. Hinch, R (1, 2) OBP: 0.354, SLG: 0.449		G1-3 BB	K		L7		FC6-4 BB	SF9	F8	3	0	0	1	2	1	5
Scott Spiezio, S (1, 4) OBP: 0.309, SLG: 0.345		K	G1-3			2B 1B	SF9	F9		4	0	1	1	0	1	3
Rafael Bournigal, R (1, 6) OBP: 0.271, SLG: 0.351		G1-3		P6		1B 2B	FC6-4		F7	5	0	1	0	0	0	3
Ryan Christenson, R (1, 8) OBP: 0.343, SLG: 0.438		K		K		K		2B 1B	FC6-4 1B 2B BB	4	2	1	0	1	3	3
Inning Stats	R: 0 E: 0 K: 1 S: 15 H: 2 LOB: 2 BB: 0 P: 24	R: 0 E: 0 K: 2 S: 11 H: 0 LOB: 1 BB: 1 P: 19	R: 3 E: 0 K: 1 S: 20 H: 3 LOB: 1 BB: 1 P: 33	R: 0 E: 0 K: 2 S: 13 H: 0 LOB: 0 BB: 0 P: 20	R: 0 E: 0 K: 0 S: 14 H: 1 LOB: 2 BB: 0 P: 22	R: 0 E: 0 K: 2 S: 14 H: 2 LOB: 2 BB: 0 P: 23	R: 1 E: 0 K: 0 S: 11 H: 1 LOB: 2 BB: 2 P: 21	R: 4 E: 0 K: 1 S: 25 H: 4 LOB: 1 BB: 0 P: 40	R: 3 E: 0 K: 0 S: 16 H: 3 LOB: 2 BB: 2 P: 34	1B: 10 2B: 5 3B: 0 HR: 1 SF: 2 SAC: 0 DP: 0 HBP: 1						

AB	42
R	11
H	16
RBI	11
BB	6
SO	9
LOB	30

WP: 1 PA: 51
PB: 0
SB: 1
CS: 0

PITCHER

PITCHER		IP	WLS	BF	H	R	ER	SO	BB	IBB	HBP	BLK	WP	HR	S	P	ERA	WHIP
Jaret Wright, R ERA: 6.23	(1, 1)	5.0	L	24	6	3	3	6	2	0	1	0	0	1	73	118	5.40	1.600
Eric Plunk, R ERA: 6.08	(6, 1)	0.2		4	2	0	0	2	0	0	0	0	0	0	11	17	0.00	3.000
Alvin Morman, L ERA: 3.0	(6, 1)	0.2		4	1	1	1	0	1	0	0	0	0	0	10	17	13.50	3.000
Jose Mesa, R ERA: 3.86	(7, 1)	0.2		5	2	2	2	0	1	0	0	0	0	0	16	26	27.00	4.500
Tom Martin, L ERA: 11.42	(8, 1)	2.0		14	5	5	5	1	2	0	0	0	1	0	29	58	22.50	3.500

BOTTOM

Oakland Athletics @ Cleveland Indians

Jacobs Field, Cleveland, OH

Wed Apr 29 1998, 7:05 PM EDT

Att. 42,190 - Cloudy - 63 F

livebaseballscorecards.com

Batter	1	2	3	4	5	6	7	8	9	AB	R	H	RBI	BB	SO	LOB
Kenny Lofton, L (1, 8) OBP: 0.355, SLG: 0.398	B X 1-0 B4-3 ①		B X 1-0 G4-3 ②		C X 0-1 G1-3 ③			B C B F F B F B 4-2 FC5-4 BB	B C F X 1-2 G4-3 ③	4	0	0	0	1	0	1
Omar Vizquel, S (1, 6) OBP: 0.383, SLG: 0.341	C B B X 2-1 G6-3 ②		B C X 1-1 L8 ③			C F F B B X 2-2 G5-3 ①		X 0-0 FC5-4 1-2f ①		4	0	0	0	0	0	1
David Justice, L (1, 10) OBP: 0.410, SLG: 0.697	C F B C 1-3 K ③			C B B X 2-1 G3 ①		B S B B B 4-1 BB		B X 1-0 P6 ②		3	0	0	0	1	1	1
Manny Ramirez, R (1, 9) OBP: 0.330, SLG: 0.538		C C X 0-2 2B G6-3 1B		B B X 2-0 G3-1 BB 1B		B B C 1 SAFE 1 SAFE 1 SAFE 1 SAFE X 2-1 F8 ②		F F B B F B X 3-2 G6-3 ③		4	1	2	0	0	0	2
Geronimo Berroa, R (1, 7) OBP: 0.288, SLG: 0.319		B X 1-0 G6-3 1-3 1B 2B		B B B S 1 SAFE 1 SAFE B 4-1 G3-1 1-2 BB		1 SAFE 1 SAFE B F S B 1 SAFE X 2-2 F9 ③			B F F X 1-2 L3 ①	3	1	1	0	1	0	1
Sandy Alomar Jr., R (1, 2) OBP: 0.224, SLG: 0.328		X 0-0 P4 ①		C X 0-1 G3-1 1-2 2-3 ②			B X 1-0 G5-3 ①		C C B B F X 2-2 G6-3 ②	4	0	0	0	0	0	4
Jim Thome, L (1, 3) OBP: 0.427, SLG: 0.568		F C B B X 2-2 G6-3 2-3 3-H ②		X 0-0 G4-3 ③			C B B F B S 3-3 K ②		C X 0-1 BB 2B 1B	4	1	1	1	0	1	3
Travis Fryman, R (1, 5) OBP: 0.286, SLG: 0.344		C B B X 2-1 CS 3-H 1B			C B X 1-1 G5-3 ①		S B B B B 4-1 BB		B B B B 4-0 2B 1-2 BB	2	1	1	1	2	0	0
Shawon Dunston, R (1, 4) OBP: 0.247, SLG: 0.329		0-0 CS 1-2 ③	C F X 0-2 L5 ①		B X 1-0 F7 ②		B 1 SAFE B C X 2-1 L8 ③		B C X 1-1 2B 1-H 2-H	4	0	1	2	0	0	1
Inning Stats	R: 0 E: 0 K: 1 S: 6 H: 0 LOB: 0 BB: 0 P: 10	R: 2 E: 0 K: 0 S: 10 H: 3 LOB: 0 BB: 0 P: 15	R: 0 E: 0 K: 0 S: 6 H: 0 LOB: 0 BB: 0 P: 8	R: 0 E: 0 K: 0 S: 7 H: 1 LOB: 2 BB: 1 P: 15	R: 0 E: 0 K: 0 S: 5 H: 0 LOB: 0 BB: 0 P: 7	R: 0 E: 0 K: 0 S: 10 H: 0 LOB: 1 BB: 1 P: 20	R: 0 E: 0 K: 1 S: 7 H: 0 LOB: 1 BB: 1 P: 17	R: 0 E: 0 K: 0 S: 10 H: 0 LOB: 1 BB: 1 P: 18	R: 2 E: 0 K: 0 S: 14 H: 2 LOB: 1 BB: 1 P: 23	1B: 4 2B: 2 3B: 0 HR: 0	SF: 0 SAC: 0 DP: 0 HBP: 0						

	AB	32
	R	4
	H	6
	RBI	4
	BB	5
	SO	2
	LOB	14

WP: 0 PB: 0 SB: 0 CS: 1 PA: 38

PITCHER		IP	WLS	BF	H	R	ER	SO	BB	IBB	HBP	BLK	WP	HR	S	P	ERA	WHIP
Kenny Rogers, L ERA: 3.05	(1, 1)	7.0	W	27	4	2	2	2	3	0	0	0	0	0	51	92	2.57	1.000
Mike Mohler, L ERA: 2.92	(8, 1)	1.0		4	0	0	0	0	1	0	0	0	0	0	10	18	0.00	1.000
Mike Fetters, R ERA: 6.75	(9, 1)	1.0		6	2	2	2	0	1	0	0	0	0	0	14	23	18.00	3.000

PITCHER	IP	WLS	BF	H	R	ER	SO	BB	IBB	HBP	BLK	WP	HR	S	P	ERA	WHIP

Batter	1	2	3	4	5	6	7	8	9	AB	R	H	RBI	BB	SO	LOB
Rickey Henderson, R (1, 7) OBP: 0.353, SLG: 0.330	B S C B X 2-2 ① G4-3		B B B B 4-0 ① G5-3 1-2 BB		C C B X 1-2 ③ F7		B B C X 2-1 ③ P3		B X 1-0 ① F9	4	0	0	0	1	0	0
Dave Magadan, L (1, 5) OBP: 0.422, SLG: 0.425 Mike Blowers, R (8, PR) OBP: 0.286, SLG: 0.273 (8, 5)	C B C B S 2-3 ② K		C X 0-1 ② G5-3 1-2 2-3			X 0-0 ① G4-3		C B X 1-1 ② HR 1B	F B C B X 1-2 1B 2B	4	0	1	0	0	1	2
										1	2	1	0	0	0	0
Ben Grieve, L (1, 9) OBP: 0.405, SLG: 0.467	C B S B X 2-2 ③ L3		C S X 0-2 ③ G4-3			B S H 2-1 2B HBP		C B 1 SAFE F B X 2-2 1-H HR	B X 1-0 ② G1-3	4	2	1	2	0	0	3
Matt Stairs, L (1, 10) OBP: 0.402, SLG: 0.595		X 0-0 FC4-6 1B		X 0-0 PB S 1B		C X 0-1 G4-3 1-H 2B		C X 0-1 ① G3	4-0 1B IBB	4	0	3	1	1	0	1
Jason Giambi, L (1, 3) OBP: 0.393, SLG: 0.500 Jack Voigt, R (8, PR) OBP: 0.273, SLG: 0.158 (8, 3)	F C X 0-2 ① FC4-6 1-2f			F F F S 0-3 ① K		C B F F F B X 2-2 ② G4-3 2-3		C X 0-1 1B 1B	B C B B B B B 3-2 X S 1-3 2-H 1B	4	0	1	0	0	1	3
										1	0	1	1	0	0	0
A.J. Hinch, R (1, 2) OBP: 0.333, SLG: 0.419	C B S B S 2-3 ② K			1 SAFE B B 1 SAFE F C X 2-2 ② G5-3 1-2		B X 1-0 ③ F9		F X 0-1 ② P5	C B B F B F X 3-2 ③ G4-3 1-2	5	0	0	0	0	1	6
Scott Spiezio, S (1, 4) OBP: 0.306, SLG: 0.341	X 0-0 ③ P7			B C F B B C 3-3 ③ K 2-3			B B C X 2-1 ① F8	X 0-0 S 1-3 1B		4	0	1	0	0	1	2
Kurt Abbott, R (1, 6) OBP: 0.388, SLG: 0.511			B C B F X 2-2 ① G4-3		X 0-0 ① G5-3		C B X 1-1 HR	B F F 1 SAFE 1 SAFE B B F B 4-2 1-2 BB		3	1	1	1	1	0	0
Ryan Christenson, R (1, 8) OBP: 0.333, SLG: 0.417			C B B F B X 3-2 G5-3 BB 1B		B C C B C 2-3 ② K		X 0-0 ② L9	B X 1-0 ③ F8		4	0	1	0	0	1	3
Inning Stats	R: 0 H: 0 E: 0 LOB: 0 K: 1 BB: 0 S: 9 P: 15	R: 0 H: 1 E: 0 LOB: 1 K: 1 BB: 0 S: 8 P: 10	R: 0 H: 1 E: 0 LOB: 2 K: 0 BB: 1 S: 11 P: 20	R: 0 H: 1 E: 0 LOB: 1 K: 2 BB: 0 S: 11 P: 16	R: 0 H: 0 E: 0 LOB: 0 K: 1 BB: 0 S: 7 P: 10	R: 1 H: 1 E: 0 LOB: 1 K: 0 BB: 0 S: 10 P: 15	R: 1 H: 1 E: 0 LOB: 0 K: 0 BB: 0 S: 7 P: 12	R: 2 H: 4 E: 0 LOB: 3 K: 0 BB: 1 S: 16 P: 24	R: 1 H: 2 E: 0 LOB: 2 K: 0 BB: 1 S: 17 P: 30	1B: 7 SF: 0 2B: 2 SAC: 0 3B: 0 DP: 0 HR: 2 HBP: 1						WP: 0 PA: 42 PB: 1 SB: 3 CS: 0	

PITCHER		IP	WLS	BF	H	R	ER	SO	BB	IBB	HBP	BLK	WP	HR	S	P	ERA	WHIP
Dave Burba, R ERA: 3.49	(1, 1)	7.0		28	5	2	2	5	1	0	1	0	0	1	63	98	2.57	0.857
Paul Assenmacher, L ERA: 6.52	(8, 1)	0.1	L	4	3	2	2	0	0	0	0	0	0	1	9	12	54.00	9.000
Jose Mesa, R ERA: 4.0	(8, 1)	1.2		10	3	1	1	0	1	1	0	0	0	0	24	42	5.40	2.400

PITCHER	IP	WLS	BF	H	R	ER	SO	BB	IBB	HBP	BLK	WP	HR	S	P	ERA	WHIP

Oakland Athletics @ Cleveland Indians

Jacobs Field, Cleveland, OH

Thu Apr 30 1998, 7:05 PM EDT

Att. 42,855 - Cloudy - 66 F

TOP

livebaseballscorecards.com

AB	38
R	5
H	11
RBI	5
BB	3
SO	5
LOB	20

Oakland Athletics @ Cleveland Indians

Jacobs Field, Cleveland, OH

Thu Apr 30 1998, 7:05 PM EDT

Att. 42,855 - Cloudy - 66 F

livebaseballscorecards.com

BOTTOM

Batter	1	2	3	4	5	6	7	8	9	AB	R	H	RBI	BB	SO	LOB
Kenny Lofton, L (1, 8) OBP: 0.360, SLG: 0.402	C C X 0-2 G5-3 ①		C B X 1-1 G3 ③			B B X 2-0 S E 1B		B F X 1-1 1B		4	1	2	0	0	0	0
Brian Giles, L (1, 7) OBP: 0.461, SLG: 0.625	B C X 1-1 G4-3 ②			X 0-0 L7 ①		B B F X 2-1 E4 1B 1-H		1 B F C 1 SAFE F C 1-3 K ②		4	0	0	0	0	1	1
David Justice, L (1, 10) OBP: 0.404, SLG: 0.677	B X 1-0 G4-3 ③			C X 0-1 P4 ②		1 B B C 1 SAFE F X 2-2 1-2 1B		C F 1 X SAFE 0-2 G4-3 ③		4	0	1	0	0	0	1
Manny Ramirez, R (1, 9) OBP: 0.327, SLG: 0.526		C F B X 1-2 1B 1B		S X 0-1 G3 ③		F F B B B X 3-2 G4-3 ③			F B B S B X 3-2 L8 ①	4	0	1	0	0	0	2
Jim Thome, L (1, 3) OBP: 0.440, SLG: 0.607		B B X 2-0 G5-4-3 1-2 1B			B B B C B 4-1 G6-3 BB		B C C F B B F F X 3-2 HR		C B X 1-1 G4-3 ②	3	1	2	1	1	0	0
Sandy Alomar Jr., R (1, 2) OBP: 0.225, SLG: 0.324		C B S B S 2-3 K ①			C F X 0-2 G6-3 1-2f ① ②		C B X 1-1 G6-3 ①		C S B X 1-2 1B	4	0	1	0	0	1	3
Travis Fryman, R (1, 5) OBP: 0.278, SLG: 0.333 Jeff Branson, L (9, PH) OBP: 0.263, SLG: 0.368		C X 0-1 G5-4-3 1-2f ② ③			C B C S 1-3 K ③		F F B X 1-2 P3 ②		C X 0-1 F9 ③	3 1	0 0	0 0	0 0	0 0	1 0	2 1
David Bell, R (1, 4) OBP: 0.316, SLG: 0.471			X 0-0 L1-3 1B			B C B F B X 3-2 G6-3 ①	X 0-0 G1-3 ③			3	0	1	0	0	0	0
Omar Vizquel, S (1, 6) OBP: 0.371, SLG: 0.329			C 1 SAFE 1 SAFE F X 0-2 L1-3 1-2 ① ②			C B F B X 2-2 G4-3 ②		B C X 1-1 F7 ①		3	0	0	0	0	0	1
Inning Stats	R: 0 H: 0 E: 0 LOB: 0 K: 0 BB: 0 S: 6 P: 8	R: 0 H: 2 E: 0 LOB: 1 K: 1 BB: 0 S: 9 P: 14	R: 0 H: 1 E: 0 LOB: 0 K: 0 BB: 0 S: 6 P: 7	R: 0 H: 0 E: 0 LOB: 0 K: 0 BB: 0 S: 5 P: 5	R: 0 H: 0 E: 0 LOB: 0 K: 1 BB: 1 S: 7 P: 12	R: 1 H: 2 E: 1 LOB: 2 K: 0 BB: 0 S: 15 P: 29	R: 1 H: 1 E: 0 LOB: 0 K: 0 BB: 0 S: 12 P: 17	R: 0 H: 1 E: 0 LOB: 1 K: 1 BB: 0 S: 11 P: 14	R: 0 H: 1 E: 0 LOB: 1 K: 0 BB: 0 S: 10 P: 15	1B: 7 SF: 0 2B: 1 SAC: 0 3B: 0 DP: 3 HR: 1 HBP: 0						WP: 0 PA: 34 PB: 0 SB: 1 CS: 0	

	AB	33
	R	2
	H	8
	RBI	1
	BB	1
	SO	3
	LOB	11

PITCHER		IP	WLS	BF	H	R	ER	SO	BB	IBB	HBP	BLK	WP	HR	S	P	ERA	WHIP
Jimmy Haynes, R ERA: 5.45	(1, 1)	6.0		22	5	1	0	2	1	0	0	0	0	0	48	75	0.00	1.000
T.J. Mathews, R ERA: 5.11	(7, 1)	1.1	W	5	1	1	1	0	0	0	0	0	0	1	14	20	6.75	0.750
Buddy Groom, L ERA: 1.42	(8, 1)	0.2		3	1	0	0	1	0	0	0	0	0	0	9	11	0.00	1.500
Billy Taylor, R ERA: 3.86	(9, 1)	1.0	S	4	1	0	0	0	0	0	0	0	0	0	10	15	0.00	1.000

PITCHER	IP	WLS	BF	H	R	ER	SO	BB	IBB	HBP	BLK	WP	HR	S	P	ERA	WHIP

Batter	1	2	3	4	5	6	7	8	9	AB	R	H	RBI	BB	SO	LOB
Quinton McCracken, S (1, 8) OBP: 0.358, SLG: 0.450	C B B C X 2-2 ① G4-3		B C F B F F B F X 3-2 G3 2B	F X 0-1 1B 2-H 3B		B F B B C S 3-3 ② K		L B X 1-1 ②③ G4-6-3 1-2f		5	1	2	1	0	1	1
Dave Martinez, L (1, 10) OBP: 0.412, SLG: 0.390	C B X 1-1 ② F7		B B B B 4-0 G3 BB	B C B B I 4-1 1B E IBB		X 0-0 ③ F7			F X 0-1 1B	3	1	1	0	2	0	0
Mike Kelly, R (1, 9) OBP: 0.375, SLG: 0.645	B C X 1-1 ③ P2		L B F S 1-3 ① K	S C X 0-2 E9 2B 1-H 3-H 1B			S C F B B X 1-2 S 1B		C B C S 1-3 ① K	5	1	2	1	0	2	3
Paul Sorrento, L (1, 3) OBP: 0.301, SLG: 0.363		B X 1-0 ① F7	B C S B X 2-2 ② G3 1-2 2-3	B B B X 3-0 2-H 2B			S C B B B F S 3-3 ① K 1-2		B B C X 2-1 ② P6	5	0	1	1	0	1	4
Jerome Walton, R (1, 7) OBP: 0.344, SLG: 0.419		C X 0-1 BB 1B 1B	B B B B 4-0 BB	B F X 1-1 ③ G5-3			F C B B F C 2-3 ② K		B F S B C 2-3 ③ K	4	0	1	0	1	2	3
Bobby Smith, R (1, 5) OBP: 0.388, SLG: 0.473		C 1 SAFE B F B F C 2-3 ② K	X 0-0 ③ L9		X 0-0 ① G6-3		B F X 1-1 ③ P3			4	0	0	0	0	1	5
Mike DiFelice, R (1, 2) OBP: 0.324, SLG: 0.543		B C X 1-1 BB 1-2 1B		F S F F C 0-3 ① K	X 0-0 ② G1-3			C B F B X 2-2 ① L7		4	0	1	0	0	1	0
Kevin Stocker, S (1, 6) OBP: 0.352, SLG: 0.413		F C F B B B B 4-2 1-2 2-3 BB		C B C F B X 2-2 FC5-4 1B	C B S X 1-2 ③ L3			B C F B F B X 3-2 HR		3	1	2	1	1	0	0
Miguel Cairo, R (1, 4) OBP: 0.308, SLG: 0.368		X 0-0 ③ G4-3		B F F B X 2-2 ② FC5-4 1-2f 3B		C X 0-1 ① G6-3		B B C B C B 4-2 G4-6-3 BB		3	1	0	0	1	0	4
Inning Stats	R: 0 H: 0 E: 0 LOB: 0 K: 0 BB: 0 S: 7 P: 11	R: 0 H: 2 E: 0 LOB: 3 K: 1 BB: 1 S: 13 P: 21	R: 0 H: 1 E: 0 LOB: 3 K: 1 BB: 2 S: 13 P: 27	R: 4 H: 4 E: 2 LOB: 1 K: 1 BB: 1 S: 21 P: 33	R: 0 H: 0 E: 0 LOB: 0 K: 0 BB: 0 S: 5 P: 6	R: 0 H: 0 E: 0 LOB: 0 K: 1 BB: 0 S: 6 P: 9	R: 0 H: 1 E: 0 LOB: 1 K: 2 BB: 0 S: 14 P: 21	R: 1 H: 1 E: 0 LOB: 0 K: 0 BB: 1 S: 11 P: 21	R: 0 H: 1 E: 0 LOB: 1 K: 2 BB: 0 S: 10 P: 15	1B: 6 SF: 0 2B: 2 SAC: 0 3B: 1 DP: 1 HR: 1 HBP: 0						

PITCHER		IP	WLS	BF	H	R	ER	SO	BB	IBB	HBP	BLK	WP	HR	S	P	ERA	WHIP
Bartolo Colon, R ERA: 3.44	(1, 1)	7.0	W	33	8	4	3	6	3	1	0	0	0	0	79	128	3.86	1.571
Eric Plunk, R ERA: 6.59	(8, 1)	0.1		3	1	1	1	0	1	0	0	0	0	1	9	18	27.00	6.000
Paul Assenmacher, L ERA: 6.1	(8, 1)	0.2		2	1	0	0	0	0	0	0	0	0	0	4	5	0.00	1.500
Michael Jackson, R ERA: 1.5	(9, 1)	1.0	S	3	0	0	0	2	0	0	0	0	0	0	8	13	0.00	0.000

PITCHER	IP	WLS	BF	H	R	ER	SO	BB	IBB	HBP	BLK	WP	HR	S	P	ERA	WHIP

TOP

Tampa Bay Devil Rays @ Cleveland Indians

Jacobs Field, Cleveland, OH

Fri May 01 1998, 7:05 PM EDT
Att. 42,712 - Overcast - 65 F

livebaseballscorecards.com

AB	36
R	5
H	10
RBI	4
BB	5
SO	8
LOB	20

Batter	1	2	3	4	5	6	7	8	9	AB	R	H	RBI	BB	SO	LOB
Kenny Lofton, L (1, 8) OBP: 0.378, SLG: 0.404	B B C X 2-1 CS 1B		B B C B B 4-1 S BB	X 0-0 ② G1-3		C C B B B F B 4-2 BB		B C C B F F B B 4-2 BB G6-2-3 1B BB		2	0	1	0	3	0	2
Omar Vizquel, S (1, 6) OBP: 0.392, SLG: 0.352	1 SAFE P 1 SAFE C B B B 4-1 ① BB 1-2 BB		1 SAFE 1 SAFE 1 SAFE B B B B B 4-0 1-2 BB	B X 1-0 PO 2-H 3-H 2B		C X 0-1 ③ F7		1 SAFE C 1 SAFE C B B X 2-2 G6-2-3 BB 1-2 1B		3	0	2	2	2	0	2
David Justice, L (1, 10) OBP: 0.412, SLG: 0.667	F B B B C 1 SAFE B 4-2 G5-4-3 1-2 BB		C F F X 0-2 ③ G6-3	C B 2 SAFE 1-1 ③ PO 2-3	X 0-0 ① F7		B F X 1-1 1B 1B 1B	F C B B F B B 4-2 G6-2-3 1-2 2-3 BB		3	1	1	0	2	0	2
Manny Ramirez, R (1, 9) OBP: 0.321, SLG: 0.510	X 0-0 ② ③ G5-4-3 1-2f			B B X 2-0 ① F9	B C F B B S 3-3 ② K		B 1 SAFE X 1-0 BB 1B 1-3 1B	B S X 1-1 ① ② G6-2-3 1-2 2-3 3-Hf		5	0	1	0	0	1	5
Jim Thome, L (1, 3) OBP: 0.438, SLG: 0.591		C X 0-1 ① P6		B B C B X 3-1 1B HR 1B	B B C C C 2-3 ③ K		F B S B 1 SAFE S 2-3 ① K	F B B I I 4-1 IBB		4	1	1	0	1	2	2
Brian Giles, L (1, 7) OBP: 0.481, SLG: 0.627		B B C B B 4-1 CS BB	F B S X 1-2 HR 1-2 1B			C S B B B B B 4-2 SH2-4 1B SF9 BB	B C B X 2-1 BB 1-2 3-H 1B	C B C S 2-3 ③ K		3	2	2	1	2	1	3
Travis Fryman, R (1, 5) OBP: 0.286, SLG: 0.370		1 S S B B C X SAFE 2-2 ② ③ P3 1-2	B B X 2-0 1-H 2-H HR			B C X 1-1 SF9 SH2-4 1-2 1B	C B B F B F C 3-3 ② K			4	1	2	3	0	1	3
Pat Borders, R (1, 2) OBP: 0.250, SLG: 0.263			B B C B X 3-1 ① G5-3 C F B B H 3-2 2B 2B HBP			B 2 SAFE X 1-0 ① SH2-4 1-2 2-3 C B B B B 4-1 1-2 2-3 BB				1	1	0	0	1	0	0
David Bell, R (1, 4) OBP: 0.304, SLG: 0.500			X 0-0 ② F8 B B F B X 3-1 1-3 2B 2B			C B B X 2-1 ② SF9 2-3 3-H B F X 1-1 ③ F8				3	1	1	1	0	0	3
Inning Stats	R: 0 E: 0 K: 0 S: 7 H: 1 LOB: 1 BB: 2 P: 16	R: 0 E: 0 K: 0 S: 6 H: 0 LOB: 0 BB: 1 P: 12	R: 0 E: 0 K: 0 S: 8 H: 0 LOB: 2 BB: 2 P: 19	R: 5 E: 0 K: 0 S: 14 H: 5 LOB: 0 BB: 0 P: 30	R: 0 E: 0 K: 2 S: 7 H: 0 LOB: 0 BB: 0 P: 12	R: 1 E: 0 K: 0 S: 12 H: 1 LOB: 2 BB: 2 P: 24	R: 1 E: 0 K: 2 S: 15 H: 3 LOB: 3 BB: 1 P: 29	R: 0 E: 0 K: 1 S: 16 H: 1 LOB: 3 BB: 3 P: 33		1B: 8 2B: 2 3B: 0 HR: 1 SF: 1 SAC: 1 DP: 2 HBP: 1						

BOTTOM

Tampa Bay Devil Rays @ Cleveland Indians

Jacobs Field, Cleveland, OH

Fri May 01 1998, 7:05 PM EDT

Att. 42,712 - Overcast - 65 F

livebaseballscorecards.com

AB	28
R	7
H	11
RBI	7
BB	11
SO	5
LOB	22

PITCHER		IP	WLS	BF	H	R	ER	SO	BB	IBB	HBP	BLK	WP	HR	S	P	ERA	WHIP
Dennis Springer, R ERA: 4.91	(1, 1)	3.2	L	20	6	5	5	0	5	0	1	0	0	1	34	75	12.27	3.000
Dan Carlson, R ERA: 7.63	(4, 1)	2.0		7	1	1	1	2	1	0	0	0	0	0	15	29	4.50	1.000
52 Ramon Tatis, L ERA: 17.05	(6, 1)	0.1		3	1	1	1	0	1	0	0	0	0	0	7	12	27.00	6.000
Jim Mecir, R ERA: 2.03	(7, 1)	1.0		6	2	0	0	2	1	0	0	0	0	0	13	26	0.00	3.000
Roberto Hernandez, R ERA: 4.63	(8, 1)	1.0		6	1	0	0	1	2	1	0	0	0	0	16	33	0.00	3.000

PITCHER	IP	WLS	BF	H	R	ER	SO	BB	IBB	HBP	BLK	WP	HR	S	P	ERA	WHIP

TOP

Tampa Bay Devil Rays @ Cleveland Indians

Jacobs Field, Cleveland, OH

Sat May 02 1998, 3:33 AM EDT
Att. 42,525 - Overcast - 58 F

livebaseballscorecards.com

Batter	1	2	3	4	5	6	7	8	9	AB	R	H	RBI	BB	SO	LOB
Quinton McCracken, S (1, 8) OBP: 0.346, SLG: 0.435	X 0-0 ① F7			L B F B X 2-2 ① G3		B C C B X 2-2 ③ F5		C X 0-1 ③ F7		4	0	0	0	0	0	2
Miguel Cairo, R (1, 4) OBP: 0.316, SLG: 0.374	C C C 0-3 ② K			X 0-0 ② G5-3			C B C B F B F X 3-2 1B		C X 0-1 G4-6-3 1B	4	0	2	0	0	1	0
Dave Martinez, L (1, 9) OBP: 0.396, SLG: 0.372	B S X 1-1 ③ B2			F B B C F B X 3-2 ③ L8			B B X 2-0 ① F7		B F F F B X 2-2 ① ② G4-6-3 1-2f	4	0	0	0	0	0	2
Fred McGriff, L (1, 3) OBP: 0.415, SLG: 0.593		F B F B B F F F B 4-2 G1-6-3 BB			B F B F B C 3-3 ① K		B F X 1-1 ② L8		B S B B B 4-1 BB	2	0	0	0	2	1	1
Mike Kelly, R (1, 7) OBP: 0.333, SLG: 0.571		F B C X 1-2 ① ② G1-6-3 1-2f			X 0-0 ② F8		C X 0-1 ③ G6-3		C B C X 1-2 ③ F7	4	0	0	0	0	0	3
Paul Sorrento, L (1, 10) OBP: 0.302, SLG: 0.394		X 0-0 ③ F8			C F C 0-3 ③ K			X 0-0 HR		3	1	1	1	0	1	0
Kevin Stocker, S (1, 6) OBP: 0.340, SLG: 0.398			C F F B B B S 3-3 ① K			B C S X 1-2 ① G1-3		C S F B S 1-3 ① K		3	0	0	0	0	2	0
John Flaherty, R (1, 2) OBP: 0.246, SLG: 0.224			X 0-0 ② G5-3			B B X 2-0 ② F9		B B B C B 4-1 BB		2	0	0	0	1	0	0
Aaron Ledesma, R (1, 5) OBP: 0.355, SLG: 0.429			C B X 1-1 ③ P6			C C X 0-2 1B		F B B F B X 3-2 ② F9		3	0	1	0	0	0	1
Inning Stats	R: 0 E: 0 K: 1 S: 6 H: 0 LOB: 0 BB: 0 P: 7	R: 0 E: 0 K: 0 S: 8 H: 0 LOB: 0 BB: 1 P: 13	R: 0 E: 0 K: 1 S: 7 H: 0 LOB: 0 BB: 0 P: 11	R: 0 E: 0 K: 0 S: 8 H: 0 LOB: 0 BB: 0 P: 13	R: 0 E: 0 K: 2 S: 7 H: 0 LOB: 0 BB: 0 P: 10	R: 0 E: 0 K: 0 S: 10 H: 1 LOB: 1 BB: 0 P: 15	R: 0 E: 0 K: 0 S: 10 H: 1 LOB: 1 BB: 0 P: 16	R: 1 E: 0 K: 1 S: 11 H: 1 LOB: 1 BB: 1 P: 19	R: 0 E: 0 K: 0 S: 10 H: 1 LOB: 1 BB: 1 P: 17	1B: 3 2B: 0 3B: 0 HR: 1	SF: 0 SAC: 0 DP: 2 HBP: 0						

	AB	29
	R	1
	H	4
	RBI	1
	BB	3
	SO	5
	LOB	9

WP: 0 PB: 0 SB: 0 CS: 0 PA: 32

PITCHER		IP	WLS	BF	H	R	ER	SO	BB	IBB	HBP	BLK	WP	HR	S	P	ERA	WHIP
Chad Ogea, R ERA: 4.6	(1, 1)	7.1	W	26	3	1	1	5	2	0	0	0	0	1	62	96	1.23	0.682
Jose Mesa, R ERA: 3.86	(8, 1)	0.2		2	0	0	0	0	0	0	0	0	0	0	5	8	0.00	0.000
Michael Jackson, R ERA: 1.38	(9, 1)	1.0		4	1	0	0	0	1	0	0	0	0	0	10	17	0.00	2.000

PITCHER	IP	WLS	BF	H	R	ER	SO	BB	IBB	HBP	BLK	WP	HR	S	P	ERA	WHIP

Batter	1	2	3	4	5	6	7	8	9	AB	R	H	RBI	BB	SO	LOB
Kenny Lofton, L (1, 8) OBP: 0.374, SLG: 0.393	G3-6-1 BB 2B BB	E4 2B 2-3		K		FC6-4 1-2f				3	1	0	0	1	1	4
Omar Vizquel, S (1, 6) OBP: 0.406, SLG: 0.374	G3-6-1 1-2 BB	SAFE 1-1 1-3 3-H 2B			G6-4-3 1B		P4			3	0	2	1	1	0	0
David Justice, L (1, 10) OBP: 0.407, SLG: 0.646	G3-6-1 1-2f 2-3	K			G6-4-3 1-2f		HR BB			3	1	0	0	1	1	5
Geronimo Berroa, R (1, 7) OBP: 0.291, SLG: 0.306 Manny Ramirez, R (6, 9) OBP: 0.319, SLG: 0.505	2B BB	K			G5-3		K			2 1	0 0	0 0	0 0	1 0	1 1	0 1
Jim Thome, L (1, 3) OBP: 0.450, SLG: 0.641	2B 1-3 3-H	K				1B 1B	HR 1-H			4	1	3	3	0	1	0
Travis Fryman, R (1, 5) OBP: 0.276, SLG: 0.356	F8	K				SAFE CS SAFE SAFE 1-3 K	F9			4	0	0	0	0	2	3
Sandy Alomar Jr., R (1, 2) OBP: 0.253, SLG: 0.361		E 2B 2B		E G3 SF8 1B		1B 1-2 1B		F8		4	2	3	0	0	0	0
Brian Giles, L (1, 9) OBP: 0.459, SLG: 0.587 (6, 7)		K		G3 1-2		F7		K		4	0	0	0	0	2	4
David Bell, R (1, 4) OBP: 0.296, SLG: 0.478		K		SF8 2-H		FC6-4 1-2 2-3 1B		P4		3	0	1	1	0	1	1
Inning Stats	R: 1 H: 1 E: 0 LOB: 2 K: 0 BB: 3 S: 11 P: 26	R: 1 H: 2 E: 1 LOB: 2 K: 3 BB: 0 S: 16 P: 23	R: 0 H: 0 E: 0 LOB: 0 K: 3 BB: 0 S: 9 P: 14	R: 1 H: 1 E: 1 LOB: 0 K: 1 BB: 0 S: 10 P: 20	R: 0 H: 1 E: 0 LOB: 0 K: 0 BB: 0 S: 4 P: 5	R: 0 H: 3 E: 0 LOB: 3 K: 1 BB: 0 S: 13 P: 18	R: 2 H: 1 E: 0 LOB: 0 K: 1 BB: 1 S: 12 P: 21	R: 0 H: 0 E: 0 LOB: 0 K: 1 BB: 0 S: 8 P: 11		1B: 5 SF: 1 2B: 3 SAC: 0 3B: 0 DP: 2 HR: 1 HBP: 0				WP: 0 PA: 36 PB: 0 SB: 0 CS: 0		

PITCHER		IP	WLS	BF	H	R	ER	SO	BB	IBB	HBP	BLK	WP	HR	S	P	ERA	WHIP
Tony Saunders, L ERA: 4.41	(1, 1)	6.0	L	28	8	3	1	8	3	0	0	0	0	0	63	106	1.50	1.833
Esteban Yan, R ERA: 1.17	(7, 1)	1.0		5	1	2	2	1	1	0	0	0	0	1	12	21	18.00	2.000
Julio Santana, R ERA: 7.11	(8, 1)	1.0		3	0	0	0	1	0	0	0	0	0	0	8	11	0.00	0.000

PITCHER	IP	WLS	BF	H	R	ER	SO	BB	IBB	HBP	BLK	WP	HR	S	P	ERA	WHIP

BOTTOM

Tampa Bay Devil Rays @ Cleveland Indians

Jacobs Field, Cleveland, OH

Sat May 02 1998, 3:33 AM EDT
Att. 42,525 - Overcast - 58 F

livebaseballscorecards.com

AB	31
R	5
H	9
RBI	5
BB	4
SO	10
LOB	18

TOP

Tampa Bay Devil Rays @ Cleveland Indians

Jacobs Field, Cleveland, OH

Sun May 03 1998, 3:33 AM EDT

Att. 42,597 - Cloudy - 61 F

livebaseballscorecards.com

Batter	1	2	3	4	5	6	7	8	9	AB	R	H	RBI	BB	SO	LOB
Dave Martinez, L (1, 9) OBP: 0.406, SLG: 0.389	1-2 G4-3		3-1 FC4-6 1B	1-0 G4-3 2B		4-1 2B BB		1 SAFE 0-2 FC5-4 G5-4-3 1-2f		4	0	2	0	1	0	1
Quinton McCracken, S (1, 8) OBP: 0.348, SLG: 0.442	3-2 S 1B 1B		2-1 FC4-6 2B HR 1-2f	1-1 G4-3 2-3		1 SAFE 0-0 1-3 2B		B 1 SAFE 1-0 G5-4-3 1-2f		5	2	2	0	0	0	3
Mike Kelly, R (1, 7) OBP: 0.341, SLG: 0.575	2-2 K 1-2		3-2 HR 2B 1-3	0-0 G5-3		3-1 G5-3			1-2 1B 1B 1B	5	2	2	0	0	1	4
Fred McGriff, L (1, 3) OBP: 0.430, SLG: 0.591	4-0 1B IBB		4-1 HR IBB		3-2 L8		4-2 SH1-4 E BB		1-0 1B SF9 1-2 1B	2	2	1	0	3	0	0
Paul Sorrento, L (1, 10) OBP: 0.324, SLG: 0.444	2-2 1-2 2-H 1B		0-0 1-H 2-H 3-H HR		0-1 FC6-4 1B		0-0 FC4 SH1-4 1-2		3-0 FC5-4 1-3 2-H 1B	5	1	4	6	0	0	1
Bobby Smith, R (1, 5) OBP: 0.382, SLG: 0.506	1-3 K		0-0 HR		2-1 FC6-4 FC4 1-2f		1-2 SH1-4 1-2 2-3		1-1 SF9 3-H	3	1	1	2	0	1	3
Aaron Ledesma, R (1, 4) OBP: 0.343, SLG: 0.406 Rich Butler, L (9, PH) OBP: 0.337, SLG: 0.384 Miguel Cairo, R (9, 4) OBP: 0.316, SLG: 0.374		2-2 G4-3	1-0 1B		0-1 FC4 1-2f		3-2 G6-3		1-3 K	4 1 0	0 0 0	1 0 0	0 0 0	0 1 0	0 1 0	3 1 0
John Flaherty, R (1, 2) OBP: 0.229, SLG: 0.206		0-0 F9	2-2 F9			3-1 G5-3	3-3 K		1-1 FC5-4 1-2f	5	0	0	0	0	1	3
Kevin Stocker, S (1, 6) OBP: 0.337, SLG: 0.391		0-0 G3		3-2 F8		3-1 G6-3		0-0 FC5-4 1B		4	0	1	0	0	0	0

Inning Stats																								
	R: 1	H: 2		R: 0	H: 0		R: 5	H: 5		R: 0	H: 1		R: 0	H: 1		R: 0	H: 0		R: 0	H: 1		R: 2	H: 3	
	E: 0	LOB: 2		E: 0	LOB: 0		E: 0	LOB: 0		E: 0	LOB: 1		E: 0	LOB: 2		E: 1	LOB: 0		E: 0	LOB: 0		E: 0	LOB: 1	
	K: 2	BB: 1		K: 0	BB: 0		K: 0	BB: 1		K: 0	BB: 0		K: 0	BB: 1		K: 1	BB: 0		K: 0	BB: 0		K: 1	BB: 0	
	S: 18	P: 31		S: 5	P: 7		S: 17	P: 31		S: 9	P: 14		S: 8	P: 21		S: 18	P: 29		S: 5	P: 6		S: 13	P: 21	

	1B: 9	SF: 1
	2B: 3	SAC: 1
	3B: 0	DP: 1
	HR: 2	HBP: 0

	WP: 0	PA: 44
	PB: 0	
	SB: 1	
	CS: 0	

	AB	38
	R	8
	H	14
	RBI	8
	BB	4
	SO	4
	LOB	19

PITCHER	IP	WLS	BF	H	R	ER	SO	BB	IBB	HBP	BLK	WP	HR	S	P	ERA	WHIP
Charles Nagy, R (1, 1) ERA: 5.68	5.0		25	9	6	6	2	0	2	0	0	0	2	58	97	10.80	1.800
Ron Villone, L (6, 1) ERA:	2.0		10	1	0	0	1	2	0	0	0	0	0	26	50	0.00	1.500
Alvin Morman, L (8, 1) ERA: 3.6	1.0		4	2	1	1	0	0	0	0	0	0	0	9	11	9.00	2.000
Jose Mesa, R (9, 1) ERA: 4.12	1.0	W	5	2	1	1	1	0	0	0	0	0	0	9	16	9.00	2.000

PITCHER	IP	WLS	BF	H	R	ER	SO	BB	IBB	HBP	BLK	WP	HR	S	P	ERA	WHIP

BOTTOM

Tampa Bay Devil Rays @ Cleveland Indians

Jacobs Field, Cleveland, OH

Sun May 03 1998, 3:33 AM EDT

Att. 42,597 - Cloudy - 61 F

livebaseballscorecards.com

Batter	1	2	3	4	5	6	7	8	9	AB	R	H	RBI	BB	SO	LOB
Kenny Lofton, L (1, 8) OBP: 0.364, SLG: 0.389	P4		1-3 2B	F8		L8	K		G6-3	6	0	1	0	0	1	6
Omar Vizquel, S (1, 6) OBP: 0.393, SLG: 0.361	L3		P5		G4-3	1B		F9	G5-3	6	0	1	0	0	0	4
David Justice, L (1, 9) OBP: 0.411, SLG: 0.663	G6-3		G4-3		HR	F9		G5-3 BB BB	HR 2-3 3-H 1B	5	2	2	2	1	0	3
Jim Thome, L (1, 3) OBP: 0.470, SLG: 0.667		2B	HR 1B	K			1B FC4-6 2B	BB G5-3 1-2 BB	HR 1-2 BB	4	2	3	0	2	1	0
Shawon Dunston, R (9, PR) OBP: 0.247, SLG: 0.329										0	1	0	0	0	0	0
Sandy Alomar Jr., R (1, 10) OBP: 0.272, SLG: 0.403		F8	F8	BB BB BB			FC4-6 2-3 1B	G5-3 1-2 2-3	HR 1-H 2-H 3-H	5	1	2	4	1	0	4
Brian Giles, L (1, 7) OBP: 0.467, SLG: 0.621	K		HR 1-H	BB 1-2 BB		FC4-6 WP S 1-2f 3-H 1B		IBB		3	2	1	3	2	1	2
Travis Fryman, R (1, 5) OBP: 0.283, SLG: 0.355	K		1B 1-2 2-3 BB			SAFE K 1-2		L5		3	0	1	0	1	2	2
Jeff Branson, L (8, PH) OBP: 0.250, SLG: 0.350										1	0	0	0	0	0	3
(9, 5)																
Pat Borders, R (1, 2) OBP: 0.289, SLG: 0.286		2B 1B	P8	K			1B WP BB		2B 1B	4	1	2	0	1	1	4
David Bell, R (1, 4) OBP: 0.344, SLG: 0.536		L8	1-2 1B			L4	1-3 2-H 1B		1B 1-3 HR 2B	5	1	3	1	0	0	1

Inning Stats	1	2	3	4	5	6	7	8	9
	R: 0 E: 0 K: 0 S: 9	H: 0 LOB: 0 BB: 0 P: 13	R: 0 E: 0 K: 2 S: 11	H: 1 LOB: 1 BB: 0 P: 17	R: 0 E: 0 K: 0 S: 12	H: 2 LOB: 2 BB: 0 P: 21	R: 2 E: 0 K: 0 S: 11	H: 4 LOB: 2 BB: 0 P: 17	R: 1 E: 0 K: 2 S: 15	H: 1 LOB: 3 BB: 3 P: 31
	R: 0 E: 0 K: 0 S: 9	H: 1 LOB: 1 BB: 0 P: 13	R: 2 E: 0 K: 2 S: 15	H: 3 LOB: 2 BB: 1 P: 27	R: 0 E: 0 K: 0 S: 10	H: 0 LOB: 3 BB: 3 P: 24	R: 5 E: 0 K: 0 S: 16	H: 4 LOB: 1 BB: 1 P: 28	1B: 9 2B: 4 3B: 0 HR: 3	SF: 0 SAC: 0 DP: 0 HBP: 0

	AB	42
	R	10
	H	16
	RBI	10
	BB	8
	SO	6
	LOB	29

PITCHER		IP	WLS	BF	H	R	ER	SO	BB	IBB	HBP	BLK	WP	HR	S	P	ERA	WHIP
Jason Johnson, R ERA: 5.79	(1, 1)	4.1		21	8	3	3	2	0	0	0	0	0	2	47	73	6.23	1.846
52 Ramon Tatis, L ERA: 16.2	(5, 1)	0.1		3	0	0	0	1	2	0	0	0	0	0	4	15	0.00	6.000
Jim Mecir, R ERA: 3.0	(5, 1)	1.2		9	3	2	2	1	1	0	0	0	0	0	20	31	10.80	2.400
Esteban Yan, R ERA: 1.1	(7, 1)	1.0		7	1	0	0	2	3	0	0	0	1	0	15	33	0.00	4.000
Roberto Hernandez, R ERA: 7.62	(8, 1)	1.1	L	10	4	5	5	0	1	1	0	0	0	1	22	39	33.75	3.750

PITCHER		IP	WLS	BF	H	R	ER	SO	BB	IBB	HBP	BLK	WP	HR	S	P	ERA	WHIP

WP: 1 PA: 50
PB: 0
SB: 1
CS: 0

Baltimore Orioles @ Cleveland Indians

Jacobs Field, Cleveland, OH

Tue May 05 1998, 7:05 PM EDT

Att. 40,706 - Unknown - 59 F

TOP

livebaseballscorecards.com

Batter	1	2	3	4	5	6	7	8	9	AB	R	H	RBI	BB	SO	LOB
Roberto Alomar, S (1, 4) OBP: 0.358, SLG: 0.375	1-2 G3 1B		1-2 HR		2-2 G4-3		3-2 L8		3-2 1 SAFE 1B 1-2	5	2	3	0	0	0	0
B.J. Surhoff, L (1, 7) OBP: 0.361, SLG: 0.481	1-0 G3 1-2		1 SAFE 0-0 1-H HR		0-1 G6-3		1-2 G4-3		0-2 L8	5	1	1	2	0	0	3
Harold Baines, L (1, 10) OBP: 0.321, SLG: 0.487 Lenny Webster, R (9, PH) OBP: 0.309, SLG: 0.537	1-0 G3-6-3 2-H 1B		0-3 K			1-0 FC4-5 1B		1-1 L8	1-1 1-3 2-H 1B	4 1	0 0	2 1	1 1	0 0	1 0	0 0
Rafael Palmeiro, L (1, 3) OBP: 0.393, SLG: 0.464	0-1 G3-6-3 1-2f		4-1 CS BB			1-0 F7		0-1 F9	0-0 G1-3	4	0	0	0	1	0	4
Joe Carter, R (1, 9) OBP: 0.368, SLG: 0.433 Charlie Greene, R (8, 2)		1-3 K	3-3 K 1-2			1-1 FC4-5 1B 1-2 1B		1-2 BB 1B		4 0	1 0	2 0	0 0	0 0	2 0	1 0
Cal Ripken Jr., R (1, 5) OBP: 0.321, SLG: 0.331		1-1 G5-3		2-2 G4-3		1-2 FC4-5 1B 1-2 2-3f		4-0 1 SAFE BB 1-2		3	0	0	0	1	0	2
Jeffrey Hammonds, R (1, 8) OBP: 0.354, SLG: 0.441		4-2 23 S BB		0-2 G6-3		1-1 1B 1-2 2-H		1-1 F8		3	0	1	1	1	0	2
23 Chris Hoiles, R (1, 2) OBP: 0.338, SLG: 0.393 Eric Davis, R (8, 9) OBP: 0.365, SLG: 0.513		4-2 1-2 BB		0-3 K		2-3 K			1-3 K	2 1	0 0	0 0	0 0	1 0	2 1	2 0
Mike Bordick, R (1, 6) OBP: 0.278, SLG: 0.386		0-0 P3			3-1 P4		1-1 L9		0-1 1B 1B 1B	4	1	1	0	0	0	2
Inning Stats	R: 1 E: 0 K: 0 S: 7 H: 2 LOB: 0 BB: 0 P: 10	R: 0 E: 0 K: 1 S: 10 H: 0 LOB: 2 BB: 2 P: 20	R: 2 E: 0 K: 2 S: 13 H: 2 LOB: 1 BB: 1 P: 21	R: 0 E: 0 K: 1 S: 10 H: 0 LOB: 0 BB: 0 P: 12	R: 0 E: 0 K: 0 S: 8 H: 0 LOB: 0 BB: 0 P: 13	R: 1 E: 0 K: 1 S: 13 H: 3 LOB: 2 BB: 0 P: 20	R: 0 E: 0 K: 0 S: 9 H: 0 LOB: 0 BB: 0 P: 14	R: 0 E: 0 K: 0 S: 12 H: 1 LOB: 2 BB: 1 P: 19	R: 1 E: 0 K: 1 S: 14 H: 3 LOB: 2 BB: 0 P: 19	1B: 10 2B: 1 3B: 0 HR: 1	SF: 0 SAC: 0 DP: 2 HBP: 0						

AB	36
R	5
H	11
RBI	5
BB	4
SO	6
LOB	16

WP: 0 PB: 0 SB: 1 CS: 1 PA: 40

PITCHER		IP	WLS	BF	H	R	ER	SO	BB	IBB	HBP	BLK	WP	HR	S	P	ERA	WHIP
Jaret Wright, R ERA: 6.03	(1, 1)	7.0		29	7	4	4	5	3	0	0	0	0	1	70	110	5.14	1.429
Rick Krivda, L ERA: 3.45	(8, 1)	1.0		5	1	0	0	0	1	0	0	0	0	0	12	19	0.00	2.000
Michael Jackson, R ERA: 1.98	(9, 1)	0.2		4	2	1	1	1	0	0	0	0	0	0	11	15	13.50	3.000
Paul Assenmacher, L ERA: 5.91	(9, 1)	0.1	W	2	1	0	0	0	0	0	0	0	0	0	3	4	0.00	3.000

PITCHER	IP	WLS	BF	H	R	ER	SO	BB	IBB	HBP	BLK	WP	HR	S	P	ERA	WHIP

BOTTOM

Baltimore Orioles @ Cleveland Indians

Jacobs Field, Cleveland, OH

Tue May 05 1998, 7:05 PM EDT

Att. 40,706 - Unknown - 59 F

Batter	1	2	3	4	5	6	7	8	9	AB	R	H	RBI	BB	SO	LOB
Kenny Lofton, L (1, 8) OBP: 0.366, SLG: 0.398	G4-3		G4-3		CS 2B 1-H 2-H			E SH1-4 1B 1-2	P5	5	0	2	3	0	0	3
Omar Vizquel, S (1, 6) OBP: 0.397, SLG: 0.366	1B		G3		CS 2-3	G5-3		SH1-4 1-2 2-3	1B 1-2 2-3 3-H	4	0	2	1	0	0	0
David Justice, L (1, 9) OBP: 0.398, SLG: 0.645	F7			G1-3		G4-3		SF7 2-3 3-H		3	0	0	1	0	0	1
Manny Ramirez, R (1, 10) OBP: 0.316, SLG: 0.491	L8			P2		BB		G1-3		3	0	0	0	1	0	2
Sandy Alomar Jr., R (1, 2) OBP: 0.271, SLG: 0.395		F9		G5-3		L7			HBP BB 1B	4	1	1	0	0	0	1
Jim Thome, L (1, 3) OBP: 0.471, SLG: 0.657		G6-3			L9 1B FC5-2 1B		L9		BB HBP BB 1-2	3	1	1	0	1	0	0
Travis Fryman, R (1, 5) OBP: 0.290, SLG: 0.355		G4-3			FC5-2 2B 1-2		F9		1B BB HBP 1-2 2-3	3	1	1	0	0	0	0
David Bell, R (1, 4) OBP: 0.314, SLG: 0.484 Brian Giles, L (9, PH) OBP: 0.473, SLG: 0.621			K		L9 2-3		F9		1B BB 1-2 2-3 3-H	3 0	0 0	0 0	0 1	0 1	1 0	2 0
Shawon Dunston, R (1, 7) OBP: 0.258, SLG: 0.363			G4-3 3B		FC5-2 2B 1-2 3-H			SH1-4 SF7 1B	K	4	3	2	0	0	1	5
Inning Stats	R: 0 H: 1 E: 0 LOB: 1 K: 0 BB: 0 S: 13 P: 20	R: 0 H: 0 E: 0 LOB: 0 K: 0 BB: 0 S: 5 P: 7	R: 1 H: 1 E: 0 LOB: 0 K: 1 BB: 0 S: 12 P: 24	R: 0 H: 0 E: 0 LOB: 0 K: 0 BB: 0 S: 7 P: 11	R: 2 H: 3 E: 0 LOB: 0 K: 0 BB: 0 S: 8 P: 13	R: 0 H: 0 E: 0 LOB: 1 K: 0 BB: 1 S: 10 P: 19	R: 0 H: 0 E: 0 LOB: 0 K: 0 BB: 0 S: 11 P: 18	R: 1 H: 2 E: 1 LOB: 1 K: 0 BB: 0 S: 13 P: 21	R: 2 H: 2 E: 0 LOB: 3 K: 1 BB: 2 S: 17 P: 31	1B: 7 SF: 1 2B: 1 SAC: 1 3B: 1 DP: 0 HR: 0 HBP: 1						

	AB	32
	R	6
	H	9
	RBI	6
	BB	3
	SO	2
	LOB	14

WP: 0 PA: 39
PB: 0
SB: 0
CS: 1

livebaseballscorecards.com

PITCHER		IP	WLS	BF	H	R	ER	SO	BB	IBB	HBP	BLK	WP	HR	S	P	ERA	WHIP
Jimmy Key, L ERA: 3.14	(1, 1)	6.1		24	5	3	3	1	1	0	0	0	0	0	57	99	4.26	0.947
Alan Mills, R ERA: 3.86	(7, 1)	0.2		3	1	1	1	0	0	0	0	0	0	0	11	17	13.50	1.500
Jesse Orosco, L ERA: 8.22	(8, 1)	0.2		3	1	0	0	0	0	0	0	0	0	0	9	13	0.00	1.500
Armando Benitez, R ERA: 3.77	(8, 1)	1.0	L	8	2	2	2	1	2	0	1	0	0	0	19	35	18.00	4.000

PITCHER	IP	WLS	BF	H	R	ER	SO	BB	IBB	HBP	BLK	WP	HR	S	P	ERA	WHIP

Batter	1	2	3	4	5	6	7	8	9	AB	R	H	RBI	BB	SO	LOB
Roberto Alomar, S (1, 4) OBP: 0.360, SLG: 0.371	S B F B B F F X 3-2 F8 ①		B C B C B F B 4-2 1-2 BB ③		C X 0-1 3-H 1B			F F F X 0-2 G4-3 ① B B F X 2-1 P5 ③		4	0	1	1	1	0	2
B.J. Surhoff, L (1, 7) OBP: 0.349, SLG: 0.464	L C X 0-2 G4-3 ②		X 0-0 G4-3 ③		B B X 2-0 F7 ③			C F B B B C 3-3 K ②		4	0	0	0	0	1	3
Eric Davis, R (1, 9) OBP: 0.371, SLG: 0.588	B F X 1-1 G6-3 ③			X 0-0 HR		B C X 1-1 L9 ①		F X 0-1 HR		4	2	2	2	0	0	0
Rafael Palmeiro, L (1, 3) OBP: 0.381, SLG: 0.448		B F B B F F S 3-3 K ①		B B F B F F X 3-2 G3-1 ①		F B X 1-1 L4 ②		C S B B B X 3-2 G3 ③		4	0	0	0	0	1	0
Cal Ripken Jr., R (1, 5) OBP: 0.321, SLG: 0.331 Jeff Reboulet, R (7, 5) OBP: 0.375, SLG: 0.231		C F B B B S 2-3 K ②		B F S B B F X 3-2 G4-6-3 1B		B X 1-0 L9 ③			S B B T B B 4-2 FC4-6 BB	3 0	0 0	1 0	0 0	0 1	1 0	0 0
Harold Baines, L (1, 10) OBP: 0.305, SLG: 0.463		B X 1-0 G1-3 ③		C X 0-1 ② ③ 1-2f G4-6-3			C B F C 1-3 K ①		X 0-0 1-2f FC4-6 BB 23 SF9 BB ①	4	1	0	0	0	1	2
Jeffrey Hammonds, R (1, 8) OBP: 0.384, SLG: 0.500			F B X 1-1 G6-3-5 S 1B		B B F B B 4-1 G5-4-3 1B 1B BB		F B X 1-1 HR		B B C F F B B 4-2 BB 1-2 BB	2	2	2	1	2	0	0
Mike Bordick, R (1, 6) OBP: 0.287, SLG: 0.384			C F 1 SAFE B X 1-2 ① ② 1-3f G6-3-5		F X 0-1 1-2 G5-4-3 1B		B B C F S 2-3 K ②		F B B F F B B 4-2 1-2 2-3 BB	3	0	1	0	1	1	1
Charlie Greene, R (1, 2) OBP: 0.333, SLG: 0.333 23 Chris Hoiles, R (9, PH) OBP: 0.333, SLG: 0.393			C B B X 2-1 WP 1B		C B X 1-1 ① ② 1-2f 2-3 G5-4-3		F C X 0-2 ③ G4-3		X 0-0 ② 3-H SF9	3 0	0 0	1 0	0 1	0 0	0 0	2 0
Inning Stats	R: 0 H: 0 E: 0 LOB: 0 K: 0 BB: 0 S: 10 P: 14	R: 0 H: 0 E: 0 LOB: 0 K: 2 BB: 0 S: 8 P: 14	R: 0 H: 2 E: 0 LOB: 2 K: 0 BB: 1 S: 11 P: 19	R: 1 H: 2 E: 0 LOB: 0 K: 0 BB: 0 S: 11 P: 17	R: 1 H: 2 E: 0 LOB: 1 K: 0 BB: 1 S: 8 P: 15	R: 0 H: 0 E: 0 LOB: 0 K: 0 BB: 0 S: 5 P: 8	R: 1 H: 1 E: 0 LOB: 0 K: 2 BB: 0 S: 11 P: 15	R: 1 H: 1 E: 0 LOB: 0 K: 1 BB: 0 S: 12 P: 18	R: 1 H: 0 E: 0 LOB: 2 K: 0 BB: 3 S: 12 P: 26	1B: 5 SF: 1 2B: 1 SAC: 0 3B: 0 DP: 3 HR: 3 HBP: 0						WP: 1 PA: 37 PB: 0 SB: 1 CS: 0

PITCHER		IP	WLS	BF	H	R	ER	SO	BB	IBB	HBP	BLK	WP	HR	S	P	ERA	WHIP
Dave Burba, R ERA: 3.55	(1, 1)	7.0	W	27	7	3	3	4	2	0	0	0	1	2	64	102	3.86	1.286
Eric Plunk, R ERA: 6.75	(8, 1)	1.0		4	1	1	1	1	0	0	0	0	0	1	12	18	9.00	1.000
Jason Rakers, R ERA: 9.0	(9, 1)	1.0		6	0	1	1	0	3	0	0	0	0	0	12	26	9.00	3.000

PITCHER	IP	WLS	BF	H	R	ER	SO	BB	IBB	HBP	BLK	WP	HR	S	P	ERA	WHIP

TOP

Baltimore Orioles @ Cleveland Indians

Jacobs Field, Cleveland, OH

Wed May 06 1998, 7:05 PM EDT

Att. 40,672 - Cloudy - 71 F

livebaseballscorecards.com

AB	31
R	5
H	8
RBI	5
BB	5
SO	5
LOB	10

BOTTOM

Baltimore Orioles @ Cleveland Indians

Jacobs Field, Cleveland, OH

Wed May 06 1998, 7:05 PM EDT

Att. 40,672 - Cloudy - 71 F

livebaseballscorecards.com

Batter	1	2	3	4	5	6	7	8	9	AB	R	H	RBI	BB	SO	LOB
Kenny Lofton, L (1, 8) OBP: 0.371, SLG: 0.418	B B B C F B 4-2 FC2-6 BB	1 SAFE X 0-0 1-H HR		B X 1-0 F9 ①	C B B B C B 4-2 BB 2B BB	F B B X 2-1 G1-6-3 ②		B C X 1-1 G4-3 ①		4	2	1	2	2	0	0
Omar Vizquel, S (1, 6) OBP: 0.397, SLG: 0.362 Mark Whiten, S (8, 9)	1 SAFE 1 SAFE X 0-0 FC2-6 G4-3 1-2f 2B ①	C C B B B X 2-2 G4-3 ②		B B X 2-0 1B HR 1B	B B B B 4-0 2B 1-2 1B BB	B X 1-0 G4-3 ③		C B B S B F B 4-2 BB		4 0	3 0	1 0	0 0	1 1	0 0	1 0
David Justice, L (1, 10) OBP: 0.396, SLG: 0.625	C 1 SAFE F X 0-2 G4-3 1-2 ②	B F B B B 4-1 BB		1 SAFE 1 SAFE B X 1-0 1-3 HR 1B	F F C 0-3 K ①		C X 0-1 F7 ①	F B B F X 2-2 F7 ②		5	1	1	0	1	1	4
Jim Thome, L (1, 3) OBP: 0.480, SLG: 0.702	C B B B X 3-1 E 2-H 2B	B B X 2-0 G3 ③		B X 1-0 1-H 3-H HR	F X 0-1 1-3 2-H 1B 2B		F B B F B B 4-2 2B 1B BB	B X 1-0 F7 ③		5	3	3	5	1	0	2
Sandy Alomar Jr., R (1, 2) OBP: 0.281, SLG: 0.393 Pat Borders, R (7, PH) OBP: 0.304, SLG: 0.326 (8, 2)	C B B B 2 SAFE B 4-1 E BB	C B X 1-1 F8 ①	B B S F F F B F X 3-2 1B 1B 1B	C F S 0-3 K2-3 ②		B F F X 1-2 1-3 1B 1B 2B				3 1	1 1	1 1	0 0	1 0	1 0	2 0
Brian Giles, L (1, 9) OBP: 0.490, SLG: 0.671 (8, 7)	C B B X 2-1 E6 1-2 2-3	B B X 2-0 HR	B B F X 2-1 1B 1-2 1B	B C B X 2-1 1B 2-H 3-H 1B		C B B F F B F B 4-2 1B 1B BB				4	2	3	3	1	0	2
Travis Fryman, R (1, 5) OBP: 0.302, SLG: 0.365 Jeff Branson, L (9, 5) OBP: 0.250, SLG: 0.350	C B X 1-1 G3-1 ③	B X 1-0 FC5-4 1B	C C F B S 1-3 K ②	B B X 2-0 1-2 1B		F C B B B X 3-2 1B 1-2 2-3 3-H 1B				5 0	0 0	3 0	1 0	0 0	1 0	5 0
David Bell, R (1, 4) OBP: 0.325, SLG: 0.472	C X 0-1 G4-3 ①	F X 0-1 FC5-4 1-2f ②	B X 1-0 1-3 2-H 1B	B B C X 2-1 F8 ③		C X 0-1 1-3 2-H 3-H G6-4-3 1B				5	0	2	3	0	0	3
Shawon Dunston, R (1, 7) OBP: 0.255, SLG: 0.353 (8, 6)	B B S X 2-1 HR 1B	L 1 S B 1 S SAFE SAFE 1-3 K ③	B X 1-0 F7 ③		C F B S 1-3 K ①	C X 0-1 1-2f G6-4-3 ② ③				5	1	1	0	0	2	5
Inning Stats	R: 1 E: 1 K: 0 S: 13 H: 1 LOB: 3 BB: 2 P: 27	R: 2 E: 0 K: 0 S: 10 H: 2 LOB: 1 BB: 1 P: 20	R: 1 E: 0 K: 1 S: 9 H: 2 LOB: 1 BB: 0 P: 14	R: 4 E: 0 K: 1 S: 18 H: 6 LOB: 2 BB: 0 P: 31	R: 3 E: 0 K: 2 S: 15 H: 3 LOB: 2 BB: 2 P: 29	R: 0 E: 0 K: 1 S: 6 H: 0 LOB: 0 BB: 0 P: 10	R: 3 E: 0 K: 0 S: 18 H: 3 LOB: 1 BB: 2 P: 30	R: 0 E: 0 K: 0 S: 9 H: 0 LOB: 1 BB: 1 P: 17		1B: 11 2B: 3 3B: 0 HR: 3		SF: 0 SAC: 0 DP: 1 HBP: 0		WP: 0 PB: 0 SB: 0 CS: 0	PA: 49	

	AB	41
	R	14
	H	17
	RBI	14
	BB	8
	SO	5
	LOB	24

PITCHER		IP	WLS	BF	H	R	ER	SO	BB	IBB	HBP	BLK	WP	HR	S	P	ERA	WHIP
Scott Erickson, R ERA: 6.47	(1, 1)	3.1	L	22	8	7	7	1	3	0	0	0	0	3	36	70	18.90	3.300
Nerio Rodriguez, R ERA: 9.0	(4, 1)	0.2		5	3	1	1	1	0	0	0	0	0	0	14	22	13.50	4.500
Norm Charlton, L ERA: 8.49	(5, 1)	1.0		8	3	3	3	2	2	0	0	0	0	0	15	29	27.00	5.000
Sidney Ponson, R ERA: 5.82	(6, 1)	3.0		14	3	3	3	1	3	0	0	0	0	0	33	57	9.00	2.000

PITCHER	IP	WLS	BF	H	R	ER	SO	BB	IBB	HBP	BLK	WP	HR	S	P	ERA	WHIP

Cleveland Indians @ Texas Rangers

The Ballpark at Arlington, Arlington, TX

Thu May 07 1998, 8:05 PM EDT

Att. 28,504 - Unknown - 86 F

TOP

livebaseballscorecards.com

Batter	1	2	3	4	5	6	7	8	9	AB	R	H	RBI	BB	SO	LOB
Kenny Lofton, L (1, 8) OBP: 0.393, SLG: 0.440	C X 0-1 1B 1B 2B		X 0-0 3B 2-3 1B	B F B B B 4-1 1-2 BB		C S B B B B B 4-2 1-2 2-3 BB			C X 0-1 E6 3B 1B	3	3	3	0	2	0	0
Omar Vizquel, S (1, 6) OBP: 0.405, SLG: 0.413	X 0-0 1B 2-3 1B		B B 1 SAFE C F 1 SAFE 1 SAFE X 2-2 1-H FC5-4 3-H 3B	B B X 2-0 ② SF8 3-H		B C F B B F X 3-2 ② L8			B C X 1-1 SF8 2-H 3B	4	2	3	4	0	0	3
David Justice, L (1, 10) OBP: 0.388, SLG: 0.607	C 1 SAFE F X 0-2 P6-5 G3 1-3 3-H 1B		B X 1-0 ① L3	B X 1-0 ③ P5		B C F X 1-2 ③ F8			B C S X 1-2 ① F7	5	0	1	1	0	0	7
Jim Thome, L (1, 3) OBP: 0.469, SLG: 0.682	X 0-0 ① G3 1-2		B B I I 4-0 FC5-4 IBB		B C X 1-1 ① P7		B C C F B F S 2-3 ① K		B C X 1-1 ② SF8 3-H	3	0	0	1	1	1	2
Sandy Alomar Jr., R (1, 2) OBP: 0.266, SLG: 0.371	C X 0-1 ②③ P6-5 2-3f		B X 1-0 ② FC5-4 1-2f 3-H		B X 1-0 ② G6-3		C F X 0-2 ② F9		S F S 0-3 ③ K	5	0	0	1	0	1	3
Brian Giles, L (1, 7) OBP: 0.470, SLG: 0.635		C B B F C 2-3 ① K	X 0-0 ③ P4		X 0-0 ③ F7		X 0-0 ③ G6-3			4	0	0	0	0	1	1
Manny Ramirez, R (1, 9) OBP: 0.314, SLG: 0.482 Mark Whiten, S (8, 9)		B C S B C 2-3 ② K		F X 0-1 ① G4-3		F X 0-1 BB 1B 1B		X 0-0 ① G5-3		4 0	0 0	1 0	0 0	0 0	1 0	0 0
Travis Fryman, R (1, 5) OBP: 0.301, SLG: 0.361		C X 0-1 ③ P4		B B X 2-0 1B SF8 1B		C X 0-1 ① F7		F B X 1-1 ② G5-3		4	1	1	0	0	0	1
David Bell, R (1, 4) OBP: 0.364, SLG: 0.525		B S C F X 1-2 1B 3B 2B	X 0-0 BB 1-3 1B			B X 1-0 BB 1-2 1B		S C B X 1-2 ③ F9		4	1	3	0	0	0	0
Inning Stats	R: 1 H: 3 E: 0 LOB: 1 K: 0 BB: 0 S: 9 P: 9	R: 0 H: 0 E: 0 LOB: 0 K: 2 BB: 0 S: 8 P: 12	R: 3 H: 3 E: 0 LOB: 1 K: 0 BB: 1 S: 11 P: 20	R: 1 H: 2 E: 0 LOB: 2 K: 0 BB: 1 S: 7 P: 16	R: 0 H: 0 E: 0 LOB: 0 K: 0 BB: 0 S: 4 P: 6	R: 0 H: 2 E: 0 LOB: 3 K: 0 BB: 1 S: 14 P: 23	R: 0 H: 0 E: 0 LOB: 0 K: 1 BB: 0 S: 9 P: 11	R: 0 H: 0 E: 0 LOB: 0 K: 0 BB: 0 S: 6 P: 8	R: 2 H: 2 E: 1 LOB: 0 K: 1 BB: 0 S: 12 P: 15	1B: 8 SF: 2 2B: 3 SAC: 0 3B: 2 DP: 1 HR: 0 HBP: 0						

	AB	36
	R	7
	H	12
	RBI	7
	BB	3
	SO	4
	LOB	17

WP: 0 PB: 0 SB: 0 CS: 0 PA: 41

PITCHER		IP	WLS	BF	H	R	ER	SO	BB	IBB	HBP	BLK	WP	HR	S	P	ERA	WHIP
Aaron Sele, R ERA: 3.18	(1, 1)	8.0	L	36	10	5	5	3	2	1	0	0	0	0	68	105	5.62	1.500
Scott Bailes, L ERA: 7.0	(9, 1)	1.0		5	2	2	2	1	0	0	0	0	0	0	12	15	18.00	2.000

PITCHER	IP	WLS	BF	H	R	ER	SO	BB	IBB	HBP	BLK	WP	HR	S	P	ERA	WHIP

Cleveland Indians @ Texas Rangers

The Ballpark at Arlington, Arlington, TX

Thu May 07 1998, 8:05 PM EDT

Att. 28,504 - Unknown - 86 F

BOTTOM

Batter	1	2	3	4	5	6	7	8	9	AB	R	H	RBI	BB	SO	LOB
Tom Goodwin, L (1, 8) OBP: 0.408, SLG: 0.371	BBCCX 2-2 BB 1B		CBSFBS 2-3 ② K			BBCX 2-1 ① F7		BBBCB 4-1 BB		3	0	1	0	1	1	1
Mark McLemore, S (1, 4) OBP: 0.458, SLG: 0.417	BBBC 1 SAFE 1 FB 1-2 G6-4-3 BB		CX 0-1 ③ FC6 1-2f			BBBCCFFC 3-3 ② K		1 SAFE BBX 2-0 ③ P5		3	0	0	0	1	1	2
29 Rusty Greer, L (1, 7) OBP: 0.340, SLG: 0.317	CFS 0-3 ① K			CBSFBFFF 3-2 BX FC6-4 1B		CFFFBX 1-2 ③ G4-3			CBFFBS 2-3 ① K	4	0	1	0	0	2	2
Juan Gonzalez, R (1, 9) OBP: 0.347, SLG: 0.585	BSX 1-1 ②③ G6-4-3 1-2f			FX 0-1 ① FC6-4 1-2f			BSX 1-1 E5		BBBB 4-0 HR BB	3	1	0	0	1	0	3
Will Clark, L (1, 3) OBP: 0.431, SLG: 0.496		BBCX 2-1 ① P6		FCX 0-2 ② P3			X 0-0 ① L7		FBFX 1-2 1-H HR	4	1	1	2	0	0	2
Ivan Rodriguez, R (1, 2) OBP: 0.478, SLG: 0.678		BSBX 2-1 ② G6-3		CFBBBS 3-3 ③ K			BX 1-0 ② G5-3		CBSS 1-3 ② K	4	0	0	0	0	2	2
Lee Stevens, L (1, 10) OBP: 0.290, SLG: 0.510		CSS 0-3 ③ K			BSCFX 1-2 ① G5-3		X 0-0 ③ L7		FX 0-1 ③ G4-3	4	0	0	0	0	1	1
Kevin Elster, R (1, 6) OBP: 0.339, SLG: 0.383			CFBX 1-2 ① G1-6-3		CBBBX 2-1 ② G4-3			FBX 1-1 ① G4-3		3	0	0	0	0	0	0
Fernando Tatis, R (1, 5) OBP: 0.247, SLG: 0.235			CBBBBX 3-1 FC6 1B		BCBX 2-1 ③ G4-3			X 0-0 ② G1-3		3	0	1	0	0	0	0
Inning Stats	R: 0 H: 1 E: 0 LOB: 1 K: 1 BB: 1 S: 10 P: 17	R: 0 H: 0 E: 0 LOB: 0 K: 1 BB: 0 S: 7 P: 11	R: 0 H: 1 E: 0 LOB: 1 K: 1 BB: 0 S: 11 P: 17	R: 0 H: 1 E: 0 LOB: 1 K: 1 BB: 0 S: 16 P: 22	R: 0 H: 0 E: 0 LOB: 0 K: 0 BB: 0 S: 8 P: 13	R: 0 H: 0 E: 0 LOB: 0 K: 1 BB: 0 S: 11 P: 17	R: 0 H: 0 E: 1 LOB: 1 K: 0 BB: 0 S: 5 P: 7	R: 0 H: 0 E: 0 LOB: 1 K: 0 BB: 1 S: 5 P: 12	R: 2 H: 1 E: 0 LOB: 0 K: 2 BB: 1 S: 12 P: 20	1B: 3 SF: 0 2B: 0 SAC: 0 3B: 0 DP: 1 HR: 1 HBP: 0						

livebaseballscorecards.com

AB	31
R	2
H	4
RBI	2
BB	3
SO	7
LOB	13

WP: 0 PB: 0 SB: 0 CS: 0 PA: 34

PITCHER	IP	WLS	BF	H	R	ER	SO	BB	IBB	HBP	BLK	WP	HR	S	P	ERA	WHIP
Bartolo Colon, R (1, 1) ERA: 3.15	9.0	W	34	4	2	2	7	3	0	0	0	0	1	85	136	2.00	0.778

PITCHER	IP	WLS	BF	H	R	ER	SO	BB	IBB	HBP	BLK	WP	HR	S	P	ERA	WHIP

Cleveland Indians @ Texas Rangers

The Ballpark at Arlington, Arlington, TX

Fri May 08 1998, 8:05 PM EDT

Att. 38,067 - Cloudy - 83 F

TOP

livebaseballscorecards.com

Batter	1	2	3	4	5	6	7	8	9	AB	R	H	RBI	BB	SO	LOB
Kenny Lofton, L (1, 8) OBP: 0.380, SLG: 0.423	L8	F9			G4-3		L7		E3	5	0	0	0	0	0	1
Omar Vizquel, S (1, 6) OBP: 0.405, SLG: 0.412	1B	K			L5		G4-3		G1-3	5	1	2	0	0	1	1
David Justice, L (1, 10) OBP: 0.389, SLG: 0.620	K		F7		HR		BB		G1-3	4	1	1	1	1	1	3
Jim Thome, L (1, 3) OBP: 0.474, SLG: 0.685	BB 1B		2B		E4		BB		K	4	0	2	0	1	1	2
Manny Ramirez, R (1, 9) OBP: 0.310, SLG: 0.470	BB		K		L6		F8		K	5	0	1	1	0	2	6
Brian Giles, L (1, 7) OBP: 0.471, SLG: 0.623	BB		K			K		1B		3	0	1	0	1	2	1
Travis Fryman, R (1, 5) OBP: 0.292, SLG: 0.350	K			P8		G5-3		K		4	0	0	0	0	2	4
Pat Borders, R (1, 2) OBP: 0.300, SLG: 0.319		K		L5-3		K		K		4	0	1	0	0	3	1
David Bell, R (1, 4) OBP: 0.375, SLG: 0.581		F9 WP BB		L5-3			HR	K		3	1	1	1	1	1	2

	AB	37
	R	3
	H	9
	RBI	3
	BB	4
	SO	13
	LOB	21

Inning Stats	1	2	3	4	5	6	7	8	9
	R: 1 E: 0 K: 2 S: 18	R: 0 E: 0 K: 2 S: 11	R: 0 E: 0 K: 2 S: 9	R: 0 E: 0 K: 0 S: 3	R: 1 E: 1 K: 0 S: 18	R: 0 E: 0 K: 2 S: 10	R: 1 E: 0 K: 0 S: 12	R: 0 E: 0 K: 3 S: 14	R: 0 E: 1 K: 2 S: 16
	H: 3 LOB: 3 BB: 1 P: 31	H: 0 LOB: 1 BB: 1 P: 22	H: 1 LOB: 1 BB: 0 P: 14	H: 1 LOB: 0 BB: 0 P: 3	H: 1 LOB: 1 BB: 0 P: 28	H: 0 LOB: 0 BB: 0 P: 16	H: 1 LOB: 2 BB: 2 P: 27	H: 1 LOB: 1 BB: 0 P: 21	H: 1 LOB: 2 BB: 0 P: 21

1B: 6	SF: 0	WP: 1	PA: 41
2B: 2	SAC: 0	PB: 0	
3B: 0	DP: 1	SB: 0	
HR: 2	HBP: 0	CS: 0	

PITCHER		IP	WLS	BF	H	R	ER	SO	BB	IBB	HBP	BLK	WP	HR	S	P	ERA	WHIP
Rick Helling, R ERA: 3.08	(1, 1)	6.2		30	7	3	3	8	3	0	0	0	1	2	78	132	4.05	1.500
Eric Gunderson, L ERA: 0.56	(7, 1)	0.0		1	0	0	0	0	1	0	0	0	0	0	1	5	∞	∞
Xavier Hernandez, R ERA: 5.4	(7, 1)	1.1	W	5	1	0	0	3	0	0	0	0	0	0	16	25	0.00	0.750
John Wetteland, R ERA: 1.42	(9, 1)	1.0	S	5	1	0	0	2	0	0	0	0	0	0	16	21	0.00	1.000

PITCHER		IP	WLS	BF	H	R	ER	SO	BB	IBB	HBP	BLK	WP	HR	S	P	ERA	WHIP

Cleveland Indians @ Texas Rangers

The Ballpark at Arlington, Arlington, TX

Fri May 08 1998, 8:05 PM EDT

Att. 38,067 - Cloudy - 83 F

BOTTOM

Batter	1	2	3	4	5	6	7	8	9	AB	R	H	RBI	BB	SO	LOB
Tom Goodwin, L (1, 8) OBP: 0.403, SLG: 0.367	K	1-3, 2-H, 3-H, 1B			B1-3		L8			4	0	1	2	0	1	2
Mark McLemore, S (1, 4) OBP: 0.445, SLG: 0.403	P4	SAFE, F8			L8		P4			4	0	0	0	0	0	4
29 Rusty Greer, L (1, 7) OBP: 0.345, SLG: 0.317	L7		G4-3, 1B		F7			2B, BB		3	1	1	0	1	0	0
Juan Gonzalez, R (1, 9) OBP: 0.345, SLG: 0.583		K	SAFE, P6			F8		WP, 1-H, 2B		4	1	1	1	0	1	1
Will Clark, L (1, 3) OBP: 0.418, SLG: 0.479		F7	G4-3, 1-2			K		G6-3		4	0	0	0	0	1	2
Ivan Rodriguez, R (1, 2) OBP: 0.471, SLG: 0.664		BB, 1B	G6-3			L9		F9, 2-H		4	1	1	0	0	0	1
Lee Stevens, L (1, 10) OBP: 0.306, SLG: 0.544		HBP, 1B, 1-2, BB		K			SH3-4, 1B	HR		3	2	2	1	1	1	0
Kevin Elster, R (1, 6) OBP: 0.338, SLG: 0.382		HBP, 1B, 1-2, 2-H, 1B		G5-3			SAFE, SH3-4, 1-2	G4-3		3	1	1	1	0	0	0
Fernando Tatis, R (1, 5) OBP: 0.261, SLG: 0.232		1B, 1-2, 2-3, HBP		F8			HBP			1	0	0	0	0	0	0
Inning Stats	R: 0 E: 0 K: 1 S: 12 H: 0 LOB: 0 BB: 0 P: 19	R: 3 E: 0 K: 1 S: 18 H: 3 LOB: 2 BB: 1 P: 35	R: 0 E: 0 K: 0 S: 5 H: 1 LOB: 1 BB: 0 P: 6	R: 0 E: 0 K: 1 S: 9 H: 0 LOB: 0 BB: 0 P: 15	R: 0 E: 0 K: 0 S: 4 H: 0 LOB: 0 BB: 0 P: 6	R: 0 E: 0 K: 1 S: 8 H: 0 LOB: 0 BB: 0 P: 12	R: 0 E: 0 K: 0 S: 5 H: 1 LOB: 2 BB: 0 P: 10	R: 3 E: 0 K: 0 S: 9 H: 2 LOB: 0 BB: 1 P: 20		1B: 5 2B: 1 3B: 0 HR: 1 SF: 0 SAC: 1 DP: 0 HBP: 2						

livebaseballscorecards.com

AB	30
R	6
H	7
RBI	5
BB	2
SO	4
LOB	10

WP: 1 PB: 0 SB: 0 CS: 0 PA: 35

PITCHER		IP	WLS	BF	H	R	ER	SO	BB	IBB	HBP	BLK	WP	HR	S	P	ERA	WHIP
Chad Ogea, R ERA: 4.5	(1, 1)	6.1		27	5	3	3	4	1	0	2	0	0	0	59	100	4.26	0.947
Ron Villone, L ERA:	(7, 1)	0.2		2	0	0	0	0	0	0	0	0	0	0	2	3	0.00	0.000
Jose Mesa, R ERA: 5.23	(8, 1)	1.0	L	6	2	3	3	0	1	0	0	0	1	1	9	20	27.00	3.000

PITCHER	IP	WLS	BF	H	R	ER	SO	BB	IBB	HBP	BLK	WP	HR	S	P	ERA	WHIP

Cleveland Indians @ Texas Rangers

The Ballpark at Arlington, Arlington, TX

Sat May 09 1998, 8:05 PM EDT

Att. 46,355 - Unknown - 75 F

livebaseballscorecards.com

TOP

Batter	1	2	3	4	5	6	7	8	9	AB	R	H	RBI	BB	SO	LOB
Kenny Lofton, L (1, 8) OBP: 0.383, SLG: 0.448	L6		HR		1B					4	1	2	1	0	1	0
Omar Vizquel, S (1, 6) OBP: 0.393, SLG: 0.398	K		G1-6-3		K		L7			4	0	0	0	0	2	2
Manny Ramirez, R (1, 9) OBP: 0.308, SLG: 0.466	1B		G4-3		SF8			P6		3	1	1	1	0	0	0
Jim Thome, L (1, 3) OBP: 0.468, SLG: 0.667	BB		F7		G6-3			F7		3	0	0	0	1	0	1
Sandy Alomar Jr., R (1, 2) OBP: 0.276, SLG: 0.376	1B			FC1-4		P5		L8		4	0	2	1	0	0	0
Travis Fryman, R (1, 5) OBP: 0.284, SLG: 0.339	P1			FC1-4		K			4-3	4	0	0	0	0	1	3
Mark Whiten, S (1, 7) OBP: 0.400, SLG: 0.250		L3		G3		FC6-4			B5-3	4	0	1	0	0	0	1
David Bell, R (1, 4) OBP: 0.346, SLG: 0.532		G6-3		F7		FC6-4			G6-3	4	0	0	0	0	0	2
Shawon Dunston, R (1, 10) OBP: 0.258, SLG: 0.364		L8			2B		G1-3			3	1	1	0	0	0	0

AB	33
R	3
H	7
RBI	3
BB	1
SO	4
LOB	9

Inning Stats	1	2	3	4	5	6	7	8	9
	R: 1 E: 0 K: 1 S: 15 H: 2 LOB: 2 BB: 1 P: 28	R: 0 E: 0 K: 0 S: 10 H: 0 LOB: 0 BB: 0 P: 13	R: 1 E: 0 K: 0 S: 14 H: 1 LOB: 0 BB: 0 P: 23	R: 0 E: 0 K: 0 S: 6 H: 1 LOB: 1 BB: 0 P: 6	R: 1 E: 0 K: 1 S: 11 H: 2 LOB: 1 BB: 0 P: 14	R: 0 E: 0 K: 1 S: 10 H: 1 LOB: 1 BB: 0 P: 14	R: 0 E: 0 K: 1 S: 7 H: 0 LOB: 0 BB: 0 P: 13	R: 0 E: 0 K: 0 S: 4 H: 0 LOB: 0 BB: 0 P: 6	R: 0 E: 0 K: 0 S: 4 H: 0 LOB: 0 BB: 0 P: 4

1B: 5	SF: 1	WP: 0	PA: 35
2B: 1	SAC: 0	PB: 0	
3B: 0	DP: 0	SB: 1	
HR: 1	HBP: 0	CS: 0	

PITCHER	IP	WLS	BF	H	R	ER	SO	BB	IBB	HBP	BLK	WP	HR	S	P	ERA	WHIP
Darren Oliver, L (1, 1) ERA: 5.22	9.0	W	35	7	3	3	4	1	0	0	0	0	1	81	121	3.00	0.889

PITCHER	IP	WLS	BF	H	R	ER	SO	BB	IBB	HBP	BLK	WP	HR	S	P	ERA	WHIP

Cleveland Indians @ Texas Rangers

The Ballpark at Arlington, Arlington, TX

Sat May 09 1998, 8:05 PM EDT

Att. 46,355 - Unknown - 75 F

BOTTOM

Batter	1	2	3	4	5	6	7	8	9	AB	R	H	RBI	BB	SO	LOB
Tom Goodwin, L (1, 8) OBP: 0.388, SLG: 0.352	C C B S 1-3 ① K		B X 1-0 ① FC6-4 CS 1-2f		B F 1 SAFE B X 2-1 ① FC4 29 1B HR 1-2f		X 0-0 ① L8	F F X 0-2 ③ FC6 1-2f		5	1	0	0	0	1	3
Mark McLemore, S (1, 4) OBP: 0.440, SLG: 0.393	C B B B C B 4-2 29 G3-6-3 BB		P C B 1 SAFE 1 SAFE B F S 3-3 ②③ K 1-2		B B C T F T 2-2 ② K		B F X 1-1 ② G5-3			3	0	0	0	1	2	2
29 Rusty Greer, L (1, 7) OBP: 0.355, SLG: 0.354	C B F 1 SAFE 1 SAFE X 1-2 ②③ G3-6-3 1-2f			C B F X 1-2 G3 1B 1B	1 SAFE F B 1 B X 2-1 1-2 HR 1B		B C B B X 3-1 HR			4	2	3	1	0	0	1
Juan Gonzalez, R (1, 9) OBP: 0.349, SLG: 0.601		X 0-0 ① G6-3		B C B X 2-1 G3 1-2 1B	X 0-0 1-H 2-H HR		B B C B X 3-1 ③ F8			4	1	2	3	0	0	0
Will Clark, L (1, 3) OBP: 0.421, SLG: 0.504		B S F X 1-2 HR		X 0-0 ① G3 1-2 2-3	C F F S 0-3 ③ K			B B B C X 3-1 BLK 3B 1B		4	2	2	1	0	1	2
Ivan Rodriguez, R (1, 2) OBP: 0.458, SLG: 0.643		C B F B F F C 2-3 ② K		F X 0-1 ② G5-3		C F B B S 2-3 ① K		F B 1 SAFE 1 SAFE F B X 2-2 ① L8		4	0	0	0	0	2	3
Lee Stevens, L (1, 10) OBP: 0.316, SLG: 0.552 Mike Simms, R (8, PH) OBP: 0.440, SLG: 0.739		X 0-0 2B		C B B I I 4-1 IBB		B X 1-0 ② G1-3		C X 0-1 ② L9		2 1	0 0	1 0	0 0	1 0	0 0	0 1
Kevin Elster, R (1, 6) OBP: 0.343, SLG: 0.404		X 0-0 ③ 5-3		C F X 0-2 ③ F8		C B B B S X 3-2 1B		X 0-0 1-H 1B 3B		4	1	2	1	0	0	4
Fernando Tatis, R (1, 5) OBP: 0.283, SLG: 0.256			C B B X 2-1 FC6-4 1B		B X 1-0 FC4 1B		F F S 0-3 ③ K	C C B X 1-2 FC6 3-H 1B		4	0	3	1	0	1	1
Inning Stats	R: 0 E: 0 K: 1 S: 8 H: 0 LOB: 0 BB: 1 P: 14	R: 1 E: 0 K: 1 S: 12 H: 2 LOB: 1 BB: 0 P: 15	R: 0 E: 0 K: 1 S: 7 H: 1 LOB: 0 BB: 0 P: 12	R: 0 E: 0 K: 0 S: 12 H: 2 LOB: 3 BB: 1 P: 19	R: 3 E: 0 K: 2 S: 14 H: 3 LOB: 0 BB: 0 P: 21	R: 0 E: 0 K: 2 S: 11 H: 1 LOB: 1 BB: 0 P: 17	R: 1 E: 0 K: 0 S: 7 H: 1 LOB: 0 BB: 0 P: 14	R: 2 E: 0 K: 0 S: 14 H: 3 LOB: 1 BB: 0 P: 20		1B: 8 2B: 1 3B: 1 HR: 3 SF: 0 SAC: 0 DP: 1 HBP: 0						

livebaseballscorecards.com

AB	35
R	7
H	13
RBI	7
BB	2
SO	7
LOB	17

WP: 0 PB: 0 SB: 0 CS: 1 PA: 37

PITCHER		IP	WLS	BF	H	R	ER	SO	BB	IBB	HBP	BLK	WP	HR	S	P	ERA	WHIP
Charles Nagy, R ERA: 5.79	(1, 1)	7.0	L	31	10	5	5	7	1	1	0	0	0	3	71	112	6.43	1.571
Rick Krivda, L ERA: 4.32	(8, 1)	1.0		6	3	2	2	0	0	0	0	1	0	0	14	20	18.00	3.000

PITCHER	IP	WLS	BF	H	R	ER	SO	BB	IBB	HBP	BLK	WP	HR	S	P	ERA	WHIP

Batter	1	2	3	4	5	6	7	8	9	AB	R	H	RBI	BB	SO	LOB
Kenny Lofton, L (1, 8) OBP: 0.380, SLG: 0.438	G3			G3			L9		BB 1B 1B	3	1	0	0	1	0	0
Omar Vizquel, S (1, 6) OBP: 0.388, SLG: 0.393	L5			L6			K		1B SF7 1-2 2-3 1B	4	1	1	0	0	1	0
Manny Ramirez, R (1, 9) OBP: 0.313, SLG: 0.475	P3			G5-3			2B		FC6-4 1B 1-3 2-H 3-H 1B	4	0	2	2	0	0	0
Jim Thome, L (1, 3) OBP: 0.455, SLG: 0.650		K			K		K		SF7 3-H	3	0	0	1	0	3	1
Sandy Alomar Jr., R (1, 2) OBP: 0.275, SLG: 0.371		L9			G6-3			G6-3	FC6-4 1-2 1B	4	0	1	0	0	0	0
Brian Giles, L (1, 7) OBP: 0.454, SLG: 0.593		G6-3			G5-3			F9	K	4	0	0	0	0	1	2
David Bell, R (1, 4) OBP: 0.339, SLG: 0.510			K			F9 1B		FC6-4 1-2f 2-3		4	0	1	0	0	1	2
Jeff Branson, L (1, 5) OBP: 0.217, SLG: 0.304			G6-3			P7		F9		3	0	0	0	0	0	1
Shawon Dunston, R (1, 10) OBP: 0.260, SLG: 0.374			G5-3			L9			1B 1B 2B	3	1	1	0	0	0	0
Inning Stats	R: 0 E: 0 K: 0 S: 9 H: 0 LOB: 0 BB: 0 P: 15	R: 0 E: 0 K: 1 S: 9 H: 0 LOB: 0 BB: 0 P: 15	R: 0 E: 0 K: 1 S: 7 H: 0 LOB: 0 BB: 0 P: 10	R: 0 E: 0 K: 0 S: 7 H: 0 LOB: 0 BB: 0 P: 9	R: 0 E: 0 K: 1 S: 7 H: 0 LOB: 0 BB: 0 P: 9	R: 0 E: 0 K: 0 S: 5 H: 0 LOB: 0 BB: 0 P: 7	R: 0 E: 0 K: 2 S: 9 H: 1 LOB: 1 BB: 0 P: 13	R: 0 E: 0 K: 0 S: 12 H: 1 LOB: 1 BB: 0 P: 21	R: 3 E: 0 K: 1 S: 20 H: 4 LOB: 2 BB: 1 P: 34	1B: 4 2B: 2 3B: 0 HR: 0 SF: 1 SAC: 0 DP: 0 HBP: 0	WP: 0 PB: 0 SB: 0 CS: 0 PA: 34					

PITCHER	IP	WLS	BF	H	R	ER	SO	BB	IBB	HBP	BLK	WP	HR	S	P	ERA	WHIP
John Burkett, R (1, 1) ERA: 7.26	8.0	W	29	4	3	3	5	1	0	0	0	0	0	73	112	3.38	0.625
John Wetteland, R (9, 1) ERA: 1.32	1.0	S	5	2	0	0	1	0	0	0	0	0	0	12	21	0.00	2.000

PITCHER	IP	WLS	BF	H	R	ER	SO	BB	IBB	HBP	BLK	WP	HR	S	P	ERA	WHIP

Cleveland Indians @ Texas Rangers

The Ballpark at Arlington, Arlington, TX

Sun May 10 1998, 8:05 PM EDT

Att. 31,232 - Unknown - 81 F

TOP

livebaseballscorecards.com

AB	32
R	3
H	6
RBI	3
BB	1
SO	6
LOB	6

Cleveland Indians @ Texas Rangers

The Ballpark at Arlington, Arlington, TX

Sun May 10 1998, 8:05 PM EDT

Att. 31,232 - Unknown - 81 F

livebaseballscorecards.com

BOTTOM

Batter	1	2	3	4	5	6	7	8	9	AB	R	H	RBI	BB	SO	LOB
Tom Goodwin, L (1, 8) OBP: 0.375, SLG: 0.338	K	C 1 SAFE X F7		B F C S K		1 SAFE X G4-3 1-2		C S B B X P7		5	0	0	0	0	2	3
Luis Alicea, S (1, 4) OBP: 0.340, SLG: 0.326	29 2B BB		F C X G4-3		C X P6	B B X 2-H 1B		C F T K		4	1	1	1	1	1	1
29 Rusty Greer, L (1, 7) OBP: 0.372, SLG: 0.376	1-H 1B 2B		B X BB 1B 1B		C F B X 2B 1B	B F B B B 4-1 BB				3	2	3	1	1	0	0
Juan Gonzalez, R (1, 9) OBP: 0.353, SLG: 0.605	L7		C S X BB 1-2 1B		X F9 1-H 2B	S C F B S 1-3 K				4	0	2	1	0	1	3
Will Clark, L (1, 3) OBP: 0.423, SLG: 0.500	X 2-H 1B		B B C C B F B 4-2 1-2 2-3 BB		C B X F9 2-3		B B X F9			3	0	1	1	1	0	1
Ivan Rodriguez, R (1, 2) OBP: 0.445, SLG: 0.623	K		B B F F F C K		F B B X G6-3		B S X L4			4	0	0	0	0	2	5
Lee Stevens, L (1, 10) OBP: 0.305, SLG: 0.532		B C F B F B X G6-3	F B S X F7			B C X E8 1B	C C B X G1-3			4	1	0	0	0	0	3
Kevin Elster, R (1, 6) OBP: 0.348, SLG: 0.407		B S F X G1-3		S B B F X 1B		X G4-3 2-H 1B		C B S X G6-3		4	1	2	1	0	0	0
Fernando Tatis, R (1, 5) OBP: 0.292, SLG: 0.258		C B B B F F F B BB		B C B X G5-3		C B C C K		B C X 1B		3	0	1	0	1	1	1
Inning Stats	R: 2 E: 0 K: 2 S: 13 H: 2 LOB: 1 BB: 1 P: 25	R: 0 E: 0 K: 0 S: 13 H: 0 LOB: 1 BB: 1 P: 21	R: 0 E: 0 K: 1 S: 16 H: 2 LOB: 3 BB: 1 P: 24	R: 0 E: 0 K: 1 S: 8 H: 1 LOB: 0 BB: 0 P: 13	R: 1 E: 0 K: 0 S: 10 H: 2 LOB: 1 BB: 0 P: 14	R: 2 E: 1 K: 2 S: 13 H: 2 LOB: 2 BB: 1 P: 22	R: 0 E: 0 K: 0 S: 6 H: 0 LOB: 0 BB: 0 P: 10	R: 0 E: 0 K: 1 S: 11 H: 1 LOB: 1 BB: 0 P: 15		1B: 8 2B: 2 3B: 0 HR: 0 SF: 0 SAC: 0 DP: 0 HBP: 0						

	AB	34
	R	5
	H	10
	RBI	5
	BB	4
	SO	7
	LOB	17

WP: 0 PB: 0 SB: 0 CS: 0 PA: 38

PITCHER		IP	WLS	BF	H	R	ER	SO	BB	IBB	HBP	BLK	WP	HR	S	P	ERA	WHIP
Jaret Wright, R ERA: 5.86	(1, 1)	5.2	L	29	9	5	3	5	3	0	0	0	0	0	68	109	4.76	2.118
Ron Villone, L ERA:	(6, 1)	0.0		1	0	0	0	0	1	0	0	0	0	0	1	5	∞	∞
Eric Plunk, R ERA: 6.32	(6, 1)	1.0		3	0	0	0	1	0	0	0	0	0	0	7	11	0.00	0.000
Paul Assenmacher, L ERA: 5.25	(7, 1)	1.1		5	1	0	0	1	0	0	0	0	0	0	14	19	0.00	0.750

PITCHER	IP	WLS	BF	H	R	ER	SO	BB	IBB	HBP	BLK	WP	HR	S	P	ERA	WHIP

Batter	1	2	3	4	5	6	7	8	9	AB	R	H	RBI	BB	SO	LOB
Kenny Lofton, L (1, 8) OBP: 0.377, SLG: 0.440	B B B C X 3-1 ① F7		C B X 1-1 ② G1-3		B C B X 2-1 E6 CS			B X 1-0 1B 2B		4	1	1	0	0	0	0
Omar Vizquel, S (1, 6) OBP: 0.392, SLG: 0.392	C H 1-1 2B HBP		C F B F X 1-2 ③ F8		B 1-0 ③ CS 1-2	B B B C C X 3-2 ① F9		C X 0-1 FC4-6 2-H 1B		3	1	1	1	0	0	0
David Justice, L (1, 10) OBP: 0.385, SLG: 0.608	C S B F S 1-3 ② K			B X 1-0 ① G3		B B X 2-0 G4-3 1B		B F F B X 2-2 ① FC4-6 1-2f		4	0	1	0	0	1	2
Jim Thome, L (1, 3) OBP: 0.449, SLG: 0.645	B C X 1-1 1-H 2B			B C S B B S 3-3 ② K		B S F B B B X 3-2 ② G4-3 1-2		B B B C F F C 3-3 ② K		4	0	1	1	0	2	2
Manny Ramirez, R (1, 9) OBP: 0.319, SLG: 0.472	B C S C 1-3 ③ K			X 0-0 BB 1B		B B B B 4-0 BB		S B F B B X 3-2 ③ G6-3		3	0	1	0	1	1	2
Brian Giles, L (1, 7) OBP: 0.446, SLG: 0.571		C B F B B S 3-3 ① K		B B B C B 4-1 1-2 BB		X 0-0 ③ G1-3			B C X 1-1 ① L3	3	0	0	0	1	1	2
Sandy Alomar Jr., R (1, 2) OBP: 0.264, SLG: 0.356		X 0-0 ② F7		B B F B X 3-1 ③ L5			C B F F X 1-2 ① F9		B B C X 2-1 ② G5-3	4	0	0	0	0	0	2
Jeff Branson, L (1, 5) OBP: 0.185, SLG: 0.259		C B S B C 2-3 ③ K			X 0-0 ① F4		X 0-0 ② F8		B C B X 2-1 ③ F8	4	0	0	0	0	1	0
David Bell, R (1, 4) OBP: 0.322, SLG: 0.481			X 0-0 ① F9		X 0-0 ② F8		B B F X 2-1 ③ G6-3			3	0	0	0	0	0	0
Inning Stats	R: 1 H: 1 E: 0 LOB: 1 K: 2 BB: 0 S: 12 P: 19	R: 0 H: 0 E: 0 LOB: 0 K: 2 BB: 0 S: 7 P: 12	R: 0 H: 0 E: 0 LOB: 0 K: 0 BB: 0 S: 7 P: 9	R: 0 H: 1 E: 0 LOB: 2 K: 1 BB: 1 S: 8 P: 19	R: 0 H: 0 E: 1 LOB: 0 K: 0 BB: 0 S: 4 P: 7	R: 0 H: 1 E: 0 LOB: 2 K: 0 BB: 1 S: 8 P: 20	R: 0 H: 0 E: 0 LOB: 0 K: 0 BB: 0 S: 7 P: 10	R: 1 H: 2 E: 0 LOB: 1 K: 1 BB: 0 S: 13 P: 22	R: 0 H: 0 E: 0 LOB: 0 K: 0 BB: 0 S: 6 P: 11	1B: 3 SF: 0 2B: 2 SAC: 0 3B: 0 DP: 0 HR: 0 HBP: 1						

TOP

Cleveland Indians @ Tampa Bay Devil Rays

Tropicana Field, St. Petersburg, FL

Mon May 11 1998, 7:05 PM EDT

Att. 27,097 - Dome - 72 F

livebaseballscorecards.com

AB	32
R	2
H	5
RBI	2
BB	2
SO	6
LOB	10

PITCHER		IP	WLS	BF	H	R	ER	SO	BB	IBB	HBP	BLK	WP	HR	S	P	ERA	WHIP
Rolando Arrojo, R ERA: 3.15	(1, 1)	8.0	W	32	5	2	2	6	2	0	1	0	0	0	66	118	2.25	0.875
Roberto Hernandez, R ERA: 6.88	(9, 1)	1.0	S	3	0	0	0	0	0	0	0	0	0	0	6	11	0.00	0.000

PITCHER	IP	WLS	BF	H	R	ER	SO	BB	IBB	HBP	BLK	WP	HR	S	P	ERA	WHIP

WP: 0	PB: 0	SB: 0	CS: 1

PA: 36

Cleveland Indians @ Tampa Bay Devil Rays

Tropicana Field, St. Petersburg, FL

Mon May 11 1998, 7:05 PM EDT

Att. 27,097 - Dome - 72 F

livebaseballscorecards.com

BOTTOM

Batter	1	2	3	4	5	6	7	8	9	AB	R	H	RBI	BB	SO	LOB
Dave Martinez, L (1, 9) OBP: 0.380, SLG: 0.378	B B X 2-0 HR		B B F F F X 2-2 ② G1-3		C B B B B 4-1 SH5-3 1B BB		C C F X 0-2 ① G4-3			3	2	1	1	1	0	0
Quinton McCracken, S (1, 8) OBP: 0.355, SLG: 0.464	C X 0-1 ① L4		B C C X 1-2 2B		F X 0-1 ① SH5-3 1-2		B C C X 1-2 ② F8			3	0	1	0	0	0	0
Wade Boggs, L (1, 5) OBP: 0.353, SLG: 0.553	B F X 1-1 ② F6		B B B B 4-0 BB		B C X 1-1 G6-4-3 2-H 1B		B C C B S 2-3 ③ K			3	0	1	1	1	1	0
Fred McGriff, L (1, 3) OBP: 0.386, SLG: 0.507	C C B S 1-3 ③ K		F X 0-1 ③ G4-3		X 0-0 ②③ G6-4-3 1-2f			C F S 0-3 ① K		4	0	0	0	0	2	3
Paul Sorrento, L (1, 10) OBP: 0.323, SLG: 0.461 Randy Winn, S (8, PR)		B X 1-0 ① G3-1		B B X 2-0 2B		C B B X 2-1 1B G6-3 1B		F B X 1-1 CS 1B		4 0	1 0	3 0	0 0	0 0	0 0	0 0
Mike Kelly, R (1, 7) OBP: 0.310, SLG: 0.455		B B S B F B 4-2 S BB		C B B F S 3-3 ① K		F B S B X 2-2 S G6-3 1-3 E 1B		F B C B S 2-3 ② K		3	1	1	0	1	2	2
John Flaherty, R (1, 2) OBP: 0.202, SLG: 0.182		B X 1-0 ② F8		B C C B C 2-3 ② K		F B X 1-1 ① G6-3 1-2 3-H		C C 0-2 ③ CS 1-2		3	0	0	1	0	1	3
Kevin Stocker, S (1, 6) OBP: 0.347, SLG: 0.437		C S X 0-2 ③ G3-1 1-2		B H 2-0 HBP		B X 1-0 ② G3 2-H				2	0	0	0	0	0	1
Miguel Cairo, R (1, 4) OBP: 0.288, SLG: 0.336			C X 0-1 ① F6	B X 1-0 ③ G4-3		B F X 1-1 ③ G6-3				3	0	0	0	0	0	2

| | | | |

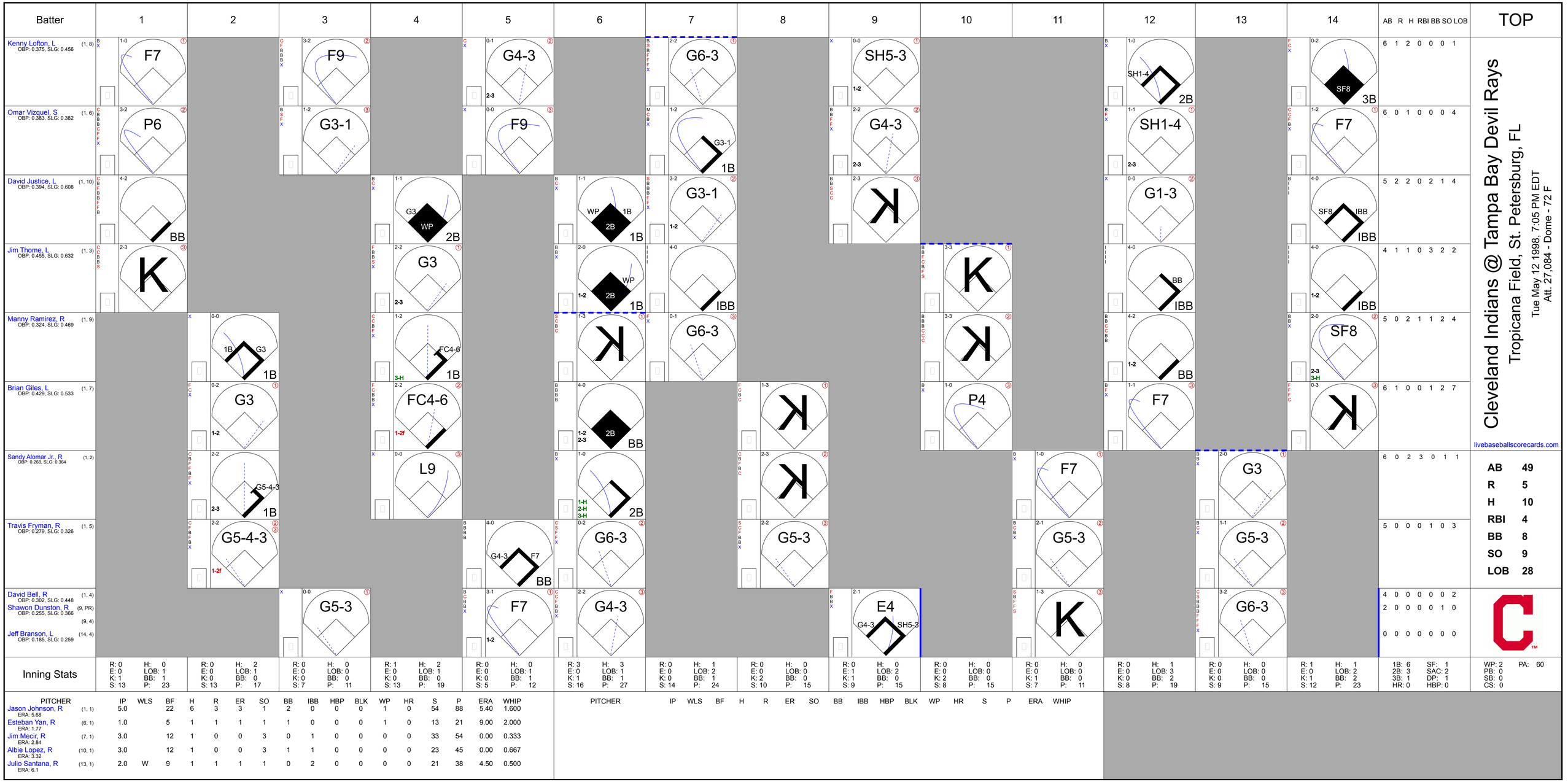

Cleveland Indians @ Tampa Bay Devil Rays

Tropicana Field, St. Petersburg, FL

Tue May 12 1998, 7:05 PM EDT
Att. 27,084 - Dome - 72 F

livebaseballscorecards.com

Batter	1	2	3	4	5	6	7	8	9	10	11	12	13	14	AB	R	H	RBI	BB	SO	LOB
Kenny Lofton, L (1, 8) OBP: 0.375, SLG: 0.456	F7		F9		G4-3		G6-3		SH5-3			SH1-4 2B		SF8 3B	6	1	2	0	0	0	1
Omar Vizquel, S (1, 6) OBP: 0.383, SLG: 0.382	P6		G3-1		F9		G3-1 1B		G4-3			SH1-4		F7	6	0	1	0	0	0	4
David Justice, L (1, 10) OBP: 0.394, SLG: 0.608	BB			G3 WP 2B		WP 1B 2B 1B	G3-1		K			G1-3		SF8 IBB IBB	5	2	2	0	2	1	4
Jim Thome, L (1, 3) OBP: 0.455, SLG: 0.632	K			G3		WP 2B 1B	IBB			K		BB IBB		IBB	4	1	1	0	3	2	2
Manny Ramirez, R (1, 9) OBP: 0.324, SLG: 0.469		1B G3 1B		FC4-6 1B		K	G6-3			K		BB		SF8	5	0	2	1	1	2	4
Brian Giles, L (1, 7) OBP: 0.429, SLG: 0.533		G3		FC4-6		2B BB		K		P4		F7		K	6	1	0	0	1	2	7
Sandy Alomar Jr., R (1, 2) OBP: 0.268, SLG: 0.364		G5-4-3 1B		L9		2B		K			F7		G3		6	0	2	3	0	1	1
Travis Fryman, R (1, 5) OBP: 0.279, SLG: 0.326		G5-4-3			G4-3 F7 BB	G6-3		G5-3			G5-3		G5-3		5	0	0	0	1	0	3
David Bell, R (1, 4) OBP: 0.302, SLG: 0.448			G5-3		F7	G4-3			E4 G4-3 SH5-3		K		G6-3		4	0	0	0	0	0	2
Shawon Dunston, R (9, PR) OBP: 0.255, SLG: 0.366 (9, 4)															2	0	0	0	0	1	0
Jeff Branson, L (14, 4) OBP: 0.185, SLG: 0.259															0	0	0	0	0	0	0
Inning Stats	R: 0 E: 0 K: 1 S: 13 H: 0 LOB: 1 BB: 1 P: 23	R: 0 E: 0 K: 0 S: 13 H: 2 LOB: 1 BB: 0 P: 17	R: 0 E: 0 K: 0 S: 7 H: 0 LOB: 0 BB: 0 P: 11	R: 1 E: 0 K: 0 S: 13 H: 2 LOB: 1 BB: 0 P: 19	R: 0 E: 0 K: 0 S: 5 H: 0 LOB: 1 BB: 1 P: 12	R: 3 E: 0 K: 1 S: 16 H: 3 LOB: 1 BB: 1 P: 27	R: 0 E: 0 K: 0 S: 14 H: 1 LOB: 2 BB: 1 P: 24	R: 0 E: 0 K: 2 S: 10 H: 0 LOB: 0 BB: 0 P: 15	R: 0 E: 1 K: 1 S: 9 H: 0 LOB: 2 BB: 0 P: 15	R: 0 E: 0 K: 2 S: 8 H: 0 LOB: 0 BB: 0 P: 15	R: 0 E: 0 K: 1 S: 7 H: 0 LOB: 0 BB: 0 P: 11	R: 0 E: 0 K: 0 S: 8 H: 1 LOB: 3 BB: 2 P: 19	R: 0 E: 0 K: 0 S: 9 H: 0 LOB: 0 BB: 0 P: 15	R: 1 E: 0 K: 1 S: 12 H: 1 LOB: 2 BB: 2 P: 23	1B: 6 2B: 3 3B: 1 HR: 0 SF: 1 SAC: 2 DP: 1 HBP: 0	WP: 2 PB: 0 SB: 0 CS: 0 PA: 60						

PITCHER		IP	WLS	BF	H	R	ER	SO	BB	IBB	HBP	BLK	WP	HR	S	P	ERA	WHIP
Jason Johnson, R ERA: 5.68	(1, 1)	5.0		22	6	3	3	1	2	0	0	0	1	0	54	88	5.40	1.600
Esteban Yan, R ERA: 1.77	(6, 1)	1.0		5	1	1	1	1	1	0	0	0	1	0	13	21	9.00	2.000
Jim Mecir, R ERA: 2.84	(7, 1)	3.0		12	1	0	0	3	0	1	0	0	0	0	33	54	0.00	0.333
Albie Lopez, R ERA: 3.32	(10, 1)	3.0		12	1	0	0	3	1	1	0	0	0	0	23	45	0.00	0.667
Julio Santana, R ERA: 6.1	(13, 1)	2.0	W	9	1	1	1	1	0	2	0	0	0	0	21	38	4.50	0.500

PITCHER	IP	WLS	BF	H	R	ER	SO	BB	IBB	HBP	BLK	WP	HR	S	P	ERA	WHIP

AB	49
R	5
H	10
RBI	4
BB	8
SO	9
LOB	28

Cleveland Indians @ Tampa Bay Devil Rays

Tropicana Field, St. Petersburg, FL

Tue May 12 1998, 7:05 PM EDT

Att. 27,084 - Dome - 72 F

livebaseballscorecards.com

BOTTOM

Batter	1	2	3	4	5	6	7	8	9	10	11	12	13	14	AB	R	H	RBI	BB	SO	LOB
Dave Martinez, L (1, 9) OBP: 0.363, SLG: 0.359	G4-3	F7		G4-3			F7			G6-3		FC5-4-3-4-2			6	0	0	0	0	0	4
Quinton McCracken, S (1, 8) OBP: 0.360, SLG: 0.471	E9	K			G6-4-3		K			G6-3			L8		6	1	3	0	0	1	2
Wade Boggs, L (1, 5) OBP: 0.364, SLG: 0.531		K			G6-4-3			G6-4-3		G5-3			G6-3		2	1	0	0	2	1	2
Miguel Cairo, R (8, PR) OBP: 0.292, SLG: 0.339 (9, 4)	SF8 E WP														2	0	1	0	0	0	0
Fred McGriff, L (1, 3) OBP: 0.371, SLG: 0.486	E6 WP BB 1B		F7		G4-3			G6-4-3			F7		G6-3		6	1	0	0	0	0	4
Paul Sorrento, L (1, 10) OBP: 0.323, SLG: 0.454	SF8		G5-3 E5			G3-1		G4-3			P5				4	0	1	1	1	0	1
Mike Kelly, R (1, 7) OBP: 0.297, SLG: 0.417	WP		G5-3			F8			G6-3		G6-3		G3		5	1	0	0	1	0	3
Bobby Smith, R (1, 4) OBP: 0.398, SLG: 0.537 (9, 5)	E		E5			K						SH3		HR	5	0	3	2	0	1	1
Aaron Ledesma, R (12, PR) OBP: 0.425, SLG: 0.472 (13, 5)									K						1	1	1	0	0	0	0
Mike DiFelice, R (1, 2) OBP: 0.298, SLG: 0.442	2 SAFE			G4-3			SH1-4 HBP						SH3	P2	2	0	0	0	0	0	1
Randy Winn, S (7, PR)	G6-3														0	0	0	0	0	0	0
John Flaherty, R (8, 2) OBP: 0.198, SLG: 0.177															2	0	0	0	0	1	2
Kevin Stocker, S (1, 6) OBP: 0.350, SLG: 0.458		G1-3		G4-3			SH1-4		G1-3			IBB		HR	4	1	1	2	1	0	1
Inning Stats	R: 4 E: 3 K: 0 S: 14 H: 2 LOB: 1 BB: 2 P: 27	R: 0 E: 0 K: 1 S: 12 H: 1 LOB: 1 BB: 0 P: 18	R: 0 E: 1 K: 0 S: 12 H: 1 LOB: 2 BB: 0 P: 21	R: 0 E: 0 K: 0 S: 5 H: 0 LOB: 0 BB: 0 P: 8	R: 0 E: 0 K: 0 S: 4 H: 1 LOB: 0 BB: 0 P: 5	R: 0 E: 0 K: 1 S: 10 H: 0 LOB: 0 BB: 0 P: 15	R: 0 E: 0 K: 1 S: 6 H: 0 LOB: 2 BB: 0 P: 10	R: 0 E: 0 K: 0 S: 6 H: 0 LOB: 1 BB: 1 P: 13	R: 0 E: 0 K: 1 S: 8 H: 1 LOB: 1 BB: 0 P: 11	R: 0 E: 0 K: 0 S: 5 H: 0 LOB: 0 BB: 0 P: 7	R: 0 E: 0 K: 0 S: 6 H: 0 LOB: 0 BB: 0 P: 10	R: 0 E: 0 K: 0 S: 6 H: 1 LOB: 1 BB: 1 P: 13	R: 0 E: 0 K: 0 S: 11 H: 1 LOB: 2 BB: 1 P: 23	R: 2 E: 0 K: 0 S: 6 H: 2 LOB: 0 BB: 0 P: 11	1B: 8 2B: 2 3B: 0 HR: 1	SF: 1 SAC: 2 DP: 3 HBP: 1	WP: 1 PB: 0 SB: 0 CS: 0	PA: 54						

	AB	45
	R	6
	H	10
	RBI	5
	BB	5
	SO	4
	LOB	21

PITCHER		IP	WLS	BF	H	R	ER	SO	BB	IBB	HBP	BLK	WP	HR	S	P	ERA	WHIP
Bartolo Colon, R ERA: 2.68	(1, 1)	8.0		32	5	4	0	3	3	0	1	0	1	0	69	117	0.00	1.000
Jose Mesa, R ERA: 4.98	(9, 1)	1.0		4	1	0	0	1	0	0	0	0	0	0	8	11	0.00	1.000
Paul Assenmacher, L ERA: 4.5	(10, 1)	1.2		5	0	0	0	0	0	0	0	0	0	0	7	11	0.00	0.000
Eric Plunk, R ERA: 6.06	(11, 1)	0.2		4	1	0	0	0	0	1	0	0	0	0	7	13	0.00	1.500
Ron Villone, L ERA:	(12, 1)	1.2		6	1	0	0	0	1	0	0	0	0	0	14	29	0.00	1.200

PITCHER		IP	WLS	BF	H	R	ER	SO	BB	IBB	HBP	BLK	WP	HR	S	P	ERA	WHIP
Michael Jackson, R ERA: 3.07	(14, 1)	0.1	L	3	2	2	2	0	0	0	0	0	0	1	6	11	54.00	6.000

Cleveland Indians @ Baltimore Orioles

Oriole Park at Camden Yards, Baltimore, MD

Wed May 13 1998, 7:05 PM EDT

Att. 43,379 - Unknown - 72 F

TOP

livebaseballscorecards.com

Batter	1	2	3	4	5	6	7	8	9	AB	R	H	RBI	BB	SO	LOB
Kenny Lofton, L (1, 8) OBP: 0.372, SLG: 0.450	P8		P5			1B		L7		4	0	1	0	0	0	1
Omar Vizquel, S (1, 6) OBP: 0.379, SLG: 0.385	F9		F7			P2		DI 2B		4	0	1	0	0	0	2
David Justice, L (1, 10) OBP: 0.390, SLG: 0.597	G1-3			F7		1B		K		4	0	1	0	0	1	1
Jim Thome, L (1, 3) OBP: 0.443, SLG: 0.612		G3		F8		P7		K		4	0	0	0	0	1	3
Manny Ramirez, R (1, 9) OBP: 0.322, SLG: 0.459		F8		BB		F8			F8	3	0	0	0	1	0	2
Brian Giles, L (1, 7) OBP: 0.418, SLG: 0.516		F8		F4			G4-3		K	3	0	0	0	0	0	1
Shawon Dunston, R (9, PH) OBP: 0.252, SLG: 0.362										1	0	0	0	0	1	0
Travis Fryman, R (1, 5) OBP: 0.285, SLG: 0.353			HR		G5-3		G6-3 1B		G4-3	4	1	2	1	0	0	0
Pat Borders, R (1, 2) OBP: 0.283, SLG: 0.300			G6-3		G6-3		G6-3			3	0	0	0	0	0	1
David Bell, R (1, 4) OBP: 0.303, SLG: 0.459			2B		K		L6			3	0	1	0	0	1	1

	AB	33
	R	1
	H	6
	RBI	1
	BB	1
	SO	4
	LOB	12

Inning Stats	1	2	3	4	5	6	7	8	9
	R: 0 E: 0 K: 0 S: 10	H: 0 LOB: 0 BB: 0 P: 15	R: 0 E: 0 K: 0 S: 4	H: 0 LOB: 0 BB: 0 P: 7	R: 1 E: 0 K: 0 S: 11	H: 2 LOB: 1 BB: 0 P: 17	R: 0 E: 0 K: 0 S: 8	H: 0 LOB: 1 BB: 1 P: 17	R: 0 E: 0 K: 1 S: 9	H: 0 LOB: 0 BB: 0 P: 15
	R: 0 E: 0 K: 0 S: 8	H: 2 LOB: 2 BB: 0 P: 13	R: 0 E: 0 K: 0 S: 10	H: 1 LOB: 1 BB: 0 P: 17	R: 0 E: 0 K: 2 S: 10	H: 1 LOB: 1 BB: 0 P: 11	R: 0 E: 0 K: 1 S: 10	H: 0 LOB: 0 BB: 0 P: 14		

	1B: 3	SF: 0	WP: 0	PA: 34
	2B: 2	SAC: 0	PB: 0	
	3B: 0	DP: 0	SB: 0	
	HR: 1	HBP: 0	CS: 0	

PITCHER		IP	WLS	BF	H	R	ER	SO	BB	IBB	HBP	BLK	WP	HR	S	P	ERA	WHIP
Doug Drabek, R ERA: 6.2	(1, 1)	7.0	W	27	5	1	1	1	1	0	0	0	0	1	60	101	1.29	0.857
Norm Charlton, L ERA: 6.75	(8, 1)	2.0		7	1	0	0	3	0	0	0	0	0	0	20	25	0.00	0.500

PITCHER	IP	WLS	BF	H	R	ER	SO	BB	IBB	HBP	BLK	WP	HR	S	P	ERA	WHIP

Cleveland Indians @ Baltimore Orioles

Oriole Park at Camden Yards, Baltimore, MD

Wed May 13 1998, 7:05 PM EDT

Att. 43,379 - Unknown - 72 F

livebaseballscorecards.com

BOTTOM

Batter	1	2	3	4	5	6	7	8	9	AB	R	H	RBI	BB	SO	LOB
Brady Anderson, L (1, 8) OBP: 0.230, SLG: 0.233	0-0 HR	1-0 G4-3		2-1 HR		1-0 G4-6-3 1-2f		3-1 P2		5	2	2	2	0	0	2
Jeffrey Hammonds, R (1, 9) OBP: 0.398, SLG: 0.506	4-2 3B BB		2-1 P5	1-2 5-3 HBP			0-1 L6	0-1 G3		3	1	0	0	1	0	0
Roberto Alomar, S (1, 4) OBP: 0.367, SLG: 0.408	0-1 SF9 1-H 3B		3-2 G3 1B 2B	0-0 5-3 1-2			4-2 FC4-6 BB BB			3	2	2	1	1	0	1
Rafael Palmeiro, L (1, 3) OBP: 0.389, SLG: 0.482	1-2 SF9 3-H		0-0 G3 2-3	3-1 P6			4-0 FC4-6 1-2 BB			2	0	0	1	1	0	2
Cal Ripken Jr., R (1, 5) OBP: 0.340, SLG: 0.366	1-0 L5		4-2 1B 1B BB		0-1 G6-3		0-2 FC4-6 1-2f 2-3			3	1	0	0	1	0	2
Harold Baines, L (1, 10) OBP: 0.319, SLG: 0.478	2-1 L4		1-0 1B 1-2 3-H 1B		2-2 G6-3		2-2 G6-3			3	0	1	1	0	0	0
Joe Carter, R (7, PH) OBP: 0.336, SLG: 0.417										1	0	0	0	0	0	2
B.J. Surhoff, L (1, 7) OBP: 0.322, SLG: 0.459		0-0 F8	1-2 FC6-4 1-2 2-H 1B		1-3 K			3-3 K		4	0	1	1	0	2	0
Lenny Webster, R (1, 2) OBP: 0.308, SLG: 0.516		2-0 G4-3	1-0 FC6-4 1-2f			1-1 G5-3		0-0 HR 1B		4	1	1	0	0	0	2
Mike Bordick, R (1, 6) OBP: 0.327, SLG: 0.422		0-1 1B		1-0 F7		2-0 G4-6-3 1B		3-1 1-H HR		4	1	3	2	0	0	0
Inning Stats	R: 3 H: 2 E: 0 LOB: 0 K: 0 BB: 1 S: 11 P: 19	R: 0 H: 1 E: 0 LOB: 1 K: 0 BB: 0 S: 5 P: 8	R: 2 H: 3 E: 0 LOB: 2 K: 0 BB: 1 S: 19 P: 31	R: 1 H: 1 E: 0 LOB: 1 K: 0 BB: 0 S: 8 P: 15	R: 0 H: 0 E: 0 LOB: 0 K: 1 BB: 0 S: 10 P: 13	R: 0 H: 1 E: 0 LOB: 0 K: 0 BB: 0 S: 4 P: 8	R: 0 H: 0 E: 0 LOB: 2 K: 0 BB: 2 S: 11 P: 21	R: 2 H: 2 E: 0 LOB: 0 K: 1 BB: 0 S: 11 P: 20		1B: 5 SF: 1 2B: 1 SAC: 0 3B: 1 DP: 1 HR: 3 HBP: 1						

	AB	32
	R	8
	H	10
	RBI	8
	BB	4
	SO	2
	LOB	11

WP: 0 PA: 38
PB: 0
SB: 0
CS: 0

PITCHER		IP	WLS	BF	H	R	ER	SO	BB	IBB	HBP	BLK	WP	HR	S	P	ERA	WHIP
Chad Ogea, R ERA: 5.88	(1, 1)	4.0	L	22	7	6	6	0	2	0	1	0	0	2	43	73	13.50	2.250
Rick Krivda, L ERA: 3.72	(5, 1)	2.2		10	1	0	0	1	2	0	0	0	0	0	21	36	0.00	1.125
Eric Plunk, R ERA: 5.94	(7, 1)	0.1		1	0	0	0	0	0	0	0	0	0	0	4	6	0.00	0.000
Ron Villone, L ERA: 3.38	(8, 1)	1.0		5	2	2	2	1	0	0	0	0	0	1	11	20	18.00	2.000

PITCHER	IP	WLS	BF	H	R	ER	SO	BB	IBB	HBP	BLK	WP	HR	S	P	ERA	WHIP

Cleveland Indians @ Baltimore Orioles

Oriole Park at Camden Yards, Baltimore, MD

Thu May 14 1998, 7:05 PM EDT
Att. 43,039 - Unknown - 79 F

livebaseballscorecards.com

Batter	1	2	3	4	5	6	7	8	9	AB	R	H	RBI	BB	SO	LOB
Kenny Lofton, L (1, 8) OBP: 0.373, SLG: 0.449	G6-3	1B		F7		G6-3		BB, 1B		5	0	2	2	0	0	1
Omar Vizquel, S (1, 6) OBP: 0.373, SLG: 0.374	K	F8		B1-3			K	BB		4	0	0	0	1	2	2
David Justice, L (1, 10) OBP: 0.390, SLG: 0.584	BB		G5-3		G4-3		E, BB	K		3	0	0	0	2	1	3
Jim Thome, L (1, 3) OBP: 0.442, SLG: 0.624	K		HR		F8		K		BB	4	1	1	1	1	2	2
Manny Ramirez, R (1, 9) OBP: 0.325, SLG: 0.453		1B, BB, 1B	K		G3			FC4-6, IBB	P4	4	1	1	0	1	1	1
Mark Whiten, S (9, 9) OBP: 0.400, SLG: 0.250										0	0	0	0	0	0	0
Brian Giles, L (1, 7) OBP: 0.409, SLG: 0.500		F7	2B, 1B			G4-3	FC4-6		K	5	0	1	0	0	1	4
Sandy Alomar Jr., R (1, 2) OBP: 0.282, SLG: 0.378		1B, BB	2B			HR, 1B		F8	K	4	2	2	0	1	1	1
Travis Fryman, R (1, 5) OBP: 0.290, SLG: 0.379		1B, 1B	L4					K		4	1	2	2	0	1	2
David Bell, R (1, 4) OBP: 0.314, SLG: 0.453		K		G5-3		G6-3, 1B		BB, 1B, BB		3	0	1	0	1	1	3

	AB	36
	R	5
	H	10
	RBI	5
	BB	7
	SO	10
	LOB	19

Inning Stats	1	2	3	4	5	6	7	8	9
	R: 0 E: 0 K: 2 S: 10 H: 0 LOB: 1 BB: 1 P: 16	R: 2 E: 0 K: 1 S: 18 H: 3 LOB: 2 BB: 1 P: 28	R: 1 E: 0 K: 1 S: 16 H: 3 LOB: 2 BB: 0 P: 18	R: 0 E: 0 K: 0 S: 4 H: 0 LOB: 0 BB: 0 P: 7	R: 0 E: 0 K: 0 S: 6 H: 0 LOB: 0 BB: 0 P: 7	R: 2 E: 0 K: 0 S: 10 H: 3 LOB: 0 BB: 0 P: 15	R: 0 E: 1 K: 2 S: 10 H: 0 LOB: 2 BB: 2 P: 22	R: 0 E: 0 K: 2 S: 13 H: 1 LOB: 3 BB: 2 P: 26	R: 0 E: 0 K: 2 S: 7 H: 0 LOB: 1 BB: 1 P: 15

	1B: 7	SF: 0	WP: 0	PA: 43
	2B: 1	SAC: 0	PB: 0	
	3B: 0	DP: 1	SB: 0	
	HR: 2	HBP: 0	CS: 0	

PITCHER		IP	WLS	BF	H	R	ER	SO	BB	IBB	HBP	BLK	WP	HR	S	P	ERA	WHIP
35 Mike Mussina, R ERA: 2.52	(1, 1)	5.1		25	7	4	4	4	2	0	0	0	0	1	58	81	6.75	1.688
Arthur Rhodes, L ERA: 4.26	(6, 1)	1.2	L	8	2	1	1	2	1	1	0	0	0	1	16	32	5.40	1.800
Alan Mills, R ERA: 4.32	(8, 1)	0.2		3	0	0	0	1	1	0	0	0	0	0	7	13	0.00	1.500
Jesse Orosco, L ERA: 7.27	(8, 1)	0.1		4	1	0	0	1	2	0	0	0	0	0	6	17	0.00	9.000
Armando Benitez, R ERA: 3.24	(9, 1)	1.0		3	0	0	0	2	0	0	0	0	0	0	7	11	0.00	0.000

PITCHER	IP	WLS	BF	H	R	ER	SO	BB	IBB	HBP	BLK	WP	HR	S	P	ERA	WHIP

BOTTOM

Cleveland Indians @ Baltimore Orioles

Oriole Park at Camden Yards, Baltimore, MD

Thu May 14 1998, 7:05 PM EDT

Att. 43,039 - Unknown - 79 F

livebaseballscorecards.com

Batter	1	2	3	4	5	6	7	8	9	AB	R	H	RBI	BB	SO	LOB
Brady Anderson, L (1, 8) OBP: 0.228, SLG: 0.231	X 0-0 FC4-6 1B		F X 0-1 ① FC1-6-5-4 S 2B 2-2	B B X 2-0 ① G4-3		X 0-0 ② FC4-6 1-2f		S X 0-1 ③ P6		5	1	1	0	0	0	4
B.J. Surhoff, L (1, 7) OBP: 0.318, SLG: 0.457	B B B X 3-0 ① P5		C B B B X 3-1 1B 1B 1-H 2B	B X 1-0 ② F9		B X 1-0 ③ L9			C S S 0-3 ① K	5	1	1	1	0	1	2
Roberto Alomar, S (1, 4) OBP: 0.363, SLG: 0.401	B C X 1-1 ② FC4-6 1-2f		B C C X 1-2 1B 1B 2-3 1B	B B C F S 2-3 ③ K			B C C S 1-3 ① K		C F B X 1-2 ② G6-3	5	1	1	0	0	2	1
Rafael Palmeiro, L (1, 3) OBP: 0.390, SLG: 0.486	B X 1-0 ③ G3		B C B X 2-1 G5-3 1B 1-3 3-H 1B		B C F F S 1-3 ① K		X 0-0 ② G4-3		C S X 0-2 2B	5	0	2	1	0	1	1
Joe Carter, R (1, 9) OBP: 0.331, SLG: 0.408		C B F X 1-2 ① L8	X 0-0 G5-3 1-2 3-H 1B		F X 0-1 ② F8		S S B S 1-3 ③ K		B X 1-0 ③ P6	5	0	1	1	0	1	1
Cal Ripken Jr., R (1, 5) OBP: 0.337, SLG: 0.363		S B S B X 2-2 ② F8	C S B B X 2-2 ② G5-3 1-2 2-3		B B F X 2-1 FC4 1B			B S B S X 2-2 ① G6-3		4	0	1	0	0	0	2
Harold Baines, L (1, 10) OBP: 0.337, SLG: 0.479 Jeffrey Hammonds, R (8, PR) OBP: 0.398, SLG: 0.506		B F C B B B 4-2 BB	I I I I 4-0 IBB		B X 1-0 ③ FC4 1-2f			B F B F X 2-2 1B 1B		2 0	0 0	1 0	0 0	2 0	0 0	1 0
23 Chris Hoiles, R (1, 2) OBP: 0.325, SLG: 0.362 Eric Davis, R (8, PH) OBP: 0.356, SLG: 0.568 Lenny Webster, R (9, 2) OBP: 0.308, SLG: 0.516		B C B F B F F F X 3-2 ③ G5-3	B X 1-0 ③ P6			B B B C B X 3-1 FC4-6 1B		C S F S 0-3 ② K		3 1 0	0 0 0	1 0 0	0 0 0	0 0 0	0 1 0	4 1 0
Mike Bordick, R (1, 6) OBP: 0.342, SLG: 0.472			B B C X 2-1 FC1-6-5-4 2B	B C X 1-1 HR		X 0-0 ① B2		X 0-0 1-2 1B		4	1	3	1	0	0	1
Inning Stats	R: 0 E: 0 K: 0 S: 5 H: 1 LOB: 1 BB: 0 P: 10	R: 0 E: 0 K: 0 S: 15 H: 0 LOB: 1 BB: 1 P: 25	R: 3 E: 0 K: 0 S: 16 H: 5 LOB: 3 BB: 1 P: 31	R: 1 E: 0 K: 1 S: 7 H: 1 LOB: 0 BB: 0 P: 13	R: 0 E: 0 K: 1 S: 9 H: 1 LOB: 1 BB: 0 P: 13	R: 0 E: 0 K: 0 S: 5 H: 1 LOB: 1 BB: 0 P: 9	R: 0 E: 0 K: 2 S: 7 H: 0 LOB: 0 BB: 0 P: 9	R: 0 E: 0 K: 1 S: 13 H: 2 LOB: 2 BB: 0 P: 17	R: 0 E: 0 K: 1 S: 10 H: 1 LOB: 1 BB: 0 P: 12	1B: 8 2B: 3 3B: 0 HR: 1	SF: 0 SAC: 0 DP: 0 HBP: 0						

	AB	39
	R	4
	H	12
	RBI	4
	BB	2
	SO	6
	LOB	18

WP: 0 PB: 0 SB: 1 CS: 0 PA: 41

PITCHER		IP	WLS	BF	H	R	ER	SO	BB	IBB	HBP	BLK	WP	HR	S	P	ERA	WHIP
Charles Nagy, R ERA: 5.81	(1, 1)	6.0	W	29	9	4	4	2	1	1	0	0	0	1	57	101	6.00	1.667
Jose Mesa, R ERA: 4.63	(7, 1)	1.2		7	2	0	0	3	0	0	0	0	0	0	18	24	0.00	1.200
Paul Assenmacher, L ERA: 4.2	(8, 1)	1.0		4	1	0	0	1	0	0	0	0	0	0	11	12	0.00	1.000
Michael Jackson, R ERA: 3.0	(9, 1)	0.1	S	1	0	0	0	0	0	0	0	0	0	0	1	2	0.00	0.000

PITCHER	IP	WLS	BF	H	R	ER	SO	BB	IBB	HBP	BLK	WP	HR	S	P	ERA	WHIP

Texas Rangers @ Cleveland Indians

Jacobs Field, Cleveland, OH

Fri May 15 1998, 7:05 PM EDT

Att. 41,128 - Unknown - 82 F

TOP

livebaseballscorecards.com

Batter	1	2	3	4	5	6	7	8	9	10	11	12	13	14	AB	R	H	RBI	BB	SO	LOB
Tom Goodwin, L (1, 8) OBP: 0.383, SLG: 0.362	S BB G6-3 1B		F B B B 1 SAFE 1 SAFE B B B 4-1 G6-4-3 1-2 BB		F B B B B 4-1 CS BB		F X 0-1 G3 3			B C C X 1-2 2B			B I B X 2-1 G4-6-3 1B		4	1	3	0	2	0	1
Mark McLemore, S (1, 4) OBP: 0.431, SLG: 0.380	B 1 SAFE 1 SAFE 1 SAFE B B B C B 4-1 S 1-2 BB		B C B B B L X 3-2 G6-4-3 1 2 1-2f 2-3		1 B C C B S 2-2 CS 3 1-2	C C B B B X 2-2 L7 1		C X 0-1 F7 1			C X 0-1 G4-3 1		X 0-0 G4-6-3 2 3 1-2f		5	0	0	0	1	0	3
29 Rusty Greer, L (1, 7) OBP: 0.357, SLG: 0.430	C B B S B T C 3-3 K 1		C B B X 2-1 G6-3 3			B S B X 2-1 1B 3B		C B B F S 2-3 K 2			B F X 1-1 F9 2			X 0-0 G4-3 1	6	1	1	0	0	2	3
Juan Gonzalez, R (1, 9) OBP: 0.331, SLG: 0.579	C S B X 1-2 G6-3 2 1-2 2-H			B X 1-0 L5-3 1		B B F S 2-3 K 2		C B S B B S 3-3 K 3			C S F T 1-2 K 3			B S X 2-0 G6-3 2	6	0	0	1	0	3	2
Will Clark, L (1, 3) OBP: 0.420, SLG: 0.503	2 SAFE B B B Z SAFE X 2-0 F9 3			B B B C B 4-1 FC4 BB		F B B F X 2-2 FC6-4 1B 3-H			X 0-0 G3-1 1			C B X 1-1 F7 1		C B X 1-1 2B	5	0	2	1	1	0	1
Ivan Rodriguez, R (1, 2) OBP: 0.443, SLG: 0.647		C X 0-1 F8 1		B F C B X 2-2 F8 2		B B X 2-0 FC6-4 3 1-2f			B C B X 2-1 L1-3 1B			F S C 0-3 K 2		I I I I 4-0 IBB	5	0	1	0	1	1	2
Lee Stevens, L (1, 10) OBP: 0.304, SLG: 0.508		B S B C F X 2-2 L6 2		B S B X 1-1 FC4 3 1-2f			B S B X 2-1 FC5-4 1B		X 0-0 L1-3 2 3 1-2			C B S B X 2-2 1B		C B S S 1-3 K 3	5	0	2	0	0	0	2
Domingo Cedeno, S (12, PR) OBP: 0.385, SLG: 0.417															1	0	0	0	0	1	2
Kevin Elster, R (1, 6) OBP: 0.329, SLG: 0.388		F C B C 1-3 K 3			S B B X 2-1 L7 1		C B B S 1-3 K 1			C B B F S 1-3 K 1		B B C C 1 SAFE F S 2-3 K 3			5	0	0	0	0	4	2
Fernando Tatis, R (1, 5) OBP: 0.304, SLG: 0.262			S X 0-1 G6-4-3 BB 1B		C B C F B S 2-3 K 2		X 0-0 FC5-4 2 1-2f			X 0-0 P8 2			B C B X 2-1 F7 1		3	0	1	0	0	1	1
Luis Alicea, S (10, PH) OBP: 0.367, SLG: 0.385 (10, 5)															2	0	0	0	0	0	0
Inning Stats	R: 1 E: 0 K: 1 S: 11 H: 1 LOB: 1 BB: 1 P: 22	R: 0 E: 0 K: 1 S: 9 H: 0 LOB: 0 BB: 0 P: 12	R: 0 E: 0 K: 0 S: 8 H: 1 LOB: 1 BB: 1 P: 17	R: 0 E: 0 K: 0 S: 7 H: 0 LOB: 1 BB: 1 P: 15	R: 0 E: 0 K: 1 S: 9 H: 0 LOB: 0 BB: 1 P: 19	R: 1 E: 0 K: 1 S: 12 H: 2 LOB: 1 BB: 0 P: 22	R: 0 E: 0 K: 1 S: 8 H: 1 LOB: 1 BB: 0 P: 11	R: 0 E: 0 K: 2 S: 8 H: 0 LOB: 0 BB: 0 P: 13	R: 0 E: 0 K: 0 S: 4 H: 1 LOB: 0 BB: 0 P: 6	R: 0 E: 0 K: 1 S: 8 H: 1 LOB: 1 BB: 0 P: 10	R: 0 E: 0 K: 1 S: 8 H: 0 LOB: 0 BB: 0 P: 10	R: 0 E: 0 K: 2 S: 12 H: 1 LOB: 1 BB: 0 P: 17	R: 0 E: 0 K: 0 S: 5 H: 1 LOB: 0 BB: 0 P: 9	R: 0 E: 0 K: 1 S: 7 H: 1 LOB: 2 BB: 1 P: 15	1B: 7 2B: 3 3B: 1 HR: 0 SF: 0 SAC: 0 DP: 3 HBP: 0						

	AB	47
	R	2
	H	10
	RBI	2
	BB	5
	SO	12
	LOB	19

WP: 0 PB: 0 SB: 2 CS: 1 PA: 53

PITCHER		IP	WLS	BF	H	R	ER	SO	BB	IBB	HBP	BLK	WP	HR	S	P	ERA	WHIP
Jaret Wright, R ERA: 6.4	(1, 1)	7.0		28	5	2	2	5	4	0	0	0	0	0	64	118	2.57	1.286
Paul Assenmacher, L ERA: 4.02	(8, 1)	0.2		2	0	0	0	1	0	0	0	0	0	0	5	7	0.00	0.000
Jose Mesa, R ERA: 4.38	(8, 1)	1.1		4	1	0	0	1	0	0	0	0	0	0	7	12	0.00	0.750
Michael Jackson, R ERA: 2.81	(10, 1)	1.0		3	1	0	0	1	0	0	0	0	0	0	8	10	0.00	1.000
Ron Villone, L ERA: 3.0	(11, 1)	0.2		2	0	0	0	0	0	0	0	0	0	0	4	5	0.00	0.000

PITCHER		IP	WLS	BF	H	R	ER	SO	BB	IBB	HBP	BLK	WP	HR	S	P	ERA	WHIP
Eric Plunk, R ERA: 5.21	(11, 1)	2.1		8	2	0	0	3	0	0	0	0	0	0	21	31	0.00	0.857
Rick Krivda, L ERA: 3.54	(14, 1)	1.0	W	5	1	0	0	1	0	1	0	0	0	0	7	15	0.00	1.000

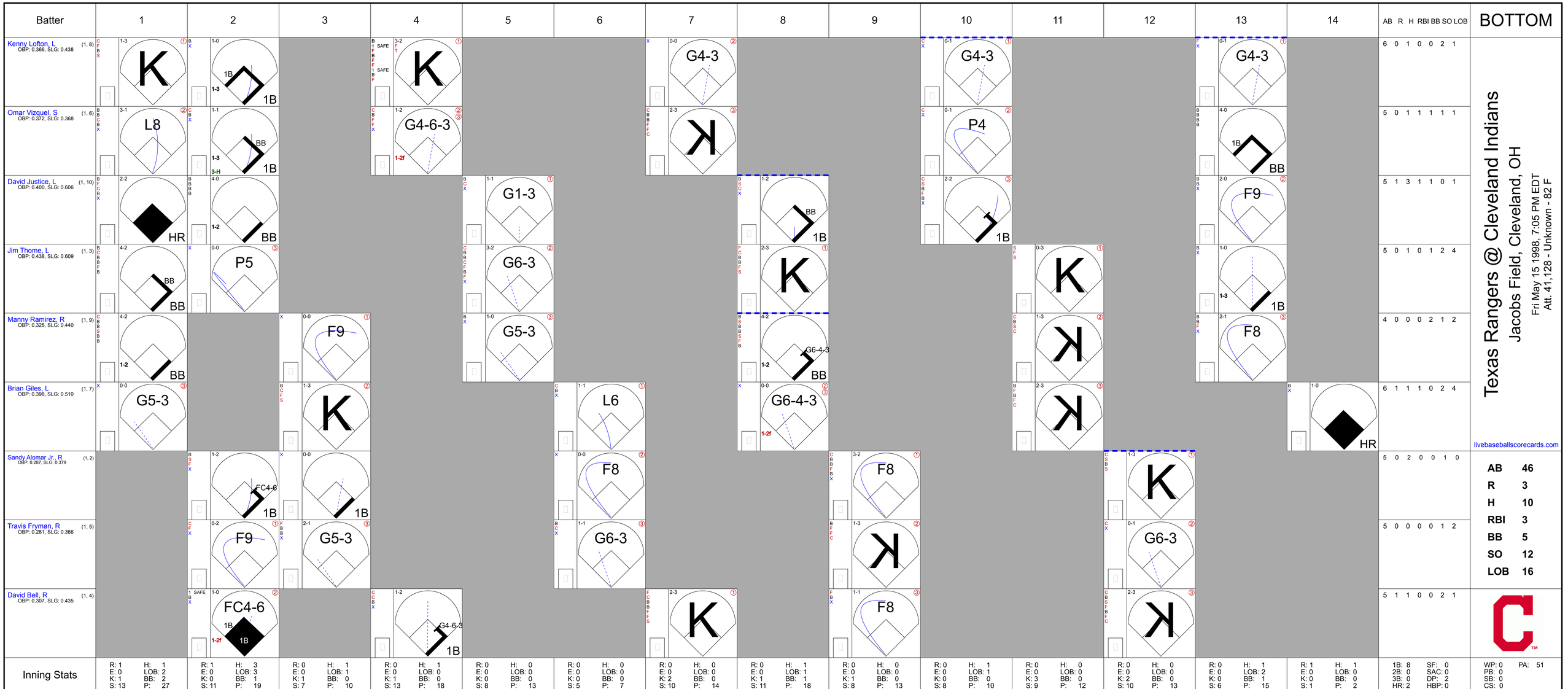
Batter
1
2
3
4
5
6
7
8
9
10
11
12
13
14
AB R H RBI BB SO LOB
BOTTOM
Kenny Lofton, L (1, 8) OBP: 0.366, SLG: 0.438
6 0 1 0 0 2 1
Omar Vizquel, S (1, 6) OBP: 0.372, SLG: 0.368
5 0 1 1 1 1 1
David Justice, L (1, 10) OBP: 0.400, SLG: 0.606
5 1 3 1 1 0 1
Jim Thome, L (1, 3) OBP: 0.438, SLG: 0.609
5 0 1 0 1 2 4
Manny Ramirez, R (1, 9) OBP: 0.325, SLG: 0.440
4 0 0 0 2 1 2
Brian Giles, L (1, 7) OBP: 0.398, SLG: 0.510
6 1 1 1 0 2 4
Sandy Alomar Jr., R (1, 2) OBP: 0.287, SLG: 0.379
5 0 2 0 0 1 0
Travis Fryman, R (1, 5) OBP: 0.281, SLG: 0.366
5 0 0 0 0 1 2
David Bell, R (1, 4) OBP: 0.307, SLG: 0.435
5 1 1 0 0 2 1
Texas Rangers @ Cleveland Indians
Jacobs Field, Cleveland, OH
Fri May 15 1998, 7:05 PM EDT
Att. 41,128 - Unknown - 82 F
livebaseballscorecards.com
AB 46
R 3
H 10
RBI 3
BB 5
SO 12
LOB 16
Inning Stats
R: 1 E: 0 K: 1 S: 13 H: 1 LOB: 2 BB: 2 P: 27
R: 1 E: 0 K: 0 S: 11 H: 3 LOB: 3 BB: 1 P: 19
R: 0 E: 0 K: 1 S: 7 H: 1 LOB: 1 BB: 0 P: 10
R: 0 E: 0 K: 1 S: 13 H: 1 LOB: 0 P: 18
R: 0 E: 0 K: 0 S: 8 H: 0 LOB: 0 BB: 0 P: 13
R: 0 E: 0 K: 0 S: 5 H: 0 LOB: 0 BB: 0 P: 7
R: 0 E: 0 K: 2 S: 10 H: 0 LOB: 0 BB: 0 P: 14
R: 0 E: 0 K: 1 S: 11 H: 1 LOB: 1 BB: 1 P: 18
R: 0 E: 0 K: 1 S: 8 H: 0 LOB: 0 BB: 0 P: 13
R: 0 E: 0 K: 0 S: 8 H: 1 LOB: 1 BB: 0 P: 10
R: 0 E: 0 K: 3 S: 9 H: 0 LOB: 0 BB: 0 P: 12
R: 0 E: 0 K: 2 S: 10 H: 0 LOB: 0 BB: 0 P: 13
R: 0 E: 0 K: 0 S: 6 H: 1 LOB: 2 BB: 1 P: 15
R: 1 E: 0 K: 0 S: 1 H: 1 LOB: 0 BB: 0 P: 2
1B: 8 2B: 0 3B: 0 HR: 2 SF: 0 SAC: 0 DP: 2 HBP: 0
WP: 0 PB: 0 SB: 0 CS: 0 PA: 51
PITCHER IP WLS BF H R ER SO BB IBB HBP BLK WP HR S P ERA WHIP
John Burkett, R (1, 1) ERA: 6.67 7.0 29 6 2 2 5 3 0 0 0 0 1 67 108 2.57 1.286
Eric Gunderson, L (8, 1) ERA: 0.45 0.1 2 1 0 0 1 0 0 0 0 0 0 7 10 0.00 3.000
Tim Crabtree, R (8, 1) ERA: 5.29 1.2 5 0 0 0 1 1 0 0 0 0 0 12 21 0.00 0.600
Scott Bailes, L (10, 1) ERA: 4.73 2.0 6 1 0 0 3 0 0 0 0 0 0 17 22 0.00 0.500
John Wetteland, R (12, 1) ERA: 1.08 1.0 3 0 0 0 2 0 0 0 0 0 0 10 13 0.00 0.000
PITCHER IP WLS BF H R ER SO BB IBB HBP BLK WP HR S P ERA WHIP
Al Levine, R (13, 1) ERA: 1.17 1.0 L 6 2 1 1 0 1 0 0 0 0 0 1 7 17 9.00 3.000

Texas Rangers @ Cleveland Indians

Jacobs Field, Cleveland, OH

Sat May 16 1998, 3:33 AM EDT

Att. 40,925 - Overcast - 81 F

TOP

livebaseballscorecards.com

Batter	1	2	3	4	5	6	7	8	9	AB	R	H	RBI	BB	SO	LOB
Tom Goodwin, L (1, 8) OBP: 0.398, SLG: 0.371	X 0-0 CS 1B		B B B 4-0 1B BB		F B B B X 3-1 S 1B		B B B 4-0 WP 1-2 2-3 BB			2	0	2	0	2	0	0
Mark McLemore, S (1, 4) OBP: 0.427, SLG: 0.377	B B F X 2-1 ①② G4-3 1-2		C B B X 2-1 29 G6-3 1-2 2-H 1B		M B B C B X 3-2 ③ F7 1-2		C B B F S 2-3 ② K 1-2 2-3 3-H			4	0	1	1	0	1	4
29 Rusty Greer, L (1, 7) OBP: 0.349, SLG: 0.420	B B C T B F S 3-3 ③ K		C F B X 1-2 ②③ G6-3 1-2f			C F B B F B X 3-2 ① F7	B X 1-0 G4-3 ③			4	0	0	0	0	1	4
Juan Gonzalez, R (1, 9) OBP: 0.330, SLG: 0.569		B B X 2-0 ① F7		F S B B B F S 3-3 ① K		C H 1-1 HBP		F B S F T B X 3-2 ① P6		3	0	0	0	0	1	0
Will Clark, L (1, 10) OBP: 0.416, SLG: 0.493		B F B B F F F B F F 3-2 ② L7		B B B C S F B 4-2 G1-3 BB		B B B F X 2-1 ② F7		B X 1-0 ② G3-1		3	0	0	0	1	0	1
Ivan Rodriguez, R (1, 2) OBP: 0.433, SLG: 0.630		C B B F S 2-3 ③ K		F X 0-1 ② G1-3 1-2		B F B B X 3-1 ③ G6-3		B F F S 1-3 ③ K		4	0	0	0	0	2	2
Lee Stevens, L (1, 3) OBP: 0.305, SLG: 0.504			X 0-0 2B G6-3 1B	X 0-0 ③ G4-3			B X 1-0 ① G3		B C C B X 2-2 ① G4-3	3	1	1	0	0	0	1
Mike Simms, R (9, PH) OBP: 0.379, SLG: 0.630										1	0	0	0	0	0	0
Domingo Cedeno, S (1, 6) OBP: 0.412, SLG: 0.500			C F X 0-2 1-3 1B 2B		B B C F X 2-2 ① G1-3		S B X 1-1 BB 1B WP 1B		X 0-0 ② G5-3	4	2	2	0	0	0	0
Fernando Tatis, R (1, 5) OBP: 0.302, SLG: 0.262			B B X 2-0 ① G6-3 3-H		B F B X 2-1 ② F8		C B C X 1-2 WP BB 1-2 1B		B B X 2-0 ③ G4-3	4	0	1	1	0	0	1
Inning Stats	R: 0 E: 0 K: 1 S: 7 H: 1 LOB: 0 BB: 0 P: 12	R: 0 E: 0 K: 1 S: 12 H: 0 LOB: 0 BB: 0 P: 19	R: 2 E: 0 K: 0 S: 10 H: 3 LOB: 1 BB: 1 P: 19	R: 0 E: 0 K: 1 S: 10 H: 0 LOB: 1 BB: 1 P: 17	R: 0 E: 0 K: 0 S: 10 H: 1 LOB: 1 BB: 0 P: 20	R: 0 E: 0 K: 0 S: 9 H: 0 LOB: 1 BB: 0 P: 18	R: 1 E: 0 K: 1 S: 10 H: 2 LOB: 2 BB: 1 P: 20	R: 0 E: 0 K: 1 S: 9 H: 0 LOB: 0 BB: 0 P: 14	R: 0 E: 0 K: 0 S: 5 H: 0 LOB: 0 BB: 0 P: 9	1B: 6 2B: 1 3B: 0 HR: 0	SF: 0 SAC: 0 DP: 1 HBP: 1						

	AB	32
	R	3
	H	7
	RBI	2
	BB	3
	SO	5
	LOB	13

WP: 1 PB: 0 SB: 1 CS: 1 PA: 36

PITCHER		IP	WLS	BF	H	R	ER	SO	BB	IBB	HBP	BLK	WP	HR	S	P	ERA	WHIP
Dave Burba, R ERA: 3.62	(1, 1)	7.0	W	30	7	3	3	4	3	0	1	0	1	0	68	125	3.86	1.429
Jose Mesa, R ERA: 4.21	(8, 1)	1.0		3	0	0	0	1	0	0	0	0	0	0	9	14	0.00	0.000
Ron Villone, L ERA: 2.57	(9, 1)	1.0		3	0	0	0	0	0	0	0	0	0	0	5	9	0.00	0.000

PITCHER	IP	WLS	BF	H	R	ER	SO	BB	IBB	HBP	BLK	WP	HR	S	P	ERA	WHIP

Batter	1	2	3	4	5	6	7	8	9	AB	R	H	RBI	BB	SO	LOB
Kenny Lofton, L (1, 8) OBP: 0.362, SLG: 0.428	C C B F B B F B B 4-2 S 1B 1B BB	C B L F B F C 2-3 K ②		B B L C B X 3-2 FC3-6 ② 1-2f 2-3		B X 1-0 P9 ①		B X 1-0 G4-3 ① 1-2		4	1	0	0	1	1	3
Omar Vizquel, S (1, 6) OBP: 0.373, SLG: 0.369	1 SAFE C B F X 1-2 BB 1B 1B	C X 0-1 1B		B B X 2-0 L3 ③		C X 0-1 G4-3 ②		C X 0-1 G4-3 ② 2-3		5	1	2	0	0	0	3
David Justice, L (1, 10) OBP: 0.400, SLG: 0.599	C B F S 1-3 K ①	X 0-0 F8 ③			C B X 1-1 E 1B 1B	B B F B C S 3-3 K ③		B X 1-0 BB 1B 3-H		5	1	2	1	0	2	3
Jim Thome, L (1, 3) OBP: 0.443, SLG: 0.624	B B B C S F F B 4-2 1B HR BB 1-2 2-3		C B F C 1-3 K ①		B F B B X 3-1 E3 1B E 1-2		X 0-0 HR	F C B B B B 4-2 BB 1-2		3	3	1	1	2	1	1
Mark Whiten, S (1, 9) OBP: 0.500, SLG: 0.778	C B X 1-1 HR 1B 1-2 2-H 3-H	X 0-0 G4-3 ②			X 0-0 E 1B 1-3 2-H		C B X 1-1 HR	S C B F S 1-3 K ③		5	2	3	4	0	1	2
Brian Giles, L (1, 7) OBP: 0.394, SLG: 0.528	C B B X 2-1 HR 1-H 2-H		C B B F S 2-3 K ③		F X 0-1 E4 1-2 3-H		C C B B F B X 3-2 F8 ①			4	1	1	4	0	1	1
Travis Fryman, R (1, 5) OBP: 0.280, SLG: 0.362	B B X 2-0 F9 ②			X 0-0 FC3-6 1B 1B	X 0-0 F7 ①		C C B X 1-2 G6-3 ②			4	0	1	0	0	0	2
Pat Borders, R (1, 2) OBP: 0.263, SLG: 0.278	B C B B X 3-1 F8 ③			X 0-0 L8 ①	C B F S 1-3 K ②		X 0-0 F8 ③			4	0	0	0	0	1	3
David Bell, R (1, 4) OBP: 0.316, SLG: 0.438		L B F B F X 2-2 F9 ①		X 0-0 FC3-6 1-2 1B	F C T 0-2 K ③			X 0-0 G4-3 G4-3 1B 1B		4	1	2	0	0	1	2
Inning Stats	R: 5 H: 3 E: 0 LOB: 0 K: 1 BB: 2 S: 21 P: 39	R: 0 H: 1 E: 0 LOB: 1 K: 1 BB: 0 S: 12 P: 16	R: 0 H: 0 E: 0 LOB: 0 K: 2 BB: 0 S: 7 P: 10	R: 0 H: 2 E: 0 LOB: 2 K: 0 BB: 0 S: 7 P: 12	R: 2 H: 2 E: 2 LOB: 2 K: 2 BB: 0 S: 14 P: 19	R: 0 H: 0 E: 0 LOB: 0 K: 1 BB: 0 S: 6 P: 10	R: 2 H: 2 E: 0 LOB: 0 K: 0 BB: 0 S: 11 P: 16	R: 1 H: 2 E: 0 LOB: 2 K: 1 BB: 1 S: 11 P: 18		1B: 9 SF: 0 2B: 0 SAC: 0 3B: 0 DP: 0 HR: 3 HBP: 0						

PITCHER		IP	WLS	BF	H	R	ER	SO	BB	IBB	HBP	BLK	WP	HR	S	P	ERA	WHIP
Bobby Witt, R ERA: 7.74	(1, 1)	7.0	L	35	10	9	8	7	2	0	0	0	0	3	78	122	10.29	1.714
Tim Crabtree, R ERA: 5.5	(8, 1)	1.0		6	2	1	1	1	1	0	0	0	0	0	11	18	9.00	3.000

PITCHER	IP	WLS	BF	H	R	ER	SO	BB	IBB	HBP	BLK	WP	HR	S	P	ERA	WHIP

BOTTOM

Texas Rangers @ Cleveland Indians

Jacobs Field, Cleveland, OH

Sat May 16 1998, 3:33 AM EDT
Att. 40,925 - Overcast - 81 F

livebaseballscorecards.com

AB	38
R	10
H	12
RBI	10
BB	3
SO	8
LOB	20

Batter	1	2	3	4	5	6	7	8	9	AB	R	H	RBI	BB	SO	LOB
Tom Goodwin, L (1, 8) OBP: 0.394, SLG: 0.364	C X 0-1 ① F7		C B C B B F B 4-2 BB		C C C 0-3 ① K		X 0-0 ③ G4-3			3	0	0	0	1	1	2
Luis Alicea, S (1, 4) OBP: 0.344, SLG: 0.357	C X 0-1 ② G1-3		1 SAFE 1 SAFE 1 SAFE C B 1 SAFE C F B 2-2 X ③ L7		B B B C F X 3-2 ② F9			B B C X 2-1 ① F7		4	0	0	0	0	0	3
29 Rusty Greer, L (1, 7) OBP: 0.342, SLG: 0.410	X 0-0 ③ G5-3			C B F B F X 2-2 ① G4-3	C B B S B X 3-2 ③ L7			C X 0-1 ② G4-3		4	0	0	0	0	0	2
Juan Gonzalez, R (1, 9) OBP: 0.333, SLG: 0.565		B C F B S 2-3 ① K		F B F X 1-2 FC4-6 1B		B B B 4-0 G3 BB		B B X 2-0 ③ G2		3	0	1	0	1	1	0
Will Clark, L (1, 3) OBP: 0.412, SLG: 0.494		B C X 1-1 2B	X 0-0 ② FC4-6 BB 1B **1-2f**		C B B X 2-1 ① G3 **1-2**				C B B S F F S 2-3 ① K	4	1	1	0	0	1	2
Lee Stevens, L (1, 10) OBP: 0.306, SLG: 0.496 Mike Simms, R (9, PH) OBP: 0.379, SLG: 0.630 Domingo Cedeno, S (9, PH) OBP: 0.389, SLG: 0.471		B B X 2-0 ② F7		B B C S F B 4-2 CS 1B BB **1-2**		X 0-0 ② L5			C F B X 1-2 ② F8	2 0 1	0 0 0	0 0 0	0 0 0	1 0 0	0 0 0	2 0 0
Kevin Elster, R (1, 6) OBP: 0.327, SLG: 0.385		S C C 0-3 ③ K		C F X 0-2 **1-2** **2-H** 1B		B S X 1-1 ③ G5-3			B X 1-0 ③ G5-3	4	0	1	1	0	1	2
Bill Haselman, R (1, 2) OBP: 0.273, SLG: 0.381 Ivan Rodriguez, R (9, 2) OBP: 0.433, SLG: 0.630			C B B B F F C 3-3 ① K	C S B 1-2 ③ CS **2-3**	B B X 2-0 1B 1B		C B B B X 3-1 ① F8			3 0	0 0	1 0	0 0	0 0	1 0	0 0
Fernando Tatis, R (1, 5) OBP: 0.303, SLG: 0.264			C X 0-1 ② G6-3		X 0-0 **1-2** 1B		B C C B S 2-3 ② K			3	0	1	0	0	1	0
Inning Stats	R: 0 E: 0 K: 0 S: 5 H: 0 LOB: 0 BB: 0 P: 5	R: 0 E: 0 K: 2 S: 9 H: 1 LOB: 1 BB: 0 P: 14	R: 0 E: 0 K: 1 S: 13 H: 0 LOB: 1 BB: 1 P: 22	R: 1 E: 0 K: 0 S: 17 H: 2 LOB: 1 BB: 1 P: 25	R: 0 E: 0 K: 1 S: 11 H: 2 LOB: 2 BB: 0 P: 19	R: 0 E: 0 K: 0 S: 5 H: 0 LOB: 1 BB: 1 P: 12	R: 0 E: 0 K: 1 S: 6 H: 0 LOB: 0 BB: 0 P: 11	R: 0 E: 0 K: 0 S: 5 H: 0 LOB: 0 BB: 0 P: 9	R: 0 E: 0 K: 1 S: 9 H: 0 LOB: 0 BB: 0 P: 13	1B: 4 2B: 1 3B: 0 HR: 0	SF: 0 SAC: 0 DP: 0 HBP: 0						

TOP

Texas Rangers @ Cleveland Indians

Jacobs Field, Cleveland, OH

Sun May 17 1998, 3:33 AM EDT

Att. 42,247 - Sunny - 70 F

livebaseballscorecards.com

AB	31
R	1
H	5
RBI	1
BB	3
SO	6
LOB	13

WP: 0 PB: 0 SB: 0 CS: 1 PA: 35

PITCHER		IP	WLS	BF	H	R	ER	SO	BB	IBB	HBP	BLK	WP	HR	S	P	ERA	WHIP
Bartolo Colon, R ERA: 2.48	(1, 1)	8.0	L	31	5	1	1	5	3	0	0	0	0	0	71	117	1.12	1.000
Paul Assenmacher, L ERA: 3.94	(9, 1)	0.1		1	0	0	0	1	0	0	0	0	0	0	5	7	0.00	0.000
Michael Jackson, R ERA: 2.7	(9, 1)	0.2		2	0	0	0	0	0	0	0	0	0	0	4	6	0.00	0.000

PITCHER	IP	WLS	BF	H	R	ER	SO	BB	IBB	HBP	BLK	WP	HR	S	P	ERA	WHIP

BOTTOM

Texas Rangers @ Cleveland Indians

Jacobs Field, Cleveland, OH

Sun May 17 1998, 3:33 AM EDT
Att. 42,247 - Sunny - 70 F

livebaseballscorecards.com

Batter	1	2	3	4	5	6	7	8	9	AB	R	H	RBI	BB	SO	LOB
Kenny Lofton, L (1, 8) OBP: 0.370, SLG: 0.429	B B B C B 4-1 BB		C B B B F B 4-2 L9-3 BB		C B B B C X 3-2 ③ G5-3			X 0-0 1B		2	0	1	0	2	0	0
Omar Vizquel, S (1, 6) OBP: 0.370, SLG: 0.366	1 SAFE C C C B 1 B X SAFE 2-2 ① P6		C 1 SAFE 1 SAFE 1 SAFE L X 0-2 ① ② L9-3 1-2			B C X 1-1 L8-4 G3 1B		C F X 0-2 ③ P5		4	0	1	0	0	0	3
David Justice, L (1, 10) OBP: 0.391, SLG: 0.583	B X 1-0 ② F7		B S X 1-1 ③ F8			B B X 2-0 ① G3 1-2			C B F B F B X 3-2 ① F8	4	0	0	0	0	0	2
Jim Thome, L (1, 3) OBP: 0.433, SLG: 0.607	1 SAFE X 0-0 ③ L7			B F C B F X 2-2 ① F7		B B C B C X 3-2 ② ③ L8-4 2-3			B B S F S 2-3 ② K	4	0	0	0	0	1	2
Mark Whiten, S (1, 9) OBP: 0.357, SLG: 0.538		C B C F C 1-3 ① K		B C F S 1-3 ② K			B B C C S 2-3 ① K		C S F X 0-2 ③ G4-3	4	0	0	0	0	3	0
Brian Giles, L (1, 7) OBP: 0.393, SLG: 0.523		B F B B C S 3-3 ② K		B C X 1-1 E S 1B			C B B C B S 3-3 ② K			3	0	1	0	0	2	0
Sandy Alomar Jr., R (1, 2) OBP: 0.288, SLG: 0.378	X 0-0 2B 1B			B C S 1 SAFE B F S 2-3 ③ K 1-3			C B B C X 2-2 ③ G6-3			3	0	1	0	0	1	1
Travis Fryman, R (1, 5) OBP: 0.281, SLG: 0.368		F S X 0-2 1-3 2B			X 0-0 ① F7			B B S F B T 3-2 ① K		3	0	1	0	0	1	0
David Bell, R (1, 4) OBP: 0.309, SLG: 0.427 Jeff Branson, L (8, PH) OBP: 0.179, SLG: 0.250 (9, 4)		S B C S 1-3 ③ K			C B X 1-1 ② P2			B F C S 1-3 ② K		2 1	0 0	0 0	0 0	0 0	1 1	2 0

Inning Stats																								
	R: 0 E: 0 K: 0 S: 6	H: 0 LOB: 1 BB: 1 P: 13		R: 0 E: 0 K: 3 S: 14	H: 2 LOB: 2 BB: 0 P: 19		R: 0 E: 0 K: 0 S: 7	H: 0 LOB: 0 BB: 1 P: 12		R: 0 E: 0 K: 2 S: 13	H: 1 LOB: 1 BB: 0 P: 19		R: 0 E: 0 K: 0 S: 6	H: 0 LOB: 0 BB: 0 P: 10		R: 0 E: 0 K: 0 S: 6	H: 1 LOB: 0 BB: 0 P: 12		R: 0 E: 0 K: 2 S: 9	H: 0 LOB: 0 BB: 0 P: 16		R: 0 E: 0 K: 2 S: 10	H: 1 LOB: 1 BB: 0 P: 14		R: 0 E: 0 K: 1 S: 11	H: 0 LOB: 0 BB: 0 P: 16	1B: 4 2B: 3 3B: 0 HR: 0	SF: 0 SAC: 0 DP: 2 HBP: 0	WP: 0 PB: 0 SB: 1 CS: 0	PA: 32

PITCHER		IP	WLS	BF	H	R	ER	SO	BB	IBB	HBP	BLK	WP	HR	S	P	ERA	WHIP
Aaron Sele, R ERA: 2.64	(1, 1)	8.0	W	29	5	0	0	9	2	0	0	0	0	0	71	115	0.00	0.875
John Wetteland, R ERA: 1.02	(9, 1)	1.0	S	3	0	0	0	1	0	0	0	0	0	0	11	16	0.00	0.000

PITCHER	IP	WLS	BF	H	R	ER	SO	BB	IBB	HBP	BLK	WP	HR	S	P	ERA	WHIP

Cleveland Indians @ Kansas City Royals

Kauffman Stadium, Kansas City, MO

Tue May 19 1998, 7:05 PM CDT

Att. 13,367 - Cloudy - 86 F

TOP

livebaseballscorecards.com

Batter	1	2	3	4	5	6	7	8	9	AB	R	H	RBI	BB	SO	LOB
Kenny Lofton, L (1, 8) OBP: 0.371, SLG: 0.427	1-1 BB, 1B		0-1 ② G3		1-0 ① SF7 1-2 2-3 3-H	2-1 ① F8		4-2 1B E, BB	2-1 HR	3	2	1	1	1	0	0
Mark Whiten, S (8, 8) OBP: 0.400, SLG: 0.786										1	1	1	1	0	0	0
Omar Vizquel, S (1, 6) OBP: 0.382, SLG: 0.382	4-2 1B, 1-2 BB		2-3 ③ K		1-1 HR 2-H 3-H 2B	0-0 S 1B		1 SAFE 1-0 E9 L8 1-H 1B	1-0 ① G6-3	4	2	3	2	1	1	0
Shawon Dunston, R (8, 6) OBP: 0.250, SLG: 0.358										1	0	0	0	0	0	0
David Justice, L (1, 10) OBP: 0.384, SLG: 0.567	2-3 ① K			1-2 ① G4-3	1-3 ② K	2-3 ② K		1-2 ① L8 2-3	1-0 HR	6	1	1	0	0	3	5
Jim Thome, L (1, 3) OBP: 0.446, SLG: 0.633	1-1 G6-4-3 1-3 2-H 1B			2-2 1B 1B	4-0 HR IBB	2-2 ③ G3-1 1-2		1-2 1B WP 3-H 1B	1-2 HR 1-H	5	3	4	4	1	0	1
Manny Ramirez, R (1, 9) OBP: 0.325, SLG: 0.456	3-0 ② ③ G6-4-3 1-2f			3-2 G6-3 1-2 1B	0-0 1-H 2-H HR		1-2 ① F9	3-0 ② P8	2-3 ② K	6	1	2	3	0	1	3
Brian Giles, L (1, 7) OBP: 0.390, SLG: 0.509		3-3 ① K		2-2 ② ③ G6-3 1-2f	4-1 1B 1B BB		1-0 ② F8	0-0 WP 1-3 3B 1B	1-3 ③ K	5	2	1	0	1	2	2
Sandy Alomar Jr., R (1, 2) OBP: 0.308, SLG: 0.390		3-1 ② G6-3	1-0 1B BB SF7 1B		0-0 1B 1-2 1B	0-0 1B	4-2 1B 3B 1-2 3-H HBP			4	2	3	0	0	0	0
Pat Borders, R (9, 2) OBP: 0.263, SLG: 0.278										0	0	0	0	0	0	0
Travis Fryman, R (1, 5) OBP: 0.297, SLG: 0.391		3-2 ③ F8	4-2 SF7 1B 1-2 2B BB		1-0 1-3 2-H 1B	0-0 1-2 1B	2-0 1-H 2-H 3B			4	1	3	3	1	0	0
Jeff Branson, L (8, 5) OBP: 0.179, SLG: 0.250										0	0	0	0	0	0	0
David Bell, R (1, 4) OBP: 0.302, SLG: 0.413			0-0 ① F8		1-2 2-3 1B P2	1-0 ③ P9		3-3 ③ K		5	1	1	0	0	1	5

	AB	44
	R	16
	H	20
	RBI	14
	BB	5
	SO	8
	LOB	16

Inning Stats																																		
	R: 1	H: 2	R: 0	H: 0	R: 0	H: 0	R: 0	H: 2	R: 7	H: 6	R: 0	H: 1	R: 0	H: 2	R: 5	H: 4	R: 3	H: 3	1B: 15	SF: 1	WP: 1	PA: 51
	E: 0	LOB: 1	E: 0	LOB: 0	E: 0	LOB: 0	E: 0	LOB: 1	E: 0	LOB: 2	E: 0	LOB: 1	E: 0	LOB: 2	E: 1	LOB: 1	E: 0	LOB: 0	2B: 1	SAC: 0	PB: 0	
	K: 1	BB: 1	K: 1	BB: 0	K: 1	BB: 0	K: 0	BB: 0	K: 1	BB: 3	K: 1	BB: 0	K: 0	BB: 0	K: 1	BB: 1	K: 2	BB: 0	3B: 1	DP: 2	SB: 1	
	S: 10	P: 21	S: 9	P: 18	S: 8	P: 10	S: 13	P: 21	S: 18	P: 38	S: 9	P: 15	S: 7	P: 10	S: 21	P: 40	S: 13	P: 21	HR: 3	HBP: 1	CS: 0	

PITCHER		IP	WLS	BF	H	R	ER	SO	BB	IBB	HBP	BLK	WP	HR	S	P	ERA	WHIP
Pat Rapp, R ERA: 3.72	(1, 1)	4.2	L	23	8	7	7	4	2	1	0	0	0	1	54	97	13.50	2.143
Chris Haney, L ERA: 8.29	(5, 1)	2.1		13	5	1	1	1	1	0	0	0	0	0	20	36	3.86	2.571
47 Brian Bevil, R ERA: 6.35	(8, 1)	1.0		9	4	5	5	1	1	0	1	0	1	0	21	40	45.00	5.000
Jeff Montgomery, R ERA: 7.36	(9, 1)	1.0		6	3	3	3	2	0	0	0	0	0	2	13	21	27.00	3.000

PITCHER	IP	WLS	BF	H	R	ER	SO	BB	IBB	HBP	BLK	WP	HR	S	P	ERA	WHIP

Batter	1	2	3	4	5	6	7	8	9	AB	R	H	RBI	BB	SO	LOB
Johnny Damon, L (1, 8) OBP: 0.315, SLG: 0.376	C S C 0-3 ① K		F C F X 0-2 SF9 1-2 2-3 1B		X 0-0 ③ F9		B B C F X 2-2 ③ G4-3			4	0	1	0	0	1	0
Shane Halter, R (1, 6) OBP: 0.326, SLG: 0.438	F B B S S 2-3 ② K		C X 0-1 ② SF9 1-2 2-3 3-H			B F F B F F S 2-3 ① K		B F X 1-1 FC5-4 1B		3	0	1	1	0	2	0
Jose Offerman, S (1, 4) OBP: 0.385, SLG: 0.415 Felix Martinez, S (8, PH) OBP: 0.183, SLG: 0.169 (9, 4)	F F B F F B F B F 3-2 ③ G6-3		C X 0-1 ③ F7			B F F F F X 1-2 ② P6		F C F F B X 1-2 ① FC5-4 1-2f		3 1	0 0	0 0	0 0	0 0	0 0	2 1
Jeff King, R (1, 3) OBP: 0.318, SLG: 0.431		L C X 0-2 ① F9		F X 0-1 ① F9		C X 0-1 BB 1B		C X 0-1 ② P6		4	0	1	0	0	0	1
Dean Palmer, R (1, 5) OBP: 0.325, SLG: 0.563		S S S 0-3 ② K		C X 0-1 HR		C B B F B F B 4-2 1-2 BB		B C F S 1-3 ③ K		3	1	1	1	1	2	1
Shane Mack, R (1, 10) OBP: 0.339, SLG: 0.447		F B B B X 2-1 ③ L9		C X 0-1 ② F7		B B C X 2-1 ③ G5-3			C B F X 1-2 ① G4-3	4	0	0	0	0	0	2
Jeff Conine, R (1, 7) OBP: 0.250, SLG: 0.277			C X 0-1 1B 1B SF9 1B	F B X 1-1 ③ F9			F X 0-1 ① P4		C B B B X 2-1 ② F8	4	1	1	0	0	0	0
Jermaine Dye, R (1, 9) OBP: 0.316, SLG: 0.265			X 0-0 SF9 1-2 1B 1B		B B B C B X 3-1 ① F8		B B B B C F X 3-2 E8 SF8 2B		B C B B B 4-1 BB	3	1	2	0	1	0	0
Sal Fasano, R (1, 2) OBP: 0.242, SLG: 0.207			X 0-0 ① B3		X 0-0 ② F7		C B B B F F X 3-2 ② SF8 3-H		B B C B X 3-1 ③ F8	3	0	0	1	0	0	3
Inning Stats	R: 0 H: 0 E: 0 LOB: 0 K: 2 BB: 0 S: 14 P: 19	R: 0 H: 0 E: 0 LOB: 0 K: 1 BB: 0 S: 8 P: 10	R: 1 H: 3 E: 0 LOB: 2 K: 0 BB: 0 S: 12 P: 12	R: 1 H: 1 E: 0 LOB: 0 K: 0 BB: 0 S: 8 P: 9	R: 0 H: 0 E: 0 LOB: 0 K: 0 BB: 0 S: 4 P: 7	R: 0 H: 1 E: 0 LOB: 2 K: 1 BB: 1 S: 16 P: 25	R: 1 H: 1 E: 1 LOB: 0 K: 0 BB: 0 S: 12 P: 20	R: 0 H: 1 E: 0 LOB: 1 K: 1 BB: 0 S: 11 P: 14	R: 0 H: 0 E: 0 LOB: 1 K: 0 BB: 1 S: 8 P: 18	1B: 5 SF: 2 2B: 1 SAC: 0 3B: 0 DP: 0 HR: 1 HBP: 0						

PITCHER		IP	WLS	BF	H	R	ER	SO	BB	IBB	HBP	BLK	WP	HR	S	P	ERA	WHIP
Chad Ogea, R ERA: 5.29	(1, 1)	6.1	W	26	6	3	2	4	1	0	0	0	0	1	67	90	2.84	1.105
Ron Villone, L ERA: 2.08	(7, 1)	1.2		6	1	0	0	1	0	0	0	0	0	0	18	26	0.00	0.600
Rick Krivda, L ERA: 3.38	(9, 1)	1.0		4	0	0	0	0	1	0	0	0	0	0	8	18	0.00	1.000

PITCHER	IP	WLS	BF	H	R	ER	SO	BB	IBB	HBP	BLK	WP	HR	S	P	ERA	WHIP

BOTTOM

Cleveland Indians @ Kansas City Royals

Kauffman Stadium, Kansas City, MO

Tue May 19 1998, 7:05 PM CDT

Att. 13,367 - Cloudy - 86 F

livebaseballscorecards.com

AB	32
R	3
H	7
RBI	3
BB	2
SO	5
LOB	10

Batter	1	2	3	4	5	6	7	8	9	AB	R	H	RBI	BB	SO	LOB
Kenny Lofton, L (1, 8) OBP: 0.371, SLG: 0.446	S B X 1-1 F9 ①		C C F B B X 2-2 CS 2-H 3-H 1B		C C B F B X 2-2 SF8 ② 3-H	F B C X 1-2 2-H HR		C C B F X 1-2 F7 ①		4	1	2	5	0	0	1
Mark Whiten, S (8, 8) OBP: 0.400, SLG: 0.786										0	0	0	0	0	0	0
Omar Vizquel, S (1, 6) OBP: 0.372, SLG: 0.370	C B B X 2-1 F8 ②		1 SAFE 1 SAFE M 1 SAFE F F F X 0-2 P6 ②		L B C X 1-2 G5-3 ③	C X 0-1 G1-3 ③		F C B C 1-3 K ②		5	0	0	0	0	1	2
Jeff Branson, L (9, 6) OBP: 0.179, SLG: 0.250										0	0	0	0	0	0	0
David Justice, L (1, 10) OBP: 0.379, SLG: 0.562	C C B S 1-3 K ③		F P 1 B B C SAFE 3-2 CS ③ 1-2	X 0-0 G4-3 ①		C X 0-1 G6-3 ①	C F X 0-2 BB G6-3 2B	C B B B X 3-1 F9 ③		5	1	1	0	0	1	1
Jim Thome, L (1, 3) OBP: 0.444, SLG: 0.623		C B F C 1-3 K ①		S X 0-1 G3 ②		B S X 1-1 P7 ②	B C S B B B 4-2 G6-3 BB 1B BB		X 0-0 2B SF9 1B	4	2	1	0	1	1	0
Manny Ramirez, R (1, 9) OBP: 0.339, SLG: 0.477		B B C B C F S 3-3 K ②		X 0-0 1B	X	0-0 1B 2B	B B B B C B 4-1 G6-3 1-2 2-3 BB		C C B B B X 3-2 SF9 1-3 1B 2B	4	2	3	0	1	1	0
Brian Giles, L (1, 7) OBP: 0.384, SLG: 0.496		F C B B S 2-3 K ③		B X 1-0 G4-3 ③		F B B S B F B 4-2 1B HR BB	B X 1-0 G6-3 ① ② 1-2f 2-3 3-H		F X 0-1 SF9 ① 2-3 3-H	3	1	0	1	1	1	3
Sandy Alomar Jr., R (1, 2) OBP: 0.321, SLG: 0.402			C B X 1-1 FC5-6 1B 1B		F B B X 2-1 P8 ①	X 0-0 1-3 2-H HR 1B	C B B F F F X 2-2 3-H 1B		X 0-0 3-H 1B	4	1	3	2	0	0	0
Pat Borders, R (8, 2) OBP: 0.276, SLG: 0.291										1	0	1	1	0	0	0
Travis Fryman, R (1, 5) OBP: 0.305, SLG: 0.422			B X 1-0 E 1-2 1B 1B		B F S B B B X 3-2 3B 2B	X 0-0 1-H 3-H HR	B B T B B C X 3-2 G6-3 ③		F C C 0-3 K ②	5	3	3	3	0	1	2
David Bell, R (1, 4) OBP: 0.319, SLG: 0.452			B F X 1-1 FC5-6 ① 1-3 2-3f 1B		X 0-0 SF8 2-H 3B	C B F X 1-2 HR 2B		B C B B B 4-1 BB	C B S S 1-3 K ③	4	3	2	1	1	1	3

Inning Stats																																	
	R: 0	H: 0		R: 0	H: 0		R: 2	H: 3		R: 0	H: 1		R: 2	H: 2		R: 6	H: 5		R: 2	H: 2		R: 0	H: 0		R: 2	H: 3		1B: 8	SF: 2		WP: 0	PA: 46	
	E: 0	LOB: 0		E: 0	LOB: 0		E: 1	LOB: 0		E: 0	LOB: 1		E: 0	LOB: 0		E: 0	LOB: 1		E: 0	LOB: 1		E: 1	LOB: 1		E: 0	LOB: 1		2B: 5	SAC: 0		PB: 0		
	K: 1	BB: 0		K: 3	BB: 0		K: 0	BB: 0		K: 0	BB: 0		K: 0	BB: 0		S: 18	BB: 1		K: 0	BB: 2		K: 1	BB: 1		K: 2	BB: 0		3B: 1	DP: 1		SB: 0		
	S: 7	P: 11		S: 10	P: 16		S: 17	P: 24		S: 5	P: 6		S: 13	P: 21		P: 25			S: 15	P: 29		S: 10	P: 19		S: 13	P: 17		HR: 2	HBP: 0		CS: 1		

PITCHER		IP	WLS	BF	H	R	ER	SO	BB	IBB	HBP	BLK	WP	HR	S	P	ERA	WHIP
Tim Belcher, R ERA: 4.48	(1, 1)	5.2	L	28	11	10	9	4	1	0	0	0	0	2	68	101	14.29	2.118
Jim Pittsley, R ERA: 4.12	(6, 1)	1.1		7	2	2	2	0	2	0	0	0	0	0	17	31	13.50	3.000
Matt Whisenant, L ERA: 6.48	(8, 1)	1.0		4	0	0	0	1	1	0	0	0	0	0	10	19	0.00	1.000
Scott Service, R ERA: 4.29	(9, 1)	1.0		6	3	2	2	2	0	0	0	0	0	0	13	17	18.00	3.000

PITCHER	IP	WLS	BF	H	R	ER	SO	BB	IBB	HBP	BLK	WP	HR	S	P	ERA	WHIP

TOP

Cleveland Indians @ Kansas City Royals

Kauffman Stadium, Kansas City, MO

Wed May 20 1998, 7:05 PM CDT
Att. 13,575 - Unknown - 86 F

livebaseballscorecards.com

AB	39
R	14
H	16
RBI	13
BB	4
SO	7
LOB	12

BOTTOM

Cleveland Indians @ Kansas City Royals

Kauffman Stadium, Kansas City, MO

Wed May 20 1998, 7:05 PM CDT

Att. 13,575 - Unknown - 86 F

livebaseballscorecards.com

Batter	1	2	3	4	5	6	7	8	9	AB	R	H	RBI	BB	SO	LOB
Johnny Damon, L (1, 8) OBP: 0.317, SLG: 0.377	0-2 CS 1B		1-1 CS 1B	0-0 P4		0-1 G6-3		1-1 E4 FC6-4 1-2		5	0	2	0	0	0	4
Shane Mack, R (1, 10) OBP: 0.350, SLG: 0.454	1-3 K		2-0 1-2 1B		0-0 1B G5-4-3 1B		2-2 L1-4-3 1B	0-0 FC6-4 1-2f		5	1	3	0	0	1	3
Jose Offerman, S (1, 4) OBP: 0.391, SLG: 0.417	4-2 1-2 BB		1-2 G3		1-2 G5-4-3 1-3 1B		2-1 L1-4-3 1-2 1B		1-3 K	4	0	2	0	1	1	1
Dean Palmer, R (1, 5) OBP: 0.322, SLG: 0.558	0-3 K			0-1 1B 2B 2B	0-0 G5-4-3 1-2f 3-H		0-0 L1-4-3 1-2 2-3		0-0 G5-3	5	1	1	0	0	1	4
Jeff King, R (1, 3) OBP: 0.320, SLG: 0.449		2-1 HR		2-0 2B SF9 2-3 1B	1-0 L8		2-1 P9		0-3 K	5	2	2	1	0	1	2
Jeff Conine, R (1, 7) OBP: 0.250, SLG: 0.294		0-1 P3		0-0 SF9 1B 1-3 2B 3-H		0-0 F7	0-0 L9			4	1	1	1	0	0	2
Jermaine Dye, R (1, 9) OBP: 0.310, SLG: 0.250		3-1 G1-3		0-1 SF9 2-3 3-H		4-0 BB BB		2-2 G6-3		2	0	0	1	1	0	0
Sal Fasano, R (1, 2) OBP: 0.270, SLG: 0.219		3-2 L6-3		1-2 FC4-6 1B 3-H		4-0 1-2 BB		1-2 F7		3	0	1	1	1	0	0
Felix Martinez, S (1, 6) OBP: 0.186, SLG: 0.173			1-2 G3-1	2-2 FC4-6 1-2f		0-1 P4		3-2 E 1B		4	0	1	0	0	0	3

	AB	37
	R	5
	H	13
	RBI	4
	BB	3
	SO	4
	LOB	19

Inning Stats	1	2	3	4	5	6	7	8	9
	R: 0 E: 0 K: 2 S: 12	H: 1 LOB: 1 BB: 1 P: 17	R: 1 E: 0 K: 0 S: 9	H: 1 LOB: 0 BB: 0 P: 17	R: 0 E: 0 K: 0 S: 10	H: 2 LOB: 1 BB: 0 P: 15	R: 3 E: 0 K: 0 S: 14	H: 4 LOB: 1 BB: 0 P: 19	R: 1 E: 0 K: 0 S: 6	H: 2 LOB: 0 BB: 0 P: 8
	R: 0 E: 0 K: 0 S: 5	H: 0 LOB: 2 BB: 2 P: 13	R: 0 E: 0 K: 0 S: 9	H: 2 LOB: 2 BB: 0 P: 15	R: 0 E: 1 K: 0 S: 14	H: 1 LOB: 2 BB: 0 P: 21	R: 0 E: 0 K: 2 S: 7	H: 0 LOB: 0 BB: 0 P: 8	1B: 10 2B: 2 3B: 0 HR: 1	SF: 1 SAC: 0 DP: 1 HBP: 0	WP: 0 PB: 0 SB: 0 CS: 2	PA: 41

PITCHER		IP	WLS	BF	H	R	ER	SO	BB	IBB	HBP	BLK	WP	HR	S	P	ERA	WHIP
Charles Nagy, R	(1, 1)	5.0	W	23	10	5	5	2	1	0	0	0	0	1	51	76	9.00	2.200
ERA: 6.06																		
Ron Villone, L	(6, 1)	1.0		5	0	0	0	0	2	0	0	0	0	0	5	13	0.00	2.000
ERA: 1.86																		
Jose Mesa, R	(7, 1)	2.0		10	3	0	0	0	0	0	0	0	0	0	23	36	0.00	1.500
ERA: 3.9																		
Michael Jackson, R	(9, 1)	1.0		3	0	0	0	2	0	0	0	0	0	0	7	8	0.00	0.000
ERA: 2.55																		

PITCHER	IP	WLS	BF	H	R	ER	SO	BB	IBB	HBP	BLK	WP	HR	S	P	ERA	WHIP

Batter	1	2	3	4	5	6	7	8	9	AB	R	H	RBI	BB	SO	LOB
Kenny Lofton, L (1, 8) OBP: 0.382, SLG: 0.449	C B H 2-1 G4-6-3 BB HBP		B X 1-0 1B 1B 1B		B X 1-0 E3 1B G5-6-3	B B B C B 4-1 WP 1B BB		C B B C X 2-2 1B		3	2	2	0	1	0	0
Omar Vizquel, S (1, 6) OBP: 0.378, SLG: 0.373	B 1 SAFE B 1 SAFE B C B 4-1 G4-6-3 1-2 BB		C F X 0-2 1B WP 1-2 1B		1 SAFE C X 0-1 S G5-6-3 1-3 1B	B B S C F F X 2-2 ② F4		F B B X 2-1 ② L5		4	2	2	0	1	0	2
Manny Ramirez, R (1, 10) OBP: 0.341, SLG: 0.474	C B F F B B F 2 SAFE X 3-2 ①② G4-6-3 1-2f 2-3		F B S F B B X 3-2 WP 1-3 2-H 1B		1 SAFE F B S S 1 SAFE B 1 X 2-2 ① G5-6-3 1-2 3-H	C B B X 2-1 WP 1-2 1B		S B F C 1-3 ③ K		5	0	2	2	0	1	4
Jim Thome, L (1, 3) OBP: 0.443, SLG: 0.614	B B F F F C 2-3 ③ K		C B B B B 4-1 G4-6-3 1-2 3-H BB		B X 1-0 1B 1B 2-H 1B	C B S X 1-2 ③ L4 1-2 2-3			B S F S 1-3 ① K	4	1	1	1	1	2	3
Sandy Alomar Jr., R (1, 2) OBP: 0.309, SLG: 0.386		X 0-0 ① P3	B C F X 1-2 ②③ G4-6-3 1-2f		F F B F C 1-3 ② K		F B B B X 3-1 ① F8		C S B B X 1-2 ② G4-3	5	0	0	0	0	1	3
Mark Whiten, S (1, 9) OBP: 0.450, SLG: 0.706		C B S B S 2-3 ② K		B C X 1-1 ① G4-3	1 SAFE B 1 X 1-0 1B 1-2 1B		B S B B B 4-1 FC6-4 BB		B B B B 4-0 WP BB	3	0	1	0	2	1	0
Travis Fryman, R (1, 5) OBP: 0.308, SLG: 0.422		B F X 1-1 1B	B X 1-0 ② F7		C B X 1-1 1-3 2-H 1B		S C B F B F B X 3-2 ② FC6-4 1-2f		F C B F S 1-3 ③ K 1-2	5	0	2	1	0	1	2
David Bell, R (1, 4) OBP: 0.305, SLG: 0.432		F S B B B F X 3-2 ③ L5		X 0-0 ③ F8	B S C S 1-3 ③ K		X 0-0 ③ L7			4	0	0	0	0	1	4
Shawon Dunston, R (1, 7) OBP: 0.250, SLG: 0.384			C B S B B X 3-2 ① P4		X 0-0 HR	B B F X 2-1 ① L5		B X 1-0 ① F9		4	1	1	1	0	0	0
Inning Stats	R: 0 H: 0 E: 0 LOB: 1 K: 1 BB: 1 S: 11 P: 22	R: 0 H: 1 E: 0 LOB: 1 K: 1 BB: 0 S: 10 P: 16	R: 2 H: 3 E: 0 LOB: 1 K: 0 BB: 1 S: 15 P: 27	R: 0 H: 0 E: 0 LOB: 0 K: 0 BB: 0 S: 4 P: 6	R: 4 H: 5 E: 1 LOB: 2 K: 2 BB: 0 S: 17 P: 25	R: 0 H: 1 E: 0 LOB: 2 K: 0 BB: 1 S: 13 P: 24	R: 0 H: 0 E: 0 LOB: 1 K: 0 BB: 1 S: 9 P: 19	R: 0 H: 1 E: 0 LOB: 1 K: 1 BB: 0 S: 9 P: 15	R: 0 H: 0 E: 0 LOB: 1 K: 2 BB: 1 S: 10 P: 17	1B: 10 SF: 0 2B: 0 SAC: 0 3B: 0 DP: 2 HR: 1 HBP: 1						

TOP

Cleveland Indians @ Kansas City Royals

Kauffman Stadium, Kansas City, MO

Thu May 21 1998, 7:05 PM CDT
Att. 17,243 - Cloudy - 84 F

livebaseballscorecards.com

AB	37
R	6
H	11
RBI	5
BB	5
SO	7
LOB	18

WP: 3 PA: 43
PB: 0
SB: 1
CS: 0

PITCHER		IP	WLS	BF	H	R	ER	SO	BB	IBB	HBP	BLK	WP	HR	S	P	ERA	WHIP
50 José Rosado, L ERA: 5.26	(1, 1)	4.2	L	25	9	6	4	3	2	0	1	0	1	1	54	92	7.71	2.357
47 Brian Bevil, R ERA: 6.0	(5, 1)	1.1		6	1	0	0	1	1	0	0	0	1	0	16	28	0.00	1.500
Chris Haney, L ERA: 7.88	(7, 1)	2.0		8	1	0	0	1	1	0	0	0	0	0	18	34	0.00	1.000
Scott Service, R ERA: 4.09	(9, 1)	1.0		4	0	0	0	2	1	0	0	0	1	0	10	17	0.00	1.000

PITCHER	IP	WLS	BF	H	R	ER	SO	BB	IBB	HBP	BLK	WP	HR	S	P	ERA	WHIP

Batter	1	2	3	4	5	6	7	8	9	AB	R	H	RBI	BB	SO	LOB
Johnny Damon, L (1, 8) OBP: 0.325, SLG: 0.380	C X 0-1 1B 1B		B C F B S 2-3 ② K		B C F F B F B B 4-2 HBP BB			C B X 1-1 FC4-6 1B	C S B F F F X 1-2 ③ G4-3	4	0	2	0	1	1	3
Shane Mack, R (1, 10) OBP: 0.347, SLG: 0.441	X 0-0 ① P3		S C B F C 1-3 ③ K		H 1-0 1-2 HBP			B C B F X 2-2 ① FC4-6 1-2f 3B		3	1	0	0	0	1	3
Jose Offerman, S (1, 4) OBP: 0.398, SLG: 0.433	1 SAFE X 0-0 G6-4-3 1-3 1B			C F B B B B 4-2 FC6-4 BB	B S F F B B F X 3-2 ③ F7			X 0-0 1-H SF8 3B		3	1	2	1	1	0	2
Jeff King, R (1, 3) OBP: 0.313, SLG: 0.441	C S X 0-2 ② ③ G6-4-3 1-2f			B 1 SAFE X 1-0 ① FC6-4 HBP 1-2f		X 0-0 ① F8		B B S B X 3-1 ② SF8 3-H		3	0	0	1	0	0	3
Dean Palmer, R (1, 5) OBP: 0.320, SLG: 0.547		B F B X 2-1 ① G4-3		S B B H 3-1 1-2 HBP		B C S B X 2-2 ② G6-3		B F B F X 2-2 ③ F7		3	0	0	0	0	0	0
Larry Sutton, L (1, 9) OBP: 0.336, SLG: 0.351 Ernie Young, R (9, PH) OBP: 0.232, SLG: 0.302		C B B F B B 4-2 CS BB		F F F B B F B S 3-3 ② K		B C X 1-1 ③ F6			C X 0-1 ① G6-3	2 1	0 0	0 0	0 0	1 0	1 0	2 0
Jeff Conine, R (1, 7) OBP: 0.233, SLG: 0.273		S C B B B B S 3-3 ② ③ K 1-2		F C F F F F B S 1-3 ③ K			B C X 1-1 ① F3		F F B C 1-3 ② K	4	0	0	0	0	3	3
29 Mike Sweeney, R (1, 2) OBP: 0.300, SLG: 0.313			B B S F F B B 4-2 SH BB		F C X 0-2 ① G6-3		C B F S 1-3 ② K		C B F X 1-2 1B 1B	3	0	1	0	1	1	0
Felix Martinez, S (1, 6) OBP: 0.182, SLG: 0.169 Terry Pendleton, S (9, PH) OBP: 0.293, SLG: 0.357			X 0-0 ① SH 1-2		X 0-0 ② F8		X 0-0 ③ G4-3		C F X 0-2 1-2 1B	2 1	0 0	0 1	0 0	0 0	0 0	0 0
Inning Stats	R: 0 H: 2 E: 0 LOB: 1 K: 0 BB: 0 S: 7 P: 7	R: 0 H: 0 E: 0 LOB: 1 K: 1 BB: 1 S: 7 P: 16	R: 0 H: 0 E: 0 LOB: 1 K: 2 BB: 1 S: 11 P: 18	R: 0 H: 0 E: 0 LOB: 2 K: 2 BB: 1 S: 17 P: 29	R: 0 H: 0 E: 0 LOB: 2 K: 0 BB: 1 S: 13 P: 21	R: 0 H: 0 E: 0 LOB: 0 K: 0 BB: 0 S: 6 P: 9	R: 0 H: 0 E: 0 LOB: 0 K: 1 BB: 0 S: 6 P: 8	R: 2 H: 2 E: 0 LOB: 0 K: 0 BB: 0 S: 11 P: 19	R: 0 H: 2 E: 0 LOB: 2 K: 1 BB: 0 S: 18 P: 21	1B: 5 SF: 1 2B: 1 SAC: 1 3B: 1 DP: 2 HR: 0 HBP: 2						WP: 0 PA: 37 PB: 0 SB: 0 CS: 1	

PITCHER		IP	WLS	BF	H	R	ER	SO	BB	IBB	HBP	BLK	WP	HR	S	P	ERA	WHIP
Jaret Wright, R ERA: 4.99	(1, 1)	7.2	W	31	4	2	2	6	4	0	2	0	0	0	75	122	2.35	1.043
Jose Mesa, R ERA: 3.86	(8, 1)	0.1		1	0	0	0	0	0	0	0	0	0	0	3	5	0.00	0.000
Paul Assenmacher, L ERA: 3.71	(9, 1)	1.0		5	2	0	0	1	0	0	0	0	0	0	18	21	0.00	2.000

PITCHER	IP	WLS	BF	H	R	ER	SO	BB	IBB	HBP	BLK	WP	HR	S	P	ERA	WHIP

BOTTOM

Cleveland Indians @ Kansas City Royals

Kauffman Stadium, Kansas City, MO

Thu May 21 1998, 7:05 PM CDT
Att. 17,243 - Cloudy - 84 F

livebaseballscorecards.com

AB	29
R	2
H	6
RBI	2
BB	4
SO	7
LOB	16

Batter	1	2	3	4	5	6	7	8	9	AB	R	H	RBI	BB	SO	LOB
Alex Gonzalez, R (1, 6) OBP: 0.273, SLG: 0.356	B C C F B F F C 2-3 ① K	C B 2 SAFE 2-2 ③ L9		X 0-0 ③ B1		B F L B B S 3-3 ① K	B B C F C 2-3 ③ K			5	0	0	0	0	3	5
Shawn Green, L (1, 9) OBP: 0.311, SLG: 0.448	C B X 1-1 2B	X 0-0 1B S 1B	B B X 2-0 1B			F B X 1-1 ② G3 1-2 2-3		C B B S X 2-2 ① G3		5	1	3	0	0	0	2
Jose Canseco, R (1, 7) OBP: 0.330, SLG: 0.566	C S B B B S SAFE 2-3 ② K	C B B X 2-1 1B 1-3 1B	C C B S 1-3 ① K			S B S C 1-3 ③ K		B C C B X 2-2 ② F8		5	0	1	0	0	3	4
Carlos Delgado, L (1, 3) OBP: 0.388, SLG: 0.467	F B S B B S 3-3 ③ K		B B X 2-0 WP 2-3 3-H 1B		B C B X 2-1 ② P3		B B F F F B F S 3-3 ① K	C C F B X 1-2 WP 1B		5	0	2	1	0	2	2
Mike Stanley, R (1, 10) OBP: 0.350, SLG: 0.378		C B S B B B B 4-2 FC3-6 BB	B C B F B B 4-2 5 G6-4-3 1-2 BB		F X 0-1 ③ L9		X 0-0 1B 1B	B B C B X 3-1 ③ G4-3 1-2		3	1	1	0	2	0	2
Tony Fernandez, S (1, 4) OBP: 0.373, SLG: 0.439		B B X 2-0 ① FC3-6 5 2B 1-2f	B B F X 2-1 ① F7			B B B B 4-0 5 2B 1B BB	B C B X 2-1 5 BB 1-3 1B 1B		X 0-0 ① F8	4	3	1	0	1	0	4
5 Ed Sprague, R (1, 5) OBP: 0.322, SLG: 0.385		C B 1 B 1 F F F B SAFE SAFE 3-2 X 1-H 2B	B C B C X 2-2 ② ③ G6-4-3 1-2f			C X 0-1 1B 1-3 1B 2B	F B B B B 4-1 1B 1-2 SF8 BB		S B X 1-1 1B	4	2	3	1	1	0	3
Darrin Fletcher, L (1, 2) OBP: 0.297, SLG: 0.393		C X 0-1 ② P6		F B F X 1-2 ① F9		C X 0-1 G3 1B 2-3 3-H 1B	F F F X 0-2 1-3 2-H 3-H 1B		F X 0-1 ② P2	5	0	2	3	0	0	2
José Cruz Jr., S (1, 8) OBP: 0.293, SLG: 0.274		B B B B 4-0 BB		X 0-0 ② G6-3		C B X 1-1 G3 1-2 3-H 1B	S B X 1-1 ② SF8 3-H		C F S 0-3 ③ K	3	0	1	2	1	1	1
Inning Stats	R: 0 H: 1 E: 0 LOB: 1 K: 3 BB: 0 S: 14 P: 22	R: 1 H: 1 E: 0 LOB: 2 K: 0 BB: 2 S: 13 P: 28	R: 1 H: 3 E: 0 LOB: 2 K: 0 BB: 1 S: 11 P: 23	R: 0 H: 0 E: 0 LOB: 0 K: 0 BB: 0 S: 5 P: 6	R: 0 H: 1 E: 0 LOB: 1 K: 1 BB: 0 S: 8 P: 13	R: 2 H: 3 E: 0 LOB: 2 K: 2 BB: 1 S: 14 P: 24	R: 3 H: 3 E: 0 LOB: 1 K: 2 BB: 1 S: 18 P: 30	R: 0 H: 1 E: 0 LOB: 1 K: 0 BB: 0 S: 12 P: 20	R: 0 H: 1 E: 0 LOB: 1 K: 1 BB: 0 S: 8 P: 9	1B: 11 SF: 1 2B: 3 SAC: 0 3B: 0 DP: 1 HR: 0 HBP: 0						

TOP

Toronto Blue Jays @ Cleveland Indians

Jacobs Field, Cleveland, OH

Fri May 22 1998, 7:05 PM EDT

Att. 43,269 - Cloudy - 61 F

livebaseballscorecards.com

AB	39
R	7
H	14
RBI	7
BB	5
SO	9
LOB	25

PITCHER		IP	WLS	BF	H	R	ER	SO	BB	IBB	HBP	BLK	WP	HR	S	P	ERA	WHIP
Dave Burba, R ERA: 3.88	(1, 1)	5.1	W	28	9	4	4	5	4	0	0	0	1	0	60	109	6.75	2.438
Jose Mesa, R ERA: 4.66	(6, 1)	1.0		7	3	3	3	2	1	0	0	0	0	0	18	29	27.00	4.000
Alvin Morman, L ERA: 3.38	(7, 1)	0.2		2	0	0	0	1	0	0	0	0	0	0	5	8	0.00	0.000
Paul Assenmacher, L ERA: 3.57	(8, 1)	0.2		3	1	0	0	0	0	0	0	0	0	0	10	15	0.00	1.500
Michael Jackson, R ERA: 2.37	(8, 1)	1.1	S	5	1	0	0	1	0	0	0	0	1	0	10	14	0.00	0.750

PITCHER	IP	WLS	BF	H	R	ER	SO	BB	IBB	HBP	BLK	WP	HR	S	P	ERA	WHIP

Batter	1	2	3	4	5	6	7	8	9	AB	R	H	RBI	BB	SO	LOB
Kenny Lofton, L (1, 8) OBP: 0.377, SLG: 0.440	C B B B B 4-1 SH1-3 BLK G5-3 BB	C B B F X 2-2 ② G4-3 1-2 3-H	C B S B C 2-3 ③ K		B X 1-0 ③ F7		B C S S 1-3 ③ K			4	1	0	1	1	2	4
Omar Vizquel, S (1, 6) OBP: 0.385, SLG: 0.388	L 1 SAFE X 0-1 ① SH1-3 1-3	C S X 0-2 2B 2-H 2B		F B B F B X 3-2 FC5-4 1B		B X 1-0 FC4-6 1B		C F X 0-2 ① L6		4	1	3	1	0	0	0
David Justice, L (1, 10) OBP: 0.374, SLG: 0.557	B C B B X 3-1 ② G5-3 3-H	C B B S X 2-2 2-H 2B		B X 1-0 ① FC5-4 G4-3 1-2f 1B		B S S X 1-2 ① FC4-6 1-3 1-2f		B B F F F B X 3-2 ② G3		5	1	1	2	0	0	2
Jim Thome, L (1, 3) OBP: 0.437, SLG: 0.599	C B B B B 4-1 BB BB	B S C B B C 3-3 ③ K		S X 0-1 ② G4-3 1-2		X 0-0 ② 1-3 1-2		S B C S 1-3 ③ K		4	0	0	0	1	2	3
Manny Ramirez, R (1, 9) OBP: 0.350, SLG: 0.475	B B F S F B F B 4-2 1-2 BB	B B B F B 4-2 BB 1B BB		X 0-0 ③ 2-H 1B		B C F B B F F S 3-3 ③ K				2	1	1	1	2	1	1
Brian Giles, L (1, 7) OBP: 0.387, SLG: 0.492	C C C 0-3 ③ K	B B B C B 4-1 1B 1-2 1B BB			B X 1-0 ① G4-3		B F X 1-1 G5-3 BB FC5-2 1B			3	1	1	0	1	1	2
Sandy Alomar Jr., R (1, 2) OBP: 0.329, SLG: 0.396		B B F B B 4-1 1B G4-3 BB	B F F X 1-2 1B 1-3 2-H 1B		B F S B X 2-2 HR 1B		F B B F B B 4-2 FC5-2 G5-3 1-2 BB			2	2	2	1	2	0	0
Travis Fryman, R (1, 5) OBP: 0.312, SLG: 0.441		B F S S 1-3 ① K	B X 1-0 ① 1-3 3-H 1B		X 0-0 1-H HR		B C X 1-1 ① G5-3 1-2 2-3			4	1	2	3	0	1	3
Jeff Branson, L (1, 4) OBP: 0.188, SLG: 0.250 David Bell, R (9, 4) OBP: 0.305, SLG: 0.432		B F B B F B X 3-2 G4-3 1-3 2B 1B	F B F C 1-3 ② K		B B F C B X 3-2 ② G6-3		X 0-0 ② FC5-2 2-3 3-H			4 0	1 0	1 0	0 0	0 0	1 0	3 0
Inning Stats	R: 1 H: 0 E: 0 LOB: 2 K: 1 BB: 3 S: 13 P: 28	R: 3 H: 3 E: 0 LOB: 1 K: 2 BB: 1 S: 19 P: 34	R: 2 H: 2 E: 0 LOB: 1 K: 2 BB: 2 S: 13 P: 26	R: 1 H: 2 E: 0 LOB: 1 K: 0 BB: 0 S: 7 P: 11	R: 2 H: 2 E: 0 LOB: 0 K: 0 BB: 0 S: 9 P: 16	R: 0 H: 1 E: 0 LOB: 1 K: 1 BB: 0 S: 10 P: 15	R: 0 H: 1 E: 0 LOB: 2 K: 1 BB: 1 S: 10 P: 17	R: 0 H: 0 E: 0 LOB: 0 K: 1 BB: 0 S: 11 P: 15		1B: 8 SF: 0 2B: 2 SAC: 1 3B: 0 DP: 0 HR: 1 HBP: 0						WP: 0 PA: 40 PB: 0 SB: 0 CS: 0

PITCHER		IP	WLS	BF	H	R	ER	SO	BB	IBB	HBP	BLK	WP	HR	S	P	ERA	WHIP
Erik Hanson, R ERA: 6.0	(1, 1)	2.0	L	16	4	6	6	3	6	0	0	1	0	0	38	77	27.00	5.000
Chris Carpenter, R ERA: 4.41	(3, 1)	4.2		20	7	3	3	3	1	0	0	0	0	1	40	66	5.79	1.714
Dan Plesac, L ERA: 3.0	(7, 1)	1.1		4	0	0	0	2	0	0	0	0	0	0	14	19	0.00	0.000

PITCHER	IP	WLS	BF	H	R	ER	SO	BB	IBB	HBP	BLK	WP	HR	S	P	ERA	WHIP

BOTTOM

Toronto Blue Jays @ Cleveland Indians

Jacobs Field, Cleveland, OH

Fri May 22 1998, 7:05 PM EDT

Att. 43,269 - Cloudy - 61 F

livebaseballscorecards.com

AB	32
R	9
H	11
RBI	9
BB	7
SO	8
LOB	18

Batter	1	2	3	4	5	6	7	8	9	AB	R	H	RBI	BB	SO	LOB
Alex Gonzalez, R (1, 6) OBP: 0.271, SLG: 0.352	C B X 1-1 E4 FC5-4		C F B X 1-2 ① L9	X 0-0 1-2 3-H 1B	X 0-0 ③ G5-3		C B C B F B X 3-2 ③ F8 1-2			5	0	1	1	0	0	4
Shawn Green, L (1, 9) OBP: 0.308, SLG: 0.441	1 SAFE 1 SAFE B 1 SAFE C S F S 1-3 ① K		S X 0-1 ② G3-1	S C B B S 2-3 ③ K		B F C S 1-3 ① K		X 0-0 CS 1B		5	0	1	0	0	3	3
Jose Canseco, R (1, 7) OBP: 0.341, SLG: 0.567 Shannon Stewart, R (8, PR) OBP: 0.358, SLG: 0.364 (8, 8)	X 0-0 ② FC5-4 1-2f		C C B B X 2-2 FC4-6 1B		F C F B B B F F F 4-2 F B 2B 5 1B BB	B F F X 1-2 PB HR 1B		C B B F B F B 4-2 ① S 1-2 BB		3 0	2 0	2 0	0 0	2 0	0 0	1 0
Carlos Delgado, L (1, 3) OBP: 0.381, SLG: 0.464	1 SAFE 1 B B F S S 2-3 ③ K		B C B F S X 2-2 ③ FC4-6 1-2f		F B C F 1 SAFE B X 2-2 5 1B 1-3 BB 2B	B C F F S 1-3 ② K 1-2		1 SAFE 1 SAFE S F 1 SAFE 1 SAFE 1 SAFE F 1 SAFE 3-3 B B 1 SAFE B S K 1-2 ②		5	1	1	0	0	3	4
Mike Stanley, R (1, 10) OBP: 0.362, SLG: 0.434		C B B S X 2-2 HR		B X 1-0 1B 2B	B F C B S 2-3 ① K	F X 0-1 2-H HR		C B B C B B 4-2 BB		4	3	3	3	1	1	2
Tony Fernandez, S (1, 4) OBP: 0.370, SLG: 0.430 Craig Grebeck, R (8, PH) OBP: 0.391, SLG: 0.526 (8, 4)		C B X 1-1 ① G5-3	C X 0-1 ① G1-3		4-0 BB 5 1B IBB	F F B B B F F X 3-2 ③ L8		B B 2 F B F C SAFE 3-3 ③ K		3 1	0 0	0 0	0 0	1 0	0 1	1 2
5 Ed Sprague, R (1, 5) OBP: 0.324, SLG: 0.381		B F B C S X 2-3 ② K	F B B B X 3-1 ② G5-3	B X 1-0 BB 1-2 2-3 3-H 1B		B B X 2-0 ① F8			B F B B B 4-1 G4-6-3 BB	4	0	1	1	1	1	1
Darrin Fletcher, L (1, 2) OBP: 0.301, SLG: 0.389	F F H 1-2 HBP		B C F X 1-2 1B 1B 2-H 1B	F F S 0-3 ② K		B X 1-0 ② G3		B C X 1-1 ① ② G4-6-3 1-2f		4	1	1	1	0	1	4
José Cruz Jr., S (1, 8) OBP: 0.305, SLG: 0.275 (8, 7)	X 0-0 ③ L8		B S X 1-1 1B 2-3 1B	B C B S B F B 4-2 1-2 2-3 3-H BB		B B B B 4-0 S BB			B X 1-0 ③ G6-3	3	0	1	1	2	0	1

Inning Stats	1	2	3	4	5	6	7	8	9
	R: 0 E: 1 K: 2 S: 10	H: 0 LOB: 1 BB: 0 P: 14	R: 1 E: 0 K: 1 S: 11	H: 1 LOB: 1 BB: 0 P: 17	R: 0 E: 0 K: 0 S: 12	H: 1 LOB: 1 BB: 0 P: 17	R: 2 E: 0 K: 1 S: 14	H: 4 LOB: 2 BB: 0 P: 22	R: 2 E: 0 K: 2 S: 22	H: 2 LOB: 3 BB: 3 P: 39	R: 2 E: 0 K: 2 S: 18	H: 2 LOB: 0 BB: 0 P: 24	R: 0 E: 0 K: 0 S: 6	H: 0 LOB: 1 BB: 1 P: 16	R: 0 E: 0 K: 2 S: 13	H: 1 LOB: 2 BB: 2 P: 27	R: 0 E: 0 K: 0 S: 4	H: 0 LOB: 0 BB: 1 P: 10

| | | |

Batter	1	2	3	4	5	6	7	8	9	AB	R	H	RBI	BB	SO	LOB
Kenny Lofton, L (1, 8) OBP: 0.370, SLG: 0.430	B X 1-0 L8 ①		B B C X 2-1 G4-3 ①		B C S X 1-2 F9 ② 2-3			C B C F B F F C 2-3 K ②		4	0	0	0	0	1	1
Omar Vizquel, S (1, 6) OBP: 0.383, SLG: 0.382	B F C F C 1-3 K ②		F B B X 2-1 L5 ②		B C B F B B 4-2 CS BB			B B C X 2-1 G1-3 ③		3	0	0	0	1	1	0
David Justice, L (1, 10) OBP: 0.367, SLG: 0.544	C S B C 1-3 K ③		B X 1-0 G4-3 ③		C 0-1 CS ③ 1-2	B C F B C 2-3 K ①			B S F B X 2-2 G5-3 ①	4	0	0	0	0	2	0
Jim Thome, L (1, 3) OBP: 0.433, SLG: 0.608		S X 0-1 HR		F B X 1-1 G4-3 ①		B F B C C 3-3 K ②			S B F C 1-3 K ②	4	1	1	1	0	2	0
Manny Ramirez, R (1, 9) OBP: 0.348, SLG: 0.466		B B B B 4-0 G1-3 BB		F F B S 1-3 K ②		C B C S 1-3 K ③			B B C C X 2-2 G4-3 ③	3	0	0	0	1	2	0
Brian Giles, L (1, 7) OBP: 0.380, SLG: 0.480	B 1 SAFE F X 1-1 F7 ①			C B B C B F X 3-2 F8 ③			B S B B S C 3-3 K ①			3	0	0	0	0	1	1
Travis Fryman, R (1, 5) OBP: 0.312, SLG: 0.445	B F F 1 SAFE B F F X 2-2 G1-3 ② 1-2				X 0-0 WP E 2B		B X 1-0 G6-3 ②			3	1	1	0	0	0	1
Pat Borders, R (1, 2) OBP: 0.279, SLG: 0.281	B B C F F B F B 4-2 BB				C B F F S 1-3 K ①		B F X 1-1 G4-3 ③			2	0	0	0	1	1	1
David Bell, R (1, 4) OBP: 0.306, SLG: 0.429	C B B F B F X 3-2 F8 ③				B F B F B X 3-2 E7 F9 2-H 1B			B S S B X 2-2 F7 ①		3	0	1	1	0	0	2
Inning Stats	R: 0 H: 0 E: 0 LOB: 0 K: 2 BB: 0 S: 8 P: 11	R: 1 H: 1 E: 0 LOB: 2 K: 0 BB: 2 S: 17 P: 31	R: 0 H: 0 E: 0 LOB: 0 K: 0 BB: 0 S: 5 P: 10	R: 0 H: 0 E: 0 LOB: 0 K: 1 BB: 0 S: 9 P: 14	R: 1 H: 2 E: 1 LOB: 1 K: 1 BB: 1 S: 14 P: 23	R: 0 H: 0 E: 0 LOB: 0 K: 3 BB: 0 S: 9 P: 15	R: 0 H: 0 E: 0 LOB: 0 K: 1 BB: 0 S: 6 P: 11	R: 0 H: 0 E: 0 LOB: 0 K: 1 BB: 0 S: 11 P: 17	R: 0 H: 0 E: 0 LOB: 0 K: 1 BB: 0 S: 9 P: 14	1B: 1 SF: 0 2B: 1 SAC: 0 3B: 0 DP: 0 HR: 1 HBP: 0						WP: 1 PA: 33 PB: 0 SB: 0 CS: 1

PITCHER		IP	WLS	BF	H	R	ER	SO	BB	IBB	HBP	BLK	WP	HR	S	P	ERA	WHIP
Roger Clemens, R ERA: 3.32	(1, 1)	8.0	W	29	3	2	2	9	3	0	0	0	1	1	79	132	2.25	0.750
Dan Plesac, L ERA: 2.89	(9, 1)	0.2		2	0	0	0	1	0	0	0	0	0	0	6	9	0.00	0.000
Paul Quantrill, R ERA: 2.0	(9, 1)	0.1		1	0	0	0	0	0	0	0	0	0	0	3	5	0.00	0.000

PITCHER	IP	WLS	BF	H	R	ER	SO	BB	IBB	HBP	BLK	WP	HR	S	P	ERA	WHIP

BOTTOM

Toronto Blue Jays @ Cleveland Indians

Jacobs Field, Cleveland, OH

Sat May 23 1998, 3:33 AM EDT
Att. 43,306 - Sunny - 60 F

livebaseballscorecards.com

AB	29
R	2
H	3
RBI	2
BB	3
SO	10
LOB	6

Batter	1	2	3	4	5	6	7	8	9	AB	R	H	RBI	BB	SO	LOB
Alex Gonzalez, R (1, 6) OBP: 0.269, SLG: 0.348	C B S X 1-2 G4-3		C S S 0-3 ② K	F C B X 1-2 ① FC2 FC5-2 1-2 2-3 3-Hf		B B F C X 2-2 ① G5-3		B B C X 2-1 S 1B		5	0	1	0	0	1	5
Shawn Green, L (1, 9) OBP: 0.311, SLG: 0.434	C B B X 2-1 ② P8		B H 2-0 BB 1-2 HBP	B C B X 2-1 ② FC5-2 1-2 2-3 3-Hf		B B B C C B 4-2 G6-3 BB		S C B S 1-3 ② K 1-2		3	0	0	0	1	1	4
Jose Canseco, R (1, 7) OBP: 0.338, SLG: 0.555 Shannon Stewart, R (8, 8) OBP: 0.358, SLG: 0.364	B C C B B B X 3-2 ③ G5-3		B B B C S F B 4-2 BB 1-2 2-3 3-H	B C B C B F S 3-3 ③ K		1 SAFE C 1 SAFE B F 1 SAFE X 1-2 G6-3 1-2		B B X 2-0 ③ P6		4 0	0 0	0 0	1 0	1 0	1 0	5 0
Carlos Delgado, L (1, 3) OBP: 0.382, SLG: 0.456		F B X 1-1 5 G4-6-3 1B	B B F S F B S 3-3 ③ K		X 0-0 E3 1B 5 BB	S B B C B B 4-2 BB			B B F X 2-1 ① P5	4	0	1	0	1	1	3
Mike Stanley, R (1, 10) OBP: 0.358, SLG: 0.427		B B X 2-0 ① P4		C C B F F B B X 3-2 1B 5 1B 1B	B C 1 SAFE B C B F 1 SAFE X 3-2 ① F7	B B B C F S 3-3 ③ K			B X 1-0 ② G5-3	5	1	1	0	0	1	4
5 Ed Sprague, R (1, 5) OBP: 0.326, SLG: 0.378	C B X 1-1 ②③ G4-6-3 1-2f			S B B B B X 3-1 1B 1B 1B 1-2 1B	B B B 4-0 BB 1B 1-2 2B BB		B C B B F C 3-3 ① K		B B X 2-0 ③ G4-3	4	2	1	0	1	1	1
José Cruz Jr., S (1, 8) OBP: 0.318, SLG: 0.286 (8, 7)			B B C C B F B 4-2 1B BB BB	S B X 1-1 1B 1B FC2 1-2 2-3 1B	B B B C F 2 SAFE X 3-2 ② BB 2B 1-2 2-2 1B		B B C X 2-1 ② G4-3			3	2	2	0	1	0	0
Kevin Brown, R (1, 2) OBP: 0.404, SLG: 0.439			B X 1-0 ① F8	X 0-0 FC2 1B FC5-2 1-2 2-3 3-H 1B	B B C B B 4-1 2B 1-2 2-3 BB		C B X 1-1 ③ P4			3	0	1	1	1	0	1
Craig Grebeck, R (1, 4) OBP: 0.420, SLG: 0.571			X 0-0 BB HBP 1-3 1B	C B B X 2-1 FC5-2 FC2 1-2 2-3 3-H 1B	B B C B X 3-1 ③ 1-H 2-H 3-H 2B			B B C C B F F X 3-2 ① F9		4	0	3	3	0	0	0
Inning Stats	R: 0 E: 0 K: 0 S: 8 H: 0 LOB: 0 BB: 0 P: 14	R: 0 E: 0 K: 0 S: 5 H: 1 LOB: 0 BB: 0 P: 9	R: 1 E: 0 K: 2 S: 15 H: 1 LOB: 3 BB: 2 P: 29	R: 2 E: 0 K: 1 S: 21 H: 5 LOB: 3 BB: 0 P: 36	R: 2 E: 1 K: 0 S: 11 H: 2 LOB: 2 BB: 2 P: 28	R: 0 E: 0 K: 1 S: 13 H: 0 LOB: 2 BB: 2 P: 27	R: 0 E: 0 K: 1 S: 7 H: 0 LOB: 0 BB: 0 P: 13	R: 0 E: 0 K: 1 S: 11 H: 1 LOB: 1 BB: 0 P: 19	R: 0 E: 0 K: 0 S: 4 H: 0 LOB: 0 BB: 0 P: 9	1B: 9 2B: 1 3B: 0 HR: 0 SF: 0 SAC: 0 DP: 1 HBP: 1						

Toronto Blue Jays @ Cleveland Indians

Jacobs Field, Cleveland, OH

Sun May 24 1998, 3:33 AM EDT

Att. 43,194 - Cloudy - 69 F

livebaseballscorecards.com

AB	35
R	5
H	10
RBI	5
BB	6
SO	6
LOB	23

WP: 0 PB: 0 SB: 1 CS: 0

PA: 42

PITCHER		IP	WLS	BF	H	R	ER	SO	BB	IBB	HBP	BLK	WP	HR	S	P	ERA	WHIP
Dwight Gooden, R ERA: 9.0	(1, 1)	3.0	L	18	7	3	3	2	2	0	1	0	0	0	40	73	9.00	3.000
Rick Krivda, L ERA: 3.38	(4, 1)	2.2		13	2	2	1	1	4	0	0	0	0	0	30	64	3.38	2.250
Eric Plunk, R ERA: 4.64	(6, 1)	2.1		8	1	0	0	3	0	0	0	0	0	0	21	38	0.00	0.429
Jose Mesa, R ERA: 4.5	(9, 1)	1.0		3	0	0	0	0	0	0	0	0	0	0	4	9	0.00	0.000

PITCHER	IP	WLS	BF	H	R	ER	SO	BB	IBB	HBP	BLK	WP	HR	S	P	ERA	WHIP

BOTTOM

Toronto Blue Jays @ Cleveland Indians

Jacobs Field, Cleveland, OH

Sun May 24 1998, 3:33 AM EDT
Att. 43,194 - Cloudy - 69 F

livebaseballscorecards.com

Batter	1	2	3	4	5	6	7	8	9	AB	R	H	RBI	BB	SO	LOB
Kenny Lofton, L (1, 8) OBP: 0.368, SLG: 0.437	P5		G6-3		3B		P5			4	0	1	0	0	0	0
Omar Vizquel, S (1, 6) OBP: 0.385, SLG: 0.381	1B		G3		BB			F9		3	0	1	0	1	0	0
David Justice, L (1, 10) OBP: 0.365, SLG: 0.537	1B		K		K			P4		4	0	1	0	0	2	2
Jim Thome, L (1, 3) OBP: 0.430, SLG: 0.598	BB			F7	F8			L4		3	0	0	0	1	0	0
Manny Ramirez, R (1, 9) OBP: 0.346, SLG: 0.457	F7			BB	K				G3	3	0	0	0	1	1	2
Brian Giles, L (1, 7) OBP: 0.389, SLG: 0.492		2B		K	BB				G6-4-3	3	0	2	0	1	1	1
Sandy Alomar Jr., R (1, 2) OBP: 0.320, SLG: 0.384		L9		G5-3	F9				G6-4-3	4	0	0	0	0	0	4
Travis Fryman, R (1, 5) OBP: 0.307, SLG: 0.438		G5-3			F7	F8				3	0	0	0	0	0	1
David Bell, R (1, 4) OBP: 0.297, SLG: 0.415		P2			F8	F7				3	0	0	0	0	0	1

AB	30
R	0
H	5
RBI	0
BB	4
SO	4
LOB	11

Inning Stats	1	2	3	4	5	6	7	8	9
	R: 0 E: 0 K: 0 S: 11	H: 2 LOB: 2 BB: 1 P: 21	R: 0 E: 0 K: 0 S: 8	H: 1 LOB: 1 BB: 0 P: 15	R: 0 E: 0 K: 1 S: 8	H: 0 LOB: 0 BB: 0 P: 11	R: 0 E: 0 K: 1 S: 8	H: 0 LOB: 1 BB: 1 P: 15	R: 0 E: 0 K: 1 S: 12	H: 1 LOB: 2 BB: 1 P: 23	R: 0 E: 0 K: 1 S: 11	H: 0 LOB: 1 BB: 1 P: 21	R: 0 E: 0 K: 0 S: 7	H: 0 LOB: 0 BB: 0 P: 14	R: 0 E: 0 K: 0 S: 6	H: 0 LOB: 0 BB: 0 P: 13	R: 0 E: 0 K: 0 S: 10	H: 1 LOB: 0 BB: 0 P: 14

1B: 3	SF: 0
2B: 1	SAC: 0
3B: 1	DP: 1
HR: 0	HBP: 0

WP: 0	PA: 34
PB: 0	
SB: 1	
CS: 0	

PITCHER		IP	WLS	BF	H	R	ER	SO	BB	IBB	HBP	BLK	WP	HR	S	P	ERA	WHIP
Woody Williams, R ERA: 2.59	(1, 1)	7.0	W	28	4	0	0	4	4	0	0	0	0	0	65	120	0.00	1.143
Bill Risley, R ERA: 2.66	(8, 1)	1.0		3	0	0	0	0	0	0	0	0	0	0	6	13	0.00	0.000
Paul Quantrill, R ERA: 1.93	(9, 1)	1.0		3	1	0	0	0	0	0	0	0	0	0	10	14	0.00	1.000

PITCHER	IP	WLS	BF	H	R	ER	SO	BB	IBB	HBP	BLK	WP	HR	S	P	ERA	WHIP

Batter	1	2	3	4	5	6	7	8	9	AB	R	H	RBI	BB	SO	LOB
Brian Hunter, R (1, 8) OBP: 0.332, SLG: 0.371	G6-3		1B		CS 1B			G6-3		4	1	2	0	0	0	0
Bip Roberts, S (1, 10) OBP: 0.349, SLG: 0.296 Frank Catalanotto, L (8, PH) OBP: 0.333, SLG: 0.463	L3		G6-3 1-2		CS 1-2	G1-3		FC6 1B		3 1	0 0	0 1	0 0	0 0	0 0	1 0
Bobby Higginson, L (1, 9) OBP: 0.417, SLG: 0.558	1B 2B		2-H 1B			G4-3		K		4	1	2	1	0	1	1
Tony Clark, S (1, 3) OBP: 0.339, SLG: 0.420	FC4 2-H 1B		K			G1-3		FC6 1-2f		4	0	1	1	0	1	2
Luis Gonzalez, L (1, 7) OBP: 0.374, SLG: 0.490	FC4 1-2f			G3			G1-3		L7	4	0	0	0	0	0	1
Damion Easley, R (1, 4) OBP: 0.404, SLG: 0.676		G5-3		L6			HR		HR	4	2	2	2	0	0	0
Joe Randa, R (1, 5) OBP: 0.338, SLG: 0.351		G6-3		G5-3			1B		K	4	0	1	0	0	1	0
Paul Bako, L (1, 2) OBP: 0.354, SLG: 0.429		G6-3			G1-3		G6-3 1-3 1B		G1-3	4	0	1	0	0	0	0
Deivi Cruz, R (1, 6) OBP: 0.307, SLG: 0.388			G5-3		F8		1-2f			3	0	0	0	0	0	2
Inning Stats	R: 1 E: 0 K: 0 S: 12 H: 2 LOB: 1 BB: 0 P: 17	R: 0 E: 0 K: 0 S: 10 H: 0 LOB: 0 BB: 0 P: 14	R: 1 E: 0 K: 1 S: 11 H: 2 LOB: 1 BB: 0 P: 14	R: 0 E: 0 K: 0 S: 7 H: 0 LOB: 0 BB: 0 P: 11	R: 0 E: 0 K: 0 S: 7 H: 1 LOB: 0 BB: 0 P: 10	R: 0 E: 0 K: 0 S: 8 H: 0 LOB: 0 BB: 0 P: 10	R: 1 E: 0 K: 0 S: 7 H: 3 LOB: 1 BB: 0 P: 14	R: 0 E: 0 K: 1 S: 10 H: 1 LOB: 1 BB: 0 P: 13	R: 1 E: 0 K: 1 S: 7 H: 1 LOB: 0 BB: 0 P: 9	1B: 7 2B: 1 3B: 0 HR: 2	SF: 0 SAC: 0 DP: 1 HBP: 0						

PITCHER		IP	WLS	BF	H	R	ER	SO	BB	IBB	HBP	BLK	WP	HR	S	P	ERA	WHIP
Charles Nagy, R ERA: 5.84	(1, 1)	7.0	W	27	8	3	3	1	0	0	0	0	0	1	62	90	3.86	1.143
Jose Mesa, R ERA: 4.35	(8, 1)	1.0		4	1	0	0	1	0	0	0	0	0	0	10	13	0.00	1.000
Michael Jackson, R ERA: 2.7	(9, 1)	1.0		4	1	1	1	1	0	0	0	0	0	1	7	9	9.00	1.000

PITCHER	IP	WLS	BF	H	R	ER	SO	BB	IBB	HBP	BLK	WP	HR	S	P	ERA	WHIP

TOP

Detroit Tigers @ Cleveland Indians

Jacobs Field, Cleveland, OH

Mon May 25 1998, 3:33 AM EDT
Att. 43,342 - Cloudy - 62 F

livebaseballscorecards.com

AB	35
R	4
H	10
RBI	4
BB	0
SO	3
LOB	7

1B: 7	SF: 0	WP: 0	PA: 36
2B: 1	SAC: 0	PB: 0	
3B: 0	DP: 1	SB: 1	
HR: 2	HBP: 0	CS: 1	

Batter	1	2	3	4	5	6	7	8	9	AB	R	H	RBI	BB	SO	LOB
Kenny Lofton, L (1, 8) OBP: 0.364, SLG: 0.431	C B B C S 2-3 K ①		B B F C X 2-2 F7 ①		B 1 SAFE S B X 2-1 P6 ①	B B X 2-0 S G4-3 2-H 1B		C B X 1-1 B1 ①		5	0	1	1	0	1	1
Omar Vizquel, S (1, 6) OBP: 0.376, SLG: 0.370	B C F B C 2-3 K ②		B C X 1-1 P6 ②		C B 1 SAFE F 1 B X 2-2 FC3-6 BB S 1-2f	B S X 1-1 G4-3 ② 1-2		C F B X 1-2 L8 ②		5	0	0	0	0	1	2
David Justice, L (1, 10) OBP: 0.365, SLG: 0.528	C B F B B X 3-2 F8 ③		B B B C B 4-1 BB		1 SAFE B S B F B B 4-2 BB 1-2 BB	B B B X 3-0 F7 ③ 2-3		X 0-0 F8 ③		3	0	0	0	2	0	1
Jim Thome, L (1, 3) OBP: 0.431, SLG: 0.593		C X 0-1 L8 ①	B C C S 1-3 K ③		C B B B F B 4-2 1-2 2-3 BB		C B B X 2-1 FC3 1B SF9 1B			3	1	1	0	1	1	1
Manny Ramirez, R (1, 9) OBP: 0.354, SLG: 0.482		X 0-0 BB 1B 1B		X 0-0 HR	B F S B C 2-3 K ③		B F C B F F B F 1 SAFE 3-2 F X SF9 E 1-2 WP 1B			4	3	3	1	0	1	3
Brian Giles, L (1, 7) OBP: 0.392, SLG: 0.485	C B F F B 1 SAFE B 1 SAFE 4-2 F B 1B 1-2 BB		B C X 1-1 G3-1 ①			B B B C C F B 4-2 1B 2B BB	B C X 1-1 FC3 WP 1-2 2-3			2	1	0	0	2	0	2
Sandy Alomar Jr., R (1, 2) OBP: 0.311, SLG: 0.376	C S B B F X 2-2 F7 ②		X 0-0 G6-3 ②			1 SAFE F C B B 1 SAFE C 2-3 K ① X 0-0 SF9 ① 2-3 3-H				3	0	0	1	0	1	3
Travis Fryman, R (1, 5) OBP: 0.311, SLG: 0.439	F B X 1-1 1-2 2-H 1B		C F B S 1-3 K ③			X 0-0 1-2 2B 1B B B X 2-0 F9 ② 1-2 3-H		X 0-0 F8 ③		4	1	2	1	0	1	1
David Bell, R (1, 4) OBP: 0.305, SLG: 0.429	C F B B X 2-2 F9 ③				X 0-0 FC3-6 1B B X 1-0 1-H 2-H 1B 2B	B C C B X 2-2 F7 ③				4	1	2	2	0	0	3
Inning Stats	R: 0 H: 0 E: 0 LOB: 0 K: 2 BB: 0 S: 9 P: 16	R: 1 H: 2 E: 0 LOB: 2 K: 0 BB: 1 S: 17 P: 26	R: 0 H: 0 E: 0 LOB: 1 K: 1 BB: 1 S: 9 P: 17	R: 1 H: 1 E: 0 LOB: 0 K: 1 BB: 0 S: 7 P: 9	R: 0 H: 1 E: 0 LOB: 3 K: 1 BB: 2 S: 13 P: 27	R: 3 H: 3 E: 0 LOB: 1 K: 1 BB: 1 S: 12 P: 25	R: 2 H: 2 E: 1 LOB: 1 K: 0 BB: 0 S: 16 P: 26	R: 0 H: 0 E: 0 LOB: 0 K: 0 BB: 0 S: 6 P: 8		1B: 7 SF: 1 2B: 1 SAC: 0 3B: 0 DP: 0 HR: 1 HBP: 0						

BOTTOM

Detroit Tigers @ Cleveland Indians

Jacobs Field, Cleveland, OH

Mon May 25 1998, 3:33 AM EDT

Att. 43,342 - Cloudy - 62 F

livebaseballscorecards.com

AB	33
R	7
H	9
RBI	6
BB	5
SO	6
LOB	17

PITCHER		IP	WLS	BF	H	R	ER	SO	BB	IBB	HBP	BLK	WP	HR	S	P	ERA	WHIP
Frank Castillo, R ERA: 9.76	(1, 1)	5.1	L	27	6	5	5	6	5	0	0	0	0	1	63	110	8.44	2.062
44 Sean Runyan, L ERA: 4.7	(6, 1)	0.2		4	2	1	1	0	0	0	0	0	0	0	6	14	13.50	3.000
Doug Bochtler, R ERA: 5.94	(7, 1)	1.0		5	1	1	0	0	0	0	0	0	1	0	14	22	0.00	1.000
Roberto Duran, L ERA: 3.86	(8, 1)	1.0		3	0	0	0	0	0	0	0	0	0	0	6	8	0.00	0.000

PITCHER	IP	WLS	BF	H	R	ER	SO	BB	IBB	HBP	BLK	WP	HR	S	P	ERA	WHIP

Detroit Tigers @ Cleveland Indians

Jacobs Field, Cleveland, OH

Tue May 26 1998, 7:05 PM EDT

Att. 42,372 - Unknown - 70 F

TOP

livebaseballscorecards.com

Batter	1	2	3	4	5	6	7	8	9	AB	R	H	RBI	BB	SO	LOB
Brian Hunter, R (1, 8) OBP: 0.335, SLG: 0.383	S B B S F B S 3-3 ① K		B B C X 2-1 S 1B		F B S F X 1-2 ① FC5-4 1B 1-2f		B C B X 2-1 SF9 3B		B T F B B X 3-2 1-H 2B	4	1	2	0	0	1	1
Joe Oliver, R (7, 3) OBP: 0.292, SLG: 0.440										1	0	1	1	0	0	0
Joe Randa, R (1, 5) OBP: 0.340, SLG: 0.350	B B C F F B X 3-2 ② L9		C B 1 SAFE B C B B 4-2 1-2 BB		1 SAFE X 0-0 ② 1-3 1B		B X 1-0 ② SF9 3-H		B B C X 2-1 ② L9	3	0	1	1	1	0	1
Bobby Higginson, L (1, 9) OBP: 0.407, SLG: 0.542	B F X 1-1 ③ G1-3		B C C F B X 2-2 ③ G3		F B X 1-1 ③ G3-1		F B B F X 2-2 ③ F7		B C C B S 2-3 ③ K	5	0	0	0	0	1	4
Tony Clark, S (1, 3) OBP: 0.339, SLG: 0.424		B X 1-0 1B 2B		F B B X 2-1 ① G4-3	X 0-0 ① L8			B C B S F X 2-2 ① P4		3	0	1	0	0	0	0
Jeff Manto, R (6, 3) OBP: 0.250, SLG: 0.250										1	0	0	0	0	0	0
(7, 7)																
Luis Gonzalez, L (1, 7) OBP: 0.376, SLG: 0.503		C F C 0-3 ① K		X 0-0 1B 2B		C B B S F F B S 3-3 ② K		X 0-0 2B		4	0	2	0	0	2	1
(7, 8)																
Damion Easley, R (1, 4) OBP: 0.405, SLG: 0.674		B X 1-0 ② G5-3		C B F B X 2-2 2-3 1B		B B X 2-0 1B 1B		C X 0-1 ② F8		2	0	1	0	0	0	1
Frank Catalanotto, L (6, PH) OBP: 0.340, SLG: 0.465										2	0	1	0	0	0	1
(6, 4)																
Andy Tomberlin, L (1, 10) OBP: 0.333, SLG: 0.400		C B B X 2-1 ③ 2-H 1B		F F F 1 B C SAFE 1-3 ② K		C B X 1-1 1-3 1B		F X 0-1 ③ G4-3		4	0	2	0	0	1	3
Paul Bako, L (1, 2) OBP: 0.327, SLG: 0.391			C X 0-1 ① G4-3	C B B F B F F S 3-3 ③ K		S F S 0-3 ③ K			C B S B B C 2-3 ① K	4	0	0	0	0	3	4
Deivi Cruz, R (1, 6) OBP: 0.315, SLG: 0.386			F X 0-1 ② G1-3		B B C B X 3-1 FC5-4 1B		S C X 0-2 ① G1-3		B B C B B 4-1 2B BB	3	1	1	0	1	0	0
Inning Stats	R: 0 H: 0 E: 0 LOB: 0 K: 1 BB: 0 S: 10 P: 17	R: 0 H: 2 E: 0 LOB: 2 K: 1 BB: 0 S: 7 P: 11	R: 0 H: 1 E: 0 LOB: 2 K: 0 BB: 1 S: 12 P: 20	R: 0 H: 2 E: 0 LOB: 2 K: 2 BB: 0 S: 16 P: 24	R: 0 H: 2 E: 0 LOB: 1 K: 0 BB: 0 S: 9 P: 14	R: 0 H: 2 E: 0 LOB: 2 K: 2 BB: 0 S: 12 P: 18	R: 1 H: 1 E: 0 LOB: 0 K: 0 BB: 0 S: 9 P: 14	R: 0 H: 1 E: 0 LOB: 1 K: 0 BB: 0 S: 9 P: 11	R: 1 H: 1 E: 0 LOB: 1 K: 2 BB: 1 S: 12 P: 25	1B: 7 SF: 1 2B: 4 SAC: 0 3B: 1 DP: 0 HR: 0 HBP: 0						

AB	36
R	2
H	12
RBI	2
BB	2
SO	8
LOB	16

WP: 0 PA: 39
PB: 0
SB: 1
CS: 0

PITCHER		IP	WLS	BF	H	R	ER	SO	BB	IBB	HBP	BLK	WP	HR	S	P	ERA	WHIP
Jaret Wright, R ERA: 4.59	(1, 1)	7.0	W	30	10	1	1	6	1	0	0	0	0	0	75	118	1.29	1.571
Paul Assenmacher, L ERA: 3.38	(8, 1)	1.0		4	1	0	0	0	0	0	0	0	0	0	9	11	0.00	1.000
Alvin Morman, L ERA: 3.55	(9, 1)	1.0		5	1	1	1	2	1	0	0	0	0	0	12	25	9.00	2.000

PITCHER	IP	WLS	BF	H	R	ER	SO	BB	IBB	HBP	BLK	WP	HR	S	P	ERA	WHIP

Batter	1	2	3	4	5	6	7	8	9	AB	R	H	RBI	BB	SO	LOB
Kenny Lofton, L (1, 8) OBP: 0.362, SLG: 0.427	B B L F C 2-3 ① K		B B F C F X 2-2 1B SF8 1B	C C F S 0-3 ① K	X 0-0 ① L4		S B B F F F X 2-2 ② FC6-4 1-2f 2-3			4	1	1	0	0	2	3
Shawon Dunston, R (7, 6) OBP: 0.248, SLG: 0.380										1	0	0	0	0	0	2
Omar Vizquel, S (1, 6) OBP: 0.373, SLG: 0.364	B B B B 4-0 2B G3 BB		B B 1 SAFE 1 SAFE C B X 3-1 ① F9	B B X 2-0 ② G4-3 2-3	B C B X 2-1 ② F3		B C X 1-1 ③ G4-3			3	1	0	0	1	0	4
Mark Whiten, S (7, 8) OBP: 0.429, SLG: 0.667										1	0	0	0	0	0	2
David Justice, L (1, 10) OBP: 0.366, SLG: 0.530	B X 1-0 1-3 2B		B B B C 1 SAFE X 3-1 2B 1-3 2B 1B	B B C X 2-1 ③ L8	C B B C S 2-3 ③ K			B C F F X 1-2 ① G3-1		5	1	2	0	0	1	3
Jim Thome, L (1, 3) OBP: 0.431, SLG: 0.597	X 0-0 ② G3 3-H		B F X 1-1 ② SF8 3-H		B F S B X 2-2 2B 2B	B C S F B T 2-2 ① K		X 0-0 1B		4	1	2	2	0	1	1
Manny Ramirez, R (1, 9) OBP: 0.355, SLG: 0.491	C B B X 2-1 ③ F8		C X 0-1 1-3 2B 2B		B B C B X 3-1 1B BB 2B 2-H	B F B B X 3-1 ② P3		B B X 2-0 ② L9		5	2	2	1	0	0	2
Brian Giles, L (1, 7) OBP: 0.392, SLG: 0.489		B S C X 1-2 ① L6	F F B X 1-2 2-H 3-H 2B		X 0-0 BB HBP 1B 2B-3 1B	F B F X 1-2 ③ G4-3		B F B B X 3-1 ③ F8		5	1	2	2	0	0	1
Sandy Alomar Jr., R (1, 2) OBP: 0.312, SLG: 0.371	C F F X 0-2 ② G4-3	F F X 0-2 ③ G5-3			B S B B F F H 4-2 BB 1B 1-2 HBP		B B F X 2-1 ① P2			2	1	0	0	0	0	1
Pat Borders, R (6, 2) OBP: 0.274, SLG: 0.276										1	0	0	0	0	0	0
Travis Fryman, R (1, 5) OBP: 0.325, SLG: 0.462	B B B B 4-0 BB			F X 0-1 HR	B F B B B 4-1 1B 1-2 2-3 3-H BB		B B B C F X 3-2 FC6-4 1B 1B			2	1	2	2	2	0	0
David Bell, R (1, 4) OBP: 0.321, SLG: 0.451	X 0-0 ③ F8			B X 1-0 G4-3 2B	B B C S X 2-2 1-3 2-H 3-H 1B		B F S F X 1-2 FC6-4 1-2 1B			4	0	3	2	0	0	1
Inning Stats	R: 1 H: 1 E: 0 LOB: 1 K: 1 BB: 1 S: 7 P: 16	R: 0 H: 0 E: 0 LOB: 1 K: 0 BB: 1 S: 8 P: 13	R: 3 H: 4 E: 0 LOB: 1 K: 0 BB: 0 S: 18 P: 28	R: 1 H: 2 E: 0 LOB: 1 K: 1 BB: 0 S: 10 P: 15	R: 4 H: 4 E: 0 LOB: 2 K: 1 BB: 1 S: 19 P: 38	R: 0 H: 0 E: 0 LOB: 0 K: 1 BB: 0 S: 9 P: 15	R: 0 H: 2 E: 0 LOB: 2 K: 0 BB: 0 S: 16 P: 25	R: 0 H: 1 E: 0 LOB: 1 K: 0 BB: 0 S: 8 P: 14		1B: 7 SF: 1 2B: 6 SAC: 0 3B: 0 DP: 0 HR: 1 HBP: 1						

BOTTOM

Detroit Tigers @ Cleveland Indians

Jacobs Field, Cleveland, OH

Tue May 26 1998, 7:05 PM EDT

Att. 42,372 - Unknown - 70 F

livebaseballscorecards.com

AB	37
R	9
H	14
RBI	9
BB	3
SO	4
LOB	20

PITCHER		IP	WLS	BF	H	R	ER	SO	BB	IBB	HBP	BLK	WP	HR	S	P	ERA	WHIP
Tim Worrell, R ERA: 6.61	(1, 1)	3.2	L	20	7	5	5	2	2	0	0	0	0	1	41	68	12.27	2.455
Roberto Duran, L ERA: 5.65	(4, 1)	0.1		4	3	3	3	0	0	0	0	0	0	0	8	15	81.00	9.000
Greg Keagle, R ERA: 5.59	(5, 1)	0.0		3	1	1	1	0	1	0	1	0	0	0	7	17	∞	∞
Doug Bochtler, R ERA: 5.3	(5, 1)	2.0		6	0	0	0	2	0	0	0	0	0	0	15	25	0.00	0.000
44 Sean Runyan, L ERA: 4.41	(7, 1)	1.0		5	2	0	0	0	0	0	0	0	0	0	16	25	0.00	2.000

PITCHER		IP	WLS	BF	H	R	ER	SO	BB	IBB	HBP	BLK	WP	HR	S	P	ERA	WHIP
Todd Jones, R ERA: 2.45	(8, 1)	1.0		4	1	0	0	0	0	0	0	0	0	0	8	14	0.00	1.000

Batter	1	2	3	4	5	6	7	8	9	AB	R	H	RBI	BB	SO	LOB
Kenny Lofton, L (1, 8) OBP: 0.363, SLG: 0.421	C F B B B B 4-2 WP G2-3 G6-3 BB		C X 0-1 ① F7	B X 1-0 ③ G6-3		F C 1 SAFE 1 SAFE B F B F B 4-2 F B 1-2 BB		X 0-0 ① ② G4-6-3 1-2f		3	1	0	0	2	0	3
Omar Vizquel, S (1, 6) OBP: 0.374, SLG: 0.381	C X 0-1 ① G2-3 1-2		X 0-0 ① G4-3 2B		B F X 1-1 ① L7	B C X 1-1 ③ G4-3		F F B B B F X 3-2 ③ 3B		5	0	2	0	0	0	3
David Justice, L (1, 10) OBP: 0.367, SLG: 0.524	B B F X 2-1 ② G6-3 2-H		C B X 1-1 ② G4-3 2-3		B S B F X 2-2 HR 1B		B F F B F B B 4-2 F8 1B WP BB		C B F F F B F F B X 3-2 ① F7	4	2	1	1	1	0	1
Jim Thome, L (1, 3) OBP: 0.425, SLG: 0.591	C C B B S 2-3 ③ K		B F C B F B X 3-2 ③ G4-3		B S F B S 2-3 ② K		X 0-0 ① F8		B F B C B X 3-2 2B	5	0	1	0	0	2	3
Manny Ramirez, R (1, 9) OBP: 0.361, SLG: 0.517		X 0-0 E9 G3		X 0-0 2B 2B	B B C X 2-1 1-H HR		B C S X 1-2 FC5 WP 1-2 1B		F F F B F S 1-3 ② K	5	3	3	2	0	1	1
Brian Giles, L (1, 7) OBP: 0.392, SLG: 0.489		B X 1-0 ① G3 3-H		B X 1-0 G6-3 2-H 2B	B C B X 2-1 ③ G3		S C B X 1-2 ② F8 2-3		I I I I 4-0 IBB	4	0	1	2	1	0	2
Sandy Alomar Jr., R (1, 2) OBP: 0.308, SLG: 0.361		B B B C X 3-1 ② G6-3		C B B X 2-1 ① G6-3 2-3		B X 1-0 ① F9	B B B B 4-0 1-2 3-H BB		S B X 1-1 ③ F8	4	0	0	0	1	0	3
Travis Fryman, R (1, 5) OBP: 0.328, SLG: 0.468		B C B B X 3-1 2B		F B F B F B S 3-3 ② K		B X 1-0 FC6-4 1B	F C X 0-2 ③ FC5 2-3f			4	0	2	0	0	1	3
David Bell, R (1, 4) OBP: 0.327, SLG: 0.448		B C B X 2-1 ③ F8		B C C B B B B 4-2 BB		X 0-0 ② FC6-4 BB 1-2f		C B S B B X 3-2 G4-6-3 1B		3	0	1	0	1	0	2
Inning Stats	R: 1 H: 0 E: 0 LOB: 0 K: 1 BB: 1 S: 9 P: 17	R: 1 H: 1 E: 1 LOB: 1 K: 0 BB: 0 S: 8 P: 17	R: 0 H: 1 E: 0 LOB: 1 K: 0 BB: 0 S: 9 P: 13	R: 1 H: 2 E: 0 LOB: 2 K: 1 BB: 1 S: 11 P: 22	R: 2 H: 2 E: 0 LOB: 0 K: 1 BB: 0 S: 12 P: 21	R: 0 H: 1 E: 0 LOB: 2 K: 0 BB: 1 S: 10 P: 17	R: 1 H: 1 E: 0 LOB: 2 K: 0 BB: 2 S: 13 P: 23	R: 0 H: 2 E: 0 LOB: 1 K: 0 BB: 0 S: 8 P: 14	R: 0 H: 1 E: 0 LOB: 2 K: 1 BB: 1 S: 16 P: 28	1B: 4 SF: 0 2B: 5 SAC: 0 3B: 1 DP: 1 HR: 1 HBP: 0						

PITCHER		IP	WLS	BF	H	R	ER	SO	BB	IBB	HBP	BLK	WP	HR	S	P	ERA	WHIP
Chris Carpenter, R ERA: 4.66	(1, 1)	6.0	L	29	7	5	4	3	3	0	0	0	1	1	59	107	6.00	1.667
Bill Risley, R ERA: 2.7	(7, 1)	3.0		14	4	1	1	1	2	1	0	0	1	0	37	65	3.00	2.000

PITCHER	IP	WLS	BF	H	R	ER	SO	BB	IBB	HBP	BLK	WP	HR	S	P	ERA	WHIP

TOP

Cleveland Indians @ Toronto Blue Jays

SkyDome, Toronto, ON

Thu May 28 1998, 7:05 PM EDT

Att. 30,282 - Cloudy - 77 F

livebaseballscorecards.com

AB	37
R	6
H	11
RBI	5
BB	6
SO	4
LOB	21

1B: 4	SF: 0	WP: 2	PA: 43
2B: 5	SAC: 0	PB: 0	
3B: 1	DP: 1	SB: 0	
HR: 1	HBP: 0	CS: 0	

Batter	1	2	3	4	5	6	7	8	9	AB	R	H	RBI	BB	SO	LOB
Alex Gonzalez, R (1, 6) OBP: 0.262, SLG: 0.340	C C B S 1-3 K ①		F C B F F F S 1-3 K ③			C X 0-1 F9 ②		C F X 0-2 G5-3 ② 1-2 2-3		4	0	0	0	0	2	2
Shawn Green, L (1, 9) OBP: 0.305, SLG: 0.441	C C C 0-3 K ②			B F S B F B X 3-2 P3 ①		X 0-0 2B		C X 0-1 F8 ③		4	0	1	0	0	1	2
Jose Canseco, R (1, 7) OBP: 0.333, SLG: 0.552	B C C F C 1-3 K ③			C C B S 1-3 K ②		X 0-0 P3 ③			B C X 1-1 F9 ①	4	0	0	0	0	2	1
Carlos Delgado, L (1, 3) OBP: 0.392, SLG: 0.484		S B F X 1-2 P6 ①		F B S F X 1-2 G3 ③			F B S F X 1-2 G4-3 ①		B X 1-0 PB 2B	4	0	1	0	0	0	0
Mike Stanley, R (1, 10) OBP: 0.361, SLG: 0.467		B X 1-0 HR			B C B B X 3-1 F8 ①		X 0-0 L7 ②		B S X 1-1 G1-3 ② 2-3	4	1	1	1	0	0	1
Tony Fernandez, S (1, 4) OBP: 0.363, SLG: 0.421 Craig Grebeck, R (8, 4) OBP: 0.379, SLG: 0.490 Felipe Crespo, S (9, PH) OBP: 0.319, SLG: 0.300		C B F B X 2-2 F9 ②			X 0-0 G4-3 ②		X 0-0 F7 ③		H 1-0 5 DI HBP	3 0 0	0 0 0	0 0 0	0 0 0	0 0 0	0 0 0	0 0 0
5 Ed Sprague, R (1, 5) OBP: 0.322, SLG: 0.383		B X 1-0 F8 ③			B B B C F X 3-2 HR			S B B B B 4-1 G5-3 1B BB	S S B X 1-2 F9 ③ 1-2	3	1	1	1	1	0	2
Darrin Fletcher, L (1, 2) OBP: 0.313, SLG: 0.406			F B S B C 2-3 K ①		B X 1-0 F8 ③			X 0-0 G5-3 1-2 1B		3	0	1	0	0	1	0
José Cruz Jr., S (1, 8) OBP: 0.308, SLG: 0.295			X 0-0 F7 ②			B S B C B C 3-3 K ①		B B S S 2 S SAFE 2-3 K ①		3	0	0	0	0	2	2
Inning Stats	R: 0 E: 0 K: 3 S: 10 H: 0 LOB: 0 BB: 0 P: 12	R: 1 E: 0 K: 0 S: 8 H: 1 LOB: 0 BB: 0 P: 13	R: 0 E: 0 K: 2 S: 10 H: 0 LOB: 0 BB: 0 P: 13	R: 0 E: 0 K: 1 S: 11 H: 0 LOB: 0 BB: 0 P: 16	R: 1 E: 0 K: 0 S: 7 H: 1 LOB: 0 BB: 0 P: 14	R: 0 E: 0 K: 1 S: 7 H: 1 LOB: 1 BB: 0 P: 10	R: 0 E: 0 K: 0 S: 6 H: 0 LOB: 0 BB: 0 P: 7	R: 0 E: 0 K: 1 S: 10 H: 1 LOB: 2 BB: 1 P: 16	R: 0 E: 0 K: 0 S: 8 H: 1 LOB: 2 BB: 0 P: 13	1B: 1 2B: 2 3B: 0 HR: 2	SF: 0 SAC: 0 DP: 0 HBP: 1			WP: 0 PB: 1 SB: 0 CS: 0	PA: 34		

PITCHER		IP	WLS	BF	H	R	ER	SO	BB	IBB	HBP	BLK	WP	HR	S	P	ERA	WHIP
Dave Burba, R ERA: 3.72	(1, 1)	7.2	W	28	4	2	2	8	1	0	0	0	0	2	67	99	2.35	0.652
Paul Assenmacher, L ERA: 3.32	(8, 1)	0.1		1	0	0	0	0	0	0	0	0	0	0	2	2	0.00	0.000
Michael Jackson, R ERA: 2.57	(9, 1)	1.0		5	1	0	0	0	0	0	1	0	0	0	8	13	0.00	1.000

PITCHER	IP	WLS	BF	H	R	ER	SO	BB	IBB	HBP	BLK	WP	HR	S	P	ERA	WHIP

BOTTOM

Cleveland Indians @ Toronto Blue Jays

SkyDome, Toronto, ON

Thu May 28 1998, 7:05 PM EDT

Att. 30,282 - Cloudy - 77 F

livebaseballscorecards.com

AB	32
R	2
H	5
RBI	2
BB	1
SO	8
LOB	10

Batter	1	2	3	4	5	6	7	8	9	AB	R	H	RBI	BB	SO	LOB
Kenny Lofton, L (1, 8) OBP: 0.360, SLG: 0.415	C B X 1-1 HR 1B	C B B X 2-1 ③ G4-3			C S S 0-3 ① K	C X 0-1 ② FC4-6 S 1-2f 2-3 3-H		F B C F B X 2-2 ③ F7		5	1	1	1	0	1	4
Omar Vizquel, S (1, 6) OBP: 0.370, SLG: 0.381	B SAFE 1 SAFE C 1 SAFE S 1 SAFE 1 SAFE 1 SAFE 1-3 S ① K		X 0-0 ① G5-3		F B X 1-1 1-3 2B	B B X 2-0 ③ F8 1-2			C C X 0-2 ① G5-3	5	0	1	0	0	1	3
David Justice, L (1, 10) OBP: 0.368, SLG: 0.534	S F B X 1-2 ② F8		B F B B B 4-1 BB		F X 0-1 ② F7		B S C B S 2-3 ① K		B B B X 3-0 HR	4	1	1	1	1	1	3
Jim Thome, L (1, 3) OBP: 0.420, SLG: 0.597	B 1 SAFE X 1-0 1-H HR		T B S S 1-3 ② K		C B B S C 2-3 ③ K		C S F S 0-3 ② K		B B X 2-0 ② F7	5	1	1	2	0	3	3
Manny Ramirez, R (1, 9) OBP: 0.362, SLG: 0.508	B B B B 4-0 BB		C B X 1-1 ③ F8			F C B B B B 4-2 1B 1B BB	C B C F B B F S 3-3 ③ K		B X 1-0 ③ G6-3	3	1	0	0	2	1	1
Brian Giles, L (1, 7) OBP: 0.389, SLG: 0.483	S C B S 1-3 ③ K			X 0-0 ① G3		B 1 SAFE X 1-0 1-3 FC5-4 1B		C B C X 1-2 ① L7		4	0	1	0	0	1	1
Sandy Alomar Jr., R (1, 2) OBP: 0.307, SLG: 0.358		C X 0-1 ① G6-3		B B X 2-0 ② G4-3		F X 0-1 ① FC5-4 BB 1B FC4-6 1-2f		B F B B S X 3-2 HR 1B		4	2	1	0	0	0	2
Travis Fryman, R (1, 5) OBP: 0.332, SLG: 0.468		B C B X 2-1 S 1B		B X 1-0 ③ G5-3		B C X 1-1 FC4-6 BB 1-2 3-H 1B		F C F C 0-3 ② K		4	0	2	1	0	1	1
David Bell, R (1, 4) OBP: 0.342, SLG: 0.481		B F F B F B S 3-3 ② K 1-2			C B B F B X 3-2 2B 1B	B B B 4-0 FC4-6 1-2 2-3 BB		B X 1-0 1-H HR		3	1	2	2	1	1	1
Inning Stats	R: 2 H: 2 E: 0 LOB: 1 K: 2 BB: 1 S: 12 P: 21	R: 0 H: 1 E: 0 LOB: 1 K: 1 BB: 0 S: 10 P: 17	R: 0 H: 0 E: 0 LOB: 1 K: 1 BB: 1 S: 7 P: 13	R: 0 H: 0 E: 0 LOB: 0 K: 0 BB: 0 S: 3 P: 6	R: 0 H: 2 E: 0 LOB: 2 K: 2 BB: 0 S: 13 P: 19	R: 2 H: 2 E: 0 LOB: 2 K: 0 BB: 2 S: 10 P: 22	R: 0 H: 0 E: 0 LOB: 0 K: 3 BB: 0 S: 12 P: 17	R: 2 H: 2 E: 0 LOB: 0 K: 1 BB: 0 S: 15 P: 22	R: 1 H: 1 E: 0 LOB: 0 K: 0 BB: 0 S: 6 P: 12	1B: 6 SF: 0 2B: 1 SAC: 0 3B: 0 DP: 0 HR: 3 HBP: 0						

PITCHER		IP	WLS	BF	H	R	ER	SO	BB	IBB	HBP	BLK	WP	HR	S	P	ERA	WHIP
Roger Clemens, R ERA: 3.5	(1, 1)	7.0	L	32	7	4	4	9	4	0	0	0	0	1	67	115	5.14	1.571
Paul Quantrill, R ERA: 2.7	(8, 1)	2.0		9	3	3	3	1	0	0	0	0	0	2	21	34	13.50	1.500

PITCHER	IP	WLS	BF	H	R	ER	SO	BB	IBB	HBP	BLK	WP	HR	S	P	ERA	WHIP

TOP

Cleveland Indians @ Toronto Blue Jays

SkyDome, Toronto, ON

Fri May 29 1998, 7:05 PM EDT

Att. 29,085 - Cloudy - 78 F

livebaseballscorecards.com

AB	37
R	7
H	10
RBI	7
BB	4
SO	10
LOB	19

BOTTOM

Cleveland Indians @ Toronto Blue Jays

SkyDome, Toronto, ON

Fri May 29 1998, 7:05 PM EDT
Att. 29,085 - Cloudy - 78 F

livebaseballscorecards.com

Batter	1	2	3	4	5	6	7	8	9	AB	R	H	RBI	BB	SO	LOB
Shannon Stewart, R (1, 8) OBP: 0.356, SLG: 0.361	F8		K			2B 1B 1B		K		4	1	1	0	0	2	1
Shawn Green, L (1, 9) OBP: 0.304, SLG: 0.442	P1		2-H 2B			SAFE SAFE SCB1BS K		L6		4	0	1	1	0	1	1
Jose Canseco, R (1, 7) OBP: 0.332, SLG: 0.551	G6-3		K			SAFE BBFBX 1B 1-3 2B		K		4	0	1	0	0	2	1
Carlos Delgado, L (1, 3) OBP: 0.388, SLG: 0.477		G3-1		K		X K 2-3 3-H 1B			CBBFS K	4	0	1	1	0	2	0
Mike Stanley, R (1, 10) OBP: 0.354, SLG: 0.457		L8		CCBFBS K		FBFBBS K			BFBX G6-3	4	0	0	0	0	2	2
Tony Fernandez, S (1, 4) OBP: 0.355, SLG: 0.409		K		FCBC K		FBX G4-3			CSBFFX G1-3	4	0	0	0	0	2	2
5 Ed Sprague, R (1, 5) OBP: 0.327, SLG: 0.381			BCBSFBBB 2B G6-3 BB		FX G4-3		CBFBBBB G4-6-3 BB			1	1	0	0	2	0	0
Darrin Fletcher, L (1, 2) OBP: 0.314, SLG: 0.412 Kevin Brown, R (8, 2) OBP: 0.392, SLG: 0.422			X 1-3 2B 2B		BFBFFBS K		CBX G4-6-3 1-2f			3 0	1 0	1 0	0 0	0 0	1 0	1 0
Alex Gonzalez, R (1, 6) OBP: 0.258, SLG: 0.335			SX G6-3 3-H		CSS K		FBSS K			3	0	0	1	0	2	1
Inning Stats	R: 0 E: 0 K: 0 S: 4 H: 0 LOB: 0 BB: 0 P: 7	R: 0 E: 0 K: 1 S: 7 H: 0 LOB: 0 BB: 0 P: 11	R: 2 E: 0 K: 2 S: 13 H: 2 LOB: 1 BB: 1 P: 20	R: 0 E: 0 K: 3 S: 10 H: 0 LOB: 0 BB: 0 P: 13	R: 0 E: 0 K: 2 S: 9 H: 0 LOB: 0 BB: 0 P: 12	R: 1 E: 0 K: 2 S: 13 H: 3 LOB: 2 BB: 0 P: 23	R: 0 E: 0 K: 1 S: 7 H: 0 LOB: 0 BB: 1 P: 13	R: 0 E: 0 K: 2 S: 7 H: 0 LOB: 0 BB: 0 P: 7	R: 0 E: 0 K: 1 S: 10 H: 0 LOB: 0 BB: 0 P: 15	1B: 2 2B: 3 3B: 0 HR: 0	SF: 0 SAC: 0 DP: 1 HBP: 0						

	AB	31
	R	3
	H	5
	RBI	3
	BB	2
	SO	14
	LOB	9

WP: 0 PB: 0 SB: 0 CS: 0 PA: 33

PITCHER	IP	WLS	BF	H	R	ER	SO	BB	IBB	HBP	BLK	WP	HR	S	P	ERA	WHIP
Bartolo Colon, R (1, 1) ERA: 3.17	9.0	W	33	5	3	3	14	2	0	0	0	0	0	80	121	3.00	0.778

PITCHER	IP	WLS	BF	H	R	ER	SO	BB	IBB	HBP	BLK	WP	HR	S	P	ERA	WHIP

Cleveland Indians @ Toronto Blue Jays

SkyDome, Toronto, ON

Sat May 30 1998, 3:33 AM EDT

Att. 37,179 - Sunny - 75 F

TOP

livebaseballscorecards.com

Batter	1	2	3	4	5	6	7	8	9	AB	R	H	RBI	BB	SO	LOB
Kenny Lofton, L (1, 8) OBP: 0.357, SLG: 0.410	B B C F B X 3-2 ① G1-3		B C X 1-1 ② G5-3		B F X 1-1 ② B5-3		B X 1-0 1B		C C B C 1-3 ② K	5	0	1	0	0	1	1
Omar Vizquel, S (1, 6) OBP: 0.371, SLG: 0.376	B C B F B B 4-2 G3 BB		C C C 0-3 ③ K		B X 1-0 ③ P5		C B 1 SAFE 1 SAFE 1 SAFE F C 1-3 ② K		C B B B B 4-1 DI BB	3	0	0	0	2	2	2
David Justice, L (1, 10) OBP: 0.364, SLG: 0.531	B X 1-0 ② G3 1-2			B C B F B X 3-2 ① G4-3		C B X 1-1 2B FC4 2B	C B B S 1 SAFE 1 SAFE S 2-3 ③ K		B F B B F C 3-3 ③ K 1-2	5	1	1	0	0	2	3
Jim Thome, L (1, 3) OBP: 0.426, SLG: 0.626	B C B F C 2-3 ③ K			B B X 2-0 HR		B S X 1-1 FC4 2-3 2B		B S X 1-1 2B		4	1	3	1	0	1	1
Manny Ramirez, R (1, 9) OBP: 0.355, SLG: 0.497		F B B B S X 2-2 ① L9		B B B C F F F S 3-3 ② K		X 0-0 ① G5-3		B F F B S 2-3 ① K		4	0	0	0	0	2	3
Brian Giles, L (1, 7) OBP: 0.390, SLG: 0.479 Mark Whiten, S (5, 7) OBP: 0.435, SLG: 0.632		B F B F C 2-3 ② K		B B B 4-0 BB		B F B F X 2-2 FC4 2-3 3-H		B B C B S B 4-2 BB		1 1	0 0	0 0	0 1	1 1	1 0	0 1
Travis Fryman, R (1, 5) OBP: 0.330, SLG: 0.461	C F S 0-3 ③ K			B B B C S F F B 4-2 1-2 BB		B X 1-0 ② P2		C F B B S 2-3 ② K		3	0	0	0	1	2	4
Pat Borders, R (1, 2) OBP: 0.277, SLG: 0.279 Jeff Branson, L (8, PH) OBP: 0.182, SLG: 0.242 Sandy Alomar Jr., R (8, 2) OBP: 0.307, SLG: 0.358			F C B F B X 2-2 G6-3 1B	B S B X 2-1 ③ F9		C F X 0-2 ③ F7		B F C C 1-3 ③ K		3 1 0	0 0 0	1 0 0	0 0 0	0 0 0	0 1 0	4 2 0
David Bell, R (1, 4) OBP: 0.331, SLG: 0.464			B B S X 2-1 ① G6-3 1-2		F B X 1-1 ① F8		X 0-0 ① P2		C B C X 1-2 ① G6-3	4	0	0	0	0	0	1

Inning Stats	1	2	3	4	5	6	7	8	9
	R: 0 E: 0 K: 1 S: 9 H: 0 LOB: 1 BB: 1 P: 19	R: 0 E: 0 K: 2 S: 9 H: 0 LOB: 0 BB: 0 P: 13	R: 0 E: 0 K: 1 S: 11 H: 1 LOB: 1 BB: 0 P: 16	R: 1 E: 0 K: 1 S: 15 H: 1 LOB: 2 BB: 2 P: 33	R: 0 E: 0 K: 0 S: 5 H: 0 LOB: 0 BB: 0 P: 8	R: 1 E: 0 K: 0 S: 12 H: 2 LOB: 2 BB: 0 P: 17	R: 0 E: 0 K: 2 S: 8 H: 1 LOB: 1 BB: 0 P: 12	R: 0 E: 0 K: 3 S: 13 H: 1 LOB: 2 BB: 1 P: 23	R: 0 E: 0 K: 2 S: 10 H: 0 LOB: 1 BB: 1 P: 19

| | | |

BOTTOM

Cleveland Indians @ Toronto Blue Jays

SkyDome, Toronto, ON

Sat May 30 1998, 3:33 AM EDT
Att. 37,179 - Sunny - 75 F

livebaseballscorecards.com

Batter	1	2	3	4	5	6	7	8	9	AB	R	H	RBI	BB	SO	LOB
Shannon Stewart, R (1, 8) OBP: 0.354, SLG: 0.354	G6-3		P4			L7	BB			3	0	0	0	1	0	0
Shawn Green, L (1, 9) OBP: 0.313, SLG: 0.458	HR			G6-3		S S 2B BB	1-2 2-3 BB			2	2	1	1	2	0	0
Jose Canseco, R (1, 10) OBP: 0.330, SLG: 0.542	K			F9		1-2 S 2B BB	K			3	1	0	0	1	2	3
Carlos Delgado, L (1, 3) OBP: 0.391, SLG: 0.485	K			G3		1-H 2-H 2B		BB 5 1B	1B	4	0	2	2	0	1	0
Felipe Crespo, S (1, 7) OBP: 0.294, SLG: 0.273		K			F7	K		P6		4	0	0	0	0	2	2
5 Ed Sprague, R (1, 5) OBP: 0.330, SLG: 0.383		F9			G6-3		SH SF8 1B		BB 1-2 1B	4	1	2	0	0	0	0
Craig Grebeck, R (1, 4) OBP: 0.393, SLG: 0.529		P4			3B		SH BB 1-3		BB 1-2 2-3	2	0	1	0	1	0	0
Kevin Brown, R (1, 2) OBP: 0.364, SLG: 0.396			F8		F8		SF8 3-H	P6		3	0	0	1	0	0	4
Alex Gonzalez, R (1, 6) OBP: 0.253, SLG: 0.329			P5			B5-3	F8	K		4	0	0	0	0	1	4
Inning Stats	R: 1 E: 0 K: 2 S: 10 H: 1 LOB: 0 BB: 0 P: 15	R: 0 E: 0 K: 1 S: 7 H: 0 LOB: 0 BB: 0 P: 8	R: 0 E: 0 K: 0 S: 5 H: 0 LOB: 0 BB: 0 P: 8	R: 0 E: 0 K: 0 S: 7 H: 0 LOB: 0 BB: 0 P: 14	R: 0 E: 0 K: 0 S: 6 H: 1 LOB: 1 BB: 0 P: 7	R: 2 E: 0 K: 1 S: 16 H: 1 LOB: 1 BB: 2 P: 32	R: 1 E: 1 K: 1 S: 12 H: 1 LOB: 3 BB: 2 P: 23	R: 0 E: 0 K: 1 S: 13 H: 2 LOB: 3 BB: 1 P: 21		1B: 3 2B: 1 3B: 1 HR: 1	SF: 1 SAC: 1 DP: 0 HBP: 0			WP: 0 PB: 0 SB: 3 CS: 0	PA: 36		

	AB	29
	R	4
	H	6
	RBI	4
	BB	5
	SO	6
	LOB	13

PITCHER		IP	WLS	BF	H	R	ER	SO	BB	IBB	HBP	BLK	WP	HR	S	P	ERA	WHIP
Dwight Gooden, R ERA: 6.23	(1, 1)	5.2	L	21	2	3	3	3	2	0	0	0	0	1	45	73	4.76	0.706
Alvin Morman, L ERA: 3.46	(6, 1)	0.1		2	1	0	0	1	0	0	0	0	0	0	6	11	0.00	3.000
Eric Plunk, R ERA: 4.5	(7, 1)	0.2		5	1	1	0	0	1	0	0	0	0	0	9	13	0.00	3.000
Ron Villone, L ERA: 1.54	(7, 1)	0.0		1	0	0	0	0	1	0	0	0	0	0	0	4	∞	∞
Jose Mesa, R ERA: 4.18	(7, 1)	1.1		7	2	0	0	2	1	0	0	0	0	0	16	27	0.00	2.250

PITCHER	IP	WLS	BF	H	R	ER	SO	BB	IBB	HBP	BLK	WP	HR	S	P	ERA	WHIP

Cleveland Indians @ Toronto Blue Jays

SkyDome, Toronto, ON

Sun May 31 1998, 3:33 AM EDT

Att. 30,090 - Dome - 72 F

TOP

livebaseballscorecards.com

Batter	1	2	3	4	5	6	7	8	9	AB	R	H	RBI	BB	SO	LOB
Omar Vizquel, S (1, 6) OBP: 0.376, SLG: 0.383	C B F F C 1-3 ① K		C F B X 1-2 S 1B	1 SAFE 1 SAFE C X 0-1 S 1B 1-3 3-H			B B C F X 2-2 G6-4-3 1B		C X 0-1 ② SF7 3-H	4	0	3	2	0	1	0
Shawon Dunston, R (1, 7) OBP: 0.239, SLG: 0.365 Kenny Lofton, L (8, 8) OBP: 0.359, SLG: 0.410	B F F F X 1-2 ② G6-3		F F B F B B X 3-2 ③ G5-3 1-2	B X 1-0 ③ F7 1-2			B B B C 1 SAFE X 3-1 ②③ G6-4-3 1-2f		B B B C C B 4-2 2B BB	4 0	0 1	0 0	0 0	0 1	0 0	4 0
David Justice, L (1, 10) OBP: 0.365, SLG: 0.537	C F B S 1-3 ③ K			C C B B S 2-3 ① K	B B B C X 3-1 ① G4-3			B C B S B X 3-2 G6-3 1B 2B	1 SAFE B B B 1 SAFE C B X 3-1 1-H 2B	5	1	2	1	0	2	0
Jim Thome, L (1, 3) OBP: 0.421, SLG: 0.631		B C X 1-1 ① F7		B B B X 3-0 HR	C B X 1-1 ② G4-3			X 0-0 ① G6-3 2-3	C F X 0-2 ③ G6-3	5	1	1	1	0	0	2
Manny Ramirez, R (1, 9) OBP: 0.358, SLG: 0.495		B B B B 4-0 BB BB		B X 1-0 ② P8	C C F X 0-2 ③ F8			B S T B X 2-2 G6-3 3-H 1B		3	0	1	1	1	0	0
Mark Whiten, S (1, 8) (8, 7) OBP: 0.481, SLG: 0.762		B B S 1 SAFE B B 4-1 G6-4-3 1-2 BB		X 0-0 HR		S B B B B 4-1 G6-3 BB		C B S X 1-2 ②③ G6-3 1-2f		2	1	1	1	2	0	1
Sandy Alomar Jr., R (1, 2) OBP: 0.311, SLG: 0.368		X 0-0 ②③ G6-4-3 1-2f		C F B B X 2-2 1B 1B 1B		X 0-0 ①② G6-3 1-2f			C B X 1-1 CS 2B	4	2	2	0	0	0	3
Travis Fryman, R (1, 5) OBP: 0.333, SLG: 0.459			C X 0-1 ① F7	X 0-0 1B 1B 1-2 1B		X 0-0 ③ 6-3			B B C B B 4-1 CS SF7 BB	3	2	1	0	1	0	0
David Bell, R (1, 4) OBP: 0.328, SLG: 0.457			S B X 1-1 ② G5-3	C F B B X 2-2 1B 1-3 2-H 1B			B X 1-0 ① F9		C X 0-1 ① G5-3 1-3 2-H	4	0	1	1	0	0	1

Inning Stats	1	2	3	4	5	6	7	8	9
	R: 0 E: 0 K: 2 S: 11	H: 0 LOB: 0 BB: 0 P: 14	R: 0 E: 0 K: 0 S: 4	H: 0 LOB: 1 BB: 2 P: 13	R: 0 E: 0 K: 0 S: 11	H: 1 LOB: 1 BB: 0 P: 16	R: 4 E: 0 K: 1 S: 16	H: 6 LOB: 2 BB: 0 P: 27	R: 0 E: 0 K: 0 S: 8	H: 0 LOB: 0 BB: 0 P: 12	R: 0 E: 0 K: 0 S: 3	H: 0 LOB: 0 BB: 1 P: 7	R: 0 E: 0 K: 0 S: 6	H: 1 LOB: 0 BB: 0 P: 12	R: 1 E: 0 K: 0 S: 10	H: 2 LOB: 0 BB: 0 P: 16	R: 3 E: 0 K: 0 S: 14	H: 2 LOB: 1 BB: 2 P: 26

	AB	34
	R	8
	H	12
	RBI	7
	BB	5
	SO	3
	LOB	11

	1B: 7	SF: 1
	2B: 3	SAC: 0
	3B: 0	DP: 4
	HR: 2	HBP: 0

	WP: 0	PA: 40
	PB: 0	
	SB: 2	
	CS: 2	

PITCHER		IP	WLS	BF	H	R	ER	SO	BB	IBB	HBP	BLK	WP	HR	S	P	ERA	WHIP
Pat Hentgen, R ERA: 4.58	(1, 1)	7.0	L	29	8	4	4	3	3	0	0	0	0	2	59	101	5.14	1.571
Dan Plesac, L ERA: 3.0	(8, 1)	0.1		2	1	1	1	0	0	0	0	0	0	0	4	7	27.00	3.000
Bill Risley, R ERA: 2.57	(8, 1)	1.1		6	2	2	0	0	1	0	0	0	0	0	13	21	0.00	2.250
Ben Van Ryn, L ERA: 5.73	(9, 1)	0.1		3	1	1	1	0	1	0	0	0	0	0	7	14	27.00	6.000

PITCHER	IP	WLS	BF	H	R	ER	SO	BB	IBB	HBP	BLK	WP	HR	S	P	ERA	WHIP

BOTTOM

Cleveland Indians @ Toronto Blue Jays

SkyDome, Toronto, ON

Sun May 31 1998, 3:33 AM EDT
Att. 30,090 - Dome - 72 F

livebaseballscorecards.com

Batter	1	2	3	4	5	6	7	8	9	AB	R	H	RBI	BB	SO	LOB
Shannon Stewart, R (1, 8) OBP: 0.350, SLG: 0.350	L8		G6-3		SH1-3		SH3-4			2	0	0	0	0	0	0
Shawn Green, L (1, 9) OBP: 0.321, SLG: 0.469	G5-3 HR 2B		CS 1B		FC3-6 BB 1B		K			4	1	3	0	0	1	1
Jose Canseco, R (1, 7) OBP: 0.329, SLG: 0.534	G5-3		G4-3		BB			F7		3	0	0	0	1	0	2
Carlos Delgado, L (1, 3) OBP: 0.394, SLG: 0.515	HR			5 HBP 2B	FC3-6 FC6-4			K		4	1	2	3	0	1	2
Mike Stanley, R (1, 10) OBP: 0.348, SLG: 0.446	P8			L7	FC6-4			F8		4	0	0	0	0	0	3
Tony Fernandez, S (1, 4) OBP: 0.347, SLG: 0.399		F8		G4-3		F7			L6	4	0	0	0	0	0	1
5 Ed Sprague, R (1, 5) OBP: 0.333, SLG: 0.388		2B		HBP		L5			F7	3	0	1	0	0	0	0
Kevin Brown, R (1, 2) OBP: 0.345, SLG: 0.373		K		F9		K			1B	3	0	0	0	0	2	3
Felipe Crespo, S (9, PH) OBP: 0.308, SLG: 0.289										1	0	1	0	0	0	0
Alex Gonzalez, R (1, 6) OBP: 0.253, SLG: 0.327		P4			FC3-6 1B SH1-3 1B		E3 CS SH3-4		G4-3	4	1	1	0	0	0	2

Inning Stats	1	2	3	4	5	6	7	8	9
	R: 2 H: 2 E: 0 LOB: 0 K: 0 BB: 0 S: 14 P: 24	R: 0 H: 1 E: 0 LOB: 1 K: 1 BB: 0 S: 10 P: 14	R: 0 H: 1 E: 0 LOB: 0 K: 0 BB: 0 S: 10 P: 13	R: 0 H: 1 E: 0 LOB: 2 K: 0 BB: 0 S: 10 P: 15	R: 1 H: 2 E: 0 LOB: 2 K: 0 BB: 1 S: 12 P: 20	R: 0 H: 0 E: 0 LOB: 0 K: 1 BB: 0 S: 8 P: 13	R: 0 H: 0 E: 1 LOB: 0 K: 1 BB: 0 S: 7 P: 10	R: 0 H: 0 E: 0 LOB: 0 K: 1 BB: 0 S: 8 P: 11	R: 0 H: 1 E: 0 LOB: 1 K: 0 BB: 0 S: 6 P: 7

1B: 4	SF: 0
2B: 3	SAC: 2
3B: 0	DP: 0
HR: 1	HBP: 1
WP: 0	PA: 36
PB: 0	
SB: 0	
CS: 2	

	AB	32
	R	3
	H	8
	RBI	3
	BB	1
	SO	4
	LOB	14

PITCHER		IP	WLS	BF	H	R	ER	SO	BB	IBB	HBP	BLK	WP	HR	S	P	ERA	WHIP
Charles Nagy, R ERA: 5.71	(1, 1)	6.1	W	28	7	3	3	2	1	0	1	0	0	1	68	105	4.26	1.263
Alvin Morman, L ERA: 3.29	(7, 1)	0.2		1	0	0	0	1	0	0	0	0	0	0	3	4	0.00	0.000
Jose Mesa, R ERA: 3.93	(8, 1)	2.0	S	7	1	0	0	1	0	0	0	0	0	0	14	18	0.00	0.500

PITCHER	IP	WLS	BF	H	R	ER	SO	BB	IBB	HBP	BLK	WP	HR	S	P	ERA	WHIP

Cleveland Indians @ Detroit Tigers

Tiger Stadium, Detroit, MI

Mon Jun 01 1998, 7:05 PM EDT

Att. 18,230 - Cloudy - 68 F

TOP

livebaseballscorecards.com

Batter	1	2	3	4	5	6	7	8	9	AB	R	H	RBI	BB	SO	LOB
Kenny Lofton, L (1, 8) OBP: 0.356, SLG: 0.403	C C B X 1-2 ① G4-3		C B B B B 4-1 2B BB		B X 1-0 ① G4-3 1-2		F B X 1-1 ② F7		F B X 1-1 ③ L7	4	0	0	0	1	0	1
Shawon Dunston, R (1, 6) OBP: 0.248, SLG: 0.380	B X 1-0 ② P4		1 SAFE X 0-0 1-3 2B		B X 1-0 ②③ L5-4 2-3		C X 0-1 CS 1B			4	0	2	0	0	0	1
David Justice, L (1, 10) OBP: 0.363, SLG: 0.529	B C X 1-1 ③ G6-3		F B B B B 4-1 BB			B F X 1-1 ① G4-3	0-0 ③ CS 1-2	C X 0-1 ① L6		3	0	0	0	1	0	0
Jim Thome, L (1, 3) OBP: 0.418, SLG: 0.628		C S B B C 2-3 ① K	X 0-0 ③ G3			C B B C X 2-2 ② G3-1		B C B S B X 3-2 2B		4	0	1	0	0	1	3
Manny Ramirez, R (1, 9) OBP: 0.365, SLG: 0.524		C B C B S 2-3 ② K		B F F F X 2-2 G4-3 3B		F S X 0-2 HR		C B B C F B B 4-2 BB		3	2	2	1	1	1	0
Mark Whiten, S (1, 7) OBP: 0.452, SLG: 0.680		B B X 2-0 E1	X 0-0 ① G4-3 3-H			C B X 1-1 BB 1B		B B C F S 2-3 ② K		4	0	1	1	0	1	2
Sandy Alomar Jr., R (1, 2) OBP: 0.310, SLG: 0.361		B S B X 2-1 ③ L7	C X 0-1 ② G4-3			B 1 B B B SAFE 4-0 1-2 BB		F S B S 1-3 ③ K		3	0	0	0	1	1	3
Travis Fryman, R (1, 5) OBP: 0.327, SLG: 0.450			C B C X 1-2 ① G6-3	F C X 0-2 ③ G5-3		B B X 2-0 ③ L8			B X 1-0 ① F7	4	0	0	0	0	0	2
David Bell, R (1, 4) OBP: 0.326, SLG: 0.450			X 0-0 ② B1-3		S B C X 1-2 L5-4 G4-3 1B		C B S C 1-3 ① K		C B F F B F X 2-2 ② P4	4	0	1	0	0	1	0
Inning Stats	R: 0 E: 0 K: 0 S: 6 H: 0 LOB: 0 BB: 0 P: 9	R: 0 E: 1 K: 2 S: 9 H: 0 LOB: 1 BB: 0 P: 17	R: 0 E: 0 K: 0 S: 8 H: 1 LOB: 3 BB: 2 P: 17	R: 1 E: 0 K: 0 S: 9 H: 1 LOB: 0 BB: 0 P: 11	R: 0 E: 0 K: 0 S: 5 H: 1 LOB: 0 BB: 0 P: 8	R: 1 E: 0 K: 0 S: 11 H: 2 LOB: 2 BB: 1 P: 21	R: 0 E: 0 K: 1 S: 7 H: 1 LOB: 0 BB: 0 P: 9	R: 0 E: 0 K: 2 S: 14 H: 1 LOB: 2 BB: 1 P: 24	R: 0 E: 0 K: 0 S: 8 H: 0 LOB: 0 BB: 0 P: 12	1B: 3 2B: 3 3B: 1 HR: 1	SF: 0 SAC: 0 DP: 1 HBP: 0						

	AB	33
	R	2
	H	7
	RBI	2
	BB	4
	SO	5
	LOB	12

WP: 0 PB: 0 SB: 0 CS: 1 PA: 38

PITCHER	IP	WLS	BF	H	R	ER	SO	BB	IBB	HBP	BLK	WP	HR	S	P	ERA	WHIP
Bryce Florie, R (1, 1) ERA: 4.39	5.2	L	25	5	2	2	2	3	0	0	0	0	1	47	80	3.18	1.412
Dean Crow, R (6, 1) ERA:	1.0		4	1	0	0	1	0	0	0	0	0	0	8	12	0.00	1.000
44 Sean Runyan, L (7, 1) ERA: 4.5	0.2		2	1	0	0	0	0	0	0	0	0	0	5	8	0.00	1.500
Doug Brocail, R (8, 1) ERA: 4.35	1.2		6	0	0	0	2	1	0	0	0	0	0	17	28	0.00	0.600

PITCHER	IP	WLS	BF	H	R	ER	SO	BB	IBB	HBP	BLK	WP	HR	S	P	ERA	WHIP

Batter	1	2	3	4	5	6	7	8	9	AB	R	H	RBI	BB	SO	LOB
Kimera Bartee, R (1, 8) OBP: 0.270, SLG: 0.514	B C X 1-1 ① G1-3		B B B C S F S 3-3 ② K			B C X 1-1 ① G5-3		F B F B S 2-3 ③ K		3	0	0	0	0	1	0
Andy Tomberlin, L (8, PH) (9, 7) OBP: 0.340, SLG: 0.468										1	0	0	0	0	1	0
Joe Randa, R (1, 5) OBP: 0.333, SLG: 0.335	B C F F B X 2-2 ② P4		B F B X 2-1 ③ G4-3			C C B F B B X 3-2 ② G4-3			C B B C S 2-3 ① K	4	0	0	0	0	1	0
Bobby Higginson, L (1, 9) OBP: 0.404, SLG: 0.531	B B B X 3-0 ③ F8			C F B F X 1-2 ① G4-3		F X 0-1 ③ G3-1			C B F B B F B 4-2 FC4-6 BB	3	0	0	0	1	0	0
Tony Clark, S (1, 10) OBP: 0.330, SLG: 0.432		B C X 1-1 FC6-4 BB 1B		C B B B F F X 3-2 ② P4			B B X 2-0 ① P5		B X 1-0 ② FC4-6 1-2f	4	0	1	0	0	0	1
Luis Gonzalez, L (1, 7) (9, 8) OBP: 0.364, SLG: 0.497		C S F T 0-2 ① K		X 0-0 ③ F7			B X 1-0 ② P5		B C C F B F B F X 3-2 ③ G4-3	4	0	0	0	0	1	2
Damion Easley, R (1, 4) OBP: 0.395, SLG: 0.663		B B B C C B 4-2 FC6-4 1-2 BB			X 0-0 ① G6-3		B B B B 4-0 BB			1	0	0	0	2	0	0
Frank Catalanotto, L (1, 3) OBP: 0.306, SLG: 0.418		C C B B B F X 2-2 ② FC6-4 1-2f 2-3			X 0-0 2B		C 1 SAFE B C S 1-3 ③ K			3	0	1	0	0	1	3
Paul Bako, L (1, 2) OBP: 0.302, SLG: 0.345		F C S 0-3 ③ K			2 SAFE C C C B S 1-3 ② K			C X 0-1 G6-3 1B		3	0	1	0	0	2	3
Deivi Cruz, R (1, 6) OBP: 0.308, SLG: 0.363			C C B X 1-2 ① G5-3		B S X 1-1 ③ L9			C X 0-1 ①② G6-3 1-2f		3	0	0	0	0	0	2
Inning Stats	R: 0 E: 0 K: 0 S: 7 H: 0 LOB: 0 BB: 0 P: 13	R: 0 E: 0 K: 2 S: 15 H: 1 LOB: 2 BB: 1 P: 22	R: 0 E: 0 K: 1 S: 10 H: 0 LOB: 0 BB: 0 P: 16	R: 0 E: 0 K: 0 S: 9 H: 0 LOB: 0 BB: 0 P: 13	R: 0 E: 0 K: 1 S: 7 H: 1 LOB: 1 BB: 0 P: 9	R: 0 E: 0 K: 0 S: 8 H: 0 LOB: 0 BB: 0 P: 12	R: 0 E: 0 K: 1 S: 5 H: 0 LOB: 1 BB: 1 P: 13	R: 0 E: 0 K: 1 S: 7 H: 1 LOB: 0 BB: 0 P: 9	R: 0 E: 0 K: 1 S: 13 H: 0 LOB: 1 BB: 1 P: 23	1B: 2 2B: 1 3B: 0 HR: 0 SF: 0 SAC: 0 DP: 1 HBP: 0							

PITCHER	IP	WLS	BF	H	R	ER	SO	BB	IBB	HBP	BLK	WP	HR	S	P	ERA	WHIP
Jaret Wright, R (1, 1) ERA: 4.03	9.0	W	32	3	0	0	7	3	0	0	0	0	0	81	130	0.00	0.667

PITCHER	IP	WLS	BF	H	R	ER	SO	BB	IBB	HBP	BLK	WP	HR	S	P	ERA	WHIP

BOTTOM

Cleveland Indians @ Detroit Tigers

Tiger Stadium, Detroit, MI

Mon Jun 01 1998, 7:05 PM EDT

Att. 18,230 - Cloudy - 68 F

livebaseballscorecards.com

AB	29
R	0
H	3
RBI	0
BB	3
SO	7
LOB	11

Cleveland Indians @ Detroit Tigers

Tiger Stadium, Detroit, MI

Tue Jun 02 1998, 7:05 PM EDT

Att. 16,351 - Cloudy - 73 F

TOP

livebaseballscorecards.com

Batter	1	2	3	4	5	6	7	8	9	AB	R	H	RBI	BB	SO	LOB
Omar Vizquel, S (1, 6) OBP: 0.372, SLG: 0.379	0-1 1B	3-2 L8			2-1 F9	0-0 F7			0-2 F7	5	0	1	0	0	0	1
Shawon Dunston, R (1, 7) OBP: 0.248, SLG: 0.375 Kenny Lofton, L (8, 8) OBP: 0.359, SLG: 0.406	0-1 G1-3	0-2 F9			0-0 F9 2B 1B		0-3 K		2-2 S E 1B	4 1	1 1	1 1	0 0	0 0	1 0	1 0
David Justice, L (1, 10) OBP: 0.372, SLG: 0.541	0-0 1B 2B		1-1 FC4-6 1B		0-1 1-2 2B 1B		2-0 F7		0-1 S 1-2 1B	5	2	4	0	0	0	0
Jim Thome, L (1, 3) OBP: 0.414, SLG: 0.618	3-2 2-H 1B		1-1 FC4-6 1-2f		1-2 F9 2-3		1-0 F9		3-3 K 1-3 2-H	5	0	1	1	0	1	4
Manny Ramirez, R (1, 9) OBP: 0.366, SLG: 0.523	1-1 G4-3		2-3 K		3-1 1-H 3-H 1B 2B			0-2 G6-3	4-1 BB	4	1	1	2	1	1	2
Mark Whiten, S (1, 8) (8, 7) OBP: 0.444, SLG: 0.633		1-3 K	2-2 G6-3		2-1 3-H 1B			0-1 HBP 1B 1B	1-1 F8	5	1	2	1	0	1	3
Sandy Alomar Jr., R (1, 2) OBP: 0.314, SLG: 0.366	1-0 2B 2B			2-2 G5-3	0-0 F9			2-2 1-2 1B HBP		3	1	1	0	0	0	1
Travis Fryman, R (1, 5) OBP: 0.326, SLG: 0.451	3-1 1B 2-H 2B			2-2 L8		2-3 K		0-3 K		4	1	1	1	0	2	2
David Bell, R (1, 4) OBP: 0.331, SLG: 0.452	0-0 2-H 1B			0-3 K		0-3 K		2-2 1-2 2-H 1B		4	0	2	2	0	2	0
Inning Stats	R: 1 E: 0 K: 0 S: 10 H: 3 LOB: 1 BB: 0 P: 14	R: 2 E: 0 K: 1 S: 14 H: 3 LOB: 1 BB: 0 P: 22	R: 0 E: 0 K: 1 S: 10 H: 1 LOB: 1 BB: 0 P: 16	R: 0 E: 0 K: 1 S: 9 H: 0 LOB: 0 BB: 0 P: 13	R: 3 E: 0 K: 0 S: 14 H: 4 LOB: 1 BB: 0 P: 22	R: 0 E: 0 K: 2 S: 8 H: 0 LOB: 0 BB: 0 P: 10	R: 0 E: 0 K: 1 S: 5 H: 0 LOB: 0 BB: 0 P: 8	R: 1 E: 0 K: 1 S: 15 H: 2 LOB: 1 BB: 0 P: 19	R: 1 E: 1 K: 1 S: 16 H: 2 LOB: 2 BB: 1 P: 26	1B: 11 2B: 4 3B: 0 HR: 0 SF: 0 SAC: 0 DP: 0 HBP: 1							

AB	40
R	8
H	15
RBI	7
BB	1
SO	8
LOB	14

WP: 0 PB: 0 SB: 3 CS: 0 PA: 42

PITCHER	IP	WLS	BF	H	R	ER	SO	BB	IBB	HBP	BLK	WP	HR	S	P	ERA	WHIP
Justin Thompson, L (1, 1) ERA: 4.66	5.0	L	25	11	6	6	3	0	0	0	0	0	0	57	87	10.80	2.200
Tim Worrell, R (6, 1) ERA: 6.41	3.0		11	2	1	1	4	0	0	1	0	0	0	28	37	3.00	0.667
Todd Jones, R (9, 1) ERA: 3.54	0.2		5	2	1	0	1	1	0	0	0	0	0	14	23	0.00	4.500
44 Sean Runyan, L (9, 1) ERA: 4.42	0.1		1	0	0	0	0	0	0	0	0	0	0	2	3	0.00	0.000

PITCHER	IP	WLS	BF	H	R	ER	SO	BB	IBB	HBP	BLK	WP	HR	S	P	ERA	WHIP

Batter	1	2	3	4	5	6	7	8	9	AB	R	H	RBI	BB	SO	LOB
Kimera Bartee, R (1, 8) OBP: 0.268, SLG: 0.474	C B B B X 2-2 ① G1-3		B B B C B 4-1 1B BB		C F F B F B S 2-3 ① K		F X 0-1 ② G5-3			3	0	0	0	1	1	0
Joe Randa, R (1, 5) OBP: 0.332, SLG: 0.333	B C X 1-1 ② F7		B C C X 1-2 1-2 2-3 1B		X 0-0 ② F9		C X 0-1 ③ G4-3			4	0	1	0	0	0	0
Bobby Higginson, L (1, 9) OBP: 0.402, SLG: 0.525	X 0-0 ③ F9		B X 1-0 ③ F7		B B C F F F X 2-2 HR 1B			C S S 0-3 ① K		4	1	1	0	0	1	3
Tony Clark, S (1, 10) OBP: 0.338, SLG: 0.451		C B B B B 4-1 G5-4-3 BB	S B B B X 3-1 E SF9 1B		B B C S X 2-2 1-H HR			F B C S 1-3 ② K		3	2	2	2	1	1	0
Luis Gonzalez, L (1, 7) OBP: 0.362, SLG: 0.489		B X 1-0 ① P8	B X 1-0 ① P5		B B B C X 3-1 ③ P6			C S B H 2-2 HBP		3	0	0	0	0	0	2
Damion Easley, R (1, 4) OBP: 0.393, SLG: 0.655		F S 1 SAFE B X 1-2 ② ③ G5-4-3 1-2f	B B B X 3-0 E8 SF9 1-3 1B			C S 0-3 ① K		C B S S 1-3 ③ K		4	0	1	0	0	2	2
Frank Catalanotto, L (1, 3) OBP: 0.303, SLG: 0.397			F B F S 1-3 ① K	C S H 1-2 HBP		X 0-0 ② P2			C X 0-1 ① G6-3	3	0	0	0	0	1	0
Joe Oliver, R (1, 2) OBP: 0.283, SLG: 0.430		F B X 1-1 1B 2B	S B C B B F X 3-2 ② SF9 2-3 3-H			B B S C C 2-3 ③ K			B C X 1-1 ② F8	3	0	1	1	0	1	0
Deivi Cruz, R (1, 6) OBP: 0.297, SLG: 0.349		C B X 1-1 ② P3	C B X 1-1 ③ P4				C C B X 1-2 ① G6-3		C F S 0-3 ③ K	4	0	0	0	0	1	3
Inning Stats	R: 0 H: 0 E: 0 LOB: 0 K: 0 BB: 0 S: 6 P: 9	R: 0 H: 0 E: 0 LOB: 0 K: 0 BB: 1 S: 5 P: 11	R: 0 H: 2 E: 0 LOB: 3 K: 1 BB: 1 S: 12 P: 21	R: 1 H: 2 E: 1 LOB: 2 K: 0 BB: 0 S: 12 P: 24	R: 2 H: 2 E: 0 LOB: 0 K: 1 BB: 0 S: 19 P: 28	R: 0 H: 0 E: 0 LOB: 0 K: 2 BB: 0 S: 7 P: 9	R: 0 H: 0 E: 0 LOB: 0 K: 0 BB: 0 S: 7 P: 8	R: 0 H: 0 E: 0 LOB: 1 K: 3 BB: 0 S: 11 P: 15	R: 0 H: 0 E: 0 LOB: 0 K: 1 BB: 0 S: 7 P: 8	1B: 4 SF: 1 2B: 1 SAC: 0 3B: 0 DP: 1 HR: 1 HBP: 2						WP: 0 PA: 36 PB: 0 SB: 0 CS: 0	

BOTTOM

Cleveland Indians @ Detroit Tigers

Tiger Stadium, Detroit, MI

Tue Jun 02 1998, 7:05 PM EDT

Att. 16,351 - Cloudy - 73 F

livebaseballscorecards.com

AB	31
R	3
H	6
RBI	3
BB	2
SO	8
LOB	10

PITCHER		IP	WLS	BF	H	R	ER	SO	BB	IBB	HBP	BLK	WP	HR	S	P	ERA	WHIP
Dave Burba, R ERA: 3.73	(1, 1)	7.0	W	29	6	3	3	4	2	0	1	0	0	1	68	110	3.86	1.143
Paul Assenmacher, L ERA: 3.15	(8, 1)	1.0		4	0	0	0	3	0	0	1	0	0	0	11	15	0.00	0.000
Michael Jackson, R ERA: 2.45	(9, 1)	1.0		3	0	0	0	1	0	0	0	0	0	0	7	8	0.00	0.000

PITCHER	IP	WLS	BF	H	R	ER	SO	BB	IBB	HBP	BLK	WP	HR	S	P	ERA	WHIP

Cleveland Indians @ Minnesota Twins

Hubert H. Humphrey Metrodome, Minneapolis, MN

Wed Jun 03 1998, 8:05 PM EDT

Att. 8,897 - Dome - 72 F

TOP

livebaseballscorecards.com

Batter	1	2	3	4	5	6	7	8	9	AB	R	H	RBI	BB	SO	LOB
Kenny Lofton, L (1, 8) OBP: 0.361, SLG: 0.405	B B C X 2-1 1B 1B		F F C 0-3 ② K			B X 1-0 ② F7		B B B B 4-0 S BB		3	0	1	0	1	1	0
Omar Vizquel, S (1, 6) OBP: 0.370, SLG: 0.376	B C X 1-1 ① F9		C B X 1-1 CS S 1B			B C X 1-1 ③ G6-3		1 SAFE 1 SAFE B C C X 1-2 ③ P6 1-3		4	0	1	0	0	0	2
David Justice, L (1, 10) OBP: 0.374, SLG: 0.554	B T SAFE C X 1-1 G6-3 1-2 1B		B B B C 3-1 ③ CS 1-3	C B S F F B B F X 3-2 ① L9			B F X 1-1 HR		C B B X 2-1 ① G4-3	4	1	2	1	0	0	0
Jim Thome, L (1, 3) OBP: 0.411, SLG: 0.611	B B S B F F F X 3-2 ② ③ G6-3 1-2f			B B S B X 3-1 ② G3-1			B X 1-0 1B 1B		S B S C 1-3 ② K	4	0	1	0	0	1	2
Manny Ramirez, R (1, 9) OBP: 0.368, SLG: 0.520 Shawon Dunston, R (9, PR) OBP: 0.248, SLG: 0.375		C F F T 0-2 ① K		F B B X 2-1 ③ F7			B F F X 1-2 G1-6-3 1-2 1B		B B B B 4-0 BB	3 0	0 0	1 0	0 0	1 0	1 0	0 0
Mark Whiten, S (1, 7) OBP: 0.400, SLG: 0.559		S T S 0-3 ② K			F B F F B S 2-3 ① K		B F C S 1-3 ① K		B X 1-0 ③ G4-3	4	0	0	0	0	3	3
Sandy Alomar Jr., R (1, 2) OBP: 0.315, SLG: 0.384		X 0-0 HR			B B X 2-0 ② G6-3		X 0-0 ② ③ G1-6-3 1-2f			3	1	1	1	0	0	2
Travis Fryman, R (1, 5) OBP: 0.322, SLG: 0.444		B X 1-0 ③ P4			C B F F X 1-2 ③ F9			S X 0-1 ① F9		3	0	0	0	0	0	0
David Bell, R (1, 4) OBP: 0.324, SLG: 0.441			X 0-0 ① F8			B B B C T X 3-2 ① L7		C B B B X 3-1 ② F7		3	0	0	0	0	0	0
Inning Stats	R: 0 E: 0 K: 0 S: 11 H: 2 LOB: 1 BB: 0 P: 18	R: 1 E: 0 K: 2 S: 9 H: 1 LOB: 0 BB: 0 P: 10	R: 0 E: 0 K: 1 S: 7 H: 1 LOB: 0 BB: 0 P: 11	R: 0 E: 0 K: 0 S: 10 H: 0 LOB: 0 BB: 0 P: 18	R: 0 E: 0 K: 1 S: 9 H: 0 LOB: 0 BB: 0 P: 14	R: 0 E: 0 K: 0 S: 6 H: 0 LOB: 0 BB: 0 P: 11	R: 1 E: 0 K: 1 S: 10 H: 3 LOB: 1 BB: 0 P: 14	R: 0 E: 0 K: 0 S: 7 H: 0 LOB: 1 BB: 1 P: 15	R: 0 E: 0 K: 1 S: 6 H: 0 LOB: 1 BB: 1 P: 14	1B: 5 2B: 0 3B: 0 HR: 2 SF: 0 SAC: 0 DP: 2 HBP: 0							

	AB	31
	R	2
	H	7
	RBI	2
	BB	2
	SO	6
	LOB	9

WP: 0 PB: 0 SB: 3 CS: 1 PA: 34

PITCHER		IP	WLS	BF	H	R	ER	SO	BB	IBB	HBP	BLK	WP	HR	S	P	ERA	WHIP
LaTroy Hawkins, R ERA: 4.98	(1, 1)	7.2		28	7	2	2	5	1	0	0	0	0	2	66	107	2.35	1.043
Greg Swindell, L ERA: 2.97	(8, 1)	0.1	W	1	0	0	0	0	0	0	0	0	0	0	3	4	0.00	0.000
Rick Aguilera, R ERA: 3.64	(9, 1)	1.0	S	4	0	0	0	1	1	0	0	0	0	0	6	14	0.00	1.000

PITCHER	IP	WLS	BF	H	R	ER	SO	BB	IBB	HBP	BLK	WP	HR	S	P	ERA	WHIP

Batter	1	2	3	4	5	6	7	8	9	AB	R	H	RBI	BB	SO	LOB
Otis Nixon, S (1, 8) OBP: 0.339, SLG: 0.315	B C F X 1-2 G1-4-3 1B 1B		B B C L B F F B 4-2 G4-6-3 BB		S B B X 2-1 ③ G6-3			C B F B B B 4-2 1B 1B BB		2	2	1	0	2	0	1
Todd Walker, L (1, 4) OBP: 0.397, SLG: 0.546	F X 0-1 ① G1-4-3 1-2		X 0-0 ②③ G4-6-3 1-2f			C F B X 1-2 ① G4-3		C B X 1-1 ② F8		4	0	0	0	0	0	3
Paul Molitor, R (1, 10) OBP: 0.337, SLG: 0.367	F B B 2 B S S SAFE 3-3 ② K			S B C B X 2-2 ① G3-1		S B F B X 2-2 ② G1-3		B 1 SAFE F X 1-1 BB 1-3 1B 1B		4	1	1	0	0	1	1
Orlando Merced, S (1, 3) OBP: 0.293, SLG: 0.402 Alex Ochoa, R (8, PH) OBP: 0.283, SLG: 0.368 Denny Hocking, S (9, 5) OBP: 0.230, SLG: 0.159	B B C F B X 3-2 2-H 1B 1B			C B B X 2-1 ② G5-3		X 0-0 ③ G4-3		B C B B B 4-1 1B 1-2 1B BB		3 0 0	0 0 0	1 0 0	1 0 0	0 1 0	0 0 0	0 0 0
Marty Cordova, R (1, 7) OBP: 0.349, SLG: 0.383	X 0-0 ③ G5-3 1B			S F B X 1-2 1B			F B B S F X 2-2 ① F9	X 0-0 ③ 1-H 2-H 3-H 1B		4	0	2	2	0	0	1
Matt Lawton, L (1, 9) OBP: 0.330, SLG: 0.359		X 0-0 ① B1-3		1 SAFE 1 SAFE B B B F X 3-1 ③ F7			C C B B X 2-2 1B			3	0	1	0	0	0	1
Ron Coomer, R (1, 5) (9, 3) OBP: 0.302, SLG: 0.449		C B C B S 2-3 ② K			B X 1-0 ① G4-3		X 0-0 ② P4			3	0	0	0	0	1	1
Terry Steinbach, R (1, 2) OBP: 0.395, SLG: 0.444		B B X 2-0 ③ P9			B X 1-0 1B		F B X 1-1 ③ G5-3			3	0	1	0	0	0	1
Pat Meares, R (1, 6) OBP: 0.321, SLG: 0.426			X 0-0 ① G6-3		B B F C F X 2-2 ② F9			X 0-0 ① F9		3	0	0	0	0	0	1
Inning Stats	R: 1 H: 2 E: 0 LOB: 1 K: 1 BB: 0 S: 13 P: 20	R: 0 H: 0 E: 0 LOB: 0 K: 1 BB: 0 S: 5 P: 9	R: 0 H: 0 E: 0 LOB: 0 K: 0 BB: 0 S: 6 P: 10	R: 0 H: 1 E: 0 LOB: 1 K: 0 BB: 0 S: 10 P: 18	R: 0 H: 1 E: 0 LOB: 1 K: 0 BB: 0 S: 8 P: 14	R: 0 H: 0 E: 0 LOB: 0 K: 0 BB: 0 S: 7 P: 10	R: 0 H: 1 E: 0 LOB: 1 K: 0 BB: 0 S: 10 P: 15	R: 2 H: 2 E: 0 LOB: 2 K: 0 BB: 2 S: 9 P: 19		1B: 7 SF: 0 2B: 0 SAC: 0 3B: 0 DP: 1 HR: 0 HBP: 0						

BOTTOM

Cleveland Indians @ Minnesota Twins

Hubert H. Humphrey Metrodome, Minneapolis, MN

Wed Jun 03 1998, 8:05 PM EDT

Att. 8,897 - Dome - 72 F

livebaseballscorecards.com

AB	29
R	3
H	7
RBI	3
BB	3
SO	2
LOB	10

WP: 0 PA: 32
PB: 0
SB: 0
CS: 0

PITCHER		IP	WLS	BF	H	R	ER	SO	BB	IBB	HBP	BLK	WP	HR	S	P	ERA	WHIP
Bartolo Colon, R ERA: 3.2	(1, 1)	7.2	L	30	6	3	3	2	2	0	0	0	0	0	66	109	3.52	1.043
Paul Assenmacher, L ERA: 3.15	(8, 1)	0.0		1	0	0	0	0	1	0	0	0	0	0	1	5	∞	∞
Jose Mesa, R ERA: 3.89	(8, 1)	0.1		1	1	0	0	0	0	0	0	0	0	0	1	1	0.00	3.000

PITCHER	IP	WLS	BF	H	R	ER	SO	BB	IBB	HBP	BLK	WP	HR	S	P	ERA	WHIP

Cleveland Indians @ Minnesota Twins

Hubert H. Humphrey Metrodome, Minneapolis, MN

Thu Jun 04 1998, 8:05 PM EDT

Att. 9,417 - Dome - 72 F

TOP

livebaseballscorecards.com

Batter	1	2	3	4	5	6	7	8	9	AB	R	H	RBI	BB	SO	LOB
Kenny Lofton, L (1, 8) OBP: 0.363, SLG: 0.404	0-0 F9		1-0 F8		4-1 CS BB			1-0 FC5-4 1B		3	0	1	0	1	0	0
Omar Vizquel, S (1, 6) OBP: 0.372, SLG: 0.379	3-2 F7			2-1 1B HR 1B	1 SAFE 1 SAFE 1-0 CS 1-2	2-1 FC4-6 1B		1 SAFE 0-2 FC5-4 FC4-6 1-2f		4	1	2	0	0	0	1
David Justice, L (1, 10) OBP: 0.376, SLG: 0.558	1-1 2B			0-1 HR 1B 1-2		0-2 FC4-6 CS 1-2f		0-0 FC4-6 1-2f		4	1	2	0	0	0	2
Jim Thome, L (1, 3) OBP: 0.413, SLG: 0.621	1-2 G6-3			3-0 HR 1-H 2-H		4-2 BB 1-2			1-1 F8	3	1	1	3	1	0	1
Manny Ramirez, R (1, 9) OBP: 0.362, SLG: 0.510		1-3 K		0-2 G5-3		1-3 K			3-3 K	4	0	0	0	0	3	1
Travis Fryman, R (1, 5) OBP: 0.320, SLG: 0.441		1-2 G6-4-3 1B		3-2 P5			0-0 G1-3		2-3 K	4	0	1	0	0	1	0
Pat Borders, R (1, 2) OBP: 0.265, SLG: 0.266		2-2 G6-4-3 1-2f		1-1 P4			1-1 F8			3	0	0	0	0	0	1
David Bell, R (1, 4) OBP: 0.317, SLG: 0.431			1-2 G5-3		1-3 K		2-0 F9			3	0	0	0	0	1	0
Shawon Dunston, R (1, 7) OBP: 0.242, SLG: 0.365			0-0 F8		0-1 G5-3			0-1 F7		3	0	0	0	0	0	0
Mark Whiten, S (8, 7) OBP: 0.400, SLG: 0.559										0	0	0	0	0	0	0
Inning Stats	R: 0 E: 0 K: 0 S: 11 H: 1 LOB: 1 BB: 0 P: 16	R: 0 E: 0 K: 1 S: 11 H: 1 LOB: 0 BB: 0 P: 15	R: 0 E: 0 K: 0 S: 7 H: 0 LOB: 0 BB: 0 P: 9	R: 3 E: 0 K: 0 S: 15 H: 3 LOB: 0 BB: 0 P: 24	R: 0 E: 0 K: 1 S: 6 H: 0 LOB: 0 BB: 1 P: 12	R: 0 E: 0 K: 1 S: 11 H: 1 LOB: 1 BB: 1 P: 18	R: 0 E: 0 K: 0 S: 4 H: 0 LOB: 0 BB: 0 P: 7	R: 0 E: 0 K: 0 S: 7 H: 1 LOB: 1 BB: 0 P: 8	R: 0 E: 0 K: 2 S: 8 H: 0 LOB: 0 BB: 0 P: 14	1B: 5 2B: 1 3B: 0 HR: 1 SF: 0 SAC: 0 DP: 1 HBP: 0						

PITCHER		IP	WLS	BF	H	R	ER	SO	BB	IBB	HBP	BLK	WP	HR	S	P	ERA	WHIP
Brad Radke, R ERA: 2.9	(1, 1)	7.1	L	28	7	3	3	3	2	0	0	0	0	1	68	105	3.68	1.227
Greg Swindell, L ERA: 2.89	(8, 1)	1.0		3	0	0	0	0	0	0	0	0	0	0	6	7	0.00	0.000
Mike Trombley, R ERA: 2.86	(9, 1)	0.2		2	0	0	0	2	0	0	0	0	0	0	6	11	0.00	0.000

PITCHER	IP	WLS	BF	H	R	ER	SO	BB	IBB	HBP	BLK	WP	HR	S	P	ERA	WHIP

AB	31
R	3
H	7
RBI	3
BB	2
SO	5
LOB	6

WP: 0 PB: 0 SB: 0 CS: 2 PA: 34

BOTTOM

Cleveland Indians @ Minnesota Twins

Hubert H. Humphrey Metrodome, Minneapolis, MN

Thu Jun 04 1998, 8:05 PM EDT

Att. 9,417 - Dome - 72 F

livebaseballscorecards.com

Batter	1	2	3	4	5	6	7	8	9	AB	R	H	RBI	BB	SO	LOB
Otis Nixon, S (1, 8) OBP: 0.333, SLG: 0.336	G3		G4-3		G6-3			HR	G4-3	5	1	1	1	0	0	1
Todd Walker, L (1, 4) OBP: 0.396, SLG: 0.542	G4-3		1B			L4		F9		3	0	1	0	0	0	0
Brent Gates, S (8, PH) (9, 4) OBP: 0.268, SLG: 0.250										1	0	0	0	0	0	0
Paul Molitor, R (1, 10) OBP: 0.336, SLG: 0.365	FC4-6 1B		F7 1-2			G4-3		P4		4	0	1	0	0	0	1
Orlando Merced, S (1, 3) OBP: 0.307, SLG: 0.408	FC4-6 1-2f			1B		BB		1B		3	0	2	0	1	0	1
Marty Cordova, R (1, 7) OBP: 0.347, SLG: 0.402		HR		K 1-2		F9		E5 1-2		4	1	1	1	0	1	3
Matt Lawton, L (1, 9) OBP: 0.333, SLG: 0.367		F8		2B			FC6-4 1B	G3-1		4	0	2	0	0	0	2
Ron Coomer, R (1, 5) OBP: 0.301, SLG: 0.445		G6-3		2-H 1B			P5		P9	4	0	1	0	0	0	1
Terry Steinbach, R (1, 2) OBP: 0.385, SLG: 0.431		K			K		FC6-4 1-2f		F8	4	0	0	0	0	2	1
Pat Meares, R (1, 6) OBP: 0.319, SLG: 0.423			G6-3		G1-6-3		K		1B	4	0	1	0	0	1	1
Inning Stats	R: 0 E: 0 K: 0 S: 7 H: 1 LOB: 1 BB: 0 P: 11	R: 1 E: 0 K: 1 S: 8 H: 1 LOB: 0 BB: 0 P: 14	R: 0 E: 0 K: 0 S: 8 H: 1 LOB: 1 BB: 0 P: 12	R: 0 E: 0 K: 1 S: 9 H: 3 LOB: 2 BB: 0 P: 17	R: 0 E: 0 K: 1 S: 8 H: 0 LOB: 0 BB: 0 P: 15	R: 0 E: 0 K: 0 S: 9 H: 0 LOB: 1 BB: 1 P: 18	R: 0 E: 0 K: 1 S: 13 H: 1 LOB: 1 BB: 0 P: 20	R: 1 E: 1 K: 0 S: 11 H: 2 LOB: 2 BB: 0 P: 20	R: 0 E: 0 K: 0 S: 7 H: 1 LOB: 1 BB: 0 P: 9	1B: 7 2B: 1 3B: 0 HR: 2	SF: 0 SAC: 0 DP: 0 HBP: 0						

AB	36
R	2
H	10
RBI	2
BB	1
SO	4
LOB	11

WP: 0 PB: 0 SB: 1 CS: 1 PA: 37

PITCHER		IP	WLS	BF	H	R	ER	SO	BB	IBB	HBP	BLK	WP	HR	S	P	ERA	WHIP
Dwight Gooden, R ERA: 4.3	(1, 1)	6.0	W	23	6	1	1	3	1	0	0	0	0	1	49	87	1.50	1.167
Ron Villone, L ERA: 1.54	(7, 1)	0.0		1	1	0	0	0	0	0	0	0	0	0	3	5	∞	∞
Eric Plunk, R ERA: 4.3	(7, 1)	1.0		3	0	0	0	1	0	0	0	0	0	0	10	15	0.00	0.000
Paul Assenmacher, L ERA: 3.54	(8, 1)	0.1		2	1	1	1	0	0	0	0	0	0	1	4	7	27.00	3.000
Jose Mesa, R ERA: 3.82	(8, 1)	0.2		4	1	0	0	0	0	0	0	0	0	0	7	13	0.00	1.500

PITCHER		IP	WLS	BF	H	R	ER	SO	BB	IBB	HBP	BLK	WP	HR	S	P	ERA	WHIP
Michael Jackson, R ERA: 2.35	(9, 1)	1.0	S	4	1	0	0	0	0	0	0	0	0	0	7	9	0.00	1.000

Cleveland Indians @ Cincinnati Reds

Cinergy Field, Cincinnati, OH

Fri Jun 05 1998, 7:05 PM EDT

Att. 43,532 - Cloudy - 57 F

TOP

livebaseballscorecards.com

Batter	1	2	3	4	5	6	7	8	9	AB	R	H	RBI	BB	SO	LOB
Kenny Lofton, L (1, 8) OBP: 0.361, SLG: 0.401	X 0-0 ① L5		B X 1-0 F9 G5-3 1B		F X 0-1 ① F9		C X 0-1 ③ G6-3			4	0	1	0	0	0	0
Omar Vizquel, S (1, 6) OBP: 0.370, SLG: 0.373	B B B B 4-0 FC4 BB		1 SAFE B 1 SAFE C C 1 SAFE X 1-2 ① G5-3 1-2		C B B X 2-1 ② F7			B C B X 2-1 ① L7		3	0	0	0	1	0	1
David Justice, L (1, 7) OBP: 0.370, SLG: 0.548	B 1 SAFE F 1 SAFE F X 1-2 ② FC4 1-2f		B F B B B S F X 3-2 ② F9 2-3		B X 1-0 ③ G4-3			B C F X 1-2 ② G6-3		4	0	0	0	0	0	2
Jim Thome, L (1, 3) OBP: 0.410, SLG: 0.628	B C F F F S 1-3 ③ K		C F C 0-3 ③ K			F C B B X 2-2 HR		B B C B X 3-1 ③ G4-3		4	1	1	1	0	2	2
Manny Ramirez, R (1, 9) OBP: 0.369, SLG: 0.517 Shawon Dunston, R (9, PR) OBP: 0.242, SLG: 0.365		B F B S B B 4-2 1B BB		F B X 1-1 2B		X 0-0 ① P3			B B X 2-0 S 1B	3 0	0 0	2 0	0 0	1 0	0 0	0 0
Sandy Alomar Jr., R (1, 2) OBP: 0.308, SLG: 0.375		F F B B 1 SAFE S 2-3 ① K		B S F F T 1-2 ① K		B S B F S 2-3 ② K2-3			1 SAFE 1 SAFE X 0-0 ① P6	4	0	0	0	0	3	3
Travis Fryman, R (1, 5) OBP: 0.319, SLG: 0.437		C X 0-1 1-2 1B		B X 1-0 ② G6-3		F B B B F F S 3-3 ③ K			1 SAFE 1 SAFE B F X 1-1 ② F7 1-2	4	0	1	0	0	1	2
David Bell, R (1, 4) OBP: 0.315, SLG: 0.421		B B B C X 3-1 ② P9		B C B B I 4-1 IBB			X 0-0 ① F9		B B C F B S 3-3 ③ K	3	0	0	0	1	1	4
Charles Nagy, L (1, 1) Jose Mesa, R (7, 1) Alvin Morman, L (8, 1) Eric Plunk, R (8, 1)		B B S C S 2-3 ③ K		B X 1-0 ③ P5			F S S 0-3 ② K			3 0 0 0	0 0 0 0	0 0 0 0	0 0 0 0	0 0 0 0	2 0 0 0	4 0 0 0

	AB	32
	R	1
	H	5
	RBI	1
	BB	3
	SO	9
	LOB	18

Inning Stats	1	2	3	4	5	6	7	8	9	1B: 3	SF: 0	WP: 0	PA: 35
	R: 0 E: 0 K: 1 S: 9 H: 0 LOB: 1 BB: 1 P: 15	R: 0 E: 0 K: 2 S: 12 H: 1 LOB: 2 BB: 1 P: 23	R: 0 E: 0 K: 1 S: 11 H: 1 LOB: 1 BB: 0 P: 16	R: 0 E: 0 K: 1 S: 9 H: 1 LOB: 2 BB: 1 P: 17	R: 0 E: 0 K: 0 S: 5 H: 0 LOB: 0 BB: 0 P: 8	R: 1 E: 0 K: 2 S: 12 H: 1 LOB: 0 BB: 0 P: 19	R: 0 E: 0 K: 1 S: 6 H: 0 LOB: 0 BB: 0 P: 6	R: 0 E: 0 K: 0 S: 7 H: 0 LOB: 0 BB: 0 P: 13	R: 0 E: 0 K: 1 S: 7 H: 1 LOB: 2 BB: 0 P: 13	2B: 1 3B: 0 HR: 1	SAC: 0 DP: 0 HBP: 0	PB: 0 SB: 1 CS: 0	

PITCHER		IP	WLS	BF	H	R	ER	SO	BB	IBB	HBP	BLK	WP	HR	S	P	ERA	WHIP
Pete Harnisch, R ERA: 2.92	(1, 1)	7.0	W	28	4	1	1	8	2	1	0	0	0	1	64	104	1.29	0.857
Danny Graves, R ERA: 2.75	(8, 1)	1.0		3	0	0	0	0	0	0	0	0	0	0	7	13	0.00	0.000
Jeff Shaw, R ERA: 1.03	(9, 1)	1.0	S	4	1	0	0	1	0	0	0	0	0	0	7	13	0.00	1.000

PITCHER	IP	WLS	BF	H	R	ER	SO	BB	IBB	HBP	BLK	WP	HR	S	P	ERA	WHIP

BOTTOM

Cleveland Indians @ Cincinnati Reds

Cinergy Field, Cincinnati, OH

Fri Jun 05 1998, 7:05 PM EDT

Att. 43,532 - Cloudy - 57 F

livebaseballscorecards.com

Batter	1	2	3	4	5	6	7	8	9	AB	R	H	RBI	BB	SO	LOB
Reggie Sanders, R (1, 8) OBP: 0.349, SLG: 0.424	B B F B X 3-1 1B 1B 1B		F B X 1-1 ① G5-3		F C X 0-2 ① F8		2 SAFE B S S X 1-2 ② P4			4	1	1	0	0	0	1
Chris Stynes, R (1, 7) OBP: 0.338, SLG: 0.357	X 0-0 G4-3 1B 1-3 1B		B C B B B 4-1 FC5-4 BB		C C B B X 2-2 ② G1-3		B B B C F B 4-2 BB			2	0	1	0	2	0	0
Barry Larkin, R (1, 6) OBP: 0.362, SLG: 0.426	C B X 1-1 G4-3 1-2 3-H 1B		C 1 SAFE C B X 1-2 ② FC5-4 1B 1-2f		X 0-0 ③ G6-3		C X 0-1 ③ F9			4	0	1	1	0	0	3
Eddie Taubensee, L (1, 2) OBP: 0.407, SLG: 0.503	B X 1-0 ① ② G4-3 1-2f 2-3		B B B F 1 SAFE 1 SAFE X 3-2 1-3 1B			B F B X 2-1 ① G4-3		C S B X 1-2 ① P5		4	0	1	0	0	0	2
Dmitri Young, S (1, 3) OBP: 0.368, SLG: 0.514	C S X 0-2 ③ G4-3		B S F F B X 2-2 ③ G6-3			X 0-0 ② P4		F X 0-1 ② G6-3		4	0	0	0	0	0	3
Willie Greene, L (1, 5) OBP: 0.409, SLG: 0.466		B C S X 1-2 ① G4-3		C C X 0-2 CS 1B		X 0-0 ③ G1-3		C B F B F B B 4-2 1B BB		3	0	1	0	1	0	0
Bret Boone, R (1, 4) OBP: 0.341, SLG: 0.504		B B C X 2-1 2B	C B B B C X 3-2 ① FC6-4 1-2 1B				X 0-0 2B G6-3 1B	B S F B 1 B X SAFE 3-2 1-3 1B		4	1	4	0	0	0	0
Jon Nunnally, L (1, 9) OBP: 0.349, SLG: 0.399 Melvin Nieves, S (8, PH) OBP: 0.340, SLG: 0.386 Jeff Shaw, R (9, 1)	C C B S 1-3 ② K		S B X 1-1 ② F8				L L B B X 2-2 1-3 2B	B 1 SAFE C X 1-1 ③ F9		3	0	1	0	0	1	2
										1	0	0	0	0	0	2
										0	0	0	0	0	0	0
Pete Harnisch, S (1, 1) OBP: 0.125, SLG: 0.097 Lenny Harris, L (7, PH) OBP: 0.340, SLG: 0.371 Danny Graves, R (8, 1) Pat Watkins, R (9, 9) OBP: 0.256, SLG: 0.316	B X 1-0 ③ L9		C C X 0-2 ③ FC6-4 1-2f				B X 1-0 ① G6-3 3-H			2	0	0	0	0	0	2
										1	0	0	1	0	0	1
										0	0	0	0	0	0	0
										0	0	0	0	0	0	0
Inning Stats	R: 1 E: 0 K: 0 S: 9 H: 3 LOB: 1 BB: 0 P: 14	R: 0 E: 0 K: 1 S: 9 H: 1 LOB: 1 BB: 0 P: 14	R: 0 E: 0 K: 0 S: 13 H: 1 LOB: 2 BB: 1 P: 24	R: 0 E: 0 K: 0 S: 11 H: 2 LOB: 1 BB: 0 P: 15	R: 0 E: 0 K: 0 S: 7 H: 0 LOB: 0 BB: 0 P: 9	R: 0 E: 0 K: 0 S: 4 H: 0 LOB: 0 BB: 0 P: 6	R: 1 E: 0 K: 0 S: 12 H: 2 LOB: 2 BB: 1 P: 20	R: 0 E: 0 K: 0 S: 13 H: 1 LOB: 2 BB: 1 P: 22		1B: 8 2B: 2 3B: 0 HR: 0 SF: 0 SAC: 0 DP: 1 HBP: 0						

	AB	32
	R	2
	H	10
	RBI	2
	BB	3
	SO	1
	LOB	16

WP: 0 PB: 0 SB: 0 CS: 1 PA: 35

PITCHER		IP	WLS	BF	H	R	ER	SO	BB	IBB	HBP	BLK	WP	HR	S	P	ERA	WHIP
Charles Nagy, R ERA: 5.47	(1, 1)	6.2	L	29	9	2	2	1	2	0	0	0	0	0	63	100	2.70	1.650
Jose Mesa, R ERA: 3.79	(7, 1)	0.1		1	0	0	0	0	0	0	0	0	0	0	2	2	0.00	0.000
Alvin Morman, L ERA: 3.14	(8, 1)	0.2		4	1	0	0	0	1	0	0	0	0	0	11	19	0.00	3.000
Eric Plunk, R ERA: 4.24	(8, 1)	0.1		1	0	0	0	0	0	0	0	0	0	0	2	3	0.00	0.000

PITCHER	IP	WLS	BF	H	R	ER	SO	BB	IBB	HBP	BLK	WP	HR	S	P	ERA	WHIP

Cleveland Indians @ Cincinnati Reds

Cinergy Field, Cincinnati, OH

Sat Jun 06 1998, 7:05 PM EDT

Att. 51,796 - Unknown - 61 F

TOP

livebaseballscorecards.com

Batter	1	2	3	4	5	6	7	8	9	AB	R	H	RBI	BB	SO	LOB
Kenny Lofton, L (1, 8) OBP: 0.358, SLG: 0.396	G6-3		G6-3		F9	FC6 BB		SF7 1-2 2-3 3-H		3	0	0	1	1	0	0
Omar Vizquel, S (1, 6) OBP: 0.375, SLG: 0.396	G4-3		2B		BLK WP 2B	FC6 1-2f		1B 2-H 3-H 3B		5	2	3	2	0	0	1
David Justice, L (1, 7) OBP: 0.367, SLG: 0.540	L7		G4-3		P5 2-H		F8	1B 3-H		5	0	1	1	0	0	1
Jim Thome, L (1, 3) OBP: 0.414, SLG: 0.630		2B 1B 1B		WP 1B 2B BB	1B 2B		G4-3	K		4	3	2	0	1	1	1
Manny Ramirez, R (1, 9) OBP: 0.377, SLG: 0.529		1B WP 1-3 2B		WP 2B 1-2 1B	2B 2-H 1B		G5-3		G3-1	3	2	3	1	0	0	0
Mark Whiten, S (6, 9) OBP: 0.381, SLG: 0.528										2	0	0	0	0	0	0
Sandy Alomar Jr., R (1, 2) OBP: 0.316, SLG: 0.393		2-3 3-H 1B		G5-4-3 1-H 2-H 2B	1-3 2B			F7	G4-3	5	0	3	3	0	0	0
Travis Fryman, R (1, 5) OBP: 0.322, SLG: 0.440	F9		G5-4-3 BB	K				1B SF7 2B	BB	3	1	1	0	1	1	3
Jeff Branson, L (8, 5) OBP: 0.206, SLG: 0.242										0	0	0	0	1	0	0
David Bell, R (1, 4) OBP: 0.311, SLG: 0.413	F7 3-H			G5-4-3 1-2f 2-3		L7		SF7 1B 3B 1B	P6	5	1	1	0	0	0	3
Jaret Wright, R (1, 1) OBP: 0.250, SLG: 0.250		K		P6		G6-3		SF7 1-2 2-3 3B 1B		4	1	1	0	0	1	1
Rick Krivda, R (9, 1)										0	0	0	0	0	0	0

	AB	39
	R	10
	H	15
	RBI	8
	BB	4
	SO	3
	LOB	10

Inning Stats	1	2	3	4	5	6	7	8	9
	R: 0 E: 0 K: 0 S: 8	H: 0 LOB: 0 BB: 0 P: 12	R: 2 E: 0 K: 0 S: 11	H: 3 LOB: 0 BB: 0 P: 16	R: 0 E: 0 K: 1 S: 11	H: 1 LOB: 1 BB: 0 P: 18	R: 2 E: 0 K: 0 S: 8	H: 2 LOB: 1 BB: 2 P: 18	R: 2 E: 0 K: 1 S: 11	H: 4 LOB: 2 BB: 0 P: 24
	R: 0 E: 0 K: 0 S: 9	H: 0 LOB: 1 BB: 1 P: 14	R: 0 E: 0 K: 0 S: 9	H: 0 LOB: 0 BB: 0 P: 13	R: 4 E: 0 K: 1 S: 22	H: 5 LOB: 1 BB: 0 P: 29	R: 0 E: 0 K: 0 S: 12	H: 0 LOB: 1 BB: 1 P: 20		

	1B: 7	SF: 1	WP: 3	PA: 44
	2B: 7	SAC: 0	PB: 0	
	3B: 1	DP: 1	SB: 0	
	HR: 0	HBP: 0	CS: 0	

PITCHER		IP	WLS	BF	H	R	ER	SO	BB	IBB	HBP	BLK	WP	HR	S	P	ERA	WHIP
Mike Remlinger, L ERA: 4.86	(1, 1)	4.2	L	23	9	6	6	1	2	0	0	1	3	0	45	79	11.57	2.357
David Weathers, R ERA: 6.44	(5, 1)	1.1		6	1	0	0	1	1	0	0	0	0	0	13	23	0.00	1.500
Gabe White, L ERA: 6.05	(7, 1)	2.0		11	5	4	4	1	0	0	0	0	0	0	31	42	18.00	2.500
Scott Sullivan, R ERA: 5.48	(9, 1)	1.0		4	0	0	0	0	1	0	0	0	0	0	12	20	0.00	1.000

PITCHER	IP	WLS	BF	H	R	ER	SO	BB	IBB	HBP	BLK	WP	HR	S	P	ERA	WHIP

Batter	1	2	3	4	5	6	7	8	9	AB	R	H	RBI	BB	SO	LOB
Reggie Sanders, R (1, 8) OBP: 0.341, SLG: 0.413	B S B C F B F X 3-2 F8 ①		C B X 1-1 G6-3 ③			F C S 0-3 K ②		B F F B B X 3-2 G4-3 ③		4	0	0	0	0	1	2
Chris Stynes, R (1, 7) OBP: 0.341, SLG: 0.374	B B F C B X 3-2 G6-3 ②			B B C X 2-1 1B		F B B C X 2-2 IHR			C B X 1-1 G6-3 ①	4	1	2	1	0	0	0
Barry Larkin, R (1, 6) OBP: 0.360, SLG: 0.420	F C B X 1-2 G1-3 ③			B F 1 SAFE F F B S 2-3 K ①		B S F X 1-2 G4-3 ③			B B B B 4-0 1B BB	3	0	0	0	1	1	1
Eddie Taubensee, L (1, 2) OBP: 0.399, SLG: 0.492		B X 1-0 F8 ①		1 SAFE C F X 0-2 F8 ②			C B C X 1-2 F8 ①		B C S B F S 2-3 K ②	4	0	0	0	0	1	2
Dmitri Young, S (1, 3) OBP: 0.366, SLG: 0.509		X 0-0 G4-3 ②		B X 1-0 F7 ③			B X 1-0 P5 ②		B B B B C X 3-1 1B 1-2	4	0	1	0	0	0	1
Willie Greene, L (1, 5) OBP: 0.403, SLG: 0.456		C X 0-1 L5 ③			C F B B B X 3-2 G4-3 ①		B F F C 1-3 K ③		X 0-0 F7 ③	4	0	0	0	0	1	2
Bret Boone, R (1, 4) OBP: 0.341, SLG: 0.500			B B B B 4-0 G4-3 BB		C B X 1-1 G6-3 ②			C S F B B B X 3-2 G6-3 ①		2	0	0	0	1	0	0
Jon Nunnally, L (1, 9) OBP: 0.349, SLG: 0.393			X 0-0 G4-3 ① 1-2		C B X 1-1 G3-1 ③			B B C B B 4-1 BB		2	0	0	0	1	0	1
Mike Remlinger, L (1, 1) OBP: 0.136, SLG: 0.182 David Weathers, R (5, 1) OBP: 0.188, SLG: 0.286 Pat Watkins, R (6, PH) OBP: 0.250, SLG: 0.308 Gabe White, L (7, 1) OBP: 0.333, SLG: 0.333 Melvin Nieves, S (8, PH) OBP: 0.333, SLG: 0.378 Scott Sullivan, R (9, 1) OBP: 0.200, SLG: 0.200			B B C C C X 2-2 G5-3 ②			B C B X 2-1 G6-3 ①		B F B F F C 2-3 K ②		1 0 1 0 1 0	0 0 0 0 0 0	0 0 0 0 0 0	0 0 0 0 0 0	0 0 0 0 1 0	0 0 0 0 1 0	1 0 0 0 1 0
Inning Stats	R: 0 E: 0 K: 0 S: 11 H: 0 LOB: 0 BB: 0 P: 18	R: 0 E: 0 K: 0 S: 4 H: 0 LOB: 0 BB: 0 P: 5	R: 0 E: 0 K: 0 S: 6 H: 0 LOB: 1 BB: 1 P: 13	R: 0 E: 0 K: 1 S: 10 H: 1 LOB: 1 BB: 0 P: 15	R: 0 E: 0 K: 0 S: 7 H: 0 LOB: 0 BB: 0 P: 12	R: 1 E: 0 K: 1 S: 11 H: 1 LOB: 0 BB: 0 P: 16	R: 0 E: 0 K: 1 S: 7 H: 0 LOB: 0 BB: 0 P: 10	R: 0 E: 0 K: 1 S: 12 H: 0 LOB: 1 BB: 1 P: 24	R: 0 E: 0 K: 1 S: 9 H: 1 LOB: 2 BB: 1 P: 19	1B: 2 2B: 0 3B: 0 HR: 1	SF: 0 SAC: 0 DP: 0 HBP: 0						

PITCHER		IP	WLS	BF	H	R	ER	SO	BB	IBB	HBP	BLK	WP	HR	S	P	ERA	WHIP
Jaret Wright, R ERA: 3.75	(1, 1)	8.0	W	28	2	1	1	4	2	0	0	0	0	0	68	113	1.12	0.500
Rick Krivda, L ERA: 3.24	(9, 1)	1.0		5	1	0	0	1	1	0	0	0	0	0	9	19	0.00	2.000

PITCHER	IP	WLS	BF	H	R	ER	SO	BB	IBB	HBP	BLK	WP	HR	S	P	ERA	WHIP

BOTTOM

Cleveland Indians @ Cincinnati Reds

Cinergy Field, Cincinnati, OH

Sat Jun 06 1998, 7:05 PM EDT
Att. 51,796 - Unknown - 61 F

livebaseballscorecards.com

AB	30
R	1
H	3
RBI	1
BB	3
SO	5
LOB	11

REDS™

WP: 0	PB: 0	SB: 0	CS: 0	PA: 33	

Batter	1	2	3	4	5	6	7	8	9	AB	R	H	RBI	BB	SO	LOB
Kenny Lofton, L (1, 8) OBP: 0.355, SLG: 0.391	B C B X 2-1 ① G4-3		B C B X 2-1 ② G5-3		C B C B X 2-2 ③ G3		B X 1-0 2-H 1B		C S S 0-3 ② K	5	0	1	1	0	1	0
Omar Vizquel, S (1, 6) OBP: 0.371, SLG: 0.392	C B B B X 3-1 ② L9		X 0-0 ③ G3			B C B X 2-1 G4-6-3 1B	B 1 SAFE 1 SAFE 1 SAFE X 1-0 ③ F9		B C X 1-1 ③ G5-3	5	0	1	0	0	0	1
David Justice, L (1, 7) OBP: 0.369, SLG: 0.539	C B X 1-1 1B			C B B F B F F S 3-3 ① K		B 1 SAFE 1 SAFE C 1 SAFE S 1 SAFE 1 SAFE F 1-2 ① ② G4-6-3 1-2f		X 0-0 2B 1B		4	1	2	0	0	1	1
Jim Thome, L (1, 3) OBP: 0.415, SLG: 0.631	B X 1-0 ③ G4-3			B F X 1-1 ② G3-1		B B B C B 4-1 BB		X 0-0 F7 1-H 2B		3	1	1	1	1	0	1
Mark Whiten, S (1, 9) OBP: 0.370, SLG: 0.487		C B B S B B 4-2 S BB		X 0-0 ③ G3		C F B B F C 2-3 ③ K		X 0-0 ① F7 2-3		3	0	0	0	1	1	2
Travis Fryman, R (1, 5) OBP: 0.321, SLG: 0.450		F 1 SAFE X 0-1 ① F7			B B F X 2-1 ① L7		F X 0-1 HR	B X 1-0 ② F9		4	1	1	1	0	0	2
David Bell, R (1, 4) OBP: 0.316, SLG: 0.430		B 1 SAFE B B C 1 SAFE F S 3-3 ② K 1-2			X 0-0 ② G4-3		B B X 2-0 1B 2B	X 0-0 3-H 2B		4	1	2	1	0	1	1
Pat Borders, R (1, 2) OBP: 0.264, SLG: 0.265		C F E B B X 2-2 ③ G5-3			C F X 0-2 HR 1B		C B C B X 2-2 ① F7	X 0-0 ③ L8		4	1	1	0	0	0	3
Dave Burba, R (1, 1) OBP: 0.333, SLG: 1.333 Eric Plunk, R (7, 1) Paul Assenmacher, L (8, 1) Geronimo Berroa, R (9, PH) OBP: 0.286, SLG: 0.300 Michael Jackson, R (9, 1)			C C F B X 1-2 ① G4-3		X 0-0 1-H HR		S B S X 1-2 ② G1-3		C B B F B X 3-2 ① G6-3	3 0 0 1 0	1 0 0 0 0	1 0 0 0 0	2 0 0 0 0	0 0 0 0 0	0 0 0 0 0	1 0 0 0 0
Inning Stats	R: 0 E: 0 K: 0 S: 7 H: 1 LOB: 1 BB: 0 P: 14	R: 0 E: 0 K: 1 S: 11 H: 0 LOB: 1 BB: 1 P: 20	R: 0 E: 0 K: 0 S: 7 H: 0 LOB: 0 BB: 0 P: 10	R: 0 E: 0 K: 1 S: 8 H: 0 LOB: 0 BB: 0 P: 12	R: 2 E: 0 K: 0 S: 10 H: 2 LOB: 0 BB: 0 P: 14	R: 0 E: 0 K: 1 S: 11 H: 1 LOB: 1 BB: 1 P: 20	R: 2 E: 0 K: 0 S: 11 H: 3 LOB: 1 BB: 0 P: 18	R: 2 E: 0 K: 0 S: 6 H: 3 LOB: 1 BB: 0 P: 7	R: 0 E: 0 K: 1 S: 8 H: 0 LOB: 0 BB: 0 P: 12	1B: 5 2B: 3 3B: 0 HR: 2	SF: 0 SAC: 0 DP: 1 HBP: 0						

PITCHER		IP	WLS	BF	H	R	ER	SO	BB	IBB	HBP	BLK	WP	HR	S	P	ERA	WHIP
Scott Klingenbeck, R ERA: 5.14	(1, 1)	0.0	L	0	0	0	0	0	0	0	0	0	0	0	0	0	∞	∞
Danny Graves, R ERA: 3.48	(8, 1)	1.0		6	3	2	2	0	0	0	0	0	0	0	6	7	18.00	3.000
Scott Sullivan, R ERA: 5.36	(9, 1)	1.0		3	0	0	0	1	0	0	0	0	0	0	8	12	0.00	0.000

PITCHER	IP	WLS	BF	H	R	ER	SO	BB	IBB	HBP	BLK	WP	HR	S	P	ERA	WHIP

TOP

Cleveland Indians @ Cincinnati Reds

Cinergy Field, Cincinnati, OH

Sun Jun 07 1998, 3:33 AM EDT

Att. 49,589 - Cloudy - 63 F

livebaseballscorecards.com

AB	36
R	6
H	10
RBI	6
BB	2
SO	4
LOB	12

WP: 0	PA: 38	1B: 5	SF: 0															
PB: 0		2B: 3	SAC: 0															
SB: 1		3B: 0	DP: 1															
CS: 0		HR: 2	HBP: 0															

BOTTOM

Cleveland Indians @ Cincinnati Reds

Cinergy Field, Cincinnati, OH

Sun Jun 07 1998, 3:33 AM EDT

Att. 49,589 - Cloudy - 63 F

livebaseballscorecards.com

Batter	1	2	3	4	5	6	7	8	9	AB	R	H	RBI	BB	SO	LOB
Reggie Sanders, R (1, 8) OBP: 0.339, SLG: 0.409	C F B X 1-2 G5-3 ①		S B S F F B X 2-2 CS 1B			B F B C S 2-3 K ①	B S B S F C 2-3 K ②			4	0	1	0	0	2	2
Chris Stynes, R (1, 7) OBP: 0.339, SLG: 0.372	C F B X 1-2 G4-3 ②		P X 1-0 F7 ① ② 1-2			B B C F F X 2-2 BB 1B 1B	B C B X 2-1 F8 ③			4	1	1	0	0	0	3
Barry Larkin, R (1, 6) OBP: 0.367, SLG: 0.429	B F B X 2-1 2B		B X 1-0 F7 ③			1 SAFE B B C B B 4-1 1B 1-2 BB		B S S B X 2-2 G5-4-3 1B		3	0	2	0	1	0	0
Eddie Taubensee, L (1, 2) OBP: 0.392, SLG: 0.482	B C B F X 2-2 F7 ③			C B B F C 2-3 K ①		C X 0-1 L9 ②		C F B S 1-3 K ①		4	0	0	0	0	2	4
Dmitri Young, S (1, 3)		C C B B B C 3-3 K ①		B X 1-0 G3 ②		C X 0-1 1-2 2-H 1B		S X 0-1 G5-4-3 ② ③ 1-2f		4	0	1	1	0	1	1
Willie Greene, L (1, 5) OBP: 0.400, SLG: 0.452		F B B B X 3-1 2B 1B		C S B B B S 3-3 K ③		X 0-0 L4 ③			B C B S T X 2-2 L7 ①	4	0	1	0	0	1	2
Bret Boone, R (1, 4) OBP: 0.336, SLG: 0.492		B B B C 1 SAFE X 3-1 P4 ②			B X 1-0 G6-3 ①		C B C X 1-2 G5-3 ①		C B B S F X 2-2 L1 ②	4	0	0	0	0	0	1
Pat Watkins, R (1, 9) OBP: 0.271, SLG: 0.349		X 0-0 1-3 2B			B F C B C 2-3 K ②		S S B X 1-2 1B 1B		B B C C B S 3-3 K ③	4	0	2	0	0	2	0
Scott Klingenbeck, R (1, 1)		X 0-0 L4 ③			X 0-0 G4-3 ③		X 0-0 1-2 1B			2	0	0	0	0	0	2
Melvin Nieves, S (7, PH) OBP: 0.345, SLG: 0.391										1	0	1	0	0	0	0
Danny Graves, R (8, 1)										0	0	0	0	0	0	0
Scott Sullivan, R (9, 1) OBP: 0.200, SLG: 0.200										0	0	0	0	0	0	0
Inning Stats	R: 0 E: 0 K: 0 S: 11 H: 1 LOB: 1 BB: 0 P: 17	R: 0 E: 0 K: 1 S: 9 H: 2 LOB: 2 BB: 0 P: 18	R: 0 E: 0 K: 0 S: 8 H: 1 LOB: 0 BB: 0 P: 11	R: 0 E: 0 K: 2 S: 7 H: 0 LOB: 0 BB: 0 P: 13	R: 0 E: 0 K: 1 S: 5 H: 0 LOB: 0 BB: 0 P: 8	R: 1 E: 0 K: 1 S: 13 H: 2 LOB: 2 BB: 1 P: 21	R: 0 E: 0 K: 1 S: 13 H: 2 LOB: 2 BB: 0 P: 19	R: 0 E: 0 K: 1 S: 8 H: 1 LOB: 0 BB: 0 P: 11	R: 0 E: 0 K: 1 S: 11 H: 0 LOB: 0 BB: 0 P: 18	1B: 7 2B: 2 3B: 0 HR: 0	SF: 0 SAC: 0 DP: 1 HBP: 0					

	AB	34
	R	1
	H	9
	RBI	1
	BB	1
	SO	8
	LOB	15

WP: 0 PB: 0 SB: 0 CS: 1 PA: 35

PITCHER		IP	WLS	BF	H	R	ER	SO	BB	IBB	HBP	BLK	WP	HR	S	P	ERA	WHIP
Dave Burba, R ERA: 3.56	(1, 1)	6.1	W	27	8	1	1	5	1	0	0	0	0	0	60	97	1.42	1.421
Eric Plunk, R ERA: 4.13	(7, 1)	0.2		3	1	0	0	1	0	0	0	0	0	0	9	15	0.00	1.500
Paul Assenmacher, L ERA: 3.38	(8, 1)	1.0		2	0	0	0	1	0	0	0	0	0	0	5	6	0.00	0.000
Michael Jackson, R ERA: 2.25	(9, 1)	1.0		3	0	0	0	1	0	0	0	0	0	0	11	18	0.00	0.000

PITCHER	IP	WLS	BF	H	R	ER	SO	BB	IBB	HBP	BLK	WP	HR	S	P	ERA	WHIP

Batter	1	2	3	4	5	6	7	8	9	AB	R	H	RBI	BB	SO	LOB
Tony Womack, L (1, 4) OBP: 0.312, SLG: 0.323	C X 0-1 1B	X 0-0 2B	X 0-0 S 1B	C B X 1-1 L7 ②						4	0	3	0	0	0	0
Kevin Polcovich, R (8, 4) OBP: 0.262, SLG: 0.277										0	0	0	0	0	0	0
Al Martin, L (1, 10) OBP: 0.307, SLG: 0.379	B B B C F 1 SAFE 1 SAFE F 1 SAFE X 3-2 1 SAFE 1 SAFE F7 ①	B B S X 2-1 F7 ③	B B F S X 2-2 F7 ① 1-2	B X 1-0 G3-1 ③						4	0	0	0	0	0	3
18 Jason Kendall, R (1, 2) OBP: 0.412, SLG: 0.465	C B X 1-1 F8 ②	C B X 1-1 FC5-4 1B	B X 1-0 P3 ②	C B X 1-1 L9 ①						4	0	1	0	0	0	2
Kevin Young, R (1, 3) OBP: 0.321, SLG: 0.467	F B X 1-1 G5-3 ③	F X 0-1 FC5-4 1-2f ①	B F C F S 1-3 K ③	S B X 1-1 P2 ②						3	0	0	0	0	1	3
Mark Smith, R (7, 3) OBP: 0.216, SLG: 0.182										1	0	0	0	0	0	0
Turner Ward, S (1, 7) OBP: 0.314, SLG: 0.408		B X 1-0 G3-1 ①	C B X 1-1 P5 ②			X 0-0 L6 ①	C X 0-1 F7 ③			4	0	0	0	0	0	1
Jermaine Allensworth, R (1, 8) OBP: 0.362, SLG: 0.436		C B S S F X 1-2 G4-3 ②	B X 1-0 P6 ③			B B B C B 4-1 BB				2	0	0	0	1	0	1
Jose Guillen, R (1, 9) OBP: 0.350, SLG: 0.498		B F B F X 2-2 G3 ③			X 0-0 F9 ①	B X 1-0 L6 ②				3	0	0	0	0	0	1
Aramis Ramirez, R (1, 5) OBP: 0.163, SLG: 0.175			B F B F B S 3-3 K ①		S C X 0-2 L9 ②	F X 0-1 P3 ③				3	0	0	0	0	1	1
Lou Collier, R (1, 6) OBP: 0.306, SLG: 0.405			F C C 0-3 K ②		B F X 1-1 P4 ③			X 0-0 G4-3 ①		3	0	0	0	0	1	0

TOP

Pittsburgh Pirates @ Cleveland Indians

Jacobs Field, Cleveland, OH

Mon Jun 08 1998, 7:05 PM EDT

Att. 43,068 - Unknown - 65 F

livebaseballscorecards.com

AB	31
R	0
H	4
RBI	0
BB	1
SO	3
LOB	12

Inning Stats	1	2	3	4	5	6	7	8	9
	R: 0 E: 0 K: 0 S: 10	R: 0 E: 0 K: 0 S: 9	R: 0 E: 0 K: 2 S: 9	R: 0 E: 0 K: 0 S: 7	R: 0 E: 0 K: 0 S: 6	R: 0 E: 0 K: 1 S: 9	R: 0 E: 0 K: 0 S: 5	R: 0 E: 0 K: 0 S: 4	R: 0 E: 0 K: 0 S: 6
	H: 1 LOB: 1 BB: 0 P: 15	H: 0 LOB: 0 BB: 0 P: 13	H: 1 LOB: 1 BB: 0 P: 14	H: 1 LOB: 1 BB: 0 P: 10	H: 0 LOB: 0 BB: 0 P: 7	H: 1 LOB: 1 BB: 0 P: 13	H: 0 LOB: 1 BB: 1 P: 10	H: 0 LOB: 0 BB: 0 P: 6	H: 0 LOB: 0 BB: 0 P: 8

1B: 3	SF: 0	WP: 0	PA: 32
2B: 1	SAC: 0	PB: 0	
3B: 0	DP: 0	SB: 1	
HR: 0	HBP: 0	CS: 0	

PITCHER	IP	WLS	BF	H	R	ER	SO	BB	IBB	HBP	BLK	WP	HR	S	P	ERA	WHIP
Bartolo Colon, R (1, 1) ERA: 2.89	9.0	W	32	4	0	0	3	1	0	0	0	0	0	65	96	0.00	0.556

PITCHER	IP	WLS	BF	H	R	ER	SO	BB	IBB	HBP	BLK	WP	HR	S	P	ERA	WHIP

Batter	1	2	3	4	5	6	7	8	9	AB	R	H	RBI	BB	SO	LOB
Kenny Lofton, L (1, 8) OBP: 0.356, SLG: 0.392	C F B B F X 2-2 S 1B 1B		X 0-0 SH2-4 1-2 HR 1B	B 1 SAFE 1 SAFE X 1-0 ③ FC6-4 1-2f	F X 0-1 ③ F7		B X 1-0 ① L7			5	1	2	0	0	0	4
Omar Vizquel, S (1, 6) OBP: 0.373, SLG: 0.396	1 SAFE B B C 1 SAFE B B 4-1 1B 1-2 BB		B B F X 2-1 ① SH2-4 1-2 2-3		X 0-0 F9 1B 2B	C X 0-1 E4 G4-3 2B	X 0-0 ② P6			3	2	1	0	1	0	0
David Justice, L (1, 10) OBP: 0.366, SLG: 0.530	B X 1-0 ① P4		C F B S 1-3 ② K		X 0-0 ① F9 2-3	C S X 0-2 ① G4-3 1-2	B B B C B 4-1 BB BB			4	0	0	0	1	1	6
Jim Thome, L (1, 3) OBP: 0.422, SLG: 0.649	C S B B B S 3-3 ② K		S B B B X 3-1 2-H 3-H HR		B B S B B 4-1 1B BB 1B BB	C B S B B F X 3-2 1B 2-H FC6-4 2B	B F B C B B 4-2 1-2 BB			3	3	2	4	2	1	2
Mark Whiten, S (1, 9) OBP: 0.412, SLG: 0.512	B F C 2 SAFE X 1-2 ③ 1-2 2-H 1B		B S S X 1-2 FC6-4 1B		B B B S F B 4-2 1B 1-2 1B BB	B F C X 1-2 FC6-4 2-3 1B	B C S X 1-2 G3 ③			4	1	3	0	1	0	2
Sandy Alomar Jr., R (1, 2) OBP: 0.313, SLG: 0.388		F B X 1-1 ① G5-3	X 0-0 ③ FC6-4 1-2f		C F X 0-2 1B 1B 1-2 2-3 3-H 1B	C X 0-1 ② FC6-4 1B 1B 1-2f 3-H		X 0-0 ① F8		5	0	1	2	0	0	2
Travis Fryman, R (1, 5) OBP: 0.323, SLG: 0.449	B F S B B B X 3-2 E3 CS			B X 1-0 ① G6-3	F B B B F X 3-2 1B 1-2 2-H 3-H 1B	C X 0-1 1B 1-2 1B		B C B C C 2-3 ② K		5	0	2	2	0	1	0
David Bell, R (1, 4) OBP: 0.325, SLG: 0.435	F B S F B T 2-2 ②③ K 1-2			B F X 1-1 FC6-4 1B	B F X 1-1 1-2 2-3 1B	C X 0-1 1-2 2-3 1B		F C B S 1-3 ③ K		5	0	3	0	0	2	1
Shawon Dunston, R (1, 7) OBP: 0.242, SLG: 0.361			C X 0-1 SH2-4 1B HR 1B	C F S 0-3 ② K	C X 0-1 ② P2	X 0-0 ③ P4				4	1	1	0	0	1	7
Inning Stats	R: 0 H: 2 E: 0 LOB: 2 K: 1 BB: 1 S: 12 P: 23	R: 0 H: 0 E: 1 LOB: 0 K: 1 BB: 0 S: 9 P: 15	R: 3 H: 4 E: 0 LOB: 1 K: 1 BB: 0 S: 14 P: 21	R: 0 H: 1 E: 0 LOB: 1 K: 1 BB: 0 S: 7 P: 10	R: 3 H: 4 E: 0 LOB: 3 K: 0 BB: 2 S: 17 P: 29	R: 2 H: 4 E: 1 LOB: 2 K: 0 BB: 0 S: 19 P: 23	R: 0 H: 0 E: 0 LOB: 0 K: 0 BB: 2 S: 8 P: 18	R: 0 H: 0 E: 0 LOB: 0 K: 2 BB: 0 S: 7 P: 10		1B: 12 SF: 0 2B: 2 SAC: 1 3B: 0 DP: 0 HR: 1 HBP: 0					WP: 0 PA: 44 PB: 0 SB: 1 CS: 1	

PITCHER		IP	WLS	BF	H	R	ER	SO	BB	IBB	HBP	BLK	WP	HR	S	P	ERA	WHIP
Chris Peters, L ERA: 3.82	(1, 1)	4.1	L	23	8	6	6	4	3	0	0	0	0	1	47	82	12.46	2.538
Elmer Dessens, R ERA: 4.76	(5, 1)	0.2		5	3	0	0	0	0	0	0	0	0	0	12	16	0.00	4.500
Jason Christiansen, L ERA: 1.08	(6, 1)	1.0		8	4	2	0	0	0	0	0	0	0	0	19	23	0.00	4.000
Javier Martinez, R ERA: 5.4	(7, 1)	2.0		8	0	0	0	2	2	0	0	0	0	0	15	28	0.00	1.000

PITCHER	IP	WLS	BF	H	R	ER	SO	BB	IBB	HBP	BLK	WP	HR	S	P	ERA	WHIP

BOTTOM

Pittsburgh Pirates @ Cleveland Indians

Jacobs Field, Cleveland, OH

Mon Jun 08 1998, 7:05 PM EDT

Att. 43,068 - Unknown - 65 F

livebaseballscorecards.com

AB	38
R	8
H	15
RBI	8
BB	5
SO	6
LOB	24

Pittsburgh Pirates @ Cleveland Indians

Jacobs Field, Cleveland, OH

Tue Jun 09 1998, 7:05 PM EDT

Att. 41,762 - Cloudy - 62 F

TOP

livebaseballscorecards.com

Batter	1	2	3	4	5	6	7	8	9	AB	R	H	RBI	BB	SO	LOB
Tony Womack, L (1, 4) OBP: 0.306, SLG: 0.317	X 0-0 ① L8	F F B B F F B X 3-2 ③ G4-3		B 1 SAFE 1 SAFE X 1-0 ③ G1-3		C C F X 0-2 ③ F8		B F B X 2-1 ② F7		5	0	0	0	0	0	5
Al Martin, L (1, 7) OBP: 0.305, SLG: 0.372	X 0-0 ② P2		C F B B F X 2-2 ① G4-3		F C F B B B X 3-2 ① P6		B B B 4-0 18 1B 18 E BB	X 0-0 ③ G4-3		4	1	0	0	1	0	1
18 Jason Kendall, R (1, 2) OBP: 0.420, SLG: 0.465	C B S B F H 3-2 E S 2B HBP		B C X 1-1 ② L6		S C B B B F F B 4-2 BB		X 0-0 E8 1-H 1B 1B		B C B B B 4-1 2B 1B BB	2	3	1	0	2	0	0
Kevin Young, R (1, 3) OBP: 0.327, SLG: 0.491	B X 1-0 1-H 2B		B X 1-0 HR		F F C 0-3 ② K		F X 0-1 ① G4-3		B F B F X 2-2 1B 1-3 1B 2B	5	2	3	2	0	1	2
Mark Smith, R (1, 10) OBP: 0.250, SLG: 0.208 Manny Martinez, R (9, PR) OBP: 0.405, SLG: 0.686	B B C S S 2-3 ③ K		B B C C B B 4-1 FC6 BB		F B C 1 SAFE B S 2-3 ③ K		C B X 1-1 G4-3 3-H 1B		B F X 1-1 1B 2-3 3-H 1B	4 0	0 0	2 0	2 0	1 0	2 0	2 0
Jermaine Allensworth, R (1, 8) OBP: 0.358, SLG: 0.430		B X 1-0 G6-3 S 1B 1B	L X 0-1 ③ FC6 1-2f			B C B S B C 3-3 ① K	S B S B X 2-2 ② G4-3 1-2		B B B C X 3-1 ① P4	5	1	1	0	0	1	4
Jose Guillen, R (1, 9) OBP: 0.351, SLG: 0.500		B C 1 SAFE P 1 B F X SAFE 3-2 ① G6-3 1-3		B F F B S 2-3 ① K		F C X 0-2 1B 2B F B X 1-1 ③ G4-3			B 1 SAFE B F 1 X SAFE 2-1 1-3 3-H 1B	5	0	2	1	0	1	2
Aramis Ramirez, R (1, 5) OBP: 0.208, SLG: 0.205		B C C X 1-2 SH1-3 3-H 1B		S C B X 1-2 ② P2		F B S X 1-2 2-3 1B		F B B B C B 4-2 SH1-4 BB	S X 0-1 ② L6	4	0	2	1	1	0	2
Lou Collier, R (1, 6) OBP: 0.307, SLG: 0.403		X 0-0 ② SH1-3 1-2		X 0-0 1B		S X 0-1 ② P3		B X 1-0 ① SH1-4 1-2	F 1 SAFE M X 0-2 ③ L8	3	0	1	0	0	0	4
Inning Stats	R: 1 H: 1 E: 0 LOB: 1 K: 1 BB: 0 S: 9 P: 15	R: 1 H: 2 E: 0 LOB: 1 K: 0 BB: 0 S: 14 P: 21	R: 1 H: 1 E: 0 LOB: 1 K: 0 BB: 1 S: 10 P: 18	R: 0 H: 1 E: 0 LOB: 1 K: 1 BB: 0 S: 8 P: 12	R: 0 H: 0 E: 0 LOB: 1 K: 2 BB: 1 S: 15 P: 23	R: 0 H: 2 E: 0 LOB: 2 K: 1 BB: 0 S: 15 P: 19	R: 2 H: 2 E: 1 LOB: 1 K: 0 BB: 1 S: 10 P: 18	R: 0 H: 0 E: 0 LOB: 1 K: 0 BB: 1 S: 6 P: 13	R: 2 H: 3 E: 0 LOB: 2 K: 0 BB: 1 S: 15 P: 27	1B: 8 SF: 0 2B: 3 SAC: 2 3B: 0 DP: 0 HR: 1 HBP: 1						

	AB	37
	R	7
	H	12
	RBI	6
	BB	5
	SO	5
	LOB	22

	WP: 0	PA: 45
	PB: 0	
	SB: 2	
	CS: 0	

PITCHER		IP	WLS	BF	H	R	ER	SO	BB	IBB	HBP	BLK	WP	HR	S	P	ERA	WHIP
Dwight Gooden, R ERA: 4.43	(1, 1)	5.2		27	7	3	3	5	2	0	1	0	0	1	67	104	4.76	1.588
Alvin Morman, L ERA: 3.68	(6, 1)	0.1	L	2	0	1	1	0	1	0	0	0	0	0	4	8	27.00	3.000
Jose Mesa, R ERA: 3.82	(7, 1)	2.0		9	2	1	1	0	1	0	0	0	0	0	16	27	4.50	1.500
Eric Plunk, R ERA: 4.68	(9, 1)	1.0		7	3	2	2	0	1	0	0	0	0	0	15	27	18.00	4.000

PITCHER	IP	WLS	BF	H	R	ER	SO	BB	IBB	HBP	BLK	WP	HR	S	P	ERA	WHIP

BOTTOM

Pittsburgh Pirates @ Cleveland Indians

Jacobs Field, Cleveland, OH

Tue Jun 09 1998, 7:05 PM EDT

Att. 41,762 - Cloudy - 62 F

livebaseballscorecards.com

Batter	1	2	3	4	5	6	7	8	9	AB	R	H	RBI	BB	SO	LOB
Kenny Lofton, L (1, 8) OBP: 0.355, SLG: 0.389	C B C C 1-3 K ①		L B F X 1-2 G3-6-1 2-H 1B		B X 1-0 G2 ②		C C S 0-3 K ③			4	0	1	1	0	2	2
Omar Vizquel, S (1, 6) OBP: 0.367, SLG: 0.389	B C X 1-1 F8 ②		B C X 2-0 G3-6-1 1-2f ② ③		C B X 1-1 P6 ③			C B C S 1-3 K ①		4	0	0	0	0	1	2
David Justice, L (1, 10) OBP: 0.364, SLG: 0.525	B C X 1-1 G4-3 ③			C B X 1-1 HR 1B		B F B F X 2-2 G3-1 ①		B S F B B C 3-3 K ②		4	1	1	0	0	1	0
Jim Thome, L (1, 3) OBP: 0.427, SLG: 0.667		B X 1-0 2B		C X 0-1 1-H HR		F F B B B F B 4-2 FC6-4 BB		C B X 1-1 G6-3 ③		3	1	2	2	1	0	0
Mark Whiten, S (1, 9) OBP: 0.400, SLG: 0.478		C S B B B F B 4-2 G6-4-3 BB		C B X 1-1 G6-3 ①		B S X 1-1 F8 ②			B C C X 1-2 G3-1 ①	3	0	0	0	1	0	1
Sandy Alomar Jr., R (1, 2) OBP: 0.311, SLG: 0.401		C S B S 1-3 K ①		B C X 1-1 G6-3 ②		F X 0-1 FC6-4 1-2f ③			C B S F F X 1-2 HR	4	1	1	1	0	1	3
Travis Fryman, R (1, 5) OBP: 0.321, SLG: 0.446		F S X 0-2 G6-4-3 1-2f ② ③		S B X 1-1 F9 ③			C B X 1-1 2B 1B		B C X 1-1 G6-3 ②	4	0	1	0	0	0	2
David Bell, R (1, 4) OBP: 0.329, SLG: 0.444			B C B C B X 3-2 P4 ①		B X 1-0 1B		C B S B F F B X 3-2 G3 1-3 2B		B C C C 1-3 K ③	4	0	2	0	0	1	0
Shawon Dunston, R (1, 7) OBP: 0.244, SLG: 0.369			X 0-0 1B 2B		F 1 SAFE M F C 0-3 K ①		S S B B X 2-2 G3 ① ② 2-2f			3	1	1	0	0	1	3
Inning Stats	R: 0 E: 0 K: 1 S: 7 H: 0 LOB: 0 BB: 0 P: 10	R: 0 E: 0 K: 1 S: 10 H: 1 LOB: 1 BB: 1 P: 16	R: 1 E: 0 K: 0 S: 8 H: 2 LOB: 0 BB: 0 P: 14	R: 2 E: 0 K: 0 S: 10 H: 2 LOB: 0 BB: 0 P: 14	R: 0 E: 0 K: 1 S: 8 H: 1 LOB: 1 BB: 0 P: 11	R: 0 E: 0 K: 0 S: 10 H: 0 LOB: 1 BB: 1 P: 17	R: 0 E: 0 K: 1 S: 13 H: 2 LOB: 1 BB: 0 P: 19	R: 0 E: 0 K: 2 S: 8 H: 0 LOB: 0 BB: 0 P: 13	R: 1 E: 0 K: 1 S: 13 H: 1 LOB: 0 BB: 0 P: 17	1B: 4 2B: 4 3B: 0 HR: 2	SF: 0 SAC: 0 DP: 3 HBP: 0						

	AB	33
	R	4
	H	9
	RBI	4
	BB	2
	SO	7
	LOB	13

PITCHER		IP	WLS	BF	H	R	ER	SO	BB	IBB	HBP	BLK	WP	HR	S	P	ERA	WHIP
Jon Lieber, R ERA: 4.25	(1, 1)	6.2	W	27	8	3	3	3	2	0	0	0	0	1	63	98	4.05	1.500
Ricardo Rincon, L ERA: 0.93	(7, 1)	2.1	S	8	1	1	1	4	0	0	0	0	0	1	24	33	3.86	0.429

PITCHER	IP	WLS	BF	H	R	ER	SO	BB	IBB	HBP	BLK	WP	HR	S	P	ERA	WHIP

WP: 0 PB: 0 SB: 0 CS: 0 PA: 35

Batter	1	2	3	4	5	6	7	8	9	10	11	AB	R	H	RBI	BB	SO	LOB
Tony Womack, L (1, 4) OBP: 0.310, SLG: 0.325	G6-3		L1		1B		FC4		2B		1B	6	1	3	2	0	0	1
Jermaine Allensworth, R (1, 8) OBP: 0.362, SLG: 0.434	1B			G6-3	G1-3		BB		K		2B	5	0	2	1	1	1	2
18 Jason Kendall, R (1, 2) OBP: 0.422, SLG: 0.464	1B			G6-3		P4	FC1-2		BLK 1B		IBB	5	0	2	1	1	0	3
Kevin Young, R (1, 3) OBP: 0.323, SLG: 0.483	F8			1B		L6	G5-3		K		G5-4-3	6	0	1	0	0	1	8
Turner Ward, S (1, 7) OBP: 0.317, SLG: 0.407		P6		1B		1B		G1-3		F8		5	0	2	0	0	0	0
Mark Smith, R (1, 10) OBP: 0.250, SLG: 0.212 Manny Martinez, R (8, PR) OBP: 0.405, SLG: 0.686 Al Martin, L (10, PH) OBP: 0.304, SLG: 0.370		F9		K		G5-3		FC6-4 1B		F7		4 0 1	0 0 0	1 0 0	0 0 0	0 0 0	1 0 0	3 0 0
Jose Guillen, R (1, 9) OBP: 0.348, SLG: 0.493		K	G1-3				1B SH3-4 FC4 1B	FC6-4 1B		K		5	1	1	0	0	2	1
Aramis Ramirez, R (1, 5) OBP: 0.212, SLG: 0.208			G6-3		G5-3 1B		SH3-4	K			L9	4	1	1	0	0	1	1
Lou Collier, R (1, 6) OBP: 0.310, SLG: 0.403			G6-3		G5-3		FC4 18 FC1-2 1B		G6-3		1B 2B 1B	5	1	2	0	0	0	1
Inning Stats	R: 0 E: 0 K: 0 S: 9 H: 2 LOB: 1 BB: 0 P: 15	R: 0 E: 0 K: 1 S: 8 H: 0 LOB: 0 BB: 0 P: 10	R: 0 E: 0 K: 0 S: 8 H: 0 LOB: 0 BB: 0 P: 10	R: 0 E: 0 K: 1 S: 9 H: 2 LOB: 2 BB: 0 P: 15	R: 1 E: 0 K: 0 S: 8 H: 2 LOB: 1 BB: 0 P: 13	R: 0 E: 0 K: 0 S: 15 H: 1 LOB: 1 BB: 0 P: 21	R: 1 E: 0 K: 0 S: 16 H: 2 LOB: 3 BB: 1 P: 22	R: 0 E: 0 K: 1 S: 11 H: 1 LOB: 1 BB: 0 P: 16	R: 1 E: 0 K: 2 S: 12 H: 2 LOB: 1 BB: 0 P: 17	R: 0 E: 0 K: 1 S: 12 H: 0 LOB: 0 BB: 0 P: 16	R: 1 E: 0 K: 0 S: 10 H: 3 LOB: 2 BB: 1 P: 15	1B: 13 2B: 2 3B: 0 HR: 0 SF: 0 SAC: 1 DP: 1 HBP: 0						

PITCHER		IP	WLS	BF	H	R	ER	SO	BB	IBB	HBP	BLK	WP	HR	S	P	ERA	WHIP
Charles Nagy, R ERA: 5.18	(1, 1)	8.0		35	10	2	2	3	1	0	0	0	0	0	84	122	2.25	1.375
Michael Jackson, R ERA: 2.52	(9, 1)	1.0		5	2	1	1	2	0	0	0	2	0	0	12	17	9.00	2.000
Jose Mesa, R ERA: 3.86	(10, 1)	2.0	L	9	3	1	1	1	0	1	0	0	0	0	22	31	4.50	1.500

PITCHER	IP	WLS	BF	H	R	ER	SO	BB	IBB	HBP	BLK	WP	HR	S	P	ERA	WHIP

TOP

Pittsburgh Pirates @ Cleveland Indians

Jacobs Field, Cleveland, OH

Wed Jun 10 1998, 7:05 PM EDT

Att. 43,101 - Overcast - 71 F

livebaseballscorecards.com

AB	46
R	4
H	15
RBI	4
BB	2
SO	6
LOB	20

Batter	1	2	3	4	5	6	7	8	9	10	11	AB	R	H	RBI	BB	SO	LOB
Kenny Lofton, L (1, 8) OBP: 0.352, SLG: 0.383	C B F X 1-2 G4-3 ①		B C F B B B 4-2 S BB		F B F 1 SAFE C 1-3 K ③		B B X 2-0 G3-1 ③		F X 0-1 G6-3 ③			4	0	0	0	1	1	5
Omar Vizquel, S (1, 6) OBP: 0.364, SLG: 0.385	C C B X 1-2 G5-3 ②		B B 1 SAFE B 1 SAFE C C X 3-2 G3 ③ 1-2			B X 1-0 1B 1B		C X 0-1 G5-3 ①		B B F F C 2-3 K ①		5	0	1	0	0	1	1
David Justice, L (1, 10) OBP: 0.357, SLG: 0.514	C B X 1-1 G4-3 ③			X 0-0 F7 ①		B F 1 SAFE B F 1 SAFE S 2-3 K ①		B B S T F X 2-2 G4-3 ②		X 0-0 G5-3 ②		5	0	0	0	0	1	1
Jim Thome, L (1, 3) OBP: 0.427, SLG: 0.659		B B S B F F S 3-3 K ①		C S F C 0-3 K ②		B C B B B X 3-1 G4-6-3 1B 1-3		X 0-0 G6-3 ③		C B B B B 4-1 BB		4	0	1	0	1	2	0
Manny Ramirez, R (1, 9) OBP: 0.373, SLG: 0.521		C B B F B X 3-2 G6-3 ②		B X 1-0 G1-3 ③		F B X 1-1 G4-6-3 ② ③ 1-2f			C B X 1-1 SH1-3 1B 1B 1B	X 0-0 L8 ③		5	1	1	0	0	0	3
Mark Whiten, S (1, 7) OBP: 0.400, SLG: 0.471		B S C X 1-2 G4-3 ③			F B X 1-1 L6 ①		B B X 2-0 FC5-4 1B		B C S X 1-2 SH1-3 1B 1-2 1B		F B C S 1-3 K ①	5	1	2	0	0	1	0
Sandy Alomar Jr., R (1, 2) OBP: 0.310, SLG: 0.398			X 0-0 L7 ①		B F B F B X 3-2 FC5-4 1B 1B		S B L X 1-2 FC5-4 ① 1B PB 1-2f		X 0-0 SH1-3 ① 1-2 2-3	X 0-0 G4-3 ②		4	0	1	0	0	0	1
Travis Fryman, R (1, 5) OBP: 0.327, SLG: 0.462			B X 1-0 HR		X 0-0 FC5-4 1-2 1B		B C X 1-1 L7 ② 1-2		X 0-0 2-H 3-H 1B	B X 1-0 P6 ③		5	1	3	3	0	0	1
David Bell, R (1, 4) OBP: 0.329, SLG: 0.442			B C F F F X 1-2 F8 ②		B X 1-0 FC5-4 ② 1-2f 2-3		X 0-0 2-3 1B		X 0-0 L5 ②			3	0	1	0	0	0	2
Matt Luke, L (9, PH) OBP: 0.309, SLG: 0.487												1	0	0	0	0	0	1
Jeff Branson, L (10, 4) OBP: 0.206, SLG: 0.242												0	0	0	0	0	0	0
Inning Stats	R: 0 E: 0 K: 0 S: 8 H: 0 LOB: 0 BB: 0 P: 11	R: 0 E: 0 K: 1 S: 10 H: 0 LOB: 0 BB: 0 P: 17	R: 1 E: 0 K: 0 S: 12 H: 1 LOB: 1 BB: 1 P: 21	R: 0 E: 0 K: 1 S: 6 H: 0 LOB: 0 BB: 0 P: 7	R: 0 E: 0 K: 1 S: 10 H: 2 LOB: 2 BB: 0 P: 16	R: 0 E: 0 K: 1 S: 8 H: 2 LOB: 1 BB: 0 P: 15	R: 0 E: 0 K: 0 S: 8 H: 2 LOB: 2 BB: 0 P: 14	R: 0 E: 0 K: 0 S: 6 H: 0 LOB: 0 BB: 0 P: 8	R: 2 E: 0 K: 0 S: 10 H: 3 LOB: 1 BB: 0 P: 12	R: 0 E: 0 K: 1 S: 6 H: 0 LOB: 1 BB: 1 P: 12	R: 0 E: 0 K: 1 S: 5 H: 0 LOB: 0 BB: 0 P: 7	1B: 9 2B: 0 3B: 0 HR: 1	SF: 0 SAC: 1 DP: 1 HBP: 0					

PITCHER		IP	WLS	BF	H	R	ER	SO	BB	IBB	HBP	BLK	WP	HR	S	P	ERA	WHIP
Jose Silva, R ERA: 3.49	(1, 1)	6.2		27	7	1	1	4	1	0	0	0	0	1	61	98	1.35	1.200
Jason Christiansen, L ERA: 1.03	(7, 1)	1.1		4	0	0	0	0	0	0	0	0	0	0	7	11	0.00	0.000
Esteban Loaiza, R ERA: 4.99	(9, 1)	2.0	W	10	3	2	2	1	1	0	0	0	0	0	16	24	9.00	2.000
Rich Loiselle, R ERA: 3.21	(11, 1)	1.0	S	3	0	0	0	1	0	0	0	0	0	0	5	7	0.00	0.000

PITCHER	IP	WLS	BF	H	R	ER	SO	BB	IBB	HBP	BLK	WP	HR	S	P	ERA	WHIP

BOTTOM

Pittsburgh Pirates @ Cleveland Indians

Jacobs Field, Cleveland, OH

Wed Jun 10 1998, 7:05 PM EDT
Att. 43,101 - Overcast - 71 F

livebaseballscorecards.com

AB	41
R	3
H	10
RBI	3
BB	2
SO	6
LOB	15

WP: 0 PA: 44
PB: 1
SB: 1
CS: 0

Batter	1	2	3	4	5	6	7	8	9	AB	R	H	RBI	BB	SO	LOB
Kenny Lofton, L (1, 8) OBP: 0.361, SLG: 0.406	B C X 1-1 S 1B		B X 1-0 2B		C C H 1-2 HBP			L X 0-1 HR		3	1	3	1	0	0	0
Omar Vizquel, S (1, 6) OBP: 0.359, SLG: 0.379	1 SAFE B 1 SAFE B C I F S 2-3 K 1-2		B F B B X 3-1 P8		C 1 SAFE X 0-1 L9			C C C 0-3 K		4	0	0	0	0	2	3
Manny Ramirez, R (1, 9) OBP: 0.371, SLG: 0.516	X 0-0 F8		S B B F C 2-3 K			B F C F X 1-2 1B		B F F B C 2-3 K		4	0	1	0	0	2	2
Jim Thome, L (1, 3) OBP: 0.424, SLG: 0.651	B C B F F B B 4-2 BB		S B B F C 2-3 K			F F F B F B B S 3-3 K		X 0-0 G4-3		3	0	0	0	1	2	2
Travis Fryman, R (1, 5) OBP: 0.322, SLG: 0.454	C C S 0-3 K			B S B X 2-1 G5-3		1 SAFE X 0-0 F7			S C B C 1-3 K	4	0	0	0	0	2	3
David Justice, L (1, 10) OBP: 0.359, SLG: 0.512		B B C F B B 4-2 BB		C B B S B X 3-2 G4-3		B S X 1-1 F9			B B C X 2-1 2B G4-3 1B	3	1	1	0	1	0	1
Sandy Alomar Jr., R (1, 2) OBP: 0.309, SLG: 0.400		X 0-0 F8		C B F X 1-2 L7			S X 0-1 G5-3		B F X 1-1 G4-3 1-3 2B	4	0	1	0	0	0	1
Mark Whiten, S (1, 7) OBP: 0.375, SLG: 0.436		B 1 SAFE B F B X 3-1 F7			C B B B C C 3-3		B C B C C 2-3		S C B F F X 1-2 G4-3 2-3 3-H	4	0	0	1	0	2	2
David Bell, R (1, 4) OBP: 0.323, SLG: 0.433 Matt Luke, L (9, PH) OBP: 0.305, SLG: 0.481		C C F S 0-3 K			B F B S S 2-3		B F B S S 2-3		C S X 0-2 G4-3	3 1	0 0	0 0	0 0	0 0	3 0	1 1
Inning Stats	R: 0 E: 0 K: 2 S: 13 H: 1 LOB: 2 BB: 1 P: 20	R: 0 E: 0 K: 1 S: 9 H: 0 LOB: 1 BB: 1 P: 16	R: 0 E: 0 K: 2 S: 9 H: 1 LOB: 1 BB: 0 P: 17	R: 0 E: 0 K: 0 S: 8 H: 0 LOB: 0 BB: 0 P: 14	R: 0 E: 0 K: 2 S: 10 H: 0 LOB: 1 BB: 0 P: 16	R: 0 E: 0 K: 1 S: 12 H: 1 LOB: 1 BB: 0 P: 17	R: 0 E: 0 K: 2 S: 8 H: 0 LOB: 0 BB: 0 P: 12	R: 1 E: 0 K: 2 S: 9 H: 1 LOB: 0 BB: 0 P: 11	R: 1 E: 0 K: 1 S: 15 H: 2 LOB: 1 BB: 0 P: 20	1B: 3 2B: 2 3B: 0 HR: 1 SF: 0 SAC: 0 DP: 0 HBP: 1						

PITCHER	IP	WLS	BF	H	R	ER	SO	BB	IBB	HBP	BLK	WP	HR	S	P	ERA	WHIP
David Cone, R (1, 1) ERA: 4.56	8.0	W	31	4	1	1	12	2	0	1	0	0	1	78	123	1.12	0.750
42 Mariano Rivera, R (9, 1) ERA: 0.83	1.0	S	5	2	1	1	1	0	0	0	0	0	0	15	20	9.00	2.000

PITCHER	IP	WLS	BF	H	R	ER	SO	BB	IBB	HBP	BLK	WP	HR	S	P	ERA	WHIP

Cleveland Indians @ New York Yankees

Yankee Stadium, Bronx, NY

Sun Jun 14 1998, 3:33 AM EDT

Att. 42,949 - Overcast - 64 F

livebaseballscorecards.com

AB	33
R	2
H	6
RBI	2
BB	2
SO	13
LOB	16

WP: 0 PA: 36
PB: 0
SB: 1
CS: 0

Batter	1	2	3	4	5	6	7	8	9	AB	R	H	RBI	BB	SO	LOB
Chuck Knoblauch, R (1, 4) OBP: 0.399, SLG: 0.389	C B X 1-1 FC5-4 1B		B C B F B B 4-2 1B SF7 BB		C F B X 1-2 ① L1	B F F X 1-2 ③ G4-3		X 0-0 ② F8		4	1	1	0	1	0	1
Scott Brosius, R (1, 5) OBP: 0.394, SLG: 0.479	B F B X 2-1 ① FC5-4 1-2f		L B 1 SAFE F B S 2-3 ① K		B F B B B 4-1 2B 1B BB		B C B B C X 3-2 L8 1B 2B	1 B SAFE 1-0 ③ CS 1-2		3	2	1	0	1	1	2
Paul O'Neill, L (1, 9) OBP: 0.387, SLG: 0.510	B B B C F X 3-2 ② F7		S C B F X 1-2 1-3 1B		C B B B F X 3-2 1-3 1B 2B		B C B C F B X 3-2 ① L8 2-3			4	1	2	0	0	0	2
Tino Martinez, L (1, 3) OBP: 0.387, SLG: 0.531	B B X 2-0 ③ F9		B F C B B X 3-2 ② SF7 3-H		B C B X 2-1 BB 2-H 3-H 1B		C B X 1-1 ② G4-3			3	0	1	3	0	0	2
Tim Raines, S (1, 10) OBP: 0.382, SLG: 0.422		C C F X 0-2 FC5-4 1B	B X 1-0 ③ L7		C B X 1-1 ② F7		B C X 1-1 2B 3-H 1B			4	0	2	1	0	0	2
Chad Curtis, R (1, 8) OBP: 0.409, SLG: 0.434		B X 1-0 ① FC5-4 1B 1-2f		B X 1-0 ① P8	B B F B B 4-2 1-2 BB		S F F X 0-2 1-3 2B			3	0	1	0	1	0	1
Ricky Ledee, L (1, 7) OBP: 0.500, SLG: 0.333		X 0-0 1-2 1B		B S B B B 4-1 S BB	X 0-0 ③ F9		S B X 1-1 ③ G6-3			3	0	1	0	1	0	4
Joe Girardi, R (1, 2) OBP: 0.294, SLG: 0.340		B 2 SAFE F S C 1-3 ② K		F F B F 1 SAFE S 1-3 ② K		B C X 1-1 ① G6-3		X 0-0 CS 1B		4	0	1	0	0	2	3
Luis Sojo, R (1, 6) OBP: 0.241, SLG: 0.245		B F C X 1-2 ③ G4-3		B B B C C C 3-3 ③ K 1-2		F B F X 1-2 ② G4-3		L X 0-1 ① L8		4	0	0	0	0	1	4
Inning Stats	R: 0 H: 1 E: 0 LOB: 1 K: 0 BB: 0 S: 8 P: 16	R: 0 H: 2 E: 0 LOB: 2 K: 1 BB: 0 S: 12 P: 15	R: 1 H: 1 E: 0 LOB: 1 K: 1 BB: 1 S: 13 P: 24	R: 0 H: 0 E: 0 LOB: 1 K: 2 BB: 1 S: 9 P: 18	R: 2 H: 2 E: 0 LOB: 2 K: 0 BB: 2 S: 15 P: 30	R: 0 H: 0 E: 0 LOB: 0 K: 0 BB: 0 S: 8 P: 11	R: 1 H: 3 E: 0 LOB: 2 K: 0 BB: 0 S: 17 P: 26	R: 0 H: 1 E: 0 LOB: 0 K: 0 BB: 0 S: 4 P: 5		1B: 7 SF: 1 2B: 3 SAC: 0 3B: 0 DP: 0 HR: 0 HBP: 0						

BOTTOM

Cleveland Indians @ New York Yankees

Yankee Stadium, Bronx, NY

Sun Jun 14 1998, 3:33 AM EDT
Att. 42,949 - Overcast - 64 F

livebaseballscorecards.com

AB	32
R	4
H	10
RBI	4
BB	4
SO	4
LOB	21

WP: 0 PA: 38
PB: 0
SB: 1
CS: 1

PITCHER		IP	WLS	BF	H	R	ER	SO	BB	IBB	HBP	BLK	WP	HR	S	P	ERA	WHIP
Jaret Wright, R ERA: 3.8	(1, 1)	6.0	L	28	6	3	3	4	4	0	0	0	0	0	65	114	4.50	1.667
Ron Villone, L ERA: 2.19	(7, 1)	0.2		5	3	1	1	0	0	0	0	0	0	0	15	23	13.50	4.500
Paul Assenmacher, L ERA: 3.32	(7, 1)	0.1		1	0	0	0	0	0	0	0	0	0	0	2	3	0.00	0.000
Eric Plunk, R ERA: 4.5	(8, 1)	1.0		3	1	0	0	0	0	0	0	0	0	0	4	5	0.00	1.000

PITCHER	IP	WLS	BF	H	R	ER	SO	BB	IBB	HBP	BLK	WP	HR	S	P	ERA	WHIP

Batter	1	2	3	4	5	6	7	8	9	10	AB	R	H	RBI	BB	SO	LOB
Johnny Damon, L (1, 8) OBP: 0.350, SLG: 0.442	C X 0-1 B2 ①		C F B B F B F F F 3-2 X G6-3 2B		B X 1-0 E 1-3 1B 2B	B C B X 2-1 G4-3 ② 1-2			X 0-0 CS 1B		5	1	3	0	0	0	1
Jose Offerman, S (1, 4) OBP: 0.391, SLG: 0.427	C C F B B X 3-2 F8 ②		C B B X 2-1 G6-3 ② 2-3		F B B S B F F X 3-2 F7 ①	B F B C X 2-2 F9 ③			C F B B 1 B X SAFE 3-2 CS ② 1-2 1B		5	0	1	0	0	0	4
Hal Morris, L (1, 10) OBP: 0.380, SLG: 0.444	B B X 2-0 G4-3 ③		B C C X 1-2 G4-3 ③		I I I I 4-0 1B E IBB		X 0-0 G1-3 ①		B F S B B 3-2 CS ③ 1-2	B F C X 1-2 HR 1B	4	1	1	0	1	0	1
Jeff King, R (1, 3)		B C X 1-1 P5 ①		X 0-0 1B SF8 1B	X 0-0 E5 1B 1-2 2-3 3-H		C B F S 1-3 K ②			B F F F B X 2-2 1-H HR	5	2	2	3	0	1	2
Dean Palmer, R (1, 5) OBP: 0.331, SLG: 0.521		B F B S B X 3-2 2B SF8 1B		F B B X 2-1 1-3 1B	C X 0-1 G6-3 1-2 2-3 3-H 1B		C B S B C 2-3 K ③			B C B B B 4-1 PB SH3 BB	4	1	3	1	1	1	0
Larry Sutton, L (1, 7) OBP: 0.324, SLG: 0.345	B X 1-0 1-3 2B		X 0-0 SF8 ① 3-H	S B B C F B X 3-2 G6-3 ②③ 1-2f				F F B B F B X 3-2 G3 ①		X 0-0 SH3 ① 1-2	3	0	1	1	0	0	3
Jermaine Dye, R (1, 9) OBP: 0.282, SLG: 0.322	B X 1-0 SF8 ② 3-H		B C B F B X 3-2 P5 ②		C F B B C 2-3 K ①			X 0-0 G5-3 ②		B X 1-0 F9 ②	4	0	0	1	0	1	2
Luis Rivera, R (1, 6) OBP: 0.304, SLG: 0.286	F X 0-1 G5-3 ③		B X 1-0 G5-3 ③			X 0-0 1B 2B		C F B B B S 3-3 K ③		B S B X 2-1 G6-3 ③ 2-3	5	1	1	0	0	1	3
Sal Fasano, R (1, 2) OBP: 0.240, SLG: 0.221			B B F X 2-1 F8 ①		B F B F X 2-2 E4 2B E	C X 0-1 G4-3 2-H 1B			C C B S 1-3 K ①		4	1	1	1	0	1	0
Inning Stats	R: 0 H: 0 E: 0 LOB: 0 K: 0 BB: 0 S: 7 P: 12	R: 1 H: 2 E: 0 LOB: 1 K: 0 BB: 0 S: 9 P: 15	R: 0 H: 1 E: 0 LOB: 1 K: 0 BB: 0 S: 14 P: 22	R: 1 H: 2 E: 0 LOB: 1 K: 0 BB: 0 S: 8 P: 14	R: 2 H: 2 E: 2 LOB: 2 K: 0 BB: 1 S: 16 P: 29	R: 1 H: 2 E: 0 LOB: 1 K: 1 BB: 0 S: 11 P: 17	R: 0 H: 0 E: 0 LOB: 0 K: 2 BB: 0 S: 7 P: 10	R: 0 H: 0 E: 0 LOB: 0 K: 1 BB: 0 S: 8 P: 14	R: 0 H: 2 E: 0 LOB: 0 K: 1 BB: 0 S: 10 P: 17	R: 2 H: 2 E: 0 LOB: 1 K: 0 BB: 1 S: 12 P: 22	1B: 8 2B: 4 3B: 0 HR: 1	SF: 2 SAC: 1 DP: 1 HBP: 0	WP: 0 PB: 1 SB: 0 CS: 2	PA: 45			

PITCHER		IP	WLS	BF	H	R	ER	SO	BB	IBB	HBP	BLK	WP	HR	S	P	ERA	WHIP
Dave Burba, R ERA: 3.63	(1, 1)	5.2		28	9	5	3	1	0	1	0	0	0	0	62	104	4.76	1.588
Alvin Morman, L ERA: 3.52	(6, 1)	0.2		2	0	0	0	0	0	0	0	0	0	0	4	6	0.00	0.000
Eric Plunk, R ERA: 4.23	(7, 1)	1.2		5	0	0	0	3	0	0	0	0	0	0	14	23	0.00	0.000
Michael Jackson, R ERA: 2.42	(9, 1)	1.0		3	2	0	0	1	0	0	0	0	0	0	10	17	0.00	2.000
Jose Mesa, R ERA: 4.2	(10, 1)	1.0	L	6	2	2	2	0	1	0	0	0	0	1	12	22	18.00	3.000

PITCHER	IP	WLS	BF	H	R	ER	SO	BB	IBB	HBP	BLK	WP	HR	S	P	ERA	WHIP

TOP

Kansas City Royals @ Cleveland Indians

Jacobs Field, Cleveland, OH

Mon Jun 15 1998, 7:05 PM EDT

Att. 43,246 - Cloudy - 71 F

livebaseballscorecards.com

AB	39
R	7
H	13
RBI	7
BB	2
SO	5
LOB	16

BOTTOM

Kansas City Royals @ Cleveland Indians

Jacobs Field, Cleveland, OH

Mon Jun 15 1998, 7:05 PM EDT

Att. 43,246 - Cloudy - 71 F

livebaseballscorecards.com

Batter	1	2	3	4	5	6	7	8	9	10	AB	R	H	RBI	BB	SO	LOB
Kenny Lofton, L (1, 8) OBP: 0.367, SLG: 0.408	G6-3		G5-3 1B BB		BLK 1B 1B		F8		FC5-4 1B	2B G6-3 BB	4	3	2	0	2	0	0
Omar Vizquel, S (1, 6) OBP: 0.369, SLG: 0.391	BB		1-2 1B G5-3 1B		1-H G6-4-3 1B		K		1 SAFE 1-3 FC5-4 1B	1-3 G6-3 2B	5	1	4	1	1	1	0
Manny Ramirez, R (1, 9) OBP: 0.366, SLG: 0.507	F9		1-2 2-3f G5-3		1-2f G6-4-3		1-1 1B		1-2f FC5-4 1B 1B 3-H	2-3 3-H G6-3	6	1	1	2	0	0	6
Jim Thome, L (1, 3) OBP: 0.427, SLG: 0.649 Shawon Dunston, R (9, PR) OBP: 0.242, SLG: 0.366 (10, 4)	K		2-H 1B		BB		F7		1-2 1B 1B	F8	4 1	0 1	2 0	1 0	1 0	1 0	2 1
Travis Fryman, R (1, 5) OBP: 0.323, SLG: 0.453		L6	1-2 1B		F9			WP 1B	F9		5	0	2	0	0	0	3
David Justice, L (1, 7) OBP: 0.360, SLG: 0.510		K	F7			G5-3		1-2 WP 1B	1-2 1B 2-3		5	0	2	0	0	1	2
Geronimo Berroa, R (1, 10) OBP: 0.283, SLG: 0.283 Sandy Alomar Jr., R (9, PH) OBP: 0.312, SLG: 0.403		1B BB		K		G5-3		K	1-2 2-H 3-H 1B		3 1	0 0	0 1	0 2	1 0	2 0	2 0
Pat Borders, R (1, 2) OBP: 0.273, SLG: 0.288		1-2 1B		K		2B		L4	F9		5	0	2	0	0	1	4
David Bell, R (1, 4) OBP: 0.318, SLG: 0.425 Mark Whiten, S (8, PH) OBP: 0.369, SLG: 0.429 Jeff Branson, L (9, 4) OBP: 0.200, SLG: 0.235 (10, 3)		K		F9		P4		G4-3		K	3 1 1	0 0 0	0 0 0	0 0 0	0 0 0	1 0 1	3 2 0
Inning Stats	R: 0 H: 0 E: 0 LOB: 1 K: 1 BB: 1 S: 12 P: 18	R: 0 H: 1 E: 0 LOB: 2 K: 2 BB: 1 S: 10 P: 15	R: 1 H: 3 E: 0 LOB: 2 K: 0 BB: 1 S: 9 P: 14	R: 0 H: 0 E: 0 LOB: 0 K: 2 BB: 0 S: 7 P: 13	R: 1 H: 2 E: 0 LOB: 1 K: 0 BB: 1 S: 11 P: 19	R: 0 H: 1 E: 0 LOB: 1 K: 0 BB: 0 S: 13 P: 16	R: 0 H: 1 E: 0 LOB: 1 K: 1 BB: 0 S: 14 P: 22	R: 0 H: 2 E: 0 LOB: 2 K: 1 BB: 0 S: 17 P: 26	R: 3 H: 5 E: 0 LOB: 2 K: 0 BB: 0 S: 20 P: 28	R: 1 H: 1 E: 0 LOB: 1 K: 1 BB: 1 S: 9 P: 18	1B: 14 SF: 0 2B: 2 SAC: 0 3B: 0 DP: 2 HR: 0 HBP: 0						

	AB	44
	R	6
	H	16
	RBI	6
	BB	5
	SO	8
	LOB	25

WP: 1 PA: 49
PB: 0
SB: 0
CS: 0

PITCHER		IP	WLS	BF	H	R	ER	SO	BB	IBB	HBP	BLK	WP	HR	S	P	ERA	WHIP
Tim Belcher, R ERA: 3.99	(1, 1)	7.0		31	8	2	2	6	4	0	0	1	0	0	76	117	2.57	1.714
47 Brian Bevil, R ERA: 5.34	(8, 1)	1.0		5	2	0	0	1	0	0	0	0	1	0	17	26	0.00	2.000
Jeff Montgomery, R ERA: 8.1	(9, 1)	1.0	W	8	5	3	3	0	0	0	0	0	0	0	20	28	27.00	5.000
Matt Whisenant, L ERA: 5.63	(10, 1)	1.0	S	5	1	1	1	1	1	0	0	0	0	0	9	18	9.00	2.000

PITCHER	IP	WLS	BF	H	R	ER	SO	BB	IBB	HBP	BLK	WP	HR	S	P	ERA	WHIP

Batter	1	2	3	4	5	6	7	8	9	AB	R	H	RBI	BB	SO	LOB
Johnny Damon, L (1, 8) OBP: 0.352, SLG: 0.442	C B X 1-1 E9 SH1-3 1B		C F B X 1-2 G4-3 1-3 1B		B X 1-0 ③ F9			C B F B B X 3-2 ② G3		4	0	2	0	0	0	0
Jose Offerman, S (1, 4) OBP: 0.391, SLG: 0.426	X 0-0 ① SH1-3 2-3		X 0-0 ② G4-3 1-2 3-H			C X 0-1 ① G6-3		C X 0-1 1B		3	0	1	1	0	0	1
Hal Morris, L (1, 10) OBP: 0.378, SLG: 0.440	B C B B X 3-1 ② G6-3		X 0-0 ③ F9			B F F B B X 3-2 1B		X 0-0 ③ F8		4	0	1	0	0	0	3
Jeff King, R (1, 3) OBP: 0.327, SLG: 0.454	C X 0-1 ③ G6-3			B X 1-0 ① G5-3		C X 0-1 ② F7			B C F B X 2-2 ① G5-3	4	0	0	0	0	0	2
Dean Palmer, R (1, 5) OBP: 0.330, SLG: 0.516		B X 1-0 G6-3 1B		S B S S B X 2-2 ② F7		F B X 1-1 ③ G5-3			B F F F X 1-2 ② F9	4	0	1	0	0	0	1
Larry Sutton, L (1, 7) OBP: 0.322, SLG: 0.336		B X 1-0 ① F9		B C F B F B B 4-2 BB			B B B C X 3-1 ① F9		C B B S F F X 2-2 ③ F7	3	0	0	0	1	0	1
Jermaine Dye, R (1, 9) OBP: 0.276, SLG: 0.314		B F X 1-1 ②⑤ G6-3 1-2f		F B B F S 2-3 ③ K			B C X 1-1 ② G4-3			3	0	0	0	0	1	2
Shane Halter, R (1, 6) OBP: 0.304, SLG: 0.384			B X 1-0 1B G4-3 1B		X 0-0 ① L4		C B X 1-1 ③ G6-3			3	1	1	0	0	0	0
Sal Fasano, R (1, 2) OBP: 0.232, SLG: 0.213			F X 0-1 ① P2		B C X 1-1 ② G1-3			S S C 0-3 ① K		3	0	0	0	0	1	1
Inning Stats	R: 0 H: 1 E: 1 LOB: 1 K: 0 BB: 0 S: 7 P: 11	R: 0 H: 1 E: 0 LOB: 0 K: 0 BB: 0 S: 4 P: 7	R: 1 H: 2 E: 0 LOB: 1 K: 0 BB: 0 S: 8 P: 10	R: 0 H: 0 E: 0 LOB: 1 K: 1 BB: 1 S: 10 P: 19	R: 0 H: 0 E: 0 LOB: 0 K: 0 BB: 0 S: 4 P: 6	R: 0 H: 1 E: 0 LOB: 1 K: 0 BB: 0 S: 9 P: 13	R: 0 H: 0 E: 0 LOB: 0 K: 0 BB: 0 S: 6 P: 11	R: 0 H: 1 E: 0 LOB: 1 K: 1 BB: 0 S: 9 P: 12	R: 0 H: 0 E: 0 LOB: 0 K: 0 BB: 0 S: 12 P: 17	1B: 6 SF: 0 2B: 0 SAC: 1 3B: 0 DP: 1 HR: 0 HBP: 0						

PITCHER		IP	WLS	BF	H	R	ER	SO	BB	IBB	HBP	BLK	WP	HR	S	P	ERA	WHIP
Bartolo Colon, R ERA: 2.73	(1, 1)	9.0	W	33	6	1	1	2	1	0	0	0	0	0	69	106	1.00	0.778

PITCHER	IP	WLS	BF	H	R	ER	SO	BB	IBB	HBP	BLK	WP	HR	S	P	ERA	WHIP

TOP

Kansas City Royals @ Cleveland Indians

Jacobs Field, Cleveland, OH

Tue Jun 16 1998, 7:05 PM EDT

Att. 43,184 - Cloudy - 74 F

livebaseballscorecards.com

AB	31
R	1
H	6
RBI	1
BB	1
SO	2
LOB	11

WP: 0 PA: 33
PB: 0
SB: 0
CS: 0

BOTTOM

Kansas City Royals @ Cleveland Indians

Jacobs Field, Cleveland, OH

Tue Jun 16 1998, 7:05 PM EDT

Att. 43,184 - Cloudy - 74 F

livebaseballscorecards.com

Batter	1	2	3	4	5	6	7	8	9	AB	R	H	RBI	BB	SO	LOB
Kenny Lofton, L (1, 8) OBP: 0.368, SLG: 0.405	4-2 1B 2B BB	3-2 ② G3-1			3-1 ① F7	1-1 S 2B 1B 2-3		F F X 0-2 ③ F7		4	2	1	0	1	0	0
Omar Vizquel, S (1, 6) OBP: 0.371, SLG: 0.390	B 1 SAFE C X	3-1 ③ F8			C X 0-1 ② P6	B C B B B 4-1 2B BB 1-2				3	2	1	0	1	0	0
Manny Ramirez, R (1, 9) OBP: 0.372, SLG: 0.533	F X 0-1 1B 2B 1-H 2-H		B B X 2-0 ① P4		B F F X 1-2 HR	B X 1-0 2B 1-H 2-H 3-H				4	3	3	6	0	0	0
Jim Thome, L (1, 3) OBP: 0.428, SLG: 0.654	F B B X 2-1 ① F9		F B C S 1-3 ② K		B B X 2-0 2B	B X 1-0 ③ 2B 2-H				4	0	2	1	0	1	1
Travis Fryman, R (1, 5) OBP: 0.319, SLG: 0.446	B X 1-0 ② F8		X 0-0 ③ G6-3		S S S 0-3 ③ K		B F B X 2-1 ① G6-3			4	0	0	0	0	1	2
David Justice, L (1, 7) OBP: 0.362, SLG: 0.506 Mark Whiten, S (9, 7) OBP: 0.369, SLG: 0.429	B F B B I 4-1 1B IBB			B B S B B 4-1 E S BB		X 0-0 ① G3-1	B C X 1-1 ② G3-1			2	0	0	0	2	0	0
										0	0	0	0	0	0	0
Geronimo Berroa, R (1, 10) OBP: 0.297, SLG: 0.298	B X 1-0 1B 1-3 2-H			C B B S B F X 3-2 ① G6-3 1-3		B C B X 2-1 1B E 1B	B C X 1-1 ③ G6-3			4	1	2	1	0	0	1
Pat Borders, R (1, 2) OBP: 0.272, SLG: 0.286	S S S 0-3 ③ K			F S F S 0-3 ② K		C S B X 1-2 FC5-4 1B 1-2		F C X 0-2 ① G4-3		4	0	1	0	0	2	3
David Bell, R (1, 4) OBP: 0.310, SLG: 0.415		F B C S 1-3 ① K		X 0-0 ③ P3		B 1 SAFE F X 1-1 ② FC5-4 1B 2B 1-2f 2-H		F B F F F X 1-2 ② F8		4	1	0	0	0	1	2
Inning Stats	R: 3 H: 3 E: 0 LOB: 2 K: 1 BB: 2 S: 15 P: 28	R: 0 H: 0 E: 0 LOB: 0 K: 1 BB: 0 S: 8 P: 15	R: 0 H: 0 E: 0 LOB: 0 K: 1 BB: 0 S: 5 P: 8	R: 0 H: 0 E: 0 LOB: 1 K: 1 BB: 1 S: 10 P: 17	R: 1 H: 2 E: 0 LOB: 1 K: 1 BB: 0 S: 11 P: 17	R: 5 H: 5 E: 1 LOB: 1 K: 0 BB: 1 S: 13 P: 24	R: 0 H: 0 E: 0 LOB: 0 K: 0 BB: 0 S: 6 P: 10	R: 0 H: 0 E: 0 LOB: 0 K: 0 BB: 0 S: 11 P: 12		1B: 5 SF: 0 2B: 4 SAC: 0 3B: 0 DP: 0 HR: 1 HBP: 0				WP: 0 PA: 37 PB: 0 SB: 2 CS: 0		

	AB	33
	R	9
	H	10
	RBI	8
	BB	4
	SO	5
	LOB	9

PITCHER		IP	WLS	BF	H	R	ER	SO	BB	IBB	HBP	BLK	WP	HR	S	P	ERA	WHIP
Hipolito Pichardo, R ERA: 5.96	(1, 1)	5.0	L	23	5	4	4	5	2	1	0	0	0	1	49	85	7.20	1.400
Jim Pittsley, R ERA: 7.04	(6, 1)	2.0		11	5	5	5	0	1	0	0	0	0	0	19	34	22.50	3.000
33 Bart Evans, R ERA:	(8, 1)	1.0		3	0	0	0	0	0	0	0	0	0	0	11	12	0.00	0.000

PITCHER	IP	WLS	BF	H	R	ER	SO	BB	IBB	HBP	BLK	WP	HR	S	P	ERA	WHIP

Batter	1	2	3	4	5	6	7	8	9	AB	R	H	RBI	BB	SO	LOB
Johnny Damon, L (1, 8) OBP: 0.350, SLG: 0.438	B X 1-0 ① P2		C B B B C X 3-2 ③ F9		B C X 1-1 FC4-6 1B	F B B 2-1 ③ CS 3-H	C B C B X 2-2 ① G4-3		B F X 1-1 ② B3	5	0	1	0	0	0	0
Jose Offerman, S (1, 4) OBP: 0.391, SLG: 0.426	C X 0-1 ② F8			F B B X 2-1 ① G4-3	1 SAFE 1 SAFE X 0-0 ② FC4-6 1-2f		B F B B X 3-1 G3 S 1B		C X 0-1 FC6 1B	5	0	2	0	0	0	1
Hal Morris, L (1, 7) OBP: 0.378, SLG: 0.441	B C X 1-1 ③ G4-3			C B C B X 2-2 1B 2B	H 1-0 HBP		1 SAFE 1 SAFE B F B 1 S X SAFE 2-2 ② G3 1-3		B B 1 SAFE X 2-0 ③ FC6 1-2f	4	1	1	0	0	0	2
Jeff King, R (1, 3) OBP: 0.330, SLG: 0.451		B C F X 1-2 ① G4-3		C B B C F B B 4-2 1B 1B BB	F B X 1-1 ③ P4		B S B F F B B 4-2 BB			2	1	0	0	2	0	2
Dean Palmer, R (1, 5) OBP: 0.328, SLG: 0.516		B B B C X 3-1 1B 2B		C C F B S 1-3 ② K		B X 1-0 ① P4	F B F X 1-2 ③ F7			4	1	1	0	0	1	4
Shane Mack, R (1, 10) OBP: 0.343, SLG: 0.447		B B B C F F C 3-3 ② K		C F X 0-2 1B 1-2 2-H 1B		X 0-0 G4-3 S 1B 1B		C B X 1-1 ① G6-3		4	1	2	1	0	1	1
Larry Sutton, L (1, 9) OBP: 0.327, SLG: 0.341 Jermaine Dye, R (9, 9) OBP: 0.276, SLG: 0.314		B B C X 2-1 ③ 2-H 1B		C B B X 2-1 1-3 2-H 1B		C F B B X 2-2 ② G4-3 1-3		B B F B F X 3-2 ② F9		4 0	0 0	2 0	2 0	0 0	0 0	1 0
Shane Halter, R (1, 6) OBP: 0.303, SLG: 0.376			F B C X 1-2 ① G6-3	S B B X 2-1 ③ F9		B C B B C H 4-2 1B CS HBP		B S F B F X 2-2 ③ F9		3	0	0	0	0	0	2
Sal Fasano, R (1, 2) OBP: 0.233, SLG: 0.215			F B F B X 2-2 ② G6-3		X 0-0 ① G5-3	B C B B X 3-1 1-3 3-H 1B			F X 0-1 ① F7	4	0	1	1	0	0	0
Inning Stats	R: 0 E: 0 K: 0 S: 5 H: 0 LOB: 0 BB: 0 P: 7	R: 1 E: 0 K: 1 S: 11 H: 2 LOB: 1 BB: 0 P: 20	R: 0 E: 0 K: 0 S: 9 H: 0 LOB: 0 BB: 0 P: 15	R: 2 E: 0 K: 1 S: 19 H: 3 LOB: 2 BB: 1 P: 32	R: 0 E: 0 K: 0 S: 6 H: 1 LOB: 2 BB: 0 P: 9	R: 1 E: 0 K: 0 S: 10 H: 2 LOB: 1 BB: 0 P: 22	R: 0 E: 0 K: 0 S: 14 H: 1 LOB: 2 BB: 1 P: 26	R: 0 E: 0 K: 0 S: 9 H: 0 LOB: 0 BB: 0 P: 15	R: 0 E: 0 K: 0 S: 7 H: 1 LOB: 1 BB: 0 P: 10	1B: 8 2B: 2 3B: 0 HR: 0 SF: 0 SAC: 0 DP: 0 HBP: 2						

TOP

Kansas City Royals @ Cleveland Indians

Jacobs Field, Cleveland, OH

Wed Jun 17 1998, 7:05 PM EDT

Att. 43,196 - Unknown - 77 F

livebaseballscorecards.com

AB	35
R	4
H	10
RBI	4
BB	2
SO	2
LOB	13

WP: 0 PB: 0 SB: 2 CS: 1 PA: 40

PITCHER		IP	WLS	BF	H	R	ER	SO	BB	IBB	HBP	BLK	WP	HR	S	P	ERA	WHIP
Dwight Gooden, R ERA: 4.85	(1, 1)	5.2	L	27	8	4	4	2	1	0	2	0	0	0	59	102	6.35	1.588
Alvin Morman, L ERA: 3.31	(6, 1)	1.0		3	1	0	0	0	0	0	0	0	0	0	9	18	0.00	1.000
Jose Mesa, R ERA: 4.17	(7, 1)	0.1		2	0	0	0	0	1	0	0	0	0	0	6	11	0.00	3.000
Paul Shuey, R ERA:	(8, 1)	1.0		3	0	0	0	0	0	0	0	0	0	0	9	15	0.00	0.000
Paul Assenmacher, L ERA: 3.18	(9, 1)	1.0		4	1	0	0	0	0	0	0	0	0	0	7	10	0.00	1.000

PITCHER	IP	WLS	BF	H	R	ER	SO	BB	IBB	HBP	BLK	WP	HR	S	P	ERA	WHIP

Batter	1	2	3	4	5	6	7	8	9	AB	R	H	RBI	BB	SO	LOB
Kenny Lofton, L (1, 8) OBP: 0.371, SLG: 0.420	B C X 1-1 1B 1B		B F C C 1-3 ① K		B X 1-0 1B 1B		B S B S B X 3-2 2-H 3-H HR		C C X 0-2 ③ G1-3	5	1	3	3	0	1	0
Omar Vizquel, S (1, 6) OBP: 0.373, SLG: 0.392	C B B F B X 3-2 1-2 1B		C X 0-1 ② P4		C B X 1-1 FC6 1-2 1B		B C B F F X 2-2 ② P6			4	0	2	0	0	0	0
Manny Ramirez, R (1, 9) OBP: 0.366, SLG: 0.524	B F F S 1-3 ① K		B X 1-0 ③ G5-3		B X 1-0 ③ FC6 1-2f		B B C B X 3-1 ③ G5-3			4	0	0	0	0	1	4
Jim Thome, L (1, 3) OBP: 0.426, SLG: 0.646	C F S 0-3 ② K			C F B B F B C 3-3 ① K		B B C X 2-1 ① G4-1		C B B C B B 4-2 BB		3	0	0	0	1	2	2
Travis Fryman, R (1, 5) OBP: 0.314, SLG: 0.439	B X 1-0 ③ F8			B B C F B X 3-2 ② F8		X 0-0 ② F8		F S F B F B S 2-3 ① K		4	0	0	0	0	1	3
David Justice, L (1, 7) OBP: 0.361, SLG: 0.502		C F F X 0-2 ① G1-3		C F X 0-2 1B		X 0-0 ③ G3		C S B F S 1-3 ② K		4	0	1	0	0	1	1
Geronimo Berroa, R (1, 10) OBP: 0.294, SLG: 0.295		B C B S C 2-3 ② K		S B B X 2-1 ③ G6-3			C C B X 1-2 E HR 1B	B S S B B S 3-3 ③ K		4	1	1	0	0	2	2
Pat Borders, R (1, 2) OBP: 0.298, SLG: 0.304 Mark Whiten, S (9, PH) OBP: 0.364, SLG: 0.421		B B F C B B 4-2 BB			C X 0-1 G4-6-3 1B		S X 0-1 E5 1-3 HR 1B		B B S B C C 3-3 ① K	2 1	1 0	2 0	0 0	1 0	0 1	0 0
David Bell, R (1, 4) OBP: 0.305, SLG: 0.407 Sandy Alomar Jr., R (9, PH) OBP: 0.311, SLG: 0.401		B B X 2-0 ③ F7			B F X 1-1 ① ② G4-6-3 1-2f		B X 1-0 ① G1-3		X 0-0 ② F7	3 1	0 0	0 0	0 0	0 0	0 0	4 0
Inning Stats	R: 0 H: 2 E: 0 LOB: 2 K: 2 BB: 0 S: 12 P: 18	R: 0 H: 0 E: 0 LOB: 1 K: 1 BB: 1 S: 10 P: 18	R: 0 H: 0 E: 0 LOB: 0 K: 1 BB: 0 S: 6 P: 8	R: 0 H: 1 E: 0 LOB: 1 K: 1 BB: 0 S: 12 P: 20	R: 0 H: 3 E: 0 LOB: 2 K: 0 BB: 0 S: 8 P: 12	R: 0 H: 0 E: 0 LOB: 0 K: 0 BB: 0 S: 4 P: 6	R: 3 H: 3 E: 1 LOB: 0 K: 0 BB: 0 S: 15 P: 25	R: 0 H: 0 E: 0 LOB: 1 K: 3 BB: 1 S: 14 P: 24	R: 0 H: 0 E: 0 LOB: 0 K: 1 BB: 0 S: 7 P: 10	1B: 8 SF: 0 2B: 0 SAC: 0 3B: 0 DP: 1 HR: 1 HBP: 0						WP: 0 PA: 37 PB: 0 SB: 0 CS: 0

PITCHER		IP	WLS	BF	H	R	ER	SO	BB	IBB	HBP	BLK	WP	HR	S	P	ERA	WHIP
50 José Rosado, L ERA: 4.32	(1, 1)	6.1	W	27	8	2	2	5	1	0	0	0	0	0	58	90	2.84	1.421
Matt Whisenant, L ERA: 5.92	(7, 1)	0.1		2	1	1	1	0	0	0	0	0	0	1	7	12	27.00	3.000
Scott Service, R ERA: 3.66	(7, 1)	1.1		5	0	0	0	3	1	0	0	0	0	0	16	29	0.00	0.750
Jeff Montgomery, R ERA: 7.77	(9, 1)	1.0	S	3	0	0	0	1	0	0	0	0	0	0	7	10	0.00	0.000

PITCHER	IP	WLS	BF	H	R	ER	SO	BB	IBB	HBP	BLK	WP	HR	S	P	ERA	WHIP

BOTTOM

Kansas City Royals @ Cleveland Indians

Jacobs Field, Cleveland, OH

Wed Jun 17 1998, 7:05 PM EDT
Att. 43,196 - Unknown - 77 F

livebaseballscorecards.com

AB	35
R	3
H	9
RBI	3
BB	2
SO	9
LOB	16

New York Yankees @ Cleveland Indians

Jacobs Field, Cleveland, OH

Thu Jun 18 1998, 7:05 PM EDT

Att. 43,096 - Cloudy - 77 F

TOP

livebaseballscorecards.com

Batter	1	2	3	4	5	6	7	8	9	AB	R	H	RBI	BB	SO	LOB
Chuck Knoblauch, R (1, 4) OBP: 0.392, SLG: 0.385	G5-3			L6	G6-4-3 1B 1-2 2-3 3-H			F8	E4 1-3 2-H 3-H 1B	5	0	2	2	0	0	0
Luis Sojo, R (1, 6) OBP: 0.211, SLG: 0.203	G6-3			P4	G6-4-3 1-2f			K	G5-3	5	0	0	0	0	1	6
Paul O'Neill, L (1, 9) OBP: 0.378, SLG: 0.496	F7			2B		G3		K		4	0	1	0	0	1	0
Tino Martinez, L (1, 3) OBP: 0.371, SLG: 0.500 Homer Bush, R (9, PR) OBP: 0.500, SLG: 0.467 Ricky Ledee, L (9, 7) OBP: 0.267, SLG: 0.385		F9		F7		P4			1B BB 1B	4 0 0	0 1 0	1 0 0	0 0 0	0 0 0	0 0 0	1 0 0
Tim Raines, S (1, 7) OBP: 0.373, SLG: 0.406 Dale Sveum, S (9, 3) OBP: 0.214, SLG: 0.158		G4-3			2B 1B BB	G4-3			1 SAFE 1 SAFE 1 SAFE 1 SAFE BB 1B 1B 1-3	3 0	2 0	1 0	0 0	1 0	0 0	0 0
Darryl Strawberry, L (1, 10) OBP: 0.375, SLG: 0.589		F8			1B 1B 2B 1-3		F8		K	4	1	1	0	0	1	3
20 Jorge Posada, S (1, 2) OBP: 0.353, SLG: 0.493			F7		K		K		1B BB E IBB	3	1	0	0	1	2	2
Chad Curtis, R (1, 8) OBP: 0.400, SLG: 0.423			F8		1B 1B IBB		2B		K	3	0	1	0	1	1	3
Scott Brosius, R (1, 5) OBP: 0.384, SLG: 0.457			F8		1B 1-2 2-3 3-H 1B		G6-3		E 1-2 2-3 3-H BB	3	0	1	2	1	0	1
Inning Stats	R: 0 E: 0 K: 0 S: 9 H: 0 LOB: 0 BB: 0 P: 13	R: 0 E: 0 K: 0 S: 4 H: 0 LOB: 0 BB: 0 P: 9	R: 0 E: 0 K: 0 S: 6 H: 0 LOB: 0 BB: 0 P: 12	R: 0 E: 0 K: 0 S: 10 H: 1 LOB: 1 BB: 0 P: 14	R: 2 E: 0 K: 1 S: 16 H: 3 LOB: 2 BB: 2 P: 27	R: 0 E: 0 K: 0 S: 5 H: 0 LOB: 0 BB: 0 P: 8	R: 0 E: 0 K: 1 S: 9 H: 1 LOB: 1 BB: 0 P: 15	R: 0 E: 0 K: 2 S: 7 H: 0 LOB: 0 BB: 0 P: 9	R: 3 E: 1 K: 2 S: 13 H: 3 LOB: 3 BB: 2 P: 25	1B: 5 2B: 3 3B: 0 HR: 0 SF: 0 SAC: 0 DP: 1 HBP: 0						

	AB	34
	R	5
	H	8
	RBI	4
	BB	4
	SO	6
	LOB	16

WP: 0 PA: 38
PB: 0
SB: 0
CS: 0

PITCHER		IP	WLS	BF	H	R	ER	SO	BB	IBB	HBP	BLK	WP	HR	S	P	ERA	WHIP
Charles Nagy, R ERA: 4.96	(1, 1)	7.2		29	5	2	2	3	1	1	0	0	0	0	63	103	2.35	0.783
Paul Assenmacher, L ERA: 3.86	(8, 1)	0.2	L	5	2	3	2	2	0	1	0	0	0	0	10	18	27.00	3.000
Michael Jackson, R ERA: 2.36	(9, 1)	0.2		4	1	0	0	1	1	0	0	0	0	0	6	11	0.00	3.000

PITCHER		IP	WLS	BF	H	R	ER	SO	BB	IBB	HBP	BLK	WP	HR	S	P	ERA	WHIP

BOTTOM

New York Yankees @ Cleveland Indians

Jacobs Field, Cleveland, OH

Thu Jun 18 1998, 7:05 PM EDT

Att. 43,096 - Cloudy - 77 F

livebaseballscorecards.com

Batter	1	2	3	4	5	6	7	8	9	AB	R	H	RBI	BB	SO	LOB
Kenny Lofton, L (1, 8) OBP: 0.376, SLG: 0.429	C B C B S 2-3 ① K		L B X 1-1 SH5-3 2B		B B C C B X 3-2 G4-6-3 1B		S S F F B B F F X 2-2 ③ 2-H 3-H 1B			4	0	3	2	0	1	0
Omar Vizquel, S (1, 6) OBP: 0.372, SLG: 0.389	C B B B B 4-1 G6-3 BB		X 0-0 ① SH5-3 2-3		1 SAFE 1 SAFE B C 1 SAFE 1 SAFE 1 SAFE X 1-1 ② ③ G4-6-3 1-2f			F F B X 1-2 ① G4-3		2	0	0	0	1	0	1
Manny Ramirez, R (1, 9) OBP: 0.361, SLG: 0.515	C 1 SAFE B F 1 SAFE B X 2-2 ② G6-3 1-2		F B B S B B S 3-3 ② K			B X 1-0 ① F8		C B B X 2-1 ② G1		4	0	0	0	0	1	2
Jim Thome, L (1, 3) OBP: 0.427, SLG: 0.643	B C B S B B 4-2 BB		C B F B B S 3-3 ③ K			C B B B X 3-1 ② G4-3		B B X 2-0 1B		3	0	1	0	1	1	1
Travis Fryman, R (1, 5) OBP: 0.313, SLG: 0.440	C S B F X 1-2 ③ P3			X 0-0 G3-1 2B		X 0-0 ③ G5-3		C X 0-1 ③ P4		4	0	1	0	0	0	3
David Justice, L (1, 10) OBP: 0.362, SLG: 0.500		C X 0-1 G3-6-3 1B		B X 1-0 ① G3-1 2-3			B C B S B B 4-2 G5-3 1B 1B BB		B B B C C F X 3-2 ① G1-3	3	1	1	0	1	0	1
Mark Whiten, S (1, 7) OBP: 0.371, SLG: 0.417		B S C B X 2-2 ① ② G3-6-3 1-2f		C S B S 1-3 ② K2-3			B X 1-0 G5-3 1-2 1B 1B		C F F H 1-2 FC5-4 HBP	3	1	1	0	0	1	2
Pat Borders, R (1, 2) OBP: 0.299, SLG: 0.305 Sandy Alomar Jr., R (9, PH) OBP: 0.309, SLG: 0.399		B B S X 2-1 1B		B C F S 1-3 ③ K			M L B B B C 3-3 ① K		B X 1-0 ② FC5-4 1-2f	3 1	0 0	1 0	0 0	0 0	2 0	3 1
David Bell, R (1, 4) OBP: 0.298, SLG: 0.398		B F X 1-1 ③ G2-3			B B F F S 2-3 ① K		X 0-0 ② G5-3 1-2 2-3		B S B F B X 3-2 ③ F8	4	0	0	0	0	1	4
Inning Stats	R: 0 E: 0 K: 1 S: 13 H: 0 LOB: 2 BB: 2 P: 26	R: 0 E: 0 K: 0 S: 9 H: 2 LOB: 1 BB: 0 P: 14	R: 0 E: 0 K: 2 S: 9 H: 1 LOB: 1 BB: 0 P: 16	R: 0 E: 0 K: 2 S: 8 H: 1 LOB: 1 BB: 0 P: 11	R: 0 E: 0 K: 1 S: 8 H: 1 LOB: 0 BB: 0 P: 14	R: 0 E: 0 K: 0 S: 4 H: 0 LOB: 0 BB: 0 P: 8	R: 2 E: 0 K: 1 S: 14 H: 2 LOB: 1 BB: 1 P: 24	R: 0 E: 0 K: 0 S: 8 H: 1 LOB: 1 BB: 0 P: 13	R: 0 E: 0 K: 0 S: 11 H: 0 LOB: 1 BB: 0 P: 19	1B: 6 2B: 2 3B: 0 HR: 0	SF: 0 SAC: 1 DP: 2 HBP: 1						

	AB	31
	R	2
	H	8
	RBI	2
	BB	3
	SO	7
	LOB	18

WP: 0 PB: 0 SB: 0 CS: 0 PA: 36

PITCHER		IP	WLS	BF	H	R	ER	SO	BB	IBB	HBP	BLK	WP	HR	S	P	ERA	WHIP
Orlando Hernandez, R ERA: 1.52	(1, 1)	7.2		30	7	2	2	7	3	0	0	0	0	0	70	121	2.35	1.304
Graeme Lloyd, L ERA: 1.62	(8, 1)	0.0		1	1	0	0	0	0	0	0	0	0	0	1	3	∞	∞
Jeff Nelson, R ERA: 4.78	(8, 1)	0.1	W	1	0	0	0	0	0	0	0	0	0	0	2	2	0.00	0.000
42 Mariano Rivera, R ERA: 1.11	(9, 1)	1.0	S	4	0	0	0	0	0	0	1	0	0	0	11	19	0.00	0.000

PITCHER		IP	WLS	BF	H	R	ER	SO	BB	IBB	HBP	BLK	WP	HR	S	P	ERA	WHIP

Batter	1	2	3	4	5	6	7	8	9	AB	R	H	RBI	BB	SO	LOB
Chuck Knoblauch, R (1, 4) OBP: 0.392, SLG: 0.383	B B C F B B 4-2 2 G5-4-3 BB		B F B B X 3-1 ② F7		B X 1-0 2 FC6-4 2-3 1B		F B F B B X 3-2 ② F8		B B C C S 2-3 ③ K	4	0	1	0	1	1	3
2 Derek Jeter, R (1, 6) OBP: 0.381, SLG: 0.504	F 1 SAFE X 0-1 ① ② G5-4-3 1-2f		X 0-0 ③ FC6-4 1-2f		B C X 1-1 ② FC6-4 1-2f 3-H		B B F B B 4-1 1-2 BB			3	0	0	1	1	0	3
Paul O'Neill, L (1, 9) OBP: 0.380, SLG: 0.492	F H 1-1 CS HBP			B C F B B F B 4-2 G4-6-3 BB	B B F X 2-1 ③ G4-3		S B S B B X 3-2 ③ G1-3			2	0	0	0	1	0	3
Tino Martinez, L (1, 3) OBP: 0.365, SLG: 0.491	B 1-0 ③ CS 1-2	B X 1-0 ① L6		1 SAFE X 0-0 ① ② G4-6-3 1-2f		C C F B B F S 2-3 ① K		C B F B C 2-3 ① K		4	0	0	0	0	2	1
Darryl Strawberry, L (1, 10) OBP: 0.378, SLG: 0.583		C B C B S 2-3 ② K		C B B B B 4-2 CS BB		B S B B X 3-1 S 1B		F B S X 1-2 ② G4-3		3	0	1	0	1	1	0
Chad Curtis, R (1, 8) OBP: 0.398, SLG: 0.420	F C C 0-3 ③ K			B 1-0 ③ CS 1-2	X 0-0 2B 1B 1B	B S F X 1-2 ② L9		B F B X 2-1 ③ P6		4	1	1	0	0	1	1
Ricky Ledee, L (1, 7) OBP: 0.316, SLG: 0.471			X 0-0 ① F8		C F B B 1 X SAFE 2-2 1-3 1B 2B	F B S S 1-3 ③ K 1-2			X 0-0 G4-3 1B	4	1	2	0	0	1	1
Scott Brosius, R (1, 5) OBP: 0.386, SLG: 0.471			C X 0-1 HR		B F B B B X 3-1 1B 2 FC6-4 2-H 3-H 1B	B C B C F F B X 3-2 ① P4			F X 0-1 ① G4-3 1-2	4	2	2	3	0	0	1
Joe Girardi, R (1, 2) OBP: 0.313, SLG: 0.380 20 Jorge Posada, S (9, PH) OBP: 0.350, SLG: 0.489			C C X 0-2 2 FC6-4 1B		B C F F S 1-3 ① K2-3	F B B B B 4-1 2 BB BB			B S B X 2-1 ② F7	2 1	0 0	1 0	0 0	1 0	1 0	1 1
Inning Stats	R: 0 H: 0 E: 0 LOB: 0 K: 0 BB: 1 S: 5 P: 11	R: 0 H: 0 E: 0 LOB: 0 K: 2 BB: 0 S: 7 P: 10	R: 1 H: 2 E: 0 LOB: 1 K: 0 BB: 0 S: 9 P: 12	R: 0 H: 0 E: 0 LOB: 0 K: 0 BB: 2 S: 6 P: 15	R: 3 H: 4 E: 0 LOB: 1 K: 1 BB: 0 S: 15 P: 25	R: 0 H: 1 E: 0 LOB: 1 K: 2 BB: 0 S: 13 P: 20	R: 0 H: 0 E: 0 LOB: 2 K: 0 BB: 2 S: 13 P: 30	R: 0 H: 0 E: 0 LOB: 0 K: 1 BB: 0 S: 8 P: 13	R: 0 H: 1 E: 0 LOB: 1 K: 1 BB: 0 S: 8 P: 12	1B: 6 SF: 0 2B: 1 SAC: 0 3B: 0 DP: 2 HR: 1 HBP: 1						WP: 0 PA: 39 PB: 0 SB: 1 CS: 2

PITCHER		IP	WLS	BF	H	R	ER	SO	BB	IBB	HBP	BLK	WP	HR	S	P	ERA	WHIP
Jaret Wright, R ERA: 3.91	(1, 1)	6.2	W	29	7	4	4	5	5	0	1	0	0	1	65	117	5.40	1.800
Alvin Morman, L ERA: 3.24	(7, 1)	0.1		1	0	0	0	0	0	0	0	0	0	0	3	6	0.00	0.000
Paul Assenmacher, L ERA: 3.7	(8, 1)	1.0		3	0	0	0	1	0	0	0	0	0	0	8	13	0.00	0.000
Michael Jackson, R ERA: 2.28	(9, 1)	1.0	S	4	1	0	0	1	0	0	0	0	0	0	8	12	0.00	1.000

PITCHER	IP	WLS	BF	H	R	ER	SO	BB	IBB	HBP	BLK	WP	HR	S	P	ERA	WHIP

TOP

New York Yankees @ Cleveland Indians

Jacobs Field, Cleveland, OH

Fri Jun 19 1998, 7:05 PM EDT

Att. 43,180 - Cloudy - 80 F

livebaseballscorecards.com

AB	31
R	4
H	8
RBI	4
BB	5
SO	7
LOB	15

Batter	1	2	3	4	5	6	7	8	9	AB	R	H	RBI	BB	SO	LOB
Kenny Lofton, L (1, 8) OBP: 0.373, SLG: 0.436	C B M B X 2-2 L9 ①		C F C 0-3 K ③		1 SAFE B 1 SAFE F 1 SAFE 1 SAFE B S 1 SAFE 2-2 X 1-H HR	B C C X 1-2 P6 ③		C F B B B X 3-2 G6-3 ② 2-3		5	1	1	2	0	1	3
Omar Vizquel, S (1, 6) OBP: 0.369, SLG: 0.385	C X 0-1 G6-3 ②			C C B X 1-2 WP 1B 1B	X 0-0 F8 ①		B C B C F F F F X 2-2 F8 ①	L X 0-1 L5 ③		5	1	1	0	0	0	1
David Justice, L (1, 10) OBP: 0.361, SLG: 0.496	B C F B B F F F X 3-2 P6 ③			X 0-0 WP 1-2 1B 1B	C B T B F B S 3-3 K ②		C B X 1-1 E4 HR			4	1	1	0	0	1	0
Jim Thome, L (1, 3) OBP: 0.434, SLG: 0.669		C B X 1-1 HR		B B B B 4-0 1B 1-2 FC5-2 2-3 BB	B B C B F B 4-2 BB		S B F B X 2-2 1-H HR			2	2	2	3	2	0	0
Manny Ramirez, R (1, 9) OBP: 0.363, SLG: 0.515	B X 1-0 G4-3 ①			B B F C F X 2-2 FC5-2 ① 1-3 2-H 3-H WP 1B	C X 0-1 G5-3 ③		C B B X 2-1 1B ②			4	1	2	1	0	0	1
Mark Whiten, S (1, 7) OBP: 0.392, SLG: 0.429		C B C S 1-3 K ②		C H 1-1 WP FC5-2 HBP		B C X 1-1 WP 1B 1B	X 0-0 1B			3	0	2	0	0	1	0
Travis Fryman, R (1, 5) OBP: 0.312, SLG: 0.437		C B F F S 1-3 K ③		B B X 2-0 FC5-2 ② WP 1-2 2-3 3-Hf		B X 1-0 ① 1-H 1B	B 1 SAFE 1 SAFE F 1 SAFE F S 1-3 K ③			4	0	1	0	0	2	4
Pat Borders, R (1, 2) OBP: 0.297, SLG: 0.294			B B X 2-0 G6-3 ① B S B F F B F X 3-2 G6-3 ③ 1-2 2-3 3-H			B F B S B F B 4-2 BB		B X 1-0 L7 ①		3	0	0	0	1	0	2
David Bell, R (1, 4) OBP: 0.303, SLG: 0.406			C B S B X 2-2 P3 ②		B C B S B F X 3-2 HR 1B	C C C 0-3 K ②		C C B X 1-2 G6-3 2B		4	1	2	0	0	1	2
Inning Stats	R: 0 E: 0 K: 0 S: 11 H: 0 LOB: 0 BB: 0 P: 16	R: 1 E: 0 K: 2 S: 10 H: 1 LOB: 0 BB: 0 P: 14	R: 0 E: 0 K: 1 S: 7 H: 0 LOB: 0 BB: 0 P: 11	R: 2 E: 0 K: 0 S: 15 H: 3 LOB: 2 BB: 1 P: 28	R: 2 E: 0 K: 1 S: 16 H: 2 LOB: 1 BB: 1 P: 28	R: 0 E: 0 K: 1 S: 12 H: 2 LOB: 2 BB: 1 P: 19	R: 2 E: 1 K: 1 S: 18 H: 3 LOB: 1 BB: 0 P: 26	R: 0 E: 0 K: 0 S: 9 H: 1 LOB: 1 BB: 0 P: 14		1B: 8 2B: 1 3B: 0 HR: 3 SF: 0 SAC: 0 DP: 0 HBP: 1						

PITCHER		IP	WLS	BF	H	R	ER	SO	BB	IBB	HBP	BLK	WP	HR	S	P	ERA	WHIP
David Cone, R ERA: 4.82	(1, 1)	5.1	L	26	8	5	5	4	3	0	1	0	3	2	65	109	8.44	2.062
Graeme Lloyd, L ERA: 2.04	(6, 1)	1.0		5	1	2	1	1	0	0	0	0	0	1	18	24	9.00	1.000
Jeff Nelson, R ERA: 4.68	(7, 1)	0.2		3	2	0	0	1	0	0	0	0	0	0	6	9	0.00	3.000
Darren Holmes, R ERA: 4.13	(8, 1)	1.0		4	1	0	0	0	0	0	0	0	0	0	9	14	0.00	1.000

PITCHER	IP	WLS	BF	H	R	ER	SO	BB	IBB	HBP	BLK	WP	HR	S	P	ERA	WHIP

BOTTOM

New York Yankees @ Cleveland Indians

Jacobs Field, Cleveland, OH

Fri Jun 19 1998, 7:05 PM EDT

Att. 43,180 - Cloudy - 80 F

livebaseballscorecards.com

AB	34
R	7
H	12
RBI	6
BB	3
SO	6
LOB	13

PA: 38

WP: 3
PB: 0
SB: 0
CS: 0

Batter	1	2	3	4	5	6	7	8	9	AB	R	H	RBI	BB	SO	LOB
Chuck Knoblauch, R (1, 4) OBP: 0.392, SLG: 0.381	G1-3		2 CS 1B		2 E 1B BB		L9		E3 2-H	4	1	1	0	1	0	0
2 Derek Jeter, R (1, 6) OBP: 0.378, SLG: 0.502	G6-3		K 1-2		E3 1B 1-2		CS 2B		K	5	0	1	0	0	2	3
Paul O'Neill, L (1, 9) OBP: 0.382, SLG: 0.493	G1-3			2B 1B	1-3 2-H 1B		K 2-3			4	1	2	1	0	1	1
Tino Martinez, L (1, 3) OBP: 0.364, SLG: 0.491		P5		G4-3 1-H 2B	K			F7		4	1	1	1	0	1	2
Tim Raines, S (1, 7) OBP: 0.365, SLG: 0.395		K		G4-3 2-3	K			K		4	0	0	0	0	3	3
Ricky Ledee, L (8, 7) OBP: 0.316, SLG: 0.471										0	0	0	0	0	0	0
Darryl Strawberry, L (1, 10) OBP: 0.381, SLG: 0.585		20 BB BB		3-H 2B	G6-3			F8		3	0	1	1	1	0	2
20 Jorge Posada, S (1, 2) OBP: 0.348, SLG: 0.479		1-2 BB		K		G3			G3	3	0	0	0	1	1	1
Chad Curtis, R (1, 8) OBP: 0.395, SLG: 0.414		G5-3		G1-3		L8			S E BB	3	1	0	0	1	0	3
Scott Brosius, R (1, 5) OBP: 0.384, SLG: 0.481			F8		HR	F7			1-2	4	1	1	1	0	1	1
Inning Stats	R: 0 E: 0 K: 0 S: 8 H: 0 LOB: 0 BB: 0 P: 15	R: 0 E: 0 K: 1 S: 12 H: 0 LOB: 2 BB: 2 P: 25	R: 0 E: 0 K: 1 S: 8 H: 1 LOB: 0 BB: 0 P: 11	R: 2 E: 0 K: 1 S: 12 H: 3 LOB: 1 BB: 0 P: 17	R: 2 E: 1 K: 2 S: 20 H: 2 LOB: 2 BB: 1 P: 35	R: 0 E: 0 K: 0 S: 5 H: 0 LOB: 0 BB: 0 P: 9	R: 0 E: 0 K: 1 S: 9 H: 1 LOB: 0 BB: 0 P: 16	R: 0 E: 0 K: 1 S: 5 H: 0 LOB: 0 BB: 0 P: 8	R: 1 E: 1 K: 2 S: 15 H: 0 LOB: 1 BB: 1 P: 26	1B: 3 2B: 3 3B: 0 HR: 1	SF: 0 SAC: 0 DP: 0 HBP: 0					

TOP

New York Yankees @ Cleveland Indians

Jacobs Field, Cleveland, OH

Sat Jun 20 1998, 3:33 AM EDT

Att. 43,259 - Sunny - 80 F

livebaseballscorecards.com

AB	34
R	5
H	7
RBI	4
BB	4
SO	9
LOB	16

WP: 0 PB: 0 SB: 1 CS: 2 PA: 38

PITCHER		IP	WLS	BF	H	R	ER	SO	BB	IBB	HBP	BLK	WP	HR	S	P	ERA	WHIP
Dave Burba, R ERA: 3.78	(1, 1)	6.0	L	27	6	4	4	5	3	0	0	0	0	1	65	112	6.00	1.500
Eric Plunk, R ERA: 3.94	(7, 1)	2.0		6	1	0	0	2	0	0	0	0	0	0	14	24	0.00	0.500
Paul Shuey, R ERA:	(9, 1)	1.0		5	0	1	0	2	1	0	0	0	0	0	15	26	0.00	1.000

PITCHER	IP	WLS	BF	H	R	ER	SO	BB	IBB	HBP	BLK	WP	HR	S	P	ERA	WHIP

Batter	1	2	3	4	5	6	7	8	9	AB	R	H	RBI	BB	SO	LOB
Kenny Lofton, L (1, 8) OBP: 0.374, SLG: 0.439	B F B B C X 3-2 F7 ①		B C X 1-1 1B 2B		X 0-0 1-2 1B			B B X 2-0 F8 ② C B F X 1-2 F7 ③		5	0	2	0	0	0	2
Omar Vizquel, S (1, 6) OBP: 0.371, SLG: 0.387	C B B F S 1-3 K ②		C B B X 2-1 FC5-4 2-3 1B		B S F X 1-2 G6-3 ③			B L X 1-1 S 1B 1B		4	1	2	0	0	1	2
Manny Ramirez, R (1, 9) OBP: 0.361, SLG: 0.510	B F S F B F B X 3-2 G4-3 ③		B B X 2-0 FC5-4 1-2f ③			C X 0-1 G5-3 ①		B S X 1-1 1-H 1B		4	0	1	1	0	0	2
Jim Thome, L (1, 3) OBP: 0.429, SLG: 0.659		F B B B S S X 3-2 G6-3 ①		F B S S 1-3 K ①		B F C X 1-2 L4 ②		B B F S F C 2-3 K ③		4	0	0	0	0	2	1
Sandy Alomar Jr., R (1, 2) OBP: 0.308, SLG: 0.401		C X 0-1 L8 ②		X 0-0 L6 ②		B S F B F X 2-2 F9 ③			B B C X 2-1 FC1-6 1B 2B	4	1	1	0	0	0	0
David Justice, L (1, 7) OBP: 0.356, SLG: 0.489		C B C S 1-3 K ③		B B S S F S 2-3 K ③			B F S B B S 3-3 K ①		C F F B X 1-2 F8 ①	4	0	0	0	0	3	1
Travis Fryman, R (1, 5) OBP: 0.315, SLG: 0.438			B X 1-0 E6 S E 1B		C F X 0-2 F9 ①		C X 0-1 G1-3 ②		X 0-0 FC1-6 1B	4	1	2	0	0	0	0
Geronimo Berroa, R (1, 10) OBP: 0.282, SLG: 0.281 Mark Whiten, S (9, PH) OBP: 0.387, SLG: 0.422			S B F S 1-3 K 2-H ①		C B C B B C 3-3 K ②		S C B C 1-3 K ③		X 0-0 FC1-6 1B 1-2f 2-3 ②	3 1	0 0	0 0	0 0	0 0	3 0	0 2
David Bell, R (1, 4) OBP: 0.312, SLG: 0.413 Shawon Dunston, R (9, PR) OBP: 0.242, SLG: 0.366			C B X 1-1 G6-3 ②		B X 1-0 1B 1B			X 0-0 ① 1B	X 0-0 1-2 3-H 1B	4 0	0 0	3 0	1 0	0 0	0 0	0 0
Inning Stats	R: 0 H: 0 E: 0 LOB: 0 K: 1 BB: 0 S: 12 P: 19	R: 0 H: 0 E: 0 LOB: 0 K: 1 BB: 0 S: 8 P: 12	R: 1 H: 3 E: 2 LOB: 2 K: 1 BB: 0 S: 11 P: 19	R: 0 H: 0 E: 0 LOB: 0 K: 2 BB: 0 S: 8 P: 11	R: 0 H: 2 E: 0 LOB: 2 K: 1 BB: 0 S: 11 P: 16	R: 0 H: 0 E: 0 LOB: 0 K: 0 BB: 0 S: 9 P: 12	R: 0 H: 0 E: 0 LOB: 0 K: 2 BB: 0 S: 8 P: 12	R: 1 H: 3 E: 0 LOB: 1 K: 1 BB: 0 S: 10 P: 16	R: 1 H: 3 E: 0 LOB: 2 K: 0 BB: 0 S: 12 P: 16	1B: 9 2B: 2 3B: 0 HR: 0	SF: 0 SAC: 0 DP: 0 HBP: 0						

PITCHER	IP	WLS	BF	H	R	ER	SO	BB	IBB	HBP	BLK	WP	HR	S	P	ERA	WHIP
David Wells, L (1, 1) ERA: 4.28	8.0	W	31	8	2	2	9	0	0	0	0	0	0	77	117	2.25	1.000
42 Mariano Rivera, R (9, 1) ERA: 1.42	1.0	S	6	3	1	1	0	0	0	0	0	0	0	12	16	9.00	3.000

PITCHER	IP	WLS	BF	H	R	ER	SO	BB	IBB	HBP	BLK	WP	HR	S	P	ERA	WHIP

New York Yankees @ Cleveland Indians

Jacobs Field, Cleveland, OH

Sat Jun 20 1998, 3:33 AM EDT
Att. 43,259 - Sunny - 80 F

BOTTOM

livebaseballscorecards.com

AB	37
R	3
H	11
RBI	2
BB	0
SO	9
LOB	10

Batter	1	2	3	4	5	6	7	8	9	AB	R	H	RBI	BB	SO	LOB
Chuck Knoblauch, R (1, 4) OBP: 0.389, SLG: 0.376	C F B B X 2-2 G6-3		B C X 1-1 G6-3		B C B X 2-1 G6-4-3 1-2f			B F B B S C 3-3 K		3	0	0	0	0	0	1
Dale Sveum, S (7, 5) OBP: 0.209, SLG: 0.154										1	0	0	0	0	1	0
2 Derek Jeter, R (1, 6) OBP: 0.380, SLG: 0.500	C B B S B F C 3-3 K		B X 1-0 1B		B F F S 1-3 K			B S B B S F F B 4-2 G3 BB		3	0	1	0	1	2	0
Paul O'Neill, L (1, 9) OBP: 0.378, SLG: 0.487	F B F B C 2-3 K		C B C X 1-2 P5			S B X 1-1 F9		F F F B X 1-2 G3 1-2		3	0	0	0	0	1	1
Tim Raines, S (7, 7) OBP: 0.363, SLG: 0.392										1	0	0	0	0	0	1
Tino Martinez, L (1, 3) OBP: 0.359, SLG: 0.484		B X 1-0 L9	B C B B X 3-1 L4			B B X 2-0 L7		B B F F S B C 3-3 K		3	0	0	0	0	0	1
Luis Sojo, R (7, 3) OBP: 0.208, SLG: 0.200										1	0	0	0	0	1	1
Darryl Strawberry, L (1, 10) OBP: 0.384, SLG: 0.580		F B C B B F B 4-2 1B 20 BB BB		B S S X 2-1 1B		B B C B S F C 3-3 K			X 0-0 F8	3	0	1	0	1	1	0
20 Jorge Posada, S (1, 2) OBP: 0.352, SLG: 0.476		B B B B 4-0 1B 1-2 BB		X 0-0 F8			F B B B C C 3-3 K		X 0-0 PB 1B	3	0	1	0	1	1	1
Chad Curtis, R (1, 8) OBP: 0.393, SLG: 0.411		C X 0-1 1-2 2-3 1B		C B X 1-1 L5			B S C X 1-2 G5-3		B X 1-0 L7	4	0	1	0	0	0	2
(7, 9)																
Ricky Ledee, L (1, 7) OBP: 0.304, SLG: 0.400		F B F C 1-3 K		B B F S B F S 3-3 K			C B B B S B 4-2 BB		C B C S 1-3 K 1-2	3	0	0	0	1	3	5
(7, 8)																
Scott Brosius, R (1, 5) OBP: 0.383, SLG: 0.476		C F B B S 2-3 K			B B B 4-0 G6-4-3 BB		B B X 2-0 F8			2	0	0	0	1	1	4
Homer Bush, R (7, 4) OBP: 0.500, SLG: 0.467										0	0	0	0	0	0	0
Inning Stats	R: 0 E: 0 K: 2 S: 10 H: 0 LOB: 0 BB: 0 P: 17	R: 0 E: 0 K: 2 S: 12 H: 1 LOB: 3 BB: 2 P: 24	R: 0 E: 0 K: 0 S: 8 H: 1 LOB: 1 BB: 0 P: 14	R: 0 E: 0 K: 1 S: 9 H: 1 LOB: 1 BB: 0 P: 15	R: 0 E: 0 K: 1 S: 5 H: 0 LOB: 0 BB: 1 P: 12	R: 0 E: 0 K: 1 S: 7 H: 0 LOB: 0 BB: 0 P: 13	R: 0 E: 0 K: 1 S: 9 H: 0 LOB: 1 BB: 1 P: 19	R: 0 E: 0 K: 2 S: 14 H: 0 LOB: 1 BB: 1 P: 25	R: 0 E: 0 K: 1 S: 6 H: 1 LOB: 1 BB: 0 P: 8	1B: 4 2B: 0 3B: 0 HR: 0	SF: 0 SAC: 0 DP: 1 HBP: 0						

PITCHER		IP	WLS	BF	H	R	ER	SO	BB	IBB	HBP	BLK	WP	HR	S	P	ERA	WHIP
Bartolo Colon, R ERA: 2.53	(1, 1)	8.0	W	31	3	0	0	10	5	0	0	0	0	0	74	139	0.00	1.000
Ron Villone, L ERA: 2.03	(9, 1)	1.0		4	1	0	0	1	0	0	0	0	0	0	6	8	0.00	1.000

PITCHER	IP	WLS	BF	H	R	ER	SO	BB	IBB	HBP	BLK	WP	HR	S	P	ERA	WHIP

TOP

New York Yankees @ Cleveland Indians

Jacobs Field, Cleveland, OH

Sun Jun 21 1998, 7:05 PM EDT

Att. 43,104 - Cloudy - 83 F

livebaseballscorecards.com

AB	30
R	0
H	4
RBI	0
BB	5
SO	11
LOB	17

1B: 4 SF: 0
2B: 0 SAC: 0
3B: 0 DP: 1
HR: 0 HBP: 0

WP: 0 PA: 35
PB: 1
SB: 0
CS: 0

BOTTOM

New York Yankees @ Cleveland Indians

Jacobs Field, Cleveland, OH

Sun Jun 21 1998, 7:05 PM EDT

Att. 43,104 - Cloudy - 83 F

livebaseballscorecards.com

Batter	1	2	3	4	5	6	7	8	9	AB	R	H	RBI	BB	SO	LOB
Kenny Lofton, L (1, 8) OBP: 0.368, SLG: 0.431	C B B F X 2-2 G4-3 ①	B F X 1-1 P5 ③		C S B F F X 1-2 G4-3 ① 2-3	B X 1-0 F7 ③			F X 0-1 L7 ①		5	0	0	0	0	0	2
Omar Vizquel, S (1, 6) OBP: 0.366, SLG: 0.381 Shawon Dunston, R (7, 6) OBP: 0.248, SLG: 0.395	B X 1-0 L9 ②		C C F S 0-3 K ①	C F X 0-2 G4-3 ②		X 0-0 P5 ①		X 0-0 HR		4 1	0 1	0 1	0 1	0 0	1 0	1 0
David Justice, L (1, 10) OBP: 0.361, SLG: 0.487 Geronimo Berroa, R (8, PH) OBP: 0.278, SLG: 0.277	B B B B 4-0 BB		B B C F B B 4-2 1B HR BB	B B S B B 4-1 1B BB		C F B B X 2-2 L9 ②		C F C 0-3 K ②		1 1	1 0	0 0	0 0	3 0	0 1	0 0
Jim Thome, L (1, 3) OBP: 0.428, SLG: 0.654	C F S 0-3 K ③		C C B X 1-2 HR 1B 1-2	C C B B B X 3-2 1B 1-3 3-H		B B S F F B C 3-3 K ③		B F B C S 2-3 K ③		5	1	2	1	0	3	1
Manny Ramirez, R (1, 9) OBP: 0.367, SLG: 0.543		B B F B X 3-1 HR B B S X 2-1 HR 1-H 2-H		B B F C B C 3-3 K ③			C B X 1-1 F9 1B 2B			4	3	3	4	0	1	2
Mark Whiten, S (1, 7) OBP: 0.392, SLG: 0.463		C C B B F F X 2-2 HR C C B X 1-2 G3 ②			B B B C B 4-1 3B BB		B X 1-0 F9 ① 2-3			3	2	1	1	1	0	1
Sandy Alomar Jr., R (1, 2) OBP: 0.312, SLG: 0.413 Pat Borders, R (9, 2) OBP: 0.297, SLG: 0.294	C B B F X 2-2 G5-3 ① S X 0-1 CS 1B				B X 1-0 SF7 3B 1-H		C F B S 1-3 K ②			4 0	1 0	2 0	1 0	0 0	1 0	1 0
Travis Fryman, R (1, 5) OBP: 0.318, SLG: 0.453 Jeff Branson, L (7, PH) OBP: 0.222, SLG: 0.257 (8, 5)	B F C F B X 2-2 S 1B	F B 1-1 CS ③ 1-2	B B X 2-0 HR	S X 0-1 SF7 ① 3-H			F X 0-1 1B 3-H			2 1	1 0	2 1	2 1	0 0	0 0	0 0
David Bell, R (1, 4) OBP: 0.311, SLG: 0.415	B 1 SAFE C S S 1-3 K ② 1-2			B B B C F F X 3-2 G4-3 1B 2B	B F B B F F X 3-2 F7 ②		S F B B C 2-3 K ③			4	1	1	0	0	2	2
Inning Stats	R: 0 E: 0 K: 1 S: 7 H: 0 LOB: 1 BB: 1 P: 14	R: 2 E: 0 K: 1 S: 19 H: 3 LOB: 1 BB: 0 P: 30	R: 3 E: 0 K: 1 S: 17 H: 3 LOB: 0 BB: 1 P: 26	R: 2 E: 0 K: 1 S: 21 H: 3 LOB: 2 BB: 1 P: 37	R: 2 E: 0 K: 0 S: 9 H: 1 LOB: 0 BB: 1 P: 18	R: 0 E: 0 K: 1 S: 8 H: 0 LOB: 0 BB: 0 P: 13	R: 1 E: 0 K: 2 S: 11 H: 2 LOB: 1 BB: 0 P: 16	R: 1 E: 0 K: 2 S: 9 H: 1 LOB: 0 BB: 0 P: 11		1B: 5 2B: 2 3B: 1 HR: 5	SF: 1 SAC: 0 DP: 0 HBP: 0				WP: 0 PB: 0 SB: 1 CS: 1	PA: 41	

	AB	35
	R	11
	H	13
	RBI	11
	BB	4
	SO	9
	LOB	10

PITCHER		IP	WLS	BF	H	R	ER	SO	BB	IBB	HBP	BLK	WP	HR	S	P	ERA	WHIP
Hideki Irabu, R ERA: 2.19	(1, 1)	3.0	L	16	6	5	5	3	2	0	0	0	0	3	43	70	15.00	2.667
Darren Holmes, R ERA: 5.0	(4, 1)	3.0		15	4	4	4	2	2	0	0	0	0	1	38	68	12.00	2.000
Ramiro Mendoza, R ERA: 4.03	(7, 1)	1.0		5	2	1	1	2	0	0	0	0	0	0	11	16	9.00	2.000
Mike Stanton, L ERA: 5.29	(8, 1)	1.0		4	1	1	1	2	0	0	0	0	0	1	9	11	9.00	1.000

PITCHER	IP	WLS	BF	H	R	ER	SO	BB	IBB	HBP	BLK	WP	HR	S	P	ERA	WHIP

Cleveland Indians @ Chicago Cubs

Wrigley Field, Chicago, IL

Mon Jun 22 1998, 7:05 PM CDT

Att. 39,556 - Cloudy - 68 F

TOP

livebaseballscorecards.com

Batter	1	2	3	4	5	6	7	8	9	AB	R	H	RBI	BB	SO	LOB
Kenny Lofton, L (1, 8) OBP: 0.372, SLG: 0.430	C B L B F S 2-3 ① K		B B B B 4-0 G4-3 S BB		X 0-0 1-2 1B		L F B B B B 4-2 S 1B BB		B C X 1-1 ① G4-3	3	1	1	0	2	1	0
Omar Vizquel, S (1, 6) OBP: 0.367, SLG: 0.382	C C X 0-2 ② L7		B X 1-0 ② G4-3 1-3		L B X 1-1 ③ G5-3		1 SAFE 1 SAFE P F B X 2-1 E 1-H 1B		B C S B X 2-2 E S 1B 1B	5	1	2	1	0	0	3
David Justice, L (1, 7) OBP: 0.362, SLG: 0.485 Mark Whiten, S (9, PR) OBP: 0.392, SLG: 0.463 (9, 7)	B C F B B B S 3-3 ③ K		X 0-0 ③ F8			C B B C B X 3-2 ① F9	1 SAFE B C B 1 B X 1 SAFE 3-1 E9 1-3 1B		B B 1 SAFE 1 SAFE C X 2-1 1B 1-H 1B	5 0	0 0	2 0	1 0	0 0	1 0	1 0
Jim Thome, L (1, 3) OBP: 0.428, SLG: 0.648		B F X 1-1 ① F9		B B B B 4-0 G6-4-3 BB		B B S X 2-1 ② P5	B B S B X 3-1 ③ G3		F X 0-1 1-3 1B	4	0	1	0	1	0	2
Manny Ramirez, R (1, 9) OBP: 0.371, SLG: 0.546		C F B B B X 2-2 FC5-4 1B		F B C F F B C 2-3 ① K		B S X 1-1 2B		B C B B B 4-1 S BB	S F X 0-2 ② P5	4	0	2	0	1	1	3
Sandy Alomar Jr., R (1, 2) OBP: 0.309, SLG: 0.405		B B C F F F X 2-2 ② FC5-4 1-2f		B F X 1-1 ② ③ G6-4-3 1-2f		F B S B F B B 4-2 BB		C S B X 1-2 ① F9	F X 0-1 ③ F8	4	0	0	0	1	0	5
Travis Fryman, R (1, 5) OBP: 0.314, SLG: 0.446		X 0-0 ③ F8			S F F F B B B F S 2-3 ① K	F B X 1-1 ③ L9		F B X 1-1 ② F8		4	0	0	0	0	1	4
David Bell, R (1, 4) OBP: 0.320, SLG: 0.435			B X 1-0 HR		B C C C X 1-2 1B 1B		C X 0-1 ① G4-3	B B I I 4-0 1-2 IBB		3	1	2	1	1	0	0
Dwight Gooden, R (1, 1) Jeff Branson, L (7, PH) OBP: 0.216, SLG: 0.250 Alvin Morman, L (7, 1) Paul Shuey, R (7, 1) Paul Assenmacher, L (8, 1) Michael Jackson, R (9, 1)			X 0-0 ① G3		L C L 0-3 ② K		C B X 1-1 ② G4-3	B F F X 1-2 ③ G4-3		2 1 0 1 0 0	0 0 0 0 0 0	0 0 0 0 0 0	0 0 0 0 0 0	1 0 0 0 0 0	1 0 0 2 0 0	
Inning Stats	R: 0 E: 0 K: 2 S: 10 H: 0 LOB: 0 BB: 0 P: 15	R: 0 E: 0 K: 0 S: 11 H: 1 LOB: 1 BB: 0 P: 16	R: 1 E: 0 K: 0 S: 4 H: 1 LOB: 1 BB: 1 P: 10	R: 0 E: 0 K: 1 S: 7 H: 0 LOB: 0 BB: 1 P: 14	R: 0 E: 0 K: 2 S: 15 H: 2 LOB: 2 BB: 0 P: 19	R: 0 E: 0 K: 0 S: 12 H: 1 LOB: 2 BB: 1 P: 23	R: 1 E: 1 K: 0 S: 13 H: 2 LOB: 2 BB: 1 P: 25	R: 0 E: 0 K: 0 S: 9 H: 0 LOB: 2 BB: 2 P: 20	R: 1 E: 0 K: 0 S: 14 H: 3 LOB: 2 BB: 0 P: 19	1B: 8 2B: 1 3B: 0 HR: 1 SF: 0 SAC: 0 DP: 1 HBP: 0						

AB	36
R	3
H	10
RBI	3
BB	6
SO	5
LOB	21

WP: 0 PB: 0 SB: 4 CS: 0 PA: 42

PITCHER		IP	WLS	BF	H	R	ER	SO	BB	IBB	HBP	BLK	WP	HR	S	P	ERA	WHIP
Kevin Tapani, R ERA: 4.31	(1, 1)	6.2	L	29	6	2	2	5	4	0	0	0	0	1	68	112	2.70	1.500
Terry Mulholland, L ERA: 3.61	(7, 1)	0.1		2	1	0	0	0	0	0	0	0	0	0	4	10	0.00	3.000
Terry Adams, R ERA: 2.17	(8, 1)	1.1		9	3	1	1	0	1	1	0	0	0	0	18	34	6.75	3.000
Dave Stevens, R ERA:	(9, 1)	0.2		2	0	0	0	0	0	0	0	0	0	0	5	5	0.00	0.000

PITCHER	IP	WLS	BF	H	R	ER	SO	BB	IBB	HBP	BLK	WP	HR	S	P	ERA	WHIP

BOTTOM

Cleveland Indians @ Chicago Cubs

Wrigley Field, Chicago, IL

Mon Jun 22 1998, 7:05 PM CDT

Att. 39,556 - Cloudy - 68 F

livebaseballscorecards.com

Batter	1	2	3	4	5	6	7	8	9	AB	R	H	RBI	BB	SO	LOB
Brant Brown, L (1, 8) OBP: 0.374, SLG: 0.547	1-1 L8		3-2 F7			0-1 G4-3 1-2		2-3 K 2-3		4	0	0	0	0	1	2
Mickey Morandini, L (1, 4) OBP: 0.405, SLG: 0.423	1-1 G4-3			0-1 G1-3		1-0 G5-4-3 1B 2-3			4-2 G6-3 1B BB	3	0	1	0	1	0	0
Sammy Sosa, R (1, 9) OBP: 0.398, SLG: 0.686	3-3 K			3-3 K		3-0 G5-4-3 1-2f			0-1 P2	4	0	0	0	0	2	3
Mark Grace, L (1, 3) OBP: 0.420, SLG: 0.500		1-0 F8		1-2 P4			2-0 G4-3		1-0 G6-3 1-2	4	0	1	0	0	0	0
Henry Rodriguez, L (1, 7) OBP: 0.320, SLG: 0.467 Jeff Blauser, R (7, PH) OBP: 0.356, SLG: 0.316 Terry Adams, R (8, 1) Dave Stevens, R (9, 1) Jason Hardtke, S (9, PH) OBP: 0.350, SLG: 0.278		0-0 1B			1-0 HR		0-1 1B		2-2 G6-3 1-2 2-3	2 1 0 0 1	1 0 0 0 0	2 1 0 0 0	1 0 0 0 0	0 0 0 0 0	0 0 0 0 0	0 0 0 0 2
José Hernández, R (1, 5) OBP: 0.306, SLG: 0.560		1-0 F9			1-2 G1-3		1-3 K		2-1 L6	4	0	0	0	0	1	4
Manny Alexander, R (1, 6) OBP: 0.285, SLG: 0.344		2-2 P3			1-1 F9		0-3 K			3	0	0	0	0	1	2
Scott Servais, R (1, 2) OBP: 0.276, SLG: 0.298 Sandy Martinez, L (8, PH) OBP: 0.355, SLG: 0.394 (9, 2)			0-0 G4-3		2-0 G6-3			0-1 K G4-3 1B		2 1	0 0	0 1	0 0	0 0	0 0	0 0
Kevin Tapani, R (1, 1) OBP: 0.289, SLG: 0.242 Terry Mulholland, R (7, 1) OBP: 0.286, SLG: 0.167 Pedro Valdes, L (8, 7)			0-1 G6-3			2-1 1B G4-3 1B		0-1 G4-3 1-2		2 0 1	0 0 0	1 0 0	0 0 0	0 0 0	0 0 0	0 0 1
Inning Stats	R: 0 E: 0 K: 1 S: 7 H: 0 LOB: 0 BB: 0 P: 12	R: 0 E: 0 K: 0 S: 6 H: 1 LOB: 1 BB: 0 P: 10	R: 0 E: 0 K: 0 S: 7 H: 0 LOB: 0 BB: 0 P: 10	R: 0 E: 0 K: 1 S: 8 H: 0 LOB: 0 BB: 0 P: 12	R: 1 E: 0 K: 0 S: 8 H: 1 LOB: 0 BB: 0 P: 13	R: 0 E: 0 K: 0 S: 6 H: 2 LOB: 1 BB: 0 P: 12	R: 0 E: 0 K: 2 S: 9 H: 1 LOB: 1 BB: 0 P: 12	R: 0 E: 0 K: 1 S: 7 H: 1 LOB: 1 BB: 0 P: 9	R: 0 E: 0 K: 0 S: 11 H: 1 LOB: 2 BB: 1 P: 20	1B: 6 2B: 0 3B: 0 HR: 1	SF: 0 SAC: 0 DP: 1 HBP: 0						

	AB	32
	R	1
	H	7
	RBI	1
	BB	1
	SO	5
	LOB	14

PITCHER		IP	WLS	BF	H	R	ER	SO	BB	IBB	HBP	BLK	WP	HR	S	P	ERA	WHIP
Dwight Gooden, R ERA: 4.22	(1, 1)	6.0	W	21	4	1	1	2	0	0	0	0	0	1	42	69	1.50	0.667
Alvin Morman, L ERA: 3.18	(7, 1)	0.1		1	0	0	0	0	0	0	0	0	0	0	1	3	0.00	0.000
Paul Shuey, R ERA:	(7, 1)	1.0		5	2	0	0	2	0	0	0	0	0	0	12	13	0.00	2.000
Paul Assenmacher, L ERA: 3.6	(8, 1)	0.2		2	0	0	0	1	1	0	0	0	0	0	5	11	0.00	1.500
Michael Jackson, R ERA: 2.2	(9, 1)	1.0	S	4	1	0	0	0	0	0	0	0	0	0	9	14	0.00	1.000

PITCHER	IP	WLS	BF	H	R	ER	SO	BB	IBB	HBP	BLK	WP	HR	S	P	ERA	WHIP

Cleveland Indians @ Chicago Cubs

Wrigley Field, Chicago, IL

Tue Jun 23 1998, 3:33 AM CDT

Att. 39,006 - Sunny - 79 F

TOP

livebaseballscorecards.com

Batter	1	2	3	4	5	6	7	8	9	AB	R	H	RBI	BB	SO	LOB
Kenny Lofton, L (1, 8) OBP: 0.369, SLG: 0.426	C X 0-1 ① G4-3		B B X 2-0 ③ F8		C B F S 1-3 ① K		B B C F X 2-2 BB 1B 1B	X 0-0 ② L7		5	0	1	0	0	1	1
Shawon Dunston, R (1, 6) OBP: 0.246, SLG: 0.388 Paul Shuey, R (8, 1) Paul Assenmacher, L (9, 1) Michael Jackson, R (9, 1)	C X 0-1 ② F8			B F F B X 2-2 ① F9	F X 0-1 ② B1-3		X 0-0 BB 1-2 1B	C B F S 1-3 ③ K		5 0 0 0	0 0 0 0	1 0 0 0	0 0 0 0	0 0 0 0	1 0 0 0	1 0 0 0
David Justice, L (1, 7) OBP: 0.363, SLG: 0.486	B C B B C B 4-2 BB			C B B B X 3-1 1B 1B 2B	C B B B C X 3-2 ③ L9		B B C F B F F X 3-2 ② F8		B F B X 2-1 ① P7	4	1	1	0	1	0	2
Jim Thome, L (1, 3) OBP: 0.433, SLG: 0.653	X 0-0 ③ 3-1			B C X 1-1 1B 2B 2-3 1B		C B X 1-1 2B	B S S B B B 4-1 1-2 2-3 BB		F B B S X 2-2 1B	4	1	3	0	1	0	1
Manny Ramirez, R (1, 9) OBP: 0.368, SLG: 0.539		B B C S S 2-3 ① K		1 SAFE X 1-0 2B SF9 1-2 3-H 1B		C B X 1-1 ① G6-3	X 0-0 ③ G4-3		C B B C B X 3-2 ② P5	5	1	1	1	0	1	5
Travis Fryman, R (1, 5) OBP: 0.315, SLG: 0.460		B B S X 2-1 ② L5		B X 1-0 SF9 1-3 2-H 2B		B F F S 1-3 ② K		C B X 1-1 HR	C C S 0-3 ③ K	5	1	2	2	0	2	2
David Bell, R (1, 4) OBP: 0.325, SLG: 0.433 Eric Plunk, R (6, 1) Mark Whiten, S (8, PH) OBP: 0.400, SLG: 0.485 Omar Vizquel, S (8, 6) OBP: 0.367, SLG: 0.382		F B S B F B F X 3-2 ③ F7		I 4-0 IBB	I 4-0 IBB			B X 1-0 1B 2B		1 0 1 0	0 0 1 0	0 0 1 0	0 0 0 0	2 0 0 0	0 0 0 0	0 0 0 0
Pat Borders, R (1, 2) OBP: 0.295, SLG: 0.295			B B X 2-0 ① F8	F B B X 2-1 ② SF9 2-3 3-H		B C B X 2-1 ③ F8		F X 0-1 SH1-4 2-H 1B		3	0	1	2	0	0	2
Charles Nagy, L (1, 1) Alvin Morman, L (6, 1) Jeff Branson, L (6, 4) OBP: 0.211, SLG: 0.243			B C S B S 2-3 ② K	B F B F C 2-3 ③ K			B X 1-0 ① G6-3	X 0-0 ① SH1-4 1-2		2 0 1	0 0 0	0 0 0	0 0 0	0 0 0	2 0 0	2 0 0
Inning Stats	R: 0 H: 0 E: 0 LOB: 1 K: 0 BB: 1 S: 7 P: 11	R: 0 H: 0 E: 0 LOB: 0 K: 1 BB: 0 S: 10 P: 17	R: 0 H: 0 E: 0 LOB: 0 K: 1 BB: 0 S: 5 P: 11	R: 3 H: 4 E: 0 LOB: 2 K: 1 BB: 1 S: 14 P: 30	R: 0 H: 0 E: 0 LOB: 0 K: 1 BB: 0 S: 8 P: 12	R: 0 H: 1 E: 0 LOB: 2 K: 1 BB: 1 S: 9 P: 18	R: 0 H: 2 E: 0 LOB: 3 K: 0 BB: 1 S: 13 P: 23	R: 2 H: 3 E: 0 LOB: 1 K: 1 BB: 0 S: 10 P: 13	R: 0 H: 1 E: 0 LOB: 1 K: 1 BB: 0 S: 11 P: 18	1B: 6 SF: 1 2B: 4 SAC: 1 3B: 0 DP: 0 HR: 1 HBP: 0						

	AB	36
	R	5
	H	11
	RBI	5
	BB	4
	SO	7
	LOB	16

PITCHER		IP	WLS	BF	H	R	ER	SO	BB	IBB	HBP	BLK	WP	HR	S	P	ERA	WHIP
Geremi Gonzalez, R ERA: 5.64	(1, 1)	6.0		26	5	3	3	5	1	2	0	0	0	0	53	99	4.50	1.000
Terry Mulholland, L ERA: 3.56	(7, 1)	0.2		5	2	0	0	0	1	0	0	0	0	0	12	22	0.00	4.500
Terry Adams, R ERA: 2.54	(7, 1)	0.1	L	4	3	2	2	0	0	0	0	0	0	1	6	8	54.00	9.000
Bob Patterson, L ERA: 5.68	(8, 1)	0.2		2	0	0	0	0	0	0	0	0	0	0	2	2	0.00	0.000
Marc Pisciotta, R ERA: 3.69	(8, 1)	1.1		5	1	0	0	2	0	0	0	0	0	0	14	22	0.00	0.750

PITCHER	IP	WLS	BF	H	R	ER	SO	BB	IBB	HBP	BLK	WP	HR	S	P	ERA	WHIP

WP: 0 PA: 42
PB: 0
SB: 0
CS: 0

Batter	1	2	3	4	5	6	7	8	9	AB	R	H	RBI	BB	SO	LOB
Brant Brown, L (1, 8) OBP: 0.367, SLG: 0.535	B F B X 2-1 F7 ①		B C B S S 2-3 K ①		X 0-0 P6 ②	F F B S 1-3 K ②			C F B S 1-3 K ①	5	0	0	0	0	3	4
Mickey Morandini, L (1, 4) OBP: 0.405, SLG: 0.418	C C B B F B F X 3-2 F8 ②		S B C B B X 3-2 F8 ②		F H 1-1 HBP	B B B B 4-0 FC6-4 1-2 2-3 3-H BB			F B X 1-1 F8 ②	3	0	0	1	1	0	0
Sammy Sosa, R (1, 9) OBP: 0.392, SLG: 0.675	B F X 1-1 F7 ③		C X 0-1 G5-3 ③		B S C X 1-2 P4 ③	C F X 0-2 FC6-4 1-2f ③			C X 0-1 P5 ③	5	0	0	0	0	0	5
Mark Grace, L (1, 3) OBP: 0.418, SLG: 0.500		B C F F B X 2-2 G6-3 ①		B X 1-0 F9 ①		B B C B C F F F X 3-2 HR 2B	B B X 2-0 G1-3 ①			4	1	1	0	0	0	0
Henry Rodriguez, L (1, 7) OBP: 0.322, SLG: 0.481 Terrell Lowery, R (8, 7) OBP: 0.313, SLG: 0.286 Bob Patterson, R (8, 1) Marc Pisciotta, R (8, 1) OBP: 0.333, SLG: 0.333		B X 1-0 BB BB SF8 1B		B F B X 2-1 G4-3 ②		X 0-0 2-H HR	C B B S X 2-2 F8 ②			4 0 0 0	2 0 0 0	2 0 0 0	2 0 0 0	0 0 0 0	0 0 0 0	0 0 0 0
José Hernández, R (1, 5) OBP: 0.320, SLG: 0.563	B B B B 4-0 BB 1-2 BB			C B B X 2-1 FC6-4 1B		B B B B 4-0 WP 1B BB BB	B B C C B F B 4-2 CS BB			1	1	1	0	3	0	0
Jeff Blauser, R (1, 6) OBP: 0.358, SLG: 0.316	B C C F F B B B 4-2 FC5-4 1-2 2-3 BB			X 0-0 FC6-4 1-2f ③		F B B X 2-1 BB WP 1-2 1B	B 1 SAFE F B 1 SAFE 2-1 CS 1-2 ③	B F S B S 2-3 K2-3 ①		3	0	1	0	1	1	1
Sandy Martinez, L (1, 2) OBP: 0.359, SLG: 0.418 Scott Servais, R (6, PH) OBP: 0.274, SLG: 0.295 (7, 2)	B B X 2-0 SF8 ② 3-H				B X 1-0 SH3-4 2B	C B X 1-1 G5-3 ① 1-2 2-3		B S C S 1-3 K ②		1 2	0 0	1 0	1 0	0 0	0 1	0 2
Geremi Gonzalez, R (1, 1) OBP: 0.185, SLG: 0.222 Manny Alexander, R (6, PH) OBP: 0.290, SLG: 0.344 Terry Mulholland, R (7, 1) OBP: 0.286, SLG: 0.167 Terry Adams, R (7, 1) Matt Mieske, R (8, 7) OBP: 0.378, SLG: 0.425		X 0-0 FC5-4 1-2f ③			L X 0-1 SH3-4 ① 2-3	4-0 BB IBB		X 0-0 F9 ③		1 0 0 0 1	0 0 0 0 0	0 0 0 0 0	0 0 0 0 0	0 1 0 0 0	0 0 0 0 0	2 0 0 0 0
Inning Stats	R: 0 H: 0 E: 0 LOB: 0 K: 0 BB: 0 S: 9 P: 15	R: 1 H: 1 E: 0 LOB: 2 K: 0 BB: 2 S: 11 P: 24	R: 0 H: 0 E: 0 LOB: 0 K: 1 BB: 0 S: 8 P: 13	R: 0 H: 1 E: 0 LOB: 1 K: 0 BB: 0 S: 6 P: 11	R: 0 H: 1 E: 0 LOB: 2 K: 0 BB: 0 S: 8 P: 11	R: 3 H: 3 E: 0 LOB: 3 K: 1 BB: 3 S: 18 P: 37	R: 0 H: 0 E: 0 LOB: 0 K: 0 BB: 1 S: 8 P: 18	R: 0 H: 0 E: 0 LOB: 0 K: 2 BB: 0 S: 7 P: 10	R: 0 H: 0 E: 0 LOB: 0 K: 1 BB: 0 S: 7 P: 9	1B: 3 SF: 1 2B: 2 SAC: 1 3B: 0 DP: 0 HR: 1 HBP: 1						

PITCHER		IP	WLS	BF	H	R	ER	SO	BB	IBB	HBP	BLK	WP	HR	S	P	ERA	WHIP
Charles Nagy, R ERA: 5.07	(1, 1)	5.0		25	6	4	4	1	3	0	1	0	0	1	51	92	7.20	1.800
Alvin Morman, L ERA: 3.06	(6, 1)	0.2		4	0	0	0	1	1	1	0	0	1	0	6	16	0.00	1.500
Eric Plunk, R ERA: 3.77	(6, 1)	1.1	W	4	0	0	0	0	1	0	0	0	0	0	11	21	0.00	0.750
Paul Shuey, R ERA:	(8, 1)	1.0		3	0	0	0	2	0	0	0	0	0	0	7	10	0.00	0.000
Paul Assenmacher, L ERA: 3.51	(9, 1)	0.2		2	0	0	0	1	0	0	0	0	0	0	5	7	0.00	0.000

PITCHER		IP	WLS	BF	H	R	ER	SO	BB	IBB	HBP	BLK	WP	HR	S	P	ERA	WHIP
Michael Jackson, R ERA: 2.17	(9, 1)	0.1	S	1	0	0	0	0	0	0	0	0	0	0	2	2	0.00	0.000

Cleveland Indians @ Chicago Cubs

Wrigley Field, Chicago, IL

Tue Jun 23 1998, 3:33 AM CDT

Att. 39,006 - Sunny - 79 F

BOTTOM

livebaseballscorecards.com

AB	30
R	4
H	6
RBI	4
BB	6
SO	5
LOB	14

WP: 1 PA: 40
PB: 0
SB: 0
CS: 1

Batter	1	2	3	4	5	6	7	8	9	AB	R	H	RBI	BB	SO	LOB
Willie McGee, S (1, 10) OBP: 0.330, SLG: 0.351	C B X 1-1 G1-3 ①		C B B F F B X 3-2 F9 ③		S B X 1-1 G1-3 ② 2-3		X 0-0 E BB 1-3 1B		S B F F F X 1-2 G1-3 ②	5	0	1	0	0	0	1
Delino DeShields, L (1, 4) OBP: 0.411, SLG: 0.475 Luis Ordaz, R (7, 6)	F B X 1-1 F8 ②			B X 1-0 F7 ①	F B C B B X 3-2 L7 ③		B F B B B 4-1 E 1-2 BB		C F F B B S 2-3 K ③	3 1	0 0	0 0	0 0	1 0	0 1	1 0
Mark McGwire, R (1, 3) OBP: 0.488, SLG: 0.793 Brian Hunter, R (6, 3) OBP: 0.282, SLG: 0.423	X 0-0 1B			B S X 1-1 HR		B B C B X 3-1 P4 ①	B F B X 2-1 E5 1-2 2-3 3-H			3 1	1 0	2 0	1 1	0 0	0 0	0 2
Brian Jordan, R (1, 9) OBP: 0.399, SLG: 0.607 Shawn Gilbert, R (7, 4)	B F F B X 2-2 P2 ③			C B B S X 2-2 2B 1B		C F B F F F F F 2-2 B X 2B 1B	C F S 0-3 K ②			4 0	1 0	2 0	0 0	0 0	1 0	4 0
Ray Lankford, L (1, 8) OBP: 0.396, SLG: 0.470 Tom Lampkin, L (8, 7) OBP: 0.329, SLG: 0.401		B C S S B B F B 4-2 G5-4-3 BB		C 1 SAFE F X 0-2 P6 ②		F X 0-1 1-H 2B	S B X 1-1 G4-3 ③			3 0	0 0	1 0	1 0	1 0	0 0	4 0
Gary Gaetti, R (1, 5) OBP: 0.347, SLG: 0.433		B X 1-0 G5-4-3 ① ② 1-2f		B B B C X 3-1 1-3 2B		X 0-0 F8 ②		B X 1-0 F9 ①		4	0	1	0	0	0	2
John Mabry, L (1, 7) OBP: 0.335, SLG: 0.394 (8, 9)		C C C 0-3 K ③		C B X 1-1 G3-1 ③		C X 0-1 G3 ③		C F S 0-3 K ②		4	0	0	0	0	2	3
Tom Pagnozzi, R (1, 2) OBP: 0.302, SLG: 0.319			B B B B 4-0 G3-6 BB		X 0-0 G1-3 G1-3 1B		F C B B S 2-3 K ①	F B B X 2-1 P3 ③		3	0	1	0	1	1	0
David Howard, S (1, 6) OBP: 0.324, SLG: 0.344 (7, 9) (8, 8)			B B C X 2-1 G3-6 ① ② 1-2f		X 0-0 G1-3 ① 1-2		B B X 2-0 1B E 1B		X 0-0 F8 ①	4	1	1	0	0	0	2
Inning Stats	R: 0 E: 0 K: 0 S: 8 H: 1 LOB: 1 BB: 0 P: 12	R: 0 E: 0 K: 1 S: 7 H: 0 LOB: 0 BB: 1 P: 12	R: 0 E: 0 K: 0 S: 6 H: 0 LOB: 0 BB: 1 P: 15	R: 1 E: 0 K: 0 S: 13 H: 3 LOB: 2 BB: 0 P: 21	R: 0 E: 0 K: 0 S: 7 H: 1 LOB: 1 BB: 0 P: 11	R: 1 E: 0 K: 0 S: 16 H: 2 LOB: 1 BB: 0 P: 21	R: 1 E: 1 K: 2 S: 13 H: 2 LOB: 3 BB: 1 P: 24	R: 0 E: 0 K: 1 S: 6 H: 0 LOB: 0 BB: 0 P: 9	R: 0 E: 0 K: 1 S: 10 H: 0 LOB: 0 BB: 0 P: 13	1B: 6 2B: 2 3B: 0 HR: 1	SF: 0 SAC: 0 DP: 2 HBP: 0						

PITCHER		IP	WLS	BF	H	R	ER	SO	BB	IBB	HBP	BLK	WP	HR	S	P	ERA	WHIP
Jaret Wright, R ERA: 3.93	(1, 1)	6.1	W	29	9	3	3	2	3	0	0	0	0	1	63	106	4.26	1.895
Jose Mesa, R ERA: 4.01	(7, 1)	1.2		6	0	0	0	2	0	0	0	0	0	0	13	19	0.00	0.000
Ron Villone, L ERA: 1.88	(9, 1)	1.0		3	0	0	0	1	0	0	0	0	0	0	10	13	0.00	0.000

PITCHER	IP	WLS	BF	H	R	ER	SO	BB	IBB	HBP	BLK	WP	HR	S	P	ERA	WHIP

TOP

St. Louis Cardinals @ Cleveland Indians

Jacobs Field, Cleveland, OH

Wed Jun 24 1998, 7:05 PM EDT
Att. 43,321 - Cloudy - 87 F

livebaseballscorecards.com

AB	35
R	3
H	9
RBI	3
BB	3
SO	5
LOB	19

1B: 6	SF: 0	WP: 0	PA: 38
2B: 2	SAC: 0	PB: 0	
3B: 0	DP: 2	SB: 0	
HR: 1	HBP: 0	CS: 0	

Batter	1	2	3	4	5	6	7	8	9	AB	R	H	RBI	BB	SO	LOB
Kenny Lofton, L (1, 8) OBP: 0.370, SLG: 0.422	F7 1B BB		G3-1		FC4 BB	G6-3		HBP		3	0	0	0	2	0	0
Shawon Dunston, R (7, 7) OBP: 0.252, SLG: 0.388										0	0	0	0	0	0	0
Omar Vizquel, S (1, 6) OBP: 0.366, SLG: 0.382	2B HR 1B F9		K		FC4 BB BB BB 1-2f 2-3		1B 1B	SF7 3-H		5	3	2	1	0	1	4
David Justice, L (1, 10) OBP: 0.368, SLG: 0.491	HR 2B 1-2 2-3 1B			G6-3	BB BB E BB 1-2		1B FC9-2 1B 1-2	G3		5	2	3	0	1	0	2
Jim Thome, L (1, 3) OBP: 0.439, SLG: 0.653	HR BB K			G4-3 1B	BB E BB 1-2 2-3 3-H		FC6-4 1B 1-3 2-H			3	2	2	2	2	1	3
Manny Ramirez, R (1, 9) OBP: 0.369, SLG: 0.546	HR 1-H 2-H 3-H	K		G4-3 1-2	E BB 1-2 2-3 3-H		FC9-2 3-H			4	1	1	5	1	1	3
Sandy Alomar Jr., R (1, 2) OBP: 0.311, SLG: 0.410	2B HR 1B 1B FC7-2 2B			G6-3	E6 1-3 2-H 3-H		FC6-4 1-2f			5	1	2	0	0	0	3
Mark Whiten, S (1, 7) OBP: 0.412, SLG: 0.507 (7, 8)	HR 1-3 2B	1B 2-3 1B		2B K				K		5	2	3	0	0	2	2
Travis Fryman, R (1, 5) OBP: 0.318, SLG: 0.475	HR 2-H 3-H	FC7-2 3-H			FC4 BB 2B 1-H	F8		2B SF7 1B		4	2	2	4	0	0	2
Jeff Branson, L (8, PH) (9, 5) OBP: 0.231, SLG: 0.263										1	1	1	0	0	0	0
David Bell, R (1, 4) OBP: 0.327, SLG: 0.443	1B 2B		G3		F8	L9		1-3 2B		5	0	2	0	0	0	1
Inning Stats	R: 7 H: 8 E: 0 LOB: 3 K: 1 BB: 2 S: 28 P: 52	R: 0 H: 2 E: 0 LOB: 1 K: 1 BB: 0 S: 11 P: 16	R: 0 H: 0 E: 0 LOB: 0 K: 1 BB: 0 S: 6 P: 9	R: 0 H: 1 E: 0 LOB: 1 K: 0 BB: 0 S: 9 P: 12	R: 5 H: 2 E: 1 LOB: 2 K: 1 BB: 4 S: 19 P: 39	R: 0 H: 0 E: 0 LOB: 0 K: 0 BB: 0 S: 4 P: 7	R: 1 H: 3 E: 0 LOB: 1 K: 0 BB: 0 S: 10 P: 14	R: 1 H: 2 E: 0 LOB: 2 K: 1 BB: 0 S: 13 P: 21		1B: 10 SF: 1 2B: 8 SAC: 0 3B: 0 DP: 2 HR: 2 HBP: 1						

BOTTOM

St. Louis Cardinals @ Cleveland Indians

Jacobs Field, Cleveland, OH

Wed Jun 24 1998, 7:05 PM EDT

Att. 43,321 - Cloudy - 87 F

livebaseballscorecards.com

AB	40
R	14
H	18
RBI	12
BB	6
SO	5
LOB	20

PITCHER		IP	WLS	BF	H	R	ER	SO	BB	IBB	HBP	BLK	WP	HR	S	P	ERA	WHIP
Mark Petkovsek, R ERA: 5.51	(1, 1)	0.1	L	9	7	7	7	0	1	0	0	0	0	2	19	35	189.00	24.000
John Frascatore, R ERA: 4.41	(1, 1)	4.0		18	6	2	2	3	1	0	0	0	0	0	40	60	4.50	1.750
Lance Painter, L ERA: 4.32	(5, 1)	0.1		4	0	0	0	0	3	0	0	0	0	0	9	22	0.00	9.000
Curtis King, R ERA: 5.06	(5, 1)	1.1		6	0	3	1	1	1	0	0	0	0	0	9	18	6.75	0.750
Brady Raggio, R ERA: 15.43	(7, 1)	2.0		11	5	2	2	1	0	0	1	0	0	0	23	35	9.00	2.500

PITCHER	IP	WLS	BF	H	R	ER	SO	BB	IBB	HBP	BLK	WP	HR	S	P	ERA	WHIP

Batter	1	2	3	4	5	6	7	8	9	AB	R	H	RBI	BB	SO	LOB
Brian Hunter, R (1, 10) OBP: 0.281, SLG: 0.415	B F F S 1-3 ① K		F B F B S 2-3 ③ K		S B C F F X 1-2 ③ 1-2 2-H 1B			X 0-0 ② G6-3		4	0	1	0	0	2	0
Delino DeShields, L (1, 4) OBP: 0.408, SLG: 0.471	B C X 1-1 ② P1			F C B X 1-2 ① G4-3		C B C B X 2-2 ① G6-3		X 0-0 1B		4	0	1	0	0	0	0
Mark McGwire, R (1, 3) OBP: 0.488, SLG: 0.801	B C C B X 2-2 HR			C F B B X 2-2 G6-4-3 1B		B C F B B X 3-2 ② P2		B X 1-0 ③ L6		4	1	2	1	0	0	1
Brian Jordan, R (1, 9) OBP: 0.393, SLG: 0.598	F B B C X 2-2 ③ F9			X 0-0 ② ③ G6-4-3 1-2f		C S B X 1-2 ③ G1-3			F B X 1-1 ① P4	4	0	0	0	0	0	1
Ray Lankford, L (1, 8) OBP: 0.390, SLG: 0.462		F X 0-1 ① G4-3			C F B F X 1-2 ① F9		B C F S 1-3 ① K2-3		S B B X 2-1 ② G3	4	0	0	0	0	1	0
John Mabry, L (1, 7) OBP: 0.333, SLG: 0.408		X 0-0 ② G3-1			X 0-0 HR		C B B X 2-1 ② F9		X 0-0 ③ G4-3	4	1	1	1	0	0	0
Gary Gaetti, R (1, 5) OBP: 0.351, SLG: 0.431		C X 0-1 ③ F8			C B F B B B 4-2 1B 1B BB		C B H 2-1 HBP			1	0	0	0	1	0	0
Tom Lampkin, L (1, 2) OBP: 0.329, SLG: 0.396			B H 2-0 G6-4-3 HBP		B B F B X 3-1 ② P4		B C B S S 2-3 ③ K			2	0	0	0	0	1	2
Luis Ordaz, R (1, 6) OBP: 0.300, SLG: 0.125 Willie McGee, S (8, PH) OBP: 0.328, SLG: 0.349 David Howard, S (8, 6) OBP: 0.324, SLG: 0.344			B X 1-0 ① ② G6-4-3 1-2f		X 0-0 1B 1-2 1B			B B X 2-0 ① G4-3		2	0	1	0	0	0	1
										1	0	0	0	0	0	0
										0	0	0	0	0	0	0

TOP

St. Louis Cardinals @ Cleveland Indians

Jacobs Field, Cleveland, OH

Thu Jun 25 1998, 7:05 PM EDT

Att. 43,309 - Cloudy - 92 F

livebaseballscorecards.com

AB	30
R	2
H	6
RBI	2
BB	1
SO	4
LOB	5

Inning Stats	1	2	3	4	5	6	7	8	9	1B: 4	SF: 0	WP: 0	PA: 33
R:	1	0	0	0	1	0	0	0	0	2B: 0	SAC: 0	PB: 0	
E:	0	0	0	1	0	0	0	0	0	3B: 0	DP: 2	SB: 0	
K:	1	0	1	0	0	0	2	0	0	HR: 2	HBP: 2	CS: 0	
S:	11	5	5	7	15	9	9	4	5				
H:	1	0	0	1	3	0	0	1	0				
LOB:	0	0	0	0	2	0	1	1	0				
BB:	0	0	0	0	1	0	0	0	0				
P:	17	5	10	10	24	15	16	7	8				

PITCHER		IP	WLS	BF	H	R	ER	SO	BB	IBB	HBP	BLK	WP	HR	S	P	ERA	WHIP
Dave Burba, R ERA: 3.67	(1, 1)	7.2	W	29	6	2	2	4	1	0	2	0	0	2	64	102	2.35	0.913
Paul Shuey, R ERA:	(8, 1)	0.1		1	0	0	0	0	0	0	0	0	0	0	1	2	0.00	0.000
Jose Mesa, R ERA: 3.92	(9, 1)	1.0		3	0	0	0	0	0	0	0	0	0	0	5	8	0.00	0.000

PITCHER		IP	WLS	BF	H	R	ER	SO	BB	IBB	HBP	BLK	WP	HR	S	P	ERA	WHIP

Batter	1	2	3	4	5	6	7	8	9	AB	R	H	RBI	BB	SO	LOB
Kenny Lofton, L (1, 8) OBP: 0.370, SLG: 0.418	C B B F F B F B 4-2 F9 S BB		F B B F B B B 4-2 1B 1B BB		C B C F F F B X 2-2 G3-1 ①		B F B C F X 2-2 G3 ②	F X 0-1 P5 ②		3	1	0	0	2	0	2
Omar Vizquel, S (1, 6) OBP: 0.364, SLG: 0.379	C M F B B 1 B X SAFE 3-2 F9 ① 1-3		1 SAFE X SAFE 0-0 1B 1B 1-2		B C B X 2-1 G3 ②		B C F F B X 2-2 P7 ③	B C B F C 2-3 K ③		5	0	1	0	0	1	3
David Justice, L (1, 10) OBP: 0.370, SLG: 0.491	C B B X 2-1 F7 ②		B B C C 2 B X SAFE 3-2 1-3 2-H 1B		C B B C X 2-2 HR 1B			C X 0-1 F8 ①		4	1	2	1	0	0	1
Jim Thome, L (1, 3) OBP: 0.440, SLG: 0.673	C B C S 1-3 K ③		X 0-0 F8 ③		B X 1-0 1-H HR			X 0-0 HR		4	2	2	3	0	1	3
Manny Ramirez, R (1, 9) OBP: 0.370, SLG: 0.544		C C F B F C 1-3 K ①		B S B F F X 2-2 G3-1 S 2B 1B	S F B B C 2-3 K ③			B B S B F F B 4-2 1B E BB		3	2	1	0	1	2	0
Sandy Alomar Jr., R (1, 2) OBP: 0.310, SLG: 0.407	B B X 2-0 F8 ②		C X 0-1 F8 ①			B F X 1-1 G6-3 ①		F P X 1-1 E 1-3 1B		4	1	1	0	0	0	1
Mark Whiten, S (1, 7) OBP: 0.393, SLG: 0.481	S B B X 2-1 G3-1 ③		F 1 SAFE B B C X 2-2 G3-1 ② 1-3			C B B C F B S 3-3 K ②		B B X 2-0 E3 1B 1-2 2B 3-H		4	1	0	1	0	1	2
Travis Fryman, R (1, 5) OBP: 0.320, SLG: 0.479		C S X 0-2 G6-3 ①	S B X 1-1 3-H 2B			S C B X 1-2 G6-3 ③		B F F B B F X 3-2 2B 1-3 2-H 1B		4	0	2	2	0	0	0
David Bell, R (1, 4) OBP: 0.325, SLG: 0.444		L F B B B F F X 3-2 G6-3 ②	S S B B B F X 3-2 F9 ③			X 0-0 F8 ①		C F F B B F X 2-2 1-3 3-H 2B		4	0	1	1	0	0	1
Inning Stats	R: 0 H: 0 E: 0 LOB: 1 K: 1 BB: 1 S: 13 P: 23	R: 0 H: 0 E: 0 LOB: 0 K: 1 BB: 0 S: 8 P: 13	R: 1 H: 2 E: 0 LOB: 2 K: 0 BB: 1 S: 15 P: 25	R: 1 H: 2 E: 0 LOB: 1 K: 0 BB: 0 S: 15 P: 23	R: 2 H: 2 E: 0 LOB: 0 K: 1 BB: 0 S: 15 P: 24	R: 0 H: 0 E: 0 LOB: 0 K: 1 BB: 0 S: 9 P: 14	R: 0 H: 0 E: 0 LOB: 0 K: 0 BB: 0 S: 9 P: 13	R: 4 H: 4 E: 1 LOB: 2 K: 1 BB: 1 S: 24 P: 37		1B: 6 SF: 0 2B: 2 SAC: 0 3B: 0 DP: 0 HR: 2 HBP: 0				WP: 0 PA: 38 PB: 0 SB: 2 CS: 0		

BOTTOM

St. Louis Cardinals @ Cleveland Indians

Jacobs Field, Cleveland, OH

Thu Jun 25 1998, 7:05 PM EDT

Att. 43,309 - Cloudy - 92 F

livebaseballscorecards.com

AB	35
R	8
H	10
RBI	8
BB	3
SO	5
LOB	13

PITCHER		IP	WLS	BF	H	R	ER	SO	BB	IBB	HBP	BLK	WP	HR	S	P	ERA	WHIP
Manny Aybar, R ERA: 7.26	(1, 1)	6.0	L	26	6	4	4	4	2	0	0	0	0	1	75	122	6.00	1.333
Bobby Witt, R ERA: 7.9	(7, 1)	1.1		10	4	4	3	0	1	0	0	0	0	1	28	43	20.25	3.750
Curtis King, R ERA: 4.94	(8, 1)	0.2		2	0	0	0	1	0	0	0	0	0	0	5	7	0.00	0.000

PITCHER	IP	WLS	BF	H	R	ER	SO	BB	IBB	HBP	BLK	WP	HR	S	P	ERA	WHIP

Batter	1	2	3	4	5	6	7	8	9	AB	R	H	RBI	BB	SO	LOB
Craig Biggio, R (1, 4) OBP: 0.405, SLG: 0.529	C X 0-1 G1-3		B F X 1-1 G4-6-3 2-3 3-H 1B		B F X 1-1 G4-3			C X 0-1 G5-3		4	0	1	1	0	0	0
Bill Spiers, L (1, 5) OBP: 0.388, SLG: 0.420 Sean Berry, R (9, PH) OBP: 0.333, SLG: 0.387	C B C C 1-3 K		X 0-0 G4-6-3 1-2f 3-H			C B B X 2-1 G5-4-3 1B			B B B C X 3-1 E7	3 1	0 0	1 0	0 0	0 0	1 0	1 0
Derek Bell, R (1, 9) OBP: 0.363, SLG: 0.492	S C F B F X 1-2 G4-3		F S B S 1-3 K			X 0-0 G5-4-3 1-2f			X 0-0 G6-3	4	0	0	0	0	1	2
5 Jeff Bagwell, R (1, 3) OBP: 0.408, SLG: 0.523		C B S X 1-2 G6-3 2B		B C X 1-1 G6-3		C X 0-1 F8			B C F X 1-2 F7	4	0	1	0	0	0	1
Moises Alou, R (1, 7) OBP: 0.382, SLG: 0.556		C X 0-1 G6-3 2-3		X 0-0 1B			F B F X 1-2 L9		C F F S 0-3 K	4	0	1	0	0	1	2
Carl Everett, S (1, 8) OBP: 0.409, SLG: 0.539		S F B S 1-3 K		C B S S 1-3 K			C C B B S 2-3 K			3	0	0	0	0	3	2
35 Dave Clark, L (1, 10) OBP: 0.244, SLG: 0.147		B X 1-0 P6		X 0-0 P3			C F B B C 2-3 K			3	0	0	0	0	1	2
Ricky Gutierrez, R (1, 6) OBP: 0.386, SLG: 0.356			B B F B F F B 4-2 1B 1B BB		B F X 1-1 F9			S S F B B F F F B F F X F 3-3 F F K		2	1	0	0	1	1	0
Brad Ausmus, R (1, 2) OBP: 0.343, SLG: 0.330			1 SAFE B X 1-0 1B 1-3 G4-6-3 1B		B B F C B F X 3-2 L9			B C T F F X 1-2 G5-3		3	1	1	0	0	0	0
Inning Stats	R: 0 E: 0 K: 1 S: 10 H: 0 LOB: 0 BB: 0 P: 12	R: 0 E: 0 K: 1 S: 9 H: 1 LOB: 1 BB: 0 P: 12	R: 2 E: 0 K: 1 S: 10 H: 2 LOB: 0 BB: 1 P: 17	R: 0 E: 0 K: 1 S: 7 H: 1 LOB: 1 BB: 0 P: 9	R: 0 E: 0 K: 0 S: 8 H: 0 LOB: 0 BB: 0 P: 13	R: 0 E: 0 K: 0 S: 5 H: 1 LOB: 0 BB: 0 P: 7	R: 0 E: 0 K: 2 S: 9 H: 0 LOB: 0 BB: 0 P: 14	R: 0 E: 0 K: 1 S: 24 H: 0 LOB: 0 BB: 0 P: 28	R: 0 E: 1 K: 1 S: 10 H: 0 LOB: 1 BB: 0 P: 14	1B: 4 2B: 1 3B: 0 HR: 0	SF: 0 SAC: 0 DP: 2 HBP: 0						

PITCHER		IP	WLS	BF	H	R	ER	SO	BB	IBB	HBP	BLK	WP	HR	S	P	ERA	WHIP
Bartolo Colon, R ERA: 2.51	(1, 1)	8.0	W	28	5	2	2	7	1	0	0	0	0	0	82	112	2.25	0.750
Paul Assenmacher, L ERA: 3.51	(9, 1)	0.0		1	0	0	0	0	0	0	0	0	0	0	2	5	∞	∞
Michael Jackson, R ERA: 2.1	(9, 1)	1.0	S	3	0	0	0	1	0	0	0	0	0	0	8	9	0.00	0.000

PITCHER	IP	WLS	BF	H	R	ER	SO	BB	IBB	HBP	BLK	WP	HR	S	P	ERA	WHIP

TOP

Houston Astros @ Cleveland Indians

Jacobs Field, Cleveland, OH

Fri Jun 26 1998, 7:05 PM EDT

Att. 43,222 - Unknown - 86 F

livebaseballscorecards.com

AB	31
R	2
H	5
RBI	1
BB	1
SO	8
LOB	10

1B: 4 2B: 1 3B: 0 HR: 0	SF: 0 SAC: 0 DP: 2 HBP: 0	WP: 0 PB: 0 SB: 0 CS: 0	PA: 32

Batter	1	2	3	4	5	6	7	8	9	AB	R	H	RBI	BB	SO	LOB
Omar Vizquel, S (1, 6) OBP: 0.364, SLG: 0.377	C B B B C B 4-2 1B 1B BB	C F B 1 SAFE 1-2 ③ CS 1-2	C B F X 1-2 1B S G6-3 1B		C B C X 1-2 ① G5-3		C B B X 2-1 ① F7	B X 1-0 ② F7		4	1	1	0	1	0	0
Shawon Dunston, R (1, 7) OBP: 0.266, SLG: 0.398 Kenny Lofton, L (8, 8) OBP: 0.372, SLG: 0.419	F B 1 SAFE X 1-1 1B 1-2 1B	B F X 1-1 G6-4-3 G6-3 1-3 1B			B X 1-0 ② P6		S B X 1-1 E6 FC6-4 1B	B B C F X 2-2 1B		4 1	0 0	3 1	0 0	0 0	0 0	0 0
Manny Ramirez, R (1, 9) OBP: 0.371, SLG: 0.539	F F B X 1-2 1-2 2-3 1B	F 1 SAFE X 0-1 ① G6-3 1-2 3-H			S B F B B B F B 4-2 BB		B C X 1-1 ② FC6-4 S 2B 2-2	X 0-0 ③ L5		4	1	1	1	1	0	3
Jim Thome, L (1, 3) OBP: 0.438, SLG: 0.665	S C B F B S 2-3 ① K	C S B X 1-2 ② G6-4-3 2-3			1 SAFE B C F B F B F S 3-3 ③ K		C B S B B B 4-2 2B 1B 1-2 BB			3	1	0	0	1	2	5
Sandy Alomar Jr., R (1, 2) OBP: 0.309, SLG: 0.408	B X 1-0 ② L5	B F B F B F F F F 3-3 ③ S K			B X 1-0 ① L9		F B F X 1-2 1B 1-3 2-H 2B			4	1	1	1	0	1	4
David Justice, L (1, 10) OBP: 0.371, SLG: 0.493	B C C B S 2-3 ③ K		B C X 1-1 L7-4 2B		C F S 0-3 ② K		B F B F F B F B 4-2 1B BB			3	0	1	0	1	2	3
Mark Whiten, S (1, 8) OBP: 0.398, SLG: 0.475 (8, 7)		B B F X 2-1 ① G6-3	C B F B F B X 3-2 ① G6-3		F B B C B F B 4-2 1B BB		C C B X 1-2 1-2 2-H 3-H 1B			3	0	1	2	1	0	1
Travis Fryman, R (1, 5) OBP: 0.323, SLG: 0.477		C B C S 1-3 ② K	C H 1-1 HBP		F F 1 SAFE X 0-2 1-3 1B		C F S 0-3 ③ K			3	0	1	0	0	2	2
David Bell, R (1, 4) OBP: 0.324, SLG: 0.440		C B X 1-1 CS 1B	B B B C F X 3-2 ②③ L7-4 2-3		B X 1-0 ③ F8			X 0-0 ① P3		4	0	1	0	0	0	4
Inning Stats	R: 0 E: 0 K: 2 S: 15 H: 2 LOB: 3 BB: 1 P: 26	R: 0 E: 0 K: 1 S: 9 H: 1 LOB: 0 BB: 0 P: 14	R: 1 E: 0 K: 1 S: 17 H: 2 LOB: 1 BB: 0 P: 23	R: 0 E: 0 K: 0 S: 10 H: 1 LOB: 1 BB: 0 P: 18	R: 0 E: 0 K: 1 S: 12 H: 0 LOB: 1 BB: 1 P: 21	R: 0 E: 0 K: 1 S: 11 H: 1 LOB: 2 BB: 1 P: 17	R: 3 E: 1 K: 1 S: 21 H: 3 LOB: 2 BB: 2 P: 35	R: 0 E: 0 K: 0 S: 6 H: 1 LOB: 1 BB: 0 P: 9		1B: 9 2B: 3 3B: 0 HR: 0 SF: 0 SAC: 0 DP: 1 HBP: 1						

BOTTOM

Houston Astros @ Cleveland Indians

Jacobs Field, Cleveland, OH

Fri Jun 26 1998, 7:05 PM EDT

Att. 43,222 - Unknown - 86 F

livebaseballscorecards.com

AB	33
R	4
H	11
RBI	4
BB	5
SO	7
LOB	22

WP: 0 PB: 0 SB: 2 CS: 1 PA: 40

PITCHER		IP	WLS	BF	H	R	ER	SO	BB	IBB	HBP	BLK	WP	HR	S	P	ERA	WHIP
Pete Schourek, L ERA: 4.01	(1, 1)	5.0		22	6	1	1	5	2	0	1	0	0	0	63	102	1.80	1.600
C.J. Nitkowski, L ERA: 3.07	(6, 1)	1.0		5	1	0	0	1	1	0	0	0	0	0	11	17	0.00	2.000
Reggie Harris, R ERA: 7.2	(7, 1)	0.2		3	1	1	1	0	0	0	0	0	0	0	6	10	13.50	1.500
Mike Magnante, L ERA: 6.37	(7, 1)	0.1	L	5	2	2	2	1	2	0	0	0	0	0	15	25	54.00	12.000
Trever Miller, L ERA: 3.16	(8, 1)	1.0		4	1	0	0	0	0	0	0	0	0	0	6	9	0.00	1.000

PITCHER	IP	WLS	BF	H	R	ER	SO	BB	IBB	HBP	BLK	WP	HR	S	P	ERA	WHIP

Batter	1	2	3	4	5	6	7	8	9	10	11	AB	R	H	RBI	BB	SO	LOB
Craig Biggio, R (1, 4) OBP: 0.401, SLG: 0.522	C M X 0-2 ① G4-3		B X 1-0 ① S 1-H 1B			C B F S 1-3 ① K	C B F F B X 2-2 ② F9		B S X 1-1 ① L8		F B X 1-1 ① L5	6	0	1	1	0	1	0
Bill Spiers, L (1, 5) OBP: 0.399, SLG: 0.431	B B C X 2-1 2B		B C B S X 2-2 ② P6			B B B C B 4-1 5 FC4-6 1B BB	B B B 4-0 BB		B B C X 2-1 1B		B X 1-0 CS 1B	4	0	3	0	2	0	1
Derek Bell, R (1, 9) OBP: 0.363, SLG: 0.489	C B F B S 2-3 ② K		B B C B S F S 3-3 ③ K 2-3			X 0-0 5 FC4-6 1-2 1B	1 SAFE X 0-0 ③ F9		C 1 SAFE X 0-1 ② F9		B F S X 1-2 ② 5 BB 1-2 1B 1B	6	1	2	0	0	2	4
5 Jeff Bagwell, R (1, 3) OBP: 0.406, SLG: 0.529	B B C B X 3-1 ③ G4-3			B X 1-0 ① G6-3		B X 1-0 ② FC4-6 1-2f 2-3		X 0-0 HR	F 1 SAFE P 1 SAFE B 1 SAFE 1 SAFE S 2-3 ③ K		B B B C S F B 4-2 1B HR 1-2 BB	5	2	1	1	1	1	4
Moises Alou, R (1, 7) OBP: 0.382, SLG: 0.551		B S F B B X 3-2 ① F8		B F X 1-1 ② 1B		B B B C C F X 3-2 ③ G5-3		C B B F X 2-2 ① P2		B F B F F B T 3-2 ① K	X 0-0 1-3 2-H HR 1B	6	1	2	1	0	1	2
Carl Everett, S (1, 8) OBP: 0.408, SLG: 0.548		B C X 1-1 ② F9		X 0-0 ③ F9			B F C B X 2-2 35 E HR 1B	B X 1-1 ② G3		X 0-0 ② P6	X 0-0 1-H 3-H HR	6	2	2	3	0	0	0
35 Dave Clark, L (1, 10) OBP: 0.250, SLG: 0.164		B X 1-0 ③ G3			X 0-0 ① L8		C B B X 2-1 E4 1-3 HR	B B B X 3-0 2B		B B B B 4-0 1B BB	X 0-0 ③ L7	5	1	1	0	1	0	1
Ricky Gutierrez, R (1, 6) OBP: 0.387, SLG: 0.355			B B C S B F X 3-2 ① G6-3		C F B F B X 2-2 ② G1-3		B 1 SAFE 1 SAFE B S C B X 3-2 ① L6	C F B F B B B 4-2 BB		B X 1-0 1-2 1B		4	0	1	0	1	0	2
Brad Ausmus, R (1, 2) OBP: 0.345, SLG: 0.346			B F X 1-1 S 1B 1B		X 0-0 ③ L4		B B F 1 SAFE L X 2-2 1-H 3-H HR	C F C 0-3 K		B F S X 1-2 ③ L9		5	2	2	3	0	1	4
Inning Stats	R: 0 E: 0 K: 1 S: 10 / H: 1 LOB: 1 BB: 0 P: 17	R: 0 E: 0 K: 0 S: 6 / H: 0 LOB: 0 BB: 0 P: 11	R: 1 E: 0 K: 1 S: 14 / H: 2 LOB: 1 BB: 0 P: 24	R: 0 E: 0 K: 0 S: 4 / H: 1 LOB: 0 BB: 0 P: 6	R: 0 E: 0 K: 0 S: 6 / H: 0 LOB: 0 BB: 0 P: 8	R: 0 E: 0 K: 1 S: 10 / H: 1 LOB: 2 BB: 1 P: 19	R: 3 E: 1 K: 0 S: 16 / H: 2 LOB: 1 BB: 1 P: 31	R: 1 E: 0 K: 1 S: 13 / H: 2 LOB: 2 BB: 1 P: 23	R: 0 E: 0 K: 1 S: 10 / H: 1 LOB: 1 BB: 0 P: 14	R: 0 E: 0 K: 1 S: 9 / H: 1 LOB: 2 BB: 1 P: 18	R: 4 E: 0 K: 0 S: 12 / H: 4 LOB: 0 BB: 1 P: 19	1B: 10 2B: 2 3B: 0 HR: 3	SF: 0 SAC: 0 DP: 0 HBP: 0					

PITCHER		IP	WLS	BF	H	R	ER	SO	BB	IBB	HBP	BLK	WP	HR	S	P	ERA	WHIP
Dwight Gooden, R ERA: 4.03	(1, 1)	6.0		25	6	3	3	3	1	0	0	0	0	0	55	94	4.50	1.167
Eric Plunk, R ERA: 3.94	(7, 1)	1.0		5	1	1	0	0	1	0	0	0	0	1	11	22	0.00	2.000
Paul Shuey, R ERA: 0.96	(8, 1)	2.0		10	3	1	1	2	1	0	0	0	0	1	23	37	4.50	2.000
Michael Jackson, R ERA: 2.03	(10, 1)	1.0		5	1	0	0	1	1	0	0	0	0	0	9	18	0.00	2.000
Jose Mesa, R ERA: 4.63	(11, 1)	1.0	L	7	4	4	4	0	1	0	0	0	0	1	12	19	36.00	5.000

PITCHER	IP	WLS	BF	H	R	ER	SO	BB	IBB	HBP	BLK	WP	HR	S	P	ERA	WHIP

TOP

Houston Astros @ Cleveland Indians

Jacobs Field, Cleveland, OH

Sat Jun 27 1998, 3:33 AM EDT

Att. 43,132 - Cloudy - 77 F

livebaseballscorecards.com

AB	47
R	9
H	15
RBI	9
BB	5
SO	6
LOB	18

Batter	1	2	3	4	5	6	7	8	9	10	11	AB	R	H	RBI	BB	SO	LOB
Kenny Lofton, L (1, 8) OBP: 0.371, SLG: 0.418	F8		FC6 1-3 1B		L3 1B	F8			G4-3		P4	6	0	2	0	0	0	2
Omar Vizquel, S (1, 6) OBP: 0.361, SLG: 0.376	2B		F8		L3 1-2		P5		G4-3		P4	6	0	1	0	0	0	3
David Justice, L (1, 10) OBP: 0.372, SLG: 0.503 Shawon Dunston, R (9, PR) OBP: 0.266, SLG: 0.398	L9		SF8 3-H		E3		HR		1B			4 0	1 0	2 0	2 0	0 0	0 0	1 0
Jim Thome, L (1, 3) OBP: 0.431, SLG: 0.654	L9		FC6 1-2f		G3		K		K			5	0	0	0	0	2	4
Manny Ramirez, R (1, 9) OBP: 0.371, SLG: 0.548		F9		HR 1B		HR	F9				F9	5	2	2	1	0	0	0
Mark Whiten, S (1, 7) OBP: 0.418, SLG: 0.518		L7		1-H HR		BB 1B		L1-3 BB			S BB	3	1	2	2	2	0	0
Travis Fryman, R (1, 5) OBP: 0.321, SLG: 0.473		S 1B		K		F8		L1-3 1-2			K 1-2	5	0	1	0	0	2	3
Pat Borders, R (1, 2) OBP: 0.300, SLG: 0.293		L7 1-2		G6-3		BB 1-2		FC4-6 1B			K	4	0	1	0	1	1	2
David Bell, R (1, 4) OBP: 0.321, SLG: 0.434			1B SF8 1B	L8	P5			FC4-6 1-2f			P5	5	1	1	0	0	0	3
Inning Stats	R: 0 H: 1 E: 0 LOB: 1 K: 0 BB: 0 S: 9 P: 13	R: 0 H: 1 E: 0 LOB: 1 K: 0 BB: 0 S: 12 P: 16	R: 1 H: 2 E: 0 LOB: 1 K: 0 BB: 0 S: 9 P: 14	R: 2 H: 2 E: 0 LOB: 0 K: 1 BB: 0 S: 10 P: 13	R: 0 H: 1 E: 1 LOB: 1 K: 0 BB: 0 S: 7 P: 15	R: 1 H: 2 E: 0 LOB: 2 K: 0 BB: 1 S: 21 P: 33	R: 1 H: 1 E: 0 LOB: 0 K: 1 BB: 0 S: 10 P: 15	R: 0 H: 1 E: 0 LOB: 1 K: 0 BB: 1 S: 8 P: 15	R: 0 H: 1 E: 0 LOB: 1 K: 1 BB: 0 S: 12 P: 20	R: 0 H: 0 E: 0 LOB: 1 K: 2 BB: 1 S: 9 P: 14	R: 0 H: 0 E: 0 LOB: 0 K: 0 BB: 0 S: 7 P: 9	1B: 8 2B: 3 3B: 0 HR: 3	SF: 1 SAC: 0 DP: 2 HBP: 0					

PITCHER		IP	WLS	BF	H	R	ER	SO	BB	IBB	HBP	BLK	WP	HR	S	P	ERA	WHIP
Jose Lima, R ERA: 3.69	(1, 1)	6.2		31	10	5	5	2	1	0	0	0	0	3	77	117	6.75	1.650
Doug Henry, R ERA: 2.95	(7, 1)	2.0		7	1	0	0	0	1	0	0	0	0	0	15	25	0.00	1.000
Billy Wagner, L ERA: 1.99	(9, 1)	1.1	W	6	1	0	0	3	1	0	0	0	0	0	15	26	0.00	1.500
Reggie Harris, R ERA: 6.0	(11, 1)	1.0		3	0	0	0	0	0	0	0	0	0	0	7	9	0.00	0.000

PITCHER	IP	WLS	BF	H	R	ER	SO	BB	IBB	HBP	BLK	WP	HR	S	P	ERA	WHIP

BOTTOM

Houston Astros @ Cleveland Indians

Jacobs Field, Cleveland, OH

Sat Jun 27 1998, 3:33 AM EDT
Att. 43,132 - Cloudy - 77 F

livebaseballscorecards.com

AB	43
R	5
H	12
RBI	5
BB	3
SO	5
LOB	18

Batter	1	2	3	4	5	6	7	8	9	AB	R	H	RBI	BB	SO	LOB
Craig Biggio, R (1, 10) OBP: 0.401, SLG: 0.525	B F F X 1-2 ① 1B		X 0-0 ② SF8 3-H		C B F X 1-2 ② L9	B B C X 2-1 1-3 2-H 2B		X 0-0 ② L5	S S B S 1-3 ③ K	4	0	2	2	0	0	1
Tim Bogar, R (9, PH) OBP: 0.224, SLG: 0.222										1	0	0	0	0	1	1
Bill Spiers, L (1, 4) OBP: 0.395, SLG: 0.423	B B C C S 2-3 ② K		B X 1-0 ③ G1-3		B C B X 2-1 ③ F8	B B B C B 4-1 FC6-4 BB		B C S F F B S 2-3 ③ K		4	0	0	0	1	2	1
Derek Bell, R (1, 9) OBP: 0.366, SLG: 0.503	S X 0-1 HR			C B B S B X 3-2 ① G1-3		B B B X 2-1 1B BB 1B 1B 0-1 ③ FC6-4 1-2f			B F X 1-1 1B 2B	5	3	3	1	0	0	3
5 Jeff Bagwell, R (1, 3) OBP: 0.406, SLG: 0.525	C B S B F S 2-3 ③ K			B B F B B 4-1 HR BB		B F C S 1-3 ① K	X 0-0 ① P6		B C B S F B X 3-2 1B 1B	4	2	1	0	1	2	1
Moises Alou, R (1, 7) OBP: 0.388, SLG: 0.564		F X 0-1 ① F7	X 0-0 1-H HR		B F B B B S B 4-2 1B 1B 1-2 BB BB	B F S B F F B X 3-2 1B			B B F F X 2-1 1B 1B 1-3 2-H 1B	4	3	3	3	1	0	0
Carl Everett, S (1, 8)	B C X 1-1 ② L9		C B B B B 4-1 BB		F B X 1-1 BB 1B 1-2 2-3 SF7 1B	S F X 0-2 ② L7			B B X 2-0 1B 1-2 3-H 1B	4	2	2	1	1	0	1
Sean Berry, R (1, 5) OBP: 0.335, SLG: 0.387		F B F F B S 2-3 ③ K	1 SAFE 1 SAFE X 0-0 ② F8		F B X 1-1 BB 1-2 2-3 2B 1B	B B F B X 3-1 ③ L6			B F B X 2-1 G6-4-3 1B 1-2 2-3 1B	5	1	2	1	0	1	2
Tony Eusebio, R (1, 2) OBP: 0.340, SLG: 0.322			C B S F B X 2-2 SH3 SF8 2B	P 1 SAFE B C X 2-1 ③ L9		B C B B B 4-1 2B 1-2 2-3 3-H BB		C S C 0-3 ① K	S B F X 1-2 G6-4-3 1-2 2-H 3-H 1B	4	1	2	3	1	1	1
Ricky Gutierrez, R (1, 6) OBP: 0.385, SLG: 0.354			X 0-0 ① SH3 2-3		B C S C 1-3 ① K	B X 1-0 ② SF7 3-H		X 0-0 1B	B F B X 2-1 ① ② G6-4-3 1-2f 2-3	3	0	1	1	0	1	2
Inning Stats	R: 1 H: 2 E: 0 LOB: 0 K: 2 BB: 0 S: 12 P: 17	R: 0 H: 0 E: 0 LOB: 0 K: 1 BB: 0 S: 8 P: 11	R: 1 H: 1 E: 0 LOB: 0 K: 0 BB: 0 S: 7 P: 10	R: 2 H: 1 E: 0 LOB: 1 K: 0 BB: 2 S: 10 P: 22	R: 0 H: 0 E: 0 LOB: 0 K: 1 BB: 0 S: 8 P: 12	R: 4 H: 4 E: 0 LOB: 3 K: 1 BB: 3 S: 18 P: 38	R: 0 H: 1 E: 0 LOB: 1 K: 0 BB: 0 S: 11 P: 17	R: 0 H: 1 E: 0 LOB: 1 K: 2 BB: 0 S: 10 P: 12	R: 4 H: 6 E: 0 LOB: 1 K: 1 BB: 0 S: 19 P: 33	1B: 11 SF: 2 2B: 3 SAC: 1 3B: 0 DP: 1 HR: 2 HBP: 0						

PITCHER		IP	WLS	BF	H	R	ER	SO	BB	IBB	HBP	BLK	WP	HR	S	P	ERA	WHIP
Charles Nagy, R ERA: 5.48	(1, 1)	5.1	L	25	7	8	8	5	3	0	0	0	0	2	56	92	13.50	1.875
Tim Worrell, R ERA: 6.16	(6, 1)	2.2		16	6	3	3	2	2	0	0	0	0	0	36	61	10.12	3.000
Alvin Morman, L ERA: 3.38	(9, 1)	1.0		5	3	1	1	1	0	0	0	0	0	0	11	19	9.00	3.000

PITCHER	IP	WLS	BF	H	R	ER	SO	BB	IBB	HBP	BLK	WP	HR	S	P	ERA	WHIP

TOP

Houston Astros @ Cleveland Indians

Jacobs Field, Cleveland, OH

Sun Jun 28 1998, 3:33 AM EDT

Att. 43,047 - Sunny - 84 F

livebaseballscorecards.com

AB	38
R	12
H	16
RBI	12
BB	5
SO	8
LOB	13

WP: 0 PA: 46
PB: 0
SB: 0
CS: 0

BOTTOM

Batter	1	2	3	4	5	6	7	8	9	AB	R	H	RBI	BB	SO	LOB
Kenny Lofton, L (1, 8) OBP: 0.370, SLG: 0.414	B F B C B B 4-2 F9 SH2-3 BB	C B F X 1-2 G6-3 ③		F C B F F B F F B 3-2 X F9 ②			F C B B B X 3-2 G5-3 ①		S B B S X 2-2 L9 ② 3-H	3	0	0	0	1	0	3
Shawon Dunston, R (9, PH) OBP: 0.264, SLG: 0.396										1	0	0	0	0	0	0
Omar Vizquel, S (1, 6) OBP: 0.365, SLG: 0.379	B X 1-0 SH2-3 ① 1-2		C X 0-1 1B 1B 1B	C C X 0-2 G3 ③			B B C F X 2-2 1B		B B B C B 4-1 BB	3	1	2	0	1	0	1
David Justice, L (1, 10) OBP: 0.366, SLG: 0.495	B B C S B X 3-2 F9 ② 2-3		B B C S X 3-1 F7 ①		C S X 0-2 P4 ①		B B X 2-0 F9 ②		B F B B C C 3-3 K ③	5	0	0	0	0	1	4
Manny Ramirez, R (1, 9) OBP: 0.370, SLG: 0.543	B B S B S X 3-2 F7 ③		C S X 0-2 F8 ②		B C X 1-1 1B		F B C S 1-3 K ③			4	0	1	0	0	1	3
Sandy Alomar Jr., R (1, 2) OBP: 0.312, SLG: 0.423		X 0-0 HR	B X 1-0 1B 1-2 1B		B F B F S 2-3 K ②			X 0-0 P3 ①		4	1	2	1	0	1	1
Mark Whiten, S (1, 7) OBP: 0.422, SLG: 0.512		B C B B B 4-1 G5-3 BB	X 0-0 1-2 2-H 1B		C X 0-1 G4-3 ③			B B F B X 3-1 F8 ②		3	0	1	1	1	0	1
Travis Fryman, R (1, 5) OBP: 0.320, SLG: 0.470	S X 0-1 F8 ①	C C F X 0-2 G5-3 ③				B F X 1-1 G1-6-3 1B		B B C B F F F C 3-3 K ③		4	0	1	0	0	1	3
Richie Sexson, R (1, 3) OBP: 0.500, SLG: 0.750	X 0-0 G5-3 ② 1-2			B S F B X 2-2 1B		B F F B F C 2-3 K ①			F X 0-1 L9 WP 2B	4	1	2	0	0	1	2
David Bell, R (1, 4) OBP: 0.320, SLG: 0.428		B B F B B 4-1 BB		B 1 SAFE C B F X 2-2 F8 ①		B C B C X 2-2 G1-6-3 ② ③ 1-2f			F X 0-1 L9 ① 2-3	3	0	0	0	1	0	3
Inning Stats	R: 0 E: 0 K: 0 S: 9 H: 0 LOB: 1 BB: 1 P: 20	R: 1 E: 0 K: 0 S: 9 H: 1 LOB: 2 BB: 2 P: 18	R: 1 E: 0 K: 0 S: 13 H: 3 LOB: 2 BB: 0 P: 17	R: 0 E: 0 K: 0 S: 16 H: 1 LOB: 1 BB: 0 P: 23	R: 0 E: 0 K: 1 S: 10 H: 1 LOB: 1 BB: 0 P: 13	R: 0 E: 0 K: 1 S: 9 H: 1 LOB: 0 BB: 0 P: 14	R: 0 E: 0 K: 1 S: 10 H: 1 LOB: 1 BB: 0 P: 18	R: 0 E: 0 K: 1 S: 9 H: 0 LOB: 0 BB: 0 P: 15	R: 1 E: 0 K: 1 S: 11 H: 1 LOB: 1 BB: 1 P: 20	1B: 7 2B: 1 3B: 0 HR: 1 SF: 0 SAC: 1 DP: 1 HBP: 0						

PITCHER		IP	WLS	BF	H	R	ER	SO	BB	IBB	HBP	BLK	WP	HR	S	P	ERA	WHIP
Shane Reynolds, R ERA: 3.4	(1, 1)	6.0	W	27	7	2	2	2	3	0	0	0	0	1	66	105	3.00	1.667
C.J. Nitkowski, L ERA: 3.06	(7, 1)	3.0	S	12	2	1	1	3	1	0	0	0	1	0	30	53	3.00	1.000

PITCHER	IP	WLS	BF	H	R	ER	SO	BB	IBB	HBP	BLK	WP	HR	S	P	ERA	WHIP

Houston Astros @ Cleveland Indians

Jacobs Field, Cleveland, OH

Sun Jun 28 1998, 3:33 AM EDT

Att. 43,047 - Sunny - 84 F

livebaseballscorecards.com

AB	34
R	3
H	9
RBI	2
BB	4
SO	5
LOB	21

WP: 1 PB: 0 SB: 0 CS: 0

PA: 39

Batter	1	2	3	4	5	6	7	8	9	AB	R	H	RBI	BB	SO	LOB
Kenny Lofton, L (1, 8) OBP: 0.370, SLG: 0.412	C B B X 2-1 L8-3 1B		X 0-0 ① F8	C B B B X 3-1 ② L8			B B B C B 4-1 E BLK BB	B C B C C 2-3 ③ K		4	0	1	0	1	1	4
Omar Vizquel, S (1, 6) OBP: 0.366, SLG: 0.380	B C C B B X 3-2 ① ② L8-3 1-2		B F B X 2-1 BB 1B 1-2 1B	F M 1 SAFE X 0-2 ③ G4-3			C B X 1-1 ① G5-3 1-2		X 0-0 G4-3 1B 1B	5	1	2	0	0	0	3
David Justice, L (1, 7) OBP: 0.367, SLG: 0.492 Shawon Dunston, R (9, PR) OBP: 0.264, SLG: 0.396	B S C S 1-3 ③ K		B F B S B B 4-2 1B SF7 1-2 2-3 BB		B C C X 1-2 ① G4-3		B C S B F F B F X 3-2 ② G4-3 2-3		C B X 1-1 G4-3 1-2 1B	4 0	1 0	1 0	0 0	1 0	1 0	1 0
Jim Thome, L (1, 3) OBP: 0.436, SLG: 0.661		C X 0-1 3B	F X 0-1 1-3 2-H 3-H 1B		B B B 4-0 BB BB		B B C B B 4-1 BB		F X 0-1 ① ② G4-3 1-2f 2-3	3	0	2	2	2	0	2
Manny Ramirez, R (1, 9) OBP: 0.370, SLG: 0.540		B B F F B B 4-2 BB	F B C X 1-2 ② SF7 3-H		B B B C F B 4-2 G5-4-3 1-2 BB		C X 0-1 ③ F8		S B X 1-1 ③ G6-3	2	0	0	1	2	0	4
Sandy Alomar Jr., R (1, 2) OBP: 0.307, SLG: 0.416		S X 0-1 ① P5	X 0-0 ③ F7		B C X 1-1 ② ③ G5-4-3 1-2f			C F C 0-3 ① K		4	0	0	0	0	1	5
Travis Fryman, R (1, 5) OBP: 0.319, SLG: 0.467		C B F 1 SAFE S 1-3 ② K		F B F B X 2-2 G4-3 1B 1B		F B X 1-1 ① P4		X 0-0 E1 1B		4	1	1	0	0	1	2
David Bell, R (1, 4) OBP: 0.319, SLG: 0.425		B B C C X 2-2 ③ P3		X 0-0 ① G4-3 1-2		C X 0-1 ② G6-3		B F X 1-1 1-2 1B		4	0	1	0	0	0	3
Jaret Wright, R (1, 1) OBP: 0.429, SLG: 0.429 Alvin Morman, L (6, 1) Eric Plunk, R (7, 1) Mark Whiten, S (8, PH) OBP: 0.417, SLG: 0.506 Paul Shuey, R (8, 1)			B B C X 2-1 BB 1B 1B	X 0-0 2-H		B F B F S 2-3 ③ K	S B B S B S 3-3 ② K			3 0 0 1 0	1 0 0 0 0	2 0 0 0 0	1 0 0 0 0	0 0 0 1 0	1 0 0 2 0	0 0 0 2 0
Inning Stats	R: 0 H: 1 E: 0 LOB: 0 K: 1 BB: 0 S: 8 P: 14	R: 0 H: 1 E: 0 LOB: 2 K: 1 BB: 1 S: 12 P: 19	R: 3 H: 3 E: 0 LOB: 1 K: 0 BB: 1 S: 13 P: 22	R: 1 H: 2 E: 0 LOB: 1 K: 0 BB: 0 S: 10 P: 15	R: 0 H: 0 E: 0 LOB: 1 K: 0 BB: 2 S: 7 P: 17	R: 0 H: 0 E: 0 LOB: 2 K: 1 BB: 2 S: 7 P: 24	R: 0 H: 0 E: 1 LOB: 0 K: 0 BB: 0 S: 12 P: 10	R: 0 H: 1 E: 1 LOB: 2 K: 3 BB: 0 S: 12 P: 18	R: 0 H: 2 E: 0 LOB: 2 K: 0 BB: 0 S: 7 P: 9	1B: 9 2B: 1 3B: 1 HR: 0	SF: 1 SAC: 0 DP: 3 HBP: 0					

PITCHER		IP	WLS	BF	H	R	ER	SO	BB	IBB	HBP	BLK	WP	HR	S	P	ERA	WHIP
21 Cal Eldred, R ERA: 4.29	(1, 1)	6.0	W	27	7	4	4	3	4	0	0	0	0	0	57	97	6.00	1.833
Mike Myers, L ERA: 0.62	(7, 1)	0.2		4	0	0	0	0	2	0	0	1	0	0	10	22	0.00	3.000
Al Reyes, R ERA: 5.02	(7, 1)	0.2		4	1	0	0	1	0	0	0	0	0	0	8	9	0.00	1.500
Bob Wickman, R ERA: 1.64	(8, 1)	1.2	S	6	2	0	0	2	0	0	0	0	0	0	13	20	0.00	1.200

PITCHER	IP	WLS	BF	H	R	ER	SO	BB	IBB	HBP	BLK	WP	HR	S	P	ERA	WHIP

TOP

Cleveland Indians @ Milwaukee Brewers

Milwaukee County Stadium, Milwaukee, WI

Tue Jun 30 1998, 8:05 PM EDT

Att. 16,012 - Unknown - 73 F

livebaseballscorecards.com

AB	34
R	4
H	10
RBI	4
BB	6
SO	6
LOB	26

WP: 0 PA: 41
PB: 0
SB: 0
CS: 0

Cleveland Indians @ Milwaukee Brewers

Milwaukee County Stadium, Milwaukee, WI

Tue Jun 30 1998, 8:05 PM EDT

Att. 16,012 - Unknown - 73 F

livebaseballscorecards.com

BOTTOM

Batter	1	2	3	4	5	6	7	8	9	AB	R	H	RBI	BB	SO	LOB
Fernando Vina, L (1, 4) OBP: 0.373, SLG: 0.417	C B F H 2-2 FC6-4 HBP	X 0-0 ③ F9 1B 1-2 1B	2 SAFE B C X 1-1 ③ G3			X 0-0 ② B1		B B F X 2-1 ③ G4-3		4	0	1	0	0	0	1
Jeff Cirillo, R (1, 5) OBP: 0.410, SLG: 0.431	C X 0-1 ① FC6-4 1B 1-2f	B B F F X 2-2 F9 1-2 2-H 1B		B F B B B 4-1 G4-6-3 BB		C B C X 1-2 1B S 1B				3	0	2	1	1	0	1
Jeremy Burnitz, L (1, 9) OBP: 0.365, SLG: 0.512	B F F F B F F B F 3-2 X 1-2 1B	X 0-0 ① F9 1-2 2-3		B B C X 2-1 ①② G4-6-3 1-2f		F B X 1-1 1-3 1B				4	0	2	0	0	0	3
John Jaha, R (1, 3) OBP: 0.384, SLG: 0.433 Mark Loretta, R (9, 3) OBP: 0.394, SLG: 0.419	C X 0-1 ② L9	C B B X 2-1 ② G6-3		C C B B B B 4-2 BB		X 0-0 ③ G3				3 0	0 0	0 0	0 0	1 0	0 0	6 0
Dave Nilsson, L (1, 7) OBP: 0.336, SLG: 0.356 Darrin Jackson, R (8, 7) (8, 8) OBP: 0.219, SLG: 0.257	B F B F F C 2-3 ③ K	F B B B X 3-1 ③ L8		X 0-0 ③ F9			X 0-0 ① F8			4 0	0 0	0 0	0 0	0 0	1 0	5 0
Marquis Grissom, R (1, 8) OBP: 0.329, SLG: 0.431 Bob Wickman, R (8, 1)		C X 0-1 1B 1B 1B	S F B C 1-3 ① K		B X 1-0 ① G6-3		B B B 4-0 CS BB			3 0	1 0	1 0	0 0	1 0	1 0	0 0
Jose Valentin, S (1, 6) OBP: 0.324, SLG: 0.418		X 0-0 21 S 1B 21 1-2 1B	C B X 1-1 HR		F C B F B B F S 3-3 ② K		1 SAFE B 1 SAFE X 1-0 ② F8			4	2	2	1	0	1	1
Bobby Hughes, R (1, 2) OBP: 0.316, SLG: 0.429		F X 0-1 21 S 21 1B 1-2 2-H 1B	B B X 2-0 21 SH3-4 1B		B F F B S 2-3 ③ K		1 SAFE C 1 SAFE 0-1 ③ CS 1-2	C X 0-1 ① P5		4	1	2	1	0	1	0
21 Cal Eldred, R (1, 1) OBP: 0.148, SLG: 0.154 Marc Newfield, R (6, PH) OBP: 0.301, SLG: 0.287 Mike Myers, L (7, 1) Al Reyes, R (7, 1) OBP: 0.250, SLG: 0.250 Geoff Jenkins, L (8, 7) OBP: 0.279, SLG: 0.420		B M X 1-1 1B 1B 1-H 2-H 1B	B X 1-0 ② SH3-4 1-2			B X 1-0 ① L8		B F F F F B X 2-2 ② G1		1 1 0 0 1	1 0 0 0 0	1 0 0 0 0	2 0 0 0 0	0 0 0 0 0	0 0 0 0 0	0 0 0 0 0
Inning Stats	R: 0 E: 0 K: 1 S: 17 H: 1 LOB: 2 BB: 0 P: 24	R: 4 E: 0 K: 0 S: 16 H: 6 LOB: 2 BB: 0 P: 24	R: 1 E: 0 K: 1 S: 9 H: 2 LOB: 1 BB: 0 P: 15	R: 0 E: 0 K: 0 S: 6 H: 0 LOB: 1 BB: 2 P: 16	R: 0 E: 0 K: 2 S: 9 H: 0 LOB: 0 BB: 0 P: 15	R: 0 E: 0 K: 0 S: 8 H: 2 LOB: 2 BB: 0 P: 11	R: 0 E: 0 K: 0 S: 3 H: 0 LOB: 0 BB: 1 P: 8	R: 0 E: 0 K: 0 S: 8 H: 0 LOB: 0 BB: 0 P: 12		1B: 10 2B: 0 3B: 0 HR: 1 SF: 0 SAC: 1 DP: 1 HBP: 1						

	AB	R	H	RBI	BB	SO	LOB
	32	5	11	5	3	4	17

WP: 0 PB: 0 SB: 3 CS: 1 PA: 38

PITCHER		IP	WLS	BF	H	R	ER	SO	BB	IBB	HBP	BLK	WP	HR	S	P	ERA	WHIP
Jaret Wright, R ERA: 4.15	(1, 1)	5.2	L	29	10	5	5	4	2	0	1	0	0	1	62	101	7.94	2.118
Alvin Morman, L ERA: 3.2	(6, 1)	1.0		5	1	0	0	0	1	0	0	0	0	0	5	11	0.00	2.000
Eric Plunk, R ERA: 3.9	(7, 1)	0.1		0	0	0	0	0	0	0	0	0	0	0	1	1	0.00	0.000
Paul Shuey, R ERA: 0.87	(8, 1)	1.0		3	0	0	0	0	0	0	0	0	0	0	8	12	0.00	0.000

PITCHER	IP	WLS	BF	H	R	ER	SO	BB	IBB	HBP	BLK	WP	HR	S	P	ERA	WHIP

Cleveland Indians @ Milwaukee Brewers

Milwaukee County Stadium, Milwaukee, WI

Wed Jul 01 1998, 8:05 PM EDT

Att. 19,558 - Unknown - 73 F

TOP

livebaseballscorecards.com

Batter	1	2	3	4	5	6	7	8	9	AB	R	H	RBI	BB	SO	LOB
Kenny Lofton, L (1, 8) OBP: 0.376, SLG: 0.419	C C X 0-2 ① G4-3		B X 1-0 S 2B 1B		B B X 2-0 G3 2B		B B X 2-0 S 1B 1B	B B B B 4-0 BB BB		4	2	3	0	1	0	0
Omar Vizquel, S (1, 6) OBP: 0.372, SLG: 0.386	C B B B B 4-1 S FC BB		B X 1-0 BB 1-H 2B		B 2 SAFE B X 2-0 ① G3 2-3		1 SAFE B 1 SAFE 1 SAFE B B B C C X 3-2 S WP 1B 1-H 1B	B B B B 4-0 1-2 BB		3	2	2	2	2	0	1
David Justice, L (1, 7) OBP: 0.367, SLG: 0.487	B B B B 4-0 E 1-2 BB		S B B S S B B 4-2 BB BB		C F B S S 1-3 ② K		B B C S F S 2-3 ① K 1-2	B C F F C 1-3 ③ K		3	0	0	0	2	3	5
Paul Shuey, R (8, 1)										0	0	0	0	0	0	0
Michael Jackson, R (9, 1)										0	0	0	0	0	0	0
Jim Thome, L (1, 3) OBP: 0.436, SLG: 0.655	B B X 2-0 FC 1-2 2-H		C X 0-1 ① F8		B B C S B B 4-2 BB		B X 1-0 2-H 1B		S C S 0-3 ① K	4	0	1	2	1	1	3
Manny Ramirez, R (1, 9) OBP: 0.368, SLG: 0.532	B C B F C 2-3 ② K		B F B B B F F B 4-2 G5-4-3 1-2 2-3 BB		C B S S X 1-2 ③ G3		F C B B X 1-2 ② F9		B B F F C X 2-2 ② G3-1	4	0	0	0	1	1	5
Sandy Alomar Jr., R (1, 2) OBP: 0.301, SLG: 0.407	C S S 0-3 ③ K		F S F X 0-2 ② ③ G5-4-3 1-2f		B S F F X 1-2 ① F7		F X 0-1 ③ F9		F S B F X 1-2 ③ G5-3	5	0	0	0	0	1	6
Travis Fryman, R (1, 5) OBP: 0.318, SLG: 0.467		B B F F C 2-3 ① K		F F B B F S 2-3 ① K	F X 0-1 ② G6-3			B B B C X 3-1 WP 2B		4	0	1	0	0	2	0
David Bell, R (1, 4) OBP: 0.317, SLG: 0.435		B F M B S 2-3 ② K		B X 1-0 ② G6-3	X 0-0 HR			S B B B B F C 3-3 ① K		4	1	1	1	0	2	1
Dave Burba, R (1, 1) OBP: 0.167, SLG: 0.667		F F S 0-3 ③ K		C X 0-1 ③ G6-3	F C X 0-2 ③ G5-3			B F F F F B 3 SAFE F B S 3-3 ② 2-3 K		3	0	0	0	0	1	0
Paul Assenmacher, L (7, 1)										0	0	0	0	0	0	0
Jeff Branson, L (8, PH) OBP: 0.225, SLG: 0.256										1	0	0	0	0	1	1
Mark Whiten, S (8, 7) OBP: 0.417, SLG: 0.506										0	0	0	0	0	0	0
Totals										**AB 35**						
										R 5						
										H 8						
										RBI 5						
										BB 7						
										SO 12						
										LOB 22						

| Inning Stats | | | | | | | | | |

BOTTOM

Cleveland Indians @ Milwaukee Brewers

Milwaukee County Stadium, Milwaukee, WI

Wed Jul 01 1998, 8:05 PM EDT

Att. 19,558 - Unknown - 73 F

livebaseballscorecards.com

Batter	1	2	3	4	5	6	7	8	9	AB	R	H	RBI	BB	SO	LOB
Fernando Vina, L (1, 4) OBP: 0.372, SLG: 0.415	C X 0-1 F8 ①		C B X 1-1 G3 ③			X 0-0 F9 1B G1-4-3 1B	C B F X 1-2 FC6-4 ③ 1-2f			4	1	1	0	0	0	2
Jeff Cirillo, R (1, 5) OBP: 0.414, SLG: 0.433	B C B B X 2-1 P4 ②			B F B B B 4-1 G1-6-3 BB		B B F F F X 2-2 G1-4-3 F9 1-2 1B		C B S X 1-2 G4-3 1B		3	0	2	0	1	0	0
Jeremy Burnitz, L (1, 9) OBP: 0.361, SLG: 0.505	B S B F X 2-2 P6 ③			B X 1-0 G1-6-3 ① ② 1-2f		B X 1-0 F9 ① 1-2 2-3		S C B F F S 1-3 K ①		4	0	0	0	0	1	4
Marquis Grissom, R (1, 8) OBP: 0.324, SLG: 0.425		B F S C 1-3 K ①		C F X 0-2 L8 ③		C B X 1-1 G1-4-3 ② 2-3 3-H		X 0-0 G4-3 ② 1-2		4	0	0	1	0	1	2
Dave Nilsson, L (1, 7) OBP: 0.326, SLG: 0.344		C X 0-1 F7 ②			C B S B F F X 2-2 F9 ①	F X 0-1 G3-1 ③		B S X 1-1 F8 ③		4	0	0	0	0	0	2
Mark Loretta, R (1, 3) OBP: 0.391, SLG: 0.415		B C S B F F C 2-3 K ③			B C X 1-1 G4-3 1B		X 0-0 G1-3 ①		C F C 0-3 K ①	4	0	1	0	0	2	0
Jose Valentin, S (1, 6) OBP: 0.327, SLG: 0.429			F X 0-1 HR		F B F B B X 3-2 G4-3 ② 1-2		B C B S B F F F B 4-2 BB BB		F X 0-1 F9 ②	3	1	1	1	1	0	1
Bobby Hughes, R (1, 2) OBP: 0.317, SLG: 0.419			C C B X 1-2 G5-3 ①		I I I I 4-0 FC5-4 IBB		F B B B X 2-1 F9 ②		X 0-0 L7 ③	2	0	0	0	1	0	1
Brian Banks, S (9, PH) OBP: 0.333, SLG: 0.400										1	0	0	0	0	0	0
Jeff Juden, R (1, 1) OBP: 0.156, SLG: 0.188			S B S X 1-2 G1-3 ②		C S X 0-2 FC5-4 ③ 1-2f		B B C B 1 SAFE B 4-1 FC6-4 BB 1-2			2	0	0	0	0	0	2
Mike Myers, L (7, 1)										0	0	0	0	0	0	0
Chad Fox, R (7, 1)										0	0	0	0	0	0	0
Bob Hamelin, L (7, PH) OBP: 0.256, SLG: 0.351										0	0	0	0	1	0	0
David Weathers, R (8, 1) OBP: 0.176, SLG: 0.267										0	0	0	0	0	0	0
Steve Woodard, L (9, 1) OBP: 0.250, SLG: 0.375										0	0	0	0	0	0	0
Inning Stats	R: 0 E: 0 K: 0 S: 7 H: 0 LOB: 0 BB: 0 P: 11	R: 0 E: 0 K: 2 S: 10 H: 0 LOB: 0 BB: 0 P: 13	R: 1 E: 0 K: 0 S: 10 H: 1 LOB: 0 BB: 0 P: 13	R: 0 E: 0 K: 0 S: 5 H: 0 LOB: 0 BB: 1 P: 10	R: 0 E: 0 K: 0 S: 13 H: 1 LOB: 2 BB: 1 P: 23	R: 1 E: 0 K: 0 S: 9 H: 2 LOB: 1 BB: 0 P: 13	R: 0 E: 0 K: 0 S: 12 H: 0 LOB: 2 BB: 2 P: 23	R: 0 E: 0 K: 1 S: 11 H: 1 LOB: 1 BB: 0 P: 14	R: 0 E: 0 K: 1 S: 6 H: 0 LOB: 0 BB: 0 P: 6	1B: 4 2B: 0 3B: 0 HR: 1	SF: 0 SAC: 0 DP: 1 HBP: 0						

	AB	31
	R	2
	H	5
	RBI	2
	BB	4
	SO	4
	LOB	14

PITCHER		IP	WLS	BF	H	R	ER	SO	BB	IBB	HBP	BLK	WP	HR	S	P	ERA	WHIP
Dave Burba, R ERA: 3.62	(1, 1)	6.2	W	27	4	2	2	2	3	1	0	0	0	1	63	102	2.70	1.050
Paul Assenmacher, L ERA: 3.46	(7, 1)	0.1		1	0	0	0	0	0	0	0	0	0	0	3	4	0.00	0.000
Paul Shuey, R ERA: 0.79	(8, 1)	1.0		4	1	0	0	1	0	0	0	0	0	0	11	14	0.00	1.000
Michael Jackson, R ERA: 1.97	(9, 1)	1.0	S	3	0	0	0	1	0	0	0	0	0	0	6	6	0.00	0.000

PITCHER	IP	WLS	BF	H	R	ER	SO	BB	IBB	HBP	BLK	WP	HR	S	P	ERA	WHIP

Cleveland Indians @ Milwaukee Brewers

Milwaukee County Stadium, Milwaukee, WI

Thu Jul 02 1998, 8:05 PM EDT

Att. 21,022 - Cloudy - 81 F

TOP

livebaseballscorecards.com

Batter	1	2	3	4	5	6	7	8	9	AB	R	H	RBI	BB	SO	LOB
Kenny Lofton, L (1, 8) OBP: 0.374, SLG: 0.416	K		FC6-5 SH2-3 1B	FC4			G4-1		G4-3	5	0	1	0	0	1	1
Omar Vizquel, S (1, 6) OBP: 0.374, SLG: 0.388	G4-3 BB		SH2-3	P4			K		2B	3	1	1	0	1	1	0
Manny Ramirez, R (1, 9) OBP: 0.368, SLG: 0.544	G4-3		FC6-5 HR	F7			HR		2B	5	2	2	2	0	0	2
Jim Thome, L (1, 3) OBP: 0.444, SLG: 0.667		1B 1B BB	HR	BB			BB		BB	1	2	1	2	4	0	0
Mark Whiten, S (1, 7) OBP: 0.407, SLG: 0.489		FC6-5 1B	K	L7			K		K	5	0	1	0	0	3	4
Sandy Alomar Jr., R (1, 2) OBP: 0.296, SLG: 0.400		F8		L8		G5-3		P4		4	0	0	0	0	0	2
Travis Fryman, R (1, 5) OBP: 0.317, SLG: 0.464		FC6-5 1B		G6-3		P4		K		4	0	1	1	0	1	0
David Bell, R (1, 4) OBP: 0.321, SLG: 0.438		FC6-5		1B 2B		CS BB		F7		3	1	1	0	1	0	2
Bartolo Colon, R (1, 1) OBP: 0.500, SLG: 0.500		K		FC4 1B		CS	HR		G4-3	2	0	1	1	0	1	2
Shawon Dunston, R (7, PH) OBP: 0.269, SLG: 0.422										1	1	1	1	0	0	0
Eric Plunk, R (7, 1)										0	0	0	0	0	0	0
Jeff Branson, L (9, PH) OBP: 0.220, SLG: 0.250										1	0	0	0	0	0	0
Paul Assenmacher, L (9, 1)										0	0	0	0	0	0	0
Inning Stats	R: 0 E: 0 K: 1 S: 11 H: 0 LOB: 0 BB: 1 P: 18	R: 1 E: 0 K: 1 S: 16 H: 2 LOB: 2 BB: 1 P: 24	R: 2 E: 0 K: 1 S: 9 H: 2 LOB: 0 BB: 0 P: 16	R: 1 E: 0 K: 0 S: 8 H: 2 LOB: 1 BB: 0 P: 12	R: 0 E: 0 K: 0 S: 11 H: 0 LOB: 1 BB: 1 P: 17	R: 0 E: 0 K: 0 S: 6 H: 0 LOB: 0 BB: 1 P: 10	R: 2 E: 0 K: 2 S: 13 H: 2 LOB: 1 BB: 1 P: 22	R: 0 E: 0 K: 1 S: 9 H: 0 LOB: 0 BB: 0 P: 14	R: 1 E: 0 K: 1 S: 14 H: 2 LOB: 2 BB: 1 P: 23	1B: 4 2B: 3 3B: 0 HR: 3 SF: 0 SAC: 1 DP: 0 HBP: 0						

AB	34
R	7
H	10
RBI	7
BB	6
SO	7
LOB	13

WP: 0 PB: 0 SB: 0 CS: 1 PA: 42

PITCHER		IP	WLS	BF	H	R	ER	SO	BB	IBB	HBP	BLK	WP	HR	S	P	ERA	WHIP
48 Brad Woodall, L ERA: 3.64	(1, 1)	6.2	L	30	8	6	6	4	4	0	0	0	0	3	69	108	8.10	1.800
Al Reyes, R ERA: 4.85	(7, 1)	1.1		5	0	0	0	2	1	0	0	0	0	0	14	25	0.00	0.750
Doug Jones, R ERA: 4.31	(9, 1)	1.0		6	2	1	1	1	1	0	0	0	0	0	14	23	9.00	3.000

PITCHER	IP	WLS	BF	H	R	ER	SO	BB	IBB	HBP	BLK	WP	HR	S	P	ERA	WHIP

Batter	1	2	3	4	5	6	7	8	9	AB	R	H	RBI	BB	SO	LOB
Fernando Vina, L (1, 4) OBP: 0.372, SLG: 0.415	C F X 0-2 ① G3-1	F B X 1-1 1B 1-2 1B		X 0-0 F9 WP 1B		B X 1-0 ① P2		C X 0-1 ② G5-3		5	0	2	0	0	0	1
Jeff Cirillo, R (1, 5) OBP: 0.411, SLG: 0.429	C F C 0-3 ② K	X 0-0 1B 1-2 2-3		C B C B S 2-3 ① K 1-2		S X 0-1 ② F8		B F C B S 2-3 ③ K		5	0	1	0	0	3	2
Jeromy Burnitz, L (1, 9) OBP: 0.361, SLG: 0.503	C X 0-1 BB 1B 1B	C F S 0-3 ② K		C F B B B F X 3-2 ② F9 2-3		X 0-0 ③ F7			S F X 0-2 BB E 1B	5	2	2	0	0	1	5
John Jaha, R (1, 3) OBP: 0.385, SLG: 0.423	B F S B B B 4-2 1B 1B BB 1-2	F C B S 1-3 ③ K		B B F B C X 3-2 ③ P3			B F B X 2-1 ① F8		B B B C B 4-1 E BB 1-2	3	0	0	0	2	1	4
Marquis Grissom, R (1, 8) OBP: 0.322, SLG: 0.420	B B F X 2-1 1B 1B 1-2 2-H	B B X 2-0 ① F9	F B X 1-1 ① G6-3			F B F S 1-3 ② K			F F S 0-3 ① K	5	0	1	1	0	2	2
Dave Nilsson, L (1, 7) OBP: 0.336, SLG: 0.354	F B S X 1-2 1B 1-2 2-3	X 0-0 ② F9	C X 0-1 FC6-4 1B			X 0-0 BB 1B			C F B X 1-2 ② F4	5	0	3	0	0	0	2
Jose Valentin, S (1, 6) OBP: 0.329, SLG: 0.428	X 0-0 ③ P6	F C X 0-2 1B	B B B X 3-0 ② L9			B F B B B 4-1 1B 1-2		X 0-0 E8 1-3 2-H		3	0	1	0	1	0	4
Mark Loretta, R (9, PH) OBP: 0.394, SLG: 0.418										1	0	1	1	0	0	0
Bobby Hughes, R (1, 2) OBP: 0.311, SLG: 0.408		C X 0-1 ① F8	B B B S T F X 3-2 1B 1-3		F B F F X 1-2 ③ FC6-4 1-2f		B B C B F X 3-2 ③ G6-3		S X 0-1 ③ F8	5	0	1	0	0	0	5
48 Brad Woodall, S (1, 1) OBP: 0.615, SLG: 0.600		C B S F B F B B 4-2 1B 1B BB	X 0-0 ③ P6			C X 0-1 1B		B F S S 1-3 ① K		2	0	1	0	1	0	2
Al Reyes, R (7, 1) OBP: 0.250, SLG: 0.250										0	0	0	0	0	0	0
Marc Newfield, R (8, PH) OBP: 0.298, SLG: 0.284										1	0	0	0	0	1	0
Doug Jones, R (9, 1)										0	0	0	0	0	0	0
Inning Stats	R: 1 E: 0 K: 1 S: 16 H: 3 LOB: 3 BB: 1 P: 23	R: 0 E: 0 K: 2 S: 15 H: 2 LOB: 3 BB: 1 P: 21	R: 0 E: 0 K: 0 S: 9 H: 2 LOB: 2 BB: 0 P: 14	R: 0 E: 0 K: 1 S: 11 H: 1 LOB: 1 BB: 0 P: 19	R: 0 E: 0 K: 0 S: 9 H: 1 LOB: 1 BB: 0 P: 14	R: 0 E: 0 K: 0 S: 6 H: 1 LOB: 1 BB: 0 P: 7	R: 0 E: 0 K: 1 S: 10 H: 1 LOB: 2 BB: 1 P: 20	R: 0 E: 0 K: 2 S: 8 H: 0 LOB: 0 BB: 0 P: 11	R: 1 E: 1 K: 1 S: 13 H: 2 LOB: 2 BB: 1 P: 18	1B: 13 2B: 0 3B: 0 HR: 0 SF: 0 SAC: 0 DP: 0 HBP: 0						

PITCHER		IP	WLS	BF	H	R	ER	SO	BB	IBB	HBP	BLK	WP	HR	S	P	ERA	WHIP
Bartolo Colon, R ERA: 2.46	(1, 1)	6.0	W	30	10	1	1	4	2	0	0	0	1	0	66	98	1.50	2.000
Eric Plunk, R ERA: 3.67	(7, 1)	2.0		8	1	0	0	3	1	0	0	0	0	0	18	31	0.00	1.000
Paul Assenmacher, L ERA: 3.67	(9, 1)	1.0		6	2	1	1	1	1	0	0	0	0	0	13	18	9.00	3.000

PITCHER	IP	WLS	BF	H	R	ER	SO	BB	IBB	HBP	BLK	WP	HR	S	P	ERA	WHIP

BOTTOM

Cleveland Indians @ Milwaukee Brewers

Milwaukee County Stadium, Milwaukee, WI

Thu Jul 02 1998, 8:05 PM EDT
Att. 21,022 - Cloudy - 81 F

livebaseballscorecards.com

AB	40
R	2
H	13
RBI	2
BB	4
SO	8
LOB	27

Batter	1	2	3	4	5	6	7	8	9	AB	R	H	RBI	BB	SO	LOB
Kenny Lofton, L (1, 8) OBP: 0.372, SLG: 0.412	C S B F C 1-3 ① K		B B L F F B B 4-2 G4-6-3 BB			B F X 1-1 ① G4-3		C C S 0-3 ③ K		3	0	0	0	1	2	0
Omar Vizquel, S (1, 6) OBP: 0.369, SLG: 0.383	B C B X 2-1 ② F9		C F X 0-2 ②③ G4-6-3 1-2f			B X 1-0 ② F7			B C C B B X 3-2 ① G5-3	4	0	0	0	0	0	1
Manny Ramirez, R (1, 9) OBP: 0.373, SLG: 0.566	B B B S B 4-1 BB			F F B X 1-2 E6		B C X 1-1 HR			B B F B X 3-1 HR	3	2	2	2	1	0	0
Jim Thome, L (1, 3) OBP: 0.439, SLG: 0.658	B C X 1-1 ③ G4-3			C C B B 1 SAFE C 2-3 ① K		C F B F S 1-3 ③ K			C F B C 1-3 ② K	4	0	0	0	0	3	2
Mark Whiten, S (1, 7) OBP: 0.393, SLG: 0.469		C S B X 1-2 ① G6-3		X 0-0 ② F8			B X 1-0 ① G1-3		B C B F C 2-3 ③ K	4	0	0	0	0	1	1
Sandy Alomar Jr., R (1, 2) OBP: 0.296, SLG: 0.397		X 0-0 ② G4-3		B C C 1 SAFE 1 SAFE X 1-2 ③ P4			F B B B S B 4-2 CS BB			2	0	0	0	1	0	1
Travis Fryman, R (1, 5) OBP: 0.317, SLG: 0.461		C B B S F B F B 4-2 S BB			B X 1-0 ① G5-3		C B B C S 2-3 ②③ K 1-2			2	0	0	0	1	1	1
David Bell, R (1, 4) OBP: 0.316, SLG: 0.432		F B C 1 SAFE B F X 2-2 ③ P6 1-2			C B X 1-1 ② G3			X 0-0 ① L6		3	0	0	0	0	0	1
Shawon Dunston, R (1, 10) OBP: 0.264, SLG: 0.413			X 0-0 ① P2		B F B X 2-1 ③ F8			B X 1-0 ② G4-3		3	0	0	0	0	0	0

Inning Stats	1	2	3	4	5	6	7	8	9	1B	SF	WP	PA
R	0	0	0	0	0	1	0	0	1	0	0	0	32
E	0	0	0	1	0	0	0	0	0	2B 0	SAC 0	PB 0	
K	1	0	0	1	0	1	1	1	2	3B 0	DP 1	SB 1	
S	9	12	8	10	5	9	6	5	11	HR 2	HBP 0	CS 1	
H	0	0	0	0	0	1	0	0	1				
LOB	1	1	1	1	0	0	1	0	0				
BB	1	1	1	0	0	0	1	0	0				
P	17	19	12	14	9	13	13	6	20				

PITCHER	IP	WLS	BF	H	R	ER	SO	BB	IBB	HBP	BLK	WP	HR	S	P	ERA	WHIP
50 José Rosado, L (1, 1) ERA: 3.94	9.0	L	32	2	2	2	7	4	0	0	0	0	2	75	123	2.00	0.667

PITCHER	IP	WLS	BF	H	R	ER	SO	BB	IBB	HBP	BLK	WP	HR	S	P	ERA	WHIP

TOP

Cleveland Indians @ Kansas City Royals

Kauffman Stadium, Kansas City, MO

Fri Jul 03 1998, 7:05 PM CDT
Att. 27,661 - Unknown - 88 F

livebaseballscorecards.com

AB	28
R	2
H	2
RBI	2
BB	4
SO	7
LOB	7

BOTTOM

Cleveland Indians @ Kansas City Royals

Kauffman Stadium, Kansas City, MO

Fri Jul 03 1998, 7:05 PM CDT

Att. 27,661 - Unknown - 88 F

livebaseballscorecards.com

Batter	1	2	3	4	5	6	7	8	9	AB	R	H	RBI	BB	SO	LOB
Johnny Damon, L (1, 8) OBP: 0.336, SLG: 0.420	F B F F B B X 3-2 ① F9		S B X 1-1 FC3-5 1-3 2-H 1B			F B B F F X 2-2 ① F9		B B B B 4-0 1-2 BB		3	0	1	1	1	0	0
Shane Halter, R (1, 5) OBP: 0.283, SLG: 0.341	B X 1-0 ② P4		C F B X 1-2 ② FC3-5 1-3 3-H			S S B B B X 3-2 ② G6-3		C B L L 1-3 ① K		4	0	0	0	0	1	4
Jose Offerman, S (1, 4) OBP: 0.372, SLG: 0.417	C B B C B X 3-2 ③ G1-6-3		B X 1-0 ③ G3			C B X 1-1 ③ G3		B X 1-0 ② P7		4	0	0	0	0	0	4
Jeff King, R (1, 3) OBP: 0.341, SLG: 0.474		X 0-0 G4-6-3 1B	C B C F B X 2-2 ① G5-3				B S X 1-1 1B 1B	F F B S 1-3 ③ K		4	0	2	0	0	1	2
Hal Morris, L (1, 10) OBP: 0.383, SLG: 0.442		B X 1-0 ① ② G4-6-3 1-2f	B B B C X 3-1 ② F7				B C B F X 2-2 1-2 1B		X 0-0 ① G1-3	4	0	1	0	0	0	1
Jeff Conine, R (1, 7) OBP: 0.306, SLG: 0.436		B B C X 2-1 ③ F9	B B F B F X 3-2 ③ G6-3				S S F B S 1-3 ① K		B B S B X 3-1 ② G6-3	4	0	0	0	0	1	2
Larry Sutton, L (1, 9) OBP: 0.319, SLG: 0.370			C F B S 1-3 ① K		C B B X 2-1 ① G3-1		C B X 1-1 ② F9		B C B B C F F X 3-2 ③ F8	4	0	0	0	0	1	2
Luis Rivera, R (1, 6) OBP: 0.342, SLG: 0.294			X 0-0 1B 1B 1B		B X 1-0 ② G6-3		F B X 1-1 ③ G4-3			2	1	1	0	0	0	0
Shane Mack, R (7, PH) OBP: 0.339, SLG: 0.472										1	0	0	0	0	0	2
Mendy López, R (8, 6) OBP: 0.353, SLG: 0.438										0	0	0	0	0	0	0
Sal Fasano, R (1, 2) OBP: 0.299, SLG: 0.303			1 SAFE S F B X 1-2 1B 1-2 FC3-5 1B		B B F C S 2-3 ③ K			C B F B B F F B 4-2 BB BB		2	0	1	0	1	1	0
29 Mike Sweeney, R (8, PR) OBP: 0.299, SLG: 0.331										0	0	0	0	0	0	0
(9, 2)																
Inning Stats	R: 0 H: 0 E: 0 LOB: 0 K: 0 BB: 0 S: 8 P: 15	R: 0 H: 1 E: 0 LOB: 0 K: 0 BB: 0 S: 4 P: 7	R: 1 H: 3 E: 0 LOB: 2 K: 1 BB: 0 S: 13 P: 18	R: 0 H: 0 E: 0 LOB: 0 K: 0 BB: 0 S: 9 P: 17	R: 0 H: 0 E: 0 LOB: 0 K: 1 BB: 0 S: 6 P: 11	R: 0 H: 0 E: 0 LOB: 0 K: 0 BB: 0 S: 9 P: 15	R: 0 H: 2 E: 0 LOB: 2 K: 1 BB: 0 S: 13 P: 19	R: 0 H: 0 E: 0 LOB: 2 K: 2 BB: 2 S: 11 P: 22	R: 0 H: 0 E: 0 LOB: 0 K: 0 BB: 0 S: 8 P: 14							

	AB	32
	R	1
	H	6
	RBI	1
	BB	2
	SO	5
	LOB	17

1B: 6 SF: 0 WP: 0 PA: 34
2B: 0 SAC: 0 PB: 0
3B: 0 DP: 1 SB: 0
HR: 0 HBP: 0 CS: 0

PITCHER		IP	WLS	BF	H	R	ER	SO	BB	IBB	HBP	BLK	WP	HR	S	P	ERA	WHIP
Dwight Gooden, R ERA: 3.6	(1, 1)	7.0		26	6	1	1	3	0	0	0	0	0	0	62	102	1.29	0.857
Paul Shuey, R ERA: 0.73	(8, 1)	1.0	W	5	0	0	0	2	2	0	0	0	0	0	11	22	0.00	2.000
Michael Jackson, R ERA: 1.91	(9, 1)	1.0	S	3	0	0	0	0	0	0	0	0	0	0	8	14	0.00	0.000

PITCHER	IP	WLS	BF	H	R	ER	SO	BB	IBB	HBP	BLK	WP	HR	S	P	ERA	WHIP

Batter	1	2	3	4	5	6	7	8	9	AB	R	H	RBI	BB	SO	LOB
Kenny Lofton, L (1, 8) OBP: 0.375, SLG: 0.411	BBCBFB 4-2 G3 BB		X 0-0 ① G6-3 1-2		BSBCBX 3-2 ③ F7		CBCBX 2-2 1B 1B		CBBBCB 4-2 FC5-4 1B BB	3	0	1	0	2	0	1
Omar Vizquel, S (1, 6) OBP: 0.370, SLG: 0.384	LBCBBX 3-2 ① G3 1-2		BBSX 2-1 ② F7			BCX 1-1 ① L1-3	PBX 2-0 1-2 1B		CX 0-1 FC5-4 1-2 1B	5	0	2	0	0	0	2
David Justice, L (1, 10) OBP: 0.365, SLG: 0.482 Shawon Dunston, R (9, PR) OBP: 0.264, SLG: 0.413	BX 1-0 ② G6-3		X 0-0 ③ F7			BBCBX 3-1 F9 1B 1B	FCFX 0-2 ③ P7		CSX 0-2 ① FC5-4 S 1-2f 2-3	5 0	0 0	1 0	0 0	0 0	0 0	6 0
Jim Thome, L (1, 3) OBP: 0.436, SLG: 0.650	BCBCBS 3-3 ③ K			CBSS 1-3 ① K		BX 1-0 BB 1-2 1B		BCBCBX 3-2 ① F8	FBSBC 2-3 ② K 1-2	5	0	1	0	0	3	3
Manny Ramirez, R (1, 9) OBP: 0.370, SLG: 0.558		SSSS 0-3 ① K		C X 0-1 ② P5		FX 0-1 ② F9 2-3		BCBFFBFB 4-2 FC1-4 BB	F BX 1-1 ③ L4	4	0	0	0	1	1	5
Mark Whiten, S (1, 7) OBP: 0.405, SLG: 0.469		BBBCB 4-1 1B BB		BBX 2-0 FC4-6 1B		BBBB 4-0 1-2 BB		CBSBX 2-2 ② FC1-4 1B 1-2f HR		2	1	1	0	2	0	1
Sandy Alomar Jr., R (1, 2) OBP: 0.300, SLG: 0.398		CFX 0-2 G4-6-3 1-3 1B		X 0-0 ③ FC4-6 1-2f		BX 1-0 ③ G2-3		X 0-0 HR 1-2 1B		4	1	2	0	0	0	4
Travis Fryman, R (1, 5) OBP: 0.317, SLG: 0.468		X 0-0 ②③ G4-6-3 1-2f			FFBX 1-2 ① L8		SFBFFBBX 3-2 ① G5-3	CBCX 1-2 1-H 2-H HR		4	1	1	3	0	0	2
David Bell, R (1, 4) OBP: 0.315, SLG: 0.427			BCBBBCB 4-2 G6-3 BB		X 0-0 ② P7		FFX 0-2 ② F8	X 0-0 ③ G5-3		3	0	0	0	1	0	0
Inning Stats	R: 0 H: 0 E: 0 LOB: 1 K: 1 BB: 1 S: 9 P: 20	R: 0 H: 1 E: 0 LOB: 1 K: 1 BB: 1 S: 8 P: 12	R: 0 H: 0 E: 0 LOB: 1 K: 0 BB: 1 S: 6 P: 12	R: 0 H: 1 E: 0 LOB: 1 K: 1 BB: 0 S: 7 P: 10	R: 0 H: 0 E: 0 LOB: 0 K: 0 BB: 0 S: 7 P: 11	R: 0 H: 2 E: 0 LOB: 3 K: 0 BB: 1 S: 8 P: 18	R: 0 H: 2 E: 0 LOB: 2 K: 0 BB: 0 S: 17 P: 23	R: 3 H: 2 E: 0 LOB: 0 K: 0 BB: 1 S: 15 P: 25	R: 0 H: 1 E: 0 LOB: 3 K: 1 BB: 1 S: 12 P: 19	1B: 8 SF: 0 2B: 0 SAC: 0 3B: 0 DP: 1 HR: 1 HBP: 0						

PITCHER		IP	WLS	BF	H	R	ER	SO	BB	IBB	HBP	BLK	WP	HR	S	P	ERA	WHIP
Pat Rapp, R ERA: 4.58	(1, 1)	7.0	W	30	6	0	0	3	4	0	0	0	0	0	62	106	0.00	1.429
Scott Service, R ERA: 3.67	(8, 1)	1.0		6	2	3	3	0	1	0	0	0	0	1	15	25	27.00	3.000
Jeff Montgomery, R ERA: 6.3	(9, 1)	1.0	S	5	1	0	0	1	1	0	0	0	0	0	12	19	0.00	2.000

PITCHER	IP	WLS	BF	H	R	ER	SO	BB	IBB	HBP	BLK	WP	HR	S	P	ERA	WHIP

TOP

Cleveland Indians @ Kansas City Royals

Kauffman Stadium, Kansas City, MO

Sat Jul 04 1998, 7:05 PM CDT

Att. 34,270 - Cloudy - 84 F

livebaseballscorecards.com

AB	35
R	3
H	9
RBI	3
BB	6
SO	4
LOB	24

WP: 0	PA: 41		
PB: 0			
SB: 1			
CS: 0			

Batter	1	2	3	4	5	6	7	8	9	AB	R	H	RBI	BB	SO	LOB
Johnny Damon, L (1, 7) OBP: 0.339, SLG: 0.436	C B F X 1-2 HR		B X 1-0 ③ G6-3		B X 1-0 1-H FC4-2 3B	I I I 4-0 IBB		B C F B F F X 2-2 ① F9		4	1	2	2	1	0	0
Jermaine Allensworth, R (1, 8) OBP: 0.366, SLG: 0.421	B F X 1-1 ① F8			B C C S 1-3 ① K	X 0-0 ② FC4-2 BB S 3-H	C S S 0-3 ③ K		B B C F X 2-2 ② G6-3		5	0	0	0	0	2	4
Jose Offerman, S (1, 4) OBP: 0.373, SLG: 0.415	B B C B X 3-1 ② F7			C S B F B B X 3-2 ② F8	C B B B B 4-1 BB 1-2 BB		B X 1-0 ① F9	X 0-0 1B		4	0	1	0	1	0	0
Jeff King, R (1, 10) OBP: 0.345, SLG: 0.477	B C C F B X 2-2 ③ F9			C C B B X 2-2 2B	C B C B B B 4-2 1-2 2-3 BB		F C X 0-2 2B 1B 1B	C B F B S 2-3 ③ K		4	1	2	0	1	1	1
Hal Morris, L (1, 3) OBP: 0.381, SLG: 0.443		C C B B S 2-3 ① K	X 0-0 ③ F7	B X 1-0 ③ G4-3			B F B X 2-1 1B 1-3 2B			4	0	1	0	0	1	4
Jeff Conine, R (1, 9) OBP: 0.310, SLG: 0.434		B B X 2-0 G4-6-3 1B		C B B B B 4-1 HR BB	C B C C 1-3 ① K		F B C X 1-2 ② F9			3	1	1	0	1	1	2
Sal Fasano, R (1, 2) OBP: 0.312, SLG: 0.344		X 0-0 ② ③ G4-6-3 1-2f			X 0-0 1-H HR	B B X 2-0 1B 2B	B B C H 3-1 1B HBP			3	1	2	2	0	0	1
Luis Rivera, R (1, 6) OBP: 0.357, SLG: 0.316			X 0-0 ① G1-3		B F F F F X 1-2 ① G6-3	X 0-0 2-3 1B	F X 0-1 1-2 2-3 3-H 1B			4	0	2	1	0	0	0
Mendy López, R (1, 5) OBP: 0.333, SLG: 0.400			S C X 0-2 ② G6-3		B S C B X 2-2 3B 1B	B B F F C 2-3 ② K	B C F B B F X 3-2 ③ F9			4	1	1	0	0	1	5
Inning Stats	R: 1 E: 0 K: 0 S: 11 H: 1 LOB: 0 BB: 0 P: 18	R: 0 E: 0 K: 1 S: 5 H: 1 LOB: 0 BB: 0 P: 9	R: 0 E: 0 K: 0 S: 5 H: 0 LOB: 0 BB: 0 P: 6	R: 0 E: 0 K: 1 S: 11 H: 1 LOB: 1 BB: 0 P: 17	R: 3 E: 0 K: 0 S: 16 H: 3 LOB: 3 BB: 3 P: 33	R: 0 E: 0 K: 3 S: 11 H: 2 LOB: 3 BB: 1 P: 20	R: 1 E: 0 K: 0 S: 16 H: 3 LOB: 3 BB: 0 P: 26	R: 0 E: 0 K: 1 S: 12 H: 1 LOB: 1 BB: 0 P: 18		1B: 6 2B: 3 3B: 1 HR: 2	SF: 0 SAC: 0 DP: 1 HBP: 1		WP: 0 PB: 0 SB: 1 CS: 0	PA: 40		

PITCHER	IP	WLS	BF	H	R	ER	SO	BB	IBB	HBP	BLK	WP	HR	S	P	ERA	WHIP
Charles Nagy, R (1, 1) ERA: 5.57	6.1	L	32	10	5	5	5	3	1	0	0	0	2	65	112	7.11	2.053
Jose Mesa, R (7, 1) ERA: 4.47	1.2		8	2	0	0	1	0	0	1	0	0	0	22	35	0.00	1.200

PITCHER	IP	WLS	BF	H	R	ER	SO	BB	IBB	HBP	BLK	WP	HR	S	P	ERA	WHIP

BOTTOM

Cleveland Indians @ Kansas City Royals

Kauffman Stadium, Kansas City, MO

Sat Jul 04 1998, 7:05 PM CDT
Att. 34,270 - Cloudy - 84 F

livebaseballscorecards.com

AB	35
R	5
H	12
RBI	5
BB	4
SO	6
LOB	17

Batter	1	2	3	4	5	6	7	8	9	AB	R	H	RBI	BB	SO	LOB
Kenny Lofton, L (1, 8) OBP: 0.377, SLG: 0.409	F7		L4			HR 1B; BB	BB		K	4	1	1	0	2	1	2
Shawon Dunston, R (1, 6) OBP: 0.268, SLG: 0.420 (8, 7)	S 2B			B1-3		HR 1B; L1-3	P4			5	1	2	0	0	0	4
Manny Ramirez, R (1, 9) OBP: 0.374, SLG: 0.577	K 2-3			F7		1-H 2-H 3-H HR	HR	G1-6-3 BB		4	2	2	5	1	1	1
Jim Thome, L (1, 3) OBP: 0.435, SLG: 0.655	K			HR		2B 1B BB	F8	G1-6-3 1-2f		4	2	1	1	1	1	2
Mark Whiten, S (1, 7) OBP: 0.408, SLG: 0.475		K		G6-3		1B G4-3 1-3 2B	2B HBP	P7		3	2	1	0	0	1	0
Jeff Branson, L (8, PH) OBP: 0.214, SLG: 0.244 (8, 6)										1	0	0	0	0	0	0
Travis Fryman, R (1, 5) OBP: 0.324, SLG: 0.476		K			CS 1B	WP G4-3 2-3 3-H 1B	2B 1-3 2B		E 1B	5	1	4	1	0	1	0
Richie Sexson, R (1, 10) OBP: 0.333, SLG: 0.500		K			K 1-2	G4-3 1-2 3-H	G6-3 HR 2B		E4 1-2	2	0	0	0	0	2	1
David Justice, L (6, PH) OBP: 0.365, SLG: 0.484										3	1	1	3	0	0	2
Pat Borders, R (1, 2) OBP: 0.286, SLG: 0.278			F8		G6-3	K 2-3	G6-3 2-3		K	5	0	0	0	0	2	4
David Bell, R (1, 4) OBP: 0.321, SLG: 0.441			K			1B HR 1B; BB	HR 3-H		K	4	2	2	2	1	2	2
Inning Stats	R: 0 E: 0 K: 2 S: 11 H: 1 LOB: 1 BB: 0 P: 17	R: 0 E: 0 K: 3 S: 10 H: 0 LOB: 0 BB: 0 P: 14	R: 0 E: 0 K: 1 S: 8 H: 0 LOB: 0 BB: 0 P: 11	R: 1 E: 0 K: 0 S: 8 H: 1 LOB: 0 BB: 0 P: 12	R: 0 E: 0 K: 1 S: 7 H: 1 LOB: 0 BB: 0 P: 14	R: 6 E: 0 K: 1 S: 32 H: 6 LOB: 3 BB: 3 P: 49	R: 5 E: 0 K: 0 S: 13 H: 4 LOB: 1 BB: 1 P: 27	R: 0 E: 0 K: 0 S: 9 H: 0 LOB: 0 BB: 1 P: 15	R: 0 E: 1 K: 3 S: 14 H: 1 LOB: 2 BB: 0 P: 20	1B: 6 2B: 5 3B: 0 HR: 4	SF: 0 SAC: 0 DP: 2 HBP: 1						

TOP

Cleveland Indians @ Kansas City Royals

Kauffman Stadium, Kansas City, MO

Sun Jul 05 1998, 3:33 AM CDT

Att. 15,507 - Cloudy - 90 F

livebaseballscorecards.com

AB	40
R	12
H	14
RBI	12
BB	5
SO	11
LOB	18

PITCHER		IP	WLS	BF	H	R	ER	SO	BB	IBB	HBP	BLK	WP	HR	S	P	ERA	WHIP	PITCHER	IP	WLS	BF	H	R	ER	SO	BB	IBB	HBP	BLK	WP	HR	S	P	ERA	WHIP
Glendon Rusch, L ERA: 5.4	(1, 1)	5.0	L	23	8	7	7	7	1	0	0	0	0	2	58	90	12.60	1.800																	
Ricky Bones, R ERA: 3.0	(6, 1)	0.2		4	1	0	0	1	1	0	0	0	1	0	13	18	0.00	3.000																	
Chris Haney, L ERA: 7.57	(6, 1)	0.2		7	3	4	4	0	1	0	1	0	0	1	13	24	54.00	6.000																	
Jim Pittsley, R ERA: 5.72	(7, 1)	1.2		7	1	1	1	0	2	0	0	0	0	1	14	27	5.40	1.800																	
Matt Whisenant, L ERA: 4.7	(9, 1)	1.0		5	1	0	0	3	0	0	0	0	0	0	14	20	0.00	1.000																	

PITCHER		IP	WLS	BF	H	R	ER	SO	BB	IBB	HBP	BLK	WP	HR	S	P	ERA	WHIP	PITCHER	IP	WLS	BF	H	R	ER	SO	BB	IBB	HBP	BLK	WP	HR	S	P	ERA	WHIP

BOTTOM

Cleveland Indians @ Kansas City Royals

Kauffman Stadium, Kansas City, MO

Sun Jul 05 1998, 3:33 AM CDT

Att. 15,507 - Cloudy - 90 F

livebaseballscorecards.com

Batter	1	2	3	4	5	6	7	8	9	AB	R	H	RBI	BB	SO	LOB
Johnny Damon, L (1, 8) OBP: 0.341, SLG: 0.435	BBBB (8, 7) 4-0 FC5-4 BB		CBBSC 2-3 ① K		X 0-0 ② L3			CBX 1-1 1B SF8 1B		3	1	1	0	1	1	0
Jose Offerman, S (1, 4) OBP: 0.371, SLG: 0.413	BCBLX 2-2 ① FC5-4 1B 1B 1-2f		BFCX 1-2 ② F7		CCS 0-3 ③ K			CBSBBX 3-2 1B 1-2 1B		4	1	1	0	0	1	1
Shane Halter, R (8, PR) OBP: 0.283, SLG: 0.341 (9, 4)										0	0	0	0	0	0	0
Hal Morris, L (1, 10) OBP: 0.384, SLG: 0.443	BC1FX SAFE 1-2 1B 1-3 1B		CBBBB 4-1 BB			BX 1-0 ① G4-3		BCBX 2-1 1-2 2-3 1B		2	0	1	0	1	0	0
Shane Mack, R (8, PH) OBP: 0.343, SLG: 0.475										1	0	1	0	0	0	0
Jeff King, R (1, 3) OBP: 0.344, SLG: 0.476	CFFX 0-2 1-2 3-H 1B		FFBBX 2-2 ③ L5-3			X 0-0 ② F7		BBX 2-0 ② SF8 3-H		3	0	1	2	0	0	1
Dean Palmer, R (1, 5) OBP: 0.340, SLG: 0.531	SSSBS 1-3 ② K			BCFBX 2-2 HR		BCFBFFX 3-2 ③ F9		CFFX 0-2 ③ L7		4	1	1	1	0	1	4
Mendy López, R (9, 5) OBP: 0.333, SLG: 0.400										0	0	0	0	0	0	0
Larry Sutton, L (1, 9) OBP: 0.312, SLG: 0.361	X 0-0 ③ F7			BCFBFBX 3-2 ① F7			BX 1-0 ① G1-3		CX 0-1 ① G1-3	4	0	0	0	0	0	2
Jeff Conine, R (1, 7) OBP: 0.305, SLG: 0.426		BBCSTFFX 2-2 ① F8		FCC 0-3 ② K			BFCFFS 1-3 ② K		BSFBX 2-2 ② F8	3	0	0	0	0	2	0
Jermaine Allensworth, R (8, 8) OBP: 0.364, SLG: 0.420										1	0	0	0	0	0	0
Sal Fasano, R (1, 2) OBP: 0.307, SLG: 0.339		BBCTX 2-2 ② P6		BSX 1-1 ③ G5-3			BBFFS 2-3 ③ K		X 0-0 ③ G4-3	2	0	0	0	0	0	0
29 Mike Sweeney, R (7, PH) OBP: 0.296, SLG: 0.327 (8, 2)										2	0	0	0	0	1	0
Luis Rivera, R (1, 6) OBP: 0.333, SLG: 0.293		BSTFTFS 1-3 ③ K			FSBC 1-3 ① K			BSFFC 1-3 ① K		3	0	0	0	0	3	0
Inning Stats	R: 1 E: 0 K: 1 S: 14 H: 2 LOB: 2 BB: 1 P: 22	R: 0 E: 0 K: 1 S: 14 H: 0 LOB: 0 BB: 0 P: 19	R: 0 E: 0 K: 1 S: 10 H: 0 LOB: 1 BB: 1 P: 19	R: 1 E: 0 K: 1 S: 12 H: 1 LOB: 0 BB: 0 P: 18	R: 0 E: 0 K: 2 S: 7 H: 0 LOB: 0 BB: 0 P: 8	R: 0 E: 0 K: 0 S: 7 H: 0 LOB: 0 BB: 0 P: 11	R: 0 E: 0 K: 2 S: 9 H: 0 LOB: 0 BB: 0 P: 13	R: 1 E: 0 K: 1 S: 16 H: 3 LOB: 2 BB: 0 P: 25	R: 0 E: 0 K: 0 S: 6 H: 0 LOB: 0 BB: 0 P: 8	1B: 5 2B: 0 3B: 0 HR: 1	SF: 1 SAC: 0 DP: 0 HBP: 0						

	AB	32
	R	3
	H	6
	RBI	3
	BB	2
	SO	9
	LOB	8

WP: 0 PB: 0 SB: 0 CS: 0 PA: 35

PITCHER		IP	WLS	BF	H	R	ER	SO	BB	IBB	HBP	BLK	WP	HR	S	P	ERA	WHIP
Jaret Wright, R ERA: 4.09	(1, 1)	6.0	W	23	3	2	2	6	2	0	0	0	0	1	64	97	3.00	0.833
Eric Plunk, R ERA: 3.57	(7, 1)	1.0		3	0	0	0	2	0	0	0	0	0	0	9	13	0.00	0.000
Alvin Morman, L ERA: 3.6	(8, 1)	0.1		4	3	1	1	1	0	0	0	0	0	0	11	18	27.00	9.000
Tim Worrell, R ERA: 6.0	(8, 1)	1.2		5	0	0	0	0	0	0	0	0	0	0	11	15	0.00	0.000

PITCHER	IP	WLS	BF	H	R	ER	SO	BB	IBB	HBP	BLK	WP	HR	S	P	ERA	WHIP

Batter	1	2	3	4	5	6	7	8	9	AB	R	H	RBI	BB	SO	LOB
Otis Nixon, S (1, 8) OBP: 0.337, SLG: 0.292	B C C B F F B X 3-2 G6-4-3 1B		L B B X 2-1 ① F7		X 0-0 ② G5-3 1-2			B F P F F 1 SAFE X 2-2 ① G5-3 1-2	B X 1-0 ③ G6-3	5	0	1	0	0	0	3
Brent Gates, S (1, 5) OBP: 0.297, SLG: 0.282	1 SAFE B X 1-0 ① ② G6-4-3 1-2f		C B B B X 3-1 E4 G4-1 E		B B B C X 3-1 ③ 2-H 1B			C B C X 1-2 ② G3-1 2-3		4	1	1	0	0	0	2
Matt Lawton, L (1, 9) OBP: 0.374, SLG: 0.459	B C B C B B 4-2 BB		C B B C C X 2-2 ② G4-1 1-H			S X 0-1 ① F8		B B I I 4-0 BB IBB		2	0	0	0	2	0	0
Marty Cordova, R (1, 7) OBP: 0.361, SLG: 0.444	S F X 0-2 ③ G1-3		C B F B C 2-3 ③			C B B B C X 3-2 ② G5-3		B B B B 4-0 1-2 BB		3	0	0	0	1	1	1
Todd Walker, L (1, 4) OBP: 0.370, SLG: 0.495 Denny Hocking, S (9, 4) OBP: 0.283, SLG: 0.237		C C X 0-2 ① G4-3		F X 0-1 ① F8		B B B X 3-0 ③ F7		F X 0-1 ③ G1-3		4 0	0 0	0 0	0 0	0 0	0 0	3 0
Ron Coomer, R (1, 3) OBP: 0.293, SLG: 0.425		X 0-0 BB 1B		B F B X 2-1 ② P5			C F S 0-3 ① K		B X 1-0 ① G6-3	4	0	1	0	0	1	0
David Ortiz, L (1, 10) OBP: 0.379, SLG: 0.520 Jon Shave, R (9, PR) OBP: 0.302, SLG: 0.400		B C 1 SAFE B C F F B F 4-2 B 1-2 BB		B C B B F F S 3-3 ③ K			X 0-0 ② F8		C H 1-1 HR HBP	2 0	0 1	0 0	0 0	1 0	1 0	0 0
Terry Steinbach, R (1, 2) OBP: 0.335, SLG: 0.437		C B F S 1-3 ② K			F F X 0-2 FC5-4 1B		B S F B F S 2-3 ③ K		B B X 2-0 1-H HR	4	1	2	2	0	2	2
Pat Meares, R (1, 6) OBP: 0.291, SLG: 0.367		B F F B B S 3-3 ③ K			1 SAFE B C F X 1-2 ① FC5-4 G5-3 1-2f 1B			B B X 2-0 G3-1 G5-3 1B	B F C S 1-3 ② K	4	0	1	0	0	2	4
Inning Stats	R: 0 H: 1 E: 0 LOB: 1 K: 0 BB: 1 S: 11 P: 19	R: 0 H: 1 E: 0 LOB: 2 K: 2 BB: 1 S: 15 P: 23	R: 1 H: 0 E: 2 LOB: 0 K: 1 BB: 0 S: 10 P: 19	R: 0 H: 0 E: 0 LOB: 0 K: 1 BB: 0 S: 9 P: 14	R: 0 H: 2 E: 0 LOB: 2 K: 0 BB: 0 S: 9 P: 13	R: 0 H: 0 E: 0 LOB: 0 K: 0 BB: 0 S: 6 P: 12	R: 0 H: 0 E: 0 LOB: 0 K: 2 BB: 0 S: 8 P: 10	R: 0 H: 1 E: 0 LOB: 3 K: 0 BB: 2 S: 11 P: 23	R: 2 H: 1 E: 0 LOB: 1 K: 1 BB: 0 S: 7 P: 13	1B: 5 SF: 0 2B: 0 SAC: 0 3B: 0 DP: 1 HR: 1 HBP: 1						WP: 0 PA: 37 PB: 0 SB: 0 CS: 0

PITCHER	IP	WLS	BF	H	R	ER	SO	BB	IBB	HBP	BLK	WP	HR	S	P	ERA	WHIP
Dave Burba, R (1, 1) ERA: 3.38	7.2	L	31	5	1	0	6	3	1	0	0	0	0	77	131	0.00	1.043
Alvin Morman, L (8, 1) ERA: 3.54	0.1		1	0	0	0	0	0	0	0	0	0	0	2	2	0.00	0.000
Paul Shuey, R (9, 1) ERA: 2.03	1.0		5	1	2	2	1	0	0	1	0	0	1	7	13	18.00	1.000

PITCHER	IP	WLS	BF	H	R	ER	SO	BB	IBB	HBP	BLK	WP	HR	S	P	ERA	WHIP

TOP

Minnesota Twins @ Cleveland Indians

Jacobs Field, Cleveland, OH

Thu Jul 09 1998, 7:05 PM EDT

Att. 43,236 - Unknown - 75 F

livebaseballscorecards.com

AB	32
R	3
H	6
RBI	2
BB	4
SO	7
LOB	15

Batter	1	2	3	4	5	6	7	8	9	AB	R	H	RBI	BB	SO	LOB
Kenny Lofton, L (1, 8) OBP: 0.376, SLG: 0.407	C B X 1-1 FC4-6 1B		C B F B F X 2-2 ② G4-3			L B X 1-1 ② L8		C B X 1-1 ③ F7		4	0	1	0	0	0	2
Omar Vizquel, S (1, 6) OBP: 0.366, SLG: 0.379	C X 0-1 ① L6		C C X 0-2 ③ G6-3			C B B X 2-1 ③ P6			L C X 0-2 ① L7	4	0	0	0	0	0	1
David Justice, L (1, 10) OBP: 0.363, SLG: 0.481	1 SAFE C 1 SAFE B F F X 1-2 ② FC4-6 1-2f			F X 0-1 ① G4-3			F B B B S X 3-2 ① G3-1		C F B B B X 3-2 G4-6-3 1B	4	0	1	0	0	0	1
Jim Thome, L (1, 3) OBP: 0.430, SLG: 0.646	C X 0-1 ③ P6			B C X 1-1 ② F8			B X 1-0 ② P4		B B S X 2-1 ②③ G4-6-3 1-2f	4	0	0	0	0	0	2
Manny Ramirez, R (1, 9) OBP: 0.370, SLG: 0.571		F C C F X 0-2 ① F8		C C S 0-3 ③ K			S S X 0-2 ③ F9			3	0	0	0	0	1	0
Brian Giles, L (1, 7) OBP: 0.389, SLG: 0.483		B B C S X 2-2 2B			C B B X 2-1 ① G4-3			F B C B F F C 2-3 ① K		3	0	1	0	0	1	0
Sandy Alomar Jr., R (1, 2) OBP: 0.300, SLG: 0.402		B F X 1-1 ② L9			C F B F F X 1-2 ② G3			B B C C B F X 3-2 WP 2B		3	0	1	0	0	0	1
Travis Fryman, R (1, 5) OBP: 0.324, SLG: 0.474		F C F B F X 1-2 ③ L4			X 0-0 ③ L7			B B B B 4-0 2-3 BB		2	0	0	0	1	0	1
David Bell, R (1, 4) OBP: 0.319, SLG: 0.437			C S X 0-2 ① F8			C C X 0-2 ① P4		C B C S 1-3 ② K		2	0	0	0	0	0	0
Mark Whiten, S (8, PH) OBP: 0.405, SLG: 0.471										1	0	0	0	0	1	2
Jeff Branson, L (9, 4) OBP: 0.214, SLG: 0.244										0	0	0	0	0	0	0
Inning Stats	R: 0 H: 1 E: 1 LOB: 1 K: 0 BB: 0 S: 10 P: 12	R: 0 H: 1 E: 0 LOB: 1 K: 0 BB: 0 S: 14 P: 18	R: 0 H: 0 E: 0 LOB: 0 K: 0 BB: 0 S: 10 P: 12	R: 0 H: 0 E: 0 LOB: 0 K: 1 BB: 0 S: 7 P: 8	R: 0 H: 0 E: 0 LOB: 0 K: 0 BB: 0 S: 8 P: 11	R: 0 H: 0 E: 0 LOB: 0 K: 0 BB: 0 S: 7 P: 10	R: 0 H: 0 E: 0 LOB: 0 K: 0 BB: 0 S: 7 P: 11	R: 0 H: 1 E: 0 LOB: 2 K: 2 BB: 1 S: 14 P: 25	R: 0 H: 1 E: 0 LOB: 0 K: 0 BB: 0 S: 8 P: 13	1B: 2 SF: 0 2B: 2 SAC: 0 3B: 0 DP: 1 HR: 0 HBP: 0						

PITCHER		IP	WLS	BF	H	R	ER	SO	BB	IBB	HBP	BLK	WP	HR	S	P	ERA	WHIP
Bob Tewksbury, R ERA: 4.17	(1, 1)	7.1	W	26	3	0	0	2	1	0	0	0	1	0	72	100	0.00	0.545
Greg Swindell, L ERA: 2.83	(8, 1)	0.2		2	0	0	0	1	0	0	0	0	0	0	5	7	0.00	0.000
Rick Aguilera, R ERA: 3.4	(9, 1)	1.0	S	3	1	0	0	0	0	0	0	0	0	0	8	13	0.00	1.000

PITCHER	IP	WLS	BF	H	R	ER	SO	BB	IBB	HBP	BLK	WP	HR	S	P	ERA	WHIP

BOTTOM

Minnesota Twins @ Cleveland Indians

Jacobs Field, Cleveland, OH

Thu Jul 09 1998, 7:05 PM EDT
Att. 43,236 - Unknown - 75 F

livebaseballscorecards.com

AB	30
R	0
H	4
RBI	0
BB	1
SO	3
LOB	10

Batter	1	2	3	4	5	6	7	8	9	AB	R	H	RBI	BB	SO	LOB
Otis Nixon, S (1, 8) OBP: 0.331, SLG: 0.286	B1-3	FC6-4 1-2f	K	K	P5	G4-3 1-2				5	0	0	0	0	1	5
Brent Gates, S (1, 5) OBP: 0.310, SLG: 0.289	2B 1B	G6-3 BB	F8	FC3-6 BB	S 2-H 1B					3	1	2	1	2	0	0
Matt Lawton, L (1, 9) OBP: 0.371, SLG: 0.458	1B FC4-6 1-H 2B	G6-3 1-2	L8	FC3-6 G5-3 1-2f 1B	G6-3 1-2					5	2	1	1	0	0	3
Marty Cordova, R (1, 7) OBP: 0.365, SLG: 0.443	FC4-6 2-3 1B	FC3-6-3-2 BB	BB	G5-3 1-2	K					3	0	1	0	2	1	1
Orlando Merced, S (1, 3) OBP: 0.344, SLG: 0.426	FC4-6 1-2f 3-H	FC3-6-3-2 1-2 2-3	G6-3	1B 2-H 1B	L7					5	0	1	2	0	0	4
Ron Coomer, R (1, 10) OBP: 0.301, SLG: 0.441	1B	FC7-5 1B 1B	HR	1-3 1B	L8					5	1	4	1	0	0	0
Todd Walker, L (1, 4) OBP: 0.369, SLG: 0.491	K	FC7-5 1-2 1B	K	G6-3						4	0	1	0	0	2	2
Pat Meares, R (1, 6) OBP: 0.290, SLG: 0.363	G5-3	L8	G4-3	G4-3 1B BB						3	1	0	0	1	0	2
Javier Valentin, S (1, 2) OBP: 0.253, SLG: 0.312 Terry Steinbach, R (8, PH) OBP: 0.333, SLG: 0.435 (8, 2)	FC6-4 1B	FC7-5 1-2 2-3f	BB	K						2 1	0 0	1 0	0 0	1 0	0 1	2 1
Inning Stats	R: 2 E: 0 K: 0 S: 14 H: 4 LOB: 1 BB: 0 P: 22	R: 0 E: 0 K: 1 S: 9 H: 1 LOB: 1 BB: 0 P: 15	R: 0 E: 0 K: 0 S: 8 H: 0 LOB: 1 BB: 2 P: 18	R: 0 E: 0 K: 1 S: 18 H: 2 LOB: 2 BB: 0 P: 26	R: 0 E: 0 K: 0 S: 6 H: 0 LOB: 1 BB: 1 P: 12	R: 1 E: 0 K: 1 S: 12 H: 1 LOB: 1 BB: 1 P: 21	R: 1 E: 0 K: 0 S: 14 H: 2 LOB: 2 BB: 1 P: 20	R: 1 E: 0 K: 1 S: 14 H: 1 LOB: 1 BB: 1 P: 23	R: 0 E: 0 K: 1 S: 8 H: 0 LOB: 0 BB: 0 P: 12	1B: 9 2B: 2 3B: 0 HR: 1 SF: 0 SAC: 0 DP: 1 HBP: 0				WP: 0 PB: 0 SB: 1 CS: 0		PA: 42

PITCHER		IP	WLS	BF	H	R	ER	SO	BB	IBB	HBP	BLK	WP	HR	S	P	ERA	WHIP
Bartolo Colon, R ERA: 2.56	(1, 1)	5.2		27	8	3	3	3	4	0	0	0	0	1	63	108	4.76	2.118
Alvin Morman, L ERA: 3.86	(6, 1)	0.2		3	0	1	1	0	1	0	0	0	0	0	9	15	13.50	1.500
Eric Plunk, R ERA: 3.75	(7, 1)	0.2		5	2	1	1	0	1	0	0	0	0	0	11	17	13.50	4.500
Paul Assenmacher, L ERA: 3.54	(8, 1)	1.0		4	1	0	0	1	0	0	0	0	0	0	12	17	0.00	1.000
Michael Jackson, R ERA: 1.85	(9, 1)	1.0	W	3	0	0	0	1	0	0	0	0	0	0	8	12	0.00	0.000

PITCHER	IP	WLS	BF	H	R	ER	SO	BB	IBB	HBP	BLK	WP	HR	S	P	ERA	WHIP

Minnesota Twins @ Cleveland Indians

Jacobs Field, Cleveland, OH

Fri Jul 10 1998, 7:05 PM EDT

Att. 43,182 - Unknown - 71 F

TOP

livebaseballscorecards.com

AB	36
R	5
H	11
RBI	5
BB	6
SO	5
LOB	20

BOTTOM

Minnesota Twins @ Cleveland Indians

Jacobs Field, Cleveland, OH

Fri Jul 10 1998, 7:05 PM EDT

Att. 43,182 - Unknown - 71 F

livebaseballscorecards.com

Batter	1	2	3	4	5	6	7	8	9	AB	R	H	RBI	BB	SO	LOB
Kenny Lofton, L (1, 8) OBP: 0.376, SLG: 0.405	F B B B F F F F F 4-2 F B CS BB		B C B F F B S 3-3 ① K	C B T B S 2-3 ③ K			S C B B S 2-3 ① K		1 SAFE B C L F X 1-2 1B IBB 1-3 1B	4	0	1	0	1	3	0
Omar Vizquel, S (1, 6) OBP: 0.363, SLG: 0.374	P C F B 1 SAFE F X 2-2 ① F8		C B B X 2-1 ② F7		B B C B X 3-1 ① G4-3		B C X 1-1 ② P5		I I I I 4-0 1B 1-2 IBB	4	0	0	0	1	0	1
David Justice, L (1, 10) OBP: 0.369, SLG: 0.486	F B F F F B F B 1 SAFE 4-2 ② F B 1-2 BB		B B C C X 2-2 2B		X 0-0 ② P2		B B F B S B 4-2 BB 1B BB		C 3 SAFE B F B B X 3-2 1-2 2-3 3-H 1B	3	1	2	1	2	0	0
Jim Thome, L (1, 3) OBP: 0.434, SLG: 0.648	C B S S 1-3 ③ K		B B B C B 4-1 BB		B B B X 3-0 E 2B		B C B B B 4-1 1B 1-2 BB			2	1	1	0	2	1	1
Manny Ramirez, R (1, 9) OBP: 0.372, SLG: 0.570		X 0-0 ① G6-3	B X 1-0 ③ F9		S B S X 1-2 E9 2-H 1B		C F B X 1-2 ③ 1-3 2-H 1B			4	0	2	2	0	0	2
Brian Giles, L (1, 7) OBP: 0.386, SLG: 0.477		C X 0-1 WP 1B SF8 1B		B B X 2-0 ① F8	B B C F X 2-2 ③ F7			C B X 1-1 ① F8		4	1	1	0	0	0	1
Sandy Alomar Jr., R (1, 2) OBP: 0.303, SLG: 0.403		C S X 0-2 WP 1-2 1B	S F F X 0-2 HR 1B			C B F B X 2-2 ① G6-3		B B F S S 2-3 ② K		4	1	2	0	0	1	0
Travis Fryman, R (1, 5) OBP: 0.323, SLG: 0.481		B B X 2-0 ② SF8 1-2 2-H	X 0-0 1-H HR			C B F T 1-2 ② K		B F X 1-1 ③ P6		3	1	1	3	0	1	0
David Bell, R (1, 4) OBP: 0.317, SLG: 0.432 Shawon Dunston, R (9, PR) OBP: 0.268, SLG: 0.420		B F X 1-1 ③ G5-3	F B X 2-1 ② G6-3			X 0-0 ③ P4			B C B B F B 4-2 1B 1B BB	3 0	0 1	0 0	0 0	1 0	0 0	1 0
Inning Stats	R: 0 E: 0 K: 1 S: 21 H: 0 LOB: 1 BB: 2 P: 31	R: 1 E: 0 K: 0 S: 9 H: 2 LOB: 1 BB: 0 P: 12	R: 0 E: 0 K: 1 S: 11 H: 1 LOB: 2 BB: 1 P: 23	R: 2 E: 0 K: 1 S: 11 H: 2 LOB: 0 BB: 0 P: 17	R: 1 E: 1 K: 0 S: 10 H: 2 LOB: 1 BB: 0 P: 19	R: 0 E: 0 K: 1 S: 7 H: 0 LOB: 0 BB: 0 P: 10	R: 1 E: 0 K: 1 S: 11 H: 1 LOB: 2 BB: 2 P: 23	R: 0 E: 0 K: 1 S: 7 H: 0 LOB: 0 BB: 0 P: 11	R: 1 E: 0 K: 0 S: 9 H: 2 LOB: 3 BB: 2 P: 21	1B: 7 2B: 2 3B: 0 HR: 1 SF: 1 SAC: 0 DP: 0 HBP: 0							

	AB	31
	R	6
	H	10
	RBI	6
	BB	7
	SO	6
	LOB	6

PITCHER		IP	WLS	BF	H	R	ER	SO	BB	IBB	HBP	BLK	WP	HR	S	P	ERA	WHIP
LaTroy Hawkins, R ERA: 5.32	(1, 1)	5.0		24	7	4	4	3	3	0	0	0	1	1	62	102	7.20	2.000
Hector Carrasco, R ERA: 5.33	(6, 1)	1.0		3	0	0	0	1	0	0	0	0	0	0	7	10	0.00	0.000
Eddie Guardado, L ERA: 4.09	(7, 1)	0.2		4	0	1	1	1	2	0	0	0	0	0	8	19	13.50	3.000
Mike Trombley, R ERA: 3.29	(7, 1)	1.1	L	5	1	1	1	1	1	0	0	0	0	0	12	21	6.75	1.500
Greg Swindell, L ERA: 2.83	(9, 1)	0.0		3	2	0	0	0	0	1	0	0	0	0	7	15	∞	∞

PITCHER	IP	WLS	BF	H	R	ER	SO	BB	IBB	HBP	BLK	WP	HR	S	P	ERA	WHIP

WP: 1 PB: 0 SB: 0 CS: 1 PA: 39

Minnesota Twins @ Cleveland Indians

Jacobs Field, Cleveland, OH

Sat Jul 11 1998, 3:33 AM EDT

Att. 43,140 - Sunny - 73 F

livebaseballscorecards.com

Batter	1	2	3	4	5	6	7	8	9	AB	R	H	RBI	BB	SO	LOB
Pat Meares, R (1, 6) OBP: 0.287, SLG: 0.358	P3		G6-3		G4-3			G1-3		4	0	0	0	0	0	2
Denny Hocking, S (8, 6) OBP: 0.283, SLG: 0.237										0	0	0	0	0	0	0
Brent Gates, S (1, 5) OBP: 0.313, SLG: 0.294	1B		K			G6-4-3 1B		G1-3		4	0	2	0	0	1	0
Jon Shave, R (8, 5) OBP: 0.302, SLG: 0.400										0	0	0	0	0	0	0
Matt Lawton, L (1, 8) OBP: 0.373, SLG: 0.467	L7			G1-6-3 HBP		F7			HR	3	1	1	1	0	0	2
Marty Cordova, R (1, 7) OBP: 0.364, SLG: 0.438	G4-3			G1-6-3 1-2f		G6-4-3 1-2f			BB	3	0	0	0	1	0	3
David Ortiz, L (1, 3) OBP: 0.383, SLG: 0.548		HR		F8			1B		K	4	1	2	1	0	1	1
Ron Coomer, R (1, 10) OBP: 0.297, SLG: 0.435		G6-3			G6-3		L8		K	4	0	0	0	0	1	2
Todd Walker, L (1, 4) OBP: 0.367, SLG: 0.486		G6-3			BB BB		F9		L3	3	0	0	0	1	0	2
Terry Steinbach, R (1, 2) OBP: 0.333, SLG: 0.431		G1-3			1-2 BB		F7			2	0	0	0	1	0	1
Javier Valentin, S (7, 2) OBP: 0.253, SLG: 0.312										0	0	0	0	0	0	0
Alex Ochoa, R (1, 9) OBP: 0.275, SLG: 0.340			P3		P2			G3-1		3	0	0	0	0	0	2
Inning Stats	R: 0 E: 0 K: 0 S: 7 H: 1 LOB: 1 BB: 0 P: 13	R: 1 E: 0 K: 0 S: 12 H: 1 LOB: 0 BB: 0 P: 17	R: 0 E: 0 K: 1 S: 13 H: 0 LOB: 0 BB: 0 P: 18	R: 0 E: 0 K: 0 S: 9 H: 0 LOB: 0 BB: 0 P: 16	R: 0 E: 0 K: 0 S: 9 H: 0 LOB: 2 BB: 2 P: 20	R: 0 E: 0 K: 0 S: 4 H: 1 LOB: 0 BB: 0 P: 8	R: 0 E: 0 K: 0 S: 6 H: 1 LOB: 1 BB: 0 P: 11	R: 0 E: 0 K: 0 S: 7 H: 0 LOB: 0 BB: 0 P: 10	R: 1 E: 0 K: 2 S: 15 H: 1 LOB: 1 BB: 1 P: 21	1B: 3 2B: 0 3B: 0 HR: 2 SF: 0 SAC: 0 DP: 2 HBP: 1						

TOP

AB	30
R	2
H	5
RBI	2
BB	3
SO	3
LOB	15

PITCHER		IP	WLS	BF	H	R	ER	SO	BB	IBB	HBP	BLK	WP	HR	S	P	ERA	WHIP
Dwight Gooden, R ERA: 3.29	(1, 1)	7.0	W	26	4	1	1	1	2	0	1	0	0	1	60	103	1.29	0.857
Tim Worrell, R ERA: 5.91	(8, 1)	1.0		3	0	0	0	0	0	0	0	0	0	0	7	10	0.00	0.000
Jose Mesa, R ERA: 4.56	(9, 1)	1.0		5	1	1	1	2	1	0	0	0	0	1	15	21	9.00	2.000

PITCHER	IP	WLS	BF	H	R	ER	SO	BB	IBB	HBP	BLK	WP	HR	S	P	ERA	WHIP

BOTTOM

Minnesota Twins @ Cleveland Indians

Jacobs Field, Cleveland, OH

Sat Jul 11 1998, 3:33 AM EDT
Att. 43,140 - Sunny - 73 F

livebaseballscorecards.com

Batter	1	2	3	4	5	6	7	8	9	AB	R	H	RBI	BB	SO	LOB
Kenny Lofton, L (1, 8) OBP: 0.380, SLG: 0.408	C B B F X 2-2 1B G4-3 1B	X 0-0 ③ 2-H 3-H 1B		L B B B 4-1 BB		F C B B X 2-2 ③ L7	F F X 0-2 FC4-6 1-2 2-3 3-H 1B			3	1	2	2	1	0	0
Mark Whiten, S (7, PH) (8, 8) OBP: 0.410, SLG: 0.476										1	0	1	1	0	0	0
Omar Vizquel, S (1, 6) OBP: 0.362, SLG: 0.373	1 SAFE F X 0-1 G4-3 1-3 1B		L B X 1-1 ① L9	C 1 P S B S SAFE 2-3 ③ K			F X 2-0 ① P6			4	0	1	0	0	1	1
Shawon Dunston, R (7, PH) (8, 6) OBP: 0.266, SLG: 0.417							2-2 ① FC4-6 1-2f			1	0	0	0	0	0	3
David Justice, L (1, 10) OBP: 0.372, SLG: 0.488	F F B 1 F X SAFE 1-2 ① G4-3 1-2 3-H	C X 0-1 1B HR 1B	F B F X 1-2 CS 1B				F F X 0-2 1B 3B 1B	X 0-0 ① F8		5	2	3	1	0	0	1
Jim Thome, L (1, 3) OBP: 0.432, SLG: 0.643	F C F B B F X 2-2 ② F9	C B C S 1-3 ② K	C B C B S 2-3 ① ② K 1-2				X 0-0 3B 1-2 1B	X 0-0 1B 2B		4	1	1	0	0	2	3
Manny Ramirez, R (1, 9) OBP: 0.375, SLG: 0.577	F B F B S 2-3 ③ K	C F X 0-2 1-3 HR 1B	S X 0-1 ③ G5-3				B C B F F X 2-2 1-H 2-H 1B 3B	S C X 0-2 2-3 1B		5	2	3	2	0	1	1
Brian Giles, L (1, 7) OBP: 0.397, SLG: 0.513		C F F F B X 1-2 FC5-4 1B	S X 0-1 1-H 3-H HR			B X 1-0 HR 2B	B F X 1-1 BB 1B 3-H 1B	B B X 2-0 ② P5		5	3	4	4	0	0	2
Travis Fryman, R (1, 5) OBP: 0.324, SLG: 0.489	F F X 0-2 ① FC5-4 5-3 1-2f 1B 1B	F X 0-1 ③ L6				X 0-0 2-H HR	C B S X 1-2 1B BB 1-2 1B	F B S C 1-3 ③ K		5	2	2	2	0	1	3
Pat Borders, R (1, 2) OBP: 0.284, SLG: 0.277	1 SAFE X 0-0 5-3 1-2 1B 1B			B B F S B C 3-3 ① K		C B F S 1-3 ① K	B X 1-0 ② F9			4	1	1	0	0	2	2
David Bell, R (1, 4) OBP: 0.316, SLG: 0.426	X 0-0 ② 5-3 1-2 2-3			F C B X 1-2 ② G6-3		X 0-0 ② G4-3	B B B C B 4-1 1B BB 1-2 2-3			3	0	0	0	1	0	2
Inning Stats	R: 1 H: 2 E: 0 LOB: 1 K: 1 BB: 0 S: 17 P: 24	R: 2 H: 3 E: 0 LOB: 1 K: 0 BB: 0 S: 11 P: 12	R: 3 H: 3 E: 0 LOB: 0 K: 1 BB: 0 S: 14 P: 16	R: 0 H: 0 E: 0 LOB: 1 K: 2 BB: 1 S: 11 P: 20	R: 0 H: 1 E: 0 LOB: 0 K: 1 BB: 0 S: 8 P: 11	R: 2 H: 2 E: 0 LOB: 0 K: 1 BB: 0 S: 9 P: 13	R: 4 H: 6 E: 0 LOB: 3 K: 0 BB: 1 S: 24 P: 37	R: 0 H: 2 E: 0 LOB: 2 K: 1 BB: 0 S: 9 P: 12		1B: 14 SF: 0 2B: 2 SAC: 0 3B: 1 DP: 0 HR: 2 HBP: 0						

	AB	41
	R	12
	H	19
	RBI	12
	BB	2
	SO	7
	LOB	18

WP: 0 PA: 43
PB: 0
SB: 0
CS: 1

PITCHER		IP	WLS	BF	H	R	ER	SO	BB	IBB	HBP	BLK	WP	HR	S	P	ERA	WHIP
Brad Radke, R ERA: 3.23	(1, 1)	5.0	L	25	11	8	8	5	1	0	0	0	0	2	63	86	14.40	2.400
Dan Serafini, L ERA: 5.32	(6, 1)	2.0		13	6	4	2	1	1	0	0	0	0	0	31	47	9.00	3.500
Dan Naulty, R ERA: 4.94	(8, 1)	0.1		2	1	0	0	0	0	0	0	0	0	0	2	2	0.00	3.000
Eddie Guardado, L ERA: 4.01	(8, 1)	0.2		3	1	0	0	1	0	0	0	0	0	0	7	10	0.00	1.500

PITCHER	IP	WLS	BF	H	R	ER	SO	BB	IBB	HBP	BLK	WP	HR	S	P	ERA	WHIP

Minnesota Twins @ Cleveland Indians

Jacobs Field, Cleveland, OH

Sun Jul 12 1998, 3:33 AM EDT

Att. 43,053 - Cloudy - 74 F

livebaseballscorecards.com

Batter	1	2	3	4	5	6	7	8	9	AB	R	H	RBI	BB	SO	LOB
Otis Nixon, S (1, 8) OBP: 0.331, SLG: 0.292	G4-3		FC6-4 S 1-2f	SF7 1-3 3-H		G6-3	FC6-4 HBP 2B 1B		2B	5	1	2	1	0	0	1
Pat Meares, R (1, 6) OBP: 0.287, SLG: 0.358	K		K 1-2	3-H 1B		1B 2B 1B	K		K	6	1	2	1	0	4	3
Matt Lawton, L (1, 9) OBP: 0.377, SLG: 0.471	2B		HBP	G4-3		1-3 2B 1B	1-2 FC6-4 HBP		K	4	1	2	0	0	1	2
Ron Coomer, R (1, 5) OBP: 0.296, SLG: 0.435	G1-3		F9		G3-1 1B 2B	P3	FC6-4 2B 1-2f 2-3			5	1	1	0	0	0	7
Orlando Merced, S (1, 10) OBP: 0.350, SLG: 0.429		G1-3		1B 2B BB	G3-1 2-3	2B 2B IBB	1-3 3-H 2B			3	2	1	1	2	0	1
Marty Cordova, R (1, 7) OBP: 0.371, SLG: 0.447		K	1-3 2B 1B	FC5-2 BB		1-3 2-H 3-H 2B 2B		G3-6-3 1B		4	2	3	2	1	1	0
David Ortiz, L (1, 3) OBP: 0.392, SLG: 0.587	HR	K	FC5 1-3 3-H	FC5-2 1B		2-H 3-H 2B		1-2f	G3-6-3	5	1	3	4	0	1	3
Terry Steinbach, R (1, 2) OBP: 0.335, SLG: 0.432	G5-3		1-H 3-H SF7 2B	FC5-2 1-2 3-H	BB				K	4	1	1	2	1	1	2
Denny Hocking, S (1, 4) OBP: 0.288, SLG: 0.245			FC6-4 1B	E 2-3 1B	FC5 2-3f	G5-3			K	5	1	2	0	0	1	4

	AB	41
	R	11
	H	17
	RBI	11
	BB	4
	SO	9
	LOB	23

Inning Stats	1	2	3	4	5	6	7	8	9	1B: 9	SF: 1	WP: 0	PA: 48
R:	0	1	0	4	1	4	1	0	0	2B: 7	SAC: 0	PB: 0	
E:	0	0	0	1	0	0	0	0	0	3B: 0	DP: 1	SB: 1	
K:	1	1	1	1	0	0	1	1	3	HR: 1	HBP: 2	CS: 0	
S:	13	9	11	18	7	15	9	11	12				
H:	1	1	1	4	2	4	2	1	1				
LOB:	1	0	2	1	2	2	0	0	1				
BB:	0	0	0	1	1	2	0	0	0				
P:	22	14	17	26	13	26	13	16	18				

PITCHER		IP	WLS	BF	H	R	ER	SO	BB	IBB	HBP	BLK	WP	HR	S	P	ERA	WHIP
Charles Nagy, R ERA: 5.82	(1, 1)	4.1	L	25	9	6	6	4	2	0	1	0	0	1	56	90	12.46	2.538
Jose Mesa, R ERA: 5.22	(5, 1)	2.2		16	6	5	5	1	1	1	1	0	0	0	26	41	16.88	2.625
Eric Plunk, R ERA: 3.65	(8, 1)	1.0		3	1	0	0	1	0	0	0	0	0	0	11	16	0.00	1.000
Paul Shuey, R ERA: 1.88	(9, 1)	1.0		4	1	0	0	3	0	0	0	0	0	0	12	18	0.00	1.000

PITCHER	IP	WLS	BF	H	R	ER	SO	BB	IBB	HBP	BLK	WP	HR	S	P	ERA	WHIP

BOTTOM

Minnesota Twins @ Cleveland Indians

Jacobs Field, Cleveland, OH

Sun Jul 12 1998, 3:33 AM EDT

Att. 43,053 - Cloudy - 74 F

livebaseballscorecards.com

Batter	1	2	3	4	5	6	7	8	9	AB	R	H	RBI	BB	SO	LOB
Kenny Lofton, L (1, 8) OBP: 0.377, SLG: 0.404	C F B B F X 2-2 F8 ①			C B F B B F C 3-3 K ①		F B C S 1-3 K ③		B B B C F B 4-2 1B BB		3	0	0	0	0	2	0
Brian Giles, L (8, 7) OBP: 0.400, SLG: 0.513										0	0	0	0	1	0	0
Shawon Dunston, R (1, 6) OBP: 0.272, SLG: 0.419	B F S F X 1-2 G1-3 ②			B X 1-0 F9 ②			C F X 0-2 2B 1B	B S S B F X 2-2 1-2 1B		4	1	2	0	0	0	0
Manny Ramirez, R (1, 9) OBP: 0.374, SLG: 0.576	X 0-0 F8 ③			B B X 2-0 F7 ③			B S S S F X 1-2 1-H 1B 2B	B F S B S 2-3 K ③		4	1	1	1	0	1	2
Jim Thome, L (1, 3) OBP: 0.430, SLG: 0.638		X 0-0 F8 ①			F S B F B S 2-3 K ①		S X 0-1 G1-3 ①		X 0-0 FC5-4 SF8 1B 1B	4	1	1	0	0	1	1
Mark Whiten, S (1, 7) (8, 8) OBP: 0.413, SLG: 0.477		F C X 0-2 G6-3 ②			B S C X 1-2 G4-3 ②		C X 0-1 2-H 1B		S B F F X 1-2 1-2 FC5-4 1B	4	0	2	1	0	0	0
David Justice, L (1, 10) OBP: 0.368, SLG: 0.482		B B C C F S 2-3 K ③			B F B X 2-1 G4-3 ③		X 0-0 F7 ②		C X 0-1 1-2f 2-3 FC5-4 HR ①	4	1	0	0	0	1	3
Sandy Alomar Jr., R (1, 2) OBP: 0.299, SLG: 0.398			B B F F X 2-2 F8 ①			C B S X 1-2 F8 ①	B B B C X 3-1 P6 ③		X 0-0 3-H SF8 ②	3	0	0	1	0	0	1
Travis Fryman, R (1, 5) OBP: 0.323, SLG: 0.495			B X 1-0 G5-3 ②			B B B C F F F F X 3-2 G5-3 ②		B C F X 1-2 F9 ①	B F X 1-1 1-H HR	4	1	1	2	0	0	0
David Bell, R (1, 4) OBP: 0.318, SLG: 0.439			B C B F X 2-2 F8 ③			B S F X 1-2 HR		B S S S B S 2-3 K ②	B X 1-0 L4 ③	2	1	1	1	0	0	0
Jeff Branson, L (8, PH) (9, 4) OBP: 0.222, SLG: 0.273										2	0	0	0	0	1	0
Inning Stats	R: 0 E: 0 K: 0 S: 9 H: 0 LOB: 0 BB: 0 P: 12	R: 0 E: 0 K: 1 S: 8 H: 0 LOB: 0 BB: 0 P: 10	R: 0 E: 0 K: 0 S: 7 H: 0 LOB: 0 BB: 0 P: 12	R: 0 E: 0 K: 1 S: 6 H: 0 LOB: 0 BB: 0 P: 12	R: 0 E: 0 K: 1 S: 9 H: 0 LOB: 0 BB: 0 P: 14	R: 1 E: 0 K: 1 S: 15 H: 1 LOB: 0 BB: 0 P: 21	R: 2 E: 0 K: 0 S: 14 H: 3 LOB: 1 BB: 0 P: 18	R: 0 E: 0 K: 2 S: 15 H: 1 LOB: 2 BB: 1 P: 26	R: 3 E: 0 K: 0 S: 11 H: 3 LOB: 0 BB: 0 P: 14	1B: 5 2B: 1 3B: 0 HR: 2	SF: 1 SAC: 0 DP: 0 HBP: 0						

	AB	34
	R	6
	H	8
	RBI	6
	BB	1
	SO	6
	LOB	7

PITCHER		IP	WLS	BF	H	R	ER	SO	BB	IBB	HBP	BLK	WP	HR	S	P	ERA	WHIP
Eric Milton, L ERA: 4.77	(1, 1)	6.2	W	24	4	3	3	4	0	0	0	0	0	1	66	94	4.05	0.600
Mike Trombley, R ERA: 3.21	(7, 1)	1.1		6	1	0	0	2	1	0	0	0	0	0	17	31	0.00	1.500
Greg Swindell, L ERA: 3.24	(9, 1)	1.0		6	3	3	3	0	0	0	0	0	0	1	11	14	27.00	3.000

PITCHER	IP	WLS	BF	H	R	ER	SO	BB	IBB	HBP	BLK	WP	HR	S	P	ERA	WHIP

New York Yankees @ Cleveland Indians

Jacobs Field, Cleveland, OH

Mon Jul 13 1998, 7:05 PM EDT

Att. 43,177 - Unknown - 77 F

livebaseballscorecards.com

TOP

Batter	1	2	3	4	5	6	7	8	9	AB	R	H	RBI	BB	SO	LOB
Chuck Knoblauch, R (1, 4) OBP: 0.381, SLG: 0.367	C B C B X 2-2 2 G6-4-3 1B		C B B X 2-1 ② L6		C X 0-1 2 1B 1B		B C B F F C 2-3 ② K			4	0	2	0	0	1	2
2 Derek Jeter, R (1, 6) OBP: 0.363, SLG: 0.470	C 1 SAFE B B C X 2-2 ① ② G6-4-3 1-2f		X 0-0 1B		C F 1 SAFE X 0-2 1-2 1B		C X 0-1 ③ G4-3			4	0	2	0	0	0	3
Paul O'Neill, L (1, 9) OBP: 0.367, SLG: 0.491	C B C S 1-3 ③ K		F F F B X 1-2 ③ L7		S F S 0-3 ③ K			X 0-0 ① G4-3		4	0	0	0	0	2	3
Tino Martinez, L (1, 3) OBP: 0.364, SLG: 0.498		C X 0-1 G6-3 1B		C B B F X 2-2 ① P3		B F B F B F F F F 4-2 F B G3-6-3 BB		B X 1-0 ② G3		3	0	1	0	1	0	0
Tim Raines, S (1, 7) OBP: 0.373, SLG: 0.374		B B C B F X 3-2 ① G6-3 1-2		B C B B B X 3-1 ② G4-3		B B X 2-0 ① ② G3-6-3 1-2f		B X 1-0 ③ G6-3		4	0	0	0	0	0	2
Darryl Strawberry, L (1, 10) OBP: 0.379, SLG: 0.537 Dale Sveum, S (9, PH) OBP: 0.204, SLG: 0.156		C C B F B X 2-2 ② G1-3		B X 1-0 HR		B B X 2-0 ③ G6-3			C F B B S 2-3 ① K	3 1	1 0	1 0	1 0	0 0	0 1	1 0
20 Jorge Posada, S (1, 2) OBP: 0.370, SLG: 0.463	B B B B 4-0 BB		B C F B F B C 3-3 ③ K				C B C B X 2-2 ① G6-3		B C C B B X 3-2 ② F7	3	0	0	0	1	1	0
Chad Curtis, R (1, 8) OBP: 0.367, SLG: 0.399	S B B B B X 3-1 ③ F9				S B C X 1-2 ① L9		B B F X 2-1 1B 1B		C X 0-1 ③ G6-3	4	0	1	0	0	0	2
Scott Brosius, R (1, 5) OBP: 0.383, SLG: 0.466			C B C B B X 3-2 ① F7		C X 0-1 ② G6-3		F C F B X 1-2 1-2 1B			3	0	1	0	0	0	0
Inning Stats	R: 0 H: 1 E: 0 LOB: 0 K: 1 BB: 0 S: 9 P: 14	R: 0 H: 1 E: 0 LOB: 2 K: 0 BB: 1 S: 11 P: 23	R: 0 H: 1 E: 0 LOB: 1 K: 0 BB: 0 S: 10 P: 16	R: 1 H: 1 E: 0 LOB: 0 K: 1 BB: 0 S: 10 P: 19	R: 0 H: 2 E: 0 LOB: 2 K: 1 BB: 0 S: 13 P: 14	R: 0 H: 0 E: 0 LOB: 0 K: 0 BB: 1 S: 9 P: 17	R: 0 H: 2 E: 0 LOB: 2 K: 1 BB: 0 S: 15 P: 22	R: 0 H: 0 E: 0 LOB: 0 K: 0 BB: 0 S: 3 P: 5	R: 0 H: 0 E: 0 LOB: 0 K: 1 BB: 0 S: 8 P: 13	1B: 7 SF: 0 2B: 0 SAC: 0 3B: 0 DP: 2 HR: 1 HBP: 0						

	AB	33
	R	1
	H	8
	RBI	1
	BB	2
	SO	5
	LOB	13

WP: 0 PA: 35
PB: 0
SB: 0
CS: 0

PITCHER		IP	WLS	BF	H	R	ER	SO	BB	IBB	HBP	BLK	WP	HR	S	P	ERA	WHIP
Jaret Wright, R ERA: 3.92	(1, 1)	7.0	W	29	8	1	1	4	2	0	0	0	0	1	77	125	1.29	1.429
Paul Assenmacher, L ERA: 3.41	(8, 1)	1.0		3	0	0	0	0	0	0	0	0	0	0	3	5	0.00	0.000
Michael Jackson, R ERA: 1.8	(9, 1)	1.0	S	3	0	0	0	1	0	0	0	0	0	0	8	13	0.00	0.000

PITCHER	IP	WLS	BF	H	R	ER	SO	BB	IBB	HBP	BLK	WP	HR	S	P	ERA	WHIP

Batter	1	2	3	4	5	6	7	8	9	AB	R	H	RBI	BB	SO	LOB
Kenny Lofton, L (1, 8) OBP: 0.378, SLG: 0.414	B C B X 2-1 B1-3 ①		B C B X 2-1 1B		B C L X 1-2 G1-3 ①		L B 1 SAFE P C B F X 3-2 1-2 HR ①			4	1	2	1	0	0	0
Omar Vizquel, S (1, 6) OBP: 0.361, SLG: 0.371	B B C X 2-1 S 1B		B 1 SAFE C C 1 SAFE 1 SAFE X 1-2 G4-3 ③		B B X 2-0 G6-3 ②		B B B C S X 3-2 L9 ②			4	0	1	0	0	0	1
David Justice, L (1, 10) OBP: 0.365, SLG: 0.476	B C 1 SAFE 1 SAFE F F B S 2-3 K ② 1-2			X 0-0 P5 ①	B X 1-0 G1-3 ③		B B X 2-0 G3 ③			4	0	0	0	0	1	1
Jim Thome, L (1, 3) OBP: 0.433, SLG: 0.655	B F B F C 2-3 K ③			X 0-0 HR		B F X 1-1 SF8 3B		B X 1-0 E3 F9 1B		4	2	3	1	0	1	1
Manny Ramirez, R (1, 9) OBP: 0.372, SLG: 0.573		F B B C B C 3-3 K ①		B B F B C B 4-2 2B 1B BB		B X 1-0 SF8 ① 3-H		C B B B X 3-1 P4 ①		2	1	0	1	1	1	1
Brian Giles, L (1, 7) OBP: 0.407, SLG: 0.522		B C X 1-1 CS 1B		X 0-0 1B 1-3 2B		B B C X 2-1 L7 ②		I I I I 4-0 IBB		3	0	2	0	1	0	0
Sandy Alomar Jr., R (1, 2) OBP: 0.301, SLG: 0.398		F F F 1 SAFE F F F 1 SAFE 1 SAFE B 2-3 B S K ② ③ 1-2		F X 0-1 FC5-4 2-3 3-H 1B		B B C B B 4-1 BB		B B X 2-0 F9 ② 2-3		3	0	1	1	1	1	3
Travis Fryman, R (1, 5) OBP: 0.320, SLG: 0.490			B C B C S 2-3 K ①	C B X 1-1 FC5-4 ② 1-2f		B F B X 2-1 P4 ③		C B B 1 B F F X 1 SAFE 3-2 G6-3 ③		4	0	0	0	0	1	5
David Bell, R (1, 4) OBP: 0.318, SLG: 0.438			F B F B B X 3-2 F9 ②	B X 1-0 F7 ③			C C B X 1-2 CS 1B			3	0	1	0	0	0	2
Inning Stats	R: 0 E: 0 K: 2 S: 11 H: 1 LOB: 1 BB: 0 P: 19	R: 0 E: 0 K: 2 S: 11 H: 1 LOB: 0 BB: 0 P: 17	R: 0 E: 0 K: 1 S: 11 H: 1 LOB: 1 BB: 0 P: 19	R: 2 E: 0 K: 0 S: 10 H: 3 LOB: 2 BB: 1 P: 16	R: 0 E: 0 K: 0 S: 5 H: 0 LOB: 0 BB: 0 P: 9	R: 1 E: 0 K: 0 S: 8 H: 1 LOB: 1 BB: 1 P: 18	R: 1 E: 0 K: 0 S: 12 H: 2 LOB: 0 BB: 0 P: 20	R: 0 E: 1 K: 0 S: 8 H: 1 LOB: 2 BB: 1 P: 21		1B: 6 2B: 1 3B: 1 HR: 2	SF: 1 SAC: 0 DP: 0 HBP: 0					

PITCHER		IP	WLS	BF	H	R	ER	SO	BB	IBB	HBP	BLK	WP	HR	S	P	ERA	WHIP
Orlando Hernandez, R ERA: 2.52	(1, 1)	6.2	L	29	9	4	4	5	2	0	0	0	0	2	67	115	5.40	1.650
Graeme Lloyd, L ERA: 2.25	(7, 1)	0.1		2	1	0	0	0	0	0	0	0	0	0	2	5	0.00	3.000
Darren Holmes, R ERA: 4.35	(8, 1)	1.0		4	0	0	0	0	0	1	0	0	0	0	7	19	0.00	0.000

PITCHER	IP	WLS	BF	H	R	ER	SO	BB	IBB	HBP	BLK	WP	HR	S	P	ERA	WHIP

BOTTOM

New York Yankees @ Cleveland Indians

Jacobs Field, Cleveland, OH

Mon Jul 13 1998, 7:05 PM EDT

Att. 43,177 - Unknown - 77 F

livebaseballscorecards.com

AB	31
R	4
H	10
RBI	4
BB	3
SO	5
LOB	14

New York Yankees @ Cleveland Indians

Jacobs Field, Cleveland, OH

Tue Jul 14 1998, 7:05 PM EDT

Att. 43,164 - Unknown - 80 F

TOP

Batter	1	2	3	4	5	6	7	8	9	AB	R	H	RBI	BB	SO	LOB
Chuck Knoblauch, R (1, 4) OBP: 0.381, SLG: 0.377	L7		1B		P6		HR	K		5	1	2	1	0	1	1
2 Derek Jeter, R (1, 6) OBP: 0.364, SLG: 0.475	G1-3		K		1B		G5-3		1B 3B	5	1	2	0	0	1	2
Paul O'Neill, L (1, 9) OBP: 0.365, SLG: 0.487	P5		K		L4		G3		1B BB 3-H	5	0	1	1	0	1	3
Tino Martinez, L (1, 3) OBP: 0.364, SLG: 0.500		L8	1B 1-2 3-H			2B	K		F8	5	1	2	1	0	1	1
Darryl Strawberry, L (1, 10) OBP: 0.379, SLG: 0.539 Tim Raines, S (6, PR) OBP: 0.374, SLG: 0.372		K	K			G6-3 2-H 2B		G4-3	1B 1-2 BB	3 1	0 0	1 0	1 0	0 1	2 0	2 0
Chad Curtis, R (1, 8) OBP: 0.370, SLG: 0.398		3B BB		F9		G6-3 2-3		S S 1B BB	FC6-4 1-2 2-3 1B	3	2	1	0	2	0	1
Ricky Ledee, L (1, 7) OBP: 0.333, SLG: 0.447		1-H 3B		L6		K		K 1-2	K	5	0	1	1	0	3	6
Scott Brosius, R (1, 5) OBP: 0.384, SLG: 0.463		G1-3		F8		BB		3B 2-H 1B	FC6-4 1-2f	4	1	1	1	1	0	4
Joe Girardi, R (1, 2) OBP: 0.325, SLG: 0.384			1B 1B BB		F9	L4		3B 1-H		3	1	1	1	1	0	3
Inning Stats	R: 0 E: 0 K: 0 S: 5 H: 0 LOB: 0 BB: 0 P: 7	R: 1 E: 0 K: 1 S: 11 H: 1 LOB: 1 BB: 1 P: 18	R: 1 E: 0 K: 3 S: 19 H: 2 LOB: 2 BB: 1 P: 32	R: 0 E: 0 K: 0 S: 5 H: 0 LOB: 0 BB: 0 P: 5	R: 0 E: 0 K: 0 S: 8 H: 1 LOB: 1 BB: 0 P: 13	R: 1 E: 0 K: 1 S: 17 H: 2 LOB: 3 BB: 1 P: 31	R: 1 E: 0 K: 1 S: 9 H: 1 LOB: 0 BB: 0 P: 14	R: 2 E: 0 K: 2 S: 13 H: 2 LOB: 1 BB: 1 P: 21	R: 1 E: 0 K: 1 S: 17 H: 3 LOB: 3 BB: 1 P: 30	1B: 6 2B: 2 3B: 3 HR: 1 SF: 0 SAC: 0 DP: 0 HBP: 0	WP: 0 PB: 0 SB: 2 CS: 0 PA: 44					

livebaseballscorecards.com

	AB	39
	R	7
	H	12
	RBI	7
	BB	5
	SO	9
	LOB	23

PITCHER	IP	WLS	BF	H	R	ER	SO	BB	IBB	HBP	BLK	WP	HR	S	P	ERA	WHIP
Dave Burba, R (1, 1) ERA: 3.48	7.0	L	31	7	4	4	6	3	0	0	0	0	1	74	120	5.14	1.429
Eric Plunk, R (8, 1) ERA: 4.03	1.0		6	2	2	2	2	1	0	0	0	0	0	13	21	18.00	3.000
Alvin Morman, L (9, 1) ERA: 4.22	0.1		4	2	1	1	0	1	0	0	0	0	0	10	20	27.00	9.000
Chad Ogea, R (9, 1) ERA: 5.18	0.2		3	1	0	0	1	0	0	0	0	0	0	7	10	0.00	1.500

PITCHER	IP	WLS	BF	H	R	ER	SO	BB	IBB	HBP	BLK	WP	HR	S	P	ERA	WHIP

BOTTOM

Batter	1	2	3	4	5	6	7	8	9	AB	R	H	RBI	BB	SO	LOB
Kenny Lofton, L (1, 8) OBP: 0.375, SLG: 0.409	C B B S X 2-2 ① L7		B X 1-0 ① G3		B B F X 2-1 ②③ G4-6-3 1-2f			B C X 1-1 ② L8		4	0	0	0	0	0	2
Omar Vizquel, S (1, 6) OBP: 0.362, SLG: 0.373	C B B X 2-1 1B SF8 1B		C B B X 2-1 ② G4-3			C F B X 1-2 CS 1B		X 0-0 ③ G4-3		4	1	2	0	0	0	0
Manny Ramirez, R (1, 9) OBP: 0.371, SLG: 0.569	C B 1 F B X SAFE 2-2 SF8 1-3 1B		C F X 0-2 ③ F8			B 1 B B X SAFE 3-0 ①② P3 1-2			C B X 1-1 ① G5-3	4	0	1	0	0	0	1
Jim Thome, L (1, 3) OBP: 0.435, SLG: 0.655 Shawon Dunston, R (3, 4) OBP: 0.273, SLG: 0.417	H 1-0 FC6-4 HBP			C X 0-1 ① G5-3		S X 0-1 ③ L8			C X 0-1 BB 1B	0 3	0 0	0 1	0 0	0 0	0 0	0 0
Travis Fryman, R (1, 5) OBP: 0.322, SLG: 0.490	F X 0-1 ② SF8 2-3 3-H			F X 0-1 ② F9			X 0-0 B5-3 1B		S B F F B F B B 4-2 G5-4-3 1-2 BB	2	0	1	1	1	0	0
Mark Whiten, S (1, 7) OBP: 0.400, SLG: 0.459	X 0-0 ③ FC6-4 1-2f			B S B B X 3-1 ③ G6-3			X 0-0 ① B5-3 1-2		C X 0-1 ②③ G5-4-3 1-2f	4	0	0	0	0	0	5
David Justice, L (1, 10) OBP: 0.362, SLG: 0.472		B B F B X 3-1 ① G4-3			B X 1-0 ① P6		C X 0-1 ② G5-3			3	0	0	0	0	0	1
Sandy Alomar Jr., R (1, 2) OBP: 0.302, SLG: 0.401		F X 0-1 ② G6-3			F F X 0-2 2B		B X 1-0 ③ G5-3			3	0	1	0	0	0	1
David Bell, R (1, 4) (3, 3) OBP: 0.318, SLG: 0.434		X 0-0 ③ L8			B C B S F B F B 4-2 G4-6-3 BB			X 0-0 ① F7		2	0	0	0	1	0	0
Inning Stats	R: 1 H: 2 E: 0 LOB: 2 K: 0 BB: 0 S: 11 P: 18	R: 0 H: 0 E: 0 LOB: 0 K: 0 BB: 0 S: 5 P: 8	R: 0 H: 0 E: 0 LOB: 0 K: 0 BB: 0 S: 6 P: 9	R: 0 H: 0 E: 0 LOB: 0 K: 0 BB: 0 S: 6 P: 9	R: 0 H: 1 E: 0 LOB: 1 K: 0 BB: 1 S: 10 P: 17	R: 0 H: 1 E: 0 LOB: 0 K: 0 BB: 0 S: 6 P: 10	R: 0 H: 1 E: 0 LOB: 1 K: 0 BB: 0 S: 5 P: 6	R: 0 H: 0 E: 0 LOB: 0 K: 0 BB: 0 S: 4 P: 5	R: 0 H: 1 E: 0 LOB: 1 K: 0 BB: 1 S: 10 P: 15	1B: 5 SF: 1 2B: 1 SAC: 0 3B: 0 DP: 2 HR: 0 HBP: 1						

PITCHER	IP	WLS	BF	H	R	ER	SO	BB	IBB	HBP	BLK	WP	HR	S	P	ERA	WHIP
Andy Pettitte, L (1, 1) ERA: 3.48	9.0	W	33	6	1	1	0	2	0	1	0	0	0	63	97	1.00	0.889

PITCHER	IP	WLS	BF	H	R	ER	SO	BB	IBB	HBP	BLK	WP	HR	S	P	ERA	WHIP

New York Yankees @ Cleveland Indians

Jacobs Field, Cleveland, OH

Tue Jul 14 1998, 7:05 PM EDT

Att. 43,164 - Unknown - 80 F

livebaseballscorecards.com

AB	29
R	1
H	6
RBI	1
BB	2
SO	0
LOB	10

WP: 0 PA: 33
PB: 0
SB: 0
CS: 1

Batter	1	2	3	4	5	6	7	8	9	AB	R	H	RBI	BB	SO	LOB
Kenny Lofton, L (1, 8) OBP: 0.371, SLG: 0.404	C F B S 1-3 K		X 0-0 G4-3			B C X 1-1 G4-3		B C B X 2-1 P5		4	0	0	0	0	1	2
Omar Vizquel, S (1, 6) OBP: 0.359, SLG: 0.368	B X 1-0 F8		B X 1-0 F9			L B B S X 2-2 G4-3			X 0-0 B5-3	4	0	0	0	0	0	0
David Justice, L (1, 10) OBP: 0.361, SLG: 0.469 Mark Whiten, S (9, PR) OBP: 0.400, SLG: 0.459	B B B C F X 3-2 P6			X 0-0 G3			B C B F F F S 2-3 K		S X 0-1 1B	4 0	0 0	1 0	0 0	0 0	1 0	0 0
Manny Ramirez, R (1, 9) OBP: 0.370, SLG: 0.565		C B X 1-1 1B 1B		C B C B S 2-3 K			C B S X 1-2 P4		C B 1 SAFE F S 1-3 K	4	0	1	0	0	2	1
Brian Giles, L (1, 7) OBP: 0.404, SLG: 0.515		B S B 1 SAFE B 1 SAFE X 3-1 F8		S B B B C S 2-3 K			B C X 1-1 CS 1B		S B B 1 SAFE X 2-1 G4-3	4	0	1	0	0	1	2
Travis Fryman, R (1, 5) OBP: 0.319, SLG: 0.485		B C 1 SAFE S 1 SAFE C 1-3 K			B B C B F S 3-3 K		B 1 SAFE B 2-0 CS 1-2	B B X 2-0 G5-3		3	0	0	0	0	2	1
Sandy Alomar Jr., R (1, 2) OBP: 0.306, SLG: 0.402		B X 1-0 1-2 1B			C X 0-1 F8			S C B B F B F B 4-2 FC6-4 BB		2	0	1	0	1	0	0
Jeff Branson, L (1, 3) OBP: 0.208, SLG: 0.255 Shawon Dunston, R (8, PR) OBP: 0.273, SLG: 0.417 (8, 4)		S S B F B F F C 2-3 K			B S S S 1-3 K			X 0-0 FC6-4 BB 1-2f		3 0	0 0	0 0	0 0	0 0	2 0	3 0
David Bell, R (1, 4) OBP: 0.316, SLG: 0.431 Jim Thome, L (8, PH) OBP: 0.436, SLG: 0.655 (8, 3)			B X 1-0 L3			X 0-0 F7		B B B C S S B 4-2 1-2 BB		2 0	0 0	0 0	0 0	0 1	0 0	0 0
Inning Stats	R: 0 H: 0 E: 0 LOB: 0 K: 1 BB: 0 S: 7 P: 12	R: 0 H: 2 E: 0 LOB: 2 K: 2 BB: 0 S: 14 P: 22	R: 0 H: 0 E: 0 LOB: 0 K: 0 BB: 0 S: 3 P: 5	R: 0 H: 0 E: 0 LOB: 0 K: 2 BB: 0 S: 7 P: 11	R: 0 H: 0 E: 0 LOB: 0 K: 2 BB: 0 S: 8 P: 12	R: 0 H: 0 E: 0 LOB: 0 K: 0 BB: 0 S: 6 P: 9	R: 0 H: 1 E: 0 LOB: 0 K: 1 BB: 0 S: 10 P: 16	R: 0 H: 0 E: 0 LOB: 2 K: 0 BB: 2 S: 10 P: 22	R: 0 H: 1 E: 0 LOB: 1 K: 1 BB: 0 S: 8 P: 11	1B: 4 SF: 0 2B: 0 SAC: 0 3B: 0 DP: 0 HR: 0 HBP: 0						

TOP

Cleveland Indians @ Boston Red Sox

Fenway Park, Boston, MA

Wed Jul 15 1998, 7:05 PM EDT

Att. 33,501 - Unknown - 87 F

livebaseballscorecards.com

AB	30
R	0
H	4
RBI	0
BB	2
SO	9
LOB	9

PITCHER		IP	WLS	BF	H	R	ER	SO	BB	IBB	HBP	BLK	WP	HR	S	P	ERA	WHIP
Pedro Martinez, R ERA: 2.72	(1, 1)	9.0	W	32	4	0	0	9	2	0	0	0	0	0	73	120	0.00	0.667

PITCHER	IP	WLS	BF	H	R	ER	SO	BB	IBB	HBP	BLK	WP	HR	S	P	ERA	WHIP

Cleveland Indians @ Boston Red Sox

Fenway Park, Boston, MA

Wed Jul 15 1998, 7:05 PM EDT

Att. 33,501 - Unknown - 87 F

BOTTOM

Batter	1	2	3	4	5	6	7	8	9	AB	R	H	RBI	BB	SO	LOB
Darren Lewis, R (1, 8) OBP: 0.366, SLG: 0.372	C C B F F B B X 3-2 FC5-4 1B		C X 0-1 ① G4-3		X 0-0 SH3-4 1B		X 0-0 ① F9			4	0	2	0	0	0	0
Darren Bragg, L (1, 9) OBP: 0.365, SLG: 0.463	1 SAFE 1 SAFE C T B C 1-3 ① K		C B F B S 2-3 ② K		X 0-0 ① SH3-4 1-2		B S X 1-1 ② F8			3	0	0	0	0	2	1
Nomar Garciaparra, R (1, 6) OBP: 0.351, SLG: 0.520	X 0-0 ② FC5-4 1-2f		B B C S X 2-2 ③ F9		B X 1-0 ② L6		C S B F F S 1-3 ③ K			4	0	0	0	0	1	2
Mo Vaughn, L (1, 3) OBP: 0.383, SLG: 0.585	X 0-0 ③ G4-3			S C S 0-3 ① K	I I I 4-0 IBB			B F B C X 2-2 ① G4-3		3	0	0	0	1	1	1
Troy O'Leary, L (1, 7) OBP: 0.320, SLG: 0.490		B C B X 2-1 ① F7		C B X 1-1 1B 1B	C B B B F F S 3-3 ③ K			B X 1-0 ② F8		4	0	1	0	0	1	2
John Valentin, R (1, 5) OBP: 0.341, SLG: 0.448		B B B X 3-0 BB 1B		B B B X 3-0 1-2 1B		B B C X 2-1 ① G4-3		F B C F F X 1-2 ③ F8		4	0	2	0	0	0	0
Scott Hatteberg, L (1, 2) OBP: 0.364, SLG: 0.473		B C C S 1-3 ② K		C X 0-1 ② F7		S B S F X 1-2 4-3 1B				3	0	1	0	0	1	3
Mike Benjamin, R (1, 4) OBP: 0.332, SLG: 0.388		S B B F B B 4-2 1-2 BB		X 0-0 ③ G5-3		X 0-0 ② 4-3 1-2				2	0	0	0	1	0	3
Midre Cummings, L (1, 10) OBP: 0.325, SLG: 0.453		B S B X 2-1 ③ F8			B X 1-0 HR		F B B B C S 3-3 ③ K			3	1	1	1	0	1	3
Inning Stats	R: 0 H: 1 E: 0 LOB: 1 K: 1 BB: 0 S: 10 P: 14	R: 0 H: 1 E: 0 LOB: 2 K: 1 BB: 1 S: 10 P: 22	R: 0 H: 0 E: 0 LOB: 0 K: 1 BB: 0 S: 8 P: 12	R: 0 H: 2 E: 0 LOB: 2 K: 1 BB: 0 S: 9 P: 13	R: 1 H: 2 E: 0 LOB: 2 K: 1 BB: 1 S: 8 P: 17	R: 0 H: 1 E: 0 LOB: 1 K: 1 BB: 0 S: 10 P: 16	R: 0 H: 0 E: 0 LOB: 0 K: 1 BB: 0 S: 8 P: 10	R: 0 H: 0 E: 0 LOB: 0 K: 0 BB: 0 S: 9 P: 13		1B: 6 SF: 0 2B: 0 SAC: 1 3B: 0 DP: 0 HR: 1 HBP: 0						

livebaseballscorecards.com

AB	30
R	1
H	7
RBI	1
BB	2
SO	7
LOB	15

WP: 0 PA: 33
PB: 0
SB: 0
CS: 0

PITCHER		IP	WLS	BF	H	R	ER	SO	BB	IBB	HBP	BLK	WP	HR	S	P	ERA	WHIP
Bartolo Colon, R ERA: 2.48	(1, 1)	8.0	L	33	7	1	1	7	1	1	0	0	0	1	72	117	1.12	1.000

PITCHER	IP	WLS	BF	H	R	ER	SO	BB	IBB	HBP	BLK	WP	HR	S	P	ERA	WHIP

Batter	1	2	3	4	5	6	7	8	9	AB	R	H	RBI	BB	SO	LOB
Kenny Lofton, L (1, 8) OBP: 0.370, SLG: 0.408	C B S X 1-2 P4	X 0-0 P6			C F F X 0-2 2B 3B		B S B X 2-1 F8			4	1	1	0	0	0	1
Omar Vizquel, S (1, 6) OBP: 0.358, SLG: 0.370	X 0-0 G6-3		C S S B B S 2-3 K		B B C X 2-1 3-H 2B			F X 0-1 F7		4	0	1	1	0	1	0
David Justice, L (1, 10) OBP: 0.362, SLG: 0.481	C B F B X 2-2 2B		C B X 1-1 F7		F B S S 1-3 K			X 0-0 HR		4	1	2	1	0	1	1
Jim Thome, L (1, 3) OBP: 0.432, SLG: 0.647	B B C C X 2-2 G4-3		B F F B C 2-3 K			F S C 0-3 K		B B C X 2-1 G6-3		4	0	0	0	0	2	1
Manny Ramirez, R (1, 9) OBP: 0.366, SLG: 0.558		F C B S 1-3 K		X 0-0 G6-3		F F B S 1-3 K		F X 0-1 L6		4	0	0	0	0	2	0
Brian Giles, L (1, 7) OBP: 0.406, SLG: 0.512		C C X 0-2 L4		B B B 4-0 G5-4-3 BB		B C B X 2-1 G4-3			X 0-0 G1-3 1B	3	0	1	0	1	0	0
Travis Fryman, R (1, 5) OBP: 0.321, SLG: 0.493		B F S B F X 2-2 HR		B B F 1 SAFE X 2-1 G5-4-3 1-2f			B C B F B F B 4-2 FC4-6 BB		X 0-0 G1-3 1-2	3	1	1	1	1	0	2
Sandy Alomar Jr., R (1, 2) OBP: 0.305, SLG: 0.399		F B X 1-1 HR 1B			C B X 1-1 P4		X 0-0 FC4-6 1-2f		X 0-0 G1-3	4	1	1	0	0	0	2
David Bell, R (1, 4) OBP: 0.315, SLG: 0.440		X 0-0 1-H HR			X 0-0 F8		B C B C X 2-2 F8		X 0-0 G5-3	4	1	1	2	0	0	2
Inning Stats	R: 0 E: 0 K: 0 S: 10 H: 1 LOB: 1 BB: 0 P: 15	R: 3 E: 0 K: 1 S: 14 H: 3 LOB: 0 BB: 0 P: 18	R: 0 E: 0 K: 2 S: 8 H: 0 LOB: 0 BB: 0 P: 13	R: 0 E: 0 K: 0 S: 3 H: 0 LOB: 0 BB: 1 P: 9	R: 1 E: 0 K: 1 S: 12 H: 2 LOB: 1 BB: 0 P: 16	R: 0 E: 0 K: 2 S: 8 H: 0 LOB: 0 BB: 0 P: 11	R: 0 E: 0 K: 0 S: 9 H: 0 LOB: 1 BB: 1 P: 17	R: 1 E: 0 K: 0 S: 7 H: 1 LOB: 0 BB: 0 P: 9	R: 0 E: 0 K: 0 S: 4 H: 1 LOB: 1 BB: 0 P: 4	1B: 2 2B: 2 3B: 1 HR: 3	SF: 0 SAC: 0 DP: 1 HBP: 0						

TOP

Cleveland Indians @ Boston Red Sox

Fenway Park, Boston, MA

Thu Jul 16 1998, 7:05 PM EDT

Att. 33,568 - Unknown - 86 F

livebaseballscorecards.com

AB	34
R	5
H	8
RBI	5
BB	2
SO	6
LOB	9

PITCHER		IP	WLS	BF	H	R	ER	SO	BB	IBB	HBP	BLK	WP	HR	S	P	ERA	WHIP
49 Tim Wakefield, R ERA: 4.31	(1, 1)	7.1	W	30	7	5	5	6	2	0	0	0	0	3	67	102	6.14	1.227
Ron Mahay, L ERA: 3.47	(8, 1)	0.1		1	0	0	0	0	0	0	0	0	0	0	2	4	0.00	0.000
Derek Lowe, R ERA: 4.03	(8, 1)	1.1	S	5	1	0	0	0	0	0	0	0	0	0	6	6	0.00	0.750

PITCHER	IP	WLS	BF	H	R	ER	SO	BB	IBB	HBP	BLK	WP	HR	S	P	ERA	WHIP

BOTTOM

Cleveland Indians @ Boston Red Sox

Fenway Park, Boston, MA

Thu Jul 16 1998, 7:05 PM EDT

Att. 33,568 - Unknown - 86 F

livebaseballscorecards.com

Batter	1	2	3	4	5	6	7	8	9	AB	R	H	RBI	BB	SO	LOB
Darren Lewis, R (1, 8) OBP: 0.371, SLG: 0.375	C S X 0-2 S 2B 1B	B B X 2-0 ③ F7		B X 1-0 ② ③ L3 1-2		X 0-0 S HR 1B		x 0-0 1B 1-2 1B; 4-2 G6-4-3 1-2 2-3 3-H BB		5	3	3	1	1	0	5
Darren Bragg, L (1, 9) OBP: 0.368, SLG: 0.466	B C F B C 2-3 ① K 1-2		X 0-0 ① G3		C X 0-1 BB HR 2B	B B B 4-0 HR 1-2 BB		x 0-0 1B 1-2 2-H 1B; 1-1 G6-4-3 1-2		5	3	2	1	1	1	4
Nomar Garciaparra, R (1, 6) OBP: 0.360, SLG: 0.541	C B X 1-1 2-H 2B		X 0-0 G1-3 2B		C B H 2-1 BB HR HBP	B C X 1-1 1-H 2-H HR		F 2 SAFE F X 0-2 1B 1-3 2-H 2B 1B		4	3	4	5	0	0	0
Mo Vaughn, L (1, 3) OBP: 0.381, SLG: 0.578	C B C B S 2-3 ② K	B C X 1-1 G1-3 2-3			B F B F B F B 4-2 1-2 2-3 HR BB	X 0-0 ② P3		F S S 0-3 ① K		4	1	0	0	1	2	4
Troy O'Leary, L (1, 7) OBP: 0.321, SLG: 0.497	F B B C F X 2-2 ③ F9	B B C X 2-1 ③ P4			B C X 1-1 1-H 2-H 3-H HR	F X 0-1 ③ L8		S X 0-1 2B 1-2 3-H 1B 1B		5	2	2	5	0	0	2
John Valentin, R (1, 5) OBP: 0.342, SLG: 0.450		X 0-0 ① F9		X 0-0 BB 1B 1B	C X 0-1 ① G6-3		C B C S 1-3 ① K	X 0-0 1B 1-3 2-H 1B 2B		5	1	2	1	0	1	0
Scott Hatteberg, L (1, 2) OBP: 0.360, SLG: 0.466		B B X 2-0 E4 BB		S F B B B S 2-3 ① K	C F B B B X 3-2 ② G5-3		B C B X 2-1 ② F9	C B X 1-1 1B 2-3 3-H BB 1B		5	1	1	1	0	1	1
Mike Benjamin, R (1, 4) OBP: 0.338, SLG: 0.390		S B B F B B 4-2 1-2 BB		B X 1-0 BB 1-2 1B	X 0-0 ③ F8		F C B B X 2-2 ③ F8	X 0-0 BB 1-3 3-H 1B		4	0	2	1	1	0	0
Midre Cummings, L (1, 10) OBP: 0.341, SLG: 0.449		C B F C 1-3 ② K		B C C B B 2 SAFE F B 4-2 L3 1-2 2-3 BB		X 0-0 ① G3		x 0-0 1B 1B; H 1-0 BB HBP		3	1	1	0	1	1	2
Inning Stats	R: 1 E: 0 K: 2 S: 15 H: 2 LOB: 1 BB: 0 P: 22	R: 0 E: 1 K: 1 S: 8 H: 0 LOB: 2 BB: 1 P: 17	R: 0 E: 0 K: 0 S: 6 H: 1 LOB: 1 BB: 0 P: 9	R: 0 E: 0 K: 1 S: 9 H: 2 LOB: 2 BB: 1 P: 17	R: 4 E: 0 K: 0 S: 14 H: 2 LOB: 0 BB: 1 P: 24	R: 3 E: 0 K: 0 S: 7 H: 2 LOB: 0 BB: 1 P: 12	R: 0 E: 0 K: 1 S: 8 H: 0 LOB: 0 BB: 0 P: 13	R: 7 E: 0 K: 1 S: 19 H: 8 LOB: 2 BB: 1 P: 26		1B: 11 2B: 5 3B: 0 HR: 2	SF: 0 SAC: 0 DP: 2 HBP: 2					

	AB	40
	R	15
	H	17
	RBI	15
	BB	5
	SO	6
	LOB	18

WP: 0 PB: 0 SB: 2 CS: 0 PA: 47

PITCHER		IP	WLS	BF	H	R	ER	SO	BB	IBB	HBP	BLK	WP	HR	S	P	ERA	WHIP
Dwight Gooden, R ERA: 3.79	(1, 1)	5.0	L	26	7	5	5	4	3	0	1	0	0	1	52	89	9.00	2.000
Chad Ogea, R ERA: 6.69	(6, 1)	2.0		13	6	7	7	1	1	0	0	0	0	1	21	31	31.50	3.500
Alvin Morman, L ERA: 5.4	(8, 1)	0.1		4	3	1	1	1	0	0	0	0	0	0	8	9	27.00	9.000
Jose Mesa, R ERA: 5.15	(8, 1)	0.2		4	1	2	2	0	1	0	1	0	0	0	5	11	27.00	3.000

PITCHER	IP	WLS	BF	H	R	ER	SO	BB	IBB	HBP	BLK	WP	HR	S	P	ERA	WHIP

Batter	1	2	3	4	5	6	7	8	9	AB	R	H	RBI	BB	SO	LOB
Kenny Lofton, L (1, 8) OBP: 0.374, SLG: 0.420	B X 1-0 G5-4-3 1B		B C C F B X 2-2 HR		B B X 2-0 FC4-6 1B		F F B B X 2-2 ① P6			4	1	3	1	0	0	2
Omar Vizquel, S (1, 6) OBP: 0.356, SLG: 0.367	C 1 SAFE B 1 SAFE F 1 SAFE F 1 SAFE 1 SAFE 1-3 S ① K		B B B C B 4-1 1B BB		1 SAFE 1 SAFE C B X 1-1 ③ FC4-6 1-2f		C B B C B S 3-3 ② ③ K 3-H			3	0	0	0	1	2	4
Manny Ramirez, R (1, 9) OBP: 0.367, SLG: 0.557	X 0-0 ② ③ G5-4-3 1-2f		1 SAFE 1 SAFE X 0-0 1-2 1B			C B B B F X 3-2 1B 1B		B F F F F B X 2-2 ① F9		4	1	2	0	0	0	1
Jim Thome, L (1, 3) OBP: 0.428, SLG: 0.639		C F C 0-3 ① K	B F C X 1-2 ③ F9			F F 1 SAFE C 0-3 ① K		B B F C B C 3-3 ② K		4	0	0	0	0	3	3
Travis Fryman, R (1, 5) OBP: 0.323, SLG: 0.491		C B B S B F B 4-2 BB		F B S F B C 2-3 ① K		C B B F 1 SAFE B F X 3-2 1B 1-3 1B		S B F B F C 2-3 ③ K		3	0	1	0	1	2	0
Mark Whiten, S (1, 7) OBP: 0.403, SLG: 0.456		B C B F B 1 SAFE C 3-3 ② K		X 0-0 ② G6-3		X 0-0 G6-4-3 1-3 3-H 1B			B F B B B 4-1 G1-3 1B BB	3	1	1	1	1	1	1
David Justice, L (1, 10) OBP: 0.358, SLG: 0.476		B F B X 2-1 ③ G3		C C C 0-3 ③ K		X 0-0 ② ③ G6-4-3 1-2f			B F B X 2-1 ① G1-3 1-2	4	0	0	0	0	1	4
Pat Borders, R (1, 2) Brian Giles, L (9, PH) Sandy Alomar Jr., R (9, 2) OBP: 0.286, SLG: 0.279 OBP: 0.409, SLG: 0.515 OBP: 0.305, SLG: 0.399			L X 0-1 ① G5-3		X 0-0 ① G5-3		B B C C B X 3-2 2B CS 1B		X 0-0 G1-6-3 2-H 1B	3 1 0	0 0 0	1 1 0	0 1 0	0 0 0	0 0 0	0 0 0
David Bell, R (1, 4) OBP: 0.314, SLG: 0.441			X 0-0 ② G6-3		B X 1-0 ② P5		1 SAFE B X 1-0 1-3 2B		1 SAFE C 1 SAFE B X 1-1 ② ③ G1-6-3 1-2f	4	0	1	0	0	0	1

TOP

Cleveland Indians @ Chicago White Sox

Comiskey Park, Chicago, IL

Fri Jul 17 1998, 8:05 PM EDT

Att. 27,733 - Unknown - 79 F

livebaseballscorecards.com

AB	33
R	3
H	10
RBI	3
BB	3
SO	9
LOB	16

Inning Stats	1	2	3	4	5	6	7	8	9
	R: 0 E: 0 K: 1 S: 6 H: 1 LOB: 0 BB: 0 P: 8	R: 0 E: 0 K: 2 S: 11 H: 0 LOB: 1 BB: 1 P: 20	R: 1 E: 0 K: 0 S: 12 H: 2 LOB: 2 BB: 1 P: 19	R: 0 E: 0 K: 2 S: 8 H: 0 LOB: 0 BB: 0 P: 10	R: 0 E: 0 K: 0 S: 5 H: 1 LOB: 1 BB: 0 P: 9	R: 1 E: 0 K: 1 S: 12 H: 3 LOB: 1 BB: 0 P: 18	R: 0 E: 0 K: 1 S: 10 H: 2 LOB: 1 BB: 0 P: 19	R: 0 E: 0 K: 2 S: 12 H: 0 LOB: 0 BB: 0 P: 19	R: 1 E: 0 K: 0 S: 6 H: 1 LOB: 0 BB: 1 P: 13

| | | |

Batter	1	2	3	4	5	6	7	8	9	AB	R	H	RBI	BB	SO	LOB
Ray Durham, S (1, 4) OBP: 0.363, SLG: 0.452	B B X 2-0 ① P8		B B B B 4-0 S BB		B F F B C 2-3 ② K		B X 1-0 ③ L5 3-H			3	0	0	0	1	1	0
Mike Caruso, S (1, 6) OBP: 0.331, SLG: 0.423	F X 0-1 ② G6-3		B B X 2-0 ③ G4-3 1-2		L B B X 2-1 ③ G4-3			F B F F F X 1-2 ① G6-3		4	0	0	0	0	0	1
Frank Thomas, R (1, 10) OBP: 0.385, SLG: 0.460	X 0-0 ③ G6-3			B C B C B F B 4-2 1B 2B BB		B B C C B X 3-2 ① F9		C B B C C C 2-3 ② K		3	1	0	0	1	1	0
Albert Belle, R (1, 7) OBP: 0.367, SLG: 0.595		B X 1-0 ① L4		B B C C X 2-2 2B 1-2 1B		B B B C X 3-1 HR		B B B C C X 3-2 ③ F8		4	1	2	1	0	0	0
Robin Ventura, L (1, 5) OBP: 0.359, SLG: 0.446		C B X 1-1 ② L7		B C X 1-1 1-3 2-H 2B		X 0-0 G6-4-3 1B			B X 1-0 HR	4	1	3	2	0	0	0
Magglio Ordonez, R (1, 9) OBP: 0.310, SLG: 0.420		C B B S X 2-2 E5 1B		F F B X 1-2 ① G5-3		S B B X 2-1 ②③ G6-4-3 1-2f				3	0	0	0	0	0	3
Wil Cordero, R (1, 3) OBP: 0.307, SLG: 0.453		C C B X 1-2 ③ 1-3 1B		B X 1-0 ② G1-3			B C S X 1-2 ① G6-3			3	0	1	0	0	0	2
Mike Cameron, R (1, 8) OBP: 0.296, SLG: 0.325			B C B S S 2-3 ① K	C B X 1-1 ③ G5-3			S C B X 1-2 F8 S WP 1B			3	1	1	0	0	1	2
Chad Kreuter, S (1, 2) OBP: 0.390, SLG: 0.333			B B C B F F C 3-3 ② K		C B C B B X 3-2 ① G4-3		1 SAFE B B B C X 3-1 ② F8 1-3			3	0	0	0	0	1	1
Inning Stats	R: 0 E: 0 K: 0 S: 4 H: 0 LOB: 0 BB: 0 P: 6	R: 0 E: 1 K: 0 S: 9 H: 1 LOB: 2 BB: 0 P: 14	R: 0 E: 0 K: 2 S: 8 H: 0 LOB: 1 BB: 1 P: 19	R: 1 E: 0 K: 0 S: 14 H: 2 LOB: 2 BB: 1 P: 24	R: 0 E: 0 K: 1 S: 8 H: 0 LOB: 0 BB: 0 P: 15	R: 1 E: 0 K: 0 S: 8 H: 2 LOB: 0 BB: 0 P: 16	R: 1 E: 0 K: 0 S: 9 H: 1 LOB: 0 BB: 0 P: 15	R: 0 E: 0 K: 1 S: 10 H: 0 LOB: 0 BB: 0 P: 16	R: 1 E: 0 K: 0 S: 1 H: 1 LOB: 0 BB: 0 P: 2	1B: 4 2B: 1 3B: 0 HR: 2	SF: 0 SAC: 0 DP: 1 HBP: 0						

PITCHER		IP	WLS	BF	H	R	ER	SO	BB	IBB	HBP	BLK	WP	HR	S	P	ERA	WHIP
Charles Nagy, R ERA: 5.71	(1, 1)	7.0		28	6	3	3	3	2	0	0	0	1	1	60	109	3.86	1.143
Paul Shuey, R ERA: 2.35	(8, 1)	1.0	L	4	1	1	1	1	0	0	0	0	0	1	11	18	9.00	1.000

PITCHER	IP	WLS	BF	H	R	ER	SO	BB	IBB	HBP	BLK	WP	HR	S	P	ERA	WHIP

BOTTOM

Cleveland Indians @ Chicago White Sox

Comiskey Park, Chicago, IL

Fri Jul 17 1998, 8:05 PM EDT
Att. 27,733 - Unknown - 79 F

livebaseballscorecards.com

AB	30
R	4
H	7
RBI	3
BB	2
SO	4
LOB	9

1B: 4	SF: 0	WP: 1	PA: 32		
2B: 1	SAC: 0	PB: 0			
3B: 0	DP: 1	SB: 2			
HR: 2	HBP: 0	CS: 0			

Cleveland Indians @ Chicago White Sox

Comiskey Park, Chicago, IL

Sat Jul 18 1998, 4:33 AM EDT

Att. 26,067 - Cloudy - 90 F

TOP

livebaseballscorecards.com

Batter	1	2	3	4	5	6	7	8	9	AB	R	H	RBI	BB	SO	LOB
Kenny Lofton, L (1, 8) OBP: 0.374, SLG: 0.428	G4-3	HR		F7		P6		2-2 G5-4-3 1-2 2-H 3-H 1B		5	1	2	3	0	0	1
Omar Vizquel, S (1, 6) OBP: 0.354, SLG: 0.363	4-0 1B HR BB	G3		P2			G6-3	G5-4-3 1-2f		4	1	0	0	1	0	3
David Justice, L (1, 10) OBP: 0.361, SLG: 0.477	C 1 SAFE 3-2 BB HR 1-3 1B		G6-4-3 1B 1B	G4-3			F8		HR 1B	5	3	3	0	0	0	1
Jim Thome, L (1, 3) OBP: 0.427, SLG: 0.645	P7		G6-4-3 1-2 1B		F8		K		3-2 1-H HR	5	1	2	2	0	1	2
Manny Ramirez, R (1, 9) OBP: 0.373, SLG: 0.566	4-2 HR 1-2 BB		G6-4-3 1-2f 2-3		2-1 HR			2-2 1B 1B HBP	F9 1B FC4-6 BB	2	4	1	1	2	0	2
Brian Giles, L (1, 7) OBP: 0.418, SLG: 0.541	3-2 1-H 2-H 3-H HR		3-0 WP HR 3-H 1B		L7			3-2 1B 1B 1B 1-3 1B	FC4-6 1-2 1B	5	3	4	5	0	0	0
Travis Fryman, R (1, 5) OBP: 0.324, SLG: 0.499	0-3 K		1 SAFE 2-2 1-H HR		1-3 K			1-1 1B 1-2 3-H 1B	F9 2-3	5	2	2	3	0	2	2
Sandy Alomar Jr., R (1, 2) OBP: 0.303, SLG: 0.396 Pat Borders, R (9, 2) OBP: 0.286, SLG: 0.279		F9	F8			P4		0-2 1B 1-2 2-3 1B	FC4-6 1-2f 3-H	5 0	0 0	1 0	1 0	0 0	0 0	1 0
David Bell, R (1, 4) OBP: 0.312, SLG: 0.434		K		BB		G1-3		K	G3	4	0	0	0	1	2	4

	AB	40
	R	15
	H	15
	RBI	15
	BB	4
	SO	5
	LOB	16

Inning Stats	1	2	3	4	5	6	7	8	9					
	R: 4 E: 0 K: 1 S: 20	H: 2 LOB: 0 BB: 2 P: 38	R: 1 E: 0 K: 1 S: 9	H: 1 LOB: 0 BB: 0 P: 14	R: 3 E: 0 K: 0 S: 15	H: 4 LOB: 0 BB: 0 P: 24	R: 0 E: 0 K: 0 S: 7	H: 0 LOB: 1 BB: 1 P: 17	R: 1 E: 0 K: 1 S: 11	H: 1 LOB: 0 BB: 0 P: 16	R: 0 E: 0 K: 0 S: 7	H: 0 LOB: 0 BB: 0 P: 10	R: 0 E: 0 K: 1 S: 8	H: 0 LOB: 0 BB: 0 P: 12	R: 3 E: 0 K: 1 S: 19	H: 4 LOB: 1 BB: 0 P: 31	R: 3 E: 0 K: 0 S: 10	H: 3 LOB: 1 BB: 1 P: 18	1B: 10 2B: 0 3B: 0 HR: 5	SF: 0 SAC: 0 DP: 2 HBP: 1	WP: 1 PB: 0 SB: 0 CS: 0	PA: 45

PITCHER		IP	WLS	BF	H	R	ER	SO	BB	IBB	HBP	BLK	WP	HR	S	P	ERA	WHIP
John Snyder, R ERA: 7.58	(1, 1)	2.2		16	7	8	8	2	2	0	0	0	1	3	42	74	27.00	3.375
Scott Eyre, L ERA: 5.34	(3, 1)	2.0		8	1	1	1	0	1	0	0	0	0	1	17	31	4.50	1.000
Keith Foulke, R ERA: 4.41	(5, 1)	2.1		7	0	0	0	2	0	0	0	0	0	0	18	26	0.00	0.000
Matt Karchner, R ERA: 5.67	(8, 1)	0.1	L	5	3	3	3	1	0	0	1	0	0	0	13	21	81.00	9.000
Bryan Ward, L ERA: 6.75	(8, 1)	1.2		9	4	3	3	0	1	0	0	0	0	1	16	28	16.20	3.000

PITCHER	IP	WLS	BF	H	R	ER	SO	BB	IBB	HBP	BLK	WP	HR	S	P	ERA	WHIP

Cleveland Indians @ Chicago White Sox

Comiskey Park, Chicago, IL

Sat Jul 18 1998, 4:33 AM EDT

Att. 26,067 - Cloudy - 90 F

livebaseballscorecards.com

BOTTOM

Batter	1	2	3	4	5	6	7	8	9	AB	R	H	RBI	BB	SO	LOB
Ray Durham, S (1, 4) OBP: 0.366, SLG: 0.451	3-2 FC4-6 1B		0-1 ① F9	4-0 1B 1B 1-2 2-3 BB	3-2 ③ P5		1-0 1-2 2-3 3-H HBP			3	1	1	1	1	0	1
Mike Caruso, S (1, 6) OBP: 0.329, SLG: 0.419	0-0 ① FC4-6 BB 1-2f		1-2 ② P4	3-2 1B WP 1-3 2-H 3-H 1B		1-2 ① G3	0-0 ③ P5			5	1	1	2	0	0	4
Frank Thomas, R (1, 10) OBP: 0.383, SLG: 0.456	2-2 ② P3		3-2 ③ P6	2-0 WP BB E 2-3 3-H 1B		0-3 ② K	0-0 ① F9			5	1	1	1	0	1	1
Albert Belle, R (1, 7) OBP: 0.372, SLG: 0.595	4-0 1-2 BB			0-0 2B 1B 1B 4-1 E WP 1-2 BB		0-1 ③ P6		4-0 1B BB		2	1	1	0	3	0	0
Robin Ventura, L (1, 5) OBP: 0.359, SLG: 0.448	3-2 ③ F9			2-1 1B E 1-3 2B E3 1-3 2-H 3-H			3-3 ① K	0-2 G1-6-3 1-2 1B		5	1	2	1	0	1	3
Magglio Ordonez, R (1, 9) OBP: 0.314, SLG: 0.422		0-0 1B		1-0 L9 E 2-3 3-H 1B P3			1-1 E HBP 1B	0-0 ② ③ G1-6-3 1-2f		5	2	3	1	0	0	3
Wil Cordero, R (1, 3) OBP: 0.305, SLG: 0.449 Greg Norton, S (5, 3) OBP: 0.275, SLG: 0.418		2-1 ① L8	0-1 E6 BB 1B 1B 1-2 3-H 0-3 ① K				1 SAFE B 1 SAFE 1 SAFE B F H 3-1 HBP BB 1-3 HBP		1-2 ① L6	2 2	1 0	0 0	1 0	0 0	0 1	2 0
Mike Cameron, R (1, 8) OBP: 0.297, SLG: 0.327		2-0 ② P6		0-1 ① L9 2-3 1-0 2B			4-2 HBP 1-2 BB		1-1 ② P3	4	0	1	0	1	0	3
Charlie O'Brien, R (1, 2) OBP: 0.303, SLG: 0.390 Chad Kreuter, S (4, 2) OBP: 0.386, SLG: 0.331		1-1 ③ L9		0-0 BB 1B 1-2 3-H 1B		0-1 ② P6			3-2 ③ L4	1 4	0 1	0 1	0 1	0 0	0 0	1 4
Inning Stats	R: 0 H: 1 E: 0 LOB: 2 K: 0 BB: 1 S: 13 P: 25	R: 0 H: 1 E: 0 LOB: 1 K: 0 BB: 0 S: 6 P: 11	R: 0 H: 0 E: 0 LOB: 0 K: 0 BB: 0 S: 9 P: 13	R: 8 H: 6 E: 2 LOB: 1 K: 0 BB: 2 S: 17 P: 37	R: 0 H: 1 E: 0 LOB: 1 K: 1 BB: 0 S: 9 P: 13	R: 0 H: 0 E: 0 LOB: 0 K: 1 BB: 0 S: 9 P: 10	R: 1 H: 1 E: 1 LOB: 3 K: 1 BB: 1 S: 12 P: 25	R: 0 H: 1 E: 0 LOB: 1 K: 0 BB: 1 S: 5 P: 9	R: 0 H: 0 E: 0 LOB: 0 K: 0 BB: 0 S: 10 P: 15	1B: 9 SF: 0 2B: 2 SAC: 0 3B: 0 DP: 1 HR: 0 HBP: 2						

	AB	38
	R	9
	H	11
	RBI	8
	BB	5
	SO	3
	LOB	22

WP: 1 PA: 45
PB: 0
SB: 0
CS: 0

PITCHER		IP	WLS	BF	H	R	ER	SO	BB	IBB	HBP	BLK	WP	HR	S	P	ERA	WHIP
Jaret Wright, R ERA: 4.26	(1, 1)	3.1		22	8	8	6	0	3	0	0	0	0	0	42	79	16.20	3.300
Alvin Morman, L ERA: 5.32	(4, 1)	0.1		1	0	0	0	0	0	0	0	0	1	0	1	3	0.00	0.000
Chad Ogea, R ERA: 6.44	(4, 1)	1.1		5	1	0	0	1	0	0	0	0	0	0	11	17	0.00	0.750
Eric Plunk, R ERA: 4.12	(6, 1)	1.1		6	1	1	1	2	0	0	1	0	0	0	15	23	6.75	0.750
Paul Shuey, R ERA: 2.2	(7, 1)	1.0	W	7	1	0	0	0	2	0	1	0	0	0	10	20	0.00	3.000

PITCHER		IP	WLS	BF	H	R	ER	SO	BB	IBB	HBP	BLK	WP	HR	S	P	ERA	WHIP
Michael Jackson, R ERA: 1.72	(8, 1)	1.2	S	4	0	0	0	0	0	0	0	0	0	0	11	16	0.00	0.000

Cleveland Indians @ Chicago White Sox

Comiskey Park, Chicago, IL

Sun Jul 19 1998, 4:33 AM EDT

Att. 23,543 - Sunny - 82 F

livebaseballscorecards.com

Batter	1	2	3	4	5	6	7	8	9	AB	R	H	RBI	BB	SO	LOB
Kenny Lofton, L (1, 8) OBP: 0.375, SLG: 0.427	B B F C S 2-3 K			B B F B B 4-1 FC5-4 BB		X 0-0 F7			B X 1-0 WP 1B	3	0	1	0	1	1	0
Shawon Dunston, R (1, 6) OBP: 0.267, SLG: 0.406	F F F B C 1-3 K			C B F 1 SAFE 1 SAFE B X 2-2 FC5-4 S 1B 1-2f		X 0-0 B5-3			B F X 1-1 F9	4	1	0	0	0	1	2
Manny Ramirez, R (1, 9) OBP: 0.374, SLG: 0.564	C B S X 1-2 G5-3			B B X 2-0 1-H 1B			C B B X 2-1 P4		B B S F B F B 4-2 1-2 BB	3	0	1	1	1	0	0
Jim Thome, L (1, 3) OBP: 0.423, SLG: 0.637		C B S B S 2-3 K		C B S F C 1-3 K			F B F X 1-2 G4-3		S X 0-1 F8	4	0	0	0	0	2	2
Travis Fryman, R (1, 5) OBP: 0.324, SLG: 0.497		C B X 1-1 G4-6-3 1B			C F B B F B X 3-2 G6-3		B C B X 2-1 F9			3	0	1	0	0	0	0
Mark Whiten, S (1, 7) OBP: 0.401, SLG: 0.462		1 SAFE X 0-0 G4-6-3 1-2f			C B S X 1-2 G4-3 2B			S B X 1-1 G5-3		3	0	1	0	0	0	1
David Justice, L (1, 10) OBP: 0.359, SLG: 0.473			B C X 1-1 G4-3		B B F F X 2-2 G4-3 2-3			C F B B F B F X 3-2 F7		3	0	0	0	0	0	1
Pat Borders, R (1, 2) OBP: 0.278, SLG: 0.271			B B X 2-0 F7		B C C S 1-3 K			F B F B B X 3-2 F8		3	0	0	0	0	1	1
David Bell, R (1, 4) OBP: 0.309, SLG: 0.429			B F F C 1-3 K			F C S 0-3 K			C B X 1-1 P2	3	0	0	0	0	2	0
Inning Stats	R: 0 H: 0 E: 0 LOB: 0 K: 2 BB: 0 S: 11 P: 15	R: 0 H: 1 E: 0 LOB: 0 K: 1 BB: 0 S: 6 P: 9	R: 0 H: 0 E: 0 LOB: 0 K: 1 BB: 0 S: 6 P: 10	R: 1 H: 1 E: 0 LOB: 0 K: 1 BB: 1 S: 9 P: 18	R: 0 H: 1 E: 0 LOB: 1 K: 1 BB: 0 S: 13 P: 20	R: 0 H: 0 E: 0 LOB: 0 K: 1 BB: 0 S: 5 P: 5	R: 0 H: 0 E: 0 LOB: 0 K: 0 BB: 0 S: 7 P: 12	R: 0 H: 0 E: 0 LOB: 0 K: 0 BB: 0 S: 10 P: 17	R: 0 H: 1 E: 0 LOB: 2 K: 0 BB: 1 S: 10 P: 17	1B: 3 SF: 0 2B: 1 SAC: 0 3B: 0 DP: 1 HR: 0 HBP: 0						

TOP	
AB	29
R	1
H	4
RBI	1
BB	2
SO	7
LOB	7

	WP: 1	PA: 31
	PB: 0	
	SB: 1	
	CS: 0	

PITCHER	IP	WLS	BF	H	R	ER	SO	BB	IBB	HBP	BLK	WP	HR	S	P	ERA	WHIP
Mike Sirotka, L (1, 1) ERA: 4.84	9.0	W	31	4	1	1	7	2	0	0	0	1	0	77	123	1.00	0.667

PITCHER	IP	WLS	BF	H	R	ER	SO	BB	IBB	HBP	BLK	WP	HR	S	P	ERA	WHIP

Cleveland Indians @ Chicago White Sox

Comiskey Park, Chicago, IL

Sun Jul 19 1998, 4:33 AM EDT
Att. 23,543 - Sunny - 82 F

livebaseballscorecards.com

BOTTOM

Batter	1	2	3	4	5	6	7	8	9	AB	R	H	RBI	BB	SO	LOB
Ray Durham, S (1, 4) OBP: 0.364, SLG: 0.451	C C S 0-3 ① K		1 SAFE B X 1-0 ① FC3-6 1B 1-2f HR C X 0-1 ③ P6			X 0-0 E6 1-H 2-H 3-H 2B		B C F C 1-3 ③ K		5	2	1	2	0	2	2
Mike Caruso, S (1, 6) OBP: 0.328, SLG: 0.417	B F S B X 2-2 ② G3-1		1 SAFE C F X 0-2 HR 1-2 1B		B C F B S 3-3 ① K	B F B C F B X 3-2 ① G4-3				4	1	1	0	0	1	1
Frank Thomas, R (1, 10) OBP: 0.382, SLG: 0.462	B X 1-0 ③ P4		2 SAFE B X 1-0 HR 1-H 2-H		X 0-0 E6 FC6-4	C C B X 1-2 ② G6-3				4	1	1	3	0	0	1
Albert Belle, R (1, 7) OBP: 0.373, SLG: 0.599		F X 0-1 2B	B X 1-0 WP SF8 2B		B C B B X 3-1 ② FC6-4 BB 1-2f	F B B S X 2-2 ③ G5-3				4	1	2	0	0	0	2
Robin Ventura, L (1, 5) OBP: 0.358, SLG: 0.446		B C S T B F B X 3-2 ① G6-3	B B X 2-0 ② SF8 2-H		B B B B 4-0 BB 1-2		B F B X 2-1 ① P5			2	0	0	1	1	0	1
Magglio Ordonez, R (1, 9) OBP: 0.313, SLG: 0.420		B X 1-0 1B	X 0-0 ③ G1-3		C X 0-1 ③ G6-3		B B F X 2-1 ② F9			4	0	1	0	0	0	2
Greg Norton, S (1, 3) OBP: 0.280, SLG: 0.421		B X 1-0 ② F7		C C B B X 2-2 25 G1-3 1B		X 0-0 E 25 BB 2B 1B	X 0-0 ③ G3			4	1	2	0	0	0	2
25 Jeff Abbott, R (1, 8) OBP: 0.327, SLG: 0.543 Mike Cameron, R (6, PR) OBP: 0.297, SLG: 0.326 (7, 8)		X 0-0 ③ G4-3		B X 1-0 ① G1-3 1-2		B 1 SAFE B C F F B F 1 SAFE 4-2 1 SAFE B E 1-2 2B BB		B X 1-0 ① G4-3		2 1	0 1	0 0	0 0	1 0	0 0	3 0
Chad Kreuter, S (1, 2) OBP: 0.389, SLG: 0.331			X 0-0 FC3-6 1B	2 SAFE C B S B S 2-3 ② K		2 SAFE F B S B B B 4-2 2B E 1-2 2-3 BB		X 0-0 ② F7		3	1	1	0	1	1	1
Inning Stats	R: 0 E: 0 K: 1 S: 7 H: 0 LOB: 0 BB: 0 P: 10	R: 0 E: 0 K: 0 S: 10 H: 2 LOB: 2 BB: 0 P: 15	R: 4 E: 0 K: 0 S: 9 H: 4 LOB: 0 BB: 0 P: 14	R: 0 E: 0 K: 1 S: 9 H: 1 LOB: 1 BB: 0 P: 14	R: 0 E: 1 K: 1 S: 8 H: 0 LOB: 2 BB: 1 P: 18	R: 4 E: 2 K: 0 S: 18 H: 2 LOB: 1 BB: 2 P: 32	R: 0 E: 0 K: 0 S: 5 H: 0 LOB: 0 BB: 0 P: 9	R: 0 E: 0 K: 1 S: 5 H: 0 LOB: 0 BB: 0 P: 7		1B: 5 2B: 3 3B: 0 HR: 1 SF: 1 SAC: 0 DP: 0 HBP: 0					

	AB	33
	R	8
	H	9
	RBI	6
	BB	3
	SO	4
	LOB	15

WP: 1 PA: 37
PB: 0
SB: 0
CS: 0

PITCHER		IP	WLS	BF	H	R	ER	SO	BB	IBB	HBP	BLK	WP	HR	S	P	ERA	WHIP
Dave Burba, R ERA: 3.88	(1, 1)	5.2	L	30	9	8	8	3	3	0	0	0	1	1	58	98	12.71	2.118
Jose Mesa, R ERA: 5.02	(6, 1)	1.1		4	0	0	0	0	0	0	0	0	0	0	8	14	0.00	0.000
Paul Assenmacher, L ERA: 3.3	(8, 1)	1.0		3	0	0	0	1	0	0	0	0	0	0	5	7	0.00	0.000

PITCHER		IP	WLS	BF	H	R	ER	SO	BB	IBB	HBP	BLK	WP	HR	S	P	ERA	WHIP

Batter	1	2	3	4	5	6	7	8	9	AB	R	H	RBI	BB	SO	LOB
Kenny Lofton, L (1, 8) OBP: 0.372, SLG: 0.423	G6-3		E7 SF8	F8			F8			4	1	0	0	0	0	1
Omar Vizquel, S (1, 6) OBP: 0.353, SLG: 0.362	F7		SF8 3-H		2B 1B		K			3	1	1	1	0	1	0
Manny Ramirez, R (1, 9) OBP: 0.373, SLG: 0.559	1B BB		P9		SAFE L7		P4			3	0	0	0	1	0	1
Jim Thome, L (1, 3) OBP: 0.424, SLG: 0.644	1-2 1B			HR	L7			K		4	1	2	1	0	1	1
Travis Fryman, R (1, 5) OBP: 0.326, SLG: 0.499	F9			2B BB	1-H 2B			G5-3		3	1	1	1	1	0	2
Brian Giles, L (1, 7) OBP: 0.410, SLG: 0.528		G3		F8	L7			4-3		4	0	0	0	0	0	2
Mark Whiten, S (1, 10) OBP: 0.404, SLG: 0.471		G6-3		E FC6-4 1-H 2B		G5-4-3 1B			K2-3	4	1	2	1	0	1	0
Pat Borders, R (1, 2) OBP: 0.269, SLG: 0.261		L4		E1 FC6-4 2-3		G5-4-3 1-2f			P3	4	0	0	0	0	0	2
David Bell, R (1, 4) OBP: 0.304, SLG: 0.423			K	FC6-4 1-2f 3-H		F9			F8	4	0	0	1	0	1	1
Inning Stats	R: 0 E: 0 K: 0 S: 14 H: 1 LOB: 2 BB: 1 P: 23	R: 0 E: 0 K: 0 S: 6 H: 0 LOB: 0 BB: 0 P: 7	R: 1 E: 1 K: 1 S: 8 H: 0 LOB: 0 BB: 0 P: 15	R: 3 E: 1 K: 0 S: 13 H: 2 LOB: 1 BB: 1 P: 22	R: 1 E: 0 K: 0 S: 12 H: 2 LOB: 1 BB: 0 P: 20	R: 0 E: 0 K: 0 S: 6 H: 1 LOB: 0 BB: 0 P: 9	R: 0 E: 0 K: 1 S: 7 H: 0 LOB: 0 BB: 0 P: 10	R: 0 E: 0 K: 1 S: 8 H: 0 LOB: 0 BB: 0 P: 12	R: 0 E: 0 K: 1 S: 5 H: 0 LOB: 0 BB: 0 P: 7	1B: 3 2B: 2 3B: 0 HR: 1	SF: 1 SAC: 0 DP: 1 HBP: 0						

PITCHER	IP	WLS	BF	H	R	ER	SO	BB	IBB	HBP	BLK	WP	HR	S	P	ERA	WHIP
Jaime Navarro, R (1, 1) ERA: 5.62	7.0	L	30	6	5	3	2	2	0	0	0	0	1	66	106	3.86	1.143
Bob Howry, R (8, 1) ERA: 3.72	2.0		6	0	0	0	2	0	0	0	0	0	0	13	19	0.00	0.000

PITCHER	IP	WLS	BF	H	R	ER	SO	BB	IBB	HBP	BLK	WP	HR	S	P	ERA	WHIP

TOP

Cleveland Indians @ Chicago White Sox

Comiskey Park, Chicago, IL

Mon Jul 20 1998, 8:05 PM EDT

Att. 27,160 - Unknown - 85 F

livebaseballscorecards.com

AB	33
R	5
H	6
RBI	5
BB	2
SO	4
LOB	10

WP: 0	PA: 36		
PB: 0			
SB: 0			
CS: 0			

Batter	1	2	3	4	5	6	7	8	9	AB	R	H	RBI	BB	SO	LOB
Ray Durham, S (1, 4) OBP: 0.365, SLG: 0.451	B B B C C F F S 3-3 ① K		B B X 2-0 1B E 2-3 1B		C B X 1-1 ② F9			F X 0-1 SH1-3 1B		4	1	2	0	0	1	1
Mike Caruso, S (1, 6) OBP: 0.331, SLG: 0.419	B B B C F F X 3-2 1B		B B F S F 1 SAFE X 2-2 ② E7 1-H 3-H 1B		B B B C C S 3-3 ③ K			1 SAFE 1 SAFE 1 SAFE B C X 1-1 ① SH1-3 1-2		3	0	2	1	0	1	1
Frank Thomas, R (1, 10) OBP: 0.381, SLG: 0.468	F 1 SAFE B C F B X 2-2 ② L7		B B C X 2-1 HR			C B B B F T 3-2 ① K		B C C X 1-2 ② F9		4	1	1	1	0	1	2
Albert Belle, R (1, 7) OBP: 0.374, SLG: 0.605	B C B F B X 3-2 ③ G4-3		B F X 1-1 ③ G6-3			F B B X 2-1 HR		I I I I 4-0 IBB		3	1	1	1	1	0	1
Robin Ventura, L (1, 5) OBP: 0.355, SLG: 0.441		B C F C 1-3 ① K		B B C F X 2-2 ① F8		S B C X 1-2 ② P3		C X 0-1 ③ G3		4	0	0	0	0	1	2
Magglio Ordonez, R (1, 9) OBP: 0.310, SLG: 0.415		B S B X 2-1 ② G5-3		C C F F S 0-3 ② K		X 0-0 ③ G3			C X 0-1 ① P4	4	0	0	0	0	1	0
Wil Cordero, R (1, 3) OBP: 0.300, SLG: 0.442		F X 0-1 ③ G5-3		C B B X 2-1 ③ P4			S X 0-1 ① G6-3		C F B B X 2-2 ② G5-3	4	0	0	0	0	0	0
Mike Cameron, R (1, 8) OBP: 0.294, SLG: 0.323			B F C B C 2-3 ① K		B B X 2-0 ① L6		C X 0-1 ② G4-3		B X 1-0 ③ P5	3	0	0	0	0	1	0
Greg Norton, S (9, PH) OBP: 0.278, SLG: 0.418										1	0	0	0	0	0	0
Robert Machado, R (1, 2) OBP: 0.667, SLG: 1.000			C X 0-1 1B 1B 2B		B C B B B 4-1 BB		X 0-0 ③ F7			2	1	1	0	1	0	0
Inning Stats	R: 0 H: 1 E: 0 LOB: 1 K: 1 BB: 0 S: 16 P: 27	R: 0 H: 0 E: 0 LOB: 0 K: 1 BB: 0 S: 7 P: 10	R: 3 H: 4 E: 1 LOB: 0 K: 1 BB: 0 S: 14 P: 23	R: 0 H: 0 E: 0 LOB: 0 K: 1 BB: 0 S: 10 P: 14	R: 0 H: 0 E: 0 LOB: 1 K: 1 BB: 1 S: 7 P: 17	R: 1 H: 1 E: 0 LOB: 0 K: 1 BB: 0 S: 9 P: 15	R: 0 H: 0 E: 0 LOB: 0 K: 0 BB: 0 S: 5 P: 5	R: 0 H: 1 E: 0 LOB: 2 K: 0 BB: 1 S: 9 P: 15	R: 0 H: 0 E: 0 LOB: 0 K: 0 BB: 0 S: 6 P: 9	1B: 4 SF: 0 2B: 1 SAC: 1 3B: 0 DP: 0 HR: 2 HBP: 0						WP: 0 PA: 35 PB: 0 SB: 0 CS: 0	

PITCHER		IP	WLS	BF	H	R	ER	SO	BB	IBB	HBP	BLK	WP	HR	S	P	ERA	WHIP
Bartolo Colon, R ERA: 2.6	(1, 1)	7.1	W	29	7	4	4	6	1	0	0	0	0	2	72	116	4.91	1.091
Paul Shuey, R ERA: 2.16	(8, 1)	0.1		2	0	0	0	0	0	1	0	0	0	0	3	8	0.00	0.000
Paul Assenmacher, L ERA: 3.26	(8, 1)	0.1		1	0	0	0	0	0	0	0	0	0	0	2	2	0.00	0.000
Michael Jackson, R ERA: 1.67	(9, 1)	1.0	S	3	0	0	0	0	0	0	0	0	0	0	6	9	0.00	0.000

PITCHER	IP	WLS	BF	H	R	ER	SO	BB	IBB	HBP	BLK	WP	HR	S	P	ERA	WHIP

BOTTOM

Cleveland Indians @ Chicago White Sox

Comiskey Park, Chicago, IL

Mon Jul 20 1998, 8:05 PM EDT

Att. 27,160 - Unknown - 85 F

livebaseballscorecards.com

AB	32
R	4
H	7
RBI	3
BB	2
SO	6
LOB	7

Batter	1	2	3	4	5	6	7	8	9	AB	R	H	RBI	BB	SO	LOB
Darren Lewis, R (1, 8) OBP: 0.367, SLG: 0.380	B B B B 4-0 S BB		X 0-0 ① G4-3	C F S 0-3 ② K		H 1-0 1B HR 1-2 2-3 HBP	X 0-0 ③ L7		B C F X 1-2 ② L9	4	1	0	0	1	1	3
Darren Bragg, L (1, 9) OBP: 0.362, SLG: 0.455	1 SAFE B C C F F B X 2-2 ① L6 1-2		B C C X 1-2 ② G4-3	B B C F B F X 3-2 ③ F7		C B F X 1-2 HR 1-3 2-H 3-H 1B		B X 1-0 ① F7	B F B F B X 3-2 1B	6	1	2	2	0	0	3
Nomar Garciaparra, R (1, 6) OBP: 0.361, SLG: 0.557	S B X 1-1 ② G6-3		X 0-0 BB 1B 1B	B F B X 2-1 ① G6-3		1 SAFE C B F X 1-2 HR 1-H 3-H		B F B X 2-1 ② G5-3	C X 0-1 ③ F9	6	1	2	3	0	0	2
Mo Vaughn, L (1, 3) OBP: 0.387, SLG: 0.590	C 2 SAFE B B C B X 3-2 ③ G1-3		B S F B X 2-2 BB 1-2 1B	B B B X 3-0 ② F8		F B X 1-1 ② F8		B B B C B 4-1 BB 1B 1B BB		4	1	1	0	1	0	1
Troy O'Leary, L (1, 7) OBP: 0.321, SLG: 0.505		X 0-0 HR	C B B B B 4-1 1-2 2-3 BB	C B B F X 2-2 ③ L5		B F B B F B F X 3-2 ③ F9		X 0-0 BB 1-2 1B		4	2	2	1	1	0	0
John Valentin, R (1, 5) OBP: 0.347, SLG: 0.457		C F B X 1-2 1B	S X 0-1 ③ P6			S B C F B B F B 4-2 G5-3 2B BB	F X 0-1 HR	C F B B F F F B 4-2 F B 1B 1-2 2-3 BB		3	2	2	1	2	0	3
Scott Hatteberg, L (1, 2) OBP: 0.363, SLG: 0.465		B C 1 SAFE X 1-1 ① F8		B C X 1-1 ① G4-3		B X 1-0 ① G5-3 1-2	B C X 1-1 2B	C C B X 1-2 1-2 2-H 3-H 1B		5	0	2	2	0	0	2
Mike Benjamin, R (1, 4) OBP: 0.336, SLG: 0.400		C 1 SAFE 1 SAFE S B F S 1-3 ② K		S B F B H 3-2 S HBP		S B B F X 2-1 HBP 1B 2-H 2B	B B F X 2-1 ① F8	F F B B B X 3-2 G6-3		4	1	1	1	0	1	4
Midre Cummings, L (1, 10) OBP: 0.343, SLG: 0.409		B X 1-0 ③ F8		S B F B B B F F F B 5-2 1-2 BB		B F B B B 4-1 HBP 1B BB	B F F F B F B F F 3-2 F F X F9 ②		F F B X 1-2 ① P6	3	1	0	0	2	0	2
Inning Stats	R: 0 E: 0 K: 0 S: 9 H: 0 LOB: 1 BB: 1 P: 19	R: 1 E: 0 K: 1 S: 11 H: 2 LOB: 1 BB: 0 P: 15	R: 0 E: 0 K: 0 S: 11 H: 2 LOB: 3 BB: 1 P: 18	R: 0 E: 0 K: 1 S: 16 H: 0 LOB: 2 BB: 1 P: 27	R: 0 E: 0 K: 0 S: 6 H: 0 LOB: 0 BB: 0 P: 13	R: 6 E: 0 K: 0 S: 20 H: 3 LOB: 0 BB: 2 P: 38	R: 1 E: 0 K: 0 S: 15 H: 2 LOB: 1 BB: 0 P: 21	R: 2 E: 0 K: 0 S: 18 H: 2 LOB: 2 BB: 2 P: 33	R: 0 E: 0 K: 0 S: 11 H: 1 LOB: 1 BB: 0 P: 16	1B: 7 2B: 2 3B: 0 HR: 3 SF: 0 SAC: 0 DP: 0 HBP: 2						

PITCHER		IP	WLS	BF	H	R	ER	SO	BB	IBB	HBP	BLK	WP	HR	S	P	ERA	WHIP
Dwight Gooden, R ERA: 4.04	(1, 1)	5.1	L	27	5	4	4	2	5	0	1	0	0	1	61	111	6.75	1.875
Eric Plunk, R ERA: 4.83	(6, 1)	1.2		10	4	4	4	0	0	0	1	0	0	2	27	40	21.60	2.400
Jose Mesa, R ERA: 5.17	(8, 1)	2.0		11	3	2	2	0	2	0	0	0	0	0	29	49	9.00	2.500

PITCHER	IP	WLS	BF	H	R	ER	SO	BB	IBB	HBP	BLK	WP	HR	S	P	ERA	WHIP

TOP

Boston Red Sox @ Cleveland Indians

Jacobs Field, Cleveland, OH

Tue Jul 21 1998, 3:33 AM EDT
Att. 42,874 - Cloudy - 88 F

livebaseballscorecards.com

AB	39
R	10
H	12
RBI	10
BB	7
SO	2
LOB	20

BOTTOM

Batter	1	2	3	4	5	6	7	8	9	AB	R	H	RBI	BB	SO	LOB
Kenny Lofton, L (1, 8) OBP: 0.374, SLG: 0.428	C X 0-1 E 2B	B C X 1-1 ③ G4-3		B C X 1-1 ③ F8		C C B X 1-2 2-H 1B		X 0-0 S 2-3 1B 1B		5	2	3	1	0	0	2
Omar Vizquel, S (1, 6) OBP: 0.354, SLG: 0.363	X 0-0 E2 BB 2-H 1B		C S B X 1-2 ① G6-3		X 0-0 ① F8	C S F B F X 1-2 ③ F8		B C X 1-1 S 1-H 3-H 1B		5	0	2	2	0	0	1
Manny Ramirez, R (1, 9) OBP: 0.368, SLG: 0.551	S S T F X 0-2 ① F9		S B C B B X 3-2 ② F9		B X 1-0 ② G5-3		S X 0-1 ① P2	C B C B S 2-3 ③ K 1-2		5	0	0	0	0	1	2
Jim Thome, L (1, 3) OBP: 0.426, SLG: 0.641	B S S 1 SAFE B B B 4-2 1-2 BB		S C B B B B 4-2 FC6-4 BB		B B B C B 4-1 1B BB		F S B S 1-3 ② K		S B B X 2-1 ① G4-3	2	0	0	0	3	1	0
Travis Fryman, R (1, 5) OBP: 0.329, SLG: 0.511	C C X 0-2 ② F8		C C X 0-2 ③ FC6-4 1-2f		B F S B X 2-2 1-2 1B		C B S X 1-2 HR		C F B B X 2-2 1B 2B	5	2	3	1	0	0	3
Brian Giles, L (1, 7) OBP: 0.410, SLG: 0.522	F X 0-1 ③ G4-3			B C B B B 4-1 G5-3 1B BB	S S B B B X 3-2 ③ F7		C S X 0-2 ③ G4-3		B X 1-0 E 2-H 1B	4	0	1	1	1	0	4
Mark Whiten, S (1, 10) OBP: 0.411, SLG: 0.492		B S S S T B X 2-2 E SF8 2B		F S B B B 1 SAFE F X 2-2 G5-3 1-2 1B		B F S X 1-2 E1 1B		C X 0-1 1B 1B 2B	S B X 1-1 ② P5	5	3	3	0	0	0	1
Pat Borders, R (1, 2) OBP: 0.260, SLG: 0.252 Shawon Dunston, R (9, PH) OBP: 0.265, SLG: 0.404		S B L X 1-2 ① L9		B L M L 1-3 ① K		B S F C 1-3 ① K		C F B X 1-2 ① G5-3	B X 1-0 E6 1-2	4 1	0 0	0 0	0 0	0 0	2 0	5 1
David Bell, R (1, 4) OBP: 0.301, SLG: 0.419 Jeff Branson, L (8, PH) OBP: 0.200, SLG: 0.245 (9, 4)	C 2 SAFE S X 0-2 ② SF8 2-H			C X 0-1 ② G5-3 1-2 2-3		S S X 0-2 ② P6		F F B X 1-2 ② P7	C B C F S 1-3 ③ K	2 2	0 0	0 0	1 0	0 0	0 1	3 3
Inning Stats	R: 1 E: 1 K: 0 S: 15 H: 2 LOB: 2 BB: 1 P: 19	R: 1 E: 1 K: 0 S: 12 H: 1 LOB: 0 BB: 0 P: 16	R: 0 E: 0 K: 0 S: 11 H: 0 LOB: 1 BB: 1 P: 19	R: 0 E: 0 K: 1 S: 12 H: 1 LOB: 2 BB: 1 P: 20	R: 0 E: 0 K: 0 S: 9 H: 1 LOB: 2 BB: 1 P: 19	R: 1 E: 1 K: 1 S: 17 H: 1 LOB: 1 BB: 0 P: 21	R: 1 E: 0 K: 1 S: 11 H: 1 LOB: 0 BB: 0 P: 13	R: 2 E: 0 K: 1 S: 14 H: 3 LOB: 1 BB: 0 P: 19	R: 1 E: 1 K: 1 S: 13 H: 2 LOB: 2 BB: 0 P: 21							

PITCHER		IP	WLS	BF	H	R	ER	SO	BB	IBB	HBP	BLK	WP	HR	S	P	ERA	WHIP
Pedro Martinez, R ERA: 2.71	(1, 1)	7.0	W	33	7	4	2	3	4	0	0	0	0	1	87	127	2.57	1.571
Derek Lowe, R ERA: 4.15	(8, 1)	1.1		9	5	3	3	1	0	0	0	0	0	0	20	30	20.25	3.750
Tom Gordon, R ERA: 3.12	(9, 1)	0.2	S	3	0	0	0	1	0	0	0	0	0	0	7	10	0.00	0.000

PITCHER	IP	WLS	BF	H	R	ER	SO	BB	IBB	HBP	BLK	WP	HR	S	P	ERA	WHIP

Boston Red Sox @ Cleveland Indians

Jacobs Field, Cleveland, OH

Tue Jul 21 1998, 3:33 AM EDT

Att. 42,874 - Cloudy - 88 F

livebaseballscorecards.com

AB	40
R	7
H	12
RBI	6
BB	4
SO	5
LOB	25

1B: 7	SF: 1	WP: 0	PA: 45
2B: 4	SAC: 0	PB: 0	
3B: 0	DP: 0	SB: 2	
HR: 1	HBP: 0	CS: 0	

Batter	1	2	3	4	5	6	7	8	9	AB	R	H	RBI	BB	SO	LOB
Darren Lewis, R (1, 8) OBP: 0.364, SLG: 0.375	C B C F C 1-3 ① K	C B X 1-1 ③ P2			B B F B X 3-1 ① G3		C B B X 2-1 ① G3			4	0	0	0	0	1	0
Darren Bragg, L (1, 9) OBP: 0.364, SLG: 0.451	F H 1-1 E HBP		C B X 1-1 ① F7		B B B B 4-0 1B BB		C B F B F X 2-2 ② G4-3			2	0	0	0	1	0	0
Nomar Garciaparra, R (1, 6) OBP: 0.362, SLG: 0.559	F F B 1 SAFE X 1-2 ② P3		B B C T X 2-2 ② F8		1 SAFE B B B C X 3-1 1-2 1B		S F B X 1-2 2B			4	0	2	0	0	0	1
Mo Vaughn, L (1, 3) OBP: 0.386, SLG: 0.587	B F B X 2-1 E3 1-2		B B X 2-0 1B		B B C X 2-1 ② L6		S B S C 1-3 ③ K			4	0	1	0	0	1	4
Troy O'Leary, L (1, 7) OBP: 0.318, SLG: 0.500	B C F F X 1-2 ③ L6		S C S 0-3 ③ K		C B B F B F S 3-3 ③ K			B C C B F X 2-2 ① L7		4	0	0	0	0	2	5
John Valentin, R (1, 5) OBP: 0.351, SLG: 0.466		B C B X 2-1 HR 2B		C X 0-1 G4-3 G5-3 1B		C B F X 1-2 ① F7		C X 0-1 2B		4	1	3	0	0	0	0
Midre Cummings, L (1, 10) OBP: 0.343, SLG: 0.418 30 Keith Mitchell, R (8, PH) OBP: 0.200, SLG: 0.200		X 0-0 ① F7		1 SAFE B B S F F X 2-2 ① G5-3 1-2		C X 0-1 G3-1 2B		F B T S 1-3 ② K		3	0	1	0	0	0	2
										1	0	0	0	0	1	1
Donnie Sadler, R (1, 4) OBP: 0.220, SLG: 0.324 Scott Hatteberg, L (8, PH) OBP: 0.361, SLG: 0.463		B C T F S 1-3 ② K		C X 0-1 ② G4-3 2-3		B F C T F B X 2-2 ② G3-1 2-3		F B T T B S 2-3 ③ K		3	0	0	0	0	1	3
										1	0	0	0	0	1	1
Jason Varitek, S (1, 2) OBP: 0.307, SLG: 0.362		B C B B B F X 3-2 2-H HR		C F S 0-3 ③ K		C C S 0-3 ③ K				3	1	1	2	0	2	2
Inning Stats	R: 0 H: 0 E: 1 LOB: 2 K: 1 BB: 0 S: 14 P: 20	R: 2 H: 2 E: 0 LOB: 0 K: 1 BB: 0 S: 12 P: 19	R: 0 H: 1 E: 0 LOB: 1 K: 1 BB: 0 S: 9 P: 14	R: 0 H: 1 E: 0 LOB: 1 K: 1 BB: 0 S: 11 P: 13	R: 0 H: 1 E: 0 LOB: 2 K: 1 BB: 1 S: 10 P: 25	R: 0 H: 1 E: 0 LOB: 1 K: 1 BB: 0 S: 12 P: 15	R: 0 H: 1 E: 0 LOB: 1 K: 1 BB: 0 S: 12 P: 18	R: 0 H: 1 E: 0 LOB: 1 K: 2 BB: 0 S: 13 P: 18		1B: 3 SF: 0 2B: 4 SAC: 0 3B: 0 DP: 0 HR: 1 HBP: 1						

TOP

Boston Red Sox @ Cleveland Indians

Jacobs Field, Cleveland, OH

Tue Jul 21 1998, 7:05 PM EDT

Att. 43,227 - Cloudy - 88 F

livebaseballscorecards.com

AB	33
R	2
H	8
RBI	2
BB	1
SO	9
LOB	19

PITCHER		IP	WLS	BF	H	R	ER	SO	BB	IBB	HBP	BLK	WP	HR	S	P	ERA	WHIP
Chad Ogea, R ERA: 5.95	(1, 1)	6.0	W	27	6	2	2	6	1	0	1	0	0	1	68	106	3.00	1.167
Paul Shuey, R ERA: 2.08	(7, 1)	0.2		3	1	0	0	0	0	0	0	0	0	0	9	14	0.00	1.500
Paul Assenmacher, L ERA: 3.19	(7, 1)	0.2		3	1	0	0	1	0	0	0	0	0	0	9	12	0.00	1.500
Michael Jackson, R ERA: 1.64	(8, 1)	0.2	S	2	0	0	0	2	0	0	0	0	0	0	7	10	0.00	0.000

PITCHER		IP	WLS	BF	H	R	ER	SO	BB	IBB	HBP	BLK	WP	HR	S	P	ERA	WHIP

Boston Red Sox @ Cleveland Indians

Jacobs Field, Cleveland, OH

Tue Jul 21 1998, 7:05 PM EDT

Att. 43,227 - Cloudy - 88 F

livebaseballscorecards.com

Batter	1	2	3	4	5	6	7	8	9	AB	R	H	RBI	BB	SO	LOB
Kenny Lofton, L (1, 8) OBP: 0.373, SLG: 0.426	C B X 1-1 F7 ①	T X 0-1 G4-3 ③		B C C F S 1-3 K ③		B X 1-0 S 2B 1B				4	1	1	0	0	1	3
Omar Vizquel, S (1, 6) OBP: 0.355, SLG: 0.365	B B B B 4-0 S S 2B BB		B C C X 1-2 G6-3 ①		C C B X 1-2 L5 ①	1 SAFE B B C B X 3-1 1B 1-H 2B				3	1	1	1	1	0	0
David Justice, L (1, 10) OBP: 0.358, SLG: 0.471	C F B 1 S SAFE 1-3 K ②		C B X 1-1 L3 ②		B F B F B S 3-3 K 1B	S F B X 1-2 2-3 1B				4	0	1	0	0	2	1
Jim Thome, L (1, 3) OBP: 0.424, SLG: 0.635	B B B B 4-0 2B 1-2 BB		F B B C B X 3-2 G4-3 ③		S 1 SAFE F B F B C 2-3 K ②	B X 1-0 G4-3 ③				3	0	0	0	1	1	3
Travis Fryman, R (1, 5) OBP: 0.331, SLG: 0.514	C C B X 1-2 1-3 2-H 2B			B X 1-0 G5-3 ①	1 SAFE X 0-0 1-2 1B		F B F X 1-2 F6 ①			4	0	2	1	0	0	0
Brian Giles, L (1, 7) OBP: 0.407, SLG: 0.516	C F S 0-3 K2-3 ③			X 0-0 WP BB PB 1B	F B X 1-1 G1-3 ③		B X 1-0 P6 ②			4	1	1	0	0	1	4
Mark Whiten, S (1, 9) OBP: 0.400, SLG: 0.477		B F B C B C 3-3 K ①		B S F F F 1 SAFE 1 SAFE X 1-2 F9 ②		B S C S 1-3 K ①	C S S 0-3 K2-3 ③			4	0	0	0	0	3	1
Pat Borders, R (1, 2) OBP: 0.270, SLG: 0.256		X 0-0 1B		B B C 1 SAFE B F B 4-2 PB WP 1-2 BB		C X 0-1 P5 ②				2	0	1	0	1	0	0
Jeff Branson, L (1, 4) OBP: 0.226, SLG: 0.314 David Bell, R (7, 4) OBP: 0.301, SLG: 0.419		B B X 2-0 F9 ②		B B B B 4-0 1-3 2-H BB		C B B B X 3-1 HR				2 0	1 0	1 0	1 0	1 0	0 0	1 0
Inning Stats	R: 1 H: 1 E: 0 LOB: 2 K: 2 BB: 2 S: 11 P: 22	R: 0 H: 1 E: 0 LOB: 1 K: 1 BB: 0 S: 7 P: 12	R: 0 H: 0 E: 0 LOB: 0 K: 0 BB: 0 S: 8 P: 13	R: 1 H: 1 E: 0 LOB: 2 K: 1 BB: 2 S: 13 P: 24	R: 0 H: 1 E: 1 LOB: 2 K: 2 BB: 0 S: 13 P: 20	R: 2 H: 4 E: 0 LOB: 2 K: 1 BB: 0 S: 14 P: 24	R: 0 H: 0 E: 0 LOB: 0 K: 1 BB: 0 S: 7 P: 9			1B: 5 SF: 0 2B: 2 SAC: 0 3B: 0 DP: 0 HR: 1 HBP: 0						

PITCHER	IP	WLS	BF	H	R	ER	SO	BB	IBB	HBP	BLK	WP	HR	S	P	ERA	WHIP
49 Tim Wakefield, R (1, 1) ERA: 4.29	7.0	L	34	8	4	3	8	4	0	0	0	1	1	73	124	3.86	1.714

PITCHER	IP	WLS	BF	H	R	ER	SO	BB	IBB	HBP	BLK	WP	HR	S	P	ERA	WHIP

AB	30
R	4
H	8
RBI	3
BB	4
SO	8
LOB	13

WP: 1 PA: 34
PB: 1
SB: 3
CS: 0

Batter	1	2	3	4	5	6	7	8	9	AB	R	H	RBI	BB	SO	LOB
Darren Lewis, R (1, 8) OBP: 0.364, SLG: 0.376	C B X 1-1 FC4-6 1B		X 0-0 G6-3 ①		B B B C C X 3-2 FC1-5-2 1-3 2-H 1B	C B X 1-1 B1-3 ③			B B C F F F X 2-2 FC1-2 BB 1-2 3-H ①	5	1	2	1	0	0	3
Darren Bragg, L (1, 9) OBP: 0.365, SLG: 0.445	1 SAFE C B 1 SAFE X 1-1 FC4-6 G1-4-3 1-2f ①		C B S B B X 3-2 L8 ②		F F X 0-2 FC1-5-2 1-3 3-H 1B ①		B B B C C F B 4-2 G6-4-3 BB		B B B B C C B 4-2 1-2 2-3 BB	3	0	0	0	2	0	3
Nomar Garciaparra, R (1, 6) OBP: 0.360, SLG: 0.560	X 0-0 G1-4-3 1-2f ② ③		B X 1-0 3B		X 0-0 G5-3 ②		B B X 2-0 G6-4-3 1-2f ① ②		X 0-0 L3 ②	5	0	1	0	0	0	7
Mo Vaughn, L (1, 3) OBP: 0.386, SLG: 0.582		S C B B B B 4-2 BB 1B BB	B B F B X 3-1 G3 ③		I I I I 4-0 1B IBB		B B C X 2-1 G3-1 ③		F B B B F S 3-3 K ③	3	0	0	0	2	1	4
Troy O'Leary, L (1, 7) OBP: 0.317, SLG: 0.497		C C S 0-3 K ①		S S B S 1-3 K ①	B S B X 2-1 1-2 2-H 3-H 1B ③			C X 0-1 G3 ①		4	0	1	1	0	2	1
John Valentin, R (1, 5) OBP: 0.350, SLG: 0.463		1 SAFE B X 1-0 BB 1-2 1B		S C S 0-3 K ②		C B F X 1-2 G6-3 ①		X 0-0 F8 ②		4	0	1	0	0	1	0
Scott Hatteberg, L (1, 2) OBP: 0.365, SLG: 0.461 Billy Ashley, R (8, PH) OBP: 0.368, SLG: 0.833 Jason Varitek, S (8, 2) OBP: 0.307, SLG: 0.362		C B B B C B 4-2 1-2 2-3 BB		B B B C C X 3-2 G3 ③		C B B S B F B 4-2 G3 1B BB		F B S S 1-3 K ③		1 1 0	1 0 0	0 0 0	0 0 0	2 0 0	0 1 0	0 0 0
Mike Benjamin, R (1, 4) OBP: 0.339, SLG: 0.399		X 0-0 F9 ②			C H 1-1 CI 1B HBP	X 0-0 G3 ② 1-2			S B X 1-1 1B FC1-2 1B	3	1	1	0	0	0	4
Midre Cummings, L (1, 10) OBP: 0.352, SLG: 0.426		B C C X 1-2 G6-3 ③			1 SAFE X 0-0 CI 1B 1-2 FC1-5-2	B X 1-0 2-H 1B			B B X 2-0 BB FC1-2 1-3 1B	3	0	2	1	0	0	3
Inning Stats	R: 0 E: 0 K: 0 S: 5 H: 1 LOB: 0 BB: 0 P: 7	R: 0 E: 0 K: 1 S: 12 H: 1 LOB: 3 BB: 2 P: 22	R: 0 E: 0 K: 0 S: 7 H: 1 LOB: 1 BB: 0 P: 14	R: 0 E: 0 K: 2 S: 9 H: 0 LOB: 0 BB: 0 P: 13	R: 2 E: 1 K: 0 S: 11 H: 2 LOB: 2 BB: 1 P: 21	R: 1 E: 0 K: 0 S: 10 H: 1 LOB: 1 BB: 1 P: 17	R: 0 E: 0 K: 0 S: 7 H: 0 LOB: 0 BB: 1 P: 15	R: 0 E: 0 K: 1 S: 6 H: 0 LOB: 0 BB: 0 P: 7	R: 0 E: 0 K: 1 S: 14 H: 2 LOB: 3 BB: 1 P: 26	1B: 7 2B: 0 3B: 1 HR: 0	SF: 0 SAC: 0 DP: 2 HBP: 1						

TOP

Boston Red Sox @ Cleveland Indians

Jacobs Field, Cleveland, OH

Wed Jul 22 1998, 7:05 PM EDT

Att. 43,073 - Cloudy - 81 F

livebaseballscorecards.com

AB	32
R	3
H	8
RBI	3
BB	6
SO	5
LOB	25

PITCHER		IP	WLS	BF	H	R	ER	SO	BB	IBB	HBP	BLK	WP	HR	S	P	ERA	WHIP
Charles Nagy, R ERA: 5.55	(1, 1)	7.0	W	31	6	3	2	3	4	1	1	0	0	0	61	109	2.57	1.429
Paul Assenmacher, L ERA: 3.13	(8, 1)	0.2		2	0	0	0	0	0	0	0	0	0	0	3	3	0.00	0.000
Michael Jackson, R ERA: 1.59	(8, 1)	1.1	S	7	2	0	0	2	1	0	0	0	0	0	17	30	0.00	2.250

PITCHER	IP	WLS	BF	H	R	ER	SO	BB	IBB	HBP	BLK	WP	HR	S	P	ERA	WHIP

WP: 0	PB: 0	SB: 0	CS: 0
PA: 40			

Boston Red Sox @ Cleveland Indians

Jacobs Field, Cleveland, OH

Wed Jul 22 1998, 7:05 PM EDT

Att. 43,073 - Cloudy - 81 F

livebaseballscorecards.com

BOTTOM

Batter	1	2	3	4	5	6	7	8	9	AB	R	H	RBI	BB	SO	LOB
Kenny Lofton, L (1, 8) OBP: 0.371, SLG: 0.423	G3		F8		G5-3 1-2		SH2-3 2-3			3	0	0	0	0	0	2
Omar Vizquel, S (1, 6) OBP: 0.354, SLG: 0.363	BB		F7		G3 2-3		SF9 3-H			2	0	0	1	1	0	2
David Justice, L (1, 10) OBP: 0.361, SLG: 0.473	F7		1B 1-2		BB		S HR 1B			3	1	2	0	1	0	1
Jim Thome, L (1, 3) OBP: 0.423, SLG: 0.639	G1-3		L8		F7		HR 1-H			4	1	1	2	0	0	5
Manny Ramirez, R (1, 9) OBP: 0.364, SLG: 0.544		K	K			L4	P5			4	0	0	0	0	2	0
Brian Giles, L (1, 7) OBP: 0.409, SLG: 0.529		HR	L6			BB	G5-3			3	1	1	1	1	0	0
Travis Fryman, R (1, 5) OBP: 0.333, SLG: 0.516		1B CS S	2B			K	L5			4	0	2	0	0	1	1
Jeff Branson, L (1, 4) OBP: 0.214, SLG: 0.296	G4-3 1-3		F7			G6-3	BB CS			3	0	0	0	0	0	3
David Bell, R (8, 4) OBP: 0.303, SLG: 0.419										0	0	0	0	1	0	0
Pat Borders, R (1, 2) OBP: 0.287, SLG: 0.283			1B		G3 G5-3 1B		SH2-3 SF9 2B	CS 1-2		3	1	3	0	0	0	0
Inning Stats	R: 0 E: 0 K: 0 S: 7 H: 0 LOB: 1 BB: 1 P: 13	R: 1 E: 0 K: 1 S: 13 H: 2 LOB: 0 BB: 0 P: 20	R: 0 E: 0 K: 0 S: 13 H: 2 LOB: 2 BB: 0 P: 17	R: 0 E: 0 K: 1 S: 10 H: 1 LOB: 1 BB: 0 P: 14	R: 0 E: 0 K: 0 S: 7 H: 1 LOB: 2 BB: 1 P: 13	R: 0 E: 0 K: 1 S: 8 H: 0 LOB: 1 BB: 1 P: 14	R: 3 E: 0 K: 0 S: 16 H: 3 LOB: 0 BB: 0 P: 25	R: 0 E: 0 K: 0 S: 11 H: 0 LOB: 0 BB: 1 P: 17		1B: 5 2B: 2 3B: 0 HR: 2 SF: 1 SAC: 1 DP: 0 HBP: 0					WP: 0 PB: 0 SB: 2 CS: 2 PA: 36	

	AB	29
	R	4
	H	9
	RBI	4
	BB	4
	SO	3
	LOB	14

PITCHER		IP	WLS	BF	H	R	ER	SO	BB	IBB	HBP	BLK	WP	HR	S	P	ERA	WHIP
John Wasdin, R ERA: 5.26	(1, 1)	5.1		24	6	1	1	2	3	0	0	0	0	1	51	82	1.69	1.688
Derek Lowe, R ERA: 4.29	(6, 1)	1.1		6	2	2	2	1	0	0	0	0	0	0	14	19	13.50	1.500
Rich Garces, R ERA: 2.59	(7, 1)	1.1	L	5	1	1	1	0	1	0	0	0	0	1	20	32	6.75	1.500

PITCHER		IP	WLS	BF	H	R	ER	SO	BB	IBB	HBP	BLK	WP	HR	S	P	ERA	WHIP

Batter	1	2	3	4	5	6	7	8	9	AB	R	H	RBI	BB	SO	LOB
Damion Easley, R (1, 4) OBP: 0.349, SLG: 0.525	C F F B B X 2-2 ① G5-3		L B B B L B 4-2 2B BB	X 0-0 ③ F9		C X 0-1 BB 1B 1B		F X 0-1 ② G6-3		4	1	1	0	1	0	0
Frank Catalanotto, L (1, 10) OBP: 0.305, SLG: 0.384	F B F B F X 2-2 ② G6-3		B 2 SAFE X 1-0 1-3 2-H 2B		F X 0-1 ① G4-3	B B B C 1 SAFE F B 4-2 1B 1-2 BB		B X 1-0 ③ G3-1		4	0	1	1	1	0	0
Bobby Higginson, L (1, 9) OBP: 0.389, SLG: 0.547	X 0-0 1B		X 0-0 ① L7		B F B F B X 3-2 2B 1B	B X 1-0 1-3 2-H 1B			C B X 1-1 ① F7	5	0	3	1	0	0	2
Tony Clark, S (1, 3) OBP: 0.354, SLG: 0.512	X 0-0 ③ F8		B C B F B S 3-3 ② K		F C B 1 SAFE B F B X 3-2 1-3 2B	F F B B X 2-2 ③ F7			X 0-0 G1-3 1B	5	0	2	0	0	1	5
Luis Gonzalez, L (1, 7) OBP: 0.360, SLG: 0.490		B F B B X 2-1 G4-3 2B	I I I I 4-0 IBB		I I I I 4-0 IBB		B F F B B X 3-2 S 1B		1 SAFE B 1 SAFE S C X 1-2 ② G1-3 1-2	3	0	2	0	2	0	1
Gabe Alvarez, R (1, 5) OBP: 0.282, SLG: 0.374 Joe Randa, R (9, 5) OBP: 0.318, SLG: 0.333		F B X 1-1 ① G6-3	B B X 2-0 ③ G6-3		F X 0-1 ② F8		1 SAFE B B B F 1 SAFE 1 SAFE B S S S 3-3 ① K 1-2		B B I I 4-0 IBB	4 0	0 0	0 0	0 0	1 0	1 0	8 0
Paul Bako, L (1, 2) OBP: 0.337, SLG: 0.372		B X 1-0 ② G4-3 2-3		B B X 2-0 ① G4-3	C B F B F X 2-2 ③ F7		F B C X 1-2 ② F7		C B C B B S 3-3 ③ K	5	0	0	0	0	1	7
Deivi Cruz, R (1, 6) OBP: 0.278, SLG: 0.319		B C X 1-1 ③ G5-3		C B B B B B 4-1 WP SF8 BB		B F S X 1-2 ① P5	B C S T 1-2 ③ K			3	1	0	0	1	1	2
Brian Hunter, R (1, 8) OBP: 0.288, SLG: 0.322			B L X 1-1 E6 2B 1B	C B C F X 1-2 ② SF8 1-H		X 0-0 ② P2		B B C X 2-1 ① L8		3	1	1	1	0	0	0
Inning Stats	R: 0 H: 1 E: 0 LOB: 1 K: 0 BB: 0 S: 10 P: 14	R: 0 H: 1 E: 0 LOB: 1 K: 0 BB: 0 S: 7 P: 12	R: 1 H: 2 E: 1 LOB: 3 K: 1 BB: 2 S: 10 P: 25	R: 1 H: 0 E: 0 LOB: 0 K: 0 BB: 1 S: 7 P: 14	R: 0 H: 2 E: 0 LOB: 3 K: 0 BB: 1 S: 15 P: 27	R: 1 H: 2 E: 0 LOB: 2 K: 0 BB: 1 S: 12 P: 20	R: 0 H: 1 E: 0 LOB: 1 K: 2 BB: 0 S: 12 P: 20	R: 0 H: 0 E: 0 LOB: 0 K: 0 BB: 0 S: 5 P: 8	R: 0 H: 1 E: 0 LOB: 2 K: 1 BB: 1 S: 9 P: 18	1B: 7 SF: 1 2B: 3 SAC: 0 3B: 0 DP: 0 HR: 0 HBP: 0						

TOP

Detroit Tigers @ Cleveland Indians

Jacobs Field, Cleveland, OH

Thu Jul 23 1998, 7:05 PM EDT

Att. 43,085 - Cloudy - 78 F

livebaseballscorecards.com

AB	36
R	3
H	10
RBI	3
BB	6
SO	4
LOB	25

WP: 1 PA: 43
PB: 0
SB: 1
CS: 0

PITCHER		IP	WLS	BF	H	R	ER	SO	BB	IBB	HBP	BLK	WP	HR	S	P	ERA	WHIP
Jaret Wright, R ERA: 4.2	(1, 1)	6.0	L	31	8	3	2	1	3	2	0	0	1	0	61	112	3.00	1.833
Paul Shuey, R ERA: 1.86	(7, 1)	2.0		7	1	0	0	2	0	0	0	0	0	0	17	28	0.00	0.500
Paul Assenmacher, L ERA: 3.03	(9, 1)	1.0		5	1	0	0	1	0	1	0	0	0	0	9	18	0.00	1.000

PITCHER	IP	WLS	BF	H	R	ER	SO	BB	IBB	HBP	BLK	WP	HR	S	P	ERA	WHIP

Batter	1	2	3	4	5	6	7	8	9	AB	R	H	RBI	BB	SO	LOB
Kenny Lofton, L (1, 8) OBP: 0.366, SLG: 0.417	C F B B X 2-2 L8 ①	B L 1 B 1 SAFE L F B X 3-2 G3 ③			B C C B X 2-2 F7 ②	X 0-0 G4-3 ③		C C S 0-3 K ③		5	0	0	0	0	1	6
Omar Vizquel, S (1, 6) OBP: 0.355, SLG: 0.364	C B F F X 1-2 BB 1B 1B	B C X 1-1 F8 ①			B C X 1-1 2B 1B		B C F C 1-3 K ①		C B X 1-1 G6-3 ①	5	1	2	0	0	1	0
David Justice, L (1, 10) OBP: 0.362, SLG: 0.474	1 SAFE B X 1-0 BB 1-2 1B	C F F B C 1-3 K ②			1 SAFE 1 SAFE B X 1-0 1-H 2B		X 0-0 G4-3 ②		T B F X 1-2 G6-3 ②	5	0	2	1	0	1	0
Jim Thome, L (1, 3) OBP: 0.422, SLG: 0.644	C C X 0-2 P5 ②	X 0-0 HR			B B C X 2-1 G4-3 ③		F B B C B X 3-2 1B		C B S S 1-3 K ③	5	1	2	1	0	1	3
Manny Ramirez, R (1, 9) OBP: 0.363, SLG: 0.540	C B C 2 SAFE B B B 4-2 1-2 2-3 BB	F B B X 2-1 F9 ③				B F B C X 2-2 G4-3 ①	X 0-0 L9 ③			3	0	0	0	1	0	1
Brian Giles, L (1, 7) OBP: 0.410, SLG: 0.524	B C X 1-1 L9 ③			B B X 2-0 G6-3 ①		B B B C B 4-1 HBP 1B BB		B B B 4-0 G6-4-3 BB		2	0	0	0	2	0	3
Travis Fryman, R (1, 5) OBP: 0.332, SLG: 0.513		B B X 2-0 F7 ①		S B X 1-1 L7 ②		X 0-0 1-2 HBP 1B		X 0-0 ①② G6-4-3 1-2f		4	0	1	0	0	0	1
Pat Borders, R (1, 2) OBP: 0.301, SLG: 0.293		B C S B B X 3-2 FC3-6 1B		C B S F X 1-2 G1-3 ③		F 2 H SAFE 1-1 1-2 2-3 HBP		B B B C C X 3-2 1B 1B		3	0	2	0	0	0	0
David Bell, R (1, 4) OBP: 0.300, SLG: 0.415 Jeff Branson, L (8, PH) OBP: 0.228, SLG: 0.309 (9, 4)		X 0-0 FC3-6 ② 1-2f			C C F B B F B F X 3-2 P4 ①	B C B X 2-1 P6 ②		C B B S X 2-2 1-3 1B		3 1	0 0	0 1	0 0	0 0	0 0	4 0
Inning Stats	R: 0 E: 0 K: 0 S: 15 H: 2 LOB: 3 BB: 1 P: 24	R: 0 E: 0 K: 0 S: 9 H: 1 LOB: 1 BB: 0 P: 17	R: 1 E: 0 K: 1 S: 9 H: 1 LOB: 0 BB: 0 P: 13	R: 0 E: 0 K: 0 S: 7 H: 0 LOB: 0 BB: 0 P: 11	R: 1 E: 0 K: 0 S: 14 H: 2 LOB: 1 BB: 0 P: 23	R: 0 E: 0 K: 0 S: 9 H: 1 LOB: 3 BB: 1 P: 18	R: 0 E: 0 K: 1 S: 8 H: 1 LOB: 1 BB: 0 P: 12	R: 0 E: 0 K: 1 S: 10 H: 2 LOB: 2 BB: 1 P: 19	R: 0 E: 0 K: 1 S: 8 H: 0 LOB: 0 BB: 0 P: 11	1B: 8 2B: 1 3B: 0 HR: 1	SF: 0 SAC: 0 DP: 1 HBP: 1						

PITCHER		IP	WLS	BF	H	R	ER	SO	BB	IBB	HBP	BLK	WP	HR	S	P	ERA	WHIP
Frank Castillo, R ERA: 7.7	(1, 1)	5.2	W	27	7	2	2	1	2	0	1	0	0	1	62	105	3.18	1.588
44 Sean Runyan, L ERA: 3.06	(6, 1)	1.0		4	1	0	0	1	0	0	0	0	0	0	8	12	0.00	1.000
Doug Brocail, R ERA: 3.24	(7, 1)	1.1		6	2	0	0	1	1	0	0	0	0	0	11	20	0.00	2.250
Todd Jones, R ERA: 4.93	(9, 1)	1.0	S	3	0	0	0	1	0	0	0	0	0	0	8	11	0.00	0.000

PITCHER	IP	WLS	BF	H	R	ER	SO	BB	IBB	HBP	BLK	WP	HR	S	P	ERA	WHIP

BOTTOM

Detroit Tigers @ Cleveland Indians

Jacobs Field, Cleveland, OH

Thu Jul 23 1998, 7:05 PM EDT
Att. 43,085 - Cloudy - 78 F

livebaseballscorecards.com

AB	36
R	2
H	10
RBI	2
BB	3
SO	4
LOB	18

Detroit Tigers @ Cleveland Indians

Jacobs Field, Cleveland, OH

Fri Jul 24 1998, 7:05 PM EDT

Att. 43,156 - Cloudy - 73 F

TOP

livebaseballscorecards.com

Batter	1	2	3	4	5	6	7	8	9	10	11	AB	R	H	RBI	BB	SO	LOB
Brian Hunter, R (1, 8) OBP: 0.290, SLG: 0.321	B C B C B B 4-2 G1-6-3 BB		B F X 1-1 CS 1-2 1B			B X 1-0 G4-3 ①	1 SAFE 1 SAFE B C B F B X 3-2 L4-3 ② ③ 1-2				C B C B X 2-2 L7 ②	4	0	1	0	1	0	1
Damion Easley, R (1, 4) OBP: 0.345, SLG: 0.519	B X 1-0 G1-6-3 ① ② 1-2f		F B S S 1-3 K ① ② 1-2 2-3			S C B B F B F X 3-2 G5-3 ②			B C B X 2-1 G5-3 ①		F B S F S 1-3 K ③	5	0	0	0	0	2	3
Bobby Higginson, L (1, 9) OBP: 0.385, SLG: 0.542	C C B X 1-2 G4-3 ③		B C B B C F S 3-3 K ③			C B B B X 3-1 F7 ③			S X 0-1 L8 ②			4	0	0	0	0	1	1
Tony Clark, S (1, 10) OBP: 0.356, SLG: 0.512		C B B X 2-1 FC3-6 1B 1B		X 0-0 F8 ①			B B F S B C 3-3 K ①		B X 1-0 1B			4	0	2	0	0	1	0
Luis Gonzalez, L (1, 7) OBP: 0.361, SLG: 0.499		B C B X 2-1 FC3-6 1-2 1B		C B B B C X 3-2 G4-3 ②			B B C X 2-1 HR		C F F C 0-3 K ③			4	1	2	1	0	1	1
Frank Catalanotto, L (1, 3) OBP: 0.291, SLG: 0.364		B F X 1-1 F7 ①		B C B B F B F F X 3-2 P3 ③			F B B B B X 3-1 F9 ②			C C F B C 1-3 K ①		4	0	0	0	0	1	2
Joe Randa, R (1, 5) OBP: 0.317, SLG: 0.332	B X 1-0 FC3-6 ② 1-2f 2-3		C F F B S 1-3 K ①			B C B X 2-1 G3-1 ③				B F X 1-1 G6-3 1B		4	0	1	0	0	1	2
Paul Bako, L (1, 2) OBP: 0.335, SLG: 0.369		X 0-0 G6-3 ③		C B B F X 2-2 L7 ②			F X 0-1 FC1-6 1B			C F B B F F F B SAFE 3-2 X G6-3 ② ③ 1-2f		4	0	1	0	0	0	3
Deivi Cruz, R (1, 6) OBP: 0.278, SLG: 0.318			F B X 1-1 CS 1B 1B	C X 0-1 G4-3 ③			X 0-0 FC1-6 ① 1-2f L4-3				C B F S 1-3 K ①	4	0	1	0	0	1	1
Inning Stats	R: 0 E: 0 K: 0 S: 6 H: 0 LOB: 0 BB: 1 P: 12	R: 0 E: 0 K: 0 S: 8 H: 2 LOB: 2 BB: 0 P: 14	R: 0 E: 0 K: 2 S: 11 H: 2 LOB: 1 BB: 0 P: 17	R: 0 E: 0 K: 0 S: 9 H: 0 LOB: 0 BB: 0 P: 15	R: 0 E: 0 K: 1 S: 9 H: 0 LOB: 0 BB: 0 P: 12	R: 0 E: 0 K: 0 S: 8 H: 0 LOB: 0 BB: 0 P: 15	R: 1 E: 0 K: 1 S: 9 H: 1 LOB: 0 BB: 0 P: 19	R: 0 E: 0 K: 0 S: 6 H: 1 LOB: 0 BB: 0 P: 9	R: 0 E: 0 K: 1 S: 9 H: 1 LOB: 1 BB: 0 P: 12	R: 0 E: 0 K: 1 S: 12 H: 1 LOB: 0 BB: 0 P: 17	R: 0 E: 0 K: 2 S: 10 H: 0 LOB: 0 BB: 0 P: 14	1B: 7 2B: 1 3B: 0 HR: 1	SF: 0 SAC: 0 DP: 3 HBP: 0			WP: 0 PB: 0 SB: 0 CS: 2	PA: 38		

PITCHER		IP	WLS	BF	H	R	ER	SO	BB	IBB	HBP	BLK	WP	HR	S	P	ERA	WHIP
Dave Burba, R ERA: 3.69	(1, 1)	9.0		32	7	1	1	5	1	0	0	0	0	1	75	125	1.00	0.889
Steve Reed, R ERA: 1.43	(10, 1)	2.0	W	6	1	0	0	3	0	0	0	0	0	0	22	31	0.00	0.500

PITCHER	IP	WLS	BF	H	R	ER	SO	BB	IBB	HBP	BLK	WP	HR	S	P	ERA	WHIP

AB	37
R	1
H	8
RBI	1
BB	1
SO	8
LOB	14

Batter	1	2	3	4	5	6	7	8	9	10	11	AB	R	H	RBI	BB	SO	LOB
Kenny Lofton, L (1, 8) OBP: 0.367, SLG: 0.414	B B C B 4-1 G5-4-3 BB		1 SAFE C T B F 1 SAFE 1 SAFE F 4-2 B B G1-3 1-2 BB		B 1 SAFE 1 SAFE F F C 1-3 ① K		C X 0-1 ② F7		B X 1-0 ③ F7			3	0	0	0	2	1	1
Omar Vizquel, S (1, 6) OBP: 0.355, SLG: 0.363	C B X 1-1 ① ② G5-4-3 1-2f		C B S B X 2-2 ② G1-3 1-2 2-3		1 SAFE X 0-0 ② 1B 1-3 1B		B B F F F F F B B 4-2 S BB			C B F F B B X 3-2 ① G6-3		4	0	1	0	1	0	3
Manny Ramirez, R (1, 9) OBP: 0.364, SLG: 0.537	S S F B X 1-2 ③ P3		C F F B X 1-2 ③ G1-3		S B X 1-1 1-2 1B		B B B I 4-0 1-2 IBB			C F B C 1-3 ② K		4	0	1	0	1	1	2
Jim Thome, L (1, 3) OBP: 0.420, SLG: 0.638		F X 0-1 ① L9		S F X 0-2 WP S G6-3 1B	X 0-0 ③ G3		B C F B F F F B F 3-3 ③ K			C B B X 2-1 ③ G1-3		5	1	1	0	0	1	4
Travis Fryman, R (1, 5) OBP: 0.337, SLG: 0.526		C B B F B X 3-2 2B	C B B B B 4-1 WP 1-2 BB		S B C B X 2-2 G1-6-4-3 S 1B			B X 1-0 ① P3			B S S B X 3-1 HR	4	1	3	1	1	0	0
Mark Whiten, S (1, 7) OBP: 0.396, SLG: 0.470	S X 0-1 ② G5-3		C 2 SAFE B X 1-1 ① G6-3 1-2 2-H		F 1 SAFE B X 1-1 G1-6-4-3 1-2 1B			B C B B C F F X 3-2 ② F8				4	0	1	1	0	0	2
Richie Sexson, R (1, 10) OBP: 0.222, SLG: 0.333 David Justice, L (8, PH) OBP: 0.361, SLG: 0.473	B B X 2-0 ③ G6-3			S X 0-1 ② F8	B X 1-0 ① ② G1-6-4-3 1-2f 2-3			B B F F F F F B F S 3-3 ③ K				3 1	0 0	0 0	0 0	0 0	0 1	4 0
Pat Borders, R (1, 2) OBP: 0.292, SLG: 0.283			C C B S 1-3 ① K	F B B F F S 2-3 ③ K	B X 1-0 ③ F7				C S S X 0-2 ① P3			4	0	0	0	0	2	2
David Bell, R (1, 4) OBP: 0.303, SLG: 0.416			S F F X 0-2 G1-3 BB 1B		B X 1-0 1B 1B		B X 1-0 ① G3-1		B F B B F X 3-2 ② F8			4	0	2	0	0	0	0
Inning Stats	R: 0 E: 0 K: 0 S: 7 H: 0 LOB: 0 BB: 1 P: 13	R: 0 E: 0 K: 0 S: 8 H: 1 LOB: 1 BB: 0 P: 13	R: 0 E: 0 K: 1 S: 18 H: 1 LOB: 2 BB: 1 P: 26	R: 1 E: 0 K: 1 S: 12 H: 1 LOB: 1 BB: 1 P: 19	R: 0 E: 0 K: 1 S: 8 H: 3 LOB: 2 BB: 0 P: 11	R: 0 E: 0 K: 0 S: 7 H: 2 LOB: 1 BB: 0 P: 12	R: 0 E: 0 K: 1 S: 15 H: 0 LOB: 2 BB: 2 P: 27	R: 0 E: 0 K: 1 S: 12 H: 0 LOB: 0 BB: 0 P: 19	R: 0 E: 0 K: 0 S: 7 H: 0 LOB: 0 BB: 0 P: 11	R: 0 E: 0 K: 1 S: 9 H: 0 LOB: 0 BB: 0 P: 15	R: 1 E: 0 K: 0 S: 2 H: 1 LOB: 0 BB: 0 P: 5	1B: 7 2B: 1 3B: 0 HR: 1 SF: 0 SAC: 0 DP: 2 HBP: 0						

PITCHER		IP	WLS	BF	H	R	ER	SO	BB	IBB	HBP	BLK	WP	HR	S	P	ERA	WHIP
Justin Thompson, L ERA: 3.67	(1, 1)	7.0		31	8	1	1	4	4	1	0	0	1	0	75	121	1.29	1.714
Matt Anderson, R ERA: 0.68	(8, 1)	1.2		5	0	0	0	1	0	0	0	0	0	0	18	28	0.00	0.000
44 Sean Runyan, L ERA: 3.0	(9, 1)	0.2		2	0	0	0	0	0	0	0	0	0	0	5	9	0.00	0.000
Doug Brocail, R ERA: 3.19	(10, 1)	0.2		2	0	0	0	1	0	0	0	0	0	0	5	8	0.00	0.000
Doug Bochtler, R ERA: 4.98	(11, 1)	0.0	L	1	1	1	1	0	0	0	0	0	0	1	2	5	∞	∞

PITCHER	IP	WLS	BF	H	R	ER	SO	BB	IBB	HBP	BLK	WP	HR	S	P	ERA	WHIP

BOTTOM

Detroit Tigers @ Cleveland Indians

Jacobs Field, Cleveland, OH

Fri Jul 24 1998, 7:05 PM EDT
Att. 43,156 - Cloudy - 73 F

livebaseballscorecards.com

AB	36
R	2
H	9
RBI	2
BB	5
SO	6
LOB	18

1B: 7	SF: 0	WP: 1	PA: 41
2B: 1	SAC: 0	PB: 0	
3B: 0	DP: 2	SB: 3	
HR: 1	HBP: 0	CS: 0	

Detroit Tigers @ Cleveland Indians

Jacobs Field, Cleveland, OH

Sat Jul 25 1998, 3:33 AM EDT

Att. 43,094 - Cloudy - 75 F

TOP

livebaseballscorecards.com

Batter	1	2	3	4	5	6	7	8	9	AB	R	H	RBI	BB	SO	LOB
Brian Hunter, R (1, 8) OBP: 0.291, SLG: 0.324	G5-3		K		G4-3	2B		FC6-4 1B		5	0	2	1	0	1	0
Damion Easley, R (1, 6) OBP: 0.343, SLG: 0.517	2B		F7		P6	K		FC6-4		5	0	1	0	0	1	2
Bobby Higginson, L (1, 9) OBP: 0.385, SLG: 0.541	G1-3			2B 1B 2B	1B BB		L7		G4-3	4	1	1	0	1	0	1
Tony Clark, S (1, 3) OBP: 0.361, SLG: 0.521	G3			1B E 2B	1B 1B		1B		1B 2B	5	1	4	0	0	0	1
Luis Gonzalez, L (1, 7) OBP: 0.362, SLG: 0.497		F9		K	F8		HBP 1B		2B 1B	5	1	2	0	0	1	4
Geronimo Berroa, R (1, 10) OBP: 0.338, SLG: 0.339 Trey Beamon, L (9, PR) OBP: 0.500, SLG: 0.583		BB		E 1B IBB		2B G5-3 BB	G6-4-3 HBP		2B	1 0	1 0	1 0	1 0	3 0	0 0	0 0
Gabe Alvarez, R (1, 5) OBP: 0.283, SLG: 0.373 Frank Catalanotto, L (7, PH) OBP: 0.284, SLG: 0.354 (7, 4)		K		E 1B	F8	G6-4-3			G6-3	3 2	0 0	1 0	1 0	0 0	1 0	2 4
Joe Siddall, L (1, 2) OBP: 0.250, SLG: 0.500	G3		E5 G4-6-3		2B			K		4	1	1	1	0	1	3
Joe Randa, R (1, 4) OBP: 0.313, SLG: 0.328 (7, 5)			G4-3	G4-6-3	G5-3			K		4	0	0	1	0	1	4
Inning Stats	R: 0 E: 0 K: 0 S: 10 H: 1 LOB: 1 BB: 0 P: 14	R: 0 E: 0 K: 1 S: 10 H: 0 LOB: 1 BB: 1 P: 19	R: 0 E: 0 K: 1 S: 9 H: 0 LOB: 0 BB: 0 P: 15	R: 2 E: 1 K: 1 S: 10 H: 3 LOB: 2 BB: 1 P: 20	R: 0 E: 0 K: 0 S: 6 H: 1 LOB: 2 BB: 1 P: 14	R: 2 E: 0 K: 1 S: 9 H: 2 LOB: 1 BB: 1 P: 16	R: 0 E: 0 K: 0 S: 9 H: 2 LOB: 2 BB: 0 P: 15	R: 0 E: 0 K: 2 S: 10 H: 1 LOB: 1 BB: 0 P: 16	R: 1 E: 0 K: 0 S: 12 H: 3 LOB: 1 BB: 0 P: 18	1B: 6 2B: 7 3B: 0 HR: 0 SF: 0 SAC: 0 DP: 2 HBP: 1						

	AB	38
	R	5
	H	13
	RBI	5
	BB	4
	SO	6
	LOB	21

WP: 0 PB: 0 SB: 0 CS: 0 PA: 43

PITCHER		IP	WLS	BF	H	R	ER	SO	BB	IBB	HBP	BLK	WP	HR	S	P	ERA	WHIP
Bartolo Colon, R ERA: 2.74	(1, 1)	6.0	W	29	7	4	4	4	3	1	0	0	0	0	54	98	6.00	1.667
Ron Villone, L ERA: 1.84	(7, 1)	0.1		3	2	0	0	0	0	0	0	0	0	0	6	9	0.00	6.000
Paul Shuey, R ERA: 1.71	(7, 1)	1.2		6	1	0	0	2	0	0	1	0	0	0	13	22	0.00	0.600
Michael Jackson, R ERA: 1.77	(9, 1)	1.0	S	5	3	1	1	0	0	0	0	0	0	0	12	18	9.00	3.000

PITCHER	IP	WLS	BF	H	R	ER	SO	BB	IBB	HBP	BLK	WP	HR	S	P	ERA	WHIP

Detroit Tigers @ Cleveland Indians

Jacobs Field, Cleveland, OH

Sat Jul 25 1998, 3:33 AM EDT

Att. 43,094 - Cloudy - 75 F

livebaseballscorecards.com

BOTTOM

Batter	1	2	3	4	5	6	7	8	9	AB	R	H	RBI	BB	SO	LOB
Kenny Lofton, L (1, 8) OBP: 0.366, SLG: 0.413	C B B B C T 3-2 K ①		C B B C C 2-3 K ②		B F X 1-1 SH1-3 S 3B 1B	C B B X 2-1 G6-3 ③				4	1	1	0	0	2	0
Omar Vizquel, S (1, 6) OBP: 0.353, SLG: 0.360	B B F X 2-1 G4-3 ②		L B B X 2-1 G6-3 ③		C 2 SAFE X 1-1 SH1-3 ① 1-3		B C B X 2-1 G3 ①			3	0	0	0	0	0	0
David Justice, L (1, 10) OBP: 0.360, SLG: 0.476	C X 0-1 G3 ③			B B F X 2-1 F9 ①	B B F X 2-1 2B 3B 3-H		B X 1-0 L4 ②			4	1	1	1	0	0	0
Jim Thome, L (1, 3) OBP: 0.423, SLG: 0.636		C B B B B 4-1 1B BB		B B B B 4-0 HR BB	I I I I 4-0 2B SF8 IBB		B B X 2-0 G6-3 ③			1	2	0	0	3	0	0
Manny Ramirez, R (1, 9) OBP: 0.365, SLG: 0.547		X 0-0 P4 ①	X 0-0 1-H HR	X 0-0 SF8 1-3 CS 3-H 2B			X 0-0 G5-3 ①			4	1	2	3	0	0	1
Brian Giles, L (1, 7) OBP: 0.416, SLG: 0.526		C F B F F 1 SAFE B X 2-2 1-3 1B	B C C X 1-2 1B WP FC4-6 1B	I I I I 4-0 IBB				B B X 2-0 G1-3 ②		3	1	2	0	1	0	0
Travis Fryman, R (1, 5) OBP: 0.337, SLG: 0.525		B 1 SAFE F B B F F 1 SAFE F F 2-3 S K ②	1 SAFE C F B B F X 2-2 FC4-6 1-3 1B	X 0-0 SF8 ② 2-3 3-H				C B F B B T 3-2 K ③		3	0	1	1	0	2	2
Sandy Alomar Jr., R (1, 2) OBP: 0.300, SLG: 0.391		B X 1-0 L9 ③	S X 0-1 FC4-6 ② 1-2f 3-H	C S B 1 SAFE F B B 3-2 CS ③ 3-H		F S S 0-3 K ①				3	0	0	1	0	1	3
Jeff Branson, L (1, 4) OBP: 0.217, SLG: 0.293			B F B X 2-1 F7 ①	C B X 1-1 G5-3 ③		B F B F X 2-2 G3 ②				3	0	0	0	0	0	1

Inning Stats																								
	R: 0	H: 0		R: 0	H: 1		R: 0	H: 0		R: 3	H: 3		R: 3	H: 3		R: 0	H: 0		R: 0	H: 0		1B: 4	SF: 1	
	E: 0	LOB: 0		E: 0	LOB: 2		E: 0	LOB: 0		E: 0	LOB: 1		E: 0	LOB: 1		E: 0	LOB: 0		E: 0	LOB: 0		2B: 1	SAC: 1	
	K: 1	BB: 0		K: 1	BB: 1		K: 1	BB: 0		K: 0	BB: 1		K: 0	BB: 2		K: 1	BB: 0		K: 0	BB: 0		3B: 1	DP: 0	
	S: 7	P: 12		S: 14	P: 23		S: 7	P: 13		S: 14	P: 24		S: 11	P: 26		S: 8	P: 12		S: 4	P: 9		HR: 1	HBP: 0	

	AB	28
	R	6
	H	7
	RBI	6
	BB	4
	SO	5
	LOB	7

		WP: 1	PA: 35
		PB: 0	
		SB: 1	
		CS: 1	

PITCHER		IP	WLS	BF	H	R	ER	SO	BB	IBB	HBP	BLK	WP	HR	S	P	ERA	WHIP
Seth Greisinger, R ERA: 5.83	(1, 1)	4.1	L	22	6	6	6	3	2	1	0	0	1	1	48	86	12.46	1.846
Bryce Florie, R ERA: 4.4	(5, 1)	3.2		12	1	0	0	2	0	1	0	0	0	0	22	43	0.00	0.273

PITCHER	IP	WLS	BF	H	R	ER	SO	BB	IBB	HBP	BLK	WP	HR	S	P	ERA	WHIP

Batter	1	2	3	4	5	6	7	8	9	AB	R	H	RBI	BB	SO	LOB
Brian Hunter, R (1, 8) OBP: 0.291, SLG: 0.325	C B X 1-1 G6-3 WP 1B		B X 1-0 2B 2B 1B	S B C B X 2-2 ② G6-3		C F B X 1-2 ② FC5-4 S 1-2f	X 0-0 ③ L8		X 0-0 ② L4	6	1	2	0	0	0	4
Damion Easley, R (1, 4) OBP: 0.345, SLG: 0.518	1 SAFE C S X 0-2 ① G6-3 1-3		1 SAFE 1 SAFE 1 SAFE X 0-0 1-3 2B 2B	X 0-0 2B 1B		P B B C S B 4-2 1-2 BB		C C B B S 2-3 ① K	C F X 0-2 ③ P6	5	2	2	0	1	1	2
Bobby Higginson, L (1, 9) OBP: 0.388, SLG: 0.546	B B B B 4-0 BB BB		B B B C F X 3-2 1B G4-3 2-H 3-H 2B	F X 0-1 1-H 2B		C B X 1-1 ③ G4-3		C B B S B X 3-2 ② L7		4	1	2	3	1	0	2
Tony Clark, S (1, 3) OBP: 0.364, SLG: 0.538	C F C 0-3 ② K		X 0-0 G4-3 2-3 1B	B S B S F B F C 3-3 ③ K			S B F F F B X 2-2 HR	B B F F F B F F F X 3-2 HR		5	2	3	2	0	2	3
Luis Gonzalez, L (1, 7) OBP: 0.362, SLG: 0.494	B F B B S B F B 4-2 1-2 BB		C S B B X 3-2 ① G4-3 1-2 3-H		F F F X 1-2 ① F9		B B X 2-0 ① G4-3	C B F X 2-2 1B		4	0	1	1	1	0	1
Geronimo Berroa, R (1, 10) OBP: 0.333, SLG: 0.328	B C F B B X 2-2 ③ F8		B B X 2-0 ② G6-3		B F B F C 2-3 ② K		F B B S F B B F F F 4-2 F B G4-3 1B 1B BB	C F C 0-3 ③ K		4	1	0	0	1	2	5
Gabe Alvarez, R (1, 5) OBP: 0.297, SLG: 0.377		C C B B B F F S S 2-3 ① K	2 SAFE C F B B C F B F B 4-2 BB		C B F F S 1-3 ③ K		B C X 1-1 1B G4-3 1-2 1B		C B X 1-1 E9 1B 1B	4	1	2	0	1	2	0
Paul Bako, L (1, 2) OBP: 0.342, SLG: 0.372		B B F B B C B 4-2 G6-4-3 BB	B C B X 2-1 ③ P5			S X 0-1 FC5-4 1B	B B F B F X 3-2 ② G4-3 1-2 2-3		X 0-0 ① 2-H 1B	4	0	2	1	1	0	4
Deivi Cruz, R (1, 6) OBP: 0.280, SLG: 0.319		B C C X 1-1 ②③ G6-4-3 1-2f		C C X 0-2 ① P9		C F X 0-2 ① L8	C X 0-1 2-3 3-H 1B		X 0-0 1B	5	0	2	1	0	0	2
Inning Stats	R: 0 H: 1 E: 0 LOB: 3 K: 1 BB: 2 S: 14 P: 25	R: 0 H: 0 E: 0 LOB: 0 K: 1 BB: 1 S: 9 P: 16	R: 3 H: 4 E: 0 LOB: 2 K: 0 BB: 1 S: 16 P: 31	R: 1 H: 2 E: 0 LOB: 1 K: 1 BB: 0 S: 15 P: 20	R: 0 H: 0 E: 0 LOB: 0 K: 2 BB: 0 S: 10 P: 14	R: 0 H: 1 E: 0 LOB: 2 K: 0 BB: 1 S: 13 P: 18	R: 2 H: 3 E: 0 LOB: 2 K: 0 BB: 1 S: 21 P: 33	R: 1 H: 2 E: 0 LOB: 1 K: 2 BB: 0 S: 18 P: 28	R: 1 H: 3 E: 1 LOB: 1 K: 0 BB: 0 S: 9 P: 10	1B: 11 SF: 0 2B: 3 SAC: 0 3B: 0 DP: 1 HR: 2 HBP: 0						WP: 1 PA: 47 PB: 0 SB: 1 CS: 0

PITCHER		IP	WLS	BF	H	R	ER	SO	BB	IBB	HBP	BLK	WP	HR	S	P	ERA	WHIP
Dwight Gooden, R ERA: 4.34	(1, 1)	4.0	L	22	7	4	4	3	4	0	0	0	1	0	54	92	9.00	2.750
Chad Ogea, R ERA: 5.96	(5, 1)	3.0		15	4	2	2	2	2	0	0	0	0	1	44	65	6.00	2.000
Ron Villone, L ERA: 2.35	(8, 1)	0.2		4	2	1	1	1	0	0	0	0	0	1	15	25	13.50	3.000
Doug Jones, R ERA: 5.2	(8, 1)	1.1		6	3	1	1	1	0	0	0	0	0	0	12	13	6.75	2.250

PITCHER	IP	WLS	BF	H	R	ER	SO	BB	IBB	HBP	BLK	WP	HR	S	P	ERA	WHIP

TOP

Detroit Tigers @ Cleveland Indians

Jacobs Field, Cleveland, OH

Sun Jul 26 1998, 3:33 AM EDT

Att. 43,055 - Sunny - 74 F

livebaseballscorecards.com

AB	41
R	8
H	16
RBI	8
BB	6
SO	7
LOB	23

Batter	1	2	3	4	5	6	7	8	9	AB	R	H	RBI	BB	SO	LOB
Kenny Lofton, L (1, 8) OBP: 0.365, SLG: 0.410	C C B B B F B 4-2 1B BB		X 0-0 G6-3 ②		L X 0-1 L7 ②		X 0-0 SF9 ① 3-H			2	0	0	1	1	0	2
Omar Vizquel, S (1, 6) OBP: 0.352, SLG: 0.359	1 SAFE B B 1 SAFE C F F X 2-2 CS 1B 1-3		B C S B F X 2-2 G5-3 ③		B C X 1-1 F7 ③		X 0-0 B2-3 ② 1-2			4	0	1	0	0	0	3
David Justice, L (1, 10) OBP: 0.357, SLG: 0.471	F S B X 1-2 P6 ① ② 1-2			X 0-0 G5-3 ①		B C F X 1-2 F7 ①	B B X 2-0 F9 ③			4	0	0	0	0	0	3
Jim Thome, L (1, 3) OBP: 0.421, SLG: 0.631	S C B B S 2-3 K ③			B B C B B 4-1 BB		C B S C 1-3 K ②		F X 0-1 G4-3 ①		3	0	0	0	1	2	1
Manny Ramirez, R (1, 9) OBP: 0.366, SLG: 0.549		B C X 1-1 G4-3 2B		F B S B S 2-3 K ②		X 0-0 1B 1B		B S X 1-1 F9 ②		4	0	2	0	0	1	1
Brian Giles, L (1, 7) OBP: 0.413, SLG: 0.520		C B B B C F X 3-2 G4-3 ① 2-3		B X 1-0 G1-3 ③		X 0-0 1B 1-2		B C X 1-1 F7 ③		4	0	1	0	0	0	2
Travis Fryman, R (1, 5) OBP: 0.333, SLG: 0.519		X 0-0 G1-3 ②		C F B B X 2-2 G6-3 ①	C B S S 1-3 K ③				B B C B F F F S 3-3 K ①	4	0	0	0	0	2	3
Sandy Alomar Jr., R (1, 2) OBP: 0.303, SLG: 0.393		B F C F X 1-2 F9 ③		B B F S X 2-2 1B 1B			B F X 1-1 1B SF9 1B		B B C S F F F T 2-2 K ②	4	1	2	0	0	1	1
Jeff Branson, L (1, 4) OBP: 0.234, SLG: 0.306			C B F S 1-3 K ①	C C B X 1-2 1B			X 0-0 B2-3 1-3 1B		B B B C F F X 3-2 G4-3 ③	4	0	2	0	0	1	0
Inning Stats	R: 0 H: 1 E: 0 LOB: 1 K: 1 BB: 1 S: 13 P: 22	R: 0 H: 1 E: 0 LOB: 1 K: 0 BB: 0 S: 11 P: 16	R: 0 H: 0 E: 0 LOB: 0 K: 1 BB: 0 S: 8 P: 11	R: 0 H: 0 E: 0 LOB: 1 K: 1 BB: 1 S: 6 P: 13	R: 0 H: 2 E: 0 LOB: 2 K: 0 BB: 0 S: 13 P: 19	R: 0 H: 2 E: 0 LOB: 2 K: 2 BB: 0 S: 11 P: 14	R: 1 H: 2 E: 0 LOB: 1 K: 0 BB: 0 S: 6 P: 9	R: 0 H: 0 E: 0 LOB: 0 K: 0 BB: 0 S: 6 P: 8	R: 0 H: 0 E: 0 LOB: 0 K: 2 BB: 0 S: 17 P: 25	1B: 7 SF: 1 2B: 1 SAC: 0 3B: 0 DP: 0 HR: 0 HBP: 0						

PITCHER		IP	WLS	BF	H	R	ER	SO	BB	IBB	HBP	BLK	WP	HR	S	P	ERA	WHIP
Brian Moehler, R ERA: 3.59	(1, 1)	6.2	W	29	8	1	1	5	2	0	0	0	0	0	67	101	1.35	1.500
44 Sean Runyan, L ERA: 2.89	(7, 1)	1.1		4	0	0	0	0	0	0	0	0	0	0	7	11	0.00	0.000
Matt Anderson, R ERA: 0.63	(9, 1)	1.0		3	0	0	0	2	0	0	0	0	0	0	17	25	0.00	0.000

PITCHER	IP	WLS	BF	H	R	ER	SO	BB	IBB	HBP	BLK	WP	HR	S	P	ERA	WHIP

BOTTOM

Detroit Tigers @ Cleveland Indians

Jacobs Field, Cleveland, OH

Sun Jul 26 1998, 3:33 AM EDT
Att. 43,055 - Sunny - 74 F

livebaseballscorecards.com

AB	33
R	1
H	8
RBI	1
BB	2
SO	7
LOB	16

1B: 7	SF: 1	WP: 0	PA: 36
2B: 1	SAC: 0	PB: 0	
3B: 0	DP: 0	SB: 0	
HR: 0	HBP: 0	CS: 1	

Batter	1	2	3	4	5	6	7	8	9	AB	R	H	RBI	BB	SO	LOB
Omar Vizquel, S (1, 6) OBP: 0.353, SLG: 0.357	C B B F B B 4-2 CS BB			B X 1-0 P4 ①		B 1 SAFE 1 SAFE B C B B 4-1 1-2 HR BB		C F X 0-2 P3 ①		2	1	0	0	2	0	0
Mark Whiten, S (1, 8) OBP: 0.386, SLG: 0.457 Kenny Lofton, L (8, 8) OBP: 0.365, SLG: 0.410	C 1 SAFE S C 0-3 K ①			F C F F C 0-3 K ②		F F B S 1-3 K ②		F F X 0-2 F7 ②		4 0	0 0	0 0	0 0	0 0	3 0	3 0
Manny Ramirez, R (1, 9) OBP: 0.365, SLG: 0.554	1 SAFE B 1 SAFE C F F B F 1 SAFE 3-3 F B F S 1-2 K ② ③			C B B X 2-1 F8 ③		B B X 2-0 1-H 2-H HR		C B B B C F F C 3-3 K ③		4	1	1	3	0	2	1
Travis Fryman, R (1, 5) OBP: 0.335, SLG: 0.521		C S S 0-3 K ①			S S X 0-2 F9 2B	B C B B B 4-1 BB			B S X 1-1 L9 ①	3	0	1	0	1	1	0
Sandy Alomar Jr., R (1, 10) OBP: 0.299, SLG: 0.387		C F F F X 0-2 G6-3 ②			F C F T 0-2 K ①	X 0-0 G5-3 ③			C B F B B F S 3-3 K ②	4	0	0	0	0	2	2
Richie Sexson, R (1, 3) OBP: 0.231, SLG: 0.308		C C S 0-3 K ③			B X 1-0 2-3 F9 ②		C C S 0-3 K ①		F C X 0-2 BB S 1B	4	0	1	0	0	2	1
Brian Giles, L (1, 7) OBP: 0.411, SLG: 0.513			C F S 0-3 K ①		B C B X 2-1 L1 ③		B C F C 1-3 K ②		C B F B B B 4-2 1-2 BB BB	3	0	0	0	1	2	1
Pat Borders, R (1, 2) OBP: 0.298, SLG: 0.279			B S X 1-1 F9 ②			B B B C B 4-1 FC5-4 BB	F C B X 1-2 G4-3 ③		B B B B 4-0 1-2 2-3 BB	2	0	0	0	2	0	0
David Bell, R (1, 4) OBP: 0.302, SLG: 0.424			B X 1-0 P9 ③			B C L B X 2-2 1-2f FC5-4 BB HR ①		X 0-0 HR	B B X 2-0 P4 ③	4	2	1	1	0	0	4
Inning Stats	R: 0 E: 0 K: 2 S: 12 H: 0 LOB: 1 BB: 1 P: 19	R: 0 E: 0 K: 2 S: 11 H: 0 LOB: 0 BB: 0 P: 11	R: 0 E: 0 K: 1 S: 6 H: 0 LOB: 0 BB: 0 P: 8	R: 0 E: 0 K: 1 S: 8 H: 0 LOB: 0 BB: 0 P: 11	R: 0 E: 0 K: 1 S: 10 H: 1 LOB: 1 BB: 0 P: 13	R: 3 E: 0 K: 1 S: 11 H: 1 LOB: 1 BB: 3 P: 28	R: 0 E: 0 K: 2 S: 9 H: 0 LOB: 0 BB: 0 P: 11	R: 1 E: 0 K: 1 S: 12 H: 1 LOB: 0 BB: 0 P: 15	R: 0 E: 0 K: 1 S: 12 H: 1 LOB: 3 BB: 2 P: 26	1B: 1 2B: 2 3B: 0 HR: 2	SF: 0 SAC: 0 DP: 1 HBP: 0						

PITCHER	IP	WLS	BF	H	R	ER	SO	BB	IBB	HBP	BLK	WP	HR	S	P	ERA	WHIP
Randy Johnson, L (1, 1) ERA: 4.33	9.0	L	36	4	4	4	12	6	0	0	0	0	2	91	142	4.00	1.111

PITCHER	IP	WLS	BF	H	R	ER	SO	BB	IBB	HBP	BLK	WP	HR	S	P	ERA	WHIP

TOP

Cleveland Indians @ Seattle Mariners

The Kingdome, Seattle, WA

Tue Jul 28 1998, 10:05 PM EDT

Att. 31,124 - Dome - 72 F

livebaseballscorecards.com

AB	30
R	4
H	4
RBI	4
BB	6
SO	12
LOB	12

1B: 1 SF: 0
2B: 2 SAC: 0
3B: 0 DP: 1
HR: 2 HBP: 0

WP: 0 PA: 36
PB: 0
SB: 1
CS: 1

Batter	1	2	3	4	5	6	7	8	9	AB	R	H	RBI	BB	SO	LOB
Joey Cora, S (1, 4) OBP: 0.349, SLG: 0.375	B B B C X 3-1 L9-3 1B		C B C X 1-2 ③ F9			X 0-0 ① G4-3		C B C S 1-3 ① K		4	0	1	0	0	1	0
Alex Rodriguez, R (1, 6) OBP: 0.347, SLG: 0.557	X 0-0 ① ② L9-3 1-2			C C S 0-3 ① K		C F S 0-3 ② K		F F B X 1-2 ② F8		4	0	0	0	0	2	1
Ken Griffey Jr., L (1, 8) OBP: 0.395, SLG: 0.667	B B T F B S 3-3 ③ K			C B X 1-1 ② F8		C X 0-1 ③ F8		F F X 0-2 S 1B		4	1	1	0	0	1	0
Edgar Martinez, R (1, 10) OBP: 0.420, SLG: 0.546 Rich Amaral, R (8, PR) OBP: 0.336, SLG: 0.355		C B B B T F X 3-2 G6-4-3 1B		C B F B F X 2-2 ③ P6			B C B B B 4-1 2B 1B BB	B C C B X 2-2 S 1-H 1B		3 0	1 0	2 0	1 0	1 0	0 0	0 0
David Segui, S (1, 3) OBP: 0.391, SLG: 0.530	B B X 2-0 G6-4-3 1-2 1B				B C B B B 4-1 FC5-4 1B BB		X 0-0 1-3 1B 2B	B F F B C 2-3 ③ K 1-2		3	1	2	0	1	1	1
Jay Buhner, R (1, 9) OBP: 0.348, SLG: 0.410	B S B B X 3-1 ① ② G6-4-3 1-2f 2-3			C C B F 1 SAFE B 1 SAFE X 2-2 ① P8			B B C X 2-1 G5-4-3 2-H 3-H 1B		S F S 0-3 ① K	4	0	1	2	0	1	3
Russ Davis, R (1, 5) OBP: 0.312, SLG: 0.467	B X 1-0 ③ F8			B F 1 SAFE X 1-1 FC5-4 1-2 1B			F B F F X 1-2 ① ② G5-4-3 1-2f		B F B S S 2-3 ② K	4	0	1	0	0	1	2
John Marzano, R (1, 2) OBP: 0.333, SLG: 0.415 Rob Ducey, L (9, PH) OBP: 0.323, SLG: 0.383			C C B X 1-2 ① F8		F S B F B F X 2-2 ② FC5-4 1-2f 2-3		B B F X 2-1 1B		F B C S 1-3 ③ K	3 1	0 0	1 0	0 0	0 0	0 1	2 0
Shane Monahan, L (1, 7) OBP: 0.296, SLG: 0.353			C S X 0-2 ② G1-3		F X 0-1 ③ G1-3		F C B C 1-3 ③ K			3	0	0	0	0	1	3
Inning Stats	R: 0 E: 0 K: 1 S: 6 H: 1 LOB: 0 BB: 0 P: 12	R: 0 E: 0 K: 0 S: 8 H: 2 LOB: 1 BB: 0 P: 17	R: 0 E: 0 K: 0 S: 9 H: 0 LOB: 0 BB: 0 P: 11	R: 0 E: 0 K: 1 S: 9 H: 0 LOB: 0 BB: 0 P: 12	R: 0 E: 0 K: 0 S: 14 H: 1 LOB: 2 BB: 1 P: 23	R: 0 E: 0 K: 1 S: 6 H: 0 LOB: 0 BB: 0 P: 6	R: 2 E: 0 K: 1 S: 13 H: 3 LOB: 1 BB: 1 P: 23	R: 1 E: 0 K: 2 S: 15 H: 2 LOB: 2 BB: 0 P: 21	R: 0 E: 0 K: 3 S: 9 H: 0 LOB: 0 BB: 0 P: 12							

PITCHER		IP	WLS	BF	H	R	ER	SO	BB	IBB	HBP	BLK	WP	HR	S	P	ERA	WHIP
Charles Nagy, R ERA: 5.44	(1, 1)	6.0	W	24	6	2	2	3	2	0	0	0	0	0	56	91	3.00	1.333
Steve Reed, R ERA: 1.39	(7, 1)	1.2		5	1	0	0	2	0	0	0	0	0	0	15	21	0.00	0.600
Paul Assenmacher, L ERA: 3.31	(8, 1)	0.0		1	1	0	0	0	0	0	0	0	0	0	3	3	∞	∞
Paul Shuey, R ERA: 1.69	(8, 1)	0.1		2	1	1	1	1	0	0	0	0	0	0	6	10	27.00	3.000
Michael Jackson, R ERA: 1.73	(9, 1)	1.0	S	3	0	0	0	3	0	0	0	0	0	0	9	12	0.00	0.000

PITCHER	IP	WLS	BF	H	R	ER	SO	BB	IBB	HBP	BLK	WP	HR	S	P	ERA	WHIP

BOTTOM

Cleveland Indians @ Seattle Mariners

The Kingdome, Seattle, WA

Tue Jul 28 1998, 10:05 PM EDT

Att. 31,124 - Dome - 72 F

livebaseballscorecards.com

AB	33
R	3
H	9
RBI	3
BB	2
SO	9
LOB	12

1B: 8	SF: 0	WP: 0	PA: 35
2B: 2	SAC: 0	PB: 0	
3B: 0	DP: 3	SB: 2	
HR: 0	HBP: 0	CS: 0	

Batter	1	2	3	4	5	6	7	8	9	AB	R	H	RBI	BB	SO	LOB
Kenny Lofton, L (1, 8) OBP: 0.367, SLG: 0.411	B B B B 4-0 1B BB	F C F X 0-2 S 1-3 1B		X 0-0 E5 1-H 1B	C B C F X 1-2 G1-3 ③		S C S 0-3 K ③			4	1	2	0	1	1	1
Omar Vizquel, S (1, 6) OBP: 0.354, SLG: 0.357	C B 1 SAFE F 1 SAFE 1 SAFE X 1-2 ① 1B 2B 1-2 1B	C B B S X 2-2 F9 ③ 1-2		L B C B B X 3-2 F8 ①		C F X 0-2 BB 1B		C S X 0-2 G5-3 ①		5	1	2	0	0	0	2
David Justice, L (1, 10) OBP: 0.359, SLG: 0.475	F F B 1 SAFE B 1 SAFE B X 3-2 ② 1-3 1B	B S B X 2-1 1B	B X 1-0 2B 2B			1 SAFE B F 1 SAFE 1 SAFE S F 1 SAFE B 2-3 S K ①		C C C 0-3 K ②		5	1	3	0	0	2	1
Jim Thome, L (1, 3) OBP: 0.423, SLG: 0.641	X 0-0 3-H 2B	C S S 0-3 K ①	S B B S F B B 4-2 2B BB			C C B B S 2-3 K ②		B X 1-0 HR		4	2	2	2	1	2	2
Manny Ramirez, R (1, 9) OBP: 0.366, SLG: 0.550	B C B F B F B 4-2 BB	T F F S 0-3 K ②	B F X 1-1 F9 ②			B B 1 SAFE B B 4-0 1-2 BB		B C C F B B X 3-2 G5-3 ③		3	0	0	0	2	1	3
Brian Giles, L (1, 7) OBP: 0.410, SLG: 0.512	C B B X 2-1 P6 ③	C B X 1-1 F7 ③	B C X 1-1 1-H 2-H 2B			B C F F T 1-2 K ③			B B C B B 4-1 FC1-6 BB	4	0	1	2	1	1	5
Travis Fryman, R (1, 5) OBP: 0.336, SLG: 0.520		C X 0-1 G1-3 ①	4-1 2B 1B BB 0-1 L8 ③				C F B B B F X 3-2 F8 2B		F X 0-1 FC1-6 G1-3 1-2f ①	4	1	1	0	1	0	2
Sandy Alomar Jr., R (1, 2) OBP: 0.300, SLG: 0.389		B C B B B 4-1 1B BB	C F F B X 1-2 1-3 1B 2B	B F B S F X 2-2 F7 ①			S B S X 1-2 F8 ① 2-3		C X 0-1 G1-3 ② 1-2	4	1	1	0	1	0	2
Jeff Branson, L (1, 4) OBP: 0.232, SLG: 0.299		X 0-0 P8 ②	C S F B B F F X 2-2 E 2-H 3-H 1B	B B B C B F X 3-2 F8 ②			B B B B C F X 3-2 G3 ②		C X 0-1 G3-1 ③	5	1	1	2	0	0	3
Inning Stats	R: 1 H: 3 E: 0 LOB: 2 K: 0 BB: 2 S: 12 P: 26	R: 0 H: 1 E: 0 LOB: 2 K: 0 BB: 1 S: 11 P: 17	R: 0 H: 1 E: 0 LOB: 1 K: 2 BB: 0 S: 11 P: 14	R: 6 H: 5 E: 1 LOB: 1 K: 0 BB: 2 S: 25 P: 42	R: 0 H: 0 E: 0 LOB: 0 K: 0 BB: 0 S: 12 P: 18	R: 0 H: 1 E: 0 LOB: 2 K: 3 BB: 1 S: 14 P: 23	R: 0 H: 1 E: 0 LOB: 1 K: 1 BB: 0 S: 13 P: 20	R: 1 H: 1 E: 0 LOB: 0 K: 1 BB: 0 S: 12 P: 16	R: 0 H: 0 E: 0 LOB: 1 K: 0 BB: 1 S: 7 P: 11	1B: 7 SF: 0 2B: 5 SAC: 0 3B: 0 DP: 0 HR: 1 HBP: 0						

TOP

Cleveland Indians @ Seattle Mariners

The Kingdome, Seattle, WA

Wed Jul 29 1998, 10:05 PM EDT

Att. 25,953 - Dome - 72 F

livebaseballscorecards.com

AB	38
R	8
H	13
RBI	6
BB	7
SO	7
LOB	21

PITCHER		IP	WLS	BF	H	R	ER	SO	BB	IBB	HBP	BLK	WP	HR	S	P	ERA	WHIP
27 Ken Cloude, R ERA: 6.14	(1, 1)	3.1		21	9	6	6	2	4	0	0	0	0	0	50	84	16.20	3.900
Paul Spoljaric, L ERA: 5.64	(4, 1)	2.1		10	2	1	1	2	1	0	0	0	0	0	31	47	3.86	1.286
Heathcliff Slocumb, R ERA: 7.26	(6, 1)	1.0		5	1	0	0	1	1	0	0	0	0	0	14	26	0.00	2.000
39 Greg McCarthy, L ERA: 1.59	(7, 1)	1.1	L	6	1	1	1	2	1	0	0	0	0	1	16	24	6.75	1.500
Mike Timlin, R ERA: 3.14	(9, 1)	1.0		3	0	0	0	0	0	0	0	0	0	0	6	6	0.00	0.000

PITCHER		IP	WLS	BF	H	R	ER	SO	BB	IBB	HBP	BLK	WP	HR	S	P	ERA	WHIP

WP: 0	PA: 45
PB: 0	
SB: 1	
CS: 0	

Batter	1	2	3	4	5	6	7	8	9	AB	R	H	RBI	BB	SO	LOB
Joey Cora, S (1, 4) OBP: 0.352, SLG: 0.377	C B B B B 4-1 FC6-4 BB		B X 1-0 1B 1-2 2B 1B	B C F X 1-2 FC5-4 1B	B B C F B X 3-2 ③ P4			1 SAFE B B B C C X 3-2 ② ③ G6-3 1-2		4	1	2	0	1	0	2
Alex Rodriguez, R (1, 6) OBP: 0.345, SLG: 0.553	B X 1-0 ① FC6-4 FC6-4 1-2f		B C B X 2-1 2B FC3-2 1-2 2-H 1B	B C F X 1-2 ② FC5-4 WP 1-2f		C F X 0-2 ① F9			S X 0-1 ① P1	5	0	1	1	0	0	2
Ken Griffey Jr., L (1, 8) OBP: 0.393, SLG: 0.663	B F X 1-1 ② F9		F B X 1-1 FC3-2 1-3 2-H 1B 2B	F S F B B F S 2-3 ③ K 1-2		B S F B B S 3-3 ② K			B F S B X 2-2 ② P4	5	1	1	1	0	2	2
Edgar Martinez, R (1, 10) OBP: 0.420, SLG: 0.542	B C B X 2-1 ③ FC6-4 1-2f		B B B B 4-0 1B FC3-2 1B BB		C B B B B 4-1 1B HR BB	C B C F B C 2-3 ③ K			B C B F C 2-3 ③ K	3	2	0	0	2	2	1
David Segui, S (1, 3)		B F X 1-1 ① F8	F X 0-1 ① FC3-2 1B 1B 1-2 2-3 3-Hf		B B C F F B X 3-2 1-2 HR 1B		B B C F B F S 3-3 ① K			4	1	1	0	0	1	3
Jay Buhner, R (1, 9) OBP: 0.357, SLG: 0.441		S B B B X 3-1 1B	B X 1-0 1B 1-2 2-3 3-H 1B		B B B F X 3-1 1-H 2-H HR		B X 1-0 ② F7			4	1	3	4	0	0	0
Russ Davis, R (1, 5) OBP: 0.314, SLG: 0.468		B X 1-0 ② F7	B X 1-0 G5-4-3 1-2 2-3 3-H 1B		B B C X 2-1 CS 1B		B F B B F F F C 3-3 ③ K			4	0	2	1	0	1	1
Joe Oliver, R (1, 2) OBP: 0.260, SLG: 0.354 Rob Ducey, L (8, PH) OBP: 0.326, SLG: 0.383 John Marzano, R (9, 2) OBP: 0.333, SLG: 0.415	B X 1-0 ③ P4	X 0-0 ② ③ G5-4-3 1-2f	1 SAFE C 1 SAFE B 1 P B B 4-1 ① 1-2 BB			C B B B C B B 4-2 FC4-6 BB				2 0 0	0 0 0	0 0 0	0 0 0	1 1 0	0 0 0	4 0 0
Shane Monahan, L (1, 7) OBP: 0.293, SLG: 0.345			B S X 1-1 1B 1B 1B	B S S S 1-3 ① K	F B F B F X 2-2 ② F7			S L B 1 SAFE B F X 2-2 ① FC4-6 CS 1-2f		4	1	1	0	0	1	2
Inning Stats	R: 0 E: 0 K: 0 S: 6 H: 0 LOB: 1 BB: 1 P: 14	R: 0 E: 0 K: 0 S: 6 H: 1 LOB: 1 BB: 0 P: 12	R: 4 E: 0 K: 0 S: 12 H: 6 LOB: 2 BB: 1 P: 23	R: 0 E: 0 K: 2 S: 14 H: 1 LOB: 1 BB: 0 P: 19	R: 3 E: 0 K: 0 S: 19 H: 3 LOB: 1 BB: 2 P: 39	R: 0 E: 0 K: 2 S: 10 H: 0 LOB: 0 BB: 0 P: 15	R: 0 E: 0 K: 2 S: 10 H: 0 LOB: 0 BB: 0 P: 17	R: 0 E: 0 K: 0 S: 9 H: 0 LOB: 0 BB: 1 P: 18	R: 0 E: 0 K: 1 S: 8 H: 0 LOB: 0 BB: 0 P: 12	1B: 9 2B: 1 3B: 0 HR: 1	SF: 0 SAC: 0 DP: 1 HBP: 0			WP: 1 PB: 0 SB: 0 CS: 2	PA: 40	

PITCHER		IP	WLS	BF	H	R	ER	SO	BB	IBB	HBP	BLK	WP	HR	S	P	ERA	WHIP
Jaret Wright, R ERA: 4.55	(1, 1)	4.0		25	11	7	7	2	3	0	0	0	1	1	48	90	15.75	3.500
Chad Ogea, R ERA: 5.59	(5, 1)	3.0	W	9	0	0	0	4	1	0	0	0	0	0	29	49	0.00	0.333
Paul Shuey, R ERA: 1.61	(8, 1)	1.0		3	0	0	0	0	1	0	0	0	0	0	9	18	0.00	1.000
Michael Jackson, R ERA: 1.69	(9, 1)	1.0	S	3	0	0	0	1	0	0	0	0	0	0	8	12	0.00	0.000

PITCHER	IP	WLS	BF	H	R	ER	SO	BB	IBB	HBP	BLK	WP	HR	S	P	ERA	WHIP

BOTTOM

Cleveland Indians @ Seattle Mariners

The Kingdome, Seattle, WA

Wed Jul 29 1998, 10:05 PM EDT

Att. 25,953 - Dome - 72 F

livebaseballscorecards.com

AB	35
R	7
H	11
RBI	7
BB	5
SO	7
LOB	17

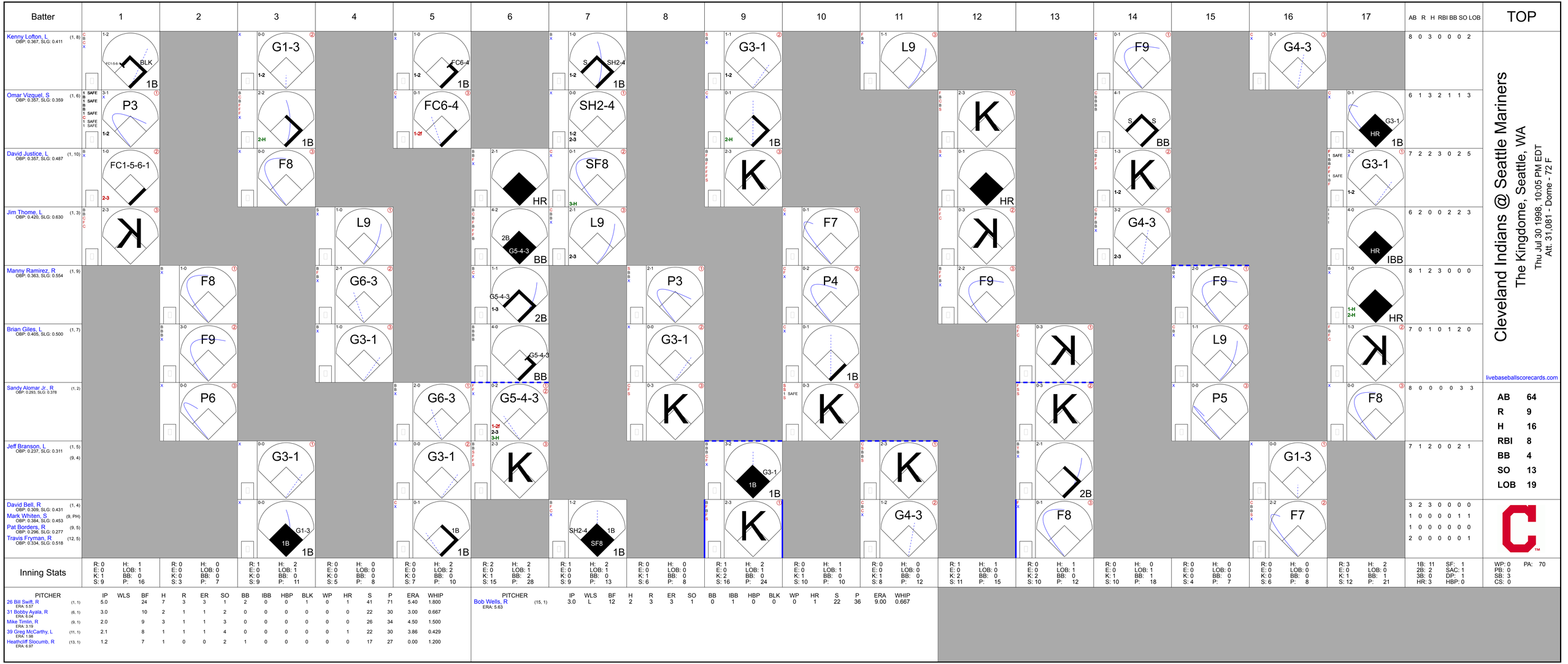
Batter
1
2
3
4
5
6
7
8
9
10
11
12
13
14
15
16
17
AB R H RBI BB SO LOB
TOP
Kenny Lofton, L (1, 8) OBP: 0.367, SLG: 0.411
8 0 3 0 0 0 2
Omar Vizquel, S (1, 6) OBP: 0.357, SLG: 0.359
6 1 3 2 1 1 3
David Justice, L (1, 10) OBP: 0.357, SLG: 0.487
7 2 2 3 0 2 5
Jim Thome, L (1, 3) OBP: 0.420, SLG: 0.630
6 2 0 0 2 2 3
Manny Ramirez, R (1, 9) OBP: 0.363, SLG: 0.554
8 1 2 3 0 0 0
Brian Giles, L (1, 7) OBP: 0.405, SLG: 0.500
7 0 1 0 1 2 0
Sandy Alomar Jr., R (1, 2) OBP: 0.293, SLG: 0.378
8 0 0 0 0 3 3
Jeff Branson, L (1, 5) (9, 4) OBP: 0.237, SLG: 0.311
7 1 2 0 0 2 1
David Bell, R (1, 4) OBP: 0.309, SLG: 0.431
Mark Whiten, S (9, PH) OBP: 0.384, SLG: 0.453
Pat Borders, R (9, 5) OBP: 0.296, SLG: 0.277
Travis Fryman, R (12, 5) OBP: 0.334, SLG: 0.518
3 2 3 0 0 0 0
1 0 0 0 0 1 1
1 0 0 0 0 0 0
2 0 0 0 0 0 1
Inning Stats
R: 0 E: 0 K: 1 S: 9 H: 1 LOB: 1 BB: 0 P: 16
R: 0 E: 0 K: 0 S: 3 H: 0 LOB: 0 BB: 0 P: 7
R: 1 E: 0 K: 0 S: 9 H: 2 LOB: 1 BB: 0 P: 11
R: 0 E: 0 K: 0 S: 5 H: 0 LOB: 0 BB: 0 P: 8
R: 0 E: 0 K: 0 S: 7 H: 2 LOB: 2 BB: 0 P: 10
R: 2 E: 0 K: 1 S: 15 H: 2 LOB: 1 BB: 2 P: 28
R: 1 E: 0 K: 0 S: 9 H: 2 LOB: 1 BB: 0 P: 13
R: 0 E: 0 K: 1 S: 6 H: 0 LOB: 0 BB: 0 P: 8
R: 1 E: 0 K: 2 S: 16 H: 2 LOB: 1 BB: 0 P: 24
R: 0 E: 0 K: 1 S: 10 H: 0 LOB: 1 BB: 0 P: 10
R: 0 E: 0 K: 1 S: 8 H: 0 LOB: 0 BB: 0 P: 12
R: 1 E: 0 K: 2 S: 11 H: 1 LOB: 0 BB: 0 P: 15
R: 0 E: 0 K: 2 S: 10 H: 1 LOB: 1 BB: 0 P: 12
R: 0 E: 0 K: 1 S: 10 H: 0 LOB: 1 BB: 1 P: 18
R: 0 E: 0 K: 0 S: 4 H: 0 LOB: 0 BB: 0 P: 7
R: 0 E: 0 K: 0 S: 6 H: 0 LOB: 0 BB: 0 P: 8
R: 3 E: 0 K: 1 S: 12 H: 2 LOB: 0 BB: 1 P: 21
1B: 11 2B: 2 3B: 0 HR: 3 SF: 1 SAC: 1 DP: 1 HBP: 0
WP: 0 PB: 0 SB: 3 CS: 0 PA: 70
PITCHER IP WLS BF H R ER SO BB IBB HBP BLK WP HR S P ERA WHIP
26 Bill Swift, R (1, 1) ERA: 5.57 5.0 24 7 3 3 1 2 0 0 1 0 0 1 41 71 5.40 1.800
31 Bobby Ayala, R (6, 1) ERA: 6.04 3.0 10 2 1 1 2 0 0 0 0 0 0 0 22 30 3.00 0.667
Mike Timlin, R (9, 1) ERA: 3.19 2.0 9 3 1 1 3 0 0 0 0 0 0 0 26 34 4.50 1.500
39 Greg McCarthy, L (11, 1) ERA: 1.98 2.1 8 1 1 1 4 0 0 0 0 0 0 1 22 30 3.86 0.429
Heathcliff Slocumb, R (13, 1) ERA: 6.97 1.2 7 1 0 0 2 1 0 0 0 0 0 0 17 27 0.00 1.200
PITCHER IP WLS BF H R ER SO BB IBB HBP BLK WP HR S P ERA WHIP
Bob Wells, R (15, 1) ERA: 5.63 3.0 L 12 2 3 3 1 0 1 0 0 0 1 22 36 9.00 0.667
Cleveland Indians @ Seattle Mariners
The Kingdome, Seattle, WA
Thu Jul 30 1998, 10:05 PM EDT
Att. 31,081 - Dome - 72 F
livebaseballscorecards.com
AB 64
R 9
H 16
RBI 8
BB 4
SO 13
LOB 19

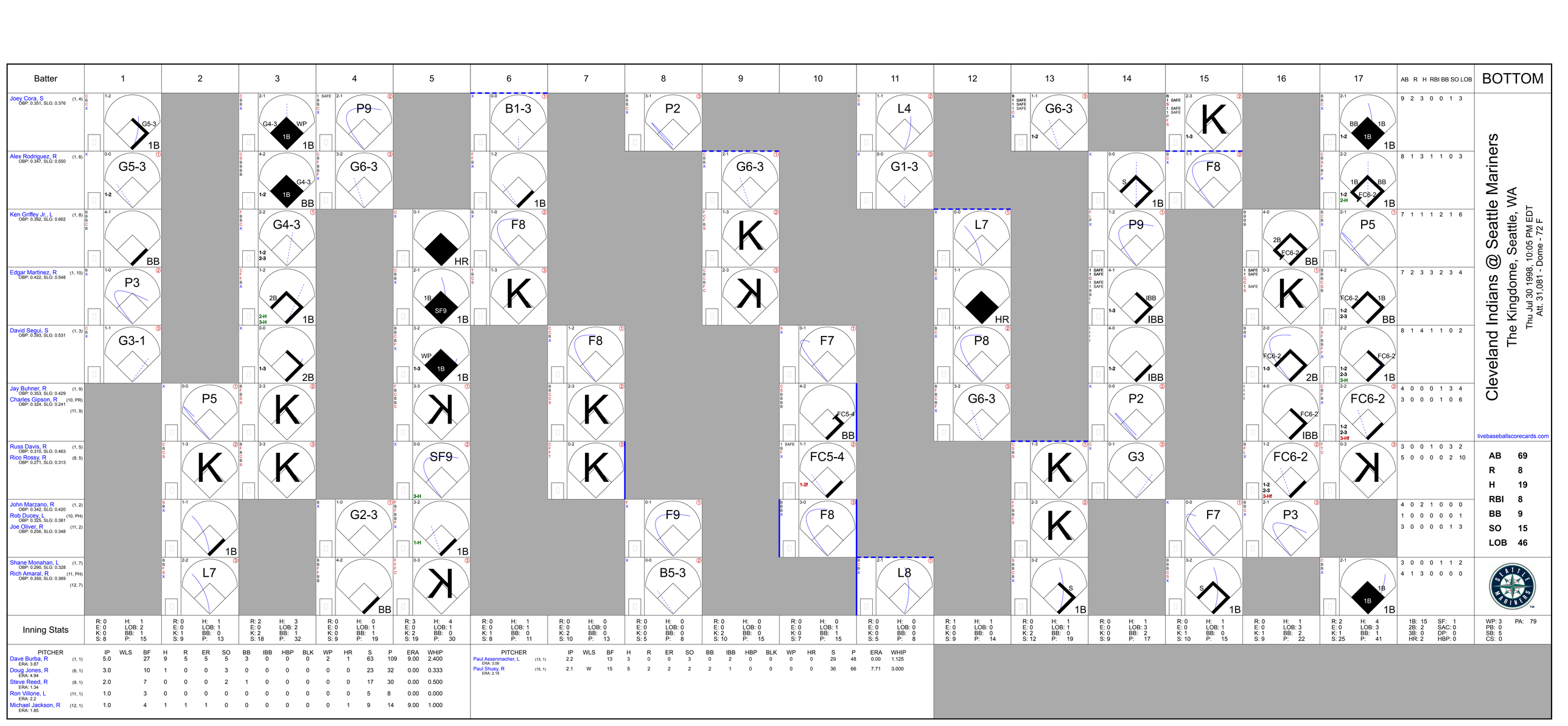
Batter
1
2
3
4
5
6
7
8
9
10
11
12
13
14
15
16
17
AB R H RBI BB SO LOB
BOTTOM
Joey Cora, S (1, 4) OBP: 0.351, SLG: 0.376
Alex Rodriguez, R (1, 6) OBP: 0.347, SLG: 0.550
Ken Griffey Jr, L (1, 8) OBP: 0.392, SLG: 0.662
Edgar Martinez, R (1, 10) OBP: 0.422, SLG: 0.548
David Segui, S (1, 3) OBP: 0.393, SLG: 0.531
Jay Buhner, R (1, 9) OBP: 0.353, SLG: 0.429
Charles Gipson, R (10, PR) OBP: 0.324, SLG: 0.241 (11, 9)
Russ Davis, R (1, 5) OBP: 0.310, SLG: 0.463
Rico Rossy, R (8, 5) OBP: 0.271, SLG: 0.313
John Marzano, R (1, 2) OBP: 0.342, SLG: 0.420
Rob Ducey, L (10, PH) OBP: 0.325, SLG: 0.381
Joe Oliver, R (11, 2) OBP: 0.256, SLG: 0.348
Shane Monahan, L (1, 7) OBP: 0.290, SLG: 0.328
Rich Amaral, R (11, PH) OBP: 0.350, SLG: 0.369 (12, 7)
G5-3 1B
G5-3
G4-3 WP 1B
P9
B1-3
P2
L4
G6-3
K
F8
1B
G4-3 1B BB
G6-3
G1-3
S 1B
P9
F8
BB
G4-3
HR
F8
K
K
2B
FC6-2 BB
P5
P3
2B 1B
1B SF9 1B
K
K
L7
HR
P8
IBB
IBB
G3-1
WP 1B
F8
F7
P8
G6-3
P2
FC6-2 2B
P5
K
K
K
FC5-4 BB
FC6-2 IBB
FC6-2
K
K
SF9
K
FC5-4
K
K
FC6-2
G3
FC6-2
K
1B
G2-3
F9
F8
P3
L7
BB
B5-3
L8
S 1B
S 1B
1B 1B
Inning Stats
R: 0 E: 0 K: 0 S: 8 H: 1 LOB: 2 BB: 1 P: 15
R: 0 E: 0 K: 1 S: 9 H: 1 LOB: 1 BB: 0 P: 13
R: 2 E: 0 K: 2 S: 18 H: 3 LOB: 2 BB: 1 P: 32
R: 0 E: 0 K: 0 S: 9 H: 0 LOB: 1 BB: 1 P: 19
R: 3 E: 0 K: 2 S: 19 H: 4 LOB: 1 BB: 0 P: 30
R: 0 E: 0 K: 1 S: 8 H: 1 LOB: 1 BB: 0 P: 11
R: 0 E: 0 K: 2 S: 10 H: 0 LOB: 0 BB: 0 P: 13
R: 0 E: 0 K: 0 S: 5 H: 0 LOB: 0 BB: 0 P: 8
R: 0 E: 0 K: 2 S: 10 H: 0 LOB: 0 BB: 0 P: 15
R: 0 E: 0 K: 0 S: 7 H: 0 LOB: 1 BB: 1 P: 15
R: 0 E: 0 K: 0 S: 5 H: 0 LOB: 0 BB: 0 P: 8
R: 1 E: 0 K: 0 S: 9 H: 1 LOB: 0 BB: 0 P: 14
R: 0 E: 0 K: 2 S: 12 H: 1 LOB: 1 BB: 0 P: 19
R: 0 E: 0 K: 0 S: 9 H: 1 LOB: 3 BB: 2 P: 17
R: 0 E: 0 K: 1 S: 10 H: 1 LOB: 1 BB: 0 P: 15
R: 0 E: 0 K: 1 S: 9 H: 1 LOB: 3 BB: 2 P: 22
R: 2 E: 0 K: 1 S: 25 H: 4 LOB: 3 BB: 1 P: 41
1B: 15 2B: 2 3B: 0 HR: 2
SF: 1 SAC: 0 DP: 0 HBP: 0
WP: 3 PB: 0 SB: 5 CS: 0
PA: 79
9 2 3 0 0 1 3
8 1 3 1 1 0 3
7 1 1 1 2 1 6
7 2 3 3 2 3 4
8 1 4 1 1 0 2
4 0 0 0 1 3 4
3 0 0 0 1 0 6
3 0 0 1 0 3 2
5 0 0 0 0 2 10
4 0 2 1 0 0 0
1 0 0 0 0 0 1
3 0 0 0 0 1 3
3 0 0 0 1 1 2
4 1 3 0 0 0 0
Cleveland Indians @ Seattle Mariners
The Kingdome, Seattle, WA
Thu Jul 30 1998, 10:05 PM EDT
Att. 31,081 - Dome - 72 F
livebaseballscorecards.com
AB 69
R 8
H 19
RBI 8
BB 9
SO 15
LOB 46
PITCHER IP WLS BF H R ER SO BB IBB HBP BLK WP HR S P ERA WHIP
Dave Burba, R (1, 1) ERA: 3.87 5.0 27 9 5 5 5 3 0 0 0 2 1 63 109 9.00 2.400
Doug Jones, R (6, 1) ERA: 4.94 3.0 10 1 0 0 3 0 0 0 0 0 0 23 32 0.00 0.333
Steve Reed, R (9, 1) ERA: 1.34 2.0 7 0 0 0 2 1 0 0 0 0 0 17 30 0.00 0.500
Ron Villone, L (11, 1) ERA: 2.2 1.0 3 0 0 0 0 0 0 0 0 0 0 5 8 0.00 0.000
Michael Jackson, R (12, 1) ERA: 1.85 1.0 4 1 1 1 0 0 0 0 0 0 1 9 14 9.00 1.000
PITCHER IP WLS BF H R ER SO BB IBB HBP BLK WP HR S P ERA WHIP
Paul Assenmacher, L (13, 1) ERA: 3.06 2.2 13 3 0 0 3 0 2 0 0 0 0 29 48 0.00 1.125
Paul Shuey, R (15, 1) ERA: 2.19 2.1 W 15 5 2 2 2 2 1 0 0 0 0 36 66 7.71 3.000

Batter	1	2	3	4	5	6	7	8	9	AB	R	H	RBI	BB	SO	LOB
Kenny Lofton, L (1, 8) OBP: 0.364, SLG: 0.406	B C C B F X 2-2 ① F9	B B 1 SAFE C S 2-2 ③ CS 1-2	X 0-0 ① P4		B C X 1-1 ③ G6-3		B C F B X 2-2 ① L7		C X 0-1 ② G1-3	5	0	0	0	0	0	2
Omar Vizquel, S (1, 6) OBP: 0.358, SLG: 0.363	B C B X 2-1 S 2B		B C X 1-1 ② F8			B C B F X 2-2 BB BB 1B 1B	B X 1-0 ② F9		S B S X 1-2 ③ G1-3	5	1	2	0	0	0	1
David Justice, L (1, 10) OBP: 0.359, SLG: 0.485	B B B B 4-0 S BB		C C B F B S 2-3 ③ K			B B B C S B 4-2 BB 1B 1-2 BB	B B C C B F X 3-2 ③ F7			2	1	0	0	2	1	1
Jim Thome, L (1, 3) OBP: 0.417, SLG: 0.625 Richie Sexson, R (8, PH) OBP: 0.214, SLG: 0.286 (8, 3)	2 SAFE B S B S S 2-3 ② K			B S X 1-1 ① G1-3		B C B S C 2-3 ① K		B C X 1-1 ① L7		3 1	0 0	0 0	0 0	0 0	2 0	4 0
Manny Ramirez, R (1, 9) OBP: 0.362, SLG: 0.550	C B B B B 4-1 1-2 2-3 BB			X 0-0 ② P7		X 0-0 ② L7		B C B X 2-1 ② G6-3		3	0	0	0	1	0	2
Brian Giles, L (1, 7) OBP: 0.407, SLG: 0.498	S B F B F F C 2-3 ③ K			C X 0-1 ③ P6		B F B B B 4-1 1B 1-2 2-3 BB		B B C X 2-1 E 1B		3	0	1	0	1	1	3
David Bell, R (1, 4) OBP: 0.312, SLG: 0.432		L F S 0-3 ① K			S X 0-1 PB WP 1B	C X 0-1 1-3 2-H 3-H 1B		B S F B B X 3-2 E6 1-3		4	0	2	2	0	1	1
Jeff Branson, L (1, 5) OBP: 0.225, SLG: 0.295		C B C B F F B S 3-3 ② K			C B B C F B S 3-3 ① K 1-3	B C B F X 2-2 ③ G1-3		S X 0-1 ③ G6-3		4	0	0	0	0	2	5
Pat Borders, R (1, 2) OBP: 0.301, SLG: 0.284		B S X 1-1 CS 1B			X 0-0 ② P2		X 0-0 1B		X 0-0 ① G1-3	4	0	2	0	0	0	1
Inning Stats	R: 0 H: 1 E: 0 LOB: 3 K: 2 BB: 2 S: 15 P: 31	R: 0 H: 1 E: 0 LOB: 0 K: 2 BB: 0 S: 12 P: 18	R: 0 H: 0 E: 0 LOB: 0 K: 1 BB: 0 S: 7 P: 10	R: 0 H: 0 E: 0 LOB: 0 K: 0 BB: 0 S: 5 P: 6	R: 0 H: 1 E: 0 LOB: 1 K: 1 BB: 0 S: 9 P: 13	R: 2 H: 2 E: 0 LOB: 2 K: 1 BB: 2 S: 15 P: 29	R: 0 H: 1 E: 0 LOB: 1 K: 0 BB: 0 S: 9 P: 15	R: 0 H: 1 E: 1 LOB: 2 K: 0 BB: 0 S: 12 P: 20	R: 0 H: 0 E: 0 LOB: 0 K: 0 BB: 0 S: 6 P: 7	1B: 6 SF: 0 2B: 1 SAC: 0 3B: 0 DP: 0 HR: 0 HBP: 0						

TOP

Cleveland Indians @ Oakland Athletics

Network Associates Coliseum, Oakland, CA

Fri Jul 31 1998, 10:05 PM EDT

Att. 14,096 - Unknown - 70 F

livebaseballscorecards.com

AB	34
R	2
H	7
RBI	2
BB	4
SO	7
LOB	20

PITCHER		IP	WLS	BF	H	R	ER	SO	BB	IBB	HBP	BLK	WP	HR	S	P	ERA	WHIP
Tom Candiotti, R ERA: 5.02	(1, 1)	5.2	W	25	5	2	2	7	4	0	0	0	1	0	60	102	3.18	1.588
Buddy Groom, L ERA: 4.78	(6, 1)	2.1		10	2	0	0	0	0	0	0	0	0	0	24	40	0.00	0.857
Mike Fetters, R ERA: 4.35	(9, 1)	1.0		3	0	0	0	0	0	0	0	0	0	0	6	7	0.00	0.000

PITCHER	IP	WLS	BF	H	R	ER	SO	BB	IBB	HBP	BLK	WP	HR	S	P	ERA	WHIP

WP: 1 PA: 39
PB: 1
SB: 2
CS: 1

Batter	1	2	3	4	5	6	7	8	9	AB	R	H	RBI	BB	SO	LOB
Rickey Henderson, R (1, 7) OBP: 0.369, SLG: 0.330	X 0-0 ① L7		C B B B B 4-1 1-2 2-3 BB	B C B F B B 4-2 BB BB		B C X 1-1 ③ G6-3	C B B F B F F B 4-2 1-2 2-3 3-H G3-1 BB	F F C 0-3 ③ K		2	0	0	1	3	0	0
Mike Neill, L (8, 7) OBP: 0.375, SLG: 0.357										1	0	0	0	0	1	3
Bip Roberts, S (1, 8) OBP: 0.353, SLG: 0.344	B C X 1-1 ② L7		S C X 0-2 ① L6	B C C B F S 2-3 ② K			1-2 2B 1B 1-2 G3-1 1-2 2-3 3-H			5	1	1	1	0	1	8
Ben Grieve, L (1, 9) OBP: 0.398, SLG: 0.486	C C B S 1-3 ③ K		B X 1-0 ② ③ G1-2-3 3-Hf	B C B B S F B 4-2 1-2 2-3 3-H BB			3-1 BB 1-H SF7 2B 3-3 ③ K			4	1	1	2	1	2	5
Matt Stairs, L (1, 10) OBP: 0.404, SLG: 0.563		B C B X 2-1 HR	2 1-1 2B 1B B C C 1-3 ③ K				B C B F B B 4-2 BB 1B BB	F B B C B 4-2 2B BB BB		3	3	2	1	1	1	3
Rafael Bournigal, R (8, PH) OBP: 0.262, SLG: 0.296										0	1	0	0	1	0	0
(9, 4)																
Jason Giambi, L (1, 3) OBP: 0.384, SLG: 0.476	F B C X 1-2 ① F9			F X 0-1 2B 1-2 1B	X 0-0 ① F7		C B B S B B 4-2 1B 1-2 2-3 BB	X 0-0 BB 1-3 2B		4	2	2	0	1	0	0
Scott Spiezio, S (1, 4) OBP: 0.339, SLG: 0.414	B B X 2-0 G4-6-3 1B			B X 1-0 1B 1-3 2-H 2B	C F B B S 2-3 ② K		C B F B B F X 3-2 ① SF7 3-H	C H 1-1 BB HBP		3	1	2	2	0	1	0
Mike Fetters, R (9, 1) OBP:										0	0	0	0	0	0	0
Mike Blowers, R (1, 5) OBP: 0.304, SLG: 0.376	C S B X 1-2 ② ③ G4-6-3 1-2f			X 0-0 SH3-4 1B BB 2-H 3-H 1B	B C B B F X 3-2 ③ G6-3		B S X 1-1 BB HBP BB 1-3 2-H 1B	F B B S B S 3-3 ① K		5	2	2	3	0	1	4
Miguel Tejada, R (1, 6) OBP: 0.320, SLG: 0.373			S S X 0-2 BB SH G1-2-3 1B	C B X 1-1 BB SH3-4 1-2 1B		C B C F B B X 3-2 ① P6	S F H 1-2 BB BB 1-2 G3-1 HBP	B S B B S S S 3-3 ② K		4	1	2	0	0	1	3
A.J. Hinch, R (1, 2) OBP: 0.291, SLG: 0.311			1 SAFE C B 1 SAFE X 1-1 SH BB 1-2	B 2 SAFE X 1-0 ① SH3-4 1-2 2-3		F B B F F F X 2-2 ② P3	B B B C B 4-1 G3-1 BB 1-2 2-3 3-H BB	B B B C B 4-1 1-2 2-3 3-H BB		1	0	0	2	2	0	0
Inning Stats	R: 0 E: 0 K: 1 S: 6 H: 0 LOB: 0 BB: 0 P: 8	R: 1 E: 0 K: 0 S: 9 H: 2 LOB: 0 BB: 0 P: 15	R: 0 E: 0 K: 0 S: 10 H: 1 LOB: 2 BB: 1 P: 16	R: 4 E: 0 K: 2 S: 21 H: 5 LOB: 3 BB: 2 P: 36	R: 0 E: 0 K: 1 S: 7 H: 0 LOB: 0 BB: 0 P: 12	R: 0 E: 0 K: 0 S: 11 H: 0 LOB: 0 BB: 0 P: 17	R: 6 E: 0 K: 1 S: 30 H: 3 LOB: 2 BB: 4 P: 60	R: 1 E: 0 K: 3 S: 14 H: 1 LOB: 3 BB: 2 P: 29		1B: 8 2B: 3 3B: 0 HR: 1	SF: 1 SAC: 2 DP: 2 HBP: 2					

PITCHER		IP	WLS	BF	H	R	ER	SO	BB	IBB	HBP	BLK	WP	HR	S	P	ERA	WHIP
Bartolo Colon, R ERA: 2.92	(1, 1)	6.0	L	28	8	5	5	4	3	0	0	0	0	1	64	104	7.50	1.833
Ron Villone, L ERA: 5.4	(7, 1)	0.1		9	3	6	6	0	4	0	1	0	0	0	23	48	162.00	21.000
Steve Karsay, R ERA:	(7, 1)	0.2		2	0	0	0	1	0	0	0	0	0	0	7	12	0.00	0.000
Mark Whiten, R ERA: 9.0	(8, 1)	1.0		7	1	1	1	3	2	0	1	0	0	0	14	29	9.00	3.000

PITCHER	IP	WLS	BF	H	R	ER	SO	BB	IBB	HBP	BLK	WP	HR	S	P	ERA	WHIP

BOTTOM

Cleveland Indians @ Oakland Athletics

Network Associates Coliseum, Oakland, CA

Fri Jul 31 1998, 10:05 PM EDT
Att. 14,096 - Unknown - 70 F

livebaseballscorecards.com

AB	32
R	12
H	12
RBI	12
BB	9
SO	8
LOB	26

WP: 0 PB: 0 SB: 0 CS: 0 PA: 46

Batter	1	2	3	4	5	6	7	8	9	10	AB	R	H	RBI	BB	SO	LOB
Kenny Lofton, L (1, 8) OBP: 0.362, SLG: 0.403	K		F8	FC8-4			FC1-5		B1-3		5	0	1	0	0	1	1
Omar Vizquel, S (1, 6) OBP: 0.354, SLG: 0.358	F8		G6-3		F6		FC1-5		G4-3		5	0	0	0	0	0	2
David Justice, L (1, 10) OBP: 0.357, SLG: 0.480	BB		F9		G3		G6-3			F8	4	0	0	0	1	0	2
Jim Thome, L (1, 3) OBP: 0.419, SLG: 0.623	BB			K	BB			K		1B	3	0	1	0	2	2	0
Richie Sexson, R (10, PR) OBP: 0.214, SLG: 0.286											0	0	0	0	0	0	0
(10, 3)																	
Manny Ramirez, R (1, 9) OBP: 0.363, SLG: 0.547	BB			E7	F9			F6		1B	4	1	1	0	1	0	1
Brian Giles, L (1, 7) OBP: 0.410, SLG: 0.505	K			1B WP HR		P6		2B		1B	5	1	3	1	0	1	3
Travis Fryman, R (1, 5) OBP: 0.337, SLG: 0.518		G6-4-3		HR		CS		K		K	4	1	2	0	0	2	4
Sandy Alomar Jr., R (1, 2) OBP: 0.291, SLG: 0.385		G6-4-3		HR		L9			K	F6	5	1	1	3	0	1	5
Jeff Branson, L (1, 4) OBP: 0.232, SLG: 0.313		G3		FC8-4		CS	FC1-5			HR	2	0	1	0	0	0	0
David Bell, R (5, 4) OBP: 0.316, SLG: 0.446											2	1	2	1	0	0	0
Inning Stats	R: 0 E: 0 K: 2 S: 7 H: 0 LOB: 3 BB: 3 P: 19	R: 0 E: 0 K: 0 S: 3 H: 1 LOB: 0 BB: 0 P: 3	R: 0 E: 0 K: 0 S: 3 H: 0 LOB: 0 BB: 0 P: 3	R: 4 E: 1 K: 1 S: 9 H: 4 LOB: 0 BB: 0 P: 9	R: 0 E: 0 K: 0 S: 3 H: 0 LOB: 1 BB: 1 P: 7	R: 0 E: 0 K: 0 S: 2 H: 0 LOB: 0 BB: 0 P: 3	R: 0 E: 0 K: 0 S: 4 H: 2 LOB: 1 BB: 0 P: 4	R: 0 E: 0 K: 2 S: 8 H: 1 LOB: 1 BB: 0 P: 8	R: 1 E: 0 K: 1 S: 6 H: 1 LOB: 0 BB: 0 P: 6	R: 0 E: 0 K: 1 S: 8 H: 3 LOB: 3 BB: 0 P: 8	1B: 8 2B: 3 3B: 0 HR: 2 SF: 0 SAC: 0 DP: 3 HBP: 1						

PITCHER	IP	WLS	BF	H	R	ER	SO	BB	IBB	HBP	BLK	WP	HR	S	P	ERA	WHIP
Blake Stein, R (1, 1) ERA: 5.79	6.0		26	5	4	3	3	4	0	1	0	1	1	27	44	4.50	1.500
Tim Worrell, R (7, 1) ERA: 5.38	3.0		12	4	1	1	3	0	0	0	0	0	1	18	18	3.00	1.333
Mike Mohler, L (10, 1) ERA: 4.91	0.1		2	1	0	0	0	0	0	0	0	0	0	2	2	0.00	3.000
T.J. Mathews, R (10, 1) ERA: 5.32	0.2	W	4	2	0	0	1	0	0	0	0	0	0	6	6	0.00	3.000

PITCHER	IP	WLS	BF	H	R	ER	SO	BB	IBB	HBP	BLK	WP	HR	S	P	ERA	WHIP

Cleveland Indians @ Oakland Athletics

Network Associates Coliseum, Oakland, CA

Sat Aug 01 1998, 6:33 AM EDT

Att. 48,241 - Sunny - 77 F

TOP

livebaseballscorecards.com

AB	39
R	5
H	12
RBI	5
BB	4
SO	7
LOB	18

WP: 1 PA: 45
PB: 0
SB: 0
CS: 1

Cleveland Indians @ Oakland Athletics

Network Associates Coliseum, Oakland, CA

Sat Aug 01 1998, 6:33 AM EDT

Att. 48,241 - Sunny - 77 F

livebaseballscorecards.com

BOTTOM

Batter	1	2	3	4	5	6	7	8	9	10	AB	R	H	RBI	BB	SO	LOB
Rickey Henderson, R (1, 7) (10, 8) OBP: 0.368, SLG: 0.326	F7	K			BB		G5-3		L1		4	0	0	0	1	1	3
Bip Roberts, S (1, 4) OBP: 0.350, SLG: 0.343	F7		K		SF7 3-H		F7		S 1B 2-H		4	0	1	2	0	1	0
A.J. Hinch, R (10, 2) OBP: 0.291, SLG: 0.311											0	0	0	0	0	0	0
Ben Grieve, L (1, 9) OBP: 0.396, SLG: 0.482	G6-3		G4-3		K			FC6-4 1B	K 1-2		5	0	1	0	0	2	3
Matt Stairs, L (1, 10) OBP: 0.404, SLG: 0.570		2B 1B	P6		F8			F5		HR	5	2	2	1	0	0	3
Jason Giambi, L (1, 3) OBP: 0.383, SLG: 0.474		F9		F5		FC6-4 1B		F7			4	0	1	0	0	0	2
Mike Blowers, R (1, 5) OBP: 0.303, SLG: 0.377		SF7 1-H 2B		K		F8		FC6-4 1-2f			4	1	1	1	0	1	2
Ryan Christenson, R (1, 8) OBP: 0.312, SLG: 0.347		SF7 3-H		F8		K			G4-3		2	0	0	1	0	1	1
Mike Neill, L (9, PH) (10, 7) OBP: 0.353, SLG: 0.333											1	0	0	0	0	0	0
Miguel Tejada, R (1, 6) OBP: 0.327, SLG: 0.374		HBP BB			2B SF7 BB	FC6-4 1-2f			2B 1B		2	2	1	0	2	0	1
Mike Macfarlane, R (1, 2) OBP: 0.274, SLG: 0.388		1-2 HBP			1-3 2B		L4		1-H 1B 2B		2	0	1	0	0	0	0
Scott Spiezio, S (9, PH) (10, 4) OBP: 0.342, SLG: 0.420											1	1	1	1	0	0	0
Inning Stats	R: 0 E: 0 K: 0 S: 3 H: 0 LOB: 0 BB: 0 P: 3	R: 2 E: 0 K: 1 S: 7 H: 2 LOB: 2 BB: 1 P: 12	R: 0 E: 0 K: 1 S: 5 H: 0 LOB: 0 BB: 0 P: 5	R: 0 E: 0 K: 1 S: 5 H: 0 LOB: 0 BB: 0 P: 5	R: 1 E: 0 K: 1 S: 6 H: 1 LOB: 2 BB: 2 P: 14	R: 0 E: 0 K: 1 S: 6 H: 1 LOB: 1 BB: 0 P: 6	R: 0 E: 0 K: 0 S: 3 H: 0 LOB: 0 BB: 0 P: 3	R: 0 E: 0 K: 0 S: 4 H: 1 LOB: 1 BB: 0 P: 4	R: 2 E: 0 K: 1 S: 8 H: 3 LOB: 1 BB: 0 P: 8	R: 1 E: 0 K: 0 S: 1 H: 1 LOB: 0 BB: 0 P: 1	1B: 5 2B: 3 3B: 0 HR: 1	SF: 2 SAC: 0 DP: 0 HBP: 1					

	AB	34
	R	6
	H	9
	RBI	6
	BB	3
	SO	6
	LOB	15

WP: 0 PB: 0 SB: 1 CS: 0 PA: 40

PITCHER		IP	WLS	BF	H	R	ER	SO	BB	IBB	HBP	BLK	WP	HR	S	P	ERA	WHIP
Dwight Gooden, R ERA: 4.35	(1, 1)	6.0		26	4	3	3	5	3	0	1	0	0	0	32	45	4.50	1.167
Steve Reed, R ERA: 1.3	(7, 1)	2.0		7	1	0	0	0	0	0	0	0	0	0	7	7	0.00	0.500
Michael Jackson, R ERA: 2.22	(9, 1)	1.0		6	3	2	2	1	0	0	0	0	0	0	8	8	18.00	3.000
Steve Karsay, R ERA: 13.5	(10, 1)	0.0	L	1	1	1	1	0	0	0	0	0	0	1	1	1	∞	∞

PITCHER	IP	WLS	BF	H	R	ER	SO	BB	IBB	HBP	BLK	WP	HR	S	P	ERA	WHIP

Batter	1	2	3	4	5	6	7	8	9	AB	R	H	RBI	BB	SO	LOB
Kenny Lofton, L (1, 8) OBP: 0.362, SLG: 0.413	C B F F X 1-2 ① G4-3	L F S 0-3 ① K			X 0-0 2B 2B	C B B X 2-1 2-H HR		B F B F F F C 2-3 ③ K		5	2	2	2	0	2	3
Omar Vizquel, S (1, 6) OBP: 0.354, SLG: 0.357	F X 0-1 1B BB 1B	B B X 2-0 ② F8			H 1-0 2B HBP	B F B B B X 3-1 ③ L3			B B C C B X 3-2 ① G3	4	2	1	0	0	0	2
David Justice, L (1, 10) OBP: 0.355, SLG: 0.479	X 0-0 ② P6	F B X 1-1 ③ G4-3			B B S B X 3-1 ① 1-H 2-H 2B		S B B S F S 2-3 ① K		C S S 0-3 ② K	5	0	1	2	0	2	3
Jim Thome, L (1, 3) OBP: 0.421, SLG: 0.625	F B 1 SAFE B F B X 3-2 BB BB 1-3 1B	B C C S 1-3 ① K			S X 0-1 1B		S S B T 1-2 ② K		C B F B X 2-2 2B	5	0	3	0	0	2	0
Manny Ramirez, R (1, 9) OBP: 0.363, SLG: 0.546	B B B C B 4-1 BB 1-2 BB	X 0-0 ② G6-3			F F F X 0-2 ② P9		X 0-0 2B		S S B X 1-2 ③ G4-3	4	0	1	0	1	0	2
Brian Giles, L (1, 7) OBP: 0.408, SLG: 0.498	C B S F B B B 4-2 1-2 2-3 3-H BB	X 0-0 ③ P5			F B F F F F B B C 3-3 ③ K		B C B B S X 3-2 ③ G6-3			3	0	0	1	1	1	2
Sandy Alomar Jr., R (1, 2) OBP: 0.288, SLG: 0.380	C S B X 1-2 ③ P6			X 0-0 ① G3-1		F B F F X 1-2 ① G5-3		F S X 0-2 E5 G6-4-3 E		4	0	0	0	0	0	3
David Bell, R (1, 5) OBP: 0.318, SLG: 0.448		B B B C B B 4-1 HBP BB		C B B B C F C 2-3 ② K		B F F F B X 2-2 HR 2B		B F B F B X 3-2 E6 G6-4-3 1-2		3	1	1	0	1	1	1
Enrique Wilson, S (1, 4) OBP: 0.455, SLG: 0.600		C 1 SAFE H 1-1 1-2 HBP		F F F F B B F X 2-2 ③ G4-3		F F F B C 1-3 ② K		S B X 1-1 ①② G6-4-3 1-2f 2-3		3	0	0	0	0	1	3
Inning Stats	R: 1 H: 2 E: 0 LOB: 3 K: 0 BB: 2 S: 17 P: 30	R: 0 H: 0 E: 0 LOB: 2 K: 1 BB: 1 S: 8 P: 16	R: 0 H: 0 E: 0 LOB: 0 K: 1 BB: 0 S: 5 P: 6	R: 0 H: 0 E: 0 LOB: 0 K: 1 BB: 0 S: 11 P: 15	R: 2 H: 3 E: 0 LOB: 1 K: 1 BB: 0 S: 15 P: 22	R: 2 H: 2 E: 0 LOB: 0 K: 1 BB: 0 S: 16 P: 25	R: 0 H: 1 E: 0 LOB: 1 K: 2 BB: 0 S: 11 P: 17	R: 0 H: 0 E: 2 LOB: 1 K: 1 BB: 0 S: 13 P: 19	R: 0 H: 1 E: 0 LOB: 1 K: 1 BB: 0 S: 12 P: 18	1B: 3 SF: 0 2B: 5 SAC: 0 3B: 0 DP: 1 HR: 1 HBP: 2						

PITCHER		IP	WLS	BF	H	R	ER	SO	BB	IBB	HBP	BLK	WP	HR	S	P	ERA	WHIP
Jimmy Haynes, R ERA: 4.48	(1, 1)	6.0		29	7	5	5	5	3	0	2	0	0	1	72	114	7.50	1.667
Mike Mohler, L ERA: 4.78	(7, 1)	1.0	W	4	1	0	0	2	0	0	0	0	0	0	11	17	0.00	1.000
Mike Fetters, R ERA: 4.35	(8, 1)	0.0		2	0	0	0	0	0	0	0	0	0	0	6	9	∞	∞
Buddy Groom, L ERA: 4.67	(8, 1)	1.0		2	0	0	0	1	0	0	0	0	0	0	7	10	0.00	0.000
Billy Taylor, R ERA: 3.95	(9, 1)	1.0	S	4	1	0	0	1	0	0	0	0	0	0	12	18	0.00	1.000

PITCHER	IP	WLS	BF	H	R	ER	SO	BB	IBB	HBP	BLK	WP	HR	S	P	ERA	WHIP

TOP

Cleveland Indians @ Oakland Athletics

Network Associates Coliseum, Oakland, CA

Sun Aug 02 1998, 6:33 AM EDT

Att. 27,712 - Sunny - 84 F

livebaseballscorecards.com

AB	36
R	5
H	9
RBI	5
BB	3
SO	9
LOB	19

1B: 3	SF: 0	WP: 0	PA: 41
2B: 5	SAC: 0	PB: 0	
3B: 0	DP: 1	SB: 0	
HR: 1	HBP: 2	CS: 0	

BOTTOM

Cleveland Indians @ Oakland Athletics

Network Associates Coliseum, Oakland, CA

Sun Aug 02 1998, 6:33 AM EDT

Att. 27,712 - Sunny - 84 F

livebaseballscorecards.com

Batter	1	2	3	4	5	6	7	8	9	AB	R	H	RBI	BB	SO	LOB
Ryan Christenson, R (1, 8) OBP: 0.311, SLG: 0.342	P9		G5-3		BB		SH, HR, SH3-4	K		3	1	0	0	1	1	2
Scott Spiezio, S (1, 4) OBP: 0.338, SLG: 0.415	K		K		G3		SH3-4			3	0	0	0	0	2	1
Ben Grieve, L (1, 9) OBP: 0.393, SLG: 0.478	F7			G4-3		G3	K			4	0	0	0	0	1	3
Matt Stairs, L (1, 10) OBP: 0.403, SLG: 0.575		G4-3		G4-3		L9	HR			4	1	1	3	0	0	0
Jason Giambi, L (1, 3) OBP: 0.386, SLG: 0.482		2B, FC1-2, BB		BB		HR	F8			2	1	1	1	2	0	1
Kevin Mitchell, R (1, 7) OBP: 0.284, SLG: 0.352 A.J. Hinch, R (8, 2) OBP: 0.294, SLG: 0.319	FC1-2, 2B			K	G6-3			G6-3, 2B		3 1	0 0	1 1	0 0	0 0	1 0	1 0
Ed Sprague, R (1, 5) OBP: 0.303, SLG: 0.435	FC1-2				G3-1, G6-3, 2B		HR	G6-3		4	2	2	1	0	0	3
Miguel Tejada, R (1, 6) OBP: 0.330, SLG: 0.379	F9				G3-1		1B, 2B	FC6-2-5, S, BB		3	1	1	0	1	0	3
Mike Macfarlane, R (1, 2) OBP: 0.275, SLG: 0.387 Bip Roberts, S (7, PR) OBP: 0.349, SLG: 0.341 (8, 7)			G5-3		G6-3		SH3-4, E, HR, 1B	FC6-2-5, S		3 1	0 1	1 0	2 0	0 0	0 0	0 2
Inning Stats	R: 0 E: 0 K: 1 S: 7 H: 0 LOB: 0 BB: 0 P: 9	R: 0 E: 0 K: 0 S: 8 H: 1 LOB: 2 BB: 1 P: 14	R: 0 E: 0 K: 1 S: 9 H: 0 LOB: 0 BB: 0 P: 16	R: 0 E: 0 K: 1 S: 7 H: 0 LOB: 1 BB: 1 P: 13	R: 1 E: 0 K: 0 S: 9 H: 1 LOB: 1 BB: 1 P: 15	R: 1 E: 0 K: 0 S: 6 H: 1 LOB: 0 BB: 0 P: 12	R: 5 E: 1 K: 1 S: 14 H: 4 LOB: 1 BB: 0 P: 18	R: 0 E: 0 K: 1 S: 14 H: 1 LOB: 2 BB: 1 P: 23		1B: 1 2B: 4 3B: 0 HR: 3	SF: 0 SAC: 2 DP: 0 HBP: 0					

	AB	31
	R	7
	H	8
	RBI	7
	BB	4
	SO	5
	LOB	16

PITCHER		IP	WLS	BF	H	R	ER	SO	BB	IBB	HBP	BLK	WP	HR	S	P	ERA	WHIP
Charles Nagy, R ERA: 5.46	(1, 1)	6.0	L	28	6	6	5	3	3	0	0	0	0	2	52	87	7.50	1.500
Paul Assenmacher, L ERA: 3.22	(7, 1)	1.0		4	1	1	0	1	0	0	0	0	0	1	8	10	0.00	1.000
Paul Shuey, R ERA: 2.1	(8, 1)	1.0		5	1	0	0	1	1	0	0	0	0	0	14	23	0.00	2.000

PITCHER		IP	WLS	BF	H	R	ER	SO	BB	IBB	HBP	BLK	WP	HR	S	P	ERA	WHIP

Cleveland Indians @ Anaheim Angels

Edison International Field, Anaheim, CA

Mon Aug 03 1998, 10:05 PM EDT

Att. 25,339 - Unknown - 81 F

TOP

livebaseballscorecards.com

Batter	1	2	3	4	5	6	7	8	9	AB	R	H	RBI	BB	SO	LOB
Kenny Lofton, L (1, 8) OBP: 0.363, SLG: 0.414	B B C C X 2-2 ① F8		C B B F B 1 SAFE B 4-2 1-2 BB			C B X 1-1 1B 2B 2B	B B L B X 3-1 ② F8		B B X 2-0 ② G5-3 2-3 3-H	3	1	1	0	1	0	0
Richie Sexson, R (9, PH) OBP: 0.200, SLG: 0.267										1	0	0	1	0	0	1
Omar Vizquel, S (1, 6) OBP: 0.353, SLG: 0.355	B C B X 2-1 ② P4		B B C S X 2-2 ② F7			B X 1-0 2B 1B 2-3 1B	C S X 0-2 ③ G1-3		B B F F S 2-3 ③ K	5	1	1	0	0	1	3
David Justice, L (1, 10) OBP: 0.357, SLG: 0.489	C B B X 2-1 HR		B X 1-0 ③ F8			B B C X 2-1 1B 1-3 2B 3-H		B B F S S 2-3 ① K		4	1	2	2	0	1	2
Jim Thome, L (1, 3) OBP: 0.420, SLG: 0.621	B B T F X 2-2 ③ G4-3			F S B X 1-2 ① F7		B S S F B B S 3-3 ① K		C B X 1-1 1B		4	0	1	0	0	1	2
Manny Ramirez, R (1, 9) OBP: 0.364, SLG: 0.546		B B S S S F X 2-2 ① 1B		B B B C X 3-1 ② F8		X 0-0 BB 2-3 1B 3-H		S B B S X 2-2 ② F7		4	0	2	1	0	0	1
Mark Whiten, S (1, 7) OBP: 0.380, SLG: 0.444		C S X 0-2 ② G4-3		F B S C 1-3 ③ K		B B B B C F B 4-2 1-2 BB		X 0-0 ③ F9		3	0	0	0	1	1	1
Sandy Alomar Jr., R (1, 2) OBP: 0.287, SLG: 0.376		X 0-0 ③ G4-3			X 0-0 ① G6-3	B C S S S 1-3 ② K			B B C F B B 4-2 2B G5-3 BB	3	1	0	0	1	1	3
David Bell, R (1, 5) OBP: 0.314, SLG: 0.442			C X 0-1 ① L6		C B F F F B X 2-2 ② L5	B C S S X 1-2 ③ P3			B B F X 2-1 ① F7	4	0	0	0	0	0	4
Enrique Wilson, S (1, 4) OBP: 0.467, SLG: 0.643			C S B B X 2-2 BB 1B		S X 0-1 ③ F8		F B X 1-1 ① G6-3		C X 0-1 G5-3 1-3 2B	4	0	2	0	0	0	0
Inning Stats	R: 1 H: 1 E: 0 LOB: 0 K: 0 BB: 0 S: 10 P: 18	R: 0 H: 1 E: 0 LOB: 0 K: 0 BB: 0 S: 8 P: 10	R: 0 H: 1 E: 0 LOB: 2 K: 0 BB: 1 S: 11 P: 20	R: 0 H: 0 E: 0 LOB: 0 K: 1 BB: 0 S: 8 P: 13	R: 0 H: 0 E: 0 LOB: 0 K: 0 BB: 0 S: 9 P: 11	R: 2 H: 4 E: 0 LOB: 3 K: 2 BB: 1 S: 18 P: 31	R: 0 H: 0 E: 0 LOB: 0 K: 0 BB: 0 S: 7 P: 11	R: 0 H: 1 E: 0 LOB: 1 K: 1 BB: 0 S: 9 P: 14	R: 1 H: 1 E: 0 LOB: 1 K: 1 BB: 1 S: 10 P: 20	1B: 5 SF: 0 2B: 3 SAC: 0 3B: 0 DP: 0 HR: 1 HBP: 0						

	AB	35
	R	4
	H	9
	RBI	4
	BB	3
	SO	5
	LOB	17

WP: 0 PA: 38
PB: 0
SB: 0
CS: 0

PITCHER		IP	WLS	BF	H	R	ER	SO	BB	IBB	HBP	BLK	WP	HR	S	P	ERA	WHIP
Steve Sparks, R ERA: 4.96	(1, 1)	5.1	W	24	7	3	3	2	2	0	0	0	0	1	58	95	5.06	1.688
Pep Harris, R ERA: 4.95	(6, 1)	1.2		5	0	0	0	1	0	0	0	0	0	0	13	19	0.00	0.000
Trevor Wilson, L ERA: 4.5	(8, 1)	2.0		9	2	1	1	2	1	0	0	0	0	0	19	34	4.50	1.500

PITCHER	IP	WLS	BF	H	R	ER	SO	BB	IBB	HBP	BLK	WP	HR	S	P	ERA	WHIP

BOTTOM

Cleveland Indians @ Anaheim Angels

Edison International Field, Anaheim, CA

Mon Aug 03 1998, 10:05 PM EDT

Att. 25,339 - Unknown - 81 F

livebaseballscorecards.com

Batter	1	2	3	4	5	6	7	8	9	AB	R	H	RBI	BB	SO	LOB
Orlando Palmeiro, L (1, 7) OBP: 0.435, SLG: 0.517	BBBBB 4-1 1B 2B BB	CBCX 1-2 ② G6-3 2-3 3-H		CCBFX 1-2 ① P5		CBFX 1-2 ② F8		BCX 1-1 ① F7		4	1	0	1	1	0	1
Randy Velarde, R (1, 4) OBP: 0.636, SLG: 1.300 Norberto Martin, R (9, 4) OBP: 0.236, SLG: 0.246	CX 0-1 2B G5-3 1-3 1B	CX 0-1 BB HR 3-H 1B		CX 0-1 G4-3 2B		X 0-0 ③ P6		BFCFBFS 2-3 ② K		5 0	2 0	3 0	1 0	0 0	1 0	0 0
Darin Erstad, L (1, 3) OBP: 0.361, SLG: 0.513 Dave Hollins, S (7, PR) OBP: 0.335, SLG: 0.384 (8, 3)	CBX 1-1 1-3 3-H 2B	B 1 SAFE BBCBB 4-1 1-2 HR BB		CX 0-1 ② G4-3 2-3			BX 1-0 16 2B BB 1B	BX 1-0 ③ G5-3		3 1	1 1	2 0	1 0	1 0	0 0	1 0
Tim Salmon, R (1, 10) OBP: 0.398, SLG: 0.507	X 0-0 ① G5-3 3-H	X 0-0 1-H 2-H HR		BFFX 1-2 ③ G1-3			FX 0-1 ① P2			4	1	1	4	0	0	3
Jim Edmonds, L (1, 8) OBP: 0.359, SLG: 0.494	FBSBFBS 3-3 ② K	CBX 1-1 2B			SBX 1-1 16 G4-3 SF8 2B		BBBBB 4-0 16 2B 1-2 2B BB			3	2	2	0	1	1	1
16 Garret Anderson, L (1, 9) OBP: 0.352, SLG: 0.510	CBBX 2-1 ③ G4-3	B 2 SAFE SSX 1-1 ③ G4-3			X 0-0 ① G4-3 2-3		CFX 0-2 1-3 2-H 2B 2B			4	1	1	1	0	0	3
Troy Glaus, R (1, 5) OBP: 0.313, SLG: 0.429		BBBCB 4-1 SH5-4 BB G6-3 BB	CFBFC 1-3 ① K		FFBFBFX 2-2 ② SF8 3-H		BX 1-0 2-H 3-H 2B			2	1	1	3	1	1	0
Phil Nevin, R (1, 2) OBP: 0.313, SLG: 0.394		BBBCB 4-1 G6-3 SH5-4 1-2 1B BB	SFFS 0-3 ② K		SCX 0-2 ③ G6-3		FSBX 1-2 ② F9			3	1	0	0	1	1	2
Gary Disarcina, R (1, 6) OBP: 0.327, SLG: 0.396		LX 0-1 ① SH5-4 1-2 2-3	BX 1-0 ③ F8			BFSFC 1-3 ① K	BCX 1-1 ③ F8			3	0	0	0	0	1	2
Inning Stats	R: 2 E: 0 K: 1 S: 12 H: 2 LOB: 1 BB: 1 P: 22	R: 5 E: 0 K: 0 S: 15 H: 3 LOB: 1 BB: 3 P: 30	R: 0 E: 0 K: 2 S: 9 H: 0 LOB: 0 BB: 0 P: 11	R: 0 E: 0 K: 0 S: 11 H: 1 LOB: 1 BB: 0 P: 13	R: 1 E: 0 K: 0 S: 11 H: 1 LOB: 0 BB: 0 P: 14	R: 0 E: 0 K: 1 S: 8 H: 0 LOB: 0 BB: 0 P: 10	R: 3 E: 0 K: 0 S: 12 H: 3 LOB: 2 BB: 1 P: 20	R: 0 E: 0 K: 1 S: 8 H: 0 LOB: 0 BB: 0 P: 12		1B: 3 2B: 6 3B: 0 HR: 1	SF: 1 SAC: 1 DP: 0 HBP: 0					

	AB	32
	R	11
	H	10
	RBI	11
	BB	5
	SO	5
	LOB	13

PITCHER		IP	WLS	BF	H	R	ER	SO	BB	IBB	HBP	BLK	WP	HR	S	P	ERA	WHIP
Jaret Wright, R ERA: 4.95	(1, 1)	2.0	L	15	5	7	7	1	4	0	0	0	0	1	27	52	31.50	4.500
Steve Karsay, R ERA: 9.0	(3, 1)	4.1		19	5	4	4	3	1	0	0	0	0	0	46	61	8.31	1.385
Doug Jones, R ERA: 4.88	(7, 1)	0.2		2	0	0	0	0	0	0	0	0	0	0	5	7	0.00	0.000
Ron Villone, L ERA: 5.09	(8, 1)	1.0		3	0	0	0	1	0	0	0	0	0	0	8	12	0.00	0.000

PITCHER	IP	WLS	BF	H	R	ER	SO	BB	IBB	HBP	BLK	WP	HR	S	P	ERA	WHIP

Batter	1	2	3	4	5	6	7	8	9	AB	R	H	RBI	BB	SO	LOB
Kenny Lofton, L (1, 8) OBP: 0.363, SLG: 0.413	C B C B X 2-2 ① G3		F X 0-1 S S 1B 1B		X 0-0 ② F9		B 1 SAFE C B B F F S 3-3 ③ K 1-2			4	1	1	0	0	1	1
Omar Vizquel, S (1, 6) OBP: 0.354, SLG: 0.355	B C B B B C X 3-2 HR 1B		B 1 SAFE 1 SAFE B 1 S F S 2-3 ① K 1-2		C F X 0-2 ③ G3			M L B F B B F F B 4-2 G4-6-3 BB		3	1	1	0	1	1	1
Manny Ramirez, R (1, 9) OBP: 0.368, SLG: 0.563	F S 1 SAFE F X 0-2 1-H HR		C F B B F B X 3-2 WP G3 2-H 1B			X 0-0 HR		F B 1 SAFE B F 1 SAFE X 2-2 ①② G4-6-3 1-2f		4	2	3	4	0	0	1
Jim Thome, L (1, 3) OBP: 0.416, SLG: 0.615	B B X 2-0 ② F7		B 1 SAFE C B F 1 SAFE 1 SAFE X 2-2 ② G3 1-2			B F B C X 2-2 ① G3		S B B F B S 3-3 ③ K		4	0	0	0	0	1	1
Travis Fryman, R (1, 5) OBP: 0.334, SLG: 0.512	C B X 1-1 ③ F9		S S B F B B X 3-2 ③ F9 2-3			S X 0-1 ② G6-3			C F F X 0-2 ① F8	4	0	0	0	0	0	1
Mark Whiten, S (1, 7) OBP: 0.383, SLG: 0.441		X 0-0 CS 1B		B B B C C F B 4-2 G3-6-1 BB		B F F S 1-3 ③ K			B B S B C S 3-3 ② K	3	0	1	0	1	2	0
David Justice, L (1, 10) OBP: 0.353, SLG: 0.484		B C S 1 SAFE F F X 1-2 ① F7	B B F B X 3-1 ①② G3-6-1 1-2f				B X 1-0 ① F7		C F B F B S 2-3 ③ K	4	0	0	0	0	1	2
Sandy Alomar Jr., R (1, 2) OBP: 0.287, SLG: 0.376		1 SAFE 1 SAFE X 0-0 ② 1-2 1B	F B B B X 3-1 ③ G1-3				C X 0-1 ② G3-1			3	0	1	0	0	0	0
Enrique Wilson, S (1, 4) OBP: 0.444, SLG: 0.588		X 0-0 ③ F9			B B C X 2-1 ① G5-3		F B B X 2-1 S 1B			3	0	1	0	0	0	1
Inning Stats	R: 2 H: 2 E: 0 LOB: 0 K: 0 BB: 0 S: 13 P: 21	R: 0 H: 2 E: 0 LOB: 1 K: 0 BB: 0 S: 8 P: 9	R: 1 H: 2 E: 0 LOB: 1 K: 1 BB: 0 S: 16 P: 26	R: 0 H: 0 E: 0 LOB: 0 K: 0 BB: 1 S: 7 P: 17	R: 0 H: 0 E: 0 LOB: 0 K: 0 BB: 0 S: 6 P: 8	R: 1 H: 1 E: 0 LOB: 0 K: 1 BB: 0 S: 9 P: 12	R: 0 H: 1 E: 0 LOB: 1 K: 1 BB: 0 S: 9 P: 15	R: 0 H: 0 E: 0 LOB: 0 K: 1 BB: 1 S: 11 P: 20	R: 0 H: 0 E: 0 LOB: 0 K: 2 BB: 0 S: 11 P: 16	1B: 6 SF: 0 2B: 0 SAC: 0 3B: 0 DP: 2 HR: 2 HBP: 0						WP: 1 PA: 34 PB: 0 SB: 3 CS: 1

Cleveland Indians @ Anaheim Angels

Edison International Field, Anaheim, CA

Tue Aug 04 1998, 10:05 PM EDT

Att. 29,916 - Unknown - 82 F

TOP

livebaseballscorecards.com

AB	32
R	4
H	8
RBI	4
BB	2
SO	6
LOB	8

PITCHER		IP	WLS	BF	H	R	ER	SO	BB	IBB	HBP	BLK	WP	HR	S	P	ERA	WHIP
Chuck Finley, L ERA: 3.06	(1, 1)	7.0		28	8	4	4	3	1	0	0	0	1	2	68	108	5.14	1.286
Shigetoshi Hasegawa, R ERA: 3.1	(8, 1)	1.0	W	3	0	0	0	1	1	0	0	0	0	0	11	20	0.00	1.000
Troy Percival, R ERA: 2.89	(9, 1)	1.0	S	3	0	0	0	2	0	0	0	0	0	0	11	16	0.00	0.000

PITCHER	IP	WLS	BF	H	R	ER	SO	BB	IBB	HBP	BLK	WP	HR	S	P	ERA	WHIP

BOTTOM

Cleveland Indians @ Anaheim Angels

Edison International Field, Anaheim, CA

Tue Aug 04 1998, 10:05 PM EDT
Att. 29,916 - Unknown - 82 F

Batter	1	2	3	4	5	6	7	8	9	AB	R	H	RBI	BB	SO	LOB
Orlando Palmeiro, L (1, 7) OBP: 0.418, SLG: 0.492	F7		1B		F9	F9		G4-3		5	0	1	0	0	0	2
Randy Velarde, R (1, 4) OBP: 0.533, SLG: 1.000	P6		F7		SAFE 1-2 BB		G1-3			3	0	0	0	1	0	1
16 Garret Anderson, L (1, 9) OBP: 0.351, SLG: 0.507	1B 1B		K		P5		F7			4	0	1	0	0	1	3
Tim Salmon, R (1, 10) OBP: 0.404, SLG: 0.524	1-2 1B			HR		G3-1 1B 2B 1B	BB 1B			4	2	4	1	0	0	0
Jim Edmonds, L (1, 8) OBP: 0.359, SLG: 0.491	F8			G4-3		F7	1-2 FC6-4 BB			3	0	0	0	1	0	3
Dave Hollins, S (1, 3) OBP: 0.337, SLG: 0.384		1-2 G5-4-3 BB		K		G3-1 1-2 2B 1B	1-2f FC6-4			3	1	1	0	1	1	2
Troy Glaus, R (1, 5) OBP: 0.300, SLG: 0.389		1-2f G5-4-3		K		G3-1 1-2 2-3		1-2 SH1-3 1B 1B		4	1	1	0	0	1	3
Matt Walbeck, S (1, 2) OBP: 0.303, SLG: 0.351		K			G4-3	1B 2B 2-H 3-H		SH1-3 1-2		3	1	1	2	0	1	0
Gary Disarcina, R (1, 6) OBP: 0.331, SLG: 0.399			G6-3		BB 1B	2-H 1B		2-H 1B		4	0	3	2	0	0	0
Inning Stats	R: 0 E: 0 K: 0 S: 13 H: 2 LOB: 2 BB: 0 P: 20	R: 0 E: 0 K: 1 S: 9 H: 0 LOB: 0 BB: 1 P: 17	R: 0 E: 0 K: 1 S: 10 H: 1 LOB: 1 BB: 0 P: 14	R: 1 E: 0 K: 2 S: 11 H: 1 LOB: 0 BB: 0 P: 13	R: 0 E: 0 K: 0 S: 9 H: 1 LOB: 2 BB: 1 P: 15	R: 3 E: 0 K: 0 S: 11 H: 4 LOB: 1 BB: 0 P: 15	R: 0 E: 0 K: 0 S: 10 H: 1 LOB: 2 BB: 1 P: 20	R: 1 E: 0 K: 0 S: 9 H: 2 LOB: 0 BB: 0 P: 12		1B: 10 2B: 1 3B: 0 HR: 1 SF: 0 SAC: 1 DP: 1 HBP: 0						

PITCHER	IP	WLS	BF	H	R	ER	SO	BB	IBB	HBP	BLK	WP	HR	S	P	ERA	WHIP
Dave Burba, R (1, 1) ERA: 3.81	5.0		21	5	1	1	4	2	0	0	0	0	1	52	79	1.80	1.400
Steve Reed, R (6, 1) ERA: 1.68	2.0		12	5	3	3	0	1	0	0	0	0	0	21	35	13.50	3.000
Doug Jones, R (8, 1) ERA: 4.95	1.0	L	4	2	1	1	0	0	0	0	0	0	0	9	12	9.00	2.000

PITCHER	IP	WLS	BF	H	R	ER	SO	BB	IBB	HBP	BLK	WP	HR	S	P	ERA	WHIP

livebaseballscorecards.com

AB	33
R	5
H	12
RBI	5
BB	3
SO	4
LOB	14

WP: 0 PB: 0 SB: 0 CS: 0 PA: 37

Cleveland Indians @ Anaheim Angels

Edison International Field, Anaheim, CA

Wed Aug 05 1998, 6:33 AM EDT

Att. 43,104 - Sunny - 88 F

TOP

livebaseballscorecards.com

Batter	1	2	3	4	5	6	7	8	9	AB	R	H	RBI	BB	SO	LOB
Kenny Lofton, L (1, 8) OBP: 0.365, SLG: 0.416	G4-3		1B 2B 2-H		G3	1B 3-H		BB		4	0	2	2	1	0	0
Omar Vizquel, S (1, 6) OBP: 0.350, SLG: 0.351	F9		L3		G3-1	SAFE F7		SAFE SAFE F7		5	0	0	0	0	0	3
David Justice, L (1, 10) OBP: 0.354, SLG: 0.482	G3		BB 1B 2-3		BB		F9		P5	4	0	1	0	1	0	0
Jim Thome, L (1, 3) OBP: 0.420, SLG: 0.617 Richie Sexson, R (9, PR) OBP: 0.200, SLG: 0.267 (9, 3)	FC6 BB		1-2 BB		F7		BB		WP HR 2B	2 0	0 1	1 0	0 0	3 0	0 0	1 0
Manny Ramirez, R (1, 9) OBP: 0.368, SLG: 0.568	SAFE K		F8			1B 1B	F8		2-H HR	5	2	2	2	0	1	5
Mark Whiten, S (1, 7) OBP: 0.384, SLG: 0.436	L4			G4-3		SAFE SAFE SH5-4 1B 1-3 G1-6-3 1B	1-2 BB		K	4	1	1	0	1	1	2
Travis Fryman, R (1, 5) OBP: 0.335, SLG: 0.511	FC6 1-2f			FC5-4 1B		G1-6-3 SH5-4 1-2 1B 3-H 1B	K		E2 S	5	1	2	1	0	1	4
Pat Borders, R (1, 2) OBP: 0.300, SLG: 0.283			SH5-3 2B 1B	FC5-4 1-2f	SH5-4 1-2 2-3			K K	K 1-2	4	1	1	0	0	2	3
Enrique Wilson, S (1, 4) OBP: 0.381, SLG: 0.500			SH5-3 1-2	P5	G1-6-3 2-3 3-H			K		3	0	0	1	0	1	2

Inning Stats	R: 0 E: 0 K: 0 S: 6	H: 0 LOB: 0 BB: 0 P: 10	R: 0 E: 0 K: 1 S: 9	H: 0 LOB: 1 BB: 1 P: 16	R: 1 E: 0 K: 0 S: 12	H: 3 LOB: 3 BB: 1 P: 23	R: 0 E: 0 K: 0 S: 7	H: 1 LOB: 1 BB: 0 P: 10	R: 0 E: 0 K: 0 S: 12	H: 0 LOB: 1 BB: 1 P: 21	R: 3 E: 0 K: 0 S: 14	H: 4 LOB: 1 BB: 0 P: 22	R: 0 E: 0 K: 1 S: 10	H: 0 LOB: 2 BB: 2 P: 20	R: 0 E: 0 K: 2 S: 10	H: 0 LOB: 1 BB: 1 P: 19	R: 2 E: 1 K: 2 S: 20	H: 2 LOB: 1 BB: 0 P: 29	1B: 7 2B: 2 3B: 0 HR: 1	SF: 0 SAC: 2 DP: 0 HBP: 0	WP: 1 PB: 0 SB: 1 CS: 0	PA: 44

PITCHER		IP	WLS	BF	H	R	ER	SO	BB	IBB	HBP	BLK	WP	HR	S	P	ERA	WHIP
Omar Olivares, R ERA: 4.31	(1, 1)	5.2		28	8	4	4	1	3	0	0	0	0	0	59	100	6.35	1.941
Greg Cadaret, L ERA: 4.21	(6, 1)	0.2		3	0	0	0	0	1	0	0	0	0	0	5	11	0.00	1.500
Rich DeLucia, R ERA: 4.73	(7, 1)	1.2		7	0	0	0	3	2	0	0	0	0	0	16	30	0.00	1.200
Troy Percival, R ERA: 3.21	(9, 1)	1.0	L	6	2	2	2	2	0	0	0	0	1	1	20	29	18.00	2.000

PITCHER	IP	WLS	BF	H	R	ER	SO	BB	IBB	HBP	BLK	WP	HR	S	P	ERA	WHIP

AB	36
R	6
H	10
RBI	6
BB	6
SO	6
LOB	20

BOTTOM

Cleveland Indians @ Anaheim Angels

Edison International Field, Anaheim, CA

Wed Aug 05 1998, 6:33 AM EDT

Att. 43,104 - Sunny - 88 F

livebaseballscorecards.com

Batter	1	2	3	4	5	6	7	8	9	AB	R	H	RBI	BB	SO	LOB
Orlando Palmeiro, L (1, 7) OBP: 0.403, SLG: 0.485	C B B F F X 2-2 G5-3 ①	C B X 1-1 G3-1 ③		B B C X 2-1 1B 2B		C F S 0-3 K ③			C B B X 2-1 F7 ①	5	0	1	0	0	1	2
Randy Velarde, R (1, 4) OBP: 0.450, SLG: 0.778	C F S 0-3 K ②		S B F F S 1-3 K ①	B X 1-0 2-H 1B ③			C B B B F S 3-3 K ①		B B B C F S 3-3 K ②	5	0	1	0	0	4	0
16 Garret Anderson, L (1, 9) OBP: 0.350, SLG: 0.506	B X 1-0 2B		F X 0-1 G6-3 ②		X 0-0 F7 ①		B X 1-0 G3 ②		C B B X 2-1 E3 1B	5	0	1	0	0	0	0
Tim Salmon, R (1, 10) OBP: 0.410, SLG: 0.545	B S B B B 4-1 BB		B X 1-0 2B 3B		B B C F B F F C 3-3 K ②		S X 0-1 HR		F F B F B B X 3-2 1-3 BB 1B	4	2	3	1	1	1	0
Norberto Martin, R (9, PR) OBP: 0.236, SLG: 0.246										0	0	0	0	0	0	0
Jim Edmonds, L (1, 8) OBP: 0.359, SLG: 0.487	S B B F B F X 3-2 L6 ③		B B B C F B 4-2 2B BB		B X 1-0 F9 ③		B C B X 2-1 G3-1 ③		B B C B F B 4-2 1-2 BB	3	1	0	0	2	0	2
Dave Hollins, S (1, 3) OBP: 0.340, SLG: 0.396		B B B B 4-0 2B SF7 BB	B B X 2-0 1-H 3-H 2B		X 0-0 HR			C B X 1-1 G1-3 ①	B F X 1-1 P5 ③	4	2	2	3	1	0	3
Troy Glaus, R (1, 5) OBP: 0.333, SLG: 0.455		B F B X 2-1 F8 1-3 2B	X 0-0 P4 ③			B B C B X 3-1 F8 ①		B B S T X 2-2 G6-3 1B		4	0	2	0	0	0	1
Matt Walbeck, S (1, 2) OBP: 0.299, SLG: 0.347		C F X 0-2 SF7 3-H ①		B F F S 1-3 K ①		F B B F S 2-3 K ②		S B S C 1-3 K ②		3	0	0	1	0	3	1
Gary Disarcina, R (1, 6) OBP: 0.330, SLG: 0.401		B X 1-0 F8 2-3 ②		C B B F F X 2-2 F9 ②		X 0-0 2B		B B F F B F X 3-2 G6-3 1-2 ③		4	0	1	0	0	0	2
Inning Stats	R: 0 E: 0 K: 1 S: 13 H: 1 LOB: 2 BB: 1 P: 23	R: 1 E: 0 K: 0 S: 8 H: 1 LOB: 1 BB: 1 P: 16	R: 2 E: 0 K: 1 S: 12 H: 2 LOB: 1 BB: 1 P: 20	R: 0 E: 0 K: 1 S: 10 H: 2 LOB: 2 BB: 0 P: 16	R: 0 E: 0 K: 1 S: 7 H: 0 LOB: 0 BB: 0 P: 11	R: 1 E: 0 K: 2 S: 10 H: 2 LOB: 1 BB: 0 P: 15	R: 1 E: 0 K: 1 S: 8 H: 1 LOB: 0 BB: 0 P: 14	R: 0 E: 0 K: 1 S: 12 H: 1 LOB: 1 BB: 0 P: 19	R: 0 E: 1 K: 1 S: 15 H: 1 LOB: 3 BB: 1 P: 30	1B: 3 2B: 5 3B: 1 HR: 2	SF: 1 SAC: 0 DP: 0 HBP: 0						

	AB	37
	R	5
	H	11
	RBI	5
	BB	4
	SO	9
	LOB	11

WP: 0 PB: 0 SB: 0 CS: 0 PA: 42

PITCHER		IP	WLS	BF	H	R	ER	SO	BB	IBB	HBP	BLK	WP	HR	S	P	ERA	WHIP
Bartolo Colon, R ERA: 3.03	(1, 1)	6.0		28	8	4	4	6	3	0	0	0	0	1	60	101	6.00	1.833
Paul Shuey, R ERA: 2.28	(7, 1)	2.0	W	8	2	1	1	2	0	0	0	0	0	1	20	33	4.50	1.000
Michael Jackson, R ERA: 2.18	(9, 1)	0.2		4	1	0	0	1	0	0	0	0	0	0	11	21	0.00	1.500
Paul Assenmacher, L ERA: 3.19	(9, 1)	0.1	S	2	0	0	0	0	1	0	0	0	0	0	4	9	0.00	3.000

PITCHER	IP	WLS	BF	H	R	ER	SO	BB	IBB	HBP	BLK	WP	HR	S	P	ERA	WHIP

Batter	1	2	3	4	5	6	7	8	9	AB	R	H	RBI	BB	SO	LOB
Kenny Lofton, L (1, 8) OBP: 0.364, SLG: 0.413	C C B C 1-3 ① K		C B B X 2-1 ② G6-3			F B B X 2-1 ① P8	B B B B 4-0 BB			3	0	0	0	1	1	0
Omar Vizquel, S (1, 6) OBP: 0.349, SLG: 0.348	C B F B X 2-2 ② P9		F B B B B 4-1 BB			B C X 1-1 ② G5-3	B C C F B S 2-3 ② ③ K 2-3			3	0	0	0	1	1	2
Manny Ramirez, R (1, 9) OBP: 0.367, SLG: 0.564	F B B B F B 4-2 BB		B X 1-0 ③ F7			C B C X 1-2 G5-3		B B C X 2-1 ① G3		3	0	0	0	1	0	1
Jim Thome, L (1, 3) OBP: 0.420, SLG: 0.614 David Bell, R (7, PR) (7, 5) OBP: 0.313, SLG: 0.441	C B F C 1-3 ③ K			B C X 1-1 ① G3			H 1-0 2B 1B HBP	F C B X 1-2 ② G6-3		2 1	0 1	0 0	0 0	0 0	1 0	1 0
Travis Fryman, R (1, 10) OBP: 0.336, SLG: 0.513		C B B X 2-1 G6-4-3 1B		C X 0-1 ② F8			X 0-0 1-3 1B 2B	C B C C 1-3 ③ K		4	1	2	0	0	1	0
Mark Whiten, S (1, 7) OBP: 0.386, SLG: 0.434		C B F B B X 3-2 ① ② G6-4-3 1-2f		C B B C B X 3-2 ③ G6-3			B B B C B 4-1 SH5-4 1B 1B BB		B C F F B F F X 2-2 2-6 1B	3	1	1	0	1	0	1
Jeff Manto, R (1, 5) OBP: 0.321, SLG: 0.404 (7, 3)	C B X 1-1 HR				B B B 4-0 CS BB		B X 1-0 SH5-4 1B 1-2 2-H 3-H 1B		F B X 1-1 ① F2	3	2	2	3	1	0	1
Sandy Alomar Jr., R (1, 2) OBP: 0.285, SLG: 0.372	X 0-0 ③ G4-3				C B S B B S 3-3 ① ② K 1-2		B X 1-0 ① SH5-4 1-2 2-3		B F S S 1-3 ② K	3	0	0	0	0	2	2
Enrique Wilson, S (1, 4) OBP: 0.375, SLG: 0.478			B B B C X 3-1 ① F7		B X 1-0 ③ G6-3		B X 1-0 CS 2-H 3-H 1B		F B B 2-1 ③ 2-6 1-2	3	0	1	2	0	0	0
Inning Stats	R: 0 E: 0 K: 2 S: 11 H: 0 LOB: 1 BB: 1 P: 19	R: 1 E: 0 K: 0 S: 8 H: 2 LOB: 0 BB: 0 P: 14	R: 0 E: 0 K: 0 S: 6 H: 0 LOB: 1 BB: 1 P: 16	R: 0 E: 0 K: 0 S: 7 H: 0 LOB: 0 BB: 0 P: 11	R: 0 E: 0 K: 1 S: 4 H: 0 LOB: 0 BB: 1 P: 12	R: 0 E: 0 K: 0 S: 7 H: 0 LOB: 0 BB: 0 P: 11	R: 4 E: 0 K: 1 S: 9 H: 3 LOB: 1 BB: 2 P: 23	R: 0 E: 0 K: 1 S: 8 H: 0 LOB: 0 BB: 0 P: 12	R: 0 E: 0 K: 1 S: 12 H: 1 LOB: 1 BB: 0 P: 18	1B: 4 2B: 1 3B: 0 HR: 1 SF: 0 SAC: 1 DP: 1 HBP: 1						

TOP

Cleveland Indians @ Tampa Bay Devil Rays

Tropicana Field, St. Petersburg, FL

Fri Aug 07 1998, 7:05 PM EDT
Att. 29,590 - Dome - 72 F

livebaseballscorecards.com

AB	28
R	5
H	6
RBI	5
BB	5
SO	6
LOB	8

PITCHER		IP	WLS	BF	H	R	ER	SO	BB	IBB	HBP	BLK	WP	HR	S	P	ERA	WHIP
Wilson Alvarez, L ERA: 5.22	(1, 1)	6.1	L	27	5	5	5	3	4	0	1	0	0	1	48	96	7.11	1.421
Esteban Yan, R ERA: 4.03	(7, 1)	1.2		5	0	0	0	2	1	0	0	0	0	0	12	22	0.00	0.600
Dennis Springer, R ERA: 5.61	(9, 1)	1.0		4	1	0	0	1	0	0	0	0	0	0	12	18	0.00	1.000

PITCHER	IP	WLS	BF	H	R	ER	SO	BB	IBB	HBP	BLK	WP	HR	S	P	ERA	WHIP

Cleveland Indians @ Tampa Bay Devil Rays

Tropicana Field, St. Petersburg, FL

Fri Aug 07 1998, 7:05 PM EDT
Att. 29,590 - Dome - 72 F

livebaseballscorecards.com

BOTTOM

Batter	1	2	3	4	5	6	7	8	9	AB	R	H	RBI	BB	SO	LOB
Randy Winn, S (1, 8) OBP: 0.397, SLG: 0.429	B S B C S 2-3 K ①		B F S C 1-3 K ①			X 0-0 G4-3 ①		C C S 0-3 K ①		4	0	0	0	0	3	1
Wade Boggs, L (1, 5) OBP: 0.341, SLG: 0.408	B F F B B F B 4-2 BB		B B B C X 3-1 L9 ② 2-3			B B C X 2-1 1B 2B		B X 1-0 F7 ②		3	0	1	0	1	0	1
Quinton McCracken, S (1, 7) OBP: 0.327, SLG: 0.412	C X 0-1 F8 ②		S C X 0-2 G4-3 ③			C B X 1-1 S 1B 2-3		C X 0-1 G5-3 ③		4	0	1	0	0	0	2
Fred McGriff, L (1, 3) OBP: 0.353, SLG: 0.410	X 0-0 G4-3 ③			F B C B B X 3-2 G3-1 ①		C B B S S 2-3 K ② 1-2			X 0-0 G3-1 ①	4	0	0	0	0	1	3
Bubba Trammell, R (1, 9) OBP: 0.351, SLG: 0.545		B C B C B S 3-3 K ①		X 0-0 F8 ②		X 0-0 F7 ③			B X 1-0 1B	4	0	1	0	0	1	2
Paul Sorrento, L (1, 10) OBP: 0.302, SLG: 0.417		C F S 0-3 K ②		B B X 2-0 F2 ③			C B B F F B X 3-2 G3-1 ①		B C C S 1-3 K ②	4	0	0	0	0	2	1
Miguel Cairo, R (1, 4) OBP: 0.323, SLG: 0.394		B X 1-0 G6-3 ③			B C B B X 3-1 CS 1B		B B B B 4-0 BB		X 0-0 G5-3 ③	3	0	1	0	1	0	1
John Flaherty, R (1, 2) OBP: 0.245, SLG: 0.254			B S B X 2-1 WP 2B 1B		C F C 0-3 K ①		X 0-0 P6 ②			3	1	1	0	0	1	2
Kevin Stocker, S (1, 6) OBP: 0.287, SLG: 0.327			B B X 2-0 L9 1-H 2B		B B X 2-0 F7 ②③ 1-2		C C B B B S 3-3 K ③			3	0	1	1	0	1	2
Inning Stats	R: 0 E: 0 K: 1 S: 9 H: 0 LOB: 1 BB: 1 P: 15	R: 0 E: 0 K: 2 S: 7 H: 0 LOB: 0 BB: 0 P: 11	R: 1 E: 0 K: 1 S: 11 H: 2 LOB: 1 BB: 0 P: 19	R: 0 E: 0 K: 0 S: 5 H: 0 LOB: 0 BB: 0 P: 10	R: 0 E: 0 K: 1 S: 6 H: 1 LOB: 0 BB: 0 P: 11	R: 0 E: 0 K: 1 S: 9 H: 2 LOB: 2 BB: 0 P: 14	R: 0 E: 0 K: 1 S: 8 H: 0 LOB: 1 BB: 1 P: 18	R: 0 E: 0 K: 1 S: 6 H: 0 LOB: 0 BB: 0 P: 7	R: 0 E: 0 K: 1 S: 6 H: 1 LOB: 1 BB: 0 P: 8	1B: 4 2B: 2 3B: 0 HR: 0	SF: 0 SAC: 0 DP: 0 HBP: 0						

PITCHER		IP	WLS	BF	H	R	ER	SO	BB	IBB	HBP	BLK	WP	HR	S	P	ERA	WHIP
Dwight Gooden, R ERA: 4.12	(1, 1)	6.1	W	25	5	1	1	6	2	0	0	0	1	0	51	91	1.42	1.105
Steve Reed, R ERA: 1.66	(7, 1)	0.2		2	0	0	0	1	0	0	0	0	0	0	4	7	0.00	0.000
Paul Assenmacher, L ERA: 3.03	(8, 1)	2.0		7	1	0	0	2	0	0	0	0	0	0	12	15	0.00	0.500

PITCHER	IP	WLS	BF	H	R	ER	SO	BB	IBB	HBP	BLK	WP	HR	S	P	ERA	WHIP

AB	32
R	1
H	6
RBI	1
BB	2
SO	9
LOB	15

1B: 4 2B: 2 3B: 0 HR: 0 SF: 0 SAC: 0 DP: 0 HBP: 0

WP: 1 PB: 0 SB: 1 CS: 1 PA: 34

Batter	1	2	3	4	5	6	7	8	9	AB	R	H	RBI	BB	SO	LOB
Kenny Lofton, L (1, 8) OBP: 0.364, SLG: 0.414	G3	G3			2B		G3		BB	4	0	1	0	1	0	1
Omar Vizquel, S (1, 6) OBP: 0.348, SLG: 0.347	K		G4-3		K			F8	1B	5	0	1	1	0	2	2
David Justice, L (1, 10) OBP: 0.352, SLG: 0.477	F5		F8		K			FC6-4 PB 1B	BB	4	1	0	0	1	1	4
Manny Ramirez, R (1, 9) OBP: 0.368, SLG: 0.566		1B 1B 2B	K			K		FC6-4 PB CS	1B	4	1	2	0	0	2	0
Brian Giles, L (1, 7) OBP: 0.413, SLG: 0.513		1B 1B 1B		G6-3		HR		FC6-4	IBB	3	2	2	1	1	0	0
Sandy Alomar Jr., R (1, 2) OBP: 0.284, SLG: 0.371		P6		G6-3		G5-4-3 1B		FC6-4		4	0	1	1	0	0	4
Jeff Manto, R (1, 3) OBP: 0.316, SLG: 0.392		1B SF7 1B		F8		G5-4-3		CS	F7	4	1	1	1	0	0	1
David Bell, R (1, 5) OBP: 0.322, SLG: 0.448		1B			2B 1B		1B		FC4 1B	4	0	4	1	0	0	0
Enrique Wilson, S (1, 4) OBP: 0.321, SLG: 0.423		SF7			K		F5		FC4 BB 1B	3	1	0	1	0	1	2
Inning Stats	R: 0 H: 0 E: 0 LOB: 0 K: 1 BB: 0 S: 7 P: 10	R: 3 H: 4 E: 0 LOB: 1 K: 0 BB: 0 S: 15 P: 25	R: 0 H: 0 E: 0 LOB: 0 K: 1 BB: 0 S: 10 P: 14	R: 0 H: 0 E: 0 LOB: 0 K: 0 BB: 0 S: 9 P: 16	R: 0 H: 2 E: 0 LOB: 2 K: 3 BB: 0 S: 14 P: 18	R: 1 H: 2 E: 0 LOB: 0 K: 1 BB: 0 S: 10 P: 16	R: 0 H: 1 E: 0 LOB: 0 K: 0 BB: 0 S: 4 P: 4	R: 1 H: 1 E: 0 LOB: 1 K: 0 BB: 2 S: 10 P: 23	R: 1 H: 2 E: 0 LOB: 2 K: 0 BB: 1 S: 15 P: 21	1B: 9 SF: 1 2B: 2 SAC: 0 3B: 0 DP: 1 HR: 1 HBP: 0						

TOP

Cleveland Indians @ Tampa Bay Devil Rays

Tropicana Field, St. Petersburg, FL

Sat Aug 08 1998, 7:05 PM EDT

Att. 35,283 - Dome - 72 F

livebaseballscorecards.com

AB	35
R	6
H	12
RBI	6
BB	3
SO	6
LOB	14

PITCHER		IP	WLS	BF	H	R	ER	SO	BB	IBB	HBP	BLK	WP	HR	S	P	ERA	WHIP
Bryan Rekar, R ERA: 5.45	(1, 1)	7.0	L	28	9	4	4	6	0	0	0	0	0	1	69	103	5.14	1.286
Scott Aldred, L ERA: 3.6	(8, 1)	0.1		2	0	1	1	0	1	0	0	0	0	0	2	7	27.00	3.000
Rick White, R ERA: 3.8	(8, 1)	0.2		3	1	0	0	0	0	1	0	0	0	0	8	16	0.00	1.500
Roberto Hernandez, R ERA: 4.28	(9, 1)	1.0		6	2	1	1	0	1	0	0	0	0	0	15	21	9.00	3.000

PITCHER	IP	WLS	BF	H	R	ER	SO	BB	IBB	HBP	BLK	WP	HR	S	P	ERA	WHIP

Batter	1	2	3	4	5	6	7	8	9	AB	R	H	RBI	BB	SO	LOB
Quinton McCracken, S (1, 8) OBP: 0.324, SLG: 0.409	X 0-0 ① F8		X 0-0 ② G1-3			B S X 1-1 ① G3		C B S F B F X 2-2 ③ G6-3 3-H		4	0	0	0	0	0	0
Wade Boggs, L (1, 5) OBP: 0.339, SLG: 0.405	B C B X 2-1 ② F8		B C X 1-1 1B			C B B X 2-1 ② F8			B B C X 2-1 ① F8	4	0	1	0	0	0	0
Mike Kelly, R (1, 9) OBP: 0.301, SLG: 0.417	B B C C S 2-3 ③ K		B C X 1-1 ③ G4-3			B C X 1-1 ③ F6			B C B C X 2-2 ② F3	4	0	0	0	0	1	1
Fred McGriff, L (1, 3) OBP: 0.350, SLG: 0.406		B C F X 1-2 ① G5-3		X 0-0 ① G4-3			B X 1-0 ① G4-3		F C B B B X 3-2 ③ G4-3	4	0	0	0	0	0	0
Bubba Trammell, R (1, 7) OBP: 0.350, SLG: 0.571	C S S F X 0-2 HR			F X 0-1 ② F8			X 0-0 ② F7			3	1	1	1	0	0	0
Paul Sorrento, L (1, 10) OBP: 0.303, SLG: 0.415	B F B C B B 4-2 FC6-4 BB			B C C F X 1-2 ③ G4-3			X 0-0 ③ F7			2	0	0	0	1	0	0
Miguel Cairo, R (1, 4) OBP: 0.321, SLG: 0.390	B B X 2-0 ② FC6-4 1-2f				C C B X 1-2 ① G4-3			B C F X 1-2 ① G6-3		3	0	0	0	0	0	1
Mike DiFelice, R (1, 2) OBP: 0.269, SLG: 0.332	B C B C B X 3-2 ③ G5-3				X 0-0 ② F9			C X 0-1 PB 3B		3	1	1	0	0	0	1
Kevin Stocker, S (1, 6) OBP: 0.284, SLG: 0.323			F X 0-1 ① G3		C B C S 1-3 ③ K			C B S C 1-3 ② K		3	0	0	0	0	2	1
Inning Stats	R: 0 E: 0 K: 1 S: 6 H: 0 LOB: 0 BB: 0 P: 10	R: 1 E: 0 K: 0 S: 13 H: 1 LOB: 1 BB: 1 P: 23	R: 0 E: 0 K: 0 S: 7 H: 1 LOB: 1 BB: 0 P: 9	R: 0 E: 0 K: 0 S: 7 H: 0 LOB: 0 BB: 0 P: 8	R: 0 E: 0 K: 1 S: 7 H: 0 LOB: 0 BB: 0 P: 9	R: 0 E: 0 K: 0 S: 6 H: 0 LOB: 0 BB: 0 P: 10	R: 0 E: 0 K: 0 S: 3 H: 0 LOB: 0 BB: 0 P: 4	R: 1 E: 0 K: 1 S: 13 H: 1 LOB: 0 BB: 0 P: 17	R: 0 E: 0 K: 0 S: 8 H: 0 LOB: 0 BB: 0 P: 15	1B: 1 2B: 0 3B: 1 HR: 1	SF: 0 SAC: 0 DP: 0 HBP: 0						

PITCHER	IP	WLS	BF	H	R	ER	SO	BB	IBB	HBP	BLK	WP	HR	S	P	ERA	WHIP
Charles Nagy, R (1, 1) ERA: 5.24	8.0	W	28	3	2	1	3	1	0	0	0	0	1	62	90	1.12	0.500
Michael Jackson, R (9, 1) ERA: 2.14	1.0		3	0	0	0	0	0	0	0	0	0	0	8	15	0.00	0.000

PITCHER	IP	WLS	BF	H	R	ER	SO	BB	IBB	HBP	BLK	WP	HR	S	P	ERA	WHIP

BOTTOM

Cleveland Indians @ Tampa Bay Devil Rays

Tropicana Field, St. Petersburg, FL

Sat Aug 08 1998, 7:05 PM EDT
Att. 35,283 - Dome - 72 F

livebaseballscorecards.com

AB	30
R	2
H	3
RBI	1
BB	1
SO	3
LOB	4

Cleveland Indians @ Tampa Bay Devil Rays

Tropicana Field, St. Petersburg, FL

Sun Aug 09 1998, 3:33 AM EDT
Att. 34,666 - Dome - 72 F

TOP

livebaseballscorecards.com

Batter	1	2	3	4	5	6	7	8	9	AB	R	H	RBI	BB	SO	LOB
Kenny Lofton, L (1, 8) OBP: 0.362, SLG: 0.410	B B C C C 2-3 ① K		C B B C B X 3-2 ① P4		F B B X 2-1 ③ L7			F F B F F S 1-3 ① K		4	0	0	0	0	2	1
Omar Vizquel, S (1, 6) OBP: 0.349, SLG: 0.346	C B F S 1-3 ② K		B B X 2-0 ② G3-1			B C X 1-1 WP BB CS 1B		B B C B B 4-1 G4-6-3 BB		3	0	1	0	1	1	0
David Justice, L (1, 10) OBP: 0.351, SLG: 0.474	B C S T B B F B 4-2 BB		B F B B C S 3-3 ③ K			B B F C X 2-2 ① L8		S B S B X 2-2 ②③ G4-6-3 1-2f		3	0	0	0	1	1	2
Manny Ramirez, R (1, 9) OBP: 0.367, SLG: 0.562	C B C F B S 2-3 ③ K			B C S B B X 3-2 ① F7		B B B 4-0 WP 1-2 BB			C B B F X 2-2 ① G6-3	3	0	0	0	1	1	1
Brian Giles, L (1, 7) OBP: 0.418, SLG: 0.511		C F H 1-2 2B G6-3 HBP		S F B S 1-3 ② K		B I I I 4-0 1-2 2-3 IBB			H 1-0 G6-3 HBP	1	1	0	0	1	1	0
Jeff Manto, R (1, 5) OBP: 0.295, SLG: 0.364		B B F C X 2-2 ① F7		C C B X 1-2 ③ G6-3		C S S 0-3 ② K			B X 1-0 ②③ G6-3 1-2f	4	0	0	0	0	1	5
Richie Sexson, R (1, 3) OBP: 0.333, SLG: 0.444		B B F X 2-1 1-3 2B			X 0-0 FC1-6-5 SH2-4 1B	S B 1-1 ③ CS 3-H	X 0-0 B1-6-4 1B			3	0	3	0	0	0	0
David Bell, R (1, 4) OBP: 0.320, SLG: 0.445		S F B F X 1-2 ② G6-3 3-H			B X 1-0 ① SH2-4 1-2		X 0-0 ①② B1-6-4 1-2f			2	0	0	1	0	0	2
Pat Borders, R (1, 2) OBP: 0.294, SLG: 0.277		B B X 2-0 ③ F8			F B F X 1-2 ② FC1-6-5 2-3		X 0-0 ③ P6			3	0	0	0	0	0	2

	AB	26
	R	1
	H	4
	RBI	1
	BB	4
	SO	7
	LOB	13

Inning Stats	1	2	3	4	5	6	7	8	9
	R: 0 E: 0 K: 3 S: 14	H: 0 LOB: 1 BB: 1 P: 23	R: 1 E: 0 K: 0 S: 12	H: 1 LOB: 1 BB: 0 P: 20	R: 0 E: 0 K: 1 S: 7	H: 0 LOB: 0 BB: 0 P: 15	R: 0 E: 0 K: 1 S: 9	H: 0 LOB: 0 BB: 0 P: 14	R: 0 E: 0 K: 0 S: 7	H: 1 LOB: 1 BB: 0 P: 11	R: 0 E: 0 K: 1 S: 9	H: 1 LOB: 2 BB: 2 P: 21	R: 0 E: 0 K: 0 S: 3	H: 1 LOB: 0 BB: 0 P: 3	R: 0 E: 0 K: 1 S: 9	H: 0 LOB: 0 BB: 1 P: 16	R: 0 E: 0 K: 0 S: 4	H: 0 LOB: 0 BB: 0 P: 8

1B: 3	SF: 0	WP: 1	PA: 34
2B: 1	SAC: 1	PB: 0	
3B: 0	DP: 3	SB: 0	
HR: 0	HBP: 2	CS: 1	

PITCHER		IP	WLS	BF	H	R	ER	SO	BB	IBB	HBP	BLK	WP	HR	S	P	ERA	WHIP
Rolando Arrojo, R ERA: 3.29	(1, 1)	8.0		30	4	1	1	7	3	1	1	0	1	0	70	123	1.12	0.875
Jim Mecir, R ERA: 3.05	(9, 1)	1.0	W	3	0	0	0	0	0	0	1	0	0	0	4	8	0.00	0.000

PITCHER		IP	WLS	BF	H	R	ER	SO	BB	IBB	HBP	BLK	WP	HR	S	P	ERA	WHIP

BOTTOM

Cleveland Indians @ Tampa Bay Devil Rays

Tropicana Field, St. Petersburg, FL

Sun Aug 09 1998, 3:33 AM EDT

Att. 34,666 - Dome - 72 F

livebaseballscorecards.com

Batter	1	2	3	4	5	6	7	8	9	AB	R	H	RBI	BB	SO	LOB
Randy Winn, S (1, 8) OBP: 0.394, SLG: 0.425	G3		FC4-6 FC4-6 1-2f		1B 2-3		FC6 1-2f			4	0	1	0	0	0	2
Miguel Cairo, R (1, 4) OBP: 0.320, SLG: 0.392	K		FC4-6 WP S 1-2f		G1-3			2B		4	0	1	0	0	1	3
Bobby Smith, R (1, 5) OBP: 0.359, SLG: 0.439	K		K 1-3			G4-3 1B		K		4	0	1	0	0	3	2
Fred McGriff, L (1, 3) OBP: 0.353, SLG: 0.411		1B 2B		G5-4-3 1B		F9		IBB		3	1	2	0	1	0	1
Bubba Trammell, R (1, 9) OBP: 0.337, SLG: 0.547		P6		G5-4-3 1-2f		G4-3 1-2		F7		4	0	0	0	0	0	5
Paul Sorrento, L (1, 10) OBP: 0.303, SLG: 0.414 Mike Kelly, R (8, PH) OBP: 0.300, SLG: 0.415		FC6-4 2-H 1B		K		G3-1		K		3 1	0 0	1 0	1 0	0 0	1 1	1 2
Quinton McCracken, S (1, 7) OBP: 0.324, SLG: 0.407		FC6-4 1-2f			K		P6		2B 1B	4	1	1	0	0	1	1
Aaron Ledesma, R (1, 6) OBP: 0.365, SLG: 0.401		G6-3			1B S 1B		G6-3		K	4	0	1	0	0	1	2
John Flaherty, R (1, 2) OBP: 0.255, SLG: 0.265			FC4-6 1B		G5-3 1-2		FC6 BB		1-H 2B	3	0	2	1	1	0	1
Inning Stats	R: 0 E: 0 K: 2 S: 9 H: 0 LOB: 0 BB: 0 P: 15	R: 1 E: 0 K: 0 S: 8 H: 2 LOB: 1 BB: 0 P: 13	R: 0 E: 0 K: 1 S: 9 H: 1 LOB: 1 BB: 0 P: 13	R: 0 E: 0 K: 1 S: 8 H: 1 LOB: 0 BB: 0 P: 11	R: 0 E: 0 K: 1 S: 12 H: 2 LOB: 2 BB: 0 P: 21	R: 0 E: 0 K: 0 S: 7 H: 1 LOB: 1 BB: 0 P: 14	R: 0 E: 0 K: 0 S: 10 H: 0 LOB: 1 BB: 1 P: 16	R: 0 E: 0 K: 2 S: 12 H: 1 LOB: 2 BB: 1 P: 21	R: 1 E: 0 K: 1 S: 8 H: 2 LOB: 1 BB: 0 P: 13	1B: 7 2B: 3 3B: 0 HR: 0 SF: 0 SAC: 0 DP: 1 HBP: 0	WP: 1 PB: 0 SB: 2 CS: 0 PA: 36					

	AB	34
	R	2
	H	10
	RBI	2
	BB	2
	SO	8
	LOB	20

PITCHER		IP	WLS	BF	H	R	ER	SO	BB	IBB	HBP	BLK	WP	HR	S	P	ERA	WHIP
Jaret Wright, R ERA: 4.74	(1, 1)	7.2		32	8	1	1	6	1	1	0	0	1	0	72	120	1.17	1.174
Paul Assenmacher, L ERA: 3.23	(8, 1)	0.1	L	2	1	1	1	1	0	0	0	0	0	0	6	8	27.00	3.000
Paul Shuey, R ERA: 2.25	(9, 1)	0.1		2	1	0	0	1	0	0	0	0	0	0	5	9	0.00	3.000

PITCHER		IP	WLS	BF	H	R	ER	SO	BB	IBB	HBP	BLK	WP	HR	S	P	ERA	WHIP

Batter	1	2	3	4	5	6	7	8	9	AB	R	H	RBI	BB	SO	LOB
Tom Goodwin, L (1, 8) OBP: 0.380, SLG: 0.326	B F B C B F X 3-2 29 CS 1B		X 0-0 ③ G4-3		C X 0-1 1-3 2-H 2B		1 SAFE B F 1-1 ③ CS 1-2	B B B B 4-0 1B SH2-4 BB		3	0	2	1	1	0	0
Mark McLemore, S (1, 4) OBP: 0.392, SLG: 0.339	X 0-0 ① F7			B X 1-0 ① F8	B C X 1-1 ② P6			L B 1 SAFE 1 SAFE B B B 1 SAFE X 3-1 ① SH2-4 1-2		3	0	0	0	0	0	3
29 Rusty Greer, L (1, 7) OBP: 0.389, SLG: 0.432	1 SAFE B C 1 SAFE B B F F F 3-2 ② ③ X G4-3 1-2			B B C X 2-1 ② P4	B C X 1-1 ③ F8			F H 1-1 1B HBP		3	0	0	0	0	0	3
Mike Simms, R (1, 9) OBP: 0.405, SLG: 0.698 Roberto Kelly, R (9, 9) OBP: 0.324, SLG: 0.500		B F B C B B 4-2 G6-3 G4-3 BB		C B B X 2-1 HR		B X 1-0 F8-3 1B		C X 0-1 ② P4		3 0	1 0	2 0	1 0	1 0	0 0	2 0
Will Clark, L (1, 3) OBP: 0.384, SLG: 0.496		B C C B B X 3-2 ① G4-3 1-2		F X 0-1 1B		B F B C F S 2-3 ① K		C X 0-1 1-2 2-3 1B		4	0	2	0	0	1	2
Ivan Rodriguez, R (1, 2) OBP: 0.367, SLG: 0.501		F 2 SAFE C X 0-2 ② G6-3 2-3		X 0-0 ③ G4-3		F X 0-1 ② ③ F8-3 1-2		F S B F S 1-3 ③ K		4	0	0	0	0	1	6
Todd Zeile, R (1, 5) OBP: 0.350, SLG: 0.438		B B B X 3-0 ③ G6-3		B B C B F X 3-2 2B 2B			C B X 1-1 ① L7		C B B F X 2-2 ① F9	4	1	1	0	0	0	1
Luis Alicea, S (1, 10) OBP: 0.361, SLG: 0.421			B C F B B X 3-2 ① G3-1	X 0-0 FC2 2B			B X 1-0 ② G3-1		F C F B B T 2-2 ② K	4	0	0	0	0	1	1
Royce Clayton, R (1, 6) OBP: 0.310, SLG: 0.333			B B C X 2-1 ② G6-3	X 0-0 ① F9			B F F B B B F X 3-2 CS 1B		C X 0-1 ③ G6-3	4	0	1	0	0	0	2
Inning Stats	R: 0 E: 0 K: 0 S: 10 H: 1 LOB: 0 BB: 0 P: 16	R: 0 E: 0 K: 0 S: 9 H: 0 LOB: 1 BB: 1 P: 19	R: 0 E: 0 K: 0 S: 6 H: 0 LOB: 0 BB: 0 P: 11	R: 1 E: 0 K: 0 S: 8 H: 2 LOB: 1 BB: 0 P: 13	R: 1 E: 0 K: 0 S: 11 H: 2 LOB: 2 BB: 0 P: 16	R: 0 E: 0 K: 1 S: 7 H: 1 LOB: 0 BB: 0 P: 10	R: 0 E: 0 K: 0 S: 8 H: 1 LOB: 0 BB: 0 P: 14	R: 0 E: 0 K: 1 S: 11 H: 1 LOB: 3 BB: 1 P: 20	R: 0 E: 0 K: 1 S: 9 H: 0 LOB: 0 BB: 0 P: 13	1B: 5 2B: 3 3B: 0 HR: 1 SF: 0 SAC: 1 DP: 1 HBP: 1						

PITCHER		IP	WLS	BF	H	R	ER	SO	BB	IBB	HBP	BLK	WP	HR	S	P	ERA	WHIP
Steve Karsay, R ERA: 5.4	(1, 1)	6.2	L	27	7	2	2	1	1	0	0	0	0	1	58	97	2.70	1.200
Ron Villone, L ERA: 4.91	(7, 1)	0.2		3	0	0	0	0	1	0	1	0	0	0	4	13	0.00	1.500
Doug Jones, R ERA: 4.82	(8, 1)	1.2		6	1	0	0	2	0	0	0	0	0	0	17	22	0.00	0.600

PITCHER	IP	WLS	BF	H	R	ER	SO	BB	IBB	HBP	BLK	WP	HR	S	P	ERA	WHIP

Texas Rangers @ Cleveland Indians

Jacobs Field, Cleveland, OH

Tue Aug 11 1998, 7:05 PM EDT

Att. 42,992 - Cloudy - 76 F

TOP

livebaseballscorecards.com

AB	32
R	2
H	8
RBI	2
BB	2
SO	3
LOB	20

1B: 5	SF: 0	WP: 0	PA: 37
2B: 3	SAC: 1	PB: 0	
3B: 0	DP: 1	SB: 0	
HR: 1	HBP: 1	CS: 2	

BOTTOM

Texas Rangers @ Cleveland Indians

Jacobs Field, Cleveland, OH

Tue Aug 11 1998, 7:05 PM EDT

Att. 42,992 - Cloudy - 76 F

livebaseballscorecards.com

Batter	1	2	3	4	5	6	7	8	9	AB	R	H	RBI	BB	SO	LOB
Kenny Lofton, L (1, 8) OBP: 0.361, SLG: 0.411	L F C 0-3 ① K		C B F B F 1 SAFE F B 1 SAFE 3-2 1 SAFE X ②③ G4-6-3 1-2f			C B X 1-1 2B		L F B B F B F X 3-2 ② F9		4	0	1	0	0	1	2
Omar Vizquel, S (1, 6) OBP: 0.350, SLG: 0.350	C X 0-1 2B			X 0-0 FC6-4 1B		B C C B X 2-2 ② L4		B X 1-0 ③ P4		4	0	2	0	0	0	2
David Justice, L (1, 10) OBP: 0.349, SLG: 0.469	B C X 1-1 ② G1-3			X 0-0 ① FC6-4 1-2f		B B X 2-0 ③ F8			F X 0-1 ① G4-3	4	0	0	0	0	0	3
Manny Ramirez, R (1, 9) OBP: 0.364, SLG: 0.556	X 0-0 ③ P7			C S S 0-3 ② K			B B F X 2-1 ① L8		C S B S 1-3 ② K	4	0	0	0	0	2	2
Brian Giles, L (1, 7) OBP: 0.419, SLG: 0.507		B B F B B 4-1 G6-4-3 BB		X 0-0 ③ G4-3			B C F B F C 2-3 ② K		B B B B 4-0 BB	2	0	0	0	2	1	1
Richie Sexson, R (1, 3) OBP: 0.273, SLG: 0.364		C S F 1 SAFE 1 SAFE X 0-2 ①② G6-4-3 1-2f			B X 1-0 ① G4-3		X 0-0 ③ F7		B X 1-0 ③ F8	4	0	0	0	0	0	2
Sandy Alomar Jr., R (1, 2) OBP: 0.285, SLG: 0.370		B S X 1-1 ③ F8			B X 1-0 G4-6-3 1B			S F B X 1-2 ① G6-3		3	0	1	0	0	0	0
Jeff Manto, R (1, 5) OBP: 0.313, SLG: 0.431			B S B B F X 3-2 FC5-4 1B		B X 1-0 ②③ G4-6-3 1-2f			S X 0-1 HR		3	1	2	1	0	0	1
Enrique Wilson, S (1, 4) OBP: 0.300, SLG: 0.393			B C C B F F B X 3-2 ① FC5-4 G4-6-3 1-2f			X 0-0 ① G4-3		S B X 1-1 1B		2	0	0	0	0	0	1
Mark Whiten, S (8, PH) OBP: 0.390, SLG: 0.438										1	0	1	0	0	0	0
David Bell, R (9, 4) OBP: 0.320, SLG: 0.445										0	0	0	0	0	0	0
Inning Stats	R: 0 E: 0 K: 1 S: 8 H: 1 LOB: 1 BB: 0 P: 9	R: 0 E: 0 K: 0 S: 7 H: 0 LOB: 0 BB: 1 P: 12	R: 0 E: 0 K: 0 S: 13 H: 1 LOB: 0 BB: 0 P: 22	R: 0 E: 0 K: 1 S: 6 H: 1 LOB: 1 BB: 0 P: 6	R: 0 E: 0 K: 0 S: 3 H: 1 LOB: 0 BB: 0 P: 6	R: 0 E: 0 K: 0 S: 7 H: 1 LOB: 1 BB: 0 P: 12	R: 0 E: 0 K: 1 S: 7 H: 0 LOB: 0 BB: 0 P: 11	R: 1 E: 0 K: 0 S: 13 H: 2 LOB: 1 BB: 0 P: 19	R: 0 E: 0 K: 1 S: 6 H: 0 LOB: 1 BB: 1 P: 12	1B: 4 2B: 2 3B: 0 HR: 1	SF: 0 SAC: 0 DP: 3 HBP: 0						

AB	31
R	1
H	7
RBI	1
BB	2
SO	4
LOB	14

PITCHER		IP	WLS	BF	H	R	ER	SO	BB	IBB	HBP	BLK	WP	HR	S	P	ERA	WHIP
Esteban Loaiza, R ERA: 4.13	(1, 1)	7.1	W	27	7	1	1	3	1	0	0	0	0	1	58	87	1.23	1.091
Xavier Hernandez, R ERA: 2.4	(8, 1)	0.2		2	0	0	0	0	0	0	0	0	0	0	6	10	0.00	0.000
John Wetteland, R ERA: 1.55	(9, 1)	1.0	S	4	0	0	0	1	1	0	0	0	0	0	6	12	0.00	1.000

PITCHER	IP	WLS	BF	H	R	ER	SO	BB	IBB	HBP	BLK	WP	HR	S	P	ERA	WHIP

Batter	1	2	3	4	5	6	7	8	9	AB	R	H	RBI	BB	SO	LOB
Tom Goodwin, L (1, 8) OBP: 0.379, SLG: 0.326	C X 0-1 ① L3	B C F B C 2-3 ② K		B X 1-0 ① SH1-4 1-2 2-3		F X 0-1 ② B1-3 2-3		C B S B F B X 3-2 1B 1B		4	0	1	0	0	1	4
Mark McLemore, S (1, 4) OBP: 0.392, SLG: 0.338	B B B C X 3-1 ② F8	B B C B B 4-1 29 FC4-6 1-2 2-3 3-H BB		B F B F F S 3-3 ② K		B B C X 2-1 ③ G6-3		B B C 1 SAFE X 2-1 1-2 1B		4	0	1	1	1	1	3
29 Rusty Greer, L (1, 7) OBP: 0.387, SLG: 0.429	C B B X 2-1 ③ F9	S S B X 1-2 ③ FC4-6 1-2f		F C B B F B S 3-3 ③ K			C C B B X 2-2 1B 1B	B F B C F F X 2-2 ③ G4-3		5	0	1	0	0	1	7
Mike Simms, R (1, 10) OBP: 0.419, SLG: 0.700		B C B B F X 3-2 2B 1B 1B	C X 0-1 FC5-4 1B		C B S F X 1-2 FC6-4 1B		C C B X 2-2 ① F9		B B C B F F F F 4-2 B G4-6-3 BB	4	1	3	0	1	0	1
Will Clark, L (1, 3) OBP: 0.384, SLG: 0.498	B B C X 2-1 1B E 1-3 2B	B C F B C 2-3 ① K	F B B B 1 SAFE X 3-1 ① F9			X 0-0 1-3 1B	X 0-0 ① ② G4-6-3 1-2f	5	1	2	0	0	1	3
Ivan Rodriguez, R (1, 2) OBP: 0.385, SLG: 0.498	X 0-0 1B E BB 2-3 3-H 1B	B X 1-0 ② FC5-4 1-2f	F B F T 1-2 ② K			F B F S 1-3 ② K	B B F C B X 2-2 ③ P4	5	1	1	1	0	2	4
Todd Zeile, R (1, 5) OBP: 0.347, SLG: 0.434	C X 0-1 E6 BB 1B 1-2 3-H	B C S C 1-3 ③ K	C F F X 0-2 ③ FC6-4 1-2f			C S B X 1-2 ③ L7		4	0	0	1	0	1	5
Roberto Kelly, R (1, 9) OBP: 0.322, SLG: 0.491	F 2 SAFE F X 0-2 ① P9	B B B 4-0 SH1-4 1B BB	S X 0-1 E6 B1-3 SH1-4			B S F F X 1-2 ① P3		3	0	0	0	1	0	2
Royce Clayton, R (1, 6) OBP: 0.312, SLG: 0.336	X 0-0 BB 1-2 2-3 1B	X 0-0 SH1-4 1-2 1B	X 0-0 ① SH1-4 1-2			B C F B X 2-2 ② F8		3	0	2	0	0	0	0
Inning Stats	R: 0 H: 0 E: 0 LOB: 0 K: 0 BB: 0 S: 6 P: 11	R: 3 H: 4 E: 1 LOB: 3 K: 1 BB: 1 S: 19 P: 31	R: 0 H: 1 E: 0 LOB: 1 K: 2 BB: 0 S: 9 P: 13	R: 0 H: 1 E: 0 LOB: 2 K: 2 BB: 1 S: 10 P: 21	R: 0 H: 1 E: 0 LOB: 1 K: 1 BB: 0 S: 13 P: 18	R: 0 H: 0 E: 1 LOB: 2 K: 0 BB: 0 S: 7 P: 9	R: 0 H: 2 E: 0 LOB: 1 K: 1 BB: 0 S: 13 P: 19	R: 0 H: 2 E: 0 LOB: 2 K: 0 BB: 0 S: 18 P: 28	R: 0 H: 0 E: 0 LOB: 0 K: 0 BB: 1 S: 10 P: 16	1B: 10 SF: 0 2B: 1 SAC: 2 3B: 0 DP: 1 HR: 0 HBP: 0						

TOP

Texas Rangers @ Cleveland Indians

Jacobs Field, Cleveland, OH

Wed Aug 12 1998, 7:05 PM EDT

Att. 43,247 - Unknown - 72 F

livebaseballscorecards.com

AB	37
R	3
H	11
RBI	3
BB	3
SO	7
LOB	29

WP: 0 PB: 0 SB: 0 CS: 0 PA: 42

PITCHER		IP	WLS	BF	H	R	ER	SO	BB	IBB	HBP	BLK	WP	HR	S	P	ERA	WHIP
Bartolo Colon, R ERA: 3.03	(1, 1)	6.0	W	29	7	3	2	6	2	0	0	0	0	0	64	103	3.00	1.500
Steve Reed, R ERA: 1.62	(7, 1)	1.2		7	2	0	0	1	0	0	0	0	0	0	20	29	0.00	1.200
Paul Assenmacher, L ERA: 3.2	(8, 1)	0.1		3	2	0	0	0	0	0	0	0	0	0	11	18	0.00	6.000
Michael Jackson, R ERA: 2.09	(9, 1)	1.0	S	3	0	0	0	0	1	0	0	0	0	0	10	16	0.00	1.000

PITCHER	IP	WLS	BF	H	R	ER	SO	BB	IBB	HBP	BLK	WP	HR	S	P	ERA	WHIP

Texas Rangers @ Cleveland Indians

Jacobs Field, Cleveland, OH

Wed Aug 12 1998, 7:05 PM EDT

Att. 43,247 - Unknown - 72 F

livebaseballscorecards.com

BOTTOM

Batter	1	2	3	4	5	6	7	8	9	AB	R	H	RBI	BB	SO	LOB
Kenny Lofton, L (1, 8) OBP: 0.363, SLG: 0.416	P6	WP, BB		2B, SF8, 2B		2B	G3			4	1	2	1	1	0	1
Omar Vizquel, S (1, 6) OBP: 0.351, SLG: 0.351	1B, S, 1B, BB	F9		SF8, 2B		L8		K		4	1	1	0	1	1	4
David Justice, L (1, 10) OBP: 0.347, SLG: 0.467	1B, 1B	G3		SF8		P8		G6-3		4	1	1	1	0	0	4
Manny Ramirez, R (1, 9) OBP: 0.367, SLG: 0.558	1B, 1B		G3-1, 2B	G6-3		IBB		K		4	1	2	1	1	1	1
Brian Giles, L (1, 7) OBP: 0.417, SLG: 0.502	P5		G3-1		G5-4-3, 1B	F8				4	0	1	0	0	0	6
Travis Fryman, R (1, 5) OBP: 0.338, SLG: 0.516	FC5-4, 1B		G5-4-3		K					4	0	2	2	0	1	1
Sandy Alomar Jr., R (1, 2) OBP: 0.282, SLG: 0.366	FC5-4		P4		G6-3		G6-3			4	0	0	0	0	0	3
Richie Sexson, R (1, 3) OBP: 0.346, SLG: 0.400		WP, BB, 1B	G1-3			1B, 2B, HBP	2B, 1B			3	2	2	0	0	0	1
David Bell, R (1, 4) OBP: 0.322, SLG: 0.449		K		F8		2B, 1B	1B, 2B			4	0	2	1	0	1	1
Inning Stats	R: 2 E: 0 K: 0 S: 18 H: 3 LOB: 2 BB: 1 P: 30	R: 0 E: 0 K: 1 S: 10 H: 1 LOB: 2 BB: 1 P: 20	R: 1 E: 0 K: 0 S: 9 H: 2 LOB: 1 BB: 0 P: 10	R: 1 E: 0 K: 0 S: 8 H: 2 LOB: 1 BB: 0 P: 14	R: 0 E: 0 K: 0 S: 4 H: 1 LOB: 0 BB: 0 P: 8	R: 1 E: 0 K: 0 S: 13 H: 2 LOB: 3 BB: 1 P: 25	R: 1 E: 0 K: 1 S: 11 H: 1 LOB: 1 BB: 0 P: 15	R: 0 E: 0 K: 2 S: 8 H: 0 LOB: 0 BB: 0 P: 10		1B: 7 2B: 6 3B: 0 HR: 0	SF: 1 SAC: 0 DP: 1 HBP: 1					

	AB	35
	R	6
	H	13
	RBI	6
	BB	3
	SO	4
	LOB	22

WP: 1 PB: 0 SB: 1 CS: 0 PA: 40

PITCHER		IP	WLS	BF	H	R	ER	SO	BB	IBB	HBP	BLK	WP	HR	S	P	ERA	WHIP
John Burkett, R (1, 1) ERA: 5.92		5.0	L	28	11	5	5	1	2	0	1	0	1	0	54	91	9.00	2.600
Eric Gunderson, L (6, 1) ERA: 4.35		1.0		4	0	0	0	0	0	1	0	0	0	0	8	16	0.00	0.000
Tim Crabtree, R (7, 1) ERA: 4.12		1.0		5	2	1	1	1	0	0	0	0	0	0	11	15	9.00	2.000
Danny Patterson, R (8, 1) ERA: 3.95		1.0		3	0	0	0	2	0	0	0	0	0	0	8	10	0.00	0.000

PITCHER	IP	WLS	BF	H	R	ER	SO	BB	IBB	HBP	BLK	WP	HR	S	P	ERA	WHIP

Batter	1	2	3	4	5	6	7	8	9	10	11	12	AB	R	H	RBI	BB	SO	LOB
Roberto Alomar, S (1, 4) OBP: 0.369, SLG: 0.445	G3-1		G4-3		F7		K	G1-3			F8		6	0	0	0	0	1	3
Brady Anderson, L (1, 8) OBP: 0.341, SLG: 0.425	G4-3		L9			HR	2B		K			1B HR 1B	6	2	3	1	0	1	0
Eric Davis, R (1, 9) OBP: 0.385, SLG: 0.604	G5-3			F9		1B 2B	K		G5-3			1-2 HR 1B	6	2	2	0	0	1	1
Rafael Palmeiro, L (1, 3) OBP: 0.394, SLG: 0.609		G4-3		S 1B		K2-3		1B 1B	K			1-H 2-H HR	6	2	3	3	0	2	1
Harold Baines, L (1, 10) OBP: 0.388, SLG: 0.483 Rich Becker, L (8, PR) OBP: 0.353, SLG: 0.335		F7		G5-4-3 BB		BB 1B		E 1B 1B		FC6-4 1B		L5	3 2	0 1	2 1	1 0	1 0	0 0	0 0
Cal Ripken Jr., R (1, 5) OBP: 0.339, SLG: 0.380		1B BB		G5-4-3		BB		E7 1B 1B		FC6-4 FC3-6		K	4	0	1	1	2	1	3
B.J. Surhoff, L (1, 7) OBP: 0.340, SLG: 0.467		FC6-4 1B		F9		F8		K		FC3-6 CS		K	6	0	1	0	0	2	5
Lenny Webster, R (1, 2) OBP: 0.295, SLG: 0.435		FC6-4		P3		K		1B		CS	K		5	0	1	1	0	2	4
Mike Bordick, R (1, 6) OBP: 0.318, SLG: 0.370 Willie Greene, L (8, PH) OBP: 0.374, SLG: 0.441 Jeff Reboulet, R (8, 6) OBP: 0.366, SLG: 0.354			G1-3	1B			G6-3	BB			G6-3		3 0 1	0 0 0	1 0 0	0 1 0	0 0 0	0 0 0	0 0 0
Inning Stats	R: 0 E: 0 K: 0 S: 4 H: 0 LOB: 0 BB: 0 P: 5	R: 0 E: 0 K: 0 S: 12 H: 1 LOB: 2 BB: 1 P: 19	R: 0 E: 0 K: 0 S: 5 H: 0 LOB: 0 BB: 0 P: 8	R: 0 E: 0 K: 0 S: 6 H: 1 LOB: 1 BB: 1 P: 11	R: 0 E: 0 K: 0 S: 7 H: 1 LOB: 1 BB: 0 P: 11	R: 2 E: 0 K: 2 S: 19 H: 3 LOB: 2 BB: 1 P: 32	R: 0 E: 0 K: 2 S: 10 H: 1 LOB: 1 BB: 0 P: 14	R: 2 E: 1 K: 1 S: 14 H: 4 LOB: 2 BB: 1 P: 24	R: 0 E: 0 K: 2 S: 9 H: 0 LOB: 0 BB: 0 P: 14	R: 0 E: 0 K: 0 S: 8 H: 1 LOB: 0 BB: 0 P: 13	R: 0 E: 0 K: 1 S: 7 H: 0 LOB: 0 BB: 0 P: 13	R: 3 E: 0 K: 2 S: 13 H: 3 LOB: 0 BB: 0 P: 19	1B: 11 2B: 2 3B: 0 HR: 2	SF: 0 SAC: 0 DP: 1 HBP: 0	WP: 0 PB: 0 SB: 1 CS: 1	PA: 53		

PITCHER		IP	WLS	BF	H	R	ER	SO	BB	IBB	HBP	BLK	WP	HR	S	P	ERA	WHIP
Dwight Gooden, R ERA: 4.07	(1, 1)	5.1		24	6	2	2	1	3	0	0	0	0	1	49	79	3.38	1.688
Doug Jones, R ERA: 4.69	(6, 1)	1.2		6	1	0	0	3	0	0	0	0	0	0	14	21	0.00	0.600
Paul Assenmacher, L ERA: 3.66	(8, 1)	0.0		2	2	2	2	0	0	0	0	0	0	0	4	6	∞	∞
Paul Shuey, R ERA: 2.03	(8, 1)	3.0		11	3	0	0	3	1	0	0	0	0	0	27	45	0.00	1.333
Michael Jackson, R ERA: 2.05	(11, 1)	1.0		3	0	0	0	1	0	0	0	0	0	0	7	13	0.00	0.000

PITCHER		IP	WLS	BF	H	R	ER	SO	BB	IBB	HBP	BLK	WP	HR	S	P	ERA	WHIP
Steve Reed, R ERA: 2.0	(12, 1)	1.0	L	6	3	3	3	2	0	0	0	0	0	1	13	19	27.00	3.000

TOP

Baltimore Orioles @ Cleveland Indians

Jacobs Field, Cleveland, OH

Thu Aug 13 1998, 7:05 PM EDT

Att. 43,217 - Cloudy - 74 F

livebaseballscorecards.com

AB	48
R	7
H	15
RBI	7
BB	4
SO	10
LOB	17

Baltimore Orioles @ Cleveland Indians

Jacobs Field, Cleveland, OH

Thu Aug 13 1998, 7:05 PM EDT

Att. 43,217 - Cloudy - 74 F

livebaseballscorecards.com

Batter	1	2	3	4	5	6	7	8	9	10	11	12	AB	R	H	RBI	BB	SO	LOB
Kenny Lofton, L (1, 8) OBP: 0.363, SLG: 0.414	0-1 3B 1B		4-1 WP BLK G4-6-3 BB	2-1 G6-3			2-2 G6-3			1-2 G4-3		1-1 F8	5	2	1	0	1	0	2
Omar Vizquel, S (1, 6) OBP: 0.351, SLG: 0.355	2-1 G5-3 3B 1-H		4-2 SAFE G4-6-3 BB 1-3		1-2 G6-3		3-1 G4-3			0-0 L6			4	1	1	1	1	0	1
David Justice, L (1, 10) OBP: 0.346, SLG: 0.463	1-2 G5-3		1-1 G4-6-3 1-2 3-H		0-0 P5			4-2 CS BB		3-3 K			4	0	0	1	1	1	2
Manny Ramirez, R (1, 9) OBP: 0.363, SLG: 0.552	2-2 G5-3 3-H		3-2 L8		0-0 E5 CS			0-3 K			2-3 K		5	0	0	1	0	2	2
Brian Giles, L (1, 7) OBP: 0.416, SLG: 0.496	0-0 G3		3-3 K		1-2 CS 1-2	0-0 F7		4-2 S BB 1-2			4-0 1B BB		3	0	0	0	2	1	1
Travis Fryman, R (1, 5) OBP: 0.341, SLG: 0.518		1-2 G6-3 2B		4-2 S 2B BB		0-0 F9		2-3 K 1-2			0-1 L1-3 1B 1-2		4	1	2	0	1	1	1
Richie Sexson, R (1, 3) OBP: 0.290, SLG: 0.333	0-0 G6-3 2-3		1-3 K 1-2			0-3 K				3-3 K	0-0 L1-3 1-2		5	0	0	0	0	3	4
Sandy Alomar Jr., R (1, 2) OBP: 0.280, SLG: 0.366	0-0 G5-3		1-1 G6-3 2B 2-H				0-1 F8			1-0 G1-6-3		0-1 P6	5	0	1	1	0	0	1
David Bell, R (1, 4) OBP: 0.321, SLG: 0.453 Mark Whiten, S (12, PH) OBP: 0.388, SLG: 0.435	2-1 G4-3		0-2 G6-3 2-3				0-0 3B			2-2 P4		2-3 K	4 1	0 0	1 0	0 0	0 0	0 1	2 0
Inning Stats	R: 2 E: 0 K: 0 S: 11 H: 2 LOB: 0 BB: 0 P: 16	R: 0 E: 0 K: 0 S: 7 H: 1 LOB: 1 BB: 0 P: 10	R: 1 E: 0 K: 1 S: 19 H: 0 LOB: 1 BB: 2 P: 34	R: 1 E: 0 K: 1 S: 15 H: 1 LOB: 1 BB: 1 P: 23	R: 0 E: 1 K: 0 S: 8 H: 0 LOB: 0 BB: 0 P: 10	R: 0 E: 0 K: 1 S: 5 H: 0 LOB: 0 BB: 0 P: 5	R: 0 E: 0 K: 0 S: 8 H: 1 LOB: 1 BB: 0 P: 13	R: 0 E: 0 K: 2 S: 12 H: 0 LOB: 1 BB: 2 P: 22	R: 0 E: 0 K: 1 S: 8 H: 0 LOB: 0 BB: 0 P: 14	R: 0 E: 0 K: 1 S: 7 H: 0 LOB: 0 BB: 0 P: 11	R: 0 E: 0 K: 1 S: 8 H: 1 LOB: 1 BB: 1 P: 14	R: 0 E: 0 K: 1 S: 7 H: 0 LOB: 0 BB: 0 P: 10	1B: 2 2B: 3 3B: 2 HR: 0	SF: 0 SAC: 0 DP: 1 HBP: 0	WP: 1 PB: 0 SB: 2 CS: 2	PA: 47			

BOTTOM	
AB	40
R	4
H	6
RBI	4
BB	6
SO	9
LOB	16

PITCHER		IP	WLS	BF	H	R	ER	SO	BB	IBB	HBP	BLK	WP	HR	S	P	ERA	WHIP
Sidney Ponson, R ERA: 5.69	(1, 1)	3.2		18	4	4	4	2	3	0	0	1	1	0	50	79	9.82	1.909
Doug Johns, L ERA: 4.43	(4, 1)	3.1		11	1	0	0	1	0	0	0	0	0	0	23	32	0.00	0.300
Jesse Orosco, L ERA: 2.23	(8, 1)	1.0		4	0	0	0	2	2	0	0	0	0	0	12	22	0.00	2.000
Alan Mills, R ERA: 3.58	(9, 1)	1.0		3	0	0	0	1	0	0	0	0	0	0	8	14	0.00	0.000
Jimmy Key, L ERA: 4.19	(10, 1)	1.0		3	0	0	0	1	0	0	0	0	0	0	7	11	0.00	0.000

PITCHER		IP	WLS	BF	H	R	ER	SO	BB	IBB	HBP	BLK	WP	HR	S	P	ERA	WHIP
Pete Smith, R ERA: 5.1	(11, 1)	1.0	W	4	1	0	0	1	1	0	0	0	0	0	8	14	0.00	2.000
Armando Benitez, R ERA: 3.62	(12, 1)	1.0	S	3	0	0	0	1	0	0	0	0	0	0	7	10	0.00	0.000

Batter	1	2	3	4	5	6	7	8	9	AB	R	H	RBI	BB	SO	LOB
Roberto Alomar, S (1, 4) OBP: 0.373, SLG: 0.451	C B F F B B X 3-2 2B SF9 1B	B B C 1 B X SAFE 3-1 S 1-3 1B	C X 0-1 G3-1 1-H 2B		B C F X 1-2 ②③ G3-6 1-2f		C S F B S 1-3 ② K		F X 0-1 WP 1B	6	2	4	1	0	1	2
Brady Anderson, L (1, 8) OBP: 0.343, SLG: 0.428	B C X 1-1 SF9 1-3 2B	S C B B B X 3-2 S 1-H 3-H 1B	B B B C X 3-1 ② G3-1 2-3			C B F B H 3-2 WP S 1B HBP	F B B B C S 3-3 ③ K		B F T B F S 2-3 ① K 1-2	5	1	2	1	0	2	2
Rafael Palmeiro, L (1, 3) OBP: 0.394, SLG: 0.606	X 0-0 ① SF9 2-3 3-H	C C B 2 F F X SAFE 1-2 ③ G3 1-2	S B S B B X 2-2 ③ G6-3			C B B B B 4-1 G4-3 1B 1-3 2B BB		C B X 1-1 G6-4-3 BB 23 HR 1B	B X 1-0 ② F8	4	2	1	1	1	0	3
Eric Davis, R (1, 9) OBP: 0.384, SLG: 0.601 Willie Greene, L (4, 9) OBP: 0.376, SLG: 0.442	C S B F B B F X 3-2 ② G1-3	X 0-0 FC5-4 1B	C F B B C 2-3 ① K			X 0-0 G4-3 1-2 3-H 2B 1B		B B B B 4-0 G6-4-3 1-2 BB	B B B C X 3-1 ③ F7	3 2	0 1	1 1	0 1	0 1	1 0	1 1
Harold Baines, L (1, 10) OBP: 0.384, SLG: 0.474	I I I I 4-0 IBB	B B C X 2-1 ① FC5-4 2B 23 HR 1-2f	X 0-0 ② L8			2 SAFE B X 1-0 ① G4-3 1-2 2-3		B F C F F B X 2-2 ①② G6-4-3 1-2f 2-3		4	1	0	0	1	0	5
Cal Ripken Jr., R (1, 5) OBP: 0.341, SLG: 0.386 Jeff Reboulet, R (6, 5) OBP: 0.371, SLG: 0.354	C X 0-1 ③ G5-3	X 0-0 23 HR 1-3 2B	X 0-0 ③ G5-3			X 0-0 2-H 3-H 2B		C B F B F B B 4-2 BB 23 HR BB		4 0	1 1	2 0	2 0	0 1	0 0	2 0
B.J. Surhoff, L (1, 7) OBP: 0.342, SLG: 0.468 Rich Becker, L (8, PH) OBP: 0.356, SLG: 0.335 (8, 7)		C B B F B F S 3-3 ① K	I I I I 4-0 23 HR IBB		X 0-0 23 1B 2B	B C C B S 2-3 ② K		C B S F B G F F B 4-2 23 HR 1-2 BB		3 0	1 1	1 0	0 0	1 1	2 0	1 0
23 Chris Hoiles, R (1, 2) OBP: 0.370, SLG: 0.498		X 0-0 ② G6-3	B B C X 2-1 1-H 2-H 3-H HR		C C B X 1-2 G3-6 2-3 1B	B F C S 1-3 ③ K		X 0-0 1-H 2-H 3-H HR		5	2	3	8	0	1	1
Mike Bordick, R (1, 6) OBP: 0.319, SLG: 0.369		B C B C X 2-2 1B E 1B	B B B B 4-0 2B BB		B C X 1-1 ① L6		C X 0-1 ① F9	C B C B X 2-2 ③ G1		4	2	1	0	1	0	2
Inning Stats	R: 1 H: 2 E: 0 LOB: 2 K: 0 BB: 1 S: 15 P: 26	R: 2 H: 3 E: 0 LOB: 1 K: 1 BB: 0 S: 18 P: 30	R: 5 H: 4 E: 0 LOB: 1 K: 0 BB: 2 S: 13 P: 30	R: 0 H: 0 E: 0 LOB: 0 K: 1 BB: 0 S: 5 P: 7	R: 0 H: 2 E: 0 LOB: 1 K: 0 BB: 0 S: 9 P: 12	R: 3 H: 2 E: 0 LOB: 1 K: 2 BB: 1 S: 12 P: 23	R: 0 H: 0 E: 0 LOB: 0 K: 2 BB: 0 S: 9 P: 13	R: 4 H: 2 E: 0 LOB: 0 K: 0 BB: 3 S: 19 P: 36	R: 0 H: 1 E: 0 LOB: 1 K: 1 BB: 0 S: 9 P: 15	1B: 9 SF: 1 2B: 5 SAC: 0 3B: 0 DP: 2 HR: 2 HBP: 1						

PITCHER		IP	WLS	BF	H	R	ER	SO	BB	IBB	HBP	BLK	WP	HR	S	P	ERA	WHIP
Charles Nagy, R ERA: 5.64	(1, 1)	5.0	L	31	12	11	10	2	2	2	1	0	1	1	64	116	18.00	2.800
Ron Villone, L ERA: 5.91	(6, 1)	3.0		14	3	4	4	4	3	0	0	0	0	1	36	61	12.00	2.000
Steve Karsay, R ERA: 4.97	(9, 1)	1.0		4	1	0	0	1	0	0	0	0	1	0	9	15	0.00	1.000

PITCHER	IP	WLS	BF	H	R	ER	SO	BB	IBB	HBP	BLK	WP	HR	S	P	ERA	WHIP

TOP

Baltimore Orioles @ Cleveland Indians

Jacobs Field, Cleveland, OH

Fri Aug 14 1998, 7:05 PM EDT

Att. 43,169 - Unknown - 75 F

livebaseballscorecards.com

AB	40
R	15
H	16
RBI	14
BB	7
SO	7
LOB	20

WP: 2	PA: 49		
PB: 0			
SB: 4			
CS: 0			

BOTTOM

Baltimore Orioles @ Cleveland Indians

Jacobs Field, Cleveland, OH

Fri Aug 14 1998, 7:05 PM EDT

Att. 43,169 - Unknown - 75 F

Batter	1	2	3	4	5	6	7	8	9	AB	R	H	RBI	BB	SO	LOB
Kenny Lofton, L (1, 8) OBP: 0.361, SLG: 0.411	B C B B X 3-1 ① P6		F C X 0-2 ② G4-3		B B X 2-0 ① L6			C C S 0-3 ① K		3	0	0	0	0	0	0
Mark Whiten, S (7, 8) OBP: 0.385, SLG: 0.432										1	0	0	0	0	1	0
Omar Vizquel, S (1, 6) OBP: 0.352, SLG: 0.356	C X 0-1 1B 1B		C X 0-1 2B 1B		B X 1-0 ② L6			C X 0-1 ② F7		4	0	2	0	0	0	0
Brian Giles, L (1, 7) (7, 9) OBP: 0.418, SLG: 0.500	B 1 SAFE C X 1-1 G6-4-3 1-3 1B		B F B X 2-1 1-3 2B		F B B X 2-1 ③ F8			C X 0-1 ③ G3-1		4	0	2	0	0	0	0
Manny Ramirez, R (1, 9) OBP: 0.361, SLG: 0.548	B F B X 2-1 ② ③ G6-4-3 1-2f		S B B F B F S 3-3 ③ K			S F F X 0-2 ① P2			B F S S 1-3 ① K	3	0	0	0	0	1	4
Cecil Fielder, R (7, 3) OBP: 0.334, SLG: 0.421										1	0	0	0	0	1	0
Travis Fryman, R (1, 5) OBP: 0.343, SLG: 0.526		X 0-0 HR	B F B B F X 3-2 G1-3 1B			C F S 0-3 ② K			X 0-0 2B	3	2	2	1	0	1	0
Jeff Manto, R (7, 5) OBP: 0.323, SLG: 0.458										1	1	1	0	0	0	0
David Justice, L (1, 10) OBP: 0.345, SLG: 0.463		C B B T F S 2-3 ① K	F C F F B B X 2-2 ① G1-3 1-2			B B X 2-0 ③ G4-3			B B C B X 3-1 2-H 2B	4	0	1	1	0	1	1
Richie Sexson, R (1, 3) (7, 7) OBP: 0.286, SLG: 0.324	S X 0-1 ② G6-3		B F X 1-1 FC6-4 2-H 1B			B S X 1-1 ① G5-3			C X 0-1 ② G6-3	4	0	1	1	0	0	1
Pat Borders, R (1, 2) OBP: 0.287, SLG: 0.269	S C B B X 2-2 ③ G5-3		B X 1-0 ② FC6-4 1-2f			C X 0-1 ② G6-3			C X 0-1 ③ G6-3	4	0	0	0	0	0	2
David Bell, R (1, 4) OBP: 0.318, SLG: 0.449			S F B S 1-3 ① K	C G X 0-2 ③ F8			B X 1-0 ③ F7			3	0	0	0	0	1	1

	AB	35
	R	3
	H	9
	RBI	3
	BB	0
	SO	6
	LOB	9

livebaseballscorecards.com

Inning Stats	1	2	3	4	5	6	7	8	9
R	0	1	0	1	0	0	0	0	1
E	0	0	0	0	0	0	0	0	0
K	0	1	2	0	0	1	0	0	1
S	8	10	15	14	4	8	5	7	10
H	2	1	2	2	0	0	0	0	2
LOB	1	0	2	1	0	0	0	0	1
BB	0	0	0	0	0	0	0	0	0
P	14	14	21	21	9	10	7	7	14

1B	5	SF	0
2B	3	SAC	0
3B	0	DP	1
HR	1	HBP	0

WP	0	PA	35
PB	0		
SB	0		
CS	0		

PITCHER		IP	WLS	BF	H	R	ER	SO	BB	IBB	HBP	BLK	WP	HR	S	P	ERA	WHIP
35 Mike Mussina, R ERA: 3.43	(1, 1)	8.0	W	30	7	2	2	5	0	0	0	0	0	1	71	103	2.25	0.875
Bobby Munoz, R ERA: 9.75	(9, 1)	1.0		5	2	1	1	1	0	0	0	0	0	0	10	14	9.00	2.000

PITCHER	IP	WLS	BF	H	R	ER	SO	BB	IBB	HBP	BLK	WP	HR	S	P	ERA	WHIP

Batter	1	2	3	4	5	6	7	8	9	10	AB	R	H	RBI	BB	SO	LOB
Roberto Alomar, S (1, 4) OBP: 0.371, SLG: 0.447	C C B X 1-2 FC4-6 1B	B X 1-0 ② P2	B C B C F X 2-2 ③ P4		C X 0-1 ② L7		B C C X 1-2 ② F7		C B F B B F S 3-3 ② ③ K 1-2		6	0	1	0	0	1	5
Brady Anderson, L (1, 8) OBP: 0.348, SLG: 0.437	X 0-0 ① FC4-6 1B 1-2f	B F H 2-1 HBP		F B B X 2-1 E 1B 1B	F S B F C 1-3 ③ K		F F F H 1-2 BB 1-2 2-3 HBP			X 0-0 HR	4	2	2	1	0	1	1
Rafael Palmeiro, L (1, 3) OBP: 0.391, SLG: 0.599	F T S 0-3 ② K	X 0-0 ③ P2		X 0-0 E3 BB 1B 1-3 SF8		B X 1-0 ① F8	B B B B 4-0 1-2 2-3 3-H BB			X 0-0 ① F7	5	1	0	1	1	1	5
Eric Davis, R (1, 9) OBP: 0.391, SLG: 0.606 Willie Greene, L (6, PR) (6, 9) OBP: 0.376, SLG: 0.440 Lenny Webster, R (9, 2) OBP: 0.294, SLG: 0.433	B X 1-0 FC6-4 1-3 1B		B X 1-0 1B 1B 2B 1B	B B S S X 2-2 BB 1-2 3-H 1B		B X 1-0 1B	C C X 0-2 ③ G4-3			B B C C C 2-3 ② K	4 1 1	1 0 0	4 0 0	1 0 0	0 0 0	0 3 1	0 0 0
Harold Baines, L (1, 10) OBP: 0.383, SLG: 0.468	C B X 1-1 ③ FC6-4 1-2f		B B C C B X 3-2 1B 2B 1-2 1B	C C B B F B B 4-2 1-2 2-3 BB		B F X 1-1 ② F7		X 0-0 ① L8		C X 0-1 ③ G4-3	5	1	1	0	1	0	3
Cal Ripken Jr., R (1, 5) OBP: 0.339, SLG: 0.384		X 0-0 ① G6-3	X 0-0 2B 23 1B 1-2 2-3 1B	S B F S 1-3 ① K		C X 0-1 ③ G6-3		C B X 1-1 ② G5-3			5	1	1	0	0	1	4
B.J. Surhoff, L (1, 7) OBP: 0.342, SLG: 0.471		B B X 2-0 23 BB E 1B	B X 1-0 23 1B 1-3 2-H 3-H 2B	B X 1-0 ② SF8 3-H			B X 1-0 ① F7	B B X 2-0 ③ G4-3			4	2	2	3	0	0	0
23 Chris Hoiles, R (1, 2) OBP: 0.375, SLG: 0.498 Rich Becker, L (9, 9) OBP: 0.356, SLG: 0.335		B C B C B F F F B 4-2 E 1-2 BB	C F B X 1-2 G6-4-3 2-H 3-H 1B	S C B B C 2-3 ③ K			B B C X 2-1 HBP BB 1B		C B B S X 2-2 ① P3		4 0	1 0	2 0	2 0	1 0	1 0	2 0
Mike Bordick, R (1, 6) OBP: 0.322, SLG: 0.372	X 0-0 E7 1-3 2-H 1B	B X 1-0 ① ② G6-4-3 1-2f		F B B F X 2-2 ① G5-3			S B M F X 1-2 BB HBP 1-2 1B		F X 0-1 CS 1B		5	0	3	1	0	0	1
Inning Stats	R: 0 H: 2 E: 0 LOB: 2 K: 1 BB: 0 S: 10 P: 13	R: 1 H: 2 E: 1 LOB: 3 K: 0 BB: 1 S: 11 P: 20	R: 4 H: 5 E: 0 LOB: 0 K: 0 BB: 0 S: 15 P: 24	R: 2 H: 2 E: 1 LOB: 2 K: 2 BB: 1 S: 18 P: 30	R: 0 H: 0 E: 0 LOB: 0 K: 1 BB: 0 S: 9 P: 12	R: 0 H: 1 E: 0 LOB: 1 K: 0 BB: 0 S: 6 P: 9	R: 1 H: 2 E: 0 LOB: 3 K: 0 BB: 1 S: 16 P: 26	R: 0 H: 0 E: 0 LOB: 0 K: 0 BB: 0 S: 4 P: 7	R: 0 H: 1 E: 0 LOB: 1 K: 1 BB: 0 S: 9 P: 14	R: 1 H: 1 E: 0 LOB: 0 K: 1 BB: 0 S: 7 P: 9	1B: 14 SF: 1 2B: 2 SAC: 0 3B: 0 DP: 2 HR: 1 HBP: 2						

PITCHER		IP	WLS	BF	H	R	ER	SO	BB	IBB	HBP	BLK	WP	HR	S	P	ERA	WHIP
Dave Burba, R ERA: 4.02	(1, 1)	3.0		23	11	7	5	1	2	0	1	0	0	0	46	75	15.00	4.333
Steve Karsay, R ERA: 4.41	(4, 1)	3.2		16	3	1	1	3	1	0	1	0	0	0	36	56	2.46	1.091
Tom Martin, L ERA: 9.9	(7, 1)	1.1		4	0	0	0	0	0	0	0	0	0	0	7	10	0.00	0.000
Doug Jones, R ERA: 4.68	(9, 1)	2.0	L	7	2	1	1	2	0	0	0	0	0	1	16	23	4.50	1.000

PITCHER	IP	WLS	BF	H	R	ER	SO	BB	IBB	HBP	BLK	WP	HR	S	P	ERA	WHIP

TOP

Baltimore Orioles @ Cleveland Indians

Jacobs Field, Cleveland, OH

Sat Aug 15 1998, 3:33 AM EDT
Att. 43,238 - Cloudy - 80 F

livebaseballscorecards.com

AB	44
R	9
H	16
RBI	9
BB	3
SO	6
LOB	24

1B: 14	SF: 1	WP: 0	PA: 50
2B: 2	SAC: 0	PB: 0	
3B: 0	DP: 2	SB: 0	
HR: 1	HBP: 2	CS: 1	

Batter	1	2	3	4	5	6	7	8	9	10	AB	R	H	RBI	BB	SO	LOB
Kenny Lofton, L (1, 8) OBP: 0.358, SLG: 0.407	C S S 0-3 ① K		B B B C C X 3-2 ② G6-3		B C X 1-1 ③ P6	B B C S B X 3-2 ③ F8			C C B B X 2-2 ① FC6-4 PB S 1-2f 1B	B B B C B 4-1 S BB	5	1	0	0	1	1	2
Omar Vizquel, S (1, 6) OBP: 0.350, SLG: 0.353 Jeff Manto, R (9, PH) OBP: 0.313, SLG: 0.443 (10, 5)	B C F F F B X 2-2 ② G4-3		X 0-0 ③ G4-3			B F B B C F X 3-2 E3 1B 1B	B C X 1-1 ① P3		B 1 SAFE S B B S S 2-3 ② K 1-3	F C B S 1-3 ③ K 1-2	4 2	1 0	0 0	0 0	0 0	0 2	0 2
Brian Giles, L (1, 7) OBP: 0.419, SLG: 0.498 Cecil Fielder, R (9, PH) OBP: 0.334, SLG: 0.421 David Justice, L (9, PH) OBP: 0.346, SLG: 0.463 (10, 7)	B C B X 2-1 ③ F9			B F B B B 4-1 S BB	X 0-0 1B BB 1-3 3B 1B	B C B C F B X 3-2 ② G4-3			B B C B F B 4-2 1B BB		3 0 0	1 0 1	1 0 0	0 0 0	1 0 1	0 0 0	0 0 0
Manny Ramirez, R (1, 9) OBP: 0.361, SLG: 0.545		X 0-0 ① F9		C 1 SAFE B 1 SAFE X 1-1 ① P4		B B B 4-0 1B 1-2 3B BB	B C B F F X 2-2 ③ L7		B B F X 2-1 BB BB 1-3 1B 3-H		4	1	1	1	1	0	1
Travis Fryman, R (1, 5) OBP: 0.343, SLG: 0.523 (10, 6)	C C B B F B S 3-3 ② K			X 0-0 ② F9		F X 0-1 1-2 2-3 3-H 1B		S C B B B F X 3-2 ① P3	B B B B 4-0 BB 1-2 BB		4	1	1	1	1	1	1
Mark Whiten, S (1, 10) OBP: 0.391, SLG: 0.427	B B F F B B 4-2 2B BB			B F B B B 4-1 1-2 BB		S X 0-1 ① P2		X 0-0 ② B1-3	B B C B B 4-1 1-2 2-3 3-H BB		2	1	0	1	3	0	3
Richie Sexson, R (1, 3) OBP: 0.325, SLG: 0.462	C F B F 1 SAFE 1 B X 2-2 1-H 2B			B S S F F B B B F F 3-3 S ③ K		B B F F X 2-2 1-H 2-H 3-H 3B		B X 1-0 2B	C F F B F B X 2-2 ③ F8		5	1	3	4	0	1	5
Sandy Alomar Jr., R (1, 2) OBP: 0.279, SLG: 0.364	C B F B S 2-3 ③ K				C F B B F X 2-2 ① G5-3	B X 1-0 3-H 1B		C B B F S 2-3 ③ K		B B C F B X 3-2 ① G1-3	5	0	1	1	0	2	2
David Bell, R (1, 4) OBP: 0.317, SLG: 0.443			C S S 0-3 ① K		C S X 0-2 ② G4-3	B X 1-0 ② P6			B B B C B 4-1 FC6-4 BB	C C F X 0-2 ② L8	4	0	0	0	1	1	1
Inning Stats	R: 0 E: 0 K: 1 S: 10 H: 0 LOB: 0 BB: 0 P: 14	R: 1 E: 0 K: 2 S: 14 H: 1 LOB: 1 BB: 1 P: 25	R: 0 E: 0 K: 1 S: 7 H: 0 LOB: 0 BB: 0 P: 10	R: 0 E: 0 K: 1 S: 12 H: 0 LOB: 2 BB: 2 P: 24	R: 0 E: 0 K: 0 S: 9 H: 0 LOB: 0 BB: 0 P: 12	R: 5 E: 1 K: 0 S: 17 H: 4 LOB: 1 BB: 1 P: 31	R: 0 E: 0 K: 0 S: 10 H: 0 LOB: 0 BB: 0 P: 16	R: 0 E: 0 K: 1 S: 9 H: 1 LOB: 1 BB: 0 P: 15	R: 2 E: 0 K: 1 S: 17 H: 1 LOB: 3 BB: 4 P: 41	R: 0 E: 0 K: 1 S: 11 H: 0 LOB: 1 BB: 1 P: 19	1B: 4 2B: 2 3B: 1 HR: 0 SF: 0 SAC: 0 DP: 0 HBP: 0						

PITCHER		IP	WLS	BF	H	R	ER	SO	BB	IBB	HBP	BLK	WP	HR	S	P	ERA	WHIP
Juan Guzman, R ERA: 4.31	(1, 1)	5.1		25	4	6	5	5	4	0	0	0	0	0	64	106	8.44	1.500
Pete Smith, R ERA: 5.08	(6, 1)	0.1		2	1	0	0	0	0	0	0	0	0	0	2	4	0.00	3.000
Jimmy Key, L ERA: 4.12	(6, 1)	1.0		3	0	0	0	0	0	0	0	0	0	0	9	16	0.00	0.000
Alan Mills, R ERA: 3.5	(7, 1)	1.1		5	1	0	0	1	0	0	0	0	0	0	13	21	0.00	0.750
Jesse Orosco, L ERA: 2.4	(9, 1)	0.2		3	0	1	1	1	1	0	0	0	0	0	7	15	13.50	1.500

PITCHER		IP	WLS	BF	H	R	ER	SO	BB	IBB	HBP	BLK	WP	HR	S	P	ERA	WHIP
Armando Benitez, R ERA: 3.7	(9, 1)	1.1	W	9	1	1	1	1	4	0	0	0	0	0	21	45	6.75	3.750

BOTTOM

Baltimore Orioles @ Cleveland Indians

Jacobs Field, Cleveland, OH

Sat Aug 15 1998, 3:33 AM EDT

Att. 43,238 - Cloudy - 80 F

livebaseballscorecards.com

AB	38
R	8
H	7
RBI	8
BB	9
SO	8
LOB	17

WP: 0	PB: 1	SB: 3	CS: 0
PA: 47			

Baltimore Orioles @ Cleveland Indians

Jacobs Field, Cleveland, OH

Sun Aug 16 1998, 7:05 PM EDT

Att. 43,069 - Cloudy - 79 F

TOP

livebaseballscorecards.com

Batter	1	2	3	4	5	6	7	8	9	AB	R	H	RBI	BB	SO	LOB
Roberto Alomar, S (1, 4) OBP: 0.371, SLG: 0.446	B C B X 2-1 ① G3-1		C B X 1-1 ② G3-1		C B C F X 1-2 1B		C X 0-1 ②③ G4-6-3 1-2f		C B C X 1-2 BB 1-2 1B	5	0	2	0	0	0	1
Brady Anderson, L (1, 8) OBP: 0.351, SLG: 0.436	B X 1-0 1B		B B X 2-0 ③ G6-3		X 0-0 ② P4			B S S B F B B 4-2 1B BB	B F C B B F B B 4-2 1-2 2-3 BB	3	0	1	0	2	0	1
Rafael Palmeiro, L (1, 3) OBP: 0.389, SLG: 0.595	B 1 SAFE F S X 1-2 ② P6			C S B B F X 2-2 ① G1-3	1 SAFE B F C 1 SAFE 1 SAFE S 1-3 ③ K			C X 0-1 1-2 1B	X 0-0 ③ L7	5	0	1	0	0	1	5
Eric Davis, R (1, 9) OBP: 0.389, SLG: 0.601	1 SAFE B F B F B S 3-3 ③ K			B C B B F 4-2 HR BB		C B B F F F S 2-3 ① K		S F F B S 1-3 ① K		3	1	0	0	1	3	3
Harold Baines, L (1, 10) OBP: 0.386, SLG: 0.489 23 Chris Hoiles, R (8, PH) OBP: 0.373, SLG: 0.495		C X 0-1 G3-1 SF8 2B		C F X 0-2 1-H HR		X 0-0 ② L7		X 0-0 ② F9		3 1	2 0	2 0	2 0	0 0	0 0	0 2
Cal Ripken Jr., R (1, 5) OBP: 0.339, SLG: 0.383		C C B X 1-2 ① G3-1 2-3		C S F C 0-3 ② K		B C X 1-1 FC6 1B		B B S F X 2-2 ③ G3-1		4	0	1	0	0	1	3
B.J. Surhoff, L (1, 7) OBP: 0.341, SLG: 0.470		X 0-0 ② SF8 3-H		C B B S X 2-2 S 1B		B B C B X 3-1 ③ FC6 1-2f			B C C B S 2-3 ① K	3	0	1	1	0	1	1
Lenny Webster, R (1, 2) OBP: 0.291, SLG: 0.428 Rich Becker, L (9, PH) OBP: 0.360, SLG: 0.335		B C X 1-1 ③ G5-3		C B F B F X 2-2 ③ G6-3 1-2			X 0-0 ① G6-3		C H 1-1 BB 1B HBP	3 0	0 0	0 0	0 0	0 0	0 0	1 0
Mike Bordick, R (1, 6) OBP: 0.322, SLG: 0.372 Willie Greene, L (9, PH) OBP: 0.375, SLG: 0.439			C B S B F F S 2-3 ① K		X 0-0 ① G6-3		C B B X 2-1 G4-6-3 1B		C B C S 1-3 ② K	3 1	0 0	1 0	0 0	0 0	1 1	0 1
Inning Stats	R: 0 E: 0 K: 1 S: 9 H: 1 LOB: 1 BB: 0 P: 16	R: 1 E: 0 K: 0 S: 8 H: 1 LOB: 0 BB: 0 P: 10	R: 0 E: 0 K: 1 S: 8 H: 0 LOB: 0 BB: 0 P: 13	R: 2 E: 0 K: 1 S: 20 H: 2 LOB: 1 BB: 1 P: 30	R: 0 E: 0 K: 1 S: 9 H: 1 LOB: 1 BB: 0 P: 11	R: 0 E: 0 K: 1 S: 10 H: 1 LOB: 1 BB: 0 P: 16	R: 0 E: 0 K: 0 S: 5 H: 1 LOB: 0 BB: 0 P: 7	R: 0 E: 0 K: 1 S: 13 H: 1 LOB: 2 BB: 1 P: 20	R: 0 E: 0 K: 2 S: 14 H: 1 LOB: 3 BB: 1 P: 23	1B: 7 2B: 1 3B: 0 HR: 1 SF: 1 SAC: 0 DP: 1 HBP: 1							

	AB	34
	R	3
	H	9
	RBI	3
	BB	3
	SO	8
	LOB	18

WP: 0 PB: 0 SB: 1 CS: 0 PA: 39

PITCHER		IP	WLS	BF	H	R	ER	SO	BB	IBB	HBP	BLK	WP	HR	S	P	ERA	WHIP
Jaret Wright, R ERA: 4.7	(1, 1)	7.0	W	28	7	3	3	5	1	0	0	0	0	1	69	103	3.86	1.143
Paul Assenmacher, L ERA: 3.66	(8, 1)	0.0		2	1	0	0	0	1	0	0	0	0	0	5	9	∞	∞
Steve Reed, R ERA: 1.99	(8, 1)	0.1		1	0	0	0	1	0	0	0	0	0	0	4	5	0.00	0.000
Tom Martin, L ERA: 9.58	(8, 1)	0.1		1	0	0	0	0	0	0	0	0	0	0	1	1	0.00	0.000
Michael Jackson, R ERA: 1.99	(8, 1)	1.1	S	7	1	0	0	2	1	0	1	0	0	0	17	28	0.00	1.500

PITCHER		IP	WLS	BF	H	R	ER	SO	BB	IBB	HBP	BLK	WP	HR	S	P	ERA	WHIP

Batter	1	2	3	4	5	6	7	8	9	AB	R	H	RBI	BB	SO	LOB
Kenny Lofton, L (1, 8) OBP: 0.359, SLG: 0.408	G3		F7			G1-3 G3 1B	S 1B			4	0	2	1	0	0	1
Omar Vizquel, S (1, 6) OBP: 0.347, SLG: 0.350	B1-3		F9			G3	P4			4	0	0	0	0	0	3
Brian Giles, L (1, 7) OBP: 0.413, SLG: 0.490	G4-3		PO	G3-1		G1-3		K		4	0	0	0	0	1	1
Manny Ramirez, R (1, 9) OBP: 0.360, SLG: 0.549		K		HR		P7		K		4	1	1	1	0	2	1
Travis Fryman, R (1, 5) OBP: 0.347, SLG: 0.531		HR		1B			FC1-5 BB	K		3	1	2	1	1	1	0
David Justice, L (1, 10) OBP: 0.348, SLG: 0.462		BB		G5-3			FC1-5 2B BB			1	1	0	0	2	0	0
Richie Sexson, R (1, 3) OBP: 0.302, SLG: 0.429		K	G5-3				FC1-5 2B SF8			3	1	0	0	0	1	3
Sandy Alomar Jr., R (1, 2) OBP: 0.280, SLG: 0.366		P6		G6-3			SF8 1B 2B			3	1	1	1	0	0	1
David Bell, R (1, 4) OBP: 0.317, SLG: 0.442			PO HBP	G6-3			SF8			1	0	0	1	0	0	0
Inning Stats	R: 0 E: 0 K: 0 S: 4 H: 0 LOB: 0 BB: 0 P: 7	R: 1 E: 0 K: 2 S: 15 H: 1 LOB: 1 BB: 1 P: 26	R: 0 E: 0 K: 0 S: 7 H: 0 LOB: 0 BB: 0 P: 9	R: 1 E: 0 K: 0 S: 5 H: 2 LOB: 0 BB: 0 P: 8	R: 0 E: 0 K: 0 S: 6 H: 0 LOB: 0 BB: 0 P: 8	R: 0 E: 0 K: 0 S: 9 H: 1 LOB: 1 BB: 0 P: 20	R: 3 E: 0 K: 0 S: 12 H: 2 LOB: 1 BB: 2 P: 23	R: 0 E: 0 K: 3 S: 9 H: 0 LOB: 0 BB: 0 P: 13		1B: 3 2B: 1 3B: 0 HR: 2	SF: 1 SAC: 0 DP: 0 HBP: 1		WP: 0 PB: 0 SB: 1 CS: 0	PA: 33			

BOTTOM

Baltimore Orioles @ Cleveland Indians

Jacobs Field, Cleveland, OH

Sun Aug 16 1998, 7:05 PM EDT
Att. 43,069 - Cloudy - 79 F

livebaseballscorecards.com

AB	27
R	5
H	6
RBI	5
BB	3
SO	5
LOB	10

PITCHER		IP	WLS	BF	H	R	ER	SO	BB	IBB	HBP	BLK	WP	HR	S	P	ERA	WHIP
Scott Kamieniecki, R ERA: 6.4	(1, 1)	6.0	L	24	4	4	4	2	3	0	1	0	0	2	46	86	6.00	1.167
Pete Smith, R ERA: 5.15	(7, 1)	0.2		3	1	0	0	0	0	0	0	0	0	0	8	9	0.00	1.500
Jesse Orosco, L ERA: 2.36	(7, 1)	0.2		3	1	1	1	1	0	0	0	0	0	0	7	11	13.50	1.500
Alan Mills, R ERA: 3.47	(8, 1)	0.2		2	0	0	0	2	0	0	0	0	0	0	6	8	0.00	0.000

PITCHER	IP	WLS	BF	H	R	ER	SO	BB	IBB	HBP	BLK	WP	HR	S	P	ERA	WHIP

Batter	1	2	3	4	5	6	7	8	9	AB	R	H	RBI	BB	SO	LOB
Randy Winn, S (1, 8) OBP: 0.377, SLG: 0.415	C C B B B B 4-2 G5-3 E BB		B X 1-0 ① G6-3		L B X 1-1 ③ G3		B X 1-0 S 1B 1B		X 0-0 ② G4-3 2-3	4	1	1	0	1	0	2
Quinton McCracken, S (1, 7) OBP: 0.322, SLG: 0.398	C B B 1 SAFE B C 1 SAFE 1 SAFE F 4-2 F B E3 G5-3 1-2 BB		F B X 1-1 ② G4-3			S B X 1-1 ① G6-3	C F B B B F B 4-2 1B 1-2 BB		C F C 0-3 ③ K	3	0	0	0	2	1	2
Bobby Smith, R (1, 5) OBP: 0.382, SLG: 0.476	S X 0-1 ① ② G5-3 1-2 2-3f		C B X 1-1 1B			B F B B B B 4-1 2B BB	C B X 1-1 1-2 2-H 1B			3	1	2	1	1	0	2
Fred McGriff, L (1, 3) OBP: 0.357, SLG: 0.416	C B B B I 4-1 IBB		X 0-0 ③ G1-3			X 0-0 1-H 1B 2B	X 0-0 ③ P5			3	1	1	1	1	0	3
Mike Kelly, R (1, 9) OBP: 0.297, SLG: 0.409	B F B F C 2-3 ③ K			C B B B F X 3-2 ① P4		C C X 0-2 E S 2-H 1B		C C C 0-3 ① K		4	0	1	1	0	2	2
Paul Sorrento, L (1, 10) OBP: 0.298, SLG: 0.396		B C B F X 2-2 FC5-4 1B		C B F B B F B 4-2 G4-6-3 BB		B F B B B F 1 SAFE 1 SAFE 1 SAFE C 3-3 ② K 1-3		B X 1-0 ② F9		3	0	1	0	1	1	1
Aaron Ledesma, R (1, 6) OBP: 0.358, SLG: 0.401		X 0-0 ① FC5-4 1B 1-2f		C B X 1-1 ② ③ G4-6-3 1-2f		X 0-0 ③ L9		B C X 1-1 ③ G6-3		4	0	0	0	0	0	3
John Flaherty, R (1, 2) OBP: 0.261, SLG: 0.276 Wade Boggs, L (9, PH) OBP: 0.356, SLG: 0.415 Kevin Stocker, S (9, PR) OBP: 0.284, SLG: 0.316		B B X 2-0 G6-4-3 1-2 1B			C C B C 1-3 ① K		X 0-0 ① G5-3		B F B X 2-1 G4-3 SH1-4 1B	3 1 0	0 0 0	1 1 0	0 0 0	0 0 0	1 0 0	0 0 0
Miguel Cairo, R (1, 4) OBP: 0.311, SLG: 0.376		C X 0-1 ② ③ G6-4-3 1-2f			B X 1-0 ② G4-3		B C B B C F X 3-2 ② F8		X 0-0 ① SH1-4 1-2	3	0	0	0	0	0	2
Inning Stats	R: 0 E: 1 K: 1 S: 12 H: 0 LOB: 2 BB: 3 P: 26	R: 0 E: 0 K: 0 S: 7 H: 2 LOB: 1 BB: 0 P: 11	R: 0 E: 0 K: 0 S: 6 H: 1 LOB: 1 BB: 0 P: 9	R: 0 E: 0 K: 0 S: 8 H: 0 LOB: 0 BB: 1 P: 16	R: 0 E: 0 K: 1 S: 6 H: 0 LOB: 0 BB: 0 P: 9	R: 2 E: 1 K: 1 S: 11 H: 2 LOB: 1 BB: 1 P: 19	R: 1 E: 0 K: 0 S: 12 H: 2 LOB: 2 BB: 1 P: 21	R: 0 E: 0 K: 1 S: 6 H: 0 LOB: 0 BB: 0 P: 8	R: 0 E: 0 K: 1 S: 7 H: 1 LOB: 2 BB: 0 P: 9	1B: 7 2B: 1 3B: 0 HR: 0	SF: 0 SAC: 1 DP: 3 HBP: 0					

TOP

Tampa Bay Devil Rays @ Cleveland Indians

Jacobs Field, Cleveland, OH

Mon Aug 17 1998, 7:05 PM EDT

Att. 43,139 - Unknown - 82 F

livebaseballscorecards.com

AB	31
R	3
H	8
RBI	3
BB	6
SO	5
LOB	17

WP: 0 PB: 0 SB: 2 CS: 0 PA: 38

PITCHER		IP	WLS	BF	H	R	ER	SO	BB	IBB	HBP	BLK	WP	HR	S	P	ERA	WHIP
Bartolo Colon, R ERA: 3.07	(1, 1)	6.2	W	30	7	3	3	3	5	1	0	0	0	0	61	110	4.05	1.800
Doug Jones, R ERA: 4.59	(7, 1)	1.1		4	0	0	0	1	0	0	0	0	0	0	7	9	0.00	0.000
Michael Jackson, R ERA: 1.95	(9, 1)	1.0	S	4	1	0	0	1	0	0	0	0	0	0	7	9	0.00	1.000

PITCHER	IP	WLS	BF	H	R	ER	SO	BB	IBB	HBP	BLK	WP	HR	S	P	ERA	WHIP

BOTTOM

Tampa Bay Devil Rays @ Cleveland Indians

Jacobs Field, Cleveland, OH

Mon Aug 17 1998, 7:05 PM EDT

Att. 43,139 - Unknown - 82 F

livebaseballscorecards.com

Batter	1	2	3	4	5	6	7	8	9	AB	R	H	RBI	BB	SO	LOB
Kenny Lofton, L (1, 8) OBP: 0.362, SLG: 0.409	F C F B B B B 4-2 G4-3 S BB		B F X 1-1 G6-3 ②		X 0-0 G1-6-3 1B		C B S B X 2-2 FC6-4 1B			3	0	2	0	1	0	0
Omar Vizquel, S (1, 6) OBP: 0.344, SLG: 0.347	C C F 1 SAFE B B 2 SAFE X 2-2 G4-3 ① 1-3		C X 0-1 P5 ③		1 SAFE C X 0-1 G1-6-3 ② ③ 1-2f		C 1 SAFE 1 SAFE F 1 SAFE 1 SAFE F X 0-2 FC6-4 ③ 1-2f			4	0	0	0	0	0	3
Travis Fryman, R (1, 5) OBP: 0.346, SLG: 0.528	C F B B S 2-3 K ②			F C B F B B F B 4-2 HR BB		X 0-0 F8 ①		B B C X 2-1 P4 ①		3	1	0	0	1	1	1
Manny Ramirez, R (1, 9) OBP: 0.365, SLG: 0.558	B F B F B F B 4-2 BB			B S X 1-1 1-H HR		B B C B B 4-1 G4-3 S 1B BB		B X 1-0 1B 1B		2	2	2	2	2	0	0
Cecil Fielder, R (1, 10) OBP: 0.331, SLG: 0.417	C B X 1-1 P4 ③			C X 0-1 F9 ①		B S C F X 1-2 G4-3 ② 1-3		X 0-0 P3 ②		4	0	0	0	0	0	4
Richie Sexson, R (1, 7) OBP: 0.340, SLG: 0.522 (8, 3)		F F B F S 1-3 K ①		F X 0-1 HR		F B S X 1-2 3-H 1B		1 SAFE 1 SAFE S B B S 1 SAFE X 2-2 1-2 1B		4	1	3	2	0	1	0
Sandy Alomar Jr., R (1, 2) OBP: 0.277, SLG: 0.362		F X 0-1 G4-3 ②		B X 1-0 G6-3 ②		1 SAFE B B F B B X 3-1 L7 ③		B C S S 1-3 K ③		4	0	0	0	0	1	3
Jeff Manto, R (1, 3) OBP: 0.300, SLG: 0.422 Brian Giles, L (8, 7) OBP: 0.413, SLG: 0.490		C C X 0-2 P7 ③		B B S F X 2-2 F8 ③			B C C B S 2-3 K ①			3 0	0 0	0 0	0 0	0 0	1 0	0 0
David Bell, R (1, 4) OBP: 0.314, SLG: 0.438			C X 0-1 F9 ①		B S F F S 1-3 K ①		B F B X 2-1 G3-1 ②			3	0	0	0	0	1	0
Inning Stats	R: 0 H: 0 E: 0 LOB: 2 K: 1 BB: 2 S: 15 P: 28	R: 0 H: 0 E: 0 LOB: 0 K: 1 BB: 0 S: 9 P: 10	R: 0 H: 0 E: 0 LOB: 0 K: 0 BB: 0 S: 6 P: 7	R: 3 H: 2 E: 0 LOB: 0 K: 0 BB: 1 S: 14 P: 22	R: 0 H: 1 E: 0 LOB: 0 K: 1 BB: 0 S: 7 P: 8	R: 1 H: 1 E: 0 LOB: 1 K: 0 BB: 1 S: 11 P: 20	R: 0 H: 1 E: 0 LOB: 1 K: 1 BB: 0 S: 12 P: 18	R: 0 H: 2 E: 0 LOB: 2 K: 1 BB: 0 S: 10 P: 16		1B: 5 SF: 0 2B: 0 SAC: 0 3B: 0 DP: 1 HR: 2 HBP: 0						WP: 0 PA: 34 PB: 0 SB: 2 CS: 0

	AB	30
	R	4
	H	7
	RBI	4
	BB	4
	SO	5
	LOB	11

PITCHER		IP	WLS	BF	H	R	ER	SO	BB	IBB	HBP	BLK	WP	HR	S	P	ERA	WHIP
Wilson Alvarez, L ERA: 5.38	(1, 1)	7.0	L	29	5	4	4	4	4	0	0	0	0	2	74	113	5.14	1.286
Rick White, R ERA: 4.15	(8, 1)	1.0		5	2	0	0	1	0	0	0	0	0	0	10	16	0.00	2.000

PITCHER	IP	WLS	BF	H	R	ER	SO	BB	IBB	HBP	BLK	WP	HR	S	P	ERA	WHIP

Batter	1	2	3	4	5	6	7	8	9	AB	R	H	RBI	BB	SO	LOB
Randy Winn, S (1, 8) OBP: 0.369, SLG: 0.405	B C C B F X 2-2 ① L8		C B B B C X 3-2 ① G6-3	C S B S 1-3 ③ K		F 1 S B B B F B C SAFE 3-3 ③ K 1-2		X 0-0 ③ L8		5	0	0	0	0	2	6
Wade Boggs, L (1, 10) OBP: 0.360, SLG: 0.421	B C B C X 2-2 E1 1B 1B		B X 1-0 FC3-6 1B		B C B X 2-1 ① G4-3		B C C F B C 2-3 ① K		B F B C B X 3-2 2B	5	1	3	0	0	1	0
Bobby Smith, R (1, 5) OBP: 0.382, SLG: 0.475	S X 0-1 E7 1-3 1B 1B		C F X 0-2 ② FC3-6 1-2f		S X 0-1 BB 1B		C C F C 0-3 ② K		C S S 0-3 ① K	5	0	2	0	0	2	2
Fred McGriff, L (1, 3) OBP: 0.358, SLG: 0.413	X 0-0 ② P6		B B 1 SAFE 1 SAFE F B X 3-1 ③ F9		S B B B 1 SAFE 1 B B 4-1 1-2 BB		B C X 1-1 G6-3		B C B B B 4-1 L1-3 BB	3	0	0	0	2	0	3
Paul Sorrento, L (1, 9) OBP: 0.298, SLG: 0.394 Aaron Ledesma, R (8, PH) OBP: 0.354, SLG: 0.397 (8, 6)	B B B B C C B 4-2 1B BB			C B B C X 2-2 E4 FC4-6 1B	B X 1-0 ② F9			C B B B F X 3-2 E3 G6-3 1B 1B	C F F F F F X 1-2 ②③ L1-3 1-2	2 2	0 1	0 0	0 0	1 0	0 0	2 2
Quinton McCracken, S (1, 7) OBP: 0.323, SLG: 0.399	F B F X 1-2 ③ 1-2 2-H 3-H 1B			C F X 0-2 FC4-6 1-2 1B	F F C 0-3 ③ K			X 0-0 ① F7		4	0	2	1	0	1	3
Miguel Cairo, R (1, 4) OBP: 0.313, SLG: 0.377		F B S B B X 3-2 ① G3	C B X 1-1 ① FC4-6 BB 1-2f 2-3		B X 1-0 G5-4-3 1B			F B F X 1-2 1B G6-3 1-2 1B		4	0	2	0	0	0	2
Mike DiFelice, R (1, 2) OBP: 0.277, SLG: 0.333		C X 0-1 ② G1-3	B F B B B 4-1 1-2 BB		F B F X 1-2 ①② G5-4-3 1-2f 1B			B C B S B X 3-2 ② G6-3 1-2 2-3		3	0	0	0	1	0	3
Kevin Stocker, S (1, 6) OBP: 0.284, SLG: 0.316 Bubba Trammell, R (8, PH) OBP: 0.336, SLG: 0.536 (8, 9)		F C B B B F F F F 3-2 X ③ G4-3	B C C S 1-3 ② K		B B C X 2-1 S 1B			C C B F B X 2-2 2-3 3-H 1B		3 1	0 0	1 1	0 1	0 0	1 0	3 0
Inning Stats	R: 1 H: 3 E: 1 LOB: 2 K: 0 BB: 1 S: 16 P: 25	R: 0 H: 0 E: 0 LOB: 0 K: 0 BB: 0 S: 12 P: 18	R: 0 H: 1 E: 0 LOB: 1 K: 0 BB: 0 S: 9 P: 16	R: 0 H: 1 E: 1 LOB: 3 K: 2 BB: 1 S: 15 P: 24	R: 0 H: 1 E: 0 LOB: 2 K: 1 BB: 1 S: 9 P: 16	R: 0 H: 2 E: 0 LOB: 1 K: 1 BB: 0 S: 10 P: 17	R: 0 H: 0 E: 0 LOB: 0 K: 2 BB: 0 S: 10 P: 13	R: 1 H: 2 E: 1 LOB: 2 K: 0 BB: 0 S: 15 P: 24	R: 0 H: 1 E: 0 LOB: 1 K: 1 BB: 1 S: 14 P: 22	1B: 10 SF: 0 2B: 2 SAC: 0 3B: 0 DP: 2 HR: 0 HBP: 0						

PITCHER		IP	WLS	BF	H	R	ER	SO	BB	IBB	HBP	BLK	WP	HR	S	P	ERA	WHIP
Dwight Gooden, R ERA: 3.9	(1, 1)	6.0	W	28	8	1	1	4	3	0	0	0	0	0	71	116	1.50	1.833
Tom Martin, L ERA: 8.74	(7, 1)	1.0		3	0	0	0	2	0	0	0	0	0	0	10	13	0.00	0.000
Paul Shuey, R ERA: 1.97	(8, 1)	1.0		6	2	1	0	0	0	0	0	0	0	0	15	24	0.00	2.000
Michael Jackson, R ERA: 1.92	(9, 1)	1.0	S	4	1	0	0	1	1	0	0	0	0	0	14	22	0.00	2.000

PITCHER	IP	WLS	BF	H	R	ER	SO	BB	IBB	HBP	BLK	WP	HR	S	P	ERA	WHIP

TOP

Tampa Bay Devil Rays @ Cleveland Indians

Jacobs Field, Cleveland, OH

Tue Aug 18 1998, 7:05 PM EDT
Att. 42,967 - Cloudy - 69 F

livebaseballscorecards.com

AB	37
R	2
H	11
RBI	2
BB	4
SO	7
LOB	26

WP: 0	PA: 41		
PB: 0			
SB: 1			
CS: 0			

Batter	1	2	3	4	5	6	7	8	9	AB	R	H	RBI	BB	SO	LOB
Kenny Lofton, L (1, 8) OBP: 0.362, SLG: 0.413	B X 1-0 ① G3	C B X 1-1 ③ P6		X 0-0 ② SF8 3-H			L X 0-1 SF9 3B			3	1	1	1	0	0	2
Torey Lovullo, S (1, 4) OBP: 0.333, SLG: 0.333 David Bell, R (7, 4) OBP: 0.313, SLG: 0.438	B X 1-0 1B 1B		F B B X 2-1 ① G3-1	1 SAFE F P 1 SAFE C F B X 3-2 ③ G4-3			C B X 1-1 ① SF9 3-H			3 0	0 0	1 0	0 1	0 0	0 0	1 0
Brian Giles, L (1, 7) OBP: 0.414, SLG: 0.488	C X 0-1 G6-4-3 1-3 1B		C B B C B B 4-2 BB		C F B F B B X 3-2 ① G4-3		X 0-0 ② G4-3			3	0	1	0	1	0	0
Manny Ramirez, R (1, 9) OBP: 0.362, SLG: 0.553	X 0-0 ② ③ G6-4-3 1-2f		C 1 SAFE B X 1-1 ② L7		B B X 2-0 ② L6		B X 1-0 ③ P7			4	0	0	0	0	0	3
Travis Fryman, R (1, 5) OBP: 0.343, SLG: 0.523		C F F B B F X 2-2 ① P5	1 SAFE F F X 0-2 ③ L7		C B B X 2-1 ③ F7			C F S 0-3 ① K		4	0	0	0	0	1	1
David Justice, L (1, 10) OBP: 0.347, SLG: 0.460		C C B X 1-2 1B PB 1B		B S B S X 2-2 ① G4-3		C C C 0-3 ① K		X 0-0 ② L6		4	1	1	0	0	1	0
Richie Sexson, R (1, 3) OBP: 0.353, SLG: 0.520		X 0-0 ② L7		B B B C S X 3-2 E FC1 1B 1B		S X 0-1 PB 1B		C F B X 1-2 ③ G4-3		4	1	2	0	0	0	1
Sandy Alomar Jr., R (1, 2) OBP: 0.277, SLG: 0.362		C F B X 1-2 PB 1-3 1B		1 SAFE X 0-0 FC1 1B 1-3 SF8		B X 1-0 ② F8 1-2				3	1	1	0	0	0	2
Omar Vizquel, S (1, 6) OBP: 0.346, SLG: 0.348		B B B B 4-0 1-2 3-H BB		1 SAFE B L F F X 1-2 1-3 3-H 1B		C X 0-1 ③ G3				2	0	1	1	1	0	1
Inning Stats	R: 0 H: 2 E: 0 LOB: 1 K: 0 BB: 0 S: 5 P: 7	R: 1 H: 2 E: 0 LOB: 2 K: 0 BB: 1 S: 14 P: 23	R: 0 H: 0 E: 0 LOB: 1 K: 0 BB: 1 S: 9 P: 16	R: 2 H: 2 E: 1 LOB: 1 K: 0 BB: 0 S: 18 P: 25	R: 0 H: 0 E: 0 LOB: 0 K: 0 BB: 0 S: 7 P: 14	R: 0 H: 1 E: 0 LOB: 1 K: 1 BB: 0 S: 8 P: 9	R: 1 H: 1 E: 0 LOB: 0 K: 0 BB: 0 S: 6 P: 8	R: 0 H: 0 E: 0 LOB: 0 K: 1 BB: 0 S: 7 P: 8		1B: 7 SF: 2 2B: 0 SAC: 0 3B: 1 DP: 1 HR: 0 HBP: 0						

PITCHER	IP	WLS	BF	H	R	ER	SO	BB	IBB	HBP	BLK	WP	HR	S	P	ERA	WHIP
Bryan Rekar, R (1, 1) ERA: 4.81	8.0	L	34	8	4	1	2	2	0	0	0	0	0	74	110	1.12	1.250

PITCHER	IP	WLS	BF	H	R	ER	SO	BB	IBB	HBP	BLK	WP	HR	S	P	ERA	WHIP

BOTTOM

Tampa Bay Devil Rays @ Cleveland Indians

Jacobs Field, Cleveland, OH

Tue Aug 18 1998, 7:05 PM EDT
Att. 42,967 - Cloudy - 69 F

livebaseballscorecards.com

AB	30
R	4
H	8
RBI	3
BB	2
SO	2
LOB	11

WP: 0 PA: 34
PB: 2
SB: 0
CS: 0

Cleveland Indians @ Texas Rangers

The Ballpark at Arlington, Arlington, TX

Wed Aug 19 1998, 8:05 PM EDT

Att. 26,146 - Unknown - 98 F

TOP

livebaseballscorecards.com

Batter	1	2	3	4	5	6	7	8	9	AB	R	H	RBI	BB	SO	LOB
Kenny Lofton, L (1, 8) OBP: 0.361, SLG: 0.410	C B B F C 2-3 ① K		B B B C B 4-1 1B BB		L B X 1-1 ③ L5			C B X 1-1 ②③ L4-3 1-2		3	0	0	0	1	1	1
Torey Lovullo, S (1, 4) OBP: 0.429, SLG: 0.429	X 0-0 ② G4-3		1 SAFE F C B X 1-2 1B 1-2 3-H			C B B B X 3-1 G6-3 1B			B C F F B B X 3-2 ① F8	4	0	2	1	0	0	0
Brian Giles, L (1, 7) OBP: 0.409, SLG: 0.480	F B B C B S 3-3 ③ K		B F F B B X 2-2 ② P7			C 1 S B B B X SAFE 3-2 ①② G6-3 1-2			C B B C C C 2-3 ② K	4	0	0	0	0	2	3
Manny Ramirez, R (1, 9) OBP: 0.361, SLG: 0.549		B B S F X 2-2 ① G4-3	X 0-0 ③ G4-3			X 0-0 ③ G6-3			C B F B B B F B 4-2 BB	3	0	0	0	1	0	2
Travis Fryman, R (1, 5) OBP: 0.340, SLG: 0.518		X 0-0 ② G2-3		B X 1-0 ① G5-3			X 0-0 ① G1-3		C S C 0-3 ③ K	4	0	0	0	0	1	1
David Justice, L (1, 10) OBP: 0.347, SLG: 0.459		B S B S X 2-2 1B		B F F B B F X 3-2 ② F8			C B B B F B F X 3-2 ② F7			3	0	1	0	0	0	0
Richie Sexson, R (1, 3) OBP: 0.333, SLG: 0.491		B C S B B X 3-2 ③ G5-3		B X 1-0 ③ G6-3			B S S B B S 3-3 ③ K			3	0	0	0	0	1	1
Sandy Alomar Jr., R (1, 2) OBP: 0.275, SLG: 0.359			X 0-0 ① G4-3		B S X 1-1 ① G3-1			C X 0-1 ① F9		3	0	0	0	0	0	0
Omar Vizquel, S (1, 6) OBP: 0.348, SLG: 0.354			C X 0-1 3B 1B		B B F X 2-1 ② P6			C X 0-1 L4-3 1B		3	1	2	0	0	0	0
Inning Stats	R: 0 H: 0 E: 0 LOB: 0 K: 2 BB: 0 S: 7 P: 12	R: 0 H: 1 E: 0 LOB: 1 K: 0 BB: 0 S: 10 P: 17	R: 1 H: 2 E: 0 LOB: 2 K: 0 BB: 1 S: 11 P: 18	R: 0 H: 0 E: 0 LOB: 0 K: 0 BB: 0 S: 6 P: 11	R: 0 H: 0 E: 0 LOB: 0 K: 0 BB: 0 S: 6 P: 10	R: 0 H: 1 E: 0 LOB: 0 K: 0 BB: 0 S: 6 P: 12	R: 0 H: 0 E: 0 LOB: 0 K: 1 BB: 0 S: 9 P: 15	R: 0 H: 1 E: 0 LOB: 0 K: 0 BB: 0 S: 6 P: 7	R: 0 H: 0 E: 0 LOB: 1 K: 2 BB: 1 S: 13 P: 22	1B: 4 SF: 0 2B: 1 SAC: 0 3B: 1 DP: 1 HR: 0 HBP: 0						

	AB	30
	R	1
	H	5
	RBI	1
	BB	2
	SO	5
	LOB	8

WP: 0 PA: 32
PB: 0
SB: 0
CS: 0

PITCHER		IP	WLS	BF	H	R	ER	SO	BB	IBB	HBP	BLK	WP	HR	S	P	ERA	WHIP
Aaron Sele, R ERA: 4.65	(1, 1)	8.0	W	28	5	1	1	3	1	0	0	0	0	0	61	102	1.12	0.750
John Wetteland, R ERA: 1.52	(9, 1)	1.0	S	4	0	0	0	2	1	0	0	0	0	0	13	22	0.00	1.000

PITCHER		IP	WLS	BF	H	R	ER	SO	BB	IBB	HBP	BLK	WP	HR	S	P	ERA	WHIP

Cleveland Indians @ Texas Rangers

The Ballpark at Arlington, Arlington, TX

Wed Aug 19 1998, 8:05 PM EDT

Att. 26,146 - Unknown - 98 F

BOTTOM

Batter	1	2	3	4	5	6	7	8	9	AB	R	H	RBI	BB	SO	LOB
Tom Goodwin, L (1, 8) OBP: 0.371, SLG: 0.320	G4-3		FC6-4 (FC3-6 29) 1B 1-2f		G3-1		G4-3			4	0	0	0	0	0	1
Luis Alicea, S (1, 4) OBP: 0.365, SLG: 0.431	G3		FC3-6 (29) 1B 1-2			29 2B 1B	K			4	1	2	0	0	1	0
29 Rusty Greer, L (1, 7) OBP: 0.389, SLG: 0.433	FC5-4 BB		FC3-6 (FC6-4) 1-2f 2-3			1B 1-3 BB 2B	BB			2	1	1	0	2	0	2
Juan Gonzalez, R (1, 9) OBP: 0.342, SLG: 0.593	FC5-4 1-2f		FC6-4 1-2f			G5-3	F3			4	0	0	0	0	0	6
Will Clark, L (1, 3) OBP: 0.375, SLG: 0.479		G4-3		F7		BB 1B BB IBB		F8		3	1	0	0	1	0	0
Ivan Rodriguez, R (1, 2) OBP: 0.363, SLG: 0.489		F9		G4-3		BB BB G1-2-3 1-2 2-3 3-H 1B		G3-1		4	0	1	1	0	0	0
Todd Zeile, R (1, 5) OBP: 0.348, SLG: 0.435		BB		G6-3		BB 1-2 2-3 3-H		2B		2	0	1	1	2	0	0
Mike Simms, R (1, 10) OBP: 0.405, SLG: 0.679		G5-3			G5-3	BB 1-2 2-3 3-H		BB		2	0	0	1	2	0	1
Royce Clayton, R (1, 6) OBP: 0.314, SLG: 0.349			FC6-4 1B		K	G1-2-3 3-Hf		F9		4	0	1	0	0	1	5
Inning Stats	R: 0 H: 0 E: 0 LOB: 1 K: 0 BB: 1 S: 10 P: 19	R: 0 H: 0 E: 0 LOB: 1 K: 0 BB: 1 S: 9 P: 16	R: 0 H: 2 E: 0 LOB: 2 K: 0 BB: 0 S: 8 P: 13	R: 0 H: 0 E: 0 LOB: 0 K: 0 BB: 0 S: 5 P: 8	R: 0 H: 0 E: 0 LOB: 0 K: 1 BB: 0 S: 9 P: 18	R: 3 H: 3 E: 0 LOB: 2 K: 0 BB: 3 S: 10 P: 30	R: 0 H: 0 E: 0 LOB: 1 K: 1 BB: 1 S: 7 P: 13	R: 0 H: 1 E: 0 LOB: 2 K: 0 BB: 1 S: 10 P: 16		1B: 4 SF: 0 2B: 2 SAC: 0 3B: 0 DP: 1 HR: 0 HBP: 0						

livebaseballscorecards.com

AB	29
R	3
H	6
RBI	3
BB	7
SO	2
LOB	15

WP: 0 PA: 36
PB: 0
SB: 0
CS: 0

PITCHER		IP	WLS	BF	H	R	ER	SO	BB	IBB	HBP	BLK	WP	HR	S	P	ERA	WHIP
Charles Nagy, R ERA: 5.62	(1, 1)	5.1	L	26	5	3	3	1	4	1	0	0	0	0	50	103	5.06	1.688
Steve Reed, R ERA: 1.94	(6, 1)	1.2		5	0	0	0	1	1	0	0	0	0	0	8	14	0.00	0.600
Tom Martin, L ERA: 8.25	(8, 1)	0.2		3	1	0	0	0	0	0	0	0	0	0	6	7	0.00	1.500
Doug Jones, R ERA: 4.57	(8, 1)	0.1		2	0	0	0	0	1	0	0	0	0	0	4	9	0.00	3.000

PITCHER	IP	WLS	BF	H	R	ER	SO	BB	IBB	HBP	BLK	WP	HR	S	P	ERA	WHIP

Batter	1	2	3	4	5	6	7	8	9	AB	R	H	RBI	BB	SO	LOB
Kenny Lofton, L (1, 8) OBP: 0.363, SLG: 0.412	C B F B X 2-2 G4-6-3 1B		B X 1-0 G3 1B		B X 1-0 2B 1B	B B X 2-0 FC6 ② 1-2f 2-3 3-H			X 0-0 F8 ①	5	1	3	1	0	0	2
Torey Lovullo, S (1, 4) OBP: 0.250, SLG: 0.250	C X 0-1 G4-6-3 ① ② 1-2f		C C B B F F 1 SAFE B X 3-2 G3 ② 1-2		B X 1-0 F8 ②	B 1 B C S B S 3-3 K ③			C B B X 2-1 F8 ②	5	0	0	0	0	1	5
Brian Giles, L (1, 7) OBP: 0.409, SLG: 0.482	X 0-0 G4-3 ③		B X 1-0 P5 ③		1 SAFE B B F X 2-1 1-H 2B		X 0-0 G6-3 ①		F B X 1-1 1B	5	0	2	1	0	0	1
Manny Ramirez, R (1, 9) OBP: 0.364, SLG: 0.549		B F C X 1-2 1B ①		B S S F S 1-3 K ①	B C 2 SAFE B B B 4-1 BB		X 0-0 1B		C B X 1-1 F8 ③	4	0	2	0	1	1	1
Travis Fryman, R (1, 5) OBP: 0.340, SLG: 0.518		B X 1-0 F7 2B		C B S F B C 2-3 K ②	S F F S 0-3 K ③		B F B F S 2-3 K ②			4	0	1	0	0	3	3
David Justice, L (1, 10) OBP: 0.350, SLG: 0.460		B C B F B B 4-2 F7 BB		B B B 4-0 1B BB		B B C X 2-1 1B 1B FC6 1B	F S S 0-3 K ③			2	1	1	0	2	1	1
Cecil Fielder, R (1, 3) OBP: 0.330, SLG: 0.415		C S B X 1-2 F7 ② 1-2 2-3		B S S F B B X 3-2 1-2 1B		F S 0-3 K ①		C S C 0-3 K ①		4	0	1	0	0	2	3
Sandy Alomar Jr., R (1, 2) OBP: 0.274, SLG: 0.357		B X 1-0 G1-3 ③		C B X 1-1 G5 ③		1 F B X SAFE 1-1 FC6 1B 1-2 1B		F S S 0-3 K ②		4	0	1	0	0	1	4
Omar Vizquel, S (1, 6) OBP: 0.347, SLG: 0.353			C B S B F X 2-2 G6-3 ①		S S S 0-3 K ①	L F B F F X 1-2 FC6 1B 1-2 2-3		B X 1-0 L3 ③		4	0	1	0	0	1	0
Inning Stats	R: 0 H: 1 E: 0 LOB: 0 K: 0 BB: 0 S: 6 P: 8	R: 0 H: 2 E: 0 LOB: 2 K: 0 BB: 1 S: 10 P: 18	R: 0 H: 1 E: 0 LOB: 1 K: 0 BB: 0 S: 11 P: 18	R: 0 H: 1 E: 0 LOB: 2 K: 2 BB: 1 S: 14 P: 25	R: 1 H: 2 E: 0 LOB: 2 K: 2 BB: 1 S: 12 P: 20	R: 1 H: 3 E: 0 LOB: 2 K: 2 BB: 0 S: 16 P: 25	R: 0 H: 1 E: 0 LOB: 1 K: 2 BB: 0 S: 8 P: 10	R: 0 H: 0 E: 0 LOB: 0 K: 2 BB: 0 S: 7 P: 8	R: 0 H: 1 E: 0 LOB: 1 K: 0 BB: 0 S: 7 P: 11	1B: 10 SF: 0 2B: 2 SAC: 0 3B: 0 DP: 1 HR: 0 HBP: 0						

TOP

Cleveland Indians @ Texas Rangers

The Ballpark at Arlington, Arlington, TX

Thu Aug 20 1998, 8:05 PM EDT

Att. 37,094 - Unknown - 94 F

livebaseballscorecards.com

AB	37
R	2
H	12
RBI	2
BB	3
SO	10
LOB	20

WP: 0 PA: 40
PB: 0
SB: 0
CS: 0

PITCHER		IP	WLS	BF	H	R	ER	SO	BB	IBB	HBP	BLK	WP	HR	S	P	ERA	WHIP
Todd Stottlemyre, R ERA: 3.8	(1, 1)	5.1	W	27	10	2	2	5	3	0	0	0	0	0	65	105	3.38	2.438
Eric Gunderson, L ERA: 4.14	(6, 1)	1.0		3	0	0	0	1	0	0	0	0	0	0	5	10	0.00	0.000
Danny Patterson, R ERA: 3.51	(7, 1)	2.2	S	10	2	0	0	4	0	0	0	0	0	0	21	28	0.00	0.750

PITCHER	IP	WLS	BF	H	R	ER	SO	BB	IBB	HBP	BLK	WP	HR	S	P	ERA	WHIP

Cleveland Indians @ Texas Rangers

The Ballpark at Arlington, Arlington, TX

Thu Aug 20 1998, 8:05 PM EDT

Att. 37,094 - Unknown - 94 F

BOTTOM

Batter	1	2	3	4	5	6	7	8	9	AB	R	H	RBI	BB	SO	LOB
Tom Goodwin, L (1, 8) OBP: 0.372, SLG: 0.321	X 0-0 CS 1B		C B B B X 3-1 L9 ②		X 0-0 SH1-3 ① 1-2		C F B F F B B X 3-2 1-H 2-H HR			2	0	1	0	0	0	0
Roberto Kelly, R (7, PH) (8, 8) OBP: 0.337, SLG: 0.559										1	1	1	3	0	0	0
Mark McLemore, S (1, 4) OBP: 0.383, SLG: 0.331	P L B B X 3-1 F7 ①② 1-2		B B C B X 3-1 F8 ③		C B B S B X 3-2 G4-3 ② 2-3		F C B X 1-2 G6-3 ②			4	0	0	0	0	0	2
29 Rusty Greer, L (1, 7) OBP: 0.388, SLG: 0.438	B F B C B X 3-2 L8 ③			B C B B X 3-1 HR	B C X 1-1 G3-1 ③		B X 1-0 G4-3 ③			4	1	1	1	0	0	1
Juan Gonzalez, R (1, 9) OBP: 0.343, SLG: 0.597		C C B X 1-2 HR		B B B C F B 4-2 L8 SF7 BB		C C X 0-2 F8 ①		F B B S B F X 3-2 G5-3 ①		3	2	1	1	1	0	0
Will Clark, L (1, 3) OBP: 0.376, SLG: 0.477		C B X 1-1 G6-3 ①		S S F B B F B B 4-2 1-2 BB		L X 0-1 L6 ②		C S B B B F F B F F 4-2 B HR BB		2	1	0	0	2	0	0
Ivan Rodriguez, R (1, 2) OBP: 0.364, SLG: 0.496		B B S S F X 2-2 1B		B X 1-0 L8 ① 2-3		B F X 1-1 F9 ③		X 0-0 1-H HR		4	1	2	2	0	0	2
Todd Zeile, R (1, 5) OBP: 0.348, SLG: 0.435	C B C S 1-3 K ②		C S B B X 2-2 SF7 ② 3-H				B B B C C X 3-2 FC1-6 1B	C B X 1-1 G4-3 ②		3	0	1	1	0	1	1
Mike Simms, R (1, 10) OBP: 0.401, SLG: 0.664		B C S S X 1-2 L8 ③		B C B C S 2-3 K ③			X 0-0 FC1-6 ① 1-2f 1B HR	C B B B F B 4-2 BB		3	1	0	0	1	1	3
Royce Clayton, R (1, 6) OBP: 0.315, SLG: 0.350			F B B F B X 3-2 G6-3 ①		B C C X 1-2 G4-3 SH1-3 1B		S S B B F X 2-2 1-2 HR 1B	F B C S 1-3 K ③		4	1	2	0	0	1	1
Inning Stats	R: 0 E: 0 K: 0 S: 7 H: 1 LOB: 0 BB: 0 P: 12	R: 1 E: 0 K: 1 S: 15 H: 2 LOB: 1 BB: 0 P: 21	R: 0 E: 0 K: 0 S: 7 H: 0 LOB: 0 BB: 0 P: 16	R: 2 E: 0 K: 1 S: 15 H: 1 LOB: 1 BB: 2 P: 31	R: 0 E: 0 K: 0 S: 9 H: 1 LOB: 1 BB: 0 P: 14	R: 0 E: 0 K: 0 S: 7 H: 0 LOB: 0 BB: 0 P: 8	R: 3 E: 0 K: 0 S: 17 H: 3 LOB: 0 BB: 0 P: 27	R: 2 E: 0 K: 1 S: 18 H: 1 LOB: 1 BB: 2 P: 31		1B: 5 2B: 0 3B: 0 HR: 4	SF: 1 SAC: 1 DP: 0 HBP: 0					

livebaseballscorecards.com

AB	30
R	8
H	9
RBI	8
BB	4
SO	3
LOB	10

WP: 0 PB: 0 SB: 0 CS: 1 PA: 36

PITCHER		IP	WLS	BF	H	R	ER	SO	BB	IBB	HBP	BLK	WP	HR	S	P	ERA	WHIP
Dave Burba, R ERA: 4.07	(1, 1)	5.0	L	21	5	3	3	2	2	0	0	0	0	2	53	94	5.40	1.400
Doug Jones, R ERA: 4.74	(6, 1)	1.1		6	2	2	2	0	0	0	0	0	0	0	15	21	13.50	1.500
Tom Martin, L ERA: 8.53	(7, 1)	0.2		3	1	1	1	0	0	0	0	0	0	1	9	14	13.50	1.500
Paul Shuey, R ERA: 2.45	(8, 1)	1.0		6	1	2	2	1	2	0	0	0	0	1	18	31	18.00	3.000

PITCHER	IP	WLS	BF	H	R	ER	SO	BB	IBB	HBP	BLK	WP	HR	S	P	ERA	WHIP

Batter	1	2	3	4	5	6	7	8	9	AB	R	H	RBI	BB	SO	LOB
Kenny Lofton, L (1, 8) OBP: 0.363, SLG: 0.413	C F B B B X 3-2 G6-3 ①		B X 1-0 SH1-3 2B 2B	C X 0-1 G6-4-3 ②③ 1-2f		X 0-0 G6-3 ③		C B B B B 4-1 BB		4	1	1	0	1	0	2
Torey Lovullo, S (1, 4) OBP: 0.267, SLG: 0.214 David Bell, R (8, PH) OBP: 0.312, SLG: 0.436 (8, 4)	B S B C B B 4-2 1B BB		B F X 1-1 SH1-3 ① 2-3		F B B X 2-1 G5-3 ①		F C X 0-2 L3 ① X	X 0-0 F7 ③		2 1	0 0	0 0	0 0	1 0	0 0	0 2
Brian Giles, L (1, 7) OBP: 0.409, SLG: 0.483	C F B F B X 2-2 P5 ②		F B B X 2-2 1B 2B 3-H		B C B B X 3-1 G6-3 ②		F C B F X 1-2 P5 ② C B C C 1-3 K ③		B B C B F B 4-2 G5-4-3 1B BB	4	1	1	1	1	0	1
Manny Ramirez, R (1, 9) OBP: 0.366, SLG: 0.548	B C B S X 2-2 1B 1-2		B S C B S 2-3 K ②		B B B B 4-0 BB BB				C S B X 1-2 G5-4-3 1B 1-2	4	0	2	0	1	2	1
Travis Fryman, R (1, 5) OBP: 0.342, SLG: 0.517	C F B B B X 3-2 G5-3 ③		B B B B C C F F X 3-2 1B 1B 1B 2-H		B B S B S B 4-2 1B BB 1-2			B C B B B 4-1 1B FC5-2 BB	X 0-0 G5-4-3 ①② 1-2f 2-3	3	1	1	1	2	0	4
David Justice, L (1, 10) OBP: 0.351, SLG: 0.459		B C X 1-1 F7 ①	F F B F F X 1-2 1B CS 1B 1-3		C F B X 1-2 G3-1 ③			F X 0-1 BB FC5-2 BLK 1B 1-3	B C B F S 2-3 K ③	5	2	2	0	0	1	3
Richie Sexson, R (1, 3) OBP: 0.328, SLG: 0.474		C B F F S 1-3 K ② 3-H	B F F F B B F X 3-2 CS 1B 1-3 3-H			X 0-0 G4-3 ①		F B X 1-1 FC5-2 ① BLK BB SF8 1-2 3-H		4	1	1	1	0	1	2
Pat Borders, R (1, 2) OBP: 0.298, SLG: 0.284		B C S B B B F F X 3-2 1B	C B 1-1 CS ③ 1-2 3-H	C S S S 1-3 K ①		C F B B X 2-2 1B 2B		C B S B B F B 4-2 BLK BB 1-2 2-3		3	0	2	0	1	1	0
Omar Vizquel, S (1, 6) OBP: 0.348, SLG: 0.355		B B C C S 2-3 K ③		F X 0-1 G6-4-3 1B		C F F B B X 2-2 ② 2-2 1B		X 0-0 SF8 ② 1-2 2-H 3-H		3	0	2	1	0	1	1
Inning Stats	R: 0 H: 1 E: 0 LOB: 2 K: 0 BB: 1 S: 15 P: 29	R: 0 H: 1 E: 0 LOB: 1 K: 2 BB: 0 S: 14 P: 21	R: 4 H: 5 E: 0 LOB: 0 K: 1 BB: 0 S: 25 P: 39	R: 0 H: 1 E: 0 LOB: 0 K: 1 BB: 0 S: 7 P: 8	R: 0 H: 0 E: 0 LOB: 2 K: 0 BB: 2 S: 9 P: 23	R: 0 H: 2 E: 0 LOB: 1 K: 0 BB: 0 S: 9 P: 13	R: 0 H: 0 E: 0 LOB: 0 K: 1 BB: 0 S: 10 P: 12	R: 2 H: 1 E: 0 LOB: 2 K: 0 BB: 3 S: 11 P: 24	R: 0 H: 1 E: 0 LOB: 1 K: 1 BB: 1 S: 9 P: 16	1B: 9 SF: 1 2B: 3 SAC: 1 3B: 0 DP: 2 HR: 0 HBP: 0						

PITCHER		IP	WLS	BF	H	R	ER	SO	BB	IBB	HBP	BLK	WP	HR	S	P	ERA	WHIP
Scott Kamieniecki, R ERA: 6.75	(1, 1)	2.2	L	16	7	4	4	3	1	0	0	0	0	0	53	87	13.50	3.000
Doug Johns, L ERA: 4.19	(3, 1)	4.0		14	3	0	0	1	2	0	0	0	0	0	33	54	0.00	1.250
Alan Mills, R ERA: 3.68	(7, 1)	0.2		5	1	2	2	1	2	0	0	0	0	0	11	21	27.00	4.500
Jesse Orosco, L ERA: 2.66	(8, 1)	0.2		4	0	0	0	0	2	0	0	1	0	0	5	13	0.00	3.000
Armando Benitez, R ERA: 3.45	(9, 1)	1.0		3	1	0	0	1	0	0	0	0	0	0	7	10	0.00	1.000

PITCHER	IP	WLS	BF	H	R	ER	SO	BB	IBB	HBP	BLK	WP	HR	S	P	ERA	WHIP

TOP

Cleveland Indians @ Baltimore Orioles

Oriole Park at Camden Yards, Baltimore, MD

Fri Aug 21 1998, 7:05 PM EDT
Att. 48,374 - Cloudy - 92 F

livebaseballscorecards.com

AB	33
R	6
H	12
RBI	4
BB	7
SO	6
LOB	16

WP: 0	PA: 43		
PB: 0			
SB: 0			
CS: 2			

Cleveland Indians @ Baltimore Orioles

Oriole Park at Camden Yards, Baltimore, MD

Fri Aug 21 1998, 7:05 PM EDT

Att. 48,374 - Cloudy - 92 F

BOTTOM

Batter	1	2	3	4	5	6	7	8	9	AB	R	H	RBI	BB	SO	LOB
Roberto Alomar, S (1, 4) OBP: 0.372, SLG: 0.444	C B C B F X 2-2 FC7-5 2B		B B B C X 3-1 ③ G4-3			C B B X 2-1 ① F8		C B X 1-1 ② F9		4	0	1	0	0	0	0
B.J. Surhoff, L (1, 7) OBP: 0.337, SLG: 0.466 Jeff Reboulet, R (9, 6) OBP: 0.366, SLG: 0.348	B B X 2-0 ① ② FC7-5 2-3			B C F B F F F S 2-3 ① K		X 0-0 ② F7		B C B X 2-1 ③ G3		4 0	0 0	0 0	0 0	0 0	1 0	1 0
Rafael Palmeiro, L (1, 3) OBP: 0.381, SLG: 0.584	C B B X 2-1 HR			B C B B S F X 3-2 ② F8		X 0-0 ③ F9			F F B X 1-2 ① G4-3	4	1	1	1	0	0	0
Eric Davis, R (1, 8) OBP: 0.393, SLG: 0.614	C B B X 2-1 ③ L6			B B B B 4-0 BB			X 0-0 G6-4-3 1B		B S F S 1-3 ② K	3	0	1	0	1	1	0
Harold Baines, L (1, 10) OBP: 0.383, SLG: 0.475		B X 1-0 ① P6		F B B B C S 2-3 ③ K			F X 0-1 ① ② G6-4-3 1-2f		B B B B 4-0 BB	3	0	0	0	1	1	2
Cal Ripken Jr., R (1, 5) OBP: 0.347, SLG: 0.395		C F B B B F F C 3-3 ② K			C C X 0-2 ① P3		F X 0-1 WP HR 1B		B C C B F B F X 3-2 ③ P3	4	1	1	0	0	1	1
Willie Greene, L (1, 9) OBP: 0.371, SLG: 0.442		B B B C X 3-1 ③ P5			B B B B 4-0 BB		B C S B B B X 3-2 1-H HR			2	1	1	2	1	0	0
Lenny Webster, R (1, 2) OBP: 0.286, SLG: 0.413			X 0-0 ① G1-3		B C B F F B X 3-2 ② F8		F B S B B S 3-3 ③ K			3	0	0	0	0	1	1
Mike Bordick, R (1, 6) OBP: 0.326, SLG: 0.384 Rich Becker, L (8, PH) (9, 7) OBP: 0.353, SLG: 0.327			B B F X 2-1 ② G5-3		X 0-0 ③ F7			B C B B C C 3-3 ① K		2 1	0 0	0 0	0 0	0 0	0 1	1 0
Inning Stats	R: 1 H: 2 E: 0 LOB: 0 K: 0 BB: 0 S: 9 P: 17	R: 0 H: 0 E: 0 LOB: 0 K: 1 BB: 0 S: 8 P: 15	R: 0 H: 0 E: 0 LOB: 0 K: 0 BB: 0 S: 5 P: 10	R: 0 H: 0 E: 0 LOB: 1 K: 2 BB: 1 S: 13 P: 24	R: 0 H: 0 E: 0 LOB: 1 K: 0 BB: 1 S: 8 P: 15	R: 0 H: 0 E: 0 LOB: 0 K: 0 BB: 0 S: 4 P: 6	R: 2 H: 3 E: 0 LOB: 0 K: 1 BB: 0 S: 11 P: 17	R: 0 H: 0 E: 0 LOB: 0 K: 1 BB: 0 S: 7 P: 13	R: 0 H: 0 E: 0 LOB: 1 K: 1 BB: 1 S: 11 P: 20	1B: 2 2B: 2 3B: 0 HR: 2	SF: 0 SAC: 0 DP: 2 HBP: 0	WP: 1 PB: 0 SB: 0 CS: 0	PA: 33				

livebaseballscorecards.com

	AB	30
	R	3
	H	5
	RBI	3
	BB	3
	SO	6
	LOB	6

PITCHER		IP	WLS	BF	H	R	ER	SO	BB	IBB	HBP	BLK	WP	HR	S	P	ERA	WHIP
Jaret Wright, R ERA: 4.67	(1, 1)	6.2	W	25	5	3	3	3	2	0	0	0	1	2	55	98	4.05	1.050
Steve Reed, R ERA: 1.9	(7, 1)	1.1		4	0	0	0	2	0	0	0	0	0	0	10	19	0.00	0.000
Paul Assenmacher, L ERA: 3.63	(9, 1)	0.1		1	0	0	0	0	0	0	0	0	0	0	3	4	0.00	0.000
Michael Jackson, R ERA: 1.89	(9, 1)	0.2		3	0	0	0	1	1	0	0	0	0	0	8	16	0.00	1.500

PITCHER	IP	WLS	BF	H	R	ER	SO	BB	IBB	HBP	BLK	WP	HR	S	P	ERA	WHIP

Batter	1	2	3	4	5	6	7	8	9	AB	R	H	RBI	BB	SO	LOB
Kenny Lofton, L (1, 8) OBP: 0.363, SLG: 0.412	B C B F X 2-2 FC6-4 1B		B X 1-0 ② F8		B B X 2-0 ③ F8		B S B X 2-1 ③ G3-1		C B F B F B 4-2 1-2 BB	4	0	1	0	1	0	1
Torey Lovullo, S (1, 4) OBP: 0.250, SLG: 0.263	B F C X 1-2 ① FC6-4 FC6-3 1-2f		B F F X 1-2 ③ G1-3			X 0-0 2B 2B		C B B F C 2-3 ① K	X 0-0 ③ F7	5	1	1	0	0	1	3
Brian Giles, L (1, 7) OBP: 0.410, SLG: 0.485	C S X 0-2 ② FC6-3 1-2f			X 0-0 ① G4-3		X 0-0 2-H 1B 2B		B B B C B 4-1 2B BB		3	1	1	1	1	0	1
Manny Ramirez, R (1, 9) OBP: 0.367, SLG: 0.557	B B C B F X 3-2 ③ G6-3			B C B X 2-1 HR		X 0-0 ① G6-3		B B B C B X 3-1 1-3 2B		4	1	2	1	0	0	2
Travis Fryman, R (1, 5) OBP: 0.339, SLG: 0.512		C S B S 1-3 ① K		F S X 0-2 ② F8		X 0-0 ② G5-3		F C S 0-3 ② K		4	0	0	0	0	2	3
David Justice, L (1, 10) OBP: 0.352, SLG: 0.458		C B B F B B 4-2 FC6-4 BB		X 0-0 ③ G4-3		C X 0-1 S 2-H 1B		B S C S 1-3 ③ K		3	0	1	1	1	1	2
Richie Sexson, R (1, 3) OBP: 0.323, SLG: 0.459		B X 1-0 ② F9			S B X 1-1 SH1-3 1B	C B F B S 2-3 ③ K 1-2			B C X 1-1 ① P3	4	0	1	0	0	1	2
Sandy Alomar Jr., R (1, 2) OBP: 0.272, SLG: 0.354		F B B X 2-1 ③ FC6-4 1-2f			X 0-0 ① SH1-3 1-2		X 0-0 ① G6-3		B X 1-0 ② G2-3	3	0	0	0	0	0	1
Omar Vizquel, S (1, 6) OBP: 0.348, SLG: 0.353			B F C B B X 3-2 ① G1-2-3		C X 0-1 ② L6		B C X 1-1 ② G3		C B B B F B 4-2 DI BB	3	0	0	0	1	0	1
Inning Stats	R: 0 H: 1 E: 0 LOB: 1 K: 0 BB: 0 S: 12 P: 18	R: 0 H: 0 E: 0 LOB: 1 K: 1 BB: 1 S: 8 P: 16	R: 0 H: 0 E: 0 LOB: 0 K: 0 BB: 0 S: 7 P: 12	R: 1 H: 1 E: 0 LOB: 0 K: 0 BB: 0 S: 7 P: 9	R: 0 H: 1 E: 0 LOB: 1 K: 0 BB: 0 S: 6 P: 9	R: 2 H: 3 E: 0 LOB: 1 K: 1 BB: 0 S: 9 P: 11	R: 0 H: 0 E: 0 LOB: 0 K: 0 BB: 0 S: 5 P: 8	R: 0 H: 1 E: 0 LOB: 2 K: 3 BB: 1 S: 12 P: 22	R: 0 H: 0 E: 0 LOB: 2 K: 0 BB: 2 S: 9 P: 19	1B: 3 SF: 0 2B: 3 SAC: 1 3B: 0 DP: 0 HR: 1 HBP: 0						

PITCHER	IP	WLS	BF	H	R	ER	SO	BB	IBB	HBP	BLK	WP	HR	S	P	ERA	WHIP
Scott Erickson, R (1, 1) ERA: 3.88	9.0	W	38	7	3	3	5	4	0	0	0	0	1	75	124	3.00	1.222

PITCHER	IP	WLS	BF	H	R	ER	SO	BB	IBB	HBP	BLK	WP	HR	S	P	ERA	WHIP

TOP

Cleveland Indians @ Baltimore Orioles

Oriole Park at Camden Yards, Baltimore, MD

Sat Aug 22 1998, 3:33 AM EDT
Att. 48,138 - Sunny - 95 F

livebaseballscorecards.com

AB	33
R	3
H	7
RBI	3
BB	4
SO	5
LOB	16

1B: 3	SF: 0	WP: 0	PA: 38
2B: 3	SAC: 1	PB: 0	
3B: 0	DP: 0	SB: 1	
HR: 1	HBP: 0	CS: 0	

BOTTOM

Cleveland Indians @ Baltimore Orioles

Oriole Park at Camden Yards, Baltimore, MD

Sat Aug 22 1998, 3:33 AM EDT

Att. 48,138 - Sunny - 95 F

livebaseballscorecards.com

Batter	1	2	3	4	5	6	7	8	9	AB	R	H	RBI	BB	SO	LOB
Roberto Alomar, S (1, 4) OBP: 0.372, SLG: 0.442	F8		G3 1B BB	BB	G1-3	SF8 1-2 2-3 3-H	G1-3			2	1	0	1	2	0	2
B.J. Surhoff, L (1, 7) OBP: 0.335, SLG: 0.462	K		G3 1-2	F7		BLK IBB		F7		4	0	0	0	1	1	3
Eric Davis, R (1, 10) OBP: 0.393, SLG: 0.611	K		2-H 1B		G1-3	K 1-2 2-3 3-H		G4-6-3 1B		5	0	2	1	0	2	2
Rafael Palmeiro, L (1, 3) OBP: 0.381, SLG: 0.581		FC3-6 BB	F7		F8		HR 1B	G4-6-3 1-2f		4	1	1	0	1	0	2
Cal Ripken Jr., R (1, 5) OBP: 0.346, SLG: 0.400		L7	P2		G1-3		1-H HR			4	1	1	2	0	0	2
Willie Greene, L (1, 9) OBP: 0.372, SLG: 0.441		FC3-6 BB 1B 1-2f		2B 1B		1B BB SF8	K			3	2	1	0	1	1	1
Lenny Webster, R (1, 2) OBP: 0.293, SLG: 0.420		BB 1-2 1B		F9		SF8 1B 1-2 BLK	2B			3	1	2	0	1	0	1
Rich Becker, L (1, 8) OBP: 0.355, SLG: 0.324		1-2 2-3 BB		F7			BB			2	0	0	0	2	1	3
Mike Bordick, R (1, 6) OBP: 0.328, SLG: 0.388		F9		1-H 2B		BLK SF8 1-2 2-3 1B	F8			4	0	2	1	0	0	5

	AB	31
	R	6
	H	9
	RBI	5
	BB	8
	SO	5
	LOB	21

Inning Stats	1	2	3	4	5	6	7	8	9
	R: 0 H: 0 E: 0 LOB: 0 K: 2 BB: 0 S: 10 P: 12	R: 0 H: 1 E: 0 LOB: 3 K: 0 BB: 2 S: 15 P: 30	R: 1 H: 1 E: 0 LOB: 1 K: 0 BB: 1 S: 8 P: 14	R: 1 H: 2 E: 0 LOB: 2 K: 0 BB: 1 S: 10 P: 21	R: 0 H: 0 E: 0 LOB: 0 K: 0 BB: 0 S: 4 P: 7	R: 2 H: 1 E: 0 LOB: 2 K: 2 BB: 3 S: 12 P: 28	R: 2 H: 3 E: 0 LOB: 2 K: 1 BB: 1 S: 15 P: 25	R: 0 H: 1 E: 0 LOB: 0 K: 0 BB: 0 S: 5 P: 8	

	1B: 6	SF: 1	WP: 0	PA: 40
	2B: 2	SAC: 0	PB: 0	
	3B: 0	DP: 1	SB: 0	
	HR: 1	HBP: 0	CS: 0	

PITCHER		IP	WLS	BF	H	R	ER	SO	BB	IBB	HBP	BLK	WP	HR	S	P	ERA	WHIP
Bartolo Colon, R ERA: 3.18	(1, 1)	5.1	L	27	5	4	4	3	6	0	0	0	0	0	53	98	6.75	2.062
Doug Jones, R ERA: 4.93	(6, 1)	1.0		8	3	2	2	2	1	1	0	1	0	1	17	33	18.00	4.000
Paul Shuey, R ERA: 2.34	(7, 1)	1.2		5	1	0	0	0	0	0	0	0	0	0	9	14	0.00	0.600

PITCHER	IP	WLS	BF	H	R	ER	SO	BB	IBB	HBP	BLK	WP	HR	S	P	ERA	WHIP

Batter	1	2	3	4	5	6	7	8	9	AB	R	H	RBI	BB	SO	LOB
Kenny Lofton, L (1, 8) OBP: 0.360, SLG: 0.408	C C C 0-3 ① K	F F C 0-3 ③ K			X 0-0 ① B1		F B B X 2-1 ① ② G1-6-3 1-2f		B S 1 SAFE B 1 SAFE 1 SAFE X 2-1 ② F8	5	0	0	0	0	2	4
Omar Vizquel, S (1, 6) OBP: 0.348, SLG: 0.353	C X 0-1 WP G3 1B 1B		C B X 1-1 ① P4		C C F B C 1-3 ② K		C X 0-1 1B		F B C C 1-3 ③ K	5	1	2	0	0	2	2
Brian Giles, L (1, 7) OBP: 0.408, SLG: 0.481	C 1 SAFE 1 SAFE X 0-1 ② G3 1-2		B C B S S 2-3 ② K		F C B X 1-2 S 2-H 1B		B C C B X 2-2 ③ F9			4	0	1	1	0	1	2
Manny Ramirez, R (1, 9) OBP: 0.366, SLG: 0.553	B B B B 4-0 BB 1B 2-3 BB		B F C X 1-2 ③ L4		F 1 SAFE F B X 1-2 ③ F9 1-2			B C B C B F S 3-3 ① K		3	1	0	0	1	1	1
David Justice, L (1, 10) OBP: 0.353, SLG: 0.457	B C F B F B F B 4-2 1B 1-2 BB			C X 0-1 ① P6		C C B X 1-2 S 1B 1B		C B X 1-1 ② G4-3		3	1	1	0	1	0	0
Travis Fryman, R (1, 5) OBP: 0.341, SLG: 0.512	B F B F X 2-2 ③ 1-3 2-H 3-H 1B			B X 1-0 ② P4		C F B F B B 1 SAFE X 3-2 ① F8		C S X 0-2 1B		4	0	2	2	0	0	1
Richie Sexson, R (1, 3) OBP: 0.348, SLG: 0.492		S F X 0-2 2B		X 0-0 1B		C C B B B X 3-2 P3-1 1-H 1B		X 0-0 ③ F8		4	0	3	1	0	0	1
Sandy Alomar Jr., R (1, 2) OBP: 0.269, SLG: 0.350		L B F X 1-2 ① G6-3		B S F B F B X 3-2 ③ F7		B X 1-0 ② ③ P3-1 1-2f			C B B X 2-1 ① G3	4	0	0	0	0	0	3
David Bell, R (1, 4) OBP: 0.317, SLG: 0.441		C B C C 1-3 ② K			B X 1-0 1B 2B		C X 0-1 G1-6-3 1B		C C B B B F B 4-2 BB	3	1	2	0	1	1	1
Inning Stats	R: 2 H: 2 E: 0 LOB: 2 K: 1 BB: 2 S: 14 P: 24	R: 0 H: 1 E: 0 LOB: 1 K: 2 BB: 0 S: 12 P: 14	R: 0 H: 0 E: 0 LOB: 0 K: 1 BB: 0 S: 8 P: 12	R: 0 H: 1 E: 0 LOB: 1 K: 0 BB: 0 S: 8 P: 12	R: 1 H: 2 E: 0 LOB: 1 K: 1 BB: 0 S: 12 P: 16	R: 1 H: 2 E: 0 LOB: 0 K: 0 BB: 0 S: 11 P: 19	R: 0 H: 2 E: 0 LOB: 1 K: 0 BB: 0 S: 9 P: 13	R: 0 H: 1 E: 0 LOB: 1 K: 1 BB: 0 S: 10 P: 14	R: 0 H: 0 E: 0 LOB: 1 K: 1 BB: 1 S: 10 P: 19	1B: 9 SF: 0 2B: 3 SAC: 0 3B: 0 DP: 2 HR: 0 HBP: 0						

Cleveland Indians @ Baltimore Orioles

Oriole Park at Camden Yards, Baltimore, MD

Sun Aug 23 1998, 3:33 AM EDT

Att. 48,272 - Sunny - 95 F

TOP

livebaseballscorecards.com

AB	35
R	4
H	11
RBI	4
BB	3
SO	7
LOB	15

WP: 1 PA: 38
PB: 0
SB: 2
CS: 0

PITCHER		IP	WLS	BF	H	R	ER	SO	BB	IBB	HBP	BLK	WP	HR	S	P	ERA	WHIP
Sidney Ponson, R ERA: 5.51	(1, 1)	5.1	L	25	8	4	4	5	2	0	0	0	1	0	64	95	6.75	1.875
Jimmy Key, L ERA: 3.93	(6, 1)	1.2		5	2	0	0	0	0	0	0	0	0	0	10	15	0.00	1.200
Armando Benitez, R ERA: 3.39	(8, 1)	1.0		4	1	0	0	1	0	0	0	0	0	0	10	14	0.00	1.000
Arthur Rhodes, L ERA: 3.28	(9, 1)	1.0		4	0	0	0	1	1	0	0	0	0	0	10	19	0.00	1.000

PITCHER	IP	WLS	BF	H	R	ER	SO	BB	IBB	HBP	BLK	WP	HR	S	P	ERA	WHIP

Cleveland Indians @ Baltimore Orioles

Oriole Park at Camden Yards, Baltimore, MD

Sun Aug 23 1998, 3:33 AM EDT
Att. 48,272 - Sunny - 95 F

livebaseballscorecards.com

BOTTOM

Batter	1	2	3	4	5	6	7	8	9	AB	R	H	RBI	BB	SO	LOB
Roberto Alomar, S (1, 4) OBP: 0.371, SLG: 0.441	G1-3		G4-6-3 1-2f			G3		FC6 1B		4	0	1	0	0	0	1
B.J. Surhoff, L (1, 7) OBP: 0.335, SLG: 0.460	G1-3 1B			L9		F8		1 SAFE 1 SAFE FC6 BB 1-2f		4	0	1	0	0	0	1
Eric Davis, R (1, 9) OBP: 0.392, SLG: 0.607	G1-3 1-2			P4		1B		K		4	0	1	0	0	1	2
Rafael Palmeiro, L (1, 3) OBP: 0.380, SLG: 0.577	F9			G4-3		F7		BB 1-2		3	0	0	0	1	0	2
Harold Baines, L (1, 10) OBP: 0.381, SLG: 0.469		P6			23 BB		E3 1B G4-3	G3-1		3	1	0	0	1	0	2
Cal Ripken Jr., R (1, 5) OBP: 0.343, SLG: 0.396		G5-3			F9		K		F9	4	0	0	0	0	1	2
Rich Becker, L (1, 8) OBP: 0.353, SLG: 0.322		L4			K		G4-3 1-3 1B		K	4	0	1	0	0	2	1
23 Chris Hoiles, R (1, 2) OBP: 0.370, SLG: 0.477 Willie Greene, L (7, PH) OBP: 0.372, SLG: 0.440 Lenny Webster, R (8, 2) OBP: 0.292, SLG: 0.418			FC2-6 1B		BB 1-2		1 SAFE G4-3 1-2 3-H		K	1 1 1	0 0 0	1 0 0	0 1 0	1 0 0	0 0 1	0 1 0
Mike Bordick, R (1, 6) OBP: 0.325, SLG: 0.385			FC2-6 G4-6-3 1-2f		F8		K			3	0	0	0	0	1	4

| | | |

Batter	1	2	3	4	5	6	7	8	9	AB	R	H	RBI	BB	SO	LOB
Joey Cora, S (1, 4) OBP: 0.361, SLG: 0.378	F B B X 2-1 2B 1B		X 0-0 G4-6-3 1B		C X 0-1 ① SH3-1 1-2 2-3	C C B C 1-3 ③ K		B F B F X 2-2 ③ L9		4	1	2	0	0	1	3
Alex Rodriguez, R (1, 6) OBP: 0.361, SLG: 0.567	X 0-0 S 1-H 2B		B C 1 SAFE B F C 2-3 ① K		F X 0-1 ② G6-3 2-3 3-H		B B X 2-0 ① P9		I F B F S 1-3 ① K	5	0	1	2	0	2	2
Ken Griffey Jr., L (1, 8) OBP: 0.375, SLG: 0.613	F F B S 1-3 ① K		X 0-0 ②③ G4-6-3 1-2f		C F B B F B B 4-2 BB		C B B X 2-1 2B 1B		C F F B X 1-2 ② P6	4	0	1	0	1	1	2
Edgar Martinez, R (1, 10) OBP: 0.418, SLG: 0.541	2 SAFE B B B B C B 4-1 2-3 BB			C B F X 1-2 ① G4-3	C X 0-1 ③ P3		B C 1 S B X 2-2 1-3 2B		B X 1-0 ③ G5-3	4	0	1	0	1	0	2
David Segui, S (1, 3) OBP: 0.370, SLG: 0.498	B F F S 1-3 ② K			B B C X 2-1 ② G4-3		B F X 1-1 HR	S F S 0-3 ② K			4	1	1	1	0	2	4
Jay Buhner, R (1, 9) OBP: 0.352, SLG: 0.470	S B S S 1-3 ③ K			C B X 1-1 ③ L7		B C B B S S 3-3 ① K	S C C 0-3 ③ K			4	0	0	0	0	3	4
Russ Davis, R (1, 5) OBP: 0.309, SLG: 0.465		C F C 0-3 ① K			C B B X 2-1 1B 2B	C S B X 1-2 ② F9		B X 1-0 ① F1-4-3		4	1	1	0	0	1	0
Joe Oliver, R (1, 2) OBP: 0.258, SLG: 0.322		B B X 2-0 ② G6-3			C X 0-1 SH3-1 1B G6-3 2-H 1B	B B B C X 3-1 1B 1B		B X 1-0 1B		4	1	3	1	0	0	0
Shane Monahan, L (1, 7) OBP: 0.299, SLG: 0.366		S X 0-1 ③ G3			C S B X 1-2 G6-3 SH3-1 1-2 1B	F B B B X 3-1 1-2 1B		B F C S 1-3 ② K		4	0	2	0	0	1	1
Inning Stats	R: 1 H: 2 E: 0 LOB: 2 K: 3 BB: 1 S: 13 P: 22	R: 0 H: 0 E: 0 LOB: 0 K: 1 BB: 0 S: 6 P: 8	R: 0 H: 1 E: 0 LOB: 0 K: 1 BB: 0 S: 5 P: 7	R: 0 H: 0 E: 0 LOB: 0 K: 0 BB: 0 S: 7 P: 11	R: 2 H: 3 E: 0 LOB: 2 K: 0 BB: 1 S: 17 P: 24	R: 1 H: 3 E: 0 LOB: 2 K: 2 BB: 0 S: 15 P: 27	R: 0 H: 2 E: 0 LOB: 2 K: 2 BB: 0 S: 12 P: 18	R: 0 H: 1 E: 0 LOB: 1 K: 1 BB: 0 S: 8 P: 13	R: 0 H: 0 E: 0 LOB: 0 K: 1 BB: 0 S: 9 P: 12	1B: 8 SF: 0 2B: 3 SAC: 1 3B: 0 DP: 1 HR: 1 HBP: 0						WP: 0 PA: 40 PB: 0 SB: 1 CS: 0	

TOP

Seattle Mariners @ Cleveland Indians

Jacobs Field, Cleveland, OH

Tue Aug 25 1998, 7:05 PM EDT

Att. 43,113 - Cloudy - 74 F

livebaseballscorecards.com

AB	37
R	4
H	12
RBI	4
BB	2
SO	11
LOB	18

PITCHER		IP	WLS	BF	H	R	ER	SO	BB	IBB	HBP	BLK	WP	HR	S	P	ERA	WHIP
Charles Nagy, R ERA: 5.64	(1, 1)	5.2	W	26	8	4	4	6	2	0	0	0	0	1	58	90	6.35	1.765
Tom Martin, L ERA: 8.31	(6, 1)	0.1		2	1	0	0	1	0	0	0	0	0	0	5	9	0.00	3.000
Paul Shuey, R ERA: 2.21	(7, 1)	2.0		9	3	0	0	3	0	0	0	0	0	0	20	31	0.00	1.500
Doug Jones, R ERA: 4.86	(9, 1)	1.0		3	0	0	0	1	0	0	0	0	0	0	9	12	0.00	0.000

PITCHER	IP	WLS	BF	H	R	ER	SO	BB	IBB	HBP	BLK	WP	HR	S	P	ERA	WHIP

Batter	1	2	3	4	5	6	7	8	9	AB	R	H	RBI	BB	SO	LOB
Kenny Lofton, L (1, 8) OBP: 0.361, SLG: 0.409	C X 0-1 G3 ①		B F B X 2-1 G3 ②	B B X 2-0 S E 2-H 2B		B B B C C X 3-2 SH1-3 BB 2B 1B	B C X 1-1 G4-3 ②			5	2	2	1	0	0	0
Omar Vizquel, S (1, 6) OBP: 0.352, SLG: 0.361	C X 0-1 G3 ②		C X 0-1 2B 2B	C B B B X 3-1 E 1B 2-H 1B		B 1 SAFE B C 1 SAFE B C F 1 SAFE 4-2 F B SH1-3 1-2 2B BB	B F B B X 3-1 BB BB 2B			4	4	3	0	1	0	0
Brian Giles, L (1, 7) OBP: 0.412, SLG: 0.481	C B X 1-1 L7 ③		C B B B B 4-1 2B BB	1 SAFE C 1 SAFE 1 SAFE B B 1 B F 3-2 X HR 1-H 1B		B X 1-0 SH1-3 ① 1-2 2-3	B B B B 4-0 BB BB BB			2	1	1	1	2	0	0
Manny Ramirez, R (1, 9) OBP: 0.372, SLG: 0.568		B C B X 2-1 G5-4-3 BB 1B	B B 1 SAFE F B X 3-1 1-3 2-H 2B	C B B X 2-1 1-H HR		S B S X 1-2 2H 3H 2B 2B	B B B B 4-0 BB 1-2 2-3 BB			4	2	4	5	1	0	0
David Justice, L (1, 10) OBP: 0.357, SLG: 0.460		L B B B B 1 SAFE B 4-1 G5-4-3 1-2 BB	B C B B B 4-1 FC5-4 BB	B F X 1-1 G4-3 ③		C B F X 1-2 WP 2-H 2B	F F B F B B B 4-2 1-2 2-3 3-H BB			2	0	1	2	3	0	0
Travis Fryman, R (1, 5) OBP: 0.337, SLG: 0.506 Torey Lovullo, S (8, 5) OBP: 0.250, SLG: 0.263	C X 0-1 ① ② G5-4-3 1-2f 2-3	C X 0-1 ③ FC5-4 1-2f			F F T 0-2 ① K	X 0-0 ② G6-3	B S X 1-1 ③ G1-3			5 0	0 0	0 0	0 0	0 0	1 0	9 0
Richie Sexson, R (1, 3) OBP: 0.366, SLG: 0.478	B B C C B B 4-2 BB			S B B F F B B 4-2 G3 2B BB	C B C F F B B X 3-2 ② L4	S B B B B 4-1 2-3 BB		B F F S 1-3 ① K		2	1	0	0	3	1	0
Sandy Alomar Jr., R (1, 2) OBP: 0.268, SLG: 0.346	B F F B X 2-2 ③ P6			X 0-0 ① L9	B B B B 4-0 BB	B C F X 1-2 ③ G4-3		F B F F X 1-2 ② F7		4	0	0	0	1	0	5
David Bell, R (1, 4) OBP: 0.313, SLG: 0.435			C C B X 1-2 ① F7	1 SAFE X 0-0 ② G3 1-2	S C X 0-2 ③ F7		S F B F S 1-3 ① K	B F X 1-1 ③ F9		5	0	0	0	0	1	2
Inning Stats	R: 0 E: 0 K: 0 S: 6 H: 0 LOB: 0 BB: 0 P: 7	R: 0 E: 0 K: 0 S: 10 H: 1 LOB: 2 BB: 2 P: 22	R: 1 E: 0 K: 0 S: 13 H: 2 LOB: 3 BB: 2 P: 27	R: 5 E: 1 K: 0 S: 15 H: 4 LOB: 0 BB: 1 P: 30	R: 0 E: 0 K: 1 S: 11 H: 0 LOB: 1 BB: 1 P: 18	R: 3 E: 0 K: 0 S: 19 H: 3 LOB: 2 BB: 2 P: 34	R: 1 E: 0 K: 1 S: 13 H: 1 LOB: 3 BB: 3 P: 31	R: 0 E: 0 K: 1 S: 9 H: 0 LOB: 0 BB: 0 P: 12		1B: 4 2B: 6 3B: 0 HR: 1 SF: 0 SAC: 1 DP: 1 HBP: 0						

BOTTOM

Seattle Mariners @ Cleveland Indians

Jacobs Field, Cleveland, OH

Tue Aug 25 1998, 7:05 PM EDT

Att. 43,113 - Cloudy - 74 F

livebaseballscorecards.com

AB	33
R	10
H	11
RBI	9
BB	11
SO	3
LOB	16

WP: 1 PA: 45
PB: 0
SB: 1
CS: 0

PITCHER		IP	WLS	BF	H	R	ER	SO	BB	IBB	HBP	BLK	WP	HR	S	P	ERA	WHIP
26 Bill Swift, R ERA: 5.71	(1, 1)	4.0	L	23	7	6	6	0	5	0	0	0	0	1	44	86	13.50	3.000
31 Bobby Ayala, R ERA: 7.16	(5, 1)	2.0		12	3	3	3	1	3	0	0	0	1	0	30	52	13.50	3.000
39 Greg McCarthy, L ERA: 5.85	(7, 1)	0.2		4	1	1	1	1	1	0	0	0	0	0	8	17	13.50	3.000
Heathcliff Slocumb, R ERA: 6.27	(7, 1)	1.1		6	0	0	0	1	2	0	0	0	0	0	14	26	0.00	1.500

PITCHER	IP	WLS	BF	H	R	ER	SO	BB	IBB	HBP	BLK	WP	HR	S	P	ERA	WHIP

Batter	1	2	3	4	5	6	7	8	9	AB	R	H	RBI	BB	SO	LOB
Joey Cora, S (1, 4) OBP: 0.360, SLG: 0.378	G4-3		2B		P6		G3			4	1	1	0	0	0	1
Alex Rodriguez, R (1, 6) OBP: 0.360, SLG: 0.567	F7		FC8-5, 2-H, 2B		K			K		4	0	1	1	0	2	1
Ken Griffey Jr., L (1, 8) OBP: 0.375, SLG: 0.610	F9		FC8-5, 2-3		1B, 1-3			K		4	0	1	0	0	1	1
Edgar Martinez, R (1, 10) OBP: 0.418, SLG: 0.547		1B	L6		K			HR		4	2	2	1	0	1	2
David Segui, S (1, 3) OBP: 0.371, SLG: 0.497		1B, 1-2		P7		F9		BB		3	0	1	0	1	0	0
Jay Buhner, R (1, 9) OBP: 0.350, SLG: 0.464		P4		BB		K		L7		3	0	0	0	1	1	3
Russ Davis, R (1, 5) OBP: 0.308, SLG: 0.461		P7		K		F7			G4-3, BB	3	0	0	0	1	1	3
John Marzano, R (1, 2) OBP: 0.314, SLG: 0.381 Raul Ibanez, L (9, PH) OBP: 0.238, SLG: 0.476		1B, 1-3, 2-H		K			K		G4-3, 1-2f	3 1	0 0	1 0	1 0	0 0	2 0	1 1
Shane Monahan, L (1, 7) OBP: 0.298, SLG: 0.362		K			1B		P9		G4-3	4	0	1	0	0	1	2
Inning Stats	R: 0 E: 0 K: 0 S: 5 H: 0 LOB: 0 BB: 0 P: 8	R: 1 E: 0 K: 1 S: 10 H: 3 LOB: 2 BB: 0 P: 12	R: 1 E: 0 K: 0 S: 9 H: 2 LOB: 0 BB: 0 P: 14	R: 0 E: 0 K: 2 S: 11 H: 0 LOB: 1 BB: 1 P: 18	R: 0 E: 0 K: 2 S: 12 H: 2 LOB: 2 BB: 0 P: 17	R: 0 E: 0 K: 1 S: 5 H: 0 LOB: 0 BB: 0 P: 7	R: 0 E: 0 K: 1 S: 9 H: 0 LOB: 0 BB: 0 P: 12	R: 1 E: 0 K: 2 S: 14 H: 1 LOB: 1 BB: 1 P: 22	R: 0 E: 0 K: 0 S: 9 H: 0 LOB: 0 BB: 1 P: 14	1B: 5 2B: 3 3B: 0 HR: 1 SF: 0 SAC: 0 DP: 2 HBP: 0	WP: 0 PB: 0 SB: 0 CS: 0 PA: 36					

PITCHER	IP	WLS	BF	H	R	ER	SO	BB	IBB	HBP	BLK	WP	HR	S	P	ERA	WHIP
Dave Burba, R (1, 1) ERA: 4.0	7.0	W	28	7	2	2	7	1	0	0	0	0	0	61	88	2.57	1.143
Steve Reed, R (8, 1) ERA: 1.97	0.2		4	1	1	1	2	1	0	0	0	0	1	13	20	13.50	3.000
Michael Jackson, R (8, 1) ERA: 1.81	1.1	S	4	0	0	0	0	1	0	0	0	0	0	10	16	0.00	0.750

PITCHER	IP	WLS	BF	H	R	ER	SO	BB	IBB	HBP	BLK	WP	HR	S	P	ERA	WHIP

TOP

Seattle Mariners @ Cleveland Indians

Jacobs Field, Cleveland, OH

Wed Aug 26 1998, 7:05 PM EDT

Att. 43,091 - Unknown - 72 F

livebaseballscorecards.com

AB	33
R	3
H	8
RBI	3
BB	3
SO	9
LOB	15

Seattle Mariners @ Cleveland Indians

Jacobs Field, Cleveland, OH

Wed Aug 26 1998, 7:05 PM EDT

Att. 43,091 - Unknown - 72 F

livebaseballscorecards.com

BOTTOM

Batter	1	2	3	4	5	6	7	8	9	AB	R	H	RBI	BB	SO	LOB
Kenny Lofton, L (1, 8) OBP: 0.363, SLG: 0.413	X 0-0 ① F8		C C B F B B X 3-2 2B		B B F X 2-1 FC1-6 1B		B C B B C B 4-2 S WP G5-3 BB			3	1	2	0	1	0	0
Omar Vizquel, S (1, 6) OBP: 0.350, SLG: 0.358	C B C X 1-2 ② F8		B C F S 1-3 ③ K		X 0-0 ② FC1-6 HR 1-2f		B 1 SAFE 1 SAFE 1 SAFE 1 SAFE B X 2-0 ② G5-3 1-2			4	1	0	0	0	1	3
Manny Ramirez, R (1, 9) OBP: 0.375, SLG: 0.575	C X 0-1 ③ L6			B B F C X 2-2 FC4 1B	1 SAFE C 1 SAFE X 0-1 HR 1-H		I I I I 4-0 WP IBB			3	1	2	2	1	0	0
Cecil Fielder, R (1, 10) OBP: 0.327, SLG: 0.411		C F B B C 2-3 ① K		F C X 0-2 ① FC4 2B 1-2f	C B S B S 2-3 ③ K		F S B F B B S 3-3 ③ K 1-2 2-H			4	0	0	0	0	3	2
Richie Sexson, R (1, 3) OBP: 0.400, SLG: 0.577		C B X 1-1 HR		B B F X 2-1 2B 1-3		C F B X 1-2 2B		B S S X 1-2 SH2-4 2B 1B		4	2	4	1	0	0	0
Mark Whiten, S (1, 7) OBP: 0.390, SLG: 0.421		C S C 0-3 ② K		B S S S B B B 4-2 BB		L B C F S 1-3 ① K		L X 0-1 ① SH2-4 1-2		2	0	0	0	1	2	1
Sandy Alomar Jr., R (1, 2) OBP: 0.266, SLG: 0.343	B X 1-0 ③ F8			B F B X 2-1 ② P2		C B S S 1-3 ② K		F S B B B F F X 3-2 ② G5-3		4	0	0	0	0	1	5
David Bell, R (1, 5) OBP: 0.312, SLG: 0.435			L B X 1-1 ① G1-3	C X 0-1 ③ F9		B C B C C 2-3 ③ K		X 0-0 2-H 2B		4	0	1	1	0	1	4
Enrique Wilson, S (1, 4) OBP: 0.265, SLG: 0.344			C F X 0-2 ② G1-3		B B C X 2-1 ① G3		C X 0-1 ① G6-3	B C X 1-1 ③ L8		4	0	0	0	0	0	1
Inning Stats	R: 0 E: 0 K: 0 S: 6 H: 0 LOB: 0 BB: 0 P: 7	R: 1 E: 0 K: 2 S: 9 H: 1 LOB: 0 BB: 0 P: 13	R: 0 E: 0 K: 1 S: 12 H: 1 LOB: 1 BB: 0 P: 17	R: 0 E: 0 K: 0 S: 14 H: 2 LOB: 3 BB: 1 P: 24	R: 2 E: 0 K: 1 S: 10 H: 2 LOB: 0 BB: 0 P: 16	R: 0 E: 0 K: 3 S: 13 H: 1 LOB: 1 BB: 0 P: 18	R: 1 E: 0 K: 1 S: 9 H: 0 LOB: 1 BB: 2 P: 22	R: 1 E: 0 K: 0 S: 13 H: 2 LOB: 1 BB: 0 P: 18		1B: 3 2B: 4 3B: 0 HR: 2	SF: 0 SAC: 1 DP: 0 HBP: 0		WP: 1 PB: 0 SB: 1 CS: 0		PA: 36		

PITCHER		IP	WLS	BF	H	R	ER	SO	BB	IBB	HBP	BLK	WP	HR	S	P	ERA	WHIP
Jeff Fassero, L ERA: 4.04	(1, 1)	8.0	L	36	9	5	5	8	2	1	0	0	1	2	86	135	5.62	1.375

PITCHER	IP	WLS	BF	H	R	ER	SO	BB	IBB	HBP	BLK	WP	HR	S	P	ERA	WHIP

AB	32
R	5
H	9
RBI	4
BB	3
SO	8
LOB	16

Batter	1	2	3	4	5	6	7	8	9	AB	R	H	RBI	BB	SO	LOB
Joey Cora, S (1, 4) OBP: 0.362, SLG: 0.385	B C B B C B 4-2 FC5-4 BB	B C X 1-1 ① FC5-4 FC5-4 1-2f		C X 0-1 1B		B B C X 2-1 ③ G4-3		X 0-0 1-H 2-H HR		4	1	2	3	1	0	1
Alex Rodriguez, R (1, 6) OBP: 0.359, SLG: 0.569	B B C F F F X 2-2 ① FC5-4 WP 1-2f 1B	C S X 0-2 ② FC5-4 1-2f		X 0-0 ③ L7			X 0-0 HR	B B B C F S 3-3 ① K		5	2	1	1	0	1	3
Ken Griffey Jr., L (1, 8) OBP: 0.373, SLG: 0.607	F B X 1-1 ② F8 1-2	X 0-0 ③ P5			B B S B F S 3-3 ① K		F X 0-1 CS 1B	B S B B B X 3-1 ② F9		5	0	1	0	0	1	2
Edgar Martinez, R (1, 10) OBP: 0.418, SLG: 0.545	C B B B B 4-1 1B 2B BB		C C X 0-2 ① G4-3		F F B X 1-2 1B		C 1 SAFE C B B B F S 3-3 ① ② K 1-2	B C B S B F S 3-3 ③ K		4	1	1	0	1	2	1
David Segui, S (1, 3) OBP: 0.373, SLG: 0.502	B X 1-0 2B 1B 1-2 2-H 1B		B B X 2-0 2B		S B X 1-1 ② F8		B B B C X 3-1 E3 FC6-4		B C X 1-1 G4-3 2B	5	1	3	1	0	0	1
Russ Davis, R (1, 5) OBP: 0.307, SLG: 0.460	B X 1-0 E 1-3 2-H 2B		C X 0-1 ② F7		B C B C B X 3-2 ③ P9		B C B X 2-1 ③ FC6-4 1-2f		B X 1-0 ① G4-3 2-3	5	1	1	1	0	0	4
Rob Ducey, L (1, 9) OBP: 0.326, SLG: 0.404	B F S B X 2-2 E1 2-H 3-H 1B		C B B F X 2-2 ③ F9			C B F B B F F F B 4-2 SH1-4 1B BB		B B X 2-0 SH E 2B	C F B B B S 3-3 ② K	4	2	2	1	1	1	2
Joe Oliver, R (1, 2) OBP: 0.258, SLG: 0.318	C C B X 1-2 ③ F9			B F C B X 2-2 ① F7		1 SAFE 1 SAFE X 0-0 ① SH1-4 1-2		B C L B B B 4-2 E HR BB	C F B S 1-3 ③ K	3	1	0	0	1	1	2
Shane Monahan, L (1, 7) OBP: 0.306, SLG: 0.370		B C B B X 3-1 FC5-4 1B		F B S B B F S 3-3 ② K		X 0-0 ② 2-H 1B		X 0-0 SH 1-2 2-H HR		3	1	2	1	0	1	0
Inning Stats	R: 4 E: 1 K: 0 S: 18 H: 3 LOB: 1 BB: 2 P: 34	R: 0 E: 0 K: 0 S: 8 H: 1 LOB: 1 BB: 0 P: 12	R: 0 E: 0 K: 0 S: 9 H: 1 LOB: 1 BB: 0 P: 13	R: 0 E: 0 K: 1 S: 10 H: 1 LOB: 1 BB: 0 P: 15	R: 0 E: 0 K: 1 S: 11 H: 1 LOB: 1 BB: 0 P: 19	R: 1 E: 0 K: 0 S: 9 H: 1 LOB: 0 BB: 1 P: 15	R: 1 E: 1 K: 1 S: 11 H: 2 LOB: 1 BB: 0 P: 19	R: 4 E: 1 K: 2 S: 14 H: 2 LOB: 0 BB: 1 P: 29	R: 0 E: 0 K: 2 S: 9 H: 1 LOB: 1 BB: 0 P: 15	1B: 7 2B: 5 3B: 0 HR: 2 SF: 0 SAC: 2 DP: 1 HBP: 0						

PITCHER		IP	WLS	BF	H	R	ER	SO	BB	IBB	HBP	BLK	WP	HR	S	P	ERA	WHIP
Jaret Wright, R ERA: 4.78	(1, 1)	6.0	L	30	10	6	5	2	3	0	0	0	1	1	68	111	7.50	2.167
Paul Shuey, R ERA: 3.08	(7, 1)	1.1		8	2	4	4	2	1	0	0	0	0	1	16	33	27.00	2.250
Jim Poole, L ERA: 5.18	(8, 1)	0.2		2	0	0	0	1	0	0	0	0	0	0	6	12	0.00	0.000
Paul Assenmacher, L ERA: 3.51	(9, 1)	1.0		4	1	0	0	2	0	0	0	0	0	0	9	15	0.00	1.000

PITCHER	IP	WLS	BF	H	R	ER	SO	BB	IBB	HBP	BLK	WP	HR	S	P	ERA	WHIP

TOP

Seattle Mariners @ Cleveland Indians

Jacobs Field, Cleveland, OH

Thu Aug 27 1998, 7:05 PM EDT

Att. 43,142 - Unknown - 73 F

livebaseballscorecards.com

AB	38
R	10
H	13
RBI	8
BB	4
SO	7
LOB	16

1B: 7	SF: 0	WP: 1	PA: 44
2B: 5	SAC: 2	PB: 0	
3B: 0	DP: 1	SB: 0	
HR: 2	HBP: 0	CS: 1	

Seattle Mariners @ Cleveland Indians

Jacobs Field, Cleveland, OH

Thu Aug 27 1998, 7:05 PM EDT

Att. 43,142 - Unknown - 73 F

BOTTOM

livebaseballscorecards.com

Batter	1	2	3	4	5	6	7	8	9	AB	R	H	RBI	BB	SO	LOB
Kenny Lofton, L (1, 8) OBP: 0.362, SLG: 0.417	G1-3	P4			HR	G6-3			G4-3	5	1	1	1	0	0	3
Omar Vizquel, S (1, 6) OBP: 0.351, SLG: 0.358	BB		G5-3		1B		G1-3			3	0	1	0	1	0	0
Manny Ramirez, R (1, 9) OBP: 0.374, SLG: 0.574	K		E 2B		K 1-2		F9			4	0	1	0	0	2	2
Cecil Fielder, R (1, 3) OBP: 0.325, SLG: 0.407	K		E5 G5-4-3 2-3		P3 2-3		G4-3			4	0	0	0	0	1	3
Richie Sexson, R (1, 7) OBP: 0.405, SLG: 0.573		2B 1B	G5-4-3 1-2f			P6		G4-6-3 1B		4	1	2	0	0	0	2
David Justice, L (1, 10) OBP: 0.360, SLG: 0.473		1-H 2B 2B		G4-3 L1-5 2B		HR		P5		4	2	3	2	0	0	1
David Bell, R (1, 5) OBP: 0.309, SLG: 0.430		G6-3		G4-3 2-3		K		G4-6-3 1-2f		4	0	0	0	0	1	3
Sandy Alomar Jr., R (1, 2) OBP: 0.269, SLG: 0.346 Pat Borders, R (9, 2) OBP: 0.296, SLG: 0.282		G4-3 2-H 2B		L1-5 3-H		BB 2B			L3	2 1	0 0	1 0	1 0	1 0	0 0	1 0
Enrique Wilson, S (1, 4) OBP: 0.270, SLG: 0.371 Mark Whiten, S (9, PH) OBP: 0.388, SLG: 0.419		G4-3 2-3			B1-3	1-3 2B			K	3 1	0 0	1 0	0 0	0 0	0 1	1 0
Inning Stats	R: 0 E: 0 K: 2 S: 10 H: 0 LOB: 1 BB: 1 P: 16	R: 2 E: 0 K: 0 S: 14 H: 3 LOB: 1 BB: 0 P: 22	R: 0 E: 1 K: 0 S: 10 H: 1 LOB: 1 BB: 0 P: 11	R: 0 E: 0 K: 0 S: 4 H: 1 LOB: 0 BB: 0 P: 6	R: 1 E: 0 K: 1 S: 12 H: 2 LOB: 1 BB: 0 P: 22	R: 1 E: 0 K: 1 S: 23 H: 2 LOB: 2 BB: 1 P: 34	R: 0 E: 0 K: 0 S: 5 H: 0 LOB: 0 BB: 0 P: 8	R: 0 E: 0 K: 0 S: 5 H: 1 LOB: 0 BB: 0 P: 7	R: 0 E: 0 K: 1 S: 7 H: 0 LOB: 0 BB: 0 P: 8	1B: 3 2B: 6 3B: 0 HR: 2 SF: 0 SAC: 0 DP: 3 HBP: 0	WP: 0 PB: 0 SB: 2 CS: 0 PA: 37					

PITCHER	IP	WLS	BF	H	R	ER	SO	BB	IBB	HBP	BLK	WP	HR	S	P	ERA	WHIP
Jamie Moyer, L (1, 1) ERA: 3.62	6.0	W	28	9	4	4	4	2	0	0	0	0	2	73	111	6.00	1.833
Jose Paniagua, R (7, 1) ERA: 1.42	2.0		6	1	0	0	0	0	0	0	0	0	0	10	15	0.00	0.500
Mike Timlin, R (9, 1) ERA: 3.16	1.0		3	0	0	0	1	0	0	0	0	0	0	7	8	0.00	0.000

PITCHER	IP	WLS	BF	H	R	ER	SO	BB	IBB	HBP	BLK	WP	HR	S	P	ERA	WHIP

Batter	1	2	3	4	5	6	7	8	9	10	AB	R	H	RBI	BB	SO	LOB
Rickey Henderson, R (1, 7) OBP: 0.379, SLG: 0.329	0-0 FC4-6 2B	1-0 G5-3		4-1 FC5-4 BB		4-2 BB	0-0 1B		2-2 1B	0-0 HR 1B	5	2	4	2	2	0	1
Ryan Christenson, R (1, 8) OBP: 0.306, SLG: 0.346	1-0 FC4-6 1B	1-3 K		1-1 FC5-4		0-0 1B	0-1 F8		1 SAFE 1-3 K	0-0 HR 1B	7	2	3	2	0	2	7
Jason Giambi, L (1, 3) OBP: 0.380, SLG: 0.484	0-2 P6		2-1 G4-6-3 BB 1B		1-1 1B FC6 1B	4-1 1B BB		1-0 1B		4-0 1B BB 2B BB 0-0 HR	5	3	4	3	2	0	2
Matt Stairs, L (1, 10) OBP: 0.393, SLG: 0.549	2-0 FC4-6 2B	4-1 G4-6-3 BB			1-3 K	1-2 1B		2-3 K		4-2 1B 2B BB G4-3	5	1	1	2	2	2	3
Ben Grieve, L (1, 9) OBP: 0.389, SLG: 0.455 Bip Roberts, S (8, 9) OBP: 0.348, SLG: 0.341	1-1 2B	1-2 G4-6-3			1-1 FC6 1B	1-3 K		3-2 1B	2 SAFE	0-0 2B FC3 1B	5 1	0 1	3 1	0 0	0 0	1 0	4 0
Scott Spiezio, S (1, 4) OBP: 0.332, SLG: 0.393	0-0 L9	2-1 P5			0-0 FC6		0-0 SH3 SF7 2B	1-2 G6-3		1-0 P5	6	1	1	1	0	0	8
Mike Blowers, R (1, 5) OBP: 0.309, SLG: 0.404		1-2 SH1-4 1B G5-3 1B		0-0 P3	0-2 G1-3		0-1 SH3		0-0 1B	3-2 FC3 FC6-2 2B	5	1	3	2	0	0	1
Miguel Tejada, R (1, 6) OBP: 0.315, SLG: 0.390		3-2 G5-3 SH1-4 1B		1-1 BB 1B		2-1 SH3 2B	2-1 SF7		0-1 B1	0-1 FC3 FC6-2 1B	5	2	3	2	0	0	2
A.J. Hinch, R (1, 2) OBP: 0.298, SLG: 0.336		0-0 SH1-4		1-3 K		0-0 SH3	0-1 1B		0-1 F7	1-2 FC6-2 1B	4	1	1	0	0	1	4
Inning Stats	R: 1 E: 0 K: 0 S: 9 H: 3 LOB: 2 BB: 0 P: 13	R: 1 E: 0 K: 1 S: 14 H: 2 LOB: 1 BB: 0 P: 20	R: 0 E: 0 K: 0 S: 8 H: 1 LOB: 1 BB: 1 P: 17	R: 0 E: 0 K: 1 S: 11 H: 1 LOB: 2 BB: 1 P: 18	R: 1 E: 0 K: 1 S: 13 H: 2 LOB: 1 BB: 0 P: 16	R: 2 E: 0 K: 1 S: 15 H: 3 LOB: 2 BB: 2 P: 27	R: 1 E: 0 K: 0 S: 10 H: 3 LOB: 2 BB: 0 P: 12	R: 0 E: 0 K: 1 S: 13 H: 2 LOB: 1 BB: 0 P: 20	R: 0 E: 0 K: 1 S: 11 H: 2 LOB: 2 BB: 0 P: 14	R: 8 E: 0 K: 0 S: 18 H: 5 LOB: 0 BB: 2 P: 33	1B: 18 2B: 5 3B: 0 HR: 1 SF: 1 SAC: 3 DP: 1 HBP: 0						

PITCHER		IP	WLS	BF	H	R	ER	SO	BB	IBB	HBP	BLK	WP	HR	S	P	ERA	WHIP
Bartolo Colon, R ERA: 3.32	(1, 1)	5.2		29	11	5	5	3	3	0	0	0	0	0	63	98	7.94	2.471
Jim Poole, L ERA: 5.13	(6, 1)	0.1		3	1	0	0	1	1	0	0	0	0	0	7	13	0.00	6.000
Doug Jones, R ERA: 4.92	(7, 1)	1.0		6	3	1	1	0	0	0	0	0	0	0	10	12	9.00	3.000
Tom Martin, L ERA: 7.71	(8, 1)	1.0		4	2	0	0	1	0	0	0	0	0	0	13	20	0.00	2.000
Steve Reed, R ERA: 2.88	(9, 1)	2.0	L	16	7	8	8	1	2	0	0	0	0	1	29	47	36.00	4.500

PITCHER IP WLS BF H R ER SO BB IBB HBP BLK WP HR S P ERA WHIP

TOP

Oakland Athletics @ Cleveland Indians

Jacobs Field, Cleveland, OH

Fri Aug 28 1998, 7:05 PM EDT

Att. 43,191 - Cloudy - 75 F

livebaseballscorecards.com

AB	48
R	14
H	24
RBI	14
BB	6
SO	6
LOB	32

WP: 0 PB: 0 SB: 0 CS: 0 PA: 58

Batter	1	2	3	4	5	6	7	8	9	10	AB	R	H	RBI	BB	SO	LOB
Kenny Lofton, L (1, 8) OBP: 0.362, SLG: 0.420	B C B B X 3-1 SH1-3 1B 2B	X 0-0 3-H 2B		C X 0-1 ② P6		C B F F B S 2-3 ② K		X 0-0 ③ G1-3		B F X 1-1 ③ F7	6	1	2	1	0	1	4
Omar Vizquel, S (1, 6) OBP: 0.350, SLG: 0.357	X 0-0 ① SH1-3 2-3	B F X 1-1 ③ G1-3		C X 0-1 1B 1-2 1B		X 0-0 ③ P6			C C B X 1-2 ① G3		4	0	1	0	0	0	1
David Justice, L (1, 10) OBP: 0.362, SLG: 0.473	C B X 1-1 1B 3-H 1B		B C S B B S 3-3 ① K	C X 0-1 1-2 2-H 1B			X 0-0 ① F8		B B C S B B 4-2 BB		4	0	2	2	1	1	0
Manny Ramirez, R (1, 9) OBP: 0.372, SLG: 0.570	C B C X 1-2 1-2 1B		B B C X 2-1 ② F7	B B B C C X 3-2 ③ P4			B C F S 1-3 ② K		1 SAFE X 0-0 ② F7		5	0	1	0	0	1	3
Travis Fryman, R (1, 5) OBP: 0.338, SLG: 0.503	S B F B C 2-3 ② K		B B B B 4-0 HR BB		F F F B B B F F B 4-2 G5-3 BB		B C B F B S 3-3 ③ K		C S X 0-2 ③ F8		3	1	0	0	2	2	3
Brian Giles, L (1, 7) OBP: 0.412, SLG: 0.495	C B B B F C 3-3 ③ K		1 SAFE C 1 SAFE B B X 2-1 1-H HR		F B 1 SAFE C C 1-3 ① K			B B C F F X 2-2 WP 1B 2B		C B F X 1-2 ① F8	5	2	2	2	0	2	3
Richie Sexson, R (1, 3) OBP: 0.405, SLG: 0.575		B S X 1-1 SH1 2B 2B	B B S S C 2-3 ③ K		C X 0-1 ② G5-3 1-2			B S B F B F S 3-3 ① K 2-3		B F B C X 2-2 2B 1B	5	1	2	0	0	2	2
Sandy Alomar Jr., R (1, 2) OBP: 0.271, SLG: 0.351 Enrique Wilson, S (10, PR) OBP: 0.270, SLG: 0.371		B B F X 2-1 ① SH1 2-3		F X 0-1 ① F9	B X 1-0 ③ G4-3			F S X 0-2 3-H 1B		X 0-0 1-3 2B	4 0	0 0	2 0	1 0	0 0	0 0	1 0
David Bell, R (1, 4) OBP: 0.307, SLG: 0.427		B B F F B X 3-2 ② G6-3		C X 0-1 1B 1B 1B		B C B B X 3-1 ① G4-3		C X 0-1 ② F8		B C F X 1-2 ② L5	5	1	1	0	0	0	4
Inning Stats	R: 1 H: 3 E: 0 LOB: 2 K: 2 BB: 0 S: 14 P: 24	R: 1 H: 2 E: 0 LOB: 1 K: 0 BB: 0 S: 10 P: 17	R: 2 H: 1 E: 0 LOB: 0 K: 2 BB: 1 S: 10 P: 23	R: 1 H: 3 E: 0 LOB: 2 K: 0 BB: 0 S: 13 P: 16	R: 0 H: 0 E: 0 LOB: 1 K: 1 BB: 1 S: 11 P: 17	R: 0 H: 0 E: 0 LOB: 0 K: 1 BB: 0 S: 7 P: 12	R: 0 H: 0 E: 0 LOB: 0 K: 2 BB: 0 S: 7 P: 11	R: 1 H: 2 E: 0 LOB: 1 K: 1 BB: 0 S: 14 P: 19	R: 0 H: 0 E: 0 LOB: 1 K: 0 BB: 1 S: 9 P: 14	R: 0 H: 2 E: 0 LOB: 2 K: 0 BB: 0 S: 12 P: 17	1B: 7 SF: 0 2B: 5 SAC: 2 3B: 0 DP: 0 HR: 1 HBP: 0						

PITCHER		IP	WLS	BF	H	R	ER	SO	BB	IBB	HBP	BLK	WP	HR	S	P	ERA	WHIP
Mike Oquist, R ERA: 6.48	(1, 1)	4.0		23	9	5	5	4	2	0	0	0	0	1	52	89	11.25	2.750
Mike Mohler, L ERA: 5.79	(5, 1)	2.1		7	0	0	0	2	0	0	0	0	0	0	14	21	0.00	0.000
Tim Worrell, R ERA: 5.24	(7, 1)	1.1		6	2	1	1	3	0	0	0	0	1	0	19	28	6.75	1.500
Buddy Groom, L ERA: 4.56	(8, 1)	0.1		1	0	0	0	0	0	0	0	0	0	0	1	1	0.00	0.000
Gil Heredia, R ERA: 2.08	(9, 1)	2.0	W	9	2	0	0	0	1	0	0	0	0	0	21	31	0.00	1.500

PITCHER	IP	WLS	BF	H	R	ER	SO	BB	IBB	HBP	BLK	WP	HR	S	P	ERA	WHIP

BOTTOM

Oakland Athletics @ Cleveland Indians

Jacobs Field, Cleveland, OH

Fri Aug 28 1998, 7:05 PM EDT
Att. 43,191 - Cloudy - 75 F

livebaseballscorecards.com

AB	41
R	6
H	13
RBI	6
BB	3
SO	9
LOB	21

1B: 7 SF: 0
2B: 5 SAC: 2
3B: 0 DP: 0
HR: 1 HBP: 0

WP: 1 PA: 46
PB: 0
SB: 0
CS: 0

Batter	1	2	3	4	5	6	7	8	9	AB	R	H	RBI	BB	SO	LOB
Bip Roberts, S (1, 7) (9, 9) OBP: 0.351, SLG: 0.346	B X 1-0 L8 ①	C B C B B X 3-2 S 1-3 1B		X 0-0 2B	S B S B B F B 4-2 BB	F X 0-1 G4-3 ③			B C C X 1-2 E5 S SH1-4 SF9	5	1	2	0	1	0	1
Ryan Christenson, R (1, 8) OBP: 0.311, SLG: 0.349	C B B C B F B 4-2 BB 1B BB	B B C C T F X 2-2 L8 ③ 1-2		C F B B B B 4-2 BB	B C C B X 2-2 G5-3 ③		B X 1-0 G4-3 G6-3 2B		X 0-0 SH1-4 ① 1-2	3	1	1	0	2	0	4
Jason Giambi, L (1, 3) OBP: 0.381, SLG: 0.484	B C X 1-1 BB 1-2 1B		B B C X 2-1 1B 2B 1B	B B X 2-0 F7 ②		B B B C B 4-1 1B 2B BB	C X 0-1 G4-3 ① 2-3		F B B B B X 3-1 SF9 ② 2-H	4	2	2	1	1	0	3
Matt Stairs, L (1, 10) OBP: 0.394, SLG: 0.551	B F B C F B 2 SAFE 2 SAFE X 3-2 P6 ②		X 0-0 2B SF9 1-3 1B	B F B X 2-1 G4-3 ③		B B B C S X 3-2 2B 2B 1-3 1B	B F X 1-1 G6-3 ② 3-H		B B F B F X 3-2 2B 2B	6	3	3	1	0	0	4
Ben Grieve, L (1, 9) OBP: 0.393, SLG: 0.463 Rickey Henderson, R (9, PR) OBP: 0.379, SLG: 0.329 (9, 7)	B C B B F B 4-2 1-2 2-3 BB		B X 1-0 SF9 1-3 3-H 2B		C F B B F B B 4-2 G4-3 1B 1B BB	C X 0-1 1-3 3-H 2B 2B	C B S B B X 3-2 G3 ③		B B F B F X 3-2 2-H 2B	4 0	2 0	3 0	3 0	2 0	0 0	0 0
Scott Spiezio, S (1, 4) OBP: 0.338, SLG: 0.402	C B X 1-1 F9 ③		S F B S 1-3 K ①		X 0-0 G4-3 1-2 1B 1B	F F F X 1-2 2-H 3-H 1B 2B		C B X 1-1 2B	B B B B 4-0 BB	5	2	3	2	1	1	5
Mike Blowers, R (1, 5) OBP: 0.304, SLG: 0.399		C C S 0-3 K ①	B C F F B B X 3-2 SF9 ② 2-3 3-H		C B F B X 2-2 L9 ①	C F B X 1-2 G5-3 ①		S S C 0-3 K ①	C B S B S 2-3 K ③	5	0	0	1	0	3	6
Miguel Tejada, R (1, 6) OBP: 0.310, SLG: 0.383		B C B S B S 3-3 K ②	C S B B S 2-3 K ③		B C B B X 3-1 G4-3 ② 1-2 2-3	C B X 1-1 L7 ②		B S S X 1-2 G5-3 ②		5	0	0	0	0	2	5
A.J. Hinch, R (1, 2) OBP: 0.303, SLG: 0.338		B S B B F B 4-2 1B BB		C B C F F B F S 2-3 K ①	B C F B B F X 3-2 2-H 3-H 1B	X 0-0 2-H 1B		S S F B X 1-2 G6-3 ③		4	0	2	3	1	1	1
Inning Stats	R: 0 E: 0 K: 0 S: 14 H: 1 LOB: 3 BB: 2 P: 28	R: 0 E: 0 K: 2 S: 16 H: 1 LOB: 2 BB: 1 P: 28	R: 2 E: 0 K: 2 S: 14 H: 3 LOB: 1 BB: 0 P: 23	R: 0 E: 0 K: 1 S: 12 H: 1 LOB: 2 BB: 1 P: 22	R: 2 E: 0 K: 0 S: 20 H: 2 LOB: 2 BB: 2 P: 38	R: 4 E: 0 K: 0 S: 18 H: 4 LOB: 1 BB: 1 P: 28	R: 1 E: 0 K: 0 S: 8 H: 1 LOB: 0 BB: 0 P: 13	R: 0 E: 0 K: 1 S: 12 H: 1 LOB: 1 BB: 0 P: 15	R: 2 E: 1 K: 1 S: 15 H: 2 LOB: 2 BB: 1 P: 31	1B: 8 2B: 8 3B: 0 HR: 0 SF: 2 SAC: 1 DP: 0 HBP: 0						

TOP

Oakland Athletics @ Cleveland Indians

Jacobs Field, Cleveland, OH

Sat Aug 29 1998, 3:33 AM EDT

Att. 43,020 - Sunny - 74 F

livebaseballscorecards.com

AB	41
R	11
H	16
RBI	11
BB	8
SO	7
LOB	29

PITCHER		IP	WLS	BF	H	R	ER	SO	BB	IBB	HBP	BLK	WP	HR	S	P	ERA	WHIP
Dwight Gooden, R (1, 1) ERA: 3.83		4.2		27	8	4	4	5	5	0	0	0	0	0	70	127	7.71	2.786
Tom Martin, L (5, 1) ERA: 10.05		0.1	L	6	3	4	4	0	2	0	0	0	0	0	16	30	108.00	15.000
Doug Jones, R (6, 1) ERA: 4.85		1.0		4	1	0	0	0	0	0	0	0	0	0	8	10	0.00	1.000
Jim Poole, L (7, 1) ERA: 5.24		1.0		4	1	1	1	0	0	0	0	0	0	0	8	13	9.00	1.000
Paul Shuey, R (8, 1) ERA: 3.0		1.0		4	1	0	0	1	0	0	0	0	0	0	12	15	0.00	1.000

PITCHER		IP	WLS	BF	H	R	ER	SO	BB	IBB	HBP	BLK	WP	HR	S	P	ERA	WHIP
Paul Assenmacher, L (9, 1) ERA: 3.46		0.2		6	2	2	0	0	1	0	0	0	0	0	12	26	0.00	4.500
Michael Jackson, R (9, 1) ERA: 1.8		0.1		1	0	0	0	1	0	0	0	0	0	0	3	5	0.00	0.000

WP: 0 PB: 0 SB: 2 CS: 0 PA: 52

BOTTOM

Oakland Athletics @ Cleveland Indians

Jacobs Field, Cleveland, OH

Sat Aug 29 1998, 3:33 AM EDT
Att. 43,020 - Sunny - 74 F

livebaseballscorecards.com

Batter	1	2	3	4	5	6	7	8	9	AB	R	H	RBI	BB	SO	LOB
Kenny Lofton, L (1, 8) OBP: 0.362, SLG: 0.418	L7	P6		F8		BB		1B		4	0	1	0	1	0	2
Omar Vizquel, S (1, 6) OBP: 0.351, SLG: 0.355	G5-3 1B BB		G1-3	FC4-6 1-2f		F7		BB 1-3 BB		3	1	0	0	2	0	2
Brian Giles, L (1, 10) OBP: 0.407, SLG: 0.487	G5-3 1-2		K		P6	G1 1-3		FC6-4 1-2 BB		4	0	0	0	0	1	2
Cecil Fielder, R (8, PH) OBP: 0.326, SLG: 0.407										0	0	0	0	1	0	0
David Justice, L (8, PR) OBP: 0.362, SLG: 0.473										0	0	0	0	0	0	0
Manny Ramirez, R (1, 9) OBP: 0.375, SLG: 0.579	2B 2-H 1B		1B 2B		HR		F8	FC6-4 1-2f		5	3	3	2	0	0	3
Travis Fryman, R (1, 5) OBP: 0.339, SLG: 0.503	2B 1-H		1B BB		G5-3		G6-3		K	4	0	1	1	1	1	0
Richie Sexson, R (1, 3) OBP: 0.416, SLG: 0.647	G6-3		1B 1-2 2-H		HR		HR		K	5	2	3	3	0	1	1
Mark Whiten, S (1, 7) OBP: 0.389, SLG: 0.430		2B G3	K		2B		G3-1		F8	5	0	2	0	0	1	2
Pat Borders, R (1, 2) OBP: 0.297, SLG: 0.283		G5-3		1B FC4-6	G1-3			BB G6-4-3		3	0	1	0	0	0	2
Enrique Wilson, S (8, PH) OBP: 0.289, SLG: 0.371										0	0	0	0	1	0	0
(9, 4)																
David Bell, R (1, 4) OBP: 0.304, SLG: 0.422		G3 2-3		K		L8		G6-4-3 1-2f		4	0	0	0	0	1	3
Sandy Alomar Jr., R (9, 2) OBP: 0.271, SLG: 0.351										0	0	0	0	0	0	0

Inning Stats	1	2	3	4	5	6	7	8	9
	R: 2 H: 2 E: 0 LOB: 1 K: 0 BB: 1 S: 14 P: 25	R: 0 H: 1 E: 0 LOB: 1 K: 0 BB: 0 S: 9 P: 12	R: 1 H: 2 E: 0 LOB: 2 K: 2 BB: 1 S: 14 P: 22	R: 0 H: 1 E: 0 LOB: 1 K: 1 BB: 0 S: 12 P: 16	R: 2 H: 3 E: 0 LOB: 1 K: 0 BB: 0 S: 12 P: 21	R: 0 H: 0 E: 0 LOB: 1 K: 0 BB: 1 S: 8 P: 18	R: 1 H: 1 E: 0 LOB: 0 K: 0 BB: 0 S: 12 P: 15	R: 0 H: 1 E: 0 LOB: 3 K: 0 BB: 3 S: 11 P: 26	R: 0 H: 0 E: 0 LOB: 0 K: 2 BB: 0 S: 12 P: 20

1B: 4	SF: 0
2B: 4	SAC: 0
3B: 0	DP: 1
HR: 3	HBP: 0

WP: 0	PA: 43
PB: 0	
SB: 3	
CS: 0	

AB	37
R	6
H	11
RBI	6
BB	6
SO	5
LOB	17

PITCHER		IP	WLS	BF	H	R	ER	SO	BB	IBB	HBP	BLK	WP	HR	S	P	ERA	WHIP
Jimmy Haynes, R ERA: 4.55	(1, 1)	5.1	W	27	9	5	5	3	2	0	0	0	0	2	65	103	8.44	2.062
28 Mark Holzemer, L ERA: 1.93	(6, 1)	0.2		3	0	0	0	0	1	0	0	0	0	0	4	11	0.00	1.500
T.J. Mathews, R ERA: 4.4	(7, 1)	1.2		8	2	1	1	0	2	0	0	0	0	1	20	33	5.40	2.400
Buddy Groom, L ERA: 4.56	(8, 1)	0.0		1	0	0	0	0	1	0	0	0	0	0	0	4	∞	∞
Billy Taylor, R ERA: 4.08	(8, 1)	1.1	S	4	0	0	0	2	0	0	0	0	0	0	15	24	0.00	0.000

PITCHER	IP	WLS	BF	H	R	ER	SO	BB	IBB	HBP	BLK	WP	HR	S	P	ERA	WHIP

Batter	1	2	3	4	5	6	7	8	9	AB	R	H	RBI	BB	SO	LOB
Rickey Henderson, R (1, 7) OBP: 0.376, SLG: 0.326	C F B B S 2-3 ① K	F X 0-1 ③ G5-3			C B S C 1-3 ① K		C B C C 1-3 ② K		B B X 2-0 ② P4	5	0	0	0	0	3	2
Ryan Christenson, R (1, 8) OBP: 0.322, SLG: 0.359	C X 0-1 1B E 1B		B B C F B X 3-2 HR 1B		X 0-0 ② 1B		B B B C F F B 4-2 BB		B S B B S F B X 3-2 G4-3 1B 1-3	4	2	4	0	1	0	0
Jason Giambi, L (1, 3) OBP: 0.379, SLG: 0.481	F 1 SAFE C 1 SAFE B B F 1 SAFE 1 SAFE 2-2 1 SAFE X E2 2B 1B 1-H	C 1 SAFE X 0-1 ① L7			B B C F X 2-2 ③ F8		X 0-0 ③ F8		B C C B B X 3-2 ③ G4-3 1-2	5	1	1	0	0	0	4
Matt Stairs, L (1, 10) OBP: 0.395, SLG: 0.557	C 2 SAFE B B S C 2-3 ② K		X 0-0 HR 1-H			B C X 1-1 1B 1B		B F F B X 2-2 ① G4-3		4	1	2	2	0	1	1
Ben Grieve, L (1, 9) OBP: 0.392, SLG: 0.463	B B F F B F F F X 3-2 2B 2-H	C X 0-1 ② G3				C F C 0-3 ① K		B T B F B F F F F 3-3 S ② K		4	0	1	1	0	2	1
Scott Spiezio, S (1, 4) OBP: 0.340, SLG: 0.401	C B X 1-1 ③ G3-1		F C B S 1-3 ③ K			1 SAFE 1 SAFE B B B X 2-0 FC6-4 1B 1-2		B B F B B B 4-1 BB		3	0	1	0	1	1	1
Ed Sprague, R (1, 5) OBP: 0.283, SLG: 0.402		C F B S 1-3 ① K		B C C X 1-2 ① G4-3		C S S 0-3 ② K		F B B S S 2-3 ③ K		4	0	0	0	0	3	3
Miguel Tejada, R (1, 6) OBP: 0.306, SLG: 0.378		C B F F C 1-3 ② K		X 0-0 ② P4		B C B S X 2-2 ③ FC6-4 1-2f			C F X 0-2 ① G6-3	4	0	0	0	0	1	2
A.J. Hinch, R (1, 2) OBP: 0.303, SLG: 0.338 Bip Roberts, S (9, PH) OBP: 0.353, SLG: 0.346		C B S B X 2-2 1B		B C F X 1-2 ③ G6-3			C B B S B C 3-3 ① K		C B B B B 4-1 1B BB	3 0	0 0	1 0	0 0	0 0	1 1	0 0
Inning Stats	R: 2 H: 3 E: 1 LOB: 1 K: 2 BB: 0 S: 20 P: 30	R: 0 H: 1 E: 0 LOB: 1 K: 2 BB: 0 S: 12 P: 16	R: 2 H: 2 E: 0 LOB: 0 K: 1 BB: 0 S: 11 P: 15	R: 0 H: 0 E: 0 LOB: 0 K: 0 BB: 0 S: 7 P: 9	R: 0 H: 1 E: 0 LOB: 0 K: 1 BB: 0 S: 7 P: 10	R: 0 H: 2 E: 0 LOB: 2 K: 2 BB: 0 S: 12 P: 17	R: 0 H: 0 E: 0 LOB: 1 K: 2 BB: 1 S: 10 P: 18	R: 0 H: 0 E: 0 LOB: 1 K: 2 BB: 1 S: 14 P: 25	R: 0 H: 1 E: 0 LOB: 2 K: 0 BB: 1 S: 12 P: 24	1B: 8 SF: 0 2B: 1 SAC: 0 3B: 0 DP: 0 HR: 1 HBP: 0					WP: 0 PA: 39 PB: 0 SB: 0 CS: 0	

TOP

Oakland Athletics @ Cleveland Indians

Jacobs Field, Cleveland, OH

Sun Aug 30 1998, 3:33 AM EDT

Att. 42,951 - Sunny - 77 F

livebaseballscorecards.com

AB	36
R	4
H	10
RBI	3
BB	3
SO	12
LOB	14

PITCHER		IP	WLS	BF	H	R	ER	SO	BB	IBB	HBP	BLK	WP	HR	S	P	ERA	WHIP
Charles Nagy, R ERA: 5.57	(1, 1)	7.0	W	30	9	4	3	10	1	0	0	0	0	1	79	115	3.86	1.429
Paul Assenmacher, L ERA: 3.4	(8, 1)	0.2		3	0	0	0	1	1	0	0	0	0	0	11	20	0.00	1.500
Michael Jackson, R ERA: 1.76	(8, 1)	1.1	S	6	1	0	0	1	1	0	0	0	0	0	15	29	0.00	1.500

PITCHER		IP	WLS	BF	H	R	ER	SO	BB	IBB	HBP	BLK	WP	HR	S	P	ERA	WHIP

BOTTOM

Oakland Athletics @ Cleveland Indians

Jacobs Field, Cleveland, OH

Sun Aug 30 1998, 3:33 AM EDT

Att. 42,951 - Sunny - 77 F

livebaseballscorecards.com

Batter	1	2	3	4	5	6	7	8	9	AB	R	H	RBI	BB	SO	LOB
Kenny Lofton, L (1, 8) OBP: 0.364, SLG: 0.420	L X 0-1 F8 S G6-3 1B		X 0-0 1B 1-2 E 1B		B C B X 2-1 ① B1-3		C X 0-1 1B HR 1B	1 SAFE X 0-0 ② F8		5	3	3	0	0	0	1
Enrique Wilson, S (1, 6) (8, 4) OBP: 0.302, SLG: 0.375	C 1 SAFE F X 0-2 ① F8 1-3		B B B C X 3-1 CS E 1-3 2-H 1B		X 0-0 ② G6-3		B 1 SAFE 1 SAFE 1 SAFE 1 SAFE 1 SAFE B 1 SAFE B 3-2 C 1 SAFE F F F 1 SAFE X ② L8	F X 0-1 BB 1B 1-2 1B		5	1	2	1	0	0	2
Travis Fryman, R (1, 5) OBP: 0.339, SLG: 0.501	S B C X 1-2 ② G6-3 3-H		B 1 SAFE X 1-0 E4 1-2 3-H		B B X 2-0 ③ G5-3		X 0-0 BB HR 1-3 1B	B F F F B B B 4-2 FC5 1B 1-2 2-3 BB		4	1	1	2	1	0	1
Manny Ramirez, R (1, 9) OBP: 0.375, SLG: 0.576	C C X 0-2 ③ G1-3		B F F B C 2-3 ②③ K 2-3			S B B C B S 3-3 ① K	B B B B 4-0 HR 1-2 BB	B C F B X 2-2 1-2 2-H 3-H 1B		4	1	1	2	1	2	2
Richie Sexson, R (1, 3) OBP: 0.404, SLG: 0.656		B F B F F C 2-3 ① K		B C B S B X 3-2 ① G6-3		F C B B B F X 2-2 ② G5-3	B C X 1-1 1-H 2-H 3-H HR	B B F X 2-1 ③ FC5 2-3f		5	1	1	4	0	1	2
Cecil Fielder, R (1, 10) OBP: 0.328, SLG: 0.410		F C F B C 1-3 ② K		B S B F B F X 3-2 ② P6		B X 1-0 2B 1B	B X 1-0 2B			4	0	2	0	0	1	0
Mark Whiten, S (1, 7) OBP: 0.391, SLG: 0.438		B B S X 2-1 ③ G1-3		C C X 0-2 1B 1B		X 0-0 1-3 2B	C B X 1-1 ③ L9			4	0	2	0	0	0	1
Pat Borders, R (1, 2) OBP: 0.296, SLG: 0.282			L C B S 1-3 ① K	1 SAFE 1 SAFE B F 1 SAFE B X 2-1 1-2 1B		B B F X 2-1 ③ P6		F S X 0-2 ① F7		4	0	1	0	0	1	2
David Bell, R (1, 4) OBP: 0.304, SLG: 0.421			B X 1-0 1B 1B 1B	S X 0-1 ③ F7			B F B X 2-1 ① P4	B F B C X 2-2 BB 1B 1B		3	1	1	0	0	0	2
Omar Vizquel, S (8, 6) OBP: 0.352, SLG: 0.356										1	1	1	0	0	0	0

| | | | | | | | | | |

Batter	1	2	3	4	5	6	7	8	9	AB	R	H	RBI	BB	SO	LOB
Rickey Henderson, R (1, 7) OBP: 0.380, SLG: 0.335 Bip Roberts, S (8, PH) OBP: 0.352, SLG: 0.344 (8, 7)	X 0-0 S 1B		X 0-0 HR		B B B C B 4-1 1B 1-2 SF8 BB	C B B B C F B 4-2 2B 1B BB		F F B G X 2-2 ② ③ G4-6-3 1-2f		2 1	3 0	2 0	1 0	2 0	0 0	0 1
Ryan Christenson, R (1, 8) OBP: 0.324, SLG: 0.363	B 1 SAFE B F B F X 3-2 ① P6		C C B B B F S 2-3 ① K		C X 0-1 1B BB 1-3 2-H 1B	B X 1-0 1B 1-3 2-H 2B			B C F S 1-3 ① K2-3	5	0	2	2	0	2	1
Jason Giambi, L (1, 3) OBP: 0.380, SLG: 0.488	1 SAFE X 0-0 ② F7		B B C B C F X 3-2 HR		F X 0-1 ① SF8 3-H	X 0-0 FC6 2-3 3-H 1B			C F F X 0-2 ② G1-3	4	1	2	3	0	0	1
Matt Stairs, L (1, 10) OBP: 0.395, SLG: 0.554	B B 1 SAFE 1 SAFE F B B 4-1 1-2 BB		X 0-0 ② L8		C C B F C 1-3 ② K	X 0-0 ③ FC6 1-2f			B X 1-0 2B 1B	4	0	1	0	1	1	3
Ben Grieve, L (1, 9) OBP: 0.392, SLG: 0.464	B B B B C X 3-1 ③ G6-3		B F B B B C E C 3-3 ③ K		B B B C B 4-1 1-2 BB		B B C C B S 3-3 ① K		C S B B B X 2-2 1-3 2B	4	0	1	0	1	2	2
Scott Spiezio, S (1, 4) OBP: 0.340, SLG: 0.404		B C C B X 2-2 1B 1B		C F B B X 1-2 ① P6	B C B C F B X 3-2 ③ G6-3		X 0-0 FC1-5-4 2B		F C F S 0-3 ③ K	5	0	2	0	0	1	4
Ed Sprague, R (1, 5) OBP: 0.283, SLG: 0.403		C X 0-1 ① P3		C B S B X 2-2 ② G5-3		F B X 1-1 2B 2B	X 0-0 ② ③ FC1-5-4 2-3			4	1	1	0	0	0	2
Mike Macfarlane, R (1, 2) OBP: 0.277, SLG: 0.388		F C B B B X 3-2 G4-6-3 1-3 1B		S B B S S X 2-2 ③ G4-3		B B C F S 2-3 ① K		X 0-0 CI G4-6-3		3	0	1	0	0	1	1
Rafael Bournigal, R (1, 6) OBP: 0.266, SLG: 0.302		F B F B X 2-2 ② ③ G4-6-3 1-2f			C X 0-1 BB 1B 1B	C B B X 2-1 ② L7		B X 1-0 ① F9		4	1	1	0	0	0	4
Inning Stats	R: 0 E: 0 K: 0 S: 8 H: 1 LOB: 2 BB: 1 P: 18	R: 0 E: 0 K: 0 S: 11 H: 2 LOB: 1 BB: 0 P: 18	R: 2 E: 0 K: 2 S: 14 H: 2 LOB: 0 BB: 0 P: 22	R: 0 E: 0 K: 0 S: 10 H: 0 LOB: 0 BB: 0 P: 15	R: 2 E: 0 K: 1 S: 16 H: 2 LOB: 2 BB: 2 P: 28	R: 2 E: 0 K: 1 S: 13 H: 3 LOB: 2 BB: 1 P: 23	R: 0 E: 0 K: 1 S: 5 H: 1 LOB: 0 BB: 0 P: 8	R: 0 E: 1 K: 0 S: 5 H: 0 LOB: 0 BB: 0 P: 8	R: 0 E: 0 K: 2 S: 15 H: 2 LOB: 2 BB: 0 P: 19	1B: 7 2B: 5 3B: 0 HR: 2	SF: 1 SAC: 0 DP: 3 HBP: 0						

TOP

Oakland Athletics @ Cleveland Indians

Jacobs Field, Cleveland, OH

Mon Aug 31 1998, 7:05 PM EDT

Att. 42,897 - Unknown - 72 F

livebaseballscorecards.com

AB	36
R	6
H	13
RBI	6
BB	4
SO	7
LOB	19

WP: 0 PB: 0 SB: 1 CS: 0 PA: 42

PITCHER		IP	WLS	BF	H	R	ER	SO	BB	IBB	HBP	BLK	WP	HR	S	P	ERA	WHIP
Dave Burba, R ERA: 4.19	(1, 1)	5.2	W	29	9	6	6	4	4	0	0	0	0	2	70	122	9.53	2.294
Doug Jones, R ERA: 4.64	(6, 1)	3.1	S	13	4	0	0	3	0	0	0	0	0	0	27	37	0.00	1.200

PITCHER	IP	WLS	BF	H	R	ER	SO	BB	IBB	HBP	BLK	WP	HR	S	P	ERA	WHIP

Oakland Athletics @ Cleveland Indians

Jacobs Field, Cleveland, OH

Mon Aug 31 1998, 7:05 PM EDT

Att. 42,897 - Unknown - 72 F

livebaseballscorecards.com

BOTTOM

Batter	1	2	3	4	5	6	7	8	9	AB	R	H	RBI	BB	SO	LOB
Kenny Lofton, L (1, 8) OBP: 0.367, SLG: 0.420	4-2 BB S 1B BB 4-2 1-2 2-3 E 1B BB	3-2 1B			0-2 ① F8	4-2 1-2 2-3 1B BB				2	2	1	0	3	0	0
Joey Cora, S (1, 4) OBP: 0.363, SLG: 0.384	2-2 1-2 BB 1B HBP 2-2 1-2 2-3 3-H E5 1B SF9	1-0 ③ F9			2-2 ② G6-3	1-0 ③ 1-2 2-H 3-H 1B				4	2	1	2	0	0	3
David Justice, L (1, 10) OBP: 0.365, SLG: 0.474 Cecil Fielder, R (7, PH) OBP: 0.327, SLG: 0.409	4-1 1-2 2-3 1B 1B BB BB 2-2 1-3 2-H 3-H 1B		0-3 ① K		1-1 HR 1B		2-0 ① F8			3 1	2 0	2 0	2 0	1 0	1 0	0 0
Manny Ramirez, R (1, 9) OBP: 0.377, SLG: 0.584 Mark Whiten, S (7, PH) OBP: 0.389, SLG: 0.435 (8, 9)	0-0 1-2 2-H 3-H BB 1B 1B 0-1 3-H SF9 ②		3-2 FC5-4 HBP		2-1 1-H HR		1-2 ② F9			2 1	2 0	2 0	5 0	0 0	0 0	0 0
Travis Fryman, R (1, 5) OBP: 0.338, SLG: 0.498	0-0 1-2 2-3 BB 1B 0-0 F9 ③		3-2 ② FC5-4 1-2f		3-1 ③ F8		1-3 ③ K			5	1	1	0	0	1	2
Brian Giles, L (1, 7) OBP: 0.407, SLG: 0.484	4-1 1-2 2-3 3-H 1B 1B BB	2-1 HR 1B	0-3 ③ K			0-2 ① P3		1-2 ① P2		4	2	1	1	1	1	1
Richie Sexson, R (1, 3) OBP: 0.404, SLG: 0.674	0-0 1-3 2-H 3-H BB E 1B 1B	1-0 1-H HR		3-2 ① G6-3		0-0 ② G5-3		3-1 ② F8		5	2	2	4	0	0	0
Einar Díaz, R (1, 2) OBP: 0.600, SLG: 0.600	0-1 1-2 3-H E BB 1B 1B	1-1 ① L7		1-2 ② G3		1-2 BB 1B 1B		0-1 1B		5	2	3	1	0	0	0
Omar Vizquel, S (1, 6) OBP: 0.350, SLG: 0.354	1-0 ① L8	3-3 ② K		2-3 ③ K		0-1 1-2 BB 1B 1B		0-0 ③ F7		5	0	1	0	0	2	3
Inning Stats	R: 10 E: 1 K: 0 S: 27 H: 5 LOB: 1 BB: 4 P: 50	R: 2 E: 0 K: 1 S: 14 H: 3 LOB: 1 BB: 0 P: 25	R: 0 E: 0 K: 2 S: 12 H: 0 LOB: 1 BB: 0 P: 18	R: 0 E: 0 K: 1 S: 11 H: 0 LOB: 0 BB: 0 P: 17	R: 2 E: 0 K: 0 S: 12 H: 2 LOB: 0 BB: 0 P: 20	R: 1 E: 0 K: 0 S: 14 H: 3 LOB: 2 BB: 1 P: 20	R: 0 E: 0 K: 1 S: 7 H: 0 LOB: 0 BB: 0 P: 11	R: 0 E: 0 K: 0 S: 8 H: 1 LOB: 1 BB: 0 P: 12		1B: 12 2B: 0 3B: 0 HR: 2 SF: 1 SAC: 0 DP: 0 HBP: 2						

	AB	37
	R	15
	H	14
	RBI	15
	BB	5
	SO	5
	LOB	9

WP: 0 PB: 0 SB: 1 CS: 0 PA: 45

PITCHER		IP	WLS	BF	H	R	ER	SO	BB	IBB	HBP	BLK	WP	HR	S	P	ERA	WHIP
Blake Stein, R ERA: 6.36	(1, 1)	0.0	L	8	4	8	8	0	3	0	1	0	0	0	11	25	∞	∞
Mike Mohler, L ERA: 5.86	(1, 1)	4.0		19	4	4	3	4	1	0	1	0	0	1	53	85	6.75	1.250
Mike Oquist, R ERA: 6.49	(5, 1)	4.0		18	6	3	3	1	1	0	0	0	0	1	41	63	6.75	1.750

PITCHER	IP	WLS	BF	H	R	ER	SO	BB	IBB	HBP	BLK	WP	HR	S	P	ERA	WHIP

Batter	1	2	3	4	5	6	7	8	9	AB	R	H	RBI	BB	SO	LOB
Gregg Jefferies, S (1, 7) OBP: 0.334, SLG: 0.406	C B X 1-1 G4-3 ①		C C B X 1-2 E7 1B 2B		X 0-0 G6-3 ①	B X 1-0 1-3 2-H 3-H 1B ③			B 1 SAFE C C 1 B B X 3-2 G4-6-3 1-2 ②	5	1	2	2	0	0	1
Randy Velarde, R (1, 4) OBP: 0.362, SLG: 0.367 Chris Pritchett, L (9, PH) OBP: 0.367, SLG: 0.464 Norberto Martin, R (9, 4) OBP: 0.242, SLG: 0.251	C S B B S 2-3 K ②		C B F B B F C 3-3 K ②		B C C F B B C 3-3 K ②		B X 1-0 F7 ①		B S X 1-1 P5 ③	4 1 0	0 0 0	0 0 0	0 0 0	0 0 0	3 0 0	1 1 0
Darin Erstad, L (1, 3) OBP: 0.358, SLG: 0.497	C B X 1-1 G6-3 ③		B C X 1-1 3-H HR 1B		S B B X 2-1 G4-3 ③		B X 1-0 P6 ②			4	1	1	1	0	0	0
Tim Salmon, R (1, 10) OBP: 0.414, SLG: 0.559		F B F X 1-2 G6-3 ①	B F B B 1 SAFE X 3-1 1-H HR			F B C B B X 3-2 2B 16 SF7 1B	F C B B S 2-3 K ③			4	2	2	2	0	1	0
Jim Edmonds, L (1, 8) OBP: 0.363, SLG: 0.492		B F B B B 4-1 16 1B BB	C X 0-1 L7 ③			B S X 1-1 HBP 1-3 1B 2B		B F C S 1-3 K ①		3	1	1	0	1	1	0
16 Garret Anderson, L (1, 9) OBP: 0.340, SLG: 0.480		C B B 1 SAFE 1 SAFE F 1 SAFE F F 3-2 1 SAFE F B B X 1-3 1B		B B C X 2-1 F8 ①		X 0-0 SF7 ① 3-H		C C B X 1-2 G1-3 ②		3	0	1	1	0	0	0
Troy Glaus, R (1, 5) OBP: 0.298, SLG: 0.316		C B C 1 SAFE S 1-3 K ②		B C C B X 2-2 F7 ②		B B F B B 4-1 HBP 1B BB		C B F B C 2-3 K ③		3	1	0	0	1	2	2
Matt Walbeck, S (1, 2) OBP: 0.314, SLG: 0.352		B F S S 1-3 K ③		B F F B B X 2-2 1B		B S F B F F F C 2-3 K ②			C B X 1-1 P6 ①	4	0	1	0	0	2	4
Gary Disarcina, R (1, 6) OBP: 0.328, SLG: 0.401			S B C F B B X 2-2 G5-3 ①	X 0-0 F8 ③		H 1-0 1B 1-2 2-3 HBP			B H 2-0 G4-6-3 HBP	2	0	0	0	0	0	1
Inning Stats	R: 0 E: 0 K: 1 S: 7 H: 0 LOB: 0 BB: 0 P: 11	R: 0 E: 0 K: 2 S: 16 H: 1 LOB: 2 BB: 1 P: 26	R: 3 E: 1 K: 1 S: 17 H: 3 LOB: 0 BB: 0 P: 27	R: 0 E: 0 K: 0 S: 9 H: 1 LOB: 1 BB: 0 P: 15	R: 0 E: 0 K: 1 S: 7 H: 0 LOB: 0 BB: 0 P: 12	R: 3 E: 0 K: 1 S: 14 H: 3 LOB: 2 BB: 1 P: 26	R: 0 E: 0 K: 1 S: 5 H: 0 LOB: 0 BB: 0 P: 9	R: 0 E: 0 K: 2 S: 9 H: 0 LOB: 0 BB: 0 P: 13	R: 0 E: 0 K: 0 S: 7 H: 0 LOB: 1 BB: 0 P: 14	1B: 5 2B: 2 3B: 0 HR: 1 SF: 1 SAC: 0 DP: 0 HBP: 2						

PITCHER		IP	WLS	BF	H	R	ER	SO	BB	IBB	HBP	BLK	WP	HR	S	P	ERA	WHIP
Jaret Wright, R ERA: 4.94	(1, 1)	5.2		27	7	6	6	6	2	0	1	0	0	1	69	115	9.53	1.588
Chad Ogea, R ERA: 5.44	(6, 1)	1.1		4	1	0	0	1	0	0	0	0	0	0	6	11	0.00	0.750
Jim Poole, L ERA: 5.14	(8, 1)	0.2		2	0	0	0	1	0	0	0	0	0	0	6	8	0.00	0.000
Steve Reed, R ERA: 2.83	(8, 1)	1.1	W	5	0	0	0	1	0	0	1	0	0	0	10	19	0.00	0.000

PITCHER	IP	WLS	BF	H	R	ER	SO	BB	IBB	HBP	BLK	WP	HR	S	P	ERA	WHIP

TOP

Anaheim Angels @ Cleveland Indians

Jacobs Field, Cleveland, OH

Tue Sep 01 1998, 7:05 PM EDT

Att. 43,184 - Cloudy - 73 F

livebaseballscorecards.com

AB	33
R	6
H	8
RBI	6
BB	2
SO	9
LOB	10

WP: 0	PB: 0	SB: 0	CS: 0
PA: 38			

BOTTOM

Anaheim Angels @ Cleveland Indians

Jacobs Field, Cleveland, OH

Tue Sep 01 1998, 7:05 PM EDT

Att. 43,184 - Cloudy - 73 F

livebaseballscorecards.com

Batter	1	2	3	4	5	6	7	8	9	AB	R	H	RBI	BB	SO	LOB
Kenny Lofton, L (1, 8) OBP: 0.366, SLG: 0.417	C X 0-1 G4-3 ①	C B X 1-1 G4-3 ③		C B C X 1-2 G1-3 ③		B B C 1 SAFE 1 L X 2-2 G3 ② 1-2		B B C L 1 B F B SAFE 4-2 CS BB 1-2		4	0	0	0	1	0	4
Joey Cora, S (1, 4) OBP: 0.361, SLG: 0.383	B C B X 2-1 F9 ②	C B F B X 2-2 G3 ①			C L X 0-2 E 1B 1B	B C C X 1-2 L6 ③ 2-3		L L B B F 2 X SAFE 2-2 F8 ① 2-3		5	1	1	0	0	0	3
Travis Fryman, R (1, 5) OBP: 0.338, SLG: 0.497	B B C B S X 3-2 CS 1B	B B S S T X 2-2 G6-3 ②			B F 1 SAFE F B C 2-3 K ①		S B X 1-1 BB 1B 1B	F S B B B S 3-3 K ②③ 1-2		5	1	2	0	0	2	3
Manny Ramirez, R (1, 9) OBP: 0.379, SLG: 0.583	1 SAFE C B C 1-2 CS ③ 1-2	C C B F C 1-3 K ①	C S B S 1-3 K ③		X 0-0 E8 1B 1-H		B F 1 SAFE B 1 B C B 4-2 1B BB 1-2		C C B X 1-2 FC1-5 1B 1B	4	0	2	0	1	2	0
Cecil Fielder, R (1, 10) OBP: 0.329, SLG: 0.410 David Justice, L (7, PH) OBP: 0.368, SLG: 0.477		C F B F X 1-2 1B 2B 1B		C X 0-1 G4-3 ①	S B F F H 2-2 BB HBP		S B C X 1-2 1-2 1B 2-H		B X 1-0 FC1-5 1B 1-2	2 2	1 1	1 2	0 1	0 0	0 0	0 0
Richie Sexson, R (1, 3) OBP: 0.413, SLG: 0.667	C C X 0-2 2B SF8 1B 1-3	C B S F B B X 3-2 HBP FC5 1B 1B	B B B C S B 4-2 G4-6-3 BB 1-2				L B X 1-1 B3 ①		X 0-0 FC1-5 ① 1-2 2-3f	4	2	2	0	1	0	4
Mark Whiten, S (1, 7) OBP: 0.394, SLG: 0.446	B S C T B 1 SAFE B F X 3-2 2B 2B 1-3 3-H	1 SAFE X 0-0 FC5 HBP 1B 1-2	C S X 0-2 G4-6-3 ②③ 1-2f				B B B C S C 3-3 K ②		B S S X 1-2 2-H	5	1	3	2	0	1	5
Einar Díaz, R (1, 2) OBP: 0.500, SLG: 0.500 Jeff Branson, L (7, PH) OBP: 0.229, SLG: 0.309 Sandy Alomar Jr., R (8, 2) OBP: 0.271, SLG: 0.351	X 0-0 SF8 ② 3-H	C S F H 1-2 FC5 HBP 1-2 2-3				C F B X 1-2 G5-3 ① C B C B F S 2-3 K ③				1 1 0	0 0 0	0 0 0	1 0 0	0 1 0	0 2 0	0 2 0
Omar Vizquel, S (1, 6) OBP: 0.353, SLG: 0.360	X 0-0 2B 2-H	X 0-0 FC5 ② 1-2 2-3f 3-H				X 0-0 S G3 1B		C X 0-1 F8 BB 1B		4	0	3	2	0	0	2
Inning Stats	R: 0 E: 0 K: 0 S: 9 H: 1 LOB: 0 BB: 0 P: 15	R: 3 E: 0 K: 1 S: 20 H: 4 LOB: 1 BB: 0 P: 26	R: 0 E: 0 K: 1 S: 10 H: 0 LOB: 0 BB: 0 P: 15	R: 1 E: 0 K: 0 S: 14 H: 2 LOB: 2 BB: 0 P: 19	R: 1 E: 1 K: 1 S: 15 H: 2 LOB: 2 BB: 1 P: 23	R: 0 E: 0 K: 0 S: 10 H: 1 LOB: 1 BB: 0 P: 14	R: 1 E: 0 K: 2 S: 16 H: 2 LOB: 2 BB: 1 P: 28	R: 0 E: 0 K: 1 S: 12 H: 1 LOB: 1 BB: 1 P: 21	R: 1 E: 0 K: 0 S: 8 H: 3 LOB: 2 BB: 0 P: 11	1B: 14 2B: 2 3B: 0 HR: 0		SF: 1 SAC: 0 DP: 1 HBP: 2				

	AB	37
	R	7
	H	16
	RBI	6
	BB	3
	SO	6
	LOB	23

WP: 0 PB: 0 SB: 1 CS: 2 PA: 44

PITCHER		IP	WLS	BF	H	R	ER	SO	BB	IBB	HBP	BLK	WP	HR	S	P	ERA	WHIP
Chuck Finley, L ERA: 3.2	(1, 1)	4.1		24	9	5	5	3	1	0	2	0	0	0	65	95	10.38	2.308
Pep Harris, R ERA: 4.99	(5, 1)	1.2		7	2	1	1	0	1	0	0	0	0	0	17	26	5.40	1.800
Mike Holtz, L ERA: 5.33	(7, 1)	0.0		1	1	0	0	0	0	0	0	0	0	0	3	4	∞	∞
Rich DeLucia, R ERA: 4.11	(7, 1)	2.0	L	8	2	1	1	3	1	0	0	0	0	0	24	40	4.50	1.500
Allen Watson, L ERA: 5.99	(9, 1)	0.0		1	1	0	0	0	0	0	0	0	0	0	1	2	∞	∞

PITCHER		IP	WLS	BF	H	R	ER	SO	BB	IBB	HBP	BLK	WP	HR	S	P	ERA	WHIP
Omar Olivares, R ERA: 4.09	(9, 1)	0.1		2	1	0	0	0	0	0	0	0	0	0	4	5	0.00	3.000

Anaheim Angels @ Cleveland Indians

Jacobs Field, Cleveland, OH

Wed Sep 02 1998, 7:05 PM EDT

Att. 43,200 - Cloudy - 70 F

TOP

livebaseballscorecards.com

Batter	1	2	3	4	5	6	7	8	9	AB	R	H	RBI	BB	SO	LOB
Jim Edmonds, L (1, 8) OBP: 0.364, SLG: 0.498	2-2 2B 1B 1B	0-2 1-H 2-H HR	2-2 ③ F8		2-2 HR 1B		1-2 ① F8	1-2 ② F7		6	3	3	3	0	0	2
Randy Velarde, R (1, 4) OBP: 0.375, SLG: 0.417	1-0 1-3 1B 2B	2-2 3B 1B		1-0 ① G4-3	1-2 1-H HR		2-0 BB 1B 1B	2-3 ③ K		6	4	4	2	0	1	2
13 Justin Baughman, R (8, 4) OBP: 0.269, SLG: 0.314										0	0	0	0	0	0	0
Darin Erstad, L (1, 3) OBP: 0.360, SLG: 0.498	0-2 FC6-4 2-H 3-H 1B	2-1 1-H E 3B		0-0 G1-3 2B	0-1 ③ G5-3		2-0 BB 1-2 1B 1B		X 0-0 ① G6-3	1	0	1	2	0	0	0
Chris Pritchett, L (1, PR) OBP: 0.400, SLG: 0.576										5	2	3	1	0	0	0
(1, 3)																
Tim Salmon, R (1, 10) OBP: 0.415, SLG: 0.558	2-1 ① FC6-4 2B 1-2f	1-0 ① G5-3		4-2 G1-3 BB		3-2 16 FC6-4 1B G5-3 1B	4-2 1B 1-2 2-3 BB		2-0 ② F8	3	1	1	0	1	0	2
Todd Greene, R (7, PH) OBP: 0.386, SLG: 0.429										1	0	0	0	1	0	0
Gregg Jefferies, S (1, 7) OBP: 0.338, SLG: 0.412	0-1 1-3 2B	0-0 E8 16 F8 3-H 1B		3-2 ② G1-3 1-2 2-3		1-1 16 FC6-4 1-2 1B	3-1 ② 1-3 2-H 3-H 1B		2-3 ③ K	5	0	4	3	0	0	2
Reggie Williams, S (7, 7) OBP: 0.500, SLG: 0.538										1	0	0	0	0	1	0
16 Garret Anderson, L (1, 9) OBP: 0.339, SLG: 0.477	0-1 ② G5-3	1-1 ② F8 2-3		4-0 IBB		1-0 ① FC6-4 G5-3 1-2f 2-3 2B	0-0 ③ G4-3			4	1	0	0	1	0	7
Norberto Martin, R (1, 5) OBP: 0.241, SLG: 0.250	0-1 ③ G6-3	2-2 ③ L7		X 0-0 ③ F8		2-2 ② G5-3 1-2 3-H		F X 0-1 1B 1B		5	0	1	1	0	0	8
Phil Nevin, R (1, 2) OBP: 0.290, SLG: 0.375		2-2 1B HR 1B	B B X 2-0 ① F8		F C B S 1-3 ① K	B C B X 2-1 2-H 2B		F F S 0-3 ① K		5	1	2	1	0	2	1
Charlie O'Brien, R (8, 2) OBP: 0.303, SLG: 0.390										0	0	0	0	0	0	0
Gary Disarcina, R (1, 6) OBP: 0.329, SLG: 0.401	B X 1-0 1-2 HR 1B	C F B B C 2-3 ② K			X 0-0 ② F7	C F F B F B S 2-3 ③ K		X 0-0 1-2 1B		5	1	2	0	0	2	1
Inning Stats	R: 2 E: 0 K: 0 S: 16 H: 4 LOB: 3 BB: 0 P: 21	R: 5 E: 1 K: 0 S: 21 H: 6 LOB: 1 BB: 0 P: 32	R: 0 E: 0 K: 1 S: 7 H: 0 LOB: 0 BB: 0 P: 13	R: 0 E: 0 K: 0 S: 10 H: 1 LOB: 3 BB: 2 P: 22	R: 2 E: 0 K: 1 S: 12 H: 2 LOB: 0 BB: 0 P: 16	R: 2 E: 0 K: 1 S: 16 H: 3 LOB: 1 BB: 0 P: 27	R: 2 E: 0 K: 0 S: 10 H: 3 LOB: 1 BB: 1 P: 22	R: 0 E: 0 K: 2 S: 12 H: 2 LOB: 2 BB: 0 P: 15	R: 0 E: 0 K: 1 S: 5 H: 0 LOB: 0 BB: 0 P: 9	1B: 14 2B: 4 3B: 1 HR: 2	SF: 0 SAC: 0 DP: 0 HBP: 0						

	AB	47
	R	13
	H	21
	RBI	13
	BB	3
	SO	6
	LOB	25

WP: 0 PB: 0 SB: 0 CS: 0 PA: 50

PITCHER		IP	WLS	BF	H	R	ER	SO	BB	IBB	HBP	BLK	WP	HR	S	P	ERA	WHIP
Bartolo Colon, R ERA: 3.64	(1, 1)	1.0	L	12	9	7	7	0	0	0	0	0	0	1	29	41	63.00	9.000
Chad Ogea, R ERA: 5.37	(2, 1)	4.0		18	4	2	2	2	1	1	0	0	0	1	37	63	4.50	1.250
Ron Villone, L ERA: 6.94	(6, 1)	2.0		12	6	4	4	1	1	0	0	0	0	0	26	49	18.00	3.500
Doug Jones, R ERA: 4.58	(8, 1)	1.0		5	2	0	0	2	0	0	0	0	0	0	12	15	0.00	2.000
Paul Shuey, R ERA: 2.93	(9, 1)	1.0		3	0	0	0	1	0	0	0	0	0	0	5	9	0.00	0.000

PITCHER	IP	WLS	BF	H	R	ER	SO	BB	IBB	HBP	BLK	WP	HR	S	P	ERA	WHIP

BOTTOM

Anaheim Angels @ Cleveland Indians

Jacobs Field, Cleveland, OH

Wed Sep 02 1998, 7:05 PM EDT

Att. 43,200 - Cloudy - 70 F

livebaseballscorecards.com

Batter	1	2	3	4	5	6	7	8	9	AB	R	H	RBI	BB	SO	LOB
Kenny Lofton, L (1, 8) OBP: 0.367, SLG: 0.419	BCCBBFB 4-2 S 1B BB		CFX 0-2 ② F8		X 0-0 PB 1B 2B	BCBBX 3-1 ③ F8		BBBCSX 3-2 ③ G4-3		3	2	1	0	1	0	0
Mark Whiten, S (7, 8) OBP: 0.392, SLG: 0.443										1	0	0	0	0	0	0
Joey Cora, S (1, 4) OBP: 0.362, SLG: 0.382	1 SAFE 1 SAFE 1 SAFE 1 SAFE BB 1 SAFE 1 SAFE B 3-2 C C X F7 ①		BBBB 4-0 BB		BBCFBFX 2-2 1B 1B FC6-4 2-H 1B		CFFFBX 1-2 L9 ①		CBCBX 2-2 G1-3 ①	4	1	1	1	1	0	1
David Justice, L (1, 10) OBP: 0.368, SLG: 0.475	1 SAFE PBBCB 4-1 1B 1-2 BB		BSX 1-1 ③ G3		CX 0-1 FC6-4 1B 1-2 1B		CFBBFX 2-2 ② F7		BBCX 2-1 ② F8	4	0	1	0	1	0	1
Manny Ramirez, R (1, 9) OBP: 0.380, SLG: 0.588	BCX 1-1 ② L9			FBBFFS 2-3 ① K	BBBCCX 3-2 FC6-4 1-2 2-3 1B		X 0-0 HR		FSFBBS 2-3 ③ K	5	1	2	1	0	2	2
Travis Fryman, R (1, 5) OBP: 0.341, SLG: 0.498	BX 1-0 ③ 1-3 2-H 1B			BFBX 2-1 HBP 1B	BBFFBFFX 3-2 ② FC6-4 BB 1-2f 2-3 3-H		BBBCB 4-1 2B BB			3	1	2	2	1	0	2
Jeff Branson, L (8, 5) OBP: 0.229, SLG: 0.309										0	0	0	0	0	0	0
Brian Giles, L (1, 7) OBP: 0.408, SLG: 0.486		CBFC 1-3 ① K	X 0-0 ② P3	FBBBCB 4-2 1-2 BB		X 0-0 1-H 2B				3	0	1	1	1	1	1
Richie Sexson, R (1, 3) OBP: 0.407, SLG: 0.647	CBX 1-1 ② G6-3		BH 2-0 FC4 1-2 HBP	CBFX 1-2 ③ F7			SCFBBS 2-3 ③ K			3	0	0	0	0	1	4
Sandy Alomar Jr., R (1, 2) OBP: 0.269, SLG: 0.348	CX 0-1 ③ G1-3		CX 0-1 ③ FC4 1-2f			X 0-0 ① G5-3		FBFFBBX 3-2 ① G5-3		3	0	0	0	0	0	2
Einar Díaz, R (8, 2) OBP: 0.444, SLG: 0.429										1	0	0	0	0	0	0
Omar Vizquel, S (1, 6) OBP: 0.351, SLG: 0.357			CBBFFFFFBF 3-2 F X P2 ①		BCFBX 2-2 ① G5-3	BX 1-0 ② F7		FBX 1-1 ② G4-3		3	0	0	0	0	0	0
Enrique Wilson, S (7, 6) OBP: 0.295, SLG: 0.366										1	0	0	0	0	0	0
Inning Stats	R: 1 H: 1 E: 0 LOB: 2 K: 0 BB: 2 S: 11 P: 23	R: 0 H: 0 E: 0 LOB: 0 K: 1 BB: 0 S: 7 P: 9	R: 0 H: 0 E: 0 LOB: 1 K: 0 BB: 1 S: 13 P: 21	R: 0 H: 1 E: 0 LOB: 2 K: 1 BB: 0 S: 9 P: 15	R: 2 H: 4 E: 0 LOB: 3 K: 0 BB: 1 S: 23 P: 38	R: 0 H: 0 E: 0 LOB: 0 K: 0 BB: 0 S: 4 P: 8	R: 2 H: 2 E: 0 LOB: 1 K: 1 BB: 1 S: 16 P: 25	R: 0 H: 0 E: 0 LOB: 0 K: 0 BB: 0 S: 9 P: 16	R: 0 H: 0 E: 0 LOB: 0 K: 1 BB: 0 S: 9 P: 15	1B: 5 SF: 0 2B: 2 SAC: 0 3B: 0 DP: 0 HR: 1 HBP: 1						WP: 0 PA: 40 PB: 1 SB: 1 CS: 0

PITCHER	IP	WLS	BF	H	R	ER	SO	BB	IBB	HBP	BLK	WP	HR	S	P	ERA	WHIP
Steve Sparks, R (1, 1) ERA: 4.47	6.2	W	33	8	5	5	2	5	0	1	0	0	1	79	133	6.75	1.950
Mike Fetters, R (7, 1) ERA: 4.18	2.1		7	0	0	0	2	0	0	0	0	0	0	22	37	0.00	0.000

PITCHER	IP	WLS	BF	H	R	ER	SO	BB	IBB	HBP	BLK	WP	HR	S	P	ERA	WHIP

AB	34
R	5
H	8
RBI	5
BB	5
SO	4
LOB	13

Batter	1	2	3	4	5	6	7	8	9	AB	R	H	RBI	BB	SO	LOB
Kenny Lofton, L (1, 8) OBP: 0.367, SLG: 0.420	C B B C S 2-3 ① K		F B B B X 3-1 1-H 2-H 2B		X 0-0 ① SH5-3 1-2		C C B C 1-3 ③ K			3	0	1	2	0	2	1
Omar Vizquel, S (1, 6) OBP: 0.349, SLG: 0.355	B B C X 2-1 ② P2		X 0-0 ② P5		B C B S S 2-3 ② K			X 0-0 ① G4-3		4	0	0	0	0	1	2
David Justice, L (1, 7) OBP: 0.367, SLG: 0.472	C S B C 1-3 ③ K		S B B B F B 4-2 BB		X 0-0 ③ F8			C B B B X 3-1 ② F8		3	0	0	0	1	1	1
Mark Whiten, S (8, 7) OBP: 0.392, SLG: 0.443										0	0	0	0	0	0	0
Manny Ramirez, R (1, 9) OBP: 0.379, SLG: 0.585		C X 0-1 G6-4-3 1B	F B B B F 1 SAFE X 3-2 ③ F9			C B X 1-1 ① G5-3		C B C X 1-2 ③ G5-3		4	0	1	0	0	0	2
Travis Fryman, R (1, 5) OBP: 0.343, SLG: 0.497		S S X 0-2 ① ② G6-4-3 1-2f	C B B F F F B F F F 3-2 X ① G5-3			B F C B F B B 4-2 CS BB			B X 1-0 CS 1B	3	0	1	0	1	0	1
Cecil Fielder, R (1, 10) OBP: 0.326, SLG: 0.406		X 0-0 ③ G6-3	S B X 1-1 ② P5			1 SAFE S 1 SAFE B F B S 2-3 ② ③ K 1-2			F C F B C 1-3 ① K	4	0	0	0	0	2	2
Richie Sexson, R (1, 3) OBP: 0.393, SLG: 0.623			C X 0-1 ① G5-3 B S B X 2-1 E5				S S B S 1-3 ① K		B F 1 SAFE 1 SAFE F 1 SAFE B B S 3-3 ② ③ K 1-2	4	0	0	0	0	2	1
Sandy Alomar Jr., R (1, 2) OBP: 0.272, SLG: 0.353			X 0-0 1B 2B 1B 1 SAFE B X 1-0 ③ F9				X 0-0 2B			3	1	2	0	0	0	1
Enrique Wilson, S (1, 4) OBP: 0.319, SLG: 0.386			C B 1 SAFE X 1-1 1-2 2B 1B		C F B F X 1-2 SH5-3 1B		C B B F B X 3-2 ② P4			3	1	2	0	0	0	1
Inning Stats	R: 0 E: 0 K: 2 S: 8 H: 0 LOB: 0 BB: 0 P: 13	R: 0 E: 0 K: 0 S: 6 H: 1 LOB: 0 BB: 0 P: 6	R: 2 E: 0 K: 0 S: 13 H: 3 LOB: 2 BB: 1 P: 24	R: 0 E: 1 K: 0 S: 12 H: 0 LOB: 1 BB: 0 P: 19	R: 0 E: 0 K: 1 S: 9 H: 1 LOB: 1 BB: 0 P: 12	R: 0 E: 0 K: 1 S: 8 H: 0 LOB: 0 BB: 1 P: 15	R: 0 E: 0 K: 2 S: 10 H: 1 LOB: 1 BB: 0 P: 15	R: 0 E: 0 K: 0 S: 6 H: 0 LOB: 0 BB: 0 P: 10	R: 0 E: 0 K: 2 S: 8 H: 1 LOB: 0 BB: 0 P: 13	1B: 5 2B: 2 3B: 0 HR: 0 SF: 0 SAC: 1 DP: 1 HBP: 0						

PITCHER	IP	WLS	BF	H	R	ER	SO	BB	IBB	HBP	BLK	WP	HR	S	P	ERA	WHIP
Justin Thompson, L (1, 1) ERA: 3.84	8.0	L	31	6	2	2	6	2	0	0	0	0	0	72	114	2.25	1.000
Matt Anderson, R (9, 1) ERA: 2.14	1.0		3	1	0	0	2	0	0	0	0	0	0	8	13	0.00	1.000

PITCHER	IP	WLS	BF	H	R	ER	SO	BB	IBB	HBP	BLK	WP	HR	S	P	ERA	WHIP

TOP

Cleveland Indians @ Detroit Tigers

Tiger Stadium, Detroit, MI

Thu Sep 03 1998, 7:05 PM EDT

Att. 14,605 - Cloudy - 75 F

livebaseballscorecards.com

AB	31
R	2
H	7
RBI	2
BB	2
SO	8
LOB	12

WP: 0	PB: 0	SB: 0	CS: 2
PA: 34			

Batter	1	2	3	4	5	6	7	8	9	AB	R	H	RBI	BB	SO	LOB
Kimera Bartee, R (1, 8) OBP: 0.278, SLG: 0.422	G4-3		FC3-2 2-3 3-H 1B		F8		K			4	0	1	1	0	1	2
Bobby Higginson, L (1, 7) OBP: 0.359, SLG: 0.485	L8		FC3-2 1-2 3-H			L7		P6		4	0	0	0	0	0	2
Juan Encarnacion, R (1, 9) OBP: 0.355, SLG: 0.549	F7		G6-3			S 1B		FC1-6 1B		4	0	2	0	0	0	2
Tony Clark, S (1, 3) OBP: 0.355, SLG: 0.518		F8		G3-1 G6-3 1B		K 1-2		FC1-6 1-2f		4	0	1	0	0	1	2
Damion Easley, R (1, 4) OBP: 0.337, SLG: 0.472		P5		G6-3 1-2		G5-3		K		4	0	0	0	0	1	3
Luis Gonzalez, L (1, 10) OBP: 0.346, SLG: 0.469		F9		G3-1 2-3			K		F7	4	0	0	0	0	1	1
Gabe Alvarez, R (1, 5) OBP: 0.299, SLG: 0.362 Joe Randa, R (7, PR) OBP: 0.315, SLG: 0.330 (8, 5)			P4 1B 1B HBP	G6-3			BB 1B		L7 1B	1 1	1 0	0 1	0 0	1 0	0 0	1 0
Paul Bako, L (1, 2) OBP: 0.319, SLG: 0.347			1B P4 1-2 FC3-2 1B		G3		K		L7	4	0	1	0	0	1	2
Deivi Cruz, R (1, 6) OBP: 0.286, SLG: 0.351 Frank Catalanotto, L (9, PH) OBP: 0.339, SLG: 0.476			P4 1-2 2-3		K		1-2 1B		L3	3 1	0 0	1 0	0 0	0 0	1 0	2 1
Inning Stats	R: 0 H: 0 E: 0 LOB: 0 K: 0 BB: 0 S: 5 P: 10	R: 0 H: 0 E: 0 LOB: 0 K: 0 BB: 0 S: 9 P: 17	R: 1 H: 2 E: 0 LOB: 2 K: 0 BB: 0 S: 11 P: 17	R: 0 H: 1 E: 0 LOB: 1 K: 0 BB: 0 S: 6 P: 8	R: 0 H: 0 E: 0 LOB: 0 K: 1 BB: 0 S: 7 P: 10	R: 0 H: 1 E: 0 LOB: 1 K: 1 BB: 0 S: 8 P: 13	R: 0 H: 1 E: 0 LOB: 2 K: 3 BB: 1 S: 15 P: 21	R: 0 H: 1 E: 0 LOB: 1 K: 1 BB: 0 S: 8 P: 12	R: 0 H: 1 E: 0 LOB: 1 K: 0 BB: 0 S: 9 P: 14	1B: 7 SF: 0 2B: 0 SAC: 0 3B: 0 DP: 0 HR: 0 HBP: 1						

Cleveland Indians @ Detroit Tigers

Tiger Stadium, Detroit, MI

Thu Sep 03 1998, 7:05 PM EDT

Att. 14,605 - Cloudy - 75 F

BOTTOM

livebaseballscorecards.com

AB	34
R	1
H	7
RBI	1
BB	1
SO	6
LOB	18

PITCHER		IP	WLS	BF	H	R	ER	SO	BB	IBB	HBP	BLK	WP	HR	S	P	ERA	WHIP
Dwight Gooden, R ERA: 3.67	(1, 1)	7.0	W	28	5	1	1	5	1	0	1	0	0	0	61	96	1.29	0.857
Jim Poole, L ERA: 5.09	(8, 1)	0.1		1	0	0	0	0	0	0	0	0	0	0	2	4	0.00	0.000
Steve Reed, R ERA: 2.81	(8, 1)	0.2		3	1	0	0	1	0	0	0	0	0	0	6	8	0.00	1.500
Paul Assenmacher, L ERA: 3.38	(9, 1)	0.1		1	0	0	0	0	0	0	0	0	0	0	3	5	0.00	0.000
Michael Jackson, R ERA: 1.74	(9, 1)	0.2	S	3	1	0	0	0	0	0	0	0	0	0	6	9	0.00	1.500

PITCHER	IP	WLS	BF	H	R	ER	SO	BB	IBB	HBP	BLK	WP	HR	S	P	ERA	WHIP

Cleveland Indians @ Detroit Tigers

Tiger Stadium, Detroit, MI

Fri Sep 04 1998, 7:05 PM EDT

Att. 23,139 - Unknown - 76 F

TOP

livebaseballscorecards.com

Batter	1	2	3	4	5	6	7	8	9	AB	R	H	RBI	BB	SO	LOB
Kenny Lofton, L (1, 8) OBP: 0.368, SLG: 0.422	C B C B B F B 4-2 S BB HR BB	B B C X 2-1 2B		C B X 1-1 ③ F7		B B F F X 2-2 ① F9	S F X 0-2 BB 2-3 1B		F B C B X 2-2 ① G5-3	5	1	2	0	1	0	0
Joey Cora, S (1, 4) OBP: 0.363, SLG: 0.381 Enrique Wilson, S (8, 4) OBP: 0.333, SLG: 0.400	B B B B C B 4-1 S 1-2 HR BB	B F B F X 2-2 ③ G6-3			C X 0-1 2B 1B	C B C F B B X 3-2 ② F7	B B B C C B 4-2 G5-4-3 1-2 BB		C B C B F F F F B 3-2 X 1B	3 1	2 0	1 1	0 0	2 0	0 0	1 0
David Justice, L (1, 10) OBP: 0.368, SLG: 0.473 Cecil Fielder, R (7, PH) OBP: 0.325, SLG: 0.404	C S B X 1-2 ① G1-3 1-2 2-3		B B X 2-0 ① G1-3		1 SAFE 1 SAFE B 1 SAFE F S B 1 SAFE X 2-2 1-H HR 2B	B C B B C B 4-2 BB BB 1B BB	B B C S B X 3-2 ②③ G5-4-3 1-2f		F C S 0-3 ② K	3 2	2 0	1 0	1 0	1 0	0 1	2 4
Manny Ramirez, R (1, 9) OBP: 0.383, SLG: 0.592 Mark Whiten, S (8, PH) (8, 9) OBP: 0.393, SLG: 0.444	B B B C X 3-1 2-H 3-H HR	B C B B B 4-1 BB			B F C B B B B 4-2 HR BB	B C F B B B 4-2 BB 1-2 1B BB		C B X 1-1 1B E 1B	B B C S S 2-3 ③ K	1 2	3 0	1 1	3 0	3 0	0 1	0 1
Travis Fryman, R (1, 5) OBP: 0.344, SLG: 0.502 Jeff Branson, L (8, PH) (8, 5) OBP: 0.226, SLG: 0.305	C B B B F X 2-2 ② F8	B 1 SAFE C 1 SAFE B F X 2-2 ② F8			F B S B X 2-2 1-H 2-H HR	C B B B B 4-1 1B 1-2 2-3 BB		B X 1-0 ① L9		3 1	1 0	1 0	3 0	1 0	0 0	1 1
Brian Giles, L (1, 7) OBP: 0.411, SLG: 0.486	C C B B X 2-2 1B	X 0-0 ③ G3			C B F B F B F B 4-2 FC5-4 BB	B C X 1-2 1-3 2-H 3-H 1B		B C B C B S 3-3 ② K		4	0	2	2	1	1	2
Richie Sexson, R (1, 3) OBP: 0.385, SLG: 0.631	B 1 SAFE B F F F S 2-3 ③ K			C X 0-1 HR	C B C S 1-3 ① K	S S B B C 2-3 ③ K		B C X 1-1 E5 1B 1-2		5	1	1	1	0	3	5
Sandy Alomar Jr., R (1, 2) OBP: 0.274, SLG: 0.356		B F X 1-1 ① L7		B X 1-0 ① F9	S B X 1-1 ② FC5-4 1-2f		B B X 2-0 1B 2B	B X 1-0 1-2 2-3 1B		5	0	2	0	0	0	1
Omar Vizquel, S (1, 6) OBP: 0.346, SLG: 0.351		C B F F B B F X 3-2 ② G4-3		C B F S 1-3 ② K	C F C 0-3 ③ K		B B F S S 2-3 ① K	C C F B X 1-2 ③ F8		5	0	0	0	0	3	5
Inning Stats	R: 3 H: 2 E: 0 LOB: 1 K: 1 BB: 2 S: 19 P: 37	R: 0 H: 1 E: 0 LOB: 1 K: 0 BB: 0 S: 12 P: 20	R: 0 H: 0 E: 0 LOB: 1 K: 0 BB: 1 S: 6 P: 14	R: 1 H: 1 E: 0 LOB: 0 K: 1 BB: 0 S: 8 P: 11	R: 4 H: 3 E: 0 LOB: 1 K: 2 BB: 2 S: 22 P: 36	R: 2 H: 1 E: 0 LOB: 2 K: 1 BB: 3 S: 18 P: 38	R: 0 H: 2 E: 0 LOB: 2 K: 1 BB: 1 S: 12 P: 23	R: 0 H: 2 E: 1 LOB: 3 K: 1 BB: 0 S: 13 P: 21	R: 0 H: 1 E: 0 LOB: 1 K: 2 BB: 0 S: 16 P: 23	1B: 7 SF: 0 2B: 3 SAC: 0 3B: 0 DP: 1 HR: 3 HBP: 0						WP: 0 PA: 49 PB: 0 SB: 2 CS: 0

	AB	40
	R	10
	H	13
	RBI	10
	BB	9
	SO	9
	LOB	23

PITCHER		IP	WLS	BF	H	R	ER	SO	BB	IBB	HBP	BLK	WP	HR	S	P	ERA	WHIP
Seth Greisinger, R ERA: 5.87	(1, 1)	4.0	L	23	7	8	8	2	4	0	0	0	0	3	55	100	18.00	2.750
Doug Bochtler, R ERA: 5.29	(5, 1)	1.2		10	1	2	2	2	4	0	0	0	0	0	27	51	10.80	3.000
Marino Santana, R ERA:	(6, 1)	1.2		8	3	0	0	2	1	0	0	0	0	0	18	33	0.00	2.400
44 Sean Runyan, L ERA: 3.47	(8, 1)	0.1		2	0	0	0	1	0	0	0	0	0	0	5	9	0.00	0.000
Dean Crow, R ERA: 3.67	(8, 1)	1.1		6	2	0	0	2	0	0	0	0	0	0	21	30	0.00	1.500

PITCHER	IP	WLS	BF	H	R	ER	SO	BB	IBB	HBP	BLK	WP	HR	S	P	ERA	WHIP

Batter	1	2	3	4	5	6	7	8	9	AB	R	H	RBI	BB	SO	LOB
Brian Hunter, R (1, 8) OBP: 0.296, SLG: 0.329	P6		FC4-6 1-2f		G6-3			G5-3		4	0	0	0	0	0	2
Bobby Higginson, L (1, 7) OBP: 0.359, SLG: 0.488	3B		F9		K			K		3	0	1	0	0	1	2
Kimera Bartee, R (7, 7) OBP: 0.275, SLG: 0.417										1	0	0	0	0	1	0
Juan Encarnacion, R (1, 9) OBP: 0.350, SLG: 0.547	L5			G6-3		G5-3			G4-3 G3-1 2B	4	1	1	0	0	0	1
Tony Clark, S (1, 3) OBP: 0.355, SLG: 0.516	K			1B		P5			G4-3 2-3	4	0	1	0	0	1	2
Damion Easley, R (1, 4) OBP: 0.334, SLG: 0.468		G5-3		K		G6-3			G3-1 3-H	4	0	0	1	0	1	1
Frank Catalanotto, L (1, 5) OBP: 0.332, SLG: 0.465		F7		K			F8		G6-3	4	0	0	0	0	1	1
Luis Gonzalez, L (1, 10) OBP: 0.344, SLG: 0.466		K			G3		F7			3	0	0	0	0	1	0
Paul Bako, L (1, 2) OBP: 0.319, SLG: 0.347			K		2B 1B		L7			3	1	1	0	0	1	0
Deivi Cruz, R (1, 6) OBP: 0.286, SLG: 0.353			E5 FC4-6		1-H 2B			G6-3		3	0	1	1	0	0	0
Inning Stats	R: 0 H: 1 E: 0 LOB: 1 K: 1 BB: 0 S: 10 P: 14	R: 0 H: 0 E: 0 LOB: 0 K: 1 BB: 0 S: 7 P: 11	R: 0 H: 0 E: 1 LOB: 1 K: 1 BB: 0 S: 6 P: 11	R: 0 H: 1 E: 0 LOB: 1 K: 2 BB: 0 S: 9 P: 13	R: 1 H: 2 E: 0 LOB: 1 K: 1 BB: 0 S: 15 P: 23	R: 0 H: 0 E: 0 LOB: 0 K: 0 BB: 0 S: 4 P: 6	R: 0 H: 0 E: 0 LOB: 0 K: 0 BB: 0 S: 6 P: 9	R: 0 H: 0 E: 0 LOB: 0 K: 1 BB: 0 S: 7 P: 9	R: 1 H: 1 E: 0 LOB: 0 K: 0 BB: 0 S: 8 P: 11	1B: 2 SF: 0 2B: 2 SAC: 0 3B: 1 DP: 0 HR: 0 HBP: 0						

PITCHER	IP	WLS	BF	H	R	ER	SO	BB	IBB	HBP	BLK	WP	HR	S	P	ERA	WHIP
Charles Nagy, R (1, 1) ERA: 5.4	9.0	W	33	5	2	2	7	0	0	0	0	0	0	72	107	2.00	0.556

PITCHER	IP	WLS	BF	H	R	ER	SO	BB	IBB	HBP	BLK	WP	HR	S	P	ERA	WHIP

BOTTOM

Cleveland Indians @ Detroit Tigers

Tiger Stadium, Detroit, MI

Fri Sep 04 1998, 7:05 PM EDT

Att. 23,139 - Unknown - 76 F

livebaseballscorecards.com

AB	33
R	2
H	5
RBI	2
BB	0
SO	7
LOB	9

Cleveland Indians @ Detroit Tigers

Tiger Stadium, Detroit, MI

Sat Sep 05 1998, 7:05 PM EDT

Att. 30,031 - Unknown - 79 F

TOP

livebaseballscorecards.com

Batter	1	2	3	4	5	6	7	8	9	AB	R	H	RBI	BB	SO	LOB
Kenny Lofton, L (1, 8) OBP: 0.367, SLG: 0.418	C B F F C 1-3 ① K	B C B B B 4-1 BB		C X 0-1 ② F8 2-3		1 SAFE B 1 SAFE F 1 B M X 2-2 ① G5-3 1-2	C C S 0-3 ② K			4	0	0	0	1	2	2
Joey Cora, S (1, 4) OBP: 0.362, SLG: 0.378	B C X 1-1 ② G6-3	B X 1-0 ③ G5-3		B B F F B F B 4-2 1B BB		C F B S 1-3 ② K	B X 1-0 ③ L4			4	0	0	0	1	1	3
David Justice, L (1, 10) OBP: 0.370, SLG: 0.472	C B F F B B B 4-2 2B BB		B F X 1-1 ① F8	B 1 SAFE B X 2-0 BB 1-3 1B 3-H		I I I I 4-0 S IBB		C C C 0-3 ① K		3	0	1	1	2	1	0
Manny Ramirez, R (1, 9) OBP: 0.385, SLG: 0.592	C B B B X 2-1 1-3 2B		F B C B F C 2-3 ② K	B B 1 SAFE B C B 4-1 1-2 BB		B I I I 4-0 1-2 2-3 IBB		B B X 2-0 ② F8		3	0	1	0	2	1	0
Travis Fryman, R (1, 5) OBP: 0.342, SLG: 0.501	C B B B S X 2-2 ③ G5-3		B X 1-0 WP 2B	C B X 1-1 ③ F8		F B F B S 2-3 ③ K		B B X 2-0 ③ G6-3		5	0	1	0	0	1	8
Brian Giles, L (1, 7) OBP: 0.413, SLG: 0.495		B F B B B F X 3-2 HR	B F B B B 4-1 2-3 BB		B C C X 1-2 ① P4		C B C B F B 4-2 HR BB		B C B B X 3-1 ① P2	3	2	1	1	2	0	0
Richie Sexson, R (1, 3) OBP: 0.385, SLG: 0.647		B F B B B X 3-1 BB 1B	S B B S S 2-3 ③ K		X 0-0 ② F8		B C 1 SAFE B B F X 3-2 1-H HR		B F B B B X 3-1 ② P3	5	1	2	2	0	1	2
Einar Díaz, R (1, 2) OBP: 0.429, SLG: 0.455		B 1 SAFE 1 SAFE B B B 4-0 L3 1-2 BB		B X 1-0 F8 1B 2B	B F B F F X 2-2 ③ L8		F B B X 2-1 ① G6-3		B B C X 2-1 ③ G5-3	4	1	1	0	1	0	0
Omar Vizquel, S (1, 6) OBP: 0.347, SLG: 0.358		C B X 1-1 ① ② L3 1-2		C X 0-1 ① F8		L B B X 2-1 S S 1B	B B X 2-0 HR			4	1	2	1	0	0	3

Inning Stats	1	2	3	4	5	6	7	8	9
	R: 0 H: 1 E: 0 LOB: 2 K: 1 BB: 1 S: 14 P: 24	R: 1 H: 2 E: 0 LOB: 2 K: 0 BB: 2 S: 9 P: 25	R: 0 H: 1 E: 0 LOB: 2 K: 2 BB: 1 S: 11 P: 21	R: 1 H: 2 E: 0 LOB: 3 K: 0 BB: 2 S: 12 P: 24	R: 0 H: 0 E: 0 LOB: 0 K: 0 BB: 0 S: 8 P: 11	R: 0 H: 1 E: 0 LOB: 3 K: 2 BB: 2 S: 11 P: 26	R: 3 H: 2 E: 0 LOB: 0 K: 1 BB: 1 S: 13 P: 25	R: 0 H: 0 E: 0 LOB: 0 K: 1 BB: 0 S: 5 P: 9	R: 0 H: 0 E: 0 LOB: 0 K: 0 BB: 0 S: 6 P: 14

| | | |

Cleveland Indians @ Detroit Tigers

Tiger Stadium, Detroit, MI

Sat Sep 05 1998, 7:05 PM EDT

Att. 30,031 - Unknown - 79 F

livebaseballscorecards.com

BOTTOM

Batter	1	2	3	4	5	6	7	8	9	AB	R	H	RBI	BB	SO	LOB
Brian Hunter, R (1, 8) OBP: 0.295, SLG: 0.328	B C B X 2-1 G3-6 1B		B B X 2-0 L7 ③			B F C X 1-2 G6-3 ③		L 1 SAFE B 1 SAFE F F 1 SAFE S 1-3 K ①		4	0	1	0	0	1	2
Frank Catalanotto, L (1, 4) OBP: 0.325, SLG: 0.455	C F F 1 SAFE B P X 2-2 G3-6 ①② 1-2f			F B X 1-1 L9 ①			X 0-0 P6 ①	X 0-0 FC4-6 ② 1-2f		4	0	0	0	0	0	2
Bobby Higginson, L (1, 7) OBP: 0.358, SLG: 0.485	B C F C 1-3 K ③			F B C F B F X 2-2 G4-3 ②			B F C B B B 4-2 HR BB	B B S X 2-1 F8 ③		3	1	0	0	1	1	1
Tony Clark, S (1, 3) OBP: 0.352, SLG: 0.512		C B B B X 3-1 F8 ①		X 0-0 F8 ③			B X 1-0 L9 ②		B X 1-0 L8 ①	4	0	0	0	0	0	1
Juan Encarnacion, R (1, 9) OBP: 0.369, SLG: 0.595		F X 0-1 F7 ②			C B F X 1-2 G1-6-3 1B		X 0-0 1-H HR		F B B F F X 2-2 CS 1B	4	1	3	2	0	0	0
Luis Gonzalez, L (1, 10) OBP: 0.342, SLG: 0.462		B S C B B X 3-2 F8 ③			B 1 SAFE F B X 2-1 G1-6-3 ①② 1-2f		B C F X 1-2 G4-3 ③		X 0-0 F7 ②	4	0	0	0	0	0	2
Joe Randa, R (1, 5) OBP: 0.315, SLG: 0.330			C F B B B X 3-2 P6 ①		B B X 2-0 F8 ③			B C B X 2-1 HR 1B	B 1-0 CS ③ 1-2	3	1	1	0	0	0	0
Paul Bako, L (1, 2) OBP: 0.319, SLG: 0.357			C S S 0-3 K ②			B X 1-0 P5 ①		B C F F X 1-2 1-H HR		3	1	1	2	0	1	0
Deivi Cruz, R (1, 6) OBP: 0.289, SLG: 0.358 Kimera Bartee, R (8, PR) OBP: 0.275, SLG: 0.417 Damion Easley, R (9, 6) OBP: 0.334, SLG: 0.468			C F X 0-2 2B			F B B X 2-1 L4 ②		C B B X 2-1 FC4-6 1B		3 0 0	0 0 0	2 0 0	0 0 0	0 0 0	0 0 0	0 0 0
Inning Stats	R: 0 E: 0 K: 1 S: 10 H: 1 LOB: 0 BB: 0 P: 14	R: 0 E: 0 K: 0 S: 7 H: 0 LOB: 0 BB: 0 P: 13	R: 0 E: 0 K: 1 S: 10 H: 1 LOB: 1 BB: 0 P: 15	R: 0 E: 0 K: 0 S: 8 H: 0 LOB: 0 BB: 0 P: 11	R: 0 E: 0 K: 0 S: 6 H: 1 LOB: 0 BB: 0 P: 11	R: 0 E: 0 K: 0 S: 6 H: 0 LOB: 0 BB: 0 P: 10	R: 2 E: 0 K: 0 S: 8 H: 1 LOB: 0 BB: 1 P: 14	R: 2 E: 0 K: 1 S: 15 H: 3 LOB: 1 BB: 0 P: 23	R: 0 E: 0 K: 0 S: 6 H: 1 LOB: 0 BB: 0 P: 10	1B: 5 2B: 1 3B: 0 HR: 2	SF: 0 SAC: 0 DP: 2 HBP: 0			WP: 0 PB: 0 SB: 0 CS: 1	PA: 34		

	AB	32
	R	4
	H	8
	RBI	4
	BB	1
	SO	3
	LOB	8

PITCHER		IP	WLS	BF	H	R	ER	SO	BB	IBB	HBP	BLK	WP	HR	S	P	ERA	WHIP
Dave Burba, R ERA: 4.22	(1, 1)	7.0	W	26	6	4	4	2	1	0	0	0	0	2	61	97	5.14	1.000
Paul Shuey, R ERA: 2.9	(8, 1)	0.1		2	1	0	0	1	0	0	0	0	0	0	6	9	0.00	3.000
Paul Assenmacher, L ERA: 3.32	(8, 1)	0.2		2	0	0	0	0	0	0	0	0	0	0	3	5	0.00	0.000
Michael Jackson, R ERA: 1.71	(9, 1)	1.0	S	3	1	0	0	0	0	0	0	0	0	0	6	10	0.00	1.000

PITCHER		IP	WLS	BF	H	R	ER	SO	BB	IBB	HBP	BLK	WP	HR	S	P	ERA	WHIP

Batter	1	2	3	4	5	6	7	8	9	AB	R	H	RBI	BB	SO	LOB
Kenny Lofton, L (1, 8) OBP: 0.368, SLG: 0.418	0-0 B2		4-0 BB		1-2 1B		2-2 L8			3	0	1	0	1	0	0
Joey Cora, S (1, 4) OBP: 0.361, SLG: 0.378	2-1 CS 1B		1-2 G4-3		3-1 F8 2-3			1-1 F8		4	0	1	0	0	0	4
David Justice, L (1, 7) OBP: 0.371, SLG: 0.470	1-1 F7			2-2 L6	4-0 BB			4-1 BB		2	0	0	0	2	0	1
Manny Ramirez, R (1, 9) OBP: 0.384, SLG: 0.589	2-1 CS 1-2	3-2 G4-3		4-1 2B 2B BB	1-3 K 2-3			2-0 P4		3	1	0	0	1	1	3
Travis Fryman, R (1, 5) OBP: 0.344, SLG: 0.503		1-0 G3-6 1B		0-0 2B 1-3 2B		0-0 G5-3		2-3 K		4	1	2	0	0	1	1
Brian Giles, L (1, 10) OBP: 0.409, SLG: 0.488		0-1 G3-6 1-2f		2-3 K		1-1 G3-1			3-2 F8	4	0	0	0	0	1	3
Richie Sexson, R (1, 3) OBP: 0.389, SLG: 0.658			2-2 2B	2-2 2B 2-H 3-H		2-3 K			2-3 K	4	0	2	2	0	2	0
Sandy Alomar Jr., R (1, 2) OBP: 0.272, SLG: 0.353 Mark Whiten, S (9, PH) OBP: 0.391, SLG: 0.441			1-0 G6-3	2-2 L5			1-3 K		1-3 K	3 1	0 0	0 0	0 0	0 0	1 1	2 0
Enrique Wilson, S (1, 6) OBP: 0.333, SLG: 0.396			3-2 G6-3		3-1 F8 1B		1-3 K			3	0	1	0	0	1	1
Inning Stats	R: 0 E: 0 K: 0 S: 6 H: 1 LOB: 0 BB: 0 P: 11	R: 0 E: 0 K: 0 S: 7 H: 1 LOB: 0 BB: 0 P: 11	R: 0 E: 0 K: 0 S: 11 H: 1 LOB: 2 BB: 1 P: 22	R: 2 E: 0 K: 1 S: 16 H: 2 LOB: 1 BB: 1 P: 28	R: 0 E: 0 K: 1 S: 10 H: 2 LOB: 2 BB: 1 P: 22	R: 0 E: 0 K: 1 S: 6 H: 0 LOB: 0 BB: 0 P: 9	R: 0 E: 0 K: 2 S: 11 H: 0 LOB: 0 BB: 0 P: 15	R: 0 E: 0 K: 1 S: 7 H: 0 LOB: 1 BB: 1 P: 16	R: 0 E: 0 K: 2 S: 11 H: 0 LOB: 0 BB: 0 P: 17	1B: 4 2B: 3 3B: 0 HR: 0 SF: 0 SAC: 0 DP: 1 HBP: 0						

Cleveland Indians @ Detroit Tigers

Tiger Stadium, Detroit, MI

Sun Sep 06 1998, 3:33 AM EDT

Att. 32,815 - Sunny - 81 F

TOP

livebaseballscorecards.com

AB	31
R	2
H	7
RBI	2
BB	4
SO	8
LOB	15

PITCHER	IP	WLS	BF	H	R	ER	SO	BB	IBB	HBP	BLK	WP	HR	S	P	ERA	WHIP
Bryce Florie, R (1, 1) ERA: 5.13	6.0	W	25	7	2	2	3	3	0	0	0	0	0	56	103	3.00	1.667
Matt Anderson, R (7, 1) ERA: 2.02	2.0		7	0	0	0	3	1	0	0	0	0	0	18	31	0.00	0.500
Todd Jones, R (9, 1) ERA: 5.16	1.0	S	3	0	0	0	2	0	0	0	0	0	0	11	17	0.00	0.000

PITCHER	IP	WLS	BF	H	R	ER	SO	BB	IBB	HBP	BLK	WP	HR	S	P	ERA	WHIP

Cleveland Indians @ Detroit Tigers

Tiger Stadium, Detroit, MI

Sun Sep 06 1998, 3:33 AM EDT

Att. 32,815 - Sunny - 81 F

livebaseballscorecards.com

BOTTOM

Batter	1	2	3	4	5	6	7	8	9	AB	R	H	RBI	BB	SO	LOB
Brian Hunter, R (1, 8) OBP: 0.295, SLG: 0.326	B C X 1-1 B1-3 ①		B S B B B 4-1 2B BB		B C X 1-1 P8 ②		B C F B X 2-2 G6-3 ②			3	1	0	0	1	0	0
Bobby Higginson, L (1, 7) OBP: 0.358, SLG: 0.485	X 0-0 G3-1 ②		C B X 1-1 G1-3 1-H 2-H 2B		C F F B B C 2-3 K ③		F S F B S 1-3 K ③			4	0	1	2	0	2	0
Juan Encarnacion, R (1, 9) OBP: 0.375, SLG: 0.585	C X 0-1 F8 ③		B S F X 1-2 G1-3 2-3 ②			C B F B F B B 4-2 2B FC1-6-5 BB		S X 0-1 S 1B		3	1	1	0	1	0	1
Tony Clark, S (1, 3) OBP: 0.351, SLG: 0.512		B S B F S 2-3 K ①	F C B S 1-3 K ③			1 SAFE C 1 B F X 1-2 FC1-6-5 1-3 2B		F S B 1 F B S SAFE 2-3 K 1-2 ①		4	0	1	0	0	3	2
Damion Easley, R (1, 4) OBP: 0.334, SLG: 0.466		B C F H 2-2 HBP		B B F F B S 3-3 K ①		C X 0-1 FC1-6-5 2B 2-3 3-H ①		C B B S F F B S 3-3 K ②		3	0	0	1	0	2	2
Frank Catalanotto, L (1, 10) OBP: 0.328, SLG: 0.458		B B F 1 SAFE 1 C B F X 3-2 F7 ②		S B B S S 2-3 K ②		C X 0-1 1-3 2B		I I I 4-0 FC6-4 IBB		3	0	1	0	1	1	1
Joe Randa, R (1, 5) OBP: 0.314, SLG: 0.332		C 1 SAFE C F S 0-3 K ③		C B X 1-1 2B		F C B B C 2-3 K ②		C B X 1-1 FC6-4 1-2f ③		4	0	1	0	0	2	5
Joe Siddall, L (1, 2) OBP: 0.279, SLG: 0.359			B C S B F F S 2-3 K ①	C B B S S C 2-3 K ③		S B B B S S 3-3 K ③				3	0	0	0	0	3	3
Deivi Cruz, R (1, 6) OBP: 0.290, SLG: 0.360			B C F X 1-2 2B 2B		X 0-0 P4 ①		C X 0-1 G1-3 ①			3	1	1	0	0	0	0
Inning Stats	R: 0 E: 0 K: 0 S: 5 H: 0 LOB: 0 BB: 0 P: 6	R: 0 E: 0 K: 2 S: 13 H: 0 LOB: 1 BB: 0 P: 20	R: 2 E: 0 K: 2 S: 17 H: 2 LOB: 1 BB: 1 P: 27	R: 0 E: 0 K: 3 S: 11 H: 1 LOB: 1 BB: 0 P: 19	R: 0 E: 0 K: 1 S: 7 H: 0 LOB: 0 BB: 0 P: 10	R: 1 E: 0 K: 2 S: 16 H: 2 LOB: 2 BB: 1 P: 26	R: 0 E: 0 K: 1 S: 9 H: 0 LOB: 0 BB: 0 P: 12	R: 0 E: 0 K: 2 S: 13 H: 1 LOB: 2 BB: 1 P: 23		1B: 1 2B: 5 3B: 0 HR: 0	SF: 0 SAC: 0 DP: 0 HBP: 1			WP: 0 PB: 0 SB: 1 CS: 0	PA: 34	

	AB	30
	R	3
	H	6
	RBI	3
	BB	3
	SO	13
	LOB	14

PITCHER		IP	WLS	BF	H	R	ER	SO	BB	IBB	HBP	BLK	WP	HR	S	P	ERA	WHIP
Jaret Wright, R ERA: 4.92	(1, 1)	6.0	L	26	5	3	3	10	2	0	1	0	0	0	69	108	4.50	1.167
Doug Jones, R ERA: 4.46	(7, 1)	2.0		8	1	0	0	3	0	1	0	0	0	0	22	35	0.00	0.500

PITCHER	IP	WLS	BF	H	R	ER	SO	BB	IBB	HBP	BLK	WP	HR	S	P	ERA	WHIP

Batter	1	2	3	4	5	6	7	8	9	AB	R	H	RBI	BB	SO	LOB
Kenny Lofton, L (1, 8) OBP: 0.366, SLG: 0.416	C F S 0-3 ① K		C F 2 B B C SAFE 2-3 ③ K 1-2		C C B S 1-3 ③ K		S B C S 1-3 ② K			3	0	0	0	0	3	1
Mark Whiten, S (6, 8) OBP: 0.389, SLG: 0.439										1	0	0	0	0	1	1
Joey Cora, S (1, 4) OBP: 0.361, SLG: 0.376	B B C F F B X 3-2 ② F9			B C X 1-1 ① G3		B B B B 4-0 FC5-4 1B SF7 BB	F C B S 1-3 ③ K			2	1	0	0	1	0	0
Enrique Wilson, S (6, 4) OBP: 0.327, SLG: 0.388										1	0	0	0	0	1	1
David Justice, L (1, 10) OBP: 0.370, SLG: 0.468	B C B C B X 3-2 ③ G6-3			C F S 0-3 ② K		C S F X 0-2 FC5-4 1B 1-2		B B C X 2-1 ① F7		4	0	1	0	0	1	0
Manny Ramirez, R (1, 9) OBP: 0.383, SLG: 0.585		F B B X 2-1 ① F8		B F B C B F B 4-2 BB 1B BB	X 0-0 ① FC5-4 DI 1-2f 2-3			S B F C 1-3 ② K		3	0	0	0	1	1	2
Travis Fryman, R (1, 5) OBP: 0.344, SLG: 0.503		C B C S 1-3 ② K		C C F B B X 2-2 BB 1B 1-2	X 0-0 ② SF7 3-H			F B X 1-1 ③ F8		2	0	1	0	0	1	0
Jeff Branson, L (6, PH) OBP: 0.221, SLG: 0.301										1	0	0	1	0	0	0
(6, 5)																
Brian Giles, L (1, 7) OBP: 0.410, SLG: 0.485	C X 0-1 ③ P4			B B B B 4-0 BB 1-2 2-3		B B C B B 4-1 BB 1-2			F F B B C 2-3 ① K	2	0	0	0	2	1	0
Richie Sexson, R (1, 3) OBP: 0.385, SLG: 0.642		B B X 2-0 ① F8	B F B F S 2-3 ③ K		C C B C 1-3 ③ K				C B F B H 3-2 G6-4-3 HBP	3	0	0	0	0	2	5
Sandy Alomar Jr., R (1, 2) OBP: 0.270, SLG: 0.352		C S B B B X 2-2 ② G5-3			S C F B F X 1-2 ① F8		B X 1-0 1B		B B X 2-0 ② ③ G6-4-3 1-2f	2	0	0	0	0	0	0
Einar Díaz, R (7, PH) OBP: 0.438, SLG: 0.462										2	0	1	0	0	0	1
(7, 2)																
Omar Vizquel, S (1, 6) OBP: 0.347, SLG: 0.358		B X 1-0 S 1B			X 0-0 ② P6		B B X 2-0 ① P5			3	0	1	0	0	0	1
Inning Stats	R: 0 E: 0 K: 1 S: 10 H: 0 LOB: 0 BB: 0 P: 16	R: 0 E: 0 K: 1 S: 7 H: 0 LOB: 0 BB: 0 P: 10	R: 0 E: 0 K: 1 S: 8 H: 1 LOB: 1 BB: 0 P: 15	R: 0 E: 0 K: 2 S: 15 H: 1 LOB: 3 BB: 2 P: 28	R: 0 E: 0 K: 1 S: 9 H: 0 LOB: 0 BB: 0 P: 11	R: 1 E: 0 K: 1 S: 10 H: 1 LOB: 2 BB: 2 P: 19	R: 0 E: 0 K: 2 S: 8 H: 1 LOB: 1 BB: 0 P: 13	R: 0 E: 0 K: 1 S: 7 H: 0 LOB: 0 BB: 0 P: 11	R: 0 E: 0 K: 1 S: 6 H: 0 LOB: 0 BB: 0 P: 13	1B: 4 2B: 0 3B: 0 HR: 0 SF: 1 SAC: 0 DP: 1 HBP: 1							

TOP

Cleveland Indians @ Toronto Blue Jays

SkyDome, Toronto, ON

Mon Sep 07 1998, 3:33 AM EDT

Att. 31,089 - Cloudy - 77 F

livebaseballscorecards.com

AB	29
R	1
H	4
RBI	1
BB	4
SO	11
LOB	12

WP: 0 PB: 0 SB: 1 CS: 0 PA: 35

PITCHER	IP	WLS	BF	H	R	ER	SO	BB	IBB	HBP	BLK	WP	HR	S	P	ERA	WHIP
Kelvim Escobar, R (1, 1) ERA: 3.48	8.0	W	32	4	1	1	10	4	0	0	0	0	0	74	123	1.12	1.000
Bill Risley, R (9, 1) ERA: 5.51	1.0		3	0	0	0	1	0	0	1	0	0	0	6	13	0.00	0.000

PITCHER	IP	WLS	BF	H	R	ER	SO	BB	IBB	HBP	BLK	WP	HR	S	P	ERA	WHIP

BOTTOM

Cleveland Indians @ Toronto Blue Jays

SkyDome, Toronto, ON

Mon Sep 07 1998, 3:33 AM EDT

Att. 31,089 - Cloudy - 77 F

livebaseballscorecards.com

Batter	1	2	3	4	5	6	7	8	9	AB	R	H	RBI	BB	SO	LOB
Shannon Stewart, R (1, 7) OBP: 0.380, SLG: 0.397	BX 1-0 BB BB BB 1B	1 SAFE C 1 SAFE F 1 SAFE 1 SAFE X 0-2 S HR 1-3 1B	BPCFX 2-2 1-H 2-H IHR	SFS 0-3 K ③			X 0-0 HR 2-H 2B	BFBSS 2-3 K ①		6	4	4	4	0	2	4
Shawn Green, L (1, 9) OBP: 0.338, SLG: 0.516	BSBBB 4-1 BB BB 1-2 BB	X 0-0 P6 ②	BFFX 1-2 P2 ③		CX 0-1 G3-1 ①		BBBB 4-0 HR BB	CBBSFC 2-3 K ②		4	1	0	0	2	1	4
Jose Canseco, R (1, 10) OBP: 0.332, SLG: 0.536	FCBX 1-2 P3 ①	BC 1 SAFE BCFFX 2-2 1-H 3-H HR		X 0-0 1B 1B 1B	BBBCSS 3-3 K ②		BFFX 1-2 P5 ①	IIII 4-0 IBB		5	2	2	3	1	1	4
Carlos Delgado, L (1, 3) OBP: 0.382, SLG: 0.577	BBBCB 4-1 BB 1-2 2-3 BB	SBX 1-1 2B		X 0-0 1B 1-2 1B	BCFBBFX 3-2 G4-3 ③		BBSX 2-1 1-H 2-H HR	CBBBX 3-1 G1-4-3 ③		5	2	3	3	1	0	3
José Cruz Jr., S (1, 8) OBP: 0.345, SLG: 0.393	CFFBS 1-3 K ②	BCX 1-1 F8 ③		CCBBBX 2-2 1B 1B 1-2 2-H 1B		X 0-0 G4-3 ①	CCC 0-3 K ②			5	1	1	1	0	2	4
Tony Fernandez, S (1, 5) OBP: 0.383, SLG: 0.441 Mark Dalesandro, R (7, 5) OBP: 0.304, SLG: 0.463	BFBCFBFFB 4-2 1-2 2-3 3-H BB		FFX 0-2 G6-3 IHR 1B	CCX 0-2 1B 1-2 2-H 1B		BBBB 4-0 1B BB	CFX 0-2 G5-3 ③			2 1	1 0	2 0	2 0	2 0	0 0	0 0
Darrin Fletcher, L (1, 2) OBP: 0.332, SLG: 0.416 Kevin Brown, R (8, 2) OBP: 0.328, SLG: 0.411	FBX 1-1 F7 ③		BBX 2-0 F8 ①	CBX 2-1 F7 ①		FBFBBX 3-2 G4-6-3 1-3 1B	BX 1-0 BB 2B 1B			4 1	0 1	1 1	0 0	0 0	0 0	6 0
Craig Grebeck, R (1, 4) OBP: 0.325, SLG: 0.357 Felipe Crespo, S (8, 4) OBP: 0.331, SLG: 0.354		BCBBFFX 3-2 F8 ①	1 SAFE CBX 1-1 G6-3 1-2 ②	BBX 2-0 P3 ②		SFX 0-2 G4-6-3 1-2f ② ③	BFBBB 4-1 2B 1-2 BB			4 0	0 0	0 0	0 0	0 1	0 0	5 0
Alex Gonzalez, R (1, 6) OBP: 0.296, SLG: 0.382		CBBBX 2-1 1B HR 1B	FBBBB 4-1 IHR BB	BCCX 1-2 1-3 2-H 1B		CBBCBX 3-2 2B 2B	FCFX 0-2 1-3 2-H 2B			4	3	4	2	1	0	0
Inning Stats	R: 1 E: 0 K: 1 S: 17 H: 1 LOB: 3 BB: 3 P: 33	R: 3 E: 0 K: 0 S: 19 H: 4 LOB: 1 BB: 0 P: 28	R: 3 E: 0 K: 0 S: 14 H: 2 LOB: 0 BB: 1 P: 23	R: 3 E: 0 K: 1 S: 17 H: 5 LOB: 2 BB: 0 P: 24	R: 0 E: 0 K: 1 S: 9 H: 0 LOB: 0 BB: 0 P: 15	R: 0 E: 0 K: 0 S: 8 H: 1 LOB: 1 BB: 1 P: 15	R: 4 E: 0 K: 1 S: 15 H: 3 LOB: 0 BB: 1 P: 25	R: 1 E: 0 K: 2 S: 16 H: 2 LOB: 3 BB: 2 P: 32		1B: 11 2B: 4 3B: 0 HR: 3	SF: 0 SAC: 0 DP: 1 HBP: 0			WP: 0 PB: 0 SB: 1 CS: 0	PA: 49	

	AB	41
	R	15
	H	18
	RBI	15
	BB	8
	SO	6
	LOB	30

PITCHER		IP	WLS	BF	H	R	ER	SO	BB	IBB	HBP	BLK	WP	HR	S	P	ERA	WHIP
Chad Ogea, R ERA: 6.07	(1, 1)	2.2	L	18	6	6	6	1	4	0	0	0	0	1	43	75	20.25	3.750
Steve Karsay, R ERA: 6.11	(3, 1)	1.1		10	6	4	4	1	0	0	0	0	0	0	24	33	27.00	4.500
Ron Villone, L ERA: 6.39	(5, 1)	2.0		7	1	0	0	1	1	0	0	0	0	0	17	30	0.00	1.000
Steve Reed, R ERA: 3.23	(7, 1)	1.0		7	3	4	4	1	1	0	0	0	0	1	15	25	36.00	4.000
Jim Poole, L ERA: 5.2	(8, 1)	1.0		7	2	1	1	2	1	1	0	0	0	0	16	32	9.00	3.000

PITCHER	IP	WLS	BF	H	R	ER	SO	BB	IBB	HBP	BLK	WP	HR	S	P	ERA	WHIP

Batter	1	2	3	4	5	6	7	8	9	10	11	12	13	AB	R	H	RBI	BB	SO	LOB
Kenny Lofton, L (1, 8) OBP: 0.366, SLG: 0.413	B X 1-0 L8 ①		C B C B F B B 4-2 S BB			B F B X 2-1 F9 ②		B X 1-0 F7 ①		B C B F B X 3-2 G4-3 2-3 ②			B B B C B 4-1 S SH3-4 HR BB	4	1	0	0	2	0	1
Joey Cora, S (1, 4) OBP: 0.358, SLG: 0.373	B C C B X 2-2 G6-3 ②		B B X 2-0 P6 1-2 ③			F B X 1-1 F9 ③		C X 0-1 G6-3 ②		F B X 1-1 G4-3 ③			1 SAFE 1 SAFE B C 1 SAFE X 1-1 SH3-4 1-2 ①	5	0	0	0	0	0	2
David Justice, L (1, 10) OBP: 0.368, SLG: 0.464	B B B F C F F X 3-2 G5-3 ③			C B F F S 1-3 K ①			X 0-0 F8 ①	B C T C T C B X 2-2 G4-3 ③			C B F X 1-2 G4-3 ①		I I I I 4-0 S HR IBB	5	1	0	0	1	1	0
Manny Ramirez, R (1, 9) OBP: 0.379, SLG: 0.578		C X 0-1 P3 ①		F B B B F F C 2-3 K ②			F X 0-1 L9 ②		X 0-0 L1 ①		C B F F F S 1-3 K ②		B B F M C 2-3 K ②	6	0	0	0	0	3	2
Travis Fryman, R (1, 5) OBP: 0.346, SLG: 0.508		S F S 0-3 K ②		B C F B F X 2-2 F9 ③			C C X 0-2 1B		B C F B B F B 4-2 BB		B S S B X 2-2 F7 ③		B F T C X 1-2 1-H 2-H HR	5	1	2	3	1	1	0
Brian Giles, L (1, 7) OBP: 0.411, SLG: 0.484		B C B C B B 4-2 BB	B C B F S 2-3 K ①				B X 1-0 F9 ③		F B 1 SAFE 1 SAFE F X 1-2 P6 ②			B T X 1-1 FC6-4 1B	B C B X 2-1 1B	5	0	2	0	1	1	2
Richie Sexson, R (1, 3) OBP: 0.375, SLG: 0.628		C S S 0-3 K ③	B F X 1-1 F8 ②					X 0-0 HR 2B	B F C X 1-2 G6-3 ③			F 1 SAFE S X 0-2 FC6-4 1-2f ①	C S F S 0-3 K ③	6	1	1	0	0	2	4
Einar Díaz, R (1, 2) OBP: 0.429, SLG: 0.588	B F X 1-1 F9 ①		C B X 1-1 G5-3 ③					B B C C X 2-1 2-H HR		C B S B B B 4-2 G4-3 SH3-4 BB		B X 1-0 L5 ②		4	1	1	2	1	0	1
Omar Vizquel, S (1, 6) OBP: 0.346, SLG: 0.363	L S S 0-3 K ②					C S B B F X 2-2 P4 ①		C F B B F X 2-2 HR		B B F L X 2-2 SH3-4 1-2 ①		X 0-0 F8 ③		4	1	1	1	0	1	1
Inning Stats	R: 0 E: 0 K: 0 S: 9 H: 0 LOB: 0 BB: 0 P: 15	R: 0 E: 0 K: 2 S: 10 H: 0 LOB: 1 BB: 1 P: 14	R: 0 E: 0 K: 1 S: 9 H: 0 LOB: 1 BB: 1 P: 16	R: 0 E: 0 K: 2 S: 12 H: 0 LOB: 0 BB: 0 P: 17	R: 0 E: 0 K: 1 S: 7 H: 0 LOB: 0 BB: 0 P: 11	R: 0 E: 0 K: 0 S: 8 H: 0 LOB: 0 BB: 0 P: 13	R: 0 E: 0 K: 0 S: 7 H: 1 LOB: 1 BB: 0 P: 8	R: 3 E: 0 K: 0 S: 14 H: 3 LOB: 0 BB: 0 P: 21	R: 0 E: 0 K: 0 S: 10 H: 0 LOB: 1 BB: 1 P: 16	R: 0 E: 0 K: 0 S: 10 H: 0 LOB: 1 BB: 1 P: 20	R: 0 E: 0 K: 1 S: 11 H: 0 LOB: 0 BB: 0 P: 15	R: 0 E: 0 K: 0 S: 7 H: 1 LOB: 1 BB: 0 P: 9	R: 3 E: 0 K: 2 S: 16 H: 2 LOB: 1 BB: 2 P: 30	1B: 3 2B: 1 3B: 0 HR: 3 SF: 0 SAC: 2 DP: 0 HBP: 0						

PITCHER		IP	WLS	BF	H	R	ER	SO	BB	IBB	HBP	BLK	WP	HR	S	P	ERA	WHIP
Woody Williams, R ERA: 4.51	(1, 1)	7.0		27	4	3	3	6	2	0	0	0	0	0	69	105	3.86	0.857
Dan Plesac, L ERA: 4.08	(8, 1)	1.0		3	0	0	0	0	0	0	0	0	0	0	7	10	0.00	0.000
Paul Quantrill, R ERA: 2.45	(9, 1)	2.0		8	0	0	0	0	2	0	0	0	0	0	20	36	0.00	1.000
Steve Sinclair, L ERA: 2.31	(11, 1)	0.1		1	0	0	0	0	0	0	0	0	0	0	3	4	0.00	0.000
Robert Person, R ERA: 7.34	(11, 1)	1.2		6	1	0	0	1	0	0	0	0	0	0	15	20	0.00	0.600

PITCHER		IP	WLS	BF	H	R	ER	SO	BB	IBB	HBP	BLK	WP	HR	S	P	ERA	WHIP
Carlos Almanzar, R ERA: 6.43	(13, 1)	1.0	L	7	2	3	3	2	1	1	0	0	0	1	16	30	27.00	3.000

TOP

Cleveland Indians @ Toronto Blue Jays

SkyDome, Toronto, ON

Wed Sep 09 1998, 7:05 PM EDT

Att. 32,157 - Dome - 72 F

livebaseballscorecards.com

AB	44
R	6
H	7
RBI	6
BB	6
SO	9
LOB	13

Batter	1	2	3	4	5	6	7	8	9	10	11	12	13	AB	R	H	RBI	BB	SO	LOB
Shannon Stewart, R (1, 7) OBP: 0.380, SLG: 0.402	0-0 F3 ①		2-0 HR		2-3 K ①		4-2 CS BB			4-2 S BB		0-1 B5-3 ①	3-2 F8 ③	5	1	1	1	2	1	1
Shawn Green, L (1, 9) OBP: 0.337, SLG: 0.514	2-2 F9 ②		0-0 G3 2B		2-1 P4 ②		2-2 CS ③ 1-2	2-1 L3 ①		0-1 F9 ①		2-0 E7 F9		6	0	1	0	0	0	1
Jose Canseco, R (1, 10) OBP: 0.330, SLG: 0.531	1-3 K ③		0-0 G3 ① 2-3		1-1 CS 1B			1-2 F7 ②		1-3 K ②		0-0 F9 ② 2-3		6	0	1	0	0	2	3
Carlos Delgado, L (1, 3) OBP: 0.385, SLG: 0.581		4-2 1B BB WP BB	2-3 K ②		3-2 CS ③ 1-2	1-0 HR		4-2 WP 1B BB		3-3 K ① 1-2		4-0 BB IBB		3	2	1	1	3	2	2
José Cruz Jr., S (1, 8) OBP: 0.348, SLG: 0.391		4-0 WP 1B BB 1-2	0-1 G3 ③			3-3 K ①		0-1 WP 1B 1-2			2-2 F9 ①	4-2 BB 1-2		4	0	1	0	2	1	1
Tony Fernandez, S (1, 5) OBP: 0.381, SLG: 0.438	0-0 P5 ①			3-2 G6-3 ①		0-0 F8 ②		2-2 G6-3 ③ 1-2 2-3			0-0 1B 1B	0-2 G3 ③		6	0	1	0	0	0	7
Darrin Fletcher, L (1, 2) OBP: 0.329, SLG: 0.411	1-0 WP 1B 1-2 2-3			0-0 G1-3 ②		1-2 G6-3 ③			0-0 F7 ①		2-0 P6 ②		0-0 L5 ①	6	0	1	0	0	0	1
Craig Grebeck, R (1, 4) OBP: 0.328, SLG: 0.362	0-2 L3 ②			2-1 2B			2-1 F9 ①		1-3 K ②		0-1 1B 1-2		4-2 BB	5	0	2	0	1	1	3
Alex Gonzalez, R (1, 6) OBP: 0.293, SLG: 0.378	2-3 K ③ 1-2 2-3 3-H			1-3 K ③			2-3 K ②		0-3 K ③		1-3 K ③		1-3 K ②	6	0	0	0	0	6	6
Inning Stats	R: 0 H: 0 E: 0 LOB: 0 K: 1 BB: 0 S: 7 P: 10	R: 1 H: 1 E: 0 LOB: 2 K: 1 BB: 2 S: 12 P: 23	R: 1 H: 2 E: 0 LOB: 1 K: 1 BB: 0 S: 11 P: 15	R: 0 H: 1 E: 0 LOB: 1 K: 1 BB: 0 S: 12 P: 18	R: 0 H: 1 E: 0 LOB: 0 K: 1 BB: 0 S: 9 P: 17	R: 1 H: 1 E: 0 LOB: 0 K: 1 BB: 0 S: 10 P: 15	R: 0 H: 0 E: 0 LOB: 0 K: 1 BB: 1 S: 10 P: 20	R: 0 H: 1 E: 0 LOB: 2 K: 0 BB: 1 S: 13 P: 22	R: 0 H: 0 E: 0 LOB: 0 K: 2 BB: 0 S: 7 P: 8	R: 0 H: 0 E: 0 LOB: 1 K: 2 BB: 1 S: 10 P: 18	R: 0 H: 2 E: 0 LOB: 2 K: 1 BB: 0 S: 10 P: 15	R: 0 H: 0 E: 1 LOB: 3 K: 0 BB: 2 S: 9 P: 19	R: 0 H: 0 E: 0 LOB: 1 K: 1 BB: 1 S: 12 P: 20	1B: 5 SF: 0 2B: 2 SAC: 0 3B: 0 DP: 0 HR: 2 HBP: 0	WP: 2 PA: 57 PB: 0 SB: 1 CS: 2						

PITCHER		IP	WLS	BF	H	R	ER	SO	BB	IBB	HBP	BLK	WP	HR	S	P	ERA	WHIP
Dwight Gooden, R ERA: 3.68	(1, 1)	7.0		28	6	3	3	7	3	0	0	0	1	2	71	118	3.86	1.286
Paul Assenmacher, L ERA: 3.3	(8, 1)	0.1		1	0	0	0	0	0	0	0	0	0	0	2	4	0.00	0.000
Paul Shuey, R ERA: 2.72	(8, 1)	2.2		11	1	0	0	4	2	0	0	0	1	0	28	44	0.00	1.125
Doug Jones, R ERA: 4.35	(11, 1)	2.0	W	11	2	0	0	1	1	1	0	0	0	0	19	34	0.00	1.500
Michael Jackson, R ERA: 1.68	(13, 1)	1.0	S	4	0	0	0	1	1	0	0	0	0	0	12	20	0.00	1.000

PITCHER		IP	WLS	BF	H	R	ER	SO	BB	IBB	HBP	BLK	WP	HR	S	P	ERA	WHIP

BOTTOM

Cleveland Indians @ Toronto Blue Jays

SkyDome, Toronto, ON

Wed Sep 09 1998, 7:05 PM EDT

Att. 32,157 - Dome - 72 F

livebaseballscorecards.com

AB	47
R	3
H	9
RBI	2
BB	8
SO	13
LOB	25

Batter	1	2	3	4	5	6	7	8	9	AB	R	H	RBI	BB	SO	LOB
Ray Durham, S (1, 4) OBP: 0.360, SLG: 0.452	C B B B F X 3-2 ① G4-3		C B T E B X 2-2 ② F7			B H 2-0 E S G6-3 HBP		C B F X 1-2 ① G3-1		3	1	0	0	0	0	0
Mike Caruso, S (1, 6) OBP: 0.332, SLG: 0.389	L X 0-1 FC6-4 1B		L X 0-1 ③ G4-3			C B 1 SAFE B F C 2-3 ① K 1-3		B X 1-0 ② B3		4	0	1	0	0	1	1
Frank Thomas, R (1, 10) OBP: 0.380, SLG: 0.475	X 0-0 ② F9			B C B X 2-1 WP G1-3 2B		C X 0-1 ② G6-3 3-H		B B X 2-0 ③ L9		4	1	1	1	0	0	1
Albert Belle, R (1, 7) OBP: 0.387, SLG: 0.646	1 SAFE 1 SAFE B X 1-0 ③ FC6-4 1-2f			B F F F B X 2-2 ① F7 2-3		X 0-0 ③ L9			C S F B X 1-2 S S 1B	4	0	1	0	0	0	2
Robin Ventura, L (1, 5) OBP: 0.341, SLG: 0.428		B B C B X 3-1 ① G4-3		C F B X 1-2 ② G1-3 3-H			C F B F B B X 3-2 ① L8		B B B B F C 2 S SAFE 3-3 ① K 1-2	4	0	0	1	0	1	1
Greg Norton, S (1, 3) OBP: 0.318, SLG: 0.436		C B C F C 1-3 ② K		B B F X 2-1 ③ G6-3			B B C X 2-1 ② L3		B B X 2-0 ② G4-3 2-3	4	0	0	0	0	1	1
Magglio Ordonez, R (1, 9) OBP: 0.335, SLG: 0.436		C B F F X 1-2 25 S 1B			C F X 0-2 ① F9		X 0-0 25 2B 1B		I I I I 4-0 IBB	3	1	2	0	1	0	0
25 Jeff Abbott, R (1, 8) OBP: 0.293, SLG: 0.490 Mike Cameron, R (8, 8) OBP: 0.284, SLG: 0.324		B F C F F F X 1-2 ③ G5-3 1-2			F X 0-1 CS 1B		1 SAFE B X 1-0 1-H 2B		B X 1-0 ③ F9	3 1	0 0	2 0	1 0	0 0	0 0	1 2
Robert Machado, R (1, 2) OBP: 0.256, SLG: 0.313			B M X 1-1 ① G6-3		F B S F S 1-3 ② ③ K 1-2		B C S S 1-3 ③ K			3	0	0	0	0	2	2

Inning Stats									
	R: 0 E: 0 K: 0 S: 7	H: 1 LOB: 1 BB: 0 P: 11	R: 0 E: 0 K: 1 S: 15	H: 1 LOB: 1 BB: 0 P: 21	R: 0 E: 0 K: 0 S: 8	H: 0 LOB: 0 BB: 0 P: 11	R: 1 E: 0 K: 0 S: 11	H: 1 LOB: 0 BB: 0 P: 18	R: 0 E: 0 K: 1 S: 9	H: 1 LOB: 0 BB: 0 P: 10
	R: 1 E: 0 K: 1 S: 6	H: 0 LOB: 0 BB: 0 P: 10	R: 1 E: 0 K: 1 S: 11	H: 2 LOB: 1 BB: 0 P: 18	R: 0 E: 0 K: 0 S: 5	H: 0 LOB: 0 BB: 0 P: 9	R: 0 E: 0 K: 1 S: 9	H: 1 LOB: 2 BB: 1 P: 20	1B: 5 2B: 2 3B: 0 HR: 0	SF: 0 SAC: 0 DP: 0 HBP: 1	WP: 1 PB: 0 SB: 4 CS: 1	PA: 35

PITCHER	IP	WLS	BF	H	R	ER	SO	BB	IBB	HBP	BLK	WP	HR	S	P	ERA	WHIP
Charles Nagy, R (1, 1) ERA: 5.24	9.0	L	35	7	3	2	5	0	1	1	0	1	0	81	128	2.00	0.778

PITCHER	IP	WLS	BF	H	R	ER	SO	BB	IBB	HBP	BLK	WP	HR	S	P	ERA	WHIP

TOP

Chicago White Sox @ Cleveland Indians

Jacobs Field, Cleveland, OH

Fri Sep 11 1998, 7:05 PM EDT
Att. 43,210 - Unknown - 76 F

livebaseballscorecards.com

AB	33
R	3
H	7
RBI	3
BB	1
SO	5
LOB	11

BOTTOM

Chicago White Sox @ Cleveland Indians

Jacobs Field, Cleveland, OH

Fri Sep 11 1998, 7:05 PM EDT

Att. 43,210 - Unknown - 76 F

livebaseballscorecards.com

Batter	1	2	3	4	5	6	7	8	9	AB	R	H	RBI	BB	SO	LOB
Kenny Lofton, L (1, 8) OBP: 0.368, SLG: 0.414	BB	1B		CS	F9			1B		3	1	2	0	1	0	0
Omar Vizquel, S (1, 6) OBP: 0.349, SLG: 0.363	BB	1B			G6-4-3 BB			P5		2	1	1	0	2	0	1
Travis Fryman, R (1, 5) OBP: 0.345, SLG: 0.505	BB	K			G6-4-3			F8		3	0	0	0	1	1	4
Manny Ramirez, R (1, 9) OBP: 0.377, SLG: 0.574	K		G3			K		P4		4	0	0	0	0	2	3
Richie Sexson, R (1, 3) OBP: 0.379, SLG: 0.632 Joey Cora, S (9, PR) OBP: 0.358, SLG: 0.373	1B		F8			L5			2B	4 0	0 0	2 0	1 0	0 0	0 0	0 0
Cecil Fielder, R (1, 10) OBP: 0.323, SLG: 0.401 David Justice, L (9, PH) OBP: 0.367, SLG: 0.463	K		F9			K			L7	3 1	0 0	0 0	0 0	0 0	2 0	2 1
Mark Whiten, S (1, 7) OBP: 0.387, SLG: 0.440	K2-3			2B			G5-3		K	4	0	1	0	0	2	3
Einar Díaz, R (1, 2) OBP: 0.375, SLG: 0.500 Brian Giles, L (9, PH) OBP: 0.413, SLG: 0.484		G6-3		G4-3			G1-3		BB	3 0	0 0	0 0	0 0	0 1	0 0	1 0
Enrique Wilson, S (1, 4) OBP: 0.304, SLG: 0.358		G1-3		FC4-2 CS			L7		K	4	0	0	0	0	1	3
Inning Stats	R: 2 E: 0 K: 3 S: 15 H: 1 LOB: 2 BB: 3 P: 30	R: 0 E: 0 K: 1 S: 12 H: 2 LOB: 2 BB: 0 P: 15	R: 0 E: 0 K: 0 S: 4 H: 0 LOB: 0 BB: 0 P: 6	R: 0 E: 0 K: 0 S: 8 H: 1 LOB: 0 BB: 0 P: 9	R: 0 E: 0 K: 0 S: 2 H: 0 LOB: 0 BB: 1 P: 6	R: 0 E: 0 K: 2 S: 8 H: 0 LOB: 0 BB: 0 P: 11	R: 0 E: 0 K: 0 S: 5 H: 0 LOB: 0 BB: 0 P: 7	R: 0 E: 0 K: 0 S: 10 H: 1 LOB: 1 BB: 0 P: 19	R: 0 E: 0 K: 2 S: 15 H: 1 LOB: 2 BB: 1 P: 26	1B: 4 2B: 2 3B: 0 HR: 0 SF: 0 SAC: 0 DP: 1 HBP: 0						

	AB	31
	R	2
	H	6
	RBI	1
	BB	5
	SO	8
	LOB	18

PITCHER		IP	WLS	BF	H	R	ER	SO	BB	IBB	HBP	BLK	WP	HR	S	P	ERA	WHIP
Jim Abbott, L ERA: 3.95	(1, 1)	7.1	W	29	5	2	2	6	4	0	0	0	0	0	60	94	2.46	1.227
Bob Howry, R ERA: 2.63	(8, 1)	1.2	S	7	1	0	0	2	1	0	0	0	0	0	19	35	0.00	1.200

PITCHER	IP	WLS	BF	H	R	ER	SO	BB	IBB	HBP	BLK	WP	HR	S	P	ERA	WHIP

Batter	1	2	3	4	5	6	7	8	9	AB	R	H	RBI	BB	SO	LOB
Ray Durham, S (1, 4) OBP: 0.359, SLG: 0.450	B B C X 2-1 P6	C B S C 1-3 K			B S S X 2-2 G6-3			C X 0-1 WP SH3-4 HR 1B	F F C 0-3 K	5	1	1	0	0	2	3
Craig Wilson, R (1, 6) OBP: 0.550, SLG: 0.833	C T F F B B F B 3-2 F X G6-4-3 1B		B X 1-0 F7		B B X 2-0 1B			C 1 SAFE X 0-1 SH3-4 1-2		3	0	2	0	0	0	0
Frank Thomas, R (1, 10) OBP: 0.379, SLG: 0.479	X 0-0 G6-4-3 1-2f		C B B X 2-1 HR		C C B C 1-3 K			C C B S 1-3 K 2-3		4	1	1	1	0	2	2
Albert Belle, R (1, 7) OBP: 0.389, SLG: 0.646		B S F B B B 4-2 FC1-6 BB	F B F F X 1-2 1B 1B			F F F B F F X 1-2 L7		I I I I 4-0 HR IBB		2	1	1	0	2	0	0
Robin Ventura, L (1, 5) OBP: 0.342, SLG: 0.434		F B X 1-1 FC1-6 25 1B 1B 1B 1-2f	1 SAFE C B B B X 3-1 G1-6-3 1-2 1B			X 0-0 G5-3		B F B C F X 2-2 1-H 3-H HR		4	2	2	3	0	0	1
Greg Norton, S (1, 3) OBP: 0.314, SLG: 0.430		C B F B S 2-3 K	C B B X 2-1 G1-6-3 1-2f			X 0-0 G3-1		C B X 1-1 F9		4	0	0	0	0	1	3
Magglio Ordonez, R (1, 9) OBP: 0.335, SLG: 0.435		C X 0-1 25 1B 1-2 1B 1B		B F B F B X 3-2 P5			X 0-0 P4		C F B X 1-2 E5 CS	4	1	1	0	0	0	0
25 Jeff Abbott, R (1, 8) OBP: 0.294, SLG: 0.487 Mike Cameron, R (8, 8) OBP: 0.284, SLG: 0.323		C X 0-1 1B 1-2 2-3 1B		X 0-0 G1-3			C B S X 1-2 G3		F C B B B X 3-2 1-2 P4	3 1	0 0	1 0	0 0	0 0	0 0	0 1
Chad Kreuter, S (1, 2) OBP: 0.349, SLG: 0.329		B C S X 1-2 1-3 2-H 3-H 1B		C C B C 1-3 K			X 0-0 F8		C H 1-1 HBP	3	0	1	2	0	1	0
Inning Stats	R: 0 E: 0 K: 0 S: 11 H: 1 LOB: 0 BB: 0 P: 16	R: 2 E: 0 K: 2 S: 17 H: 3 LOB: 2 BB: 1 P: 26	R: 1 E: 0 K: 0 S: 11 H: 3 LOB: 1 BB: 0 P: 20	R: 0 E: 0 K: 1 S: 7 H: 0 LOB: 0 BB: 0 P: 11	R: 0 E: 0 K: 1 S: 7 H: 1 LOB: 0 BB: 0 P: 12	R: 0 E: 0 K: 0 S: 8 H: 0 LOB: 0 BB: 0 P: 9	R: 0 E: 0 K: 0 S: 5 H: 0 LOB: 0 BB: 0 P: 6	R: 3 E: 0 K: 1 S: 13 H: 2 LOB: 0 BB: 1 P: 21	R: 0 E: 1 K: 1 S: 10 H: 0 LOB: 1 BB: 0 P: 15	1B: 8 2B: 0 3B: 0 HR: 2 SF: 0 SAC: 1 DP: 2 HBP: 1						

PITCHER		IP	WLS	BF	H	R	ER	SO	BB	IBB	HBP	BLK	WP	HR	S	P	ERA	WHIP
Dave Burba, R ERA: 4.21	(1, 1)	7.0		27	8	3	3	4	1	0	0	0	0	1	66	100	3.86	1.286
Paul Shuey, R ERA: 3.09	(8, 1)	0.2	L	4	1	2	2	1	0	1	0	0	1	0	7	12	27.00	1.500
Paul Assenmacher, L ERA: 3.48	(8, 1)	0.1		2	1	1	1	0	0	0	0	0	0	1	6	9	27.00	3.000
Steve Karsay, R ERA: 5.79	(9, 1)	1.0		4	0	0	0	1	0	0	1	0	0	0	10	15	0.00	0.000

PITCHER	IP	WLS	BF	H	R	ER	SO	BB	IBB	HBP	BLK	WP	HR	S	P	ERA	WHIP

TOP

Chicago White Sox @ Cleveland Indians

Jacobs Field, Cleveland, OH

Sat Sep 12 1998, 3:33 AM EDT
Att. 43,170 - Sunny - 78 F

livebaseballscorecards.com

AB	33
R	6
H	10
RBI	6
BB	2
SO	6
LOB	10

WP: 1	PA: 37
PB: 0	
SB: 0	
CS: 1	

Batter	1	2	3	4	5	6	7	8	9	AB	R	H	RBI	BB	SO	LOB
Kenny Lofton, L (1, 8) OBP: 0.366, SLG: 0.411	X 0-0 ① L7		B C F B X 2-2 ② G4-3		C C F S 0-3 ② K 1-2		S F 1 SAFE B B 1 SAFE F F 1 SAFE 3-3 B F S ③ K			4	0	0	0	0	2	2
Joey Cora, S (1, 4) OBP: 0.359, SLG: 0.375	C B X 1-1 ② G4-3		B B X 2-0 2B		B X 1-0 1B 2-H			B B C C X 2-2 ① G3-1		4	0	2	1	0	0	0
David Justice, L (1, 10) OBP: 0.365, SLG: 0.459	B B F B X 3-1 ③ F7		C X 0-1 ③ F8		B B F F X 2-2 ③ G1-3			B X 1-0 ② F8		4	0	0	0	0	0	2
Manny Ramirez, R (1, 9) OBP: 0.376, SLG: 0.577		F X 0-1 ① F9		C B B F X 2-2 ① P2		C B B B F X 3-2 ① F8		S B F B B F F F X 3-2 HR		4	1	1	1	0	0	0
Travis Fryman, R (1, 5) OBP: 0.345, SLG: 0.509		B F B B B X 3-1 ② G6-3		C B B B F X 3-2 HR		C S F F B B B F S 3-3 ② K		B X 1-0 ③ F7		4	1	1	1	0	1	0
Brian Giles, L (1, 7) OBP: 0.414, SLG: 0.490	X 0-0 E 2B			F C B B B C 2-3 ② K		C B X 1-1 ③ G3			X 0-0 2B	4	1	2	0	0	1	0
Richie Sexson, R (1, 3) OBP: 0.368, SLG: 0.613	B S B B S F T X 2-2 E5 2-H			B X 1-0 ③ G6-3			C X 0-1 ① G6-3		B S B X 2-1 ① G5-3	4	0	0	0	0	0	1
Einar Díaz, R (1, 2) OBP: 0.333, SLG: 0.435 Jeff Branson, L (9, PH) OBP: 0.218, SLG: 0.298	B C X 1-1 ③ G5-3				B B F X 2-1 ① P4		X 0-0 ② F7		B B B B C S S F S 3-3 ② K	3 1	0 0	0 0	0 0	0 0	0 1	1 1
Omar Vizquel, S (1, 6) OBP: 0.350, SLG: 0.364			C X 0-1 ① P6		L C B B B X 2-2 S 1B		C B X 1-1 1B		B X 1-0 ③ F8	4	1	2	0	0	0	1
Inning Stats	R: 0 H: 0 E: 0 LOB: 0 K: 0 BB: 0 S: 5 P: 9	R: 1 H: 1 E: 1 LOB: 1 K: 0 BB: 0 S: 12 P: 18	R: 0 H: 1 E: 0 LOB: 1 K: 0 BB: 0 S: 8 P: 12	R: 1 H: 1 E: 0 LOB: 0 K: 1 BB: 0 S: 10 P: 18	R: 1 H: 2 E: 0 LOB: 1 K: 1 BB: 0 S: 13 P: 20	R: 0 H: 0 E: 0 LOB: 0 K: 1 BB: 0 S: 11 P: 18	R: 0 H: 1 E: 0 LOB: 1 K: 1 BB: 0 S: 11 P: 15	R: 1 H: 1 E: 0 LOB: 0 K: 0 BB: 0 S: 11 P: 18	R: 0 H: 1 E: 0 LOB: 1 K: 1 BB: 0 S: 8 P: 14	1B: 3 SF: 0 2B: 3 SAC: 0 3B: 0 DP: 0 HR: 2 HBP: 0						WP: 0 PA: 36 PB: 0 SB: 1 CS: 0

PITCHER	IP	WLS	BF	H	R	ER	SO	BB	IBB	HBP	BLK	WP	HR	S	P	ERA	WHIP
James Baldwin, R (1, 1) ERA: 5.32	7.0	W	28	6	3	2	4	0	0	0	0	0	1	70	110	2.57	0.857
41 Bill Simas, R (8, 1) ERA: 3.18	1.0		5	2	1	1	0	0	0	0	0	0	1	12	19	9.00	2.000
Bob Howry, R (9, 1) ERA: 2.57	1.0	S	3	0	0	0	1	0	0	0	0	0	0	7	13	0.00	0.000

PITCHER	IP	WLS	BF	H	R	ER	SO	BB	IBB	HBP	BLK	WP	HR	S	P	ERA	WHIP

BOTTOM

Chicago White Sox @ Cleveland Indians

Jacobs Field, Cleveland, OH

Sat Sep 12 1998, 3:33 AM EDT
Att. 43,170 - Sunny - 78 F

livebaseballscorecards.com

AB	36
R	4
H	8
RBI	3
BB	0
SO	5
LOB	8

Batter	1	2	3	4	5	6	7	8	9	AB	R	H	RBI	BB	SO	LOB
Ray Durham, S (1, 4) OBP: 0.361, SLG: 0.455	HR		HBP		BB		G3 2-3			2	2	1	1	1	0	1
Mike Caruso, S (1, 6) OBP: 0.333, SLG: 0.392	F8		G3-1 1-2		2B 1-H			WP 1B		4	0	2	1	0	0	1
Frank Thomas, R (1, 10) OBP: 0.377, SLG: 0.476	K		P6		G6-3			K		4	0	0	0	0	2	3
Albert Belle, R (1, 7) OBP: 0.387, SLG: 0.641	G6-3			F7		G5-3		K		4	0	0	0	0	1	1
Robin Ventura, L (1, 5) OBP: 0.341, SLG: 0.431		L9		K		K		IBB 1-2		3	0	0	0	1	2	0
Wil Cordero, R (1, 3) OBP: 0.309, SLG: 0.446		1B		HR		K		K		4	1	2	1	0	2	2
Magglio Ordonez, R (1, 9) OBP: 0.334, SLG: 0.433		L7	P3				G4-3 S 1B		L4	4	0	1	0	0	0	1
25 Jeff Abbott, R (1, 8) OBP: 0.288, SLG: 0.478		G3			K		F7		G6-3	4	0	0	0	0	1	2
Robert Machado, R (1, 2) OBP: 0.247, SLG: 0.302 Chad Kreuter, S (9, PH) OBP: 0.348, SLG: 0.328			P2		K		G4-3 1-2		G4-3	3 1	0 0	0 0	0 0	0 0	1 0	1 0
Inning Stats	R: 1 E: 0 K: 1 S: 9 H: 1 LOB: 0 BB: 0 P: 13	R: 0 E: 0 K: 0 S: 12 H: 1 LOB: 1 BB: 0 P: 18	R: 0 E: 0 K: 0 S: 6 H: 0 LOB: 1 BB: 0 P: 12	R: 1 E: 0 K: 1 S: 8 H: 1 LOB: 0 BB: 0 P: 12	R: 1 E: 0 K: 2 S: 15 H: 1 LOB: 1 BB: 1 P: 27	R: 0 E: 0 K: 2 S: 9 H: 0 LOB: 0 BB: 0 P: 15	R: 0 E: 0 K: 0 S: 10 H: 1 LOB: 1 BB: 0 P: 14	R: 0 E: 0 K: 3 S: 15 H: 1 LOB: 2 BB: 1 P: 21	R: 0 E: 0 K: 0 S: 7 H: 0 LOB: 0 BB: 0 P: 9	1B: 3 2B: 1 3B: 0 HR: 2 SF: 0 SAC: 0 DP: 0 HBP: 1						

PITCHER		IP	WLS	BF	H	R	ER	SO	BB	IBB	HBP	BLK	WP	HR	S	P	ERA	WHIP
Jaret Wright, R ERA: 4.88	(1, 1)	7.0		28	5	3	3	6	1	0	1	0	0	2	69	111	3.86	0.857
Paul Shuey, R ERA: 3.02	(8, 1)	1.0	W	5	1	0	0	3	0	1	0	0	1	0	15	21	0.00	1.000
Michael Jackson, R ERA: 1.65	(9, 1)	1.0	S	3	0	0	0	0	0	0	0	0	0	0	7	9	0.00	0.000

PITCHER	IP	WLS	BF	H	R	ER	SO	BB	IBB	HBP	BLK	WP	HR	S	P	ERA	WHIP

TOP

Chicago White Sox @ Cleveland Indians

Jacobs Field, Cleveland, OH

Sun Sep 13 1998, 3:33 AM EDT

Att. 43,178 - Sunny - 76 F

livebaseballscorecards.com

AB	33
R	3
H	6
RBI	3
BB	2
SO	9
LOB	12

Batter	1	2	3	4	5	6	7	8	9	AB	R	H	RBI	BB	SO	LOB
Kenny Lofton, L (1, 8) OBP: 0.363, SLG: 0.408	C B B F S 2-3 ① K			B B F X 2-1 ① G6-3		B C B F C 2-3 ① K		B C B X 2-1 ① G3		4	0	0	0	0	2	0
Joey Cora, S (1, 4) OBP: 0.360, SLG: 0.377	B B C T F S 2-3 ② K			B B B 4-0 BLK BB		F S T F X 0-2 ② G5-3		C S T B X 1-2 G4-3 HR 2B		3	1	1	0	1	1	0
Travis Fryman, R (1, 5) OBP: 0.342, SLG: 0.505	C B X 1-1 ③ G6-3			1 SAFE S C 1 SAFE B 1 SAFE F F B 2-3 S ② K 1-2		C B B F B X 3-2 ③ G5-3		B B X 2-0 ② G4-3 2-3		4	0	0	0	0	1	2
Manny Ramirez, R (1, 9) OBP: 0.375, SLG: 0.574		F C B F X 1-2 ① G6-3		S F F B B F B X 3-2 ③ G6-3			C S B B F F S 2-3 ① K	I I I I 4-0 HR IBB		3	1	0	0	1	1	1
Richie Sexson, R (1, 3) OBP: 0.365, SLG: 0.624		B X 1-0 ② G6-3			F X 0-1 ① P4		C B B X 2-1 ② G6-3	B B C F B X 3-2 1-H 3-H HR		4	1	1	3	0	0	0
Mark Whiten, S (1, 7) OBP: 0.384, SLG: 0.436		C C F B F F S 1-3 ③ K			X 0-0 ② P4		B B X 2-0 2B 1B	B B C F S 2-3 ③ K		4	1	1	0	0	2	0
Cecil Fielder, R (1, 10) OBP: 0.324, SLG: 0.401 David Justice, L (7, PH) OBP: 0.366, SLG: 0.462		X 0-0 ① L9			C B B B X 3-1 1B		C X 0-1 1-H 1B 2B			2 1	0 1	1 1	0 1	0 0	0 0	0 0
Einar Díaz, R (1, 2) OBP: 0.310, SLG: 0.400 Jeff Branson, L (7, PH) OBP: 0.227, SLG: 0.306 Sandy Alomar Jr., R (8, 2) OBP: 0.270, SLG: 0.352		B F X 1-1 ② F9			B C X 1-1 ③ G5-3		F F X 0-2 2-H 1B			2 1 0	0 0 0	0 1 0	0 1 0	0 1 0	0 0 0	1 0 0
Omar Vizquel, S (1, 6) OBP: 0.350, SLG: 0.364 Enrique Wilson, S (3, PH) OBP: 0.305, SLG: 0.411 (4, 6)		B C B X 2-1 ③ F8				B C B X 2-1 HR	F B 1 SAFE X 1-1 ③ F7			0 3	0 1	0 1	0 1	0 0	0 0	0 1
Inning Stats	R: 0 E: 0 K: 2 S: 9 H: 0 LOB: 0 BB: 0 P: 14	R: 0 E: 0 K: 1 S: 11 H: 0 LOB: 0 BB: 0 P: 14	R: 0 E: 0 K: 0 S: 5 H: 0 LOB: 0 BB: 0 P: 8	R: 0 E: 0 K: 1 S: 12 H: 0 LOB: 1 BB: 1 P: 23	R: 0 E: 0 K: 0 S: 7 H: 1 LOB: 1 BB: 0 P: 11	R: 1 E: 0 K: 1 S: 12 H: 1 LOB: 0 BB: 0 P: 19	R: 2 E: 0 K: 1 S: 15 H: 3 LOB: 1 BB: 0 P: 22	R: 3 E: 0 K: 1 S: 13 H: 2 LOB: 0 BB: 1 P: 27		1B: 3 2B: 2 3B: 0 HR: 2	SF: 0 SAC: 0 DP: 0 HBP: 0			WP: 0 PB: 0 SB: 0 CS: 0	PA: 33		

PITCHER		IP	WLS	BF	H	R	ER	SO	BB	IBB	HBP	BLK	WP	HR	S	P	ERA	WHIP
Jim Parque, L ERA: 4.9	(1, 1)	6.2		24	3	2	2	6	1	0	0	1	0	1	64	103	2.70	0.600
Chad Bradford, R ERA: 2.78	(7, 1)	0.1		3	2	1	1	0	0	0	0	0	0	0	7	8	27.00	6.000
Bryan Ward, L ERA: 4.35	(8, 1)	0.1	L	2	1	1	1	0	0	0	0	0	0	0	6	9	27.00	3.000
41 Bill Simas, R ERA: 3.43	(8, 1)	0.2		4	1	2	2	1	0	1	0	0	0	1	7	18	27.00	1.500

PITCHER	IP	WLS	BF	H	R	ER	SO	BB	IBB	HBP	BLK	WP	HR	S	P	ERA	WHIP

BOTTOM

Chicago White Sox @ Cleveland Indians

Jacobs Field, Cleveland, OH

Sun Sep 13 1998, 3:33 AM EDT

Att. 43,178 - Sunny - 76 F

livebaseballscorecards.com

AB	31
R	6
H	7
RBI	6
BB	2
SO	7
LOB	5

Batter	1	2	3	4	5	6	7	8	9	AB	R	H	RBI	BB	SO	LOB
Shannon Stewart, R (1, 7) OBP: 0.378, SLG: 0.409	B X 1-0 G6-3 ①		C B F X 1-2 G5-3 ③			C B F B B B C 3-3 K ①		C B X 1-1 G3-6-3 1B		4	0	1	0	0	1	0
Shawn Green, L (1, 9) OBP: 0.334, SLG: 0.504	X 0-0 F7 ②			B F S C 1-3 K ①		X 0-0 G4-3 ②		1 SAFE B 1 SAFE F B 1 SAFE X 2-1 G3-6-3 ①② 1-2f		4	0	0	0	0	1	1
Jose Canseco, R (1, 10) OBP: 0.326, SLG: 0.524	C X 0-1 L8 ③			X 0-0 F9 ②		B C S B B B F X 3-2 1B 1B 1B		B C S S 1-3 K ③		4	1	1	0	0	1	0
Carlos Delgado, L (1, 3) OBP: 0.385, SLG: 0.582		B F X 1-1 HR		C S B F B B B 4-2 BB		X 0-0 1B 1-2 1B			C B B B F S 3-3 K ①	3	1	2	1	1	1	0
José Cruz Jr., S (1, 8) OBP: 0.358, SLG: 0.413		F B S F C 1-3 K ①		B S B B B C S 3-3 K ③		B X 1-0 1-3 2-H 1B ③			B B X 2-0 F9 ②	4	0	1	1	0	2	1
Tony Fernandez, S (1, 5) OBP: 0.381, SLG: 0.443		B C B B B C X 3-2 L4 ②			B F F B B X 3-2 S 1B		B X 1-0 L9 ①		B C B F F F B F B 4-2 BLK BB	3	0	1	0	1	0	0
Darrin Fletcher, L (1, 2) OBP: 0.327, SLG: 0.415 Benito Santiago, R (7, 2) OBP: 0.467, SLG: 0.714		B C S C 1-3 K ③			F B F X 1-2 L7 ①		F B F B X 2-2 HR		F B C F X 1-2 F9 ③ 1-2	3 1	1 0	1 0	1 0	0 0	1 0	1 1
Craig Grebeck, R (1, 4) OBP: 0.331, SLG: 0.355			B C S B B X 2-2 L9 ①		F B 1 SAFE S B B 1 C 3-3 K ② 1-2		C F B F S 1-3 K ②			3	0	0	0	0	2	1
Alex Gonzalez, R (1, 6) OBP: 0.290, SLG: 0.372			C S X 0-2 F9 ②		X 0-0 G5-3 ③		C F B B B C 3-3 K ③			3	0	0	0	0	1	1

TOP

Toronto Blue Jays @ Cleveland Indians

Jacobs Field, Cleveland, OH

Mon Sep 14 1998, 7:05 PM EDT

Att. 43,152 - Cloudy - 82 F

livebaseballscorecards.com

AB	32
R	3
H	7
RBI	3
BB	2
SO	10
LOB	6

Inning Stats	1	2	3	4	5	6	7	8	9	1B: 5 SF: 0	WP: 0 PA: 34
	R: 0 H: 0 E: 0 LOB: 0 K: 0 BB: 0 S: 4 P: 5	R: 1 H: 1 E: 0 LOB: 0 K: 2 BB: 0 S: 12 P: 18	R: 0 H: 0 E: 0 LOB: 0 K: 0 BB: 0 S: 9 P: 12	R: 0 H: 0 E: 0 LOB: 1 K: 2 BB: 1 S: 10 P: 18	R: 0 H: 1 E: 0 LOB: 1 K: 1 BB: 0 S: 10 P: 17	R: 1 H: 3 E: 0 LOB: 2 K: 1 BB: 0 S: 10 P: 17	R: 1 H: 1 E: 0 LOB: 0 K: 2 BB: 0 S: 11 P: 18	R: 0 H: 1 E: 0 LOB: 0 K: 1 BB: 0 S: 7 P: 11	R: 0 H: 0 E: 0 LOB: 1 K: 1 BB: 1 S: 13 P: 23	2B: 0 SAC: 0 3B: 0 DP: 1 HR: 2 HBP: 0	PB: 0 SB: 1 CS: 0

PITCHER	IP	WLS	BF	H	R	ER	SO	BB	IBB	HBP	BLK	WP	HR	S	P	ERA	WHIP
Dwight Gooden, R (1, 1) ERA: 3.69	7.0	W	27	6	3	3	8	1	0	0	0	0	2	66	105	3.86	1.000
Paul Shuey, R (8, 1) ERA: 2.96	1.0		3	1	0	0	1	0	0	0	0	0	0	7	11	0.00	1.000
Michael Jackson, R (9, 1) ERA: 1.62	1.0	S	4	0	0	0	1	1	0	0	1	0	0	13	23	0.00	1.000

PITCHER	IP	WLS	BF	H	R	ER	SO	BB	IBB	HBP	BLK	WP	HR	S	P	ERA	WHIP

BOTTOM

Toronto Blue Jays @ Cleveland Indians

Jacobs Field, Cleveland, OH

Mon Sep 14 1998, 7:05 PM EDT

Att. 43,152 - Cloudy - 82 F

livebaseballscorecards.com

Batter	1	2	3	4	5	6	7	8	9	AB	R	H	RBI	BB	SO	LOB
Kenny Lofton, L (1, 8) OBP: 0.367, SLG: 0.413	B C F F B F X 2-2 L9 ①		1 SAFE 1 SAFE B B L X 2-1 CS 1-H 2B		1 SAFE B C 1 SAFE F 1 B X 2-2 S 1-3 1B		X 0-0 E 1-2 1B 1B	C F X 0-2 G6-3 2-3 1B		5	1	4	1	0	0	0
Joey Cora, S (1, 4) OBP: 0.361, SLG: 0.376	B B B B 4-0 S BB		B C F S 1-3 ① ② K 2-3		B B C B X 3-1 ① P3 1-2		L B B X 2-1 E4 1B 1-3 2-H SF9 1B	B X 1-0 ② ③ G6-3 1-2f		4	1	1	0	1	1	5
David Justice, L (1, 10) OBP: 0.369, SLG: 0.469	B B B C F F 1 SAFE F C 3-3 ② K 1-2		X 0-0 HR		4-0 FC5-4 IBB		X 0-0 2-3 3-H 1B			3	1	2	2	1	1	1
Manny Ramirez, R (1, 9) OBP: 0.373, SLG: 0.571	F B B C S 2-3 ③ K		X 0-0 ③ L9		S B X 1-1 ② P4		X 0-0 ① SF9 3-H			3	0	0	1	0	1	4
Travis Fryman, R (1, 5) OBP: 0.341, SLG: 0.503		X 0-0 ① G2-3		B X 1-0 S 1B	B F F B F F X 2-2 ③ FC5-4 1-2f		C 1 SAFE X 0-1 ② P6			4	0	1	0	0	0	4
Brian Giles, L (1, 7) OBP: 0.409, SLG: 0.484		B S S B C 2-3 ② K		B B B C S S 3-3 ① K 1-2		C B B F T 2-2 ① K	X 0-0 ③ G4-3			4	0	0	0	0	3	2
Richie Sexson, R (1, 3) OBP: 0.368, SLG: 0.639		B B S C B B 4-2 BB		B F B F X 2-2 ② G6-3		F B B B F X 3-2 ② P4		X 0-0 HR		3	1	1	1	1	0	1
Sandy Alomar Jr., R (1, 2) OBP: 0.270, SLG: 0.353		C F T 0-2 ③ K		S F F B B F F F F 2-2 X ③ F7		B X 1-0 ③ F7		B F X 1-1 1B 2B		4	0	1	0	0	1	2
Omar Vizquel, S (1, 6) OBP: 0.353, SLG: 0.366			X 0-0 2B 1B		B C C X 1-2 1B 1B		B B B B 4-0 1B 1B E BB	B F X 1-1 ① F8		3	2	2	0	1	0	1
Inning Stats	R: 0 E: 0 K: 2 S: 13 H: 0 LOB: 1 BB: 1 P: 24	R: 0 E: 0 K: 2 S: 9 H: 0 LOB: 1 BB: 1 P: 15	R: 2 E: 0 K: 1 S: 8 H: 3 LOB: 0 BB: 0 P: 11	R: 0 E: 0 K: 1 S: 15 H: 1 LOB: 1 BB: 0 P: 23	R: 0 E: 0 K: 0 S: 15 H: 2 LOB: 3 BB: 1 P: 28	R: 0 E: 0 K: 1 S: 7 H: 0 LOB: 0 BB: 0 P: 13	R: 3 E: 1 K: 0 S: 8 H: 3 LOB: 1 BB: 1 P: 14	R: 1 E: 0 K: 0 S: 10 H: 3 LOB: 1 BB: 0 P: 13		1B: 8 2B: 2 3B: 0 HR: 2	SF: 1 SAC: 0 DP: 1 HBP: 0			WP: 0 PB: 0 SB: 3 CS: 1	PA: 38		

	AB	33
	R	6
	H	12
	RBI	5
	BB	4
	SO	7
	LOB	20

PITCHER		IP	WLS	BF	H	R	ER	SO	BB	IBB	HBP	BLK	WP	HR	S	P	ERA	WHIP
Woody Williams, R ERA: 4.46	(1, 1)	6.0		26	6	2	2	7	2	1	0	0	0	1	67	114	3.00	1.333
Steve Sinclair, L ERA: 3.38	(7, 1)	0.0	L	4	3	3	2	0	1	0	0	0	0	0	4	10	∞	∞
Paul Quantrill, R ERA: 2.38	(7, 1)	1.0		3	0	0	0	0	0	0	0	0	0	0	4	4	0.00	0.000
Bill Risley, R ERA: 5.65	(8, 1)	0.1		3	2	1	1	0	0	0	0	0	0	1	5	7	27.00	6.000
Ben Van Ryn, L ERA: 6.57	(8, 1)	0.2		2	1	0	0	0	0	0	0	0	0	0	5	6	0.00	1.500

PITCHER	IP	WLS	BF	H	R	ER	SO	BB	IBB	HBP	BLK	WP	HR	S	P	ERA	WHIP

Batter	1	2	3	4	5	6	7	8	9	AB	R	H	RBI	BB	SO	LOB
Shannon Stewart, R (1, 7) OBP: 0.377, SLG: 0.409	B C B X 2-1 1B 2B	B B F B F X 3-2 ③ G6-3		C B B F X 2-2 ③ G3-1			C F S 0-3 ① K		C X 0-1 ② F8	5	1	1	0	0	1	1
Shawn Green, L (1, 9) OBP: 0.333, SLG: 0.502	C F B B B F X 3-2 BB 1B 2-H 1B	B F B F F B S 3-3 ① K			F B F B C 2-3 ① K		X 0-0 ② G3-1		B S C S 1-3 ③ K 1-2	5	1	1	1	0	3	1
Jose Canseco, R (1, 10) OBP: 0.323, SLG: 0.520	1 SAFE 1 SAFE X 0-0 ① P6	X 0-0 ② G5-3			C X 0-1 ② G1-3		B B S X 2-1 ③ P4			4	0	0	0	0	0	1
Carlos Delgado, L (1, 3) OBP: 0.386, SLG: 0.580	B B S X 2-1 ② F9		B B S C X 2-2 2B 1B 1B		B B C B B 4-1 BB			B B B C S S 3-3 ① K		3	1	1	0	1	1	1
José Cruz Jr., S (1, 8) OBP: 0.360, SLG: 0.415	S B B B F B 4-2 1B 1-2 BB		S C B B F X 1-2 1-3 1B 2B		C B B S C 2-3 ③ K			L C S 0-3 ② K2-3		3	1	1	0	1	2	1
Tony Fernandez, S (1, 5) OBP: 0.386, SLG: 0.451	C B F F B F X 2-2 1-2 2-H 1B		X 0-0 2-H 3-H 1B			F X 0-1 1B 2B		S B B B X 2-1 1B		4	1	4	3	0	0	0
Darrin Fletcher, L (1, 2) OBP: 0.327, SLG: 0.414 Benito Santiago, R (8, PH) OBP: 0.438, SLG: 0.667 (8, 2)	C B X 1-1 ③ F7		B 1 SAFE X 1-0 ③ F8			C X 0-1 G6-4-3 2-H 1B		B B B C S S 3-3 ③ K		3	0	1	1	0	0	3
										1	0	0	0	0	1	1
Craig Grebeck, R (1, 4) OBP: 0.328, SLG: 0.351 Felipe Crespo, S (9, PH) OBP: 0.336, SLG: 0.359		C B B X 2-1 ① P3		X 0-0 ① F7		B X 1-0 ① L9			C X 0-1 DI 1B	3	0	0	0	0	0	1
										1	0	1	0	0	0	0
Alex Gonzalez, R (1, 6) OBP: 0.289, SLG: 0.370 Kevin Witt, L (9, PH)		C B B C B S 3-3 ② K		C X 0-1 ② G5-3		S C B X 1-2 ②③ G6-4-3 1-2f			C X 0-1 ① F8	3	0	0	0	0	1	1
										1	0	0	0	0	0	1
Inning Stats	R: 2 E: 0 K: 0 S: 18 H: 3 LOB: 2 BB: 1 P: 32	R: 0 E: 0 K: 1 S: 8 H: 0 LOB: 0 BB: 0 P: 16	R: 2 E: 0 K: 1 S: 14 H: 3 LOB: 1 BB: 0 P: 21	R: 0 E: 0 K: 0 S: 6 H: 0 LOB: 0 BB: 0 P: 8	R: 0 E: 0 K: 2 S: 9 H: 0 LOB: 1 BB: 1 P: 17	R: 1 E: 0 K: 0 S: 8 H: 2 LOB: 0 BB: 0 P: 10	R: 0 E: 0 K: 1 S: 6 H: 0 LOB: 0 BB: 0 P: 8	R: 0 E: 0 K: 3 S: 11 H: 1 LOB: 1 BB: 0 P: 19	R: 0 E: 0 K: 1 S: 9 H: 1 LOB: 1 BB: 0 P: 10	1B: 7 2B: 3 3B: 0 HR: 0 SF: 0 SAC: 0 DP: 1 HBP: 0						

TOP

Toronto Blue Jays @ Cleveland Indians

Jacobs Field, Cleveland, OH

Tue Sep 15 1998, 7:05 PM EDT

Att. 43,323 - Cloudy - 74 F

livebaseballscorecards.com

AB	36
R	5
H	10
RBI	5
BB	2
SO	9
LOB	12

PITCHER		IP	WLS	BF	H	R	ER	SO	BB	IBB	HBP	BLK	WP	HR	S	P	ERA	WHIP
Bartolo Colon, R ERA: 3.75	(1, 1)	4.0		19	6	4	4	2	1	0	0	0	0	0	46	77	9.00	1.750
Chad Ogea, R ERA: 5.92	(5, 1)	3.0	W	11	2	1	1	3	1	0	0	0	0	0	23	35	3.00	1.000
Jim Poole, L ERA: 5.11	(8, 1)	0.2		3	1	0	0	2	0	0	0	0	0	0	8	13	0.00	1.500
Doug Jones, R ERA: 4.3	(8, 1)	1.0		4	1	0	0	1	0	0	0	0	0	0	9	12	0.00	1.000
Paul Assenmacher, L ERA: 3.45	(9, 1)	0.1	S	1	0	0	0	1	0	0	0	0	0	0	3	4	0.00	0.000

PITCHER	IP	WLS	BF	H	R	ER	SO	BB	IBB	HBP	BLK	WP	HR	S	P	ERA	WHIP

BOTTOM

Toronto Blue Jays @ Cleveland Indians

Jacobs Field, Cleveland, OH

Tue Sep 15 1998, 7:05 PM EDT

Att. 43,323 - Cloudy - 74 F

livebaseballscorecards.com

Batter	1	2	3	4	5	6	7	8	9	AB	R	H	RBI	BB	SO	LOB
Kenny Lofton, L (1, 8) OBP: 0.368, SLG: 0.413	B B C F X 2-2 2B G6-3 1B	B B B C B 4-1 1B 1-2 BB		B B B C X 3-1 ③ G4-3		C B F B B X 3-2 ② G4-3 1-2		B B B 4-0 G5-4-3 1-2 BB		3	1	1	0	2	0	1
Joey Cora, S (1, 4) OBP: 0.361, SLG: 0.378 Enrique Wilson, S (9, 4) OBP: 0.305, SLG: 0.411	B 1 SAFE C C S 1-3 ① K	C X 0-1 1-2 2-H 1B			C B C B B X 2-2 HR 2B	F B X 1-1 ③ G3-1		C X 0-1 ② ③ G5-4-3 1-2f		5 0	1 0	2 0	1 0	0 0	1 0	4 0
David Justice, L (1, 10) OBP: 0.368, SLG: 0.470	B 1 SAFE X 1-0 1-3 E 2B	F B F B 2 SAFE F X 2-2 ③ L3			B B C F B S 3-3 ① K		F F S 0-3 ① K			4	1	1	0	0	2	3
Manny Ramirez, R (1, 9) OBP: 0.375, SLG: 0.589	B B S X 2-1 ② G6-3 3-H		B F C B B X 3-2 HR		F C B B B X 3-2 2-H HR		C B C X 1-2 HR			4	3	3	5	0	0	1
Travis Fryman, R (1, 5) OBP: 0.341, SLG: 0.501	C F X 0-2 E7 2-H 1B		C C C X 0-2 ① L8		B B F X 2-1 ② F7		C B X 1-1 ② L5			4	0	1	0	0	0	0
Brian Giles, L (1, 7) OBP: 0.410, SLG: 0.484	B C X 1-1 ③ L8		B F X 1-1 ② G4-3		C X 0-1 1B		B F C X 1-2 E4 1B			4	0	2	0	0	0	1
Richie Sexson, R (1, 3) OBP: 0.365, SLG: 0.628		B X 1-0 BB 1B 1B	B X 1-0 ③ G6-3		S S 1 SAFE S 0-3 ③ K		X 0-0 ③ G5-3			4	1	1	0	0	1	2
Sandy Alomar Jr., R (1, 2) OBP: 0.270, SLG: 0.352		C B 1 SAFE F X 1-2 ① F9		X 0-0 ① F8		C X 0-1 G4-3 1B		C X 0-1 ① G4-3		4	0	1	0	0	0	1
Omar Vizquel, S (1, 6) OBP: 0.352, SLG: 0.365		F B 1 SAFE 1 SAFE X 1-1 ② F7		C B B C F X 2-2 ② P4		B L B X 2-1 ① F7		B B B C F X 3-2 S 1B		4	0	1	0	0	0	2
Inning Stats	R: 2 H: 3 E: 1 LOB: 1 K: 1 BB: 0 S: 14 P: 21	R: 1 H: 2 E: 0 LOB: 2 K: 0 BB: 1 S: 13 P: 22	R: 1 H: 1 E: 0 LOB: 0 K: 0 BB: 0 S: 9 P: 14	R: 0 H: 0 E: 0 LOB: 0 K: 0 BB: 0 S: 7 P: 12	R: 2 H: 3 E: 0 LOB: 1 K: 2 BB: 0 S: 16 P: 26	R: 0 H: 1 E: 0 LOB: 1 K: 0 BB: 0 S: 9 P: 15	R: 1 H: 2 E: 1 LOB: 1 K: 1 BB: 0 S: 12 P: 15	R: 0 H: 1 E: 0 LOB: 1 K: 0 BB: 1 S: 7 P: 14		1B: 8 SF: 0 2B: 2 SAC: 0 3B: 0 DP: 1 HR: 3 HBP: 0						

	AB	36
	R	7
	H	13
	RBI	6
	BB	2
	SO	4
	LOB	15

WP: 0 PA: 38
PB: 0
SB: 1
CS: 0

PITCHER		IP	WLS	BF	H	R	ER	SO	BB	IBB	HBP	BLK	WP	HR	S	P	ERA	WHIP
Dave Stieb, R ERA: 4.94	(1, 1)	4.2	L	24	9	6	5	2	1	0	0	0	0	2	56	92	9.64	2.143
Carlos Almanzar, R ERA: 5.68	(5, 1)	1.1		5	1	0	0	1	0	0	0	0	0	0	12	18	0.00	0.750
Ben Van Ryn, L ERA: 6.39	(7, 1)	0.1		1	0	0	0	1	0	0	0	0	0	0	3	3	0.00	0.000
Paul Quantrill, R ERA: 2.47	(7, 1)	1.0		6	3	1	1	0	0	0	0	0	0	1	14	20	9.00	3.000
Dan Plesac, L ERA: 3.83	(8, 1)	0.2		2	0	0	0	0	1	0	0	0	0	0	2	6	0.00	1.500

PITCHER	IP	WLS	BF	H	R	ER	SO	BB	IBB	HBP	BLK	WP	HR	S	P	ERA	WHIP

Minnesota Twins @ Cleveland Indians

Jacobs Field, Cleveland, OH

Wed Sep 16 1998, 7:05 PM EDT

Att. 43,277 - Cloudy - 68 F

TOP

livebaseballscorecards.com

Batter	1	2	3	4	5	6	7	8	9	AB	R	H	RBI	BB	SO	LOB
Denny Hocking, S (1, 4) OBP: 0.266, SLG: 0.274	G6-3		PO 1-2	L8-3 1B		1B 1B	K		G6-3 1-3 1B	5	2	3	0	0	1	0
Pat Meares, R (1, 6) OBP: 0.297, SLG: 0.368	F8			L8-3 1-2		F8	G4-3		G6-3 1-2 3-H	5	0	0	1	0	0	3
Paul Molitor, R (1, 10) OBP: 0.332, SLG: 0.375	G1-3			G1-3		1B 1B 1-2	G5-3		1B 2-H	5	1	2	1	0	0	0
David Ortiz, L (1, 3) OBP: 0.368, SLG: 0.442 Alex Ochoa, R (9, PH) OBP: 0.292, SLG: 0.358		G4-3			2B G5-3 1B	1B 2B 1-2 2-H 1B		F7	F9	4 1	2 0	2 0	1 0	0 0	0 0	0 1
Ron Coomer, R (1, 5) OBP: 0.303, SLG: 0.421		G6-3			G5-3 1-3 2B	2B 1-2 2-H 1B		G3 2B		4	0	3	1	0	0	0
Matt Lawton, L (1, 9) OBP: 0.386, SLG: 0.480		L1-3			G5-3 HBP	F7		G3 2-3		3	0	0	0	0	0	3
Marty Cordova, R (1, 7) OBP: 0.337, SLG: 0.384			K		G5-3 1-2 2-3 3-H	2B 1-3 2-H		K		4	0	1	2	0	2	3
Terry Steinbach, R (1, 2) OBP: 0.314, SLG: 0.418			K		G1-3	BB			G5-3	3	0	0	0	1	1	2
Chris Latham, S (1, 8) OBP: 0.271, SLG: 0.150			PO 1B		K	L8			1B G6-3 1B	4	1	2	0	0	1	5
Inning Stats	R: 0 E: 0 K: 0 S: 5 H: 0 LOB: 0 BB: 0 P: 7	R: 0 E: 0 K: 0 S: 7 H: 0 LOB: 0 BB: 0 P: 12	R: 0 E: 0 K: 2 S: 10 H: 1 LOB: 0 BB: 0 P: 14	R: 0 E: 0 K: 0 S: 9 H: 1 LOB: 0 BB: 0 P: 11	R: 1 E: 0 K: 1 S: 17 H: 2 LOB: 2 BB: 0 P: 29	R: 3 E: 0 K: 0 S: 20 H: 5 LOB: 3 BB: 1 P: 35	R: 0 E: 0 K: 1 S: 6 H: 0 LOB: 0 BB: 0 P: 9	R: 0 E: 0 K: 1 S: 12 H: 1 LOB: 1 BB: 0 P: 20	R: 2 E: 0 K: 0 S: 13 H: 3 LOB: 1 BB: 0 P: 17	1B: 10 2B: 4 3B: 0 HR: 0 SF: 0 SAC: 0 DP: 1 HBP: 1						

	AB	38
	R	6
	H	13
	RBI	6
	BB	1
	SO	5
	LOB	17

WP: 0 PB: 0 SB: 0 CS: 0 PA: 41

PITCHER		IP	WLS	BF	H	R	ER	SO	BB	IBB	HBP	BLK	WP	HR	S	P	ERA	WHIP
Charles Nagy, R ERA: 5.28	(1, 1)	5.1	W	23	8	4	4	3	0	0	1	0	0	0	60	91	6.75	1.500
Steve Karsay, R ERA: 5.73	(6, 1)	3.1		16	5	2	2	2	1	0	0	0	0	0	35	58	5.40	1.800
Paul Assenmacher, L ERA: 3.43	(9, 1)	0.1	S	1	0	0	0	0	0	0	0	0	0	0	4	5	0.00	0.000

PITCHER	IP	WLS	BF	H	R	ER	SO	BB	IBB	HBP	BLK	WP	HR	S	P	ERA	WHIP

BOTTOM

Minnesota Twins @ Cleveland Indians

Jacobs Field, Cleveland, OH

Wed Sep 16 1998, 7:05 PM EDT

Att. 43,277 - Cloudy - 68 F

livebaseballscorecards.com

Batter	1	2	3	4	5	6	7	8	9	AB	R	H	RBI	BB	SO	LOB
Kenny Lofton, L (1, 8) OBP: 0.369, SLG: 0.412	P4 1-2	SH1-3 1-2 1B		BB 4-2 1-2		G5-3 0-1		G4-3 3-2 1-2 SAFE		4	0	1	0	1	0	1
Joey Cora, S (1, 4) OBP: 0.362, SLG: 0.381	HR 1-2 1B	SH1-3 0-0 1-2 2-3		F9 0-0		L4 1-0		2B 1-1		4	1	2	0	0	0	2
David Justice, L (1, 7) OBP: 0.367, SLG: 0.468 Mark Whiten, S (7, 7) OBP: 0.382, SLG: 0.434	HR 0-0 1-3 1B	K 2-3		K 0-3		G4-3 2-0		K 1-3		4 1	1 0	1 0	0 0	0 0	2 1	4 1
Manny Ramirez, R (1, 9) OBP: 0.376, SLG: 0.599	HR 1-1 1-H 3-H	G4-3 2-0			HR 3-2		G5-3 1-1			4	2	2	4	0	0	2
Jim Thome, L (1, 10) OBP: 0.420, SLG: 0.620	HR 3-2		F9 0-1		K 2-3		E8 0-0 1B			4	2	2	1	0	1	0
Travis Fryman, R (1, 5) OBP: 0.342, SLG: 0.501	G5-3 1-2	P4 2-2			2B 0-0 1B		2-H 2-1 1B			4	1	2	1	0	0	0
Richie Sexson, R (1, 3) OBP: 0.369, SLG: 0.651	HR 0-0	G5-3 3-2			1-H 2B 0-0		F9 0-0			4	1	2	2	0	0	1
Sandy Alomar Jr., R (1, 2) OBP: 0.270, SLG: 0.351	G6-3 0-2			BB 1B 0-0	L9 0-1		P6 0-2			4	0	1	0	0	0	2
Omar Vizquel, S (1, 6) OBP: 0.353, SLG: 0.364		SH1-3 1B BB 4-1		L9 0-0	G5-3 2-2			CS BB 4-0		2	0	0	0	2	0	2
Inning Stats	R: 5 E: 0 K: 0 S: 19 H: 5 LOB: 0 BB: 0 P: 26	R: 0 E: 0 K: 1 S: 8 H: 1 LOB: 2 BB: 1 P: 18	R: 0 E: 0 K: 0 S: 10 H: 0 LOB: 0 BB: 0 P: 15	R: 0 E: 0 K: 1 S: 8 H: 1 LOB: 2 BB: 1 P: 12	R: 2 E: 0 K: 1 S: 15 H: 3 LOB: 1 BB: 0 P: 22	R: 0 E: 0 K: 0 S: 4 H: 0 LOB: 0 BB: 0 P: 7	R: 1 E: 1 K: 0 S: 9 H: 2 LOB: 1 BB: 0 P: 12	R: 0 E: 0 K: 1 S: 12 H: 1 LOB: 1 BB: 1 P: 21		1B: 7 2B: 2 3B: 0 HR: 4 SF: 0 SAC: 1 DP: 0 HBP: 0						

	AB	35
	R	8
	H	13
	RBI	8
	BB	3
	SO	4
	LOB	15

WP: 0 PB: 0 SB: 0 CS: 1 PA: 39

PITCHER		IP	WLS	BF	H	R	ER	SO	BB	IBB	HBP	BLK	WP	HR	S	P	ERA	WHIP
Bob Tewksbury, R ERA: 4.42	(1, 1)	4.1	L	25	10	7	7	3	2	0	0	0	0	4	55	86	14.54	2.769
Travis Baptist, L ERA: 6.12	(5, 1)	3.1		13	3	1	0	0	1	0	0	0	0	0	26	42	0.00	1.200
Mike Trombley, R ERA: 3.69	(8, 1)	0.1		1	0	0	0	1	0	0	0	0	0	0	4	5	0.00	0.000

PITCHER	IP	WLS	BF	H	R	ER	SO	BB	IBB	HBP	BLK	WP	HR	S	P	ERA	WHIP

Minnesota Twins @ Cleveland Indians

Jacobs Field, Cleveland, OH

Thu Sep 17 1998, 7:05 PM EDT

Att. 43,299 - Unknown - 69 F

TOP

livebaseballscorecards.com

Batter	1	2	3	4	5	6	7	8	9	AB	R	H	RBI	BB	SO	LOB
Chris Latham, S (1, 8) OBP: 0.270, SLG: 0.143	B X 1-0 B1-3 ①		B B B C B 4-1 FC6-4 BB ①			X 0-0 F7 ①		C B B B X 3-1 F8 ①		3	0	0	0	1	0	0
Denny Hocking, S (1, 6) OBP: 0.261, SLG: 0.267	C B C X 1-2 L8 ②		B S 1 SAFE X 1-1 FC6-4 1-2f ②			C B B F F B C 3-3 K ②		F B S B B X 3-2 L8 ②		4	0	0	0	0	1	1
Todd Walker, L (1, 4) OBP: 0.370, SLG: 0.472	F F B C 1-3 K ③		1 SAFE B B S 1 SAFE 1 SAFE F B B X 3-2 G3 ③			B B X 2-0 E3 1B 1B		C B F F X 1-2 L8 ③		4	1	0	0	0	1	1
Ron Coomer, R (1, 10) OBP: 0.304, SLG: 0.421		B B X 2-0 1B 1B		B B X 2-0 P3 ①		C B B X 2-1 1B 1-3 1B			B X 1-0 P2 ①	4	0	2	0	0	0	0
Matt Lawton, L (1, 9) OBP: 0.385, SLG: 0.478		F F X 0-2 F7 ①		X 0-0 F8 ②		B X 1-0 FC6-4 2-3 3-H 1B			B F B F F B X 3-2 F8 ②	4	0	1	1	0	0	1
Marty Cordova, R (1, 7) OBP: 0.334, SLG: 0.381		F B B F X 2-2 P3 ②		F T B B S 2-3 K ③		F B B X 2-1 FC6-4 1-2f ③			X 0-0 F8 ③	4	0	0	0	0	1	3
David Ortiz, L (1, 3) OBP: 0.368, SLG: 0.441		B X 1-0 1-2 1B			B B C S B S 3-3 K ①		X 0-0 G6-3 ①			3	0	1	0	0	1	0
Terry Steinbach, R (1, 2) OBP: 0.312, SLG: 0.414		B B F B X 3-1 P3 ③			B S B F X 2-2 G6-3 ②		B F X 1-1 G6-3 ②			3	0	0	0	0	0	2
Corey Koskie, L (1, 5) OBP: 0.125, SLG: 0.067			B B S S F C 2-3 K ①		C F S 0-3 K ③		F B B F S 2-3 K ③			3	0	0	0	0	3	0

	AB	32
	R	1
	H	4
	RBI	1
	BB	1
	SO	7
	LOB	8

Inning Stats	1	2	3	4	5	6	7	8	9
	R: 0 E: 0 K: 1 S: 7	H: 0 LOB: 0 BB: 0 P: 10	R: 0 E: 0 K: 0 S: 10	H: 2 LOB: 2 BB: 0 P: 18	R: 0 E: 0 K: 1 S: 10	H: 0 LOB: 1 BB: 1 P: 20	R: 0 E: 0 K: 1 S: 5	H: 0 LOB: 0 BB: 0 P: 9	R: 0 E: 0 K: 2 S: 9	H: 0 LOB: 0 BB: 0 P: 14	R: 1 E: 1 K: 1 S: 11	H: 2 LOB: 2 BB: 0 P: 21	R: 0 E: 0 K: 1 S: 6	H: 0 LOB: 0 BB: 0 P: 9	R: 0 E: 0 K: 0 S: 9	H: 0 LOB: 0 BB: 0 P: 16	R: 0 E: 0 K: 0 S: 6	H: 0 LOB: 0 BB: 0 P: 10

| | | |

BOTTOM

Minnesota Twins @ Cleveland Indians

Jacobs Field, Cleveland, OH

Thu Sep 17 1998, 7:05 PM EDT

Att. 43,299 - Unknown - 69 F

livebaseballscorecards.com

Batter	1	2	3	4	5	6	7	8	9	AB	R	H	RBI	BB	SO	LOB
Joey Cora, S (1, 4) OBP: 0.363, SLG: 0.382	HR 1B	G4-3 1B BB		K	F8			1B SF9 1B		4	2	2	0	1	1	2
Enrique Wilson, S (1, 6) OBP: 0.328, SLG: 0.443	F8	G4-3 1B		E 2B		L6		1B 1B		5	2	3	1	0	0	1
Travis Fryman, R (1, 5) OBP: 0.342, SLG: 0.506 Jeff Branson, L (9, 5) OBP: 0.227, SLG: 0.306	HR	G4-3		E6 HR 1B		G5-3		K		5 0	2 0	2 0	2 0	0 0	1 0	4 0
Manny Ramirez, R (1, 9) OBP: 0.378, SLG: 0.605	1B 1B	BB		HR		K		SF9		3	2	2	3	1	1	0
Jim Thome, L (1, 10) OBP: 0.422, SLG: 0.619	1B	K		L7			BB	1B		4	0	2	0	1	1	3
Richie Sexson, R (1, 3) OBP: 0.370, SLG: 0.643	L5		P4		FC5-4 BB 1B		F9	1B		5	0	2	1	0	0	3
Mark Whiten, S (1, 8) OBP: 0.387, SLG: 0.432	1B	G6-3			FC5-4 BB		G1-6-3 BB	G3		3	0	1	1	2	0	2
Brian Giles, L (1, 7) OBP: 0.406, SLG: 0.478	K		L9		F7		G1-6-3			4	0	0	0	0	1	6
Einar Díaz, R (1, 2) OBP: 0.303, SLG: 0.379		P5		G5-3	FC5-4			1B 1B		4	1	1	0	0	0	2
Inning Stats	R: 3 E: 0 K: 1 S: 25 H: 5 LOB: 2 BB: 0 P: 32	R: 0 E: 0 K: 1 S: 17 H: 1 LOB: 3 BB: 2 P: 29	R: 0 E: 0 K: 0 S: 8 H: 0 LOB: 0 BB: 0 P: 13	R: 3 E: 1 K: 1 S: 13 H: 3 LOB: 0 BB: 0 P: 20	R: 0 E: 0 K: 0 S: 14 H: 1 LOB: 2 BB: 1 P: 22	R: 0 E: 0 K: 1 S: 10 H: 0 LOB: 0 BB: 0 P: 16	R: 0 E: 0 K: 0 S: 9 H: 0 LOB: 1 BB: 2 P: 21	R: 3 E: 0 K: 1 S: 19 H: 5 LOB: 2 BB: 0 P: 30		1B: 12 2B: 1 3B: 0 HR: 2 SF: 1 SAC: 0 DP: 1 HBP: 0						

	AB	37
	R	9
	H	15
	RBI	8
	BB	5
	SO	5
	LOB	23

PITCHER		IP	WLS	BF	H	R	ER	SO	BB	IBB	HBP	BLK	WP	HR	S	P	ERA	WHIP
Eric Milton, L ERA: 5.85	(1, 1)	4.0	L	23	9	6	6	3	2	0	0	0	0	2	63	94	13.50	2.750
Todd Ritchie, R ERA: 5.96	(5, 1)	2.1		11	1	0	0	1	3	0	0	0	0	0	31	54	0.00	1.714
Dan Serafini, L ERA: 6.43	(7, 1)	0.2		4	3	3	3	0	0	0	0	0	0	0	9	18	40.50	4.500
Hector Carrasco, R ERA: 4.53	(8, 1)	1.0		5	2	0	0	1	0	0	0	0	0	0	12	17	0.00	2.000

PITCHER	IP	WLS	BF	H	R	ER	SO	BB	IBB	HBP	BLK	WP	HR	S	P	ERA	WHIP

Batter	1	2	3	4	5	6	7	8	9	AB	R	H	RBI	BB	SO	LOB
Johnny Damon, L (1, 9) OBP: 0.338, SLG: 0.429	B C X 1-1 G6-3 ①		B B B B 4-0 FC4-6 BB	X 0-0 1-3 2-H 2B		B B X 2-0 P3 ①		B C B B C F X 3-2 G4-3 ③		4	0	1	1	1	0	2
Carlos Beltrán, S (1, 8) OBP: 0.333, SLG: 0.389	F B T B X 2-2 G6-3 2B		B 1 SAFE B X 2-0 FC4-6 ① 1-2f BB BB	B B C H 3-1 HBP		B S C S 1-3 K ②			B C B X 2-1 F9 ①	4	0	1	0	0	1	2
Jose Offerman, S (1, 4) OBP: 0.402, SLG: 0.437	B X 1-0 G6-3 ② 2-3		B B B C B 4-1 1-2 BB	C B C F S 1-3 K ②		B X 1-0 G1-3 ③			C X 0-1 G3 ②	4	0	0	0	1	1	5
Dean Palmer, R (1, 5) OBP: 0.332, SLG: 0.520	B F B F B F B 4-2 FC6-4 BB		B B C B B 4-1 1-2 2-3 BB	F X 0-1 P4 ③			C X 0-1 L7 ①		B B C C F S 2-3 K ③	3	0	0	0	2	1	3
Jeremy Giambi, L (1, 10) OBP: 0.333, SLG: 0.406	X 0-0 FC6-4 ③ 1-2f		C C F S 0-3 K ②		F C X 0-2 L7 ①		B B F C F X 2-2 P5 ②			4	0	0	0	0	1	5
Jeff King, R (1, 3) OBP: 0.323, SLG: 0.460 Jeff Conine, R (7, PH) OBP: 0.311, SLG: 0.416 (7, 7)		B F X 1-1 F7 ①	B F B F F F F B S 3-3 K ③		B C F B F B F B 4-2 1B BB		F S B B B F X 3-2 L9 ③			2 1	0 0	0 0	0 0	1 0	1 0	3 0
Hal Morris, L (1, 7) OBP: 0.353, SLG: 0.389 (7, 3)		B C F S 1-3 K ②		B B C F B B 4-2 2B BB	F C B F B 1 B X SAFE 3-2 1-2 G6-4-3 1B			C C S 0-3 K ①		3	1	1	0	1	2	0
Tim Spehr, R (1, 2) OBP: 0.329, SLG: 0.269		B B S B X 3-1 1B 2B	C C B B B B B 4-2 2B 1-2 BB	C X 0-1 ② ③ G6-4-3 1-2f				B B B C F B 4-2 FC4-6 BB		2	0	1	0	2	0	2
Mendy López, R (1, 6) OBP: 0.284, SLG: 0.335 Larry Sutton, L (8, PH) OBP: 0.313, SLG: 0.354 Shane Halter, R (8, PR) OBP: 0.262, SLG: 0.310 (8, 6)		B B C X 2-1 ③ 2-H 1B		L X 0-1 F8 ①		X 0-0 3B		B X 1-0 ② FC4-6 1-2f		3 1 0	0 0 0	2 0 0	0 0 0	0 0 0	0 0 0	2 1 0
Inning Stats	R: 0 E: 0 K: 0 S: 10 H: 1 LOB: 2 BB: 1 P: 18	R: 0 E: 0 K: 1 S: 9 H: 2 LOB: 2 BB: 0 P: 16	R: 0 E: 0 K: 2 S: 12 H: 0 LOB: 3 BB: 3 P: 29	R: 1 E: 0 K: 1 S: 14 H: 1 LOB: 3 BB: 2 P: 26	R: 0 E: 0 K: 0 S: 13 H: 1 LOB: 1 BB: 1 P: 20	R: 0 E: 0 K: 1 S: 6 H: 1 LOB: 1 BB: 0 P: 10	R: 0 E: 0 K: 0 S: 10 H: 0 LOB: 0 BB: 0 P: 15	R: 0 E: 0 K: 1 S: 10 H: 0 LOB: 1 BB: 1 P: 18	R: 0 E: 0 K: 1 S: 8 H: 0 LOB: 0 BB: 0 P: 12	1B: 2 2B: 3 3B: 1 HR: 0	SF: 0 SAC: 0 DP: 1 HBP: 1						

PITCHER		IP	WLS	BF	H	R	ER	SO	BB	IBB	HBP	BLK	WP	HR	S	P	ERA	WHIP
Jaret Wright, R ERA: 4.8	(1, 1)	5.0	W	26	5	1	1	4	7	0	1	0	0	0	58	109	1.80	2.400
Chad Ogea, R ERA: 5.72	(6, 1)	2.0		7	1	0	0	1	0	0	0	0	0	0	16	25	0.00	0.500
Paul Shuey, R ERA: 2.83	(8, 1)	2.0	S	7	0	0	0	2	1	0	0	0	0	0	18	30	0.00	0.500

PITCHER	IP	WLS	BF	H	R	ER	SO	BB	IBB	HBP	BLK	WP	HR	S	P	ERA	WHIP

TOP

Kansas City Royals @ Cleveland Indians

Jacobs Field, Cleveland, OH

Fri Sep 18 1998, 7:05 PM EDT

Att. 43,260 - Unknown - 71 F

livebaseballscorecards.com

AB	31
R	1
H	6
RBI	1
BB	8
SO	7
LOB	25

Batter	1	2	3	4	5	6	7	8	9	AB	R	H	RBI	BB	SO	LOB
Joey Cora, S (1, 4) OBP: 0.363, SLG: 0.381	B C B F F X 2-2 E 1B 2B 1B	C F B F X 1-2 ① G6-3		C B B F B F F F X 3-2 ② G4-3		F 2 SAFE C X 0-2 ③ G5-3				4	1	1	0	0	0	2
Enrique Wilson, S (1, 6) OBP: 0.324, SLG: 0.431	C X 0-1 E 2B 1-2 1B	S S X 0-2 ② P6		C C X 0-2 ③ F8			C B B X 2-1 ① F7			4	1	1	0	0	0	0
David Justice, L (1, 10) OBP: 0.368, SLG: 0.466	B B B X 3-0 ① L9 1-2 2-3	C S B B T F F B B 4-2 BB BB			B S B B B 4-1 G4-6-3 BB		C F F X 0-2 ② G4-3			2	0	0	0	2	0	2
Manny Ramirez, R (1, 9) OBP: 0.378, SLG: 0.603	B C H 2-1 2B 1B HBP	B B S T F B B 4-2 1-2 BB			F 1 SAFE B C 1 SAFE B F X 2-2 ① ② G4-6-3 1-2f		X 0-0 ③ G6-3			2	1	0	0	1	0	1
Jim Thome, L (1, 3) OBP: 0.421, SLG: 0.618	S B X 1-1 1B 1-3 2-H 3-H 2B	F B F B C 2-3 ③ K			C B B B X 3-1 ③ L3			C B C S 1-3 ① K		4	1	1	2	0	2	2
Mark Whiten, S (1, 8) OBP: 0.385, SLG: 0.429	B X 1-0 1B 2-H 3-H 1B		C C F B S 1-3 ① K			C F B F X 1-2 ① G4-3		X 0-0 ② L7		4	0	1	2	0	1	0
Brian Giles, L (1, 7) OBP: 0.405, SLG: 0.475	X 0-0 ② F9		F B X 1-1 ② P4			S B B B C X 2-2 E 1B		B F X 1-1 ③ L7		4	0	1	0	0	0	1
Einar Díaz, R (1, 2) OBP: 0.306, SLG: 0.375	B C S X 1-2 1B		F B F S 1-3 ③ K			F 1 SAFE X 0-1 E5 1-2				3	0	1	0	0	1	1
Jeff Branson, L (1, 5) OBP: 0.220, SLG: 0.295	X 0-0 ③ G3			C F F B B X 2-2 ① F6		B F F S 1-3 ② K				3	0	0	0	0	1	4
Inning Stats	R: 4 E: 1 K: 0 S: 16 H: 5 LOB: 2 BB: 0 P: 26	R: 0 E: 0 K: 1 S: 18 H: 0 LOB: 2 BB: 2 P: 29	R: 0 E: 0 K: 2 S: 9 H: 0 LOB: 0 BB: 0 P: 12	R: 0 E: 0 K: 0 S: 13 H: 0 LOB: 0 BB: 0 P: 18	R: 0 E: 0 K: 0 S: 7 H: 0 LOB: 0 BB: 1 P: 16	R: 0 E: 1 K: 1 S: 15 H: 1 LOB: 2 BB: 0 P: 19	R: 0 E: 0 K: 0 S: 7 H: 0 LOB: 0 BB: 0 P: 9	R: 0 E: 0 K: 1 S: 6 H: 0 LOB: 0 BB: 0 P: 8		1B: 5 2B: 1 3B: 0 HR: 0 SF: 0 SAC: 0 DP: 1 HBP: 1				WP: 0 PB: 0 SB: 0 CS: 0 PA: 34		

PITCHER		IP	WLS	BF	H	R	ER	SO	BB	IBB	HBP	BLK	WP	HR	S	P	ERA	WHIP
Kevin Appier, R ERA: 7.2	(1, 1)	5.0	L	23	5	4	4	3	3	0	1	0	0	0	63	101	7.20	1.600
Glendon Rusch, L ERA: 5.99	(6, 1)	3.0		11	1	0	0	2	0	0	0	0	0	0	28	36	0.00	0.333

PITCHER	IP	WLS	BF	H	R	ER	SO	BB	IBB	HBP	BLK	WP	HR	S	P	ERA	WHIP

BOTTOM

Kansas City Royals @ Cleveland Indians

Jacobs Field, Cleveland, OH

Fri Sep 18 1998, 7:05 PM EDT

Att. 43,260 - Unknown - 71 F

livebaseballscorecards.com

AB	30
R	4
H	6
RBI	4
BB	3
SO	5
LOB	13

Batter	1	2	3	4	5	6	7	8	9	AB	R	H	RBI	BB	SO	LOB
Johnny Damon, L (1, 9) OBP: 0.340, SLG: 0.437	B B B C F X 3-2 G5-3 ①		B B B C X 3-1 2B			C X 0-1 P5 ① B B C B F X 3-2 2B 3B 1-H 2-H	C B F B X 2-2 2B 1-3 3-H			5	1	3	3	0	0	0
Carlos Beltrán, S (1, 8) OBP: 0.308, SLG: 0.391	S X 0-1 F7 ②		2 SAFE B B F C B F F B F 3-3 C K ③			C B F X 1-2 E4 BB 1B B C X 1-1 2B 3-H	B C F F X 1-2 G6-3 ③			5	1	1	1	0	1	4
Jose Offerman, S (1, 4) OBP: 0.401, SLG: 0.435 Carlos Febles, R (6, 4) OBP: 0.500, SLG: 0.500	C B S B S 2-3 K ③			B S B C C C 2-3 K ①		X 0-0 F8 ② B X 1-0 G6-3 ②			B B C X 2-1 E S G3 1B	3 2	0 1	0 1	0 1	0 0	2 0	1 1
Dean Palmer, R (1, 5) OBP: 0.331, SLG: 0.516		C B X 1-1 P4 ①		B X 1-0 L8 ②		B B B B 4-0 1B 1-2 BB F C C 0-3 K ③			C 1 SAFE C 1 SAFE 1 SAFE B B S 2-3 K ① 1-3	4	0	0	0	1	2	2
Jeremy Giambi, L (1, 7) OBP: 0.364, SLG: 0.459		C B X 1-1 L5 ②		X 0-0 1B		X 0-0 1-2 2-H 1B		X 0-0 29 1B 1B 2B	B C B X 2-1 G3 ② 3-H	5	1	3	2	0	0	0
Terry Pendleton, S (1, 10) OBP: 0.297, SLG: 0.335		B C S B X 2-2 1B		B C F B X 2-2 G3 ③		C X 0-1 G3-1 ③		C S C 0-3 K ① B S X 1-1 1B		5	0	2	0	0	1	4
Hal Morris, L (1, 3) OBP: 0.354, SLG: 0.389		X 0-0 G1-3 ③			C B B S X 2-2 29 FC6-4 1B		X 0-0 1B 3B 1B X 0-0 F8 ② C B X 1-2 G4-3 ③			5	1	2	0	0	0	3
29 Mike Sweeney, R (1, 2) OBP: 0.323, SLG: 0.416			X 0-0 G6-3 ①		X 0-0 FC6-4 G6-4-3 ① 1-2f	B B B C F S 3-3 K ① C B S X 1-2 1B 2B 2-3 1B				4	1	1	0	0	1	2
Mendy López, R (1, 6) OBP: 0.284, SLG: 0.335 Jeff Conine, R (8, PH) OBP: 0.313, SLG: 0.418 Shane Halter, R (8, PR) OBP: 0.262, SLG: 0.310 (8, 6)			B B S C X 2-2 G6-3 ②		B C C F B X 2-2 G6-4-3 ② ③ 1-2f	B B F X 2-1 1-2 3B 1B X 0-0 2B 1-3 3-H 1B				3 1 0	1 0 0	1 1 0	0 1 0	0 0 0	0 0 0	1 0 0
Inning Stats	R: 0 H: 0 E: 0 LOB: 0 K: 1 BB: 0 S: 8 P: 13	R: 0 H: 1 E: 0 LOB: 1 K: 0 BB: 0 S: 8 P: 12	R: 0 H: 1 E: 0 LOB: 1 K: 1 BB: 0 S: 12 P: 20	R: 0 H: 1 E: 0 LOB: 1 K: 1 BB: 0 S: 8 P: 13	R: 0 H: 1 E: 0 LOB: 0 K: 0 BB: 0 S: 8 P: 12	R: 1 H: 1 E: 1 LOB: 2 K: 0 BB: 1 S: 9 P: 14	R: 3 H: 4 E: 0 LOB: 1 K: 2 BB: 0 S: 15 P: 25	R: 2 H: 4 E: 0 LOB: 3 K: 1 BB: 0 S: 16 P: 20	R: 1 H: 2 E: 0 LOB: 1 K: 1 BB: 0 S: 12 P: 20	1B: 10 SF: 0 2B: 4 SAC: 0 3B: 1 DP: 1 HR: 0 HBP: 0						

PITCHER		IP	WLS	BF	H	R	ER	SO	BB	IBB	HBP	BLK	WP	HR	S	P	ERA	WHIP
Dwight Gooden, R ERA: 3.65	(1, 1)	6.1		27	7	3	2	4	1	0	0	0	0	0	59	95	2.84	1.263
Jim Poole, L ERA: 5.35	(7, 1)	0.0		2	2	1	1	0	0	0	0	0	0	0	5	9	∞	∞
Doug Jones, R ERA: 4.45	(7, 1)	1.1		7	3	2	2	2	0	0	0	0	0	0	13	15	13.50	2.250
Paul Assenmacher, L ERA: 3.4	(8, 1)	0.1		2	1	0	0	0	0	0	0	0	0	0	7	10	0.00	3.000
Paul Shuey, R ERA: 2.96	(9, 1)	1.0	L	5	2	1	1	1	0	0	0	0	0	0	12	20	9.00	2.000

PITCHER	IP	WLS	BF	H	R	ER	SO	BB	IBB	HBP	BLK	WP	HR	S	P	ERA	WHIP

TOP

Kansas City Royals @ Cleveland Indians

Jacobs Field, Cleveland, OH

Sat Sep 19 1998, 3:33 AM EDT

Att. 43,182 - Sunny - 78 F

livebaseballscorecards.com

AB	42
R	7
H	15
RBI	7
BB	1
SO	7
LOB	18

WP: 0	PA: 43		
PB: 0			
SB: 1			
CS: 0			

BOTTOM

Kansas City Royals @ Cleveland Indians

Jacobs Field, Cleveland, OH

Sat Sep 19 1998, 3:33 AM EDT

Att. 43,182 - Sunny - 78 F

livebaseballscorecards.com

Batter	1	2	3	4	5	6	7	8	9	AB	R	H	RBI	BB	SO	LOB
Kenny Lofton, L (1, 8) OBP: 0.370, SLG: 0.412	C B X 1-1 WP 1B 1B		B B B B 4-0 1B HR BB		B C C X 1-2 G6-3 ①		F F B B C 2-3 K 1-2 ②		B F B B X 3-1 G4-3 ③	2	2	1	0	1	0	0
Alex Ramirez, R (6, 7)										1	0	0	0	0	1	1
Brian Giles, L (8, 7) OBP: 0.404, SLG: 0.474										1	0	0	0	0	0	0
Enrique Wilson, S (1, 4) OBP: 0.333, SLG: 0.435	C B F B F F F X 2-2 1-H HR 1B		B 1 SAFE X 1-0 1-2 HR 1B		X 0-0 F9 ②		C B X 1-1 G3-1 ③			4	2	2	1	0	0	1
Travis Fryman, R (1, 5) OBP: 0.340, SLG: 0.502	X 0-0 L5 ①		C X 0-1 F7 ①		B B X 2-0 F7 ③			F B X 1-1 F7 ①		4	0	0	0	0	0	3
Manny Ramirez, R (1, 9) OBP: 0.382, SLG: 0.615	B X 1-0 1-H HR		F B B F B F X 3-2 1-H 2-H HR			F B B B B 4-1 FC4-6 BB		B B C B C B 4-2 HBP BB		2	2	2	5	2	0	0
Jim Thome, L (1, 10) OBP: 0.419, SLG: 0.614	S F B S 1-3 K ②		B X 1-0 G4-3 ②			B S S S X 1-2 FC4-6 FC5-4 1-2f ①		B H 2-0 1-2 HBP		3	0	0	0	0	1	1
Richie Sexson, R (1, 3) OBP: 0.361, SLG: 0.627	B B S C B X 3-2 P4 ③		S X 0-1 G6-3 ③			C S B F F X 1-2 FC5-4 1-2f ②		B S B S S 2-3 K ②		4	0	0	0	0	1	3
Mark Whiten, S (1, 7) (6, 8) OBP: 0.378, SLG: 0.420		F F B X 1-2 G6-3 ①		C C X 0-2 F7 ①		C F B X 1-2 G5-3 ③		C B C S 1-3 K ③		4	0	0	0	0	1	3
Sandy Alomar Jr., R (1, 2) OBP: 0.268, SLG: 0.348		F B B B F X 3-2 F9 ②		F X 0-1 G6-3 ②			C X 0-1 G6-3 ①		C X 0-1 F7 ①	3	0	0	0	0	0	0
Joey Cora, S (9, PH) OBP: 0.362, SLG: 0.380										1	0	0	0	0	0	0
Omar Vizquel, S (1, 6) OBP: 0.352, SLG: 0.363		F C B X 1-2 F9 ③		X 0-0 P4 ③			B F X 1-1 S 1B		B C X 1-1 P4 ②	4	0	1	0	0	0	0
Inning Stats	R: 3 H: 3 E: 0 LOB: 0 K: 1 BB: 0 S: 16 P: 24	R: 0 H: 0 E: 0 LOB: 0 K: 0 BB: 0 S: 9 P: 14	R: 3 H: 2 E: 0 LOB: 0 K: 0 BB: 1 S: 10 P: 19	R: 0 H: 0 E: 0 LOB: 0 K: 0 BB: 0 S: 6 P: 6	R: 0 H: 0 E: 0 LOB: 0 K: 0 BB: 0 S: 5 P: 8	R: 0 H: 0 E: 0 LOB: 1 K: 0 BB: 1 S: 12 P: 19	R: 0 H: 1 E: 0 LOB: 1 K: 1 BB: 0 S: 9 P: 13	R: 0 H: 0 E: 0 LOB: 2 K: 2 BB: 1 S: 10 P: 20	R: 0 H: 0 E: 0 LOB: 0 K: 0 BB: 0 S: 6 P: 10	1B: 4 SF: 0 2B: 0 SAC: 0 3B: 0 DP: 0 HR: 2 HBP: 1						

	AB	33
	R	6
	H	6
	RBI	6
	BB	3
	SO	4
	LOB	12

WP: 1 PA: 37
PB: 0
SB: 1
CS: 0

PITCHER		IP	WLS	BF	H	R	ER	SO	BB	IBB	HBP	BLK	WP	HR	S	P	ERA	WHIP
50 José Rosado, L ERA: 4.69	(1, 1)	6.0		25	5	6	6	1	2	0	0	0	1	2	58	90	9.00	1.167
Jim Pittsley, R ERA: 6.85	(7, 1)	1.0		4	1	0	0	1	0	0	0	0	0	0	9	13	0.00	1.000
Scott Service, R ERA: 3.35	(8, 1)	1.0	W	5	0	0	0	2	1	0	1	0	0	0	10	20	0.00	1.000
Jeff Montgomery, R ERA: 5.26	(9, 1)	1.0	S	3	0	0	0	0	0	0	0	0	0	0	6	10	0.00	0.000

PITCHER	IP	WLS	BF	H	R	ER	SO	BB	IBB	HBP	BLK	WP	HR	S	P	ERA	WHIP

Batter	1	2	3	4	5	6	7	8	9	AB	R	H	RBI	BB	SO	LOB
Carlos Beltrán, S (1, 8) OBP: 0.290, SLG: 0.357	C F F B S 1-3 K ①		X 0-0 F7 ②		X 0-0 L9 ①		B X 1-0 FC6-4 1B	B B F X 2-1 P7 ②		5	0	1	0	0	1	5
Carlos Febles, R (1, 4) OBP: 0.333, SLG: 0.333	C B X 1-1 G1-3 ②		1 SAFE 1 SAFE X 0-0 1-2 1B		S S S 0-3 K ② 1-2		C B B X 2-1 FC6-4 ① 1-2f 1B	B B F B X 3-1 FC6 ③ 1-2f		5	1	1	0	0	1	5
Johnny Damon, L (1, 9) OBP: 0.342, SLG: 0.438	B F B C X 2-2 G4-3 ③		C F F B C 1-3 K ③		F F F B X 1-2 2-3 1B		B X 1-0 2-H 1B		B C B L B B 4-2 G4-6-3 BB	4	0	2	1	1	1	2
Dean Palmer, R (1, 5) OBP: 0.332, SLG: 0.514		C S B F X 1-2 G3 1B		C B F F B S 2-3 K ①	X 0-0 F8 ③		F S F F B S 1-3 K ②		H 1-0 G4-6-3 HBP	4	0	1	0	0	2	3
Jeremy Giambi, L (1, 7) OBP: 0.367, SLG: 0.512		B C F F C 1-3 K ①		B F B B S B B 4-2 BB BB		B X 1-0 HR	1 SAFE 1 SAFE 1 SAFE F S C 0-3 K ③		C S B F B F X 2-2 G4-6-3 ① ② 1-2f 2-3	4	1	1	1	1	2	4
Terry Pendleton, S (1, 10) OBP: 0.304, SLG: 0.343 Dee Brown, L (8, PR) Jose Offerman, S (9, PH) OBP: 0.400, SLG: 0.434		X 0-0 G3 ② 1-2		F F B 1 SAFE 1 SAFE 1 SAFE F F B 4-2 F B B 1-2 BB		X 0-0 2B		B B C X 2-1 29 SH1-4 1B 1B 1B	B X 2-0 G4-3 ③	3 0 1	0 1 0	2 0 0	0 0 0	1 0 0	0 0 0	1 0 1
Hal Morris, L (1, 3) OBP: 0.353, SLG: 0.388		X 0-0 F7 ③		C C C 0-3 K ②	F S F X 0-2 F7 ①			X 0-0 1B 29 SH1-4 1-2 1B		4	0	1	0	0	1	4
29 Mike Sweeney, R (1, 2) OBP: 0.320, SLG: 0.412			B B X 2-0 G5-3 ①	B X 1-0 G5-3 ③		B X 1-0 G5-3 ②		L X 0-1 SH1-4 ① 1-2 2-3		3	0	0	0	0	0	3
Mendy López, R (1, 6) OBP: 0.290, SLG: 0.340 Larry Sutton, L (8, PH) OBP: 0.315, SLG: 0.356 Shane Halter, R (8, PR) OBP: 0.262, SLG: 0.310 (8, 6)			C C B B X 2-2 1B 1B		X 0-0 1B S 1B		C C S 0-3 K ③	B S B X 2-1 FC6 1B 2-3 3-H		3 1 0	0 0 0	2 1 0	0 1 0	0 0 0	1 0 0	1 0 0
Inning Stats	R: 0 E: 0 K: 1 S: 9 H: 0 LOB: 0 BB: 0 P: 13	R: 0 E: 0 K: 1 S: 10 H: 1 LOB: 1 BB: 0 P: 12	R: 0 E: 0 K: 1 S: 10 H: 2 LOB: 2 BB: 0 P: 15	R: 0 E: 0 K: 2 S: 15 H: 0 LOB: 2 BB: 2 P: 26	R: 0 E: 0 K: 1 S: 10 H: 2 LOB: 2 BB: 0 P: 11	R: 1 E: 0 K: 1 S: 10 H: 2 LOB: 1 BB: 0 P: 12	R: 1 E: 1 K: 2 S: 12 H: 2 LOB: 1 BB: 0 P: 17	R: 1 E: 0 K: 0 S: 11 H: 3 LOB: 3 BB: 0 P: 20	R: 0 E: 0 K: 0 S: 8 H: 0 LOB: 1 BB: 1 P: 17	1B: 10 2B: 1 3B: 0 HR: 1 SF: 0 SAC: 1 DP: 1 HBP: 1							

PITCHER		IP	WLS	BF	H	R	ER	SO	BB	IBB	HBP	BLK	WP	HR	S	P	ERA	WHIP
Bartolo Colon, R ERA: 3.66	(1, 1)	7.0	W	32	9	2	1	9	2	0	0	0	0	1	76	106	1.29	1.571
Steve Karsay, R ERA: 5.87	(8, 1)	1.0		6	3	1	1	0	0	0	0	0	0	0	11	20	9.00	3.000
Paul Assenmacher, L ERA: 3.4	(9, 1)	0.0		1	0	0	0	0	1	0	0	0	0	0	2	6	∞	∞
Michael Jackson, R ERA: 1.6	(9, 1)	1.0	S	3	0	0	0	0	0	0	1	0	0	0	6	11	0.00	0.000

PITCHER	IP	WLS	BF	H	R	ER	SO	BB	IBB	HBP	BLK	WP	HR	S	P	ERA	WHIP

TOP

Kansas City Royals @ Cleveland Indians

Jacobs Field, Cleveland, OH

Sun Sep 20 1998, 3:33 AM EDT
Att. 43,082 - Cloudy - 82 F

livebaseballscorecards.com

AB	37
R	3
H	12
RBI	3
BB	3
SO	9
LOB	29

Kansas City Royals @ Cleveland Indians

Jacobs Field, Cleveland, OH

Sun Sep 20 1998, 3:33 AM EDT

Att. 43,082 - Cloudy - 82 F

livebaseballscorecards.com

BOTTOM

Batter	1	2	3	4	5	6	7	8	9	AB	R	H	RBI	BB	SO	LOB
Joey Cora, S (1, 4) OBP: 0.362, SLG: 0.378	B B B C B 4-1 1B BB	B C F X 1-2 ③ F9		F B B B X 3-1 ③ G5-3		C X 0-1 ② L6				3	0	0	0	1	0	2
Omar Vizquel, S (1, 6) OBP: 0.355, SLG: 0.366	B C F 1 SAFE X 1-2 G5-4-3 1B		C B X 1-1 E6 F9 1B		C C B X 1-2 WP S BB 1B	X 0-0 ③ P8				4	1	3	0	0	0	0
David Justice, L (1, 10) OBP: 0.365, SLG: 0.462	C B B F C 2-3 ① K		X 0-0 ① F9 2-3		C F B S 1-3 ① K 1-2		C C X 0-2 ① F8			4	0	0	0	0	2	4
Manny Ramirez, R (1, 9) OBP: 0.383, SLG: 0.614	B 2 SAFE B X 2-0 ②③ G5-4-3 1-2f		B C F B S 2-3 ② K		B B B C S B 4-2 BB BB BB		B S B S X 2-2 ② 1B			3	0	1	0	1	1	3
Jim Thome, L (1, 3) OBP: 0.420, SLG: 0.612		B B C X 2-1 BB WP FC3-6 1B	B C F B B F S 3-3 ③ K		S B B F B B 4-2 BB 1-2 2-3 BB		C F B B S 2-3 ③ K			3	1	1	0	1	2	1
Travis Fryman, R (1, 5) OBP: 0.339, SLG: 0.506		B C B C B X 3-2 ① G6-3 1-2		S X 0-1 ① F7	B B F F S 2-3 ② K			X 0-0 HR		4	1	1	1	0	1	4
Brian Giles, L (1, 7) OBP: 0.407, SLG: 0.477		F F B F E B F B B 4-2 FC3-6 BB BB	F B X 1-1 G6-3 HR 2B		F B B B C B 4-2 FC6-4 1-2 2-3 3-H BB			B B B F C S 3-3 ① K		2	1	1	1	2	1	0
Mark Whiten, S (1, 8) OBP: 0.376, SLG: 0.414		C C B B B B B 4-2 FC3-6 1-2 2-3 BB	B C B S X 2-2 ② G6-3 2-3		F B F X 1-2 ③ FC6-4 1-2f			S C F B C 1-3 ② K		3	0	0	0	1	1	4
Einar Díaz, R (1, 2) OBP: 0.300, SLG: 0.444		B C X 1-1 ② FC3-6 1-2f 2-3 3-H	C F F B B F F B X 3-2 HR 3-H			B X 1-0 ① F8		B C X 1-1 ③ G6-3		4	1	1	3	0	0	2
Inning Stats	R: 0 E: 0 K: 1 S: 8 H: 1 LOB: 1 BB: 1 P: 17	R: 1 E: 0 K: 0 S: 17 H: 1 LOB: 2 BB: 2 P: 32	R: 0 E: 1 K: 2 S: 10 H: 1 LOB: 1 BB: 0 P: 16	R: 2 E: 0 K: 0 S: 15 H: 2 LOB: 0 BB: 0 P: 24	R: 1 E: 0 K: 2 S: 18 H: 1 LOB: 3 BB: 3 P: 35	R: 0 E: 0 K: 0 S: 4 H: 0 LOB: 0 BB: 0 P: 5	R: 0 E: 0 K: 1 S: 9 H: 1 LOB: 0 BB: 0 P: 13	R: 1 E: 0 K: 2 S: 11 H: 1 LOB: 0 BB: 0 P: 16		1B: 5 2B: 1 3B: 0 HR: 2 SF: 0 SAC: 0 DP: 1 HBP: 0						

	AB	30
	R	5
	H	8
	RBI	5
	BB	6
	SO	8
	LOB	20

WP: 2 PB: 0 SB: 1 CS: 0 PA: 36

PITCHER		IP	WLS	BF	H	R	ER	SO	BB	IBB	HBP	BLK	WP	HR	S	P	ERA	WHIP
Pat Rapp, R ERA: 5.3	(1, 1)	4.2	L	24	6	4	4	5	5	0	0	0	2	1	63	114	7.71	2.357
Allen McDill, L ERA: 4.91	(5, 1)	0.1		2	0	0	0	0	1	0	0	0	0	0	5	10	0.00	3.000
Jeff Suppan, R ERA: 6.19	(6, 1)	3.0		10	2	1	1	3	0	0	0	0	0	1	24	34	3.00	0.667

PITCHER	IP	WLS	BF	H	R	ER	SO	BB	IBB	HBP	BLK	WP	HR	S	P	ERA	WHIP

Cleveland Indians @ New York Yankees

Yankee Stadium, Bronx, NY

Mon Sep 21 1998, 7:05 PM EDT

Att. 21,449 - Overcast - 79 F

livebaseballscorecards.com

TOP

Batter	1	2	3	4	5	6	7	8	9	AB	R	H	RBI	BB	SO	LOB
Omar Vizquel, S (1, 6) OBP: 0.354, SLG: 0.363	K		L7		HR 1-2 2-3 BB		G6-3		F7	4	1	0	0	1	1	0
Enrique Wilson, S (1, 4) OBP: 0.364, SLG: 0.493	G4-3		FC5-4 1B		1-H 2-H 3-H HR		1B 1B		1B BB	4	1	3	4	1	0	0
Travis Fryman, R (1, 5) OBP: 0.343, SLG: 0.510	BB 1B		FC5-4 1-2f		F9 2B		1-3 1B		1-3 1B	5	0	4	0	0	0	1
Manny Ramirez, R (1, 9) OBP: 0.382, SLG: 0.609	1 SAFE 1-2 BB			G5-3	F9 2-3		G4-3		K	4	0	0	0	1	1	5
Jim Thome, L (1, 10) OBP: 0.416, SLG: 0.604	K			G6-3	G4-3			K	K	5	0	0	0	0	3	5
Richie Sexson, R (1, 3) OBP: 0.358, SLG: 0.616		K		K	K	K		G4-3 BB		3	0	0	0	1	3	0
Mark Whiten, S (1, 8) OBP: 0.370, SLG: 0.406		L9			G5-3	G6-3		G4-3 1-2		4	0	0	0	0	0	1
Alex Ramirez, R (1, 7) OBP: 0.250, SLG: 0.250 Brian Giles, L (8, PH) OBP: 0.408, SLG: 0.477 (8, 7)		G6-3			WP 1B HR 1B	G6-3		1 SAFE HBP		3 0	1 0	1 0	0 0	0 0	0 0	0 0
Einar Díaz, R (1, 2) OBP: 0.295, SLG: 0.425			L6		WP 1-2 HR 1B		G5-3	1 SAFE G3		4	1	1	0	0	0	2

| Inning Stats | | |

Batter	1	2	3	4	5	6	7	8	9	AB	R	H	RBI	BB	SO	LOB
Chuck Knoblauch, R (1, 4) OBP: 0.360, SLG: 0.406	C B S B X 2-2 G1-3 ①		C C C 0-3 K ③			X 0-0 FC4-6 2 1B 1B		C X 0-1 P4 ①		4	0	1	0	0	1	1
2 Derek Jeter, R (1, 6) OBP: 0.388, SLG: 0.488	X 0-0 L6 ②			C B B F B X 3-2 FC5-4 1B		F B X 1-1 FC4-6 1-2 1B		B C B B F B 4-2 BB		3	0	2	0	1	0	0
Paul O'Neill, L (1, 9) OBP: 0.373, SLG: 0.515	F C B B S 2-3 K ③			B C X 1-1 F7 ①		X 0-0 FC4-6 1-2f 2-3 ②		X 0-0 L8 ②		4	0	0	0	0	1	4
Bernie Williams, S (1, 8) OBP: 0.419, SLG: 0.580		X 0-0 G3-6 1B		B B 1 SAFE X 2-0 FC5-4 1-2f ②		C B B X 2-1 G1-3 ③		B F F C 1-3 K ③		4	0	1	0	0	1	4
Tino Martinez, L (1, 3) OBP: 0.354, SLG: 0.496		C B X 1-1 G3-6 1-2f ① ②		1 SAFE 1 SAFE C B X 1-1 G3 ③			B C X 1-1 F7 ①		B F F F B S 2-3 K ①	4	0	0	0	0	1	2
Chili Davis, S (1, 10) OBP: 0.370, SLG: 0.443		X 0-0 F8 ③			C X 0-1 G6-3 ①		C X 0-1 L4 ②		C C B B X 2-2 G1-3 ②	4	0	0	0	0	0	0
Darryl Strawberry, L (1, 7) OBP: 0.349, SLG: 0.536 Ricky Ledee, L (7, PH) OBP: 0.296, SLG: 0.378 (8, 7)			B H 2-0 G5-3 HBP		F B X 1-1 F7 ②		B B B C C B 4-2 2B BB		X 0-0 G5-3 ③	1 1	0 1	0 1	0 0	0 1	0 0	0 0
Scott Brosius, R (1, 5) OBP: 0.374, SLG: 0.472			C X 0-1 F7 ①		X 0-0 G5-3 ③		C C B X 1-2 1-H 2B			3	0	1	1	0	0	1
Joe Girardi, R (1, 2) OBP: 0.319, SLG: 0.389 20 Jorge Posada, S (7, PH) OBP: 0.351, SLG: 0.483 (8, 2)			C B B X 2-1 G5-3 1-2 ②			S B F S 1-3 K ①	X 0-0 F8 ③			2 1	0 0	0 0	0 0	0 0	1 0	1 1
Inning Stats	R: 0 E: 0 K: 1 S: 7 H: 0 LOB: 0 BB: 0 P: 11	R: 0 E: 0 K: 0 S: 4 H: 1 LOB: 0 BB: 0 P: 5	R: 0 E: 0 K: 1 S: 7 H: 0 LOB: 1 BB: 0 P: 11	R: 0 E: 0 K: 0 S: 8 H: 1 LOB: 1 BB: 0 P: 15	R: 0 E: 0 K: 0 S: 5 H: 0 LOB: 0 BB: 0 P: 6	R: 0 E: 0 K: 1 S: 9 H: 2 LOB: 2 BB: 0 P: 13	R: 1 E: 0 K: 0 S: 10 H: 1 LOB: 1 BB: 1 P: 16	R: 0 E: 0 K: 1 S: 8 H: 0 LOB: 1 BB: 1 P: 13	R: 0 E: 0 K: 1 S: 8 H: 0 LOB: 0 BB: 0 P: 12	1B: 4 2B: 1 3B: 0 HR: 0	SF: 0 SAC: 0 DP: 1 HBP: 1			WP: 0 PB: 0 SB: 0 CS: 0	PA: 34		

PITCHER		IP	WLS	BF	H	R	ER	SO	BB	IBB	HBP	BLK	WP	HR	S	P	ERA	WHIP
Charles Nagy, R ERA: 5.12	(1, 1)	8.0	W	31	5	1	1	4	2	0	1	0	0	0	58	90	1.12	0.875
Paul Shuey, R ERA: 2.9	(9, 1)	1.0	S	3	0	0	0	1	0	0	0	0	0	0	8	12	0.00	0.000

PITCHER	IP	WLS	BF	H	R	ER	SO	BB	IBB	HBP	BLK	WP	HR	S	P	ERA	WHIP

BOTTOM

Cleveland Indians @ New York Yankees

Yankee Stadium, Bronx, NY

Mon Sep 21 1998, 7:05 PM EDT
Att. 21,449 - Overcast - 79 F

livebaseballscorecards.com

AB	31
R	1
H	5
RBI	1
BB	2
SO	5
LOB	14

Batter	1	2	3	4	5	6	7	8	9	AB	R	H	RBI	BB	SO	LOB
Enrique Wilson, S (1, 6) OBP: 0.378, SLG: 0.513	C C B B F X 2-2 FC4-6 1B		X 0-0 HR 1B	C F X 0-2 ③ G3		B C B F B F X 3-2 2B			C B X 1-1 ① G3	5	1	3	0	0	0	0
Jeff Branson, L (1, 4) OBP: 0.208, SLG: 0.280	1 SAFE F F 1 B S 1-3 ① K		X 0-0 ① P6		B X 1-0 ① F8	B X 1-0 ③ G4-3			C F B X 1-2 ② G1-3	5	0	0	0	0	1	3
David Justice, L (1, 7) OBP: 0.364, SLG: 0.466	C B F X 1-2 ② FC4-6 1B 1-2f		1 SAFE F X 0-1 1-H HR		F C B X 1-2 ② G4-3		B B F X 2-1 ① G3-1		C S X 0-2 ③ L8	5	1	1	2	0	0	1
Manny Ramirez, R (1, 9) OBP: 0.382, SLG: 0.608	B X 1-0 1-3 1B		B B F X 2-1 ② L7		B F C F F B H 3-2 BB 1B HBP		C S X 0-2 ② F9			3	1	1	0	0	0	0
Jim Thome, L (1, 3) OBP: 0.417, SLG: 0.601	X 0-0 ③ F8		C B B B S B 4-2 FC5-4 BB		S B B B F B 4-2 1B 1-2 BB		C B B B F X 3-2 ③ G6-3			2	0	0	0	2	0	2
Travis Fryman, R (1, 5) OBP: 0.343, SLG: 0.508		C F C 0-3 ① K	X 0-0 ③ FC5-4 1-2f		C S B F X 1-2 1-2 2-H 1B			B X 1-0 ① F8		4	0	1	1	0	1	1
Brian Giles, L (1, 10) OBP: 0.407, SLG: 0.477		X 0-0 2B	B F B X 2-1 ① L4	C X 0-1 ③ P6				B C C B X 2-2 ② F8		4	0	1	0	0	0	2
Mark Whiten, S (1, 8) OBP: 0.372, SLG: 0.422		X 0-0 ② L7	C B F F F X 1-2 HR			B B X 2-0 ① F7		F X 0-1 FC6-4 1B		4	1	2	1	0	0	1
Pat Borders, R (1, 2) OBP: 0.289, SLG: 0.275		C B S B S 2-3 ③ K	B S F S 1-3 ② K			B B X 2-0 ② F8		X 0-0 ③ FC6-4 1-2f		4	0	0	0	0	2	2
Inning Stats	R: 0 H: 2 E: 0 LOB: 2 K: 1 BB: 0 S: 12 P: 17	R: 0 H: 1 E: 0 LOB: 1 K: 2 BB: 0 S: 8 P: 10	R: 2 H: 2 E: 0 LOB: 1 K: 0 BB: 1 S: 9 P: 15	R: 1 H: 1 E: 0 LOB: 0 K: 1 BB: 0 S: 13 P: 17	R: 1 H: 1 E: 0 LOB: 2 K: 0 BB: 1 S: 16 P: 26	R: 0 H: 1 E: 0 LOB: 1 K: 0 BB: 0 S: 7 P: 15	R: 0 H: 0 E: 0 LOB: 0 K: 0 BB: 0 S: 8 P: 13	R: 0 H: 1 E: 0 LOB: 1 K: 0 BB: 0 S: 7 P: 10	R: 0 H: 0 E: 0 LOB: 0 K: 0 BB: 0 S: 8 P: 10	1B: 5 SF: 0 2B: 2 SAC: 0 3B: 0 DP: 0 HR: 2 HBP: 1						

TOP

Cleveland Indians @ New York Yankees

Yankee Stadium, Bronx, NY

Tue Sep 22 1998, 3:33 AM EDT

Att. 14,840 - Cloudy - 72 F

livebaseballscorecards.com

AB	36
R	4
H	9
RBI	4
BB	2
SO	4
LOB	12

PITCHER		IP	WLS	BF	H	R	ER	SO	BB	IBB	HBP	BLK	WP	HR	S	P	ERA	WHIP
Ramiro Mendoza, R ERA: 3.27	(1, 1)	5.0	W	25	7	4	4	4	2	0	1	0	0	2	58	85	7.20	1.800
Jim Bruske, R ERA: 3.6	(6, 1)	3.0		11	2	0	0	0	0	0	0	0	0	0	22	38	0.00	0.667
Joe Borowski, R ERA: 6.52	(9, 1)	1.0		3	0	0	0	0	0	0	0	0	0	0	8	10	0.00	0.000

PITCHER	IP	WLS	BF	H	R	ER	SO	BB	IBB	HBP	BLK	WP	HR	S	P	ERA	WHIP

Batter	1	2	3	4	5	6	7	8	9	AB	R	H	RBI	BB	SO	LOB
Homer Bush, R (1, 4) OBP: 0.405, SLG: 0.457	B F S S 1-3 ① K	B B X 2-0 1B		F B X 1-1 ③ F8			2-1 SH1-3 1B 4-2 1-2 2-3 BB			4	1	2	0	1	1	0
Luis Sojo, R (1, 6) OBP: 0.246, SLG: 0.263	C B X 1-1 E6 G4-6-3	1 SAFE B F X 1-1 ③ F8			B C B C F B X 3-2 G6-3 1B		1 SAFE X 0-0 ③ SH1-3 1-2 0-0 ③ G5-3			4	0	1	0	0	0	4
Paul O'Neill, L (1, 9) OBP: 0.373, SLG: 0.514 Ricky Ledee, L (7, PR) (8, 9) OBP: 0.305, SLG: 0.378	C B F X 1-2 ②③ G4-6-3 1-2f		B B F F X 2-2 ① G4-3		B F B B X 3-1 ①② G6-3 1-2f		B F B X 2-1 1B 2B 2-H 1B	B B B C B 4-1 G6-4-3 BB		4 0	0 1	1 0	1 0	0 1	0 0	2 0
Bernie Williams, S (1, 8) OBP: 0.420, SLG: 0.580 Chad Curtis, R (9, 8) OBP: 0.350, SLG: 0.354		C B B S B B B 4-2 HR BB	C X 0-1 ② G5-3		B X 1-0 1B 1B		X 0-0 2B 1-3 1B	S B X 1-1 ①② G6-4-3 1-2f		4 0	2 0	2 0	0 0	1 0	0 0	1 0
Tino Martinez, L (1, 3) OBP: 0.358, SLG: 0.507 Mike Lowell, R (8, 5) OBP: 0.400, SLG: 0.400		B F X 1-1 1-H HR	B C C F B F F F B 4-2 F B BB		C B B F F F X 2-2 1-2 1B		C 1 SAFE B 1 SAFE B C F F F 3-2 1 SAFE F B X 1B 1B 1-H 3-H 2B	B B X 2-0 ③ F9		3 1	2 0	3 0	4 0	1 0	0 0	0 0
Chili Davis, S (1, 10) OBP: 0.365, SLG: 0.435		C F F B X 1-2 ① P6	B S C B F B X 3-2 ③ G6-3		C B B B F X 3-2 ③ F8		B X 1-0 1B 1B 2-3 1B			4	1	1	0	0	0	3
Shane Spencer, R (1, 7) OBP: 0.412, SLG: 0.870		X 0-0 HR		X 0-0 HR		C B B C X 2-2 ① F7	B S B F F B X 3-2 BB 1B 1-2 1B			4	2	3	2	0	0	0
Scott Brosius, R (1, 5) (8, 3) OBP: 0.375, SLG: 0.478		C B S B F F B X 3-2 HR		B B C C F X 2-2 ① P4		C X 0-1 ② P4	B X 1-0 BB 1-2 2-H 3-H 1B			4	1	2	3	0	0	0
Joe Girardi, R (1, 2) OBP: 0.315, SLG: 0.382		X 0-0 ② L6		F B F S 1-3 ② K		C X 0-1 ③ F9	X 0-0 ② F4			4	0	0	0	0	1	2
Inning Stats	R: 0 H: 0 E: 1 LOB: 0 K: 1 BB: 0 S: 8 P: 11	R: 4 H: 4 E: 0 LOB: 1 K: 0 BB: 1 S: 18 P: 30	R: 0 H: 0 E: 0 LOB: 1 K: 0 BB: 1 S: 16 P: 25	R: 1 H: 1 E: 0 LOB: 0 K: 1 BB: 0 S: 10 P: 14	R: 0 H: 3 E: 0 LOB: 2 K: 0 BB: 0 S: 14 P: 26	R: 0 H: 0 E: 0 LOB: 0 K: 0 BB: 0 S: 7 P: 9	R: 5 H: 7 E: 0 LOB: 3 K: 0 BB: 1 S: 23 P: 39	R: 0 H: 0 E: 0 LOB: 0 K: 0 BB: 1 S: 4 P: 11		1B: 10 SF: 0 2B: 1 SAC: 1 3B: 0 DP: 3 HR: 4 HBP: 0						

PITCHER		IP	WLS	BF	H	R	ER	SO	BB	IBB	HBP	BLK	WP	HR	S	P	ERA	WHIP
Dave Burba, R ERA: 4.14	(1, 1)	6.0	L	27	8	5	5	2	2	0	0	0	0	4	73	115	7.50	1.667
Tom Martin, L ERA: 12.89	(7, 1)	0.1		6	5	5	5	0	0	0	0	0	0	0	14	22	135.00	15.000
Ron Villone, L ERA: 6.0	(7, 1)	1.2		8	2	0	0	0	2	0	0	0	0	0	13	28	0.00	2.400

PITCHER	IP	WLS	BF	H	R	ER	SO	BB	IBB	HBP	BLK	WP	HR	S	P	ERA	WHIP

BOTTOM

Cleveland Indians @ New York Yankees

Yankee Stadium, Bronx, NY

Tue Sep 22 1998, 3:33 AM EDT

Att. 14,840 - Cloudy - 72 F

livebaseballscorecards.com

AB	36
R	10
H	15
RBI	10
BB	4
SO	2
LOB	12

WP: 0	PA: 41		
PB: 0			
SB: 0			
CS: 0			

Cleveland Indians @ New York Yankees

Yankee Stadium, Bronx, NY

Tue Sep 22 1998, 7:05 PM EDT

Att. 32,315 - Cloudy - 67 F

livebaseballscorecards.com

TOP

Batter	1	2	3	4	5	6	7	8	9	AB	R	H	RBI	BB	SO	LOB
Enrique Wilson, S (1, 6) OBP: 0.360, SLG: 0.488	0-0 ① B3		1-0 ① L4		1-2 ② G3 2-3			2-1 ② G3		4	0	0	0	0	0	2
Joey Cora, S (1, 4) OBP: 0.361, SLG: 0.377	0-2 ② G3-1		1-1 1-2 1B		3-2 ③ P5			2-2 ③ G5-3		4	0	1	0	0	0	1
David Justice, L (1, 7) OBP: 0.362, SLG: 0.462	3-3 ③ K		2-3 ② K			1-1 ① G4-3			1-1 ① G3	4	0	0	0	0	2	2
Jim Thome, L (1, 10) OBP: 0.417, SLG: 0.600		4-2 1B E BB	2-3 ③ K			0-0 ② F8			0-0 G5-4-3 1B	3	1	1	0	1	1	2
Mark Whiten, S (1, 8) OBP: 0.370, SLG: 0.419		1-0 ① F7		1-0 FC1-6 1B		2-2 ③ F7			1-1 ②③ G5-4-3 1-2f	4	0	1	0	0	0	2
Brian Giles, L (1, 9) OBP: 0.406, SLG: 0.476		1-2 S 1-3 1B		1-2 ① FC1-6 CS 1-2f			1-0 ① P2			3	0	1	0	0	0	1
Richie Sexson, R (1, 3) OBP: 0.352, SLG: 0.605		2-3 ② K 1-3 3-H		1-3 ②③ K 1-2			0-0 ② P3			3	0	0	0	0	2	2
Jeff Branson, L (1, 5) OBP: 0.212, SLG: 0.292		2-3 ③ K			0-0 G3 2B		0-0 ③ P6			3	0	1	0	0	1	1
Einar Díaz, R (1, 2) OBP: 0.298, SLG: 0.405			4-1 1B BB		0-3 ① K			1-0 ① F8		2	0	0	0	1	1	1

	AB	30
	R	1
	H	5
	RBI	0
	BB	2
	SO	7
	LOB	14

Inning Stats	1	2	3	4	5	6	7	8	9
	R: 0 E: 0 K: 1 S: 7	R: 1 E: 1 K: 2 S: 15	R: 0 E: 0 K: 2 S: 11	R: 0 E: 0 K: 1 S: 7	R: 0 E: 0 K: 1 S: 11	R: 0 E: 0 K: 0 S: 6	R: 0 E: 0 K: 0 S: 3	R: 0 E: 0 K: 0 S: 7	R: 0 E: 0 K: 0 S: 5
	H: 0 LOB: 0 BB: 0 P: 10	H: 1 LOB: 1 BB: 1 P: 25	H: 1 LOB: 2 BB: 1 P: 21	H: 1 LOB: 0 BB: 0 P: 10	H: 1 LOB: 1 BB: 0 P: 15	H: 0 LOB: 0 BB: 0 P: 9	H: 0 LOB: 0 BB: 0 P: 4	H: 0 LOB: 0 BB: 0 P: 12	H: 1 LOB: 0 BB: 0 P: 7

| | | |

BOTTOM

Cleveland Indians @ New York Yankees

Yankee Stadium, Bronx, NY

Tue Sep 22 1998, 7:05 PM EDT

Att. 32,315 - Cloudy - 67 F

livebaseballscorecards.com

Batter	1	2	3	4	5	6	7	8	9	AB	R	H	RBI	BB	SO	LOB
Chuck Knoblauch, R (1, 4) OBP: 0.361, SLG: 0.405	F C X 0-2 2 HBP 1B 1B	X 0-0 ② L9	B C X 1-1 ③ G1-3	B H 2-0 ② 1-2 HBP				3	1	1	0	0	0	1
Homer Bush, R (7, PR) OBP: 0.405, SLG: 0.457 (8, 4)								0	0	0	0	0	0	0
2 Derek Jeter, R (1, 6) OBP: 0.387, SLG: 0.485	H 1-0 1B SF9 1-2 HBP	B F C T B B S 3-3 ③ K	F F C 0-3 ① K	X 0-0 ③ F9				3	1	0	0	0	2	1
Shane Spencer, R (1, 9) OBP: 0.436, SLG: 0.857	B B F X 2-1 20 F8-3 1-3 2-H 1B	X 0-0 ① F7				X 0-0 20 1B 3B 1B		F C B B B B 4-2 G6-3 WP FC6-4 BB		3	2	2	1	1	0	0
Chili Davis, S (1, 10) OBP: 0.361, SLG: 0.432	B F F X 1-2 ① SF9 3-H	C X 0-1 ① FC4 1B				C S X 0-2 ② L3		F C B X 1-2 ① G6-3 1-3		3	0	1	1	0	0	2
20 Jorge Posada, S (1, 2) OBP: 0.353, SLG: 0.481	C X 0-1 ②③ F8-3 1-2		B X 1-0 ② F7			C X 0-1 3B 1-3 1B		B B B I 4-0 FC6-4 IBB		3	1	1	0	1	0	2
Ricky Ledee, L (1, 8) OBP: 0.302, SLG: 0.397		B S X 1-1 ① P4	X 0-0 ③ FC4 1-2f			B C F X 1-2 1-H 3-H 3B		X 0-0 ② FC6-4 1-2f 3-H		4	0	1	3	0	0	2
Chad Curtis, R (1, 7) OBP: 0.349, SLG: 0.352		C C B C 1-3 ② K			C B F H 2-2 G5-3 HBP	X 0-0 ③ F7		X 0-0 ③ L4		3	0	0	0	0	1	2
Mike Lowell, R (1, 5) OBP: 0.308, SLG: 0.308		B X 1-0 ③ F7			B X 1-0 ① G5-3 1-2		B B S B F F S 3-3 ① K			3	0	0	0	0	1	1
Luis Sojo, R (1, 3) OBP: 0.248, SLG: 0.264			B C X 1-1 ① G5-3		B X 1-0 ② F8		C B B X 2-1 HBP 1B			3	0	1	0	0	0	1
Inning Stats	R: 2 H: 2 E: 0 LOB: 0 K: 0 BB: 0 S: 10 P: 14	R: 0 H: 0 E: 0 LOB: 0 K: 1 BB: 0 S: 6 P: 9	R: 0 H: 0 E: 0 LOB: 0 K: 1 BB: 0 S: 7 P: 11	R: 0 H: 1 E: 0 LOB: 1 K: 0 BB: 0 S: 5 P: 6	R: 0 H: 0 E: 0 LOB: 1 K: 0 BB: 0 S: 6 P: 11	R: 2 H: 3 E: 0 LOB: 1 K: 1 BB: 0 S: 13 P: 14	R: 0 H: 1 E: 0 LOB: 1 K: 1 BB: 0 S: 7 P: 14	R: 1 H: 0 E: 0 LOB: 1 K: 0 BB: 2 S: 7 P: 16		1B: 6 SF: 1 2B: 1 SAC: 0 3B: 1 DP: 1 HR: 0 HBP: 3				WP: 1 PA: 34 PB: 0 SB: 0 CS: 0		

	AB	28
	R	5
	H	7
	RBI	5
	BB	2
	SO	4
	LOB	12

PITCHER	IP	WLS	BF	H	R	ER	SO	BB	IBB	HBP	BLK	WP	HR	S	P	ERA	WHIP
Chad Ogea, R (1, 1) ERA: 5.69	6.2	L	28	7	4	4	4	0	0	3	0	0	0	53	78	5.40	1.050
Steve Karsay, R (7, 1) ERA: 5.92	1.1		6	0	1	1	0	1	1	0	0	1	0	8	17	6.75	0.750

PITCHER	IP	WLS	BF	H	R	ER	SO	BB	IBB	HBP	BLK	WP	HR	S	P	ERA	WHIP

Batter	1	2	3	4	5	6	7	8	9	AB	R	H	RBI	BB	SO	LOB
Omar Vizquel, S (1, 6) OBP: 0.355, SLG: 0.366	C F B B F X 2-2 G4-6-3 1B	B C X 1-1 2-H 3-H 2B		B B F F F F B B 4-2 BB		B X 1-0 ② F8			B C X 1-1 ① ② G4-3 1-2f	4	0	2	2	1	0	2
Joey Cora, S (1, 4) OBP: 0.358, SLG: 0.374	C B 1 SAFE F B X 2-2 ① ② G4-6-3 1-2f	X 0-0 ③ F8		B F F B X 2-2 ③ F9		X 0-0 ③ F8			X 0-0 ③ G6-3	5	0	0	0	0	0	5
David Justice, L (1, 7) OBP: 0.363, SLG: 0.468	B B F X 2-1 1B		B B X 2-0 HR		B F S B F X 2-2 ① G4-3		B S C F C 1-3 ① K			4	1	2	1	0	1	0
Manny Ramirez, R (1, 9) OBP: 0.382, SLG: 0.605	B B X 2-0 ③ P6		B B B C X 3-1 ① F9		B B B B 4-0 BB		B X 1-0 ② F8			3	0	0	0	1	0	1
Jim Thome, L (1, 3) OBP: 0.418, SLG: 0.597		B B C B B 4-1 2B SF8 BB	B F B B X 2-1 ② F7		B F B B C B 4-2 1-2 BB		C S B C 1-3 ③ K			2	1	0	0	2	1	0
Mark Whiten, S (1, 8) OBP: 0.372, SLG: 0.425		B B B B X 3-0 SF8 1-3 FC3-2-5-2-6 2B	B S B B X 3-1 ③ L4		C X 0-1 ② F8			F X 0-1 G1-6-3 1B		4	0	2	0	0	0	2
Brian Giles, L (1, 10) OBP: 0.407, SLG: 0.475		B B C B B 4-1 FC3-2-5-2-6 2B BB		B B B F F X 2-2 E9 1B	X 0-0 ③ L8			C B X 1-1 ① F7		3	1	1	0	1	0	3
Einar Díaz, R (1, 2) OBP: 0.275, SLG: 0.378		B C X 1-1 ① SF8 2-3 3-H		B F X 1-1 ① F9		X 0-0 ① P5		C X 0-1 ② ③ G1-6-3 1-2f		3	0	0	1	0	0	2
Jeff Branson, L (1, 5) OBP: 0.223, SLG: 0.293		C F B X 1-2 ② FC3-2-5-2-6 1-3 3-H 2B		B F X 1-1 ② F8		B C B F B F B 4-2 BB			C F B B X 2-2 G4-3 1B	3	1	1	0	1	0	3
Inning Stats	R: 0 E: 0 K: 0 S: 10 H: 2 LOB: 1 BB: 0 P: 18	R: 3 E: 0 K: 0 S: 11 H: 2 LOB: 1 BB: 2 P: 25	R: 1 E: 0 K: 0 S: 7 H: 1 LOB: 0 BB: 0 P: 17	R: 0 E: 1 K: 0 S: 13 H: 1 LOB: 2 BB: 1 P: 23	R: 0 E: 0 K: 0 S: 9 H: 0 LOB: 2 BB: 2 P: 19	R: 0 E: 0 K: 0 S: 6 H: 0 LOB: 1 BB: 1 P: 11	R: 0 E: 0 K: 2 S: 8 H: 0 LOB: 0 BB: 0 P: 11	R: 0 E: 0 K: 0 S: 6 H: 1 LOB: 0 BB: 0 P: 7	R: 0 E: 0 K: 0 S: 6 H: 1 LOB: 0 BB: 0 P: 9	1B: 5 2B: 2 3B: 0 HR: 1 SF: 1 SAC: 0 DP: 3 HBP: 0						

TOP

Cleveland Indians @ New York Yankees

Yankee Stadium, Bronx, NY

Wed Sep 23 1998, 7:05 PM EDT

Att. 32,367 - Unknown - 64 F

livebaseballscorecards.com

AB	31
R	4
H	8
RBI	4
BB	6
SO	2
LOB	18

WP: 0 PB: 0 SB: 0 CS: 0 PA: 38

PITCHER		IP	WLS	BF	H	R	ER	SO	BB	IBB	HBP	BLK	WP	HR	S	P	ERA	WHIP
Mike Jerzembeck, R ERA: 12.79	(1, 1)	3.0		15	5	4	4	0	2	0	0	0	0	1	28	60	12.00	2.333
59 Ryan Bradley, R ERA: 5.68	(4, 1)	3.0	W	14	1	0	0	0	4	0	0	0	0	0	28	53	0.00	1.667
Graeme Lloyd, L ERA: 1.73	(7, 1)	1.0		3	0	0	0	2	0	0	0	0	0	0	8	11	0.00	0.000
Darren Holmes, R ERA: 3.4	(8, 1)	2.0		6	2	0	0	0	0	0	0	0	0	0	12	16	0.00	1.000

PITCHER	IP	WLS	BF	H	R	ER	SO	BB	IBB	HBP	BLK	WP	HR	S	P	ERA	WHIP

BOTTOM

Cleveland Indians @ New York Yankees

Yankee Stadium, Bronx, NY

Wed Sep 23 1998, 7:05 PM EDT

Att. 32,367 - Unknown - 64 F

livebaseballscorecards.com

Batter	1	2	3	4	5	6	7	8	9	AB	R	H	RBI	BB	SO	LOB
Chuck Knoblauch, R (1, 4) OBP: 0.361, SLG: 0.409	F C X 0-2 G4-3 ①		C B X 1-1 2 G5-3 1-H 3B	B B C X 2-1 1-2 1B		B B X 2-0 G4-3 ②				4	1	2	1	0	0	0
2 Derek Jeter, R (1, 6) OBP: 0.385, SLG: 0.482	F C X 0-2 F9 ②		F B X 1-1 G5-3 ① 3-H	X 0-0 G5-3 ②③ 2-3f		C C X 0-2 G1-3 ③				4	0	0	1	0	0	2
Paul O'Neill, L (1, 9) OBP: 0.371, SLG: 0.511 Mike Lowell, R (7, PH) OBP: 0.286, SLG: 0.286 (8, 5)	B B C X 2-1 F9 ③		S C B X 1-2 G3 ②		B X 1-0 G4-3 ①		C B C F B X 2-2 F9 ①			3 1	0 0	0 0	0 0	0 0	0 0	0 0
Bernie Williams, S (1, 10) OBP: 0.419, SLG: 0.577		B X 1-0 F8 ①	C B F X 1-2 BB HR 1B		B S X 1-1 G6-3 ②		B B X 2-0 E5 S			4	1	1	0	0	0	0
Tino Martinez, L (1, 3) OBP: 0.359, SLG: 0.506 Luis Sojo, R (8, 3) OBP: 0.248, SLG: 0.264		B X 1-0 G5-3 ②	B B B F B B 1-2 HR BB		B F S X 1-2 2B HR 1B		B C F B T 2-2 K ②			3 0	2 0	1 0	0 0	1 0	1 0	1 0
Shane Spencer, R (1, 7) OBP: 0.458, SLG: 0.925	C B X 1-1 1B 1B	B X 1-0 1-H 2-H HR			B B B X 3-0 1-3 HR 2B		C F B F B B C 3-3 1-2 K ③			4	2	3	3	0	1	1
Chad Curtis, R (1, 8) OBP: 0.352, SLG: 0.361	C X 0-1 FC5-4 1-2 1B	C B F B B B 4-2 CS BB			C X 0-1 2-H 3-H HR			B C S F B F C 2-3 K ①		3	1	2	3	1	1	0
Scott Brosius, R (1, 5) OBP: 0.374, SLG: 0.475 (8, 9)	B C X 1-1 FC5-4 ③ 1-2f	C 0-1 CS ③ 1-2	C B B B 4-1 2 G5-3 1B BB		B B F F F B F C 3-3 K ③			S X 0-1 G5-3 ②		3	0	0	0	1	1	2
Mike Figga, R (1, 2) OBP: 0.250, SLG: 0.250		X 0-0 3B 1B	B S S F F C 1-3 K ①			B B C X 2-1 P7 ①		F X 0-1 P3 ③		4	1	1	0	0	1	1

Inning Stats	1	2	3	4	5	6	7	8	9
	R: 0 E: 0 K: 0 S: 8	H: 0 LOB: 0 BB: 0 P: 10	R: 0 E: 0 K: 0 S: 8	H: 2 LOB: 2 BB: 0 P: 12	R: 5 E: 0 K: 0 S: 17	H: 4 LOB: 0 BB: 2 P: 30	R: 0 E: 0 K: 1 S: 9	H: 1 LOB: 1 BB: 1 P: 16	R: 3 E: 0 K: 1 S: 14	H: 3 LOB: 0 BB: 0 P: 23	R: 0 E: 0 K: 0 S: 6	H: 0 LOB: 0 BB: 0 P: 10	R: 0 E: 1 K: 2 S: 12	H: 0 LOB: 1 BB: 0 P: 21	R: 0 E: 0 K: 1 S: 9	H: 0 LOB: 0 BB: 0 P: 11

1B: 6	SF: 0
2B: 1	SAC: 0
3B: 1	DP: 1
HR: 2	HBP: 0

WP: 0	PA: 37
PB: 0	
SB: 1	
CS: 1	

PITCHER		IP	WLS	BF	H	R	ER	SO	BB	IBB	HBP	BLK	WP	HR	S	P	ERA	WHIP
Jason Jacome, L ERA: 14.4	(1, 1)	5.0	L	26	10	8	8	2	3	0	0	0	0	2	56	91	14.40	2.600
Doug Jones, R ERA: 4.39	(6, 1)	1.0		3	0	0	0	0	0	0	0	0	0	0	6	10	0.00	0.000
Jim Poole, L ERA: 5.21	(7, 1)	1.0		4	0	0	0	2	0	0	0	0	0	0	12	21	0.00	0.000
Michael Jackson, R ERA: 1.57	(8, 1)	1.0		3	0	0	0	1	0	0	0	0	0	0	9	11	0.00	0.000

PITCHER	IP	WLS	BF	H	R	ER	SO	BB	IBB	HBP	BLK	WP	HR	S	P	ERA	WHIP

Cleveland Indians @ Minnesota Twins

Hubert H. Humphrey Metrodome, Minneapolis, MN

Thu Sep 24 1998, 8:05 PM EDT

Att. 7,800 - Dome - 72 F

TOP

livebaseballscorecards.com

Batter	1	2	3	4	5	6	7	8	9	AB	R	H	RBI	BB	SO	LOB
Kenny Lofton, L (1, 8) OBP: 0.371, SLG: 0.413	C B S B F B X 3-2 ① G3		B C B F F 1 SAFE F X 2-2 G4-3 1-2 1B		X 0-0 ③ G1-3			B F X 1-1 WP 1B		4	0	2	0	0	0	1
Joey Cora, S (1, 4) OBP: 0.356, SLG: 0.371	B F X 1-1 ② F8		C X 0-1 ② G4-3 1-2 2-3			B C C S 1-3 ① K		M F B B B S 3-3 ① K		4	0	0	0	0	2	3
David Justice, L (1, 10) OBP: 0.362, SLG: 0.465	B C B B F B 4-2 BB		C B F X 2-2 ③ P4			S C S S 1-3 ② K		C S B S 1-3 ② K 1-2		3	0	0	0	1	2	3
Manny Ramirez, R (1, 9) OBP: 0.379, SLG: 0.600	C S F S 0-3 ③ K			F S B F B X 2-2 ① P5		F F B B F S 2-3 ③ K		B B C X 2-1 ③ G5-3		4	0	0	0	0	2	2
Jim Thome, L (1, 3) OBP: 0.415, SLG: 0.591		B B B X 3-0 ① G1-6-3		B F B X 2-1 ② G6-3			C B S F B X 2-2 ① F9		F F B B B X 2-2 ① F7	4	0	0	0	0	0	0
Brian Giles, L (1, 7) OBP: 0.403, SLG: 0.469		X 0-0 ② G4-3		C B C B F X 2-2 ③ F9			X 0-0 ② G1-3		C S B X 1-2 ② G4-3	4	0	0	0	0	0	0
Sandy Alomar Jr., R (1, 2) OBP: 0.268, SLG: 0.347		C F F S 0-3 ③ K			B F B S X 2-2 ① F9		F B B F X 2-2 1B		C B B X 2-1 ③ G6-3	4	0	1	0	0	1	0
Enrique Wilson, S (1, 5) OBP: 0.371, SLG: 0.488 (8, 6)			B F S B F F B B 4-2 FC1-6 S BB		B F C B B S 3-3 ② K		F B F C B F F X 2-2 1-2 1B			2	0	1	0	1	1	0
Omar Vizquel, S (1, 6) OBP: 0.355, SLG: 0.365 Jeff Branson, L (8, 5) OBP: 0.223, SLG: 0.293			L B C X 1-2 ① FC1-6 G4-3 1B 1-2		B B F H 3-1 HBP		B B B C X 3-1 ③ G3			2	0	0	0	0	0	3
										0	0	0	0	0	0	0
Inning Stats	R: 0 E: 0 K: 1 S: 12 H: 0 LOB: 1 BB: 1 P: 20	R: 0 E: 0 K: 1 S: 6 H: 0 LOB: 0 BB: 0 P: 9	R: 0 E: 0 K: 0 S: 17 H: 1 LOB: 2 BB: 1 P: 26	R: 0 E: 0 K: 0 S: 10 H: 0 LOB: 0 BB: 0 P: 16	R: 0 E: 0 K: 1 S: 8 H: 0 LOB: 1 BB: 0 P: 16	R: 0 E: 0 K: 3 S: 10 H: 0 LOB: 0 BB: 0 P: 14	R: 0 E: 0 K: 0 S: 15 H: 2 LOB: 2 BB: 0 P: 24	R: 0 E: 0 K: 2 S: 10 H: 1 LOB: 1 BB: 0 P: 17	R: 0 E: 0 K: 0 S: 8 H: 0 LOB: 0 BB: 0 P: 13	1B: 4 2B: 0 3B: 0 HR: 0	SF: 0 SAC: 0 DP: 0 HBP: 1						

	AB	31
	R	0
	H	4
	RBI	0
	BB	2
	SO	8
	LOB	12

WP: 1 PB: 0 SB: 1 CS: 0 PA: 34

PITCHER		IP	WLS	BF	H	R	ER	SO	BB	IBB	HBP	BLK	WP	HR	S	P	ERA	WHIP
Brad Radke, R ERA: 4.3	(1, 1)	7.1	W	29	4	0	0	7	2	0	1	0	0	0	83	134	0.00	0.818
Eddie Guardado, L ERA: 4.64	(8, 1)	0.1		1	0	0	0	1	0	0	0	0	1	0	3	4	0.00	0.000
Mike Trombley, R ERA: 3.72	(8, 1)	0.1		1	0	0	0	0	0	0	0	0	0	0	2	4	0.00	0.000
Rick Aguilera, R ERA: 4.17	(9, 1)	1.0	S	3	0	0	0	0	0	0	0	0	0	0	8	13	0.00	0.000

PITCHER	IP	WLS	BF	H	R	ER	SO	BB	IBB	HBP	BLK	WP	HR	S	P	ERA	WHIP

Batter	1	2	3	4	5	6	7	8	9	AB	R	H	RBI	BB	SO	LOB
Otis Nixon, S (1, 8) OBP: 0.360, SLG: 0.339	B F C B X 2-2 G3 1B		B B C X 2-1 ③ G6-3			B L B B C X 3-2 G1-3 2B 1B		C M X 0-2 ① G5-3		4	1	2	0	0	0	0
Denny Hocking, S (1, 6) OBP: 0.251, SLG: 0.269	C C B B F 1 SAFE C 2-3 ① K			C B X 1-1 ① G3-1		P F L X 1-2 ① G1-3 1-3		S F S 0-3 ② K		4	0	0	0	0	2	2
Matt Lawton, L (1, 9) OBP: 0.381, SLG: 0.467	B B X 2-0 ② G3 1-2			B B C X 2-1 ② G6-3		B B B C F B 4-2 2B BB		C F B X 1-2 1B		3	1	1	0	1	0	1
David Ortiz, L (1, 10) OBP: 0.374, SLG: 0.451	C F F X 0-2 ③ P2			B C B X 2-1 1B 1B		X 0-0 G3-1 1-H 3-H 2B		C S 1 SAFE S 0-3 ③ K		4	0	2	2	0	1	2
Todd Walker, L (1, 4) OBP: 0.369, SLG: 0.464 Brent Gates, S (9, 4) OBP: 0.323, SLG: 0.321		C X 0-1 ① G3		F B B X 2-1 1-2 1B		B X 1-0 ② G3-1 2-3				3 0	0 0	1 0	0 0	0 0	0 0	1 0
Terry Steinbach, R (1, 2) OBP: 0.312, SLG: 0.414	B S B S B X 3-2 ② F9			C X 0-1 ③ L7		B S F S 1-3 ③ K				3	0	0	0	0	1	3
Doug Mientkiewicz, L (1, 3) OBP: 0.318, SLG: 0.300	C B C B F S 2-3 ③ K				B B F X 2-1 ① F8		B X 1-0 ① F9			3	0	0	0	0	1	0
Corey Koskie, L (1, 5) OBP: 0.185, SLG: 0.240			X 0-0 ① G4-3		X 0-0 ② P5		C S B B S 2-3 ② K			3	0	0	0	0	1	0
Chris Latham, S (1, 7) OBP: 0.242, SLG: 0.122			C C B B F C 2-3 ② K		B S S C 1-3 ③ K		C X 0-1 ③ G4-3			3	0	0	0	0	2	0
Inning Stats	R: 0 H: 1 E: 0 LOB: 1 K: 1 BB: 0 S: 12 P: 18	R: 0 H: 0 E: 0 LOB: 0 K: 1 BB: 0 S: 9 P: 14	R: 0 H: 0 E: 0 LOB: 0 K: 1 BB: 0 S: 7 P: 11	R: 0 H: 2 E: 0 LOB: 2 K: 0 BB: 0 S: 10 P: 17	R: 0 H: 0 E: 0 LOB: 0 K: 1 BB: 0 S: 6 P: 9	R: 2 H: 2 E: 0 LOB: 1 K: 1 BB: 1 S: 14 P: 23	R: 0 H: 0 E: 0 LOB: 0 K: 1 BB: 0 S: 6 P: 9	R: 0 H: 1 E: 0 LOB: 1 K: 2 BB: 0 S: 12 P: 13		1B: 5 SF: 0 2B: 1 SAC: 0 3B: 0 DP: 0 HR: 0 HBP: 0						WP: 0 PA: 31 PB: 0 SB: 0 CS: 0

PITCHER		IP	WLS	BF	H	R	ER	SO	BB	IBB	HBP	BLK	WP	HR	S	P	ERA	WHIP
Jaret Wright, R ERA: 4.72	(1, 1)	7.0	L	27	5	2	2	6	1	0	0	0	0	0	64	101	2.57	0.857
Paul Assenmacher, L ERA: 3.33	(8, 1)	1.0		4	1	0	0	2	0	0	0	0	0	0	12	13	0.00	1.000

PITCHER	IP	WLS	BF	H	R	ER	SO	BB	IBB	HBP	BLK	WP	HR	S	P	ERA	WHIP

BOTTOM

Cleveland Indians @ Minnesota Twins

Hubert H. Humphrey Metrodome, Minneapolis, MN

Thu Sep 24 1998, 8:05 PM EDT

Att. 7,800 - Dome - 72 F

livebaseballscorecards.com

AB	30
R	2
H	6
RBI	2
BB	1
SO	8
LOB	9

Cleveland Indians @ Minnesota Twins

Hubert H. Humphrey Metrodome, Minneapolis, MN

Fri Sep 25 1998, 8:05 PM EDT

Att. 11,940 - Dome - 72 F

livebaseballscorecards.com

TOP

Batter	1	2	3	4	5	6	7	8	9	AB	R	H	RBI	BB	SO	LOB
Kenny Lofton, L (1, 8) OBP: 0.370, SLG: 0.413	C B C C 1-3 ① K			B B X 2-0 F9 SF8 2B		C X 0-1 ① G6-3		C F B B F F X 2-2 ① G4-3		4	1	1	0	0	1	0
Omar Vizquel, S (1, 6) OBP: 0.353, SLG: 0.362	C B B F S 2-3 ② K			C L B B F B F X 3-2 ① F9 2-3		B X 1-0 ② F8		C B B B C X 3-2 ② P3		4	0	0	0	0	1	1
Jim Thome, L (1, 10) (9, 3) OBP: 0.415, SLG: 0.589	B F F B F S 2-3 ③ K2-3			B C B B H 4-1 HBP		B X 1-0 2B 1B		B S B B S X 3-2 ③ P6		3	1	1	0	0	1	0
Manny Ramirez, R (1, 9) OBP: 0.378, SLG: 0.601		B X 1-0 ① F8		B C F B B B X 3-2 ② SF8 3-H		B C C F B B X 3-2 1-H 2B			C B X 1-1 ① G4-3	3	0	1	2	0	0	0
Richie Sexson, R (1, 3) OBP: 0.346, SLG: 0.594 David Justice, L (9, PH) OBP: 0.363, SLG: 0.470 Jeff Branson, L (9, 5) OBP: 0.223, SLG: 0.293		B X 1-0 ② F8		X 0-0 ③ P6		C X 0-1 ③ P5			B B C B X 3-1 SF9 3B	3 1 0	0 1 0	0 1 0	0 0 0	0 0 0	0 0 0	2 0 0
Mark Whiten, S (1, 7) OBP: 0.374, SLG: 0.423		B X 1-0 ③ G6-3			X 0-0 ① F7		F X 0-1 WP SF8 1B		B B B B C S B 4-2 BB	3	1	1	0	1	0	0
Enrique Wilson, S (1, 5) OBP: 0.359, SLG: 0.471 Brian Giles, L (9, PH) OBP: 0.402, SLG: 0.469 Paul Shuey, R (9, 1)			B X 1-0 ① G6-3		C B F B F B X 3-2 ② G3		C B F B F B F X 3-2 ① P3 1-3		X 0-0 ② SF9 3-H	3 0 0	0 0 0	0 0 0	0 1 0	0 0 0	0 0 0	1 0 0
Einar Díaz, R (1, 2) OBP: 0.273, SLG: 0.375			B X 1-0 ② F8		C C B X 1-2 1B		C F X 0-2 ② SF8 3-H		X 0-0 ③ G4-3	3	0	1	1	0	0	1
Joey Cora, S (1, 4) OBP: 0.355, SLG: 0.370			B C B F B S 3-3 ③ K		1 SAFE X 0-0 ③ F9		C S B F X 1-2 ③ G3			3	0	0	0	0	1	1
Inning Stats	R: 0 E: 0 K: 3 S: 10 H: 0 LOB: 0 BB: 0 P: 15	R: 0 E: 0 K: 0 S: 3 H: 0 LOB: 0 BB: 0 P: 6	R: 0 E: 0 K: 1 S: 5 H: 0 LOB: 0 BB: 0 P: 10	R: 1 E: 0 K: 0 S: 11 H: 1 LOB: 1 BB: 0 P: 23	R: 0 E: 0 K: 0 S: 9 H: 1 LOB: 1 BB: 0 P: 13	R: 1 E: 0 K: 0 S: 10 H: 2 LOB: 1 BB: 0 P: 15	R: 1 E: 0 K: 0 S: 14 H: 1 LOB: 0 BB: 0 P: 18	R: 0 E: 0 K: 0 S: 12 H: 0 LOB: 0 BB: 0 P: 20	R: 1 E: 0 K: 0 S: 8 H: 1 LOB: 1 BB: 1 P: 16	1B: 3 2B: 2 3B: 1 HR: 0 SF: 3 SAC: 0 DP: 0 HBP: 1						

	AB	30
	R	4
	H	6
	RBI	4
	BB	1
	SO	4
	LOB	6

WP: 2 PB: 0 SB: 0 CS: 0 PA: 35

PITCHER		IP	WLS	BF	H	R	ER	SO	BB	IBB	HBP	BLK	WP	HR	S	P	ERA	WHIP
23 Benj Sampson, L ERA: 1.56	(1, 1)	7.0		27	5	3	3	4	0	0	1	0	1	0	62	100	3.86	0.714
Eddie Guardado, L ERA: 4.57	(8, 1)	1.0		3	0	0	0	0	0	0	0	0	0	0	12	20	0.00	0.000
Rick Aguilera, R ERA: 4.24	(9, 1)	1.0	W	5	1	1	1	0	1	0	0	0	0	0	8	16	9.00	2.000

PITCHER	IP	WLS	BF	H	R	ER	SO	BB	IBB	HBP	BLK	WP	HR	S	P	ERA	WHIP

BOTTOM

Cleveland Indians @ Minnesota Twins

Hubert H. Humphrey Metrodome, Minneapolis, MN

Fri Sep 25 1998, 8:05 PM EDT

Att. 11,940 - Dome - 72 F

livebaseballscorecards.com

Batter	1	2	3	4	5	6	7	8	9	AB	R	H	RBI	BB	SO	LOB
Otis Nixon, S (1, 8) OBP: 0.362, SLG: 0.345	C X 0-1 L3 1B	B X 1-0 1B 3B		X 0-0 G4-3 ③			C X 0-1 F7 ①		B B C F B B 4-2 1B BB BB	4	2	2	0	1	0	1
Todd Walker, L (1, 4) OBP: 0.368, SLG: 0.463 Brent Gates, S (8, 4) OBP: 0.325, SLG: 0.323	B F F X 1-2 L3 ①② 1-2	S B B F F B X 3-2 3-H 1B			B B B C X 3-1 F7 ①		B B B C F S 3-3 K ②		1 SAFE B 1 SAFE 1 SAFE C B 1 SAFE 1 SAFE X 2-1 BB IBB 1-3 1B	4	0	1	1	0	1	1
										1	0	1	0	0	0	0
Matt Lawton, L (1, 9) OBP: 0.384, SLG: 0.475	X 0-0 HR	B B X 2-0 F9 ③			B B B B 4-0 K BB BB		C C X 0-2 2B		I I B I 4-0 BB 1-2 IBB	3	1	2	1	2	0	1
Paul Molitor, R (1, 10) OBP: 0.333, SLG: 0.382	C B B F F B F B 4-2 BB		C B X 1-1 G6-3 ①		B C 1 SAFE B 1 SAFE 1 SAFE B B 4-1 1-2 BB		S X 0-1 F9 ③		C F B S 1-3 K ②	3	0	0	0	2	1	4
Doug Mientkiewicz, L (1, 3) OBP: 0.333, SLG: 0.261	B B X 2-0 F8 ③		X 0-0 G4-3 ②		C B C F B B S 3-3 K ②③ 2-3			B B C S B B 4-2 F8-6-4-3 1B BB	B F B B F B 4-2 1-2 2-3 3-H BB	3	0	0	1	2	1	3
Corey Koskie, L (1, 5) OBP: 0.194, SLG: 0.241		B B X 2-0 P6 ①	B F X 1-1 F9 ③			C B C X 1-2 F7 ①		F X 0-1 F8-6-4-3 1-2 1B		4	0	1	0	0	0	0
Denny Hocking, S (1, 6) OBP: 0.251, SLG: 0.274		B X 1-0 E 2B		B C C S 1-3 K ①			S X 0-1 G1-3 ②	X 0-0 F8-6-4-3 ①② 1-2 2-3		4	1	1	0	0	1	2
Chris Latham, S (1, 7) OBP: 0.253, SLG: 0.151		B B X 2-0 E9 SF7 2-H 1B		C F C 0-3 K ②		X 0-0 1B 2B		C C X 0-2 G6-3 ③		4	1	2	1	0	1	1
A.J. Pierzynski, L (1, 2) OBP: 0.385, SLG: 0.300 David Ortiz, L (9, PH) OBP: 0.373, SLG: 0.449	X 0-0 SF7 ② 3-H			C B B B B 4-1 BB		B B X 2-0 2-H 1B			C B F F B T S 2-3 K ①	1	0	1	1	1	0	0
										1	0	0	0	0	1	0
Inning Stats	R: 1 E: 0 K: 0 S: 11 H: 2 LOB: 1 BB: 1 P: 18	R: 3 E: 1 K: 0 S: 10 H: 4 LOB: 1 BB: 0 P: 21	R: 0 E: 0 K: 0 S: 5 H: 0 LOB: 0 BB: 0 P: 7	R: 0 E: 0 K: 2 S: 8 H: 0 LOB: 1 BB: 1 P: 13	R: 0 E: 0 K: 1 S: 7 H: 0 LOB: 2 BB: 2 P: 21	R: 0 E: 0 K: 0 S: 7 H: 2 LOB: 2 BB: 0 P: 10	R: 0 E: 0 K: 1 S: 10 H: 1 LOB: 1 BB: 0 P: 13	R: 0 E: 0 K: 0 S: 8 H: 1 LOB: 1 BB: 1 P: 12	R: 1 E: 0 K: 2 S: 14 H: 1 LOB: 3 BB: 3 P: 31	1B: 6 2B: 5 3B: 1 HR: 1	SF: 1 SAC: 0 DP: 2 HBP: 0						

	AB	32
	R	5
	H	11
	RBI	5
	BB	8
	SO	6
	LOB	13

WP: 0 PB: 0 SB: 0 CS: 0 PA: 41

PITCHER		IP	WLS	BF	H	R	ER	SO	BB	IBB	HBP	BLK	WP	HR	S	P	ERA	WHIP
Dwight Gooden, R ERA: 3.76	(1, 1)	5.2		26	7	4	4	3	4	0	0	0	0	1	47	87	6.35	1.941
Jim Poole, L ERA: 5.08	(6, 1)	1.0		4	2	0	0	1	0	0	0	0	0	0	9	14	0.00	2.000
Steve Reed, R ERA: 3.18	(7, 1)	0.1		1	0	0	0	0	0	0	0	0	0	0	2	2	0.00	0.000
Paul Assenmacher, L ERA: 3.26	(8, 1)	1.0		4	1	0	0	0	1	0	0	0	0	0	8	12	0.00	2.000
Paul Shuey, R ERA: 3.04	(9, 1)	0.2	L	6	1	1	1	2	2	1	0	0	0	0	14	31	13.50	4.500

PITCHER		IP	WLS	BF	H	R	ER	SO	BB	IBB	HBP	BLK	WP	HR	S	P	ERA	WHIP

Batter	1	2	3	4	5	6	7	8	9	AB	R	H	RBI	BB	SO	LOB
Kenny Lofton, L (1, 8) OBP: 0.371, SLG: 0.413	C B B X 2-1 F8 ①	C X 0-1 1B 1B 1B 1-2 2-3 1B		C C X 0-2 F7 ②		B B B C B 4-1 BB BB		X 0-0 SF8 BB 2B 2-3 1B	B C C X 1-2 G4-3 ③	5	2	2	0	1	0	2
Joey Cora, S (1, 4) OBP: 0.358, SLG: 0.371	B C B C B X 3-2 HR 1B	X 0-0 1B 1-2 2-3 3-H 1B		B F B C F B F X 3-2 G1-3 ③		B B B C B 4-1 1-2 2-3 BB		B B B C B 4-1 1-2 2B BB		3	2	2	1	2	0	1
David Justice, L (1, 7) OBP: 0.363, SLG: 0.476	C B X 1-1 1-H HR	C X 0-1 WP 1-3 2-H 3-H 1B			B X 1-0 E2	C B X 1-1 F7 ②		F C X 0-2 SF8 ② 2-3 3-H		4	1	2	5	0	0	3
Manny Ramirez, R (1, 9) OBP: 0.377, SLG: 0.599	F C F F F B F X 1-2 F8 ②	B F F F F B F B X 3-2 G6-3 ③ 1-2			X 0-0 P2 ①	B C B B 1 SAFE F C 3-3 K		C B B 1 X SAFE 2-1 1-H 3-H 2B		5	0	1	2	0	1	6
Jim Thome, L (1, 3) OBP: 0.413, SLG: 0.584	S F X 0-2 G3-1 ③		F C X 0-2 F7 ①		C S B F 1 SAFE C 1-3 K ②		C S B B F B S 3-3 K ①	F B B C B B 4-2 BB		4	0	0	0	1	2	1
Richie Sexson, R (9, 3) OBP: 0.346, SLG: 0.594										0	0	0	0	0	0	0
Brian Giles, L (1, 10) OBP: 0.398, SLG: 0.462		X 0-0 P2 ①	B X 1-0 P5 ②		F B F B F F B C 3-3 K ③		B C B X 2-1 F7 ②	X 0-0 L9 ③		5	0	0	0	0	1	3
Sandy Alomar Jr., R (1, 2) OBP: 0.269, SLG: 0.351		B B F B B 4-1 1B 1B 1B BB	F B F F F B F X 2-2 P4 ③			X 0-0 2B 3B	B F B X 2-1 F9 ③		C F F S 0-3 K ①	4	2	1	0	1	1	0
Russell Branyan, L (1, 5) Jeff Branson, L (8, 5) OBP: 0.221, SLG: 0.290		F S B B X 2-2 F9 ②		C B X 1-1 E4 SH1-4		C S B F S 1-3 K ①		C S B B F F T 2-2 K ①	C X 0-1 F7 ②	4 1	0 0	0 0	0 0	0 0	2 0	2 0
Omar Vizquel, S (1, 6) OBP: 0.357, SLG: 0.369		C X 0-1 1B 1B 1B 1-2 1B		B S X 1-1 SH1-4 ①		C L X 0-2 BB 3-H 2B		X 0-0 1B SF8 2B	C B B B B 4-1 S BB	3	2	3	1	1	0	0

Inning Stats										
	R: 2	H: 2	R: 3	H: 4	R: 0	H: 0	R: 0	H: 0	R: 0	H: 0
	E: 0	LOB: 0	E: 0	LOB: 2	E: 0	LOB: 0	E: 1	LOB: 1	E: 0	LOB: 0
	K: 0	BB: 0	K: 0	BB: 1	K: 0	BB: 0	K: 2	BB: 0	K: 1	BB: 0
	S: 16	P: 23	S: 17	P: 26	S: 9	P: 12	S: 12	P: 17	S: 11	P: 16

Inning Stats										
	R: 1	H: 2	R: 0	H: 0	R: 3	H: 3	R: 0	H: 0	1B: 6	SF: 1
	E: 0	LOB: 3	E: 0	LOB: 0	E: 0	LOB: 2	E: 0	LOB: 1	2B: 3	SAC: 1
	K: 2	BB: 2	K: 1	BB: 0	K: 1	BB: 2	K: 1	BB: 1	3B: 1	DP: 0
	S: 15	P: 28	S: 8	P: 15	S: 17	P: 29	S: 10	P: 15	HR: 1	HBP: 0

PITCHER		IP	WLS	BF	H	R	ER	SO	BB	IBB	HBP	BLK	WP	HR	S	P	ERA	WHIP
Bob Tewksbury, R ERA: 4.79	(1, 1)	5.1	L	27	8	6	6	3	1	0	0	0	1	1	73	103	10.12	1.688
Travis Miller, L ERA: 3.86	(6, 1)	0.0		2	0	0	0	0	2	0	0	0	0	0	2	10	∞	∞
Dan Serafini, L ERA: 6.48	(6, 1)	2.1		10	2	3	3	3	1	0	0	0	0	0	25	42	11.57	1.286
Hector Carrasco, R ERA: 4.38	(8, 1)	0.1		3	1	0	0	0	1	0	0	0	0	0	5	11	0.00	6.000
Frankie Rodriguez, R ERA: 6.56	(9, 1)	1.0		4	0	0	0	1	1	0	0	0	0	0	10	15	0.00	1.000

PITCHER	IP	WLS	BF	H	R	ER	SO	BB	IBB	HBP	BLK	WP	HR	S	P	ERA	WHIP

TOP

Cleveland Indians @ Minnesota Twins

Hubert H. Humphrey Metrodome, Minneapolis, MN

Sat Sep 26 1998, 8:05 PM EDT

Att. 28,764 - Dome - 72 F

livebaseballscorecards.com

AB	38
R	9
H	11
RBI	9
BB	6
SO	7
LOB	18

WP: 1	PA: 46
PB: 0	
SB: 1	
CS: 0	

Cleveland Indians @ Minnesota Twins

Hubert H. Humphrey Metrodome, Minneapolis, MN

Sat Sep 26 1998, 8:05 PM EDT

Att. 28,764 - Dome - 72 F

livebaseballscorecards.com

BOTTOM

Batter	1	2	3	4	5	6	7	8	9	AB	R	H	RBI	BB	SO	LOB
Otis Nixon, S (1, 8) OBP: 0.360, SLG: 0.343	G4-3	2B 1B		G3		G6-3	F7		F7	5	1	1	0	0	0	1
Denny Hocking, S (1, 6) OBP: 0.255, SLG: 0.287	K	1-H 2B		G6-3		F7			2B	5	0	2	1	0	1	0
Matt Lawton, L (1, 9) OBP: 0.384, SLG: 0.475	S 1B 1B	K		FC6-4 1B			F7		G3-1	5	1	2	0	0	1	2
Paul Molitor, R (1, 3) OBP: 0.334, SLG: 0.382	1B 1-H 1B		G3 G4-3 2B BB	FC6-4 1-2f			F8			3	1	1	1	1	0	1
David Ortiz, L (1, 10) OBP: 0.371, SLG: 0.446	1-3 1B		G4-3 1-2		F7		K			4	0	1	0	0	1	1
Ron Coomer, R (1, 5) OBP: 0.298, SLG: 0.409	G1-3		G3 2-3		K			K		4	0	0	0	0	2	3
Todd Walker, L (1, 4) OBP: 0.371, SLG: 0.474		HR	3-H 2B		2B			F9		4	1	3	2	0	0	0
Terry Steinbach, R (1, 2) OBP: 0.310, SLG: 0.410		G5-3	K		L7			F8		4	0	0	0	0	1	2
Chris Latham, S (1, 7) OBP: 0.262, SLG: 0.200		K		HR		G6-3 1B			K	4	1	2	1	0	2	0
Inning Stats	R: 1 E: 0 K: 1 S: 16 H: 3 LOB: 2 BB: 0 P: 26	R: 2 E: 0 K: 2 S: 13 H: 3 LOB: 1 BB: 0 P: 21	R: 1 E: 0 K: 1 S: 10 H: 1 LOB: 1 BB: 1 P: 18	R: 1 E: 0 K: 0 S: 11 H: 2 LOB: 1 BB: 0 P: 15	R: 0 E: 0 K: 1 S: 8 H: 1 LOB: 1 BB: 0 P: 11	R: 0 E: 0 K: 0 S: 6 H: 1 LOB: 0 BB: 0 P: 7	R: 0 E: 0 K: 1 S: 7 H: 0 LOB: 0 BB: 0 P: 14	R: 0 E: 0 K: 1 S: 11 H: 0 LOB: 0 BB: 0 P: 15	R: 0 E: 0 K: 1 S: 8 H: 1 LOB: 1 BB: 0 P: 13	1B: 6 2B: 4 3B: 0 HR: 2	SF: 0 SAC: 0 DP: 1 HBP: 0						

	AB	38
	R	5
	H	12
	RBI	5
	BB	1
	SO	8
	LOB	10

PITCHER		IP	WLS	BF	H	R	ER	SO	BB	IBB	HBP	BLK	WP	HR	S	P	ERA	WHIP
Charles Nagy, R ERA: 5.22	(1, 1)	3.0		17	7	4	4	4	1	0	0	0	0	1	39	65	12.00	2.667
Dave Burba, R ERA: 4.11	(4, 1)	3.2	W	14	4	1	1	1	0	0	0	0	0	1	29	43	2.46	1.091
Jim Poole, L ERA: 5.03	(7, 1)	0.1		1	0	0	0	1	0	0	0	0	0	0	3	4	0.00	0.000
Doug Jones, R ERA: 4.34	(8, 1)	1.0		3	0	0	0	1	0	0	0	0	0	0	11	15	0.00	0.000
Michael Jackson, R ERA: 1.55	(9, 1)	1.0		4	1	0	0	1	0	0	0	0	0	0	8	13	0.00	1.000

PITCHER	IP	WLS	BF	H	R	ER	SO	BB	IBB	HBP	BLK	WP	HR	S	P	ERA	WHIP

Cleveland Indians @ Minnesota Twins

Hubert H. Humphrey Metrodome, Minneapolis, MN

Sun Sep 27 1998, 4:33 AM EDT

Att. 12,049 - Dome - 72 F

livebaseballscorecards.com

TOP

Batter	1	2	3	4	5	6	7	8	9	AB	R	H	RBI	BB	SO	LOB
Omar Vizquel, S (1, 6) OBP: 0.358, SLG: 0.372	C B X 1-1 1B	C B X 1-1 ③ P3			C C F B S 1-3 ② K		B X 1-0 1-3 3-H 2B			4	0	2	1	0	1	2
Jeff Branson, L (8, 4) OBP: 0.221, SLG: 0.290										0	0	0	0	0	0	0
Enrique Wilson, S (1, 4) OBP: 0.354, SLG: 0.456	C B B F B X 3-2 ① F8		C C F B B B B 4-2 BB		B F B S F X 2-2 ③ G5-3		C X 0-1 ② FC5-2 3-H			3	0	0	0	1	0	3
(8, 6)																
Travis Fryman, R (1, 10) OBP: 0.340, SLG: 0.504	C B 1 SAFE 1 SAFE F B B S 3-3 ② K		X 0-0 ① F7			C S B S 1-3 ① K	C F S 0-3 ③ K			4	0	0	0	0	3	4
Richie Sexson, R (1, 3) OBP: 0.344, SLG: 0.592	C B F S 1-3 ③ K		S C B C 1-3 ② K			B F X 1-1 2B		B S S B B S 3-3 ① K		4	0	1	0	0	3	2
Mark Whiten, S (1, 8) OBP: 0.372, SLG: 0.425		X 0-0 F9 1B 2B	S C B 1 SAFE S 1-3 ③ K			B B B X 3-0 ② P3		C S S 0-3 ② K		4	1	1	0	0	2	2
Alex Ramirez, R (1, 9) OBP: 0.125, SLG: 0.125		C X 0-1 ① F9 2-3		C F S 0-3 ① K		C B B X 2-1 ③ L6		C C S 0-3 ③ K		4	0	0	0	0	2	2
Sandy Alomar Jr., R (1, 2) OBP: 0.270, SLG: 0.352		C B X 1-1 1B 3-H 1B		B X 1-0 ② P6			C S T F B H 2-2 F8 1B 2B HBP		B F F C 1-3 ① K	2	0	1	1	0	0	0
Einar Díaz, R (6, 2) OBP: 0.286, SLG: 0.375										0	1	0	0	0	0	0
Joey Cora, S (9, PH) OBP: 0.357, SLG: 0.370										1	0	0	0	0	1	0
Jeff Manto, R (1, 5) OBP: 0.301, SLG: 0.418		B C X 1-1 ② P5		B C F B B S 3-3 ③ K			X 0-0 2B 1-2 FC5-2 1B		C B C B B S 2-3 ② K	3	0	1	0	0	1	1
Jacob Cruz, L (9, PH)										1	0	0	0	0	1	0
Brian Giles, L (1, 7) OBP: 0.396, SLG: 0.460		B C B B C X 3-2 1-3 1B			C F X 0-2 ① F8		F S X 0-2 ① F8 2-3		B S S X 1-2 ③ L7	4	0	1	0	0	0	2

	AB	34
	R	2
	H	7
	RBI	2
	BB	1
	SO	14
	LOB	18

Inning Stats	1	2	3	4	5	6	7	8	9
	R: 0 E: 0 K: 2 S: 11	R: 1 E: 0 K: 0 S: 12	R: 0 E: 0 K: 2 S: 10	R: 0 E: 0 K: 2 S: 7	R: 0 E: 0 K: 1 S: 11	R: 0 E: 0 K: 1 S: 8	R: 1 E: 0 K: 1 S: 14	R: 0 E: 0 K: 3 S: 9	R: 0 E: 0 K: 2 S: 10
	H: 1 LOB: 1 BB: 0 P: 19	H: 3 LOB: 2 BB: 0 P: 18	H: 0 LOB: 1 BB: 1 P: 16	H: 0 LOB: 0 BB: 0 P: 11	H: 0 LOB: 0 BB: 0 P: 14	H: 1 LOB: 1 BB: 0 P: 15	H: 2 LOB: 2 BB: 0 P: 17	H: 0 LOB: 0 BB: 0 P: 12	H: 0 LOB: 0 BB: 0 P: 14

	1B: 4	SF: 0	WP: 0	PA: 36
	2B: 3	SAC: 0	PB: 0	
	3B: 0	DP: 0	SB: 0	
	HR: 0	HBP: 1	CS: 0	

PITCHER		IP	WLS	BF	H	R	ER	SO	BB	IBB	HBP	BLK	WP	HR	S	P	ERA	WHIP
Eric Milton, L ERA: 5.64	(1, 1)	6.0	W	26	6	2	2	8	1	0	1	0	0	0	64	100	3.00	1.167
Eddie Guardado, L ERA: 4.52	(7, 1)	0.2		3	1	0	0	0	0	0	0	0	0	0	6	7	0.00	1.500
Mike Trombley, R ERA: 3.63	(7, 1)	2.1	S	7	0	0	0	6	0	0	0	0	0	0	22	29	0.00	0.000

PITCHER		IP	WLS	BF	H	R	ER	SO	BB	IBB	HBP	BLK	WP	HR	S	P	ERA	WHIP

Batter	1	2	3	4	5	6	7	8	9	AB	R	H	RBI	BB	SO	LOB
Otis Nixon, S (1, 8) OBP: 0.361, SLG: 0.344	B C F C 1-3 ① K		1 SAFE 1 SAFE B 1 SAFE C 1 SAFE X 1-1 1B 2B 1B 1-2		B F C C 1-3 ① K		X 0-0 E3 1B	C F F F B X 1-2 ③ G4-3		5	1	2	0	0	2	2
Denny Hocking, S (1, 6) OBP: 0.259, SLG: 0.288	B B S F F X 2-2 ② F7		X 0-0 2B 1B 1-2 2-3		B B B B 4-0 FC5-4 BB		X 0-0 ③ G4-3			3	1	1	0	1	0	1
Matt Lawton, L (1, 9) OBP: 0.387, SLG: 0.478	B B S X 2-1 1B 1B		C B X 1-1 G3-1 2B 1-H 2-H 3-H		C C C 0-3 ② K			F B B H 3-1 1B 1B HBP		3	1	2	3	0	1	1
Paul Molitor, R (1, 10) OBP: 0.335, SLG: 0.382	B S 1 SAFE F F 1 SAFE 1 SAFE B X 2-2 1-2 1B		X 0-0 ① B1-3		X 0-0 ③ FC5-4 1-2f			X 0-0 1B SF 1B 1-2		4	1	2	0	0	0	2
Todd Walker, L (1, 4) OBP: 0.372, SLG: 0.473	F B B X 2-1 ③ G4-3		B B B C S F X 2-2 ② G3-1 2-3			B F S B B B 4-2 G5-4-3 BB		X 0-0 SF E 1B 1-3 2-H		3	1	1	1	1	0	3
Ron Coomer, R (1, 5) OBP: 0.295, SLG: 0.406 (6, 3)		B B X 2-0 ① L9	B C F B X 2-2 ③ G4-3			X 0-0 ① ② G5-4-3 1-2f		S X 0-1 SF E 2-3 3-H		3	0	0	1	0	0	2
Doug Mientkiewicz, L (1, 3) OBP: 0.310, SLG: 0.240 Brent Gates, S (6, 5) OBP: 0.324, SLG: 0.321		C B X 1-1 ② F7		X 0-0 ① P6		C B X 1-1 ③ F7		S S X 0-2 E4 1-2 3-H		2 2	0 0	0 0	0 1	0 0	0 0	0 1
Javier Valentin, S (1, 2) OBP: 0.247, SLG: 0.309		B F B X 2-1 ③ F8		B B C X 2-1 ② G1-3			C C B F X 1-2 ① P3	C S F B X 1-2 ① L4		4	0	0	0	0	0	2
Chris Latham, S (1, 7) OBP: 0.262, SLG: 0.202			X 0-0 1B 1B 2B 1B	C B S F B B C 3-3 ③ K			B S B X 2-1 ② P2	C S S 0-3 ② K		4	1	1	0	0	2	2
Inning Stats	R: 0 E: 0 K: 1 S: 15 H: 2 LOB: 2 BB: 0 P: 24	R: 0 E: 0 K: 0 S: 5 H: 0 LOB: 0 BB: 0 P: 10	R: 3 E: 0 K: 0 S: 14 H: 4 LOB: 1 BB: 0 P: 20	R: 0 E: 0 K: 1 S: 7 H: 0 LOB: 0 BB: 0 P: 12	R: 0 E: 0 K: 2 S: 7 H: 0 LOB: 1 BB: 1 P: 12	R: 0 E: 0 K: 0 S: 5 H: 0 LOB: 0 BB: 1 P: 10	R: 0 E: 1 K: 0 S: 8 H: 1 LOB: 1 BB: 0 P: 11	R: 3 E: 2 K: 1 S: 21 H: 2 LOB: 2 BB: 0 P: 26		1B: 8 2B: 1 3B: 0 HR: 0 SF: 1 SAC: 0 DP: 1 HBP: 1						

BOTTOM

Cleveland Indians @ Minnesota Twins

Hubert H. Humphrey Metrodome, Minneapolis, MN

Sun Sep 27 1998, 4:33 AM EDT

Att. 12,049 - Dome - 72 F

livebaseballscorecards.com

AB	33
R	6
H	9
RBI	6
BB	2
SO	5
LOB	16

WP: 0 PB: 0 SB: 0 CS: 0 PA: 37

PITCHER		IP	WLS	BF	H	R	ER	SO	BB	IBB	HBP	BLK	WP	HR	S	P	ERA	WHIP
Bartolo Colon, R ERA: 3.71	(1, 1)	5.0	L	22	6	3	3	4	1	0	0	0	0	0	48	78	5.40	1.400
Steve Reed, R ERA: 3.14	(6, 1)	1.0		3	0	0	0	0	1	0	0	0	0	0	5	10	0.00	1.000
Chad Ogea, R ERA: 5.61	(7, 1)	1.0		4	1	0	0	0	0	0	0	0	0	0	8	11	0.00	1.000
Jim Poole, L ERA: 5.26	(8, 1)	0.0		1	0	1	1	0	0	0	1	0	0	0	1	4	∞	∞
Doug Jones, R ERA: 4.54	(8, 1)	0.1		5	2	2	2	0	0	0	0	0	0	0	11	12	54.00	6.000

PITCHER		IP	WLS	BF	H	R	ER	SO	BB	IBB	HBP	BLK	WP	HR	S	P	ERA	WHIP
Paul Shuey, R ERA: 3.0	(8, 1)	0.2		2	0	0	0	1	0	0	0	0	0	0	9	10	0.00	0.000

Batter	1	2	3	4	5	6	7	8	9	AB	R	H	RBI	BB	SO	LOB
Darren Lewis, R (1, 8) OBP: 1.000, SLG: 1.000	B C B C X 2-2 1B HR 1B		X 0-0 G5-3 1B		C B B F H 3-2 BB HR HBP	C F B X 1-2 ① G6-3		B F 1 S F B B H SAFE 4-2 1B 1-2 2B HBP		2	1	2	0	0	0	0
Damon Buford, R (5, PR) (5, 8)										1	2	0	0	0	0	0
John Valentin, R (1, 5) OBP: 0.800, SLG: 0.750	B 1 SAFE B C 1 SAFE X 2-1 1-2 HR 1B		B B F B F X 3-2 ① G5-3 1-2		B F B F F B F B B 4-2 1-2 HR BB	C X 0-1 HR 1B		B C X 1-1 2B 1-2 2-3 SF7 1B		4	4	3	0	1	0	1
Mo Vaughn, L (1, 3) OBP: 0.600, SLG: 2.000	F C B B B X 3-2 1-H 2-H HR		B B X 2-0 ② F7		C B S B S 2-3 ① K	B S B X 2-1 1-H HR		B C F F X 1-2 SF7 1-3 2-H 3-H 2B		5	2	3	7	0	1	3
Nomar Garciaparra, R (1, 6) OBP: 0.200, SLG: 1.000	S B X 1-1 ① G5-3		F B X 1-1 ③ P5		X 0-0 1-H 2-H HR	C B B B X 3-1 ② G4-3		C X 0-1 ① SF7 2-3 3-H		4	1	1	4	0	0	1
Mike Stanley, R (1, 10) OBP: 0.400, SLG: 0.250	C B F B C 2-3 ② K			C F B B B B 4-2 1B BB	B B X 2-0 BB 1B	B C T S 1-3 ③ K		C C B B C 2-3 ② K		4	0	1	0	1	3	1
Troy O'Leary, L (1, 7)	B C S F S 1-3 ③ K			F B S F S 1-3 ① K	F B C B X 2-2 ② P3		B X 1-0 ① F8	C B C F B B F X 3-2 ③ G3-1		5	0	0	0	0	2	3
Darren Bragg, L (1, 9) OBP: 0.200, SLG: 0.200		C C B F B F S 2-3 ① K	B B F S F S 2-3 ② K	X 0-0 1-2 BB 1B		S B X 1-1 ② L8		C C F B B X 2-2 ① F7		5	0	1	0	0	2	1
Scott Hatteberg, L (1, 2) OBP: 0.400, SLG: 0.250		C B C B B X 3-2 ② F8	B C X 1-1 1-2 1B	B C B F F B B 4-2 1-2 2-3 BB		F F B F F X 1-2 ③ F9		C S B S 1-3 ② K		4	0	1	0	1	1	0
Mike Benjamin, R (1, 4)		C B X 1-1 ③ F9	X 0-0 ③ G5-3	C X 0-1 ③ G6-3				B C B B B 4-1 1B HBP 2B BB	F S B F B S 2-3 ③ K	4	1	0	0	1	1	5
Inning Stats	R: 3 H: 3 E: 0 LOB: 0 K: 2 BB: 0 S: 18 P: 29	R: 0 H: 0 E: 0 LOB: 0 K: 1 BB: 0 S: 10 P: 16	R: 0 H: 1 E: 0 LOB: 1 K: 0 BB: 0 S: 7 P: 13	R: 0 H: 1 E: 0 LOB: 2 K: 2 BB: 1 S: 13 P: 21	R: 3 H: 3 E: 0 LOB: 3 K: 1 BB: 2 S: 20 P: 37	R: 2 H: 2 E: 0 LOB: 0 K: 1 BB: 0 S: 12 P: 19	R: 0 H: 0 E: 0 LOB: 0 K: 0 BB: 0 S: 8 P: 11	R: 3 H: 2 E: 0 LOB: 1 K: 1 BB: 1 S: 20 P: 35	R: 0 H: 0 E: 0 LOB: 0 K: 2 BB: 0 S: 11 P: 16	1B: 8 SF: 1 2B: 1 SAC: 0 3B: 0 DP: 0 HR: 3 HBP: 2						

TOP

Boston Red Sox @ Cleveland Indians

Jacobs Field, Cleveland, OH

Tue Sep 29 1998, 3:33 AM EDT

Att. 45,185 - Sunny - 68 F

livebaseballscorecards.com

AB	38
R	11
H	12
RBI	11
BB	4
SO	10
LOB	15

PITCHER		IP	WLS	BF	H	R	ER	SO	BB	IBB	HBP	BLK	WP	HR	S	P	ERA	WHIP
Jaret Wright, R ERA: 12.46	(1, 1)	4.1	L	23	7	6	6	6	2	0	1	0	0	2	59	101	12.46	2.077
Doug Jones, R ERA: 6.75	(5, 1)	2.2		12	3	2	2	1	1	0	0	0	0	1	29	45	6.75	1.500
Steve Reed, R ERA:	(8, 1)	0.0		3	1	3	3	0	1	0	1	0	0	0	6	15	∞	∞
Jim Poole, L ERA:	(8, 1)	0.0		1	1	0	0	0	0	0	0	0	0	0	4	5	∞	∞
Paul Shuey, R ERA:	(8, 1)	1.0		3	0	0	0	1	0	0	0	0	0	0	10	15	0.00	0.000

PITCHER		IP	WLS	BF	H	R	ER	SO	BB	IBB	HBP	BLK	WP	HR	S	P	ERA	WHIP
Paul Assenmacher, L ERA:	(9, 1)	1.0		3	0	0	0	2	0	0	0	0	0	0	11	16	0.00	0.000

WP	0
PB	0
SB	0
CS	0
PA	45

Batter	1	2	3	4	5	6	7	8	9	AB	R	H	RBI	BB	SO	LOB
Kenny Lofton, L (1, 8) OBP: 0.500, SLG: 1.250	G6-3			1B		HR		G4-3		4	1	2	2	0	0	0
Joey Cora, S (1, 4)	F9			F7		F9		G4-3		4	0	0	0	0	0	1
David Justice, L (1, 10) OBP: 0.250, SLG: 0.500	K			P3		L4		2B		4	0	1	0	0	1	1
Manny Ramirez, R (1, 9) OBP: 0.250, SLG: 0.250		L5-3 1B		G5-3			K	K		4	0	1	0	0	2	2
Jim Thome, L (1, 3) OBP: 0.250, SLG: 1.000		F7			K		HR		G3	4	1	1	1	0	1	1
Travis Fryman, R (1, 5)		L5-3 1-2			K		K 2B		K	4	0	0	0	0	3	1
Brian Giles, L (1, 7) OBP: 0.250, SLG: 0.500			K		K		2B 1-3		G4-3	4	0	1	0	0	2	0
Sandy Alomar Jr., R (1, 2) OBP: 0.333, SLG: 0.667			K			HR 2B	P3			3	1	1	0	0	1	2
Omar Vizquel, S (1, 6)			P4			F8	L6			3	0	0	0	0	0	3
Inning Stats	R: 0 E: 0 K: 1 S: 11 H: 0 LOB: 0 BB: 0 P: 17	R: 0 E: 0 K: 0 S: 6 H: 1 LOB: 0 BB: 0 P: 10	R: 0 E: 0 K: 2 S: 11 H: 0 LOB: 0 BB: 0 P: 16	R: 0 E: 0 K: 0 S: 9 H: 1 LOB: 1 BB: 0 P: 11	R: 0 E: 0 K: 3 S: 14 H: 0 LOB: 0 BB: 0 P: 20	R: 2 E: 0 K: 0 S: 17 H: 2 LOB: 0 BB: 0 P: 23	R: 1 E: 0 K: 2 S: 16 H: 2 LOB: 2 BB: 0 P: 24	R: 0 E: 0 K: 1 S: 9 H: 1 LOB: 1 BB: 0 P: 16	R: 0 E: 0 K: 1 S: 5 H: 0 LOB: 0 BB: 0 P: 8	1B: 2 2B: 4 3B: 0 HR: 2 SF: 0 SAC: 0 DP: 1 HBP: 0						

PITCHER		IP	WLS	BF	H	R	ER	SO	BB	IBB	HBP	BLK	WP	HR	S	P	ERA	WHIP
Pedro Martinez, R ERA: 3.86	(1, 1)	7.0	W	27	6	3	3	8	0	0	0	0	1	2	84	121	3.86	0.857
Jim Corsi, R ERA:	(8, 1)	2.0		7	1	0	0	2	0	0	0	0	0	0	14	24	0.00	0.500

PITCHER	IP	WLS	BF	H	R	ER	SO	BB	IBB	HBP	BLK	WP	HR	S	P	ERA	WHIP

BOTTOM

Boston Red Sox @ Cleveland Indians

Jacobs Field, Cleveland, OH

Tue Sep 29 1998, 3:33 AM EDT

Att. 45,185 - Sunny - 68 F

livebaseballscorecards.com

AB	34
R	3
H	7
RBI	3
BB	0
SO	10
LOB	11

Batter	1	2	3	4	5	6	7	8	9	AB	R	H	RBI	BB	SO	LOB
Darren Lewis, R (1, 8) OBP: 0.625, SLG: 0.667	B B B B 4-0 E S 2B BB		X 0-0 ① F9 SF8 2B		X 0-0 ① FC6-4 FC5-4 1-2f		C C B C 1-3 ① K	C X 0-1 ③ FC4-6 1-2f		4	2	1	0	1	1	4
John Valentin, R (1, 5) OBP: 0.600, SLG: 0.500	F 1 SAFE S B B F B B 4-2 1-3 2B BB		B C F X 1-2 ① F9 2-3		C B X 1-1 ② FC5-4 1-2f		B F X 1-1 1B		B C B X 2-1 ① G6-3	4	1	1	0	1	0	2
Mo Vaughn, L (1, 3) OBP: 0.500, SLG: 1.222	B B S B S S 3-3 ① K		B B B F S B 4-2 BB		X 0-0 ③ P4		S B F S 1-3 ② K		B X 1-0 G1-4-3 1B	4	0	1	0	1	2	4
Nomar Garciaparra, R (1, 6) OBP: 0.300, SLG: 0.875	B B F B X 3-1 1-H 3-H 2B		X 0-0 ② SF8 3-H			B F B F B F F X 3-2 BB 1B G6-4-3 1B	X 0-0 ③ G4-3		B B B C S X 3-2 ②③ G1-4-3 1-2f	4	1	2	3	0	0	2
Mike Stanley, R (1, 10) OBP: 0.444, SLG: 0.375	C X 0-1 ② G6-3		C B C C 1-3 ③ K			B C X 1-1 G6-4-3 BB 1-2 1B 1B		X 0-0 FC6 1B 1B		4	1	2	0	0	1	2
Troy O'Leary, L (1, 7) OBP: 0.222, SLG: 0.125	C C B S 1-3 ③ K			B F B S B X 3-2 ① F7		B B F B F B 4-2 G6-4-3 1-2 2-3 BB		X 0-0 FC6 1-2 1B		3	0	1	0	1	1	1
Darren Bragg, L (1, 9) OBP: 0.125, SLG: 0.125 Damon Buford, R (8, PH) Midre Cummings, L (8, PH) Donnie Sadler, R (8, 4)		C S X 0-2 ① P5		C F B B S 2-3 ② K		B X 1-0 ①② G6-4-3 1-2f 2-3 3-H		B X 1-0 ① FC6 BB 1-2f 2-3		3 0 1 0	0 0 0 0	0 0 0 0	0 0 0 0	1 0 0 0	2 0 2 0	2 0 2 0
Jason Varitek, S (1, 2) OBP: 0.250, SLG: 0.250		C F B C 1-3 ② K		C F F X 0-2 ③ L3		B B S B X 3-1 3-H 1B		X 0-0 ② P6		4	0	1	1	0	1	2
Mike Benjamin, R (1, 4) OBP: 0.250, SLG: 0.143 Trot Nixon, L (8, PH) (8, 9)		F F X 0-2 ③ G6-3			F B B X 2-1 FC6-4 1B	C B F S 1-3 ③ K		C B B B F B 4-2 1-2 FC4-6 BB		3 0	0 0	1 0	0 0	0 1	1 0	1 0
Inning Stats	R: 2 E: 0 K: 2 S: 13 H: 1 LOB: 1 BB: 2 P: 28	R: 0 E: 0 K: 1 S: 9 H: 0 LOB: 0 BB: 0 P: 10	R: 1 E: 0 K: 1 S: 10 H: 1 LOB: 1 BB: 1 P: 16	R: 0 E: 0 K: 1 S: 10 H: 0 LOB: 0 BB: 0 P: 15	R: 0 E: 0 K: 0 S: 6 H: 1 LOB: 1 BB: 0 P: 9	R: 2 E: 0 K: 1 S: 15 H: 3 LOB: 1 BB: 1 P: 28	R: 0 E: 0 K: 2 S: 9 H: 1 LOB: 1 BB: 0 P: 12	R: 0 E: 0 K: 0 S: 8 H: 2 LOB: 3 BB: 1 P: 13	R: 0 E: 0 K: 0 S: 6 H: 1 LOB: 0 BB: 0 P: 12	1B: 8 2B: 2 3B: 0 HR: 0 SF: 1 SAC: 0 DP: 2 HBP: 0						

TOP

Boston Red Sox @ Cleveland Indians

Jacobs Field, Cleveland, OH

Wed Sep 30 1998, 3:33 AM EDT

Att. 45,229 - Cloudy - 68 F

livebaseballscorecards.com

AB	34
R	5
H	10
RBI	4
BB	5
SO	8
LOB	22

WP: 0 PB: 0 SB: 1 CS: 0 PA: 40

PITCHER		IP	WLS	BF	H	R	ER	SO	BB	IBB	HBP	BLK	WP	HR	S	P	ERA	WHIP
Dwight Gooden, R ERA: 54.0	(1, 1)	0.1		4	1	2	2	1	2	0	0	0	0	0	8	22	54.00	9.000
Dave Burba, R ERA: 5.06	(1, 1)	5.1	W	21	4	3	3	4	2	0	0	0	0	0	50	75	5.06	1.125
Paul Shuey, R ERA:	(6, 1)	1.1		7	3	0	0	3	0	0	0	0	0	0	15	22	0.00	2.250
Paul Assenmacher, L ERA:	(8, 1)	0.0		1	1	0	0	0	0	0	0	0	0	0	1	1	∞	∞
Michael Jackson, R ERA:	(8, 1)	2.0	S	7	1	0	0	0	1	0	0	0	0	0	12	23	0.00	1.000

PITCHER	IP	WLS	BF	H	R	ER	SO	BB	IBB	HBP	BLK	WP	HR	S	P	ERA	WHIP

Batter	1	2	3	4	5	6	7	8	9	AB	R	H	RBI	BB	SO	LOB
Kenny Lofton, L (1, 8) OBP: 0.556, SLG: 1.000	B F B B F B 4-2 G6-3 S SF8 BB	B B B C X 3-1 1-3 2-H HR 2B	X 0-0 ③ F7			C B X 1-1 ① G4-3		B F C F X 1-2 WP BB 1-2 1B		4	2	2	1	1	0	1
Omar Vizquel, S (1, 6)	B B 1 SAFE C C F F X 2-2 ① G6-3 1-3	C X 0-1 ② F7	X 0-0 ① 4-3			B X 1-0 ② G4-3		B B 2 SAFE B B 4-0 WP 1-2 2-3 BB		4	0	0	0	1	0	3
David Justice, L (1, 10) OBP: 0.333, SLG: 1.000	X 0-0 ② SF8 3-H	X 0-0 2-H 3-H HR	B C C B X 2-2 ② G4-3			B B C C X 2-1 2B 2B		X 0-0 ① L3		4	2	2	4	0	0	3
Manny Ramirez, R (1, 9) OBP: 0.556, SLG: 0.714	H 1-0 PB HBP	B B C H 3-1 HBP	X 0-0 2B			B S X 1-1 2-H 2B		S B C B C 2-3 ② K		3	0	2	1	0	1	3
Jim Thome, L (1, 3) OBP: 0.222, SLG: 0.500 Richie Sexson, R (9, 3)	F B F B B S 3-3 ③ K 1-3	B B B C F X 3-2 P6 ③	I I I 4-0 FC5-4 IBB			B B X 2-0 ③ L8		F C B B F B X 3-2 ③ G1-3 1-2 2-3 3-H		4 0	0 0	0 0	0 0	1 0	1 0	5 0
Travis Fryman, R (1, 5) OBP: 0.250, SLG: 0.143		B F X 1-1 FC3-6 1B S C B B B B 4-2 2B BB	B F X 1-1 ③ FC5-4 1-2f				C S F F B B F B S 3-3 ① K			3	1	1	0	1	1	2
Brian Giles, L (1, 7) OBP: 0.375, SLG: 0.333		1 SAFE C X 0-1 ① FC3-6 1-2f 2B C S B F S 1-3 ① K			C C B H 2-2 G5-4-3 HBP		B S B F B B 4-2 G6-4-3 BB			2	1	0	0	1	1	2
Sandy Alomar Jr., R (1, 2) OBP: 0.429, SLG: 0.857		B 1 B B C F X 3-2 1-H 2B 2B 1 SAFE B 1 SAFE X 1-0 1-H 2B			B B S 1 SAFE B X 3-1 ① ② G5-4-3 1-2f		F X 0-1 ② ③ G6-4-3 1-2f			4	1	2	2	0	0	2
Joey Cora, S (1, 4)		B B B B 4-0 2B HR BB B B C B C F S 3-3 ② K			B C B X 2-1 ③ G6-3			B F B B B 4-1 BB 1B WP BB		2	2	0	0	2	1	1
Inning Stats	R: 1 E: 0 K: 1 S: 11 H: 0 LOB: 1 BB: 1 P: 21	R: 5 E: 0 K: 0 S: 16 H: 4 LOB: 1 BB: 1 P: 33	R: 1 E: 0 K: 2 S: 12 H: 1 LOB: 1 BB: 1 P: 21	R: 0 E: 0 K: 0 S: 7 H: 1 LOB: 2 BB: 1 P: 14	R: 0 E: 0 K: 0 S: 6 H: 0 LOB: 0 BB: 0 P: 13	R: 1 E: 0 K: 0 S: 8 H: 2 LOB: 1 BB: 0 P: 15	R: 0 E: 0 K: 1 S: 10 H: 0 LOB: 0 BB: 1 P: 17	R: 1 E: 0 K: 1 S: 13 H: 1 LOB: 2 BB: 2 P: 27		1B: 2 2B: 6 3B: 0 HR: 1	SF: 1 SAC: 0 DP: 2 HBP: 3		WP: 1 PB: 2 SB: 1 CS: 0	PA: 41		

PITCHER		IP	WLS	BF	H	R	ER	SO	BB	IBB	HBP	BLK	WP	HR	S	P	ERA	WHIP
49 Tim Wakefield, R ERA: 33.75	(1, 1)	1.1	L	10	3	5	5	1	2	0	1	0	0	0	20	41	33.75	3.750
John Wasdin, R ERA: 10.8	(2, 1)	1.2		9	2	2	2	2	1	0	1	0	0	1	19	34	10.80	1.800
Derek Lowe, R ERA: 3.38	(4, 1)	2.2		12	3	1	1	0	0	1	1	0	0	0	20	39	3.38	1.125
Greg Swindell, L ERA:	(6, 1)	1.1		4	0	0	0	1	1	0	0	0	0	0	11	20	0.00	0.750
Tom Gordon, R ERA: 9.0	(8, 1)	1.0		6	1	1	1	1	2	0	0	0	1	0	13	27	9.00	3.000

PITCHER	IP	WLS	BF	H	R	ER	SO	BB	IBB	HBP	BLK	WP	HR	S	P	ERA	WHIP

BOTTOM

Boston Red Sox @ Cleveland Indians

Jacobs Field, Cleveland, OH

Wed Sep 30 1998, 3:33 AM EDT

Att. 45,229 - Cloudy - 68 F

livebaseballscorecards.com

AB	30
R	9
H	9
RBI	8
BB	7
SO	5
LOB	22

Cleveland Indians @ Boston Red Sox

Fenway Park, Boston, MA

Fri Oct 02 1998, 3:33 AM EDT

Att. 33,114 - Sunny - 64 F

TOP

livebaseballscorecards.com

Batter	1	2	3	4	5	6	7	8	9	AB	R	H	RBI	BB	SO	LOB
Kenny Lofton, L (1, 8) OBP: 0.462, SLG: 1.000	X 0-0 ① F4		C B C S 1-3 ③ K			L C B X 1-2 HR		1 SAFE C B B 1 SAFE F B F X 3-2 ① F7		4	1	1	1	0	1	1
Omar Vizquel, S (1, 6)	C B B B C F F F X 3-2 ② P5			B C X 1-1 ① F8		B X 1-0 ② P3		B 1 SAFE 1 SAFE C F X 1-2 ② F9		4	0	0	0	0	0	1
David Justice, L (1, 7) OBP: 0.231, SLG: 0.667	F X 0-1 ③ G5-3			B S B C X 2-2 ② F8		B F X 1-1 ③ F4		S B B B F X 3-2 ③ L9		4	0	0	0	0	0	1
Manny Ramirez, R (1, 9) OBP: 0.615, SLG: 1.300		C F B F B B B 4-2 BB		C S B S 1-3 ③ K			B C X 1-1 HR		F B X 1-1 HR	3	2	2	2	1	1	0
Jim Thome, L (1, 3) OBP: 0.231, SLG: 0.667 Richie Sexson, R (9, 3)		F C T 0-2 ① K			B X 1-0 HR		B S B X 2-1 ① L4		F B B B F S 2-3 ① K	4 0	1 0	1 0	1 0	0 0	2 0	1 0
Travis Fryman, R (1, 5) OBP: 0.167, SLG: 0.091		B 1 SAFE X 1-0 ② F8			T B F X 1-2 ① G5-3		B C X 1-1 ② G5-3		X 0-0 ② F9	4	0	0	0	0	0	1
Brian Giles, L (1, 10) OBP: 0.333, SLG: 0.300		C B 1 SAFE B S F C 2-3 ③ K			F C X 0-2 ② L3		F C B F F X 1-2 1B		C X 0-1 ③ P5	4	0	1	0	0	1	1
Sandy Alomar Jr., R (1, 2) OBP: 0.300, SLG: 0.600			C S X 0-2 ① G6-3		S F B F S 1-3 ③ K		1 SAFE C 1 SAFE 1 SAFE F 1 S 0-3 ③ K			3	0	0	0	0	2	1
Joey Cora, S (1, 4)			C C B X 1-2 ② P4			C B S T S 1-3 ① K		B B B C B 4-1 BB		2	0	0	0	1	1	0
Inning Stats	R: 0 E: 0 K: 0 S: 9 H: 0 LOB: 0 BB: 0 P: 12	R: 0 E: 0 K: 2 S: 11 H: 0 LOB: 1 BB: 1 P: 18	R: 0 E: 0 K: 1 S: 9 H: 0 LOB: 0 BB: 0 P: 11	R: 0 E: 0 K: 1 S: 8 H: 0 LOB: 0 BB: 0 P: 12	R: 1 E: 0 K: 1 S: 11 H: 1 LOB: 0 BB: 0 P: 14	R: 1 E: 0 K: 1 S: 10 H: 1 LOB: 0 BB: 0 P: 14	R: 1 E: 0 K: 1 S: 14 H: 2 LOB: 1 BB: 0 P: 19	R: 0 E: 0 K: 0 S: 11 H: 0 LOB: 1 BB: 1 P: 22	R: 1 E: 0 K: 1 S: 8 H: 1 LOB: 0 BB: 0 P: 11	1B: 1 2B: 0 3B: 0 HR: 4	SF: 0 SAC: 0 DP: 0 HBP: 0						

	AB	32
	R	4
	H	5
	RBI	4
	BB	2
	SO	8
	LOB	7

WP: 0 PB: 0 SB: 0 CS: 0 PA: 34

PITCHER		IP	WLS	BF	H	R	ER	SO	BB	IBB	HBP	BLK	WP	HR	S	P	ERA	WHIP
Bret Saberhagen, R ERA: 3.86	(1, 1)	7.0	L	26	4	3	3	7	1	0	0	0	0	3	72	100	3.86	0.714
Jim Corsi, R ERA:	(8, 1)	1.0		4	0	0	0	0	1	0	0	0	0	0	11	22	0.00	1.000
Dennis Eckersley, R ERA: 9.0	(9, 1)	1.0		4	1	1	1	1	0	0	0	0	0	1	8	11	9.00	1.000

PITCHER	IP	WLS	BF	H	R	ER	SO	BB	IBB	HBP	BLK	WP	HR	S	P	ERA	WHIP

Batter	1	2	3	4	5	6	7	8	9	AB	R	H	RBI	BB	SO	LOB
Darren Lewis, R (1, 8) OBP: 0.500, SLG: 0.500	G3			1B FC5-4 1B		F8		G6-3		4	1	1	0	0	0	1
John Valentin, R (1, 5) OBP: 0.500, SLG: 0.417	G6-3			F7		1B			L5	4	0	1	0	0	0	1
Mo Vaughn, L (1, 3) OBP: 0.500, SLG: 1.000	K			FC5-4 1-3 1B		G4-3			HR 1B	4	1	2	0	0	1	1
Nomar Garciaparra, R (1, 6) OBP: 0.286, SLG: 0.917		L8		FC5-4 1-2f 3-H			L7		HR 1-H	4	1	1	3	0	0	1
Mike Stanley, R (1, 10) OBP: 0.308, SLG: 0.250		G4-3		1 SAFE C 1 SAFE B 1 SAFE C 1 SAFE S K			G5-3		G6-3	4	0	0	0	0	1	1
Troy O'Leary, L (1, 7) OBP: 0.154, SLG: 0.083		G3			G4-3		G4-3		G6-3	4	0	0	0	0	0	0
Trot Nixon, L (1, 9) OBP: 0.500, SLG: 0.333			G1-3		F7			G3 1B		3	0	1	0	0	0	0
Scott Hatteberg, L (1, 2) OBP: 0.250, SLG: 0.143			G4-3		G4-3			F7		3	0	0	0	0	0	1
Mike Benjamin, R (1, 4) OBP: 0.200, SLG: 0.111			K			G5-3		G3 1-2		2	0	0	0	0	1	0
Midre Cummings, L (8, PH)										1	0	0	0	0	0	1
Donnie Sadler, R (9, 4)										0	0	0	0	0	0	0
Inning Stats	R: 0 E: 0 K: 1 S: 10 H: 0 LOB: 0 BB: 0 P: 16	R: 0 E: 0 K: 0 S: 5 H: 0 LOB: 0 BB: 0 P: 8	R: 0 E: 0 K: 1 S: 9 H: 0 LOB: 0 BB: 0 P: 13	R: 1 E: 0 K: 1 S: 10 H: 2 LOB: 1 BB: 0 P: 16	R: 0 E: 0 K: 0 S: 6 H: 0 LOB: 0 BB: 0 P: 8	R: 0 E: 0 K: 0 S: 10 H: 1 LOB: 1 BB: 0 P: 12	R: 0 E: 0 K: 0 S: 5 H: 0 LOB: 0 BB: 0 P: 6	R: 0 E: 0 K: 0 S: 6 H: 1 LOB: 1 BB: 0 P: 9	R: 2 E: 0 K: 0 S: 9 H: 2 LOB: 0 BB: 0 P: 13	1B: 5 2B: 0 3B: 0 HR: 1 SF: 0 SAC: 0 DP: 0 HBP: 0							

PITCHER	IP	WLS	BF	H	R	ER	SO	BB	IBB	HBP	BLK	WP	HR	S	P	ERA	WHIP
Charles Nagy, R (1, 1) ERA: 1.13	8.0	W	28	4	1	1	3	0	0	0	0	0	0	61	88	1.12	0.500
Michael Jackson, R (9, 1) ERA: 6.0	1.0	S	5	2	2	2	0	0	0	0	0	0	1	9	13	18.00	2.000

PITCHER	IP	WLS	BF	H	R	ER	SO	BB	IBB	HBP	BLK	WP	HR	S	P	ERA	WHIP

BOTTOM

Cleveland Indians @ Boston Red Sox

Fenway Park, Boston, MA

Fri Oct 02 1998, 3:33 AM EDT

Att. 33,114 - Sunny - 64 F

livebaseballscorecards.com

AB	33
R	3
H	6
RBI	3
BB	0
SO	3
LOB	7

Cleveland Indians @ Boston Red Sox

Fenway Park, Boston, MA

Sat Oct 03 1998, 3:33 AM EDT

Att. 33,537 - Sunny - 64 F

livebaseballscorecards.com

TOP

Batter	1	2	3	4	5	6	7	8	9	AB	R	H	RBI	BB	SO	LOB
Kenny Lofton, L (1, 8) OBP: 0.412, SLG: 0.813	F8		F8		F8			1B		4	1	1	0	0	0	2
Omar Vizquel, S (1, 6) OBP: 0.125, SLG: 0.067	F7		L8			P5		1B		4	1	1	0	0	0	0
David Justice, L (1, 7) OBP: 0.294, SLG: 0.750	G3-1			G3		L9 2B		1-H 2-H 2B		4	0	2	2	0	0	0
Manny Ramirez, R (1, 9) OBP: 0.471, SLG: 0.929		F7		P4		L9		G5-3		4	0	0	0	0	0	2
Travis Fryman, R (1, 5) OBP: 0.313, SLG: 0.231		S 2B		CS BB		G3		BB		2	0	1	0	2	0	1
Jim Thome, L (1, 10) OBP: 0.235, SLG: 0.533		FC6-4 BB		CS	G3-1		K	L4		3	0	0	0	1	1	2
Richie Sexson, R (1, 3)		K		F9 BB			G5-3		G5-4-3 BB	2	0	0	0	2	1	2
Sandy Alomar Jr., R (1, 2) OBP: 0.286, SLG: 0.462		FC6-4		BB			K	G5-4-3		3	0	0	0	1	1	3
Enrique Wilson, S (1, 4)			P5		F9			F7	F8	2	0	0	0	0	0	2
Joey Cora, S (8, PH) (8, 4)										2	0	0	0	0	0	0
Inning Stats	R: 0 E: 0 K: 0 S: 5 H: 0 LOB: 0 BB: 0 P: 7	R: 0 E: 0 K: 1 S: 11 H: 1 LOB: 2 BB: 1 P: 17	R: 0 E: 0 K: 0 S: 6 H: 0 LOB: 0 BB: 0 P: 9	R: 0 E: 0 K: 0 S: 12 H: 0 LOB: 0 BB: 1 P: 21	R: 0 E: 0 K: 0 S: 8 H: 0 LOB: 2 BB: 2 P: 21	R: 0 E: 0 K: 0 S: 12 H: 1 LOB: 1 BB: 0 P: 16	R: 0 E: 0 K: 2 S: 9 H: 0 LOB: 0 BB: 0 P: 15	R: 2 E: 0 K: 0 S: 12 H: 3 LOB: 2 BB: 1 P: 20	R: 0 E: 0 K: 0 S: 6 H: 0 LOB: 0 BB: 1 P: 11	1B: 2 2B: 3 3B: 0 HR: 0	SF: 0 SAC: 0 DP: 1 HBP: 0						

	AB	30
	R	2
	H	5
	RBI	2
	BB	6
	SO	3
	LOB	14

WP: 0 PB: 0 SB: 2 CS: 1 PA: 37

PITCHER		IP	WLS	BF	H	R	ER	SO	BB	IBB	HBP	BLK	WP	HR	S	P	ERA	WHIP
Pete Schourek, L ERA:	(1, 1)	5.1		21	2	0	0	1	4	0	0	0	0	0	50	87	0.00	1.125
Derek Lowe, R ERA: 2.08	(6, 1)	1.2		5	0	0	0	2	0	0	0	0	0	0	13	19	0.00	0.000
Tom Gordon, R ERA: 9.0	(8, 1)	2.0	L	10	3	2	2	0	2	0	0	0	0	0	18	31	9.00	2.500

PITCHER		IP	WLS	BF	H	R	ER	SO	BB	IBB	HBP	BLK	WP	HR	S	P	ERA	WHIP

Cleveland Indians @ Boston Red Sox

Fenway Park, Boston, MA

Sat Oct 03 1998, 3:33 AM EDT

Att. 33,537 - Sunny - 64 F

BOTTOM

Batter	1	2	3	4	5	6	7	8	9	AB	R	H	RBI	BB	SO	LOB
Darren Lewis, R (1, 8) OBP: 0.438, SLG: 0.500	G6-3 2B		K		K		P5			4	0	1	0	0	2	1
John Valentin, R (1, 5) OBP: 0.556, SLG: 0.533	G6-3 BB		G6-4-3 1B			1B 2B		K		3	0	2	0	1	1	0
Mo Vaughn, L (1, 3) OBP: 0.444, SLG: 0.882	K		G6-4-3 1-2f			P8		G5-3 2B		4	0	1	0	0	1	4
Donnie Sadler, R (8, PR) (9, 4)										0	0	0	0	0	0	0
Nomar Garciaparra, R (1, 6) OBP: 0.333, SLG: 1.000	G6-3 1-2 2-3			HR		1B IBB		G5-3 2-3		3	1	1	1	1	0	3
Mike Stanley, R (1, 10) OBP: 0.353, SLG: 0.267	G6-3			G6-3		1-3 2-H 1B		BB		3	0	1	0	1	0	2
Damon Buford, R (8, PR)										0	0	0	0	0	0	0
Troy O'Leary, L (1, 7) OBP: 0.118, SLG: 0.063		G4-3		P5		K		F8		4	0	0	0	0	1	5
Scott Hatteberg, L (1, 2) OBP: 0.333, SLG: 0.111		BB		F8			SH3-4 BB		G4-3	2	0	0	0	2	0	0
Mike Benjamin, R (1, 4) OBP: 0.167, SLG: 0.091		F7			L8		SH3-4 1-2		G6-3	2	0	0	0	0	0	1
(9, 3) Midre Cummings, L (9, PH)										1	0	0	0	0	0	0
Darren Bragg, L (1, 9) OBP: 0.083, SLG: 0.083		P6			F9		K		K	4	0	0	0	0	2	2
Inning Stats	R: 0 E: 0 K: 1 S: 13 H: 1 LOB: 2 BB: 1 P: 23	R: 0 E: 0 K: 0 S: 7 H: 0 LOB: 1 BB: 1 P: 15	R: 0 E: 0 K: 1 S: 6 H: 1 LOB: 0 BB: 0 P: 11	R: 1 E: 0 K: 0 S: 9 H: 1 LOB: 0 BB: 0 P: 12	R: 0 E: 0 K: 1 S: 8 H: 0 LOB: 0 BB: 0 P: 13	R: 0 E: 0 K: 1 S: 8 H: 2 LOB: 2 BB: 1 P: 14	R: 0 E: 0 K: 1 S: 6 H: 0 LOB: 1 BB: 1 P: 13	R: 0 E: 0 K: 1 S: 11 H: 1 LOB: 3 BB: 1 P: 19	R: 0 E: 0 K: 1 S: 6 H: 0 LOB: 0 BB: 0 P: 11	1B: 2 2B: 3 3B: 0 HR: 1	SF: 0 SAC: 1 DP: 1 HBP: 0					

livebaseballscorecards.com

	AB	R	H	RBI	BB	SO	LOB
	30	1	6	1	5	7	18

WP: 0 PB: 0 SB: 0 CS: 0 PA: 36

PITCHER		IP	WLS	BF	H	R	ER	SO	BB	IBB	HBP	BLK	WP	HR	S	P	ERA	WHIP
Bartolo Colon, R ERA: 1.59	(1, 1)	5.2		23	5	1	1	3	2	1	0	0	0	1	48	85	1.59	1.235
Jim Poole, L ERA:	(6, 1)	1.0		4	0	0	0	2	1	0	0	0	0	0	8	14	0.00	1.000
Steve Reed, R ERA: 40.5	(7, 1)	0.2	W	2	0	0	0	1	0	0	0	0	0	0	4	5	0.00	0.000
Paul Assenmacher, L ERA:	(8, 1)	0.0		1	1	0	0	0	0	0	0	0	0	0	3	5	∞	∞
Paul Shuey, R ERA:	(8, 1)	0.2		3	0	0	0	0	1	0	0	0	0	0	5	11	0.00	1.500

PITCHER		IP	WLS	BF	H	R	ER	SO	BB	IBB	HBP	BLK	WP	HR	S	P	ERA	WHIP
Michael Jackson, R ERA: 4.5	(9, 1)	1.0	S	3	0	0	0	1	0	0	0	0	0	0	6	11	0.00	0.000

Batter	1	2	3	4	5	6	7	8	9	AB	R	H	RBI	BB	SO	LOB
Kenny Lofton, L (1, 8) OBP: 0.333, SLG: 0.650	S F C 0-3 ① K		1 SAFE B C 1 SAFE C F F S 1-3 ② K			B C X 1-1 ② G3		C B C B F X 2-2 ③ F8		4	0	0	0	0	2	1
Joey Cora, S (1, 4) OBP: 0.294, SLG: 0.077	B C C B B F B 4-2 G4-6-3 BB		C B C F C 1-3 ③ K 1-2			X 0-0 ③ L7			F S B X 1-2 G4-3 HR 1B	3	1	1	0	1	1	1
David Justice, L (1, 7) OBP: 0.286, SLG: 0.650	X 0-0 ②③ G4-6-3 1-2f			B B X 2-0 ① G4-3			C X 0-1 HBP 1B		B F X 1-1 ① G4-3 1-2	4	0	1	0	0	0	2
Manny Ramirez, R (1, 9) OBP: 0.476, SLG: 1.000		F F B X 1-2 G3 1B		S F F S 0-3 ② K			X 0-0 ① F8		B F B X 2-1 HR 2-H	4	1	2	2	0	1	1
Travis Fryman, R (1, 5) OBP: 0.250, SLG: 0.176		B X 1-0 ① F8		C F B B X 2-2 ③ G6-3			C C B S 1-3 ② K		C B B B X 3-1 ② P2	4	0	0	0	0	1	2
Jim Thome, L (1, 10) OBP: 0.238, SLG: 0.444		B C X 1-1 ② G3 1-2			C X 0-1 ① P4		H 1-0 HBP 1-2		S B C F B B S 3-3 ③ K	3	0	0	0	0	1	1
Richie Sexson, R (1, 3)		B B S X 2-1 ③ G6-3			B F C C 1-3 ② K		F C B F S 1-3 ③ K			3	0	0	0	0	2	3
Sandy Alomar Jr., R (1, 2) OBP: 0.235, SLG: 0.375 Einar Díaz, R (8, 2)			F B X 1-1 ① F9		F B F B B X 3-2 ③ G4-3			B F B S F F X 2-2 ① P2		3 0	0 0	0 0	0 0	0 0	0 0	0 0
Omar Vizquel, S (1, 6) OBP: 0.158, SLG: 0.111			C X 0-1 S 1B			F B X 1-1 ① G5-3		X 0-0 ② F8		3	0	1	0	0	0	0

TOP

Cleveland Indians @ New York Yankees

Yankee Stadium, Bronx, NY

Tue Oct 06 1998, 7:05 PM EDT

Att. 57,138 - Unknown - 54 F

livebaseballscorecards.com

	AB	R	H	RBI	BB	SO	LOB
	31	2	5	2	1	8	11

Inning Stats	1	2	3	4	5	6	7	8	9	1B	SF	WP	PA
R	0	0	0	0	0	0	0	0	2	4	0	0	33
E	0	0	0	0	0	0	0	0	0	0	0	0	
K	1	0	2	1	1	0	2	0	1	0	0	0	
S	7	9	13	8	8	5	10	10	13	0	0	0	
H	0	1	1	0	0	0	1	0	2	2B	SAC	PB	
LOB	0	1	1	0	0	0	2	0	0	0	0	0	
BB	1	0	0	0	0	0	0	0	0	3B	DP	SB	
P	11	14	16	12	12	7	13	14	23	0	1	1	
										HR	HBP	CS	
										1	1	0	

PITCHER		IP	WLS	BF	H	R	ER	SO	BB	IBB	HBP	BLK	WP	HR	S	P	ERA	WHIP
David Wells, L ERA: 1.1	(1, 1)	8.1	W	31	5	2	2	7	1	0	1	0	0	1	77	110	2.16	0.720
Jeff Nelson, R ERA:	(9, 1)	0.2		2	0	0	0	1	0	0	0	0	0	0	6	12	0.00	0.000

PITCHER		IP	WLS	BF	H	R	ER	SO	BB	IBB	HBP	BLK	WP	HR	S	P	ERA	WHIP

Batter	1	2	3	4	5	6	7	8	9	AB	R	H	RBI	BB	SO	LOB
Chuck Knoblauch, R (1, 4) OBP: 0.176, SLG: 0.125	2-2 2 1B 1B FC6-4 1-2f			0-2 ① G6-3		1-2 ② P3		1-0 ① L5		5	1	1	0	0	0	3
2 Derek Jeter, R (1, 6) OBP: 0.375, SLG: 0.231	1-2 1B 1B 1-2 1B	G4-3 S 1B 0-0		1-0 ② F9		0-1 ③ G4-3		4-0 WP 1-2 BB		4	1	2	0	1	0	0
Paul O'Neill, L (1, 9) OBP: 0.412, SLG: 0.750	3-2 FC4-6 1B 1-3 2-H WP 1B	1-2 ① G4-3 1-3		1-0 ③ G3-1			2-2 2B 2B	3-3 ② K 1-2 2-3		5	2	2	1	0	1	3
Bernie Williams, S (1, 8) OBP: 0.235, SLG: 0.200	1-0 FC4-6 1-2 3-H 1B	2-3 ② K			2-2 ① G5-3		3-0 2-H 2B	4-2 BB		4	0	2	2	1	1	1
Tino Martinez, L (1, 3) OBP: 0.188, SLG: 0.313	2-0 ① FC4-6 WP S 20 1B 1-2f 2-3	0-2 ③ L7			1-1 ② P2		1-3 ① K	2-3 ③ K2-3		5	1	0	0	0	2	7
Tim Raines, S (1, 10) OBP: 0.444, SLG: 0.333	3-3 ② K 1-2		X 0-0 ① G1-3		4-2 BB		4-1 BB			2	0	0	0	2	1	2
Shane Spencer, R (1, 7) OBP: 0.444, SLG: 1.125	4-1 20 1B 1B 2-3 3-H BB	3-3 ② K			1-1 ③ L7		0-1 ② F8			2	1	0	0	1	1	1
Ricky Ledee, L (7, PH) (8, 7)										1	0	0	0	0	0	2
20 Jorge Posada, S (1, 2) OBP: 0.571, SLG: 1.000	2-0 1B 1-3 3-H 1B	4-1 BB				0-0 HR	3-1 ③ L9			3	1	2	2	1	0	2
Scott Brosius, R (1, 5) OBP: 0.429, SLG: 0.643	1-2 FC4-6 1-2 3-H 1B	1-2 ③ F7				1-2 ① G6-3		0-0 WP 2 BB 1B		4	0	2	1	0	0	1
Inning Stats	R: 5 E: 0 K: 1 S: 24 H: 6 LOB: 2 BB: 1 P: 43	R: 0 E: 0 K: 1 S: 12 H: 1 LOB: 1 BB: 0 P: 15	R: 0 E: 0 K: 1 S: 8 H: 0 LOB: 1 BB: 1 P: 16	R: 0 E: 0 K: 0 S: 6 H: 0 LOB: 0 BB: 0 P: 8	R: 0 E: 0 K: 0 S: 13 H: 0 LOB: 1 BB: 1 P: 21	R: 1 E: 0 K: 0 S: 9 H: 1 LOB: 0 BB: 0 P: 11	R: 1 E: 0 K: 1 S: 13 H: 2 LOB: 2 BB: 1 P: 26	R: 0 E: 0 K: 2 S: 10 H: 1 LOB: 3 BB: 2 P: 24		1B: 8 2B: 2 3B: 0 HR: 1	SF: 0 SAC: 0 DP: 0 HBP: 0					

PITCHER		IP	WLS	BF	H	R	ER	SO	BB	IBB	HBP	BLK	WP	HR	S	P	ERA	WHIP
Jaret Wright, R ERA: 19.8	(1, 1)	0.2	L	8	5	5	5	1	1	0	0	0	1	0	18	36	67.50	9.000
Chad Ogea, R ERA: 3.38	(1, 1)	5.1		23	5	2	2	2	2	0	0	0	0	1	59	88	3.38	1.312
Jim Poole, L ERA:	(7, 1)	0.1		2	0	0	0	1	1	0	0	0	0	0	4	9	0.00	3.000
Steve Reed, R ERA: 20.25	(7, 1)	0.2		2	0	0	0	0	0	0	0	0	0	0	4	7	0.00	0.000
Paul Shuey, R ERA:	(8, 1)	1.0		6	1	0	0	2	2	0	0	0	1	0	10	24	0.00	3.000

PITCHER	IP	WLS	BF	H	R	ER	SO	BB	IBB	HBP	BLK	WP	HR	S	P	ERA	WHIP

BOTTOM

Cleveland Indians @ New York Yankees

Yankee Stadium, Bronx, NY

Tue Oct 06 1998, 7:05 PM EDT

Att. 57,138 - Unknown - 54 F

livebaseballscorecards.com

AB	35
R	7
H	11
RBI	6
BB	6
SO	6
LOB	22

WP: 2 PB: 0 SB: 2 CS: 0 PA: 41

Batter	1	2	3	4	5	6	7	8	9	10	11	12	AB	R	H	RBI	BB	SO	LOB
Kenny Lofton, L (1, 8) OBP: 0.296, SLG: 0.538	B X 1-0 F8 ①		B B C B X 3-1 F9 ③		B X 1-0 F8 ②			C B B B C X 3-2 G4-3 ①		B F X 1-1 L6 ③		C B B S X 2-2 1-3 2-H 3-H 1B ②	6	0	1	2	0	0	0
Omar Vizquel, S (1, 6) OBP: 0.160, SLG: 0.208	C S F B B X 2-2 F7 ②			B F C B B C 3-3 K ①	M X 0-1 G1-3 ③			C X 0-1 3B			C B F B F F B F F 3-2 F7 ①	B X 1-1 G1-3 ③	6	0	1	0	0	1	2
David Justice, L (1, 10) OBP: 0.346, SLG: 0.750	B B B C F B 4-2 BB		C X 0-1 HR		B X 1-0 G6-4-3 1B			B B B C X 3-1 G2-3 ②			C S B F B F X 2-2 G4-3 ②		4	1	2	1	1	0	1
Manny Ramirez, R (1, 9) OBP: 0.423, SLG: 0.818	B X 1-0 P3 ③		B C B B F B B 4-2 BB 1B BB		B X 1-0 G6-4-3 ①② 1-2f			F B B C X 2-2 G1-3 ③			C B C B C 2-3 K ③		4	0	0	0	1	1	3
Jim Thome, L (1, 3) OBP: 0.231, SLG: 0.391		B B F F C 2-3 K ①	F 1 SAFE C 1 SAFE B B 1 SAFE C	2-3 K ②	S F B C	1-3 K ③			S B X 1-1 L1 ①			B C F X 1-2 E E 1B	5	0	1	0	0	3	1
Enrique Wilson, S (12, PR) (12, 4)													0	1	0	0	0	0	0
Travis Fryman, R (1, 5) OBP: 0.280, SLG: 0.227		C B X 1-1 F8 ②	C X 0-1 BB 1-2 1B				C X 0-1 G5-3 ①		F B F F F F B F F B 3-3 S K ②			1 SAFE 1 SAFE B 1 SAFE X 1-0 E3 1-H 1B	5	1	2	0	0	1	0
Brian Giles, L (1, 7) OBP: 0.294, SLG: 0.214		C B X 1-1 P2 ③		B C B B F B B 4-2 1-2 2-3 BB			F F C 0-3 K ②		F F F B F F F F F F 1-3 C K ③			B F C C C 1-3 K ①	4	0	0	0	1	3	2
Sandy Alomar Jr., R (1, 2) OBP: 0.273, SLG: 0.350			S T F X 0-2 F7 ①	B S F X 1-2 G3-1 ③			C B X 1-1 1B			C B F X 1-2 L6 ①		H 1-0 BB 1B HBP	4	1	1	0	0	0	3
Joey Cora, S (1, 4) OBP: 0.273, SLG: 0.059			C C B X 1-2 F9 ②		B C F X 1-2 P4 ①		F B X 1-1 P6 ③			C X 0-1 G3-1 ②		P B C B B 4-1 1B 1-2 BB	4	0	0	0	1	0	1
Richie Sexson, R (12, 3)													0	0	0	0	0	0	0
Inning Stats	R: 0 E: 0 K: 0 S: 8 H: 0 LOB: 1 BB: 1 P: 16	R: 0 E: 0 K: 1 S: 7 H: 0 LOB: 0 BB: 0 P: 11	R: 0 E: 0 K: 0 S: 9 H: 0 LOB: 0 BB: 0 P: 13	R: 1 E: 0 K: 2 S: 18 H: 2 LOB: 3 BB: 2 P: 32	R: 0 E: 0 K: 0 S: 6 H: 0 LOB: 0 BB: 0 P: 8	R: 0 E: 0 K: 1 S: 5 H: 1 LOB: 0 BB: 0 P: 8	R: 0 E: 0 K: 1 S: 9 H: 1 LOB: 1 BB: 0 P: 11	R: 0 E: 0 K: 0 S: 10 H: 1 LOB: 1 BB: 0 P: 18	R: 0 E: 0 K: 2 S: 18 H: 0 LOB: 0 BB: 0 P: 23	R: 0 E: 0 K: 0 S: 7 H: 0 LOB: 0 BB: 0 P: 9	R: 0 E: 0 K: 1 S: 16 H: 0 LOB: 0 BB: 0 P: 23	R: 3 E: 1 K: 1 S: 14 H: 3 LOB: 2 BB: 1 P: 24	1B: 6 2B: 0 3B: 1 HR: 1	SF: 0 SAC: 0 DP: 1 HBP: 1	WP: 0 PB: 0 SB: 0 CS: 0	PA: 47		

PITCHER		IP	WLS	BF	H	R	ER	SO	BB	IBB	HBP	BLK	WP	HR	S	P	ERA	WHIP
David Cone, R ERA: 0.66	(1, 1)	8.0		31	5	1	1	5	3	0	0	0	0	1	72	117	1.12	1.000
42 Mariano Rivera, R ERA:	(9, 1)	2.0		6	0	0	0	2	0	0	0	0	0	0	25	32	0.00	0.000
Mike Stanton, L ERA:	(11, 1)	0.2		2	0	0	0	0	0	0	0	0	0	0	13	18	0.00	0.000
Jeff Nelson, R ERA: 6.75	(11, 1)	0.2	L	6	2	3	3	2	1	0	1	0	0	0	12	21	40.50	4.500
Graeme Lloyd, L ERA:	(12, 1)	0.2		2	1	0	0	0	0	0	0	0	0	0	5	8	0.00	1.500

PITCHER	IP	WLS	BF	H	R	ER	SO	BB	IBB	HBP	BLK	WP	HR	S	P	ERA	WHIP

TOP

Cleveland Indians @ New York Yankees

Yankee Stadium, Bronx, NY

Wed Oct 07 1998, 3:33 AM EDT

Att. 57,128 - Overcast - 60 F

livebaseballscorecards.com

AB	42
R	4
H	8
RBI	3
BB	4
SO	9
LOB	13

Cleveland Indians @ New York Yankees

Yankee Stadium, Bronx, NY

Wed Oct 07 1998, 3:33 AM EDT

Att. 57,128 - Overcast - 60 F

livebaseballscorecards.com

BOTTOM

Batter	1	2	3	4	5	6	7	8	9	10	11	12	AB	R	H	RBI	BB	SO	LOB
Chuck Knoblauch, R (1, 4) OBP: 0.130, SLG: 0.091	0-1 G6-3		1-1 F9			0-2 F8		1-1 G3		0-1 G4-3		3-2 E5	6	0	0	0	0	0	0
2 Derek Jeter, R (1, 6) OBP: 0.364, SLG: 0.278	1-0 2B		2-0 G4-3			1-0 G1-3		4-2 S BB		1-2 F9		1-3 K	5	0	1	0	1	1	1
Paul O'Neill, L (1, 9) OBP: 0.364, SLG: 0.667	2-0 F7			2-1 G3 2B		3-2 G3		2-2 F7		2-1 F9			5	0	1	0	0	0	2
Bernie Williams, S (1, 8) OBP: 0.273, SLG: 0.211	2-3 K			0-0 G3 2-3			1-1 F8 BB 2B 1B	4-2 1-2 BB			2-3 K		4	1	1	0	1	2	2
Tino Martinez, L (1, 3) OBP: 0.190, SLG: 0.250		0-1 G3-1		2-1 F7			4-0 2B 1-2 BB	3-3 K			3-3 K		4	0	0	0	1	2	3
Tim Raines, S (1, 10) Homer Bush, R (9, PR) Chili Davis, S (11, PH) OBP: 0.286, SLG: 0.286 Ricky Ledee, L (11, PR)		2-3 K		1-3 K			1-2 K		3-1 S 1B		1-0 1B		4 0 1 0	0 0 0 0	1 0 0 0	0 0 0 0	0 0 0 0	3 0 0 0	3 0 0 0
Shane Spencer, R (1, 7) OBP: 0.357, SLG: 0.769	1-1 1B				0-2 F9		3-2 F8 2-3		1-3 K 1-2		3-1 F8		5	0	1	0	0	1	4
Scott Brosius, R (1, 5) OBP: 0.421, SLG: 0.611	2-3 K				0-0 G6-3		0-0 1-3 2B		4-0 20 G4-6-3 IBB			2-3 K	4	0	1	1	1	2	1
Joe Girardi, R (1, 2) OBP: 0.300, SLG: 0.300 20 Jorge Posada, S (9, PH) OBP: 0.444, SLG: 0.714 (10, 2)			0-0 G5-3		0-1 P4		0-2 G1-3		1-1 G4-6-3 1-2f			1-0 G6-3	3 2	0 0	0 0	0 0	0 0	0 0	2 2
Inning Stats	R: 0 E: 0 K: 1 S: 7 H: 1 LOB: 1 BB: 0 P: 12	R: 0 E: 0 K: 2 S: 10 H: 1 LOB: 1 BB: 0 P: 15	R: 0 E: 0 K: 0 S: 4 H: 0 LOB: 0 BB: 0 P: 7	R: 0 E: 0 K: 1 S: 8 H: 1 LOB: 1 BB: 0 P: 13	R: 0 E: 0 K: 0 S: 7 H: 0 LOB: 0 BB: 0 P: 7	R: 0 E: 0 K: 0 S: 8 H: 0 LOB: 0 BB: 0 P: 12	R: 1 E: 0 K: 1 S: 13 H: 2 LOB: 2 BB: 1 P: 22	R: 0 E: 0 K: 1 S: 14 H: 0 LOB: 2 BB: 2 P: 28	R: 0 E: 0 K: 1 S: 7 H: 1 LOB: 2 BB: 1 P: 16	R: 0 E: 0 K: 0 S: 8 H: 0 LOB: 0 BB: 0 P: 11	R: 0 E: 0 K: 2 S: 9 H: 1 LOB: 1 BB: 0 P: 18	R: 0 E: 1 K: 2 S: 13 H: 0 LOB: 1 BB: 0 P: 20	1B: 4 2B: 3 3B: 0 HR: 0			SF: 0 SAC: 0 DP: 1 HBP: 0		WP: 0 PB: 0 SB: 2 CS: 0	PA: 47

	AB	43
	R	1
	H	7
	RBI	1
	BB	4
	SO	11
	LOB	20

PITCHER		IP	WLS	BF	H	R	ER	SO	BB	IBB	HBP	BLK	WP	HR	S	P	ERA	WHIP
Charles Nagy, R ERA: 1.23	(1, 1)	6.2		26	5	1	1	5	1	0	0	0	0	0	54	85	1.35	0.900
Steve Reed, R ERA: 13.5	(7, 1)	0.2		3	0	0	0	0	1	0	0	0	0	0	8	13	0.00	1.500
Jim Poole, L ERA:	(8, 1)	0.1		1	0	0	0	0	0	0	0	0	0	0	3	5	0.00	0.000
Paul Shuey, R ERA:	(8, 1)	2.0		8	1	0	0	2	1	1	0	0	0	0	19	36	0.00	1.000
Paul Assenmacher, L ERA:	(10, 1)	1.0		3	0	0	0	2	0	0	0	0	0	0	8	15	0.00	0.000

PITCHER		IP	WLS	BF	H	R	ER	SO	BB	IBB	HBP	BLK	WP	HR	S	P	ERA	WHIP
Dave Burba, R ERA: 4.76	(11, 1)	0.1	W	2	1	0	0	0	0	0	0	0	0	0	3	7	0.00	3.000
Michael Jackson, R ERA: 3.6	(12, 1)	1.0	S	4	0	0	0	2	0	0	0	0	0	0	13	20	0.00	0.000

Batter	1	2	3	4	5	6	7	8	9	AB	R	H	RBI	BB	SO	LOB
Chuck Knoblauch, R (1, 4) OBP: 0.222, SLG: 0.160	F X 0-1 G6-3 2 SH1-3 1B 1B	B C B F F X 2-2 ③ P2			F X 0-1 1B			B B B C B 4-1 2 G4-6-3 BB		3	1	2	0	1	0	2
2 Derek Jeter, R (1, 6) OBP: 0.320, SLG: 0.238	1 SAFE X 0-0 ① SH1-3 1-2		X 0-0 ① G6-3		B B X 2-0 ③ G6-3			B B F X 2-1 ② ③ G4-6-3 1-2f		3	0	0	0	0	0	2
Paul O'Neill, L (1, 9) OBP: 0.346, SLG: 0.583	B B S F B X 3-2 ② G6-3 2-3		C B B F B B 4-2 G6-3 BB			C C F X 0-2 ① L8			B B S X 2-1 ① F7	3	0	0	0	1	0	1
Bernie Williams, S (1, 8) OBP: 0.269, SLG: 0.217	B X 1-0 3-H 1B		X 0-0 ② ③ G6-3 1-2f			C B C X 1-2 ② G1-3			S B X 1-1 ② F7	4	0	1	1	0	0	1
Tino Martinez, L (1, 3) OBP: 0.160, SLG: 0.208	C X 0-1 ③ G3			B C B S B S 3-3 ① K		B X 1-0 ③ G4-3			C F B S 1-3 ③ K	4	0	0	0	0	2	1
Chili Davis, S (1, 10) OBP: 0.400, SLG: 0.250		S B F B B B 4-2 1B BB		F B B B B 4-1 G6-4-3 BB			X 0-0 ① G1-3			1	0	0	0	2	0	0
Shane Spencer, R (1, 7) OBP: 0.294, SLG: 0.625		B F B F S 2-3 ① K		B B B C S X 3-2 ② ③ G6-4-3 1-2f			B T B F F X 2-2 ② P6			3	0	0	0	0	1	2
Scott Brosius, R (1, 5) OBP: 0.364, SLG: 0.524		C X 0-1 ② F9			S B X 1-1 ① G6-3		B B B C X 3-1 ③ L6			3	0	0	0	0	0	1
Joe Girardi, R (1, 2) OBP: 0.333, SLG: 0.333 20 Jorge Posada, S (8, PH) OBP: 0.400, SLG: 0.625 (8, 2)		B F B X 2-1 1-2 1B			S C X 0-2 ② G5-3			B X 1-0 ① L3		2 1	0 0	1 0	0 0	0 0	0 0	0 0

TOP

New York Yankees @ Cleveland Indians

Jacobs Field, Cleveland, OH

Fri Oct 09 1998, 7:05 PM EDT

Att. 44,904 - Cloudy - 57 F

livebaseballscorecards.com

AB	27
R	1
H	4
RBI	1
BB	4
SO	3
LOB	10

Inning Stats	1	2	3	4	5	6	7	8	9
R	1	0	0	0	0	0	0	0	0
E	0	0	0	0	0	0	0	0	0
K	0	1	0	1	0	0	0	0	1
S	9	13	4	7	8	8	7	4	7
H	2	1	0	0	1	0	0	0	0
LOB	1	2	0	0	1	0	0	0	0
BB	0	1	1	1	0	0	0	1	0
P	13	23	8	17	11	10	12	11	11

1B	4	SF	0
2B	0	SAC	1
3B	0	DP	3
HR	0	HBP	0

WP	0	PA	32
PB	0		
SB	0		
CS	0		

PITCHER		IP	WLS	BF	H	R	ER	SO	BB	IBB	HBP	BLK	WP	HR	S	P	ERA	WHIP
Bartolo Colon, R ERA: 1.23	(1, 1)	9.0	W	32	4	1	1	3	4	0	0	0	0	0	67	116	1.00	0.889

PITCHER	IP	WLS	BF	H	R	ER	SO	BB	IBB	HBP	BLK	WP	HR	S	P	ERA	WHIP

Batter	1	2	3	4	5	6	7	8	9	AB	R	H	RBI	BB	SO	LOB
Kenny Lofton, L (1, 8) OBP: 0.250, SLG: 0.452	B C X 1-1 G4-3 ①	1 SAFE B C 1 X 1-1 L7 ②		B L F S 1-3 K ③		X 0-0 G4-3 ②		B C B C S 2-3 K ①		5	0	0	0	0	2	1
Omar Vizquel, S (1, 6) OBP: 0.267, SLG: 0.286	B B B B 4-0 FC5-4 BB	X 0-0 1-2 1B			L B B B C X 3-2 L8 ①	C X 0-1 1B		B C T B F X 2-2 1B		4	0	3	0	1	0	0
David Justice, L (1, 10) OBP: 0.290, SLG: 0.621	C 1 SAFE 1 B X 1-1 FC5-4 1B ② 1-2f	B S B X 2-1 G5 ③			C B C X 1-2 G4-3 ②	B C 1 B F X 2-2 G4-3 ③		C S B 1 S 1-3 K ②		5	0	0	0	0	1	5
Manny Ramirez, R (1, 9) OBP: 0.484, SLG: 0.962	B B C 1 SAFE F X 2-2 1B 1-2		C C B F B F F 4-2 FC5-4 BB		C X 0-1 HR		B B X 2-0 2B 1B	X 0-0 F8 ③		4	1	3	1	1	0	1
Travis Fryman, R (1, 5) OBP: 0.310, SLG: 0.240	X 0-0 L7 ③		B B 1 SAFE X 2-0 FC5-4 ① 1-2f		C G B B B B 4-2 HR BB		B B F X 2-1 G3 2-3 1B			3	1	1	0	1	0	3
Jim Thome, L (1, 3) OBP: 0.267, SLG: 0.630		B B B C X 3-1 HR	X 0-0 F7 ②		X 0-0 1-H HR		B C X 1-1 G3 ① 1-2			4	2	2	3	0	0	3
Mark Whiten, S (1, 7) OBP: 0.750, SLG: 2.000		B S F X 1-2 G4-3 1B 2B	X 0-0 L9 ③		B B F B X 3-1 HR		I I I I 4-0 IBB			3	2	2	1	1	0	1
Sandy Alomar Jr., R (1, 2) OBP: 0.231, SLG: 0.292		C B F X 1-2 G4-3 ① 2-3	C X 0-1 G6-3 ①		F C X 0-2 G3 ③		B X 1-0 P2 ②			4	0	0	0	0	0	4
Enrique Wilson, S (1, 4) OBP: 0.167, SLG: 0.167		B X 1-0 1B 3-H 1B	C B X 1-1 P3 ②			F B F F F F B X 2-2 F8 ①	C F S 0-3 K ③			4	0	1	1	0	1	3
Inning Stats	R: 0 E: 0 K: 0 S: 8 H: 1 LOB: 2 BB: 1 P: 16	R: 2 E: 0 K: 0 S: 14 H: 4 LOB: 2 BB: 0 P: 23	R: 0 E: 0 K: 0 S: 9 H: 0 LOB: 1 BB: 1 P: 15	R: 0 E: 0 K: 1 S: 7 H: 0 LOB: 0 BB: 0 P: 9	R: 4 E: 0 K: 0 S: 16 H: 3 LOB: 0 BB: 1 P: 27	R: 0 E: 0 K: 0 S: 12 H: 1 LOB: 1 BB: 0 P: 16	R: 0 E: 0 K: 1 S: 9 H: 2 LOB: 3 BB: 1 P: 19	R: 0 E: 0 K: 2 S: 11 H: 1 LOB: 1 BB: 0 P: 16		1B: 6 2B: 2 3B: 0 HR: 4 SF: 0 SAC: 0 DP: 0 HBP: 0						

BOTTOM

New York Yankees @ Cleveland Indians

Jacobs Field, Cleveland, OH

Fri Oct 09 1998, 7:05 PM EDT

Att. 44,904 - Cloudy - 57 F

livebaseballscorecards.com

AB	36
R	6
H	12
RBI	6
BB	4
SO	4
LOB	21

PITCHER		IP	WLS	BF	H	R	ER	SO	BB	IBB	HBP	BLK	WP	HR	S	P	ERA	WHIP
Andy Pettitte, L ERA: 5.4	(1, 1)	4.2	L	25	8	6	6	1	3	0	0	0	0	4	51	87	11.57	2.357
Ramiro Mendoza, R ERA:	(5, 1)	1.1		7	3	0	0	0	0	0	0	0	0	0	18	26	0.00	2.250
Mike Stanton, L ERA:	(7, 1)	2.0		8	1	0	0	3	0	1	0	0	0	0	17	28	0.00	0.500

PITCHER	IP	WLS	BF	H	R	ER	SO	BB	IBB	HBP	BLK	WP	HR	S	P	ERA	WHIP

Batter	1	2	3	4	5	6	7	8	9	AB	R	H	RBI	BB	SO	LOB
Chuck Knoblauch, R (1, 4) OBP: 0.188, SLG: 0.133	X 0-0 ① F9		C F F F F B S 1-3 ② K		B L 1 SAFE 1 SAFE P X 2-1 ① P3		B C X 1-1 ③ G4-3		C C B X 1-2 ③ G6-3	5	0	0	0	0	1	2
2 Derek Jeter, R (1, 6) OBP: 0.276, SLG: 0.200	B B F F B X 3-2 ② G6-3		B S C X 1-2 ③ G3-1		F F F F 1 SAFE B F F 2-2 B F X ② FC6-4 E S 1-2f			C C S 0-3 ① K		4	0	0	0	0	1	1
Paul O'Neill, L (1, 9) OBP: 0.367, SLG: 0.667	B B B C X 3-1 HR			B F B B C B 4-2 S 2B BB	C 1 SAFE B S 1 SAFE B F 1 SAFE F 3-3 B S ③ K 1-3			C B B C C X 2-2 ② G4-3		3	2	1	1	1	1	1
Bernie Williams, S (1, 8) OBP: 0.333, SLG: 0.208	X 0-0 ③ G6-3			F B B S B B 4-2 2B SF 1-2 BB		B B C B B 4-1 S BB		B C B F B B 4-2 BB		1	1	0	0	3	0	0
Chili Davis, S (1, 10) OBP: 0.357, SLG: 0.333		B X 1-0 ① G6-3		X 0-0 20 F8 1-3 2-H 2B		F C S 0-3 ① K 1-2		B X 1-0 ③ G4-3		4	0	1	1	0	1	2
Tino Martinez, L (1, 3) OBP: 0.207, SLG: 0.269 Homer Bush, R (9, PR) Luis Sojo, R (9, 3)		B B B B 4-0 20 E 20 S BB		B B F X 2-1 SF G6-4-3 3-H		B B C B F F X 3-2 ② P3			B C B X 2-1 WP SF7 2B	2 0 0	0 1 0	1 0 0	1 0 0	1 0 0	0 0 0	1 0 0
20 Jorge Posada, S (1, 2) OBP: 0.286, SLG: 0.417		B C B B F F S 3-3 ② K 1-3		B B F X 2-1 ① F8 2-3		B B F S S 2-3 ③ K2-3			C B B X 2-1 ① L9	4	0	0	0	0	2	5
Chad Curtis, R (1, 7) OBP: 0.500, SLG: 0.500		B B B C C F S 3-3 ③ K		X 0-0 ② ③ G6-4-3 1-2f			B C B B F X 3-2 ① G6-3		B C B P P 4-1 SF7 2-3 BB	3	0	0	0	1	1	3
Scott Brosius, R (1, 5) OBP: 0.346, SLG: 0.500			B C S B X 2-2 ① G5-3		C F B F B X 2-2 2 FC6-4 1B		F B B S 2-3 ② K		X 0-0 ② SF7 1-2 3-H	3	0	1	1	0	1	0
Inning Stats	R: 1 H: 1 E: 0 LOB: 0 K: 0 BB: 0 S: 7 P: 13	R: 0 H: 0 E: 1 LOB: 1 K: 2 BB: 1 S: 9 P: 20	R: 0 H: 0 E: 0 LOB: 0 K: 1 BB: 0 S: 12 P: 16	R: 2 H: 1 E: 1 LOB: 1 K: 0 BB: 2 S: 10 P: 22	R: 0 H: 1 E: 0 LOB: 1 K: 1 BB: 0 S: 21 P: 29	R: 0 H: 0 E: 0 LOB: 1 K: 2 BB: 1 S: 11 P: 20	R: 0 H: 0 E: 0 LOB: 0 K: 1 BB: 0 S: 8 P: 14	R: 0 H: 0 E: 0 LOB: 1 K: 1 BB: 1 S: 9 P: 16	R: 1 H: 1 E: 0 LOB: 1 K: 0 BB: 1 S: 11 P: 18	1B: 1 SF: 2 2B: 2 SAC: 0 3B: 0 DP: 1 HR: 1 HBP: 0					WP: 1 PA: 37 PB: 0 SB: 4 CS: 0	

TOP

New York Yankees @ Cleveland Indians

Jacobs Field, Cleveland, OH

Sat Oct 10 1998, 7:05 PM EDT

Att. 44,981 - Cloudy - 58 F

livebaseballscorecards.com

AB	29
R	4
H	4
RBI	4
BB	6
SO	8
LOB	15

PITCHER		IP	WLS	BF	H	R	ER	SO	BB	IBB	HBP	BLK	WP	HR	S	P	ERA	WHIP
Dwight Gooden, R ERA: 9.0	(1, 1)	4.2	L	20	3	3	3	3	3	0	0	0	0	1	54	92	5.79	1.286
Jim Poole, L ERA:	(5, 1)	0.1		1	0	0	0	1	0	0	0	0	0	0	5	8	0.00	0.000
Dave Burba, R ERA: 4.0	(6, 1)	3.1		14	1	1	1	4	3	0	0	0	1	0	35	63	2.70	1.200
Paul Shuey, R ERA:	(9, 1)	0.2		2	0	0	0	0	0	0	0	0	0	0	4	5	0.00	0.000

PITCHER	IP	WLS	BF	H	R	ER	SO	BB	IBB	HBP	BLK	WP	HR	S	P	ERA	WHIP

Batter	1	2	3	4	5	6	7	8	9	AB	R	H	RBI	BB	SO	LOB
Kenny Lofton, L (1, 8) OBP: 0.250, SLG: 0.457	C B X 1-1 ① P5		B X 1-0 2B			B B F X 2-1 ① P4		1 SAFE 1 SAFE 1 SAFE C F B 1 SAFE F B 2-3 F C ①		4	0	1	0	0	1	1
Omar Vizquel, S (1, 6) OBP: 0.324, SLG: 0.344	B C X 1-1 S 1B		L F B B X 2-2 ② L6			C F B X 1-2 S HBP 1B		B X 1-0 G4-6-3 1-2 1B		4	0	3	0	0	0	1
David Justice, L (1, 10) OBP: 0.286, SLG: 0.563	B F + SAFE S S 1-3 ② K		B B C B X 3-1 ③ G1-3			S H 1-1 1-2 HBP		X 0-0 ② ③ G4-6-3 1-2f		3	0	0	0	0	1	4
Manny Ramirez, R (1, 9) OBP: 0.457, SLG: 0.862	S B B S F B B 4-2 1-2 BB			C B C F S 1-3 ① K		B B F S S 2-3 ② K			C F B C 1-3 ① K	3	0	0	0	1	3	2
Jim Thome, L (1, 3) OBP: 0.235, SLG: 0.548	B B C B S X 3-2 ③ F9			S S S B S 2-3 ② K		B F F B B F S 3-3 2-3 ③ K			B B C X 2-1 ② G3-1	4	0	0	0	0	2	4
Travis Fryman, R (1, 5) OBP: 0.273, SLG: 0.207		B C B B C F F X 2-2 ① F9		B B B C F X 3-2 ③ P2			B F X 1-1 ① G6-3		C X 0-1 ③ G5-3	4	0	0	0	0	0	0
Brian Giles, L (1, 7) OBP: 0.250, SLG: 0.176		C B X 1-1 ② F8			B C B F F B F F X 3-2 ① P4		X 0-0 ② P2			3	0	0	0	0	0	0
Sandy Alomar Jr., R (1, 2) OBP: 0.214, SLG: 0.269 Einar Díaz, R (6, 2)		F C S 0-3 ③ K			X 0-0 ② P6		B B C F F X 2-2 ③ F7			2 1	0 0	0 0	0 0	0 0	1 0	0 0
Enrique Wilson, S (1, 4) OBP: 0.222, SLG: 0.125		C B X 1-1 ① L3			B F X 1-1 ③ G5-3			B B B B 4-0 1B BB		2	0	0	0	1	0	0
Inning Stats	R: 0 H: 1 E: 0 LOB: 2 K: 1 BB: 1 S: 13 P: 23	R: 0 H: 0 E: 0 LOB: 0 K: 1 BB: 0 S: 9 P: 12	R: 0 H: 1 E: 0 LOB: 1 K: 0 BB: 0 S: 8 P: 15	R: 0 H: 0 E: 0 LOB: 0 K: 2 BB: 0 S: 10 P: 16	R: 0 H: 0 E: 0 LOB: 0 K: 0 BB: 0 S: 9 P: 13	R: 0 H: 1 E: 0 LOB: 2 K: 2 BB: 0 S: 13 P: 22	R: 0 H: 0 E: 0 LOB: 0 K: 0 BB: 0 S: 7 P: 10	R: 0 H: 1 E: 0 LOB: 1 K: 1 BB: 1 S: 7 P: 14	R: 0 H: 0 E: 0 LOB: 0 K: 1 BB: 0 S: 7 P: 10	1B: 3 SF: 0 2B: 1 SAC: 0 3B: 0 DP: 1 HR: 0 HBP: 1						

PITCHER		IP	WLS	BF	H	R	ER	SO	BB	IBB	HBP	BLK	WP	HR	S	P	ERA	WHIP
Orlando Hernandez, R ERA:	(1, 1)	7.0	W	27	3	0	0	6	2	0	1	0	0	0	69	115	0.00	0.714
Mike Stanton, L ERA:	(8, 1)	1.0		3	1	0	0	1	0	0	0	0	0	0	7	10	0.00	1.000
42 Mariano Rivera, R ERA:	(9, 1)	1.0		3	0	0	0	1	0	0	0	0	0	0	7	10	0.00	0.000

PITCHER	IP	WLS	BF	H	R	ER	SO	BB	IBB	HBP	BLK	WP	HR	S	P	ERA	WHIP

BOTTOM

New York Yankees @ Cleveland Indians

Jacobs Field, Cleveland, OH

Sat Oct 10 1998, 7:05 PM EDT

Att. 44,981 - Cloudy - 58 F

livebaseballscorecards.com

AB	30
R	0
H	4
RBI	0
BB	2
SO	8
LOB	12

1B: 3	SF: 0	WP: 0	PA: 33
2B: 1	SAC: 0	PB: 0	
3B: 0	DP: 1	SB: 2	
HR: 0	HBP: 1	CS: 0	

Batter	1	2	3	4	5	6	7	8	9	AB	R	H	RBI	BB	SO	LOB
Chuck Knoblauch, R (1, 4) OBP: 0.270, SLG: 0.129	C C H 1-2 1B 1B HBP	B F B B B 4-1 2 SH1-3 1B BB	B B B B 4-0 2 FC4-6 1-2 2-3 BB			B X 1-0 ① G5-3		C B B B B 4-1 2 G6-3 BB		1	2	0	0	3	0	0
2 Derek Jeter, R (1, 6) OBP: 0.242, SLG: 0.172	S S B B C 2-3 ① K	X 0-0 ① SH1-3 1-2	B B C X 2-1 ③ FC4-6 1-2f			C B S S 1-3 ② K		F X 0-1 ② G6-3 1-2 2-3		4	0	0	0	0	2	6
Paul O'Neill, L (1, 9) OBP: 0.400, SLG: 0.645	1 SAFE S B F X 1-2 S 1-3 1B 1B	X 0-0 1B 2-H 1B	B B F F F F X 3-2 ① G3-1			C B B B C F B 4-2 BB		X 0-0 ③ G4-3		4	1	2	1	1	0	2
Bernie Williams, S (1, 8) OBP: 0.343, SLG: 0.214	B B B F S B 4-2 1B 1-2 G4-3 BB	B F X 1-1 G6-4-3 1-3 1B		B X 1-0 ② G3		1 SAFE X 0-0 ③ L7			C C B S 1-3 ① K	4	1	1	0	1	1	1
Chili Davis, S (1, 10) OBP: 0.368, SLG: 0.529	B F B X 2-1 G4-3 1-3 2-H 3-H 1B	X 0-0 ② ③ G6-4-3 1-2f		B C B X 2-1 HR			B F B B C F S 2-3 ① K		F C B X 1-2 ② G4-3	5	1	2	3	0	1	2
Tino Martinez, L (1, 3) OBP: 0.294, SLG: 0.259	H 1-0 G4-3 HBP		B B B C C F B 4-2 FC4-6 BB	B F B X 2-1 ③ G5-3			B B B B 4-0 G3-6-3 BB		B B B B 4-0 BB	1	0	0	0	3	0	0
Tim Raines, S (1, 7) OBP: 0.294, SLG: 0.214 Chad Curtis, R (7, 7) OBP: 0.444, SLG: 0.429	C F B X 1-2 ② G4-3 1-2 2-3 3-H		C B F B X 2-2 ① FC4-6 BB 1B 1-2f		B C F F C 1-3 ① K		C X 0-1 ② ③ G3-6-3 1-2f		S C S 0-3 ③ K	4 1	0 0	0 0	0 0	1 0	0 1	4 1
20 Jorge Posada, S (1, 2) OBP: 0.389, SLG: 0.385	B F B B B 4-1 BB		C X 0-1 ② F8		B S B B C B 4-2 CS BB			B B B C B 4-1 2 G6-3 SH1-4 BB		1	0	0	0	3	0	1
Scott Brosius, R (1, 5) OBP: 0.345, SLG: 0.481	S C F B S 1-3 ③ K		F B S E B X 2-2 BB 1-2 1B		B S C X 1-2 ② ③ G4-3 1-2			X 0-0 ① SH1-4 1-2		3	0	1	0	0	1	4
Inning Stats	R: 3 H: 2 E: 0 LOB: 3 K: 2 BB: 2 S: 20 P: 37	R: 1 H: 2 E: 0 LOB: 1 K: 0 BB: 1 S: 6 P: 11	R: 0 H: 1 E: 0 LOB: 3 K: 0 BB: 2 S: 14 P: 28	R: 1 H: 1 E: 0 LOB: 0 K: 0 BB: 0 S: 11 P: 19	R: 0 H: 0 E: 0 LOB: 0 K: 1 BB: 1 S: 9 P: 15	R: 0 H: 0 E: 0 LOB: 1 K: 1 BB: 1 S: 8 P: 14	R: 0 H: 0 E: 0 LOB: 0 K: 1 BB: 1 S: 6 P: 12	R: 0 H: 0 E: 0 LOB: 2 K: 0 BB: 2 S: 6 P: 14	R: 0 H: 0 E: 0 LOB: 1 K: 2 BB: 1 S: 9 P: 15	1B: 5 SF: 0 2B: 0 SAC: 2 3B: 0 DP: 2 HR: 1 HBP: 2						

PITCHER		IP	WLS	BF	H	R	ER	SO	BB	IBB	HBP	BLK	WP	HR	S	P	ERA	WHIP
Chad Ogea, R ERA: 8.1	(1, 1)	1.1	L	13	4	4	4	2	3	0	2	0	0	0	25	47	27.00	5.250
Jaret Wright, R ERA: 9.82	(2, 1)	6.0		24	2	1	1	3	7	0	0	0	0	1	52	100	1.50	1.500
Steve Reed, R ERA: 11.57	(8, 1)	0.1		1	0	0	0	0	0	0	0	0	0	0	2	2	0.00	0.000
Paul Assenmacher, L ERA:	(8, 1)	0.1		1	0	0	0	0	0	0	0	0	0	0	1	1	0.00	0.000
Paul Shuey, R ERA:	(9, 1)	1.0		4	0	0	0	2	1	0	0	0	0	0	9	15	0.00	1.000

PITCHER	IP	WLS	BF	H	R	ER	SO	BB	IBB	HBP	BLK	WP	HR	S	P	ERA	WHIP

TOP

New York Yankees @ Cleveland Indians

Jacobs Field, Cleveland, OH

Sun Oct 11 1998, 3:33 AM EDT

Att. 44,966 - Sunny - 61 F

livebaseballscorecards.com

AB	28
R	5
H	6
RBI	5
BB	11
SO	7
LOB	21

1B: 5	SF: 0	WP: 0	PA: 43
2B: 0	SAC: 2	PB: 0	
3B: 0	DP: 2	SB: 1	
HR: 1	HBP: 2	CS: 1	

BOTTOM

New York Yankees @ Cleveland Indians

Jacobs Field, Cleveland, OH

Sun Oct 11 1998, 3:33 AM EDT

Att. 44,966 - Sunny - 61 F

livebaseballscorecards.com

Batter	1	2	3	4	5	6	7	8	9	AB	R	H	RBI	BB	SO	LOB
Kenny Lofton, L (1, 8) OBP: 0.250, SLG: 0.513	HR	G6-3			F9		K			4	1	1	1	0	1	1
Omar Vizquel, S (1, 6) OBP: 0.368, SLG: 0.371	S SF9 1B 1B	CS 1B			1 SAFE 1-2 HBP			K		3	1	2	0	0	1	0
Travis Fryman, R (1, 5) OBP: 0.297, SLG: 0.219	S WP 1-2 1B	K			L7			1B HBP		3	0	1	0	0	1	3
Manny Ramirez, R (1, 9) OBP: 0.436, SLG: 0.813	SF9 1-2 2-H	K 1-2				K2-3		G4-6-3 1-2 1B		3	0	1	1	0	2	1
Mark Whiten, S (1, 7) OBP: 0.375, SLG: 0.857	K 2-3			K		K		G4-6-3 1-2f		4	0	0	0	0	3	3
Jim Thome, L (1, 10) OBP: 0.289, SLG: 0.647	BB			G6-4-3 1B		HR			P5	3	1	2	1	1	0	0
Richie Sexson, R (1, 3) Brian Giles, L (9, PH) OBP: 0.238, SLG: 0.167	K			G6-4-3 1-2f		P9			G4-3	3 1	0 0	0 0	0 0	0 0	1 0	3 0
Einar Díaz, R (1, 2) David Justice, L (9, PH) OBP: 0.306, SLG: 0.563		K	G6-3			L8			BB	3 0	0 0	0 0	0 0	0 1	1 0	0 0
Enrique Wilson, S (1, 4) OBP: 0.231, SLG: 0.167		G5-3	HBP 1B				K		K	4	0	1	0	0	2	1
Inning Stats	R: 2 H: 3 E: 0 LOB: 2 K: 2 BB: 1 S: 15 P: 26	R: 0 H: 0 E: 0 LOB: 0 K: 1 BB: 0 S: 9 P: 11	R: 0 H: 1 E: 0 LOB: 0 K: 2 BB: 0 S: 8 P: 11	R: 0 H: 1 E: 0 LOB: 0 K: 1 BB: 0 S: 8 P: 12	R: 0 H: 1 E: 0 LOB: 2 K: 0 BB: 0 S: 14 P: 19	R: 1 H: 1 E: 0 LOB: 0 K: 2 BB: 0 S: 8 P: 12	R: 0 H: 0 E: 0 LOB: 0 K: 2 BB: 0 S: 8 P: 10	R: 0 H: 1 E: 0 LOB: 1 K: 1 BB: 0 S: 7 P: 14	R: 0 H: 0 E: 0 LOB: 1 K: 1 BB: 1 S: 9 P: 16	1B: 6 SF: 1 2B: 0 SAC: 0 3B: 0 DP: 2 HR: 2 HBP: 2						WP: 1 PA: 36 PB: 0 SB: 2 CS: 1	

	AB	31
	R	3
	H	8
	RBI	3
	BB	2
	SO	12
	LOB	12

PITCHER		IP	WLS	BF	H	R	ER	SO	BB	IBB	HBP	BLK	WP	HR	S	P	ERA	WHIP
David Wells, L ERA: 1.9	(1, 1)	7.1	W	29	7	3	3	11	1	0	1	0	1	2	73	104	3.68	1.091
Jeff Nelson, R ERA: 6.75	(8, 1)	0.0		2	1	0	0	0	0	0	1	0	0	0	1	6	∞	∞
42 Mariano Rivera, R ERA:	(8, 1)	1.2	S	5	0	0	0	1	1	0	0	0	0	0	12	21	0.00	0.600

PITCHER	IP	WLS	BF	H	R	ER	SO	BB	IBB	HBP	BLK	WP	HR	S	P	ERA	WHIP

Batter	1	2	3	4	5	6	7	8	9	AB	R	H	RBI	BB	SO	LOB
Kenny Lofton, L (1, 8) OBP: 0.289, SLG: 0.512	X 0-0 E5 S 1B		B B C B B 4-1 G3-1 G3 BB		C B F B X 2-2 BB 1B 1-3 HR 1B	C F B F B F X 2-2 ③ G4-3			C F S 0-3 ② K	4	1	2	0	1	1	0
Omar Vizquel, S (1, 6) OBP: 0.349, SLG: 0.350	L F B B B L 3-3 ① K		C 1 SAFE 1 SAFE B X 1-1 ① G3 1-2		C B X 1-1 BB HR 1-2 1B		C F X 0-2 ① G5-3		S B X 1-1 ③ G1-3	5	1	1	0	0	1	2
David Justice, L (1, 10) OBP: 0.300, SLG: 0.514	C C C 0-3 ② K		B B C 2 SAFE B X 3-1 ② G3-1 2-3		B F B B B 4-1 HR 1-2 2-3 3-H BB		C B X 1-1 ② F7			3	1	0	1	1	1	2
Manny Ramirez, R (1, 9) OBP: 0.442, SLG: 0.771	B B S C S 2-3 ③ K 2-3		B S T F B B B 4-2 BB		C B B C S 2-3 ① K		B C X 1-1 1B			3	0	1	0	1	2	4
Jim Thome, L (1, 3) OBP: 0.310, SLG: 0.711		C B B C B X 3-2 1B 1B	B S T C 1-3 ③ K		X 0-0 1-H 2-H 3-H HR		C S B B B S 3-3 ③ K			4	1	2	4	0	2	3
Travis Fryman, R (1, 5) OBP: 0.268, SLG: 0.194		B S T S 1-3 ① K		C S B S 1-3 ① K	C B C F X 1-2 ② F7			B C F B X 2-2 ① G6-3		4	0	0	0	0	2	1
Brian Giles, L (1, 7) OBP: 0.240, SLG: 0.182		F X 0-1 1-3 1B		B B X 2-0 ② P2	B B X 2-0 ③ F7			F B B X 2-1 ② P5		4	0	1	0	0	0	0
Sandy Alomar Jr., R (1, 2) OBP: 0.194, SLG: 0.241 Jeff Branson, L (8, PH) Einar Díaz, R (8, 2)		S 1 SAFE I B F 1 S SAFE 1-3 ② K		B F C F X 1-2 ③ F8		X 0-0 ① G5-3		X 0-0 ③ F8		3 1 0	0 0 0	0 0 0	0 0 0	0 0 0	1 0 0	2 0 0
Enrique Wilson, S (1, 4) OBP: 0.235, SLG: 0.188		F B C F X 1-2 ③ F9			C X 0-1 1B BB 1B	C B X 1-1 ② G6-3			B C X 1-1 ① G5-3	4	1	1	0	0	0	2
Inning Stats	R: 0 E: 1 K: 3 S: 10 H: 1 LOB: 1 BB: 0 P: 15	R: 0 E: 0 K: 2 S: 16 H: 2 LOB: 2 BB: 0 P: 22	R: 0 E: 0 K: 1 S: 11 H: 0 LOB: 2 BB: 2 P: 24	R: 0 E: 0 K: 1 S: 8 H: 0 LOB: 0 BB: 0 P: 12	R: 5 E: 0 K: 1 S: 17 H: 4 LOB: 0 BB: 1 P: 29	R: 0 E: 0 K: 0 S: 8 H: 0 LOB: 0 BB: 0 P: 11	R: 0 E: 0 K: 1 S: 10 H: 1 LOB: 1 BB: 0 P: 15	R: 0 E: 0 K: 0 S: 7 H: 0 LOB: 0 BB: 0 P: 11	R: 0 E: 0 K: 1 S: 7 H: 0 LOB: 0 BB: 0 P: 9	1B: 7 2B: 0 3B: 0 HR: 1	SF: 0 SAC: 0 DP: 0 HBP: 0			WP: 0 PB: 0 SB: 1 CS: 0	PA: 38		

PITCHER	IP	WLS	BF	H	R	ER	SO	BB	IBB	HBP	BLK	WP	HR	S	P	ERA	WHIP
David Cone, R (1, 1) ERA: 2.89	5.0	W	25	7	5	5	8	3	0	0	0	0	1	62	102	9.00	2.000
Ramiro Mendoza, R (6, 1) ERA:	3.0		10	1	0	0	1	0	0	0	0	0	0	25	37	0.00	0.333
42 Mariano Rivera, R (9, 1) ERA:	1.0		3	0	0	0	1	0	0	0	0	0	0	7	9	0.00	0.000

PITCHER	IP	WLS	BF	H	R	ER	SO	BB	IBB	HBP	BLK	WP	HR	S	P	ERA	WHIP

TOP

Cleveland Indians @ New York Yankees

Yankee Stadium, Bronx, NY

Tue Oct 13 1998, 7:05 PM EDT

Att. 57,142 - Overcast - 54 F

livebaseballscorecards.com

AB	35
R	5
H	8
RBI	5
BB	3
SO	10
LOB	16

BOTTOM

Cleveland Indians @ New York Yankees

Yankee Stadium, Bronx, NY

Tue Oct 13 1998, 7:05 PM EDT

Att. 57,142 - Overcast - 54 F

livebaseballscorecards.com

Batter	1	2	3	4	5	6	7	8	9	AB	R	H	RBI	BB	SO	LOB
Chuck Knoblauch, R (1, 4) OBP: 0.286, SLG: 0.194	G6-3	E7 2 G4-3 1-H 2B		P3		K		1B		5	0	2	0	0	1	2
2 Derek Jeter, R (1, 6) OBP: 0.263, SLG: 0.265	1B 1B 1B	G4-3 2-3		G6-3		0-0 1-H 2-H 1B 3B		K		5	2	2	2	0	1	2
Paul O'Neill, L (1, 9) OBP: 0.375, SLG: 0.583	1B 1-3 SF9 1B	F7		K		G4-3		K		5	1	1	0	0	2	3
Bernie Williams, S (1, 8) OBP: 0.400, SLG: 0.281	1B 1-3 3-H 1B	F8 E HR 1B			BB	CS 3-H 1B		F9		4	1	3	2	1	0	1
Chili Davis, S (1, 10) OBP: 0.304, SLG: 0.450	SF9 3-H	E4 1-2 HR			K	CS 1-2	F7			3	1	0	1	0	1	2
Tino Martinez, L (1, 3) OBP: 0.316, SLG: 0.267	1-2 1B	K	K		K		G5-3 BB			3	0	1	0	1	2	3
Ricky Ledee, L (1, 7)	G4-3	F8 2-3			G4-3		G5-3 1-2			4	0	0	0	0	0	6
Scott Brosius, R (1, 5) OBP: 0.364, SLG: 0.567		L7 1-H 3-H HR				E6 WP 2 3B	IBB			3	2	1	3	1	0	0
Joe Girardi, R (1, 2) OBP: 0.375, SLG: 0.333		2B E 1B	L9			1-2 2 3B BB	G4-3			3	2	1	0	1	0	2

	AB	35
	R	9
	H	11
	RBI	8
	BB	4
	SO	7
	LOB	21

Inning Stats	1	2	3	4	5	6	7	8	9
	R: 2 H: 4 E: 0 LOB: 2 K: 0 BB: 0 S: 17 P: 26	R: 1 H: 2 E: 1 LOB: 1 K: 0 BB: 0 S: 9 P: 14	R: 3 H: 2 E: 1 LOB: 0 K: 1 BB: 0 S: 11 P: 17	R: 0 H: 0 E: 0 LOB: 0 K: 1 BB: 0 S: 7 P: 11	R: 0 H: 0 E: 0 LOB: 1 K: 2 BB: 1 S: 11 P: 20	R: 3 H: 2 E: 1 LOB: 0 K: 1 BB: 1 S: 15 P: 25	R: 0 H: 0 E: 0 LOB: 2 K: 0 BB: 2 S: 13 P: 24	R: 0 H: 1 E: 0 LOB: 1 K: 2 BB: 0 S: 13 P: 15	

	1B: 8	SF: 1	WP: 1	PA: 41
	2B: 1	SAC: 0	PB: 0	
	3B: 1	DP: 0	SB: 0	
	HR: 1	HBP: 0	CS: 1	

PITCHER		IP	WLS	BF	H	R	ER	SO	BB	IBB	HBP	BLK	WP	HR	S	P	ERA	WHIP
Charles Nagy, R ERA: 2.55	(1, 1)	3.0	L	18	8	6	3	1	0	0	0	0	0	1	37	57	9.00	2.667
Dave Burba, R ERA: 3.97	(4, 1)	2.1		11	1	3	1	4	2	0	0	0	1	0	28	47	3.86	1.286
Jim Poole, L ERA:	(6, 1)	0.1		1	0	0	0	0	0	0	0	0	0	0	1	1	0.00	0.000
Paul Shuey, R ERA:	(6, 1)	1.2		8	2	0	0	1	1	1	0	0	0	0	26	43	0.00	1.800
Paul Assenmacher, L ERA:	(8, 1)	0.2		2	0	0	0	1	0	0	0	0	0	0	4	4	0.00	0.000

PITCHER	IP	WLS	BF	H	R	ER	SO	BB	IBB	HBP	BLK	WP	HR	S	P	ERA	WHIP