

# Cleveland Indians - 1998

Batter	1	2	3	4	5	6	7	8	9	AB	R	H	RBI	BB	SO	LOB	TOP					
<b>Kenny Lofton, L</b> OBP: 0.500, SLG: 0.800	G4-3 S BB		P6	K		G6-3		2B 3B	1B	5	1	2	2	1	1	3	<b>Cleveland Indians @ Seattle Mariners</b> The Kingdome, Seattle, WA Tue Mar 31 1998, 6:33 AM EST Att. 57,822 - Dome - 72 F					
<b>Omar Vizquel, S</b> OBP: 0.697, SLG: 0.660	G4-3		S E 1B			CS 1B		2B BB	P5	5	2	3	1	1	0	2						
<b>Shawon Dunston, R</b> <b>David Justice, L</b>	K		E1 1B			F7 1B		2B BB		3	0	0	0	0	1	3						
<b>Manny Ramirez, R</b> OBP: 0.600, SLG: 0.750	K		G1-6-3 1B			BB		BB		4	0	2	3	1	1	1						
<b>Geronimo Berroa, R</b> <b>Brian Giles, L</b>		F9	G1-6-3			F9		FC3-6 BB	IBB	4	0	0	0	0	0	4						
<b>Travis Fryman, R</b>	F7			K		K		P2	G5-4-3 BB	4	0	0	1	1	2	1						
<b>Sandy Alomar Jr., R</b> OBP: 0.600, SLG: 1.400	1B			HR		1B 2B		FC4-6	G5-4-3	5	2	3	1	0	0	4						
<b>Jeff Manto, R</b> <b>Jim Thome, L</b>	K			K		2B G6-3 1B		3B BB	F7	3	1	1	1	0	2	1						
<b>Enrique Wilson, S</b> OBP: 0.600, SLG: 1.000			1B E 1B			1-3 1B 2B		F8	G5-3	5	2	3	0	0	0	1						
<b>Inning Stats</b>	R: 0 E: 0 K: 2 S: 7	H: 0 LOB: 1 BB: 1 P: 11	R: 0 E: 0 K: 1 S: 6	H: 1 LOB: 1 BB: 0 P: 6	R: 2 E: 1 K: 0 S: 6	H: 3 LOB: 1 BB: 0 P: 6	R: 1 E: 0 K: 3 S: 11	H: 2 LOB: 1 BB: 0 P: 11	R: 0 E: 0 K: 0 S: 3	H: 1 LOB: 1 BB: 1 P: 7	R: 3 E: 0 K: 2 S: 11	H: 4 LOB: 1 BB: 0 P: 11	R: 0 E: 1 K: 0 S: 4	H: 0 LOB: 1 BB: 0 P: 4	R: 4 E: 0 K: 0 S: 4	H: 2 LOB: 2 BB: 5 P: 24		R: 0 E: 0 K: 0 S: 4	H: 1 LOB: 1 BB: 0 P: 4	1B: 8 2B: 4 3B: 1 HR: 1	SF: 0 SAC: 0 DP: 2 HBP: 0	WP: 0 PB: 0 SB: 3 CS: 1
<b>PITCHER</b>	IP	WLS	BF	H	R	ER	SO	BB	IBB	HBP	BLK	WP	HR	S	P	ERA	WHIP					
<b>Randy Johnson, L</b> ERA: 7.94	5.2		29	11	6	5	7	2	0	0	0	0	1	41	49	7.94	2.294					
<b>31 Bobby Ayala, R</b> ERA: 16.2	1.2		9	1	3	3	1	2	0	0	0	0	0	9	17	16.20	1.800					
<b>Tony Fossas, L</b> ERA:	0.0	L	1	0	0	0	0	1	0	0	0	0	0	0	4	∞	∞					
<b>Mike Timlin, R</b> ERA:	0.2		4	1	1	1	0	1	1	0	0	0	0	2	10	13.50	3.000					
<b>Paul Spoljaric, L</b> ERA:	1.0		4	1	0	0	0	0	0	0	0	0	0	4	4	0.00	1.000					


Batter	1	2	3	4	5	6	7	8	9	AB	R	H	RBI	BB	SO	LOB	BOTTOM				
<b>Joey Cora, S</b> OBP: 0.200, SLG: 0.200	G4-3	1-2 2-H 1B		F9	F8			F8		5	0	1	0	0	0	2	<b>Cleveland Indians @ Seattle Mariners</b> The Kingdome, Seattle, WA Tue Mar 31 1998, 6:33 AM EST Att. 57,822 - Dome - 72 F				
<b>Alex Rodriguez, R</b>	G5-3		K		K	G5-3			K	5	0	0	0	0	3	0					
<b>Ken Griffey Jr., L</b> OBP: 0.600, SLG: 1.333	HR HBP		G6-4-3 BB		HR	K		P5		3	2	1	1	1	1	0					
<b>Edgar Martinez, R</b> OBP: 0.200, SLG: 0.800	1-H HR		G6-4-3		F9	F8		G5-3		5	1	1	2	0	0	1					
<b>David Segui, S</b> OBP: 0.500, SLG: 1.000	F7			1B 2B	HR 2B		K			4	2	2	0	0	1	0					
<b>Jay Buhner, R</b> OBP: 0.500, SLG: 1.250		K		SH1-4 1B	HR		G4-3			4	1	2	3	0	1	0					
<b>Glenallen Hill, R</b> <b>Charles Gipson, R</b>		1B 1B		SH1-4 1B	HR BB		G1-3			3	1	2	0	1	0	0					
<b>Dan Wilson, R</b> OBP: 0.667, SLG: 0.667		1B 1B		SH1-4	HR			K		3	1	2	0	0	1	0					
<b>Russ Davis, R</b> OBP: 0.250, SLG: 1.000	F7			G5-3	HR			G5-3		4	1	1	3	0	0	4					
<b>Inning Stats</b>	R: 2 E: 0 K: 0 S: 4	H: 1 LOB: 0 BB: 0 P: 5	R: 0 E: 0 K: 1 S: 7	H: 3 LOB: 2 BB: 0 P: 7	R: 0 E: 0 K: 1 S: 4	H: 0 LOB: 1 BB: 1 P: 8	R: 1 E: 0 K: 0 S: 6	H: 3 LOB: 2 BB: 0 P: 6	R: 0 E: 0 K: 1 S: 10	H: 5 LOB: 0 BB: 1 P: 14	R: 0 E: 0 K: 1 S: 5	H: 0 LOB: 0 BB: 0 P: 5	R: 0 E: 0 K: 1 S: 5	H: 0 LOB: 0 BB: 0 P: 5	R: 0 E: 0 K: 1 S: 5	H: 0 LOB: 0 BB: 0 P: 5		1B: 6 2B: 2 3B: 0 HR: 4	SF: 0 SAC: 1 DP: 1 HBP: 1	WP: 0 PB: 0 SB: 0 CS: 0	PA: 40
<b>PITCHER</b>	IP	WLS	BF	H	R	ER	SO	BB	IBB	HBP	BLK	WP	HR	S	P	ERA	WHIP				
<b>Charles Nagy, R</b> ERA: 17.36	4.2		27	12	9	9	3	2	0	1	0	0	4	30	39	17.36	3.000				
<b>Paul Shuey, R</b> ERA:	1.1		4	0	0	0	1	0	0	0	0	0	0	6	6	0.00	0.000				
<b>Jose Mesa, R</b> ERA:	2.1	W	7	0	0	0	3	0	0	0	0	0	0	13	13	0.00	0.000				
<b>Paul Assenmacher, L</b> ERA:	0.1		1	0	0	0	0	0	0	0	0	0	0	1	1	0.00	0.000				
<b>Michael Jackson, R</b> ERA:	0.1	S	1	0	0	0	0	0	0	0	0	0	0	1	1	0.00	0.000				





Batter	1	2	3	4	5	6	7	8	9	AB	R	H	RBI	BB	SO	LOB	TOP								
<b>Kenny Lofton, L</b> OBP: 0.364, SLG: 0.500 (1, 8)	G4-3		G1-3	FC5-4 1B		G6-3		K		5	0	1	1	0	1	0	<b>Cleveland Indians @ Seattle Mariners</b> The Kingdome, Seattle, WA Wed Apr 01 1998, 10:05 PM EST Att: 24,523 - Dome - 72 F								
<b>Omar Vizquel, S</b> OBP: 0.945, SLG: 0.660 (1, 6)	G5-3		G3-6-3 1B	FC5-4 1-2		S 2B		P6		5	0	2	0	0	0	2									
<b>David Justice, L</b> OBP: 0.286, SLG: 0.333 (1, 10)	P6		G3-6-3 1-2		HR 2B			F9		5	1	1	0	0	0	2									
<b>Manny Ramirez, R</b> OBP: 0.600, SLG: 1.375 (1, 9)		HR				G6-3			F8	4	3	2	3	0	0	1									
<b>Jim Thome, L</b> OBP: 0.429, SLG: 0.200 (1, 3)	L7			K		L3			WP BB 1B	4	1	1	0	1	1	1									
<b>Travis Fryman, R</b> OBP: 0.300, SLG: 0.250 (1, 5)				E5 2B		F8			WP 1B BB	4	3	1	0	1	1	2									
<b>Sandy Alomar Jr., R</b> OBP: 0.750, SLG: 1.500 <b>Pat Borders, R</b> (6, 2)				1B 2B		BB 1B			K	3	1	3	3	0	0	0									
<b>Geronimo Berroa, R</b> OBP: 0.375, SLG: 0.286 <b>Brian Giles, L</b> OBP: 1.000, SLG: 1.000 (8, 7)				1B 2B		BB 1B			K	2	0	0	0	0	1	3									
<b>Shawon Dunston, R</b> (1, 4)				1B		FC6-4 BB			1B	3	0	2	0	1	1	2									
<b>Enrique Wilson, S</b> OBP: 0.500, SLG: 0.833 (7, 4)	K			P1		FC6-4 1-2			K	1	0	1	2	0	0	0									
<b>Inning Stats</b>	R: 0 E: 0 K: 1 S: 3	H: 0 LOB: 0 BB: 0 P: 3	R: 2 E: 0 K: 1 S: 8	H: 4 LOB: 1 BB: 0 P: 8	R: 0 E: 0 K: 0 S: 3	H: 1 LOB: 0 BB: 0 P: 3	R: 3 E: 1 K: 1 S: 9	H: 3 LOB: 2 BB: 0 P: 10	R: 2 E: 0 K: 0 S: 6	H: 3 LOB: 1 BB: 1 P: 10	R: 0 E: 0 K: 0 S: 4	H: 1 LOB: 0 BB: 0 P: 4	R: 0 E: 0 K: 2 S: 8	H: 0 LOB: 2 BB: 1 P: 12	R: 0 E: 0 K: 1 S: 5	H: 0 LOB: 1 BB: 0 P: 5	R: 2 E: 0 K: 2 S: 9	H: 2 LOB: 1 BB: 1 P: 13	1B: 7 2B: 5 3B: 0 HR: 2	SF: 0 SAC: 0 DP: 1 HBP: 1	WP: 1 PB: 0 SB: 1 CS: 0	PA: 45			
<b>PITCHER</b>	IP	WLS	BF	H	R	ER	SO	BB	IBB	HBP	BLK	WP	HR	S	P	ERA	WHIP								
<b>Jamie Moyer, L</b> ERA: 9.64 (1, 1)	4.2	L	25	11	7	5	2	0	0	1	0	0	2	28	29	9.64	2.357								
<b>Jim Bullinger, R</b> ERA: (5, 1)	2.1		11	1	0	0	2	2	0	0	0	0	0	13	21	0.00	1.286								
<b>Paul Spoljaric, L</b> ERA: (8, 1)	1.0		3	0	0	0	1	0	0	0	0	0	0	5	5	0.00	0.000								
<b>Heathcliff Slocumb, R</b> ERA: 18.0 (9, 1)	1.0		6	2	2	2	2	1	0	0	0	1	0	9	13	18.00	3.000								

Batter	1	2	3	4	5	6	7	8	9	AB	R	H	RBI	BB	SO	LOB	BOTTOM								
<b>Joey Cora, S</b> OBP: 0.444, SLG: 0.286 (1, 4)	2B 1B		FC4-6 BB FC4-6 HBP		G4-3	SH1-4		FC6-4 BB		2	1	1	0	1	0	0	<b>Cleveland Indians @ Seattle Mariners</b> The Kingdome, Seattle, WA Wed Apr 01 1998, 10:05 PM EST Att: 24,523 - Dome - 72 F								
<b>Alex Rodriguez, R</b> (1, 6)	F9		FC4-6 BB		BB HR BB	F9		FC6-4		3	1	0	1	2	0	5									
<b>Ken Griffey Jr., L</b> OBP: 0.400, SLG: 0.571 (1, 8)	P6		FC4-6 FC4-6		HR BB	K		P3		4	1	0	0	1	1	7									
<b>David Segui, S</b> OBP: 0.556, SLG: 1.556 (1, 3)	2B		FC4-6 1B		HR			G6-3		5	2	3	5	0	0	1									
<b>Jay Buhner, R</b> OBP: 0.333, SLG: 0.667 (1, 9)	K		1B		G4-3			F9		5	0	1	0	0	2	2									
<b>Rick Wilkins, L</b> (1, 10)		G6-3 BB	G3		K			G3-1		4	0	0	0	1	1	2									
<b>Glenallen Hill, R</b> OBP: 0.556, SLG: 0.429 (1, 7)	P4				G4-3			BB 1B BB		4	2	1	0	1	0	1									
<b>Dan Wilson, R</b> OBP: 0.571, SLG: 0.400 (1, 2)	G6-3				G5-3			SH1-4 1B BB		2	0	0	0	2	0	1									
<b>Russ Davis, R</b> OBP: 0.250, SLG: 0.625 (1, 5)	L5				P3			SH1-4 1B		4	0	1	1	0	0	3									
<b>Inning Stats</b>	R: 0 E: 0 K: 1 S: 7	H: 2 LOB: 2 BB: 0 P: 7	R: 0 E: 0 K: 0 S: 3	H: 0 LOB: 1 BB: 1 P: 7	R: 1 E: 0 K: 0 S: 4	H: 1 LOB: 2 BB: 1 P: 9	R: 0 E: 0 K: 0 S: 3	H: 0 LOB: 0 BB: 0 P: 3	R: 3 E: 0 K: 1 S: 6	H: 1 LOB: 0 BB: 2 P: 14	R: 1 E: 0 K: 1 S: 6	H: 1 LOB: 2 BB: 2 P: 14	R: 0 E: 0 K: 0 S: 3	H: 0 LOB: 0 BB: 0 P: 3	R: 1 E: 0 K: 0 S: 4	H: 1 LOB: 2 BB: 2 P: 12		R: 1 E: 0 K: 1 S: 6	H: 1 LOB: 0 BB: 0 P: 6	1B: 4 2B: 1 3B: 0 HR: 2	SF: 0 SAC: 1 DP: 0 HBP: 1	WP: 0 PB: 0 SB: 0 CS: 0	PA: 43		
<b>PITCHER</b>	IP	WLS	BF	H	R	ER	SO	BB	IBB	HBP	BLK	WP	HR	S	P	ERA	WHIP								
<b>Jaret Wright, R</b> ERA: 7.2 (1, 1)	5.0	W	24	4	4	4	2	4	0	1	0	0	1	23	40	7.20	1.600								
<b>Eric Plunk, R</b> ERA: 13.5 (6, 1)	0.2		5	1	1	1	0	2	0	0	0	0	0	3	11	13.50	4.500								
<b>Alvin Morman, L</b> ERA: (6, 1)	1.1		4	0	0	0	1	0	0	0	0	0	0	6	6	0.00	0.000								
<b>Jose Mesa, R</b> ERA: 3.38 (8, 1)	0.1		3	1	1	1	0	1	0	0	0	0	0	2	6	27.00	6.000								
<b>Paul Assenmacher, L</b> ERA: 9.0 (8, 1)	0.2		4	1	1	1	0	1	0	0	0	0	1	3	7	13.50	3.000								





Batter	1	2	3	4	5	6	7	8	9	AB R H RBI BB SO LOB	TOP												
<b>Kenny Lofton, L</b> OBP: 0.375, SLG: 0.417 (1, 8)										2 1 0 1 2 0 1	<b>Cleveland Indians @ Anaheim Angels</b> Edison International Field, Anaheim, CA Fri Apr 03 1998, 10:05 PM EST Att: 26,240 - Overcast - 50 F												
<b>Omar Vizquel, S</b> OBP: 0.533, SLG: 0.643 (1, 6)										4 1 2 0 0 0 2													
<b>David Justice, L</b> OBP: 0.273, SLG: 0.400 (1, 10)										4 1 1 2 0 0 1													
<b>Manny Ramirez, R</b> OBP: 0.571, SLG: 1.250 (1, 9)										4 0 2 1 0 0 1													
<b>Jim Thome, L</b> OBP: 0.273, SLG: 0.111 (1, 3)										4 0 0 0 0 3 2													
<b>Travis Fryman, R</b> OBP: 0.214, SLG: 0.167 (1, 5)										4 0 0 0 0 2 1													
<b>Brian Giles, L</b> OBP: 1.000, SLG: 2.500 (1, 7)										3 3 3 2 1 0 0													
<b>Pat Borders, R</b> (1, 2)										4 0 0 0 0 2 1													
<b>Shawon Dunston, R</b> OBP: 0.100, SLG: 0.200 (1, 4)										3 0 1 0 0 0 0													
<b>Enrique Wilson, S</b> OBP: 0.571, SLG: 0.857 (8, 4)										1 0 1 0 0 0 0													
<b>Inning Stats</b>	R: 0 E: 0 K: 0 S: 7	H: 0 LOB: 0 BB: 1 P: 13	R: 0 E: 0 K: 2 S: 9	H: 0 LOB: 0 BB: 0 P: 13	R: 4 E: 0 K: 1 S: 15	H: 4 LOB: 1 BB: 1 P: 29	R: 1 E: 0 K: 1 S: 7	H: 1 LOB: 0 BB: 0 P: 10	R: 0 E: 0 K: 0 S: 11	H: 1 LOB: 1 BB: 0 P: 18	R: 0 E: 0 K: 0 S: 8	H: 1 LOB: 0 BB: 0 P: 10	R: 0 E: 0 K: 1 S: 6	H: 1 LOB: 1 BB: 0 P: 9	R: 0 E: 0 K: 2 S: 9	H: 1 LOB: 1 BB: 0 P: 16	R: 1 E: 0 K: 0 S: 13	H: 1 LOB: 0 BB: 1 P: 22	1B: 3 2B: 5 3B: 0 HR: 2	SF: 1 SAC: 0 DP: 1 HBP: 0	WP: 0 PB: 0 SB: 2 CS: 1	PA: 39	
<b>PITCHER</b>	IP WLS BF H R ER SO BB IBB HBP BLK WP HR S P ERA WHIP											<b>PITCHER</b>	IP WLS BF H R ER SO BB IBB HBP BLK WP HR S P ERA WHIP										
<b>Jack McDowell, R</b> ERA: 6.43 (1, 1)	7.0 L 29 8 5 5 5 2 0 0 0 0 0 2 63 102 6.43 1.429											<b>Omar Olivares, R</b> ERA: 4.5 (8, 1)	2.0 8 2 1 1 2 1 0 0 0 0 0 0 22 38 4.50 1.500										

AB	33
R	6
H	10
RBI	6
BB	3
SO	7
LOB	9



Batter	1	2	3	4	5	6	7	8	9	AB R H RBI BB SO LOB	BOTTOM												
<b>Darin Erstad, L</b> OBP: 0.267, SLG: 0.333 (1, 3)										5 0 1 0 0 0 0	<b>Cleveland Indians @ Anaheim Angels</b> Edison International Field, Anaheim, CA Fri Apr 03 1998, 10:05 PM EST Att: 26,240 - Overcast - 50 F												
<b>Jim Edmonds, L</b> OBP: 0.286, SLG: 0.538 (1, 8)										4 1 1 0 1 1 0													
<b>Dave Hollins, S</b> OBP: 0.385, SLG: 0.545 (1, 5)										4 0 1 1 0 0 2													
<b>Tim Salmon, R</b> OBP: 0.417, SLG: 0.700 (1, 9)										3 1 1 1 1 1 0													
<b>Cecil Fielder, R</b> OBP: 0.750, SLG: 0.625 (1, 10)										3 0 2 0 1 1 0													
<b>Carlos Garcia, R</b> (8, PR)										0 0 0 0 0 0 0													
<b>16 Garret Anderson, L</b> OBP: 0.417, SLG: 0.583 (1, 7)										4 0 2 0 0 2 5													
<b>Matt Walbeck, S</b> OBP: 0.250, SLG: 0.500 (1, 2)										4 0 0 0 0 1 5													
<b>Norberto Martin, R</b> OBP: 0.167, SLG: 0.250 (1, 4)										4 0 0 0 0 0 4													
<b>Gary Disarcina, R</b> OBP: 0.417, SLG: 0.667 (1, 6)										4 0 0 0 0 0 0													
<b>Inning Stats</b>	R: 0 E: 0 K: 0 S: 6	H: 0 LOB: 0 BB: 0 P: 11	R: 0 E: 1 K: 2 S: 10	H: 1 LOB: 2 BB: 0 P: 16	R: 1 E: 0 K: 1 S: 15	H: 3 LOB: 3 BB: 1 P: 28	R: 0 E: 0 K: 0 S: 6	H: 0 LOB: 0 BB: 0 P: 11	R: 0 E: 0 K: 2 S: 10	H: 1 LOB: 1 BB: 0 P: 13	R: 0 E: 0 K: 0 S: 12	H: 1 LOB: 2 BB: 1 P: 18	R: 1 E: 0 K: 0 S: 6	H: 2 LOB: 2 BB: 1 P: 10	R: 0 E: 0 K: 1 S: 8	H: 0 LOB: 0 BB: 0 P: 10	1B: 5 2B: 1 3B: 1 HR: 1	SF: 0 SAC: 0 DP: 1 HBP: 0	WP: 0 PB: 1 SB: 2 CS: 0	PA: 38			
<b>PITCHER</b>	IP WLS BF H R ER SO BB IBB HBP BLK WP HR S P ERA WHIP											<b>PITCHER</b>	IP WLS BF H R ER SO BB IBB HBP BLK WP HR S P ERA WHIP										
<b>Dave Burba, R</b> ERA: 1.29 (1, 1)	7.0 W 30 6 1 1 1 1 2 0 0 0 0 0 1 14 20 4.50 1.500											<b>Jose Mesa, R</b> ERA: 3.86 (8, 1)	2.0 8 2 1 1 1 1 0 0 0 0 0 1 14 20 4.50 1.500										

AB	35
R	2
H	8
RBI	2
BB	3
SO	6
LOB	16





Batter	1	2	3	4	5	6	7	8	9	AB R H RBI BB SO LOB	TOP									
<b>Kenny Lofton, L</b> (1, 8) OBP: 0.476, SLG: 0.588	2-1 G4-3 1B	3-1 2B		1-1 HR 1B	3-1 2H 1B			1-3 K		5 2 4 3 0 1 0	<b>Cleveland Indians @ Anaheim Angels</b> Edison International Field, Anaheim, CA Sat Apr 04 1998, 10:05 PM EST Att: 34,834 - Overcast - 50 F									
<b>Omar Vizquel, S</b> (1, 6) OBP: 0.450, SLG: 0.526	1-2 G4-3 SF9 1B	2-0 F8		2-0 P4	3-3 K			1-0 F9		5 1 1 0 0 1 4										
<b>David Justice, L</b> (1, 10) <b>Brian Giles, L</b> (6, PR) OBP: 1.000, SLG: 2.500	1-0 G4-3		3-3 K	3-2 SF8		3-2 G6-4-3 1B		4-2 BB BB		3 0 1 2 0 1 1 0 0 0 0 1 0 0										
<b>Manny Ramirez, R</b> (1, 9) OBP: 0.474, SLG: 1.188	0-0 SF9		2-0 E5 3B	3-2 HR		1-3 K		1-2 F8		4 2 1 3 0 1 2										
<b>Geronimo Berroa, R</b> (1, 7) OBP: 0.308, SLG: 0.417	1-1 F7		0-0 1H 3B	3-3 K		1-1 G6-4-3		3-3 K		5 0 1 1 0 2 2										
<b>Travis Fryman, R</b> (1, 5) OBP: 0.316, SLG: 0.625		1-2 HR	1-1 G6-3		2-2 HR		0-3 K	4-2 BB BB		4 2 2 2 1 1 1										
<b>Jim Thome, L</b> (1, 3) OBP: 0.313, SLG: 0.154		0-0 G4-3 2B 1B	2-3 K		2-3 K		1-3 K	4-0 BB BB		4 1 1 0 1 3 1										
<b>Pat Borders, R</b> (1, 2) OBP: 0.091, SLG: 0.091	1-2 F9			2-0 BB 1B	1-0 G5-3		0-3 K	2-3 K		5 1 1 0 0 2 4										
<b>Shawon Dunston, R</b> (1, 4) <b>Jeff Branson, L</b> (7, 4)	1-2 G4-3		4-1 1B SF8 BB	1-1 1B 2B			0-0 G1-3			2 2 1 0 1 0 1 1 0 0 0 0 0 0										
<b>Inning Stats</b>	R: 2 E: 0 K: 0 S: 9	H: 2 LOB: 0 BB: 0 P: 14	R: 2 E: 0 K: 0 S: 15	H: 3 LOB: 1 BB: 0 P: 23	R: 1 E: 1 K: 2 S: 10	H: 1 LOB: 1 BB: 0 P: 18	R: 4 E: 0 K: 1 S: 14	H: 3 LOB: 0 BB: 1 P: 32	R: 2 E: 0 K: 2 S: 14	H: 3 LOB: 1 BB: 0 P: 26	R: 0 E: 0 K: 3 S: 9	H: 0 LOB: 0 BB: 0 P: 10	R: 0 E: 0 K: 1 S: 5	H: 0 LOB: 0 BB: 0 P: 7	R: 0 E: 0 K: 2 S: 15	H: 0 LOB: 3 BB: 3 P: 33	1B: 7 2B: 2 3B: 1 HR: 3	SF: 2 SAC: 0 DP: 1 HBP: 0	WP: 0 PB: 0 SB: 1 CS: 0	PA: 44
<b>PITCHER</b>	IP WLS BF H R ER SO BB IBB HBP BLK WP HR S P ERA WHIP											<b>PITCHER</b>	IP WLS BF H R ER SO BB IBB HBP BLK WP HR S P ERA WHIP							
<b>Allen Watson, L</b> (1, 1) ERA: 18.0	3.0 L 18 7 7 6 2 1 0 0 0 0 0 1 36 63 18.00 2.667																			
<b>Shigetoshi Hasegawa, R</b> (4, 1) ERA: 12.0	3.0 14 6 4 4 4 0 0 0 0 0 2 35 64 12.00 2.000																			
<b>Omar Olivares, R</b> (7, 1) ERA: 3.0	1.0 3 0 0 0 3 0 0 0 0 0 0 9 10 0.00 0.000																			
<b>Mike James, R</b> (8, 1) ERA: 4.5	1.0 3 0 0 0 1 0 0 0 0 0 0 5 7 0.00 0.000																			
<b>Rich DeLucia, R</b> (9, 1) ERA: 5.4	1.0 6 0 0 0 2 3 0 0 0 0 0 0 15 33 0.00 3.000																			

AB 38  
R 11  
H 13  
RBI 11  
BB 4  
SO 12  
LOB 16



Batter	1	2	3	4	5	6	7	8	9	AB R H RBI BB SO LOB	BOTTOM									
<b>Darin Erstad, L</b> (1, 10) OBP: 0.316, SLG: 0.368	1-0 G4-3		2-1 BB 1B		2-0 1B			2-1 G4-3		4 0 2 0 0 0 0	<b>Cleveland Indians @ Anaheim Angels</b> Edison International Field, Anaheim, CA Sat Apr 04 1998, 10:05 PM EST Att: 34,834 - Overcast - 50 F									
<b>Jim Edmonds, L</b> (1, 8) OBP: 0.276, SLG: 0.438	0-3 K		4-0 BB		2-3 K			1-2 G5-3		3 0 0 0 1 2 1										
<b>Dave Hollins, S</b> (1, 5) <b>Frank Bolick, S</b> (6, 5)	1-1 G4-3		3-2 G6-3		1-3 K			2-2 G4-3		2 0 0 0 0 0 2 2 0 0 0 0 1 0										
<b>Tim Salmon, R</b> (1, 9) OBP: 0.313, SLG: 0.500		1-2 F9		2-3 K		2-3 K		1-3 K		4 0 0 0 0 3 0										
<b>Cecil Fielder, R</b> (1, 3) OBP: 0.625, SLG: 0.455		3-3 K		1-2 G1-3		1-1 G4-3		4-2 BB		3 0 0 0 1 1 0										
<b>16 Garret Anderson, L</b> (1, 7) OBP: 0.438, SLG: 0.625	1-0 1B		0-2 2B				1-3 K		0-0 G3	4 0 2 0 0 1 1										
<b>Phil Nevin, R</b> (1, 2) OBP: 0.143, SLG: 0.286	3-2 F8		2-1 G5-3				1-3 K			3 0 0 0 0 1 2										
<b>Carlos Garcia, R</b> (1, 4)			1-3 K		4-2 G4-6-3 BB		1-0 G1-3			2 0 0 0 1 1 0										
<b>Gary Disarcina, R</b> (1, 6) <b>Craig Shipley, R</b> (5, PH) (6, 6)			0-0 G4-3		0-0 G4-6-3			2-0 G1-3		1 0 0 0 0 0 0 2 0 0 0 0 0 1										
<b>Inning Stats</b>	R: 0 E: 0 K: 1 S: 6	H: 0 LOB: 0 BB: 0 P: 8	R: 0 E: 0 K: 1 S: 12	H: 1 LOB: 0 BB: 0 P: 20	R: 0 E: 0 K: 1 S: 9	H: 1 LOB: 2 BB: 1 P: 19	R: 0 E: 0 K: 1 S: 12	H: 1 LOB: 0 BB: 0 P: 17	R: 0 E: 0 K: 2 S: 8	H: 0 LOB: 0 BB: 0 P: 12	R: 0 E: 0 K: 2 S: 8	H: 0 LOB: 0 BB: 0 P: 11	R: 0 E: 0 K: 0 S: 6	H: 0 LOB: 0 BB: 0 P: 11	R: 0 E: 0 K: 1 S: 9	H: 0 LOB: 1 BB: 1 P: 16	1B: 3 2B: 1 3B: 0 HR: 0	SF: 0 SAC: 0 DP: 1 HBP: 0	WP: 0 PB: 0 SB: 0 CS: 0	PA: 33
<b>PITCHER</b>	IP WLS BF H R ER SO BB IBB HBP BLK WP HR S P ERA WHIP											<b>PITCHER</b>	IP WLS BF H R ER SO BB IBB HBP BLK WP HR S P ERA WHIP							
<b>Bartolo Colon, R</b> (1, 1) ERA:	9.0 W 33 4 0 0 10 3 0 0 0 0 0 79 131 0.00 0.778																			

AB 30  
R 0  
H 4  
RBI 0  
BB 3  
SO 10  
LOB 7





Batter	1	2	3	4	5	6	7	8	9	AB	R	H	RBI	BB	SO	LOB	TOP								
<b>Kenny Lofton, L</b> OBP: 0.423, SLG: 0.500 (1, 8)	G4-3		G3 HR 1B		FC3-6 BB 1B	P6			K	5	2	1	0	0	1	2									
<b>Omar Vizquel, S</b> OBP: 0.500, SLG: 0.524 <b>Jeff Branson, L</b> (7, FR) (7, 4)	CS BB BB		G3		BB 1B BB		1B		F8	2	1	1	0	2	0	1									
<b>David Justice, L</b> OBP: 0.450, SLG: 0.688 (1, 10)	1-2 BB		HR		BB 1B		G6-4-3 1B		IBB	3	2	3	3	2	0	0									
<b>Manny Ramirez, R</b> OBP: 0.417, SLG: 0.950 (1, 9)	K		F8		1B BB		G6-4-3		K	4	0	0	0	1	2	6									
<b>Jim Thome, L</b> OBP: 0.350, SLG: 0.294 (1, 3)		G6-3 1B 2B	K		1-2 2-H 3-H 1B		K			4	1	2	2	0	2	1									
<b>Travis Fryman, R</b> OBP: 0.281, SLG: 0.500 (1, 5) (9, 6)		F9		K		F9			F8	4	0	0	0	0	1	3									
<b>Brian Giles, L</b> OBP: 0.727, SLG: 1.429 (1, 7)		G6-3		CS BB		G4-3			K	3	0	0	0	1	1	3									
<b>Pat Borders, R</b> OBP: 0.133, SLG: 0.133 (1, 2)		2-3 FC5-4 1B		F9		G5-3			K	4	0	1	1	0	1	1									
<b>Shawon Dunston, R</b> OBP: 0.294, SLG: 0.333 (7, 6)		3-H FC5-4				F9				3	0	1	0	1	0	1									
<b>Jeff Manto, R</b> OBP: 0.333, SLG: 0.333 (9, 5)	1-2				FC3-6 1B		F9		S BB	0	0	0	0	0	0	0									
<b>Inning Stats</b>	R: 0 E: 0 K: 1 S: 4	H: 0 LOB: 1 BB: 2 P: 12	R: 1 E: 0 K: 0 S: 5	H: 2 LOB: 1 BB: 0 P: 5	R: 2 E: 0 K: 1 S: 7	H: 2 LOB: 0 BB: 0 P: 7	R: 0 E: 0 K: 1 S: 4	H: 0 LOB: 0 BB: 1 P: 8	R: 3 E: 0 K: 0 S: 6	H: 3 LOB: 2 BB: 2 P: 14	R: 0 E: 0 K: 0 S: 3	H: 0 LOB: 0 BB: 0 P: 3	R: 0 E: 0 K: 1 S: 6	H: 2 LOB: 1 BB: 0 P: 6	R: 0 E: 0 K: 2 S: 7	H: 0 LOB: 0 BB: 0 P: 7	R: 0 E: 0 K: 1 S: 7	H: 0 LOB: 2 BB: 2 P: 15	1B: 7 2B: 1 3B: 0 HR: 1	SF: 0 SAC: 0 DP: 1 HBP: 0	WP: 0 PB: 0 SB: 1 CS: 2	PA: 40			
<b>PITCHER</b>	IP	WLS	BF	H	R	ER	SO	BB	IBB	HBP	BLK	WP	HR	S	P	ERA	WHIP								
<b>Jason Dickson, R</b> ERA: 12.46 (1, 1)	4.1	L	23	7	6	6	3	5	0	0	0	0	1	24	44	12.46	2.769								
<b>Mike James, R</b> ERA: 2.09 (5, 1)	2.1		8	2	0	0	0	0	0	0	0	0	0	8	8	0.00	0.857								
<b>Mike Holtz, L</b> ERA: (7, 1)	1.1		4	0	0	0	3	0	0	0	0	0	0	10	10	0.00	0.000								
<b>Troy Percival, R</b> ERA: (9, 1)	1.0		5	0	0	0	2	1	1	0	0	0	0	7	15	0.00	1.000								

Cleveland Indians @ Anaheim Angels  
Edison International Field, Anaheim, CA  
Sun Apr 05 1998, 6:33 AM EDT  
Att: 35,628 - Cloudy - 57 F

AB 33  
R 6  
H 9  
RBI 6  
BB 7  
SO 8  
LOB 19



Batter	1	2	3	4	5	6	7	8	9	AB	R	H	RBI	BB	SO	LOB	BOTTOM								
<b>Darin Erstad, L</b> OBP: 0.348, SLG: 0.364 (1, 3)	P4		FC3-6 1B			F8			FC4-6 BB	3	0	1	0	1	0	0									
<b>Jim Edmonds, L</b> OBP: 0.273, SLG: 0.400 (1, 8)	F7		FC3-6			E8 1B			FC4-6 E G6-3	4	1	1	0	0	0	3									
<b>Dave Hollins, S</b> OBP: 0.283, SLG: 0.353 (1, 5)	G1-3		G4-3			K			E1 G6-3	4	0	0	1	0	1	3									
<b>Tim Salmon, R</b> OBP: 0.350, SLG: 0.667 (1, 9)		HR			G5-4-3 1B	K			G6-3	4	1	2	2	0	1	2									
<b>Cecil Fielder, R</b> OBP: 0.500, SLG: 0.333 (1, 10)	K				G5-4-3	K			G1-3	4	0	0	0	0	2	2									
<b>16 Garret Anderson, L</b> OBP: 0.350, SLG: 0.500 (1, 7)	G3-1				F7				P6	4	0	0	0	0	0	0									
<b>Norberto Martin, R</b> OBP: 0.200, SLG: 0.287 <b>Frank Bolick, S</b> (9, PH)					G1-3				G1-3	3	0	1	0	0	0	0									
<b>Matt Walbeck, S</b> OBP: 0.250, SLG: 0.667 (1, 2)	F7				F7				F8	4	1	1	1	0	0	1									
<b>Gary Disarcina, R</b> OBP: 0.375, SLG: 0.563 (1, 6)			G5-3			K			FC4-6 BB E 1B	3	1	1	0	0	1	0									
<b>Inning Stats</b>	R: 0 E: 0 K: 0 S: 3	H: 0 LOB: 0 BB: 0 P: 3	R: 1 E: 0 K: 1 S: 7	H: 2 LOB: 1 BB: 0 P: 7	R: 0 E: 0 K: 0 S: 3	H: 1 LOB: 0 BB: 0 P: 3	R: 0 E: 0 K: 1 S: 5	H: 0 LOB: 0 BB: 0 P: 5	R: 0 E: 1 K: 2 S: 8	H: 1 LOB: 1 BB: 0 P: 8	R: 0 E: 0 K: 1 S: 5	H: 0 LOB: 0 BB: 0 P: 5	R: 0 E: 0 K: 0 S: 6	H: 2 LOB: 1 BB: 1 P: 10	R: 0 E: 0 K: 0 S: 3	H: 0 LOB: 0 BB: 0 P: 3	1B: 5 2B: 0 3B: 0 HR: 2	SF: 0 SAC: 0 DP: 1 HBP: 0	WP: 0 PB: 0 SB: 0 CS: 0	PA: 35					
<b>PITCHER</b>	IP	WLS	BF	H	R	ER	SO	BB	IBB	HBP	BLK	WP	HR	S	P	ERA	WHIP								
<b>Charles Nagy, R</b> ERA: 9.0 (1, 1)	7.1		30	7	4	3	5	1	0	0	0	0	2	39	43	3.68	1.091								
<b>Jose Mesa, R</b> ERA: 3.38 (8, 1)	0.2		2	0	0	0	0	0	0	0	0	0	0	2	2	0.00	0.000								
<b>Paul Assenmacher, L</b> ERA: 0.75 (9, 1)	0.1		1	0	0	0	0	0	0	0	0	0	0	1	1	0.00	0.000								
<b>Michael Jackson, R</b> ERA: (9, 1)	0.2	S	2	0	0	0	0	0	0	0	0	0	0	2	2	0.00	0.000								

Cleveland Indians @ Anaheim Angels  
Edison International Field, Anaheim, CA  
Sun Apr 05 1998, 6:33 AM EDT  
Att: 35,628 - Cloudy - 57 F

AB 34  
R 4  
H 7  
RBI 4  
BB 1  
SO 5  
LOB 11






Batter	1	2	3	4	5	6	7	8	9	AB	R	H	RBI	BB	SO	LOB	TOP			
<b>Kenny Lofton, L</b> OBP: 0.419, SLG: 0.462 (1, 8)	G6-3 S BB	K		E8 1B		K		P6		4	0	1	1	1	2	2	<b>Cleveland Indians @ Oakland Athletics</b> Network Associates Coliseum, Oakland, CA Tue Apr 07 1998, Postponed Att. 6,963 - Overcast - 52 F			
<b>Jeff Branson, L</b> OBP: 0.143, SLG: 0.143 (1, 4)	P2		F8	F7				L7		5	0	1	0	0	0	2				
<b>David Justice, L</b> OBP: 0.440, SLG: 0.789 (1, 10)	G6-3		FC6-4 BB		HR		SF7		G4-3	3	1	1	2	1	0	1				
<b>Manny Ramirez, R</b> OBP: 0.379, SLG: 0.800 (1, 9)	L8		FC6-4 BB		E		G5-3		G6-3	5	0	1	0	0	0	3				
<b>Jim Thome, L</b> OBP: 0.292, SLG: 0.238 <b>Shawon Dunston, R</b> OBP: 0.278, SLG: 0.313 (9, PH) (9, 6)		F7	G5-3		E4		G4-3		E6 CS	4	0	0	0	0	0	2				
<b>Travis Fryman, R</b> OBP: 0.256, SLG: 0.435 (1, 6) (9, 5)		PB 2B BB		K	K		F8		CS	3	1	0	0	1	2	2				
<b>Brian Giles, L</b> OBP: 0.600, SLG: 1.000 (1, 7)	P4		G3	L8			S BB			3	0	0	0	1	0	3				
<b>Jeff Manto, R</b> OBP: 0.286, SLG: 0.167 (1, 5) (9, 3)	K 2B		K	L5			G5-3			3	2	0	0	1	1	4				
<b>Pat Borders, R</b> OBP: 0.263, SLG: 0.316 (1, 2)	1-H 2-H 2B		E 1B		SF7 1B		L3			4	2	3	2	0	0	0				
<b>Inning Stats</b>	R: 0 E: 0 K: 0 S: 8	H: 0 LOB: 1 BB: 1 P: 14	R: 2 E: 0 K: 2 S: 15	H: 1 LOB: 1 BB: 1 P: 26	R: 0 E: 0 K: 0 S: 8	H: 0 LOB: 1 BB: 1 P: 13	R: 2 E: 1 K: 1 S: 12	H: 2 LOB: 1 BB: 1 P: 24	R: 1 E: 0 K: 1 S: 15	H: 2 LOB: 2 BB: 0 P: 20	R: 0 E: 0 K: 0 S: 10	H: 0 LOB: 1 BB: 1 P: 19	R: 0 E: 0 K: 0 S: 7	H: 0 LOB: 0 BB: 0 P: 10	R: 0 E: 1 K: 0 S: 8	H: 0 LOB: 0 BB: 0 P: 11	1B: 5 2B: 1 3B: 0 HR: 1	SF: 1 SAC: 0 DP: 0 HBP: 0	WP: 0 PB: 1 SB: 2 CS: 1	PA: 42
<b>PITCHER</b>	IP	WLS	BF	H	R	ER	SO	BB	IBB	HBP	BLK	WP	HR	S	P	ERA	WHIP			
<b>Tom Candiotti, R</b> ERA: 2.45 (1, 1)	4.0	L	21	4	5	2	3	4	0	0	0	0	1	44	79	4.50	2.000			
<b>Aaron Small, R</b> ERA: 4.91 (5, 1)	3.0		14	3	1	1	2	1	0	0	0	0	0	36	57	3.00	1.333			
<b>Jim Dougherty, R</b> ERA: (8, 1)	2.0		6	0	0	0	0	0	0	0	0	0	0	15	21	0.00	0.000			

Batter	1	2	3	4	5	6	7	8	9	AB	R	H	RBI	BB	SO	LOB	BOTTOM					
<b>Rickey Henderson, R</b> OBP: 0.240, SLG: 0.136 (1, 7)	L8				G6-3		G5-3	F7		5	0	0	0	0	1	2	<b>Cleveland Indians @ Oakland Athletics</b> Network Associates Coliseum, Oakland, CA Tue Apr 07 1998, Postponed Att. 6,963 - Overcast - 52 F					
<b>Jason McDonald, S</b> OBP: 0.444, SLG: 0.444 (1, 8)	2B		G3 S		G6-4-3 1B		G6-3	L8		5	1	3	0	0	0	2						
<b>Ben Grieve, L</b> OBP: 0.364, SLG: 0.450 (1, 9)	1B 2B		G3		G6-4-3		BB		1B	5	1	3	1	0	0	2						
<b>Matt Stairs, L</b> OBP: 0.429, SLG: 0.412 (1, 10)	K		BB			HR		K		3	1	1	0	2	2	2						
<b>Jason Giambi, L</b> OBP: 0.455, SLG: 0.789 (1, 3)	2B		K			HR	G4-3	F8		5	1	2	2	0	1	5						
<b>Dave Magadan, L</b> OBP: 0.357, SLG: 0.385 <b>Shane Mack, R</b> ERA: 5.4 (8, FR)	1B		K							3	0	1	1	1	1	2						
<b>Mike Blowers, R</b> OBP: 0.364, SLG: 0.222 (9, 5)	2B									0	1	0	0	0	0	0						
<b>Scott Spiezio, S</b> OBP: 0.238, SLG: 0.400 (1, 4)	F8				G6-3		K		F8	5	0	1	0	0	1	4						
<b>A.J. Hinch, R</b> OBP: 0.333, SLG: 0.267 (1, 2)		K			G4-6-3 1B		E4		K	4	0	1	0	0	2	2						
<b>Rafael Bourquigal, R</b> OBP: 0.231, SLG: 0.231 <b>Kevin Mitchell, R</b> OBP: 0.236, SLG: 0.167 <b>Jorge Velandia, R</b> ERA: 3.88 (9, 6)		G1-3			G4-6-3		L7			3	0	0	0	0	0	2						
<b>Inning Stats</b>	R: 2 E: 0 K: 1 S: 20	H: 4 LOB: 2 BB: 0 P: 32	R: 0 E: 0 K: 2 S: 8	H: 0 LOB: 0 BB: 0 P: 13	R: 0 E: 0 K: 2 S: 13	H: 1 LOB: 0 BB: 1 P: 21	R: 0 E: 0 K: 0 S: 9	H: 1 LOB: 0 BB: 0 P: 15	R: 0 E: 0 K: 1 S: 6	H: 2 LOB: 1 BB: 0 P: 8	R: 2 E: 1 K: 1 S: 15	H: 2 LOB: 1 BB: 0 P: 23	R: 0 E: 0 K: 0 S: 12	H: 1 LOB: 2 BB: 1 P: 22	R: 1 E: 0 K: 1 S: 13	H: 2 LOB: 2 BB: 1 P: 18	R: 0 E: 0 K: 1 S: 14	H: 2 LOB: 2 BB: 0 P: 21	1B: 11 2B: 2 3B: 0 HR: 1	SF: 0 SAC: 0 DP: 2 HBP: 0	WP: 0 PB: 0 SB: 1 CS: 0	PA: 43
<b>PITCHER</b>	IP	WLS	BF	H	R	ER	SO	BB	IBB	HBP	BLK	WP	HR	S	P	ERA	WHIP					
<b>Jaret Wright, R</b> ERA: 6.0 (1, 1)	4.0		18	6	2	2	5	1	0	0	0	0	1	30	49	6.75	1.875					
<b>Rick Knizda, L</b> ERA: 6.75 (7, 1)	2.2	W	13	4	2	2	1	1	0	0	0	0	0	4	9	27.00	3.000					
<b>Eric Plunk, R</b> ERA: 6.75 (8, 1)	0.2		4	2	0	0	1	0	0	0	0	0	0	11	11	0.00	3.000					
<b>Paul Assenmacher, L</b> ERA: 3.88 (8, 1)	1.0		4	1	0	0	1	0	0	0	0	0	0	9	15	0.00	1.000					
<b>PITCHER</b>	IP	WLS	BF	H	R	ER	SO	BB	IBB	HBP	BLK	WP	HR	S	P	ERA	WHIP					
<b>Michael Jackson, R</b> ERA: (9, 1)	0.1	S	2	1	0	0	0	0	0	0	0	0	0	6	8	0.00	3.000					

AB 35  
R 6  
H 7  
RBI 5  
BB 5  
SO 5  
LOB 19



AB 40  
R 5  
H 14  
RBI 5  
BB 3  
SO 8  
LOB 23





Batter	1	2	3	4	5	6	7	8	9	AB	R	H	RBI	BB	SO	LOB	TOP										
<b>Kenny Lofton, L</b> OBP: 0.400, SLG: 0.414 (1, 8)	4-2 CS BB		1-2 L4			3-2 G3		2-2 G6-3		3	0	0	0	1	0	1											
<b>Shawon Dunston, R</b> OBP: 0.273, SLG: 0.263 (1, 6)	1-0 G6-3		2-1 FC6-4			4-1 2B SF8 BB		1-0 L4		3	1	0	0	1	0	2											
<b>David Justice, L</b> OBP: 0.483, SLG: 0.864 (1, 10)	1-2 2B			4-0 BB		2-2 SF8 2B		1-1 G6-3		3	0	2	0	1	0	0											
<b>Manny Ramirez, R</b> OBP: 0.333, SLG: 0.714 (1, 9)	0-1 F7			0-3 BB		0-0 SF8		1-1 G6-3		3	0	0	1	0	1	2											
<b>Gerónimo Berroa, R</b> OBP: 0.294, SLG: 0.333 (1, 7)		1-0 F9		0-1 P3		0-1 BB		2-2 G5-3		3	0	0	0	1	0	1											
<b>Travis Fryman, R</b> OBP: 0.258, SLG: 0.407 (1, 5)		1-0 G5-4-3 1B		3-1 G1-3		3-2 G5-3		1-1 F7		4	0	1	0	0	0	3											
<b>Jeff Manto, R</b> OBP: 0.200, SLG: 0.111 (1, 3)		2-2 G5-4-3 1B		3-3 BB		0-0 G6-3				3	0	0	0	0	1	1											
<b>Pat Borders, R</b> OBP: 0.227, SLG: 0.273 (1, 2)			2-3 K		2-1 F8		1-3 K			3	0	0	0	0	2	0											
<b>Jeff Branson, L</b> OBP: 0.200, SLG: 0.200 (1, 4)			1-2 FC6-4 1B		0-0 F8		1-3 K			3	0	1	0	0	1	0											
<b>Inning Stats</b>	R: 0 E: 0 K: 0 S: 8	H: 1 LOB: 1 BB: 1 P: 14	R: 0 E: 0 K: 0 S: 5	H: 1 LOB: 0 BB: 0 P: 9	R: 0 E: 0 K: 1 S: 16	H: 1 LOB: 0 BB: 0 P: 22	R: 0 E: 0 K: 1 S: 7	H: 0 LOB: 1 BB: 1 P: 14	R: 0 E: 0 K: 1 S: 14	H: 0 LOB: 0 BB: 0 P: 12	R: 1 E: 0 K: 0 S: 14	H: 1 LOB: 2 BB: 2 P: 30	R: 0 E: 0 K: 0 S: 7	H: 0 LOB: 0 BB: 0 P: 9	R: 0 E: 0 K: 0 S: 7	H: 0 LOB: 0 BB: 0 P: 11	R: 0 E: 0 K: 0 S: 7	H: 0 LOB: 0 BB: 0 P: 11	1B: 2 2B: 2 3B: 0 HR: 0	SF: 1 SAC: 0 DP: 1 HBP: 0	WP: 0 PB: 0 SB: 0 CS: 1	PA: 33					
<b>PITCHER</b>	IP	WLS	BF	H	R	ER	SO	BB	IBB	HBP	BLK	WP	HR	S	P	ERA	WHIP										
<b>Kenny Rogers, L</b> ERA: 2.92 (1, 1)	7.0	W	27	4	1	1	5	4	0	0	0	0	0	64	110	1.29	1.143										
<b>Mike Mohler, L</b> ERA: 4.91 (8, 1)	1.0		3	0	0	0	0	0	0	0	0	0	0	7	11	0.00	0.000										
<b>Billy Taylor, R</b> ERA: 6.23 (9, 1)	1.0	S	3	0	0	0	0	0	0	0	0	0	0	7	11	0.00	0.000										

Cleveland Indians @ Oakland Athletics  
Network Associates Coliseum, Oakland, CA  
Wed Apr 08 1998, 6:33 AM EDT  
Att: 8,361 - Cloudy - 57 F

AB	28
R	1
H	4
RBI	1
BB	4
SO	5
LOB	10



Batter	1	2	3	4	5	6	7	8	9	AB	R	H	RBI	BB	SO	LOB	BOTTOM										
<b>Rickey Henderson, R</b> OBP: 0.276, SLG: 0.192 (1, 7)	2-2 1B SF7 1B		1-0 F7			3-2 F8		2-1 S 1B		4	2	2	0	0	0	0											
<b>Jason McDonald, S</b> OBP: 0.409, SLG: 0.409 (1, 8)	2-1 L7		1-3 K			3-2 S 1B		1-3 K		4	0	1	0	0	2	2											
<b>Ben Grieve, L</b> OBP: 0.385, SLG: 0.435 (1, 9)	2-2 1B			1-1 G4-3		2-2 F9		4-1 1B 1B BB		3	0	1	0	1	0	1											
<b>Matt Stairs, L</b> OBP: 0.440, SLG: 0.500 (1, 10)	0-0 SF7			0-3 K		1-2 1B 2B		0-0 1B 1B		3	1	2	2	0	1	0											
<b>Jason Giambi, L</b> OBP: 0.423, SLG: 0.696 (1, 3)	3-H F9			1-3 K		3-2 L5		1-0 1B 1B		4	0	1	0	0	1	2											
<b>Mike Blowers, R</b> OBP: 0.308, SLG: 0.182 (1, 5)		3-2 G6-3			1-3 K		4-0 1B IBB		0-0 L4	2	0	0	0	0	1	0											
<b>Dave Magadan, L</b> OBP: 0.375, SLG: 0.357 (7, PH)										1	0	0	0	1	0	3											
<b>Jason Wood, R</b> (9, 5)										0	0	0	0	0	0	0											
<b>Scott Spiezio, S</b> OBP: 0.200, SLG: 0.333 (1, 4)		2-0 G5-3			0-0 F7		1-1 P6		1-1 F7	4	0	0	0	0	0	5											
<b>A.J. Hinch, R</b> OBP: 0.333, SLG: 0.278 (1, 2)		1-1 F7			1-0 G6-3		3-1 1B			3	0	1	1	0	0	0											
<b>Rafael Bourquigal, R</b> OBP: 0.200, SLG: 0.200 (1, 6)			0-1 G6-3			0-1 G4-3		3-3 K		2	0	0	0	0	0	0											
<b>Kevin Mitchell, R</b> OBP: 0.250, SLG: 0.143 (7, PH)										1	0	0	0	0	1	2											
<b>Jorge Velandía, R</b> (8, 6)										0	0	0	0	0	0	0											
<b>Inning Stats</b>	R: 1 E: 0 K: 0 S: 11	H: 2 LOB: 1 BB: 0 P: 19	R: 0 E: 0 K: 0 S: 6	H: 0 LOB: 0 BB: 0 P: 12	R: 0 E: 0 K: 1 S: 6	H: 0 LOB: 0 BB: 0 P: 8	R: 0 E: 0 K: 2 S: 8	H: 0 LOB: 0 BB: 0 P: 10	R: 0 E: 0 K: 1 S: 5	H: 0 LOB: 0 BB: 0 P: 7	R: 0 E: 0 K: 0 S: 11	H: 1 LOB: 1 BB: 0 P: 19	R: 1 E: 0 K: 1 S: 14	H: 2 LOB: 2 BB: 1 P: 29	R: 1 E: 0 K: 1 S: 11	H: 3 LOB: 3 BB: 1 P: 20	1B: 7 2B: 1 3B: 0 HR: 0	SF: 1 SAC: 0 DP: 0 HBP: 0	WP: 0 PB: 0 SB: 0 CS: 0	PA: 34							
<b>PITCHER</b>	IP	WLS	BF	H	R	ER	SO	BB	IBB	HBP	BLK	WP	HR	S	P	ERA	WHIP										
<b>Dave Burba, R</b> ERA: 1.93 (1, 1)	7.0	L	27	5	2	2	5	0	1	0	0	0	0	61	104	2.57	0.714										
<b>Paul Assenmacher, L</b> ERA: 5.4 (8, 1)	1.0		7	3	1	1	1	1	0	0	0	0	0	11	20	9.00	4.000										

Cleveland Indians @ Oakland Athletics  
Network Associates Coliseum, Oakland, CA  
Wed Apr 08 1998, 6:33 AM EDT  
Att: 8,361 - Cloudy - 57 F

AB	31
R	3
H	8
RBI	3
BB	2
SO	6
LOB	15

















Batter	1	2	3	4	5	6	7	8	9	AB	R	H	RBI	BB	SO	LOB	TOP										
Joey Cora, S OBP: 0.397, SLG: 0.431 (1,4)	0-1 SH2-3 HR 1B	3-2 P4		2-1 F7			2-1 G3-4-3		1-2 G1-3	5	1	1	0	0	0	3											
Alex Rodriguez, R OBP: 0.322, SLG: 0.574 (1,6)	0-0 SH2-3		2-2 F9		1-2 F8		0-0 HR 2B		2-3 K	4	1	1	0	0	1	0											
Ken Griffey Jr., L OBP: 0.389, SLG: 0.739 (1,8)	3-1 HR		2-3 K		0-1 G3		1-1 HR			4	2	2	4	0	1	0											
Edgar Martinez, R OBP: 0.306, SLG: 0.333 (1,10)	0-3 K		4-1 BB		2-0 G4-3		1-0 HR 2B			3	0	1	0	1	1	0											
David Segui, S OBP: 0.372, SLG: 0.875 (1,3)	1-3 K		4-2 BB				1-1 HR 2B		1-1 G6-3	3	1	1	1	1	1	1											
Glenallen Hill, R OBP: 0.478, SLG: 0.659 (1,7)		2-1 2B	2-3 K				3-2 F8		1-2 G1-3	4	0	1	0	0	1	2											
Russ Davis, R OBP: 0.378, SLG: 0.600 (1,5)		1-2 G6-3		1-3 K			3-3 K		1-3 K	4	0	0	0	0	3	1											
Dan Wilson, R OBP: 0.351, SLG: 0.313 (1,2)		4-1 BB		2-2 2B			1-2 G6-3		2-3 K	3	0	1	0	1	1	0											
Ryan Radmanovich, L OBP: 0.250, SLG: 0.500 (9, PH)	1-3 K		1-0 G6-3				2-1 P4		0-0 F8	3	0	0	0	0	1	3											
<b>Inning Stats</b>	R: 2 E: 0 K: 2 S: 11	H: 2 LOB: 0 BB: 0 P: 15	R: 0 E: 0 K: 1 S: 12	H: 1 LOB: 2 BB: 1 P: 23	R: 0 E: 0 K: 2 S: 15	H: 0 LOB: 2 BB: 2 P: 29	R: 0 E: 0 K: 1 S: 9	H: 1 LOB: 1 BB: 0 P: 15	R: 0 E: 0 K: 0 S: 6	H: 0 LOB: 0 BB: 0 P: 9	R: 1 E: 0 K: 1 S: 10	H: 1 LOB: 0 BB: 0 P: 19	R: 2 E: 0 K: 0 S: 10	H: 3 LOB: 1 BB: 0 P: 17	R: 0 E: 0 K: 2 S: 13	H: 0 LOB: 0 BB: 0 P: 17	R: 0 E: 0 K: 1 S: 9	H: 0 LOB: 0 BB: 0 P: 12	1B: 1 2B: 4 3B: 0 HR: 3	SF: 0 SAC: 1 DP: 0 HBP: 0	WP: 0 PB: 0 SB: 0 CS: 0	PA: 38					
<b>PITCHER</b>	IP	WLS	BF	H	R	ER	SO	BB	IBB	HBP	BLK	WP	HR	S	P	ERA	WHIP										
Dave Burba, R ERA: 2.7 (1,1)	6.0	W	26	5	3	3	7	3	0	0	0	0	2	63	110	4.50	1.333										
Jose Mesa, R ERA: 4.35 (7,1)	2.0		9	3	2	2	2	0	0	0	0	0	1	23	34	9.00	1.500										
Michael Jackson, R ERA: 1.69 (9,1)	1.0	S	3	0	0	0	1	0	0	0	0	0	0	9	12	0.00	0.000										

Seattle Mariners @ Cleveland Indians  
Jacobs Field, Cleveland, OH  
Mon Apr 13 1998, 7:05 PM EDT  
Att: 42,793 - Cloudy - 71 F

AB 34  
R 5  
H 8  
RBI 5  
BB 3  
SO 10  
LOB 10



Batter	1	2	3	4	5	6	7	8	9	AB	R	H	RBI	BB	SO	LOB	BOTTOM										
Kenny Lofton, L OBP: 0.392, SLG: 0.409 (1,8)	2-2 G4-3		4-2 BB		1-1 P4	0-1 G3-1				3	0	0	0	1	0	2											
Shawon Dunston, R OBP: 0.297, SLG: 0.387 (1,4)	0-1 G5-3		2-2 P6			0-1 2B	4-1 G1-6-3 BB			3	1	1	0	1	0	2											
David Justice, L OBP: 0.457, SLG: 0.730 (1,10)	2-3 K			1-1 F9		2-2 2B	1-2 G1-6-3			4	1	1	1	0	1	1											
Manny Ramirez, R OBP: 0.320, SLG: 0.568 (1,9)		2-1 P3		0-0 F9		1-1 1B	2-3 K			4	1	1	1	0	1	0											
Jim Thome, L OBP: 0.390, SLG: 0.543 (1,3)		0-3 K		2-1 L6		1-1 1B		4-2 FC5-3 BB		3	1	1	0	1	1	0											
Travis Fryman, R OBP: 0.250, SLG: 0.372 (1,5)		2-2 G6-3			2-2 G1-3	1-2 HR 1B		3-3 K		4	1	1	1	0	1	1											
Brian Giles, L OBP: 0.630, SLG: 1.111 (1,7)			1-0 E7 1B		4-2 1B	1-2 HR 1B		4-0 FC5-3 BB		2	1	2	3	2	0	0											
Sandy Alomar Jr., R OBP: 0.333, SLG: 0.667 (1,2)			1-1 F8		2-0 P6	2-2 F9		1-0 FC5-3		4	0	0	0	0	0	4											
Omar Vizquel, S OBP: 0.500, SLG: 0.500 (1,6)			3-2 G5-3		2-2 G5-3	0-1 G5-3				3	0	1	0	0	0	1											
<b>Inning Stats</b>	R: 0 E: 0 K: 1 S: 8	H: 0 LOB: 0 BB: 0 P: 12	R: 0 E: 0 K: 1 S: 8	H: 0 LOB: 0 BB: 0 P: 12	R: 0 E: 0 K: 0 S: 11	H: 1 LOB: 2 BB: 1 P: 22	R: 0 E: 0 K: 0 S: 5	H: 0 LOB: 0 BB: 0 P: 8	R: 0 E: 0 K: 0 S: 11	H: 1 LOB: 2 BB: 1 P: 22	R: 6 E: 0 K: 0 S: 26	H: 6 LOB: 0 BB: 0 P: 34	R: 0 E: 0 K: 1 S: 8	H: 0 LOB: 1 BB: 1 P: 15	R: 0 E: 0 K: 1 S: 8	H: 0 LOB: 2 BB: 2 P: 20	1B: 5 2B: 2 3B: 0 HR: 1	SF: 0 SAC: 0 DP: 2 HBP: 0	WP: 0 PB: 0 SB: 0 CS: 0	PA: 35							
<b>PITCHER</b>	IP	WLS	BF	H	R	ER	SO	BB	IBB	HBP	BLK	WP	HR	S	P	ERA	WHIP										
27 Ken Cloude, R ERA: 5.09 (1,1)	5.0	L	23	6	4	4	2	2	0	0	0	0	0	55	92	7.20	1.600										
31 Bobby Ayala, R ERA: 11.05 (6,1)	2.0		8	2	2	2	1	1	0	0	0	0	1	22	33	9.00	1.500										
Paul Spoljaric, L ERA: 4.05 (8,1)	0.1		3	0	0	0	1	2	0	0	0	0	0	7	18	0.00	6.000										
Mike Timlin, R ERA: 6.75 (8,1)	0.2		1	0	0	0	0	0	0	0	0	0	0	1	2	0.00	0.000										

Seattle Mariners @ Cleveland Indians  
Jacobs Field, Cleveland, OH  
Mon Apr 13 1998, 7:05 PM EDT  
Att: 42,793 - Cloudy - 71 F

AB 30  
R 6  
H 8  
RBI 6  
BB 5  
SO 4  
LOB 11





Batter	1	2	3	4	5	6	7	8	9	AB	R	H	RBI	BB	SO	LOB	TOP										
Joey Cora, S OBP: 0.381, SLG: 0.411 (1, 4)										5	0	1	1	0	0	1											
Alex Rodriguez, R OBP: 0.297, SLG: 0.525 (1, 6)										5	0	0	0	0	0	2											
Ken Griffey Jr., L OBP: 0.373, SLG: 0.680 (1, 8)										4	0	0	0	1	2	1											
Edgar Martinez, R Rich Amaral, R (8, PR) (1, 10)										2	0	0	0	2	0	0											
David Segui, S OBP: 0.391, SLG: 0.860 (1, 3)										2	0	1	0	2	0	2											
Glenallen Hill, R OBP: 0.481, SLG: 0.644 (1, 7)										4	0	2	0	0	0	2											
Dan Wilson, R OBP: 0.366, SLG: 0.314 (1, 2)										3	1	1	0	1	0	4											
Russ Davis, R OBP: 0.367, SLG: 0.591 (1, 5)										4	1	1	0	0	2	4											
Robert Perez, R Rick Wilkins, L John Marzano, R Ryan Radmanovich, L (1, 9)										3	0	1	0	0	1	2											
<b>Inning Stats</b>	R: 0 E: 0 K: 0 S: 11	H: 0 LOB: 2 BB: 2 P: 24	R: 2 E: 0 K: 0 S: 15	H: 4 LOB: 1 BB: 0 P: 20	R: 0 E: 0 K: 0 S: 11	H: 1 LOB: 2 BB: 1 P: 18	R: 0 E: 0 K: 0 S: 8	H: 0 LOB: 0 BB: 0 P: 15	R: 0 E: 0 K: 0 S: 9	H: 0 LOB: 0 BB: 2 P: 21	R: 0 E: 0 K: 1 S: 8	H: 0 LOB: 0 BB: 0 P: 10	R: 1 E: 1 K: 2 S: 11	H: 1 LOB: 2 BB: 0 P: 23	R: 0 E: 0 K: 1 S: 10	H: 1 LOB: 1 BB: 0 P: 16	1B: 6 2B: 1 3B: 0 HR: 0	SF: 0 SAC: 0 DP: 0 HBP: 0	WP: 0 PB: 0 SB: 0 CS: 1	PA: 40							
<b>PITCHER</b>	IP	WLS	BF	H	R	ER	SO	BB	IBB	HBP	BLK	WP	HR	S	P	ERA	WHIP										
Rick Krivda, L (1, 1)	5.0		23	5	2	2	0	4	0	0	0	0	0	54	94	3.60	1.800										
Eric Plunk, R (6, 1)	1.2		6	0	0	0	2	1	0	0	0	0	0	13	22	0.00	0.600										
Alvin Morman, L (7, 1)	0.1		1	0	0	0	1	0	0	0	0	0	0	3	4	0.00	0.000										
Jose Mesa, R (8, 1)	0.2	W	5	1	1	0	1	1	0	0	0	0	0	8	20	0.00	3.000										
Paul Assenmacher, L (8, 1)	1.1		5	1	0	0	2	0	0	0	0	0	0	13	19	0.00	0.750										

Seattle Mariners @ Cleveland Indians  
Jacobs Field, Cleveland, OH  
Tue Apr 14 1998, 7:05 PM EDT  
Att: 40,490 - Cloudy - 52 F

AB 34  
R 3  
H 7  
RBI 2  
BB 6  
SO 6  
LOB 21



Batter	1	2	3	4	5	6	7	8	9	AB	R	H	RBI	BB	SO	LOB	BOTTOM										
Kenny Lofton, L OBP: 0.393, SLG: 0.429 (1, 8)										5	1	2	2	0	0	1											
Shawon Dunston, R Jeff Branson, L (1, 4)										5	1	2	2	0	1	2											
David Justice, L OBP: 0.412, SLG: 0.643 (1, 10)										5	0	0	0	0	3	4											
Manny Ramirez, R OBP: 0.352, SLG: 0.660 (1, 9)										3	2	2	1	1	0	0											
Jim Thome, L OBP: 0.422, SLG: 0.528 (1, 3)										1	1	0	0	3	0	1											
Travis Fryman, R OBP: 0.250, SLG: 0.362 (1, 5)										4	0	1	1	0	2	3											
Brian Giles, L OBP: 0.645, SLG: 1.053 (1, 7)										1	1	0	0	3	0	1											
Sandy Alomar Jr., R OBP: 0.320, SLG: 0.583 (1, 2)										3	1	0	0	1	0	5											
Omar Vizquel, S OBP: 0.500, SLG: 0.471 (1, 6)										2	1	0	1	2	1	0											
<b>Inning Stats</b>	R: 0 E: 0 K: 1 S: 10	H: 0 LOB: 0 BB: 0 P: 16	R: 0 E: 0 K: 1 S: 10	H: 1 LOB: 2 BB: 1 P: 23	R: 0 E: 0 K: 1 S: 8	H: 0 LOB: 1 BB: 1 P: 17	R: 1 E: 0 K: 0 S: 9	H: 1 LOB: 0 BB: 1 P: 14	R: 0 E: 0 K: 1 S: 7	H: 2 LOB: 2 BB: 0 P: 13	R: 2 E: 1 K: 1 S: 8	H: 2 LOB: 3 BB: 0 P: 23	R: 0 E: 0 K: 1 S: 10	H: 1 LOB: 0 BB: 0 P: 18	R: 5 E: 0 K: 2 S: 16	H: 2 LOB: 1 BB: 4 P: 38	1B: 3 2B: 2 3B: 1 HR: 1	SF: 0 SAC: 0 DP: 2 HBP: 0	WP: 0 PB: 0 SB: 1 CS: 0	PA: 39							
<b>PITCHER</b>	IP	WLS	BF	H	R	ER	SO	BB	IBB	HBP	BLK	WP	HR	S	P	ERA	WHIP										
26 Bill Swift, R (1, 1)	6.0		26	4	3	3	4	5	1	0	0	0	0	52	106	4.50	1.500										
Bob Wells, R (7, 1)	0.2		3	1	0	0	1	0	0	0	0	0	0	9	15	0.00	1.500										
Tony Fossas, L (7, 1)	0.1		1	0	0	0	0	0	0	0	0	0	0	1	3	0.00	0.000										
Heathcliff Slocumb, R (8, 1)	0.2	L	5	0	3	3	1	3	0	0	0	0	0	10	24	40.50	4.500										
Mike Timlin, R (8, 1)	0.1		4	2	2	2	1	1	0	0	0	0	0	6	14	54.00	9.000										

Seattle Mariners @ Cleveland Indians  
Jacobs Field, Cleveland, OH  
Tue Apr 14 1998, 7:05 PM EDT  
Att: 40,490 - Cloudy - 52 F

AB 29  
R 8  
H 7  
RBI 7  
BB 10  
SO 7  
LOB 17





Batter	1	2	3	4	5	6	7	8	9	AB	R	H	RBI	BB	SO	LOB	TOP			
Joey Cora, S OBP: 0.382, SLG: 0.400 (1, 4)	F8			G3 1B		G1-3		FC6-4 BB	P6	4	0	1	0	1	0	0				
Alex Rodriguez, R OBP: 0.290, SLG: 0.500 (1, 6)	K			G3 1B		G6-3		FC6-4 3B	G6-3	5	1	1	0	0	0	1				
Ken Griffey Jr., L OBP: 0.365, SLG: 0.685 (1, 8)	G3			G3		P5		2B 3B		4	1	1	1	0	0	2				
Edgar Martinez, R OBP: 0.351, SLG: 0.326 Rich Amaral, R (8, PR) (9, 7)		P5		BB				2B G4-3 1B	2B E IBB	2	1	1	0	2	0	0				
David Segui, S OBP: 0.392, SLG: 0.870 (1, 3)	K			P6				G4-3 2B	E 2B	4	1	2	1	0	1	3				
Glenallen Hill, R OBP: 0.446, SLG: 0.592 Paul Spoljaric, R 31 Bobby Ayala, R (9, 1)	K			G5-3				K	P6	4	0	0	0	0	2	7				
Jeff Huson, L (1, 5)			P2			F9		G4-3	E1	4	0	0	1	0	0	2				
Dan Wilson, R OBP: 0.356, SLG: 0.333 (1, 2)			K			G5-3		2-3 3-H	K	4	0	1	1	0	2	2				
Ryan Radmanovich, L OBP: 0.143, SLG: 0.296 Robert Perez, R (7, PH) (7, 9)			K			G4-3		3-H	P3	2	0	0	0	0	1	0				
<b>Inning Stats</b>	R: 0 E: 0 K: 1 S: 5	H: 0 LOB: 0 BB: 0 P: 5	R: 0 E: 0 K: 2 S: 7	H: 0 LOB: 0 BB: 0 P: 7	R: 0 E: 0 K: 2 S: 7	H: 0 LOB: 0 BB: 0 P: 7	R: 0 E: 0 K: 0 S: 5	H: 2 LOB: 3 BB: 1 P: 9	R: 0 E: 0 K: 0 S: 3	H: 0 LOB: 0 BB: 0 P: 3	R: 2 E: 0 K: 1 S: 8	H: 3 LOB: 1 BB: 0 P: 8	R: 3 E: 1 K: 1 S: 8	H: 2 LOB: 2 BB: 2 P: 16	R: 0 E: 0 K: 0 S: 3	H: 0 LOB: 0 BB: 0 P: 3	1B: 3 2B: 3 3B: 1 HR: 0	SF: 0 SAC: 0 DP: 0 HBP: 0	WP: 0 PB: 0 SB: 0 CS: 0	PA: 38
<b>PITCHER</b>	IP WLS BF H R ER SO BB IBB HBP BLK WP HR S P ERA WHIP																			
Bartolo Colon, R ERA: 1.89	(1, 1) 5.1 19 2 0 0 5 1 0 0 0 0 0 0 28 32 0.00 0.562																			
Eric Plunk, R ERA: 4.91	(6, 1) 1.1 7 3 2 2 1 0 0 0 0 0 0 0 9 9 13.50 2.250																			
Paul Assenmacher, L ERA: 6.35	(7, 1) 0.2 L 6 2 3 2 0 1 1 0 0 0 0 0 4 12 27.00 4.500																			
Michael Jackson, R ERA: 1.29	(8, 1) 1.2 6 0 0 0 1 0 0 0 0 0 0 0 8 8 0.00 0.000																			

Seattle Mariners @ Cleveland Indians  
 Jacobs Field, Cleveland, OH  
 Wed Apr 15 1998, 7:05 PM EDT  
 Att: 40,527 - Cloudy - 50 F

AB	35
R	5
H	7
RBI	4
BB	3
SO	7
LOB	18



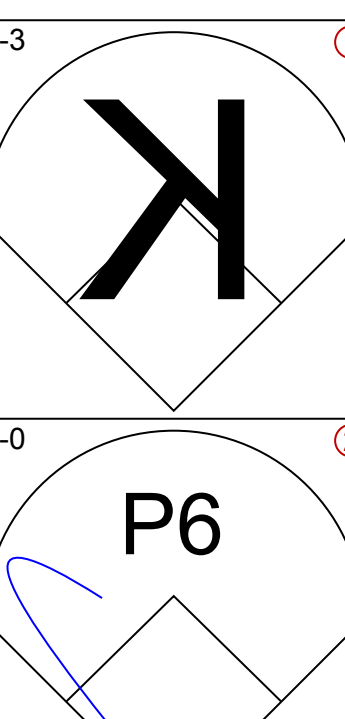
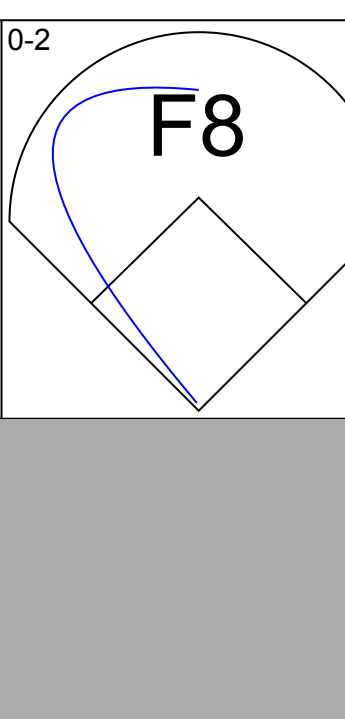
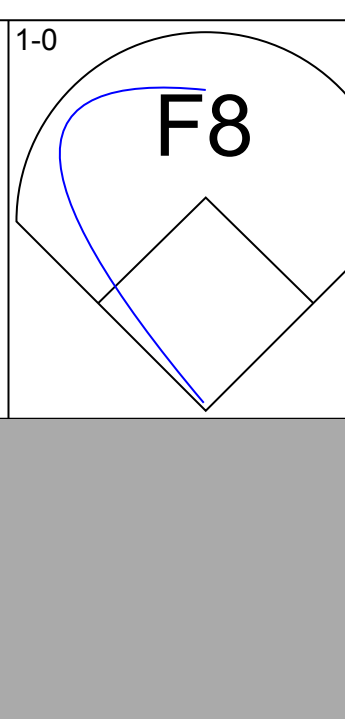
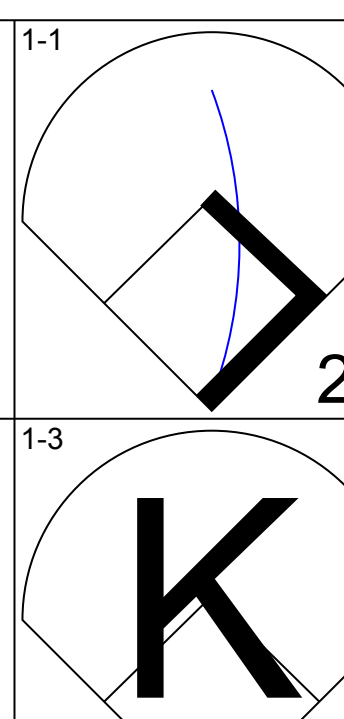
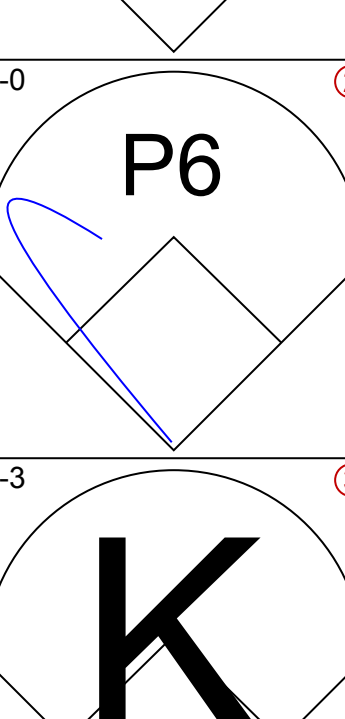
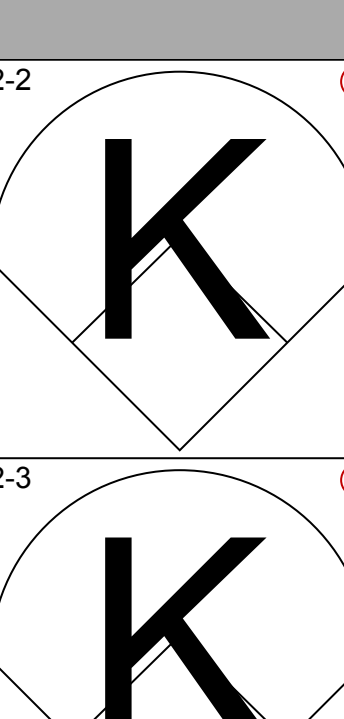
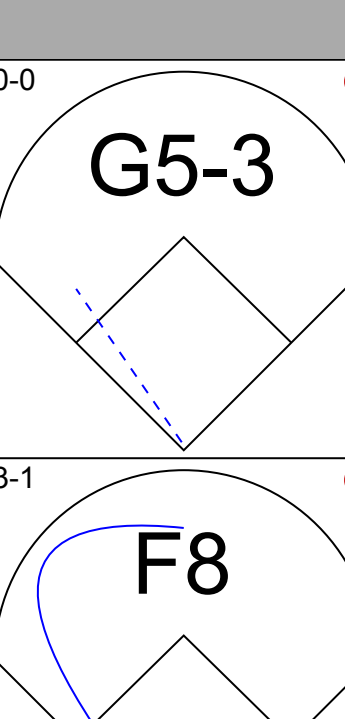
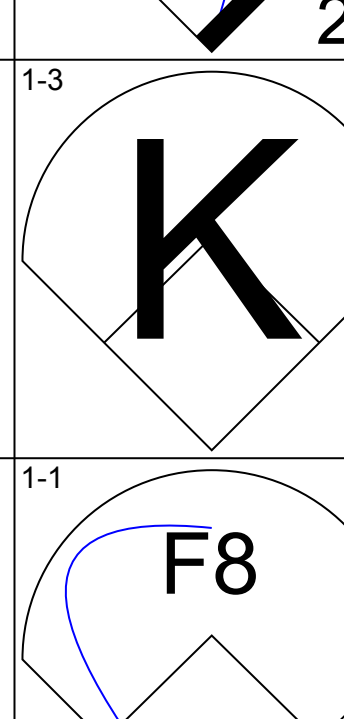

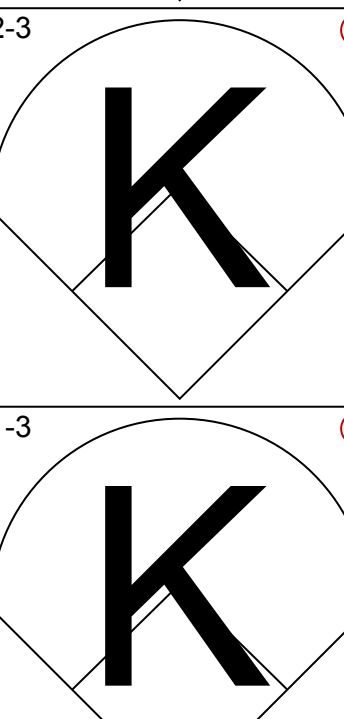
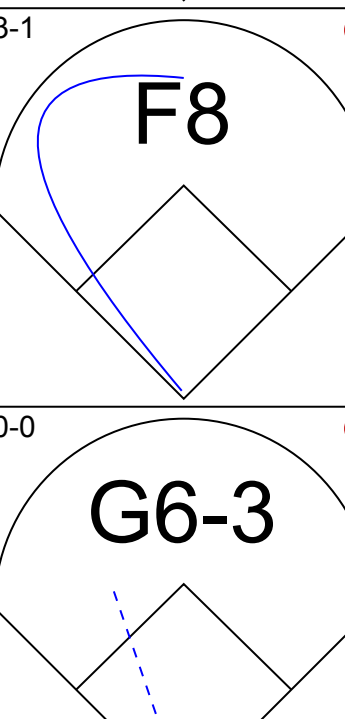
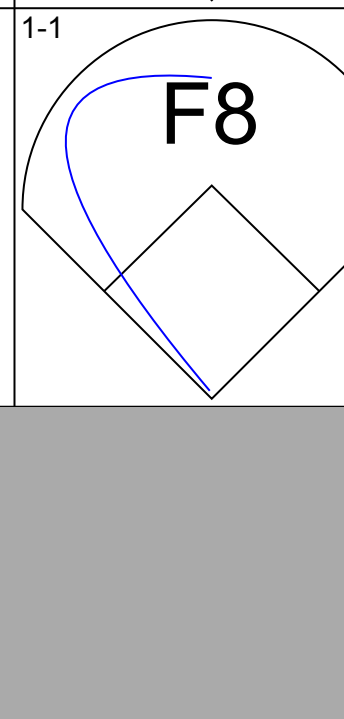
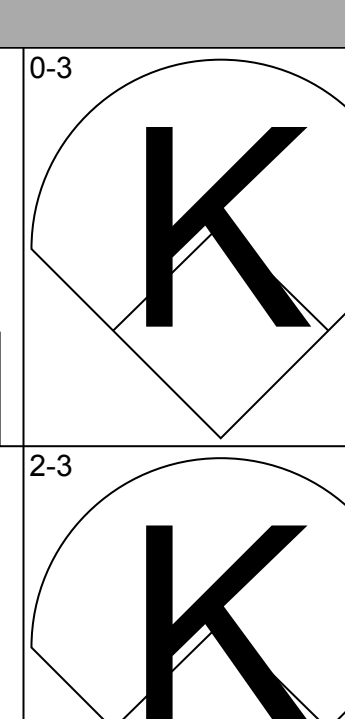

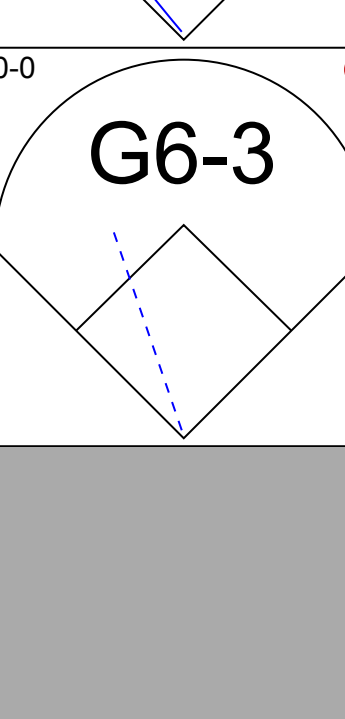
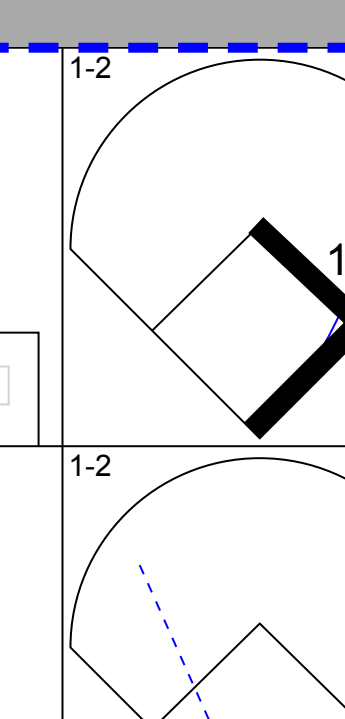
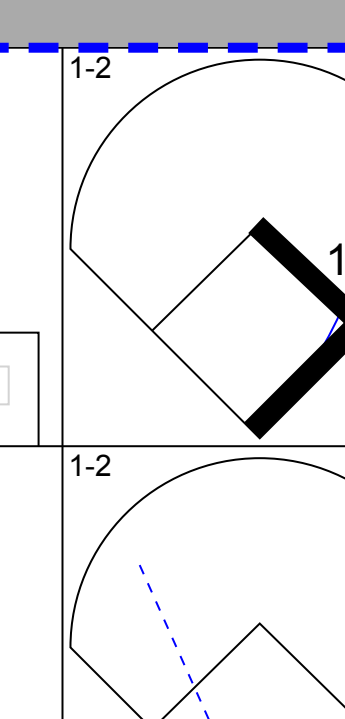
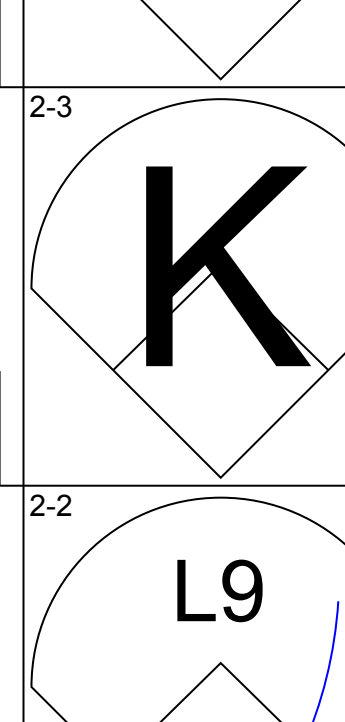
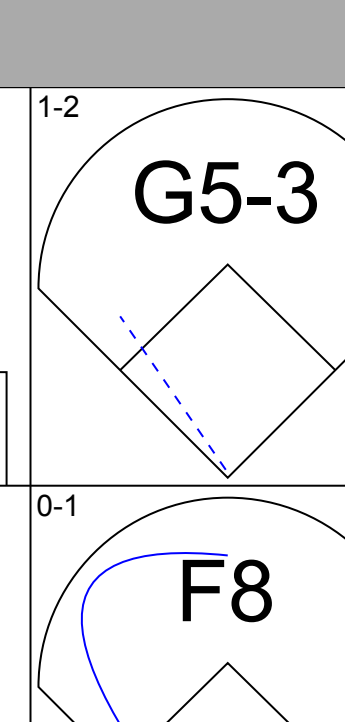
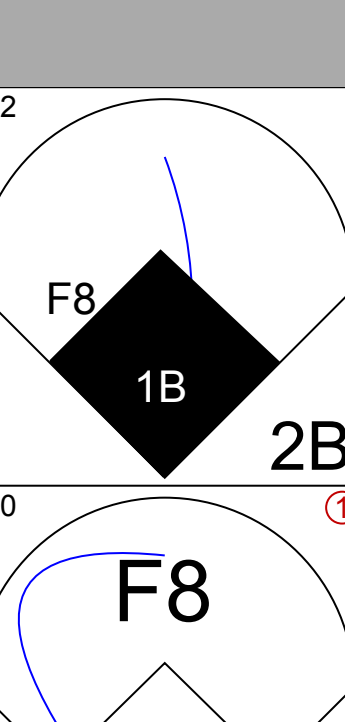
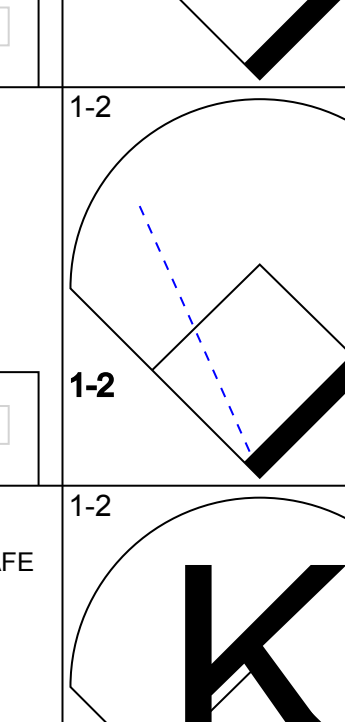
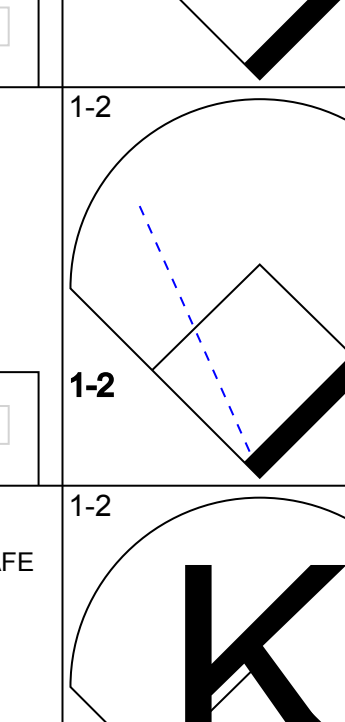
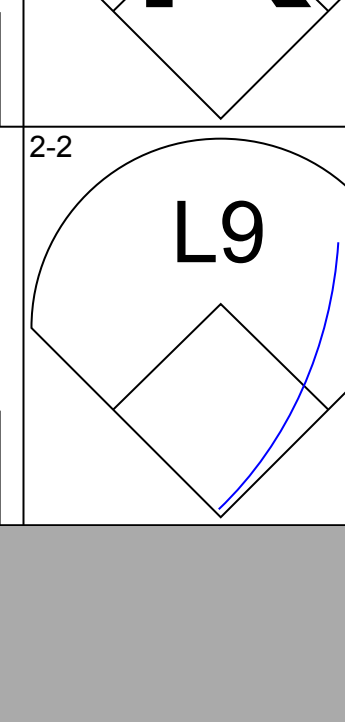
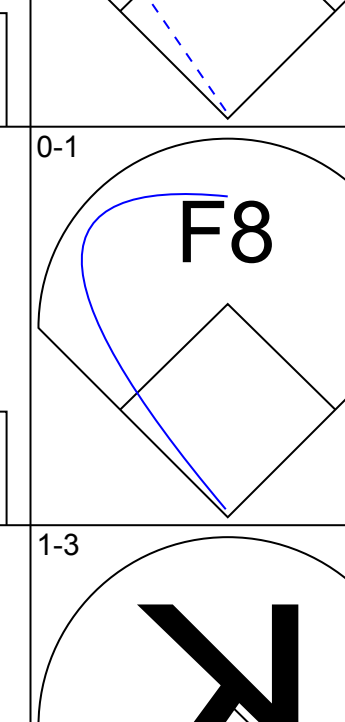
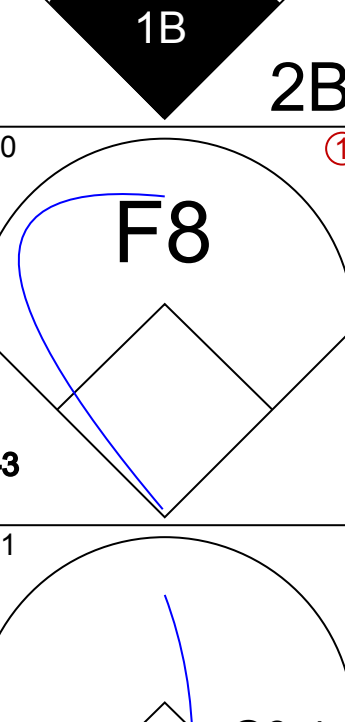
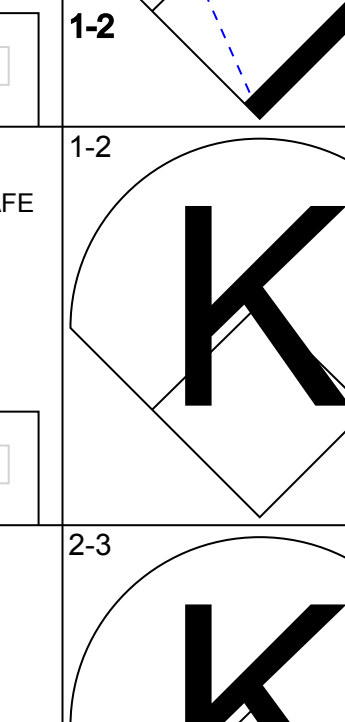
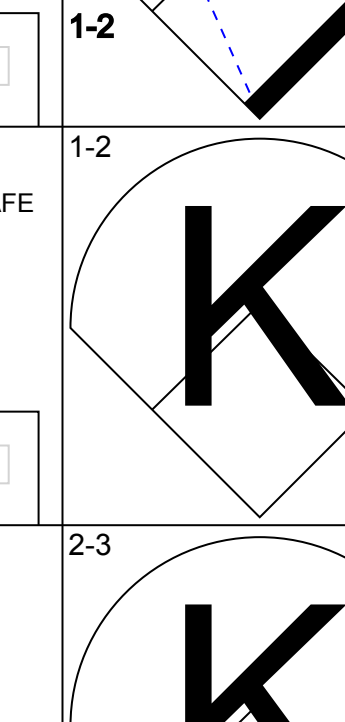
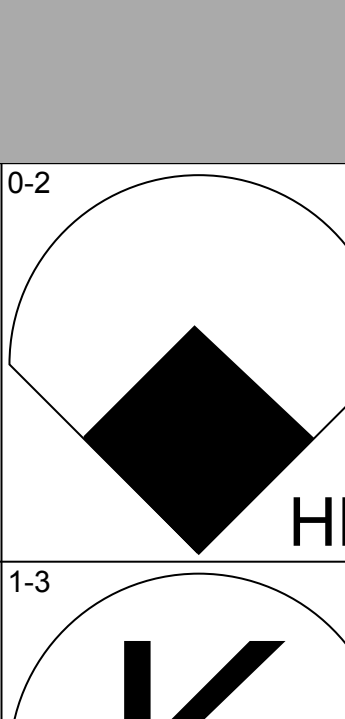
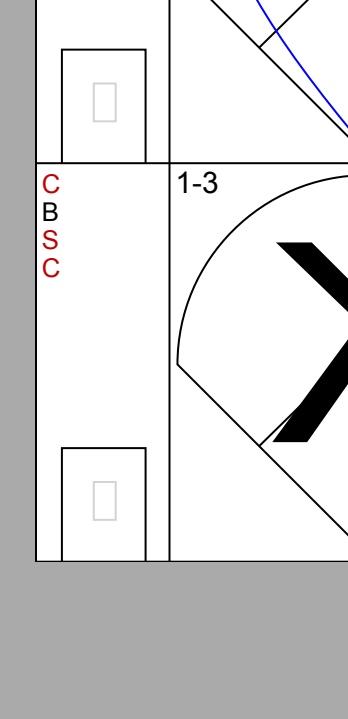
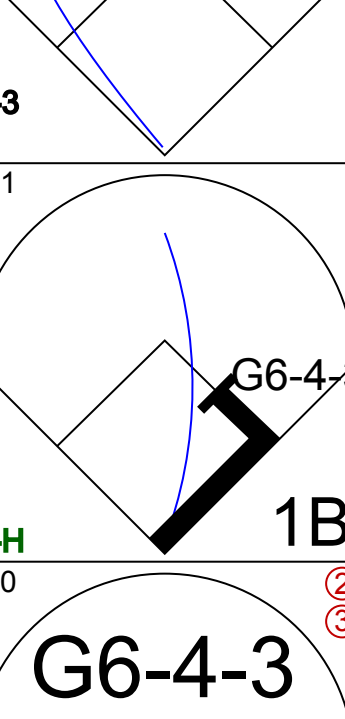
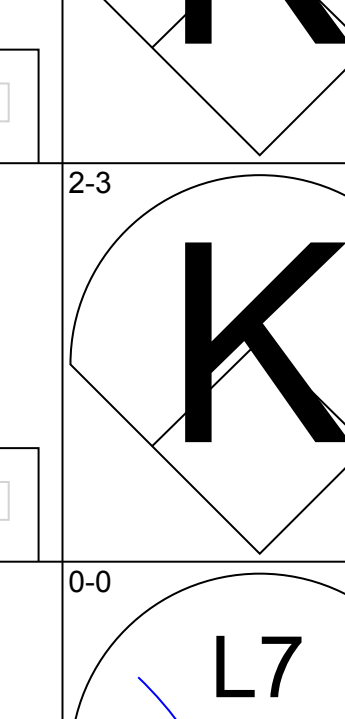
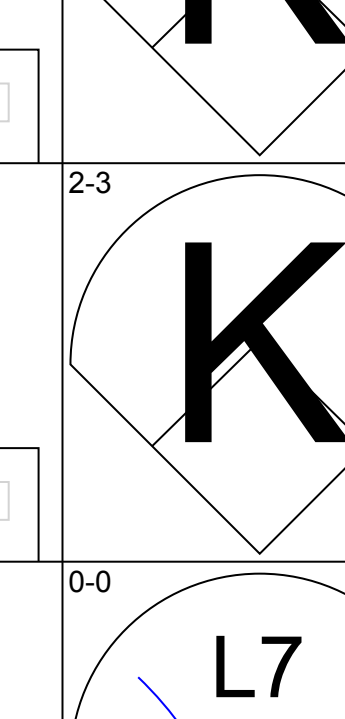
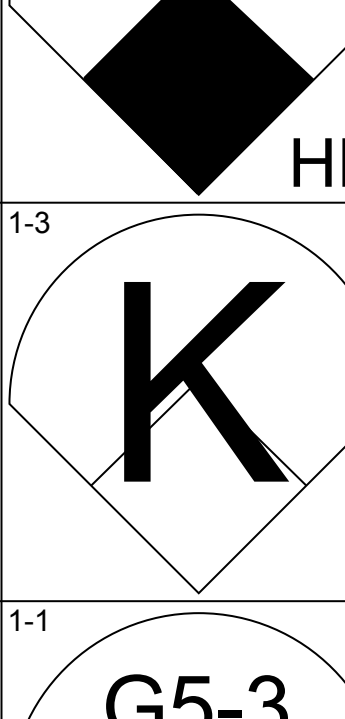
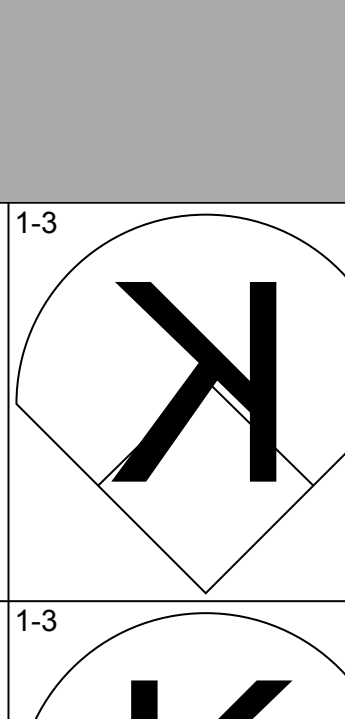
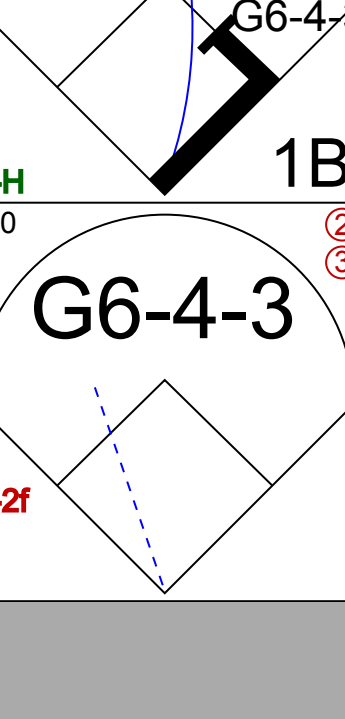
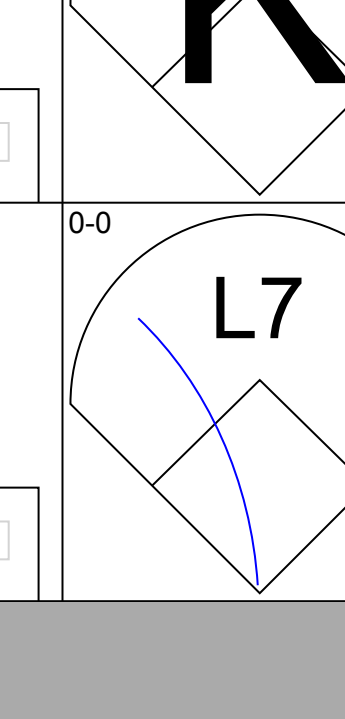
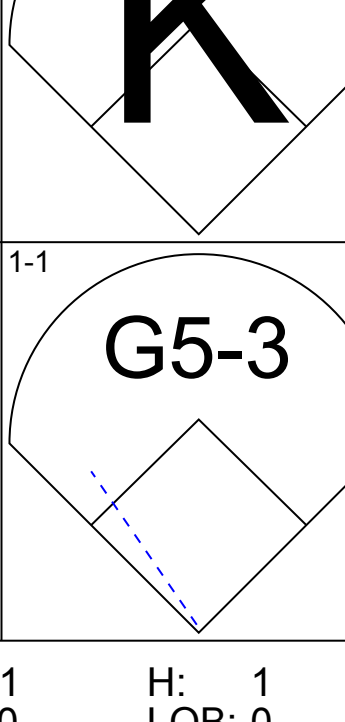
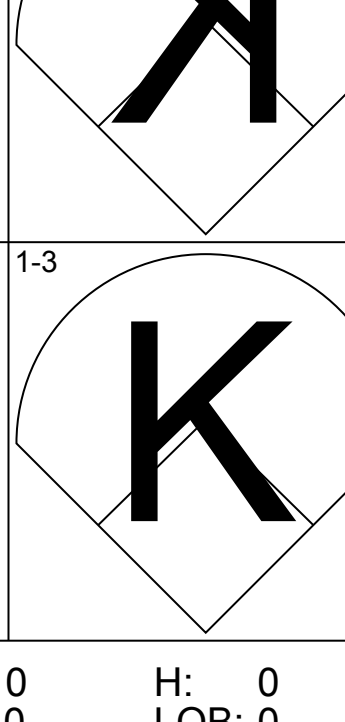
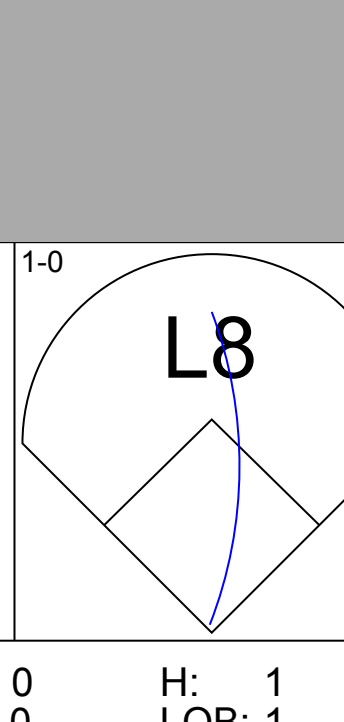
Batter	1	2	3	4	5	6	7	8	9	AB	R	H	RBI	BB	SO	LOB	BOTTOM			
Kenny Lofton, L OBP: 0.386, SLG: 0.420 Pat Borders, R OBP: 0.286, SLG: 0.357 (3, FH) (4, 2)	K		F8							1	0	0	0	0	1	0				
David Bell, R OBP: 0.308, SLG: 0.583 (1, 4)	IHR		BB							3	1	1	1	1	0	3				
Shawon Dunston, R OBP: 0.304, SLG: 0.410 (1, 10)	F8		G5-3							3	0	0	0	1	1	1				
Manny Ramirez, R OBP: 0.345, SLG: 0.620 (1, 9)	G6-3				F3					3	1	0	0	1	0	1				
Gerónimo Berroa, R OBP: 0.286, SLG: 0.280 (1, 7)		K			G1-3					4	0	0	0	0	1	1				
Sandy Alomar Jr., R OBP: 0.308, SLG: 0.560 Brian Giles, L OBP: 0.647, SLG: 1.143 (4, 8)	L4				F7					1	0	0	0	0	0	0				
Travis Fryman, R OBP: 0.288, SLG: 0.490 (1, 5)										3	0	1	0	1	0	1				
Jeff Manto, R OBP: 0.143, SLG: 0.077 Jim Thome, L OBP: 0.413, SLG: 0.514 (9, PH)	K									3	0	0	0	0	1	2				
Omar Vizquel, S OBP: 0.465, SLG: 0.432 David Justice, L OBP: 0.404, SLG: 0.628 (9, PH)			K							3	0	0	0	0	2	1				
<b>Inning Stats</b>	R: 1 E: 0 K: 1 S: 6	H: 1 LOB: 0 BB: 0 P: 6	R: 0 E: 0 K: 2 S: 7	H: 0 LOB: 1 BB: 1 P: 11	R: 0 E: 0 K: 1 S: 5	H: 0 LOB: 1 BB: 1 P: 9	R: 0 E: 0 K: 0 S: 3	H: 0 LOB: 0 BB: 0 P: 3	R: 0 E: 1 K: 1 S: 7	H: 1 LOB: 2 BB: 0 P: 7	R: 2 E: 0 K: 1 S: 7	H: 2 LOB: 1 BB: 1 P: 11	R: 0 E: 0 K: 0 S: 2	H: 1 LOB: 0 BB: 0 P: 3	R: 0 E: 0 K: 0 S: 5	H: 0 LOB: 1 BB: 1 P: 9	1B: 2 2B: 0 3B: 1 HR: 2	SF: 0 SAC: 0 DP: 2 HBP: 0	WP: 0 PB: 0 SB: 0 CS: 0	PA: 36
<b>PITCHER</b>	IP WLS BF H R ER SO BB IBB HBP BLK WP HR S P ERA WHIP																			
Randy Johnson, L ERA: 6.14	(1, 1) 2.1 9 1 1 1 4 0 0 0 0 0 0 1 18 26 5.40 1.500																			
Bob Wells, R ERA: 4.09	(3, 1) 3.1 16 3 2 2 2 2 0 0 0 0 0 1 18 26 5.40 1.500																			
Paul Spoljaric, L ERA: 3.0	(6, 1) 2.1 W 8 1 0 0 0 2 0 0 0 0 0 0 6 14 0.00 1.286																			
Paul Spoljaric, R ERA: 3.0	(9, 1) 2.1 W 8 1 0 0 0 2 0 0 0 0 0 0 6 14 0.00 1.286																			
31 Bobby Ayala, R ERA: 9.72	(9, 1) 1.0 S 3 0 0 0 1 0 0 0 0 0 0 0 5 5 0.00 0.000																			

Seattle Mariners @ Cleveland Indians  
 Jacobs Field, Cleveland, OH  
 Wed Apr 15 1998, 7:05 PM EDT  
 Att: 40,527 - Cloudy - 50 F

AB	31
R	3
H	5
RBI	3
BB	5
SO	7
LOB	12

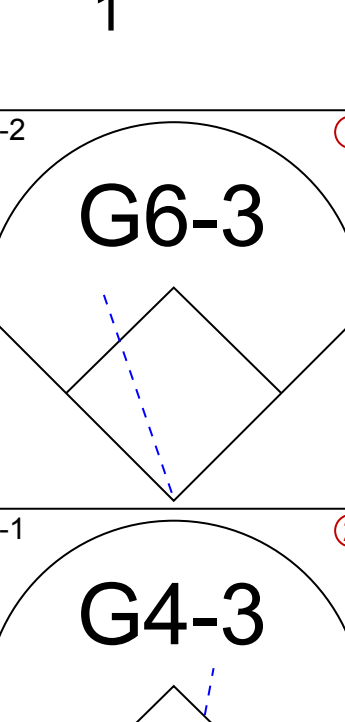
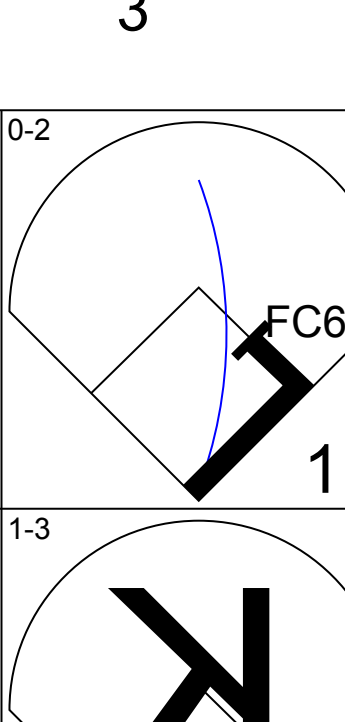
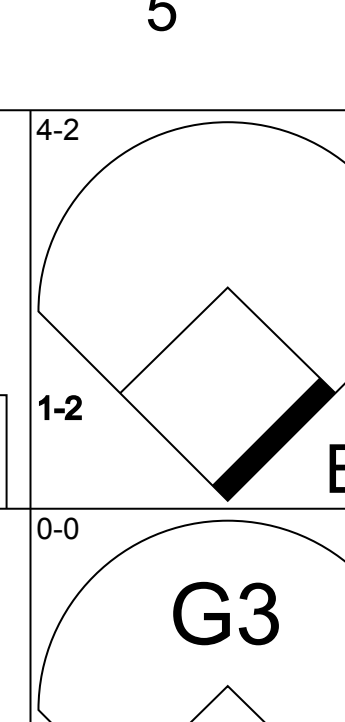
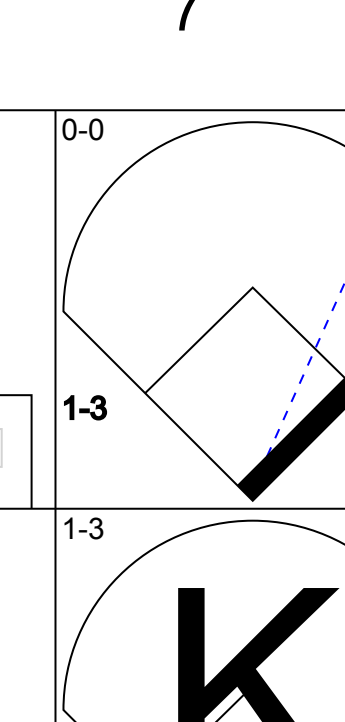
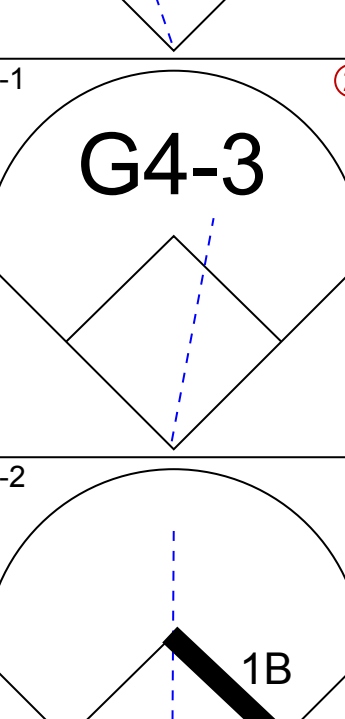
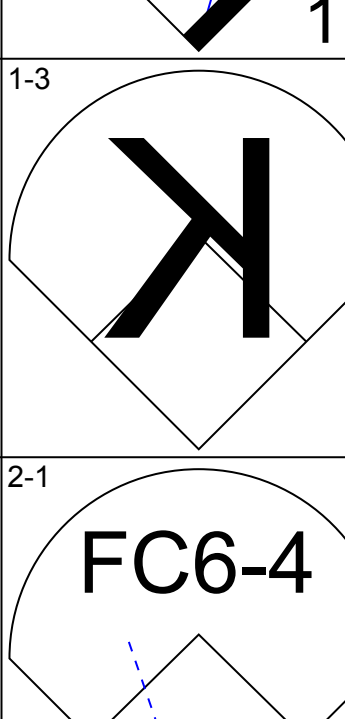
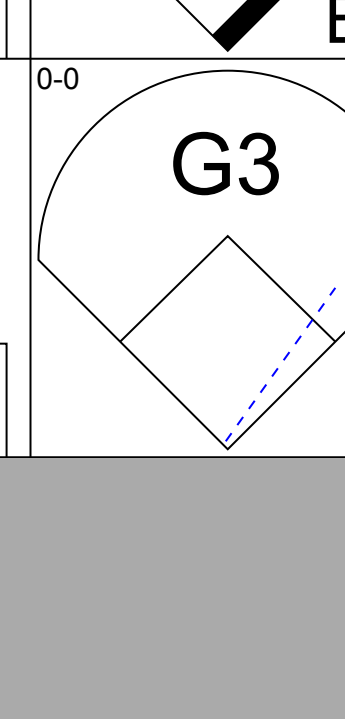
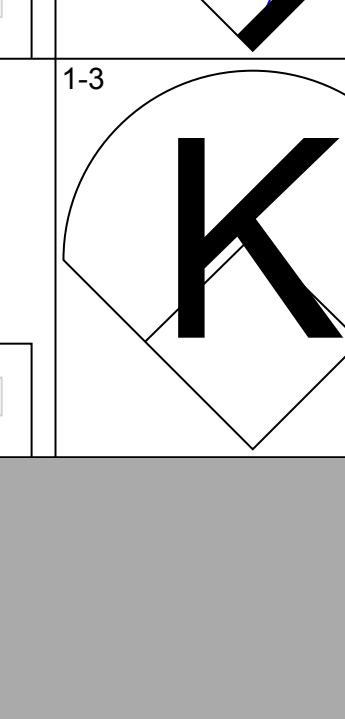
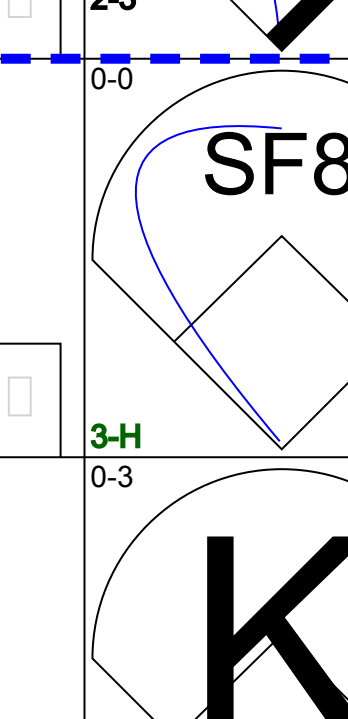
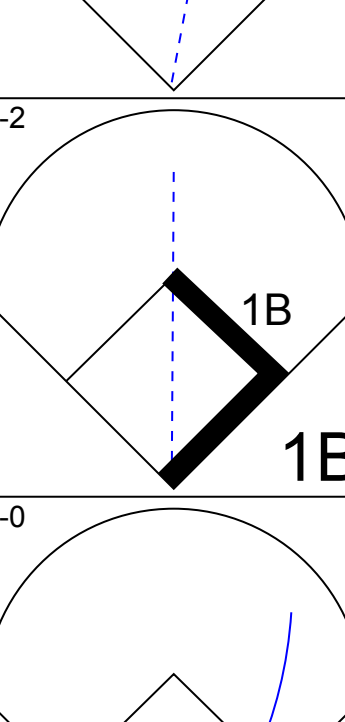
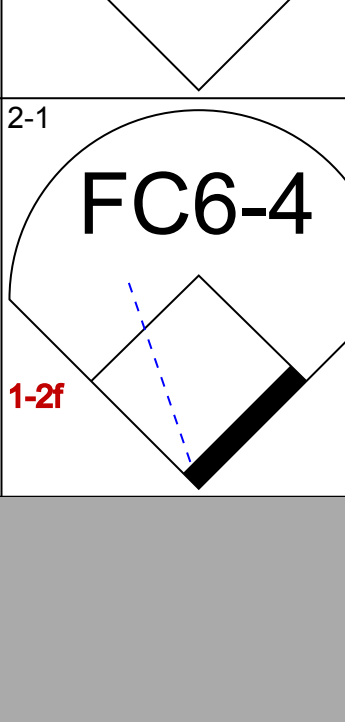
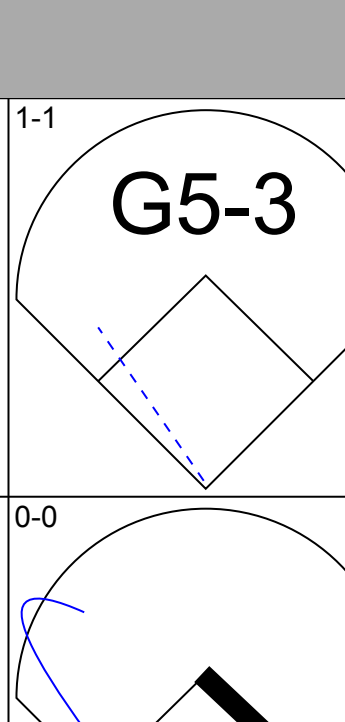
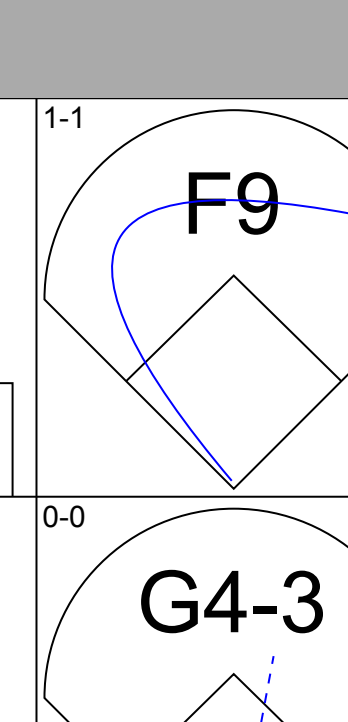
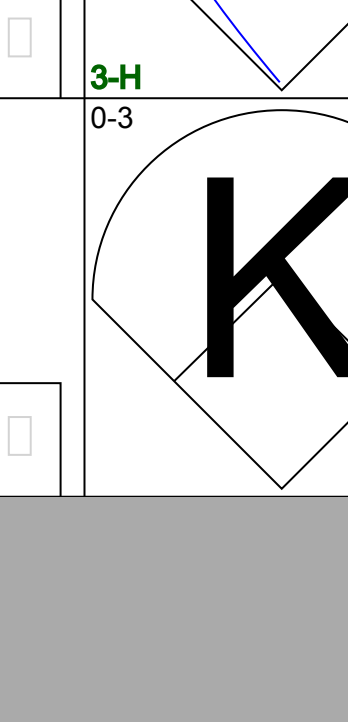
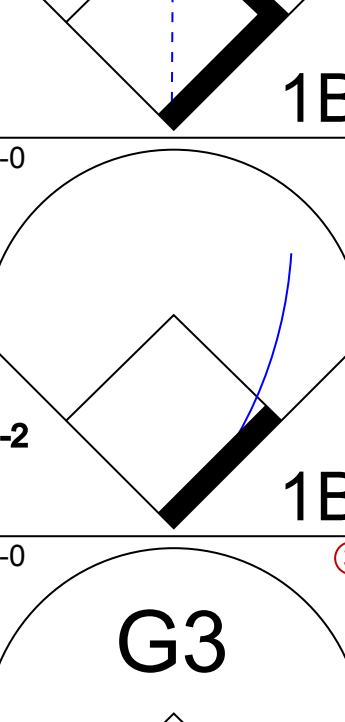
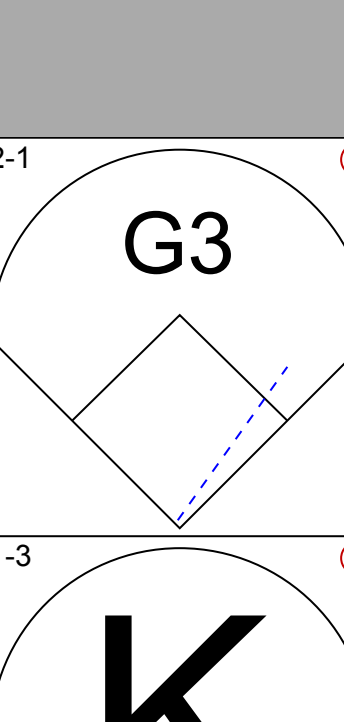
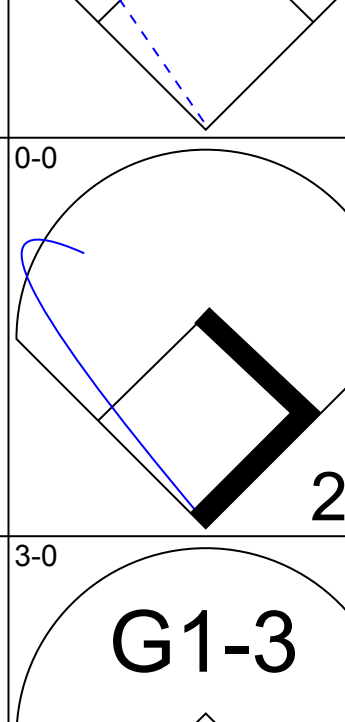
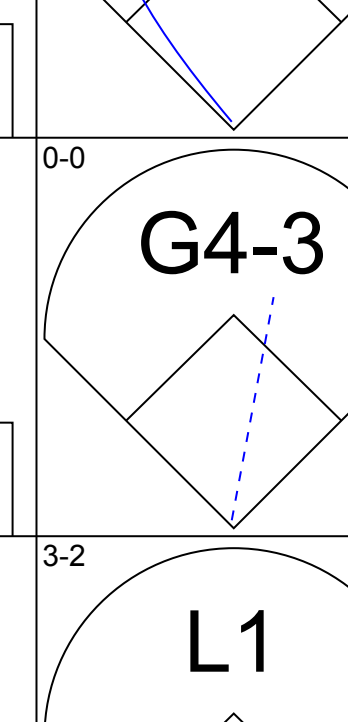
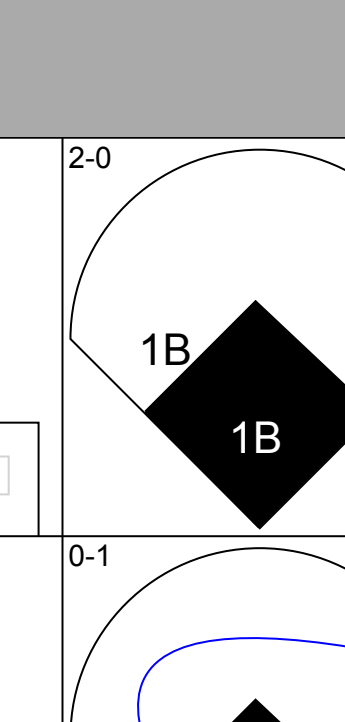
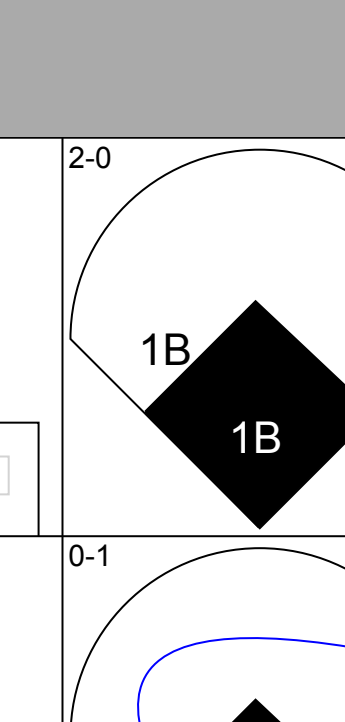
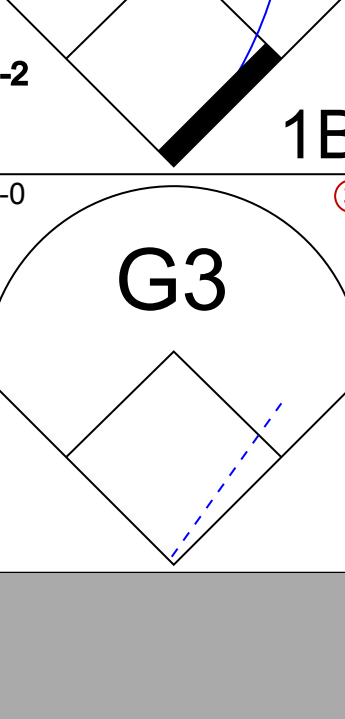
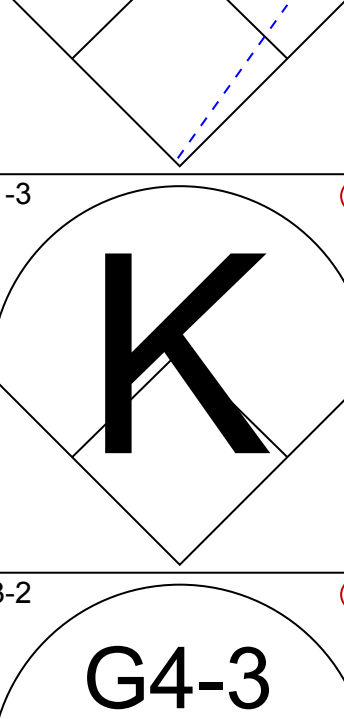
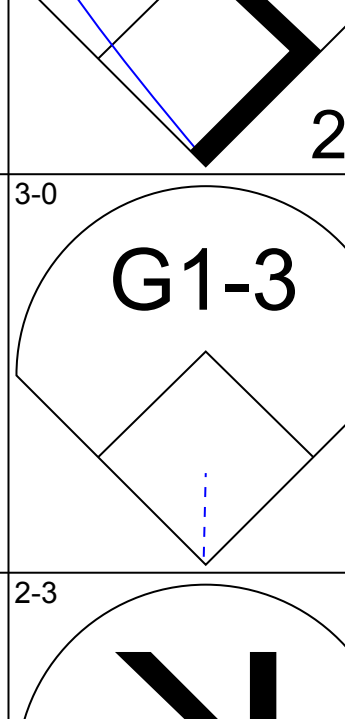
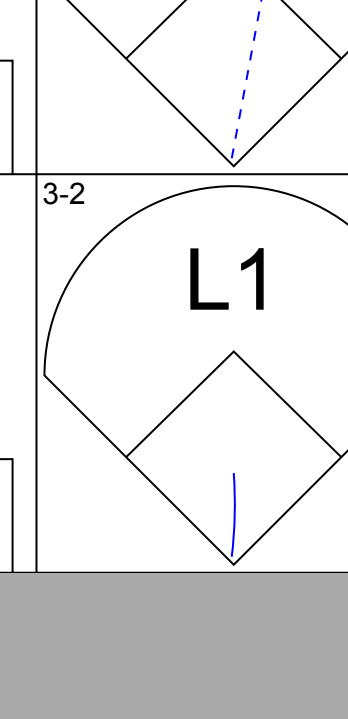
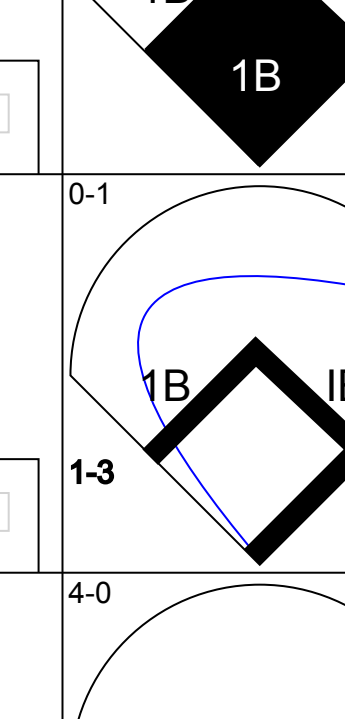
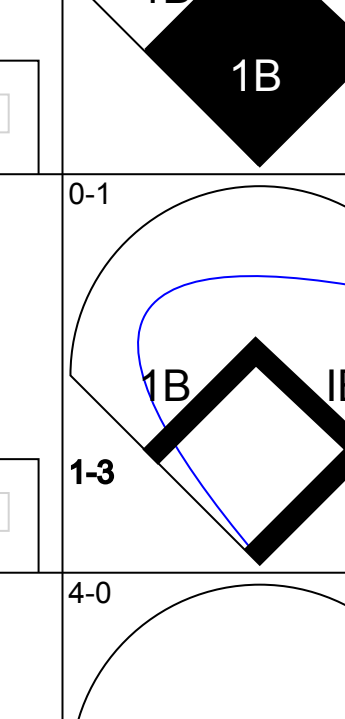
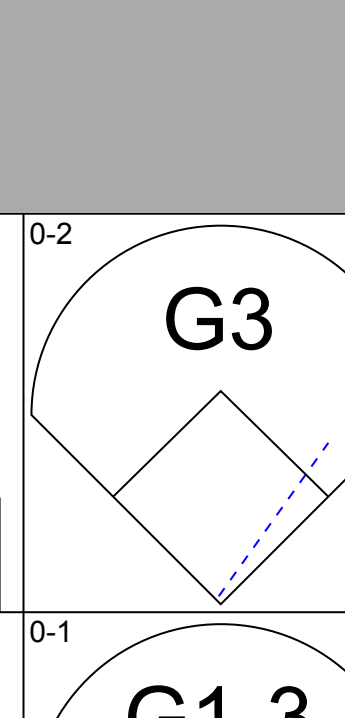
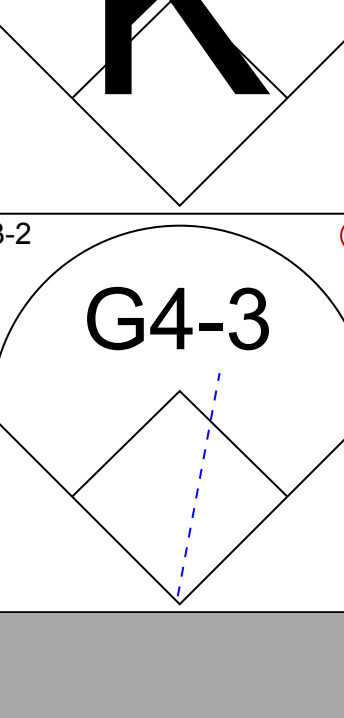
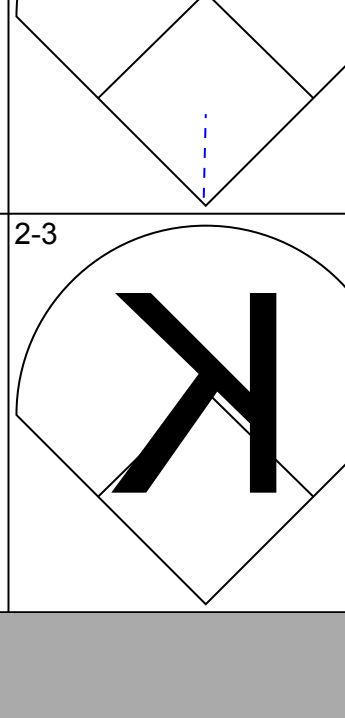
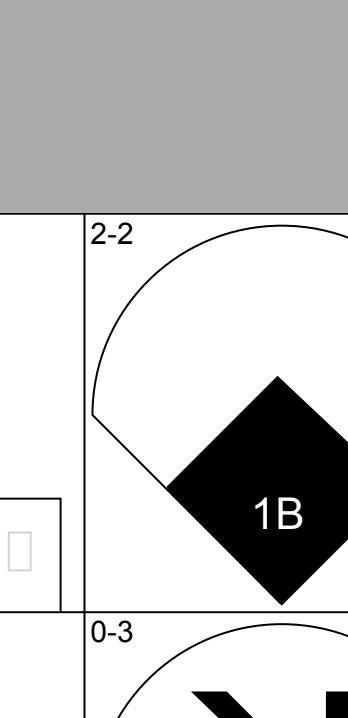
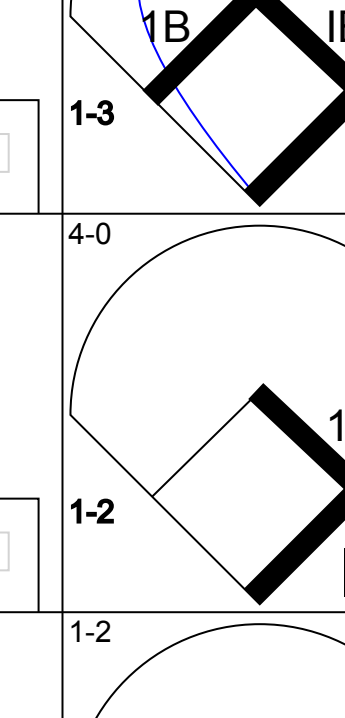
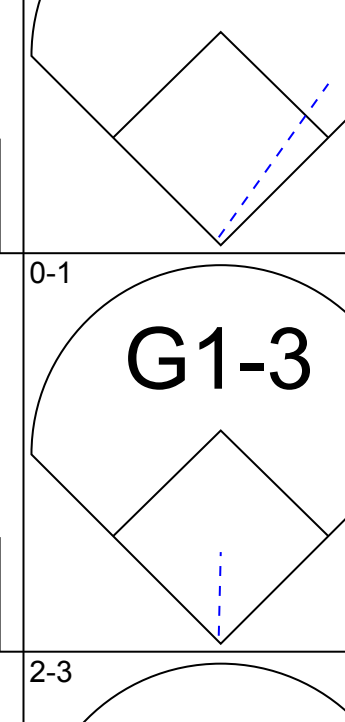
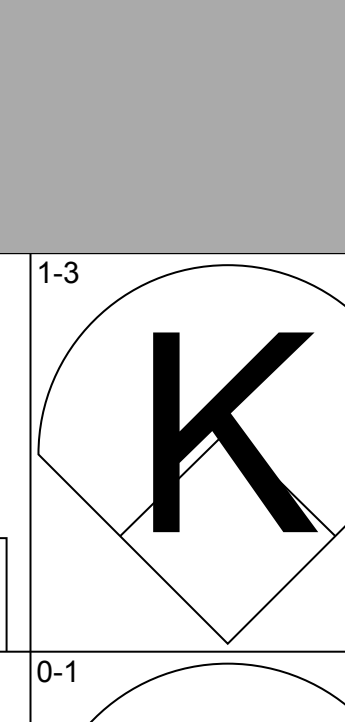
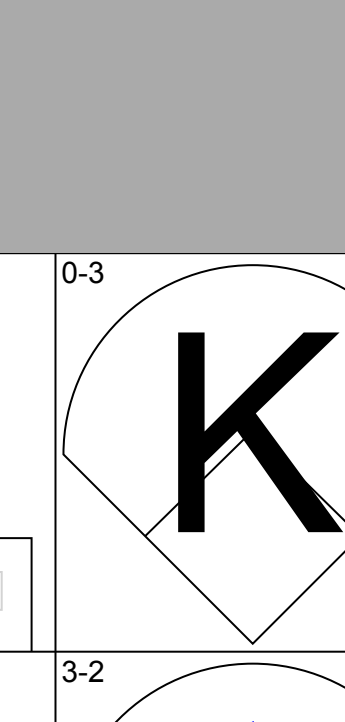
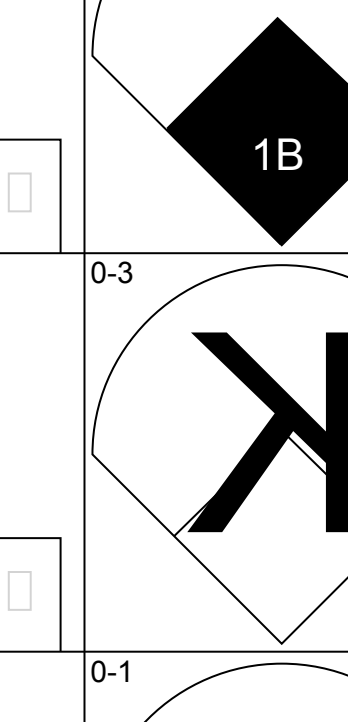
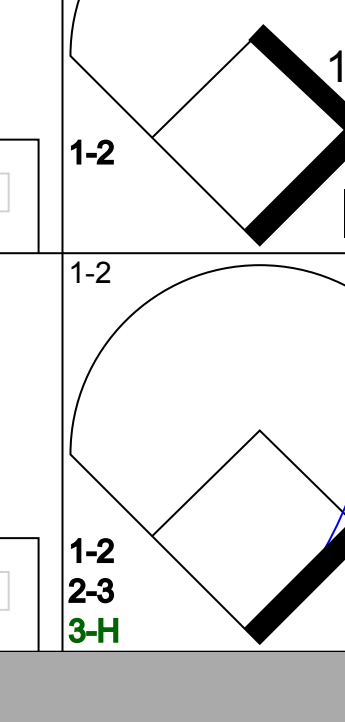
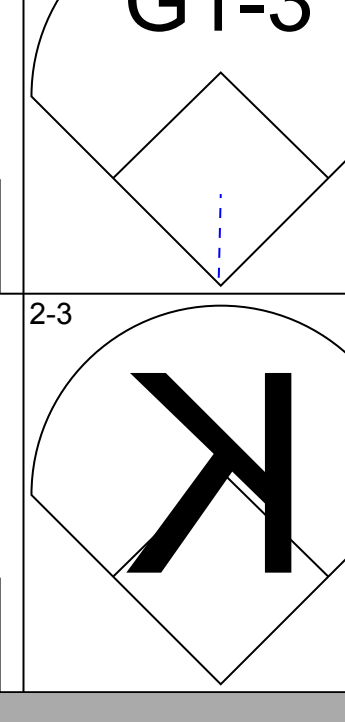
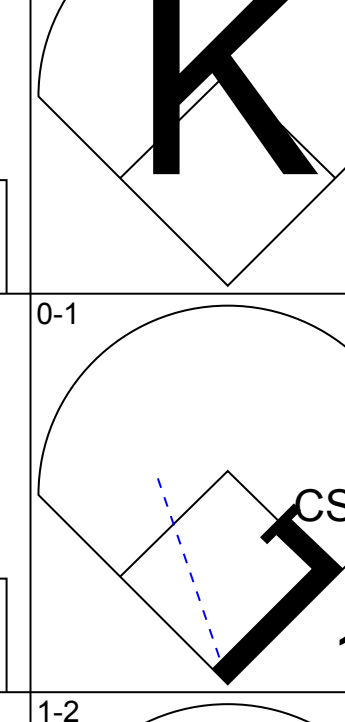
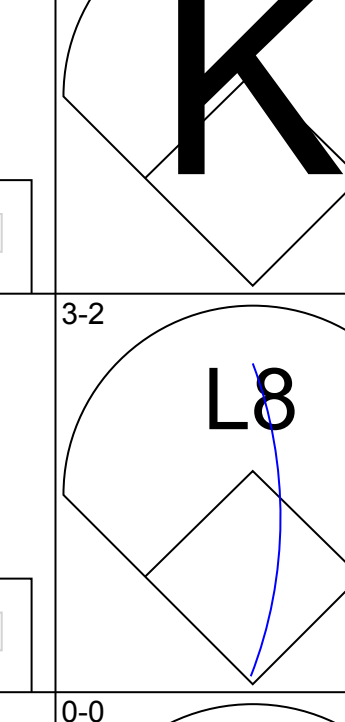
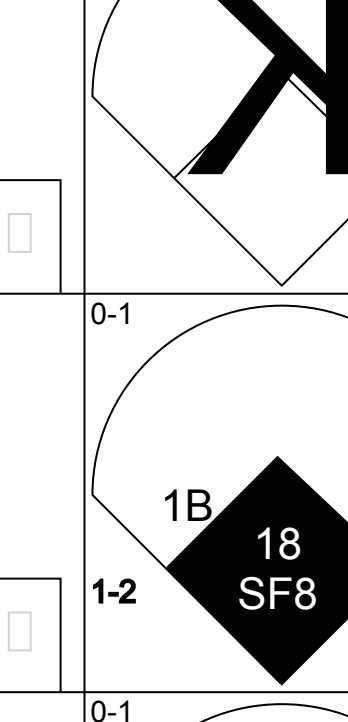
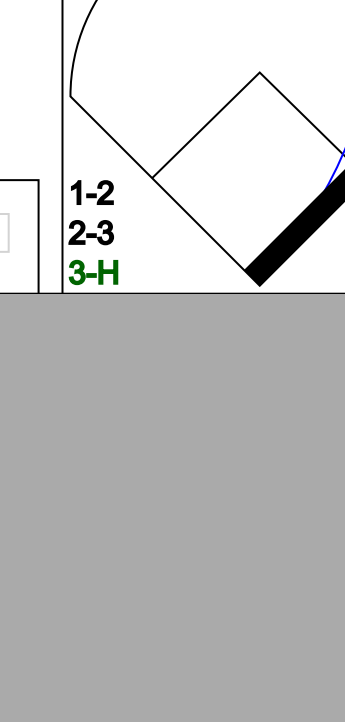
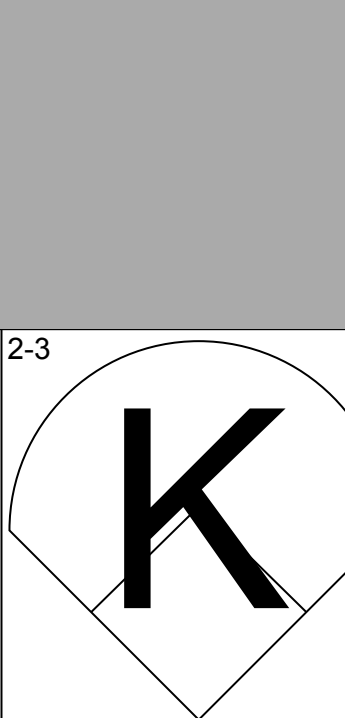
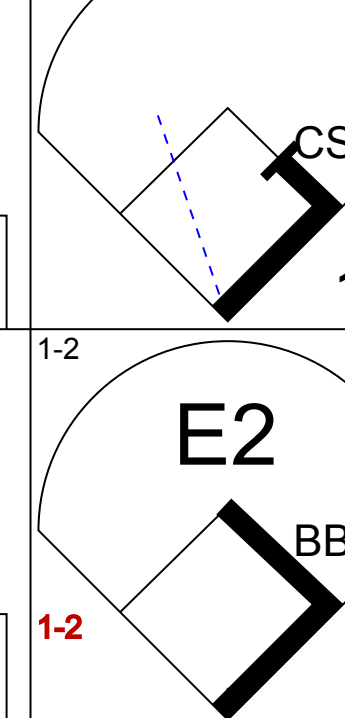
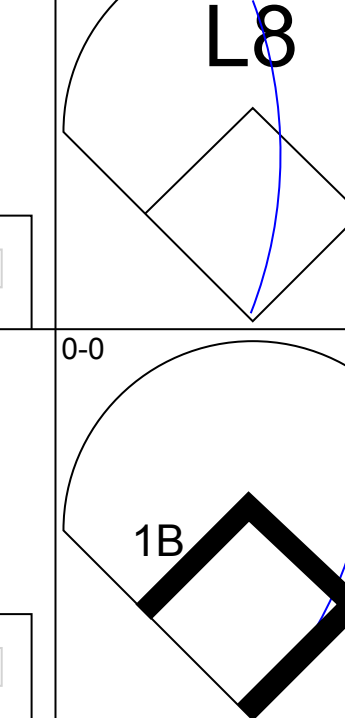
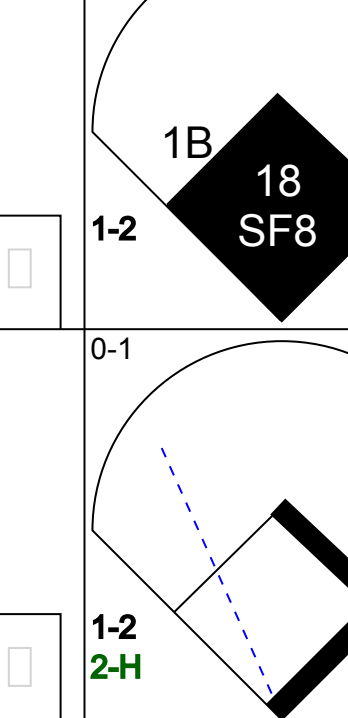





Batter	1	2	3	4	5	6	7	8	9	10	AB	R	H	RBI	BB	SO	LOB	TOP									
<b>Kenny Lofton, L</b> OBP: 0.377, SLG: 0.426 (1, 8)											4	0	1	0	0	1	0	<b>Cleveland Indians @ Boston Red Sox</b> Fenway Park, Boston, MA Fri Apr 17 1998, 7:05 PM EDT Att: 26,924 - Overcast - 60 F									
<b>Omar Vizquel, S</b> OBP: 0.426, SLG: 0.390 (1, 6)											4	0	0	0	0	2	1										
<b>David Justice, L</b> OBP: 0.375, SLG: 0.574 (1, 10)											4	0	0	0	0	2	1										
<b>Manny Ramirez, R</b> OBP: 0.339, SLG: 0.593 (1, 9)											4	0	1	0	0	2	0										
<b>Jim Thome, L</b> OBP: 0.420, SLG: 0.537 (1, 3)											4	1	2	0	0	1	0										
<b>Sandy Alomar Jr., R</b> OBP: 0.297, SLG: 0.483 (1, 2)											4	0	0	0	0	1	3										
<b>Brian Giles, L</b> OBP: 0.632, SLG: 1.160 (1, 7)											4	1	2	2	0	2	2										
<b>Travis Fryman, R</b> OBP: 0.250, SLG: 0.370 (1, 5)											4	0	0	0	0	2	3										
<b>Shawon Dunston, R</b> OBP: 0.286, SLG: 0.381 (1, 4)											3	0	0	0	0	1	0										
<b>Inning Stats</b>	R: 0 E: 0 K: 2 S: 8	H: 0 LOB: 0 BB: 0 P: 14	R: 0 E: 0 K: 2 S: 10	H: 0 LOB: 0 BB: 0 P: 14	R: 1 E: 0 K: 1 S: 12	H: 1 LOB: 0 BB: 0 P: 14	R: 0 E: 0 K: 3 S: 10	H: 0 LOB: 0 BB: 0 P: 15	R: 0 E: 0 K: 1 S: 10	H: 0 LOB: 0 BB: 0 P: 12	R: 0 E: 0 K: 2 S: 7	H: 0 LOB: 0 BB: 0 P: 10	R: 0 E: 0 K: 0 S: 4	H: 0 LOB: 0 BB: 0 P: 7	R: 1 E: 0 K: 0 S: 7	H: 2 LOB: 0 BB: 0 P: 13	R: 0 E: 0 K: 1 S: 8		H: 1 LOB: 1 BB: 0 P: 12	R: 0 E: 0 K: 2 S: 15	H: 2 LOB: 2 BB: 0 P: 20	1B: 3 2B: 2 3B: 0 HR: 1	SF: 0 SAC: 0 DP: 1 HBP: 0	WP: 0 PA: 35 PB: 0 SB: 0 CS: 0			
<b>PITCHER</b>	IP 9.0	WLS 30	H 4	R 2	ER 2	SO 12	BB 0	IBB 0	HBP 0	BLK 0	WP 0	HR 1	S 76	P 111	ERA 2.00	WHIP 0.444											
<b>Pedro Martinez, R</b> ERA: 0.84 (1, 1)																											
<b>Tom Gordon, R</b> ERA: 3.12 (10, 1)	1.0	W	5	2	0	0	2	0	0	0	0	0	0	15	20	0.00	2.000										

AB	35
R	2
H	6
RBI	2
BB	0
SO	14
LOB	10



Batter	1	2	3	4	5	6	7	8	9	10	AB	R	H	RBI	BB	SO	LOB	BOTTOM									
<b>Nomar Garciaparra, R</b> OBP: 0.375, SLG: 0.522 (1, 6)											4	0	3	0	1	0	0	<b>Cleveland Indians @ Boston Red Sox</b> Fenway Park, Boston, MA Fri Apr 17 1998, 7:05 PM EDT Att: 26,924 - Overcast - 60 F									
<b>18 Reggie Jefferson, S</b> OBP: 0.265, SLG: 0.179 (1, 10)											4	0	0	1	0	2	5										
<b>John Valentin, R</b> OBP: 0.296, SLG: 0.403 (1, 5) (10, 4) (10, 5) (10, 4) (10, 5)											5	0	1	0	0	1	3										
<b>Mo Vaughn, L</b> OBP: 0.475, SLG: 0.683 (1, 3) <b>Steve Avery, L</b> (10, PR)												5	0	3	0	0	0										
<b>Troy O'Leary, L</b> OBP: 0.407, SLG: 0.583 (1, 7)												5	0	1	0	0	1										
<b>Scott Hatteberg, L</b> OBP: 0.351, SLG: 0.529 (1, 9) <b>Damon Eardley, R</b> OBP: 0.310, SLG: 0.375 (10, 5) (10, 5) (10, 4) (10, 4)											4	0	1	0	0	1	1										
<b>Darren Bragg, L</b> OBP: 0.382, SLG: 0.407 (1, 9) (10, 8)												5	0	1	1	0	3										
<b>Darren Lewis, R</b> OBP: 0.333, SLG: 0.310 (1, 8) <b>Jim Leyritz, R</b> OBP: 0.475, SLG: 0.667 (9, PH) <b>Midre Cummings, L</b> OBP: 0.286, SLG: 0.308 (9, PR) (10, 9)												3	0	1	0	0	1										
<b>Mark Lemke, S</b> OBP: 0.200, SLG: 0.077 (1, 4) <b>Mike Benjamin, R</b> OBP: 0.308, SLG: 0.333 (7, PR) (8, 4) <b>Jason Varitek, S</b> OBP: 0.276, SLG: 0.259 (9, PH) (10, 2)												3	0	1	0	0	1										
<b>Inning Stats</b>	R: 0 E: 0 K: 0 S: 10	H: 2 LOB: 2 BB: 0 P: 12	R: 0 E: 0 K: 1 S: 10	H: 0 LOB: 0 BB: 0 P: 12	R: 0 E: 0 K: 2 S: 11	H: 1 LOB: 1 BB: 1 P: 16	R: 0 E: 0 K: 1 S: 8	H: 0 LOB: 0 BB: 0 P: 14	R: 0 E: 1 K: 1 S: 12	H: 1 LOB: 2 BB: 1 P: 18	R: 0 E: 0 K: 2 S: 7	H: 2 LOB: 2 BB: 0 P: 16	R: 0 E: 0 K: 0 S: 7	H: 0 LOB: 0 BB: 0 P: 11	R: 2 E: 0 K: 2 S: 16	H: 4 LOB: 2 BB: 0 P: 18	R: 1 E: 0 K: 0 S: 6		H: 3 LOB: 3 BB: 1 P: 13	1B: 13 2B: 1 3B: 0 HR: 0	SF: 1 SAC: 0 DP: 0 HBP: 0	WP: 0 PA: 43 PB: 0 SB: 0 CS: 1					
<b>PITCHER</b>	IP 8.1	WLS 36	H 10	R 2	ER 2	SO 9	BB 1	IBB 0	HBP 0	BLK 0	WP 0	HR 0	S 88	P 125	ERA 2.16	WHIP 1.320											
<b>Charles Nagy, R</b> ERA: 5.74 (1, 1)																											
<b>Michael Jackson, R</b> ERA: 1.29 (9, 1)	0.0	1	1	0	0	0	0	0	0	0	0	0	1	1	∞	∞											
<b>Paul Assenmacher, L</b> ERA: 7.11 (9, 1)	0.2	L	6	3	1	1	1	0	1	0	0	0	0	10	17	13.50	4.500										

AB	40
R	3
H	14
RBI	3
BB	2
SO	10
LOB	14







Batter	1	2	3	4	5	6	7	8	9	AB	R	H	RBI	BB	SO	LOB	TOP											
<b>Kenny Lofton, L</b> OBP: 0.394, SLG: 0.431 (1, 8)	0-3 K		0-3 K		0-0 1B			0-0 2B 1B	4-0 2B 1B	4	2	2	0	1	2	1	<b>Cleveland Indians @ Boston Red Sox</b> Fenway Park, Boston, MA Sat Apr 18, 1998, 3:33 AM EDT Att: 31,735 - Sunny - 60 F											
<b>Shawon Dunston, R</b> OBP: 0.296, SLG: 0.370 (1, 4)	4-0 S BB		0-0 L8		0-0 P3			0-0 F7	0-0 2B 1B	4	1	1	1	1	0	3												
<b>David Justice, L</b> OBP: 0.393, SLG: 0.615 (1, 10)	0-0 F8			0-0 1B E 1B	0-0 F9			0-0 1B 2B	0-0 WP 1H 2H 2B	5	2	3	2	0	0	2												
<b>Manny Ramirez, R</b> OBP: 0.343, SLG: 0.576 (1, 9)	0-0 F9			0-0 1B E 1B		0-0 F8		0-0 G4-6-3 1B	0-3 K	5	0	2	2	0	1	2												
<b>Jim Thome, L</b> OBP: 0.389, SLG: 0.489 (1, 3)		0-3 K2-3		0-0 F7		0-0 F8		0-0 G4-6-3 1B		4	0	0	0	0	1	3												
<b>Sandy Alomar Jr., R</b> OBP: 0.235, SLG: 0.424 (1, 2)		0-0 G5-3		0-0 E6		0-0 F7			0-3 K	4	0	0	0	0	1	1												
<b>Brian Giles, L</b> OBP: 0.595, SLG: 1.036 (1, 7)		0-0 G4-3		0-3 K			0-0 F9		4-0 S 2B BB	3	1	0	0	1	1	2												
<b>Travis Fryman, R</b> OBP: 0.250, SLG: 0.379 (1, 5)			0-0 2B	0-3 K2-3			0-3 K		0-3 K	4	0	1	0	0	3	3												
<b>Omar Vizquel, S</b> OBP: 0.412, SLG: 0.400 (1, 6)			0-0 P6		0-0 P2		0-0 G5-3		0-0 1B 2B	4	1	1	1	0	0	1												
<b>Inning Stats</b>	R: 0 E: 0 K: 1 S: 5	H: 0 LOB: 1 BB: 1 P: 9	R: 0 E: 0 K: 1 S: 5	H: 0 LOB: 0 BB: 0 P: 5	R: 0 E: 0 K: 1 S: 6	H: 1 LOB: 1 BB: 0 P: 6	R: 1 E: 1 K: 2 S: 10	H: 2 LOB: 2 BB: 0 P: 10	R: 0 E: 0 K: 0 S: 4	H: 0 LOB: 0 BB: 0 P: 3	R: 0 E: 0 K: 1 S: 5	H: 0 LOB: 0 BB: 0 P: 5	R: 2 E: 0 K: 0 S: 5	H: 3 LOB: 0 BB: 0 P: 5	R: 4 E: 0 K: 3 S: 12	H: 3 LOB: 1 BB: 2 P: 20	1B: 6 2B: 4 3B: 0 HR: 0	SF: 0 SAC: 0 DP: 1 HBP: 0	WP: 1 PB: 0 SB: 3 CS: 0	PA: 40								
<b>PITCHER</b>	IP	WLS	BF	H	R	ER	SO	BB	IBB	HBP	BLK	WP	HR	S	P	ERA	WHIP											
<b>49 Tim Wakefield, R</b> ERA: 6.0	(1, 1)	7.1	30	6	3	2	6	1	0	0	0	0	0	0	41	45	2.46	0.955										
<b>Derek Lowe, R</b> ERA: 4.02	(8, 1)	0.2	2	1	0	0	0	0	0	0	0	0	0	2	2	0.00	1.500											
<b>Dennis Eckersley, R</b> ERA: 16.5	(9, 1)	0.2	L 7	3	4	4	2	1	1	0	0	0	0	9	17	54.00	6.000											
<b>John Wasdin, R</b> ERA:	(9, 1)	0.1	1	0	0	0	1	0	0	0	0	1	0	3	3	0.00	0.000											

Batter	1	2	3	4	5	6	7	8	9	AB	R	H	RBI	BB	SO	LOB	BOTTOM										
<b>Nomar Garciaparra, R</b> OBP: 0.377, SLG: 0.514 (1, 6)	0-0 F9		0-0 G6-3			0-0 18 G3 S 1B		0-0 S 1B	0-3 K	5	1	2	0	0	1	2	<b>Cleveland Indians @ Boston Red Sox</b> Fenway Park, Boston, MA Sat Apr 18, 1998, 3:33 AM EDT Att: 31,735 - Sunny - 60 F										
<b>18 Reggie Jefferson, S</b> OBP: 0.297, SLG: 0.226 (8, PH)	0-0 L3 1B		0-0 1B			0-0 G3		0-3 K		3	0	2	0	0	0	1											
<b>Jim Leitzel, R</b> OBP: 0.463, SLG: 0.647 (8, PH)						1-3 1B				1	0	0	0	0	1	1											
<b>John Valentin, R</b> OBP: 0.293, SLG: 0.394 (1, 5)	0-0 L3		0-0 F9			0-0 P3		0-0 1H 1B		4	0	1	1	0	0	3											
<b>Mo Vaughn, L</b> OBP: 0.459, SLG: 0.683 (1, 3)		0-0 HR 2B		0-0 G3-1-3		4-0 IBB		0-0 F7		3	1	1	0	1	0	1											
<b>Troy O'Leary, L</b> OBP: 0.414, SLG: 0.692 (1, 7)		0-0 2H HR		0-3 K		0-3 K			0-0 HR	4	2	2	3	0	2	2											
<b>Scott Hatteberg, L</b> OBP: 0.341, SLG: 0.500 (1, 2)		0-3 K		0-0 F7			0-0 G4-3		0-0 G3 BB 1B	4	0	1	0	0	1	0											
<b>Darren Bragg, L</b> OBP: 0.395, SLG: 0.379 (1, 9)		0-0 G4-3			4-0 G4-6-3 BB		0-0 G6-3		4-0 G3 BB 1B	2	0	0	0	2	0	0											
<b>Darren Lewis, R</b> OBP: 0.314, SLG: 0.289 (8, PH)		0-0 G1-3			0-0 G4-6-3		0-0 F7		0-0 G3	3	0	0	0	0	0	1											
<b>Mark Lemke, S</b> OBP: 0.176, SLG: 0.067 (8, PH)			0-0 F8			0-0 G3-1			0-3 K	1	0	0	0	0	0	0											
<b>Mike Benjamin, R</b> OBP: 0.296, SLG: 0.320 (9, 4)								0-0 G4-3		1	0	0	0	0	1	2											
<b>Inning Stats</b>	R: 0 E: 0 K: 0 S: 3	H: 1 LOB: 0 BB: 0 P: 3	R: 2 E: 0 K: 1 S: 7	H: 2 LOB: 0 BB: 0 P: 7	R: 0 E: 0 K: 0 S: 4	H: 1 LOB: 0 BB: 0 P: 4	R: 0 E: 0 K: 1 S: 5	H: 0 LOB: 0 BB: 0 P: 5	R: 0 E: 0 K: 0 S: 2	H: 0 LOB: 0 BB: 1 P: 6	R: 0 E: 0 K: 1 S: 6	H: 1 LOB: 2 BB: 1 P: 10	R: 0 E: 0 K: 0 S: 3	H: 0 LOB: 0 BB: 0 P: 3	R: 1 E: 0 K: 1 S: 7	H: 2 LOB: 1 BB: 0 P: 7	R: 1 E: 0 K: 2 S: 9	H: 2 LOB: 2 BB: 1 P: 13	1B: 6 2B: 2 3B: 0 HR: 2	SF: 0 SAC: 0 DP: 2 HBP: 0	WP: 0 PB: 0 SB: 2 CS: 0	PA: 37					
<b>PITCHER</b>	IP	WLS	BF	H	R	ER	SO	BB	IBB	HBP	BLK	WP	HR	S	P	ERA	WHIP										
<b>Jaret Wright, R</b> ERA: 6.52	(1, 1)	7.1	28	6	3	3	3	1	0	0	0	0	0	3	3	0.00	0.955										
<b>Alvin Morman, L</b> ERA: 5.4	(8, 1)	0.1	1	0	0	0	1	0	0	0	0	0	0	3	3	0.00	0.000										
<b>Eric Plunk, R</b> ERA: 4.91	(8, 1)	0.0	1	1	0	0	0	0	0	0	0	0	0	1	1	∞	∞										
<b>Tom Martin, L</b> ERA: 10.8	(8, 1)	0.1	W 4	2	1	1	0	1	0	0	0	0	1	3	7	27.00	9.000										
<b>Michael Jackson, R</b> ERA: 1.13	(9, 1)	1.0	S 3	0	0	0	2	0	0	0	0	0	0	7	7	0.00	0.000										



Batter	1	2	3	4	5	6	7	8	9	AB	R	H	RBI	BB	SO	LOB	TOP			
<b>Kenny Lofton, L</b> OBP: 0.386, SLG: 0.419 (1, 8)	G6-3		G3-1 1B		F8		F8			4	0	1	0	0	0	2	<b>Cleveland Indians @ Boston Red Sox</b> Fenway Park, Boston, MA Sun Apr 19 1998, 3:33 AM EDT Att: 31,846 - Cloudy - 64 F			
<b>Shawn Dunston, R</b> OBP: 0.276, SLG: 0.340 (1, 4)	K		G3-1 1-2 2-3		F8			G5-3	4	0	0	0	0	1	2					
<b>David Justice, L</b> OBP: 0.385, SLG: 0.582 (1, 10)	F8		P6			F8		BB	3	0	0	0	1	0	2					
<b>Manny Ramirez, R</b> OBP: 0.324, SLG: 0.540 (1, 9)		K		G4-3		F7		K	4	0	0	0	0	2	1					
<b>Jim Thome, L</b> OBP: 0.397, SLG: 0.510 (1, 3)		FC8-6 1B			2B			K	4	0	2	0	0	2	1					
<b>Sandy Alomar Jr., R</b> OBP: 0.237, SLG: 0.432 (1, 2)		FC8-6 1-2			F7		G6-3		WP 2B	4	0	1	0	0	0	2				
<b>Brian Giles, L</b> OBP: 0.365, SLG: 0.935 (1, 7)		P3					G5-3		K 2-3	3	0	0	0	1	1	2				
<b>Travis Fryman, R</b> OBP: 0.250, SLG: 0.371 (1, 5)			G5-3	K			1B		P3	4	0	1	0	0	1	3				
<b>Omar Vizquel, S</b> OBP: 0.418, SLG: 0.408 (1, 6)			G3-1 1B		P6		1-3 1B		F8	4	0	2	0	0	0	1				
<b>Inning Stats</b>	R: 0 E: 0 K: 1 S: 5	H: 0 LOB: 0 BB: 0 P: 5	R: 0 E: 0 K: 1 S: 6	H: 1 LOB: 1 BB: 0 P: 6	R: 0 E: 0 K: 0 S: 5	H: 2 LOB: 2 BB: 0 P: 5	R: 0 E: 0 K: 1 S: 6	H: 1 LOB: 2 BB: 1 P: 10	R: 0 E: 0 K: 0 S: 3	H: 0 LOB: 0 BB: 0 P: 3	R: 0 E: 0 K: 1 S: 5	H: 2 LOB: 2 BB: 0 P: 5	R: 0 E: 0 K: 2 S: 7	H: 0 LOB: 1 BB: 1 P: 11	R: 0 E: 0 K: 1 S: 6	H: 1 LOB: 1 BB: 0 P: 6	1B: 5 2B: 2 3B: 0 HR: 0	SF: 0 SAC: 0 DP: 0 HBP: 0	WP: 1 PB: 0 SB: 0 CS: 0	PA: 36
<b>PITCHER</b>	IP	WLS	BF	H	R	ER	SO	BB	IBB	HBP	BLK	WP	HR	S	P	ERA	WHIP			
<b>Bret Saberhagen, R</b> ERA: 2.12 (1, 1)	6.0	W	23	4	0	0	4	1	0	0	0	0	0	30	34	0.00	0.833			
<b>Jim Corsi, R</b> ERA: 2.79 (7, 1)	2.0		9	2	0	0	2	1	0	0	0	0	0	12	16	0.00	1.500			
<b>Tom Gordon, R</b> ERA: 2.79 (9, 1)	1.0	S	4	1	0	0	1	0	0	0	0	1	0	6	6	0.00	1.000			

Batter	1	2	3	4	5	6	7	8	9	AB	R	H	RBI	BB	SO	LOB	BOTTOM			
<b>Nomar Garciaparra, R</b> OBP: 0.383, SLG: 0.539 (1, 6)	F9	F8			SF7 3B	1B				4	1	2	0	0	0	2	<b>Cleveland Indians @ Boston Red Sox</b> Fenway Park, Boston, MA Sun Apr 19 1998, 3:33 AM EDT Att: 31,846 - Cloudy - 64 F			
<b>John Valentin, R</b> OBP: 0.304, SLG: 0.392 (1, 5)			G5-3		S BB		P5		3	0	1	0	1	0	0					
<b>Mo Vaughn, L</b> OBP: 0.462, SLG: 0.667 (1, 3)			2B	1B	K		K		3	0	1	0	1	2	2					
<b>Jim Leyritz, R</b> OBP: 0.444, SLG: 0.649 (1, 10)		K	G3-6 1-3	2B	SF7		G4-3		3	0	1	1	0	1	2					
<b>Troy O'Leary, L</b> OBP: 0.403, SLG: 0.655 (1, 7)	F7		G3-6 2-2		3-H 4-0 1-2 BB			F9	3	0	0	0	1	0	4					
<b>Scott Hatteberg, L</b> OBP: 0.311, SLG: 0.452 (1, 2)		F9		F8	F7			K	4	0	0	0	0	1	2					
<b>Darren Bragg, L</b> OBP: 0.452, SLG: 0.515 (1, 9)		1B	1B	FC4-6 1B		G4-3 SF7 2B		2B	4	1	4	0	0	0	0					
<b>Darren Lewis, R</b> OBP: 0.309, SLG: 0.286 (1, 8)		1-2 1B		F7		G4-3		G5-3	4	0	1	0	0	0	3					
<b>Mark Lemke, S</b> OBP: 0.150, SLG: 0.059 (1, 4)		F7		FC4-6 1-2		SF7			2	0	0	1	0	0	3					
<b>Inning Stats</b>	R: 0 E: 0 K: 1 S: 6	H: 1 LOB: 2 BB: 1 P: 10	R: 0 E: 0 K: 0 S: 5	H: 2 LOB: 2 BB: 0 P: 5	R: 0 E: 0 K: 0 S: 4	H: 2 LOB: 1 BB: 0 P: 4	R: 0 E: 0 K: 0 S: 4	H: 1 LOB: 1 BB: 0 P: 4	R: 1 E: 0 K: 1 S: 6	H: 1 LOB: 2 BB: 2 P: 14	R: 0 E: 0 K: 0 S: 5	H: 2 LOB: 0 BB: 0 P: 5	R: 0 E: 0 K: 1 S: 6	H: 1 LOB: 1 BB: 0 P: 6	R: 0 E: 0 K: 1 S: 6	H: 1 LOB: 1 BB: 0 P: 6	1B: 6 2B: 4 3B: 1 HR: 0	SF: 2 SAC: 0 DP: 1 HBP: 0	WP: 0 PB: 0 SB: 1 CS: 0	PA: 35
<b>PITCHER</b>	IP	WLS	BF	H	R	ER	SO	BB	IBB	HBP	BLK	WP	HR	S	P	ERA	WHIP			
<b>Dave Burba, R</b> ERA: 2.67 (1, 1)	7.0	L	31	9	2	2	3	3	0	0	0	0	0	34	46	2.57	1.714			
<b>Alvin Morman, L</b> ERA: 4.5 (8, 1)	0.2		3	1	0	0	1	0	0	0	0	0	0	5	5	0.00	1.500			
<b>Jose Mesa, R</b> ERA: 3.97 (8, 1)	0.1		1	0	0	0	0	0	0	0	0	0	0	1	1	0.00	0.000			



Batter	1	2	3	4	5	6	7	8	9	10	11	AB	R	H	RBI	BB	SO	LOB	TOP									
<b>Kenny Lofton, L</b> OBP: 0.365, SLG: 0.394 <b>Jeff Mantlo, R</b> OBP: 0.133, SLG: 0.071	G6-3		L3		F8		FC4-6 2B		G5-3			4	0	0	0	0	0	4										
<b>David Bell, R</b> OBP: 0.233, SLG: 0.538 <b>Jeff Branson, R</b> OBP: 0.167, SLG: 0.167 <b>Shawon Dunston, R</b> OBP: 0.267, SLG: 0.327	K			HR	F7		F7		L1			1	1	0	0	0	1	0										
<b>David Justice, L</b> OBP: 0.386, SLG: 0.633	G4-3				P5			HR	E3 FC5-4			5	1	2	2	0	0	1										
<b>Manny Ramirez, R</b> OBP: 0.342, SLG: 0.582		S 1B			HR		K	K	FC5-4 HBP			4	1	2	2	0	2	2										
<b>Geronimo Berroa, R</b> OBP: 0.250, SLG: 0.321 <b>Brian Giles, L</b> OBP: 0.542, SLG: 0.879	F9				2B		G5-3		G1-3		FC5-4 FC5-4	3	0	1	0	0	0	1										
<b>Sandy Alomar Jr., R</b> OBP: 0.206, SLG: 0.381	P4				G1-3		P5		G6-3		FC5-4 1-2f	5	0	0	0	0	0	4										
<b>Travis Fryman, R</b> OBP: 0.247, SLG: 0.373	F9				G6-3				G5-3			5	1	1	0	0	0	2										
<b>Jim Thome, L</b> OBP: 0.444, SLG: 0.538												3	1	3	1	2	0	0										
<b>Omar Vizquel, S</b> OBP: 0.400, SLG: 0.377			FC4-6 BB									4	0	0	0	0	1	3										
<b>Inning Stats</b>	R: 0 E: 0 K: 1 S: 5	H: 0 LOB: 0 BB: 0 P: 5	R: 0 E: 0 K: 0 S: 4	H: 1 LOB: 1 BB: 0 P: 4	R: 0 E: 0 K: 0 S: 2	H: 0 LOB: 0 BB: 1 P: 6	R: 2 E: 0 K: 0 S: 5	H: 2 LOB: 1 BB: 0 P: 6	R: 0 E: 0 K: 1 S: 6	H: 1 LOB: 1 BB: 0 P: 6	R: 1 E: 0 K: 1 S: 6	H: 1 LOB: 0 BB: 0 P: 6	R: 2 E: 0 K: 1 S: 8	H: 3 LOB: 2 BB: 0 P: 9	R: 0 E: 0 K: 2 S: 3	H: 0 LOB: 0 BB: 0 P: 3	R: 0 E: 0 K: 0 S: 3	H: 1 LOB: 2 BB: 0 P: 3	R: 0 E: 1 K: 0 S: 4	H: 0 LOB: 2 BB: 0 P: 5	R: 0 E: 0 K: 0 S: 2	H: 0 LOB: 1 BB: 1 P: 6	1B: 4 2B: 3 3B: 0 HR: 2	SF: 0 SAC: 0 DP: 1 HBP: 3	WP: 0 PB: 0 SB: 1 CS: 1	PA: 45		
<b>PITCHER</b>	IP	WLS	BF	H	R	ER	SO	BB	IBB	HBP	BLK	WP	HR	S	P	ERA	WHIP											
<b>Butch Henry, L</b> ERA: 4.0	4.0		17	4	2	2	2	0	0	0	0	0	1	12	12	9.00	1.000											
<b>John Wasdin, R</b> ERA: 2.7	2.0		8	2	2	2	2	0	0	0	0	0	0	4	5	13.50	3.000											
<b>Steve Avery, L</b> ERA: 6.04	0.2		5	2	1	1	0	0	0	1	0	0	0	0	13	14	0.00	0.300										
<b>Derek Lowe, R</b> ERA: 3.32	3.1		12	1	0	0	0	0	0	0	0	0	0	2	6	0.00	1.000											
<b>Tom Gordon, R</b> ERA: 2.53	1.0	W	3	0	0	0	0	1	0	0	0	0	0	6	6	0.00	1.000											

Cleveland Indians @ Boston Red Sox  
Fenway Park, Boston, MA  
Mon Apr 20 1998, 3:33 AM EDT  
Att: 33,001 - Cloudy - 50 F


AB 40  
R 5  
H 9  
RBI 5  
BB 2  
SO 4  
LOB 22



Batter	1	2	3	4	5	6	7	8	9	10	11	AB	R	H	RBI	BB	SO	LOB	BOTTOM								
<b>Nomar Garciaparra, R</b> OBP: 0.356, SLG: 0.500	G4-3	G5-3		F9		L4		K			F9	6	0	0	0	0	1	4									
<b>18 Reggie Jefferson, S</b> OBP: 0.325, SLG: 0.294 <b>Jim Leyritz, R</b> OBP: 0.479, SLG: 0.744	2B	G1-3				FC5-4 1B		BB		HR	BB 1B	3	0	2	0	0	0	1									
<b>John Valentin, R</b> OBP: 0.310, SLG: 0.385 <b>Damon Buford, R</b> OBP: 0.333, SLG: 0.375	BB			F8		FC5-4 2B		G5-3		G6-3 1B	BB 1B	4	1	1	0	1	0	4									
<b>Mo Vaughn, L</b> OBP: 0.464, SLG: 0.708	K			HR		2B		K		K	1B	6	1	3	3	0	3	3									
<b>Troy O'Leary, L</b> OBP: 0.388, SLG: 0.650	L6			F7		L7				G6-3	1B	5	0	1	0	0	0	4									
<b>Scott Hattberg, L</b> OBP: 0.320, SLG: 0.447 <b>Darren Lewis, R</b> OBP: 0.309, SLG: 0.286 <b>Jason Varitek, S</b> OBP: 0.267, SLG: 0.250		HR 1B		G3-1		G4-3		G1-3		G1-3	G4-6-3 1B	5	1	2	0	0	0	2									
<b>Darren Bragg, L</b> OBP: 0.447, SLG: 0.605		HR				F9		1B 2B		G1-3	G4-6-3 1-2f	5	1	2	2	0	0	2									
<b>Midre Cummings, L</b> OBP: 0.211, SLG: 0.222 <b>Mark Lemke, S</b> OBP: 0.143, SLG: 0.056	F9			L4		L4		P1		K	K	4	0	0	0	0	1	1									
<b>Mike Benjamin, R</b> OBP: 0.344, SLG: 0.367	WP 1B					1B		BB 1B		F8	F8	5	0	3	0	0	0	0									
<b>Inning Stats</b>	R: 0 E: 0 K: 1 S: 6	H: 1 LOB: 2 BB: 1 P: 10	R: 2 E: 0 K: 0 S: 6	H: 3 LOB: 1 BB: 0 P: 6	R: 1 E: 0 K: 0 S: 4	H: 1 LOB: 0 BB: 1 P: 4	R: 1 E: 0 K: 0 S: 4	H: 2 LOB: 1 BB: 0 P: 4	R: 1 E: 1 K: 0 S: 5	H: 2 LOB: 3 BB: 1 P: 9	R: 0 E: 0 K: 2 S: 7	H: 0 LOB: 0 BB: 0 P: 7	R: 1 E: 0 K: 1 S: 6	H: 2 LOB: 1 BB: 0 P: 6	R: 0 E: 0 K: 1 S: 5	H: 1 LOB: 1 BB: 0 P: 5	R: 1 E: 0 K: 0 S: 8	H: 2 LOB: 2 BB: 1 P: 8	1B: 9 2B: 3 3B: 1 HR: 3	SF: 0 SAC: 0 DP: 2 HBP: 0	WP: 1 PB: 0 SB: 0 CS: 0	PA: 49					
<b>PITCHER</b>	IP	WLS	BF	H	R	ER	SO	BB	IBB	HBP	BLK	WP	HR	S	P	ERA	WHIP										
<b>Bartolo Colon, R</b> ERA: 3.04	4.2		23	8	4	4	4	1	0	0	0	0	1	15	19	0.00	1.500										
<b>Rick Kivwla, L</b> ERA: 3.48	2.2		12	3	0	0	2	1	0	0	0	0	0	4	4	0.00	0.000										
<b>Jose Mesa, R</b> ERA: 3.75	0.2		2	0	0	0	1	0	0	0	0	0	0	6	6	9.00	2.000										
<b>Michael Jackson, R</b> ERA: 2.0	1.0		4	2	1	1	1	0	0	0	0	0	1	5	5	0.00	1.000										
<b>Paul Assenmacher, L</b> ERA: 6.14	1.0		3	1	0	0	1	0	0	0	0	0	0	5	5	0.00	1.000										

Cleveland Indians @ Boston Red Sox  
Fenway Park, Boston, MA  
Mon Apr 20 1998, 3:33 AM EDT  
Att: 33,001 - Cloudy - 50 F

AB 46  
R 6  
H 16  
RBI 6  
BB 3  
SO 6  
LOB 22





Batter	1	2	3	4	5	6	7	8	9	AB	R	H	RBI	BB	SO	LOB	TOP					
Mike Cameron, R OBP: 0.321, SLG: 0.313	P4		L8			1B BB			K	5	0	2	2	0	1	1	Chicago White Sox @ Cleveland Indians Jacobs Field, Cleveland, OH Tue Apr 21 1998, 7:05 PM EDT Att: 42,836 - Cloudy - 60 F					
Ray Durham, S OBP: 0.315, SLG: 0.354	G4-3		BB			1B BB		B3		3	0	1	0	2	0	1						
Frank Thomas, R OBP: 0.347, SLG: 0.468	L8		L7			1B BB		K		5	0	1	1	0	1	4						
Albert Belle, R OBP: 0.284, SLG: 0.323																						
Robin Ventura, L OBP: 0.370, SLG: 0.515	G3		G4-6-3					E9		3	0	1	0	2	1	3						
Magglio Ordonez, R OBP: 0.338, SLG: 0.424	F7		F7					1B		4	1	1	0	0	1	1						
Greg Norton, S OBP: 0.310, SLG: 0.316	K									4	1	1	0	0	3	3						
Chad Kreuter, S OBP: 0.375, SLG: 0.240			B1-3							3	1	1	1	0	0	1						
Chris Snopce, R OBP: 0.348, SLG: 0.318										1	0	0	0	0	1	0						
Mike Caruso, S OBP: 0.327, SLG: 0.426										3	2	2	1	0	0	1						
25 Jeff Abbott, R OBP: 0.313, SLG: 0.938										1	0	0	0	0	0	0						
Charlie O'Brien, R OBP: 0.231, SLG: 0.346										0	0	0	0	0	0	0						
<b>Inning Stats</b>	R: 0 E: 0 K: 0 S: 5	H: 0 LOB: 0 BB: 0 P: 9	R: 0 E: 0 K: 1 S: 10	H: 1 LOB: 1 BB: 0 P: 19	R: 0 E: 0 K: 0 S: 8	H: 1 LOB: 2 BB: 1 P: 16	R: 0 E: 0 K: 0 S: 6	H: 0 LOB: 0 BB: 0 P: 16	R: 2 E: 0 K: 0 S: 15	H: 4 LOB: 2 BB: 1 P: 27	R: 4 E: 2 K: 3 S: 21	H: 3 LOB: 1 BB: 0 P: 32	R: 0 E: 0 K: 3 S: 12	H: 0 LOB: 0 BB: 0 P: 18	R: 0 E: 0 K: 2 S: 8	H: 0 LOB: 0 BB: 0 P: 12	R: 0 E: 0 K: 1 S: 14	H: 1 LOB: 2 BB: 1 P: 22	1B: 8 2B: 2 3B: 0 HR: 0	SF: 0 SAC: 0 DP: 2 HBP: 0	WP: 1 PB: 0 SB: 0 CS: 0	PA: 41
<b>PITCHER</b>	IP	WLS	BF	H	R	ER	SO	BB	IBB	HBP	BLK	WP	HR	S	P	ERA	WHIP					
Chad Ogea, R ERA: 4.15	4.1		21	6	2	2	1	3	0	0	0	0	0	41	81	4.15	2.077					
Jose Mesa, R ERA: 3.07	2.2	W	12	3	4	0	5	0	0	0	0	1	0	36	56	0.00	1.125					
Paul Assenmacher, L ERA: 5.4	1.0		3	0	0	0	2	0	0	0	0	0	0	8	12	0.00	0.000					
Eric Plunk, R ERA: 5.0	1.0		5	1	0	0	1	1	0	0	0	0	0	14	22	0.00	2.000					

Batter	1	2	3	4	5	6	7	8	9	AB	R	H	RBI	BB	SO	LOB	BOTTOM				
Kenny Lofton, L OBP: 0.380, SLG: 0.391	K		F7							3	2	1	0	2	1	1	Chicago White Sox @ Cleveland Indians Jacobs Field, Cleveland, OH Tue Apr 21 1998, 7:05 PM EDT Att: 42,836 - Cloudy - 60 F				
Omar Vizquel, S OBP: 0.415, SLG: 0.386										4	3	2	0	1	0	1					
Jeff Branson, L OBP: 0.167, SLG: 0.167	1B									0	0	0	0	0	0	0					
David Justice, L OBP: 0.400, SLG: 0.692	2B									5	3	3	4	0	1	1					
Manny Ramirez, R OBP: 0.346, SLG: 0.569	K									5	1	2	1	0	2	3					
Jim Thome, L OBP: 0.441, SLG: 0.561										5	1	2	3	0	1	1					
Sandy Alomar Jr., R OBP: 0.259, SLG: 0.400										3	2	2	1	1	0	0					
Brian Giles, L OBP: 0.528, SLG: 0.829	K									2	2	0	1	2	2	2					
Travis Fryman, R OBP: 0.269, SLG: 0.380										4	0	2	3	1	0	0					
Shawon Dunston, R OBP: 0.250, SLG: 0.309										3	0	0	1	0	0	1					
David Bell, R OBP: 0.333, SLG: 0.538										0	0	0	0	0	0	0					
<b>Inning Stats</b>	R: 2 E: 0 K: 3 S: 19	H: 3 LOB: 2 BB: 1 P: 35	R: 3 E: 0 K: 1 S: 14	H: 2 LOB: 0 BB: 1 P: 25	R: 2 E: 0 K: 1 S: 12	H: 2 LOB: 1 BB: 1 P: 20	R: 0 E: 0 K: 0 S: 8	H: 1 LOB: 1 BB: 0 P: 12	R: 0 E: 0 K: 1 S: 12	H: 0 LOB: 1 BB: 1 P: 21	R: 0 E: 0 K: 1 S: 7	H: 0 LOB: 1 BB: 1 P: 15	R: 2 E: 0 K: 0 S: 8	H: 2 LOB: 0 BB: 1 P: 16	R: 5 E: 0 K: 0 S: 19	H: 4 LOB: 0 BB: 1 P: 31	1B: 10 2B: 3 3B: 0 HR: 1	SF: 3 SAC: 0 DP: 0 HBP: 0	WP: 1 PB: 0 SB: 0 CS: 0	PA: 44	
<b>PITCHER</b>	IP	WLS	BF	H	R	ER	SO	BB	IBB	HBP	BLK	WP	HR	S	P	ERA	WHIP				
James Baldwin, R ERA: 7.45	2.2	L	18	7	7	7	5	3	0	0	0	0	0	34	62	4.91	1.364				
Tom Fordham, L ERA: 10.45	3.1		16	2	2	2	2	3	0	0	0	0	0	34	62	4.91	1.364				
Keith Foulke, R ERA: 2.61	0.2		2	1	0	0	0	0	0	0	0	1	0	3	4	0.00	1.500				
Todd Rizzo, L ERA: 13.5	0.0		3	2	3	3	0	1	0	0	0	0	0	11	19	∞	∞				
Carlos Castillo, R ERA: 5.79	1.0		5	2	2	2	0	0	0	0	0	0	0	8	12	18.00	2.000				







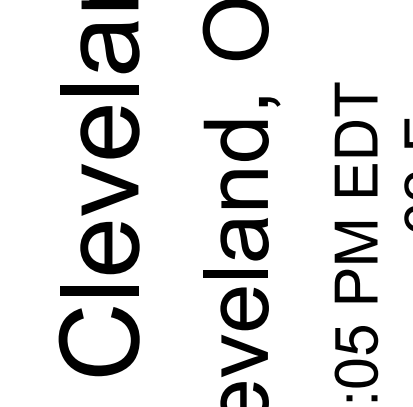
Batter	1	2	3	4	5	6	7	8	9	AB	R	H	RBI	BB	SO	LOB	TOP										
Ray Durham, S OBP: 0.325, SLG: 0.378	1-3 K		2-0 WP BB HBP		2-1 G6-3		3-2 P5			3	0	0	0	0	1	1	Chicago White Sox @ Cleveland Indians Jacobs Field, Cleveland, OH Thu Apr 23 1998, 7:05 PM EDT Att: 42,865 - Unknown - 62 F										
Mike Cameron, R OBP: 0.303, SLG: 0.281	2-3 K		3-3 K		2-3 K		2-2 G5-3			4	0	0	0	0	3	3											
Frank Thomas, R OBP: 0.381, SLG: 0.529	2-0 F8		4-1 WP 1-2 BB		1-2 2B 1B			2-1 1B		3	1	2	0	1	0	0											
Albert Belle, R OBP: 0.289, SLG: 0.366		3-2 K	3-3 K		0-1 1-H 2B			1-3 K		4	0	1	1	0	3	3											
Robin Ventura, L OBP: 0.366, SLG: 0.486		3-2 F9		1-0 P5	2-2 L7			2-0 P6		4	0	0	0	0	0	2											
Wil Cordero, R OBP: 0.250, SLG: 1.000		0-0 HR		0-1 F8		2-1 G5-3		0-1 F9		4	1	1	1	0	0	1											
Ruben Sierra, S OBP: 0.273, SLG: 0.484		2-3 K		0-0 HR		3-2 F8			2-3 K	4	1	1	1	0	2	0											
Charlie O'Brien, R OBP: 0.241, SLG: 0.345			1-1 P5	1-1 1B		1-2 K		0-2 G4-3	3	0	1	0	0	0	1	0											
25 Jeff Abbott, R OBP: 0.294, SLG: 0.882			3-2 E9 WP 1B	2-1 G1-3			1-0 CS 1B	0-1 F8	3	1	2	0	0	0	0	1											
Mike Caruso, S OBP: 0.333, SLG: 0.455										1	0	0	0	0	0	0											
Greg Norton, S OBP: 0.292, SLG: 0.295										1	0	0	0	0	0	0											
<b>Inning Stats</b>	R: 0 E: 0 K: 2 S: 7	H: 0 LOB: 0 BB: 0 P: 12	R: 1 E: 0 K: 2 S: 14	H: 1 LOB: 0 BB: 22 P: 22	R: 1 E: 1 K: 2 S: 19	H: 1 LOB: 2 BB: 1 P: 35	R: 1 E: 0 K: 0 S: 8	H: 2 LOB: 1 BB: 0 P: 12	R: 1 E: 0 K: 1 S: 13	H: 2 LOB: 1 BB: 0 P: 20	R: 0 E: 0 K: 0 S: 9	H: 0 LOB: 0 BB: 0 P: 15	R: 0 E: 0 K: 0 S: 7	H: 1 LOB: 0 BB: 0 P: 13	R: 0 E: 0 K: 1 S: 8	H: 1 LOB: 1 BB: 0 P: 13	R: 0 E: 0 K: 1 S: 9	H: 0 LOB: 0 BB: 11 P: 11	1B: 5 2B: 1 3B: 0 HR: 2	SF: 0 SAC: 0 DP: 0 HBP: 1	WP: 1 PB: 0 SB: 0 CS: 1	PA: 36					
<b>PITCHER</b>	IP	WLS	BF	H	R	ER	SO	BB	IBB	HBP	BLK	WP	HR	S	P	ERA	WHIP										
Jaret Wright, R ERA: 6.39	6.0		26	6	4	4	8	1	0	1	0	1	2	70	116	6.00	1.167										
Avin Morman, L ERA: 2.54	0.1	2	1	0	0	0	0	0	0	0	0	0	0	4	8	0.00	3.000										
Eric Plunk, R ERA: 4.22	1.2	W	5	1	0	0	1	0	0	0	0	0	0	11	18	0.00	0.600										
Michael Jackson, R ERA: 1.8	1.0	S	3	0	0	0	1	0	0	0	0	0	0	9	11	0.00	0.000										

Batter	1	2	3	4	5	6	7	8	9	AB	R	H	RBI	BB	SO	LOB	BOTTOM										
Kenny Lofton, L OBP: 0.386, SLG: 0.423	3-2 BB SF8 1B	2-1 BB 1B		0-2 BB 1B		3-2 L7		0-0 FC4-2 S		5	1	3	0	0	0	1	Chicago White Sox @ Cleveland Indians Jacobs Field, Cleveland, OH Thu Apr 23 1998, 7:05 PM EDT Att: 42,865 - Unknown - 62 F										
Omar Vizquel, S OBP: 0.419, SLG: 0.365	4-0 BB BB	4-1 BB BB		1-2 P5		3-2 L7		3-H 2-2 G4-3		3	0	0	1	2	0	2											
David Justice, L OBP: 0.381, SLG: 0.634	4-2 BB 1-2 2-3	2-1 SF7		4-1 BB 1-2 BB		2-1 G4-3				1	0	0	1	2	0	0											
Manny Ramirez, R OBP: 0.333, SLG: 0.580	0-0 P6	0-3 K		0-2 L4		0-1 G3-1				4	0	0	0	0	1	7											
Jim Thome, L OBP: 0.461, SLG: 0.635	3-2 SF8	1-1 F7		3-2 WP 2B		1-1 G1-3				3	0	1	1	0	0	2											
Travis Fryman, R OBP: 0.291, SLG: 0.377	4-2 BB 1-2 2-3		1-1 G4-6-3 1B		1-2 F7			4-1 1B 3B BB		2	1	1	0	2	0	1											
Brian Giles, L OBP: 0.517, SLG: 0.769	2-3 K		2-0 G4-6-3		2-3 K			1-2 BB 1B		4	1	1	0	0	2	5											
Pat Borders, R OBP: 0.235, SLG: 0.294		0-1 E3 1B BB	2-3 K		3-2 F7			0-3 K		4	1	0	0	0	2	3											
Shawon Dunston, R OBP: 0.254, SLG: 0.323		2-1 BB 1B		1-1 L4				3-2 FC4-2 3B		3	1	1	0	0	0	0											
Jeff Branson, L OBP: 0.231, SLG: 0.385		1-2 BB SF7 1B				0-1 B5-3		1-H 3-H FC4-2 3B		1	0	1	2	0	0	0											
<b>Inning Stats</b>	R: 1 E: 1 K: 1 S: 20	H: 1 LOB: 3 BB: 3 P: 40	R: 2 E: 1 K: 1 S: 15	H: 2 LOB: 2 BB: 1 P: 26	R: 0 E: 0 K: 1 S: 6	H: 1 LOB: 0 BB: 0 P: 11	R: 0 E: 0 K: 0 S: 14	H: 1 LOB: 2 BB: 1 P: 20	R: 0 E: 0 K: 1 S: 13	H: 1 LOB: 1 BB: 0 P: 22	R: 0 E: 0 K: 0 S: 8	H: 0 LOB: 0 BB: 0 P: 14	R: 0 E: 0 K: 0 S: 6	H: 0 LOB: 0 BB: 0 P: 9	R: 2 E: 0 K: 1 S: 14	H: 2 LOB: 1 BB: 1 P: 24	1B: 6 2B: 1 3B: 1 HR: 0	SF: 2 SAC: 0 DP: 1 HBP: 0	WP: 1 PB: 0 SB: 1 CS: 0	PA: 38							
<b>PITCHER</b>	IP	WLS	BF	H	R	ER	SO	BB	IBB	HBP	BLK	WP	HR	S	P	ERA	WHIP										
Jason Bere, R ERA: 6.75	5.0		26	6	3	2	4	5	0	0	0	1	0	68	119	3.60	2.200										
Tony Castillo, L ERA: 5.59	2.0	L	8	1	2	2	0	1	0	0	0	0	0	18	32	9.00	1.000										
41 Bill Simas, R ERA:	1.0		4	1	0	0	1	0	0	0	0	0	0	10	15	0.00	1.000										

AB 34  
R 4  
H 8  
RBI 3  
BB 1  
SO 10  
LOB 11



AB 30  
R 5  
H 8  
RBI 5  
BB 6  
SO 5  
LOB 21






Batter	1	2	3	4	5	6	7	8	9	AB	R	H	RBI	BB	SO	LOB	TOP										
Nomar Garciaparra, R (1, 6)	F8		G5-3			18 G3 1B	F9		F8	4	1	0	0	1	0	2	<b>Boston Red Sox @ Cleveland Indians</b> Jacobs Field, Cleveland, OH Fri Apr 24 1998, 7:05 PM EDT Att: 40,570 - Cloudy - 58 F										
18 Reggie Jefferson, S (1, 10)	G2-3		2B			G3	G6-3 WP 1B			4	0	2	3	0	0	2											
John Valentin, R (1, 5)	G6-3		BB			1B	G6-3			3	0	1	2	1	0	1											
Mo Vaughn, L (1, 3)		G4-3	K			K	G3			4	0	0	0	0	2	3											
Troy O'Leary, L (1, 7)	G4-3				F9		HR 1B		F7	4	1	1	0	0	0	0											
Scott Hatteberg, L (1, 2)	K				G4-3		L4		F7	4	0	0	0	0	1	1											
Darren Bragg, L (1, 9)			2B 18 2B BB		G4-3		HR 1B		K	3	2	1	2	1	1	0											
Darren Lewis, R (1, 8)			L7			BB 18 G3 1B	G3		G4-3	4	1	1	0	0	0	1											
Mark Lemke, S (1, 4)			18 2B 2B		18 G3 BB 1B BB		K		G5-3	3	2	1	0	1	1	0											
<b>Inning Stats</b>	R: 0 E: 0 K: 0 S: 5	H: 0 LOB: 0 BB: 7 P: 7	R: 0 E: 0 K: 1 S: 9	H: 0 LOB: 0 BB: 0 P: 13	R: 2 E: 0 K: 1 S: 11	H: 2 LOB: 2 BB: 2 P: 23	R: 0 E: 0 K: 0 S: 4	H: 0 LOB: 0 BB: 0 P: 7	R: 3 E: 0 K: 1 S: 18	H: 2 LOB: 0 BB: 2 P: 32	R: 2 E: 0 K: 1 S: 14	H: 2 LOB: 0 BB: 0 P: 26	R: 0 E: 0 K: 0 S: 10	H: 1 LOB: 1 BB: 0 P: 16	R: 0 E: 0 K: 1 S: 6	H: 0 LOB: 0 BB: 0 P: 7		R: 0 E: 0 K: 0 S: 5	H: 0 LOB: 0 BB: 5 P: 5	1B: 4 2B: 2 3B: 0 HR: 1	SF: 0 SAC: 0 DP: 0 HBP: 0	WP: 1 PB: 0 SB: 1 CS: 0	PA: 37				
<b>PITCHER</b>	IP	WLS	BF	H	R	ER	SO	BB	IBB	HBP	BLK	WP	HR	S	P	ERA	WHIP										
Dave Burba, R (1, 1)	4.2	L	21	4	5	5	2	4	0	0	0	0	0	43	78	9.64	1.714										
Rick Krivda, L (5, 1)	4.1		16	3	2	2	3	0	0	0	0	1	1	39	58	4.15	0.692										

Batter	1	2	3	4	5	6	7	8	9	AB	R	H	RBI	BB	SO	LOB	BOTTOM										
Kenny Lofton, L (1, 8)	1B HR S 1B	L7			L9		G6-3			4	1	1	0	0	0	0	<b>Boston Red Sox @ Cleveland Indians</b> Jacobs Field, Cleveland, OH Fri Apr 24 1998, 7:05 PM EDT Att: 40,570 - Cloudy - 58 F										
Omar Vizquel, S (1, 6)	HR 1B		G6-3			P7		K	4	1	1	0	0	1	0												
David Justice, L (1, 10)	HR		G1-3			1B 2B		F8	4	2	2	3	0	0	0												
Jim Thome, L (1, 3)	2B		F9			F7		F7	4	0	1	0	0	0	1												
Gerónimo Berroa, R (1, 7)	F9				F8	1B 1B		G6-3	4	0	1	1	0	0	1												
Brian Giles, L (1, 9)	G1-3				L8	1B		P5	4	0	1	0	0	0	1												
Travis Fryman, R (1, 5)	K				P6			K	3	1	0	0	1	2	3												
Pat Borders, R (1, 2)		F3			K			L7	3	0	0	0	0	1	0												
Jeff Branson, L (9, PH)								1B	1	0	1	1	0	0	0												
Shawon Dunston, R (1, 4)		F7			P4			K	3	0	0	0	0	1	0												
Sandy Alomar Jr., R (9, PH)								G6-3	1	0	0	0	0	0	1												
<b>Inning Stats</b>	R: 3 E: 0 K: 1 S: 14	H: 4 LOB: 1 BB: 0 P: 24	R: 0 E: 0 K: 0 S: 5	H: 0 LOB: 0 BB: 0 P: 6	R: 0 E: 0 K: 0 S: 8	H: 0 LOB: 0 BB: 0 P: 12	R: 0 E: 0 K: 0 S: 10	H: 0 LOB: 0 BB: 0 P: 14	R: 0 E: 0 K: 1 S: 8	H: 0 LOB: 0 BB: 0 P: 11	R: 1 E: 0 K: 0 S: 12	H: 3 LOB: 2 BB: 0 P: 16	R: 0 E: 0 K: 1 S: 6	H: 0 LOB: 0 BB: 0 P: 9	R: 0 E: 0 K: 1 S: 8	H: 0 LOB: 0 BB: 0 P: 13	R: 1 E: 0 K: 0 S: 13	H: 1 LOB: 1 BB: 1 P: 24	1B: 5 2B: 2 3B: 0 HR: 1	SF: 0 SAC: 0 DP: 0 HBP: 0	WP: 0 PB: 0 SB: 1 CS: 0	PA: 36					
<b>PITCHER</b>	IP	WLS	BF	H	R	ER	SO	BB	IBB	HBP	BLK	WP	HR	S	P	ERA	WHIP										
49 Tim Wakefield, R (1, 1)	6.0	W	25	7	4	4	3	0	0	0	0	0	0	14	22	6.00	1.167										
Derek Lowe, R (7, 1)	2.0		6	0	0	0	2	0	0	0	0	0	0	14	22	0.00	0.000										
Tom Gordon, R (9, 1)	1.0	S	5	1	1	1	0	1	0	0	0	0	0	13	24	9.00	2.000										




Batter	1	2	3	4	5	6	7	8	9	AB	R	H	RBI	BB	SO	LOB	TOP									
Nomar Garciaparra, R OBP: 0.355, SLG: 0.530	4-2 18 F8 18 WP BB		0-2 G3-1		1-0 G6-3	1-1 L9			0-0 G6-4-3 1B	4	0	1	0	1	0	1										
18 Reggie Jefferson, S OBP: 0.345, SLG: 0.479	2-0 F8		2-2 HR		1-1 1B 2B	1-2 G3			0-0 F7	5	2	2	1	0	0	3										
John Valentin, R OBP: 0.350, SLG: 0.385	2-0 G6-3		3-2 1B		4-2 1B BB			3-2 F9	1-0 G6-4-3 1-2f	4	0	1	0	1	0	2										
Mo Vaughn, L OBP: 0.431, SLG: 0.629	1-0 FC6-4 HBP		0-0 F8		2-3 K			1-2 G5-3		3	0	0	0	0	1	3										
Troy O'Leary, L OBP: 0.345, SLG: 0.539	1-1 FC6-4 1-2f		2-0 G4-3		2-0 BB 1B			1-1 G3-1		4	0	1	1	0	0	3										
Scott Hatteberg, L OBP: 0.348, SLG: 0.517		1-0 2B		1-0 HR	4-1 BB			1-3 K		3	1	2	1	1	1	0										
Darren Bragg, L OBP: 0.419, SLG: 0.560	1-1 G6-3		0-1 G6-3		1-3 K			2-3 K		4	0	0	0	0	2	4	AB 35									
Darren Lewis, R OBP: 0.324, SLG: 0.313	2-3 K		1-3 K		0-3 K			1-2 FC6-4 1B		4	0	1	0	0	3	1	R 3									
Mark Lemke, S OBP: 0.200, SLG: 0.161	0-0 G6-3		3-3 K		0-0 1B			1-2 FC6-4 1B		4	0	1	0	0	1	2	H 9									
																	RBI 3									
																	BB 3									
																	SO 8									
																	LOB 19									
																										
Inning Stats	R: 0 E: 0 K: 0 S: 8	H: 0 LOB: 2 BB: 1 P: 18	R: 0 E: 0 K: 1 S: 7	H: 1 LOB: 1 BB: 0 P: 11	R: 1 E: 0 K: 0 S: 14	H: 2 LOB: 1 BB: 0 P: 21	R: 1 E: 0 K: 2 S: 9	H: 1 LOB: 0 BB: 0 P: 14	R: 1 E: 0 K: 2 S: 13	H: 2 LOB: 3 BB: 2 P: 28	R: 0 E: 0 K: 1 S: 10	H: 1 LOB: 1 BB: 0 P: 12	R: 0 E: 0 K: 0 S: 9	H: 0 LOB: 0 BB: 0 P: 14	R: 0 E: 0 K: 2 S: 11	H: 1 LOB: 1 BB: 0 P: 15	R: 0 E: 0 K: 0 S: 3	H: 1 LOB: 0 BB: 0 P: 4	1B: 5 2B: 2 3B: 0 HR: 2	SF: 0 SAC: 0 DP: 1 HBP: 1	WP: 1 PB: 0 SB: 0 CS: 0	PA: 39				
PITCHER	IP	WLS	BF	H	R	ER	SO	BB	IBB	HBP	BLK	WP	HR	S	P	ERA	WHIP									
Bartolo Colon, R ERA: 3.34	(1, 1)	6.0	L	29	7	3	3	6	3	0	1	0	1	2	61	104	4.50	1.667								
Alvin Moman, L ERA: 2.16	(7, 1)	2.0		7	1	0	0	2	0	0	0	0	0	0	20	29	0.00	0.500								
Jose Mesa, R ERA: 2.87	(9, 1)	1.0		3	1	0	0	0	0	0	0	0	0	0	3	4	0.00	1.000								

Boston Red Sox @ Cleveland Indians  
Jacobs Field, Cleveland, OH  
Sat Apr 25 1998, 3:33 AM EDT  
Att: 40,571 - Cloudy - 54 F

AB 35  
R 3  
H 9  
RBI 3  
BB 3  
SO 8  
LOB 19



Batter	1	2	3	4	5	6	7	8	9	AB	R	H	RBI	BB	SO	LOB	BOTTOM									
Kenny Lofton, L OBP: 0.385, SLG: 0.453	2-1 F9			1-2 HR	1-3 K			0-0 1B S		4	2	2	1	0	1	2										
Omar Vizquel, S OBP: 0.402, SLG: 0.343	1-1 P5			4-2 BB		3-2 F7		1-3 K		3	0	0	0	1	1	1										
David Justice, L OBP: 0.380, SLG: 0.658	2-2 F8			1-0 F7		3-1 G4-3		3-1 S 2B 1B		4	0	1	1	0	0	1										
Jim Thome, L OBP: 0.440, SLG: 0.600		2-1 P5		1-1 P6		4-1 BB		0-0 F8		3	0	0	0	1	0	2										
Gerónimo Berroa, R OBP: 0.295, SLG: 0.325		2-3 K		0-0 F9		3-2 G6-3		3-2 L8		4	0	0	0	0	1	3										
Brian Giles, L OBP: 0.500, SLG: 0.696		3-3 K			4-2 1B BB			0-1 P5		3	0	1	0	1	1	0										
Sandy Alomar Jr., R OBP: 0.255, SLG: 0.365			1-2 G6-4-3 1B		0-0 1B			2-1 P5		3	0	2	0	0	0	0										
Jeff Branson, L OBP: 0.278, SLG: 0.389			1-1 G6-4-3 1-2f		1-1 P5			3-2 1B		4	0	1	0	0	0	4										
Travis Fryman, R OBP: 0.277, SLG: 0.345			2-3 K		1-2 L9			2-1 F7		4	0	0	0	0	1	4										
																	AB 32									
																	R 2									
																	H 7									
																	RBI 2									
																	BB 3									
																	SO 5									
																	LOB 17									
																										
Inning Stats	R: 0 E: 0 K: 0 S: 7	H: 0 LOB: 0 BB: 0 P: 12	R: 0 E: 0 K: 2 S: 9	H: 0 LOB: 0 BB: 0 P: 16	R: 0 E: 0 K: 1 S: 9	H: 1 LOB: 0 BB: 0 P: 13	R: 1 E: 0 K: 0 S: 10	H: 1 LOB: 1 BB: 1 P: 17	R: 0 E: 0 K: 1 S: 12	H: 1 LOB: 2 BB: 1 P: 19	R: 0 E: 0 K: 0 S: 10	H: 0 LOB: 1 BB: 1 P: 23	R: 0 E: 0 K: 0 S: 9	H: 1 LOB: 0 BB: 0 P: 16	R: 1 E: 0 K: 1 S: 10	H: 2 LOB: 1 BB: 0 P: 17	R: 0 E: 0 K: 0 S: 7	H: 1 LOB: 1 BB: 0 P: 12	1B: 6 2B: 0 3B: 0 HR: 1	SF: 0 SAC: 1 DP: 1 HBP: 0	WP: 0 PB: 0 SB: 2 CS: 0	PA: 36				
PITCHER	IP	WLS	BF	H	R	ER	SO	BB	IBB	HBP	BLK	WP	HR	S	P	ERA	WHIP									
Bret Saberhagen, R ERA: 1.96	(1, 1)	6.0	W	23	3	1	1	4	3	0	0	0	0	0	0	100	1.50	1.000								
Jim Corsi, R ERA: 3.75	(7, 1)	1.1		7	3	1	1	1	0	0	0	0	0	15	26	6.75	2.250									
Brian Shouse, L ERA: 13.5	(8, 1)	0.1		1	0	0	0	0	0	0	0	0	0	1	1	0.00	0.000									
John Wasdin, R ERA: 2.57	(8, 1)	0.1		1	0	0	0	0	0	0	0	0	0	3	6	0.00	0.000									
Tom Gordon, R ERA: 2.63	(9, 1)	1.0	S	4	1	0	0	0	0	0	0	0	0	7	12	0.00	1.000									

Boston Red Sox @ Cleveland Indians  
Jacobs Field, Cleveland, OH  
Sat Apr 25 1998, 3:33 AM EDT  
Att: 40,571 - Cloudy - 54 F

AB 32  
R 2  
H 7  
RBI 2  
BB 3  
SO 5  
LOB 17

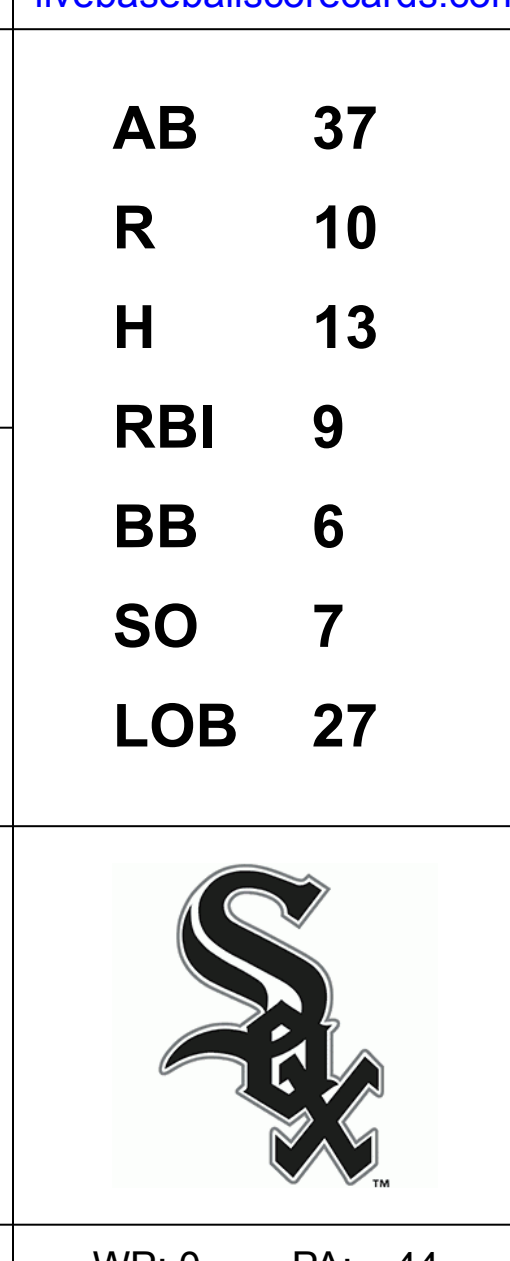




Batter	1	2	3	4	5	6	7	8	9	AB	R	H	RBI	BB	SO	LOB	TOP				
<b>Kenny Lofton, L</b> OBP: 0.370, SLG: 0.433 (1, 8)	G5-3		E1 1B 2B		G1-3		K			4	1	0	0	0	1	0	<b>Cleveland Indians @ Chicago White Sox</b> Comiskey Park, Chicago, IL Mon Apr 27 1998, 8:05 PM EDT Att: 13,575 - Sunny - 45 F				
<b>Omar Vizquel, S</b> OBP: 0.395, SLG: 0.338 (1, 6)	E4 2B		2B 1B		G6-3		G6-3			4	1	1	0	0	0	0					
<b>David Justice, L</b> OBP: 0.396, SLG: 0.723 (1, 10)	1-H 2B		1-H 2B		HR		K			4	1	3	3	0	1	0					
<b>Manny Ramirez, R</b> OBP: 0.330, SLG: 0.565 (1, 9)	K		L4		K		FC4-6 1B			4	0	1	0	0	2	2					
<b>Gerónimo Berroa, R</b> OBP: 0.271, SLG: 0.295 (1, 7)	P3		K		K		FC4-6 1B			4	0	0	0	0	2	3					
<b>Sandy Alomar Jr., R</b> OBP: 0.254, SLG: 0.375 (1, 2)		G4-6-3 1B			L8		G6-3		P7	4	0	1	0	0	0	0					
<b>Jim Thome, L</b> OBP: 0.432, SLG: 0.595 (1, 3)		G4-6-3 1-2f			2B		G4-3		K	4	0	1	0	0	1	1					
<b>Travis Fryman, R</b> OBP: 0.278, SLG: 0.356 <b>Brian Giles, L</b> OBP: 0.493, SLG: 0.681 (9, PH)		2B			L7		P8		K	3	0	1	0	0	0	1					
<b>Shawon Dunston, R</b> OBP: 0.234, SLG: 0.294 (1, 4)		P4			F9		F7			3	0	0	0	0	0	2					
<b>Inning Stats</b>	R: 1 E: 1 K: 1 S: 13	H: 1 LOB: 1 BB: 0 P: 17	R: 0 E: 0 K: 0 S: 10	H: 2 LOB: 1 BB: 0 P: 14	R: 1 E: 1 K: 1 S: 16	H: 2 LOB: 1 BB: 0 P: 23	R: 0 E: 0 K: 0 S: 10	H: 1 LOB: 0 BB: 0 P: 15	R: 1 E: 0 K: 1 S: 9	H: 1 LOB: 0 BB: 0 P: 13	R: 0 E: 0 K: 1 S: 5	H: 0 LOB: 0 BB: 0 P: 7	R: 0 E: 0 K: 1 S: 9	H: 1 LOB: 1 BB: 0 P: 20	R: 0 E: 0 K: 2 S: 12	H: 0 LOB: 0 BB: 0 P: 19	1B: 3 2B: 4 3B: 0 HR: 1	SF: 0 SAC: 0 DP: 1 HBP: 0	WP: 0 PB: 0 SB: 0 CS: 0	PA: 35	
<b>PITCHER</b>	IP	WLS	BF	H	R	ER	SO	BB	IBB	HBP	BLK	WP	HR	S	P	ERA	WHIP				
<b>Mike Siroka, L</b> ERA: 3.6 (1, 1)	7.0	W	28	7	3	1	5	0	0	0	0	0	1	70	102	1.29	1.000				
<b>Tony Castillo, L</b> ERA: 5.05 (8, 1)	1.0		4	1	0	0	1	0	0	0	0	0	0	9	20	0.00	1.000				
<b>Keith Foulke, R</b> ERA: 2.38 (9, 1)	1.0		3	0	0	0	2	0	0	0	0	0	0	12	19	0.00	0.000				

Batter	1	2	3	4	5	6	7	8	9	AB	R	H	RBI	BB	SO	LOB	BOTTOM				
<b>Ray Durham, S</b> OBP: 0.364, SLG: 0.412 (1, 4)	P6		S BB		2B	1B S SF8 BB	P3			3	1	1	1	2	0	1	<b>Cleveland Indians @ Chicago White Sox</b> Comiskey Park, Chicago, IL Mon Apr 27 1998, 8:05 PM EDT Att: 13,575 - Sunny - 45 F				
<b>Mike Cameron, R</b> OBP: 0.285, SLG: 0.243 (1, 8)	BB S 1B		F8		K	K	FC4			5	0	1	0	0	2	5					
<b>Frank Thomas, R</b> OBP: 0.374, SLG: 0.494 (1, 10)	BB BB		P4		G6-3	3B 1B		1B E 1B		4	2	2	1	1	0	2					
<b>Albert Belle, R</b> OBP: 0.337, SLG: 0.444 <b>25 Jeff Abbott, R</b> OBP: 0.318, SLG: 0.818 (9, 7)	BB		F9		1B	SF8		L8		3	1	1	1	1	0	2					
<b>Robin Ventura, L</b> OBP: 0.392, SLG: 0.557 (1, 5)	K				2B	1B	1B	E 1B		5	2	4	2	0	1	3					
<b>Wil Cordero, R</b> OBP: 0.366, SLG: 0.556 (1, 3)	P6		F9		2B	1B	1B	K		5	1	2	2	0	1	6					
<b>Magglio Ordonez, R</b> OBP: 0.307, SLG: 0.372 (1, 9)		P4			G5-3	K	K	E5		5	0	0	0	0	2	4					
<b>Charlie O'Brien, R</b> OBP: 0.300, SLG: 0.351 (1, 2)	F8		3B BB		K		FC4 BB	F8		3	1	0	0	2	1	3					
<b>Mike Caruso, S</b> OBP: 0.313, SLG: 0.446 (1, 6)	B1-3		2B 3B		2B	1B	L7			4	2	2	2	0	0	1					
<b>Inning Stats</b>	R: 0 E: 0 K: 1 S: 11	H: 1 LOB: 3 BB: 2 P: 27	R: 0 E: 0 K: 0 S: 6	H: 0 LOB: 0 BB: 0 P: 11	R: 0 E: 0 K: 0 S: 6	H: 0 LOB: 1 BB: 1 P: 13	R: 4 E: 0 K: 1 S: 13	H: 4 LOB: 1 BB: 1 P: 23	R: 1 E: 0 K: 2 S: 13	H: 2 LOB: 1 BB: 0 P: 19	R: 4 E: 1 K: 2 S: 19	H: 4 LOB: 1 BB: 1 P: 35	R: 0 E: 0 K: 0 S: 7	H: 0 LOB: 1 BB: 1 P: 14	R: 1 E: 1 K: 1 S: 16	H: 2 LOB: 2 BB: 0 P: 22	1B: 8 2B: 3 3B: 2 HR: 0	SF: 1 SAC: 0 DP: 0 HBP: 0	WP: 0 PB: 1 SB: 4 CS: 0	PA: 44	
<b>PITCHER</b>	IP	WLS	BF	H	R	ER	SO	BB	IBB	HBP	BLK	WP	HR	S	P	ERA	WHIP				
<b>Chad Ogea, R</b> ERA: 7.56 (1, 1)	4.0	L	23	7	5	5	2	4	0	0	0	0	0	42	84	11.25	2.750				
<b>Eric Plunk, R</b> ERA: 6.39 (5, 1)	2.0		11	4	4	4	4	1	0	0	0	0	0	26	44	18.00	2.500				
<b>Tom Martin, L</b> ERA: 8.1 (7, 1)	1.0		4	0	0	0	0	1	0	0	0	0	0	7	14	0.00	1.000				
<b>Paul Assenmacher, L</b> ERA: 4.82 (8, 1)	1.0		6	2	1	0	1	0	0	0	0	0	0	16	22	0.00	2.000				

AB	35
R	3
H	8
RBI	3
BB	0
SO	8
LOB	9





Batter	1	2	3	4	5	6	7	8	9	AB	R	H	RBI	BB	SO	LOB	TOP										
<b>Kenny Lofton, L</b> OBP: 0.362, SLG: 0.415	1-1 G5-3		1-2 F7		1-2 G3-1		0-1 G1-3		1-2 2B BB	4	1	0	0	1	0	1	<b>Cleveland Indians @ Chicago White Sox</b> Comiskey Park, Chicago, IL Tue Apr 28 1998, 8:05 PM EDT Att: 13,208 - Overcast - 48 F										
<b>Brian Giles, L</b> OBP: 0.486, SLG: 0.673	2-3 K		2-2 1B		1-3 K		1-2 G4-3		3-2 2B 1-H 2-H	5	0	2	3	0	2	0											
<b>David Justice, L</b> OBP: 0.416, SLG: 0.721	4-1 BB		0-1 1B		1-1 1B			2-3 K	4-0 IBB	3	0	2	0	2	1	0											
<b>Manny Ramirez, R</b> OBP: 0.323, SLG: 0.539	1-2 P3		4-0 1B		0-3 K			1-1 F8	3-2 L5	4	0	0	0	1	1	4											
<b>Jim Thome, L</b> OBP: 0.435, SLG: 0.584		1-0 1B	2-1 F7			4-2 BB		2-3 K		3	0	1	0	1	1	3											
<b>Sandy Alomar Jr., R</b> OBP: 0.238, SLG: 0.350		0-0 G6-4-3		1-0 G5-3		1-0 F7			1-1 P4	4	0	0	0	0	0	2											
<b>Travis Fryman, R</b> OBP: 0.267, SLG: 0.341		3-0 P3		0-2 G5-3		0-0 F7			0-3 K	4	0	0	0	0	1	1											
<b>Shawon Dunston, R</b> OBP: 0.247, SLG: 0.319			2-1 F7	1-0 S		1-0 F7			3-2 1B 2B	4	1	2	0	0	0	1											
<b>David Bell, R</b> OBP: 0.313, SLG: 0.500										0	0	0	0	0	0	0											
<b>Omar Vizquel, S</b> OBP: 0.400, SLG: 0.359			1-1 1B	3-2 F8			2-2 L4		3-2 2B 1B	4	2	2	1	0	0	1											
<b>Inning Stats</b>	R: 0 E: 0 K: 1 S: 10	H: 0 LOB: 1 BB: 1 P: 18	R: 0 E: 0 K: 0 S: 3	H: 1 LOB: 0 BB: 0 P: 7	R: 1 E: 0 K: 0 S: 15	H: 3 LOB: 3 BB: 1 P: 27	R: 0 E: 0 K: 0 S: 12	H: 1 LOB: 1 BB: 0 P: 17	R: 0 E: 0 K: 2 S: 13	H: 0 LOB: 0 BB: 1 P: 11	R: 0 E: 0 K: 0 S: 9	H: 0 LOB: 0 BB: 0 P: 12	R: 0 E: 0 K: 2 S: 8	H: 0 LOB: 0 BB: 0 P: 13	R: 3 E: 0 K: 1 S: 29	H: 3 LOB: 2 BB: 2 P: 49	1B: 6 2B: 3 3B: 0 HR: 0	SF: 0 SAC: 0 DP: 1 HBP: 0	WP: 0 PB: 0 SB: 1 CS: 0	PA: 40							
<b>PITCHER</b>	IP	WLS	BF	H	R	ER	SO	BB	IBB	HBP	BLK	WP	HR	S	P	ERA	WHIP										
<b>Jason Bere, R</b> ERA: 5.54	(1, 1)	6.0	26	6	1	1	3	3	0	0	0	0	0	58	96	1.50	1.500										
<b>Tony Castillo, L</b> ERA: 4.25	(7, 1)	2.0	6	0	0	0	2	0	0	0	0	0	0	17	25	0.00	0.000										
<b>Matt Karchner, R</b> ERA: 3.86	(9, 1)	0.2	L	7	3	3	3	1	1	0	0	0	0	25	42	40.50	6.000										
<b>41 Bill Simas, R</b> ERA:	(9, 1)	0.1		1	0	0	0	0	0	0	0	0	0	4	7	0.00	0.000										

Batter	1	2	3	4	5	6	7	8	9	AB	R	H	RBI	BB	SO	LOB	BOTTOM										
<b>Ray Durham, S</b> OBP: 0.359, SLG: 0.438	2-3 K		3-1 G3			3-2 HR		2-1 G6-3		4	1	1	1	0	1	0	<b>Cleveland Indians @ Chicago White Sox</b> Comiskey Park, Chicago, IL Tue Apr 28 1998, 8:05 PM EDT Att: 13,208 - Overcast - 48 F										
<b>Mike Cameron, R</b> OBP: 0.277, SLG: 0.247	4-1 CS S BB		2-1 G6-3		1-3 K		1-2 G6-4-3 1B		3	0	1	0	1	1	0	0											
<b>Frank Thomas, R</b> OBP: 0.379, SLG: 0.500	4-1 1-2 BB		1-2 F8 2B		0-0 G5-3		1-1 G6-4-3		3	0	1	0	1	0	1	0											
<b>Albert Belle, R</b> OBP: 0.324, SLG: 0.424	3-1 L5		1-1 F8		2-1 G5-3		2-3 K		4	0	0	0	0	1	3	0											
<b>Robin Ventura, L</b> OBP: 0.380, SLG: 0.538		0-0 G1-6-3		2-0 G4-3		0-1 G3				3	0	0	0	0	0	1											
<b>Wil Cordero, R</b> OBP: 0.316, SLG: 0.476		1-0 G4-3		3-2 F7		0-1 F7				3	0	0	0	0	0	0											
<b>Ruben Sierra, S</b> OBP: 0.243, SLG: 0.429		2-0 F8		2-2 G4-3		0-0 F7				3	0	0	0	0	0	0											
<b>Charlie O'Brien, R</b> OBP: 0.302, SLG: 0.375			2-3 K		0-0 2B		0-2 G4-3		3	0	1	0	0	1	0	0											
<b>Mike Caruso, S</b> OBP: 0.300, SLG: 0.426			0-0 G1		0-3 K		1-0 G4-3		3	0	0	0	0	1	1	0											
<b>Inning Stats</b>	R: 0 E: 0 K: 1 S: 8	H: 0 LOB: 1 BB: 2 P: 21	R: 0 E: 0 K: 0 S: 3	H: 0 LOB: 0 BB: 0 P: 6	R: 0 E: 0 K: 1 S: 6	H: 0 LOB: 0 BB: 0 P: 11	R: 0 E: 0 K: 0 S: 8	H: 1 LOB: 1 BB: 0 P: 14	R: 0 E: 0 K: 1 S: 12	H: 1 LOB: 0 BB: 0 P: 17	R: 1 E: 0 K: 1 S: 9	H: 1 LOB: 0 BB: 0 P: 15	R: 0 E: 0 K: 0 S: 5	H: 0 LOB: 0 BB: 0 P: 5	R: 0 E: 0 K: 0 S: 7	H: 0 LOB: 0 BB: 0 P: 10		R: 0 E: 0 K: 1 S: 9	H: 1 LOB: 0 BB: 0 P: 13	1B: 1 2B: 2 3B: 0 HR: 1	SF: 0 SAC: 0 DP: 1 HBP: 0	WP: 0 PB: 0 SB: 1 CS: 1	PA: 31				
<b>PITCHER</b>	IP	WLS	BF	H	R	ER	SO	BB	IBB	HBP	BLK	WP	HR	S	P	ERA	WHIP										
<b>Charles Nagy, R</b> ERA: 5.03	(1, 1)	8.0	W	28	3	1	1	4	0	0	0	0	0	9	13	0.00	1.000										
<b>Michael Jackson, R</b> ERA: 1.64	(9, 1)	1.0	S	3	1	0	0	1	0	0	0	0	0	9	13	0.00	1.000										

AB	35
R	4
H	9
RBI	4
BB	5
SO	6
LOB	13





Batter	1	2	3	4	5	6	7	8	9	AB	R	H	RBI	BB	SO	LOB	TOP					
Rickey Henderson, R OBP: 0.360, SLG: 0.344	(1, 7) 3-3 K		(4, 2) 2B BB	(2, 3) K		(3, 3) K		(2, 2) 1B 2B	(1, 1) FC6-4	5	2	2	1	1	3	2						
Dave Magadan, L OBP: 0.430, SLG: 0.435	(1, 5) 1-2 1B		(1, 2) F8		(2, 1) G1-3	(3, 2) G6-3		(3, 1) 1B FC4	(3, 2) FC6-4	4	0	1	0	0	0	3						
Mike Blowers, R OBP: 0.271, SLG: 0.233	(8, 5) 1B							(2, H) 1B	(1, 2) 1B	2	2	1	1	0	0	2						
Ben Grieve, L OBP: 0.405, SLG: 0.446	(1, 9) 2-2 1B		(1, 1) HR		(1, 0) 1B HBP			(1, 1) WP FC4	(2, 0) 1B	5	4	5	2	0	0	0						
Matt Stairs, L OBP: 0.378, SLG: 0.571	(1, 10) 1-2 FC4-3-6		(0, 0) HR		(2, 1) F9			(3, 2) FC4	(4, 2) 1B	4	1	1	2	0	0	4						
Kevin Mitchell, R OBP: 0.310, SLG: 0.243	(8, 3) 1-2 1B		(2, H) HR		(3, 2) F9			(1, 2) SF9 WP	(1, 2) 1B	1	0	0	1	1	0	1						
Jason Giambi, L OBP: 0.398, SLG: 0.511	(1, 3) 2-1 G4-3		(3, 2) HR		(3, 2) 1B			(3, H) K	(1, 0) 1B	4	0	2	0	1	1	4						
Jack Voigt, R OBP: 0.238, SLG: 0.111	(8, 3) G4-3		(2, 3) 2B		(1, 3) 1B			(1, 2) SF9 BB	(1, 2) 1B	1	0	1	2	0	0	0						
A.J. Hinch, R OBP: 0.354, SLG: 0.449	(1, 2) G1-3 BB		(1, 3) K		(0, 0) L7			(1, 2) SF9	(0, 0) F8	3	0	0	1	2	1	5						
Scott Spiezio, S OBP: 0.309, SLG: 0.345	(1, 4) K		(3, 1) G1-3					(2, 3) SF9	(0, 0) F9	4	0	1	1	0	1	3						
Rafael Bourimigal, R OBP: 0.271, SLG: 0.351	(1, 6) G1-3				(3, 2) P6			(2, 3) FC6-4	(3, 1) F7	5	0	1	0	0	0	3						
Ryan Christenson, R OBP: 0.343, SLG: 0.438	(1, 8) K		(2, 3) K					(2, 2) 2B	(4, 1) FC6-4 1B	4	2	1	0	1	3	3						
<b>Inning Stats</b>	R: 0 E: 0 K: 1 S: 15	H: 2 LOB: 2 BB: 0 P: 24	R: 0 E: 0 K: 2 S: 11	H: 0 LOB: 1 BB: 1 P: 19	R: 3 E: 0 K: 1 S: 20	H: 3 LOB: 1 BB: 1 P: 33	R: 0 E: 0 K: 2 S: 13	H: 0 LOB: 0 BB: 0 P: 20	R: 0 E: 0 K: 0 S: 14	H: 1 LOB: 2 BB: 0 P: 22	R: 1 E: 0 K: 0 S: 11	H: 1 LOB: 2 BB: 2 P: 21	R: 4 E: 0 K: 1 S: 25	H: 4 LOB: 1 BB: 2 P: 40	R: 3 E: 0 K: 0 S: 16	H: 3 LOB: 2 BB: 2 P: 34	1B: 10 2B: 5 HR: 1	SF: 2 SAC: 0 DP: 0 HBP: 1	WP: 1 PB: 0 SB: 1 CS: 0	PA: 51		
<b>PITCHER</b>	IP WLS BF H R ER SO BB IBB HBP BLK WP HR S P ERA WHIP																					
Jaret Wright, R ERA: 6.23	(1, 1) 5.0 L 24 6 3 3 6 2 0 1 0 0 0 1 73 118 5.40 1.600																					
Eric Plunk, R ERA: 8.08	(6, 1) 0.2 4 2 0 0 2 0 0 0 0 0 0 11 17 0.00 3.000																					
Alvin Morman, L ERA: 3.0	(6, 1) 0.2 4 1 1 1 0 1 0 0 0 0 0 10 17 13.50 3.000																					
Jose Mesa, R ERA: 3.86	(7, 1) 0.2 5 2 2 2 0 1 0 0 0 0 0 16 26 27.00 4.500																					
Tom Martin, L ERA: 11.42	(8, 1) 2.0 14 5 5 5 1 2 0 0 0 1 0 29 58 22.50 3.500																					
Batter	1	2	3	4	5	6	7	8	9	AB	R	H	RBI	BB	SO	LOB	BOTTOM					
Kenny Lofton, L OBP: 0.355, SLG: 0.398	(1, 8) 1-0 B4-3		(2, 2) G4-3		(0, 1) G1-3			(4, 2) FC5-4	(1, 2) G4-3	4	0	0	0	1	0	1						
Omar Vizquel, S OBP: 0.383, SLG: 0.341	(1, 6) 2-1 G6-3		(1, 1) L8				(2, 2) G5-3	(0, 0) FC5-4	(1, 2) 1B	4	0	0	0	0	0	1						
David Justice, L OBP: 0.410, SLG: 0.697	(1, 10) 1-3 K				(2, 1) G3		(4, 1) BB	(1, 0) P6	(2, 2) 1B	3	0	0	0	1	1	1						
Manny Ramirez, R OBP: 0.330, SLG: 0.538		(0, 2) 2B G6-3			(2, 0) G3-1 BB		(2, 1) F8	(3, 2) G6-3		4	1	2	0	0	0	2						
Geronimo Berroa, R OBP: 0.288, SLG: 0.319		(1, 0) G6-3			(4, 1) G3-1		(2, 2) F9		(1, 2) L3	3	1	1	0	1	0	1						
Sandy Alomar Jr., R OBP: 0.224, SLG: 0.328		(0, 0) P4			(0, 1) G3-1				(2, 2) G6-3	4	0	0	0	0	0	4						
Jim Thome, L OBP: 0.427, SLG: 0.568		(2, 2) G6-3			(1, 2) G4-3				(0, 1) 2B	4	1	1	1	0	1	3						
Travis Fryman, R OBP: 0.286, SLG: 0.344		(2, 3) 1B			(1, 1) G5-3				(4, 0) 2B	2	1	1	1	2	0	0						
Shawon Dunston, R OBP: 0.247, SLG: 0.329		(0, 0) CS			(1, 0) L5				(1, 1) 2B	4	0	1	2	0	0	1						
<b>Inning Stats</b>	R: 0 E: 0 K: 1 S: 6	H: 0 LOB: 0 BB: 0 P: 10	R: 2 E: 0 K: 0 S: 10	H: 3 LOB: 0 BB: 0 P: 15	R: 0 E: 0 K: 0 S: 6	H: 0 LOB: 0 BB: 0 P: 8	R: 0 E: 0 K: 0 S: 7	H: 1 LOB: 2 BB: 1 P: 15	R: 0 E: 0 K: 0 S: 5	H: 0 LOB: 0 BB: 0 P: 7	R: 0 E: 0 K: 0 S: 10	H: 0 LOB: 1 BB: 1 P: 20	R: 0 E: 0 K: 1 S: 7	H: 0 LOB: 1 BB: 1 P: 17	R: 0 E: 0 K: 0 S: 10	H: 0 LOB: 1 BB: 1 P: 18	R: 2 E: 0 K: 0 S: 14	H: 2 LOB: 1 BB: 1 P: 23	1B: 4 2B: 2 HR: 0	SF: 0 SAC: 0 DP: 0 HBP: 0	WP: 0 PB: 0 SB: 0 CS: 1	PA: 38
<b>PITCHER</b>	IP WLS BF H R ER SO BB IBB HBP BLK WP HR S P ERA WHIP																					
Kenny Rogers, L ERA: 3.05	(1, 1) 7.0 W 27 4 2 2 2 3 0 0 0 0 0 51 92 2.57 1.000																					
Mike Mohler, L ERA: 2.92	(8, 1) 1.0 4 0 0 0 0 1 0 0 0 0 0 10 18 0.00 1.000																					
Mike Fetters, R ERA: 6.75	(9, 1) 1.0 6 2 2 2 0 1 0 0 0 0 0 14 23 18.00 3.000																					

Oakland Athletics @ Cleveland Indians  
Jacobs Field, Cleveland, OH  
Wed Apr 29 1998, 7:05 PM EDT  
Att: 42,190 - Cloudy - 63 F

AB 42  
R 11  
H 16  
RBI 11  
BB 6  
SO 9  
LOB 30



Oakland Athletics @ Cleveland Indians  
Jacobs Field, Cleveland, OH  
Wed Apr 29 1998, 7:05 PM EDT  
Att: 42,190 - Cloudy - 63 F

AB 32  
R 4  
H 6  
RBI 4  
BB 5  
SO 2  
LOB 14









Batter	1	2	3	4	5	6	7	8	9	AB	R	H	RBI	BB	SO	LOB	TOP			
Quinton McCracken, S OBP: 0.359, SLG: 0.450	G4-3		G3	1B		K		G4-6-3		5	1	2	1	0	1	1				
Dave Martinez, L OBP: 0.412, SLG: 0.390	F7		G3	1B		F7			1B	3	1	1	0	2	0	0				
Mike Kelly, R OBP: 0.375, SLG: 0.645	P2		K	E9					K	5	1	2	1	0	2	3				
Paul Sorrento, L OBP: 0.301, SLG: 0.363		F7	G3						P6	5	0	1	1	0	1	4				
Jerome Walton, R OBP: 0.344, SLG: 0.419				G5-3						4	0	1	0	1	2	3				
Bobby Smith, R OBP: 0.388, SLG: 0.473			L9							4	0	0	0	0	1	5				
Mike DiFelice, R OBP: 0.324, SLG: 0.543										4	0	1	0	0	1	0				
Kevin Stocker, S OBP: 0.352, SLG: 0.413										3	1	2	1	1	0	0				
Miguel Cairo, R OBP: 0.308, SLG: 0.368				FC5-4						3	1	0	0	1	0	4				
<b>Inning Stats</b>	R: 0 E: 0 K: 0 S: 7	H: 0 LOB: 0 BB: 0 P: 11	R: 0 E: 0 K: 1 S: 13	H: 2 LOB: 3 BB: 1 P: 21	R: 0 E: 0 K: 1 S: 13	H: 1 LOB: 3 BB: 2 P: 27	R: 4 E: 2 K: 1 S: 21	H: 4 LOB: 1 BB: 1 P: 33	R: 0 E: 0 K: 0 S: 5	H: 0 LOB: 0 BB: 0 P: 6	R: 0 E: 0 K: 2 S: 14	H: 1 LOB: 1 BB: 0 P: 21	R: 1 E: 0 K: 0 S: 11	H: 1 LOB: 0 BB: 1 P: 21	R: 0 E: 0 K: 2 S: 10	H: 1 LOB: 1 BB: 0 P: 15	1B: 6 2B: 2 3B: 1 HR: 1	SF: 0 SAC: 0 DP: 1 HBP: 0	WP: 0 PB: 0 SB: 1 CS: 0	PA: 41
<b>PITCHER</b>	IP	WLS	BF	H	R	ER	SO	BB	IBB	HBP	BLK	WP	HR	S	P	ERA	WHIP			
Bartolo Colon, R ERA: 3.44	7.0	W	33	8	4	3	6	3	1	0	0	0	0	79	128	3.86	1.571			
Eric Plunk, R ERA: 6.59	0.1		3	1	1	1	0	1	0	0	0	0	1	9	18	27.00	6.000			
Paul Assenmacher, L ERA: 6.1	0.2		2	1	0	0	0	0	0	0	0	0	0	4	5	0.00	1.500			
Michael Jackson, R ERA: 1.5	1.0	S	3	0	0	0	2	0	0	0	0	0	0	8	13	0.00	0.000			

**Tampa Bay Devil Rays @ Cleveland Indians**  
 Jacobs Field, Cleveland, OH  
 Fri May 01 1998, 7:05 PM EDT  
 Att. 42,712 - Overcast - 65 F

AB 36  
 R 5  
 H 10  
 RBI 4  
 BB 5  
 SO 8  
 LOB 20



Batter	1	2	3	4	5	6	7	8	9	AB	R	H	RBI	BB	SO	LOB	BOTTOM		
Kenny Lofton, L OBP: 0.378, SLG: 0.404	CS		S	G1-3						2	0	1	0	3	0	2			
Omar Vizquel, S OBP: 0.392, SLG: 0.352	BB		BB	PO		F7				3	0	2	2	2	0	2			
David Justice, L OBP: 0.412, SLG: 0.667	G5-4-3		G6-3	PO		F7				3	1	1	0	2	0	2			
Manny Ramirez, R OBP: 0.321, SLG: 0.510	G5-4-3			F9		K				5	0	1	0	0	1	5			
Jim Thome, L OBP: 0.438, SLG: 0.591		P6		HR						4	1	1	0	1	2	2			
Brian Giles, L OBP: 0.481, SLG: 0.627	CS			HR						3	2	2	1	2	1	3			
Travis Fryman, R OBP: 0.286, SLG: 0.370	P3			HR						4	1	2	3	0	1	3			
Pat Borders, R OBP: 0.250, SLG: 0.263			G5-3			SH2-4				1	1	0	0	1	0	0			
David Bell, R OBP: 0.304, SLG: 0.500			F8			SF9				3	1	1	1	0	0	3			
<b>Inning Stats</b>	R: 0 E: 0 K: 0 S: 7	H: 1 LOB: 1 BB: 2 P: 16	R: 0 E: 0 K: 0 S: 6	H: 0 LOB: 0 BB: 1 P: 12	R: 0 E: 0 K: 0 S: 8	H: 0 LOB: 2 BB: 2 P: 19	R: 5 E: 0 K: 0 S: 14	H: 5 LOB: 0 BB: 0 P: 30	R: 0 E: 0 K: 2 S: 7	H: 0 LOB: 0 BB: 0 P: 12	R: 1 E: 0 K: 2 S: 12	H: 3 LOB: 3 BB: 1 P: 29	R: 0 E: 0 K: 1 S: 16	H: 1 LOB: 3 BB: 3 P: 33	1B: 8 2B: 2 3B: 0 HR: 1	SF: 1 SAC: 1 DP: 2 HBP: 1	WP: 0 PB: 0 SB: 1 CS: 2	PA: 43	
<b>PITCHER</b>	IP	WLS	BF	H	R	ER	SO	BB	IBB	HBP	BLK	WP	HR	S	P	ERA	WHIP		
Dennis Springer, R ERA: 4.91	3.2	L	20	6	5	5	0	5	0	1	0	0	0	34	75	12.27	3.000		
Dan Carlson, R ERA: 7.63	2.0		7	1	1	1	2	1	0	0	0	0	0	15	29	4.50	1.000		
52 Ramon Tatis, L ERA: 17.05	0.1		3	1	1	1	0	1	0	0	0	0	0	7	12	27.00	6.000		
Jim Mecir, R ERA: 2.03	1.0		6	2	0	0	2	1	0	0	0	0	0	13	26	0.00	3.000		
Roberto Hernandez, R ERA: 4.63	1.0		6	1	0	0	1	2	1	0	0	0	0	16	33	0.00	3.000		

**Tampa Bay Devil Rays @ Cleveland Indians**  
 Jacobs Field, Cleveland, OH  
 Fri May 01 1998, 7:05 PM EDT  
 Att. 42,712 - Overcast - 65 F

AB 28  
 R 7  
 H 11  
 RBI 7  
 BB 11  
 SO 5  
 LOB 22





Batter	1	2	3	4	5	6	7	8	9	AB	R	H	RBI	BB	SO	LOB	TOP		
Quinton McCracken, S OBP: 0.346, SLG: 0.435	0-0 F7			2-2 G3		2-2 F5		0-1 F7		4	0	0	0	0	0	2	<b>Tampa Bay Devil Rays @ Cleveland Indians</b> Jacobs Field, Cleveland, OH Sat May 02 1998, 3:33 AM EDT Att. 42,525 - Overcast - 58 F		
Miguel Cairo, R OBP: 0.316, SLG: 0.374	0-3 K			0-0 G5-3			3-2 1B		0-1 1B	4	0	2	0	0	1	0			
Dave Martinez, L OBP: 0.396, SLG: 0.372	1-1 B2			3-2 L8			2-0 F7		2-2 G4-6-3	4	0	0	0	0	2	2			
Fred McGriff, L OBP: 0.415, SLG: 0.593		4-2 G1-6-3 BB			3-3 K		1-1 L8		4-1 BB	2	0	0	0	2	1	1			
Mike Kelly, R OBP: 0.333, SLG: 0.571	1-2 G1-6-3			0-0 F8			0-1 G6-3		1-2 F7	4	0	0	0	0	3	3			
Paul Sorrento, L OBP: 0.302, SLG: 0.394	0-0 F8				0-3 K			0-0 HR		3	1	1	1	0	1	0			
Kevin Stocker, S OBP: 0.340, SLG: 0.398			3-3 K			1-2 G1-3		1-3 K		3	0	0	0	0	2	0			
John Flaherty, R OBP: 0.246, SLG: 0.224			0-0 G5-3			2-0 F9		4-1 BB		2	0	0	0	1	0	0			
Aaron Ledesma, R OBP: 0.355, SLG: 0.429			1-1 P6			0-2 1B		3-2 F9		3	0	1	0	0	0	1			
<b>Inning Stats</b>	R: 0 E: 0 K: 1 S: 6	H: 0 LOB: 0 BB: 7	R: 0 E: 0 K: 0 S: 8	H: 0 LOB: 0 BB: 13	R: 0 E: 0 K: 1 S: 7	H: 0 LOB: 0 BB: 11	R: 0 E: 0 K: 0 S: 8	H: 0 LOB: 0 BB: 10	R: 0 E: 0 K: 0 S: 10	H: 1 LOB: 1 BB: 0 P: 15	R: 0 E: 0 K: 0 S: 10	H: 1 LOB: 1 BB: 0 P: 16	R: 1 E: 0 K: 1 S: 11	H: 1 LOB: 1 BB: 1 P: 19	R: 0 E: 0 K: 0 S: 10	H: 1 LOB: 1 BB: 1 P: 17	1B: 3 2B: 0 3B: 0 HR: 1	SF: 0 SAC: 0 DP: 2 HBP: 0	WP: 0 PA: 32 CS: 0
<b>PITCHER</b>	IP WLS BF H R ER SO BB IBB HBP BLK WP HR S P ERA WHIP	7.1 W 26 3 1 1 5 2 0 0 0 0 1 62 96 1.23 0.682	0.2 2 0 0 0 0 0 0 0 0 0 0 0 5 8 0.00 0.000	1.0 4 1 0 0 0 1 0 0 0 0 0 0 10 17 0.00 2.000	<b>PITCHER</b>														

Batter	1	2	3	4	5	6	7	8	9	AB	R	H	RBI	BB	SO	LOB	BOTTOM		
Kenny Lofton, L OBP: 0.374, SLG: 0.393	4-2 G3-6-1 2B BB	2-2 E4 2B		3-3 K		1-0 FC6-4				3	1	0	0	1	1	4	<b>Tampa Bay Devil Rays @ Cleveland Indians</b> Jacobs Field, Cleveland, OH Sat May 02 1998, 3:33 AM EDT Att. 42,525 - Overcast - 58 F		
Omar Vizquel, S OBP: 0.406, SLG: 0.374	4-2 G3-6-1 1-2 BB	1-1 SAFE 1-3 3-H 2B			1-1 G6-4-3 1B		1-2 P4			3	0	2	1	1	0	0			
David Justice, L OBP: 0.407, SLG: 0.646	1-1 G3-6-1 1-2 2-3				0-0 G6-4-3 1-2		4-0 HR BB			3	1	0	0	1	1	5			
Geronimo Berroa, R OBP: 0.291, SLG: 0.306	4-0 2B BB		2-3 K		0-0 G5-3		1-3 K			2	0	0	0	1	1	0			
Manny Ramirez, R OBP: 0.319, SLG: 0.505										1	0	0	0	0	1	1			
Jim Thome, L OBP: 0.450, SLG: 0.641	2-2 1-3 3-H 2B		3-3 K			0-0 1B 1B		3-2 HR		4	1	3	3	0	1	0			
Travis Fryman, R OBP: 0.276, SLG: 0.356	0-0 F8		0-3 K			1-3 K		0-1 F9		4	0	0	0	0	2	3			
Sandy Alomar Jr., R OBP: 0.253, SLG: 0.361		0-0 E 2B 2B		2-2 E SF8 1B		2-2 1B 1-2 1B		0-2 F8		4	2	3	0	0	0	0			
Brian Giles, L OBP: 0.459, SLG: 0.587		1-3 K		2-1 G3		0-0 F7		2-3 K		4	0	0	0	0	2	4			
David Bell, R OBP: 0.296, SLG: 0.478		1-3 K		3-1 SF8		1-1 FC6-4 1B		1-0 P4		3	0	1	1	0	1	1			
<b>Inning Stats</b>	R: 1 E: 0 K: 0 S: 11	H: 1 LOB: 2 BB: 3 P: 26	R: 1 E: 1 K: 3 S: 16	H: 2 LOB: 2 BB: 0 P: 23	R: 0 E: 0 K: 3 S: 9	H: 0 LOB: 0 BB: 0 P: 14	R: 1 E: 1 K: 1 S: 10	H: 1 LOB: 0 BB: 0 P: 20	R: 0 E: 0 K: 0 S: 4	H: 1 LOB: 0 BB: 0 P: 5	R: 0 E: 0 K: 1 S: 13	H: 3 LOB: 3 BB: 0 P: 18	R: 2 E: 0 K: 1 S: 12	H: 1 LOB: 0 BB: 1 P: 21	R: 0 E: 0 K: 1 S: 8	H: 0 LOB: 0 BB: 0 P: 11	1B: 5 2B: 3 3B: 0 HR: 1	SF: 1 SAC: 0 DP: 2 HBP: 0	WP: 0 PA: 36 CS: 0
<b>PITCHER</b>	IP WLS BF H R ER SO BB IBB HBP BLK WP HR S P ERA WHIP	6.0 L 28 8 3 1 8 3 0 0 0 0 1 12 21 18.00 2.000	1.0 5 1 2 2 1 1 0 0 0 0 0 0 8 11 0.00 0.000	1.0 3 0 0 0 1 0 0 0 0 0 0 0 8 11 0.00 0.000	<b>PITCHER</b>														







Batter	1	2	3	4	5	6	7	8	9	AB R H RBI BB SO LOB	TOP																									
<b>Roberto Alomar, S</b> (1, 4) OBP: 0.358, SLG: 0.375										5 2 3 0 0 0 0	<b>Baltimore Orioles @ Cleveland Indians</b> Jacobs Field, Cleveland, OH Tue May 05 1998, 7:05 PM EDT Att: 40,706 - Unknown - 59 F																									
<b>B.J. Surhoff, L</b> (1, 7) OBP: 0.361, SLG: 0.481										5 1 1 2 0 0 3																										
<b>Harold Baines, L</b> (1, 10) OBP: 0.321, SLG: 0.487 <b>Lenny Webster, R</b> (9, PH) OBP: 0.309, SLG: 0.537										4 0 2 1 0 1 0 1 0 1 1 0 0 0																										
<b>Rafael Palmeiro, L</b> (1, 3) OBP: 0.393, SLG: 0.464										4 0 0 0 1 0 4																										
<b>Joe Carter, R</b> (1, 9) OBP: 0.368, SLG: 0.433 <b>Charlie Greene, R</b> (8, 2)										4 1 2 0 0 2 1 0 0 0 0 0 0 0																										
<b>Cal Ripken Jr., R</b> (1, 5) OBP: 0.321, SLG: 0.331										3 0 0 0 1 0 2																										
<b>Jeffrey Hammonds, R</b> (1, 8) OBP: 0.354, SLG: 0.441										3 0 1 1 1 0 2																										
<b>23 Chris Hoiles, R</b> (1, 2) OBP: 0.338, SLG: 0.393 <b>Eric Davis, R</b> (8, 9) OBP: 0.365, SLG: 0.513										2 0 0 0 1 2 2 1 0 0 0 0 1 0																										
<b>Mike Bordick, R</b> (1, 6) OBP: 0.278, SLG: 0.386										4 1 1 0 0 0 2																										
<b>Inning Stats</b>	R: 1 E: 0 K: 0 S: 7	H: 2 LOB: 0 BB: 0 P: 10	R: 0 E: 0 K: 1 S: 10	H: 0 LOB: 2 BB: 2 P: 20	R: 2 E: 0 K: 2 S: 13	H: 2 LOB: 1 BB: 1 P: 21	R: 0 E: 0 K: 1 S: 10	H: 0 LOB: 0 BB: 0 P: 12	R: 0 E: 0 K: 0 S: 8	H: 3 LOB: 2 BB: 0 P: 13		R: 0 E: 0 K: 0 S: 9	H: 0 LOB: 0 BB: 0 P: 14	R: 0 E: 0 K: 0 S: 12	H: 1 LOB: 2 BB: 1 P: 19	R: 1 E: 0 K: 1 S: 14	H: 3 LOB: 2 BB: 0 P: 19	1B: 10 2B: 1 3B: 0 HR: 1	SF: 0 SAC: 0 DP: 2 HBP: 0	WP: 0 PB: 0 SB: 1 CS: 1	PA: 40															
<b>PITCHER</b>	IP WLS BF H R ER SO BB IBB HBP BLK WP HR S P ERA WHIP																																			
<b>Jaret Wright, R</b> (1, 1) ERA: 6.05	7.0	29	7	4	4	5	3	0	0	0	0	0	1	70	110	5.14	1.429																			
<b>Rick Knudt, L</b> (8, 1) ERA: 3.45	1.0	5	1	0	0	0	1	0	0	0	0	0	0	12	19	0.00	2.000																			
<b>Michael Jackson, R</b> (9, 1) ERA: 1.98	0.2	4	2	1	1	1	0	0	0	0	0	0	0	11	15	13.50	3.000																			
<b>Paul Assenmacher, L</b> (9, 1) ERA: 5.91	0.1	W	2	1	0	0	0	0	0	0	0	0	0	3	4	0.00	3.000																			

Batter	1	2	3	4	5	6	7	8	9	AB R H RBI BB SO LOB	BOTTOM																									
<b>Kenny Lofton, L</b> (1, 8) OBP: 0.366, SLG: 0.398										5 0 2 3 0 0 3	<b>Baltimore Orioles @ Cleveland Indians</b> Jacobs Field, Cleveland, OH Tue May 05 1998, 7:05 PM EDT Att: 40,706 - Unknown - 59 F																									
<b>Omar Vizquel, S</b> (1, 6) OBP: 0.397, SLG: 0.366										4 0 2 1 0 0 0																										
<b>David Justice, L</b> (1, 9) OBP: 0.398, SLG: 0.645										3 0 0 1 0 0 1																										
<b>Manny Ramirez, R</b> (1, 10) OBP: 0.316, SLG: 0.491										3 0 0 0 1 0 2																										
<b>Sandy Alomar Jr., R</b> (1, 2) OBP: 0.271, SLG: 0.395										4 1 1 0 0 0 1																										
<b>Jim Thome, L</b> (1, 3) OBP: 0.471, SLG: 0.657										3 1 1 0 1 0 0																										
<b>Travis Fryman, R</b> (1, 5) OBP: 0.290, SLG: 0.355										3 1 1 0 0 0 0																										
<b>David Bell, R</b> (1, 4) OBP: 0.314, SLG: 0.484 <b>Brian Giles, L</b> (9, PH) OBP: 0.473, SLG: 0.621										3 0 0 0 0 1 2 0 0 0 1 1 0 0																										
<b>Shawon Dunston, R</b> (1, 7) OBP: 0.258, SLG: 0.363										4 3 2 0 0 1 5																										
<b>Inning Stats</b>	R: 0 E: 0 K: 0 S: 13	H: 1 LOB: 1 BB: 0 P: 20	R: 0 E: 0 K: 0 S: 5	H: 0 LOB: 0 BB: 0 P: 7	R: 1 E: 0 K: 1 S: 12	H: 1 LOB: 0 BB: 0 P: 24	R: 0 E: 0 K: 0 S: 7	H: 0 LOB: 0 BB: 0 P: 11	R: 2 E: 0 K: 0 S: 8	H: 3 LOB: 0 BB: 0 P: 13		R: 0 E: 0 K: 0 S: 10	H: 0 LOB: 0 BB: 1 P: 19	R: 0 E: 0 K: 0 S: 11	H: 0 LOB: 0 BB: 0 P: 18	R: 1 E: 1 K: 0 S: 13	H: 2 LOB: 1 BB: 0 P: 21	R: 2 E: 0 K: 1 S: 17	H: 2 LOB: 3 BB: 2 P: 31	1B: 7 2B: 1 3B: 1 HR: 0	SF: 1 SAC: 1 DP: 0 HBP: 1	WP: 0 PB: 0 SB: 0 CS: 1	PA: 39													
<b>PITCHER</b>	IP WLS BF H R ER SO BB IBB HBP BLK WP HR S P ERA WHIP																																			
<b>Jimmy Key, L</b> (1, 1) ERA: 3.14	6.1	24	5	3	3	1	1	0	0	0	0	0	0	11	17	13.50	1.500																			
<b>Alan Mills, R</b> (7, 1) ERA: 3.98	0.2	3	1	1	1	0	0	0	0	0	0	0	0	9	13	0.00	1.500																			
<b>Jesse Orosco, L</b> (8, 1) ERA: 8.22	0.2	3	1	0	0	0	0	0	0	0	0	0	0	9	13	0.00	1.500																			
<b>Armando Benitez, R</b> (8, 1) ERA: 3.77	1.0	L	8	2	2	2	1	2	0	1	0	0	0	19	35	18.00	4.000																			





Batter	1	2	3	4	5	6	7	8	9	AB	R	H	RBI	BB	SO	LOB	TOP					
<b>Roberto Alomar, S</b> OBP: 0.360, SLG: 0.371 (1, 4)	F8		BB		1B			G4-3	P5	4	0	1	1	1	0	2	<b>Baltimore Orioles @ Cleveland Indians</b> Jacobs Field, Cleveland, OH Wed May 06 1998, 7:05 PM EDT Att: 40,672 - Cloudy - 71 F					
<b>B.J. Surhoff, L</b> OBP: 0.349, SLG: 0.464 (1, 7)	G4-3		G4-3		F7			K		4	0	0	0	0	1	3						
<b>Eric Davis, R</b> OBP: 0.371, SLG: 0.588 (1, 9)	G6-3				HR			HR		4	2	2	2	0	0	0						
<b>Rafael Palmeiro, L</b> OBP: 0.381, SLG: 0.448 (1, 3)		K		G3-1		L4		G3		4	0	0	0	0	1	0						
<b>Cal Ripken Jr., R</b> OBP: 0.321, SLG: 0.331 <b>Jeff Reboulet, R</b> OBP: 0.375, SLG: 0.231 (7, 5)	K			G4-6-3	1B	L9			FC4-6	3	0	1	0	0	1	0						
<b>Harold Baines, L</b> OBP: 0.305, SLG: 0.463 (1, 10)	G1-3			G4-6-3	1B				BB	0	0	0	0	1	0	0						
<b>Jeffrey Hammonds, R</b> OBP: 0.384, SLG: 0.590 (1, 8)			G6-3-5	1B	G5-4-3	1B	HR		BB	2	2	2	1	2	0	0						
<b>Mike Bordick, R</b> OBP: 0.287, SLG: 0.384 (1, 6)	G6-3-5		1-3f		G5-4-3	1B	K		BB	3	0	1	0	1	1	1						
<b>Charlie Greene, R</b> OBP: 0.333, SLG: 0.333 <b>23 Chris Hoiles, R</b> OBP: 0.333, SLG: 0.393 (9, PH)	WP				G5-4-3		G4-3		SF9	3	0	1	0	0	0	2						
<b>Inning Stats</b>	R: 0 E: 0 K: 0 S: 10	H: 0 LOB: 0 BB: 0 P: 14	R: 0 E: 0 K: 2 S: 8	H: 0 LOB: 0 BB: 1 P: 14	R: 0 E: 0 K: 0 S: 11	H: 2 LOB: 2 BB: 1 P: 19	R: 1 E: 0 K: 0 S: 11	H: 2 LOB: 0 BB: 0 P: 17	R: 1 E: 0 K: 0 S: 8	H: 2 LOB: 1 BB: 1 P: 15	R: 0 E: 0 K: 0 S: 5	H: 0 LOB: 0 BB: 0 P: 8	R: 1 E: 0 K: 2 S: 11	H: 1 LOB: 0 BB: 0 P: 15	R: 1 E: 0 K: 0 S: 12	H: 1 LOB: 0 BB: 0 P: 18		R: 1 E: 0 K: 0 S: 12	H: 0 LOB: 2 BB: 3 P: 26	1B: 5 2B: 1 3B: 0 HR: 3	SF: 1 SAC: 0 DP: 3 HBP: 0	WP: 1 PB: 0 SB: 1 CS: 0
<b>PITCHER</b>	IP	WLS	BF	H	R	ER	SO	BB	IBB	HBP	BLK	WP	HR	S	P	ERA	WHIP					
<b>Dave Burba, R</b> ERA: 3.55 (1, 1)	7.0	W	27	7	3	3	4	2	0	0	0	1	2	64	102	3.86	1.286					
<b>Eric Plunk, R</b> ERA: 9.75 (8, 1)	1.0		4	1	1	1	1	0	0	0	0	0	1	12	18	9.00	1.000					
<b>Jason Rakers, R</b> ERA: 9.0 (9, 1)	1.0		6	0	1	1	0	3	0	0	0	0	0	12	26	9.00	3.000					

Batter	1	2	3	4	5	6	7	8	9	AB	R	H	RBI	BB	SO	LOB	BOTTOM				
<b>Kenny Lofton, L</b> OBP: 0.371, SLG: 0.418 (1, 8)	FC2-6	HR		F9	BB	G1-6-3		G4-3		4	2	1	2	2	0	0	<b>Baltimore Orioles @ Cleveland Indians</b> Jacobs Field, Cleveland, OH Wed May 06 1998, 7:05 PM EDT Att: 40,672 - Cloudy - 71 F				
<b>Omar Vizquel, S</b> OBP: 0.397, SLG: 0.362 <b>Mark Whiten, S</b> (8, 9)	FC2-6	G4-3		1B	HR	G4-3				4	3	1	0	1	0	1					
<b>David Justice, L</b> OBP: 0.396, SLG: 0.625 (1, 10)	G4-3			HR	K			F7	F7	5	1	1	0	1	1	4					
<b>Jim Thome, L</b> OBP: 0.480, SLG: 0.702 (1, 3)	E	G3		HR	1B			F7	F7	5	3	3	5	1	0	2					
<b>Sandy Alomar Jr., R</b> OBP: 0.281, SLG: 0.393 <b>Pat Borders, R</b> OBP: 0.304, SLG: 0.326 (7, PH)	E			F8	1B	K2-3		1B	1B	3	1	1	0	1	1	2					
<b>Brian Giles, L</b> OBP: 0.490, SLG: 0.671 (8, 7)	E6			HR	1B			1B	1B	4	2	3	3	1	0	2					
<b>Travis Fryman, R</b> OBP: 0.302, SLG: 0.365 <b>Jeff Branson, L</b> OBP: 0.250, SLG: 0.350 (9, 5)	G3-1			K	K			1B	1B	5	0	3	1	0	1	5					
<b>David Bell, R</b> OBP: 0.325, SLG: 0.472 (1, 4)		G4-3	FC5-4	1B	HR	F8		G6-4-3	1B	5	0	2	3	0	0	3					
<b>Shawon Dunston, R</b> OBP: 0.255, SLG: 0.353 (8, 6)	HR		K	F7		K		G6-4-3		5	1	1	0	0	2	5					
<b>Inning Stats</b>	R: 1 E: 1 K: 0 S: 13	H: 1 LOB: 3 BB: 2 P: 27	R: 2 E: 0 K: 0 S: 10	H: 2 LOB: 1 BB: 1 P: 20	R: 1 E: 0 K: 1 S: 9	H: 2 LOB: 1 BB: 0 P: 14	R: 4 E: 0 K: 1 S: 18	H: 6 LOB: 2 BB: 2 P: 31	R: 3 E: 0 K: 0 S: 6	H: 3 LOB: 1 BB: 2 P: 10	R: 3 E: 0 K: 0 S: 18	H: 3 LOB: 1 BB: 2 P: 30	R: 0 E: 0 K: 0 S: 9	H: 0 LOB: 1 BB: 1 P: 17	1B: 11 2B: 3 3B: 0 HR: 3	SF: 0 SAC: 0 DP: 1 HBP: 0		WP: 0 PB: 0 SB: 0 CS: 0	PA: 49		
<b>PITCHER</b>	IP	WLS	BF	H	R	ER	SO	BB	IBB	HBP	BLK	WP	HR	S	P	ERA	WHIP				
<b>Scott Erickson, R</b> ERA: 6.47 (1, 1)	3.1	L	22	8	7	7	1	3	0	0	0	0	0	14	22	18.90	3.300				
<b>Nenito Rodriguez, R</b> ERA: 9.0 (4, 1)	0.2		5	3	1	1	1	0	0	0	0	0	0	15	29	27.00	5.000				
<b>Norm Charlton, L</b> ERA: 8.49 (5, 1)	1.0		8	3	3	3	2	2	0	0	0	0	0	33	57	9.00	2.000				
<b>Sidney Ponson, R</b> ERA: 5.82 (6, 1)	3.0		14	3	3	3	1	3	0	0	0	0	0	33	57	9.00	2.000				









Batter	1	2	3	4	5	6	7	8	9	AB	R	H	RBI	BB	SO	LOB	TOP										
<b>Kenny Lofton, L</b> OBP: 0.380, SLG: 0.423 (1, 8)	2-1 L8	3-2 F9			2-2 G4-3		3-2 L7		0-2 E3	5	0	0	0	0	0	1											
<b>Omar Vizquel, S</b> OBP: 0.405, SLG: 0.412 (1, 6)	2-2 1B	2-3 K			1-2 L5		0-1 G4-3		0-2 G1-3	5	1	2	0	0	1	1											
<b>David Justice, L</b> OBP: 0.389, SLG: 0.620 (1, 10)	1-3 K			0-0 F7		1-1 HR		4-2 BB	0-2 G1-3	4	1	1	1	1	1	3											
<b>Jim Thome, L</b> OBP: 0.474, SLG: 0.685 (1, 3)	1-0 BB			1-1 2B		3-2 E4		4-1 BB	2-3 K	4	0	2	0	1	1	2											
<b>Manny Ramirez, R</b> OBP: 0.310, SLG: 0.470 (1, 9)	0-2 BB			3-3 K		3-2 L6		2-1 F8	3-3 K	5	0	1	1	0	2	6											
<b>Brian Giles, L</b> OBP: 0.471, SLG: 0.623 (1, 7)	4-2 BB			1-3 K				1-2 1B		3	0	1	0	1	2	1											
<b>Travis Fryman, R</b> OBP: 0.292, SLG: 0.350 (1, 5)	3-3 K			0-0 P8		3-2 G5-3		0-3 K		4	0	0	0	0	2	4											
<b>Pat Borders, R</b> OBP: 0.300, SLG: 0.319 (1, 2)		2-3 K		0-0 L5-3		2-3 K		3-3 K		4	0	1	0	0	3	1											
<b>David Bell, R</b> OBP: 0.375, SLG: 0.581 (1, 4)		4-2 F9		0-0 L5-3				2-0 HR	3-3 K	3	1	1	1	1	1	2											
<b>Inning Stats</b>	R: 1 E: 0 K: 2 S: 18	H: 3 LOB: 3 BB: 1 P: 31	R: 0 E: 0 K: 2 S: 11	H: 0 LOB: 1 BB: 1 P: 22	R: 0 E: 0 K: 2 S: 9	H: 1 LOB: 1 BB: 0 P: 14	R: 0 E: 0 K: 0 S: 3	H: 1 LOB: 0 BB: 0 P: 3	R: 1 E: 1 K: 0 S: 18	H: 1 LOB: 1 BB: 0 P: 28	R: 0 E: 0 K: 2 S: 10	H: 0 LOB: 0 BB: 0 P: 16	R: 1 E: 0 K: 0 S: 12	H: 1 LOB: 2 BB: 2 P: 27	R: 0 E: 0 K: 3 S: 14	H: 1 LOB: 1 BB: 0 P: 21	R: 0 E: 1 K: 2 S: 16	H: 1 LOB: 2 BB: 0 P: 21	1B: 6 2B: 2 3B: 0 HR: 2	SF: 0 SAC: 0 DP: 1 HBP: 0	WP: 1 PB: 0 SB: 0 CS: 0	PA: 41					
<b>PITCHER</b>	IP	WLS	BF	H	R	ER	SO	BB	IBB	HBP	BLK	WP	HR	S	P	ERA	WHIP										
<b>Rick Helling, R</b> ERA: 3.08 (1, 1)	6.2		30	7	3	3	8	3	0	0	0	1	2	78	132	4.05	1.500										
<b>Eric Gunderson, L</b> ERA: 0.56 (7, 1)	0.0		1	0	0	0	0	1	0	0	0	0	0	1	5	∞	∞										
<b>Xavier Hernandez, R</b> ERA: 5.4 (7, 1)	1.1	W	5	1	0	0	3	0	0	0	0	0	0	16	25	0.00	0.750										
<b>John Wetteland, R</b> ERA: 1.42 (9, 1)	1.0	S	5	1	0	0	2	0	0	0	0	0	0	16	21	0.00	1.000										

Cleveland Indians @ Texas Rangers  
The Ballpark at Arlington, Arlington, TX  
Fri May 08 1998, 8:05 PM EDT  
Att: 38,067 - Cloudy - 83 F

AB 37  
R 3  
H 9  
RBI 3  
BB 4  
SO 13  
LOB 21



Batter	1	2	3	4	5	6	7	8	9	AB	R	H	RBI	BB	SO	LOB	BOTTOM										
<b>Tom Goodwin, L</b> OBP: 0.403, SLG: 0.367 (1, 8)	2-3 K	3-1 1B			0-0 B1-3		0-0 L8			4	0	1	2	0	1	2											
<b>Mark McLemore, S</b> OBP: 0.445, SLG: 0.403 (1, 4)	2-2 P4	2-1 F8			1-0 L8		1-0 P4			4	0	0	0	0	0	4											
<b>29 Rusty Greer, L</b> OBP: 0.345, SLG: 0.317 (1, 7)	3-2 L7			0-0 G4-3		1-1 F7		4-0 2B		3	1	1	0	1	0	0											
<b>Juan Gonzalez, R</b> OBP: 0.345, SLG: 0.583 (1, 9)		2-3 K		0-0 P6		0-1 F8		2-1 WP		4	1	1	1	0	1	1											
<b>Will Clark, L</b> OBP: 0.418, SLG: 0.479 (1, 3)		1-1 F7		0-1 G4-3		3-3 K		0-0 G6-3		4	0	0	0	0	1	2											
<b>Ivan Rodriguez, R</b> OBP: 0.471, SLG: 0.664 (1, 2)		1-1 BB		1-0 G6-3		1-1 L9		1-0 F9		4	1	1	0	0	0	1											
<b>Lee Stevens, L</b> OBP: 0.306, SLG: 0.544 (1, 10)		4-1 HBP		1-3 K		0-0 SH3-4		2-2 HR		3	2	2	1	1	1	0											
<b>Kevin Elster, R</b> OBP: 0.338, SLG: 0.382 (1, 6)		1-0 HBP		3-2 G5-3		2-1 SH3-4		2-1 G4-3		3	1	1	1	0	0	0											
<b>Fernando Tatis, R</b> OBP: 0.261, SLG: 0.232 (1, 5)		3-2 1B		2-0 F8		2-0 HBP				1	0	0	0	0	0	0											
<b>Inning Stats</b>	R: 0 E: 0 K: 1 S: 12	H: 0 LOB: 0 BB: 0 P: 19	R: 3 E: 0 K: 1 S: 18	H: 3 LOB: 2 BB: 1 P: 35	R: 0 E: 0 K: 0 S: 5	H: 1 LOB: 1 BB: 0 P: 6	R: 0 E: 0 K: 1 S: 9	H: 0 LOB: 0 BB: 0 P: 15	R: 0 E: 0 K: 0 S: 4	H: 0 LOB: 0 BB: 0 P: 6	R: 0 E: 0 K: 1 S: 8	H: 0 LOB: 0 BB: 0 P: 12	R: 0 E: 0 K: 0 S: 5	H: 1 LOB: 2 BB: 0 P: 10	R: 3 E: 0 K: 0 S: 9	H: 2 LOB: 0 BB: 1 P: 20	R: 3 E: 0 K: 0 S: 16	H: 2 LOB: 0 BB: 1 P: 21	1B: 5 2B: 1 3B: 0 HR: 1	SF: 0 SAC: 1 DP: 0 HBP: 2	WP: 1 PB: 0 SB: 0 CS: 0	PA: 35					
<b>PITCHER</b>	IP	WLS	BF	H	R	ER	SO	BB	IBB	HBP	BLK	WP	HR	S	P	ERA	WHIP										
<b>Chad Ogea, R</b> ERA: 4.5 (1, 1)	6.1		27	5	3	3	4	1	0	2	0	0	0	59	100	4.26	0.947										
<b>Ron Villone, L</b> ERA (7, 1)	0.2		2	0	0	0	0	0	0	0	0	0	0	2	3	0.00	0.000										
<b>Jose Mesa, R</b> ERA: 5.23 (8, 1)	1.0	L	6	2	3	3	0	1	0	0	0	1	1	9	20	27.00	3.000										

Cleveland Indians @ Texas Rangers  
The Ballpark at Arlington, Arlington, TX  
Fri May 08 1998, 8:05 PM EDT  
Att: 38,067 - Cloudy - 83 F

AB 30  
R 6  
H 7  
RBI 5  
BB 2  
SO 4  
LOB 10





Batter	1	2	3	4	5	6	7	8	9	AB	R	H	RBI	BB	SO	LOB	TOP					
<b>Kenny Lofton, L</b> OBP: 0.383, SLG: 0.448 (1, 8)	L6		HR		1B		K			4	1	2	1	0	1	0	<b>Cleveland Indians @ Texas Rangers</b> The Ballpark at Arlington, Arlington, TX Sat May 09 1998, 8:05 PM EDT Att: 46,355 - Unknown - 75 F					
<b>Omar Vizquel, S</b> OBP: 0.393, SLG: 0.398 (1, 6)	K		G1-6-3		K		L7			4	0	0	0	0	2	2						
<b>Manny Ramirez, R</b> OBP: 0.308, SLG: 0.466 (1, 9)	BB 1B		G4-3		SF8			P6		3	1	1	1	0	0	0						
<b>Jim Thome, L</b> OBP: 0.468, SLG: 0.667 (1, 3)	1B BB		F7		G6-3			F7		3	0	0	0	1	0	1						
<b>Sandy Alomar Jr., R</b> OBP: 0.276, SLG: 0.376 (1, 2)	1B				FC1-4 1B		P5	L8		4	0	2	1	0	0	0						
<b>Travis Fryman, R</b> OBP: 0.284, SLG: 0.339 (1, 5)	P1				FC1-4 G3		K		4-3	4	0	0	0	0	1	3						
<b>Mark Whiten, S</b> OBP: 0.400, SLG: 0.250 (1, 7)		L3			G3		FC6-4 1B	B5-3		4	0	1	0	0	0	1						
<b>David Bell, R</b> OBP: 0.346, SLG: 0.532 (1, 4)		G6-3			F7		FC6-4	G6-3		4	0	0	0	0	0	2						
<b>Shawon Dunston, R</b> OBP: 0.258, SLG: 0.364 (1, 10)		L8			1B SF8 2B		G1-3			3	1	1	0	0	0	0						
<b>Inning Stats</b>	R: 1 E: 0 K: 1 S: 15	H: 2 LOB: 2 BB: 1 P: 28	R: 0 E: 0 K: 0 S: 10	H: 0 LOB: 0 BB: 0 P: 13	R: 1 E: 0 K: 0 S: 14	H: 1 LOB: 0 BB: 0 P: 23	R: 0 E: 0 K: 0 S: 6	H: 1 LOB: 1 BB: 0 P: 6	R: 1 E: 0 K: 1 S: 11	H: 2 LOB: 1 BB: 0 P: 14	R: 0 E: 0 K: 1 S: 10	H: 1 LOB: 1 BB: 0 P: 14	R: 0 E: 0 K: 1 S: 7	H: 0 LOB: 0 BB: 0 P: 13	R: 0 E: 0 K: 0 S: 4	H: 0 LOB: 0 BB: 0 P: 6	R: 0 E: 0 K: 0 S: 4	H: 0 LOB: 0 BB: 0 P: 4	1B: 5 2B: 1 3B: 0 HR: 1	SF: 1 SAC: 0 DP: 0 HBP: 0	WP: 0 PB: 0 SB: 1 CS: 0	PA: 35
<b>PITCHER</b> <b>Darren Oliver, L</b> ERA: 5.22 (1, 1)	IP: 9.0 WLS: W BF: 35 H: 7 R: 3 ER: 3 SO: 4 BB: 1 IBB: 0 HBP: 0 BLK: 0 WP: 0 HR: 1 S: 81 P: 121 ERA: 3.00 WHIP: 0.889																					

AB	33
R	3
H	7
RBI	3
BB	1
SO	4
LOB	9



Batter	1	2	3	4	5	6	7	8	9	AB	R	H	RBI	BB	SO	LOB	BOTTOM			
<b>Tom Goodwin, L</b> OBP: 0.388, SLG: 0.352 (1, 8)	K		FC6-4 CS		FC4 29 1B HR		L8	FC6		5	1	0	0	0	1	3	<b>Cleveland Indians @ Texas Rangers</b> The Ballpark at Arlington, Arlington, TX Sat May 09 1998, 8:05 PM EDT Att: 46,355 - Unknown - 75 F			
<b>Mark McLemore, S</b> OBP: 0.440, SLG: 0.393 (1, 4)	29 G3-6-3 BB		K		K		G5-3			3	0	0	0	1	2	2				
<b>29 Rusty Greer, L</b> OBP: 0.355, SLG: 0.354 (1, 7)	G3-6-3				G3 1B		1B HR	HR		4	2	3	1	0	0	1				
<b>Juan Gonzalez, R</b> OBP: 0.349, SLG: 0.601 (1, 9)		G6-3			G3 1B		HR	F8		4	1	2	3	0	0	0				
<b>Will Clark, L</b> OBP: 0.421, SLG: 0.504 (1, 3)		HR			G3		K	BLK 3B 1B		4	2	2	1	0	1	2				
<b>Ivan Rodriguez, R</b> OBP: 0.436, SLG: 0.643 (1, 2)		K			G5-3		K	L8		4	0	0	0	0	2	3				
<b>Lee Stevens, L</b> OBP: 0.316, SLG: 0.552 (1, 10)							G1-3	L9		2	0	1	0	1	0	0				
<b>Mike Simms, R</b> OBP: 0.440, SLG: 0.739 (6, PH)		2B								1	0	0	0	0	0	1				
<b>Kevin Elster, R</b> OBP: 0.343, SLG: 0.404 (1, 6)		5-3			F8		1B	1B 3B		4	1	2	1	0	0	4				
<b>Fernando Tatis, R</b> OBP: 0.283, SLG: 0.256 (1, 5)					FC6-4 1B		FC4 1B	FC6 1B		4	0	3	1	0	1	1				
<b>Inning Stats</b>	R: 0 E: 0 K: 1 S: 8	H: 0 LOB: 0 BB: 1 P: 14	R: 1 E: 0 K: 1 S: 12	H: 2 LOB: 1 BB: 0 P: 15	R: 0 E: 0 K: 1 S: 7	H: 1 LOB: 0 BB: 0 P: 12	R: 0 E: 0 K: 0 S: 12	H: 2 LOB: 3 BB: 1 P: 19	R: 3 E: 0 K: 2 S: 14	H: 3 LOB: 0 BB: 0 P: 21	R: 0 E: 0 K: 2 S: 11	H: 1 LOB: 1 BB: 0 P: 17	R: 1 E: 0 K: 0 S: 7	H: 1 LOB: 0 BB: 0 P: 14	R: 2 E: 0 K: 0 S: 14	H: 3 LOB: 1 BB: 0 P: 20	1B: 8 2B: 1 3B: 1 HR: 3	SF: 0 SAC: 0 DP: 1 HBP: 0	WP: 0 PB: 0 SB: 0 CS: 1	PA: 37
<b>PITCHER</b> <b>Charles Nagy, R</b> ERA: 5.79 (1, 1)	IP: 7.0 WLS: L BF: 31 H: 10 R: 5 ER: 5 SO: 7 BB: 1 IBB: 1 HBP: 0 BLK: 0 WP: 0 HR: 3 S: 71 P: 112 ERA: 6.43 WHIP: 1.571																			
<b>Rick Krivda, L</b> ERA: 4.32 (8, 1)	IP: 1.0 WLS: 6 BF: 3 H: 2 R: 2 ER: 2 SO: 0 BB: 0 IBB: 0 HBP: 0 BLK: 1 WP: 0 HR: 0 S: 14 P: 20 ERA: 18.00 WHIP: 3.000																			

AB	35
R	7
H	13
RBI	7
BB	2
SO	7
LOB	17





Batter	1	2	3	4	5	6	7	8	9	AB	R	H	RBI	BB	SO	LOB	TOP			
<b>Kenny Lofton, L</b> OBP: 0.380, SLG: 0.438 (1, 8)	G3			G3			L9		1B BB	3	1	0	0	1	0	0	<b>Cleveland Indians @ Texas Rangers</b> The Ballpark at Arlington, Arlington, TX Sun May 10, 1998, 8:05 PM EDT Att: 31,232 - Unknown - 81 F			
<b>Omar Vizquel, S</b> OBP: 0.388, SLG: 0.393 (1, 6)	L5			L6			K		1B SF7	4	1	1	0	0	1	0				
<b>Manny Ramirez, R</b> OBP: 0.313, SLG: 0.475 (1, 9)	P3			G5-3			2B		FC6-4 1B	4	0	2	2	0	0	0				
<b>Jim Thome, L</b> OBP: 0.455, SLG: 0.650 (1, 3)		K			K				SF7	3	0	0	1	0	3	1				
<b>Sandy Alomar Jr., R</b> OBP: 0.275, SLG: 0.371 (1, 2)	L9			G6-3			G6-3		FC6-4 1B	4	0	1	0	0	0	0				
<b>Brian Giles, L</b> OBP: 0.454, SLG: 0.593 (1, 7)	G6-3			G5-3			F9		K	4	0	0	0	0	1	2				
<b>David Bell, R</b> OBP: 0.339, SLG: 0.510 (1, 4)				K			F9		FC6-4	4	0	1	0	0	1	2				
<b>Jeff Branson, L</b> OBP: 0.217, SLG: 0.304 (1, 5)				G6-3			P7		F9	3	0	0	0	0	0	1				
<b>Shawon Dunston, R</b> OBP: 0.260, SLG: 0.374 (1, 10)				G5-3			L9		1B 2B	3	1	1	0	0	0	0				
<b>Inning Stats</b>	R: 0 E: 0 K: 0 S: 9	H: 0 LOB: 0 BB: 0 P: 15	R: 0 E: 0 K: 1 S: 9	H: 0 LOB: 0 BB: 0 P: 15	R: 0 E: 0 K: 1 S: 7	H: 0 LOB: 0 BB: 0 P: 10	R: 0 E: 0 K: 0 S: 7	H: 0 LOB: 0 BB: 0 P: 9	R: 0 E: 0 K: 1 S: 5	H: 0 LOB: 0 BB: 0 P: 7	R: 0 E: 0 K: 2 S: 9	H: 1 LOB: 1 BB: 0 P: 13	R: 0 E: 0 K: 0 S: 12	H: 1 LOB: 1 BB: 0 P: 21	R: 3 E: 0 K: 1 S: 20	H: 4 LOB: 2 BB: 1 P: 34	1B: 4 2B: 2 3B: 0 HR: 0	SF: 1 SAC: 0 DP: 0 HBP: 0	WP: 0 PB: 0 SB: 0 CS: 0	PA: 34
<b>PITCHER</b>	IP	WLS	BF	H	R	ER	SO	BB	IBB	HBP	BLK	WP	HR	S	P	ERA	WHIP			
<b>John Burkett, R</b> ERA: 7.26 (1, 1)	8.0	W	29	4	3	3	5	1	0	0	0	0	0	73	112	3.38	0.625			
<b>John Wetteland, R</b> ERA: 1.32 (9, 1)	1.0	S	5	2	0	0	1	0	0	0	0	0	0	12	21	0.00	2.000			

Batter	1	2	3	4	5	6	7	8	9	AB	R	H	RBI	BB	SO	LOB	BOTTOM			
<b>Tom Goodwin, L</b> OBP: 0.375, SLG: 0.338 (1, 8)	K	F7		K		G4-3		P7		5	0	0	0	0	2	3	<b>Cleveland Indians @ Texas Rangers</b> The Ballpark at Arlington, Arlington, TX Sun May 10, 1998, 8:05 PM EDT Att: 31,232 - Unknown - 81 F			
<b>Luis Alicaes, S</b> OBP: 0.340, SLG: 0.326 (1, 4)	29 2B		G4-3		P6	1B		K		4	1	1	1	1	1	1				
<b>29 Rusty Greer, L</b> OBP: 0.372, SLG: 0.376 (1, 7)	1H 1B		BB 1B		2B 1B					3	2	3	1	1	0	0				
<b>Juan Gonzalez, R</b> OBP: 0.353, SLG: 0.605 (1, 9)	L7		BB 1B		F9 2B		K			4	0	2	1	0	1	3				
<b>Willi Clark, L</b> OBP: 0.423, SLG: 0.500 (1, 3)	2H 1B		BB		F9		F9			3	0	1	1	1	0	1				
<b>Ivan Rodriguez, R</b> OBP: 0.445, SLG: 0.623 (1, 2)	K		K		G6-3		L4			4	0	0	0	0	2	5				
<b>Lee Stevens, L</b> OBP: 0.305, SLG: 0.532 (1, 10)		G6-3	F7			E8 1B	G1-3			4	1	0	0	0	0	3				
<b>Kevin Elster, R</b> OBP: 0.348, SLG: 0.407 (1, 6)		G1-3		1B		G4-3 1B	G6-3			4	1	2	1	0	0	0				
<b>Fernando Tatis, R</b> OBP: 0.292, SLG: 0.258 (1, 5)				G5-3		K		1B		3	0	1	0	1	1	1				
<b>Inning Stats</b>	R: 2 E: 0 K: 2 S: 13	H: 2 LOB: 1 BB: 1 P: 25	R: 0 E: 0 K: 0 S: 13	H: 0 LOB: 1 BB: 1 P: 21	R: 0 E: 0 K: 1 S: 16	H: 2 LOB: 3 BB: 1 P: 24	R: 0 E: 0 K: 1 S: 8	H: 1 LOB: 0 BB: 0 P: 13	R: 1 E: 0 K: 0 S: 10	H: 2 LOB: 1 BB: 0 P: 14	R: 2 E: 1 K: 2 S: 13	H: 2 LOB: 2 BB: 1 P: 22	R: 0 E: 0 K: 0 S: 6	H: 0 LOB: 0 BB: 0 P: 10	R: 0 E: 0 K: 1 S: 11	H: 1 LOB: 1 BB: 0 P: 15	1B: 8 2B: 2 3B: 0 HR: 0	SF: 0 SAC: 0 DP: 0 HBP: 0	WP: 0 PB: 0 SB: 0 CS: 0	PA: 38
<b>PITCHER</b>	IP	WLS	BF	H	R	ER	SO	BB	IBB	HBP	BLK	WP	HR	S	P	ERA	WHIP			
<b>Jaret Wright, R</b> ERA: 5.86 (1, 1)	5.2	L	29	9	5	3	5	3	0	0	0	0	0	68	109	4.76	2.118			
<b>Ron Villone, L</b> ERA: (6, 1)	0.0		1	0	0	0	0	1	0	0	0	0	0	1	5	-	-			
<b>Eric Plunk, R</b> ERA: 6.32 (6, 1)	1.0		3	0	0	0	1	0	0	0	0	0	0	7	11	0.00	0.000			
<b>Paul Assenmacher, L</b> ERA: 5.25 (7, 1)	1.1		5	1	0	0	1	0	0	0	0	0	0	14	19	0.00	0.750			

AB 32  
R 3  
H 6  
RBI 3  
BB 1  
SO 6  
LOB 6



AB 34  
R 5  
H 10  
RBI 5  
BB 4  
SO 7  
LOB 17





Batter	1	2	3	4	5	6	7	8	9	AB	R	H	RBI	BB	SO	LOB	TOP									
<b>Kenny Lofton, L</b> OBP: 0.377, SLG: 0.440 (1, 8)	F7		G1-3		E6			1B		4	1	1	0	0	0	0	<b>Cleveland Indians @ Tampa Bay Devil Rays</b> Tropicana Field, St. Petersburg, FL Mon May 11, 1998, 7:05 PM EDT Att: 27,097 - Dome - 72 F									
<b>Omar Vizquel, S</b> OBP: 0.392, SLG: 0.392 (1, 6)	2B HBP		F8		CS		F9	FC4-6 1B		3	1	1	1	0	0	0										
<b>David Justice, L</b> OBP: 0.385, SLG: 0.608 (1, 10)	K				G3		G4-3 1B	FC4-6 1-2		4	0	1	0	0	1	2										
<b>Jim Thome, L</b> OBP: 0.449, SLG: 0.645 (1, 3)	1-H 2B				K		G4-3	K		4	0	1	1	0	2	2										
<b>Manny Ramirez, R</b> OBP: 0.319, SLG: 0.472 (1, 9)	K				BB 1B		BB	G6-3		3	0	1	0	1	1	2										
<b>Brian Giles, L</b> OBP: 0.446, SLG: 0.571 (1, 7)			K		BB		G1-3			3	0	0	0	1	1	2										
<b>Sandy Alomar Jr., R</b> OBP: 0.264, SLG: 0.356 (1, 2)			F7		L5					4	0	0	0	0	0	2										
<b>Jeff Branson, L</b> OBP: 0.185, SLG: 0.259 (1, 5)			K				F4	F8		4	0	0	0	0	1	0										
<b>David Bell, R</b> OBP: 0.322, SLG: 0.481 (1, 4)					F9		F8	G6-3		3	0	0	0	0	0	0										
<b>Inning Stats</b>	R: 1 E: 0 K: 2 S: 12	H: 1 LOB: 1 BB: 0 P: 19	R: 0 E: 0 K: 2 S: 7	H: 0 LOB: 0 BB: 0 P: 12	R: 0 E: 0 K: 0 S: 7	H: 0 LOB: 0 BB: 0 P: 9	R: 0 E: 0 K: 1 S: 8	H: 1 LOB: 2 BB: 1 P: 19	R: 0 E: 1 K: 0 S: 4	H: 0 LOB: 0 BB: 0 P: 7	R: 0 E: 0 K: 0 S: 8	H: 1 LOB: 2 BB: 1 P: 20	R: 0 E: 0 K: 0 S: 7	H: 0 LOB: 0 BB: 0 P: 10	R: 1 E: 0 K: 1 S: 13	H: 2 LOB: 1 BB: 0 P: 22	R: 0 E: 0 K: 0 S: 6	H: 0 LOB: 0 BB: 0 P: 11	1B: 3 2B: 2 3B: 0 HR: 0	SF: 0 SAC: 0 DP: 0 HBP: 1	WP: 0 PB: 0 SB: 0 CS: 1	PA: 36				
<b>PITCHER</b>	IP	WLS	BF	H	R	ER	SO	BB	IBB	HBP	BLK	WP	HR	S	P	ERA	WHIP									
<b>Rolando Arroyo, R</b> ERA: 3.15	(1, 1)	8.0	W	32	5	2	2	6	2	0	1	0	0	0	66	118	2.25	0.875								
<b>Roberto Hernandez, R</b> ERA: 6.88	(9, 1)	1.0	S	3	0	0	0	0	0	0	0	0	0	6	11	0.00	0.000									

Batter	1	2	3	4	5	6	7	8	9	AB	R	H	RBI	BB	SO	LOB	BOTTOM								
<b>Dave Martinez, L</b> OBP: 0.380, SLG: 0.378 (1, 9)	HR		G1-3		SH5-3 1B BB		G4-3			3	2	1	1	1	0	0	<b>Cleveland Indians @ Tampa Bay Devil Rays</b> Tropicana Field, St. Petersburg, FL Mon May 11, 1998, 7:05 PM EDT Att: 27,097 - Dome - 72 F								
<b>Quinton McCracken, S</b> OBP: 0.350, SLG: 0.464 (1, 8)	L4		2B		SH5-3		F8			3	0	1	0	0	0	0									
<b>Wade Boggs, L</b> OBP: 0.353, SLG: 0.553 (1, 5)	F6		BB		G6-4-3 1B		K			3	0	1	1	1	1	0									
<b>Fred McGriff, L</b> OBP: 0.386, SLG: 0.507 (1, 3)	K		G4-3		G6-4-3					4	0	0	0	0	2	3									
<b>Paul Sorrento, L</b> OBP: 0.323, SLG: 0.461			G3-1		2B		1B G6-3 1B			4	1	3	0	0	0	0									
<b>Randy Winn, S</b> ERA: 3.59	(8, PR)				S BB		S E 1B			0	0	0	0	0	0	0									
<b>Mike Kelly, R</b> OBP: 0.310, SLG: 0.455 (1, 7)					K		G6-3			3	1	1	0	1	2	2									
<b>John Flaherty, R</b> OBP: 0.202, SLG: 0.182 (1, 2)			F8		K		G6-3			3	0	0	1	0	1	3									
<b>Kevin Stocker, S</b> OBP: 0.347, SLG: 0.437 (1, 6)			G3-1		HBP		G3			2	0	0	0	0	0	1									
<b>Miguel Cairo, R</b> OBP: 0.288, SLG: 0.336 (1, 4)			F6		G4-3		G6-3			3	0	0	0	0	0	2									
<b>Inning Stats</b>	R: 1 E: 0 K: 1 S: 8	H: 1 LOB: 0 BB: 0 P: 12	R: 0 E: 0 K: 0 S: 7	H: 0 LOB: 1 BB: 1 P: 13	R: 0 E: 0 K: 0 S: 11	H: 1 LOB: 2 BB: 1 P: 18	R: 0 E: 0 K: 2 S: 8	H: 1 LOB: 2 BB: 0 P: 18	R: 1 E: 0 K: 0 S: 6	H: 1 LOB: 0 BB: 1 P: 11	R: 2 E: 0 K: 0 S: 10	H: 2 LOB: 0 BB: 0 P: 17	R: 0 E: 0 K: 1 S: 10	H: 0 LOB: 0 BB: 0 P: 13	R: 0 E: 0 K: 2 S: 10	H: 1 LOB: 1 BB: 0 P: 13	1B: 4 2B: 2 3B: 0 HR: 1	SF: 0 SAC: 1 DP: 1 HBP: 1	WP: 0 PB: 0 SB: 2 CS: 1	PA: 34					
<b>PITCHER</b>	IP	WLS	BF	H	R	ER	SO	BB	IBB	HBP	BLK	WP	HR	S	P	ERA	WHIP								
<b>Dave Burba, R</b> ERA: 5.11	(1, 1)	7.0	L	30	4	3	4	3	0	1	0	0	0	5	6	0.00	3.000								
<b>Paul Assenmacher, L</b> ERA: 5.11	(8, 1)	0.1		2	1	0	0	1	0	0	0	0	0	5	6	0.00	3.000								
<b>Michael Jackson, R</b> ERA: 1.88	(8, 1)	0.2		1	0	0	0	1	0	0	0	0	0	5	7	0.00	0.000								







Batter	1	2	3	4	5	6	7	8	9	AB	R	H	RBI	BB	SO	LOB	TOP				
<b>Kenny Lofton, L</b> OBP: 0.372, SLG: 0.450	0-1 P8		1-0 P5			0-0 1B		0-0 L7		4	0	1	0	0	0	1					
<b>Omar Vizquel, S</b> OBP: 0.379, SLG: 0.385	3-2 F9		1-2 F7			1-0 P2		0-2 2B		4	0	1	0	0	0	2					
<b>David Justice, L</b> OBP: 0.390, SLG: 0.597	2-2 G1-3			3-1 F7		1-0 1B		1-3 2B		4	0	1	0	0	1	1					
<b>Jim Thome, L</b> OBP: 0.443, SLG: 0.612		1-1 G3		2-1 F8		3-2 P7		0-3 K		4	0	0	0	0	1	3					
<b>Manny Ramirez, R</b> OBP: 0.322, SLG: 0.459		1-0 F8		4-2 BB		0-0 F8			2-2 F8	3	0	0	0	1	0	2					
<b>Brian Giles, L</b> OBP: 0.418, SLG: 0.516		1-0 F8		0-0 F4			1-0 G4-3		1-3 K	3	0	0	0	0	0	1					
<b>Shawon Dunston, R</b> OBP: 0.252, SLG: 0.362										1	0	0	0	0	1	0					
<b>Travis Fryman, R</b> OBP: 0.285, SLG: 0.353			0-0 HR		3-2 G5-3		3-2 G6-3 1B		1-2 G4-3	4	1	2	1	0	0	0					
<b>Pat Borders, R</b> OBP: 0.283, SLG: 0.300			2-1 G6-3		3-1 G6-3		1-1 G6-3			3	0	0	0	0	0	1					
<b>David Bell, R</b> OBP: 0.303, SLG: 0.459			2-2 2B		0-3 K		2-2 L6			3	0	1	0	0	1	1					
<b>Inning Stats</b>	R: 0 E: 0 K: 0 S: 10	H: 0 LOB: 0 BB: 0 P: 15	R: 0 E: 0 K: 0 S: 4	H: 0 LOB: 0 BB: 0 P: 7	R: 1 E: 0 K: 0 S: 11	H: 2 LOB: 1 BB: 0 P: 17	R: 0 E: 0 K: 0 S: 8	H: 0 LOB: 0 BB: 0 P: 17	R: 0 E: 0 K: 1 S: 9	H: 2 LOB: 2 BB: 0 P: 13	R: 0 E: 0 K: 0 S: 10	H: 1 LOB: 1 BB: 0 P: 17	R: 0 E: 0 K: 2 S: 10	H: 1 LOB: 1 BB: 0 P: 11	R: 0 E: 0 K: 1 S: 10	H: 0 LOB: 0 BB: 0 P: 14	1B: 3 2B: 2 3B: 0 HR: 1	SF: 0 SAC: 0 DP: 0 HBP: 0	WP: 0 PB: 0 SB: 0 CS: 0	PA: 34	
<b>PITCHER</b>	IP	WLS	BF	H	R	ER	SO	BB	IBB	HBP	BLK	WP	HR	S	P	ERA	WHIP				
<b>Doug Drabek, R</b> ERA: 6.2	(1, 1)	7.0	W	27	5	1	1	1	1	1	0	0	0	60	101	1.29	0.857				
<b>Norm Charlton, L</b> ERA: 6.75	(8, 1)	2.0		7	1	0	0	3	0	0	0	0	0	20	25	0.00	0.500				

Cleveland Indians @ Baltimore Orioles  
 Oriole Park at Camden Yards, Baltimore, MD  
 Wed May 13 1998, 7:05 PM EDT  
 Att: 43,379 - Unknown - 72 F

AB 33  
 R 1  
 H 6  
 RBI 1  
 BB 1  
 SO 4  
 LOB 12



Batter	1	2	3	4	5	6	7	8	9	AB	R	H	RBI	BB	SO	LOB	BOTTOM				
<b>Brady Anderson, L</b> OBP: 0.230, SLG: 0.233	0-0 HR	1-0 G4-3		2-1 HR		1-0 G4-6-3		3-1 P2		5	2	2	2	0	0	2					
<b>Jeffrey Hammonds, R</b> OBP: 0.398, SLG: 0.506	4-2 3B		2-1 P5	1-2 5-3 HBP			0-1 L6	0-1 G3		3	1	0	0	1	0	0					
<b>Roberto Alomar, S</b> OBP: 0.367, SLG: 0.408	0-1 SF9		3-2 G3	0-0 5-3			4-2 FC4-6			3	2	2	1	1	0	1					
<b>Rafael Palmeiro, L</b> OBP: 0.389, SLG: 0.482	1-2 SF9		0-0 G3	3-1 P6			4-0 FC4-6			2	0	0	1	1	0	2					
<b>Cal Ripken Jr., R</b> OBP: 0.340, SLG: 0.366	3-H L5		2-3 1B		0-1 G6-3		0-2 FC4-6			3	1	0	0	1	0	2					
<b>Harold Baines, L</b> OBP: 0.319, SLG: 0.478	2-1 L4		1-0 1B		2-2 G6-3		2-2 G6-3			3	0	1	1	0	0	0					
<b>Joe Carter, R</b> OBP: 0.336, SLG: 0.417			1-2 1B				1-2 2B			1	0	0	0	0	0	2					
<b>B.J. Surhoff, L</b> OBP: 0.322, SLG: 0.459		0-0 F8	1-2 FC6-4		1-3 K		3-3 K			4	0	1	1	0	2	0					
<b>Lenny Webster, R</b> OBP: 0.308, SLG: 0.516		2-0 G4-3	1-0 FC6-4			1-1 G5-3		0-0 HR		4	1	1	0	0	0	2					
<b>Mike Bordick, R</b> OBP: 0.327, SLG: 0.422		0-1 1B		1-0 F7		2-0 G4-6-3		3-1 HR		4	1	3	2	0	0	0					
<b>Inning Stats</b>	R: 3 E: 0 K: 0 S: 11	H: 2 LOB: 0 BB: 1 P: 19	R: 0 E: 0 K: 0 S: 5	H: 1 LOB: 1 BB: 0 P: 8	R: 2 E: 0 K: 0 S: 19	H: 3 LOB: 2 BB: 1 P: 31	R: 1 E: 0 K: 0 S: 8	H: 1 LOB: 1 BB: 0 P: 15	R: 0 E: 0 K: 1 S: 10	H: 0 LOB: 0 BB: 0 P: 13	R: 0 E: 0 K: 0 S: 4	H: 1 LOB: 0 BB: 0 P: 8	R: 0 E: 0 K: 0 S: 11	H: 0 LOB: 2 BB: 2 P: 21	R: 2 E: 0 K: 1 S: 11	H: 2 LOB: 0 BB: 0 P: 20	1B: 5 2B: 1 3B: 1 HR: 3	SF: 1 SAC: 0 DP: 1 HBP: 1	WP: 0 PB: 0 SB: 0 CS: 0	PA: 38	
<b>PITCHER</b>	IP	WLS	BF	H	R	ER	SO	BB	IBB	HBP	BLK	WP	HR	S	P	ERA	WHIP				
<b>Chad Ogea, R</b> ERA: 5.88	(1, 1)	4.0	L	22	7	6	6	0	2	0	0	0	0	21	36	0.00	1.125				
<b>Rick Krivda, L</b> ERA: 3.72	(5, 1)	2.2		10	1	0	0	1	2	0	0	0	0	4	6	0.00	0.000				
<b>Eric Plunk, R</b> ERA: 5.94	(7, 1)	0.1		1	0	0	0	0	0	0	0	0	0	4	6	0.00	0.000				
<b>Ron Villone, L</b> ERA: 3.38	(8, 1)	1.0		5	2	2	2	1	0	0	0	0	1	11	20	18.00	2.000				

Cleveland Indians @ Baltimore Orioles  
 Oriole Park at Camden Yards, Baltimore, MD  
 Wed May 13 1998, 7:05 PM EDT  
 Att: 43,379 - Unknown - 72 F

AB 32  
 R 8  
 H 10  
 RBI 8  
 BB 4  
 SO 2  
 LOB 11





Batter	1	2	3	4	5	6	7	8	9	AB	R	H	RBI	BB	SO	LOB	TOP								
<b>Kenny Lofton, L</b> OBP: 0.373, SLG: 0.449	0-1 G6-3	2-2 1B		1-0 F7		1-1 G6-3		0-1 BB 1B		5	0	2	2	0	0	1	<b>Cleveland Indians @ Baltimore Orioles</b> Oriole Park at Camden Yards, Baltimore, MD Thu May 14 1998, 7:05 PM EDT Att: 43,039 - Unknown - 79 F								
<b>Omar Vizquel, S</b> OBP: 0.373, SLG: 0.374	2-3 K	2-1 F8		2-1 B1-3			3-3 K	4-1 BB 1B		4	0	0	0	1	2	2									
<b>David Justice, L</b> OBP: 0.390, SLG: 0.584	4-2 BB		0-0 G5-3		0-0 G4-3		4-2 BB	3-3 K		3	0	0	0	2	1	3									
<b>Jim Thome, L</b> OBP: 0.442, SLG: 0.624	0-3 K		0-2 HR		1-0 F8		2-3 K		4-0 BB	4	1	1	1	1	2	2									
<b>Manny Ramirez, R</b> OBP: 0.325, SLG: 0.453		0-1 1B BB 1B	0-3 K		0-2 G3		1 SAFE FC4-6 IBB	2-0 P4		4	1	1	0	1	1	1									
<b>Mark Whiten, S</b> OBP: 0.400, SLG: 0.250										0	0	0	0	0	0	0									
<b>Brian Giles, L</b> OBP: 0.409, SLG: 0.500	2-2 F7	0-0 2B 1B				1-1 G4-3	0-0 FC4-6	2-3 K		5	0	1	0	0	1	4									
<b>Sandy Alomar Jr., R</b> OBP: 0.282, SLG: 0.378	4-2 1B BB	0-1 2B				0-1 HR 1B		0-2 F8	0-3 K	4	2	2	0	1	1	1									
<b>Travis Fryman, R</b> OBP: 0.290, SLG: 0.379	0-0 1B	2-2 L4			3-2 HR		2-3 K			4	1	2	2	0	1	2									
<b>David Bell, R</b> OBP: 0.314, SLG: 0.453	1-3 K		0-0 G5-3			0-0 G6-3 1B		4-0 BB 1B BB		3	0	1	0	1	1	3									
<b>Inning Stats</b>	R: 0 E: 0 K: 2 S: 10	H: 0 LOB: 1 BB: 1 P: 16	R: 2 E: 0 K: 1 S: 18	H: 3 LOB: 2 BB: 1 P: 28	R: 1 E: 0 K: 1 S: 16	H: 3 LOB: 0 BB: 0 P: 18	R: 0 E: 0 K: 0 S: 4	H: 0 LOB: 0 BB: 0 P: 7	R: 0 E: 0 K: 0 S: 6	H: 0 LOB: 0 BB: 0 P: 7	R: 2 E: 0 K: 0 S: 10	H: 3 LOB: 0 BB: 0 P: 15	R: 0 E: 1 K: 2 S: 10	H: 0 LOB: 2 BB: 2 P: 22	R: 0 E: 0 K: 2 S: 13	H: 1 LOB: 3 BB: 2 P: 26	R: 0 E: 0 K: 2 S: 7	H: 0 LOB: 1 BB: 1 P: 15	1B: 7 2B: 1 3B: 0 HR: 2	SF: 0 SAC: 0 DP: 1 HBP: 0	WP: 0 PB: 0 SB: 0 CS: 0	PA: 43			
<b>PITCHER</b>	IP	WLS	BF	H	R	ER	SO	BB	IBB	HBP	BLK	WP	HR	S	P	ERA	WHIP								
<b>35 Mike Mussina, R</b> ERA: 2.52	5.1		25	7	4	4	4	2	0	0	0	0	1	58	81	6.75	1.688								
<b>Arthur Rhodes, L</b> ERA: 4.26	1.2	L	8	2	1	1	2	1	1	0	0	0	1	16	32	5.40	1.800								
<b>Alan Mills, R</b> ERA: 4.32	0.2		3	0	0	0	1	1	0	0	0	0	0	7	13	0.00	1.500								
<b>Jesse Orosco, L</b> ERA: 7.27	0.1		4	1	0	0	1	2	0	0	0	0	0	6	17	0.00	9.000								
<b>Aramando Benitez, R</b> ERA: 3.24	1.0		3	0	0	0	2	0	0	0	0	0	0	7	11	0.00	0.000								

Batter	1	2	3	4	5	6	7	8	9	AB	R	H	RBI	BB	SO	LOB	BOTTOM								
<b>Brady Anderson, L</b> OBP: 0.228, SLG: 0.231	0-0 FC4-6 1B		0-1 FC1-6-5-4 2B	2-0 G4-3		0-0 FC4-6		0-1 P6		5	1	1	0	0	0	4	<b>Cleveland Indians @ Baltimore Orioles</b> Oriole Park at Camden Yards, Baltimore, MD Thu May 14 1998, 7:05 PM EDT Att: 43,039 - Unknown - 79 F								
<b>B.J. Surhoff, L</b> OBP: 0.318, SLG: 0.457	3-0 P5		3-1 1B 2B	1-0 F9		1-0 L9			0-3 K	5	1	1	1	0	1	2									
<b>Roberto Alomar, S</b> OBP: 0.363, SLG: 0.401	1-1 FC4-6		1-2 1B 1B	2-3 K			1-3 K		1-2 G6-3	5	1	1	0	0	2	1									
<b>Rafael Palmeiro, L</b> OBP: 0.390, SLG: 0.486	1-0 G3		2-1 G5-3 1B		1-3 K		0-0 G4-3		0-2 2B	5	0	2	1	0	1	1									
<b>Joe Carter, R</b> OBP: 0.331, SLG: 0.408		1-2 L8	0-0 G5-3 1B		0-1 F8		1-3 K		1-0 P6	5	0	1	1	0	1	1									
<b>Cal Ripken Jr., R</b> OBP: 0.337, SLG: 0.363	2-2 F8		2-2 G5-3		2-1 FC4 1B			2-2 G6-3		4	0	1	0	0	0	2									
<b>Harold Baines, L</b> OBP: 0.337, SLG: 0.479	4-2 BB		4-0 IBB		1-0 FC4			2-2 1B 1B		2	0	1	0	2	0	1									
<b>Jeffrey Hammonds, R</b> OBP: 0.398, SLG: 0.506										0	0	0	0	0	0	0									
<b>23 Chris Hoiles, R</b> OBP: 0.325, SLG: 0.362		3-2 G5-3	1-0 P6			3-1 FC4-6 1B		0-3 K		3	0	1	0	0	0	4									
<b>Eric Davis, R</b> OBP: 0.356, SLG: 0.568										1	0	0	0	0	1	1									
<b>Lenny Webster, R</b> OBP: 0.308, SLG: 0.516										0	0	0	0	0	0	0									
<b>Mike Bordick, R</b> OBP: 0.342, SLG: 0.472			2-1 FC1-6-5 2B	1-1 HR		0-0 B2		0-0 1B		4	1	3	1	0	0	1									
<b>Inning Stats</b>	R: 0 E: 0 K: 0 S: 5	H: 1 LOB: 0 BB: 0 P: 10	R: 0 E: 0 K: 0 S: 15	H: 0 LOB: 1 BB: 1 P: 25	R: 3 E: 0 K: 0 S: 16	H: 5 LOB: 3 BB: 1 P: 31	R: 1 E: 0 K: 1 S: 7	H: 1 LOB: 0 BB: 0 P: 13	R: 0 E: 0 K: 0 S: 9	H: 1 LOB: 1 BB: 0 P: 13	R: 0 E: 0 K: 0 S: 5	H: 1 LOB: 1 BB: 0 P: 9	R: 0 E: 0 K: 2 S: 7	H: 0 LOB: 0 BB: 0 P: 9	R: 0 E: 0 K: 1 S: 13	H: 2 LOB: 2 BB: 0 P: 17	R: 0 E: 0 K: 1 S: 10	H: 1 LOB: 1 BB: 0 P: 12	1B: 8 2B: 3 3B: 0 HR: 1	SF: 0 SAC: 0 DP: 0 HBP: 0	WP: 0 PB: 0 SB: 1 CS: 0	PA: 41			
<b>PITCHER</b>	IP	WLS	BF	H	R	ER	SO	BB	IBB	HBP	BLK	WP	HR	S	P	ERA	WHIP								
<b>Charles Nagy, R</b> ERA: 5.81	6.0	W	29	9	4	4	2	1	1	0	0	0	1	57	101	6.00	1.667								
<b>Jose Mesa, R</b> ERA: 4.63	1.2		7	2	0	0	3	0	0	0	0	0	0	18	24	0.00	1.200								
<b>Paul Assenmacher, L</b> ERA: 4.2	1.0		4	1	0	0	1	0	0	0	0	0	0	11	12	0.00	1.000								
<b>Michael Jackson, R</b> ERA: 3.0	0.1	S	1	0	0	0	0	0	0	0	0	0	0	1	2	0.00	0.000								









Batter	1	2	3	4	5	6	7	8	9	AB	R	H	RBI	BB	SO	LOB	TOP										
Tom Goodwin, L (1, 8) OBP: 0.398, SLG: 0.371	0-0 CS 1B		4-0 1B BB		3-1 S 1B		4-0 WP BB			2	0	2	0	2	0	0											
Mark McLemore, S (1, 4) OBP: 0.427, SLG: 0.377	2-1 G4-3		2-1 29 G6-3 1B		3-2 F7		2-3 K			4	0	1	1	0	1	4											
29 Rusty Greer, L (1, 7) OBP: 0.349, SLG: 0.420	3-3 K		1-2 G6-3 1B		3-2 F7		1-2 2-3 3-H G4-3			4	0	0	0	0	1	4											
Juan Gonzalez, R (1, 9) OBP: 0.330, SLG: 0.569		2-0 F7		3-3 K		1-1 HBP		3-2 P6		3	0	0	0	0	1	0											
Will Clark, L (1, 10) OBP: 0.416, SLG: 0.493		3-2 L7		4-2 G1-3 BB		2-1 F7		1-0 G3-1		3	0	0	0	1	0	1											
Ivan Rodriguez, R (1, 2) OBP: 0.433, SLG: 0.630		2-3 K		0-1 G1-3		3-1 G6-3		1-3 K		4	0	0	0	0	2	2											
Lee Stevens, L (1, 3) OBP: 0.305, SLG: 0.504 Mike Simms, R (9, PH) OBP: 0.378, SLG: 0.630			0-0 2B G6-3 1B		0-0 G4-3		1-0 G3		2-2 G4-3	3	1	1	0	0	0	1	AB 32										
Domingo Cedeño, S (1, 6) OBP: 0.412, SLG: 0.500		0-2 1B 2B		2-2 G1-3		1-1 BB 1B WP 1B		0-0 G5-3		4	2	2	0	0	0	0	R 3										
Fernando Tatis, R (1, 5) OBP: 0.302, SLG: 0.262		2-0 G6-3		2-1 F8		1-2 WP BB 1B		2-0 G4-3		4	0	1	1	0	0	1	H 7										
<b>Inning Stats</b>	R: 0 E: 0 K: 1 S: 7	H: 1 LOB: 0 BB: 0 P: 12	R: 0 E: 0 K: 1 S: 12	H: 0 LOB: 0 BB: 0 P: 19	R: 2 E: 0 K: 0 S: 10	H: 3 LOB: 1 BB: 1 P: 19	R: 0 E: 0 K: 1 S: 10	H: 0 LOB: 1 BB: 1 P: 17	R: 0 E: 0 K: 0 S: 10	H: 0 LOB: 1 BB: 0 P: 20	R: 0 E: 0 K: 0 S: 9	H: 0 LOB: 2 BB: 0 P: 18	R: 1 E: 0 K: 1 S: 10	H: 2 LOB: 2 BB: 1 P: 20	R: 0 E: 0 K: 1 S: 9	H: 0 LOB: 0 BB: 0 P: 14	R: 0 E: 0 K: 0 S: 5	H: 0 LOB: 0 BB: 0 P: 9	1B: 6 2B: 1 3B: 0 HR: 0	SF: 0 SAC: 0 DP: 1 HBP: 1	WP: 1 PB: 0 SB: 1 CS: 1	PA: 36					
<b>PITCHER</b>	IP	WLS	BF	H	R	ER	SO	BB	IBB	HBP	BLK	WP	HR	S	P	ERA	WHIP										
Dave Burba, R (1, 1) ERA: 3.62	7.0	W	30	7	3	3	4	3	0	1	0	1	0	68	125	3.86	1.429										
Jose Mesa, R (8, 1) ERA: 4.21	1.0		3	0	0	0	1	0	0	0	0	0	0	9	14	0.00	0.000										
Ron Villone, L (9, 1) ERA: 2.57	1.0		3	0	0	0	0	0	0	0	0	0	0	5	9	0.00	0.000										

Texas Rangers @ Cleveland Indians  
Jacobs Field, Cleveland, OH  
Sat May 16 1998, 3:33 AM EDT  
Att. 40,925 - Overcast - 81 F

AB	32
R	3
H	7
RBI	2
BB	3
SO	5
LOB	13



Batter	1	2	3	4	5	6	7	8	9	AB	R	H	RBI	BB	SO	LOB	BOTTOM										
Kenny Lofton, L (1, 8) OBP: 0.362, SLG: 0.428	4-2 S 1B BB		2-3 K		3-2 FC3-6 1-2 2-3		1-0 P9		1-0 G4-3	4	1	0	0	1	1	3											
Omar Vizquel, S (1, 6) OBP: 0.373, SLG: 0.369	1 SAFE 1-2 1B BB		0-1 1B		2-0 L3		0-1 G4-3		0-1 G4-3	5	1	2	0	0	0	3											
David Justice, L (1, 10) OBP: 0.400, SLG: 0.599	1-3 K		0-0 F8		1-1 1B E		3-3 K		1-0 BB 1B	5	1	2	1	0	2	3											
Jim Thome, L (1, 3) OBP: 0.443, SLG: 0.624	4-2 1B HR BB		1-3 K		3-1 E3 1B E		0-0 HR		4-2 BB	3	3	1	1	2	1	1											
Mark Whiten, S (1, 9) OBP: 0.500, SLG: 0.778	1-1 HR		0-0 G4-3		0-0 E		1-1 HR		1-3 K	5	2	3	4	0	1	2											
Brian Giles, L (1, 7) OBP: 0.394, SLG: 0.528	1-2 2-H 3-H 1B		2-3 K		0-1 E4		3-2 F8			4	1	1	4	0	1	1											
Travis Fryman, R (1, 5) OBP: 0.280, SLG: 0.362	2-0 F9				0-0 FC3-6 1B		1-2 F7		0-0 G6-3	4	0	1	0	0	0	2	AB 38										
Pat Borders, R (1, 2) OBP: 0.263, SLG: 0.278	3-1 F8				0-0 L8		1-3 K		0-0 F8	4	0	0	0	0	1	3	R 10										
David Bell, R (1, 4) OBP: 0.316, SLG: 0.438		2-2 F9			0-0 FC3-6 1B		0-2 K		0-0 G4-3 1B	4	1	2	0	0	1	2	H 12										
<b>Inning Stats</b>	R: 5 E: 0 K: 1 S: 21	H: 3 LOB: 0 BB: 2 P: 39	R: 0 E: 0 K: 1 S: 12	H: 1 LOB: 0 BB: 0 P: 16	R: 0 E: 0 K: 2 S: 7	H: 0 LOB: 0 BB: 0 P: 10	R: 0 E: 0 K: 0 S: 7	H: 2 LOB: 2 BB: 0 P: 12	R: 2 E: 2 K: 2 S: 14	H: 2 LOB: 2 BB: 0 P: 19	R: 0 E: 0 K: 1 S: 6	H: 0 LOB: 0 BB: 0 P: 10	R: 2 E: 0 K: 0 S: 11	H: 2 LOB: 0 BB: 0 P: 16	R: 1 E: 0 K: 1 S: 11	H: 2 LOB: 2 BB: 1 P: 18	1B: 9 2B: 0 3B: 0 HR: 3	SF: 0 SAC: 0 DP: 0 HBP: 0	WP: 0 PB: 0 SB: 1 CS: 0	PA: 41							
<b>PITCHER</b>	IP	WLS	BF	H	R	ER	SO	BB	IBB	HBP	BLK	WP	HR	S	P	ERA	WHIP										
Bobby Witt, R (1, 1) ERA: 7.74	7.0	L	35	10	9	8	7	2	0	0	0	0	3	78	122	10.29	1.714										
Tim Lincecum, R (8, 1) ERA: 5.5	1.0		6	2	1	1	1	1	0	0	0	0	0	11	18	9.00	3.000										

Texas Rangers @ Cleveland Indians  
Jacobs Field, Cleveland, OH  
Sat May 16 1998, 3:33 AM EDT  
Att. 40,925 - Overcast - 81 F

AB	38
R	10
H	12
RBI	10
BB	3
SO	8
LOB	20





Batter	1	2	3	4	5	6	7	8	9	AB	R	H	RBI	BB	SO	LOB	TOP										
Tom Goodwin, L (1, 8) OBP: 0.394, SLG: 0.364	0-1 F7		4-2 BB		0-3 K		0-0 G4-3			3	0	0	0	1	1	2											
Luis Alica, S (1, 4) OBP: 0.344, SLG: 0.357	0-1 G1-3		2-2 L7		3-2 F9			2-1 F7		4	0	0	0	0	0	3											
29 Rusty Greer, L (1, 7) OBP: 0.342, SLG: 0.410	0-0 G5-3			2-2 G4-3		3-2 L7		0-1 G4-3		4	0	0	0	0	0	2											
Juan Gonzalez, R (1, 9) OBP: 0.333, SLG: 0.565		2-3 K		1-2 FC4-6 1B		4-0 G3 BB		2-0 G2		3	0	1	0	1	1	0											
Will Clark, L (1, 3) OBP: 0.412, SLG: 0.494		1-1 2B		0-0 FC4-6 1B		2-1 G3			2-3 K	4	1	1	0	0	1	2											
Lee Stevens, L (1, 10) OBP: 0.306, SLG: 0.496 Mike Simms, R (9, PH) OBP: 0.379, SLG: 0.630 Domingo Cedeno, S (9, PH) OBP: 0.389, SLG: 0.471	2-0 F7		4-2 CS 1B BB		0-0 L5			1-2 F8		2	0	0	0	1	0	2											
Kevin Elster, R (1, 6) OBP: 0.327, SLG: 0.385	0-3 K		0-2 1B		1-1 G5-3			1-0 G5-3		4	0	1	1	0	1	2											
Bill Haselman, R (1, 2) OBP: 0.273, SLG: 0.381 Ivan Rodriguez, R (9, 2) OBP: 0.435, SLG: 0.630			3-3 K		1-2 CS		2-0 1B	3-1 F8		3	0	1	0	0	1	0											
Fernando Tatis, R (1, 5) OBP: 0.303, SLG: 0.264			0-1 G6-3		1-2 1B		2-3 K			3	0	1	0	0	1	0											
<b>Inning Stats</b>	R: 0 E: 0 K: 0 S: 5	H: 0 LOB: 0 BB: 0 P: 5	R: 0 E: 0 K: 2 S: 9	H: 1 LOB: 1 BB: 0 P: 14	R: 0 E: 0 K: 1 S: 13	H: 0 LOB: 1 BB: 1 P: 22	R: 1 E: 0 K: 0 S: 17	H: 2 LOB: 1 BB: 1 P: 25	R: 0 E: 0 K: 1 S: 11	H: 2 LOB: 2 BB: 0 P: 19	R: 0 E: 0 K: 0 S: 5	H: 0 LOB: 0 BB: 1 P: 12	R: 0 E: 0 K: 1 S: 6	H: 0 LOB: 0 BB: 0 P: 11	R: 0 E: 0 K: 0 S: 5	H: 0 LOB: 0 BB: 0 P: 9	R: 0 E: 0 K: 1 S: 9	H: 0 LOB: 0 BB: 0 P: 13	1B: 4 2B: 1 3B: 0 HR: 0	SF: 0 SAC: 0 DP: 0 HBP: 0	WP: 0 PB: 0 SB: 0 CS: 1	PA: 35					
<b>PITCHER</b>	IP	WLS	BF	H	R	ER	SO	BB	IBB	HBP	BLK	WP	HR	S	P	ERA	WHIP										
Bartolo Colon, R (1, 1) ERA: 2.48	8.0	L	31	5	1	1	5	3	0	0	0	0	0	71	117	1.12	1.000										
Paul Assenmacher, L (9, 1) ERA: 3.94	0.1		1	0	0	0	1	0	0	0	0	0	0	5	7	0.00	0.000										
Michael Jackson, R (9, 1) ERA: 2.7	0.2		2	0	0	0	0	0	0	0	0	0	0	4	6	0.00	0.000										

Texas Rangers @ Cleveland Indians  
Jacobs Field, Cleveland, OH  
Sun May 17 1998, 3:33 AM EDT  
Att: 42,247 - Sunny - 70 F

AB 31  
R 1  
H 5  
RBI 1  
BB 3  
SO 6  
LOB 13



Batter	1	2	3	4	5	6	7	8	9	AB	R	H	RBI	BB	SO	LOB	BOTTOM										
Kenny Lofton, L (1, 8) OBP: 0.370, SLG: 0.429	4-1 BB		4-2 L9-3 BB		3-2 G5-3			0-0 1B		2	0	1	0	2	0	0											
Omar Vizquel, S (1, 6) OBP: 0.370, SLG: 0.366	2-2 P6		0-2 L9-3		1-1 L8-4 G3 1B			0-2 P5		4	0	1	0	0	0	3											
David Justice, L (1, 10) OBP: 0.391, SLG: 0.583	1-0 F7		1-1 F8		2-0 G3			3-2 F8		4	0	0	0	0	0	2											
Jim Thome, L (1, 3) OBP: 0.433, SLG: 0.607	0-0 L7			2-2 F7		3-2 L8-4		2-3 K		4	0	0	0	0	1	2											
Mark Whiten, S (1, 9) OBP: 0.357, SLG: 0.538		1-3 K		1-3 K		2-3 K		0-2 G4-3		4	0	0	0	0	3	0											
Brian Giles, L (1, 7) OBP: 0.393, SLG: 0.523		3-3 K		1-1 E S 1B		3-3 K				3	0	1	0	0	2	0											
Sandy Alomar Jr., R (1, 2) OBP: 0.288, SLG: 0.378		0-0 2B 1B		2-3 K		2-2 G6-3				3	0	1	0	0	1	1											
Travis Fryman, R (1, 5) OBP: 0.281, SLG: 0.368		0-2 1B			0-0 F7			3-2 K		3	0	1	0	0	1	0											
David Bell, R (1, 4) OBP: 0.309, SLG: 0.427 Jeff Branson, L (8, PH) OBP: 0.179, SLG: 0.250	1-3 K			1-1 P2				1-3 K		2	0	0	0	0	1	2											
<b>Inning Stats</b>	R: 0 E: 0 K: 0 S: 6	H: 0 LOB: 1 BB: 1 P: 13	R: 0 E: 0 K: 3 S: 14	H: 2 LOB: 2 BB: 0 P: 19	R: 0 E: 0 K: 0 S: 7	H: 0 LOB: 0 BB: 1 P: 12	R: 0 E: 0 K: 2 S: 13	H: 1 LOB: 1 BB: 0 P: 19	R: 0 E: 0 K: 0 S: 6	H: 0 LOB: 0 BB: 0 P: 10	R: 0 E: 0 K: 0 S: 6	H: 1 LOB: 0 BB: 0 P: 12	R: 0 E: 0 K: 2 S: 9	H: 0 LOB: 0 BB: 0 P: 16	R: 0 E: 0 K: 2 S: 10	H: 1 LOB: 1 BB: 0 P: 14	R: 0 E: 0 K: 1 S: 11	H: 0 LOB: 0 BB: 0 P: 16	1B: 4 2B: 3 3B: 0 HR: 0	SF: 0 SAC: 0 DP: 2 HBP: 0	WP: 0 PB: 0 SB: 1 CS: 0	PA: 32					
<b>PITCHER</b>	IP	WLS	BF	H	R	ER	SO	BB	IBB	HBP	BLK	WP	HR	S	P	ERA	WHIP										
Aaron Sele, R (1, 1) ERA: 2.64	8.0	W	29	5	0	0	9	2	0	0	0	0	0	71	115	0.00	0.875										
John Wetteland, R (9, 1) ERA: 1.02	1.0	S	3	0	0	0	1	0	0	0	0	0	0	11	16	0.00	0.000										

Texas Rangers @ Cleveland Indians  
Jacobs Field, Cleveland, OH  
Sun May 17 1998, 3:33 AM EDT  
Att: 42,247 - Sunny - 70 F

AB 30  
R 0  
H 5  
RBI 0  
BB 2  
SO 10  
LOB 10









Batter	1	2	3	4	5	6	7	8	9	AB	R	H	RBI	BB	SO	LOB	TOP					
Kenny Lofton, L OBP: 0.371, SLG: 0.446 Mark Whiten, S OBP: 0.400, SLG: 0.786	F9		CS		SF8	HR		F7		4	1	2	5	0	0	1						
Omar Vizquel, S OBP: 0.372, SLG: 0.370 Jeff Branson, L OBP: 0.179, SLG: 0.250	F8		P6		G5-3	G1-3		K		5	0	0	0	0	1	2						
David Justice, L OBP: 0.379, SLG: 0.562	K		CS		G4-3	G6-3	BB	F9		5	1	1	0	0	1	1						
Jim Thome, L OBP: 0.444, SLG: 0.623		K			G3	P7	G6-3	2B		4	2	1	0	1	1	0						
Manny Ramirez, R OBP: 0.339, SLG: 0.477		K					BB	BB		4	2	3	0	1	1	0						
Brian Giles, L OBP: 0.384, SLG: 0.496		K			G4-3	1B	G6-3	BB		3	1	0	1	1	1	3						
Sandy Alomar Jr., R OBP: 0.331, SLG: 0.402 Pat Borders, R OBP: 0.276, SLG: 0.291			FC5-6		P8	HR	1B	1B		4	1	3	2	0	0	0						
Travis Fryman, R OBP: 0.305, SLG: 0.422			1B		G6-3	1B	1B	1B		5	3	3	3	0	1	2						
David Bell, R OBP: 0.319, SLG: 0.452			1B		G6-3	HR	HR			4	3	2	1	1	1	3						
			FC5-6		SF8	HR	2B															
<b>Inning Stats</b>	R: 0 E: 0 K: 1 S: 7	H: 0 LOB: 0 BB: 0 P: 11	R: 0 E: 0 K: 3 S: 10	H: 0 LOB: 0 BB: 0 P: 16	R: 2 E: 1 K: 0 S: 17	H: 3 LOB: 0 BB: 0 P: 24	R: 0 E: 0 K: 0 S: 5	H: 1 LOB: 1 BB: 0 P: 6	R: 2 E: 0 K: 0 S: 13	H: 2 LOB: 0 BB: 0 P: 21	R: 6 E: 0 K: 0 S: 18	H: 5 LOB: 0 BB: 1 P: 25	R: 2 E: 0 K: 0 S: 15	H: 2 LOB: 1 BB: 2 P: 29	R: 0 E: 0 K: 1 S: 10	H: 0 LOB: 1 BB: 0 P: 19	R: 2 E: 0 K: 2 S: 13	H: 3 LOB: 1 BB: 0 P: 17	1B: 8 2B: 5 3B: 1 HR: 2	SF: 2 SAC: 0 DP: 1 HBP: 0	WP: 0 PB: 0 SB: 0 CS: 1	PA: 46
<b>PITCHER</b>	IP	WLS	BF	H	R	ER	SO	BB	IBB	HBP	BLK	WP	HR	S	P	ERA	WHIP					
Tim Lincecum, R ERA: 4.48	5.2	L	28	11	10	9	4	1	0	0	0	0	2	68	101	14.29	2.118					
Jim Pittsley, R ERA: 4.12	1.1		7	2	2	2	0	2	0	0	0	0	0	17	31	13.50	3.000					
Matt Whisenant, L ERA: 6.48	1.0		4	0	0	0	1	1	0	0	0	0	0	10	19	0.00	1.000					
Scott Service, R ERA: 4.29	1.0		6	3	2	2	2	0	0	0	0	0	0	13	17	18.00	3.000					

Cleveland Indians @ Kansas City Royals  
Kauffman Stadium, Kansas City, MO

AB 39  
R 14  
H 16  
RBI 13  
BB 4  
SO 7  
LOB 12



Wed May 20 1998, 7:05 PM CDT  
Att: 13,575 - Unknown - 86 F

Batter	1	2	3	4	5	6	7	8	9	AB	R	H	RBI	BB	SO	LOB	BOTTOM					
Johnny Damon, L OBP: 0.317, SLG: 0.377	CS		CS		P4	G6-3		E4		5	0	2	0	0	0	4						
Shane Mack, R OBP: 0.350, SLG: 0.454	K		1B		G5-4-3	1B	1B	FC6-4		5	1	3	0	0	1	3						
Jose Offerman, S OBP: 0.391, SLG: 0.417	BB		G3		G5-4-3	1B	L1-4-3	1B		4	0	2	0	1	1	1						
Dean Palmer, R OBP: 0.322, SLG: 0.558	K				G5-4-3	1B	L1-4-3	1B		5	1	1	0	0	1	4						
Jeff King, R OBP: 0.320, SLG: 0.449		HR			L8	P9		K		5	2	2	1	0	1	2						
Jeff Conine, R OBP: 0.250, SLG: 0.294	P3		SF9		L8	F7	L9			4	1	1	1	0	0	2						
Jermaine Dye, R OBP: 0.310, SLG: 0.250	G1-3		SF9		SF9	BB		G6-3		2	0	0	1	1	0	0						
Sal Fasano, R OBP: 0.270, SLG: 0.219	L6-3		FC4-6		FC4-6	BB		F7		3	0	1	1	1	0	0						
Felix Martinez, S OBP: 0.186, SLG: 0.173			G3-1		FC4-6	P4		E		4	0	1	0	0	0	3						
<b>Inning Stats</b>	R: 0 E: 0 K: 2 S: 12	H: 1 LOB: 1 BB: 1 P: 17	R: 1 E: 0 K: 0 S: 9	H: 1 LOB: 0 BB: 0 P: 17	R: 0 E: 0 K: 0 S: 10	H: 2 LOB: 1 BB: 0 P: 15	R: 3 E: 0 K: 0 S: 14	H: 4 LOB: 1 BB: 0 P: 19	R: 1 E: 0 K: 0 S: 6	H: 2 LOB: 0 BB: 0 P: 8	R: 0 E: 0 K: 0 S: 5	H: 0 LOB: 2 BB: 2 P: 13	R: 0 E: 0 K: 0 S: 9	H: 2 LOB: 2 BB: 0 P: 15	R: 0 E: 1 K: 0 S: 14	H: 1 LOB: 2 BB: 0 P: 21	R: 0 E: 0 K: 2 S: 7	H: 0 LOB: 0 BB: 0 P: 8	1B: 10 2B: 2 3B: 0 HR: 1	SF: 1 SAC: 0 DP: 1 HBP: 0	WP: 0 PB: 0 SB: 0 CS: 2	PA: 41
<b>PITCHER</b>	IP	WLS	BF	H	R	ER	SO	BB	IBB	HBP	BLK	WP	HR	S	P	ERA	WHIP					
Charles Nagy, R ERA: 6.06	5.0	W	23	10	5	5	2	1	0	0	0	0	1	51	76	9.00	2.200					
Ron Villone, L ERA: 1.99	1.0		5	0	0	0	0	2	0	0	0	0	0	5	13	0.00	2.000					
Jose Mesa, R ERA: 3.9	2.0		10	3	0	0	0	0	0	0	0	0	0	23	36	0.00	1.500					
Michael Jackson, R ERA: 2.55	1.0		3	0	0	0	2	0	0	0	0	0	0	7	8	0.00	0.000					

Cleveland Indians @ Kansas City Royals  
Kauffman Stadium, Kansas City, MO

AB 37  
R 5  
H 13  
RBI 4  
BB 3  
SO 4  
LOB 19



Wed May 20 1998, 7:05 PM CDT  
Att: 13,575 - Unknown - 86 F



Batter	1	2	3	4	5	6	7	8	9	AB	R	H	RBI	BB	SO	LOB	TOP								
<b>Kenny Lofton, L</b> (1, 8) OBP: 0.382, SLG: 0.449	2-1 G4-6-3 BB HBP		1-0 1B 1B		1-0 E3 1B G5-6-3	4-1 WP 1B BB		2-2 1B		3	2	2	0	1	0	0	<b>Cleveland Indians @ Kansas City Royals</b> Kauffman Stadium, Kansas City, MO Thu May 21 1998, 7:05 PM CDT Att: 17,243 - Cloudy - 84 F								
<b>Omar Vizquel, S</b> (1, 6) OBP: 0.376, SLG: 0.373	4-1 G4-6-3 BB		0-2 1B WP 1B		0-1 S 1B 1B	2-2 F4		2-1 L5		4	2	2	0	1	0	2									
<b>Manny Ramirez, R</b> (1, 10) OBP: 0.341, SLG: 0.474	3-2 G4-6-3 1-2 2-3		3-2 WP 1B		2-2 G5-6-3	2-1 WP 1B		1-3 K		5	0	2	2	0	1	4									
<b>Jim Thome, L</b> (1, 3) OBP: 0.443, SLG: 0.614	2-3 K		4-1 G4-6-3 1-2 3-H BB		1-0 1B 1B	1-2 L4		1-3 K		4	1	1	1	1	2	3									
<b>Sandy Alomar Jr., R</b> (1, 2) OBP: 0.309, SLG: 0.386		0-0 P3	G4-6-3 1-2		1-3 K		3-1 F8		1-2 G4-3		5	0	0	0	1	3									
<b>Mark Whiten, S</b> (1, 9) OBP: 0.450, SLG: 0.706		2-3 K		1-1 G4-3		1-0 1B 1-2	4-1 FC6-4 BB		4-0 WP BB		3	0	1	0	2	1		0							
<b>Travis Fryman, R</b> (1, 5) OBP: 0.308, SLG: 0.422		1-1 1B		1-0 F7		1-1 1-3 2-H 1B	3-2 FC6-4 1-2		1-3 K		5	0	2	1	0	1		2							
<b>David Bell, R</b> (1, 4) OBP: 0.305, SLG: 0.432		3-2 L5		0-0 F8		1-3 K	0-0 L7				4	0	0	0	0	1		4							
<b>Shawon Dunston, R</b> (1, 7) OBP: 0.250, SLG: 0.384			3-2 P4		0-0 HR	2-1 L5		1-0 F9		4	1	1	1	0	0	0	<b>C</b>								
<b>Inning Stats</b>	R: 0 E: 0 K: 1 S: 11	H: 0 LOB: 1 BB: 1 P: 22	R: 0 E: 0 K: 1 S: 10	H: 1 LOB: 1 BB: 0 P: 16	R: 2 E: 0 K: 0 S: 15	H: 3 LOB: 1 BB: 1 P: 27	R: 0 E: 0 K: 0 S: 4	H: 0 LOB: 0 BB: 0 P: 6	R: 4 E: 1 K: 2 S: 17	H: 5 LOB: 2 BB: 0 P: 25	R: 0 E: 0 K: 0 S: 13	H: 1 LOB: 2 BB: 1 P: 24	R: 0 E: 0 K: 0 S: 9	H: 0 LOB: 1 BB: 1 P: 19	R: 0 E: 0 K: 1 S: 9	H: 1 LOB: 1 BB: 0 P: 15		R: 0 E: 0 K: 2 S: 10	H: 0 LOB: 1 BB: 1 P: 17	1B: 10 2B: 0 3B: 0 HR: 1	SF: 0 SAC: 0 DP: 2 HBP: 1	WP: 3 PB: 0 SB: 1 CS: 0	PA: 43		
<b>PITCHER</b>	IP	WLS	BF	H	R	ER	SO	BB	IBB	HBP	BLK	WP	HR	S	P	ERA	WHIP								
<b>50 José Rosado, L</b> (1, 1) ERA: 5.26	4.2	L	25	9	6	4	3	2	0	1	0	1	1	54	92	7.71	2.357								
<b>47 Brian Bevil, R</b> (5, 1) ERA: 6.0	1.1		6	1	0	0	1	1	0	0	0	0	0	16	28	0.00	1.500								
<b>Chris Haney, L</b> (7, 1) ERA: 7.88	2.0		8	1	0	0	1	1	0	0	0	0	0	18	34	0.00	1.000								
<b>Scott Service, R</b> (9, 1) ERA: 4.09	1.0		4	0	0	0	2	1	0	0	0	1	0	10	17	0.00	1.000								

Batter	1	2	3	4	5	6	7	8	9	AB	R	H	RBI	BB	SO	LOB	BOTTOM								
<b>Johnny Damon, L</b> (1, 8) OBP: 0.325, SLG: 0.380	0-1 1B		2-3 K		4-2 HBP BB			1-1 FC4-6 1B	1-2 G4-3	4	0	2	0	1	1	3	<b>Cleveland Indians @ Kansas City Royals</b> Kauffman Stadium, Kansas City, MO Thu May 21 1998, 7:05 PM CDT Att: 17,243 - Cloudy - 84 F								
<b>Shane Mack, R</b> (1, 10) OBP: 0.347, SLG: 0.441	0-0 P3		1-3 K		1-0 HBP		2-2 FC4-6 3B			3	1	0	0	0	1	3									
<b>Jose Offerman, S</b> (1, 4) OBP: 0.398, SLG: 0.433	0-0 G6-4-3 1B			4-2 FC6-4 BB	3-2 F7		0-0 SF8 3B			3	1	2	1	1	0	2									
<b>Jeff King, R</b> (1, 3) OBP: 0.313, SLG: 0.441	0-2 G6-4-3 1-2			1-0 FC6-4 HBP 1-2		0-0 F8		3-1 SF8		3	0	0	1	0	0	3									
<b>Dean Palmer, R</b> (1, 5) OBP: 0.320, SLG: 0.547		2-1 G4-3		3-1 HBP		2-2 G6-3		2-2 F7		3	0	0	0	0	0	0									
<b>Larry Sutton, L</b> (1, 9) OBP: 0.336, SLG: 0.351		4-2 CS BB		3-3 K		1-1 F6		0-1 G6-3		2	0	0	0	1	1	2									
<b>Ernie Young, R</b> (9, PH) OBP: 0.232, SLG: 0.302										1	0	0	0	0	0	0									
<b>Jeff Conine, R</b> (1, 7) OBP: 0.233, SLG: 0.273			3-3 K		1-3 K		1-1 F3		1-3 K	4	0	0	0	0	3	3									
<b>29 Mike Sweeney, R</b> (1, 2) OBP: 0.300, SLG: 0.313			4-2 SH BB		0-2 G6-3		1-3 K		1-2 1B 1B	3	0	1	0	1	1	0									
<b>Felix Martinez, S</b> (1, 6) OBP: 0.182, SLG: 0.169			0-0 SH		0-0 F8		0-0 G4-3		0-2 1B	2	0	0	0	0	0	0									
<b>Terry Pendleton, S</b> (9, PH) OBP: 0.293, SLG: 0.357			1-2					1-2		1	0	1	0	0	0	0									
<b>Inning Stats</b>	R: 0 E: 0 K: 0 S: 7	H: 2 LOB: 1 BB: 0 P: 7	R: 0 E: 0 K: 1 S: 7	H: 0 LOB: 1 BB: 1 P: 16	R: 0 E: 0 K: 2 S: 11	H: 0 LOB: 1 BB: 1 P: 18	R: 0 E: 0 K: 2 S: 17	H: 0 LOB: 2 BB: 1 P: 29	R: 0 E: 0 K: 0 S: 6	H: 0 LOB: 0 BB: 0 P: 9	R: 0 E: 0 K: 1 S: 6	H: 0 LOB: 0 BB: 0 P: 8	R: 2 E: 0 K: 0 S: 11	H: 2 LOB: 0 BB: 0 P: 19	R: 0 E: 0 K: 1 S: 18	H: 2 LOB: 2 BB: 0 P: 21	1B: 5 2B: 1 3B: 1 HR: 0	SF: 1 SAC: 1 DP: 2 HBP: 2	WP: 0 PB: 0 SB: 0 CS: 1	PA: 37					
<b>PITCHER</b>	IP	WLS	BF	H	R	ER	SO	BB	IBB	HBP	BLK	WP	HR	S	P	ERA	WHIP								
<b>Jaret Wright, R</b> (1, 1) ERA: 4.96	7.2	W	31	4	2	2	6	4	0	2	0	0	0	75	122	2.35	1.043								
<b>Jose Mesa, R</b> (8, 1) ERA: 3.86	0.1		1	0	0	0	0	0	0	0	0	0	0	3	5	0.00	0.000								
<b>Paul Assenmacher, L</b> (9, 1) ERA: 3.71	1.0		5	2	0	0	1	0	0	0	0	0	0	18	21	0.00	2.000								





Batter	1	2	3	4	5	6	7	8	9	AB	R	H	RBI	BB	SO	LOB	TOP								
Alex Gonzalez, R OBP: 0.273, SLG: 0.356	2-3 K	2-2 L9		0-0 B1		3-3 K	2-3 K			5	0	0	0	0	3	5									
Shawn Green, L OBP: 0.311, SLG: 0.448	1-1 2B		0-0 1B S 1B		2-0 1B	1-1 G3		2-2 G3		5	1	3	0	0	0	2									
Jose Canseco, R OBP: 0.330, SLG: 0.566	2-3 K		2-1 1B		1-3 K	1-3 K		2-2 F8		5	0	1	0	0	3	4									
Carlos Delgado, L OBP: 0.388, SLG: 0.467	3-3 K		2-0 1B		2-1 P3		3-3 K	1-2 WP		5	0	2	1	0	2	2									
Mike Stanley, R OBP: 0.350, SLG: 0.378		4-2 FC3-6 BB	4-2 1B		0-1 L9		0-0 1B	3-1 G4-3		3	1	1	0	2	0	2									
Tony Fernandez, S OBP: 0.373, SLG: 0.439	2-0 FC3-6 5 2B		2-1 F7		4-0 5 2B BB	2-1 5 BB 1B		0-0 F8		4	3	1	0	1	0	4									
5 Ed Sprague, R OBP: 0.322, SLG: 0.385	3-2 2B		2-2 G6-4-3		0-1 1B	4-1 1B BB		1-1 1B		4	2	3	1	1	0	3									
Darrin Fletcher, L OBP: 0.297, SLG: 0.393	0-1 P6		1-2 F9		0-1 G3 1B	0-2 1B BB		0-1 P2		5	0	2	3	0	0	2									
Jose Cruz Jr., S OBP: 0.293, SLG: 0.274	4-0 BB		0-0 G6-3		1-2 G3 1B	1-1 SF8		0-3 K		3	0	1	2	1	1	1									
<b>Inning Stats</b>	R: 0 E: 0 K: 3 S: 14	H: 1 LOB: 1 BB: 0 P: 22	R: 1 E: 0 K: 0 S: 13	H: 1 LOB: 2 BB: 2 P: 28	R: 1 E: 0 K: 0 S: 11	H: 3 LOB: 2 BB: 1 P: 23	R: 0 E: 0 K: 0 S: 5	H: 0 LOB: 0 BB: 0 P: 6	R: 0 E: 0 K: 1 S: 8	H: 1 LOB: 1 BB: 0 P: 13	R: 2 E: 0 K: 2 S: 14	H: 3 LOB: 2 BB: 1 P: 24	R: 3 E: 0 K: 2 S: 18	H: 3 LOB: 1 BB: 1 P: 30	R: 0 E: 0 K: 0 S: 12	H: 1 LOB: 1 BB: 0 P: 20	R: 0 E: 0 K: 1 S: 8	H: 1 LOB: 1 BB: 0 P: 9	1B: 11 2B: 3 3B: 0 HR: 0	SF: 1 SAC: 0 DP: 1 HBP: 0	WP: 2 PB: 0 SB: 1 CS: 0	PA: 45			
<b>PITCHER</b>	IP	WLS	BF	H	R	ER	SO	BB	IBB	HBP	BLK	WP	HR	S	P	ERA	WHIP								
Dave Burba, R ERA: 3.88	5.1	W	28	9	4	4	5	4	0	0	0	1	0	60	109	6.75	2.438								
Jose Mesa, R ERA: 4.66	1.0		7	3	3	3	2	1	0	0	0	0	0	18	29	27.00	4.000								
Alvin Morman, L ERA: 3.38	0.2		2	0	0	0	1	0	0	0	0	0	0	5	8	0.00	0.000								
Paul Assenmacher, L ERA: 3.57	0.2		3	1	0	0	0	0	0	0	0	0	0	10	15	0.00	1.500								
Michael Jackson, R ERA: 2.37	1.1	S	5	1	0	0	1	0	0	0	0	1	0	10	14	0.00	0.750								

Toronto Blue Jays @ Cleveland Indians  
Jacobs Field, Cleveland, OH  
Fri May 22 1998, 7:05 PM EDT  
Att: 43,269 - Cloudy - 61 F

AB	39
R	7
H	14
RBI	7
BB	5
SO	9
LOB	25



Batter	1	2	3	4	5	6	7	8	9	AB	R	H	RBI	BB	SO	LOB	BOTTOM								
Kenny Lofton, L OBP: 0.377, SLG: 0.440	4-1 SH1-3 BLK G5-3 BB	2-2 G4-3	2-3 K		1-0 F7		1-3 K			4	1	0	1	1	2	4									
Omar Vizquel, S OBP: 0.385, SLG: 0.388	0-1 SH1-3	0-2 2B		3-2 FC5-4 1B		1-0 FC4-6 1B		0-2 L6		4	1	3	1	0	0	0									
David Justice, L OBP: 0.374, SLG: 0.557	3-1 G5-3	2-2 2B		1-0 FC5-4 G4-3 1B		1-2 FC4-6 1-3 1B		3-2 G3		5	1	1	2	0	0	2									
Jim Thome, L OBP: 0.437, SLG: 0.599	4-1 BB BB	3-3 K		0-1 G4-3		0-0 1-3		1-3 K		4	0	0	0	1	2	3									
Manny Ramirez, R OBP: 0.350, SLG: 0.475	4-2 BB		4-2 BB 1B BB		0-0 1B		3-3 K			2	1	1	1	2	1	1									
Brian Giles, L OBP: 0.387, SLG: 0.492	0-3 K		4-1 1B 1B BB		1-0 G4-3		1-1 G5-3 FC5-2 1B			3	1	1	0	1	1	2									
Sandy Alomar Jr., R OBP: 0.329, SLG: 0.396		4-1 1B G4-3 BB	1-2 1B		2-2 HR 1B		4-2 FC5-2 G5-3 BB			2	2	2	1	2	0	0									
Travis Fryman, R OBP: 0.312, SLG: 0.441	1-3 K		1-0 1B		0-0 HR		1-1 G5-3			4	1	2	3	0	1	3									
Jeff Branson, L OBP: 0.188, SLG: 0.250	3-2 K		1-3 1B		3-2 HR		0-0 FC5-2			4	1	1	0	0	1	3									
David Bell, R OBP: 0.305, SLG: 0.432	1-3 G4-3 2B 1B		1-3 K		1-3 G6-3		2-3 FC5-2			0	0	0	0	0	0	0									
<b>Inning Stats</b>	R: 1 E: 0 K: 1 S: 13	H: 0 LOB: 2 BB: 3 P: 28	R: 3 E: 0 K: 2 S: 19	H: 3 LOB: 1 BB: 1 P: 34	R: 2 E: 0 K: 2 S: 13	H: 2 LOB: 1 BB: 2 P: 26	R: 1 E: 0 K: 0 S: 7	H: 2 LOB: 1 BB: 0 P: 11	R: 2 E: 0 K: 0 S: 9	H: 2 LOB: 0 BB: 0 P: 16	R: 0 E: 0 K: 1 S: 10	H: 1 LOB: 0 BB: 0 P: 15	R: 0 E: 0 K: 1 S: 10	H: 1 LOB: 2 BB: 1 P: 17	R: 0 E: 0 K: 1 S: 11	H: 0 LOB: 0 BB: 0 P: 15	1B: 8 2B: 2 3B: 0 HR: 1	SF: 0 SAC: 1 DP: 0 HBP: 0	WP: 0 PB: 0 SB: 0 CS: 0	PA: 40					
<b>PITCHER</b>	IP	WLS	BF	H	R	ER	SO	BB	IBB	HBP	BLK	WP	HR	S	P	ERA	WHIP								
Erik Hanson, R ERA: 6.0	2.0	L	16	4	6	6	3	6	0	0	0	1	0	38	77	27.00	5.000								
Chris Carpenter, R ERA: 4.41	4.2		20	7	3	3	3	1	0	0	0	0	1	40	66	5.79	1.714								
Dan Plesac, L ERA: 3.0	1.1		4	0	0	0	2	0	0	0	0	0	0	14	19	0.00	0.000								

Toronto Blue Jays @ Cleveland Indians  
Jacobs Field, Cleveland, OH  
Fri May 22 1998, 7:05 PM EDT  
Att: 43,269 - Cloudy - 61 F

AB	32
R	9
H	11
RBI	9
BB	7
SO	8
LOB	18













Batter	1	2	3	4	5	6	7	8	9	AB	R	H	RBI	BB	SO	LOB	TOP								
<b>Brian Hunter, R</b> OBP: 0.332, SLG: 0.371 (1, 8)	G6-3		1B					G6-3		4	1	2	0	0	0	0	<b>Detroit Tigers @ Cleveland Indians</b> Jacobs Field, Cleveland, OH Mon May 25 1998, 3:33 AM EDT Att: 43,342 - Cloudy - 62 F								
<b>Bip Roberts, S</b> OBP: 0.349, SLG: 0.296 <b>Frank Catalanotto, L</b> OBP: 0.333, SLG: 0.463 (1, 10) (8, PH)	L3		G6-3		CS	G1-3		1B		3	0	0	0	0	0	1									
<b>Bobby Higginson, L</b> OBP: 0.417, SLG: 0.558 (1, 9)	1B		1B			G4-3		K		4	1	2	1	0	1	1									
<b>Tony Clark, S</b> OBP: 0.339, SLG: 0.420 (1, 3)	1B		K			G1-3		FC6		4	0	1	1	0	1	2									
<b>Luis Gonzalez, L</b> OBP: 0.374, SLG: 0.490 (1, 7)	FC4					G1-3				4	0	0	0	0	0	1									
<b>Damon Easley, R</b> OBP: 0.494, SLG: 0.676 (1, 4)		G5-3			L6			HR		4	2	2	2	0	0	0									
<b>Joe Randa, R</b> OBP: 0.338, SLG: 0.351 (1, 5)		G6-3			G5-3			1B		4	0	1	0	0	1	0									
<b>Paul Bako, L</b> OBP: 0.354, SLG: 0.429 (1, 2)		G6-3				G1-3				4	0	1	0	0	0	0									
<b>Deivi Cruz, R</b> OBP: 0.307, SLG: 0.388 (1, 6)			G5-3			F8		G6-3		3	0	0	0	0	0	2									
<b>Inning Stats</b>	R: 1 E: 0 K: 0 S: 12	H: 2 LOB: 1 BB: 0 P: 17	R: 0 E: 0 K: 0 S: 10	H: 0 LOB: 0 BB: 0 P: 14	R: 1 E: 0 K: 1 S: 11	H: 2 LOB: 1 BB: 0 P: 14	R: 0 E: 0 K: 0 S: 7	H: 0 LOB: 0 BB: 0 P: 11	R: 0 E: 0 K: 0 S: 7	H: 1 LOB: 0 BB: 0 P: 10	R: 0 E: 0 K: 0 S: 8	H: 0 LOB: 0 BB: 0 P: 10	R: 1 E: 0 K: 0 S: 7	H: 3 LOB: 1 BB: 0 P: 14	R: 0 E: 0 K: 1 S: 10	H: 1 LOB: 1 BB: 0 P: 13	R: 1 E: 0 K: 1 S: 7	H: 1 LOB: 0 BB: 0 P: 9	1B: 7 2B: 1 3B: 0 HR: 2	SF: 0 SAC: 0 DP: 1 HBP: 0	WP: 0 PB: 0 SB: 1 CS: 1	PA: 36			
<b>PITCHER</b>	IP	WLS	BF	H	R	ER	SO	BB	IBB	HBP	BLK	WP	HR	S	P	ERA	WHIP								
<b>Charles Nagy, R</b> ERA: 5.84 (1, 1)	7.0	W	27	8	3	3	1	0	0	0	0	0	1	62	90	3.86	1.143								
<b>Jose Mesa, R</b> ERA: 4.35 (8, 1)	1.0		4	1	0	0	1	0	0	0	0	0	0	10	13	0.00	1.000								
<b>Michael Jackson, R</b> ERA: 2.7 (9, 1)	1.0		4	1	1	1	1	0	0	0	0	0	1	7	9	9.00	1.000								

Batter	1	2	3	4	5	6	7	8	9	AB	R	H	RBI	BB	SO	LOB	BOTTOM								
<b>Kenny Lofton, L</b> OBP: 0.364, SLG: 0.431 (1, 8)	K		F7			P6		B1		5	0	1	1	0	1	1	<b>Detroit Tigers @ Cleveland Indians</b> Jacobs Field, Cleveland, OH Mon May 25 1998, 3:33 AM EDT Att: 43,342 - Cloudy - 62 F								
<b>Omar Vizquel, S</b> OBP: 0.376, SLG: 0.370 (1, 6)	K		P6			FC3-6		L8		5	0	0	0	0	1	2									
<b>David Justice, L</b> OBP: 0.365, SLG: 0.528 (1, 10)	F8							F8		3	0	0	0	2	0	1									
<b>Jim Thome, L</b> OBP: 0.431, SLG: 0.593 (1, 3)		L8								3	1	1	0	1	1	1									
<b>Manny Ramirez, R</b> OBP: 0.354, SLG: 0.482 (1, 9)		1B								4	3	3	1	0	1	3									
<b>Brian Giles, L</b> OBP: 0.392, SLG: 0.485 (1, 7)		1B								2	1	0	0	2	0	2									
<b>Sandy Alomar Jr., R</b> OBP: 0.311, SLG: 0.376 (1, 2)		F7								3	0	0	1	0	1	3									
<b>Travis Fryman, R</b> OBP: 0.311, SLG: 0.439 (1, 5)		1B								4	1	2	1	0	1	1									
<b>David Bell, R</b> OBP: 0.305, SLG: 0.429 (1, 4)		F9								4	1	2	2	0	0	3									
<b>Inning Stats</b>	R: 0 E: 0 K: 2 S: 9	H: 0 LOB: 0 BB: 0 P: 16	R: 1 E: 0 K: 0 S: 17	H: 2 LOB: 2 BB: 1 P: 26	R: 0 E: 0 K: 1 S: 9	H: 0 LOB: 1 BB: 1 P: 17	R: 1 E: 0 K: 1 S: 7	H: 1 LOB: 0 BB: 0 P: 9	R: 0 E: 0 K: 1 S: 13	H: 1 LOB: 3 BB: 2 P: 27	R: 3 E: 0 K: 1 S: 12	H: 3 LOB: 1 BB: 1 P: 25	R: 2 E: 1 K: 0 S: 16	H: 2 LOB: 1 BB: 0 P: 26	R: 0 E: 0 K: 0 S: 6	H: 0 LOB: 0 BB: 0 P: 8	1B: 7 2B: 1 3B: 0 HR: 1	SF: 1 SAC: 0 DP: 0 HBP: 0	WP: 1 PB: 0 SB: 2 CS: 0	PA: 39					
<b>PITCHER</b>	IP	WLS	BF	H	R	ER	SO	BB	IBB	HBP	BLK	WP	HR	S	P	ERA	WHIP								
<b>Frank Castillo, R</b> ERA: 9.76 (1, 1)	5.1	L	27	6	5	5	0	5	0	0	0	0	0	6	10	8.44	2.062								
<b>44 Sean Runyan, L</b> ERA: 4.7 (6, 1)	0.2		4	2	1	1	0	0	0	0	0	0	0	6	14	13.50	3.000								
<b>Doug Bochtler, R</b> ERA: 5.94 (7, 1)	1.0		5	1	1	0	0	0	0	0	0	1	0	14	22	0.00	1.000								
<b>Roberto Duran, L</b> ERA: 3.86 (8, 1)	1.0		3	0	0	0	0	0	0	0	0	0	0	6	8	0.00	0.000								

AB	35
R	4
H	10
RBI	4
BB	0
SO	3
LOB	7



AB	33
R	7
H	9
RBI	6
BB	5
SO	6
LOB	17









Batter	1	2	3	4	5	6	7	8	9	AB	R	H	RBI	BB	SO	LOB	TOP											
<b>Kenny Lofton, L</b> OBP: 0.363, SLG: 0.421	4-2 WP G2-3 G6-3 BB		0-1 F7	1-0 G6-3		4-2 BB		0-0 G4-6-3		3	1	0	0	2	0	3	<b>Cleveland Indians @ Toronto Blue Jays</b> SkyDome, Toronto, ON Thu May 28 1998, 7:05 PM EDT Att: 30,282 - Cloudy - 77 F											
<b>Omar Vizquel, S</b> OBP: 0.374, SLG: 0.381	0-1 G2-3		0-0 G4-3 2B		1-1 L7	1-1 G4-3		3-2 3B		5	0	2	0	0	0	3												
<b>David Justice, L</b> OBP: 0.367, SLG: 0.524	2-1 G6-3 2H		1-1 G4-3		2-2 HR 1B		4-2 F8 WP BB		3-2 F7	4	2	1	1	1	0	1												
<b>Jim Thome, L</b> OBP: 0.425, SLG: 0.591	2-3 K		3-2 G4-3		2-3 K		0-0 F8		3-2 2B	5	0	1	0	0	2	3												
<b>Manny Ramirez, R</b> OBP: 0.361, SLG: 0.517		0-0 E9 G3		0-0 2B 2B	2-1 HR		1-2 FC5 WP 1B		1-3 K	5	3	3	2	0	1	1												
<b>Brian Giles, L</b> OBP: 0.392, SLG: 0.489		1-0 G3		1-0 G6-3 2B	2-1 G3		1-2 F8		4-0 IBB	4	0	1	2	1	0	2												
<b>Sandy Alomar Jr., R</b> OBP: 0.309, SLG: 0.361		3-1 G6-3		2-1 G6-3		1-0 F9	4-0 BB		1-1 F8	4	0	0	0	1	0	3												
<b>Travis Fryman, R</b> OBP: 0.328, SLG: 0.468		3-1 2B		3-3 K		1-0 FC6-4 1B	0-2 FC5			4	0	2	0	0	1	3												
<b>David Bell, R</b> OBP: 0.327, SLG: 0.448		2-1 F8		4-2 BB		0-0 FC6-4 BB	3-2 G4-6-3 1B			3	0	1	0	1	0	2												
<b>Inning Stats</b>	R: 1 E: 0 K: 1 S: 9	H: 0 LOB: 0 BB: 1 P: 17	R: 1 E: 1 K: 0 S: 8	H: 1 LOB: 1 BB: 0 P: 17	R: 0 E: 0 K: 0 S: 9	H: 1 LOB: 1 BB: 0 P: 13	R: 1 E: 0 K: 1 S: 11	H: 2 LOB: 2 BB: 1 P: 22	R: 2 E: 0 K: 1 S: 12	H: 2 LOB: 0 BB: 0 P: 21	R: 0 E: 0 K: 0 S: 10	H: 1 LOB: 2 BB: 1 P: 17	R: 1 E: 0 K: 0 S: 13	H: 1 LOB: 2 BB: 2 P: 23	R: 0 E: 0 K: 1 S: 8	H: 2 LOB: 2 BB: 1 P: 14	R: 0 E: 0 K: 1 S: 16	H: 1 LOB: 2 BB: 1 P: 28	1B: 4 2B: 5 3B: 1 HR: 1	SF: 0 SAC: 0 DP: 1 HBP: 0	WP: 2 PB: 2 SB: 0 CS: 0	PA: 43						
<b>PITCHER</b>	IP	WLS	BF	H	R	ER	SO	BB	IBB	HBP	BLK	WP	HR	S	P	ERA	WHIP											
<b>Chris Carpenter, R</b> ERA: 4.66	(1, 1)	6.0	L	29	7	5	4	3	3	0	0	0	1	1	59	107	6.00	1.667										
<b>Bill Riskey, R</b> ERA: 2.7	(7, 1)	3.0		14	4	1	1	1	2	1	0	0	1	0	37	65	3.00	2.000										

AB	37
R	6
H	11
RBI	5
BB	6
SO	4
LOB	21



Batter	1	2	3	4	5	6	7	8	9	AB	R	H	RBI	BB	SO	LOB	BOTTOM											
<b>Alex Gonzalez, R</b> OBP: 0.262, SLG: 0.340	1-3 K		1-3 K			0-1 F9		0-2 G5-3		4	0	0	0	0	2	2	<b>Cleveland Indians @ Toronto Blue Jays</b> SkyDome, Toronto, ON Thu May 28 1998, 7:05 PM EDT Att: 30,282 - Cloudy - 77 F											
<b>Shawn Green, L</b> OBP: 0.305, SLG: 0.441	0-3 K			3-2 P3		0-0 2B		0-1 F8		4	0	1	0	0	1	2												
<b>Jose Canseco, R</b> OBP: 0.333, SLG: 0.552	1-3 K			1-3 K		0-0 P3			1-1 F9	4	0	0	0	0	2	1												
<b>Carlos Delgado, L</b> OBP: 0.392, SLG: 0.484		1-2 P6		1-2 G3		1-2 G4-3			1-0 PB 2B	4	0	1	0	0	0	0												
<b>Mike Stanley, R</b> OBP: 0.361, SLG: 0.467		1-0 HR			3-1 F8		0-0 L7		1-1 G1-3	4	1	1	1	0	0	1												
<b>Tony Fernandez, S</b> OBP: 0.383, SLG: 0.421		2-2 F9			0-0 G4-3		0-0 F7		1-0 5 DI HBP	3	0	0	0	0	0	0												
<b>Craig Grebeck, R</b> OBP: 0.379, SLG: 0.490										0	0	0	0	0	0	0												
<b>Felipe Crespo, S</b> OBP: 0.319, SLG: 0.300										0	0	0	0	0	0	0												
<b>5 Ed Sprague, R</b> OBP: 0.322, SLG: 0.383		1-0 F8			3-2 HR			4-1 G5-3 1B BB	1-2 F9	3	1	1	1	1	0	2												
<b>Darrin Fletcher, L</b> OBP: 0.313, SLG: 0.406				2-3 K		1-0 F8		0-0 G5-3 1B		3	0	1	0	0	1	0												
<b>José Cruz Jr., S</b> OBP: 0.308, SLG: 0.295			0-0 F7			3-3 K		2-3 K		3	0	0	0	0	2	2												
<b>Inning Stats</b>	R: 0 E: 0 K: 3 S: 10	H: 0 LOB: 0 BB: 0 P: 12	R: 1 E: 0 K: 0 S: 8	H: 1 LOB: 0 BB: 0 P: 13	R: 0 E: 0 K: 2 S: 10	H: 0 LOB: 0 BB: 0 P: 13	R: 0 E: 0 K: 1 S: 11	H: 0 LOB: 0 BB: 0 P: 16	R: 1 E: 0 K: 0 S: 7	H: 1 LOB: 0 BB: 0 P: 14	R: 0 E: 0 K: 1 S: 7	H: 1 LOB: 1 BB: 0 P: 10	R: 0 E: 0 K: 0 S: 6	H: 0 LOB: 0 BB: 0 P: 7	R: 0 E: 0 K: 1 S: 10	H: 1 LOB: 2 BB: 1 P: 16	R: 0 E: 0 K: 1 S: 8	H: 1 LOB: 2 BB: 0 P: 13	1B: 1 2B: 2 3B: 0 HR: 2	SF: 0 SAC: 0 DP: 0 HBP: 1	WP: 0 PB: 1 SB: 0 CS: 0	PA: 34						
<b>PITCHER</b>	IP	WLS	BF	H	R	ER	SO	BB	IBB	HBP	BLK	WP	HR	S	P	ERA	WHIP											
<b>Dave Burba, R</b> ERA: 3.72	(1, 1)	7.2	W	28	4	2	2	8	1	0	0	0	0	0	67	99	2.35	0.652										
<b>Paul Assenmacher, L</b> ERA: 3.32	(8, 1)	0.1		1	0	0	0	0	0	0	0	0	0	2	2	0.00	0.000											
<b>Michael Jackson, R</b> ERA: 2.57	(9, 1)	1.0		5	1	0	0	0	0	0	1	0	0	0	8	13	0.00	1.000										





Batter	1	2	3	4	5	6	7	8	9	AB R H RBI BB SO LOB	TOP													
<b>Kenny Lofton, L</b> OBP: 0.360, SLG: 0.415 (1, 8)	1-1 HR 1B	2-1 G4-3			0-3 K	0-1 FC4-6		2-2 F7		5 1 1 1 0 1 4	<b>Cleveland Indians @ Toronto Blue Jays</b> SkyDome, Toronto, ON Fri May 29 1998, 7:05 PM EDT Att: 29,085 - Cloudy - 78 F													
<b>Omar Vizquel, S</b> OBP: 0.370, SLG: 0.381 (1, 6)	1-3 K		0-0 G5-3		1-1 K	2-3 F8		0-2 G5-3	5 0 1 0 0 1 3															
<b>David Justice, L</b> OBP: 0.368, SLG: 0.534 (1, 10)	1-2 F8		4-1 BB		0-1 F7		2-3 K	3-0 HR	4 1 1 1 1 1 3															
<b>Jim Thome, L</b> OBP: 0.420, SLG: 0.597 (1, 3)	1-0 HR		1-3 K		2-3 K		0-3 K	2-0 F7	5 1 1 2 0 3 3															
<b>Manny Ramirez, R</b> OBP: 0.362, SLG: 0.508 (1, 9)	4-0 BB		1-1 F8			4-2 1B BB	3-3 K	1-0 G6-3	3 1 0 0 2 1 1															
<b>Brian Giles, L</b> OBP: 0.389, SLG: 0.483 (1, 7)	1-3 K			0-0 G3	1-0 FC5-4 1B		1-2 L7		4 0 1 0 0 1 1															
<b>Sandy Alomar Jr., R</b> OBP: 0.307, SLG: 0.358 (1, 2)		0-1 G6-3		2-0 G4-3	0-1 FC5-4 1B BB		3-2 HR 1B		4 2 1 0 0 0 2															
<b>Travis Fryman, R</b> OBP: 0.332, SLG: 0.468 (1, 5)		2-1 K		1-0 G5-3	1-1 FC4-6 BB		0-3 K		4 0 2 1 0 1 1															
<b>David Bell, R</b> OBP: 0.342, SLG: 0.481 (1, 4)		3-3 K			3-2 2B 1B		1-0 HR		3 1 2 2 1 1 1															
<b>Inning Stats</b>	R: 2 E: 0 K: 2 S: 12	H: 2 LOB: 1 BB: 1 P: 21	R: 0 E: 0 K: 1 S: 10	H: 1 LOB: 1 BB: 0 P: 17	R: 0 E: 0 K: 1 S: 7	H: 0 LOB: 0 BB: 1 P: 13	R: 0 E: 0 K: 0 S: 3	H: 0 LOB: 0 BB: 0 P: 6	R: 0 E: 0 K: 2 S: 13	H: 2 LOB: 2 BB: 0 P: 19	R: 0 E: 0 K: 3 S: 10	H: 0 LOB: 0 BB: 0 P: 13	R: 0 E: 0 K: 2 S: 9	H: 3 LOB: 2 BB: 0 P: 23	R: 0 E: 0 K: 1 S: 7	H: 0 LOB: 0 BB: 1 P: 13	R: 0 E: 0 K: 2 S: 7	H: 0 LOB: 0 BB: 0 P: 7	R: 0 E: 0 K: 1 S: 10	H: 0 LOB: 0 BB: 0 P: 15	1B: 6 2B: 1 3B: 0 HR: 3	SF: 0 SAC: 0 DP: 0 HBP: 0	WP: 0 PB: 0 SB: 2 CS: 0	PA: 41
<b>PITCHER</b>	IP WLS BF H R ER SO BB IBB HBP BLK WP HR S P ERA WHIP											<b>PITCHER</b>	IP WLS BF H R ER SO BB IBB HBP BLK WP HR S P ERA WHIP											
<b>Roger Clemens, R</b> ERA: 3.5 (1, 1)	7.0 L 32 7 4 4 9 4 0 0 0 0 0 1 67 115 5.14 1.571																							
<b>Paul Quantrill, R</b> ERA: 2.7 (8, 1)	2.0 9 3 3 3 1 0 0 0 0 0 2 21 34 13.50 1.500																							

Batter	1	2	3	4	5	6	7	8	9	AB R H RBI BB SO LOB	BOTTOM											
<b>Shannon Stewart, R</b> OBP: 0.356, SLG: 0.361 (1, 8)	1-0 F8		1-3 K			1-0 2B 1B		0-3 K		4 1 1 0 0 2 1	<b>Cleveland Indians @ Toronto Blue Jays</b> SkyDome, Toronto, ON Fri May 29 1998, 7:05 PM EDT Att: 29,085 - Cloudy - 78 F											
<b>Shawn Green, L</b> OBP: 0.304, SLG: 0.442 (1, 9)	1-1 P1		1-0 2H 2B			2-3 K		0-0 L6	4 0 1 1 0 1 1													
<b>Jose Canseco, R</b> OBP: 0.332, SLG: 0.551 (1, 7)	1-0 G6-3		1-3 K			3-1 1B 2B		0-3 K	4 0 1 0 0 2 1													
<b>Carlos Delgado, L</b> OBP: 0.388, SLG: 0.477 (1, 3)		2-1 G3-1		0-3 K		0-1 K		2-3 K	4 0 1 1 0 2 0													
<b>Mike Stanley, R</b> OBP: 0.354, SLG: 0.457 (1, 10)	1-0 L8		2-3 K			2-3 K		2-1 G6-3	4 0 0 0 0 2 2													
<b>Tony Fernandez, S</b> OBP: 0.395, SLG: 0.409 (1, 4)	1-2 K		1-3 K			1-1 G4-3		1-2 G1-3	4 0 0 0 0 2 2													
<b>Ed Sprague, R</b> OBP: 0.327, SLG: 0.381 (1, 5)			5-2 2B G6-3 BB		0-1 G4-3		4-2 G4-6-3 BB		1 1 0 0 2 0 0													
<b>Darrin Fletcher, L</b> OBP: 0.314, SLG: 0.412 <b>Kevin Brown, R</b> OBP: 0.392, SLG: 0.422 (8, 2)			0-0 2B 2B		3-3 K		1-1 G4-6-3		3 1 1 0 0 1 1 0 0 0 0 0 0 0													
<b>Alex Gonzalez, R</b> OBP: 0.258, SLG: 0.335 (1, 6)			0-1 G6-3		0-3 K		1-3 K		3 0 0 1 0 2 1													
<b>Inning Stats</b>	R: 0 E: 0 K: 0 S: 4	H: 0 LOB: 0 BB: 0 P: 7	R: 0 E: 0 K: 1 S: 7	H: 0 LOB: 0 BB: 0 P: 11	R: 2 E: 0 K: 2 S: 13	H: 2 LOB: 1 BB: 1 P: 20	R: 0 E: 0 K: 3 S: 10	H: 0 LOB: 0 BB: 0 P: 13	R: 0 E: 0 K: 2 S: 9	H: 0 LOB: 0 BB: 0 P: 12	R: 1 E: 0 K: 2 S: 13	H: 3 LOB: 2 BB: 0 P: 23	R: 0 E: 0 K: 1 S: 7	H: 0 LOB: 0 BB: 1 P: 13	R: 0 E: 0 K: 2 S: 7	H: 0 LOB: 0 BB: 0 P: 7	R: 0 E: 0 K: 1 S: 10	H: 0 LOB: 0 BB: 0 P: 15	1B: 2 2B: 3 3B: 0 HR: 0	SF: 0 SAC: 0 DP: 1 HBP: 0	WP: 0 PB: 0 SB: 0 CS: 0	PA: 33
<b>PITCHER</b>	IP WLS BF H R ER SO BB IBB HBP BLK WP HR S P ERA WHIP											<b>PITCHER</b>	IP WLS BF H R ER SO BB IBB HBP BLK WP HR S P ERA WHIP									
<b>Bartolo Colon, R</b> ERA: 3.17 (1, 1)	9.0 W 33 5 3 3 14 2 0 0 0 0 0 0 80 121 3.00 0.778																					





Batter	1	2	3	4	5	6	7	8	9	AB	R	H	RBI	BB	SO	LOB	TOP										
<b>Kenny Lofton, L</b> OBP: 0.357, SLG: 0.410 (1, 8)	G1-3		G5-3		B5-3		1B		K	5	0	1	0	0	1	1	<b>Cleveland Indians @ Toronto Blue Jays</b> SkyDome, Toronto, ON Sat May 30 1998, 3:33 AM EDT Att: 37,179 - Sunny - 75 F										
<b>Omar Vizquel, S</b> OBP: 0.371, SLG: 0.376 (1, 6)	G3 BB		K		P5		K		K	3	0	0	0	2	2												
<b>David Justice, L</b> OBP: 0.364, SLG: 0.531 (1, 10)	G3				G4-3		2B FC4		K	5	1	1	0	0	2	3											
<b>Jim Thome, L</b> OBP: 0.426, SLG: 0.626 (1, 3)	K				HR		FC4 2B			4	1	3	1	0	1	1											
<b>Manny Ramirez, R</b> OBP: 0.355, SLG: 0.497 (1, 9)		L9			K		G5-3		K	4	0	0	0	0	2	3											
<b>Brian Giles, L</b> OBP: 0.390, SLG: 0.479 (1, 7)		K			BB BB		FC4			1	0	0	0	1	1	0											
<b>Mark Whiten, S</b> OBP: 0.435, SLG: 0.632 (5, 7)					BB BB		FC4			1	0	0	1	1	0	1											
<b>Travis Fryman, R</b> OBP: 0.330, SLG: 0.461 (1, 5)					BB		P2		K	3	0	0	0	1	2	4											
<b>Pat Borders, R</b> OBP: 0.277, SLG: 0.279 (1, 2)					F9		F7		K	3	0	1	0	0	0	4											
<b>Jeff Branson, L</b> OBP: 0.182, SLG: 0.242 (8, PH)					G6-3 1B					3	0	1	0	0	0	1											
<b>Sandy Alomar Jr., R</b> OBP: 0.307, SLG: 0.358 (8, 2)										0	0	0	0	0	0	0											
<b>David Bell, R</b> OBP: 0.331, SLG: 0.464 (1, 4)					G6-3		F8		P2	4	0	0	0	0	0	1											
<b>Inning Stats</b>	R: 0 E: 0 K: 1 S: 9	H: 0 LOB: 1 BB: 1 P: 19	R: 0 E: 0 K: 2 S: 9	H: 0 LOB: 0 BB: 0 P: 13	R: 0 E: 0 K: 1 S: 11	H: 1 LOB: 1 BB: 0 P: 16	R: 1 E: 0 K: 1 S: 15	H: 1 LOB: 2 BB: 2 P: 33	R: 0 E: 0 K: 0 S: 5	H: 0 LOB: 0 BB: 0 P: 8	R: 1 E: 0 K: 0 S: 12	H: 2 LOB: 2 BB: 0 P: 17	R: 0 E: 0 K: 2 S: 8	H: 1 LOB: 1 BB: 0 P: 12	R: 0 E: 0 K: 3 S: 13	H: 1 LOB: 2 BB: 1 P: 23	R: 0 E: 0 K: 2 S: 10	H: 0 LOB: 1 BB: 1 P: 19	1B: 2 2B: 3 HR: 1	SF: 0 SAC: 0 HBP: 0	WP: 0 PB: 0 SB: 0 CS: 0	PA: 39					
<b>PITCHER</b>	IP	WLS	BF	H	R	ER	SO	BB	IBB	HBP	BLK	WP	HR	S	P	ERA	WHIP										
<b>Woody Williams, R</b> ERA: 2.6 (1, 1)	6.2	W	29	5	2	2	6	3	0	0	0	0	1	66	113	2.70	1.200										
<b>Dan Plesac, L</b> ERA: 2.51 (7, 1)	0.1		2	1	0	0	1	0	0	0	0	0	0	5	8	0.00	3.000										
<b>Paul Quantrill, R</b> ERA: 2.61 (8, 1)	1.0	S	4	0	0	0	3	1	0	0	0	0	0	11	20	0.00	1.000										
<b>Randy Myers, L</b> ERA: 2.37 (9, 1)	1.0	S	4	0	0	0	2	1	0	0	0	0	0	10	19	0.00	1.000										

Batter	1	2	3	4	5	6	7	8	9	AB	R	H	RBI	BB	SO	LOB	BOTTOM										
<b>Shannon Stewart, R</b> OBP: 0.354, SLG: 0.354 (1, 8)	G6-3		P4				L7			3	0	0	0	1	0	0	<b>Cleveland Indians @ Toronto Blue Jays</b> SkyDome, Toronto, ON Sat May 30 1998, 3:33 AM EDT Att: 37,179 - Sunny - 75 F										
<b>Shawn Green, L</b> OBP: 0.313, SLG: 0.458 (1, 9)	HR				G6-3		S 2B S		BB BB	2	2	1	1	2	0	0											
<b>Jose Canseco, R</b> OBP: 0.330, SLG: 0.542 (1, 10)	K				F9		S 2B S		K	3	1	0	0	1	2	3											
<b>Carlos Delgado, L</b> OBP: 0.391, SLG: 0.485 (1, 3)	K				G3		S 2B S			4	0	2	2	0	1	0											
<b>Felipe Crespo, S</b> OBP: 0.294, SLG: 0.273 (1, 7)					F7		K		P6	4	0	0	0	0	2	2											
<b>Ed Sprague, R</b> OBP: 0.330, SLG: 0.383 (1, 5)					G6-3		SH SF8		BB 1B	4	1	2	0	0	0	0											
<b>Craig Grebeck, R</b> OBP: 0.393, SLG: 0.529 (1, 4)					P4		SH BB		BB 1B	2	0	1	0	1	0	0											
<b>Kevin Brown, R</b> OBP: 0.364, SLG: 0.396 (1, 2)					F8		SF8		P6	3	0	0	1	0	0	4											
<b>Alex Gonzalez, R</b> OBP: 0.253, SLG: 0.329 (1, 6)					P5		B5-3		F8	4	0	0	0	0	1	4											
<b>Inning Stats</b>	R: 1 E: 0 K: 2 S: 10	H: 1 LOB: 0 BB: 0 P: 15	R: 0 E: 0 K: 1 S: 7	H: 0 LOB: 0 BB: 0 P: 8	R: 0 E: 0 K: 0 S: 5	H: 0 LOB: 0 BB: 0 P: 8	R: 0 E: 0 K: 0 S: 7	H: 0 LOB: 0 BB: 0 P: 14	R: 0 E: 0 K: 1 S: 6	H: 1 LOB: 1 BB: 0 P: 7	R: 2 E: 0 K: 1 S: 16	H: 1 LOB: 2 BB: 2 P: 32	R: 1 E: 1 K: 1 S: 12	H: 1 LOB: 3 BB: 2 P: 23	R: 0 E: 0 K: 1 S: 13	H: 2 LOB: 3 BB: 1 P: 21		1B: 3 2B: 1 3B: 1 HR: 1	SF: 1 SAC: 1 DP: 0 HBP: 0	WP: 0 PB: 0 SB: 3 CS: 0	PA: 36						
<b>PITCHER</b>	IP	WLS	BF	H	R	ER	SO	BB	IBB	HBP	BLK	WP	HR	S	P	ERA	WHIP										
<b>Dwight Gooden, R</b> ERA: 6.23 (1, 1)	5.2	L	21	2	3	3	3	2	0	0	0	0	1	45	73	4.76	0.706										
<b>Alvin Morman, L</b> ERA: 3.49 (6, 1)	0.1		2	1	0	0	1	0	0	0	0	0	0	6	11	0.00	3.000										
<b>Eric Plunk, R</b> ERA: 4.5 (7, 1)	0.2		5	1	1	0	0	1	0	0	0	0	0	9	13	0.00	3.000										
<b>Ron Villone, L</b> ERA: 1.54 (7, 1)	0.0		1	0	0	0	0	1	0	0	0	0	0	4	∞	∞	∞										
<b>Jose Mesa, R</b> ERA: 4.18 (7, 1)	1.1		7	2	0	0	2	1	0	0	0	0	0	16	27	0.00	2.250										





Batter	1	2	3	4	5	6	7	8	9	AB	R	H	RBI	BB	SO	LOB	TOP			
Omar Vizquel, S OBP: 0.376, SLG: 0.383 (1, 6)										4	0	3	2	0	1	0	<b>Cleveland Indians @ Toronto Blue Jays</b> SkyDome, Toronto, ON Sun May 31 1998, 3:33 AM EDT Att: 30,090 - Dome - 72 F			
Shawon Dunston, R OBP: 0.239, SLG: 0.365 Kenny Lofton, L OBP: 0.359, SLG: 0.410 (1, 7) (8, 8)										4	0	0	0	0	0	4				
David Justice, L OBP: 0.365, SLG: 0.537 (1, 10)										5	1	2	1	0	2	0				
Jim Thome, L OBP: 0.421, SLG: 0.631 (1, 3)										5	1	1	1	0	0	2				
Manny Ramirez, R OBP: 0.358, SLG: 0.495 (1, 9)										3	0	1	1	1	0	0				
Mark Whiten, S OBP: 0.481, SLG: 0.762 (1, 8) (8, 7)										2	1	1	1	2	0	1				
Sandy Alomar Jr., R OBP: 0.311, SLG: 0.368 (1, 2)										4	2	2	0	0	0	3				
Travis Fryman, R OBP: 0.333, SLG: 0.459 (1, 5)										3	2	1	0	1	0	0				
David Bell, R OBP: 0.328, SLG: 0.457 (1, 4)										4	0	1	1	0	0	1				
<b>Inning Stats</b>	R: 0 E: 0 K: 2 S: 11	H: 0 LOB: 0 BB: 0 P: 14	R: 0 E: 0 K: 0 S: 4	H: 0 LOB: 1 BB: 2 P: 13	R: 0 E: 0 K: 0 S: 11	H: 1 LOB: 1 BB: 0 P: 16	R: 4 E: 0 K: 1 S: 16	H: 6 LOB: 2 BB: 0 P: 27	R: 0 E: 0 K: 0 S: 8	H: 0 LOB: 0 BB: 1 P: 12	R: 0 E: 0 K: 0 S: 6	H: 1 LOB: 0 BB: 0 P: 12	R: 1 E: 0 K: 0 S: 10	H: 2 LOB: 0 BB: 0 P: 16	R: 3 E: 0 K: 0 S: 14	H: 2 LOB: 1 BB: 2 P: 26	1B: 7 2B: 3 3B: 0 HR: 2	SF: 1 SAC: 0 DP: 4 HBP: 0	WP: 0 PB: 0 SB: 2 CS: 2	PA: 40
<b>PITCHER</b>	IP WLS BF H R ER SO BB IBB HBP BLK WP HR S P ERA WHIP	<b>PITCHER</b> IP WLS BF H R ER SO BB IBB HBP BLK WP HR S P ERA WHIP																		
Pat Hentgen, R ERA: 4.58 (1, 1)	7.0 L 29 8 4 4 3 3 0 0 0 0 0 2 59 101 5.14 1.571																			
Dan Plesac, L ERA: 3.0 (8, 1)	0.1 2 1 1 1 0 0 0 0 0 0 0 0 4 7 27.00 3.000																			
Bill Risley, R ERA: 2.57 (8, 1)	1.1 6 2 2 0 0 1 0 0 0 0 0 0 13 21 0.00 2.250																			
Ben Van Ryn, L ERA: 5.73 (9, 1)	0.1 3 1 1 1 0 1 0 0 0 0 0 0 7 14 27.00 6.000																			

AB	34
R	8
H	12
RBI	7
BB	5
SO	3
LOB	11



Batter	1	2	3	4	5	6	7	8	9	AB	R	H	RBI	BB	SO	LOB	BOTTOM	
Shannon Stewart, R OBP: 0.350, SLG: 0.350 (1, 8)										2	0	0	0	0	0	0	<b>Cleveland Indians @ Toronto Blue Jays</b> SkyDome, Toronto, ON Sun May 31 1998, 3:33 AM EDT Att: 30,090 - Dome - 72 F	
Shawn Green, L OBP: 0.321, SLG: 0.469 (1, 9)										4	1	3	0	0	1	1		
Jose Canseco, R OBP: 0.329, SLG: 0.534 (1, 7)										3	0	0	0	1	0	2		
Carlos Delgado, L OBP: 0.394, SLG: 0.515 (1, 3)										4	1	2	3	0	1	2		
Mike Stanley, R OBP: 0.346, SLG: 0.446 (1, 10)										4	0	0	0	0	0	3		
Tony Fernandez, S OBP: 0.347, SLG: 0.399 (1, 4)										4	0	0	0	0	0	1		
Ed Sprague, R OBP: 0.333, SLG: 0.388 (1, 5)										3	0	1	0	0	0	0		
Kevin Brown, R OBP: 0.345, SLG: 0.373 Felipe Crespo, S OBP: 0.305, SLG: 0.289 (9, PH)										3	0	0	0	0	2	3		
Alex Gonzalez, R OBP: 0.253, SLG: 0.327 (1, 6)										4	1	1	0	0	0	2		
<b>Inning Stats</b>	R: 2 E: 0 K: 0 S: 14	H: 2 LOB: 0 BB: 0 P: 24	R: 0 E: 0 K: 1 S: 10	H: 1 LOB: 1 BB: 0 P: 14	R: 0 E: 0 K: 0 S: 10	H: 1 LOB: 2 BB: 0 P: 15	R: 1 E: 0 K: 0 S: 12	H: 2 LOB: 1 BB: 1 P: 20	R: 0 E: 1 K: 1 S: 7	H: 0 LOB: 0 BB: 0 P: 10	R: 0 E: 0 K: 1 S: 8	H: 0 LOB: 0 BB: 0 P: 11	R: 0 E: 0 K: 0 S: 6	H: 1 LOB: 1 BB: 0 P: 7	1B: 4 2B: 3 3B: 0 HR: 1	SF: 0 SAC: 2 DP: 0 HBP: 1	WP: 0 PB: 0 SB: 0 CS: 2	PA: 36
<b>PITCHER</b>	IP WLS BF H R ER SO BB IBB HBP BLK WP HR S P ERA WHIP	<b>PITCHER</b> IP WLS BF H R ER SO BB IBB HBP BLK WP HR S P ERA WHIP																
Charles Nagy, R ERA: 5.71 (1, 1)	6.1 W 28 7 3 3 2 1 0 0 0 0 0 3 68 105 4.26 1.263																	
Alvin Morman, L ERA: 3.29 (7, 1)	0.2 1 0 0 0 1 0 0 0 0 0 0 0 3 4 0.00 0.000																	
Jose Mesa, R ERA: 3.93 (8, 1)	2.0 S 7 1 0 0 1 0 0 0 0 0 0 0 14 18 0.00 0.500																	

AB	32
R	3
H	8
RBI	3
BB	1
SO	4
LOB	14





Batter	1	2	3	4	5	6	7	8	9	AB	R	H	RBI	BB	SO	LOB	TOP					
<b>Kenny Lofton, L</b> OBP: 0.356, SLG: 0.403 (1, 8)	G4-3		2B		G4-3		F7		L7	4	0	0	0	1	0	1						
<b>Shawon Dunston, R</b> OBP: 0.248, SLG: 0.350 (1, 6)	P4		1-3		L5-4		CS			4	0	2	0	0	0	1						
<b>David Justice, L</b> OBP: 0.363, SLG: 0.529 (1, 10)	G6-3		BB		G4-3		CS		L6	3	0	0	0	1	0	0						
<b>Jim Thome, L</b> OBP: 0.418, SLG: 0.628 (1, 3)		K	G3		G3-1				2B	4	0	1	0	0	1	3						
<b>Manny Ramirez, R</b> OBP: 0.365, SLG: 0.524 (1, 9)		K			G4-3		HR		BB	3	2	2	1	1	1	0						
<b>Mark Whiten, S</b> OBP: 0.452, SLG: 0.680 (1, 7)	E1				G4-3		BB		K	4	0	1	1	0	1	2						
<b>Sandy Alomar Jr., R</b> OBP: 0.310, SLG: 0.361 (1, 2)	L7				G4-3		BB		K	3	0	0	0	1	1	3						
<b>Travis Fryman, R</b> OBP: 0.327, SLG: 0.450 (1, 5)			G6-3		G5-3		L8		F7	4	0	0	0	0	0	2						
<b>David Bell, R</b> OBP: 0.326, SLG: 0.450 (1, 4)			B1-3		L5-4		G4-3		P4	4	0	1	0	0	1	0						
<b>Inning Stats</b>	R: 0 E: 0 K: 0 S: 6	H: 0 LOB: 0 BB: 0 P: 9	R: 0 E: 1 K: 2 S: 9	H: 0 LOB: 1 BB: 0 P: 17	R: 0 E: 0 K: 0 S: 8	H: 1 LOB: 3 BB: 2 P: 17	R: 1 E: 0 K: 0 S: 9	H: 1 LOB: 0 BB: 0 P: 11	R: 0 E: 0 K: 0 S: 5	H: 1 LOB: 0 BB: 0 P: 8	R: 1 E: 0 K: 0 S: 11	H: 2 LOB: 2 BB: 1 P: 21	R: 0 E: 0 K: 1 S: 7	H: 1 LOB: 0 BB: 0 P: 9	R: 0 E: 0 K: 2 S: 14	H: 1 LOB: 2 BB: 1 P: 24	R: 0 E: 0 K: 0 S: 8	H: 0 LOB: 0 BB: 0 P: 12	1B: 3 2B: 3 3B: 1 HR: 1	SF: 0 SAC: 0 DP: 1 HBP: 0	WP: 0 PB: 0 SB: 0 CS: 1	PA: 38
<b>PITCHER</b>	IP	WLS	BF	H	R	ER	SO	BB	IBB	HBP	BLK	WP	HR	S	P	ERA	WHIP					
<b>Bryce Florie, R</b> ERA: 4.39 (1, 1)	5.2	L	25	5	2	2	2	3	0	0	0	0	1	47	80	3.18	1.412					
<b>Dean Crow, R</b> ERA: (6, 1)	1.0		4	1	0	0	1	0	0	0	0	0	0	8	12	0.00	1.000					
<b>44 Sean Runyan, L</b> ERA: 4.5 (7, 1)	0.2		2	1	0	0	0	0	0	0	0	0	0	5	8	0.00	1.500					
<b>Doug Brocail, R</b> ERA: 4.35 (8, 1)	1.2		6	0	0	0	2	1	0	0	0	0	0	17	28	0.00	0.600					

Cleveland Indians @ Detroit Tigers  
Tiger Stadium, Detroit, MI  
Mon Jun 01 1998, 7:05 PM EDT  
Att: 18,230 - Cloudy - 68 F

AB 33  
R 2  
H 7  
RBI 2  
BB 4  
SO 5  
LOB 12



Batter	1	2	3	4	5	6	7	8	9	AB	R	H	RBI	BB	SO	LOB	BOTTOM					
<b>Kimera Barteo, R</b> OBP: 0.270, SLG: 0.514 (1, 8)	G1-3		K			G5-3			K	3	0	0	0	0	1	0						
<b>Andy Tomberlin, L</b> (8, FH) (9, 7)										1	0	0	0	0	1	0						
<b>Joe Randa, R</b> OBP: 0.333, SLG: 0.335 (1, 5)	P4		G4-3			G4-3			K	4	0	0	0	0	1	0						
<b>Bobby Higginson, L</b> OBP: 0.304, SLG: 0.531 (1, 9)	F8				G4-3		G3-1		FC4-6	3	0	0	0	1	0	0						
<b>Tony Clark, S</b> OBP: 0.330, SLG: 0.432 (1, 10)					P4		P5		FC4-6	4	0	1	0	0	0	1						
<b>Luis Gonzalez, L</b> OBP: 0.364, SLG: 0.497 (1, 7)		K			F7		P5		G4-3	4	0	0	0	0	1	2						
<b>Damon Easley, R</b> OBP: 0.395, SLG: 0.663 (1, 4)					G6-3		BB			1	0	0	0	2	0	0						
<b>Frank Catalanotto, L</b> OBP: 0.306, SLG: 0.416 (1, 3)		FC6-4					K			3	0	1	0	0	1	3						
<b>Paul Bako, L</b> OBP: 0.302, SLG: 0.345 (1, 2)		K					K			3	0	1	0	0	2	3						
<b>Deivi Cruz, R</b> OBP: 0.308, SLG: 0.363 (1, 6)					G5-3		L9		G6-3	3	0	0	0	0	0	2						
<b>Inning Stats</b>	R: 0 E: 0 K: 0 S: 7	H: 0 LOB: 0 BB: 0 P: 13	R: 0 E: 0 K: 2 S: 15	H: 1 LOB: 2 BB: 1 P: 22	R: 0 E: 0 K: 1 S: 10	H: 0 LOB: 0 BB: 0 P: 16	R: 0 E: 0 K: 0 S: 9	H: 0 LOB: 0 BB: 0 P: 13	R: 0 E: 0 K: 1 S: 7	H: 1 LOB: 1 BB: 0 P: 9	R: 0 E: 0 K: 0 S: 8	H: 0 LOB: 0 BB: 0 P: 12	R: 0 E: 0 K: 1 S: 5	H: 0 LOB: 1 BB: 1 P: 13	R: 0 E: 0 K: 1 S: 7	H: 1 LOB: 0 BB: 0 P: 9	R: 0 E: 0 K: 1 S: 13	H: 0 LOB: 1 BB: 1 P: 23	1B: 2 2B: 1 3B: 0 HR: 0	SF: 0 SAC: 0 DP: 1 HBP: 0	WP: 0 PB: 0 SB: 0 CS: 0	PA: 32
<b>PITCHER</b>	IP	WLS	BF	H	R	ER	SO	BB	IBB	HBP	BLK	WP	HR	S	P	ERA	WHIP					
<b>Jaret Wright, R</b> ERA: 4.03 (1, 1)	9.0	W	32	3	0	0	7	3	0	0	0	0	0	81	130	0.00	0.667					

Cleveland Indians @ Detroit Tigers  
Tiger Stadium, Detroit, MI  
Mon Jun 01 1998, 7:05 PM EDT  
Att: 18,230 - Cloudy - 68 F

AB 29  
R 0  
H 3  
RBI 0  
BB 3  
SO 7  
LOB 11





Batter	1	2	3	4	5	6	7	8	9	AB	R	H	RBI	BB	SO	LOB	TOP								
Omar Vizquel, S OBP: 0.372, SLG: 0.379 (1, 6)	0-1 SAFE 1B	3-2 L8			2-1 F9	0-0 F7			0-2 F7	5	0	1	0	0	0	1									
Shawon Dunston, R OBP: 0.248, SLG: 0.375 Kenny Lofton, L OBP: 0.359, SLG: 0.406 (1, 7) (8, 8)	0-1 G1-3	0-2 F9			0-0 F9 1B 2B			0-3 K	2-2 S 1B E 1B	4	1	1	0	0	1	1									
David Justice, L OBP: 0.372, SLG: 0.541 (1, 10)	0-0 1B 2B		1-1 FC4-6 1B		0-1 1-2 2B 1B		2-0 F7		0-1 1-2 S 1B	5	2	4	0	0	0	0									
Jim Thome, L OBP: 0.414, SLG: 0.618 (1, 3)	3-2 2H 1B		1-1 FC4-6 1-2		1-2 F9		1-0 F9		3-3 K 1-3 2H	5	0	1	1	0	1	4									
Manny Ramirez, R OBP: 0.366, SLG: 0.523 (1, 9)	1-1 G4-3		2-3 K		3-1 1B 2B			0-2 G6-3	4-1 BB	4	1	1	2	1	1	2									
Mark Whiten, S OBP: 0.444, SLG: 0.633 (1, 8) (8, 7)		1-3 K	2-2 G6-3		3-1 3-H 2-1 1B			0-1 1B HBP	1-1 F8	5	1	2	1	0	1	3									
Sandy Alomar Jr., R OBP: 0.314, SLG: 0.366 (1, 2)		1-0 2B		2-2 G5-3				2-2 1B HBP		3	1	1	0	0	0	1									
Travis Fryman, R OBP: 0.326, SLG: 0.451 (1, 5)		3-1 2H 1B 2B		2-2 L8			2-3 K	0-3 K		4	1	1	1	0	2	2									
David Bell, R OBP: 0.331, SLG: 0.452 (1, 4)		0-0 2H 1B		0-3 K			0-3 K	2-2 1-2 2H 1B		4	0	2	2	0	2	0									
<b>Inning Stats</b>	R: 1 E: 0 K: 0 S: 10	H: 3 LOB: 1 BB: 0 P: 14	R: 2 E: 0 K: 1 S: 14	H: 3 LOB: 1 BB: 0 P: 22	R: 0 E: 0 K: 1 S: 10	H: 1 LOB: 0 BB: 0 P: 16	R: 0 E: 0 K: 1 S: 9	H: 0 LOB: 0 BB: 0 P: 13	R: 3 E: 0 K: 2 S: 14	H: 4 LOB: 0 BB: 0 P: 22	R: 0 E: 0 K: 2 S: 8	H: 0 LOB: 0 BB: 0 P: 10	R: 0 E: 0 K: 1 S: 5	H: 0 LOB: 0 BB: 0 P: 8	R: 1 E: 0 K: 1 S: 15	H: 2 LOB: 1 BB: 0 P: 19	R: 1 E: 1 K: 1 S: 16	H: 2 LOB: 2 BB: 1 P: 26	1B: 11 2B: 4 3B: 0 HR: 0	SF: 0 SAC: 0 DP: 0 HBP: 1	WP: 0 PB: 0 SB: 3 CS: 0	PA: 42			
<b>PITCHER</b>	IP WLS BF H R ER SO BB IBB HBP BLK WP HR S P ERA WHIP	5.0 L 25 11 6 6 3 0 0 0 0 0 0 57 87 10.80 2.200	3.0 11 2 1 1 4 0 0 1 0 0 0 28 37 3.00 0.667	0.2 5 2 1 0 1 1 0 0 0 0 0 14 23 0.00 4.500	0.1 1 0 0 0 0 0 0 0 0 0 0 2 3 0.00 0.000																				

Cleveland Indians @ Detroit Tigers  
Tiger Stadium, Detroit, MI  
Tue Jun 02 1998, 7:05 PM EDT  
Att: 16,351 - Cloudy - 73 F

AB	40
R	8
H	15
RBI	7
BB	1
SO	8
LOB	14



Batter	1	2	3	4	5	6	7	8	9	AB	R	H	RBI	BB	SO	LOB	BOTTOM							
Kimera Barteo, R OBP: 0.268, SLG: 0.474 (1, 8)	2-2 G1-3		4-1 1B BB		2-3 K		0-1 G5-3			3	0	0	0	1	1	0								
Joe Randa, R OBP: 0.332, SLG: 0.333 (1, 5)	1-1 F7		1-2 1-2 2-3 1B		0-0 F9		0-1 G4-3			4	0	1	0	0	0	0								
Bobby Higginson, L OBP: 0.302, SLG: 0.525 (1, 9)	0-0 F9		1-0 F7		2-2 HR 1B			0-3 K		4	1	1	0	0	1	3								
Tony Clark, S OBP: 0.338, SLG: 0.451 (1, 10)		4-1 G5-4-3 BB		3-1 E SF9 1B	2-2 1H HR			1-3 K		3	2	2	2	1	1	0								
Luis Gonzalez, L OBP: 0.362, SLG: 0.489 (1, 7)		1-0 P8		1-0 P5	3-1 P6			2-2 HBP		3	0	0	0	0	0	2								
Damion Easley, R OBP: 0.393, SLG: 0.655 (1, 4)		1-2 SAFE G5-4-3 1-2		3-0 E8 SF9 1B			0-3 K		1-3 K	4	0	1	0	0	2	2								
Frank Catalanotto, L OBP: 0.303, SLG: 0.397 (1, 3)			1-3 K	1-2 HBP			0-0 P2		0-1 G6-3	3	0	0	0	0	1	0								
Joe Oliver, R OBP: 0.283, SLG: 0.430 (1, 2)			1-1 1B 2B	3-2 SF9			2-3 K		1-1 F8	3	0	1	1	0	1	0								
Deivi Cruz, R OBP: 0.297, SLG: 0.349 (1, 6)			1-1 P3	1-1 P4			1-2 G6-3		0-3 K	4	0	0	0	0	1	3								
<b>Inning Stats</b>	R: 0 E: 0 K: 0 S: 6	H: 0 LOB: 0 BB: 0 P: 9	R: 0 E: 0 K: 0 S: 5	H: 0 LOB: 0 BB: 1 P: 11	R: 0 E: 0 K: 1 S: 12	H: 2 LOB: 3 BB: 1 P: 21	R: 1 E: 1 K: 0 S: 12	H: 2 LOB: 2 BB: 0 P: 24	R: 2 E: 0 K: 1 S: 19	H: 2 LOB: 0 BB: 0 P: 28	R: 0 E: 0 K: 2 S: 7	H: 0 LOB: 0 BB: 0 P: 9	R: 0 E: 0 K: 3 S: 11	H: 0 LOB: 0 BB: 0 P: 15	R: 0 E: 0 K: 1 S: 7	H: 0 LOB: 0 BB: 0 P: 8	R: 0 E: 0 K: 1 S: 7	H: 0 LOB: 0 BB: 0 P: 8	1B: 4 2B: 1 3B: 0 HR: 1	SF: 1 SAC: 0 DP: 1 HBP: 2	WP: 0 PB: 0 SB: 0 CS: 0	PA: 36		
<b>PITCHER</b>	IP WLS BF H R ER SO BB IBB HBP BLK WP HR S P ERA WHIP	7.0 W 29 6 3 3 4 2 0 1 0 0 0 68 110 3.86 1.143	1.0 4 0 0 0 3 0 0 1 0 0 0 11 15 0.00 0.000	1.0 3 0 0 0 1 0 0 0 0 0 0 7 8 0.00 0.000																				

Cleveland Indians @ Detroit Tigers  
Tiger Stadium, Detroit, MI  
Tue Jun 02 1998, 7:05 PM EDT  
Att: 16,351 - Cloudy - 73 F

AB	31
R	3
H	6
RBI	3
BB	2
SO	8
LOB	10





Batter	1	2	3	4	5	6	7	8	9	AB	R	H	RBI	BB	SO	LOB	TOP				
<b>Kenny Lofton, L</b> (1, 8) OBP: 0.361, SLG: 0.405	2-1 1B		0-3 K			1-0 F7		4-0 S BB		3	0	1	0	1	1	0	<b>Cleveland Indians @ Minnesota Twins</b> Hubert H. Humphrey Metrodome, Minneapolis, MN Wed Jun 03 1998, 8:05 PM EDT Att: 8,897 - Dome - 72 F				
<b>Omar Vizquel, S</b> (1, 6) OBP: 0.370, SLG: 0.376	1-1 F9		1-1 CS S 1B			1-1 G6-3		1-2 P6		4	0	1	0	0	0	2					
<b>David Justice, L</b> (1, 10) OBP: 0.374, SLG: 0.554	1-1 G6-3 1B		3-1 CS 1-3 1B	3-2 L9			1-1 HR		2-1 G4-3	4	1	2	1	0	0	0					
<b>Jim Thome, L</b> (1, 3) OBP: 0.411, SLG: 0.611	3-2 G6-3 1-2 1-2			3-1 G3-1			1-0 1B		1-3 K	4	0	1	0	0	1	2					
<b>Manny Ramirez, R</b> (1, 9) OBP: 0.368, SLG: 0.520 <b>Shawon Dunston, R</b> (9, PR) OBP: 0.248, SLG: 0.375		0-2 K		2-1 F7			1-2 1B		4-0 BB	3	0	1	0	1	1	0					
<b>Mark Whiten, S</b> (1, 7) OBP: 0.400, SLG: 0.559		0-3 K			2-3 K		1-3 K		1-0 G4-3	4	0	0	0	0	3	3					
<b>Sandy Alomar Jr., R</b> (1, 2) OBP: 0.315, SLG: 0.384		0-0 HR			2-0 G6-3		0-0 G1-6-3 1-2 1B			3	1	1	1	0	0	2					
<b>Travis Fryman, R</b> (1, 5) OBP: 0.322, SLG: 0.444		1-0 P4			1-2 F9			0-1 F9		3	0	0	0	0	0	0					
<b>David Bell, R</b> (1, 4) OBP: 0.324, SLG: 0.441			0-0 F8			3-2 L7		3-1 F7		3	0	0	0	0	0	0					
<b>Inning Stats</b>	R: 0 H: 2 E: 0 K: 0 S: 11	H: 2 LOB: 1 BB: 0 P: 18	R: 1 H: 1 E: 0 K: 2 S: 9	LOB: 0 BB: 0 P: 10	R: 0 H: 1 E: 0 K: 1 S: 7	LOB: 0 BB: 0 P: 11	R: 0 H: 0 E: 0 K: 0 S: 10	LOB: 0 BB: 0 P: 18	R: 0 H: 0 E: 0 K: 1 S: 9	LOB: 0 BB: 0 P: 14	R: 1 H: 3 E: 0 K: 1 S: 10	LOB: 1 BB: 0 P: 14	R: 0 H: 0 E: 0 K: 0 S: 7	LOB: 1 BB: 1 P: 15	R: 0 H: 0 E: 0 K: 1 S: 6	LOB: 1 BB: 1 P: 14		1B: 5 2B: 0 3B: 0 HR: 2	SF: 0 SAC: 0 DP: 2 HBP: 0	WP: 0 PB: 0 SB: 3 CS: 1	PA: 34
<b>PITCHER</b>	IP	WLS	BF	H	R	ER	SO	BB	IBB	HBP	BLK	WP	HR	S	P	ERA	WHIP				
<b>LaTroy Hawkins, R</b> (1, 1) ERA: 4.98	7.2		28	7	2	2	5	1	0	0	0	0	2	66	107	2.35	1.043				
<b>Greg Swindell, L</b> (8, 1) ERA: 2.97	0.1	W	1	0	0	0	0	0	0	0	0	0	0	3	4	0.00	0.000				
<b>Rick Aguilera, R</b> (9, 1) ERA: 3.64	1.0	S	4	0	0	0	1	1	0	0	0	0	0	6	14	0.00	1.000				

AB	31
R	2
H	7
RBI	2
BB	2
SO	6
LOB	9



Batter	1	2	3	4	5	6	7	8	9	AB	R	H	RBI	BB	SO	LOB	BOTTOM				
<b>Otis Nixon, S</b> (1, 8) OBP: 0.339, SLG: 0.315	1-2 G1-4-3 1B		4-2 G4-6-3 BB		2-1 G6-3			4-2 1B BB		2	2	1	0	2	0	1	<b>Cleveland Indians @ Minnesota Twins</b> Hubert H. Humphrey Metrodome, Minneapolis, MN Wed Jun 03 1998, 8:05 PM EDT Att: 8,897 - Dome - 72 F				
<b>Todd Walker, L</b> (1, 4) OBP: 0.397, SLG: 0.546	0-1 G1-4-3		0-0 G4-6-3 1-2			1-2 G4-3		1-1 F8		4	0	0	0	0	0	3					
<b>Paul Molitor, R</b> (1, 10) OBP: 0.337, SLG: 0.367	3-3 K			2-2 G3-1		2-2 G1-3		1-1 BB 1B		4	1	1	0	0	1	1					
<b>Orlando Merced, S</b> (1, 3) OBP: 0.293, SLG: 0.402 <b>Alex Ochoa, R</b> (8, PH) OBP: 0.263, SLG: 0.368 <b>Denny Hocking, S</b> (9, 5) OBP: 0.230, SLG: 0.159	3-2 1B			2-1 G5-3		0-0 G4-3		4-1 1B BB		3	0	1	1	0	0	0					
<b>Marty Cordova, R</b> (1, 7) OBP: 0.349, SLG: 0.383	0-0 G5-3			1-2 1B			2-2 F9		0-0 1-1 2-H 3-H 1B	4	0	2	2	0	0	1					
<b>Matt Lawton, L</b> (1, 9) OBP: 0.330, SLG: 0.359		0-0 B1-3		3-1 F7			2-2 1B			3	0	1	0	0	0	1					
<b>Ron Coomer, R</b> (1, 5) OBP: 0.302, SLG: 0.449 (9, 3)		2-3 K			1-0 G4-3		0-0 P4			3	0	0	0	0	1	1					
<b>Terry Steinbach, R</b> (1, 2) OBP: 0.395, SLG: 0.444		2-0 P9			1-0 1B		1-1 G5-3			3	0	1	0	0	0	1					
<b>Pat Meares, R</b> (1, 6) OBP: 0.321, SLG: 0.426			0-0 G6-3		2-2 F9			0-0 F9		3	0	0	0	0	0	1					
<b>Inning Stats</b>	R: 1 H: 2 E: 0 K: 1 S: 13	H: 2 LOB: 1 BB: 0 P: 20	R: 0 H: 0 E: 0 K: 1 S: 5	LOB: 0 BB: 0 P: 9	R: 0 H: 0 E: 0 K: 0 S: 6	LOB: 0 BB: 1 P: 10	R: 0 H: 1 E: 0 K: 0 S: 10	LOB: 1 BB: 0 P: 18	R: 0 H: 1 E: 0 K: 0 S: 8	LOB: 1 BB: 0 P: 14	R: 0 H: 0 E: 0 K: 0 S: 7	LOB: 0 BB: 0 P: 10	R: 0 H: 1 E: 0 K: 0 S: 10	LOB: 1 BB: 0 P: 15	R: 2 H: 2 E: 0 K: 0 S: 9	LOB: 2 BB: 2 P: 19		1B: 7 2B: 0 3B: 0 HR: 0	SF: 0 SAC: 0 DP: 1 HBP: 0	WP: 0 PB: 0 SB: 0 CS: 0	PA: 32
<b>PITCHER</b>	IP	WLS	BF	H	R	ER	SO	BB	IBB	HBP	BLK	WP	HR	S	P	ERA	WHIP				
<b>Bartolo Colon, R</b> (1, 1) ERA: 3.2	7.2	L	30	6	3	3	2	2	0	0	0	0	0	66	109	3.52	1.043				
<b>Paul Assenmacher, L</b> (8, 1) ERA: 3.15	0.0		1	0	0	0	0	1	0	0	0	0	0	1	5	-	-				
<b>Jose Mesa, R</b> (8, 1) ERA: 3.88	0.1		1	1	0	0	0	0	0	0	0	0	0	1	1	0.00	3.000				

AB	29
R	3
H	7
RBI	3
BB	3
SO	2
LOB	10





Batter	1	2	3	4	5	6	7	8	9	AB	R	H	RBI	BB	SO	LOB	TOP										
<b>Kenny Lofton, L</b> OBP: 0.363, SLG: 0.404 (1, 8)	F9		F8					FC5-4 1B		3	0	1	0	1	0	0	<b>Cleveland Indians @ Minnesota Twins</b> Hubert H. Humphrey Metrodome, Minneapolis, MN Thu Jun 04 1998, 8:05 PM EDT Att. 9,417 - Dome - 72 F										
<b>Omar Vizquel, S</b> OBP: 0.372, SLG: 0.379 (1, 6)	F7			HR 1B	CS	FC4-6 1B		FC5-4 FC4-6 1-2		4	1	2	0	0	0	1											
<b>David Justice, L</b> OBP: 0.376, SLG: 0.558 (1, 10)				HR 1B		FC4-6 CS 1-2		FC4-6 1-2		4	1	2	0	0	0	2											
<b>Jim Thome, L</b> OBP: 0.413, SLG: 0.621 (1, 3)	G6-3			HR		BB 1-2			F8	3	1	1	3	1	0	1											
<b>Manny Ramirez, R</b> OBP: 0.362, SLG: 0.510 (1, 9)		K		G5-3		K			K	4	0	0	0	0	3	1											
<b>Travis Fryman, R</b> OBP: 0.320, SLG: 0.441 (1, 5)				P5					K	4	0	1	0	0	1	0											
<b>Pat Borders, R</b> OBP: 0.265, SLG: 0.266 (1, 2)				P4					K	3	0	0	0	0	0	1											
<b>David Bell, R</b> OBP: 0.317, SLG: 0.431 (1, 4)									K	3	0	0	0	0	1	0											
<b>Shawon Dunston, R</b> OBP: 0.242, SLG: 0.365 <b>Mark Whiten, S</b> OBP: 0.400, SLG: 0.559 (8, 7)									F7	3	0	0	0	0	0	0											
<b>Inning Stats</b>	R: 0 H: 1 E: 0 K: 0 S: 11	H: 1 LOB: 1 BB: 0 P: 16	R: 0 H: 1 E: 0 K: 1 S: 11	H: 1 LOB: 0 BB: 0 P: 15	R: 0 H: 0 E: 0 K: 0 S: 7	H: 0 LOB: 0 BB: 0 P: 9	R: 3 H: 3 E: 0 K: 0 S: 15	H: 3 LOB: 0 BB: 0 P: 24	R: 0 H: 0 E: 0 K: 1 S: 6	H: 0 LOB: 0 BB: 1 P: 12	R: 0 H: 1 E: 0 K: 0 S: 11	H: 1 LOB: 0 BB: 1 P: 18	R: 0 H: 0 E: 0 K: 0 S: 4	H: 0 LOB: 0 BB: 0 P: 7	R: 0 H: 1 E: 0 K: 0 S: 7	H: 1 LOB: 1 BB: 0 P: 8	R: 0 H: 0 E: 0 K: 2 S: 8	H: 0 LOB: 0 BB: 0 P: 14	1B: 5 2B: 1 3B: 0 HR: 1	SF: 0 SAC: 0 DP: 1 HBP: 0	WP: 0 PB: 0 SB: 1 CS: 2	PA: 34					
<b>PITCHER</b>	IP	WLS	BF	H	R	ER	SO	BB	IBB	HBP	BLK	WP	HR	S	P	ERA	WHIP										
<b>Brad Radke, R</b> ERA: 2.9 (1, 1)	7.1	L	28	7	3	3	3	2	0	0	0	0	1	68	105	3.68	1.227										
<b>Greg Swindell, L</b> ERA: 2.59 (8, 1)	1.0		3	0	0	0	0	0	0	0	0	0	0	6	7	0.00	0.000										
<b>Mike Trombley, R</b> ERA: 2.86 (9, 1)	0.2		2	0	0	0	2	0	0	0	0	0	0	6	11	0.00	0.000										

AB 31  
R 3  
H 7  
RBI 3  
BB 2  
SO 5  
LOB 6



Batter	1	2	3	4	5	6	7	8	9	AB	R	H	RBI	BB	SO	LOB	BOTTOM										
<b>Otis Nixon, S</b> OBP: 0.333, SLG: 0.336 (1, 8)	G3		G4-3					HR	G4-3	5	1	1	1	0	0	1	<b>Cleveland Indians @ Minnesota Twins</b> Hubert H. Humphrey Metrodome, Minneapolis, MN Thu Jun 04 1998, 8:05 PM EDT Att. 9,417 - Dome - 72 F										
<b>Todd Walker, L</b> OBP: 0.396, SLG: 0.542 <b>Brent Gates, S</b> OBP: 0.268, SLG: 0.250 (8, PH) (9, 4)	G4-3		S 1B					F9		3	0	1	0	0	0	0											
<b>Paul Moltis, R</b> OBP: 0.336, SLG: 0.365 (1, 10)			F7 1-2					P4		4	0	1	0	0	0	1											
<b>Orlando Merced, S</b> OBP: 0.307, SLG: 0.408 (1, 3)	FC4-6 1-2							E 1B		3	0	2	0	1	0	1											
<b>Marty Cordova, R</b> OBP: 0.347, SLG: 0.402 (1, 7)			HR					E5 1B		4	1	1	1	0	1	3											
<b>Matt Lawton, L</b> OBP: 0.333, SLG: 0.367 (1, 9)			F8					G3-1		4	0	2	0	0	0	2											
<b>Ron Coomer, R</b> OBP: 0.301, SLG: 0.445 (1, 5)			G6-3					P5		4	0	1	0	0	0	1											
<b>Terry Steinbach, R</b> OBP: 0.385, SLG: 0.431 (1, 2)			K					FC6-4 1B		4	0	0	0	0	2	1											
<b>Pat Meares, R</b> OBP: 0.319, SLG: 0.423 (1, 6)			G6-3					K		4	0	1	0	0	1	1											
<b>Inning Stats</b>	R: 0 H: 1 E: 0 K: 0 S: 7	H: 1 LOB: 0 BB: 0 P: 11	R: 1 H: 1 E: 0 K: 1 S: 8	H: 1 LOB: 0 BB: 0 P: 14	R: 0 H: 1 E: 0 K: 0 S: 8	H: 1 LOB: 0 BB: 0 P: 12	R: 0 H: 3 E: 0 K: 1 S: 9	H: 3 LOB: 2 BB: 0 P: 17	R: 0 H: 0 E: 0 K: 1 S: 8	H: 0 LOB: 0 BB: 0 P: 15	R: 0 H: 0 E: 0 K: 0 S: 9	H: 0 LOB: 1 BB: 1 P: 18	R: 0 H: 1 E: 0 K: 1 S: 13	H: 1 LOB: 1 BB: 0 P: 20	R: 1 H: 2 E: 1 K: 0 S: 11	H: 2 LOB: 2 BB: 0 P: 20	R: 0 H: 1 E: 0 K: 0 S: 7	H: 1 LOB: 1 BB: 0 P: 9	1B: 7 2B: 1 3B: 0 HR: 2	SF: 0 SAC: 0 DP: 0 HBP: 0	WP: 0 PB: 0 SB: 1 CS: 1	PA: 37					
<b>PITCHER</b>	IP	WLS	BF	H	R	ER	SO	BB	IBB	HBP	BLK	WP	HR	S	P	ERA	WHIP										
<b>Dwight Gooden, R</b> ERA: 4.3 (1, 1)	6.0	W	23	6	1	1	3	1	0	0	0	0	1	49	87	1.50	1.167										
<b>Ron Villone, L</b> ERA: 1.54 (7, 1)	0.0		1	1	0	0	0	0	0	0	0	0	0	3	5	-	-										
<b>Eric Plunk, R</b> ERA: 4.3 (7, 1)	1.0		3	0	0	0	1	0	0	0	0	0	0	10	15	0.00	0.000										
<b>Paul Assenmacher, L</b> ERA: 3.54 (8, 1)	0.1		2	1	1	1	0	0	0	0	0	0	1	4	7	27.00	3.000										
<b>Jose Mesa, R</b> ERA: 3.92 (8, 1)	0.2		4	1	0	0	0	0	0	0	0	0	0	7	13	0.00	1.500										

AB 36  
R 2  
H 10  
RBI 2  
BB 1  
SO 4  
LOB 11





Batter	1	2	3	4	5	6	7	8	9	AB	R	H	RBI	BB	SO	LOB	TOP					
<b>Kenny Lofton, L</b> OBP: 0.361, SLG: 0.401	L5		F9 G5-3 1B		F9		G6-3			4	0	1	0	0	0	0	<b>Cleveland Indians @ Cincinnati Reds</b> Cinergy Field, Cincinnati, OH Fri Jun 05 1998, 7:05 PM EDT Att: 43,532 - Cloudy - 57 F					
<b>Omar Vizquel, S</b> OBP: 0.370, SLG: 0.373	FC4 BB		G5-3		F7			L7	3	0	0	0	1	0	1							
<b>David Justice, L</b> OBP: 0.370, SLG: 0.548	FC4 1-2		F9		G4-3			G6-3	4	0	0	0	0	0	2							
<b>Jim Thome, L</b> OBP: 0.410, SLG: 0.628	K		K			HR		G4-3	4	1	1	1	0	2	2							
<b>Manny Ramirez, R</b> OBP: 0.369, SLG: 0.517 <b>Shawon Dunston, R</b> (9, PR) OBP: 0.242, SLG: 0.365		1B BB			2B			S 1B	3	0	2	0	1	0	0							
<b>Sandy Alomar Jr., R</b> OBP: 0.308, SLG: 0.375	K		K		K			P6	4	0	0	0	0	3	3							
<b>Travis Fryman, R</b> OBP: 0.319, SLG: 0.437					G6-3			F7	4	0	1	0	0	1	2							
<b>David Bell, R</b> OBP: 0.315, SLG: 0.421	P9							F9	3	0	0	0	1	1	4							
<b>Charles Nagy, L</b> <b>Jose Mesa, R</b> <b>Alvin Morman, L</b> <b>Eric Plunk, R</b>	K		K		P5			K	3	0	0	0	0	2	4							
<b>Inning Stats</b>	R: 0 E: 0 K: 1 S: 9	H: 0 LOB: 1 BB: 1 P: 15	R: 0 E: 0 K: 2 S: 12	H: 1 LOB: 2 BB: 1 P: 23	R: 0 E: 0 K: 1 S: 11	H: 1 LOB: 2 BB: 0 P: 16	R: 0 E: 0 K: 1 S: 9	H: 1 LOB: 2 BB: 1 P: 17	R: 0 E: 0 K: 2 S: 5	H: 0 LOB: 0 BB: 0 P: 8	R: 1 E: 0 K: 2 S: 12	H: 1 LOB: 0 BB: 0 P: 19	R: 0 E: 0 K: 1 S: 6	H: 0 LOB: 0 BB: 0 P: 6	R: 0 E: 0 K: 0 S: 7	H: 0 LOB: 0 BB: 0 P: 13		R: 0 E: 0 K: 1 S: 7	H: 1 LOB: 2 BB: 0 P: 13	1B: 3 2B: 1 3B: 0 HR: 1	SF: 0 SAC: 0 DP: 0 HBP: 0	WP: 0 PB: 0 SB: 1 CS: 0
<b>PITCHER</b>	IP	WLS	BF	H	R	ER	SO	BB	IBB	HBP	BLK	WP	HR	S	P	ERA	WHIP					
<b>Pete Harnisch, R</b> ERA: 2.92	7.0	W	28	4	1	1	8	2	1	0	0	0	1	64	104	1.29	0.857					
<b>Danny Graves, R</b> ERA: 2.75	1.0		3	0	0	0	0	0	0	0	0	0	0	7	13	0.00	0.000					
<b>Jeff Shaw, R</b> ERA: 1.03	1.0	S	4	1	0	0	1	0	0	0	0	0	0	7	13	0.00	1.000					

AB 32  
R 1  
H 5  
RBI 1  
BB 3  
SO 9  
LOB 18



Batter	1	2	3	4	5	6	7	8	9	AB	R	H	RBI	BB	SO	LOB	BOTTOM				
<b>Reggie Sanders, R</b> OBP: 0.349, SLG: 0.424	1B 1B		G5-3		F8		P4			4	1	1	0	0	0	1	<b>Cleveland Indians @ Cincinnati Reds</b> Cinergy Field, Cincinnati, OH Fri Jun 05 1998, 7:05 PM EDT Att: 43,532 - Cloudy - 57 F				
<b>Chris Stynes, R</b> OBP: 0.338, SLG: 0.357	G4-3 1B		FC5-4 BB		G1-3				2	0	1	0	2	0	0						
<b>Barry Larkin, R</b> OBP: 0.362, SLG: 0.426	G4-3 1B		FC5-4 1B		G6-3		F9		4	0	1	1	0	0	3						
<b>Eddie Taubensee, L</b> OBP: 0.407, SLG: 0.503	G4-3				G4-3			P5	4	0	1	0	0	0	2						
<b>Dmitri Young, S</b> OBP: 0.368, SLG: 0.514	G4-3		G6-3				P4	G6-3	4	0	0	0	0	0	3						
<b>Willie Greene, L</b> OBP: 0.409, SLG: 0.466		G4-3			G1-3			1B BB	3	0	1	0	1	0	0						
<b>Bret Boone, R</b> OBP: 0.341, SLG: 0.504								2B G6-3 1B	4	1	4	0	0	0	0						
<b>Jon Nunnally, L</b> OBP: 0.349, SLG: 0.399 <b>Melvin Nieves, S</b> (8, PH) <b>Jeff Shaw, R</b> (9, 1)					F8			F9	3	0	1	0	0	1	2						
<b>Pete Harnisch, S</b> OBP: 0.125, SLG: 0.097 <b>Lenny Harris, L</b> (7, PH) <b>Danny Graves, R</b> (8, 1) <b>Pat Watkins, R</b> (9, 9)					FC6-4			G6-3	2	0	0	0	0	0	2						
<b>Inning Stats</b>	R: 1 E: 0 K: 0 S: 9	H: 3 LOB: 1 BB: 0 P: 14	R: 0 E: 0 K: 1 S: 9	H: 1 LOB: 0 BB: 0 P: 14	R: 0 E: 0 K: 0 S: 13	H: 1 LOB: 1 BB: 1 P: 24	R: 0 E: 0 K: 0 S: 11	H: 2 LOB: 1 BB: 0 P: 15	R: 0 E: 0 K: 0 S: 7	H: 0 LOB: 0 BB: 0 P: 9	R: 0 E: 0 K: 0 S: 4	H: 0 LOB: 0 BB: 0 P: 6	R: 1 E: 0 K: 0 S: 12	H: 2 LOB: 2 BB: 1 P: 20	R: 0 E: 0 K: 0 S: 13	H: 1 LOB: 2 BB: 1 P: 22		1B: 8 2B: 2 3B: 0 HR: 0	SF: 0 SAC: 0 DP: 1 HBP: 0	WP: 0 PB: 0 SB: 0 CS: 1	PA: 35
<b>PITCHER</b>	IP	WLS	BF	H	R	ER	SO	BB	IBB	HBP	BLK	WP	HR	S	P	ERA	WHIP				
<b>Charles Nagy, R</b> ERA: 5.47	6.2	L	29	9	2	2	1	2	0	0	0	0	0	63	100	2.70	1.650				
<b>Jose Mesa, R</b> ERA: 3.79	0.1		1	0	0	0	0	0	0	0	0	0	0	2	2	0.00	0.000				
<b>Alvin Morman, L</b> ERA: 3.14	0.2		4	1	0	0	0	1	0	0	0	0	0	11	19	0.00	3.000				
<b>Eric Plunk, R</b> ERA: 4.24	0.1		1	0	0	0	0	0	0	0	0	0	0	2	3	0.00	0.000				

AB 32  
R 2  
H 10  
RBI 2  
BB 3  
SO 1  
LOB 16





Batter	1	2	3	4	5	6	7	8	9	AB	R	H	RBI	BB	SO	LOB	TOP				
<b>Kenny Lofton, L</b> OBP: 0.358, SLG: 0.396 (1, 8)	G6-3		G6-3		F9	FC6 BB		SF7		3	0	1	1	0	0		<b>Cleveland Indians @ Cincinnati Reds</b> Cinergy Field, Cincinnati, OH Sat Jun 06 1998, 7:05 PM EDT Att: 51,796 - Unknown - 61 F				
<b>Omar Vizquel, S</b> OBP: 0.375, SLG: 0.396 (1, 6)	G4-3		2B		BLK WP 2B	FC6		1B 3B		5	2	3	2	0	0	1					
<b>David Justice, L</b> OBP: 0.367, SLG: 0.540 (1, 7)	L7		G4-3		P5		F8	1B		5	0	1	1	0	0	1					
<b>Jim Thome, L</b> OBP: 0.414, SLG: 0.630 (1, 3)		2B 1B		WP 1B 2B	1B 2B		G4-3	K		4	3	2	0	1	1	1					
<b>Manny Ramirez, R</b> OBP: 0.377, SLG: 0.529 <b>Mark Whiten, S</b> OBP: 0.381, SLG: 0.528 (6, 9)	1B WP 2B		1B 2B	WP 1B	2B 1B		G5-3		G3-1	3	2	3	1	0	0	0					
<b>Sandy Alomar Jr., R</b> OBP: 0.316, SLG: 0.393 (1, 2)				G5-4-3 1H 2H	2B			F7	G4-3	5	0	3	3	0	0	0					
<b>Travis Fryman, R</b> <b>Jeff Branson, L</b> OBP: 0.206, SLG: 0.242 (8, 5)	F9			G5-4-3 BB	K			1B SF7 2B	BB	3	1	1	0	1	1	3					
<b>David Bell, R</b> OBP: 0.311, SLG: 0.413 (1, 4)	F7			G5-4-3 1-2 2-3	L7			SF7 1B 3B 1B	P6	5	1	1	0	0	0	3					
<b>Jaret Wright, R</b> OBP: 0.250, SLG: 0.250 <b>Rick Krivda, R</b> (9, 1)			K	P6	G6-3			SF7 3B 1B		4	1	1	0	0	1	1					
<b>Inning Stats</b>	R: 0 E: 0 K: 0 S: 8	H: 0 LOB: 0 BB: 0 P: 12	R: 2 E: 0 K: 0 S: 11	H: 3 LOB: 0 BB: 0 P: 16	R: 0 E: 0 K: 1 S: 11	H: 1 LOB: 1 BB: 0 P: 18	R: 2 E: 0 K: 0 S: 8	H: 2 LOB: 1 BB: 0 P: 18	R: 2 E: 0 K: 1 S: 11	H: 4 LOB: 2 BB: 0 P: 24	R: 0 E: 0 K: 0 S: 9	H: 0 LOB: 0 BB: 0 P: 13	R: 4 E: 0 K: 1 S: 22	H: 5 LOB: 1 BB: 0 P: 29	R: 0 E: 0 K: 0 S: 12	H: 0 LOB: 1 BB: 1 P: 20		1B: 7 2B: 7 3B: 1 HR: 0	SF: 1 SAC: 0 DP: 1 HBP: 0	WP: 3 PB: 0 SB: 0 CS: 0	PA: 44
<b>PITCHER</b>	IP	WLS	BF	H	R	ER	SO	BB	IBB	HBP	BLK	WP	HR	S	P	ERA	WHIP				
<b>Mike Remlinger, L</b> ERA: 4.86 <b>David Weathers, R</b> ERA: 6.44 <b>Gabe White, L</b> ERA: 6.05 <b>Scott Sullivan, R</b> ERA: 5.48	(1, 1)	4.2	L	23	9	6	6	1	2	0	0	1	0	45	79	11.57	2.357				
<b>PITCHER</b>	IP	WLS	BF	H	R	ER	SO	BB	IBB	HBP	BLK	WP	HR	S	P	ERA	WHIP				
<b>Mike Remlinger, L</b> ERA: 4.86 <b>David Weathers, R</b> ERA: 6.44 <b>Gabe White, L</b> ERA: 6.05 <b>Scott Sullivan, R</b> ERA: 5.48	(5, 1)	1.1		6	1	0	0	1	1	0	0	0	0	13	23	0.00	1.500				
<b>David Weathers, R</b> ERA: 6.44 <b>Gabe White, L</b> ERA: 6.05 <b>Scott Sullivan, R</b> ERA: 5.48	(7, 1)	2.0		11	5	4	4	1	0	0	0	0	0	31	42	18.00	2.500				
<b>Scott Sullivan, R</b> ERA: 5.48	(9, 1)	1.0		4	0	0	0	0	1	0	0	0	0	12	20	0.00	1.000				

Batter	1	2	3	4	5	6	7	8	9	AB	R	H	RBI	BB	SO	LOB	BOTTOM				
<b>Reggie Sanders, R</b> OBP: 0.341, SLG: 0.413 (1, 8)	F8		G6-3			K		G4-3		4	0	0	0	0	1	2	<b>Cleveland Indians @ Cincinnati Reds</b> Cinergy Field, Cincinnati, OH Sat Jun 06 1998, 7:05 PM EDT Att: 51,796 - Unknown - 61 F				
<b>Chris Stynes, R</b> OBP: 0.341, SLG: 0.374 (1, 7)	G6-3			1B		IHR		G6-3		4	1	2	1	0	0	0					
<b>Barry Larkin, R</b> OBP: 0.360, SLG: 0.420 (1, 6)	G1-3			K		G4-3		1B BB		3	0	0	0	1	1	1					
<b>Eddie Taubensee, L</b> OBP: 0.399, SLG: 0.492 (1, 2)		F8		F8			F8	K		4	0	0	0	0	1	2					
<b>Dmitri Young, S</b> OBP: 0.366, SLG: 0.509 (1, 3)		G4-3		F7			P5	1B		4	0	1	0	0	0	1					
<b>Willie Greene, L</b> OBP: 0.403, SLG: 0.456 (1, 5)		L5			G4-3		K	F7		4	0	0	0	0	1	2					
<b>Bret Boone, R</b> OBP: 0.341, SLG: 0.500 (1, 4)			G4-3 BB		G6-3			G6-3		2	0	0	0	1	0	0					
<b>Jon Nunnally, L</b> OBP: 0.349, SLG: 0.393 (1, 9)			G4-3		G3-1			BB		2	0	0	0	1	0	1					
<b>Mike Remlinger, L</b> ERA: 4.86 <b>David Weathers, R</b> ERA: 6.44 <b>Pat Weathers, R</b> ERA: 6.05 <b>Gabe White, L</b> ERA: 6.05 <b>Melvin Nieves, S</b> ERA: 5.25 <b>Scott Sullivan, R</b> ERA: 5.48 (9, 1)			G5-3			G6-3		K		1	0	0	0	0	0	1					
<b>Inning Stats</b>	R: 0 E: 0 K: 0 S: 11	H: 0 LOB: 0 BB: 0 P: 18	R: 0 E: 0 K: 0 S: 4	H: 0 LOB: 0 BB: 0 P: 5	R: 0 E: 0 K: 0 S: 6	H: 0 LOB: 1 BB: 1 P: 13	R: 0 E: 0 K: 1 S: 10	H: 1 LOB: 1 BB: 0 P: 15	R: 0 E: 0 K: 0 S: 7	H: 0 LOB: 0 BB: 0 P: 10	R: 1 E: 0 K: 1 S: 11	H: 1 LOB: 0 BB: 0 P: 16	R: 0 E: 0 K: 1 S: 7	H: 0 LOB: 1 BB: 1 P: 24	R: 0 E: 0 K: 1 S: 9	H: 1 LOB: 2 BB: 1 P: 19		1B: 2 2B: 0 3B: 0 HR: 1	SF: 0 SAC: 0 DP: 0 HBP: 0	WP: 0 PB: 0 SB: 0 CS: 0	PA: 33
<b>PITCHER</b>	IP	WLS	BF	H	R	ER	SO	BB	IBB	HBP	BLK	WP	HR	S	P	ERA	WHIP				
<b>Jaret Wright, R</b> ERA: 3.75 <b>Rick Krivda, L</b> ERA: 3.24	(1, 1)	8.0	W	28	2	1	1	4	2	0	0	0	0	68	113	1.12	0.500				
<b>Rick Krivda, L</b> ERA: 3.24	(9, 1)	1.0		5	1	0	0	1	1	0	0	0	0	9	19	0.00	2.000				

AB 39  
R 10  
H 15  
RBI 8  
BB 4  
SO 3  
LOB 10



AB 30  
R 1  
H 3  
RBI 1  
BB 3  
SO 5  
LOB 11





Batter	1	2	3	4	5	6	7	8	9	AB	R	H	RBI	BB	SO	LOB	TOP										
<b>Kenny Lofton, L</b> OBP: 0.355, SLG: 0.391 (1, 8)	G4-3		G5-3		G3				K	5	0	1	1	0	1	0	<b>Cleveland Indians @ Cincinnati Reds</b> Cinergy Field, Cincinnati, OH Sun Jun 07 1998, 3:33 AM EDT Att: 49,589 - Cloudy - 63 F										
<b>Omar Vizquel, S</b> OBP: 0.371, SLG: 0.392 (1, 6)	L9		G3			G4-6-3	F9		G5-3	5	0	1	0	0	0	1											
<b>David Justice, L</b> OBP: 0.369, SLG: 0.539 (1, 7)				K		G4-6-3				4	1	2	0	0	1	1											
<b>Jim Thome, L</b> OBP: 0.415, SLG: 0.631 (1, 3)	G4-3			G3-1						3	1	1	1	1	0	1											
<b>Mark Whiten, S</b> OBP: 0.370, SLG: 0.487 (1, 9)		S		G3						3	0	0	0	1	1	2											
<b>Travis Fryman, R</b> OBP: 0.321, SLG: 0.450 (1, 5)		F7				L7				4	1	1	1	0	0	2											
<b>David Bell, R</b> OBP: 0.316, SLG: 0.430 (1, 4)				K		G4-3				4	1	2	1	0	1	1											
<b>Pat Borders, R</b> OBP: 0.264, SLG: 0.265 (1, 2)				G5-3			F7	L8		4	1	1	0	0	0	3											
<b>Dave Burba, R</b> OBP: 0.333, SLG: 1.333 Eric Plunk, R (7, 1) <b>Paul Assenmacher, L</b> (8, 1) <b>Gerónimo Berroa, R</b> OBP: 0.286, SLG: 0.300 <b>Michael Jackson, R</b> (9, 1)			G4-3				G1-3		G6-3	3	1	1	2	0	0	1	<b>C</b>										
<b>Inning Stats</b>	R: 0 E: 0 K: 0 S: 7	H: 1 LOB: 1 BB: 0 P: 14	R: 0 E: 0 K: 1 S: 11	H: 0 LOB: 1 BB: 1 P: 20	R: 0 E: 0 K: 0 S: 7	H: 0 LOB: 0 BB: 0 P: 10	R: 0 E: 0 K: 1 S: 8	H: 0 LOB: 0 BB: 0 P: 12	R: 2 E: 0 K: 0 S: 10	H: 2 LOB: 0 BB: 0 P: 14	R: 0 E: 0 K: 1 S: 11	H: 1 LOB: 1 BB: 1 P: 20	R: 2 E: 0 K: 0 S: 11	H: 3 LOB: 1 BB: 0 P: 18	R: 2 E: 0 K: 0 S: 6	H: 3 LOB: 1 BB: 0 P: 7		R: 0 E: 0 K: 1 S: 8	H: 0 LOB: 0 BB: 0 P: 12	1B: 5 2B: 3 3B: 0 HR: 2	SF: 0 SAC: 0 DP: 1 HBP: 0	WP: 0 PB: 0 SB: 1 CS: 0	PA: 38				
<b>PITCHER</b>	IP	WLS	BF	H	R	ER	SO	BB	IBB	HBP	BLK	WP	HR	S	P	ERA	WHIP										
<b>Scott Klinglebeck, R</b> ERA: 5.14 <b>Danny Graves, R</b> ERA: 3.48 <b>Scott Sullivan, R</b> ERA: 5.36	(1, 1)	0.0	L	0	0	0	0	0	0	0	0	0	0	0	0	∞	∞										

Batter	1	2	3	4	5	6	7	8	9	AB	R	H	RBI	BB	SO	LOB	BOTTOM										
<b>Reggie Sanders, R</b> OBP: 0.339, SLG: 0.409 (1, 8)	G5-3					K	K			4	0	1	0	0	2	2	<b>Cleveland Indians @ Cincinnati Reds</b> Cinergy Field, Cincinnati, OH Sun Jun 07 1998, 3:33 AM EDT Att: 49,589 - Cloudy - 63 F										
<b>Chris Stynes, R</b> OBP: 0.339, SLG: 0.372 (1, 7)	G4-3		F7				F8			4	1	1	0	0	0	3											
<b>Barry Larkin, R</b> OBP: 0.367, SLG: 0.429 (1, 6)			F7							3	0	2	0	1	0	0											
<b>Eddie Taubensee, L</b> OBP: 0.392, SLG: 0.482 (1, 2)	F7					L9				4	0	0	0	0	2	4											
<b>Dmitri Young, S</b> OBP: 0.364, SLG: 0.504 (1, 3)					G3					4	0	1	1	0	1	1											
<b>Willie Greene, L</b> OBP: 0.400, SLG: 0.452 (1, 5)		2B				L4				4	0	1	0	0	1	2											
<b>Bret Boone, R</b> OBP: 0.336, SLG: 0.492 (1, 4)		P4				G6-3				4	0	0	0	0	0	1											
<b>Pat Watkins, R</b> OBP: 0.271, SLG: 0.349 (1, 9)										4	0	2	0	0	2	0											
<b>Scott Klinglebeck, R</b> (1, 1) <b>Melvin Nieves, S</b> OBP: 0.345, SLG: 0.391 <b>Danny Graves, R</b> (8, 1) <b>Scott Sullivan, R</b> OBP: 0.200, SLG: 0.200 (9, 1)										2	0	0	0	0	0	2	<b>REDS</b>										
<b>Inning Stats</b>	R: 0 E: 0 K: 0 S: 11	H: 1 LOB: 1 BB: 0 P: 17	R: 0 E: 0 K: 1 S: 9	H: 2 LOB: 2 BB: 0 P: 18	R: 0 E: 0 K: 0 S: 8	H: 1 LOB: 0 BB: 0 P: 11	R: 0 E: 0 K: 2 S: 7	H: 0 LOB: 0 BB: 0 P: 13	R: 0 E: 0 K: 1 S: 5	H: 0 LOB: 0 BB: 0 P: 8	R: 1 E: 0 K: 1 S: 13	H: 2 LOB: 2 BB: 1 P: 21	R: 0 E: 0 K: 1 S: 13	H: 2 LOB: 2 BB: 0 P: 19	R: 0 E: 0 K: 1 S: 8	H: 1 LOB: 0 BB: 0 P: 11		R: 0 E: 0 K: 1 S: 11	H: 0 LOB: 0 BB: 0 P: 18	1B: 7 2B: 2 3B: 0 HR: 0	SF: 0 SAC: 0 DP: 1 HBP: 0	WP: 0 PB: 0 SB: 0 CS: 1	PA: 35				
<b>PITCHER</b>	IP	WLS	BF	H	R	ER	SO	BB	IBB	HBP	BLK	WP	HR	S	P	ERA	WHIP										
<b>Dave Burba, R</b> ERA: 3.56 <b>Eric Plunk, R</b> ERA: 4.13 <b>Paul Assenmacher, L</b> ERA: 3.38 <b>Michael Jackson, R</b> ERA: 2.25	(1, 1)	6.1	W	27	8	1	1	5	1	0	0	0	0	0	0	1.42	1.421										







Batter	1	2	3	4	5	6	7	8	9	AB	R	H	RBI	BB	SO	LOB	TOP			
Tony Womack, L OBP: 0.306, SLG: 0.317	L8	G4-3		G1-3		F8		F7		5	0	0	0	0	0	5	<b>Pittsburgh Pirates @ Cleveland Indians</b> Jacobs Field, Cleveland, OH Tue Jun 09 1998, 7:05 PM EDT Att: 41,762 - Cloudy - 62 F			
Al Martin, L OBP: 0.305, SLG: 0.372	P2		G4-3		P6		G4-3	G4-3		4	1	0	0	1	0	1				
18 Jason Kendall, R OBP: 0.420, SLG: 0.465	E S 2B HBP		L6				E8 1B			2	3	1	0	2	0	0				
Kevin Young, R OBP: 0.327, SLG: 0.491	1-H 2B						G4-3			5	2	3	2	0	1	2				
Mark Smith, R OBP: 0.250, SLG: 0.208 Manny Martinez, R (9, PR) OBP: 0.405, SLG: 0.686	K						G4-3			4	0	2	2	1	2	2				
Jermaine Allensworth, R OBP: 0.358, SLG: 0.430			FC6 1B				G4-3			5	1	1	0	0	1	4				
Jose Guillen, R OBP: 0.351, SLG: 0.500			G6-3 1B				G4-3			5	0	2	1	0	1	2				
Aramis Ramirez, R OBP: 0.208, SLG: 0.205			SH1-3 1B				G4-3			4	0	2	1	1	0	2				
Lou Collier, R OBP: 0.307, SLG: 0.403			SH1-3				P3			3	0	1	0	0	0	4				
<b>Inning Stats</b>	R: 1 E: 0 K: 1 S: 9	H: 1 LOB: 1 BB: 0 P: 15	R: 1 E: 0 K: 0 S: 14	H: 2 LOB: 1 BB: 0 P: 21	R: 1 E: 0 K: 0 S: 10	H: 1 LOB: 1 BB: 1 P: 18	R: 0 E: 0 K: 1 S: 8	H: 1 LOB: 1 BB: 0 P: 12	R: 0 E: 0 K: 2 S: 15	H: 2 LOB: 2 BB: 0 P: 19	R: 2 E: 1 K: 0 S: 10	H: 2 LOB: 1 BB: 1 P: 18	R: 0 E: 0 K: 0 S: 6	H: 0 LOB: 1 BB: 1 P: 13	R: 2 E: 0 K: 0 S: 15	H: 3 LOB: 2 BB: 1 P: 27	1B: 8 2B: 3 3B: 0 HR: 1	SF: 0 SAC: 2 DP: 0 HBP: 1	WP: 0 PB: 0 SB: 2 CS: 0	PA: 45
<b>PITCHER</b>	IP WLS BF H R ER SO BB IBB HBP BLK WP HR S P ERA WHIP	IP WLS BF H R ER SO BB IBB HBP BLK WP HR S P ERA WHIP	IP WLS BF H R ER SO BB IBB HBP BLK WP HR S P ERA WHIP	IP WLS BF H R ER SO BB IBB HBP BLK WP HR S P ERA WHIP	IP WLS BF H R ER SO BB IBB HBP BLK WP HR S P ERA WHIP	IP WLS BF H R ER SO BB IBB HBP BLK WP HR S P ERA WHIP	IP WLS BF H R ER SO BB IBB HBP BLK WP HR S P ERA WHIP	IP WLS BF H R ER SO BB IBB HBP BLK WP HR S P ERA WHIP	IP WLS BF H R ER SO BB IBB HBP BLK WP HR S P ERA WHIP	IP WLS BF H R ER SO BB IBB HBP BLK WP HR S P ERA WHIP	IP WLS BF H R ER SO BB IBB HBP BLK WP HR S P ERA WHIP	IP WLS BF H R ER SO BB IBB HBP BLK WP HR S P ERA WHIP	IP WLS BF H R ER SO BB IBB HBP BLK WP HR S P ERA WHIP	IP WLS BF H R ER SO BB IBB HBP BLK WP HR S P ERA WHIP	IP WLS BF H R ER SO BB IBB HBP BLK WP HR S P ERA WHIP	IP WLS BF H R ER SO BB IBB HBP BLK WP HR S P ERA WHIP	IP WLS BF H R ER SO BB IBB HBP BLK WP HR S P ERA WHIP			

AB 37  
R 7  
H 12  
RBI 6  
BB 5  
SO 5  
LOB 22



Batter	1	2	3	4	5	6	7	8	9	AB	R	H	RBI	BB	SO	LOB	BOTTOM			
Kenny Lofton, L OBP: 0.355, SLG: 0.389	K		G3-6-1 1B		G2		K			4	0	1	1	0	2	2	<b>Pittsburgh Pirates @ Cleveland Indians</b> Jacobs Field, Cleveland, OH Tue Jun 09 1998, 7:05 PM EDT Att: 41,762 - Cloudy - 62 F			
Omar Vizquel, S OBP: 0.397, SLG: 0.389	F8		G3-6-1 1B		P6					4	0	0	0	0	1	2				
David Justice, L OBP: 0.364, SLG: 0.525	G4-3				HR 1B		G3-1			4	1	1	0	0	1	0				
Jim Thome, L OBP: 0.427, SLG: 0.667					HR 1B		G3-1			3	1	2	2	1	0	0				
Mark Whiten, S OBP: 0.400, SLG: 0.478					G6-3		F8			3	0	0	0	1	0	1				
Sandy Alomar Jr., R OBP: 0.311, SLG: 0.401					G6-3		FC6-4			4	1	1	1	0	1	3				
Travis Fryman, R OBP: 0.321, SLG: 0.446					G6-3		FC6-4			4	1	1	1	0	1	3				
David Bell, R OBP: 0.329, SLG: 0.444					G6-4-3		F9			4	0	1	0	0	0	2				
David Bell, R OBP: 0.329, SLG: 0.444					P4					4	0	2	0	0	1	0				
Shawon Dunston, R OBP: 0.244, SLG: 0.369										3	1	1	0	0	1	3				
<b>Inning Stats</b>	R: 0 E: 0 K: 1 S: 7	H: 0 LOB: 0 BB: 0 P: 10	R: 0 E: 0 K: 1 S: 10	H: 1 LOB: 1 BB: 1 P: 16	R: 1 E: 0 K: 0 S: 8	H: 2 LOB: 0 BB: 0 P: 14	R: 2 E: 0 K: 0 S: 10	H: 2 LOB: 0 BB: 0 P: 14	R: 0 E: 0 K: 1 S: 8	H: 1 LOB: 1 BB: 0 P: 11	R: 0 E: 0 K: 0 S: 10	H: 0 LOB: 1 BB: 1 P: 17	R: 0 E: 0 K: 2 S: 8	H: 0 LOB: 0 BB: 0 P: 13	R: 1 E: 0 K: 1 S: 13	H: 1 LOB: 0 BB: 0 P: 17	1B: 4 2B: 4 3B: 0 HR: 2	SF: 0 SAC: 0 DP: 3 HBP: 0	WP: 0 PB: 0 SB: 0 CS: 0	PA: 35
<b>PITCHER</b>	IP WLS BF H R ER SO BB IBB HBP BLK WP HR S P ERA WHIP	IP WLS BF H R ER SO BB IBB HBP BLK WP HR S P ERA WHIP	IP WLS BF H R ER SO BB IBB HBP BLK WP HR S P ERA WHIP	IP WLS BF H R ER SO BB IBB HBP BLK WP HR S P ERA WHIP	IP WLS BF H R ER SO BB IBB HBP BLK WP HR S P ERA WHIP	IP WLS BF H R ER SO BB IBB HBP BLK WP HR S P ERA WHIP	IP WLS BF H R ER SO BB IBB HBP BLK WP HR S P ERA WHIP	IP WLS BF H R ER SO BB IBB HBP BLK WP HR S P ERA WHIP	IP WLS BF H R ER SO BB IBB HBP BLK WP HR S P ERA WHIP	IP WLS BF H R ER SO BB IBB HBP BLK WP HR S P ERA WHIP	IP WLS BF H R ER SO BB IBB HBP BLK WP HR S P ERA WHIP	IP WLS BF H R ER SO BB IBB HBP BLK WP HR S P ERA WHIP	IP WLS BF H R ER SO BB IBB HBP BLK WP HR S P ERA WHIP	IP WLS BF H R ER SO BB IBB HBP BLK WP HR S P ERA WHIP	IP WLS BF H R ER SO BB IBB HBP BLK WP HR S P ERA WHIP	IP WLS BF H R ER SO BB IBB HBP BLK WP HR S P ERA WHIP				

AB 33  
R 4  
H 9  
RBI 4  
BB 2  
SO 7  
LOB 13





Batter	1	2	3	4	5	6	7	8	9	10	11	AB	R	H	RBI	BB	SO	LOB	TOP							
Tony Womack, L OBP: 0.310, SLG: 0.325 (1, 4)	G6-3		L1						FC4		BLK 1B 2B	6	1	3	2	0	0	1								
Jermaine Allensworth, R OBP: 0.362, SLG: 0.434 (1, 8)	1B			G6-3	G1-3				FC1-2		2B	5	0	2	1	1	1	2								
1B Jason Kendall, R OBP: 0.422, SLG: 0.464 (1, 2)	1B			G6-3				P4	FC1-2		BLK 1B	5	0	2	1	1	0	3								
Kevin Young, R OBP: 0.323, SLG: 0.483 (1, 3)	F8			1B	1B			L6	G5-3		K	6	0	1	0	0	1	8								
Turner Ward, S OBP: 0.317, SLG: 0.407 (1, 7)		P6		1B					G1-3		F8	5	0	2	0	0	0	0								
Mark Smith, R OBP: 0.250, SLG: 0.212 Manny Martinez, R OBP: 0.405, SLG: 0.686 Al Martin, L OBP: 0.304, SLG: 0.370 (1, 10)	F9			K				G5-3		FC6-4	F7	4	0	1	0	0	1	3								
Jose Guillen, R OBP: 0.348, SLG: 0.493 (1, 9)	K				G1-3				1B FC4 SH3-4	1B	K	5	1	1	0	0	2	1								
Aramis Ramirez, R OBP: 0.212, SLG: 0.208 (1, 5)			G6-3						SH3-4		K	4	1	1	0	0	1	1								
Lou Collier, R OBP: 0.310, SLG: 0.403 (1, 6)			G6-3		G5-3				FC4 1B FC1-2		G6-3	5	1	2	0	0	0	1								
											1B 2B															
<b>Inning Stats</b>	R: 0 E: 0 K: 0 S: 9	H: 2 LOB: 1 BB: 0 P: 15	R: 0 E: 0 K: 1 S: 8	H: 0 LOB: 0 BB: 0 P: 10	R: 0 E: 0 K: 1 S: 8	H: 0 LOB: 0 BB: 0 P: 10	R: 0 E: 0 K: 1 S: 9	H: 2 LOB: 2 BB: 0 P: 15	R: 1 E: 0 K: 0 S: 8	H: 2 LOB: 1 BB: 0 P: 13	R: 0 E: 0 K: 1 S: 15	H: 1 LOB: 1 BB: 0 P: 21	R: 1 E: 0 K: 0 S: 16	H: 2 LOB: 3 BB: 1 P: 22	R: 0 E: 0 K: 1 S: 11	H: 1 LOB: 1 BB: 0 P: 16	R: 1 E: 0 K: 2 S: 12	H: 2 LOB: 1 BB: 0 P: 17	R: 0 E: 0 K: 1 S: 12	H: 0 LOB: 0 BB: 0 P: 16	R: 1 E: 0 K: 0 S: 10	H: 3 LOB: 2 BB: 1 P: 15	1B: 13 2B: 2 3B: 0 HR: 0	SF: 0 SAC: 1 DP: 1 HBP: 0	WP: 0 PB: 0 SB: 3 CS: 0	PA: 49
<b>PITCHER</b>	IP WLS BF H R ER SO BB IBB HBP BLK WP HR S P ERA WHIP	IP WLS BF H R ER SO BB IBB HBP BLK WP HR S P ERA WHIP																								
Charles Nagy, R ERA: 5.18 Michael Jackson, R ERA: 2.52 Jose Mesa, R ERA: 3.86 (1, 1) (9, 1) (10, 1)	8.0 1.0 2.0	35 5 9	10 2 3	2 1 1	1 1 1	2 2 1	0 0 0	0 0 1	0 0 0	0 0 0	0 0 0	0 0 0	0 0 22	122 17 31	2.25 9.00 4.50	1.375 2.000 1.500										

**Pittsburgh Pirates @ Cleveland Indians**  
 Jacobs Field, Cleveland, OH  
 Wed Jun 10 1998, 7:05 PM EDT  
 Att. 43,101 - Overcast - 71 F

AB 46  
 R 4  
 H 15  
 RBI 4  
 BB 2  
 SO 6  
 LOB 20



Batter	1	2	3	4	5	6	7	8	9	10	11	AB	R	H	RBI	BB	SO	LOB	BOTTOM							
Kenny Lofton, L OBP: 0.352, SLG: 0.383 (1, 8)	G4-3										G6-3	4	0	0	0	1	1	5								
Omar Vizquel, S OBP: 0.364, SLG: 0.385 (1, 6)	G5-3		G3									5	0	1	0	0	1	1								
David Justice, L OBP: 0.357, SLG: 0.514 (1, 10)	G4-3			F7							G5-3	5	0	0	0	0	1	1								
Jim Thome, L OBP: 0.427, SLG: 0.659 (1, 3)		K										4	0	1	0	1	2	0								
Manny Ramirez, R OBP: 0.373, SLG: 0.521 (1, 9)	G6-3			G1-3							L8	5	1	1	0	0	0	3								
Mark Whiten, S OBP: 0.460, SLG: 0.471 (1, 7)	G4-3				L6							5	1	2	0	0	1	0								
Sandy Alomar Jr., R OBP: 0.310, SLG: 0.398 (1, 2)			L7									4	0	1	0	0	0	1								
Travis Fryman, R OBP: 0.327, SLG: 0.462 (1, 5)												5	1	3	3	0	0	1								
David Bell, R OBP: 0.339, SLG: 0.442 Matt Luke, L OBP: 0.309, SLG: 0.487 Jeff Branson, L OBP: 0.206, SLG: 0.242 (1, 4) (9, PH) (10, 4)	F8											3	0	1	0	0	0	2								
<b>Inning Stats</b>	R: 0 E: 0 K: 0 S: 8	H: 0 LOB: 0 BB: 0 P: 11	R: 0 E: 0 K: 1 S: 10	H: 0 LOB: 0 BB: 0 P: 17	R: 1 E: 0 K: 0 S: 12	H: 1 LOB: 1 BB: 21	R: 0 E: 0 K: 1 S: 6	H: 0 LOB: 0 BB: 0 P: 7	R: 0 E: 0 K: 1 S: 8	H: 2 LOB: 1 BB: 0 P: 15	R: 0 E: 0 K: 0 S: 8	H: 2 LOB: 2 BB: 0 P: 14	R: 0 E: 0 K: 0 S: 6	H: 0 LOB: 0 BB: 0 P: 8	R: 2 E: 0 K: 0 S: 10	H: 3 LOB: 1 BB: 12	R: 0 E: 0 K: 1 S: 6	H: 0 LOB: 1 BB: 1 P: 12	R: 0 E: 0 K: 1 S: 5	H: 0 LOB: 0 BB: 0 P: 7	1B: 9 2B: 0 3B: 0 HR: 1	SF: 0 SAC: 1 DP: 1 HBP: 0	WP: 0 PB: 1 SB: 1 CS: 0	PA: 44		
<b>PITCHER</b>	IP WLS BF H R ER SO BB IBB HBP BLK WP HR S P ERA WHIP	IP WLS BF H R ER SO BB IBB HBP BLK WP HR S P ERA WHIP																								
Jose Silva, R ERA: 3.49 Jason Christiansen, L ERA: 1.03 Esteban Loaiza, R ERA: 4.99 Rich Lattin, R ERA: 3.21 (1, 1) (7, 1) (9, 1) (11, 1)	6.2 1.1 2.0 1.0	27 4 10 3	7 0 3 0	1 0 2 0	4 0 1 0	0 0 0 0	0 0 0 0	0 0 0 0	0 0 0 0	0 0 0 0	0 0 0 0	0 0 0 0	0 0 0 0	1 7 16 5	1.35 0.00 9.00 0.00	1.200 0.000 2.000 0.000										

**Pittsburgh Pirates @ Cleveland Indians**  
 Jacobs Field, Cleveland, OH  
 Wed Jun 10 1998, 7:05 PM EDT  
 Att. 43,101 - Overcast - 71 F

AB 41  
 R 3  
 H 10  
 RBI 3  
 BB 2  
 SO 6  
 LOB 15





Batter	1	2	3	4	5	6	7	8	9	AB	R	H	RBI	BB	SO	LOB	TOP										
<b>Kenny Lofton, L</b> OBP: 0.361, SLG: 0.406	1-1 S 1B		1-0 2B		1-2 HBP			0-1 HR		3	1	3	1	0	0	0	<b>Cleveland Indians @ New York Yankees</b> Yankee Stadium, Bronx, NY Sun Jun 14 1998, 3:33 AM EDT Att. 42,949 - Overcast - 64 F										
<b>Omar Vizquel, S</b> OBP: 0.359, SLG: 0.379	2-3 SAFE K		3-1 P8		0-1 L9			0-3 K		4	0	0	0	0	2	3											
<b>Manny Ramirez, R</b> OBP: 0.371, SLG: 0.516	0-0 F8		2-3 K			1-2 1B		2-3 K		4	0	1	0	0	2	2											
<b>Jim Thome, L</b> OBP: 0.424, SLG: 0.651	4-2 BB		2-3 K			3-3 K		0-0 G4-3		3	0	0	0	1	2	2											
<b>Travis Fryman, R</b> OBP: 0.322, SLG: 0.454	0-3 K			2-1 G5-3		1 SAFE F7		1-3 K		4	0	0	0	0	2	3											
<b>David Justice, L</b> OBP: 0.359, SLG: 0.512		4-2 BB		3-2 G4-3		B F9		2-1 2B G4-3 1B		3	1	1	0	1	0	1											
<b>Sandy Alomar Jr., R</b> OBP: 0.309, SLG: 0.400	0-0 F8		1-2 L7			0-1 G5-3		1-1 G4-3 2B		4	0	1	0	0	0	1											
<b>Mark Whiten, S</b> OBP: 0.375, SLG: 0.436	3-1 SAFE F7			3-3 K		2-3 K		1-2 G4-3		4	0	0	1	0	2	2											
<b>David Bell, R</b> OBP: 0.323, SLG: 0.433	0-3 K			2-3 K		2-3 K		2-3 G4-3		3	0	0	0	0	3	1											
<b>Matt Luke, L</b> OBP: 0.305, SLG: 0.481								0-2 G4-3		1	0	0	0	0	0	1											
<b>Inning Stats</b>	R: 0 E: 0 K: 2 S: 13	H: 1 LOB: 2 BB: 1 P: 20	R: 0 E: 0 K: 1 S: 9	H: 0 LOB: 1 BB: 1 P: 16	R: 0 E: 0 K: 2 S: 9	H: 1 LOB: 1 BB: 0 P: 17	R: 0 E: 0 K: 0 S: 8	H: 0 LOB: 0 BB: 0 P: 14	R: 0 E: 0 K: 1 S: 10	H: 1 LOB: 1 BB: 0 P: 16	R: 0 E: 0 K: 2 S: 12	H: 0 LOB: 0 BB: 0 P: 12	R: 1 E: 0 K: 2 S: 9	H: 1 LOB: 0 BB: 0 P: 11	R: 1 E: 0 K: 1 S: 15	H: 2 LOB: 1 BB: 0 P: 20	1B: 3 2B: 2 3B: 0 HR: 1	SF: 0 SAC: 0 DP: 0 HBP: 1	WP: 0 PB: 0 SB: 1 CS: 0	PA: 36							
<b>PITCHER</b>	IP	WLS	BF	H	R	ER	SO	BB	IBB	HBP	BLK	WP	HR	S	P	ERA	WHIP										
<b>David Cone, R</b> ERA: 4.56	8.0	W	31	4	1	1	12	2	0	1	0	0	1	78	123	1.12	0.750										
<b>42 Mariano Rivera, R</b> ERA: 0.83	1.0	S	5	2	1	1	1	0	0	0	0	0	0	15	20	9.00	2.000										

Batter	1	2	3	4	5	6	7	8	9	AB	R	H	RBI	BB	SO	LOB	BOTTOM										
<b>Chuck Knoblauch, R</b> OBP: 0.399, SLG: 0.389	1-1 FC5-4 1B		4-2 1B SF7 BB		1-2 L1	1-2 G4-3		0-0 F8		4	1	1	0	1	0	1	<b>Cleveland Indians @ New York Yankees</b> Yankee Stadium, Bronx, NY Sun Jun 14 1998, 3:33 AM EDT Att. 42,949 - Overcast - 64 F										
<b>Scott Brosius, R</b> OBP: 0.394, SLG: 0.479	2-1 FC5-4		2-3 K		4-1 2B 1B		3-2 L8 2B	1-0 CS		3	2	1	0	1	1	2											
<b>Paul O'Neill, L</b> OBP: 0.387, SLG: 0.510	3-2 F7		1-2 1B		3-2 1B		3-2 L8			4	1	2	0	0	0	2											
<b>Tino Martinez, L</b> OBP: 0.387, SLG: 0.531	2-0 F9		3-2 SF7		2-1 BB 1B		1-1 G4-3			3	0	1	3	0	0	2											
<b>Tim Lincecum, S</b> OBP: 0.382, SLG: 0.422		0-2 FC5-4 1B	1-0 L7		1-1 F7		1-1 2B	1-1 1B		4	0	2	1	0	0	2											
<b>Chad Curtis, R</b> OBP: 0.409, SLG: 0.434	1-0 FC5-4 1B			1-0 P8	4-2 BB		0-2 2B	3-H 1B		3	0	1	0	1	0	1											
<b>Ricky Ledee, L</b> OBP: 0.500, SLG: 0.333	0-0 1B			4-1 S BB	0-0 F9		1-1 G6-3			3	0	1	0	1	0	4											
<b>Joe Girardi, R</b> OBP: 0.294, SLG: 0.340	1-3 K			1-3 K		1-1 G6-3		0-0 CS 1B		4	0	1	0	0	2	3											
<b>Luis Sojo, R</b> OBP: 0.241, SLG: 0.245	1-2 G4-3			3-3 K		1-2 G4-3		0-1 L8		4	0	0	0	0	1	4											
<b>Inning Stats</b>	R: 0 E: 0 K: 0 S: 8	H: 1 LOB: 0 BB: 0 P: 16	R: 0 E: 0 K: 1 S: 12	H: 2 LOB: 0 BB: 0 P: 15	R: 1 E: 0 K: 1 S: 13	H: 1 LOB: 1 BB: 1 P: 24	R: 0 E: 0 K: 2 S: 9	H: 0 LOB: 1 BB: 1 P: 18	R: 2 E: 0 K: 0 S: 15	H: 2 LOB: 2 BB: 2 P: 30	R: 0 E: 0 K: 0 S: 8	H: 0 LOB: 0 BB: 0 P: 11	R: 1 E: 0 K: 0 S: 17	H: 3 LOB: 2 BB: 0 P: 26	R: 0 E: 0 K: 0 S: 4	H: 1 LOB: 0 BB: 0 P: 5	1B: 7 2B: 3 3B: 0 HR: 0	SF: 1 SAC: 0 DP: 0 HBP: 0	WP: 0 PB: 0 SB: 1 CS: 1	PA: 38							
<b>PITCHER</b>	IP	WLS	BF	H	R	ER	SO	BB	IBB	HBP	BLK	WP	HR	S	P	ERA	WHIP										
<b>Jaret Wright, R</b> ERA: 3.8	6.0	L	28	6	3	3	4	4	0	0	0	0	0	15	23	13.50	4.500										
<b>Ron Villone, L</b> ERA: 2.19	0.2		5	3	1	1	0	0	0	0	0	0	0	2	3	0.00	0.000										
<b>Paul Assenmacher, L</b> ERA: 3.35	0.1		1	0	0	0	0	0	0	0	0	0	0	4	5	0.00	1.000										
<b>Eric Plunk, R</b> ERA: 4.5	1.0		3	1	0	0	0	0	0	0	0	0	0	4	5	0.00	1.000										





Batter	1	2	3	4	5	6	7	8	9	10	AB	R	H	RBI	BB	SO	LOB	TOP
<b>Johnny Damon, L</b> OBP: 0.350, SLG: 0.442	B2		G6-3		1B	G4-3			CS		5	1	3	0	0	0	1	<b>Kansas City Royals @ Cleveland Indians</b> Jacobs Field, Cleveland, OH Mon Jun 15 1998, 7:05 PM EDT Att: 43,246 - Cloudy - 71 F
<b>Jose Offerman, S</b> OBP: 0.391, SLG: 0.427	F8		G6-3		F7	F9			CS		5	0	1	0	0	0	4	
<b>Hal Morris, L</b> OBP: 0.380, SLG: 0.444	G4-3		G4-3		1B	G1-3			CS	HR	4	1	1	0	1	0	1	
<b>Jeff King, R</b> OBP: 0.332, SLG: 0.462		P5			1B	E5				HR	5	2	2	3	0	1	2	
<b>Dean Palmer, R</b> OBP: 0.331, SLG: 0.521		SF8			1B						4	1	3	1	1	1	0	
<b>Larry Sutton, L</b> OBP: 0.324, SLG: 0.345		2B			1B						3	0	1	1	0	0	3	
<b>Jermaine Dye, R</b> OBP: 0.282, SLG: 0.322		SF8			P5						4	0	0	1	0	1	2	
<b>Luis Rivera, R</b> OBP: 0.304, SLG: 0.286		G5-3			G5-3						5	1	1	0	0	1	3	
<b>Sal Fasano, R</b> OBP: 0.240, SLG: 0.221					F8	E4					4	1	1	1	0	1	0	
<b>Inning Stats</b>	R: 0 E: 0 K: 0 S: 7	H: 0 LOB: 0 BB: 0 P: 12	R: 1 E: 0 K: 0 S: 9	H: 2 LOB: 1 BB: 0 P: 15	R: 0 E: 0 K: 0 S: 14	H: 1 LOB: 1 BB: 0 P: 14	R: 1 E: 0 K: 0 S: 8	H: 2 LOB: 1 BB: 0 P: 17	R: 0 E: 0 K: 1 S: 8	H: 0 LOB: 0 BB: 0 P: 10	R: 0 E: 0 K: 1 S: 8	H: 2 LOB: 0 BB: 0 P: 17	R: 0 E: 0 K: 0 S: 12	H: 2 LOB: 1 BB: 1 P: 22	1B: 8 2B: 4 3B: 0 HR: 1	SF: 2 SAC: 1 DP: 1 HBP: 0	WP: 0 PB: 1 SB: 0 CS: 2	
<b>PITCHER</b>	IP	WLS	BF	H	R	ER	SO	BB	IBB	HBP	BLK	WP	HR	S	P	ERA	WHIP	
<b>Dave Burba, R</b> ERA: 3.63	5.2		28	9	5	3	1	0	0	0	0	0	0	62	104	4.76	1.588	
<b>Alvin Morman, L</b> ERA: 3.52	0.2		2	0	0	0	0	0	0	0	0	0	0	4	6	0.00	0.000	
<b>Eric Plunk, R</b> ERA: 4.23	1.2		5	0	0	0	3	0	0	0	0	0	0	14	23	0.00	0.000	
<b>Michael Jackson, R</b> ERA: 2.42	1.0		3	2	0	0	1	0	0	0	0	0	0	10	17	0.00	2.000	
<b>Jose Mesa, R</b> ERA: 4.2	1.0	L	6	2	2	2	0	1	0	0	0	0	1	12	22	18.00	3.000	

Batter	1	2	3	4	5	6	7	8	9	10	AB	R	H	RBI	BB	SO	LOB	BOTTOM						
<b>Kenny Lofton, L</b> OBP: 0.367, SLG: 0.408	G6-3		G5-3		BLK				1B	2B	4	3	2	0	2	0	0	<b>Kansas City Royals @ Cleveland Indians</b> Jacobs Field, Cleveland, OH Mon Jun 15 1998, 7:05 PM EDT Att: 43,246 - Cloudy - 71 F						
<b>Omar Vizquel, S</b> OBP: 0.369, SLG: 0.391			G5-3		1B				FC5-4	G6-3	5	1	4	1	1	1	0							
<b>Manny Ramirez, R</b> OBP: 0.366, SLG: 0.507			G5-3		G6-4-3				FC5-4	G6-3	6	1	1	2	0	0	6							
<b>Jim Thome, L</b> OBP: 0.427, SLG: 0.649					1B				1B		4	0	2	1	1	1	2							
<b>Shawon Dunston, R</b> OBP: 0.242, SLG: 0.366					1B				1B		1	1	0	0	0	0	1							
<b>Travis Fryman, R</b> OBP: 0.323, SLG: 0.453					F9				1B		5	0	2	0	0	0	3							
<b>David Justice, L</b> OBP: 0.369, SLG: 0.510					1B				1B		5	0	2	0	0	1	2							
<b>Gerónimo Berroa, R</b> OBP: 0.283, SLG: 0.283									1B		3	0	0	0	1	2	2							
<b>Sandy Alomar Jr., R</b> OBP: 0.312, SLG: 0.453									1B		1	0	1	2	0	0	0							
<b>Pat Borders, R</b> OBP: 0.273, SLG: 0.288									1B		5	0	2	0	0	1	4							
<b>David Bell, R</b> OBP: 0.318, SLG: 0.425									1B		3	0	0	0	0	1	3							
<b>Mark Whiten, S</b> ERA: 5.34											1	0	0	0	0	0	2							
<b>Jeff Branson, L</b> OBP: 0.200, SLG: 0.235											1	0	0	0	0	1	0							
<b>Inning Stats</b>	R: 0 E: 0 K: 1 S: 12	H: 0 LOB: 1 BB: 1 P: 18	R: 0 E: 0 K: 2 S: 10	H: 1 LOB: 2 BB: 1 P: 15	R: 1 E: 0 K: 0 S: 9	H: 3 LOB: 2 BB: 1 P: 14	R: 0 E: 0 K: 2 S: 7	H: 0 LOB: 0 BB: 0 P: 13	R: 1 E: 0 K: 0 S: 11	H: 2 LOB: 1 BB: 0 P: 19	R: 0 E: 0 K: 1 S: 13	H: 1 LOB: 1 BB: 0 P: 16	R: 0 E: 0 K: 1 S: 14	H: 1 LOB: 1 BB: 0 P: 22	R: 0 E: 0 K: 1 S: 17	H: 2 LOB: 2 BB: 0 P: 26	R: 3 E: 0 K: 0 S: 20	H: 5 LOB: 2 BB: 0 P: 28	R: 1 E: 0 K: 1 S: 9	H: 1 LOB: 1 BB: 1 P: 18	1B: 14 2B: 2 3B: 0 HR: 0	SF: 0 SAC: 0 DP: 2 HBP: 0	WP: 1 PB: 0 SB: 0 CS: 0	PA: 49
<b>PITCHER</b>	IP	WLS	BF	H	R	ER	SO	BB	IBB	HBP	BLK	WP	HR	S	P	ERA	WHIP							
<b>Tim Belcher, R</b> ERA: 3.99	7.0		31	8	2	2	6	4	0	0	1	0	0	76	117	2.57	1.714							
<b>47 Brian Bevil, R</b> ERA: 5.34	1.0		5	2	0	0	1	0	0	0	0	1	0	17	26	0.00	2.000							
<b>Jeff Montgomery, R</b> ERA: 8.1	1.0	W	8	5	3	3	0	0	0	0	0	0	0	20	28	27.00	5.000							
<b>Matt Whisenant, L</b> ERA: 5.63	1.0	S	5	1	1	1	1	1	0	0	0	0	0	9	18	9.00	2.000							



Batter	1	2	3	4	5	6	7	8	9	AB	R	H	RBI	BB	SO	LOB	TOP					
<b>Johnny Damon, L</b> OBP: 0.352, SLG: 0.442	1-1 E9 SH1-3 1B		1-2 G4-3 1B		1-0 F9			3-2 G3		4	0	2	0	0	0	0	<b>Kansas City Royals @ Cleveland Indians</b> Jacobs Field, Cleveland, OH Tue Jun 16 1998, 7:05 PM EDT Att: 43,184 - Cloudy - 74 F					
<b>Jose Offerman, S</b> OBP: 0.391, SLG: 0.426	0-0 SH1-3		0-0 G4-3			0-1 G6-3		0-1 1B		3	0	1	1	0	0	1						
<b>Hal Morris, L</b> OBP: 0.378, SLG: 0.440	3-1 G6-3		1-2 3-H 0-0 F9			3-2 1B		0-0 F8		4	0	1	0	0	0	3						
<b>Jeff King, R</b> OBP: 0.327, SLG: 0.454	0-1 G6-3			1-0 G5-3			0-1 F7		2-2 G5-3	4	0	0	0	0	0	2						
<b>Dean Palmer, R</b> OBP: 0.330, SLG: 0.516		1-0 G6-3 1B		2-2 F7			1-1 G5-3		1-2 F9	4	0	1	0	0	0	1						
<b>Larry Sutton, L</b> OBP: 0.322, SLG: 0.336		1-0 F9		4-2 BB					2-2 F7	3	0	0	0	1	0	1						
<b>Jermaine Dye, R</b> OBP: 0.276, SLG: 0.314		1-1 G6-3		2-3 K			1-1 G4-3			3	0	0	0	0	1	2						
<b>Shane Halter, R</b> OBP: 0.304, SLG: 0.384			1-0 1B G4-3 1B		0-0 L4			1-1 G6-3		3	1	1	0	0	0	0						
<b>Sal Fasano, R</b> OBP: 0.232, SLG: 0.213			0-1 P2		1-1 G1-3			0-3 K		3	0	0	0	0	1	1						
<b>Inning Stats</b>	R: 0 E: 1 K: 0 S: 7	H: 1 LOB: 1 BB: 0 P: 11	R: 0 E: 0 K: 0 S: 4	H: 1 LOB: 0 BB: 7	R: 1 E: 0 K: 0 S: 8	H: 2 LOB: 1 BB: 0 P: 10	R: 0 E: 0 K: 1 S: 10	H: 0 LOB: 1 BB: 1 P: 19	R: 0 E: 0 K: 0 S: 4	H: 0 LOB: 0 BB: 0 P: 6	R: 0 E: 0 K: 0 S: 9	H: 1 LOB: 1 BB: 0 P: 13	R: 0 E: 0 K: 0 S: 6	H: 0 LOB: 0 BB: 0 P: 11	R: 0 E: 0 K: 1 S: 9	H: 1 LOB: 1 BB: 0 P: 12	R: 0 E: 0 K: 0 S: 12	H: 0 LOB: 0 BB: 0 P: 17	1B: 6 2B: 0 3B: 0 HR: 0	SF: 0 SAC: 1 DP: 1 HBP: 0	WP: 0 PB: 0 SB: 0 CS: 0	PA: 33
<b>PITCHER</b> <b>Bartolo Colon, R</b> ERA: 2.73	IP: 9.0 WLS: W BF: 33 H: 6 R: 1 ER: 1 SO: 2 BB: 1 IBB: 0 HBP: 0 BLK: 0 WP: 0 HR: 0 S: 69 P: 106 ERA: 1.00 WHIP: 0.778															<b>PITCHER</b>						

Batter	1	2	3	4	5	6	7	8	9	AB	R	H	RBI	BB	SO	LOB	BOTTOM					
<b>Kenny Lofton, L</b> OBP: 0.368, SLG: 0.405	4-2 1B 2B BB		3-2 G3-1		3-1 F7	1-1 S 2B 1B		0-2 F7		4	2	1	0	1	0	0	<b>Kansas City Royals @ Cleveland Indians</b> Jacobs Field, Cleveland, OH Tue Jun 16 1998, 7:05 PM EDT Att: 43,184 - Cloudy - 74 F					
<b>Omar Vizquel, S</b> OBP: 0.371, SLG: 0.390	1-1 SAFE 2B 1B		3-1 F8		0-1 P6	4-1 2B BB				3	2	1	0	1	0	0						
<b>Manny Ramirez, R</b> OBP: 0.372, SLG: 0.533	0-1 1H 2H 1B 2B		2-0 P4		1-2 HR	1-0 1H 2H 3H 2B				4	3	3	6	0	0	0						
<b>Jim Thome, L</b> OBP: 0.428, SLG: 0.654	2-1 F9		1-3 K		2-0 2B	1-0 2B				4	0	2	1	0	1	1						
<b>Travis Fryman, R</b> OBP: 0.319, SLG: 0.446	1-0 F8		0-0 G6-3		0-3 K				2-1 G6-3	4	0	0	0	0	1	2						
<b>David Justice, L</b> OBP: 0.382, SLG: 0.506	4-1 1B IBB			4-1 E S BB		0-0 G3-1		1-1 G3-1		2	0	0	0	2	0	0						
<b>Mark Whiten, S</b> OBP: 0.369, SLG: 0.429										0	0	0	0	0	0	0						
<b>Geronimo Berroa, R</b> OBP: 0.297, SLG: 0.298	1-0 1-3 2H 1B		3-2 G6-3		2-1 K	2-1 1B E 1B		1-1 G6-3		4	1	2	1	0	0	1						
<b>Pat Borders, R</b> OBP: 0.272, SLG: 0.286	0-3 K		0-3 K		1-2 K	1-2 FC5-4 1B		0-2 G4-3		4	0	1	0	0	2	3						
<b>David Bell, R</b> OBP: 0.310, SLG: 0.415		1-3 K		0-0 P3		1-1 SAFE FC5-4 1B 2B		1-2 F8		4	1	0	0	0	1	2						
<b>Inning Stats</b>	R: 3 E: 0 K: 1 S: 15	H: 3 LOB: 2 BB: 2 P: 28	R: 0 E: 0 K: 1 S: 8	H: 0 LOB: 0 BB: 0 P: 15	R: 0 E: 0 K: 1 S: 5	H: 0 LOB: 0 BB: 0 P: 8	R: 0 E: 0 K: 1 S: 10	H: 0 LOB: 1 BB: 1 P: 17	R: 1 E: 0 K: 0 S: 11	H: 2 LOB: 1 BB: 0 P: 17	R: 5 E: 1 K: 0 S: 13	H: 5 LOB: 1 BB: 1 P: 24	R: 0 E: 0 K: 0 S: 6	H: 0 LOB: 0 BB: 0 P: 10	R: 0 E: 0 K: 0 S: 11	H: 0 LOB: 0 BB: 0 P: 12	R: 0 E: 0 K: 0 S: 11	H: 0 LOB: 0 BB: 0 P: 12	1B: 5 2B: 4 3B: 0 HR: 1	SF: 0 SAC: 0 DP: 0 HBP: 0	WP: 0 PB: 0 SB: 2 CS: 0	PA: 37
<b>PITCHER</b> <b>Hipolito Pichardo, R</b> ERA: 5.96	IP: 5.0 WLS: L BF: 23 H: 5 R: 4 ER: 4 SO: 5 BB: 2 IBB: 0 HBP: 0 BLK: 0 WP: 0 HR: 1 S: 49 P: 85 ERA: 7.20 WHIP: 1.400															<b>PITCHER</b>						
<b>Jim Pittsley, R</b> ERA: 7.04	IP: 2.0 WLS: 0 BF: 11 H: 5 R: 5 ER: 5 SO: 0 BB: 1 IBB: 0 HBP: 0 BLK: 0 WP: 0 HR: 0 S: 19 P: 34 ERA: 22.50 WHIP: 3.000															<b>PITCHER</b>						
<b>33 Bart Evans, R</b> ERA:	IP: 1.0 WLS: 0 BF: 3 H: 0 R: 0 ER: 0 SO: 0 BB: 0 IBB: 0 HBP: 0 BLK: 0 WP: 0 HR: 0 S: 11 P: 12 ERA: 0.00 WHIP: 0.000															<b>PITCHER</b>						

AB 31  
R 1  
H 6  
RBI 1  
BB 1  
SO 2  
LOB 11



AB 33  
R 9  
H 10  
RBI 8  
BB 4  
SO 5  
LOB 9





Batter	1	2	3	4	5	6	7	8	9	AB	R	H	RBI	BB	SO	LOB	TOP										
<b>Johnny Damon, L</b> OBP: 0.350, SLG: 0.438 (1, 8)											5	0	1	0	0	0	<b>Kansas City Royals @ Cleveland Indians</b> Jacobs Field, Cleveland, OH Wed Jun 17 1998, 7:05 PM EDT Att: 43,196 - Unknown - 77 F										
<b>Jose Offerman, S</b> OBP: 0.391, SLG: 0.426 (1, 4)										5	0	2	0	0	0	1											
<b>Hal Morris, L</b> OBP: 0.378, SLG: 0.441 (1, 7)										4	1	1	0	0	0	2											
<b>Jeff King, R</b> OBP: 0.330, SLG: 0.451 (1, 3)										2	1	0	0	2	0	2											
<b>Dean Palmer, R</b> OBP: 0.328, SLG: 0.516 (1, 5)										4	1	1	0	0	1	4											
<b>Shane Mack, R</b> OBP: 0.343, SLG: 0.447 (1, 10)										4	1	2	1	0	1	1											
<b>Larry Sutton, L</b> ERA: 4.85 <b>Jermaine Dye, R</b> OBP: 0.276, SLG: 0.314 (9, 9)										4	0	2	2	0	0	1											
<b>Shane Halter, R</b> OBP: 0.303, SLG: 0.376 (1, 6)										3	0	0	0	0	0	2											
<b>Sal Fasano, R</b> OBP: 0.233, SLG: 0.215 (1, 2)										4	0	1	1	0	0	0											
<b>Inning Stats</b>	R: 0 E: 0 K: 0 S: 5	H: 0 LOB: 0 BB: 0 P: 7	R: 1 E: 0 K: 1 S: 11	H: 2 LOB: 1 BB: 0 P: 20	R: 0 E: 0 K: 0 S: 9	H: 0 LOB: 0 BB: 0 P: 15	R: 2 E: 0 K: 1 S: 19	H: 3 LOB: 2 BB: 1 P: 32	R: 0 E: 0 K: 0 S: 6	H: 1 LOB: 2 BB: 0 P: 9	R: 1 E: 0 K: 0 S: 10	H: 2 LOB: 1 BB: 0 P: 22	R: 0 E: 0 K: 0 S: 14	H: 1 LOB: 2 BB: 1 P: 26	R: 0 E: 0 K: 0 S: 9	H: 0 LOB: 0 BB: 0 P: 15		R: 0 E: 0 K: 0 S: 7	H: 1 LOB: 1 BB: 0 P: 10	1B: 8 2B: 2 3B: 0 HR: 0	SF: 0 SAC: 0 DP: 0 HBP: 2	WP: 0 PB: 0 SB: 2 CS: 1	PA: 40				
<b>PITCHER</b>	IP	WLS	BF	H	R	ER	SO	BB	IBB	HBP	BLK	WP	HR	S	P	ERA	WHIP										
<b>Dwight Gooden, R</b> ERA: 4.85	5.2	L	27	8	4	4	2	1	0	2	0	0	0	59	102	6.35	1.588										
<b>Alvin Morman, L</b> ERA: 3.31	1.0		3	1	0	0	0	0	0	0	0	0	0	9	18	0.00	1.000										
<b>Jose Mesa, R</b> ERA: 4.17	0.1		2	0	0	0	0	1	0	0	0	0	0	6	11	0.00	3.000										
<b>Paul Shuey, R</b> ERA:	1.0		3	0	0	0	0	0	0	0	0	0	0	9	15	0.00	0.000										
<b>Paul Assenmacher, L</b> ERA: 3.18	1.0		4	1	0	0	0	0	0	0	0	0	0	7	10	0.00	1.000										

Batter	1	2	3	4	5	6	7	8	9	AB	R	H	RBI	BB	SO	LOB	BOTTOM										
<b>Kenny Lofton, L</b> OBP: 0.371, SLG: 0.420 (1, 8)										5	1	3	3	0	1	0	<b>Kansas City Royals @ Cleveland Indians</b> Jacobs Field, Cleveland, OH Wed Jun 17 1998, 7:05 PM EDT Att: 43,196 - Unknown - 77 F										
<b>Omar Vizquel, S</b> OBP: 0.373, SLG: 0.392 (1, 6)										4	0	2	0	0	0	0											
<b>Manny Ramirez, R</b> OBP: 0.366, SLG: 0.524 (1, 9)										4	0	0	0	0	1	4											
<b>Jim Thome, L</b> OBP: 0.426, SLG: 0.646 (1, 3)										3	0	0	0	1	2	2											
<b>Travis Fryman, R</b> OBP: 0.314, SLG: 0.439 (1, 5)										4	0	0	0	0	1	3											
<b>David Justice, L</b> OBP: 0.361, SLG: 0.502 (1, 7)										4	0	1	0	0	1	1											
<b>Geronimo Berroa, R</b> OBP: 0.294, SLG: 0.295 (1, 10)										4	1	1	0	0	2	2											
<b>Pat Borders, R</b> OBP: 0.298, SLG: 0.304 <b>Mark Whiten, S</b> OBP: 0.354, SLG: 0.421 (9, PH)										2	1	2	0	1	0	0											
<b>David Bell, R</b> OBP: 0.305, SLG: 0.407 <b>Sandy Alomar Jr., R</b> OBP: 0.311, SLG: 0.461 (9, PH)										1	0	0	0	0	0	0											
<b>Inning Stats</b>	R: 0 E: 0 K: 2 S: 12	H: 2 LOB: 2 BB: 0 P: 18	R: 0 E: 0 K: 1 S: 10	H: 0 LOB: 1 BB: 1 P: 18	R: 0 E: 0 K: 1 S: 6	H: 0 LOB: 0 BB: 0 P: 8	R: 0 E: 0 K: 1 S: 12	H: 1 LOB: 1 BB: 0 P: 20	R: 0 E: 0 K: 0 S: 8	H: 3 LOB: 2 BB: 0 P: 12	R: 0 E: 0 K: 0 S: 4	H: 0 LOB: 0 BB: 0 P: 6	R: 3 E: 1 K: 0 S: 15	H: 3 LOB: 0 BB: 0 P: 25	R: 0 E: 0 K: 3 S: 14	H: 0 LOB: 1 BB: 1 P: 24		R: 0 E: 0 K: 1 S: 7	H: 0 LOB: 0 BB: 0 P: 10	1B: 8 2B: 0 3B: 0 HR: 1	SF: 0 SAC: 0 DP: 1 HBP: 0	WP: 0 PB: 0 SB: 0 CS: 0	PA: 37				
<b>PITCHER</b>	IP	WLS	BF	H	R	ER	SO	BB	IBB	HBP	BLK	WP	HR	S	P	ERA	WHIP										
<b>50 José Rosado, L</b> ERA: 4.32	6.1	W	27	8	2	2	5	1	0	0	0	0	0	58	90	2.84	1.421										
<b>Matt Whisenant, L</b> ERA: 5.92	0.1		2	1	1	1	0	0	0	0	0	0	1	7	12	27.00	3.000										
<b>Scott Service, R</b> ERA: 3.66	1.1		5	0	0	0	3	1	0	0	0	0	0	16	29	0.00	0.750										
<b>Jeff Montgomery, R</b> ERA: 7.77	1.0	S	3	0	0	0	1	0	0	0	0	0	0	7	10	0.00	0.000										

AB	35
R	4
H	10
RBI	4
BB	2
SO	2
LOB	13





Batter	1	2	3	4	5	6	7	8	9	AB	R	H	RBI	BB	SO	LOB	TOP								
Chuck Knoblauch R (1,4) OBP: 0.392, SLG: 0.385	G5-3			L6	G6-4-3			F8	E4	5	0	2	2	0	0	0	<b>New York Yankees @ Cleveland Indians</b> Jacobs Field, Cleveland, OH Thu Jun 18 1998, 7:05 PM EDT Att: 43,096 - Cloudy - 77 F								
Luis Sojo R (1,6) OBP: 0.211, SLG: 0.203	G6-3			P4	G6-4-3			K	G5-3	5	0	0	0	0	1	6									
Paul O'Neill, L (1,9) OBP: 0.378, SLG: 0.496	F7							K		4	0	1	0	0	1	0									
Tino Martinez, L (1,3) OBP: 0.371, SLG: 0.500										4	0	1	0	0	0	1									
Homer Bush, R (9, PR) OBP: 0.500, SLG: 0.467										0	1	0	0	0	0	0									
Ricky Ledee, L (9,7) OBP: 0.267, SLG: 0.385										0	0	0	0	0	0	0									
Tim Raines, S (1,7) OBP: 0.373, SLG: 0.406										3	2	1	0	1	0	0									
Dale Sveum, S (9,3) OBP: 0.214, SLG: 0.158										0	0	0	0	0	0	0									
Darryl Strawberry, L (1,10) OBP: 0.375, SLG: 0.589										4	1	1	0	0	1	3									
20 Jorge Posada, S (1,2) OBP: 0.353, SLG: 0.493										3	1	0	0	1	2	2									
Chad Curtis, R (1,8) OBP: 0.400, SLG: 0.423										3	0	1	0	1	1	3									
Scott Brosius, R (1,5) OBP: 0.384, SLG: 0.457										3	0	1	2	1	0	1									
<b>Inning Stats</b>	R: 0 E: 0 K: 0 S: 9	H: 0 LOB: 0 BB: 0 P: 13	R: 0 E: 0 K: 0 S: 4	H: 0 LOB: 0 BB: 0 P: 9	R: 0 E: 0 K: 0 S: 6	H: 0 LOB: 0 BB: 0 P: 12	R: 0 E: 0 K: 0 S: 10	H: 1 LOB: 1 BB: 0 P: 14	R: 2 E: 0 K: 1 S: 16	H: 3 LOB: 2 BB: 2 P: 27	R: 0 E: 0 K: 0 S: 5	H: 0 LOB: 0 BB: 0 P: 8	R: 0 E: 0 K: 1 S: 9	H: 1 LOB: 0 BB: 0 P: 15	R: 0 E: 0 K: 2 S: 7	H: 0 LOB: 0 BB: 0 P: 9	R: 3 E: 1 K: 2 S: 13	H: 3 LOB: 3 BB: 2 P: 25	1B: 5 2B: 3 3B: 0 HR: 0	SF: 0 SAC: 0 DP: 1 HBP: 0	WP: 0 PB: 0 SB: 0 CS: 0	PA: 38			
<b>PITCHER</b>	IP	WLS	BF	H	R	ER	SO	BB	IBB	HBP	BLK	WP	HR	S	P	ERA	WHIP								
Charles Nagy, R (1,1) ERA: 4.86	7.2		29	5	2	2	3	1	1	0	0	0	0	63	103	2.35	0.783								
Paul Assenmacher, L (8,1) ERA: 3.86	0.2	L	5	2	3	2	2	0	1	0	0	0	0	10	18	27.00	3.000								
Michael Jackson, R (9,1) ERA: 2.36	0.2		4	1	0	0	1	1	0	0	0	0	0	6	11	0.00	3.000								

AB	34
R	5
H	8
RBI	4
BB	4
SO	6
LOB	16



Batter	1	2	3	4	5	6	7	8	9	AB	R	H	RBI	BB	SO	LOB	BOTTOM								
Kenny Lofton, L (1,8) OBP: 0.376, SLG: 0.429	K									4	0	3	2	0	1	0	<b>New York Yankees @ Cleveland Indians</b> Jacobs Field, Cleveland, OH Thu Jun 18 1998, 7:05 PM EDT Att: 43,096 - Cloudy - 77 F								
Omar Vizquel, S (1,6) OBP: 0.372, SLG: 0.389										2	0	0	0	1	0	1									
Manny Ramirez, R (1,9) OBP: 0.361, SLG: 0.515										4	0	0	0	0	1	2									
Jim Thome, L (1,3) OBP: 0.427, SLG: 0.643										3	0	1	0	1	1	1									
Travis Fryman, R (1,5) OBP: 0.313, SLG: 0.440										4	0	1	0	0	0	3									
David Justice, L (1,10) OBP: 0.382, SLG: 0.500										3	1	1	0	1	0	1									
Mark Whiten, S (1,7) OBP: 0.371, SLG: 0.417										3	1	1	0	0	1	2									
Pat Borders, R (1,2) OBP: 0.299, SLG: 0.305										3	0	1	0	0	2	3									
Sandy Alomar Jr., R (9, PH) OBP: 0.309, SLG: 0.399										1	0	0	0	0	0	1									
David Bell, R (1,4) OBP: 0.298, SLG: 0.398										4	0	0	0	0	1	4									
<b>Inning Stats</b>	R: 0 E: 0 K: 1 S: 13	H: 2 LOB: 1 BB: 0 P: 14	R: 0 E: 0 K: 2 S: 9	H: 1 LOB: 1 BB: 0 P: 16	R: 0 E: 0 K: 2 S: 8	H: 1 LOB: 1 BB: 0 P: 11	R: 0 E: 0 K: 1 S: 8	H: 0 LOB: 0 BB: 0 P: 8	R: 2 E: 0 K: 1 S: 14	H: 2 LOB: 1 BB: 1 P: 24	R: 0 E: 0 K: 0 S: 8	H: 1 LOB: 1 BB: 0 P: 13	R: 0 E: 0 K: 0 S: 11	H: 0 LOB: 1 BB: 0 P: 19	1B: 6 2B: 2 3B: 0 HR: 0	SF: 0 SAC: 1 DP: 2 HBP: 1	WP: 0 PB: 0 SB: 0 CS: 0	PA: 36							
<b>PITCHER</b>	IP	WLS	BF	H	R	ER	SO	BB	IBB	HBP	BLK	WP	HR	S	P	ERA	WHIP								
Orlando Hernandez, R (1,1) ERA: 1.52	7.2		30	7	2	2	7	3	0	0	0	0	0	70	121	2.35	1.304								
Graeme Lloyd, L (8,1) ERA: 1.62	0.0		1	1	0	0	0	0	0	0	0	0	0	1	3	-	-								
Jeff Nelson, R (8,1) ERA: 4.78	0.1	W	1	0	0	0	0	0	0	0	0	0	0	2	2	0.00	0.000								
42 Mariano Rivera, R (9,1) ERA: 1.11	1.0	S	4	0	0	0	0	0	0	1	0	0	0	11	19	0.00	0.000								

AB	31
R	2
H	8
RBI	2
BB	3
SO	7
LOB	18





Batter	1	2	3	4	5	6	7	8	9	AB	R	H	RBI	BB	SO	LOB	TOP										
Chuck Knoblauch R (1,4) OBP: 0.392, SLG: 0.383	4-2 BB G5-4-3		3-1 F7		1-0 1B		3-2 F8		2-3 K	4	0	1	0	1	1	3											
2 Derek Jeter R (1,6) OBP: 0.381, SLG: 0.504	0-1 G5-4-3		0-0 FC6-4		1-1 FC6-4		4-1 BB			3	0	0	1	1	0	3											
Paul O'Neill, L (1,9) OBP: 0.380, SLG: 0.492	1-1 HBP			4-2 BB			3-2 G1-3			2	0	0	0	1	0	3											
Tino Martinez, L (1,3) OBP: 0.365, SLG: 0.491	1-0 CS	1-0 L6		0-0 G4-6-3			2-3 K		2-3 K	4	0	0	0	0	2	1											
Darryl Strawberry L (1,10)		2-3 K		4-2 BB			3-1 1B		1-2 G4-3	3	0	1	0	1	1	0											
Chad Curtis R (1,8)		0-3 K		1-0 CS		0-0 1B	1-2 L9		2-1 P6	4	1	1	0	0	1	1											
Ricky Ledee, L (1,7)			0-0 F8		2-2 1B		1-3 K		0-0 G4-3	4	1	2	0	0	1	1											
Scott Brosius, R (1,5)			0-1 HR		3-1 1B		3-2 P4		0-1 G4-3	4	2	2	3	0	0	1											
Joe Girardi, R (1,2) 20 Jorge Posada, S (9,PH) OBP: 0.350, SLG: 0.489			0-2 1B		1-3 K2-3		4-1 BB		2-1 F7	2	0	1	0	1	1	1											
<b>Inning Stats</b>	R: 0 E: 0 K: 0 S: 5	H: 0 LOB: 0 BB: 1 P: 11	R: 0 E: 0 K: 2 S: 7	H: 0 LOB: 0 BB: 0 P: 10	R: 1 E: 0 K: 0 S: 9	H: 2 LOB: 1 BB: 0 P: 12	R: 0 E: 0 K: 0 S: 6	H: 0 LOB: 0 BB: 2 P: 15	R: 3 E: 0 K: 1 S: 15	H: 4 LOB: 1 BB: 0 P: 25	R: 0 E: 0 K: 2 S: 13	H: 1 LOB: 1 BB: 2 P: 20	R: 0 E: 0 K: 0 S: 13	H: 0 LOB: 0 BB: 2 P: 30	R: 0 E: 0 K: 1 S: 8	H: 1 LOB: 1 BB: 0 P: 13	R: 0 E: 0 K: 1 S: 8	H: 1 LOB: 1 BB: 0 P: 12	1B: 6 2B: 1 3B: 0 HR: 1	SF: 0 SAC: 0 DP: 2 HBP: 1	WP: 0 PB: 0 SB: 1 CS: 2	PA: 39					
<b>PITCHER</b>	IP	WLS	BF	H	R	ER	SO	BB	IBB	HBP	BLK	WP	HR	S	P	ERA	WHIP										
Jaret Wright, R (1,1) ERA: 3.91	6.2	W	29	7	4	4	5	5	0	1	0	0	1	65	117	5.40	1.800										
Alvin Morman, L (7,1) ERA: 3.24	0.1		1	0	0	0	0	0	0	0	0	0	0	3	6	0.00	0.000										
Paul Assenmacher, L (8,1) ERA: 3.7	1.0		3	0	0	0	1	0	0	0	0	0	0	8	13	0.00	0.000										
Michael Jackson, R (9,1) ERA: 2.28	1.0	S	4	1	0	0	1	0	0	0	0	0	0	8	12	0.00	1.000										

**New York Yankees @ Cleveland Indians**  
 Jacobs Field, Cleveland, OH  
 Fri Jun 19 1998, 7:05 PM EDT  
 Att: 43,180 - Cloudy - 80 F

AB	31
R	4
H	8
RBI	4
BB	5
SO	7
LOB	15



Batter	1	2	3	4	5	6	7	8	9	AB	R	H	RBI	BB	SO	LOB	BOTTOM										
Kenny Lofton L (1,8) OBP: 0.373, SLG: 0.436	2-2 L9		0-3 K		2-2 HR		1-2 P6		3-2 G6-3	5	1	1	2	0	1	3											
Omar Vizquel S (1,6)	0-1 G6-3			1-2 1B	0-0 F8		2-2 F8		0-1 L5	5	1	1	0	0	0	1											
David Justice, L (1,10)	3-2 P6			0-0 1B	3-3 K		1-1 E4			4	1	1	0	0	1	0											
Jim Thome, L (1,3) OBP: 0.434, SLG: 0.669		1-1 HR		4-0 1B	4-2 BB		2-2 HR			2	2	2	3	2	0	0											
Manny Ramirez, R (1,9) OBP: 0.363, SLG: 0.515		1-0 G4-3		2-2 1B	0-1 G5-3		2-1 1B			4	1	2	1	0	0	1											
Mark Whiten, S (1,7) OBP: 0.392, SLG: 0.429		1-3 K		1-1 HBP		1-1 1B		0-0 1B		3	0	2	0	0	1	0											
Travis Fryman, R (1,5) OBP: 0.312, SLG: 0.437		1-3 K		2-0 FC5-2	1-3 1B		1-0 1B		1-3 K	4	0	1	0	0	2	4											
Pat Borders, R (1,2) OBP: 0.297, SLG: 0.294			2-0 G6-3		3-2 G6-3		4-2 BB		1-0 L7	3	0	0	0	1	0	2											
David Bell, R (1,4) OBP: 0.303, SLG: 0.406			2-2 P3		3-2 HR		0-3 K		1-2 G6-3	4	1	2	0	0	1	2											
<b>Inning Stats</b>	R: 0 E: 0 K: 0 S: 11	H: 0 LOB: 0 BB: 0 P: 16	R: 1 E: 0 K: 2 S: 10	H: 1 LOB: 0 BB: 0 P: 14	R: 0 E: 0 K: 1 S: 7	H: 0 LOB: 0 BB: 0 P: 11	R: 2 E: 0 K: 0 S: 15	H: 3 LOB: 2 BB: 1 P: 28	R: 2 E: 0 K: 1 S: 16	H: 2 LOB: 1 BB: 1 P: 28	R: 0 E: 0 K: 1 S: 12	H: 2 LOB: 2 BB: 1 P: 19	R: 2 E: 1 K: 1 S: 18	H: 3 LOB: 1 BB: 0 P: 26	R: 0 E: 0 K: 0 S: 9	H: 1 LOB: 1 BB: 0 P: 14	R: 0 E: 0 K: 0 S: 9	H: 1 LOB: 1 BB: 0 P: 14	1B: 8 2B: 1 3B: 0 HR: 3	SF: 0 SAC: 0 DP: 0 HBP: 1	WP: 3 PB: 0 SB: 0 CS: 0	PA: 38					
<b>PITCHER</b>	IP	WLS	BF	H	R	ER	SO	BB	IBB	HBP	BLK	WP	HR	S	P	ERA	WHIP										
David Cone, R (1,1) ERA: 4.82	5.1	L	26	8	5	5	4	3	0	1	0	0	1	18	24	9.00	1.000										
Graeme Lloyd, L (6,1) ERA: 2.04	1.0		5	1	2	1	1	0	0	0	0	0	0	6	9	0.00	3.000										
Jeff Nelson, R (7,1) ERA: 4.68	0.2		3	2	0	0	1	0	0	0	0	0	0	6	9	0.00	3.000										
Darren Holmes, R (8,1) ERA: 4.13	1.0		4	1	0	0	0	0	0	0	0	0	0	9	14	0.00	1.000										

**New York Yankees @ Cleveland Indians**  
 Jacobs Field, Cleveland, OH  
 Fri Jun 19 1998, 7:05 PM EDT  
 Att: 43,180 - Cloudy - 80 F

AB	34
R	7
H	12
RBI	6
BB	3
SO	6
LOB	13





Batter	1	2	3	4	5	6	7	8	9	AB	R	H	RBI	BB	SO	LOB	TOP							
Chuck Knoblauch R (1,4) OBP: 0.392, SLG: 0.381	G1-3		1B		2B		L9		E3	4	1	1	0	1	0	0								
2 Derek Jeter R (1,6) OBP: 0.376, SLG: 0.502	G6-3		K		E3		CS		K	5	0	1	0	0	2	3								
Paul O'Neill L (1,9) OBP: 0.382, SLG: 0.493	G1-3			2B	1B		1-3 2-H		K	4	1	2	1	0	1	1								
Tino Martinez L (1,3) OBP: 0.364, SLG: 0.491		P5		G4-3 1-H	2B		K		F7	4	1	1	1	0	1	2								
Tim Lincecum S (1,7) OBP: 0.365, SLG: 0.395		K		G4-3	2B		K		K	4	0	0	0	0	3	3								
Ricky Ledee L (8,7) OBP: 0.316, SLG: 0.471				2-3						0	0	0	0	0	0	0								
Darryl Strawberry L (1,10) OBP: 0.351, SLG: 0.585		20 BB		0-0	2B		G6-3		F8	3	0	1	1	1	0	2								
20 Jorge Posada S (1,2) OBP: 0.348, SLG: 0.479				3-H	2B					3	0	0	0	1	1	1								
Chad Curtis R (1,8) OBP: 0.395, SLG: 0.414				0-0	K		G3		G3	3	0	0	0	1	1	1								
Scott Brosius R (1,5) OBP: 0.384, SLG: 0.481				0-0	G1-3		L8			3	1	0	0	1	0	3								
				1-1	F8		HR		F7	4	1	1	1	0	1	1								
<b>Inning Stats</b>	R: 0 H: 0 E: 0 K: 0 S: 8	H: 0 LOB: 0 BB: 0 P: 15	R: 0 H: 0 E: 0 K: 1 S: 12	H: 0 LOB: 2 BB: 2 P: 25	R: 0 H: 1 E: 0 K: 1 S: 8	H: 1 LOB: 0 BB: 0 P: 11	R: 2 H: 3 E: 0 K: 1 S: 12	H: 3 LOB: 1 BB: 0 P: 17	R: 2 H: 2 E: 1 K: 2 S: 20	H: 2 LOB: 2 BB: 1 P: 35	R: 0 H: 0 E: 0 K: 0 S: 5	H: 0 LOB: 0 BB: 0 P: 9	R: 0 H: 1 E: 0 K: 1 S: 9	H: 1 LOB: 0 BB: 0 P: 16	R: 0 H: 0 E: 0 K: 1 S: 5	H: 0 LOB: 1 BB: 1 P: 8	R: 1 H: 0 E: 1 K: 2 S: 15	H: 0 LOB: 1 BB: 1 P: 26	1B: 3 2B: 3 3B: 0 HR: 1	SF: 0 SAC: 0 DP: 0 HBP: 0	WP: 0 PB: 0 SB: 1 CS: 2	PA: 38		
<b>PITCHER</b>	IP WLS BF H R ER SO BB IBB HBP BLK WP HR S P ERA WHIP	IP WLS BF H R ER SO BB IBB HBP BLK WP HR S P ERA WHIP	IP WLS BF H R ER SO BB IBB HBP BLK WP HR S P ERA WHIP	IP WLS BF H R ER SO BB IBB HBP BLK WP HR S P ERA WHIP	IP WLS BF H R ER SO BB IBB HBP BLK WP HR S P ERA WHIP	IP WLS BF H R ER SO BB IBB HBP BLK WP HR S P ERA WHIP	IP WLS BF H R ER SO BB IBB HBP BLK WP HR S P ERA WHIP	IP WLS BF H R ER SO BB IBB HBP BLK WP HR S P ERA WHIP	IP WLS BF H R ER SO BB IBB HBP BLK WP HR S P ERA WHIP	IP WLS BF H R ER SO BB IBB HBP BLK WP HR S P ERA WHIP	IP WLS BF H R ER SO BB IBB HBP BLK WP HR S P ERA WHIP	IP WLS BF H R ER SO BB IBB HBP BLK WP HR S P ERA WHIP	IP WLS BF H R ER SO BB IBB HBP BLK WP HR S P ERA WHIP	IP WLS BF H R ER SO BB IBB HBP BLK WP HR S P ERA WHIP	IP WLS BF H R ER SO BB IBB HBP BLK WP HR S P ERA WHIP	IP WLS BF H R ER SO BB IBB HBP BLK WP HR S P ERA WHIP	IP WLS BF H R ER SO BB IBB HBP BLK WP HR S P ERA WHIP	IP WLS BF H R ER SO BB IBB HBP BLK WP HR S P ERA WHIP	IP WLS BF H R ER SO BB IBB HBP BLK WP HR S P ERA WHIP	IP WLS BF H R ER SO BB IBB HBP BLK WP HR S P ERA WHIP	IP WLS BF H R ER SO BB IBB HBP BLK WP HR S P ERA WHIP	IP WLS BF H R ER SO BB IBB HBP BLK WP HR S P ERA WHIP	IP WLS BF H R ER SO BB IBB HBP BLK WP HR S P ERA WHIP	IP WLS BF H R ER SO BB IBB HBP BLK WP HR S P ERA WHIP
Dave Burba R (1,1) ERA: 3.78	6.0	L	27	6	4	4	5	3	0	0	0	0	0	0	0	0	1	65	112	6.00	1.500			
Eric Plunk R (7,1) ERA: 3.94	2.0		6	1	0	0	2	0	0	0	0	0	0	0	0	0	0	14	24	0.00	0.500			
Paul Shuey R (9,1) ERA:	1.0		5	0	1	0	2	1	0	0	0	0	0	0	0	0	0	15	26	0.00	1.000			

**New York Yankees @ Cleveland Indians**  
 Jacobs Field, Cleveland, OH  
 Sat Jun 20 1998, 3:33 AM EDT  
 Att: 43,259 - Sunny - 80 F

AB 34  
 R 5  
 H 7  
 RBI 4  
 BB 4  
 SO 9  
 LOB 16



Batter	1	2	3	4	5	6	7	8	9	AB	R	H	RBI	BB	SO	LOB	BOTTOM							
Kenny Lofton L (1,8) OBP: 0.374, SLG: 0.439	F7		1B		2B			F8	F7	5	0	2	0	0	0	2								
Omar Vizquel S (1,6) OBP: 0.371, SLG: 0.387	K		FC5-4		1B		G6-3		S	4	1	2	0	0	1	2								
Manny Ramirez R (1,9) OBP: 0.361, SLG: 0.510	G4-3		FC5-4				G5-3		1B	4	0	1	1	0	0	2								
Jim Thome L (1,3) OBP: 0.429, SLG: 0.659		G6-3		1-3	K		L4		K	4	0	0	0	0	2	1								
Sandy Alomar Jr. R (1,2) OBP: 0.308, SLG: 0.401		L8		0-0	L6		F9		FC1-6	4	1	1	0	0	0	0								
David Justice L (1,7) OBP: 0.356, SLG: 0.489		K		2-3	K				F8	4	0	0	0	0	3	1								
Travis Fryman R (1,5) OBP: 0.315, SLG: 0.438			E6		1B		F9		G1-3	4	1	2	0	0	0	0								
Geronimo Berroa R (1,10) OBP: 0.282, SLG: 0.281			K						FC1-6	3	0	0	0	0	3	0								
Mark Whiten S (9,PH) OBP: 0.387, SLG: 0.422			2-H		K				FC1-6	1	0	0	0	0	0	2								
David Bell R (1,4) OBP: 0.312, SLG: 0.413			G6-3							4	0	3	1	0	0	0								
Shawon Dunston R (9,PR) OBP: 0.242, SLG: 0.366					1B				1B	0	0	0	0	0	0	0								
<b>Inning Stats</b>	R: 0 H: 0 E: 0 K: 1 S: 12	H: 0 LOB: 0 BB: 0 P: 19	R: 0 H: 0 E: 0 K: 1 S: 8	H: 0 LOB: 0 BB: 0 P: 12	R: 1 H: 3 E: 2 K: 1 S: 11	H: 3 LOB: 2 BB: 0 P: 19	R: 0 H: 0 E: 0 K: 2 S: 8	H: 0 LOB: 0 BB: 0 P: 11	R: 0 H: 2 E: 0 K: 1 S: 11	H: 2 LOB: 2 BB: 0 P: 16	R: 0 H: 0 E: 0 K: 0 S: 9	H: 0 LOB: 0 BB: 0 P: 12	R: 0 H: 0 E: 0 K: 2 S: 8	H: 0 LOB: 0 BB: 0 P: 12	R: 1 H: 3 E: 0 K: 1 S: 10	H: 3 LOB: 1 BB: 0 P: 16	R: 1 H: 3 E: 0 K: 0 S: 12	H: 3 LOB: 2 BB: 0 P: 16	1B: 9 2B: 2 3B: 0 HR: 0	SF: 0 SAC: 0 DP: 0 HBP: 0	WP: 0 PB: 0 SB: 2 CS: 0	PA: 37		
<b>PITCHER</b>	IP WLS BF H R ER SO BB IBB HBP BLK WP HR S P ERA WHIP	IP WLS BF H R ER SO BB IBB HBP BLK WP HR S P ERA WHIP	IP WLS BF H R ER SO BB IBB HBP BLK WP HR S P ERA WHIP	IP WLS BF H R ER SO BB IBB HBP BLK WP HR S P ERA WHIP	IP WLS BF H R ER SO BB IBB HBP BLK WP HR S P ERA WHIP	IP WLS BF H R ER SO BB IBB HBP BLK WP HR S P ERA WHIP	IP WLS BF H R ER SO BB IBB HBP BLK WP HR S P ERA WHIP	IP WLS BF H R ER SO BB IBB HBP BLK WP HR S P ERA WHIP	IP WLS BF H R ER SO BB IBB HBP BLK WP HR S P ERA WHIP	IP WLS BF H R ER SO BB IBB HBP BLK WP HR S P ERA WHIP	IP WLS BF H R ER SO BB IBB HBP BLK WP HR S P ERA WHIP	IP WLS BF H R ER SO BB IBB HBP BLK WP HR S P ERA WHIP	IP WLS BF H R ER SO BB IBB HBP BLK WP HR S P ERA WHIP	IP WLS BF H R ER SO BB IBB HBP BLK WP HR S P ERA WHIP	IP WLS BF H R ER SO BB IBB HBP BLK WP HR S P ERA WHIP	IP WLS BF H R ER SO BB IBB HBP BLK WP HR S P ERA WHIP	IP WLS BF H R ER SO BB IBB HBP BLK WP HR S P ERA WHIP	IP WLS BF H R ER SO BB IBB HBP BLK WP HR S P ERA WHIP	IP WLS BF H R ER SO BB IBB HBP BLK WP HR S P ERA WHIP	IP WLS BF H R ER SO BB IBB HBP BLK WP HR S P ERA WHIP	IP WLS BF H R ER SO BB IBB HBP BLK WP HR S P ERA WHIP	IP WLS BF H R ER SO BB IBB HBP BLK WP HR S P ERA WHIP	IP WLS BF H R ER SO BB IBB HBP BLK WP HR S P ERA WHIP	IP WLS BF H R ER SO BB IBB HBP BLK WP HR S P ERA WHIP
David Wells L (1,1) ERA: 4.28	8.0	W	31	8	2	2	9	0	0	0	0	0	0	0	0	0	17	117	2.25	1.000				
42 Mariano Rivera R (9,1) ERA: 1.42	1.0	S	6	3	1	1	0	0	0	0	0	0	0	0	0	0	12	16	9.00	3.000				

**New York Yankees @ Cleveland Indians**  
 Jacobs Field, Cleveland, OH  
 Sat Jun 20 1998, 3:33 AM EDT  
 Att: 43,259 - Sunny - 80 F

AB 37  
 R 3  
 H 11  
 RBI 2  
 BB 0  
 SO 9  
 LOB 10









Batter	1	2	3	4	5	6	7	8	9	AB	R	H	RBI	BB	SO	LOB	TOP				
<b>Kenny Lofton, L</b> OBP: 0.372, SLG: 0.430 (1, 8)										3	1	1	0	2	1	0	<b>Cleveland Indians @ Chicago Cubs</b> Wrigley Field, Chicago, IL Mon Jun 22 1998, 7:05 PM CDT Att: 39,556 - Cloudy - 68 F				
<b>Omar Vizquel, S</b> OBP: 0.397, SLG: 0.382 (1, 6)										5	1	2	1	0	0	3					
<b>David Justice, L</b> OBP: 0.362, SLG: 0.485 <b>Mark Whiten, S</b> OBP: 0.392, SLG: 0.463 (9, PR) (9, 7)										5	0	2	1	0	1	1					
<b>Jim Thome, L</b> OBP: 0.428, SLG: 0.648 (1, 3)										4	0	1	0	1	0	2					
<b>Manny Ramirez, R</b> OBP: 0.371, SLG: 0.546 (1, 9)										4	0	2	0	1	1	3					
<b>Sandy Alomar Jr., R</b> OBP: 0.309, SLG: 0.405 (1, 2)										4	0	0	0	1	0	5					
<b>Travis Fryman, R</b> OBP: 0.314, SLG: 0.446 (1, 5)										4	0	0	0	0	1	4					
<b>David Bell, R</b> OBP: 0.320, SLG: 0.435 (1, 4)										3	1	2	1	1	0	0					
<b>Dwight Gooden, R</b> (1, 1) <b>Jeff Branson, L</b> (7, PH) <b>Alvin Morman, L</b> (7, 1) <b>Paul Shuey, R</b> (7, 1) <b>Paul Assenmacher, L</b> (8, 1) <b>Michael Jackson, R</b> (9, 1)										2	0	0	0	0	1	1					
<b>Inning Stats</b>	R: 0 E: 0 K: 2 S: 10	H: 0 LOB: 0 BB: 0 P: 15	R: 0 E: 0 K: 0 S: 11	H: 1 LOB: 1 BB: 0 P: 16	R: 1 E: 0 K: 0 S: 4	H: 1 LOB: 1 BB: 1 P: 10	R: 0 E: 0 K: 1 S: 7	H: 0 LOB: 0 BB: 1 P: 14	R: 0 E: 0 K: 0 S: 15	H: 2 LOB: 2 BB: 0 P: 19	R: 0 E: 0 K: 0 S: 12	H: 1 LOB: 2 BB: 1 P: 23	R: 1 E: 1 K: 0 S: 13	H: 2 LOB: 2 BB: 1 P: 25	R: 0 E: 0 K: 0 S: 9	H: 0 LOB: 2 BB: 2 P: 20		R: 1 E: 0 K: 0 S: 14	H: 3 LOB: 2 BB: 0 P: 19	1B: 8 2B: 1 3B: 0 HR: 1	SF: 0 SAC: 0 DP: 1 HBP: 0
<b>PITCHER</b>	IP	WLS	BF	H	R	ER	SO	BB	IBB	HBP	BLK	WP	HR	S	P	ERA	WHIP				
<b>Kevin Tapani, R</b> ERA: 4.31 <b>Terry Mulholland, L</b> ERA: 3.61 <b>Terry Adams, R</b> ERA: 2.17 <b>Dave Stevens, R</b> ERA:	6.2	L	29	6	2	2	5	4	0	0	0	0	1	68	112	2.70	1.500				

AB 36  
R 3  
H 10  
RBI 3  
BB 6  
SO 5  
LOB 21



Batter	1	2	3	4	5	6	7	8	9	AB	R	H	RBI	BB	SO	LOB	BOTTOM					
<b>Brant Brown, L</b> OBP: 0.374, SLG: 0.547 (1, 8)										4	0	0	0	0	1	2	<b>Cleveland Indians @ Chicago Cubs</b> Wrigley Field, Chicago, IL Mon Jun 22 1998, 7:05 PM CDT Att: 39,556 - Cloudy - 68 F					
<b>Mickey Morandini, L</b> OBP: 0.466, SLG: 0.423 (1, 4)										3	0	1	0	1	0	0						
<b>Sammy Sosa, R</b> OBP: 0.398, SLG: 0.686 (1, 9)										4	0	0	0	0	2	3						
<b>Mark Grace, L</b> OBP: 0.420, SLG: 0.500 (1, 3)										4	0	1	0	0	0	0						
<b>Henry Rodriguez, L</b> OBP: 0.320, SLG: 0.467 <b>Jeff Blauser, R</b> OBP: 0.356, SLG: 0.316 <b>Terry Adams, R</b> (8, 1) <b>Dave Stevens, R</b> (9, 1) <b>Jason Handtke, S</b> OBP: 0.350, SLG: 0.278 (9, PH) <b>José Hernández, R</b> OBP: 0.306, SLG: 0.560 (1, 5)										2	1	2	1	0	0	0						
<b>Manny Alexander, R</b> OBP: 0.285, SLG: 0.344 (1, 6)										3	0	0	0	0	1	2						
<b>Scott Servais, R</b> OBP: 0.276, SLG: 0.298 <b>Sandy Martinez, L</b> OBP: 0.355, SLG: 0.394 (9, 2)										2	0	0	0	0	0	0						
<b>Kevin Tapani, R</b> OBP: 0.289, SLG: 0.242 <b>Terry Mulholland, R</b> OBP: 0.256, SLG: 0.167 <b>Pedro Valdes, L</b> (8, 7)										2	0	1	0	0	0	0						
<b>Inning Stats</b>	R: 0 E: 0 K: 1 S: 7	H: 0 LOB: 0 BB: 0 P: 12	R: 0 E: 0 K: 0 S: 6	H: 1 LOB: 1 BB: 0 P: 10	R: 0 E: 0 K: 0 S: 7	H: 0 LOB: 0 BB: 0 P: 10	R: 0 E: 0 K: 1 S: 8	H: 0 LOB: 0 BB: 0 P: 12	R: 1 E: 0 K: 0 S: 8	H: 1 LOB: 1 BB: 0 P: 13	R: 0 E: 0 K: 0 S: 6	H: 2 LOB: 1 BB: 0 P: 12	R: 0 E: 0 K: 2 S: 9	H: 1 LOB: 1 BB: 0 P: 12	R: 0 E: 0 K: 1 S: 7	H: 1 LOB: 1 BB: 0 P: 9		R: 0 E: 0 K: 0 S: 11	H: 1 LOB: 2 BB: 1 P: 20	1B: 6 2B: 0 3B: 0 HR: 1	SF: 0 SAC: 0 DP: 1 HBP: 0	WP: 0 PA: 33 PB: 0 SB: 0 CS: 0
<b>PITCHER</b>	IP	WLS	BF	H	R	ER	SO	BB	IBB	HBP	BLK	WP	HR	S	P	ERA		WHIP				
<b>Dwight Gooden, R</b> ERA: 4.22 <b>Alvin Morman, L</b> ERA: 3.18 <b>Paul Shuey, R</b> (7, 1) <b>Paul Assenmacher, L</b> ERA: 3.6 <b>Michael Jackson, R</b> ERA: 2.2	6.0	W	21	4	1	1	2	0	0	0	0	0	0	1	3	0.00	0.667					

AB 32  
R 1  
H 7  
RBI 1  
BB 1  
SO 5  
LOB 14





Batter	1	2	3	4	5	6	7	8	9	AB	R	H	RBI	BB	SO	LOB	TOP										
<b>Kenny Lofton, L</b> OBP: 0.369, SLG: 0.426 (1, 8)	G4-3		F8		K		BB 1B	L7		5	0	1	0	0	1	1	<b>Cleveland Indians @ Chicago Cubs</b> Wrigley Field, Chicago, IL Tue Jun 23 1998, 3:33 AM CDT Att: 39,006 - Sunny - 79 F										
<b>Shawon Dunston, R</b> OBP: 0.246, SLG: 0.358 <b>Paul Shuey, R</b> (8, 1) <b>Paul Assenmacher, L</b> (9, 1) <b>Michael Jackson, R</b> (9, 1)	F8			F9	B1-3		BB	K		5	0	1	0	0	1	1											
<b>David Justice, L</b> OBP: 0.363, SLG: 0.486 (1, 7)	BB			1B 2B	L9		F8		P7	4	1	1	0	1	0	2											
<b>Jim Thome, L</b> OBP: 0.433, SLG: 0.653 (1, 3)	3-1			1B 2B						4	1	3	0	1	0	1											
<b>Manny Ramirez, R</b> OBP: 0.368, SLG: 0.539 (1, 9)		K		2B SF9	1B		G6-3	G4-3		5	1	1	1	0	1	5											
<b>Travis Fryman, R</b> OBP: 0.315, SLG: 0.460 (1, 5)	L5			SF9	2B		K			5	1	2	2	0	2	2											
<b>David Bell, R</b> OBP: 0.325, SLG: 0.433 <b>Eric Plunk, R</b> (6, 1) <b>Mark Whiten, S</b> OBP: 0.400, SLG: 0.485 <b>Omar Vizquel, S</b> OBP: 0.367, SLG: 0.382 (8, 6)	F7									1	0	0	0	2	0	0											
<b>Pat Borders, R</b> OBP: 0.295, SLG: 0.295 (1, 2)			F8	SF9		F8				3	0	1	2	0	0	2											
<b>Charles Nagy, L</b> (1, 1) <b>Alvin Morman, L</b> (6, 1) <b>Jeff Branson, L</b> OBP: 0.211, SLG: 0.243 (6, 4)			K				G6-3	SH1-4		2	0	0	0	0	2	2											
<b>Inning Stats</b>	R: 0 E: 0 K: 0 S: 7	H: 0 LOB: 1 BB: 1 P: 11	R: 0 E: 0 K: 1 S: 10	H: 0 LOB: 0 BB: 0 P: 17	R: 0 E: 0 K: 1 S: 5	H: 0 LOB: 0 BB: 0 P: 11	R: 3 E: 0 K: 1 S: 14	H: 4 LOB: 2 BB: 1 P: 30	R: 0 E: 0 K: 1 S: 9	H: 1 LOB: 2 BB: 1 P: 18	R: 0 E: 0 K: 0 S: 13	H: 2 LOB: 3 BB: 1 P: 23	R: 2 E: 0 K: 1 S: 10	H: 3 LOB: 1 BB: 0 P: 13	R: 0 E: 0 K: 1 S: 11	H: 1 LOB: 1 BB: 0 P: 18		1B: 6 2B: 4 3B: 0 HR: 1	SF: 1 SAC: 1 DP: 0 HBP: 0	WP: 0 PB: 0 SB: 0 CS: 0	PA: 42						
<b>PITCHER</b>	IP	WLS	BF	H	R	ER	SO	BB	IBB	HBP	BLK	WP	HR	S	P	ERA	WHIP										
<b>Geremi Gonzalez, R</b> ERA: 5.64 (1, 1)	6.0		26	5	3	3	5	1	2	0	0	0	0	53	99	4.50	1.000										
<b>Terry Mulholland, L</b> ERA: 3.56 (7, 1)	0.2		5	2	0	0	0	1	0	0	0	0	0	12	22	0.00	4.500										
<b>Terry Adams, R</b> ERA: 2.54 (7, 1)	0.1	L	4	3	2	2	0	0	0	0	0	0	1	6	8	54.00	9.000										
<b>Bob Patterson, L</b> ERA: 5.68 (8, 1)	0.2		2	0	0	0	0	0	0	0	0	0	0	2	2	0.00	0.000										
<b>Marc Pisciotta, R</b> ERA: 3.69 (8, 1)	1.1		5	1	0	0	2	0	0	0	0	0	0	14	22	0.00	0.750										
<b>Brant Brown, L</b> OBP: 0.367, SLG: 0.535 (1, 8)	F7																			5	0	0	0	0	3	4	<b>Cleveland Indians @ Chicago Cubs</b> Wrigley Field, Chicago, IL Tue Jun 23 1998, 3:33 AM CDT Att: 39,006 - Sunny - 79 F
<b>Mickey Morandini, L</b> OBP: 0.466, SLG: 0.418 (1, 4)	F8			F8																3	0	0	1	1	0	0	
<b>Sammy Sosa, R</b> OBP: 0.392, SLG: 0.675 (1, 9)	F7			G5-3																5	0	0	0	0	0	5	
<b>Mark Grace, L</b> OBP: 0.418, SLG: 0.500 (1, 3)		G6-3																		4	1	1	0	0	0	0	
<b>Henry Rodriguez, L</b> OBP: 0.322, SLG: 0.481 (1, 7) <b>Terrell Lowery, R</b> OBP: 0.313, SLG: 0.286 <b>Bob Patterson, R</b> (8, 1) <b>Marc Pisciotta, R</b> OBP: 0.333, SLG: 0.333 (8, 1)																				4	2	2	2	0	0	0	
<b>José Hernández, R</b> OBP: 0.320, SLG: 0.563 (1, 5)																				1	1	1	0	3	0	0	
<b>Jeff Blauser, R</b> OBP: 0.356, SLG: 0.316 (1, 6)																				3	0	1	0	1	1	1	
<b>Sandy Martínez, L</b> OBP: 0.359, SLG: 0.418 <b>Scott Servais, R</b> OBP: 0.274, SLG: 0.295 (7, 2)																				1	0	1	1	0	0	0	
<b>Geremi Gonzalez, R</b> OBP: 0.185, SLG: 0.222 <b>Manny Alexander, R</b> ERA: 3.06 (6, 1) <b>Terry Mulholland, R</b> OBP: 0.298, SLG: 0.167 <b>Terry Adams, R</b> (7, 1) <b>Matt Mieske, R</b> OBP: 0.378, SLG: 0.425 (8, 7)																				1	0	0	0	0	0	2	
<b>Inning Stats</b>	R: 0 E: 0 K: 0 S: 9	H: 0 LOB: 0 BB: 0 P: 15	R: 1 E: 0 K: 0 S: 11	H: 1 LOB: 2 BB: 2 P: 24	R: 0 E: 0 K: 1 S: 8	H: 0 LOB: 0 BB: 0 P: 13	R: 0 E: 0 K: 0 S: 6	H: 1 LOB: 1 BB: 0 P: 11	R: 0 E: 0 K: 0 S: 8	H: 1 LOB: 2 BB: 0 P: 11	R: 3 E: 0 K: 1 S: 18	H: 3 LOB: 3 BB: 3 P: 37	R: 0 E: 0 K: 0 S: 8	H: 0 LOB: 0 BB: 1 P: 18	R: 0 E: 0 K: 2 S: 7	H: 0 LOB: 0 BB: 0 P: 10	R: 0 E: 0 K: 1 S: 7	H: 0 LOB: 0 BB: 0 P: 9	1B: 3 2B: 2 3B: 0 HR: 1	SF: 1 SAC: 1 DP: 0 HBP: 1	WP: 1 PB: 0 SB: 0 CS: 1	PA: 40					
<b>PITCHER</b>	IP	WLS	BF	H	R	ER	SO	BB	IBB	HBP	BLK	WP	HR	S	P	ERA	WHIP										
<b>Charles Nagy, R</b> ERA: 5.07 (1, 1)	5.0		25	6	4	4	1	3	0	1	0	0	0	51	92	7.20	1.800										
<b>Alvin Morman, L</b> ERA: 3.06 (6, 1)	0.2		4	0	0	0	1	1	1	0	0	0	0	6	16	0.00	1.500										
<b>Eric Plunk, R</b> ERA: 3.77 (6, 1)	1.1	W	4	0	0	0	0	1	0	0	0	0	0	11	21	0.00	0.750										
<b>Paul Shuey, R</b> (8, 1)	1.0		3	0	0	0	2	0	0	0	0	0	0	7	10	0.00	0.000										
<b>Paul Assenmacher, L</b> ERA: 3.51 (9, 1)	0.2		2	0	0	0	1	0	0	0	0	0	0	5	7	0.00	0.000										
<b>Michael Jackson, R</b> ERA: 2.17 (9, 1)	0.1		1	0	0	0	0	0	0	0	0	0	0	0	0	0.00	0.000										

AB	36
R	5
H	11
RBI	5
BB	4
SO	7
LOB	16



AB	30
R	4
H	6
RBI	4
BB	6
SO	5
LOB	14





Batter	1	2	3	4	5	6	7	8	9	AB	R	H	RBI	BB	SO	LOB	TOP										
Willie McGee, S OBP: 0.330, SLG: 0.351	1-1 G1-3		3-2 F9		1-1 G1-3		0-0 E BB 1B		1-2 G1-3	5	0	1	0	0	0	1	<b>St. Louis Cardinals @ Cleveland Indians</b> Jacobs Field, Cleveland, OH Wed Jun 24 1998, 7:05 PM EDT Att: 43,321 - Cloudy - 87 F										
Delino DeShields, L OBP: 0.471, SLG: 0.475 Luis Ordez, R	1-1 F8			1-0 F7	3-2 L7		4-1 E 1B		2-3 K	3	0	0	0	1	0	1											
Mark McGwire, R OBP: 0.468, SLG: 0.793 Brian Hunter, R OBP: 0.282, SLG: 0.423	0-0 1B			1-1 HR		3-1 P4	2-1 E5		1-2 2-3 3-H 0-3 K	3	1	2	1	0	0	0											
Brian Jordan, R OBP: 0.399, SLG: 0.607 Shawn Gilbert, R	2-2 P2			2-2 2B 1B		2-2 2B 1B	2-1 K			4	1	2	0	0	1	4											
Ray Lankford, L OBP: 0.396, SLG: 0.470 Tom Lampkin, L OBP: 0.329, SLG: 0.401		4-2 G5-4-3 BB		0-2 P6		0-1 2B	1-1 G4-3			3	0	1	1	1	0	4											
Gary Gaetti, R OBP: 0.347, SLG: 0.433		1-0 G5-4-3 1-2		3-1 2B		0-0 F8		1-0 F9		4	0	1	0	0	0	2											
John Mabry, L OBP: 0.335, SLG: 0.394		0-3 K		1-1 G3-1		0-1 G3		0-3 K		4	0	0	0	0	2	3											
Tom Pagnozzi, R OBP: 0.302, SLG: 0.319			4-0 G3-6 BB		0-0 G1-3 G1-3 1B		2-3 K	2-1 P3		3	0	1	0	1	1	0											
David Howard, S OBP: 0.324, SLG: 0.344			2-1 G3-6 1-2		0-0 G1-3 1-2		2-0 1B E 1B		0-0 F8	4	1	1	0	0	0	2											
<b>Inning Stats</b>	R: 0 E: 0 K: 0 S: 8	H: 1 LOB: 1 BB: 0 P: 12	R: 0 E: 0 K: 1 S: 7	H: 0 LOB: 0 BB: 1 P: 12	R: 0 E: 0 K: 0 S: 6	H: 0 LOB: 0 BB: 1 P: 15	R: 1 E: 0 K: 0 S: 13	H: 3 LOB: 2 BB: 0 P: 21	R: 0 E: 0 K: 0 S: 7	H: 1 LOB: 1 BB: 0 P: 11	R: 1 E: 0 K: 0 S: 16	H: 2 LOB: 1 BB: 0 P: 21	R: 1 E: 1 K: 2 S: 13	H: 2 LOB: 3 BB: 1 P: 24	R: 0 E: 0 K: 1 S: 6	H: 0 LOB: 0 BB: 0 P: 9		R: 0 E: 0 K: 1 S: 10	H: 0 LOB: 0 BB: 0 P: 13	1B: 6 2B: 2 3B: 0 HR: 1	SF: 0 SAC: 0 DP: 2 HBP: 0	WP: 0 PB: 0 SB: 0 CS: 0	PA: 38				
<b>PITCHER</b>	IP	WLS	BF	H	R	ER	SO	BB	IBB	HBP	BLK	WP	HR	S	P	ERA	WHIP										
Jaret Wright, R ERA: 3.93	6.1	W	29	9	3	3	2	3	0	0	0	0	1	63	106	4.26	1.895										
Jose Mesa, R ERA: 4.01	1.2		6	0	0	0	2	0	0	0	0	0	0	13	19	0.00	0.000										
Ron Villone, L ERA: 1.88	1.0		3	0	0	0	1	0	0	0	0	0	0	10	13	0.00	0.000										

Batter	1	2	3	4	5	6	7	8	9	AB	R	H	RBI	BB	SO	LOB	BOTTOM										
Kenny Lofton, L OBP: 0.370, SLG: 0.422 Shawon Dunston, R OBP: 0.252, SLG: 0.388	F7 BB		1-1 G3-1		4-1 FC4 BB	1-0 G6-3		2-2 HBP		3	0	0	0	2	0	0	<b>St. Louis Cardinals @ Cleveland Indians</b> Jacobs Field, Cleveland, OH Wed Jun 24 1998, 7:05 PM EDT Att: 43,321 - Cloudy - 87 F										
Omar Vizquel, S OBP: 0.365, SLG: 0.382			2-3 K		1-2 FC4 BB 1-2 2-3		0-1 1B 1B	1-2 SF7		5	3	2	1	0	1	4											
David Justice, L OBP: 0.368, SLG: 0.491				0-1 G6-3	4-2 BB E BB 1-2 BB		3-2 1B FC9-2 1B	1-2 G3		5	2	3	0	1	0	2											
Jim Thome, L OBP: 0.439, SLG: 0.653				1-2 G4-3 1B	4-1 BB E BB		0-1 FC6-4 1B			3	2	2	2	2	1	3											
Manny Ramirez, R OBP: 0.369, SLG: 0.546	2-2 HR	1-3 K		2-2 G4-3	2-2 E BB		0-0 FC9-2			4	1	1	5	1	1	3											
Sandy Alomar Jr., R OBP: 0.311, SLG: 0.410	1-0 2B HR 1B	0-0 1B FC7-2 2B		1-2 G6-3	0-0 E6		3-0 FC6-4			5	1	2	0	0	0	3											
Mark Whiten, S OBP: 0.412, SLG: 0.507	2-1 HR 2B	3-2 1B			1-2 BB K			1-3 K		5	2	3	0	0	2	2											
Travis Fryman, R OBP: 0.318, SLG: 0.475 Jeff Branson, L OBP: 0.231, SLG: 0.263	1-0 HR	1-2 FC7-2			1-1 FC4 BB 2B	2-0 F8		1-0 2B SF7 1B		4	2	2	4	0	0	2											
David Bell, R OBP: 0.327, SLG: 0.443	1-0 1B 2B			0-0 G3	0-1 F8	0-1 L9				5	0	2	0	0	0	1											
<b>Inning Stats</b>	R: 7 E: 0 K: 1 S: 28	H: 8 LOB: 3 BB: 2 P: 52	R: 0 E: 0 K: 1 S: 11	H: 2 LOB: 1 BB: 0 P: 16	R: 0 E: 0 K: 1 S: 6	H: 0 LOB: 0 BB: 0 P: 9	R: 0 E: 0 K: 0 S: 9	H: 1 LOB: 1 BB: 0 P: 12	R: 5 E: 0 K: 1 S: 19	H: 2 LOB: 4 BB: 0 P: 39	R: 0 E: 0 K: 0 S: 4	H: 0 LOB: 0 BB: 0 P: 7	R: 1 E: 0 K: 0 S: 10	H: 3 LOB: 1 BB: 0 P: 14	R: 1 E: 0 K: 1 S: 13	H: 2 LOB: 2 BB: 0 P: 21		1B: 10 2B: 8 3B: 0 HR: 2	SF: 1 SAC: 0 DP: 2 HBP: 1	WP: 0 PB: 0 SB: 0 CS: 0	PA: 48						
<b>PITCHER</b>	IP	WLS	BF	H	R	ER	SO	BB	IBB	HBP	BLK	WP	HR	S	P	ERA	WHIP										
Mark Petkovsek, R ERA: 5.51	4.0	L	18	6	2	2	3	1	0	0	0	0	0	40	60	4.50	1.750										
John Frascatore, R ERA: 4.41	0.1		4	0	0	0	0	3	0	0	0	0	0	9	22	0.00	9.000										
Lance Painter, L ERA: 4.32	1.1		6	0	3	1	1	1	0	0	0	0	0	9	18	6.75	0.750										
Brady Raggio, R ERA: 15.43	2.0		11	5	2	2	1	0	0	1	0	0	0	23	35	9.00	2.500										

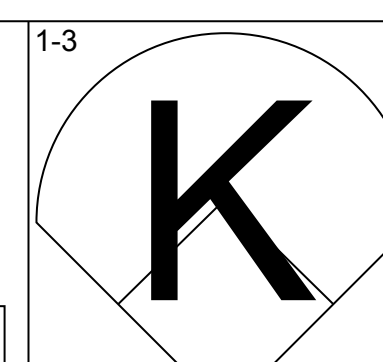
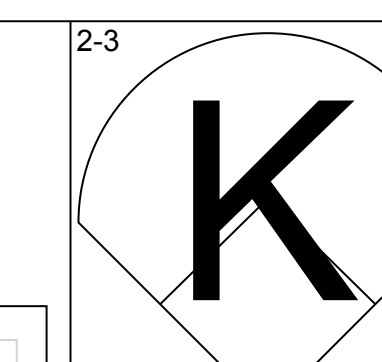
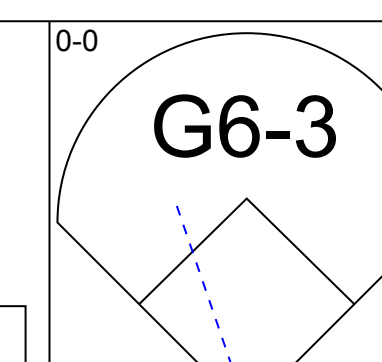
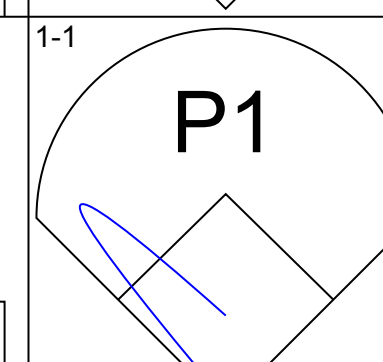
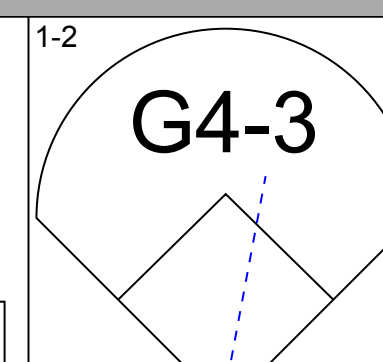
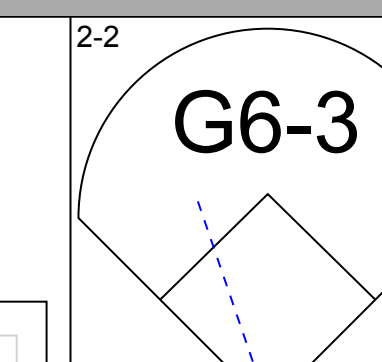
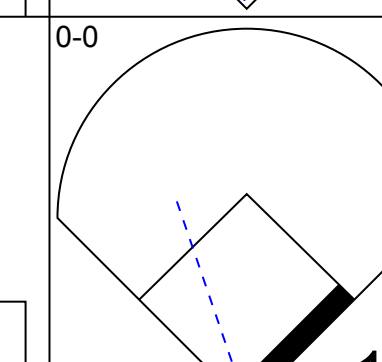
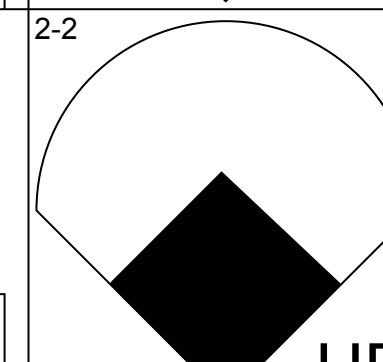
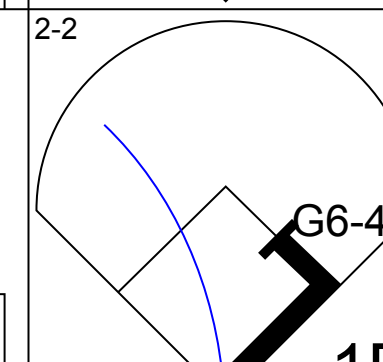
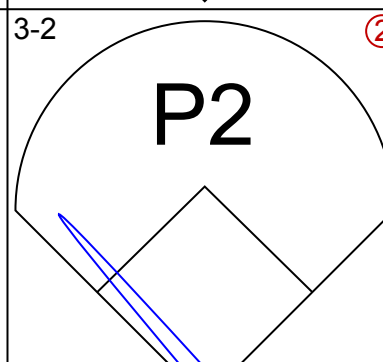
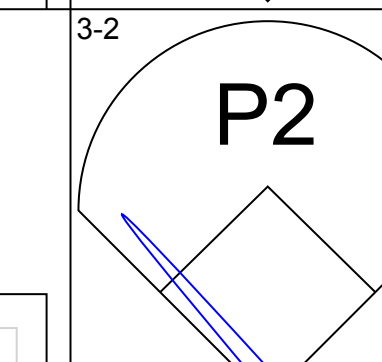
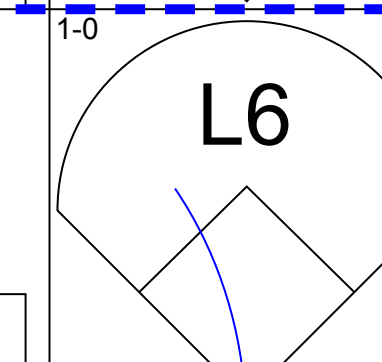
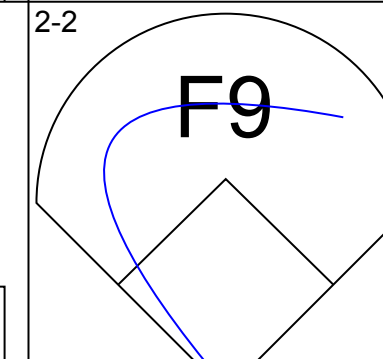
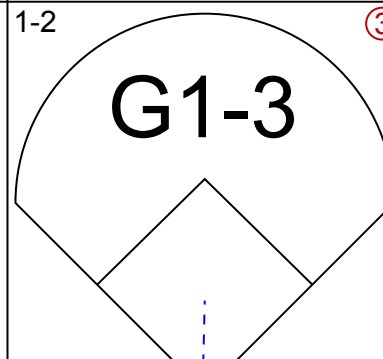
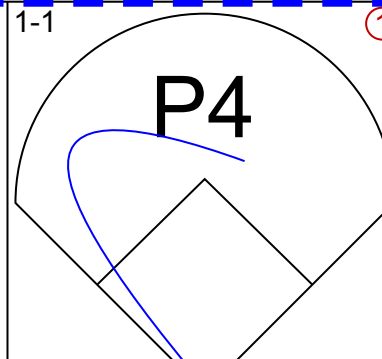
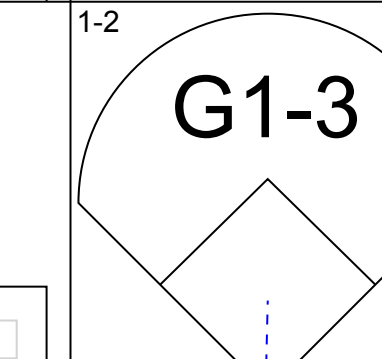
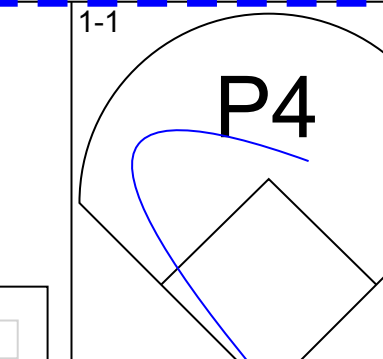
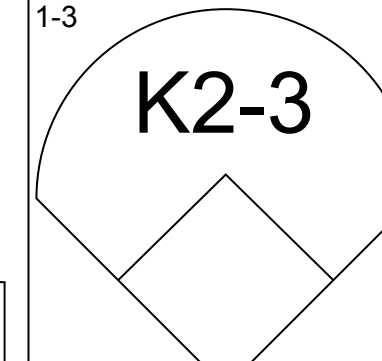
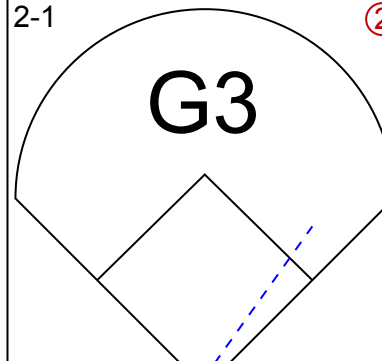
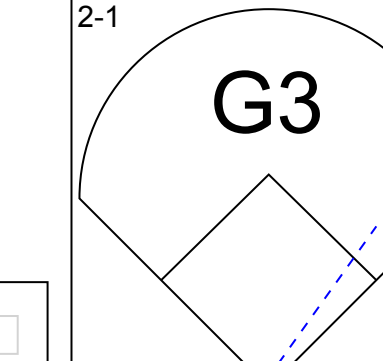
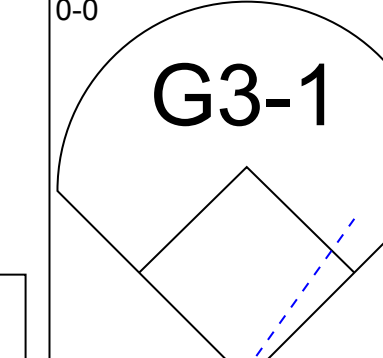
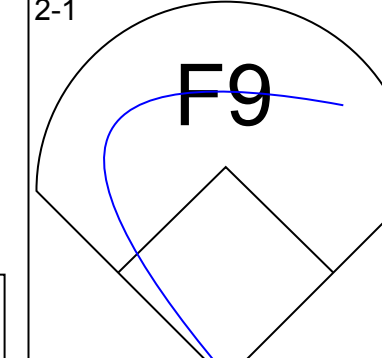
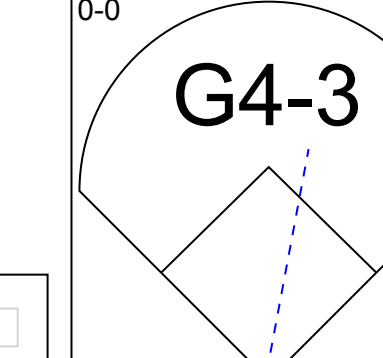
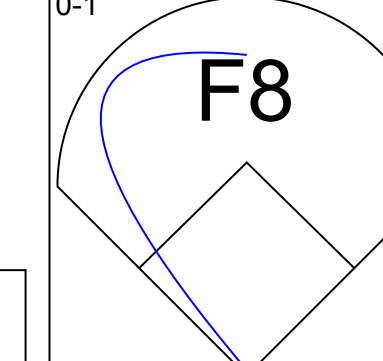
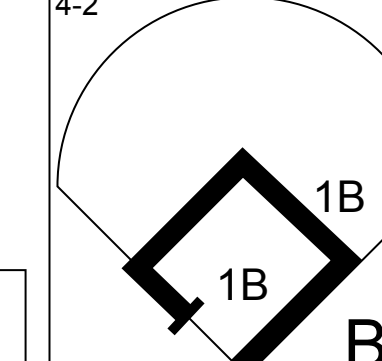
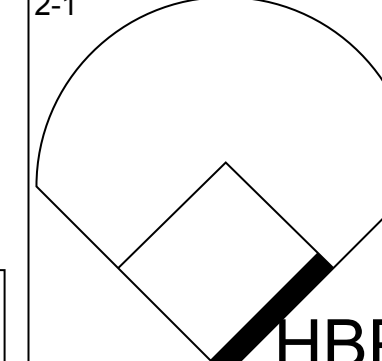
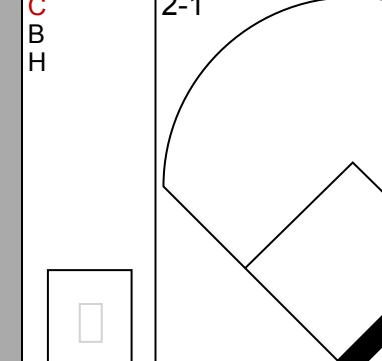
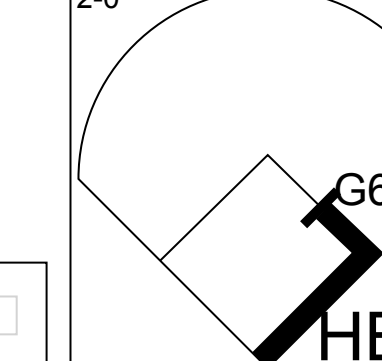
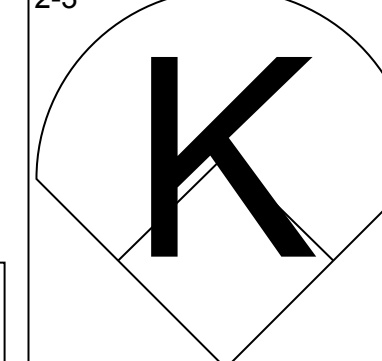
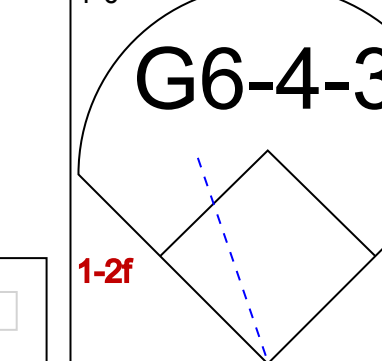
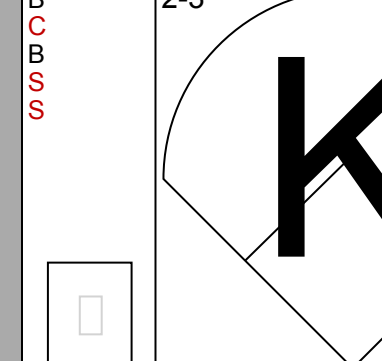
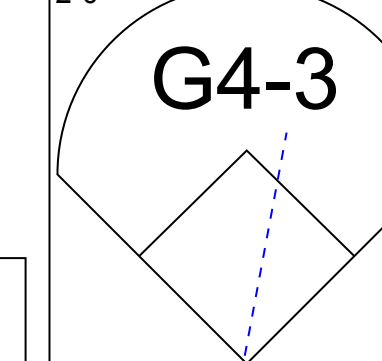
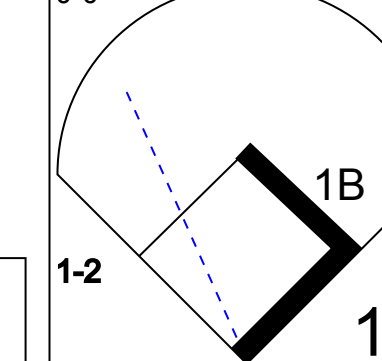
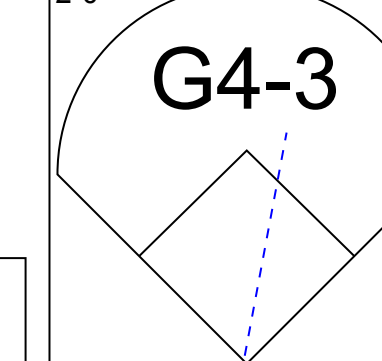
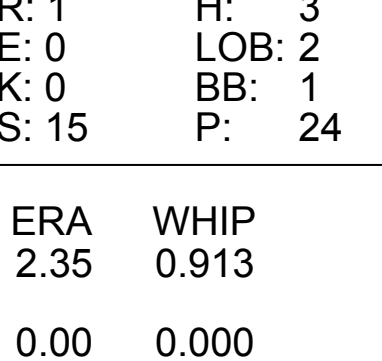
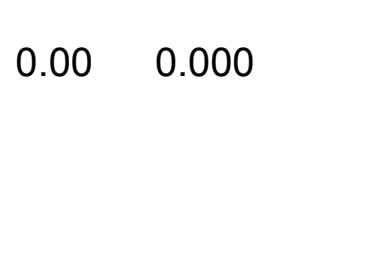
AB	35
R	3
H	9
RBI	3
BB	3
SO	5
LOB	19



AB	40
R	14
H	18
RBI	12
BB	6
SO	5
LOB	20



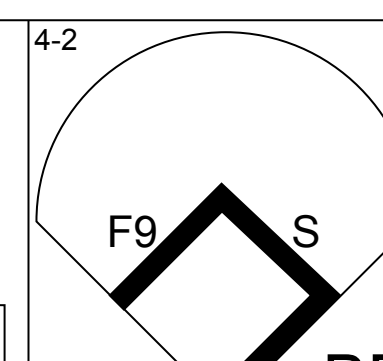
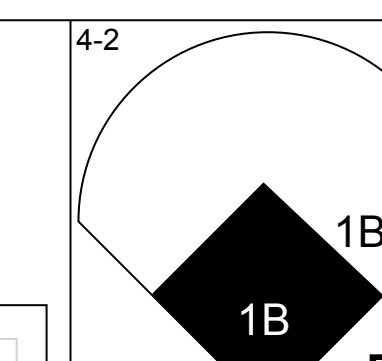
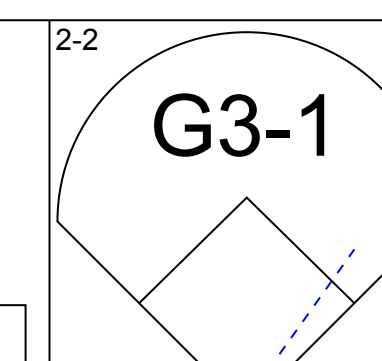
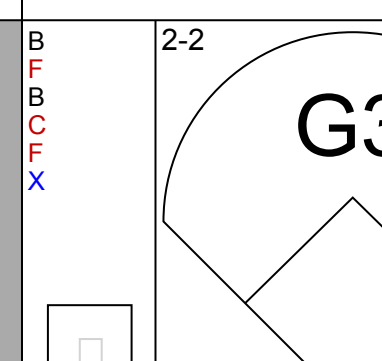
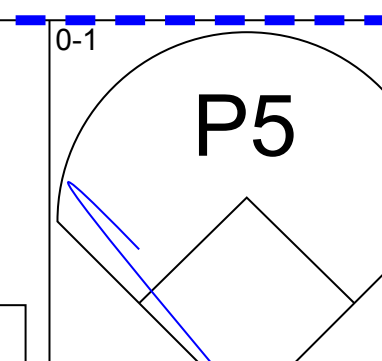
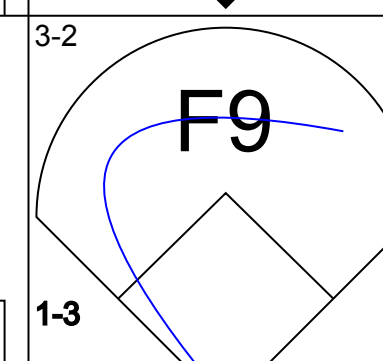
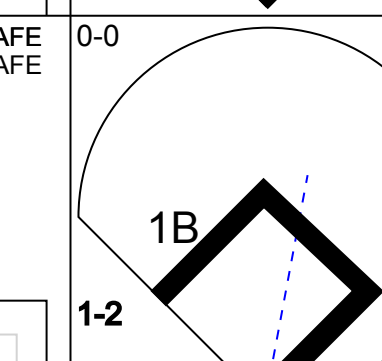
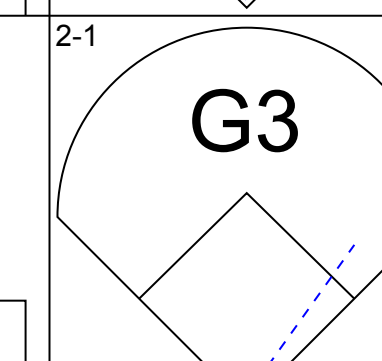
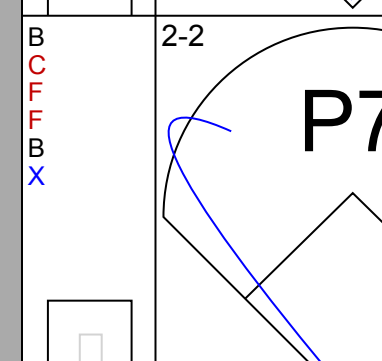
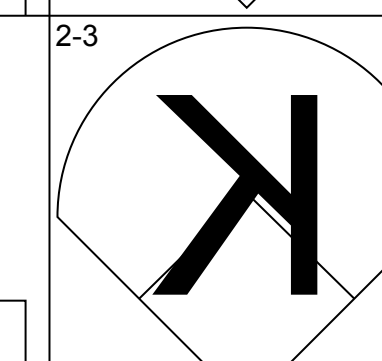
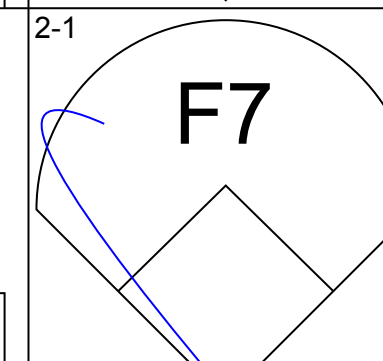
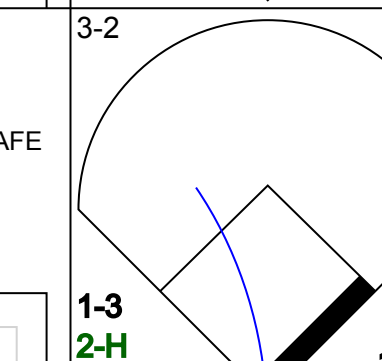
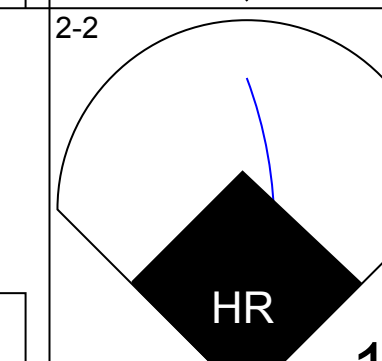

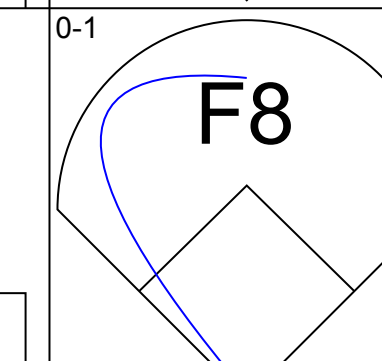
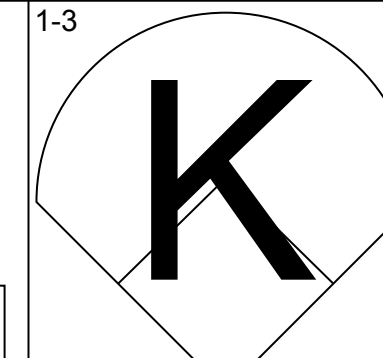
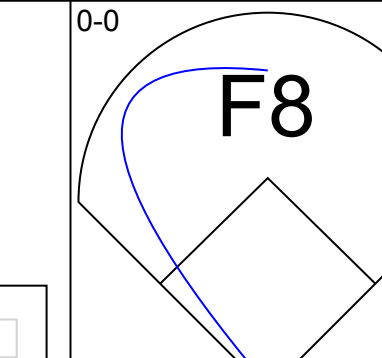
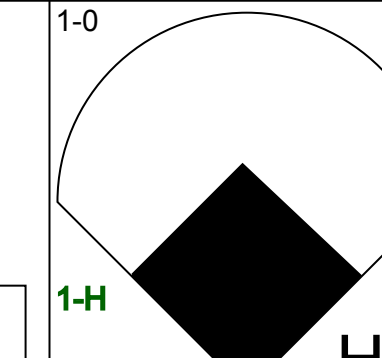

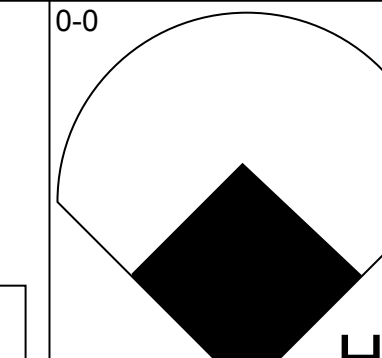
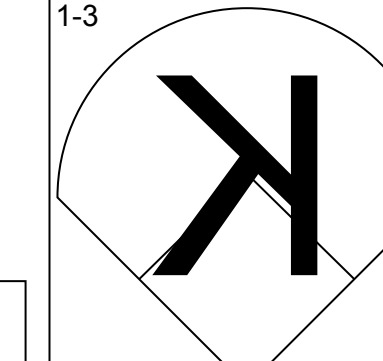
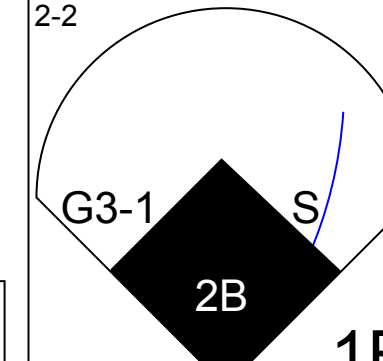
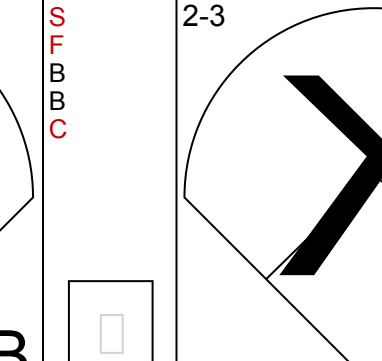

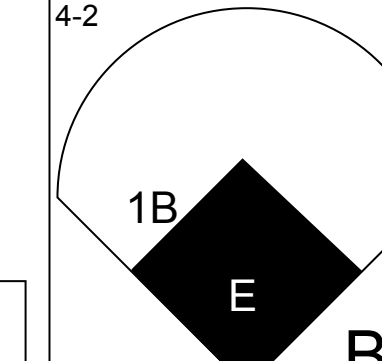
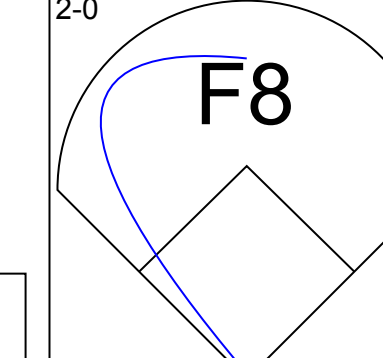
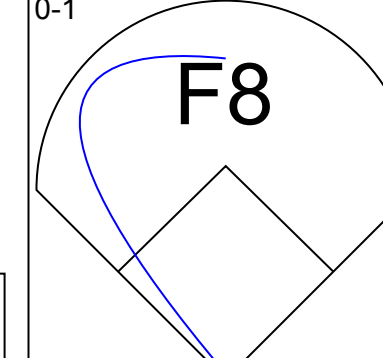
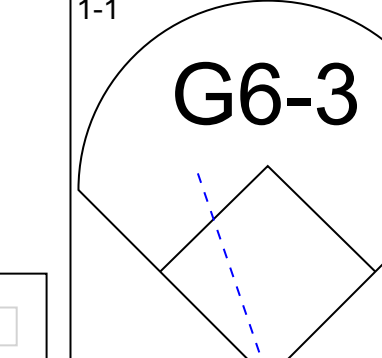
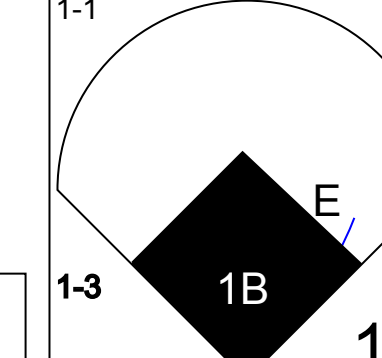
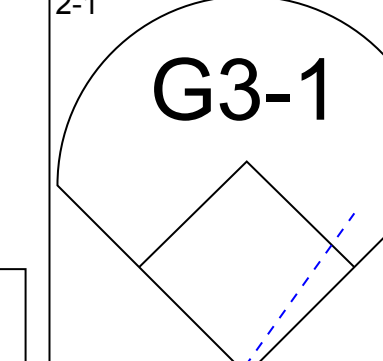
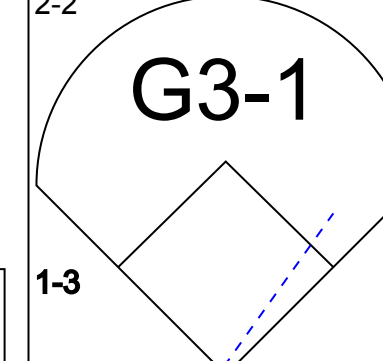
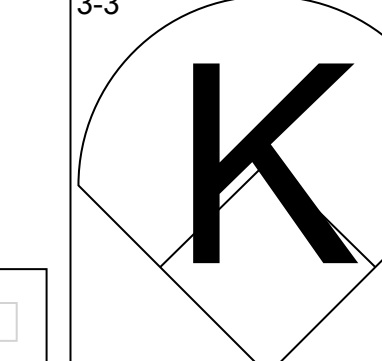
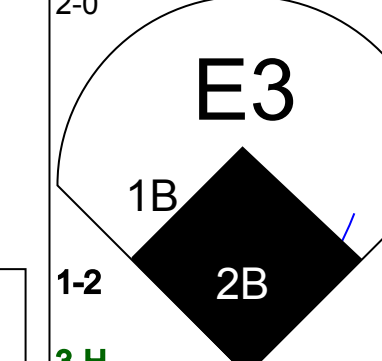
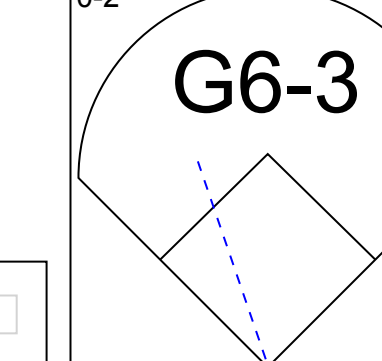
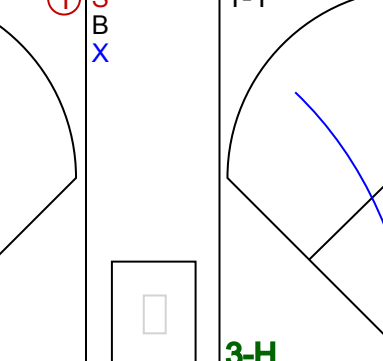
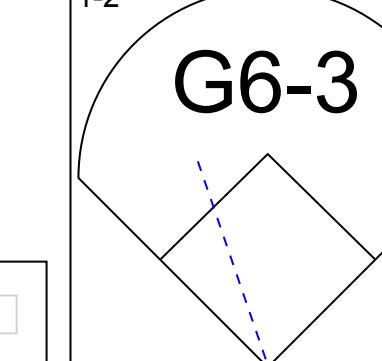
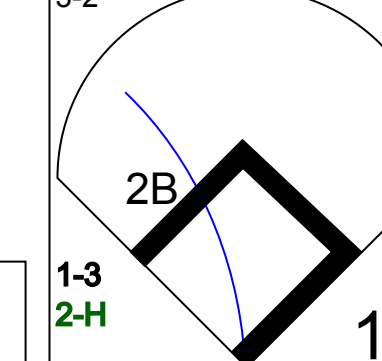
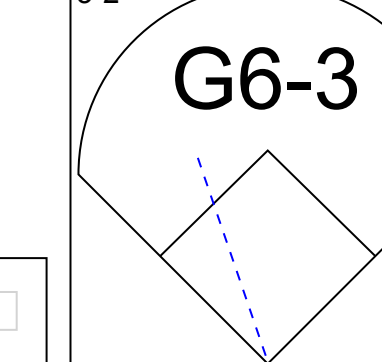
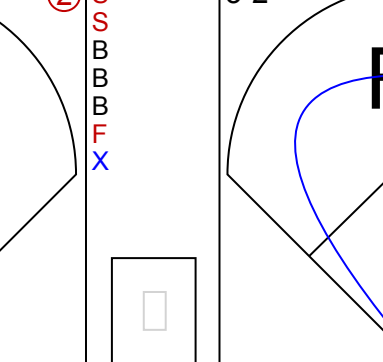
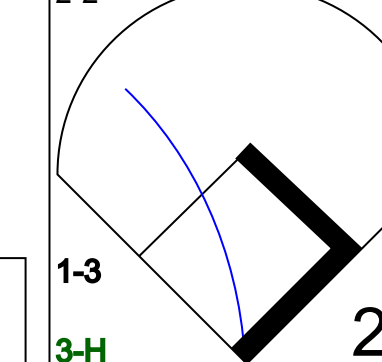


Batter	1	2	3	4	5	6	7	8	9	AB	R	H	RBI	BB	SO	LOB	TOP					
<b>Brian Hunter, R</b> OBP: 0.281, SLG: 0.415 (1, 10)										4	0	1	0	0	2	0						
<b>Delino DeShields, L</b> OBP: 0.468, SLG: 0.571 (1, 4)										4	0	1	0	0	0	0						
<b>Mark McGwire, R</b> OBP: 0.488, SLG: 0.801 (1, 3)										4	1	2	1	0	0	1						
<b>Brian Jordan, R</b> OBP: 0.393, SLG: 0.598 (1, 9)										4	0	0	0	0	0	1						
<b>Ray Lankford, L</b> OBP: 0.390, SLG: 0.462 (1, 8)										4	0	0	0	0	1	0						
<b>John Mabry, L</b> OBP: 0.333, SLG: 0.408 (1, 7)										4	1	1	1	0	0	0						
<b>Gary Gaetti, R</b> OBP: 0.351, SLG: 0.431 (1, 5)										1	0	0	0	1	0	0						
<b>Tom Lampkin, L</b> OBP: 0.329, SLG: 0.396 (1, 2)										2	0	0	0	0	1	2						
<b>Luis Ordez, R</b> OBP: 0.300, SLG: 0.125 (1, 6)										2	0	1	0	0	0	1						
<b>Willie McGee, S</b> OBP: 0.328, SLG: 0.349 (8, PH)										1	0	0	0	0	0	0						
<b>David Howard, S</b> OBP: 0.324, SLG: 0.344 (8, 6)										0	0	0	0	0	0	0						
<b>Inning Stats</b>	R: 1 E: 0 K: 1 S: 11	H: 1 LOB: 0 BB: 0 P: 17	R: 0 E: 0 K: 0 S: 5	H: 0 LOB: 0 BB: 0 P: 5	R: 0 E: 0 K: 1 S: 5	H: 0 LOB: 0 BB: 0 P: 10	R: 0 E: 0 K: 0 S: 7	H: 1 LOB: 0 BB: 0 P: 10	R: 1 E: 0 K: 0 S: 15	H: 3 LOB: 2 BB: 1 P: 24	R: 0 E: 0 K: 0 S: 9	H: 0 LOB: 0 BB: 0 P: 15	R: 0 E: 0 K: 2 S: 9	H: 0 LOB: 1 BB: 0 P: 16	R: 0 E: 0 K: 0 S: 4	H: 1 LOB: 0 BB: 0 P: 7	R: 0 E: 0 K: 0 S: 5	H: 0 LOB: 0 BB: 0 P: 8	1B: 4 2B: 0 3B: 0 HR: 2	SF: 0 SAC: 0 DP: 2 HBP: 2	WP: 0 PB: 0 SB: 0 CS: 0	PA: 33
<b>PITCHER</b>	IP	WLS	BF	H	R	ER	SO	BB	IBB	HBP	BLK	WP	HR	S	P	ERA	WHIP					
<b>Dave Burba, R</b> ERA: 3.67 (1, 1)	7.2	W	29	6	2	2	4	1	0	2	0	0	2	64	102	2.35	0.913					
<b>Paul Shuey, R</b> ERA (8, 1)	0.1		1	0	0	0	0	0	0	0	0	0	0	1	2	0.00	0.000					
<b>Jose Mesa, R</b> ERA: 3.92 (9, 1)	1.0		3	0	0	0	0	0	0	0	0	0	0	5	8	0.00	0.000					

St. Louis Cardinals @ Cleveland Indians  
Jacobs Field, Cleveland, OH  
Thu Jun 25 1998, 7:05 PM EDT  
Att: 43,309 - Cloudy - 92 F

AB	30
R	2
H	6
RBI	2
BB	1
SO	4
LOB	5



Batter	1	2	3	4	5	6	7	8	9	AB	R	H	RBI	BB	SO	LOB	BOTTOM					
<b>Kenny Lofton, L</b> OBP: 0.370, SLG: 0.418 (1, 8)										3	1	0	0	2	0	2						
<b>Omar Vizquel, S</b> OBP: 0.384, SLG: 0.379 (1, 6)										5	0	1	0	0	1	3						
<b>David Justice, L</b> OBP: 0.370, SLG: 0.491 (1, 10)										4	1	2	1	0	0	1						
<b>Jim Thome, L</b> OBP: 0.440, SLG: 0.673 (1, 3)										4	2	2	3	0	1	3						
<b>Manny Ramirez, R</b> OBP: 0.370, SLG: 0.544 (1, 9)										3	2	1	0	1	2	0						
<b>Sandy Alomar Jr., R</b> OBP: 0.310, SLG: 0.407 (1, 2)										4	1	1	0	0	0	1						
<b>Mark Whiten, S</b> OBP: 0.393, SLG: 0.481 (1, 7)										4	1	0	1	0	1	2						
<b>Travis Fryman, R</b> OBP: 0.320, SLG: 0.479 (1, 5)										4	0	2	2	0	0	0						
<b>David Bell, R</b> OBP: 0.325, SLG: 0.444 (1, 4)										4	0	1	1	0	0	1						
<b>Inning Stats</b>	R: 0 E: 0 K: 1 S: 13	H: 0 LOB: 1 BB: 1 P: 23	R: 0 E: 0 K: 1 S: 8	H: 0 LOB: 0 BB: 0 P: 13	R: 1 E: 0 K: 0 S: 15	H: 2 LOB: 2 BB: 1 P: 25	R: 1 E: 0 K: 0 S: 15	H: 2 LOB: 1 BB: 0 P: 23	R: 2 E: 0 K: 1 S: 15	H: 2 LOB: 0 BB: 0 P: 24	R: 0 E: 0 K: 1 S: 9	H: 0 LOB: 0 BB: 0 P: 14	R: 0 E: 0 K: 0 S: 9	H: 0 LOB: 0 BB: 0 P: 13	R: 4 E: 1 K: 1 S: 24	H: 4 LOB: 2 BB: 1 P: 37	1B: 6 2B: 2 3B: 0 HR: 2	SF: 0 SAC: 0 DP: 0 HBP: 0	WP: 0 PB: 0 SB: 2 CS: 0	PA: 38		
<b>PITCHER</b>	IP	WLS	BF	H	R	ER	SO	BB	IBB	HBP	BLK	WP	HR	S	P	ERA	WHIP					
<b>Manny Aybar, R</b> ERA: 7.26 (1, 1)	6.0	L	26	6	4	4	4	2	0	0	0	0	1	75	122	6.00	1.333					
<b>Bobby Witt, R</b> ERA: 7.5 (7, 1)	1.1		10	4	4	3	0	1	0	0	0	0	1	28	43	20.25	3.750					
<b>Curtis King, R</b> ERA: 4.94 (8, 1)	0.2		2	0	0	0	1	0	0	0	0	0	0	5	7	0.00	0.000					

St. Louis Cardinals @ Cleveland Indians  
Jacobs Field, Cleveland, OH  
Thu Jun 25 1998, 7:05 PM EDT  
Att: 43,309 - Cloudy - 92 F

AB	35
R	8
H	10
RBI	8
BB	3
SO	5
LOB	13





Batter	1	2	3	4	5	6	7	8	9	AB	R	H	RBI	BB	SO	LOB	TOP				
<b>Craig Biggio, R</b> OBP: 0.305, SLG: 0.529 (1, 4)	G1-3		G4-6-3 1B		G4-3			G5-3		4	0	1	1	0	0	0	<b>Houston Astros @ Cleveland Indians</b> Jacobs Field, Cleveland, OH Fri Jun 26 1998, 7:05 PM EDT Att: 43,222 - Unknown - 86 F				
<b>Bill Spiers, L</b> OBP: 0.388, SLG: 0.420 <b>Sean Berry, R</b> OBP: 0.333, SLG: 0.387 (9, PH)	K		G4-6-3 1-2 3-H 1-3			G5-4-3 1B		E7	3	0	1	0	0	0	1	1					
<b>Derek Bell, R</b> OBP: 0.363, SLG: 0.492 (1, 9)	G4-3		K			G5-4-3 1-2		G6-3	4	0	0	0	0	1	2						
<b>5 Jeff Bagwell, R</b> OBP: 0.408, SLG: 0.523 (1, 3)		G6-3 2B			G6-3			F8	4	0	1	0	0	0	1						
<b>Moises Alou, R</b> OBP: 0.382, SLG: 0.556 (1, 7)	G6-3							L9	4	0	1	0	0	1	2						
<b>Carl Everett, S</b> OBP: 0.409, SLG: 0.539 (1, 8)	K				K			K	3	0	0	0	0	3	2						
<b>35 Dave Clark, L</b> OBP: 0.244, SLG: 0.147 (1, 10)								K	3	0	0	0	0	1	2						
<b>Ricky Gutierrez, R</b> OBP: 0.386, SLG: 0.356 (1, 6)			1B BB					K	2	1	0	0	1	1	0						
<b>Brad Ausmus, R</b> OBP: 0.343, SLG: 0.330 (1, 2)			1B G4-6-3 1B					L9	3	1	1	0	0	0	0						
<b>Inning Stats</b>	R: 0 E: 0 K: 1 S: 10	H: 0 LOB: 0 BB: 0 P: 12	R: 0 E: 0 K: 1 S: 9	H: 1 LOB: 1 BB: 0 P: 12	R: 2 E: 0 K: 1 S: 10	H: 2 LOB: 0 BB: 1 P: 17	R: 0 E: 0 K: 1 S: 7	H: 1 LOB: 1 BB: 0 P: 9	R: 0 E: 0 K: 0 S: 8	H: 0 LOB: 0 BB: 0 P: 13	R: 0 E: 0 K: 2 S: 9	H: 0 LOB: 0 BB: 0 P: 14	R: 0 E: 0 K: 1 S: 24	H: 0 LOB: 0 BB: 0 P: 28	R: 0 E: 1 K: 1 S: 10	H: 0 LOB: 1 BB: 0 P: 14		1B: 4 2B: 1 3B: 0 HR: 0	SF: 0 SAC: 0 DP: 2 HBP: 0	WP: 0 PB: 0 SB: 0 CS: 0	PA: 32
<b>PITCHER</b>	IP	WLS	BF	H	R	ER	SO	BB	IBB	HBP	BLK	WP	HR	S	P	ERA	WHIP				
<b>Bartolo Colon, R</b> ERA: 2.51 (1, 1)	8.0	W	28	5	2	2	7	1	0	0	0	0	0	82	112	2.25	0.750				
<b>Paul Assenmacher, L</b> ERA: 3.51 (9, 1)	0.0		1	0	0	0	0	0	0	0	0	0	0	2	5	-	-				
<b>Michael Jackson, R</b> ERA: 2.1 (9, 1)	1.0	S	3	0	0	0	1	0	0	0	0	0	0	8	9	0.00	0.000				

Batter	1	2	3	4	5	6	7	8	9	AB	R	H	RBI	BB	SO	LOB	BOTTOM				
<b>Omar Vizquel, S</b> OBP: 0.364, SLG: 0.377 (1, 6)	1B BB	CS	1B S G6-3 1B		G5-3		F7	F7		4	1	1	0	1	0	0	<b>Houston Astros @ Cleveland Indians</b> Jacobs Field, Cleveland, OH Fri Jun 26 1998, 7:05 PM EDT Att: 43,222 - Unknown - 86 F				
<b>Shawon Dunston, R</b> OBP: 0.286, SLG: 0.398 <b>Kenny Lofton, L</b> OBP: 0.372, SLG: 0.419 (8, 8)	1B		G6-4-3 G6-3 1B		P6		E6 FC6-4 1B			4	0	3	0	0	0	0					
<b>Manny Ramirez, R</b> OBP: 0.371, SLG: 0.539 (1, 9)	1B		G6-3				FC6-4 2B S	L5	4	1	1	1	1	0	3						
<b>Jim Thome, L</b> OBP: 0.438, SLG: 0.665 (1, 3)	K		G6-4-3		K		2B 1B BB		3	1	0	0	1	2	5						
<b>Sandy Alomar Jr., R</b> OBP: 0.309, SLG: 0.408 (1, 2)	L5		K				1B 2B		4	1	1	1	0	1	4						
<b>David Justice, L</b> OBP: 0.371, SLG: 0.493 (1, 10)	K				L7-4 2B		K	1B BB	3	0	1	0	1	2	3						
<b>Mark Whiten, S</b> OBP: 0.398, SLG: 0.475 (8, 7)		G6-3			G6-3		1B BB	1-2 2-H 3-H 1B	3	0	1	2	1	0	1						
<b>Travis Fryman, R</b> OBP: 0.323, SLG: 0.477 (1, 5)		K					1B	K	3	0	1	0	0	2	2						
<b>David Bell, R</b> OBP: 0.324, SLG: 0.440 (1, 4)			CS 1B		L7-4		F8	P3	4	0	1	0	0	0	4						
<b>Inning Stats</b>	R: 0 E: 0 K: 2 S: 15	H: 2 LOB: 3 BB: 1 P: 26	R: 0 E: 0 K: 1 S: 9	H: 1 LOB: 0 BB: 0 P: 14	R: 1 E: 0 K: 1 S: 17	H: 2 LOB: 1 BB: 0 P: 23	R: 0 E: 0 K: 0 S: 10	H: 1 LOB: 1 BB: 0 P: 18	R: 0 E: 0 K: 1 S: 12	H: 0 LOB: 1 BB: 1 P: 21	R: 0 E: 0 K: 1 S: 11	H: 1 LOB: 2 BB: 1 P: 17	R: 3 E: 1 K: 1 S: 21	H: 3 LOB: 2 BB: 2 P: 35	R: 0 E: 0 K: 0 S: 6	H: 1 LOB: 1 BB: 0 P: 9		1B: 9 2B: 3 3B: 0 HR: 0	SF: 0 SAC: 0 DP: 1 HBP: 1	WP: 0 PB: 0 SB: 2 CS: 1	PA: 40
<b>PITCHER</b>	IP	WLS	BF	H	R	ER	SO	BB	IBB	HBP	BLK	WP	HR	S	P	ERA	WHIP				
<b>Pete Schourek, L</b> ERA: 4.01 (1, 1)	5.0		22	6	1	1	5	2	0	1	0	0	0	63	102	1.80	1.600				
<b>C.J. Nitkowski, L</b> ERA: 3.07 (6, 1)	1.0		5	1	0	0	1	1	0	0	0	0	0	11	17	0.00	2.000				
<b>Reggie Harris, R</b> ERA: 7.2 (7, 1)	0.2	L	3	1	1	1	0	0	0	0	0	0	0	6	10	13.50	1.500				
<b>Mike Magnante, L</b> ERA: 6.37 (7, 1)	0.1	L	5	2	2	2	1	2	0	0	0	0	0	15	25	54.00	12.000				
<b>Trever Miller, L</b> ERA: 3.16 (8, 1)	1.0		4	1	0	0	0	0	0	0	0	0	0	6	9	0.00	1.000				

AB	31
R	2
H	5
RBI	1
BB	1
SO	8
LOB	10










Batter	1	2	3	4	5	6	7	8	9	AB	R	H	RBI	BB	SO	LOB	TOP								
<b>Craig Biggio, R</b> (1, 10) OBP: 0.401, SLG: 0.525 <b>Tim Bogar, R</b> (9, FH) OBP: 0.224, SLG: 0.222	1-2 1B		0-0 SF8		1-2 L9	2-1 2B		0-0 L5	1-3 K	4	0	2	2	0	0	1									
<b>Bill Spillers, L</b> (1, 4) OBP: 0.395, SLG: 0.423	2-3 K		3-H 1-0 G1-3		2-1 F8	4-1 BB		2-3 K		4	0	0	0	1	2	1									
<b>Derek Bell, R</b> (1, 9) OBP: 0.366, SLG: 0.503	0-1 HR			3-2 G1-3		FC6-4 1B			1-1 2B	5	3	3	1	0	0	3									
<b>5 Jeff Bagwell, R</b> (1, 3) OBP: 0.406, SLG: 0.525	2-3 K			4-1 HR		FC6-4 1B			3-2 2B	4	2	1	0	1	2	1									
<b>Moises Alou, R</b> (1, 7)		0-1 F7		0-0 HR		1B			2-1 1B	4	3	3	3	1	0	0									
<b>Carl Everett, S</b> (1, 8) OBP: 0.412, SLG: 0.547	1-1 L9			4-1 BB		BB			1-3 2-H 1B	4	2	2	1	1	0	1									
<b>Sean Berry, R</b> (1, 5) OBP: 0.335, SLG: 0.387	2-3 K			0-0 F8		BB			1-2 2-3 1B	5	1	2	1	0	1	2									
<b>Tony Eusebio, R</b> (1, 2) OBP: 0.340, SLG: 0.322			2-2 SH3	2-1 L9		2B			1-2 2-3 3-H 1B	4	1	2	3	1	1	1									
<b>Ricky Gutierrez, R</b> (1, 6) OBP: 0.385, SLG: 0.354			0-0 SH3		1-3 K	SF7			1-2 2-3 1B	3	0	1	1	0	1	2									
<b>Inning Stats</b>	R: 1 E: 0 K: 2 S: 12	H: 2 LOB: 0 BB: 0 P: 17	R: 0 E: 0 K: 1 S: 8	H: 0 LOB: 0 BB: 0 P: 11	R: 1 E: 0 K: 0 S: 7	H: 1 LOB: 1 BB: 0 P: 10	R: 2 E: 0 K: 0 S: 10	H: 1 LOB: 1 BB: 2 P: 22	R: 0 E: 0 K: 1 S: 8	H: 0 LOB: 0 BB: 0 P: 12	R: 4 E: 0 K: 1 S: 18	H: 4 LOB: 3 BB: 3 P: 38	R: 0 E: 0 K: 0 S: 11	H: 1 LOB: 1 BB: 0 P: 17	R: 0 E: 0 K: 2 S: 10	H: 1 LOB: 1 BB: 0 P: 12	R: 4 E: 0 K: 1 S: 19	H: 6 LOB: 1 BB: 0 P: 33	1B: 11 2B: 3 3B: 0 HR: 2	SF: 2 SAC: 1 DP: 1 HBP: 0	WP: 0 PB: 0 SB: 0 CS: 0	PA: 46			
<b>PITCHER</b>	IP	WLS	BF	H	R	ER	SO	BB	IBB	HBP	BLK	WP	HR	S	P	ERA	WHIP								
<b>Charles Nagy, R</b> (1, 1) ERA: 5.48	5.1	L	25	7	8	8	5	3	0	0	0	0	2	56	92	13.50	1.875								
<b>Tim Worrell, R</b> (6, 1) ERA: 5.16	2.2		16	6	3	3	2	2	0	0	0	0	0	36	61	10.12	3.000								
<b>Alvin Morman, L</b> (9, 1) ERA: 3.38	1.0		5	3	1	1	1	0	0	0	0	0	0	11	19	9.00	3.000								

Houston Astros @ Cleveland Indians  
Jacobs Field, Cleveland, OH  
Sun Jun 28 1998, 3:33 AM EDT  
Att: 43,047 - Sunny - 84 F


AB 38  
R 12  
H 16  
RBI 12  
BB 5  
SO 8  
LOB 13



Batter	1	2	3	4	5	6	7	8	9	AB	R	H	RBI	BB	SO	LOB	BOTTOM								
<b>Kenny Lofton, L</b> (1, 8) OBP: 0.370, SLG: 0.414 <b>Shawn Dunston, R</b> (9, FH) OBP: 0.264, SLG: 0.396	4-2 F9	1-2 G6-3		3-2 F9			3-2 G5-3		2-2 L9	3	0	0	0	1	0	3									
<b>Omar Vizquel, S</b> (1, 6) OBP: 0.395, SLG: 0.379	1-0 SH2-3		0-1 1B	0-2 G3			2-2 1B		3-H 4-1 1B	3	1	2	0	1	0	1									
<b>David Justice, L</b> (1, 10) OBP: 0.366, SLG: 0.495	3-2 F9		3-1 F7		0-2 P4		2-0 F9		3-3 K	5	0	0	0	0	1	4									
<b>Manny Ramirez, R</b> (1, 9) OBP: 0.370, SLG: 0.543	2-3 F7		0-2 F8		1-1 1B		1-3 K			4	0	1	0	0	1	3									
<b>Sandy Alomar Jr., R</b> (1, 2) OBP: 0.312, SLG: 0.423		0-0 HR	1-0 1B		2-3 K			0-0 P3		4	1	2	1	0	1	1									
<b>Mark Whiten, S</b> (1, 7) OBP: 0.422, SLG: 0.512	4-1 G5-3		0-0 1B		0-1 G4-3			3-1 F8		3	0	1	1	1	0	1									
<b>Travis Fryman, R</b> (1, 5) OBP: 0.320, SLG: 0.470	0-1 F8		0-2 G5-3		1-1 1B		1-1 G1-6-3		3-3 K	4	0	1	0	0	1	3									
<b>Richie Sexson, R</b> (1, 3) OBP: 0.500, SLG: 0.750		0-0 G5-3		2-2 1B			2-3 K		0-1 L9	4	1	2	0	0	1	2									
<b>David Bell, R</b> (1, 4) OBP: 0.320, SLG: 0.428	4-1 BB		2-2 SAFE		2-2 F8		2-2 G1-6-3		0-1 L9	3	0	0	0	1	0	3									
<b>Inning Stats</b>	R: 0 E: 0 K: 0 S: 9	H: 0 LOB: 1 BB: 1 P: 20	R: 1 E: 0 K: 0 S: 9	H: 1 LOB: 2 BB: 2 P: 18	R: 1 E: 0 K: 0 S: 13	H: 3 LOB: 2 BB: 0 P: 17	R: 0 E: 0 K: 0 S: 16	H: 1 LOB: 1 BB: 0 P: 23	R: 0 E: 0 K: 1 S: 10	H: 1 LOB: 1 BB: 0 P: 13	R: 0 E: 0 K: 1 S: 9	H: 1 LOB: 0 BB: 0 P: 14	R: 0 E: 0 K: 1 S: 10	H: 1 LOB: 1 BB: 0 P: 18	R: 0 E: 0 K: 1 S: 9	H: 0 LOB: 0 BB: 0 P: 15	R: 1 E: 0 K: 1 S: 11	H: 1 LOB: 1 BB: 1 P: 20	1B: 7 2B: 1 3B: 0 HR: 1	SF: 0 SAC: 1 DP: 1 HBP: 0	WP: 1 PB: 0 SB: 0 CS: 0	PA: 39			
<b>PITCHER</b>	IP	WLS	BF	H	R	ER	SO	BB	IBB	HBP	BLK	WP	HR	S	P	ERA	WHIP								
<b>Shane Reynolds, R</b> (1, 1) ERA: 3.4	6.0	W	27	7	2	2	2	3	0	0	0	0	0	66	105	3.00	1.667								
<b>C.J. Nitkowski, L</b> (7, 1) ERA: 3.06	3.0	S	12	2	1	1	3	1	0	0	0	1	0	30	53	3.00	1.000								

Houston Astros @ Cleveland Indians  
Jacobs Field, Cleveland, OH  
Sun Jun 28 1998, 3:33 AM EDT  
Att: 43,047 - Sunny - 84 F

AB 34  
R 3  
H 9  
RBI 2  
BB 4  
SO 5  
LOB 21





Batter	1	2	3	4	5	6	7	8	9	AB	R	H	RBI	BB	SO	LOB	TOP			
<b>Kenny Lofton, L</b> OBP: 0.370, SLG: 0.412	2-1 L8-3 1B		0-0 F8	3-1 L8			4-1 E BLK BB	2-3 K		4	0	1	0	1	1	4				
<b>Omar Vizquel, S</b> OBP: 0.366, SLG: 0.380	3-2 L8-3 1-2		2-1 BB 1B	0-2 G4-3			1-1 G5-3		0-0 G4-3 1B	5	1	2	0	0	0	3				
<b>David Justice, L</b> OBP: 0.367, SLG: 0.492	1-3 K		4-2 1B SF7 BB		1-2 G4-3		3-2 G4-3		1-1 G4-3 1B	4	1	1	0	1	1	1				
<b>Shawon Dunston, R</b> OBP: 0.264, SLG: 0.396			1-2 2-3 BB				2-3		1-2 G4-3 1B	0	0	0	0	0	0	0				
<b>Jim Thome, L</b> OBP: 0.436, SLG: 0.661		0-1 3B	0-1 1B		4-0 BB		4-1 BB		0-1 G4-3	3	0	2	2	2	0	2				
<b>Manny Ramirez, R</b> OBP: 0.370, SLG: 0.540		4-2 BB	1-2 SF7		4-2 BB		4-2 G5-4-3 BB		1-1 G6-3	2	0	0	1	2	0	4				
<b>Sandy Alomar Jr., R</b> OBP: 0.307, SLG: 0.416		0-1 P5	3-0 F7		1-1 G5-4-3				0-3 K	4	0	0	0	0	1	5				
<b>Travis Fryman, R</b> OBP: 0.319, SLG: 0.467	1-3 K		2-2 G4-3 1B		1-1 P4				0-0 E1 1B	4	1	1	0	0	1	2	AB 34			
<b>David Bell, R</b> OBP: 0.319, SLG: 0.425	2-2 P3		0-0 G4-3		0-1 G6-3				1-1 1B	4	0	1	0	0	0	3	R 4			
<b>Jaret Wright, R</b> OBP: 0.429, SLG: 0.429			2-1 BB 1B		2-3 K				3-3 K	3	1	2	1	0	1	0	H 10			
<b>Alvin Morman, L</b>										0	0	0	0	0	0	0	RBI 4			
<b>Eric Plunk, R</b>										0	0	0	0	0	0	0	BB 6			
<b>Mark Whiten, S</b> OBP: 0.417, SLG: 0.506			2H 1B							1	0	0	0	0	1	2	SO 6			
<b>Paul Shuey, R</b>										0	0	0	0	0	0	0	LOB 26			
<b>Inning Stats</b>	R: 0 E: 0 K: 1 S: 8	H: 1 LOB: 0 BB: 0 P: 14	R: 0 E: 0 K: 1 S: 12	H: 1 LOB: 2 BB: 1 P: 19	R: 3 E: 0 K: 0 S: 13	H: 3 LOB: 1 BB: 1 P: 22	R: 1 E: 0 K: 0 S: 10	H: 2 LOB: 1 BB: 2 P: 15	R: 0 E: 0 K: 1 S: 7	H: 0 LOB: 0 BB: 0 P: 10	R: 0 E: 1 K: 0 S: 12	H: 0 LOB: 2 BB: 2 P: 24	R: 0 E: 1 K: 3 S: 12	H: 1 LOB: 2 BB: 0 P: 18	R: 0 E: 0 K: 0 S: 7	H: 2 LOB: 2 BB: 0 P: 9	1B: 9 2B: 1 3B: 1 HR: 0	SF: 1 SAC: 0 DP: 3 HBP: 0	WP: 0 PB: 0 SB: 0 CS: 0	PA: 41
<b>PITCHER</b>	IP WLS BF H R ER SO BB IBB HBP BLK WP HR S P ERA WHIP																			
<b>21 Cal Eldred, R</b> ERA: 4.29	6.0 W 27 7 4 4 3 4 0 0 0 0 0 0 57 97 6.00 1.833																			
<b>Mike Myers, L</b> ERA: 0.82	0.2 4 0 0 0 0 2 0 0 0 1 0 0 10 22 0.00 3.000																			
<b>Al Reyes, R</b> ERA: 5.02	0.2 4 1 0 0 1 0 0 0 0 0 0 0 8 9 0.00 1.500																			
<b>Bob Wickman, R</b> ERA: 1.64	1.2 S 6 2 0 0 2 0 0 0 0 0 0 0 13 20 0.00 1.200																			

Cleveland Indians @ Milwaukee Brewers  
Milwaukee County Stadium, Milwaukee, WI

AB 34  
R 4  
H 10  
RBI 4  
BB 6  
SO 6  
LOB 26



WP: 0 PA: 41  
PB: 0  
SB: 0  
CS: 0

Tue Jun 30 1998, 8:05 PM EDT  
Att: 16,012 - Unknown - 73 F

livebaseballscorecards.com

Batter	1	2	3	4	5	6	7	8	9	AB	R	H	RBI	BB	SO	LOB	BOTTOM			
<b>Fernando Vina, L</b> OBP: 0.373, SLG: 0.417	2-2 FC6-4 HBP	0-0 F9 1B	1-1 G3			0-0 B1		2-1 G4-3		4	0	1	0	0	0	1				
<b>Jeff Cirillo, R</b> OBP: 0.410, SLG: 0.431	0-1 FC6-4 1-2	2-2 F9 1B		4-1 G4-6-3 BB		1-2 1B S				3	0	2	1	1	0	1				
<b>Jeromy Burnitz, L</b> OBP: 0.365, SLG: 0.512	3-2 1B	0-0 F9		2-1 G4-6-3		1-1 1B				4	0	2	0	0	0	3				
<b>John Jaha, R</b> OBP: 0.384, SLG: 0.433	0-1 L9	2-1 G6-3		4-2 BB		0-0 G3				3	0	0	0	1	0	6				
<b>Mark Loretta, R</b> OBP: 0.394, SLG: 0.419										0	0	0	0	0	0	0				
<b>Dave Nilsson, L</b> OBP: 0.336, SLG: 0.356	2-3 K	3-1 L8		0-0 F9			0-0 F8			4	0	0	0	0	1	5				
<b>Darrin Jackson, R</b> OBP: 0.219, SLG: 0.257										0	0	0	0	0	0	0				
<b>Marquis Grissom, R</b> OBP: 0.329, SLG: 0.431		0-1 1B	1-3 K		1-0 G6-3		4-0 CS BB			3	1	1	0	1	1	0				
<b>Bob Wickman, R</b>										0	0	0	0	0	0	0				
<b>Jose Valentin, S</b> OBP: 0.324, SLG: 0.418		0-0 21 S 1B	1-1 K		3-3 K		1-0 F8			4	2	2	1	0	1	1	AB 32			
<b>Bobby Hughes, R</b> OBP: 0.316, SLG: 0.429		0-1 21 S 1B	2-0 HR		2-3 K		1-0 CS		0-1 P5	4	1	2	1	0	1	0	R 5			
<b>21 Cal Eldred, R</b> OBP: 0.148, SLG: 0.154		1-1 1B	1-0 SH3-4							1	1	1	2	0	0	0	H 11			
<b>Marc Newfield, R</b> OBP: 0.301, SLG: 0.287										0	0	0	0	0	0	0	RBI 5			
<b>Mike Myers, L</b>										0	0	0	0	0	0	0	BB 3			
<b>Al Reyes, R</b>										0	0	0	0	0	0	0	SO 4			
<b>Geoff Jenkins, L</b> OBP: 0.279, SLG: 0.420		1-1 1B	1-2 1B							1	0	0	0	0	0	0	LOB 17			
<b>Inning Stats</b>	R: 0 E: 0 K: 1 S: 17	H: 1 LOB: 2 BB: 0 P: 24	R: 4 E: 0 K: 0 S: 16	H: 6 LOB: 2 BB: 0 P: 24	R: 1 E: 0 K: 1 S: 9	H: 2 LOB: 1 BB: 0 P: 15	R: 0 E: 0 K: 0 S: 6	H: 0 LOB: 1 BB: 2 P: 16	R: 0 E: 0 K: 2 S: 9	H: 0 LOB: 0 BB: 0 P: 15	R: 0 E: 0 K: 0 S: 8	H: 2 LOB: 0 BB: 0 P: 11	R: 0 E: 0 K: 0 S: 3	H: 0 LOB: 0 BB: 1 P: 8	R: 0 E: 0 K: 0 S: 8	H: 0 LOB: 0 BB: 0 P: 12	1B: 10 2B: 0 3B: 0 HR: 1	SF: 0 SAC: 1 DP: 1 HBP: 1	WP: 0 PB: 0 SB: 3 CS: 1	PA: 38
<b>PITCHER</b>	IP WLS BF H R ER SO BB IBB HBP BLK WP HR S P ERA WHIP																			
<b>Jaret Wright, R</b> ERA: 4.15	5.2 L 29 10 5 5 4 2 0 0 1 0 0 0 62 101 7.94 2.118																			
<b>Alvin Morman, L</b> ERA: 3.2	1.0 5 1 0 0 0 1 0 0 0 0 0 0 5 11 0.00 2.000																			
<b>Eric Plunk, R</b> ERA: 3.9	0.1 0 0 0 0 0 0 0 0 0 0 0 0 1 1 0.00 0.000																			
<b>Paul Shuey, R</b> ERA: 0.87	1.0 3 0 0 0 0 0 0 0 0 0 0 0 8 12 0.00 0.000																			

Cleveland Indians @ Milwaukee Brewers  
Milwaukee County Stadium, Milwaukee, WI

AB 32  
R 5  
H 11  
RBI 5  
BB 3  
SO 4  
LOB 17



WP: 0 PA: 38  
PB: 0  
SB: 3  
CS: 1

Tue Jun 30 1998, 8:05 PM EDT  
Att: 16,012 - Unknown - 73 F

livebaseballscorecards.com











Batter	1	2	3	4	5	6	7	8	9	AB	R	H	RBI	BB	SO	LOB	TOP								
<b>Kenny Lofton, L</b> (1, 8) OBP: 0.372, SLG: 0.412										3	0	0	0	1	2	0									
<b>Omar Vizquel, S</b> (1, 6) OBP: 0.369, SLG: 0.383										4	0	0	0	0	0	1									
<b>Manny Ramirez, R</b> (1, 9) OBP: 0.373, SLG: 0.566										3	2	2	2	1	0	0									
<b>Jim Thome, L</b> (1, 3) OBP: 0.439, SLG: 0.658										4	0	0	0	0	3	2									
<b>Mark Whiten, S</b> (1, 7) OBP: 0.393, SLG: 0.469											4	0	0	0	0	1									
<b>Sandy Alomar Jr., R</b> (1, 2) OBP: 0.296, SLG: 0.397											2	0	0	0	1	0									
<b>Travis Fryman, R</b> (1, 5) OBP: 0.317, SLG: 0.461											2	0	0	0	1	1									
<b>David Bell, R</b> (1, 4) OBP: 0.316, SLG: 0.432										3	0	0	0	0	0	1									
<b>Shawon Dunston, R</b> (1, 10) OBP: 0.264, SLG: 0.413										3	0	0	0	0	0	0									
<b>Inning Stats</b>	R: 0 E: 0 K: 1 S: 9	H: 0 LOB: 1 BB: 1 P: 17	R: 0 E: 0 K: 0 S: 12	H: 0 LOB: 1 BB: 1 P: 19	R: 0 E: 0 K: 0 S: 8	H: 0 LOB: 0 BB: 1 P: 12	R: 0 E: 1 K: 1 S: 10	H: 0 LOB: 1 BB: 0 P: 14	R: 0 E: 0 K: 0 S: 5	H: 0 LOB: 0 BB: 0 P: 9	R: 1 E: 0 K: 1 S: 9	H: 1 LOB: 0 BB: 0 P: 13	R: 0 E: 0 K: 1 S: 6	H: 0 LOB: 0 BB: 1 P: 13	R: 0 E: 0 K: 1 S: 5	H: 0 LOB: 0 BB: 0 P: 6	R: 1 E: 0 K: 2 S: 11	H: 1 LOB: 0 BB: 0 P: 20	1B: 0 2B: 0 3B: 0 HR: 2	SF: 0 SAC: 0 DP: 1 HBP: 0	WP: 0 PB: 0 SB: 0 CS: 1	PA: 32			
<b>PITCHER</b> <b>50 José Rosado, L</b> (1, 1) ERA: 3.94	IP: 9.0 WLS: L BF: 32	H: 2 R: 2 ER: 2 SO: 7	BB: 4 IBB: 0 HBP: 0 BLK: 0	WP: 0 HR: 2 S: 75 P: 123	ERA: 2.00 WHIP: 0.667																				

Cleveland Indians @ Kansas City Royals  
Kauffman Stadium, Kansas City, MO

AB 28  
R 2  
H 2  
RBI 2  
BB 4  
SO 7  
LOB 7



WP: 0 PA: 32  
PB: 0  
SB: 0  
CS: 1

Fri Jul 03 1998, 7:05 PM CDT  
Att: 27,661 - Unknown - 88 F

Batter	1	2	3	4	5	6	7	8	9	AB	R	H	RBI	BB	SO	LOB	BOTTOM								
<b>Johnny Damon, L</b> (1, 8) OBP: 0.336, SLG: 0.420										3	0	1	1	1	0	0									
<b>Shane Halter, R</b> (1, 5) OBP: 0.283, SLG: 0.341										4	0	0	0	0	1	4									
<b>Jose Offerman, S</b> (1, 4) OBP: 0.372, SLG: 0.417										4	0	0	0	0	0	4									
<b>Jeff King, R</b> (1, 3) OBP: 0.341, SLG: 0.474										4	0	2	0	0	1	2									
<b>Hal Morris, L</b> (1, 10) OBP: 0.383, SLG: 0.442										4	0	1	0	0	0	1									
<b>Jeff Conine, R</b> (1, 7) OBP: 0.306, SLG: 0.436										4	0	0	0	0	1	2									
<b>Larry Sutton, L</b> (1, 9) OBP: 0.319, SLG: 0.370											4	0	0	0	0	2									
<b>Luis Rivera, R</b> (1, 6) OBP: 0.342, SLG: 0.294											2	1	1	0	0	0									
<b>Shane Mack, R</b> (7, PH) OBP: 0.339, SLG: 0.472											1	0	0	0	0	2									
<b>Mendy López, R</b> (8, 6) OBP: 0.353, SLG: 0.438											0	0	0	0	0	0									
<b>Sal Fasano, R</b> (1, 2) OBP: 0.299, SLG: 0.303										2	0	1	0	1	1	0									
<b>29 Mike Sweeney, R</b> (8, PR) OBP: 0.299, SLG: 0.331										0	0	0	0	0	0	0									
<b>Inning Stats</b>	R: 0 E: 0 K: 0 S: 8	H: 1 LOB: 0 BB: 0 P: 15	R: 0 E: 0 K: 0 S: 4	H: 1 LOB: 0 BB: 0 P: 7	R: 1 E: 0 K: 1 S: 13	H: 3 LOB: 2 BB: 0 P: 18	R: 0 E: 0 K: 0 S: 9	H: 0 LOB: 0 BB: 0 P: 17	R: 0 E: 0 K: 1 S: 6	H: 0 LOB: 0 BB: 0 P: 11	R: 0 E: 0 K: 0 S: 9	H: 0 LOB: 0 BB: 0 P: 15	R: 0 E: 0 K: 1 S: 13	H: 2 LOB: 2 BB: 0 P: 19	R: 0 E: 0 K: 2 S: 11	H: 0 LOB: 2 BB: 2 P: 22	R: 0 E: 0 K: 0 S: 8	H: 0 LOB: 0 BB: 0 P: 14	1B: 6 2B: 0 3B: 0 HR: 0	SF: 0 SAC: 0 DP: 1 HBP: 0	WP: 0 PB: 0 SB: 0 CS: 0	PA: 34			
<b>PITCHER</b> <b>Dwight Gooden, R</b> (1, 1) ERA: 3.6	IP: 7.0 WLS: W BF: 26	H: 6 R: 1 ER: 1 SO: 3	BB: 1 IBB: 0 HBP: 0 BLK: 0	WP: 0 HR: 0 S: 62 P: 102	ERA: 1.29 WHIP: 0.857																				
<b>Paul Shuey, R</b> (8, 1) ERA: 0.73	1.0 W	5 0	0 0	0 0	2 2	0 0	0 0	0 0	0 0	11 22	0.00 0.00	2.000 0.000													
<b>Michael Jackson, R</b> (9, 1) ERA: 1.91	1.0 S	3 0	0 0	0 0	0 0	0 0	0 0	0 0	0 0	8 14	0.00 0.000														

Cleveland Indians @ Kansas City Royals  
Kauffman Stadium, Kansas City, MO

AB 32  
R 1  
H 6  
RBI 1  
BB 2  
SO 5  
LOB 17



WP: 0 PA: 34  
PB: 0  
SB: 0  
CS: 0

Fri Jul 03 1998, 7:05 PM CDT  
Att: 27,661 - Unknown - 88 F



Batter	1	2	3	4	5	6	7	8	9	AB	R	H	RBI	BB	SO	LOB	TOP			
<b>Kenny Lofton, L</b> OBP: 0.375, SLG: 0.411 (1, 8)	G3 BB		G6-3		F7		1B		FC5-4 1B BB	3	0	1	0	2	0	1	<b>Cleveland Indians @ Kansas City Royals</b> Kauffman Stadium, Kansas City, MO Sat Jul 04 1998, 7:05 PM CDT Att: 34,270 - Cloudy - 84 F			
<b>Omar Vizquel, S</b> OBP: 0.370, SLG: 0.384 (1, 6)	G3		F7		L1-3		1B		FC5-4 1B	5	0	2	0	0	0	2				
<b>David Justice, L</b> OBP: 0.365, SLG: 0.482 (1, 10)	G6-3		F7				P7		FC5-4	5	0	1	0	0	0	6				
<b>Shawon Dunston, R</b> OBP: 0.284, SLG: 0.413 (9, PR)	G6-3		F7				F9 1B		FC5-4 S	0	0	0	0	0	0	0				
<b>Jim Thome, L</b> OBP: 0.436, SLG: 0.650 (1, 3)	K				K		1B BB		F8	5	0	1	0	0	3	3				
<b>Manny Ramirez, R</b> OBP: 0.370, SLG: 0.558 (1, 9)			K		P5		F9 1B		L4	4	0	0	0	1	1	5				
<b>Mark Whiten, S</b> OBP: 0.405, SLG: 0.469 (1, 7)	1B BB		FC4-6 1B		FC4-6 1B		BB		FC1-4 1B HR	2	1	1	0	2	0	1				
<b>Sandy Alomar Jr., R</b> OBP: 0.300, SLG: 0.398 (1, 2)	G4-6-3 1B		FC4-6 1-2		G2-3		HR		HR	4	1	2	0	0	0	4				
<b>Travis Fryman, R</b> OBP: 0.317, SLG: 0.468 (1, 5)	G4-6-3 1-2		L8		G5-3		HR		G5-3	4	1	1	3	0	0	2				
<b>David Bell, R</b> OBP: 0.315, SLG: 0.427 (1, 4)	G6-3 BB		P7		F8		G5-3		G5-3	3	0	0	0	1	0	0				
<b>Inning Stats</b>	R: 0 E: 0 K: 1 S: 9	H: 0 LOB: 1 BB: 1 P: 20	R: 0 E: 0 K: 1 S: 8	H: 1 LOB: 1 BB: 1 P: 12	R: 0 E: 0 K: 0 S: 6	H: 0 LOB: 1 BB: 1 P: 12	R: 0 E: 0 K: 1 S: 7	H: 1 LOB: 0 BB: 0 P: 10	R: 0 E: 0 K: 0 S: 8	H: 2 LOB: 3 BB: 1 P: 18	R: 0 E: 0 K: 0 S: 17	H: 2 LOB: 2 BB: 0 P: 23	R: 3 E: 0 K: 0 S: 15	H: 2 LOB: 0 BB: 1 P: 25	R: 0 E: 0 K: 1 S: 12	H: 1 LOB: 3 BB: 1 P: 19	1B: 8 2B: 0 3B: 0 HR: 1	SF: 0 SAC: 0 DP: 1 HBP: 0	WP: 0 PB: 0 SB: 1 CS: 1	PA: 41
<b>PITCHER</b>	IP	WLS	BF	H	R	ER	SO	BB	IBB	HBP	BLK	WP	HR	S	P	ERA	WHIP			
<b>Pat Rapp, R</b> ERA: 4.58 (1, 1)	7.0	W	30	6	0	0	3	4	0	0	0	0	0	62	106	0.00	1.429			
<b>Scott Service, R</b> ERA: 3.57 (8, 1)	1.0		6	2	3	3	0	1	0	0	0	0	1	15	25	27.00	3.000			
<b>Jeff Montgomery, R</b> ERA: 6.3 (9, 1)	1.0	S	5	1	0	0	1	1	0	0	0	0	0	12	19	0.00	2.000			

Batter	1	2	3	4	5	6	7	8	9	AB	R	H	RBI	BB	SO	LOB	BOTTOM				
<b>Johnny Damon, L</b> OBP: 0.339, SLG: 0.436 (1, 7)	HR		G6-3		FC4-2 3B		IBB		F9	4	1	2	2	1	0	0	<b>Cleveland Indians @ Kansas City Royals</b> Kauffman Stadium, Kansas City, MO Sat Jul 04 1998, 7:05 PM CDT Att: 34,270 - Cloudy - 84 F				
<b>Jermaine Allensworth, R</b> OBP: 0.366, SLG: 0.421 (1, 8)	F8		K		FC4-2 BB S		K		G6-3	5	0	0	0	0	2	4					
<b>Jose Offerman, S</b> OBP: 0.373, SLG: 0.415 (1, 4)	F7		F8		BB		F9		1B	4	0	1	0	1	0	0					
<b>Jeff King, R</b> OBP: 0.345, SLG: 0.477 (1, 10)	F9		2B		BB		2B 1B		K	4	1	2	0	1	1	1					
<b>Hal Morris, L</b> OBP: 0.381, SLG: 0.443 (1, 3)	K		F7		G4-3		1B 2B			4	0	1	0	0	1	4					
<b>Jeff Conine, R</b> OBP: 0.310, SLG: 0.434 (1, 9)	G4-6-3 1B		HR		K		F9			3	1	1	0	1	1	2					
<b>Sal Fasano, R</b> OBP: 0.312, SLG: 0.344 (1, 2)	G4-6-3 1-2		HR		1B HR		1B HBP			3	1	2	2	0	0	1					
<b>Luis Rivera, R</b> OBP: 0.357, SLG: 0.316 (1, 6)			G1-3		G6-3		1B		1B	4	0	2	1	0	0	0					
<b>Mendy López, R</b> OBP: 0.333, SLG: 0.400 (1, 5)			G6-3		3B 1B		F9			4	1	1	0	0	1	5					
<b>Inning Stats</b>	R: 1 E: 0 K: 0 S: 11	H: 1 LOB: 0 BB: 0 P: 18	R: 0 E: 0 K: 1 S: 5	H: 1 LOB: 0 BB: 0 P: 9	R: 0 E: 0 K: 0 S: 5	H: 0 LOB: 0 BB: 0 P: 6	R: 0 E: 0 K: 1 S: 11	H: 1 LOB: 1 BB: 0 P: 17	R: 3 E: 0 K: 0 S: 16	H: 3 LOB: 3 BB: 3 P: 33	R: 0 E: 0 K: 3 S: 11	H: 2 LOB: 3 BB: 1 P: 20	R: 1 E: 0 K: 0 S: 16	H: 3 LOB: 0 BB: 0 P: 26	R: 0 E: 0 K: 1 S: 12	H: 1 LOB: 1 BB: 0 P: 18		1B: 6 2B: 3 3B: 1 HR: 2	SF: 0 SAC: 0 DP: 1 HBP: 1	WP: 0 PB: 0 SB: 1 CS: 0	PA: 40
<b>PITCHER</b>	IP	WLS	BF	H	R	ER	SO	BB	IBB	HBP	BLK	WP	HR	S	P	ERA	WHIP				
<b>Charles Nagy, R</b> ERA: 5.57 (1, 1)	6.1	L	32	10	5	5	5	3	1	0	0	0	0	2	65	112	7.11	2.053			
<b>Jose Mesa, R</b> ERA: 4.47 (7, 1)	1.2		8	2	0	0	1	0	0	1	0	0	0	22	35	0.00	1.200				













Batter	1	2	3	4	5	6	7	8	9	AB	R	H	RBI	BB	SO	LOB	TOP
<b>Otis Nixon, S</b> <small>OBP: 0.331, SLG: 0.286</small> 										5	0	0	0	0	1	5	
<b>Brent Gates, S</b> <small>OBP: 0.310, SLG: 0.289</small> 										3	1	2	1	2	0	0	
<b>Matt Lawton, L</b> <small>OBP: 0.371, SLG: 0.458</small> 										5	2	1	1	0	0	3	
<b>Marty Cordova, R</b> <small>OBP: 0.365, SLG: 0.443</small> 										3	0	1	0	2	1	1	
<b>Orlando Merced, S</b> <small>OBP: 0.344, SLG: 0.426</small> 										5	0	1	2	0	0	4	
<b>Ron Coomer, R</b> <small>OBP: 0.301, SLG: 0.441</small> 										5	1	4	1	0	0	0	
<b>Todd Walker, L</b> <small>OBP: 0.369, SLG: 0.491</small> 										4	0	1	0	0	2	2	
<b>Pat Meares, R</b> <small>OBP: 0.290, SLG: 0.363</small> 										3	1	0	0	1	0	2	
<b>Javier Valentin, S</b> <small>OBP: 0.253, SLG: 0.312</small> <b>Terry Steinbach, R</b> <small>OBP: 0.333, SLG: 0.435</small> 										2	0	1	0	1	0	2	
<b>Inning Stats</b> <small>R: 2, H: 4, E: 0, LOB: 1, K: 0, BB: 0, S: 14</small>	<small>R: 0, H: 1, E: 0, LOB: 1, K: 1, BB: 0, S: 9</small>	<small>R: 0, H: 0, E: 0, LOB: 1, K: 0, BB: 2, S: 8</small>	<small>R: 0, H: 2, E: 0, LOB: 2, K: 1, BB: 0, S: 18</small>	<small>R: 0, H: 0, E: 0, LOB: 2, K: 1, BB: 0, S: 18</small>	<small>R: 0, H: 0, E: 0, LOB: 1, K: 0, BB: 1, S: 6</small>	<small>R: 1, H: 1, E: 0, LOB: 1, K: 1, BB: 1, S: 12</small>	<small>R: 1, H: 2, E: 0, LOB: 2, K: 0, BB: 1, S: 14</small>	<small>R: 1, H: 1, E: 0, LOB: 1, K: 1, BB: 1, S: 14</small>	<small>R: 0, H: 0, E: 0, LOB: 0, K: 1, BB: 0, S: 8</small>	<small>1B: 9, SF: 0, 2B: 2, SAC: 0, 3B: 0, DP: 1, HR: 1, HBP: 0</small>	<small>WP: 0, PA: 42</small>						
<b>PITCHER</b> <b>Bartolo Colon, R</b> <small>ERA: 2.95</small> <b>Alvin Escobar, L</b> <small>ERA: 3.86</small> <b>Eric Plunk, R</b> <small>ERA: 3.75</small> <b>Paul Assenmacher, L</b> <small>ERA: 3.54</small> <b>Michael Jackson, R</b> <small>ERA: 1.85</small>	<small>IP: 5.2, WLS: 27, BF: 8, H: 3, R: 3, ER: 3, SO: 3, BB: 4, IBB: 0, HBP: 0, BLK: 0, WP: 0, HR: 1, S: 63, P: 108, ERA: 4.76, WHIP: 2.118</small>	<small>IP: 6.1, WLS: 0.2, BF: 3, H: 0, R: 1, ER: 1, SO: 1, BB: 0, IBB: 0, HBP: 0, BLK: 0, WP: 0, HR: 0, S: 9, P: 15, ERA: 13.50, WHIP: 1.500</small>	<small>IP: 7.1, WLS: 0.2, BF: 5, H: 2, R: 1, ER: 1, SO: 0, BB: 1, IBB: 0, HBP: 0, BLK: 0, WP: 0, HR: 1, S: 11, P: 17, ERA: 13.50, WHIP: 4.500</small>	<small>IP: 8.1, WLS: 1.0, BF: 4, H: 1, R: 0, ER: 0, SO: 1, BB: 0, IBB: 0, HBP: 0, BLK: 0, WP: 0, HR: 0, S: 12, P: 17, ERA: 0.00, WHIP: 1.000</small>	<small>IP: 9.1, WLS: 1.0, BF: 3, H: 0, R: 0, ER: 0, SO: 1, BB: 0, IBB: 0, HBP: 0, BLK: 0, WP: 0, HR: 0, S: 8, P: 12, ERA: 0.00, WHIP: 0.000</small>	<b>PITCHER</b> <small>IP: 5.2, WLS: 27, BF: 8, H: 3, R: 3, ER: 3, SO: 3, BB: 4, IBB: 0, HBP: 0, BLK: 0, WP: 0, HR: 1, S: 63, P: 108, ERA: 4.76, WHIP: 2.118</small>	<small>IP: 6.1, WLS: 0.2, BF: 3, H: 0, R: 1, ER: 1, SO: 1, BB: 0, IBB: 0, HBP: 0, BLK: 0, WP: 0, HR: 0, S: 9, P: 15, ERA: 13.50, WHIP: 1.500</small>	<small>IP: 7.1, WLS: 0.2, BF: 5, H: 2, R: 1, ER: 1, SO: 0, BB: 1, IBB: 0, HBP: 0, BLK: 0, WP: 0, HR: 1, S: 11, P: 17, ERA: 13.50, WHIP: 4.500</small>	<small>IP: 8.1, WLS: 1.0, BF: 4, H: 1, R: 0, ER: 0, SO: 1, BB: 0, IBB: 0, HBP: 0, BLK: 0, WP: 0, HR: 0, S: 12, P: 17, ERA: 0.00, WHIP: 1.000</small>	<small>IP: 9.1, WLS: 1.0, BF: 3, H: 0, R: 0, ER: 0, SO: 1, BB: 0, IBB: 0, HBP: 0, BLK: 0, WP: 0, HR: 0, S: 8, P: 12, ERA: 0.00, WHIP: 0.000</small>							

Minnesota Twins @ Cleveland Indians  
 Jacobs Field, Cleveland, OH  
 Fri Jul 10 1998, 7:05 PM EDT  
 Att: 43,182 - Unknown - 71 F

AB 36  
 R 5  
 H 11  
 RBI 5  
 BB 6  
 SO 5  
 LOB 20



Batter	1	2	3	4	5	6	7	8	9	AB	R	H	RBI	BB	SO	LOB	BOTTOM
<b>Kenny Lofton, L</b> <small>OBP: 0.376, SLG: 0.405</small> 										4	0	1	0	1	3	0	
<b>Omar Vizquel, S</b> <small>OBP: 0.383, SLG: 0.374</small> 										4	0	0	0	1	0	1	
<b>David Justice, L</b> <small>OBP: 0.369, SLG: 0.486</small> 										3	1	2	1	2	0	0	
<b>Jim Thome, L</b> <small>OBP: 0.434, SLG: 0.648</small> 										2	1	1	0	2	1	1	
<b>Manny Ramirez, R</b> <small>OBP: 0.372, SLG: 0.570</small> 										4	0	2	2	0	0	2	
<b>Brian Giles, L</b> <small>OBP: 0.386, SLG: 0.477</small> 										4	1	1	0	0	0	1	
<b>Sandy Alomar Jr., R</b> <small>OBP: 0.303, SLG: 0.403</small> 										4	1	2	0	0	1	0	
<b>Travis Fryman, R</b> <small>OBP: 0.323, SLG: 0.481</small> 										3	1	1	3	0	1	0	
<b>David Bell, R</b> <small>OBP: 0.317, SLG: 0.432</small> <b>Shawon Dunston, R</b> <small>OBP: 0.288, SLG: 0.420</small> 										3	0	0	0	1	0	1	
<b>Inning Stats</b> <small>R: 0, H: 0, E: 0, LOB: 1, K: 1, BB: 2, S: 21</small>	<small>R: 1, H: 2, E: 0, LOB: 1, K: 0, BB: 0, S: 9</small>	<small>R: 0, H: 1, E: 0, LOB: 1, K: 1, BB: 1, S: 11</small>	<small>R: 2, H: 2, E: 0, LOB: 0, K: 1, BB: 0, S: 11</small>	<small>R: 1, H: 2, E: 1, LOB: 1, K: 0, BB: 0, S: 10</small>	<small>R: 0, H: 0, E: 0, LOB: 0, K: 1, BB: 0, S: 7</small>	<small>R: 1, H: 1, E: 0, LOB: 2, K: 1, BB: 2, S: 11</small>	<small>R: 0, H: 0, E: 0, LOB: 0, K: 1, BB: 0, S: 7</small>	<small>R: 1, H: 2, E: 0, LOB: 3, K: 0, BB: 2, S: 9</small>	<small>R: 1, H: 2, E: 0, LOB: 3, K: 0, BB: 2, S: 9</small>	<small>1B: 7, SF: 1, 2B: 2, SAC: 0, 3B: 0, DP: 0, HR: 1, HBP: 0</small>	<small>WP: 1, PA: 39</small>						
<b>PITCHER</b> <b>LaTroy Hawkins, R</b> <small>ERA: 5.32</small> <b>Hector Carrasco, R</b> <small>ERA: 5.33</small> <b>Eddie Guardado, L</b> <small>ERA: 4.09</small> <b>Mike Trombley, R</b> <small>ERA: 3.29</small> <b>Greg Swindell, L</b> <small>ERA: 2.83</small>	<small>IP: 5.0, WLS: 24, BF: 7, H: 4, R: 4, ER: 4, SO: 3, BB: 3, IBB: 0, HBP: 0, BLK: 0, WP: 1, HR: 1, S: 62, P: 102, ERA: 7.20, WHIP: 2.000</small>	<small>IP: 6.1, WLS: 1.0, BF: 3, H: 0, R: 0, ER: 0, SO: 1, BB: 0, IBB: 0, HBP: 0, BLK: 0, WP: 0, HR: 0, S: 7, P: 10, ERA: 0.00, WHIP: 0.000</small>	<small>IP: 7.1, WLS: 0.2, BF: 4, H: 1, R: 1, ER: 1, SO: 1, BB: 2, IBB: 0, HBP: 0, BLK: 0, WP: 0, HR: 0, S: 8, P: 19, ERA: 13.50, WHIP: 3.000</small>	<small>IP: 7.1, WLS: 1.1, BF: 5, H: 1, R: 1, ER: 1, SO: 1, BB: 1, IBB: 0, HBP: 0, BLK: 0, WP: 0, HR: 1, S: 12, P: 21, ERA: 6.75, WHIP: 1.500</small>	<small>IP: 9.1, WLS: 0.0, BF: 3, H: 2, R: 0, ER: 0, SO: 0, BB: 1, IBB: 0, HBP: 0, BLK: 0, WP: 0, HR: 0, S: 7, P: 15, ERA: ∞, WHIP: ∞</small>	<b>PITCHER</b> <small>IP: 5.0, WLS: 24, BF: 7, H: 4, R: 4, ER: 4, SO: 3, BB: 3, IBB: 0, HBP: 0, BLK: 0, WP: 1, HR: 1, S: 62, P: 102, ERA: 7.20, WHIP: 2.000</small>	<small>IP: 6.1, WLS: 1.0, BF: 3, H: 0, R: 0, ER: 0, SO: 1, BB: 0, IBB: 0, HBP: 0, BLK: 0, WP: 0, HR: 0, S: 7, P: 10, ERA: 0.00, WHIP: 0.000</small>	<small>IP: 7.1, WLS: 0.2, BF: 4, H: 1, R: 1, ER: 1, SO: 1, BB: 2, IBB: 0, HBP: 0, BLK: 0, WP: 0, HR: 0, S: 8, P: 19, ERA: 13.50, WHIP: 3.000</small>	<small>IP: 7.1, WLS: 1.1, BF: 5, H: 1, R: 1, ER: 1, SO: 1, BB: 1, IBB: 0, HBP: 0, BLK: 0, WP: 0, HR: 1, S: 12, P: 21, ERA: 6.75, WHIP: 1.500</small>	<small>IP: 9.1, WLS: 0.0, BF: 3, H: 2, R: 0, ER: 0, SO: 0, BB: 1, IBB: 0, HBP: 0, BLK: 0, WP: 0, HR: 0, S: 7, P: 15, ERA: ∞, WHIP: ∞</small>							

Minnesota Twins @ Cleveland Indians  
 Jacobs Field, Cleveland, OH  
 Fri Jul 10 1998, 7:05 PM EDT  
 Att: 43,182 - Unknown - 71 F

AB 31  
 R 6  
 H 10  
 RBI 6  
 BB 7  
 SO 6  
 LOB 6





Batter	1	2	3	4	5	6	7	8	9	AB	R	H	RBI	BB	SO	LOB	TOP					
Pat Meares, R OBP: 0.287, SLG: 0.358 Denny Hocking, S OBP: 0.283, SLG: 0.237	P3		G6-3		G4-3			G1-3		4	0	0	0	0	0	2	<b>Minnesota Twins @ Cleveland Indians</b> Jacobs Field, Cleveland, OH Sat Jul 11 1998, 3:33 AM EDT Att: 43,140 - Sunny - 73 F					
Brent Gates, S OBP: 0.313, SLG: 0.294 Jon Shave, R OBP: 0.302, SLG: 0.400	1B		K				G6-4-3 1B	G1-3		4	0	2	0	0	1	0						
Matt Lawton, L OBP: 0.373, SLG: 0.467	L7				G1-6-3 HBP		F7		HR	3	1	1	1	0	0	2						
Marty Cordova, R OBP: 0.364, SLG: 0.438	G4-3				G1-6-3 1-2		G6-4-3 1-2		BB	3	0	0	0	1	0	3						
David Ortiz, L OBP: 0.383, SLG: 0.548					F8				K	4	1	2	1	0	1	1						
Ron Coomer, R OBP: 0.297, SLG: 0.435	G6-3						G6-3		L8	4	0	0	0	0	1	2						
Todd Walker, L OBP: 0.367, SLG: 0.486	G6-3						L8		F9	3	0	0	0	1	0	2						
Terry Steinbach, R OBP: 0.333, SLG: 0.431 Javier Valentin, S OBP: 0.253, SLG: 0.312	G1-3						F9		L3	3	0	0	0	1	0	2						
Alex Ochoa, R OBP: 0.275, SLG: 0.340			P3				F7		F7	2	0	0	0	1	0	1						
					P2				G3-1	0	0	0	0	0	0	2						
<b>Inning Stats</b>	R: 0 E: 0 K: 0 S: 7	H: 1 LOB: 1 BB: 0 P: 13	R: 1 E: 0 K: 0 S: 12	H: 1 LOB: 0 BB: 0 P: 17	R: 0 E: 0 K: 1 S: 13	H: 0 LOB: 0 BB: 0 P: 18	R: 0 E: 0 K: 0 S: 9	H: 0 LOB: 0 BB: 0 P: 16	R: 0 E: 0 K: 0 S: 9	H: 1 LOB: 2 BB: 2 P: 20	R: 0 E: 0 K: 0 S: 6	H: 1 LOB: 0 BB: 0 P: 11	R: 0 E: 0 K: 0 S: 7	H: 0 LOB: 0 BB: 0 P: 10	R: 1 E: 0 K: 2 S: 15	H: 1 LOB: 1 BB: 1 P: 21	1B: 3 2B: 0 3B: 0 HR: 2	SF: 0 SAC: 0 DP: 2 HBP: 1	WP: 0 PB: 0 SB: 0 CS: 0	PA: 34		
<b>PITCHER</b>	IP	WLS	BF	H	R	ER	SO	BB	IBB	HBP	BLK	WP	HR	S	P	ERA	WHIP					
Dwight Gooden, R ERA: 3.29	(1, 1)	7.0	W	26	4	1	1	1	2	0	0	0	0	1	60	103	1.29	0.857				
Tim Worrell, R ERA: 5.91	(8, 1)	1.0		3	0	0	0	0	0	0	0	0	0	7	10	0.00	0.000					
Jose Mesa, R ERA: 4.56	(9, 1)	1.0		5	1	1	1	2	1	0	0	0	0	1	15	21	9.00	2.000				

Batter	1	2	3	4	5	6	7	8	9	AB	R	H	RBI	BB	SO	LOB	BOTTOM					
Kenny Lofton, L OBP: 0.380, SLG: 0.408 Mark Whiten, S OBP: 0.410, SLG: 0.476	1B					L7				3	1	2	2	1	0	0	<b>Minnesota Twins @ Cleveland Indians</b> Jacobs Field, Cleveland, OH Sat Jul 11 1998, 3:33 AM EDT Att: 43,140 - Sunny - 73 F					
Omar Vizquel, S OBP: 0.382, SLG: 0.373 Shawon Dunston, R OBP: 0.266, SLG: 0.417	1B		L9							4	0	1	0	0	1	1						
David Justice, L OBP: 0.372, SLG: 0.488	G4-3									5	2	3	1	0	0	1						
Jim Thome, L OBP: 0.432, SLG: 0.643 Jeff Branson, L OBP: 0.233, SLG: 0.286	F9		K							4	1	1	0	0	2	3						
Manny Ramirez, R OBP: 0.375, SLG: 0.577	K									5	2	3	2	0	1	1						
Brian Giles, L OBP: 0.397, SLG: 0.513										5	3	4	4	0	0	2						
Travis Fryman, R OBP: 0.324, SLG: 0.489	FC5-4 1B		L6							5	2	2	2	0	1	3						
Pat Borders, R OBP: 0.284, SLG: 0.277										4	1	1	0	0	2	2						
David Bell, R OBP: 0.316, SLG: 0.426	5-3									3	0	0	0	1	0	2						
<b>Inning Stats</b>	R: 1 E: 0 K: 1 S: 17	H: 2 LOB: 1 BB: 0 P: 24	R: 2 E: 0 K: 0 S: 11	H: 3 LOB: 1 BB: 0 P: 12	R: 3 E: 0 K: 1 S: 14	H: 3 LOB: 0 BB: 0 P: 16	R: 0 E: 0 K: 2 S: 11	H: 0 LOB: 1 BB: 1 P: 20	R: 0 E: 0 K: 1 S: 8	H: 1 LOB: 0 BB: 0 P: 11	R: 2 E: 0 K: 0 S: 9	H: 2 LOB: 0 BB: 0 P: 13	R: 4 E: 0 K: 0 S: 24	H: 6 LOB: 3 BB: 1 P: 37	R: 0 E: 0 K: 1 S: 9	H: 2 LOB: 2 BB: 0 P: 12		1B: 14 2B: 2 3B: 1 HR: 2	SF: 0 SAC: 0 DP: 0 HBP: 0	WP: 0 PB: 0 SB: 0 CS: 1	PA: 43	
<b>PITCHER</b>	IP	WLS	BF	H	R	ER	SO	BB	IBB	HBP	BLK	WP	HR	S	P	ERA	WHIP					
Brad Radke, R ERA: 3.23	(1, 1)	5.0	L	25	11	8	8	5	1	0	0	0	0	0	63	86	14.40	2.400				
Dan Serafini, L ERA: 5.32	(6, 1)	2.0		13	6	4	2	1	1	0	0	0	0	31	47	9.00	3.500					
Dan Naulty, R ERA: 4.94	(8, 1)	0.1		2	1	0	0	0	0	0	0	0	0	2	2	0.00	3.000					
Eddie Guardado, L ERA: 4.01	(8, 1)	0.2		3	1	0	0	1	0	0	0	0	0	7	10	0.00	1.500					





Batter	1	2	3	4	5	6	7	8	9	AB	R	H	RBI	BB	SO	LOB	TOP
<b>Otis Nixon, S</b> <small>OBP: 0.331, SLG: 0.292</small> 										5	1	2	1	0	0	1	<b>Minnesota Twins @ Cleveland Indians</b> Jacobs Field, Cleveland, OH Sun Jul 12 1998, 3:33 AM EDT Att: 43,053 - Cloudy - 74 F
<b>Pat Meares, R</b> <small>OBP: 0.287, SLG: 0.358</small> 										6	1	2	1	0	4	3	
<b>Matt Lawton, L</b> <small>OBP: 0.377, SLG: 0.471</small> 										4	1	2	0	0	1	2	
<b>Ron Coomer, R</b> <small>OBP: 0.296, SLG: 0.435</small> 										5	1	1	0	0	0	7	
<b>Orlando Merced, S</b> <small>OBP: 0.350, SLG: 0.429</small> 										3	2	1	1	2	0	1	
<b>Marty Cordova, R</b> <small>OBP: 0.371, SLG: 0.447</small> 										4	2	3	2	1	1	0	
<b>David Ortiz, L</b> <small>OBP: 0.392, SLG: 0.587</small> 										5	1	3	4	0	1	3	
<b>Terry Steinbach, R</b> <small>OBP: 0.335, SLG: 0.432</small> 										4	1	1	2	1	1	2	
<b>Denny Hocking, S</b> <small>OBP: 0.288, SLG: 0.245</small> 										5	1	2	0	0	1	4	
<b>Inning Stats</b> <small>R: 0 H: 1 E: 0 LOB: 1 K: 1 S: 13</small>	<small>R: 1 H: 1 E: 0 LOB: 0 K: 1 S: 9</small>	<small>R: 0 H: 1 E: 0 LOB: 2 K: 1 S: 11</small>	<small>R: 4 H: 4 E: 1 LOB: 1 K: 1 S: 18</small>	<small>R: 1 H: 2 E: 0 LOB: 2 K: 0 S: 7</small>	<small>R: 4 H: 4 E: 0 LOB: 2 K: 0 S: 15</small>	<small>R: 1 H: 2 E: 0 LOB: 0 K: 1 S: 9</small>	<small>R: 0 H: 1 E: 0 LOB: 1 K: 3 S: 12</small>	<small>R: 0 H: 1 E: 0 LOB: 1 K: 3 S: 12</small>	<small>1B: 9 SF: 1 2B: 7 SAC: 0 3B: 0 DP: 1 HR: 1 HBP: 2</small>	<small>WP: 0 PA: 48</small>							
<b>PITCHER</b> <b>Charles Nagy, R</b> <small>ERA: 5.82</small> <b>Jose Mesa, R</b> <small>ERA: 5.22</small> <b>Eric Plunk, R</b> <small>ERA: 3.65</small> <b>Paul Shuey, R</b> <small>ERA: 1.88</small>	<small>IP: 4.1 WLS: L BF: 25 H: 9 R: 6 ER: 6 SO: 4 BB: 2 IBB: 0 HBP: 1 BLK: 0 WP: 0 HR: 1 S: 56 P: 90 ERA: 12.46 WHIP: 2.538</small>	<small>IP: 2.2 WLS: 6 BF: 5 H: 1 R: 0 ER: 0 SO: 1 BB: 1 IBB: 1 HBP: 0 BLK: 0 WP: 0 HR: 0 S: 26 P: 41 ERA: 16.88 WHIP: 2.625</small>	<small>IP: 1.0 WLS: 3 BF: 1 H: 0 R: 0 ER: 0 SO: 1 BB: 0 IBB: 0 HBP: 0 BLK: 0 WP: 0 HR: 0 S: 11 P: 11 ERA: 0.00 WHIP: 1.000</small>	<small>IP: 1.0 WLS: 4 BF: 1 H: 0 R: 0 ER: 0 SO: 3 BB: 0 IBB: 0 HBP: 0 BLK: 0 WP: 0 HR: 0 S: 12 P: 18 ERA: 0.00 WHIP: 1.000</small>	<b>PITCHER</b> <small>IP: 4.1 WLS: 4 BF: 25 H: 9 R: 6 ER: 6 SO: 4 BB: 2 IBB: 0 HBP: 1 BLK: 0 WP: 0 HR: 1 S: 56 P: 90 ERA: 12.46 WHIP: 2.538</small>	<small>IP: 2.2 WLS: 6 BF: 5 H: 1 R: 0 ER: 0 SO: 1 BB: 1 IBB: 1 HBP: 0 BLK: 0 WP: 0 HR: 0 S: 26 P: 41 ERA: 16.88 WHIP: 2.625</small>	<small>IP: 1.0 WLS: 3 BF: 1 H: 0 R: 0 ER: 0 SO: 1 BB: 0 IBB: 0 HBP: 0 BLK: 0 WP: 0 HR: 0 S: 11 P: 11 ERA: 0.00 WHIP: 1.000</small>	<small>IP: 1.0 WLS: 4 BF: 1 H: 0 R: 0 ER: 0 SO: 3 BB: 0 IBB: 0 HBP: 0 BLK: 0 WP: 0 HR: 0 S: 12 P: 18 ERA: 0.00 WHIP: 1.000</small>	<small>IP: 4.1 WLS: 4 BF: 25 H: 9 R: 6 ER: 6 SO: 4 BB: 2 IBB: 0 HBP: 1 BLK: 0 WP: 0 HR: 1 S: 56 P: 90 ERA: 12.46 WHIP: 2.538</small>	<small>IP: 2.2 WLS: 6 BF: 5 H: 1 R: 0 ER: 0 SO: 1 BB: 1 IBB: 1 HBP: 0 BLK: 0 WP: 0 HR: 0 S: 26 P: 41 ERA: 16.88 WHIP: 2.625</small>	<small>IP: 1.0 WLS: 3 BF: 1 H: 0 R: 0 ER: 0 SO: 1 BB: 0 IBB: 0 HBP: 0 BLK: 0 WP: 0 HR: 0 S: 11 P: 11 ERA: 0.00 WHIP: 1.000</small>	<small>IP: 1.0 WLS: 4 BF: 1 H: 0 R: 0 ER: 0 SO: 3 BB: 0 IBB: 0 HBP: 0 BLK: 0 WP: 0 HR: 0 S: 12 P: 18 ERA: 0.00 WHIP: 1.000</small>					

Batter	1	2	3	4	5	6	7	8	9	AB	R	H	RBI	BB	SO	LOB	BOTTOM
<b>Kenny Lofton, L</b> <small>OBP: 0.377, SLG: 0.404</small> <b>Brian Giles, L</b> <small>OBP: 0.400, SLG: 0.513</small> 										3	0	0	0	0	2	0	<b>Minnesota Twins @ Cleveland Indians</b> Jacobs Field, Cleveland, OH Sun Jul 12 1998, 3:33 AM EDT Att: 43,053 - Cloudy - 74 F
<b>Shawon Dunston, R</b> <small>OBP: 0.272, SLG: 0.419</small> 										4	1	2	0	0	0	0	
<b>Manny Ramirez, R</b> <small>OBP: 0.374, SLG: 0.576</small> 										4	1	1	1	0	1	2	
<b>Jim Thome, L</b> <small>OBP: 0.430, SLG: 0.638</small> 										4	1	1	0	0	1	1	
<b>Mark Whiten, S</b> <small>OBP: 0.413, SLG: 0.477</small> 										4	0	2	1	0	0	0	
<b>David Justice, L</b> <small>OBP: 0.388, SLG: 0.482</small> 										4	1	0	0	0	1	3	
<b>Sandy Alomar Jr., R</b> <small>OBP: 0.299, SLG: 0.398</small> 										3	0	0	1	0	0	1	
<b>Travis Fryman, R</b> <small>OBP: 0.323, SLG: 0.495</small> 										4	1	1	2	0	0	0	
<b>David Bell, R</b> <small>OBP: 0.318, SLG: 0.439</small> <b>Jeff Branson, L</b> <small>OBP: 0.222, SLG: 0.273</small> 										2	1	1	1	0	0	0	
<b>Inning Stats</b> <small>R: 0 H: 0 E: 0 LOB: 0 K: 0 S: 9</small>	<small>R: 0 H: 0 E: 0 LOB: 0 K: 1 S: 8</small>	<small>R: 0 H: 0 E: 0 LOB: 0 K: 1 S: 7</small>	<small>R: 0 H: 0 E: 0 LOB: 0 K: 1 S: 6</small>	<small>R: 0 H: 0 E: 0 LOB: 0 K: 1 S: 9</small>	<small>R: 1 H: 1 E: 0 LOB: 1 K: 1 S: 15</small>	<small>R: 2 H: 3 E: 0 LOB: 1 K: 0 S: 14</small>	<small>R: 0 H: 1 E: 0 LOB: 2 K: 2 S: 15</small>	<small>R: 3 H: 3 E: 0 LOB: 0 K: 0 S: 11</small>	<small>1B: 5 SF: 1 2B: 1 SAC: 0 3B: 0 DP: 0 HR: 2 HBP: 0</small>	<small>WP: 0 PA: 36</small>							
<b>PITCHER</b> <b>Eric Milton, L</b> <small>ERA: 4.77</small> <b>Mike Trombley, R</b> <small>ERA: 3.21</small> <b>Greg Swindell, L</b> <small>ERA: 3.24</small>	<small>IP: 6.2 WLS: W BF: 24 H: 4 R: 3 ER: 3 SO: 4 BB: 0 IBB: 0 HBP: 0 BLK: 0 WP: 0 HR: 1 S: 66 P: 94 ERA: 4.05 WHIP: 0.600</small>	<small>IP: 1.1 WLS: 6 BF: 1 H: 0 R: 0 ER: 0 SO: 2 BB: 1 IBB: 0 HBP: 0 BLK: 0 WP: 0 HR: 0 S: 17 P: 31 ERA: 0.00 WHIP: 1.500</small>	<small>IP: 1.0 WLS: 3 BF: 3 H: 3 R: 3 ER: 3 SO: 0 BB: 0 IBB: 0 HBP: 0 BLK: 0 WP: 0 HR: 1 S: 11 P: 14 ERA: 27.00 WHIP: 3.000</small>	<small>IP: 6.2 WLS: W BF: 24 H: 4 R: 3 ER: 3 SO: 4 BB: 0 IBB: 0 HBP: 0 BLK: 0 WP: 0 HR: 1 S: 66 P: 94 ERA: 4.05 WHIP: 0.600</small>	<small>IP: 1.1 WLS: 6 BF: 1 H: 0 R: 0 ER: 0 SO: 2 BB: 1 IBB: 0 HBP: 0 BLK: 0 WP: 0 HR: 0 S: 17 P: 31 ERA: 0.00 WHIP: 1.500</small>	<small>IP: 1.0 WLS: 3 BF: 3 H: 3 R: 3 ER: 3 SO: 0 BB: 0 IBB: 0 HBP: 0 BLK: 0 WP: 0 HR: 1 S: 11 P: 14 ERA: 27.00 WHIP: 3.000</small>	<small>IP: 6.2 WLS: W BF: 24 H: 4 R: 3 ER: 3 SO: 4 BB: 0 IBB: 0 HBP: 0 BLK: 0 WP: 0 HR: 1 S: 66 P: 94 ERA: 4.05 WHIP: 0.600</small>	<small>IP: 1.1 WLS: 6 BF: 1 H: 0 R: 0 ER: 0 SO: 2 BB: 1 IBB: 0 HBP: 0 BLK: 0 WP: 0 HR: 0 S: 17 P: 31 ERA: 0.00 WHIP: 1.500</small>	<small>IP: 6.2 WLS: W BF: 24 H: 4 R: 3 ER: 3 SO: 4 BB: 0 IBB: 0 HBP: 0 BLK: 0 WP: 0 HR: 1 S: 66 P: 94 ERA: 4.05 WHIP: 0.600</small>	<small>IP: 1.1 WLS: 6 BF: 1 H: 0 R: 0 ER: 0 SO: 2 BB: 1 IBB: 0 HBP: 0 BLK: 0 WP: 0 HR: 0 S: 17 P: 31 ERA: 0.00 WHIP: 1.500</small>	<small>IP: 1.0 WLS: 3 BF: 3 H: 3 R: 3 ER: 3 SO: 0 BB: 0 IBB: 0 HBP: 0 BLK: 0 WP: 0 HR: 1 S: 11 P: 14 ERA: 27.00 WHIP: 3.000</small>	<small>IP: 6.2 WLS: W BF: 24 H: 4 R: 3 ER: 3 SO: 4 BB: 0 IBB: 0 HBP: 0 BLK: 0 WP: 0 HR: 1 S: 66 P: 94 ERA: 4.05 WHIP: 0.600</small>					







Batter	1	2	3	4	5	6	7	8	9	AB	R	H	RBI	BB	SO	LOB	TOP					
<b>Chuck Knoblauch, R</b> OBP: 0.381, SLG: 0.377 (1, 4)	L7		1B		P6		HR			5	1	2	1	0	1	1						
<b>2 Derek Jeter, R</b> OBP: 0.364, SLG: 0.475 (1, 6)	G1-3		K				G5-3		1B	5	1	2	0	0	1	2						
<b>Paul O'Neill, L</b> OBP: 0.365, SLG: 0.487 (1, 9)	P5		K				G3		1B	5	0	1	1	0	1	3						
<b>Tino Martinez, L</b> OBP: 0.364, SLG: 0.500 (1, 3)		L8							F8	5	1	2	1	0	1	1						
<b>Darryl Strawberry, L</b> OBP: 0.379, SLG: 0.539 <b>Tim Lincecum, S</b> OBP: 0.374, SLG: 0.372 (6, PR)		K					G6-3		G4-3	3	0	1	1	0	2	2						
<b>Chad Curtis, R</b> OBP: 0.370, SLG: 0.398 (1, 8)					F9		G6-3		1B	3	2	1	0	2	0	1						
<b>Ricky Ledee, L</b> OBP: 0.333, SLG: 0.447 (1, 7)		3B			L6		K		K	5	0	1	1	0	3	6						
<b>Scott Brosius, R</b> OBP: 0.384, SLG: 0.463 (1, 5)		G1-3			F8				FC6-4	4	1	1	1	1	0	4						
<b>Joe Girardi, R</b> OBP: 0.325, SLG: 0.384 (1, 2)			1B				F9		L4	3	1	1	1	1	0	3						
<b>Inning Stats</b>	R: 0 E: 0 K: 0 S: 5	H: 0 LOB: 0 BB: 0 P: 7	R: 1 E: 0 K: 1 S: 11	H: 1 LOB: 1 BB: 1 P: 18	R: 1 E: 0 K: 3 S: 19	H: 2 LOB: 2 BB: 1 P: 32	R: 0 E: 0 K: 0 S: 5	H: 0 LOB: 0 BB: 0 P: 5	R: 0 E: 0 K: 0 S: 8	H: 1 LOB: 1 BB: 0 P: 13	R: 1 E: 0 K: 1 S: 17	H: 2 LOB: 3 BB: 1 P: 31	R: 1 E: 0 K: 1 S: 9	H: 1 LOB: 0 BB: 0 P: 14	R: 2 E: 0 K: 2 S: 13	H: 2 LOB: 1 BB: 1 P: 21	R: 1 E: 0 K: 1 S: 17	H: 3 LOB: 3 BB: 1 P: 30	1B: 6 2B: 2 3B: 3 HR: 1	SF: 0 SAC: 0 DP: 0 HBP: 0	WP: 0 PB: 0 SB: 2 CS: 0	PA: 44
<b>PITCHER</b>	IP	WLS	BF	H	R	ER	SO	BB	IBB	HBP	BLK	WP	HR	S	P	ERA	WHIP					
<b>Dave Burba, R</b> ERA: 3.48 (1, 1)	7.0	L	31	7	4	4	6	3	0	0	0	0	1	74	120	5.14	1.429					
<b>Eric Plunk, R</b> ERA: 4.03 (8, 1)	1.0		6	2	2	2	2	1	0	0	0	0	0	13	21	18.00	3.000					
<b>Alvin Morman, L</b> ERA: 4.22 (9, 1)	0.1		4	2	1	1	0	1	0	0	0	0	0	10	20	27.00	9.000					
<b>Chad Ogea, R</b> ERA: 5.18 (9, 1)	0.2		3	1	0	0	1	0	0	0	0	0	0	7	10	0.00	1.500					

**New York Yankees @ Cleveland Indians**  
 Jacobs Field, Cleveland, OH  
 Tue Jul 14 1998, 7:05 PM EDT  
 Att: 43,164 - Unknown - 80 F

AB 39  
 R 7  
 H 12  
 RBI 7  
 BB 5  
 SO 9  
 LOB 23



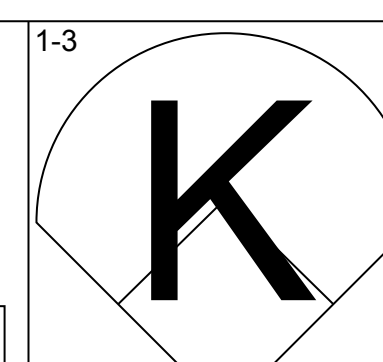
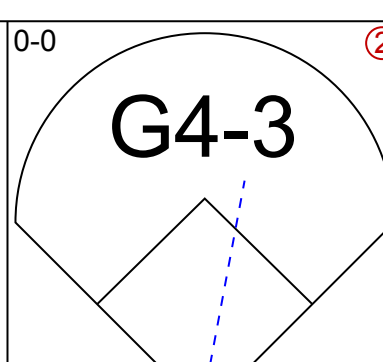
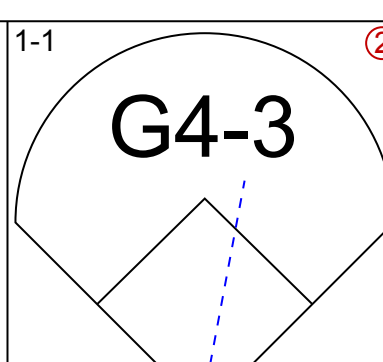
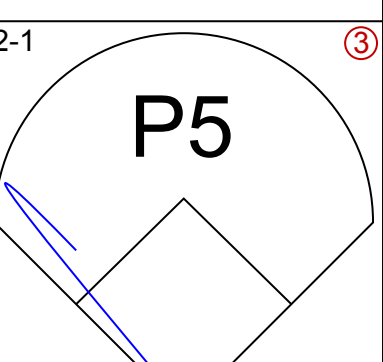
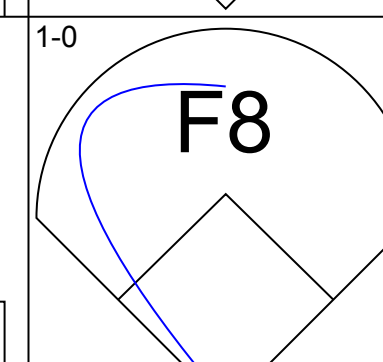
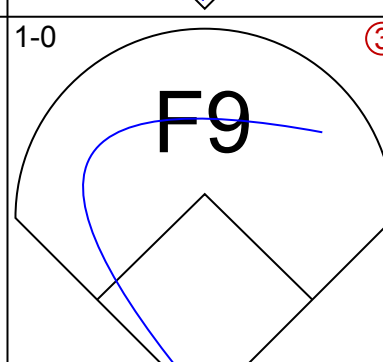
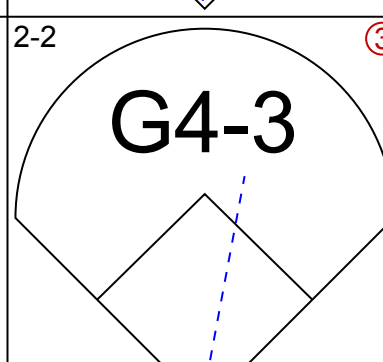
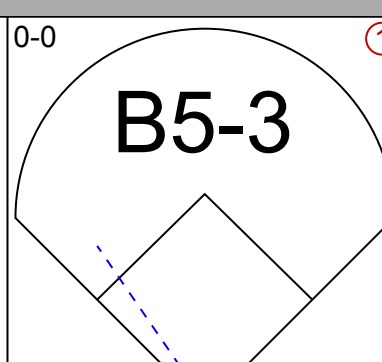
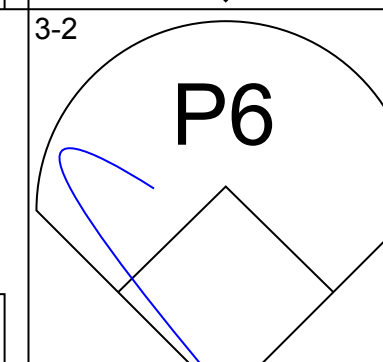
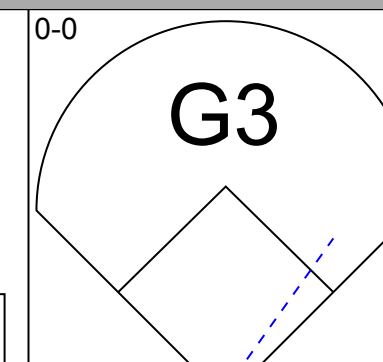
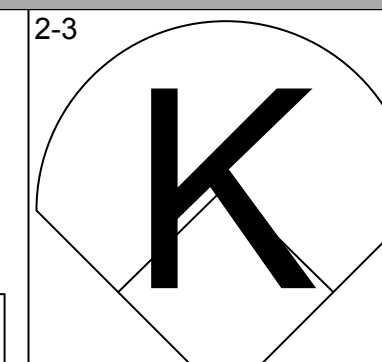
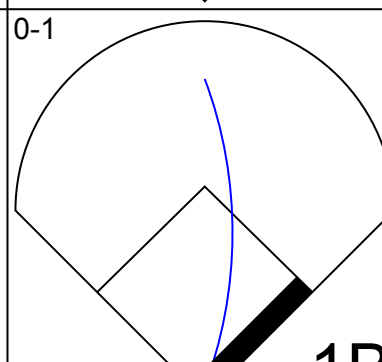
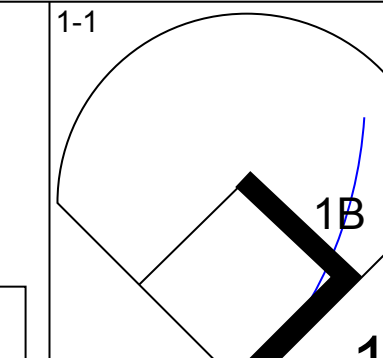
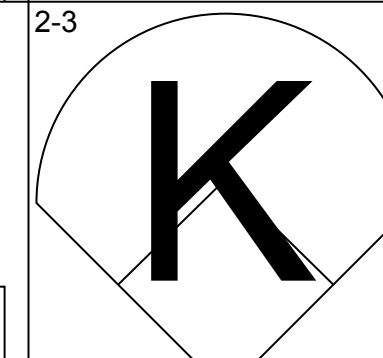
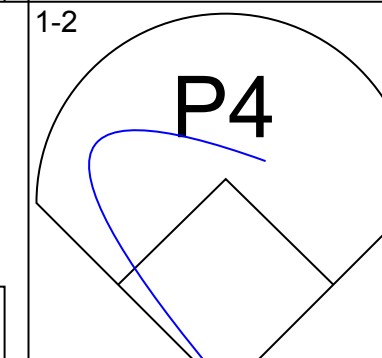
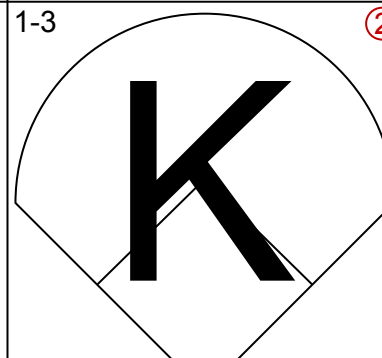
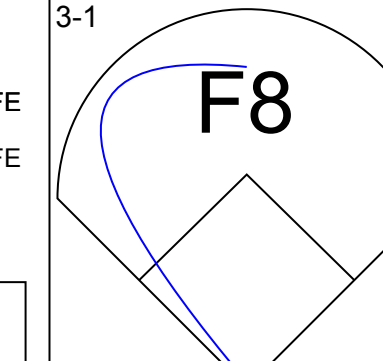
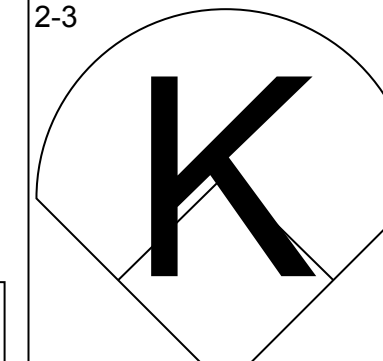
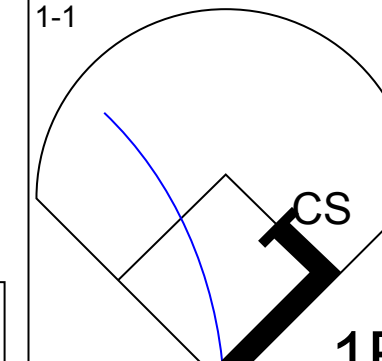
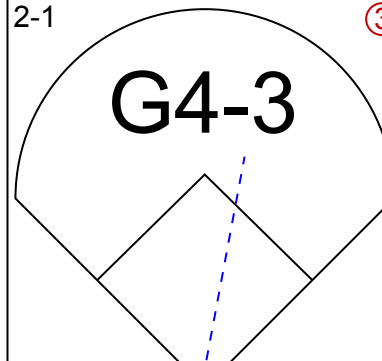
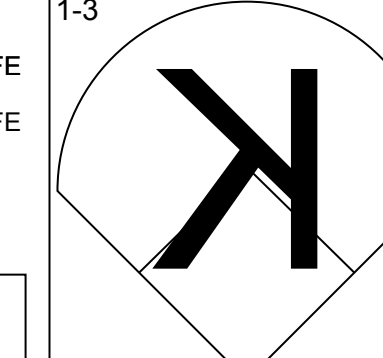
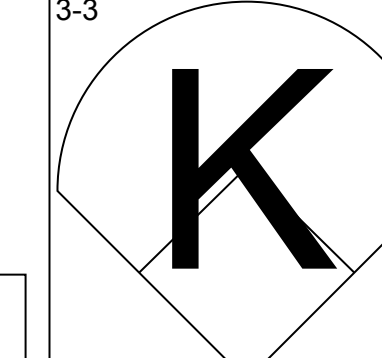
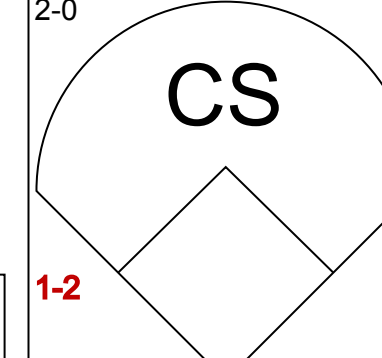
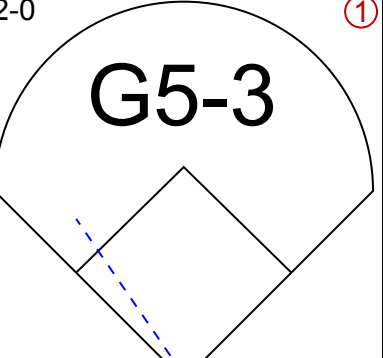
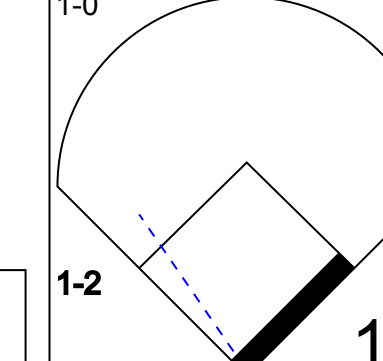
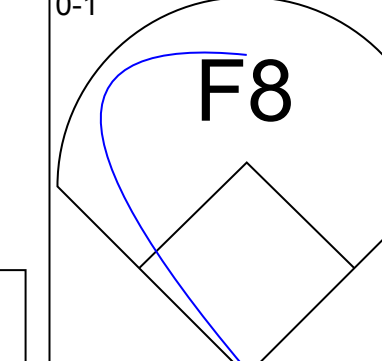
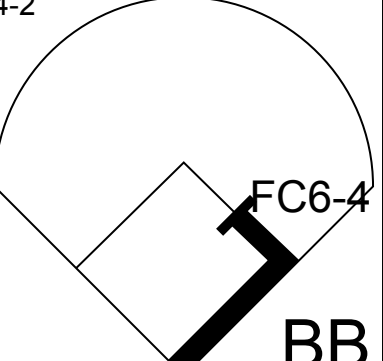
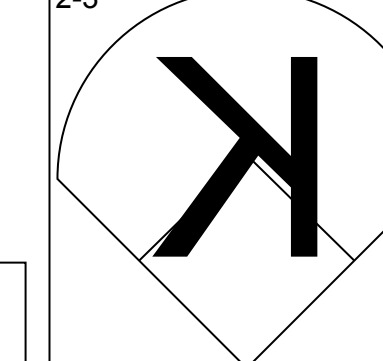
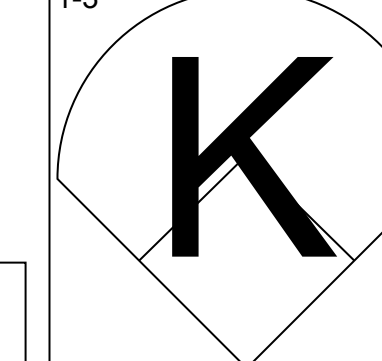
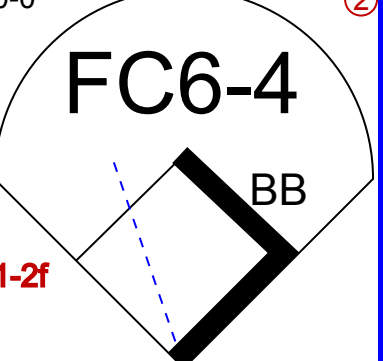
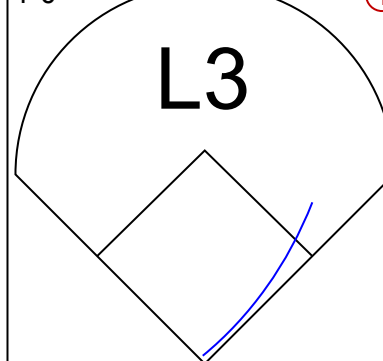
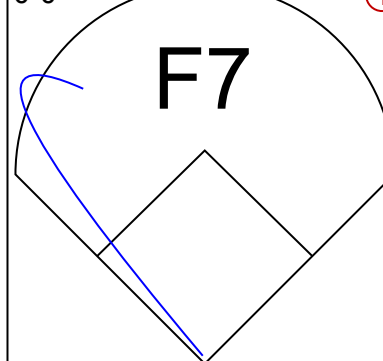
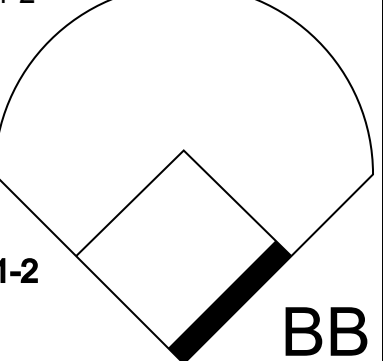
Batter	1	2	3	4	5	6	7	8	9	AB	R	H	RBI	BB	SO	LOB	BOTTOM					
<b>Kenny Lofton, L</b> OBP: 0.375, SLG: 0.409 (1, 8)	L7		G3		G4-6-3			L8		4	0	0	0	0	0	2						
<b>Omar Vizquel, S</b> OBP: 0.382, SLG: 0.373 (1, 6)	1B		G4-3			CS		G4-3		4	1	2	0	0	0	0						
<b>Manny Ramirez, R</b> OBP: 0.371, SLG: 0.569 (1, 9)	SF8		F8			P3		G5-3		4	0	1	0	0	0	1						
<b>Jim Thome, L</b> OBP: 0.435, SLG: 0.655 <b>Shawon Dunston, R</b> OBP: 0.273, SLG: 0.417 (3, 4)	FC6-4				G5-3		L8		BB	0	0	0	0	0	0	0						
<b>Travis Fryman, R</b> OBP: 0.322, SLG: 0.490 (1, 5)	SF8				F9			B5-3		2	0	1	1	1	0	0						
<b>Mark Whiten, S</b> OBP: 0.400, SLG: 0.459 (1, 7)	FC6-4				G6-3			B5-3		4	0	0	0	0	0	5						
<b>David Justice, L</b> OBP: 0.362, SLG: 0.472 (1, 10)			G4-3			P6		G5-3		3	0	0	0	0	0	1						
<b>Sandy Alomar Jr., R</b> OBP: 0.302, SLG: 0.401 (1, 2)			G6-3					G5-3		3	0	1	0	0	0	1						
<b>David Bell, R</b> OBP: 0.318, SLG: 0.434 (3, 3)			L8					F7		2	0	0	0	1	0	0						
<b>Inning Stats</b>	R: 1 E: 0 K: 0 S: 11	H: 2 LOB: 2 BB: 0 P: 18	R: 0 E: 0 K: 0 S: 5	H: 0 LOB: 0 BB: 0 P: 8	R: 0 E: 0 K: 0 S: 6	H: 0 LOB: 0 BB: 0 P: 9	R: 0 E: 0 K: 0 S: 6	H: 0 LOB: 0 BB: 0 P: 9	R: 0 E: 0 K: 0 S: 10	H: 1 LOB: 1 BB: 1 P: 17	R: 0 E: 0 K: 0 S: 6	H: 1 LOB: 0 BB: 0 P: 10	R: 0 E: 0 K: 0 S: 5	H: 1 LOB: 1 BB: 0 P: 6	R: 0 E: 0 K: 0 S: 4	H: 0 LOB: 0 BB: 0 P: 5	R: 0 E: 0 K: 0 S: 10	H: 1 LOB: 1 BB: 1 P: 15	1B: 5 2B: 1 3B: 0 HR: 0	SF: 1 SAC: 0 DP: 2 HBP: 1	WP: 0 PB: 0 SB: 0 CS: 1	PA: 33
<b>PITCHER</b>	IP	WLS	BF	H	R	ER	SO	BB	IBB	HBP	BLK	WP	HR	S	P	ERA	WHIP					
<b>Andy Pettitte, L</b> ERA: 3.48 (1, 1)	9.0	W	33	6	1	1	0	2	0	1	0	0	0	63	97	1.00	0.889					

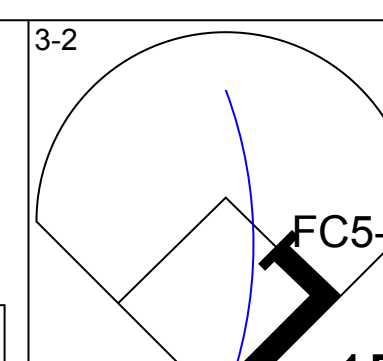
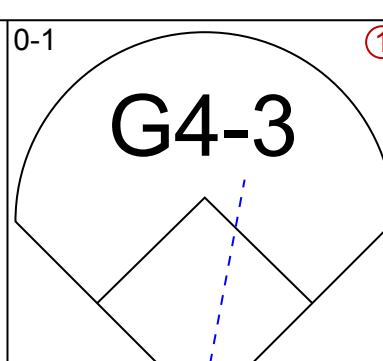
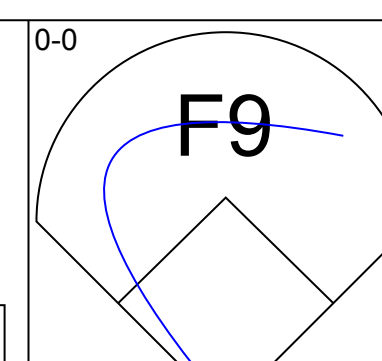
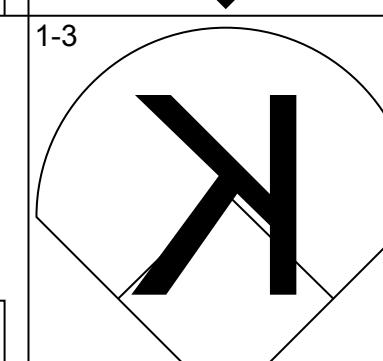
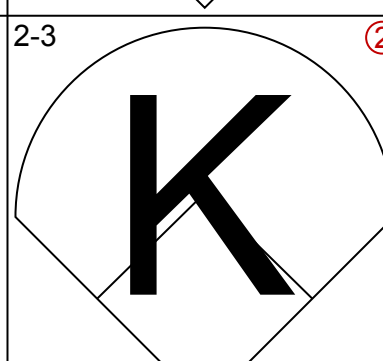
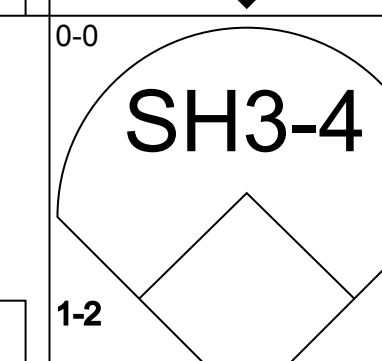
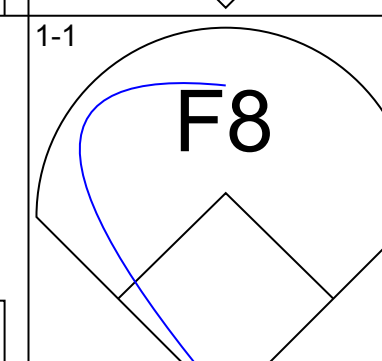
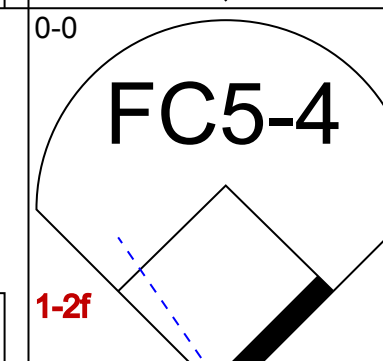
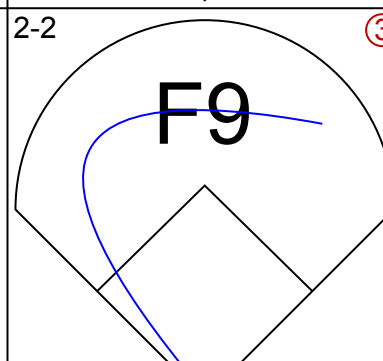
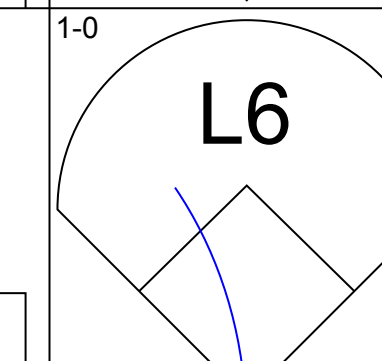
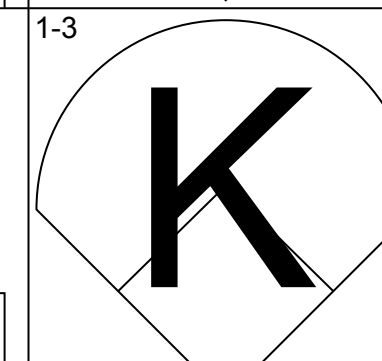
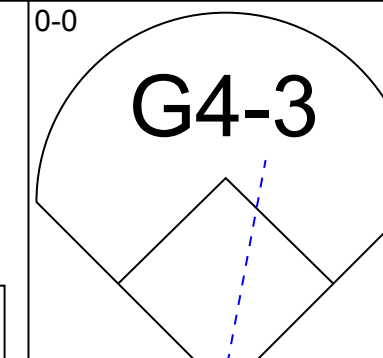
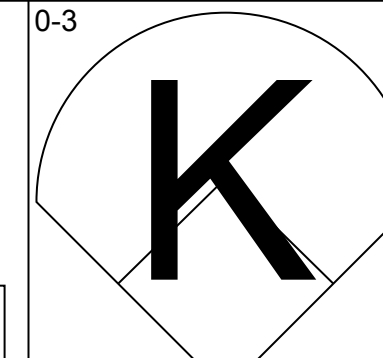
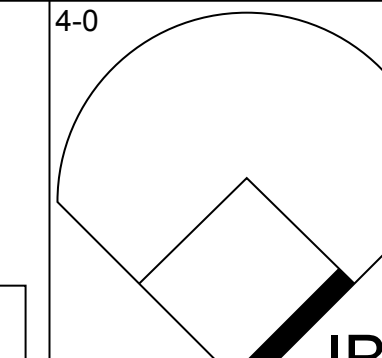
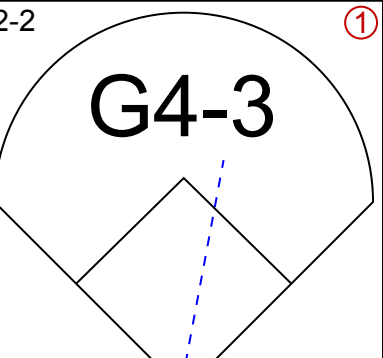
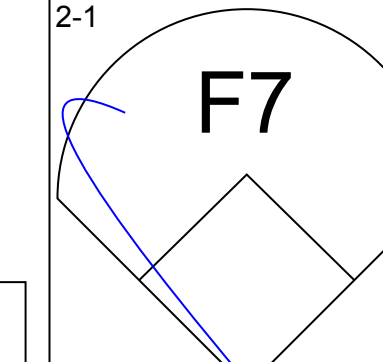
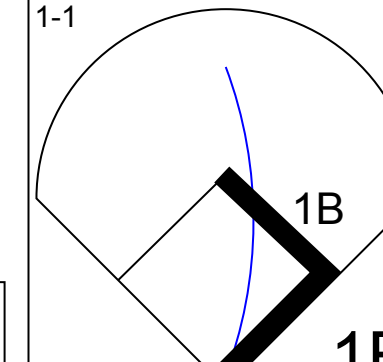
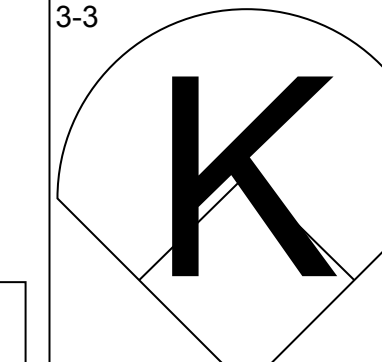
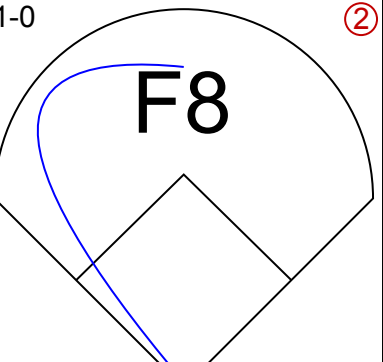
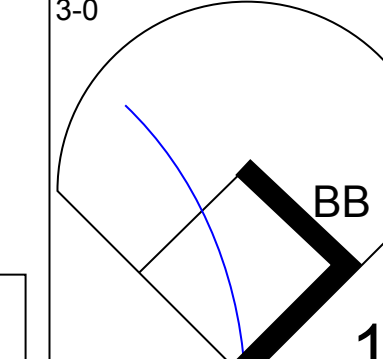
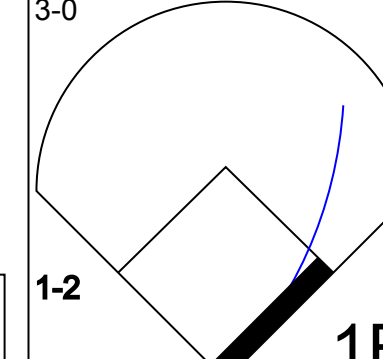
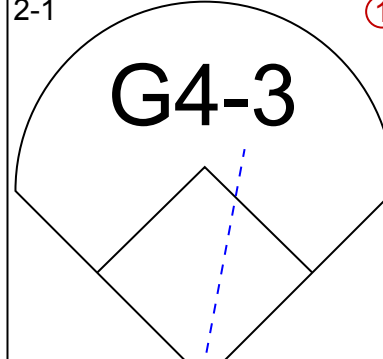
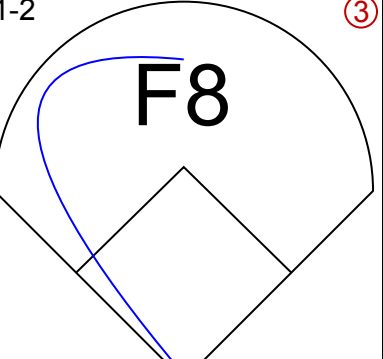
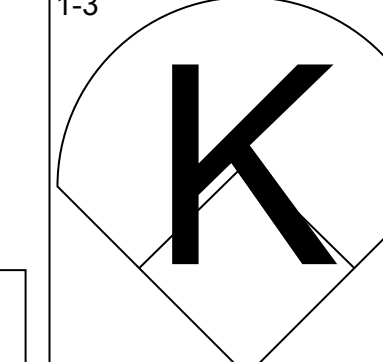
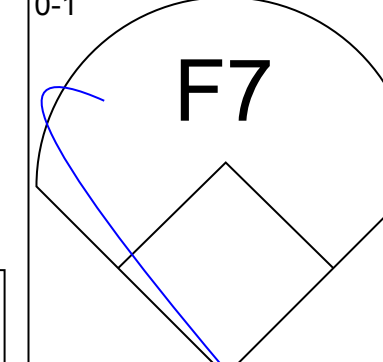
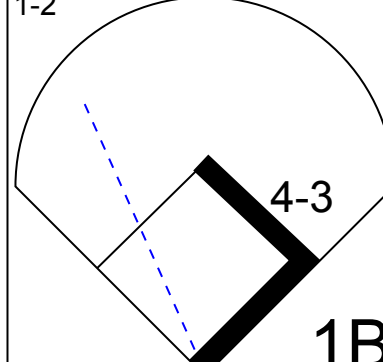

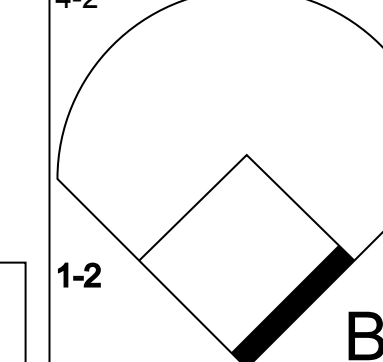
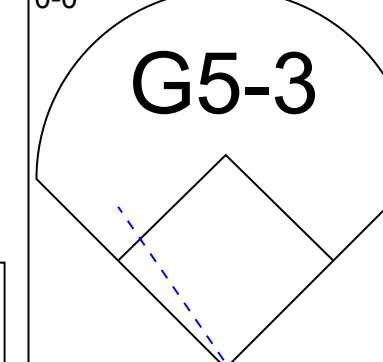
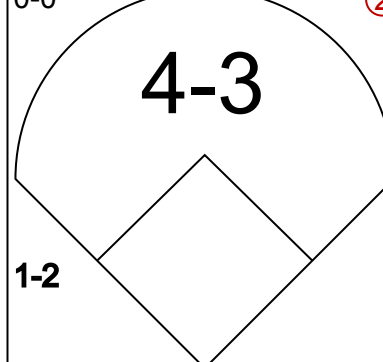
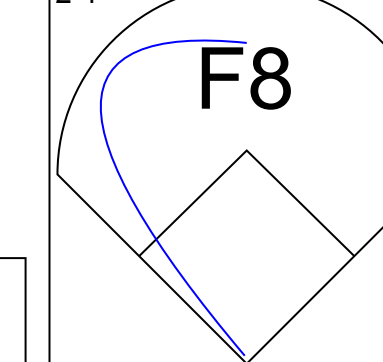
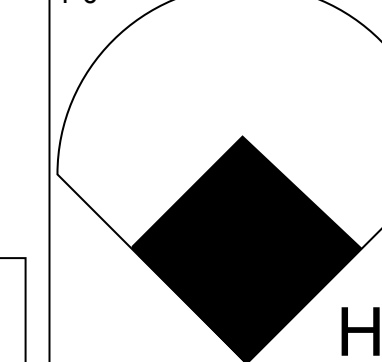
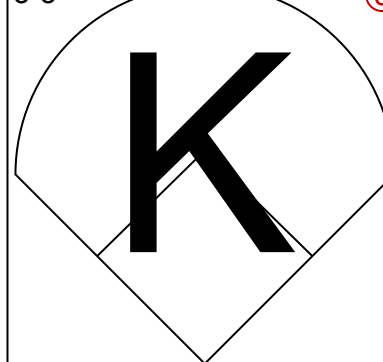
**New York Yankees @ Cleveland Indians**  
 Jacobs Field, Cleveland, OH  
 Tue Jul 14 1998, 7:05 PM EDT  
 Att: 43,164 - Unknown - 80 F

AB 29  
 R 1  
 H 6  
 RBI 1  
 BB 2  
 SO 0  
 LOB 10





Batter	1	2	3	4	5	6	7	8	9	AB	R	H	RBI	BB	SO	LOB	TOP			
<b>Kenny Lofton, L</b> OBP: 0.371, SLG: 0.404 (1, 8)										4	0	0	0	0	1	2	<b>Cleveland Indians @ Boston Red Sox</b> Fenway Park, Boston, MA Wed Jul 15 1998, 7:05 PM EDT Att: 33,501 - Unknown - 87 F			
<b>Omar Vizquel, S</b> OBP: 0.395, SLG: 0.368 (1, 6)										4	0	0	0	0	0	0				
<b>David Justice, L</b> OBP: 0.361, SLG: 0.469 <b>Mark Whiten, S</b> OBP: 0.400, SLG: 0.459 (9, PR)										4	0	1	0	0	1	0				
<b>Manny Ramirez, R</b> OBP: 0.370, SLG: 0.565 (1, 9)										4	0	1	0	0	2	1				
<b>Brian Giles, L</b> OBP: 0.404, SLG: 0.515 (1, 7)										4	0	1	0	0	1	2				
<b>Travis Fryman, R</b> OBP: 0.318, SLG: 0.485 (1, 5)										3	0	0	0	0	2	1				
<b>Sandy Alomar Jr., R</b> OBP: 0.309, SLG: 0.402 (1, 2)										2	0	1	0	1	0	0				
<b>Jeff Branson, L</b> OBP: 0.208, SLG: 0.255 <b>Shawon Dunston, R</b> OBP: 0.273, SLG: 0.417 (8, PR)										3	0	0	0	0	2	3				
<b>David Bell, R</b> OBP: 0.316, SLG: 0.431 <b>Jim Thome, L</b> OBP: 0.436, SLG: 0.655 (8, PH)										2	0	0	0	0	0	0				
<b>Inning Stats</b>	R: 0 E: 0 K: 1 S: 7	H: 0 LOB: 0 BB: 0 P: 12	R: 0 E: 0 K: 2 S: 14	H: 2 LOB: 2 BB: 0 P: 22	R: 0 E: 0 K: 0 S: 3	H: 0 LOB: 0 BB: 0 P: 5	R: 0 E: 0 K: 2 S: 7	H: 0 LOB: 0 BB: 0 P: 11	R: 0 E: 0 K: 2 S: 8	H: 0 LOB: 0 BB: 0 P: 12	R: 0 E: 0 K: 1 S: 10	H: 1 LOB: 0 BB: 0 P: 16	R: 0 E: 0 K: 0 S: 10	H: 0 LOB: 2 BB: 2 P: 22	R: 0 E: 0 K: 1 S: 8	H: 1 LOB: 1 BB: 0 P: 11		1B: 4 2B: 0 3B: 0 HR: 0	SF: 0 SAC: 0 DP: 0 HBP: 0	WP: 0 PB: 0 SB: 0 CS: 1
<b>PITCHER</b> <b>Pedro Martinez, R</b> ERA: 2.72 (1, 1)	IP: 9.0 WLS: W BF: 32	H: 4 R: 0 ER: 0 SO: 9	BB: 2 IBB: 0 HBP: 0 BLK: 0	WP: 0 HR: 0 S: 73 P: 120	ERA: 0.00 WHIP: 0.667											ERA: 0.00 WHIP: 0.667				

Batter	1	2	3	4	5	6	7	8	9	AB	R	H	RBI	BB	SO	LOB	BOTTOM			
<b>Darren Lewis, R</b> OBP: 0.366, SLG: 0.372 (1, 8)										4	0	2	0	0	0	0	<b>Cleveland Indians @ Boston Red Sox</b> Fenway Park, Boston, MA Wed Jul 15 1998, 7:05 PM EDT Att: 33,501 - Unknown - 87 F			
<b>Darren Bragg, L</b> OBP: 0.365, SLG: 0.463 (1, 9)										3	0	0	0	0	2	1				
<b>Nomar Garciaparra, R</b> OBP: 0.351, SLG: 0.520 (1, 6)										4	0	0	0	0	1	2				
<b>Mo Vaughn, L</b> OBP: 0.383, SLG: 0.585 (1, 3)										3	0	0	0	1	1	1				
<b>Troy O'Leary, L</b> OBP: 0.320, SLG: 0.490 (1, 7)										4	0	1	0	0	1	2				
<b>John Valentin, R</b> OBP: 0.341, SLG: 0.448 (1, 5)										4	0	2	0	0	0	0				
<b>Scott Hatteberg, L</b> OBP: 0.364, SLG: 0.473 (1, 2)										3	0	1	0	0	1	3				
<b>Mike Benjamin, R</b> OBP: 0.332, SLG: 0.388 (1, 4)										2	0	0	0	1	0	3				
<b>Midre Cummings, L</b> OBP: 0.325, SLG: 0.453 (1, 10)										3	1	1	1	0	1	3				
<b>Inning Stats</b>	R: 0 E: 0 K: 1 S: 10	H: 1 LOB: 1 BB: 0 P: 14	R: 0 E: 0 K: 1 S: 10	H: 1 LOB: 2 BB: 1 P: 22	R: 0 E: 0 K: 1 S: 8	H: 0 LOB: 0 BB: 0 P: 12	R: 0 E: 0 K: 1 S: 9	H: 2 LOB: 2 BB: 0 P: 13	R: 1 E: 0 K: 1 S: 8	H: 2 LOB: 2 BB: 1 P: 17	R: 0 E: 0 K: 1 S: 10	H: 1 LOB: 1 BB: 0 P: 16	R: 0 E: 0 K: 1 S: 8	H: 0 LOB: 0 BB: 0 P: 10	R: 0 E: 0 K: 0 S: 9	H: 0 LOB: 0 BB: 0 P: 13		1B: 6 2B: 0 3B: 0 HR: 1	SF: 0 SAC: 1 DP: 0 HBP: 0	WP: 0 PB: 0 SB: 0 CS: 0
<b>PITCHER</b> <b>Bartolo Colon, R</b> ERA: 2.48 (1, 1)	IP: 8.0 WLS: L BF: 33	H: 7 R: 1 ER: 1 SO: 7	BB: 1 IBB: 1 HBP: 0 BLK: 0	WP: 0 HR: 1 S: 72 P: 117	ERA: 1.12 WHIP: 1.000											ERA: 1.12 WHIP: 1.000				



Batter	1	2	3	4	5	6	7	8	9	AB	R	H	RBI	BB	SO	LOB	TOP								
<b>Kenny Lofton, L</b> OBP: 0.370, SLG: 0.408 (1, 8)										4	1	1	0	0	0	1	<b>Cleveland Indians @ Boston Red Sox</b> Fenway Park, Boston, MA Thu Jul 16 1998, 7:05 PM EDT Att: 33,568 - Unknown - 86 F								
<b>Omar Vizquel, S</b> OBP: 0.358, SLG: 0.370 (1, 6)										4	0	1	1	0	1	0									
<b>David Justice, L</b> OBP: 0.362, SLG: 0.481 (1, 10)										4	1	2	1	0	1	1									
<b>Jim Thome, L</b> OBP: 0.432, SLG: 0.647 (1, 3)										4	0	0	0	0	2	1									
<b>Manny Ramirez, R</b> OBP: 0.366, SLG: 0.558 (1, 9)										4	0	0	0	0	2	0									
<b>Brian Giles, L</b> OBP: 0.406, SLG: 0.512 (1, 7)										3	0	1	0	1	0	0									
<b>Travis Fryman, R</b> OBP: 0.321, SLG: 0.493 (1, 5)										3	1	1	1	1	0	2									
<b>Sandy Alomar Jr., R</b> OBP: 0.305, SLG: 0.399 (1, 2)										4	1	1	0	0	0	2									
<b>David Bell, R</b> OBP: 0.315, SLG: 0.440 (1, 4)										4	1	1	2	0	0	2									
<b>Inning Stats</b>	R: 0 E: 0 K: 0 S: 10	H: 1 LOB: 1 BB: 0 P: 15	R: 3 E: 0 K: 1 S: 14	H: 3 LOB: 0 BB: 0 P: 18	R: 0 E: 0 K: 2 S: 8	H: 0 LOB: 0 BB: 0 P: 13	R: 0 E: 0 K: 0 S: 3	H: 0 LOB: 0 BB: 1 P: 9	R: 1 E: 0 K: 1 S: 12	H: 2 LOB: 1 BB: 0 P: 16	R: 0 E: 0 K: 2 S: 8	H: 0 LOB: 1 BB: 1 P: 11	R: 0 E: 0 K: 0 S: 9	H: 0 LOB: 1 BB: 1 P: 17	R: 1 E: 0 K: 0 S: 7	H: 1 LOB: 0 BB: 0 P: 9	R: 0 E: 0 K: 0 S: 4	H: 1 LOB: 1 BB: 0 P: 4	1B: 2 2B: 2 3B: 1 HR: 3	SF: 0 SAC: 0 DP: 1 HBP: 0	WP: 0 PB: 0 SB: 0 CS: 0	PA: 36			
<b>PITCHER</b>	IP	WLS	BF	H	R	ER	SO	BB	IBB	HBP	BLK	WP	HR	S	P	ERA	WHIP								
<b>49 Tim Wakefield, R</b> ERA: 4.31 (1, 1)	7.1	W	30	7	5	5	6	2	0	0	0	0	3	67	102	6.14	1.227								
<b>Ron Mahay, L</b> ERA: 3.47 (8, 1)	0.1		1	0	0	0	0	0	0	0	0	0	0	2	4	0.00	0.000								
<b>Derek Lowe, R</b> ERA: 4.03 (8, 1)	1.1	S	5	1	0	0	0	0	0	0	0	0	0	6	6	0.00	0.750								

Batter	1	2	3	4	5	6	7	8	9	AB	R	H	RBI	BB	SO	LOB	BOTTOM								
<b>Darren Lewis, R</b> OBP: 0.371, SLG: 0.375 (1, 8)										5	3	3	1	1	0	5	<b>Cleveland Indians @ Boston Red Sox</b> Fenway Park, Boston, MA Thu Jul 16 1998, 7:05 PM EDT Att: 33,568 - Unknown - 86 F								
<b>Darren Bragg, L</b> OBP: 0.368, SLG: 0.466 (1, 9)										5	3	2	1	1	1	4									
<b>Nomar Garciaparra, R</b> OBP: 0.360, SLG: 0.541 (1, 6)										4	3	4	5	0	0	0									
<b>Mo Vaughn, L</b> OBP: 0.381, SLG: 0.578 (1, 3)										4	1	0	0	1	2	4									
<b>Troy O'Leary, L</b> OBP: 0.321, SLG: 0.497 (1, 7)										5	2	2	5	0	0	2									
<b>John Valentin, R</b> OBP: 0.342, SLG: 0.450 (1, 5)										5	1	2	1	0	1	0									
<b>Scott Hatteberg, L</b> OBP: 0.360, SLG: 0.466 (1, 2)										5	1	1	1	0	1	1									
<b>Mike Benjamin, R</b> OBP: 0.338, SLG: 0.390 (1, 4)										4	0	2	1	1	0	0									
<b>Midre Cummings, L</b> OBP: 0.341, SLG: 0.449 (1, 10)										3	1	1	0	1	1	2									
<b>Inning Stats</b>	R: 1 E: 0 K: 2 S: 15	H: 2 LOB: 1 BB: 0 P: 22	R: 0 E: 1 K: 1 S: 8	H: 0 LOB: 2 BB: 1 P: 17	R: 0 E: 0 K: 1 S: 6	H: 1 LOB: 1 BB: 0 P: 9	R: 0 E: 0 K: 1 S: 9	H: 2 LOB: 2 BB: 1 P: 17	R: 4 E: 0 K: 0 S: 14	H: 2 LOB: 0 BB: 1 P: 24	R: 3 E: 0 K: 0 S: 7	H: 2 LOB: 0 BB: 1 P: 12	R: 0 E: 0 K: 1 S: 8	H: 0 LOB: 0 BB: 0 P: 13	R: 7 E: 0 K: 1 S: 19	H: 8 LOB: 2 BB: 1 P: 26	1B: 11 2B: 5 3B: 0 HR: 2	SF: 0 SAC: 0 DP: 2 HBP: 2	WP: 0 PB: 0 SB: 2 CS: 0	PA: 47					
<b>PITCHER</b>	IP	WLS	BF	H	R	ER	SO	BB	IBB	HBP	BLK	WP	HR	S	P	ERA	WHIP								
<b>Dwight Gooden, R</b> ERA: 3.79 (1, 1)	5.0	L	26	6	7	5	4	1	0	0	0	0	1	21	31	31.50	3.500								
<b>Chad Ogea, R</b> ERA: 5.69 (6, 1)	2.0		13	6	7	7	1	1	0	0	0	0	0	8	9	27.00	9.000								
<b>Alvin Morman, L</b> ERA: 5.4 (8, 1)	0.1		4	3	1	1	1	0	0	0	0	0	0	5	11	27.00	3.000								
<b>Jose Mesa, R</b> ERA: 5.15 (8, 1)	0.2		4	1	2	2	0	1	0	1	0	0	0	5	11	27.00	3.000								



Batter	1	2	3	4	5	6	7	8	9	AB	R	H	RBI	BB	SO	LOB	TOP									
<b>Kenny Lofton, L</b> (1, 8) OBP: 0.374, SLG: 0.420	1-0 G5-4-3 1B		2-2 HR		2-0 FC4-6 1B		2-2 P6			4	1	3	1	0	0	2										
<b>Omar Vizquel, S</b> (1, 6) OBP: 0.356, SLG: 0.367	1-3 K		4-1 1B BB		1-1 FC4-6 1-2f		3-3 K 3-H			3	0	0	0	1	2	4										
<b>Manny Ramirez, R</b> (1, 9) OBP: 0.367, SLG: 0.557	0-0 G5-4-3 1-2f		0-0 1B			3-2 1B 1B		2-2 F9		4	1	2	0	0	0	1										
<b>Jim Thome, L</b> (1, 3) OBP: 0.428, SLG: 0.639		0-3 K	1-2 F9			0-3 K		3-3 K		4	0	0	0	0	3	3										
<b>Travis Fryman, R</b> (1, 5) OBP: 0.323, SLG: 0.491		4-2 BB		2-3 K		3-2 1B 1B		2-3 K		3	0	1	0	1	2	0										
<b>Mark Whiten, S</b> (1, 7) OBP: 0.403, SLG: 0.456	3-3 K		0-0 G6-3			0-0 G6-4-3 1B		4-1 G1-3 1B BB		3	1	1	1	1	1	1										
<b>David Justice, L</b> (1, 10) OBP: 0.358, SLG: 0.476	2-1 G3		0-3 K			0-0 G6-4-3 1-2f		2-1 G1-3		4	0	0	0	0	1	4										
<b>Pat Borders, R</b> (1, 2) OBP: 0.286, SLG: 0.279			0-1 G5-3			0-0 G5-3		3-2 2B CS 1B		3	0	1	0	0	0	0										
<b>Brian Giles, L</b> (9, PH) OBP: 0.409, SLG: 0.515									0-0 G1-6-3 1B	1	0	1	1	0	0	0										
<b>Sandy Alomar Jr., R</b> (9, 2) OBP: 0.355, SLG: 0.399									2-H G1-6-3 1B	0	0	0	0	0	0	0										
<b>David Bell, R</b> (1, 4) OBP: 0.314, SLG: 0.441			0-0 G6-3		1-0 P5		1-0 P5	1-1 G1-6-3 1-2f		4	0	1	0	0	0	1										
<b>Inning Stats</b>	R: 0 E: 0 K: 1 S: 6	H: 1 LOB: 0 BB: 0 P: 8	R: 0 E: 0 K: 2 S: 11	H: 0 LOB: 1 BB: 1 P: 20	R: 1 E: 0 K: 0 S: 12	H: 2 LOB: 2 BB: 1 P: 19	R: 0 E: 0 K: 2 S: 8	H: 0 LOB: 0 BB: 0 P: 10	R: 0 E: 0 K: 1 S: 5	H: 1 LOB: 1 BB: 0 P: 9	R: 1 E: 0 K: 1 S: 12	H: 3 LOB: 1 BB: 0 P: 18	R: 0 E: 0 K: 1 S: 10	H: 2 LOB: 1 BB: 0 P: 19	R: 0 E: 0 K: 2 S: 12	H: 0 LOB: 0 BB: 1 P: 19	R: 1 E: 0 K: 0 S: 6	H: 1 LOB: 0 BB: 1 P: 13	1B: 8 2B: 1 3B: 0 HR: 1	SF: 0 SAC: 0 DP: 3 HBP: 0	WP: 0 PB: 0 SB: 0 CS: 1	PA: 36				
<b>PITCHER</b>	IP	WLS	BF	H	R	ER	SO	BB	IBB	HBP	BLK	WP	HR	S	P	ERA	WHIP									
<b>Jim Parque, L</b> (1, 1) ERA: 5.36	6.0		27	9	2	2	6	2	0	0	0	0	0	1	58	92	3.00	1.833								
<b>Bob Howry, R</b> (7, 1) ERA: 4.15	2.0		5	0	0	0	3	0	0	0	0	0	0	18	30	0.00	0.000									
<b>Matt Karchner, R</b> (9, 1) ERA: 4.91	0.1		3	1	1	1	0	1	0	0	0	0	0	4	10	27.00	6.000									
<b>41 Bill Simas, R</b> (9, 1) ERA: 2.3	0.2	W	1	0	0	0	0	0	0	0	0	0	0	2	3	0.00	0.000									

Cleveland Indians @ Chicago White Sox  
Comiskey Park, Chicago, IL

AB 33  
R 3  
H 10  
RBI 3  
BB 3  
SO 9  
LOB 16



WP: 0 PA: 36  
PB: 0  
SB: 0  
CS: 1

Cleveland Indians @ Chicago White Sox  
Comiskey Park, Chicago, IL

AB 30  
R 4  
H 7  
RBI 3  
BB 2  
SO 4  
LOB 9



WP: 1 PA: 32  
PB: 0  
SB: 2  
CS: 0

Batter	1	2	3	4	5	6	7	8	9	AB	R	H	RBI	BB	SO	LOB	BOTTOM									
<b>Ray Durham, S</b> (1, 4) OBP: 0.363, SLG: 0.452	2-0 P8		4-0 S BB		2-3 K		1-0 L5			3	0	0	0	1	1	0										
<b>Mike Canuso, S</b> (1, 6) OBP: 0.331, SLG: 0.423	0-1 G6-3		2-0 G4-3 1-2		2-1 G4-3		3-H		1-2 G6-3	4	0	0	0	0	0	1										
<b>Frank Thomas, R</b> (1, 10) OBP: 0.385, SLG: 0.460	0-0 G6-3			4-2 1B BB		3-2 F9		2-3 K		3	1	0	0	1	1	0										
<b>Albert Belle, R</b> (1, 7) OBP: 0.367, SLG: 0.595		1-0 L4		2-2 2B 1B		3-1 HR		3-2 F8		4	1	2	1	0	0	0										
<b>Robin Ventura, L</b> (1, 5) OBP: 0.359, SLG: 0.446		1-1 L7		1-1 2B		0-0 G6-4-3 1B		1-0 HR		4	1	3	2	0	0	0										
<b>Magglio Ordonez, R</b> (1, 9) OBP: 0.310, SLG: 0.420		2-2 E5 1B		1-2 G5-3		2-1 G6-4-3 1-2f				3	0	0	0	0	0	3										
<b>Wil Cordero, R</b> (1, 3) OBP: 0.307, SLG: 0.453		1-2 1B		1-0 G1-3		1-2 G6-3				3	0	1	0	0	0	2										
<b>Mike Cameron, R</b> (1, 8) OBP: 0.296, SLG: 0.325			2-3 K		1-1 G5-3		1-2 F8 S WP 1B			3	1	1	0	0	1	2										
<b>Chad Kreuter, S</b> (1, 2) OBP: 0.390, SLG: 0.333			3-3 K		3-2 G4-3		1-3 F8			3	0	0	0	0	1	1										
<b>Inning Stats</b>	R: 0 E: 0 K: 0 S: 4	H: 0 LOB: 0 BB: 0 P: 6	R: 0 E: 1 K: 0 S: 9	H: 1 LOB: 2 BB: 0 P: 14	R: 0 E: 0 K: 2 S: 8	H: 0 LOB: 1 BB: 1 P: 19	R: 1 E: 0 K: 0 S: 14	H: 2 LOB: 2 BB: 1 P: 24	R: 0 E: 0 K: 1 S: 8	H: 0 LOB: 0 BB: 0 P: 15	R: 1 E: 0 K: 0 S: 9	H: 2 LOB: 0 BB: 0 P: 16	R: 1 E: 0 K: 1 S: 10	H: 1 LOB: 0 BB: 0 P: 15	R: 0 E: 0 K: 1 S: 10	H: 0 LOB: 0 BB: 0 P: 16	R: 1 E: 0 K: 0 S: 1	H: 1 LOB: 0 BB: 0 P: 2	1B: 4 2B: 1 3B: 0 HR: 2	SF: 0 SAC: 0 DP: 1 HBP: 0	WP: 1 PB: 0 SB: 2 CS: 0	PA: 32				
<b>PITCHER</b>	IP	WLS	BF	H	R	ER	SO	BB	IBB	HBP	BLK	WP	HR	S	P	ERA	WHIP									
<b>Charles Nagy, R</b> (1, 1) ERA: 5.71	7.0		28	6	3	3	3	2	0	0	0	0	1	1	60	109	3.86	1.143								
<b>Paul Shuey, R</b> (8, 1) ERA: 2.35	1.0	L	4	1	1	1	1	0	0	0	0	0	1	11	18	9.00	1.000									

WP: 1 PA: 32  
PB: 0  
SB: 2  
CS: 0



Batter	1	2	3	4	5	6	7	8	9	AB	R	H	RBI	BB	SO	LOB	TOP										
<b>Kenny Lofton, L</b> OBP: 0.374, SLG: 0.428 (1, 8)	1-2 G4-3 1B	2-1 HR		2-1 F7		0-1 P6		2-2 G5-4-3 1B		5	1	2	3	0	0	1											
<b>Omar Vizquel, S</b> OBP: 0.354, SLG: 0.363 (1, 6)	4-0 1B HR	0-2 G3		1-0 P2			0-1 G6-3	2-1 G5-4-3 1B		4	1	0	0	1	0	3											
<b>David Justice, L</b> OBP: 0.361, SLG: 0.477 (1, 10)	3-2 1B HR		1-2 G6-4-3 1B	3-2 G4-3			2-2 F8		1-0 HR	5	3	3	0	0	0	1											
<b>Jim Thome, L</b> OBP: 0.427, SLG: 0.645 (1, 3)	3-0 P7		1-0 G6-4-3 1B		2-2 F8		2-3 K		3-2 1B HR	5	1	2	2	0	1	2											
<b>Manny Ramirez, R</b> OBP: 0.373, SLG: 0.566 (1, 9)	4-2 1B HR		2-2 G6-4-3		2-1 HR			2-2 1B HBP	4-1 F9 1B FC4-6 BB	2	4	1	1	2	0	2											
<b>Brian Giles, L</b> OBP: 0.418, SLG: 0.541 (1, 7)	3-2 1B HR		3-0 WP HR		0-2 L7			3-2 1B 1B	0-0 FC4-6 1B	5	3	4	5	0	0	0											
<b>Travis Fryman, R</b> OBP: 0.324, SLG: 0.499 (1, 5)	0-3 K		3-2 1B HR		1-3 K			1-1 1B 1B	0-0 F9	5	2	2	3	0	2	2											
<b>Sandy Alomar Jr., R</b> OBP: 0.303, SLG: 0.396 <b>Pat Borders, R</b> OBP: 0.286, SLG: 0.279 (9, 2)		1-0 F9	0-1 F8		2-1 P4			0-2 1B 1B	0-1 FC4-6	5	0	1	1	0	0	1											
<b>David Bell, R</b> OBP: 0.312, SLG: 0.434 (1, 4)		2-3 K		4-1 BB		1-2 G1-3		2-3 K	0-0 G3	4	0	0	0	1	2	4											
<b>Inning Stats</b>	R: 4 E: 0 K: 1 S: 20	H: 2 LOB: 0 BB: 2 P: 38	R: 1 E: 0 K: 1 S: 9	H: 1 LOB: 0 BB: 0 P: 14	R: 3 E: 0 K: 0 S: 15	H: 4 LOB: 0 BB: 0 P: 24	R: 0 E: 0 K: 0 S: 7	H: 0 LOB: 0 BB: 1 P: 17	R: 1 E: 0 K: 1 S: 11	H: 1 LOB: 0 BB: 0 P: 16	R: 0 E: 0 K: 1 S: 8	H: 0 LOB: 0 BB: 0 P: 12	R: 3 E: 0 K: 1 S: 19	H: 4 LOB: 1 BB: 0 P: 31	R: 3 E: 0 K: 0 S: 10	H: 3 LOB: 1 BB: 1 P: 18	1B: 10 2B: 0 3B: 0 HR: 5	SF: 0 SAC: 0 DP: 2 HBP: 1	WP: 1 PB: 0 SB: 0 CS: 0	PA: 45							
<b>PITCHER</b>	IP	WLS	BF	H	R	ER	SO	BB	IBB	HBP	BLK	WP	HR	S	P	ERA	WHIP										
<b>John Snyder, R</b> ERA: 7.58 (1, 1)	2.2		16	7	8	8	2	2	0	0	0	1	3	42	74	27.00	3.375										
<b>Scott Eyre, L</b> ERA: 5.34 (3, 1)	2.0		8	1	1	1	0	1	0	0	0	0	1	17	31	4.50	1.000										
<b>Keith Foulke, R</b> ERA: 4.41 (5, 1)	2.1		7	0	0	0	2	0	0	0	0	0	0	18	26	0.00	0.000										
<b>Matt Karchner, R</b> ERA: 5.67 (8, 1)	0.1	L	5	3	3	3	1	0	0	1	0	0	0	13	21	81.00	9.000										
<b>Bryan Ward, L</b> ERA: 6.75 (8, 1)	1.2		9	4	3	3	0	1	0	0	0	0	1	16	28	16.20	3.000										

Cleveland Indians @ Chicago White Sox  
Comiskey Park, Chicago, IL  
Sat Jul 18, 1998, 4:33 AM EDT  
Att: 26,067 - Cloudy - 90 F

AB 40  
R 15  
H 15  
RBI 15  
BB 4  
SO 5  
LOB 16



Batter	1	2	3	4	5	6	7	8	9	AB	R	H	RBI	BB	SO	LOB	BOTTOM										
<b>Ray Durham, S</b> OBP: 0.366, SLG: 0.451 (1, 4)	3-2 FC4-6 1B		0-1 F9	4-0 1B 1B BB	3-2 P5		1-0 HBP			3	1	1	1	1	0	1											
<b>Mike Caruso, S</b> OBP: 0.329, SLG: 0.419 (1, 6)	0-0 FC4-6 1B		1-2 P4	3-2 1B WP		1-2 G3	0-0 P5			5	1	1	2	0	0	4											
<b>Frank Thomas, R</b> OBP: 0.383, SLG: 0.456 (1, 10)	2-2 P3		3-2 P6	2-3 WP E 1B		0-3 K		0-0 F9		5	1	1	1	0	1	1											
<b>Albert Belle, R</b> OBP: 0.372, SLG: 0.595 (1, 7)	4-0 1B BB			2-3 1B BB		0-1 P6		4-0 1B BB		2	1	1	0	3	0	0											
<b>Robin Ventura, L</b> OBP: 0.359, SLG: 0.448 (1, 5)	3-2 F9			2-3 E BB			3-3 K	0-2 G1-6-3 1B		5	1	2	1	0	1	3											
<b>Magglio Ordonez, R</b> OBP: 0.314, SLG: 0.422 (1, 9)		0-0 1B		1-2 1B HBP			1-1 E HBP	0-0 G1-6-3 1B		5	2	3	1	0	0	3											
<b>Wil Cordero, R</b> OBP: 0.305, SLG: 0.449 <b>Greg Norton, S</b> OBP: 0.275, SLG: 0.418 (5, 3)		2-1 L8		0-1 E6 1B	0-3 K		1 SAFE 1 SAFE HBP BB HBP		1-2 L6	2	1	0	1	0	0	2											
<b>Mike Cameron, R</b> OBP: 0.297, SLG: 0.327 (1, 8)		2-0 P6		0-1 L9	1-0 K		4-2 HBP BB		1-1 P3	4	0	1	0	1	0	3											
<b>Charlie O'Brien, R</b> OBP: 0.303, SLG: 0.390 <b>Chad Kreuter, S</b> OBP: 0.386, SLG: 0.331 (4, 2)		1-1 L9		0-0 1B 1B	0-1 P6		1-2 F7		3-2 L4	1	0	0	0	0	0	1											
<b>Inning Stats</b>	R: 0 E: 0 K: 0 S: 13	H: 1 LOB: 2 BB: 1 P: 25	R: 0 E: 0 K: 0 S: 6	H: 1 LOB: 0 BB: 0 P: 11	R: 0 E: 0 K: 0 S: 9	H: 0 LOB: 0 BB: 0 P: 13	R: 8 E: 2 K: 0 S: 17	H: 6 LOB: 1 BB: 2 P: 37	R: 0 E: 0 K: 1 S: 9	H: 1 LOB: 0 BB: 0 P: 13	R: 0 E: 0 K: 1 S: 9	H: 0 LOB: 0 BB: 0 P: 10	R: 1 E: 1 K: 1 S: 12	H: 1 LOB: 3 BB: 1 P: 25	R: 0 E: 0 K: 0 S: 5	H: 1 LOB: 1 BB: 1 P: 9	R: 0 E: 0 K: 0 S: 10	H: 0 LOB: 0 BB: 0 P: 15	1B: 9 2B: 2 3B: 0 HR: 0	SF: 0 SAC: 0 DP: 1 HBP: 2	WP: 1 PB: 0 SB: 0 CS: 0	PA: 45					
<b>PITCHER</b>	IP	WLS	BF	H	R	ER	SO	BB	IBB	HBP	BLK	WP	HR	S	P	ERA	WHIP										
<b>Jaret Wright, R</b> ERA: 4.26 (4, 1)	3.1		22	8	8	6	0	3	0	0	0	1	0	1	3	0.00	0.000										
<b>Alvin Morman, L</b> ERA: 5.32 (4, 1)	0.1		1	0	0	0	0	0	0	0	0	0	0	11	17	0.00	0.750										
<b>Chad Ogea, R</b> ERA: 6.44 (6, 1)	1.1		6	1	1	1	2	0	0	1	0	0	0	15	23	6.75	0.750										
<b>Eric Plunk, R</b> ERA: 4.12 <b>Paul Shuey, R</b> ERA: 2.2 (7, 1)	1.0	W	7	1	0	0	0	2	0	1	0	0	0	10	20	0.00	3.000										
<b>PITCHER</b>	IP	WLS	BF	H	R	ER	SO	BB	IBB	HBP	BLK	WP	HR	S	P	ERA	WHIP										
<b>Michael Jackson, R</b> ERA: 1.72 (8, 1)	1.2		4	0	0	0	0	0	0	0	0	0	0	11	16	0.00	0.000										

Cleveland Indians @ Chicago White Sox  
Comiskey Park, Chicago, IL  
Sat Jul 18, 1998, 4:33 AM EDT  
Att: 26,067 - Cloudy - 90 F

AB 38  
R 9  
H 11  
RBI 8  
BB 5  
SO 3  
LOB 22





Batter	1	2	3	4	5	6	7	8	9	AB	R	H	RBI	BB	SO	LOB	TOP					
<b>Kenny Lofton, L</b> OBP: 0.375, SLG: 0.427 (1, 8)										3	0	1	0	1	1	0						
<b>Shawon Dunston, R</b> OBP: 0.287, SLG: 0.406 (1, 6)										4	1	0	0	0	1	2						
<b>Manny Ramirez, R</b> OBP: 0.374, SLG: 0.564 (1, 9)										3	0	1	1	1	0	0						
<b>Jim Thome, L</b> OBP: 0.423, SLG: 0.637 (1, 3)										4	0	0	0	0	2	2						
<b>Travis Fryman, R</b> OBP: 0.324, SLG: 0.497 (1, 5)										3	0	1	0	0	0	0						
<b>Mark Whiten, S</b> OBP: 0.401, SLG: 0.462 (1, 7)										3	0	1	0	0	0	1						
<b>David Justice, L</b> OBP: 0.359, SLG: 0.473 (1, 10)										3	0	0	0	0	0	1						
<b>Pat Borders, R</b> OBP: 0.278, SLG: 0.271 (1, 2)										3	0	0	0	0	1	1						
<b>David Bell, R</b> OBP: 0.309, SLG: 0.429 (1, 4)										3	0	0	0	0	2	0						
<b>Inning Stats</b>	R: 0 E: 0 K: 2 S: 11	H: 0 LOB: 0 BB: 0 P: 15	R: 0 E: 0 K: 1 S: 6	H: 1 LOB: 0 BB: 0 P: 9	R: 0 E: 0 K: 1 S: 6	H: 0 LOB: 0 BB: 0 P: 10	R: 1 E: 0 K: 1 S: 9	H: 1 LOB: 0 BB: 1 P: 18	R: 0 E: 0 K: 1 S: 13	H: 1 LOB: 1 BB: 0 P: 20	R: 0 E: 0 K: 1 S: 5	H: 0 LOB: 0 BB: 0 P: 5	R: 0 E: 0 K: 0 S: 7	H: 0 LOB: 0 BB: 0 P: 12	R: 0 E: 0 K: 0 S: 10	H: 0 LOB: 0 BB: 0 P: 17	R: 0 E: 0 K: 0 S: 10	H: 1 LOB: 2 BB: 1 P: 17	1B: 3 2B: 1 3B: 0 HR: 0	SF: 0 SAC: 0 DP: 1 HBP: 0	WP: 1 PB: 0 SB: 1 CS: 0	PA: 31
<b>PITCHER</b> <b>Mike Siroka, L</b> ERA: 4.84 (1, 1)	IP: 9.0 WLS: W BF: 31 H: 4 R: 1 ER: 1 SO: 7 BB: 2 IBB: 0 HBP: 0 BLK: 0 WP: 1 HR: 0 S: 77 P: 123 ERA: 1.00 WHIP: 0.667															<b>PITCHER</b>						

**Cleveland Indians @ Chicago White Sox**  
Comiskey Park, Chicago, IL  
Sun Jul 19 1998, 4:33 AM EDT  
Att: 23,543 - Sunny - 82 F

AB	29
R	1
H	4
RBI	1
BB	2
SO	7
LOB	7



Batter	1	2	3	4	5	6	7	8	9	AB	R	H	RBI	BB	SO	LOB	BOTTOM			
<b>Ray Durham, S</b> OBP: 0.364, SLG: 0.451 (1, 4)										5	2	1	2	0	2	2				
<b>Mike Caruso, S</b> OBP: 0.328, SLG: 0.417 (1, 6)										4	1	1	0	0	1	1				
<b>Frank Thomas, R</b> OBP: 0.382, SLG: 0.462 (1, 10)										4	1	1	3	0	0	1				
<b>Albert Belle, R</b> OBP: 0.373, SLG: 0.599 (1, 7)										4	1	2	0	0	0	2				
<b>Robin Ventura, L</b> OBP: 0.358, SLG: 0.446 (1, 5)										2	0	0	1	1	0	1				
<b>Magglio Ordonez, R</b> OBP: 0.313, SLG: 0.420 (1, 9)										4	0	1	0	0	0	2				
<b>Greg Norton, S</b> OBP: 0.280, SLG: 0.421 (1, 3)										4	1	2	0	0	0	2				
<b>25 Jeff Abbott, R</b> OBP: 0.327, SLG: 0.543 (6, PR)										2	0	0	0	1	0	3				
<b>Mike Cameron, R</b> OBP: 0.297, SLG: 0.326 (7, 8)										1	1	0	0	0	0	0				
<b>Chad Kreuter, S</b> OBP: 0.389, SLG: 0.331 (1, 2)										3	1	1	0	1	1	1				
<b>Inning Stats</b>	R: 0 E: 0 K: 1 S: 7	H: 0 LOB: 0 BB: 0 P: 10	R: 0 E: 0 K: 0 S: 10	H: 2 LOB: 2 BB: 0 P: 15	R: 4 E: 0 K: 0 S: 9	H: 4 LOB: 0 BB: 0 P: 14	R: 0 E: 0 K: 1 S: 9	H: 1 LOB: 1 BB: 0 P: 14	R: 0 E: 1 K: 1 S: 8	H: 0 LOB: 2 BB: 1 P: 18	R: 4 E: 2 K: 0 S: 18	H: 2 LOB: 1 BB: 2 P: 32	R: 0 E: 0 K: 0 S: 5	H: 0 LOB: 0 BB: 0 P: 9	R: 0 E: 0 K: 1 S: 5	H: 0 LOB: 0 BB: 0 P: 7	1B: 5 2B: 3 3B: 0 HR: 1	SF: 1 SAC: 0 DP: 0 HBP: 0	WP: 1 PB: 0 SB: 0 CS: 0	PA: 37
<b>PITCHER</b> <b>Dave Burba, R</b> ERA: 3.88 <b>Jose Mesa, R</b> ERA: 5.02 <b>Paul Assenmacher, L</b> ERA: 9.3 (1, 1) (6, 1) (8, 1)	IP: 5.2 WLS: L BF: 30 H: 9 R: 8 ER: 8 SO: 3 BB: 3 IBB: 0 HBP: 0 BLK: 0 WP: 0 HR: 1 S: 58 P: 98 ERA: 12.71 WHIP: 2.118															<b>PITCHER</b>				

**Cleveland Indians @ Chicago White Sox**  
Comiskey Park, Chicago, IL  
Sun Jul 19 1998, 4:33 AM EDT  
Att: 23,543 - Sunny - 82 F

AB	33
R	8
H	9
RBI	6
BB	3
SO	4
LOB	15





Batter	1	2	3	4	5	6	7	8	9	AB	R	H	RBI	BB	SO	LOB	TOP				
<b>Kenny Lofton, L</b> OBP: 0.372, SLG: 0.423 (1, 8)	G6-3		E7 SF8	F8			F8			4	1	0	0	0	0	1	<b>Cleveland Indians @ Chicago White Sox</b> Comiskey Park, Chicago, IL Mon Jul 20 1998, 8:05 PM EDT Att: 27,160 - Unknown - 85 F <a href="http://livebaseballscorecards.com">livebaseballscorecards.com</a>				
<b>Omar Vizquel, S</b> OBP: 0.353, SLG: 0.362 (1, 6)	F7		SF8		2B		K			3	1	1	1	0	1	0					
<b>Manny Ramirez, R</b> OBP: 0.373, SLG: 0.559 (1, 9)	1B BB		P9		L7		P4			3	0	0	0	1	0	1					
<b>Jim Thome, L</b> OBP: 0.424, SLG: 0.644 (1, 3)	1-2 1B			HR	L7			K		4	1	2	1	0	1	1					
<b>Travis Fryman, R</b> OBP: 0.326, SLG: 0.499 (1, 5)	F9			2B BB				G5-3		3	1	1	1	1	0	2					
<b>Brian Giles, L</b> OBP: 0.410, SLG: 0.528 (1, 7)		G3		F8	L7			4-3		4	0	0	0	0	0	2					
<b>Mark Whiten, S</b> OBP: 0.404, SLG: 0.471 (1, 10)	G6-3			FC6-4 2B		G5-4-3 1B			K2-3	4	1	2	1	0	1	0					
<b>Pat Borders, R</b> OBP: 0.269, SLG: 0.261 (1, 2)	L4			E1 FC6-4		G5-4-3 1-2			P3	4	0	0	0	0	0	2					
<b>David Bell, R</b> OBP: 0.304, SLG: 0.423 (1, 4)			K	FC6-4 1-2 3-H		F9			F8	4	0	0	1	0	1	1					
<b>Inning Stats</b>	R: 0 E: 0 K: 0 S: 14	H: 1 LOB: 2 BB: 1 P: 23	R: 0 E: 0 K: 0 S: 6	H: 0 LOB: 0 BB: 0 P: 7	R: 1 E: 1 K: 1 S: 8	H: 0 LOB: 0 BB: 0 P: 15	R: 3 E: 1 K: 0 S: 13	H: 2 LOB: 1 BB: 1 P: 22	R: 1 E: 0 K: 0 S: 12	H: 2 LOB: 1 BB: 0 P: 20	R: 0 E: 0 K: 1 S: 7	H: 0 LOB: 0 BB: 0 P: 10	R: 0 E: 0 K: 1 S: 8	H: 0 LOB: 0 BB: 0 P: 12	R: 0 E: 0 K: 1 S: 5	H: 0 LOB: 0 BB: 0 P: 7	1B: 3 2B: 2 3B: 0 HR: 1	SF: 1 SAC: 0 DP: 1 HBP: 0	WP: 0 PB: 0 SB: 0 CS: 0	PA: 36	
<b>PITCHER</b>	IP	WLS	BF	H	R	ER	SO	BB	IBB	HBP	BLK	WP	HR	S	P	ERA	WHIP				
<b>Jaime Navarro, R</b> ERA: 5.62 (1, 1)	7.0	L	30	6	5	3	2	2	0	0	0	0	1	66	106	3.86	1.143				
<b>Bob Howry, R</b> ERA: 3.72 (8, 1)	2.0		6	0	0	0	2	0	0	0	0	0	0	13	19	0.00	0.000				

Batter	1	2	3	4	5	6	7	8	9	AB	R	H	RBI	BB	SO	LOB	BOTTOM					
<b>Ray Durham, S</b> OBP: 0.365, SLG: 0.451 (1, 4)	K		1B E 1B		F9			SH1-3 1B		4	1	2	0	0	1	1	<b>Cleveland Indians @ Chicago White Sox</b> Comiskey Park, Chicago, IL Mon Jul 20 1998, 8:05 PM EDT Att: 27,160 - Unknown - 85 F <a href="http://livebaseballscorecards.com">livebaseballscorecards.com</a>					
<b>Mike Caruso, S</b> OBP: 0.331, SLG: 0.419 (1, 6)	1B		E7 1-H 3-H		K			SH1-3 1-2		3	0	2	1	0	1	1						
<b>Frank Thomas, R</b> OBP: 0.381, SLG: 0.468 (1, 10)	L7		HR			K		F9		4	1	1	1	0	1	2						
<b>Albert Belle, R</b> OBP: 0.374, SLG: 0.605 (1, 7)	G4-3		G6-3			HR		IBB		3	1	1	1	1	0	1						
<b>Robin Ventura, L</b> OBP: 0.355, SLG: 0.441 (1, 5)		K		F8		P3		G3		4	0	0	0	0	1	2						
<b>Magglio Ordonez, R</b> OBP: 0.310, SLG: 0.415 (1, 9)	G5-3			K		G3			P4	4	0	0	0	0	1	0						
<b>Wil Cordero, R</b> OBP: 0.300, SLG: 0.442 (1, 3)	G5-3			P4			G6-3	G5-3		4	0	0	0	0	0	0						
<b>Mike Cameron, R</b> OBP: 0.294, SLG: 0.323 <b>Greg Norton, S</b> OBP: 0.276, SLG: 0.418 (9, PH)			K		L6		G4-3	P5		3	0	0	0	0	1	0						
<b>Robert Machado, R</b> OBP: 0.667, SLG: 1.000 (1, 2)			1B 1B 2B				F7			2	1	1	0	1	0	0						
<b>Inning Stats</b>	R: 0 E: 0 K: 1 S: 16	H: 1 LOB: 1 BB: 0 P: 27	R: 0 E: 0 K: 1 S: 7	H: 0 LOB: 0 BB: 0 P: 10	R: 3 E: 1 K: 1 S: 14	H: 4 LOB: 0 BB: 0 P: 23	R: 0 E: 0 K: 1 S: 10	H: 0 LOB: 0 BB: 0 P: 14	R: 0 E: 0 K: 1 S: 7	H: 0 LOB: 1 BB: 1 P: 17	R: 1 E: 0 K: 1 S: 9	H: 1 LOB: 0 BB: 0 P: 15	R: 0 E: 0 K: 0 S: 5	H: 0 LOB: 0 BB: 0 P: 5	R: 0 E: 0 K: 0 S: 9	H: 1 LOB: 2 BB: 1 P: 15	R: 0 E: 0 K: 0 S: 6	H: 0 LOB: 0 BB: 0 P: 9	1B: 4 2B: 1 3B: 0 HR: 2	SF: 0 SAC: 1 DP: 0 HBP: 0	WP: 0 PB: 0 SB: 0 CS: 0	PA: 35
<b>PITCHER</b>	IP	WLS	BF	H	R	ER	SO	BB	IBB	HBP	BLK	WP	HR	S	P	ERA	WHIP					
<b>Bartolo Colon, R</b> ERA: 2.8 (1, 1)	7.1	W	29	7	4	4	6	1	0	0	0	0	0	3	8	0.00	0.000					
<b>Paul Shuey, R</b> ERA: 2.16 (8, 1)	0.1		2	0	0	0	0	0	1	0	0	0	0	3	8	0.00	0.000					
<b>Paul Assenmacher, L</b> ERA: 3.26 (8, 1)	0.1		1	0	0	0	0	0	0	0	0	0	0	2	2	0.00	0.000					
<b>Michael Jackson, R</b> ERA: 1.67 (9, 1)	1.0	S	3	0	0	0	0	0	0	0	0	0	0	6	9	0.00	0.000					







Batter	1	2	3	4	5	6	7	8	9	AB	R	H	RBI	BB	SO	LOB	TOP
<b>Darren Lewis, R</b> OBP: 0.364, SLG: 0.375 (1, 8)										4	0	0	0	0	1	0	
<b>Darren Bragg, L</b> OBP: 0.364, SLG: 0.451 (1, 9)										2	0	0	0	1	0	0	
<b>Nomar Garciaparra, R</b> OBP: 0.362, SLG: 0.599 (1, 6)										4	0	2	0	0	0	1	
<b>Mo Vaughn, L</b> OBP: 0.386, SLG: 0.587 (1, 3)										4	0	1	0	0	1	4	
<b>Troy O'Leary, L</b> OBP: 0.318, SLG: 0.500 (1, 7)										4	0	0	0	0	2	5	
<b>John Valentin, R</b> OBP: 0.351, SLG: 0.466 (1, 5)										4	1	3	0	0	0	0	
<b>Midre Cummings, L</b> OBP: 0.343, SLG: 0.418 <b>30 Keith Mitchell, R</b> OBP: 0.200, SLG: 0.200 (8, PH)										3	0	1	0	0	0	2	
<b>Donnie Sadler, R</b> OBP: 0.220, SLG: 0.324 <b>Scott Hatteberg, L</b> OBP: 0.391, SLG: 0.463 (8, PH)										3	0	0	0	0	1	3	
<b>Jason Varitek, S</b> OBP: 0.307, SLG: 0.362 (1, 2)										3	1	1	2	0	2	2	
<b>Inning Stats</b>	R: 0 E: 1 K: 1 S: 14	H: 0 LOB: 2 BB: 0 P: 20	R: 2 E: 0 K: 1 S: 12	H: 2 LOB: 0 BB: 0 P: 19	R: 0 E: 0 K: 1 S: 9	H: 1 LOB: 1 BB: 0 P: 14	R: 0 E: 0 K: 1 S: 11	H: 1 LOB: 1 BB: 1 P: 13	R: 0 E: 0 K: 1 S: 10	H: 1 LOB: 2 BB: 1 P: 25	R: 0 E: 0 K: 1 S: 12	H: 1 LOB: 1 BB: 0 P: 18	R: 0 E: 0 K: 2 S: 13	H: 1 LOB: 1 BB: 0 P: 18			
<b>PITCHER</b>	IP	WLS	BF	H	R	ER	SO	BB	IBB	HBP	BLK	WP	HR	S	P	ERA	WHIP
<b>Chad Ogea, R</b> ERA: 5.95	6.0	W	27	6	2	2	6	1	0	1	0	0	1	68	106	3.00	1.167
<b>Paul Shuey, R</b> ERA: 2.08	0.2		3	1	0	0	0	0	0	0	0	0	0	9	14	0.00	1.500
<b>Paul Assenmacher, L</b> ERA: 3.19	0.2		3	1	0	0	1	0	0	0	0	0	0	9	12	0.00	1.500
<b>Michael Jackson, R</b> ERA: 1.64	0.2	S	2	0	0	0	2	0	0	0	0	0	0	7	10	0.00	0.000

**Boston Red Sox @ Cleveland Indians**  
Jacobs Field, Cleveland, OH  
Tue Jul 21 1998, 7:05 PM EDT  
Att: 43,227 - Cloudy - 88 F

**AB 33**  
**R 2**  
**H 8**  
**RBI 2**  
**BB 1**  
**SO 9**  
**LOB 19**



WP: 0 PA: 35  
PB: 0  
SB: 0  
CS: 0

Batter	1	2	3	4	5	6	7	8	9	AB	R	H	RBI	BB	SO	LOB	BOTTOM
<b>Kenny Lofton, L</b> OBP: 0.373, SLG: 0.426 (1, 8)										4	1	1	0	0	1	3	
<b>Omar Vizquel, S</b> OBP: 0.355, SLG: 0.365 (1, 6)										3	1	1	1	1	0	0	
<b>David Justice, L</b> OBP: 0.358, SLG: 0.471 (1, 10)										4	0	1	0	0	2	1	
<b>Jim Thome, L</b> OBP: 0.424, SLG: 0.635 (1, 3)										3	0	0	0	1	1	3	
<b>Travis Fryman, R</b> OBP: 0.331, SLG: 0.514 (1, 5)										4	0	2	1	0	0	0	
<b>Brian Giles, L</b> OBP: 0.407, SLG: 0.516 (1, 7)										4	1	1	0	0	1	4	
<b>Mark Whiten, S</b> OBP: 0.400, SLG: 0.477 (1, 9)										4	0	0	0	0	3	1	
<b>Pat Borders, R</b> OBP: 0.270, SLG: 0.256 (1, 2)										2	0	1	0	1	0	0	
<b>Jeff Branson, L</b> OBP: 0.226, SLG: 0.314 <b>David Bell, R</b> OBP: 0.301, SLG: 0.419 (7, 4)										2	1	1	1	1	0	1	
<b>Inning Stats</b>	R: 1 E: 0 K: 2 S: 11	H: 1 LOB: 2 BB: 2 P: 22	R: 0 E: 0 K: 1 S: 7	H: 1 LOB: 0 BB: 0 P: 12	R: 0 E: 0 K: 0 S: 8	H: 0 LOB: 0 BB: 0 P: 13	R: 1 E: 0 K: 1 S: 13	H: 1 LOB: 2 BB: 2 P: 24	R: 0 E: 1 K: 2 S: 13	H: 1 LOB: 0 BB: 0 P: 20	R: 2 E: 0 K: 1 S: 14	H: 4 LOB: 2 BB: 0 P: 24	R: 0 E: 0 K: 1 S: 7	H: 0 LOB: 0 BB: 0 P: 9			
<b>PITCHER</b>	IP	WLS	BF	H	R	ER	SO	BB	IBB	HBP	BLK	WP	HR	S	P	ERA	WHIP
<b>49 Tim Wakefield, R</b> ERA: 4.29	7.0	L	34	8	4	3	8	4	0	0	0	1	1	73	124	3.86	1.714

**Boston Red Sox @ Cleveland Indians**  
Jacobs Field, Cleveland, OH  
Tue Jul 21 1998, 7:05 PM EDT  
Att: 43,227 - Cloudy - 88 F

**AB 30**  
**R 4**  
**H 8**  
**RBI 3**  
**BB 4**  
**SO 8**  
**LOB 13**



WP: 1 PA: 34  
PB: 1  
SB: 3  
CS: 0



Batter	1	2	3	4	5	6	7	8	9	AB	R	H	RBI	BB	SO	LOB	TOP											
<b>Darren Lewis, R</b> OBP: 0.364, SLG: 0.376 (1, 8)	1-1 FC4-6 1B		0-0 G6-3		3-2 FC1-5-2 1B	1-1 B1-3		2-2 FC1-2 BB	5	1	2	1	0	0	3													
<b>Darren Bragg, L</b> OBP: 0.365, SLG: 0.445 (1, 9)	1-1 FC4-6 G1-4-3		3-2 L8		0-2 FC1-5-2 1B		4-2 G6-4-3 BB	3	0	0	0	2	0	3														
<b>Nomar Garciaparra, R</b> OBP: 0.360, SLG: 0.560 (1, 6)	0-0 G1-4-3		1-0 3B		0-0 G5-3		2-0 G6-4-3	5	0	1	0	0	0	7														
<b>Mo Vaughn, L</b> OBP: 0.386, SLG: 0.582 (1, 3)		4-2 BB 1B BB	3-1 G3		4-0 1B IBB		2-1 G3-1	3	0	0	0	2	1	4														
<b>Troy O'Leary, L</b> OBP: 0.317, SLG: 0.497 (1, 7)		0-3 K		1-3 K	2-1 1B		0-1 G3	4	0	1	1	0	2	1														
<b>John Valentin, R</b> OBP: 0.350, SLG: 0.463 (1, 5)	1-0 BB 1B		0-3 K		1-2 G6-3		0-0 F8	4	0	1	0	0	1	0														
<b>Scott Hatteberg, L</b> OBP: 0.365, SLG: 0.461 <b>Billy Ashley, R</b> OBP: 0.368, SLG: 0.833 <b>Jason Varitek, S</b> OBP: 0.307, SLG: 0.362 (8, 2)	4-2 BB 1B		3-2 G3		4-2 G3 BB		1-3 K	1	1	0	0	2	0	0														
<b>Mike Benjamin, R</b> OBP: 0.339, SLG: 0.399 (1, 4)	0-0 F9		0-0 CI 1B HBP		1-1 G3		1-1 1B FC1-2 1B	3	1	1	0	0	0	4														
<b>Midre Cummings, L</b> OBP: 0.352, SLG: 0.426 (1, 10)	1-2 G6-3		0-0 CI 1B FC1-2 1B		0-0 1B		2-0 BB FC1-2 1B	3	0	2	1	0	0	3														
<b>Inning Stats</b>	R: 0 E: 0 K: 0 S: 5	H: 1 LOB: 0 BB: 7 P: 7	R: 0 E: 0 K: 1 S: 12	H: 1 LOB: 3 BB: 22 P: 22	R: 0 E: 0 K: 0 S: 7	H: 1 LOB: 1 BB: 0 P: 14	R: 0 E: 0 K: 2 S: 9	H: 0 LOB: 0 BB: 0 P: 13	R: 2 E: 1 K: 0 S: 11	H: 2 LOB: 2 BB: 1 P: 21	R: 1 E: 0 K: 0 S: 10	H: 1 LOB: 1 BB: 1 P: 17	R: 0 E: 0 K: 0 S: 7	H: 0 LOB: 0 BB: 1 P: 15	R: 0 E: 0 K: 1 S: 6	H: 0 LOB: 0 BB: 0 P: 7	R: 0 E: 0 K: 1 S: 14	H: 2 LOB: 3 BB: 1 P: 26	1B: 7 2B: 0 3B: 1 HR: 0	SF: 0 SAC: 0 DP: 2 HBP: 1	WP: 0 PB: 0 SB: 0 CS: 0	PA: 40						
<b>PITCHER</b>	IP	WLS	BF	H	R	ER	SO	BB	IBB	HBP	BLK	WP	HR	S	P	ERA	WHIP											
<b>Charles Nagy, R</b> ERA: 5.55 <b>Paul Assenmacher, L</b> ERA: 3.13 <b>Michael Jackson, R</b> ERA: 1.59	(1, 1)	7.0	W	31	6	3	2	3	4	1	1	0	0	0	61	109	2.57	1.429										
	(8, 1)	0.2		2	0	0	0	0	0	0	0	0	0	0	3	3	0.00	0.000										
	(8, 1)	1.1	S	7	2	0	0	2	1	0	0	0	0	0	17	30	0.00	2.250										

**Boston Red Sox @ Cleveland Indians**  
Jacobs Field, Cleveland, OH  
Wed Jul 22 1998, 7:05 PM EDT  
Att: 43,073 - Cloudy - 81 F

AB 32  
R 3  
H 8  
RBI 3  
BB 6  
SO 5  
LOB 25



Batter	1	2	3	4	5	6	7	8	9	AB	R	H	RBI	BB	SO	LOB	BOTTOM											
<b>Kenny Lofton, L</b> OBP: 0.371, SLG: 0.423 (1, 8)	2-2 G3		1-2 F8		1-0 G5-3		1-0 SH2-3		3	0	0	0	0	0	2													
<b>Omar Vizquel, S</b> OBP: 0.354, SLG: 0.363 (1, 6)	4-2 BB		2-2 F7		0-0 G3		1-1 SF9	2	0	0	1	1	0	2														
<b>David Justice, L</b> OBP: 0.361, SLG: 0.473 (1, 10)	0-0 F7		0-1 1B		4-1 BB		0-1 HR 1B	3	1	2	0	1	0	1														
<b>Jim Thome, L</b> OBP: 0.423, SLG: 0.639 (1, 3)	0-0 G1-3		1-1 L8		1-1 F7		3-2 HR	4	1	1	2	0	0	5														
<b>Manny Ramirez, R</b> OBP: 0.364, SLG: 0.544 (1, 9)		2-3 K		1-3 K		0-0 L4	3-2 P5	4	0	0	0	0	2	0														
<b>Brian Giles, L</b> OBP: 0.409, SLG: 0.529 (1, 7)		1-0 HR		1-2 L6		4-0 BB		1-2 G5-3	3	1	1	1	1	0														
<b>Travis Fryman, R</b> OBP: 0.333, SLG: 0.516 (1, 5)	1-2 CS 1B		2-1 2B		2-3 K		1-0 L5	4	0	2	0	0	1	1														
<b>Jeff Branson, L</b> OBP: 0.214, SLG: 0.296 <b>David Bell, R</b> OBP: 0.303, SLG: 0.419 (8, 4)	3-2 G4-3		0-1 F7		1-2 G6-3		4-2 CS BB	3	0	0	0	0	0	3														
<b>Pat Borders, R</b> OBP: 0.287, SLG: 0.283 (1, 2)			0-0 1B		0-1 G3 G5-3 1B		1-1 SH2-3 SF9 2B	3	1	3	0	0	0	0														
<b>Inning Stats</b>	R: 0 E: 0 K: 0 S: 7	H: 0 LOB: 1 BB: 1 P: 13	R: 1 E: 0 K: 1 S: 13	H: 2 LOB: 0 BB: 0 P: 20	R: 0 E: 0 K: 0 S: 13	H: 2 LOB: 2 BB: 0 P: 17	R: 0 E: 0 K: 1 S: 10	H: 1 LOB: 0 BB: 0 P: 14	R: 0 E: 0 K: 1 S: 8	H: 1 LOB: 1 BB: 1 P: 14	R: 3 E: 0 K: 0 S: 16	H: 3 LOB: 0 BB: 0 P: 25	R: 0 E: 0 K: 0 S: 11	H: 0 LOB: 0 BB: 1 P: 17	1B: 5 2B: 2 3B: 0 HR: 2	SF: 1 SAC: 1 DP: 0 HBP: 0	WP: 0 PB: 0 SB: 2 CS: 2	PA: 36										
<b>PITCHER</b>	IP	WLS	BF	H	R	ER	SO	BB	IBB	HBP	BLK	WP	HR	S	P	ERA	WHIP											
<b>John Wasdin, R</b> ERA: 5.26 <b>Derek Lowe, R</b> ERA: 4.29 <b>Rich Garces, R</b> ERA: 2.59	(1, 1)	5.1		24	6	1	1	2	3	0	0	0	0	0	51	82	1.69	1.688										
	(6, 1)	1.1		6	2	2	2	1	0	0	0	0	0	14	19	13.50	1.500											
	(7, 1)	1.1	L	5	1	1	1	0	1	0	0	0	0	20	32	6.75	1.500											

**Boston Red Sox @ Cleveland Indians**  
Jacobs Field, Cleveland, OH  
Wed Jul 22 1998, 7:05 PM EDT  
Att: 43,073 - Cloudy - 81 F

AB 29  
R 4  
H 9  
RBI 4  
BB 4  
SO 3  
LOB 14













Batter	1	2	3	4	5	6	7	8	9	AB	R	H	RBI	BB	SO	LOB	TOP											
<b>Brian Hunter, R</b> OBP: 0.291, SLG: 0.324 (1, 8)	G5-3		K		G4-3	2H 2B		FC6-4 1B		5	0	2	1	0	1	0	<b>Detroit Tigers @ Cleveland Indians</b> Jacobs Field, Cleveland, OH Sat Jul 25 1998, 3:33 AM EDT Att: 43,094 - Cloudy - 75 F											
<b>Damion Easley, R</b> OBP: 0.343, SLG: 0.517 (1, 6)	2B		F7		P6	K		FC6-4 1-2f		5	0	1	0	0	1	2												
<b>Bobby Higginson, L</b> OBP: 0.385, SLG: 0.541 (1, 9)	G1-3			2B 1B	1B				G4-3	4	1	1	0	1	0	1												
<b>Tony Clark, S</b> OBP: 0.361, SLG: 0.521 (1, 3)	G3			1B	1B				1B 2B	5	1	4	0	0	0	1												
<b>Luis Gonzalez, L</b> OBP: 0.362, SLG: 0.497 (1, 7)		F9		K	F8				1B 2B	5	1	2	0	0	1	4												
<b>Gerónimo Berroa, R</b> OBP: 0.338, SLG: 0.339 (9, PR)				E 1B					1B 2B	1	1	1	1	3	0	0												
<b>Trey Beamon, L</b> OBP: 0.500, SLG: 0.583 (7, 4)				1B	IBB				2B	0	0	0	0	0	0	0												
<b>Gabe Alvarez, R</b> OBP: 0.283, SLG: 0.373 <b>Frank Catalanotto, L</b> OBP: 0.284, SLG: 0.354 (7, 4)			K		E				G6-4-3 HBP	3	0	1	1	0	1	2												
<b>Joe Siddall, L</b> OBP: 0.250, SLG: 0.500 (1, 2)			G3		E5				2B	4	1	1	1	0	1	3												
<b>Joe Randa, R</b> OBP: 0.313, SLG: 0.328 (7, 5)			G4-3		G4-6-3				G5-3	4	0	0	1	0	1	4												
<b>Inning Stats</b>	R: 0 E: 0 K: 0 S: 10	H: 1 LOB: 1 BB: 0 P: 14	R: 0 E: 0 K: 1 S: 10	H: 0 LOB: 1 BB: 1 P: 19	R: 0 E: 0 K: 1 S: 9	H: 0 LOB: 0 BB: 0 P: 15	R: 2 E: 1 K: 1 S: 10	H: 3 LOB: 2 BB: 1 P: 20	R: 0 E: 0 K: 0 S: 6	H: 1 LOB: 2 BB: 1 P: 14	R: 0 E: 0 K: 0 S: 9	H: 2 LOB: 1 BB: 1 P: 16	R: 0 E: 0 K: 2 S: 10	H: 2 LOB: 2 BB: 0 P: 15	R: 0 E: 0 K: 2 S: 12	H: 1 LOB: 1 BB: 0 P: 16	R: 1 E: 0 K: 0 S: 12	H: 3 LOB: 1 BB: 0 P: 18	1B: 6 2B: 7 3B: 0 HR: 0	SF: 0 SAC: 0 DP: 2 HBP: 1	WP: 0 PB: 0 SB: 0 CS: 0	PA: 43						
<b>PITCHER</b>	IP	WLS	BF	H	R	ER	SO	BB	IBB	HBP	BLK	WP	HR	S	P	ERA	WHIP											
<b>Bartolo Colon, R</b> ERA: 2.74 <b>Ron Villone, L</b> ERA: 1.84 <b>Paul Shuey, R</b> ERA: 1.71 <b>Michael Jackson, R</b> ERA: 1.77	(1, 1)	6.0	W	29	7	4	4	4	3	1	0	0	0	0	54	98	6.00	1.667										
(7, 1)	0.1	3	2	0	0	0	0	0	0	0	0	0	0	6	9	0.00	6.000											
(7, 1)	1.2	3	1	0	0	2	0	0	0	1	0	0	0	13	22	0.00	0.600											
(9, 1)	1.0	S	5	3	1	1	0	0	0	0	0	0	0	12	18	9.00	3.000											

Batter	1	2	3	4	5	6	7	8	9	AB	R	H	RBI	BB	SO	LOB	BOTTOM										
<b>Kenny Lofton, L</b> OBP: 0.366, SLG: 0.413 (1, 8)	K		K		SH1-3 3B	G6-3				4	1	1	0	0	2	0	<b>Detroit Tigers @ Cleveland Indians</b> Jacobs Field, Cleveland, OH Sat Jul 25 1998, 3:33 AM EDT Att: 43,094 - Cloudy - 75 F										
<b>Omar Vizquel, S</b> OBP: 0.353, SLG: 0.360 (1, 6)	G4-3		G6-3		SH1-3				G3	3	0	0	0	0	0	0											
<b>David Justice, L</b> OBP: 0.360, SLG: 0.476 (1, 10)	G3			F9	2B				L4	4	1	1	1	0	0	0											
<b>Jim Thome, L</b> OBP: 0.423, SLG: 0.636 (1, 3)		1B		HR	2B				G6-3	1	2	0	0	3	0	0											
<b>Manny Ramirez, R</b> OBP: 0.365, SLG: 0.547 (1, 9)		P4			SF8				G5-3	4	1	2	3	0	0	1											
<b>Brian Giles, L</b> OBP: 0.416, SLG: 0.526 (1, 7)				1B	HR				G1-3	3	1	2	0	1	0	0											
<b>Travis Fryman, R</b> OBP: 0.337, SLG: 0.525 (1, 5)			K		FC4-6				K	3	0	1	1	0	2	2											
<b>Sandy Alomar Jr., R</b> OBP: 0.300, SLG: 0.391 (1, 2)		L9			FC4-6				K	3	0	0	1	0	1	3											
<b>Jeff Branson, L</b> OBP: 0.217, SLG: 0.293 (1, 4)			F7		G5-3				G3	3	0	0	0	0	0	1											
<b>Inning Stats</b>	R: 0 E: 0 K: 1 S: 7	H: 0 LOB: 0 BB: 0 P: 12	R: 0 E: 0 K: 1 S: 14	H: 1 LOB: 2 BB: 1 P: 23	R: 0 E: 0 K: 1 S: 7	H: 0 LOB: 0 BB: 0 P: 13	R: 3 E: 0 K: 0 S: 14	H: 3 LOB: 1 BB: 1 P: 24	R: 3 E: 0 K: 0 S: 11	H: 3 LOB: 1 BB: 2 P: 26	R: 0 E: 0 K: 1 S: 8	H: 0 LOB: 0 BB: 0 P: 12	R: 0 E: 0 K: 0 S: 4	H: 0 LOB: 0 BB: 0 P: 9	R: 0 E: 0 K: 1 S: 5	H: 0 LOB: 0 BB: 0 P: 10		R: 0 E: 0 K: 1 S: 5	H: 0 LOB: 0 BB: 0 P: 10	1B: 4 2B: 1 3B: 1 HR: 1	SF: 1 SAC: 1 DP: 0 HBP: 0	WP: 1 PB: 0 SB: 1 CS: 1	PA: 35				
<b>PITCHER</b>	IP	WLS	BF	H	R	ER	SO	BB	IBB	HBP	BLK	WP	HR	S	P	ERA	WHIP										
<b>Seth Greisinger, R</b> ERA: 5.83 <b>Bryce Florie, R</b> ERA: 4.4	(1, 1)	4.1	L	22	6	6	3	0	0	0	0	0	0	22	43	0.00	0.273										
(5, 1)	3.2	12	1	0	0	2	0	1	0	0	0	0	0	22	43	0.00	0.273										

AB	38
R	5
H	13
RBI	5
BB	4
SO	6
LOB	21



AB	28
R	6
H	7
RBI	6
BB	4
SO	5
LOB	7













Batter	1	2	3	4	5	6	7	8	9	AB	R	H	RBI	BB	SO	LOB	TOP										
<b>Kenny Lofton, L</b> OBP: 0.367, SLG: 0.411	4-0 1B BB	0-2 1B		0-0 E5 1B	1-2 G1-3		0-3 K			4	1	2	0	1	1	1											
<b>Omar Vizquel, S</b> OBP: 0.354, SLG: 0.357	1-2 1B 2B	2-2 F9 1B		3-2 F8		0-2 BB 1B		0-2 G5-3		5	1	2	0	0	0	2											
<b>David Justice, L</b> OBP: 0.359, SLG: 0.475	3-2 1B		2-1 1B	1-0 2B		2-3 K		0-3 K		5	1	3	0	0	2	1											
<b>Jim Thome, L</b> OBP: 0.423, SLG: 0.641	0-0 2B		0-3 K	4-2 2B BB		2-3 K		1-0 HR		4	2	2	2	1	2	2											
<b>Manny Ramirez, R</b> OBP: 0.366, SLG: 0.550	4-2 BB		0-3 K	1-1 F9		4-0 BB		3-2 G5-3		3	0	0	0	2	1	3											
<b>Brian Giles, L</b> OBP: 0.410, SLG: 0.512	2-1 P6		1-1 F7	1-1 2B		1-2 K			4-1 FC1-6 BB	4	0	1	2	1	1	5											
<b>Travis Fryman, R</b> OBP: 0.336, SLG: 0.520		0-1 G1-3						3-2 F8 2B		4	1	1	0	1	0	2											
<b>Sandy Alomar Jr., R</b> OBP: 0.300, SLG: 0.389	4-1 1B BB		1-2 1B 2B	2-2 F7		1-2 F8		0-1 G1-3		4	1	1	0	1	0	2											
<b>Jeff Branson, L</b> OBP: 0.232, SLG: 0.299	0-0 P8		2-2 E 1B	3-2 F8		3-2 G3		0-1 G3-1		5	1	1	2	0	0	3											
<b>Inning Stats</b>	R: 1 E: 0 K: 0 S: 12	H: 3 LOB: 2 BB: 2 P: 26	R: 0 E: 0 K: 0 S: 11	H: 1 LOB: 2 BB: 1 P: 17	R: 0 E: 0 K: 2 S: 11	H: 1 LOB: 1 BB: 0 P: 14	R: 6 E: 1 K: 0 S: 25	H: 5 LOB: 1 BB: 2 P: 42	R: 0 E: 0 K: 0 S: 12	H: 1 LOB: 0 BB: 0 P: 18	R: 0 E: 0 K: 3 S: 14	H: 1 LOB: 1 BB: 1 P: 23	R: 0 E: 0 K: 1 S: 13	H: 1 LOB: 0 BB: 0 P: 20	R: 1 E: 0 K: 1 S: 12	H: 1 LOB: 0 BB: 0 P: 16	R: 0 E: 0 K: 0 S: 7	H: 0 LOB: 1 BB: 1 P: 11	1B: 7 2B: 5 3B: 0 HR: 1	SF: 0 SAC: 0 DP: 0 HBP: 0	WP: 0 PB: 0 SB: 1 CS: 0	PA: 45					
<b>PITCHER</b>	IP	WLS	BF	H	R	ER	SO	BB	IBB	HBP	BLK	WP	HR	S	P	ERA	WHIP										
27 Ken Cloude, R ERA: 6.14	3.1		21	9	6	6	2	4	0	0	0	0	0	50	84	16.20	3.900										
Paul Spoljaric, L ERA: 5.64	2.1		10	2	1	1	2	1	0	0	0	0	0	31	47	3.86	1.286										
Heathcliff Slocumb, R ERA: 7.26	1.0		5	1	0	0	1	1	0	0	0	0	0	14	26	0.00	2.000										
39 Greg McCarthy, L ERA: 1.59	1.1	L	6	1	1	1	2	1	0	0	0	0	1	16	24	6.75	1.500										
Mike Timlin, R ERA: 3.14	1.0		3	0	0	0	0	0	0	0	0	0	0	6	6	0.00	0.000										
<b>Batter</b>	<b>1</b>	<b>2</b>	<b>3</b>	<b>4</b>	<b>5</b>	<b>6</b>	<b>7</b>	<b>8</b>	<b>9</b>	<b>AB</b>	<b>R</b>	<b>H</b>	<b>RBI</b>	<b>BB</b>	<b>SO</b>	<b>LOB</b>	<b>BOTTOM</b>										
<b>Joey Cora, S</b> OBP: 0.352, SLG: 0.377	4-1 FC6-4 BB		1-0 2B 1B	1-2 1B	3-2 P4			1-2 G6-3		4	1	2	0	1	0	2											
<b>Alex Rodriguez, R</b> OBP: 0.345, SLG: 0.553	1-0 FC6-4 1-2		2-1 2B FC3-2 2H	1-2 FC5-4 WP		0-2 F9		0-1 P1		5	0	1	1	0	0	2											
<b>Ken Griffey Jr., L</b> OBP: 0.393, SLG: 0.663	1-1 F9		1-1 FC3-2 2H	2-3 K		3-3 K		2-2 P4		5	1	1	1	0	2	2											
<b>Edgar Martinez, R</b> OBP: 0.420, SLG: 0.542	2-1 FC6-4 1-2		4-0 1B FC3-2 BB		4-1 1B HR BB		2-3 K		2-3 K	3	2	0	0	2	2	1											
<b>David Segui, S</b> OBP: 0.390, SLG: 0.527		1-1 F8	0-1 FC3-2 1B 1B	1-2 HR 1B		3-3 K				4	1	1	0	0	1	3											
<b>Jay Buhner, R</b> OBP: 0.357, SLG: 0.441		3-1 1B	1-0 1B	3-1 HR		1-0 F7				4	1	3	4	0	0	0											
<b>Russ Davis, R</b> OBP: 0.314, SLG: 0.468	1-0 F7		1-2 G5-4-3 1B	1-2 CS 1B		3-3 K				4	0	2	1	0	1	1											
<b>Joe Oliver, R</b> OBP: 0.260, SLG: 0.354	1-0 P4		1-0 G5-4-3		4-1 BB			4-2 FC4-6 BB		2	0	0	0	1	0	4											
<b>Rob Ducey, L</b> OBP: 0.326, SLG: 0.383			1-2 1B							0	0	0	0	1	0	0											
<b>John Marzano, R</b> OBP: 0.333, SLG: 0.415			1-2 1B							0	0	0	0	0	0	0											
<b>Shane Monahan, L</b> OBP: 0.293, SLG: 0.345			1-1 1B 1B	1-3 K	2-2 F7			2-2 FC4-6 CS		4	1	1	0	0	1	2											
<b>Inning Stats</b>	R: 0 E: 0 K: 0 S: 6	H: 0 LOB: 1 BB: 1 P: 14	R: 0 E: 0 K: 0 S: 6	H: 1 LOB: 0 BB: 0 P: 12	R: 4 E: 0 K: 0 S: 12	H: 6 LOB: 2 BB: 1 P: 23	R: 0 E: 0 K: 2 S: 14	H: 1 LOB: 1 BB: 0 P: 19	R: 3 E: 0 K: 0 S: 19	H: 3 LOB: 1 BB: 2 P: 39	R: 0 E: 0 K: 2 S: 10	H: 0 LOB: 0 BB: 0 P: 15	R: 0 E: 0 K: 2 S: 10	H: 0 LOB: 0 BB: 0 P: 17	R: 0 E: 0 K: 0 S: 9	H: 0 LOB: 0 BB: 1 P: 18	R: 0 E: 0 K: 1 S: 8	H: 0 LOB: 0 BB: 0 P: 12	1B: 9 2B: 1 3B: 0 HR: 1	SF: 0 SAC: 0 DP: 1 HBP: 0	WP: 1 PB: 0 SB: 0 CS: 2	PA: 40					
<b>PITCHER</b>	IP	WLS	BF	H	R	ER	SO	BB	IBB	HBP	BLK	WP	HR	S	P	ERA	WHIP										
Jaret Wright, R ERA: 4.55	4.0		25	11	7	7	2	3	0	0	0	0	0	29	49	0.00	0.333										
Chad Ogea, R ERA: 5.69	3.0	W	9	0	0	0	4	1	0	0	0	0	0	9	18	0.00	1.000										
Paul Shuey, R ERA: 1.61	1.0		3	0	0	0	0	1	0	0	0	0	0	8	12	0.00	0.000										
Michael Jackson, R ERA: 1.69	1.0	S	3	0	0	0	1	0	0	0	0	0	0	8	12	0.00	0.000										

Cleveland Indians @ Seattle Mariners  
The Kingdome, Seattle, WA  
Wed Jul 29 1998, 10:05 PM EDT  
Att: 25,953 - Dome - 72 F

AB 38  
R 8  
H 13  
RBI 6  
BB 7  
SO 7  
LOB 21



Cleveland Indians @ Seattle Mariners  
The Kingdome, Seattle, WA  
Wed Jul 29 1998, 10:05 PM EDT  
Att: 25,953 - Dome - 72 F

AB 35  
R 7  
H 11  
RBI 7  
BB 5  
SO 7  
LOB 17













Batter	1	2	3	4	5	6	7	8	9	10	AB	R	H	RBI	BB	SO	LOB					
<b>Kenny Lofton, L</b> OBP: 0.362, SLG: 0.403 (1, 8)											5	0	1	0	0	1	1					
<b>Omar Vizquel, S</b> OBP: 0.354, SLG: 0.358 (1, 6)											5	0	0	0	0	0	2					
<b>David Justice, L</b> OBP: 0.357, SLG: 0.480 (1, 10)											4	0	0	0	1	0	2					
<b>Jim Thome, L</b> OBP: 0.419, SLG: 0.623 <b>Richie Sexson, R</b> OBP: 0.214, SLG: 0.286 (10, PR) (10, 3)											3	0	1	0	2	2	0					
<b>Manny Ramirez, R</b> OBP: 0.347, SLG: 0.547 (1, 9)											4	1	1	0	1	0	1					
<b>Brian Giles, L</b> OBP: 0.410, SLG: 0.595 (1, 7)											5	1	3	1	0	1	3					
<b>Travis Fryman, R</b> OBP: 0.337, SLG: 0.518 (1, 5)											4	1	2	0	0	2	4					
<b>Sandy Alomar Jr., R</b> OBP: 0.291, SLG: 0.385 (1, 2)											5	1	1	3	0	1	5					
<b>Jeff Branson, L</b> OBP: 0.232, SLG: 0.313 <b>David Bell, R</b> OBP: 0.316, SLG: 0.446 (5, 4)											2	0	1	0	0	0	0					
<b>Inning Stats</b>	R: 0 E: 0 K: 2 S: 7	H: 0 LOB: 3 BB: 3 P: 19	R: 0 E: 0 K: 0 S: 3	H: 1 LOB: 0 BB: 0 P: 3	R: 0 E: 0 K: 0 S: 3	H: 0 LOB: 0 BB: 0 P: 3	R: 4 E: 1 K: 1 S: 9	H: 4 LOB: 0 BB: 0 P: 9	R: 0 E: 0 K: 0 S: 2	H: 0 LOB: 0 BB: 0 P: 3	R: 0 E: 0 K: 0 S: 4	H: 2 LOB: 1 BB: 0 P: 4	R: 0 E: 0 K: 2 S: 8	H: 1 LOB: 1 BB: 0 P: 8	R: 1 E: 0 K: 1 S: 6	H: 1 LOB: 0 BB: 0 P: 6	R: 0 E: 0 K: 1 S: 8	H: 3 LOB: 3 BB: 0 P: 8	1B: 8 2B: 3 3B: 0 HR: 2	SF: 0 SAC: 0 DP: 3 HBP: 1	WP: 1 PB: 0 SB: 0 CS: 1	PA: 45
<b>PITCHER</b>	IP	WLS	BF	H	R	ER	SO	BB	IBB	HBP	BLK	WP	HR	S	P	ERA	WHIP					
<b>Blake Stein, R</b> ERA: 5.79 (1, 1)	6.0		26	5	4	3	3	3	4	0	0	0	1	27	44	4.50	1.500					
<b>Tim Worrell, R</b> ERA: 5.38 (7, 1)	3.0		12	4	1	1	3	0	0	0	0	0	1	18	18	3.00	1.333					
<b>Mike Mohler, L</b> ERA: 4.91 (10, 1)	0.1		2	1	0	0	0	0	0	0	0	0	0	2	2	0.00	3.000					
<b>T.J. Mathews, R</b> ERA: 5.32 (10, 1)	0.2	W	4	2	0	0	1	0	0	0	0	0	0	6	6	0.00	3.000					

**TOP**

**Cleveland Indians @ Oakland Athletics**  
Network Associates Coliseum, Oakland, CA

Sat Aug 01 1998, 6:33 AM EDT  
Alt. 48, 241 - Sunny - 77 F

livebaseballscorecards.com

AB 39  
R 5  
H 12  
RBI 5  
BB 4  
SO 7  
LOB 18

WP: 1 PA: 45  
PB: 0  
SB: 0  
CS: 1

Batter	1	2	3	4	5	6	7	8	9	10	AB	R	H	RBI	BB	SO	LOB					
<b>Rickey Henderson, R</b> OBP: 0.368, SLG: 0.526 (1, 7) (10, 8)											4	0	0	0	1	1	3					
<b>Bip Roberts, S</b> OBP: 0.359, SLG: 0.343 <b>A.J. Hinch, R</b> OBP: 0.291, SLG: 0.311 (10, 2)											4	0	1	2	0	1	0					
<b>Ben Grieve, L</b> OBP: 0.396, SLG: 0.482 (1, 9)											5	0	1	0	0	2	3					
<b>Matt Stairs, L</b> OBP: 0.404, SLG: 0.570 (1, 10)											5	2	2	1	0	0	3					
<b>Jason Giambi, L</b> OBP: 0.353, SLG: 0.474 (1, 3)											4	0	1	0	0	0	2					
<b>Mike Blowers, R</b> OBP: 0.303, SLG: 0.377 (1, 5)											4	1	1	1	0	1	2					
<b>Ryan Christenson, R</b> OBP: 0.312, SLG: 0.347 <b>Mike Neill, L</b> OBP: 0.353, SLG: 0.333 (9, PH) (10, 7)											2	0	0	1	0	1	1					
<b>Miguel Tejada, R</b> OBP: 0.327, SLG: 0.374 (1, 6)											2	2	1	0	2	0	1					
<b>Mike Macfarlane, R</b> OBP: 0.274, SLG: 0.388 <b>Scott Spiezio, S</b> OBP: 0.342, SLG: 0.420 (9, PH) (10, 4)											2	0	1	0	0	0	0					
<b>Inning Stats</b>	R: 0 E: 0 K: 0 S: 3	H: 0 LOB: 0 BB: 0 P: 3	R: 2 E: 0 K: 1 S: 7	H: 2 LOB: 2 BB: 1 P: 12	R: 0 E: 0 K: 1 S: 5	H: 0 LOB: 0 BB: 0 P: 5	R: 0 E: 0 K: 1 S: 6	H: 1 LOB: 1 BB: 2 P: 6	R: 0 E: 0 K: 0 S: 3	H: 0 LOB: 0 BB: 0 P: 3	R: 0 E: 0 K: 0 S: 4	H: 1 LOB: 1 BB: 0 P: 4	R: 2 E: 0 K: 1 S: 8	H: 3 LOB: 1 BB: 0 P: 8	R: 1 E: 0 K: 0 S: 1	H: 1 LOB: 0 BB: 0 P: 1	1B: 5 2B: 3 3B: 0 HR: 1	SF: 2 SAC: 0 DP: 0 HBP: 1	WP: 0 PB: 0 SB: 1 CS: 0	PA: 40		
<b>PITCHER</b>	IP	WLS	BF	H	R	ER	SO	BB	IBB	HBP	BLK	WP	HR	S	P	ERA	WHIP					
<b>Dwight Gooden, R</b> ERA: 4.35 (1, 1)	6.0		26	4	3	3	5	3	3	0	0	0	0	32	45	4.50	1.167					
<b>Steve Reed, R</b> ERA: 1.3 (7, 1)	2.0		7	1	0	0	0	0	0	0	0	0	0	7	7	0.00	0.500					
<b>Michael Jackson, R</b> ERA: 2.22 (9, 1)	1.0		6	3	2	2	1	0	0	0	0	0	0	8	8	18.00	3.000					
<b>Steve Karsay, R</b> ERA: 13.5 (10, 1)	0.0	L	1	1	1	1	0	0	0	0	0	0	1	1	1	∞	∞					

**BOTTOM**

**Cleveland Indians @ Oakland Athletics**  
Network Associates Coliseum, Oakland, CA

Sat Aug 01 1998, 6:33 AM EDT  
Alt. 48, 241 - Sunny - 77 F

livebaseballscorecards.com

AB 34  
R 6  
H 9  
RBI 6  
BB 3  
SO 6  
LOB 15

WP: 0 PA: 40  
PB: 0  
SB: 1  
CS: 0



Batter	1	2	3	4	5	6	7	8	9	AB	R	H	RBI	BB	SO	LOB	TOP										
<b>Kenny Lofton, L</b> OBP: 0.362, SLG: 0.413 (1, 8)	1-2 G4-3	0-3 K				0-0 2B	2-1 HR	2-3 K		5	2	2	2	0	2	3	<b>Cleveland Indians @ Oakland Athletics</b> Network Associates Coliseum, Oakland, CA Sun Aug 02 1998, 6:33 AM EDT Att: 27,712 - Sunny - 84 F										
<b>Omar Vizquel, S</b> OBP: 0.354, SLG: 0.357 (1, 6)	0-1 BB	2-0 F8			0-0 2B	3-1 L3		3-2 G3		4	2	1	0	0	0	2											
<b>David Justice, L</b> OBP: 0.355, SLG: 0.479 (1, 10)	0-0 P6	1-1 G4-3			3-1 2B		2-3 K		0-3 K	5	0	1	2	0	2	3											
<b>Jim Thome, L</b> OBP: 0.421, SLG: 0.625 (1, 3)	3-2 BB		1-3 K		0-1 1B		1-2 K		2-2 2B	5	0	3	0	0	2	0											
<b>Manny Ramirez, R</b> OBP: 0.363, SLG: 0.546 (1, 9)	4-1 BB		0-0 G6-3		0-2 P9		0-0 2B		1-2 G4-3	4	0	1	0	1	0	2											
<b>Brian Giles, L</b> OBP: 0.408, SLG: 0.498 (1, 7)	4-2 BB		0-0 P5		3-3 K		3-2 G6-3			3	0	0	1	1	1	2											
<b>Sandy Alomar Jr., R</b> OBP: 0.289, SLG: 0.380 (1, 2)	1-2 P6		0-0 G3-1		1-2 G5-3		0-2 E5			4	0	0	0	0	0	3											
<b>David Bell, R</b> OBP: 0.318, SLG: 0.448 (1, 5)		4-1 HBP	2-3 K		2-2 HR		3-2 E6			3	1	1	0	1	1	1											
<b>Enrique Wilson, S</b> OBP: 0.455, SLG: 0.600 (1, 4)		1-1 HBP	2-2 G4-3		1-3 K		1-1 G6-4-3			3	0	0	0	0	1	3											
<b>Inning Stats</b>	R: 1 E: 0 K: 0 S: 17	H: 2 LOB: 3 BB: 2 P: 30	R: 0 E: 0 K: 1 S: 8	H: 0 LOB: 2 BB: 1 P: 16	R: 0 E: 0 K: 1 S: 5	H: 0 LOB: 0 BB: 0 P: 6	R: 0 E: 0 K: 1 S: 11	H: 0 LOB: 0 BB: 0 P: 15	R: 2 E: 0 K: 1 S: 15	H: 3 LOB: 1 BB: 0 P: 22	R: 2 E: 0 K: 1 S: 16	H: 2 LOB: 0 BB: 0 P: 25	R: 0 E: 0 K: 2 S: 11	H: 1 LOB: 0 BB: 0 P: 17	R: 0 E: 2 K: 1 S: 13	H: 0 LOB: 1 BB: 0 P: 19	R: 0 E: 0 K: 1 S: 12	H: 1 LOB: 1 BB: 0 P: 18	1B: 3 2B: 5 3B: 0 HR: 1	SF: 0 SAC: 0 DP: 1 HBP: 2	WP: 0 PB: 0 SB: 0 CS: 0	PA: 41					
<b>PITCHER</b>	IP	WLS	BF	H	R	ER	SO	BB	IBB	HBP	BLK	WP	HR	S	P	ERA	WHIP										
<b>Jimmy Haynes, R</b> ERA: 4.48 (1, 1)	6.0		29	7	5	5	5	3	0	2	0	0	1	72	114	7.50	1.667										
<b>Mike Mohler, L</b> ERA: 4.73 (7, 1)	1.0	W	4	1	0	0	2	0	0	0	0	0	0	11	17	0.00	1.000										
<b>Mike Fetters, R</b> ERA: 4.35 (8, 1)	0.0		2	0	0	0	0	0	0	0	0	0	0	6	9	∞	∞										
<b>Buddy Groom, L</b> ERA: 4.67 (8, 1)	1.0		2	0	0	0	1	0	0	0	0	0	0	7	10	0.00	0.000										
<b>Billy Taylor, R</b> ERA: 3.95 (9, 1)	1.0	S	4	1	0	0	1	0	0	0	0	0	0	12	18	0.00	1.000										

Batter	1	2	3	4	5	6	7	8	9	AB	R	H	RBI	BB	SO	LOB	BOTTOM										
<b>Ryan Christenson, R</b> OBP: 0.311, SLG: 0.342 (1, 8)	1-1 P9		3-1 G5-3		4-1 BB		0-0 SH	1-3 K		3	1	0	0	1	1	2	<b>Cleveland Indians @ Oakland Athletics</b> Network Associates Coliseum, Oakland, CA Sun Aug 02 1998, 6:33 AM EDT Att: 27,712 - Sunny - 84 F										
<b>Scott Spiezio, S</b> OBP: 0.338, SLG: 0.415 (1, 4)	0-3 K		2-3 K		1-1 G3		0-0 SH3-4			3	0	0	0	0	2	1											
<b>Ben Grieve, L</b> OBP: 0.393, SLG: 0.478 (1, 9)	1-1 F7			0-1 G4-3		2-2 G3	1-3 K			4	0	0	0	0	1	3											
<b>Matt Stairs, L</b> OBP: 0.403, SLG: 0.575 (1, 10)		1-2 G4-3		0-1 G4-3		2-0 L9	0-0 HR			4	1	1	3	0	0	0											
<b>Jason Giambi, L</b> OBP: 0.386, SLG: 0.482 (1, 3)		4-0 2B		4-0 BB		1-0 HR	1-1 F8			2	1	1	1	2	0	1											
<b>Kevin Mitchell, R</b> OBP: 0.284, SLG: 0.352 (1, 7)		0-0 FC1-2		2-3 K		1-0 G6-3		3-2 G6-3		3	0	1	0	0	1	1											
<b>A.J. Hinch, R</b> OBP: 0.294, SLG: 0.319 (8, 2)		1-3 2B						2B		1	0	1	0	0	0	0											
<b>Ed Sprague, R</b> OBP: 0.303, SLG: 0.435 (1, 5)		1-2 FC1-2		0-0 G3-1		1-1 HR	1-2 G6-3			4	2	2	1	0	0	3											
<b>Miguel Tejada, R</b> OBP: 0.330, SLG: 0.379 (1, 6)		2-3 F9		0-0 G3-1		0-1 1B	4-1 BB			3	1	1	0	1	0	3											
<b>Mike Macfarlane, R</b> OBP: 0.275, SLG: 0.387 (1, 2)			2-2 G5-3		0-2 G6-3		1-0 SH3-4	0-2 FC6-2-5		3	0	1	2	0	0	0											
<b>Bip Roberts, S</b> OBP: 0.349, SLG: 0.341 (7, PR)										1	1	0	0	0	0	2											
<b>Inning Stats</b>	R: 0 E: 0 K: 1 S: 7	H: 0 LOB: 0 BB: 0 P: 9	R: 0 E: 0 K: 0 S: 8	H: 1 LOB: 2 BB: 1 P: 14	R: 0 E: 0 K: 1 S: 9	H: 0 LOB: 0 BB: 0 P: 16	R: 0 E: 0 K: 1 S: 7	H: 0 LOB: 1 BB: 1 P: 13	R: 1 E: 0 K: 0 S: 6	H: 1 LOB: 0 BB: 0 P: 12	R: 5 E: 1 K: 1 S: 14	H: 4 LOB: 1 BB: 0 P: 18	R: 0 E: 0 K: 1 S: 14	H: 1 LOB: 1 BB: 1 P: 23	R: 0 E: 0 K: 1 S: 14	H: 1 LOB: 2 BB: 1 P: 23	1B: 1 2B: 4 3B: 0 HR: 3	SF: 0 SAC: 2 DP: 0 HBP: 0	WP: 0 PB: 0 SB: 2 CS: 0	PA: 37							
<b>PITCHER</b>	IP	WLS	BF	H	R	ER	SO	BB	IBB	HBP	BLK	WP	HR	S	P	ERA	WHIP										
<b>Charles Nagy, R</b> ERA: 5.48 (1, 1)	6.0	L	28	6	3	5	3	3	0	0	0	0	0	87	87	7.50	1.500										
<b>Paul Assenmacher, L</b> ERA: 3.22 (7, 1)	1.0		4	1	1	0	1	0	0	0	0	0	1	8	10	0.00	1.000										
<b>Paul Shuey, R</b> ERA: 2.1 (8, 1)	1.0		5	1	0	0	1	1	0	0	0	0	0	14	23	0.00	2.000										







Batter	1	2	3	4	5	6	7	8	9	AB	R	H	RBI	BB	SO	LOB	TOP								
<b>Kenny Lofton, L</b> OBP: 0.363, SLG: 0.414 <b>Richie Sexson, R</b> OBP: 0.200, SLG: 0.267	2-2 F8		4-2 BB			1-1 1B 2B	3-1 F8		2-0 G5-3	3	1	1	0	1	0	0	<b>Cleveland Indians @ Anaheim Angels</b> Edison International Field, Anaheim, CA Mon Aug 03 1998, 10:05 PM EDT Att: 25,339 - Unknown - 81 F								
<b>Omar Vizquel, S</b> OBP: 0.353, SLG: 0.355	2-1 P4		2-2 F7			1-0 2B 1B	0-2 G1-3		2-3 3-H 2-3 K	5	1	1	0	0	1	3									
<b>David Justice, L</b> OBP: 0.357, SLG: 0.489	2-1 HR		1-0 F8			2-1 1B 3-H 3-3 2B			2-3 K	4	1	2	2	0	1	2									
<b>Jim Thome, L</b> OBP: 0.420, SLG: 0.621	2-2 G4-3			1-2 F7		3-3 K			1-1 1B	4	0	1	0	0	1	2									
<b>Manny Ramirez, R</b> OBP: 0.364, SLG: 0.546		2-2 1B		3-1 F8		0-0 BB 1B			2-2 F7	4	0	2	1	0	0	1									
<b>Mark Whiten, S</b> OBP: 0.380, SLG: 0.444		0-2 G4-3		1-3 K		2-3 3-H 4-2 BB			0-0 F9	3	0	0	0	1	1										
<b>Sandy Alomar Jr., R</b> OBP: 0.287, SLG: 0.376		0-0 G4-3			0-0 G6-3	1-3 K			4-2 2B G5-3 BB	3	1	0	0	1	1	3									
<b>David Bell, R</b> OBP: 0.314, SLG: 0.442			0-1 L6		2-2 L5	1-2 P3			2-1 F7	4	0	0	0	0	0	4									
<b>Enrique Wilson, S</b> OBP: 0.467, SLG: 0.643			2-2 BB 1B		0-1 F8		1-1 G6-3		0-1 G5-3 2B	4	0	2	0	0	0	0									
<b>Inning Stats</b>	R: 1 E: 0 K: 0 S: 10	H: 1 LOB: 0 BB: 0 P: 18	R: 0 E: 0 K: 0 S: 8	H: 1 LOB: 0 BB: 0 P: 10	R: 0 E: 0 K: 1 S: 11	H: 1 LOB: 2 BB: 1 P: 20	R: 0 E: 0 K: 1 S: 8	H: 0 LOB: 0 BB: 0 P: 13	R: 0 E: 0 K: 0 S: 9	H: 0 LOB: 0 BB: 0 P: 11	R: 2 E: 0 K: 2 S: 18	H: 4 LOB: 3 BB: 1 P: 31	R: 0 E: 0 K: 0 S: 7	H: 0 LOB: 0 BB: 0 P: 11	R: 0 E: 0 K: 1 S: 9	H: 1 LOB: 1 BB: 0 P: 14	R: 1 E: 0 K: 1 S: 10	H: 1 LOB: 1 BB: 1 P: 20	1B: 5 2B: 3 3B: 0 HR: 1	SF: 0 SAC: 0 DP: 0 HBP: 0	WP: 0 PB: 0 SB: 0 CS: 0	PA: 38			
<b>PITCHER</b>	IP	WLS	BF	H	R	ER	SO	BB	IBB	HBP	BLK	WP	HR	S	P	ERA	WHIP								
<b>Steve Sparks, R</b> ERA: 4.96	5.1	W	24	7	3	3	2	2	0	0	0	0	1	58	95	5.06	1.688								
<b>Pep Harris, R</b> ERA: 4.95	1.2		5	0	0	0	1	0	0	0	0	0	0	13	19	0.00	0.000								
<b>Trevor Wilson, L</b> ERA: 4.5	2.0		9	2	1	1	2	1	0	0	0	0	0	19	34	4.50	1.500								

Batter	1	2	3	4	5	6	7	8	9	AB	R	H	RBI	BB	SO	LOB	BOTTOM								
<b>Orlando Palmeiro, L</b> OBP: 0.435, SLG: 0.517	4-1 1B 2B BB	1-2 G6-3		1-2 P5		1-2 F8		1-1 F7		4	1	0	1	1	0	1	<b>Cleveland Indians @ Anaheim Angels</b> Edison International Field, Anaheim, CA Mon Aug 03 1998, 10:05 PM EDT Att: 25,339 - Unknown - 81 F								
<b>Randy Velarde, R</b> OBP: 0.636, SLG: 1.300 <b>Norberto Martin, R</b> OBP: 0.236, SLG: 0.246	0-1 2B G5-3 1B	0-1 3-H BB HR 1B		0-1 G4-3 2B		0-0 P6		2-3 K		5	2	3	1	0	1	0									
<b>Darin Erstad, L</b> OBP: 0.361, SLG: 0.513 <b>Dave Hollins, S</b> OBP: 0.335, SLG: 0.384	1-1 2B	4-1 HR BB		0-1 G4-3		1-0 BB 1B		1-0 G5-3		3	1	2	1	1	0	1									
<b>Tim Salmon, R</b> OBP: 0.398, SLG: 0.507	0-0 G5-3	0-0 HR		2-3 G1-3		0-1 P2				4	1	1	4	0	0	3									
<b>Jim Edmonds, L</b> OBP: 0.359, SLG: 0.494	3-3 K	1-1 2B			1-1 16 G4-3 SF8 2B		4-0 16 2B BB			3	2	2	0	1	1	1									
<b>16 Garret Anderson, L</b> OBP: 0.352, SLG: 0.510	2-1 G4-3	1-1 G4-3			0-0 G4-3		0-2 2B 2B			4	1	1	1	0	0	3									
<b>Troy Glaus, R</b> OBP: 0.313, SLG: 0.429		4-1 SH5-4 G6-3 BB BB		1-3 K		2-2 SF8		1-0 2B 2B		2	1	1	3	1	1	0									
<b>Phil Nevin, R</b> OBP: 0.313, SLG: 0.394		4-1 G6-3 SH5-4 1B BB		0-3 K		3-H G6-3		2-H 3-H 1-2 F9		3	1	0	0	1	1	2									
<b>Gary Disarcina, R</b> OBP: 0.327, SLG: 0.396		0-1 SH5-4		1-0 F8		1-3 K		1-1 F8		3	0	0	0	0	1	2									
<b>Inning Stats</b>	R: 2 E: 0 K: 1 S: 12	H: 2 LOB: 1 BB: 1 P: 22	R: 5 E: 0 K: 0 S: 15	H: 3 LOB: 1 BB: 3 P: 30	R: 0 E: 0 K: 2 S: 9	H: 0 LOB: 0 BB: 0 P: 11	R: 0 E: 0 K: 0 S: 11	H: 1 LOB: 1 BB: 0 P: 13	R: 1 E: 0 K: 0 S: 11	H: 1 LOB: 0 BB: 0 P: 14	R: 0 E: 0 K: 1 S: 8	H: 0 LOB: 0 BB: 0 P: 10	R: 3 E: 0 K: 0 S: 12	H: 3 LOB: 2 BB: 1 P: 20	R: 0 E: 0 K: 1 S: 8	H: 0 LOB: 0 BB: 0 P: 12	R: 0 E: 0 K: 1 S: 8	H: 0 LOB: 0 BB: 0 P: 12	1B: 3 2B: 6 3B: 0 HR: 1	SF: 1 SAC: 1 DP: 0 HBP: 0	WP: 0 PB: 0 SB: 0 CS: 0	PA: 39			
<b>PITCHER</b>	IP	WLS	BF	H	R	ER	SO	BB	IBB	HBP	BLK	WP	HR	S	P	ERA	WHIP								
<b>Jaret Wright, R</b> ERA: 4.95	2.0	L	15	5	7	7	1	4	0	0	0	0	0	46	61	8.31	1.385								
<b>Steve Karsay, R</b> ERA: 9.0	4.1		19	5	4	4	3	1	0	0	0	0	0	5	7	0.00	0.000								
<b>Doug Jones, R</b> ERA: 4.88	0.2		2	0	0	0	0	0	0	0	0	0	0	8	12	0.00	0.000								
<b>Ron Villone, L</b> ERA: 5.09	1.0		3	0	0	0	1	0	0	0	0	0	0	8	12	0.00	0.000								





Batter	1	2	3	4	5	6	7	8	9	AB	R	H	RBI	BB	SO	LOB	TOP										
<b>Kenny Lofton, L</b> OBP: 0.363, SLG: 0.413 (1, 8)	G3		S 1B		F9		K			4	1	1	0	0	1	1	<b>Cleveland Indians @ Anaheim Angels</b> Edison International Field, Anaheim, CA Tue Aug 04 1998, 10:05 PM EDT Att: 29,916 - Unknown - 82 F										
<b>Omar Vizquel, S</b> OBP: 0.354, SLG: 0.355 (1, 6)	HR		K		G3			G4-6-3		3	1	1	0	1	1	1											
<b>Manny Ramirez, R</b> OBP: 0.368, SLG: 0.563 (1, 9)	HR		WP G3					G4-6-3		4	2	3	4	0	0	1											
<b>Jim Thome, L</b> OBP: 0.416, SLG: 0.615 (1, 3)	F7		G3					K		4	0	0	0	0	1	1											
<b>Travis Fryman, R</b> OBP: 0.334, SLG: 0.512 (1, 5)	F9		F9						F8	4	0	0	0	0	0	1											
<b>Mark Whiten, S</b> OBP: 0.383, SLG: 0.441 (1, 7)									K	3	0	1	0	1	2	0											
<b>David Justice, L</b> OBP: 0.353, SLG: 0.484 (1, 10)									K	4	0	0	0	0	1	2											
<b>Sandy Alomar Jr., R</b> OBP: 0.287, SLG: 0.376 (1, 2)										3	0	1	0	0	0	0											
<b>Enrique Wilson, S</b> OBP: 0.444, SLG: 0.588 (1, 4)										3	0	1	0	0	0	1											
<b>Inning Stats</b>	R: 2 E: 0 K: 0 S: 13	H: 2 LOB: 0 BB: 0 P: 21	R: 0 E: 0 K: 0 S: 8	H: 2 LOB: 1 BB: 0 P: 9	R: 1 E: 0 K: 1 S: 16	H: 2 LOB: 1 BB: 0 P: 26	R: 0 E: 0 K: 0 S: 7	H: 0 LOB: 0 BB: 1 P: 17	R: 0 E: 0 K: 0 S: 6	H: 0 LOB: 0 BB: 0 P: 8	R: 1 E: 0 K: 1 S: 9	H: 1 LOB: 0 BB: 0 P: 12	R: 0 E: 0 K: 1 S: 9	H: 1 LOB: 0 BB: 0 P: 15	R: 0 E: 0 K: 2 S: 11	H: 0 LOB: 0 BB: 0 P: 20		R: 0 E: 0 K: 2 S: 11	H: 0 LOB: 0 BB: 0 P: 16	1B: 6 2B: 0 3B: 0 HR: 2	SF: 0 SAC: 0 DP: 2 HBP: 0	WP: 1 PB: 0 SB: 3 CS: 1	PA: 34				
<b>PITCHER</b>	IP	WLS	BF	H	R	ER	SO	BB	IBB	HBP	BLK	WP	HR	S	P	ERA	WHIP										
<b>Chuck Finley, L</b> ERA: 3.06 (1, 1)	7.0		28	8	4	4	3	1	0	0	0	1	2	68	108	5.14	1.286										
<b>Shigetoshi Hasegawa, R</b> ERA: 3.1 (8, 1)	1.0	W	3	0	0	0	1	1	0	0	0	0	0	11	20	0.00	1.000										
<b>Troy Percival, R</b> ERA: 2.89 (9, 1)	1.0	S	3	0	0	0	2	0	0	0	0	0	0	11	16	0.00	0.000										

Batter	1	2	3	4	5	6	7	8	9	AB	R	H	RBI	BB	SO	LOB	BOTTOM										
<b>Orlando Palmeiro, L</b> OBP: 0.418, SLG: 0.492 (1, 7)	F7		1B		F9	F9		G4-3		5	0	1	0	0	0	2	<b>Cleveland Indians @ Anaheim Angels</b> Edison International Field, Anaheim, CA Tue Aug 04 1998, 10:05 PM EDT Att: 29,916 - Unknown - 82 F										
<b>Randy Velarde, R</b> OBP: 0.533, SLG: 1.000 (1, 4)	P6		F7				G1-3			3	0	0	0	1	0	1											
<b>16 Garret Anderson, L</b> OBP: 0.351, SLG: 0.507 (1, 9)	1B		K		P5		F7			4	0	1	0	0	1	3											
<b>Tim Salmon, R</b> OBP: 0.404, SLG: 0.524 (1, 10)	1B									4	2	4	1	0	0	0											
<b>Jim Edmonds, L</b> OBP: 0.359, SLG: 0.491 (1, 8)	F8		G4-3		F7		FC6-4			3	0	0	0	1	0	3											
<b>Dave Hollins, S</b> OBP: 0.337, SLG: 0.384 (1, 3)										3	1	1	0	1	1	2											
<b>Troy Glaus, R</b> OBP: 0.300, SLG: 0.389 (1, 5)										4	1	1	0	0	1	3											
<b>Matt Walbeck, S</b> OBP: 0.303, SLG: 0.351 (1, 2)										3	1	1	2	0	1	0											
<b>Gary Disarcina, R</b> OBP: 0.331, SLG: 0.399 (1, 6)										4	0	3	2	0	0	0											
<b>Inning Stats</b>	R: 0 E: 0 K: 0 S: 13	H: 2 LOB: 2 BB: 0 P: 20	R: 0 E: 0 K: 1 S: 9	H: 0 LOB: 0 BB: 1 P: 17	R: 0 E: 0 K: 1 S: 10	H: 1 LOB: 1 BB: 0 P: 14	R: 1 E: 0 K: 2 S: 11	H: 1 LOB: 0 BB: 0 P: 13	R: 0 E: 0 K: 0 S: 9	H: 1 LOB: 2 BB: 1 P: 15	R: 3 E: 0 K: 0 S: 11	H: 4 LOB: 1 BB: 0 P: 15	R: 0 E: 0 K: 0 S: 10	H: 1 LOB: 2 BB: 1 P: 20	R: 1 E: 0 K: 0 S: 9	H: 2 LOB: 0 BB: 0 P: 12		1B: 10 2B: 1 3B: 0 HR: 1	SF: 0 SAC: 1 DP: 1 HBP: 0	WP: 0 PB: 0 SB: 0 CS: 0	PA: 37						
<b>PITCHER</b>	IP	WLS	BF	H	R	ER	SO	BB	IBB	HBP	BLK	WP	HR	S	P	ERA	WHIP										
<b>Dave Burba, R</b> ERA: 3.81 (1, 1)	5.0		21	5	1	1	4	2	0	0	0	0	1	52	79	1.80	1.400										
<b>Steve Reed, R</b> ERA: 1.69 (6, 1)	2.0		12	5	3	3	0	1	0	0	0	0	0	21	35	13.50	3.000										
<b>Doug Jones, R</b> ERA: 4.95 (8, 1)	1.0	L	4	2	1	1	0	0	0	0	0	0	0	9	12	9.00	2.000										




Batter	1	2	3	4	5	6	7	8	9	AB	R	H	RBI	BB	SO	LOB	TOP					
<b>Kenny Lofton, L</b> OBP: 0.365, SLG: 0.416 (1, 8)	G4-3		1B							4	0	2	2	1	0	0	<b>Cleveland Indians @ Anaheim Angels</b> Edison International Field, Anaheim, CA Wed Aug 05 1998, 6:33 AM EDT Att: 43,104 - Sunny - 88 F					
<b>Omar Vizquel, S</b> OBP: 0.350, SLG: 0.351 (1, 6)	F9		L3							5	0	0	0	0	0	3						
<b>David Justice, L</b> OBP: 0.354, SLG: 0.482 (1, 10)	G3		BB							4	0	1	0	1	0	0						
<b>Jim Thome, L</b> OBP: 0.420, SLG: 0.617 <b>Richie Sexson, R</b> OBP: 0.290, SLG: 0.267 (9, PR) (9, 3)		FC6	BB							2	0	1	0	3	0	1						
<b>Manny Ramirez, R</b> OBP: 0.368, SLG: 0.568 (1, 9)		K	F8							5	2	2	2	0	1	5						
<b>Mark Whiten, S</b> OBP: 0.384, SLG: 0.436 (1, 7)	L4									4	1	1	0	1	1	2						
<b>Travis Fryman, R</b> OBP: 0.335, SLG: 0.511 (1, 5)	FC6									5	1	2	1	0	1	4						
<b>Pat Borders, R</b> OBP: 0.300, SLG: 0.283 (1, 2)			SH5-3							4	1	1	0	0	2	3						
<b>Enrique Wilson, S</b> OBP: 0.381, SLG: 0.500 (1, 4)			SH5-3							3	0	0	1	0	1	2						
<b>Inning Stats</b>	R: 0 E: 0 K: 0 S: 6	H: 0 LOB: 0 BB: 0 P: 10	R: 0 E: 0 K: 1 S: 9	H: 0 LOB: 1 BB: 1 P: 16	R: 1 E: 0 K: 0 S: 12	H: 3 LOB: 3 BB: 1 P: 23	R: 0 E: 0 K: 0 S: 7	H: 1 LOB: 1 BB: 0 P: 10	R: 0 E: 0 K: 0 S: 12	H: 0 LOB: 1 BB: 1 P: 21	R: 3 E: 0 K: 0 S: 14	H: 4 LOB: 1 BB: 0 P: 22	R: 0 E: 0 K: 1 S: 10	H: 0 LOB: 2 BB: 2 P: 20	R: 0 E: 0 K: 2 S: 10	H: 0 LOB: 1 BB: 1 P: 19	R: 2 E: 1 K: 2 S: 20	H: 2 LOB: 1 BB: 0 P: 29	1B: 7 2B: 2 3B: 0 HR: 1	SF: 0 SAC: 2 DP: 0 HBP: 0	WP: 1 PB: 0 SB: 1 CS: 0	PA: 44
<b>PITCHER</b>	IP	WLS	BF	H	R	ER	SO	BB	IBB	HBP	BLK	WP	HR	S	P	ERA	WHIP					
<b>Omar Olivares, R</b> ERA: 4.31 (1, 1)	5.2		28	8	4	4	1	3	0	0	0	0	0	59	100	6.35	1.941					
<b>Greg Cadaret, L</b> ERA: 4.21 (6, 1)	0.2		3	0	0	0	0	1	0	0	0	0	0	5	11	0.00	1.500					
<b>Rich DeLucia, R</b> ERA: 4.73 (7, 1)	1.2		7	0	0	0	3	2	0	0	0	0	0	16	30	0.00	1.200					
<b>Troy Percival, R</b> ERA: 3.21 (9, 1)	1.0	L	6	2	2	2	2	0	0	0	0	1	1	20	29	18.00	2.000					

AB	36
R	6
H	10
RBI	6
BB	6
SO	6
LOB	20



Batter	1	2	3	4	5	6	7	8	9	AB	R	H	RBI	BB	SO	LOB	BOTTOM				
<b>Orlando Palmeiro, L</b> OBP: 0.403, SLG: 0.485 (1, 7)	G5-3									5	0	1	0	0	1	2	<b>Cleveland Indians @ Anaheim Angels</b> Edison International Field, Anaheim, CA Wed Aug 05 1998, 6:33 AM EDT Att: 43,104 - Sunny - 88 F				
<b>Randy Velarde, R</b> OBP: 0.450, SLG: 0.778 (1, 4)	K									5	0	1	0	0	4	0					
<b>16 Garret Anderson, L</b> OBP: 0.350, SLG: 0.506 (1, 9)										5	0	1	0	0	0	0					
<b>Tim Salmon, R</b> OBP: 0.410, SLG: 0.545 <b>Norberto Martin, R</b> OBP: 0.236, SLG: 0.246 (9, PR) (1, 10)										4	2	3	1	1	1	0					
<b>Jim Edmonds, L</b> OBP: 0.359, SLG: 0.487 (1, 8)	L6									3	1	0	0	2	0	2					
<b>Dave Hollins, S</b> OBP: 0.340, SLG: 0.396 (1, 3)										4	2	2	3	1	0	3					
<b>Troy Glaus, R</b> OBP: 0.333, SLG: 0.455 (1, 5)										4	0	2	0	0	0	1					
<b>Matt Walbeck, S</b> OBP: 0.299, SLG: 0.347 (1, 2)										3	0	0	1	0	3	1					
<b>Gary Disarcina, R</b> OBP: 0.330, SLG: 0.401 (1, 6)										4	0	1	0	0	0	2					
<b>Inning Stats</b>	R: 0 E: 0 K: 1 S: 13	H: 1 LOB: 2 BB: 1 P: 23	R: 1 E: 0 K: 0 S: 8	H: 1 LOB: 1 BB: 1 P: 16	R: 2 E: 0 K: 1 S: 12	H: 2 LOB: 1 BB: 1 P: 20	R: 0 E: 0 K: 1 S: 10	H: 2 LOB: 2 BB: 0 P: 16	R: 0 E: 0 K: 2 S: 10	H: 0 LOB: 0 BB: 0 P: 15	R: 1 E: 0 K: 1 S: 8	H: 2 LOB: 1 BB: 0 P: 14	R: 0 E: 0 K: 1 S: 12	H: 1 LOB: 1 BB: 0 P: 19	R: 0 E: 1 K: 1 S: 15	H: 1 LOB: 3 BB: 1 P: 30	1B: 3 2B: 5 3B: 1 HR: 2	SF: 1 SAC: 0 DP: 0 HBP: 0	WP: 0 PB: 0 SB: 0 CS: 0	PA: 42	
<b>PITCHER</b>	IP	WLS	BF	H	R	ER	SO	BB	IBB	HBP	BLK	WP	HR	S	P	ERA	WHIP				
<b>Bartolo Colon, R</b> ERA: 3.03 (1, 1)	6.0		28	8	4	4	6	3	0	0	0	0	0	60	101	6.00	1.833				
<b>Paul Shuey, R</b> ERA: 2.26 (7, 1)	2.0	W	8	2	1	1	2	0	0	0	0	0	1	20	33	4.50	1.000				
<b>Michael Jackson, R</b> ERA: 2.15 (9, 1)	0.2		4	1	0	0	1	0	0	0	0	0	0	11	21	0.00	1.500				
<b>Paul Assenmacher, L</b> ERA: 3.19 (9, 1)	0.1	S	2	0	0	0	0	1	0	0	0	0	0	4	9	0.00	3.000				

AB	37
R	5
H	11
RBI	5
BB	4
SO	9
LOB	11





Batter	1	2	3	4	5	6	7	8	9	AB	R	H	RBI	BB	SO	LOB	TOP								
<b>Kenny Lofton, L</b> OBP: 0.364, SLG: 0.413 (1, 8)	1-3 K		2-1 G6-3			2-1 P8	4-0 BB			3	0	0	0	1	1	0	<b>Cleveland Indians @ Tampa Bay Devil Rays</b> Tropicana Field, St. Petersburg, FL Fri Aug 07 1998, 7:05 PM EDT Att: 29,590 - Dome - 72 F <a href="http://livebaseballscorecards.com">livebaseballscorecards.com</a>								
<b>Omar Vizquel, S</b> OBP: 0.346, SLG: 0.348 (1, 6)	2-2 P9		4-1 BB			1-1 G5-3	2-3 K			3	0	0	0	1	1	2									
<b>Manny Ramirez, R</b> OBP: 0.367, SLG: 0.564 (1, 9)	4-2 BB		1-0 F7			1-2 G5-3		2-1 G3		3	0	0	0	1	0	1									
<b>Jim Thome, L</b> OBP: 0.420, SLG: 0.614 <b>David Bell, R</b> (7, PR) OBP: 0.313, SLG: 0.441 (7, 5)	1-3 K			1-1 G3			1-0 2B 1B HBP	1-2 G6-3		2	0	0	0	0	1	1									
<b>Travis Fryman, R</b> OBP: 0.336, SLG: 0.513 (1, 10)		2-1 G6-4-3 1B		0-1 F8			0-0 1B 2B	1-3 K		4	1	2	0	0	1	0									
<b>Mark Whiten, S</b> OBP: 0.386, SLG: 0.434 (1, 7)		3-2 G6-4-3 1-2F		3-2 G6-3			4-1 SH5-4 1B BB	2-2 2-6 1B		3	1	1	0	1	0	1									
<b>Jeff Manto, R</b> OBP: 0.321, SLG: 0.404 (7, 3)		1-1 HR		4-0 CS BB		1-0 SH5-4 1B		1-1 F2		3	2	2	3	1	0	1									
<b>Sandy Alomar Jr., R</b> OBP: 0.285, SLG: 0.372 (1, 2)		0-0 G4-3		3-3 K		1-2 SH5-4		1-3 K		3	0	0	0	0	2	2									
<b>Enrique Wilson, S</b> OBP: 0.375, SLG: 0.478 (1, 4)			3-1 F7		1-0 G6-3		1-0 CS 1B	2-1 2-6		3	0	1	2	0	0	0									
<b>Inning Stats</b>	R: 0 E: 0 K: 2 S: 11	H: 0 LOB: 1 BB: 1 P: 19	R: 1 E: 0 K: 0 S: 8	H: 2 LOB: 0 BB: 0 P: 14	R: 0 E: 0 K: 0 S: 6	H: 0 LOB: 0 BB: 1 P: 16	R: 0 E: 0 K: 0 S: 7	H: 0 LOB: 0 BB: 0 P: 11	R: 0 E: 0 K: 1 S: 4	H: 0 LOB: 0 BB: 1 P: 12	R: 4 E: 0 K: 1 S: 9	H: 3 LOB: 1 BB: 2 P: 23	R: 0 E: 0 K: 1 S: 8	H: 0 LOB: 0 BB: 0 P: 12	R: 0 E: 0 K: 1 S: 12	H: 1 LOB: 1 BB: 0 P: 18	1B: 4 2B: 1 3B: 0 HR: 1	SF: 0 SAC: 1 DP: 1 HBP: 1	WP: 0 PB: 0 SB: 0 CS: 2	PA: 35					
<b>PITCHER</b>	IP	WLS	BF	H	R	ER	SO	BB	IBB	HBP	BLK	WP	HR	S	P	ERA	WHIP								
<b>Wilson Alvarez, L</b> ERA: 5.22 (1, 1)	6.1	L	27	5	5	5	3	4	0	1	0	0	1	48	96	7.11	1.421								
<b>Esteban Yan, R</b> ERA: 4.03 (7, 1)	1.2		5	0	0	0	2	1	0	0	0	0	0	12	22	0.00	0.600								
<b>Dennis Springer, R</b> ERA: 5.61 (9, 1)	1.0		4	1	0	0	1	0	0	0	0	0	0	12	18	0.00	1.000								

Batter	1	2	3	4	5	6	7	8	9	AB	R	H	RBI	BB	SO	LOB	BOTTOM								
<b>Randy Winn, S</b> OBP: 0.397, SLG: 0.429 (1, 8)	2-3 K		1-3 K			0-0 G4-3		0-3 K		4	0	0	0	0	3	1	<b>Cleveland Indians @ Tampa Bay Devil Rays</b> Tropicana Field, St. Petersburg, FL Fri Aug 07 1998, 7:05 PM EDT Att: 29,590 - Dome - 72 F <a href="http://livebaseballscorecards.com">livebaseballscorecards.com</a>								
<b>Wade Boggs, L</b> OBP: 0.341, SLG: 0.408 (1, 5)	4-2 BB		3-1 L9			2-1 1B		1-0 F7		3	0	1	0	1	0	1									
<b>Quinton McCracken, S</b> OBP: 0.327, SLG: 0.412 (1, 7)	0-1 F8		0-2 G4-3			1-1 S 1B		0-1 G5-3		4	0	1	0	0	0	2									
<b>Fred McGriff, L</b> OBP: 0.353, SLG: 0.410 (1, 3)	0-0 G4-3			3-2 G3-1		2-3 K		2-3 K		4	0	0	0	0	1	3									
<b>Bubba Trammell, R</b> OBP: 0.351, SLG: 0.545 (1, 9)		3-3 K		0-0 F8		1-2 F7		1-0 1B		4	0	1	0	0	1	2									
<b>Paul Sorrento, L</b> OBP: 0.302, SLG: 0.417 (1, 10)		0-3 K		2-0 F2			3-2 G3-1		1-3 K	4	0	0	0	0	2	1									
<b>Miguel Cairo, R</b> OBP: 0.323, SLG: 0.394 (1, 4)		1-0 G6-3		3-1 CS 1B		4-0 BB		0-0 G5-3		3	0	1	0	1	0	1									
<b>John Flaherty, R</b> OBP: 0.245, SLG: 0.254 (1, 2)			2-1 WP 2B 1B		0-3 K		0-0 P6			3	1	1	0	0	1	2									
<b>Kevin Stocker, S</b> OBP: 0.287, SLG: 0.327 (1, 6)			2-0 L9 1-H 2B		2-0 F7		3-3 K			3	0	1	1	0	1	2									
<b>Inning Stats</b>	R: 0 E: 0 K: 1 S: 9	H: 0 LOB: 1 BB: 1 P: 15	R: 0 E: 0 K: 2 S: 7	H: 0 LOB: 0 BB: 0 P: 11	R: 1 E: 0 K: 1 S: 11	H: 2 LOB: 1 BB: 0 P: 19	R: 0 E: 0 K: 0 S: 5	H: 0 LOB: 0 BB: 0 P: 10	R: 0 E: 0 K: 1 S: 6	H: 1 LOB: 0 BB: 0 P: 11	R: 0 E: 0 K: 1 S: 9	H: 2 LOB: 2 BB: 0 P: 14	R: 0 E: 0 K: 1 S: 8	H: 0 LOB: 1 BB: 1 P: 18	R: 0 E: 0 K: 1 S: 6	H: 0 LOB: 0 BB: 0 P: 7	R: 0 E: 0 K: 1 S: 6	H: 1 LOB: 1 BB: 0 P: 8	1B: 4 2B: 2 3B: 0 HR: 0	SF: 0 SAC: 0 DP: 0 HBP: 0	WP: 1 PB: 0 SB: 1 CS: 1	PA: 34			
<b>PITCHER</b>	IP	WLS	BF	H	R	ER	SO	BB	IBB	HBP	BLK	WP	HR	S	P	ERA	WHIP								
<b>Dwight Gooden, R</b> ERA: 4.12 (1, 1)	6.1	W	25	5	1	1	6	2	0	0	0	0	0	51	91	1.42	1.105								
<b>Steve Reed, R</b> ERA: 1.66 (7, 1)	0.2		2	0	0	0	1	0	0	0	0	0	0	4	7	0.00	0.000								
<b>Paul Assenmacher, L</b> ERA: 3.03 (8, 1)	2.0		7	1	0	0	2	0	0	0	0	0	0	12	15	0.00	0.500								



Batter	1	2	3	4	5	6	7	8	9	AB	R	H	RBI	BB	SO	LOB	TOP					
<b>Kenny Lofton, L</b> OBP: 0.364, SLG: 0.414 (1, 8)	1-1 G3	1-1 G3			1-1 2B		0-0 G3		4-1 1B BB	4	0	1	0	1	0	1	<b>Cleveland Indians @ Tampa Bay Devil Rays</b> Tropicana Field, St. Petersburg, FL Sat Aug 08 1998, 7:05 PM EDT Att: 35,283 - Dome - 72 F <a href="http://livebaseballscorecards.com">livebaseballscorecards.com</a>					
<b>Omar Vizquel, S</b> OBP: 0.348, SLG: 0.347 (1, 6)	0-3 K		3-2 G4-3		1-3 K		1-0 F8	2-2 1B 2-H	5	0	1	1	0	2	2							
<b>David Justice, L</b> OBP: 0.352, SLG: 0.477 (1, 10)	2-1 F5		0-2 F8		2-3 K		4-1 PB FC6-4 BB	0-0 G3	4	1	0	0	1	1	4							
<b>Manny Ramirez, R</b> OBP: 0.368, SLG: 0.566 (1, 9)		3-1 1B 1B 2B	1-3 K		1-3 K		3-2 FC6-4 PB CS 1B		4	1	2	0	0	2	0							
<b>Brian Giles, L</b> OBP: 0.413, SLG: 0.513 (1, 7)		2-2 1B 1B 1B		2-2 G6-3		2-2 HR	4-2 FC6-4	1-2 2-3 IBB	3	2	2	1	1	0	0							
<b>Sandy Alomar Jr., R</b> OBP: 0.284, SLG: 0.371 (1, 2)		2-0 P6		2-1 G6-3		1-1 G5-4-3 1B	0-0 FC6-4	1-2 2-3 3-H	4	0	1	1	0	0	4							
<b>Jeff Manto, R</b> OBP: 0.316, SLG: 0.392 (1, 3)		0-2 1B SF7 1B		3-2 F8		2-1 G5-4-3 1B	1-0 CS	0-0 F7	4	1	1	1	0	0	1							
<b>David Bell, R</b> OBP: 0.322, SLG: 0.448 (1, 5)		1-3 3-H 1B		0-2 2B 1B		0-1 1B	0-2 FC4	1-2 1B	4	0	4	1	0	0	0							
<b>Enrique Wilson, S</b> OBP: 0.321, SLG: 0.423 (1, 4)		1-0 SF7 3-H		0-3 K		0-0 F5	0-2 FC4 BB 1B		3	1	0	1	0	1	2							
<b>Inning Stats</b>	R: 0 E: 0 K: 1 S: 7	H: 0 LOB: 0 BB: 0 P: 10	R: 3 E: 0 K: 0 S: 15	H: 4 LOB: 1 BB: 0 P: 25	R: 0 E: 0 K: 1 S: 10	H: 0 LOB: 0 BB: 0 P: 14	R: 0 E: 0 K: 0 S: 9	H: 0 LOB: 0 BB: 0 P: 16	R: 0 E: 0 K: 1 S: 14	H: 2 LOB: 2 BB: 0 P: 18	R: 1 E: 0 K: 0 S: 10	H: 2 LOB: 0 BB: 0 P: 16	R: 0 E: 0 K: 0 S: 4	H: 1 LOB: 0 BB: 0 P: 4	R: 1 E: 0 K: 0 S: 10	H: 1 LOB: 1 BB: 2 P: 23	R: 1 E: 0 K: 0 S: 15	H: 2 LOB: 2 BB: 1 P: 21	1B: 9 2B: 2 3B: 0 HR: 1	SF: 1 SAC: 0 DP: 1 HBP: 0	WP: 0 PB: 1 CS: 0	PA: 40
<b>PITCHER</b>	IP	WLS	BF	H	R	ER	SO	BB	IBB	HBP	BLK	WP	HR	S	P	ERA	WHIP					
<b>Bryan Rekar, R</b> ERA: 5.45	(1, 1)	7.0	L	28	9	4	4	6	0	0	0	0	0	1	69	103	5.14	1.286				
<b>Scott Aldred, L</b> ERA: 3.6	(8, 1)	0.1		2	0	1	1	0	1	0	0	0	0	0	2	7	27.00	3.000				
<b>Rick White, R</b> ERA: 3.8	(8, 1)	0.2		3	1	0	0	0	0	1	0	0	0	8	16	0.00	1.500					
<b>Roberto Hernandez, R</b> ERA: 4.28	(9, 1)	1.0		6	2	1	1	0	1	0	0	0	0	0	15	21	9.00	3.000				

Batter	1	2	3	4	5	6	7	8	9	AB	R	H	RBI	BB	SO	LOB	BOTTOM					
<b>Quinton McCracken, S</b> OBP: 0.324, SLG: 0.409 (1, 8)	0-0 F8		0-0 G1-3			1-1 G3		2-2 G6-3 3-H		4	0	0	0	0	0	0	<b>Cleveland Indians @ Tampa Bay Devil Rays</b> Tropicana Field, St. Petersburg, FL Sat Aug 08 1998, 7:05 PM EDT Att: 35,283 - Dome - 72 F <a href="http://livebaseballscorecards.com">livebaseballscorecards.com</a>					
<b>Wade Boggs, L</b> OBP: 0.338, SLG: 0.405 (1, 5)	2-1 F8		1-1 1B		2-1 F8		2-1 F8	2-1 F8	4	0	1	0	0	0	0							
<b>Mike Kelly, R</b> OBP: 0.301, SLG: 0.417 (1, 9)	2-3 K		1-1 G4-3		1-1 F6		2-2 F3		4	0	0	0	0	1	1							
<b>Fred McGriff, L</b> OBP: 0.350, SLG: 0.406 (1, 3)		1-2 G5-3		0-0 G4-3		1-0 G4-3		3-2 G4-3	4	0	0	0	0	0	0							
<b>Bubba Trammell, R</b> OBP: 0.350, SLG: 0.571 (1, 7)		0-2 HR		0-1 F8		0-0 F7		3-1 1-1 1-0 0-0	3	1	1	1	0	0	0							
<b>Paul Sorrento, L</b> OBP: 0.303, SLG: 0.415 (1, 10)		4-2 FC6-4 BB		1-2 G4-3		0-0 F7		2-0 0-0 0-0 0-0	2	0	0	0	1	0	0							
<b>Miguel Cairo, R</b> OBP: 0.321, SLG: 0.390 (1, 4)		2-0 FC6-4 1-2		1-2 G4-3		1-2 G6-3		3-0 0-0 0-0 0-0	3	0	0	0	0	0	1							
<b>Mike DiFelice, R</b> OBP: 0.269, SLG: 0.332 (1, 2)		3-2 G5-3		0-0 F9		0-1 PB 3B		3-1 1-0 0-0 0-0	3	1	1	0	0	0	1							
<b>Kevin Stocker, S</b> OBP: 0.284, SLG: 0.323 (1, 6)			0-1 G3		1-3 K		1-3 K		3	0	0	0	0	2	1							
<b>Inning Stats</b>	R: 0 E: 0 K: 1 S: 6	H: 0 LOB: 0 BB: 0 P: 10	R: 1 E: 0 K: 0 S: 13	H: 1 LOB: 1 BB: 1 P: 23	R: 0 E: 0 K: 0 S: 7	H: 1 LOB: 1 BB: 0 P: 9	R: 0 E: 0 K: 0 S: 7	H: 0 LOB: 0 BB: 0 P: 8	R: 0 E: 0 K: 1 S: 7	H: 0 LOB: 0 BB: 0 P: 9	R: 0 E: 0 K: 0 S: 6	H: 0 LOB: 0 BB: 0 P: 10	R: 0 E: 0 K: 0 S: 3	H: 0 LOB: 0 BB: 0 P: 4	R: 1 E: 0 K: 1 S: 13	H: 1 LOB: 0 BB: 0 P: 17	R: 0 E: 0 K: 0 S: 8	H: 0 LOB: 0 BB: 0 P: 15	1B: 1 2B: 0 3B: 1 HR: 1	SF: 0 SAC: 0 DP: 0 HBP: 0	WP: 0 PB: 1 CS: 0	PA: 31
<b>PITCHER</b>	IP	WLS	BF	H	R	ER	SO	BB	IBB	HBP	BLK	WP	HR	S	P	ERA	WHIP					
<b>Charles Nagy, R</b> ERA: 5.24	(1, 1)	8.0	W	28	3	2	1	3	0	0	0	0	0	1	62	90	1.12	0.500				
<b>Michael Jackson, R</b> ERA: 2.14	(9, 1)	1.0		3	0	0	0	0	0	0	0	0	0	8	15	0.00	0.000					





Batter	1	2	3	4	5	6	7	8	9	AB	R	H	RBI	BB	SO	LOB	TOP								
<b>Kenny Lofton, L</b> OBP: 0.362, SLG: 0.410 (1, 8)										4	0	0	0	0	2	1	<b>Cleveland Indians @ Tampa Bay Devil Rays</b> Tropicana Field, St. Petersburg, FL Sun Aug 09 1998, 3:33 AM EDT Att: 34,666 - Dome - 72 F <a href="http://livebaseballscorecards.com">livebaseballscorecards.com</a>								
<b>Omar Vizquel, S</b> OBP: 0.346, SLG: 0.346 (1, 6)										3	0	1	0	1	1	0									
<b>David Justice, L</b> OBP: 0.351, SLG: 0.474 (1, 10)										3	0	0	0	1	1	2									
<b>Manny Ramirez, R</b> OBP: 0.367, SLG: 0.562 (1, 9)											3	0	0	0	1	1									
<b>Brian Giles, L</b> OBP: 0.418, SLG: 0.511 (1, 7)											1	1	0	0	1	1		0							
<b>Jeff Manto, R</b> OBP: 0.295, SLG: 0.364 (1, 5)											4	0	0	0	0	1		5							
<b>Richie Sexson, R</b> OBP: 0.333, SLG: 0.444 (1, 3)											3	0	3	0	0	0		0							
<b>David Bell, R</b> OBP: 0.320, SLG: 0.445 (1, 4)										2	0	0	1	0	0	2									
<b>Pat Borders, R</b> OBP: 0.294, SLG: 0.277 (1, 2)										3	0	0	0	0	0	2									
<b>Inning Stats</b>	R: 0 E: 0 K: 3 S: 14	H: 0 LOB: 1 BB: 1 P: 23	R: 1 E: 0 K: 0 S: 12	H: 1 LOB: 1 BB: 0 P: 20	R: 0 E: 0 K: 1 S: 7	H: 0 LOB: 0 BB: 0 P: 15	R: 0 E: 0 K: 1 S: 9	H: 0 LOB: 0 BB: 0 P: 14	R: 0 E: 0 K: 0 S: 7	H: 1 LOB: 1 BB: 0 P: 11	R: 0 E: 0 K: 1 S: 9	H: 1 LOB: 2 BB: 2 P: 21	R: 0 E: 0 K: 0 S: 3	H: 1 LOB: 0 BB: 0 P: 3	R: 0 E: 0 K: 1 S: 9	H: 0 LOB: 0 BB: 1 P: 16	R: 0 E: 0 K: 0 S: 4	H: 0 LOB: 0 BB: 0 P: 8	1B: 3 2B: 1 3B: 0 HR: 0	SF: 0 SAC: 1 DP: 3 HBP: 2	WP: 1 PB: 0 CS: 0	PA: 34			
<b>PITCHER</b>	IP	WLS	BF	H	R	ER	SO	BB	IBB	HBP	BLK	WP	HR	S	P	ERA	WHIP								
<b>Rolando Arroyo, R</b> ERA: 3.29 (1, 1)	8.0		30	4	1	1	7	3	1	1	0	1	0	70	123	1.12	0.875								
<b>Jim Mecir, R</b> ERA: 3.05 (9, 1)	1.0	W	3	0	0	0	0	0	0	1	0	0	0	4	8	0.00	0.000								

Batter	1	2	3	4	5	6	7	8	9	AB	R	H	RBI	BB	SO	LOB	BOTTOM								
<b>Randy Winn, S</b> OBP: 0.394, SLG: 0.425 (1, 8)										4	0	1	0	0	0	2	<b>Cleveland Indians @ Tampa Bay Devil Rays</b> Tropicana Field, St. Petersburg, FL Sun Aug 09 1998, 3:33 AM EDT Att: 34,666 - Dome - 72 F <a href="http://livebaseballscorecards.com">livebaseballscorecards.com</a>								
<b>Miguel Cairo, R</b> OBP: 0.320, SLG: 0.392 (1, 4)										4	0	1	0	0	1	3									
<b>Bobby Smith, R</b> OBP: 0.359, SLG: 0.439 (1, 5)										4	0	1	0	0	3	2									
<b>Fred McGriff, L</b> OBP: 0.353, SLG: 0.411 (1, 3)										3	1	2	0	1	0	1									
<b>Bubba Trammell, R</b> OBP: 0.337, SLG: 0.547 (1, 9)										4	0	0	0	0	0	5									
<b>Paul Sorrento, L</b> OBP: 0.303, SLG: 0.414 (1, 10)										3	0	1	1	0	1	1									
<b>Mike Kelly, R</b> OBP: 0.300, SLG: 0.415 (8, FH)										1	0	0	0	0	1	2									
<b>Quinton McCracken, S</b> OBP: 0.324, SLG: 0.407 (1, 7)											4	1	1	0	0	1									
<b>Aaron Ledesma, R</b> OBP: 0.365, SLG: 0.401 (1, 6)											4	0	1	0	0	1	2								
<b>John Flaherty, R</b> OBP: 0.255, SLG: 0.265 (1, 2)											3	0	2	1	1	0	1								
<b>Inning Stats</b>	R: 0 E: 0 K: 2 S: 9	H: 0 LOB: 0 BB: 0 P: 15	R: 1 E: 0 K: 0 S: 8	H: 2 LOB: 1 BB: 0 P: 13	R: 0 E: 0 K: 1 S: 9	H: 1 LOB: 1 BB: 0 P: 13	R: 0 E: 0 K: 1 S: 8	H: 1 LOB: 2 BB: 0 P: 11	R: 0 E: 0 K: 0 S: 7	H: 1 LOB: 1 BB: 0 P: 14	R: 0 E: 0 K: 0 S: 10	H: 0 LOB: 1 BB: 1 P: 16	R: 0 E: 0 K: 2 S: 12	H: 1 LOB: 2 BB: 1 P: 21	R: 0 E: 0 K: 1 S: 8	H: 2 LOB: 1 BB: 0 P: 13	1B: 7 2B: 3 3B: 0 HR: 0	SF: 0 SAC: 0 DP: 1 HBP: 0	WP: 1 PB: 0 CS: 0	PA: 36					
<b>PITCHER</b>	IP	WLS	BF	H	R	ER	SO	BB	IBB	HBP	BLK	WP	HR	S	P	ERA	WHIP								
<b>Jaret Wright, R</b> ERA: 4.74 (1, 1)	7.2		32	8	1	1	6	1	1	0	0	0	0	72	120	1.17	1.174								
<b>Paul Assenmacher, L</b> ERA: 3.23 (8, 1)	0.1	L	2	1	1	1	1	0	0	0	0	0	0	6	8	27.00	3.000								
<b>Paul Shuey, R</b> ERA: 2.25 (9, 1)	0.1		2	1	0	0	1	0	0	0	0	0	0	5	9	0.00	3.000								



Batter	1	2	3	4	5	6	7	8	9	AB	R	H	RBI	BB	SO	LOB	TOP								
Tom Goodwin, L (1, 8) OBP: 0.380, SLG: 0.326										3	0	2	1	1	0	0									
Mark McLemore, S (1, 4) OBP: 0.392, SLG: 0.339										3	0	0	0	0	0	3									
29 Rusty Greer, L (1, 7) OBP: 0.389, SLG: 0.432										3	0	0	0	0	0	3									
Mike Simms, R (1, 9) OBP: 0.405, SLG: 0.698 Roberto Kelly, R (9, 9) OBP: 0.324, SLG: 0.500										3	1	2	1	1	0	2									
Will Clark, L (1, 3) OBP: 0.384, SLG: 0.496										4	0	2	0	0	1	2									
Ivan Rodriguez, R (1, 2) OBP: 0.387, SLG: 0.501										4	0	0	0	0	1	6									
Todd Zeile, R (1, 5) OBP: 0.350, SLG: 0.438											4	1	1	0	0	1									
Luis Alicaia, S (1, 10) OBP: 0.361, SLG: 0.421											4	0	0	0	0	1									
Royce Clayton, R (1, 6) OBP: 0.310, SLG: 0.333											4	0	1	0	0	2									
<b>Inning Stats</b>	R: 0 E: 0 K: 0 S: 10	H: 1 LOB: 0 BB: 0 P: 16	R: 0 E: 0 K: 0 S: 9	H: 0 LOB: 1 BB: 1 P: 19	R: 0 E: 0 K: 0 S: 6	H: 0 LOB: 0 BB: 0 P: 11	R: 1 E: 0 K: 0 S: 8	H: 2 LOB: 1 BB: 0 P: 13	R: 1 E: 0 K: 0 S: 11	H: 2 LOB: 2 BB: 0 P: 16	R: 0 E: 0 K: 0 S: 7	H: 1 LOB: 0 BB: 0 P: 10	R: 0 E: 0 K: 0 S: 8	H: 1 LOB: 0 BB: 0 P: 14	R: 0 E: 0 K: 1 S: 11	H: 1 LOB: 3 BB: 0 P: 20	R: 0 E: 0 K: 1 S: 9	H: 0 LOB: 0 BB: 0 P: 13	1B: 5 2B: 3 3B: 0 HR: 1	SF: 0 SAC: 1 DP: 1 HBP: 1	WP: 0 PB: 0 SB: 0 CS: 2	PA: 37			
<b>PITCHER</b>	IP	WLS	BF	H	R	ER	SO	BB	IBB	HBP	BLK	WP	HR	S	P	ERA	WHIP								
Steve Karsay, R (1, 1) ERA: 5.4	6.2	L	27	7	2	2	1	1	0	0	0	0	1	58	97	2.70	1.200								
Ron Villone, L (7, 1) ERA: 4.91	0.2		3	0	0	0	0	1	0	1	0	0	0	4	13	0.00	1.500								
Doug Jones, R (8, 1) ERA: 4.82	1.2		6	1	0	0	2	0	0	0	0	0	0	17	22	0.00	0.600								

Texas Rangers @ Cleveland Indians  
Jacobs Field, Cleveland, OH  
Tue Aug 11 1998, 7:05 PM EDT  
Att: 42,992 - Cloudy - 76 F

AB 32  
R 2  
H 8  
RBI 2  
BB 2  
SO 3  
LOB 20



Batter	1	2	3	4	5	6	7	8	9	AB	R	H	RBI	BB	SO	LOB	BOTTOM								
Kenny Lofton, L (1, 8) OBP: 0.361, SLG: 0.411										4	0	1	0	0	1	2									
Omar Vizquel, S (1, 6) OBP: 0.350, SLG: 0.350										4	0	2	0	0	0	2									
David Justice, L (1, 10) OBP: 0.349, SLG: 0.469											4	0	0	0	0	3									
Manny Ramirez, R (1, 9) OBP: 0.364, SLG: 0.556											4	0	0	0	2	2									
Brian Giles, L (1, 7) OBP: 0.419, SLG: 0.507											2	0	0	0	2	1									
Richie Sexson, R (1, 3) OBP: 0.273, SLG: 0.364										4	0	0	0	0	0	2									
Sandy Alomar Jr., R (1, 2) OBP: 0.285, SLG: 0.370										3	0	1	0	0	0	0									
Jeff Manto, R (1, 5) OBP: 0.313, SLG: 0.431										3	1	2	1	0	0	1									
Enrique Wilson, S (1, 4) OBP: 0.300, SLG: 0.393 Mark Whiten, S (8, PH) OBP: 0.390, SLG: 0.438 David Bell, R (9, 4) OBP: 0.320, SLG: 0.445										2	0	0	0	0	0	1									
<b>Inning Stats</b>	R: 0 E: 0 K: 1 S: 8	H: 1 LOB: 1 BB: 0 P: 9	R: 0 E: 0 K: 0 S: 7	H: 0 LOB: 0 BB: 1 P: 12	R: 0 E: 0 K: 0 S: 13	H: 1 LOB: 0 BB: 0 P: 22	R: 0 E: 0 K: 1 S: 6	H: 1 LOB: 1 BB: 0 P: 6	R: 0 E: 0 K: 0 S: 3	H: 1 LOB: 0 BB: 0 P: 6	R: 0 E: 0 K: 0 S: 7	H: 1 LOB: 1 BB: 0 P: 12	R: 0 E: 0 K: 1 S: 7	H: 0 LOB: 0 BB: 0 P: 11	R: 1 E: 0 K: 0 S: 13	H: 2 LOB: 1 BB: 0 P: 19	R: 0 E: 0 K: 1 S: 6	H: 0 LOB: 1 BB: 1 P: 12	1B: 4 2B: 2 3B: 0 HR: 1	SF: 0 SAC: 0 DP: 3 HBP: 0	WP: 0 PB: 0 SB: 0 CS: 0	PA: 33			
<b>PITCHER</b>	IP	WLS	BF	H	R	ER	SO	BB	IBB	HBP	BLK	WP	HR	S	P	ERA	WHIP								
Esteban Loaiza, R (1, 1) ERA: 4.13	7.1	W	27	7	1	1	3	1	0	0	0	0	1	58	87	1.23	1.091								
Xavier Hernandez, R (8, 1) ERA: 2.4	0.2		2	0	0	0	0	0	0	0	0	0	0	6	10	0.00	0.000								
John Wetteland, R (9, 1) ERA: 1.56	1.0	S	4	0	0	0	1	1	0	0	0	0	0	6	12	0.00	1.000								

Texas Rangers @ Cleveland Indians  
Jacobs Field, Cleveland, OH  
Tue Aug 11 1998, 7:05 PM EDT  
Att: 42,992 - Cloudy - 76 F

AB 31  
R 1  
H 7  
RBI 1  
BB 2  
SO 4  
LOB 14





Batter	1	2	3	4	5	6	7	8	9	AB	R	H	RBI	BB	SO	LOB	TOP										
Tom Goodwin, L (1, 8) OBP: 0.379, SLG: 0.326	L3	K		SH1-4		B1-3		1B		4	0	1	0	0	1	4	<b>Texas Rangers @ Cleveland Indians</b> Jacobs Field, Cleveland, OH Wed Aug 12 1998, 7:05 PM EDT Att: 43,247 - Unknown - 72 F										
Mark McLemore, S (1, 4) OBP: 0.392, SLG: 0.338	F8	29 FC4-6 BB		K		G6-3		1B		4	0	1	1	1	1	3											
29 Rusty Greer, L (1, 7) OBP: 0.387, SLG: 0.429	F9	FC4-6		K				G4-3		5	0	1	0	0	1	7											
Mike Simms, R (1, 10)		2B 1B		FC5-4		FC6-4		F9		4	1	3	0	1	0	1											
Will Clark, L (1, 3) OBP: 0.347, SLG: 0.498	1B E 2B			K		F9		G4-6-3		5	1	2	0	0	1	3											
Ivan Rodriguez, R (1, 2) OBP: 0.385, SLG: 0.498	1B E BB 1B	FC5-4		K		K		P4		5	1	1	1	0	2	4											
Todd Zeile, R (1, 5) OBP: 0.347, SLG: 0.434	E6 BB 1B			K		FC6-4		L7		4	0	0	1	0	1	5											
Roberto Kelly, R (1, 9) OBP: 0.322, SLG: 0.491	P9			SH1-4 BB		E6 B1-3 SH1-4		P3		3	0	0	0	1	0	2											
Royce Clayton, R (1, 6) OBP: 0.312, SLG: 0.336	BB 1B			SH1-4		SH1-4		F8		3	0	2	0	0	0	0											
<b>Inning Stats</b>	R: 0 E: 0 K: 0 S: 6	H: 0 LOB: 0 BB: 0 P: 11	R: 3 E: 1 K: 1 S: 19	H: 4 LOB: 3 BB: 1 P: 31	R: 0 E: 0 K: 2 S: 9	H: 1 LOB: 1 BB: 0 P: 13	R: 0 E: 0 K: 2 S: 10	H: 1 LOB: 1 BB: 1 P: 21	R: 0 E: 0 K: 1 S: 13	H: 1 LOB: 1 BB: 0 P: 18	R: 0 E: 1 K: 0 S: 7	H: 0 LOB: 1 BB: 0 P: 9	R: 0 E: 0 K: 1 S: 13	H: 2 LOB: 2 BB: 0 P: 19	R: 0 E: 0 K: 0 S: 18	H: 2 LOB: 2 BB: 1 P: 28	R: 0 E: 0 K: 0 S: 10	H: 0 LOB: 0 BB: 1 P: 16	1B: 10 2B: 1 3B: 0 HR: 0	SF: 0 SAC: 2 DP: 1 HBP: 0	WP: 0 PB: 0 SB: 0 CS: 0	PA: 42					
<b>PITCHER</b>	IP	WLS	BF	H	R	ER	SO	BB	IBB	HBP	BLK	WP	HR	S	P	ERA	WHIP										
Bartolo Colon, R (1, 1) ERA: 3.03	6.0	W	29	7	3	2	6	2	0	0	0	0	0	64	103	3.00	1.500										
Steve Reed, R (7, 1) ERA: 1.62	1.2		7	2	0	0	1	0	0	0	0	0	0	20	29	0.00	1.200										
Paul Assenmacher, L (8, 1) ERA: 3.2	0.1		3	2	0	0	0	0	0	0	0	0	0	11	18	0.00	6.000										
Michael Jackson, R (9, 1) ERA: 2.09	1.0	S	3	0	0	0	0	1	0	0	0	0	0	10	16	0.00	1.000										
<b>Batter</b>	<b>1</b>	<b>2</b>	<b>3</b>	<b>4</b>	<b>5</b>	<b>6</b>	<b>7</b>	<b>8</b>	<b>9</b>	<b>AB</b>	<b>R</b>	<b>H</b>	<b>RBI</b>	<b>BB</b>	<b>SO</b>	<b>LOB</b>	<b>BOTTOM</b>										
Kenny Lofton, L (1, 8) OBP: 0.363, SLG: 0.416	P6	WP BB		2B SF8 2B		G3				4	1	2	1	1	0	1	<b>Texas Rangers @ Cleveland Indians</b> Jacobs Field, Cleveland, OH Wed Aug 12 1998, 7:05 PM EDT Att: 43,247 - Unknown - 72 F										
Omar Vizquel, S (1, 6) OBP: 0.351, SLG: 0.351	1B S BB	F9		SF8 2B		L8		K		4	1	1	0	1	1	4											
David Justice, L (1, 10) OBP: 0.347, SLG: 0.467	1B BB	G3		SF8		P8		G6-3		4	1	1	1	0	0	4											
Manny Ramirez, R (1, 9) OBP: 0.367, SLG: 0.558	1B			G6-3				K		4	1	2	1	1	1	1											
Brian Giles, L (1, 7) OBP: 0.417, SLG: 0.502	P5			G3-1		F8				4	0	1	0	0	0	6											
Travis Fryman, R (1, 5) OBP: 0.338, SLG: 0.516	FC5-4			G5-4-3		K				4	0	2	2	0	1	1											
Sandy Alomar Jr., R (1, 2) OBP: 0.282, SLG: 0.366	FC5-4			G6-3		G6-3		G6-3		4	0	0	0	0	0	3											
Richie Sexson, R (1, 3) OBP: 0.346, SLG: 0.400		WP BB 1B		G1-3		1B 2B HBP		2B 1B		3	2	2	0	0	0	1											
David Bell, R (1, 4) OBP: 0.322, SLG: 0.449	K			F8		2B 1B		2B		4	0	2	1	0	1	1											
<b>Inning Stats</b>	R: 2 E: 0 K: 0 S: 18	H: 3 LOB: 2 BB: 1 P: 30	R: 0 E: 0 K: 1 S: 10	H: 1 LOB: 1 BB: 1 P: 20	R: 1 E: 0 K: 0 S: 9	H: 2 LOB: 1 BB: 0 P: 10	R: 1 E: 0 K: 0 S: 8	H: 2 LOB: 1 BB: 0 P: 14	R: 0 E: 0 K: 0 S: 4	H: 1 LOB: 0 BB: 0 P: 8	R: 1 E: 0 K: 0 S: 13	H: 2 LOB: 3 BB: 1 P: 25	R: 1 E: 0 K: 1 S: 11	H: 2 LOB: 1 BB: 0 P: 15	R: 0 E: 0 K: 2 S: 8	H: 0 LOB: 0 BB: 0 P: 10	1B: 7 2B: 6 3B: 0 HR: 0	SF: 1 SAC: 0 DP: 1 HBP: 1	WP: 1 PB: 0 SB: 1 CS: 0	PA: 40							
<b>PITCHER</b>	IP	WLS	BF	H	R	ER	SO	BB	IBB	HBP	BLK	WP	HR	S	P	ERA	WHIP										
John Burkett, R (1, 1) ERA: 5.92	5.0	L	28	11	5	5	1	2	0	1	0	0	0	8	16	9.00	2.600										
Eric Gunderson, L (6, 1) ERA: 4.35	1.0		4	0	0	0	0	0	1	0	0	0	0	8	16	0.00	0.000										
Tim Crabtree, R (7, 1) ERA: 4.12	1.0		5	2	1	1	1	0	0	0	0	0	0	11	15	9.00	2.000										
Danny Patterson, R (8, 1) ERA: 3.95	1.0		3	0	0	0	2	0	0	0	0	0	0	8	10	0.00	0.000										







Batter	1	2	3	4	5	6	7	8	9	AB	R	H	RBI	BB	SO	LOB	TOP				
<b>Roberto Alomar, S</b> (1, 4) OBP: 0.373, SLG: 0.451										6	2	4	1	0	1	2					
<b>Brady Anderson, L</b> (1, 8) OBP: 0.343, SLG: 0.428										5	1	2	1	0	2	2					
<b>Rafael Palmeiro, L</b> (1, 3) OBP: 0.394, SLG: 0.606										4	2	1	1	1	0	3					
<b>Eric Davis, R</b> (1, 9) OBP: 0.384, SLG: 0.601										3	0	1	0	0	1	1					
<b>Willie Greene, L</b> (4, 9) OBP: 0.376, SLG: 0.442										2	1	1	1	1	0	1					
<b>Harold Baines, L</b> (1, 10) OBP: 0.384, SLG: 0.474										4	1	0	0	1	0	5					
<b>Cal Ripken Jr., R</b> (1, 5) OBP: 0.341, SLG: 0.386										4	1	2	2	0	0	2					
<b>Jeff Reboulet, R</b> (6, 5) OBP: 0.371, SLG: 0.354										0	1	0	0	1	0	0					
<b>B.J. Surhoff, L</b> (1, 7) OBP: 0.342, SLG: 0.468										3	1	1	0	1	2	1					
<b>Rich Becker, L</b> (8, PH) OBP: 0.356, SLG: 0.335										0	1	0	0	1	0	0					
<b>23 Chris Hoiles, R</b> (1, 2) OBP: 0.376, SLG: 0.498										5	2	3	8	0	1	1					
<b>Mike Bordick, R</b> (1, 6) OBP: 0.319, SLG: 0.369										4	2	1	0	1	0	2					
<b>Inning Stats</b>	R: 1 H: 2 E: 0 K: 0 S: 15	H: 2 LOB: 2 BB: 1 P: 26	R: 2 H: 3 E: 0 K: 1 S: 18	H: 3 LOB: 1 BB: 0 P: 30	R: 5 H: 4 E: 0 K: 0 S: 13	H: 4 LOB: 1 BB: 2 P: 30	R: 0 H: 0 E: 0 K: 1 S: 5	H: 0 LOB: 0 BB: 0 P: 7	R: 0 H: 2 E: 0 K: 0 S: 9	H: 2 LOB: 1 BB: 0 P: 12	R: 3 H: 2 E: 0 K: 2 S: 12	H: 2 LOB: 1 BB: 1 P: 23	R: 0 H: 0 E: 0 K: 2 S: 9	H: 0 LOB: 0 BB: 0 P: 13	R: 4 H: 2 E: 0 K: 0 S: 19	H: 2 LOB: 0 BB: 3 P: 36	R: 0 H: 1 E: 0 K: 1 S: 9	H: 1 LOB: 1 BB: 0 P: 15	1B: 9 2B: 5 3B: 0 HR: 2	SF: 1 SAC: 0 DP: 2 HBP: 1	WP: 2 PA: 49 PB: 0 SB: 4 CS: 0
<b>PITCHER</b>	IP	WLS	BF	H	R	ER	SO	BB	IBB	HBP	BLK	WP	HR	S	P	ERA	WHIP				
<b>Charles Nagy, R</b> (1, 1) ERA: 5.64	5.0	L	31	12	11	10	2	2	2	1	0	1	1	64	116	18.00	2.800				
<b>Ron Villone, L</b> (6, 1) ERA: 5.91	3.0		14	3	4	4	4	3	0	0	0	0	1	36	61	12.00	2.000				
<b>Steve Karsay, R</b> (9, 1) ERA: 4.97	1.0		4	1	0	0	1	0	0	0	0	1	0	9	15	0.00	1.000				

Baltimore Orioles @ Cleveland Indians  
Jacobs Field, Cleveland, OH  
Fri Aug 14 1998, 7:05 PM EDT  
Att: 43,169 - Unknown - 75 F

AB 40  
R 15  
H 16  
RBI 14  
BB 7  
SO 7  
LOB 20



Batter	1	2	3	4	5	6	7	8	9	AB	R	H	RBI	BB	SO	LOB	BOTTOM				
<b>Kenny Lofton, L</b> (1, 8) OBP: 0.361, SLG: 0.411										3	0	0	0	0	0	0					
<b>Mark Whiten, S</b> (7, 8) OBP: 0.385, SLG: 0.432										1	0	0	0	0	1	0					
<b>Omar Vizquel, S</b> (1, 6) OBP: 0.352, SLG: 0.356										4	0	2	0	0	0	0					
<b>Brian Giles, L</b> (1, 7) OBP: 0.418, SLG: 0.500										4	0	2	0	0	0	0					
<b>Manny Ramirez, R</b> (1, 9) OBP: 0.361, SLG: 0.548										3	0	0	0	0	1	4					
<b>Cecil Fielder, R</b> (7, 3) OBP: 0.334, SLG: 0.421										1	0	0	0	0	1	0					
<b>Travis Fryman, R</b> (1, 5) OBP: 0.343, SLG: 0.526										3	2	2	1	0	1	0					
<b>Jeff Manto, R</b> (7, 5) OBP: 0.323, SLG: 0.458										1	1	1	0	0	0	0					
<b>David Justice, L</b> (1, 10) OBP: 0.345, SLG: 0.463										4	0	1	1	0	1	1					
<b>Richie Sexson, R</b> (1, 3) OBP: 0.286, SLG: 0.324										4	0	1	1	0	0	1					
<b>Pat Borders, R</b> (1, 2) OBP: 0.287, SLG: 0.269										4	0	0	0	0	0	2					
<b>David Bell, R</b> (1, 4) OBP: 0.318, SLG: 0.449										3	0	0	0	0	1	1					
<b>Inning Stats</b>	R: 0 H: 2 E: 0 K: 0 S: 8	H: 1 LOB: 0 BB: 0 P: 14	R: 1 H: 1 E: 0 K: 1 S: 10	H: 1 LOB: 0 BB: 0 P: 14	R: 0 H: 2 E: 0 K: 2 S: 15	H: 2 LOB: 2 BB: 0 P: 21	R: 1 H: 2 E: 0 K: 0 S: 14	H: 2 LOB: 1 BB: 0 P: 21	R: 0 H: 0 E: 0 K: 0 S: 4	H: 0 LOB: 0 BB: 0 P: 9	R: 0 H: 0 E: 0 K: 1 S: 8	H: 0 LOB: 0 BB: 0 P: 10	R: 0 H: 0 E: 0 K: 0 S: 5	H: 0 LOB: 0 BB: 0 P: 7	R: 0 H: 0 E: 0 K: 1 S: 7	H: 0 LOB: 0 BB: 0 P: 7	R: 1 H: 2 E: 0 K: 1 S: 10	H: 2 LOB: 1 BB: 0 P: 14	1B: 5 2B: 3 3B: 0 HR: 1	SF: 0 SAC: 0 DP: 1 HBP: 0	WP: 0 PA: 35 PB: 0 SB: 0 CS: 0
<b>PITCHER</b>	IP	WLS	BF	H	R	ER	SO	BB	IBB	HBP	BLK	WP	HR	S	P	ERA	WHIP				
<b>35 Mike Mussina, R</b> (1, 1) ERA: 3.43	8.0	W	30	7	2	2	5	0	0	0	0	0	0	71	103	2.25	0.875				
<b>Bobby Munoz, R</b> (9, 1) ERA: 9.75	1.0		5	2	1	1	1	0	0	0	0	0	0	10	14	9.00	2.000				

Baltimore Orioles @ Cleveland Indians  
Jacobs Field, Cleveland, OH  
Fri Aug 14 1998, 7:05 PM EDT  
Att: 43,169 - Unknown - 75 F

AB 35  
R 3  
H 9  
RBI 3  
BB 0  
SO 6  
LOB 9





Batter	1	2	3	4	5	6	7	8	9	10	AB	R	H	RBI	BB	SO	LOB	TOP							
<b>Roberto Alomar, S</b> OBP: 0.371, SLG: 0.447 (1.4)	1-2 FC4-6 1B	1-0 P2	2-2 P4		0-1 L7		1-2 F7		3-3 K		6	0	1	0	0	1	5								
<b>Brady Anderson, L</b> OBP: 0.348, SLG: 0.437 (1.8)	0-0 FC4-6 1B	2-1 HBP		2-1 E 1B	1-3 K		1-2 BB HBP		0-0 HR		4	2	2	1	0	1	1								
<b>Rafael Palmeiro, L</b> OBP: 0.391, SLG: 0.599 (1.3)	0-3 K	0-0 P2		0-0 E3 BB 1B SF8	1-3 BB	1-0 F8	4-0 BB		0-0 F7		5	1	0	1	1	1	5								
<b>Eric Davis, R</b> OBP: 0.391, SLG: 0.606 (6, PR)	1-0 FC6-4 1B		1-0 1B 1B	2-2 BB 1B		1-0 1B	1-2 2-3 3H BB		2-3 K		4	1	4	1	0	0	0								
<b>Willie Greene, L</b> OBP: 0.376, SLG: 0.440 (6, 9)											1	0	0	0	0	0	3								
<b>Lenny Webster, R</b> OBP: 0.294, SLG: 0.433 (9, 2)	1-3 FC6-4 1B		1-2 2B 1B	1-2 BB 1B		1-1 F7			0-1 G4-3		1	0	0	0	0	1	0								
<b>Harold Baines, L</b> OBP: 0.353, SLG: 0.468 (1.10)	1-1 FC6-4		3-2 1B 1B	4-2 BB		1-1 F7			0-0 L8		5	1	1	0	1	0	3								
<b>Cal Ripken Jr., R</b> OBP: 0.339, SLG: 0.384 (1.5)		0-0 G6-3	0-0 2B 1B	1-3 K		0-1 G6-3			1-1 G5-3		5	1	1	0	0	1	4								
<b>B.J. Surhoff, L</b> OBP: 0.342, SLG: 0.471 (1.7)		2-0 E 1B	1-3 2H 3H 2B	1-0 SF8		1-0 F7			2-0 G4-3		4	2	2	3	0	0	0								
<b>23 Chris Hoiles, R</b> OBP: 0.375, SLG: 0.498 (9, 9)		4-2 E BB	1-2 G6-4-3 1B	3-3 K		2-1 HBP BB 1B			2-2 P3		4	1	2	2	1	1	2								
<b>Rich Becker, L</b> OBP: 0.356, SLG: 0.335 (9, 9)											0	0	0	0	0	0	0								
<b>Mike Bordick, R</b> OBP: 0.322, SLG: 0.372 (1.6)		0-0 E7 1B	1-2 G6-4-3 1B			2-2 G5-3			0-1 BB HBP 1B		5	0	3	1	0	0	1								
<b>Inning Stats</b>	R: 0 E: 0 K: 1 S: 10	H: 2 LOB: 2 BB: 0 P: 13	R: 1 E: 1 K: 0 S: 11	H: 2 LOB: 3 BB: 1 P: 20	R: 4 E: 0 K: 0 S: 15	H: 5 LOB: 0 BB: 0 P: 24	R: 2 E: 1 K: 2 S: 18	H: 2 LOB: 2 BB: 1 P: 30	R: 0 E: 0 K: 1 S: 9	H: 0 LOB: 0 BB: 0 P: 12	R: 0 E: 0 K: 0 S: 6	H: 1 LOB: 1 BB: 0 P: 9	R: 1 E: 0 K: 0 S: 16	H: 2 LOB: 3 BB: 1 P: 26	R: 0 E: 0 K: 0 S: 4	H: 0 LOB: 0 BB: 0 P: 7	R: 0 E: 0 K: 1 S: 9	H: 1 LOB: 1 BB: 0 P: 14	R: 1 E: 0 K: 1 S: 7	H: 1 LOB: 0 BB: 0 P: 9	1B: 14 2B: 2 3B: 0 HR: 1	SF: 1 SAC: 0 DP: 2 HBP: 2	WP: 0 PB: 0 SB: 0 CS: 1	PA: 50	
<b>PITCHER</b>	IP	WLS	BF	H	R	ER	SO	BB	IBB	HBP	BLK	WP	HR	S	P	ERA	WHIP								
<b>Dave Burba, R</b> ERA: 4.02 (1.1)	3.0		23	11	7	5	1	2	0	0	0	0	0	46	75	15.00	4.333								
<b>Steve Karsay, R</b> ERA: 4.41 (4.1)	3.2		16	3	1	1	3	1	0	1	0	0	0	36	56	2.46	1.091								
<b>Tom Martin, L</b> ERA: 9.9 (7.1)	1.1		4	0	0	0	0	0	0	0	0	0	0	7	10	0.00	0.000								
<b>Doug Jones, R</b> ERA: 4.68 (9.1)	2.0	L	7	2	1	1	2	0	0	0	0	0	1	16	23	4.50	1.000								

**Baltimore Orioles @ Cleveland Indians**  
Jacobs Field, Cleveland, OH  
Sat Aug 15 1998, 3:33 AM EDT  
Att. 43,238 - Cloudy - 80 F

AB 44  
R 9  
H 16  
RBI 9  
BB 3  
SO 6  
LOB 24



Batter	1	2	3	4	5	6	7	8	9	10	AB	R	H	RBI	BB	SO	LOB	BOTTOM							
<b>Kenny Lofton, L</b> OBP: 0.358, SLG: 0.407 (1.8)	0-3 K		3-2 G6-3		1-1 P6	3-2 F8			2-2 FC6-4 1B	4-1 BB	5	1	0	0	1	1	2								
<b>Omar Vizquel, S</b> OBP: 0.350, SLG: 0.393 (1.6)	2-2 G4-3		0-0 G4-3			3-2 E3 1B	1-1 P3		2-3 SAFE K	1-3 K	4	1	0	0	0	0	0								
<b>Jeff Manto, R</b> OBP: 0.313, SLG: 0.443 (9, PH)						1B BB			1-3 K		2	0	0	0	0	2	2								
<b>Brian Giles, L</b> OBP: 0.419, SLG: 0.498 (1.7)	2-1 F9				4-1 S BB				4-2 1B BB		3	1	1	0	1	0	0								
<b>Cecil Fielder, R</b> OBP: 0.334, SLG: 0.421 (9, PH)						1-3 3B 1B			1-3 BB BB		0	0	0	0	0	0	0								
<b>David Justice, L</b> OBP: 0.346, SLG: 0.463 (10, 7)						1-2 3B 1B			1-3 BB 1B		0	1	0	0	1	0	0								
<b>Manny Ramirez, R</b> OBP: 0.361, SLG: 0.545 (1.9)		0-0 F9		1-1 SAFE P4		4-0 1B BB	2-2 L7		2-1 BB BB		4	1	1	1	1	0	1								
<b>Travis Fryman, R</b> OBP: 0.343, SLG: 0.523 (1.5)		3-3 K		0-0 F9		0-1 3B 1B			4-0 1B BB		4	1	1	1	1	1	1								
<b>Mark Whiten, S</b> OBP: 0.391, SLG: 0.427 (1.10)		4-2 2B BB		4-1 BB		1-2 BB			1-3 BB BB		2	1	0	1	3	0	3								
<b>Richie Sexson, R</b> OBP: 0.325, SLG: 0.462 (1.3)		2-2 1H 2B		3-3 K		2-2 1B 3B			2-2 F8		5	1	3	4	0	1	5								
<b>Sandy Alomar Jr., R</b> OBP: 0.279, SLG: 0.364 (1.2)		2-3 K				2-2 G5-3			1-2 2-3 3H BB		5	0	1	1	0	2	2								
<b>David Bell, R</b> OBP: 0.317, SLG: 0.443 (1.4)			0-3 K		0-2 G4-3	1-0 P6			4-1 FC6-4 BB	0-2 L8	4	0	0	0	1	1	1								
<b>Inning Stats</b>	R: 0 E: 0 K: 1 S: 10	H: 0 LOB: 0 BB: 0 P: 14	R: 1 E: 0 K: 2 S: 14	H: 1 LOB: 1 BB: 1 P: 25	R: 0 E: 0 K: 1 S: 7	H: 0 LOB: 0 BB: 0 P: 10	R: 0 E: 0 K: 1 S: 12	H: 0 LOB: 2 BB: 2 P: 24	R: 0 E: 0 K: 0 S: 9	H: 1 LOB: 1 BB: 0 P: 12	R: 5 E: 1 K: 0 S: 17	H: 4 LOB: 1 BB: 1 P: 31	R: 0 E: 0 K: 0 S: 10	H: 0 LOB: 0 BB: 0 P: 16	R: 0 E: 0 K: 1 S: 9	H: 1 LOB: 1 BB: 0 P: 15	R: 2 E: 0 K: 1 S: 17	H: 1 LOB: 3 BB: 4 P: 41	R: 0 E: 0 K: 1 S: 11	H: 0 LOB: 1 BB: 1 P: 19	1B: 4 2B: 2 3B: 1 HR: 0	SF: 0 SAC: 0 DP: 0 HBP: 0	WP: 0 PB: 1 SB: 3 CS: 0	PA: 47	
<b>PITCHER</b>	IP	WLS	BF	H	R	ER	SO	BB	IBB	HBP	BLK	WP	HR	S	P	ERA	WHIP								
<b>Juan Guzman, R</b> ERA: 4.31 (1.1)	5.1		25	4	6	5	5	4	0	0	0	0	0	64	106	8.44	1.500								
<b>Pete Smith, R</b> ERA: 5.08 (6.1)	0.1		2	1	0	0	0	0	0	0	0	0	0	2	4	0.00	3.000								
<b>Jimmy Key, L</b> ERA: 4.12 (6.1)	1.0		3	0	0	0	0	0	0	0	0	0	0	9	16	0.00	0.000								
<b>Alan Mills, R</b> ERA: 3.5 (7.1)	1.1		5	1	0	0	1	0	0	0	0	0	0	13	21	0.00	0.750								
<b>Jesse Orosco, L</b> ERA: 2.4 (9.1)	0.2		3	0	1	1	1	1	0	0	0	0	0	7	15	13.50	1.500								

**Baltimore Orioles @ Cleveland Indians**  
Jacobs Field, Cleveland, OH  
Sat Aug 15 1998, 3:33 AM EDT  
Att. 43,238 - Cloudy - 80 F

AB 38  
R 8  
H 7  
RBI 8  
BB 9  
SO 8  
LOB 17





Batter	1	2	3	4	5	6	7	8	9	AB	R	H	RBI	BB	SO	LOB	TOP				
<b>Roberto Alomar, S</b> (1, 4) OBP: 0.371, SLG: 0.446	G3-1		G3-1				G4-6-3			5	0	2	0	0	0	1	<b>Baltimore Orioles @ Cleveland Indians</b> Jacobs Field, Cleveland, OH Sun Aug. 16 1998, 7:05 PM EDT Att: 43,069 - Cloudy - 79 F				
<b>Brady Anderson, L</b> (1, 8) OBP: 0.351, SLG: 0.436	1B		G6-3			P4		1B	BB	3	0	1	0	2	0	1					
<b>Rafael Palmeiro, L</b> (1, 3) OBP: 0.389, SLG: 0.595	P6			G1-3		K		BB	L7	5	0	1	0	0	1	5					
<b>Eric Davis, R</b> (1, 9) OBP: 0.389, SLG: 0.601	K			HR				K		3	1	0	0	1	3	3					
<b>Harold Baines, L</b> (1, 10) OBP: 0.386, SLG: 0.489 <b>23 Chris Hoiles, R</b> (8, PH) OBP: 0.373, SLG: 0.495		G3-1		HR				F9		3	2	2	2	0	0	0					
<b>Cal Ripken Jr., R</b> (1, 5) OBP: 0.339, SLG: 0.383	G3-1			K				G3-1		1	0	0	0	0	0	2					
<b>B.J. Surhoff, L</b> (1, 7) OBP: 0.341, SLG: 0.470	SF8			S				K		4	0	1	0	0	1	3					
<b>Lenny Webster, R</b> (1, 2) OBP: 0.291, SLG: 0.428 <b>Rich Becker, L</b> (9, PH) OBP: 0.360, SLG: 0.335	G5-3			G6-3				BB	1B	3	0	0	0	0	0	1					
<b>Mike Bordick, R</b> (1, 6) OBP: 0.322, SLG: 0.372 <b>Willie Greene, L</b> (9, PH) OBP: 0.375, SLG: 0.439			K					K		0	0	0	0	0	0	0					
<b>Inning Stats</b>	R: 0 E: 0 K: 1 S: 9	H: 1 LOB: 1 BB: 0 P: 16	R: 1 E: 0 K: 0 S: 8	H: 1 LOB: 0 BB: 0 P: 10	R: 0 E: 0 K: 1 S: 8	H: 0 LOB: 0 BB: 0 P: 13	R: 2 E: 0 K: 1 S: 20	H: 2 LOB: 1 BB: 1 P: 30	R: 0 E: 0 K: 1 S: 10	H: 1 LOB: 1 BB: 0 P: 16	R: 0 E: 0 K: 0 S: 5	H: 1 LOB: 0 BB: 0 P: 7	R: 0 E: 0 K: 1 S: 13	H: 1 LOB: 2 BB: 1 P: 20	R: 0 E: 0 K: 2 S: 14	H: 1 LOB: 3 BB: 1 P: 23		1B: 7 2B: 1 3B: 0 HR: 1	SF: 1 SAC: 0 DP: 1 HBP: 1	WP: 0 PB: 0 SB: 1 CS: 0	PA: 39
<b>PITCHER</b>	IP	WLS	BF	H	R	ER	SO	BB	IBB	HBP	BLK	WP	HR	S	P	ERA	WHIP				
<b>Jaret Wright, R</b> (1, 1) ERA: 4.7	7.0	W	28	7	3	3	5	1	0	0	0	0	1	69	103	3.86	1.143				
<b>Paul Assenmacher, L</b> (8, 1) ERA: 3.66	0.0		2	1	0	0	0	1	0	0	0	0	0	5	9	∞	∞				
<b>Steve Reed, R</b> (8, 1) ERA: 1.99	0.1		1	0	0	0	1	0	0	0	0	0	0	4	5	0.00	0.000				
<b>Tom Martin, L</b> (8, 1) ERA: 9.58	0.1		1	0	0	0	0	0	0	0	0	0	0	1	1	0.00	0.000				
<b>Michael Jackson, R</b> (8, 1) ERA: 1.99	1.1	S	7	1	0	0	2	1	0	1	0	0	0	17	28	0.00	1.500				

Batter	1	2	3	4	5	6	7	8	9	AB	R	H	RBI	BB	SO	LOB	BOTTOM				
<b>Kenny Lofton, L</b> (1, 8) OBP: 0.359, SLG: 0.408	G3		F7			G1-3	G3			4	0	2	1	0	0	1	<b>Baltimore Orioles @ Cleveland Indians</b> Jacobs Field, Cleveland, OH Sun Aug. 16 1998, 7:05 PM EDT Att: 43,069 - Cloudy - 79 F				
<b>Omar Vizquel, S</b> (1, 6) OBP: 0.347, SLG: 0.350	B1-3		F9			G3	P4			4	0	0	0	0	0	3					
<b>Brian Giles, L</b> (1, 7) OBP: 0.413, SLG: 0.490	G4-3		PO		G3-1	G1-3				4	0	0	0	0	1	1					
<b>Manny Ramirez, R</b> (1, 9) OBP: 0.360, SLG: 0.549		K		HR		P7				4	1	1	1	0	2	1					
<b>Travis Fryman, R</b> (1, 5) OBP: 0.347, SLG: 0.531		HR		1B			FC1-5			3	1	2	1	1	1	0					
<b>David Justice, L</b> (1, 10) OBP: 0.348, SLG: 0.462		BB		G5-3			FC1-5			1	1	0	0	2	0	0					
<b>Richie Sexson, R</b> (1, 3) OBP: 0.302, SLG: 0.429		K			G5-3		FC1-5			3	1	0	0	0	1	3					
<b>Sandy Alomar Jr., R</b> (1, 2) OBP: 0.280, SLG: 0.366		P6			G6-3		SF8			3	1	1	1	0	0	1					
<b>David Bell, R</b> (1, 4) OBP: 0.317, SLG: 0.442				PO		G6-3		SF8		1	0	0	1	0	0	0					
<b>Inning Stats</b>	R: 0 E: 0 K: 0 S: 4	H: 0 LOB: 0 BB: 0 P: 7	R: 1 E: 0 K: 2 S: 15	H: 1 LOB: 1 BB: 1 P: 26	R: 0 E: 0 K: 0 S: 7	H: 0 LOB: 0 BB: 0 P: 9	R: 1 E: 0 K: 0 S: 5	H: 2 LOB: 0 BB: 0 P: 8	R: 0 E: 0 K: 0 S: 6	H: 0 LOB: 0 BB: 0 P: 8	R: 0 E: 0 K: 0 S: 9	H: 1 LOB: 1 BB: 0 P: 20	R: 3 E: 0 K: 0 S: 12	H: 2 LOB: 1 BB: 2 P: 23	R: 0 E: 0 K: 3 S: 9	H: 0 LOB: 0 BB: 0 P: 13		1B: 3 2B: 1 3B: 0 HR: 2	SF: 1 SAC: 0 DP: 0 HBP: 1	WP: 0 PB: 0 SB: 1 CS: 0	PA: 33
<b>PITCHER</b>	IP	WLS	BF	H	R	ER	SO	BB	IBB	HBP	BLK	WP	HR	S	P	ERA	WHIP				
<b>Scott Kamieniecki, R</b> (1, 1) ERA: 6.4	6.0	L	24	4	4	4	2	3	0	1	0	0	2	46	86	6.00	1.167				
<b>Pete Smith, R</b> (7, 1) ERA: 5.15	0.2		3	1	0	0	0	0	0	0	0	0	0	8	9	0.00	1.500				
<b>Jesse Orosco, L</b> (7, 1) ERA: 2.96	0.2		3	1	1	1	1	0	0	0	0	0	0	7	11	13.50	1.500				
<b>Alan Mills, R</b> (8, 1) ERA: 3.47	0.2		2	0	0	0	2	0	0	0	0	0	0	6	8	0.00	0.000				









Batter	1	2	3	4	5	6	7	8	9	AB	R	H	RBI	BB	SO	LOB	TOP				
<b>Randy Winn, S</b> OBP: 0.389, SLG: 0.405 (1, 8)	L8		G6-3	K		K		L8		5	0	0	0	0	2	6	<b>Tampa Bay Devil Rays @ Cleveland Indians</b> Jacobs Field, Cleveland, OH Tue Aug 18 1998, 7:05 PM EDT Att: 42,967 - Cloudy - 69 F				
<b>Wade Boggs, L</b> OBP: 0.360, SLG: 0.421 (1, 10)	1B		1B		G4-3		K		2B	5	1	3	0	0	1	0					
<b>Bobby Smith, R</b> OBP: 0.382, SLG: 0.475 (1, 5)	E7		FC3-6		BB		K		K	5	0	2	0	0	2	2					
<b>Fred McGriff, L</b> OBP: 0.358, SLG: 0.413 (1, 3)	P6		F9		BB		G6-3		L1-3	3	0	0	0	2	0	3					
<b>Paul Sorrento, L</b> OBP: 0.298, SLG: 0.394 <b>Aaron Ledesma, R</b> (8, PH) OBP: 0.354, SLG: 0.397 (8, 6)	BB		FC4-6		F9		E3		L1-3	2	0	0	0	1	0	2					
<b>Quinton McCracken, S</b> OBP: 0.323, SLG: 0.399 (1, 7)	1B		FC4-6		K		F7			4	0	2	1	0	1	3					
<b>Miguel Cairo, R</b> OBP: 0.313, SLG: 0.377 (1, 4)		G3		FC4-6		G5-4-3		1B		4	0	2	0	0	0	2					
<b>Mike DiFelice, R</b> OBP: 0.277, SLG: 0.333 (1, 2)	G1-3				G5-4-3		G6-3			3	0	0	0	1	0	3					
<b>Kevin Stocker, S</b> OBP: 0.284, SLG: 0.316 <b>Bubba Trammell, R</b> (8, PH) OBP: 0.336, SLG: 0.536 (8, 9)	G4-3			K		S		1B		3	0	1	0	0	1	3					
<b>Inning Stats</b>	R: 1 E: 1 K: 0 S: 16	H: 3 LOB: 2 BB: 1 P: 25	R: 0 E: 0 K: 0 S: 12	H: 0 LOB: 0 BB: 0 P: 18	R: 0 E: 0 K: 0 S: 9	H: 1 LOB: 3 BB: 0 P: 16	R: 0 E: 1 K: 2 S: 15	H: 1 LOB: 3 BB: 1 P: 24	R: 0 E: 0 K: 1 S: 10	H: 2 LOB: 1 BB: 0 P: 17	R: 0 E: 0 K: 2 S: 10	H: 0 LOB: 0 BB: 0 P: 13	R: 1 E: 1 K: 0 S: 15	H: 2 LOB: 2 BB: 0 P: 24	R: 0 E: 0 K: 1 S: 14	H: 1 LOB: 1 BB: 1 P: 22	1B: 10 2B: 2 3B: 0 HR: 0	SF: 0 SAC: 0 DP: 2 HBP: 0	WP: 0 PB: 0 SB: 1 CS: 0	PA: 41	
<b>PITCHER</b>	IP	WLS	BF	H	R	ER	SO	BB	IBB	HBP	BLK	WP	HR	S	P	ERA	WHIP				
<b>Dwight Gooden, R</b> ERA: 3.9 (1, 1)	6.0	W	28	8	1	1	4	3	0	0	0	0	0	71	116	1.50	1.833				
<b>Tom Martin, L</b> ERA: 8.74 (7, 1)	1.0		3	0	0	0	2	0	0	0	0	0	0	10	13	0.00	0.000				
<b>Paul Shuey, R</b> ERA: 1.97 (8, 1)	1.0	S	4	1	0	0	1	1	0	0	0	0	0	15	24	0.00	2.000				
<b>Michael Jackson, R</b> ERA: 1.92 (9, 1)	1.0		4	1	0	0	1	1	0	0	0	0	0	14	22	0.00	2.000				

Batter	1	2	3	4	5	6	7	8	9	AB	R	H	RBI	BB	SO	LOB	BOTTOM				
<b>Kenny Lofton, L</b> OBP: 0.362, SLG: 0.413 (1, 8)	G3	P6		SF8			SF9			3	1	1	1	0	0	2	<b>Tampa Bay Devil Rays @ Cleveland Indians</b> Jacobs Field, Cleveland, OH Tue Aug 18 1998, 7:05 PM EDT Att: 42,967 - Cloudy - 69 F				
<b>Toray Lovullo, S</b> OBP: 0.333, SLG: 0.333 <b>David Bell, R</b> OBP: 0.313, SLG: 0.438 (1, 4) (7, 4)	1B		G3-1	G4-3			SF9			3	0	1	0	0	0	1					
<b>Brian Giles, L</b> OBP: 0.414, SLG: 0.488 (1, 7)	G6-4-3			BB		G4-3	G4-3			3	0	1	0	1	0	0					
<b>Manny Ramirez, R</b> OBP: 0.362, SLG: 0.553 (1, 9)	G6-4-3		L7		L6		P7			4	0	0	0	0	0	3					
<b>Travis Fryman, R</b> OBP: 0.343, SLG: 0.523 (1, 5)		P5	L7		F7			K		4	0	0	0	0	1	1					
<b>David Justice, L</b> OBP: 0.347, SLG: 0.460 (1, 10)	1B	PB		G4-3		K		L6		4	1	1	0	0	1	0					
<b>Richie Sexson, R</b> OBP: 0.353, SLG: 0.520 (1, 3)	L7			E	FC1		PB	G4-3		4	1	2	0	0	0	1					
<b>Sandy Alomar Jr., R</b> OBP: 0.277, SLG: 0.362 (1, 2)	PB			FC1		F8				3	1	1	0	0	0	2					
<b>Omar Vizquel, S</b> OBP: 0.346, SLG: 0.348 (1, 6)	BB			SF8		G3				2	0	1	1	1	0	1					
<b>Inning Stats</b>	R: 0 E: 0 K: 0 S: 5	H: 2 LOB: 2 BB: 0 P: 7	R: 1 E: 0 K: 0 S: 14	H: 2 LOB: 2 BB: 1 P: 23	R: 0 E: 0 K: 0 S: 9	H: 0 LOB: 1 BB: 1 P: 16	R: 2 E: 1 K: 0 S: 18	H: 2 LOB: 1 BB: 0 P: 25	R: 0 E: 0 K: 1 S: 7	H: 0 LOB: 0 BB: 0 P: 14	R: 0 E: 0 K: 1 S: 8	H: 1 LOB: 1 BB: 0 P: 9	R: 1 E: 0 K: 0 S: 6	H: 1 LOB: 0 BB: 0 P: 8	R: 0 E: 0 K: 1 S: 7	H: 0 LOB: 0 BB: 0 P: 8	1B: 7 2B: 0 3B: 1 HR: 0	SF: 2 SAC: 0 DP: 1 HBP: 0	WP: 0 PB: 2 SB: 0 CS: 0	PA: 34	
<b>PITCHER</b>	IP	WLS	BF	H	R	ER	SO	BB	IBB	HBP	BLK	WP	HR	S	P	ERA	WHIP				
<b>Bryan Rekar, R</b> ERA: 4.81 (1, 1)	8.0	L	34	8	4	1	2	2	0	0	0	0	0	74	110	1.12	1.250				





Batter	1	2	3	4	5	6	7	8	9	AB	R	H	RBI	BB	SO	LOB	TOP										
<b>Kenny Lofton, L</b> OBP: 0.361, SLG: 0.410 (1, 8)										3	0	0	0	1	1	1											
<b>Torey Lovullo, S</b> OBP: 0.429, SLG: 0.429 (1, 4)										4	0	2	1	0	0	0											
<b>Brian Giles, L</b> OBP: 0.409, SLG: 0.480 (1, 7)										4	0	0	0	0	2	3											
<b>Manny Ramirez, R</b> OBP: 0.361, SLG: 0.549 (1, 9)										3	0	0	0	1	0	2											
<b>Travis Fryman, R</b> OBP: 0.340, SLG: 0.518 (1, 5)											4	0	0	0	0	1	1										
<b>David Justice, L</b> OBP: 0.347, SLG: 0.459 (1, 10)										3	0	1	0	0	0	0											
<b>Richie Sexson, R</b> OBP: 0.333, SLG: 0.491 (1, 3)										3	0	0	0	0	1	1											
<b>Sandy Alomar Jr., R</b> OBP: 0.275, SLG: 0.359 (1, 2)										3	0	0	0	0	0	0											
<b>Omar Vizquel, S</b> OBP: 0.348, SLG: 0.354 (1, 6)										3	1	2	0	0	0	0											
<b>Inning Stats</b>	R: 0 E: 0 K: 2 S: 7	H: 0 LOB: 0 BB: 0 P: 12	R: 0 E: 0 K: 0 S: 10	H: 1 LOB: 1 BB: 0 P: 17	R: 1 E: 0 K: 0 S: 11	H: 2 LOB: 2 BB: 1 P: 18	R: 0 E: 0 K: 0 S: 6	H: 0 LOB: 0 BB: 0 P: 11	R: 0 E: 0 K: 0 S: 6	H: 1 LOB: 0 BB: 0 P: 10	R: 0 E: 0 K: 1 S: 9	H: 0 LOB: 0 BB: 0 P: 15	R: 0 E: 0 K: 0 S: 6	H: 1 LOB: 0 BB: 0 P: 7	R: 0 E: 0 K: 2 S: 13	H: 0 LOB: 1 BB: 1 P: 22	1B: 4 2B: 1 3B: 1 HR: 0	SF: 0 SAC: 0 DP: 1 HBP: 0	WP: 0 PB: 0 SB: 0 CS: 0	PA: 32							
<b>PITCHER</b>	IP	WLS	BF	H	R	ER	SO	BB	IBB	HBP	BLK	WP	HR	S	P	ERA	WHIP										
<b>Aaron Sele, R</b> ERA: 4.65 (1, 1)	8.0	W	28	5	1	1	3	1	0	0	0	0	0	61	102	1.12	0.750										
<b>John Wetteland, R</b> ERA: 1.52 (9, 1)	1.0	S	4	0	0	0	2	1	0	0	0	0	0	13	22	0.00	1.000										

Cleveland Indians @ Texas Rangers  
The Ballpark at Arlington, Arlington, TX  
Wed Aug 19 1998, 8:05 PM EDT  
Att: 26,146 - Unknown - 98 F


AB 30  
R 1  
H 5  
RBI 1  
BB 2  
SO 5  
LOB 8



Batter	1	2	3	4	5	6	7	8	9	AB	R	H	RBI	BB	SO	LOB	BOTTOM										
<b>Tom Goodwin, L</b> OBP: 0.371, SLG: 0.320 (1, 8)										4	0	0	0	0	0	1											
<b>Luis Alica, S</b> OBP: 0.365, SLG: 0.431 (1, 4)										4	1	2	0	0	1	0											
<b>29 Rusty Greer, L</b> OBP: 0.389, SLG: 0.433 (1, 7)										2	1	1	0	2	0	2											
<b>Juan Gonzalez, R</b> OBP: 0.342, SLG: 0.593 (1, 9)										4	0	0	0	0	0	6											
<b>Willi Clark, L</b> OBP: 0.375, SLG: 0.479 (1, 3)										3	1	0	0	1	0	0											
<b>Ivan Rodriguez, R</b> OBP: 0.383, SLG: 0.489 (1, 2)										4	0	1	1	0	0	0											
<b>Todd Zeile, R</b> OBP: 0.348, SLG: 0.435 (1, 5)										2	0	1	1	2	0	0											
<b>Mike Simms, R</b> OBP: 0.405, SLG: 0.679 (1, 10)										2	0	0	1	2	0	1											
<b>Royce Clayton, R</b> OBP: 0.314, SLG: 0.349 (1, 6)										4	0	1	0	0	1	5											
<b>Inning Stats</b>	R: 0 E: 0 K: 0 S: 10	H: 0 LOB: 1 BB: 1 P: 19	R: 0 E: 0 K: 0 S: 9	H: 0 LOB: 1 BB: 1 P: 16	R: 0 E: 0 K: 0 S: 8	H: 2 LOB: 2 BB: 0 P: 13	R: 0 E: 0 K: 0 S: 5	H: 0 LOB: 0 BB: 0 P: 8	R: 0 E: 0 K: 1 S: 9	H: 3 LOB: 2 BB: 3 P: 30	R: 0 E: 0 K: 1 S: 7	H: 0 LOB: 1 BB: 1 P: 13	R: 0 E: 0 K: 0 S: 10	H: 1 LOB: 2 BB: 1 P: 16	R: 0 E: 0 K: 0 S: 10	H: 1 LOB: 1 BB: 1 P: 16	1B: 4 2B: 2 3B: 0 HR: 0	SF: 0 SAC: 0 DP: 1 HBP: 0	WP: 0 PB: 0 SB: 0 CS: 0	PA: 36							
<b>PITCHER</b>	IP	WLS	BF	H	R	ER	SO	BB	IBB	HBP	BLK	WP	HR	S	P	ERA	WHIP										
<b>Charles Nagy, R</b> ERA: 5.62 (1, 1)	5.1	L	26	5	3	3	1	4	1	0	0	0	0	50	103	5.06	1.688										
<b>Steve Reed, R</b> ERA: 1.94 (6, 1)	1.2		5	0	0	0	1	1	0	0	0	0	0	8	14	0.00	0.600										
<b>Tom Martin, L</b> ERA: 8.25 (8, 1)	0.2		3	1	0	0	0	0	0	0	0	0	0	6	7	0.00	1.500										
<b>Doug Jones, R</b> ERA: 4.57 (8, 1)	0.1		2	0	0	0	0	1	0	0	0	0	0	4	9	0.00	3.000										

Cleveland Indians @ Texas Rangers  
The Ballpark at Arlington, Arlington, TX  
Wed Aug 19 1998, 8:05 PM EDT  
Att: 26,146 - Unknown - 98 F

AB 29  
R 3  
H 6  
RBI 3  
BB 7  
SO 2  
LOB 15





Batter	1	2	3	4	5	6	7	8	9	AB	R	H	RBI	BB	SO	LOB	TOP					
<b>Kenny Lofton, L</b> OBP: 0.363, SLG: 0.412 (1, 8)	2-2 G4-6-3 1B		1-0 G3 1B		1-0 2B 1B	2-0 FC6			0-0 F8	5	1	3	1	0	0	2						
<b>Torey Lovullo, S</b> OBP: 0.250, SLG: 0.250 (1, 4)	0-1 G4-6-3 1-2		3-2 G3 1-2		1-0 F8	3-3 K			2-1 F8	5	0	0	0	0	1	5						
<b>Brian Giles, L</b> OBP: 0.409, SLG: 0.482 (1, 7)	0-0 G4-3		1-0 P5		2-1 2B 1-H				1-1 1B	5	0	2	1	0	0	1						
<b>Manny Ramirez, R</b> OBP: 0.364, SLG: 0.549 (1, 9)		1-2 1B		1-3 K	4-1 BB				1-1 F8	4	0	2	0	1	1	1						
<b>Travis Fryman, R</b> OBP: 0.340, SLG: 0.518 (1, 5)		1-0 F7 2B		2-3 K	0-3 K				2-3 K	4	0	1	0	0	3	3						
<b>David Justice, L</b> OBP: 0.350, SLG: 0.460 (1, 10)		4-2 F7 BB		4-0 1B BB					2-1 1B FC6 1B	2	1	1	0	2	1	1						
<b>Cecil Fielder, R</b> OBP: 0.330, SLG: 0.415 (1, 3)		1-2 F7 1-2 2-3		3-2 1B					0-3 K	4	0	1	0	0	2	3						
<b>Sandy Alomar Jr., R</b> OBP: 0.274, SLG: 0.357 (1, 2)		1-0 G1-3		1-1 G5					1-1 FC6 1B 1-2 2-3 1B	4	0	1	0	0	1	4						
<b>Omar Vizquel, S</b> OBP: 0.347, SLG: 0.353 (1, 6)			2-2 G6-3		0-3 K	1-2 FC6 1B			1-0 L3	4	0	1	0	0	1	0						
<b>Inning Stats</b>	R: 0 E: 0 K: 0 S: 6	H: 1 LOB: 0 BB: 0 P: 8	R: 0 E: 0 K: 0 S: 10	H: 2 LOB: 2 BB: 1 P: 18	R: 0 E: 0 K: 0 S: 11	H: 1 LOB: 1 BB: 0 P: 18	R: 0 E: 0 K: 2 S: 14	H: 1 LOB: 2 BB: 1 P: 25	R: 1 E: 0 K: 2 S: 12	H: 3 LOB: 2 BB: 0 P: 25	R: 0 E: 0 K: 2 S: 8	H: 1 LOB: 0 BB: 0 P: 10	R: 0 E: 0 K: 2 S: 7	H: 0 LOB: 0 BB: 0 P: 8	R: 0 E: 0 K: 0 S: 7	H: 1 LOB: 1 BB: 0 P: 11	1B: 10 2B: 2 3B: 0 HR: 0	SF: 0 SAC: 0 DP: 1 HBP: 0	WP: 0 PB: 0 SB: 0 CS: 0	PA: 40		
<b>PITCHER</b>	IP WLS BF H R ER SO	IP WLS BF H R ER SO	IP WLS BF H R ER SO	IP WLS BF H R ER SO	IP WLS BF H R ER SO	IP WLS BF H R ER SO	IP WLS BF H R ER SO	IP WLS BF H R ER SO	IP WLS BF H R ER SO	IP WLS BF H R ER SO	IP WLS BF H R ER SO	IP WLS BF H R ER SO	IP WLS BF H R ER SO	IP WLS BF H R ER SO	IP WLS BF H R ER SO	IP WLS BF H R ER SO	BB IBB HBP BLK	WP HR S P	ERA WHIP	ERA WHIP		
<b>Todd Stottlemeyer, R</b> ERA: 3.8 (1, 1)	5.1 W 27 10 2 2 5																					
<b>Eric Gunderson, L</b> ERA: 4.14 (6, 1)	1.0 S 3 0 0 0 1																					
<b>Danny Patterson, R</b> ERA: 3.51 (7, 1)	2.2 S 10 2 0 0 4																					

Cleveland Indians @ Texas Rangers  
The Ballpark at Arlington, Arlington, TX  
Thu Aug 20 1998, 8:05 PM EDT  
Att: 37,094 - Unknown - 94 F

AB	37
R	2
H	12
RBI	2
BB	3
SO	10
LOB	20



Batter	1	2	3	4	5	6	7	8	9	AB	R	H	RBI	BB	SO	LOB	BOTTOM					
<b>Tom Goodwin, L</b> OBP: 0.372, SLG: 0.321 (1, 8)	0-0 CS 1B		3-1 L9		0-0 SH1-3					2	0	1	0	0	0	0						
<b>Roberto Kelly, R</b> OBP: 0.337, SLG: 0.559 (7, PH)							1-2 HR			1	1	1	3	0	0	0						
<b>Mark McLemore, S</b> OBP: 0.383, SLG: 0.331 (1, 4)	3-1 F7 1-2		3-1 F8		3-2 G4-3 2-3		1-2 G6-3		1-2 G6-3	4	0	0	0	0	0	2						
<b>29 Rusty Greer, L</b> OBP: 0.388, SLG: 0.438 (1, 7)	3-2 L8			3-1 HR	1-1 G3-1		1-0 G4-3			4	1	1	1	0	0	1						
<b>Juan Gonzalez, R</b> OBP: 0.343, SLG: 0.597 (1, 9)		1-2 HR		4-2 L8 SF7 BB					3-2 G5-3	3	2	1	1	1	0	0						
<b>Will Clark, L</b> OBP: 0.376, SLG: 0.477 (1, 3)		1-1 G6-3		4-2 BB		0-1 L6			4-2 HR BB	2	1	0	0	2	0	0						
<b>Ivan Rodriguez, R</b> OBP: 0.384, SLG: 0.496 (1, 2)		2-2 1B		1-0 L8		1-1 F9			0-0 HR	4	1	2	2	0	0	2						
<b>Todd Zeile, R</b> OBP: 0.348, SLG: 0.435 (1, 5)		1-3 K		2-2 SF7					1-1 G4-3	3	0	1	1	0	1	1						
<b>Mike Simms, R</b> OBP: 0.401, SLG: 0.664 (1, 10)		1-2 L8		3-H K					0-0 FC1-6 HR 1B	3	1	0	0	1	1	3						
<b>Royce Clayton, R</b> OBP: 0.315, SLG: 0.350 (1, 6)			3-2 G6-3		1-2 G4-3 SH1-3 1B		1-2 HR 1B		1-3 K	4	1	2	0	0	1	1						
<b>Inning Stats</b>	R: 0 E: 0 K: 0 S: 7	H: 1 LOB: 0 BB: 0 P: 12	R: 1 E: 0 K: 1 S: 15	H: 2 LOB: 1 BB: 0 P: 21	R: 0 E: 0 K: 0 S: 7	H: 0 LOB: 0 BB: 0 P: 16	R: 2 E: 0 K: 1 S: 15	H: 1 LOB: 1 BB: 2 P: 31	R: 0 E: 0 K: 0 S: 9	H: 1 LOB: 1 BB: 0 P: 14	R: 0 E: 0 K: 0 S: 7	H: 0 LOB: 0 BB: 0 P: 8	R: 3 E: 0 K: 0 S: 17	H: 3 LOB: 0 BB: 0 P: 27	R: 2 E: 0 K: 1 S: 18	H: 1 LOB: 1 BB: 2 P: 31	1B: 5 2B: 0 3B: 0 HR: 4	SF: 1 SAC: 1 DP: 0 HBP: 0	WP: 0 PB: 0 SB: 0 CS: 1	PA: 36		
<b>PITCHER</b>	IP WLS BF H R ER SO	IP WLS BF H R ER SO	IP WLS BF H R ER SO	IP WLS BF H R ER SO	IP WLS BF H R ER SO	IP WLS BF H R ER SO	IP WLS BF H R ER SO	IP WLS BF H R ER SO	IP WLS BF H R ER SO	IP WLS BF H R ER SO	IP WLS BF H R ER SO	IP WLS BF H R ER SO	IP WLS BF H R ER SO	IP WLS BF H R ER SO	IP WLS BF H R ER SO	IP WLS BF H R ER SO	BB IBB HBP BLK	WP HR S P	ERA WHIP	ERA WHIP		
<b>Dave Burba, R</b> ERA: 4.07 (1, 1)	5.0 L 21 5 3 3 2																					
<b>Doug Jones, R</b> ERA: 4.74 (6, 1)	1.1 S 6 2 2 2 0																					
<b>Tom Martin, L</b> ERA: 8.53 (7, 1)	0.2 S 3 1 1 1 0																					
<b>Paul Shuey, R</b> ERA: 2.45 (8, 1)	1.0 S 6 1 2 2 1																					

Cleveland Indians @ Texas Rangers  
The Ballpark at Arlington, Arlington, TX  
Thu Aug 20 1998, 8:05 PM EDT  
Att: 37,094 - Unknown - 94 F

AB	30
R	8
H	9
RBI	8
BB	4
SO	3
LOB	10





Batter	1	2	3	4	5	6	7	8	9	AB	R	H	RBI	BB	SO	LOB	TOP										
<b>Kenny Lofton, L</b> OBP: 0.363, SLG: 0.413 (1, 8)	G6-3		SH1-3 2B	G6-4-3		G6-3		BB		4	1	1	0	1	0	2	<b>Cleveland Indians @ Baltimore Orioles</b> Oriole Park at Camden Yards, Baltimore, MD Fri Aug 21 1998, 7:05 PM EDT Att: 48,374 - Cloudy - 92 F										
<b>Torey Lovullo, S</b> OBP: 0.287, SLG: 0.214 (1, 4)			SH1-3		G5-3		L3	F7		2	0	0	0	1	0	0											
<b>David Bell, R</b> OBP: 0.312, SLG: 0.436 (8, PH)	1B BB									1	0	0	0	0	0	2											
<b>Brian Giles, L</b> OBP: 0.409, SLG: 0.483 (1, 7)	P5		1B 2B		G6-3		P5		4-2	4	1	1	1	1	0	1											
<b>Manny Ramirez, R</b> OBP: 0.366, SLG: 0.548 (1, 9)			3-H 2-3 K						1-2	4	0	2	0	1	2	1											
<b>Travis Fryman, R</b> OBP: 0.342, SLG: 0.517 (1, 5)	G5-3		1B 1B						0-0	3	1	1	1	2	0	4											
<b>David Justice, L</b> OBP: 0.351, SLG: 0.459 (1, 10)			2-H 1B		G3-1				2-3	5	2	2	0	0	1	3											
<b>Richie Sexson, R</b> OBP: 0.328, SLG: 0.474 (1, 3)			1-3 1B			G4-3		FC5-2 BLK BB		4	1	1	1	0	1	2											
<b>Pat Borders, R</b> OBP: 0.298, SLG: 0.284 (1, 2)			3-H 1B		1-3 K			3-H 1B		3	0	2	0	1	1	0											
<b>Omar Vizquel, S</b> OBP: 0.348, SLG: 0.355 (1, 6)			2-3 K		0-1 1B			SF8		3	0	2	1	0	1	1											
<b>Inning Stats</b>	R: 0 E: 0 K: 0 S: 15	H: 1 LOB: 2 BB: 1 P: 29	R: 0 E: 0 K: 2 S: 14	H: 1 LOB: 1 BB: 0 P: 21	R: 4 E: 0 K: 1 S: 25	H: 5 LOB: 0 BB: 0 P: 39	R: 0 E: 0 K: 1 S: 7	H: 1 LOB: 0 BB: 0 P: 8	R: 0 E: 0 K: 0 S: 9	H: 0 LOB: 2 BB: 2 P: 23	R: 0 E: 0 K: 0 S: 9	H: 2 LOB: 1 BB: 0 P: 13	R: 0 E: 0 K: 1 S: 10	H: 0 LOB: 0 BB: 0 P: 12	R: 2 E: 0 K: 0 S: 11	H: 1 LOB: 2 BB: 3 P: 24	R: 0 E: 0 K: 1 S: 9	H: 1 LOB: 1 BB: 1 P: 16	1B: 9 2B: 3 3B: 0 HR: 0	SF: 1 SAC: 1 DP: 2 HBP: 0	WP: 0 PB: 0 CS: 2	PA: 43					
<b>PITCHER</b>	IP	WLS	BF	H	R	ER	SO	BB	IBB	HBP	BLK	WP	HR	S	P	ERA	WHIP										
<b>Scott Kamieniecki, R</b> ERA: 6.75 (1, 1)	2.2	L	16	7	4	4	3	1	0	0	0	0	0	53	87	13.50	3.000										
<b>Doug Johns, L</b> ERA: 4.19 (3, 1)	4.0		14	3	0	0	1	2	0	0	0	0	0	33	54	0.00	1.250										
<b>Alan Mills, R</b> ERA: 3.68 (7, 1)	0.2		5	1	2	2	1	2	0	0	0	0	0	11	21	27.00	4.500										
<b>Jesse Orosco, L</b> ERA: 2.66 (8, 1)	0.2		4	0	0	0	0	2	0	0	1	0	0	5	13	0.00	3.000										
<b>Armando Benitez, R</b> ERA: 3.45 (9, 1)	1.0		3	1	0	0	1	0	0	0	0	0	0	7	10	0.00	1.000										

AB	33
R	6
H	12
RBI	4
BB	7
SO	6
LOB	16



Batter	1	2	3	4	5	6	7	8	9	AB	R	H	RBI	BB	SO	LOB	BOTTOM										
<b>Roberto Alomar, S</b> OBP: 0.372, SLG: 0.444 (1, 4)	FC7-5 2B		G4-3			F8		F9		4	0	1	0	0	0	0	<b>Cleveland Indians @ Baltimore Orioles</b> Oriole Park at Camden Yards, Baltimore, MD Fri Aug 21 1998, 7:05 PM EDT Att: 48,374 - Cloudy - 92 F										
<b>B.J. Surhoff, L</b> OBP: 0.337, SLG: 0.466 (1, 7)	FC7-5				K		F7	G3		4	0	0	0	0	1	1											
<b>Jeff Reboulet, R</b> OBP: 0.366, SLG: 0.348 (9, 6)	2-3									0	0	0	0	0	0	0											
<b>Rafael Palmeiro, L</b> OBP: 0.381, SLG: 0.584 (1, 3)	HR				F8		F9		1-2	4	1	1	1	0	0	0											
<b>Eric Davis, R</b> OBP: 0.393, SLG: 0.614 (1, 8)	L6				4-0				1-3	3	0	1	0	1	1	0											
<b>Harold Baines, L</b> OBP: 0.383, SLG: 0.475 (1, 10)			P6		2-3 K		G6-4-3		4-0	3	0	0	0	1	1	2											
<b>Cal Ripken Jr., R</b> OBP: 0.347, SLG: 0.395 (1, 5)			K			P3		WP HR 1B		4	1	1	0	0	1	1											
<b>Willie Greene, L</b> OBP: 0.371, SLG: 0.442 (1, 9)			P5							2	1	1	2	1	0	0											
<b>Lenny Webster, R</b> OBP: 0.286, SLG: 0.413 (1, 2)					0-0				3-3	3	0	0	0	0	1	1											
<b>Mike Bordick, R</b> OBP: 0.326, SLG: 0.384 (1, 6)					2-1					2	0	0	0	0	0	1											
<b>Rich Becker, L</b> OBP: 0.353, SLG: 0.327 (8, PH)			G5-3							1	0	0	0	0	1	0											
<b>Inning Stats</b>	R: 1 E: 0 K: 0 S: 9	H: 2 LOB: 0 BB: 0 P: 17	R: 0 E: 0 K: 1 S: 8	H: 0 LOB: 0 BB: 0 P: 15	R: 0 E: 0 K: 2 S: 13	H: 0 LOB: 1 BB: 1 P: 24	R: 0 E: 0 K: 0 S: 8	H: 0 LOB: 1 BB: 1 P: 15	R: 0 E: 0 K: 0 S: 4	H: 0 LOB: 0 BB: 0 P: 6	R: 2 E: 0 K: 1 S: 11	H: 3 LOB: 0 BB: 0 P: 17	R: 0 E: 0 K: 1 S: 7	H: 0 LOB: 0 BB: 0 P: 13	R: 0 E: 0 K: 1 S: 11	H: 0 LOB: 1 BB: 1 P: 20	1B: 2 2B: 2 3B: 0 HR: 2	SF: 0 SAC: 0 DP: 2 HBP: 0	WP: 1 PB: 0 CS: 0	PA: 33							
<b>PITCHER</b>	IP	WLS	BF	H	R	ER	SO	BB	IBB	HBP	BLK	WP	HR	S	P	ERA	WHIP										
<b>Jaret Wright, R</b> ERA: 4.67 (1, 1)	6.2	W	25	5	3	3	3	2	0	0	0	0	0	10	19	0.00	0.000										
<b>Steve Reed, R</b> ERA: 1.9 (7, 1)	1.1		4	0	0	0	2	0	0	0	0	0	0	3	4	0.00	0.000										
<b>Paul Assenmacher, L</b> ERA: 3.63 (9, 1)	0.1		1	0	0	0	0	0	0	0	0	0	0	8	16	0.00	1.500										
<b>Michael Jackson, R</b> ERA: 1.89 (9, 1)	0.2		3	0	0	0	1	1	0	0	0	0	0	8	16	0.00	1.500										

AB	30
R	3
H	5
RBI	3
BB	3
SO	6
LOB	6













Batter	1	2	3	4	5	6	7	8	9	AB	R	H	RBI	BB	SO	LOB	TOP																					
Joey Cora, S OBP: 0.361, SLG: 0.378 (1, 4)											4	1	2	0	0	1	3																					
Alex Rodriguez, R OBP: 0.567, SLG: 0.567 (1, 6)											5	0	1	2	0	2	2																					
Ken Griffey Jr., L OBP: 0.375, SLG: 0.613 (1, 8)											4	0	1	0	1	1	2																					
Edgar Martinez, R OBP: 0.418, SLG: 0.541 (1, 10)											4	0	1	0	1	0	2																					
David Segui, S OBP: 0.370, SLG: 0.498 (1, 3)											4	1	1	1	0	2	4																					
Jay Buhner, R OBP: 0.352, SLG: 0.470 (1, 9)											4	0	0	0	0	3	4																					
Russ Davis, R OBP: 0.309, SLG: 0.465 (1, 5)											4	1	1	0	0	1	0																					
Joe Oliver, R OBP: 0.258, SLG: 0.322 (1, 2)											4	1	3	1	0	0	0																					
Shane Monahan, L OBP: 0.299, SLG: 0.366 (1, 7)											4	0	2	0	0	1	1																					
<b>Inning Stats</b>	R: 1 E: 0 K: 3 S: 13	H: 2 LOB: 2 BB: 1 P: 22	R: 0 E: 0 K: 1 S: 6	H: 0 LOB: 0 BB: 0 P: 8	R: 0 E: 0 K: 1 S: 5	H: 1 LOB: 0 BB: 0 P: 7	R: 0 E: 0 K: 0 S: 7	H: 0 LOB: 0 BB: 0 P: 11	R: 2 E: 0 K: 0 S: 17	H: 3 LOB: 2 BB: 1 P: 24	R: 1 E: 0 K: 2 S: 15	H: 3 LOB: 2 BB: 0 P: 27	R: 0 E: 0 K: 2 S: 12	H: 2 LOB: 2 BB: 0 P: 18	R: 0 E: 0 K: 1 S: 8	H: 1 LOB: 1 BB: 0 P: 13	R: 0 E: 0 K: 1 S: 9	H: 0 LOB: 0 BB: 0 P: 12	1B: 8 2B: 3 3B: 0 HR: 1	SF: 0 SAC: 1 DP: 1 HBP: 0	WP: 0 PB: 0 SB: 1 CS: 0	PA: 40																
<b>PITCHER</b>	IP	WLS	BF	H	R	ER	SO	BB	IBB	HBP	BLK	WP	HR	S	P	ERA	WHIP	<b>PITCHER</b>				IP	WLS	BF	H	R	ER	SO	BB	IBB	HBP	BLK	WP	HR	S	P	ERA	WHIP
Charles Nagy, R ERA: 5.64 (1, 1)	5.2	W	26	8	4	4	6	2	0	0	0	0	1	58	90	6.35	1.765																					
Tom Martin, L ERA: 9.31 (6, 1)	0.1		2	1	0	0	1	0	0	0	0	0	0	5	9	0.00	3.000																					
Paul Shuey, R ERA: 2.21 (7, 1)	2.0		9	3	0	0	3	0	0	0	0	0	0	20	31	0.00	1.500																					
Doug Jones, R ERA: 4.86 (9, 1)	1.0		3	0	0	0	1	0	0	0	0	0	0	9	12	0.00	0.000																					

Seattle Mariners @ Cleveland Indians  
 Jacobs Field, Cleveland, OH  
 Tue Aug 25 1998, 7:05 PM EDT  
 Att: 43,113 - Cloudy - 74 F

AB	37
R	4
H	12
RBI	4
BB	2
SO	11
LOB	18



Batter	1	2	3	4	5	6	7	8	9	AB	R	H	RBI	BB	SO	LOB	BOTTOM																					
Kenny Lofton, L OBP: 0.361, SLG: 0.409 (1, 8)										5	2	2	1	0	0	0																						
Omar Vizquel, S OBP: 0.352, SLG: 0.361 (1, 6)										4	4	3	0	1	0	0																						
Brian Giles, L OBP: 0.412, SLG: 0.481 (1, 7)										2	1	1	1	2	0	0																						
Manny Ramirez, R OBP: 0.372, SLG: 0.568 (1, 9)										4	2	4	5	1	0	0																						
David Justice, L OBP: 0.357, SLG: 0.460 (1, 10)										2	0	1	2	3	0	0																						
Travis Fryman, R OBP: 0.337, SLG: 0.506 (1, 5)										5	0	0	0	0	1	9																						
Torey Lovullo, S OBP: 0.250, SLG: 0.263 (8, 5)										0	0	0	0	0	0	0																						
Richie Sexson, R OBP: 0.366, SLG: 0.478 (1, 3)										2	1	0	0	3	1	0																						
Sandy Alomar Jr., R OBP: 0.268, SLG: 0.346 (1, 2)										4	0	0	0	1	0	5																						
David Bell, R OBP: 0.313, SLG: 0.435 (1, 4)										5	0	0	0	0	1	2																						
<b>Inning Stats</b>	R: 0 E: 0 K: 0 S: 6	H: 0 LOB: 0 BB: 0 P: 7	R: 0 E: 0 K: 0 S: 10	H: 1 LOB: 2 BB: 2 P: 22	R: 1 E: 0 K: 0 S: 13	H: 2 LOB: 3 BB: 2 P: 27	R: 5 E: 1 K: 0 S: 15	H: 4 LOB: 0 BB: 1 P: 30	R: 0 E: 0 K: 1 S: 11	H: 0 LOB: 1 BB: 1 P: 18	R: 3 E: 0 K: 0 S: 19	H: 3 LOB: 2 BB: 2 P: 34	R: 1 E: 0 K: 1 S: 13	H: 1 LOB: 3 BB: 3 P: 31	R: 0 E: 0 K: 1 S: 9	H: 0 LOB: 0 BB: 0 P: 12	1B: 4 2B: 6 3B: 0 HR: 1	SF: 0 SAC: 1 DP: 1 HBP: 0	WP: 1 PB: 0 SB: 1 CS: 0	PA: 45																		
<b>PITCHER</b>	IP	WLS	BF	H	R	ER	SO	BB	IBB	HBP	BLK	WP	HR	S	P	ERA	WHIP	<b>PITCHER</b>				IP	WLS	BF	H	R	ER	SO	BB	IBB	HBP	BLK	WP	HR	S	P	ERA	WHIP
26 Bill Swift, R ERA: 5.71 (1, 1)	4.0	L	23	7	6	6	0	5	0	0	0	1	0	30	52	13.50	3.000																					
31 Bobby Ayala, R ERA: 7.16 (5, 1)	2.0		12	3	3	3	1	3	0	0	0	0	0	8	17	13.50	3.000																					
39 Greg McCarthy, L ERA: 5.85 (7, 1)	0.2		4	1	1	1	1	1	0	0	0	0	0	8	17	13.50	3.000																					
Heathcliff Stocumb, R ERA: 6.27 (7, 1)	1.1		6	0	0	0	1	2	0	0	0	0	0	14	26	0.00	1.500																					

Seattle Mariners @ Cleveland Indians  
 Jacobs Field, Cleveland, OH  
 Tue Aug 25 1998, 7:05 PM EDT  
 Att: 43,113 - Cloudy - 74 F

AB	33
R	10
H	11
RBI	9
BB	11
SO	3
LOB	16





Batter	1	2	3	4	5	6	7	8	9	AB	R	H	RBI	BB	SO	LOB	TOP								
Joey Cora, S OBP: 0.360, SLG: 0.378 (1, 4)	G4-3		2B				G3			4	1	1	0	0	0	1	<b>Seattle Mariners @ Cleveland Indians</b> Jacobs Field, Cleveland, OH Wed Aug 26 1998, 7:05 PM EDT Att: 43,091 - Unknown - 72 F								
Alex Rodriguez, R OBP: 0.369, SLG: 0.567 (1, 6)	F7		FC8-5 2H				K			4	0	1	1	0	2	1									
Ken Griffey Jr., L OBP: 0.375, SLG: 0.610 (1, 8)	F9		FC8-5 2-3				1B			4	0	1	0	0	1	1									
Edgar Martinez, R OBP: 0.418, SLG: 0.547 (1, 10)		1B	L6				K			4	2	2	1	0	1	2									
David Segui, S OBP: 0.371, SLG: 0.497 (1, 3)	1B						F9			3	0	1	0	1	0	0									
Jay Buhner, R OBP: 0.350, SLG: 0.464 (1, 9)	P4						K			3	0	0	0	1	1	3									
Russ Davis, R OBP: 0.308, SLG: 0.461 (1, 5)	P7						F7			3	0	0	0	1	1	3									
John Marzano, R OBP: 0.314, SLG: 0.381 (9, PH)								G4-3 BB		3	0	1	1	0	2	1									
Raul Ibanez, L OBP: 0.236, SLG: 0.476 (9, PH)								G4-3		1	0	0	0	0	0	1									
Shane Monahan, L OBP: 0.298, SLG: 0.362 (1, 7)	K						P9			4	0	1	0	0	1	2									
<b>Inning Stats</b>	R: 0 E: 0 K: 0 S: 5	H: 0 LOB: 0 BB: 0 P: 8	R: 1 E: 0 K: 1 S: 10	H: 3 LOB: 2 BB: 0 P: 12	R: 1 E: 0 K: 0 S: 9	H: 2 LOB: 0 BB: 0 P: 14	R: 0 E: 0 K: 2 S: 11	H: 0 LOB: 1 BB: 1 P: 18	R: 0 E: 0 K: 1 S: 12	H: 2 LOB: 2 BB: 0 P: 17	R: 0 E: 0 K: 1 S: 5	H: 0 LOB: 0 BB: 0 P: 7	R: 0 E: 0 K: 1 S: 9	H: 0 LOB: 0 BB: 0 P: 12	R: 1 E: 0 K: 2 S: 14	H: 1 LOB: 1 BB: 1 P: 22	R: 0 E: 0 K: 0 S: 9	H: 0 LOB: 0 BB: 1 P: 14	1B: 5 2B: 3 3B: 0 HR: 1	SF: 0 SAC: 0 DP: 2 HBP: 0	WP: 0 PB: 0 SB: 0 CS: 0	PA: 36			
<b>PITCHER</b>	IP	WLS	BF	H	R	ER	SO	BB	IBB	HBP	BLK	WP	HR	S	P	ERA	WHIP								
Dave Burba, R ERA: 4.0 (1, 1)	7.0	W	28	7	2	2	7	1	0	0	0	0	0	61	88	2.57	1.143								
Steve Reed, R ERA: 1.97 (8, 1)	0.2		4	1	1	1	2	1	0	0	0	0	1	13	20	13.50	3.000								
Michael Jackson, R ERA: 1.81 (8, 1)	1.1	S	4	0	0	0	0	1	0	0	0	0	0	10	16	0.00	0.750								

Batter	1	2	3	4	5	6	7	8	9	AB	R	H	RBI	BB	SO	LOB	BOTTOM								
Kenny Lofton, L OBP: 0.363, SLG: 0.413 (1, 8)	F8		2B				S G5-3 WP BB			3	1	2	0	1	0	0	<b>Seattle Mariners @ Cleveland Indians</b> Jacobs Field, Cleveland, OH Wed Aug 26 1998, 7:05 PM EDT Att: 43,091 - Unknown - 72 F								
Omar Vizquel, S OBP: 0.350, SLG: 0.358 (1, 6)	F8		K				G5-3			4	1	0	0	0	1	3									
Manny Ramirez, R OBP: 0.375, SLG: 0.575 (1, 9)	L6						WP IBB			3	1	2	2	1	0	0									
Cecil Fielder, R OBP: 0.327, SLG: 0.411 (1, 10)							K			4	0	0	0	0	3	2									
Richie Sexson, R OBP: 0.400, SLG: 0.577 (1, 3)		HR					2B			4	2	4	1	0	0	0									
Mark Whiten, S OBP: 0.390, SLG: 0.421 (1, 7)							K			2	0	0	0	1	2	1									
Sandy Alomar Jr., R OBP: 0.266, SLG: 0.343 (1, 2)	F8						G5-3			4	0	0	0	0	1	5									
David Bell, R OBP: 0.312, SLG: 0.435 (1, 5)			G1-3				K			4	0	1	1	0	1	4									
Enrique Wilson, S OBP: 0.265, SLG: 0.344 (1, 4)			G1-3				G6-3			4	0	0	0	0	0	1									
<b>Inning Stats</b>	R: 0 E: 0 K: 0 S: 6	H: 0 LOB: 0 BB: 0 P: 7	R: 1 E: 0 K: 2 S: 9	H: 1 LOB: 0 BB: 0 P: 13	R: 0 E: 0 K: 1 S: 12	H: 1 LOB: 1 BB: 0 P: 17	R: 0 E: 0 K: 0 S: 14	H: 2 LOB: 3 BB: 1 P: 24	R: 2 E: 0 K: 1 S: 10	H: 2 LOB: 0 BB: 0 P: 16	R: 0 E: 0 K: 3 S: 13	H: 1 LOB: 1 BB: 0 P: 18	R: 1 E: 0 K: 1 S: 9	H: 0 LOB: 1 BB: 2 P: 22	R: 1 E: 0 K: 0 S: 13	H: 2 LOB: 1 BB: 0 P: 18	1B: 3 2B: 4 3B: 0 HR: 2	SF: 0 SAC: 1 DP: 0 HBP: 0	WP: 1 PB: 0 SB: 1 CS: 0	PA: 36					
<b>PITCHER</b>	IP	WLS	BF	H	R	ER	SO	BB	IBB	HBP	BLK	WP	HR	S	P	ERA	WHIP								
Jeff Fassero, L ERA: 4.04 (1, 1)	8.0	L	36	9	5	5	8	2	1	0	0	1	2	86	135	5.62	1.375								













Batter	1	2	3	4	5	6	7	8	9	AB	R	H	RBI	BB	SO	LOB	TOP					
<b>Bip Roberts, S</b> OBP: 0.351, SLG: 0.346 (1, 7)	L8					G4-3			E5	5	1	2	0	1	0	1	<b>Oakland Athletics @ Cleveland Indians</b> Jacobs Field, Cleveland, OH Sat Aug 29 1998, 3:33 AM EDT Att: 43,020 - Sunny - 74 F					
<b>Ryan Christenson, R</b> OBP: 0.311, SLG: 0.269 (1, 8)	BB 1B	L8				G5-3			SH1-4	3	1	1	0	2	0	4						
<b>Jason Giambi, L</b> OBP: 0.381, SLG: 0.484 (1, 3)	BB 1B								SF9	4	2	2	1	1	0	3						
<b>Matt Stairs, L</b> OBP: 0.394, SLG: 0.551 (1, 10)	P6								2B	6	3	3	1	0	0	4						
<b>Ben Grievie, L</b> OBP: 0.393, SLG: 0.463 <b>Rickey Henderson, R</b> OBP: 0.379, SLG: 0.327 (9, PR)	BB								2B	4	2	3	3	2	0	0						
<b>Scott Spiezio, S</b> OBP: 0.338, SLG: 0.402 (1, 4)	F9								2B	5	2	3	2	1	1	5						
<b>Mike Blowers, R</b> OBP: 0.304, SLG: 0.399 (1, 5)									BB	5	0	0	1	0	3	6						
<b>Miguel Tejada, R</b> OBP: 0.310, SLG: 0.383 (1, 6)										5	0	0	0	0	2	5						
<b>A.J. Hinch, R</b> OBP: 0.303, SLG: 0.338 (1, 2)	BB									4	0	2	3	1	1	1						
<b>Inning Stats</b>	R: 0 E: 0 K: 0 S: 14	H: 1 LOB: 3 BB: 2 P: 28	R: 0 E: 0 K: 2 S: 16	H: 1 LOB: 2 BB: 1 P: 28	R: 2 E: 0 K: 2 S: 14	H: 3 LOB: 1 BB: 0 P: 23	R: 0 E: 0 K: 1 S: 12	H: 1 LOB: 2 BB: 1 P: 22	R: 2 E: 0 K: 0 S: 20	H: 2 LOB: 2 BB: 2 P: 38	R: 1 E: 0 K: 0 S: 8	H: 1 LOB: 0 BB: 0 P: 13	R: 0 E: 0 K: 1 S: 12	H: 1 LOB: 1 BB: 0 P: 15	R: 2 E: 1 K: 1 S: 15	H: 2 LOB: 2 BB: 1 P: 31		1B: 8 2B: 8 3B: 0 HR: 0	SF: 2 SAC: 1 DP: 0 HBP: 0	WP: 0 PB: 0 SB: 2 CS: 0	PA: 52	
<b>PITCHER</b>	IP	WLS	BF	H	R	ER	SO	BB	IBB	HBP	BLK	WP	HR	S	P	ERA	WHIP			ERA	WHIP	
<b>Dwight Gooden, R</b> ERA: 3.83	4.2		27	8	4	4	5	5	0	0	0	0	0	70	127	7.71	2.786			0.00	4.500	
<b>Tom Martin, L</b> ERA: 10.05	0.1	L	6	3	4	4	0	2	0	0	0	0	0	16	30	108.00	15.000			0.00	0.000	
<b>Doug Jones, R</b> ERA: 4.85	1.0		4	1	0	0	0	0	0	0	0	0	0	8	10	0.00	1.000			0.00	1.000	
<b>Jim Poole, L</b> ERA: 5.24	1.0		4	1	1	1	0	0	0	0	0	0	0	8	13	9.00	1.000			0.00	1.000	
<b>Paul Shuey, R</b> ERA: 3.0	1.0		4	1	0	0	1	0	0	0	0	0	0	12	15	0.00	1.000			0.00	1.000	
<b>PITCHER</b>	IP	WLS	BF	H	R	ER	SO	BB	IBB	HBP	BLK	WP	HR	S	P	ERA	WHIP			ERA	WHIP	
<b>Paul Assenmacher, L</b> ERA: 3.46	0.2		6	2	2	0	0	1	0	0	0	0	0	12	26	0.00	4.500			0.00	4.500	
<b>Michael Jackson, R</b> ERA: 1.8	0.1		1	0	0	0	1	0	0	0	0	0	0	3	5	0.00	0.000			0.00	0.000	
<b>Batter</b>	<b>1</b>	<b>2</b>	<b>3</b>	<b>4</b>	<b>5</b>	<b>6</b>	<b>7</b>	<b>8</b>	<b>9</b>	<b>AB</b>	<b>R</b>	<b>H</b>	<b>RBI</b>	<b>BB</b>	<b>SO</b>	<b>LOB</b>	<b>BOTTOM</b>					
<b>Kenny Lofton, L</b> OBP: 0.362, SLG: 0.418 (1, 8)	L7	P6								4	0	1	0	1	0	2	<b>Oakland Athletics @ Cleveland Indians</b> Jacobs Field, Cleveland, OH Sat Aug 29 1998, 3:33 AM EDT Att: 43,020 - Sunny - 74 F					
<b>Omar Vizquel, S</b> OBP: 0.351, SLG: 0.355 (1, 6)	G5-3									3	1	0	0	2	0	2						
<b>Brian Giles, L</b> OBP: 0.407, SLG: 0.487 <b>Cecil Fielder, R</b> OBP: 0.326, SLG: 0.407 <b>David Justice, L</b> OBP: 0.362, SLG: 0.473 (1, 10)	G5-3									4	0	0	0	0	1	2						
<b>Manny Ramirez, R</b> OBP: 0.375, SLG: 0.579 (1, 9)	BB									4	0	0	0	1	0	0						
<b>Travis Fryman, R</b> OBP: 0.339, SLG: 0.503 (1, 5)	BB									5	3	3	2	0	0	3						
<b>Richie Sexson, R</b> OBP: 0.416, SLG: 0.647 (1, 3)	BB									4	0	1	1	1	1	0						
<b>Mark Whiten, S</b> OBP: 0.389, SLG: 0.430 (1, 7)										5	0	2	0	0	1	2						
<b>Pat Borders, R</b> OBP: 0.297, SLG: 0.283 <b>Enrique Wilson, S</b> OBP: 0.289, SLG: 0.371 (8, PH)	G5-3									3	0	1	0	0	0	2						
<b>David Bell, R</b> OBP: 0.304, SLG: 0.422 <b>Sandy Alomar Jr., R</b> OBP: 0.271, SLG: 0.351 (9, 2)	G3									4	0	0	0	0	1	3						
<b>Inning Stats</b>	R: 2 E: 0 K: 0 S: 14	H: 2 LOB: 1 BB: 1 P: 25	R: 0 E: 0 K: 0 S: 9	H: 1 LOB: 0 BB: 0 P: 12	R: 1 E: 0 K: 2 S: 14	H: 2 LOB: 1 BB: 1 P: 22	R: 0 E: 0 K: 1 S: 12	H: 1 LOB: 0 BB: 0 P: 16	R: 2 E: 0 K: 0 S: 12	H: 3 LOB: 1 BB: 0 P: 21	R: 0 E: 0 K: 0 S: 8	H: 0 LOB: 1 BB: 1 P: 18	R: 1 E: 0 K: 0 S: 12	H: 1 LOB: 0 BB: 0 P: 15	R: 0 E: 0 K: 0 S: 11	H: 1 LOB: 3 BB: 3 P: 26		R: 0 E: 0 K: 2 S: 12	H: 0 LOB: 0 BB: 0 P: 20	1B: 4 2B: 4 3B: 0 HR: 3	SF: 0 SAC: 0 DP: 1 HBP: 0	WP: 0 PB: 0 SB: 3 CS: 0
<b>PITCHER</b>	IP	WLS	BF	H	R	ER	SO	BB	IBB	HBP	BLK	WP	HR	S	P	ERA	WHIP			ERA	WHIP	
<b>Jimmy Haynes, R</b> ERA: 4.55	5.1	W	27	9	5	5	3	2	0	0	0	0	0	4	11	0.00	1.500			0.00	1.500	
<b>T.J. Mathews, R</b> ERA: 4.4	1.2		8	2	1	1	0	2	0	0	0	0	1	20	33	5.40	2.400			0.00	2.400	
<b>Buddy Groom, L</b> ERA: 4.56	0.0		1	0	0	0	0	1	0	0	0	0	0	4	∞	∞	∞			∞	∞	
<b>Billy Taylor, R</b> ERA: 4.08	1.1	S	4	0	0	0	2	0	0	0	0	0	0	15	24	0.00	0.000			0.00	0.000	

AB	41
R	11
H	16
RBI	11
BB	8
SO	7
LOB	29



AB	37
R	6
H	11
RBI	6
BB	6
SO	5
LOB	17





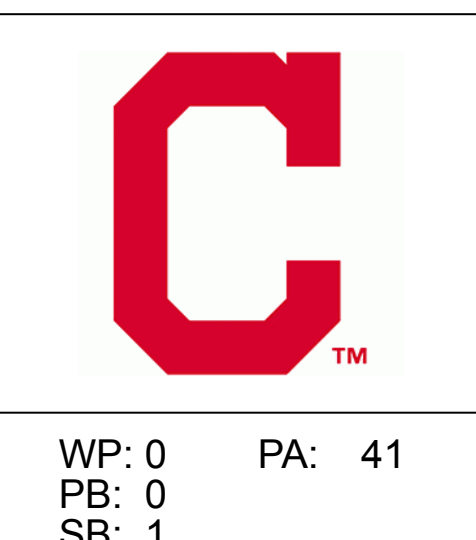
Batter	1	2	3	4	5	6	7	8	9	AB	R	H	RBI	BB	SO	LOB	TOP											
<b>Rickey Henderson, R</b> OBP: 0.376, SLG: 0.328	2-3 K	0-1 G5-3			1-3 K		1-3 K		2-0 P4	5	0	0	0	0	3	2	<b>Oakland Athletics @ Cleveland Indians</b> Jacobs Field, Cleveland, OH Sun Aug 30 1998, 3:33 AM EDT Att: 42,951 - Sunny - 77 F											
<b>Ryan Christenson, R</b> OBP: 0.322, SLG: 0.359	0-1 E 1B		3-2 HR 1B		0-0 1B		4-2 BB		3-2 G4-3 1B	4	2	4	0	1	0	0												
<b>Jason Giambi, L</b> OBP: 0.379, SLG: 0.481	2-2 E2 2B 1B		0-1 L7		2-2 F8		0-0 F8		3-2 G4-3	5	1	1	0	0	0	4												
<b>Matt Stairs, L</b> OBP: 0.395, SLG: 0.557	2-3 K		0-0 HR						2-2 G4-3	4	1	2	2	0	1	1												
<b>Ben Grieve, L</b> OBP: 0.392, SLG: 0.463	3-2 2H 2B		0-1 G3						3-3 K	4	0	1	1	0	2	1												
<b>Scott Spiezio, S</b> OBP: 0.340, SLG: 0.401	1-1 G3-1		1-3 K						4-1 BB	3	0	1	0	1	1	1												
<b>Ed Sprague, R</b> OBP: 0.283, SLG: 0.402			1-3 K		1-2 G4-3				2-3 K	4	0	0	0	0	3	3												
<b>Miguel Tejada, R</b> OBP: 0.306, SLG: 0.378			1-3 K		0-0 P4				0-2 G6-3	4	0	0	0	0	1	2												
<b>A.J. Hinch, R</b> OBP: 0.303, SLG: 0.338			2-2 1B		1-2 G6-3				4-1 1B BB	3	0	1	0	0	1	0												
<b>Bip Roberts, S</b> OBP: 0.353, SLG: 0.346							3-3 K			0	0	0	0	1	0	0												
<b>Inning Stats</b>	R: 2 E: 1 K: 2 S: 20	H: 3 LOB: 1 BB: 0 P: 30	R: 0 E: 0 K: 2 S: 12	H: 1 LOB: 1 BB: 0 P: 16	R: 2 E: 0 K: 1 S: 11	H: 2 LOB: 0 BB: 0 P: 15	R: 0 E: 0 K: 0 S: 7	H: 0 LOB: 0 BB: 0 P: 9	R: 0 E: 0 K: 2 S: 12	H: 2 LOB: 2 BB: 0 P: 17	R: 0 E: 0 K: 2 S: 10	H: 0 LOB: 1 BB: 1 P: 18	R: 0 E: 0 K: 2 S: 14	H: 0 LOB: 1 BB: 1 P: 25	R: 0 E: 0 K: 0 S: 12	H: 1 LOB: 2 BB: 1 P: 24	1B: 8 2B: 1 3B: 0 HR: 1	SF: 0 SAC: 0 DP: 0 HBP: 0	WP: 0 PB: 0 SB: 0 CS: 0	PA: 39								
<b>PITCHER</b>	IP	WLS	BF	H	R	ER	SO	BB	IBB	HBP	BLK	WP	HR	S	P	ERA	WHIP											
<b>Charles Nagy, R</b> ERA: 5.97	(1, 1)	7.0	W	30	9	4	3	10	1	0	0	0	0	1	79	115	3.86	1.429										
<b>Paul Assenmacher, L</b> ERA: 3.4	(8, 1)	0.2		3	0	0	0	1	1	0	0	0	0	0	11	20	0.00	1.500										
<b>Michael Jackson, R</b> ERA: 1.76	(8, 1)	1.1	S	6	1	0	0	1	1	0	0	0	0	0	15	29	0.00	1.500										

AB	36
R	4
H	10
RBI	3
BB	3
SO	12
LOB	14



Batter	1	2	3	4	5	6	7	8	9	AB	R	H	RBI	BB	SO	LOB	BOTTOM											
<b>Kenny Lofton, L</b> OBP: 0.364, SLG: 0.420	0-1 F8 G6-3 1B		0-0 1B E 1B		2-1 B1-3			0-1 1B HR 1B	0-0 F8	5	3	3	0	0	0	1	<b>Oakland Athletics @ Cleveland Indians</b> Jacobs Field, Cleveland, OH Sun Aug 30 1998, 3:33 AM EDT Att: 42,951 - Sunny - 77 F											
<b>Enrique Wilson, S</b> OBP: 0.302, SLG: 0.375	0-2 F8 1-3		3-1 CS E 1B		0-0 G6-3		3-2 L8	0-1 BB 1B	1-2 BB	5	1	2	1	0	0	2												
<b>Travis Fryman, R</b> OBP: 0.339, SLG: 0.501	1-2 G6-3		1-0 E4		2-0 G5-3		0-0 BB HR 1B	4-2 FC5 1B BB	1-2 2-3 BB	4	1	1	2	1	0	1												
<b>Manny Ramirez, R</b> OBP: 0.375, SLG: 0.576	0-2 G1-3		2-3 K				3-3 K	4-0 HR BB	2-2 1B	4	1	1	2	1	2	2												
<b>Richie Sexson, R</b> OBP: 0.404, SLG: 0.656			2-3 K		3-2 G6-3		2-2 G5-3	1-1 HR BB	2-1 FC5	5	1	1	4	0	1	2												
<b>Cecil Fielder, R</b> OBP: 0.328, SLG: 0.410			1-3 K		3-2 P6		1-0 2B 1B	1-0 HR 2B		4	0	2	0	0	1	0												
<b>Mark Whiten, S</b> OBP: 0.391, SLG: 0.438			2-1 G1-3		0-2 1B 1B		0-0 1B	1-1 L9		4	0	2	0	0	0	1												
<b>Pat Borders, R</b> OBP: 0.296, SLG: 0.282			1-3 K		2-1 1B		2-1 P6		0-2 F7	4	0	1	0	0	1	2												
<b>David Bell, R</b> OBP: 0.304, SLG: 0.421			1-0 1B		0-1 F7		2-1 P4	2-2 BB 1B		3	1	1	0	0	0	2												
<b>Omar Vizquel, S</b> OBP: 0.352, SLG: 0.356			1-0 1B 1B							1	1	1	0	0	0	0												
<b>Inning Stats</b>	R: 1 E: 0 K: 0 S: 11	H: 1 LOB: 0 BB: 0 P: 12	R: 0 E: 0 K: 2 S: 10	H: 0 LOB: 0 BB: 0 P: 15	R: 2 E: 1 K: 2 S: 11	H: 3 LOB: 2 BB: 0 P: 19	R: 0 E: 0 K: 0 S: 14	H: 2 LOB: 2 BB: 0 P: 22	R: 0 E: 0 K: 1 S: 11	H: 2 LOB: 2 BB: 0 P: 19	R: 4 E: 0 K: 0 S: 15	H: 4 LOB: 1 BB: 1 P: 27	R: 2 E: 0 K: 0 S: 17	H: 3 LOB: 2 BB: 1 P: 27	R: 0 E: 0 K: 0 S: 12	H: 0 LOB: 0 BB: 1 P: 24	1B: 12 2B: 3 3B: 0 HR: 1	SF: 0 SAC: 0 DP: 1 HBP: 0	WP: 0 PB: 0 SB: 1 CS: 1	PA: 41								
<b>PITCHER</b>	IP	WLS	BF	H	R	ER	SO	BB	IBB	HBP	BLK	WP	HR	S	P	ERA	WHIP											
<b>Kenny Rogers, L</b> ERA: 3.21	(1, 1)	6.2	L	30	10	5	5	5	0	0	0	0	0	1	20	35	36.00	7.000										
<b>Tim Worrell, R</b> ERA: 5.58	(7, 1)	1.0		10	5	4	4	0	2	0	0	0	0	0	2	4	0.00	0.000										
<b>2B Mark Holzemer, L</b> ERA: 1.8	(8, 1)	0.1		1	0	0	0	0	0	0	0	0	0	0	2	4	0.00	0.000										

AB	39
R	9
H	15
RBI	9
BB	2
SO	5
LOB	13





Batter	1	2	3	4	5	6	7	8	9	AB	R	H	RBI	BB	SO	LOB	TOP								
Rickey Henderson, R OBP: 0.380, SLG: 0.335 Bip Roberts, S OBP: 0.352, SLG: 0.344	0-0 1B		0-0 HR		4-1 1B SF8	4-2 2B 1B		2-2 G4-6-3		2	3	2	1	2	0	0									
Ryan Christenson, R OBP: 0.354, SLG: 0.363	3-2 P6		2-3 K		0-1 BB	1-0 1B 2B			1-3 K2-3	5	0	2	2	0	2	1									
Jason Giambi, L OBP: 0.380, SLG: 0.488	0-0 F7		3-2 HR		0-1 SF8	0-0 FC6 1B			0-2 G1-3	4	1	2	3	0	0	1									
Matt Stairs, L OBP: 0.395, SLG: 0.554	4-1 1-2 BB		0-0 L8		3-H K	0-0 FC6 1-2 2B			1-0 2B 1B	4	0	1	0	1	1	3									
Ben Grieve, L OBP: 0.392, SLG: 0.464	3-1 G6-3		3-3 K		4-1 1-2 BB		3-3 K		2-2 1-3 2B	4	0	1	0	1	2	2									
Scott Spiezio, S OBP: 0.340, SLG: 0.404		2-2 1B		1-2 P6	3-2 G6-3		0-0 FC5 2B		0-3 K	5	0	2	0	0	1	4									
Ed Sprague, R OBP: 0.283, SLG: 0.403		0-1 P3		2-2 G5-3		1-1 2B	0-0 FC1-5-4			4	1	1	0	0	0	2									
Mike Macfarlane, R OBP: 0.277, SLG: 0.388		3-2 G4-6-3 1B		2-2 G4-3		2-3 K		0-0 CI G4-6-3		3	0	1	0	0	1	1									
Rafael Bourquard, R OBP: 0.266, SLG: 0.302		2-2 G4-6-3			0-1 BB 1B	2-1 L7		1-0 F9		4	1	1	0	0	0	4									
<b>Inning Stats</b>	R: 0 E: 0 K: 0 S: 8	H: 1 LOB: 2 BB: 1 P: 18	R: 0 E: 0 K: 0 S: 11	H: 2 LOB: 1 BB: 0 P: 18	R: 2 E: 0 K: 2 S: 14	H: 2 LOB: 0 BB: 0 P: 22	R: 0 E: 0 K: 0 S: 10	H: 0 LOB: 0 BB: 0 P: 15	R: 2 E: 0 K: 1 S: 16	H: 2 LOB: 2 BB: 2 P: 28	R: 2 E: 0 K: 1 S: 13	H: 3 LOB: 2 BB: 1 P: 23	R: 0 E: 0 K: 1 S: 5	H: 1 LOB: 0 BB: 0 P: 8	R: 0 E: 1 K: 0 S: 5	H: 0 LOB: 0 BB: 0 P: 8	R: 0 E: 0 K: 2 S: 15	H: 2 LOB: 2 BB: 0 P: 19	1B: 7 2B: 5 3B: 0 HR: 2	SF: 1 SAC: 0 DP: 3 HBP: 0	WP: 0 PB: 0 SB: 1 CS: 0	PA: 42			
<b>PITCHER</b>	IP	WLS	BF	H	R	ER	SO	BB	IBB	HBP	BLK	WP	HR	S	P	ERA	WHIP	<b>PITCHER</b>							
Dave Burba, R ERA: 4.19	5.2	W	29	9	6	6	4	4	0	0	0	0	2	70	122	9.53	2.294								
Doug Jones, R ERA: 4.64	3.1	S	13	4	0	0	3	0	0	0	0	0	0	27	37	0.00	1.200								

Oakland Athletics @ Cleveland Indians  
Jacobs Field, Cleveland, OH  
Mon Aug 31 1998, 7:05 PM EDT  
Att: 42,897 - Unknown - 72 F

AB 36  
R 6  
H 13  
RBI 6  
BB 4  
SO 7  
LOB 19



Batter	1	2	3	4	5	6	7	8	9	AB	R	H	RBI	BB	SO	LOB	BOTTOM								
Kenny Lofton, L OBP: 0.367, SLG: 0.420					0-2 F8	4-2 1B BB				2	2	1	0	3	0	0									
Joey Cora, S OBP: 0.363, SLG: 0.384		1-0 F9			2-2 G6-3	1-0 1B				4	2	1	2	0	0	3									
David Justice, L OBP: 0.365, SLG: 0.474 Cecil Fielder, R OBP: 0.327, SLG: 0.409			0-3 K		1-1 HR 1B		2-0 F8			3	2	2	2	1	1	0									
Manny Ramirez, R OBP: 0.377, SLG: 0.584 Mark Whiten, S OBP: 0.359, SLG: 0.435					2-1 HR		1-2 F9			2	2	2	5	0	0	0									
Travis Fryman, R OBP: 0.338, SLG: 0.498			3-2 FC5-4 HBP		1-H HR		1-3 K			5	1	1	0	0	1	2									
Brian Giles, L OBP: 0.407, SLG: 0.484	4-1 1B 1-2 2-3 3-H BB	2-1 HR 1B	0-3 K			0-2 P3		1-2 P2		4	2	1	1	1	1	1									
Richie Sexson, R OBP: 0.404, SLG: 0.674	0-0 BB 1B 1-3 2-H 3-H E	1-0 HR		3-2 G6-3		0-0 G5-3		3-1 F8		5	2	2	4	0	0	0									
Einar Diaz, R OBP: 0.600, SLG: 0.600	0-1 E BB 1B 1-2 3-H 1B	1-1 L7		1-2 G3		1-2 BB 1B 1B		0-1 1B		5	2	3	1	0	0	0									
Omar Vizquel, S OBP: 0.350, SLG: 0.354	1-0 L8		3-3 K		2-3 K	0-1 BB 1B 1B		0-0 F7		5	0	1	0	0	2	3									
<b>Inning Stats</b>	R: 10 E: 1 K: 0 S: 27	H: 5 LOB: 1 BB: 4 P: 50	R: 2 E: 0 K: 1 S: 14	H: 3 LOB: 1 BB: 0 P: 25	R: 0 E: 0 K: 2 S: 12	H: 0 LOB: 0 BB: 0 P: 18	R: 0 E: 0 K: 1 S: 11	H: 0 LOB: 0 BB: 0 P: 17	R: 2 E: 0 K: 0 S: 12	H: 2 LOB: 0 BB: 0 P: 20	R: 1 E: 0 K: 0 S: 14	H: 3 LOB: 2 BB: 1 P: 20	R: 0 E: 0 K: 1 S: 7	H: 0 LOB: 0 BB: 0 P: 11	R: 0 E: 0 K: 0 S: 8	H: 1 LOB: 1 BB: 0 P: 12	R: 0 E: 0 K: 2 S: 15	H: 2 LOB: 2 BB: 0 P: 19	1B: 12 2B: 0 3B: 0 HR: 2	SF: 1 SAC: 0 DP: 0 HBP: 2	WP: 0 PB: 0 SB: 1 CS: 0	PA: 45			
<b>PITCHER</b>	IP	WLS	BF	H	R	ER	SO	BB	IBB	HBP	BLK	WP	HR	S	P	ERA	WHIP	<b>PITCHER</b>							
Blake Stein, R ERA: 6.36	0.0	L	8	4	8	8	0	3	0	1	0	0	0	11	25										
Mike Mohler, L ERA: 5.85	4.0		19	4	4	3	4	1	0	1	0	0	1	53	85	6.75	1.250								
Mike Oquist, R ERA: 6.49	4.0		18	6	3	3	1	1	0	0	0	0	1	41	63	6.75	1.750								

Oakland Athletics @ Cleveland Indians  
Jacobs Field, Cleveland, OH  
Mon Aug 31 1998, 7:05 PM EDT  
Att: 42,897 - Unknown - 72 F

AB 37  
R 15  
H 14  
RBI 15  
BB 5  
SO 5  
LOB 9






Batter	1	2	3	4	5	6	7	8	9	AB	R	H	RBI	BB	SO	LOB	TOP								
<b>Gregg Jefferies, S</b> (1, 7) OBP: 0.334, SLG: 0.406	1-1 G4-3		1-2 E7 1B 2B			1-0 G6-3			3-2 G4-6-3	5	1	2	2	0	0	1									
<b>Randy Velarde, R</b> (1, 4) OBP: 0.382, SLG: 0.367 <b>Chris Pritchett, L</b> (9, PH) OBP: 0.367, SLG: 0.464 <b>Norberto Martin, R</b> (9, 4) OBP: 0.242, SLG: 0.251	2-3 K		3-3 K			3-3 K		1-0 F7	1-1 P5	4	0	0	0	0	3	1									
<b>Darin Erstad, L</b> (1, 3) OBP: 0.358, SLG: 0.497	1-1 G6-3		1-1 HR 1B			2-1 G4-3		1-0 P6		4	1	1	1	0	0	0									
<b>Tim Salmon, R</b> (1, 10) OBP: 0.414, SLG: 0.559		1-2 G6-3	3-1 HR			3-2 2B 16 SF7 1B		2-3 K		4	2	2	2	0	1	0									
<b>Jim Edmonds, L</b> (1, 8) OBP: 0.363, SLG: 0.492		4-1 16 1B BB	0-1 L7			1-1 HBP 1B 2B		1-3 K		3	1	1	0	1	1	0									
<b>16 Garrett Anderson, L</b> (1, 9) OBP: 0.340, SLG: 0.480		3-2 SAFE 1B		2-1 F8		0-0 SF7		1-2 G1-3		3	0	1	1	0	0	0									
<b>Troy Glaus, R</b> (1, 5) OBP: 0.298, SLG: 0.316		1-3 K		2-2 F7		3-H HBP 1B BB		2-3 K		3	1	0	0	1	2	2									
<b>Matt Walbeck, S</b> (1, 2) OBP: 0.314, SLG: 0.352		1-3 K		2-2 1B		2-3 K		1-1 P6		4	0	1	0	0	2	4									
<b>Gary Disarcina, R</b> (1, 6) OBP: 0.328, SLG: 0.401			2-2 G5-3		0-0 F8	1-0 1B HBP		2-0 G4-6-3 HBP		2	0	0	0	0	0	1									
<b>Inning Stats</b>	R: 0 E: 0 K: 1 S: 7	H: 0 LOB: 0 BB: 0 P: 11	R: 0 E: 0 K: 2 S: 16	H: 1 LOB: 2 BB: 1 P: 26	R: 3 E: 1 K: 1 S: 17	H: 3 LOB: 0 BB: 0 P: 27	R: 0 E: 0 K: 0 S: 9	H: 1 LOB: 1 BB: 0 P: 15	R: 0 E: 0 K: 1 S: 14	H: 0 LOB: 0 BB: 0 P: 12	R: 3 E: 0 K: 1 S: 14	H: 3 LOB: 2 BB: 1 P: 26	R: 0 E: 0 K: 2 S: 16	H: 0 LOB: 0 BB: 0 P: 9	R: 0 E: 0 K: 2 S: 9	H: 0 LOB: 1 BB: 0 P: 13	R: 0 E: 0 K: 0 S: 7	H: 0 LOB: 1 BB: 0 P: 14	1B: 5 2B: 2 3B: 0 HR: 1	SF: 1 SAC: 0 DP: 0 HBP: 2	WP: 0 PB: 0 SB: 0 CS: 0	PA: 38			
<b>PITCHER</b>	IP	WLS	BF	H	R	ER	SO	BB	IBB	HBP	BLK	WP	HR	S	P	ERA	WHIP								
<b>Jaret Wright, R</b> (1, 1) ERA: 4.94	5.2		27	7	6	6	6	2	0	1	0	0	1	69	115	9.53	1.588								
<b>Chad Ogea, R</b> (6, 1) ERA: 5.44	1.1		4	1	0	0	1	0	0	0	0	0	0	6	11	0.00	0.750								
<b>Jim Poole, L</b> (8, 1) ERA: 5.14	0.2		2	0	0	0	1	0	0	0	0	0	0	6	8	0.00	0.000								
<b>Steve Reed, R</b> (8, 1) ERA: 2.83	1.1	W	5	0	0	0	1	0	0	1	0	0	0	10	19	0.00	0.000								

Anaheim Angels @ Cleveland Indians  
Jacobs Field, Cleveland, OH  
Tue Sep.01 1998, 7:05 PM EDT  
Att: 43,184 - Cloudy - 73 F

livebaseballscorecards.com

AB 33  
R 6  
H 8  
RBI 6  
BB 2  
SO 9  
LOB 10




Batter	1	2	3	4	5	6	7	8	9	AB	R	H	RBI	BB	SO	LOB	BOTTOM								
<b>Kenny Lofton, L</b> (1, 8) OBP: 0.366, SLG: 0.417	0-1 G4-3	1-1 G4-3		1-2 G1-3		2-2 G3		4-2 CS BB		4	0	0	0	1	0	4									
<b>Joey Cora, S</b> (1, 4) OBP: 0.381, SLG: 0.383	2-1 F9		2-2 G3		0-2 1B E	1-2 L6		2-2 F8		5	1	1	0	0	0	3									
<b>Travis Fryman, R</b> (1, 5) OBP: 0.338, SLG: 0.497	3-2 CS 1B		2-2 G6-3		2-3 K		1-1 BB 1B	3-3 K		5	1	2	0	0	2	3									
<b>Manny Ramirez, R</b> (1, 9) OBP: 0.379, SLG: 0.583	1-2 CS	1-3 K	1-3 K		0-0 E8 1B		4-2 1B BB	1-2 BB	1-2 FC1-5 1B	4	0	2	0	1	2	0									
<b>Cecil Fielder, R</b> (1, 10) OBP: 0.329, SLG: 0.410 <b>David Justice, L</b> (7, PH) OBP: 0.368, SLG: 0.477		1-2 1B 2B 1B		0-1 G4-3	2-2 BB HBP		1-2 1B	1-2 FC1-5 1B	1-2 1B	2	1	1	0	0	0	0									
<b>Richie Sexson, R</b> (1, 3) OBP: 0.413, SLG: 0.667		0-2 2B SF8 1B		3-2 HBP FC5 1B	4-2 G4-6-3 BB		1-1 B3	0-0 FC1-5 1B	1-2 2-3F	4	2	2	0	1	0	4									
<b>Mark Whiten, S</b> (1, 7) OBP: 0.394, SLG: 0.446		3-2 2B 2B		0-0 FC5 HBP 1B	0-2 G4-6-3		3-3 K	1-2 2-H 1B	1-2 1B	5	1	3	2	0	1	5									
<b>Einar Diaz, R</b> (1, 2) OBP: 0.500, SLG: 0.500 <b>Jeff Branson, L</b> (7, PH) OBP: 0.229, SLG: 0.309 <b>Sandy Alomar Jr., R</b> (8, 2) OBP: 0.271, SLG: 0.351		3-H SF8		1-2 FC5 HBP		1-2 G5-3		2-3 K		1	0	0	1	0	0	0									
<b>Omar Vizquel, S</b> (1, 6) OBP: 0.353, SLG: 0.360		3-H 2B		0-0 FC5		0-0 S G3 1B		0-1 F8 BB 1B		4	0	3	2	0	0	2									
<b>Inning Stats</b>	R: 0 E: 0 K: 0 S: 9	H: 1 LOB: 0 BB: 0 P: 15	R: 3 E: 0 K: 1 S: 20	H: 4 LOB: 1 BB: 0 P: 26	R: 0 E: 0 K: 1 S: 10	H: 0 LOB: 0 BB: 0 P: 15	R: 1 E: 0 K: 0 S: 14	H: 2 LOB: 2 BB: 0 P: 19	R: 1 E: 0 K: 1 S: 15	H: 2 LOB: 2 BB: 1 P: 23	R: 0 E: 0 K: 0 S: 10	H: 1 LOB: 1 BB: 0 P: 14	R: 1 E: 0 K: 2 S: 16	H: 2 LOB: 2 BB: 1 P: 28	R: 0 E: 0 K: 1 S: 12	H: 1 LOB: 1 BB: 1 P: 21	R: 1 E: 0 K: 0 S: 8	H: 3 LOB: 2 BB: 0 P: 11	1B: 14 2B: 2 3B: 0 HR: 0	SF: 1 SAC: 0 DP: 1 HBP: 2	WP: 0 PB: 0 SB: 1 CS: 2	PA: 44			
<b>PITCHER</b>	IP	WLS	BF	H	R	ER	SO	BB	IBB	HBP	BLK	WP	HR	S	P	ERA	WHIP								
<b>Chuck Finley, L</b> (1, 1) ERA: 3.2	4.1		24	9	5	5	3	1	0	2	0	0	0	17	26	5.40	1.800								
<b>Pep Harris, R</b> (5, 1) ERA: 4.99	1.2		7	2	1	1	0	1	0	0	0	0	0	3	4	∞	∞								
<b>Mike Holtz, L</b> (7, 1) ERA: 5.33	0.0		1	1	0	0	0	0	0	0	0	0	0	3	4	∞	∞								
<b>Rich DeLucia, R</b> (7, 1) ERA: 4.11	2.0	L	8	2	1	1	3	1	0	0	0	0	0	24	40	4.50	1.500								
<b>Allen Watson, L</b> (9, 1) ERA: 5.99	0.0		1	1	0	0	0	0	0	0	0	0	0	1	2	∞	∞								
<b>PITCHER</b>	IP	WLS	BF	H	R	ER	SO	BB	IBB	HBP	BLK	WP	HR	S	P	ERA	WHIP								
<b>Omar Olivares, R</b> (9, 1) ERA: 4.09	0.1		2	1	0	0	0	0	0	0	0	0	0	4	5	0.00	3.000								

Anaheim Angels @ Cleveland Indians  
Jacobs Field, Cleveland, OH  
Tue Sep.01 1998, 7:05 PM EDT  
Att: 43,184 - Cloudy - 73 F

livebaseballscorecards.com

AB 37  
R 7  
H 16  
RBI 6  
BB 3  
SO 6  
LOB 23





Batter	1	2	3	4	5	6	7	8	9	AB	R	H	RBI	BB	SO	LOB	TOP					
<b>Jim Edmonds, L</b> (1, 8) <small>OBP: 0.364, SLG: 0.498</small>										6	3	3	3	0	0	2	<b>Anaheim Angels @ Cleveland Indians</b> Jacobs Field, Cleveland, OH Wed Sep 02 1998, 7:05 PM EDT Att: 43,200 - Cloudy - 70 F					
<b>Randy Velarde, R</b> (1, 4) <b>13 Justin Baughman, R</b> (8, 4) <small>OBP: 0.269, SLG: 0.314</small>										6	4	4	2	0	1	2						
<b>Darin Erstad, L</b> (1, 3) <b>Chris Pritchett, L</b> (1, PR) <small>OBP: 0.400, SLG: 0.576</small>										1	0	1	2	0	0	0						
<b>Tim Salmon, R</b> (1, 10) <b>Todd Greene, R</b> (7, PH) <small>OBP: 0.336, SLG: 0.429</small>										3	1	1	0	1	0	2						
<b>Gregg Jefferies, S</b> (1, 7) <b>Reggie Williams, S</b> (7, 7) <small>OBP: 0.500, SLG: 0.538</small>										5	0	4	3	0	0	2						
<b>16 Garret Anderson, L</b> (1, 9) <small>OBP: 0.339, SLG: 0.477</small>										4	1	0	0	1	0	7						
<b>Norberto Martin, R</b> (1, 5) <small>OBP: 0.241, SLG: 0.250</small>										5	0	1	1	0	0	8						
<b>Phil Nevin, R</b> (1, 2) <b>Charlie O'Brien, R</b> (8, 2) <small>OBP: 0.290, SLG: 0.375</small>										5	1	2	1	0	2	1						
<b>Gary Disarcina, R</b> (1, 6) <small>OBP: 0.329, SLG: 0.401</small>										5	1	2	0	0	2	1						
<b>Inning Stats</b>	R: 2 E: 0 K: 0 S: 16	H: 4 LOB: 3 BB: 0 P: 21	R: 5 E: 1 K: 0 S: 21	H: 6 LOB: 1 BB: 0 P: 32	R: 0 E: 0 K: 1 S: 7	H: 0 LOB: 0 BB: 0 P: 13	R: 0 E: 0 K: 0 S: 10	H: 1 LOB: 3 BB: 2 P: 22	R: 2 E: 0 K: 1 S: 12	H: 2 LOB: 1 BB: 0 P: 16	R: 2 E: 0 K: 0 S: 10	H: 3 LOB: 1 BB: 0 P: 22	R: 0 E: 0 K: 1 S: 12	H: 2 LOB: 2 BB: 0 P: 15	R: 0 E: 0 K: 1 S: 5	H: 0 LOB: 0 BB: 0 P: 9		1B: 14 2B: 4 3B: 1 HR: 2	SF: 0 SAC: 0 DP: 0 HBP: 0	WP: 0 PB: 0 SB: 0 CS: 0	PA: 50	
<b>PITCHER</b>	IP WLS BF H R ER SO BB IBB HBP BLK WP HR S P ERA WHIP																					
<b>Bartolo Colon, R</b> (1, 1) <small>ERA: 3.64</small>	1.0 L 12 9 7 7 0 0 0 0 0 0 0 0 1 29 41 63.00 9.000																					
<b>Chad Ogea, R</b> (2, 1) <small>ERA: 5.37</small>	4.0 18 4 2 2 2 1 1 0 0 0 0 1 37 63 4.50 1.250																					
<b>Ron Villone, L</b> (6, 1) <small>ERA: 6.94</small>	2.0 12 6 4 4 1 1 0 0 0 0 0 0 26 49 18.00 3.500																					
<b>Doug Jones, R</b> (8, 1) <small>ERA: 4.58</small>	1.0 5 2 0 0 2 0 0 0 0 0 0 0 12 15 0.00 2.000																					
<b>Paul Shuey, R</b> (9, 1) <small>ERA: 2.93</small>	1.0 3 0 0 0 1 0 0 0 0 0 0 0 5 9 0.00 0.000																					
<b>Batter</b>	1	2	3	4	5	6	7	8	9	AB <th>R</th> <th>H</th> <th>RBI</th> <th>BB</th> <th>SO</th> <th>LOB</th> <th>BOTTOM</th>	R	H	RBI	BB	SO	LOB	BOTTOM					
<b>Kenny Lofton, L</b> (1, 8) <small>OBP: 0.367, SLG: 0.419</small>										3	2	1	0	1	0	0	<b>Anaheim Angels @ Cleveland Indians</b> Jacobs Field, Cleveland, OH Wed Sep 02 1998, 7:05 PM EDT Att: 43,200 - Cloudy - 70 F					
<b>Mark Whiten, S</b> (7, 8) <small>OBP: 0.392, SLG: 0.443</small>										1	0	0	0	0	0	0						
<b>Joey Cora, S</b> (1, 4) <small>OBP: 0.362, SLG: 0.382</small>										4	1	1	1	1	0	1						
<b>David Justice, L</b> (1, 10) <small>OBP: 0.368, SLG: 0.475</small>										4	0	1	0	1	0	1						
<b>Manny Ramirez, R</b> (1, 9) <small>OBP: 0.380, SLG: 0.588</small>										5	1	2	1	0	2	2						
<b>Travis Fryman, R</b> (1, 5) <b>Jeff Branson, L</b> (8, 5) <small>OBP: 0.229, SLG: 0.309</small>										3	1	2	2	1	0	2						
<b>Brian Giles, L</b> (1, 7) <small>OBP: 0.408, SLG: 0.486</small>										3	0	1	1	1	1	1						
<b>Richie Sexson, R</b> (1, 3) <small>OBP: 0.407, SLG: 0.647</small>										3	0	0	0	0	1	4						
<b>Sandy Alomar Jr., R</b> (1, 2) <b>Einar Diaz, R</b> (8, 2) <small>OBP: 0.269, SLG: 0.348</small>										3	0	0	0	0	0	2						
<b>Omar Vizquel, S</b> (1, 6) <b>Enrique Wilson, S</b> (7, 6) <small>OBP: 0.295, SLG: 0.366</small>										1	0	0	0	0	0	0						
<b>Inning Stats</b>	R: 1 E: 0 K: 0 S: 11	H: 1 LOB: 2 BB: 2 P: 23	R: 0 E: 0 K: 1 S: 7	H: 0 LOB: 0 BB: 0 P: 9	R: 0 E: 0 K: 0 S: 13	H: 0 LOB: 1 BB: 1 P: 21	R: 0 E: 0 K: 1 S: 9	H: 1 LOB: 2 BB: 0 P: 15	R: 2 E: 0 K: 0 S: 23	H: 4 LOB: 3 BB: 1 P: 38	R: 0 E: 0 K: 0 S: 4	H: 0 LOB: 0 BB: 0 P: 8	R: 2 E: 0 K: 1 S: 16	H: 2 LOB: 1 BB: 1 P: 25	R: 0 E: 0 K: 0 S: 9	H: 0 LOB: 0 BB: 0 P: 16	R: 0 E: 0 K: 1 S: 9	H: 0 LOB: 0 BB: 0 P: 15	1B: 5 2B: 2 3B: 0 HR: 1	SF: 0 SAC: 0 DP: 0 HBP: 1	WP: 0 PB: 1 SB: 1 CS: 0	PA: 40
<b>PITCHER</b>	IP WLS BF H R ER SO BB IBB HBP BLK WP HR S P ERA WHIP																					
<b>Steve Sparks, R</b> (1, 1) <small>ERA: 4.47</small>	6.2 W 33 8 5 5 2 5 0 0 0 0 0 1 79 133 6.75 1.950																					
<b>Mike Fetters, R</b> (7, 1) <small>ERA: 4.16</small>	2.1 7 0 0 0 2 0 0 0 0 0 0 0 22 37 0.00 0.000																					



Batter	1	2	3	4	5	6	7	8	9	AB	R	H	RBI	BB	SO	LOB	TOP											
<b>Kenny Lofton, L</b> OBP: 0.367, SLG: 0.420 (1, 8)										3	0	1	2	0	2	1	<b>Cleveland Indians @ Detroit Tigers</b> Tiger Stadium, Detroit, MI Thu Sep 03 1998, 7:05 PM EDT Att: 14,605 - Cloudy - 75 F											
<b>Omar Vizquel, S</b> OBP: 0.346, SLG: 0.355 (1, 6)										4	0	0	0	0	1	2												
<b>David Justice, L</b> OBP: 0.367, SLG: 0.472 <b>Mark Whiten, S</b> OBP: 0.392, SLG: 0.443 (1, 7) (8, 7)										3	0	0	0	1	1	1												
<b>Manny Ramirez, R</b> OBP: 0.379, SLG: 0.585 (1, 9)										4	0	1	0	0	0	2												
<b>Travis Fryman, R</b> OBP: 0.343, SLG: 0.497 (1, 5)										3	0	1	0	1	0	1												
<b>Cecil Fielder, R</b> OBP: 0.326, SLG: 0.406 (1, 10)										4	0	0	0	0	2	2												
<b>Richie Sexson, R</b> OBP: 0.393, SLG: 0.623 (1, 3)										4	0	0	0	0	2	1												
<b>Sandy Alomar Jr., R</b> OBP: 0.272, SLG: 0.353 (1, 2)										3	1	2	0	0	0	1												
<b>Enrique Wilson, S</b> OBP: 0.319, SLG: 0.386 (1, 4)										3	1	2	0	0	0	1												
<b>Inning Stats</b>	R: 0 E: 0 K: 2 S: 8	H: 0 LOB: 0 BB: 0 P: 13	R: 0 E: 0 K: 0 S: 6	H: 1 LOB: 0 BB: 0 P: 6	R: 2 E: 0 K: 0 S: 13	H: 3 LOB: 2 BB: 1 P: 24	R: 0 E: 1 K: 0 S: 12	H: 0 LOB: 1 BB: 0 P: 19	R: 0 E: 0 K: 1 S: 9	H: 1 LOB: 1 BB: 0 P: 12	R: 0 E: 0 K: 2 S: 10	H: 1 LOB: 1 BB: 0 P: 15	R: 0 E: 0 K: 0 S: 6	H: 0 LOB: 0 BB: 0 P: 10	R: 0 E: 0 K: 2 S: 8	H: 1 LOB: 0 BB: 0 P: 13		1B: 5 2B: 2 3B: 0 HR: 0	SF: 0 SAC: 1 DP: 1 HBP: 0	WP: 0 PB: 0 SB: 0 CS: 2	PA: 34							
<b>PITCHER</b>	IP	WLS	BF	H	R	ER	SO	BB	IBB	HBP	BLK	WP	HR	S	P	ERA	WHIP											
<b>Justin Thompson, L</b> ERA: 3.84 <b>Matt Anderson, R</b> ERA: 2.14 (1, 1) (9, 1)	8.0	L	31	6	2	2	6	2	0	0	0	0	0	0	72	114	2.25	1.000										

Batter	1	2	3	4	5	6	7	8	9	AB	R	H	RBI	BB	SO	LOB	BOTTOM											
<b>Kimera Barteo, R</b> OBP: 0.278, SLG: 0.422 (1, 8)										4	0	1	1	0	1	2	<b>Cleveland Indians @ Detroit Tigers</b> Tiger Stadium, Detroit, MI Thu Sep 03 1998, 7:05 PM EDT Att: 14,605 - Cloudy - 75 F											
<b>Bobby Higginson, L</b> OBP: 0.359, SLG: 0.485 (1, 7)										4	0	0	0	0	0	2												
<b>Juan Encarnacion, R</b> OBP: 0.355, SLG: 0.549 (1, 9)										4	0	2	0	0	0	2												
<b>Tony Clark, S</b> OBP: 0.355, SLG: 0.518 (1, 3)										4	0	1	0	0	1	2												
<b>Damon Easley, R</b> OBP: 0.337, SLG: 0.472 (1, 4)										4	0	0	0	0	1	3												
<b>Luis Gonzalez, L</b> OBP: 0.346, SLG: 0.469 (1, 10)										4	0	0	0	0	1	1												
<b>Gabe Alvarez, R</b> OBP: 0.299, SLG: 0.362 <b>Joe Randa, R</b> OBP: 0.315, SLG: 0.330 (1, 5) (7, PR) (8, 5)										1	1	0	0	1	0	1												
<b>Paul Bako, L</b> OBP: 0.319, SLG: 0.347 (1, 2)										4	0	1	0	0	1	2												
<b>Deivi Cruz, R</b> OBP: 0.286, SLG: 0.351 <b>Frank Catalanotto, L</b> OBP: 0.339, SLG: 0.476 (1, 6) (9, PH)										3	0	1	0	0	1	2												
<b>Inning Stats</b>	R: 0 E: 0 K: 0 S: 5	H: 0 LOB: 0 BB: 0 P: 10	R: 0 E: 0 K: 0 S: 9	H: 0 LOB: 0 BB: 0 P: 17	R: 1 E: 0 K: 0 S: 11	H: 2 LOB: 2 BB: 0 P: 17	R: 0 E: 0 K: 0 S: 6	H: 1 LOB: 1 BB: 0 P: 8	R: 0 E: 0 K: 1 S: 7	H: 0 LOB: 0 BB: 0 P: 10	R: 0 E: 0 K: 3 S: 15	H: 1 LOB: 2 BB: 1 P: 21	R: 0 E: 0 K: 1 S: 8	H: 1 LOB: 1 BB: 0 P: 12	R: 0 E: 0 K: 0 S: 9	H: 1 LOB: 1 BB: 0 P: 14		1B: 7 2B: 0 3B: 0 HR: 0	SF: 0 SAC: 0 DP: 0 HBP: 1	WP: 0 PB: 0 SB: 1 CS: 0	PA: 36							
<b>PITCHER</b>	IP	WLS	BF	H	R	ER	SO	BB	IBB	HBP	BLK	WP	HR	S	P	ERA	WHIP											
<b>Dwight Gooden, R</b> ERA: 3.67 <b>Jim Poole, L</b> ERA: 5.09 <b>Steve Reed, R</b> ERA: 2.91 <b>Paul Assenmacher, L</b> ERA: 3.38 <b>Michael Jackson, R</b> ERA: 1.74 (1, 1) (8, 1) (8, 1) (9, 1) (9, 1)	7.0	W	28	5	1	1	5	1	0	1	0	0	0	0	61	96	1.29	0.857										







Batter	1	2	3	4	5	6	7	8	9	AB	R	H	RBI	BB	SO	LOB	TOP								
<b>Kenny Lofton, L</b> OBP: 0.367, SLG: 0.418	1-3 K	4-1 BB		0-1 F8		1-2 G5-3	0-3 K			4	0	0	0	1	2	2									
<b>Joey Cora, S</b> OBP: 0.362, SLG: 0.378	1-1 G6-3	1-0 G5-3		4-2 1B BB		1-3 K	1-0 L4			4	0	0	0	1	1	3									
<b>David Justice, L</b> OBP: 0.370, SLG: 0.472	4-2 2B BB		1-1 F8	2-0 BB 1B		4-0 S IBB		0-3 K		3	0	1	1	2	1	0									
<b>Manny Ramirez, R</b> OBP: 0.385, SLG: 0.592	2-1 1-3 2B		2-3 K	4-1 BB		4-0 IBB		2-0 F8		3	0	1	0	2	1	0									
<b>Travis Fryman, R</b> OBP: 0.342, SLG: 0.501	2-2 G5-3		1-0 WP 2B	1-1 F8		2-3 K		2-0 G6-3		5	0	1	0	0	1	8									
<b>Brian Giles, L</b> OBP: 0.413, SLG: 0.495		3-2 HR	4-1 BB		1-2 P4		4-2 HR BB		3-1 P2	3	2	1	1	2	0	0									
<b>Richie Sexson, R</b> OBP: 0.385, SLG: 0.647		3-1 BB 1B	2-3 K		0-0 F8		3-2 1-H HR		3-1 P3	5	1	2	2	0	1	2									
<b>Einar Diaz, R</b> OBP: 0.429, SLG: 0.455		4-0 L3 BB		1-0 F8 1B 2B	2-2 L8		2-1 G6-3		2-1 G5-3	4	1	1	0	1	0	0									
<b>Omar Vizquel, S</b> OBP: 0.347, SLG: 0.358	1-1 L3			0-1 F8		2-1 S 1B	2-0 HR			4	1	2	1	0	0	3									
<b>Inning Stats</b>	R: 0 E: 0 K: 1 S: 14	H: 1 LOB: 2 BB: 1 P: 24	R: 1 E: 0 K: 0 S: 9	H: 2 LOB: 2 BB: 2 P: 25	R: 0 E: 0 K: 2 S: 11	H: 1 LOB: 2 BB: 1 P: 21	R: 1 E: 0 K: 0 S: 12	H: 2 LOB: 3 BB: 2 P: 24	R: 0 E: 0 K: 0 S: 8	H: 0 LOB: 0 BB: 0 P: 11	R: 0 E: 0 K: 2 S: 11	H: 1 LOB: 3 BB: 2 P: 26	R: 3 E: 0 K: 1 S: 13	H: 2 LOB: 0 BB: 1 P: 25	R: 0 E: 0 K: 1 S: 5	H: 0 LOB: 0 BB: 0 P: 9	R: 0 E: 0 K: 0 S: 6	H: 0 LOB: 0 BB: 0 P: 14	1B: 3 2B: 4 3B: 0 HR: 3	SF: 0 SAC: 0 DP: 1 HBP: 0	WP: 1 PB: 0 SB: 3 CS: 0	PA: 44			
<b>PITCHER</b>	IP	WLS	BF	H	R	ER	SO	BB	IBB	HBP	BLK	WP	HR	S	P	ERA	WHIP								
<b>Brian Powell, R</b> ERA: 7.6	(1, 1)	5.0	L	26	6	2	2	3	6	0	0	0	1	54	105	3.60	2.400								
<b>A.J. Sager, R</b> ERA: 6.67	(6, 1)	1.1		9	2	2	2	1	2	0	0	0	1	19	43	13.50	2.250								
<b>44 Sean Runyan, L</b> ERA: 3.59	(7, 1)	1.0		4	1	1	1	2	0	0	0	0	1	8	11	9.00	1.000								
<b>Doug Brocail, R</b> ERA: 3.06	(8, 1)	1.2		5	0	0	0	0	0	0	0	0	0	8	20	0.00	0.000								

Cleveland Indians @ Detroit Tigers  
Tiger Stadium, Detroit, MI  
Sat Sep 05 1998, 7:05 PM EDT  
Att: 30,031 - Unknown - 79 F

AB 35  
R 5  
H 9  
RBI 5  
BB 9  
SO 7  
LOB 18



Batter	1	2	3	4	5	6	7	8	9	AB	R	H	RBI	BB	SO	LOB	BOTTOM								
<b>Brian Hunter, R</b> OBP: 0.295, SLG: 0.328	2-1 G3-6 1B		2-0 L7			1-2 G6-3		1-3 K		4	0	1	0	0	1	2									
<b>Frank Catalanotto, L</b> OBP: 0.325, SLG: 0.455	2-2 G3-6 1-2f			1-1 L9			0-0 P6	0-0 FC4-6		4	0	0	0	0	0	2									
<b>Bobby Higginson, L</b> OBP: 0.358, SLG: 0.485	1-3 K			2-2 G4-3			4-2 HR BB	2-1 F8		3	1	0	0	1	1	1									
<b>Tony Clark, S</b> OBP: 0.352, SLG: 0.512		3-1 F8		0-0 F8			1-0 L9		1-0 L8	4	0	0	0	0	0	1									
<b>Juan Encarnacion, R</b> OBP: 0.369, SLG: 0.595		0-1 F7			1-2 G1-6-3 1B		0-0 HR		2-2 CS 1B	4	1	3	2	0	0	0									
<b>Luis Gonzalez, L</b> OBP: 0.342, SLG: 0.462		3-2 F8			2-1 G1-6-3 1-2f		1-2 G4-3		0-0 F7	4	0	0	0	0	0	2									
<b>Joe Randa, R</b> OBP: 0.315, SLG: 0.330			3-2 P6		2-0 F8			2-1 HR 1B	1-0 CS	3	1	1	0	0	0	0									
<b>Paul Bako, L</b> OBP: 0.319, SLG: 0.357			0-3 K			1-0 P5		1-2 HR 1B		3	1	1	2	0	1	0									
<b>Deivi Cruz, R</b> OBP: 0.289, SLG: 0.358			0-2 2B			2-1 L4		2-1 HR		3	0	2	0	0	0	0									
<b>Kimera Barteo, R</b> OBP: 0.275, SLG: 0.417								2-1 FC4-6 1B		0	0	0	0	0	0	0									
<b>Damon Easley, R</b> OBP: 0.334, SLG: 0.468										0	0	0	0	0	0	0									
<b>Inning Stats</b>	R: 0 E: 0 K: 1 S: 10	H: 1 LOB: 0 BB: 0 P: 14	R: 0 E: 0 K: 0 S: 7	H: 0 LOB: 0 BB: 0 P: 13	R: 0 E: 0 K: 1 S: 10	H: 1 LOB: 1 BB: 0 P: 15	R: 0 E: 0 K: 0 S: 8	H: 0 LOB: 0 BB: 0 P: 11	R: 0 E: 0 K: 0 S: 6	H: 1 LOB: 0 BB: 0 P: 11	R: 0 E: 0 K: 0 S: 6	H: 0 LOB: 0 BB: 0 P: 10	R: 2 E: 0 K: 0 S: 8	H: 1 LOB: 0 BB: 1 P: 14	R: 2 E: 0 K: 1 S: 15	H: 3 LOB: 1 BB: 0 P: 23	R: 0 E: 0 K: 0 S: 6	H: 1 LOB: 0 BB: 0 P: 10	1B: 5 2B: 1 3B: 0 HR: 2	SF: 0 SAC: 0 DP: 2 HBP: 0	WP: 0 PB: 0 SB: 0 CS: 1	PA: 34			
<b>PITCHER</b>	IP	WLS	BF	H	R	ER	SO	BB	IBB	HBP	BLK	WP	HR	S	P	ERA	WHIP								
<b>Dave Burba, R</b> ERA: 4.22	(1, 1)	7.0	W	26	6	4	4	2	1	0	0	0	0	6	9	0.00	3.000								
<b>Paul Shuey, R</b> ERA: 2.9	(8, 1)	0.1		2	1	0	0	1	0	0	0	0	0	6	9	0.00	3.000								
<b>Paul Assenmacher, L</b> ERA: 3.32	(8, 1)	0.2		2	0	0	0	0	0	0	0	0	0	3	5	0.00	0.000								
<b>Michael Jackson, R</b> ERA: 1.71	(9, 1)	1.0	S	3	1	0	0	0	0	0	0	0	0	6	10	0.00	1.000								

Cleveland Indians @ Detroit Tigers  
Tiger Stadium, Detroit, MI  
Sat Sep 05 1998, 7:05 PM EDT  
Att: 30,031 - Unknown - 79 F

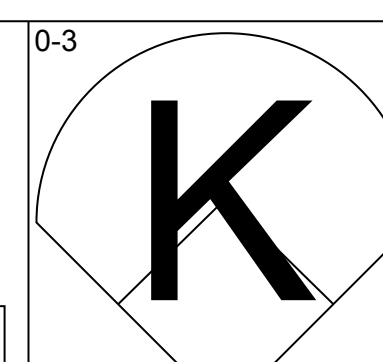
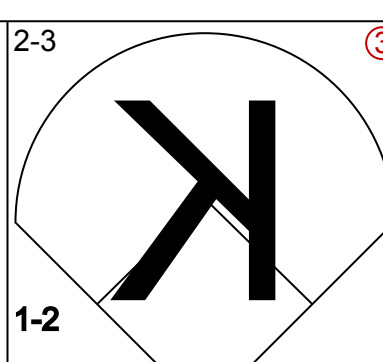
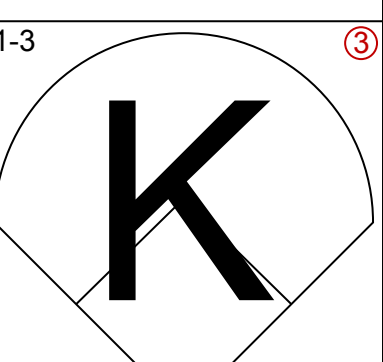
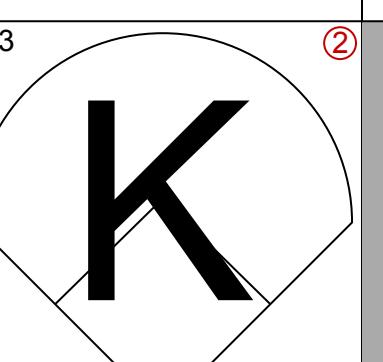
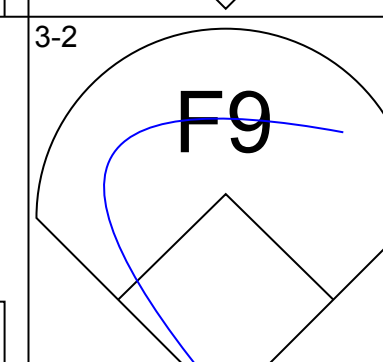
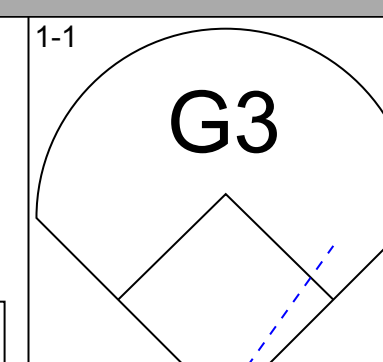
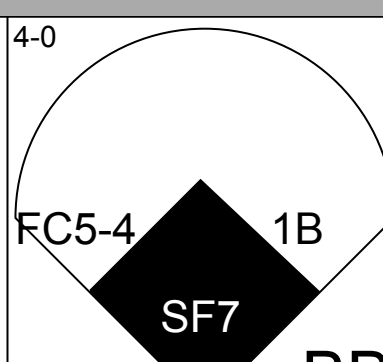
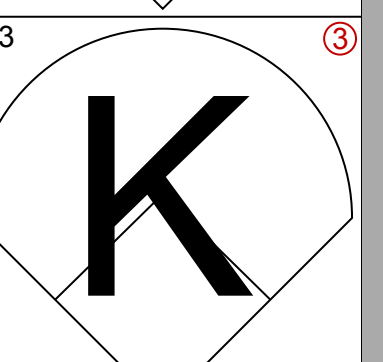
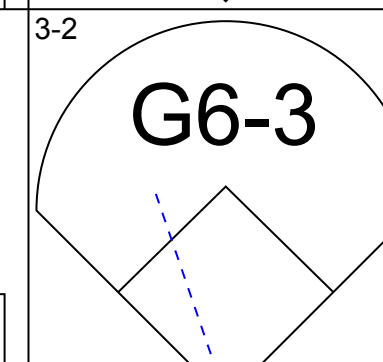
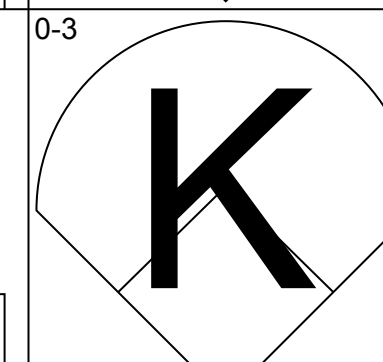
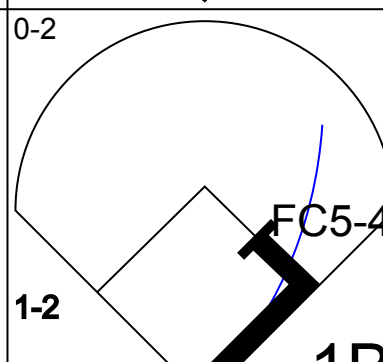
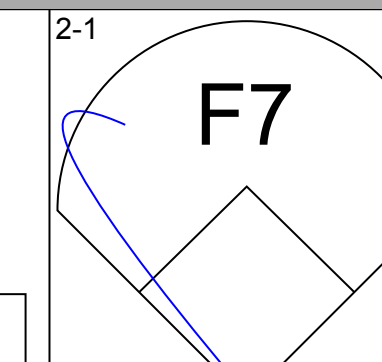
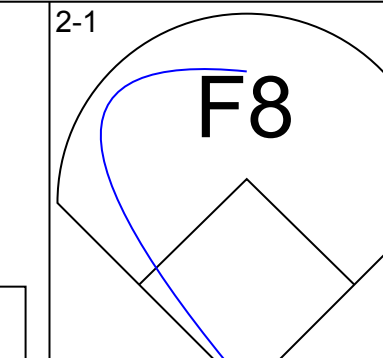
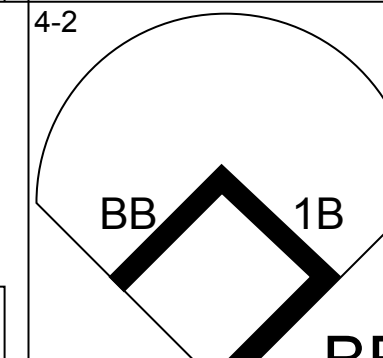
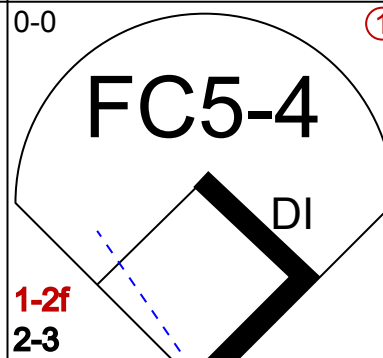
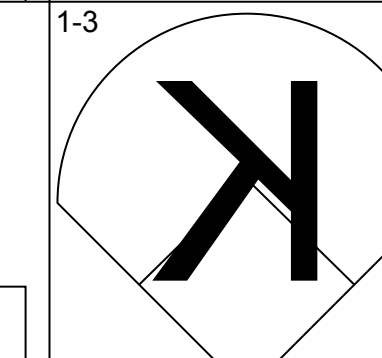
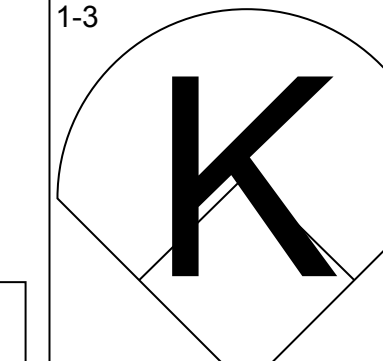
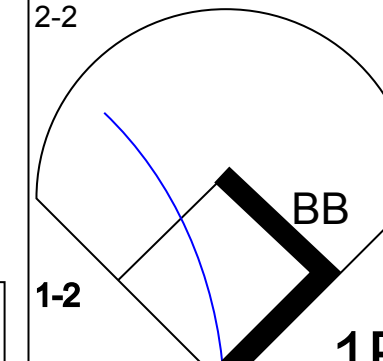
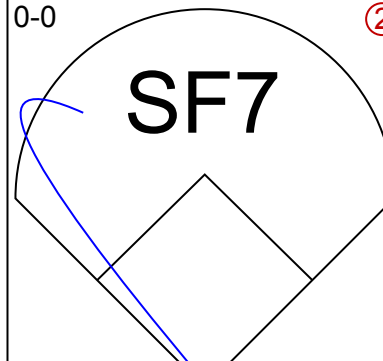
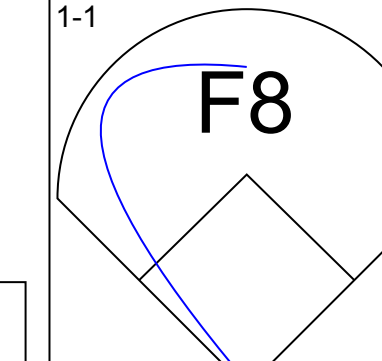
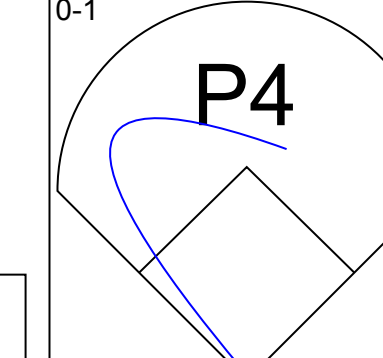
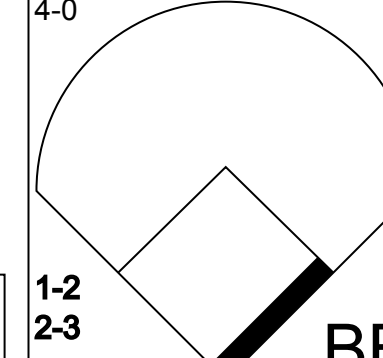
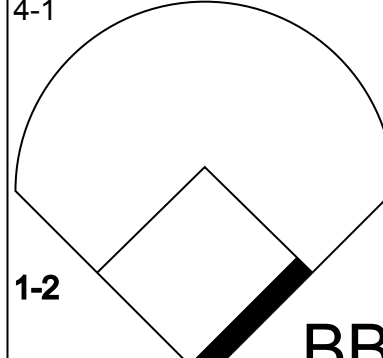
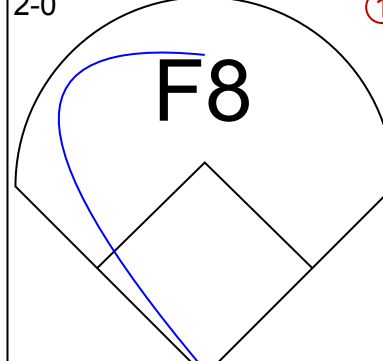
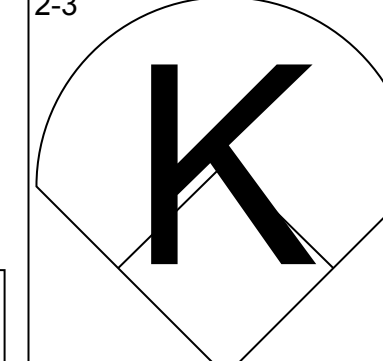
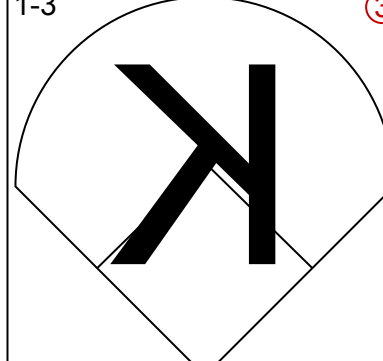
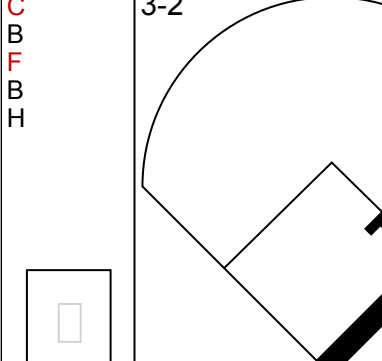
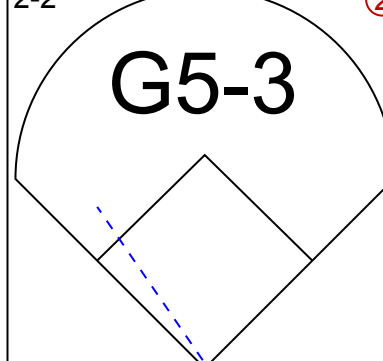
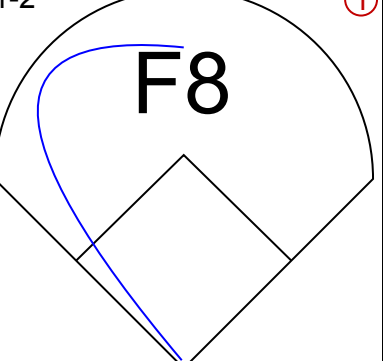
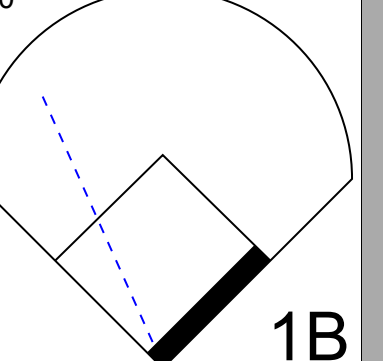
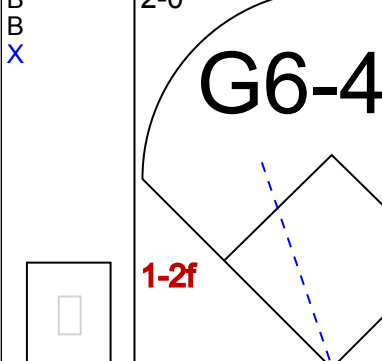
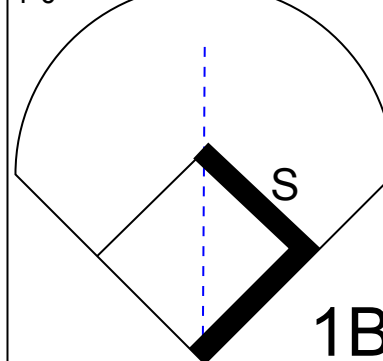
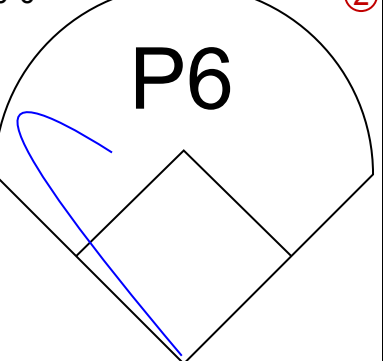
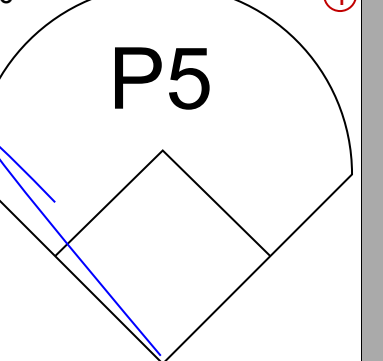
AB 32  
R 4  
H 8  
RBI 4  
BB 1  
SO 3  
LOB 8

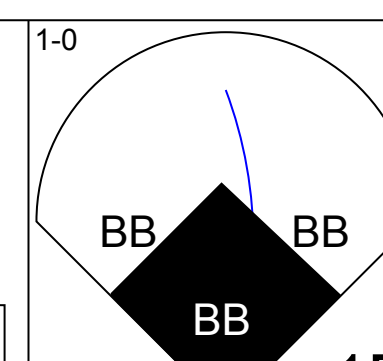
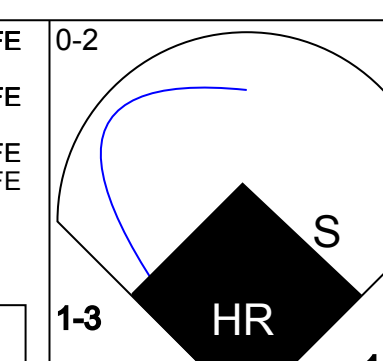
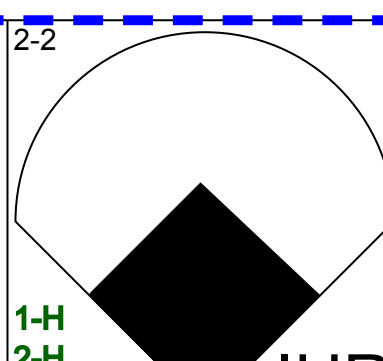
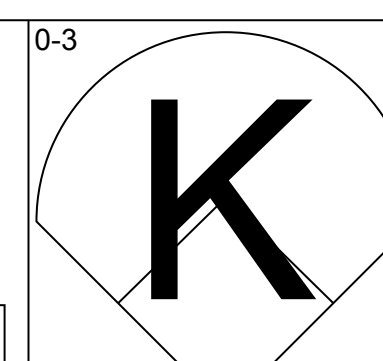
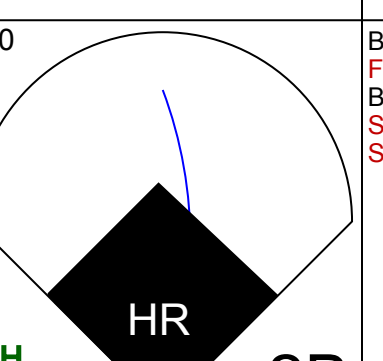
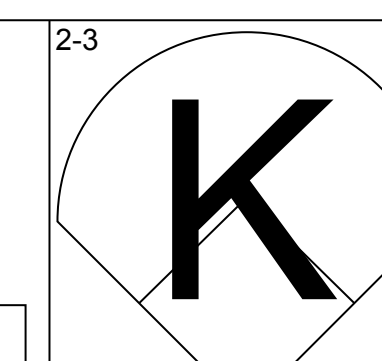
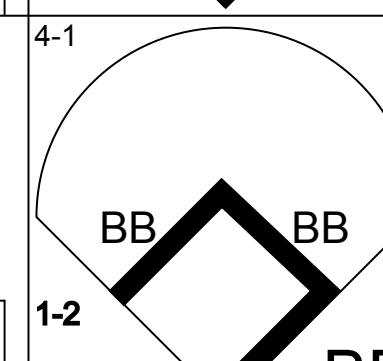
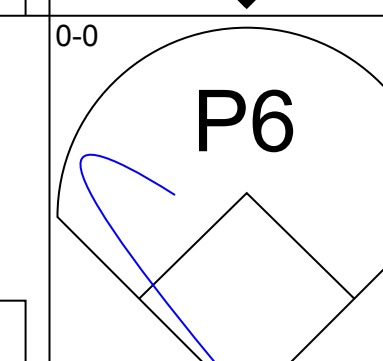
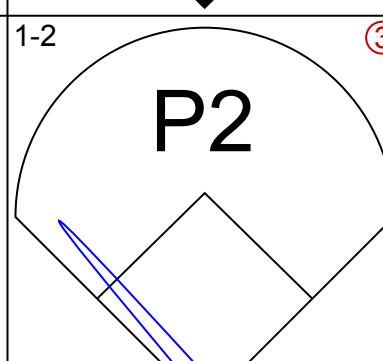
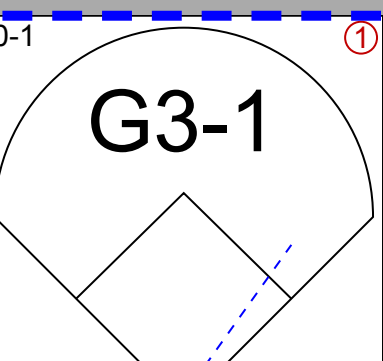
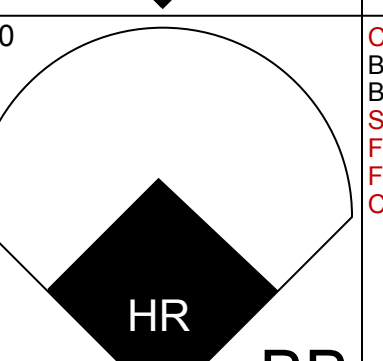
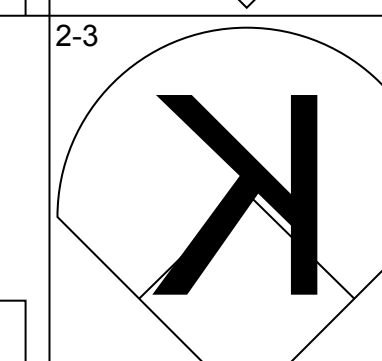
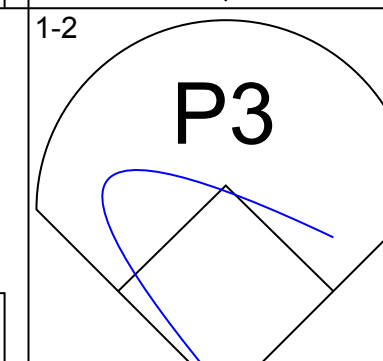
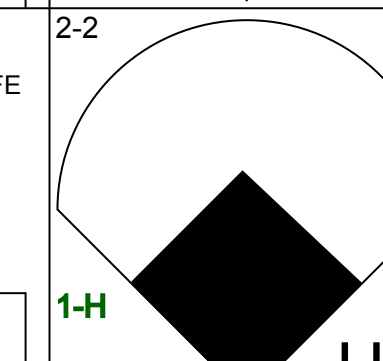
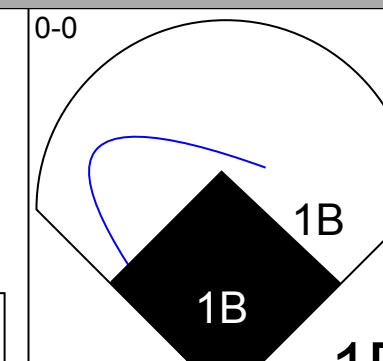
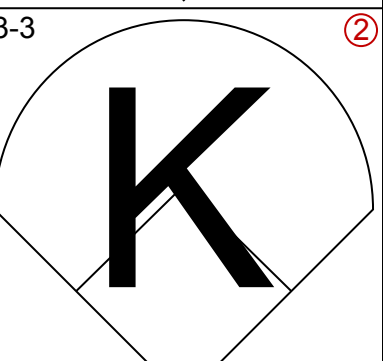
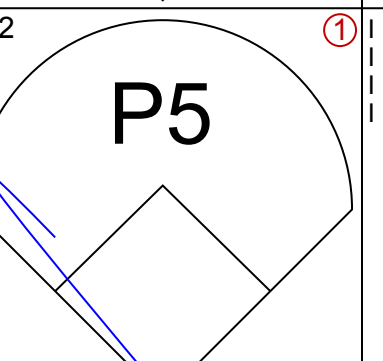
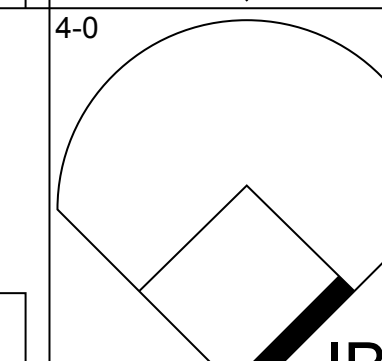
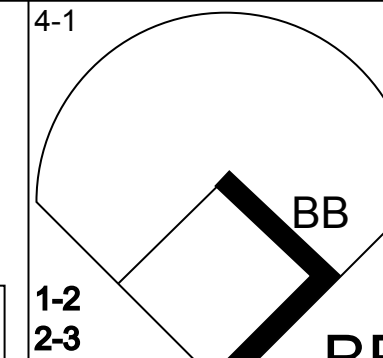
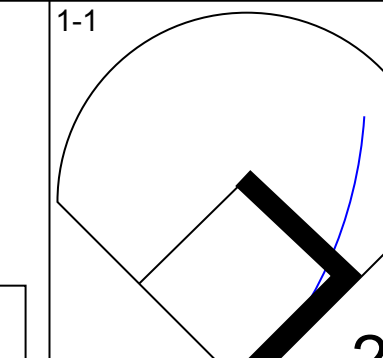
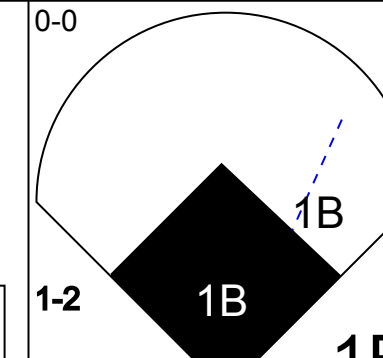
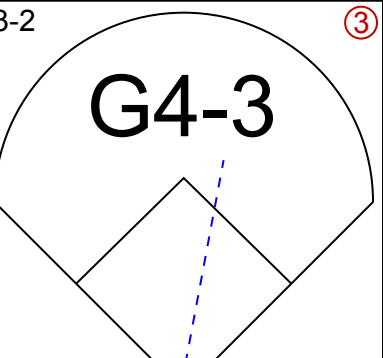
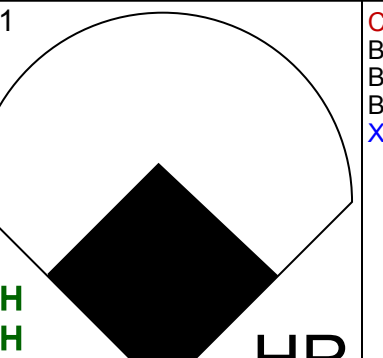
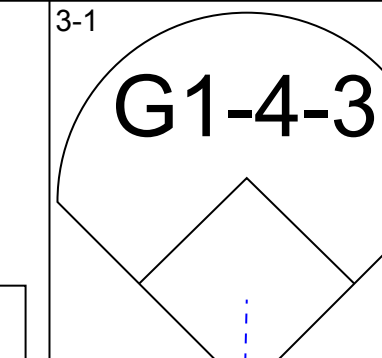
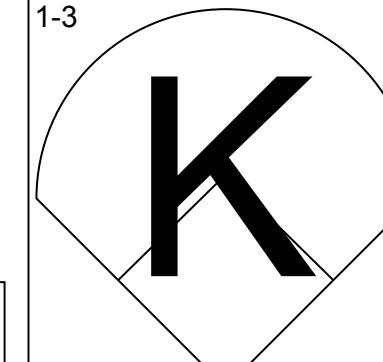
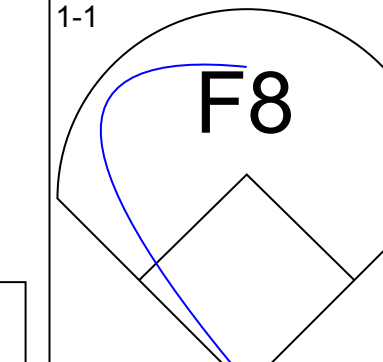
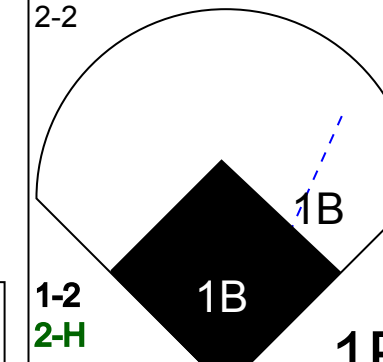
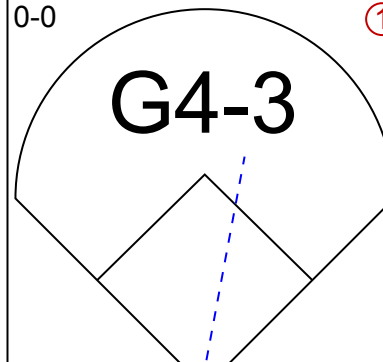

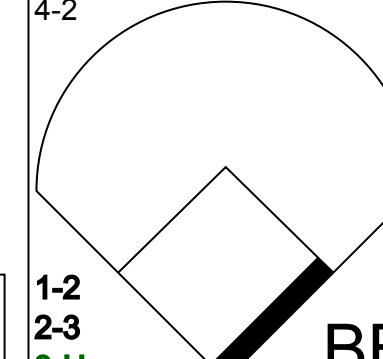
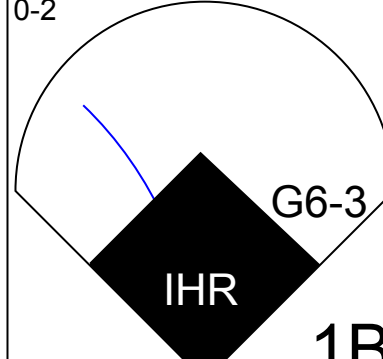
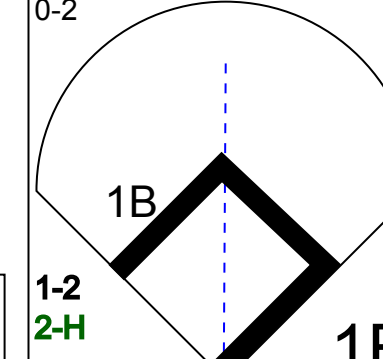
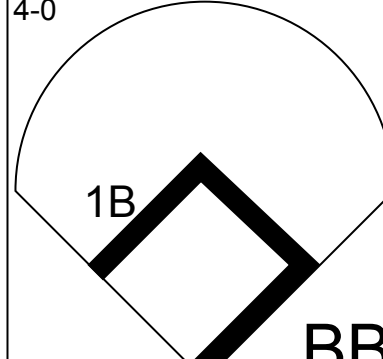
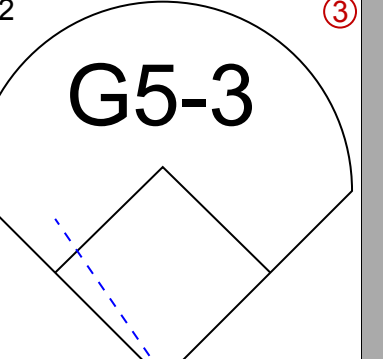
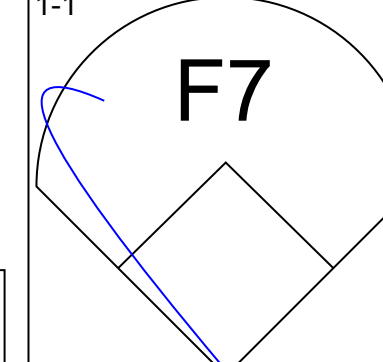
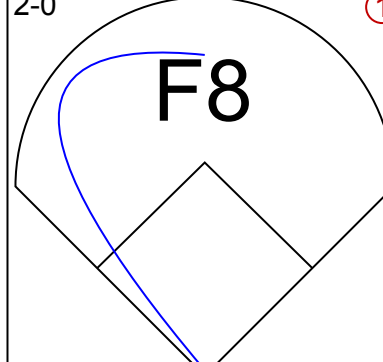
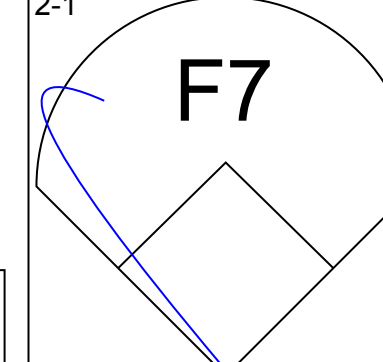
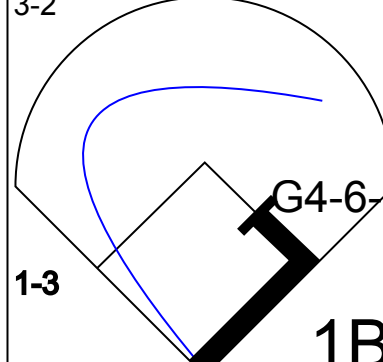
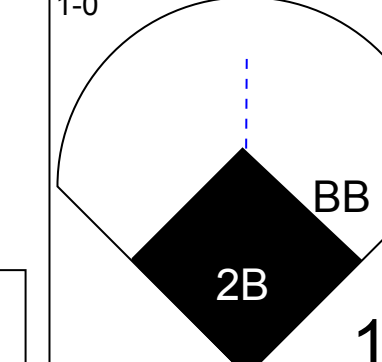
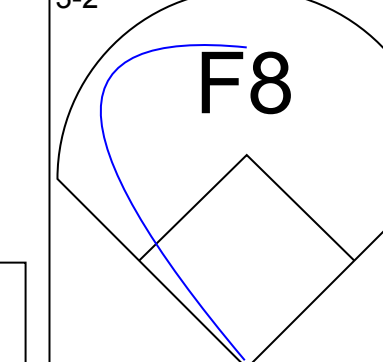
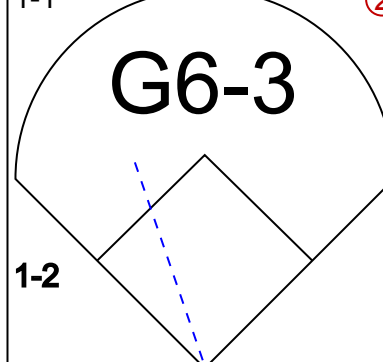
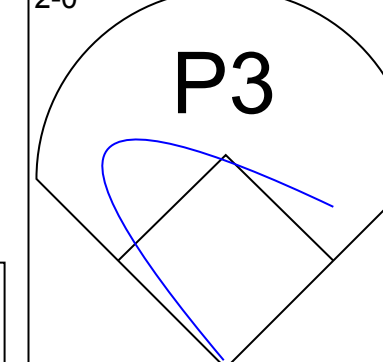
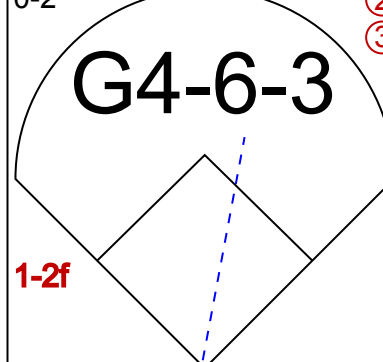
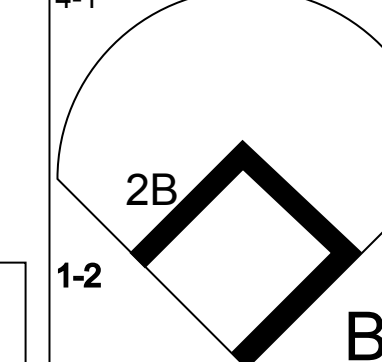
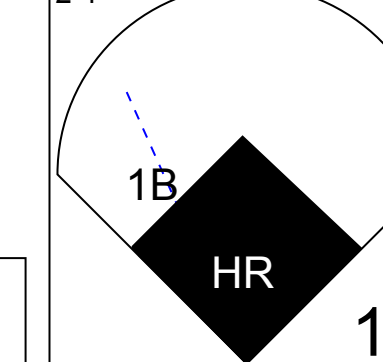
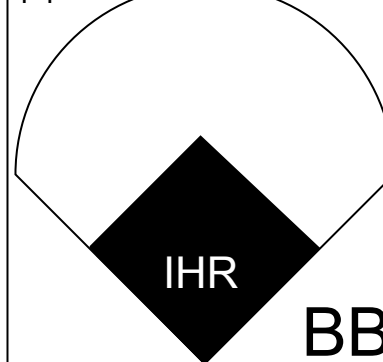
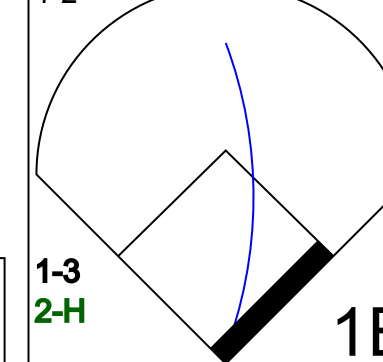
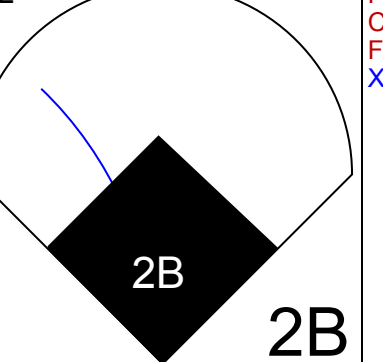
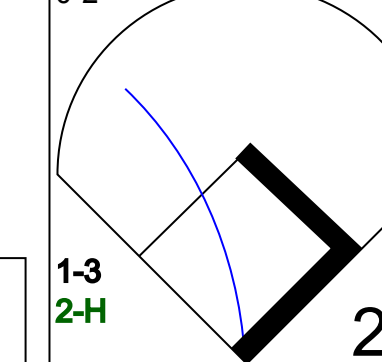









Batter	1	2	3	4	5	6	7	8	9	AB	R	H	RBI	BB	SO	LOB	TOP					
<b>Kenny Lofton, L</b> (1, 8) OBP: 0.366, SLG: 0.416 <b>Mark Whiten, S</b> (6, 8) OBP: 0.389, SLG: 0.439										3	0	0	0	0	3	1	<b>Cleveland Indians @ Toronto Blue Jays</b> SkyDome, Toronto, ON Mon Sep 07 1998, 3:33 AM EDT Att: 31,089 - Cloudy - 77 F					
<b>Joey Coors, S</b> (1, 4) OBP: 0.381, SLG: 0.376 <b>Enrique Wilson, S</b> (6, 4) OBP: 0.327, SLG: 0.388										2	1	0	0	1	0	0						
<b>David Justice, L</b> (1, 10) OBP: 0.370, SLG: 0.468										4	0	1	0	0	1	0						
<b>Manny Ramirez, R</b> (1, 9) OBP: 0.383, SLG: 0.585										3	0	0	0	1	1	2						
<b>Travis Fryman, R</b> (1, 5) OBP: 0.344, SLG: 0.503 <b>Jeff Branson, L</b> (6, PH) OBP: 0.221, SLG: 0.301										2	0	1	0	0	1	0						
<b>Brian Giles, L</b> (1, 7) OBP: 0.410, SLG: 0.485										2	0	0	0	2	1	0						
<b>Richie Sexson, R</b> (1, 3) OBP: 0.385, SLG: 0.642										3	0	0	0	0	2	5						
<b>Sandy Alomar Jr., R</b> (1, 2) OBP: 0.270, SLG: 0.352 <b>Einar Diaz, R</b> (7, PH) OBP: 0.438, SLG: 0.462										2	0	0	0	0	0	0						
<b>Omar Vizquel, S</b> (1, 6) OBP: 0.347, SLG: 0.358										3	0	1	0	0	0	1						
<b>Inning Stats</b>	R: 0 E: 0 K: 1 S: 10	H: 0 LOB: 0 BB: 0 P: 16	R: 0 E: 0 K: 1 S: 7	H: 0 LOB: 0 BB: 0 P: 10	R: 0 E: 0 K: 1 S: 8	H: 1 LOB: 1 BB: 0 P: 15	R: 0 E: 0 K: 2 S: 15	H: 1 LOB: 3 BB: 2 P: 28	R: 0 E: 0 K: 1 S: 9	H: 0 LOB: 0 BB: 0 P: 11	R: 1 E: 0 K: 1 S: 10	H: 1 LOB: 2 BB: 2 P: 19	R: 0 E: 0 K: 1 S: 8	H: 1 LOB: 1 BB: 0 P: 13	R: 0 E: 0 K: 1 S: 7	H: 0 LOB: 0 BB: 0 P: 11		R: 0 E: 0 K: 1 S: 6	H: 0 LOB: 0 BB: 0 P: 13	1B: 4 2B: 0 3B: 0 HR: 0	SF: 1 SAC: 0 DP: 1 HBP: 1	WP: 0 PB: 0 SB: 1 CS: 0
<b>PITCHER</b>	IP	WLS	BF	H	R	ER	SO	BB	IBB	HBP	BLK	WP	HR	S	P	ERA	WHIP					
<b>Kelvin Escobar, R</b> (1, 1) ERA: 3.48	8.0	W	32	4	1	1	10	4	0	0	0	0	0	74	123	1.12	1.000					
<b>Bill Riskey, R</b> (9, 1) ERA: 5.51	1.0		3	0	0	0	1	0	0	1	0	0	0	6	13	0.00	0.000					

Batter	1	2	3	4	5	6	7	8	9	AB	R	H	RBI	BB	SO	LOB	BOTTOM					
<b>Shannon Stewart, R</b> (1, 7) OBP: 0.380, SLG: 0.397										6	4	4	4	0	2	4	<b>Cleveland Indians @ Toronto Blue Jays</b> SkyDome, Toronto, ON Mon Sep 07 1998, 3:33 AM EDT Att: 31,089 - Cloudy - 77 F					
<b>Shawn Green, L</b> (1, 9) OBP: 0.338, SLG: 0.516										4	1	0	0	2	1	4						
<b>Jose Canseco, R</b> (1, 10) OBP: 0.332, SLG: 0.536										5	2	2	3	1	1	4						
<b>Carlos Delgado, L</b> (1, 3) OBP: 0.382, SLG: 0.577										5	2	3	3	1	0	3						
<b>José Cruz Jr., S</b> (1, 8) OBP: 0.345, SLG: 0.393										5	1	1	1	0	2	4						
<b>Tony Fernandez, S</b> (1, 5) OBP: 0.383, SLG: 0.441 <b>Mark Dalessandro, R</b> (7, 5) OBP: 0.304, SLG: 0.483										2	1	2	2	2	0	0						
<b>Darrin Fletcher, L</b> (1, 2) OBP: 0.325, SLG: 0.416 <b>Kevin Brown, R</b> (8, 2) OBP: 0.328, SLG: 0.411										4	0	1	0	0	0	6						
<b>Craig Grebeck, R</b> (1, 4) OBP: 0.325, SLG: 0.357 <b>Felipe Crespo, S</b> (8, 4) OBP: 0.331, SLG: 0.354										4	0	0	0	0	0	5						
<b>Alex Gonzalez, R</b> (1, 6) OBP: 0.296, SLG: 0.382										4	3	4	2	1	0	0						
<b>Inning Stats</b>	R: 1 E: 0 K: 1 S: 17	H: 1 LOB: 3 BB: 3 P: 33	R: 3 E: 0 K: 0 S: 19	H: 4 LOB: 1 BB: 0 P: 28	R: 3 E: 0 K: 0 S: 14	H: 2 LOB: 0 BB: 1 P: 23	R: 3 E: 0 K: 1 S: 17	H: 5 LOB: 2 BB: 0 P: 24	R: 0 E: 0 K: 1 S: 9	H: 0 LOB: 0 BB: 0 P: 15	R: 0 E: 0 K: 0 S: 8	H: 1 LOB: 1 BB: 1 P: 15	R: 4 E: 0 K: 1 S: 15	H: 3 LOB: 0 BB: 1 P: 25	R: 1 E: 0 K: 2 S: 16	H: 2 LOB: 3 BB: 2 P: 32		R: 1 E: 0 K: 2 S: 10	H: 2 LOB: 2 BB: 2 P: 32	1B: 11 2B: 4 3B: 0 HR: 3	SF: 0 SAC: 0 DP: 1 HBP: 0	WP: 0 PB: 0 SB: 1 CS: 0
<b>PITCHER</b>	IP	WLS	BF	H	R	ER	SO	BB	IBB	HBP	BLK	WP	HR	S	P	ERA	WHIP					
<b>Chad Ogea, R</b> (1, 1) ERA: 6.07	2.2	L	18	6	6	6	1	4	0	0	0	0	0	43	75	20.25	3.750					
<b>Steve Karsay, R</b> (3, 1) ERA: 6.11	1.1		10	6	4	4	1	0	0	0	0	0	0	24	33	27.00	4.500					
<b>Ron Villone, L</b> (5, 1) ERA: 6.39	2.0		7	1	0	0	1	1	0	0	0	0	0	17	30	0.00	1.000					
<b>Steve Reed, R</b> (7, 1) ERA: 3.23	1.0		7	3	4	4	1	1	0	0	0	0	1	15	25	36.00	4.000					
<b>Jim Poole, L</b> (8, 1) ERA: 5.2	1.0		7	2	1	1	2	1	1	0	0	0	0	16	32	9.00	3.000					

AB	29
R	1
H	4
RBI	1
BB	4
SO	11
LOB	12



AB	41
R	15
H	18
RBI	15
BB	8
SO	6
LOB	30









Batter	1	2	3	4	5	6	7	8	9	AB	R	H	RBI	BB	SO	LOB	TOP					
Ray Durham, S (1,4) OBP: 0.360, SLG: 0.452	G4-3		F7			G6-3 HBP		G3-1		3	1	0	0	0	0	0	Chicago White Sox @ Cleveland Indians Jacobs Field, Cleveland, OH Fri Sep 11 1998, 7:05 PM EDT Att: 43,210 - Unknown - 76 F					
Mike Caruso, S (1,6) OBP: 0.332, SLG: 0.389	FC6-4 1B		G4-3			K		B3		4	0	1	0	0	1							
Frank Thomas, R (1,10) OBP: 0.380, SLG: 0.475	F9					G6-3		L9		4	1	1	1	0	0							
Albert Belle, R (1,7) OBP: 0.387, SLG: 0.646	FC6-4 1-2					L9				4	0	1	0	0	0	2						
Robin Ventura, L (1,5) OBP: 0.341, SLG: 0.428			G4-3			G1-3		L8		4	0	0	1	0	1							
Greg Norton, S (1,3) OBP: 0.318, SLG: 0.436			K			G6-3		L3		4	0	0	0	0	1							
Magglio Ordonez, R (1,9) OBP: 0.335, SLG: 0.436						F9				3	1	2	0	1	0	0						
25 Jeff Abbott, R (1,8) OBP: 0.293, SLG: 0.490								25 2B														
Mike Cameron, R (8,8) OBP: 0.294, SLG: 0.324			G5-3					F9		3	0	2	1	0	0	1						
Robert Machado, R (1,2) OBP: 0.256, SLG: 0.313						G6-3				1	0	0	0	0	0	2						
<b>Inning Stats</b>	R: 0 E: 0 K: 0 S: 7	H: 1 LOB: 1 BB: 0 P: 11	R: 0 E: 0 K: 1 S: 15	H: 1 LOB: 1 BB: 0 P: 21	R: 0 E: 0 K: 0 S: 8	H: 0 LOB: 0 BB: 0 P: 11	R: 1 E: 0 K: 0 S: 11	H: 1 LOB: 0 BB: 0 P: 18	R: 0 E: 0 K: 1 S: 9	H: 1 LOB: 0 BB: 0 P: 10	R: 1 E: 0 K: 1 S: 6	H: 0 LOB: 0 BB: 0 P: 10	R: 1 E: 0 K: 1 S: 11	H: 2 LOB: 1 BB: 0 P: 18	R: 0 E: 0 K: 0 S: 5	H: 0 LOB: 0 BB: 0 P: 9	R: 0 E: 0 K: 1 S: 9	H: 1 LOB: 2 BB: 1 P: 20	1B: 5 2B: 2 3B: 0 HR: 0	SF: 0 SAC: 0 DP: 0 HBP: 1	WP: 1 PB: 0 SB: 4 CS: 1	PA: 35
<b>PITCHER</b> Charles Nagy, R (1,1) ERA: 5.24	IP: 9.0 WLS: L BF: 35	H: 7 R: 3 ER: 2 SO: 5	BB: 0 IBB: 1 HBP: 1 BLK: 0	WP: 1 HR: 0 S: 81 P: 128	ERA: 2.00 WHIP: 0.778	<b>PITCHER</b>										IP: 9.0 WLS: L BF: 35	H: 7 R: 3 ER: 2 SO: 5	BB: 0 IBB: 1 HBP: 1 BLK: 0	WP: 1 HR: 0 S: 81 P: 128	ERA: 2.00 WHIP: 0.778		

Batter	1	2	3	4	5	6	7	8	9	AB	R	H	RBI	BB	SO	LOB	BOTTOM					
Kenny Lofton, L (1,8) OBP: 0.368, SLG: 0.414	S BB BB	1B		CS	F9					3	1	2	0	1	0	0	Chicago White Sox @ Cleveland Indians Jacobs Field, Cleveland, OH Fri Sep 11 1998, 7:05 PM EDT Att: 43,210 - Unknown - 76 F					
Omar Vizquel, S (1,6) OBP: 0.348, SLG: 0.363	S BB	1B			G6-4-3 BB			P5		2	1	1	0	2	0	1						
Travis Fryman, R (1,5) OBP: 0.345, SLG: 0.505	1B BB				G6-4-3			F8		3	0	0	0	1	1	4						
Manny Ramirez, R (1,9) OBP: 0.377, SLG: 0.574	K				G3			P4		4	0	0	0	0	2	3						
Richie Sexson, R (1,3) OBP: 0.379, SLG: 0.632					F8			L5		4	0	2	1	0	0	0						
Joey Cora, S (9, PR) OBP: 0.358, SLG: 0.373										0	0	0	0	0	0	0						
Cecil Fielder, R (1,10) OBP: 0.323, SLG: 0.401					F9					3	0	0	0	0	2	2						
David Justice, L (9, PH) OBP: 0.367, SLG: 0.463								K		1	0	0	0	0	0	1						
Mark Whiten, S (1,7) OBP: 0.387, SLG: 0.440	K2-3				G4-3 FC4-2			G5-3		4	0	1	0	0	2	3						
Einar Diaz, R (1,2) OBP: 0.375, SLG: 0.500					G4-3			G1-3		3	0	0	0	0	0	1						
Brian Giles, L (9, PH) OBP: 0.413, SLG: 0.484										0	0	0	0	1	0	0						
Enrique Wilson, S (1,4) OBP: 0.304, SLG: 0.358					FC4-2			L7		4	0	0	0	0	1	3						
<b>Inning Stats</b>	R: 2 E: 0 K: 3 S: 15	H: 1 LOB: 2 BB: 3 P: 30	R: 0 E: 0 K: 1 S: 12	H: 2 LOB: 2 BB: 0 P: 15	R: 0 E: 0 K: 0 S: 4	H: 0 LOB: 0 BB: 0 P: 6	R: 0 E: 0 K: 0 S: 8	H: 1 LOB: 0 BB: 0 P: 9	R: 0 E: 0 K: 0 S: 2	H: 0 LOB: 0 BB: 1 P: 6	R: 0 E: 0 K: 2 S: 8	H: 0 LOB: 0 BB: 0 P: 11	R: 0 E: 0 K: 0 S: 5	H: 0 LOB: 0 BB: 0 P: 7	R: 0 E: 0 K: 0 S: 10	H: 1 LOB: 1 BB: 0 P: 19	R: 0 E: 0 K: 2 S: 15	H: 1 LOB: 2 BB: 1 P: 26	1B: 4 2B: 2 3B: 0 HR: 0	SF: 0 SAC: 0 DP: 1 HBP: 0	WP: 0 PB: 0 SB: 3 CS: 1	PA: 37
<b>PITCHER</b> Jim Abbott, L (1,1) ERA: 3.95	IP: 7.1 WLS: W BF: 29	H: 5 R: 2 ER: 2 SO: 6	BB: 4 IBB: 0 HBP: 0 BLK: 0	WP: 0 HR: 0 S: 60 P: 94	ERA: 2.46 WHIP: 1.227	<b>PITCHER</b>										IP: 7.1 WLS: S BF: 7	H: 1 R: 0 ER: 0 SO: 2	BB: 3 IBB: 0 HBP: 0 BLK: 0	WP: 0 HR: 0 S: 19 P: 35	ERA: 0.00 WHIP: 1.200		



Batter	1	2	3	4	5	6	7	8	9	AB	R	H	RBI	BB	SO	LOB	TOP
Ray Durham, S OBP: 0.359, SLG: 0.450	P6	K			G6-3			WP SH3-4 HR 1B	K	5	1	1	0	0	2	3	
Craig Wilson, R OBP: 0.550, SLG: 0.833	G6-4-3 1B		F7					SH3-4		3	0	2	0	0	0	0	
Frank Thomas, R OBP: 0.379, SLG: 0.479	G6-4-3 1-2		HR					K		4	1	1	1	0	2	2	
Albert Belle, R OBP: 0.389, SLG: 0.646		FC1-6 BB	1B					HR IBB		2	1	1	0	2	0	0	
Robin Ventura, L OBP: 0.342, SLG: 0.434	FC1-6 25 1B 1B 1-2		G1-6-3 1B					HR		4	2	2	3	0	0	1	
Greg Norton, S OBP: 0.314, SLG: 0.430	K		G1-6-3 1-2					HR		4	0	0	0	0	1	3	
Magglio Ordonez, R OBP: 0.335, SLG: 0.435	25 1B 1B				P5				E5 CS	4	1	1	0	0	0	0	
25 Jeff Abbott, R OBP: 0.294, SLG: 0.487	1B				G1-3				P4	3	0	1	0	0	0	0	
Mike Cameron, R OBP: 0.294, SLG: 0.323	1B 1-2 2-3								P4 1-2	1	0	0	0	0	0	1	
Chad Kreuter, S OBP: 0.349, SLG: 0.329	1-3 2-H 3-H 1B				K				F8 HBP	3	0	1	2	0	1	0	
<b>Inning Stats</b>	R: 0 H: 1 E: 0 K: 0 S: 11	H: 3 R: 3 ER: 2 LOB: 2 BB: 1 P: 16	H: 3 R: 3 ER: 0 LOB: 1 BB: 0 P: 20	H: 0 R: 0 ER: 0 LOB: 0 BB: 0 P: 11	H: 1 R: 1 ER: 0 LOB: 0 BB: 0 P: 12	H: 0 R: 0 ER: 0 LOB: 0 BB: 0 P: 9	H: 0 R: 0 ER: 0 LOB: 0 BB: 0 P: 6	H: 2 R: 1 ER: 1 LOB: 1 BB: 0 P: 21	H: 0 R: 0 ER: 0 LOB: 0 BB: 0 P: 15	1B: 8 2B: 0 3B: 0 HR: 2	SF: 0 SAC: 1 DP: 2 HBP: 1	WP: 1 PA: 37 CS: 0					
<b>PITCHER</b>	IP WLS BF H R ER SO BB IBB HBP BLK WP HR S P ERA WHIP																
Dave Burba, R ERA: 4.21	7.0	27	8	3	3	4	1	0	0	0	0	1	66	100	3.86	1.286	
Paul Shuey, R ERA: 3.09	0.2	L 4	1	2	2	1	0	1	0	0	1	0	7	12	27.00	1.500	
Paul Assenmacher, L ERA: 3.48	0.1	2	1	1	1	0	0	0	0	0	1	6	9	27.00	3.000		
Steve Karsay, R ERA: 5.79	1.0	4	0	0	0	1	0	0	1	0	0	0	10	15	0.00	0.000	

Chicago White Sox @ Cleveland Indians  
Jacobs Field, Cleveland, OH  
Sat Sep 12 1998, 3:33 AM EDT  
Att: 43,170 - Sunny - 78 F

AB	33
R	6
H	10
RBI	6
BB	2
SO	6
LOB	10



Batter	1	2	3	4	5	6	7	8	9	AB	R	H	RBI	BB	SO	LOB	BOTTOM
Kenny Lofton, L OBP: 0.366, SLG: 0.411	L7		G4-3		K 1-2		K			4	0	0	0	0	2	2	
Joey Cora, S OBP: 0.359, SLG: 0.375	G4-3		2B		2H 1B			G3-1		4	0	2	1	0	0	0	
David Justice, L OBP: 0.365, SLG: 0.459	F7		F8		G1-3			F8		4	0	0	0	0	0	2	
Manny Ramirez, R OBP: 0.376, SLG: 0.577	F9				P2			F8 HR		4	1	1	1	0	0	0	
Travis Fryman, R OBP: 0.345, SLG: 0.509	G6-3		HR					F7		4	1	1	1	0	1	0	
Brian Giles, L OBP: 0.414, SLG: 0.490	E 2B		K		G3				2B	4	1	2	0	0	1	0	
Richie Sexson, R OBP: 0.368, SLG: 0.613	E5 2H		G6-3					G6-3		4	0	0	0	0	0	1	
Einar Diaz, R OBP: 0.333, SLG: 0.435	G5-3				P4					3	0	0	0	0	0	1	
Jeff Branson, L OBP: 0.218, SLG: 0.298									K	1	0	0	0	0	1	1	
Omar Vizquel, S OBP: 0.350, SLG: 0.364			P6		1B				F8	4	1	2	0	0	0	1	
<b>Inning Stats</b>	R: 0 H: 0 E: 0 K: 0 S: 5	H: 1 R: 1 ER: 1 LOB: 1 BB: 0 P: 18	H: 1 R: 0 ER: 0 LOB: 1 BB: 0 P: 12	H: 1 R: 0 ER: 0 LOB: 0 BB: 0 P: 18	H: 2 R: 1 ER: 0 LOB: 1 BB: 0 P: 20	H: 0 R: 0 ER: 0 LOB: 0 BB: 0 P: 18	H: 1 R: 0 ER: 0 LOB: 1 BB: 0 P: 15	H: 1 R: 1 ER: 0 LOB: 0 BB: 0 P: 18	H: 1 R: 0 ER: 0 LOB: 1 BB: 0 P: 14	1B: 3 2B: 3 3B: 0 HR: 2	SF: 0 SAC: 0 DP: 0 HBP: 0	WP: 0 PA: 36 CS: 0					
<b>PITCHER</b>	IP WLS BF H R ER SO BB IBB HBP BLK WP HR S P ERA WHIP																
James Baldwin, R ERA: 5.32	7.0	W 28	6	3	2	4	0	0	0	0	1	70	110	2.57	0.857		
41 Bill Simas, R ERA: 3.19	1.0	S 5	2	1	1	0	0	0	0	0	1	12	19	9.00	2.000		
Bob Howry, R ERA: 2.57	1.0	S 3	0	0	0	1	0	0	0	0	0	7	13	0.00	0.000		

Chicago White Sox @ Cleveland Indians  
Jacobs Field, Cleveland, OH  
Sat Sep 12 1998, 3:33 AM EDT  
Att: 43,170 - Sunny - 78 F

AB	36
R	4
H	8
RBI	3
BB	0
SO	5
LOB	8









Batter	1	2	3	4	5	6	7	8	9	AB	R	H	RBI	BB	SO	LOB	TOP									
Shannon Stewart, R OBP: 0.378, SLG: 0.409	G6-3		G5-3			K		G3-6-3 1B		4	0	1	0	0	1	0	Toronto Blue Jays @ Cleveland Indians Jacobs Field, Cleveland, OH Mon Sep 14, 1998, 7:05 PM EDT Att: 43,152 - Cloudy - 82 F									
Shawn Green, L OBP: 0.334, SLG: 0.504	F7			K		G4-3		G3-6-3 1-2f		4	0	0	0	0	1	1										
Jose Canseco, R OBP: 0.326, SLG: 0.524	L8			F9		1B 1B		K		4	1	1	0	0	1	0										
Carlos Delgado, L OBP: 0.385, SLG: 0.582		HR		BB		1B 1B		K		3	1	2	1	1	1	0										
José Cruz Jr., S OBP: 0.358, SLG: 0.413	K			K		1B		F9		4	0	1	1	0	2	1										
Tony Fernandez, S OBP: 0.381, SLG: 0.443	L4				S 1B			BLK BB		3	0	1	0	1	0	0										
Darrin Fletcher, L OBP: 0.327, SLG: 0.415	K			L7		HR		F9		3	1	1	1	0	1	1										
Benito Santiago, R OBP: 0.467, SLG: 0.714								1-2		1	0	0	0	0	0	1										
Craig Grebeck, R OBP: 0.331, SLG: 0.355			L9			K				3	0	0	0	0	2	1										
Alex Gonzalez, R OBP: 0.290, SLG: 0.372	F9				G5-3			K		3	0	0	0	0	1	1										
<b>Inning Stats</b>	R: 0 E: 0 K: 0 S: 4	H: 0 LOB: 0 BB: 0 P: 5	R: 1 E: 0 K: 2 S: 12	H: 1 LOB: 0 BB: 0 P: 18	R: 0 E: 0 K: 0 S: 9	H: 0 LOB: 0 BB: 0 P: 12	R: 0 E: 0 K: 2 S: 10	H: 0 LOB: 1 BB: 1 P: 18	R: 0 E: 0 K: 1 S: 10	H: 1 LOB: 1 BB: 0 P: 17	R: 1 E: 0 K: 1 S: 10	H: 3 LOB: 2 BB: 0 P: 17	R: 1 E: 0 K: 2 S: 11	H: 1 LOB: 0 BB: 0 P: 18	R: 0 E: 0 K: 1 S: 7	H: 1 LOB: 0 BB: 1 P: 11	R: 0 E: 0 K: 1 S: 13	H: 0 LOB: 1 BB: 1 P: 23	1B: 5 2B: 0 3B: 0 HR: 2	SF: 0 SAC: 0 DP: 1 HBP: 0	WP: 0 PB: 0 SB: 1 CS: 0	PA: 34				
<b>PITCHER</b>	IP	WLS	BF	H	R	ER	SO	BB	IBB	HBP	BLK	WP	HR	S	P	ERA	WHIP									
Dwight Gooden, R ERA: 3.69	(1, 1)	7.0	W	27	6	3	3	8	1	0	0	0	0	2	66	105	3.86	1.000								
Paul Shuey, R ERA: 2.96	(8, 1)	1.0		3	1	0	0	1	0	0	0	0	0	7	11	0.00	1.000									
Michael Jackson, R ERA: 1.62	(9, 1)	1.0	S	4	0	0	0	1	1	0	0	1	0	0	13	23	0.00	1.000								

Batter	1	2	3	4	5	6	7	8	9	AB	R	H	RBI	BB	SO	LOB	BOTTOM									
Kenny Lofton, L OBP: 0.367, SLG: 0.413	L9		CS 1-H 2B		S 1B		E 1B	G6-3 1B		5	1	4	1	0	0	0	Toronto Blue Jays @ Cleveland Indians Jacobs Field, Cleveland, OH Mon Sep 14, 1998, 7:05 PM EDT Att: 43,152 - Cloudy - 82 F									
Joey Cora, S OBP: 0.361, SLG: 0.376	S BB		K		P3		E4 1B SF9	G6-3		4	1	1	0	1	1	5										
David Justice, L OBP: 0.369, SLG: 0.469	K		HR		FC5-4 IBB		1B			3	1	2	2	1	1	1										
Manny Ramirez, R OBP: 0.373, SLG: 0.571	K		L9		P4		SF9			3	0	0	1	0	1	4										
Travis Fryman, R OBP: 0.341, SLG: 0.503		G2-3		S 1B	FC5-4 1-2f		P6			4	0	1	0	0	0	4										
Brian Giles, L OBP: 0.409, SLG: 0.484	K		K		K		G4-3			4	0	0	0	0	3	2										
Richie Sexson, R OBP: 0.368, SLG: 0.639		BB		G6-3		P4		HR		3	1	1	1	1	0	1										
Sandy Alomar Jr., R OBP: 0.270, SLG: 0.353	K			F7		F7		1B 2B		4	0	1	0	0	1	2										
Omar Vizquel, S OBP: 0.353, SLG: 0.366			2B 1B		1B 1B		1B 1B E BB			3	2	2	0	1	0	1										
<b>Inning Stats</b>	R: 0 E: 0 K: 2 S: 13	H: 0 LOB: 1 BB: 1 P: 24	R: 0 E: 0 K: 2 S: 9	H: 0 LOB: 1 BB: 1 P: 15	R: 2 E: 0 K: 1 S: 8	H: 3 LOB: 0 BB: 0 P: 11	R: 0 E: 0 K: 1 S: 15	H: 1 LOB: 1 BB: 0 P: 23	R: 0 E: 0 K: 0 S: 15	H: 2 LOB: 3 BB: 1 P: 28	R: 0 E: 0 K: 1 S: 7	H: 0 LOB: 0 BB: 0 P: 13	R: 3 E: 1 K: 0 S: 8	H: 3 LOB: 1 BB: 1 P: 14	R: 1 E: 0 K: 0 S: 10	H: 3 LOB: 1 BB: 0 P: 13		1B: 8 2B: 2 3B: 0 HR: 2	SF: 1 SAC: 0 DP: 1 HBP: 0	WP: 0 PB: 0 SB: 3 CS: 1	PA: 38					
<b>PITCHER</b>	IP	WLS	BF	H	R	ER	SO	BB	IBB	HBP	BLK	WP	HR	S	P	ERA	WHIP									
Woody Williams, R ERA: 4.46	(1, 1)	6.0		26	6	2	2	7	2	1	0	0	0	0	67	114	3.00	1.333								
Steve Sinclair, L ERA: 3.39	(7, 1)	0.0	L	4	3	3	2	0	1	0	0	0	0	4	10	∞	∞									
Paul Quantrill, R ERA: 2.38	(7, 1)	1.0		3	0	0	0	0	0	0	0	0	0	4	4	0.00	0.000									
Bill Riskey, R ERA: 5.85	(8, 1)	0.1		3	2	1	1	0	0	0	0	0	1	5	7	27.00	6.000									
Ben Van Ryn, L ERA: 6.57	(8, 1)	0.2		2	1	0	0	0	0	0	0	0	0	5	6	0.00	1.500									

AB	32
R	3
H	7
RBI	3
BB	2
SO	10
LOB	6



AB	33
R	6
H	12
RBI	5
BB	4
SO	7
LOB	20





Batter	1	2	3	4	5	6	7	8	9	AB	R	H	RBI	BB	SO	LOB	TOP										
Shannon Stewart, R (1, 7) OBP: 0.377, SLG: 0.409	2-1 1B	3-2 G6-3		2-2 G3-1		0-3 K		0-1 F8		5	1	1	0	0	1	1											
Shawn Green, L (1, 9) OBP: 0.335, SLG: 0.502	3-2 BB 1B		3-3 K		2-3 K		0-0 G3-1	1-3 K		5	1	1	1	0	3	1											
Jose Canseco, R (1, 10) OBP: 0.323, SLG: 0.520	0-0 SAFE P6		0-0 G5-3		0-1 G1-3		2-1 P4			4	0	0	0	0	0	1											
Carlos Delgado, L (1, 3) OBP: 0.386, SLG: 0.580	2-1 F9		2-2 2B 1B		4-1 BB			3-3 K		3	1	1	0	1	1	1											
José Cruz Jr., S (1, 8) OBP: 0.360, SLG: 0.415	4-2 1B 1-2 BB		1-2 1B		2-3 K			0-3 K2-3		3	1	1	0	1	2	1											
Tony Fernandez, S (1, 5) OBP: 0.386, SLG: 0.451	2-2 1-2 2H 1B		0-0 2H 3H 1B		0-1 1B 2B			2-1 1B		4	1	4	3	0	0	0											
Darrin Fletcher, L (1, 2) Benito Santiago, R (8, PH) OBP: 0.438, SLG: 0.667	1-1 SAFE F7		1-0 F8		0-1 2H G6-4-3 1B			3-3 K		3	0	1	1	0	0	3											
Craig Grebeck, R (1, 4) Felipe Crespo, S (9, PH) OBP: 0.356, SLG: 0.359		2-1 P3		0-0 F7		1-0 L9		0-1 1B		3	0	0	0	0	0	1											
Alex Gonzalez, R (1, 6) Kevin Witt, L (9, PH) OBP: 0.289, SLG: 0.370		3-3 K		0-1 G5-3		1-2 G6-4-3		0-1 F8		3	0	0	0	0	1	1											
<b>Inning Stats</b>	R: 2 E: 0 K: 0 S: 18	H: 3 LOB: 2 BB: 1 P: 32	R: 0 E: 0 K: 1 S: 8	H: 0 LOB: 0 BB: 0 P: 16	R: 2 E: 0 K: 1 S: 14	H: 3 LOB: 1 BB: 0 P: 21	R: 0 E: 0 K: 0 S: 6	H: 0 LOB: 0 BB: 0 P: 8	R: 0 E: 0 K: 2 S: 9	H: 0 LOB: 1 BB: 1 P: 17	R: 1 E: 0 K: 0 S: 8	H: 2 LOB: 0 BB: 0 P: 10	R: 0 E: 0 K: 3 S: 11	H: 1 LOB: 1 BB: 0 P: 19	R: 0 E: 0 K: 1 S: 9	H: 1 LOB: 1 BB: 0 P: 10	1B: 7 2B: 3 3B: 0 HR: 0	SF: 0 SAC: 0 DP: 1 HBP: 0	WP: 0 PB: 0 SB: 1 CS: 0	PA: 38							
<b>PITCHER</b>	IP	WLS	BF	H	R	ER	SO	BB	IBB	HBP	BLK	WP	HR	S	P	ERA	WHIP										
Bartolo Colon, R (1, 1) ERA: 3.75	4.0		19	6	4	4	2	1	0	0	0	0	0	46	77	9.00	1.750										
Chad Ogea, R (5, 1) ERA: 5.92	3.0	W	11	2	1	1	3	1	0	0	0	0	0	23	35	3.00	1.000										
Jim Poole, L (8, 1) ERA: 5.11	0.2		3	1	0	0	2	0	0	0	0	0	0	8	13	0.00	1.500										
Doug Jones, R (8, 1) ERA: 4.3	1.0		4	1	0	0	1	0	0	0	0	0	0	9	12	0.00	1.000										
Paul Assenmacher, L (9, 1) ERA: 3.45	0.1	S	1	0	0	0	1	0	0	0	0	0	0	3	4	0.00	0.000										

Toronto Blue Jays @ Cleveland Indians  
 Jacobs Field, Cleveland, OH  
 Tue Sep 15 1998, 7:05 PM EDT  
 Att: 43,323 - Cloudy - 74 F

AB	36
R	5
H	10
RBI	5
BB	2
SO	9
LOB	12



Batter	1	2	3	4	5	6	7	8	9	AB	R	H	RBI	BB	SO	LOB	BOTTOM										
Kenny Lofton, L (1, 8) OBP: 0.368, SLG: 0.413	2-2 2B G6-3 1B	4-1 1B BB		3-1 G4-3		3-2 G4-3		4-0 G5-4-3 BB		3	1	1	0	2	0	1											
Joey Coxa, S (1, 4) OBP: 0.381, SLG: 0.378	1-3 SAFE K	0-1 BB		2-2 HR 2B		1-1 G3-1		0-1 G5-4-3		5	1	2	1	0	1	4											
Enrique Wilson, S (9, 4) OBP: 0.305, SLG: 0.411		1-2 2H 1B						1-2 SAFE 1B		0	0	0	0	0	0	0											
David Justice, L (1, 10) OBP: 0.368, SLG: 0.470	1-0 SAFE F	2-2 L3		3-3 K		0-3 K				4	1	1	0	0	2	3											
Manny Ramirez, R (1, 9) OBP: 0.375, SLG: 0.589	2-1 G6-3		3-2 HR		3-2 2H HR		1-2 HR			4	3	3	5	0	0	1											
Travis Fryman, R (1, 5) OBP: 0.341, SLG: 0.501	0-2 E7 2H 1B		0-2 L8		2-1 F7		1-1 L5			4	0	1	0	0	0	0											
Brian Giles, L (1, 7) OBP: 0.410, SLG: 0.484	1-1 L8		1-1 G4-3		0-1 1B		1-2 E4 1B			4	0	2	0	0	0	1											
Richie Sexson, R (1, 3) OBP: 0.365, SLG: 0.628		1-0 BB 1B		1-0 G6-3		0-3 SAFE K		0-0 G5-3		4	1	1	0	0	1	2											
Sandy Alomar Jr., R (1, 2) OBP: 0.270, SLG: 0.352	1-2 SAFE F9		0-0 F8		0-1 G4-3 1B			0-1 G4-3		4	0	1	0	0	0	1											
Omar Vizquel, S (1, 6) OBP: 0.352, SLG: 0.365	1-1 SAFE F7		2-2 P4		2-1 F7			3-2 S 1B		4	0	1	0	0	0	2											
<b>Inning Stats</b>	R: 2 E: 1 K: 1 S: 14	H: 3 LOB: 1 BB: 0 P: 21	R: 1 E: 0 K: 0 S: 13	H: 2 LOB: 2 BB: 1 P: 22	R: 1 E: 0 K: 0 S: 9	H: 1 LOB: 0 BB: 0 P: 14	R: 0 E: 0 K: 0 S: 7	H: 0 LOB: 0 BB: 0 P: 12	R: 2 E: 0 K: 2 S: 16	H: 3 LOB: 1 BB: 0 P: 26	R: 0 E: 0 K: 0 S: 9	H: 1 LOB: 1 BB: 0 P: 15	R: 1 E: 1 K: 1 S: 12	H: 2 LOB: 1 BB: 0 P: 15	R: 0 E: 0 K: 0 S: 7	H: 1 LOB: 1 BB: 1 P: 14	1B: 8 2B: 2 3B: 0 HR: 3	SF: 0 SAC: 0 DP: 1 HBP: 0	WP: 0 PB: 0 SB: 1 CS: 0	PA: 38							
<b>PITCHER</b>	IP	WLS	BF	H	R	ER	SO	BB	IBB	HBP	BLK	WP	HR	S	P	ERA	WHIP										
Dave Stieb, R (1, 1) ERA: 4.94	4.2	L	24	9	6	5	2	1	0	0	0	0	0	12	18	0.00	0.750										
Carlos Almanzar, R (5, 1) ERA: 5.68	1.1		5	1	0	0	1	0	0	0	0	0	0	3	3	0.00	0.000										
Ben Van Ryn, L (7, 1) ERA: 6.39	0.1		1	0	0	0	1	0	0	0	0	0	0	3	3	0.00	0.000										
Paul Quantrill, R (7, 1) ERA: 2.47	1.0		6	3	1	1	0	0	0	0	0	0	1	14	20	9.00	3.000										
Dan Plesac, L (8, 1) ERA: 3.83	0.2		2	0	0	0	0	1	0	0	0	0	0	2	6	0.00	1.500										

Toronto Blue Jays @ Cleveland Indians  
 Jacobs Field, Cleveland, OH  
 Tue Sep 15 1998, 7:05 PM EDT  
 Att: 43,323 - Cloudy - 74 F

AB	36
R	7
H	13
RBI	6
BB	2
SO	4
LOB	15





Batter	1	2	3	4	5	6	7	8	9	AB	R	H	RBI	BB	SO	LOB	TOP
Denny Hocking, S OBP: 0.266, SLG: 0.274 (1, 4)	G6-3		PO	L8-3 1B		1B 1B	K		G6-3 1B	5	2	3	0	0	1	0	
Pat Meares, R OBP: 0.297, SLG: 0.368 (1, 6)	F8			L8-3 1-2		F8	G4-3		G6-3	5	0	0	1	0	0	3	
Paul Molitor, R OBP: 0.332, SLG: 0.375 (1, 10)	G1-3			G1-3		1B 1B	G5-3		1B	5	1	2	1	0	0	0	
David Ortiz, L OBP: 0.368, SLG: 0.442 Alex Ochoa, R OBP: 0.292, SLG: 0.358 (9, PH)		G4-3				2B G5-3 1B	1B 2B		F7 F9	4	2	2	1	0	0	0	
Ron Coomer, R OBP: 0.303, SLG: 0.421 (1, 5)		G6-3				G5-3 2B	2B 1B		G3	4	0	3	1	0	0	0	
Matt Lawton, L OBP: 0.386, SLG: 0.480 (1, 9)		L1-3				G5-3 HBP	F7		G3	3	0	0	0	0	0	3	
Marty Cordova, R OBP: 0.337, SLG: 0.384 (1, 7)				K		G5-3	2B		K	4	0	1	2	0	2	3	
Terry Steinbach, R OBP: 0.314, SLG: 0.418 (1, 2)				K		G1-3	BB		G5-3	3	0	0	0	1	1	2	
Chris Latham, S OBP: 0.271, SLG: 0.150 (1, 8)				PO 1B		K	L8		G6-3 1B	4	1	2	0	0	1	5	
<b>Inning Stats</b>	R: 0 H: 0 E: 0 K: 0 S: 5	H: 0 R: 0 ER: 0 LOB: 0 BB: 0 P: 7	H: 0 R: 0 ER: 0 LOB: 0 BB: 0 P: 12	H: 1 R: 0 ER: 0 LOB: 0 BB: 0 P: 14	H: 1 R: 0 ER: 0 LOB: 0 BB: 0 P: 11	H: 2 R: 1 ER: 0 LOB: 2 BB: 0 P: 29	H: 5 R: 3 ER: 0 LOB: 3 BB: 1 P: 35	H: 0 R: 0 ER: 0 LOB: 0 BB: 0 P: 9	H: 1 R: 2 ER: 0 LOB: 1 BB: 0 P: 17	1B: 10 2B: 4 3B: 0 HR: 0	SF: 0 SAC: 0 DP: 1 HBP: 1	WP: 0 PA: 41					
<b>PITCHER</b>	IP WLS BF H R ER SO BB IBB HBP BLK WP HR S P ERA WHIP	IP WLS BF H R ER SO BB IBB HBP BLK WP HR S P ERA WHIP	IP WLS BF H R ER SO BB IBB HBP BLK WP HR S P ERA WHIP	IP WLS BF H R ER SO BB IBB HBP BLK WP HR S P ERA WHIP	IP WLS BF H R ER SO BB IBB HBP BLK WP HR S P ERA WHIP	IP WLS BF H R ER SO BB IBB HBP BLK WP HR S P ERA WHIP	IP WLS BF H R ER SO BB IBB HBP BLK WP HR S P ERA WHIP	IP WLS BF H R ER SO BB IBB HBP BLK WP HR S P ERA WHIP	IP WLS BF H R ER SO BB IBB HBP BLK WP HR S P ERA WHIP								
Charles Nagy, R ERA: 5.28 (1, 1)	5.1 W 23 8 4 4 3 0 0 1 0 0 0 60 91 6.75 1.500	5.1 W 23 8 4 4 3 0 0 1 0 0 0 60 91 6.75 1.500	5.1 W 23 8 4 4 3 0 0 1 0 0 0 60 91 6.75 1.500	5.1 W 23 8 4 4 3 0 0 1 0 0 0 60 91 6.75 1.500	5.1 W 23 8 4 4 3 0 0 1 0 0 0 60 91 6.75 1.500	5.1 W 23 8 4 4 3 0 0 1 0 0 0 60 91 6.75 1.500	5.1 W 23 8 4 4 3 0 0 1 0 0 0 60 91 6.75 1.500	5.1 W 23 8 4 4 3 0 0 1 0 0 0 60 91 6.75 1.500	5.1 W 23 8 4 4 3 0 0 1 0 0 0 60 91 6.75 1.500								
Steve Karsay, R ERA: 5.73 (6, 1)	3.1 S 16 5 2 2 2 1 0 0 0 0 0 35 58 5.40 1.800	3.1 S 16 5 2 2 2 1 0 0 0 0 0 35 58 5.40 1.800	3.1 S 16 5 2 2 2 1 0 0 0 0 0 35 58 5.40 1.800	3.1 S 16 5 2 2 2 1 0 0 0 0 0 35 58 5.40 1.800	3.1 S 16 5 2 2 2 1 0 0 0 0 0 35 58 5.40 1.800	3.1 S 16 5 2 2 2 1 0 0 0 0 0 35 58 5.40 1.800	3.1 S 16 5 2 2 2 1 0 0 0 0 0 35 58 5.40 1.800	3.1 S 16 5 2 2 2 1 0 0 0 0 0 35 58 5.40 1.800	3.1 S 16 5 2 2 2 1 0 0 0 0 0 35 58 5.40 1.800								
Paul Assenmacher, L ERA: 3.43 (9, 1)	0.1 S 1 0 0 0 0 0 0 0 0 0 0 4 5 0.00 0.000	0.1 S 1 0 0 0 0 0 0 0 0 0 0 4 5 0.00 0.000	0.1 S 1 0 0 0 0 0 0 0 0 0 0 4 5 0.00 0.000	0.1 S 1 0 0 0 0 0 0 0 0 0 0 4 5 0.00 0.000	0.1 S 1 0 0 0 0 0 0 0 0 0 0 4 5 0.00 0.000	0.1 S 1 0 0 0 0 0 0 0 0 0 0 4 5 0.00 0.000	0.1 S 1 0 0 0 0 0 0 0 0 0 0 4 5 0.00 0.000	0.1 S 1 0 0 0 0 0 0 0 0 0 0 4 5 0.00 0.000	0.1 S 1 0 0 0 0 0 0 0 0 0 0 4 5 0.00 0.000								

Minnesota Twins @ Cleveland Indians  
 Jacobs Field, Cleveland, OH  
 Wed Sep 16 1998, 7:05 PM EDT  
 Att: 43,277 - Cloudy - 68 F

AB	38
R	6
H	13
RBI	6
BB	1
SO	5
LOB	17



Batter	1	2	3	4	5	6	7	8	9	AB	R	H	RBI	BB	SO	LOB	BOTTOM
Kenny Lofton, L OBP: 0.369, SLG: 0.412 (1, 8)	P4	SH1-3 1B		BB		G5-3		G4-3		4	0	1	0	1	0	1	
Joey Cora, S OBP: 0.382, SLG: 0.381 (1, 4)	1B HR	SH1-3		F9		L4		2B		4	1	2	0	0	0	2	
David Justice, L OBP: 0.367, SLG: 0.468 Mark Whiten, S OBP: 0.382, SLG: 0.434 (7, 7)	1B HR	K		K		G4-3		K		4	1	1	0	0	2	4	
Manny Ramirez, R OBP: 0.376, SLG: 0.599 (1, 9)	1B HR	G4-3				HR		G5-3		4	2	2	4	0	0	2	
Jim Thome, L OBP: 0.420, SLG: 0.620 (1, 10)	HR			F9		K		E8 1B		4	2	2	1	0	1	0	
Travis Fryman, R OBP: 0.342, SLG: 0.501 (1, 5)	G5-3			P4		2B 1B		1B		4	1	2	1	0	0	0	
Richie Sexson, R OBP: 0.369, SLG: 0.651 (1, 3)	HR			G5-3		2B		F9		4	1	2	2	0	0	1	
Sandy Alomar Jr., R OBP: 0.270, SLG: 0.351 (1, 2)	G6-3			BB 1B		L9		P6		4	0	1	0	0	0	2	
Omar Vizquel, S OBP: 0.353, SLG: 0.364 (1, 6)		SH1-3 1B BB		L9		G5-3		CS BB		2	0	0	0	2	0	2	
<b>Inning Stats</b>	R: 5 H: 5 E: 0 K: 0 S: 19	H: 1 R: 0 ER: 0 LOB: 2 BB: 1 P: 18	H: 0 R: 0 ER: 0 LOB: 0 BB: 0 P: 15	H: 0 R: 0 ER: 0 LOB: 0 BB: 0 P: 12	H: 1 R: 0 ER: 0 LOB: 2 BB: 1 P: 12	H: 3 R: 2 ER: 0 LOB: 1 BB: 0 P: 22	H: 0 R: 0 ER: 0 LOB: 0 BB: 0 P: 7	H: 2 R: 1 ER: 1 LOB: 1 BB: 0 P: 12	H: 1 R: 0 ER: 0 LOB: 1 BB: 1 P: 21	1B: 7 2B: 2 3B: 0 HR: 4	SF: 0 SAC: 1 DP: 0 HBP: 0	WP: 0 PA: 39					
<b>PITCHER</b>	IP WLS BF H R ER SO BB IBB HBP BLK WP HR S P ERA WHIP	IP WLS BF H R ER SO BB IBB HBP BLK WP HR S P ERA WHIP	IP WLS BF H R ER SO BB IBB HBP BLK WP HR S P ERA WHIP	IP WLS BF H R ER SO BB IBB HBP BLK WP HR S P ERA WHIP	IP WLS BF H R ER SO BB IBB HBP BLK WP HR S P ERA WHIP	IP WLS BF H R ER SO BB IBB HBP BLK WP HR S P ERA WHIP	IP WLS BF H R ER SO BB IBB HBP BLK WP HR S P ERA WHIP	IP WLS BF H R ER SO BB IBB HBP BLK WP HR S P ERA WHIP	IP WLS BF H R ER SO BB IBB HBP BLK WP HR S P ERA WHIP								
Bob Tewksbury, R ERA: 4.42 (1, 1)	4.1 L 25 10 7 7 3 2 0 0 0 0 0 26 42 0.00 1.200	4.1 L 25 10 7 7 3 2 0 0 0 0 0 26 42 0.00 1.200	4.1 L 25 10 7 7 3 2 0 0 0 0 0 26 42 0.00 1.200	4.1 L 25 10 7 7 3 2 0 0 0 0 0 26 42 0.00 1.200	4.1 L 25 10 7 7 3 2 0 0 0 0 0 26 42 0.00 1.200	4.1 L 25 10 7 7 3 2 0 0 0 0 0 26 42 0.00 1.200	4.1 L 25 10 7 7 3 2 0 0 0 0 0 26 42 0.00 1.200	4.1 L 25 10 7 7 3 2 0 0 0 0 0 26 42 0.00 1.200	4.1 L 25 10 7 7 3 2 0 0 0 0 0 26 42 0.00 1.200								
Travis Baplist, L ERA: 6.12 (5, 1)	3.1 S 13 3 1 0 0 1 0 0 0 0 0 26 42 0.00 1.200	3.1 S 13 3 1 0 0 1 0 0 0 0 0 26 42 0.00 1.200	3.1 S 13 3 1 0 0 1 0 0 0 0 0 26 42 0.00 1.200	3.1 S 13 3 1 0 0 1 0 0 0 0 0 26 42 0.00 1.200	3.1 S 13 3 1 0 0 1 0 0 0 0 0 26 42 0.00 1.200	3.1 S 13 3 1 0 0 1 0 0 0 0 0 26 42 0.00 1.200	3.1 S 13 3 1 0 0 1 0 0 0 0 0 26 42 0.00 1.200	3.1 S 13 3 1 0 0 1 0 0 0 0 0 26 42 0.00 1.200	3.1 S 13 3 1 0 0 1 0 0 0 0 0 26 42 0.00 1.200								
Mike Trombley, R ERA: 3.69 (8, 1)	0.1 S 1 0 0 0 0 1 0 0 0 0 0 4 5 0.00 0.000	0.1 S 1 0 0 0 0 1 0 0 0 0 0 4 5 0.00 0.000	0.1 S 1 0 0 0 0 1 0 0 0 0 0 4 5 0.00 0.000	0.1 S 1 0 0 0 0 1 0 0 0 0 0 4 5 0.00 0.000	0.1 S 1 0 0 0 0 1 0 0 0 0 0 4 5 0.00 0.000	0.1 S 1 0 0 0 0 1 0 0 0 0 0 4 5 0.00 0.000	0.1 S 1 0 0 0 0 1 0 0 0 0 0 4 5 0.00 0.000	0.1 S 1 0 0 0 0 1 0 0 0 0 0 4 5 0.00 0.000	0.1 S 1 0 0 0 0 1 0 0 0 0 0 4 5 0.00 0.000								

Minnesota Twins @ Cleveland Indians  
 Jacobs Field, Cleveland, OH  
 Wed Sep 16 1998, 7:05 PM EDT  
 Att: 43,277 - Cloudy - 68 F

AB	35
R	8
H	13
RBI	8
BB	3
SO	4
LOB	15





Batter	1	2	3	4	5	6	7	8	9	AB	R	H	RBI	BB	SO	LOB	TOP					
Chris Latham, S (1, 8) OBP: 0.270, SLG: 0.143	B1-3		FC6-4 BB			F7		F8		3	0	0	0	1	0	0						
Denny Hocking, S (1, 6) OBP: 0.261, SLG: 0.267	L8		FC6-4			K		L8		4	0	0	0	0	1	1						
Todd Walker, L (1, 4)	K		G3			E3		L8		4	1	0	0	0	1	1						
Ron Coomer, R (1, 10) OBP: 0.304, SLG: 0.421						P3				4	0	2	0	0	0	0						
Matt Lawton, L (1, 9) OBP: 0.385, SLG: 0.478						F7		F8		4	0	1	1	0	0	1						
Marty Cordova, R (1, 7) OBP: 0.334, SLG: 0.381						P3		K		4	0	0	0	0	1	3						
David Ortiz, L (1, 3) OBP: 0.368, SLG: 0.441						K		G6-3		3	0	1	0	0	1	0						
Terry Steinbach, R (1, 2) OBP: 0.312, SLG: 0.414						G6-3		G6-3		3	0	0	0	0	0	2						
Corey Koskie, L (1, 5) OBP: 0.125, SLG: 0.067						K		K		3	0	0	0	0	3	0						
<b>Inning Stats</b>	R: 0 H: 0 E: 0 K: 1 S: 7	H: 0 LOB: 0 BB: 0 P: 10	R: 0 H: 2 E: 0 K: 0 S: 10	H: 2 LOB: 2 BB: 0 P: 18	R: 0 H: 0 E: 0 K: 1 S: 10	H: 0 LOB: 1 BB: 1 P: 20	R: 0 H: 0 E: 0 K: 2 S: 5	H: 0 LOB: 0 BB: 0 P: 9	R: 0 H: 0 E: 0 K: 1 S: 9	H: 0 LOB: 0 BB: 0 P: 14	R: 1 H: 2 E: 1 K: 1 S: 11	H: 2 LOB: 2 BB: 0 P: 21	R: 0 H: 0 E: 0 K: 0 S: 6	H: 0 LOB: 0 BB: 0 P: 9	R: 0 H: 0 E: 0 K: 0 S: 9	H: 0 LOB: 0 BB: 0 P: 16	R: 0 H: 0 E: 0 K: 0 S: 6	H: 0 LOB: 0 BB: 0 P: 10	1B: 4 2B: 0 3B: 0 HR: 0	SF: 0 SAC: 0 DP: 0 HBP: 0	WP: 0 PB: 0 SB: 0 CS: 0	PA: 33
<b>PITCHER</b>	IP	WLS	BF	H	R	ER	SO	BB	IBB	HBP	BLK	WP	HR	S	P	ERA	WHIP					
Dave Burba, R (1, 1) ERA: 4.04	8.0	W	30	4	1	0	7	1	0	0	0	0	0	67	117	0.00	0.625					
Steve Reed, R (9, 1) ERA: 3.19	1.0		3	0	0	0	0	0	0	0	0	0	0	6	10	0.00	0.000					

Minnesota Twins @ Cleveland Indians  
Jacobs Field, Cleveland, OH  
Thu Sep 17 1998, 7:05 PM EDT  
Att: 43,299 - Unknown - 69 F

AB 32  
R 1  
H 4  
RBI 1  
BB 1  
SO 7  
LOB 8



Batter	1	2	3	4	5	6	7	8	9	AB	R	H	RBI	BB	SO	LOB	BOTTOM					
Joey Cora, S (1, 4) OBP: 0.363, SLG: 0.382	HR	G4-3 1B		K	F8			1B SF9		4	2	2	0	1	1	2						
Enrique Wilson, S (1, 6) OBP: 0.328, SLG: 0.443	F8	G4-3 1B		E		L6		1B		5	2	3	1	0	0	1						
Travis Fryman, R (1, 5) OBP: 0.342, SLG: 0.506	HR	G4-3		E6		G5-3		K		5	2	2	2	0	1	4						
Jeff Branson, L (9, 5) OBP: 0.227, SLG: 0.306	HR			HR						0	0	0	0	0	0	0						
Manny Ramirez, R (1, 9) OBP: 0.378, SLG: 0.605	1B			HR		K		SF9		3	2	2	3	1	1	0						
Jim Thome, L (1, 10) OBP: 0.422, SLG: 0.619	1B	K		HR	L7		BB	1B		4	0	2	0	1	1	3						
Richie Sexson, R (1, 3) OBP: 0.370, SLG: 0.643	L5			P4		F9		1B		5	0	2	1	0	0	3						
Mark Whiten, S (1, 8) OBP: 0.387, SLG: 0.432	1B	G6-3		G6-3		BB		G3		3	0	1	1	2	0	2						
Brian Giles, L (1, 7) OBP: 0.406, SLG: 0.478	K			L9		F7		G1-6-3		4	0	0	0	0	1	6						
Einar Diaz, R (1, 2) OBP: 0.303, SLG: 0.379		P5		G5-3		FC5-4		1B		4	1	1	0	0	0	2						
<b>Inning Stats</b>	R: 3 H: 5 E: 0 K: 1 S: 25	H: 1 LOB: 3 BB: 2 P: 32	R: 0 H: 1 E: 0 K: 1 S: 17	H: 1 LOB: 3 BB: 2 P: 29	R: 0 H: 0 E: 0 K: 0 S: 8	H: 0 LOB: 0 BB: 0 P: 13	R: 3 H: 3 E: 1 K: 1 S: 13	H: 3 LOB: 0 BB: 0 P: 20	R: 0 H: 1 E: 0 K: 0 S: 14	H: 1 LOB: 2 BB: 1 P: 22	R: 0 H: 0 E: 0 K: 1 S: 10	H: 0 LOB: 0 BB: 0 P: 16	R: 0 H: 0 E: 0 K: 0 S: 9	H: 0 LOB: 1 BB: 2 P: 21	R: 0 H: 0 E: 0 K: 1 S: 19	H: 5 LOB: 2 BB: 0 P: 30	R: 3 H: 5 E: 0 K: 1 S: 19	H: 5 LOB: 2 BB: 0 P: 30	1B: 12 2B: 1 3B: 0 HR: 2	SF: 1 SAC: 0 DP: 1 HBP: 0	WP: 0 PB: 0 SB: 0 CS: 0	PA: 43
<b>PITCHER</b>	IP	WLS	BF	H	R	ER	SO	BB	IBB	HBP	BLK	WP	HR	S	P	ERA	WHIP					
Eric Milton, L (1, 1) ERA: 5.85	4.0	L	23	9	6	6	3	2	0	0	0	0	0	31	54	0.00	1.714					
Todd Ritchie, R (5, 1) ERA: 5.99	2.1		11	1	0	0	1	3	0	0	0	0	0	9	18	40.50	4.500					
Dan Serafini, L (7, 1) ERA: 6.43	0.2		4	3	3	3	0	0	0	0	0	0	0	12	17	0.00	2.000					
Hector Carrasco, R (8, 1) ERA: 4.53	1.0		5	2	0	0	1	0	0	0	0	0	0	12	17	0.00	2.000					

Minnesota Twins @ Cleveland Indians  
Jacobs Field, Cleveland, OH  
Thu Sep 17 1998, 7:05 PM EDT  
Att: 43,299 - Unknown - 69 F

AB 37  
R 9  
H 15  
RBI 8  
BB 5  
SO 5  
LOB 23





Batter	1	2	3	4	5	6	7	8	9	AB	R	H	RBI	BB	SO	LOB	TOP									
<b>Johnny Damon, L</b> OBP: 0.338, SLG: 0.429	1-1 G6-3		4-0 FC4-6 BB	0-0 2B		2-0 P3		3-2 G4-3		4	0	1	1	1	0	2										
<b>Carlos Beltrán, S</b> OBP: 0.333, SLG: 0.389	2-2 G6-3 2B		2-0 FC4-6 BB	3-1 HBP		1-3 K		2-1 F9		4	0	1	0	0	1	2										
<b>Jose Offerman, S</b> OBP: 0.402, SLG: 0.437	1-0 G6-3		4-1 BB	1-3 K		1-0 G1-3		0-1 G3		4	0	0	0	1	1	5										
<b>Dean Palmer, R</b> OBP: 0.332, SLG: 0.520	4-2 FC6-4 BB		4-1 BB	0-1 P4			0-1 L7		2-3 K	3	0	0	0	2	1	3										
<b>Jeremy Giambi, L</b> OBP: 0.333, SLG: 0.406	0-0 FC6-4		0-3 K		0-2 L7		2-2 P5			4	0	0	0	0	1	5										
<b>Jeff King, R</b> OBP: 0.323, SLG: 0.460		1-1 F7	3-3 K		4-2 1B BB		3-2 L9			2	0	0	0	1	1	3										
<b>Jeff Conine, R</b> OBP: 0.311, SLG: 0.416										1	0	0	0	0	0	0										
<b>Hal Morris, L</b> OBP: 0.353, SLG: 0.389		1-3 K		4-2 BB 2B		3-2 G6-4-3 1B		0-3 K		3	1	1	0	1	2	0										
<b>Tim Spehr, R</b> OBP: 0.329, SLG: 0.269		3-1 1B 2B		4-2 2B BB		0-1 G6-4-3		4-2 FC4-6 BB		2	0	1	0	2	0	2										
<b>Mendy López, R</b> OBP: 0.284, SLG: 0.335		2-1 1B		0-1 F8		0-0 3B		1-0 FC4-6		3	0	2	0	0	0	2										
<b>Larry Sutton, L</b> OBP: 0.313, SLG: 0.354										1	0	0	0	0	0	1										
<b>Shane Halter, R</b> OBP: 0.262, SLG: 0.310										0	0	0	0	0	0	0										
<b>Inning Stats</b>	R: 0 E: 0 K: 0 S: 10	H: 1 LOB: 2 BB: 1 P: 18	R: 0 E: 0 K: 1 S: 9	H: 2 LOB: 2 BB: 0 P: 16	R: 0 E: 0 K: 2 S: 12	H: 0 LOB: 3 BB: 3 P: 29	R: 1 E: 0 K: 1 S: 14	H: 1 LOB: 3 BB: 2 P: 26	R: 0 E: 0 K: 0 S: 13	H: 1 LOB: 1 BB: 1 P: 20	R: 0 E: 0 K: 1 S: 6	H: 1 LOB: 1 BB: 0 P: 10	R: 0 E: 0 K: 0 S: 10	H: 0 LOB: 0 BB: 0 P: 15	R: 0 E: 0 K: 1 S: 10	H: 0 LOB: 1 BB: 1 P: 18	R: 0 E: 0 K: 1 S: 8	H: 0 LOB: 0 BB: 0 P: 12	1B: 2 2B: 3 3B: 1 HR: 0	SF: 0 SAC: 0 DP: 1 HBP: 1	WP: 0 PB: 0 SB: 0 CS: 0	PA: 40				
<b>PITCHER</b>	IP	WLS	BF	H	R	ER	SO	BB	IBB	HBP	BLK	WP	HR	S	P	ERA	WHIP									
<b>Jaret Wright, R</b> ERA: 4.8	(1, 1)	5.0	W	26	5	1	1	4	7	0	1	0	0	0	58	109	1.80	2.400								
<b>Chad Ogea, R</b> ERA: 5.72	(6, 1)	2.0		7	1	0	0	1	0	0	0	0	0	0	16	25	0.00	0.500								
<b>Paul Shuey, R</b> ERA: 2.83	(8, 1)	2.0	S	7	0	0	0	2	1	0	0	0	0	0	18	30	0.00	0.500								

**Kansas City Royals @ Cleveland Indians**  
Jacobs Field, Cleveland, OH  
Fri Sep 18 1998, 7:05 PM EDT  
Att: 43,260 - Unknown - 71 F

AB 31  
R 1  
H 6  
RBI 1  
BB 8  
SO 7  
LOB 25



Batter	1	2	3	4	5	6	7	8	9	AB	R	H	RBI	BB	SO	LOB	BOTTOM									
<b>Joey Cora, S</b> OBP: 0.363, SLG: 0.381	2-2 E 1B 2B	1-2 G6-3		3-2 G4-3		0-2 G5-3				4	1	1	0	0	0	2										
<b>Enrique Wilson, S</b> OBP: 0.324, SLG: 0.431	0-1 E 2B	0-2 P6		0-2 F8			2-1 F7			4	1	1	0	0	0	0										
<b>David Justice, L</b> OBP: 0.368, SLG: 0.466	3-0 L9	4-2 BB			4-1 G4-6-3 BB		0-2 G4-3			2	0	0	0	2	0	2										
<b>Manny Ramirez, R</b> OBP: 0.378, SLG: 0.603	2-1 2B 1B	4-2 BB			2-2 G4-6-3		0-0 G6-3			2	1	0	0	1	0	1										
<b>Jim Thome, L</b> OBP: 0.421, SLG: 0.618	1-1 1B 2B	2-3 K			3-1 L3			1-3 K		4	1	1	2	0	2	2										
<b>Mark Whiten, S</b> OBP: 0.385, SLG: 0.429	1-0 1B		1-3 K			1-2 G4-3		0-0 L7		4	0	1	2	0	1	0										
<b>Brian Giles, L</b> OBP: 0.405, SLG: 0.475	2H 3H F9		1-1 P4			2-2 E 1B		1-1 L7		4	0	1	0	0	0	1										
<b>Einar Diaz, R</b> OBP: 0.306, SLG: 0.375	1-2 1B		1-3 K			0-1 E5		1-2 1B		3	0	1	0	0	1	1										
<b>Jeff Branson, L</b> OBP: 0.220, SLG: 0.295	0-0 G3			2-2 F6			1-3 K			3	0	0	0	0	1	4										
<b>Inning Stats</b>	R: 4 E: 1 K: 0 S: 16	H: 5 LOB: 2 BB: 0 P: 26	R: 0 E: 0 K: 1 S: 18	H: 0 LOB: 2 BB: 2 P: 29	R: 0 E: 0 K: 2 S: 9	H: 0 LOB: 0 BB: 0 P: 12	R: 0 E: 0 K: 0 S: 13	H: 0 LOB: 0 BB: 0 P: 18	R: 0 E: 1 K: 1 S: 15	H: 1 LOB: 2 BB: 0 P: 19	R: 0 E: 0 K: 0 S: 7	H: 0 LOB: 0 BB: 0 P: 9	R: 0 E: 0 K: 1 S: 6	H: 0 LOB: 0 BB: 0 P: 8	R: 0 E: 0 K: 1 S: 8	H: 0 LOB: 0 BB: 0 P: 8	1B: 5 2B: 1 3B: 0 HR: 0	SF: 0 SAC: 0 DP: 1 HBP: 1	WP: 0 PB: 0 SB: 0 CS: 0	PA: 34						
<b>PITCHER</b>	IP	WLS	BF	H	R	ER	SO	BB	IBB	HBP	BLK	WP	HR	S	P	ERA	WHIP									
<b>Kevin Appier, R</b> ERA: 7.2	(1, 1)	5.0	L	23	5	4	4	3	3	0	1	0	0	0	63	101	7.20	1.600								
<b>Glendon Rusch, L</b> ERA: 5.99	(6, 1)	3.0		11	1	0	0	2	0	0	0	0	0	0	28	36	0.00	0.333								

**Kansas City Royals @ Cleveland Indians**  
Jacobs Field, Cleveland, OH  
Fri Sep 18 1998, 7:05 PM EDT  
Att: 43,260 - Unknown - 71 F

AB 30  
R 4  
H 6  
RBI 4  
BB 3  
SO 5  
LOB 13





Batter	1	2	3	4	5	6	7	8	9	AB	R	H	RBI	BB	SO	LOB	TOP										
Johnny Damon, L (1, 9) OBP: 0.340, SLG: 0.437	G5-3		2B			P5	2B	2B		5	1	3	3	0	0	0	<b>Kansas City Royals @ Cleveland Indians</b> Jacobs Field, Cleveland, OH Sat Sep 19 1998, 3:33 AM EDT Att: 43,182 - Sunny - 78 F										
Carlos Beltrán, S (1, 8) OBP: 0.308, SLG: 0.391	F7		K			E4	2B	G6-3		5	1	1	1	0	1	4											
Jose Offerman, S (1, 4) OBP: 0.401, SLG: 0.435 Carlos Febles, R (6, 4) OBP: 0.500, SLG: 0.500	K			K		F8	G6-3		E S	3	0	0	0	0	2	1											
Dean Palmer, R (1, 5) OBP: 0.331, SLG: 0.516		P4		L8		1B	K		K	4	0	0	0	1	2	2											
Jeremy Giambi, L (1, 7) OBP: 0.364, SLG: 0.459	L5					1B			G3	5	1	3	2	0	0	0											
Terry Pendleton, S (1, 10) OBP: 0.297, SLG: 0.335	1B			1B		1B			1B	5	0	2	0	0	1	4											
Hal Morris, L (1, 3) OBP: 0.354, SLG: 0.389	G1-3					1B		F8	G4-3	5	1	2	0	0	0	3											
29 Mike Sweeney, R (1, 2) OBP: 0.323, SLG: 0.416			G6-3			FC6-4	1B			4	1	1	0	0	1	2											
Mendy López, R (1, 6) OBP: 0.284, SLG: 0.335 Jeff Conine, R (8, PH) OBP: 0.313, SLG: 0.418 Shane Halter, R (8, PR) OBP: 0.262, SLG: 0.310	G6-3		G6-3			G6-4-3			1B	3	1	1	0	0	0	1											
										1	0	1	1	0	0	0											
										0	0	0	0	0	0	0											
<b>Inning Stats</b>	R: 0 E: 0 K: 1 S: 8	H: 0 LOB: 0 BB: 0 P: 13	R: 0 E: 0 K: 0 S: 8	H: 1 LOB: 1 BB: 0 P: 12	R: 0 E: 0 K: 1 S: 12	H: 1 LOB: 1 BB: 0 P: 20	R: 0 E: 0 K: 1 S: 8	H: 1 LOB: 1 BB: 0 P: 13	R: 0 E: 0 K: 0 S: 8	H: 1 LOB: 0 BB: 0 P: 12	R: 1 E: 1 K: 0 S: 9	H: 1 LOB: 2 BB: 1 P: 14	R: 3 E: 0 K: 2 S: 15	H: 4 LOB: 1 BB: 0 P: 25	R: 2 E: 0 K: 1 S: 16	H: 4 LOB: 3 BB: 0 P: 20	R: 1 E: 0 K: 1 S: 12	H: 2 LOB: 1 BB: 0 P: 20	1B: 10 2B: 4 3B: 1 HR: 0	SF: 0 SAC: 0 DP: 1 HBP: 0	WP: 0 PB: 0 SB: 1 CS: 0	PA: 43					
<b>PITCHER</b>	IP	WLS	BF	H	R	ER	SO	BB	IBB	HBP	BLK	WP	HR	S	P	ERA	WHIP										
Dwight Gooden, R (1, 1) ERA: 3.65	6.1		27	7	3	2	4	1	0	0	0	0	0	59	95	2.84	1.263										
Jim Poole, L (7, 1) ERA: 5.35	0.0		2	2	1	1	0	0	0	0	0	0	0	5	9	-	-										
Doug Jones, R (7, 1) ERA: 4.45	1.1		7	3	2	2	2	0	0	0	0	0	0	13	15	13.50	2.250										
Paul Assenmacher, L (8, 1) ERA: 3.4	0.1		2	1	0	0	0	0	0	0	0	0	0	7	10	0.00	3.000										
Paul Shuey, R (9, 1) ERA: 2.96	1.0	L	5	2	1	1	1	0	0	0	0	0	0	12	20	9.00	2.000										

Batter	1	2	3	4	5	6	7	8	9	AB	R	H	RBI	BB	SO	LOB	BOTTOM										
Kenny Lofton, L (1, 8) OBP: 0.370, SLG: 0.412 Alex Ramirez, R (6, 7)	1B		1B			G6-3			G4-3	2	2	1	0	1	0	0	<b>Kansas City Royals @ Cleveland Indians</b> Jacobs Field, Cleveland, OH Sat Sep 19 1998, 3:33 AM EDT Att: 43,182 - Sunny - 78 F										
Brian Giles, L (8, 7) OBP: 0.404, SLG: 0.474	1B		HR							1	0	0	0	0	1	1											
Enrique Wilson, S (1, 4) OBP: 0.333, SLG: 0.435	HR		1B			F9				4	2	2	1	0	0	1											
Travis Fryman, R (1, 5) OBP: 0.340, SLG: 0.502	L5		F7			F7				4	0	0	0	0	0	3											
Manny Ramirez, R (1, 9) OBP: 0.382, SLG: 0.615	HR		HR			FC4-6	BB		HBP	2	2	2	5	2	0	0											
Jim Thome, L (1, 10) OBP: 0.419, SLG: 0.614	K		G4-3			FC4-6	FC5-4		HBP	3	0	0	0	0	1	1											
Richie Sexson, R (1, 3) OBP: 0.361, SLG: 0.627	P4		G6-3			FC5-4			K	4	0	0	0	0	1	3											
Mark Whiten, S (1, 7) OBP: 0.378, SLG: 0.420		G6-3				F7			K	4	0	0	0	0	1	3											
Sandy Alomar Jr., R (1, 2) OBP: 0.268, SLG: 0.348 Joey Cora, S (8, PH) OBP: 0.362, SLG: 0.380	F9					G6-3			F7	3	0	0	0	0	0	0											
										1	0	0	0	0	0	0											
Omar Vizquel, S (1, 6) OBP: 0.352, SLG: 0.363	F9					P4			P4	4	0	1	0	0	0	0											
<b>Inning Stats</b>	R: 3 E: 0 K: 1 S: 16	H: 3 LOB: 0 BB: 0 P: 24	R: 0 E: 0 K: 0 S: 9	H: 0 LOB: 0 BB: 0 P: 14	R: 3 E: 0 K: 0 S: 10	H: 2 LOB: 0 BB: 1 P: 19	R: 0 E: 0 K: 0 S: 6	H: 0 LOB: 0 BB: 0 P: 6	R: 0 E: 0 K: 0 S: 5	H: 0 LOB: 0 BB: 0 P: 8	R: 0 E: 0 K: 0 S: 12	H: 0 LOB: 1 BB: 1 P: 19	R: 0 E: 0 K: 1 S: 9	H: 1 LOB: 1 BB: 0 P: 13	R: 0 E: 0 K: 2 S: 10	H: 0 LOB: 2 BB: 1 P: 20	R: 0 E: 0 K: 0 S: 6	H: 0 LOB: 0 BB: 0 P: 10	1B: 4 2B: 0 3B: 0 HR: 2	SF: 0 SAC: 0 DP: 0 HBP: 1	WP: 1 PB: 0 SB: 1 CS: 0	PA: 37					
<b>PITCHER</b>	IP	WLS	BF	H	R	ER	SO	BB	IBB	HBP	BLK	WP	HR	S	P	ERA	WHIP										
50 José Rosado, L (1, 1) ERA: 4.69	6.0		25	5	6	6	1	2	0	0	0	0	2	58	90	9.00	1.167										
Jim Pittsley, R (7, 1) ERA: 8.55	1.0		4	1	0	0	1	0	0	0	0	0	0	9	13	0.00	1.000										
Scott Service, R (8, 1) ERA: 3.35	1.0	W	5	0	0	0	2	1	0	1	0	0	0	10	20	0.00	1.000										
Jeff Montgomery, R (9, 1) ERA: 5.26	1.0	S	3	0	0	0	0	0	0	0	0	0	0	6	10	0.00	0.000										





Batter	1	2	3	4	5	6	7	8	9	AB	R	H	RBI	BB	SO	LOB	TOP										
Carlos Beltrán, S (1, 8) OBP: 0.290, SLG: 0.357	1-3 K		0-0 F7		0-0 L9		1-0 FC6-4 1B	2-1 P7		5	0	1	0	0	1	5	<b>Kansas City Royals @ Cleveland Indians</b> Jacobs Field, Cleveland, OH Sun Sep 20 1998, 3:33 AM EDT Att: 43,082 - Cloudy - 82 F										
Carlos Febles, R (1, 4) OBP: 0.333, SLG: 0.333	1-1 G1-3		0-0 1B		0-3 K		2-1 FC6-4 1B	3-1 FC6		5	1	1	0	0	1	5											
Johnny Damon, L (1, 9) OBP: 0.342, SLG: 0.438	2-2 G4-3		1-3 K		1-2 1B		1-0 1B		4-2 G4-6-3 BB	4	0	2	1	1	1	2											
Dean Palmer, R (1, 5) OBP: 0.332, SLG: 0.514		1-2 G3 1B		2-3 K	0-0 F8		1-3 K		1-0 G4-6-3 HBP	4	0	1	0	0	2	3											
Jeremy Giambi, L (1, 7) OBP: 0.367, SLG: 0.512		1-3 K		4-2 BB BB		1-0 HR		0-3 G4-6-3	2-2 G4-6-3	4	1	1	1	1	2	4											
Terry Pendleton, S (1, 10) Dee Brown, L (8, PR) Jose Offerman, S (8, PH) OBP: 0.400, SLG: 0.434		0-0 G3 1-2		4-2 BB BB		0-0 2B		2-1 SH1-4 1B	2-0 G4-3	3	0	2	0	1	0	1											
Hal Morris, L (1, 3) OBP: 0.353, SLG: 0.388		0-0 F7		0-3 K		0-2 F7		0-0 1B 1B 29 SH1-4		4	0	1	0	0	1	4											
29 Mike Sweeney, R (1, 2) OBP: 0.320, SLG: 0.412			2-0 G5-3	1-0 G5-3		1-0 G5-3		0-1 SH1-4 1B		3	0	0	0	0	0	3											
Mendy López, R (1, 6) Larry Sutton, L (8, PH) Shane Halter, R (8, PR) OBP: 0.262, SLG: 0.310		2-2 1B 1B		0-0 1B 1B		0-3 K		2-1 FC6 1B		3	0	2	0	0	1	1											
								2-3 3H		1	0	1	1	0	0	0											
<b>Inning Stats</b>	R: 0 E: 0 K: 1 S: 9	H: 0 LOB: 0 BB: 0 P: 13	R: 0 E: 0 K: 1 S: 10	H: 1 LOB: 1 BB: 0 P: 12	R: 0 E: 0 K: 1 S: 10	H: 2 LOB: 2 BB: 0 P: 15	R: 0 E: 0 K: 2 S: 15	H: 0 LOB: 2 BB: 0 P: 26	R: 0 E: 0 K: 1 S: 10	H: 2 LOB: 1 BB: 0 P: 11	R: 1 E: 0 K: 1 S: 10	H: 2 LOB: 1 BB: 0 P: 12	R: 1 E: 1 K: 2 S: 12	H: 2 LOB: 1 BB: 0 P: 17	R: 1 E: 0 K: 0 S: 11	H: 3 LOB: 3 BB: 0 P: 20	R: 0 E: 0 K: 0 S: 8	H: 0 LOB: 1 BB: 1 P: 17	1B: 10 2B: 1 3B: 0 HR: 1	SF: 0 SAC: 1 DP: 1 HBP: 1	WP: 0 PB: 0 SB: 1 CS: 0	PA: 42					
<b>PITCHER</b>	IP	WLS	BF	H	R	ER	SO	BB	IBB	HBP	BLK	WP	HR	S	P	ERA	WHIP										
Bartolo Colon, R (1, 1) ERA: 3.86	7.0	W	32	9	2	1	9	2	0	0	0	0	1	76	106	1.29	1.571										
Steve Karsay, R (8, 1) ERA: 5.87	1.0		6	3	1	1	0	0	0	0	0	0	0	11	20	9.00	3.000										
Paul Assenmacher, L (8, 1) ERA: 3.4	0.0		1	0	0	0	0	1	0	0	0	0	0	2	6	∞	∞										
Michael Jackson, R (8, 1) ERA: 1.6	1.0	S	3	0	0	0	0	0	0	1	0	0	0	6	11	0.00	0.000										

Batter	1	2	3	4	5	6	7	8	9	AB	R	H	RBI	BB	SO	LOB	BOTTOM										
Joey Cora, S (1, 4) OBP: 0.362, SLG: 0.378	4-1 1B BB			3-1 G5-3		0-1 L6				3	0	0	0	1	0	2	<b>Kansas City Royals @ Cleveland Indians</b> Jacobs Field, Cleveland, OH Sun Sep 20 1998, 3:33 AM EDT Att: 43,082 - Cloudy - 82 F										
Omar Vizquel, S (1, 6) OBP: 0.355, SLG: 0.366	1-2 G5-4-3 1B		1-1 E6 F9 1B		1-2 WP BB 1B		0-0 P8			4	1	3	0	0	0	0											
David Justice, L (1, 10) OBP: 0.365, SLG: 0.462	2-3 K		0-0 F9		1-3 K		0-2 F8			4	0	0	0	0	2	4											
Manny Ramirez, R (1, 9) OBP: 0.383, SLG: 0.614	2-0 G5-4-3 1-2		2-3 K		4-2 BB BB BB		2-2 1B			3	0	1	0	1	1	3											
Jim Thome, L (1, 3) OBP: 0.420, SLG: 0.612		2-1 BB FC3-6 1B	3-3 K		4-2 BB 1-2 2-3 BB		2-3 K			3	1	1	0	1	2	1											
Travis Fryman, R (1, 5) OBP: 0.338, SLG: 0.506	3-2 G6-3			0-1 F7		2-3 K		0-0 HR		4	1	1	1	0	1	4											
Brian Giles, L (1, 7) OBP: 0.407, SLG: 0.477	4-2 FC3-6 BB BB		1-1 G6-3 HR		4-2 FC6-4 BB		3-3 K			2	1	1	1	2	1	0											
Mark Whiten, S (1, 8) OBP: 0.376, SLG: 0.414	4-2 FC3-6 BB		2-2 G6-3		1-2 FC6-4		1-3 K			3	0	0	0	1	1	4											
Einar Díaz, R (1, 2) OBP: 0.300, SLG: 0.444	1-1 FC3-6 1-2 2-3 3H		3-2 HR		1-0 F8		1-1 G6-3			4	1	1	3	0	0	2											
										1B: 5 2B: 1 3B: 0 HR: 2	SF: 0 SAC: 0 DP: 1 HBP: 0	WP: 2 PB: 0 SB: 1 CS: 0	PA: 36														
<b>PITCHER</b>	IP	WLS	BF	H	R	ER	SO	BB	IBB	HBP	BLK	WP	HR	S	P	ERA	WHIP										
Pat Rapp, R (1, 1) ERA: 5.3	4.2	L	24	6	4	4	5	5	0	0	0	0	0	63	114	7.71	2.357										
Allen McDill, L (8, 1) ERA: 4.91	0.1		2	0	0	0	0	1	0	0	0	0	0	5	10	0.00	3.000										
Jeff Suppan, R (8, 1) ERA: 6.19	3.0		10	2	1	1	3	0	0	0	0	0	1	24	34	3.00	0.667										

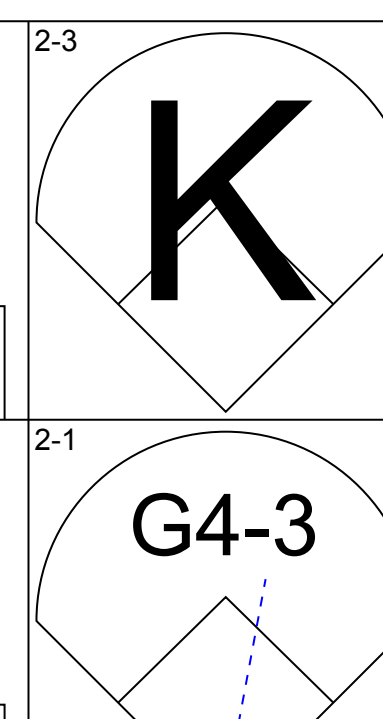
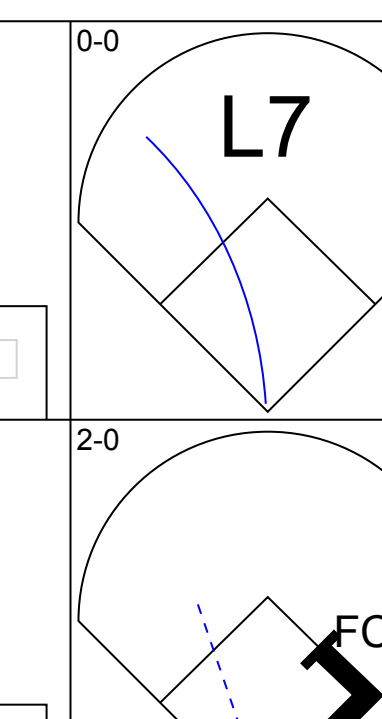
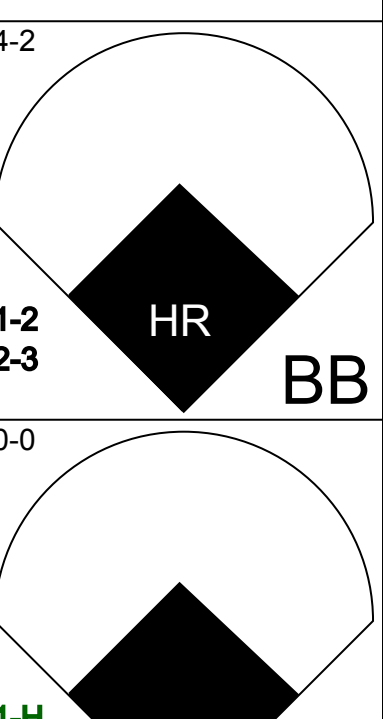
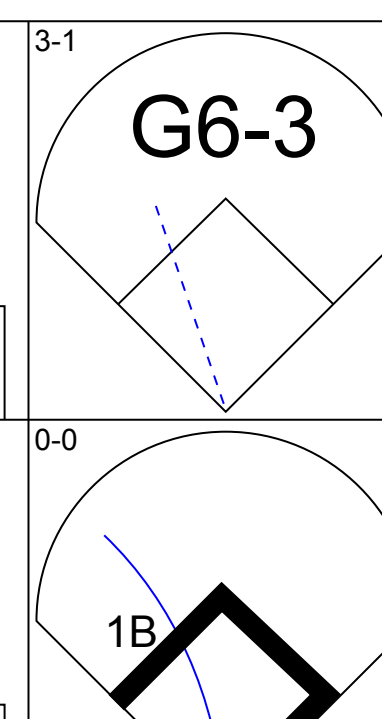
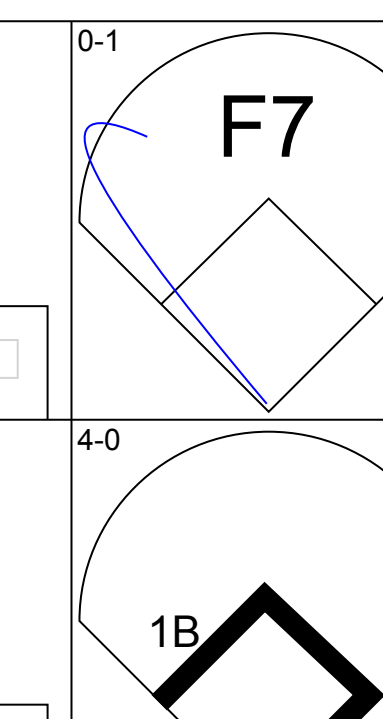
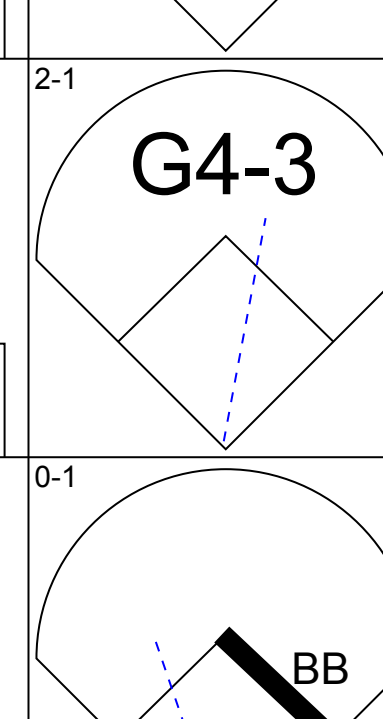
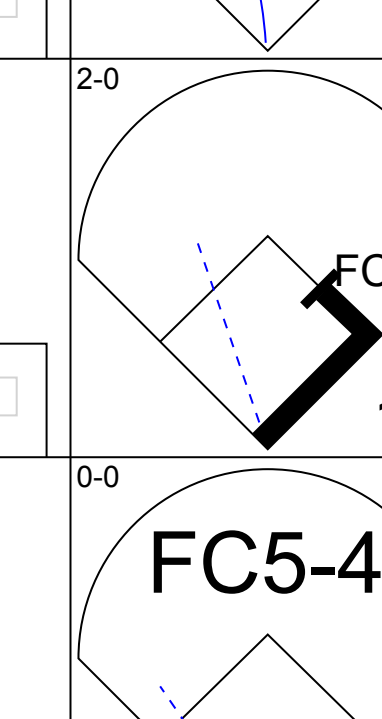
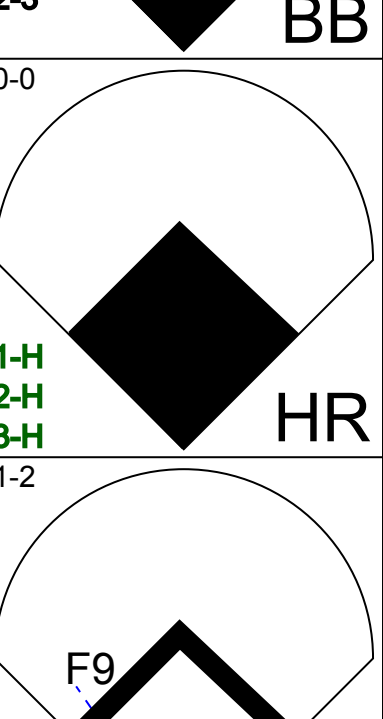
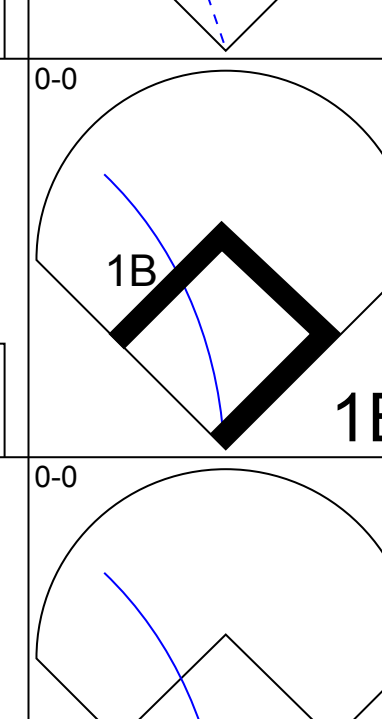
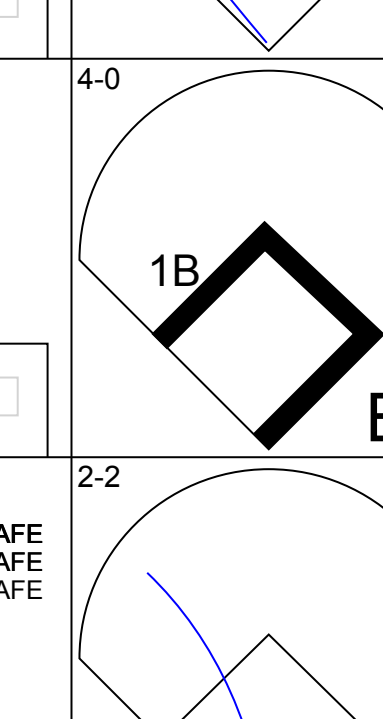
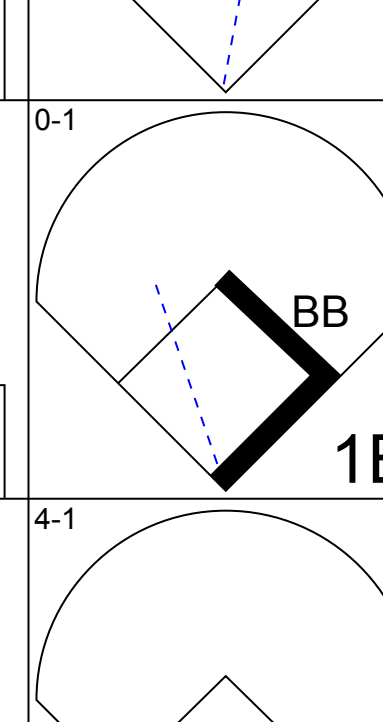
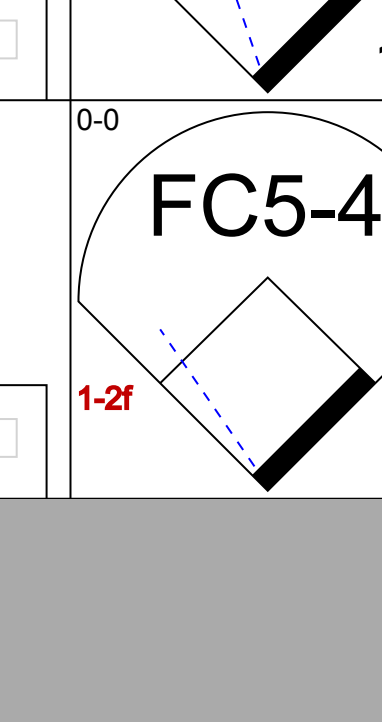
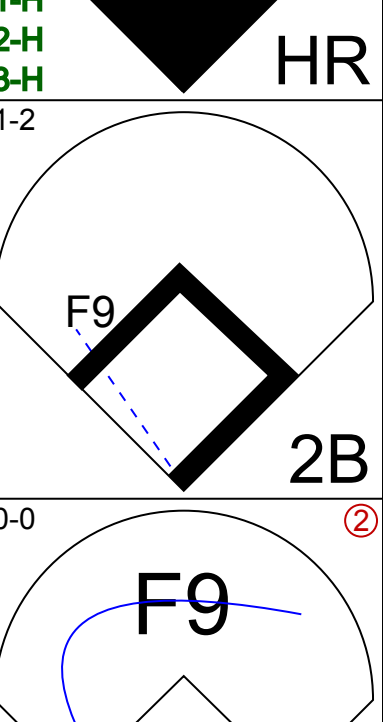
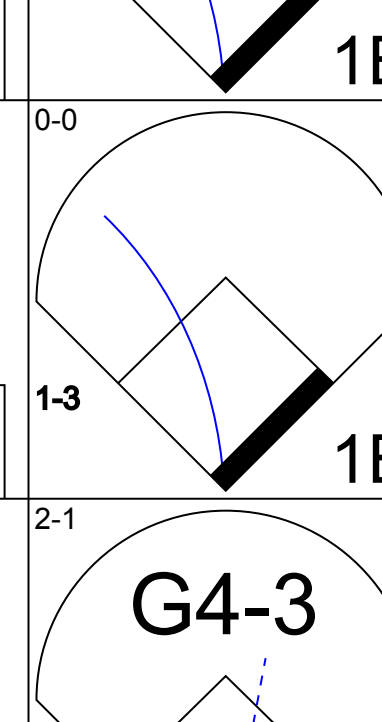
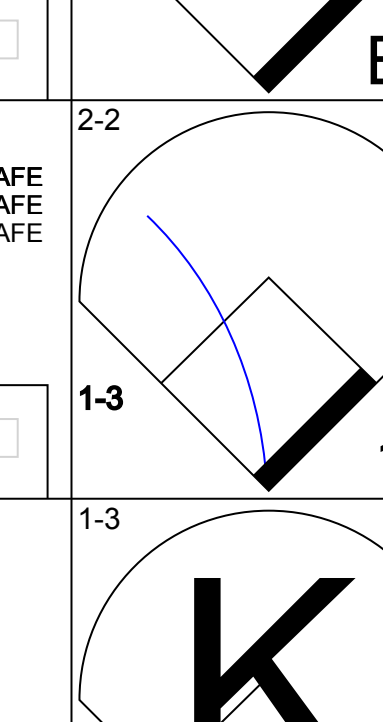
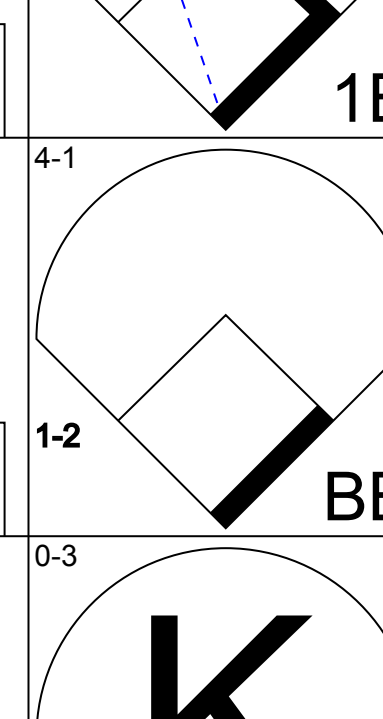
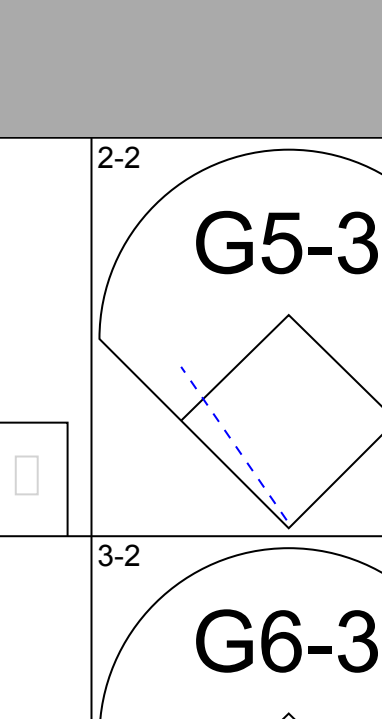
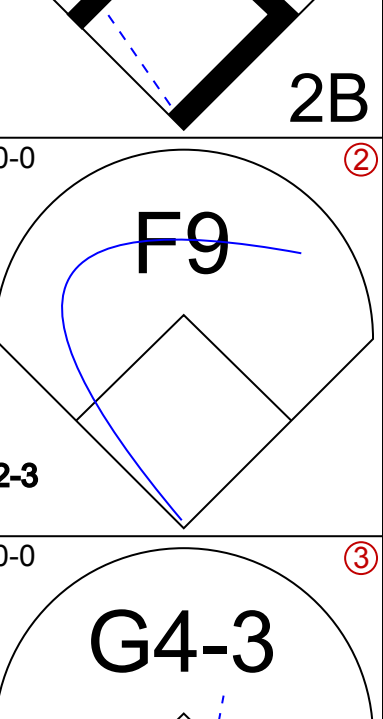
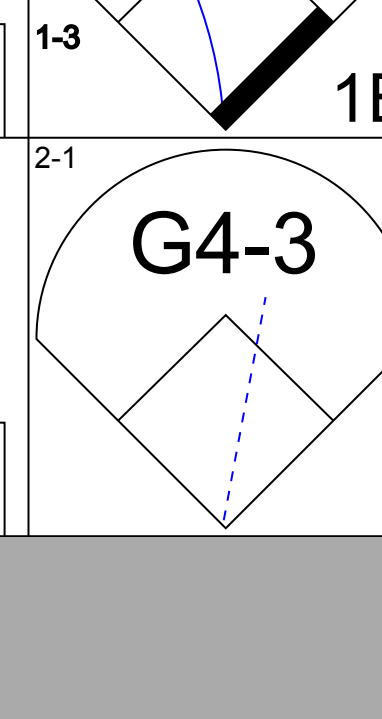
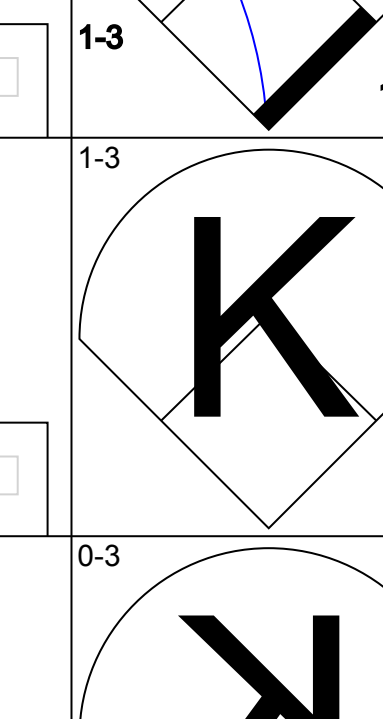
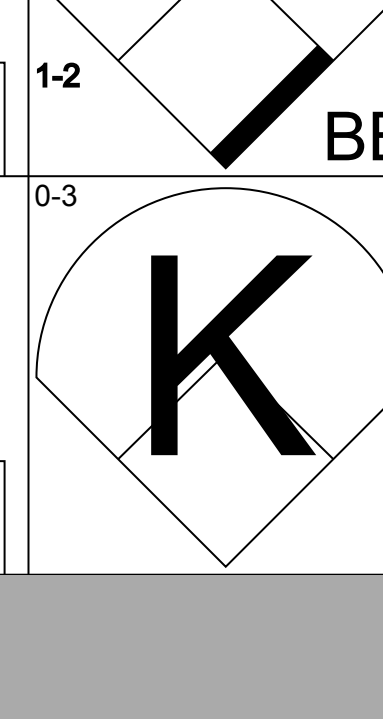
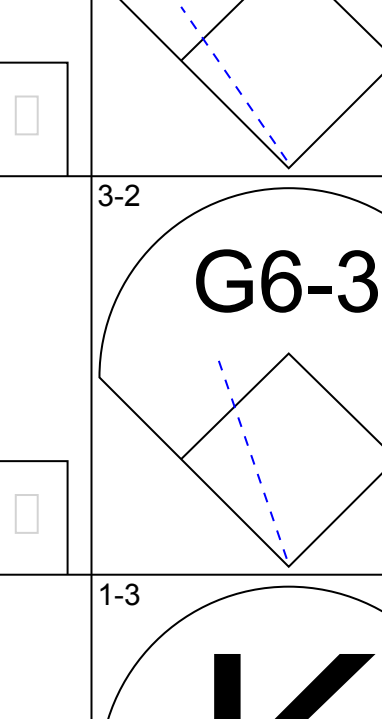
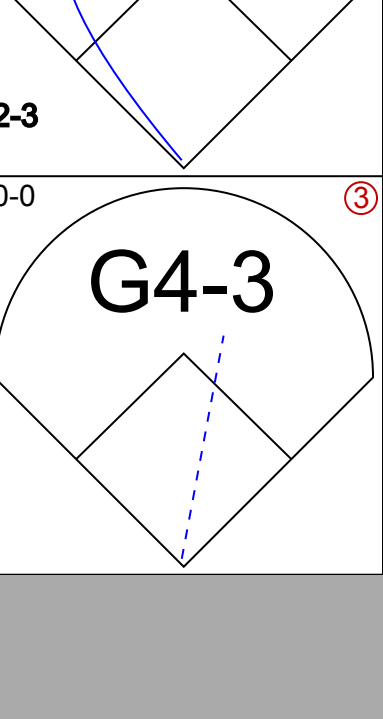
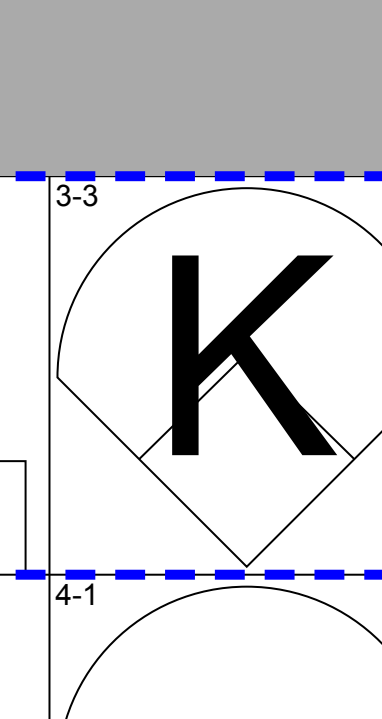
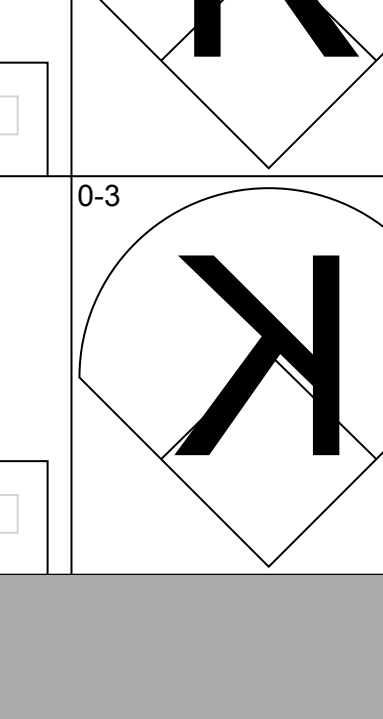
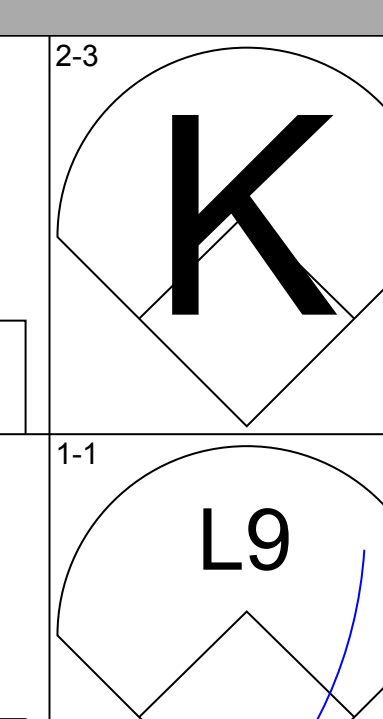
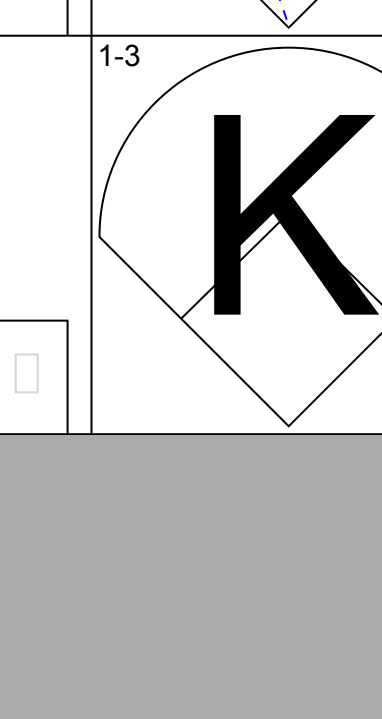
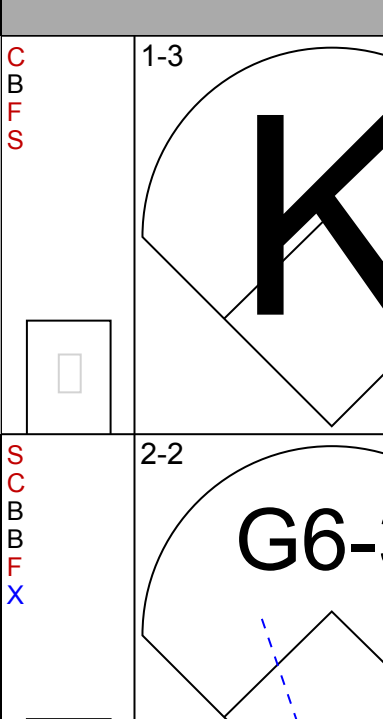
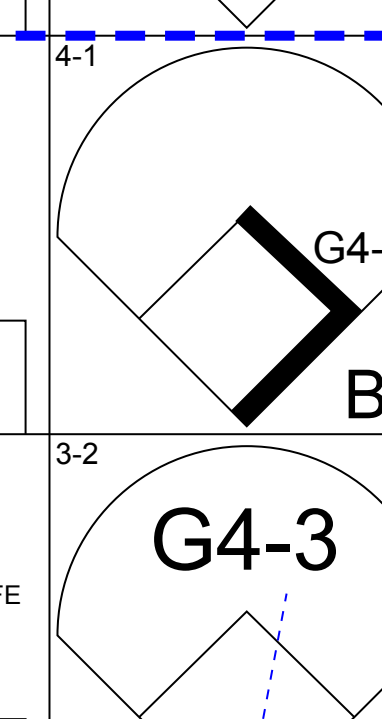
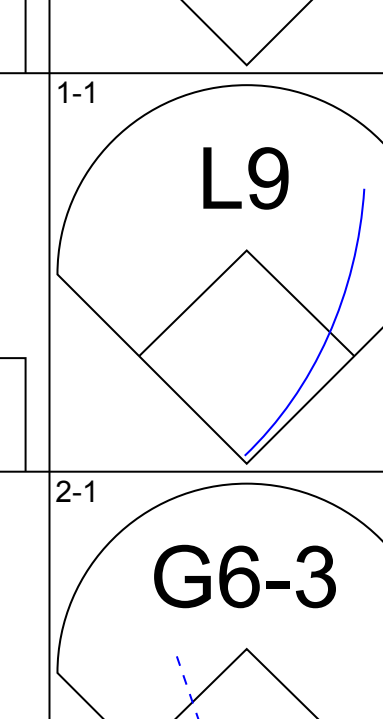
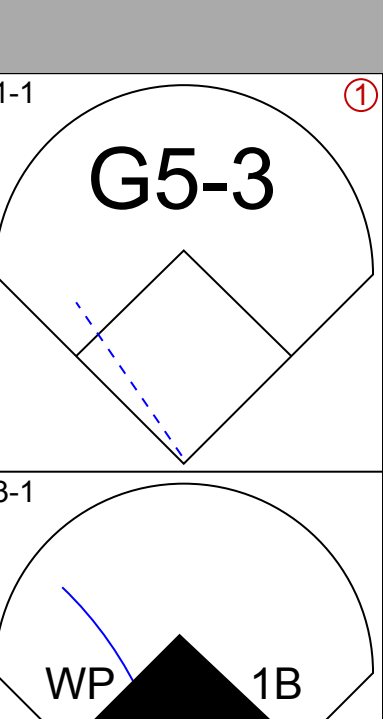
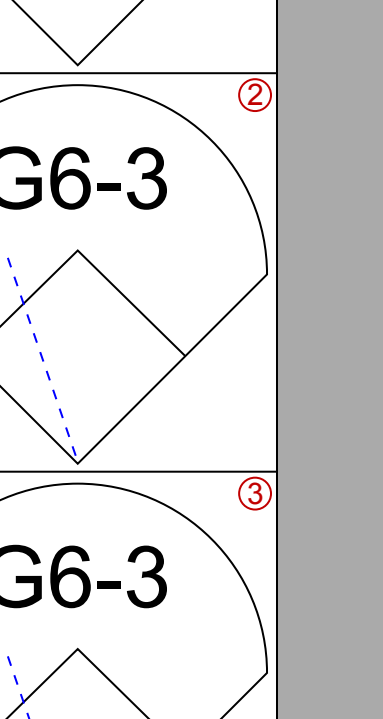
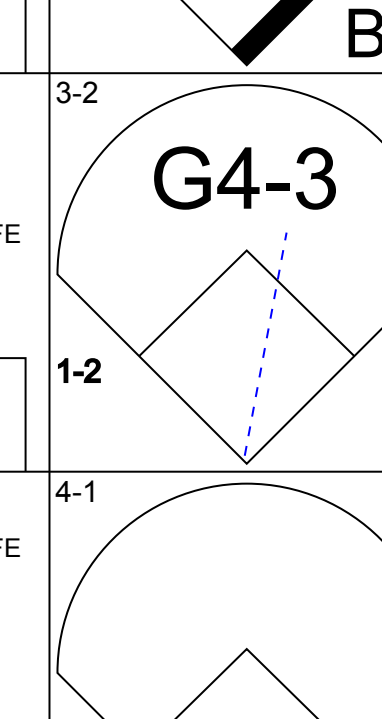
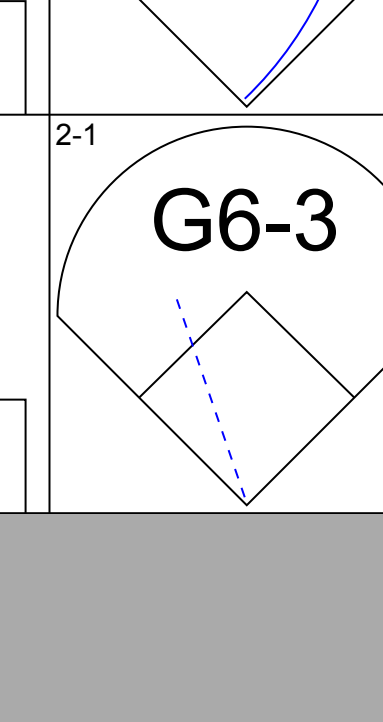
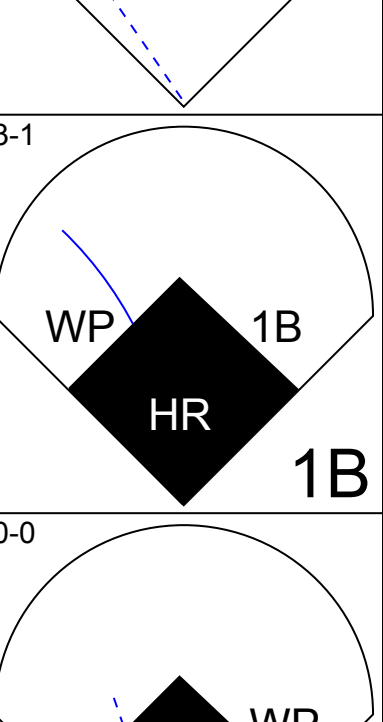
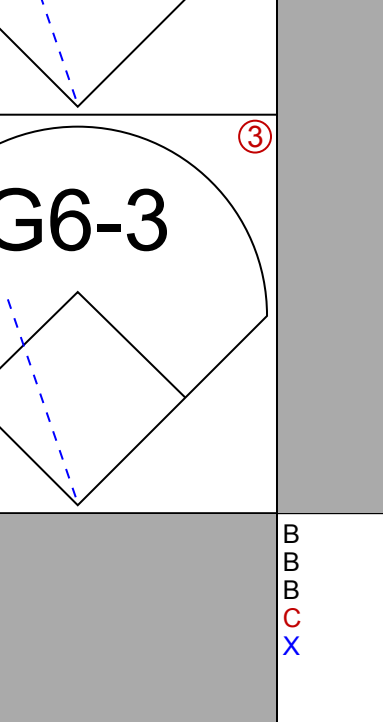
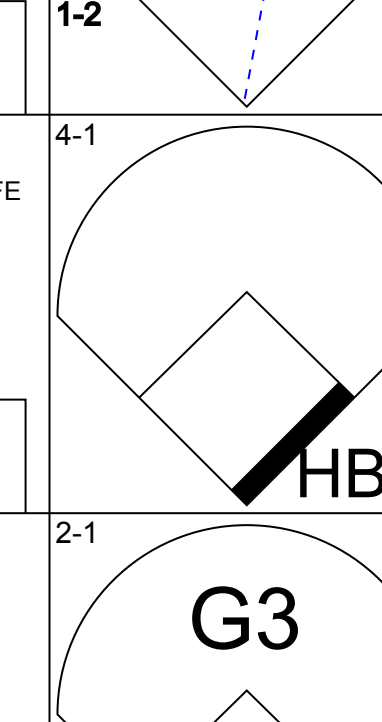
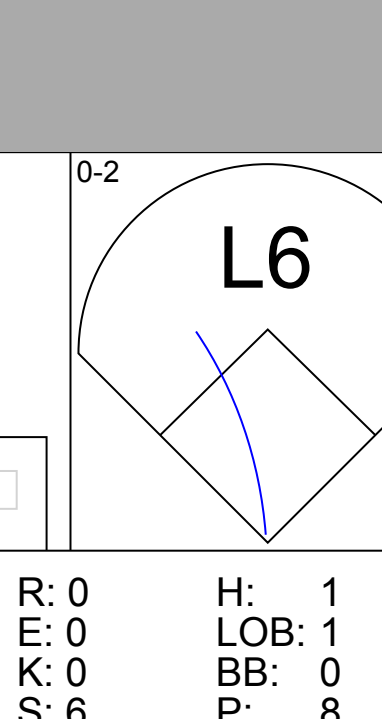
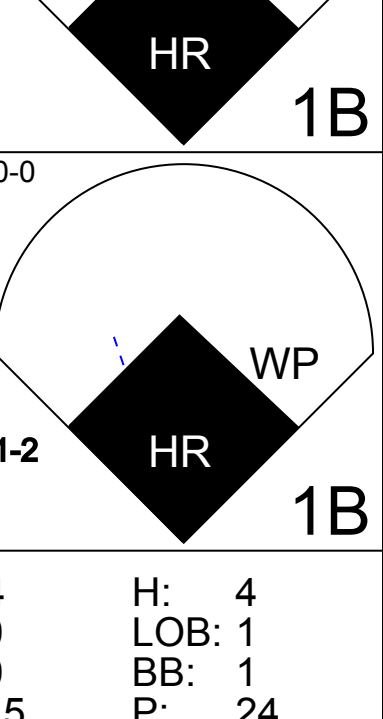
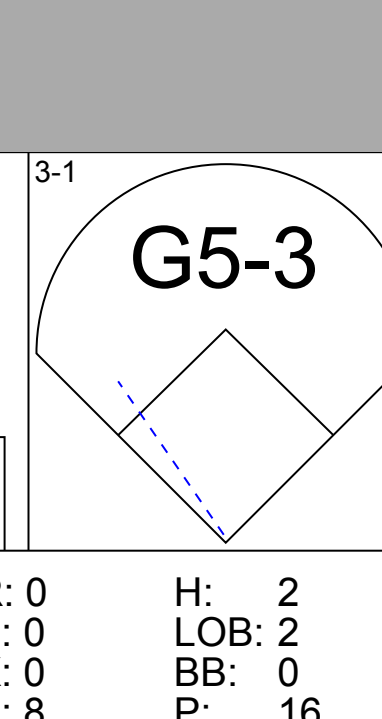
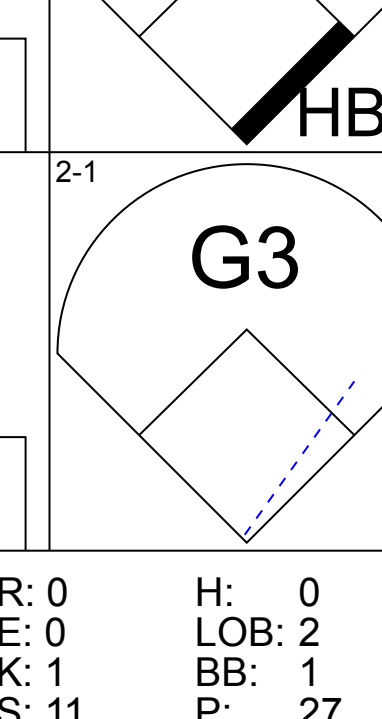
AB	37
R	3
H	12
RBI	3
BB	3
SO	9
LOB	29



AB	30
R	5
H	8
RBI	5
BB	6
SO	8
LOB	20

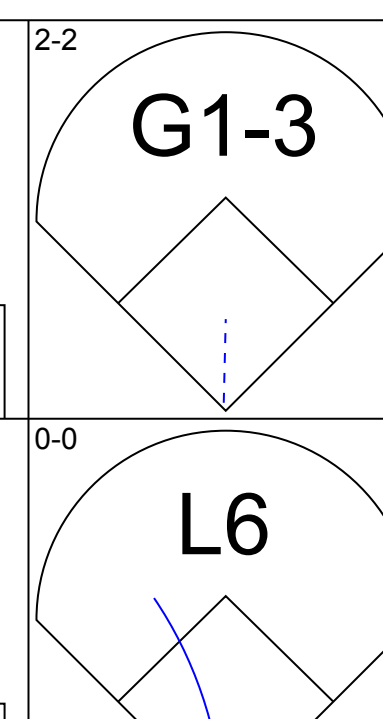
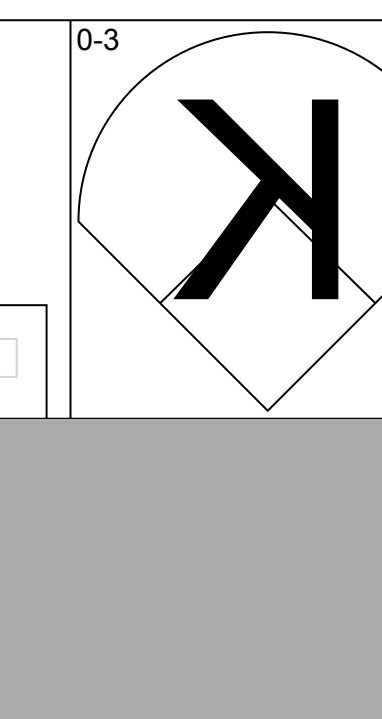
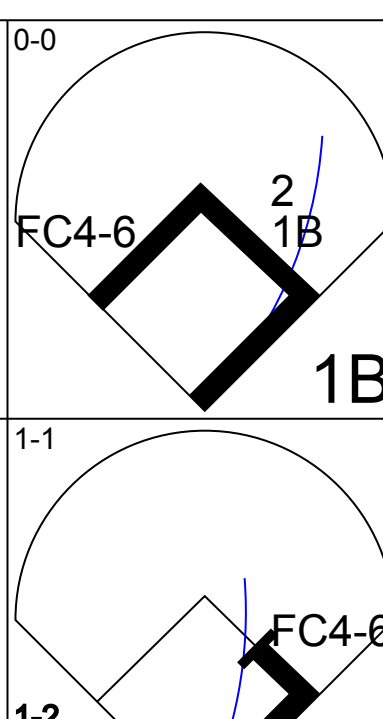
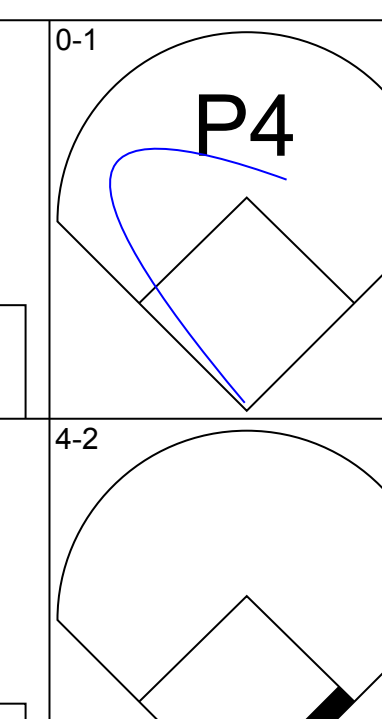
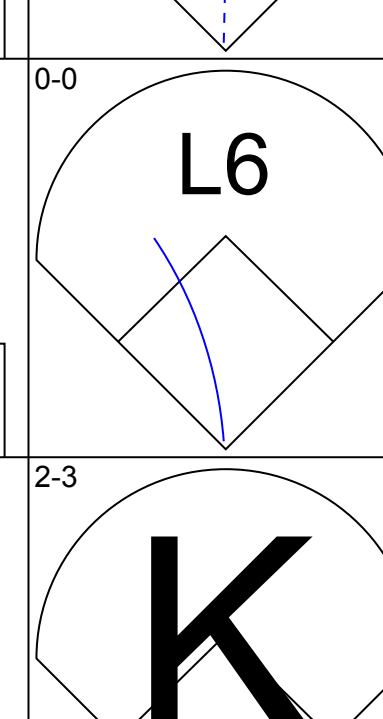
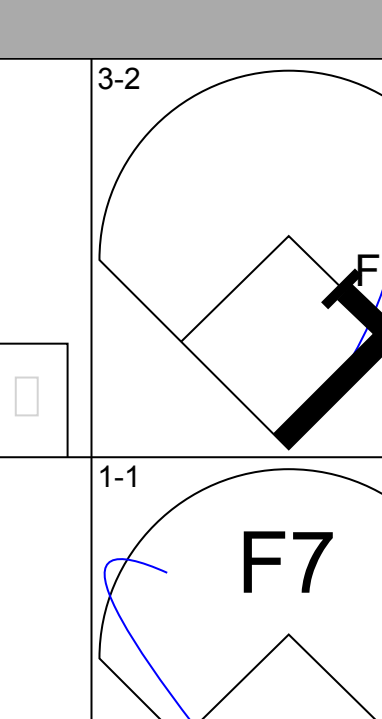
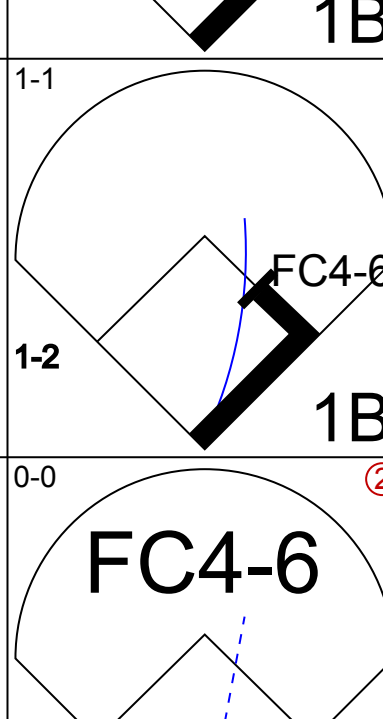
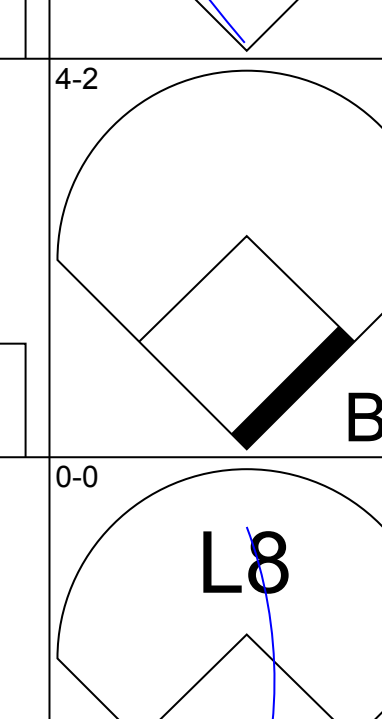
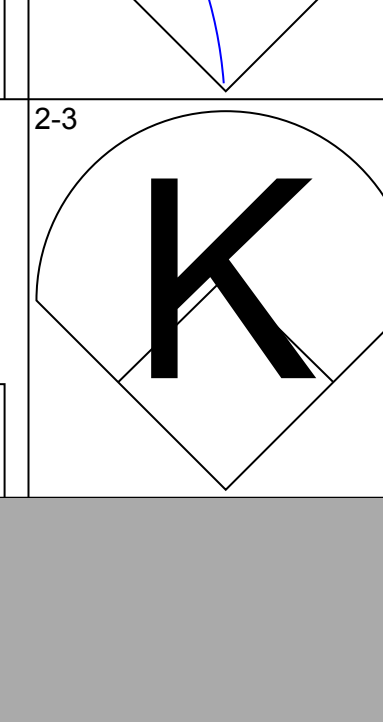
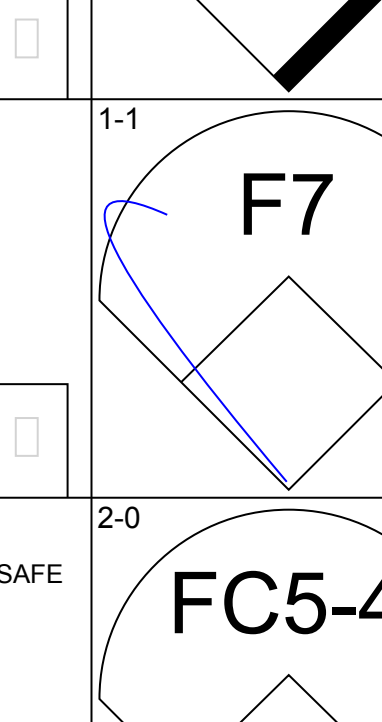
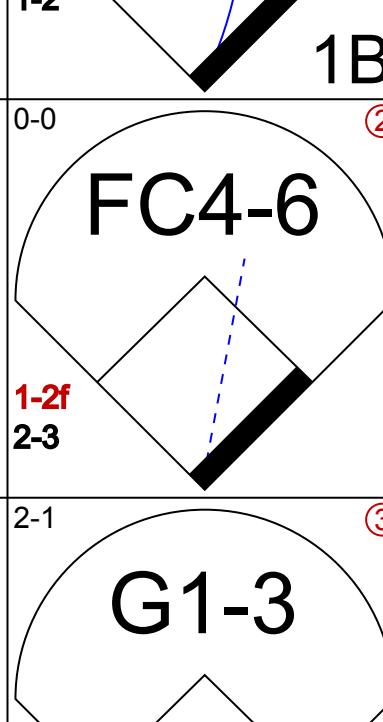
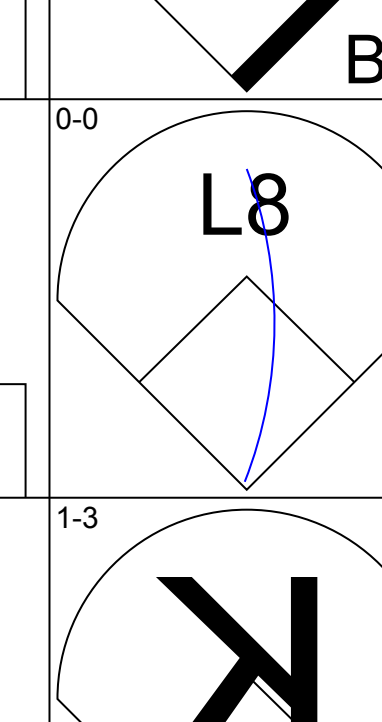
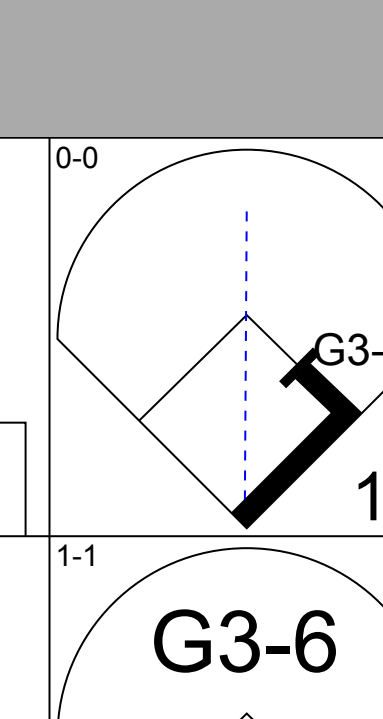
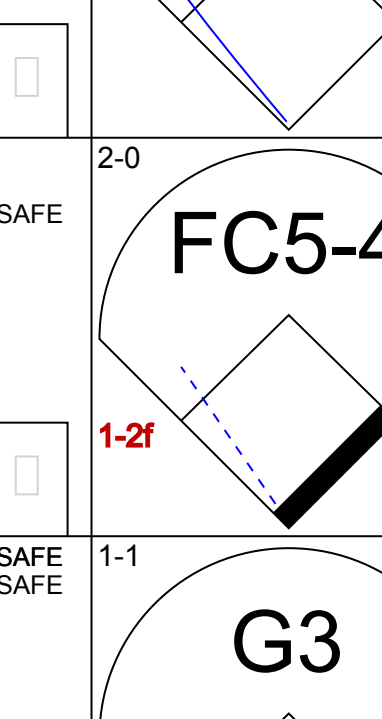
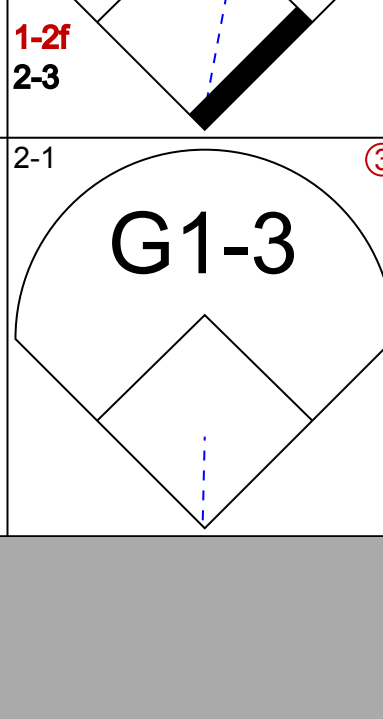
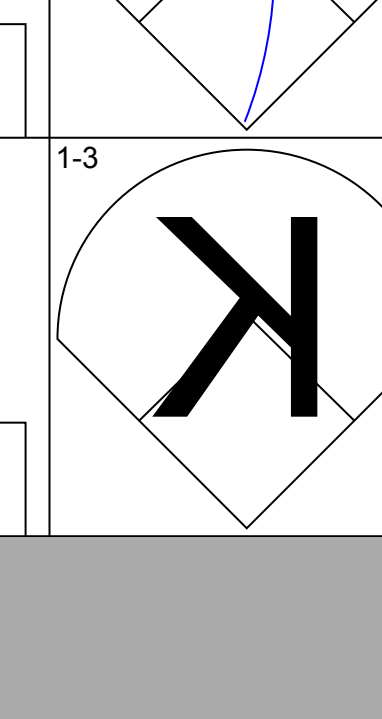
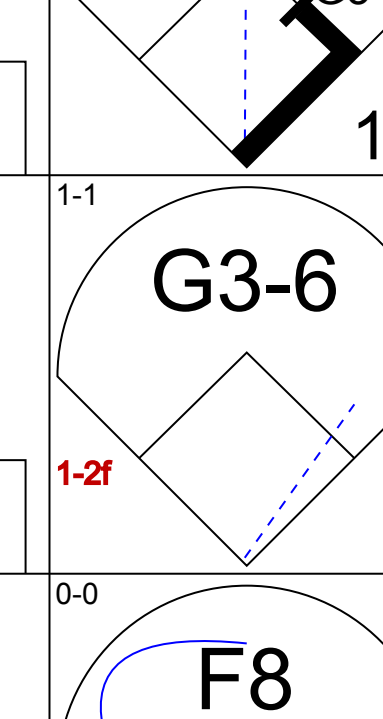
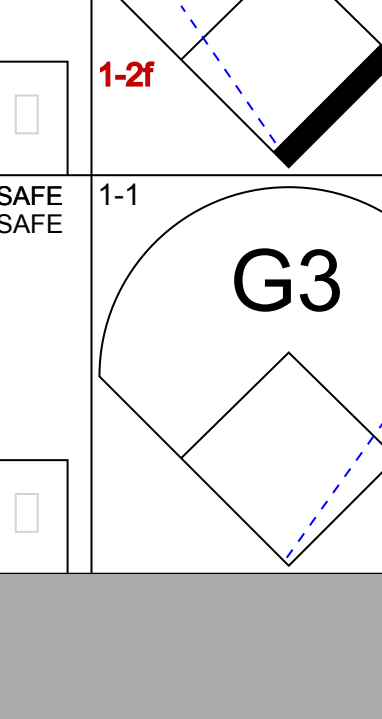
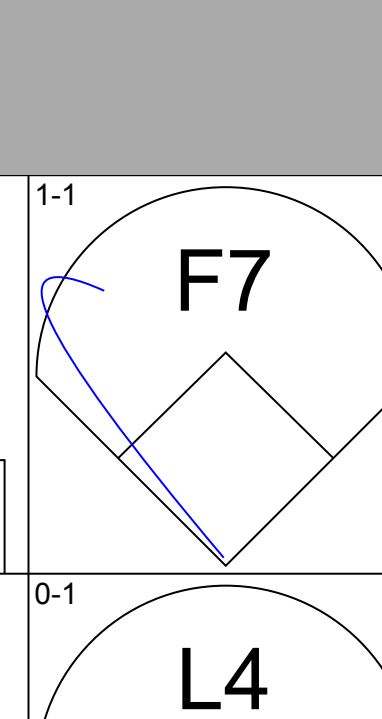
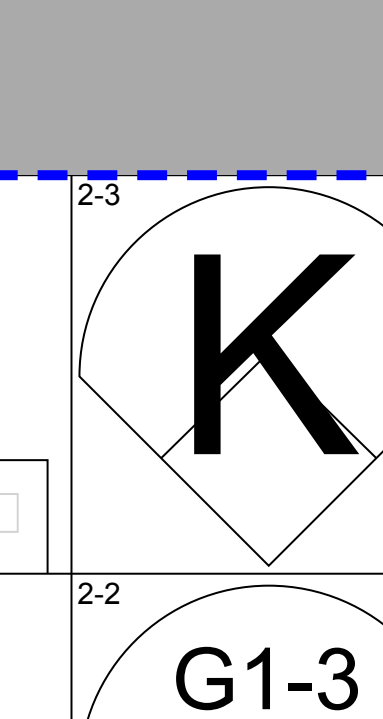
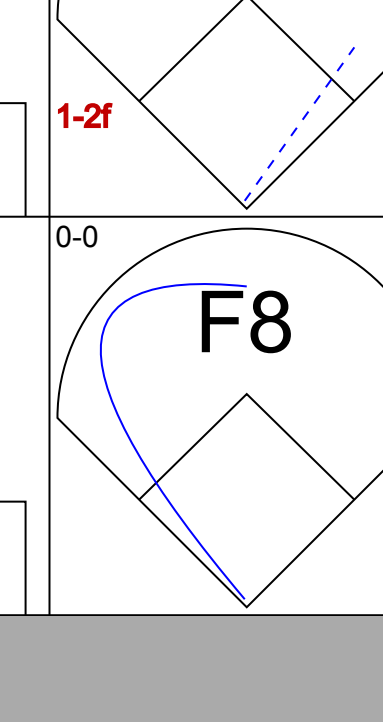
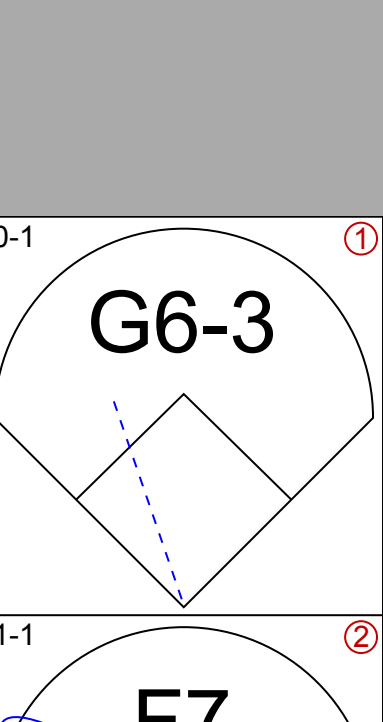
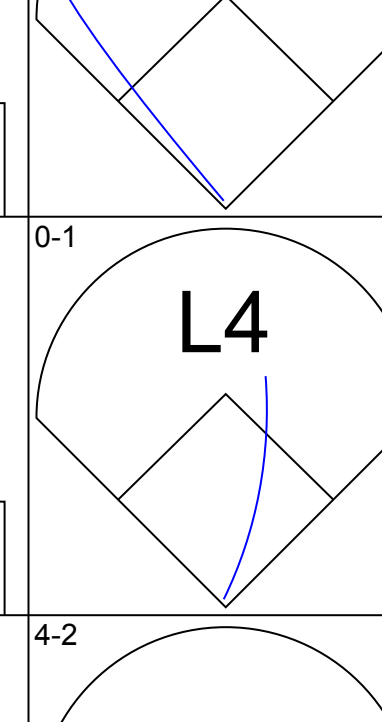
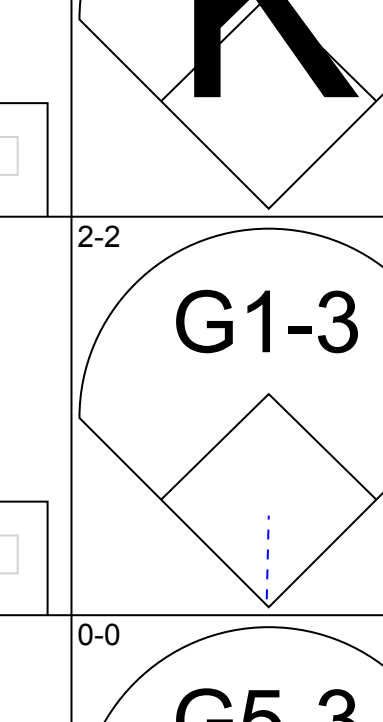
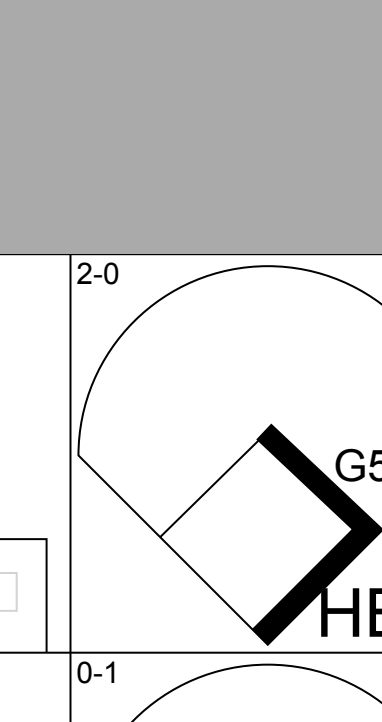
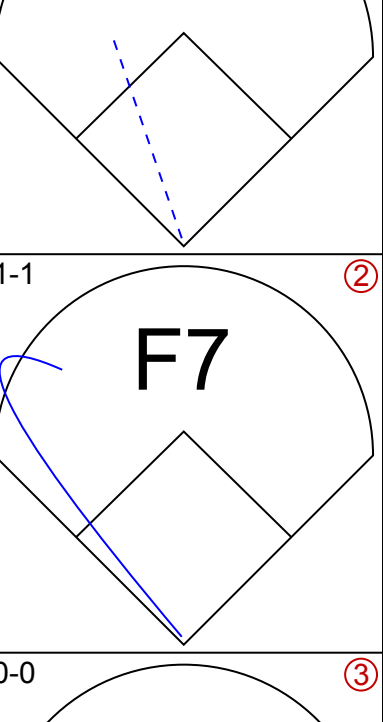
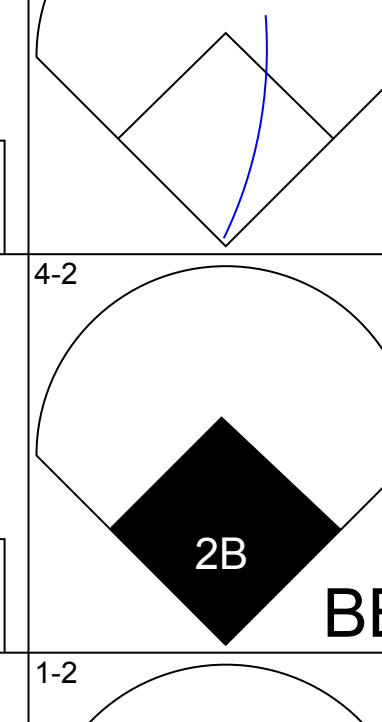
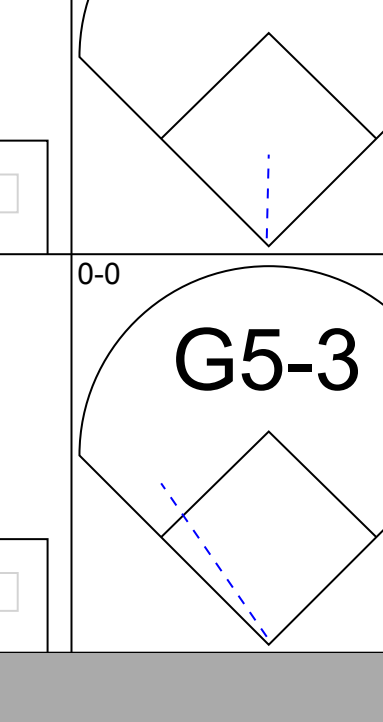
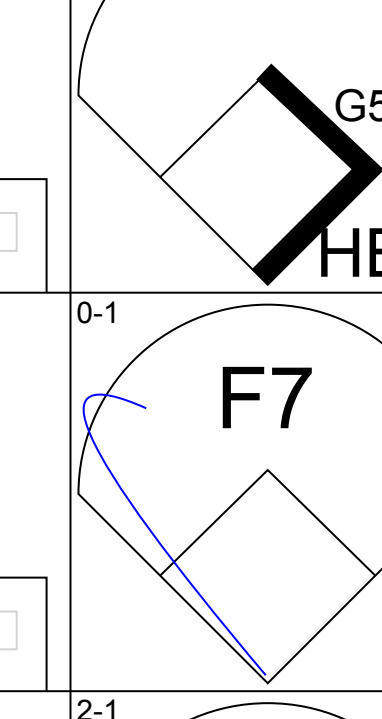
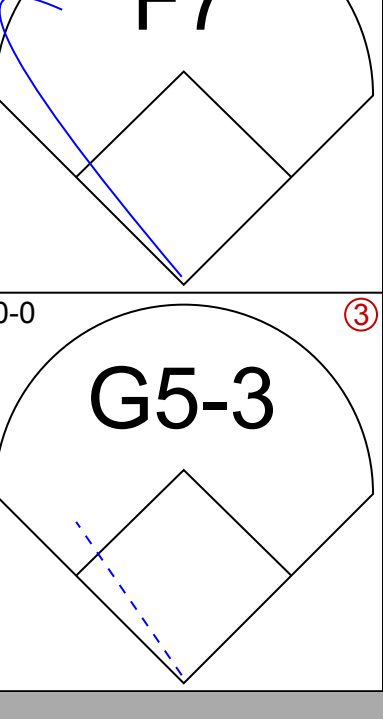
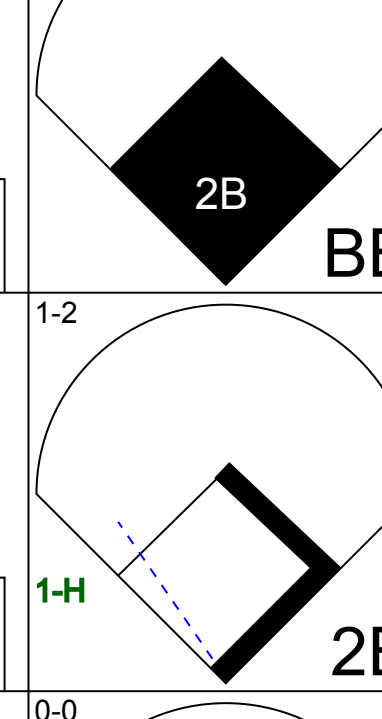
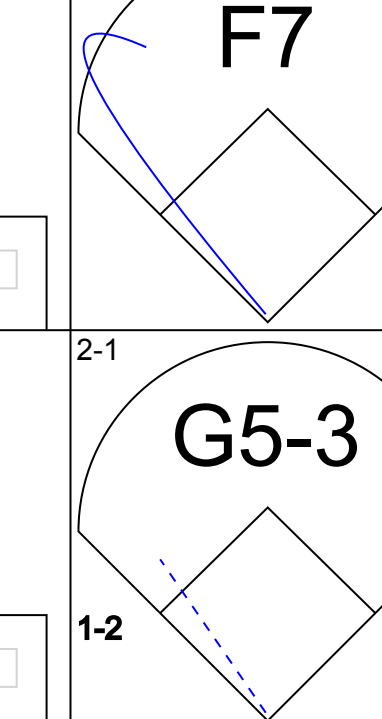
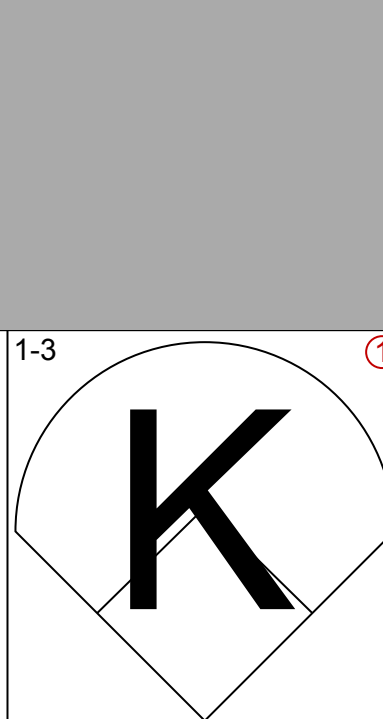
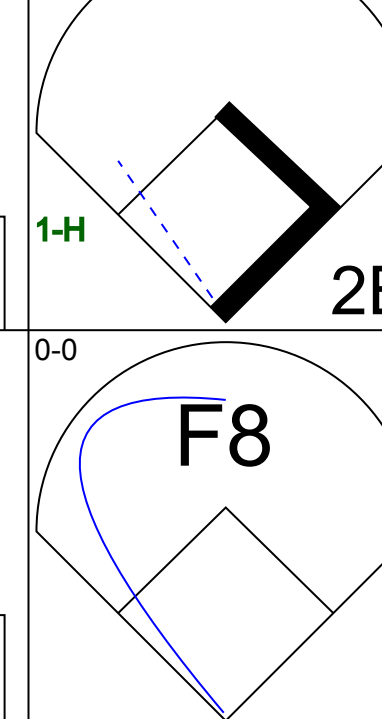





Batter	1	2	3	4	5	6	7	8	9	AB	R	H	RBI	BB	SO	LOB	TOP					
Omar Vizquel, S OBP: 0.354, SLG: 0.363 (1, 6)					 BB					4	1	0	0	1	1	0	<b>Cleveland Indians @ New York Yankees</b> Yankee Stadium, Bronx, NY Mon Sep 21 1998, 7:05 PM EDT Att: 21,449 - Overcast - 79 F					
Enrique Wilson, S OBP: 0.364, SLG: 0.493 (1, 4)			 1B		 1H 2H 3H				 BB	4	1	3	4	1	0							
Travis Fryman, R OBP: 0.343, SLG: 0.510 (1, 5)	 1B		 1-2		 2B		 1-3		 1-3	5	0	4	0	0	0	1						
Manny Ramirez, R OBP: 0.382, SLG: 0.609 (1, 9)	 1-2				 2-3					4	0	0	0	1	1	5						
Jim Thome, L OBP: 0.416, SLG: 0.604 (1, 10)										5	0	0	0	0	3	5						
Richie Sexson, R OBP: 0.358, SLG: 0.616 (1, 3)									 BB	3	0	0	0	1	3	0						
Mark Whiten, S OBP: 0.370, SLG: 0.406 (1, 8)										4	0	0	0	0	0	1						
Alex Ramirez, R OBP: 0.250, SLG: 0.250 (8, PH)					 HR 1B					3	1	1	0	0	0	0						
Brian Giles, L OBP: 0.358, SLG: 0.477 (8, 7)										0	0	0	0	0	0	0						
Einar Diaz, R OBP: 0.295, SLG: 0.425 (1, 2)					 HR 1B					4	1	1	0	0	0	2						
<b>Inning Stats</b>	R: 0 E: 0 K: 2 S: 12	H: 1 LOB: 2 BB: 1 P: 20	R: 0 E: 0 K: 1 S: 7	H: 0 LOB: 0 BB: 0 P: 12	R: 0 E: 0 K: 0 S: 6	H: 1 LOB: 1 BB: 0 P: 8	R: 0 E: 0 K: 1 S: 14	H: 0 LOB: 0 BB: 0 P: 20	R: 4 E: 0 K: 0 S: 15	H: 4 LOB: 1 BB: 1 P: 24	R: 0 E: 0 K: 1 S: 8	H: 0 LOB: 0 BB: 0 P: 11	R: 0 E: 0 K: 0 S: 8	H: 2 LOB: 2 BB: 0 P: 16	R: 0 E: 0 K: 1 S: 11	H: 0 LOB: 2 BB: 1 P: 27	R: 0 E: 0 K: 2 S: 11	H: 1 LOB: 2 BB: 1 P: 18	1B: 7 2B: 1 3B: 0 HR: 1	SF: 0 SAC: 0 DP: 0 HBP: 1	WP: 1 PB: 0 SB: 0 CS: 0	PA: 41
<b>PITCHER</b>	IP	WLS	BF	H	R	ER	SO	BB	IBB	HBP	BLK	WP	HR	S	P	ERA	WHIP					
Andy Pettitte, L ERA: 4.3 (1, 1)	7.0	L	31	8	4	4	5	2	0	0	0	1	1	70	111	5.14	1.429					
Graeme Lloyd, L ERA: 1.73 (8, 1)	0.1		1	0	0	0	1	0	0	0	0	0	0	4	7	0.00	0.000					
Jeff Nelson, R ERA: 3.89 (8, 1)	1.2		9	1	0	0	2	2	0	1	0	0	0	18	38	0.00	1.800					

AB	36
R	4
H	9
RBI	4
BB	4
SO	8
LOB	14



Batter	1	2	3	4	5	6	7	8	9	AB	R	H	RBI	BB	SO	LOB	BOTTOM					
Chuck Knoblauch, R OBP: 0.360, SLG: 0.406 (1, 4)						 2B 1B				4	0	1	0	0	1	1	<b>Cleveland Indians @ New York Yankees</b> Yankee Stadium, Bronx, NY Mon Sep 21 1998, 7:05 PM EDT Att: 21,449 - Overcast - 79 F					
2 Derek Jeter, R OBP: 0.388, SLG: 0.488 (1, 6)				 1B		 1B				3	0	2	0	1	0	0						
Paul O'Neill, L OBP: 0.373, SLG: 0.515 (1, 9)						 1-2 2-3				4	0	0	0	0	1	4						
Bernie Williams, S OBP: 0.419, SLG: 0.580 (1, 8)		 1B		 1-2						4	0	1	0	0	1	4						
Tino Martinez, L OBP: 0.354, SLG: 0.496 (1, 3)		 1-2								4	0	0	0	0	1	2						
Chili Davis, S OBP: 0.370, SLG: 0.443 (1, 10)										4	0	0	0	0	0	0						
Daryl Strawberry, L OBP: 0.349, SLG: 0.536 (7, PH)			 HBP				 BB			1	0	0	0	0	0	0						
Ricky Ledee, L OBP: 0.296, SLG: 0.378 (8, 7)										1	1	0	0	1	0	0						
Scott Brosius, R OBP: 0.374, SLG: 0.472 (1, 5)							 2B			3	0	1	1	0	0	1						
Joe Girardi, R OBP: 0.319, SLG: 0.389 (7, PH)			 1-2							2	0	0	0	0	1	1						
20 Jorge Posada, S OBP: 0.351, SLG: 0.483 (8, 2)										1	0	0	0	0	0	1						
<b>Inning Stats</b>	R: 0 E: 0 K: 1 S: 7	H: 0 LOB: 0 BB: 0 P: 11	R: 0 E: 0 K: 0 S: 4	H: 1 LOB: 0 BB: 0 P: 5	R: 0 E: 0 K: 1 S: 7	H: 0 LOB: 0 BB: 0 P: 11	R: 0 E: 0 K: 0 S: 8	H: 1 LOB: 1 BB: 0 P: 15	R: 0 E: 0 K: 0 S: 5	H: 0 LOB: 0 BB: 0 P: 6	R: 0 E: 0 K: 1 S: 9	H: 2 LOB: 2 BB: 0 P: 13	R: 1 E: 0 K: 0 S: 10	H: 1 LOB: 1 BB: 1 P: 16	R: 0 E: 0 K: 1 S: 8	H: 0 LOB: 1 BB: 1 P: 13	R: 0 E: 0 K: 1 S: 8	H: 0 LOB: 0 BB: 0 P: 12	1B: 4 2B: 1 3B: 0 HR: 0	SF: 0 SAC: 0 DP: 1 HBP: 1	WP: 0 PB: 0 SB: 0 CS: 0	PA: 34
<b>PITCHER</b>	IP	WLS	BF	H	R	ER	SO	BB	IBB	HBP	BLK	WP	HR	S	P	ERA	WHIP					
Charles Nagy, R ERA: 5.12 (1, 1)	8.0	W	31	5	1	1	4	2	0	1	0	0	0	58	90	1.12	0.875					
Paul Shuey, R ERA: 2.9 (8, 1)	1.0	S	3	0	0	0	1	0	0	0	0	0	0	8	12	0.00	0.000					

AB	31
R	1
H	5
RBI	1
BB	2
SO	5
LOB	14





Batter	1	2	3	4	5	6	7	8	9	AB	R	H	RBI	BB	SO	LOB	TOP			
Enrique Wilson, S OBP: 0.378, SLG: 0.513 (1, 6)	2-2 FC4-6 1B		0-0 HR 1B	0-2 G3		3-2 2B			1-1 G3	5	1	3	0	0	0	0				
Jeff Branson, L OBP: 0.208, SLG: 0.280 (1, 4)	1-3 K		0-0 P6		1-0 F8	1-0 G4-3			1-2 G1-3	5	0	0	0	0	1	3				
David Justice, L OBP: 0.364, SLG: 0.466 (1, 7)	1-2 FC4-6 1B 1-2		0-1 HR		1-2 G4-3			2-1 G3-1	0-2 L8	5	1	1	2	0	0	1				
Manny Ramirez, R OBP: 0.382, SLG: 0.608 (1, 9)	1-0 1B		2-1 L7		3-2 BB 1B HBP			0-2 F9		3	1	1	0	0	0	0				
Jim Thome, L OBP: 0.417, SLG: 0.601 (1, 3)	0-0 F8		4-2 FC5-4 BB		4-2 1B BB			3-2 G6-3		2	0	0	0	2	0	2				
Travis Fryman, R OBP: 0.343, SLG: 0.508 (1, 5)		0-3 K	0-0 FC5-4 1-2		1-2 1B 2-H			1-0 F8		4	0	1	1	0	1	1				
Brian Giles, L OBP: 0.407, SLG: 0.477 (1, 10)		0-0 2B		2-1 L4		0-1 P6		2-2 F8		4	0	1	0	0	0	2				
Mark Whiten, S OBP: 0.372, SLG: 0.422 (1, 8)		0-0 L7		1-2 HR		2-0 F7		0-1 FC6-4 1B		4	1	2	1	0	0	1				
Pat Borders, R OBP: 0.289, SLG: 0.275 (1, 2)		2-3 K		1-3 K		2-0 F8		0-0 FC6-4 1-2		4	0	0	0	0	2	2				
<b>Inning Stats</b>	R: 0 E: 0 K: 1 S: 12	H: 2 LOB: 2 BB: 0 P: 17	R: 0 E: 0 K: 2 S: 8	H: 1 LOB: 1 BB: 0 P: 10	R: 2 E: 0 K: 0 S: 9	H: 2 LOB: 1 BB: 1 P: 15	R: 1 E: 0 K: 1 S: 13	H: 1 LOB: 0 BB: 0 P: 17	R: 1 E: 0 K: 0 S: 16	H: 1 LOB: 1 BB: 1 P: 26	R: 0 E: 0 K: 0 S: 7	H: 0 LOB: 0 BB: 0 P: 13	R: 0 E: 0 K: 0 S: 7	H: 1 LOB: 1 BB: 0 P: 10	R: 0 E: 0 K: 0 S: 8	H: 0 LOB: 0 BB: 0 P: 10	1B: 5 2B: 2 3B: 0 HR: 2	SF: 0 SAC: 0 DP: 0 HBP: 1	WP: 0 PB: 0 SB: 0 CS: 0	PA: 39
<b>PITCHER</b>	IP WLS BF H R ER SO BB IBB HBP BLK WP HR S P ERA WHIP	IP WLS BF H R ER SO BB IBB HBP BLK WP HR S P ERA WHIP																		
Ramiro Mendoza, R ERA: 3.27 (1, 1)	5.0 W 25 7 4 4 4 2 0 0 0 0 2 58 85 7.20 1.800																			
Jim Bruske, R ERA: 3.5 (6, 1)	3.0 11 2 0 0 0 0 0 0 0 0 0 0 22 38 0.00 0.667																			
Joe Borowski, R ERA: 6.52 (9, 1)	1.0 3 0 0 0 0 0 0 0 0 0 0 0 8 10 0.00 0.000																			

Cleveland Indians @ New York Yankees  
Yankee Stadium, Bronx, NY  
Tue Sep 22 1998, 3:33 AM EDT  
Att: 14,840 - Cloudy - 72 F

AB	36
R	4
H	9
RBI	4
BB	2
SO	4
LOB	12



Batter	1	2	3	4	5	6	7	8	9	AB	R	H	RBI	BB	SO	LOB	BOTTOM			
Homer Bush, R OBP: 0.405, SLG: 0.457 (1, 4)	1-3 K	2-0 1B		1-1 F8						4	1	2	0	1	1	0				
Luis Sojo, R OBP: 0.246, SLG: 0.263 (1, 6)	1-1 E6 G4-6-3	1-1 F8			3-2 G6-3 1B					4	0	1	0	0	0	4				
Paul O'Neill, L OBP: 0.373, SLG: 0.514 (7, PR)	1-2 G4-6-3		2-2 G4-3		3-1 G6-3 1B					4	0	1	1	0	0	2				
Ricky Ledee, L OBP: 0.305, SLG: 0.378 (8, 9)	1-2 1-2				1-2 1B					0	1	0	0	1	0	0				
Bernie Williams, S OBP: 0.420, SLG: 0.580 (1, 8)		4-2 HR BB	0-1 G5-3		1-0 1B					4	2	2	0	1	0	1				
Chad Curtis, R OBP: 0.350, SLG: 0.354 (9, 8)										0	0	0	0	0	0	0				
Tino Martinez, L OBP: 0.358, SLG: 0.507 (1, 3)		1-1 HR	4-2 BB		2-2 1B					3	2	3	4	1	0	0				
Mike Lowell, R OBP: 0.400, SLG: 0.400 (8, 5)		1-H HR			1-2 1B					1	0	0	0	0	0	0				
Chili Davis, S OBP: 0.365, SLG: 0.435 (1, 10)		1-2 P6	3-2 G6-3		3-2 F8					4	1	1	0	0	0	3				
Shane Spencer, R OBP: 0.412, SLG: 0.870 (1, 7)		0-0 HR		0-0 HR		2-2 F7				4	2	3	2	0	0	0				
Scott Brosius, R OBP: 0.375, SLG: 0.478 (8, 3)		3-2 HR		2-2 P4		0-1 P4				4	1	2	3	0	0	0				
Joe Girardi, R OBP: 0.315, SLG: 0.382 (1, 2)		0-0 L6		1-3 K		0-1 F9				4	0	0	0	0	1	2				
<b>Inning Stats</b>	R: 0 E: 1 K: 1 S: 8	H: 0 LOB: 0 BB: 0 P: 11	R: 4 E: 0 K: 0 S: 18	H: 4 LOB: 1 BB: 1 P: 30	R: 0 E: 0 K: 0 S: 16	H: 0 LOB: 1 BB: 1 P: 25	R: 1 E: 0 K: 1 S: 10	H: 1 LOB: 0 BB: 0 P: 14	R: 0 E: 0 K: 0 S: 14	H: 3 LOB: 2 BB: 0 P: 26	R: 0 E: 0 K: 0 S: 7	H: 0 LOB: 0 BB: 0 P: 9	R: 5 E: 0 K: 0 S: 23	H: 7 LOB: 3 BB: 1 P: 39	R: 0 E: 0 K: 0 S: 4	H: 0 LOB: 0 BB: 1 P: 11	1B: 10 2B: 1 3B: 0 HR: 4	SF: 0 SAC: 1 DP: 3 HBP: 0	WP: 0 PB: 0 SB: 0 CS: 0	PA: 41
<b>PITCHER</b>	IP WLS BF H R ER SO BB IBB HBP BLK WP HR S P ERA WHIP	IP WLS BF H R ER SO BB IBB HBP BLK WP HR S P ERA WHIP																		
Dave Burba, R ERA: 4.14 (1, 1)	6.0 L 27 8 5 5 5 2 0 0 0 0 4 73 115 6.00 1.667																			
Tom Martin, L ERA: 12.88 (7, 1)	0.1 6 5 5 5 0 0 0 0 0 0 0 0 14 22 135.00 15.000																			
Ron Villone, L ERA: 6.0 (7, 1)	1.2 8 2 0 0 0 2 0 0 0 0 0 0 13 28 0.00 2.400																			

Cleveland Indians @ New York Yankees  
Yankee Stadium, Bronx, NY  
Tue Sep 22 1998, 3:33 AM EDT  
Att: 14,840 - Cloudy - 72 F

AB	36
R	10
H	15
RBI	10
BB	4
SO	2
LOB	12







Batter	1	2	3	4	5	6	7	8	9	AB	R	H	RBI	BB	SO	LOB	TOP				
Enrique Wilson, S OBP: 0.360, SLG: 0.488 (1, 6)	B3		L4		G3			G3		4	0	0	0	0	0	2	Cleveland Indians @ New York Yankees Yankee Stadium, Bronx, NY Tue Sep 22 1998, 7:05 PM EDT Att: 32,315 - Cloudy - 67 F				
Joey Cora, S OBP: 0.361, SLG: 0.377 (1, 4)	G3-1		1B		P5			G5-3		4	0	1	0	0	0	1					
David Justice, L OBP: 0.362, SLG: 0.462 (1, 7)	K		K				G4-3		G3	4	0	0	0	0	2	2					
Jim Thome, L OBP: 0.417, SLG: 0.600 (1, 10)		1B E	K				F8		G5-4-3 1B	3	1	1	0	1	1	2					
Mark Whiten, S OBP: 0.370, SLG: 0.419 (1, 8)	F7				FC1-6 1B		F7		G5-4-3 1B	4	0	1	0	0	0	2					
Brian Giles, L OBP: 0.406, SLG: 0.476 (1, 9)	S 1B				FC1-6 CS			P2		3	0	1	0	0	0	1					
Richie Sexson, R OBP: 0.352, SLG: 0.605 (1, 3)	K		K		K			P3		3	0	0	0	0	2	2					
Jeff Branson, L OBP: 0.212, SLG: 0.292 (1, 5)	K				G3 2B			P6		3	0	1	0	0	1	1					
Einar Diaz, R OBP: 0.298, SLG: 0.405 (1, 2)				1B BB	K			F8		2	0	0	0	1	1	1					
<b>Inning Stats</b>	R: 0 E: 0 K: 1 S: 7	H: 0 LOB: 0 BB: 0 P: 10	R: 1 E: 1 K: 2 S: 15	H: 1 LOB: 1 BB: 1 P: 25	R: 0 E: 0 K: 2 S: 11	H: 1 LOB: 2 BB: 1 P: 21	R: 0 E: 0 K: 1 S: 7	H: 1 LOB: 0 BB: 0 P: 10	R: 0 E: 0 K: 0 S: 6	H: 0 LOB: 1 BB: 0 P: 15	R: 0 E: 0 K: 0 S: 3	H: 0 LOB: 0 BB: 0 P: 4	R: 0 E: 0 K: 0 S: 7	H: 0 LOB: 0 BB: 0 P: 12	R: 0 E: 0 K: 0 S: 5	H: 1 LOB: 0 BB: 0 P: 7	1B: 4 2B: 1 3B: 0 HR: 0	SF: 0 SAC: 0 DP: 1 HBP: 0	WP: 0 PB: 0 SB: 2 CS: 1	PA: 32	
<b>PITCHER</b>	IP	WLS	BF	H	R	ER	SO	BB	IBB	HBP	BLK	WP	HR	S	P	ERA	WHIP				
Hideki Irabu, R ERA: 4.0 (1, 1)	8.0	W	29	4	1	0	7	2	0	0	0	0	0	67	106	0.00	0.750				
Mike Stanton, L ERA: 5.49 (9, 1)	1.0		3	1	0	0	0	0	0	0	0	0	0	5	7	0.00	1.000				

Batter	1	2	3	4	5	6	7	8	9	AB	R	H	RBI	BB	SO	LOB	BOTTOM				
Chuck Knoblauch, R OBP: 0.361, SLG: 0.405 (1, 4)	2 HBP 1B		L9		G1-3					3	1	1	0	0	0	1	Cleveland Indians @ New York Yankees Yankee Stadium, Bronx, NY Tue Sep 22 1998, 7:05 PM EDT Att: 32,315 - Cloudy - 67 F				
Homer Bush, R (7, PR) OBP: 0.405, SLG: 0.457 (8, 4)	1B		K				HBP			0	0	0	0	0	0	0					
Derek Jeter, R OBP: 0.387, SLG: 0.485 (1, 6)	1B SF9 HBP		K				F9			3	1	0	0	0	2	1					
Shane Spencer, R OBP: 0.436, SLG: 0.857 (1, 9)	F7 20 F8-3 1B					20 1B 3B		G6-3 FC6-4 WP BB		3	2	2	1	1	0	0					
Chili Davis, S OBP: 0.361, SLG: 0.432 (1, 10)	SF9				FC4 1B		L3		G6-3	3	0	1	1	0	0	2					
Jorge Posada, S OBP: 0.353, SLG: 0.481 (1, 2)	F8-3				F7			FC6-4 IBB		3	1	1	0	1	0	2					
Ricky Ledee, L OBP: 0.302, SLG: 0.397 (1, 8)		P4		FC4			3B	FC6-4		4	0	1	3	0	0	2					
Chad Curtis, R OBP: 0.349, SLG: 0.352 (1, 7)		K			G5-3 HBP		F7	L4		3	0	0	0	0	1	2					
Mike Lowell, R OBP: 0.308, SLG: 0.308 (1, 5)	F7				G5-3			K		3	0	0	0	0	1	1					
Luis Sojo, R OBP: 0.248, SLG: 0.264 (1, 3)			G5-3		F8			HBP 1B		3	0	1	0	0	0	1					
<b>Inning Stats</b>	R: 2 E: 0 K: 0 S: 10	H: 2 LOB: 0 BB: 0 P: 14	R: 0 E: 0 K: 1 S: 6	H: 0 LOB: 0 BB: 0 P: 9	R: 0 E: 0 K: 1 S: 7	H: 0 LOB: 0 BB: 0 P: 11	R: 0 E: 0 K: 0 S: 5	H: 1 LOB: 1 BB: 0 P: 6	R: 0 E: 0 K: 0 S: 6	H: 0 LOB: 1 BB: 0 P: 11	R: 2 E: 0 K: 1 S: 13	H: 3 LOB: 1 BB: 0 P: 14	R: 0 E: 0 K: 1 S: 7	H: 1 LOB: 1 BB: 0 P: 14	R: 0 E: 0 K: 0 S: 7	H: 0 LOB: 2 BB: 2 P: 16	1B: 6 2B: 1 3B: 1 HR: 0	SF: 1 SAC: 0 DP: 1 HBP: 3	WP: 1 PB: 0 SB: 0 CS: 0	PA: 34	
<b>PITCHER</b>	IP	WLS	BF	H	R	ER	SO	BB	IBB	HBP	BLK	WP	HR	S	P	ERA	WHIP				
Chad Ogea, R ERA: 5.69 (1, 1)	6.2	L	28	7	4	4	4	0	0	3	0	0	0	53	78	5.40	1.050				
Steve Karsay, R ERA: 5.92 (7, 1)	1.1		6	0	1	1	0	1	1	0	0	1	0	8	17	6.75	0.750				



Batter	1	2	3	4	5	6	7	8	9	AB	R	H	RBI	BB	SO	LOB	TOP										
<b>Omar Vizquel, S</b> OBP: 0.395, SLG: 0.366 (1, 6)	2-2 G4-6-3 1B	1-1 2B		4-2 BB		1-0 F8			1-1 G4-3	4	0	2	2	1	0	2	<b>Cleveland Indians @ New York Yankees</b> Yankee Stadium, Bronx, NY Wed Sep 23 1998, 7:05 PM EDT Att: 32,367 - Unknown - 64 F  <b>AB</b> 31 <b>R</b> 4 <b>H</b> 8 <b>RBI</b> 4 <b>BB</b> 6 <b>SO</b> 2 <b>LOB</b> 18  										
<b>Joey Cora, S</b> OBP: 0.358, SLG: 0.374 (1, 4)	2-2 G4-6-3 1-2f	0-0 F8		2-2 F9		0-0 F8			0-0 G6-3	5	0	0	0	0	0	5											
<b>David Justice, L</b> OBP: 0.363, SLG: 0.468 (1, 7)	2-1 1B		2-0 HR		2-2 G4-3		1-3 K			4	1	2	1	0	1	0											
<b>Manny Ramirez, R</b> OBP: 0.382, SLG: 0.605 (1, 9)	2-0 P6		3-1 F9		4-0 BB		1-0 F8			3	0	0	0	1	0	1											
<b>Jim Thome, L</b> OBP: 0.418, SLG: 0.597 (1, 3)		4-1 2B SF8 BB	2-1 F7		4-2 BB		1-3 K			2	1	0	0	2	1	0											
<b>Mark Whiten, S</b> OBP: 0.372, SLG: 0.425 (1, 8)		3-0 SF8 2B	3-1 L4		0-1 F8			0-1 G1-6-3 1B		4	0	2	0	0	0	2											
<b>Brian Giles, L</b> OBP: 0.407, SLG: 0.475 (1, 10)		4-1 2B BB		2-2 E9 1B		0-0 L8		1-1 F7		3	1	1	0	1	0	3											
<b>Einar Diaz, R</b> OBP: 0.275, SLG: 0.378 (1, 2)		1-1 SF8	1-1 F9		0-0 P5		0-1 G1-6-3			3	0	0	1	0	0	2											
<b>Jeff Branson, L</b> OBP: 0.223, SLG: 0.293 (1, 5)		1-2 FC3-2-5-2-6 2B	1-1 F8		4-2 BB			2-2 G4-3 1B		3	1	1	0	1	0	3											
<b>Inning Stats</b>	R: 0 E: 0 K: 0 S: 10	H: 2 LOB: 1 BB: 0 P: 18	R: 3 E: 0 K: 0 S: 11	H: 2 LOB: 1 BB: 2 P: 25	R: 1 E: 0 K: 0 S: 7	H: 1 LOB: 0 BB: 0 P: 17	R: 0 E: 1 K: 0 S: 13	H: 1 LOB: 2 BB: 1 P: 23	R: 0 E: 0 K: 0 S: 9	H: 0 LOB: 2 BB: 2 P: 19	R: 0 E: 0 K: 2 S: 8	H: 0 LOB: 0 BB: 0 P: 11	R: 0 E: 0 K: 0 S: 6	H: 1 LOB: 0 BB: 0 P: 7	R: 0 E: 0 K: 0 S: 6	H: 1 LOB: 0 BB: 0 P: 9		1B: 5 2B: 2 3B: 0 HR: 1	SF: 1 SAC: 0 DP: 3 HBP: 0	WP: 0 PB: 0 SB: 0 CS: 0	PA: 38						
<b>PITCHER</b>	IP	WLS	BF	H	R	ER	SO	BB	IBB	HBP	BLK	WP	HR	S	P	ERA	WHIP										
<b>Mike Jerzembeck, R</b> ERA: 12.79 (1, 1)	3.0		15	5	4	4	0	2	0	0	0	0	1	28	60	12.00	2.333										
<b>59 Ryan Bradley, R</b> ERA: 5.69 (4, 1)	3.0	W	14	1	0	0	0	4	0	0	0	0	0	28	53	0.00	1.667										
<b>Graeme Lloyd, L</b> ERA: 1.73 (7, 1)	1.0		3	0	0	0	2	0	0	0	0	0	0	8	11	0.00	0.000										
<b>Darren Holmes, R</b> ERA: 3.4 (8, 1)	2.0		6	2	0	0	0	0	0	0	0	0	0	12	16	0.00	1.000										

Batter	1	2	3	4	5	6	7	8	9	AB	R	H	RBI	BB	SO	LOB	BOTTOM										
<b>Chuck Knoblauch, R</b> OBP: 0.361, SLG: 0.409 (1, 4)	0-2 G4-3		1-1 2 G5-3 3B	2-1 1B		2-0 G4-3				4	1	2	1	0	0	0	<b>Cleveland Indians @ New York Yankees</b> Yankee Stadium, Bronx, NY Wed Sep 23 1998, 7:05 PM EDT Att: 32,367 - Unknown - 64 F  <b>AB</b> 33 <b>R</b> 8 <b>H</b> 10 <b>RBI</b> 8 <b>BB</b> 3 <b>SO</b> 5 <b>LOB</b> 7  										
<b>2 Derek Jeter, R</b> OBP: 0.385, SLG: 0.482 (1, 6)	0-2 F9		1-1 G5-3	0-0 G5-3		0-2 G1-3				4	0	0	1	0	0	2											
<b>Paul O'Neill, L</b> OBP: 0.371, SLG: 0.511 (1, 9)	2-1 F9		1-2 G3		1-0 G4-3		2-2 F9			3	0	0	0	0	0	0											
<b>Mike Lowell, R</b> OBP: 0.286, SLG: 0.286 (7, PH) (8, 5)										1	0	0	0	0	0	0											
<b>Bernie Williams, S</b> OBP: 0.419, SLG: 0.577 (1, 10)		1-0 F8	1-2 BB HR 1B		1-1 G6-3		2-0 E5			4	1	1	0	0	0	0											
<b>Tino Martinez, L</b> OBP: 0.359, SLG: 0.506 (8, 3)		1-0 G5-3	4-2 HR BB		1-2 2B HR 1B		2-2 K			3	2	1	0	1	1	1											
<b>Luis Sojo, R</b> OBP: 0.248, SLG: 0.264 (8, 3)			1-2 HR BB							0	0	0	0	0	0	0											
<b>Shane Spencer, R</b> OBP: 0.458, SLG: 0.925 (1, 7)		1-1 1B	1-0 HR		3-0 HR 2B		3-3 K			4	2	3	3	0	1	1											
<b>Chad Curtis, R</b> OBP: 0.352, SLG: 0.361 (1, 8)		0-1 FC5-4 1B	4-2 CS BB		0-1 HR		2-3 K			3	1	2	3	1	1	0											
<b>Scott Brosius, R</b> OBP: 0.374, SLG: 0.475 (8, 9)		1-1 FC5-4	0-1 CS	4-1 G5-3 1B BB						3	0	0	0	1	1	2											
<b>Mike Figga, R</b> OBP: 0.250, SLG: 0.250 (1, 2)			0-0 3B 1B	1-3 K		2-1 P7		0-1 P3		4	1	1	0	0	1	1											
<b>Inning Stats</b>	R: 0 E: 0 K: 0 S: 8	H: 0 LOB: 0 BB: 0 P: 10	R: 0 E: 0 K: 0 S: 8	H: 2 LOB: 2 BB: 0 P: 12	R: 5 E: 0 K: 0 S: 17	H: 4 LOB: 2 BB: 2 P: 30	R: 0 E: 0 K: 1 S: 9	H: 1 LOB: 1 BB: 1 P: 16	R: 3 E: 0 K: 1 S: 14	H: 3 LOB: 0 BB: 0 P: 23	R: 0 E: 0 K: 0 S: 6	H: 0 LOB: 0 BB: 0 P: 10	R: 0 E: 1 K: 2 S: 12	H: 0 LOB: 1 BB: 0 P: 21	R: 0 E: 0 K: 1 S: 9	H: 0 LOB: 0 BB: 0 P: 11	1B: 6 2B: 1 3B: 1 HR: 2	SF: 0 SAC: 0 DP: 1 HBP: 0	WP: 0 PB: 0 SB: 1 CS: 1	PA: 37							
<b>PITCHER</b>	IP	WLS	BF	H	R	ER	SO	BB	IBB	HBP	BLK	WP	HR	S	P	ERA	WHIP										
<b>Jason Jacome, L</b> ERA: 14.4 (1, 1)	5.0	L	26	10	8	8	2	3	0	0	0	0	2	56	91	14.40	2.600										
<b>Doug Jones, R</b> ERA: 4.39 (6, 1)	1.0		3	0	0	0	0	0	0	0	0	0	0	6	10	0.00	0.000										
<b>Jim Poole, L</b> ERA: 5.21 (7, 1)	1.0		4	0	0	0	2	0	0	0	0	0	0	12	21	0.00	0.000										
<b>Michael Jackson, R</b> ERA: 1.57 (8, 1)	1.0		3	0	0	0	1	0	0	0	0	0	0	9	11	0.00	0.000										



Batter	1	2	3	4	5	6	7	8	9	AB	R	H	RBI	BB	SO	LOB	TOP					
<b>Kenny Lofton, L</b> OBP: 0.371, SLG: 0.413 (1, 8)	G3		G4-3 1B		G1-3			WP 1B		4	0	2	0	0	0	1	<b>Cleveland Indians @ Minnesota Twins</b> Hubert H. Humphrey Metrodome, Minneapolis, MN Thu Sep 24 1998, 8:05 PM EDT Att. 7,800 - Dome - 72 F <a href="http://livebaseballscorecards.com">livebaseballscorecards.com</a>					
<b>Joey Cora, S</b> OBP: 0.356, SLG: 0.371 (1, 4)	F8		G4-3			K		K		4	0	0	0	0	2	3						
<b>David Justice, L</b> OBP: 0.362, SLG: 0.465 (1, 10)	BB		P4			K		K		3	0	0	0	1	2	3						
<b>Manny Ramirez, R</b> OBP: 0.379, SLG: 0.600 (1, 9)	K				P5			G5-3		4	0	0	0	0	2	2						
<b>Jim Thome, L</b> OBP: 0.415, SLG: 0.591 (1, 3)		G1-6-3			G6-3				F7	4	0	0	0	0	0	0						
<b>Brian Giles, L</b> OBP: 0.403, SLG: 0.469 (1, 7)		G4-3			F9			G1-3		4	0	0	0	0	0	0						
<b>Sandy Alomar Jr., R</b> OBP: 0.269, SLG: 0.347 (1, 2)		K			F9			1B 1B		4	0	1	0	0	1	0						
<b>Enrique Wilson, S</b> OBP: 0.371, SLG: 0.488 (8, 6)			FC1-6 BB		K			1B		2	0	1	0	1	1	0						
<b>Omar Vizquel, S</b> OBP: 0.355, SLG: 0.365 <b>Jeff Branson, L</b> OBP: 0.223, SLG: 0.293 (8, 5)			FC1-6 G4-3 1B					G3		2	0	0	0	0	0	3						
<b>Inning Stats</b>	R: 0 E: 0 K: 1 S: 12	H: 0 LOB: 1 BB: 1 P: 20	R: 0 E: 0 K: 1 S: 6	H: 0 LOB: 0 BB: 0 P: 9	R: 0 E: 0 K: 0 S: 17	H: 1 LOB: 2 BB: 1 P: 26	R: 0 E: 0 K: 0 S: 10	H: 0 LOB: 0 BB: 0 P: 16	R: 0 E: 0 K: 1 S: 8	H: 0 LOB: 1 BB: 0 P: 16	R: 0 E: 0 K: 0 S: 10	H: 0 LOB: 0 BB: 0 P: 14	R: 0 E: 0 K: 0 S: 15	H: 2 LOB: 2 BB: 0 P: 24	R: 0 E: 0 K: 2 S: 10	H: 1 LOB: 1 BB: 0 P: 17	R: 0 E: 0 K: 0 S: 8	H: 0 LOB: 0 BB: 0 P: 13	1B: 4 2B: 0 3B: 0 HR: 0	SF: 0 SAC: 0 DP: 0 HBP: 1	WP: 1 PB: 0 SB: 1 CS: 0	PA: 34
<b>PITCHER</b>	IP	WLS	BF	H	R	ER	SO	BB	IBB	HBP	BLK	WP	HR	S	P	ERA	WHIP					
<b>Brad Radke, R</b> ERA: 4.3 (1, 1)	7.1	W	29	4	0	0	7	2	0	1	0	0	0	83	134	0.00	0.818					
<b>Eddie Guardado, L</b> ERA: 4.54 (8, 1)	0.1		1	0	0	0	1	0	0	0	0	1	0	3	4	0.00	0.000					
<b>Mike Trombley, R</b> ERA: 3.72 (8, 1)	0.1		1	0	0	0	0	0	0	0	0	0	0	2	4	0.00	0.000					
<b>Rick Aguilera, R</b> ERA: 4.17 (9, 1)	1.0	S	3	0	0	0	0	0	0	0	0	0	0	8	13	0.00	0.000					

Batter	1	2	3	4	5	6	7	8	9	AB	R	H	RBI	BB	SO	LOB	BOTTOM					
<b>Otis Nixon, S</b> OBP: 0.360, SLG: 0.339 (1, 8)	G3 1B		G6-3			G1-3 2B 1B		G5-3		4	1	2	0	0	0	0	<b>Cleveland Indians @ Minnesota Twins</b> Hubert H. Humphrey Metrodome, Minneapolis, MN Thu Sep 24 1998, 8:05 PM EDT Att. 7,800 - Dome - 72 F <a href="http://livebaseballscorecards.com">livebaseballscorecards.com</a>					
<b>Denny Hocking, S</b> OBP: 0.251, SLG: 0.269 (1, 6)	K				G3-1	G1-3		K		4	0	0	0	0	2	2						
<b>Matt Lawton, L</b> OBP: 0.381, SLG: 0.467 (1, 9)	G3				G6-3	2B BB		1B		3	1	1	0	1	0	1						
<b>David Ortiz, L</b> OBP: 0.374, SLG: 0.451 (1, 10)	P2				1B	G3-1 1-H 3-H 2B		K		4	0	2	2	0	1	2						
<b>Todd Walker, L</b> OBP: 0.369, SLG: 0.464 <b>Brent Gates, S</b> OBP: 0.323, SLG: 0.321 (9, 4)	G3				1B	G3-1				3	0	1	0	0	0	1						
<b>Terry Steinbach, R</b> OBP: 0.312, SLG: 0.414 (1, 2)	F9				L7	K				0	0	0	0	0	0	0						
<b>Doug Mientkiewicz, L</b> OBP: 0.319, SLG: 0.300 (1, 3)	K				F8			F9		3	0	0	0	0	1	0						
<b>Corey Koskie, L</b> OBP: 0.185, SLG: 0.240 (1, 5)					G4-3	P5		K		3	0	0	0	0	1	0						
<b>Chris Latham, S</b> OBP: 0.242, SLG: 0.122 (1, 7)					K	K		G4-3		3	0	0	0	0	2	0						
<b>Inning Stats</b>	R: 0 E: 0 K: 1 S: 12	H: 1 LOB: 1 BB: 0 P: 18	R: 0 E: 0 K: 1 S: 9	H: 0 LOB: 0 BB: 0 P: 14	R: 0 E: 0 K: 1 S: 7	H: 0 LOB: 0 BB: 0 P: 11	R: 0 E: 0 K: 0 S: 10	H: 2 LOB: 2 BB: 0 P: 17	R: 0 E: 0 K: 1 S: 6	H: 0 LOB: 0 BB: 0 P: 9	R: 2 E: 0 K: 1 S: 14	H: 2 LOB: 1 BB: 1 P: 23	R: 0 E: 0 K: 1 S: 6	H: 0 LOB: 0 BB: 0 P: 9	R: 0 E: 0 K: 2 S: 12	H: 1 LOB: 1 BB: 0 P: 13	R: 0 E: 0 K: 0 S: 8	H: 0 LOB: 0 BB: 0 P: 13	1B: 5 2B: 1 3B: 0 HR: 0	SF: 0 SAC: 0 DP: 0 HBP: 0	WP: 0 PB: 0 SB: 0 CS: 0	PA: 31
<b>PITCHER</b>	IP	WLS	BF	H	R	ER	SO	BB	IBB	HBP	BLK	WP	HR	S	P	ERA	WHIP					
<b>Jaret Wright, R</b> ERA: 4.72 (1, 1)	7.0	L	27	5	2	2	6	1	0	0	0	0	0	64	101	2.57	0.857					
<b>Paul Assenmacher, L</b> ERA: 3.33 (8, 1)	1.0		4	1	0	0	2	0	0	0	0	0	0	12	13	0.00	1.000					





Batter	1	2	3	4	5	6	7	8	9	AB	R	H	RBI	BB	SO	LOB	TOP				
<b>Kenny Lofton, L</b> (1, 8) OBP: 0.370, SLG: 0.413										4	1	1	0	0	1	0	<b>Cleveland Indians @ Minnesota Twins</b> Hubert H. Humphrey Metrodome, Minneapolis, MN Fri Sep 25 1998, 8:05 PM EDT Att: 11,940 - Dome - 72 F				
<b>Omar Vizquel, S</b> (1, 6) OBP: 0.353, SLG: 0.362										4	0	0	0	0	1	1					
<b>Jim Thome, L</b> (1, 10) OBP: 0.415, SLG: 0.589										3	1	1	0	0	1	0					
<b>Manny Ramirez, R</b> (1, 9) OBP: 0.378, SLG: 0.601										3	0	1	2	0	0	0					
<b>Richie Sexson, R</b> (1, 3) OBP: 0.346, SLG: 0.594 <b>David Justice, L</b> (9, PH) OBP: 0.363, SLG: 0.470 <b>Jeff Branson, L</b> (9, 5) OBP: 0.223, SLG: 0.293										3	0	0	0	0	0	2					
<b>Mark Whiten, S</b> (1, 7) OBP: 0.374, SLG: 0.423										3	1	1	0	1	0	0					
<b>Enrique Wilson, S</b> (1, 5) OBP: 0.359, SLG: 0.471 <b>Brian Giles, L</b> (9, PH) OBP: 0.402, SLG: 0.469 <b>Paul Shuey, R</b> (9, 1)										3	0	0	0	0	0	1					
<b>Einar Diaz, R</b> (1, 2) OBP: 0.273, SLG: 0.375										3	0	1	1	0	0	1					
<b>Joey Cora, S</b> (1, 4) OBP: 0.355, SLG: 0.370										3	0	0	0	0	1	1					
<b>Inning Stats</b>	R: 0 E: 0 K: 3 S: 10	H: 0 LOB: 0 BB: 0 P: 15	R: 0 E: 0 K: 0 S: 3	H: 0 LOB: 0 BB: 0 P: 6	R: 0 E: 0 K: 1 S: 5	H: 0 LOB: 0 BB: 0 P: 10	R: 1 E: 0 K: 0 S: 11	H: 1 LOB: 1 BB: 0 P: 23	R: 0 E: 0 K: 0 S: 9	H: 1 LOB: 1 BB: 0 P: 13	R: 1 E: 0 K: 0 S: 10	H: 2 LOB: 1 BB: 0 P: 15	R: 1 E: 0 K: 0 S: 14	H: 1 LOB: 0 BB: 0 P: 18	R: 0 E: 0 K: 0 S: 12	H: 0 LOB: 0 BB: 0 P: 20		R: 1 E: 0 K: 0 S: 8	H: 1 LOB: 1 BB: 1 P: 16	1B: 3 2B: 2 3B: 1 HR: 0	SF: 3 2B: 2 DP: 0 HBP: 1
<b>PITCHER</b>	IP	WLS	BF	H	R	ER	SO	BB	IBB	HBP	BLK	WP	HR	S	P	ERA	WHIP				
<b>23 Ben Sampson, L</b> (1, 1) ERA: 1.56	7.0		27	5	3	3	4	0	0	1	0	1	0	62	100	3.86	0.714				
<b>Eddie Guardado, L</b> (8, 1) ERA: 4.57	1.0		3	0	0	0	0	0	0	0	0	0	0	12	20	0.00	0.000				
<b>Rick Aguilera, R</b> (9, 1) ERA: 4.24	1.0	W	5	1	1	1	0	1	0	0	0	0	0	8	16	9.00	2.000				

AB	30
R	4
H	6
RBI	4
BB	1
SO	4
LOB	6



Batter	1	2	3	4	5	6	7	8	9	AB	R	H	RBI	BB	SO	LOB	BOTTOM				
<b>Otis Nixon, S</b> (1, 8) OBP: 0.362, SLG: 0.345										4	2	2	0	1	0	1	<b>Cleveland Indians @ Minnesota Twins</b> Hubert H. Humphrey Metrodome, Minneapolis, MN Fri Sep 25 1998, 8:05 PM EDT Att: 11,940 - Dome - 72 F				
<b>Todd Walker, L</b> (1, 4) OBP: 0.388, SLG: 0.463 <b>Brent Gates, S</b> (8, 4) OBP: 0.325, SLG: 0.323										4	0	1	1	0	1	1					
<b>Matt Lawton, L</b> (1, 9) OBP: 0.384, SLG: 0.475										3	1	2	1	2	0	1					
<b>Paul Molitor, R</b> (1, 10) OBP: 0.333, SLG: 0.382										3	0	0	0	2	1	4					
<b>Doug Mientkiewicz, L</b> (1, 3) OBP: 0.333, SLG: 0.261										3	0	0	1	2	1	3					
<b>Corey Koskie, L</b> (1, 5) OBP: 0.194, SLG: 0.241										4	0	1	0	0	0	0					
<b>Denny Hocking, S</b> (1, 6) OBP: 0.251, SLG: 0.274										4	1	1	0	0	1	2					
<b>Chris Latham, S</b> (1, 7) OBP: 0.253, SLG: 0.151										4	1	2	1	0	1	1					
<b>A.J. Pierzynski, L</b> (1, 2) OBP: 0.385, SLG: 0.300 <b>David Ortiz, L</b> (9, PH) OBP: 0.373, SLG: 0.449										1	0	1	1	1	0	0					
<b>Inning Stats</b>	R: 1 E: 0 K: 0 S: 11	H: 2 LOB: 1 BB: 1 P: 18	R: 3 E: 1 K: 0 S: 10	H: 4 LOB: 1 BB: 0 P: 21	R: 0 E: 0 K: 2 S: 8	H: 0 LOB: 1 BB: 1 P: 13	R: 0 E: 0 K: 1 S: 7	H: 0 LOB: 2 BB: 2 P: 21	R: 0 E: 0 K: 0 S: 7	H: 2 LOB: 1 BB: 0 P: 10	R: 0 E: 0 K: 1 S: 10	H: 1 LOB: 1 BB: 0 P: 13	R: 0 E: 0 K: 0 S: 8	H: 1 LOB: 1 BB: 1 P: 12	R: 1 E: 0 K: 2 S: 14	H: 1 LOB: 3 BB: 3 P: 31		1B: 6 2B: 5 3B: 1 HR: 1	SF: 1 2B: 5 DP: 2 HBP: 0	WP: 0 PA: 41 CS: 0	
<b>PITCHER</b>	IP	WLS	BF	H	R	ER	SO	BB	IBB	HBP	BLK	WP	HR	S	P	ERA	WHIP				
<b>Dwight Gooden, R</b> (1, 1) ERA: 3.75	5.2		26	7	4	4	3	4	0	0	0	0	0	9	14	0.00	2.000				
<b>Jim Poole, L</b> (6, 1) ERA: 5.08	1.0		4	2	0	0	1	0	0	0	0	0	0	2	2	0.00	0.000				
<b>Steve Reed, R</b> (7, 1) ERA: 3.15	0.1		1	0	0	0	0	0	0	0	0	0	0	8	12	0.00	2.000				
<b>Paul Assenmacher, L</b> (8, 1) ERA: 3.26	1.0		4	1	0	0	0	1	0	0	0	0	0	2	12	0.00	2.000				
<b>Paul Shuey, R</b> (9, 1) ERA: 3.04	0.2	L	6	1	1	1	2	2	1	0	0	0	0	14	31	13.50	4.500				

AB	32
R	5
H	11
RBI	5
BB	8
SO	6
LOB	13





Batter	1	2	3	4	5	6	7	8	9	AB	R	H	RBI	BB	SO	LOB	TOP										
<b>Kenny Lofton, L</b> OBP: 0.371, SLG: 0.413	2-1 F8	0-1 1B 1B		0-2 F7		4-1 BB BB		0-0 SF8 2B 1B	1-2 G4-3	5	2	2	0	1	0	2											
<b>Joey Coxa, S</b> OBP: 0.358, SLG: 0.371	3-2 HR	0-0 1B 1B		3-2 G1-3		4-1 BB		4-1 2B BB		3	2	2	1	2	0	1											
<b>David Justice, L</b> OBP: 0.363, SLG: 0.476	1-1 HR	0-1 WP 1B			1-0 E2	1-1 F7		0-2 SF8		4	1	2	5	0	0	3											
<b>Manny Ramirez, R</b> OBP: 0.377, SLG: 0.599	1-2 F8	1-2 G6-3			0-0 P2	3-3 K		2-1 1-H 2B		5	0	1	2	0	1	6											
<b>Jim Thome, L</b> OBP: 0.413, SLG: 0.584	0-2 G3-1		0-2 F7		1-3 K		3-3 K			4	0	0	0	1	2	1											
<b>Richie Sexson, R</b> OBP: 0.346, SLG: 0.594					3-3 K			4-2 BB		0	0	0	0	0	0	0											
<b>Brian Giles, L</b> OBP: 0.398, SLG: 0.462		0-0 P2	1-0 P5		3-3 K		2-1 F7	0-0 L9		5	0	0	0	0	1	3											
<b>Sandy Alomar Jr., R</b> OBP: 0.269, SLG: 0.351		4-1 1B 1B BB	2-2 P4		0-0 2B 3B		2-1 F9		0-3 K	4	2	1	0	1	1	0											
<b>Russell Branyan, L</b> OBP: 0.221, SLG: 0.290		2-2 F9		1-1 E4 SH1-4		1-3 K		2-2 K	0-1 F7	4	0	0	0	0	2	2											
<b>Jeff Branson, L</b> OBP: 0.357, SLG: 0.369		0-1 1B 1B 1B	1-1 SH1-4		0-2 BB 2B		0-0 1B SF8 2B		4-1 S BB	3	2	3	1	1	0	0											
<b>Inning Stats</b>	R: 2 E: 0 K: 0 S: 16	H: 2 LOB: 0 BB: 0 P: 23	R: 3 E: 0 K: 0 S: 17	H: 4 LOB: 2 BB: 1 P: 26	R: 0 E: 0 K: 0 S: 9	H: 0 LOB: 0 BB: 0 P: 12	R: 0 E: 1 K: 2 S: 12	H: 0 LOB: 1 BB: 0 P: 17	R: 0 E: 0 K: 1 S: 15	H: 2 LOB: 2 BB: 2 P: 28	R: 0 E: 0 K: 1 S: 8	H: 0 LOB: 0 BB: 0 P: 15	R: 3 E: 0 K: 1 S: 17	H: 3 LOB: 2 BB: 2 P: 29	R: 0 E: 0 K: 1 S: 10	H: 0 LOB: 1 BB: 1 P: 15	1B: 6 2B: 3 3B: 1 HR: 1	SF: 1 SAC: 1 DP: 0 HBP: 0	WP: 1 PB: 0 SB: 1 CS: 0	PA: 46							
<b>PITCHER</b>	IP	WLS	BF	H	R	ER	SO	BB	IBB	HBP	BLK	WP	HR	S	P	ERA	WHIP										
<b>Bob Tewksbury, R</b> ERA: 4.79	5.1	L	27	8	6	6	3	1	0	0	0	1	1	73	103	10.12	1.688										
<b>Travis Miller, L</b> ERA: 3.86	0.0		2	0	0	0	0	2	0	0	0	0	0	2	10												
<b>Dan Serafini, L</b> ERA: 0.48	2.1		10	2	3	3	3	1	0	0	0	0	0	25	42	11.57	1.286										
<b>Hector Carrasco, R</b> ERA: 4.38	0.1		3	1	0	0	0	1	0	0	0	0	0	5	11	0.00	6.000										
<b>Frankie Rodriguez, R</b> ERA: 6.56	1.0		4	0	0	0	1	1	0	0	0	0	0	10	15	0.00	1.000										

Cleveland Indians @ Minnesota Twins  
Hubert H. Humphrey Metrodome, Minneapolis, MN  
Sat Sep 26 1998, 8:05 PM EDT  
Att: 28,764 - Dome - 72 F

AB 38  
R 9  
H 11  
RBI 9  
BB 6  
SO 7  
LOB 18



Batter	1	2	3	4	5	6	7	8	9	AB	R	H	RBI	BB	SO	LOB	BOTTOM										
<b>Otis Nixon, S</b> OBP: 0.360, SLG: 0.343	2-1 G4-3	2-1 2B 1B		1-2 G3		1 SAFE 0-0 G6-3			3-1 F7	5	1	1	0	0	0	1											
<b>Denny Hocking, S</b> OBP: 0.255, SLG: 0.287	3-3 K	0-0 1-H 2B		0-2 G6-3		1-2 F7			1-1 2B	5	0	2	1	0	1	0											
<b>Matt Lawton, L</b> OBP: 0.384, SLG: 0.475	3-2 1B S 1B	3-3 K		1-0 FC6-4 1B			3-1 F7		1-0 G3-1	5	1	2	0	0	1	2											
<b>Paul Molitor, R</b> OBP: 0.334, SLG: 0.382	0-1 1B 1-H 1B		4-1 G3 2B G4-3 BB	1 SAFE 2-0 FC6-4			3-1 F8			3	1	1	1	1	0	1											
<b>David Ortiz, L</b> OBP: 0.371, SLG: 0.446	0-2 1-3 1B		0-0 G4-3		0-0 F7		1-3 K			4	0	1	0	0	1	1											
<b>Ron Coomer, R</b> OBP: 0.298, SLG: 0.409	2-2 G1-3		1-1 G3		2-3 K			2-3 K		4	0	0	0	0	2	3											
<b>Todd Walker, L</b> OBP: 0.371, SLG: 0.474		0-0 HR	1-2 2B		1-2 2B			1-2 F9		4	1	3	2	0	0	0											
<b>Terry Steinbach, R</b> OBP: 0.310, SLG: 0.410		1-0 G5-3		1-2 K		0-0 L7		1-1 F8		4	0	0	0	0	1	2											
<b>Chris Latham, S</b> OBP: 0.262, SLG: 0.200		2-3 K		0-1 HR		0-1 G6-3 1B			0-3 K	4	1	2	1	0	2	0											
<b>Inning Stats</b>	R: 1 E: 0 K: 1 S: 16	H: 3 LOB: 2 BB: 0 P: 26	R: 2 E: 0 K: 2 S: 13	H: 3 LOB: 1 BB: 0 P: 21	R: 1 E: 0 K: 1 S: 10	H: 1 LOB: 1 BB: 1 P: 18	R: 1 E: 0 K: 0 S: 11	H: 2 LOB: 1 BB: 0 P: 15	R: 0 E: 0 K: 1 S: 8	H: 1 LOB: 0 BB: 0 P: 11	R: 0 E: 0 K: 1 S: 7	H: 0 LOB: 0 BB: 0 P: 14	R: 0 E: 0 K: 1 S: 11	H: 0 LOB: 0 BB: 0 P: 15	R: 0 E: 0 K: 1 S: 8	H: 1 LOB: 1 BB: 0 P: 13	1B: 6 2B: 4 3B: 0 HR: 2	SF: 0 SAC: 0 DP: 1 HBP: 0	WP: 0 PB: 0 SB: 1 CS: 0	PA: 39							
<b>PITCHER</b>	IP	WLS	BF	H	R	ER	SO	BB	IBB	HBP	BLK	WP	HR	S	P	ERA	WHIP										
<b>Charles Nagy, R</b> ERA: 5.22	3.0		17	7	4	4	4	1	0	0	0	0	1	29	43	2.46	1.091										
<b>Dave Burba, R</b> ERA: 4.11	3.2	W	14	4	1	1	1	0	0	0	0	0	0	3	4	0.00	0.000										
<b>Jim Poole, L</b> ERA: 5.03	0.1		1	0	0	0	1	0	0	0	0	0	0	11	15	0.00	0.000										
<b>Doug Jones, R</b> ERA: 4.34	1.0		3	0	0	0	1	0	0	0	0	0	0	8	13	0.00	1.000										
<b>Michael Jackson, R</b> ERA: 1.55	1.0		4	1	0	0	1	0	0	0	0	0	0	8	13	0.00	1.000										

Cleveland Indians @ Minnesota Twins  
Hubert H. Humphrey Metrodome, Minneapolis, MN  
Sat Sep 26 1998, 8:05 PM EDT  
Att: 28,764 - Dome - 72 F

AB 38  
R 5  
H 12  
RBI 5  
BB 1  
SO 8  
LOB 10





Batter	1	2	3	4	5	6	7	8	9	AB	R	H	RBI	BB	SO	LOB	TOP				
Omar Vizquel, S (1, 6) OBP: 0.358, SLG: 0.372 Jeff Branson, L (8, 4) OBP: 0.221, SLG: 0.290	1-1 1B	1-1 P3			1-3 K		1-0 2B			4	0	2	1	0	1	2	<b>Cleveland Indians @ Minnesota Twins</b> Hubert H. Humphrey Metrodome, Minneapolis, MN Sun Sep 27 1998, 4:33 AM EDT Att: 12,049 - Dome - 72 F <a href="http://livebaseballscorecards.com">livebaseballscorecards.com</a>				
Enrique Wilson, S (1, 4) OBP: 0.354, SLG: 0.456	3-2 F8		4-2 BB		2-2 G5-3		0-1 FC5-2			3	0	0	0	1	0	3					
Travis Fryman, R (1, 10) OBP: 0.340, SLG: 0.504	3-3 K		0-0 F7		1-3 K		0-3 K			4	0	0	0	0	3	4					
Richie Sexson, R (1, 3) OBP: 0.344, SLG: 0.592	1-3 K		1-3 K		1-1 2B		3-3 K			4	0	1	0	0	3	2					
Mark Whiten, S (1, 8) OBP: 0.372, SLG: 0.425		0-0 F9 1B 2B	1-3 K		3-0 P3		0-3 K			4	1	1	0	0	2	2					
Alex Ramirez, R (1, 9) OBP: 0.125, SLG: 0.125	0-1 F9			0-3 K		2-1 L6		0-3 K		4	0	0	0	0	2	2					
Sandy Alomar Jr., R (1, 2) Einar Diaz, R (6, 2) Joey Coors, S (9, PH) OBP: 0.286, SLG: 0.375 OBP: 0.357, SLG: 0.370	1-1 1B 3-H 1B		1-0 P6		2-2 F6 1B 2B HBP		1-3 K			2	0	1	1	0	0	0					
Jeff Manto, R (1, 5) Jacob Cruz, L (9, PH)	1-1 P5		3-3 K		0-0 2B FC5-2 1B		2-3 K			3	0	1	0	0	1	1					
Brian Giles, L (1, 7) OBP: 0.396, SLG: 0.460	3-2 1B		0-2 F8		0-2 F8		1-2 L7			4	0	1	0	0	0	2					
<b>Inning Stats</b>	R: 0 E: 0 K: 2 S: 11	H: 1 LOB: 1 BB: 0 P: 19	R: 1 E: 0 K: 0 S: 12	H: 3 LOB: 2 BB: 0 P: 18	R: 0 E: 0 K: 2 S: 10	H: 0 LOB: 0 BB: 1 P: 16	R: 0 E: 0 K: 2 S: 7	H: 0 LOB: 0 BB: 0 P: 11	R: 0 E: 0 K: 1 S: 11	H: 1 LOB: 1 BB: 0 P: 15	R: 1 E: 0 K: 3 S: 14	H: 2 LOB: 2 BB: 0 P: 17	R: 0 E: 0 K: 3 S: 9	H: 0 LOB: 0 BB: 0 P: 12	R: 0 E: 0 K: 2 S: 10	H: 0 LOB: 0 BB: 0 P: 14		1B: 4 2B: 3 3B: 0 HR: 0	SF: 0 SAC: 0 DP: 0 HBP: 1	WP: 0 PB: 0 SB: 0 CS: 0	PA: 36
<b>PITCHER</b>	IP	WLS	BF	H	R	ER	SO	BB	IBB	HBP	BLK	WP	HR	S	P	ERA	WHIP				
Eric Milton, L (1, 1) ERA: 5.64	6.0	W	26	6	2	2	8	1	0	1	0	0	0	64	100	3.00	1.167				
Eddie Guardado, L (7, 1) ERA: 4.52	0.2		3	1	0	0	0	0	0	0	0	0	0	6	7	0.00	1.500				
Mike Trombley, R (7, 1) ERA: 3.63	2.1	S	7	0	0	0	6	0	0	0	0	0	0	22	29	0.00	0.000				

Batter	1	2	3	4	5	6	7	8	9	AB	R	H	RBI	BB	SO	LOB	BOTTOM				
Otis Nixon, S (1, 8) OBP: 0.361, SLG: 0.344	1-3 K		1-1 1B 1-2 2B 1B		1-3 K		0-0 E3 1B	1-2 G4-3		5	1	2	0	0	2	2	<b>Cleveland Indians @ Minnesota Twins</b> Hubert H. Humphrey Metrodome, Minneapolis, MN Sun Sep 27 1998, 4:33 AM EDT Att: 12,049 - Dome - 72 F <a href="http://livebaseballscorecards.com">livebaseballscorecards.com</a>				
Denny Hocking, S (1, 6) OBP: 0.259, SLG: 0.288	2-2 F7		0-0 2B 1B		4-0 FC5-4 BB		0-0 G4-3			3	1	1	0	1	0	1					
Matt Lawton, L (1, 9) OBP: 0.387, SLG: 0.478	2-1 1B		1-1 G3-1 1-H 2-H 3-H		0-3 K		3-1 1B HBP			3	1	2	3	0	1	1					
Paul Molitor, R (1, 10) OBP: 0.335, SLG: 0.382	2-2 1B		0-0 B1-3		0-0 FC5-4		0-0 1B SF 1B			4	1	2	0	0	0	2					
Todd Walker, L (1, 4) OBP: 0.372, SLG: 0.473	2-1 G4-3		2-2 G3-1		4-2 G5-4-3 BB		0-0 SF E 1B			3	1	1	1	1	0	3					
Ron Coomer, R (1, 5) OBP: 0.295, SLG: 0.406		2-0 L9	2-2 G4-3		0-0 G5-4-3		0-1 SF E			3	0	0	1	0	0	2					
Doug Mientkiewicz, L (1, 3) Brent Gates, S (6, 5) OBP: 0.324, SLG: 0.321	1-1 F7			0-0 P6		1-1 F7		2-3 3-H 0-2 E4		2	0	0	0	0	0	0					
Javier Valentin, S (1, 2) OBP: 0.247, SLG: 0.309	2-1 F8			2-1 G1-3			1-2 P3	1-2 L4		4	0	0	0	0	0	2					
Chris Latham, S (1, 7) OBP: 0.262, SLG: 0.202			0-0 1B 2B 1B		3-3 K		2-1 P2	0-3 K		4	1	1	0	0	2	2					
<b>Inning Stats</b>	R: 0 E: 0 K: 1 S: 15	H: 2 LOB: 2 BB: 0 P: 24	R: 0 E: 0 K: 0 S: 5	H: 0 LOB: 0 BB: 0 P: 10	R: 3 E: 0 K: 0 S: 14	H: 4 LOB: 1 BB: 0 P: 20	R: 0 E: 0 K: 1 S: 7	H: 0 LOB: 0 BB: 0 P: 12	R: 0 E: 0 K: 2 S: 5	H: 0 LOB: 1 BB: 1 P: 10	R: 0 E: 1 K: 0 S: 8	H: 1 LOB: 1 BB: 0 P: 11	R: 3 E: 2 K: 1 S: 21	H: 2 LOB: 2 BB: 0 P: 26	1B: 8 2B: 1 3B: 0 HR: 0	SF: 1 SAC: 0 DP: 1 HBP: 1		WP: 0 PB: 0 SB: 0 CS: 0	PA: 37		
<b>PITCHER</b>	IP	WLS	BF	H	R	ER	SO	BB	IBB	HBP	BLK	WP	HR	S	P	ERA	WHIP				
Bartolo Colon, R (1, 1) ERA: 3.71	5.0	L	22	6	3	3	4	1	0	0	0	0	0	48	78	5.40	1.400				
Steve Reed, R (6, 1) ERA: 3.14	1.0		3	0	0	0	0	1	0	0	0	0	0	5	10	0.00	1.000				
Chad Ogea, R (7, 1) ERA: 5.61	1.0		4	1	0	0	0	0	0	0	0	0	0	8	11	0.00	1.000				
Jim Poole, L (8, 1) ERA: 5.26	0.0		1	0	1	1	0	0	0	1	0	0	0	1	4	∞	∞				
Doug Jones, R (8, 1) ERA: 4.54	0.1		5	2	2	2	0	0	0	0	0	0	0	11	12	54.00	6.000				
<b>PITCHER</b>	IP	WLS	BF	H	R	ER	SO	BB	IBB	HBP	BLK	WP	HR	S	P	ERA	WHIP				
Paul Shuey, R (8, 1) ERA: 3.0	0.2		2	0	0	0	1	0	0	0	0	0	0	9	10	0.00	0.000				













Batter	1	2	3	4	5	6	7	8	9	AB	R	H	RBI	BB	SO	LOB	TOP								
Kenny Lofton, L (1, 8) OBP: 0.462, SLG: 1.000	F4		K			HR		F7		4	1	1	1	0	1	1	<b>Cleveland Indians @ Boston Red Sox</b> Fenway Park, Boston, MA Fri Oct 02 1998, 3:33 AM EDT Att: 33,114 - Sunny - 64 F								
Omar Vizquel, S (1, 6) OBP: 0.231, SLG: 0.667	P5			F8		P3		F9		4	0	0	0	0	0	1									
David Justice, L (1, 7) OBP: 0.231, SLG: 0.667	G5-3			F8		F4		L9		4	0	0	0	0	0	1									
Manny Ramirez, R (1, 9) OBP: 0.615, SLG: 1.300		BB		K				HR		3	2	2	2	1	1	0									
Jim Thome, L (1, 3) OBP: 0.231, SLG: 0.667 Richie Sexson, R (9, 3)		K				HR		L4		4	1	1	1	0	2	1									
Travis Fryman, R (1, 5) OBP: 0.167, SLG: 0.091						G5-3		G5-3		4	0	0	0	0	0	1									
Brian Giles, L (1, 10) OBP: 0.333, SLG: 0.300						L3		1B		4	0	1	0	0	1	1									
Sandy Alomar Jr., R (1, 2) OBP: 0.300, SLG: 0.600				G6-3		K		K		3	0	0	0	0	2	1									
Joey Cora, S (1, 4)				P4						2	0	0	0	1	1	0									
																		<b>C</b>							
<b>Inning Stats</b>	R: 0 H: 0 E: 0 K: 0 S: 9	H: 0 LOB: 0 BB: 0 P: 12	R: 0 H: 0 E: 0 K: 2 S: 11	H: 0 LOB: 1 BB: 1 P: 18	R: 0 H: 0 E: 0 K: 1 S: 9	H: 0 LOB: 0 BB: 0 P: 11	R: 0 H: 0 E: 0 K: 1 S: 8	H: 0 LOB: 0 BB: 0 P: 12	R: 1 H: 1 E: 0 K: 1 S: 11	H: 1 LOB: 0 BB: 0 P: 14	R: 1 H: 1 E: 0 K: 1 S: 10	H: 1 LOB: 1 BB: 0 P: 14	R: 1 H: 2 E: 0 K: 1 S: 14	H: 2 LOB: 1 BB: 0 P: 19	R: 0 H: 0 E: 0 K: 0 S: 11	H: 0 LOB: 1 BB: 1 P: 22	R: 1 H: 1 E: 0 K: 1 S: 8	H: 1 LOB: 0 BB: 0 P: 11	1B: 1 2B: 0 3B: 0 HR: 4	SF: 0 SAC: 0 DP: 0 HBP: 0	WP: 0 PB: 0 SB: 0 CS: 0	PA: 34			
<b>PITCHER</b>	IP	WLS	BF	H	R	ER	SO	BB	IBB	HBP	BLK	WP	HR	S	P	ERA	WHIP								
Bret Saberhagen, R (1, 1) ERA: 3.86	7.0	L	26	4	3	3	7	1	0	0	0	0	3	72	100	3.86	0.714								
Jim Corsi, R (8, 1) ERA: 9.0	1.0		4	0	0	0	0	1	0	0	0	0	0	11	22	0.00	1.000								
Dennis Eckersley, R (9, 1) ERA: 9.0	1.0		4	1	1	1	1	0	0	0	0	0	1	8	11	9.00	1.000								

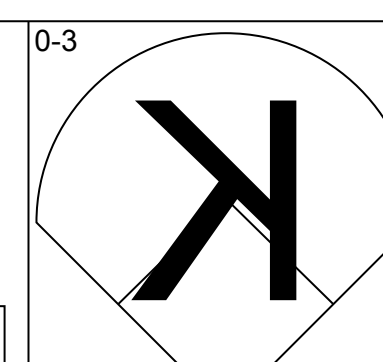
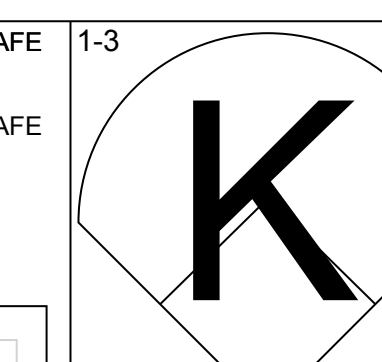
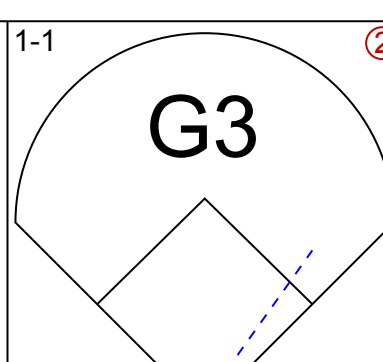
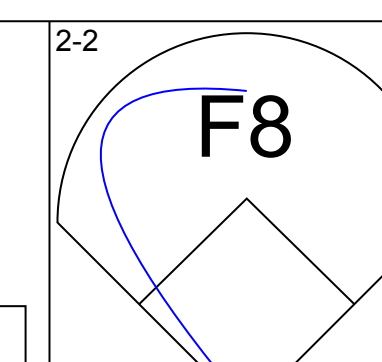
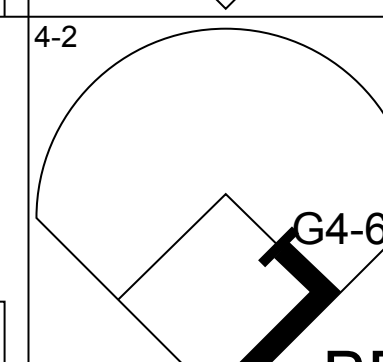
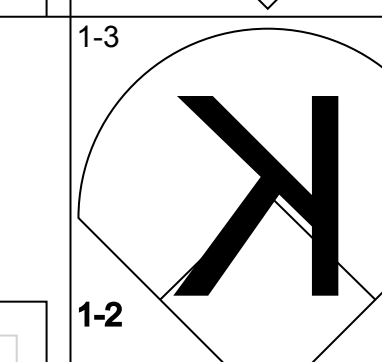
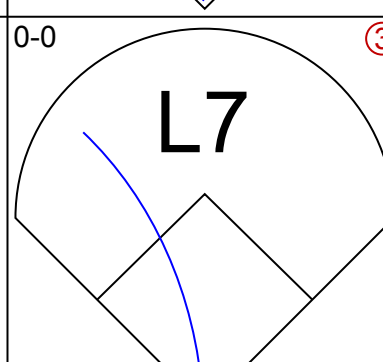
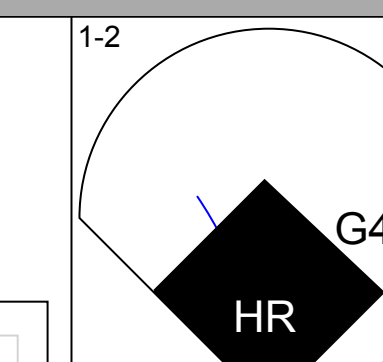
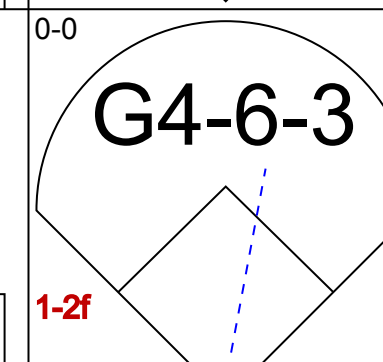
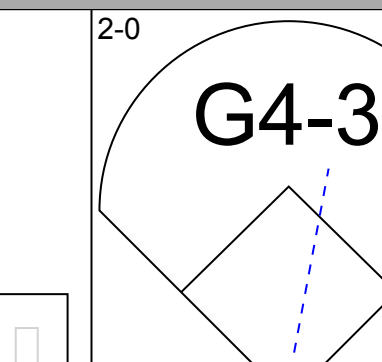
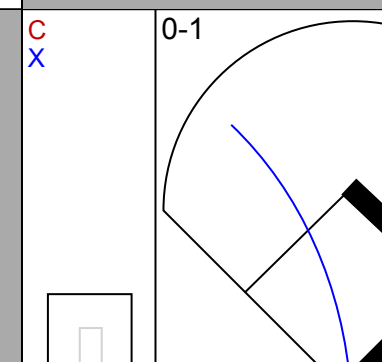
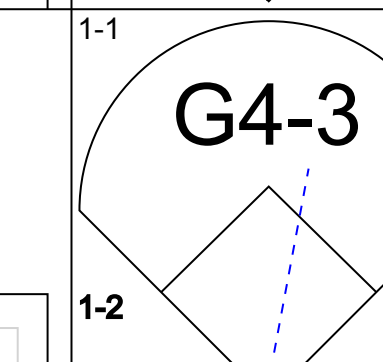
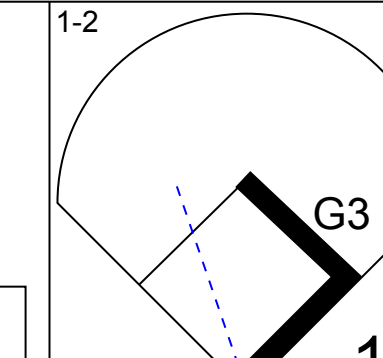
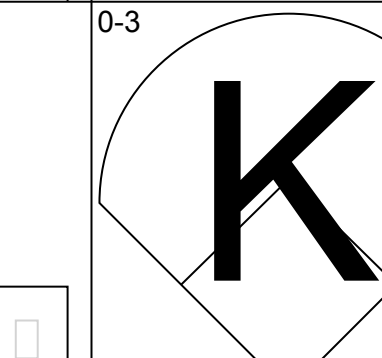
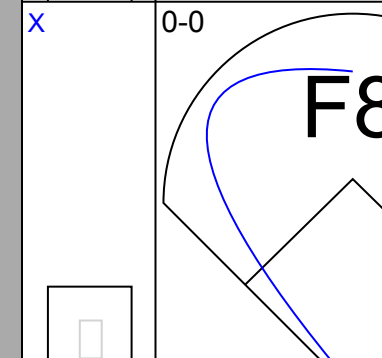
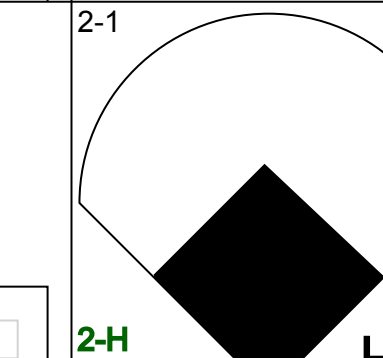
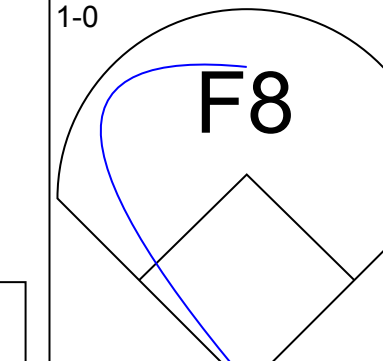
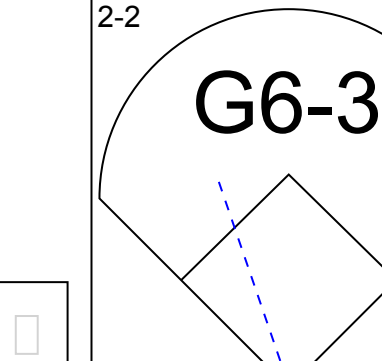
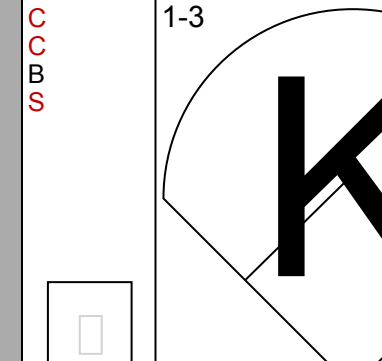
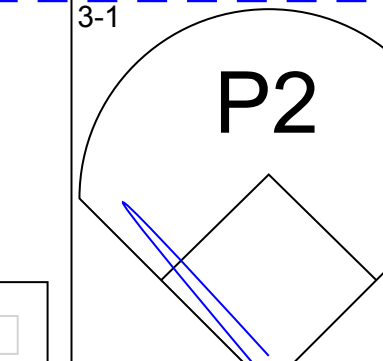
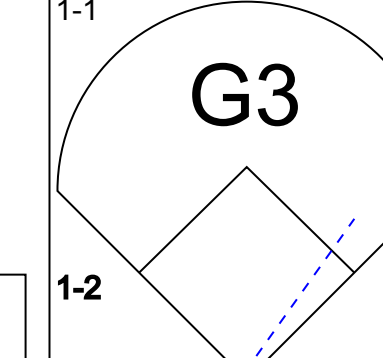
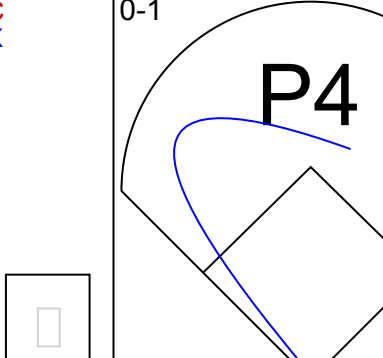
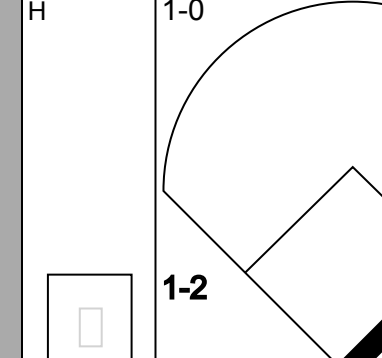
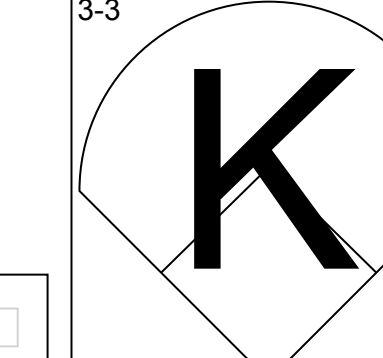
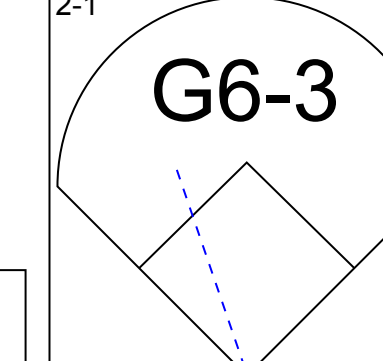
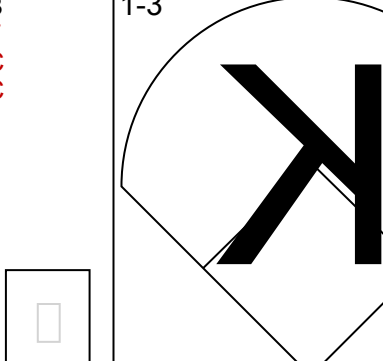
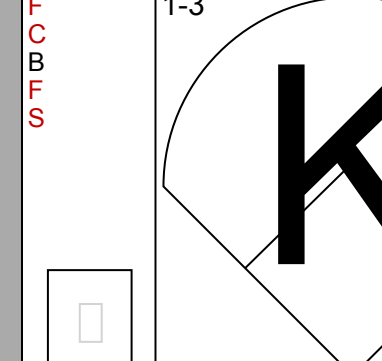
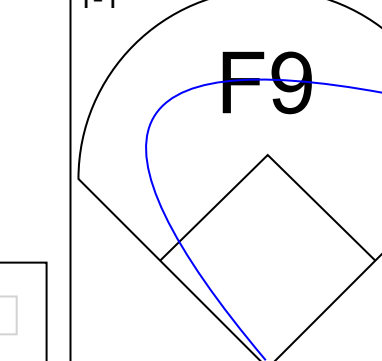
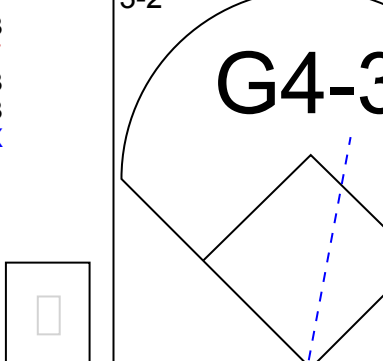
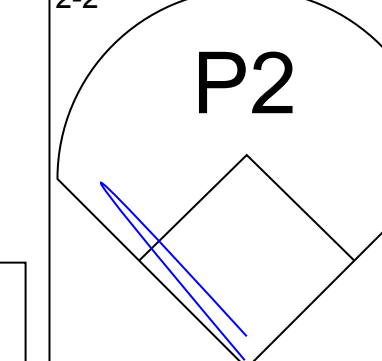
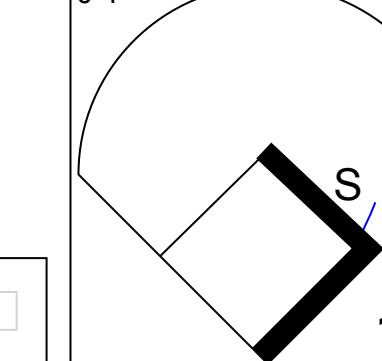
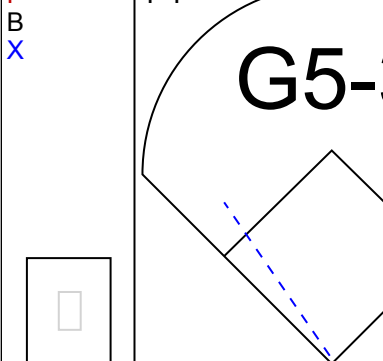
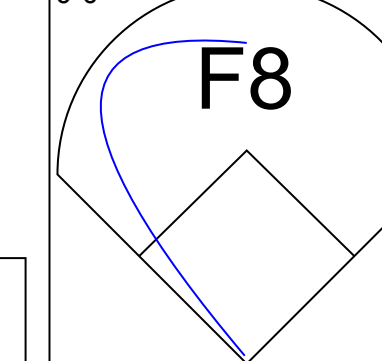
Batter	1	2	3	4	5	6	7	8	9	AB	R	H	RBI	BB	SO	LOB	BOTTOM								
Darren Lewis, R (1, 8) OBP: 0.500, SLG: 0.500	G3			1B FC5-4 1B		F8		G6-3		4	1	1	0	0	0	1	<b>Cleveland Indians @ Boston Red Sox</b> Fenway Park, Boston, MA Fri Oct 02 1998, 3:33 AM EDT Att: 33,114 - Sunny - 64 F								
John Valentin, R (1, 5) OBP: 0.500, SLG: 0.417	G6-3			F7				L5		4	0	1	0	0	0	1									
Mo Vaughn, L (1, 3) OBP: 0.500, SLG: 1.000	K			FC5-4 1B		G4-3		HR 1B		4	1	2	0	0	1	1									
Nomar Garciaparra, R (1, 6) OBP: 0.286, SLG: 0.917		L8		FC5-4		L7		HR		4	1	1	3	0	0	1									
Mike Stanley, R (1, 10) OBP: 0.308, SLG: 0.250		G4-3		1-2 3-H K		G5-3		G6-3		4	0	0	0	0	1	1									
Troy O'Leary, L (1, 7) OBP: 0.154, SLG: 0.083		G3				G4-3		G6-3		4	0	0	0	0	0	0									
Trot Nixon, L (1, 9) OBP: 0.500, SLG: 0.333				G1-3		F7		G3 1B		3	0	1	0	0	0	0									
Scott Hatteberg, L (1, 2) OBP: 0.250, SLG: 0.143				G4-3		G4-3		F7		3	0	0	0	0	0	1									
Mike Benjamin, R (1, 4) OBP: 0.200, SLG: 0.111 Midre Cummings, L (8, PH) Donnie Sadler, R (9, 4)				K		G5-3		G3		2	0	0	0	0	1	0									
										1	0	0	0	0	0	1									
										0	0	0	0	0	0	0									
<b>Inning Stats</b>	R: 0 H: 0 E: 0 K: 1 S: 10	H: 0 LOB: 0 BB: 0 P: 16	R: 0 H: 0 E: 0 K: 0 S: 5	H: 0 LOB: 0 BB: 0 P: 8	R: 0 H: 0 E: 0 K: 1 S: 9	H: 0 LOB: 0 BB: 0 P: 13	R: 1 H: 2 E: 0 K: 1 S: 10	H: 2 LOB: 1 BB: 0 P: 16	R: 0 H: 1 E: 0 K: 0 S: 10	H: 1 LOB: 1 BB: 0 P: 12	R: 0 H: 0 E: 0 K: 0 S: 5	H: 0 LOB: 0 BB: 0 P: 6	R: 0 H: 1 E: 0 K: 0 S: 6	H: 1 LOB: 1 BB: 0 P: 9	R: 2 H: 2 E: 0 K: 0 S: 9	H: 2 LOB: 0 BB: 0 P: 13	1B: 5 2B: 0 3B: 0 HR: 1	SF: 0 SAC: 0 DP: 0 HBP: 0	WP: 0 PB: 0 SB: 0 CS: 0	PA: 33					
<b>PITCHER</b>	IP	WLS	BF	H	R	ER	SO	BB	IBB	HBP	BLK	WP	HR	S	P	ERA	WHIP								
Charles Nagy, R (1, 1) ERA: 1.13	8.0	W	28	4	1	1	3	0	0	0	0	0	0	61	88	1.12	0.500								
Michael Jackson, R (9, 1) ERA: 6.0	1.0	S	5	2	2	2	0	0	0	0	0	0	1	9	13	18.00	2.000								

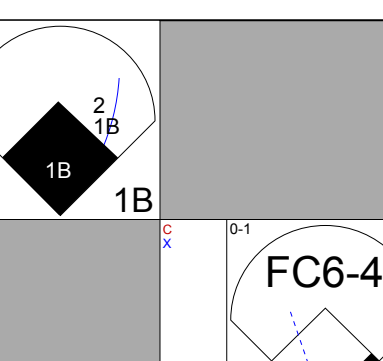
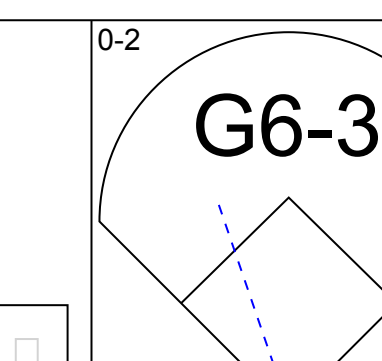
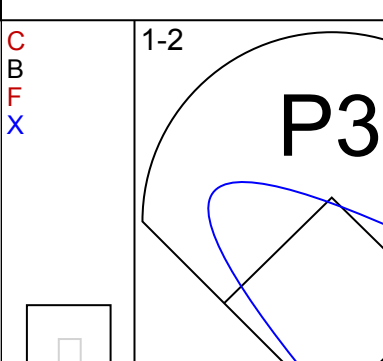
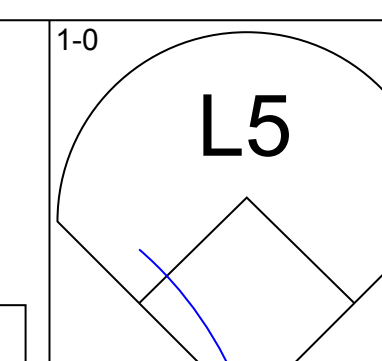
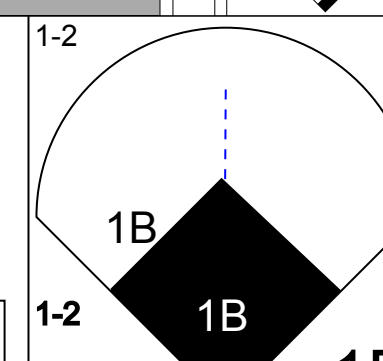
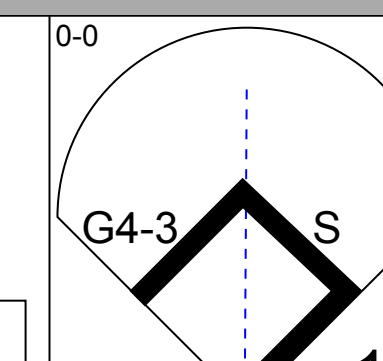
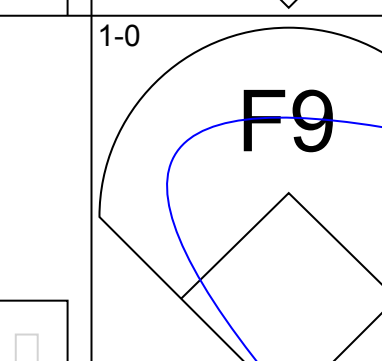
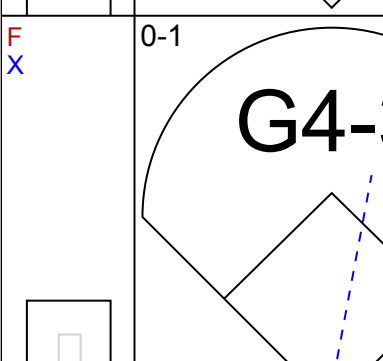
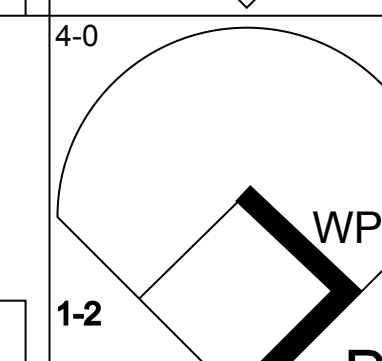
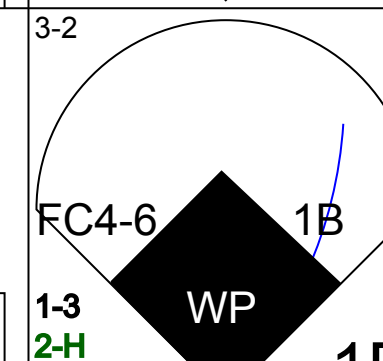
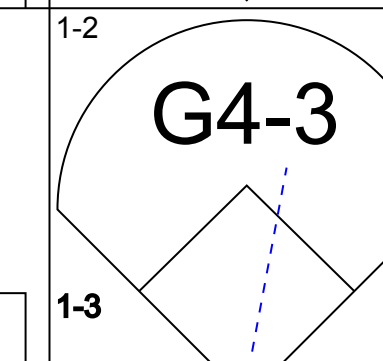
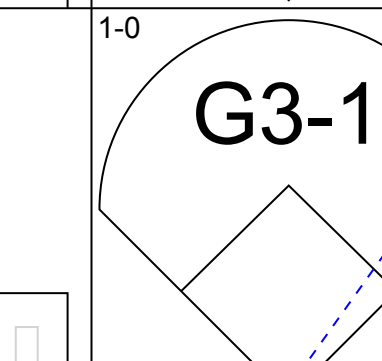
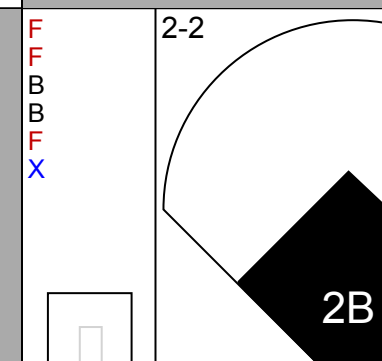
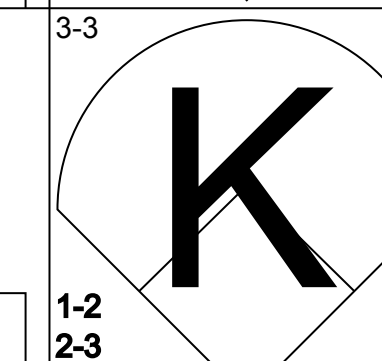
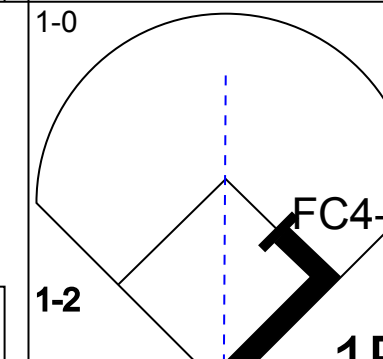
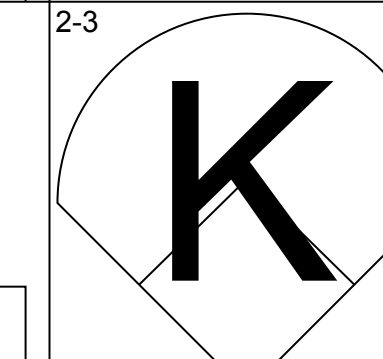
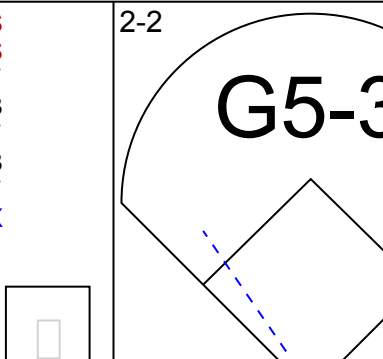
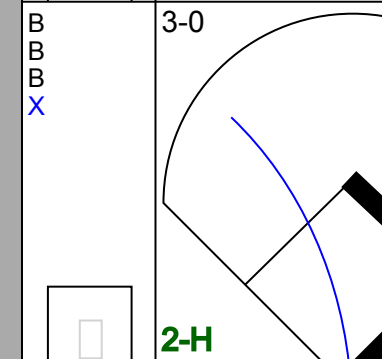
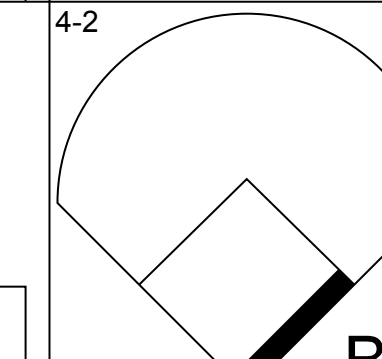
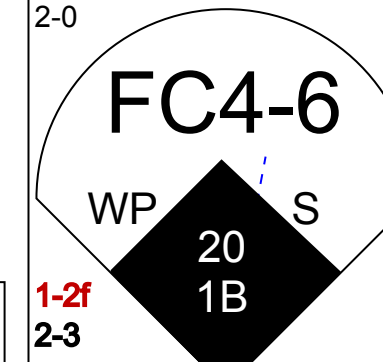
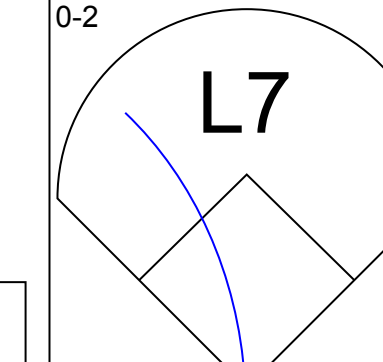
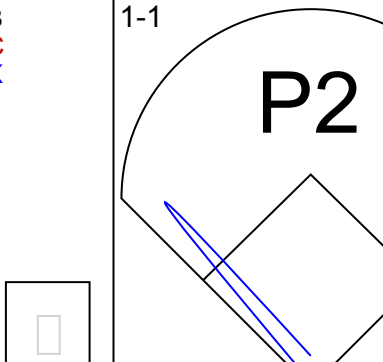
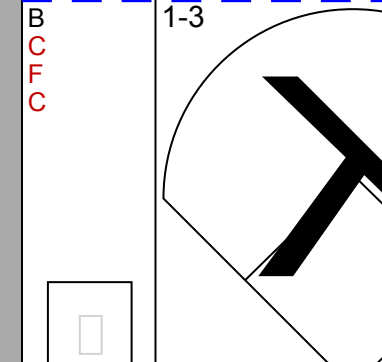
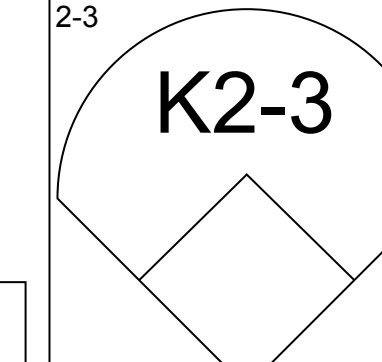
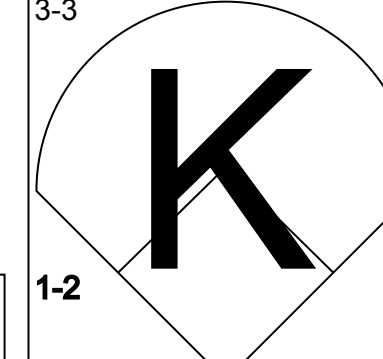
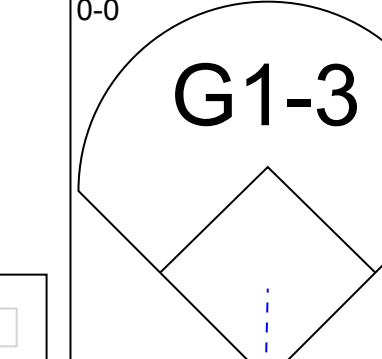
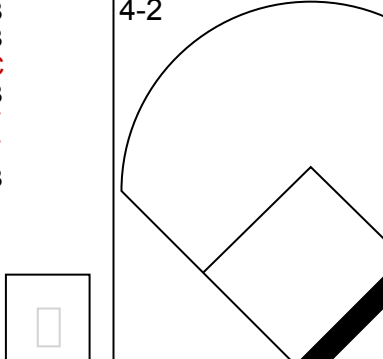
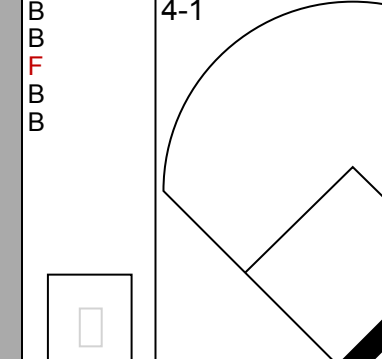
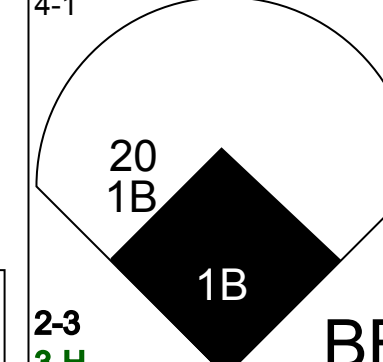
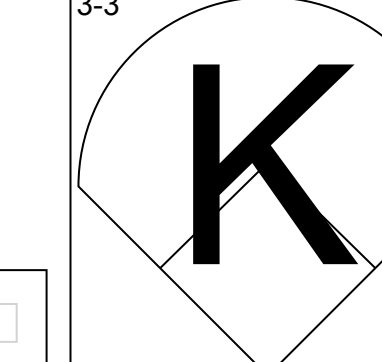
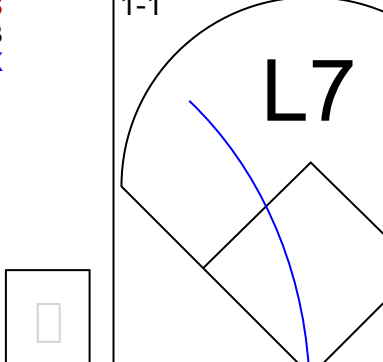
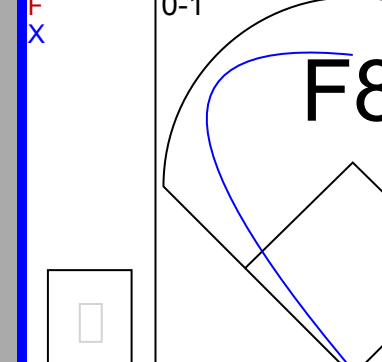
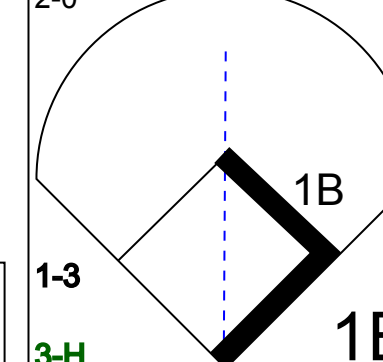
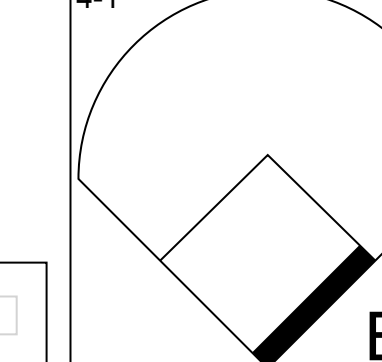
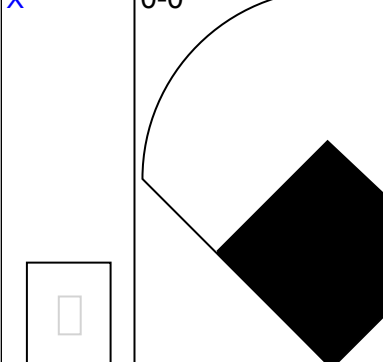
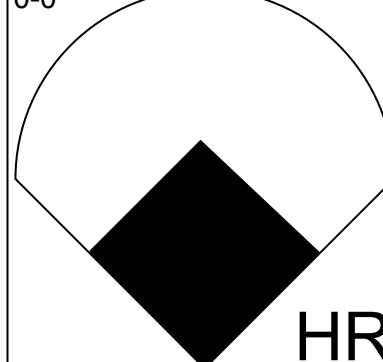
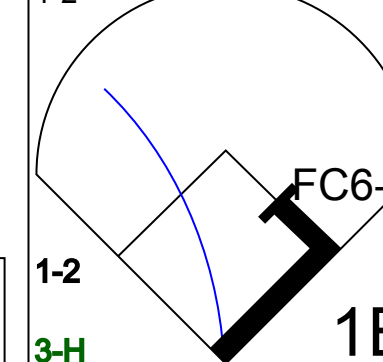
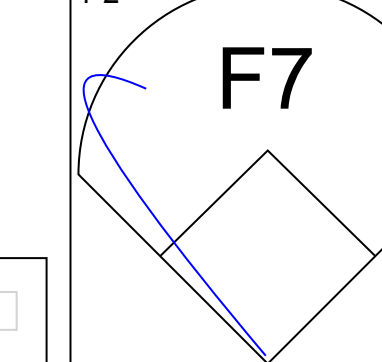
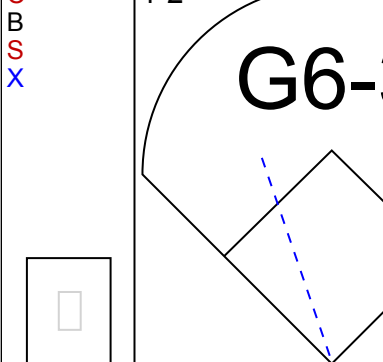
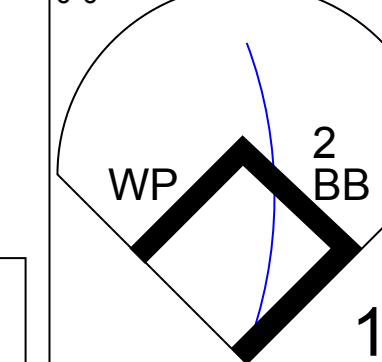


Batter	1	2	3	4	5	6	7	8	9	AB	R	H	RBI	BB	SO	LOB	TOP				
<b>Kenny Lofton, L</b> OBP: 0.412, SLG: 0.813 (1, 8)	F8		F8		F8			S 1B 2B 1B		4	1	1	0	0	0	2	<b>Cleveland Indians @ Boston Red Sox</b> Fenway Park, Boston, MA Sat Oct 03 1998, 3:33 AM EDT Att: 33,537 - Sunny - 64 F				
<b>Omar Vizquel, S</b> OBP: 0.125, SLG: 0.067 (1, 6)	F7		L8			P5		2B 1B		4	1	1	0	0	0	0					
<b>David Justice, L</b> OBP: 0.294, SLG: 0.750 (1, 7)	G3-1			G3		L9		2B		4	0	2	2	0	0	0					
<b>Manny Ramirez, R</b> OBP: 0.471, SLG: 0.929 (1, 9)		F7		P4		L9		G5-3		4	0	0	0	0	0	2					
<b>Travis Fryman, R</b> OBP: 0.313, SLG: 0.231 (1, 5)		S 2B		CS BB		G3		BB		2	0	1	0	2	0	1					
<b>Jim Thome, L</b> OBP: 0.235, SLG: 0.533 (1, 10)		FC6-4 BB		CS	G3-1		K	L4		3	0	0	0	1	1	2					
<b>Richie Sexson, R</b> (1, 3)		K				F9 BB		G5-3	G5-4-3 BB	2	0	0	0	2	1	2					
<b>Sandy Alomar Jr., R</b> OBP: 0.286, SLG: 0.462 (1, 2)		FC6-4						K	G5-4-3	3	0	0	0	1	1	3					
<b>Enrique Wilson, S</b> <b>Joey Cora, S</b> (8, PH) (8, 4)				P5		F9		F7	F8	2	0	0	0	0	0	2					
<b>Inning Stats</b>	R: 0 E: 0 K: 0 S: 5	H: 0 LOB: 0 BB: 0 P: 7	R: 0 E: 0 K: 1 S: 11	H: 1 LOB: 2 BB: 1 P: 17	R: 0 E: 0 K: 0 S: 6	H: 0 LOB: 0 BB: 0 P: 9	R: 0 E: 0 K: 0 S: 12	H: 0 LOB: 0 BB: 1 P: 21	R: 0 E: 0 K: 0 S: 8	H: 1 LOB: 2 BB: 2 P: 21	R: 0 E: 0 K: 2 S: 9	H: 0 LOB: 0 BB: 0 P: 15	R: 2 E: 0 K: 0 S: 12	H: 3 LOB: 2 BB: 1 P: 20	R: 0 E: 0 K: 0 S: 6	H: 0 LOB: 0 BB: 1 P: 11		1B: 2 2B: 3 3B: 0 HR: 0	SF: 0 SAC: 0 DP: 1 HBP: 0	WP: 0 PB: 0 SB: 2 CS: 1	PA: 37
<b>PITCHER</b>	IP	WLS	BF	H	R	ER	SO	BB	IBB	HBP	BLK	WP	HR	S	P	ERA	WHIP				
<b>Pete Schourek, L</b> ERA: 2.09 (1, 1)	5.1		21	2	0	0	1	4	0	0	0	0	0	50	87	0.00	1.125				
<b>Derek Lowe, R</b> ERA: 2.09 (6, 1)	1.2		5	0	0	0	2	0	0	0	0	0	0	13	19	0.00	0.000				
<b>Tom Gordon, R</b> ERA: 9.0 (8, 1)	2.0	L	10	3	2	2	0	2	0	0	0	0	0	18	31	9.00	2.500				

Batter	1	2	3	4	5	6	7	8	9	AB	R	H	RBI	BB	SO	LOB	BOTTOM				
<b>Darren Lewis, R</b> OBP: 0.438, SLG: 0.500 (1, 8)	G6-3 2B		K		K		P5			4	0	1	0	0	2	1	<b>Cleveland Indians @ Boston Red Sox</b> Fenway Park, Boston, MA Sat Oct 03 1998, 3:33 AM EDT Att: 33,537 - Sunny - 64 F				
<b>John Valentin, R</b> OBP: 0.556, SLG: 0.533 (1, 5)	G6-3 BB		G6-4-3 1B			1B 2B		K		3	0	2	0	1	1	0					
<b>Mo Vaughn, L</b> <b>Donnie Sadler, R</b> (1, 3) (8, PR) (9, 4)	K		G6-4-3			P8		G5-3 2B		4	0	1	0	0	1	4					
<b>Nomar Garciaparra, R</b> OBP: 0.333, SLG: 1.000 (1, 6)	G6-3			HR		1B IBB		G5-3		3	1	1	1	1	0	3					
<b>Mike Stanley, R</b> <b>Damon Buford, R</b> (1, 10) (8, PR)	G6-3			G6-3		1-3 2-H 1B		BB		3	0	1	0	1	0	2					
<b>Troy O'Leary, L</b> OBP: 0.116, SLG: 0.063 (1, 7)		G4-3		P5		K		F8		4	0	0	0	0	1	5					
<b>Scott Hatteberg, L</b> OBP: 0.333, SLG: 0.111 (1, 2)		BB		F8		SH3-4 BB		G4-3		2	0	0	0	2	0	0					
<b>Mike Benjamin, R</b> <b>Midre Cummings, L</b> (1, 4) (9, 3) (9, PH)	F7				L8		SH3-4	G6-3		2	0	0	0	0	0	1					
<b>Darren Bragg, L</b> OBP: 0.083, SLG: 0.083 (1, 9)	P6				F9		K	K		4	0	0	0	0	2	2					
<b>Inning Stats</b>	R: 0 E: 0 K: 1 S: 13	H: 1 LOB: 2 BB: 1 P: 23	R: 0 E: 0 K: 0 S: 7	H: 0 LOB: 1 BB: 1 P: 15	R: 0 E: 0 K: 1 S: 6	H: 1 LOB: 0 BB: 0 P: 11	R: 1 E: 0 K: 0 S: 9	H: 1 LOB: 0 BB: 0 P: 12	R: 0 E: 0 K: 1 S: 8	H: 0 LOB: 0 BB: 0 P: 13	R: 0 E: 0 K: 1 S: 6	H: 0 LOB: 1 BB: 1 P: 13	R: 0 E: 0 K: 1 S: 11	H: 1 LOB: 3 BB: 1 P: 19	R: 0 E: 0 K: 1 S: 6	H: 0 LOB: 0 BB: 0 P: 11		1B: 2 2B: 3 3B: 0 HR: 1	SF: 0 SAC: 1 DP: 1 HBP: 0	WP: 0 PB: 0 SB: 0 CS: 0	PA: 36
<b>PITCHER</b>	IP	WLS	BF	H	R	ER	SO	BB	IBB	HBP	BLK	WP	HR	S	P	ERA	WHIP				
<b>Bartolo Colon, R</b> ERA: 1.99 (1, 1)	5.2		23	5	1	1	3	2	1	0	0	0	0	8	14	0.00	1.000				
<b>Jim Poole, L</b> ERA: 40.5 (7, 1)	1.0		4	0	0	0	2	1	0	0	0	0	0	4	5	0.00	0.000				
<b>Steve Reed, R</b> ERA: 40.5 (8, 1)	0.2	W	2	0	0	0	1	0	0	0	0	0	0	4	5	0.00	0.000				
<b>Paul Assenmacher, L</b> ERA: 40.5 (8, 1)	0.0		1	1	0	0	0	0	0	0	0	0	0	3	5	=	=				
<b>Paul Shuey, R</b> ERA: 40.5 (8, 1)	0.2		3	0	0	0	0	1	0	0	0	0	0	5	11	0.00	1.500				



Batter	1	2	3	4	5	6	7	8	9	AB	R	H	RBI	BB	SO	LOB	TOP										
<b>Kenny Lofton, L</b> OBP: 0.333, SLG: 0.650 (1, 8)										4	0	0	0	0	2	1	<b>Cleveland Indians @ New York Yankees</b> Yankee Stadium, Bronx, NY Tue Oct 06 1998, 7:05 PM EDT Att: 57,138 - Unknown - 54 F										
<b>Joey Cora, S</b> OBP: 0.294, SLG: 0.077 (1, 4)										3	1	1	0	1	1												
<b>David Justice, L</b> OBP: 0.286, SLG: 0.650 (1, 7)										4	0	1	0	0	0	2											
<b>Manny Ramirez, R</b> OBP: 0.476, SLG: 1.000 (1, 9)										4	1	2	2	0	1	1											
<b>Travis Fryman, R</b> OBP: 0.250, SLG: 0.176 (1, 5)										4	0	0	0	0	1	2											
<b>Jim Thome, L</b> OBP: 0.238, SLG: 0.444 (1, 10)										3	0	0	0	0	1	1											
<b>Richie Sexson, R</b> (1, 3)										3	0	0	0	0	2	3											
<b>Sandy Alomar Jr., R</b> OBP: 0.235, SLG: 0.375 <b>Einar Diaz, R</b> (8, 2)										3	0	0	0	0	0	0											
<b>Omar Vizquel, S</b> OBP: 0.158, SLG: 0.111 (1, 6)										3	0	1	0	0	0	0											
<b>Inning Stats</b>	R: 0 E: 0 K: 1 S: 7	H: 0 LOB: 0 BB: 1 P: 11	R: 0 E: 0 K: 0 S: 9	H: 1 LOB: 1 BB: 0 P: 14	R: 0 E: 0 K: 2 S: 13	H: 1 LOB: 1 BB: 0 P: 16	R: 0 E: 0 K: 1 S: 8	H: 0 LOB: 0 BB: 0 P: 12	R: 0 E: 0 K: 1 S: 5	H: 0 LOB: 0 BB: 0 P: 7	R: 0 E: 0 K: 2 S: 10	H: 1 LOB: 2 BB: 0 P: 13	R: 0 E: 0 K: 1 S: 10	H: 0 LOB: 0 BB: 0 P: 14	R: 2 E: 0 K: 1 S: 13	H: 2 LOB: 0 BB: 0 P: 23		1B: 4 2B: 0 3B: 0 HR: 1	SF: 0 SAC: 0 DP: 1 HBP: 1	WP: 0 PB: 0 SB: 1 CS: 0	PA: 33						
<b>PITCHER</b>	IP	WLS	BF	H	R	ER	SO	BB	IBB	HBP	BLK	WP	HR	S	P	ERA	WHIP										
<b>David Wells, L</b> ERA: 1.1	(1, 1)	8.1	W	31	5	2	2	7	1	0	1	0	1	77	110	2.16	0.720										
<b>Jeff Nelson, R</b> ERA:	(9, 1)	0.2		2	0	0	0	1	0	0	0	0	0	6	12	0.00	0.000										

Batter	1	2	3	4	5	6	7	8	9	AB	R	H	RBI	BB	SO	LOB	BOTTOM										
<b>Chuck Knoblauch, R</b> OBP: 0.176, SLG: 0.125 (1, 4)										5	1	1	0	0	0	3	<b>Cleveland Indians @ New York Yankees</b> Yankee Stadium, Bronx, NY Tue Oct 06 1998, 7:05 PM EDT Att: 57,138 - Unknown - 54 F										
<b>Derek Jeter, R</b> OBP: 0.375, SLG: 0.231 (1, 6)										4	1	2	0	1	0	0											
<b>Paul O'Neill, L</b> OBP: 0.412, SLG: 0.750 (1, 9)										5	2	2	1	0	1	3											
<b>Bernie Williams, S</b> OBP: 0.235, SLG: 0.200 (1, 8)										4	0	2	2	1	1	1											
<b>Tino Martinez, L</b> OBP: 0.188, SLG: 0.313 (1, 3)										5	1	0	0	0	2	7											
<b>Tim Lincecum, S</b> OBP: 0.444, SLG: 0.333 (1, 10)										2	0	0	0	2	1	2											
<b>Shane Spencer, R</b> OBP: 0.444, SLG: 1.125 <b>Ricky Ledee, L</b> (7, PH) (8, 7)										2	1	0	0	1	1	1											
<b>20 Jorge Posada, S</b> OBP: 0.571, SLG: 1.000 (1, 2)										3	1	2	2	1	0	2											
<b>Scott Brosius, R</b> OBP: 0.429, SLG: 0.643 (1, 5)										4	0	2	1	0	0	1											
<b>Inning Stats</b>	R: 5 E: 0 K: 1 S: 24	H: 6 LOB: 2 BB: 1 P: 43	R: 0 E: 0 K: 1 S: 12	H: 1 LOB: 1 BB: 0 P: 15	R: 0 E: 0 K: 1 S: 8	H: 0 LOB: 1 BB: 1 P: 16	R: 0 E: 0 K: 0 S: 6	H: 0 LOB: 0 BB: 0 P: 8	R: 0 E: 0 K: 0 S: 13	H: 0 LOB: 0 BB: 1 P: 21	R: 1 E: 0 K: 1 S: 9	H: 1 LOB: 0 BB: 0 P: 11	R: 1 E: 0 K: 1 S: 13	H: 2 LOB: 2 BB: 1 P: 26	R: 0 E: 0 K: 2 S: 10	H: 1 LOB: 3 BB: 2 P: 24		1B: 8 2B: 2 3B: 0 HR: 1	SF: 0 SAC: 0 DP: 0 HBP: 0	WP: 2 PB: 0 SB: 2 CS: 0	PA: 41						
<b>PITCHER</b>	IP	WLS	BF	H	R	ER	SO	BB	IBB	HBP	BLK	WP	HR	S	P	ERA	WHIP										
<b>Jaret Wright, R</b> ERA: 19.8	(1, 1)	0.2	L	5	5	5	1	1	0	0	0	0	1	59	88	3.38	1.312										
<b>Chad Ogea, R</b> ERA: 3.38	(1, 1)	5.1		23	5	2	2	2	2	0	0	0	0	4	9	0.00	3.000										
<b>Jim Poole, L</b> ERA:	(7, 1)	0.1		2	0	0	0	1	1	0	0	0	0	4	7	0.00	0.000										
<b>Steve Reed, R</b> ERA: 20.25	(7, 1)	0.2		2	0	0	0	0	0	0	0	0	0	4	7	0.00	0.000										
<b>Paul Shuey, R</b> ERA:	(8, 1)	1.0		6	1	0	0	2	2	0	0	0	1	0	10	0.00	3.000										












Batter	1	2	3	4	5	6	7	8	9	AB	R	H	RBI	BB	SO	LOB	TOP
<b>Chuck Knoblauch, R</b> <small>OBP: 0.188, SLG: 0.133</small> 										5	0	0	0	0	1	2	
<b>2 Derek Jeter, R</b> <small>OBP: 0.276, SLG: 0.200</small> 										4	0	0	0	0	1	1	
<b>Paul O'Neill, L</b> <small>OBP: 0.367, SLG: 0.667</small> 										3	2	1	1	1	1	1	
<b>Bernie Williams, S</b> <small>OBP: 0.333, SLG: 0.208</small> 										1	1	0	0	3	0	0	
<b>Chili Davis, S</b> <small>OBP: 0.357, SLG: 0.333</small> 										4	0	1	1	0	1	2	
<b>Tino Martinez, L</b> <small>OBP: 0.207, SLG: 0.269</small> <b>Homer Bush, R</b> <small>(9, PR)</small> <b>Luis Sojo, R</b> <small>(9, 3)</small> 										2	0	1	1	1	0	1	
<b>20 Jorge Posada, S</b> <small>OBP: 0.286, SLG: 0.417</small> 										4	0	0	0	0	2	5	
<b>Chad Curtis, R</b> <small>OBP: 0.500, SLG: 0.500</small> 										3	0	0	0	1	1	3	
<b>Scott Brosius, R</b> <small>OBP: 0.346, SLG: 0.500</small> 										3	0	1	1	0	1	0	
<b>Inning Stats</b> <small>R: 1, H: 1, E: 0, LOB: 0, K: 0, BB: 0, S: 7, P: 13</small>	<small>R: 0, H: 0, E: 1, LOB: 1, K: 2, BB: 1, S: 9, P: 20</small>	<small>R: 0, H: 0, E: 0, LOB: 0, K: 1, BB: 0, S: 12, P: 16</small>	<small>R: 2, H: 1, E: 1, LOB: 1, K: 0, BB: 2, S: 10, P: 22</small>	<small>R: 0, H: 1, E: 0, LOB: 1, K: 1, BB: 0, S: 21, P: 29</small>	<small>R: 0, H: 0, E: 0, LOB: 0, K: 2, BB: 1, S: 11, P: 20</small>	<small>R: 0, H: 0, E: 0, LOB: 0, K: 1, BB: 0, S: 8, P: 14</small>	<small>R: 0, H: 1, E: 0, LOB: 1, K: 1, BB: 1, S: 11, P: 18</small>	<small>1B: 1, SF: 2, 2B: 2, SAC: 0, 3B: 0, DP: 1, HR: 1, HBP: 0</small>	<small>WP: 1, PA: 37, FB: 0, SB: 4, CS: 0</small>								
<b>PITCHER</b> <b>Dwight Gooden, R</b> <small>ERA: 9.0</small> <b>Jim Poole, L</b> <small>ERA</small> <b>Dave Burba, R</b> <small>ERA: 4.0</small> <b>Paul Shuey, R</b> <small>ERA</small>	<small>IP: 4.2, WLS: L, BF: 20, H: 3, R: 3, ER: 3, SO: 3, BB: 3, IBB: 0, HBP: 0, BLK: 0, WP: 0, HR: 1, S: 54, P: 92, ERA: 5.79, WHIP: 1.286</small>	<small>IP: 5.1, WLS: 1, BF: 1, H: 0, R: 0, ER: 0, SO: 1, BB: 0, IBB: 0, HBP: 0, BLK: 0, WP: 0, HR: 5, P: 8, ERA: 0.00, WHIP: 0.000</small>	<small>IP: 6.1, WLS: 3.1, BF: 14, H: 1, R: 1, ER: 1, SO: 4, BB: 3, IBB: 0, HBP: 0, BLK: 0, WP: 1, HR: 0, S: 35, P: 63, ERA: 2.70, WHIP: 1.200</small>	<small>IP: 9.1, WLS: 0.2, BF: 2, H: 0, R: 0, ER: 0, SO: 0, BB: 0, IBB: 0, HBP: 0, BLK: 0, WP: 0, HR: 4, S: 5, P: 5, ERA: 0.00, WHIP: 0.000</small>	<b>PITCHER</b> <small>IP: 2.3, WLS: 2-3, BF: 1, H: 0, R: 0, ER: 0, SO: 0, BB: 1, IBB: 0, HBP: 0, BLK: 0, WP: 0, HR: 0, S: 1, P: 1, ERA: 0.00, WHIP: 0.000</small>	<small>IP: 1.1, WLS: 1-1, BF: 1, H: 0, R: 0, ER: 0, SO: 0, BB: 0, IBB: 0, HBP: 0, BLK: 0, WP: 0, HR: 0, S: 1, P: 1, ERA: 0.00, WHIP: 0.000</small>	<small>IP: 1.2, WLS: 1-2, BF: 1, H: 0, R: 0, ER: 0, SO: 0, BB: 0, IBB: 0, HBP: 0, BLK: 0, WP: 0, HR: 0, S: 1, P: 1, ERA: 0.00, WHIP: 0.000</small>	<small>IP: 1.1, WLS: 1-1, BF: 1, H: 0, R: 0, ER: 0, SO: 0, BB: 0, IBB: 0, HBP: 0, BLK: 0, WP: 0, HR: 0, S: 1, P: 1, ERA: 0.00, WHIP: 0.000</small>	<small>IP: 1.2, WLS: 1-2, BF: 1, H: 0, R: 0, ER: 0, SO: 0, BB: 0, IBB: 0, HBP: 0, BLK: 0, WP: 0, HR: 0, S: 1, P: 1, ERA: 0.00, WHIP: 0.000</small>								
<b>Kenny Lofton, L</b> <small>OBP: 0.250, SLG: 0.457</small> 										4	0	1	0	0	1	1	
<b>Omar Vizquel, S</b> <small>OBP: 0.324, SLG: 0.344</small> 										4	0	3	0	0	0	1	
<b>David Justice, L</b> <small>OBP: 0.286, SLG: 0.563</small> 										3	0	0	0	0	1	4	
<b>Manny Ramirez, R</b> <small>OBP: 0.457, SLG: 0.862</small> 										3	0	0	0	1	3	2	
<b>Jim Thome, L</b> <small>OBP: 0.235, SLG: 0.548</small> 										4	0	0	0	0	2	4	
<b>Travis Fryman, R</b> <small>OBP: 0.273, SLG: 0.207</small> 										4	0	0	0	0	0	0	
<b>Brian Giles, L</b> <small>OBP: 0.250, SLG: 0.176</small> 										3	0	0	0	0	0	0	
<b>Sandy Alomar Jr., R</b> <small>OBP: 0.214, SLG: 0.269</small> <b>Einar Diaz, R</b> <small>(6, 2)</small> 										2	0	0	0	0	1	0	
<b>Enrique Wilson, S</b> <small>OBP: 0.222, SLG: 0.125</small> 										2	0	0	0	1	0	0	
<b>Inning Stats</b> <small>R: 0, H: 1, E: 0, LOB: 2, K: 1, BB: 1, S: 13, P: 23</small>	<small>R: 0, H: 0, E: 1, LOB: 0, K: 1, BB: 0, S: 9, P: 12</small>	<small>R: 0, H: 1, E: 0, LOB: 1, K: 0, BB: 0, S: 8, P: 15</small>	<small>R: 0, H: 0, E: 0, LOB: 0, K: 2, BB: 0, S: 10, P: 16</small>	<small>R: 0, H: 0, E: 0, LOB: 0, K: 0, BB: 0, S: 9, P: 13</small>	<small>R: 0, H: 1, E: 0, LOB: 2, K: 2, BB: 0, S: 13, P: 22</small>	<small>R: 0, H: 0, E: 0, LOB: 0, K: 0, BB: 0, S: 7, P: 10</small>	<small>R: 0, H: 1, E: 0, LOB: 1, K: 1, BB: 1, S: 7, P: 14</small>	<small>1B: 3, SF: 0, 2B: 1, SAC: 0, 3B: 0, DP: 1, HR: 0, HBP: 1</small>	<small>WP: 0, PA: 33, FB: 0, SB: 2, CS: 0</small>								
<b>PITCHER</b> <b>Orlando Hernandez, R</b> <small>ERA</small> <b>Mike Stanton, L</b> <small>ERA</small> <b>42 Mariano Rivera, R</b> <small>ERA</small>	<small>IP: 7.0, WLS: W, BF: 27, H: 3, R: 0, ER: 0, SO: 6, BB: 2, IBB: 0, HBP: 0, BLK: 0, WP: 0, HR: 0, S: 69, P: 115, ERA: 0.00, WHIP: 0.714</small>	<small>IP: 8.1, WLS: 1.0, BF: 3, H: 1, R: 0, ER: 0, SO: 1, BB: 0, IBB: 0, HBP: 0, BLK: 0, WP: 0, HR: 7, P: 10, ERA: 0.00, WHIP: 1.000</small>	<small>IP: 9.1, WLS: 1.0, BF: 3, H: 0, R: 0, ER: 0, SO: 1, BB: 0, IBB: 0, HBP: 0, BLK: 0, WP: 0, HR: 7, P: 10, ERA: 0.00, WHIP: 0.000</small>	<small>IP: 1.1, WLS: 1-1, BF: 1, H: 0, R: 0, ER: 0, SO: 0, BB: 0, IBB: 0, HBP: 0, BLK: 0, WP: 0, HR: 0, S: 1, P: 1, ERA: 0.00, WHIP: 0.000</small>	<small>IP: 1.1, WLS: 1-1, BF: 1, H: 0, R: 0, ER: 0, SO: 0, BB: 0, IBB: 0, HBP: 0, BLK: 0, WP: 0, HR: 0, S: 1, P: 1, ERA: 0.00, WHIP: 0.000</small>	<small>IP: 1.1, WLS: 1-1, BF: 1, H: 0, R: 0, ER: 0, SO: 0, BB: 0, IBB: 0, HBP: 0, BLK: 0, WP: 0, HR: 0, S: 1, P: 1, ERA: 0.00, WHIP: 0.000</small>	<small>IP: 1.1, WLS: 1-1, BF: 1, H: 0, R: 0, ER: 0, SO: 0, BB: 0, IBB: 0, HBP: 0, BLK: 0, WP: 0, HR: 0, S: 1, P: 1, ERA: 0.00, WHIP: 0.000</small>	<small>IP: 1.1, WLS: 1-1, BF: 1, H: 0, R: 0, ER: 0, SO: 0, BB: 0, IBB: 0, HBP: 0, BLK: 0, WP: 0, HR: 0, S: 1, P: 1, ERA: 0.00, WHIP: 0.000</small>	<small>IP: 1.1, WLS: 1-1, BF: 1, H: 0, R: 0, ER: 0, SO: 0, BB: 0, IBB: 0, HBP: 0, BLK: 0, WP: 0, HR: 0, S: 1, P: 1, ERA: 0.00, WHIP: 0.000</small>								

**New York Yankees @ Cleveland Indians**  
 Jacobs Field, Cleveland, OH  
 Sat Oct 10 1998, 7:05 PM EDT  
 Att: 44,981 - Cloudy - 58 F

AB	29
R	4
H	4
RBI	4
BB	6
SO	8
LOB	15



**New York Yankees @ Cleveland Indians**  
 Jacobs Field, Cleveland, OH  
 Sat Oct 10 1998, 7:05 PM EDT  
 Att: 44,981 - Cloudy - 58 F

AB	30
R	0
H	4
RBI	0
BB	2
SO	8
LOB	12





Batter	1	2	3	4	5	6	7	8	9	AB	R	H	RBI	BB	SO	LOB	TOP			
Chuck Knoblauch, R (1, 4) OBP: 0.270, SLG: 0.129	1-2 1B HBP	4-1 2 SH1-3 1B BB	4-0 2 FC4-6 BB			1-0 G5-3		4-1 2 G6-3 BB		1	2	0	0	3	0	0				
2 Derek Jeter, R (1, 6) OBP: 0.242, SLG: 0.172	2-3 K	0-0 SH1-3	2-1 FC4-6 BB			1-3 K		0-1 G6-3		4	0	0	0	0	2	6				
Paul O'Neill, L (1, 9) OBP: 0.400, SLG: 0.645	1 SAFE 1B S	1-2 1B	0-0 1B			3-2 G3-1		4-2 BB		4	1	2	1	1	0	2				
Bernie Williams, S (1, 8) OBP: 0.343, SLG: 0.214	4-2 1B G4-3 BB	1-1 1B				1-0 G3		0-0 L7		4	1	1	0	1	1	1				
Chili Davis, S (1, 10) OBP: 0.368, SLG: 0.529	2-1 G4-3 1B	0-0 G6-4-3				2-1 HR		1-2 G4-3		5	1	2	3	0	1	2				
Tino Martinez, L (1, 3) OBP: 0.294, SLG: 0.259	1-0 G4-3 HBP		4-2 FC4-6 BB			2-1 G5-3		4-0 G3-6-3 BB		1	0	0	0	3	0	0				
Tim Lincecum, S (1, 7) OBP: 0.294, SLG: 0.214	1-2 G4-3		2-2 FC4-6 BB 1B			1-3 K		0-1 G3-6-3		4	0	0	1	0	1	4				
Chad Curtis, R (7, 7) OBP: 0.444, SLG: 0.429	1-2 2-3 3-H		1-2 1B							1	0	0	0	0	1	1				
20 Jorge Posada, S (1, 2) OBP: 0.389, SLG: 0.385	4-1 BB		0-1 F8			4-2 CS BB		4-1 G6-3 SH1-4 BB		1	0	0	0	3	0	1				
Scott Brosius, R (1, 5) OBP: 0.345, SLG: 0.481	1-3 K		2-2 BB 1B			1-2 G4-3		0-0 SH1-4		3	0	1	0	0	1	4				
Inning Stats	R: 3 E: 0 K: 2 S: 20	H: 2 LOB: 3 BB: 2 P: 37	R: 1 E: 0 K: 0 S: 6	H: 2 LOB: 1 BB: 1 P: 11	R: 0 E: 0 K: 0 S: 14	H: 1 LOB: 3 BB: 2 P: 28	R: 1 E: 0 K: 0 S: 11	H: 1 LOB: 0 BB: 0 P: 19	R: 0 E: 0 K: 1 S: 9	H: 0 LOB: 1 BB: 1 P: 15	R: 0 E: 0 K: 1 S: 8	H: 0 LOB: 0 BB: 1 P: 14	R: 0 E: 0 K: 1 S: 6	H: 0 LOB: 0 BB: 1 P: 12	R: 0 E: 0 K: 0 S: 6	H: 0 LOB: 1 BB: 1 P: 15	1B: 5 2B: 0 3B: 0 HR: 1	SF: 0 SAC: 2 DP: 2 HBP: 2	WP: 0 PB: 0 SB: 1 CS: 1	PA: 43
PITCHER	IP WLS BF H R ER SO	IP WLS BF H R ER SO	IP WLS BF H R ER SO	IP WLS BF H R ER SO	IP WLS BF H R ER SO	IP WLS BF H R ER SO	IP WLS BF H R ER SO	IP WLS BF H R ER SO	IP WLS BF H R ER SO	IP WLS BF H R ER SO	IP WLS BF H R ER SO	IP WLS BF H R ER SO	IP WLS BF H R ER SO	IP WLS BF H R ER SO	IP WLS BF H R ER SO	IP WLS BF H R ER SO	WP HR S P	ERA WHIP	ERA WHIP	
Chad Ogea, R (1, 1) ERA: 8.1	1.1 L	13 4	4 4	2 2	3 0	0 2	0 0	0 0	0 0	25 47	100 1.50	27.00 5.250								
Jaret Wright, R (2, 1) ERA: 9.82	6.0	24 2	1 1	3 3	7 0	0 0	0 0	0 0	0 0	1 2	52 2	1.50 0.000								
Steve Reed, R (8, 1) ERA: 11.57	0.1	1 0	0 0	0 0	0 0	0 0	0 0	0 0	0 0	2 2	2 1	0.00 0.000								
Paul Assenmacher, L (8, 1) ERA:	0.1	1 0	0 0	0 0	0 0	0 0	0 0	0 0	0 0	1 1	1 1	0.00 0.000								
Paul Shuey, R (9, 1) ERA:	1.0	4 0	0 0	0 0	2 1	0 0	0 0	0 0	0 0	9 15	15 0.00	1.000								
Kenny Lofton, L (1, 8) OBP: 0.250, SLG: 0.513	3-1 HR	1-2 G6-3				1-1 F9		0-3 K		4	1	1	1	0	1	1				
Omar Vizquel, S (1, 6) OBP: 0.388, SLG: 0.371	0-1 S 1B SF9		0-1 CS 1B			1 SAFE 1-2 HBP		0-3 K		3	1	2	0	0	1	0				
Travis Fryman, R (1, 5) OBP: 0.297, SLG: 0.219	1 SAFE 1-2 WP 1B		1-3 K			0-1 L7		3-0 1B HBP		3	0	1	0	0	1	3				
Manny Ramirez, R (1, 9) OBP: 0.436, SLG: 0.813	1-2 SF9		2-3 K			0-3 K2-3		2-0 G4-6-3 1B		3	0	1	1	0	2	1				
Mark Whiten, S (1, 7) OBP: 0.375, SLG: 0.857	2-3 K					1-3 K		2-3 K		4	0	0	0	0	3	3				
Jim Thome, L (1, 10) OBP: 0.289, SLG: 0.647	4-1 BB		0-0 G6-4-3 1B			2-0 HR		2-1 P5		3	1	2	1	1	0	0				
Richie Sexson, R (1, 3) OBP: 0.238, SLG: 0.167	0-3 K		3-2 G6-4-3			0-0 P9		1-1 G4-3		3	0	0	0	0	1	3				
Einar Diaz, R (1, 2) OBP: 0.306, SLG: 0.563		1-3 K				2-2 G6-3		1-0 L8		3	0	0	0	0	1	0				
David Justice, L (9, PH) OBP: 0.231, SLG: 0.167		0-0 G5-3				0-0 HBP 1B		1-3 K		4	0	1	0	0	2	1				
Inning Stats	R: 2 E: 0 K: 2 S: 15	H: 3 LOB: 2 BB: 1 P: 26	R: 0 E: 0 K: 1 S: 9	H: 0 LOB: 0 BB: 0 P: 11	R: 0 E: 0 K: 2 S: 8	H: 1 LOB: 0 BB: 0 P: 11	R: 0 E: 0 K: 1 S: 8	H: 1 LOB: 0 BB: 0 P: 12	R: 0 E: 0 K: 2 S: 8	H: 0 LOB: 0 BB: 0 P: 10	R: 0 E: 0 K: 1 S: 7	H: 1 LOB: 1 BB: 0 P: 14	R: 0 E: 0 K: 1 S: 9	H: 0 LOB: 1 BB: 1 P: 16	1B: 6 2B: 0 3B: 0 HR: 2	SF: 1 SAC: 0 DP: 2 HBP: 2	WP: 1 PB: 0 SB: 2 CS: 1	PA: 36		
PITCHER	IP WLS BF H R ER SO	IP WLS BF H R ER SO	IP WLS BF H R ER SO	IP WLS BF H R ER SO	IP WLS BF H R ER SO	IP WLS BF H R ER SO	IP WLS BF H R ER SO	IP WLS BF H R ER SO	IP WLS BF H R ER SO	IP WLS BF H R ER SO	IP WLS BF H R ER SO	IP WLS BF H R ER SO	IP WLS BF H R ER SO	IP WLS BF H R ER SO	IP WLS BF H R ER SO	IP WLS BF H R ER SO	WP HR S P	ERA WHIP	ERA WHIP	
David Wells, L (1, 1) ERA: 1.9	7.1	29 3	1 0	0 0	0 0	0 0	0 0	0 0	0 0	1 6	104 6	3.68 1.091								
Jeff Nelson, R (8, 1) ERA: 6.75	0.0	2 1	0 0	0 0	0 0	0 0	0 0	0 0	0 0	1 6	6 6	0.00 0.600								
42 Mariano Rivera, R (8, 1) ERA:	1.2	5 0	0 0	0 0	1 1	0 0	0 0	0 0	0 0	12 21	21 0.00	0.600								

New York Yankees @ Cleveland Indians  
Jacobs Field, Cleveland, OH  
Sun Oct 11 1998, 3:33 AM EDT  
Att: 44,966 - Sunny - 61 F

AB 28  
R 5  
H 6  
RBI 5  
BB 11  
SO 7  
LOB 21



New York Yankees @ Cleveland Indians  
Jacobs Field, Cleveland, OH  
Sun Oct 11 1998, 3:33 AM EDT  
Att: 44,966 - Sunny - 61 F

AB 31  
R 3  
H 8  
RBI 3  
BB 2  
SO 12  
LOB 12





Batter	1	2	3	4	5	6	7	8	9	AB R H RBI BB SO LOB	TOP											
<b>Kenny Lofton, L</b> OBP: 0.289, SLG: 0.512 (1, 8)	E5 S 1B		G3-1 G3 BB		BB 1B HR	G4-3			K 0-3	4 1 2 0 1 1 0	<b>Cleveland Indians @ New York Yankees</b> Yankee Stadium, Bronx, NY Tue Oct 13 1998, 7:05 PM EDT Att: 57,142 - Overcast - 54 F											
<b>Omar Vizquel, S</b> OBP: 0.346, SLG: 0.350 (1, 6)	K 3-3		G3 1-1 1-2		BB 1B HR		G5-3 0-2	G1-3 1-1	5 1 1 0 0 1 2													
<b>David Justice, L</b> OBP: 0.300, SLG: 0.514 (1, 10)	K 0-3		G3-1 3-1 2-3		HR BB		F7 1-1		3 1 0 1 1 1 2													
<b>Manny Ramirez, R</b> OBP: 0.442, SLG: 0.771 (1, 9)	K 2-3				K 1-2 2-3 3-H				3 0 1 0 1 2 4													
<b>Jim Thome, L</b> OBP: 0.310, SLG: 0.711 (1, 3)		1B 3-2	K 1-3		HR 1-H 2-H 3-H		K 3-3		4 1 2 4 0 2 3													
<b>Travis Fryman, R</b> OBP: 0.288, SLG: 0.194 (1, 5)	K 1-3			K 1-3	F7 1-2		G6-3 2-2		4 0 0 0 0 2 1													
<b>Brian Giles, L</b> OBP: 0.240, SLG: 0.182 (1, 7)		1B 0-1 1-3		P2 2-0	F7 2-0		P5 2-1		4 0 1 0 0 0 0													
<b>Sandy Alomar Jr., R</b> OBP: 0.194, SLG: 0.241 (8, PH) <b>Jeff Branson, L</b> (8, PH) <b>Einar Diaz, R</b> (8, 2)	K 1-3 SAFE			F8 1-2		G5-3 0-0	F8 0-0		3 0 0 0 0 1 2 1 0 0 0 0 0 0 0 0 0 0 0 0 0													
<b>Enrique Wilson, S</b> OBP: 0.235, SLG: 0.188 (1, 4)	F9 1-2				1B BB 1B		G6-3 1-1	G5-3 1-1	4 1 1 0 0 0 2													
<b>Inning Stats</b>	R: 0 E: 1 K: 3 S: 10	H: 1 LOB: 1 BB: 0 P: 15	R: 0 E: 0 K: 2 S: 16	H: 2 LOB: 2 BB: 0 P: 22	R: 0 E: 0 K: 1 S: 11	H: 0 LOB: 2 BB: 2 P: 24	R: 0 E: 0 K: 1 S: 8	H: 0 LOB: 0 BB: 0 P: 12	R: 5 E: 0 K: 1 S: 17	H: 4 LOB: 0 BB: 1 P: 29		R: 0 E: 0 K: 0 S: 8	H: 0 LOB: 0 BB: 0 P: 11	R: 0 E: 0 K: 0 S: 10	H: 1 LOB: 1 BB: 0 P: 15	R: 0 E: 0 K: 0 S: 7	H: 0 LOB: 0 BB: 0 P: 11	R: 0 E: 0 K: 1 S: 7	H: 0 LOB: 0 BB: 0 P: 9	1B: 7 2B: 0 3B: 0 HR: 1	SF: 0 SAC: 0 DP: 0 HBP: 0	WP: 0 PB: 0 SB: 1 CS: 0
<b>PITCHER</b>	IP WLS BF H R ER SO BB IBB HBP BLK WP HR S P ERA WHIP											<b>PITCHER</b>	IP WLS BF H R ER SO BB IBB HBP BLK WP HR S P ERA WHIP									
<b>David Cone, R</b> ERA: 2.89	(1, 1) 5.0 W 25 7 5 5 8 3 0 0 0 0 0 1 62 102 9.00 2.000																					
<b>Ramiro Mendoza, R</b> ERA:	(6, 1) 3.0 10 1 0 0 1 0 0 0 0 0 0 0 25 37 0.00 0.333																					
<b>42 Mariano Rivera, R</b> ERA:	(9, 1) 1.0 3 0 0 0 1 0 0 0 0 0 0 0 7 9 0.00 0.000																					

Batter	1	2	3	4	5	6	7	8	9	AB R H RBI BB SO LOB	BOTTOM									
<b>Chuck Knoblauch, R</b> OBP: 0.286, SLG: 0.194 (1, 4)	G6-3 2-2	E7 G4-3 2B		P3 0-1		K 1-3				5 0 2 0 0 1 2	<b>Cleveland Indians @ New York Yankees</b> Yankee Stadium, Bronx, NY Tue Oct 13 1998, 7:05 PM EDT Att: 57,142 - Overcast - 54 F									
<b>Derek Jeter, R</b> OBP: 0.263, SLG: 0.265 (1, 6)	1B 2-0	G4-3 2-2		G6-3 1-1		1B 3B 1-H 2-H		K 1-3	5 2 2 2 0 1 2											
<b>Paul O'Neill, L</b> OBP: 0.375, SLG: 0.583 (1, 9)	1B SF9 1-3	F7 0-0		K 3-3		G4-3 0-0		K 0-3	5 1 1 0 0 2 3											
<b>Bernie Williams, S</b> OBP: 0.400, SLG: 0.281 (1, 8)	1B 1-3 3-H		F8 E HR 1B		BB 1B 3-H		F9 0-0		4 1 3 2 1 0 1											
<b>Chili Davis, S</b> OBP: 0.304, SLG: 0.450 (1, 10)	SF9 1-0		E4 HR 1-2		K 2-3	CS 1-2	F7 3-2		3 1 0 1 0 1 2											
<b>Tino Martinez, L</b> OBP: 0.316, SLG: 0.267 (1, 3)	1B 1-1 1-2		K 2-3		K 0-3		G5-3 BB 4-2		3 0 1 0 1 2 3											
<b>Ricky Ledee, L</b> (1, 7)	G4-3 1-1		F8 2-3		G4-3 3-2		G5-3 0-2 1-2		4 0 0 0 0 0 6											
<b>Scott Brosius, R</b> OBP: 0.364, SLG: 0.567 (1, 5)		L7 1-0			E6 WP 2 3B				3 2 1 3 1 0 0											
<b>Joe Girardi, R</b> OBP: 0.375, SLG: 0.333 (1, 2)		2B E 1B		L9 1-0		2 3B BB 1-2	G4-3 0-1		3 2 1 0 1 0 2											
<b>Inning Stats</b>	R: 2 E: 0 K: 0 S: 17	H: 4 LOB: 2 BB: 0 P: 26	R: 1 E: 1 K: 0 S: 9	H: 2 LOB: 1 BB: 0 P: 14	R: 3 E: 1 K: 1 S: 11	H: 2 LOB: 0 BB: 0 P: 17	R: 0 E: 0 K: 1 S: 7	H: 0 LOB: 0 BB: 0 P: 11	R: 0 E: 0 K: 2 S: 11	H: 0 LOB: 1 BB: 1 P: 20		R: 3 E: 1 K: 1 S: 15	H: 2 LOB: 0 BB: 1 P: 25	R: 0 E: 0 K: 0 S: 13	H: 0 LOB: 2 BB: 2 P: 24	R: 0 E: 0 K: 2 S: 13	H: 1 LOB: 1 BB: 0 P: 15	1B: 8 2B: 1 3B: 1 HR: 1	SF: 1 SAC: 0 DP: 0 HBP: 0	WP: 1 PB: 0 SB: 0 CS: 1
<b>PITCHER</b>	IP WLS BF H R ER SO BB IBB HBP BLK WP HR S P ERA WHIP											<b>PITCHER</b>	IP WLS BF H R ER SO BB IBB HBP BLK WP HR S P ERA WHIP							
<b>Charles Nagy, R</b> ERA: 2.95	(1, 1) 3.0 L 18 8 6 3 1 0 0 0 0 0 0 1 0 28 47 3.86 1.286																			
<b>Dave Burba, R</b> ERA: 3.97	(4, 1) 2.1 11 1 3 1 4 2 0 0 0 0 0 0 1 1 0.00 0.000																			
<b>Jim Poole, L</b> ERA:	(6, 1) 0.1 1 0 0 0 0 0 0 0 0 0 0 0 1 1 0.00 0.000																			
<b>Paul Shuey, R</b> ERA:	(6, 1) 1.2 8 2 0 0 1 1 1 0 0 0 0 0 26 43 0.00 1.800																			
<b>Paul Assenmacher, L</b> ERA:	(8, 1) 0.2 2 0 0 0 1 0 0 0 0 0 0 0 4 4 0.00 0.000																			

AB	35
R	5
H	8
RBI	5
BB	3
SO	10
LOB	16

AB	35
R	9
H	11
RBI	8
BB	4
SO	7
LOB	21

