

Cleveland Indians - 1999



Batter	1	2	3	4	5	6	7	8	9	AB R H RBI BB SO LOB	TOP																									
<b>Kenny Lofton, L</b> OBP: 0.600, SLG: 1.000 (1, 8)	4-1 BB BB		2-2 HR 3B		2-1 1B E 1B	2-1 G3		0-0 FC1-2		4 2 2 0 1 0 3																										
<b>Omar Vizquel, S</b> OBP: 0.400, SLG: 1.000 (1, 6)	3-2 F8		0-0 HR		1-0 E9 F8 1B	2-3 K		1-1 F7		5 2 2 3 0 1 4																										
<b>Roberto Alomar, S</b> (1, 4)	4-1 BB 1-2		0-1 G6-3		2-1 F8		1-1 F8		1-1 G4-3	4 0 0 0 1 0 1																										
<b>Jim Thome, L</b> OBP: 0.400, SLG: 0.250 (1, 3)	0-1 P5		1-3 K		4-1 BLK 1B BB		0-1 FC5-4 1B		1-0 P6	4 0 1 0 1 1 2																										
<b>Manny Ramirez, R</b> OBP: 0.200, SLG: 0.200 (1, 9)	0-1 G4-3		2-2 G3		1-1 BLK 1B		0-0 P4		0-3 K	5 0 1 1 0 1 3																										
<b>David Justice, L</b> (1, 7)		0-2 F7		1-2 G6-3		1-3 K		1-2 FC5-4		1 0 0 0 0 0 0																										
<b>Richie Sexson, R</b> (2, 7)										3 0 0 0 0 1 3																										
<b>Travis Fryman, R</b> (1, 5)		3-1 P5		2-0 F8	2-2 F9			2-0 G5-3		4 0 0 0 0 0 2																										
<b>Wil Cordero, R</b> OBP: 0.750, SLG: 1.000 (1, 10)		4-0 BB		3-3 K		1-0 SH1-3 2B		0-2 1B FC1-2 1B		3 0 2 0 1 1 0																										
<b>Jolbert Cabrera, R</b> (8, PR)										0 0 0 0 0 0 0																										
<b>Sandy Alomar Jr., R</b> OBP: 0.667, SLG: 0.667 (1, 2)		1-3 K		2-2 1B 1B		0-1 SH1-3		1-0 FC1-2 1B		3 1 2 0 0 1 1																										
<b>Inning Stats</b>	R: 0 E: 0 K: 0 S: 12	H: 0 LOB: 2 BB: 2 P: 23	R: 0 E: 0 K: 1 S: 8	H: 0 LOB: 1 BB: 1 P: 16	R: 2 E: 0 K: 1 S: 12	H: 2 LOB: 0 BB: 0 P: 17	R: 0 E: 0 K: 1 S: 7	H: 0 LOB: 0 BB: 0 P: 13	R: 3 E: 1 K: 1 S: 17	H: 4 LOB: 2 BB: 1 P: 32	R: 0 E: 0 K: 1 S: 8	H: 1 LOB: 1 BB: 0 P: 13	R: 0 E: 0 K: 0 S: 8	H: 1 LOB: 1 BB: 0 P: 10	R: 0 E: 1 K: 0 S: 9	H: 2 LOB: 2 BB: 0 P: 13	R: 0 E: 0 K: 1 S: 6	H: 0 LOB: 0 BB: 0 P: 8	1B: 7 2B: 1 3B: 1 HR: 1	SF: 0 SAC: 1 DP: 0 HBP: 0	WP: 0 PA: 41 PB: 0 SB: 0 CS: 0															
<b>PITCHER</b>	IP WLS BF H R ER SO BB IBB HBP BLK WP HR S P ERA WHIP																																			
<b>Tim Belcher, R</b> ERA: 10.38 (1, 1)	4.1		23	6	5	5	3	4	0	0	0	0	1	50	92	10.38	2.308																			
<b>Mark Petkovsek, R</b> ERA: (5, 1)	3.0		13	4	0	0	2	0	0	0	1	0	0	28	41	0.00	1.333																			
<b>Mike Holtz, L</b> ERA: (8, 1)	0.2	W	2	0	0	0	0	0	0	0	0	0	0	3	4	0.00	0.000																			
<b>Troy Percival, R</b> ERA: (9, 1)	1.0	S	3	0	0	0	1	0	0	0	0	0	0	6	8	0.00	0.000																			

Cleveland Indians @ Anaheim Angels  
Edison International Field, Anaheim, CA

Tue Apr 06 1999, 10:05 PM EDT  
Att. 39,936 - Cloudy - 54 F

livebaseballscorecards.com

AB 36  
R 5  
H 10  
RBI 4  
BB 4  
SO 6  
LOB 19



Batter	1	2	3	4	5	6	7	8	9	AB	R	H	RBI	BB	SO	LOB
Darin Erstad, L (1, 7) F B F B F B F B F B	4-2 L7-4 1B BB		0-1 G6-3 1-2 3-H		2-1 L6		1-2 SF7 2-3 3-H			2	0	0	2	1	0	1
Randy Velarde, R (1, 4) OBP: 0.500, SLG: 0.333 X	0-0 1-2 1B		0-1 F8		0-2 G6-3		4-0 S IBB			3	0	1	0	1	0	1
Mo Vaughn, L (1, 3) Jeff Huson, L (6, 3) C C B B X	2-2 F7		0-0 F7		0-2 P6		2-2 FC5-2 1-2 3-H			2	0	0	0	0	0	3
Tim Salmon, R (1, 9) OBP: 0.500, SLG: 1.250 B X	1-0 L7-4 2-3			3-2 HR		3-2 F7		2-2 16 1B		4	1	2	1	0	0	2
16 Garret Anderson, L (1, 8) OBP: 0.500, SLG: 1.250 C X		0-1 G5-3		0-0 HR		2-2 L8		2-2 2B 1B		4	2	2	1	0	0	0
Todd Greene, R (1, 10) B B S B X		2-1 G5-3		2-3 K		0-2 K		2-1 L5		4	0	0	0	0	2	1
Troy Glaus, R (1, 5) OBP: 0.500, SLG: 0.750 C X		0-1 G5-3		2-1 L9		1-1 1B 1B		2-2 1H 2B		4	1	2	1	0	0	0
Matt Walbeck, S (1, 2) OBP: 0.500, SLG: 0.500 C B X		1-1 1B G6-3 1B		1-3 K		0-0 1B SF7 1B		2-0 F7		4	2	2	0	0	1	1
Andy Sheets, R (1, 6) OBP: 0.667, SLG: 0.667 B B C C X		3-2 G6-3 1B		0-3 K		1-1 SF7 FC5-2 1B				3	0	2	1	0	1	0

Inning Stats	R: 0	H: 1	E: 0	K: 0	S: 9	LOB: 1	BB: 1	P: 16	R: 0	H: 0	E: 0	K: 0	S: 6	LOB: 0	BB: 0	P: 8	R: 1	H: 2	E: 0	K: 0	S: 10	LOB: 1	BB: 0	P: 14	R: 2	H: 2	E: 0	K: 2	S: 13	LOB: 0	BB: 0	P: 21	R: 0	H: 0	E: 0	K: 1	S: 8	LOB: 0	BB: 0	P: 10	R: 0	H: 0	E: 0	K: 0	S: 10	LOB: 0	BB: 0	P: 15	R: 2	H: 3	E: 0	K: 1	S: 17	LOB: 2	BB: 1	P: 26	R: 1	H: 3	E: 0	K: 0	S: 14	LOB: 1	BB: 0	P: 24
--------------	------	------	------	------	------	--------	-------	-------	------	------	------	------	------	--------	-------	------	------	------	------	------	-------	--------	-------	-------	------	------	------	------	-------	--------	-------	-------	------	------	------	------	------	--------	-------	-------	------	------	------	------	-------	--------	-------	-------	------	------	------	------	-------	--------	-------	-------	------	------	------	------	-------	--------	-------	-------

PITCHER	IP	WLS	BF	H	R	ER	SO	BB	IBB	HBP	BLK	WP	HR	S	P	ERA	WHIP
Jaret Wright, R (1, 1) ERA: 7.11	6.1		27	8	5	5	4	1	0	0	0	0	2	64	94	7.11	1.421
Ricardo Rincon, L (7, 1) ERA:	0.2	B	3	0	0	0	0	0	1	0	0	0	0	9	16	0.00	0.000
Steve Karsay, R (8, 1) ERA: 9.0	1.0	L	5	3	1	1	0	0	0	0	0	0	0	14	24	9.00	3.000

**BOTTOM**

**Cleveland Indians @ Anaheim Angels**  
Edison International Field, Anaheim, CA

livebaseballscorecards.com

<b>AB</b>	<b>32</b>
<b>R</b>	<b>6</b>
<b>H</b>	<b>11</b>
<b>RBI</b>	<b>6</b>
<b>BB</b>	<b>2</b>
<b>SO</b>	<b>4</b>
<b>LOB</b>	<b>11</b>



WP	HR	S	P	ERA	WHIP
0	0	0	0	0	0

Tue Apr 06 1999, 10:05 PM EDT  
Att: 39,936 - Cloudy - 54 F



Batter	1	2	3	4	5	6	7	8	9	AB R H RBI BB SO LOB	TOP											
Kenny Lofton, L (1, 8) OBP: 0.500, SLG: 0.889 Jolbert Cabrera, R (9, PH) (9, 8)	1-1 F8	3-2 E6 1B		0-0 2B		1-3 K		2-2 1B 2B	0-3 K	5 2 2 0 0 1 1 1 0 0 0 0 1 1												
Omar Vizquel, S (1, 6) OBP: 0.500, SLG: 0.800 Enrique Wilson, S (9, PH) (9, 6)	2-0 2B 1B	3-2 1B		2-1 F8		0-1 G4-3		1-1 2B 1B	1-2 F8	5 2 3 4 0 0 2 1 0 0 0 0 0 1												
Roberto Alomar, S (1, 4) OBP: 0.200, SLG: 0.222	3-2 P5	1-1 G1-3			3-2 P4		1-0 G6-3	1-2 1B 2B		5 1 1 0 0 0 2												
Manny Ramirez, R (1, 9) OBP: 0.400, SLG: 0.250	4-0 2B 1-2 BB			2-2 G4-3		4-2 1B BB		0-1 G6-3	0-0 G3 1B	3 1 1 2 2 0 0												
Jim Thome, L (1, 3) OBP: 0.600, SLG: 0.571	1-0 2B			1-1 G5-4-3 1B		4-2 1B BB		4-1 FC6-4 BB	0-1 G3	3 0 2 1 2 0 1												
Wil Cordero, R (1, 7) OBP: 0.444, SLG: 0.429	3-3 K			1-1 G5-4-3 1-2f		2-3 K		2-1 FC6-4 1-2f	2-2 HBP	4 0 0 0 0 2 6												
Travis Fryman, R (1, 5) OBP: 0.333, SLG: 0.143						4-1 FC5-4 BB		0-1 FC4-6 1-2 2-H 1B		3 1 1 1 2 1 2												
Richie Sexson, R (1, 10) OBP: 0.250, SLG: 0.250						0-1 FC5-4 1-2f		0-1 FC4-6 1-2f		5 1 2 0 0 1 3												
Sandy Alomar Jr., R (1, 2) OBP: 0.375, SLG: 0.375						0-3 K		3-2 F9		5 1 1 1 0 1 3												
<b>Inning Stats</b>	R: 1 E: 0 K: 1 S: 11	H: 2 LOB: 2 BB: 1 P: 25	R: 2 E: 1 K: 0 S: 13	H: 2 LOB: 1 BB: 0 P: 24	R: 0 E: 0 K: 0 S: 10	H: 1 LOB: 0 BB: 0 P: 14	R: 0 E: 0 K: 1 S: 11	H: 1 LOB: 2 BB: 1 P: 17	R: 1 E: 0 K: 1 S: 18	H: 1 LOB: 2 BB: 2 P: 31	R: 0 E: 0 K: 1 S: 9	H: 0 LOB: 0 BB: 0 P: 13	R: 0 E: 0 K: 0 S: 6	H: 0 LOB: 1 BB: 1 P: 13	R: 5 E: 0 K: 1 S: 23	H: 5 LOB: 2 BB: 1 P: 39	R: 0 E: 0 K: 2 S: 10	H: 1 LOB: 1 BB: 0 P: 12	1B: 9 2B: 4 3B: 0 HR: 0	SF: 0 SAC: 0 DP: 1 HBP: 1	WP: 0 PB: 0 SB: 2 CS: 0	PA: 47
<b>PITCHER</b>	IP WLS BF H R ER SO BB IBB HBP BLK WP HR S P ERA WHIP																					
Ken Hill, R (1, 1) ERA: 4.15	4.1 L 23 6 4 2 2 4 0 0 0 0 0 0 55 101 4.15 2.308																					
Al Levine, R (5, 1) ERA:	2.2 10 1 0 0 2 1 0 0 0 0 0 0 23 36 0.00 0.750																					
Scott Schoeneweis, L (8, 1) ERA: 135.0	0.1 6 4 5 5 0 1 0 0 0 0 0 0 15 27 135.00 15.000																					
Mike Magnante, L (8, 1) ERA:	1.2 8 2 0 0 3 0 0 1 0 0 0 0 18 24 0.00 1.200																					

Cleveland Indians @ Anaheim Angels  
Edison International Field, Anaheim, CA

Wed Apr 07 1999, 10:35 PM EDT  
Att. 21,689 - Cloudy - 58 F

AB 40  
R 9  
H 13  
RBI 9  
BB 6  
SO 7  
LOB 22



livebaseballscorecards.com

Batter	1	2	3	4	5	6	7	8	9	AB R H RBI BB SO LOB
Orlando Palmeiro, L (1, 7) B C C C S	1-3 K F8 1B		0-3 K		3-2 G6-3			0-3 K		4 1 0 0 0 3 1
Randy Velarde, R (1, 4) OBP: 0.500, SLG: 0.429 L B F S	1-3 K		1-2 CS 1B			1-3 K		0-1 DI 1B		4 0 2 0 0 2 1
Darin Erstad, L (1, 3) C X	0-1 F8		2-3 K			0-0 G3-1		3-1 G3-1		4 0 0 0 0 1 3
Tim Salmon, R (1, 9) OBP: 0.500, SLG: 0.857 B X	1-0 16 FC5-4 1B		2-0 CS	1-3 K		4-2 BB		0-0 F8		3 0 1 1 1 1 0
16 Garret Anderson, L (1, 8) OBP: 0.250, SLG: 0.625 C B X	1-1 FC5-4		1-1 F7	0-0 F7		0-0 G4-3		3-2 F7		4 0 0 0 0 0 2
Todd Greene, R (1, 10) OBP: 0.250, SLG: 0.143 B B X		2-0 1B	3-3 K			1-0 F9		4-2 BB		3 0 1 0 1 1 0
Troy Glaus, R (1, 5) OBP: 0.375, SLG: 0.429 B B C B		1-3 K			4-1 WP G4-3 BB		0-2 G5-3		0-0 P3	3 0 0 0 1 1 2
Matt Walbeck, S (1, 2) OBP: 0.286, SLG: 0.286 B B B X		2-3 K			3-1 G4-3		0-0 G4-3			3 0 0 0 0 1 2
Andy Sheets, R (1, 6) OBP: 0.333, SLG: 0.333 F X	0-1 F8		2-3 K2-3					2-3 K		3 0 0 0 0 2 2

Inning Stats	R: 1	H: 1	E: 1	K: 2	S: 11	LOB: 1	BB: 0	P: 15	R: 0	H: 1	E: 0	K: 2	S: 9	LOB: 1	BB: 0	P: 14	R: 0	H: 1	E: 0	K: 2	S: 9	LOB: 0	BB: 0	P: 14	R: 0	H: 0	E: 0	K: 1	S: 9	LOB: 1	BB: 1	P: 21	R: 0	H: 0	E: 0	K: 1	S: 9	LOB: 1	BB: 1	P: 14	R: 0	H: 0	E: 0	K: 0	S: 5	LOB: 0	BB: 0	P: 6	R: 0	H: 1	E: 0	K: 2	S: 10	LOB: 1	BB: 0	P: 15	R: 0	H: 0	E: 0	K: 0	S: 7	LOB: 1	BB: 1	P: 14	1B: 4	2B: 0	3B: 0	HR: 0	SF: 0	SAC: 0	DP: 0	HBP: 0	WP: 1	PA: 35
PITCHER	IP	WLS	BF	H	R	ER	SO	BB	IBB	HBP	BLK	WP	HR	S	P	ERA	WHIP																																																									
Dave Burba, R (1, 1) ERA:	6.0	W	23	3	1	0	10	2	0	0	0	1	0	54	89	0.00	0.833																																																									
Steve Reed, R (7, 1) ERA:	2.0	H	7	1	0	0	2	0	0	0	0	0	0	15	21	0.00	0.500																																																									
Michael Jackson, R (9, 1) ERA:	1.0		4	0	0	0	0	1	0	0	0	0	0	7	14	0.00	1.000																																																									

**BOTTOM**

**Cleveland Indians @ Anaheim Angels**  
Edison International Field, Anaheim, CA

Wed Apr 07 1999, 10:35 PM EDT  
Att: 21,689 - Cloudy - 58 F

livebaseballscorecards.com

AB	31
R	1
H	4
RBI	1
BB	3
SO	12
LOB	13











Batter	1	2	3	4	5	6	7	8	9	AB R H RBI BB SO LOB	TOP											
Kenny Lofton, L OBP: 0.524, SLG: 0.895 Jolbert Cabrera, R (7, 8)	0-2 E 1B 1B	1-2 S 1B		2-0 F7 1B	3-2 G6-3 WP 2B	0-1 2B		1-1 E HBP	2-0 FC4-6 1-2f	5 2 4 2 0 0 0 1 0 0 0 0 0 3												
Omar Vizquel, S OBP: 0.476, SLG: 0.556 (1, 6)	0-0 E 1B 1B	0-2 F8		4-0 S 1B BB	1-0 G6-3 2-3	3-1 P6		0-0 E4		5 2 1 0 1 0 4												
Roberto Alomar, S OBP: 0.368, SLG: 0.467 Enrique Wilson, S OBP: 0.500, SLG: 0.500 (7, 4)	4-1 SAFE BB 1B 1B BB	3-3 K		4-2 1B 1B BB	3-1 P5 3-H		2-0 1B BB 1B	1-2 F9		2 2 0 0 2 1 1 2 0 1 0 0 0 2												
Manny Ramirez, R OBP: 0.476, SLG: 0.526 (1, 9)	1-1 BB 1B 1B		2-2 G4-3	0-1 1B 2B 1B		0-1 HR 2B	1-3 K	2-0 F7		6 3 3 3 0 1 3												
Jim Thome, L OBP: 0.619, SLG: 0.867 (1, 3)	4-0 1B 1B BB		0-1 2B 3B	0-1 2B 1B		1-1 HR	4-1 1B BB		2-3 K	4 2 3 3 2 1 0												
Wil Cordero, R OBP: 0.400, SLG: 0.500 (1, 7)	0-1 G4-6-3 1B		1-0 G4-3 2B	0-0 1B 2B		0-3 K	1-3 K		1-0 G4-3	6 0 3 4 0 2 2												
Travis Fryman, R OBP: 0.450, SLG: 0.267 (1, 5)	0-0 F9		0-2 G4-3	1-3 K		4-2 FC5-4 BB	2-2 1B		1-2 2B 1B	5 0 2 0 1 1 5												
Richie Sexson, R OBP: 0.263, SLG: 0.333 (1, 10)	0-2 G4-6-3 1-2f		3-3 K		1-1 G5-3	1-0 FC5-4 2B	0-1 G6-3		1-2 2B	6 1 1 0 0 1 7												
Einar Diaz, R OBP: 0.500, SLG: 0.800 (1, 2)		2-1 G3		0-0 F8 2B	1-1 2B	3-2 2B		0-2 P3	4-0 FC4-6 BB	5 2 2 1 1 0 0												
<b>Inning Stats</b>	R: 4 E: 1 K: 0 S: 13	H: 4 LOB: 1 BB: 2 P: 22	R: 0 E: 0 K: 1 S: 12	H: 1 LOB: 1 BB: 0 P: 18	R: 1 E: 0 K: 1 S: 12	H: 2 LOB: 1 BB: 0 P: 18	R: 3 E: 0 K: 1 S: 17	H: 3 LOB: 2 BB: 2 P: 28	R: 2 E: 0 K: 0 S: 12	H: 2 LOB: 0 BB: 0 P: 21	R: 4 E: 0 K: 1 S: 19	H: 4 LOB: 1 BB: 1 P: 31	R: 0 E: 0 K: 2 S: 13	H: 2 LOB: 3 BB: 1 P: 23	R: 0 E: 1 K: 0 S: 9	H: 0 LOB: 2 BB: 0 P: 13	R: 0 E: 0 K: 1 S: 12	H: 2 LOB: 3 BB: 1 P: 23	1B: 10 2B: 8 3B: 1 HR: 1	SF: 0 SAC: 0 DP: 1 HBP: 1	WP: 1 PB: 0 SB: 2 CS: 0	PA: 55
<b>PITCHER</b>	IP WLS BF H R ER SO BB IBB HBP BLK WP HR S P ERA WHIP																					
LaTroy Hawkins, R ERA: 19.64 (1, 1)	3.2 L 24 10 8 8 2 4 0 0 0 0 0 0 50 81 19.64 3.818																					
Dan Perkins, R ERA: 15.75 (4, 1)	2.0 13 6 6 6 2 1 0 0 0 1 1 33 52 27.00 3.500																					
Mike Trombley, R ERA: (6, 1)	1.1 7 2 0 0 2 1 0 0 0 0 0 15 28 0.00 2.250																					
Bob Wells, R ERA: (8, 1)	1.0 5 0 0 0 0 0 0 0 1 0 0 0 9 13 0.00 0.000																					
Joe Mays, R ERA: 9.0 (9, 1)	1.0 6 2 0 0 1 1 0 0 0 0 0 12 23 0.00 3.000																					

**Cleveland Indians @ Minnesota Twins**  
 Hubert H. Humphrey Metrodome, Minneapolis, MN  
 Fri Apr 09 1999, 8:05 PM EDT  
 Att. 16,348 - Dome - 72 F

AB	47
R	14
H	20
RBI	13
BB	7
SO	7
LOB	27









Batter	1	2	3	4	5	6	7	8	9	AB	R	H	RBI	BB	SO	LOB
<b>Torii Hunter, R</b> OBP: 0.200, SLG: 0.250 (1, 8)										5	1	1	0	0	0	2
<b>Chad Allen, R</b> OBP: 0.348, SLG: 0.391 (1, 7)										5	2	3	1	0	1	0
<b>Todd Walker, L</b> OBP: 0.273, SLG: 0.200 (1, 4)										4	0	0	0	1	0	2
<b>Ron Coomer, R</b> OBP: 0.375, SLG: 0.333 (1, 5)										4	1	2	0	1	0	0
<b>Matt Lawton, L</b> OBP: 0.450, SLG: 0.611 (1, 9)										4	2	2	1	0	0	3
<b>Marty Cordova, R</b> OBP: 0.500, SLG: 0.526 (1, 10)										4	0	0	1	0	1	4
<b>Doug Mientkiewicz, L</b> OBP: 0.471, SLG: 0.786 (1, 3)										4	1	1	2	0	1	2
<b>Javier Valentin, S</b> OBP: 0.250, SLG: 0.250 (1, 2)										4	0	1	1	0	0	1
<b>Cristian Guzman, S</b> OBP: 0.214, SLG: 0.286 (1, 6)										4	0	1	1	0	2	0

Inning Stats	R: 5	H: 5	E: 0	LOB: 2	K: 0	BB: 0	S: 19	R: 0	H: 0	E: 0	LOB: 1	K: 0	BB: 1	S: 9	R: 0	H: 0	E: 0	LOB: 0	K: 0	BB: 0	S: 5	R: 0	H: 1	E: 0	LOB: 1	K: 1	BB: 0	S: 9	R: 1	H: 2	E: 0	LOB: 1	K: 0	BB: 0	S: 10	R: 0	H: 0	E: 0	LOB: 0	K: 2	BB: 0	S: 7	R: 0	H: 1	E: 0	LOB: 1	K: 0	BB: 0	S: 7	R: 0	H: 0	E: 0	LOB: 0	K: 1	BB: 0	S: 6	R: 1	H: 2	E: 0	LOB: 2	K: 1	BB: 1	S: 16	1B: 7	SF: 0	2B: 3	SAC: 0	3B: 1	DP: 0	HR: 0	HBP: 2	WP: 0	PA: 42
--------------	------	------	------	--------	------	-------	-------	------	------	------	--------	------	-------	------	------	------	------	--------	------	-------	------	------	------	------	--------	------	-------	------	------	------	------	--------	------	-------	-------	------	------	------	--------	------	-------	------	------	------	------	--------	------	-------	------	------	------	------	--------	------	-------	------	------	------	------	--------	------	-------	-------	-------	-------	-------	--------	-------	-------	-------	--------	-------	--------

PITCHER	IP	WLS	BF	H	R	ER	SO	BB	IBB	HBP	BLK	WP	HR	S	P	ERA	WHIP
<b>Dwight Gooden, R</b> ERA: 67.5 (1, 1)	0.2		9	5	5	5	0	0	0	0	0	0	0	18	29	67.50	7.500
<b>Steve Karsay, R</b> ERA: 2.45 (1, 1)	5.1	W	20	3	1	1	3	1	0	0	0	0	0	41	59	1.69	0.750
<b>Ricardo Rincon, L</b> ERA: (7, 1)	0.2	H	3	1	0	0	0	0	0	0	0	0	0	6	10	0.00	1.500
<b>Steve Reed, R</b> ERA: 2.7 (7, 1)	0.1	H	1	0	0	0	0	0	0	0	0	0	0	1	1	0.00	0.000
<b>Paul Shuey, R</b> ERA: (8, 1)	1.0		3	0	0	0	1	0	0	0	0	0	0	6	7	0.00	0.000


**BOTTOM**

**Cleveland Indians @ Minnesota Twins**  
 Hubert H. Humphrey Metrodome, Minneapolis, MN

Sat Apr 10 1999, 8:05 PM EDT  
 Att. 18,829 - Dome - 72 F

livebaseballscores.com

<b>AB</b>	<b>38</b>
<b>R</b>	<b>7</b>
<b>H</b>	<b>11</b>
<b>RBI</b>	<b>7</b>
<b>BB</b>	<b>2</b>
<b>SO</b>	<b>5</b>
<b>LOB</b>	<b>14</b>





Batter	1	2	3	4	5	6	7	8	9	AB R H RBI BB SO LOB	TOP
<b>Kenny Lofton, L</b> OBP: 0.515, SLG: 0.800 (1, 8)	3-2 BB 1B	2-1 3-H 2B	4-2 BB BB		3-2 1B 1B		1-3 K		1-2 F9	5 0 3 1 1 1 4	<b>Cleveland Indians @ Minnesota Twins</b> Hubert H. Humphrey Metrodome, Minneapolis, MN Sun Apr 11 1999, 2:05 PM EDT Att. 12,430 - Dome - 72 F <a href="http://livebaseballscorecards.com">livebaseballscorecards.com</a>
<b>Enrique Wilson, S</b> OBP: 0.333, SLG: 0.333 (1, 6)	1-2 F9	0-1 G3-1	2-0 F8		1-2 1B		3-2 F7			5 0 1 0 0 0 6	
<b>Roberto Alomar, S</b> OBP: 0.400, SLG: 0.478 (1, 4)	4-2 SAFE SAFE G5-4-3 BB		1-2 G4-3 HR 2B		3-0 F8		0-2 G3		2-0 G6-3	4 1 1 0 1 0 2	
<b>Manny Ramirez, R</b> OBP: 0.406, SLG: 0.533 (1, 9)	1-1 G5-4-3 1-2f		2-3 K		2-1 HR 1B		0-0 G6-3		2-1 G3	5 1 1 0 0 1 3	
<b>Jim Thome, L</b> OBP: 0.516, SLG: 0.739 (1, 3)		0-1 G3-1	0-0 G4-3		2-2 HR		3-1 F8		3-3 K	5 1 1 2 0 1 1	
<b>Wil Cordero, R</b> OBP: 0.433, SLG: 0.630 (1, 7)		3-2 E6 2B 3B	0-0 HR		0-1 L6		1-2 F8		0-1 2B 1B	5 2 2 2 0 0 0	
<b>Travis Fryman, R</b> OBP: 0.533, SLG: 0.583 (1, 5)		0-2 3B 2B	2-2 2B 2B		0-1 F9		0-0 2B 1B		0-3 K	5 2 3 0 0 1 1	
<b>Richie Sexson, R</b> OBP: 0.345, SLG: 0.643 (1, 10)		1-0 2B 3B	1-2 2B 2B		1-3 K		0-0 2B		2-3 K	5 2 3 3 0 2 1	
<b>Einar Diaz, R</b> OBP: 0.455, SLG: 0.800 (1, 2)		2-3 K	0-1 2B		1-1 G6-3		0-0 L5		1-1 2B	5 0 2 1 0 1 3	
<b>Inning Stats</b>	R: 0 E: 0 K: 0 S: 13 H: 1 LOB: 1 BB: 1 P: 22	R: 3 E: 1 K: 1 S: 20 H: 3 LOB: 1 BB: 0 P: 28	R: 4 E: 0 K: 1 S: 22 H: 5 LOB: 2 BB: 1 P: 34	R: 2 E: 0 K: 0 S: 10 H: 2 LOB: 0 BB: 0 P: 17	R: 0 E: 0 K: 1 S: 14 H: 2 LOB: 2 BB: 0 P: 20	R: 0 E: 0 K: 0 S: 6 H: 0 LOB: 0 BB: 0 P: 10	R: 0 E: 0 K: 1 S: 10 H: 2 LOB: 2 BB: 0 P: 14	R: 0 E: 0 K: 1 S: 6 H: 0 LOB: 0 BB: 0 P: 13	R: 0 E: 0 K: 2 S: 14 H: 2 LOB: 2 BB: 0 P: 18	1B: 6 2B: 8 3B: 1 HR: 2 SF: 0 SAC: 0 DP: 1 HBP: 0	WP: 0 PB: 0 SB: 0 CS: 0 PA: 46
<b>PITCHER</b>	IP WLS BF H R ER SO BB IBB HBP BLK WP HR S P ERA WHIP										
<b>Brad Radke, R</b> ERA: 5.59 (1, 1)	2.2 L 19 9 7 5 2 2 0 0 0 0 0 1 54 81 16.88 4.125										
<b>Joe Mays, R</b> ERA: 6.75 (3, 1)	3.2 17 6 2 2 1 0 0 0 0 0 0 1 34 53 4.91 1.636										
<b>Eddie Guardado, L</b> ERA: 3.6 (7, 1)	1.2 5 0 0 0 2 0 0 0 0 0 0 0 13 24 0.00 0.000										
<b>Rick Aguilera, R</b> ERA: (9, 1)	1.0 5 2 0 0 2 0 0 0 0 0 0 0 14 18 0.00 2.000										

**Cleveland Indians @ Minnesota Twins**  
 Hubert H. Humphrey Metrodome, Minneapolis, MN  
 Sun Apr 11 1999, 2:05 PM EDT  
 Att. 12,430 - Dome - 72 F

<b>AB</b>	44
<b>R</b>	9
<b>H</b>	17
<b>RBI</b>	9
<b>BB</b>	2
<b>SO</b>	7
<b>LOB</b>	21



Batter	1	2	3	4	5	6	7	8	9	AB	R	H	RBI	BB	SO	LOB
<b>Torii Hunter, R</b> OBP: 0.240, SLG: 0.292 (1, 8)	F8	BB 3B BB		G5-3		2B		K		4	2	1	1	1	1	0
<b>Brent Gates, S</b> OBP: 0.400, SLG: 0.625 (1, 10)	L7	BB 3B BB		F9		2B		F8		4	1	1	3	1	0	0
<b>Todd Walker, L</b> OBP: 0.296, SLG: 0.320 (1, 4)	S 1B	3B		F8		F8		G4-3		5	0	2	3	0	0	1
<b>Matt Lawton, L</b> OBP: 0.440, SLG: 0.545 (1, 9)	IBB	K		G3		G3		SF8 1B		4	1	1	0	1	2	1
<b>Chad Allen, R</b> OBP: 0.321, SLG: 0.357 (1, 7)	K			F7		F7		SF8 1B		5	0	1	0	0	2	2
<b>Doug Mientkiewicz, L</b> OBP: 0.429, SLG: 0.722 (1, 3)		BB 2B		L3		L3		G4-3		4	1	1	0	0	0	0
<b>Terry Steinbach, R</b> OBP: 0.471, SLG: 0.615 (1, 2)		G5-3		HBP		1B 2B 1B		SF8		2	1	1	1	0	0	1
<b>Corey Koskie, L</b> OBP: 0.400, SLG: 0.444 (1, 5)		F8		G3		K		IBB		3	0	0	0	1	1	3
<b>Cristian Guzman, S</b> OBP: 0.278, SLG: 0.294 (1, 6)		BB 3B BB		G6-3		2B 1B		G3-1		3	2	1	0	1	0	2

Inning Stats	R: 0	H: 1	E: 0	K: 12	S: 22	R: 4	H: 2	E: 0	K: 17	S: 17	R: 0	H: 0	E: 0	K: 8	S: 8	R: 0	H: 0	E: 0	K: 9	S: 13	R: 3	H: 4	E: 0	K: 14	S: 14	R: 1	H: 2	E: 0	K: 12	S: 18	R: 0	H: 0	E: 0	K: 7	S: 10	R: 0	H: 0	E: 0	K: 8	S: 10	1B: 5	2B: 3	3B: 1	SF: 1	SAC: 1	DP: 0	HBP: 1	WP: 0	PB: 0	SB: 1	CS: 0	PA: 42
--------------	------	------	------	-------	-------	------	------	------	-------	-------	------	------	------	------	------	------	------	------	------	-------	------	------	------	-------	-------	------	------	------	-------	-------	------	------	------	------	-------	------	------	------	------	-------	-------	-------	-------	-------	--------	-------	--------	-------	-------	-------	-------	--------

PITCHER	IP	WLS	BF	H	R	ER	SO	BB	IBB	HBP	BLK	WP	HR	S	P	ERA	WHIP
<b>Jaret Wright, R</b> ERA: 9.0 (1, 1)	5.2	W	28	6	7	7	3	3	3	1	0	0	0	60	103	11.12	1.588
<b>Paul Assenmacher, L</b> ERA: 5.4 (6, 1)	0.2	H	5	3	1	1	0	0	0	0	0	0	0	12	16	13.50	4.500
<b>Steve Reed, R</b> ERA: 2.25 (7, 1)	0.2	H	3	0	0	0	0	0	1	0	0	0	0	4	8	0.00	0.000
<b>Paul Shuey, R</b> ERA: (8, 1)	1.0	H	3	0	0	0	1	0	0	0	0	0	0	7	10	0.00	0.000
<b>Michael Jackson, R</b> ERA: (9, 1)	1.0	S	3	0	0	0	2	0	0	0	0	0	0	8	10	0.00	0.000

**BOTTOM**

**Cleveland Indians @ Minnesota Twins**  
**Hubert H. Humphrey Metrodome, Minneapolis, MN**  
 Sun Apr 11 1999, 2:05 PM EDT  
 Att. 12,430 - Dome - 72 F

AB	34
R	8
H	9
RBI	8
BB	5
SO	6
LOB	10



WP	HR	S	P	ERA	WHIP
0	0	0	0	0.00	0.000





BOTTOM

Kansas City Royals @ Cleveland Indians  
Jacobs Field, Cleveland, OH

Mon Apr 12 1999, 1:05 PM EDT  
Att. 42,798 - Cloudy - 42 F

livebaseballscorecards.com

AB	36
R	5
H	11
RBI	5
BB	7
SO	7
LOB	19



WP	0	PA	43
PB	0		
SB	0		
CS	0		

AB R H RBI BB SO LOB

2 1 0 0 3 1 1

4 1 1 2 1 0 2

4 0 1 0 1 1 3

5 0 1 0 0 1 1

4 1 1 0 1 1 2

4 1 2 0 1 1 2

5 1 3 3 0 1 4

4 0 1 0 0 1 1

4 0 1 0 0 0 3

1B	8	SF	0
2B	1	SAC	0
3B	0	DP	3
HR	2	HBP	0

Batter	1	2	3	4	5	6	7	8	9	10
<b>Kenny Lofton, L</b> OBP: 0.526, SLG: 0.750 (1, 8)										
<b>Enrique Wilson, S</b> OBP: 0.357, SLG: 0.538 (1, 6)										
<b>Roberto Alomar, S</b> OBP: 0.400, SLG: 0.444 (1, 4)										
<b>Manny Ramirez, R</b> OBP: 0.378, SLG: 0.486 (1, 9)										
<b>Jim Thome, L</b> OBP: 0.500, SLG: 0.667 (1, 3)										
<b>Wil Cordero, R</b> OBP: 0.457, SLG: 0.645 (1, 7)										
<b>Travis Fryman, R</b> OBP: 0.543, SLG: 0.690 (1, 5)										
<b>Richie Sexson, R</b> OBP: 0.333, SLG: 0.594 (1, 10)										
<b>Sandy Alomar Jr., R</b> OBP: 0.273, SLG: 0.400 (1, 2)										

Inning Stats	R: 0	H: 0	E: 0	K: 1	S: 9	R: 0	H: 1	E: 0	K: 1	S: 7	R: 0	H: 0	E: 0	K: 1	S: 7	R: 0	H: 2	E: 0	K: 0	S: 12	R: 0	H: 1	E: 0	K: 0	S: 7	R: 0	H: 0	E: 0	K: 2	S: 8	R: 0	H: 2	E: 0	K: 1	S: 13	R: 2	H: 2	E: 0	K: 1	S: 14	R: 0	H: 1	E: 0	K: 0	S: 11	R: 3	H: 2	E: 0	K: 0	S: 3	1B: 8	SF: 0	2B: 1	SAC: 0	3B: 0	DP: 3	HR: 2	HBP: 0	WP: 0	PA: 43
--------------	------	------	------	------	------	------	------	------	------	------	------	------	------	------	------	------	------	------	------	-------	------	------	------	------	------	------	------	------	------	------	------	------	------	------	-------	------	------	------	------	-------	------	------	------	------	-------	------	------	------	------	------	-------	-------	-------	--------	-------	-------	-------	--------	-------	--------

PITCHER	IP	WLS	BF	H	R	ER	SO	BB	IBB	HBP	BLK	WP	HR	S	P	ERA	WHIP
<b>50 José Rosado, L</b> ERA: 0.73 (1, 1)	6.1		26	6	0	0	6	2	0	0	0	0	0	59	101	0.00	1.263
<b>Scott Service, R</b> ERA: 10.8 (7, 1)	1.0	B	5	1	2	2	1	2	0	0	0	0	1	14	27	18.00	3.000
<b>Matt Whisenant, L</b> ERA: (8, 1)	0.0		1	1	0	0	0	0	0	0	0	0	0	3	5	∞	∞
<b>Jose Santiago, R</b> ERA: 3.52 (8, 1)	2.0	L	11	3	3	3	0	2	1	0	0	0	1	15	32	13.50	2.500



Batter	1	2	3	4	5	6	7	8	9	AB R H RBI BB SO LOB	TOP	
<b>Carlos Beltrán, S</b> (1, 8) OBP: 0.306, SLG: 0.457 C X	0-1  1B	0-2 P4			1-0 F7		3-3  1			4 0 1 0 0 1 1		
<b>Joe Randa, R</b> (1, 5) OBP: 0.273, SLG: 0.516 <b>Scott Leius, R</b> (7, PH) OBP: 0.200, SLG: 1.000 C F B B B S	3-3  1-2		2-3  1		1-2 G3-1 2B		1-1 SF8 3-H			3 0 1 0 0 2 1 0 0 0 1 0 0 0		
<b>Johnny Damon, L</b> (1, 7) OBP: 0.212, SLG: 0.167 <b>Scott Pose, L</b> (7, PH) (7, 7) 2 B SAFE C X	1-1 G1-3		3-2 E6 G6-4-3		2-2 G3-1 2-3		1-1 G4-3			3 0 0 0 0 0 2 1 0 0 0 0 0 0		
<b>Jeff King, R</b> (1, 3) OBP: 0.273, SLG: 0.231 <b>29 Mike Sweeney, R</b> (7, 3) OBP: 0.522, SLG: 0.857 C X	0-1 P4		1-2 G6-4-3 1-2f		3-1 G5-3			1-0  1B		3 0 0 0 0 0 3 1 0 1 0 0 0 0		
<b>Larry Sutton, L</b> (1, 10) OBP: 0.182, SLG: 0.273 B B B B B X		3-1 P5		0-2 P2		3-3  1		2-2 G1-6-3 1-2f		4 0 0 0 0 1 1		
<b>Jermaine Dye, R</b> (1, 9) OBP: 0.353, SLG: 0.438 C B B B B B X		3-3  2		0-3  2		1-0  2B		2-1 G4-3		4 0 1 0 0 2 0		
<b>Rey Sanchez, R</b> (1, 6) OBP: 0.281, SLG: 0.419 <b>Steve Scarsone, R</b> (7, 6) OBP: 0.667, SLG: 0.500 B B C C C C B B		4-2  2B BB		2-1  1B		1-3  2			2-2  1B	2 1 1 0 1 1 1 1 0 1 0 0 0 0		
<b>Tim Spehr, R</b> (1, 2) OBP: 0.333, SLG: 0.500 C B SAFE X	1-1  2B		0-2 E7 1-3		1-1 F9			3-2 FC5-4 G5-4-3 1-2f		4 1 2 1 0 0 2		
<b>Carlos Febles, R</b> (1, 4) OBP: 0.379, SLG: 0.577 C C C C B B X	2-2  IHR		1-3  3		1-2  2B			1-0 G5-4-3 1-2f		4 2 2 2 0 1 3		
<b>Inning Stats</b>	R: 0 H: 1 E: 0 LOB: 1 K: 1 BB: 0 S: 10 P: 14	R: 3 H: 2 E: 0 LOB: 0 K: 1 BB: 1 S: 18 P: 31	R: 0 H: 0 E: 1 LOB: 0 K: 1 BB: 0 S: 11 P: 17	R: 0 H: 2 E: 1 LOB: 2 K: 2 BB: 0 S: 15 P: 18	R: 0 H: 1 E: 0 LOB: 1 K: 0 BB: 0 S: 9 P: 16	R: 0 H: 1 E: 0 LOB: 1 K: 2 BB: 0 S: 13 P: 19	R: 1 H: 1 E: 1 LOB: 0 K: 1 BB: 0 S: 10 P: 16	R: 0 H: 1 E: 0 LOB: 0 K: 0 BB: 0 S: 7 P: 12	R: 0 H: 1 E: 0 LOB: 0 K: 0 BB: 0 S: 9 P: 15	1B: 5 SF: 1 2B: 4 SAC: 0 3B: 0 DP: 3 HR: 1 HBP: 0	WP: 0 PA: 36 PB: 0 SB: 1 CS: 0	
<b>PITCHER</b>	IP WLS BF H R ER SO BB IBB HBP BLK WP HR S P ERA WHIP											
<b>Bartolo Colon, R</b> (1, 1) ERA: 3.27	6.0 W 26 7 3 3 7 1 0 0 0 0 0 0 76 115 4.50 1.333											
<b>Steve Karsay, R</b> (7, 1) ERA: 2.16	1.0 4 1 1 0 1 0 0 0 0 0 0 0 10 16 0.00 1.000											
<b>Paul Assenmacher, L</b> (8, 1) ERA: 3.38	1.0 3 1 0 0 0 0 0 0 0 0 0 0 7 12 0.00 1.000											
<b>Michael Jackson, R</b> (9, 1) ERA:	1.0 3 1 0 0 0 0 0 0 0 0 0 0 9 15 0.00 1.000											

**Kansas City Royals @ Cleveland Indians**  
 Jacobs Field, Cleveland, OH  
 Wed Apr 14 1999, 7:05 PM EDT  
 Att. 42,926 - Unknown - 57 F

livebaseballscorecards.com

<b>AB</b>	34
<b>R</b>	4
<b>H</b>	10
<b>RBI</b>	4
<b>BB</b>	1
<b>SO</b>	8
<b>LOB</b>	14



Batter	1	2	3	4	5	6	7	8	9	AB	R	H	RBI	BB	SO	LOB
<b>Kenny Lofton, L</b> OBP: 0.512, SLG: 0.686 (1, 8)	2-3 K			4-2 WP 2B BB	2-2 F8	0-1 F8	4-0 BB			3	1	0	0	2	1	2
<b>Enrique Wilson, S</b> OBP: 0.316, SLG: 0.444 (1, 6)	2-2 P7			0-2 P4	0-0 G4-6-3	0-0 1B HR 1B	0-2 G4-3			5	1	1	0	0	0	4
<b>Roberto Alomar, S</b> OBP: 0.436, SLG: 0.548 (1, 4) <b>Einar Diaz, R</b> OBP: 0.417, SLG: 0.727 (8, 2)	2-2 F7			2-1 1B 2B		0-2 1B 2B HR 1B		2-1 P5		4	3	3	1	0	0	0
<b>Manny Ramirez, R</b> OBP: 0.381, SLG: 0.550 (1, 9)				0-0 P4		1-1 1B 1B HR		1-0 F8		5	2	2	3	0	0	1
<b>Jim Thome, L</b> OBP: 0.537, SLG: 0.655 (1, 3)				4-0 1B IBB		2-2 1B 2B 1B BB		4-0 BB		2	1	1	1	3	0	0
<b>Wil Cordero, R</b> OBP: 0.450, SLG: 0.639 (1, 7)				1-1 1B		0-0 F8 2B		0-0 L9		5	0	2	1	0	0	3
<b>Travis Fryman, R</b> OBP: 0.513, SLG: 0.636 (1, 5)				1-2 F7		0-1 2B 1B G5-3				4	1	1	1	0	0	4
<b>Richie Sexson, R</b> OBP: 0.351, SLG: 0.611 (1, 10)	2-3 K			1-1 1B 1B		0-0 1H 2H HR 2B	1-2 G1-3			4	1	2	2	0	1	0
<b>Sandy Alomar Jr., R</b> OBP: 0.320, SLG: 0.565 (1, 2) <b>Jolbert Cabrera, R</b> (7, PH) (8, 4)	1-2 G6-3			1-2 1B G4-6-3 1B		1-2 2H HR	0-0 G6-3			3	1	2	2	0	0	0

Inning Stats	R: 0	H: 0	E: 0	K: 1	S: 10	LOB: 0	BB: 0	P: 16
	R: 0	H: 0	E: 0	K: 0	S: 8 <td>LOB: 0</td> <td>BB: 0</td> <td>P: 12 </td>	LOB: 0	BB: 0	P: 12
	R: 0	H: 0	E: 1	K: 1	S: 9 <td>LOB: 0</td> <td>BB: 0</td> <td>P: 12 </td>	LOB: 0	BB: 0	P: 12
	R: 2	H: 2	E: 0	K: 0	S: 14 <td>LOB: 2</td> <td>BB: 2</td> <td>P: 26 </td>	LOB: 2	BB: 2	P: 26
	R: 0	H: 2	E: 0	K: 0	S: 9 <td>LOB: 1</td> <td>BB: 0</td> <td>P: 13 </td>	LOB: 1	BB: 0	P: 13
	R: 9	H: 10	E: 0	K: 0	S: 29 <td>LOB: 2</td> <td>BB: 1</td> <td>P: 44 </td>	LOB: 2	BB: 1	P: 44
	R: 0	H: 0	E: 0	K: 0	S: 7 <td>LOB: 1</td> <td>BB: 1</td> <td>P: 12 </td>	LOB: 1	BB: 1	P: 12
	R: 0	H: 0	E: 0	K: 0	S: 4 <td>LOB: 1</td> <td>BB: 1</td> <td>P: 11 </td>	LOB: 1	BB: 1	P: 11

PITCHER	IP	WLS	BF	H	R	ER	SO	BB	IBB	HBP	BLK	WP	HR	S	P	ERA	WHIP
<b>Jeff Suppan, R</b> ERA: 4.91 (1, 1)	5.0	L	22	6	4	4	2	1	1	0	0	1	0	55	85	7.20	1.400
<b>Don Wengert, R</b> ERA: 11.05 (6, 1)	0.2	B	8	6	4	4	0	0	0	0	0	0	1	16	22	54.00	9.000
<b>Jay Witasick, R</b> ERA: 5.4 (6, 1)	2.1		12	2	3	3	0	3	0	0	0	0	1	19	39	11.57	2.143

**BOTTOM**

**Kansas City Royals @ Cleveland Indians**  
Jacobs Field, Cleveland, OH

Wed Apr 14 1999, 7:05 PM EDT  
Att: 42,926 - Unknown - 57 F

AB	37
R	11
H	14
RBI	11
BB	5
SO	2
LOB	14



PITCHER	IP	WLS	BF	H	R	ER	SO	BB	IBB	HBP	BLK	WP	HR	S	P	ERA	WHIP
	1B: 8	SF: 0										WP: 2	PA: 42				
	2B: 4	SAC: 0										PB: 0					
	3B: 0	DP: 1										SB: 1					
	HR: 2	HBP: 0										CS: 0					



Batter	1	2	3	4	5	6	7	8	9	AB R H RBI BB SO LOB	TOP											
<b>Matt Lawton, L</b> (1, 9) OBP: 0.293, SLG: 0.342	2-1 G4-3		0-0 G1-3			2-0 G3-1		0-1 G3		4 0 0 0 0 0 1												
<b>Torii Hunter, R</b> (1, 8) OBP: 0.256, SLG: 0.351	0-0 G6-3		0-0 G1-3			0-1 G6-3		4-2 BB		3 0 0 0 1 0 0												
<b>Todd Walker, L</b> (1, 4) OBP: 0.295, SLG: 0.415	0-1 FC6-4 1B		0-2 F8			1-0 G3		1-0 F8		4 0 1 0 0 0 2												
<b>Ron Coomer, R</b> (1, 5) OBP: 0.303, SLG: 0.387	0-1 FC6-4 1-2f		1-1 G6-3			0-1 G4-3		1-1 G4-3		4 0 0 0 0 0 1												
<b>Doug Mientkiewicz, L</b> (1, 3) OBP: 0.375, SLG: 0.536		1-2 FC6-4 BB 1B	1-1 F8			2-0 G4-3		0-0 P5		4 0 1 0 0 0 0												
<b>Marty Cordova, R</b> (1, 10) OBP: 0.471, SLG: 0.464		4-1 SAFE FC6-4 BB	2-3 K			1-3 K		0-0 2B		3 0 1 0 1 2 0												
<b>Chad Allen, R</b> (1, 7) OBP: 0.256, SLG: 0.419		1-2 FC6-4 1-2f 2-3	1-3 K			0-0 HR		3-1 F9		4 1 1 1 0 1 3												
<b>Terry Steinbach, R</b> (1, 2) OBP: 0.360, SLG: 0.429		1-1 SAFE F9	1-1 G5-3			0-2 WP G3 1B				3 0 1 0 0 0 2												
<b>Cristian Guzman, S</b> (1, 6) OBP: 0.200, SLG: 0.207		1-3 K	0-0 G4-3			1-1 P6				2 0 0 0 0 1 2												
<b>Denny Hocking, S</b> (8, PH) OBP: 0.200, SLG: 0.200										1 0 0 0 0 0 1												
<b>Inning Stats</b>	R: 0 E: 0 K: 0 S: 7	H: 1 LOB: 1 BB: 0 P: 9	R: 0 E: 0 K: 1 S: 13	H: 1 LOB: 2 BB: 1 P: 21	R: 0 E: 0 K: 0 S: 5	H: 0 LOB: 0 BB: 0 P: 5	R: 0 E: 0 K: 1 S: 7	H: 0 LOB: 0 BB: 0 P: 11	R: 0 E: 0 K: 1 S: 6	H: 0 LOB: 0 BB: 0 P: 8	R: 0 E: 0 K: 0 S: 4	H: 0 LOB: 0 BB: 0 P: 7	R: 0 E: 0 K: 1 S: 6	H: 0 LOB: 0 BB: 0 P: 9	R: 1 E: 0 K: 0 S: 12	H: 2 LOB: 2 BB: 1 P: 18	R: 0 E: 0 K: 0 S: 6	H: 1 LOB: 1 BB: 0 P: 10	1B: 3 2B: 1 3B: 0 HR: 1	SF: 0 SAC: 0 DP: 0 HBP: 0	WP: 1 PB: 0 SB: 0 CS: 0	PA: 34
<b>PITCHER</b>	IP WLS BF H R ER SO BB IBB HBP BLK WP HR S P ERA WHIP																					
<b>Charles Nagy, R</b> (1, 1) ERA: 2.45	7.2 W 29 4 1 1 4 2 0 0 0 1 1 59 86 1.17 0.783																					
<b>Paul Assenmacher, L</b> (8, 1) ERA: 3.0	0.1 H 1 0 0 0 0 0 0 0 0 0 0 1 2 0.00 0.000																					
<b>Paul Shuey, R</b> (9, 1) ERA:	1.0 4 1 0 0 0 0 0 0 0 0 0 0 6 10 0.00 1.000																					

Minnesota Twins @ Cleveland Indians  
 Jacobs Field, Cleveland, OH  
 Sat Apr 17 1999, 1:05 PM EDT  
 Att. 40,582 - Overcast - 44 F

AB	32
R	1
H	5
RBI	1
BB	2
SO	4
LOB	12







Batter	1	2	3	4	5	6	7	8	9	10	11	AB R H RBI BB SO LOB	TOP
Denny Hocking, S OBP: 0.333, SLG: 0.462 (1, 6)	2-1 HR		4-2 BB		1-2 1B		2-1 2B	0-2 2B 1B		0-0 F7	0-3 K	6 2 4 1 1 1 2	
Doug Mientkiewicz, L OBP: 0.365, SLG: 0.515 (1, 3)	3-2 F8		2-3 K		0-0 F7		1-0 G4-3	2-2 1B 2B		4-0 BB	4-0 1B IBB	5 1 1 1 1 2 1 3	
Brent Gates, S OBP: 0.368, SLG: 0.529 (1, 5)	0-3 K		3-2 P5		3-3 K			0-2 2B		0-0 G5-3	0-0 1B	7 1 3 3 0 2 3	
Todd Walker, L OBP: 0.294, SLG: 0.396 (1, 4)	0-0 1B			2-2 1B 1B		1-1 F8		K			G3	7 0 2 0 0 1 5	
Chad Allen, R OBP: 0.286, SLG: 0.417 (1, 7)	1-1 P6			0-0 1B		2-1 G5-3		0-1 G3	1-1 G4-3 G1-3 1B		4-0 1B BB	5 1 2 0 1 0 2	
Corey Koskie, L OBP: 0.450, SLG: 0.824 (1, 10)		2-0 F7		1-0 F8		3-1 G3-1		1-1 BB HR 2B	0-0 G1-3		4-0 BB 1B IBB	5 2 1 1 1 0 3	
Torii Hunter, R OBP: 0.289, SLG: 0.341 (1, 8)		2-2 G3-1		4-2 BB		3-2 G4-3		4-2 BB HR BB	1-1 G4-3		0-0 BB 1B	4 2 1 1 2 0 1	
Javier Valentin, S OBP: 0.190, SLG: 0.105 (1, 2)		0-0 F9		0-3 K		1-0 G3		4-0 HR BB	3-2 F9		4-0 2B 1B BB	4 2 0 0 2 1 4	
Chris Latham, S OBP: 0.143, SLG: 0.143 Matt Lawton, L OBP: 0.318, SLG: 0.463 (8, PH) (8, 9)			3-1 G5-3		2-3 K		3-3 K	0-0 HR		0-0 L6	0-0 1B 2B	3 0 0 0 0 2 3 3 2 2 6 0 0 0	
<b>Inning Stats</b>	R: 1 H: 2 E: 0 LOB: 1 K: 1 BB: 0 S: 12 P: 18	R: 0 H: 0 E: 0 LOB: 0 K: 0 BB: 0 S: 5 P: 9	R: 0 H: 0 E: 0 LOB: 1 K: 1 BB: 1 S: 12 P: 23	R: 0 H: 2 E: 0 LOB: 3 K: 2 BB: 1 S: 14 P: 23	R: 0 H: 1 E: 0 LOB: 1 K: 1 BB: 0 S: 9 P: 14	R: 0 H: 0 E: 0 LOB: 0 K: 0 BB: 0 S: 8 P: 16	R: 0 H: 1 E: 0 LOB: 1 K: 1 BB: 0 S: 9 P: 16	R: 7 H: 6 E: 0 LOB: 1 K: 1 BB: 2 S: 25 P: 38	R: 0 H: 1 E: 0 LOB: 1 K: 0 BB: 0 S: 8 P: 13	R: 0 H: 0 E: 0 LOB: 1 K: 0 BB: 1 S: 3 P: 7	R: 5 H: 3 E: 0 LOB: 2 K: 1 BB: 4 S: 8 P: 24	1B: 9 SF: 0 2B: 5 SAC: 0 3B: 0 DP: 0 HR: 2 HBP: 0	WP: 0 PA: 58 PB: 0 SB: 4 CS: 0
<b>PITCHER</b>	IP WLS BF H R ER SO BB IBB HBP BLK WP HR S P ERA WHIP												
Jaret Wright, R ERA: 6.5 (1, 1)	6.0 25 5 1 1 5 2 0 0 0 0 0 1 60 103 1.50 1.167												
Steve Karsay, R ERA: 1.93 (7, 1)	1.0 4 1 0 0 1 0 0 0 0 0 0 0 9 16 0.00 1.000												
Jerry Spradlin, R ERA: 20.25 (8, 1)	0.2 7 3 5 5 1 2 0 0 0 0 0 1 15 25 67.50 7.500												
Paul Assenmacher, L ERA: 8.1 (8, 1)	0.1 B 4 3 2 2 0 0 0 0 0 0 0 0 10 13 54.00 9.000												
Steve Reed, R ERA: 1.8 (9, 1)	1.0 4 1 0 0 0 0 0 0 0 0 0 0 8 13 0.00 1.000												
<b>PITCHER</b>	IP WLS BF H R ER SO BB IBB HBP BLK WP HR S P ERA WHIP												
Michael Jackson, R ERA: 6.75 (10, 1)	1.1 L 9 1 4 4 0 3 1 0 0 0 0 0 5 21 27.00 3.000												
Paul Shuey, R ERA: 1.29 (11, 1)	0.2 5 2 1 1 1 0 1 0 0 0 0 0 6 10 13.50 3.000												

Minnesota Twins @ Cleveland Indians  
 Jacobs Field, Cleveland, OH  
 Sat Apr 17 1999, 7:05 PM EDT  
 Att: 42,860 - Cloudy - 46 F

AB	49
R	13
H	16
RBI	13
BB	9
SO	8
LOB	26



Batter	1	2	3	4	5	6	7	8	9	10	11	AB R H RBI BB SO LOB	BOTTOM																			
<b>Kenny Lofton, L</b> OBP: 0.491, SLG: 0.651 (1, 8)	0-1 P7		0-0 F7	4-1 FC5-4 BB		2-1 SF8		0-3 K			0-0 G3 G4-3 1B	4 0 1 1 1 1 0	<b>Minnesota Twins @ Cleveland Indians</b> Jacobs Field, Cleveland, OH Sat Apr 17 1999, 7:05 PM EDT Att: 42,860 - Cloudy - 46 F																			
<b>Enrique Wilson, S</b> OBP: 0.320, SLG: 0.391 (1, 6) (10, 4)	3-2 F8		4-2 1B BB	0-0 FC5-4 CS		1-1 1B		2-3 K			0-0 G4-3	5 1 1 0 1 1 2																				
<b>Roberto Alomar, S</b> OBP: 0.447, SLG: 0.526 Jolbert Cabrera, R (8, 4)	0-3 K		1-2 1B	0-2 CS	2-2 G1-3	0-3 K					0-0 G3	4 0 1 0 0 2 1 0 0 0 0 0 0 0 1 1 1 1 0 0 0 1 0 0 0 0 0 1																				
<b>David Justice, L</b> OBP: 0.167, SLG: 0.667 Omar Vizquel, S (9, PH) (10, 6)			1-2 1B	1-2							2-2 HR																					
<b>Manny Ramirez, R</b> OBP: 0.404, SLG: 0.633 (1, 9)		2-2 1B SF7 1B	3-2 1B		4-1 P9 BB 1B	0-1 G3-1					1-0 G6-3	5 2 2 1 1 1 2																				
<b>Jim Thome, L</b> OBP: 0.520, SLG: 0.622 (1, 3)		2-0 1B	2-1 P5		4-1 1B BB		2-1 2B				2-2 G4-3	4 0 2 0 1 0 2																				
<b>Wil Cordero, R</b> OBP: 0.408, SLG: 0.568 (1, 7)		1-1 SF7		0-0 HR 1B	1-2 P9		1-3 2B				2-0 F9	4 1 1 1 0 1 3																				
<b>Travis Fryman, R</b> OBP: 0.479, SLG: 0.561 (1, 5)		2-1 F7		4-1 HR BB	0-1 1B		1-3 K				0-0 F7	4 1 1 1 1 1 2																				
<b>Richie Sexson, R</b> OBP: 0.310, SLG: 0.537 (1, 10)		1-3 K		2-2 F9	2-1 G5-3		0-0 G6-3				0-0 F7	5 0 0 0 0 1 6																				
<b>Einar Diaz, R</b> OBP: 0.412, SLG: 0.938 (1, 2)			2-2 G4-3	0-2 HR		2-1 SF8 3B		0-1 G1-3			0-0 P8	5 2 2 3 0 0 0																				
<b>Inning Stats</b>	R: 0 E: 0 K: 1 S: 11	H: 0 LOB: 0 BB: 0 P: 14	R: 1 E: 0 K: 1 S: 13	H: 2 LOB: 1 BB: 0 P: 21	R: 1 E: 0 K: 0 S: 16	H: 2 LOB: 2 BB: 1 P: 28	R: 3 E: 0 K: 0 S: 14	H: 2 LOB: 0 BB: 2 P: 24	R: 1 E: 0 K: 0 S: 13	H: 1 LOB: 2 BB: 2 P: 26	R: 1 E: 0 K: 1 S: 12	H: 2 LOB: 1 BB: 0 P: 17		R: 0 E: 0 K: 2 S: 9	H: 1 LOB: 1 BB: 0 P: 13	R: 0 E: 0 K: 2 S: 8	H: 0 LOB: 0 BB: 0 P: 10	R: 1 E: 0 K: 0 S: 8	H: 1 LOB: 0 BB: 0 P: 15	R: 0 E: 0 K: 0 S: 3	H: 0 LOB: 0 BB: 0 P: 3	R: 0 E: 0 K: 1 S: 6	H: 1 LOB: 1 BB: 0 P: 6	1B: 8 2B: 1 3B: 1 HR: 2	SF: 2 SAC: 0 DP: 0 HBP: 0	WP: 0 PB: 0 SB: 0 CS: 1	PA: 50					
<b>PITCHER</b>	IP WLS BF H R ER SO BB IBB HBP BLK WP HR S P ERA WHIP																															
<b>Eric Milton, L</b> ERA: 5.4 (1, 1)	4.0		20	6	5	5	2	3	0	0	0	0	0	1	54	87	11.25	2.250														
<b>Joe Mays, R</b> ERA: 5.68 (5, 1)	3.0		15	4	2	2	3	2	0	0	0	0	0	0	34	56	6.00	2.000														
<b>Eddie Guardado, L</b> ERA: 3.0 (8, 1)	1.0	H	3	0	0	0	2	0	0	0	0	0	0	0	8	10	0.00	0.000														
<b>Rick Aguilera, R</b> ERA: 1.29 (9, 1)	2.0	W	7	1	1	1	0	0	0	0	0	0	1	11	18	4.50	0.500															
<b>Mike Trombley, R</b> ERA: (11, 1)	1.0		4	1	0	0	1	0	0	0	0	0	0	6	6	0.00	1.000															

AB	42
R	8
H	12
RBI	8
BB	5
SO	8
LOB	19





Batter	1	2	3	4	5	6	7	8	9	AB R H RBI BB SO LOB	TOP																										
<b>Chad Allen, R</b> (1, 7) OBP: 0.269, SLG: 0.392 <b>Brent Gates, S</b> (7, PH) OBP: 0.400, SLG: 0.529 <b>Chris Latham, S</b> (7, PR) OBP: 0.125, SLG: 0.125 (7, 7)	1-2 G1-3		2-3 K		3-3 K		4-0 IBB		1-2 K	3 0 0 0 0 2 3 0 0 0 0 1 0 0 1 0 0 0 0 1 1																											
<b>Matt Lawton, L</b> (1, 9) OBP: 0.327, SLG: 0.444	4-2 BB		0-0 F8		0-0 F8		1-2 P5		3-2 1B	4 0 1 0 1 0 3																											
<b>Ron Coomer, R</b> (1, 5) OBP: 0.270, SLG: 0.343	2-0 P4			1-0 F9		3-3 K	1-0 G3			4 0 0 0 0 1 4																											
<b>Todd Walker, L</b> (1, 4) OBP: 0.291, SLG: 0.385	2-2 P3			0-0 G3-1		1-2 L4		0-0 G4-3 1B		4 0 1 0 0 0 1																											
<b>Marty Cordova, R</b> (1, 10) OBP: 0.474, SLG: 0.452			4-2 E BB		3-3 K		2-0 BB 1B	3-2 G5-3		3 1 1 0 1 1 1																											
<b>Doug Mientkiewicz, L</b> (1, 3) OBP: 0.372, SLG: 0.472			0-1 P5		0-0 L6		4-1 1B BB	0-0 G4-3		3 0 0 0 1 0 2																											
<b>Terry Steinbach, R</b> (1, 2) OBP: 0.379, SLG: 0.417			2-3 K		4-0 1B BB		2-0 1B 1B	0-0 G6-3		3 1 1 1 1 1 2																											
<b>Torii Hunter, R</b> (1, 8) OBP: 0.313, SLG: 0.364 <b>Corey Koskie, L</b> (9, PH) OBP: 0.429, SLG: 0.778			1-3 K		2-2 1B		0-0 1B 1B		2-1 F8	3 0 2 0 0 1 1 1 0 0 0 0 0 0																											
<b>Cristian Guzman, S</b> (1, 6) OBP: 0.219, SLG: 0.226 <b>Denny Hocking, S</b> (7, PH) OBP: 0.379, SLG: 0.500 (7, 6)			1-1 CS 1B		1-2 P6		2-2 1B		3-2 1B 1B	2 0 1 0 0 0 2 2 0 2 1 0 0 0																											
<b>Inning Stats</b>	R: 0 E: 0 K: 0 S: 11	H: 0 LOB: 1 BB: 1 P: 20	R: 0 E: 1 K: 2 S: 11	H: 0 LOB: 1 BB: 1 P: 18	R: 0 E: 0 K: 1 S: 7	H: 1 LOB: 0 BB: 0 P: 10	R: 0 E: 0 K: 1 S: 5	H: 0 LOB: 0 BB: 0 P: 9	R: 0 E: 0 K: 1 S: 11	H: 1 LOB: 2 BB: 1 P: 21	R: 0 E: 0 K: 1 S: 8	H: 0 LOB: 0 BB: 0 P: 12	R: 2 E: 0 K: 0 S: 12	H: 4 LOB: 3 BB: 2 P: 28	R: 0 E: 0 K: 0 S: 7	H: 1 LOB: 1 BB: 0 P: 10	R: 0 E: 0 K: 1 S: 15	H: 2 LOB: 2 BB: 0 P: 24	1B: 9 2B: 1 3B: 0 HR: 0	SF: 0 SAC: 0 DP: 1 HBP: 0	WP: 0 PB: 0 SB: 1 CS: 1	PA: 38															
<b>PITCHER</b>	IP WLS BF H R ER SO BB IBB HBP BLK WP HR S P ERA WHIP																																				
<b>Dave Burba, R</b> (1, 1) ERA: 1.93 <b>Steve Reed, R</b> (7, 1) ERA: 1.8 <b>Mark Langston, L</b> (7, 1) ERA: <b>Paul Shuey, R</b> (7, 1) ERA: 1.08 <b>Michael Jackson, R</b> (9, 1) ERA: 5.68	6.1		26	5	2	2	6	4	0	0	0	0	0	57	102	2.84	1.421																				
	0.0		2	1	0	0	0	0	1	0	0	0	0	3	9	∞	∞																				
	0.1		1	0	0	0	0	0	0	0	0	0	0	4	5	0.00	0.000																				
	1.1	W	5	1	0	0	0	0	0	0	0	0	0	8	12	0.00	0.750																				
	1.0	S	4	2	0	0	1	0	0	0	0	0	0	15	24	0.00	2.000																				

Minnesota Twins @ Cleveland Indians  
 Jacobs Field, Cleveland, OH  
 Sun Apr 18 1999, 1:05 PM EDT  
 Att. 42,317 - Cloudy - 45 F

livebaseballscorecards.com

AB	33
R	2
H	9
RBI	2
BB	5
SO	7
LOB	20




Batter	1	2	3	4	5	6	7	8	9	AB	R	H	RBI	BB	SO	LOB
<b>Kenny Lofton, L</b> OBP: 0.509, SLG: 0.636 (1, 8)	4-1 BB BB		1-0 F7				4-1 1B 1B			1	1	0	0	3	0	0
<b>Enrique Wilson, S</b> OBP: 0.345, SLG: 0.385 (1, 6)	1-3 K		0-1 F7				3-2 1B 1B			3	1	1	0	1	1	1
<b>Roberto Alomar, S</b> OBP: 0.451, SLG: 0.500 (1, 4)	4-0 G5-4-3 1-2 BB						4-0 1B 1-2 BB			2	0	0	0	2	1	3
<b>Manny Ramirez, R</b> OBP: 0.429, SLG: 0.698 (1, 9)	1-0 G5-4-3 1-2f						0-1 FC6-4 1B			4	1	3	3	0	0	2
<b>Jim Thome, L</b> OBP: 0.519, SLG: 0.634 (1, 3)							0-0 F7 1B			4	0	2	0	0	0	3
<b>Wil Cordero, R</b> OBP: 0.396, SLG: 0.542 (1, 7)							1-2 G5-4-3 1B			4	0	1	0	0	1	3
<b>Travis Fryman, R</b> OBP: 0.462, SLG: 0.533 (1, 5)							0-2 F9			4	0	1	0	0	1	3
<b>David Justice, L</b> OBP: 0.200, SLG: 0.444 (1, 10)							0-0 FC6-4 1-2f			4	0	1	0	0	1	3
<b>Sandy Alomar Jr., R</b> OBP: 0.250, SLG: 0.433 (1, 2)							0-0 F7			4	0	1	0	0	1	3
<b>Travis Fryman, R</b> OBP: 0.462, SLG: 0.533 (1, 5)							1-0 G1-3			3	0	0	0	1	1	3
<b>David Justice, L</b> OBP: 0.200, SLG: 0.444 (1, 10)							0-1 G1-3			3	0	0	0	1	1	3
<b>David Justice, L</b> OBP: 0.200, SLG: 0.444 (1, 10)							1-2 G1-3			3	0	0	0	1	1	3
<b>David Justice, L</b> OBP: 0.200, SLG: 0.444 (1, 10)							0-0 L8			4	0	0	0	0	0	3
<b>David Justice, L</b> OBP: 0.200, SLG: 0.444 (1, 10)							1-0 F7			4	0	0	0	0	0	3
<b>David Justice, L</b> OBP: 0.200, SLG: 0.444 (1, 10)							2-0 FC5-4 CS			4	0	0	0	0	0	3
<b>David Justice, L</b> OBP: 0.200, SLG: 0.444 (1, 10)							0-0 G1-3			4	0	0	0	0	0	3

Inning Stats	R: 0	H: 0	E: 0	K: 1	S: 5	LOB: 1	BB: 2	P: 15	R: 0	H: 1	E: 0	K: 1	S: 10	LOB: 1	BB: 0	P: 15	R: 0	H: 0	E: 0	K: 0	S: 4	LOB: 0	BB: 0	P: 5	R: 0	H: 1	E: 0	K: 1	S: 6	LOB: 1	BB: 0	P: 7	R: 0	H: 1	E: 0	K: 0	S: 9	LOB: 3	BB: 2	P: 18	R: 1	H: 2	E: 0	K: 0	S: 14	LOB: 0	BB: 0	P: 18	R: 2	H: 2	E: 0	K: 0	S: 11	LOB: 2	BB: 3	P: 29	R: 0	H: 1	E: 0	K: 2	S: 9	LOB: 1	BB: 0	P: 14
<b>Mike Lincoln, R</b> ERA: 3.77 (1, 1)	IP	WLS	BF	H	R	ER	SO	BB	IBB	HBP	BLK	WP	HR	S	P	ERA	WHIP																																															
<b>Bob Wells, R</b> ERA: 7.56 (7, 1)	0.2	L	5	1	2	2	0	3	0	0	0	0	0	7	24	27.00	6.000																																															
<b>Mike Trombley, R</b> ERA: (7, 1)	0.2	B	4	2	0	0	1	0	0	0	0	0	0	9	12	0.00	3.000																																															
<b>Eddie Guardado, L</b> ERA: 2.7 (8, 1)	0.2		2	0	0	0	1	0	0	0	0	0	0	4	7	0.00	0.000																																															

**MINNESOTA TWINS @ CLEVELAND INDIANS**  
**JACOBS FIELD, CLEVELAND, OH**  
 Sun Apr 18 1999, 1:05 PM EDT  
 Att: 42,317 - Cloudy - 45 F

<b>AB</b>	<b>29</b>
<b>R</b>	<b>3</b>
<b>H</b>	<b>8</b>
<b>RBI</b>	<b>3</b>
<b>BB</b>	<b>7</b>
<b>SO</b>	<b>5</b>
<b>LOB</b>	<b>21</b>



WP	PA	ERA	WHIP
0	36		



Batter	1	2	3	4	5	6	7	8	9	AB R H RBI BB SO LOB	TOP											
Tony Phillips, S OBP: 0.310, SLG: 0.471 (1, 8) (8, 9)	1-2 G1-3		2-2 G4-3		0-3 K			2-1 G6-3		4 0 0 0 0 1 1												
Tim Raines, S OBP: 0.280, SLG: 0.200 (1, 7)	2-3 K		3-2 SF7			1-2 G3		0-0 E6 BB		3 0 0 1 0 1 0												
Jason Giambi, L OBP: 0.397, SLG: 0.569 (1, 3)	4-2 BB		3-H 2-3 K			2-2 BB 1B		0-0 F9		3 0 1 0 1 1 1												
Matt Stairs, L OBP: 0.365, SLG: 0.478 John Jaha, R OBP: 0.404, SLG: 0.675 Jason McDonald, S OBP: 0.342, SLG: 0.265 (1, 9) (8, PH) (8, PR) (8, 8)	2-3 K			0-0 F9		4-2 BB 1-2 BB		4-1 BB 1-2 BB		2 0 0 0 1 1 1 0 0 0 0 1 0 0 0 0 0 0 0 0 0												
Ben Grieve, L OBP: 0.250, SLG: 0.231 (1, 10)		4-2 FC5-4 BB		1-1 G1-3		0-3 K		3-3 K		3 0 0 0 1 2 4												
Scott Spiezio, S OBP: 0.419, SLG: 0.630 (1, 4)		1-0 P6		1-1 2B		0-1 P4		4-1 FC5-4 BB		3 0 1 0 1 0 3												
Miguel Tejada, R OBP: 0.340, SLG: 0.396 (1, 6)		2-1 FC5-4 1-2f		0-2 P3			3-2 G4-3		3-2 FC5-4 DI 1-2f	4 0 0 0 0 0 3												
3 Eric Chavez, L OBP: 0.250, SLG: 0.278 (1, 5)		0-1 G4-3			2-3 K		2-2 G4-3		0-0 F7	4 0 0 0 0 1 2												
A.J. Hinch, R OBP: 0.179, SLG: 0.296 Mike Macfarlane, R OBP: 0.222, SLG: 0.294 (1, 2) (9, PH)			1-1 G4-3 SF7 2B		0-1 G6-3		1-2 G5-3		3-3 K 1-2	3 1 1 0 0 0 0 1 0 0 0 0 1 1												
Inning Stats	R: 0 E: 0 K: 2 S: 12	H: 0 LOB: 1 BB: 1 P: 21	R: 0 E: 0 K: 0 S: 8	H: 0 LOB: 1 BB: 1 P: 15	R: 1 E: 0 K: 1 S: 13	H: 1 LOB: 0 BB: 0 P: 21	R: 0 E: 0 K: 0 S: 8	H: 1 LOB: 1 BB: 0 P: 10	R: 0 E: 0 K: 2 S: 9	H: 0 LOB: 0 BB: 0 P: 11	R: 0 E: 0 K: 1 S: 19	H: 1 LOB: 2 BB: 1 P: 26	R: 0 E: 0 K: 0 S: 9	H: 0 LOB: 0 BB: 0 P: 15	R: 0 E: 1 K: 1 S: 8	H: 0 LOB: 2 BB: 1 P: 17	R: 0 E: 0 K: 1 S: 8	H: 0 LOB: 1 BB: 1 P: 18	1B: 1 2B: 2 3B: 0 HR: 0	SF: 1 SAC: 0 DP: 0 HBP: 0	WP: 0 PB: 0 SB: 0 CS: 0	PA: 36
PITCHER	IP WLS BF H R ER SO BB IBB HBP BLK WP HR S P ERA WHIP																					
Bartolo Colon, R ERA: 2.65 (1, 1)	6.0 W 24 3 1 1 6 3 0 0 0 0 0 0 69 104 1.50 1.000																					
Steve Reed, R ERA: 1.5 (7, 1)	1.0 3 0 0 0 0 0 0 0 0 0 0 0 9 15 0.00 0.000																					
Mark Langston, L ERA: (8, 1)	1.0 5 0 0 0 1 1 0 0 0 0 0 0 8 17 0.00 1.000																					
Paul Shuey, R ERA: 0.96 (9, 1)	1.0 4 0 0 0 1 1 0 0 0 0 0 0 8 18 0.00 1.000																					

Oakland Athletics @ Cleveland Indians  
 Jacobs Field, Cleveland, OH  
 Tue Apr 20 1999, 7:05 PM EDT  
 Att. 42,954 - Unknown - 49 F

livebaseballscorecards.com

AB	30
R	1
H	3
RBI	1
BB	5
SO	8
LOB	16









Batter	1	2	3	4	5	6	7	8	9	AB R H RBI BB SO LOB
<b>Kenny Lofton, L</b> OBP: 0.492, SLG: 0.596 (1, 8)	3-2 G4-3 1B		0-0 F8		1-1 G5-3		1-3 K		0-1 SH	4 0 1 0 0 1 2
<b>Omar Vizquel, S</b> OBP: 0.487, SLG: 0.529 (1, 6)	1-1 G4-3		0-1 1B		2-0 G3			2-2 F7		4 0 1 0 0 0 2
<b>Roberto Alomar, S</b> OBP: 0.475, SLG: 0.574 (1, 4)	0-3 K		1-1 1B			2-1 1B F8-2		1-2 HR		4 1 3 1 0 1 0
<b>Manny Ramirez, R</b> OBP: 0.406, SLG: 0.689 (1, 9)		0-2 BB G1-2-3 1B	0-1 F9		0-0 F8		1-1 HR			4 1 2 1 0 0 3
<b>Jim Thome, L</b> OBP: 0.500, SLG: 0.653 (1, 3)		1-1 G1-2-3 BB 1B		1-3 K		1-1 1B		2-3 K		4 0 2 0 0 2 0
<b>Travis Fryman, R</b> OBP: 0.433, SLG: 0.471 (1, 5)		4-2 G1-2-3 BB		2-1 G5-3		1-0 F8-2		0-1 F8		3 0 0 0 1 0 2
<b>David Justice, L</b> OBP: 0.278, SLG: 0.438 (1, 7)		0-1 G1-2-3		1-0 G4-3			2-3 K		2-1 HR 1B	4 1 1 0 0 1 3
<b>Richie Sexson, R</b> OBP: 0.304, SLG: 0.578 (1, 10)		0-0 F8			1-3 K		0-0 F9		0-1 HR 1B	4 1 1 2 0 1 2
<b>Sandy Alomar Jr., R</b> OBP: 0.300, SLG: 0.474 <b>Jolbert Cabrera, R</b> (9, PR)			1-3 K		1-0 G5-3 1B		1-0 1B		0-0 SH 1B	4 0 3 0 0 1 0 0 1 0 0 0 0 0

Inning Stats	R: 0	H: 1	E: 0	K: 1	S: 9	H: 2	LOB: 0	BB: 0	P: 13	R: 0	H: 2	E: 0	K: 0	S: 10	H: 2	LOB: 2	BB: 1	P: 15	R: 0	H: 2	E: 0	K: 1	S: 10	R: 0	H: 0	E: 0	K: 1	S: 6	R: 0	H: 1	E: 0	K: 1	S: 7	R: 0	H: 2	E: 0	K: 0	S: 6	R: 0	H: 1	E: 0	K: 2	S: 10	R: 2	H: 2	E: 0	K: 1	S: 14	R: 3	H: 3	E: 1	K: 0	S: 7	H: 3	LOB: 2	BB: 0	P: 9	1B: 11	SF: 0	2B: 1	SAC: 1	3B: 0	DP: 2	HR: 3	HBP: 0	WP: 0	PA: 37
--------------	------	------	------	------	------	------	--------	-------	-------	------	------	------	------	-------	------	--------	-------	-------	------	------	------	------	-------	------	------	------	------	------	------	------	------	------	------	------	------	------	------	------	------	------	------	------	-------	------	------	------	------	-------	------	------	------	------	------	------	--------	-------	------	--------	-------	-------	--------	-------	-------	-------	--------	-------	--------

PITCHER	IP	WLS	BF	H	R	ER	SO	BB	IBB	HBP	BLK	WP	HR	S	P	ERA	WHIP
<b>Gil Heredia, R</b> ERA: 4.13 (1, 1)	6.2		27	9	0	0	5	1	0	0	0	0	0	54	81	0.00	1.500
<b>Buddy Groom, L</b> ERA: (7, 1)	0.1		1	0	0	0	1	0	0	0	0	0	0	4	5	0.00	0.000
<b>Doug Jones, R</b> ERA: 2.89 (8, 1)	0.2		4	2	2	2	1	0	0	0	0	0	2	12	18	27.00	3.000
<b>Billy Taylor, R</b> ERA: 5.06 (8, 1)	0.1	L	5	3	3	2	0	0	0	0	0	0	1	9	11	54.00	9.000

**BOTTOM**

**Oakland Athletics @ Cleveland Indians**  
**Jacobs Field, Cleveland, OH**  
 Wed Apr 21 1999, 7:05 PM EDT  
 Att: 41,933 - Cloudy - 65 F

<b>AB</b>	<b>35</b>
<b>R</b>	<b>5</b>
<b>H</b>	<b>14</b>
<b>RBI</b>	<b>4</b>
<b>BB</b>	<b>1</b>
<b>SO</b>	<b>7</b>
<b>LOB</b>	<b>14</b>



WP	HR	S	P	ERA	WHIP
0	0	0	0	0.00	1.500



Batter	1	2	3	4	5	6	7	8	9	AB R H RBI BB SO LOB	TOP														
<b>Tony Phillips, S</b> OBP: 0.324, SLG: 0.508 (1, 8) (8, 9)	1-2 1B 2B 1B	3-1 SF9			3-2 F7		4-0 BB 1B BB		2-0 E6	3 2 1 1 1 0 0															
<b>Tim Raines, S</b> OBP: 0.300, SLG: 0.208 (1, 7)	2-1 2B BB 1B	3-H 2-3 K			2-3 K		4-2 SAFE E 1B BB	1 SAFE 0-3 K	4 1 1 0 1 3 1																
<b>Jason Giambi, L</b> OBP: 0.409, SLG: 0.552 (1, 3)	3-2 P6				0-1 G3		1-1 E7 1-3 2-H 1B		4 0 2 1 0 0 2																
<b>John Jaha, R</b> OBP: 0.418, SLG: 0.630 (1, 10)	1 SAFE 4-1 2B 1-2 BB				1-1 G1-6-3 1B		1-0 FC4-6 1B	3-2 SAFE SAFE G3	3 0 2 0 1 0 2																
<b>Ben Grieve, L</b> OBP: 0.231, SLG: 0.277 <b>Jason McDonald, S</b> OBP: 0.333, SLG: 0.289 (1, 9) (8, 8)	1-3 K				3-2 G1-6-3 1-2f 2-3		2-3 K	2-2 F7	4 0 0 0 0 2 6 0 0 0 0 0 0 0																
<b>Scott Spiezio, S</b> OBP: 0.410, SLG: 0.618 (1, 4)	2-2 1-3 2-H 3-H 2B				2-0 F9		0-1 FC4-6 1-2f	1-3 K	4 0 1 2 0 1 2																
<b>3 Eric Chavez, L</b> OBP: 0.229, SLG: 0.273 (1, 5)	1-0 F8				1-0 G5-3		1 SAFE 1-1 G3	1-0 G4-3	4 0 0 0 0 0 3																
<b>Miguel Tejada, R</b> OBP: 0.328, SLG: 0.393 (1, 6)		1-2 SH1-3 SF9 2B			1-2 G4-3		1-2 G6-3	3-3 K	4 1 1 0 0 1 0																
<b>A.J. Hinch, R</b> OBP: 0.143, SLG: 0.235 (1, 2)		0-1 SH1-3 2-3			0-0 G5-3		2-2 G5-3	0-3 K	3 0 0 0 0 1 0																
<b>Inning Stats</b>	R: 2 E: 0 K: 1 S: 16	H: 3 LOB: 2 BB: 1 P: 30	R: 1 E: 0 K: 1 S: 12	H: 1 LOB: 0 BB: 0 P: 18	R: 0 E: 0 K: 0 S: 8	H: 2 LOB: 1 BB: 0 P: 17	R: 0 E: 0 K: 0 S: 6	H: 0 LOB: 0 BB: 0 P: 8	R: 0 E: 0 K: 1 S: 8	H: 0 LOB: 0 BB: 0 P: 13	R: 0 E: 0 K: 1 S: 9	H: 1 LOB: 1 BB: 0 P: 13	R: 1 E: 1 K: 0 S: 16	H: 1 LOB: 2 BB: 2 P: 31	R: 0 E: 0 K: 1 S: 7	H: 0 LOB: 0 BB: 0 P: 11	R: 0 E: 1 K: 3 S: 13	H: 0 LOB: 1 BB: 0 P: 18	1B: 6 2B: 2 3B: 0 HR: 0	SF: 1 SAC: 1 DP: 1 HBP: 0	WP: 0 PB: 0 SB: 0 CS: 0	PA: 38			
<b>PITCHER</b> <b>Charles Nagy, R</b> ERA: 3.38 <b>Mark Langston, L</b> ERA: <b>Paul Shuey, R</b> ERA: 0.87	IP 6.2 1.1 1.0	WLS L	BF 29 5 4	H 7 1 0	R 4 0 0	ER 4 0 0	SO 4 1 3	BB 3 0 0	IBB 0 0 0	HBP 0 0 0	BLK 0 0 0	WP 0 0 0	HR 0 0 0	S 70 12 13	P 121 20 18	ERA 5.40 0.00 0.00	WHIP 1.500 0.750 0.000								

Oakland Athletics @ Cleveland Indians  
 Jacobs Field, Cleveland, OH  
 Thu Apr 22 1999, 7:05 PM EDT  
 Att. 42,937 - Cloudy - 55 F

livebaseballscorecards.com

AB	33
R	4
H	8
RBI	4
BB	3
SO	8
LOB	16



Batter	1	2	3	4	5	6	7	8	9	AB	R	H	RBI	BB	SO	LOB
<b>Kenny Lofton, L</b> OBP: 0.464, SLG: 0.554 (1, 8) C B X	1-1 G3		1-0 P7		2-3 K		1-1 FC6			4	0	0	0	0	1	1
<b>Omar Vizquel, S</b> OBP: 0.488, SLG: 0.526 (1, 6) B B C X	2-1 BB PB 1B		2-1 G5-3			2-1 1B G4-3 PB 1B		0-1 F7		4	1	2	0	0	0	0
<b>Roberto Alomar, S</b> OBP: 0.460, SLG: 0.540 (1, 4) B B B B	4-0 BB 1-2 BB		2-2 G4-3			1-2 G4-3		3-2 P6		3	0	0	0	1	0	1
<b>Manny Ramirez, R</b> OBP: 0.397, SLG: 0.662 (1, 9) B B S X	2-1 F7			3-2 G5-3		0-0 FC3-6 1B		1-1 F7		4	0	1	0	0	0	2
<b>Jim Thome, L</b> OBP: 0.500, SLG: 0.627 (1, 3) B B B B	4-0 FC6-4 1-2 2-3 BB			4-0 BB		3-2 FC3-6 PB 1-2f			1-1 G1-3	2	0	0	0	2	0	2
<b>Wil Cordero, R</b> OBP: 0.361, SLG: 0.500 (1, 10) B C F X	1-2 FC6-4 1-2f		1-2 FC6-4	1-3 K		1-3 K			2-3 K	4	0	0	0	0	3	5
<b>Travis Fryman, R</b> OBP: 0.406, SLG: 0.436 (1, 5) C B B C X		3-2 G1-3		2-2 P5		1-2 P8			1-3 K	4	0	0	0	0	1	1
<b>David Justice, L</b> OBP: 0.238, SLG: 0.368 (1, 7) B C B X		2-1 F7			2-3 K		0-0 P5			3	0	0	0	0	1	0
<b>Sandy Alomar Jr., R</b> OBP: 0.293, SLG: 0.462 (1, 2) <b>Einar Diaz, R</b> OBP: 0.368, SLG: 0.833 (4, 2) B C B C X		2-2 G6-3			2-1 L6		2-2 E5 FC6			1	0	0	0	0	0	0
										2	0	0	0	0	0	0


Inning Stats	R: 0	H: 1	E: 0	K: 0	S: 9	R: 0	H: 0	E: 0	K: 0	S: 8	R: 0	H: 0	E: 0	K: 0	S: 6	R: 0	H: 0	E: 0	K: 1	S: 11	R: 0	H: 0	E: 0	K: 2	S: 9	R: 1	H: 2	E: 0	K: 1	S: 13	R: 0	H: 0	E: 1	K: 0	S: 10	R: 0	H: 0	E: 0	K: 0	S: 9	R: 0	H: 0	E: 0	K: 2	S: 9	R: 0	H: 0	E: 0	K: 2	S: 13
	LOB: 3	BB: 2	P: 23			LOB: 0	BB: 0	P: 15			LOB: 1	BB: 1	P: 21	LOB: 1	BB: 0	P: 20	LOB: 1	BB: 0	P: 14			LOB: 0	BB: 0	P: 13			LOB: 0	BB: 0	P: 13			LOB: 0	BB: 0	P: 13			LOB: 0	BB: 0	P: 13			LOB: 0	BB: 0	P: 13						

PITCHER	IP	WLS	BF	H	R	ER	SO	BB	IBB	HBP	BLK	WP	HR	S	P	ERA	WHIP
<b>Tom Candiotti, R</b> ERA: 4.5 (1, 1)	7.0	W	28	3	1	0	4	3	0	0	0	0	0	66	119	0.00	0.857
<b>T.J. Mathews, R</b> ERA: 1.29 (8, 1)	1.0	H	3	0	0	0	0	0	0	0	0	0	0	9	13	0.00	0.000
<b>Billy Taylor, R</b> ERA: 4.26 (9, 1)	1.0	S	3	0	0	0	2	0	0	0	0	0	0	9	13	0.00	0.000

**BOTTOM**

**Oakland Athletics @ Cleveland Indians**  
**Jacobs Field, Cleveland, OH**  
 Thu Apr 22 1999, 7:05 PM EDT  
 Att: 42,937 - Cloudy - 55 F

<b>AB</b>	<b>31</b>
<b>R</b>	<b>1</b>
<b>H</b>	<b>3</b>
<b>RBI</b>	<b>0</b>
<b>BB</b>	<b>3</b>
<b>SO</b>	<b>6</b>
<b>LOB</b>	<b>12</b>



WP	PA	ERA	WHIP
0	34		
2			
0			
0			





Batter	1	2	3	4	5	6	7	8	9
Jose Offerman, S OBP: 0.431, SLG: 0.651 (1, 4)	1-0 G5-3 2B		3-3 K		1-1 SF8		2-3 K		
John Valentin, R OBP: 0.246, SLG: 0.345 (1, 5)	3-2 G5-3 2-3			0-0 G6-3 18 G3 2B	1-0 G5-3		3-3 K		
Nomar Garciaparra, R OBP: 0.410, SLG: 0.323 (1, 6)	1-2 P9			1-1 G6-3	1-1 18 2B		1-3 K		
18 Reggie Jefferson, S OBP: 0.357, SLG: 0.571 Donnie Sadler, R OBP: 0.250, SLG: 0.308 (1, 10) (8, PR)	2-3 K			0-1 G3	3-2 2B		0-1 2B		
Mike Stanley, R OBP: 0.414, SLG: 0.289 (1, 3)		1-2 K		1-1 F9	0-0 P3		1-3 K		
Troy O'Leary, L OBP: 0.344, SLG: 0.571 (1, 7)		3-2 G4-3			2-1 HR	1-1 G4-3		0-2 P6	
Damon Buford, R OBP: 0.371, SLG: 0.300 (1, 8)		0-0 F7			4-0 HBP SF8 1B BB	0-3 K		1-0 G1-3	
Jason Varitek, S OBP: 0.286, SLG: 0.289 (1, 2)			2-1 G4-3		1-1 WP HBP 2B 1B	1-2 G1-3		0-1 G4-3	
Darren Lewis, R OBP: 0.281, SLG: 0.180 Trot Nixon, L OBP: 0.114, SLG: 0.152 (1, 9) (5, PR) (6, 9)			3-2 G1-4-3		1-0 WP 2B HBP		3-1 G4-3	2-2 L9	

Inning Stats	R: 0	H: 1	E: 0	K: 1	S: 14	H: 1	LOB: 1	BB: 0	P: 21	R: 0	H: 0	E: 0	K: 1	S: 7	H: 0	LOB: 0	BB: 0	P: 11	R: 0	H: 0	E: 0	K: 1	S: 8	R: 1	H: 1	E: 0	K: 0	S: 7	H: 1	LOB: 0	BB: 0	P: 9	R: 5	H: 4	E: 0	K: 0	S: 14	H: 0	LOB: 2	BB: 1	P: 28	R: 0	H: 0	E: 0	K: 1	S: 9	H: 0	LOB: 0	BB: 0	P: 11	R: 0	H: 0	E: 0	K: 2	S: 9	H: 0	LOB: 0	BB: 0	P: 17	R: 0	H: 1	E: 0	K: 2	S: 12	H: 1	LOB: 1	BB: 0	P: 14	R: 0	H: 0	E: 0	K: 0	S: 7	H: 0	LOB: 0	BB: 0	P: 10	1B: 1	SF: 1	2B: 5	SAC: 0	3B: 0	DP: 0	HR: 1	HBP: 1
--------------	------	------	------	------	-------	------	--------	-------	-------	------	------	------	------	------	------	--------	-------	-------	------	------	------	------	------	------	------	------	------	------	------	--------	-------	------	------	------	------	------	-------	------	--------	-------	-------	------	------	------	------	------	------	--------	-------	-------	------	------	------	------	------	------	--------	-------	-------	------	------	------	------	-------	------	--------	-------	-------	------	------	------	------	------	------	--------	-------	-------	-------	-------	-------	--------	-------	-------	-------	--------

PITCHER	IP	WLS	BF	H	R	ER	SO	BB	IBB	HBP	BLK	WP	HR	S	P	ERA	WHIP
Jaret Wright, R ERA: 7.36 (1, 1)	4.0		18	4	5	5	3	1	0	1	0	0	1	40	69	11.25	1.250
Steve Karsay, R ERA: 1.93 (5, 1)	3.0	W	11	2	1	1	3	0	0	0	0	1	0	28	44	3.00	0.667
Paul Shuey, R ERA: 0.62 (8, 1)	0.2	H	3	1	0	0	2	0	0	0	0	0	0	9	11	0.00	1.500
Paul Assenmacher, L ERA: 6.23 (8, 1)	0.1	H	1	0	0	0	0	0	0	0	0	0	0	3	3	0.00	0.000
Michael Jackson, R ERA: 4.91 (9, 1)	1.0	S	3	0	0	0	0	0	0	0	0	0	0	7	10	0.00	0.000

**BOTTOM**

**Cleveland Indians @ Boston Red Sox**  
 Fenway Park, Boston, MA  
 Fri Apr 23 1999, 7:05 PM EDT  
 Att. 29,921 - Overcast - 49 F

AB	R	H	RBI	BB	SO	LOB
3	0	1	1	0	2	0
4	1	1	0	0	1	3
4	1	1	2	0	1	2
4	0	2	2	0	1	1
0	0	0	0	0	0	0
4	0	0	0	0	2	3
4	1	1	1	0	0	1
3	1	0	0	1	1	0
4	1	1	0	0	0	0
1	0	0	0	0	0	0
2	1	0	0	0	0	0

AB	33
R	6
H	7
RBI	6
BB	1
SO	8
LOB	10



WP	1	PA	36
PB	0		
SB	0		
CS	0		

livebaseballscorecards.com





Batter	1	2	3	4	5	6	7	8	9	AB R H RBI BB SO LOB
Jose Offerman, S OBP: 0.442, SLG: 0.657 (1, 4)	0-3 K	2-3 K		1-2 BB		2-1 1B	1-1 1B			4 1 2 1 1 2 0
John Valentin, R OBP: 0.257, SLG: 0.339 (1, 5)	2-3 K	2-1 G4-3		1-2 1B		1-0 L8	4-2 1B			4 0 1 1 1 1 1
Nomar Garciaparra, R OBP: 0.432, SLG: 0.361 (1, 6)	3-1 1B		3-3 K	2-3 K		2-2 1B	0-1 1B			5 1 3 1 0 2 2
18 Reggie Jefferson, S OBP: 0.368, SLG: 0.471 (1, 10)	4-0 1B		0-3 K		4-2 BB	2-1 F7	0-0 G3-1			3 1 0 0 2 1 4
Mike Stanley, R OBP: 0.444, SLG: 0.375 (1, 3)	3-1 1B		4-2 BB		4-2 BB		1-1 HR	1-3 K		3 2 2 2 2 1 0
Troy O'Leary, L OBP: 0.348, SLG: 0.607 (1, 7)	2-0 1B		1-3 K		2-1 P5		1-0 P5	1-1 HR		5 1 2 2 0 1 3
Damon Buford, R OBP: 0.375, SLG: 0.294 (1, 8)	3-2 1B			3-2 L7	2-3 K		4-2 2B	2-2 L5		4 1 1 1 1 1 2
Jason Varitek, S OBP: 0.255, SLG: 0.256 (1, 2)	0-1 P3			0-0 G3	0-0 P5		0-0 F8	2-1 G4-3		5 0 0 0 0 0 5
Darren Lewis, R OBP: 0.295, SLG: 0.222 (1, 9)		1-1 F8		3-2 1B		3-3 K	1-0 1B			4 2 2 1 0 1 0

Inning Stats	R: 3	H: 4	E: 0	LOB: 2	K: 2	S: 16	P: 33	R: 0	H: 0	E: 0	LOB: 0	K: 1	S: 8	P: 13	R: 0	H: 0	E: 0	LOB: 1	K: 3	S: 13	P: 21	R: 1	H: 2	E: 0	LOB: 2	K: 1	S: 19	R: 0	H: 0	E: 0	LOB: 2	K: 1	S: 13	P: 25	R: 1	H: 2	E: 0	LOB: 1	K: 1	S: 14	R: 3	H: 4	E: 0	LOB: 3	K: 0	S: 15	P: 26	R: 1	H: 1	E: 0	LOB: 0	K: 1	S: 13	P: 19
--------------	------	------	------	--------	------	-------	-------	------	------	------	--------	------	------	-------	------	------	------	--------	------	-------	-------	------	------	------	--------	------	-------	------	------	------	--------	------	-------	-------	------	------	------	--------	------	-------	------	------	------	--------	------	-------	-------	------	------	------	--------	------	-------	-------

PITCHER	IP	WLS	BF	H	R	ER	SO	BB	IBB	HBP	BLK	WP	HR	S	P	ERA	WHIP
Dave Burba, R ERA: 3.04 (1, 1)	5.0		26	6	4	4	8	5	0	0	0	1	0	69	124	7.20	2.200
Rich DeLucia, R ERA: 21.6 (6, 1)	1.2	L	12	5	4	4	1	2	0	0	0	0	1	26	47	21.60	4.200
Steve Reed, R ERA: 2.16 (7, 1)	1.1	H	6	2	1	1	1	0	0	0	0	0	1	16	22	6.75	1.500

**BOTTOM**

**Cleveland Indians @ Boston Red Sox**  
 Fenway Park, Boston, MA  
 Sat Apr 24 1999, 1:05 PM EDT  
 Att: 29,481 - Sunny - 51 F

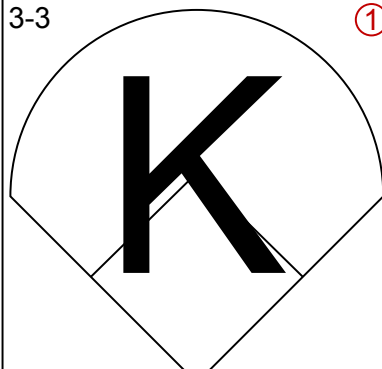
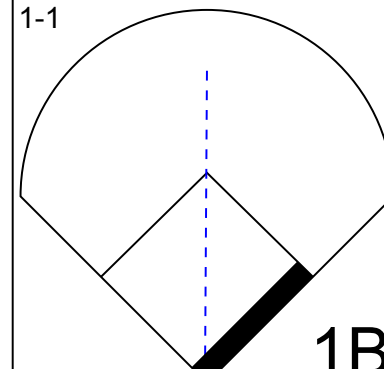
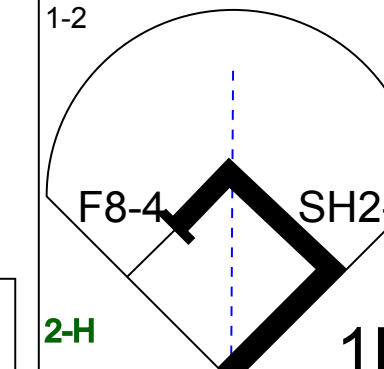
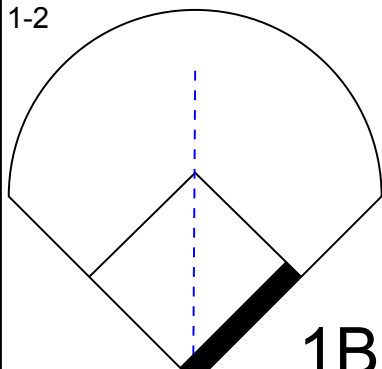
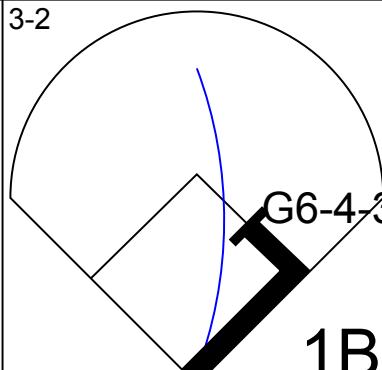
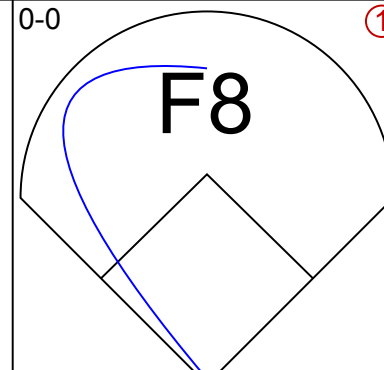
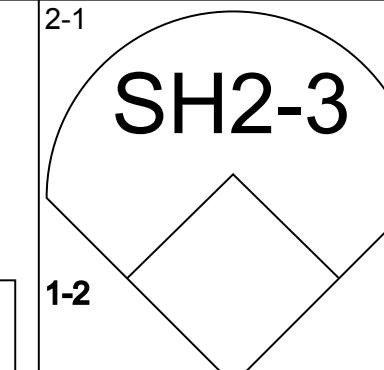
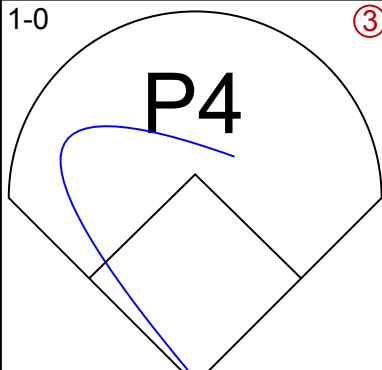
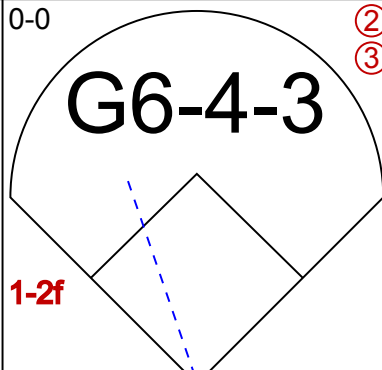
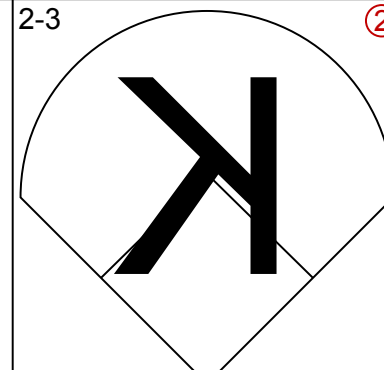
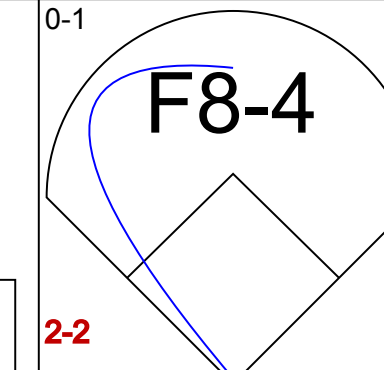
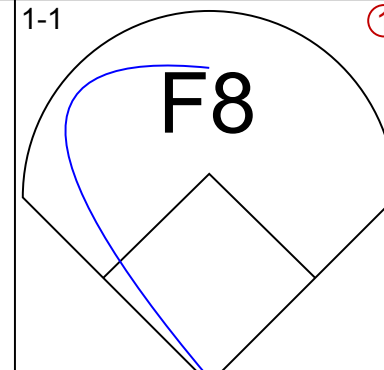
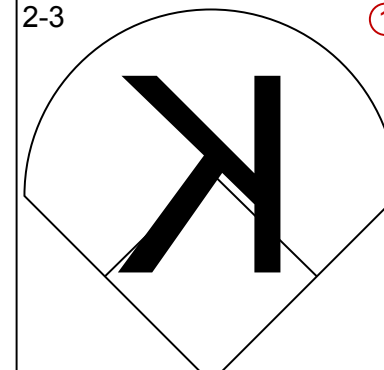
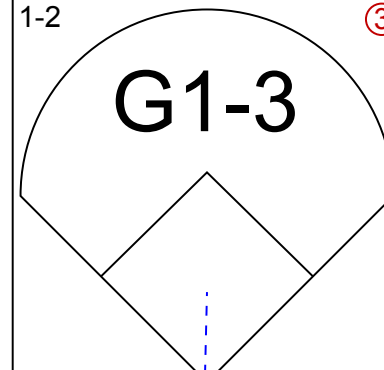
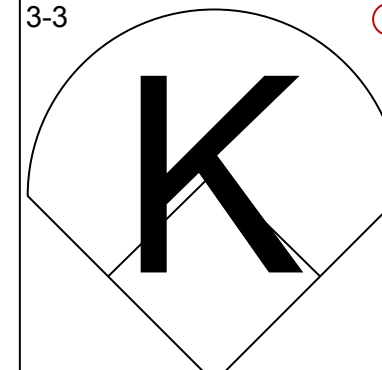
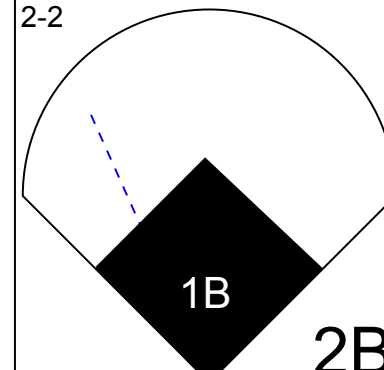
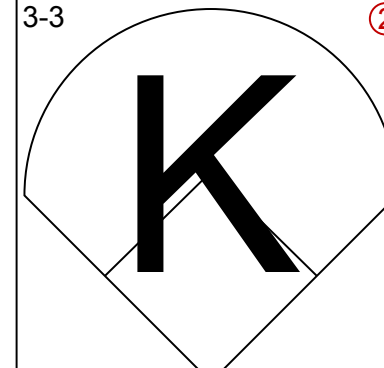
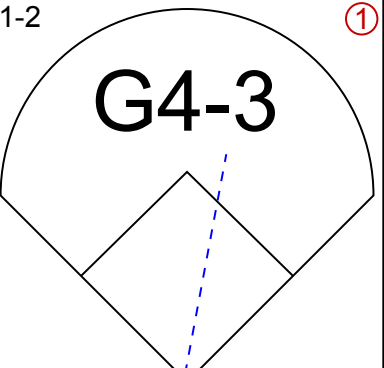
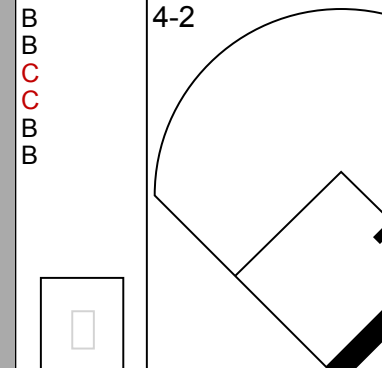
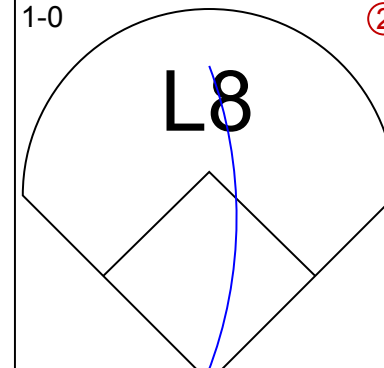
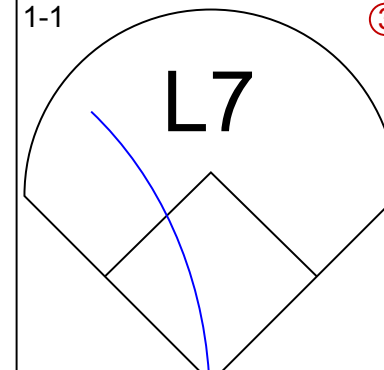
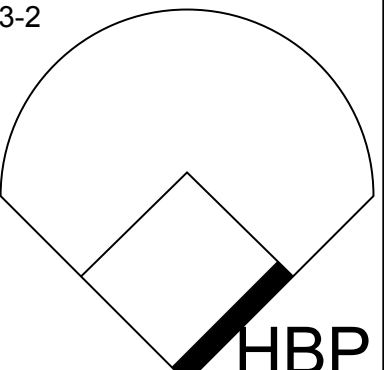
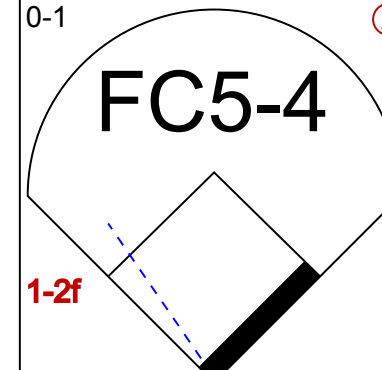
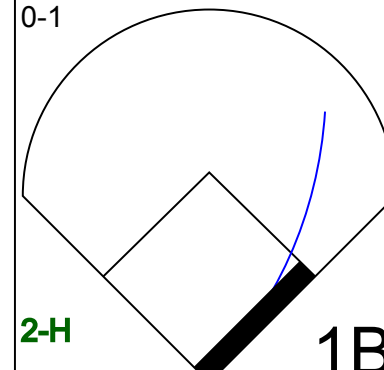
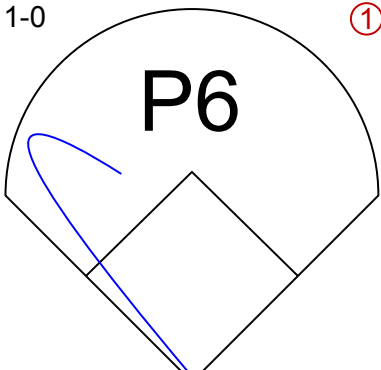
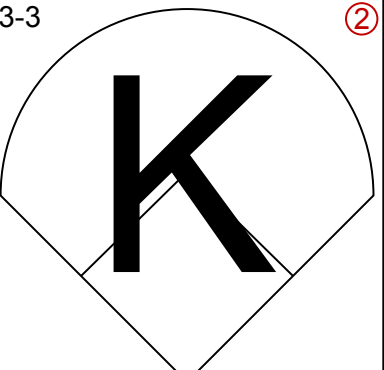
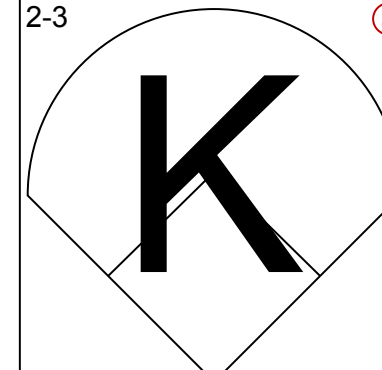
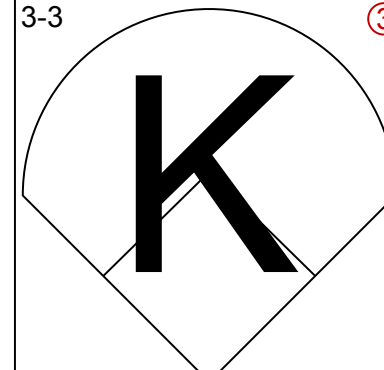
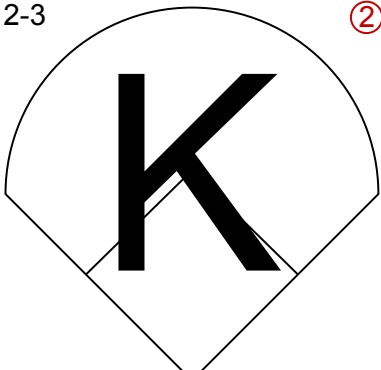
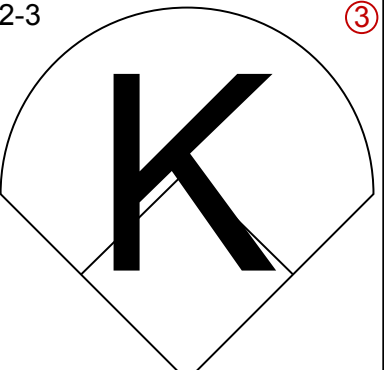
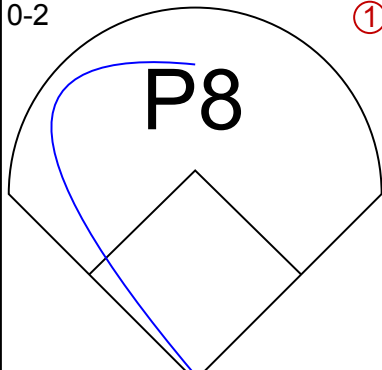
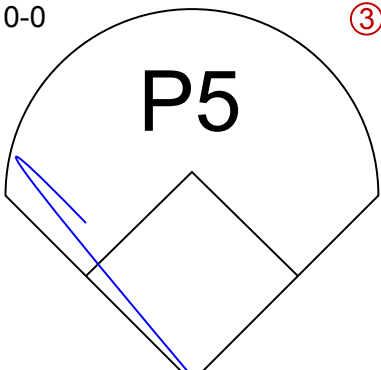
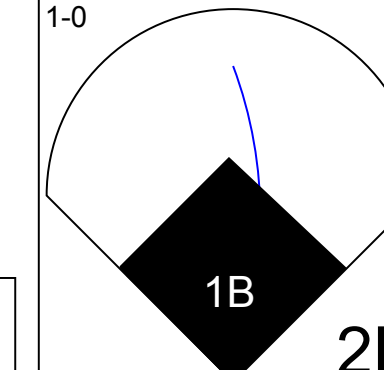
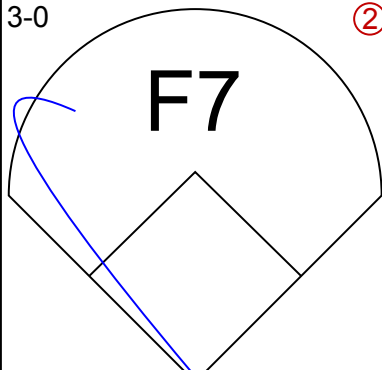
AB	R	H	RBI	BB	SO	LOB
37	9	13	9	7	10	17

WP: 1 PA: 44  
 PB: 0  
 SB: 3  
 CS: 0



WP	HR	S	P	ERA	WHIP
1	0	19	19		



Batter	1	2	3	4	5	6	7	8	9	AB R H RBI BB SO LOB	TOP											
<b>Kenny Lofton, L</b> (1, 8) OBP: 0.494, SLG: 0.603	3-3 			1-1 		1-2 		1-2 		4 0 3 1 0 1 0												
<b>Enrique Wilson, S</b> (1, 6) OBP: 0.324, SLG: 0.382	3-2 			0-0 		2-1 		1-0 		3 0 1 0 0 0 2												
<b>Roberto Alomar, S</b> (1, 4) OBP: 0.434, SLG: 0.492	0-0 			2-3 		0-1 			1-1 	4 0 0 0 0 1 3												
<b>Manny Ramirez, R</b> (1, 9) OBP: 0.395, SLG: 0.627			2-3 	1-2 			3-3 		2-2 	4 1 1 0 0 2 1												
<b>Jim Thome, L</b> (1, 3) OBP: 0.487, SLG: 0.583			3-3 		1-2 		4-2 		1-0 	3 0 0 0 1 1 1												
<b>Wil Cordero, R</b> (1, 10) OBP: 0.392, SLG: 0.537			1-1 		3-2 		0-1 		0-1 	3 0 1 1 0 0 1												
<b>David Justice, L</b> (1, 7) OBP: 0.212, SLG: 0.267				1-0 		3-3 		2-3 	3-3 	4 0 0 0 0 3 3												
<b>Travis Fryman, R</b> (1, 5) OBP: 0.387, SLG: 0.446			2-3 		2-3 			0-2 		3 0 0 0 0 2 1												
<b>Einar Diaz, R</b> (1, 2) OBP: 0.300, SLG: 0.621			0-0 			1-0 		3-0 		3 1 1 0 0 0 0												
<b>Inning Stats</b>	R: 0 E: 0 K: 1 S: 8	H: 1 LOB: 0 BB: 0 P: 14	R: 0 E: 0 K: 2 S: 10	H: 0 LOB: 0 BB: 0 P: 16	R: 0 E: 0 K: 1 S: 5	H: 0 LOB: 0 BB: 0 P: 8	R: 0 E: 0 K: 1 S: 9	H: 1 LOB: 1 BB: 0 P: 13	R: 0 E: 0 K: 2 S: 12	H: 0 LOB: 1 BB: 0 P: 21	R: 1 E: 0 K: 0 S: 9	H: 2 LOB: 0 BB: 0 P: 12	R: 0 E: 0 K: 2 S: 10	H: 0 LOB: 1 BB: 1 P: 19	R: 0 E: 0 K: 0 S: 9	H: 1 LOB: 1 BB: 0 P: 14	R: 1 E: 0 K: 1 S: 11	H: 2 LOB: 1 BB: 0 P: 18	1B: 5 2B: 3 3B: 0 HR: 0	SF: 0 SAC: 1 DP: 2 HBP: 1	WP: 0 PB: 0 SB: 0 CS: 0	PA: 34
<b>PITCHER</b> <b>Pedro Martinez, R</b> (1, 1) ERA: 2.21	IP: 9.0 WLS: W BF: 34 H: 7 R: 2 ER: 2 SO: 10 BB: 1 IBB: 0 HBP: 1 BLK: 0 WP: 0 HR: 0 S: 83 P: 135 ERA: 2.00 WHIP: 0.889																					

**Cleveland Indians @ Boston Red Sox**  
**Fenway Park, Boston, MA**  
 Sun Apr 25 1999, 1:05 PM EDT  
 Att. 30,472 - Sunny - 60 F

[livebaseballscorecards.com](http://livebaseballscorecards.com)

<b>AB</b>	<b>31</b>
<b>R</b>	<b>2</b>
<b>H</b>	<b>7</b>
<b>RBI</b>	<b>2</b>
<b>BB</b>	<b>1</b>
<b>SO</b>	<b>10</b>
<b>LOB</b>	<b>12</b>



Batter	1	2	3	4	5	6	7	8	9	AB	R	H	RBI	BB	SO	LOB
Jose Offerman, S OBP: 0.463, SLG: 0.671 (1, 4)	2-2 2B	4-0 IBB		1-3 K		2-1 1B	4-0 IBB			3	1	2	0	2	1	2
Jeff Frye, R OBP: 0.356, SLG: 0.308 (1, 5)	3-1 G3-1 FC4-2 2B	0-3 K		0-2 G1-6-3		3-2 1B	1-3 K			5	0	2	1	0	2	7
Nomar Garciaparra, R OBP: 0.388, SLG: 0.317 (1, 6)	1-1 G3-1		0-0 G5-3		1-0 G5-3	3-1 F7		2-2 F9		5	0	0	0	0	0	3
18 Reggie Jefferson, S OBP: 0.292, SLG: 0.364 (1, 10)	1-0 FC4-2 1B		2-3 K		2-3 K		1-0 G4-3	0-0 G4-3		5	0	0	0	0	0	2
Mike Stanley, R OBP: 0.471, SLG: 0.412 (1, 3)	0-0 1B		4-2 2B HBP		4-2 1B BB		1-2 1B 2B	3-3 K		3	1	2	0	1	1	0
Troy O'Leary, L OBP: 0.370, SLG: 0.625 (1, 7)	2-3 K		1-2 2B		1-0 1B		4-0 1B 2B IBB			3	1	2	0	1	1	2
Damon Buford, R OBP: 0.364, SLG: 0.289 (1, 8)			1-3 K		1-3 K		1-2 2B 1B			4	0	1	0	0	3	4
Jason Varitek, S OBP: 0.294, SLG: 0.340 (1, 2)			1-0 2B		0-0 BB 1B		0-3 K	1-1 2B		4	0	3	2	0	1	0
Darren Lewis, R OBP: 0.292, SLG: 0.211 (1, 9)			2-1 G1-3		4-2 G1-6-3 BB		0-0 G3-1	0-3 K		3	0	0	0	1	1	3

Inning Stats	R: 1	H: 3	E: 0	K: 1	S: 14	H: 3	LOB: 2	BB: 0	P: 23	R: 0	H: 1	E: 0	K: 2	S: 10	H: 1	LOB: 2	BB: 1	P: 18	R: 0	H: 1	E: 0	K: 2	S: 14	H: 1	LOB: 1	BB: 1	P: 19	R: 0	H: 1	E: 0	K: 2	S: 11	H: 2	LOB: 2	BB: 0	P: 21	R: 2	H: 3	E: 0	K: 2	S: 15	H: 3	LOB: 3	BB: 2	P: 28	R: 0	H: 0	E: 0	K: 1	S: 7	H: 0	LOB: 0	BB: 0	P: 12
1B: 6	2B: 6	3B: 0	HR: 0	SF: 0	SAC: 0	DP: 1	HBP: 1	WP: 0	PA: 41																																													

PITCHER	IP	WLS	BF	H	R	ER	SO	BB	IBB	HBP	BLK	WP	HR	S	P	ERA	WHIP
Bartolo Colon, R ERA: 2.35 (1, 1)	6.0		30	9	1	1	9	2	1	1	0	0	0	76	123	1.50	1.833
Paul Shuey, R ERA: 2.13 (7, 1)	1.2	L	10	3	2	2	2	0	2	0	0	0	0	19	34	10.80	1.800
Steve Karsay, R ERA: 1.88 (8, 1)	0.1		1	0	0	0	1	0	0	0	0	0	0	3	6	0.00	0.000

BOTTOM

Cleveland Indians @ Boston Red Sox  
Fenway Park, Boston, MA  
Sun Apr 25 1999, 1:05 PM EDT  
Att: 30,472 - Sunny - 60 F

AB	35
R	3
H	12
RBI	3
BB	5
SO	12
LOB	22



WP	HR	S	P	ERA	WHIP
0	0	1	1	0.00	0.000



Batter	1	2	3	4	5	6	7	8	9	10	AB R H RBI BB SO LOB	TOP														
<b>Kenny Lofton, L</b> OBP: 0.477, SLG: 0.575 (1, 8) X	0-0 G4-3 G6-3 1B	0-0 F8			0-3 K		0-1 G6-3		1 SAFE B S 1-1 CS	0-0 G5-3	5 0 1 0 0 1 1															
<b>Enrique Wilson, S</b> OBP: 0.286, SLG: 0.333 (1, 6) B SAFE SAFE	3-2 G6-3 1-2		0-0 L6		1-1 G4-3		2-2 G4-3			0-0 G6-3	5 0 0 0 0 0 1															
<b>Roberto Alomar, S</b> OBP: 0.432, SLG: 0.515 (1, 4) B SAFE SAFE	2-1 G4-3 2-3		2-2 F8		0-2 2B		0-1 F8			0-0 1B 2B	5 1 2 0 0 0 1															
<b>Manny Ramirez, R</b> OBP: 0.384, SLG: 0.600 (1, 9) C SAFE SAFE	2-3 K		2-3 K		1-1 G5-3			2-0 F8		0-0 2-H 1B	5 0 1 1 0 2 2															
<b>Jim Thome, L</b> OBP: 0.470, SLG: 0.554 (1, 3) B SAFE SAFE		1-1 G6-4-3 1B			1-2 F8		3-3 K		2-2 G5-3	0-3 K	5 0 1 0 0 2 1															
<b>Wil Cordero, R</b> OBP: 0.372, SLG: 0.507 (1, 10) S SAFE SAFE		0-1 G6-4-3 1-2f			2-2 F7		0-1 G6-3		2-3 K		4 0 0 0 0 1 1															
<b>Travis Fryman, R</b> OBP: 0.392, SLG: 0.456 (1, 5) B SAFE SAFE		4-0 1B 2B BB			3-2 E5 S HR		0-1 FC5-4 2B		2-2 P9		3 2 1 0 1 0 0															
<b>David Justice, L</b> OBP: 0.270, SLG: 0.394 (1, 7) B SAFE SAFE		2-2 2B 1B			3-2 HR		4-0 IBB		0-3 K		3 2 2 2 1 1 0															
<b>Einar Díaz, R</b> OBP: 0.294, SLG: 0.606 (1, 2) S SAFE SAFE		0-1 1-H 2-H 2B			2-2 G1-6-3		0-1 FC5-4 2-3f		0-0 E5 CS		4 0 1 2 0 0 2															
<b>Inning Stats</b>	R: 0 E: 0 K: 1 S: 10	H: 1 LOB: 1 BB: 0 P: 17	R: 2 E: 0 K: 0 S: 10	H: 3 LOB: 1 BB: 1 P: 17	R: 0 E: 0 K: 1 S: 7	H: 0 LOB: 0 BB: 0 P: 11	R: 2 E: 1 K: 0 S: 18	H: 1 LOB: 0 BB: 0 P: 28	R: 0 E: 0 K: 1 S: 11	H: 1 LOB: 1 BB: 0 P: 13	R: 0 E: 0 K: 0 S: 7	H: 0 LOB: 0 BB: 0 P: 9	R: 0 E: 0 K: 1 S: 7	H: 0 LOB: 0 BB: 0 P: 13	R: 0 E: 1 K: 1 S: 8	H: 0 LOB: 0 BB: 0 P: 11	R: 1 E: 0 K: 1 S: 7	H: 2 LOB: 1 BB: 0 P: 7	1B: 4 2B: 4 3B: 0 HR: 1	SF: 0 SAC: 0 DP: 1 HBP: 0	WP: 0 PB: 0 SB: 1 CS: 1	PA: 42				
<b>PITCHER</b>	IP WLS BF H R ER SO BB IBB HBP BLK WP HR S P ERA WHIP																									
<b>Gil Heredia, R</b> ERA: 3.9 (1, 1)	6.0	27	7	4	2	4	1	1	0	0	0	0	0	0	0	0	0	0	0	0	0	0	0	0	3.00	1.333
<b>Tim Worrell, R</b> ERA: 3.86 (7, 1)	3.0	9	0	0	0	2	0	0	0	0	0	0	0	0	0	0	0	0	0	0	0	0	0	0	0.00	0.000
<b>Billy Taylor, R</b> ERA: 3.72 (10, 1)	1.0	L 5	2	1	1	1	0	0	0	0	0	0	0	0	0	0	0	0	0	0	0	0	0	0	9.00	2.000

Cleveland Indians @ Oakland Athletics  
Network Associates Coliseum, Oakland, CA

Mon Apr 26 1999, 10:05 PM EDT  
Att. 7,646 - Unknown - 55 F

livebaseballscorecards.com

AB 39  
R 5  
H 9  
RBI 5  
BB 2  
SO 7  
LOB 9



BOTTOM

Cleveland Indians @ Oakland Athletics  
Network Associates Coliseum, Oakland, CA

Mon Apr 26 1999, 10:05 PM EDT  
Att: 7,646 - Unknown - 55 F

livebaseballscorecards.com

AB	38
R	4
H	10
RBI	3
BB	8
SO	8
LOB	25



WP	1	PA	47
PB	0		
SB	1		
CS	0		

AB R H RBI BB SO LOB

4	1	0	0	2	2	4
5	1	1	0	1	2	4
4	1	2	1	1	2	2
3	1	1	1	1	0	2
5	0	2	1	0	1	2
3	0	0	0	2	0	2
3	0	0	0	1	0	2
1	0	0	0	0	0	3
0	0	0	0	0	0	0
5	0	1	0	0	0	4
3	0	2	0	0	1	0
1	0	1	0	0	0	0
1	0	0	0	0	0	0

1B:	8	SF:	0
2B:	0	SAC:	0
3B:	0	DP:	2
HR:	2	HBP:	1

Batter	1	2	3	4	5	6	7	8	9	10												
Tony Phillips, S OBP: 0.326, SLG: 0.513 (1, 9)	4-2 1B E BB	0-3 K		3-3 K		2-0 L7		2-1 G6-4-3 1-2f		4-0 BB												
Jason McDonald, S OBP: 0.327, SLG: 0.277 (1, 8)	0-0 E5 1B 1-H	2-3 K		4-1 BB		3-2 F9			1-3 K	0-0 P7												
Jason Giambi, L OBP: 0.381, SLG: 0.554 (1, 3)	3-3 K	4-2 BB		2-3 K			1-1 HR		1-0 BB HBP 1B													
Olmedo Saenz, R OBP: 0.367, SLG: 0.480 (1, 10)	4-2 F9 1B BB	0-2 F8			0-2 P3		2-2 HR		2-2 BB HBP													
Ben Grievs, L OBP: 0.234, SLG: 0.259 (1, 7)	1-0 3 BB 1B 1-2 3-H		3-1 G6-4-3 BB 1B		1-0 G4-3		0-0 G3		3-3 K													
Scott Spiezio, S OBP: 0.436, SLG: 0.523 (1, 4) (10, 5)	2-2 F9		4-2 3 G6-4-3 BB		0-1 P2		0-0 G6-3		4-0 BB													
3 Eric Chavez, L OBP: 0.308, SLG: 0.333 John Jaha, R OBP: 0.415, SLG: 0.636 Jorge Velandia, R (10, 4)	4-0 FC6-4 BB		2-1 G6-4-3 1-2f 2-3		2-2 G3-1		1-2 G3-1		2-2 G4-3													
Miguel Tejada, R OBP: 0.320, SLG: 0.375 (1, 6)	2-1 FC6-4 1-2f		0-2 L8		0-0 1B 1B		1-1 P4		0-0 G5-3													
A.J. Hinch, R OBP: 0.174, SLG: 0.244 Tim Raines, S OBP: 0.351, SLG: 0.214 Mike Macfarlane, R OBP: 0.174, SLG: 0.227 (1, 2) (8, PH) (9, 2)		1-1 WP S 1B		2-3 K		2-2 SAFE 1B		3-2 G6-4-3 1B		0-0 F9												
Inning Stats	R: 2 E: 1 K: 1 S: 20	H: 2 LOB: 3 BB: 3 P: 40	R: 0 E: 0 K: 2 S: 14	H: 1 LOB: 1 BB: 1 P: 21	R: 0 E: 0 K: 3 S: 10	H: 0 LOB: 1 BB: 1 P: 21	R: 0 E: 0 K: 0 S: 6	H: 0 LOB: 0 BB: 0 P: 7	R: 0 E: 0 K: 0 S: 10	H: 2 LOB: 2 BB: 0 P: 21	R: 2 E: 0 K: 0 S: 10	H: 2 LOB: 0 BB: 0 P: 14	R: 0 E: 0 K: 0 S: 8	H: 1 LOB: 0 BB: 0 P: 14	R: 0 E: 0 K: 2 S: 14	H: 1 LOB: 3 BB: 1 P: 27	R: 0 E: 0 K: 0 S: 3	H: 0 LOB: 1 BB: 1 P: 7	1B: 8 2B: 0 3B: 0 HR: 2	SF: 0 SAC: 0 DP: 2 HBP: 1		
PITCHER	IP WLS BF H R ER SO BB IBB HBP BLK WP HR S P ERA WHIP	5.0 2.0 1.1 0.1 0.1	24 10 6 2 1	4 2 0 0 0	2 2 0 0 0	6 0 0 1 0	0 0 0 0 0	1 0 0 0 0	0 2 15 4 3	60 35 25 11 5	3.60 9.00 0.00 0.00 0.00	2.000 2.000 1.500 3.000 0.000	PITCHER	IP WLS BF H R ER SO BB IBB HBP BLK WP HR S P ERA WHIP	1.0 1.0 4 0 0 0 0 1 0 0 0 0 0 0 3 7	4 0 0 0 0	0 0 0 0 0	0 0 0 0 0	0 0 0 0 0	0 0 0 0 0	0.00 1.000	4.32



Batter	1	2	3	4	5	6	7	8	9	AB R H RBI BB SO LOB	TOP											
<b>Kenny Lofton, L</b> OBP: 0.484, SLG: 0.610 (1, 8) B F B X	2-1 G6-3 3B	4-1 S BB	1-1 3-H 2B			2-2 G4-3		1-2 F8		4 1 2 1 1 0 1												
<b>Omar Vizquel, S</b> OBP: 0.423, SLG: 0.447 (1, 6) F B X	1-1 G6-3	0-2 F9	1-1 L8			2-2 G6-3		1-3 K		5 0 0 1 0 1 3												
<b>Roberto Alomar, S</b> OBP: 0.430, SLG: 0.500 (1, 4) B B B	4-0 WP HR BB		0-2 WP 1B			1-2 F7		0-2 F7		4 2 1 0 1 0 0												
<b>Manny Ramirez, R</b> OBP: 0.396, SLG: 0.631 (1, 9) 1 SAFE B B B F B F X	3-2 1-H HR		4-1 1B 2B BB			1-1 F9		2-2 P5		4 2 2 2 1 0 0												
<b>Jim Thome, L</b> OBP: 0.466, SLG: 0.543 (1, 3) B C X	1-1 1B		2-0 2B 1B			0-2 G6-3		1-1 F8		5 1 2 1 0 1 1												
<b>Travis Fryman, R</b> OBP: 0.398, SLG: 0.486 (1, 5) X	0-0 F8		2-1 1B 2B			0-1 F8		1-2 1-H 2B		4 1 2 1 0 0 1												
<b>David Justice, L</b> OBP: 0.293, SLG: 0.405 (1, 7) X	0-0 G3		0-1 G6-4-3 2B 1B			0-0 1B		0-0 F8		4 1 2 2 0 0 2												
<b>Richie Sexson, R</b> OBP: 0.294, SLG: 0.531 (1, 10) C B F B X		2-2 G6-3	4-2 G6-4-3 BB			1-1 P3		2-2 F8		3 0 0 0 1 0 1												
<b>Einar Diaz, R</b> OBP: 0.289, SLG: 0.568 (1, 2) C B X		1-1 G6-3	2-2 G6-4-3			0-1 G6-3		1-0 1B		4 0 1 0 0 0 3												
<b>Inning Stats</b>	R: 3 E: 0 K: 0 S: 12	H: 3 LOB: 1 BB: 1 P: 23	R: 0 E: 0 K: 0 S: 9	H: 0 LOB: 1 BB: 1 P: 16	R: 5 E: 1 K: 0 S: 21	H: 5 LOB: 1 BB: 2 P: 37	R: 0 E: 0 K: 0 S: 8	H: 0 LOB: 0 BB: 0 P: 10	R: 0 E: 0 K: 0 S: 7	H: 1 LOB: 1 BB: 0 P: 8	R: 0 E: 0 K: 0 S: 7	H: 0 LOB: 0 BB: 0 P: 13	R: 0 E: 0 K: 0 S: 11	H: 2 LOB: 1 BB: 0 P: 16	R: 0 E: 0 K: 1 S: 12	H: 1 LOB: 1 BB: 0 P: 17	R: 0 E: 0 K: 1 S: 9	H: 0 LOB: 0 BB: 0 P: 11	1B: 7 2B: 3 3B: 1 HR: 1	SF: 0 SAC: 0 DP: 1 HBP: 0	WP: 3 PB: 0 SB: 1 CS: 0	PA: 41
<b>PITCHER</b>	IP WLS BF H R ER SO BB IBB HBP BLK WP HR S P ERA WHIP																					
<b>Tom Candiotti, R</b> ERA: 5.56 (1, 1)	0.2 L 6 3 3 3 0 1 0 0 0 1 1 11 22 40.50 6.000																					
<b>Brad Rigby, R</b> ERA: 7.82 (1, 1)	5.1 24 6 5 5 0 3 0 0 0 1 0 53 85 8.44 1.688																					
<b>Doug Jones, R</b> ERA: 2.31 (7, 1)	2.0 8 3 0 0 1 0 0 0 0 0 0 23 33 0.00 1.500																					
<b>T.J. Mathews, R</b> ERA: 0.93 (9, 1)	1.0 3 0 0 0 1 0 0 0 0 0 0 9 11 0.00 0.000																					

**Cleveland Indians @ Oakland Athletics**  
**Network Associates Coliseum, Oakland, CA**  
 Tue Apr 27 1999, 10:05 PM EDT  
 Att: 7,161 - Unknown - 55 F

[livebaseballscorecards.com](http://livebaseballscorecards.com)

<b>AB</b>	37
<b>R</b>	8
<b>H</b>	12
<b>RBI</b>	8
<b>BB</b>	4
<b>SO</b>	2
<b>LOB</b>	12



Batter	1	2	3	4	5	6	7	8	9	AB R H RBI BB SO LOB
<b>Tony Phillips, S</b> OBP: 0.340, SLG: 0.525 (1, 8)	0-0 2B 1B	M 1 SAFE 4-1 1-2 BB			1-0 F8 2B		1-1 G3-1		0-3 K	4 2 2 0 1 1 1
<b>Tim Raines, S</b> OBP: 0.333, SLG: 0.188 (1, 7)	1-1 L4	2-0 F9			0-1 F8 2-3		1-1 F7		4-2 G6-3 WP 1-2 1B BB	4 1 0 0 1 0 4
<b>Jason Giambi, L</b> OBP: 0.393, SLG: 0.582 (1, 3)	2-1 PB 1-H 2B				0-0 2B 3-H		1-1 BB 1B		1-2 G6-3 1-3 2-H	5 0 3 3 0 0 1
<b>John Jaha, R</b> OBP: 0.429, SLG: 0.678 (1, 10)	1-3 K				0-2 E6 G1-6-3		4-2 1-2 BB		3-2 FC6-4 1B 3-H	4 1 2 2 1 1 2
<b>Ben Grieve, L</b> OBP: 0.232, SLG: 0.242 (1, 9)	4-1 PB BB				1-2 G1-6-3 1-2f		3-3 K		0-0 FC6-4 1-2f	4 0 0 0 1 1 5
<b>Scott Spiezio, S</b> OBP: 0.424, SLG: 0.500 (1, 4)	2-3 K 1-2 2-3				0-0 G3		0-0 G4-6-3 3 1B		2-3 K	4 0 1 0 0 2 2
<b>3 Eric Chavez, L</b> OBP: 0.304, SLG: 0.328 (1, 5)					3-2 G4-3		0-0 1-2 G4-6-3 1B		2-3 K	4 0 1 0 0 1 0
<b>Miguel Tejada, R</b> OBP: 0.316, SLG: 0.368 (1, 6)					0-3 K		0-0 1-2f 2-3 G4-6-3		1-1 G5-3	4 0 1 0 0 1 2
<b>A.J. Hinch, R</b> OBP: 0.163, SLG: 0.229 <b>Jason McDonald, S</b> OBP: 0.340, SLG: 0.292 (9, PH)					2-3 K		1-3 K		2-2 WP DI G6-3 1B	3 0 0 0 0 2 2 1 1 1 0 0 0 0

Inning Stats	R: 1	H: 2	E: 0	K: 2	S: 16	LOB: 2	BB: 1	P: 26	R: 0	H: 1	E: 0	K: 0	S: 8	LOB: 2	BB: 1	P: 21	R: 1	H: 1	E: 0	K: 0	S: 8	LOB: 0	BB: 0	P: 13	R: 0	H: 0	E: 0	K: 2	S: 9	LOB: 0	BB: 0	P: 14	R: 1	H: 2	E: 1	K: 0	S: 11	LOB: 1	BB: 0	P: 13	R: 0	H: 2	E: 0	K: 1	S: 6	LOB: 1	BB: 0	P: 7	R: 0	H: 1	E: 0	K: 1	S: 11	LOB: 2	BB: 1	P: 21	R: 0	H: 0	E: 0	K: 2	S: 10	LOB: 0	BB: 0	P: 15	R: 2	H: 2	E: 0	K: 1	S: 18	LOB: 1	BB: 1	P: 28	1B: 7	SF: 0	2B: 3	SAC: 0	3B: 0	DP: 2	HR: 1	HBP: 0	WP: 1	PA: 41
--------------	------	------	------	------	-------	--------	-------	-------	------	------	------	------	------	--------	-------	-------	------	------	------	------	------	--------	-------	-------	------	------	------	------	------	--------	-------	-------	------	------	------	------	-------	--------	-------	-------	------	------	------	------	------	--------	-------	------	------	------	------	------	-------	--------	-------	-------	------	------	------	------	-------	--------	-------	-------	------	------	------	------	-------	--------	-------	-------	-------	-------	-------	--------	-------	-------	-------	--------	-------	--------

PITCHER	IP	WLS	BF	H	R	ER	SO	BB	IBB	HBP	BLK	WP	HR	S	P	ERA	WHIP
<b>Charles Nagy, R</b> ERA: 3.54 (1, 1)	6.2	W	31	9	3	3	5	3	0	0	0	0	1	66	109	4.05	1.800
<b>Paul Assenmacher, L</b> ERA: 5.4 (7, 1)	0.1		1	0	0	0	1	0	0	0	0	0	0	3	6	0.00	0.000
<b>Steve Karsay, R</b> ERA: 2.76 (8, 1)	1.2		8	2	2	2	3	1	0	0	0	1	0	27	42	10.80	1.800
<b>Michael Jackson, R</b> ERA: 4.15 (9, 1)	0.1	S	1	0	0	0	0	0	0	0	0	0	0	1	1	0.00	0.000

**BOTTOM**

**Cleveland Indians @ Oakland Athletics**  
Network Associates Coliseum, Oakland, CA

Tue Apr 27 1999, 10:05 PM EDT  
Att. 7,161 - Unknown - 55 F

livebaseballscorecards.com

<b>AB</b>	<b>37</b>
<b>R</b>	<b>5</b>
<b>H</b>	<b>11</b>
<b>RBI</b>	<b>5</b>
<b>BB</b>	<b>4</b>
<b>SO</b>	<b>9</b>
<b>LOB</b>	<b>19</b>





Batter	1	2	3	4	5	6	7	8	9	AB R H RBI BB SO LOB	TOP									
<b>Kenny Lofton, L</b> (1, 8) OBP: 0.480, SLG: 0.593	1-2 S BLK 1B		2-3 K	1-2 FC4-6			0-2 F7		4-1 S 1B BB	4 1 1 0 1 1 2										
<b>Omar Vizquel, S</b> (1, 6) OBP: 0.439, SLG: 0.451	4-1 S 1-2 BB		1-3 K		2-1 G4-3 1B		1-2 F9		2-2 1-H 1B	4 0 2 1 1 1 0										
<b>Roberto Alomar, S</b> (1, 4) OBP: 0.418, SLG: 0.474	1-3 K 1-2 2-3		4-0 HR BB		3-2 G4-3 1-2		2-3 K		2-3 K	4 1 0 0 1 3 4										
<b>Manny Ramirez, R</b> (1, 9) OBP: 0.389, SLG: 0.648	1-0 P3		1-1 1-H HR		1-0 F7			0-1 P2		4 1 1 2 0 0 3										
<b>Jim Thome, L</b> (1, 3) OBP: 0.467, SLG: 0.528	4-0 FC6-4 IBB		1-3 K		4-1 FC6-4 IBB			3-3 K		2 0 0 0 2 2 0										
<b>Wil Cordero, R</b> (1, 7) OBP: 0.375, SLG: 0.500	1-2 FC6-4			1-2 E 1B HBP		3-1 FC6-4		0-1 P4		1 0 0 0 0 0 3										
<b>Richie Sexson, R</b> (5, PH) OBP: 0.283, SLG: 0.510	1-2f									2 0 0 0 0 0 2										
<b>David Justice, L</b> (1, 10) OBP: 0.289, SLG: 0.463			1-3 K		2-1 F7		2-1 F7		1-0 HR	4 1 1 1 0 1 1	AB 33									
<b>Travis Fryman, R</b> (1, 5) OBP: 0.379, SLG: 0.461			1-0 F9		0-2 P4		0-0 F7		3-3 K	4 0 0 0 0 1 1	R 4									
<b>Einar Diaz, R</b> (1, 2) OBP: 0.286, SLG: 0.537			0-1 G1-3		0-0 E4 FC4-6 1B		2-2 P4		3-0 F9	4 0 1 0 0 0 0	H 6									
<b>Inning Stats</b>	R: 0 E: 0 K: 1 S: 11	H: 1 LOB: 3 BB: 2 P: 23	R: 0 E: 0 K: 1 S: 6	H: 0 LOB: 0 BB: 0 P: 8	R: 2 E: 0 K: 3 S: 11	H: 1 LOB: 2 BB: 0 P: 15	R: 0 E: 0 K: 0 S: 9	H: 1 LOB: 2 BB: 1 P: 22	R: 0 E: 0 K: 0 S: 6	H: 0 LOB: 0 BB: 0 P: 10	R: 0 E: 0 K: 1 S: 11	H: 0 LOB: 0 BB: 0 P: 14	R: 0 E: 0 K: 1 S: 7	H: 0 LOB: 0 BB: 0 P: 10	R: 2 E: 0 K: 2 S: 13	H: 2 LOB: 1 BB: 1 P: 28	1B: 4 2B: 0 3B: 0 HR: 2	SF: 0 SAC: 0 DP: 0 HBP: 1	WP: 0 PB: 0 SB: 3 CS: 0	PA: 39
<b>PITCHER</b>	IP WLS BF H R ER SO BB IBB HBP BLK WP HR S P ERA WHIP																			
<b>Jimmy Haynes, R</b> (1, 1) ERA: 5.34	7.0 L 30 4 2 2 6 2 2 1 1 0 1 65 112 2.57 0.857																			
<b>T.J. Mathews, R</b> (8, 1) ERA: 1.59	1.2 6 1 1 1 2 0 0 0 0 0 1 13 23 5.40 0.600																			
<b>Buddy Groom, L</b> (9, 1) ERA: 4.7	0.1 3 1 1 1 1 1 0 0 0 0 0 7 15 27.00 6.000																			

**Cleveland Indians @ Oakland Athletics**  
**Network Associates Coliseum, Oakland, CA**  
 Wed Apr 28 1999, 10:05 PM EDT  
 Att: 9,555 - Unknown - 69 F

[livebaseballscorecards.com](http://livebaseballscorecards.com)



Batter	1	2	3	4	5	6	7	8	9	AB	R	H	RBI	BB	SO	LOB
Tony Phillips, S OBP: 0.327, SLG: 0.500 (1, 9)	1-3 K	2-2 G4-3			2-0 P6			0-2 F8		4	0	0	0	0	1	1
Jason McDonald, S OBP: 0.333, SLG: 0.288 (1, 8)	3-1 P6		2-2 F7			1-1 G1-3 1B		2-2 G3		4	0	1	0	0	0	0
Jason Giambi, L OBP: 0.387, SLG: 0.566 (1, 3)	2-2 BB 1B		0-2 P8			2-0 F9		1-2 F9		4	0	1	0	0	0	1
Matt Stairs, L OBP: 0.400, SLG: 0.559 (1, 10)	4-0 1-2 BB		3-3 K			1 SAFE 3-1 F BB X	3-1 G1-3			3	0	0	0	1	2	1
Ben Grieve, L OBP: 0.219, SLG: 0.227 (1, 7)	3-1 G4-3			2-1 F8		0-1 F8		3-1 F7		4	0	0	0	0	0	3
Scott Spiezio, S OBP: 0.413, SLG: 0.500 (1, 4)		2-1 G4-3		3-1 G3			3-2 F8		0-0 2B	4	0	1	0	0	0	0
3 Eric Chavez, L OBP: 0.315, SLG: 0.354 (1, 5)		1-1 1B 2B		1-0 F9			0-1 HBP 1B		0-1 G3-1	4	1	2	0	0	0	1
Miguel Tejada, R OBP: 0.317, SLG: 0.359 (1, 6)		1-3 K			0-0 G4-3		1-1 HBP G4-6-3			2	0	0	0	0	1	1
A.J. Hinch, R OBP: 0.176, SLG: 0.240 Tim Raines, S OBP: 0.326, SLG: 0.182 Mike Macfarlane, R OBP: 0.174, SLG: 0.227 (1, 2) (7, PH) (8, 2)	1-1 2-H 1B				2-2 F8		1-2 G4-6-3			2	0	1	1	0	0	0
										1	0	0	0	0	0	2
										0	0	0	0	0	0	0

Inning Stats	R: 0	H: 1	E: 0	K: 1	S: 12	LOB: 2	BB: 1	P: 25	R: 1	H: 2	E: 0	K: 1	S: 12	LOB: 1	BB: 0	P: 19	R: 0	H: 0	E: 0	K: 1	S: 10	LOB: 0	BB: 0	P: 15	R: 0	H: 0	E: 0	K: 0	S: 5	LOB: 0	BB: 0	P: 11	R: 0	H: 1	E: 0	K: 0	S: 7	LOB: 1	BB: 0	P: 13	R: 0	H: 1	E: 0	K: 0	S: 9	LOB: 1	BB: 0	P: 14	R: 0	H: 0	E: 0	K: 0	S: 9	LOB: 0	BB: 0	P: 12	R: 0	H: 1	E: 0	K: 1	S: 8	LOB: 1	BB: 0	P: 11	1B: 4	SF: 0	2B: 2	SAC: 0	3B: 0	DP: 1	HR: 0	HBP: 1	WP: 0	PA: 34
--------------	------	------	------	------	-------	--------	-------	-------	------	------	------	------	-------	--------	-------	-------	------	------	------	------	-------	--------	-------	-------	------	------	------	------	------	--------	-------	-------	------	------	------	------	------	--------	-------	-------	------	------	------	------	------	--------	-------	-------	------	------	------	------	------	--------	-------	-------	------	------	------	------	------	--------	-------	-------	-------	-------	-------	--------	-------	-------	-------	--------	-------	--------

PITCHER	IP	WLS	BF	H	R	ER	SO	BB	IBB	HBP	BLK	WP	HR	S	P	ERA	WHIP
Jaret Wright, R ERA: 5.9 (1, 1)	7.0	W	27	5	1	1	3	1	0	1	0	0	0	61	107	1.29	0.857
Steve Reed, R ERA: 1.74 (8, 1)	0.2	H	2	0	0	0	0	0	0	0	0	0	0	6	8	0.00	0.000
Paul Assenmacher, L ERA: 5.06 (8, 1)	0.1	H	1	0	0	0	0	0	0	0	0	0	0	3	4	0.00	0.000
Michael Jackson, R ERA: 3.72 (9, 1)	1.0	S	4	1	0	0	1	0	0	0	0	0	0	8	11	0.00	1.000


**BOTTOM**

**Cleveland Indians @ Oakland Athletics**  
**Network Associates Coliseum, Oakland, CA**

Wed Apr 28 1999, 10:05 PM EDT  
Att. 9,555 - Unknown - 69 F

livebaseballscorecards.com

<b>AB</b>	<b>32</b>
<b>R</b>	<b>1</b>
<b>H</b>	<b>6</b>
<b>RBI</b>	<b>1</b>
<b>BB</b>	<b>1</b>
<b>SO</b>	<b>4</b>
<b>LOB</b>	<b>10</b>







Batter	1	2	3	4	5	6	7	8	9	AB R H RBI BB SO LOB
Tony Phillips, S OBP: 0.324, SLG: 0.511 (1, 9) C B X	1-1 FC5-2 3B		2-3 K			3-2 G3-1			3-2 F7	4 0 1 0 0 1 0
Jason McDonald, S OBP: 0.328, SLG: 0.273 (1, 8) C B X	1-1 P6			0-0 L4		3-1 HBP			0-3 K	3 0 0 0 0 1 1
Tim Raines, S OBP: 0.319, SLG: 0.167 (1, 7) C B F F F X	1-2 FC5-2 FC5-4			1-0 P9		2-2 G6-3			4-2 HR BB	3 1 0 0 1 0 2
John Jaha, R OBP: 0.432, SLG: 0.714 (1, 10) B X	1-0 FC5-4 1-2f			3-2 G5-3			1-1 G4-6-3 1B		1-0 HR 1-H	4 1 2 2 0 0 1
Jason Giambi, L OBP: 0.381, SLG: 0.586 (1, 3)		1-3 K			0-0 HR		0-0 G4-6-3 1-2f		1-1 F9	4 1 1 1 0 1 1
Scott Spiezio, S OBP: 0.394, SLG: 0.473 (1, 4)		2-0 P4			1-1 P9		0-2 G1-3			3 0 0 0 0 0 0
3 Eric Chavez, L OBP: 0.316, SLG: 0.343 (9, 6)		0-0 G1-3			4-2 G6-4-3 BB			0-0 L3		2 0 0 0 1 0 0
Mike Macfarlane, R OBP: 0.154, SLG: 0.200 (1, 2)			0-0 F8		0-2 G6-4-3 1-2f			3-2 F7		3 0 0 0 0 0 1
Jorge Velandia, R Olmedo Saenz, R OBP: 0.355, SLG: 0.462 (8, PH) (9, 5)			2-3 K			2-0 P2		1-0 F7		2 0 0 0 0 1 0 1 0 0 0 0 0 0

Inning Stats	R: 0 E: 0 K: 10 S: 10	H: 1 LOB: 1 BB: 0 P: 14	R: 0 E: 0 K: 1 S: 5	H: 0 LOB: 0 BB: 0 P: 8	R: 0 E: 0 K: 2 S: 7	H: 0 LOB: 0 BB: 0 P: 11	R: 0 E: 0 K: 0 S: 5	H: 0 LOB: 0 BB: 0 P: 9	R: 1 E: 0 K: 0 S: 9	H: 1 LOB: 0 BB: 1 P: 14	R: 0 E: 0 K: 0 S: 9	H: 0 LOB: 1 BB: 0 P: 19	R: 0 E: 0 K: 0 S: 6	H: 1 LOB: 0 BB: 0 P: 7	R: 0 E: 0 K: 0 S: 6	H: 0 LOB: 0 BB: 0 P: 10	R: 2 E: 0 K: 1 S: 12	H: 1 LOB: 0 BB: 1 P: 21	1B: 1 2B: 0 3B: 1 HR: 2	SF: 0 SAC: 0 DP: 2 HBP: 1
--------------	--------------------------------	----------------------------------	------------------------------	---------------------------------	------------------------------	----------------------------------	------------------------------	---------------------------------	------------------------------	----------------------------------	------------------------------	----------------------------------	------------------------------	---------------------------------	------------------------------	----------------------------------	-------------------------------	----------------------------------	----------------------------------	------------------------------------

PITCHER	IP	WLS	BF	H	R	ER	SO	BB	IBB	HBP	BLK	WP	HR	S	P	ERA	WHIP	PITCHER	IP	WLS	BF	H	R	ER	SO	BB	IBB	HBP	BLK	WP	HR	S	P	ERA	WHIP	
Dave Burba, R ERA: 3.03 (1, 1)	9.0	W	32	4	3	3	4	2	0	1	0	0	2	69	113	3.00	0.667																			

**BOTTOM**

**Cleveland Indians @ Oakland Athletics**  
**Network Associates Coliseum, Oakland, CA**

Thu Apr 29 1999, 4:05 PM EDT  
 Att. 10,115 - Unknown - 63 F

[livebaseballscorecards.com](http://livebaseballscorecards.com)

<b>AB</b>	<b>29</b>
<b>R</b>	<b>3</b>
<b>H</b>	<b>4</b>
<b>RBI</b>	<b>3</b>
<b>BB</b>	<b>2</b>
<b>SO</b>	<b>4</b>
<b>LOB</b>	<b>6</b>



WP: 0	PA: 32
PB: 0	
SB: 0	
CS: 0	



Batter	1	2	3	4	5	6	7	8	9	AB R H RBI BB SO LOB	TOP											
<b>Kenny Lofton, L</b> (1, 8) OBP: 0.481, SLG: 0.607	3-2 HR	2 SAFE 2-1 P6		3-3		2-2 HBP		1-2 F9		4 1 1 1 0 1 3												
<b>Omar Vizquel, S</b> (1, 6) OBP: 0.418, SLG: 0.475	1-2 G5-3		1-0 P2		2-1 HR 2B	1-1 L4		1-1 BB 1B		5 1 2 0 0 0 1												
<b>Roberto Alomar, S</b> (1, 4) OBP: 0.416, SLG: 0.535	0-2 1B		2-2 HR		3-1 HR		1-3	3-2 F9		5 2 3 3 0 1 1												
<b>Manny Ramirez, R</b> (1, 9) OBP: 0.381, SLG: 0.622	1-0 P2		0-2 1B		0-0 G5-3		1-0 G4-3 2B	0-3 K		5 0 2 0 0 1 2												
<b>Jim Thome, L</b> (1, 10) OBP: 0.455, SLG: 0.532 <b>Jolbert Cabrera, R</b> (9, PR)	3-3 K		2-2 F7		3-3 K		0-0 G4-3	4-2 BB		4 0 0 0 1 2 3 0 0 0 0 0 0 0												
<b>Travis Fryman, R</b> (1, 5) OBP: 0.375, SLG: 0.476		1-2 G1-3	1 SAFE 3-2 1B		1-1 G6-3		1-0 P4	0-2 P5		5 0 1 0 0 0 3												
<b>David Justice, L</b> (1, 7) OBP: 0.283, SLG: 0.417		3-2 G5-3 1B		0-3 K		1-3 K		1-1 P3		4 0 1 0 0 2 2												
<b>Richie Sexson, R</b> (1, 3) OBP: 0.282, SLG: 0.508		1-1 G5-3		1-2 G6-3		2-2 HR		0-2 E9		4 1 1 1 0 0 1												
<b>Sandy Alomar Jr., R</b> (1, 2) OBP: 0.308, SLG: 0.457		4-2 BB		0-1 F8		1-1 F9		3-1 G5-3		3 0 0 0 1 0 1												
<b>Inning Stats</b>	R: 1 E: 0 K: 1 S: 13	H: 2 LOB: 1 BB: 0 P: 21	R: 0 E: 0 K: 0 S: 18	H: 1 LOB: 2 BB: 1 P: 29	R: 1 E: 0 K: 1 S: 20	H: 3 LOB: 2 BB: 0 P: 27	R: 0 E: 0 K: 1 S: 9	H: 0 LOB: 0 BB: 0 P: 13	R: 2 E: 0 K: 1 S: 12	H: 2 LOB: 0 BB: 0 P: 21	R: 1 E: 0 K: 1 S: 13	H: 1 LOB: 1 BB: 0 P: 20	R: 0 E: 0 K: 1 S: 6	H: 1 LOB: 1 BB: 0 P: 9	R: 0 E: 1 K: 0 S: 11	H: 0 LOB: 1 BB: 0 P: 16	R: 0 E: 0 K: 1 S: 16	H: 1 LOB: 2 BB: 1 P: 24	1B: 5 2B: 2 3B: 0 HR: 4	SF: 0 SAC: 0 DP: 0 HBP: 1	WP: 0 PB: 0 SB: 1 CS: 0	PA: 42
<b>PITCHER</b>	IP WLS BF H R ER SO BB IBB HBP BLK WP HR S P ERA WHIP																					
<b>Rick Helling, R</b> (1, 1) ERA: 7.18	5.1 W 26 9 5 5 5 1 0 0 0 0 0 4 78 120 8.44 1.875																					
<b>59 Jeff Zimmerman, R</b> (6, 1) ERA: 0.55	2.2 H 11 1 0 0 1 0 0 1 0 0 0 0 24 36 0.00 0.375																					
<b>John Wetteland, R</b> (9, 1) ERA: 4.35	1.0 S 5 1 0 0 1 1 0 0 0 0 0 0 16 24 0.00 2.000																					

**Cleveland Indians @ Texas Rangers**  
The Ballpark at Arlington, Arlington, TX  
Fri Apr 30 1999, 8:35 PM EDT  
Att. 36,556 - Cloudy - 69 F

livebaseballscorecards.com

<b>AB</b>	39
<b>R</b>	5
<b>H</b>	11
<b>RBI</b>	5
<b>BB</b>	2
<b>SO</b>	7
<b>LOB</b>	17



Batter	1	2	3	4	5	6	7	8	9	AB	R	H	RBI	BB	SO	LOB	BOTTOM
Tom Goodwin, L (1, 8) OBP: 0.299, SLG: 0.250 Roberto Kelly, R (6, PH) OBP: 0.536, SLG: 0.731 (7, 8)	1-2 G1-3		2-2 1B 29 SF7 2B		0-0 G4-3	3-3 K		4-2 FC3-8 BB		3	1	1	0	0	0	0	<b>Cleveland Indians @ Texas Rangers</b> <b>The Ballpark at Arlington, Arlington, TX</b> Fri Apr 30 1999, 8:35 PM EDT Att: 36,556 - Cloudy - 69 F
Mark McLemore, S (1, 4) OBP: 0.313, SLG: 0.392	3-3 K		1-0 29 SF7 HR 1B		1-1 29 HR 1B	2-2 FC5-4		2-0 FC3-6 29 BB		5	2	2	0	0	1	5	
29 Rusty Greer, L (1, 7) OBP: 0.404, SLG: 0.494	0-3 K		0-0 SF7		2-2 1-H HR		2-1 G4-3	4-2 BB		3	1	1	3	1	1	0	
Juan Gonzalez, R (1, 9) OBP: 0.350, SLG: 0.456		0-1 G3-1	1-0 HR		3-1 G4-3		2-0 HR	1-0 F7		5	2	2	3	0	0	3	
Rafael Palmeiro, L (1, 10) OBP: 0.398, SLG: 0.541		3-2 P6	2-1 2B		2-2 G1-3		3-3 K			4	0	1	0	0	1	0	
Ivan Rodriguez, R (1, 2) OBP: 0.309, SLG: 0.456		1-0 FC4 1B	0-0 G5-3			1-0 BB WP 1B	1-1 E5 1B			4	0	3	0	0	0	1	
Todd Zeile, R (1, 5) OBP: 0.337, SLG: 0.593		2-2 FC4 SAFE 1-2f		2-2 CS 3B		2-2 P5	2-3 K			4	0	1	0	0	1	3	
Lee Stevens, L (1, 3) OBP: 0.430, SLG: 0.720			0-1 HR	0-1 G5-3		4-0 BB IBB		0-1 FC3-6 SH1-4 1B		3	1	2	1	1	0	1	
Royce Clayton, R (1, 6) OBP: 0.215, SLG: 0.183 Jon Shave, R (3, PH) OBP: 0.350, SLG: 0.316 (4, 6)			2-3 K	3-3 K 3-H		4-2 FC5-4 BB		0-1 SH1-4		0	0	0	0	0	0	0	
										2	0	0	0	1	2	1	
<b>Inning Stats</b>	R: 0 H: 0 E: 0 LOB: 0 K: 2 BB: 0 S: 12 P: 16	R: 0 H: 1 E: 0 LOB: 1 K: 0 BB: 0 S: 13 P: 19	R: 4 H: 5 E: 0 LOB: 1 K: 1 BB: 0 S: 17 P: 25	R: 0 H: 1 E: 0 LOB: 0 K: 1 BB: 0 S: 8 P: 13	R: 2 H: 2 E: 0 LOB: 0 K: 0 BB: 0 S: 13 P: 21	R: 0 H: 1 E: 0 LOB: 3 K: 1 BB: 2 S: 13 P: 29	R: 1 H: 2 E: 1 LOB: 1 K: 2 BB: 0 S: 13 P: 23	R: 0 H: 1 E: 0 LOB: 3 K: 0 BB: 2 S: 10 P: 21		1B: 6 SF: 1 2B: 2 SAC: 1 3B: 1 DP: 0 HR: 4 HBP: 0	WP: 1 PA: 40 PB: 0 SB: 0 CS: 1						
<b>PITCHER</b>	IP WLS BF H R ER SO BB IBB HBP BLK WP HR S P ERA WHIP	IP WLS BF H R ER SO BB IBB HBP BLK WP HR S P ERA WHIP	IP WLS BF H R ER SO BB IBB HBP BLK WP HR S P ERA WHIP	IP WLS BF H R ER SO BB IBB HBP BLK WP HR S P ERA WHIP	IP WLS BF H R ER SO BB IBB HBP BLK WP HR S P ERA WHIP	IP WLS BF H R ER SO BB IBB HBP BLK WP HR S P ERA WHIP	IP WLS BF H R ER SO BB IBB HBP BLK WP HR S P ERA WHIP	IP WLS BF H R ER SO BB IBB HBP BLK WP HR S P ERA WHIP		ERA WHIP	ERA WHIP						
Bartolo Colon, R (1, 1) ERA: 3.86	5.0 L 23 9 6 6 4 0 0 0 0 0 3 63 94 10.80 1.800																
Rich DeLucia, R (6, 1) ERA: 18.0	0.1 4 1 0 0 0 1 1 0 0 1 0 7 18 0.00 6.000																
Mark Langston, L (6, 1) ERA: 3.86	1.1 5 1 1 1 2 0 0 0 0 0 1 13 25 6.75 0.750																
Steve Reed, R (7, 1) ERA: 1.59	1.0 6 2 0 0 1 1 0 0 0 0 0 13 22 0.00 3.000																
Paul Assenmacher, L (8, 1) ERA: 5.06	0.0 1 0 0 0 0 1 0 0 0 0 0 2 6 ∞ ∞																
<b>PITCHER</b>	IP WLS BF H R ER SO BB IBB HBP BLK WP HR S P ERA WHIP	IP WLS BF H R ER SO BB IBB HBP BLK WP HR S P ERA WHIP	IP WLS BF H R ER SO BB IBB HBP BLK WP HR S P ERA WHIP	IP WLS BF H R ER SO BB IBB HBP BLK WP HR S P ERA WHIP	IP WLS BF H R ER SO BB IBB HBP BLK WP HR S P ERA WHIP	IP WLS BF H R ER SO BB IBB HBP BLK WP HR S P ERA WHIP	IP WLS BF H R ER SO BB IBB HBP BLK WP HR S P ERA WHIP	IP WLS BF H R ER SO BB IBB HBP BLK WP HR S P ERA WHIP		ERA WHIP	ERA WHIP						
Paul Wagner, R (8, 1) ERA:	0.1 1 0 0 0 0 0 0 0 0 0 0 1 2 0.00 0.000																

livebaseballscorecards.com

**AB 34**  
**R 7**  
**H 13**  
**RBI 7**  
**BB 4**  
**SO 7**  
**LOB 17**





Batter	1	2	3	4	5	6	7	8	9	AB R H RBI BB SO LOB	TOP		
<b>Kenny Lofton, L</b> (1, 8) OBP: 0.464, SLG: 0.581	0-1 G6-3		2-2 G3		0-0 F8		3-2 G5-3			4 0 0 0 0 0 2			
<b>Omar Vizquel, S</b> (1, 6) OBP: 0.408, SLG: 0.462	3-2 P5			0-1 G4-3	1-1 1B		1-2 G5-3			4 0 1 1 0 0 0			
<b>Roberto Alomar, S</b> (1, 4) OBP: 0.410, SLG: 0.522	0-3 K			0-1 G6-3	1-1 1B			1-1 L6		4 0 1 1 0 1 0			
<b>Manny Ramirez, R</b> (1, 9) OBP: 0.385, SLG: 0.644		1-0 HR		4-2 3B BB	1-3 K			2-2 F8		3 2 1 1 1 1 2			
<b>Jim Thome, L</b> (1, 3) OBP: 0.448, SLG: 0.542		2-3 K		1-0 1-H 3B		0-0 G4-3		1-3 K		4 0 1 1 0 2 0			
<b>Travis Fryman, R</b> (1, 5) OBP: 0.370, SLG: 0.466		0-3 K		1-0 G2-3		3-2 P5			2-1 1B	4 0 1 0 0 1 1			
<b>David Justice, L</b> (1, 7) OBP: 0.263, SLG: 0.385		3-2 F8			1-1 G6-3	2-3 K			0-0 F8	4 0 0 0 0 1 1			
<b>Richie Sexson, R</b> (1, 10) OBP: 0.262, SLG: 0.492			0-3 K		3-2 F8 1B 1B		2-3 K		2-3 K	4 1 1 0 0 3 1			
<b>Sandy Alomar Jr., R</b> (1, 2) OBP: 0.321, SLG: 0.520			2-0 P6		1-1 1B 1B		2-1 HR		2-3 K	4 2 2 1 0 1 1			
<b>Inning Stats</b>	R: 0 E: 0 K: 1 S: 8 H: 0 LOB: 0 BB: 0 P: 11	R: 1 E: 0 K: 2 S: 10 H: 1 LOB: 0 BB: 0 P: 16	R: 0 E: 0 K: 1 S: 7 H: 0 LOB: 0 BB: 0 P: 11	R: 1 E: 0 K: 0 S: 8 H: 1 LOB: 1 BB: 1 P: 14	R: 2 E: 0 K: 1 S: 18 H: 4 LOB: 2 BB: 0 P: 26	R: 0 E: 0 K: 1 S: 7 H: 0 LOB: 0 BB: 0 P: 12	R: 1 E: 0 K: 1 S: 13 H: 1 LOB: 0 BB: 0 P: 21	R: 0 E: 0 K: 1 S: 8 H: 0 LOB: 0 BB: 0 P: 12	R: 0 E: 0 K: 2 S: 13 H: 1 LOB: 1 BB: 0 P: 19	1B: 5 2B: 0 3B: 1 HR: 2 SF: 0 SAC: 0 DP: 0 HBP: 0	WP: 0 PB: 0 SB: 0 CS: 0 PA: 36		
<b>PITCHER</b>	IP WLS BF H R ER SO BB IBB HBP BLK WP HR S P ERA WHIP											<b>PITCHER</b>	IP WLS BF H R ER SO BB IBB HBP BLK WP HR S P ERA WHIP
<b>Aaron Sele, R</b> (1, 1) ERA: 4.45	4.2 L 21 6 4 4 4 1 0 0 0 0 1 48 74 7.71 1.500												
<b>Esteban Loaiza, R</b> (5, 1) ERA: 5.71	1.2 6 1 1 1 3 0 0 0 0 0 1 17 27 5.40 0.600												
<b>Mike Venafro, L</b> (7, 1) ERA:	1.2 5 0 0 0 1 0 0 0 0 0 0 14 22 0.00 0.000												
<b>Danny Patterson, R</b> (9, 1) ERA: 7.71	1.0 4 1 0 0 2 0 0 0 0 0 0 13 19 0.00 1.000												

**Cleveland Indians @ Texas Rangers**  
The Ballpark at Arlington, Arlington, TX  
Sat May 01 1999, 8:35 PM EDT  
Att. 45,579 - Cloudy - 71 F

livebaseballscorecards.com

AB	35
R	5
H	8
RBI	5
BB	1
SO	10
LOB	8



Batter	1	2	3	4	5	6	7	8	9	AB R H RBI BB SO LOB
Mark McLemore, S OBP: 0.307, SLG: 0.373 (1, 4)	0-1 G4-3		4-1 F9-3 BB		1-0 F8		2-2 G4-3		2-2 E6 DI	4 0 0 0 1 0 1
Roberto Kelly, R OBP: 0.515, SLG: 0.677 (1, 8)	1-1 29 S 1B		2-1 F9-3		2-0 29 G6-4-3 1B			0-2 G5-3	2-2 G6-3	5 0 2 0 0 0 3
29 Rusty Greer, L OBP: 0.407, SLG: 0.489 (1, 7)	1-3 K		4-1 BB		1-1 G6-4-3			3-1 HR 1B		3 1 1 0 1 1 2
Juan Gonzalez, R OBP: 0.346, SLG: 0.447 (1, 9)	1-1 F7		2-2 P3		0-1 G4-3-6 1B			0-0 F9		4 0 1 0 0 0 4
Rafael Palmeiro, L OBP: 0.402, SLG: 0.571 (1, 10)		4-2 BB		1-0 F8		1-1 G4-3-6		0-0 HR		3 1 1 2 1 0 1
Ivan Rodriguez, R OBP: 0.306, SLG: 0.446 (1, 2)		2-2 F9		2-2 S 1B		0-0 F9		1-1 F9		4 0 1 0 0 0 1
Todd Zeile, R OBP: 0.333, SLG: 0.612 (1, 5)		2-3 K		2-1 F7		1-0 G6-3			2-1 HR	4 1 1 1 0 1 2
Lee Stevens, L OBP: 0.423, SLG: 0.694 (1, 3)		1-0 G3		4-0 IBB		2-3 K		3-1 F8		3 0 0 0 1 1 1
44 Kelly Dransfeldt, R OBP: 0.500, SLG: 0.500 (1, 6)			1-0 F9-3 BB 1B		3-3 K		3-2 1B		1-2 P6	4 0 2 0 0 1 2

Inning Stats	R: 0	H: 1	E: 0	K: 1	S: 9	R: 0	H: 0	E: 0	K: 1	S: 10	R: 0	H: 1	E: 0	K: 0	S: 8	R: 0	H: 1	E: 0	K: 1	S: 10	R: 0	H: 1	E: 0	K: 0	S: 4	R: 0	H: 1	E: 0	K: 0	S: 5	R: 0	H: 1	E: 0	K: 1	S: 11	R: 2	H: 2	E: 0	K: 0	S: 9	R: 1	H: 1	E: 1	K: 0	S: 13	1B: 7	2B: 1	3B: 0	HR: 2	SF: 0	SAC: 0	DP: 3	HBP: 0	WP: 0	PB: 0	SB: 2	CS: 0	PA: 38
--------------	------	------	------	------	------	------	------	------	------	-------	------	------	------	------	------	------	------	------	------	-------	------	------	------	------	------	------	------	------	------	------	------	------	------	------	-------	------	------	------	------	------	------	------	------	------	-------	-------	-------	-------	-------	-------	--------	-------	--------	-------	-------	-------	-------	--------

PITCHER	IP	WLS	BF	H	R	ER	SO	BB	IBB	HBP	BLK	WP	HR	S	P	ERA	WHIP
Dwight Gooden, R ERA: 5.82 (1, 1)	6.0	W	24	5	0	0	3	3	1	0	0	0	0	46	88	0.00	1.333
Steve Karsay, R ERA: 3.44 (7, 1)	2.0		9	3	2	2	1	0	0	0	0	0	1	20	32	9.00	1.500
Michael Jackson, R ERA: 4.22 (9, 1)	1.0	S	5	1	1	1	0	0	0	0	0	0	1	13	23	9.00	1.000

BOTTOM

Cleveland Indians @ Texas Rangers  
The Ballpark at Arlington, Arlington, TX

Sat May 01 1999, 8:35 PM EDT  
Att. 45,579 - Cloudy - 71 F

livebaseballscores.com

AB	34
R	3
H	9
RBI	3
BB	4
SO	4
LOB	17





Batter	1	2	3	4	5	6	7	8	9	AB R H RBI BB SO LOB	TOP
<b>Kenny Lofton, L</b> (1, 8) OBP: 0.444, SLG: 0.551	0-0 F9		1-0 P3		0-1 L7		1-1 G5-3		0-2 P6	5 0 0 0 0 0 2	
<b>Omar Vizquel, S</b> (1, 6) OBP: 0.413, SLG: 0.464	0-1 G5-3			0-0 B5-3	2-2 FC5-4 1B			0-1 2B G5-3 1B		4 1 2 0 0 0 0	
<b>Roberto Alomar, S</b> (1, 4) OBP: 0.413, SLG: 0.559	2-2 L3			3-1 1B 3B	1-2 SF7			0-0 G5-3 WP 2B		3 2 2 1 0 0 0	
<b>Manny Ramirez, R</b> (1, 9) OBP: 0.372, SLG: 0.619		1-1 L5		1-1 P3	0-2 FC5-4			0-0 G5-3		4 0 0 1 0 0 3	
<b>Jim Thome, L</b> (1, 3) OBP: 0.440, SLG: 0.523		0-0 G1-3		4-1 1B BB		2-3 K		2-3 K		3 1 0 0 1 2 0	
<b>Travis Fryman, R</b> (1, 5) OBP: 0.365, SLG: 0.451		0-0 P4		4-2 1B BB		0-1 G5-3		1-1 F7		3 0 0 0 1 0 0	
<b>David Justice, L</b> (1, 10) OBP: 0.283, SLG: 0.418			0-2 2B	2-0 FC5-4 1B		0-2 G3			2-2 P6	3 0 2 2 0 0 0	
<b>Enrique Wilson, S</b> (9, PH) OBP: 0.279, SLG: 0.325				1-3 2-H 3-H						1 0 0 0 0 0 0	
<b>Richie Sexson, R</b> (1, 7) OBP: 0.261, SLG: 0.522		0-1 G6-3		0-0 FC5-4			1-0 G5-3		2-2 HR	4 1 1 1 0 0 3	
<b>Sandy Alomar Jr., R</b> (1, 2) OBP: 0.316, SLG: 0.519			1-2 G6-3		1-0 1B SF7 2B		3-1 F7		2-1 G6-3	4 1 1 0 0 0 1	
<b>Inning Stats</b>	R: 0 E: 0 K: 0 S: 6 H: 0 LOB: 0 BB: 0 P: 8	R: 0 E: 0 K: 0 S: 4 H: 0 LOB: 0 BB: 0 P: 5	R: 0 E: 0 K: 0 S: 9 H: 1 LOB: 1 BB: 0 P: 11	R: 2 E: 0 K: 0 S: 12 H: 2 LOB: 2 BB: 2 P: 26	R: 1 E: 0 K: 0 S: 15 H: 2 LOB: 1 BB: 0 P: 19	R: 0 E: 0 K: 1 S: 10 H: 0 LOB: 0 BB: 0 P: 12	R: 0 E: 0 K: 0 S: 5 H: 0 LOB: 0 BB: 0 P: 10	R: 2 E: 0 K: 1 S: 9 H: 2 LOB: 0 BB: 0 P: 12	R: 1 E: 0 K: 0 S: 11 H: 1 LOB: 0 BB: 0 P: 17	1B: 3 2B: 3 3B: 1 HR: 1 SF: 1 SAC: 0 DP: 0 HBP: 0	WP: 1 PB: 0 SB: 0 CS: 0 PA: 37
<b>PITCHER</b>	IP WLS BF H R ER SO BB IBB HBP BLK WP HR S P ERA WHIP										
<b>Mark Clark, R</b> (1, 1) ERA: 7.36	7.0 W 29 6 4 4 1 2 0 0 0 0 0 0 63 93 5.14 1.143										
<b>59 Jeff Zimmerman, R</b> (8, 1) ERA: 1.04	1.0 4 1 1 1 1 0 0 0 0 1 0 7 10 9.00 1.000										
<b>John Wetteland, R</b> (9, 1) ERA: 4.76	1.0 S 4 1 1 1 0 0 0 0 0 0 1 11 17 9.00 1.000										

Cleveland Indians @ Texas Rangers  
The Ballpark at Arlington, Arlington, TX

Sun May 02 1999, 5:00 PM EDT  
Att. 29,921 - Overcast - 60 F

livebaseballscorecards.com

AB	34
R	6
H	8
RBI	5
BB	2
SO	2
LOB	9







Batter	1	2	3	4	5	6	7	8	9	AB R H RBI BB SO LOB	TOP											
<b>Kenny Lofton, L</b> (1, 8) OBP: 0.455, SLG: 0.592	2-1 CS 1B	2-2 1-H HR		1-1 SF9		1-2 1B 1B	0-0 E7		0-0 E6	5 2 4 4 0 0 0												
<b>Enrique Wilson, S</b> (1, 6) OBP: 0.286, SLG: 0.348	1-1 G4-3	2-1 2B		0-1 F7		1-2 1B 1B	3-3 K		1-1 F8	6 1 2 0 0 1 4												
<b>Roberto Alomar, S</b> (1, 4) OBP: 0.417, SLG: 0.561	2-0 1B	1-3 K			1-2 1B 2B	4-1 1B BB		0-0 G5-3	1-2 G3	5 1 2 0 1 1 2												
<b>Manny Ramirez, R</b> (1, 9) OBP: 0.373, SLG: 0.609	1-3 K		0-0 G6-3		1-3 K 2B	0-1 BB 1B		1-1 BB E 1B		5 1 2 2 0 2 2												
<b>Jim Thome, L</b> (1, 3) OBP: 0.456, SLG: 0.517		4-2 F8 1B G4-3 BB	3-3 K		4-0 1B IBB	4-0 G4-6-3 BB		4-2 E BB		1 1 0 0 4 1 0												
<b>Travis Fryman, R</b> (1, 5) OBP: 0.367, SLG: 0.448		1-0 G4-3 F8 1B 1B	1-0 G6-3		0-0 1B	1-2 G4-6-3		1-1 E5		5 1 2 1 0 0 4												
<b>Richie Sexson, R</b> (1, 7) OBP: 0.257, SLG: 0.500		0-1 F8		2-0 E 1B SF9 1B	1-3 K		1-3 K	2-2 F7		5 1 1 0 0 2 6												
<b>Sandy Alomar Jr., R</b> (1, 10) OBP: 0.323, SLG: 0.525		3-2 G4-3		1-2 E 1B	0-3 K		1-1 E 2B	1-0 G2-3		5 1 2 1 0 1 5												
<b>Einar Diaz, R</b> (1, 2) OBP: 0.277, SLG: 0.500		2-2 HR 1B		1-0 G5-3		1-1 L6	0-1 G5-3		3-1 G6-3	5 1 1 1 0 0 3												
<b>Inning Stats</b>	R: 0 E: 0 K: 1 S: 8	H: 2 LOB: 1 BB: 0 P: 14	R: 4 E: 0 K: 1 S: 19	H: 4 LOB: 1 BB: 1 P: 34	R: 0 E: 0 K: 1 S: 5	H: 0 LOB: 0 BB: 0 P: 9	R: 1 E: 1 K: 0 S: 10	H: 2 LOB: 1 BB: 0 P: 15	R: 1 E: 0 K: 3 S: 17	H: 2 LOB: 2 BB: 1 P: 24	R: 2 E: 0 K: 0 S: 14	H: 3 LOB: 2 BB: 2 P: 26	R: 1 E: 1 K: 2 S: 14	H: 2 LOB: 1 BB: 0 P: 19	R: 1 E: 1 K: 0 S: 11	H: 1 LOB: 2 BB: 1 P: 20	R: 0 E: 1 K: 0 S: 8	H: 0 LOB: 1 BB: 0 P: 13	1B: 12 2B: 3 3B: 0 HR: 1	SF: 1 SAC: 0 DP: 1 HBP: 0	WP: 0 PB: 0 SB: 1 CS: 1	PA: 48
<b>PITCHER</b>	IP WLS BF H R ER SO BB IBB HBP BLK WP HR S P ERA WHIP																					
<b>Mike Morgan, R</b> (1, 1) ERA: 4.05	3.0 L 17 8 5 4 3 1 0 0 0 0 0 1 37 65 12.00 3.000																					
<b>Esteban Loaiza, R</b> (4, 1) ERA: 6.41	2.1 14 5 3 3 3 1 1 0 0 0 0 0 33 49 11.57 2.571																					
<b>Eric Gunderson, L</b> (6, 1) ERA: 7.71	0.0 1 0 0 0 0 1 0 0 0 0 0 0 0 4 ∞ ∞																					
<b>Danny Patterson, R</b> (6, 1) ERA: 7.56	1.1 4 1 1 1 1 0 0 0 0 0 0 0 10 13 6.75 0.750																					
<b>Mike Munoz, L</b> (7, 1) ERA: 3.97	1.1 8 2 1 0 1 1 0 0 0 0 0 0 18 30 0.00 2.250																					
<b>PITCHER</b>	IP WLS BF H R ER SO BB IBB HBP BLK WP HR S P ERA WHIP																					
<b>Tim Crabtree, R</b> (9, 1) ERA: 5.63	1.0 4 0 0 0 0 0 0 0 0 0 0 0 0 8 13 0.00 0.000																					

**Cleveland Indians @ Texas Rangers**  
**The Ballpark at Arlington, Arlington, TX**  
 Mon May 03 1999, 2:35 PM EDT  
 Att. 31,181 - Cloudy - 77 F

AB	42
R	10
H	16
RBI	9
BB	5
SO	8
LOB	26



Batter	1	2	3	4	5	6	7	8	9	AB	R	H	RBI	BB	SO	LOB
Tom Goodwin, L (1, 8) OBP: 0.313, SLG: 0.274	1-2 1B		4-1 1B 29 E BB	1-2 FC3-6			2-1 G6-3			3	1	1	0	1	0	1
Mark McLemore, S (1, 4) OBP: 0.315, SLG: 0.372	1-1 G3		2-0 SF8 29 E 1B	1-2 CS	0-0 G1-3			4-0 BB		3	1	1	2	1	0	1
29 Rusty Greer, L (1, 7) OBP: 0.393, SLG: 0.455	3-1 F9		1-2 E1 1B		1-1 P6			1-2 F8		4	0	0	0	0	0	3
Juan Gonzalez, R (1, 9) OBP: 0.345, SLG: 0.475	3-3 K		0-1 SF8		1-1 P9			1-2 F9		3	0	0	1	0	1	2
Rafael Palmeiro, L (1, 10) OBP: 0.420, SLG: 0.600		2-2 G4-6-3 1B	0-1 1B		1-0 G3			3-3 K		4	0	2	0	0	1	1
Todd Zeile, R (1, 5) OBP: 0.327, SLG: 0.571		3-2 F8	1-3 K		2-0 F8			0-2 E6 G6-4-3		4	0	0	0	0	1	3
Lee Stevens, L (1, 3) OBP: 0.419, SLG: 0.663		0-0 G4-6-3	3-3 K		2-3 K			1-0 G6-4-3		4	0	0	0	0	2	4
Gregg Zaun, S (1, 2) OBP: 0.368, SLG: 0.267			1-0 BB 44 WP 1B		0-1 P4			0-0 G4-3		4	1	1	0	0	0	0
44 Kelly Dransfeldt, R (1, 6) OBP: 0.364, SLG: 0.300			4-0 BB 1B		0-0 FC3-6 1B			2-0 G6-3		2	1	1	0	1	0	0

Inning Stats	R: 0	H: 1	E: 0	LOB: 1	K: 1	BB: 0	S: 11	R: 0	H: 1	E: 0	LOB: 0	K: 0	BB: 0	S: 9	R: 4	H: 3	E: 1	LOB: 2	K: 2	BB: 2	S: 16	R: 0	H: 1	E: 0	LOB: 0	K: 0	BB: 0	S: 9	R: 0	H: 0	E: 0	LOB: 0	K: 1	BB: 0	S: 5	R: 0	H: 0	E: 0	LOB: 0	K: 0	BB: 0	S: 5	R: 0	H: 0	E: 0	LOB: 0	K: 0	BB: 0	S: 4	R: 0	H: 0	E: 1	LOB: 0	K: 0	BB: 0	S: 5	R: 0	H: 0	E: 0	LOB: 1	K: 1	BB: 1	S: 10	R: 0	H: 0	E: 1	LOB: 0	K: 0	BB: 0	S: 5	1B: 6	SF: 1	2B: 0	SAC: 0	3B: 0	DP: 2	HR: 0	HBP: 0	WP: 1	PA: 36
--------------	------	------	------	--------	------	-------	-------	------	------	------	--------	------	-------	------	------	------	------	--------	------	-------	-------	------	------	------	--------	------	-------	------	------	------	------	--------	------	-------	------	------	------	------	--------	------	-------	------	------	------	------	--------	------	-------	------	------	------	------	--------	------	-------	------	------	------	------	--------	------	-------	-------	------	------	------	--------	------	-------	------	-------	-------	-------	--------	-------	-------	-------	--------	-------	--------

PITCHER	IP	WLS	BF	H	R	ER	SO	BB	IBB	HBP	BLK	WP	HR	S	P	ERA	WHIP
Jaret Wright, R (1, 1) ERA: 5.66	6.0	W	25	6	4	3	4	2	0	0	0	1	0	55	92	4.50	1.333
Mark Langston, L (7, 1) ERA: 2.89	2.0		7	0	0	0	1	1	0	0	0	0	0	14	27	0.00	0.500
Steve Karsay, R (9, 1) ERA: 3.26	1.0		3	0	0	0	0	0	0	0	0	0	0	5	6	0.00	0.000

**BOTTOM**

**Cleveland Indians @ Texas Rangers**  
The Ballpark at Arlington, Arlington, TX

Mon May 03 1999, 2:35 PM EDT  
Att: 31,181 - Cloudy - 77 F

livebaseballscorecards.com

AB	31
R	4
H	6
RBI	3
BB	3
SO	5
LOB	15





Batter	1	2	3	4	5	6	7	8	9	AB R H RBI BB SO LOB	TOP											
<b>Brian Hunter, R</b> (1, 7) OBP: 0.319, SLG: 0.341	3-2 HR 1B	0-0 2B			2-2 G6-3		2-1 G1-3		0-3 K	5 1 2 0 0 1 1												
<b>David Bell, R</b> (1, 4) OBP: 0.333, SLG: 0.576	1-0 HR 1-H	2-1 G1-3			1-2 1B		2-3 K			4 1 2 2 0 1 1												
<b>Ken Griffey Jr., L</b> (1, 8) OBP: 0.383, SLG: 0.582	1-2 F7				2-3 K		1-1 G5-3			4 0 0 0 0 1 1												
<b>Edgar Martinez, R</b> (1, 10) OBP: 0.415, SLG: 0.438	2-0 HR 1B				0-2 G2			2-1 1B CS		3 1 2 0 1 0 1												
<b>David Segui, S</b> (1, 3) OBP: 0.298, SLG: 0.480	3-1 F9						0-1 G5-3			4 0 0 0 0 2 3												
<b>John Mabry, L</b> (1, 9) OBP: 0.257, SLG: 0.529	1-2 HR 1-H						4-2 HR BB			3 2 1 2 1 1 2												
<b>Russ Davis, R</b> (1, 5) OBP: 0.311, SLG: 0.557	3-1 F9				1-1 G6-3 1B		0-3 K			4 0 1 0 0 1 1												
<b>Dan Wilson, R</b> (1, 2) OBP: 0.342, SLG: 0.394					1-3 K		0-1 HR 1-H			4 1 2 2 0 1 1												
<b>Rafael Bourquigal, R</b> (1, 6) OBP: 0.423, SLG: 0.739					1-1 G6-3		0-0 F7			4 0 0 0 0 0 2												
<b>Inning Stats</b>	R: 4 E: 0 K: 0 S: 18	H: 4 LOB: 0 BB: 0 P: 32	R: 0 E: 0 K: 0 S: 11	H: 1 LOB: 1 BB: 0 P: 16	R: 0 E: 0 K: 1 S: 9	H: 0 LOB: 1 BB: 1 P: 15	R: 0 E: 0 K: 1 S: 10	H: 1 LOB: 0 BB: 0 P: 12	R: 0 E: 0 K: 1 S: 12	H: 1 LOB: 1 BB: 0 P: 17	R: 2 E: 0 K: 1 S: 10	H: 1 LOB: 0 BB: 1 P: 14	R: 0 E: 0 K: 1 S: 7	H: 0 LOB: 0 BB: 0 P: 12	R: 0 E: 0 K: 2 S: 11	H: 1 LOB: 0 BB: 0 P: 16	R: 0 E: 0 K: 1 S: 9	H: 1 LOB: 1 BB: 0 P: 11	1B: 5 2B: 2 3B: 0 HR: 3	SF: 0 SAC: 0 DP: 1 HBP: 0	WP: 0 PB: 0 SB: 1 CS: 1	PA: 37
<b>PITCHER</b>	IP WLS BF H R ER SO BB IBB HBP BLK WP HR S P ERA WHIP																					
<b>Dave Burba, R</b> (1, 1) ERA: 3.96	6.0 L 27 8 6 6 4 2 0 0 0 0 0 3 70 106 9.00 1.667																					
<b>Steve Karsay, R</b> (7, 1) ERA: 2.95	2.0 6 1 0 0 3 0 0 0 0 0 0 0 18 28 0.00 0.500																					
<b>Steve Reed, R</b> (9, 1) ERA: 1.42	1.0 4 1 0 0 1 0 0 0 0 0 0 0 9 11 0.00 1.000																					

Seattle Mariners @ Cleveland Indians  
 Jacobs Field, Cleveland, OH  
 Wed May 05 1999, 7:05 PM EDT  
 Att. 42,991 - Cloudy - 70 F

livebaseballscorecards.com

AB	35
R	6
H	10
RBI	6
BB	2
SO	8
LOB	13



Batter	1	2	3	4	5	6	7	8	9	AB R H RBI BB SO LOB
<b>Kenny Lofton, L</b> (1, 10) OBP: 0.453, SLG: 0.575 (9, 8)	4-0 1B G1-3 HR BB	2-0 G4-3		3-2 L9		3-2 L5-3 HBP			2-3 K	3 1 0 0 1 1 3
<b>Enrique Wilson, S</b> (1, 6) OBP: 0.278, SLG: 0.353	1-2 G1-3		0-0 1B F8-2 2B		1-0 G6-3	0-0 L5-3			3-2 G3-1	5 0 1 0 0 0 4
<b>Roberto Alomar, S</b> (1, 4) OBP: 0.433, SLG: 0.564	1-1 S HR 1B		1-2 F8-2 S 1B		4-2 S HR BB			2-3 K	4-1 BB	3 2 2 0 2 1 0
<b>Manny Ramirez, R</b> (1, 9) OBP: 0.358, SLG: 0.583	3-3 K		3-2 F8-2		1-1 F9			2-3 K	0-1 L4	5 0 0 0 0 2 6
<b>Travis Fryman, R</b> (1, 5) OBP: 0.372, SLG: 0.510	0-0 HR		1-2 G4-3		2-2 HR			0-1 L6		4 2 2 5 0 0 1
<b>Richie Sexson, R</b> (1, 3) OBP: 0.269, SLG: 0.493	0-2 P4			4-2 1B WP BB		1-0 F9		1-2 1B		3 0 1 0 1 0 0
<b>David Justice, L</b> (1, 7) OBP: 0.266, SLG: 0.390		1-1 P4		2-1 L6		0-0 L3		1-0 L8		4 0 0 0 0 0 2
<b>Sandy Alomar Jr., R</b> (1, 2) OBP: 0.348, SLG: 0.556		1-1 FC6-4 1B		2-2 1B		2-0 1B 2B		1-1 L8		4 0 3 0 0 0 1
<b>Jolbert Cabrera, R</b> (1, 8) OBP: 0.250, SLG: 0.143 <b>Wil Cordero, R</b> (8, PH) OBP: 0.370, SLG: 0.493 <b>Steve Reed, R</b> (9, 1)		1-2 FC6-4 1-2f		3-3 K		1-2 HBP 1B		1-3 K		3 0 1 0 0 1 3 1 0 0 0 0 1 1 0 0 0 0 0 0 0

Inning Stats	R: 3	H: 2	E: 0	K: 1	S: 14	LOB: 0	BB: 1	P: 23	R: 0	H: 1	E: 0	K: 0	S: 8	LOB: 1	BB: 0	P: 13	R: 0	H: 2	E: 0	K: 0	S: 12	LOB: 1	BB: 0	P: 17	R: 0	H: 1	E: 0	K: 1	S: 16	LOB: 2	BB: 1	P: 30	R: 2	H: 1	E: 0	K: 0	S: 10	LOB: 0	BB: 1	P: 19	R: 0	H: 2	E: 0	K: 0	S: 8	LOB: 2	BB: 0	P: 14	R: 0	H: 0	E: 0	K: 2	S: 10	LOB: 0	BB: 0	P: 14	R: 0	H: 1	E: 0	K: 1	S: 9	LOB: 1	BB: 0	P: 13	R: 0	H: 0	E: 0	K: 1	S: 9	LOB: 1	BB: 1	P: 18	1B: 6	SF: 0	2B: 4	SAC: 0	3B: 0	DP: 2	HR: 2	HBP: 1	WP: 1	PA: 40
--------------	------	------	------	------	-------	--------	-------	-------	------	------	------	------	------	--------	-------	-------	------	------	------	------	-------	--------	-------	-------	------	------	------	------	-------	--------	-------	-------	------	------	------	------	-------	--------	-------	-------	------	------	------	------	------	--------	-------	-------	------	------	------	------	-------	--------	-------	-------	------	------	------	------	------	--------	-------	-------	------	------	------	------	------	--------	-------	-------	-------	-------	-------	--------	-------	-------	-------	--------	-------	--------

PITCHER	IP	WLS	BF	H	R	ER	SO	BB	IBB	HBP	BLK	WP	HR	S	P	ERA	WHIP
<b>Jeff Fassero, L</b> (1, 1) ERA: 7.07	5.1	W	28	9	5	5	2	3	0	1	0	1	2	67	115	8.44	2.250
<b>Jose Paniagua, R</b> (6, 1) ERA: 1.04	2.2	H	8	1	0	0	3	0	0	0	0	0	0	20	28	0.00	0.375
<b>Jose Mesa, R</b> (9, 1) ERA: 11.68	1.0	S	4	0	0	0	1	1	0	0	0	0	0	9	18	0.00	1.000

**BOTTOM**

**Seattle Mariners @ Cleveland Indians**  
Jacobs Field, Cleveland, OH  
Wed May 05 1999, 7:05 PM EDT  
Att: 42,991 - Cloudy - 70 F

[livebaseballscorecards.com](http://livebaseballscorecards.com)

<b>AB</b>	<b>35</b>
<b>R</b>	<b>5</b>
<b>H</b>	<b>10</b>
<b>RBI</b>	<b>5</b>
<b>BB</b>	<b>4</b>
<b>SO</b>	<b>6</b>
<b>LOB</b>	<b>21</b>





Batter	1	2	3	4	5	6	7	8	9	AB R H RBI BB SO LOB	TOP											
Brian Hunter, R (1, 7) OBP: 0.316, SLG: 0.337	3-3 K		0-2 E1 SF9 1B 1B		0-1 G6-3		0-1 P8			4 1 1 0 0 1 1												
David Bell, R (1, 4) OBP: 0.322, SLG: 0.559	1-2 P4		0-2 SF9		1-2 P2		2-3 K			3 0 0 1 0 1 1												
Ken Griffey Jr., L (1, 8) OBP: 0.387, SLG: 0.608	1-3 K		0-0 1B 2B 1B		1-1 HR		0-3 K			4 2 2 2 0 2 0												
Edgar Martinez, R (1, 10) OBP: 0.426, SLG: 0.439		2-2 G4-3	0-1 1B 2B 1B		4-2 FC6-4 BB		4-2 G1-3 BB			2 0 1 0 2 0 0												
David Segui, S (1, 3) OBP: 0.306, SLG: 0.490		1-1 1B	2-1 2B		1-2 FC6-4 1-2f		3-2 G1-3 1-2			4 0 2 1 0 0 2												
John Mabry, L (1, 9) OBP: 0.256, SLG: 0.507	1-3 K		4-1 G1-6-3 BB		2-3 K		1-2 G4-3			3 0 0 0 1 2 3												
Russ Davis, R (1, 5) OBP: 0.289, SLG: 0.535	0-1 P9		0-1 P3		3-3 K		1-2 G4-3			4 0 0 0 0 1 3												
Dan Wilson, R (1, 2) OBP: 0.325, SLG: 0.373		3-3 K	0-0 G1-6-3 1-2f		0-1 G6-3		2-3 K			4 0 0 0 0 2 1												
Rafael Bourquigal, R (1, 6) OBP: 0.429, SLG: 0.708		4-2 E SF9 BB		1-2 F9		3-1 2B		1-1 G1-3		1 1 0 0 1 0 0												
Raul Ibanez, L (7, PH) OBP: 0.400, SLG: 0.500										1 0 1 0 0 0 0												
Domingo Cedenio, S (7, 6) OBP: 0.300, SLG: 0.400										0 0 0 0 0 0 0												
Tom Lampkin, L (9, PH) OBP: 0.351, SLG: 0.353										1 0 0 0 0 0 0												
<b>Inning Stats</b>	R: 0 E: 0 K: 2 S: 10	H: 0 LOB: 0 BB: 0 P: 15	R: 0 E: 0 K: 1 S: 12	H: 1 LOB: 1 BB: 0 P: 16	R: 3 E: 1 K: 1 S: 16	H: 4 LOB: 2 BB: 1 P: 25	R: 0 E: 0 K: 0 S: 4	H: 0 LOB: 0 BB: 1 P: 8	R: 0 E: 0 K: 0 S: 8	H: 0 LOB: 0 BB: 0 P: 10	R: 1 E: 0 K: 2 S: 15	H: 1 LOB: 1 BB: 1 P: 26	R: 0 E: 0 K: 1 S: 9	H: 1 LOB: 1 BB: 0 P: 14	R: 0 E: 0 K: 1 S: 16	H: 0 LOB: 1 BB: 1 P: 24	R: 0 E: 0 K: 1 S: 8	H: 0 LOB: 0 BB: 0 P: 12	1B: 4 2B: 2 3B: 0 HR: 1	SF: 1 SAC: 0 DP: 1 HBP: 0	WP: 0 PB: 0 SB: 0 CS: 0	PA: 36
<b>PITCHER</b>	IP WLS BF H R ER SO BB IBB HBP BLK WP HR S P ERA WHIP																					
Bartolo Colon, R (1, 1) ERA: 4.24	6.0 W 25 6 4 4 6 3 0 0 0 0 0 1 65 100 6.00 1.500																					
Steve Reed, R (7, 1) ERA: 1.32	1.0 H 4 1 0 0 1 0 0 0 0 0 0 0 9 14 0.00 1.000																					
Paul Assenmacher, L (8, 1) ERA: 4.76	0.1 1 0 0 0 1 0 0 0 0 0 0 0 3 3 0.00 0.000																					
Steve Karsay, R (8, 1) ERA: 2.86	0.2 3 0 0 0 0 1 0 0 0 0 0 0 13 21 0.00 1.500																					
Michael Jackson, R (9, 1) ERA: 3.86	1.0 3 0 0 0 1 0 0 0 0 0 0 0 8 12 0.00 0.000																					

Seattle Mariners @ Cleveland Indians  
 Jacobs Field, Cleveland, OH  
 Thu May 06 1999, 7:05 PM EDT  
 Att. 41,962 - Cloudy - 74 F

livebaseballscorecards.com

AB	31
R	4
H	7
RBI	4
BB	4
SO	9
LOB	11









BOTTOM

Tampa Bay Devil Rays @ Cleveland Indians  
Jacobs Field, Cleveland, OH

AB	44
R	20
H	21
RBI	19
BB	7
SO	7
LOB	21



WP	0	PA	54
PB	0		
SB	0		
CS	1		

Fri May 07 1999, 7:05 PM EDT  
Att: 40,601 - Unknown - 76 F

livebaseballscorecards.com

AB	R	H	RBI	BB	SO	LOB
4	2	1	0	1	1	3
5	2	3	1	1	0	1
5	2	3	5	1	1	2
4	3	3	2	2	0	1
6	2	2	3	0	1	5
6	3	3	2	0	1	1
4	4	4	5	1	0	0
6	2	2	1	0	1	4
4	0	0	0	1	2	4
1B	13	SF	0			
2B	2	SAC	0			
3B	1	DP	1			
HR	5	HBP	1			

Batter	1	2	3	4	5	6	7	8	9							
<b>Kenny Lofton, L</b> OBP: 0.457, SLG: 0.554 (1, 8)	2-1 G5-4-3 1B		4-1 2B G4-3 BB		1-0 F7	2-0 FC4-6 1-2f	2-2 CI E BB	1-3 K								
<b>Enrique Wilson, S</b> OBP: 0.308, SLG: 0.377 (1, 6)	1 SAFE 2-1 G5-4-3 1-2f		2-0 G4-3 1-3 2B		1-2 P1		1-0 1B HR	4-1 1-2 2-3 HR BB								
<b>Roberto Alomar, S</b> OBP: 0.450, SLG: 0.602 (1, 4)	2-1 CS 1B		1-2 G4-3 2-3 3-H			1-2 1B 3B	2-3 K BB	0-1 1-H 2-H 3-H HR								
<b>Manny Ramirez, R</b> OBP: 0.396, SLG: 0.598 (1, 9)	1 SAFE 1-0 CS 1-2	1-1 FC5 BB 1B	2-2 F9			0-2 1B HR 3-H	5-1 1B HR FC6-4 BB	4-2 1B BB								
<b>Travis Fryman, R</b> OBP: 0.363, SLG: 0.514 (1, 5)		0-1 F8		3-2 F9		0-3 K	2-1 1B HR FC6-4 BB	0-0 1B 1B								
<b>Wil Cordero, R</b> OBP: 0.396, SLG: 0.549 (1, 10)		1-3 K		0-2 G6-3		1-2 1B HR	1-1 HR	E4 1B								
<b>David Justice, L</b> OBP: 0.338, SLG: 0.515 (1, 7)		4-2 1-2 BB		1-1 HR		2-1 HR 1-H 2-H	1-0 2B 1B HBP	1-2 1B 1B								
<b>Sandy Alomar Jr., R</b> OBP: 0.342, SLG: 0.575 (1, 2)		1-0 FC5 2-3f		0-2 G1-3		0-0 P3	1-0 1B E 2B	1-2 HR BB K								
<b>Richie Sexson, R</b> OBP: 0.253, SLG: 0.446 (1, 3)			3-2 G6-3		1-3 K	4-2 FC4-6 BB	2-3 K	1-2 F7								
<b>Inning Stats</b>	R: 0 E: 0 K: 0 S: 6	H: 2 LOB: 0 BB: 0 P: 13	R: 0 E: 0 K: 1 S: 13	H: 1 LOB: 2 BB: 1 P: 20	R: 1 E: 0 K: 0 S: 12	H: 1 LOB: 0 BB: 1 P: 24	R: 1 E: 0 K: 0 S: 13	H: 1 LOB: 0 BB: 0 P: 10	R: 0 E: 0 K: 1 S: 7	H: 0 LOB: 0 BB: 0 P: 10	R: 4 E: 0 K: 1 S: 19	H: 4 LOB: 1 BB: 1 P: 29	R: 7 E: 2 K: 2 S: 29	H: 6 LOB: 3 BB: 2 P: 52	R: 7 E: 1 K: 2 S: 28	H: 6 LOB: 2 BB: 2 P: 47

PITCHER	IP	WLS	BF	H	R	ER	SO	BB	IBB	HBP	BLK	WP	HR	S	P	ERA	WHIP
<b>Bobby Witt, R</b> ERA: 4.11 (1, 1)	5.1		25	9	6	6	3	2	0	0	0	0	2	65	102	10.12	2.062
<b>Rick White, R</b> ERA: 3.98 (6, 1)	1.0		8	4	4	4	1	1	0	0	0	0	2	16	29	36.00	5.000
<b>Scott Aldred, L</b> ERA: 1.17 (7, 1)	0.0		1	0	0	0	0	0	0	1	0	0	0	0	1	∞	∞
<b>Jim Mecir, R</b> ERA: 2.79 (7, 1)	0.2	L	7	2	3	2	1	2	0	0	0	0	0	18	33	27.00	6.000
<b>Eddie Gaillard, R</b> ERA: (8, 1)	0.2		10	5	7	0	1	2	0	0	0	0	1	22	38	0.00	10.500

PITCHER	IP	WLS	BF	H	R	ER	SO	BB	IBB	HBP	BLK	WP	HR	S	P	ERA	WHIP
<b>Bryan Rekar, R</b> ERA: 4.5 (8, 1)	0.1		2	1	0	0	0	0	0	0	0	0	0	6	9	0.00	3.000



Batter	1	2	3	4	5	6	7	8	9	AB R H RBI BB SO LOB	TOP											
Randy Winn, S (1, 8) OBP: 0.319, SLG: 0.390	2-2 K	3-2 P6		4-1 1B 1B 2B BB	0-2 G5-3			1-0 2B 1-3 G3-2-3 1B		4 1 1 0 1 1 1												
Kevin Stocker, S (1, 6) OBP: 0.410, SLG: 0.447	3-1 1B 2B		0-0 1B 1B	1-0 1B 1-2 2B 1B		0-1 G5-3		2-0 1-3 3-H 2B		5 3 4 1 0 0 0												
Jose Canseco, R (1, 10) OBP: 0.352, SLG: 0.602	1-2 F7		0-3 K	0-3 K		2-3 K		4-0 IBB		4 0 0 0 1 3 4												
Fred McGriff, L (1, 3) OBP: 0.421, SLG: 0.714	4-1 1B BB		2-2 1B 1-3 1B	2-1 2B 1-2 2-3 1B		2-3 K		3-0 G3-2-3		4 1 2 0 1 1 3												
Herbert Perry, R (1, 5) OBP: 0.600, SLG: 0.714	1-1 FC1-6 1-3 2-H 1B		0-0 E 1-2 1B	1-1 2B 1-3 2-H 3-H 2B		2-1 G5-3		3-2 G4-3		5 0 3 4 0 0 0												
Paul Sorrento, L (1, 7) OBP: 0.398, SLG: 0.488	2-2 FC1-6		0-0 E8	0-3 K		2-2 F7		3-2 G4-3		4 0 1 1 0 1 4												
Quinton McCracken, S (8, 7) OBP: 0.306, SLG: 0.340	1-2 1B		1-3 2-H 1B			1-0 G5-3		2-3 K		1 0 0 0 0 0 0												
Danny Clyburn, R (1, 9) OBP: 0.296, SLG: 0.391			2-1 1B		1-0 HR					5 1 2 1 0 1 2	AB 40											
Dave Martinez, L (9, 9) OBP: 0.390, SLG: 0.444										0 0 0 0 0 0 0	R 7											
Bobby Smith, R (1, 4) OBP: 0.244, SLG: 0.234			2-3 K	0-3 K		2-3 K		1-2 L6		4 0 0 0 0 3 3	H 14											
Mike DiFelice, R (1, 2) OBP: 0.296, SLG: 0.556			2-0 F8		0-0 G5-3	2-3 K		1-1 1B 2B 1B		4 1 1 0 0 1 1	RBI 7											
											BB 3											
											SO 11											
											LOB 18											
Inning Stats	R: 1 E: 0 K: 1 S: 14	H: 2 LOB: 2 BB: 1 P: 27	R: 0 E: 0 K: 1 S: 12	H: 1 LOB: 1 BB: 0 P: 21	R: 2 E: 1 K: 2 S: 13	H: 4 LOB: 2 BB: 0 P: 15	R: 2 E: 0 K: 2 S: 14	H: 3 LOB: 2 BB: 1 P: 21	R: 1 E: 0 K: 2 S: 10	H: 1 LOB: 0 BB: 0 P: 15	R: 0 E: 0 K: 2 S: 8	H: 0 LOB: 0 BB: 0 P: 12	R: 0 E: 0 K: 0 S: 6	H: 0 LOB: 0 BB: 0 P: 11	R: 1 E: 0 K: 0 S: 10	H: 3 LOB: 2 BB: 1 P: 22	R: 0 E: 0 K: 1 S: 9	H: 0 LOB: 0 BB: 0 P: 17	1B: 10 2B: 3 3B: 0 HR: 1	SF: 0 SAC: 0 DP: 1 HBP: 0	WP: 0 PB: 0 SB: 0 CS: 0	PA: 43
PITCHER	IP WLS BF H R ER SO BB IBB HBP BLK WP HR S P ERA WHIP																					
Charles Nagy, R (1, 1) ERA: 6.17	3.2 L 23 10 5 5 5 2 0 0 0 0 0 0 50 81 12.27 3.273																					
Mark Langston, L (4, 1) ERA: 3.29	4.1 17 4 2 2 5 0 1 0 0 0 1 37 63 4.15 0.923																					
Rich DeLucia, R (9, 1) ERA: 4.7	1.0 3 0 0 0 1 0 0 0 0 0 0 9 17 0.00 0.000																					

Tampa Bay Devil Rays @ Cleveland Indians  
 Jacobs Field, Cleveland, OH  
 Sat May 08 1999, 1:05 PM EDT  
 Att. 40,590 - Cloudy - 66 F

AB	40
R	7
H	14
RBI	7
BB	3
SO	11
LOB	18



Batter	1	2	3	4	5	6	7	8	9	AB R H RBI BB SO LOB
<b>Kenny Lofton, L</b> OBP: 0.451, SLG: 0.538 (1, 8) C BB X	2-1 P6	1-3 K		3-2 1-2 2-3 1B		2-2 G1-3		4-2 1B BB	2-3 K	5 1 1 0 1 2 3
<b>Enrique Wilson, S</b> OBP: 0.329, SLG: 0.365 (1, 6) B BB B	4-0 CS BB	4-2 BB		1-0 P6		4-2 FC4-6 BB		0-3 K		2 0 0 0 3 1 5
<b>Roberto Alomar, S</b> OBP: 0.449, SLG: 0.602 (1, 4) B SAFE B X	2-1 1-2 2B	1-1 G3-1		1-3 K		2-1 FC4-6 1-2f		2-2 1B 1B		5 0 2 1 0 1 7
<b>Manny Ramirez, R</b> OBP: 0.396, SLG: 0.587 (1, 9) B BB C X	3-1 L7		1-3 K		2-3 K		4-1 BB BB	2-0 1-2 3-H 1B		4 0 1 1 1 2 1
<b>Jim Thome, L</b> OBP: 0.445, SLG: 0.495 (1, 3)		4-2 BB 1B BB	3-3 K		2-1 F8		2-2 P5	1-0 L8		4 1 0 0 1 1 3
<b>Travis Fryman, R</b> OBP: 0.364, SLG: 0.500 (1, 5) B BB B B		4-1 1B FC1-2 BB	3-3 K		4-2 BB		1-3 K	0-3 K		3 0 0 0 2 3 1
<b>David Justice, L</b> OBP: 0.354, SLG: 0.521 (1, 7) B BB B B		2-2 PB FC1-2 1B 1B		0-2 1B 1B 1B	0-1 SAFE L9		0-2 G4-3	1-2 2B G6-3 1B		5 2 3 1 0 0 2
<b>Wil Cordero, R</b> OBP: 0.406, SLG: 0.575 (1, 10) X C		0-1 FC1-2 1B PB		0-1 1B 1B		1-3 K		0-2 PB 1B 2B	1-1 G6-3 2B	5 1 3 0 0 1 2
<b>Einar Diaz, R</b> OBP: 0.294, SLG: 0.560 (1, 2) <b>Sandy Alomar Jr., R</b> OBP: 0.336, SLG: 0.568 (9, PH) B BB C X		3-1 1-3 2-H 1B		1-2 L8		1-1 HR		3-1 P5	1-0 G6-3	4 1 2 2 0 0 3 1 0 0 1 0 0 1

Inning Stats	R: 0	H: 1	E: 0	K: 0	S: 6	H: 1	LOB: 1	P: 17	R: 2	H: 2	E: 0	K: 1	S: 20	H: 2	LOB: 3	P: 39	R: 0	H: 0	E: 0	K: 3	S: 10	R: 0	H: 3	E: 0	K: 1	S: 17	R: 0	H: 0	E: 0	K: 1	S: 10	R: 1	H: 1	E: 0	K: 1	S: 14	R: 0	H: 0	E: 0	K: 1	S: 11	R: 2	H: 3	E: 0	K: 1	S: 15	R: 1	H: 2	E: 0	K: 2	S: 13	1B: 8	2B: 3	3B: 0	HR: 1	SF: 0	SAC: 0	DP: 0	HBP: 0	WP: 0	PB: 2	SB: 0	CS: 1	PA: 46
--------------	------	------	------	------	------	------	--------	-------	------	------	------	------	-------	------	--------	-------	------	------	------	------	-------	------	------	------	------	-------	------	------	------	------	-------	------	------	------	------	-------	------	------	------	------	-------	------	------	------	------	-------	------	------	------	------	-------	-------	-------	-------	-------	-------	--------	-------	--------	-------	-------	-------	-------	--------


PITCHER	IP	WLS	BF	H	R	ER	SO	BB	IBB	HBP	BLK	WP	HR	S	P	ERA	WHIP
<b>Esteban Yan, R</b> ERA: 3.54 (1, 1)	4.0		21	6	2	2	5	4	0	0	0	0	0	53	96	4.50	2.500
<b>Bryan Rekar, R</b> ERA: 4.63 (5, 1)	3.1	W	15	2	2	2	3	3	0	0	0	0	1	40	68	5.40	1.500
<b>Scott Aldred, L</b> ERA: 2.25 (8, 1)	0.1		3	1	0	0	1	1	0	0	0	0	0	8	14	0.00	6.000
<b>Albie Lopez, R</b> ERA: 7.31 (8, 1)	0.1	H	2	1	1	1	0	0	0	0	0	0	0	2	5	27.00	3.000
<b>Roberto Hernandez, R</b> ERA: 4.42 (9, 1)	1.0	S	5	2	1	1	2	0	0	0	0	0	0	13	18	9.00	2.000

**BOTTOM**

**Tampa Bay Devil Rays @ Cleveland Indians**  
Jacobs Field, Cleveland, OH

Sat May 08 1999, 1:05 PM EDT  
Att. 40,590 - Cloudy - 66 F

<b>AB</b>	<b>38</b>
<b>R</b>	<b>6</b>
<b>H</b>	<b>12</b>
<b>RBI</b>	<b>6</b>
<b>BB</b>	<b>8</b>
<b>SO</b>	<b>11</b>
<b>LOB</b>	<b>28</b>





Batter	1	2	3	4	5	6	7	8	9	AB R H RBI BB SO LOB	TOP											
Quinton McCracken, S OBP: 0.302, SLG: 0.333 (1, 8)	1-3 		1-3 		0-2 G4-3 		0-0 		0-0 G1-3 	5 1 1 0 0 2 0	<b>Tampa Bay Devil Rays @ Cleveland Indians</b> Jacobs Field, Cleveland, OH Sun May 09 1999, 1:05 PM EDT Att. 42,835 - Unknown - 55 F											
Dave Martinez, L OBP: 0.398, SLG: 0.452 (1, 9)	3-1 		1-0 F7 		2-1 P6 		2-1 		0-1 	5 1 3 0 0 0 0												
Jose Canseco, R OBP: 0.362, SLG: 0.625 (1, 10)	2-3 			4-2 	0-2 		1-3 		0-2 	4 2 2 2 1 2 3												
Fred McGriff, L OBP: 0.421, SLG: 0.697 (1, 3)	1-3 			0-0 F8 	4-0 		0-1 		3-2 G5-3 	4 0 1 1 1 1 2												
Herbert Perry, R OBP: 0.450, SLG: 0.526 (1, 5)		0-0 P3 		1-1 F8 	2-2 FC6-4 		0-0 G4-6-3 		0-3 	5 0 0 0 0 1 5												
Paul Sorrento, L OBP: 0.404, SLG: 0.511 (1, 7)		1-3 		0-0 		0-3 		1-0 		4 0 2 0 0 2 0												
John Flaherty, R OBP: 0.327, SLG: 0.459 (1, 2)		1-1 		4-0 	1-2 2-3 		2-2 F9 		1-1 G5-3 	3 0 1 0 1 0 1												
Bobby Smith, R OBP: 0.256, SLG: 0.250 (1, 4)		0-0 B2-3 		4-1 	1-2 2-3 3-H 		2-2 		0-3 	3 0 1 1 1 1 2												
Kevin Stocker, S OBP: 0.394, SLG: 0.429 (1, 6)			1-0 F8 	1-3 		2-2 G4-3 		1-0 P7 		4 0 0 0 0 1 5												
<b>Inning Stats</b>	R: 0 E: 0 K: 3 S: 12	H: 1 LOB: 1 BB: 0 P: 19	R: 0 E: 0 K: 1 S: 7	H: 1 LOB: 1 BB: 0 P: 9	R: 0 E: 0 K: 1 S: 6	H: 0 LOB: 0 BB: 0 P: 9	R: 1 E: 0 K: 1 S: 10	H: 1 LOB: 3 BB: 3 P: 24	R: 0 E: 0 K: 0 S: 12	H: 1 LOB: 2 BB: 1 P: 20		R: 0 E: 0 K: 1 S: 13	H: 1 LOB: 1 BB: 0 P: 19	R: 1 E: 0 K: 1 S: 9	H: 3 LOB: 1 BB: 0 P: 12	R: 0 E: 0 K: 1 S: 7	H: 1 LOB: 1 BB: 0 P: 10	R: 2 E: 0 K: 1 S: 12	H: 2 LOB: 0 BB: 0 P: 15	1B: 8 2B: 2 3B: 0 HR: 1	SF: 0 SAC: 0 DP: 1 HBP: 0	WP: 0 PB: 0 SB: 1 CS: 0
<b>PITCHER</b>	IP WLS BF H R ER SO BB IBB HBP BLK WP HR S P ERA WHIP																					
Jaret Wright, R ERA: 5.23 (1, 1)	6.1 W 30 7 2 2 8 4 0 0 0 0 0 0 66 109 2.84 1.737																					
Paul Assenmacher, L ERA: 4.76 (7, 1)	0.0 1 1 0 0 0 0 0 0 0 0 0 0 2 2 ∞ ∞																					
Steve Karsay, R ERA: 2.66 (7, 1)	1.2 H 5 1 0 0 1 0 0 0 0 0 0 0 8 11 0.00 0.600																					
Michael Jackson, R ERA: 4.97 (9, 1)	1.0 S 5 2 2 2 1 0 0 0 0 0 0 1 12 15 18.00 2.000																					

livebaseballscorecards.com

<b>AB</b>	37
<b>R</b>	4
<b>H</b>	11
<b>RBI</b>	4
<b>BB</b>	4
<b>SO</b>	10
<b>LOB</b>	18



Batter	1	2	3	4	5	6	7	8	9	AB R H RBI BB SO LOB
<b>Roberto Alomar, S</b> OBP: 0.443, SLG: 0.590 (1, 4)	2-1 F8		1-3 SAFE K	2-2 F8			3-2 2B SF9 1B			4 1 1 0 0 1 2
<b>Enrique Wilson, S</b> OBP: 0.338, SLG: 0.403 (1, 6)	2-2 2B		1-0 G5-3 1-2		3-3 K		1-1 SAFE SAFE 2B 1-3 2B			4 1 2 0 0 1 1
<b>Wil Cordero, R</b> OBP: 0.390, SLG: 0.556 (1, 7)	2-0 P4		2-2 E6 HR		2-3 K		0-2 SF9			3 1 0 1 0 1 2
<b>Manny Ramirez, R</b> OBP: 0.406, SLG: 0.612 (1, 9)	0-3 K		3-2 1-H 3-H HR		1-1 E1 1B		4-2 2B BB			3 1 2 3 1 1 1
<b>Jim Thome, L</b> OBP: 0.447, SLG: 0.500 <b>Richie Sexson, R</b> OBP: 0.253, SLG: 0.446 (8, 3)		1-0 G4-3	4-2 BB		0-1 G3		2-0 1-3 2-H 2B			3 0 1 1 1 0 1 0 0 0 0 0 0 0
<b>Travis Fryman, R</b> OBP: 0.361, SLG: 0.487 (1, 5)		4-1 BB	0-2 G1-3			3-3 K	0-1 F9			3 0 0 0 1 1 3
<b>David Justice, L</b> OBP: 0.337, SLG: 0.493 (1, 10)		1-3 SAFE SAFE SAFE K		1-2 E7		2-2 G4-3		1-1 F7		4 0 0 0 0 1 1
<b>Sandy Alomar Jr., R</b> OBP: 0.321, SLG: 0.538 (1, 2)		1-3 SAFE SAFE K		1-3 K		1-2 F8		1-0 G4-3		4 0 0 0 0 2 2
<b>Jolbert Cabrera, R</b> OBP: 0.250, SLG: 0.100 (1, 8)			4-2 E G5-3 HR BB		1-0 P4		3-2 G4-3	1-3 K		3 1 0 0 1 1 1

Inning Stats	R: 0 E: 0 K: 1 S: 9	H: 1 LOB: 1 BB: 0 P: 15	R: 0 E: 0 K: 2 S: 8	H: 0 LOB: 1 BB: 1 P: 15	R: 3 E: 1 K: 1 S: 23	H: 1 LOB: 1 BB: 2 P: 38	R: 0 E: 1 K: 1 S: 14	H: 0 LOB: 1 BB: 0 P: 19	R: 0 E: 1 K: 2 S: 13	H: 1 LOB: 1 BB: 0 P: 19	R: 0 E: 0 K: 1 S: 12	H: 0 LOB: 0 BB: 0 P: 18	R: 2 E: 0 K: 0 S: 16	H: 3 LOB: 2 BB: 1 P: 29	R: 0 E: 0 K: 1 S: 7	H: 0 LOB: 0 BB: 0 P: 10	1B: 2 2B: 3 3B: 0 HR: 1	SF: 1 SAC: 0 DP: 0 HBP: 0	WP: 0 PB: 0 SB: 0 CS: 0	PA: 36
--------------	------------------------------	----------------------------------	------------------------------	----------------------------------	-------------------------------	----------------------------------	-------------------------------	----------------------------------	-------------------------------	----------------------------------	-------------------------------	----------------------------------	-------------------------------	----------------------------------	------------------------------	----------------------------------	----------------------------------	------------------------------------	----------------------------------	--------

PITCHER	IP	WLS	BF	H	R	ER	SO	BB	IBB	HBP	BLK	WP	HR	S	P	ERA	WHIP
<b>Wilson Alvarez, L</b> ERA: 3.04 (1, 1)	6.1	L	28	4	4	1	8	3	0	0	0	0	1	85	136	1.42	1.105
<b>Rick White, R</b> ERA: 4.35 (7, 1)	0.1		3	1	0	0	0	1	0	0	0	0	0	7	12	0.00	6.000
<b>Jim Mecir, R</b> ERA: 2.61 (7, 1)	1.1		5	1	1	1	1	0	0	0	0	0	0	10	15	6.75	0.750

**BOTTOM**

**Tampa Bay Devil Rays @ Cleveland Indians**  
Jacobs Field, Cleveland, OH

Sun May 09 1999, 1:05 PM EDT  
Att: 42,835 - Unknown - 55 F

livebaseballscorecards.com

<b>AB</b>	<b>31</b>
<b>R</b>	<b>5</b>
<b>H</b>	<b>6</b>
<b>RBI</b>	<b>5</b>
<b>BB</b>	<b>4</b>
<b>SO</b>	<b>9</b>
<b>LOB</b>	<b>14</b>











Batter	1	2	3	4	5	6	7	8	9	AB R H RBI BB SO LOB	TOP											
Brady Anderson, L (1, 8) OBP: 0.409, SLG: 0.468	3-2 F7		0-0 G3-1	4-2 BB		1-2 G5-4-3		0-3 K		5 1 1 0 0 0 3												
Jeff Reboulet, R (1, 5) Calvin Pickering, L (9, PH)	0-0 1B 2B		2-1 F8	1-1 G3			1-0 1B 1B		1-0 F9	3 2 2 0 1 1 0 1 0 0 0 0 0 0												
B.J. Surhoff, L (1, 7) OBP: 0.379, SLG: 0.511	1-2 1B		4-2 BB		3-3 K		1-2 1B SF9 1B		0-0 G6-3	5 0 3 2 0 1 1												
Albert Belle, R (1, 9) OBP: 0.424, SLG: 0.435	1-1 F9		2-3 K		1-2 F7		2-2 1B		1-1 FC6-4 1B	4 1 0 0 1 2 4												
Harold Baines, L (1, 10) OBP: 0.347, SLG: 0.506	2-3 K			4-1 1B G3-1 BB	3-3 K		3-3 K		0-0 FC6-4	3 0 0 1 0 1 2												
Jeff Conine, R (1, 3) OBP: 0.351, SLG: 0.525		0-2 G6-3		3-1 G3-1		0-0 G3-1	2-1 SF9			4 1 1 1 0 1 2												
Delino DeShields, L (1, 4) OBP: 0.242, SLG: 0.265		3-1 G4-3		3-3 K		2-1 HR	3-H F9			4 1 2 0 0 0 0												
Mike Bordick, R (1, 6) OBP: 0.319, SLG: 0.325		1-2 1B		0-1 BB S 1B		3-2 1B 2B		1-2 F7		3 0 2 1 1 1 0												
Charles Johnson, R (1, 2) OBP: 0.333, SLG: 0.506		1-1 S		4-2 BB		2-1 G5-4-3 1B		0-3 K		4 0 0 1 1 1 2												
<b>Inning Stats</b>	R: 1 E: 0 K: 1 S: 12	H: 2 LOB: 1 BB: 0 P: 19	R: 0 E: 0 K: 0 S: 9	H: 1 LOB: 1 BB: 0 P: 14	R: 0 E: 0 K: 1 S: 8	H: 0 LOB: 1 BB: 1 P: 16	R: 1 E: 0 K: 1 S: 14	H: 1 LOB: 3 BB: 3 P: 33	R: 0 E: 0 K: 2 S: 14	H: 0 LOB: 0 BB: 0 P: 21	R: 2 E: 0 K: 0 S: 12	H: 3 LOB: 0 BB: 0 P: 20	R: 2 E: 0 K: 1 S: 13	H: 3 LOB: 1 BB: 0 P: 24	R: 0 E: 0 K: 2 S: 10	H: 0 LOB: 0 BB: 0 P: 11	R: 0 E: 0 K: 0 S: 5	H: 1 LOB: 1 BB: 0 P: 7	1B: 8 2B: 2 3B: 0 HR: 1	SF: 1 SAC: 0 DP: 1 HBP: 0	WP: 0 PB: 0 SB: 2 CS: 0	PA: 41
<b>PITCHER</b>	IP WLS BF H R ER SO BB IBB HBP BLK WP HR S P ERA WHIP																					
Bartolo Colon, R (1, 1) ERA: 4.5	6.0 W 28 7 4 4 5 4 0 0 0 0 0 1 69 123 6.00 1.833																					
Mark Langston, L (7, 1) ERA: 4.4	0.2 5 3 2 2 1 0 0 0 0 0 0 0 12 21 27.00 4.500																					
Steve Reed, R (7, 1) ERA: 1.13	1.1 H 4 0 0 0 2 0 0 0 0 0 0 0 11 14 0.00 0.000																					
Paul Shuey, R (9, 1) ERA: 1.98	1.0 4 1 0 0 0 0 0 0 0 0 0 0 5 7 0.00 1.000																					

Baltimore Orioles @ Cleveland Indians  
 Jacobs Field, Cleveland, OH  
 Tue May 11 1999, 7:05 PM EDT  
 Att. 40,587 - Unknown - 66 F

livebaseballscorecards.com

AB	36
R	6
H	11
RBI	6
BB	4
SO	8
LOB	14



Batter	1	2	3	4	5	6	7	8	9
<b>Kenny Lofton, L</b> OBP: 0.444, SLG: 0.532 (1, 8)	1-1 F8		1-1 P6	0-2 G3-1		1-2 G4-3		0-0 BB E 1B	
<b>Omar Vizquel, S</b> OBP: 0.393, SLG: 0.429 (1, 6)	1-2 P6		0-1 P5	0-1 F7		2-2 1B	1 SAFE 1 SAFE 1 B 1 C 1 B 1 B	4-1 F8 E BB 1-2	
<b>Roberto Alomar, S</b> OBP: 0.436, SLG: 0.577 (1, 4)	0-0 G4-3			1-1 1B 2B	2-2 P6	2-2 F9		1-3 K	
<b>Manny Ramirez, R</b> OBP: 0.401, SLG: 0.588 (1, 9)		0-0 G6-3		4-1 1B BB	1-2 G6-3		4-2 2B BB	2-2 F8 1-3 2-H	
<b>Wil Cordero, R</b> OBP: 0.413, SLG: 0.612 (1, 7)		2-0 G3-1 2B		0-2 1B 1B	4-2 HR BB		1 SAFE 1 SAFE 1 X 1 X	0-0 G5-3	
<b>David Justice, L</b> OBP: 0.341, SLG: 0.554 (1, 10)		1-1 G3-1 2-3		1-0 HR 1B	0-2 HR HR		3-2 F7		
<b>Travis Fryman, R</b> OBP: 0.355, SLG: 0.468 (1, 5)		0-3 K		0-0 HR 1B	1-0 F8		4-0 S IBB		
<b>Richie Sexson, R</b> OBP: 0.277, SLG: 0.517 (1, 3)			1-0 F8	0-2 HR		3-2 G4-3 BB 1B	2-3 K		
<b>Einar Diaz, R</b> OBP: 0.309, SLG: 0.547 (1, 2)			1-2 1B	1-0 F7		1 SAFE 1 B 1 B 1 B	4-0 G4-3 BB 1-2	0-3 K	


Inning Stats	R: 0	H: 0	E: 0	K: 0	S: 6	LOB: 0	BB: 0	P: 8	R: 0	H: 1	E: 0	K: 1	S: 7	LOB: 1	BB: 0	P: 10	R: 0	H: 1	E: 0	K: 0	S: 8	LOB: 1	BB: 0	P: 11	R: 6	H: 5	E: 0	K: 0	S: 18	LOB: 0	BB: 1	P: 25	R: 2	H: 1	E: 0	K: 0	S: 15	LOB: 0	BB: 1	P: 23	R: 1	H: 2	E: 0	K: 0	S: 13	LOB: 1	BB: 1	P: 25	R: 1	H: 1	E: 0	K: 2	S: 20	LOB: 2	BB: 2	P: 33	R: 1	H: 1	E: 1	K: 1	S: 9	LOB: 1	BB: 1	P: 16
1B: 7	SF: 0	2B: 3	SAC: 0	3B: 0	DP: 1	HR: 2	HBP: 0	WP: 0	PA: 41																																																							

PITCHER	IP	WLS	BF	H	R	ER	SO	BB	IBB	HBP	BLK	WP	HR	S	P	ERA	WHIP
<b>Sidney Ponson, R</b> ERA: 5.4 (1, 1)	4.2	L	24	8	8	8	1	2	0	0	0	0	2	53	75	15.43	2.143
<b>Ricky Bones, R</b> ERA: 2.33 (5, 1)	1.1		6	2	1	1	0	1	0	0	0	0	0	14	27	6.75	2.250
<b>Gabe Molina, R</b> ERA: 1.5 (7, 1)	0.0		2	1	1	1	0	1	0	0	0	0	0	7	11	∞	∞
<b>Arthur Rhodes, L</b> ERA: 4.19 (7, 1)	1.1		7	1	1	0	3	1	1	0	0	0	0	18	32	0.00	1.500
<b>Mike Fetters, R</b> ERA: 3.52 (8, 1)	0.2		2	0	0	0	0	0	0	0	0	0	0	4	6	0.00	0.000

**BOTTOM**

**Baltimore Orioles @ Cleveland Indians**  
**Jacobs Field, Cleveland, OH**  
 Tue May 11 1999, 7:05 PM EDT  
 Att: 40,587 - Unknown - 66 F

AB 35  
 R 11  
 H 12  
 RBI 10  
 BB 6  
 SO 4  
 LOB 16



PITCHER	IP	WLS	BF	H	R	ER	SO	BB	IBB	HBP	BLK	WP	HR	S	P	ERA	WHIP
<b>Sidney Ponson, R</b> ERA: 5.4 (1, 1)	4.2	L	24	8	8	8	1	2	0	0	0	0	2	53	75	15.43	2.143
<b>Ricky Bones, R</b> ERA: 2.33 (5, 1)	1.1		6	2	1	1	0	1	0	0	0	0	0	14	27	6.75	2.250
<b>Gabe Molina, R</b> ERA: 1.5 (7, 1)	0.0		2	1	1	1	0	1	0	0	0	0	0	7	11	∞	∞
<b>Arthur Rhodes, L</b> ERA: 4.19 (7, 1)	1.1		7	1	1	0	3	1	1	0	0	0	0	18	32	0.00	1.500
<b>Mike Fetters, R</b> ERA: 3.52 (8, 1)	0.2		2	0	0	0	0	0	0	0	0	0	0	4	6	0.00	0.000



Batter	1	2	3	4	5	6	7	8	9	AB R H RBI BB SO LOB	TOP																									
Brady Anderson, L (1, 8) OBP: 0.408, SLG: 0.460	4-2 G4-6-3 BB	2-3 K			3-2 E8 1B	4-1 BB 1-2 BB		1-2 SF8 2-H		2 1 0 1 2 1 3																										
Delino DeShields, L (1, 4) OBP: 0.240, SLG: 0.261	0-1 G4-6-3 1-2f		3-2 G4-3		2-0 1B SF7 2-H	2-2 F8 2-3		1-3 K		5 1 1 1 0 1 3																										
B.J. Surhoff, L (1, 7) OBP: 0.386, SLG: 0.544	2-0 HR		2-2 E3		1-1 1B SF8 1-3		0-1 PB 2B		0-3 K	5 2 3 1 0 1 0																										
Albert Belle, R (1, 9) OBP: 0.409, SLG: 0.420	3-3 K		1-2 L8		3-2 SF7 3-H		1-0 G5-3		2-0 P4	4 0 0 1 0 1 2																										
Harold Baines, L (1, 10) OBP: 0.370, SLG: 0.512 Rich Amaral, R (9, PR) OBP: 0.308, SLG: 0.194		4-0 BB E BB	1-3 K		0-0 SF8 1-3 1B		4-0 PB IBB		3-2 CS 1B	3 0 2 0 2 1 1 0 0 0 0 0 0 0																										
Jeff Conine, R (1, 3) OBP: 0.347, SLG: 0.518		0-0 F9		0-0 G1-3 1B	2-0 SF8 1-2 3-H		1-0 F8		0-1 CS 1-2	3 0 1 1 0 0 3																										
Lenny Webster, R (1, 2) OBP: 0.333, SLG: 0.194 Charles Johnson, R (4, PH) OBP: 0.322, SLG: 0.488		0-2 E3 BB 1-2		0-3 K	2-1 P4		3-1 P5 1-2 2-3			1 0 0 0 0 0 1 3 0 0 0 0 1 4	AB 33 R 5 H 9 RBI 5 BB 5 SO 8 LOB 22																									
Mike Bordick, R (1, 6) OBP: 0.317, SLG: 0.323		1-3 K		0-1 G1-3 1-2		1-0 CS BB 1B		0-2 G5-3		4 0 1 0 0 1 3																										
Jeff Reboulet, R (1, 5) OBP: 0.386, SLG: 0.283		4-1 K 1-2 2-3 BB		2-3 K		2-0 F8		0-2 E1 WP SF8 1B		3 1 1 0 1 1 2																										
Inning Stats	R: 1 E: 0 K: 1 S: 10	H: 1 LOB: 0 BB: 1 P: 19	R: 0 E: 1 K: 2 S: 12	H: 0 LOB: 3 BB: 2 P: 23	R: 0 E: 1 K: 1 S: 15	H: 1 LOB: 1 BB: 0 P: 12	R: 3 E: 1 K: 0 S: 15	H: 3 LOB: 1 BB: 0 P: 28	R: 0 E: 0 K: 0 S: 6	H: 1 LOB: 1 BB: 1 P: 15	R: 0 E: 0 K: 0 S: 6	H: 1 LOB: 2 BB: 1 P: 15	R: 1 E: 1 K: 1 S: 12	H: 1 LOB: 0 BB: 0 P: 14	R: 0 E: 0 K: 1 S: 8	H: 1 LOB: 1 BB: 0 P: 13	1B: 7 2B: 1 3B: 0 HR: 1	SF: 3 SAC: 0 DP: 1 HBP: 0	WP: 1 PB: 1 SB: 0 CS: 2	PA: 42																
PITCHER	IP WLS BF H R ER SO BB IBB HBP BLK WP HR S P ERA WHIP																																			
Dwight Gooden, R (1, 1) ERA: 5.88	5.1		27	6	4	2	6	3	0	0	0	0	1	64	109	3.38	1.688																			
Mark Langston, L (6, 1) ERA: 4.2	0.2		3	1	0	0	0	1	0	0	0	0	0	6	12	0.00	3.000																			
Steve Karsay, R (7, 1) ERA: 2.42	1.1		6	1	1	0	0	0	1	0	0	0	0	10	19	0.00	0.750																			
Paul Assenmacher, L (8, 1) ERA: 4.26	0.2	W	2	0	0	0	1	0	0	0	0	1	0	6	8	0.00	0.000																			
Paul Shuey, R (9, 1) ERA: 1.84	1.0	S	3	1	0	0	1	0	0	0	0	0	0	8	13	0.00	1.000																			

Baltimore Orioles @ Cleveland Indians  
Jacobs Field, Cleveland, OH  
Wed May 12 1999, 7:05 PM EDT  
Att. 42,939 - Cloudy - 59 F

livebaseballscorecards.com



Batter	1	2	3	4	5	6	7	8	9
<b>Kenny Lofton, L</b> OBP: 0.436, SLG: 0.519 (1, 8)	0-1 F8		2-2 F8			1-0 F8		0-0 SH1-3	
<b>Omar Vizquel, S</b> OBP: 0.386, SLG: 0.420 (1, 6)	1-3 K		1-2 G4-6-3			0-0 1B 2B 1B		2-0 G4-3	
<b>Roberto Alomar, S</b> OBP: 0.438, SLG: 0.575 (1, 4)	3-3 K			0-1 G3		0-1 2B 1B		0-2 BB 1B 1B	
<b>Manny Ramirez, R</b> OBP: 0.417, SLG: 0.619 (1, 9)		3-2 G6-3 3B		4-2 BB		3-2 2B		0-0 BB 1B 1B	
<b>Wil Cordero, R</b> OBP: 0.407, SLG: 0.594 (1, 7)		1-1 G6-3		1-0 F8		2-3 K		4-2 1B BB	
<b>David Justice, L</b> OBP: 0.337, SLG: 0.540 (1, 10)		1-0 F9		2-3 K			0-0 F9	1-2 1B	
<b>Travis Fryman, R</b> OBP: 0.345, SLG: 0.453 (1, 5)		0-1 G6-3			0-2 G3-1		1-1 L7	0-3 K	
<b>Richie Sexson, R</b> OBP: 0.289, SLG: 0.516 (1, 3)			4-2 1B BB		1-0 G6-4-3 1B		2-3 K		
<b>Einar Diaz, R</b> OBP: 0.328, SLG: 0.571 (1, 2)			0-1 G4-6-3 1B		1-2 G6-4-3			1-1 SH1-3 G4-3 2B	

Inning Stats	R: 0	H: 0	E: 0	K: 2	S: 8	R: 1	H: 1	E: 0	K: 0	S: 8	R: 0	H: 1	E: 0	K: 0	S: 12	R: 0	H: 0	E: 0	K: 1	S: 8	R: 0	H: 1	E: 0	K: 0	S: 7	R: 2	H: 3	E: 0	K: 1	S: 12	R: 0	H: 0	E: 0	K: 1	S: 6	R: 3	H: 4	E: 0	K: 1	S: 19
	LOB: 0	BB: 0	LOB: 0	BB: 0	P: 12	LOB: 0	BB: 0	LOB: 0	BB: 0	P: 13	LOB: 1	BB: 1	LOB: 0	BB: 0	P: 9	LOB: 0	BB: 0	LOB: 0	BB: 0	P: 18	LOB: 0	BB: 0	LOB: 0	BB: 0	P: 9	LOB: 0	BB: 0	LOB: 0	BB: 0	P: 9	LOB: 2	BB: 1	LOB: 2	BB: 1	P: 27	SF: 0	SAC: 1	DP: 2	HBP: 0	

PITCHER	IP	WLS	BF	H	R	ER	SO	BB	IBB	HBP	BLK	WP	HR	S	P	ERA	WHIP
<b>35 Mike Mussina, R</b> ERA: 4.89 (1, 1)	7.2		30	8	5	5	5	2	0	0	0	0	0	68	105	5.87	1.304
<b>Mike Timlin, R</b> ERA: 3.65 (8, 1)	0.1	L	4	2	1	1	1	1	0	0	0	0	0	12	17	27.00	9.000

AB R H RBI BB SO LOB

3	0	0	0	0	0	2
4	1	1	1	0	1	2
4	2	2	0	0	1	0
3	2	3	2	1	0	0
3	0	0	1	1	1	1
4	0	1	2	0	1	1
4	0	0	0	0	1	2
2	0	1	0	1	1	0
3	1	2	0	0	0	1

AB	R	H	RBI	BB	SO	LOB
30	6	10	6	3	6	9

WP	PA
0	34

**Baltimore Orioles @ Cleveland Indians**  
**Jacobs Field, Cleveland, OH**  
 Wed May 12 1999, 7:05 PM EDT  
 Att. 42,939 - Cloudy - 59 F

livebaseballscorecards.com







Batter	1	2	3	4	5	6	7	8	9	AB R H RBI BB SO LOB
<b>Damion Easley, R</b> OBP: 0.357, SLG: 0.492 (1, 4)	1-0 F9		1-3 K		1-3 K		2-1 G1-3		2-2 G4-3	5 0 0 0 0 2 2
<b>Frank Catalanotto, L</b> OBP: 0.343, SLG: 0.419 (1, 5)	0-1 L8		1-1 G3		0-0 FC4-6 1B		3-2 HBP			3 0 1 0 0 0 1
<b>Bobby Higginson, L</b> OBP: 0.374, SLG: 0.405 (1, 9)	1-2 L8			1-1 L7	1-0 FC4-6 1-2f		0-3 K			4 0 0 0 0 1 2
<b>Dean Palmer, R</b> OBP: 0.357, SLG: 0.473 (1, 10)		3-2 1B		4-2 HR BB		4-1 G5-3 1B BB		3-3 K		2 1 1 0 2 1 0
<b>Tony Clark, S</b> OBP: 0.281, SLG: 0.303 (1, 3)		0-0 G5-4-3 1B		1-3 K		1-1 F7		1-3 K		4 0 1 0 0 2 2
<b>Gabe Kapler, R</b> OBP: 0.350, SLG: 0.547 (1, 8)		2-3 K		2-1 1-H HR		0-1 G5-3 1B		2-3 K		4 1 2 2 0 2 2
<b>Juan Encarnacion, R</b> OBP: 0.302, SLG: 0.423 (1, 7)		2-1 G5-4-3 1-2f		0-1 1B		1-1 G5-3		1-0 DI 1B		4 0 2 0 0 0 4
<b>Bill Haselman, R</b> OBP: 0.375, SLG: 0.528 (1, 2)			0-1 1B	0-3 K		3-3 K		0-3 K		4 0 1 0 0 3 4
<b>Deivi Cruz, R</b> OBP: 0.263, SLG: 0.297 (1, 6)			1-3 K		0-1 G5-3		1-2 G4-3		1-1 F7	2 0 0 0 0 1 1
<b>Gregg Jefferies, S</b> OBP: 0.266, SLG: 0.318 (7, PH)										1 0 0 0 0 0 0
<b>Jason Wood, R</b> (8, 6)										0 0 0 0 0 0 0
<b>Karim Garcia, L</b> OBP: 0.278, SLG: 0.385 (9, PH)										1 0 0 0 0 0 1

Inning Stats	R: 0	H: 0	E: 0	K: 7	S: 7	H: 0	LOB: 0	BB: 0	P: 9	R: 0	H: 2	E: 0	K: 1	S: 10	R: 0	H: 1	E: 0	K: 2	S: 11	R: 2	H: 2	E: 0	K: 2	S: 16	R: 0	H: 1	E: 0	K: 1	S: 7	R: 0	H: 1	E: 0	K: 1	S: 10	R: 0	H: 0	E: 0	K: 3	S: 10	R: 0	H: 0	E: 0	K: 1	S: 9	R: 0	H: 1	E: 0	K: 1	S: 9	1B: 7	2B: 0	3B: 0	HR: 1	SF: 0	SAC: 0	DP: 1	HBP: 1	WP: 0	PA: 37
--------------	------	------	------	------	------	------	--------	-------	------	------	------	------	------	-------	------	------	------	------	-------	------	------	------	------	-------	------	------	------	------	------	------	------	------	------	-------	------	------	------	------	-------	------	------	------	------	------	------	------	------	------	------	-------	-------	-------	-------	-------	--------	-------	--------	-------	--------

PITCHER	IP	WLS	BF	H	R	ER	SO	BB	IBB	HBP	BLK	WP	HR	S	P	ERA	WHIP
<b>Charles Nagy, R</b> ERA: 5.62 (1, 1)	6.2		29	7	2	2	7	2	0	1	0	0	1	69	106	2.70	1.350
<b>Ricardo Rincon, L</b> ERA: (7, 1)	0.1		1	0	0	0	1	0	0	0	0	0	0	3	3	0.00	0.000
<b>Steve Karsay, R</b> ERA: 2.33 (8, 1)	1.0	W	3	0	0	0	3	0	0	0	0	0	0	10	16	0.00	0.000
<b>Paul Shuey, R</b> ERA: 1.72 (9, 1)	1.0	S	4	1	0	0	1	0	0	0	0	0	0	9	13	0.00	1.000

**BOTTOM**

**Cleveland Indians @ Detroit Tigers**  
Tiger Stadium, Detroit, MI  
Fri May 14 1999, 7:05 PM EDT  
Att. 21,844 - Cloudy - 66 F

livebaseballscorecards.com

<b>AB</b>	<b>34</b>
<b>R</b>	<b>2</b>
<b>H</b>	<b>8</b>
<b>RBI</b>	<b>2</b>
<b>BB</b>	<b>2</b>
<b>SO</b>	<b>12</b>
<b>LOB</b>	<b>19</b>





Batter	1	2	3	4	5	6	7	8	9	AB R H RBI BB SO LOB	TOP		
<b>Kenny Lofton, L</b> (1, 8) OBP: 0.430, SLG: 0.500 <b>Jolbert Cabrera, R</b> (7, 8) OBP: 0.231, SLG: 0.091	2-1 G4-3		1-1 F7	2-0 G4-3			0-2 SH 1B 1B	2-1 G6-3		4 1 1 0 0 0 1 1 0 0 0 0 0 0			
<b>Omar Vizquel, S</b> (1, 6) OBP: 0.388, SLG: 0.443	1-1 G3		0-2 SF9	1-1 SF9			2-2 1B SH 1B SF8	4-2 BB		3 2 2 1 1 0 0			
<b>Roberto Alomar, S</b> (1, 4) OBP: 0.447, SLG: 0.597 <b>Enrique Wilson, S</b> (8, PH) OBP: 0.333, SLG: 0.397 (8, 4)	2-3 K		4-1 BB 1B HR BB	2-2 P5			0-1 SH 1B 1B E	2-2 F8		2 2 0 0 1 1 0 1 0 0 0 0 0 1			
<b>Manny Ramirez, R</b> (1, 9) OBP: 0.410, SLG: 0.619		1-1 G5-3	2-1 SF9			2-3 K	3-2 E 1B		3-2 HR	4 1 2 3 0 1 0			
<b>Jim Thome, L</b> (1, 3) OBP: 0.447, SLG: 0.500		4-2 HBP 1B BB	0-0 BB 1-2 HR 1B			2-3 K	0-0 SF8		2-1 G4-3 2B	3 2 2 1 1 1 0			
<b>Wil Cordero, R</b> (1, 10) OBP: 0.393, SLG: 0.556		2-2 1B 1-2 1B HBP	4-2 HR BB			3-2 G6-3	2-0 L7		2-2 G4-3	3 2 0 0 1 0 3			
<b>David Justice, L</b> (1, 7) OBP: 0.356, SLG: 0.568		1-0 L7-4 1B	0-1 HR			2-3 K	0-2 E7 1B		2-2 G3-4	5 1 3 5 0 1 1			
<b>Travis Fryman, R</b> (1, 5) OBP: 0.331, SLG: 0.431		1-0 1-2 3-H 1B	1-1 G6-3			1-2 G5-3	2-3 K		3-3 K	5 0 1 1 0 2 3			
<b>Einar Diaz, R</b> (1, 2) OBP: 0.318, SLG: 0.540		1-1 L7-4 2-3 1B		1-0 G4-3 SF9 2B		1-3 K		0-0 P2		4 1 1 0 0 1 2			
<b>Inning Stats</b>	R: 0 H: 0 E: 0 LOB: 0 K: 1 BB: 0 S: 7 P: 12	R: 2 H: 2 E: 0 LOB: 1 K: 0 BB: 1 S: 11 P: 21	R: 5 H: 3 E: 0 LOB: 0 K: 0 BB: 2 S: 16 P: 28	R: 1 H: 1 E: 0 LOB: 0 K: 0 BB: 0 S: 7 P: 13	R: 0 H: 0 E: 0 LOB: 0 K: 2 BB: 0 S: 10 P: 17	R: 0 H: 0 E: 0 LOB: 0 K: 2 BB: 0 S: 10 P: 14	R: 3 H: 4 E: 2 LOB: 2 K: 1 BB: 0 S: 20 P: 28	R: 0 H: 0 E: 0 LOB: 1 K: 0 BB: 1 S: 8 P: 16	R: 1 H: 2 E: 0 LOB: 1 K: 1 BB: 0 S: 17 P: 29	1B: 7 SF: 3 2B: 3 SAC: 1 3B: 1 DP: 1 HR: 2 HBP: 1	WP: 0 PA: 44 PB: 0 SB: 0 CS: 0		
<b>PITCHER</b>	IP WLS BF H R ER SO BB IBB HBP BLK WP HR S P ERA WHIP											<b>PITCHER</b>	IP WLS BF H R ER SO BB IBB HBP BLK WP HR S P ERA WHIP
<b>Dave Micki, R</b> (1, 1) ERA: 4.31	4.0 L 21 6 8 8 1 3 0 1 0 0 0 1 41 74 18.00 2.250												
<b>Bryce Florie, R</b> (5, 1) ERA: 2.89	2.0 10 3 3 2 4 0 0 0 0 0 0 0 32 47 9.00 1.500												
<b>Matt Anderson, R</b> (7, 1) ERA: 2.65	2.0 8 1 0 0 1 1 0 0 0 0 0 0 16 28 0.00 1.000												
<b>Todd Jones, R</b> (9, 1) ERA: 2.57	1.0 5 2 1 1 1 0 0 0 0 0 0 1 17 29 9.00 2.000												

Cleveland Indians @ Detroit Tigers

Tiger Stadium, Detroit, MI

Sat May 15 1999, 1:05 PM EDT  
Att. 39,769 - Sunny - 64 F

livebaseballscorecards.com

AB	35
R	12
H	12
RBI	11
BB	4
SO	7
LOB	11







Batter	1	2	3	4	5	6	7	8	9	AB R H RBI BB SO LOB	TOP		
<b>Kenny Lofton, L</b> OBP: 0.432, SLG: 0.507 (1, 8) C B B B X	3-2 1B G4-3-6-3-4 1B		1-2 L7		0-1 F8		1-0 1-H 2-H 2B			4 1 2 1 0 0 1			
<b>Omar Vizquel, S</b> OBP: 0.382, SLG: 0.435 (1, 6) B B C X	2-1 1-3 1B			1-3 SAFE 1B	2-2 G4-3			1-2 P4		4 0 1 0 0 1 1			
<b>Roberto Alomar, S</b> OBP: 0.442, SLG: 0.584 (1, 4) S 1 C B X	1-2 G4-3-6-3-4 1-2f 3-H			1-2 L7		2-2 L7		4-0 G6-4-3 BB		3 0 0 0 1 0 1			
<b>Manny Ramirez, R</b> OBP: 0.412, SLG: 0.613 (1, 9) B B B C	3-3 1B			4-1 1B BB		1-2 G5-6-3 1B		0-2 G6-4-3 1-2f		3 0 1 0 1 1 1			
<b>Jim Thome, L</b> OBP: 0.449, SLG: 0.529 (1, 3) C B T S			1-3 K		1-2 SAFE BB 1B		0-0 G5-6-3 1-2f		1-1 HR	4 1 2 1 0 1 1			
<b>Wil Cordero, R</b> OBP: 0.397, SLG: 0.545 (1, 7) C B B X			1-2 G2-3		4-1 1-2 BB		2-1 1B 2B HBP		1-2 F8	2 1 0 0 1 0 0			
<b>David Justice, L</b> OBP: 0.343, SLG: 0.545 (1, 10) B X			1-0 F8		1-3 K		1-0 F7		2-3 K	4 0 0 0 0 2 4			
<b>Travis Fryman, R</b> OBP: 0.323, SLG: 0.418 (1, 5) F X			0-1 G6-3			0-2 P4		2-3 K		4 0 0 0 0 1 1			
<b>Einar Diaz, R</b> OBP: 0.333, SLG: 0.538 (1, 2) S S B C			1-3 K			1-1 HBP		2-1 2B 1B		2 0 1 0 0 1 0			
<b>Inning Stats</b>	R: 1 E: 0 K: 1 S: 11 H: 2 LOB: 0 BB: 0 P: 20	R: 0 E: 0 K: 1 S: 8 H: 0 LOB: 0 BB: 0 P: 11	R: 0 E: 0 K: 1 S: 8 H: 0 LOB: 0 BB: 0 P: 10	R: 0 E: 0 K: 2 S: 14 H: 1 LOB: 3 BB: 2 P: 26	R: 0 E: 0 K: 0 S: 10 H: 0 LOB: 1 BB: 0 P: 13	R: 0 E: 0 K: 0 S: 7 H: 1 LOB: 0 BB: 0 P: 10	R: 1 E: 0 K: 1 S: 8 H: 2 LOB: 2 BB: 0 P: 16	R: 0 E: 0 K: 0 S: 7 H: 0 LOB: 0 BB: 1 P: 12	R: 1 E: 0 K: 1 S: 10 H: 1 LOB: 0 BB: 0 P: 15	1B: 5 2B: 1 3B: 0 HR: 1 SF: 0 SAC: 0 DP: 3 HBP: 2	WP: 0 PB: 0 SB: 0 CS: 0 PA: 35		
<b>PITCHER</b>	IP WLS BF H R ER SO BB IBB HBP BLK WP HR S P ERA WHIP											<b>PITCHER</b>	IP WLS BF H R ER SO BB IBB HBP BLK WP HR S P ERA WHIP
<b>Jeff Weaver, R</b> ERA: 3.23 (1, 1)	6.0 W 24 4 2 2 5 2 0 2 0 0 0 0 59 93 3.00 1.000												
<b>Masao Kida, R</b> ERA: 4.74 (7, 1)	3.0 S 11 3 1 1 2 1 0 0 0 0 0 1 24 40 3.00 1.333												

**Cleveland Indians @ Detroit Tigers**  
Tiger Stadium, Detroit, MI  
Sun May 16 1999, 1:05 PM EDT  
Att. 29,731 - Cloudy - 64 F

livebaseballscorecards.com

AB	30
R	3
H	7
RBI	2
BB	3
SO	7
LOB	10



Batter	1	2	3	4	5	6	7	8	9
Juan Encarnacion, R (1, 7) OBP: 0.301, SLG: 0.424	2-2 WP 2B	0-3 K		0-2 G4-3		4-0 1B HR BB		0-0 F8	
Damion Easley, R (1, 4) OBP: 0.351, SLG: 0.485	1-2 HR 2B	1-1 G4-3			3-2 F8	3-2 HR 1B			
Bobby Higginson, L (1, 9) OBP: 0.385, SLG: 0.457	1-0 HR		1-0 G6-3		3-1 F8	3-1 HR			
Dean Palmer, R (1, 10) OBP: 0.351, SLG: 0.454	1-2 P3		0-3 K		4-2 HR BB	1-0 G5-3			
Tony Clark, S (1, 3) OBP: 0.299, SLG: 0.333	2-0 1B 1B		4-1 1B BB		1-0 HR		3-1 G6-3		
Gabe Kapler, R (1, 8) OBP: 0.333, SLG: 0.492	1-0 F8		3-1 1B		2-3 K		0-1 P4		
Frank Catalanotto, L (1, 5) OBP: 0.346, SLG: 0.457	1-0 FC4-6 1B		3-1 G3-1			0-0 1B BB	1-3 K		
Brad Ausmus, R (1, 2) OBP: 0.305, SLG: 0.375	1-0 FC4-6			2-2 G5-3		0-1 L7		2-1 G5-3	
Deivi Cruz, R (1, 6) OBP: 0.253, SLG: 0.284		2-0 F7		2-3 K		1-0 L4		0-0 L9	

Inning Stats	R: 3	H: 5	E: 0	K: 0	S: 15	LOB: 2	BB: 0	P: 25	R: 0	H: 0	E: 0	K: 1	S: 6	LOB: 0	BB: 0	P: 9	R: 0	H: 1	E: 0	K: 1	S: 9	LOB: 2	BB: 1	P: 20	R: 0	H: 0	E: 0	K: 1	S: 10	LOB: 0	BB: 0	P: 14	R: 2	H: 1	E: 0	K: 1	S: 13	LOB: 0	BB: 1	P: 26	R: 4	H: 3	E: 0	K: 0	S: 12	LOB: 0	BB: 1	P: 23	R: 0	H: 0	E: 0	K: 1	S: 8	LOB: 0	BB: 0	P: 12	R: 0	H: 0	E: 0	K: 0	S: 4	LOB: 0	BB: 0	P: 6
--------------	------	------	------	------	-------	--------	-------	-------	------	------	------	------	------	--------	-------	------	------	------	------	------	------	--------	-------	-------	------	------	------	------	-------	--------	-------	-------	------	------	------	------	-------	--------	-------	-------	------	------	------	------	-------	--------	-------	-------	------	------	------	------	------	--------	-------	-------	------	------	------	------	------	--------	-------	------

PITCHER	IP	WLS	BF	H	R	ER	SO	BB	IBB	HBP	BLK	WP	HR	S	P	ERA	WHIP
Jaret Wright, R (1, 1) ERA: 6.13	5.2	L	29	9	8	8	4	3	0	0	0	1	2	62	110	12.71	2.118
Mark Langston, L (6, 1) ERA: 4.15	2.1		8	1	1	1	1	0	0	0	0	0	1	15	25	3.86	0.429

AB R H RBI BB SO LOB

4	2	1	0	1	1	0
4	2	2	2	0	0	0
4	2	2	5	0	0	0
3	1	0	0	1	1	0
3	1	2	2	1	0	0
4	0	1	0	0	1	1
4	1	2	0	0	1	2
4	0	0	0	0	0	3
4	0	0	0	0	1	1

AB	34
R	9
H	10
RBI	9
BB	3
SO	5
LOB	7



WP	HR	S	P	ERA	WHIP
1	0	0	37		

Cleveland Indians @ Detroit Tigers  
Tiger Stadium, Detroit, MI  
Sun May 16 1999, 1:05 PM EDT  
Att. 29,731 - Cloudy - 64 F

livebaseballscorecards.com



Batter	1	2	3	4	5	6	7	8	9	AB R H RBI BB SO LOB	TOP											
<b>Kenny Lofton, L</b> OBP: 0.434, SLG: 0.534 (1, 8) C B B X	2-1 HR	2-3 K	2-2 1B SF8 2B	1-3 K			2-0 1B		2-3 K	6 2 3 1 0 3 1												
<b>Omar Vizquel, S</b> OBP: 0.398, SLG: 0.438 (1, 6) B B B B	4-1 S 1B BB	4-0 1B S BB	2-1 SF8 1B S 1B			2-2 P6	2-0 P4		2-0 2-H 1B	4 3 2 1 2 0 1												
<b>Roberto Alomar, S</b> OBP: 0.439, SLG: 0.577 (1, 4) C B 1 SAFE SAFE X	2-1 B1	SAFE 3-2 SAFE 1B SAFE 1B SAFE 1B	1-0 SF8			2-1 L9		2-1 1B 1B	2-1 F7	5 1 2 1 0 0 2												
<b>Manny Ramirez, R</b> OBP: 0.417, SLG: 0.613 (1, 9) B B C X	3-2 F8	0-0 2B 1B	1-1 S 1B			2-1 F8		3-0 1B		5 2 3 2 0 0 1												
<b>Jim Thome, L</b> OBP: 0.447, SLG: 0.528 (1, 3) B F B B	4-2 1B HR BB	0-0 1B SF8 2B	3-3 K			0-1 G4-3		3-3 K		4 2 1 1 1 2 3												
<b>Wil Cordero, R</b> OBP: 0.405, SLG: 0.548 (1, 10) C T X	0-2 HR 1B	0-0 WP BB 1B	2-1 S 1B			1-1 G6-3		0-3 K		5 1 3 3 0 1 2												
<b>David Justice, L</b> OBP: 0.345, SLG: 0.563 (1, 7) B C B X	2-2 HR	4-1 WP BB	2-3 K			0-3 K		3-3 K		4 1 1 3 1 3 3												
<b>Enrique Wilson, S</b> OBP: 0.338, SLG: 0.417 (1, 5) B C C X	3-2 2B	2-1 SF8				2-2 G4-3			3-2 SH1-3 1B 1B	4 1 2 1 0 0 0												
<b>Einar Diaz, R</b> OBP: 0.315, SLG: 0.507 (1, 2) B B C X	3-1 F8	1-1 L5				0-1 G6-3		3-2 P3	1-1 SH1-3	4 0 0 0 0 0 3												
<b>Inning Stats</b>	R: 5 E: 0 K: 0 S: 21	H: 4 LOB: 1 BB: 2 P: 44	R: 4 E: 0 K: 1 S: 17	H: 4 LOB: 2 BB: 2 P: 33	R: 3 E: 0 K: 2 S: 17	H: 4 LOB: 1 BB: 0 P: 30	R: 0 E: 0 K: 1 S: 8	H: 0 LOB: 0 BB: 0 P: 11	R: 0 E: 0 K: 1 S: 7	H: 0 LOB: 0 BB: 0 P: 13	R: 0 E: 0 K: 1 S: 7	H: 0 LOB: 0 BB: 0 P: 8	R: 0 E: 0 K: 0 S: 8	H: 1 LOB: 1 BB: 0 P: 15	R: 0 E: 0 K: 3 S: 13	H: 2 LOB: 2 BB: 0 P: 24	R: 1 E: 0 K: 1 S: 12	H: 2 LOB: 1 BB: 0 P: 22	1B: 12 2B: 3 3B: 0 HR: 2	SF: 2 SAC: 1 DP: 0 HBP: 0	WP: 1 PB: 0 SB: 6 CS: 0	PA: 48
<b>PITCHER</b>	IP WLS BF H R ER SO BB IBB HBP BLK WP HR S P ERA WHIP																					
<b>Jaime Navarro, R</b> ERA: 7.13 (1, 1)	1.1 L 15 8 9 9 1 3 0 0 0 0 2 33 65 60.75 8.250																					
<b>Sean Lowe, R</b> ERA: 3.52 (2, 1)	3.2 16 4 3 3 3 1 0 0 0 1 0 37 66 7.36 1.364																					
<b>Bryan Ward, L</b> ERA: 7.11 (6, 1)	2.1 10 3 0 0 2 0 0 0 0 0 0 21 37 0.00 1.286																					
<b>David Lundquist, R</b> ERA: 6.57 (8, 1)	1.2 7 2 1 1 3 0 0 0 0 0 0 19 32 5.40 1.200																					

**Cleveland Indians @ Chicago White Sox**  
Comiskey Park, Chicago, IL  
Mon May 17 1999, 8:05 PM EDT  
Att. 17,101 - Cloudy - 75 F

[livebaseballscorecards.com](http://livebaseballscorecards.com)

AB	41
R	13
H	17
RBI	13
BB	4
SO	9
LOB	16



Batter	1	2	3	4	5	6	7	8	9	AB	R	H	RBI	BB	SO	LOB
Ray Durham, S OBP: 0.373, SLG: 0.514 (1, 4)	G5-3	G4-3 2B	F7			G6-3 1B		G4-3 1B		5	1	3	0	0	0	1
Mike Caruso, S OBP: 0.300, SLG: 0.326 (1, 6)	1B 2B	G4-3			P6	G6-3		G4-3		5	1	1	0	0	0	4
Frank Thomas, R OBP: 0.468, SLG: 0.524 (1, 10)	14 BB 1B 2-3	G4-3			F9		K		G6-3	5	1	1	1	0	1	0
Magglio Ordonez, R OBP: 0.338, SLG: 0.545 (1, 9)	14 BB HR 1B	F8			K		14 S 1B		F8	5	1	2	1	0	1	0
14 Paul Konerko, R OBP: 0.306, SLG: 0.435 (1, 3)	HR BB				K		K		G5-3	4	2	1	1	1	2	1
Greg Norton, S OBP: 0.383, SLG: 0.371 (1, 5)	HR BB				K		K			3	2	1	2	1	2	1
Carlos Lee, R OBP: 0.231, SLG: 0.500 (1, 7)	HR				K		F7		G5-3	4	1	1	4	0	1	0
Chris Singleton, L OBP: 0.281, SLG: 0.472 (1, 8)	K				K		F7		K	4	0	0	0	0	3	0
Brook Fordyce, R OBP: 0.380, SLG: 0.403 (1, 2)	G5-3				K		K		1B 2B	4	0	2	0	0	1	0

Inning Stats	R: 6	H: 4	E: 0	LOB: 0	K: 1	BB: 2	S: 19	P: 34	R: 1	H: 1	E: 0	LOB: 0	K: 0	BB: 0	S: 6	P: 8	R: 2	H: 3	E: 0	LOB: 1	K: 2	BB: 0	S: 17	P: 27	R: 0	H: 0	E: 0	LOB: 0	K: 1	BB: 0	S: 7	P: 12	R: 0	H: 0	E: 0	LOB: 0	K: 2	BB: 0	S: 9	P: 14	R: 0	H: 1	E: 0	LOB: 1	K: 1	BB: 0	S: 17	P: 20	R: 0	H: 1	E: 0	LOB: 1	K: 3	BB: 0	S: 11	P: 16	R: 0	H: 2	E: 0	LOB: 2	K: 1	BB: 0	S: 14	P: 17	R: 0	H: 0	E: 0	LOB: 0	K: 0	BB: 0	S: 9	P: 16	1B: 6	SF: 0	2B: 3	SAC: 0	3B: 0	DP: 0	HR: 3	HBP: 0	WP: 0	PA: 41
--------------	------	------	------	--------	------	-------	-------	-------	------	------	------	--------	------	-------	------	------	------	------	------	--------	------	-------	-------	-------	------	------	------	--------	------	-------	------	-------	------	------	------	--------	------	-------	------	-------	------	------	------	--------	------	-------	-------	-------	------	------	------	--------	------	-------	-------	-------	------	------	------	--------	------	-------	-------	-------	------	------	------	--------	------	-------	------	-------	-------	-------	-------	--------	-------	-------	-------	--------	-------	--------

PITCHER	IP	WLS	BF	H	R	ER	SO	BB	IBB	HBP	BLK	WP	HR	S	P	ERA	WHIP
Bartolo Colon, R ERA: 5.72 (1, 1)	5.2	W	28	9	9	9	7	2	0	0	0	0	3	70	110	14.29	1.941
Steve Karsay, R ERA: 2.22 (6, 1)	1.1	H	5	1	0	0	3	0	0	0	0	0	0	16	21	0.00	0.750
Paul Shuey, R ERA: 1.62 (8, 1)	1.0	H	5	2	0	0	1	0	0	0	0	0	0	14	17	0.00	2.000
Michael Jackson, R ERA: 4.3 (9, 1)	1.0		3	0	0	0	0	0	0	0	0	0	0	9	16	0.00	0.000

**BOTTOM**

**Cleveland Indians @ Chicago White Sox**  
 Comiskey Park, Chicago, IL  
 Mon May 17 1999, 8:05 PM EDT  
 Att. 17,101 - Cloudy - 75 F

AB	39
R	9
H	12
RBI	9
BB	2
SO	11
LOB	7



PITCHER	IP	WLS	BF	H	R	ER	SO	BB	IBB	HBP	BLK	WP	HR	S	P	ERA	WHIP
---------	----	-----	----	---	---	----	----	----	-----	-----	-----	----	----	---	---	-----	------



Batter	1	2	3	4	5	6	7	8	9	AB R H RBI BB SO LOB	TOP											
<b>Kenny Lofton, L</b> OBP: 0.442, SLG: 0.550 (1, 8)	4-1 G4-3 S 2B BB	4-0 BB 1-2 HR BB		1-0 HR	3-2 L7		1-2 P6		4-1 BB	3 3 1 1 3 0 1												
<b>Omar Vizquel, S</b> OBP: 0.386, SLG: 0.422 (1, 6)	3-1 G4-3 1-3	0-3 K		2-2 F8		2-2 F8 1B BB	1-1 G3		3-2 F9	6 1 1 0 0 1 4												
<b>Roberto Alomar, S</b> OBP: 0.443, SLG: 0.579 (1, 4)	3-1 WP SF9 2B	4-1 HR BB		3-1 G4-3		4-0 1B 1B BB		1-2 L6	3-3 K	3 3 1 1 2 0 0 1 0 0 0 0 1 1												
<b>Enrique Wilson, S</b> OBP: 0.333, SLG: 0.411 (8, 4)																						
<b>Manny Ramirez, R</b> OBP: 0.422, SLG: 0.629 (1, 9)	4-1 2B BB	0-0 HR		2-2 1B 1B		2-1 P7		2-1 G6-3		4 2 2 4 1 0 2 0 0 0 0 0 0 0												
<b>Jolbert Cabrera, R</b> OBP: 0.231, SLG: 0.091 (8, 7)	2-3 2B BB	1-H 2-H 3-H HR		3-2 1B		2-2 F8		3-1 BB 2B 1B		4 1 2 1 0 1 2												
<b>Jim Thome, L</b> OBP: 0.445, SLG: 0.527 (1, 3)	2-2 SF9	0-3 K		3-2 1B		2-2 F8		3-1 BB 2B 1B		4 1 2 1 0 1 2												
<b>David Justice, L</b> OBP: 0.364, SLG: 0.589 (1, 7)	1-1 WP 1-H 2B		2-1 L8 SF9 2B	0-0 G4-3		1-2 1B 1B		4-0 2B BB		4 2 3 2 1 0 2												
<b>Travis Fryman, R</b> OBP: 0.331, SLG: 0.432 (1, 5)	2-1 G1-3		1-2 L8		0-0 1B	3-2 1B 1B		2-2 2B BB		5 0 3 3 0 0 2												
<b>Richie Sexson, R</b> OBP: 0.284, SLG: 0.500 (1, 10)		4-2 BB HR BB BB	1-1 SF9		0-3 K	3-2 K		0-2 F9		3 1 0 1 1 2 4												
<b>Einar Diaz, R</b> OBP: 0.295, SLG: 0.473 (1, 2)		1-0 L8	0-1 L5		0-1 L8		0-0 G6-3		1-2 F9	5 0 0 0 0 0 2												
<b>Inning Stats</b>	R: 3 E: 0 K: 0 S: 13	H: 2 LOB: 1 BB: 2 P: 32	R: 4 E: 0 K: 2 S: 14	H: 1 LOB: 0 BB: 3 P: 27	R: 1 E: 0 K: 0 S: 10	H: 1 LOB: 0 BB: 0 P: 14	R: 1 E: 0 K: 0 S: 13	H: 3 LOB: 2 BB: 0 P: 24	R: 0 E: 0 K: 1 S: 9	H: 1 LOB: 1 BB: 0 P: 12	R: 2 E: 0 K: 1 S: 24	H: 3 LOB: 2 BB: 1 P: 41	R: 0 E: 0 K: 0 S: 8	H: 0 LOB: 0 BB: 0 P: 10	R: 2 E: 0 K: 0 S: 14	H: 2 LOB: 1 BB: 1 P: 26	R: 0 E: 0 K: 1 S: 13	H: 0 LOB: 1 BB: 1 P: 24	1B: 7 2B: 4 3B: 0 HR: 2	SF: 2 SAC: 0 DP: 0 HBP: 0	WP: 2 PB: 0 SB: 1 CS: 0	PA: 48
<b>PITCHER</b>	IP WLS BF H R ER SO BB IBB HBP BLK WP HR S P ERA WHIP																					
<b>James Baldwin, R</b> ERA: 6.49 (1, 1)	2.0 L 14 3 7 7 2 5 0 0 0 2 1 27 59 31.50 4.000																					
<b>David Lundquist, R</b> ERA: 6.46 (3, 1)	3.0 14 5 2 2 1 0 0 0 0 0 1 32 50 6.00 1.667																					
<b>Keith Foulke, R</b> ERA: 3.47 (6, 1)	2.0 10 3 2 2 1 1 0 0 0 0 0 32 51 9.00 2.000																					
<b>41 Bill Simas, R</b> ERA: 2.35 (8, 1)	1.0 6 2 2 2 0 1 0 0 0 0 0 14 26 18.00 3.000																					
<b>Bob Howry, R</b> ERA: 5.17 (9, 1)	1.0 4 0 0 0 0 1 1 0 0 0 0 0 13 24 0.00 1.000																					

**Cleveland Indians @ Chicago White Sox**  
Comiskey Park, Chicago, IL  
Tue May 18 1999, 8:05 PM EDT  
Att. 13,429 - Unknown - 69 F

AB	38
R	13
H	13
RBI	13
BB	8
SO	5
LOB	20



Batter	1	2	3	4	5	6	7	8	9	AB R H RBI BB SO LOB
Ray Durham, S (1, 4) OBP: 0.372, SLG: 0.507 Craig Wilson, R (7, 4) OBP: 0.318, SLG: 0.211	1-1 L9		4-1 BB			0-1 F7			2-0 G6-3	2 0 0 0 1 0 0 1 0 0 0 0 0 0
Mike Caruso, S (1, 6) OBP: 0.299, SLG: 0.324	2-2 F8		1-3 K			1-0 F7			0-0 1B	4 0 1 0 0 1 2
Frank Thomas, R (1, 3) OBP: 0.459, SLG: 0.512 Jeff Liefer, L (8, 3) OBP: 0.275, SLG: 0.298	0-0 G1-3				3-1 G6-3				0-0 F9	3 0 0 0 0 0 0 1 0 0 0 0 0 1
Magglio Ordonez, R (1, 9) OBP: 0.331, SLG: 0.533 McKay Christensen, L (8, 8) OBP: 0.271, SLG: 0.302		1-1 F9		0-1 G6-3		2-1 P3				3 0 0 0 0 0 0 0 0 0 0 0 0 0
14 Paul Konerko, R (1, 10) OBP: 0.298, SLG: 0.424		2-2 F7		0-0 F8		0-3 K				3 0 0 0 0 1 0
Greg Norton, S (1, 5) OBP: 0.375, SLG: 0.361		2-0 G4-3			1-0 G3			1-0 F9		3 0 0 0 0 0 0
Carlos Lee, R (1, 7) OBP: 0.207, SLG: 0.448			1-1 G1-3		0-1 G5-3			0-0 G1-3		3 0 0 0 0 0 0
Chris Singleton, L (1, 8) OBP: 0.283, SLG: 0.464 (8, 9)			2-2 S 1B		3-1 L8			0-0 G1-3		3 0 1 0 0 0 0
Mark Johnson, L (1, 2) OBP: 0.260, SLG: 0.186			1-1 F7			2-0 G3			1-3 K	3 0 0 0 0 1 1

Inning Stats	R: 0 E: 0 K: 0 S: 7	H: 0 LOB: 0 BB: 0 P: 10	R: 0 E: 0 K: 0 S: 6	H: 0 LOB: 0 BB: 0 P: 11	R: 0 E: 0 K: 1 S: 12	H: 1 LOB: 2 BB: 1 P: 21	R: 0 E: 0 K: 0 S: 5	H: 0 LOB: 0 BB: 0 P: 8	R: 0 E: 0 K: 0 S: 5	H: 0 LOB: 0 BB: 0 P: 9	R: 0 E: 0 K: 0 S: 4	H: 0 LOB: 0 BB: 0 P: 7	R: 0 E: 0 K: 1 S: 8	H: 0 LOB: 0 BB: 0 P: 10	R: 0 E: 0 K: 0 S: 3	H: 0 LOB: 0 BB: 0 P: 4	R: 0 E: 0 K: 1 S: 6	H: 1 LOB: 1 BB: 0 P: 9	1B: 2 2B: 0 3B: 0 HR: 0	SF: 0 SAC: 0 DP: 0 HBP: 0	WP: 0 PB: 0 SB: 1 CS: 0	PA: 30
--------------	------------------------------	----------------------------------	------------------------------	----------------------------------	-------------------------------	----------------------------------	------------------------------	---------------------------------	------------------------------	---------------------------------	------------------------------	---------------------------------	------------------------------	----------------------------------	------------------------------	---------------------------------	------------------------------	---------------------------------	----------------------------------	------------------------------------	----------------------------------	--------

PITCHER	IP	WLS	BF	H	R	ER	SO	BB	IBB	HBP	BLK	WP	HR	S	P	ERA	WHIP
Dwight Gooden, R (1, 1) ERA: 4.64	7.0	W	23	1	0	0	2	1	0	0	0	0	0	47	76	0.00	0.286
Ricardo Rincon, L (8, 1) ERA:	1.0		3	0	0	0	0	0	0	0	0	0	0	3	4	0.00	0.000
Paul Assenmacher, L (9, 1) ERA: 3.52	1.0		4	1	0	0	1	0	0	0	0	0	0	6	9	0.00	1.000


**BOTTOM**

**Cleveland Indians @ Chicago White Sox**  
Comiskey Park, Chicago, IL

Tue May 18 1999, 8:05 PM EDT  
Att: 13,429 - Unknown - 69 F

livebaseballscorecards.com

<b>AB</b>	<b>29</b>
<b>R</b>	<b>0</b>
<b>H</b>	<b>2</b>
<b>RBI</b>	<b>0</b>
<b>BB</b>	<b>1</b>
<b>SO</b>	<b>3</b>
<b>LOB</b>	<b>4</b>





Batter	1	2	3	4	5	6	7	8	9	AB R H RBI BB SO LOB	TOP
<b>Kenny Lofton, L</b> (1, 8) OBP: 0.452, SLG: 0.553 <b>Jolbert Cabrera, R</b> (8, PH) OBP: 0.214, SLG: 0.083 (8, 8)	2-1  1B	1-0  1B		4-1  1B BB	4-2  1-2 1B BB	1-3  1B		2-1  1B		3 3 2 0 2 1 0 1 0 0 0 0 0 0	
<b>Omar Vizquel, S</b> (1, 6) OBP: 0.387, SLG: 0.415 <b>Enrique Wilson, S</b> (7, 6) OBP: 0.329, SLG: 0.405	3-2  1-2 1B	2-3  1-2		1-2  1-H 1B	1-2  1-2 2-3f 1B BB	4-0  1B BB		2-1  1B		4 0 1 0 1 1 4 1 0 0 0 0 0 0	
<b>Roberto Alomar, S</b> (1, 4) OBP: 0.451, SLG: 0.580	4-2  1B BB		0-0  1B	0-0  1B	1-2  1-3 2-H 1B	3-2  1-2 1B		2-2  1B		5 2 3 1 1 0 1	
<b>Manny Ramirez, R</b> (1, 9) OBP: 0.419, SLG: 0.620	3-1  1-3 2-H		0-1  1B	4-0  1B	0-1  1-H 1B	3-2  1-2f		2-3  1B		4 1 1 2 1 1 3	
<b>Travis Fryman, R</b> (1, 5) OBP: 0.343, SLG: 0.447	4-2  1B BB		1-1  2B 3B	1-1  1B	4-1  1-2 HR BB		0-0  1B		1-0  1-2f	4 3 2 0 2 0 3	
<b>Jim Thome, L</b> (1, 10) OBP: 0.457, SLG: 0.539	1-1  1-2 3-H 1B		3-1  3-H 2B	4-2  1-2 2-3 BB	4-2  1-2 2-3 BB		1-1  1-2			3 2 2 2 2 0 1	
<b>Richie Sexson, R</b> (1, 3) OBP: 0.299, SLG: 0.535	1-1  1-2 2-H 1B		0-0  2-3 1B	1-1  1B	3-1  1-H 2-H 3-H HR		1-1  2-3			5 1 3 5 0 0 4	
<b>David Justice, L</b> (1, 7) OBP: 0.374, SLG: 0.616	2-2  1-2f		0-1  1-3 3-H 1B		0-1  1B		2-0  1B			5 1 3 2 0 0 3	
<b>Chris Turner, R</b> (1, 2) OBP: 0.200, SLG: 0.200		2-2  1B	1-1  1B		1-2  1B			0-0  1B		5 0 1 0 0 1 3	
<b>Inning Stats</b>	R: 3 H: 3 E: 0 LOB: 2 K: 0 BB: 2 S: 23 P: 43	R: 0 H: 1 E: 0 LOB: 0 K: 1 BB: 0 S: 7 P: 12	R: 2 H: 4 E: 0 LOB: 2 K: 0 BB: 3 S: 12 P: 17	R: 1 H: 1 E: 1 LOB: 3 K: 0 BB: 3 S: 12 P: 27	R: 7 H: 6 E: 0 LOB: 1 K: 1 BB: 3 S: 27 P: 49	R: 0 H: 1 E: 0 LOB: 1 K: 1 BB: 1 S: 12 P: 23	R: 0 H: 1 E: 0 LOB: 1 K: 0 BB: 0 S: 6 P: 10	R: 0 H: 0 E: 0 LOB: 0 K: 0 BB: 0 S: 5 P: 9	R: 0 H: 1 E: 0 LOB: 0 K: 1 BB: 0 S: 7 P: 12	1B: 14 SF: 1 2B: 1 SAC: 0 3B: 1 DP: 2 HR: 2 HBP: 0	WP: 2 PA: 50 PB: 0 SB: 2 CS: 1
<b>PITCHER</b> <b>Jim Parque, L</b> (1, 1) ERA: 4.43 <b>Chad Bradford, R</b> (4, 1) ERA: 45.0 <b>Bryan Ward, L</b> (5, 1) ERA: 7.71 <b>Sean Lowe, R</b> (7, 1) ERA: 3.12	IP WLS BF H R ER SO BB IBB HBP BLK WP HR S P ERA WHIP 3.2 L 24 9 6 6 1 5 0 0 0 0 0 0 52 96 14.73 3.818 1.0 8 4 5 5 0 2 0 0 0 1 1 19 33 45.00 6.000 1.1 8 3 2 2 2 2 0 0 0 1 1 22 42 13.50 3.750 3.0 10 2 0 0 0 1 0 0 0 0 0 18 31 0.00 0.667				<b>PITCHER</b> IP WLS BF H R ER SO BB IBB HBP BLK WP HR S P ERA WHIP						

**Cleveland Indians @ Chicago White Sox**  
 Comiskey Park, Chicago, IL  
 Wed May 19 1999, 8:05 PM EDT  
 Att. 14,854 - Unknown - 66 F

AB	40
R	13
H	18
RBI	12
BB	9
SO	4
LOB	22







Batter	1	2	3	4	5	6	7	8	9	AB R H RBI BB SO LOB	TOP															
Juan Encarnacion, R OBP: 0.305, SLG: 0.439 (1, 7)	1-2 G6-4-3 1B	0-0 SF8		1-2 G6-3		2-3 K			1-0 FC8-6 1B	4 0 2 1 0 1 2																
Gregg Jefferies, S OBP: 0.276, SLG: 0.319 (1, 10)	1-1 G6-4-3 1-2f	2-0 1B			0-0 P2			4-2 CS BB	1-0 FC8-6 2B	4 1 1 1 1 0 2																
Damion Easley, R OBP: 0.359, SLG: 0.486 (1, 6) (8, 4)	1-0 2B	3-3 K			1-2 G1-3			0-0 P6	4-0 2B	4 1 1 0 0 1 3																
Bobby Higginson, L OBP: 0.368, SLG: 0.449 (1, 9)	1-2 F9			0-0 G4-3		0-0 F7		0-3 K	2-0 P3	5 0 0 0 0 1 4																
Dean Palmer, R OBP: 0.349, SLG: 0.455 (1, 5)		4-2 FC4-6 BB		0-1 F8		2-2 G5-3		0-1 F7	3-2 2B	4 0 1 2 1 0 0																
Tony Clark, S OBP: 0.292, SLG: 0.331 (1, 3)		0-2 FC4-6 1B		1-3 K		4-2 1B		1-3 K	0-2 F9	4 2 0 0 1 2 2																
Gabe Kapler, R OBP: 0.333, SLG: 0.443 (1, 8)		4-0 1B			3-2 P5			4-2 HR		2 2 0 0 2 0 1																
Frank Catalanotto, L OBP: 0.375, SLG: 0.563 (1, 4) Deivi Cruz, R OBP: 0.243, SLG: 0.282 (8, 6)		0-0 SF8 1B			2-2 HR		2-1 E 1B	1-1 HR		4 3 4 3 0 0 0 0 0 0 0 0 0 0																
Brad Ausmus, R OBP: 0.311, SLG: 0.394 (1, 2)		2-2 1B			2-0 F9		2-1 E 1B	1-2 G6-3		4 0 2 2 0 0 0																
<b>Inning Stats</b>	R: 0 E: 0 K: 0 S: 9	H: 2 LOB: 1 BB: 0 P: 13	R: 3 E: 0 K: 1 S: 16	H: 3 LOB: 2 BB: 2 P: 31	R: 0 E: 0 K: 1 S: 8	H: 0 LOB: 0 BB: 0 P: 9	R: 1 E: 0 K: 0 S: 12	H: 1 LOB: 0 BB: 0 P: 20	R: 0 E: 0 K: 0 S: 5	H: 0 LOB: 0 BB: 0 P: 6	R: 1 E: 1 K: 1 S: 16	H: 2 LOB: 2 BB: 1 P: 30	R: 0 E: 0 K: 1 S: 8	H: 0 LOB: 0 BB: 1 P: 12	R: 2 E: 0 K: 1 S: 12	H: 1 LOB: 0 BB: 1 P: 19	R: 2 E: 0 K: 0 S: 12	H: 2 LOB: 1 BB: 1 P: 23	1B: 7 2B: 2 3B: 0 HR: 2	SF: 1 SAC: 0 DP: 1 HBP: 0	WP: 0 PB: 0 SB: 0 CS: 1	PA: 42				
<b>PITCHER</b>	IP WLS BF H R ER SO BB IBB HBP BLK WP HR S P ERA WHIP																									
Dave Burba, R ERA: 4.66 (1, 1)	5.2		8	5	5	2	3	0	0	0	0	1	62	103	7.94	1.941										
Steve Karsay, R ERA: 2.12 (6, 1)	1.1	H	4	0	0	0	2	1	0	0	0	0	12	18	0.00	0.750										
Paul Shuey, R ERA: 3.5 (8, 1)	1.1	L	8	2	4	4	1	2	0	0	0	1	14	27	27.00	3.000										
Ricardo Rincon, L ERA: (9, 1)	0.1		1	0	0	0	0	0	0	0	0	0	1	3	0.00	0.000										
Steve Reed, R ERA: 1.96 (9, 1)	0.1		2	1	0	0	0	0	0	0	0	0	9	12	0.00	3.000										

Detroit Tigers @ Cleveland Indians  
Jacobs Field, Cleveland, OH

Fri May 21 1999, 7:05 PM EDT  
Att. 43,290 - Unknown - 69 F

AB	35
R	9
H	11
RBI	9
BB	6
SO	5
LOB	14









BOTTOM

Detroit Tigers @ Cleveland Indians

Jacobs Field, Cleveland, OH

Sat May 22 1999, 1:05 PM EDT  
Att. 40,991 - Cloudy - 64 F

livebaseballscorecards.com

AB	30
R	2
H	7
RBI	1
BB	3
SO	4
LOB	14



WP:	0	PA:	35
PB:	0		
SB:	1		
CS:	1		

AB R H RBI BB SO LOB

3 0 3 0 1 0 0

3 0 1 0 0 0 3

3 0 0 0 1 1 4

2 0 0 0 0 0 3

0 0 0 0 0 0 0

1 0 0 0 0 0 0

3 1 0 0 1 1 1

4 0 1 1 0 1 1

4 0 0 0 0 0 1

4 1 1 0 0 1 1

3 0 1 0 0 0 0

1B: 5 SF: 0

2B: 2 SAC: 1

3B: 0 DP: 2

HR: 0 HBP: 1

Batter	1	2	3	4	5	6	7	8	9
<b>Kenny Lofton, L</b> OBP: 0.456, SLG: 0.553 (1, 8)	SH1-3 2B		G4-6-3 1B		1B			CS BB	
<b>Omar Vizquel, S</b> OBP: 0.389, SLG: 0.416 (1, 6)	SH1-3 2-3		G4-6-3 1-2f 2-3 3-H		1B			F9	
<b>Roberto Alomar, S</b> OBP: 0.440, SLG: 0.557 (1, 4)	P7		S BB		F7			K 1-2	
<b>Manny Ramirez, R</b> OBP: 0.418, SLG: 0.621 <b>Jolbert Cabrera, R</b> OBP: 0.214, SLG: 0.083 (6, PR) (7, 7)	F8		G6-3		HBP			L6	
<b>Enrique Wilson, S</b> OBP: 0.325, SLG: 0.400 (9, PH)									
<b>Jim Thome, L</b> OBP: 0.450, SLG: 0.516 (1, 3)		F8		K		F8		2B BB	
<b>Travis Fryman, R</b> OBP: 0.343, SLG: 0.465 (1, 5)		G4-3		K		G5-4-3		2B	
<b>David Justice, L</b> OBP: 0.366, SLG: 0.588 (1, 10)		L7		F8				L8	
<b>Richie Sexson, R</b> OBP: 0.296, SLG: 0.509 (7, 9)			1B G4-6-3 1B		F9			K	
<b>Einar Diaz, R</b> OBP: 0.306, SLG: 0.481 (1, 2)			G4-6-3 1B		F9			P6	

Inning Stats	R: 0	H: 1	E: 0	K: 0	S: 17	LOB: 1	BB: 0	P: 25	R: 0	H: 0	E: 0	K: 0	S: 9	LOB: 0	BB: 0	P: 12	R: 1	H: 3	E: 0	K: 0	S: 9	LOB: 2	BB: 1	P: 14	R: 0	H: 0	E: 0	K: 2	S: 8	LOB: 0	BB: 0	P: 12	R: 0	H: 2	E: 0	K: 0	S: 12	LOB: 2	BB: 0	P: 16	R: 0	H: 0	E: 0	K: 0	S: 7	LOB: 1	BB: 0	P: 9	R: 0	H: 0	E: 0	K: 0	S: 7	LOB: 0	BB: 0	P: 13	R: 0	H: 0	E: 0	K: 1	S: 5	LOB: 0	BB: 1	P: 14	R: 1	H: 1	E: 0	K: 1	S: 14	LOB: 1	BB: 1	P: 26	1B: 5	SF: 0	2B: 2	SAC: 1	3B: 0	DP: 2	HR: 0	HBP: 1	WP: 0	PA: 35
--------------	------	------	------	------	-------	--------	-------	-------	------	------	------	------	------	--------	-------	-------	------	------	------	------	------	--------	-------	-------	------	------	------	------	------	--------	-------	-------	------	------	------	------	-------	--------	-------	-------	------	------	------	------	------	--------	-------	------	------	------	------	------	------	--------	-------	-------	------	------	------	------	------	--------	-------	-------	------	------	------	------	-------	--------	-------	-------	-------	-------	-------	--------	-------	-------	-------	--------	-------	--------

PITCHER	IP	WLS	BF	H	R	ER	SO	BB	IBB	HBP	BLK	WP	HR	S	P	ERA	WHIP
<b>Jeff Weaver, R</b> ERA: 3.0 (1, 1)	6.0	W	24	6	1	1	2	1	0	0	0	0	0	62	88	1.50	1.167
<b>Matt Anderson, R</b> ERA: 2.18 (7, 1)	1.0		3	0	0	0	0	0	0	0	0	0	0	7	13	0.00	0.000
<b>C.J. Nitkowski, L</b> ERA: 6.19 (8, 1)	0.0		0	0	0	0	0	0	0	0	0	0	0	0	0	∞	∞
<b>Doug Brocail, R</b> ERA: 3.42 (8, 1)	2.0		8	1	1	1	2	2	0	0	0	0	0	19	40	4.50	1.500



Batter	1	2	3	4	5	6	7	8	9	AB R H RBI BB SO LOB	TOP																
Juan Encarnacion, R OBP: 0.315, SLG: 0.458 (1, 7) C X	0-1 G6-3 1B		1-2 SH G4-3 1B 2-H	2-2 G4-3			0-0 FC3-6 1B		1-1 G5-3	4 1 1 0 0 0 1																	
Gregg Jefferies, S OBP: 0.285, SLG: 0.320 (1, 10) C X	0-1 1B		1-0 G4-3			3-1 G3	1-0 L8		1-1 G6-3 2B	5 0 1 0 0 0 3																	
Damion Easley, R OBP: 0.362, SLG: 0.474 (1, 4) B B B C X	3-1 F9		0-1 2B G4-3 1B 3-H			3-3 K	1-1 FC3-6 BB 1-2f		2-2 G6-3	4 1 1 1 1 1 2																	
Bobby Higginson, L OBP: 0.355, SLG: 0.436 (1, 9) C X	0-1 F9		2-2 G4-3 2B 1-3			2-2 P6	4-1 BB 1-2		1-2 G6-3	4 0 1 0 0 0 3																	
Dean Palmer, R OBP: 0.348, SLG: 0.472 (1, 5) B B B			1-2 G4-3 BB 2-3 3-H			3-3 K	3-1 P2			3 0 0 1 1 2 1																	
Frank Catalanotto, L OBP: 0.379, SLG: 0.541 (1, 3) B B B X			1-2 G4-3 1-2 IBB			1-1 1B WP 1B			0-3 K	3 1 1 0 1 0 1																	
Gabe Kapler, R OBP: 0.337, SLG: 0.442 (1, 8) B B C C C C X			3-3 K 3-2 G1-3			1-3 K 1B			2-2 F8	3 0 0 0 1 2 4																	
Brad Ausmus, R OBP: 0.316, SLG: 0.387 (1, 2) B B B B B B B			3-3 K			1-1 WP 1B 1-3			4-1 BB	4 0 1 0 0 2 2																	
Deivi Cruz, R OBP: 0.259, SLG: 0.306 (1, 6) C X			0-2 SH 2B			2-2 WP 1-3 3-H			1-2 G5-3	5 1 2 0 0 1 1																	
<b>Inning Stats</b>	R: 0 E: 0 K: 0 S: 8	H: 1 LOB: 1 BB: 0 P: 11	R: 0 E: 0 K: 2 S: 10	H: 0 LOB: 1 BB: 1 P: 21	R: 3 E: 1 K: 0 S: 19	H: 3 LOB: 2 BB: 1 P: 31	R: 0 E: 0 K: 2 S: 9	H: 0 LOB: 0 BB: 0 P: 13	R: 0 E: 0 K: 1 S: 9	H: 0 LOB: 0 BB: 0 P: 17	R: 1 E: 0 K: 2 S: 14	H: 2 LOB: 0 BB: 0 P: 22	R: 0 E: 0 K: 0 S: 7	H: 1 LOB: 2 BB: 1 P: 16	R: 0 E: 0 K: 1 S: 11	H: 0 LOB: 1 BB: 1 P: 18	R: 0 E: 0 K: 0 S: 11	H: 1 LOB: 1 BB: 0 P: 16	1B: 5 2B: 3 3B: 0 HR: 0	SF: 0 SAC: 1 DP: 0 HBP: 0	WP: 1 PB: 0 SB: 0 CS: 0	PA: 40					
<b>PITCHER</b>	IP WLS BF H R ER SO BB IBB HBP BLK WP HR S P ERA WHIP																										
Bartolo Colon, R ERA: 5.4 (1, 1)	6.0		27	6	4	2	7	1	1	0	0	1	0	69	115	3.00	1.167										
Steve Karsay, R ERA: 2.03 (7, 1)	1.1		6	1	0	0	1	1	0	0	0	0	0	10	19	0.00	1.500										
Paul Assenmacher, L ERA: 3.24 (8, 1)	0.2		3	0	0	0	0	1	0	0	0	0	0	8	15	0.00	1.500										
Paul Shuey, R ERA: 3.32 (9, 1)	1.0	W	4	1	0	0	0	0	0	0	0	0	0	11	16	0.00	1.000										

Detroit Tigers @ Cleveland Indians  
Jacobs Field, Cleveland, OH

Sun May 23 1999, 1:05 PM EDT  
Att. 40,874 - Cloudy - 66 F

livebaseballscorecards.com

AB	35
R	4
H	8
RBI	2
BB	4
SO	8
LOB	18







Batter	1	2	3	4	5	6	7	8	9	AB R H RBI BB SO LOB	TOP		
Ray Durham, S (1, 4) OBP: 0.358, SLG: 0.476	2-1 F9		1-3 K	1-1 F7		1-3 K	1-1 2B		1-2 G6-3	6 0 1 0 0 2 3			
Mike Caruso, S (1, 6) OBP: 0.308, SLG: 0.323 Craig Wilson, R (3, PR) OBP: 0.333, SLG: 0.231 (3, 6)	1-1 P5		0-2 1B		4-0 1B 2B BB	1-1 G5-3	2-0 G5-3		2-1 1B	2 0 1 0 0 0 0 3 1 1 0 1 0 2			
Frank Thomas, R (1, 3) OBP: 0.434, SLG: 0.466	2-1 F8		1-0 F9		2-0 L7	3-3 K		1-2 F9 1B	0-2 G4-3	6 0 1 0 0 1 3			
Magglio Ordonez, R (1, 9) OBP: 0.341, SLG: 0.522		3-2 E WP 2B	1-3 K		0-0 2B 1B		2-2 G5-3	2-2 1B		5 2 3 0 0 1 1			
Carlos Lee, R (1, 7) OBP: 0.340, SLG: 0.563		0-0 E9 WP 14 BB G4-3		0-1 BB 1B	3-2 1B 2B		1-2 L4	1-1 F9		5 2 2 1 0 0 3			
Greg Norton, S (1, 5) OBP: 0.376, SLG: 0.349		1-3 K		1-3 K	3-3 K		4-2 14 BB 2B BB	1-3 K		4 1 0 0 1 4 7			
14 Paul Konerko, R (1, 10) OBP: 0.305, SLG: 0.410		4-0 G4-3 WP 1-2 BB		1-3 K	4-2 1B BB		4-2 SAFE 2B BB	1-0 P4		2 2 0 0 3 1 3			
Chris Singleton, L (1, 8) OBP: 0.295, SLG: 0.466		1-0 G4-3		1-0 BB 1B	0-1 1B 1B		0-0 1B 2B		0-0 G4-1	5 1 3 4 0 0 1			
Brook Fordyce, R (1, 2) OBP: 0.385, SLG: 0.470		1-1 P6		4-1 BB	0-0 1B		0-2 2B 1B		3-1 HR	4 1 3 4 1 0 1			
<b>Inning Stats</b>	R: 0 H: 0 E: 0 LOB: 0 K: 0 BB: 0 S: 6 P: 11	R: 2 H: 1 E: 1 LOB: 1 K: 1 BB: 1 S: 10 P: 20	R: 0 H: 1 E: 0 LOB: 1 K: 2 BB: 0 S: 11 P: 14	R: 0 H: 2 E: 0 LOB: 3 K: 2 BB: 1 S: 12 P: 20	R: 4 H: 4 E: 0 LOB: 2 K: 1 BB: 2 S: 15 P: 31	R: 0 H: 0 E: 0 LOB: 0 K: 2 BB: 0 S: 8 P: 13	R: 3 H: 3 E: 0 LOB: 2 K: 0 BB: 2 S: 23 P: 37	R: 0 H: 2 E: 0 LOB: 2 K: 1 BB: 0 S: 13 P: 19	R: 1 H: 2 E: 0 LOB: 1 K: 0 BB: 0 S: 12 P: 18	1B: 10 SF: 0 2B: 4 SAC: 0 3B: 0 DP: 0 HR: 1 HBP: 0	WP: 1 PA: 48 PB: 0 SB: 0 CS: 0		
<b>PITCHER</b>	IP WLS BF H R ER SO BB IBB HBP BLK WP HR S P ERA WHIP											<b>PITCHER</b>	IP WLS BF H R ER SO BB IBB HBP BLK WP HR S P ERA WHIP
Dwight Gooden, R (1, 1) ERA: 5.02	4.2 L 25 6 6 4 6 4 0 0 0 1 0 51 93 7.71 2.143												
Mark Langston, L (5, 1) ERA: 5.14	2.1 13 5 3 3 2 2 0 0 0 0 0 34 53 11.57 3.000												
Ricardo Rincon, L (8, 1) ERA:	1.0 5 2 0 0 1 0 0 0 0 0 0 13 19 0.00 2.000												
Michael Jackson, R (9, 1) ERA: 6.62	1.0 5 2 1 1 0 0 0 0 0 0 0 1 12 18 9.00 2.000												

Chicago White Sox @ Cleveland Indians

Jacobs Field, Cleveland, OH

Mon May 24 1999, 7:05 PM EDT  
Att. 43,208 - Overcast - 53 F

livebaseballscorecards.com

AB	42
R	10
H	15
RBI	9
BB	6
SO	9
LOB	24







Batter	1	2	3	4	5	6	7	8	9	AB R H RBI BB SO LOB	TOP		
Ray Durham, S (1, 4) OBP: 0.356, SLG: 0.470	0-1 CS 1B		2-1 G1-3		2-1 G3			2-2 G1-3		4 0 1 0 0 0 0			
Craig Wilson, R (1, 6) OBP: 0.294, SLG: 0.200	1-2 G6-3 1-2		0-1 F9			0-2 G6-3		2-2 G6-3		4 0 0 0 0 0 1			
Frank Thomas, R (1, 10) OBP: 0.435, SLG: 0.463	4-1 BB		3-2 P9			1-0 BB 1B		2-2 G5-3		3 0 1 0 1 0 0			
Magglio Ordonez, R (1, 9) OBP: 0.333, SLG: 0.509	0-3 K			1-2 P4		0-1 F8			0-1 G1-3	4 0 0 0 0 1 2			
Carlos Lee, R (1, 7) OBP: 0.352, SLG: 0.549		0-3 K		0-0 G5-3		4-2 BB 1-2 BB		1-1 1B		3 0 1 0 1 1 0			
Greg Norton, S (1, 5) OBP: 0.379, SLG: 0.354		0-1 14 G5-3 2B 1B		3-1 14 E 14 S 1B		1-0 G3		2-2 F7		4 1 2 0 0 0 3			
14 Paul Konerko, R (1, 3) OBP: 0.296, SLG: 0.397		1-1 SAFE G5-3 1-2		2-1 SAFE P6 1-3			0-3 K		0-0 F7	4 0 0 0 0 1 3			
Chris Singleton, L (1, 8) OBP: 0.296, SLG: 0.474		0-0 2-H 2B			2-1 G4-3		0-1 F8			3 0 1 1 0 0 0			
Brook Fordyce, R (1, 2) OBP: 0.372, SLG: 0.453		3-3 K			0-1 G5-3		1-1 G1-6-3			3 0 0 0 0 1 1			
<b>Inning Stats</b>	R: 0 H: 1 E: 0 LOB: 1 K: 1 BB: 1 S: 9 P: 14	R: 1 H: 2 E: 0 LOB: 1 K: 2 BB: 0 S: 11 P: 15	R: 0 H: 0 E: 0 LOB: 0 K: 0 BB: 0 S: 7 P: 12	R: 0 H: 1 E: 0 LOB: 1 K: 0 BB: 0 S: 8 P: 14	R: 0 H: 0 E: 0 LOB: 0 K: 0 BB: 0 S: 6 P: 10	R: 0 H: 1 E: 0 LOB: 2 K: 0 BB: 1 S: 10 P: 16	R: 0 H: 0 E: 0 LOB: 0 K: 1 BB: 0 S: 7 P: 8	R: 0 H: 0 E: 0 LOB: 0 K: 0 BB: 0 S: 12 P: 18	R: 0 H: 1 E: 0 LOB: 1 K: 0 BB: 0 S: 9 P: 12	1B: 5 SF: 0 2B: 1 SAC: 0 3B: 0 DP: 0 HR: 0 HBP: 0	WP: 0 PA: 34 PB: 0 SB: 1 CS: 1		
<b>PITCHER</b>	IP WLS BF H R ER SO BB IBB HBP BLK WP HR S P ERA WHIP											<b>PITCHER</b>	IP WLS BF H R ER SO BB IBB HBP BLK WP HR S P ERA WHIP
Charles Nagy, R (1, 1) ERA: 4.45	7.0 W 27 5 1 1 4 2 0 0 0 0 0 0 58 89 1.29 1.000												
Paul Shuey, R (8, 1) ERA: 3.15	1.0 H 3 0 0 0 0 0 0 0 0 0 0 0 12 18 0.00 0.000												
Michael Jackson, R (9, 1) ERA: 6.27	1.0 S 4 1 0 0 0 0 0 0 0 0 0 0 9 12 0.00 1.000												

Chicago White Sox @ Cleveland Indians  
 Jacobs Field, Cleveland, OH  
 Tue May 25 1999, 7:05 PM EDT  
 Att. 42,161 - Cloudy - 62 F

AB	32
R	1
H	6
RBI	1
BB	2
SO	4
LOB	10







Batter	1	2	3	4	5	6	7	8	9	AB R H RBI BB SO LOB	TOP
Ray Durham, S (1, 4) OBP: 0.359, SLG: 0.468	1-0 F7		2-3 K		4-2 CS BB			1-1 FC3-6 1B		3 0 1 0 1 1 1	
Mike Caruso, S (1, 6) OBP: 0.312, SLG: 0.323	1-1 G5-4-3 1B			4-2 1B BB	1-1 CS	0-0 B2-3		0-1 FC3-6		3 1 1 0 1 0 1	
Frank Thomas, R (1, 10) OBP: 0.432, SLG: 0.458	2-2 G5-4-3 1-2f			1-1 1B		0-0 F7		1-0 G1-4-3		4 0 1 0 0 0 2	
Magglio Ordonez, R (1, 9) OBP: 0.331, SLG: 0.503		1-2 G6-3		0-0 G1-6-3 1B		2-2 F7		0-0 F9		4 0 1 1 0 0 0	
Carlos Lee, R (1, 7) OBP: 0.328, SLG: 0.509		2-3 K		0-2 L6		0-0 F9		0-3 K		4 0 0 0 0 2 2	
Chris Singleton, L (1, 8) OBP: 0.294, SLG: 0.463		2-0 G3-1		0-2 G1-6-3 1-2f		0-2 F8		0-1 1B		4 0 1 0 0 0 2	
Greg Norton, S (1, 5) OBP: 0.382, SLG: 0.366			1-0 F8 2B		1-0 G3		0-1 1B	0-1 G6-3		4 0 2 0 0 0 1	
Jeff Liefer, L (1, 3) OBP: 0.250, SLG: 0.267			0-2 F8		2-3 K		3-2 K			3 0 0 0 0 2 2	
Mark Johnson, L (1, 2) OBP: 0.250, SLG: 0.245			0-1 G4-3		3-2 HR			2-3 K		3 1 1 1 0 1 1	
<b>Inning Stats</b>	R: 0 H: 1 E: 0 LOB: 0 K: 0 BB: 0 S: 6 P: 10	R: 0 H: 0 E: 0 LOB: 0 K: 1 BB: 0 S: 7 P: 12	R: 0 H: 1 E: 0 LOB: 1 K: 1 BB: 0 S: 9 P: 12	R: 1 H: 2 E: 0 LOB: 1 K: 0 BB: 1 S: 14 P: 19	R: 1 H: 1 E: 0 LOB: 0 K: 1 BB: 1 S: 10 P: 21	R: 0 H: 0 E: 0 LOB: 0 K: 0 BB: 0 S: 6 P: 8	R: 0 H: 1 E: 0 LOB: 1 K: 1 BB: 0 S: 11 P: 14	R: 0 H: 1 E: 0 LOB: 1 K: 1 BB: 0 S: 8 P: 12	R: 0 H: 1 E: 0 LOB: 1 K: 1 BB: 0 S: 8 P: 8	1B: 6 SF: 0 2B: 1 SAC: 0 3B: 0 DP: 2 HR: 1 HBP: 0	WP: 0 PA: 35 PB: 0 SB: 0 CS: 1
<b>PITCHER</b>	IP WLS BF H R ER SO BB IBB HBP BLK WP HR S P ERA WHIP										
Dave Burba, R (1, 1) ERA: 4.43	7.0 W 26 6 2 2 4 2 0 0 0 0 0 1 63 96 2.57 1.143										
Paul Shuey, R (8, 1) ERA: 2.86	2.0 S 8 2 0 0 2 0 0 0 0 0 0 0 16 20 0.00 1.000										

Chicago White Sox @ Cleveland Indians  
 Jacobs Field, Cleveland, OH  
 Wed May 26 1999, 7:05 PM EDT  
 Att. 43,228 - Cloudy - 64 F

AB	32
R	2
H	8
RBI	2
BB	2
SO	6
LOB	12



Batter	1	2	3	4	5	6	7	8	9
<b>Kenny Lofton, L</b> OBP: 0.463, SLG: 0.541 (1, 8)	2-2 F7		2-3 K		4-2 1B FC1-2 1-2 2-3 1B BB	0-0 F9		1-1 F8	
<b>Omar Vizquel, S</b> OBP: 0.382, SLG: 0.419 (1, 6)	4-2 L4-3 BB		0-2 G6-3 1-2 2-3		0-0 FC1-2 1B 1B SF9		0-2 F9		
<b>Roberto Alomar, S</b> OBP: 0.433, SLG: 0.532 (1, 4)	3-2 L4-3 1-2		0-1 G5-3		1-1 SF9 1B 1-2 2-3 3-H 1B		4-2 S 1B CS BB		
<b>Manny Ramirez, R</b> OBP: 0.422, SLG: 0.625 (1, 9)		0-0 1B		3-1 HR	0-1 1B		1-2 CS 1B		
<b>Travis Fryman, R</b> OBP: 0.333, SLG: 0.451 (1, 5)		1-3 K		1-0 G5-3	3-2 SF9		1-2 P6		
<b>Wil Cordero, R</b> OBP: 0.384, SLG: 0.508 (1, 10)		0-0 1B		0-1 F8	2-1 G5-3		3-2 CS	1-0 E6 1B SF8	
<b>David Justice, L</b> OBP: 0.378, SLG: 0.577 (1, 7)		2-3 K		2-2 G4-3		1-1 1B		3-1 1B	
<b>Richie Sexson, R</b> OBP: 0.325, SLG: 0.560 (1, 3)			1-1 G6-3 1B 1B		1-2 BB FC1-2 2B	1-2 P3		1-1 P4	
<b>Einar Diaz, R</b> OBP: 0.284, SLG: 0.444 (1, 2)			0-2 G6-3 1B		0-0 E1 FC1-2 BB 1B	1 SAFE 0-0 F8		1 SAFE 0-0 SF8	

Inning Stats	R: 0	H: 0	E: 0	K: 0	S: 14	R: 0	H: 2	E: 0	K: 2	S: 8	R: 0	H: 2	E: 0	K: 1	S: 15	R: 1	H: 1	E: 0	K: 0	S: 8	R: 3	H: 3	E: 1	K: 0	S: 16	R: 0	H: 1	E: 0	K: 0	S: 7	R: 1	H: 1	E: 0	K: 0	S: 17	R: 1	H: 1	E: 1	K: 0	S: 8	R: 1	H: 1	E: 0	K: 0	S: 14
	LOB: 0	BB: 1	LOB: 1	BB: 0		LOB: 2	BB: 0	LOB: 0	BB: 0		LOB: 2	BB: 1	LOB: 1	BB: 0		LOB: 0	BB: 0	LOB: 0	BB: 0		LOB: 2	BB: 1	LOB: 2	BB: 1		LOB: 1	BB: 0	LOB: 0	BB: 1		LOB: 0	BB: 0	LOB: 0	BB: 1		LOB: 1	BB: 0	LOB: 1	BB: 0		LOB: 1	BB: 0	LOB: 0	BB: 0	

PITCHER	IP	WLS	BF	H	R	ER	SO	BB	IBB	HBP	BLK	WP	HR	S	P	ERA	WHIP
<b>Mike Sirotko, L</b> ERA: 3.02 (1, 1)	5.0	L	25	9	4	2	3	2	0	0	0	0	1	63	96	3.60	2.200
<b>David Lundquist, R</b> ERA: 7.71 (6, 1)	2.0		7	1	1	1	0	1	0	0	0	0	0	22	32	4.50	1.000
<b>41 Bill Simas, R</b> ERA: 3.38 (8, 1)	1.0		5	1	1	0	0	0	0	0	0	0	0	8	14	0.00	1.000

**BOTTOM**


**Chicago White Sox @ Cleveland Indians**  
Jacobs Field, Cleveland, OH

Wed May 26 1999, 7:05 PM EDT  
Att. 43,228 - Cloudy - 64 F

AB	R	H	RBI	BB	SO	LOB
4	1	0	0	1	1	4
3	1	0	0	1	0	5
3	1	1	1	1	0	3
4	1	4	2	0	0	0
3	0	0	1	0	1	2
4	1	1	0	0	0	2
4	0	2	0	0	1	1
4	0	2	0	0	0	3
3	1	1	1	0	0	2

AB	32
R	6
H	11
RBI	5
BB	3
SO	3
LOB	22

livebaseballscorecards.com



WP: 0	PA: 38
PB: 0	
SB: 1	
CS: 2	



Batter	1	2	3	4	5	6	7	8	9	AB R H RBI BB SO LOB	TOP											
Jose Offerman, S (1, 4) OBP: 0.406, SLG: 0.505	3-2 X G4-6-3 1B	3-2 ③ P5		0-0 ② FC4-6 1B		1-2 FC5-4 1B		0-1 ① G5-3		5 1 2 0 0 0 2	<p><b>Boston Red Sox @ Cleveland Indians</b>  <b>Jacobs Field, Cleveland, OH</b>            Fri May 28 1999, 7:05 PM EDT            Att. 43,287 - Unknown - 78 F</p>											
John Valentin, R (1, 5) OBP: 0.330, SLG: 0.425	1-3 ① K		2-1 ① SAFE F9	2-1 1-H HR 1B		0-0 ① FC5-4 BB 1B 1-2f G3-2-3		1-1 ② G4-3		5 1 1 1 0 1 2												
Brian Daubach, L (1, 10) OBP: 0.366, SLG: 0.592	1 SAFE X 0-0 ② ③ G4-6-3 1-2f		3-1 ② G3-1	0-0 1-H HR		2-1 1-2 BB 1B		2-1 1B		5 1 3 2 0 0 1												
Nomar Garciaparra, R (1, 6) OBP: 0.397, SLG: 0.588		0-0 1B HR 1B	1-1 HR	3-2 HR		4-1 1-2 2-3 BB		1-2 ③ G4-3		4 3 3 2 1 0 1												
Troy O'Leary, L (1, 7) OBP: 0.338, SLG: 0.464		1-1 1-2 HR 1B	1-1 ③ F8	1-1 ③ G6-3		0-2 ② ③ G3-2-3 3-Hf		0-0 1B WP 1B		5 2 2 0 0 0 3												
Mike Stanley, R (1, 3) OBP: 0.426, SLG: 0.486		3-1 1-H 2-H HR		1-2 2B SF7 1B	1-1 ① P3		0-0 G1-3 1B		2-3 ① K			5 2 3 3 0 1 1										
Jason Varitek, S (1, 2) OBP: 0.333, SLG: 0.484		0-0 ① G5-3		2-0 1-3 SF7 1B 2B	2-2 HR		0-2 ① G1-3		0-0 ② 1B			5 2 3 1 0 0 1										
Darren Lewis, R (1, 8) OBP: 0.359, SLG: 0.318		4-1 S BB		0-0 ① SF7	2-1 ② G4-3		0-0 ② F9		1-3 ③ K			3 0 0 1 1 1 1										
Trot Nixon, L (1, 9) OBP: 0.319, SLG: 0.350	1 SAFE X 1-0 ② P6			2-2 3-H FC4-6 1B	1-1 ③ F8		1-1 ③ L4		3-H			4 0 1 1 0 0 2										
<b>Inning Stats</b>	R: 0 E: 0 K: 1 S: 11	H: 1 LOB: 0 BB: 0 P: 15	R: 3 E: 0 K: 0 S: 12	H: 3 LOB: 1 BB: 1 P: 24	R: 1 E: 0 K: 0 S: 8	H: 1 LOB: 0 BB: 0 P: 15	R: 6 E: 0 K: 0 S: 19	H: 6 LOB: 0 BB: 0 P: 30	R: 1 E: 0 K: 0 S: 9	H: 1 LOB: 0 BB: 0 P: 15	R: 0 E: 0 K: 0 S: 10	H: 2 LOB: 2 BB: 1 P: 17	R: 0 E: 0 K: 0 S: 7	H: 1 LOB: 1 BB: 0 P: 8	R: 0 E: 0 K: 0 S: 9	H: 1 LOB: 1 BB: 0 P: 13	R: 1 E: 0 K: 2 S: 9	H: 2 LOB: 0 BB: 0 P: 12	1B: 12 2B: 1 3B: 0 HR: 5	SF: 1 SAC: 0 DP: 2 HBP: 0	WP: 1 PB: 0 SB: 2 CS: 0	PA: 44
<b>PITCHER</b>	IP WLS BF H R ER SO BB IBB HBP BLK WP HR S P ERA WHIP																					
Jaret Wright, R (1, 1) ERA: 6.95	3.2 L 20 9 8 8 1 1 0 0 0 0 2 42 72 19.64 2.727																					
Rich DeLucia, R (4, 1) ERA: 6.75	1.2 11 5 3 3 0 1 0 0 0 0 3 24 41 16.20 3.600																					
Ricardo Rincon, L (6, 1) ERA:	1.2 5 1 0 0 0 0 0 0 0 0 0 10 11 0.00 0.600																					
Paul Assenmacher, L (8, 1) ERA: 2.89	1.0 4 1 0 0 0 0 0 0 0 0 0 9 13 0.00 1.000																					
Steve Karsay, R (9, 1) ERA: 2.25	1.0 4 2 1 1 2 0 0 0 0 0 1 0 9 12 9.00 2.000																					

livebaseballscorecards.com

<b>AB</b>	<b>41</b>
<b>R</b>	<b>12</b>
<b>H</b>	<b>18</b>
<b>RBI</b>	<b>11</b>
<b>BB</b>	<b>2</b>
<b>SO</b>	<b>3</b>
<b>LOB</b>	<b>14</b>



Batter	1	2	3	4	5	6	7	8	9	AB R H RBI BB SO LOB
<b>Kenny Lofton, L</b> OBP: 0.452, SLG: 0.525 (1, 8)	0-2 K	SAFE 3-0 CS	0-2 G4-3	3-2 G4-3		1-2 G4-3			1-0 G6-3	5 0 0 0 0 1 1
<b>Omar Vizquel, S</b> OBP: 0.383, SLG: 0.418 (1, 6)	1-2 PB 1B		0-0 1B SF9 1B		2-2 G5-3	3-2 G1-3			1-3 K	5 2 2 0 0 1 0
<b>Roberto Alomar, S</b> OBP: 0.439, SLG: 0.534 (1, 4)	4-2 PB S 2B BB		1-2 SAFE 1B		0-1 1B S PB 1B			1-2 G6-3		3 2 2 0 1 0 0
<b>Manny Ramirez, R</b> OBP: 0.428, SLG: 0.631 (1, 9)	1-2 F8 2B		4-0 SAFE BB		1-2 1B PB 2B 1B			1-3 K		3 1 2 1 1 1 0
<b>Jim Thome, L</b> OBP: 0.445, SLG: 0.515 (1, 3)	1-2 F8 2B		0-1 SAFE SF9		4-0 2B BB			0-1 G3		2 0 0 1 1 0 1
<b>Travis Fryman, R</b> OBP: 0.332, SLG: 0.452 (1, 5)	0-2 P4		1-0 SAFE F7		1-2 2B			2-2 G6-3		4 0 1 1 0 0 3
<b>David Justice, L</b> OBP: 0.381, SLG: 0.575 (1, 7)		1-1 SAFE CS 1B		2-2 PB 1B		0-1 P7		1-1 G4-3		4 0 2 0 0 0 2
<b>Richie Sexson, R</b> OBP: 0.315, SLG: 0.542 (1, 10)		0-0 SAFE P2		3-1 G5-3		0-0 L6		2-2 G4-3		4 0 0 0 0 0 4
<b>Einar Diaz, R</b> OBP: 0.276, SLG: 0.430 (1, 2)		0-1 SAFE P1		1-2 L6		0-0 F7		3-1 G6-3		3 0 0 0 0 0 2
<b>Enrique Wilson, S</b> OBP: 0.326, SLG: 0.410 (9, PH)										1 0 0 0 0 0 0

Inning Stats	R: 2	H: 2	E: 0	K: 1	S: 18	H: 2	LOB: 1	BB: 1	P: 25	R: 0	H: 1	E: 0	K: 0	S: 5	R: 1	H: 2	E: 0	K: 0	S: 11	R: 0	H: 1	E: 0	K: 0	S: 12	R: 2	H: 3	E: 0	K: 1	S: 14	R: 0	H: 0	E: 0	K: 0	S: 7	R: 0	H: 0	E: 0	K: 1	S: 10	R: 0	H: 0	E: 0	K: 0	S: 10	R: 0	H: 0	E: 0	K: 1	S: 6	R: 0	H: 0	E: 0	K: 1	S: 11	1B: 7	SF: 1	2B: 2	SAC: 0	3B: 0	DP: 0	HR: 0	HBP: 0	WP: 0	PA: 39
--------------	------	------	------	------	-------	------	--------	-------	-------	------	------	------	------	------	------	------	------	------	-------	------	------	------	------	-------	------	------	------	------	-------	------	------	------	------	------	------	------	------	------	-------	------	------	------	------	-------	------	------	------	------	------	------	------	------	------	-------	-------	-------	-------	--------	-------	-------	-------	--------	-------	--------

PITCHER	IP	WLS	BF	H	R	ER	SO	BB	IBB	HBP	BLK	WP	HR	S	P	ERA	WHIP
<b>49 Tim Wakefield, R</b> ERA: 6.27 (1, 1)	5.0	W	26	9	5	5	1	3	0	0	0	0	0	60	94	9.00	2.400
<b>Derek Lowe, R</b> ERA: 4.18 (6, 1)	4.0	S	12	0	0	0	2	0	0	0	0	0	0	33	49	0.00	0.000


**BOTTOM**

**Boston Red Sox @ Cleveland Indians**  
Jacobs Field, Cleveland, OH

Fri May 28 1999, 7:05 PM EDT  
Att: 43,287 - Unknown - 78 F

livebaseballscorecards.com

<b>AB</b>	<b>34</b>
<b>R</b>	<b>5</b>
<b>H</b>	<b>9</b>
<b>RBI</b>	<b>3</b>
<b>BB</b>	<b>3</b>
<b>SO</b>	<b>3</b>
<b>LOB</b>	<b>13</b>







Batter	1	2	3	4	5	6	7	8	9	AB R H RBI BB SO LOB
--------	---	---	---	---	---	---	---	---	---	----------------------

<b>Kenny Lofton, L</b> OBP: 0.457, SLG: 0.530 (1, 8) C B X	1-1 1B SF7 1B		B X 1-0 1B			C B X 1-1 G4-3			C X 0-1 S DI G5-3 1B	4 2 3 0 0 0 0
<b>Omar Vizquel, S</b> OBP: 0.392, SLG: 0.423 (1, 6) C 1 SAFE F B B 1 SAFE X	1-2 1-3 1B		L X 0-1 P5			X 0-0 CS 1B			B B B C C B B 4-2 G5-3 S 1-2 BB	3 0 2 0 1 0 1
<b>Roberto Alomar, S</b> OBP: 0.435, SLG: 0.528 (1, 4) X	0-0 SF7		1 SAFE 1 SAFE P S X 1-2 G1-3			L B X 1-1 F7			B B B B B B 4-1 S G5-3 1-2 2-3 BB	2 0 0 1 1 0 2
<b>Manny Ramirez, R</b> OBP: 0.420, SLG: 0.618 (1, 9) F B S 1 SAFE 1 SAFE B X	2-2 F9		B C C C C 1-3 K			F T T T T T 0-3 K			S S B B X 1-2 G5-3	4 0 0 0 0 2 3
<b>Jim Thome, L</b> OBP: 0.441, SLG: 0.504 (1, 10) <b>Jolbert Cabrera, R</b> OBP: 0.214, SLG: 0.083 (9, PR) C S B B X	1-2 P2		B C C C C 1-2 G3			C B B B B B 2-3 K			C B B B B B 4-1 BB	3 0 0 0 1 1 1 0 0 0 0 0 0 0
<b>Travis Fryman, R</b> OBP: 0.325, SLG: 0.442 (1, 5) B C C C X		1-2 F9	B C C C C 0-3 K			B C C C C 0-3 K			C B B B B B 2-3 K	4 0 0 0 0 3 2
<b>David Justice, L</b> OBP: 0.373, SLG: 0.562 (1, 7) B C C C X		3-2 L6	B C C C C 2-2 G5-3			B C C X 2-2 G5-3			B C C X 1-1 G4-3	3 0 0 0 0 0 0
<b>Richie Sexson, R</b> OBP: 0.308, SLG: 0.528 (1, 3) B X		1-0 G5-3	F B B S S S 2-3 K			F B B S S S 2-3 K			C F B C C 1-3 K	3 0 0 0 0 2 0
<b>Einar Diaz, R</b> OBP: 0.267, SLG: 0.417 (1, 2) S S C			S S C 0-3 K			X 0-0 F7			B B B B B B 3-3 K	3 0 0 0 0 2 0

Inning Stats	R: 1	H: 2	E: 0	K: 0	S: 13	LOB: 1	BB: 0	P: 18	R: 0	H: 0	E: 0	K: 0	S: 7	LOB: 0	BB: 0	P: 12	R: 0	H: 1	E: 0	K: 1	S: 10	LOB: 1	BB: 0	P: 11	R: 0	H: 0	E: 0	K: 2	S: 9	LOB: 0	BB: 0	P: 11	R: 0	H: 1	E: 0	K: 1	S: 8	LOB: 0	BB: 0	P: 12	R: 0	H: 0	E: 0	K: 3	S: 10	LOB: 0	BB: 0	P: 12	R: 0	H: 0	E: 0	K: 2	S: 9	LOB: 0	BB: 0	P: 14	R: 1	H: 1	E: 0	K: 1	S: 14	LOB: 2	BB: 3	P: 29	1B: 5	2B: 0	3B: 0	HR: 0	SF: 1	SAC: 0	DP: 1	HBP: 0	WP: 0	PB: 0	SB: 3	CS: 1	PA: 33
--------------	------	------	------	------	-------	--------	-------	-------	------	------	------	------	------	--------	-------	-------	------	------	------	------	-------	--------	-------	-------	------	------	------	------	------	--------	-------	-------	------	------	------	------	------	--------	-------	-------	------	------	------	------	-------	--------	-------	-------	------	------	------	------	------	--------	-------	-------	------	------	------	------	-------	--------	-------	-------	-------	-------	-------	-------	-------	--------	-------	--------	-------	-------	-------	-------	--------

PITCHER	IP	WLS	BF	H	R	ER	SO	BB	IBB	HBP	BLK	WP	HR	S	P	ERA	WHIP
<b>Pedro Martinez, R</b> ERA: 2.01 (1, 1)	8.0	W	28	5	2	2	9	0	0	0	0	0	0	73	99	2.25	0.625
<b>Tom Gordon, R</b> ERA: 2.45 (9, 1)	1.0	S	5	0	0	0	1	3	0	0	0	0	0	12	27	0.00	3.000

**BOTTOM**

**Boston Red Sox @ Cleveland Indians**  
Jacobs Field, Cleveland, OH  
Sat May 29 1999, 1:05 PM EDT  
Att. 43,255 - Sunny - 75 F

AB	29
R	2
H	5
RBI	1
BB	3
SO	10
LOB	9



WP	PB	SB	CS	PA
0	0	3	1	33

livebaseballscorecards.com



Batter	1	2	3	4	5	6	7	8	9	AB R H RBI BB SO LOB	TOP									
Jose Offerman, S (1, 4) OBP: 0.392, SLG: 0.485	1-0 F7		3-1 HR 1B		2-1 G4-3		1-0 G4-3		3-3 K	5 1 1 0 0 1 1										
John Valentin, R (1, 5) OBP: 0.338, SLG: 0.425	1-2 2B		2-3 K		1-1 1B 1B		3-3 K		4-1 BB	4 0 2 0 1 2 3										
18 Reggie Jefferson, S (1, 10) OBP: 0.362, SLG: 0.477	1-3 K		1-3 K		1-0 1B			2-1 G1-3	1-2 G4-3	5 0 1 0 0 2 4										
Nomar Garciaparra, R (1, 6) OBP: 0.396, SLG: 0.611	1-2 F9		1-0 HR		2-3 K			4-1 1B BB		3 2 1 3 1 1 3										
Troy O'Leary, L (1, 7) OBP: 0.345, SLG: 0.468		2-0 2B	4-2 BB			2-2 G4-3		1-3 K		3 0 1 0 1 1 1										
Mike Stanley, R (1, 3) OBP: 0.424, SLG: 0.473		3-2 HBP	0-1 CS	0-1 F8		0-2 F9		2-0 1B		3 0 1 1 0 0 0										
Jason Varitek, S (1, 2) OBP: 0.322, SLG: 0.459		2-2 K		2-2 G3-1		0-0 G6-3		4-2 BB		3 0 0 0 1 1 2										
Darren Lewis, R (1, 8) OBP: 0.360, SLG: 0.321		0-1 G6-4-3		2-0 L9			2-2 P4	0-2 F7		4 0 0 0 0 0 4										
Trot Nixon, L (1, 9) OBP: 0.331, SLG: 0.373			1-1 HR 2B		3-2 F8		0-1 1B		1-1 F8	4 1 2 0 0 0 0										
<b>Inning Stats</b>	R: 0 E: 0 K: 1 S: 10	H: 1 LOB: 1 BB: 0 P: 14	R: 0 E: 0 K: 1 S: 9	H: 1 LOB: 1 BB: 0 P: 16	R: 3 E: 0 K: 2 S: 16	H: 3 LOB: 0 BB: 1 P: 28	R: 0 E: 0 K: 0 S: 7	H: 0 LOB: 0 BB: 0 P: 11	R: 0 E: 0 K: 1 S: 12	H: 2 LOB: 2 BB: 0 P: 21	R: 0 E: 0 K: 1 S: 9	H: 1 LOB: 1 BB: 0 P: 15	R: 1 E: 0 K: 1 S: 13	H: 1 LOB: 2 BB: 2 P: 26	R: 0 E: 0 K: 1 S: 10	H: 0 LOB: 1 BB: 1 P: 19	1B: 5 2B: 3 3B: 0 HR: 1	SF: 0 SAC: 0 DP: 1 HBP: 1	WP: 0 PB: 0 SB: 2 CS: 1	PA: 40
<b>PITCHER</b>	IP WLS BF H R ER SO BB IBB HBP BLK WP HR S P ERA WHIP																			
Dwight Gooden, R (1, 1) ERA: 4.95	6.0 L 25 7 3 3 5 1 0 1 0 0 1 61 99 4.50 1.333																			
Steve Karsay, R (7, 1) ERA: 2.38	2.0 10 2 1 1 2 2 0 0 0 0 0 22 41 4.50 2.000																			
Michael Jackson, R (9, 1) ERA: 5.95	1.0 4 0 0 0 1 1 0 0 0 0 0 10 19 0.00 1.000																			

**Boston Red Sox @ Cleveland Indians**  
**Jacobs Field, Cleveland, OH**  
 Sun May 30 1999, 1:05 PM EDT  
 Att. 43,207 - Sunny - 80 F

[livebaseballscorecards.com](http://livebaseballscorecards.com)

<b>AB</b>	<b>34</b>
<b>R</b>	<b>4</b>
<b>H</b>	<b>9</b>
<b>RBI</b>	<b>4</b>
<b>BB</b>	<b>4</b>
<b>SO</b>	<b>8</b>
<b>LOB</b>	<b>18</b>



BOTTOM

Boston Red Sox @ Cleveland Indians  
Jacobs Field, Cleveland, OH  
Sun May 30 1999, 1:05 PM EDT  
Att. 43,207 - Sunny - 80 F

livebaseballscorecards.com

AB 32  
R 2  
H 3  
RBI 2  
BB 2  
SO 8  
LOB 15



WP: 0 PA: 34  
PB: 0  
SB: 1  
CS: 0

AB R H RBI BB SO LOB

3 0 0 1 1 0 1

4 0 0 1 0 1 3

4 0 0 0 0 0 3

3 0 1 0 1 1 0

4 0 0 0 0 2 2

4 1 0 0 0 1 2

3 0 1 0 0 1 1

2 1 1 0 0 0 0

1 0 0 0 0 0 1

0 0 0 0 0 0 0

1B: 1 SF: 0  
2B: 2 SAC: 0  
3B: 0 DP: 0  
HR: 0 HBP: 0

Batter	1	2	3	4	5	6	7	8	9
Kenny Lofton, L (1, 8) OBP: 0.454, SLG: 0.522	0-2 G3			2-2 P4		0-0 E3 FC6-4		4-0 BB	
Omar Vizquel, S (1, 6) OBP: 0.382, SLG: 0.411	0-3 K			2-2 P5		2-1 FC6-4 FC6		1-2 F7	
Roberto Alomar, S (1, 4) OBP: 0.427, SLG: 0.516	1-1 B1-3			1-2 P6		2-2 FC6		1-0 FC5	
Manny Ramirez, R (1, 9) OBP: 0.422, SLG: 0.613		1-0 F8			1-3 K		3-2 1B	4-2 BB	
Jim Thome, L (1, 3) OBP: 0.431, SLG: 0.489		0-1 P2			0-3 K		2-3 K	1-0 F8	
Richie Sexson, R (1, 7) OBP: 0.299, SLG: 0.512		1-3 K			2-2 F9		1-0 G6-3	2-3 K	
David Justice, L (1, 10) OBP: 0.364, SLG: 0.546			1-2 P6			3-2 E6 2B	1-1 G4-3	0-3 K	
Travis Fryman, R (1, 5) OBP: 0.325, SLG: 0.446			0-1 F8			1-3 K	2-1 FC5 2B		
Einar Diaz, R (1, 2) OBP: 0.272, SLG: 0.429			0-1 P5			1-1 E FC6-4 2B	0-2 G5-3		
Enrique Wilson, S (8, PH) OBP: 0.322, SLG: 0.405									
Chris Turner, R (9, 2) OBP: 0.143, SLG: 0.143									

Inning Stats	R: 0	H: 0	E: 0	LOB: 0	K: 1	BB: 0	S: 8	P: 9
	R: 0	H: 0	E: 0	LOB: 0	K: 1	BB: 0	S: 6	P: 8
	R: 0	H: 0	E: 0	LOB: 0	K: 0	BB: 0	S: 7	P: 8
	R: 0	H: 0	E: 0	LOB: 0	K: 0	BB: 0	S: 13	P: 18
	R: 0	H: 0	E: 0	LOB: 0	K: 2	BB: 0	S: 10	P: 13
	R: 2	H: 1	E: 2	LOB: 1	K: 1	BB: 0	S: 16	P: 24
	R: 0	H: 1	E: 0	LOB: 1	K: 1	BB: 0	S: 10	P: 17
	R: 0	H: 1	E: 0	LOB: 2	K: 0	BB: 1	S: 9	P: 17
	R: 0	H: 0	E: 0	LOB: 1	K: 2	BB: 1	S: 9	P: 16

PITCHER	IP	WLS	BF	H	R	ER	SO	BB	IBB	HBP	BLK	WP	HR	S	P	ERA	WHIP
Brian Rose, R (1, 1) ERA: 1.29	6.0	W	22	2	2	0	5	0	0	0	0	0	0	64	87	0.00	0.333
Mark Guthrie, L (7, 1) ERA: 4.95	1.0	H	3	0	0	0	1	0	0	0	0	0	0	6	10	0.00	0.000
Jim Corsi, R (8, 1) ERA: 4.66	0.1	H	2	1	0	0	0	0	0	0	0	0	0	5	7	0.00	3.000
Rheal Cormier, L (8, 1) ERA: 5.18	0.2	H	3	0	0	0	0	1	0	0	0	0	0	4	10	0.00	1.500
Tom Gordon, R (9, 1) ERA: 2.25	1.0	S	4	0	0	0	2	1	0	0	0	0	0	9	16	0.00	1.000



Batter	1	2	3	4	5	6	7	8	9	AB R H RBI BB SO LOB	TOP											
<b>Kenny Lofton, L</b> (1, 8) OBP: 0.453, SLG: 0.516	1-1 F9	3-2 P5		0-1 L9-3 1B			4-1 WP 1B BB		3-3 K	4 0 1 0 1 1 1	<b>Cleveland Indians @ New York Yankees</b> Yankee Stadium, Bronx, NY Mon May 31 1999, 1:05 PM EDT Att. 46,605 - Sunny - 85 F											
<b>Omar Vizquel, S</b> (1, 6) OBP: 0.383, SLG: 0.407	0-1 F7	4-2 1B E HR BB		1-1 L8			1-1 WP 1B		3-2 P5	4 1 1 0 1 0 1												
<b>Roberto Alomar, S</b> (1, 4) OBP: 0.422, SLG: 0.505	4-2 S HR BB	2-2 E1 1B HR		1-1 L9-3			1-1 F7		0-0 P6	4 2 0 0 1 0 5												
<b>Manny Ramirez, R</b> (1, 9) OBP: 0.427, SLG: 0.629	2-2 1-H HR	2-2 1-2 2-3 3-H HR 1B					4-2 1-2 2-3 BB			3 2 2 3 1 0 0												
<b>Jim Thome, L</b> (1, 3) OBP: 0.432, SLG: 0.511	0-0 BB 1B	1-1 1-H 2-H 3-H HR					2-3 K			4 1 2 4 0 1 3												
<b>Richie Sexson, R</b> (1, 10) OBP: 0.298, SLG: 0.500	4-2 1-2 BB	0-3 K					3-3 K			3 0 0 0 1 2 3												
<b>David Justice, L</b> (1, 7) OBP: 0.354, SLG: 0.531	0-3 K								1-0 G2-3	4 0 0 0 0 1 2												
<b>Travis Fryman, R</b> (1, 5) OBP: 0.324, SLG: 0.441		0-1 E 1B G6-3 1B					2-1 F9		2-1 P3	4 1 1 0 0 1 0												
<b>Einar Diaz, R</b> (1, 2) OBP: 0.262, SLG: 0.412		2-1 G6-3					0-1 G6-3		0-1 P4	4 0 0 0 0 1 1												
<b>Inning Stats</b>	R: 2 E: 0 K: 1 S: 20	H: 2 LOB: 2 BB: 2 P: 31	R: 5 E: 1 K: 1 S: 21	H: 3 LOB: 0 BB: 1 P: 35	R: 0 E: 0 K: 2 S: 8	H: 0 LOB: 0 BB: 0 P: 13	R: 0 E: 0 K: 0 S: 6	H: 1 LOB: 0 BB: 0 P: 8	R: 0 E: 0 K: 0 S: 7	H: 0 LOB: 0 BB: 0 P: 9	R: 0 E: 0 K: 0 S: 5	H: 0 LOB: 0 BB: 0 P: 7	R: 0 E: 0 K: 2 S: 13	H: 1 LOB: 3 BB: 2 P: 28	R: 0 E: 0 K: 0 S: 5	H: 0 LOB: 0 BB: 0 P: 8	R: 0 E: 0 K: 1 S: 8	H: 0 LOB: 0 BB: 0 P: 14	1B: 5 2B: 1 3B: 0 HR: 2	SF: 0 SAC: 0 DP: 1 HBP: 0	WP: 1 PB: 0 SB: 1 CS: 0	PA: 39
<b>PITCHER</b>	IP WLS BF H R ER SO BB IBB HBP BLK WP HR S P ERA WHIP																					
<b>Oriando Hernandez, R</b> (1, 1) ERA: 4.92	6.0 L 27 6 7 2 4 3 0 0 0 0 0 2 67 103 3.00 1.500																					
<b>Dan Naulty, R</b> (7, 1) ERA: 3.95	3.0 12 1 0 0 3 2 0 0 0 0 1 0 26 50 0.00 1.000																					

livebaseballscorecards.com

<b>AB</b>	34
<b>R</b>	7
<b>H</b>	7
<b>RBI</b>	7
<b>BB</b>	5
<b>SO</b>	7
<b>LOB</b>	16



Batter	1	2	3	4	5	6	7	8	9	AB R H RBI BB SO LOB
<b>Chuck Knoblauch, R</b> (1, 4) <small>OBP: 0.359, SLG: 0.369</small>	1-2 	3-2 <b>G6-4-3</b> <small>1-2f</small>		1-3 			4-2 	0-0 <b>P4</b>	4 0 1 0 1 1 4	
<b>2 Derek Jeter, R</b> (1, 6) <small>OBP: 0.467, SLG: 0.644</small>	1-0 <b>L9</b>		0-0 		1-2 <b>F8</b>		1-3 <b>K</b>		4 1 1 0 0 1 2	
<b>Paul O'Neill, L</b> (1, 9) <small>OBP: 0.335, SLG: 0.394</small>	0-0 		0-0 <b>G3-1</b>		0-3 		3-2 <b>G6-4-3</b> <small>1-2f</small>		4 0 1 1 0 1 1	
<b>Bernie Williams, S</b> (1, 8) <small>OBP: 0.394, SLG: 0.472</small>	1-0 <b>FC6-4</b> <small>1-2f 2-3</small>		1-0 <b>G6-3</b>		3-1 <b>G4-3</b>			1-1 <b>G6-3</b>	4 0 0 0 0 0 2	
<b>Tino Martinez, L</b> (1, 3) <small>OBP: 0.346, SLG: 0.443</small>	1-2 <b>K</b>		4-2 			0-0 		0-1 <b>F7</b>	3 0 1 0 1 1 2	
<b>Chili Davis, S</b> (1, 10) <small>OBP: 0.427, SLG: 0.552</small>		3-2 <b>G3</b>	2-0 <b>FC6</b> <small>1-2f</small>			1-2 		4-0 	3 0 1 0 1 0 1	
<b>20 Jorge Posada, S</b> (1, 2) <small>OBP: 0.308, SLG: 0.354</small>		1-0 		4-1 		1-2 <b>L8</b> <small>2-3</small>		1-1 <b>G5-3</b>	3 0 1 0 1 0 3	
<b>Chad Curtis, R</b> (1, 7) <small>OBP: 0.370, SLG: 0.368</small>		2-2 		4-2 		0-1 <b>F9</b>		2-1 <b>P4</b>	3 0 1 0 1 0 2	
<b>Scott Brosius, R</b> (1, 5) <small>OBP: 0.261, SLG: 0.420</small>		4-2 		0-0 <b>G5-4-3</b> <small>1-2f 2-3</small>		1-0 <b>FC6-4</b> <small>1-2f</small>		0-2 <b>G5-3</b>	3 0 0 0 1 0 4	

Inning Stats	R: 0	H: 2	E: 0	K: 1	S: 9	R: 0	H: 2	E: 0	K: 0	S: 12	R: 1	H: 1	E: 0	K: 0	S: 7	R: 0	H: 0	E: 0	K: 1	S: 10	R: 0	H: 2	E: 0	K: 0	S: 8	R: 0	H: 2	E: 0	K: 1	S: 10	R: 0	H: 0	E: 0	K: 1	S: 11	R: 0	H: 0	E: 0	K: 0	S: 6	R: 0	H: 0	E: 0	K: 0	S: 7	R: 0	H: 0	E: 0	K: 0	S: 7	1B: 6	2B: 0	3B: 1	HR: 0	SF: 0	SAC: 0	DP: 3	HBP: 0	WP: 0	PB: 0	SB: 0	CS: 0	PA: 37
--------------	------	------	------	------	------	------	------	------	------	-------	------	------	------	------	------	------	------	------	------	-------	------	------	------	------	------	------	------	------	------	-------	------	------	------	------	-------	------	------	------	------	------	------	------	------	------	------	------	------	------	------	------	-------	-------	-------	-------	-------	--------	-------	--------	-------	-------	-------	-------	--------

PITCHER	IP	WLS	BF	H	R	ER	SO	BB	IBB	HBP	BLK	WP	HR	S	P	ERA	WHIP
<b>Charles Nagy, R</b> (1, 1) <small>ERA: 4.16</small>	6.0		27	7	1	1	3	4	0	0	0	0	0	56	96	1.50	1.833
<b>Paul Shuey, R</b> (7, 1) <small>ERA: 2.96</small>	2.0		7	0	0	0	1	2	0	0	0	0	0	17	31	0.00	1.000
<b>Michael Jackson, R</b> (9, 1) <small>ERA: 5.66</small>	1.0		3	0	0	0	0	0	0	0	0	0	0	7	9	0.00	0.000

**BOTTOM**

**Cleveland Indians @ New York Yankees**  
 Yankee Stadium, Bronx, NY  
 Mon May 31 1999, 1:05 PM EDT  
 Att. 46,605 - Sunny - 85 F

[livebaseballscorecards.com](http://livebaseballscorecards.com)

<b>AB</b>	<b>31</b>
<b>R</b>	<b>1</b>
<b>H</b>	<b>7</b>
<b>RBI</b>	<b>1</b>
<b>BB</b>	<b>6</b>
<b>SO</b>	<b>4</b>
<b>LOB</b>	<b>21</b>





Batter	1	2	3	4	5	6	7	8	9	AB R H RBI BB SO LOB	TOP	
<b>Kenny Lofton, L</b> (1, 8) OBP: 0.456, SLG: 0.513	4-2 SH5-3 G6-3 1B BB		1-1 SH1-3 1B HBP	0-0 CS 1-2	2-0 P7		0-0 BB 1-2 1B		1-2 G4-3	3 2 1 0 1 0 0		
<b>Omar Vizquel, S</b> (1, 6) OBP: 0.380, SLG: 0.403	0-1 G6-3 SH5-3 1-2 1B		0-0 SH1-3 1-2		0-1 G4-3		2-2 L9		0-1 P4	4 0 1 0 0 0 2		
<b>Roberto Alomar, S</b> (1, 4) OBP: 0.428, SLG: 0.508	0-0 SH5-3 1-2 2-3 1B		0-2 1-2 2-H 1B		0-1 G3-1		4-1 1-2 2-3 BB		3-2 1-2 1B	3 0 2 1 1 0 0		
<b>Manny Ramirez, R</b> (1, 9) OBP: 0.418, SLG: 0.614	0-1 G6-3 2-3 3-H		3-3 K			2-2 K		0-0 F8	1-2 G6-3	5 0 0 1 0 2 6		
<b>Jim Thome, L</b> (1, 3) OBP: 0.423, SLG: 0.497	2-2 G3		2-3 K			2-2 G4-3		1-1 G3		4 0 0 0 0 1 2		
<b>Wil Cordero, R</b> (1, 10) OBP: 0.393, SLG: 0.534		1-1 F8		2-2 HR		1-0 1B		1-1 WP HR HBP		3 2 2 1 0 0 0		
<b>David Justice, L</b> (1, 7) OBP: 0.352, SLG: 0.520		0-3 K		4-2 FC6 BB		1-1 G4-3		2-1 P6		3 0 0 0 1 1 2		
<b>Travis Fryman, R</b> (1, 5) OBP: 0.327, SLG: 0.458		2-1 FC6-4 1B		1-2 FC6 CS 1-2f		1-0 L9		2-2 HR		4 1 2 2 0 0 1		
<b>Einar Diaz, R</b> (1, 2) OBP: 0.261, SLG: 0.406		1-0 FC6-4		1-1 F8		0-1 BB 1B		0-2 L4		4 0 1 0 0 0 2		
<b>Inning Stats</b>	R: 1 E: 0 K: 0 S: 13 H: 1 LOB: 1 BB: 1 P: 19	R: 0 E: 0 K: 1 S: 8 H: 1 LOB: 1 BB: 0 P: 12	R: 1 E: 0 K: 2 S: 12 H: 1 LOB: 1 BB: 0 P: 18	R: 1 E: 0 K: 0 S: 14 H: 1 LOB: 0 BB: 1 P: 22	R: 0 E: 0 K: 0 S: 5 H: 0 LOB: 0 BB: 0 P: 7	R: 0 E: 0 K: 1 S: 10 H: 1 LOB: 1 BB: 0 P: 16	R: 0 E: 0 K: 0 S: 9 H: 2 LOB: 3 BB: 1 P: 16	R: 2 E: 0 K: 0 S: 12 H: 1 LOB: 0 BB: 0 P: 18	R: 0 E: 0 K: 0 S: 14 H: 1 LOB: 1 BB: 0 P: 19	1B: 7 2B: 0 3B: 0 HR: 2 SF: 0 SAC: 2 DP: 0 HBP: 2	WP: 2 PB: 0 SB: 0 CS: 1 PA: 41	
<b>PITCHER</b>	IP WLS BF H R ER SO BB IBB HBP BLK WP HR S P ERA WHIP											
<b>Roger Clemens, R</b> (1, 1) ERA: 4.11	6.2 W 29 7 3 3 4 2 0 1 0 0 1 69 104 4.05 1.350											
<b>Jason Grimsley, R</b> (7, 1) ERA: 2.64	1.1 H 7 1 2 2 0 1 0 1 0 2 1 14 24 13.50 1.500											
<b>42 Mariano Rivera, R</b> (9, 1) ERA: 1.74	1.0 4 1 0 0 0 0 0 0 0 0 0 0 14 19 0.00 1.000											

**Cleveland Indians @ New York Yankees**  
**Yankee Stadium, Bronx, NY**  
 Tue Jun 01 1999, 7:30 PM EDT  
 Att. 32,759 - Unknown - 82 F

<b>AB</b>	<b>33</b>
<b>R</b>	<b>5</b>
<b>H</b>	<b>9</b>
<b>RBI</b>	<b>5</b>
<b>BB</b>	<b>3</b>
<b>SO</b>	<b>4</b>
<b>LOB</b>	<b>15</b>







Batter	1	2	3	4	5	6	7	8	9	AB R H RBI BB SO LOB	TOP											
<b>Omar Vizquel, S</b> OBP: 0.390, SLG: 0.426 (1, 6) C X	0-1 S 1B SF 1B	1-2 F8	0-0 1B 2B	1-0 1B			1-0 1B 2B	2-0 FC6-4 S		6 3 4 2 0 0 2												
<b>Roberto Alomar, S</b> OBP: 0.434, SLG: 0.510 (1, 4) B SAFE B B C X C SAFE	3-1 S SF 1B	4-2 WP BB BB	3-1 1B 1B	2-2 P6			1-1 S 1B 2-3 1B	0-1 G3		5 2 3 1 1 0 4												
<b>Wil Cordero, R</b> OBP: 0.391, SLG: 0.522 (1, 10) T X	0-1 L5	4-0 WP BB 1-2 BB	0-0 1B E 1B				1-2 K		0-1 B1-3	5 1 1 0 0 1 1 4												
<b>Manny Ramirez, R</b> OBP: 0.420, SLG: 0.612 (1, 9) C B X	1-1 SF BB 2B	2-2 G1-3	1-1 E 1B				2-1 BB 1B 1-2 3-H		4-2 BB BB	4 1 2 3 1 1 2												
<b>Jim Thome, L</b> OBP: 0.426, SLG: 0.486 (1, 3) B B C X C B	4-2 2B SF8 BB	2-3 K	0-1 E3				2-1 G1-3		4-1 BB BB 1-2 G6-4-3	3 1 0 0 3 1 3												
<b>Travis Fryman, R</b> OBP: 0.327, SLG: 0.460 (1, 5) X	0-0 FC5 2B		0-1 1B 1B				2-3 K		3-2 G6-4-3	6 1 2 1 0 1 7												
<b>Richie Sexson, R</b> OBP: 0.290, SLG: 0.489 (1, 7) <b>David Justice, L</b> OBP: 0.350, SLG: 0.517 (7, 7) X	0-0 SF8		2-3 K				1-0 G4-3		0-1 G3	3 0 0 1 0 1 1 1 0 0 0 0 0 0												
<b>Einar Diaz, R</b> OBP: 0.284, SLG: 0.413 (1, 2) B B C X C B	4-1 BB		1-1 B5-3 2B 1B				0-1 G6-3		4-1 FC6-4 1B BB	3 1 2 0 2 0 0												
<b>Jolbert Cabrera, R</b> OBP: 0.211, SLG: 0.118 (1, 8) <b>Kenny Lofton, L</b> OBP: 0.456, SLG: 0.513 (8, 8) C B B X C B X	2-2 FC5		0-0 B5-3				2-2 G6-3		0-1 FC6-4 1B	5 0 1 0 0 0 5 0 0 0 0 0 0 0												
<b>Inning Stats</b>	R: 4 E: 1 K: 0 S: 16	H: 3 LOB: 2 BB: 2 P: 30	R: 0 E: 0 K: 1 S: 12	H: 0 LOB: 2 BB: 2 P: 25	R: 5 E: 1 K: 1 S: 18	H: 6 LOB: 2 BB: 0 P: 26	R: 0 E: 0 K: 0 S: 10	H: 2 LOB: 0 BB: 0 P: 15	R: 0 E: 0 K: 1 S: 7	H: 0 LOB: 0 BB: 0 P: 11	R: 0 E: 0 K: 1 S: 6	H: 0 LOB: 0 BB: 0 P: 9	R: 1 E: 0 K: 1 S: 16	H: 3 LOB: 3 BB: 1 P: 27	R: 0 E: 0 K: 0 S: 8	H: 1 LOB: 2 BB: 1 P: 14	R: 0 E: 0 K: 0 S: 8	H: 0 LOB: 1 BB: 2 P: 19	1B: 12 2B: 3 3B: 0 HR: 0	SF: 2 SAC: 0 DP: 1 HBP: 0	WP: 1 PB: 0 SB: 4 CS: 0	PA: 51
<b>PITCHER</b>	IP WLS BF H R ER SO BB IBB HBP BLK WP HR S P ERA WHIP																					
<b>Andy Pettitte, L</b> ERA: 5.58 (1, 1)	2.2 L 20 7 8 6 2 4 0 0 0 0 1 0 39 72 20.25 4.125																					
<b>Ramiro Mendoza, R</b> ERA: 4.85 (3, 1)	3.1 15 4 1 0 2 0 0 0 0 0 0 0 30 44 0.00 1.200																					
<b>Mike Stanton, L</b> ERA: 5.21 (7, 1)	0.2 6 3 1 1 1 1 0 0 0 0 0 0 14 25 13.50 6.000																					
<b>Jeff Nelson, R</b> ERA: 5.74 (7, 1)	1.0 5 1 0 0 0 1 0 0 0 0 0 0 8 14 0.00 2.000																					
<b>Dan Naulty, R</b> ERA: 3.77 (8, 1)	1.1 5 0 0 0 0 2 0 0 0 0 0 0 10 21 0.00 1.500																					

**Cleveland Indians @ New York Yankees**  
Yankee Stadium, Bronx, NY  
Wed Jun 02 1999, 7:30 PM EDT  
Att. 36,955 - Unknown - 83 F

livebaseballscorecards.com

AB	41
R	10
H	15
RBI	8
BB	8
SO	5
LOB	28



Batter	1	2	3	4	5	6	7	8	9	AB R H RBI BB SO LOB
<b>Chuck Knoblauch, R</b> (1, 4) OBP: 0.369, SLG: 0.392 <b>Luis Sojo, R</b> (5, PH) OBP: 0.189, SLG: 0.208 (6, 4)	4-2  BB	1-3  K		2-1  FC4-6 HBP	1-0  L4			2-0  G6-3		1 1 0 0 1 1 0 2 0 0 0 0 0 2
<b>Derek Jeter, R</b> (1, 6) OBP: 0.473, SLG: 0.641	2-1  2B E 1B	4-1  HR BB		0-1  FC4-6 WP BB		0-0  G5-3			2-3  K	4 2 1 0 1 1 1
<b>Paul O'Neill, L</b> (1, 9) OBP: 0.347, SLG: 0.444	1-1  E 2B	0-1  HR		4-0  WP BB		3-3  K			0-0  F7	4 2 2 3 1 1 0
<b>Bernie Williams, S</b> (1, 8) OBP: 0.407, SLG: 0.500	3-0  E8 G1-3 2B	1-0  G6-3		4-0  BB		1-3  K			3-1  1B 1B	4 1 2 2 1 1 0
<b>Tino Martinez, L</b> (1, 3) OBP: 0.344, SLG: 0.429	4-2  S G1-3 1B BB	1-0  G1-3		1-3  K		0-0  G6-3			1-2  1B	4 1 1 0 1 1 3
<b>Chili Davis, S</b> (1, 10) OBP: 0.423, SLG: 0.541	2-0  G1-3		2-2  1B	3-2  F7		0-0  G6-3			3-3  K	5 0 1 1 0 1 6
<b>Scott Brosius, R</b> (1, 5) OBP: 0.260, SLG: 0.410	1-2  2-H 1B		0-3  K		3-3  K		1-0  P4			4 0 1 1 0 2 1
<b>Chad Curtis, R</b> (1, 7) OBP: 0.363, SLG: 0.354	0-1  P2		1-3  K		4-2  L4 1B BB			2-3  K		3 0 0 0 1 2 2
<b>Joe Girardi, R</b> (1, 2) OBP: 0.219, SLG: 0.286	0-0  G5-3		0-1  G6-3		2-1  1B			1-0  G6-3		4 0 1 0 0 0 2

Inning Stats	R: 5	H: 4	E: 1	LOB: 1	K: 0	P: 33	R: 2	H: 1	E: 0	LOB: 0	K: 1	P: 16	R: 0	H: 1	E: 0	LOB: 1	K: 2	P: 15	R: 0	H: 0	E: 0	LOB: 3	K: 1	P: 24	R: 0	H: 1	E: 0	LOB: 1	K: 1	P: 19	R: 0	H: 0	E: 0	LOB: 0	K: 2	P: 13	R: 0	H: 0	E: 0	LOB: 0	K: 0	P: 4	R: 0	H: 0	E: 0	LOB: 0	K: 1	P: 10	R: 0	H: 2	E: 0	LOB: 2	K: 2	P: 23	1B: 6	SF: 0	2B: 3	SAC: 0	3B: 0	DP: 1	HR: 1	HBP: 1	WP: 1	PA: 42
--------------	------	------	------	--------	------	-------	------	------	------	--------	------	-------	------	------	------	--------	------	-------	------	------	------	--------	------	-------	------	------	------	--------	------	-------	------	------	------	--------	------	-------	------	------	------	--------	------	------	------	------	------	--------	------	-------	------	------	------	--------	------	-------	-------	-------	-------	--------	-------	-------	-------	--------	-------	--------

PITCHER	IP	WLS	BF	H	R	ER	SO	BB	IBB	HBP	BLK	WP	HR	S	P	ERA	WHIP
<b>Jaret Wright, R</b> (1, 1) ERA: 7.61	3.1		21	6	7	7	3	4	0	1	0	0	1	40	73	18.90	3.000
<b>Steve Karsay, R</b> (4, 1) ERA: 2.15	3.2	W	13	1	0	0	4	2	0	0	0	1	0	28	51	0.00	0.818
<b>Paul Shuey, R</b> (8, 1) ERA: 2.84	1.0	H	3	0	0	0	1	0	0	0	0	0	0	5	10	0.00	0.000
<b>Michael Jackson, R</b> (9, 1) ERA: 5.4	1.0	S	5	2	0	0	2	0	0	0	0	0	0	14	23	0.00	2.000

**BOTTOM**

**Cleveland Indians @ New York Yankees**  
 Yankee Stadium, Bronx, NY

Wed Jun 02 1999, 7:30 PM EDT  
 Att: 36,955 - Unknown - 83 F

livebaseballscorecards.com

<b>AB</b>	<b>35</b>
<b>R</b>	<b>7</b>
<b>H</b>	<b>9</b>
<b>RBI</b>	<b>7</b>
<b>BB</b>	<b>6</b>
<b>SO</b>	<b>10</b>
<b>LOB</b>	<b>17</b>



Batter	1	2	3	4	5	6	7	8	9	AB R H RBI BB SO LOB	TOP																									
Lance Johnson, L (1, 8) OBP: 0.329, SLG: 0.366	1-2 G6-3		1-1 SH5-3 1B 2B		0-3 K		0-1 G3-1		4-1 BB 1B BB	4 1 1 0 1 1 0																										
Mickey Morandini, L (1, 4) OBP: 0.337, SLG: 0.351	1-2 P6		0-0 SH5-3 2-3		3-2 G3 E 1B		1-0 G4-3		1-1 BB 1-2 1B	4 0 2 0 0 0 0																										
Sammy Sosa, R (1, 9) OBP: 0.374, SLG: 0.629	4-2 BB		1-0 G3 1B 1B		2-2 E6 1-2 G3		0-1 G5-3		2-2 F9	4 1 1 1 1 0 3																										
Mark Grace, L (1, 3) OBP: 0.419, SLG: 0.492	1-1 G1-3		3-2 G3 1-2		3-1 G3 1-2 2-3		0-0 F9		4-0 BB 1-2 2-3 BB	4 0 0 0 1 0 4																										
Henry Rodriguez, L (1, 7) OBP: 0.426, SLG: 0.667		0-1 1B FC6-4 2B	2-1 1B		4-0 FC5-4 IBB				2-3 K	4 1 2 1 1 2 3																										
Benito Santiago, R (9, 2) OBP: 0.290, SLG: 0.381			2-H 1B						K	0 0 0 0 0 0 0																										
Glenallen Hill, R (1, 10) OBP: 0.475, SLG: 0.818		1-2 P3		2-2 G6-3		2-2 FC5-4 1-2f		0-3 K		4 0 0 0 0 1 4																										
Tyler Houston, L (1, 2) OBP: 0.394, SLG: 0.565		0-1 FC6-4 1B		4-2 G6-4-3 BB		0-0 L7			4-0 HR BB	2 0 1 0 2 0 0																										
Curtis Goodwin, L (9, PR) OBP: 0.200, SLG: 0.208		2-3 1B								0 1 0 0 0 0 0																										
Gary Gaetti, R (1, 5) OBP: 0.263, SLG: 0.353		0-0 FC6-4 1-2f 3-H		0-0 G6-4-3 1-2		2-2 L7			1-2 HR	4 1 1 3 0 0 2																										
José Hernández, R (1, 6) OBP: 0.350, SLG: 0.423		0-3 K		1-0 P9		1-1 G1-3			0-3 K	4 0 0 0 0 2 3																										
<b>Inning Stats</b>	R: 0 E: 0 K: 0 S: 10	H: 0 LOB: 1 BB: 1 P: 17	R: 1 E: 0 K: 1 S: 11	H: 2 LOB: 1 BB: 0 P: 12	R: 2 E: 0 K: 0 S: 10	H: 3 LOB: 1 BB: 0 P: 17	R: 0 E: 0 K: 1 S: 8	H: 0 LOB: 1 BB: 1 P: 15	R: 0 E: 1 K: 1 S: 17	H: 1 LOB: 3 BB: 1 P: 31	R: 0 E: 0 K: 0 S: 8	H: 0 LOB: 0 BB: 0 P: 11	R: 0 E: 0 K: 0 S: 5	H: 0 LOB: 0 BB: 0 P: 6	R: 0 E: 0 K: 2 S: 7	H: 0 LOB: 0 BB: 0 P: 10	R: 2 E: 0 K: 2 S: 17	H: 2 LOB: 3 BB: 3 P: 35	1B: 5 2B: 2 3B: 0 HR: 1	SF: 0 SAC: 1 DP: 0 HBP: 0	WP: 0 PB: 0 SB: 0 CS: 0	PA: 41														
<b>PITCHER</b>	IP WLS BF H R ER SO BB IBB HBP BLK WP HR S P ERA WHIP																																			
Bartolo Colon, R (1, 1) ERA: 5.05	7.0		30	6	3	3	2	2	1	0	0	0	0	69	109	3.86	1.143																			
Ricardo Rincon, L (8, 1) ERA:	0.2	H	2	0	0	0	1	0	0	0	0	0	0	4	7	0.00	0.000																			
Paul Shuey, R (8, 1) ERA: 2.81	0.1	H	1	0	0	0	1	0	0	0	0	0	0	3	3	0.00	0.000																			
Michael Jackson, R (9, 1) ERA: 6.04	0.2	L	6	2	2	2	1	2	0	0	0	0	1	14	26	27.00	6.000																			
Paul Assenmacher, L (9, 1) ERA: 4.5	0.1		2	0	0	0	1	1	0	0	0	0	0	3	9	0.00	3.000																			

Chicago Cubs @ Cleveland Indians  
 Jacobs Field, Cleveland, OH  
 Fri Jun 04 1999, 7:05 PM EDT  
 Att. 43,011 - Unknown - 64 F

livebaseballscorecards.com

AB	34
R	5
H	8
RBI	5
BB	6
SO	6
LOB	19



Batter	1	2	3	4	5	6	7	8	9	AB R H RBI BB SO LOB
<b>Kenny Lofton, L</b> OBP: 0.446, SLG: 0.500 (1, 8)	2-3 K		3-2 G1-3		1-1 G4-3		2-3 K		0-2 F8	5 0 0 0 0 2 3
<b>Omar Vizquel, S</b> OBP: 0.381, SLG: 0.415 (1, 6)	2-1 G5-3		3-2 G5-3			1-1 G5-3	1-2 P3			4 0 0 0 0 0 1
<b>Roberto Alomar, S</b> OBP: 0.431, SLG: 0.505 (1, 4)	3-2 FC6-4 1B		1-3 K			1-2 F7		2-3 K		4 0 1 0 0 2 0
<b>Manny Ramirez, R</b> OBP: 0.417, SLG: 0.605 (1, 9)	1-0 FC6-4 1-2f			0-1 F7		2-0 1B		1-3 K		4 0 1 0 0 1 1
<b>Wil Cordero, R</b> OBP: 0.394, SLG: 0.518 (1, 10)		4-1 HR BB		2-1 1B		0-0 F9		1-3 K		3 1 1 0 1 1 1
<b>Jim Thome, L</b> OBP: 0.427, SLG: 0.503 (1, 3)		3-1 HR		4-0 G5-4-3 BB			1-1 F8		2-3 K	3 1 1 2 1 1 0
<b>Travis Fryman, R</b> OBP: 0.330, SLG: 0.460 (1, 5)		2-2 L1		3-2 G5-4-3 1-2f			1-0 HR 1B		1-0 1B 1B	4 1 2 0 0 0 2
<b>David Justice, L</b> OBP: 0.359, SLG: 0.539 (1, 7)		4-2 G6-4-3 BB			3-2 G6-3		1-0 HR		1-0 1B	3 1 2 2 1 0 0
<b>Einar Diaz, R</b> OBP: 0.286, SLG: 0.405 (1, 2)		0-1 G6-4-3			1-0 G6-3		4-2 BB		0-3 K	2 0 0 0 1 0 1
<b>Richie Sexson, R</b> OBP: 0.288, SLG: 0.485 (9, PH)										1 0 0 0 0 1 2


Inning Stats	R: 0 E: 0 K: 1 S: 11	H: 1 LOB: 1 BB: 0 P: 19	R: 2 E: 0 K: 10 S: 10	H: 1 LOB: 0 BB: 2 P: 23	R: 0 E: 0 K: 1 S: 14	H: 0 LOB: 0 BB: 0 P: 21	R: 0 E: 0 K: 0 S: 7	H: 1 LOB: 1 BB: 1 P: 16	R: 0 E: 0 K: 0 S: 6	H: 0 LOB: 0 BB: 0 P: 11	R: 0 E: 0 K: 0 S: 7	H: 1 LOB: 1 BB: 0 P: 11	R: 2 E: 1 K: 1 S: 16	H: 2 LOB: 1 BB: 1 P: 26	R: 0 E: 0 K: 3 S: 9	H: 0 LOB: 0 BB: 0 P: 13	R: 0 E: 0 K: 2 S: 12	H: 2 LOB: 2 BB: 0 P: 16	1B: 6 2B: 0 3B: 0 HR: 2	SF: 0 SAC: 0 DP: 2 HBP: 0
--------------	-------------------------------	----------------------------------	--------------------------------	----------------------------------	-------------------------------	----------------------------------	------------------------------	----------------------------------	------------------------------	----------------------------------	------------------------------	----------------------------------	-------------------------------	----------------------------------	------------------------------	----------------------------------	-------------------------------	----------------------------------	----------------------------------	------------------------------------

PITCHER	IP	WLS	BF	H	R	ER	SO	BB	IBB	HBP	BLK	WP	HR	S	P	ERA	WHIP
<b>Terry Mulholland, L</b> ERA: 3.0 (1, 1)	6.1		27	6	4	4	2	4	0	0	0	0	2	63	116	5.68	1.579
<b>Felix Heredia, L</b> ERA: 2.61 (7, 1)	1.0		3	0	0	0	2	0	0	0	0	0	0	11	16	0.00	0.000
<b>Rick Aguilera, R</b> ERA: 3.51 (8, 1)	0.2	W	2	0	0	0	2	0	0	0	0	0	0	6	8	0.00	0.000
<b>Terry Adams, R</b> ERA: 4.3 (9, 1)	1.0	S	5	2	0	0	2	0	0	0	0	0	0	12	16	0.00	2.000

**BOTTOM**

**Chicago Cubs @ Cleveland Indians**  
**Jacobs Field, Cleveland, OH**  
 Fri Jun 04 1999, 7:05 PM EDT  
 Att: 43,011 - Unknown - 64 F

<b>AB</b>	<b>33</b>
<b>R</b>	<b>4</b>
<b>H</b>	<b>8</b>
<b>RBI</b>	<b>4</b>
<b>BB</b>	<b>4</b>
<b>SO</b>	<b>8</b>
<b>LOB</b>	<b>11</b>



WP	PA	ERA	WHIP
0	37		
0			
1			
0			



Batter	1	2	3	4	5	6	7	8	9	10	11	AB R H RBI BB SO LOB	TOP													
Lance Johnson, L (1, 8) OBP: 0.333, SLG: 0.367												5 2 2 0 1 0 3														
Mickey Morandini, L (1, 4) OBP: 0.342, SLG: 0.349												4 2 1 0 2 0 0														
Sammy Sosa, R (1, 9) OBP: 0.373, SLG: 0.618												5 1 1 1 1 2 3														
Mark Grace, L (1, 3) OBP: 0.419, SLG: 0.487												4 1 1 0 1 0 2														
Henry Rodriguez, L (1, 7) OBP: 0.436, SLG: 0.667												3 0 2 3 1 0 2														
Curtis Goodwin, L (9, 7) OBP: 0.200, SLG: 0.208												0 0 0 0 0 0 0														
Manny Alexander, R (10, PH) OBP: 0.342, SLG: 0.382												1 0 0 0 0 0 0														
Glenallen Hill, R (1, 10) OBP: 0.470, SLG: 0.864												4 1 2 2 0 2 3														
Tyler Houston, L (1, 5) OBP: 0.388, SLG: 0.551												4 0 1 0 0 2 3														
Gary Gaetti, R (10, PH) OBP: 0.261, SLG: 0.350												1 0 0 0 0 0 1	AB 41 R 7 H 11 RBI 6 BB 6 SO 8 LOB 21													
Benito Santiago, R (1, 2) OBP: 0.288, SLG: 0.376												5 0 1 0 0 1 1														
José Hernández, R (1, 6) OBP: 0.341, SLG: 0.412												5 0 0 0 0 1 3														
<b>Inning Stats</b>	R: 4 E: 1 K: 1 S: 22	H: 5 LOB: 3 BB: 1 P: 30	R: 0 E: 0 K: 0 S: 6	H: 0 LOB: 1 BB: 2 P: 15	R: 1 E: 0 K: 0 S: 9	H: 1 LOB: 0 BB: 0 P: 15	R: 1 E: 0 K: 1 S: 9	H: 1 LOB: 0 BB: 0 P: 16	R: 0 E: 0 K: 2 S: 8	H: 0 LOB: 0 BB: 1 P: 12	R: 0 E: 0 K: 0 S: 5	H: 0 LOB: 0 BB: 0 P: 8	R: 1 E: 0 K: 3 S: 18	H: 2 LOB: 2 BB: 1 P: 26	R: 0 E: 0 K: 0 S: 6	H: 0 LOB: 0 BB: 0 P: 8	R: 0 E: 0 K: 0 S: 6	H: 0 LOB: 0 BB: 0 P: 9	R: 0 E: 0 K: 1 S: 6	H: 1 LOB: 1 BB: 0 P: 6	R: 0 E: 0 K: 0 S: 3	H: 1 LOB: 1 BB: 1 P: 7	1B: 9 2B: 1 3B: 0 HR: 1	SF: 1 SAC: 0 DP: 2 HBP: 0	WP: 0 PB: 0 SB: 2 CS: 1	PA: 48
<b>PITCHER</b>	IP WLS BF H R ER SO BB IBB HBP BLK WP HR S P ERA WHIP												<b>PITCHER</b>	IP WLS BF H R ER SO BB IBB HBP BLK WP HR S P ERA WHIP												
Dwight Gooden, R (1, 1) ERA: 5.36	5.0 25 7 6 5 4 4 0 0 0 0 1 54 88 9.00 2.200												Michael Jackson, R (10, 1) ERA: 5.63	1.2 6 1 0 0 1 1 0 0 0 0 0 16 25 6.75 1.500												
Dave Stevens, R (6, 1) ERA: 4.5	1.1 6 1 1 1 1 1 0 0 0 0 0 0 16 25 6.75 1.500																									
Paul Assenmacher, L (7, 1) ERA: 4.22	0.2 3 1 0 0 2 0 0 0 0 0 0 0 7 9 0.00 1.500																									
Steve Reed, R (8, 1) ERA: 2.95	1.0 3 0 0 0 0 0 0 0 0 0 0 0 6 8 0.00 0.000																									
Ricardo Rincon, L (9, 1) ERA:	1.1 5 1 0 0 0 0 0 0 0 0 0 0 8 11 0.00 0.750																									

Chicago Cubs @ Cleveland Indians  
 Jacobs Field, Cleveland, OH  
 Sat Jun 05 1999, 1:05 PM EDT  
 Att: 43,085 - Sunny - 78 F

livebaseballscorecards.com



BOTTOM

Chicago Cubs @ Cleveland Indians  
Jacobs Field, Cleveland, OH

Sat Jun 05 1999, 1:05 PM EDT  
Att: 43,085 - Sunny - 78 F

livebaseballscorecards.com

AB	43
R	8
H	16
RBI	8
BB	8
SO	8
LOB	25



WP	0	PA	51
PB	0		
SB	0		
CS	0		

AB	R	H	RBI	BB	SO	LOB
6	1	3	0	0	1	3
5	0	0	1	0	1	5
1	0	0	0	0	0	0
5	2	3	2	1	0	1
5	2	3	1	1	0	3
3	0	1	0	3	1	2
5	0	1	1	1	0	5
4	1	2	3	1	1	1
5	0	0	0	0	3	5
2	1	1	0	1	1	0
2	1	2	0	0	0	0

11

10

9

8

7

6

5

4

3

2

1

Batter

<b>Kenny Lofton, L</b> OBP: 0.448, SLG: 0.500 (1, 8)	1-0 G5-4-3 1B		0-1 G1-3 1B		0-0 E5 G4-3 1B		1-3 K		2-0 F8	0-0 L7	
<b>Enrique Wilson, S</b> OBP: 0.304, SLG: 0.381 (1, 6)	2-2 G5-4-3 1-2f		1-1 G1-3		2-2 G4-3		0-0 FC6-4 1-2f		1-3 K		0-0 G6-3
<b>Einar Diaz, R</b> OBP: 0.283, SLG: 0.402 (10, 2)			1-2		1-2 3-H		0-0 L9		3-2 E8 1B		0-0 E1 1B
<b>Roberto Alomar, S</b> OBP: 0.437, SLG: 0.507 (1, 4)	0-2 G3		1-2 2-H 1B		4-0 G6-4-3 BB		0-0 L9		3-2 E8 1B		0-0 E1 1B
<b>Manny Ramirez, R</b> OBP: 0.423, SLG: 0.609 (1, 9)		1-1 HR 1B	2-2 G4-3		0-0 G6-4-3 1-2f		0-1 1B 2B		0-2 BB 1B		4-0 1B IBB
<b>Jim Thome, L</b> OBP: 0.434, SLG: 0.506 (1, 3)		0-0 F8		1-0 G5-3 2B		4-1 BB		1-3 K	4-2 BB		4-0 1B IBB
<b>Wil Cordero, R</b> OBP: 0.392, SLG: 0.507 (1, 10)		1-1 F8		2-1 L8		0-1 F9		4-2 G5-3 1B BB	0-1 P4		0-0 1B
<b>David Justice, L</b> OBP: 0.366, SLG: 0.558 (1, 7)		3-2 1-H HR		4-1 BB		0-3 K		1-1 1B		0-0 F8	
<b>Travis Fryman, R</b> OBP: 0.323, SLG: 0.449 (1, 5)		1-3 K		0-0 G5-3 2-3f		1-3 K		2-2 G5-3 2-3f		0-3 K	
<b>Chris Turner, R</b> OBP: 0.300, SLG: 0.222 (1, 2)			0-3 K		4-2 E G4-3 BB		3-2 FC6-4 1B		0-0 E5 F8 E 1B		0-0 1B
<b>Omar Vizquel, S</b> OBP: 0.388, SLG: 0.422 (9, PH)											
<b>Scott Sanders, R</b> ERA: 4.53 (10, 6)											

<b>Inning Stats</b>	R: 0 E: 0 K: 0 S: 8	H: 1 LOB: 0 BB: 0 P: 11	R: 2 E: 0 K: 1 S: 12	H: 2 LOB: 0 BB: 0 P: 18	R: 1 E: 0 K: 1 S: 14	H: 2 LOB: 1 BB: 0 P: 18	R: 0 E: 0 K: 0 S: 5	H: 1 LOB: 1 BB: 1 P: 12	R: 1 E: 1 K: 0 S: 12	H: 1 LOB: 1 BB: 2 P: 22	R: 0 E: 0 K: 2 S: 9	H: 0 LOB: 1 BB: 1 P: 14	R: 0 E: 0 K: 1 S: 9	H: 1 LOB: 1 BB: 0 P: 13	R: 1 E: 0 K: 1 S: 16	H: 2 LOB: 1 BB: 1 P: 24	R: 2 E: 2 K: 1 S: 18	H: 3 LOB: 2 BB: 1 P: 28	R: 0 E: 0 K: 1 S: 6	H: 1 LOB: 1 BB: 0 P: 6	R: 1 E: 1 K: 0 S: 3	H: 2 LOB: 3 BB: 2 P: 11	1B: 13 2B: 2 3B: 0 HR: 1	SF: 0 SAC: 0 DP: 4 HBP: 0	WP: 0 PA: 51
<b>PITCHER</b>	IP	WLS	BF	H	R	ER	SO	BB	IBB	HBP	BLK	WP	HR	S	P	ERA	WHIP								
<b>Jon Lieber, R</b> ERA: 3.32 (1, 1)	6.0		27	8	4	3	4	4	0	0	0	0	1	64	102	4.50	2.000								
<b>Felix Heredia, L</b> ERA: 2.86 (7, 1)	1.1	H	7	2	1	1	2	1	0	0	0	0	0	18	25	6.75	2.250								
<b>Rick Aguilera, R</b> ERA: 3.67 (8, 1)	1.1	B	7	3	2	1	1	1	0	0	0	0	0	19	31	6.75	3.000								
<b>Scott Sanders, R</b> ERA: 4.53 (9, 1)	1.2	L	10	3	1	1	1	0	2	0	0	0	0	11	19	5.40	1.800								



Batter	1	2	3	4	5	6	7	8	9	AB R H RBI BB SO LOB	TOP									
Lance Johnson, L OBP: 0.332, SLG: 0.365 (1, 8) X	0-0 G4-3 1B	2-2 1B 1B			2-2 G6-3 1B			0-1 G3-1 1B		4 0 1 0 0 0 0										
Mickey Morandini, L OBP: 0.350, SLG: 0.375 (1, 4) C X	0-1 1B G3-4-1 2B	0-1 FC4-6 1B			2-2 F7 1B			3-2 3B		4 1 3 0 0 0 0										
Sammy Sosa, R OBP: 0.371, SLG: 0.611 (1, 9) B S X	1-2 G3-4-1 1B 2-3 1B	3-1 FC4-6 1-2f			2-3 K			1-3 K		4 1 1 0 0 2 3										
Mark Grace, L OBP: 0.411, SLG: 0.477 (1, 3) F X	0-2 G3-4-1 1-2 3-H				3-2 F8			3-2 G4-3		4 0 0 1 0 0 2										
Henry Rodriguez, L OBP: 0.443, SLG: 0.664 (1, 7) B S X	2-1 1B 2-H 1B				4-2 G6-4-3 BB			4-1 G6-4-3 BB		2 0 1 1 2 0 0										
Glenallen Hill, R OBP: 0.457, SLG: 0.825 (1, 10) X	0-0 1-2 1B				0-2 G6-4-3 1-2f			3-2 G6-4-3 1-2f		4 0 1 0 0 0 2										
Tyler Houston, L OBP: 0.373, SLG: 0.527 (1, 2) F B C	1-3 K				0-0 F8			3-2 G3		4 0 0 0 0 2 2										
Gary Gaetti, R OBP: 0.263, SLG: 0.350 (1, 5) F C X		0-2 F8			0-1 G5-4-3 1B			2-3 K		3 0 1 0 0 1 0										
José Hernández, R OBP: 0.336, SLG: 0.405 (1, 6) C B X		2-2 G1-3			2-2 G5-4-3 1-2f			1-3 K		3 0 0 0 0 1 1										
<b>Inning Stats</b>	R: 2 E: 0 K: 1 S: 15	H: 4 LOB: 2 BB: 0 P: 19	R: 0 E: 0 K: 0 S: 13	H: 2 LOB: 2 BB: 0 P: 20	R: 0 E: 0 K: 0 S: 8	H: 0 LOB: 0 BB: 1 P: 15	R: 0 E: 0 K: 0 S: 7	H: 1 LOB: 0 BB: 0 P: 9	R: 0 E: 0 K: 1 S: 11	H: 0 LOB: 0 BB: 0 P: 17	R: 0 E: 0 K: 2 S: 9	H: 0 LOB: 0 BB: 0 P: 15	R: 0 E: 0 K: 1 S: 13	H: 1 LOB: 1 BB: 0 P: 20	R: 0 E: 0 K: 1 S: 7	H: 0 LOB: 0 BB: 1 P: 16	1B: 6 2B: 1 3B: 1 HR: 0	SF: 0 SAC: 0 DP: 3 HBP: 0	WP: 0 PB: 0 SB: 0 CS: 0	PA: 34
<b>PITCHER</b>	IP WLS BF H R ER SO BB IBB HBP BLK WP HR S P ERA WHIP																			
Charles Nagy, R ERA: 4.06 (1, 1)	6.0 W 24 7 2 2 2 1 0 0 0 0 0 0 58 92 3.00 1.333																			
Steve Karsay, R ERA: 2.06 (7, 1)	1.2 H 6 1 0 0 3 0 0 0 0 0 0 0 19 29 0.00 0.600																			
Ricardo Rincon, L ERA: (8, 1)	0.1 H 2 0 0 0 0 1 0 0 0 0 0 0 4 11 0.00 3.000																			
Paul Shuey, R ERA: 2.7 (9, 1)	1.0 S 2 0 0 0 1 0 0 0 0 0 0 0 6 11 0.00 0.000																			

Chicago Cubs @ Cleveland Indians  
 Jacobs Field, Cleveland, OH  
 Sun Jun 06 1999, 1:05 PM EDT  
 Att. 43,010 - Cloudy - 87 F

livebaseballscorecards.com

AB	32
R	2
H	8
RBI	2
BB	2
SO	6
LOB	10







Batter	1	2	3	4	5	6	7	8	9	10	AB R H RBI BB SO LOB	TOP										
Mark Loretta, R OBP: 0.364, SLG: 0.395 (1, 6)	0-1 1B 1B		1-0 G6-3		2-3 K		0-0 P8		2-0 1B 1B		5 1 2 0 0 1 3	<b>Milwaukee Brewers @ Cleveland Indians</b> Jacobs Field, Cleveland, OH Tue Jun 08 1999, 7:05 PM EDT Att: 42,300 - Unknown - 84 F										
Ronnie Belliard, R OBP: 0.444, SLG: 0.494 (1, 4)	1-2 SAFE F7		0-3 K		1-0 G6-3		1-2 FC6-4		1-1 1B 1B		5 0 1 0 0 1 3											
Jeff Cirillo, R OBP: 0.391, SLG: 0.442 (1, 5)	0-0 1B 1-2 1B		1-1 P9		0-0 2B		1-0 F8		2-1 G4-3		5 0 2 0 0 0 2											
Jeremy Burnitz, L OBP: 0.389, SLG: 0.522 (1, 9)	1-2 P4		1-2 F8		1-1 P7		4-2 1B BB		0-0 HR		4 1 1 1 1 0 3											
Dave Nilsson, L OBP: 0.401, SLG: 0.650 (1, 2)	2-1 1-3 2-H 1B		2-1 F9		4-0 IBB		1-0 F9		0-3 K		4 0 1 1 1 1 1											
Marquis Grissom, R OBP: 0.324, SLG: 0.382 (1, 8)	0-1 F9		0-3 K		3-3 K		1-0 1-2 1B		0-0 G5-3		5 0 1 0 0 2 4											
Sean Berry, R OBP: 0.322, SLG: 0.361 Brian Banks, S OBP: 0.323, SLG: 0.364 (8, 3)		2-3 K		1-0 L6		2-2 BB 1B		0-1 G4-3		0-0 2B	4 0 1 0 0 1 2 1 0 1 0 0 0 0											
Rich Becker, L OBP: 0.378, SLG: 0.393 Alex Ochoa, R OBP: 0.418, SLG: 0.515 (1, 10)		1-3 K		1-3 K		2-3 K		1-3 K		0-3 K	4 0 0 0 0 4 1 1 0 0 0 0 1 1											
Geoff Jenkins, L OBP: 0.399, SLG: 0.587 (1, 7)		3-0 F7		4-1 BB		4-1 FC6-4 BB		1-2 L4			2 0 0 0 2 0 0											
<b>Inning Stats</b>	R: 1 E: 0 K: 0 S: 14	H: 3 LOB: 2 BB: 0 P: 18	R: 0 E: 0 K: 2 S: 8	H: 0 LOB: 0 BB: 0 P: 14	R: 0 E: 0 K: 1 S: 6	H: 0 LOB: 0 BB: 0 P: 8	R: 0 E: 0 K: 1 S: 9	H: 0 LOB: 1 BB: 1 P: 12	R: 0 E: 0 K: 1 S: 7	H: 1 LOB: 2 BB: 1 P: 16	R: 0 E: 0 K: 1 S: 11		H: 1 LOB: 2 BB: 1 P: 20	R: 0 E: 0 K: 0 S: 7	H: 1 LOB: 2 BB: 1 P: 14	R: 0 E: 0 K: 1 S: 11	H: 2 LOB: 2 BB: 0 P: 18	R: 1 E: 0 K: 2 S: 9	H: 2 LOB: 1 BB: 0 P: 9	1B: 7 2B: 2 3B: 0 HR: 1	SF: 0 SAC: 0 DP: 0 HBP: 0	WP: 0 PB: 0 SB: 0 CS: 0
<b>PITCHER</b>	IP WLS BF H R ER SO BB IBB HBP BLK WP HR S P ERA WHIP																					
Dave Burba, R ERA: 4.48 (1, 1)	7.1	30	5	1	1	8	2	1	0	0	0	0	0	64	106	1.23	0.955					
Ricardo Rincon, L ERA: (8, 1)	0.1	2	0	0	0	0	1	0	0	0	0	0	0	3	8	0.00	3.000					
Steve Karsay, R ERA: 1.99 (8, 1)	1.1	7	3	0	0	1	0	0	0	0	0	0	0	14	22	0.00	2.250					
Paul Assenmacher, L ERA: 4.76 (10, 1)	0.2	L 4	2	1	1	1	0	0	0	0	0	0	1	6	6	13.50	3.000					
Michael Jackson, R ERA: 5.55 (10, 1)	0.1	1	0	0	0	1	0	0	0	0	0	0	0	3	3	0.00	0.000					

AB	40
R	2
H	10
RBI	2
BB	4
SO	11
LOB	20



livebaseballscorecards.com

Batter	1	2	3	4	5	6	7	8	9	10	AB	R	H	RBI	BB	SO	LOB
<b>Kenny Lofton, L</b> OBP: 0.455, SLG: 0.507 (1, 8)	G4-6-3 1B		S 1B		K		F8		F8 1B		5	0	3	0	0	1	3
<b>Omar Vizquel, S</b> OBP: 0.390, SLG: 0.417 (1, 6)	G4-6-3 1-2f		P6 1-2			S 2B BB	1B		F8 3-H		4	1	1	0	1	0	4
<b>Roberto Alomar, S</b> OBP: 0.433, SLG: 0.512 (1, 4)				F7 1-H		G5-3 2B	K			P6	5	0	2	1	0	1	2
<b>Jim Thome, L</b> OBP: 0.421, SLG: 0.485 (1, 3)	K			K		P5		K		K	5	0	0	0	0	4	2
<b>Wil Cordero, R</b> OBP: 0.384, SLG: 0.493 (1, 7)		G5-4-3 1B		G3		G5-3		B1-3		S 1B	2	0	1	0	0	0	0
<b>Jolbert Cabrera, R</b> OBP: 0.227, SLG: 0.150 (6, 7)											3	0	1	0	0	0	1
<b>David Justice, L</b> OBP: 0.372, SLG: 0.571 (1, 9)			P6		G5-4-3 1B	IBB		1B		K	4	0	2	0	1	1	2
<b>Richie Sexson, R</b> OBP: 0.280, SLG: 0.471 (1, 10)		G5-4-3 1-2f			G5-4-3 1-2f	K		K2-3			4	0	0	0	0	2	5
<b>Enrique Wilson, S</b> OBP: 0.303, SLG: 0.367 (1, 5)			G1-3			1B 1B		F9		1B SH3-4 CS BB	3	0	1	0	1	0	0
<b>Einar Diaz, R</b> OBP: 0.293, SLG: 0.409 (1, 2)			P8			1B 1B		1B 1B		SH3-4	3	0	2	0	0	0	0

Inning Stats	R: 0	H: 2	R: 0	H: 1	R: 0	H: 1	R: 0	H: 3	R: 1	H: 1	R: 0	H: 2	R: 0	H: 1	R: 0	H: 1	R: 0	H: 1	R: 0	H: 1	1B: 11	SF: 0	WP: 0	PA: 42
	E: 0	LOB: 1	E: 0	LOB: 0	E: 0	LOB: 0	E: 0	LOB: 2	E: 0	LOB: 2	E: 0	LOB: 2	E: 0	LOB: 1	E: 0	LOB: 1	E: 0	LOB: 1	E: 0	LOB: 1	2B: 2 <td>SAC: 1</td> <td>PB: 0</td> <td></td>	SAC: 1	PB: 0	
	K: 1	BB: 0	K: 0	BB: 0	K: 0	BB: 0	K: 1	BB: 0	K: 1	BB: 2	K: 1	BB: 0	K: 2	BB: 0	K: 0	BB: 1	K: 2	BB: 0	K: 0	BB: 0	3B: 0	DP: 3	SB: 3	
	S: 12	P: 20	S: 6	P: 9	S: 9	P: 13	S: 6	P: 12	S: 11	P: 14	S: 13	P: 26	S: 14	P: 22	S: 11	P: 18	S: 6	P: 12	S: 8	P: 8	HR: 0	HBP: 0	CS: 1	

PITCHER	IP	WLS	BF	H	R	ER	SO	BB	IBB	HBP	BLK	WP	HR	S	P	ERA	WHIP
<b>Steve Woodard, R</b> ERA: 4.91 (1, 1)	6.1		27	9	1	1	4	1	1	0	0	0	0	63	104	1.42	1.579
<b>Mike Myers, L</b> ERA: 7.71 (7, 1)	1.1		6	2	0	0	2	0	0	0	0	0	0	15	24	0.00	1.500
<b>Eric Plunk, R</b> ERA: 2.83 (8, 1)	0.2		3	0	0	0	1	1	0	0	0	0	0	5	11	0.00	1.500
<b>52 Rafael Roque, L</b> ERA: 6.2 (9, 1)	0.2	W	2	1	0	0	0	0	0	0	0	0	0	5	7	0.00	1.500
<b>Bob Wickman, R</b> ERA: 3.86 (10, 1)	1.0	S	4	1	0	0	2	0	0	0	0	0	0	8	8	0.00	1.000

PITCHER	IP	WLS	BF	H	R	ER	SO	BB	IBB	HBP	BLK	WP	HR	S	P	ERA	WHIP

**Milwaukee Brewers @ Cleveland Indians**  
**Jacobs Field, Cleveland, OH**  
 Tue Jun 08 1999, 7:05 PM EDT  
 Att. 42,300 - Unknown - 84 F

<b>AB</b>	<b>38</b>
<b>R</b>	<b>1</b>
<b>H</b>	<b>13</b>
<b>RBI</b>	<b>1</b>
<b>BB</b>	<b>3</b>
<b>SO</b>	<b>9</b>
<b>LOB</b>	<b>19</b>







BOTTOM

Milwaukee Brewers @ Cleveland Indians  
Jacobs Field, Cleveland, OH  
Wed Jun 09 1999, 7:05 PM EDT  
Att: 43,160 - Overcast - 74 F

livebaseballscorecards.com

AB 36  
R 6  
H 9  
RBI 6  
BB 7  
SO 7  
LOB 16



WP: 0 PA: 44  
PB: 0  
SB: 0  
CS: 2

AB R H RBI BB SO LOB

5 1 0 0 0 0 4

4 1 2 0 1 0 0

4 0 1 0 1 0 5

3 0 0 2 1 2 1

2 0 0 1 3 1 0

5 1 0 0 0 1 5

5 2 3 2 0 1 0

5 0 2 1 0 2 0

3 1 1 0 1 0 1

1B: 6 SF: 1  
2B: 1 SAC: 0  
3B: 0 DP: 0  
HR: 2 HBP: 0

Batter	1	2	3	4	5	6	7	8	9	10
<b>Kenny Lofton, L</b> OBP: 0.447, SLG: 0.495 (1, 8)	G6-3		L6		FC1-5 BB 1B BB		F9		FC5-4 BB	
<b>Omar Vizquel, S</b> OBP: 0.396, SLG: 0.424 (1, 6)	G5-3			SF8 1B 2B	BB BB 1B		F9		BB	
<b>Roberto Alomar, S</b> OBP: 0.432, SLG: 0.507 (1, 4)	G4-3			CS 1B	P5		BB		F7	
<b>David Justice, L</b> OBP: 0.368, SLG: 0.560 (1, 9)		K		SF8	BB BB		L6			K
<b>Jeff Manto, R</b> (1, 5)	F9			3-H 1-2 BB	BB BB BB					FC6-4 BB
<b>Jim Thome, L</b> OBP: 0.411, SLG: 0.470 (1, 10)	G1-3			G4-3	F8					FC6-4 1B 1-2f
<b>Richie Sexson, R</b> OBP: 0.290, SLG: 0.517 (1, 3)				HR	HR		K			1B 1-3
<b>Jacob Cruz, L</b> OBP: 0.400, SLG: 0.400 (1, 7)				E4 CS	FC1-5 1B		K			1B 1-2 3-H
<b>Einar Diaz, R</b> OBP: 0.299, SLG: 0.407 (1, 2)				F7	1B FC1-5 BB 1B		F7			FC5-4 BB

Inning Stats	R: 0	H: 0	E: 0	K: 0	S: 10	R: 0	H: 0	E: 0	K: 1	S: 7	R: 1	H: 1	E: 1	K: 0	S: 10	R: 0	H: 2	E: 0	K: 0	S: 10	R: 3	H: 4	E: 0	K: 0	S: 15	R: 0	H: 0	E: 0	K: 2	S: 10	R: 0	H: 0	E: 0	K: 0	S: 7	R: 0	H: 0	E: 0	K: 2	S: 8	R: 0	H: 0	E: 0	K: 1	S: 8	R: 0	H: 2	E: 0	K: 1	S: 6	1B: 6	SF: 1	2B: 1	SAC: 0	3B: 0	DP: 0	HR: 2	HBP: 0
--------------	------	------	------	------	-------	------	------	------	------	------	------	------	------	------	-------	------	------	------	------	-------	------	------	------	------	-------	------	------	------	------	-------	------	------	------	------	------	------	------	------	------	------	------	------	------	------	------	------	------	------	------	------	-------	-------	-------	--------	-------	-------	-------	--------

PITCHER	IP	WLS	BF	H	R	ER	SO	BB	IBB	HBP	BLK	WP	HR	S	P	ERA	WHIP
<b>Jim Abbott, L</b> ERA: 7.24 (1, 1)	4.2		22	7	5	5	1	2	0	0	0	0	2	47	73	9.64	1.929
<b>Al Reyes, R</b> ERA: 4.08 (5, 1)	2.0		8	0	0	0	2	2	0	0	0	0	0	19	36	0.00	1.000
<b>Mike Myers, L</b> ERA: 7.56 (7, 1)	0.1		1	0	0	0	0	0	0	0	0	0	0	3	4	0.00	0.000
<b>David Weathers, R</b> ERA: 3.82 (8, 1)	1.2		7	0	0	0	3	2	0	0	0	0	0	14	28	0.00	1.200
<b>52 Rafael Roque, L</b> ERA: 6.26 (9, 1)	1.0	L	6	2	1	1	1	1	0	0	0	0	0	8	13	9.00	3.000

PITCHER	IP	WLS	BF	H	R	ER	SO	BB	IBB	HBP	BLK	WP	HR	S	P	ERA	WHIP
---------	----	-----	----	---	---	----	----	----	-----	-----	-----	----	----	---	---	-----	------





Batter	1	2	3	4	5	6	7	8	9	AB	R	H	RBI	BB	SO	LOB
<b>Kenny Lofton, L</b> OBP: 0.446, SLG: 0.493 (1, 8) C F X	0-2 G3 ①	3-3 K ② ③		2-0 F7 ②			1-2 1B DI G6-3 1B	3-2 2B 1B		5	2	2	0	0	1	2
<b>Omar Vizquel, S</b> OBP: 0.391, SLG: 0.424 (1, 6) C F B B C	2-3 K ②		0-0 B5 ①	1-3 K ③			0-0 L8 ① SAFE X	0-1 1B 1-H 2B		5	0	1	1	0	2	2
<b>Roberto Alomar, S</b> OBP: 0.435, SLG: 0.505 (1, 4) <b>Enrique Wilson, S</b> OBP: 0.317, SLG: 0.380 (7, 4) B B B B	4-0 1B S BB		4-0 1B HR BB		1-3 K ①		1-2 G6-3 DI 1B	3-2 1B		1	1	0	0	2	1	0
<b>David Justice, L</b> OBP: 0.374, SLG: 0.556 (1, 9) B B B B	4-1 1B BB		0-0 1B HR 1B		4-1 G5-4-3 BB		2-2 G6-3 ② SAFE X	3-1 G3 ③		3	1	1	1	2	0	3
<b>Richie Sexson, R</b> OBP: 0.294, SLG: 0.534 (1, 3) B X	1-0 1B		2-0 HR		0-0 G5-4-3 ② ③		2-1 P4 ③		2-2 G3 ①	5	1	2	3	0	0	2
<b>Jim Thome, L</b> OBP: 0.406, SLG: 0.459 (1, 10) B B B C F B B	3-3 K ③		4-2 BB		1-1 F7 ①		2-2 L7 ①	0-3 K ②		4	0	0	0	1	2	3
<b>Jeff Manto, R</b> OBP: 0.500, SLG: 0.714 (1, 5) C B C		0-3 K ①	1-0 L7 ②		1-2 G6-3 ②		2-1 HR 1B	2-2 HR HR		5	2	2	1	0	1	1
<b>Jacob Cruz, L</b> OBP: 0.400, SLG: 0.700 (1, 7) X		0-0 CS 1B 1B	0-3 K ③		0-0 F7 ③		0-0 HR 1B	3-1 G3 ③		5	1	2	2	0	1	1
<b>Einar Diaz, R</b> OBP: 0.305, SLG: 0.410 (1, 2) C X	0-1 1B			0-1 P5 ①			2-1 L8 1B 1B	2-3 K ②		4	1	2	0	0	1	0

Inning Stats	R: 0	H: 1	E: 0	K: 2	S: 12	H: 3	H: 2	E: 0	K: 1	S: 9	R: 0	H: 0	E: 0	K: 1	S: 5	R: 0	H: 0	E: 0	K: 0	S: 6	R: 0	H: 0	E: 0	K: 0	S: 6	R: 2	H: 3	E: 0	K: 0	S: 15	R: 3	H: 5	E: 0	K: 1	S: 19	R: 1	H: 1	E: 0	K: 1	S: 12	1B: 10	2B: 2	3B: 0	HR: 3	SF: 0	SAC: 0	DP: 2	HBP: 0	WP: 0	PB: 0	SB: 1	CS: 1	PA: 44
--------------	------	------	------	------	-------	------	------	------	------	------	------	------	------	------	------	------	------	------	------	------	------	------	------	------	------	------	------	------	------	-------	------	------	------	------	-------	------	------	------	------	-------	--------	-------	-------	-------	-------	--------	-------	--------	-------	-------	-------	-------	--------

PITCHER	IP	WLS	BF	H	R	ER	SO	BB	IBB	HBP	BLK	WP	HR	S	P	ERA	WHIP
<b>Hideo Nomo, R</b> ERA: 4.23 (1, 1)	7.0		32	8	5	5	7	5	0	0	0	0	1	63	109	6.43	1.857
<b>Eric Plunk, R</b> ERA: 3.38 (8, 1)	0.2		4	2	2	2	1	0	0	0	0	0	1	9	15	27.00	3.000
<b>Mike Myers, L</b> ERA: 7.94 (8, 1)	0.1		4	3	1	1	0	0	0	0	0	0	0	10	19	27.00	9.000
<b>Bob Wickman, R</b> ERA: 4.03 (9, 1)	1.0		4	1	1	1	1	0	0	0	0	0	1	12	19	9.00	1.000

**BOTTOM**

**Milwaukee Brewers @ Cleveland Indians**  
**Jacobs Field, Cleveland, OH**  
 Thu Jun 10 1999, 7:05 PM EDT  
 Att. 43,196 - Overcast - 85 F

<b>AB</b>	<b>39</b>
<b>R</b>	<b>9</b>
<b>H</b>	<b>14</b>
<b>RBI</b>	<b>9</b>
<b>BB</b>	<b>5</b>
<b>SO</b>	<b>9</b>
<b>LOB</b>	<b>14</b>





Batter	1	2	3	4	5	6	7	8	9	AB R H RBI BB SO LOB	TOP											
<b>Kenny Lofton, L</b> OBP: 0.452, SLG: 0.507 (1, 8)	2-1 HR	4-0 BB			0-1 F7		4-1 2B BB		4-1 E WP BB	2 3 1 1 3 0 0												
<b>Omar Vizquel, S</b> OBP: 0.391, SLG: 0.434 (1, 6)	1-1 F8	2-2 F8			3-2 FC1-5 2B		3-2 1-H 2B		1-2 F7 1-H	5 0 2 1 0 0 1												
<b>Roberto Alomar, S</b> OBP: 0.431, SLG: 0.495 (1, 4)	4-2 BB		2-1 F7		2-1 FC1-5 HR		0-3 K		0-3 K	4 1 0 0 1 2 2												
<b>Manny Ramirez, R</b> OBP: 0.418, SLG: 0.608 (1, 9)	3-2 L9		1-0 P3		2-2 HR		1-3 K			4 1 1 2 0 1 2												
<b>David Justice, L</b> OBP: 0.371, SLG: 0.549 (1, 7)	2-3 K		1-0 1B		1-2 F8			1-0 F9		4 0 1 0 0 1 1												
<b>Jeff Manto, R</b> OBP: 0.429, SLG: 0.500 (1, 5)		4-1 G6-3 HR BB	3-3 K			2-3 K		3-1 F8		3 1 0 0 1 2 1												
<b>Jim Thome, L</b> OBP: 0.404, SLG: 0.451 (1, 3)		1-0 P2		4-0 L4-3 BB		3-3 K		0-0 P2		3 0 0 0 1 1 1												
<b>Paul Shuey, R</b> (8, 1)										0 0 0 0 0 0 0												
<b>Michael Jackson, R</b> (9, 1)										0 0 0 0 0 0 0												
<b>Einar Diaz, R</b> OBP: 0.299, SLG: 0.400 (1, 2)		2-1 G6-3		0-0 L4-3		0-0 F9			1-1 HR	3 0 0 0 0 0 2												
<b>Steve Reed, R</b> (7, 1)				1-2						0 0 0 0 0 0 0												
<b>Richie Sexson, R</b> OBP: 0.298, SLG: 0.557 (8, 3)				1-2						1 1 1 1 0 0 0												
<b>Dwight Gooden, R</b> OBP: 0.500, SLG: 2.000 (1, 1)		2-1 HR		1-3 K			1-0 G6-3		0-0 G6-3	2 1 1 2 0 1 0												
<b>Paul Assenmacher, L</b> (6, 1)										0 0 0 0 0 0 0												
<b>Steve Karsay, R</b> (6, 1)										0 0 0 0 0 0 0												
<b>Chris Turner, R</b> OBP: 0.267, SLG: 0.214 (6, 2)										2 0 0 0 0 0 0												
<b>Ricardo Rincon, L</b> (7, 1)										0 0 0 0 0 0 0												
<b>Inning Stats</b>	R: 1 E: 0 K: 1 S: 13	H: 1 LOB: 1 BB: 1 P: 25	R: 2 E: 0 K: 0 S: 9	H: 1 LOB: 1 BB: 2 P: 24	R: 0 E: 0 K: 1 S: 7	H: 1 LOB: 1 BB: 0 P: 14	R: 0 E: 0 K: 1 S: 4	H: 0 LOB: 0 BB: 1 P: 9	R: 2 E: 0 K: 0 S: 18	H: 2 LOB: 0 BB: 0 P: 26	R: 0 E: 0 K: 2 S: 10	H: 0 LOB: 0 BB: 0 P: 15	R: 1 E: 0 K: 2 S: 11	H: 1 LOB: 1 BB: 1 P: 20	R: 0 E: 0 K: 0 S: 4	H: 0 LOB: 0 BB: 0 P: 8	R: 2 E: 1 K: 1 S: 10	H: 1 LOB: 0 BB: 1 P: 16	1B: 1 2B: 3 3B: 0 HR: 4	SF: 0 SAC: 0 DP: 1 HBP: 0	WP: 1 PB: 0 SB: 0 CS: 0	PA: 39
<b>PITCHER</b>	IP WLS BF H R ER SO BB IBB HBP BLK WP HR S P ERA WHIP																					
<b>Steve Paris, R</b> ERA: 4.83 (1, 1)	5.0		23	5	5	5	3	4	0	0	0	0	3	51	98	9.00	1.800					
<b>Gabe White, L</b> ERA: 4.76 (6, 1)	1.0		3	0	0	0	2	0	0	0	0	0	0	10	15	0.00	0.000					
<b>Scott Sullivan, R</b> ERA: 1.59 (7, 1)	1.0		5	1	1	1	2	1	0	0	0	0	0	11	20	9.00	2.000					
<b>Scott Williamson, R</b> ERA: 1.64 (8, 1)	2.0	L	8	1	2	1	1	1	0	0	0	1	1	14	24	4.50	1.000					

**Cleveland Indians @ Cincinnati Reds**  
Cinergy Field, Cincinnati, OH  
Fri Jun 11 1999, 7:05 PM EDT  
Att. 42,928 - Cloudy - 90 F

livebaseballscorecards.com

AB	33
R	8
H	7
RBI	7
BB	6
SO	8
LOB	10



BOTTOM

Cleveland Indians @ Cincinnati Reds  
Cinergy Field, Cincinnati, OH  
Fri Jun 11 1999, 7:05 PM EDT  
Att. 42,928 - Cloudy - 90 F

livebaseballscorecards.com

AB 37  
R 6  
H 13  
RBI 4  
BB 4  
SO 6  
LOB 19



WP: 1 PA: 42  
PB: 0  
SB: 0  
CS: 0

AB R H RBI BB SO LOB

4 1 1 0 1 0 0

4 1 1 0 1 0 2

5 0 2 0 0 1 3

5 1 2 0 0 1 2

4 2 2 0 1 1 1

2 0 2 0 0 0 0

3 1 1 0 0 1 3

3 0 1 3 1 1 3

3 0 1 1 0 0 3

1 0 0 0 0 0 0

1 0 0 0 0 0 0

0 0 0 0 0 0 0

1 0 0 0 0 0 1

0 0 0 0 0 0 0

1 0 0 0 0 1 1

1B: 10 SF: 1

2B: 4 SAC: 0

3B: 0 DP: 2

HR: 0 HBP: 0

WP: 1 PA: 42

PB: 0

SB: 0

CS: 0

1B: 10 SF: 1

2B: 4 SAC: 0

3B: 0 DP: 2

HR: 0 HBP: 0

WP: 1 PA: 42

PB: 0

SB: 0

CS: 0

1B: 10 SF: 1

2B: 4 SAC: 0

3B: 0 DP: 2

HR: 0 HBP: 0

WP: 1 PA: 42

PB: 0

SB: 0

CS: 0

1B: 10 SF: 1

2B: 4 SAC: 0

3B: 0 DP: 2

HR: 0 HBP: 0

WP: 1 PA: 42

PB: 0

SB: 0

CS: 0

1B: 10 SF: 1

2B: 4 SAC: 0

3B: 0 DP: 2

HR: 0 HBP: 0

WP: 1 PA: 42

PB: 0

SB: 0

CS: 0

1B: 10 SF: 1

2B: 4 SAC: 0

3B: 0 DP: 2

HR: 0 HBP: 0

WP: 1 PA: 42

PB: 0

SB: 0

CS: 0

1B: 10 SF: 1

2B: 4 SAC: 0

3B: 0 DP: 2

HR: 0 HBP: 0

WP: 1 PA: 42

PB: 0

SB: 0

CS: 0

1B: 10 SF: 1

2B: 4 SAC: 0

3B: 0 DP: 2

HR: 0 HBP: 0

WP: 1 PA: 42

PB: 0

SB: 0

CS: 0

1B: 10 SF: 1

2B: 4 SAC: 0

3B: 0 DP: 2

HR: 0 HBP: 0

WP: 1 PA: 42

PB: 0

SB: 0

CS: 0

1B: 10 SF: 1

2B: 4 SAC: 0

3B: 0 DP: 2

HR: 0 HBP: 0

WP: 1 PA: 42

PB: 0

SB: 0

CS: 0

1B: 10 SF: 1

2B: 4 SAC: 0

3B: 0 DP: 2

HR: 0 HBP: 0

WP: 1 PA: 42

PB: 0

SB: 0

CS: 0

1B: 10 SF: 1

2B: 4 SAC: 0

3B: 0 DP: 2

HR: 0 HBP: 0

WP: 1 PA: 42

PB: 0

SB: 0

CS: 0

1B: 10 SF: 1

2B: 4 SAC: 0

3B: 0 DP: 2

HR: 0 HBP: 0

WP: 1 PA: 42

PB: 0

SB: 0

CS: 0

1B: 10 SF: 1

2B: 4 SAC: 0

3B: 0 DP: 2

HR: 0 HBP: 0

WP: 1 PA: 42

PB: 0

SB: 0

CS: 0

1B: 10 SF: 1

2B: 4 SAC: 0

3B: 0 DP: 2

HR: 0 HBP: 0

WP: 1 PA: 42

PB: 0

SB: 0

CS: 0

1B: 10 SF: 1

2B: 4 SAC: 0

3B: 0 DP: 2

HR: 0 HBP: 0

WP: 1 PA: 42

PB: 0

SB: 0

CS: 0

1B: 10 SF: 1

2B: 4 SAC: 0

3B: 0 DP: 2

HR: 0 HBP: 0

WP: 1 PA: 42

PB: 0

SB: 0

CS: 0

1B: 10 SF: 1

2B: 4 SAC: 0

3B: 0 DP: 2

HR: 0 HBP: 0

WP: 1 PA: 42

PB: 0

SB: 0

CS: 0

1B: 10 SF: 1

2B: 4 SAC: 0

3B: 0 DP: 2

HR: 0 HBP: 0

WP: 1 PA: 42

PB: 0

SB: 0

CS: 0

1B: 10 SF: 1

2B: 4 SAC: 0

3B: 0 DP: 2

HR: 0 HBP: 0

WP: 1 PA: 42

PB: 0

SB: 0

CS: 0

1B: 10 SF: 1

2B: 4 SAC: 0

3B: 0 DP: 2

HR: 0 HBP: 0

WP: 1 PA: 42

PB: 0

SB: 0

CS: 0

1B: 10 SF: 1

2B: 4 SAC: 0

3B: 0 DP: 2

HR: 0 HBP: 0

WP: 1 PA: 42

PB: 0

SB: 0

CS: 0

1B: 10 SF: 1

2B: 4 SAC: 0

3B: 0 DP: 2

HR: 0 HBP: 0

WP: 1 PA: 42

PB: 0

SB: 0

CS: 0

1B: 10 SF: 1

2B: 4 SAC: 0

3B: 0 DP: 2

HR: 0 HBP: 0

WP: 1 PA: 42

PB: 0

SB: 0

CS: 0

1B: 10 SF: 1

2B: 4 SAC: 0

3B: 0 DP: 2

HR: 0 HBP: 0

WP: 1 PA: 42

PB: 0

SB: 0

CS: 0

1B: 10 SF: 1

2B: 4 SAC: 0

3B: 0 DP: 2

HR: 0 HBP: 0

WP: 1 PA: 42

PB: 0

SB: 0

CS: 0

1B: 10 SF: 1

2B: 4 SAC: 0

3B: 0 DP: 2

HR: 0 HBP: 0

WP: 1 PA: 42

PB: 0

SB: 0

CS: 0

1B: 10 SF: 1

2B: 4 SAC: 0

3B: 0 DP: 2

HR: 0 HBP: 0

WP: 1 PA: 42

PB: 0

SB: 0

CS: 0

1B: 10 SF: 1

2B: 4 SAC: 0

3B: 0 DP: 2

HR: 0 HBP: 0

WP: 1 PA: 42

PB: 0

SB: 0

CS: 0

1B: 10 SF: 1

2B: 4 SAC: 0

3B: 0 DP: 2

HR: 0 HBP: 0

WP: 1 PA: 42

PB: 0

SB: 0

CS: 0

1B: 10 SF: 1

2B: 4 SAC: 0

3B: 0 DP: 2

HR: 0 HBP: 0

WP: 1 PA: 42

PB: 0

SB: 0

CS: 0

1B: 10 SF: 1

2B: 4 SAC: 0

3B: 0 DP: 2

HR: 0 HBP: 0

WP: 1 PA: 42

PB: 0

SB: 0

CS: 0

1B: 10 SF: 1

2B: 4 SAC: 0

3B: 0 DP: 2

HR: 0 HBP: 0

WP: 1 PA: 42



Batter	1	2	3	4	5	6	7	8	9	AB R H RBI BB SO LOB	TOP											
<b>Kenny Lofton, L</b> (1, 8) OBP: 0.448, SLG: 0.500	1-1 F8	1-1 P9			0-2 E HR 1B		1-0 G6-3		0-2 FC1-6 1-2f	5 1 1 0 0 0 3	<b>Cleveland Indians @ Cincinnati Reds</b> Cinergy Field, Cincinnati, OH Sat Jun 12 1999, 7:05 PM EDT Att. 52,804 - Cloudy - 78 F											
<b>Omar Vizquel, S</b> (1, 6) OBP: 0.386, SLG: 0.425	0-2 G4-3		0-2 G3		1-0 F7		2-1 G5-3	4-1 BB	4 0 0 0 1 0 1													
<b>Roberto Alomar, S</b> (1, 4) <b>Enrique Wilson, S</b> (9, 4) OBP: 0.430, SLG: 0.504 OBP: 0.317, SLG: 0.380	1-2 F9		4-0 BB		3-2 HR		1-3 K	0-2 G3-1	4 1 1 2 1 1 2 0 0 0 0 0 0 0													
<b>Manny Ramirez, R</b> (1, 9) OBP: 0.419, SLG: 0.604		4-0 2B 1B BB	1-3 K		1-3 K		2-2 G6-4-3 1B		3 1 1 0 1 2 1													
<b>David Justice, L</b> (1, 7) OBP: 0.369, SLG: 0.548		1-1 1B 1B 2B	3-3 K		2-1 G3		2-1 G6-4-3 1-2f		4 1 1 0 0 1 2													
<b>Richie Sexson, R</b> (1, 3) OBP: 0.303, SLG: 0.556		1-2 1B 1B 1B		1-2 G6-3		1-1 G4-3	1-0 1B		4 0 2 1 0 0 0													
<b>Jeff Manto, R</b> (1, 5) OBP: 0.444, SLG: 0.462		2-3 3-H K		0-0 1B		4-0 BB	3-3 K		3 0 1 0 1 2 3													
<b>Einar Diaz, R</b> (1, 2) OBP: 0.297, SLG: 0.395		2-2 1B		0-0 F8		1-1 P5		3-2 F8	4 0 1 1 0 0 2													
<b>Charles Nagy, L</b> (1, 1) <b>Ricardo Rincon, L</b> (7, 1) <b>Paul Shuey, R</b> (8, 1) <b>Jim Thome, L</b> (9, PH) <b>Michael Jackson, R</b> (9, 1) OBP: 0.406, SLG: 0.455		1-3 K		3-3 K		0-3 K		0-0 FC1-6 1B	3 0 0 0 0 3 4 0 0 0 0 0 0 0 0 0 0 0 0 0 0 1 0 1 0 0 0 0 0 0 0 0 0 0 0													
<b>Inning Stats</b>	R: 0 E: 0 K: 0 S: 9	H: 0 LOB: 0 BB: 0 P: 11	R: 2 E: 0 K: 2 S: 16	H: 3 LOB: 2 BB: 1 P: 28	R: 0 E: 0 K: 2 S: 11	H: 0 LOB: 1 BB: 1 P: 19	R: 0 E: 0 K: 1 S: 8	H: 1 LOB: 1 BB: 0 P: 12	R: 2 E: 1 K: 1 S: 12	H: 2 LOB: 0 BB: 0 P: 19		R: 0 E: 0 K: 1 S: 8	H: 0 LOB: 1 BB: 1 P: 14	R: 0 E: 0 K: 1 S: 6	H: 0 LOB: 0 BB: 0 P: 10	R: 0 E: 0 K: 1 S: 9	H: 2 LOB: 1 BB: 0 P: 17	R: 0 E: 0 K: 0 S: 12	H: 1 LOB: 2 BB: 1 P: 19	1B: 7 2B: 1 3B: 0 HR: 1	SF: 0 SAC: 0 DP: 1 HBP: 0	WP: 0 PB: 0 SB: 1 CS: 0
<b>PITCHER</b>	IP WLS BF H R ER SO BB IBB HBP BLK WP HR S P ERA WHIP												<b>PITCHER</b>	IP WLS BF H R ER SO BB IBB HBP BLK WP HR S P ERA WHIP								
<b>Pete Harnisch, R</b> (1, 1) ERA: 3.53	6.0 L 27 6 4 4 7 3 0 0 0 0 0 1 64 103 6.00 1.500																					
<b>Dennys Reyes, L</b> (7, 1) ERA: 2.0	1.0 3 0 0 0 1 0 0 0 0 0 0 0 6 10 0.00 0.000																					
<b>Danny Graves, R</b> (8, 1) ERA: 3.56	2.0 9 3 0 0 1 1 0 0 0 0 0 0 21 36 0.00 2.000																					

livebaseballscorecards.com

<b>AB</b>	<b>35</b>
<b>R</b>	<b>4</b>
<b>H</b>	<b>9</b>
<b>RBI</b>	<b>4</b>
<b>BB</b>	<b>4</b>
<b>SO</b>	<b>9</b>
<b>LOB</b>	<b>18</b>



Batter	1	2	3	4	5	6	7	8	9	AB R H RBI BB SO LOB
Pokey Reese, R OBP: 0.329, SLG: 0.433 (1, 4)	0-0 G5-3		0-1 1B		1-2 G1-3		4-0 BB IBB		0-3 K	4 0 1 0 1 1 0
Michael Tucker, L OBP: 0.328, SLG: 0.387 Mark Lewis, R OBP: 0.273, SLG: 0.423 Danny Graves, R (7, PH) (8, 1)	1-3 K		3-2 SF9			0-0 G4-3	4-2 BB			2 0 0 1 0 1 0 0 0 0 0 1 0 0 0 0 0 0 0 0 0
Sean Casey, L OBP: 0.421, SLG: 0.661 (1, 3)	3-1 G4-3		0-0 G3			0-1 P6	1-0 F7			4 0 0 0 0 0 4
Greg Vaughn, R OBP: 0.326, SLG: 0.497 (1, 7)		3-1 HR		0-0 F8		3-1 WP 2B		2-2 G5-3		4 1 2 1 0 0 0
Barry Larkin, R OBP: 0.360, SLG: 0.425 (1, 6)		0-1 G5-3		0-2 P5		1-3 K		4-1 S BB		3 0 0 0 1 1 1
Eddie Taubensee, L OBP: 0.374, SLG: 0.479 (1, 2)		3-3 K		0-1 E3			2-0 HR	1 SAFE 3-3 K		4 1 1 1 0 2 1
Mike Cameron, R OBP: 0.340, SLG: 0.400 Hal Morris, L OBP: 0.352, SLG: 0.333 Jeffrey Hammonds, R OBP: 0.303, SLG: 0.481 (8, PH) (9, 8)		0-1 G6-3		2-3 K			3-1 S SH2-4 1B	2-2 G1-4-3		3 0 1 0 0 1 1 1 0 0 0 0 0 1 0 0 0 0 0 0 0
Aaron Boone, R OBP: 0.288, SLG: 0.380 (1, 5)			4-1 1B SF9 BB		2-3 K		1-0 SH2-4		1-0 G6-3	2 1 0 0 1 1 0
Pete Harnisch, S OBP: 0.130, SLG: 0.304 Dennys Reyes, R (7, 1) Dmitri Young, S OBP: 0.273, SLG: 0.318 (7, PH) (8, 9)			1-1 SH2-4		1-0 G6-3		2-1 L4		2-1 G6-3	1 0 0 0 0 0 0 0 0 0 0 0 0 0 2 0 0 0 0 0 1

Inning Stats	R: 0	H: 0	E: 0	K: 1	S: 6	R: 1	H: 1	E: 0	K: 1	S: 10	R: 1	H: 1	E: 0	K: 0	S: 9	R: 0	H: 0	E: 1	K: 1	S: 9	R: 0	H: 0	E: 0	K: 1	S: 8	R: 0	H: 1	E: 0	K: 1	S: 8	R: 1	H: 2	E: 0	K: 0	S: 12	R: 0	H: 0	E: 0	K: 1	S: 11	R: 0	H: 0	E: 0	K: 1	S: 6	R: 0	H: 0	E: 0	K: 1	S: 6	1B: 2	2B: 1	3B: 0	HR: 2	SF: 1	SAC: 2	DP: 0	HBP: 0	WP: 1	PA: 37
--------------	------	------	------	------	------	------	------	------	------	-------	------	------	------	------	------	------	------	------	------	------	------	------	------	------	------	------	------	------	------	------	------	------	------	------	-------	------	------	------	------	-------	------	------	------	------	------	------	------	------	------	------	-------	-------	-------	-------	-------	--------	-------	--------	-------	--------

PITCHER	IP	WLS	BF	H	R	ER	SO	BB	IBB	HBP	BLK	WP	HR	S	P	ERA	WHIP
Charles Nagy, R ERA: 4.08 (1, 1)	6.1	W	26	5	3	3	5	1	0	0	0	1	2	54	88	4.26	0.947
Ricardo Rincon, L ERA: (7, 1)	0.2	H	4	0	0	0	0	1	1	0	0	0	0	8	18	0.00	1.500
Paul Shuey, R ERA: 2.43 (8, 1)	1.0	H	4	0	0	0	1	1	0	0	0	0	0	11	22	0.00	1.000
Michael Jackson, R ERA: 4.82 (9, 1)	1.0	S	3	0	0	0	1	0	0	0	0	0	0	6	9	0.00	0.000


**BOTTOM**

**Cleveland Indians @ Cincinnati Reds**  
Cinergy Field, Cincinnati, OH

Sat Jun 12 1999, 7:05 PM EDT  
Att. 52,804 - Cloudy - 78 F

livebaseballscorecards.com

AB	30
R	3
H	5
RBI	3
BB	4
SO	7
LOB	9





Batter	1	2	3	4	5	6	7	8	9	AB R H RBI BB SO LOB	TOP											
<b>Kenny Lofton, L</b> (1, 8) OBP: 0.447, SLG: 0.504	4-0 1B 1B G5-4-3 BB	2-3 K		2-2 FC3-6 2B SF9		1-2 2B 3B		0-3 K		4 3 1 0 1 2 1												
<b>Omar Vizquel, S</b> (1, 6) OBP: 0.392, SLG: 0.432	1-1 SAFE SAFE G5-4-3 1B 1B	0-1 B3-4		2-0 1-3 2B		4-0 2B E BB		2-2 P2		4 2 2 0 1 0 0												
<b>Roberto Alomar, S</b> (1, 4) OBP: 0.433, SLG: 0.511	0-0 G5-4-3 1B		4-1 HR BB	2-2 SF9		2-2 E4 1-H 3-H 2B		0-0 L7		3 1 2 2 1 0 0												
<b>Manny Ramirez, R</b> (1, 9) OBP: 0.415, SLG: 0.609	1-2 G5-4-3 1B		2-1 1 SAFE 1 SAFE 1-H HR	2-2 P1		0-0 P6		3-1 F8		5 1 1 2 0 0 4												
<b>Richie Sexson, R</b> (1, 3) OBP: 0.300, SLG: 0.544	1-0 BB BB 1B		2-2 G6-3		1-3 K	3-2 F8		3-2 F9		5 0 1 1 0 1 1												
<b>David Justice, L</b> (1, 7) OBP: 0.371, SLG: 0.544	4-2 BB BB 1B		1-2 G4-3		0-0 1B		1-0 P5			3 0 1 0 1 0 0												
<b>Jeff Manto, R</b> (1, 5) OBP: 0.455, SLG: 0.400	4-1 BB BB BB		4-2 BB		1-3 K		3-3 K			2 0 0 0 2 2 1												
<b>Steve Karsay, R</b> (7, 1)	1-2 2-3 BB		1-0 P6		1-3 K		1-1 F8			0 0 0 0 0 0 0												
<b>Einar Diaz, R</b> (1, 2) OBP: 0.289, SLG: 0.383	0-3 K		1-0 P4		1-3 K		1-1 F8			4 0 0 0 0 2 5												
<b>Dave Burba, R</b> (1, 1) OBP: 0.333, SLG: 0.333			1-0 P4		0-0 FC3-6 1B		1-1 G6-3			3 0 1 0 0 0 0												
<b>Enrique Wilson, S</b> (7, 5) OBP: 0.314, SLG: 0.376								1-1 L5		1 0 0 0 0 0 0												
<b>Inning Stats</b>	R: 2 E: 0 K: 1 S: 15	H: 3 LOB: 3 BB: 3 P: 30	R: 0 E: 0 K: 1 S: 7	H: 0 LOB: 0 BB: 0 P: 10	R: 2 E: 0 K: 0 S: 13	H: 1 LOB: 1 BB: 2 P: 27	R: 1 E: 0 K: 0 S: 15	H: 2 LOB: 1 BB: 0 P: 23	R: 0 E: 0 K: 3 S: 10	H: 1 LOB: 1 BB: 0 P: 13	R: 2 E: 1 K: 0 S: 16	H: 2 LOB: 1 BB: 1 P: 27	R: 0 E: 0 K: 1 S: 7	H: 0 LOB: 0 BB: 0 P: 12	R: 0 E: 0 K: 1 S: 10	H: 0 LOB: 0 BB: 0 P: 13	R: 0 E: 0 K: 0 S: 6	H: 0 LOB: 0 BB: 0 P: 12	1B: 5 2B: 2 3B: 1 HR: 1	SF: 1 SAC: 0 DP: 1 HBP: 0	WP: 0 PB: 0 SB: 0 CS: 0	PA: 41
<b>PITCHER</b>	IP WLS BF H R ER SO BB IBB HBP BLK WP HR S P ERA WHIP																					
<b>Steve Avery, L</b> (1, 1) ERA: 4.5	2.2 L 16 4 4 4 2 5 0 0 0 0 0 1 34 65 13.50 3.375																					
<b>Scott Sullivan, R</b> (3, 1) ERA: 1.85	3.1 16 5 3 2 3 1 0 0 0 0 0 0 42 65 5.40 1.800																					
<b>Gabe White, L</b> (7, 1) ERA: 4.31	3.0 9 0 0 0 2 0 0 0 0 0 0 0 23 37 0.00 0.000																					

**Cleveland Indians @ Cincinnati Reds**  
Cinergy Field, Cincinnati, OH  
Sun Jun 13 1999, 1:15 PM EDT  
Att. 45,593 - Sunny - 83 F

[livebaseballscorecards.com](http://livebaseballscorecards.com)

**AB 34**  
**R 7**  
**H 9**  
**RBI 5**  
**BB 6**  
**SO 7**  
**LOB 12**



Batter	1	2	3	4	5	6	7	8	9	AB R H RBI BB SO LOB
<b>Pokey Reese, R</b> OBP: 0.328, SLG: 0.431 <b>Chris Stynes, R</b> OBP: 0.200, SLG: 0.069 (1, 4) (2, PH) (3, 4)	1-0 G6-3	2-1 P6			3-1 F7		2-1 G6-4-3 1B		1-0 FC6-4	1 0 0 0 0 0 4 0 1 0 0 3
<b>Dmitri Young, S</b> OBP: 0.272, SLG: 0.325 (1, 9)	2-2 K		1-0 G6-3		0-0 WP 2B		1-1 G6-4-3 1-2f			4 0 1 0 0 1 1
<b>Sean Casey, L</b> OBP: 0.418, SLG: 0.652 (1, 3)	2-2 G4-3		1-1 G3		4-1 WP BB			1-3 K		3 0 0 0 1 1 0
<b>Greg Vaughn, R</b> OBP: 0.333, SLG: 0.516 (1, 7)		1-1 G5-3	2-2 HR		4-2 G6-4-3 1-2 2-3 BB			0-0 BB 1B		3 1 2 1 1 0 0
<b>Barry Larkin, R</b> OBP: 0.366, SLG: 0.426 (1, 6)		1-1 2B 1B	4-1 CS BB		1-0 G6-4-3 1-2f			4-1 G6-4-3 1-2 BB		2 1 1 0 2 0 3
<b>Jeffrey Hammonds, R</b> OBP: 0.301, SLG: 0.482 (1, 8)		1-1 1B 2B	1-0 CS	0-1 G6-3		1-2 P1		1-0 G6-4-3 1-2f		4 1 1 0 0 0 2
<b>Aaron Boone, R</b> OBP: 0.289, SLG: 0.373 <b>Hal Morris, L</b> OBP: 0.345, SLG: 0.327 (1, 5) (9, PH)		0-0 P1		H 1-0 K 1B HBP		0-1 G1-3			1-2 G4-3	2 0 0 0 0 0 2 1 0 0 0 0 0 0
<b>Brian Johnson, R</b> OBP: 0.326, SLG: 0.475 <b>Gabe White, L</b> (7, 1) <b>Michael Tucker, L</b> OBP: 0.326, SLG: 0.383 (9, PH)		0-2 1B		0-1 1-2 1B		1-2 F7			2-3 K	3 0 2 2 0 0 0 0 0 0 0 0 0 0 1 0 0 0 0 1 0
<b>Steve Avery, L</b> OBP: 0.105, SLG: 0.105 <b>Scott Sullivan, R</b> (3, 1) <b>Eddie Taubensee, L</b> OBP: 0.376, SLG: 0.479 (7, 2)		0-1 1B		1-3 K		2-3 K			2-2 FC6-4 1B	1 0 1 0 0 0 0 1 0 0 0 0 1 2 2 0 1 0 0 1 0

Inning Stats	R: 0	H: 0	E: 0	K: 1	S: 7	LOB: 0	BB: 0	P: 12	R: 2	H: 4	E: 0	K: 0	S: 14	LOB: 2	BB: 0	P: 19	R: 1	H: 1	E: 0	K: 0	S: 8	LOB: 0	BB: 1	P: 17	R: 0	H: 1	E: 0	K: 1	S: 7	LOB: 1	BB: 0	P: 9	R: 0	H: 0	E: 0	K: 0	S: 9	LOB: 0	BB: 0	P: 11	R: 0	H: 1	E: 0	K: 1	S: 7	LOB: 0	BB: 0	P: 12	R: 0	H: 1	E: 0	K: 1	S: 12	LOB: 1	BB: 1	P: 13	R: 0	H: 1	E: 0	K: 1	S: 12	LOB: 1	BB: 0	P: 18	1B: 7	SF: 0	2B: 2	SAC: 0	3B: 0	DP: 3	HR: 1	HBP: 1
--------------	------	------	------	------	------	--------	-------	-------	------	------	------	------	-------	--------	-------	-------	------	------	------	------	------	--------	-------	-------	------	------	------	------	------	--------	-------	------	------	------	------	------	------	--------	-------	-------	------	------	------	------	------	--------	-------	-------	------	------	------	------	-------	--------	-------	-------	------	------	------	------	-------	--------	-------	-------	-------	-------	-------	--------	-------	-------	-------	--------


PITCHER	IP	WLS	BF	H	R	ER	SO	BB	IBB	HBP	BLK	WP	HR	S	P	ERA	WHIP
<b>Dave Burba, R</b> ERA: 4.48 (1, 1)	6.0	W	26	7	3	3	2	3	0	1	0	1	1	52	87	4.50	1.667
<b>Steve Karsay, R</b> ERA: 2.23 (7, 1)	3.0	S	11	3	0	0	3	1	0	0	0	0	0	26	43	0.00	1.333

**BOTTOM**

**Cleveland Indians @ Cincinnati Reds**  
Cinergy Field, Cincinnati, OH

Sun Jun 13 1999, 1:15 PM EDT  
Att. 45,593 - Sunny - 83 F

<b>AB</b>	<b>32</b>
<b>R</b>	<b>3</b>
<b>H</b>	<b>10</b>
<b>RBI</b>	<b>3</b>
<b>BB</b>	<b>4</b>
<b>SO</b>	<b>5</b>
<b>LOB</b>	<b>13</b>



WP	PA	ERA	WHIP
1	38		



Batter	1	2	3	4	5	6	7	8	9	AB R H RBI BB SO LOB	TOP											
<b>Tony Phillips, S</b> OBP: 0.342, SLG: 0.463 (1, 4) (8, 8)	3-2 WP 1B 2B		3-2 G6-3		1-0 F9	2-3 K		3-3 K		5 1 1 0 0 2 0												
<b>Miguel Tejada, R</b> OBP: 0.344, SLG: 0.453 (1, 6)	3-1 G3-1 G4-3 2-H 1B		4-0 1B 1B BB		4-1 CS BB		1-2 P6		2-1 P9	3 1 1 1 2 0 0												
<b>Ben Grieve, L</b> OBP: 0.313, SLG: 0.329 (1, 9)	0-0 G4-3 1-2		2-2 1B 1B		4-2 1B 1B BB		3-1 2B 1B		1-0 G4-3	4 1 2 0 1 0 1												
<b>John Jaha, R</b> OBP: 0.391, SLG: 0.533 (1, 10)	3-2 G3-1 2-3		1-2 P4		0-0 BB 1B 1B		1-3 K		1-2 G4-3	5 0 1 0 0 1 4												
<b>Jason Giambi, L</b> OBP: 0.383, SLG: 0.462 (1, 3)	4-1 BB		2-0 1B		0-0 BB 1B		1-1 2B			3 0 3 2 1 0 0												
<b>Tim Raines, S</b> OBP: 0.353, SLG: 0.344 (1, 7)	0-0 P6		3-2 P5		4-1 SAFE 1B 2B BB		4-0 BB			2 0 0 0 2 0 4												
<b>3 Eric Chavez, L</b> OBP: 0.324, SLG: 0.368 <b>Olmedo Saenz, R</b> OBP: 0.359, SLG: 0.424 (7, PH) (7, 5)			G6-4-3 BB		4-1 F8-5 G6-3 BB		0-3 K		2-1 L4	1 0 0 0 2 1 3 1 0 0 0 0 0 3												
<b>Mike Macfarlane, R</b> OBP: 0.307, SLG: 0.394 (1, 2)			G6-4-3 1-2		1-0 SAFE G6-3 1-2		1-1 G1-3		0-0 G3	4 0 0 0 0 0 2												
<b>Ryan Christenson, R</b> OBP: 0.225, SLG: 0.254 <b>Scott Spezio, S</b> OBP: 0.277, SLG: 0.298 (8, PH) (8, 4)			G6-3		2-2 F8-5 2-3		2-3 K		3-2 L6	3 0 0 0 0 1 1 1 0 0 0 0 0 0												
<b>Inning Stats</b>	R: 1 E: 0 K: 0 S: 12	H: 2 LOB: 2 BB: 1 P: 25	R: 0 E: 0 K: 0 S: 6	H: 0 LOB: 0 BB: 1 P: 14	R: 1 E: 0 K: 0 S: 14	H: 2 LOB: 2 BB: 1 P: 29	R: 0 E: 0 K: 0 S: 7	H: 0 LOB: 0 BB: 1 P: 14	R: 1 E: 0 K: 1 S: 10	H: 2 LOB: 3 BB: 3 P: 23	R: 0 E: 0 K: 2 S: 10	H: 0 LOB: 0 BB: 0 P: 15	R: 0 E: 0 K: 1 S: 12	H: 2 LOB: 3 BB: 1 P: 24	R: 0 E: 0 K: 1 S: 9	H: 0 LOB: 0 BB: 0 P: 15	R: 0 E: 0 K: 0 S: 6	H: 0 LOB: 0 BB: 0 P: 10	1B: 6 2B: 3 3B: 0 HR: 0	SF: 0 SAC: 0 DP: 2 HBP: 0	WP: 1 PB: 0 SB: 0 CS: 1	PA: 40
<b>PITCHER</b>	IP WLS BF H R ER SO BB IBB HBP BLK WP HR S P ERA WHIP																					
<b>Jaret Wright, R</b> ERA: 6.94 (1, 1)	5.0 W 25 6 3 3 1 7 0 0 0 1 0 49 105 5.40 2.600																					
<b>Steve Reed, R</b> ERA: 3.2 (6, 1)	1.2 6 1 0 0 3 0 0 0 0 0 0 18 28 0.00 0.600																					
<b>Ricardo Rincon, L</b> ERA: (7, 1)	0.0 2 1 0 0 0 1 0 0 0 0 0 2 7 ∞ ∞																					
<b>Paul Shuey, R</b> ERA: 2.32 (7, 1)	1.1 H 4 0 0 0 1 0 0 0 0 0 0 11 19 0.00 0.000																					
<b>Michael Jackson, R</b> ERA: 4.66 (9, 1)	1.0 3 0 0 0 0 0 0 0 0 0 0 6 10 0.00 0.000																					

**Oakland Athletics @ Cleveland Indians**  
**Jacobs Field, Cleveland, OH**  
 Tue Jun 15 1999, 7:05 PM EDT  
 Att. 43,231 - Cloudy - 59 F

[livebaseballscorecards.com](http://livebaseballscorecards.com)

<b>AB</b>	<b>32</b>
<b>R</b>	<b>3</b>
<b>H</b>	<b>8</b>
<b>RBI</b>	<b>3</b>
<b>BB</b>	<b>8</b>
<b>SO</b>	<b>5</b>
<b>LOB</b>	<b>18</b>



Batter	1	2	3	4	5	6	7	8	9	AB	R	H	RBI	BB	SO	LOB
<b>Kenny Lofton, L</b> OBP: 0.451, SLG: 0.506 (1, 8)	1-2 FC1-6-5 SH5-3 1B	1-2 E1		0-0 BB BB 2B 1B	2-1 SH1-3	4-1 BB				3	1	2	0	1	0	1
<b>Omar Vizquel, S</b> OBP: 0.389, SLG: 0.425 (1, 6)	1-1 SH5-3	3-1 P6		4-0 BB BB 2B BB	1-2 K	0-1 F9				3	1	0	0	1	1	4
<b>Roberto Alomar, S</b> OBP: 0.433, SLG: 0.509 (1, 4)	1-1 FC1-6-5 BB 2-3		2-2 HR 1B	1-0 B5	0-1 BB S 1B		1-1 F8			5	1	2	1	0	0	3
<b>Manny Ramirez, R</b> OBP: 0.422, SLG: 0.621 (1, 9)	4-2 BB		2-2 HR	4-2 2B SF7 BB	4-2 BB BB		1-1 F9			2	2	1	2	3	0	0
<b>David Justice, L</b> OBP: 0.382, SLG: 0.552 (1, 7)	0-3 K		4-0 1B BB	0-0 1-3 2-H 3-H 2B	4-1 FC6-4 BB		0-1 PB 1B			3	0	2	2	2	1	2
<b>Richie Sexson, R</b> OBP: 0.303, SLG: 0.543 (1, 10)		1-2 F8-3 1B	2-2 1B	0-0 SF7	1-1 FC6-4		0-3 K			4	0	2	1	0	1	4
<b>Jim Thome, L</b> OBP: 0.406, SLG: 0.467 (1, 3)		1-1 F8-3	1-0 P6	4-0 FC6-4 IBB		0-0 HR		2-3 K		4	1	1	1	1	1	3
<b>Jeff Manto, R</b> OBP: 0.407, SLG: 0.316 (1, 5)		4-1 1B E BB	3-3 K	1-2 FC6-4		2-2 P4		2-3 K		4	1	0	0	1	2	4
<b>Einar Diaz, R</b> OBP: 0.293, SLG: 0.384 (1, 2)	0-1 E 1B		2-2 F9		0-0 SH1-3 PB 1B 1B	1-1 G5-3		0-2 G6-3		5	1	2	0	0	0	2


Inning Stats	R: 0	H: 1	E: 0	K: 1	S: 12	R: 1	H: 2	E: 1	K: 0	S: 13	R: 2	H: 3	E: 0	K: 1	S: 19	R: 3	H: 2	E: 0	K: 0	S: 9	R: 1	H: 2	E: 0	K: 1	S: 17	R: 1	H: 1	E: 0	K: 0	S: 9	R: 0	H: 1	E: 0	K: 1	S: 10	R: 0	H: 0	E: 0	K: 2	S: 10	R: 0	H: 0	E: 0	K: 2	S: 14
	LOB: 2	BB: 1	P: 19			LOB: 2	BB: 1	P: 23			LOB: 2	BB: 1	P: 35			LOB: 2	BB: 3	P: 23			LOB: 3	BB: 2	P: 29			LOB: 1	BB: 1	P: 16			LOB: 1	BB: 0	P: 12			LOB: 0	BB: 0	P: 14			LOB: 0	BB: 0	P: 14		

PITCHER	IP	WLS	BF	H	R	ER	SO	BB	IBB	HBP	BLK	WP	HR	S	P	ERA	WHIP
<b>Jimmy Haynes, R</b> ERA: 5.18 (1, 1)	3.1	L	23	8	6	5	2	5	0	0	0	0	1	49	91	13.50	3.900
<b>Brad Rigby, R</b> ERA: 4.34 (4, 1)	2.2		15	3	2	2	1	3	1	0	0	0	1	30	54	6.75	2.250
<b>Tim Worrell, R</b> ERA: 4.42 (7, 1)	2.0		7	1	0	0	3	0	0	0	0	0	0	20	26	0.00	0.500

**BOTTOM**

**Oakland Athletics @ Cleveland Indians**  
**Jacobs Field, Cleveland, OH**  
 Tue Jun 15 1999, 7:05 PM EDT  
 Att: 43,231 - Cloudy - 59 F

AB	33
R	8
H	12
RBI	7
BB	9
SO	6
LOB	23



WP	PA	ERA	WHIP
0	45		



Batter	1	2	3	4	5	6	7	8	9	AB R H RBI BB SO LOB	TOP																									
Tony Phillips, S OBP: 0.338, SLG: 0.453 (1, 9)	3-3 K	0-1 G3		0-1 L9		3-2 G3-1	2-2 L8		4-2 E BB	5 0 0 0 1 1 6																										
Miguel Tejada, R OBP: 0.344, SLG: 0.445 (1, 6)	4-0 E 1B G5-3 BB		4-1 FC3-6 HBP BB		1-1 G1-3	0-0 L8		0-1 G6-3	1-3 K 1-2	4 1 0 0 2 1 3																										
Ben Grieve, L OBP: 0.328, SLG: 0.341 (1, 7)	1-2 E4 1-3 1B		0-2 F9		4-2 FC6-4 BB BB		2-2 HBP BB 2B HBP	3-1 1B 2B	4-0 IBB	3 2 2 0 2 0 1																										
John Jaha, R OBP: 0.400, SLG: 0.526 (1, 10)	1-1 G5-3		2-1 FC3-6 1-2 HBP		4-0 FC6-4 1-2 BB		4-0 2B HBP BB	4-2 1B 2B BB	2-2 F9	2 2 0 1 3 0 3																										
Jason Giambi, L OBP: 0.380, SLG: 0.453 (1, 3)	2-3 K		2-2 FC3-6 1-2 2-3		0-2 FC6-4 1-2 2-3		1-0 2B HBP	2-2 P5		4 0 0 0 0 1 7																										
Mike Macfarlane, R OBP: 0.311, SLG: 0.404 (1, 2)		0-1 F8	0-0 G4-3		1-3 K		1-1 2B	1-0 2B 3 WP 1B		5 1 2 3 0 1 4																										
Scott Spiezio, S OBP: 0.281, SLG: 0.333 (1, 4)		0-0 HR		2-2 P2		0-0 L8	0-1 P8	0-1 3 WP 2B		5 1 2 2 0 0 2																										
Jorge Velandia, R OBP: 0.238, SLG: 0.286 (8, 4)								1-3 2-H 3-H		0 0 0 0 0 0 0																										
3 Eric Chavez, L OBP: 0.331, SLG: 0.391 (1, 5)		2-0 HR		3-2 G3-1		2-2 G3-1 WP 1B	4-0 IBB	2-3 K		4 1 2 1 1 1 1																										
Ryan Christenson, R OBP: 0.237, SLG: 0.269 (1, 8)		2-1 G4-3		2-0 2B		4-2 G3-1 BB	1-0 P9		1-3 K	4 0 1 0 1 1 3																										
<b>Inning Stats</b>	R: 1 E: 1 K: 2 S: 11	H: 1 LOB: 1 BB: 1 P: 22	R: 2 E: 0 K: 0 S: 8	H: 2 LOB: 0 BB: 0 P: 12	R: 0 E: 0 K: 0 S: 10	H: 0 LOB: 2 BB: 1 P: 18	R: 0 E: 0 K: 0 S: 10	H: 1 LOB: 1 BB: 0 P: 17	R: 0 E: 0 K: 1 S: 10	H: 0 LOB: 2 BB: 2 P: 20	R: 0 E: 0 K: 0 S: 11	H: 1 LOB: 2 BB: 1 P: 20	R: 2 E: 0 K: 0 S: 10	H: 1 LOB: 3 BB: 2 P: 25	R: 3 E: 0 K: 1 S: 15	H: 3 LOB: 1 BB: 1 P: 27	R: 0 E: 1 K: 2 S: 12	H: 0 LOB: 2 BB: 2 P: 24	1B: 3 2B: 4 3B: 0 HR: 2	SF: 0 SAC: 0 DP: 0 HBP: 3	WP: 2 PB: 0 SB: 0 CS: 0	PA: 49														
<b>PITCHER</b>	IP WLS BF H R ER SO BB IBB HBP BLK WP HR S P ERA WHIP																																			
Bartolo Colon, R ERA: 5.64 (1, 1)	6.0		31	5	5	4	3	6	0	2	0	1	2	62	117	6.00	1.833																			
Paul Assenmacher, L ERA: 4.97 (7, 1)	0.0		1	0	0	0	0	0	0	1	0	0	0	0	1	∞	∞																			
Steve Reed, R ERA: 3.08 (7, 1)	1.0		5	1	0	0	0	0	1	0	0	0	0	8	16	0.00	1.000																			
Dave Stevens, R ERA: 10.0 (8, 1)	1.0		7	3	3	3	1	1	0	0	0	1	0	15	27	27.00	4.000																			
Steve Karsay, R ERA: 2.18 (9, 1)	1.0	W	5	0	0	0	2	1	1	0	0	0	0	12	24	0.00	1.000																			

Oakland Athletics @ Cleveland Indians  
 Jacobs Field, Cleveland, OH  
 Wed Jun 16 1999, 7:05 PM EDT  
 Att. 43,163 - Cloudy - 62 F

livebaseballscorecards.com

AB	36
R	8
H	9
RBI	7
BB	10
SO	6
LOB	30



BOTTOM

Oakland Athletics @ Cleveland Indians

Jacobs Field, Cleveland, OH

Wed Jun 16 1999, 7:05 PM EDT

Att: 43,163 - Cloudy - 62 F

livebaseballscorecards.com

AB	33
R	9
H	10
RBI	9
BB	3
SO	9
LOB	5



WP:	0	PA:	38
PB:	0		
SB:	1		
CS:	0		

AB R H RBI BB SO LOB

4	2	1	1	1	0	0
5	1	2	1	0	1	0
3	1	1	2	0	1	0
3	2	2	3	1	0	0
4	0	1	0	0	2	1
3	0	0	1	0	1	1
4	0	0	0	0	2	1
1	0	0	0	1	1	0
2	2	2	0	0	0	0
2	0	0	0	0	0	1
0	0	0	0	0	0	0
1	1	1	1	0	0	0
1	0	0	0	0	1	1

1B:	4	SF:	2
2B:	3	SAC:	0
3B:	1	DP:	1
HR:	2	HBP:	0

Batter	1	2	3	4	5	6	7	8	9
<b>Kenny Lofton, L</b> OBP: 0.450, SLG: 0.502 (1, 8)	2-2 F9		3-2 F7			2-1 F7		4-2 SF8 1B 2B BB	3-1 S 1B
<b>Omar Vizquel, S</b> OBP: 0.389, SLG: 0.424 (1, 6)	0-3 K		2-2 G6-3			2-2 G3		0-0 2B 1-2 2-3 1B	2-1 1B 3-H 1-H
<b>Roberto Alomar, S</b> OBP: 0.430, SLG: 0.519 (1, 4)	3-2 HR		3-3 K			1-0 G6-3		2-1 SF8 1-2 2-3 3-H	
<b>Manny Ramirez, R</b> OBP: 0.427, SLG: 0.638 (1, 9)	1-2 HR			2-2 G4-3			4-2 1B SF7 BB	1-1 2B 2-H 3-H	
<b>David Justice, L</b> OBP: 0.379, SLG: 0.545 (1, 7)	2-2 G4-3			3-3 K			3-2 1B G6-5-3	2-3 K	
<b>Richie Sexson, R</b> OBP: 0.296, SLG: 0.533 (1, 10)			3-3 K		1-2 G6-3		1-1 SF7	0-0 P3	
<b>Jim Thome, L</b> OBP: 0.399, SLG: 0.457 (1, 3)						2-3 K	3-2 G6-5-3 1-2f		0-3 K
<b>Jeff Manto, R</b> OBP: 0.414, SLG: 0.300 (1, 5)								3-2 2B	0-0 1B
<b>Enrique Wilson, S</b> OBP: 0.327, SLG: 0.421 (8, PH) (9, 5)									3B
<b>Einar Diaz, R</b> OBP: 0.289, SLG: 0.379 (1, 2)								1-1 1B SF8 2-H 2B	0-3 K
<b>Jacob Cruz, L</b> OBP: 0.400, SLG: 0.700 (8, PH)									
<b>Alex Ramirez, R</b> OBP: 1.000, SLG: 2.000 (8, PH)									
<b>Chris Turner, R</b> OBP: 0.250, SLG: 0.200 (9, 2)									

Inning Stats	R: 2	H: 2	E: 0	K: 1	S: 16	LOB: 0	BB: 0	P: 24	R: 0	H: 0	E: 0	K: 1	S: 10	LOB: 1	BB: 1	P: 18	R: 0	H: 0	E: 0	K: 1	S: 13	LOB: 0	BB: 0	P: 21	R: 0	H: 0	E: 0	K: 1	S: 12	LOB: 0	BB: 0	P: 18	R: 0	H: 0	E: 0	K: 2	S: 10	LOB: 0	BB: 0	P: 14	R: 1	H: 1	E: 0	K: 0	S: 12	LOB: 0	BB: 1	P: 23	R: 4	H: 4	E: 1	K: 1	S: 18	LOB: 1	BB: 1	P: 31	R: 2	H: 3	E: 0	K: 2	S: 15	LOB: 3	BB: 0	P: 19	1B: 4	2B: 3	3B: 1	HR: 2	SF: 2	SAC: 0	DP: 1	HBP: 0	WP: 0	PA: 38
--------------	------	------	------	------	-------	--------	-------	-------	------	------	------	------	-------	--------	-------	-------	------	------	------	------	-------	--------	-------	-------	------	------	------	------	-------	--------	-------	-------	------	------	------	------	-------	--------	-------	-------	------	------	------	------	-------	--------	-------	-------	------	------	------	------	-------	--------	-------	-------	------	------	------	------	-------	--------	-------	-------	-------	-------	-------	-------	-------	--------	-------	--------	-------	--------

PITCHER	IP	WLS	BF	H	R	ER	SO	BB	IBB	HBP	BLK	WP	HR	S	P	ERA	WHIP
<b>Gil Heredia, R</b> ERA: 4.82 (1, 1)	6.0		21	2	2	2	6	1	0	0	0	0	2	67	106	3.00	0.500
<b>Doug Jones, R</b> ERA: 2.61 (7, 1)	1.0	H	5	2	2	2	0	1	0	0	0	0	0	15	29	18.00	3.000
<b>Buddy Groom, L</b> ERA: 6.87 (8, 1)	0.0		2	1	0	0	0	1	0	0	0	0	0	6	11	∞	∞
<b>T.J. Mathews, R</b> ERA: 2.64 (8, 1)	1.0	H	5	2	3	2	1	0	0	0	0	0	0	9	14	18.00	2.000
<b>Billy Taylor, R</b> ERA: 3.0 (9, 1)	0.2	L	5	3	2	2	2	0	0	0	0	0	0	15	19	27.00	4.500









Batter	1	2	3	4	5	6	7	8	9	AB R H RBI BB SO LOB	TOP											
<b>Brian Hunter, R</b> (1, 7) OBP: 0.329, SLG: 0.361	1-1 L6	0-2 E4 2B		1-2 G6-3		4-1 BB G3 BB		0-1 G5-3		4 1 0 0 1 0 1												
<b>Alex Rodriguez, R</b> (1, 6) OBP: 0.429, SLG: 0.664	2-3 K	1-1 1B 2B			0-0 G4-3 1B	2-2 G3		1-1 G5-3		5 1 2 3 0 1 2												
<b>Ken Griffey Jr., L</b> (1, 8) OBP: 0.418, SLG: 0.676	1-0 1B	3-2 1B			1-0 P2	4-0 BB IBB			3-2 HR	4 1 3 2 1 0 1												
<b>Butch Huskey, R</b> (1, 10) OBP: 0.389, SLG: 0.584	2-2 G5-3	1-2 G5-3			1 SAFE 0-1 G4-3	4-0 BB			2-1 HR	4 1 1 2 1 0 3												
<b>David Segui, S</b> (1, 3) OBP: 0.368, SLG: 0.480		2-0 1B 1B	1-1 L7		4-0 IBB	0-0 L7			3-2 F8	4 1 1 0 1 0 3												
<b>Raul Ibanez, L</b> (1, 9) OBP: 0.389, SLG: 0.364		0-1 F9 1B E 1B	0-0 G3-1		0-0 F9		0-2 F8		1-2 P6	5 1 1 0 0 0 2												
<b>David Bell, R</b> (1, 4) OBP: 0.320, SLG: 0.498		1-2 E 2B 1B	0-0 G5-3			1-2 F9	1-1 G3		2-3 K2-3	5 1 1 1 0 1 0												
<b>John Mabry, L</b> (1, 5) OBP: 0.307, SLG: 0.410		0-0 F9		1-0 G3-1		4-2 2B G3 BB	0-1 G4-3			3 1 0 0 1 0 2												
<b>Dan Wilson, R</b> (1, 2) OBP: 0.323, SLG: 0.416		2-3 K		0-1 G6-3		0-2 G3 BB 2B		0-1 F8		4 1 1 0 0 1 2												
<b>Inning Stats</b>	R: 0 E: 0 K: 1 S: 11	H: 1 LOB: 1 BB: 0 P: 17	R: 5 E: 1 K: 1 S: 23	H: 5 LOB: 1 BB: 0 P: 33	R: 0 E: 0 K: 0 S: 4	H: 0 LOB: 0 BB: 0 P: 5	R: 0 E: 0 K: 0 S: 8	H: 0 LOB: 0 BB: 0 P: 10	R: 0 E: 0 K: 0 S: 5	H: 1 LOB: 2 BB: 1 P: 10	R: 2 E: 0 K: 0 S: 15	H: 1 LOB: 3 BB: 4 P: 34	R: 0 E: 0 K: 0 S: 7	H: 0 LOB: 0 BB: 0 P: 8	R: 0 E: 0 K: 0 S: 6	H: 0 LOB: 0 BB: 0 P: 7	R: 2 E: 0 K: 1 S: 17	H: 2 LOB: 0 BB: 0 P: 28	1B: 6 2B: 2 3B: 0 HR: 2	SF: 0 SAC: 0 DP: 0 HBP: 0	WP: 0 PB: 0 SB: 0 CS: 0	PA: 43
<b>PITCHER</b>	IP WLS BF H R ER SO BB IBB HBP BLK WP HR S P ERA WHIP																					
<b>Charles Nagy, R</b> (1, 1) ERA: 4.13	5.2 L 31 8 7 3 2 3 2 0 0 0 0 65 108 4.76 1.941																					
<b>Paul Assenmacher, L</b> (6, 1) ERA: 4.2	2.1 7 0 0 0 0 0 0 0 0 0 0 14 16 0.00 0.000																					
<b>Ricardo Rincon, L</b> (9, 1) ERA: 1.59	1.0 5 2 2 2 1 0 0 0 0 0 0 2 17 28 18.00 2.000																					

Seattle Mariners @ Cleveland Indians  
 Jacobs Field, Cleveland, OH  
 Fri Jun 18 1999, 7:05 PM EDT  
 Att. 43,126 - Unknown - 67 F

livebaseballscorecards.com

AB	38
R	9
H	10
RBI	8
BB	5
SO	3
LOB	16



Batter	1	2	3	4	5	6	7	8	9	AB	R	H	RBI	BB	SO	LOB
<b>Kenny Lofton, L</b> OBP: 0.452, SLG: 0.504 <b>Jacob Cruz, L</b> OBP: 0.462, SLG: 0.923	1-0 E5 FC6-4			1-2 F9		1-2 F8		1-1 HR		3	0	0	0	0	0	1
<b>Omar Vizquel, S</b> OBP: 0.400, SLG: 0.435	0-1 FC6-4 P2 1-2f			0-2 L8		1-1 G1-6-3 1B		1-1 S G6-4-3 1B		4	1	2	0	0	0	1
<b>Roberto Alomar, S</b> OBP: 0.429, SLG: 0.525 <b>Jeff Manto, R</b> OBP: 0.433, SLG: 0.333	3-2 P2 1-2			0-3 K		1-1 G1-6-3 1B		1-0 G6-4-3 1B		3	0	0	0	0	1	3
<b>Manny Ramirez, R</b> OBP: 0.428, SLG: 0.630			3-2 K			3-2 F9 1B		2-1 G6-4-3 1B		4	0	2	0	0	1	1
<b>Richie Sexson, R</b> OBP: 0.293, SLG: 0.514			1-1 G5-3			2-1 SAFE 1-2 1B		1-2 F8		4	0	1	0	0	1	1
<b>David Justice, L</b> OBP: 0.373, SLG: 0.531			1-1 G6-3			0-1 F9		1-0 G6-4-3 1B		4	0	1	0	0	0	2
<b>Alex Ramirez, R</b> OBP: 0.250, SLG: 0.750			2-3 K			0-3 K		2-0 G6-4-3 1B		4	0	0	0	0	3	4
<b>Enrique Wilson, S</b> OBP: 0.336, SLG: 0.423			0-2 G1-3			2-2 SAFE L4		2-0 HR 1B		4	1	1	0	0	0	2
<b>Einar Diaz, R</b> OBP: 0.294, SLG: 0.382			1-2 P6			1-1 1B		1-2 HR 1B		3	1	2	0	0	0	0

Inning Stats	R: 0	H: 0	E: 1	LOB: 0	K: 0	BB: 0	S: 6	P: 10	R: 0	H: 0	E: 0	LOB: 0	K: 1	BB: 0	S: 7	P: 12	R: 0	H: 0	E: 0	LOB: 0	K: 1	BB: 0	S: 10	P: 13	R: 0	H: 2	E: 0	LOB: 2	K: 1	BB: 0	S: 14	P: 21	R: 0	H: 2	E: 0	LOB: 1	K: 0	BB: 0	S: 9	P: 13	R: 0	H: 2	E: 0	LOB: 1	K: 1	BB: 0	S: 7	P: 14	R: 4	H: 5	E: 0	LOB: 0	K: 0	BB: 0	S: 15	P: 24	R: 0	H: 0	E: 0	LOB: 0	K: 1	BB: 0	S: 9	P: 15	1B: 10	SF: 0	2B: 0	SAC: 0	3B: 0	DP: 3	HR: 1	HBP: 0	WP: 0	PA: 35
--------------	------	------	------	--------	------	-------	------	-------	------	------	------	--------	------	-------	------	-------	------	------	------	--------	------	-------	-------	-------	------	------	------	--------	------	-------	-------	-------	------	------	------	--------	------	-------	------	-------	------	------	------	--------	------	-------	------	-------	------	------	------	--------	------	-------	-------	-------	------	------	------	--------	------	-------	------	-------	--------	-------	-------	--------	-------	-------	-------	--------	-------	--------

PITCHER	IP	WLS	BF	H	R	ER	SO	BB	IBB	HBP	BLK	WP	HR	S	P	ERA	WHIP
<b>John Halama, L</b> ERA: 3.79	(1, 1)	7.0	28	9	3	3	5	0	0	0	0	0	1	71	106	3.86	1.286
<b>Jose Paniagua, R</b> ERA: 3.49	(8, 1)	1.0	4	2	1	1	0	0	0	0	0	0	0	8	13	9.00	2.000
<b>Jeff Fassero, L</b> ERA: 7.14	(9, 1)	1.0	3	0	0	0	1	0	0	0	0	0	0	9	15	0.00	0.000

BOTTOM

**Seattle Mariners @ Cleveland Indians**  
Jacobs Field, Cleveland, OH  
Fri Jun 18 1999, 7:05 PM EDT  
Att: 43,126 - Unknown - 67 F

livebaseballscorecards.com

AB	35
R	4
H	11
RBI	3
BB	0
SO	6
LOB	15





Batter	1	2	3	4	5	6	7	8	9	AB R H RBI BB SO LOB	TOP	
Brian Hunter, R (1, 7) OBP: 0.331, SLG: 0.362	2-2 G6-3 ①		2-0 WP 2B 1B		0-2 G1-3 ①		1-1 G5-3 ①		1-1 G6-4-3 1B ①	5 1 2 0 0 0 0		
Alex Rodriguez, R (1, 6) OBP: 0.429, SLG: 0.669	0-2 G5-3 ②		1-2 1-H 1B 2B		0-2 1B 2B ②		2-2 F8 ②		1-1 G6-4-3 1-2f 2-3 3-H 3-3 ②	5 2 2 1 0 0 2		
Ken Griffey Jr., L (1, 8) OBP: 0.418, SLG: 0.681	1-2 G3 ③		4-0 1B IBB		0-3 K2-3 ②		1-1 HR ③		K ③	4 1 1 1 1 2 2		
Edgar Martinez, R (1, 10) OBP: 0.452, SLG: 0.554		1-0 G6-3 ①	1-0 1-3 2-H 1B		4-0 1B BB ③		0-0 G6-3 ③			3 0 1 1 1 0 0		
David Segui, S (1, 3) OBP: 0.366, SLG: 0.476		1-0 G4-3 ②	2-3 K2-3 ③		1-0 1-2 2-H 1B ③			1-3 K ①		4 0 1 1 0 2 2		
Butch Huskey, R (1, 9) OBP: 0.392, SLG: 0.598		2-2 HR ③		0-1 CS 1B ③		0-0 G6-3 ③		0-1 G5-3 ②		4 1 2 1 0 0 2		
John Mabry, L (1, 5) OBP: 0.300, SLG: 0.400		1-0 F8 ③		2-2 F8 ①		1-1 G4-3 ①		1-2 G3 ③		4 0 0 0 0 0 1		
David Bell, R (1, 4) OBP: 0.323, SLG: 0.498			3-1 F9 ①	1-2 SAFE SAFE 1B ②		1-3 K ②		1-2 1B G6-4-3 1B ③		4 1 2 0 0 1 0		
Tom Lampkin, L (1, 2) OBP: 0.368, SLG: 0.506			3-1 F7 ②	0-0 G1-3 ③		2-3 K ③		0-1 G6-4-3 1B 1-3 1B ③		4 0 1 0 0 1 1		
Inning Stats	R: 0 E: 0 K: 0 S: 11 H: 0 LOB: 0 BB: 0 P: 14	R: 1 E: 0 K: 0 S: 6 H: 1 LOB: 0 BB: 0 P: 11	R: 2 E: 0 K: 1 S: 12 H: 3 LOB: 2 BB: 1 P: 28	R: 0 E: 0 K: 0 S: 10 H: 2 LOB: 1 BB: 0 P: 12	R: 1 E: 0 K: 1 S: 12 H: 2 LOB: 2 BB: 1 P: 17	R: 0 E: 0 K: 2 S: 9 H: 0 LOB: 0 BB: 0 P: 13	R: 1 E: 0 K: 0 S: 10 H: 1 LOB: 0 BB: 0 P: 14	R: 0 E: 0 K: 1 S: 8 H: 0 LOB: 0 BB: 0 P: 10	R: 1 E: 0 K: 1 S: 14 H: 3 LOB: 1 BB: 0 P: 20	1B: 8 2B: 2 3B: 0 HR: 2 SF: 0 SAC: 0 DP: 1 HBP: 0	WP: 1 PB: 0 SB: 0 CS: 1 PA: 39	
PITCHER	IP WLS BF H R ER SO BB IBB HBP BLK WP HR S P ERA WHIP											
Dave Burba, R (1, 1) ERA: 4.63	7.0 W 31 9 5 5 4 1 1 0 0 1 2 70 109 6.43 1.429											
Paul Shuey, R (8, 1) ERA: 2.38	1.0 6 3 1 1 1 0 0 0 0 0 0 16 20 9.00 3.000											
Michael Jackson, R (9, 1) ERA: 4.65	1.0 S 2 0 0 0 1 0 0 0 0 0 0 6 10 0.00 0.000											

Seattle Mariners @ Cleveland Indians  
 Jacobs Field, Cleveland, OH  
 Sat Jun 19 1999, 1:05 PM EDT  
 Att. 43,205 - Cloudy - 75 F

livebaseballscorecards.com

AB	37
R	6
H	12
RBI	5
BB	2
SO	6
LOB	10







Batter	1	2	3	4	5	6	7	8	9	AB R H RBI BB SO LOB	TOP											
Brian Hunter, R OBP: 0.332, SLG: 0.367 (1, 7) (7, 8)	1-1 G1-3		0-0 F9		1-1 FC4		2-1 1B	1-0 2B		5 1 2 0 0 0 1												
Alex Rodriguez, R OBP: 0.430, SLG: 0.669 Rafael Bourimigal, R OBP: 0.377, SLG: 0.532 (1, 6) (7, 6)	1-2 F9		1-2 2B		4-0 BB		0-0 F7	0-2 2B		3 0 1 0 1 0 1 1 0 1 2 0 0 0												
Ken Griffey Jr., L OBP: 0.419, SLG: 0.677 Raul Ibanez, L OBP: 0.378, SLG: 0.353 (1, 8) (7, 7)	4-1 1B BB		2-1 G3-1		3-2 G4-3		2-1 1B	1-3 2B		3 0 1 0 1 0 3 1 0 0 0 0 1 1												
Edgar Martinez, R OBP: 0.451, SLG: 0.551 (1, 10)	1-2 1B				2-3 K		0-1 1B	0-1 P3	2-2 G6-3	5 1 2 0 0 1 3												
David Segui, S OBP: 0.363, SLG: 0.468 (1, 3)	1-2 G1-3				4-1 BB		3-2 F7	1-1 G4-3	0-2 G1-3	4 0 0 0 1 0 5												
Butch Huskey, R OBP: 0.392, SLG: 0.591 (1, 9)					0-1 P3		2-2 1B	4-1 HR	1-2 G4-3	4 1 1 0 1 1 1												
Russ Davis, R OBP: 0.281, SLG: 0.484 (1, 5)					3-3 K		3-3 K	0-0 HR	0-3 K	5 1 1 2 0 3 3												
David Bell, R OBP: 0.325, SLG: 0.496 (1, 4)					4-2 FC4 BB		2-0 1B	2-2 P3		3 0 1 1 1 0 0												
Dan Wilson, R OBP: 0.321, SLG: 0.412 (1, 2)					2-3 K		2-1 F8	1-1 2B		4 1 1 0 0 1 3												
<b>Inning Stats</b>	R: 0 E: 0 K: 0 S: 12	H: 1 LOB: 2 BB: 1 P: 20	R: 0 E: 0 K: 1 S: 9	H: 0 LOB: 0 BB: 0 P: 15	R: 0 E: 1 K: 0 S: 10	H: 1 LOB: 1 BB: 0 P: 14	R: 0 E: 0 K: 2 S: 12	H: 0 LOB: 1 BB: 1 P: 21	R: 0 E: 0 K: 1 S: 15	H: 0 LOB: 2 BB: 2 P: 29	R: 1 E: 0 K: 1 S: 18	H: 3 LOB: 2 BB: 0 P: 30	R: 0 E: 0 K: 0 S: 9	H: 2 LOB: 2 BB: 0 P: 14	R: 4 E: 0 K: 1 S: 18	H: 4 LOB: 1 BB: 1 P: 29	R: 0 E: 0 K: 1 S: 11	H: 0 LOB: 0 BB: 0 P: 12	1B: 7 2B: 3 3B: 0 HR: 1	SF: 0 SAC: 0 DP: 0 HBP: 0	WP: 0 PB: 0 SB: 1 CS: 0	PA: 43
<b>PITCHER</b>	IP WLS BF H R ER SO BB IBB HBP BLK WP HR S P ERA WHIP												<b>PITCHER</b>	IP WLS BF H R ER SO BB IBB HBP BLK WP HR S P ERA WHIP								
Jaret Wright, R ERA: 6.55 (1, 1)	5.2 W 26 5 1 1 5 4 0 0 0 0 0 0 74 125 1.59 1.588																					
Steve Reed, R ERA: 2.93 (6, 1)	1.1 6 2 0 0 0 0 0 0 0 0 0 0 11 18 0.00 1.500																					
Ricardo Rincon, L ERA: 4.5 (8, 1)	0.2 7 4 4 4 1 1 0 0 0 0 0 1 14 23 54.00 7.500																					
Steve Karsay, R ERA: 2.3 (8, 1)	1.1 4 0 0 0 0 1 0 0 0 0 0 0 15 18 0.00 0.000																					

Seattle Mariners @ Cleveland Indians  
 Jacobs Field, Cleveland, OH  
 Sun Jun 20 1999, 8:05 PM EDT  
 Att. 43,070 - Cloudy - 73 F

livebaseballscorecards.com

AB	38
R	5
H	11
RBI	5
BB	5
SO	7
LOB	21







Batter	1	2	3	4	5	6	7	8	9	10	11	12	AB	R	H	RBI	BB	SO	LOB	TOP																		
Brian Hunter, R OBP: 0.330, SLG: 0.364 John Mabry, L OBP: 0.298, SLG: 0.398	2-1 L9		2-2 FC6			0-0 FC4-6		1-0 1B 1B		0-3 K		0-0 G3	5	1	1	0	0	1	3																			
Alex Rodriguez, R OBP: 0.421, SLG: 0.646	1-3 K			3-2 G1-3		3-3 1-SAFE 1-SAFE 1-SAFE K		3-2 P2		0-3 K		4-0 BB	5	0	0	0	1	3	4																			
Ken Griffey Jr., L OBP: 0.421, SLG: 0.675	1-1 F8			2-1 2B		4-0 IBB		2-1 1B 1B		0-0 F8		0-0 F8	5	1	2	1	1	0	2																			
Edgar Martinez, R OBP: 0.446, SLG: 0.542		1-1 G5-3		3-3 K		0-2 F8		2-1 1B		2-1 1B		0-0 G1	5	0	1	2	0	1	3																			
David Segui, S OBP: 0.356, SLG: 0.458	1-0 F9			2-3 K			1-3 K	2-3 K				0-0 G4-3	5	0	0	0	0	3	2																			
Butch Huskey, R OBP: 0.391, SLG: 0.587 Charles Gipson, R OBP: 0.357, SLG: 0.462 Raul Ibanez, L OBP: 0.385, SLG: 0.361		0-1 G4-3			0-2 L3 1B		1-2 F9		0-0 G4-3			0-0 1B 1B	3	0	1	0	0	0	0																			
David Bell, R OBP: 0.323, SLG: 0.490			2-1 G1-3		0-0 L3		0-2 G3-1		3-3 K		0-0 1B		5	0	1	0	0	1	1																			
Russ Davis, R OBP: 0.280, SLG: 0.477			0-0 CS 1B		1-2 F7			1-3 K	2-3 K		0-0 G6-3		5	0	1	0	0	2	2																			
Dan Wilson, R OBP: 0.333, SLG: 0.417			4-2 FC6 BB			3-2 FC4-6 1B		1-0 1B 1B			4-0 BB		0-0 G3-1	3	1	2	0	2	0	0																		
<b>Inning Stats</b>	R: 0 E: 0 K: 1 S: 8	H: 0 LOB: 0 BB: 0 P: 12	R: 0 E: 0 K: 0 S: 5	H: 0 LOB: 0 BB: 0 P: 7	R: 0 E: 0 K: 0 S: 8	H: 1 LOB: 1 BB: 1 P: 16	R: 0 E: 0 K: 1 S: 12	H: 1 LOB: 1 BB: 0 P: 22	R: 0 E: 0 K: 0 S: 8	H: 1 LOB: 0 BB: 0 P: 9	R: 0 E: 0 K: 1 S: 10	H: 0 LOB: 0 BB: 0 P: 12	R: 3 E: 0 K: 2 S: 18	H: 4 LOB: 1 BB: 0 P: 30	R: 0 E: 0 K: 2 S: 9	H: 0 LOB: 0 BB: 0 P: 14	R: 0 E: 0 K: 2 S: 7	H: 0 LOB: 1 BB: 1 P: 11	R: 0 E: 0 K: 0 S: 5	H: 2 LOB: 2 BB: 0 P: 5	R: 0 E: 0 K: 0 S: 3	H: 0 LOB: 1 BB: 1 P: 7	1B: 9 2B: 2 3B: 0 HR: 0	SF: 0 SAC: 0 DP: 1 HBP: 0	WP: 0 PB: 0 SB: 3 CS: 1	PA: 48												
<b>PITCHER</b>	IP WLS BF H R ER SO BB IBB HBP BLK WP HR S P ERA WHIP																				IP WLS BF H R ER SO BB IBB HBP BLK WP HR S P ERA WHIP																	
Bartolo Colon, R ERA: 5.33	7.2																																					
Paul Assenmacher, L ERA: 4.8	0.0	1	1	0	0	0	0	0	0	0	0	2	4	∞	∞																							
Paul Shuey, R ERA: 2.29	1.1	B	5	1	1	1	3	0	0	0	0	0	0	0	0	15	24	6.75	0.750																			
Michael Jackson, R ERA: 4.5	1.0		4	0	0	0	2	1	0	0	0	0	0	0	0	7	11	0.00	1.000																			
Steve Karsay, R ERA: 2.2	2.0	W	9	2	0	0	0	1	0	0	0	0	0	0	0	8	12	0.00	1.500																			

Seattle Mariners @ Cleveland Indians  
 Jacobs Field, Cleveland, OH  
 Mon Jun 21 1999, 7:05 PM EDT  
 Att. 43,093 - Unknown - 72 F


AB	44
R	3
H	10
RBI	3
BB	4
SO	11
LOB	17



Batter	1	2	3	4	5	6	7	8	9	10	11	12	AB	R	H	RBI	BB	SO	LOB						
<b>Kenny Lofton, L</b> OBP: 0.441, SLG: 0.485 (1, 8)	G6-3			L7	L7		F8		K	FC6-4			6	0	0	0	0	1	3						
<b>Omar Vizquel, S</b> OBP: 0.405, SLG: 0.448 (1, 6)	F9			G6-3		S WP 1B	P7		F9 2B		G3-1		6	1	2	0	0	0	1						
<b>David Justice, L</b> OBP: 0.374, SLG: 0.531 (1, 9)	L9			BB 1B		L4		K	IBB		G6-3		5	0	1	0	1	1	1						
<b>Richie Sexson, R</b> OBP: 0.308, SLG: 0.528 (1, 7)		CS 1B				4-1 1B		G1-3	F9 2-3				4	0	1	0	2	1	2						
<b>Jim Thome, L</b> OBP: 0.417, SLG: 0.477 (1, 3)						1-2 BB							4	2	1	0	2	3	5						
<b>Alex Ramirez, R</b> OBP: 0.357, SLG: 0.615 (1, 10)									1B BB BB				4	1	2	1	1	1	4						
<b>Jeff Manto, R</b> OBP: 0.455, SLG: 0.348 <b>Roberto Alomar, S</b> OBP: 0.431, SLG: 0.528 (8, PH) (9, 4)						SH1-3 1B			BB 1B BB				2	0	1	0	0	0	2						
<b>Enrique Wilson, S</b> OBP: 0.352, SLG: 0.426 (9, 5)													1	0	1	0	2	0	0						
<b>Einar Diaz, R</b> OBP: 0.305, SLG: 0.394 <b>Jacob Cruz, L</b> OBP: 0.391, SLG: 0.800 <b>Chris Turner, R</b> OBP: 0.250, SLG: 0.211 (1, 2) (8, PH) (9, 2)													5	0	3	2	1	1	2						
<b>Inning Stats</b>	R: 0 E: 0 K: 0 S: 8	H: 0 LOB: 0 BB: 0 P: 11	R: 0 E: 0 K: 1 S: 7	H: 1 LOB: 0 BB: 0 P: 12	R: 0 E: 0 K: 1 S: 7	H: 1 LOB: 0 BB: 0 P: 10	R: 0 E: 0 K: 1 S: 15	H: 1 LOB: 2 BB: 1 P: 27	R: 1 E: 1 K: 1 S: 11	H: 2 LOB: 1 BB: 0 P: 15	R: 1 E: 0 K: 1 S: 17	H: 2 LOB: 2 BB: 1 P: 26	R: 0 E: 0 K: 2 S: 12	H: 1 LOB: 3 BB: 2 P: 28	R: 0 E: 0 K: 1 S: 5	H: 0 LOB: 1 BB: 1 P: 9	R: 0 E: 0 K: 1 S: 5	H: 0 LOB: 0 BB: 0 P: 5	R: 1 E: 0 K: 0 S: 3	H: 2 LOB: 2 BB: 1 P: 7	1B: 10 2B: 2 3B: 0 HR: 0	SF: 0 SAC: 3 DP: 1 HBP: 0	WP: 2 PB: 0 SB: 1 CS: 1	PA: 54	
<b>PITCHER</b>	IP	WLS	BF	H	R	ER	SO	BB	IBB	HBP	BLK	WP	HR	S	P	ERA	WHIP								
<b>Jamie Moyer, L</b> ERA: 4.65 (1, 1)	7.0		29	8	2	2	4	2	0	0	0	1	0	74	114	2.57	1.429								
<b>Jeff Fassero, L</b> ERA: 7.19 (8, 1)	0.2	H	4	0	1	1	1	2	0	0	0	0	0	14	25	13.50	3.000								
<b>Jose Paniagua, R</b> ERA: 3.29 (8, 1)	2.1	B	13	2	0	0	3	2	2	0	0	0	0	23	50	0.00	1.714								
<b>Jose Mesa, R</b> ERA: 7.2 (11, 1)	1.1	L	8	2	1	1	1	0	1	0	0	1	0	8	12	6.75	1.500								

**Seattle Mariners @ Cleveland Indians**  
**Jacobs Field, Cleveland, OH**  
 Mon Jun 21 1999, 7:05 PM EDT  
 Att: 43,093 - Unknown - 72 F

<b>AB</b>	<b>42</b>
<b>R</b>	<b>4</b>
<b>H</b>	<b>12</b>
<b>RBI</b>	<b>3</b>
<b>BB</b>	<b>9</b>
<b>SO</b>	<b>9</b>
<b>LOB</b>	<b>27</b>



PITCHER	IP	WLS	BF	H	R	ER	SO	BB	IBB	HBP	BLK	WP	HR	S	P	ERA	WHIP
<b>Jamie Moyer, L</b> ERA: 4.65 (1, 1)	7.0		29	8	2	2	4	2	0	0	0	1	0	74	114	2.57	1.429
<b>Jeff Fassero, L</b> ERA: 7.19 (8, 1)	0.2	H	4	0	1	1	1	2	0	0	0	0	0	14	25	13.50	3.000
<b>Jose Paniagua, R</b> ERA: 3.29 (8, 1)	2.1	B	13	2	0	0	3	2	2	0	0	0	0	23	50	0.00	1.714
<b>Jose Mesa, R</b> ERA: 7.2 (11, 1)	1.1	L	8	2	1	1	1	0	1	0	0	1	0	8	12	6.75	1.500



Batter	1	2	3	4	5	6	7	8	9	AB R H RBI BB SO LOB	TOP											
<b>Kenny Lofton, L</b> (1, 8) OBP: 0.444, SLG: 0.483	3-3 		4-1 		2-2 		1-0 		1-0 	3 1 1 1 1 1 1												
<b>Omar Vizquel, S</b> (1, 6) OBP: 0.401, SLG: 0.442	0-1 		2-0 		1-2 		2-2 		0-1 	5 0 1 0 0 0 3												
<b>Roberto Alomar, S</b> (1, 4) OBP: 0.429, SLG: 0.528	2-0 		0-2 		1-2 		2-2 			4 0 1 0 0 0 4												
<b>David Justice, L</b> (1, 9) OBP: 0.372, SLG: 0.526	2-1 			1-1 	1-0 			1-0 		4 0 1 1 0 0 1												
<b>Richie Sexson, R</b> (1, 3) OBP: 0.307, SLG: 0.519		4-0 		0-1 	2-2 			3-1 		3 0 0 0 1 0 2												
<b>Jim Thome, L</b> (1, 10) OBP: 0.415, SLG: 0.470		0-3 		4-2 		0-2 		3-3 		3 1 0 0 1 2 1												
<b>Enrique Wilson, S</b> (1, 5) OBP: 0.356, SLG: 0.437		1-2 		2-1 		2-2 		1-1 		4 1 2 0 0 0 1												
<b>Jacob Cruz, L</b> (1, 7) OBP: 0.370, SLG: 0.708		0-0 		3-2 		0-0 		0-1 		4 0 1 1 0 0 2												
<b>Einar Diaz, R</b> (1, 2) OBP: 0.304, SLG: 0.390			2-3 		3-2 		0-0 		1-1 	4 0 1 0 0 1 2												
<b>Inning Stats</b>	R: 0 E: 0 K: 1 S: 8	H: 1 LOB: 1 BB: 0 P: 15	R: 0 E: 0 K: 1 S: 7	H: 0 LOB: 1 BB: 1 P: 12	R: 0 E: 0 K: 1 S: 8	H: 0 LOB: 1 BB: 1 P: 16	R: 1 E: 0 K: 0 S: 16	H: 2 LOB: 2 BB: 1 P: 29	R: 1 E: 0 K: 0 S: 16	H: 3 LOB: 1 BB: 0 P: 23	R: 0 E: 0 K: 0 S: 7	H: 0 LOB: 0 BB: 0 P: 9	R: 0 E: 0 K: 1 S: 7	H: 0 LOB: 1 BB: 0 P: 12	R: 0 E: 0 K: 1 S: 6	H: 0 LOB: 0 BB: 0 P: 13	R: 1 E: 0 K: 0 S: 9	H: 2 LOB: 1 BB: 0 P: 12	1B: 6 2B: 2 3B: 0 HR: 0	SF: 0 SAC: 0 DP: 1 HBP: 1	WP: 0 PB: 0 SB: 1 CS: 0	PA: 38
<b>PITCHER</b>	IP WLS BF H R ER SO BB IBB HBP BLK WP HR S P ERA WHIP																					
<b>Kelvim Escobar, R</b> (1, 1) ERA: 4.93	7.0 W 30 6 2 2 3 3 0 1 0 0 0 69 116 2.57 1.286																					
<b>Graeme Lloyd, L</b> (8, 1) ERA: 2.86	1.0 H 3 0 0 0 1 0 0 0 0 0 0 6 13 0.00 0.000																					
<b>Billy Koch, R</b> (9, 1) ERA: 1.82	1.0 S 5 2 1 1 0 0 0 0 0 0 0 9 12 9.00 2.000																					

**Cleveland Indians @ Toronto Blue Jays**  
 SkyDome, Toronto, ON  
 Tue Jun 22 1999, 7:05 PM EDT  
 Att. 22,197 - Unknown - 81 F

AB	34
R	3
H	8
RBI	3
BB	3
SO	4
LOB	17



Batter	1	2	3	4	5	6	7	8	9	AB R H RBI BB SO LOB
Shannon Stewart, R OBP: 0.385, SLG: 0.404 (1, 7)	3-2 FC5 1B 1B		4-2 HR BB		1-0 F8		1-1 L7			3 1 1 0 1 0 0
Tony Batista, R OBP: 0.343, SLG: 0.434 (1, 6)	0-0 F9 FC5 1B		2-2 F7		0-1 L7		0-3 K			4 0 1 0 0 1 1
Shawn Green, L OBP: 0.396, SLG: 0.619 (1, 9)	1-0 FC5 1-2 2-3f		0-0 1-H HR		3-1 S HBP		1-2 F9 G3-4 2B			3 2 2 2 0 0 2
Carlos Delgado, L OBP: 0.364, SLG: 0.496 (1, 3)	2-1 F9 2-3		3-2 F8		4-0 1-2 BB		0-0 F9 2-3			3 0 0 0 1 0 3
Tony Fernandez, S OBP: 0.491, SLG: 0.568 (1, 5)	0-0 F7			4-1 2B G6-3 BB	1-3 K		4-0 G3-4 1B IBB			2 1 0 0 2 1 4
Darrin Fletcher, L OBP: 0.356, SLG: 0.549 (1, 2)		2-2 F9		0-0 1-3 2B		0-0 F8		2-1 G3-4 1-2 3-H		4 0 1 1 0 0 1
Geronimo Berroa, R OBP: 0.345, SLG: 0.347 (1, 10)		2-3 K		0-1 3-H G6-3		1-1 G4-3		1-2 1-2 2-H 1B		4 0 1 1 0 1 1
José Cruz Jr., S OBP: 0.352, SLG: 0.421 (1, 8)		0-1 F9		4-2 G6-3 BB		1-1 G3				2 0 0 0 1 0 0
Homer Bush, R OBP: 0.353, SLG: 0.411 (1, 4)			2-2 G4-3		1-0 G6-3 1-2f		1-1 G6-3			3 0 0 0 0 0 2

Inning Stats	R: 0	H: 2	E: 0	LOB: 2	K: 0	S: 8	P: 14	R: 0	H: 0	E: 0	LOB: 0	K: 1	S: 8	P: 12	R: 2	H: 1	E: 0	LOB: 0	K: 0	S: 13	P: 23	R: 1	H: 1	E: 0	LOB: 1	K: 0	S: 8	P: 17	R: 0	H: 0	E: 0	LOB: 2	K: 1	S: 7	P: 16	R: 0	H: 0	E: 0	LOB: 0	K: 0	S: 5	P: 7	R: 0	H: 0	E: 0	LOB: 0	K: 1	S: 7	P: 9	R: 1	H: 2	E: 0	LOB: 2	K: 0	S: 10	P: 18
--------------	------	------	------	--------	------	------	-------	------	------	------	--------	------	------	-------	------	------	------	--------	------	-------	-------	------	------	------	--------	------	------	-------	------	------	------	--------	------	------	-------	------	------	------	--------	------	------	------	------	------	------	--------	------	------	------	------	------	------	--------	------	-------	-------


PITCHER	IP	WLS	BF	H	R	ER	SO	BB	IBB	HBP	BLK	WP	HR	S	P	ERA	WHIP
Dwight Gooden, R ERA: 5.27 (1, 1)	7.0	L	29	4	3	3	3	4	0	1	0	0	1	56	98	3.86	1.143
Ricardo Rincon, L ERA: 4.97 (8, 1)	0.2		4	1	1	1	0	0	1	0	0	0	0	6	13	13.50	1.500
Steve Reed, R ERA: 2.89 (8, 1)	0.1		1	1	0	0	0	0	0	0	0	0	0	4	5	0.00	3.000

**BOTTOM**

**Cleveland Indians @ Toronto Blue Jays**  
SkyDome, Toronto, ON  
Tue Jun 22 1999, 7:05 PM EDT  
Att: 22,197 - Unknown - 81 F

livebaseballscorecards.com

AB	28
R	4
H	6
RBI	4
BB	5
SO	3
LOB	14



WP: 0	PA: 34
PB: 0	SB: 1
CS: 0	



Cleveland Indians @ Toronto Blue Jays  
 SkyDome, Toronto, ON  
 Wed Jun 23 1999, 7:05 PM EDT  
 Att. 23,271 - Cloudy - 82 F

AB	38
R	9
H	12
RBI	9
BB	5
SO	3
LOB	19



WP:	0	PA:	45
PB:	0		
SB:	1		
CS:	1		

Batter	1	2	3	4	5	6	7	8	9	AB R H RBI BB SO LOB
Kenny Lofton, L (1, 8) OBP: 0.446, SLG: 0.481	0-2 1B 2B 1B	1-1 G6-3			4-1 2B G4-3 BB		1-1 L5-3 HBP		2-2 E3 2B	3 3 1 0 1 0 0
Omar Vizquel, S (1, 6) OBP: 0.405, SLG: 0.445	2-0 P3	4-2 CS BB			2-2 G4-3 2B		0-3 K		4-2 2B 1B BB	3 1 1 0 2 1 2
Roberto Alomar, S (1, 4) OBP: 0.432, SLG: 0.533	3-1 2B 1B	1-2 CS	3-2 E1 F8 1B		0-0 G4-3		2-2 L5-3		0-1 1B 2B	5 2 3 2 0 0 2
David Justice, L (1, 9) OBP: 0.373, SLG: 0.526	1-1 1B 1B 2B		1-0 F8		1-1 P6			0-0 G4-3	4-0 1B 1B G5-3 IBB	4 2 1 1 1 0 2
Richie Sexson, R (1, 3) OBP: 0.319, SLG: 0.540	2-1 1B 1B		0-0 P9		4-1 BB			2-0 HR	0-2 G5-3 1B 1B	4 1 3 4 1 0 1
Jim Thome, L (1, 10) OBP: 0.414, SLG: 0.468	0-1 FC5-4 1B		3-2 G4-3		2-3 K			2-0 G3-1	2-2 G5-3 1B	5 0 2 1 0 1 3
Mark Whiten, S (1, 7) OBP: 0.200, SLG: 0.400	1-3 K			0-0 P6		2-0 F9		2-2 2B	0-0 G5-3 1B 1B 2B 3-H	5 0 1 1 0 1 4
Enrique Wilson, S (1, 5) OBP: 0.343, SLG: 0.419	2-2 FC5-4		3-2 G4-3		1-2 F9			0-1 G6-3	1-2 G6-3	5 0 0 0 0 0 5
Einar Diaz, R (1, 2) OBP: 0.297, SLG: 0.380		0-1 P4		3-1 L8		3-1 G6-3			0-1 G6-3	4 0 0 0 0 0 0

Inning Stats	R: 3	H: 5	E: 0	K: 1	S: 19	P: 29	R: 0	H: 0	E: 0	K: 0	S: 9	P: 15	R: 0	H: 1	E: 1	K: 0	S: 9	P: 16	R: 0	H: 0	E: 0	K: 0	S: 6	P: 12	R: 1	H: 1	E: 0	K: 1	S: 11	P: 24	R: 0	H: 0	E: 0	K: 0	S: 6	P: 12	R: 0	H: 0	E: 0	K: 1	S: 7	P: 10	R: 1	H: 2	E: 0	K: 0	S: 9	P: 15	R: 4	H: 3	E: 1	K: 0	S: 24	P: 37	1B: 7	2B: 5	3B: 0	HR: 1	SF: 0	SAC: 0	DP: 1	HBP: 1	WP: 0	PB: 0	SB: 1	CS: 1
--------------	------	------	------	------	-------	-------	------	------	------	------	------	-------	------	------	------	------	------	-------	------	------	------	------	------	-------	------	------	------	------	-------	-------	------	------	------	------	------	-------	------	------	------	------	------	-------	------	------	------	------	------	-------	------	------	------	------	-------	-------	-------	-------	-------	-------	-------	--------	-------	--------	-------	-------	-------	-------

PITCHER	IP	WLS	BF	H	R	ER	SO	BB	IBB	HBP	BLK	WP	HR	S	P	ERA	WHIP
Pat Hentgen, R (1, 1) ERA: 5.55	3.0		15	6	3	3	1	1	0	0	0	0	0	37	60	9.00	2.333
Paul Spoljaric, L (4, 1) ERA: 8.4	3.0		12	1	1	1	1	2	0	0	0	0	0	23	48	3.00	1.000
Paul Quantrill, R (7, 1) ERA: 1.13	2.0	L	8	2	1	1	1	0	0	1	0	0	1	16	25	4.50	1.000
John Frascatore, R (9, 1) ERA: 4.5	0.1		7	3	4	2	0	1	1	0	0	0	0	19	31	54.00	12.000
Tom Davey, R (9, 1) ERA: 5.18	0.2		2	0	0	0	0	0	0	0	0	0	0	5	6	0.00	0.000

Batter	1	2	3	4	5	6	7	8	9	AB R H RBI BB SO LOB
Shannon Stewart, R OBP: 0.382, SLG: 0.403 (1, 7)	0-1 G6-3 1B	1-1 2B			2-3 K		0-0 F9		0-0 G5-3 1-2 3-H	5 0 1 1 0 1 2
Tony Batista, R OBP: 0.340, SLG: 0.428 (1, 6)	2-1 L6	1-2 G6-3			1-0 FC4-6 1B		0-0 F7		3-2 G5-3	5 0 1 0 0 0 3
Shawn Green, L OBP: 0.398, SLG: 0.616 (1, 9)	4-2 2B E BB		3-2 G4-3 1B		2-1 FC4-6 1-2f		1-3 K			3 1 1 0 1 1 1
Carlos Delgado, L OBP: 0.363, SLG: 0.496 (1, 3)	0-0 E9 1B 2B		0-1 G4-3 1-2f		0-3 K 1-2		0-3 K			4 1 1 0 0 2 2
Tony Fernandez, S OBP: 0.491, SLG: 0.566 (1, 5)	0-0 HR 1B		0-0 F8		4-2 G4-6-3 BB		0-1 G4-3			3 1 1 1 1 0 0
Darrin Fletcher, L OBP: 0.360, SLG: 0.577 (1, 2)	2-2 HR		0-0 G3-1		2-2 F7		1-0 PB G5-3 2B			4 2 2 2 0 0 1
Geronimo Berroa, R OBP: 0.339, SLG: 0.327 (1, 10)	2-2 F8		0-2 F9		2-0 G4-6-3 1-2f		4-2 1B G5-3 BB			3 1 0 0 1 0 1
José Cruz Jr., S OBP: 0.352, SLG: 0.421 Jacob Brumfield, R OBP: 0.266, SLG: 0.333 (2, PH) (3, 8)		0-0 P7		1-1 3B		2-2 SH1-4 1B		1-0 G5-3	1-2 2-H	0 0 0 0 0 0 0 4 0 2 1 0 0 1
Homer Bush, R OBP: 0.353, SLG: 0.410 (1, 4)		0-2 G5-3		0-0 P6		0-0 SH1-4		0-1 G5-3 1B	2-3	3 0 1 0 0 0 1

**BOTTOM**

**Cleveland Indians @ Toronto Blue Jays**  
**SkyDome, Toronto, ON**  
 Wed Jun 23 1999, 7:05 PM EDT  
 Att: 23,271 - Cloudy - 82 F

AB	34
R	6
H	10
RBI	5
BB	3
SO	4
LOB	12



Inning Stats	R: 4	H: 3	E: 1	K: 0	S: 15	WLS	BF	H	R	ER	SO	BB	IBB	HBP	BLK	WP	HR	S	P	ERA	WHIP
Charles Nagy, R ERA: 4.21 (1, 1)	0	0	0	0	0	0	29	8	4	4	2	2	0	0	0	0	1	61	92	5.14	1.429
Paul Shuey, R ERA: 2.23 (8, 1)	0	0	0	0	0	0	3	0	0	0	2	0	0	0	0	0	0	8	9	0.00	0.000
Michael Jackson, R ERA: 4.91 (9, 1)	0	0	0	0	0	0	6	2	2	2	0	1	0	0	0	0	0	10	19	18.00	3.000

PITCHER	IP	WLS	BF	H	R	ER	SO	BB	IBB	HBP	BLK	WP	HR	S	P	ERA	WHIP
Charles Nagy, R	7.0	W	29	8	4	4	2	2	0	0	0	0	1	61	92	5.14	1.429
Paul Shuey, R	1.0	H	3	0	0	0	2	0	0	0	0	0	0	8	9	0.00	0.000
Michael Jackson, R	1.0		6	2	2	2	0	1	0	0	0	0	0	10	19	18.00	3.000



Batter	1	2	3	4	5	6	7	8	9	AB R H RBI BB SO LOB	TOP
<b>Kenny Lofton, L</b> (1, 8) OBP: 0.439, SLG: 0.472	1-1 L6		2-3 K		1-1 G6-3		2-3 K		0-0 L6	5 0 0 0 0 2 1	<b>Cleveland Indians @ Toronto Blue Jays</b> SkyDome, Toronto, ON Thu Jun 24 1999, 7:05 PM EDT Att. 26,117 - Dome - 72 F
<b>Omar Vizquel, S</b> (1, 6) OBP: 0.402, SLG: 0.442	0-1 F7		1-2 G3		0-0 1B		3-2 G4-3			4 0 1 0 0 0 0	
<b>Roberto Alomar, S</b> (1, 4) OBP: 0.429, SLG: 0.527	4-0 BB			2-2 F7	1-2 F8		2-2 F9			3 0 0 0 1 0 1	
<b>David Justice, L</b> (1, 9) OBP: 0.371, SLG: 0.518	1-1 F7			4-2 BB WP BB		1-0 G6-3		3-2 G4-3		3 0 0 0 1 0 1	
<b>Richie Sexson, R</b> (1, 3) OBP: 0.318, SLG: 0.532		3-2 G6-3		1-3 K		4-2 1B BB BB		2-3 K		3 0 0 0 1 2 1	
<b>Jim Thome, L</b> (1, 10) OBP: 0.419, SLG: 0.473		2-1 G4-3 2B		4-2 BB BB	1-2 BB BB	4-1 1B BB		0-0 G4-3		2 0 1 0 2 0 0	
<b>Mark Whiten, S</b> (1, 7) OBP: 0.222, SLG: 0.250		0-1 G4-3		4-1 BB BB	1-2 2-3 BB	3-1 F8		2-3 K		3 0 0 0 1 1 3	
<b>Enrique Wilson, S</b> (1, 5) OBP: 0.348, SLG: 0.417		0-1 G6-3		3-1 G3		1-1 1B		4-1 G6-3 BB		3 0 1 0 1 0 4	
<b>Einar Diaz, R</b> (1, 2) OBP: 0.293, SLG: 0.376			2-2 G4-3		2-1 G6-3	2-2 G6-3		2-1 G6-3		2 0 0 0 0 0 0	
<b>Jacob Cruz, L</b> (6, PH) OBP: 0.357, SLG: 0.680										1 0 0 0 0 0 3	
<b>Chris Turner, R</b> (6, 2) OBP: 0.250, SLG: 0.211										0 0 0 0 0 0 0	
<b>Jeff Manto, R</b> (9, PH) OBP: 0.441, SLG: 0.333										1 0 0 0 0 0 1	
<b>Inning Stats</b>	R: 0 E: 0 K: 0 S: 6 H: 0 LOB: 1 BB: 1 P: 12	R: 0 E: 0 K: 0 S: 9 H: 1 LOB: 1 BB: 0 P: 14	R: 0 E: 0 K: 1 S: 11 H: 0 LOB: 0 BB: 0 P: 16	R: 0 E: 0 K: 1 S: 17 H: 0 LOB: 3 BB: 3 P: 35	R: 0 E: 0 K: 0 S: 8 H: 1 LOB: 1 BB: 0 P: 12	R: 0 E: 0 K: 0 S: 11 H: 1 LOB: 3 BB: 2 P: 26	R: 0 E: 0 K: 1 S: 10 H: 0 LOB: 0 BB: 0 P: 17	R: 0 E: 0 K: 1 S: 9 H: 0 LOB: 0 BB: 0 P: 14	R: 0 E: 0 K: 1 S: 7 H: 0 LOB: 1 BB: 1 P: 15	1B: 2 2B: 1 3B: 0 HR: 0 SF: 0 SAC: 0 DP: 0 HBP: 0	WP: 1 PB: 0 SB: 0 CS: 0 PA: 37
<b>32 Roy Halladay, R</b> (1, 1) ERA: 3.89	IP: 6.0 WLS: W BF: 27 H: 3 R: 0 ER: 0 SO: 2 BB: 6 IBB: 0 HBP: 0 BLK: 0 WP: 1 HR: 0 S: 62 P: 115 ERA: 0.00 WHIP: 1.500										
<b>Graeme Lloyd, L</b> (7, 1) ERA: 2.7	IP: 2.0 WLS: H BF: 6 H: 0 R: 0 ER: 0 SO: 2 BB: 0 IBB: 0 HBP: 0 BLK: 0 WP: 0 HR: 0 S: 19 P: 31 ERA: 0.00 WHIP: 0.000										
<b>Billy Koch, R</b> (9, 1) ERA: 1.75	IP: 1.0 WLS: S BF: 4 H: 0 R: 0 ER: 0 SO: 1 BB: 1 IBB: 0 HBP: 0 BLK: 0 WP: 0 HR: 0 S: 7 P: 15 ERA: 0.00 WHIP: 1.000										

livebaseballscorecards.com

<b>AB</b>	30
<b>R</b>	0
<b>H</b>	3
<b>RBI</b>	0
<b>BB</b>	7
<b>SO</b>	5
<b>LOB</b>	15



Batter	1	2	3	4	5	6	7	8	9
Shannon Stewart, R (1, 7) OBP: 0.380, SLG: 0.401	1-0 G6-3		2-2 F8		2-2 L6-3			1-2 G6-3	
Tony Batista, R (1, 6) OBP: 0.333, SLG: 0.418	3-2 F7		3-1 F9		2-2 L6-3			2-3 K	
Shawn Green, L (1, 9) OBP: 0.399, SLG: 0.624	4-2 BB			0-0 G4-3		2-2 P3		1-0 HR	
Carlos Delgado, L (1, 3) OBP: 0.364, SLG: 0.511	1-1 F7			0-2 2B		2-1 HR		3-1 G4-3	
Tony Fernandez, S (1, 5)		1-0 F7		2-0 G6-3		0-0 G3			
Darrin Fletcher, L (1, 2)		2-1 F7		1-1 F9		3-1 F8			
Craig Grebeck, R (1, 10)		1-0 1B			4-2 FC5-4 1B BB		1-2 G6-3		
Jacob Brumfield, R (1, 8)		2-2 L5			4-1 FC5-4 BB		3-2 L8		
Homer Bush, R (1, 4)			1-1 G6-3		0-2 FC5-4 1B S		0-3 K2-3		

Inning Stats	R: 0	H: 0	E: 0	K: 0	S: 9	R: 0	H: 1	E: 0	K: 0	S: 8	R: 0	H: 0	E: 0	K: 0	S: 7	R: 0	H: 1	E: 0	K: 0	S: 8	R: 1	H: 1	E: 0	K: 0	S: 8	R: 0	H: 0	E: 0	K: 1	S: 10	R: 1	H: 1	E: 0	K: 1	S: 9
	LOB: 1	BB: 1	LOB: 1	BB: 0	LOB: 1	BB: 0	LOB: 1	BB: 0	LOB: 1	BB: 0	LOB: 1	BB: 0	LOB: 1	BB: 0	LOB: 1	BB: 2	LOB: 0	BB: 0	LOB: 0	BB: 0	LOB: 0	LOB: 0	BB: 0	LOB: 0	BB: 0	LOB: 0	BB: 0	LOB: 0	BB: 0	LOB: 0	BB: 0	LOB: 0	BB: 0	LOB: 0	

PITCHER	IP	WLS	BF	H	R	ER	SO	BB	IBB	HBP	BLK	WP	HR	S	P	ERA	WHIP
Dave Burba, R (1, 1) ERA: 4.48	7.0	L	27	4	2	2	1	3	0	0	0	0	1	70	117	2.57	1.000
Steve Karsay, R (8, 1) ERA: 2.34	1.0		4	1	1	1	1	0	0	0	0	0	1	9	16	9.00	1.000

AB R H RBI BB SO LOB

4	0	1	1	0	0	0
4	0	0	0	0	1	2
3	1	1	1	1	0	0
4	1	2	1	0	0	1
3	0	0	0	0	0	1
3	0	0	0	0	0	1
2	1	1	0	1	0	0
2	0	0	0	1	0	1
3	0	0	0	0	1	2

1B: 2	SF: 0	WP: 0	PA: 31
2B: 2	SAC: 0	PB: 0	
3B: 0	DP: 1	SB: 1	
HR: 2	HBP: 0	CS: 0	

AB	R	H	RBI	BB	SO	LOB
28	3	5	3	3	2	8

**Cleveland Indians @ Toronto Blue Jays**  
**SkyDome, Toronto, ON**  
 Thu Jun 24 1999, 7:05 PM EDT  
 Att. 26,117 - Dome - 72 F

livebaseballscorecards.com

AB	28
R	3
H	5
RBI	3
BB	3
SO	2
LOB	8





Batter	1	2	3	4	5	6	7	8	9	AB R H RBI BB SO LOB	TOP
<b>Kenny Lofton, L</b> (1, 8) OBP: 0.437, SLG: 0.467	4-2 SH5-3 S BB	1-2 G3			2-2 G3-6 1-2f			0-0 G6-3		3 0 0 0 1 0 2	<b>Cleveland Indians @ Kansas City Royals</b> <b>Kauffman Stadium, Kansas City, MO</b> Fri Jun 25 1999, 7:05 PM CDT Att. 32,147 - Cloudy - 86 F
<b>Omar Vizquel, S</b> (1, 6) OBP: 0.402, SLG: 0.445 <b>Enrique Wilson, S</b> (8, 6) OBP: 0.348, SLG: 0.417	2-1 SH5-3 1-3		3-2 F9			2-2 L6		2-1 2B		3 0 1 0 0 0 0 0 0 0 0 0 0 0	
<b>Roberto Alomar, S</b> (1, 4) OBP: 0.427, SLG: 0.523	0-1 L1		0-1 G6-4-3 1B			2-2 P5		1-2 G5-3		4 0 1 0 0 0 2	
<b>David Justice, L</b> (1, 9) OBP: 0.373, SLG: 0.529	4-2 BB		2-2 G6-4-3 1-2f			2-1 HR		3-2 G4-3		3 1 1 1 1 0 1	
<b>Richie Sexson, R</b> (1, 10) OBP: 0.316, SLG: 0.523	1-0 P3			2-3 K		0-0 P6		4-2 BB		3 0 0 0 1 1 2	
<b>Jim Thome, L</b> (1, 3) OBP: 0.413, SLG: 0.464			1-0 G3-1		3-2 F9		1-0 P6		1-3 K	4 0 0 0 0 1 1	
<b>Travis Fryman, R</b> (1, 5) OBP: 0.322, SLG: 0.445			1-2 G3 1B 1B		1-1 G5-3		0-0 F7		2-1 P3	4 1 1 0 0 0 1	
<b>Mark Whiten, S</b> (1, 7) OBP: 0.167, SLG: 0.182			2-1 G3		1-2 F7		2-2 G4-3			3 0 0 0 0 0 1	
<b>Einar Diaz, R</b> (1, 2) OBP: 0.299, SLG: 0.381			2-2 1B		0-0 G3-6 1B		2-1 F8			3 0 2 1 0 0 0	
<b>Inning Stats</b>	R: 0 H: 0 E: 0 LOB: 2 K: 0 BB: 2 S: 10 P: 21	R: 1 H: 2 E: 0 LOB: 1 K: 0 BB: 0 S: 12 P: 19	R: 0 H: 1 E: 0 LOB: 0 K: 0 BB: 0 S: 8 P: 13	R: 0 H: 0 E: 0 LOB: 0 K: 1 BB: 0 S: 8 P: 14	R: 0 H: 1 E: 0 LOB: 0 K: 0 BB: 0 S: 7 P: 10	R: 1 H: 1 E: 0 LOB: 0 K: 0 BB: 0 S: 10 P: 16	R: 0 H: 0 E: 0 LOB: 0 K: 0 BB: 0 S: 5 P: 8	R: 0 H: 1 E: 0 LOB: 1 K: 0 BB: 0 S: 8 P: 13	R: 0 H: 0 E: 0 LOB: 1 K: 1 BB: 1 S: 13 P: 23	1B: 4 SF: 0 2B: 1 SAC: 1 3B: 0 DP: 2 HR: 1 HBP: 0	
<b>PITCHER</b>	IP WLS BF H R ER SO BB IBB HBP BLK WP HR S P ERA WHIP										
<b>Jeff Suppan, R</b> (1, 1) ERA: 3.28	8.0 W 30 6 2 2 1 2 0 0 0 0 0 1 68 114 2.25 1.000										
<b>Matt Whisenant, L</b> (9, 1) ERA: 5.82	1.0 4 0 0 0 1 1 0 0 0 0 0 0 13 23 0.00 1.000										

livebaseballscorecards.com

<b>AB</b>	<b>30</b>
<b>R</b>	<b>2</b>
<b>H</b>	<b>6</b>
<b>RBI</b>	<b>2</b>
<b>BB</b>	<b>3</b>
<b>SO</b>	<b>2</b>
<b>LOB</b>	<b>10</b>



Batter	1	2	3	4	5	6	7	8	9
<b>Carlos Beltrán, S</b> OBP: 0.333, SLG: 0.470 (1, 8)	4-2 1B 3B BB	0-0 G4-3		1-2 HR	3-2 P5			2-0 F9	
<b>Carlos Febles, R</b> OBP: 0.376, SLG: 0.467 (1, 4)	0-0 3B 1B	1-1 1B		4-1 WP BB		0-1 G4-3		2-3 K	
<b>Johnny Damon, L</b> OBP: 0.380, SLG: 0.481 (1, 7)	0-2 29 G4-3 3B		4-2 G3 29 1B BB	1-2 F8		0-0 P6		1-0 F8	
<b>29 Mike Sweeney, R</b> OBP: 0.380, SLG: 0.485 (1, 3)	1-2 G4-3		0-0 G3 1B 1B	4-1 BB		0-1 G6-3			
<b>Jermaine Dye, R</b> OBP: 0.362, SLG: 0.502 (1, 9)	2-0 E1 2B		0-0 G3	1-1 G4-3			2-1 BB 1B		
<b>Jeremy Giambi, L</b> OBP: 0.449, SLG: 0.444 (1, 10)	0-0 1-H 2B		1-1 G3 1B		3-1 G6-3 1B		4-1 1B BB		
<b>Chad Kreuter, S</b> OBP: 0.358, SLG: 0.401 (1, 2)	0-3 K		2-1 G3		3-2 G6-3		0-2 F7		
<b>Scott Leius, R</b> OBP: 0.250, SLG: 0.275 (1, 5)	3-2 P3		2-3 K		2-2 1B 1B		0-2 G6-3 1B		
<b>Rey Sanchez, R</b> OBP: 0.290, SLG: 0.335 (1, 6)		1-2 P9		1-1 F8	0-0 1B		0-2 G6-3		

AB	R	H	RBI	BB	SO	LOB
4	2	1	1	1	0	2
4	1	2	0	1	1	0
4	2	1	2	1	0	1
3	1	1	1	1	0	0
4	2	1	0	0	0	4
3	0	3	3	1	0	0
4	0	0	0	0	1	5
4	0	2	1	0	1	2
4	0	1	0	0	0	2

**BOTTOM**

**Cleveland Indians @ Kansas City Royals**  
Kauffman Stadium, Kansas City, MO

Fri Jun 25 1999, 7:05 PM CDT  
Att: 32,147 - Cloudy - 86 F

AB	34
R	8
H	12
RBI	8
BB	5
SO	3
LOB	16



1B: 9	SF: 0
2B: 1	SAC: 0
3B: 1	DP: 2
HR: 1	HBP: 0

WP: 1	PA: 39
PB: 0	
SB: 0	
CS: 0	

Inning Stats		R	H	E	K	S	R	H	E	K	S	R	H	E	K	S	R	H	E	K	S
1		4	3	1	27	37	0	1	0	0	6	2	2	0	0	12	0	0	0	0	0
2		0	0	0	6	8	0	0	0	0	8	0	0	0	0	1	0	0	0	0	0
3		2	2	0	12	21	0	2	0	0	13	1	1	0	0	2	0	0	0	0	0
4		1	1	0	0	25	0	0	0	0	13	0	0	0	0	0	0	0	0	0	0
5		0	3	0	16	27	0	0	0	0	16	0	0	0	0	0	0	0	0	0	0
6		0	0	0	5	5	0	0	0	0	5	0	0	0	0	0	0	0	0	0	0
7		1	2	0	12	18	0	0	0	0	12	0	0	0	0	0	0	0	0	0	0
8		0	0	0	5	10	0	0	0	0	5	0	0	0	0	0	0	0	0	0	0
9		0	0	0	0	0	0	0	0	0	0	0	0	0	0	0	0	0	0	0	0

PITCHER		IP	WLS	BF	H	R	ER	SO	BB	IBB	HBP	BLK	WP	HR	S	P	ERA	WHIP
Jaret Wright, R	(1, 1)	3.0	L	17	6	6	5	2	2	0	0	0	0	0	45	66	15.00	2.667
Mark Langston, L	(4, 1)	2.0		11	4	1	1	0	2	0	0	0	1	1	29	52	4.50	3.000
Paul Assenmacher, L	(6, 1)	1.0		3	0	0	0	0	0	0	0	0	0	0	5	5	0.00	0.000
Steve Reed, R	(7, 1)	1.0		5	2	1	1	0	1	0	0	0	0	0	12	18	9.00	3.000
Ricardo Rincon, L	(8, 1)	1.0		3	0	0	0	1	0	0	0	0	0	0	5	10	0.00	0.000





Batter	1	2	3	4	5	6	7	8	9
<b>Carlos Beltrán, S</b> (1, 8) OBP: 0.334, SLG: 0.469	2-3 			2-1 G5-4-3 1B			0-0 G4-3	0-2 BB 1B	
<b>Carlos Febles, R</b> (1, 4) OBP: 0.374, SLG: 0.462	2-3 			1-0 G5-4-3 1-2f			1-1 G1-3	4-1 29 1B BB 2B BB	
<b>Johnny Damon, L</b> (1, 7) OBP: 0.362, SLG: 0.490	1-3 			1-2 G4-3			3-2 HR	4-2 29 1B BB 2B BB	
<b>29 Mike Sweeney, R</b> (1, 3) OBP: 0.378, SLG: 0.481		0-0 G4-3			1-1 F9		2-3 K	1-0 2B 2B 1B	
<b>Jermaine Dye, R</b> (1, 9) OBP: 0.364, SLG: 0.506		1-0 G4-3			2-1 G6-3			BB 1B WP 1B	
<b>Jeremy Giambi, L</b> (1, 10) OBP: 0.438, SLG: 0.421		3-3 K			2-1 G1-4-3			F7 2B 2B 1B	
<b>Chad Kreuter, S</b> (1, 2) OBP: 0.361, SLG: 0.409			2-1 F7			0-0 G1-3		WP BB 1B 1B	
<b>Scott Leius, R</b> (1, 5) OBP: 0.250, SLG: 0.264			2-2 G5-3			1-0 G6-3		1B BB WP BB	
<b>Rey Sanchez, R</b> (1, 6) <b>Jed Hansen, R</b> (8, 6)			0-0 G6-3			2-1 G4-3		BB BB 1B BB	

Inning Stats	R: 0 E: 0 K: 3 S: 12	H: 0 LOB: 0 BB: 0 P: 17	R: 0 E: 0 K: 1 S: 5	H: 0 LOB: 0 BB: 0 P: 9	R: 0 E: 0 K: 0 S: 8	H: 1 LOB: 0 BB: 0 P: 10	R: 0 E: 0 K: 0 S: 6	H: 0 LOB: 0 BB: 0 P: 11	R: 0 E: 0 K: 0 S: 4	H: 0 LOB: 0 BB: 0 P: 7	R: 1 E: 0 K: 1 S: 12	H: 1 LOB: 0 BB: 0 P: 18	R: 10 E: 0 K: 0 S: 34	H: 6 LOB: 2 BB: 6 P: 71
1B: 5 2B: 2 3B: 0 HR: 1	SF: 0 SAC: 0 DP: 1 HBP: 0	WP: 1 PB: 0 SB: 0 CS: 0	PA: 37	ERA WHIP	ERA WHIP	ERA WHIP	ERA WHIP	ERA WHIP	ERA WHIP	ERA WHIP	ERA WHIP	ERA WHIP	ERA WHIP	

PITCHER	IP	WLS	BF	H	R	ER	SO	BB	IBB	HBP	BLK	WP	HR	S	P	ERA	WHIP
<b>Bartolo Colon, R</b> (1, 1) ERA: 5.3	7.1		26	4	4	4	5	1	0	0	0	0	1	65	106	4.91	0.682
<b>Paul Shuey, R</b> (8, 1) ERA: 2.97	0.0		3	1	0	0	0	2	0	0	0	1	0	7	15	∞	∞
<b>Ricardo Rincon, L</b> (8, 1) ERA: 5.27	0.0	L	1	0	1	1	0	1	0	0	0	0	0	2	6	∞	∞
<b>Steve Karsay, R</b> (8, 1) ERA: 2.84	0.2	B	7	3	6	6	0	1	1	0	0	0	0	13	28	81.00	6.000

**BOTTOM**

**Cleveland Indians @ Kansas City Royals**  
Kauffman Stadium, Kansas City, MO

Sat Jun 26 1999, 7:05 PM CDT  
Att. 29,358 - Cloudy - 85 F

[livebaseballscorecards.com](http://livebaseballscorecards.com)

<b>AB</b>	<b>31</b>
<b>R</b>	<b>11</b>
<b>H</b>	<b>8</b>
<b>RBI</b>	<b>10</b>
<b>BB</b>	<b>6</b>
<b>SO</b>	<b>5</b>
<b>LOB</b>	<b>5</b>





Batter	1	2	3	4	5	6	7	8	9	AB R H RBI BB SO LOB	TOP																									
<b>Kenny Lofton, L</b> OBP: 0.439, SLG: 0.468 (1, 8)	2-2 BB 1B	1-0 G6-4-3 1-2f			0-3 K		4-2 1B SF4 BB	0-1 G4-3		4 2 1 0 1 1 1																										
<b>Omar Vizquel, S</b> OBP: 0.398, SLG: 0.437 (1, 6)	1-3 K		1-1 G6-3		0-0 P6		1-1 SF4 3B 1B	0-0 SH5-3 1B		5 1 2 0 0 1 1																										
<b>Roberto Alomar, S</b> OBP: 0.433, SLG: 0.526 (1, 4)	4-1 1B BB		2-1 G6-4-3 1B			1-2 G6-3	3-2 3B HBP	0-0 SH5-3		2 2 1 0 1 0 0 0 0 0 0 0 0 0																										
<b>Einar Diaz, R</b> OBP: 0.293, SLG: 0.372 (7, 2)								1-2																												
<b>Manny Ramirez, R</b> OBP: 0.432, SLG: 0.636 (1, 9)	2-2 FC4-6 1B 1-2 2-H		1-2 G6-4-3			4-0 PB BB G5-3	0-2 SF4	4-0 IBB		2 1 1 2 2 0 1																										
<b>Richie Sexson, R</b> OBP: 0.326, SLG: 0.540 (1, 3)	0-2 FC4-6 1B 1-2 2-H				0-2 G6-3		4-2 PB BB	1-1 F7		4 0 2 3 1 0 2																										
<b>David Justice, L</b> OBP: 0.379, SLG: 0.522 (1, 10)	2-0 FC4-6 1-2f 2-3				2-2 1B		2-1 G5-3	4-0 IBB		4 0 1 1 1 0 5																										
<b>Travis Fryman, R</b> OBP: 0.315, SLG: 0.431 (1, 5)	2-1 P4				2-1 F8		4-2 BB	3-0 F8		3 0 0 0 1 0 5																										
<b>Mark Whiten, S</b> OBP: 0.250, SLG: 0.389 (1, 7)					1-0 P5		1-3 K	2-1 G4-3		4 0 1 0 0 1 3																										
<b>Chris Turner, R</b> OBP: 0.227, SLG: 0.190 (1, 2)								0-0 G4-3		2 0 0 0 0 2 1																										
<b>Enrique Wilson, S</b> OBP: 0.338, SLG: 0.405 (7, PH) (7, 4)								G4-3		2 0 0 0 0 0 0																										
<b>Inning Stats</b>	R: 2 E: 0 K: 1 S: 17	H: 3 LOB: 2 BB: 1 P: 30	R: 0 E: 0 K: 1 S: 7	H: 1 LOB: 0 BB: 0 P: 9	R: 0 E: 0 K: 0 S: 7	H: 1 LOB: 1 BB: 0 P: 11	R: 0 E: 0 K: 0 S: 12	H: 1 LOB: 1 BB: 0 P: 17	R: 0 E: 0 K: 2 S: 7	H: 0 LOB: 0 BB: 0 P: 7	R: 1 E: 0 K: 1 S: 13	H: 0 LOB: 2 BB: 3 P: 29	R: 3 E: 0 K: 0 S: 17	H: 2 LOB: 2 BB: 2 P: 36	R: 0 E: 0 K: 0 S: 5	H: 0 LOB: 0 BB: 0 P: 7	R: 0 E: 0 K: 0 S: 5	H: 1 LOB: 2 BB: 1 P: 11	1B: 8 2B: 0 3B: 1 HR: 0	SF: 1 SAC: 1 DP: 2 HBP: 1	WP: 0 PB: 1 SB: 0 CS: 0	PA: 42														
<b>PITCHER</b>	IP WLS BF H R ER SO BB IBB HBP BLK WP HR S P ERA WHIP																																			
<b>50 José Rosado, L</b> ERA: 2.83 (1, 1)	5.1		22	6	3	2	4	2	0	0	0	0	0	54	83	3.38	1.500																			
<b>Terry Mathews, R</b> ERA: 3.89 (6, 1)	0.2	H	4	0	0	0	1	2	0	0	0	0	0	9	20	0.00	3.000																			
<b>Tim Byrdak, L</b> ERA: 16.2 (7, 1)	0.1	L	4	1	3	3	0	1	0	1	0	0	0	11	22	81.00	6.000																			
<b>Jeff Montgomery, R</b> ERA: 7.34 (7, 1)	1.2	B	7	1	0	0	0	0	1	0	0	0	0	11	21	0.00	0.600																			
<b>Scott Service, R</b> ERA: 5.4 (9, 1)	1.0		5	1	0	0	0	0	1	0	0	0	0	5	11	0.00	1.000																			

**Cleveland Indians @ Kansas City Royals**  
Kauffman Stadium, Kansas City, MO

Sun Jun 27 1999, 1:05 PM CDT  
Att. 17,094 - Overcast - 78 F

AB	32
R	6
H	9
RBI	6
BB	7
SO	5
LOB	19







Batter	1	2	3	4	5	6	7	8	9	AB R H RBI BB SO LOB	TOP											
<b>Kenny Lofton, L</b> (1, 8) OBP: 0.436, SLG: 0.463	1-0 L8	2-2 1B 2-H 3-H		1-2 G4-3	0-1 L7			0-1 G6-3		5 0 1 2 0 0 1												
<b>Omar Vizquel, S</b> (1, 6) OBP: 0.394, SLG: 0.432	2-2 F7	0-1 1B		1-2 F7		1-1 F7		2-0 G4-3		5 0 1 0 0 0 0												
<b>David Justice, L</b> (1, 7) OBP: 0.387, SLG: 0.524	0-3 K	4-2 1B		0-1 1B		3-2 1B		4-1 BB FC6-4		3 0 2 0 2 1 0												
<b>Manny Ramirez, R</b> (1, 9) OBP: 0.428, SLG: 0.627		1-2 BB K		0-2 G4-3		2-0 F7		0-0 FC6-4 1-2f		5 1 1 0 0 1 6												
<b>Jim Thome, L</b> (1, 3) OBP: 0.421, SLG: 0.465		4-1 1B G6-3 BB	4-2 WP 1B BB		2-1 HR 1B	4-2 BB 1B		3-2 P6	1 2 1 0 2 0 0 1 0 0 0 1 0 0													
<b>Jeff Manto, R</b> (6, PH) OBP: 0.444, SLG: 0.320		1-2 BB		1-0 HR		1-2 BB		0-3 K	5 1 1 2 0 1 5													
<b>Richie Sexson, R</b> (1, 10) OBP: 0.323, SLG: 0.546	0-2 G6-3	1-2 2-3	2-1 G5-3		1-0 HR	2-1 F8		0-1 P4	4 0 2 1 1 0 0													
<b>Travis Fryman, R</b> (1, 5) OBP: 0.321, SLG: 0.432	0-0 1B 1B	2-3 3-H	4-1 1B BB		2-1 1B	1-1 G1-3		0-1 P4	4 1 1 1 0 0 3		AB 37 R 6 H 12 RBI 6 BB 6 SO 3 LOB 16											
<b>Enrique Wilson, S</b> (1, 4) OBP: 0.336, SLG: 0.400	1-1 1B 1B	1-2 1B	1-2 L8		1-0 L9	1-2 F9		2-2 F9	4 1 2 0 0 0 1													
<b>Einar Diaz, R</b> (1, 2) OBP: 0.297, SLG: 0.375	1-1 1B 1B	1-3 2-H	0-1 1B		0-1 F7																	
<b>Inning Stats</b>	R: 0 E: 0 K: 1 S: 7	H: 0 LOB: 0 BB: 0 P: 10	R: 4 E: 0 K: 1 S: 24	H: 6 LOB: 3 BB: 2 P: 36	R: 0 E: 0 K: 0 S: 11	H: 1 LOB: 2 BB: 2 P: 22	R: 0 E: 0 K: 0 S: 11	H: 1 LOB: 1 BB: 0 P: 13	R: 2 E: 0 K: 0 S: 10	H: 3 LOB: 1 BB: 0 P: 16	R: 0 E: 0 K: 0 S: 10	H: 1 LOB: 2 BB: 1 P: 22	R: 0 E: 0 K: 0 S: 9	H: 0 LOB: 0 BB: 0 P: 13	R: 0 E: 0 K: 0 S: 5	H: 0 LOB: 1 BB: 1 P: 11	R: 0 E: 0 K: 1 S: 8	H: 0 LOB: 0 BB: 0 P: 11	1B: 11 2B: 0 3B: 0 HR: 1	SF: 0 SAC: 0 DP: 0 HBP: 0	WP: 1 PB: 0 SB: 1 CS: 0	PA: 43
<b>PITCHER</b>	IP WLS BF H R ER SO BB IBB HBP BLK WP HR S P ERA WHIP																					
<b>Jay Witasick, R</b> (1, 1) ERA: 6.78	4.0 L 25 11 6 6 2 4 0 0 0 1 1 58 91 13.50 3.750																					
<b>Alvin Morman, L</b> (5, 1) ERA: 3.97	3.0 11 1 0 0 0 1 0 0 0 0 0 24 41 0.00 0.667																					
<b>Tim Byrdak, L</b> (8, 1) ERA: 12.46	1.0 4 0 0 0 0 1 0 0 0 0 0 5 11 0.00 1.000																					
<b>Marc Pisciotta, R</b> (9, 1) ERA: 3.86	1.0 3 0 0 0 0 1 0 0 0 0 0 8 11 0.00 0.000																					

Cleveland Indians @ Kansas City Royals  
Kauffman Stadium, Kansas City, MO

Mon Jun 28 1999, 7:05 PM CDT  
Att. 23,429 - Cloudy - 76 F

livebaseballscorecards.com



Batter	1	2	3	4	5	6	7	8	9	AB R H RBI BB SO LOB
Carlos Beltrán, S OBP: 0.331, SLG: 0.460 (1, 8)	1-1 P4		2-3 K		1-1 1B			3-3 K		4 0 1 0 0 2 1
Joe Randa, R OBP: 0.352, SLG: 0.450 (1, 5)	0-1 G4-3		2-3 K		3-1 L3			2-0 1B 1B		4 0 1 0 0 1 2
Johnny Damon, L OBP: 0.380, SLG: 0.488 (1, 7)	2-2 F8		1-3 K				2-2 L6	0-1 1B 1-2 1B		4 0 1 0 0 1 1
29 Mike Sweeney, R OBP: 0.387, SLG: 0.498 (1, 3)		1-2 G5-3		0-0 HR		H 1-0 HBP		1-0 P4		3 1 1 1 0 0 2
Jermaine Dye, R OBP: 0.359, SLG: 0.496 (1, 9)		3-2 2B 1B		1-0 G3-1		B 3-2 F8 1 SAFE		1-3 K		4 0 1 0 0 1 3
Jeremy Giambi, L OBP: 0.415, SLG: 0.394 (1, 10)		0-0 L9		3-2 G4-3		1 SAFE 0-1 G3			2-3 K	4 0 0 0 0 1 2
Chad Kreuter, S OBP: 0.362, SLG: 0.411 (1, 2)		3-1 1-3 2B		0-1 G1-3			3-1 G3		4-2 G1-3 BB	3 0 1 0 1 0 0
Carlos Febles, R OBP: 0.371, SLG: 0.459 (1, 4)		2-2 G6-3			1-2 P4		0-2 G1-3		0-1 G1-3 1-2	4 0 0 0 0 0 3
Rey Sanchez, R OBP: 0.285, SLG: 0.332 Scott Pose, L (9, PH) OBP: 0.403, SLG: 0.371 (1, 6)			1-0 2B		0-0 F9		1-2 G5-3		1-3 K	3 0 1 0 0 0 0 1 0 0 0 0 1 1

Inning Stats	R: 0 E: 0 K: 0 S: 7	H: 0 LOB: 0 BB: 0 P: 10	R: 0 E: 0 K: 0 S: 14	H: 2 LOB: 2 BB: 0 P: 23	R: 0 E: 0 K: 3 S: 10	H: 1 LOB: 1 BB: 0 P: 16	R: 1 E: 0 K: 0 S: 7	H: 1 LOB: 0 BB: 0 P: 11	R: 0 E: 0 K: 0 S: 8	H: 1 LOB: 1 BB: 0 P: 13	R: 0 E: 0 K: 0 S: 10	H: 0 LOB: 1 BB: 0 P: 16	R: 0 E: 0 K: 0 S: 8	H: 0 LOB: 0 BB: 0 P: 12	R: 0 E: 0 K: 2 S: 12	H: 2 LOB: 2 BB: 0 P: 19	R: 0 E: 0 K: 2 S: 12	H: 0 LOB: 1 BB: 1 P: 19	1B: 4 2B: 2 3B: 0 HR: 1	SF: 0 SAC: 0 DP: 0 HBP: 1	WP: 0 PB: 0 SB: 0 CS: 0	PA: 36 ERA WHIP	
PITCHER	IP	WLS	BF	H	R	ER	SO	BB	IBB	HBP	BLK	WP	HR	S	P	ERA	WHIP						
Charles Nagy, R ERA: 3.99 Steve Karsay, R ERA: 2.73	(1, 1) (8, 1)		27	5	1	1	3	0	0	1	0	0	0	64	101	1.29	0.714						

BOTTOM

Cleveland Indians @ Kansas City Royals  
Kauffman Stadium, Kansas City, MO

Mon Jun 28 1999, 7:05 PM CDT  
Att. 23,429 - Cloudy - 76 F

livebaseballscorecards.com

AB	34
R	1
H	7
RBI	1
BB	1
SO	7
LOB	15

















Batter	1	2	3	4	5	6	7	8	9	AB R H RBI BB SO LOB	TOP			
Jacque Jones, L OBP: 0.322, SLG: 0.363 (1, 9) (8, 8)	0-0 G4-3		0-0 G3	1-3 K		0-0 SH		0-2 1B		4 0 1 1 0 1 2				
Chad Allen, R OBP: 0.343, SLG: 0.413 (1, 7) C C C C C C B B B B B X	3-2 G6-3		1-2 G5-3		0-0 G4-3	0-3 K		1-0 G3		5 0 0 0 0 1 3				
Todd Walker, L OBP: 0.338, SLG: 0.395 (1, 4) X	0-0 G3-1		2-2 2B		0-1 F8 1B	2-1 G6-3			1-3 K	5 0 2 0 0 1 2				
Marty Cordova, R OBP: 0.370, SLG: 0.444 (1, 10)		1-0 P4	2-2 F7		1-1 F8 1-2		1-0 F7		2-3 K	5 0 0 0 0 1 2				
Ron Coomer, R OBP: 0.309, SLG: 0.454 (1, 3)		2-2 G5-3		1-3 K	2-1 G6-3		1-0 G5-3		1-1 G4-3	5 0 0 0 0 1 1				
Corey Koskie, L OBP: 0.354, SLG: 0.472 (1, 5)		3-2 2B 1B		3-1 HR		3-2 1B 1B		0-0 G3		4 3 3 1 0 0 0				
Javier Valentin, S OBP: 0.317, SLG: 0.412 (1, 2)		1-0 1B 2B		0-1 L7		1-2 SH2-4 1B 1-3 SH 1B		1-0 HR		4 2 3 2 0 0 0				
Torii Hunter, R OBP: 0.294, SLG: 0.342 Denny Hocking, S OBP: 0.332, SLG: 0.378 (8, 9) (8, 9)		0-1 FC6-4 1B		4-1 1B BB		0-1 SH SH2-4 1B 1-2 3-H 1B		0-3 K		2 0 2 1 1 0 0 1 0 0 0 0 1 0				
Cristian Guzman, S OBP: 0.249, SLG: 0.258 (1, 6)		0-0 FC6-4 1-2		0-2 1B		0-0 SH2-4 1-2 2-3		2-1 G5-3		3 0 1 0 0 0 2				
<b>Inning Stats</b>	R: 0 E: 0 K: 0 S: 6 H: 0 LOB: 0 BB: 0 P: 9	R: 1 E: 0 K: 0 S: 12 H: 3 LOB: 2 BB: 0 P: 19	R: 0 E: 0 K: 0 S: 11 H: 1 LOB: 1 BB: 0 P: 16	R: 1 E: 0 K: 2 S: 14 H: 2 LOB: 2 BB: 1 P: 23	R: 0 E: 0 K: 0 S: 7 H: 1 LOB: 1 BB: 0 P: 10	R: 2 E: 0 K: 1 S: 19 H: 3 LOB: 2 BB: 0 P: 25	R: 0 E: 0 K: 0 S: 3 H: 0 LOB: 0 BB: 0 P: 5	R: 1 E: 0 K: 1 S: 10 H: 2 LOB: 1 BB: 0 P: 14	R: 0 E: 0 K: 2 S: 11 H: 0 LOB: 0 BB: 0 P: 15	1B: 8 2B: 2 3B: 0 HR: 2 SF: 0 SAC: 2 DP: 0 HBP: 0	WP: 0 PB: 0 SB: 0 CS: 0 PA: 41			
<b>PITCHER</b>	IP WLS BF H R ER SO BB IBB HBP BLK WP HR S P ERA WHIP												<b>PITCHER</b>	IP WLS BF H R ER SO BB IBB HBP BLK WP HR S P ERA WHIP
Bartolo Colon, R ERA: 5.34 (1, 1)	6.0 W 30 10 4 4 3 1 0 0 0 0 0 1 69 102 6.00 1.833													
Steve Karsay, R ERA: 2.63 (7, 1)	1.0 H 3 0 0 0 0 0 0 0 0 0 0 0 3 5 0.00 0.000													
Paul Shuey, R ERA: 2.95 (8, 1)	1.0 H 5 2 1 1 1 0 0 0 0 0 0 1 10 14 9.00 2.000													
Michael Jackson, R ERA: 4.63 (9, 1)	1.0 S 3 0 0 0 0 2 0 0 0 0 0 0 0 11 15 0.00 0.000													

Minnesota Twins @ Cleveland Indians  
 Jacobs Field, Cleveland, OH  
 Thu Jul 01 1999, 7:05 PM EDT  
 Att. 43,010 - Cloudy - 73 F

livebaseballscorecards.com

AB 38  
 R 5  
 H 12  
 RBI 5  
 BB 1  
 SO 6  
 LOB 12









BOTTOM

Kansas City Royals @ Cleveland Indians  
Jacobs Field, Cleveland, OH  
Fri Jul 02 1999, 7:05 PM EDT  
Att. 43,172 - Cloudy - 80 F

livebaseballscorecards.com

AB 36  
R 7  
H 8  
RBI 7  
BB 8  
SO 9  
LOB 25



WP: 0 PA: 46  
PB: 0  
SB: 0  
CS: 1

AB R H RBI BB SO LOB

5 1 0 0 1 1 4

4 1 1 0 1 1 0

4 2 2 1 0 2 1

3 1 0 0 1 2 3

3 2 2 2 2 0 1

5 0 0 0 0 2 7

2 0 1 2 3 0 1

5 0 2 2 0 0 2

4 0 0 0 0 1 4

1 0 0 0 0 0 2

1B: 6 SF: 0  
2B: 1 2B: 1 SAC: 1  
3B: 0 DP: 0  
HR: 1 HBP: 1

1B: 6 SF: 0  
2B: 1 2B: 1 SAC: 1  
3B: 0 DP: 0  
HR: 1 HBP: 1

1B: 6 SF: 0  
2B: 1 2B: 1 SAC: 1  
3B: 0 DP: 0  
HR: 1 HBP: 1

1B: 6 SF: 0  
2B: 1 2B: 1 SAC: 1  
3B: 0 DP: 0  
HR: 1 HBP: 1

1B: 6 SF: 0  
2B: 1 2B: 1 SAC: 1  
3B: 0 DP: 0  
HR: 1 HBP: 1

1B: 6 SF: 0  
2B: 1 2B: 1 SAC: 1  
3B: 0 DP: 0  
HR: 1 HBP: 1

Batter	1	2	3	4	5	6	7	8	9	10
<b>Kenny Lofton, L</b> OBP: 0.426, SLG: 0.445 (1, 8)	4-2 SH1-3 BB 1B BB	1-2 F8			3-2 F8		1-3 K		1-0 G1-3	0-0 FC6-4
<b>Omar Vizquel, S</b> OBP: 0.397, SLG: 0.428 (1, 6)	4-2 SH1-3 BB 1B BB		0-1 G6-3			0-1 F8		0-3 K	1-2	
<b>Roberto Alomar, S</b> OBP: 0.432, SLG: 0.530 (1, 4)	0-0 SH1-3		1-3 K			0-1 HR		1-2 BB BB 1B 1B	0-3 K	
<b>Manny Ramirez, R</b> OBP: 0.423, SLG: 0.613 (1, 9)	0-3 K		2-1 P6			2-2 FC6-4 HBP		4-0 BB BB 1B BB	1-3 K	
<b>David Justice, L</b> OBP: 0.391, SLG: 0.510 (1, 7)	0-2			4-2 CS BB		1-2 FC6-4		4-0 1B BB 2B BB		0-0 BB 1B 1B
<b>Richie Sexson, R</b> OBP: 0.305, SLG: 0.518 (1, 3)	1-1 G1-3		2-3 K			2-1 G6-3		2-3 K		0-0 F9
<b>Jim Thome, L</b> OBP: 0.432, SLG: 0.491 (1, 10)		4-2 BB		3-1 F8			4-2 G4-3 G1-3 BB	2-1 2B 1B		4-0 FC4-6 1B BB
<b>Travis Fryman, R</b> OBP: 0.322, SLG: 0.430 (1, 5)		3-1 P5			0-0 P4		3-2 G1-3	0-1 1-3 2-H 3-H 2B		0-0 FC4-6 1B
<b>Einar Diaz, R</b> OBP: 0.296, SLG: 0.368 (1, 2)		2-1 L7			0-3 K		2-2 G4-3	1-2 3-H G5-3		0-0 FC4-6 FC6-4
<b>Mark Whiten, S</b> OBP: 0.208, SLG: 0.318 (10, PH)										

Inning Stats R: 2 H: 1 E: 0 K: 1 S: 15 H: 1 LOB: 1 BB: 2 P: 24 R: 0 H: 0 E: 0 K: 1 S: 9 H: 0 LOB: 1 BB: 1 P: 19 R: 0 H: 0 E: 0 K: 1 S: 8 H: 0 LOB: 0 BB: 0 P: 11 R: 0 H: 0 E: 0 K: 1 S: 7 H: 0 LOB: 0 BB: 0 P: 10 R: 1 H: 1 E: 1 K: 0 S: 11 H: 1 LOB: 1 BB: 0 P: 16 R: 0 H: 0 E: 0 K: 1 S: 13 H: 0 LOB: 1 BB: 1 P: 23 R: 3 H: 3 E: 0 K: 2 S: 18 H: 3 LOB: 2 BB: 2 P: 32 R: 0 H: 1 E: 0 K: 2 S: 10 H: 1 LOB: 1 BB: 0 P: 13 R: 1 H: 2 E: 0 K: 0 S: 5 H: 2 LOB: 2 BB: 1 P: 9 1B: 6 SF: 0 2B: 1 2B: 1 SAC: 1 3B: 0 DP: 0 HR: 1 HBP: 1

PITCHER	IP	WLS	BF	H	R	ER	SO	BB	IBB	HBP	BLK	WP	HR	S	P	ERA	WHIP
<b>50 José Rosado, L</b> ERA: 2.9 (1, 1)	7.0		28	2	3	3	5	5	0	1	0	0	1	74	123	3.86	1.000
<b>Scott Service, R</b> ERA: 5.67 (8, 1)	1.0	B	8	3	3	3	2	2	0	0	0	0	0	18	32	27.00	5.000
<b>Matt Whisenant, L</b> ERA: 6.0 (9, 1)	2.0	W	10	3	1	1	2	1	0	0	0	0	0	15	22	4.50	2.000



**Kansas City Royals @ Cleveland Indians**  
 Jacobs Field, Cleveland, OH

Sat Jul 03 1999, 1:05 PM EDT  
 Att. 43,086 - Cloudy - 89 F

AB	36
R	8
H	10
RBI	5
BB	3
SO	9
LOB	10



WP:	0	PA:	40
PB:	2		
SB:	1		
CS:	0		

AB	R	H	RBI	BB	SO	LOB
4	1	0	0	1	2	1
5	2	3	1	0	1	1
4	1	0	0	1	2	2
5	1	1	2	0	2	2
4	1	2	2	0	1	0
3	0	0	0	1	0	1
4	1	1	0	0	1	1
4	1	3	0	0	0	0
2	0	0	0	0	0	1
0	0	0	0	0	0	0
1	0	0	0	0	0	1

Batter	1	2	3	4	5	6	7	8	9
<b>Carlos Beltrán, S</b> OBP: 0.341, SLG: 0.467 (1, 8)	1-0 F9 BB	4-2 2B 29 PB BB	2-3 K			0-3 K			0-0 B1-3
<b>Joe Randa, R</b> OBP: 0.348, SLG: 0.443 (1, 5)	1-1 29 HR 1B	1-0 29 PB 2B				2-3 K			0-1 1B
<b>Johnny Damon, L</b> OBP: 0.376, SLG: 0.478 (1, 7)	2-3 SAFE K	4-1 29 HR BB				2-0 F9			0-3 K
<b>29 Mike Sweeney, R</b> OBP: 0.390, SLG: 0.521 (1, 10)	2-2 1-H HR	1-3 K				2-2 P5			2-3 K
<b>Jermaine Dye, R</b> OBP: 0.357, SLG: 0.514 (1, 9)	2-1 FC4-6 1B	0-1 HR				1-3 K			1-1 G6-3
<b>Jeremy Giambi, L</b> OBP: 0.423, SLG: 0.386 (1, 3)	3-0 FC4-6 1-2f	4-0 BB				0-1 L6			0-1 G1-3
<b>Chad Kreuter, S</b> OBP: 0.360, SLG: 0.400 (1, 2)						3-1 G4-3			3-3 K
<b>Carlos Febles, R</b> OBP: 0.368, SLG: 0.462 (1, 4)		0-2 E 2B	2-1 G1-3			0-0 SH1-4 PB 1B			2-2 2B
<b>Jed Hansen, R</b> OBP: 0.267, SLG: 0.333 (1, 6)		2-2 G5-3	1-1 G1-3			2-1 SAFE SH1-4			1-0 G5-3
<b>Scott Pose, L</b> OBP: 0.411, SLG: 0.371 (8, PH)		1-3 3-H							
<b>Scott Leius, R</b> OBP: 0.247, SLG: 0.260 (8, PH)									

Inning	1	2	3	4	5	6	7	8	9
R:	2	6	0	0	0	0	0	0	0
H:	3	4	0	0	1	0	0	1	1
E:	0	1	0	0	0	0	0	0	0
K:	1	1	1	0	0	0	0	0	0
S:	13	17	7	6	7	9	7	10	10
LOB:	1	1	0	0	0	0	0	1	1
BB:	0	3	0	0	0	0	0	0	0
P:	24	34	12	11	11	13	9	16	12

PITCHER	IP	WLS	BF	H	R	ER	SO	BB	IBB	HBP	BLK	WP	HR	S	P	ERA	WHIP
<b>Charles Nagy, R</b> ERA: 4.66 (1, 1)	2.0		16	7	8	8	2	3	0	0	0	0	2	30	58	36.00	5.000
<b>Tom Candiotti, R</b> ERA: 5.78 (3, 1)	5.2	W	19	2	0	0	5	0	0	0	0	0	0	45	70	0.00	0.353
<b>Ricardo Rincon, L</b> ERA: 5.52 (8, 1)	0.1	H	1	0	0	0	0	0	0	0	0	0	0	1	2	0.00	0.000
<b>Michael Jackson, R</b> ERA: 4.62 (9, 1)	1.0	S	4	1	0	0	2	0	0	0	0	0	0	10	12	0.00	1.000





Batter	1	2	3	4	5	6	7	8	9	AB R H RBI BB SO LOB	TOP		
<b>Carlos Beltrán, S</b> (1, 8) OBP: 0.341, SLG: 0.465 BB 29 1B BB	4-2 BB 29 1B BB	0-0 F9			0-0 G6-4-3 1B		0-3 K		1-0 F7	4 1 1 0 1 1 2			
<b>Joe Randa, R</b> (1, 5) OBP: 0.352, SLG: 0.445 BB 29 1B 1B	0-0 BB 29 1B 1B		1-3 K		0-1 G6-4-3		2-1 29 1B HBP FC6-4 1B	2-0 1B	1-2 1B	5 2 3 0 0 1 1			
<b>Johnny Damon, L</b> (1, 7) OBP: 0.379, SLG: 0.477 G6-3 29 1B BB	4-2 G6-3 29 1B BB		1-3 K		1-2 F8		2-2 FC6-4 29 1B HBP	1-1 1B	1-2 2-3 1B	3 0 1 0 1 1 0			
<b>29 Mike Sweeney, R</b> (1, 10) OBP: 0.393, SLG: 0.520 G6-3 1B	0-0 G6-3 1B		4-2 BB		2-2 P3		0-1 FC6-4 1B	0-0 P7	0-0 P7	4 0 2 2 1 0 3			
<b>Jermaine Dye, R</b> (1, 9) OBP: 0.355, SLG: 0.517 G6-3	1-1 G6-3		0-3 K		0-0 G4-3 3B		0-0 FC6-4 G1-3			4 1 1 1 0 1 5			
<b>Scott Leius, R</b> (1, 3) <b>Jeremy Giambi, L</b> (2, 3) OBP: 0.244, SLG: 0.257 OBP: 0.411, SLG: 0.372 L7	1-1 L7			0-1 G5-3	2-2 G4-3	2-2 G1-3	1-2 G1-3			1 0 0 0 0 0 1 3 0 0 1 0 0 2			
<b>Carlos Febles, R</b> (1, 4) OBP: 0.364, SLG: 0.455 K		3-3 K		0-0 G6-3	0-1 G3	3-3 K				4 0 0 0 0 2 2			
<b>Tim Spehr, R</b> (1, 2) OBP: 0.322, SLG: 0.395 K		3-3 K		3-1 L7		2-0 P6		4-2 1B 1B BB	0-0 L9	3 0 0 0 1 1 0			
<b>Rey Sanchez, R</b> (1, 6) OBP: 0.297, SLG: 0.346 1B G6-4-3 1B		2-2 1B		0-0 1B G6-4-3 1B		0-1 G4-3		0-0 L9	0-0 L9	4 1 2 0 0 0 1			
<b>Inning Stats</b>	R: 2 H: 2 E: 0 LOB: 1 K: 0 BB: 2 S: 11 P: 21	R: 0 H: 1 E: 0 LOB: 1 K: 2 BB: 0 P: 19	R: 0 H: 0 E: 0 LOB: 1 K: 3 BB: 1 P: 17	R: 0 H: 0 E: 0 LOB: 0 K: 0 BB: 0 P: 8	R: 1 H: 2 E: 0 LOB: 0 K: 0 BB: 0 P: 8	R: 1 H: 1 E: 0 LOB: 0 K: 0 BB: 0 P: 14	R: 0 H: 0 E: 0 LOB: 0 K: 1 BB: 0 P: 8	R: 1 H: 2 E: 0 LOB: 2 K: 1 BB: 0 P: 23	R: 0 H: 2 E: 0 LOB: 3 K: 0 BB: 1 P: 19	1B: 9 SF: 0 2B: 0 SAC: 0 3B: 1 DP: 2 HR: 0 HBP: 1	WP: 0 PA: 40 PB: 0 SB: 0 CS: 0		
<b>PITCHER</b>	IP WLS BF H R ER SO BB IBB HBP BLK WP HR S P ERA WHIP											<b>PITCHER</b>	IP WLS BF H R ER SO BB IBB HBP BLK WP HR S P ERA WHIP
<b>Mark Langston, L</b> (1, 1) ERA: 4.41	7.0 W 28 6 4 4 6 3 0 0 0 0 0 0 61 95 5.14 1.286												
<b>Steve Reed, R</b> (8, 1) ERA: 2.91	0.1 4 2 1 1 0 0 0 0 1 0 0 0 8 12 27.00 6.000												
<b>Ricardo Rincon, L</b> (8, 1) ERA: 5.06	1.1 H 7 2 0 0 1 1 0 0 0 0 0 0 16 29 0.00 2.250												
<b>Michael Jackson, R</b> (9, 1) ERA: 4.58	0.1 S 1 0 0 0 0 0 0 0 0 0 0 0 1 1 0.00 0.000												

**Kansas City Royals @ Cleveland Indians**  
 Jacobs Field, Cleveland, OH  
 Sat Jul 03 1999, 7:05 PM EDT  
 Att. 40,707 - Cloudy - 87 F

AB	35
R	5
H	10
RBI	4
BB	4
SO	7
LOB	17



Batter	1	2	3	4	5	6	7	8	9	AB	R	H	RBI	BB	SO	LOB
--------	---	---	---	---	---	---	---	---	---	----	---	---	-----	----	----	-----

<b>Roberto Alomar, S</b> <small>OBP: 0.433, SLG: 0.534</small> (1, 4)	3-2 	1-0 		0-2 			2-2 			4	2	2	2	0	0	0
<b>Enrique Wilson, S</b> <small>OBP: 0.346, SLG: 0.417</small> (1, 6) (7, 5)	3-2 	1-2 		2-3 			2-0 			4	1	3	1	0	1	0
<b>David Justice, L</b> <small>OBP: 0.390, SLG: 0.522</small> (1, 7)	2-1 	2-1 		2-2 			1-3 			4	1	0	1	0	1	2
<b>Manny Ramirez, R</b> <small>OBP: 0.423, SLG: 0.616</small> (1, 9)	2-1 	0-0 		3-3 			4-1 			3	1	1	2	1	1	1
<b>Jim Thome, L</b> <small>OBP: 0.430, SLG: 0.500</small> (1, 10)				2-1 			0-2 			4	1	1	1	0	1	2
<b>Richie Sexson, R</b> <small>OBP: 0.311, SLG: 0.513</small> (1, 3)				1-3 			4-2 			3	0	1	0	1	1	0
<b>Travis Fryman, R</b> <small>OBP: 0.321, SLG: 0.432</small> <b>Omar Vizquel, S</b> <small>OBP: 0.393, SLG: 0.422</small> (1, 5) (7, 6)		1-1 	1-1 		2-1 		2-1 			3	1	0	0	0	0	1
<b>Mark Whiten, S</b> <small>OBP: 0.250, SLG: 0.320</small> <b>Kenny Lofton, L</b> <small>OBP: 0.420, SLG: 0.439</small> (1, 8) (9, 8)		1-2 	1-1 		4-0 		1-0 			3	1	1	0	1	0	1
<b>Einar Diaz, R</b> <small>OBP: 0.297, SLG: 0.368</small> (1, 2)		1-0 	1-1 		1-1 					0	0	0	0	0	0	0

Inning Stats	R: 0	H: 1	E: 0	LOB: 1	K: 0	P: 22	R: 8	H: 7	E: 1	LOB: 0	K: 1	P: 33	R: 0	H: 0	E: 0	LOB: 0	K: 0	P: 9	R: 0	H: 0	E: 0	LOB: 0	K: 2	P: 18	R: 0	H: 2	E: 0	LOB: 1	K: 1	P: 20	R: 0	H: 0	E: 0	LOB: 0	K: 0	P: 13	R: 1	H: 2	E: 0	LOB: 1	K: 1	P: 11	R: 0	H: 0	E: 0	LOB: 0	K: 0	P: 13
--------------	------	------	------	--------	------	-------	------	------	------	--------	------	-------	------	------	------	--------	------	------	------	------	------	--------	------	-------	------	------	------	--------	------	-------	------	------	------	--------	------	-------	------	------	------	--------	------	-------	------	------	------	--------	------	-------

PITCHER	IP	WLS	BF	H	R	ER	SO	BB	IBB	HBP	BLK	WP	HR	S	P	ERA	WHIP
<b>Don Wengert, R</b> <small>ERA: 9.25</small>	(1, 1)	5.0	L	24	8	8	8	4	0	0	0	0	2	60	95	14.40	1.600
<b>Marc Pisciotta, R</b> <small>ERA: 8.59</small>	(6, 1)	1.0		3	0	0	0	1	0	0	0	0	0	4	11	0.00	1.000
<b>Tim Byrdak, L</b> <small>ERA: 8.59</small>	(7, 1)	1.0		5	2	1	1	1	0	0	0	0	1	11	20	9.00	3.000
<b>Jeff Montgomery, R</b> <small>ERA: 6.69</small>	(8, 1)	1.0		3	0	0	0	1	0	0	0	0	0	6	13	0.00	1.000

**BOTTOM**

**Kansas City Royals @ Cleveland Indians**  
 Jacobs Field, Cleveland, OH  
 Sat Jul 03 1999, 7:05 PM EDT  
 Att: 40,707 - Cloudy - 87 F

livebaseballscorecards.com

<b>AB</b>	<b>32</b>
<b>R</b>	<b>9</b>
<b>H</b>	<b>10</b>
<b>RBI</b>	<b>8</b>
<b>BB</b>	<b>3</b>
<b>SO</b>	<b>5</b>
<b>LOB</b>	<b>9</b>



1B: 6	SF: 0	WP: 0	PA: 35
2B: 1	SAC: 0	PB: 0	
3B: 0	DP: 3	SB: 0	
HR: 3	HBP: 0	CS: 0	

PITCHER	IP	WLS	BF	H	R	ER	SO	BB	IBB	HBP	BLK	WP	HR	S	P	ERA	WHIP
---------	----	-----	----	---	---	----	----	----	-----	-----	-----	----	----	---	---	-----	------



Batter	1	2	3	4	5	6	7	8	9	AB R H RBI BB SO LOB	TOP											
<b>Carlos Beltrán, S</b> OBP: 0.342, SLG: 0.467 (1, 8) B X	1-0 1B 1B 2B	1-2 F8			1-0 B2		X 0-0 G3		1 SAFE 0-0 29 BB SH1-4 SF9 1B	5 2 2 0 0 0 0												
<b>Joe Randa, R</b> OBP: 0.354, SLG: 0.444 (1, 5) B X	1-0 F9		3-2 F9		4-1 29 2B BB		3-2 FC6-4 1B		0-1 SH1-4	3 1 1 0 1 0 1												
<b>Johnny Damon, L</b> OBP: 0.379, SLG: 0.474 (1, 7) C B X	1-1 1B 29 HBP 2-3 1B		1-2 F8		2-2 L7		2-1 FC6-4 1-2f		4-0 29 BB 2B IBB	4 1 1 0 1 0 2												
<b>29 Mike Sweeney, R</b> OBP: 0.400, SLG: 0.529 (1, 10) F H	1-1 1B 1-2 HBP		1-2 HR 2B		2-0 1H 1B 2B		1-1 F9		4-2 2B BB	3 3 2 2 1 0 1												
<b>Jermaine Dye, R</b> OBP: 0.362, SLG: 0.543 (1, 9) B B X	2-0 1-2 2-3 3-H 1B		3-2 2-H HR		3-2 2-H 1B		0-0 HR		1-2 SF9	4 2 4 6 0 0 0												
<b>Jeremy Giambi, L</b> OBP: 0.405, SLG: 0.367 (1, 3) <b>Steve Scarsone, R</b> OBP: 0.292, SLG: 0.268 (8, PR) (8, 3) C B F S	1-3 K		1-0 F8		0-1 L3		3-2 G1-6-3 1B		1-2 1-H 2-H 2B	4 0 1 0 0 1 4 1 0 1 2 0 0 0												
<b>Chad Kreuter, S</b> OBP: 0.352, SLG: 0.390 (1, 2) C S S B	1-3 K			0-3 K		X 0-0 F9		X 0-0 1-2f G1-6-3	2-3 K	5 0 0 0 0 3 5												
<b>Jed Hansen, R</b> OBP: 0.211, SLG: 0.250 (1, 4) L B B C F		3-2 L9		0-1 P6		C B C S 1-3 K		X 0-0 F7		4 0 0 0 0 1 1												
<b>Rey Sanchez, R</b> OBP: 0.297, SLG: 0.345 (1, 6) B X		1-0 G6-3		1-1 P3		B X 1-0 P6		C X 0-1 SH1-4 29 BB 1B		4 1 1 0 0 0 0												
<b>Inning Stats</b>	R: 1 E: 0 K: 2 S: 13	H: 3 LOB: 3 BB: 0 P: 21	R: 0 E: 0 K: 0 S: 7	H: 0 LOB: 0 BB: 0 P: 12	R: 2 E: 0 K: 0 S: 16	H: 2 LOB: 0 BB: 0 P: 25	R: 0 E: 0 K: 1 S: 7	H: 0 LOB: 0 BB: 0 P: 8	R: 2 E: 0 K: 0 S: 13	H: 2 LOB: 1 BB: 1 P: 25	R: 0 E: 0 K: 1 S: 5	H: 0 LOB: 0 BB: 0 P: 7	R: 0 E: 0 K: 0 S: 8	H: 1 LOB: 1 BB: 0 P: 14	R: 1 E: 0 K: 0 S: 7	H: 2 LOB: 1 BB: 0 P: 10	R: 4 E: 0 K: 1 S: 16	H: 3 LOB: 1 BB: 2 P: 28	1B: 7 2B: 4 3B: 0 HR: 2	SF: 1 SAC: 1 DP: 1 HBP: 1	WP: 0 PB: 0 SB: 0 CS: 0	PA: 43
<b>PITCHER</b>	IP WLS BF H R ER SO BB IBB HBP BLK WP HR S P ERA WHIP																					
<b>Dave Burba, R</b> ERA: 4.61 (1, 1)	8.0 L 35 10 6 6 4 1 0 1 0 0 0 2 76 122 6.75 1.375																					
<b>Jeff Tam, R</b> ERA: 81.0 (9, 1)	0.1 4 2 3 3 0 0 0 1 0 0 0 0 5 9 81.00 6.000																					
<b>Steve Reed, R</b> ERA: 3.12 (9, 1)	0.2 4 1 1 1 1 1 1 0 0 0 0 0 0 11 19 13.50 3.000																					

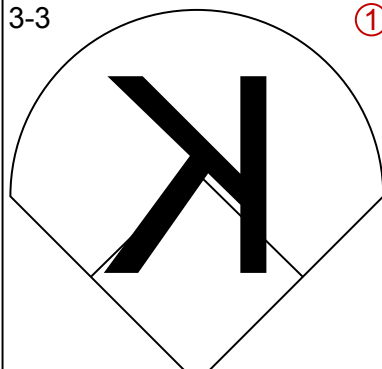
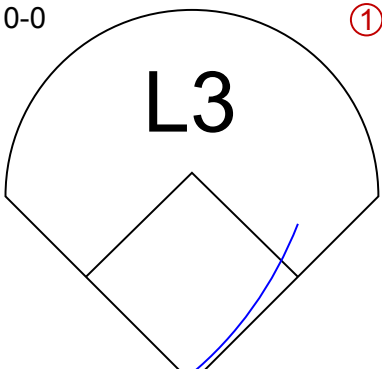
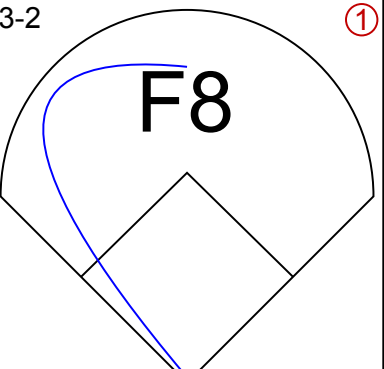
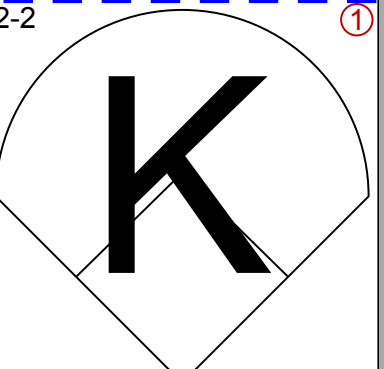
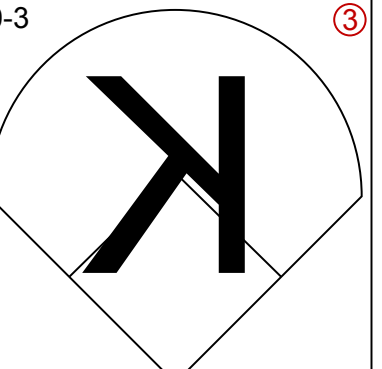
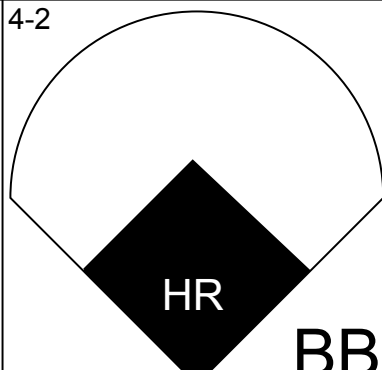
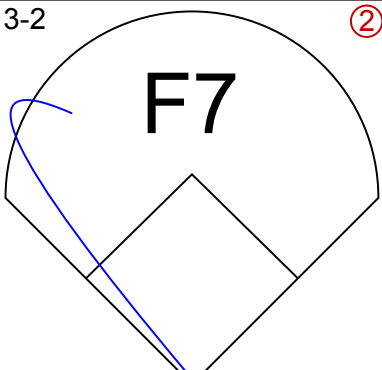
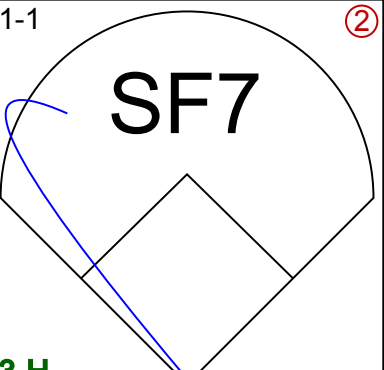
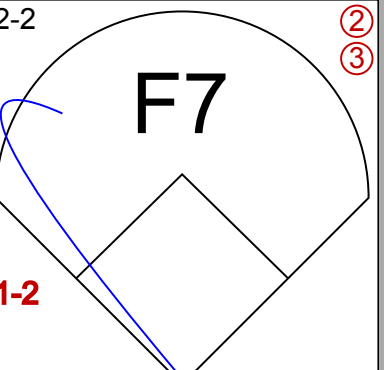
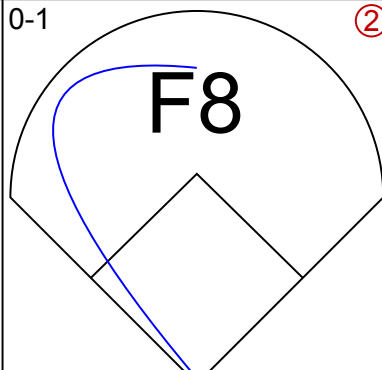
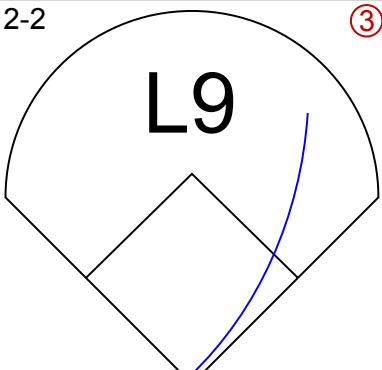
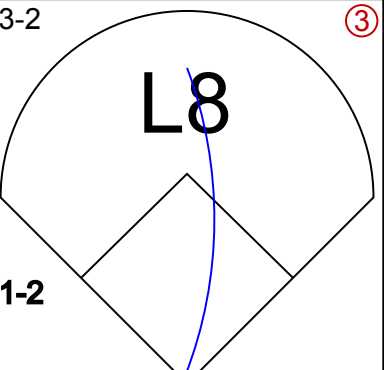
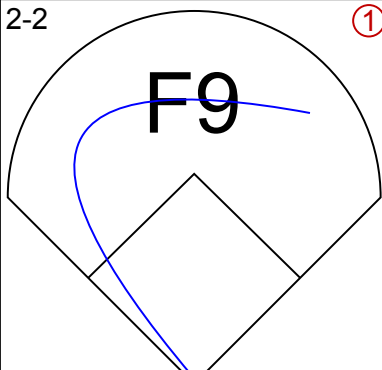
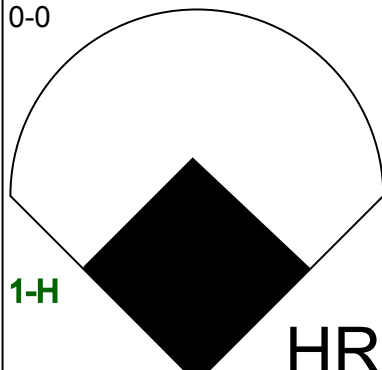
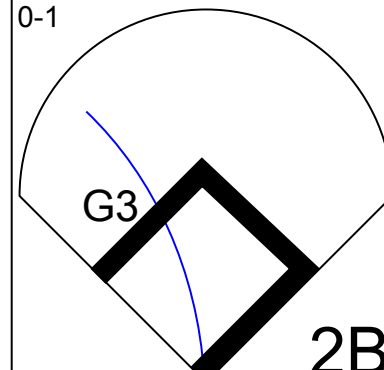
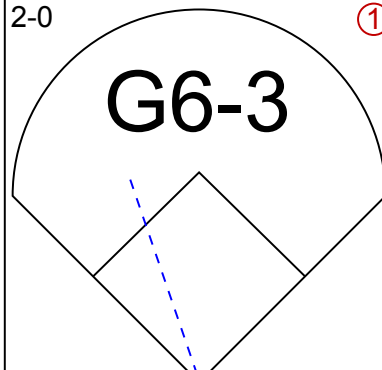
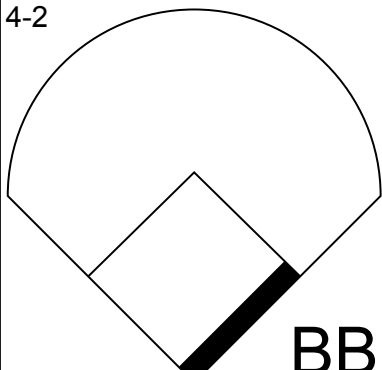
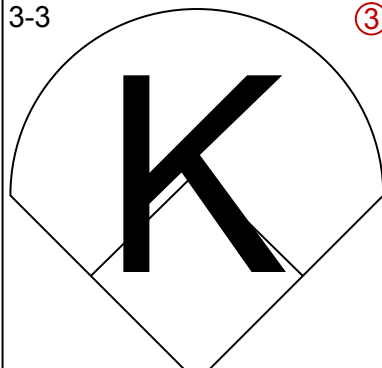
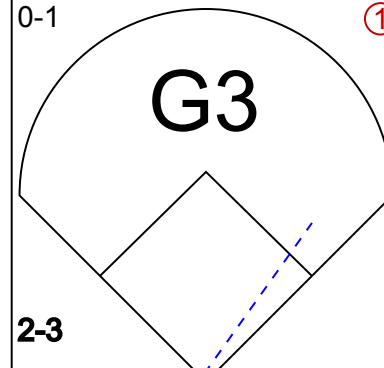
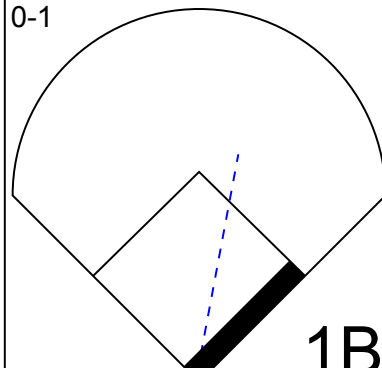
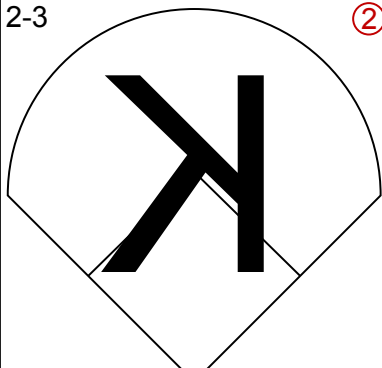
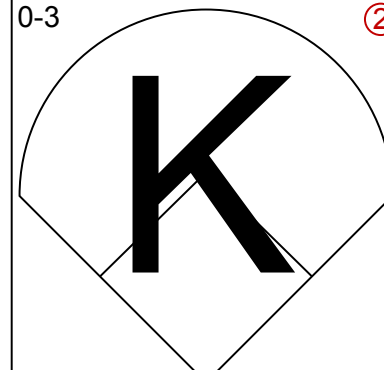
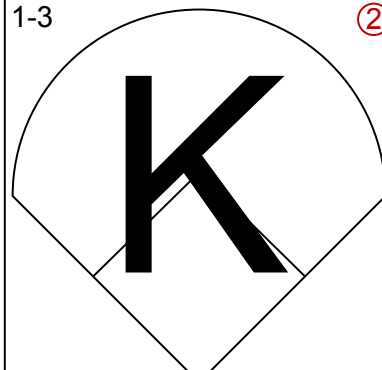
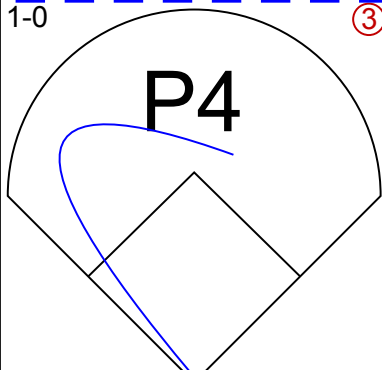
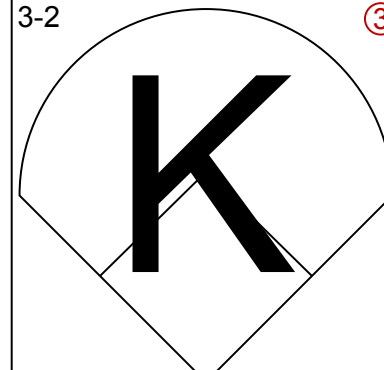
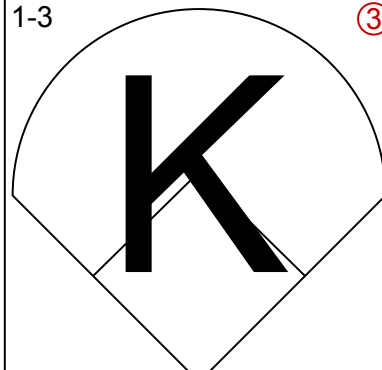
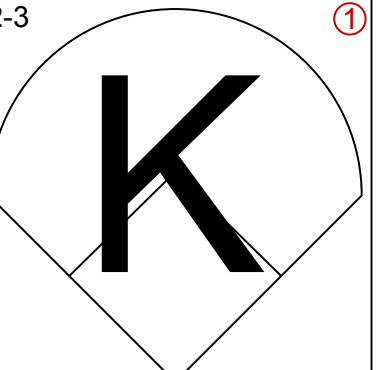
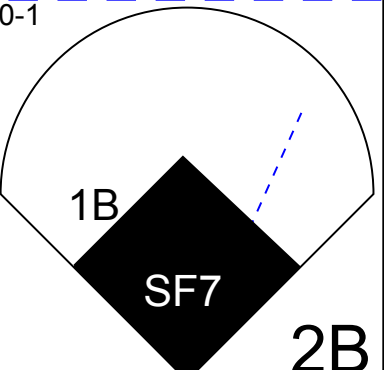
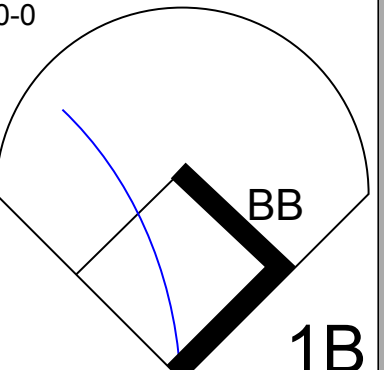
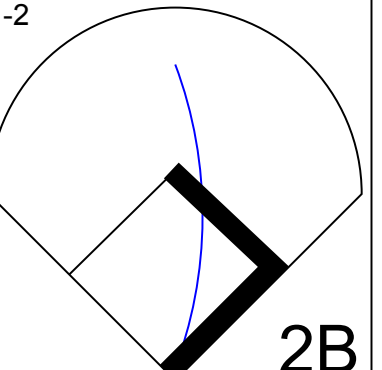
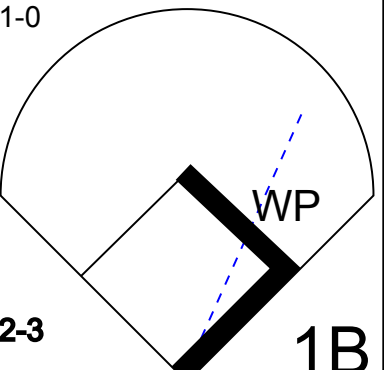
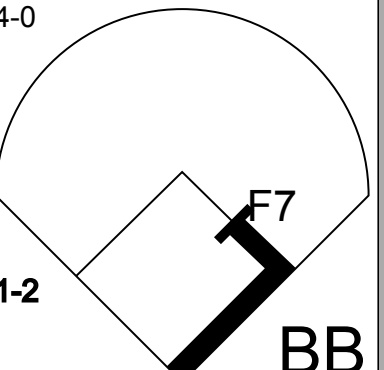
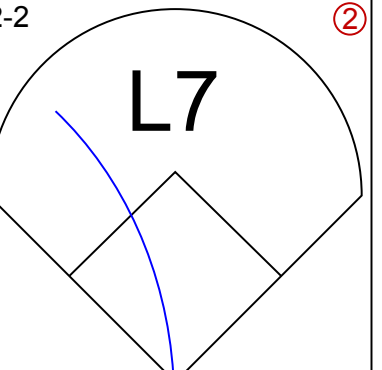
**Kansas City Royals @ Cleveland Indians**  
**Jacobs Field, Cleveland, OH**  
 Sun Jul 04 1999, 1:05 PM EDT  
 Att. 43,018 - Sunny - 88 F

AB	37
R	10
H	13
RBI	10
BB	3
SO	5
LOB	14







Batter	1	2	3	4	5	6	7	8	9	AB R H RBI BB SO LOB			
<b>Kenny Lofton, L</b> (1, 8) OBP: 0.417, SLG: 0.436	3-3 		0-0 L3 		3-2 F8 		2-2 K 		0-3 K 	5 0 0 0 0 3 5			
<b>Omar Vizquel, S</b> (1, 6) OBP: 0.392, SLG: 0.428	4-2  BB		3-2 F7 		1-1 SF7 		2-2 F7 			2 1 0 1 1 0 2			
<b>Roberto Alomar, S</b> (1, 4) OBP: 0.430, SLG: 0.532	0-1 F8 		2-2 L9 		3-2 L8 			2-2 F9 		4 0 0 0 0 0 2			
<b>Manny Ramirez, R</b> (1, 9) OBP: 0.424, SLG: 0.634	0-0  1-H			0-1 G3  2B		2-0 G6-3 		4-2  BB		3 1 2 2 1 0 0			
<b>Jim Thome, L</b> (1, 3) OBP: 0.432, SLG: 0.510	3-3 K 			0-1 G3  2-3		0-1  1B		2-3 K 		4 0 1 0 0 2 2			
<b>Richie Sexson, R</b> (1, 7) OBP: 0.302, SLG: 0.496				0-3 K 		1-3 K 		1-0 P4 		4 0 0 0 0 2 3			
<b>Alex Ramirez, R</b> (1, 10) OBP: 0.333, SLG: 0.529				3-2 K 		1-3 K 			2-3 K 	4 0 1 0 0 3 2			
<b>Enrique Wilson, S</b> (1, 5) OBP: 0.348, SLG: 0.429					0-1 1B  SF7 2B		0-0  BB 1B		1-2  2B	4 1 3 0 0 1 1			
<b>Einar Diaz, R</b> (1, 2) OBP: 0.301, SLG: 0.367					1-0  WP 1B		4-0  F7 BB		2-2 L7 	3 0 1 0 1 0 2			
<b>Inning Stats</b>	R: 2 E: 0 K: 2 S: 14 H: 1 LOB: 0 BB: 1 P: 24	R: 0 E: 0 K: 1 S: 11 H: 1 LOB: 1 BB: 0 P: 17	R: 0 E: 0 K: 2 S: 7 H: 0 LOB: 0 BB: 0 P: 12	R: 0 E: 0 K: 2 S: 13 H: 1 LOB: 1 BB: 0 P: 16	R: 1 E: 0 K: 0 S: 11 H: 2 LOB: 1 BB: 0 P: 19	R: 0 E: 0 K: 2 S: 10 H: 1 LOB: 1 BB: 0 P: 14	R: 0 E: 0 K: 1 S: 10 H: 1 LOB: 1 BB: 1 P: 18	R: 0 E: 0 K: 1 S: 9 H: 0 LOB: 1 BB: 1 P: 18	R: 0 E: 0 K: 2 S: 13 H: 1 LOB: 1 BB: 0 P: 18	1B: 4 2B: 3 3B: 0 HR: 1 SF: 1 SAC: 0 DP: 0 HBP: 0	WP: 1 PB: 0 SB: 0 CS: 0 PA: 37		
<b>PITCHER</b>	IP WLS BF H R ER SO BB IBB HBP BLK WP HR S P ERA WHIP											<b>PITCHER</b>	IP WLS BF H R ER SO BB IBB HBP BLK WP HR S P ERA WHIP
<b>Eric Milton, L</b> (1, 1) ERA: 5.17	4.0 L 16 3 2 2 5 1 0 0 0 0 1 45 69 4.50 1.000												
<b>Travis Miller, L</b> (5, 1) ERA: 2.04	2.0 11 4 1 1 2 1 0 0 0 1 0 22 38 4.50 2.500												
<b>Eddie Guardado, L</b> (7, 1) ERA: 4.19	1.2 5 0 0 0 2 1 0 0 0 0 0 17 29 0.00 0.600												
<b>Bob Wells, R</b> (8, 1) ERA: 3.78	1.1 5 1 0 0 2 0 0 0 0 0 0 14 20 0.00 0.750												

**Cleveland Indians @ Minnesota Twins**  
 Hubert H. Humphrey Metrodome, Minneapolis, MN

Tue Jul 06 1999, 8:05 PM EDT  
 Att. 12,579 - Dome - 72 F

<b>AB</b>	<b>33</b>
<b>R</b>	<b>3</b>
<b>H</b>	<b>8</b>
<b>RBI</b>	<b>3</b>
<b>BB</b>	<b>3</b>
<b>SO</b>	<b>11</b>
<b>LOB</b>	<b>19</b>

C™

Batter	1	2	3	4	5	6	7	8	9	AB	R	H	RBI	BB	SO	LOB
Jacque Jones, L (1, 8) OBP: 0.337, SLG: 0.452 Marty Cordova, R (7, PH) OBP: 0.368, SLG: 0.435 (8, 9)	2-1 HR		1-1 G6-3		2-0 L4		1-2 FC6-4			3	1	1	1	0	0	0
Denny Hocking, S (1, 4) OBP: 0.337, SLG: 0.374	4-2 G6-3 BB		2-3 K			1-0 G4-3 1B		2-1 G4-3		3	0	1	0	1	1	0
Todd Walker, L (1, 10) OBP: 0.331, SLG: 0.386	1-2 G6-3			4-1 G4-6-3 BB		1-2 G4-3 1B		1-2 F7		3	0	1	0	1	0	1
Ron Coomer, R (1, 5) OBP: 0.313, SLG: 0.454 (8, 3)	1-0 G6-3			0-0 G4-6-3		3-2 P2		2-1 1B		4	0	1	0	0	0	3
Terry Steinbach, R (1, 2) OBP: 0.376, SLG: 0.447		2-2 G6-3		3-1 PB 2B		0-0 G4-3		1-3 K		4	0	1	0	0	1	3
Chad Allen, R (1, 7) OBP: 0.340, SLG: 0.405		2-3 K		4-0 2B BB		3-3 K			0-0 G4-3	3	0	0	0	1	2	2
Doug Mientkiewicz, L (1, 3) OBP: 0.355, SLG: 0.351 Brent Gates, S (7, PH) OBP: 0.380, SLG: 0.414 (8, 5)		1-1 HBP		2-3 K		4-1 FC6-4 BB		1-1 3B		1	0	0	0	0	1	2
Torii Hunter, R (1, 9) OBP: 0.291, SLG: 0.335 (8, 8)		2-0 F9			0-0 L7		2-2 F9		1-3 K	3	0	0	0	0	0	2
Javier Valentin, S (9, PH) OBP: 0.314, SLG: 0.420										1	0	0	0	0	1	1
Cristian Guzman, S (1, 6) OBP: 0.264, SLG: 0.293 Corey Koskie, L (9, PH) OBP: 0.349, SLG: 0.462			1-3 K		0-2 G3		1-0 P9		1-3 K	3	0	0	0	0	1	1

Inning Stats	R: 1	H: 1	E: 0	LOB: 0	K: 0	S: 8	R: 0	H: 0	E: 0	LOB: 1	K: 1	S: 12	R: 0	H: 0	E: 0	LOB: 0	K: 2	S: 10	R: 0	H: 1	E: 0	LOB: 2	K: 1	S: 8	R: 0	H: 0	E: 0	LOB: 0	K: 0	S: 6	R: 0	H: 2	E: 0	LOB: 2	K: 1	S: 11	R: 0	H: 0	E: 0	LOB: 1	K: 0	S: 9	R: 0	H: 1	E: 0	LOB: 1	K: 1	S: 10	R: 0	H: 1	E: 0	LOB: 1	K: 2	S: 9	R: 0	H: 1	E: 0	LOB: 1	K: 2	S: 9	1B: 3	SF: 0	2B: 1	SAC: 0	3B: 1	DP: 2	HR: 1	HBP: 1	WP: 0	PA: 36
--------------	------	------	------	--------	------	------	------	------	------	--------	------	-------	------	------	------	--------	------	-------	------	------	------	--------	------	------	------	------	------	--------	------	------	------	------	------	--------	------	-------	------	------	------	--------	------	------	------	------	------	--------	------	-------	------	------	------	--------	------	------	------	------	------	--------	------	------	-------	-------	-------	--------	-------	-------	-------	--------	-------	--------

PITCHER	IP	WLS	BF	H	R	ER	SO	BB	IBB	HBP	BLK	WP	HR	S	P	ERA	WHIP
Jaret Wright, R (1, 1) ERA: 6.1	6.0	W	24	4	1	1	5	3	0	0	0	0	1	55	97	1.50	1.167
Paul Assenmacher, L (7, 1) ERA: 4.24	1.0	H	4	0	0	0	0	1	0	0	0	0	0	9	17	0.00	1.000
Paul Shuey, R (8, 1) ERA: 3.46	1.0	H	4	1	0	0	1	0	0	0	0	0	0	10	16	0.00	1.000
Michael Jackson, R (9, 1) ERA: 4.46	1.0	S	4	1	0	0	2	0	0	0	0	0	0	9	12	0.00	1.000


**BOTTOM**

**Cleveland Indians @ Minnesota Twins**  
 Hubert H. Humphrey Metrodome, Minneapolis, MN

Tue Jul 06 1999, 8:05 PM EDT  
 Att. 12,579 - Dome - 72 F

livebaseballscorecards.com

<b>AB</b>	<b>31</b>
<b>R</b>	<b>1</b>
<b>H</b>	<b>6</b>
<b>RBI</b>	<b>1</b>
<b>BB</b>	<b>4</b>
<b>SO</b>	<b>8</b>
<b>LOB</b>	<b>17</b>





Batter	1	2	3	4	5	6	7	8	9	AB R H RBI BB SO LOB	TOP																
<b>Kenny Lofton, L</b> (1, 8) OBP: 0.418, SLG: 0.440	2-2 F8 SH5-3 1B		1-1 G3			1-2 E6 1B	1-2 SAFE SAFE SAFE 2B			4 1 2 1 0 0 0																	
<b>Omar Vizquel, S</b> (1, 6) OBP: 0.389, SLG: 0.423	0-0 SH5-3 1-2		1-0 P6			1-1 F8	1-3 K			3 0 0 0 0 1 1																	
<b>Roberto Alomar, S</b> (1, 4) OBP: 0.428, SLG: 0.528	3-2 F8 2-3				3-2 F8	0-2 G4-3 E 1B 2-H		2-2 P6		4 1 1 1 0 0 1																	
<b>Manny Ramirez, R</b> (1, 9) OBP: 0.422, SLG: 0.628	3-3 K				1-0 F8	1-2 G4-3 1-2		0-1 1B		4 0 1 0 0 1 2																	
<b>Jim Thome, L</b> (1, 10) OBP: 0.430, SLG: 0.506					2-1 L6	0-0 E9 E 1B 2-H		0-3 SAFE K		4 0 1 1 0 1 1																	
<b>Richie Sexson, R</b> (1, 3) OBP: 0.305, SLG: 0.500					1-0 G6-3 1B	0-0 E5 2-3		3-3 K		4 0 2 0 0 1 2																	
<b>Jacob Cruz, L</b> (1, 7) OBP: 0.323, SLG: 0.607					0-0 G6-3	3-1 F8				3 0 0 0 0 0 4																	
<b>Alex Ramirez, R</b> (9, PH) OBP: 0.316, SLG: 0.500					1-2 F7					1 0 0 0 0 1 0	<b>AB 35</b>																
<b>Enrique Wilson, S</b> (1, 5) OBP: 0.345, SLG: 0.424					0-0 G5-3					4 1 1 0 0 0 2	<b>R 3</b>																
<b>Einar Diaz, R</b> (1, 2) OBP: 0.295, SLG: 0.360					0-1 P4					4 0 0 0 0 0 2	<b>H 8</b>																
											<b>RBI 3</b>																
											<b>BB 0</b>																
											<b>SO 5</b>																
											<b>LOB 15</b>																
<b>Inning Stats</b>	R: 0 E: 0 K: 1 S: 16	H: 1 LOB: 1 BB: 0 P: 24	R: 0 E: 0 K: 0 S: 11	H: 1 LOB: 1 BB: 0 P: 14	R: 0 E: 0 K: 0 S: 6	H: 0 LOB: 0 BB: 0 P: 9	R: 0 E: 0 K: 0 S: 7	H: 0 LOB: 0 BB: 0 P: 13	R: 0 E: 0 K: 0 S: 8	H: 1 LOB: 1 BB: 0 P: 12	R: 2 E: 3 K: 0 S: 15	H: 2 LOB: 2 BB: 0 P: 21	R: 1 E: 0 K: 1 S: 10	H: 2 LOB: 0 BB: 0 P: 12	R: 0 E: 0 K: 2 S: 11	H: 1 LOB: 1 BB: 0 P: 16	R: 0 E: 0 K: 1 S: 6	H: 0 LOB: 0 BB: 0 P: 8	1B: 6 2B: 2 3B: 0 HR: 0	SF: 0 SAC: 1 DP: 0 HBP: 0	WP: 0 PB: 0 SB: 0 CS: 0	PA: 36					
<b>PITCHER</b>	IP WLS BF H R ER SO BB IBB HBP BLK WP HR S P ERA WHIP																										
<b>Joe Mays, R</b> (1, 1) ERA: 4.23	6.0		25	5	2	0	1	0	0	0	0	0	0	63	93	0.00	0.833										
<b>Bob Wells, R</b> (7, 1) ERA: 3.86	1.1	B	6	3	1	1	1	0	0	0	0	0	0	15	19	6.75	2.250										
<b>Eddie Guardado, L</b> (8, 1) ERA: 4.05	0.2		2	0	0	0	2	0	0	0	0	0	0	6	9	0.00	0.000										
<b>Mike Trombley, R</b> (9, 1) ERA: 3.36	1.0	W	3	0	0	0	1	0	0	0	0	0	0	6	8	0.00	0.000										

**Cleveland Indians @ Minnesota Twins**  
 Hubert H. Humphrey Metrodome, Minneapolis, MN  
 Wed Jul 07 1999, 8:05 PM EDT  
 Att: 12,710 - Dome - 72 F

[livebaseballscorecards.com](http://livebaseballscorecards.com)



Batter	1	2	3	4	5	6	7	8	9	AB R H RBI BB SO LOB
Jacque Jones, L (1, 8) OBP: 0.343, SLG: 0.448 Chad Allen, R (9, PH) OBP: 0.343, SLG: 0.405	4-2 G4-3 1B BB	2-2 2-H 1B			0-0 G6-3		1-2 F7		4-0 1B IBB	3 1 1 1 1 0 0 0 0 0 0 1 0 0
Denny Hocking, S (1, 4) OBP: 0.333, SLG: 0.369	0-0 G4-3 1-2	2-1 L6			1-2 G6-3		2-3 K		1-0 1B 1-2 2-3 3-H	5 0 1 1 0 1 2
Todd Walker, L (1, 10) OBP: 0.333, SLG: 0.389	3-3 K				4-1 G4-3 2B BB			2-2 G1-3		3 0 1 0 1 1 1
Marty Cordova, R (1, 9) OBP: 0.370, SLG: 0.434	1-1 S 2B 1B 2-H				1-2 G4-3 2-3 K			4-2 BB BB		3 1 1 1 1 1 2
Corey Koskie, L (1, 5) OBP: 0.354, SLG: 0.469 Brent Gates, S (8, PH) OBP: 0.378, SLG: 0.411 (9, 5)	2-2 1-H 2B				0-3 K		1-0 G3 HBP	0-3 K		2 0 1 1 0 1 1 1 0 0 0 0 1 1
Ron Coomer, R (1, 3) OBP: 0.313, SLG: 0.449	1-2 F9				0-0 G6-3		0-0 G3 1-2	4-2 SAFE 1-2 BB		3 0 0 0 1 0 3
Javier Valentin, S (1, 2) OBP: 0.312, SLG: 0.411					2-3 K		1-1 G5-3	1-1 F7		3 0 0 0 1 1 3
Torii Hunter, R (1, 7) OBP: 0.292, SLG: 0.332 Doug Mientkiewicz, L (9, PH) OBP: 0.358, SLG: 0.359					3-2 FC5-4 S 1B 1-2f		3-1 K HBP	2-2 SH 1B 2B		2 1 0 0 0 0 2 1 1 1 0 0 0 0
Cristian Guzman, S (1, 6) OBP: 0.260, SLG: 0.289					2-3 K		2-3 K	0-1 SH 1B IBB 2-3		3 0 0 0 0 2 2

Inning Stats	R: 2	H: 2	E: 0	K: 1	S: 18	H: 2	LOB: 1	BB: 1	P: 29	R: 1	H: 1	E: 0	K: 0	S: 13	R: 0	H: 1	E: 0	K: 1	S: 11	R: 0	H: 0	E: 0	K: 2	S: 9	R: 0	H: 0	E: 0	K: 1	S: 8	R: 0	H: 0	E: 0	K: 0	S: 4	R: 0	H: 0	E: 0	K: 2	S: 11	R: 0	H: 0	E: 0	K: 1	S: 13	R: 1	H: 2	E: 0	K: 0	S: 6	R: 0	H: 0	E: 0	K: 1	S: 6	1B: 3	2B: 3	3B: 0	HR: 0	SF: 0	SAC: 1	DP: 0	HBP: 2	WP: 0	PB: 0	SB: 2	CS: 0	PA: 38
--------------	------	------	------	------	-------	------	--------	-------	-------	------	------	------	------	-------	------	------	------	------	-------	------	------	------	------	------	------	------	------	------	------	------	------	------	------	------	------	------	------	------	-------	------	------	------	------	-------	------	------	------	------	------	------	------	------	------	------	-------	-------	-------	-------	-------	--------	-------	--------	-------	-------	-------	-------	--------

PITCHER	IP	WLS	BF	H	R	ER	SO	BB	IBB	HBP	BLK	WP	HR	S	P	ERA	WHIP
Bartolo Colon, R (1, 1) ERA: 5.35	5.0		23	4	3	3	5	3	0	0	0	0	0	59	100	5.40	1.400
Dwight Gooden, R (6, 1) ERA: 5.91	1.1		4	0	0	0	1	0	0	0	0	0	0	8	12	0.00	0.000
Ricardo Rincon, L (7, 1) ERA: 4.67	1.1		5	0	0	0	2	1	0	0	0	0	0	16	25	0.00	0.750
Steve Reed, R (8, 1) ERA: 3.34	0.1	L	4	1	1	1	0	1	0	0	0	0	0	9	16	27.00	6.000
Paul Assenmacher, L (9, 1) ERA: 4.24	0.0		2	1	0	0	0	0	1	0	0	0	0	1	6	∞	∞


**BOTTOM**

**Cleveland Indians @ Minnesota Twins**  
 Hubert H. Humphrey Metrodome, Minneapolis, MN

Wed Jul 07 1999, 8:05 PM EDT  
 Att: 12,710 - Dome - 72 F

livebaseballscores.com

AB	29
R	4
H	6
RBI	4
BB	6
SO	8
LOB	17







Batter	1	2	3	4	5	6	7	8	9	AB R H RBI BB SO LOB
Jacque Jones, L (1, 8) OBP: 0.345, SLG: 0.455	0-0 1-3		0-1 CS 1B		2-0 G1-3		0-1 E9 1B 2B		1-2 G6-4-3 1-2f	5 1 2 0 0 0 2
Denny Hocking, S (1, 4) OBP: 0.337, SLG: 0.372	1-2 G3-1		1-2 F8 1-2		2-2 1B		0-1 1B			4 0 2 1 0 0 1
Todd Walker, L (1, 10) OBP: 0.329, SLG: 0.384	1-2 F8		2-1 G4-3		1-3 K		1-3 K			4 0 0 0 0 2 3
Ron Coomer, R (1, 3) OBP: 0.308, SLG: 0.442		1-1 G6-3		1-1 G4-3		2-1 G6-3		1-3 K		4 0 0 0 0 1 0
Torii Hunter, R (9, 9) OBP: 0.292, SLG: 0.332										0 0 0 0 0 0 0
Marty Cordova, R (1, 9) OBP: 0.372, SLG: 0.451		1-1 1B 2B		0-0 HR		1-0 G4-3		0-0 L5		4 1 2 1 0 0 0
Doug Mientkiewicz, L (9, 3) OBP: 0.358, SLG: 0.359										0 0 0 0 0 0 0
Corey Koskie, L (1, 5) OBP: 0.362, SLG: 0.478		1-0 BB 2-3 1B		0-0 G4-3		1-1 2B		4-2 BB		3 0 2 0 1 0 0
Chad Allen, R (1, 7) OBP: 0.338, SLG: 0.398		1-3 K		1-0 G6-3		1-3 K		0-0 G1-3		4 0 0 0 0 2 4
Terry Steinbach, R (1, 2) OBP: 0.382, SLG: 0.448		4-1 FC4 1-2 BB			1-0 1B G1-3 1B		0-0 G6-3		0-0 FC5-4 1B	2 0 1 0 1 0 0
Javier Valentin, S (8, 2) OBP: 0.316, SLG: 0.415										1 0 1 0 0 0 0
Cristian Guzman, S (1, 6) OBP: 0.256, SLG: 0.284		1-2 FC4 1-2f			1-0 G1-3		0-2 G4-3		0-2 FC5-4 G6-4-3 1-2f	4 0 0 0 0 0 5

Inning Stats	R: 0	H: 0	E: 0	K: 0	S: 7	R: 0	H: 2	E: 0	K: 1	S: 13	R: 0	H: 1	E: 0	K: 0	S: 7	R: 1	H: 1	E: 0	K: 0	S: 5	R: 0	H: 2	E: 0	K: 1	S: 13	R: 0	H: 1	E: 0	K: 1	S: 10	R: 1	H: 2	E: 1	K: 1	S: 11	R: 0	H: 0	E: 0	K: 1	S: 7	R: 0	H: 1	E: 0	K: 0	S: 7	R: 0	H: 1	E: 0	K: 0	S: 8	1B: 6	SF: 0	2B: 3	SAC: 0	3B: 0	DP: 1	HR: 1	HBP: 0	WP: 0	PA: 37
--------------	------	------	------	------	------	------	------	------	------	-------	------	------	------	------	------	------	------	------	------	------	------	------	------	------	-------	------	------	------	------	-------	------	------	------	------	-------	------	------	------	------	------	------	------	------	------	------	------	------	------	------	------	-------	-------	-------	--------	-------	-------	-------	--------	-------	--------

PITCHER	IP	WLS	BF	H	R	ER	SO	BB	IBB	HBP	BLK	WP	HR	S	P	ERA	WHIP
Charles Nagy, R (1, 1) ERA: 4.43	7.0	W	30	9	2	1	4	1	0	0	0	0	1	66	95	1.29	1.429
Mark Langston, L (8, 1) ERA: 4.17	2.0		7	1	0	0	1	1	0	0	0	0	0	14	20	0.00	1.000

BOTTOM

Cleveland Indians @ Minnesota Twins  
 Hubert H. Humphrey Metrodome, Minneapolis, MN  
 Thu Jul 08 1999, 8:05 PM EDT  
 Att. 14,118 - Dome - 72 F

livebaseballscores.com

AB	35
R	2
H	10
RBI	2
BB	2
SO	5
LOB	15





Batter	1	2	3	4	5	6	7	8	9	AB R H RBI BB SO LOB	TOP													
<b>Pokey Reese, R</b> (1, 4) OBP: 0.327, SLG: 0.441	2-0 F8		0-0 SF9		3-2 F7		2-2 G6-3			3 0 0 1 0 0 1														
<b>Michael Tucker, L</b> (1, 9) OBP: 0.337, SLG: 0.434	0-0 G1-3		2-3 K			4-2 1B BB		3-3 K		3 1 0 0 1 2 0														
<b>Sean Casey, L</b> (1, 3) OBP: 0.427, SLG: 0.632	0-2 G4-3		1-2 G4-3			0-2 1B BB		2-2 G6-3		4 1 1 0 0 0 0														
<b>Greg Vaughn, R</b> (1, 7) OBP: 0.327, SLG: 0.477		4-2 1B BB		1-0 F9		1-0 P3		1-2 G5-3		3 0 0 0 1 0 2														
<b>Barry Larkin, R</b> (1, 6) OBP: 0.389, SLG: 0.454		2-2 L5		2-3 K		4-2 CS 1B BB		1-3 K		3 0 0 0 1 2 1														
<b>Eddie Taubensee, L</b> (1, 2) OBP: 0.342, SLG: 0.462		1-0 1B		2-3 K		1-0 1B		0-3 K		4 0 2 2 0 2 0														
<b>Mike Cameron, R</b> (1, 8) OBP: 0.356, SLG: 0.454		3-3 K			3-1 G6-3		3-3 K		2-3 K	4 0 0 0 0 3 4														
<b>Hal Morris, L</b> (1, 10) OBP: 0.319, SLG: 0.297		2-0 G3			0-0 G6-3			0-2 G4-3		3 0 0 0 0 0 2														
<b>Aaron Boone, R</b> (1, 5) OBP: 0.356, SLG: 0.467			2-2 SF9 3B		0-0 1B			0-0 P3		3 1 2 0 0 0 0														
<b>Inning Stats</b>	R: 0 E: 0 K: 0 S: 5	H: 0 LOB: 0 BB: 0 P: 7	R: 0 E: 0 K: 1 S: 10	H: 1 LOB: 2 BB: 1 P: 22	R: 1 E: 0 K: 1 S: 15	H: 1 LOB: 0 BB: 0 P: 20	R: 0 E: 0 K: 2 S: 7	H: 0 LOB: 0 BB: 0 P: 12	R: 0 E: 0 K: 0 S: 8	H: 1 LOB: 1 BB: 0 P: 14	R: 2 E: 0 K: 1 S: 21	H: 2 LOB: 2 BB: 2 P: 34	R: 0 E: 0 K: 0 S: 7	H: 0 LOB: 0 BB: 0 P: 9	R: 0 E: 0 K: 1 S: 9	H: 0 LOB: 0 BB: 0 P: 15	R: 0 E: 0 K: 3 S: 12	H: 0 LOB: 0 BB: 0 P: 15	R: 0 E: 0 K: 3 S: 12	H: 0 LOB: 0 BB: 0 P: 15	1B: 4 2B: 1 3B: 1 HR: 0	SF: 1 SAC: 0 DP: 1 HBP: 0	WP: 0 PB: 0 SB: 0 CS: 1	PA: 34
<b>PITCHER</b>	IP WLS BF H R ER SO BB IBB HBP BLK WP HR S P ERA WHIP																							
<b>Dave Burba, R</b> (1, 1) ERA: 4.56	7.0 L 28 5 3 3 5 3 0 0 0 0 0 0 73 118 3.86 1.143																							
<b>Paul Assenmacher, L</b> (8, 1) ERA: 4.08	0.2 2 0 0 0 1 0 0 0 0 0 0 0 6 11 0.00 0.000																							
<b>Paul Shuey, R</b> (8, 1) ERA: 3.35	1.1 4 0 0 0 3 0 0 0 0 0 0 0 15 19 0.00 0.000																							

**Cincinnati Reds @ Cleveland Indians**  
 Jacobs Field, Cleveland, OH  
 Fri Jul 09 1999, 7:05 PM EDT  
 Att. 43,208 - Cloudy - 73 F

[livebaseballscorecards.com](http://livebaseballscorecards.com)

<b>AB</b>	<b>30</b>
<b>R</b>	<b>3</b>
<b>H</b>	<b>5</b>
<b>RBI</b>	<b>3</b>
<b>BB</b>	<b>3</b>
<b>SO</b>	<b>9</b>
<b>LOB</b>	<b>10</b>







Batter	1	2	3	4	5	6	7	8	9	AB R H RBI BB SO LOB	TOP																															
<b>Pokey Reese, R</b> OBP: 0.330, SLG: 0.443 (1, 6) C B B B (9, 4)	4-1 WP 2B BB	1-2 G1-3	3-3 K		1-1 2-H 3-H 2B		3-3 K		2-2 2-H S 1B	5 1 2 3 1 2 2																																
<b>Jeffrey Hammonds, R</b> OBP: 0.309, SLG: 0.449 (1, 7) B X	1-0 1-H HR 2B		2-0 G5-3	0-0 F9	4-1 BB		3-3 K		0-3 K 1-2	5 1 1 1 1 2 1																																
<b>Sean Casey, L</b> OBP: 0.427, SLG: 0.627 (1, 3) C S X	0-2 F7		1-0 WP 1B 1B	4-2 BB	2-1 G4-3			2-3 K		4 1 1 0 0 1 1 3																																
<b>Greg Vaughn, R</b> OBP: 0.331, SLG: 0.488 (1, 10) S B X	1-1 2-H HR		2-2 1B WP 2B 1B	1-3 K		2-0 L9		4-1 BB		4 2 2 2 1 1 1																																
<b>Michael Tucker, L</b> OBP: 0.338, SLG: 0.430 (1, 9) C F B X	1-2 F8		3-2 2B 1B	3-3 K		4-0 1B BB		1-0 F8		4 1 1 1 1 1 2																																
<b>Aaron Boone, R</b> OBP: 0.352, SLG: 0.457 (1, 5) B B B C B	4-1 S BB		0-0 P6		1-1 G6-3	0-0 P4		2-2 L6		4 0 0 0 1 0 4																																
<b>Mike Cameron, R</b> OBP: 0.363, SLG: 0.459 (1, 8) B B X	2-0 P6 1-2		2-0 1-H 2B 2B		4-1 S 2B BB	0-0 1-2 1B		4-2 S 1B BB		3 3 2 2 2 0 1	<b>AB 37</b>																															
<b>Jason LaRue, R</b> OBP: 0.240, SLG: 0.182 <b>Eddie Taubensee, L</b> OBP: 0.340, SLG: 0.460 (9, PH) (9, 2)			1-0 G5-3	1-2 2-H 2B	4-2 S 2B BB	3-3 K		1-0 L8		3 1 1 1 1 1 2 1 0 0 0 0 0 1	<b>R 10</b>																															
<b>Chris Stynes, R</b> OBP: 0.196, SLG: 0.091 <b>Hal Morris, L</b> OBP: 0.315, SLG: 0.292 <b>Barry Larkin, R</b> OBP: 0.389, SLG: 0.454 (1, 4) (9, PH) (9, 6)			2-1 L9	4-0 BB	1-2 P6		3-3 K	2-2 F1 SAFE F1 SAFE F8		3 0 0 0 1 1 2 1 0 0 0 0 0 1 0 0 0 0 0 0 0	<b>H 10</b>																															
<b>Inning Stats</b>	R: 3 E: 0 K: 0 S: 12	H: 2 LOB: 1 BB: 2 P: 25	R: 0 E: 0 K: 0 S: 7	H: 0 LOB: 0 BB: 0 P: 11	R: 4 E: 0 K: 1 S: 20	H: 5 LOB: 2 BB: 1 P: 38	R: 0 E: 0 K: 2 S: 9	H: 0 LOB: 1 BB: 1 P: 17	R: 2 E: 0 K: 0 S: 14	H: 1 LOB: 2 BB: 3 P: 31	R: 0 E: 0 K: 3 S: 11	H: 0 LOB: 0 BB: 0 P: 20	R: 0 E: 0 K: 1 S: 8	H: 1 LOB: 2 BB: 1 P: 17	R: 0 E: 0 K: 3 S: 11	H: 0 LOB: 0 BB: 0 P: 20	R: 0 E: 0 K: 1 S: 8	H: 0 LOB: 1 BB: 1 P: 17	R: 1 E: 0 K: 1 S: 13	H: 1 LOB: 1 BB: 1 P: 22	1B: 5 2B: 4 3B: 0 HR: 1	SF: 0 SAC: 0 DP: 0 HBP: 0	WP: 2 PB: 0 SB: 6 CS: 0	PA: 47																		
<b>PITCHER</b>	IP	WLS	BF	H	R	ER	SO	BB	IBB	HBP	BLK	WP	HR	S	P	ERA	WHIP	<b>PITCHER</b>								IP	WLS	BF	H	R	ER	SO	BB	IBB	HBP	BLK	WP	HR	S	P	ERA	WHIP
<b>Tom Candiotti, R</b> ERA: 6.51 (1, 1)	2.2		17	7	7	7	0	2	0	0	0	2	1	35	63	23.62	3.375																									
<b>Dwight Gooden, R</b> ERA: 5.81 (3, 1)	4.1		21	2	2	2	7	6	0	0	0	0	0	46	96	4.15	1.846																									
<b>Ricardo Rincon, L</b> ERA: 4.5 (8, 1)	0.2		3	0	0	0	1	1	0	0	0	0	0	5	12	0.00	1.500																									
<b>Steve Reed, R</b> ERA: 3.31 (8, 1)	0.1		1	0	0	0	0	0	0	0	0	0	0	3	5	0.00	0.000																									
<b>Michael Jackson, R</b> ERA: 4.58 (9, 1)	1.0	W	5	1	1	1	1	1	0	0	0	0	0	13	22	9.00	2.000																									

Cincinnati Reds @ Cleveland Indians  
 Jacobs Field, Cleveland, OH  
 Sat Jul 10 1999, 1:05 PM EDT  
 Att. 43,127 - Cloudy - 67 F

livebaseballscorecards.com



Batter	1	2	3	4	5	6	7	8	9	AB R H RBI BB SO LOB
<b>Omar Vizquel, S</b> OBP: 0.385, SLG: 0.426 (1, 6)	1-2 G5-3	0-0 1B		3-3 K		0-1 G4-3	1-0 F8		1-0 HR	6 1 2 2 0 1 1
<b>Enrique Wilson, S</b> OBP: 0.363, SLG: 0.438 (1, 5)	3-1 G3	2-0 1B			0-0 FC4-6	2-2 1B		4-0 BB		4 1 3 1 1 0 0
<b>Roberto Alomar, S</b> OBP: 0.423, SLG: 0.522 (1, 4)	2-1 2B	1-3 K			2-1 FC4-6	2-3 K		0-1 G6-4-3		5 0 2 0 0 2 4
<b>Manny Ramirez, R</b> OBP: 0.425, SLG: 0.642 (1, 9)	1-1 F9				3-2 F9		0-1 HR	3-2 HR		4 2 2 2 1 0 3
<b>David Justice, L</b> OBP: 0.397, SLG: 0.521 (1, 10)		4-1 3B		1-3 K	2-2 FC4-6		1-1 G5-3	4-2 BB		3 1 0 1 2 1 2
<b>Richie Sexson, R</b> OBP: 0.305, SLG: 0.488 (1, 7)		0-1 P3		2-3 K	0-0 BB		2-2 E4	1-1 FC6-4		5 1 1 0 0 1 3
<b>Jim Thome, L</b> OBP: 0.433, SLG: 0.512 (1, 3)		2-0 3B		3-3 K	4-1 FC5-4		1-1 HR		4-2 SH5-3	3 2 2 2 2 1 1
<b>John McDonald, R</b> OBP: 0.500, SLG: 0.500 (9, PR)		1-2 1B			1-2 BB		2-H HR		0-1 SH5-3	0 1 0 0 0 0 0
<b>Pat Borders, R</b> OBP: 0.273, SLG: 0.455 (1, 2)		1-2 1B			1-1 F9		3-2 G5-3		0-1 SH5-3	4 1 1 2 0 0 3
<b>Kenny Lofton, L</b> OBP: 0.413, SLG: 0.432 (9, PH)		1-H 2-H 3B			1-2 FC5-4				1-2 K	0 0 0 0 0 0 0
<b>Jacob Cruz, L</b> OBP: 0.351, SLG: 0.588 (1, 8)		0-1 1B		1-1 G3		1-0 G4-3	2-1 1B		0-3 K	5 1 2 1 0 1 2

Inning Stats	R: 0	H: 1	E: 0	K: 0	S: 12	LOB: 1	BB: 0	P: 19	R: 4	H: 5	E: 0	K: 1	S: 14	LOB: 1	BB: 1	P: 24	R: 0	H: 0	E: 0	K: 3	S: 9	LOB: 0	BB: 0	P: 12	R: 1	H: 3	E: 0	K: 0	S: 13	LOB: 3	BB: 1	P: 24	R: 0	H: 1	E: 0	K: 1	S: 10	LOB: 1	BB: 0	P: 15	R: 3	H: 3	E: 1	K: 0	S: 18	LOB: 1	BB: 0	P: 28	R: 1	H: 1	E: 0	K: 0	S: 12	LOB: 1	BB: 2	P: 24	R: 2	H: 1	E: 0	K: 1	S: 9	LOB: 1	BB: 1	P: 14	1B: 9	SF: 0	2B: 1	SAC: 1	3B: 1	DP: 1	HR: 4	HBP: 0	WP: 0	PA: 46
--------------	------	------	------	------	-------	--------	-------	-------	------	------	------	------	-------	--------	-------	-------	------	------	------	------	------	--------	-------	-------	------	------	------	------	-------	--------	-------	-------	------	------	------	------	-------	--------	-------	-------	------	------	------	------	-------	--------	-------	-------	------	------	------	------	-------	--------	-------	-------	------	------	------	------	------	--------	-------	-------	-------	-------	-------	--------	-------	-------	-------	--------	-------	--------

PITCHER	IP	WLS	BF	H	R	ER	SO	BB	IBB	HBP	BLK	WP	HR	S	P	ERA	WHIP
<b>Ron Villone, L</b> ERA: 3.42 (1, 1)	4.2		25	9	5	5	5	3	0	0	0	0	0	54	97	9.64	2.571
<b>Scott Sullivan, R</b> ERA: 2.48 (5, 1)	1.2		8	2	2	2	1	0	0	0	0	0	1	20	28	10.80	1.200
<b>Gabe White, L</b> ERA: 4.05 (7, 1)	0.2	H	4	2	1	0	0	0	0	0	0	0	1	9	16	0.00	3.000
<b>Danny Graves, R</b> ERA: 3.7 (8, 1)	1.0	B	6	1	2	2	0	3	0	0	0	0	1	15	31	18.00	4.000
<b>Scott Williamson, R</b> ERA: 1.66 (9, 1)	0.2	L	3	1	1	1	1	0	0	0	0	0	1	6	7	13.50	1.500

**BOTTOM**

**Cincinnati Reds @ Cleveland Indians**  
**Jacobs Field, Cleveland, OH**  
 Sat Jul 10 1999, 1:05 PM EDT  
 Att: 43,127 - Cloudy - 67 F

livebaseballscorecards.com

<b>AB</b>	<b>39</b>
<b>R</b>	<b>11</b>
<b>H</b>	<b>15</b>
<b>RBI</b>	<b>11</b>
<b>BB</b>	<b>6</b>
<b>SO</b>	<b>7</b>
<b>LOB</b>	<b>19</b>





Batter	1	2	3	4	5	6	7	8	9	AB R H RBI BB SO LOB	TOP																									
<b>Pokey Reese, R</b> OBP: 0.329, SLG: 0.440 (1, 4)	2-2 G5-3	3-1 1B			1-1 P1	1-0 P4		1-2 L4-3		5 0 1 1 0 0 3																										
<b>Jeffrey Hammonds, R</b> OBP: 0.306, SLG: 0.440 (1, 9)	3-1 P1	0-3 K			2-3 K		3-2 CS G3 1B	3-3 K		5 0 1 0 0 3 1																										
<b>Sean Casey, L</b> OBP: 0.426, SLG: 0.623 (1, 3)	4-0 1B BB			2-0 F7	1-0 G3-1		1-2 G3		3-2 WP 2B 1B	4 1 1 0 1 0 1																										
<b>Greg Vaughn, R</b> OBP: 0.329, SLG: 0.483 (1, 10)	3-1 1-3 S 1B			1-2 F7		1-0 P1	1-3 K		1-3 K	5 0 1 0 0 2 2																										
<b>Barry Larkin, R</b> OBP: 0.386, SLG: 0.450 (1, 6)	2-2 P9			1-2 P5		0-1 G4-3		2-1 HR 1B	2-2 F9	5 1 1 0 0 0 3																										
<b>Eddie Taubensee, L</b> OBP: 0.354, SLG: 0.482 (1, 2)		4-2 1B 1B G6-3 BB		4-2 G1-3 BB		4-2 1B BB 1B BB		0-1 HR 1-H 1B	1-0 2B 1-H	2 3 2 3 3 0 0																										
<b>Dmitri Young, S</b> OBP: 0.287, SLG: 0.372 (1, 7)		2-0 G6-3 1-2 1B 1B		1-1 F7		4-2 1B 1-2 1B BB		0-0 HR 1B	0-3 K	4 3 2 0 1 1 2																										
<b>Mike Cameron, R</b> OBP: 0.367, SLG: 0.473 (1, 8)		1-0 G6-3 1-2 2-3 1B		2-1 G1-3		2-2 1B 1-2 2-3 1B		3-2 HR 1-H HR		4 1 3 2 0 0 1																										
<b>Aaron Boone, R</b> OBP: 0.355, SLG: 0.458 (1, 5)		1-0 G6-3		0-0 F7		0-0 1B		2-0 L4-3 1B		4 0 2 2 0 0 3																										
<b>Inning Stats</b>	R: 0 E: 0 K: 0 S: 15	H: 1 LOB: 2 BB: 1 P: 29	R: 2 E: 0 K: 1 S: 11	H: 3 LOB: 1 BB: 1 P: 22	R: 0 E: 0 K: 0 S: 9	H: 0 LOB: 0 BB: 0 P: 13	R: 0 E: 0 K: 0 S: 7	H: 0 LOB: 1 BB: 1 P: 14	R: 0 E: 0 K: 1 S: 7	H: 0 LOB: 0 BB: 0 P: 11	R: 2 E: 0 K: 0 S: 12	H: 2 LOB: 2 BB: 2 P: 24	R: 0 E: 0 K: 1 S: 9	H: 1 LOB: 0 BB: 0 P: 15	R: 4 E: 0 K: 1 S: 17	H: 5 LOB: 0 BB: 0 P: 28	R: 1 E: 0 K: 2 S: 15	H: 2 LOB: 1 BB: 0 P: 22	1B: 11 2B: 2 3B: 0 HR: 2	SF: 0 SAC: 0 DP: 2 HBP: 0	WP: 1 PB: 0 SB: 1 CS: 1	PA: 43														
<b>PITCHER</b>	IP WLS BF H R ER SO BB IBB HBP BLK WP HR S P ERA WHIP																																			
<b>Jaret Wright, R</b> ERA: 6.09 (1, 1)	6.0		28	6	4	4	2	5	0	0	0	0	0	61	113	6.00	1.833																			
<b>Paul Shuey, R</b> ERA: 4.09 (7, 1)	1.0	L	8	6	4	4	1	0	0	0	0	0	2	18	31	36.00	6.000																			
<b>Steve Reed, R</b> ERA: 3.22 (8, 1)	1.0		2	0	0	0	1	0	0	0	0	0	0	8	12	0.00	0.000																			
<b>Ricardo Rincon, L</b> ERA: 4.74 (9, 1)	1.0		5	2	1	1	2	0	0	0	0	1	0	15	22	9.00	2.000																			

**Cincinnati Reds @ Cleveland Indians**  
**Jacobs Field, Cleveland, OH**  
 Sun Jul 11 1999, 1:05 PM EDT  
 Att. 43,167 - Sunny - 70 F

[livebaseballscorecards.com](http://livebaseballscorecards.com)

<b>AB</b>	<b>38</b>
<b>R</b>	<b>9</b>
<b>H</b>	<b>14</b>
<b>RBI</b>	<b>8</b>
<b>BB</b>	<b>5</b>
<b>SO</b>	<b>6</b>
<b>LOB</b>	<b>16</b>







Batter	1	2	3	4	5	6	7	8	9	AB R H RBI BB SO LOB	TOP											
<b>Kenny Lofton, L</b> (1, 8) OBP: 0.415, SLG: 0.434	1-2 SH5-3 2B		4-1 WP 2B 1B BB		1-3 K		0-0 B1-3		0-0 P5	4 1 1 0 1 1 1												
<b>Omar Vizquel, S</b> (1, 6) OBP: 0.389, SLG: 0.426	0-0 SH5-3 2-3		1-0 WP 2B 1B		3-1 P6		4-2 S 1B BB		0-1 G3	3 1 1 0 1 0 1												
<b>Roberto Alomar, S</b> (1, 4) OBP: 0.419, SLG: 0.517	1-3 K		1-1 2B		2-2 L6		1-3 K		4-2 E BB	4 0 1 2 1 2 3												
<b>Manny Ramirez, R</b> (1, 9) OBP: 0.420, SLG: 0.633	2-2 G6-3		1-2 L9		0-0 F8		1-2 1B		1-2 G6-3	5 0 1 0 0 0 3												
<b>Jim Thome, L</b> (1, 3) OBP: 0.432, SLG: 0.511		1-3 K		2-1 G4-3		1-1 BB 1B 1B		1-3 K		4 0 1 0 0 2 2												
<b>David Justice, L</b> (1, 7) OBP: 0.399, SLG: 0.528		1-0 L8		4-2 G6-3 BB		1-2 BB 1B		2-0 G6-3		3 0 1 0 1 0 0												
<b>Enrique Wilson, S</b> (1, 5) OBP: 0.349, SLG: 0.420		2-1 G4-3		2-1 G6-3		1-0 F7		0-0 G5-3		4 0 0 0 0 0 3												
<b>Einar Diaz, R</b> (1, 2) OBP: 0.301, SLG: 0.355			0-0 E5 SH5-4 1B		0-2 G6-3		4-0 BB		4-2 S BB	2 0 0 0 2 0 1												
<b>Bartolo Colon, R</b> (1, 1) OBP: 0.333, SLG: 0.333 <b>Michael Jackson, R</b> (9, 1)			0-1 SH5-4		2-2 1B		1-1 G1-3		1-3 K	3 0 1 0 0 1 4 0 0 0 0 0 0 0												
<b>Inning Stats</b>	R: 0 E: 0 K: 1 S: 11	H: 1 LOB: 1 BB: 0 P: 15	R: 0 E: 0 K: 1 S: 6	H: 0 LOB: 0 BB: 0 P: 10	R: 2 E: 1 K: 0 S: 10	H: 2 LOB: 1 BB: 1 P: 17	R: 0 E: 0 K: 0 S: 12	H: 0 LOB: 1 BB: 1 P: 20	R: 0 E: 0 K: 1 S: 12	H: 1 LOB: 1 BB: 0 P: 20	R: 0 E: 0 K: 1 S: 9	H: 2 LOB: 3 BB: 1 P: 17	R: 0 E: 0 K: 2 S: 13	H: 1 LOB: 2 BB: 1 P: 20	R: 0 E: 0 K: 1 S: 7	H: 0 LOB: 1 BB: 1 P: 14	R: 0 E: 1 K: 0 S: 8	H: 0 LOB: 1 BB: 1 P: 13	1B: 5 2B: 2 3B: 0 HR: 0	SF: 0 SAC: 2 DP: 0 HBP: 0	WP: 1 PB: 0 SB: 2 CS: 0	PA: 40
<b>PITCHER</b>	IP WLS BF H R ER SO BB IBB HBP BLK WP HR S P ERA WHIP																					
<b>Jason Schmidt, R</b> (1, 1) ERA: 4.21	6.2 L 31 7 2 2 4 4 0 0 0 1 0 70 115 2.70 1.650																					
<b>Scott Sauerbeck, L</b> (7, 1) ERA: 1.77	1.1 5 0 0 0 2 1 0 0 0 0 0 10 18 0.00 0.750																					
<b>Mike Williams, R</b> (9, 1) ERA: 2.6	1.0 4 0 0 0 0 1 0 0 0 0 0 8 13 0.00 1.000																					

Cleveland Indians @ Pittsburgh Pirates  
 Three Rivers Stadium, Pittsburgh, PA  
 Thu Jul 15 1999, 7:05 PM EDT  
 Att. 39,620 - Unknown - 88 F

livebaseballscorecards.com

AB	32
R	2
H	7
RBI	2
BB	6
SO	6
LOB	18



Batter	1	2	3	4	5	6	7	8	9	AB R H RBI BB SO LOB
<b>Al Martin, L</b> OBP: 0.351, SLG: 0.540 (1, 7)	1-0 G1-3		2-0 L8		1-0 F7			1-1 F8		4 0 0 0 0 0 2
<b>Adrian Brown, S</b> OBP: 0.340, SLG: 0.356 (1, 9)	2-3 K		1-2 K			3-2 G5-3		1-2 G1-6-3		4 0 0 0 0 2 1
<b>Brian Giles, L</b> OBP: 0.402, SLG: 0.571 (1, 8)	4-2 BB			2-2 G4-3		1-0 G4-3		3-2 K		3 0 0 0 1 1 0
<b>Kevin Young, R</b> OBP: 0.405, SLG: 0.508 (1, 3)	1-3 K			1-2 1B		1-0 G6-3		0-3 K		4 0 1 0 0 2 1
<b>Ed Sprague, R</b> OBP: 0.402, SLG: 0.543 (1, 5)		2-2 G4-3		3-2 F9		1-2 G6-4-3 1B				3 0 1 0 0 0 1
<b>Warren Morris, L</b> OBP: 0.370, SLG: 0.442 (1, 4)		0-0 CS 1B		2-3 K		0-0 G6-4-3 1-2f				3 0 1 0 0 1 2
<b>Mike Benjamin, R</b> OBP: 0.272, SLG: 0.314 (1, 6)		3-3 K 1-2			0-1 G6-3		3-3 K			3 0 0 0 0 2 1
<b>Keith Osik, R</b> OBP: 0.260, SLG: 0.294 (1, 2)			0-0 G2-3		4-2 BB		1-3 K		1 0 0 0 1 0 0	
<b>Brant Brown, L</b> OBP: 0.283, SLG: 0.444 (8, PH)									1 0 0 0 0 1 0	
<b>Mike Williams, R</b> (9, 1)									0 0 0 0 0 0 0	
<b>Jason Schmidt, R</b> OBP: 0.118, SLG: 0.063 (1, 1)			4-0 BB		1-3 K		3-2 F7		1 0 0 0 1 1 1	
<b>Scott Sauerbeck, R</b> (7, 1)									0 0 0 0 0 0 0	
<b>Abraham Nunez, S</b> OBP: 0.287, SLG: 0.250 (8, PH)									1 0 0 0 0 0 0	
<b>Chris Tremie, R</b> (9, 2)									0 0 0 0 0 0 0	

Inning Stats	R: 0	H: 0	E: 0	K: 2	S: 11	LOB: 1	BB: 1	P: 19	R: 0	H: 1	E: 0	K: 1	S: 8	LOB: 0	BB: 0	P: 13	R: 0	H: 0	E: 0	K: 1	S: 5	LOB: 1	BB: 1	P: 12	R: 0	H: 1	E: 0	K: 1	S: 16	LOB: 1	BB: 0	P: 24	R: 0	H: 0	E: 0	K: 1	S: 8	LOB: 1	BB: 1	P: 14	R: 0	H: 0	E: 0	K: 1	S: 6	LOB: 0	BB: 0	P: 11	R: 0	H: 1	E: 0	K: 1	S: 9	LOB: 0	BB: 0	P: 13	R: 0	H: 0	E: 0	K: 1	S: 10	LOB: 0	BB: 0	P: 15	R: 0	H: 0	E: 0	K: 2	S: 13	LOB: 0	BB: 0	P: 17	1B: 3	SF: 0	2B: 0	SAC: 0	3B: 0	DP: 1	HR: 0	HBP: 0
--------------	------	------	------	------	-------	--------	-------	-------	------	------	------	------	------	--------	-------	-------	------	------	------	------	------	--------	-------	-------	------	------	------	------	-------	--------	-------	-------	------	------	------	------	------	--------	-------	-------	------	------	------	------	------	--------	-------	-------	------	------	------	------	------	--------	-------	-------	------	------	------	------	-------	--------	-------	-------	------	------	------	------	-------	--------	-------	-------	-------	-------	-------	--------	-------	-------	-------	--------


PITCHER	IP	WLS	BF	H	R	ER	SO	BB	IBB	HBP	BLK	WP	HR	S	P	ERA	WHIP
<b>Bartolo Colon, R</b> ERA: 4.95 (1, 1)	8.0	W	28	3	0	0	8	3	0	0	0	0	0	73	121	0.00	0.750
<b>Michael Jackson, R</b> ERA: 4.46 (9, 1)	1.0	S	3	0	0	0	2	0	0	0	0	0	0	13	17	0.00	0.000

**BOTTOM**

**Cleveland Indians @ Pittsburgh Pirates**  
Three Rivers Stadium, Pittsburgh, PA


Thu Jul 15 1999, 7:05 PM EDT  
Att: 39,620 - Unknown - 88 F

<b>AB</b>	<b>28</b>
<b>R</b>	<b>0</b>
<b>H</b>	<b>3</b>
<b>RBI</b>	<b>0</b>
<b>BB</b>	<b>3</b>
<b>SO</b>	<b>10</b>
<b>LOB</b>	<b>9</b>



WP: 0	PA: 31	ERA	WHIP
PB: 0			
SB: 0			
CS: 1			




Batter	1	2	3	4	5	6	7	8	9	AB R H RBI BB SO LOB	TOP											
Kenny Lofton, L (1, 8) OBP: 0.412, SLG: 0.430 Jacob Cruz, L (5, 8) OBP: 0.325, SLG: 0.541	2-2 G6-3		2-1 G4-6-3 1-2f		3-3 K		1-0 G6-3		0-0 F8	3 0 0 0 0 1 2 2 0 0 0 0 0 0	<p>Cleveland Indians @ Pittsburgh Pirates</p> <p>Three Rivers Stadium, Pittsburgh, PA</p> <p>livebaseballscorecards.com</p> <p>AB 36 R 3 H 12 RBI 3 BB 4 SO 6 LOB 20</p> 											
Omar Vizquel, S (1, 6) Pat Borders, R (7, 5) OBP: 0.391, SLG: 0.433 OBP: 0.250, SLG: 0.417	1-2 E6		3-2 3B		2-3 K		0-1 G4-6-3 1B		2-1 G4-3	4 0 2 0 0 1 1 1 0 0 0 0 0 0												
Roberto Alomar, S (1, 4) John McDonald, R (5, 4) OBP: 0.417, SLG: 0.514 OBP: 0.300, SLG: 0.300	3-1 G6-3		2-2 F8		2-3 K		2-1 G4-6-3 1-2f		1-2 1B	2 0 0 0 0 0 2 3 0 1 0 0 1 1												
Manny Ramirez, R (1, 9) OBP: 0.420, SLG: 0.629	1-2 P3			1-1 1B G1-3 1B		2-3 K		0-0 BB 1B	3-2 F9	5 1 2 0 0 1 2												
Jim Thome, L (1, 3) OBP: 0.429, SLG: 0.508		2-1 G4-3		1 SAFE G1-3 1-2		3-1 1B 1B		2-3 K		4 1 1 0 0 1 2												
David Justice, L (1, 7) OBP: 0.407, SLG: 0.531		4-2 G5-3 1B BB		1-0 G1-6-3 1B		3-2 1B 1B		4-0 1B BB		2 1 2 0 2 0 0												
Enrique Wilson, S (1, 5) OBP: 0.353, SLG: 0.422		2-2 1B		0-0 G1-6-3 1-2f		2-2 1B 1B		1-0 P6		4 0 2 1 0 0 4												
Einar Diaz, R (1, 2) OBP: 0.304, SLG: 0.358		2-0 G5-3		1-2 F7		1-1 1B		1-1 1B		4 0 2 2 0 0 2												
Dave Burba, R (1, 1) Dwight Gooden, R (4, 1) Alex Ramirez, R (6, PH) Paul Assenmacher, L (6, 1) Steve Reed, R (7, 1) Richie Sexson, R (8, PH) Paul Shuey, R (8, 1)			4-1 G4-6-3 BB		4-1 BB		3-3 K		2-1 P2	0 0 0 0 1 0 0 0 0 0 0 1 0 0 1 0 0 0 0 1 2 0 1 0 0 0 0 0 2 0 0 0 0 0 0 0												
<b>Inning Stats</b>	R: 0 E: 1 K: 0 S: 11	H: 0 LOB: 1 BB: 0 P: 18	R: 0 E: 0 K: 0 S: 12	H: 1 LOB: 1 BB: 1 P: 22	R: 0 E: 0 K: 0 S: 10	H: 1 LOB: 1 BB: 1 P: 21	R: 0 E: 0 K: 0 S: 5	H: 2 LOB: 1 BB: 0 P: 9	R: 0 E: 0 K: 2 S: 12	H: 0 LOB: 1 BB: 1 P: 22		R: 2 E: 0 K: 3 S: 20	H: 4 LOB: 2 BB: 0 P: 36	R: 0 E: 0 K: 0 S: 5	H: 1 LOB: 0 BB: 0 P: 8	R: 1 E: 0 K: 1 S: 10	H: 2 LOB: 2 BB: 1 P: 20	R: 0 E: 0 K: 0 S: 9	H: 1 LOB: 1 BB: 0 P: 15	1B: 11 2B: 0 3B: 1 HR: 0	SF: 0 SAC: 0 DP: 4 HBP: 0	WP: 0 PB: 0 SB: 1 CS: 0
<b>PITCHER</b>	IP WLS BF H R ER SO BB IBB HBP BLK WP HR S P ERA WHIP																					
67 Francisco Cordova, R (1, 1) ERA: 4.68	5.2 W 26 8 2 2 4 3 0 0 0 0 0 0 67 122 3.18 1.941																					
Greg Hansell, R (6, 1) ERA: 1.29	1.1 4 1 0 0 1 0 0 0 0 0 0 0 8 14 0.00 0.750																					
Marc Wilkins, R (8, 1) ERA: 5.31	1.0 6 2 1 1 1 1 0 0 0 0 0 0 10 20 9.00 3.000																					
Brad Clontz, R (9, 1) ERA: 1.59	1.0 4 1 0 0 0 0 0 0 0 0 0 0 9 15 0.00 1.000																					

Fri Jul 16 1999, 7:05 PM EDT  
Att. 43,519 - Unknown - 89 F





Batter	1	2	3	4	5	6	7	8	9	AB R H RBI BB SO LOB	TOP		
<b>Kenny Lofton, L</b> OBP: 0.414, SLG: 0.434 (1, 8) C B B X	2-1 CS 1B		0-1 G4-3			3-2 K		1-0 1B 1B	0-0 BB SF8 2B	0-0 F8	6 2 3 0 0 1 3	<b>Cleveland Indians @ Pittsburgh Pirates</b> Three Rivers Stadium, Pittsburgh, PA Sat Jul 17 1999, 1:35 PM EDT Att. 43,299 - Overcast - 93 F	
<b>Omar Vizquel, S</b> OBP: 0.388, SLG: 0.430 (1, 6) SAFE C B B X	2-2 G1-3 1-2			0-1 G6-3	2-2 G1-3		0-2 1B 1B	1-0 SF8 BB			5 0 1 0 0 0 3		
<b>Roberto Alomar, S</b> OBP: 0.422, SLG: 0.514 (1, 4) B C C X	2-2 1B			4-1 2B 2B BB		4-2 1B S HR BB	3-3 K	4-2 S BB			2 2 1 0 3 1 2		
<b>Manny Ramirez, R</b> OBP: 0.422, SLG: 0.634 (1, 9) SAFE F F S	1-3 K			0-1 1-3 2B 2B	2-2 1-3 HR 1B	2-0 1-2 3-H 1B	2-0 1-2 3-H 1B	1-1 SF8			4 2 3 2 0 1 1		
<b>Jim Thome, L</b> OBP: 0.426, SLG: 0.513 (1, 3) B C B B X		2-3 K		3-3 K	2-1 1-H 3-H HR	3-3 K	3-3 K	3-3 K			5 1 1 3 0 4 6		
<b>David Justice, L</b> OBP: 0.410, SLG: 0.547 (1, 7) C X		0-1 G4-6-3 1B		1-2 2-H 3-H 2B	1-2 HR	1-3 K			1-1 G3-1		5 1 3 3 0 1 2		
<b>Enrique Wilson, S</b> OBP: 0.349, SLG: 0.412 (1, 5) B C B X		2-2 G4-6-3 1-2		0-0 P6	1-3 K			4-1 1B SF8 BB	1-3 K		4 1 0 0 1 2 2		
<b>Pat Borders, R</b> OBP: 0.294, SLG: 0.412 (1, 2) L C B B X		2-2 G6-3		0-0 F8	1-3 K			1-2 2B E 1B	0-1 1B		5 1 2 0 0 1 0		
<b>Charles Nagy, L</b> <b>Alex Ramirez, R</b> <b>Tom Cantilli, R</b> <b>Jacob Cruz, L</b> <b>Ricardo Rincon, L</b> <b>Steve Reed, R</b> <b>Dwight Gooden, R</b> <b>Rickey Saxson, R</b> <b>Paul Shuey, R</b> <b>John McDonald, R</b>		0-3 K		3-2 1B	2-2 G3			1-2 SF8	0-1 1B		1 0 0 0 0 0 1 0 1 0 0 1 0 0 0 0 0 0 0 0 0 0 0 0 1 0 1 0 0 0 0 0 0 0 0 0 0 0 1 0 0 1 0 0 0 0		
<b>Inning Stats</b>	R: 0 H: 2 E: 0 LOB: 1 K: 1 BB: 0 S: 12 P: 19	R: 0 H: 1 E: 0 LOB: 0 K: 1 BB: 0 S: 12 P: 16	R: 0 H: 0 E: 0 LOB: 0 K: 1 BB: 0 S: 11 P: 13	R: 2 H: 2 E: 0 LOB: 1 K: 1 BB: 1 S: 14 P: 22	R: 0 H: 1 E: 0 LOB: 1 K: 1 BB: 0 S: 11 P: 19	R: 4 H: 3 E: 0 LOB: 0 K: 2 BB: 1 S: 21 P: 34	R: 1 H: 3 E: 0 LOB: 2 K: 3 BB: 0 S: 14 P: 24	R: 3 H: 2 E: 1 LOB: 2 K: 1 BB: 2 S: 21 P: 36	R: 0 H: 2 E: 0 LOB: 2 K: 1 BB: 0 S: 10 P: 12	1B: 11 SF: 2 2B: 3 SAC: 0 3B: 0 DP: 1 HR: 2 HBP: 0	WP: 0 PA: 46 PB: 0 SB: 2 CS: 1		
<b>PITCHER</b>	IP WLS BF H R ER SO BB IBB HBP BLK WP HR S P ERA WHIP											<b>PITCHER</b>	IP WLS BF H R ER SO BB IBB HBP BLK WP HR S P ERA WHIP
<b>Kris Benson, R</b> ERA: 4.97 (1, 1)	5.0 W 22 7 4 4 5 2 0 0 0 0 0 0 67 102 7.20 1.800											<b>Marc Wilkins, R</b> ERA: 5.31 (8, 1)	0.0 0 2 0 0 0 0 1 0 0 0 0 0 0 0 0 0 0 0 0 0 0 4 9 ∞ ∞
<b>Scott Sauerbeck, L</b> ERA: 2.21 (6, 1)	0.0 2 2 2 2 2 0 0 0 0 0 0 0 2 5 8 ∞ ∞											<b>Mike Williams, R</b> ERA: 2.48 (8, 1)	1.2 S 7 2 0 0 2 0 0 0 0 0 0 0 15 21 0.00 1.200
<b>Greg Hansell, R</b> ERA: 1.8 (6, 1)	1.0 H 5 2 1 1 2 0 0 0 0 0 0 0 0 13 18 9.00 2.000												
<b>Jason Christiansen, L</b> ERA: 2.76 (7, 1)	1.0 4 1 0 0 3 0 0 0 0 0 0 0 0 10 19 0.00 1.000												
<b>Brad Clontz, R</b> ERA: 1.88 (8, 1)	0.1 4 2 3 1 0 1 0 0 0 0 0 0 0 12 18 27.00 9.000												

BOTTOM

Cleveland Indians @ Pittsburgh Pirates  
Three Rivers Stadium, Pittsburgh, PA

Sat Jul 17 1999, 1:35 PM EDT  
Att. 43,299 - Overcast - 93 F

livebaseballscorecards.com

AB	39
R	13
H	16
RBI	12
BB	5
SO	8
LOB	18



WP:	0	PA:	46
PB:	0	SB:	0
CS:	0		

AB R H RBI BB SO LOB

6	3	3	3	0	1	2
4	2	3	0	0	1	0
1	0	0	0	0	0	0
3	1	1	0	2	0	4
5	3	3	5	0	0	3
5	0	1	1	0	1	1
3	2	2	2	2	1	0
4	0	1	0	0	2	3
4	1	1	1	1	0	1
2	1	1	0	0	1	1
0	0	0	0	0	0	0
1	0	0	0	0	1	2
0	0	0	0	0	0	0
0	0	0	0	0	0	0
0	0	0	0	0	0	0
0	0	0	0	0	0	0
1	0	0	0	0	0	1

1B: 12 SF: 0  
2B: 0 SAC: 2  
3B: 0 DP: 1  
HR: 4 HBP: 0

WP:	0	PA:	46
PB:	0	SB:	0
CS:	0		

Batter	1	2	3	4	5	6	7	8	9
Al Martin, L OBP: 0.355, SLG: 0.559 (1, 7)	1-3 K		3-2 P6	2-0 HR		1-2 F8 1B HR	3-1	0-0 G3-4-3	
Adrian Brown, S OBP: 0.367, SLG: 0.379 (1, 9)	0-1 1B		2-1 1B 1B	1-2 K		3-2 1B HR	0-0 P5		
John Wehner, R OBP: 0.200, SLG: 0.200 (7, 9)			1-2 1B						
Brian Giles, L OBP: 0.405, SLG: 0.576 (1, 8)	0-0 G6-4-3 1B		2-1 F7	4-2 HR BB		1-0 F8	4-2 G6-3 BB		
Kevin Young, R OBP: 0.411, SLG: 0.538 (1, 3)	2-0 G6-4-3		1-2 1B 1B	0-0 HR		2-2 1B HR	1-2 G6-3		
Ed Sprague, R OBP: 0.403, SLG: 0.550 (1, 5)		1-0 P5	3-1 1B 1B	1-0 P3		0-3 K	0-0 F9		
Warren Morris, L OBP: 0.378, SLG: 0.443 (1, 4)	2-2 1B		2-1 1B		3-3 K	4-2 1B BB		4-2 SH1-4 BB	
Mike Benjamin, R OBP: 0.275, SLG: 0.316 (1, 6)	0-0 F9		3-3 K		3-3 K	1-1 1B 1B		0-1 SH1-4	
Chris Tremie, R OBP: 0.400, SLG: 0.250 (1, 2)	0-0 G5-3			1-0 E6 SH3-4 HR	4-2 BB	0-0 1B		1-0 E5	
Kris Benson, R OBP: 0.280, SLG: 0.235 (1, 1)			0-0 1B 1B	0-0 SH3-4	0-3 K	2-3 K		1-0 L6	
Scott Sauerbeck, R (6, 1)									
Greg Hansell, R (6, 1)									
Jason Christiansen, R (7, 1)									
Brad Clontz, R (8, 1)									
Marc Wilkins, R (8, 1)									
Mike Williams, R (8, 1)									
Brant Brown, L OBP: 0.280, SLG: 0.440 (8, 9)									

Inning Stats	R: 0	H: 2	E: 0	K: 1	S: 9	R: 0	H: 1	E: 0	K: 0	S: 6	R: 3	H: 5	E: 0	K: 1	S: 21	R: 4	H: 2	E: 1	K: 1	S: 11	R: 0	H: 0	E: 0	K: 3	S: 12	R: 4	H: 5	E: 0	K: 2	S: 25	R: 1	H: 1	E: 0	K: 0	S: 10	R: 1	H: 0	E: 1	K: 0	S: 7
--------------	------	------	------	------	------	------	------	------	------	------	------	------	------	------	-------	------	------	------	------	-------	------	------	------	------	-------	------	------	------	------	-------	------	------	------	------	-------	------	------	------	------	------

PITCHER	IP	WLS	BF	H	R	ER	SO	BB	IBB	HBP	BLK	WP	HR	S	P	ERA	WHIP
Charles Nagy, R (1, 1)	4.0	L	23	10	7	4	3	1	0	0	0	0	0	47	78	9.00	2.750
Tom Candiotti, R (5, 1)	1.0		4	0	0	0	3	1	0	0	0	0	0	12	22	0.00	1.000
Ricardo Rincon, L (6, 1)	0.1		3	2	2	2	0	0	0	0	0	0	0	10	15	54.00	6.000
Steve Reed, R (6, 1)	0.2		6	3	2	2	2	1	0	0	0	0	1	15	24	27.00	6.000
Dwight Gooden, R (7, 1)	1.0		5	1	1	1	0	1	0	0	0	0	1	10	18	9.00	2.000

PITCHER	IP	WLS	BF	H	R	ER	SO	BB	IBB	HBP	BLK	WP	HR	S	P	ERA	WHIP
Paul Shuey, R (8, 1)	1.0		5	0	1	0	0	1	0	0	0	0	0	7	13	0.00	1.000



Batter	1	2	3	4	5	6	7	8	9	AB R H RBI BB SO LOB	TOP											
<b>Kenny Lofton, L</b> (1, 8) OBP: 0.412, SLG: 0.432	0-3 			1-2 		3-1 		2-3 		4 0 1 0 0 2 1	<b>Cleveland Indians @ Houston Astros</b> Astrodome, Houston, TX Sun Jul 18 1999, 2:35 PM EDT Att. 50,299 - Dome - 72 F											
<b>Omar Vizquel, S</b> (1, 6) OBP: 0.386, SLG: 0.425	0-1 		3-1 	4-1 	4-1 		2-2 		3 0 0 0 1 0 2													
<b>Roberto Alomar, S</b> (1, 4) OBP: 0.420, SLG: 0.509	1-1 		1-1 	4-2 	4-2 		3-2 		3 0 0 0 1 0 0													
<b>Manny Ramirez, R</b> (1, 9) OBP: 0.418, SLG: 0.626		0-3 		1-3 	0-3 		0-0 		4 0 0 0 0 3 2													
<b>Richie Sexson, R</b> (1, 3) OBP: 0.301, SLG: 0.481		1-1 		1-1 		0-1 		1-3 	4 0 1 0 0 1 0													
<b>Alex Ramirez, R</b> (1, 7) OBP: 0.292, SLG: 0.435		3-2 		1-0 		2-1 			3 0 0 0 0 0 1													
<b>Enrique Wilson, S</b> (1, 5) OBP: 0.348, SLG: 0.411			2-0 		1-0 		2-1 		3 0 1 0 0 0 0													
<b>Einar Diaz, R</b> (1, 2) OBP: 0.305, SLG: 0.357			0-0 		0-2 		0-1 		3 0 1 0 0 0 2													
<b>Jaret Wright, R</b> (1, 1) <b>John McDonald, R</b> (6, PH) <b>Tom Candiotti, R</b> (6, 1) <b>David Justice, L</b> (8, PH) <b>Paul Assenmacher, L</b> (8, 1)			1-3 		3-3 		0-1 		1 0 0 0 0 1 0 1 0 0 0 0 1 0 0 0 0 0 0 0 0 1 0 0 0 0 0 1 0 0 0 0 0 0 0													
<b>Inning Stats</b>	R: 0 E: 0 K: 1 S: 8	H: 0 LOB: 0 BB: 0 P: 9	R: 0 E: 0 K: 1 S: 8	H: 0 LOB: 0 BB: 0 P: 12	R: 0 E: 0 K: 1 S: 5	H: 0 LOB: 0 BB: 0 P: 8	R: 0 E: 0 K: 1 S: 7	H: 1 LOB: 0 BB: 0 P: 12	R: 0 E: 0 K: 2 S: 11	H: 2 LOB: 2 BB: 0 P: 15	R: 0 E: 0 K: 2 S: 12	H: 0 LOB: 2 BB: 2 P: 26	R: 0 E: 0 K: 0 S: 6	H: 0 LOB: 0 BB: 0 P: 10	R: 0 E: 0 K: 1 S: 10	H: 1 LOB: 1 BB: 0 P: 14	R: 0 E: 0 K: 1 S: 9	H: 0 LOB: 0 BB: 0 P: 13	1B: 4 2B: 0 3B: 0 HR: 0	SF: 0 SAC: 0 DP: 1 HBP: 0	WP: 0 PB: 0 SB: 0 CS: 0	PA: 32
<b>PITCHER</b> <b>Mike Hampton, L</b> (1, 1) ERA: 2.81	IP: 9.0 WLS: W BF: 32 H: 4 R: 0 ER: 0 SO: 8 BB: 2 IBB: 0 HBP: 0 BLK: 0 WP: 0 HR: 0 S: 76 P: 119 ERA: 0.00 WHIP: 0.667											<b>PITCHER</b> IP: WLS: BF: H: R: ER: SO: BB: IBB: HBP: BLK: WP: HR: S: P: ERA: WHIP:										

livebaseballscorecards.com

<b>AB</b>	<b>30</b>
<b>R</b>	<b>0</b>
<b>H</b>	<b>4</b>
<b>RBI</b>	<b>0</b>
<b>BB</b>	<b>2</b>
<b>SO</b>	<b>8</b>
<b>LOB</b>	<b>9</b>



Batter	1	2	3	4	5	6	7	8	9	AB R H RBI BB SO LOB
<b>Craig Biggio, R</b> OBP: 0.378, SLG: 0.477 (1, 4)	3-2 S 1B	0-0 1-2 2-H 1B			3-2 G5-3			0-0 G4-3 G5-3 2B		4 1 3 1 0 0 0
<b>Bill Spiers, L</b> OBP: 0.362, SLG: 0.412 (1, 5)	2-3 K2-3	0-0 G3-1			4-1 BB			2-2 G4-3		3 0 0 0 1 1 4
<b>5 Jeff Bagwell, R</b> OBP: 0.462, SLG: 0.653 (1, 3)	2-1 P4		2-0 F7		2-1 G6-3			4-0 S G5-3 IBB		3 0 0 0 1 0 2
<b>Richard Hidalgo, R</b> OBP: 0.324, SLG: 0.450 (1, 9) (9, 7)	4-1 BB		2-2 G5-3		2-2 G5-3			0-1 G5-3		3 0 0 1 1 0 1
<b>17 Lance Berkman, S</b> OBP: 0.302, SLG: 0.363 (1, 7) (8, PH) (9, 9)	1-0 F7		0-2 G4-3		1-2 G4-3			1-2 3-H 4-0 S IBB		3 0 0 0 0 0 2 0 0 0 0 1 0 0
<b>Paul Bako, L</b> OBP: 0.367, SLG: 0.390 (1, 2)		3-1 G4-3		3-2 G6-3		3-2 G6-3		0-3 K		4 0 0 0 0 1 2
<b>Tim Bogar, R</b> OBP: 0.338, SLG: 0.371 (1, 6)		1-3 K		2-0 G5-3			2-2 G5-3			3 0 0 0 0 1 0
<b>Glen Barker, S</b> OBP: 0.370, SLG: 0.333 (1, 8)		1-1 BB 1B		0-0 G6-3			1-3 K2-3			3 1 1 0 0 1 0
<b>Mike Hampton, R</b> OBP: 0.317, SLG: 0.400 (1, 1)		4-2 SAFE 1B BB		1-3 K			2-3 K2-3			2 0 0 0 1 2 0

Inning Stats	R: 0	H: 1	E: 0	K: 1	S: 13	R: 1	H: 2	E: 0	K: 1	S: 13	R: 0	H: 0	E: 0	K: 0	S: 8	R: 0	H: 0	E: 0	K: 1	S: 9	R: 0	H: 0	E: 0	K: 0	S: 9	R: 0	H: 0	E: 0	K: 2	S: 12	R: 1	H: 1	E: 0	K: 1	S: 11	1B: 3	2B: 1	3B: 0	HR: 0	SF: 0	SAC: 0	DP: 0	HBP: 0	WP: 0	PB: 0	SB: 3	CS: 0	PA: 33
--------------	------	------	------	------	-------	------	------	------	------	-------	------	------	------	------	------	------	------	------	------	------	------	------	------	------	------	------	------	------	------	-------	------	------	------	------	-------	-------	-------	-------	-------	-------	--------	-------	--------	-------	-------	-------	-------	--------

PITCHER	IP	WLS	BF	H	R	ER	SO	BB	IBB	HBP	BLK	WP	HR	S	P	ERA	WHIP
<b>Jaret Wright, R</b> ERA: 5.88 (1, 1)	5.0	L	21	3	1	1	3	3	0	0	0	0	0	48	87	1.80	1.200
<b>Tom Candiotti, R</b> ERA: 6.22 (6, 1)	2.0		6	0	0	0	2	0	0	0	0	0	0	21	32	0.00	0.000
<b>Paul Assenmacher, L</b> ERA: 4.58 (8, 1)	1.0		6	1	1	1	1	0	2	0	0	0	0	11	21	9.00	1.000

**BOTTOM**

**Cleveland Indians @ Houston Astros**  
Astrodome, Houston, TX

Sun Jul 18 1999, 2:35 PM EDT  
Att: 50,299 - Dome - 72 F

livebaseballscorecards.com

<b>AB</b>	<b>28</b>
<b>R</b>	<b>2</b>
<b>H</b>	<b>4</b>
<b>RBI</b>	<b>2</b>
<b>BB</b>	<b>5</b>
<b>SO</b>	<b>6</b>
<b>LOB</b>	<b>11</b>





Batter	1	2	3	4	5	6	7	8	9	10	11	AB R H RBI BB SO LOB	TOP																			
<b>Kenny Lofton, L</b> OBP: 0.412, SLG: 0.430 (1, 8)	4-2 F8-6 WP BB		2-0 S 1B		1-0 L7			3-3 K		0-0 FC5-6 WP 1-2f		4 0 1 0 1 1 3	<b>Cleveland Indians @ Houston Astros</b> Astrodome, Houston, TX Mon Jul 19 1999, 8:05 PM EDT Att. 34,276 - Dome - 72 F																			
<b>Omar Vizquel, S</b> OBP: 0.384, SLG: 0.422 (1, 6)	3-2 F8-6 1-3		2-2 G3-1 1-2			2-2 G5-3		1-0 HR 1B		0-0 L7		5 1 1 0 0 0 3																				
<b>Roberto Alomar, S</b> OBP: 0.418, SLG: 0.513 (1, 4)	1-0 F7			2-2 G5-3		3-1 G4-3		2-1 HR 1-H		1-0 G6-3 1-2		5 1 1 2 0 0 1																				
<b>Manny Ramirez, R</b> OBP: 0.417, SLG: 0.620 (1, 9)		4-1 BB		0-3 K		2-1 G4-3		4-2 BB			0-3 K	3 0 0 0 2 2 0																				
<b>David Justice, L</b> OBP: 0.404, SLG: 0.537 <b>Paul Shuey, R</b> (8, 1)		0-3 K		2-3 K		2-1 G3-1		0-3 K			0-3 K	4 0 0 0 0 3 2 0 0 0 0 0 0 0																				
<b>Richie Sexson, R</b> OBP: 0.300, SLG: 0.479 (10, 7)												1 0 0 0 0 1 0																				
<b>Jim Thome, L</b> OBP: 0.420, SLG: 0.504 (1, 3)		1-3 K			3-1 F7		3-3 K			0-2 G6-3		5 0 0 0 0 3 1																				
<b>Enrique Wilson, S</b> OBP: 0.347, SLG: 0.408 (1, 5)		2-0 F8			1-2 G4-3		3-1 1B			3-3 K		4 0 1 0 0 1 1																				
<b>Einar Diaz, R</b> OBP: 0.304, SLG: 0.356 (1, 2)			0-2 G3		1-1 1B 1B		1-1 F7			1-2 G1-3		4 0 1 0 0 0 1																				
<b>Mark Langston, R</b> OBP: 0.800, SLG: 0.500 <b>Steve Reed, R</b> (7, 1)			2-3 K		1-0 1B			3-2 F7		1-0 FC5-6 HBP		2 0 1 0 0 1 0 0 0 0 0 0 0 0 1 0 0 0 0 0 0 0 0 0 0 0 0 0																				
<b>Jacob Cruz, L</b> OBP: 0.326, SLG: 0.513 (8, PH) <b>Tom Candiotti, R</b> (10, 1)					1-2 1B																											
<b>Inning Stats</b>	R: 0 E: 0 K: 0 S: 6	H: 0 LOB: 0 BB: 1 P: 14	R: 0 E: 0 K: 2 S: 8	H: 0 LOB: 1 BB: 1 P: 15	R: 0 E: 0 K: 1 S: 12	H: 1 LOB: 1 BB: 0 P: 18	R: 0 E: 0 K: 2 S: 9	H: 0 LOB: 0 BB: 0 P: 13	R: 0 E: 0 K: 0 S: 9	H: 2 LOB: 2 BB: 0 P: 16	R: 0 E: 0 K: 0 S: 8	H: 0 LOB: 0 BB: 0 P: 15	R: 0 E: 0 K: 1 S: 11	H: 1 LOB: 1 BB: 0 P: 20	R: 2 E: 0 K: 2 S: 15	H: 2 LOB: 1 BB: 1 P: 28	R: 0 E: 0 K: 1 S: 10	H: 0 LOB: 0 BB: 0 P: 14	R: 0 E: 0 K: 0 S: 3	H: 0 LOB: 1 BB: 0 P: 5	R: 0 E: 0 K: 3 S: 9	H: 0 LOB: 0 BB: 0 P: 9	1B: 5 2B: 1 3B: 0 HR: 1	SF: 0 SAC: 0 DP: 1 HBP: 1	WP: 2 PB: 0 SB: 1 CS: 0	PA: 42						
<b>PITCHER</b>	IP WLS BF H R ER SO BB IBB HBP BLK WP HR S P ERA WHIP																															
<b>Chris Holt, R</b> ERA: 4.82 <b>Jay Powell, R</b> ERA: 3.8 <b>Billy Wagner, L</b> ERA: 2.0 <b>Jose Cabrera, R</b> ERA: 2.79	(1, 1) (8, 1) (10, 1) (11, 1)	7.0 2.0 1.0 1.0	26 9 4 3	4 2 0 0	0 2 0 0	0 2 0 0	6 3 0 3	2 1 0 0	0 0 0 0	0 0 1 0	0 0 0 0	1 0 1 0	0 1 0 0	63 25 3 9	111 42 5 9	0.00 9.00 0.00 0.00	0.857 1.500 0.000 0.000															

AB	38
R	2
H	6
RBI	2
BB	3
SO	12
LOB	12



livebaseballscores.com

Batter	1	2	3	4	5	6	7	8	9	10	11	AB R H RBI BB SO LOB	BOTTOM	
<b>Craig Biggio, R</b> OBP: 0.383, SLG: 0.477 (1, 4)	4-1 FC6-4 5 BB BB		X 0-0 5 1B 2B	4-1 IBB		4-0 IBB			1-2 E5 17 WP 17 FC2-5		0-0 WP	3 1 1 0 3 0 2	<b>Cleveland Indians @ Houston Astros</b> Astrodome, Houston, TX Mon Jul 19 1999, 8:05 PM EDT Att. 34,276 - Dome - 72 F <a href="http://livebaseballscorecards.com">livebaseballscorecards.com</a>	
<b>Glen Barker, S</b> OBP: 0.323, SLG: 0.286 (1, 8) <b>17 Lance Berkman, S</b> (9, PH) (10, 7)	1-3 SAFE SAFE SAFE SAFE SAFE SAFE SAFE SAFE		2-3 K	1-3 K		1-2 G4-3			3-2 FC2-5 5 FC5-4		1-2 2-3 3-H	4 0 0 0 0 3 8 1 0 0 0 0 0 1		
<b>5 Jeff Bagwell, R</b> OBP: 0.462, SLG: 0.648 (1, 3)	4-2 FC6-4 1-2 BB		1-1 1-2 2B 1B		2-3 K		2-2 G5-3		1-0 FC5-4			4 1 1 0 1 1 1		
<b>Richard Hidalgo, R</b> OBP: 0.322, SLG: 0.449 (1, 7) (10, 8)	0-0 FC6-4 FC5-4 1-2f 2-3		2-1 1-H 2-H 2B		2-2 F8		1-2 F9			0-0 F8		5 0 1 2 0 0 2		
<b>Tony Eusebio, R</b> OBP: 0.344, SLG: 0.323 (1, 2)	2-0 FC5-4 1-2f		1-0 G6-3		2-3 K		0-1 G4-3			0-0 G5-3		5 0 0 0 0 1 3		
<b>Derek Bell, R</b> OBP: 0.303, SLG: 0.362 (1, 9)		2-2 G6-3		4-2 FC5-4 BB		3-1 FC4-6 1B		3-3 K2-3		0-0 F7		4 0 1 0 1 1 0		
<b>Russ Johnson, R</b> OBP: 0.338, SLG: 0.339 (1, 5) <b>Bill Spiers, L</b> OBP: 0.363, SLG: 0.410 (8, PH) (9, 5)		2-2 G5-3		1-2 FC5-4 SH1-4 1-2f BB		3-1 FC4-6 SH1-4 1-2f E		3-3 K		4-0 SH HBP WP BB		3 0 0 0 0 0 2 1 1 0 0 1 1 0		
<b>Tim Bogar, R</b> OBP: 0.339, SLG: 0.365 (1, 6)		2-1 G1-3		4-2 SH1-4 1-2 BB		1-2 E1 SH1-4		1-3 K		1-0 WP SH HBP		3 0 0 0 1 1 1		
<b>Chris Holt, R</b> OBP: 0.149, SLG: 0.080 (8, 1) <b>Jay Powell, R</b> (9, PH) <b>Matt Mieske, R</b> OBP: 0.351, SLG: 0.543 (10, 1) <b>Billy Wagner, L</b> (11, 1) <b>Jose Cabrera, R</b> (11, PH) <b>Carlos Hernandez, R</b> (11, PH)			1-3 K	2-2 SH1-4		0-2 SH1-4			1-3 K		0-0 SH WP	1 0 0 0 0 0 1 0 0 0 0 0 0 0 0 0 1 0 0 0 0 0 1 0		
<b>Inning Stats</b>	R: 0 H: 0 E: 0 K: 1 S: 8 LOB: 2 BB: 2 P: 19	R: 0 H: 0 E: 0 K: 0 S: 8 LOB: 0 BB: 0 P: 14	R: 2 H: 3 E: 0 K: 2 S: 12 LOB: 1 BB: 0 P: 19	R: 0 H: 0 E: 0 K: 1 S: 14 LOB: 3 BB: 3 P: 30	R: 0 H: 0 E: 0 K: 2 S: 12 LOB: 0 BB: 0 P: 18	R: 0 H: 1 E: 1 K: 0 S: 13 LOB: 3 BB: 1 P: 25	R: 0 H: 0 E: 0 K: 0 S: 9 LOB: 0 BB: 0 P: 12	R: 0 H: 0 E: 0 K: 3 S: 10 LOB: 0 BB: 0 P: 17	R: 0 H: 0 E: 1 K: 1 S: 10 LOB: 1 BB: 0 P: 16	R: 0 H: 0 E: 0 K: 0 S: 3 LOB: 0 BB: 0 P: 3	R: 1 H: 0 E: 0 K: 0 S: 1 LOB: 2 BB: 1 P: 6	1B: 3 SF: 0 2B: 1 SAC: 3 3B: 0 DP: 0 HR: 0 HBP: 1		WP: 2 PA: 46 PB: 0 SB: 0 CS: 0
<b>PITCHER</b>	IP WLS BF H R ER SO BB IBB HBP BLK WP HR S P ERA WHIP													
<b>Mark Langston, L</b> ERA: 4.01 (1, 1)	6.0 29 4 2 2 6 4 2 0 0 0 0 0 67 125 3.00 1.333													
<b>Steve Reed, R</b> ERA: 3.46 (7, 1)	1.0 3 0 0 0 0 0 0 0 0 0 0 0 9 12 0.00 0.000													
<b>Paul Shuey, R</b> ERA: 3.75 (8, 1)	2.0 7 0 0 0 4 0 0 0 0 0 1 0 20 33 0.00 0.000													
<b>Tom Candiotti, R</b> ERA: 6.26 (10, 1)	1.0 L 7 0 1 1 0 1 0 1 0 1 0 4 9 9.00 1.000													

**Cleveland Indians @ Houston Astros**  
 Astrodome, Houston, TX  
 Mon Jul 19 1999, 8:05 PM EDT  
 Att. 34,276 - Dome - 72 F

AB	35
R	3
H	4
RBI	2
BB	7
SO	10
LOB	20





Batter	1	2	3	4	5	6	7	8	9	AB R H RBI BB SO LOB	TOP											
<b>Kenny Lofton, L</b> (1, 8) OBP: 0.412, SLG: 0.432	1-0 L5-3 1B		0-2 G4-3		0-2 G3-1		1-1 2B	1-3 K		5 0 2 0 0 1 3												
<b>Omar Vizquel, S</b> (1, 6) OBP: 0.384, SLG: 0.421	1-1 P6		0-1 E S HR 1B		1-2 G4-3		2-2 G4-3		2-2 BB BB 1B	5 1 2 0 0 0 2												
<b>Roberto Alomar, S</b> (1, 4) OBP: 0.420, SLG: 0.516 <b>Michael Jackson, R</b> (9, 1)	0-2 L5-3 1-2		2-1 E2 HR 1B		0-1 G6-3			0-0 WP 1B 2B	4-0 BB 1-2 BB	4 2 2 0 1 0 1 0 0 0 0 0 0 0												
<b>Manny Ramirez, R</b> (1, 9) OBP: 0.421, SLG: 0.629 <b>Jacob Cruz, L</b> (9, PH) OBP: 0.341, SLG: 0.513		2-2 G1-3	3-2 HR		4-2 1B SF8 BB			4-2 BB 1B HBP 2B	4-2 BB 1-2 BB	2 3 1 3 1 0 0 0 0 0 0 1 0 0												
<b>David Justice, L</b> (1, 7) OBP: 0.407, SLG: 0.540		0-0 B1-3	2-0 2B		0-2 1B			4-0 1B 1B 1-2 BB	0-3 K	4 0 2 0 1 1 3												
<b>Jim Thome, L</b> (1, 3) OBP: 0.420, SLG: 0.502		4-2 2B BB		2-3 K		1-0 SF8		2-0 1B 1-2 2-H 3-H	2-3 K	3 1 1 3 1 2 3												
<b>Enrique Wilson, S</b> (1, 5) OBP: 0.348, SLG: 0.413		3-1 1-H 2B		0-0 G6-3		0-0 G4-3		2-0 1B 1-2 2-3	0-2 P6	5 0 2 1 0 0 4												
<b>Einar Diaz, R</b> (1, 2) OBP: 0.299, SLG: 0.349		0-3 K		0-0 G5-3			2-2 G5-3	3-1 P4		4 0 0 0 0 1 4												
<b>Bartolo Colon, R</b> (1, 1) OBP: 0.143, SLG: 0.143 <b>John McDonald, R</b> (9, 4) OBP: 0.333, SLG: 0.333			1-3 K		1-3 K		0-3 K	0-3 K		4 0 0 0 0 4 3 0 0 0 0 0 0 0												
<b>Inning Stats</b>	R: 0 E: 0 K: 0 S: 6	H: 1 LOB: 0 BB: 0 P: 8	R: 1 E: 0 K: 1 S: 12	H: 1 LOB: 1 BB: 1 P: 21	R: 3 E: 1 K: 1 S: 14	H: 4 LOB: 1 BB: 0 P: 22	R: 0 E: 0 K: 1 S: 5	H: 0 LOB: 0 BB: 0 P: 7	R: 0 E: 0 K: 1 S: 9	H: 0 LOB: 0 BB: 0 P: 11	R: 1 E: 0 K: 0 S: 13	H: 1 LOB: 1 BB: 1 P: 18	R: 0 E: 0 K: 1 S: 11	H: 1 LOB: 1 BB: 0 P: 16	R: 2 E: 0 K: 2 S: 14	H: 3 LOB: 3 BB: 1 P: 30	R: 0 E: 0 K: 2 S: 14	H: 1 LOB: 3 BB: 2 P: 26	1B: 7 2B: 5 3B: 0 HR: 1	SF: 1 SAC: 0 DP: 1 HBP: 1	WP: 1 PB: 0 SB: 1 CS: 0	PA: 43
<b>PITCHER</b>	IP WLS BF H R ER SO BB IBB HBP BLK WP HR S P ERA WHIP																					
<b>Shane Reynolds, R</b> (1, 1) ERA: 4.04	6.0 L 25 7 5 5 4 2 0 0 0 0 0 1 59 87 7.50 1.500																					
<b>Brian Williams, R</b> (7, 1) ERA: 5.12	1.0 7 2 2 2 1 1 0 1 0 1 0 0 14 27 18.00 3.000																					
<b>Trever Miller, L</b> (8, 1) ERA: 5.93	1.0 5 2 0 0 2 0 0 0 0 0 0 0 11 19 0.00 2.000																					
<b>Doug Henry, R</b> (9, 1) ERA: 5.02	1.0 6 1 0 0 2 2 0 0 0 0 0 0 14 26 0.00 3.000																					

**Cleveland Indians @ Houston Astros**  
Astrodome, Houston, TX  
Tue Jul 20 1999, 8:05 PM EDT  
Att: 41,133 - Dome - 72 F

livebaseballscorecards.com

AB	36
R	7
H	12
RBI	7
BB	5
SO	9
LOB	23



Batter	1	2	3	4	5	6	7	8	9	AB	R	H	RBI	BB	SO	LOB
<b>Craig Biggio, R</b> OBP: 0.382, SLG: 0.475 (1, 4) B F X	1-1 F9		2-3 K			0-2 FC4-6		2-2 1B		4	0	1	0	0	1	1
<b>Bill Spiers, L</b> OBP: 0.357, SLG: 0.403 (1, 5) C F B X	1-2 G5-3			2-1 F8		1-0 F8		0-3 K		4	0	0	0	0	1	3
<b>5 Jeff Bagwell, R</b> OBP: 0.462, SLG: 0.659 (1, 3) C X	0-1 E4			1-2 HR		1-3 K			0-0 17 G3 2B	4	1	2	1	0	1	1
<b>Richard Hidalgo, R</b> OBP: 0.322, SLG: 0.445 (1, 8) X	0-0 G5-3			2-3 K			0-0 P6		1-1 17 G3 HBP	3	0	0	0	0	1	1
<b>17 Lance Berkman, S</b> OBP: 0.154, SLG: 0.083 (1, 7) X		0-0 F7		0-0 F7			1-1 G4-6-3 1B		1-1 G3	4	0	1	0	0	0	2
<b>Derek Bell, R</b> OBP: 0.300, SLG: 0.358 (1, 9) C X		0-1 G5-3			2-1 F9		2-2 G4-6-3		1-1 G1-3	4	0	0	0	0	0	3
<b>Tony Eusebio, R</b> OBP: 0.338, SLG: 0.316 (1, 2) C F B X		1-2 F9			2-3 K			3-1 G4-3	1-0 G4-3	4	0	0	0	0	1	2
<b>Tim Bogar, R</b> OBP: 0.335, SLG: 0.360 (1, 6) C F B X			1-2 G5-3		2-2 F8			1-2 F9		3	0	0	0	0	0	0
<b>Shane Reynolds, R</b> OBP: 0.263, SLG: 0.278 (1, 1) <b>Russ Johnson, R</b> OBP: 0.346, SLG: 0.349 (6, PH) <b>Brian Williams, R</b> OBP: 0.500, SLG: 0.500 (7, 1) <b>Trever Miller, R</b> OBP: 0.364, SLG: 0.367 (8, 1) <b>Daryle Ward, L</b> OBP: 0.364, SLG: 0.367 (8, PH) <b>Doug Henry, R</b> OBP: 0.364, SLG: 0.367 (9, 1) C F B X			1-3 K			2-1 FC4-6 1B		1-2 1B		1	0	0	0	0	1	0

Inning Stats	R: 0	H: 0	E: 1	LOB: 1	K: 0	BB: 0	S: 8	P: 10	R: 0	H: 0	E: 0	LOB: 0	K: 0	BB: 0	S: 7	P: 8	R: 0	H: 0	E: 0	LOB: 0	K: 2	BB: 0	S: 11	P: 15	R: 1	H: 1	E: 0	LOB: 0	K: 1	BB: 0	S: 10	P: 15	R: 0	H: 0	E: 0	LOB: 0	K: 1	BB: 0	S: 11	P: 17	R: 0	H: 1	E: 0	LOB: 1	K: 1	BB: 0	S: 9	P: 13	R: 0	H: 1	E: 0	LOB: 0	K: 0	BB: 0	S: 7	P: 10	R: 0	H: 2	E: 0	LOB: 2	K: 1	BB: 0	S: 18	P: 25	R: 0	H: 1	E: 0	LOB: 2	K: 0	BB: 0	S: 7	P: 11	1B: 4	SF: 0	2B: 1	SAC: 0	3B: 0	DP: 1	HR: 1	HBP: 1	WP: 0	PA: 34
<b>PITCHER</b>	IP	WLS	BF	H	R	ER	SO	BB	IBB	HBP	BLK	WP	HR	S	P	ERA	WHIP																																																																	
<b>Bartolo Colon, R</b> ERA: 4.69 (1, 1)	8.0	W	29	5	1	1	6	0	0	0	0	0	0	81	113	1.12	0.625																																																																	
<b>Michael Jackson, R</b> ERA: 4.35 (9, 1)	1.0		5	1	0	0	0	0	0	1	0	0	0	7	11	0.00	1.000																																																																	


**BOTTOM**

**Cleveland Indians @ Houston Astros**  
Astrodome, Houston, TX

Tue Jul 20 1999, 8:05 PM EDT  
Att: 41,133 - Dome - 72 F

livebaseballscorecards.com

<b>AB</b>	<b>33</b>
<b>R</b>	<b>1</b>
<b>H</b>	<b>6</b>
<b>RBI</b>	<b>1</b>
<b>BB</b>	<b>0</b>
<b>SO</b>	<b>6</b>
<b>LOB</b>	<b>13</b>





Batter	1	2	3	4	5	6	7	8	9	AB R H RBI BB SO LOB	TOP															
Shannon Stewart, R (1, 7) OBP: 0.378, SLG: 0.432	2-3 K		0-1 FC5-4 HR		3-1 G5-3			2-1 S 1B		4 1 1 0 0 1 1																
Willie Greene, L (1, 10) OBP: 0.284, SLG: 0.379	1-3 K		1-0 HR			3-3 K		2-3 K 1-2		4 1 1 2 0 3 1																
Shawn Green, L (1, 9) OBP: 0.410, SLG: 0.649	0-0 HR		2-2 G3-1			2-1 P5			3-3 K	4 1 1 1 0 1 0																
Carlos Delgado, L (1, 3) OBP: 0.360, SLG: 0.530	2-1 F7		1-3 K			1-3 K			2-0 HR	4 1 1 1 0 2 0																
Tony Fernandez, S (1, 5) OBP: 0.456, SLG: 0.497		1-1 2B		2-0 G4-3			4-2 CS BB		1-1 G6-4-3 HBP	2 0 1 0 1 0 0																
Darrin Fletcher, L (1, 2) OBP: 0.352, SLG: 0.509		3-3 K		3-1 G6-4-3 1B			0-3 K		1-1 G6-4-3 1-2f	4 0 1 0 0 2 3																
Tony Batista, R (1, 6) OBP: 0.326, SLG: 0.469		2-3 K		2-1 G6-4-3 1-2f			2-3 K			3 0 0 0 0 2 3																
José Cruz Jr., S (1, 8) OBP: 0.359, SLG: 0.418		1-3 K		2-3 K			3-0 CS 1-2	0-1 G1		3 0 0 0 0 2 1																
Homer Bush, R (1, 4) OBP: 0.327, SLG: 0.358			4-1 FC5-4 BB		0-0 G6-3			2-3 K		2 0 0 0 1 1 0																
<b>Inning Stats</b>	R: 1 E: 0 K: 2 S: 9	H: 1 LOB: 0 BB: 0 P: 14	R: 0 E: 0 K: 3 S: 11	H: 1 LOB: 1 BB: 0 P: 18	R: 2 E: 0 K: 1 S: 10	H: 1 LOB: 0 BB: 1 P: 18	R: 0 E: 0 K: 0 S: 5	H: 1 LOB: 0 BB: 0 P: 12	R: 0 E: 0 K: 1 S: 6	H: 0 LOB: 0 BB: 0 P: 11	R: 0 E: 0 K: 2 S: 9	H: 0 LOB: 0 BB: 0 P: 15	R: 0 E: 0 K: 2 S: 9	H: 0 LOB: 0 BB: 1 P: 18	R: 0 E: 0 K: 2 S: 10	H: 1 LOB: 1 BB: 0 P: 16	R: 1 E: 0 K: 1 S: 9	H: 1 LOB: 0 BB: 0 P: 16	1B: 2 2B: 1 3B: 0 HR: 3	SF: 0 SAC: 0 DP: 2 HBP: 1	WP: 0 PB: 0 SB: 1 CS: 1	PA: 34				
<b>PITCHER</b>	IP WLS BF H R ER SO BB IBB HBP BLK WP HR S P ERA WHIP																									
Dave Burba, R (1, 1) ERA: 4.93	8.0	29	5	3	3	13	2	0	0	0	0	2	69	122	3.38	0.875										
Michael Jackson, R (9, 1) ERA: 4.46	1.0	L	4	1	1	1	0	0	1	0	0	1	9	16	9.00	1.000										

Toronto Blue Jays @ Cleveland Indians  
 Jacobs Field, Cleveland, OH  
 Wed Jul 21 1999, 7:05 PM EDT  
 Att. 43,218 - Cloudy - 82 F

livebaseballscorecards.com

AB	30
R	4
H	6
RBI	4
BB	2
SO	14
LOB	9



BOTTOM

Toronto Blue Jays @ Cleveland Indians  
Jacobs Field, Cleveland, OH  
Wed Jul 21 1999, 7:05 PM EDT  
Att: 43,218 - Cloudy - 82 F

livebaseballscorecards.com

AB 32  
R 3  
H 8  
RBI 2  
BB 6  
SO 4  
LOB 19



WP: 0 PA: 40  
PB: 0  
SB: 0  
CS: 0

AB R H RBI BB SO LOB

4 1 2 1 0 0 2

3 0 1 0 1 0 1

4 1 1 1 1 1 2

4 0 0 0 1 1 4

3 0 0 0 1 1 3

4 0 0 0 0 0 3

3 1 2 0 1 0 0

4 0 0 0 0 1 4

3 0 2 0 0 0 0

0 0 0 0 1 0 0

1B: 7 SF: 1  
2B: 0 SAC: 1  
3B: 0 DP: 1  
HR: 1 HBP: 0

Batter	1	2	3	4	5	6	7	8	9
<b>Kenny Lofton, L</b> OBP: 0.412, SLG: 0.433 (1, 8)	0-1 BB E 1B	0-0 SAFE SF8 3-H		1-0 F8			1-0 L3		0-0 SH1-4 1B
<b>Omar Vizquel, S</b> OBP: 0.385, SLG: 0.421 (1, 6)	4-1 FC3-6 BB 1-2	1-1 G3			0-1 1B		1-1 G6-3		0-0 SH1-4 1-2 2-3
<b>Roberto Alomar, S</b> OBP: 0.420, SLG: 0.522 (1, 4)	0-2 FC3-6 1-2f 2-H		3-3 K		1-2 F7			3-2 HR	4-0 G4-3 IBB
<b>Manny Ramirez, R</b> OBP: 0.418, SLG: 0.621 (1, 9)	4-1 BB		0-0 G1-3		1-0 F7		1-3 K	0-0 G4-3 1-2f	
<b>David Justice, L</b> OBP: 0.405, SLG: 0.534 (1, 10)	2-2 F7		2-1 G3		2-3 K		4-2 1B BB		
<b>Richie Sexson, R</b> OBP: 0.296, SLG: 0.471 (1, 7)	0-2 P6		1-0 G4-3		0-0 G5-3		0-1 L8		
<b>Jim Thome, L</b> OBP: 0.423, SLG: 0.504 (1, 3)		1-1 1B SF8 1B		4-0 1B BB	2-1 G1-3		1-2 FC4-6 1B		
<b>Enrique Wilson, S</b> OBP: 0.341, SLG: 0.404 (1, 5)		1-3 K		3-2 SAFE P5	3-2 G3		0-2 FC4-6 1-2f		
<b>Einar Diaz, R</b> OBP: 0.303, SLG: 0.353 <b>Jacob Cruz, L</b> OBP: 0.356, SLG: 0.513 (9, PH)	0-1 1B		1-2 1B		1-2 P4			4-1 SH1-4 1B BB	

Inning Stats	R: 1	H: 1	E: 1	K: 0	S: 14	LOB: 2	BB: 2	P: 24
	R: 1	H: 2	E: 0	K: 1	S: 10	LOB: 1	BB: 0	P: 13
	R: 0	H: 0	E: 0	K: 1	S: 8	LOB: 0	BB: 0	P: 13
	R: 0	H: 1	E: 0	K: 0	S: 9	LOB: 2	BB: 0	P: 19
	R: 0	H: 1	E: 0	K: 1	S: 10	LOB: 1	BB: 0	P: 14
	R: 0	H: 0	E: 0	K: 0	S: 7	LOB: 0	BB: 0	P: 12
	R: 0	H: 0	E: 0	K: 0	S: 6	LOB: 0	BB: 0	P: 9
	R: 1	H: 2	E: 0	K: 1	S: 19	LOB: 2	BB: 1	P: 28
	R: 0	H: 1	E: 0	K: 0	S: 4	LOB: 2	BB: 2	P: 12

PITCHER	IP	WLS	BF	H	R	ER	SO	BB	IBB	HBP	BLK	WP	HR	S	P	ERA	WHIP
<b>Pat Hentgen, R</b> ERA: 5.57 (1, 1)	6.0		26	5	2	2	3	3	0	0	0	0	0	58	95	3.00	1.333
<b>Graeme Lloyd, L</b> ERA: 2.96 (7, 1)	1.0	B	4	1	1	1	0	0	0	0	0	0	1	11	17	9.00	1.000
<b>John Frascatore, R</b> ERA: 3.66 (8, 1)	1.0	W	5	1	0	0	1	1	0	0	0	0	0	14	20	0.00	2.000
<b>Billy Koch, R</b> ERA: 2.25 (9, 1)	1.0	S	5	1	0	0	0	1	1	0	0	0	0	4	12	0.00	2.000



Batter	1	2	3	4	5	6	7	8	9	AB R H RBI BB SO LOB	TOP		
Shannon Stewart, R (1, 7) OBP: 0.375, SLG: 0.428	1-0 F9	0-1 G5-3			0-2 P9		3-3 K			4 0 0 0 0 1 2			
Willie Greene, L (1, 10) OBP: 0.277, SLG: 0.370 Craig Grebeck, R (7, PH) OBP: 0.460, SLG: 0.443	0-0 G4-3		2-2 G3-1		2-0 L9		0-1 G6-3			3 0 0 0 0 0 0 1 0 0 0 0 0 1			
Shawn Green, L (1, 9) OBP: 0.408, SLG: 0.648	0-0 G4-3		3-1 G4-3		1-0 1B SF7 2B			2-3 K		4 1 1 0 0 1 0			
Carlos Delgado, L (1, 3) OBP: 0.359, SLG: 0.527		0-0 1B 2B 1B	3-1 G4-3		2-2 K			2-3 K		4 1 1 0 0 2 1			
Tony Fernandez, S (1, 5) OBP: 0.456, SLG: 0.497		2-2 2B G1-6-3 1B		2-2 K		1-0 FC5-4 1B		1-0 G6-3		4 1 2 0 0 1 0			
Darrin Fletcher, L (1, 2) OBP: 0.350, SLG: 0.512		0-1 G4-3 1B 2B		3-3 K		2-2 SF7			2-3 K	3 1 1 2 0 2 0			
Tony Batista, R (1, 6) OBP: 0.328, SLG: 0.471		1-2 G1-6-3		1-1 2B		1-2 FC5-4			4-1 G4-3 BB	3 0 1 1 1 0 2	AB 32 R 4 H 7 RBI 4 BB 2 SO 9 LOB 10		
José Cruz Jr., S (1, 8) OBP: 0.358, SLG: 0.414		0-1 G4-3		0-3 K			4-2 SH1-4 BB		1-2 G4-3	3 0 0 0 1 1 3			
Homer Bush, R (1, 4) OBP: 0.327, SLG: 0.358		1-2 1B			0-2 G6-3		0-1 SH1-4		1-3 K	3 0 1 1 0 1 1			
Inning Stats	R: 0 H: 0 E: 0 LOB: 0 K: 0 BB: 0 S: 3 P: 4	R: 3 H: 4 E: 0 LOB: 1 K: 0 BB: 0 S: 16 P: 20	R: 0 H: 0 E: 0 LOB: 0 K: 0 BB: 0 S: 7 P: 15	R: 0 H: 1 E: 0 LOB: 1 K: 3 BB: 0 S: 11 P: 17	R: 0 H: 0 E: 0 LOB: 0 K: 0 BB: 0 S: 8 P: 10	R: 1 H: 2 E: 0 LOB: 1 K: 1 BB: 0 S: 12 P: 19	R: 0 H: 0 E: 0 LOB: 1 K: 1 BB: 1 S: 9 P: 16	R: 0 H: 0 E: 0 LOB: 0 K: 2 BB: 0 S: 7 P: 12	R: 0 H: 0 E: 0 LOB: 1 K: 2 BB: 1 S: 10 P: 18	1B: 4 SF: 1 2B: 3 SAC: 1 3B: 0 DP: 0 HR: 0 HBP: 0	WP: 0 PA: 36 PB: 0 SB: 1 CS: 0		
PITCHER	IP WLS BF H R ER SO BB IBB HBP BLK WP HR S P ERA WHIP											PITCHER	IP WLS BF H R ER SO BB IBB HBP BLK WP HR S P ERA WHIP
Charles Nagy, R (1, 1) ERA: 4.67	6.0 L 25 7 4 4 4 0 0 0 0 0 0 57 85 6.00 1.167												
Charles Nagy, R (1, 1) ERA: 4.67	6.0 L 25 7 4 4 4 0 0 0 0 0 0 57 85 6.00 1.167												
Ricardo Rincon, L (7, 1) ERA: 5.06	2.0 7 0 0 0 3 1 0 0 0 0 0 16 28 0.00 0.500												
Paul Shuey, R (9, 1) ERA: 3.67	1.0 4 0 0 0 2 1 0 0 0 0 0 10 18 0.00 1.000												

Toronto Blue Jays @ Cleveland Indians  
 Jacobs Field, Cleveland, OH  
 Thu Jul 22 1999, 7:05 PM EDT  
 Att. 43,138 - Unknown - 81 F

livebaseballscorecards.com



BOTTOM

Toronto Blue Jays @ Cleveland Indians  
Jacobs Field, Cleveland, OH  
Thu Jul 22 1999, 7:05 PM EDT  
Att: 43,138 - Unknown - 81 F

livebaseballscorecards.com

AB 35  
R 3  
H 10  
RBI 3  
BB 3  
SO 12  
LOB 19



WP: 0 PA: 38  
PB: 0  
SB: 3  
CS: 1

AB R H RBI BB SO LOB

5 0 0 0 0 2 1

3 1 2 0 2 0 0

4 0 2 1 0 1 2

4 0 0 0 0 1 4

4 1 2 1 0 2 3

3 1 1 0 1 2 1

0 0 0 0 0 0 0  
2 0 0 0 0 1 1  
1 0 0 0 0 1 1  
0 0 0 0 0 0 0  
1 0 1 0 0 0 0  
0 0 0 0 0 0 0

4 0 1 0 0 1 4

1B: 7 SF: 0  
2B: 2 SAC: 0  
3B: 0 DP: 1  
HR: 1 HBP: 0

Batter	1	2	3	4	5	6	7	8	9
Kenny Lofton, L OBP: 0.407, SLG: 0.427 (1, 8)	0-0 G6-3		2-2 G6-3		0-1 F7	2-3 K			2-3 K
Omar Vizquel, S OBP: 0.391, SLG: 0.423 (1, 6)	1-2 G6-3 1B		4-1 S B1-3 BB		4-2 S 1B BB		2-2 CS 1B		0-0 G6-3
Roberto Alomar, S OBP: 0.420, SLG: 0.521 (1, 4)	0-0 G6-3 1B		1-1 B1-3		1-2 S 1B		1-3 K		1-3 K
Manny Ramirez, R OBP: 0.414, SLG: 0.614 (1, 10)	3-2 G6-3		2-2 G5-3		1-3 K		0-0 G4-3		0-0 G4-3
Richie Sexson, R OBP: 0.298, SLG: 0.483 (1, 7)	0-3 K			0-0 HR	2-3 K			3-2 1B 1B	
Jim Thome, L OBP: 0.424, SLG: 0.505 (1, 3)		0-3 K		4-2 BB		1-1 2B 2B		2-3 K	
Alex Ramirez, R OBP: 0.292, SLG: 0.435 Charles Nagy, L John McDonald, R Ricardo Rincon, L David Justice, L Paul Shuey, R		2-3 K		1-0 B2		3-3 K		0-2 G6-4-3 1B	
Enrique Wilson, S OBP: 0.340, SLG: 0.401 (1, 5)		1-2 FC5-4 1B		1-3 K		2-1 F8		2-1 G6-4-3	
Einar Diaz, R OBP: 0.304, SLG: 0.357 Jacob Cruz, L		2-2 FC5-4		0-0 F9		2-2 2B		0-2 K	

Inning Stats	R: 0	H: 2	E: 0	LOB: 2	K: 1	S: 12	P: 16	R: 0	H: 1	E: 0	LOB: 1	K: 2	S: 15	P: 20	R: 0	H: 0	E: 0	LOB: 1	K: 0	S: 12	P: 21	R: 1	H: 1	E: 0	LOB: 1	K: 1	S: 9	R: 1	H: 1	E: 0	LOB: 1	K: 2	S: 15	P: 23	R: 0	H: 1	E: 0	LOB: 0	K: 1	S: 7	P: 10	R: 0	H: 2	E: 0	LOB: 1	K: 1	S: 12	P: 19	R: 0	H: 0	E: 0	LOB: 0	K: 2	S: 7	P: 9
--------------	------	------	------	--------	------	-------	-------	------	------	------	--------	------	-------	-------	------	------	------	--------	------	-------	-------	------	------	------	--------	------	------	------	------	------	--------	------	-------	-------	------	------	------	--------	------	------	-------	------	------	------	--------	------	-------	-------	------	------	------	--------	------	------	------

PITCHER	IP	WLS	BF	H	R	ER	SO	BB	IBB	HBP	BLK	WP	HR	S	P	ERA	WHIP	
David Wells, L ERA: 4.8	(1, 1)	5.0	W	23	5	2	2	6	3	0	0	0	0	1	63	95	3.60	1.600
Paul Spoljaric, L ERA: 6.59	(6, 1)	1.0	H	5	2	1	1	2	0	0	0	0	0	14	24	9.00	2.000	
Paul Quantrill, R ERA: 1.86	(7, 1)	1.0	H	4	2	0	0	1	0	0	0	0	0	10	16	0.00	2.000	
Graeme Lloyd, L ERA: 2.89	(8, 1)	1.0	H	3	1	0	0	1	0	0	0	0	0	9	13	0.00	1.000	
Billy Koch, R ERA: 2.19	(9, 1)	1.0	S	3	0	0	0	2	0	0	0	0	0	7	9	0.00	0.000	



Batter	1	2	3	4	5	6	7	8	9	10	AB R H RBI BB SO LOB	TOP												
<b>Kenny Lofton, L</b> OBP: 0.406, SLG: 0.424 (1, 8)	4-1 BB BB	2-3 K		1-1 HR 1B		1-2 F7		0-0 G4-3		0-0 G4-3	5 1 1 0 1 1 3	<b>Cleveland Indians @ New York Yankees</b> Yankee Stadium, Bronx, NY Fri Jul 23 1999, 7:30 PM EDT Att: 52,704 - Unknown - 88 F												
<b>Omar Vizquel, S</b> OBP: 0.385, SLG: 0.416 (1, 6)	2-2 F8		2-1 F7	1-2 E4 HR		2-1 F8			1-1 G1		5 1 0 0 0 0 4													
<b>Roberto Alomar, S</b> OBP: 0.425, SLG: 0.531 (1, 4)	4-2 BB		1-1 FC5-4 1B	1-1 HR		0-1 CS	3-2 G6-3		4-1 BB BB		3 1 2 4 2 0 0													
<b>Manny Ramirez, R</b> OBP: 0.414, SLG: 0.612 (1, 9)	1-1 F7		0-2 FC5-4 WP 1-2f	3-2 E7 2B			2-3 K		4-1 BB BB G4-6-3	1-2 BB	4 0 1 0 1 1 3													
<b>David Justice, L</b> OBP: 0.403, SLG: 0.529 (1, 7)	2-3 K		4-1 BB	2-3 K			1-3 K		1-2 G4-6-3 1-2f		4 0 0 0 1 3 5													
<b>Richie Sexson, R</b> OBP: 0.300, SLG: 0.493 (1, 3)		1-2 E7 HR 1B	2-3 K		1-2 G5-3		0-0 HR		0-0 G4-3		5 2 2 1 0 1 2													
<b>Jim Thome, L</b> OBP: 0.421, SLG: 0.500 (1, 10)		2-3 K		1-3 K	2-3 K		3-1 1B		0-0 F7		5 0 1 0 0 3 1													
<b>Russell Branyan, L</b> OBP: 0.500, SLG: 1.333 <b>Einar Diaz, R</b> OBP: 0.306, SLG: 0.357 (1, 5) (8, 2)		0-1 HR		4-1 E HR 1B BB	1-3 K		2-3 K		4-0 S 1B BB		3 2 1 2 1 2 1 0 1 0 0 1 0 0													
<b>Pat Borders, R</b> OBP: 0.300, SLG: 0.400 <b>Enrique Wilson, S</b> OBP: 0.341, SLG: 0.402 (1, 2) (8, PH) (8, 5)		2-3 K		0-1 F8		2-2 CS 1B		1-1 F7		0-0 1B	3 0 1 0 0 1 1 2 0 1 1 0 0 1													
<b>Inning Stats</b>	R: 0 E: 0 K: 1 S: 11	H: 0 LOB: 2 BB: 2 P: 24	R: 2 E: 1 K: 3 S: 16	H: 2 LOB: 0 BB: 0 P: 23	R: 0 E: 0 K: 1 S: 11	H: 1 LOB: 2 BB: 1 P: 20	R: 4 E: 2 K: 2 S: 24	H: 3 LOB: 1 BB: 1 P: 37	R: 0 E: 0 K: 2 S: 10	H: 0 LOB: 0 BB: 0 P: 14	R: 0 E: 0 K: 0 S: 10		H: 1 LOB: 0 BB: 0 P: 15	R: 0 E: 0 K: 2 S: 11	H: 0 LOB: 0 BB: 0 P: 17	R: 1 E: 0 K: 1 S: 14	H: 2 LOB: 1 BB: 0 P: 20	R: 0 E: 0 K: 0 S: 7	H: 0 LOB: 1 BB: 1 P: 17	R: 1 E: 0 K: 0 S: 4	H: 1 LOB: 1 BB: 1 P: 8	1B: 6 2B: 1 3B: 0 HR: 3	SF: 0 SAC: 0 DP: 1 HBP: 0	WP: 1 PB: 0 SB: 1 CS: 1
<b>PITCHER</b>	IP WLS BF H R ER SO BB IBB HBP BLK WP HR S P ERA WHIP																							
<b>David Cone, R</b> ERA: 2.71 (1, 1)	4.0																							
<b>Allen Watson, L</b> ERA: 4.34 (5, 1)	3.0																							
<b>Mike Stanton, L</b> ERA: 4.68 (8, 1)	0.1																							
<b>Jason Grimsley, R</b> ERA: 3.79 (8, 1)	2.2																							

AB	39
R	8
H	10
RBI	8
BB	7
SO	12
LOB	21



livebaseballscorecards.com

BOTTOM

Cleveland Indians @ New York Yankees  
Yankee Stadium, Bronx, NY  
Fri Jul 23 1999, 7:30 PM EDT  
Att. 52,704 - Unknown - 88 F

livebaseballscorecards.com

AB 39  
R 9  
H 13  
RBI 9  
BB 7  
SO 5  
LOB 18



WP: 1 PA: 47  
PB: 0  
SB: 2  
CS: 0

AB R H RBI BB SO LOB

4 2 2 1 2 0 0

6 0 1 2 0 3 3

4 1 2 3 1 1 1

4 1 2 0 1 0 2

5 1 1 0 0 1 4

5 0 2 0 0 0 1

0 1 0 0 0 0 0

3 1 1 0 0 0 0

1 0 1 2 0 0 0

3 1 1 1 2 0 2

2 0 0 0 0 0 2

2 1 0 0 1 0 3

1B: 8 SF: 0  
2B: 3 SAC: 1  
3B: 1 DP: 2  
HR: 1 HBP: 0

Batter	1	2	3	4	5	6	7	8	9	10
Chuck Knoblauch, R (1, 4) OBP: 0.385, SLG: 0.390	0-1 HR 2B	2-1 1-H 3B 1B		0-0 G6-3			2-1 P4		4-2 2S BB	4-0 2 1B BB
2 Derek Jeter, R (1, 6) OBP: 0.451, SLG: 0.613	2 SAFE K2-3	3-2 SAFE G5-3					1-2 F8 K		3-3 SAFE SAFE K	0-0 1-2 2-3 1B
Paul O'Neill, L (1, 9) OBP: 0.369, SLG: 0.483	2-2 2-H HR	1-2 2-H 3B					4-2 FC5-4 BB		0-3 K	3-2 P6
Bernie Williams, S (1, 8) OBP: 0.427, SLG: 0.515	3-0 1B	0-0 G6-3					0-2 SAFE SAFE FC5-4 1-2f		2-2 1B 2B 1B	4-0 IBB
Tino Martinez, L (1, 3) OBP: 0.361, SLG: 0.452	1 SAFE L9						1-2 SAFE P2		3-2 SAFE 1B 2B 1B	0-3 K
Chili Davis, S (1, 10) OBP: 0.381, SLG: 0.483	1 SAFE SAFE G5-3						0-0 G4-3		0-0 2B 1B	0-0 BB 2 1B SH3-4 1B
Luis Sojo, R (10, PR) OBP: 0.243, SLG: 0.304									1-2 2-3 1B	
Ricky Ledee, L (1, 7) OBP: 0.286, SLG: 0.402									2-0 1-3 2-H 3-H 4-0 2B	0-0 SH3-4
Chad Curtis, R (8, PH) OBP: 0.369, SLG: 0.331										1-2 1B
Scott Brosius, R (1, 5) OBP: 0.326, SLG: 0.426										0-0 P4
Joe Girardi, R (1, 2) OBP: 0.235, SLG: 0.291										0-0 G6-4-3 BB
20 Jorge Posada, S (7, PH) OBP: 0.309, SLG: 0.376										0-1 G6-4-3 1-2f

Inning Stats	R: 2	H: 3	E: 0	K: 1	S: 11	WLS	BF	H	R	ER	SO	BB	IBB	HBP	BLK	WP	HR	S	P	ERA	WHIP
	2	3	0	1	11		11	6	5	5	1	0	0	0	0	1	1	24	37	27.00	3.600
	0	1	0	0	14		14	1	0	0	0	2	0	0	0	0	0	34	52	0.00	0.750
	1	4	0	0	4	H	4	0	0	0	1	0	0	0	0	0	0	11	18	0.00	0.000
	0	4	0	0	4	H	4	3	2	2	1	0	0	0	0	0	0	12	17	54.00	9.000
	1	5	1	0	5	B	5	1	0	0	1	1	1	0	0	0	0	8	22	0.00	2.000

PITCHER	IP	WLS	BF	H	R	ER	SO	BB	IBB	HBP	BLK	WP	HR	S	P	ERA	WHIP
Tom Candiotti, R (1, 1) ERA: 6.75	1.2		11	6	5	5	1	0	0	0	0	1	1	24	37	27.00	3.600
Chris Haney, L (2, 1) ERA:	4.0		14	1	0	0	0	2	0	0	0	0	0	34	52	0.00	0.750
Steve Reed, R (6, 1) ERA: 3.35	1.1	H	4	0	0	0	1	0	0	0	0	0	0	11	18	0.00	0.000
Paul Assenmacher, L (8, 1) ERA: 5.4	0.1	H	4	3	2	2	1	0	0	0	0	0	0	12	17	54.00	9.000
Paul Shuey, R (8, 1) ERA: 3.6	1.0	B	5	1	0	0	1	1	1	0	0	0	0	8	22	0.00	2.000

PITCHER	IP	WLS	BF	H	R	ER	SO	BB	IBB	HBP	BLK	WP	HR	S	P	ERA	WHIP
Ricardo Rincon, L (9, 1) ERA: 4.91	0.2		3	0	0	0	1	0	1	0	0	0	0	6	13	0.00	0.000
Michael Jackson, R (10, 1) ERA: 4.81	0.2	L	6	2	2	2	0	2	0	0	0	0	0	4	12	27.00	6.000



Batter	1	2	3	4	5	6	7	8	9	AB R H RBI BB SO LOB	TOP
<b>Kenny Lofton, L</b> (1, 8) OBP: 0.405, SLG: 0.423 <b>Enrique Wilson, S</b> (7, PH) OBP: 0.338, SLG: 0.398 (7, 4)	0-0 G5-3		0-1 L3 1B		0-0 G3		2-3 K		3-3 K	3 0 1 0 0 0 1 2 0 0 0 0 2 4	
<b>Omar Vizquel, S</b> (1, 6) OBP: 0.387, SLG: 0.420	2-1 BB 1B		2-2 L3 1-2		1-3 K		0-0 2B			4 0 2 0 0 1 1	
<b>Roberto Alomar, S</b> (1, 4) OBP: 0.422, SLG: 0.527 <b>Alex Ramirez, R</b> (7, 9) OBP: 0.280, SLG: 0.417	1-3 K		2-3 K		1-2 G4-3		2-2 F8			3 0 0 0 0 2 1 1 0 0 0 0 0 1	
<b>Manny Ramirez, R</b> (1, 9) OBP: 0.413, SLG: 0.609 <b>Richie Sexson, R</b> (7, 7) OBP: 0.299, SLG: 0.491	4-0 BB 1-2 BB				1-3 K		2-0 L6		1-2 P3	2 0 0 0 1 1 0 1 0 0 0 0 0 1	
<b>David Justice, L</b> (1, 10) OBP: 0.399, SLG: 0.522	1-2 F7				2-2 G3		0-0 G1		3-3 K	4 0 0 0 0 1 3	
<b>Jim Thome, L</b> (1, 3) OBP: 0.422, SLG: 0.502					1-1 F7		1-0 1B 2B		4-1 1B BB	3 1 1 0 1 1 0	
<b>Jacob Cruz, L</b> (1, 7) OBP: 0.380, SLG: 0.545 (7, 8)					0-3 K		1-1 1B 1B		2-1 1-2 1B	4 0 3 1 0 1 0	
<b>Russell Branyan, L</b> (1, 5) OBP: 0.375, SLG: 0.714					0-1 G4-3		0-0 1-2 1B		3-3 K	4 0 1 0 0 1 3	
<b>Einar Diaz, R</b> (1, 2) OBP: 0.306, SLG: 0.356					1-2 1B		3-2 F8		1-0 P3	4 0 1 0 0 0 5	
<b>Inning Stats</b>	R: 0 H: 1 E: 0 LOB: 2 K: 1 BB: 1 S: 10 P: 18	R: 0 H: 1 E: 0 LOB: 1 K: 1 BB: 0 S: 8 P: 13	R: 0 H: 1 E: 0 LOB: 0 K: 1 BB: 0 S: 9 P: 13	R: 0 H: 0 E: 0 LOB: 0 K: 1 BB: 0 S: 10 P: 14	R: 0 H: 1 E: 0 LOB: 1 K: 1 BB: 0 S: 10 P: 11	R: 0 H: 0 E: 0 LOB: 0 K: 1 BB: 0 S: 8 P: 12	R: 1 H: 3 E: 0 LOB: 2 K: 1 BB: 0 S: 11 P: 18	R: 0 H: 1 E: 0 LOB: 1 K: 1 BB: 0 S: 12 P: 18	R: 0 H: 1 E: 0 LOB: 2 K: 2 BB: 1 S: 10 P: 23	1B: 6 SF: 0 2B: 4 SAC: 0 3B: 0 DP: 1 HR: 0 HBP: 0	WP: 0 PA: 37 PB: 0 SB: 0 CS: 0
<b>PITCHER</b>	IP WLS BF H R ER SO BB IBB HBP BLK WP HR S P ERA WHIP										
<b>Hideki Irabu, R</b> (1, 1) ERA: 3.97	7.0 W 28 7 1 1 7 1 0 0 0 0 0 0 66 99 1.29 1.143										
<b>Ed Yarnall, L</b> (8, 1) ERA:	2.0 9 2 0 0 3 1 0 0 0 0 0 0 22 41 0.00 1.500										

**Cleveland Indians @ New York Yankees**  
**Yankee Stadium, Bronx, NY**  
 Sat Jul 24 1999, 4:30 PM EDT  
 Att. 54,870 - Unknown - 89 F

AB	35
R	1
H	9
RBI	1
BB	2
SO	10
LOB	20



BOTTOM

Cleveland Indians @ New York Yankees  
Yankee Stadium, Bronx, NY  
Sat Jul 24 1999, 4:30 PM EDT  
Att: 54,870 - Unknown - 89 F

AB 44  
R 21  
H 21  
RBI 21  
BB 9  
SO 7  
LOB 22



WP: 0 PA: 54  
PB: 0  
SB: 0  
CS: 0

AB R H RBI BB SO LOB

4 1 1 1 1 2 3

3 1 1 1 1 0 2

1 2 1 1 1 0 0

3 0 0 0 1 1 4

2 2 2 3 0 0 0

5 1 1 2 1 1 4

6 3 5 6 0 0 2

2 2 1 1 1 0 1

3 0 1 0 0 1 2

5 3 2 2 1 0 2

6 3 4 3 0 2 1

4 3 2 1 2 0 1

1B: 14 SF: 1  
2B: 5 SAC: 0  
3B: 0 DP: 0  
HR: 2 HBP: 0

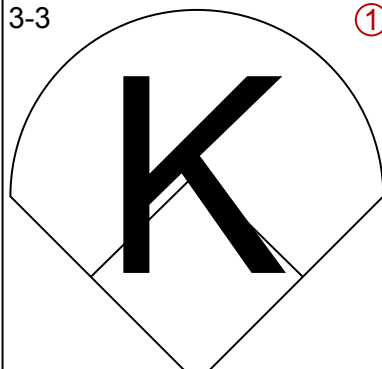
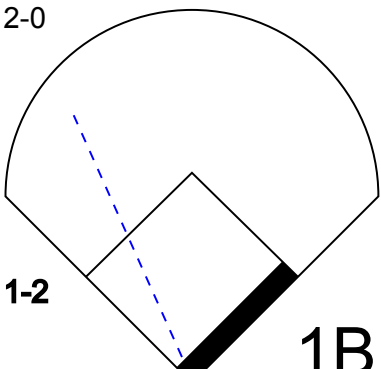
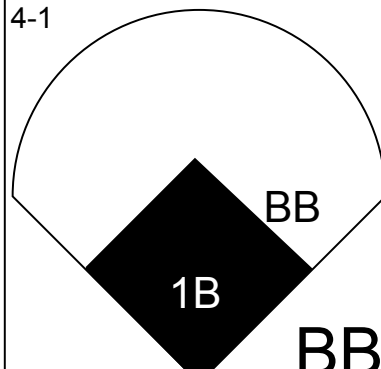
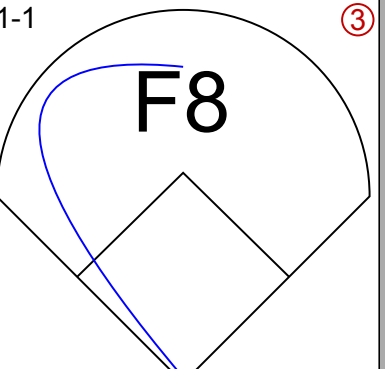
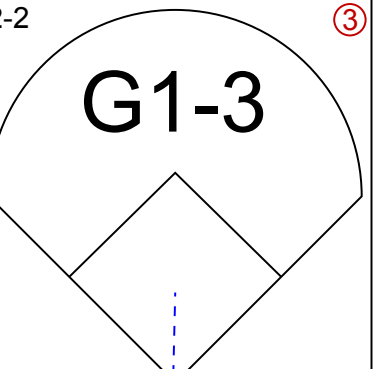
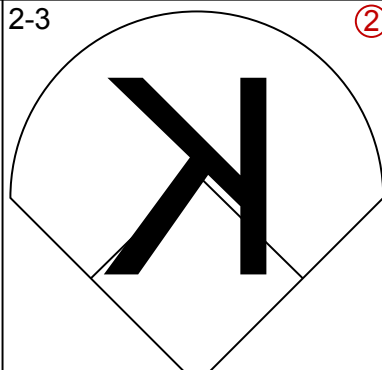
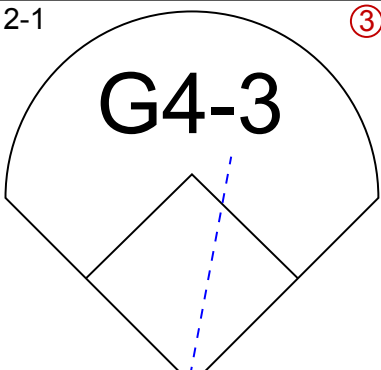
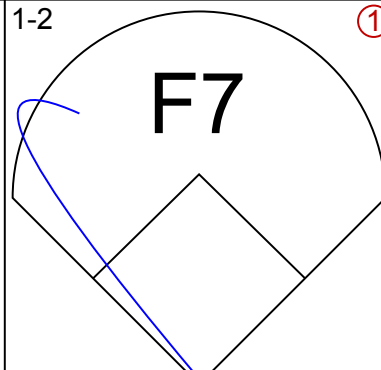
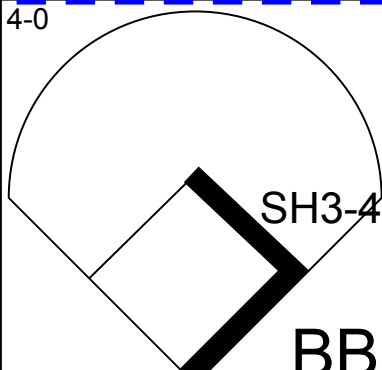
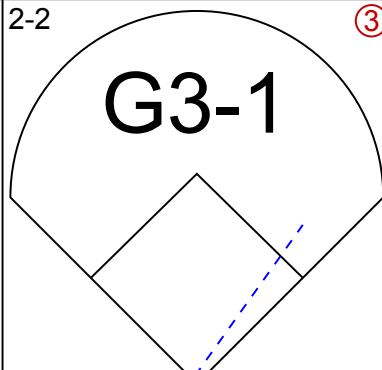
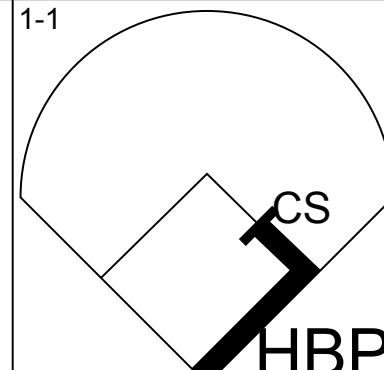
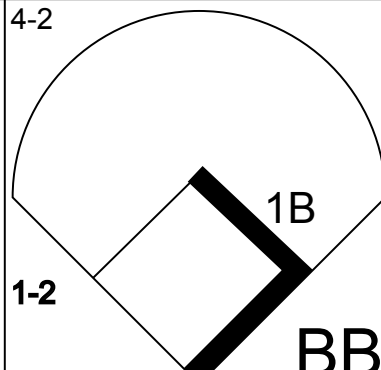
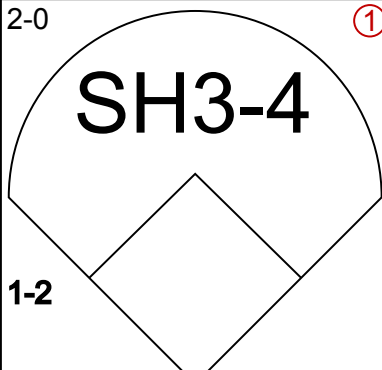
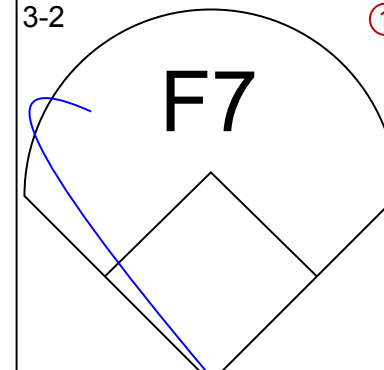
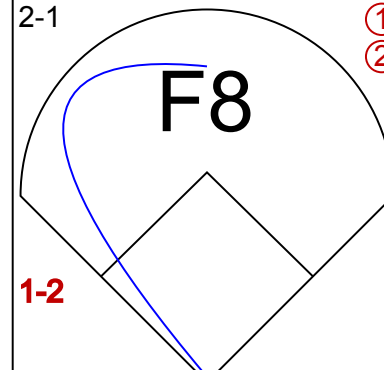
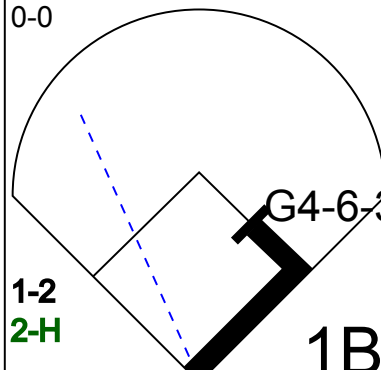
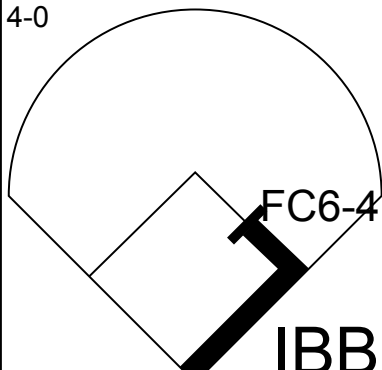
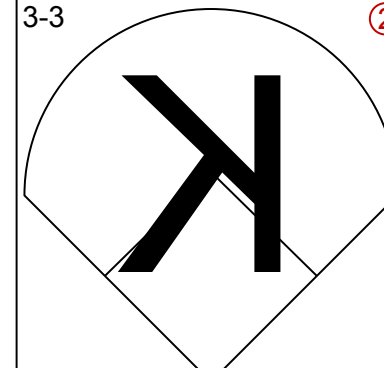
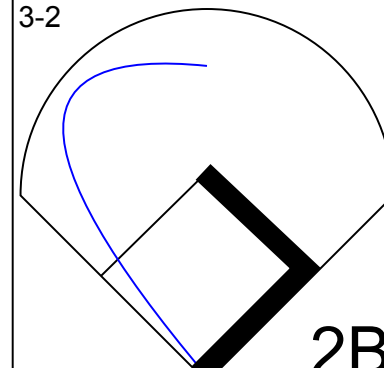
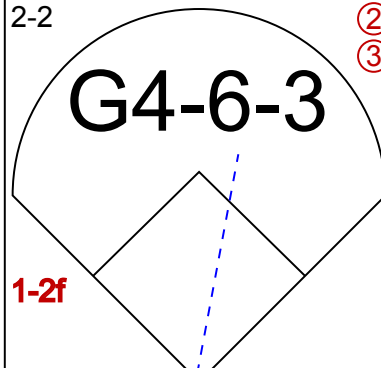
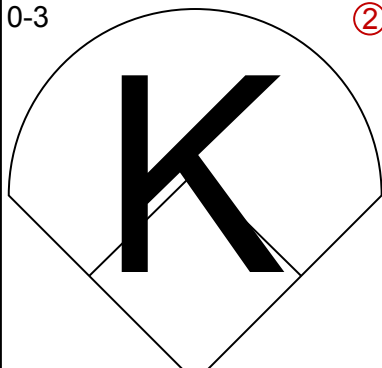
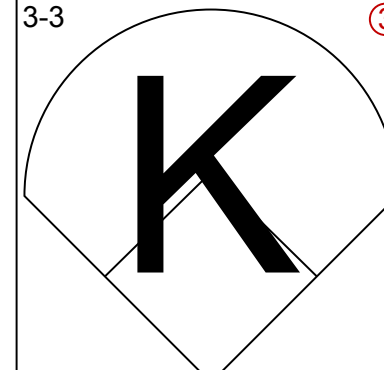
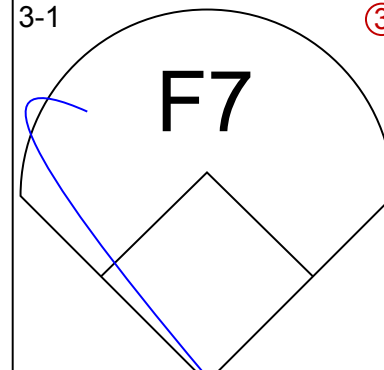
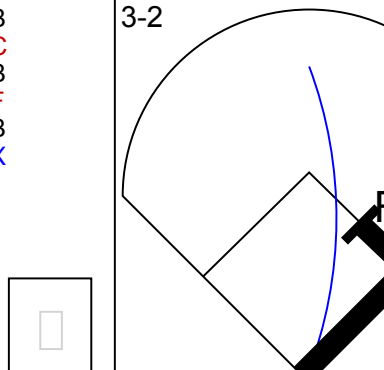
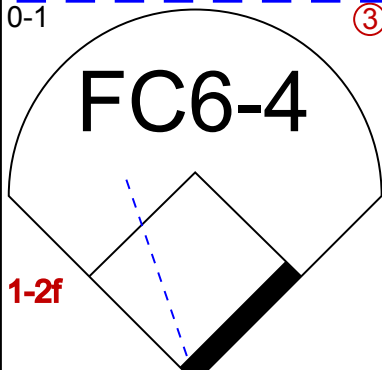
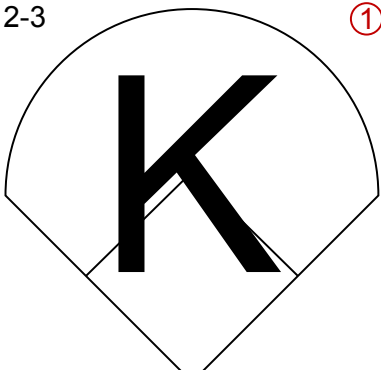
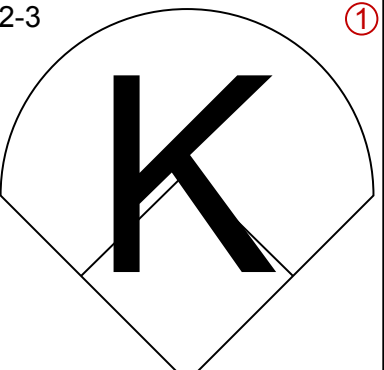
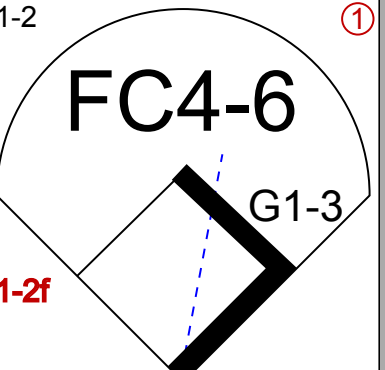
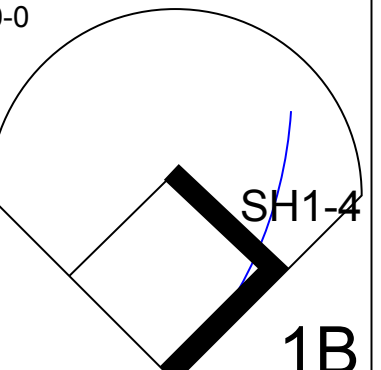
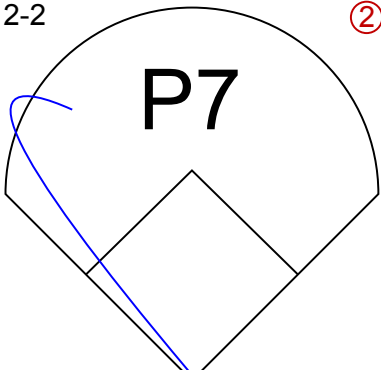
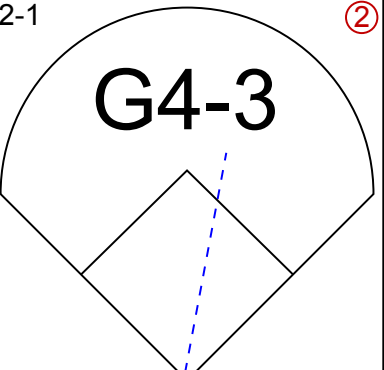
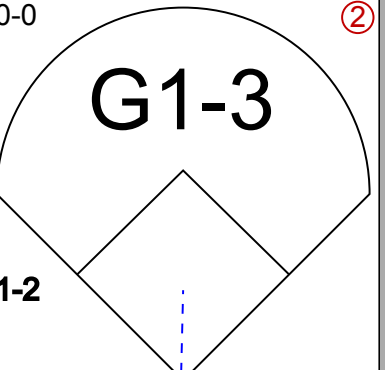
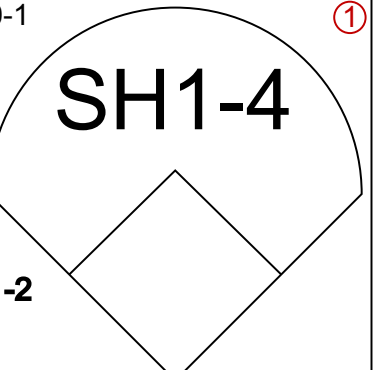
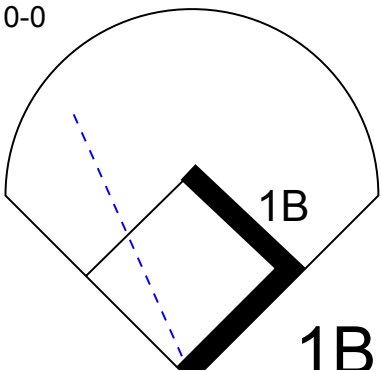
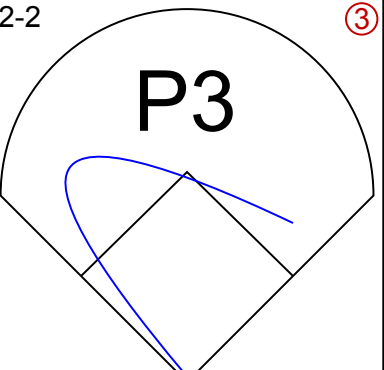
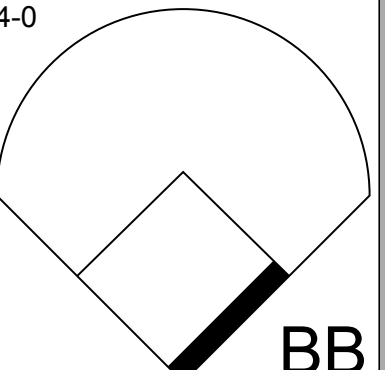
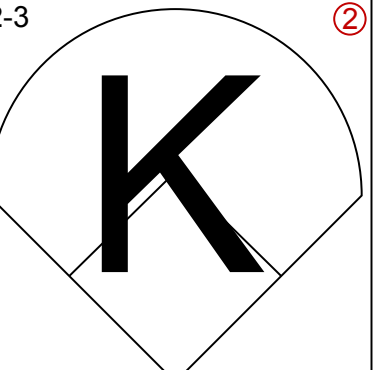
Batter	1	2	3	4	5	6	7	8	9
Chuck Knoblauch, R (1, 4) OBP: 0.385, SLG: 0.388	4-2 G5-3 1B BB	1-3 K		2-1 SF8	1-2 FC1-4-6 1B	2-3 K	0-0 P5		
2 Derek Jeter, R (1, 6) OBP: 0.451, SLG: 0.611 Luis Sojo, R (5, PR) OBP: 0.264, SLG: 0.329	0-0 G5-3 1B 1B	3-1 G4-3		4-0 IBB	1-2 FC1-4-6 1B 1-2F 2-3 3-H	2-0 1B 2B	4-1 1B BB		
Paul O'Neill, L (1, 9) OBP: 0.368, SLG: 0.479 Ricky Ledee, L (5, PR) OBP: 0.300, SLG: 0.415	0-2 G5-3 1-2 2-3		1-2 K	0-1 L7	4-2 1B BB 1-2	1-2 BB HR 2-H	3-2 1B		
Bernie Williams, S (1, 8)	1-0 L4		1-0 G1-3		G6-3 1B	4-2 HR BB 1-2	2-3 K		
Chili Davis, S (1, 10)	2-1 BB 2B 1B 2-H 3-H		1-0 1B		1B 2B 1B	1-2 HR 1-H 2-H	2-1 F8		
Tino Martinez, L (1, 3) OBP: 0.363, SLG: 0.453 Jeff Manto, R (5, PH) OBP: 0.400, SLG: 0.273	4-0 2B 20 1B BB 1-2		1-0 G4-3		1B K	1-2 P3		0-0 G5-3 1B	
Scott Brosius, R (1, 5)	0-1 20 1B 2B 1-3 2-H			1-1 F9	3-2 E5 20 2B	0-1 HR	4-0 20 1B BB	0-0 G5-3	
20 Jorge Posada, S (1, 2)	0-0 1B 2-H 3-H			1-1 2B SF8 1B	0-1 1B 2 FC1-4-6 2B 1-H 3-H	1-3 K	1-1 BB 1B 1B 1-2	3-3 K	
Chad Curtis, R (1, 7)		1-1 G4-3		1-1 2B	4-1 2 FC1-4-6 1B BB	4-1 2B BB	0-2 1B 1B 1-2 2-H	0-0 G6-3	

Inning Stats	R: 4	H: 4	E: 0	K: 0	S: 13	LOB: 2	BB: 2	P: 24
	R: 0	H: 0	E: 0	K: 1	S: 7	LOB: 0	BB: 0	P: 12
	R: 0	H: 1	E: 0	K: 1	S: 9	LOB: 1	BB: 0	P: 13
	R: 1	H: 2	E: 0	K: 0	S: 10	LOB: 2	BB: 1	P: 19
	R: 7	H: 6	E: 1	K: 1	S: 25	LOB: 2	BB: 2	P: 39
	R: 6	H: 4	E: 0	K: 2	S: 24	LOB: 0	BB: 2	P: 40
	R: 3	H: 3	E: 0	K: 1	S: 15	LOB: 2	BB: 2	P: 31
	R: 0	H: 1	E: 0	K: 1	S: 6	LOB: 1	BB: 0	P: 9

PITCHER	IP	WLS	BF	H	R	ER	SO	BB	IBB	HBP	BLK	WP	HR	S	P	ERA	WHIP
Mark Langston, L (1, 1) ERA: 4.98	4.1	L	26	10	9	8	2	2	2	0	0	0	0	48	81	16.61	2.769
Paul Assenmacher, L (5, 1) ERA: 8.02	1.1		13	6	7	6	3	3	0	0	0	0	1	30	50	40.50	6.750
Tom Candiotti, R (6, 1) ERA: 7.32	0.2		9	4	5	5	0	3	0	0	0	0	1	20	38	67.50	10.500
Steve Reed, R (7, 1) ERA: 3.21	1.2		6	1	0	0	2	0	0	0	0	0	0	11	18	0.00	0.600

ERA WHIP



Batter	1	2	3	4	5	6	7	8	9	AB R H RBI BB SO LOB	TOP											
<b>Kenny Lofton, L</b> (1, 8) OBP: 0.405, SLG: 0.421	3-3 		2-0 			4-1 	1-1 		2-2 	4 1 1 0 1 1 3	<b>Cleveland Indians @ New York Yankees</b> Yankee Stadium, Bronx, NY Sun Jul 25 1999, 1:35 PM EDT Att. 54,944 - Cloudy - 89 F											
<b>Omar Vizquel, S</b> (1, 6) OBP: 0.385, SLG: 0.417	2-3 		2-1 			1-2 		4-0 		3 0 0 0 1 1 3												
<b>Roberto Alomar, S</b> (1, 4) OBP: 0.424, SLG: 0.525	2-2 			1-1 		4-2 		2-0 		1 0 0 0 1 0 0												
<b>Manny Ramirez, R</b> (1, 9) OBP: 0.414, SLG: 0.606		3-2 		2-1 		0-0 		4-0 		3 0 1 1 1 0 1												
<b>Jim Thome, L</b> (1, 3) OBP: 0.420, SLG: 0.502	3-3 		3-2 			2-2 		0-3 		4 0 1 0 0 2 4												
<b>Jacob Cruz, L</b> (1, 7) <b>Richie Sexson, R</b> (8, PH) OBP: 0.298, SLG: 0.489	3-3 		3-1 			3-2 		0-1 		3 0 1 0 0 1 1 1 0 0 0 0 0 2												
<b>Russell Branyan, L</b> (1, 10) OBP: 0.333, SLG: 0.545		2-3 			2-3 		1-2 		0-0 	4 0 1 0 0 2 1												
<b>Enrique Wilson, S</b> (1, 5) OBP: 0.333, SLG: 0.392		2-2 			2-1 		0-0 		0-1 	3 0 0 0 0 0 1												
<b>Einar Diaz, R</b> (1, 2) OBP: 0.309, SLG: 0.355			0-0 		2-2 		4-0 		2-3 	3 0 1 0 1 1 1												
<b>Inning Stats</b>	R: 0 E: 0 K: 2 S: 11	H: 0 LOB: 0 BB: 0 P: 18	R: 0 E: 0 K: 2 S: 13	H: 0 LOB: 0 BB: 0 P: 22	R: 0 E: 0 K: 1 S: 14	H: 2 LOB: 2 BB: 0 P: 22	R: 0 E: 0 K: 0 S: 8	H: 1 LOB: 1 BB: 0 P: 17	R: 0 E: 0 K: 1 S: 9	H: 0 LOB: 0 BB: 0 P: 15	R: 1 E: 0 K: 0 S: 11	H: 1 LOB: 1 BB: 2 P: 22	R: 0 E: 0 K: 0 S: 9	H: 1 LOB: 2 BB: 1 P: 18	R: 0 E: 0 K: 1 S: 9	H: 0 LOB: 2 BB: 2 P: 19	R: 0 E: 0 K: 1 S: 10	H: 1 LOB: 1 BB: 0 P: 14	1B: 5 2B: 1 3B: 0 HR: 0	SF: 0 SAC: 2 DP: 1 HBP: 1	WP: 0 PB: 0 SB: 0 CS: 1	PA: 37
<b>PITCHER</b>	IP WLS BF H R ER SO BB IBB HBP BLK WP HR S P ERA WHIP																					
<b>Roger Clemens, R</b> (1, 1) ERA: 4.67	7.0	28	5	1	1	6	3	0	1	0	0	0	75	134	1.29	1.143						
<b>Mike Stanton, L</b> (8, 1) ERA: 4.59	0.2	4	0	0	0	1	1	1	0	0	0	0	7	17	0.00	1.500						
<b>Ramiro Mendoza, R</b> (8, 1) ERA: 4.52	1.1	W 5	1	0	0	1	0	0	0	0	0	0	12	16	0.00	0.750						

<b>AB</b>	29
<b>R</b>	1
<b>H</b>	6
<b>RBI</b>	1
<b>BB</b>	5
<b>SO</b>	8
<b>LOB</b>	17



Batter	1	2	3	4	5	6	7	8	9	AB R H RBI BB SO LOB
Chuck Knoblauch, R (1, 4) OBP: 0.386, SLG: 0.390	0-1 G6-3		0-2 L4-3		2-2 1B			1-2 G4-3 G3-2-4 1B		4 0 2 0 0 0 1
2 Derek Jeter, R (1, 6) OBP: 0.451, SLG: 0.617	1-2 F9			3-2 HR	0-0 F8			0-0 G4-3 1B		4 1 2 1 0 0 3
Paul O'Neill, L (1, 9) OBP: 0.367, SLG: 0.476	2-2 G4-3			2-1 G6-3		1-0 CS 1B		3-2 G4-3		4 0 1 0 0 0 2
Bernie Williams, S (1, 8) OBP: 0.426, SLG: 0.508		4-0 BB		2-3 K		B 1 SAFE SAFE F9		4-0 IBB		2 0 0 0 2 1 1
Tino Martinez, L (1, 3) OBP: 0.360, SLG: 0.448		0-1 F9		2-1 P6		2-1 F8		2-0 G3-2-4		4 0 0 0 0 0 4
Chili Davis, S (1, 10) OBP: 0.391, SLG: 0.481 Chad Curtis, R (7, PR) OBP: 0.377, SLG: 0.340		2-0 L6		4-2 1B BB BB		4-2 20 BB BB		2-1 G5-3		1 0 0 0 2 0 1 1 0 0 0 0 0 0
Ricky Ledee, L (1, 7) OBP: 0.298, SLG: 0.439		2-3 K		1-3 K		0-3 K		1-1 HR		4 1 1 1 0 3 3
20 Jorge Posada, S (1, 2) OBP: 0.322, SLG: 0.387			4-1 L4-3 BB		2-3 K		4-1 G4-3 BB			1 0 0 0 2 1 1
Scott Brosius, R (1, 5) OBP: 0.329, SLG: 0.436			0-0 F9		4-2 1B BB		0-0 G4-3			2 0 0 0 1 0 3

Inning Stats	R: 0 E: 0 K: 0 S: 10	H: 0 LOB: 0 BB: 0 P: 13	R: 0 E: 0 K: 1 S: 6	H: 0 LOB: 1 BB: 1 P: 14	R: 0 E: 0 K: 0 S: 5	H: 0 LOB: 0 BB: 1 P: 9	R: 1 E: 0 K: 1 S: 10	H: 1 LOB: 0 BB: 0 P: 19	R: 0 E: 0 K: 2 S: 15	H: 1 LOB: 3 BB: 2 P: 28	R: 0 E: 0 K: 1 S: 9	H: 1 LOB: 0 BB: 0 P: 15	R: 0 E: 0 K: 1 S: 7	H: 0 LOB: 2 BB: 2 P: 15	R: 0 E: 0 K: 0 S: 8	H: 2 LOB: 2 BB: 1 P: 18	R: 1 E: 0 K: 0 S: 4	H: 1 LOB: 0 BB: 0 P: 7	1B: 4 2B: 1 3B: 0 HR: 2	SF: 0 SAC: 0 DP: 3 HBP: 0	WP: 0 PB: 0 SB: 0 CS: 1	PA: 34
--------------	-------------------------------	----------------------------------	------------------------------	----------------------------------	------------------------------	---------------------------------	-------------------------------	----------------------------------	-------------------------------	----------------------------------	------------------------------	----------------------------------	------------------------------	----------------------------------	------------------------------	----------------------------------	------------------------------	---------------------------------	----------------------------------	------------------------------------	----------------------------------	--------

PITCHER	IP	WLS	BF	H	R	ER	SO	BB	IBB	HBP	BLK	WP	HR	S	P	ERA	WHIP
Bartolo Colon, R (1, 1) ERA: 4.5	7.0		29	5	1	1	5	6	0	0	0	0	1	66	118	1.29	1.571
Ricardo Rincon, L (8, 1) ERA: 5.01	1.1	L	5	1	1	1	0	0	1	0	0	0	1	8	20	6.75	0.750


**BOTTOM**

**Cleveland Indians @ New York Yankees**  
 Yankee Stadium, Bronx, NY

Sun Jul 25 1999, 1:35 PM EDT  
 Att. 54,944 - Cloudy - 89 F

livebaseballscorecards.com

AB	27
R	2
H	6
RBI	2
BB	7
SO	5
LOB	19





Batter	1	2	3	4	5	6	7	8	9	AB R H RBI BB SO LOB	TOP											
Luis Polonia, L OBP: 0.386, SLG: 0.592 (1, 7) X	0-0 G4-3		2-0 1B		1-2 G4-3		2-1 G4-3 2B		0-1 BLK 1B	5 1 3 0 0 0 0												
Deivi Cruz, R OBP: 0.289, SLG: 0.394 (1, 6) C C B S	1-3 K		3-2 G4-3 2B 1B 1-H		1-0 HR		2-2 FC5 G4-3		0-0 F7	5 2 2 2 0 1 3												
Frank Catalanotto, L OBP: 0.332, SLG: 0.470 (1, 4) C B C C B X	2-2 1B		1-1 G4-3		0-1 G4-3		2-2 G4-3		1-2 2-3	4 0 1 0 0 0 3												
Dean Palmer, R OBP: 0.338, SLG: 0.545 (1, 5) 1 SAFE B B C	2-3 K		0-0 2B		0-0 G6-3		2-3 K		1-2 2-3	4 0 1 1 0 2 3												
Tony Clark, S OBP: 0.334, SLG: 0.461 (1, 3) C C B B B T T X		3-3 K	3-1 G5-3		1-1 FC6-4 1B		1-0 F9		3-3 K	4 0 1 0 0 1 1												
Gabe Kapler, R OBP: 0.317, SLG: 0.451 (1, 8) C C B B B X		2-2 G5-3		3-1 E6		0-0 FC6-4 1B		0-1 P5		4 0 0 0 0 0 1												
Karim Garcia, L OBP: 0.257, SLG: 0.368 (1, 9) B B B B X		3-0 3B		0-3 K		2-3 K		3-3 K		4 0 1 0 0 3 2												
Gabe Alvarez, R OBP: 0.100, SLG: 0.400 (1, 10) C B C B X		2-1 G3		0-3 K		1 SAFE 1 SAFE 1 SAFE L5		0-3 K		4 0 0 0 0 2 3												
Bill Haselman, R OBP: 0.340, SLG: 0.455 (1, 2) C X			0-1 F9		3-2 G6-3		0-0 2B FC5 1B		1-0 F7	4 0 1 0 0 0 1												
<b>Inning Stats</b>	R: 0 E: 0 K: 2 S: 11	H: 1 LOB: 1 BB: 0 P: 16	R: 0 E: 0 K: 1 S: 10	H: 1 LOB: 1 BB: 0 P: 20	R: 2 E: 0 K: 0 S: 11	H: 3 LOB: 1 BB: 0 P: 20	R: 0 E: 1 K: 2 S: 11	H: 0 LOB: 1 BB: 0 P: 17	R: 1 E: 0 K: 0 S: 7	H: 1 LOB: 0 BB: 0 P: 9	R: 0 E: 0 K: 1 S: 11	H: 1 LOB: 1 BB: 0 P: 17	R: 0 E: 0 K: 1 S: 14	H: 2 LOB: 2 BB: 0 P: 22	R: 0 E: 0 K: 1 S: 7	H: 0 LOB: 0 BB: 0 P: 11	R: 0 E: 0 K: 1 S: 10	H: 1 LOB: 1 BB: 0 P: 11	1B: 6 2B: 2 3B: 1 HR: 1	SF: 0 SAC: 0 DP: 0 HBP: 0	WP: 0 PB: 0 SB: 2 CS: 0	PA: 38
<b>PITCHER</b>	IP WLS BF H R ER SO BB IBB HBP BLK WP HR S P ERA WHIP																					
Dave Burba, R ERA: 4.89 (1, 1)	6.2 W 30 9 3 3 6 0 0 0 0 0 1 72 116 4.05 1.350																					
Paul Shuey, R ERA: 3.51 (7, 1)	1.1 H 4 0 0 0 2 0 0 0 0 0 0 10 16 0.00 0.000																					
Michael Jackson, R ERA: 4.7 (9, 1)	1.0 S 4 1 0 0 1 0 0 0 0 1 0 0 10 11 0.00 1.000																					

Detroit Tigers @ Cleveland Indians  
 Jacobs Field, Cleveland, OH  
 Mon Jul 26 1999, 7:05 PM EDT  
 Att. 43,157 - Cloudy - 77 F

livebaseballscorecards.com

AB	38
R	3
H	10
RBI	3
BB	0
SO	9
LOB	17







Batter	1	2	3	4	5	6	7	8	9	AB R H RBI BB SO LOB	TOP	
Luis Polonia, L (1, 7) OBP: 0.398, SLG: 0.609	1-1 G6-3 3B		2-1 G4-6-3 1B 1-2 1B		1-1 1B		1-2 L8		1-2 HBP	4 2 3 0 0 0 0		
Deivi Cruz, R (1, 6) OBP: 0.288, SLG: 0.391	1-0 G6-3		3-2 G4-6-3 1B 1-2 2-3		1-1 F8		2-2 G4-3		2-0 G5-3	5 0 1 1 0 0 2		
Frank Catalanotto, L (1, 4) OBP: 0.330, SLG: 0.465	0-0 G3-1		0-2 G4-6-3 1-2f 2-3 3-H		1-2 F9			3-2 HR 1B		4 1 1 0 0 0 3		
Dean Palmer, R (1, 5) OBP: 0.338, SLG: 0.542 Jason Wood, R (7, 5) OBP: 0.216, SLG: 0.257	2-2 G4-3		4-2 1B BB		1-2 G1-3			1-3 K		2 0 0 0 1 0 1 1 0 0 0 0 1 1		
Tony Clark, S (1, 3) OBP: 0.336, SLG: 0.471		1-3 K	2-1 1-2 3-H 1B		3-3 K			2-1 1-H HR		4 1 2 3 0 2 0		
Gabe Kapler, R (1, 8) OBP: 0.313, SLG: 0.444		2-0 L8	2-2 P5		0-1 G5-3			1-0 G6-3		4 0 0 0 0 0 2		
Karim Garcia, L (1, 9) OBP: 0.263, SLG: 0.367		4-1 BB		0-0 G4-3		0-0 1B		0-0 P7		3 0 1 0 1 0 0		
Gabe Alvarez, R (1, 10) OBP: 0.071, SLG: 0.286		1-1 F9		0-1 P9		0-1 G4-3			2-1 P3	4 0 0 0 0 0 2		
Bill Haselman, R (1, 2) OBP: 0.336, SLG: 0.447			2-0 1B G4-6-3 1B		1-0 G6-3		1-2 G1-3		0-0 G3	4 1 1 0 0 0 0		
<b>Inning Stats</b>	R: 1 H: 1 E: 0 LOB: 0 K: 0 BB: 0 S: 9 P: 13	R: 0 H: 0 E: 0 LOB: 1 K: 1 BB: 1 S: 7 P: 15	R: 2 H: 4 E: 0 LOB: 2 K: 0 BB: 1 S: 16 P: 31	R: 0 H: 0 E: 0 LOB: 0 K: 0 BB: 0 S: 4 P: 5	R: 0 H: 1 E: 0 LOB: 1 K: 0 BB: 0 S: 11 P: 15	R: 0 H: 1 E: 0 LOB: 1 K: 1 BB: 0 S: 8 P: 11	R: 0 H: 0 E: 0 LOB: 0 K: 0 BB: 0 S: 9 P: 13	R: 2 H: 2 E: 0 LOB: 0 K: 1 BB: 0 S: 10 P: 17	R: 0 H: 0 E: 0 LOB: 1 K: 0 BB: 0 S: 8 P: 13	1B: 7 SF: 0 2B: 0 SAC: 0 3B: 1 DP: 1 HR: 1 HBP: 1	WP: 0 PA: 38 PB: 0 SB: 0 CS: 0	
<b>PITCHER</b> Charles Nagy, R (1, 1) ERA: 4.73 Steve Karsay, R (9, 1) ERA: 2.59	IP WLS BF H R ER SO BB IBB HBP BLK WP HR S P ERA WHIP	8.0 W 34 9 5 5 3 2 0 0 0 0 0 1 74 120 5.62 1.375	1.0 4 0 0 0 0 0 0 0 1 0 0 0 8 13 0.00 0.000									

Detroit Tigers @ Cleveland Indians  
Jacobs Field, Cleveland, OH

Tue Jul 27 1999, 7:05 PM EDT  
Att. 43,042 - Unknown - 82 F

livebaseballscorecards.com

AB	35
R	5
H	9
RBI	4
BB	2
SO	3
LOB	11



Batter	1	2	3	4	5	6	7	8	9
<b>Kenny Lofton, L</b> OBP: 0.409, SLG: 0.432 <b>Steve Karsay, R</b>	1-0 P7	1-2 E 2B	2-1 G4-3		3-1 E4		2-1 2B	3-2 1B	
<b>Omar Vizquel, S</b> OBP: 0.391, SLG: 0.425 <b>Enrique Wilson, S</b> OBP: 0.327, SLG: 0.385	2-1 G6-3	1-2 E7 SF7 1B	1-1 1B		3-3 K		2-2 2B		
<b>Roberto Alomar, S</b> OBP: 0.430, SLG: 0.537	1-2 BB 1B	3-1 SF7	3-3 K		2-2 E 2B		1-1 2B		
<b>Jim Thome, L</b> OBP: 0.423, SLG: 0.513	4-0 BB	0-0 HR		4-2 G4-6-3 BB		2-3 K	3-3 K		
<b>Jacob Cruz, L</b> OBP: 0.377, SLG: 0.509	2-1 G4-3	0-0 HR 1B		0-0 G4-6-3		1-1 E9 1B	2-3 K		
<b>Richie Sexson, R</b> OBP: 0.298, SLG: 0.504		G5-3		0-0 F7		1-2 G5-3		2-2 HR	
<b>Russell Branyan, L</b> OBP: 0.353, SLG: 0.467		1B K			1-1 P5	1-1 1B	0-3 K		
<b>Alex Ramirez, R</b> OBP: 0.324, SLG: 0.438		1-0 1B 2B 1B	1-0 G6-3 1B 2B		4-2 E BB	2-3 K	1-2 G6-3		
<b>Einar Diaz, R</b> OBP: 0.309, SLG: 0.355		0-0 2B E 1B	2-2 G6-3		1-0 P5		3-2 P3	3-1 1B	

Inning Stats	R: 0 E: 0 K: 0 S: 9	H: 1 LOB: 2 BB: 1 P: 19	R: 8 E: 1 K: 1 S: 22	H: 7 LOB: 0 BB: 1 P: 37	R: 1 E: 0 K: 1 S: 14	H: 2 LOB: 1 BB: 0 P: 23	R: 0 E: 0 K: 0 S: 5	H: 0 LOB: 0 BB: 1 P: 9	R: 0 E: 1 K: 1 S: 14	H: 0 LOB: 2 BB: 1 P: 26	R: 2 E: 1 K: 2 S: 16	H: 3 LOB: 1 BB: 0 P: 25	R: 2 E: 0 K: 2 S: 21	H: 3 LOB: 1 BB: 0 P: 34	R: 1 E: 0 K: 1 S: 15	H: 3 LOB: 2 BB: 0 P: 24
--------------	------------------------------	----------------------------------	-------------------------------	----------------------------------	-------------------------------	----------------------------------	------------------------------	---------------------------------	-------------------------------	----------------------------------	-------------------------------	----------------------------------	-------------------------------	----------------------------------	-------------------------------	----------------------------------

PITCHER	IP	WLS	BF	H	R	ER	SO	BB	IBB	HBP	BLK	WP	HR	S	P	ERA	WHIP
<b>Dave Borkowski, R</b> ERA: 8.0	(1, 1)	5.0	29	10	9	9	3	4	0	0	0	0	2	64	114	16.20	2.800
<b>Willie Blair, R</b> ERA: 6.81	(6, 1)	2.0	12	6	4	3	4	0	0	0	0	0	0	37	59	13.50	3.000
<b>Todd Jones, R</b> ERA: 4.75	(8, 1)	1.0	5	3	1	1	1	0	0	0	0	0	1	15	24	9.00	3.000

**AB R H RBI BB SO LOB**

**6 2 3 1 0 0 2**  
**0 0 0 0 0 0 0**

**5 1 3 4 0 1 2**  
**0 1 0 0 0 0 0**

**4 1 3 2 0 1 1**

**3 1 1 1 2 2 2**

**5 2 2 1 0 1 4**

**5 2 2 3 0 0 1**


**4 1 1 1 1 2 0**

**4 2 2 0 1 1 1**

**5 1 2 1 0 0 2**

**1B: 10 SF: 1 WP: 0 PA: 46**  
**2B: 6 SAC: 0 PB: 0**  
**3B: 0 DP: 1 SB: 1**  
**HR: 3 HBP: 0 CS: 0**

**AB 41**  
**R 14**  
**H 19**  
**RBI 14**  
**BB 4**  
**SO 8**  
**LOB 15**



**DETROIT TIGERS @ CLEVELAND INDIANS**  
**JACOBS FIELD, CLEVELAND, OH**  
 Tue Jul 27 1999, 7:05 PM EDT  
 Att: 43,042 - Unknown - 82 F

livebaseballscorecards.com



Batter	1	2	3	4	5	6	7	8	9	AB R H RBI BB SO LOB	TOP											
Luis Polonia, L (1, 7) OBP: 0.394, SLG: 0.598	3-3 K		4-2 S BB		0-0 G4-3			1-2 G1-3		3 0 0 0 1 1 0												
Deivi Cruz, R (1, 6) OBP: 0.287, SLG: 0.392	1-0 2B		1-1 G1-3			0-2 G5-3		0-1 F9		4 0 1 0 0 0 1												
Damion Easley, R (1, 4) OBP: 0.344, SLG: 0.434	0-1 L8			1-0 1B		2-3 K			1-2 G4-3	4 0 1 0 0 1 1												
Dean Palmer, R (1, 5) OBP: 0.334, SLG: 0.536	0-3 K			0-0 G4-3		3-3 K			2-2 G1-3	4 0 0 0 0 2 1												
Tony Clark, S (1, 3) OBP: 0.338, SLG: 0.469		2-3 K		4-2 HR BB			1-1 FC4-6 1B		2-3 K	3 1 1 0 1 2 0												
Karim Garcia, L (1, 9) OBP: 0.264, SLG: 0.387		1-3 K		2-2 1-H HR			1-2 FC4-6 1B			3 1 1 2 0 1 1												
Frank Catalanotto, L (1, 10) OBP: 0.330, SLG: 0.463		2-1 P8		1-3 K			3-2 1-2 1B			3 0 1 0 0 1 0												
Gabe Kapler, R (1, 8) OBP: 0.310, SLG: 0.439			1-3 K		0-0 G1-3		3-2 P6			3 0 0 0 0 1 1												
Bill Haselman, R (1, 2) OBP: 0.327, SLG: 0.434			2-2 G6-3		1-2 P9			0-0 G4-3		3 0 0 0 0 0 0												
<b>Inning Stats</b>	R: 0 E: 0 K: 2 S: 9	H: 1 LOB: 1 BB: 0 P: 13	R: 0 E: 0 K: 2 S: 8	H: 0 LOB: 0 BB: 0 P: 13	R: 0 E: 0 K: 1 S: 11	H: 0 LOB: 1 BB: 1 P: 19	R: 2 E: 0 K: 1 S: 11	H: 2 LOB: 0 BB: 1 P: 19	R: 0 E: 0 K: 0 S: 5	H: 0 LOB: 0 BB: 0 P: 6	R: 0 E: 0 K: 2 S: 9	H: 0 LOB: 0 BB: 0 P: 14	R: 0 E: 0 K: 0 S: 12	H: 2 LOB: 1 BB: 0 P: 20	R: 0 E: 0 K: 0 S: 7	H: 0 LOB: 0 BB: 0 P: 8	R: 0 E: 0 K: 1 S: 10	H: 0 LOB: 0 BB: 0 P: 15	1B: 3 2B: 1 3B: 0 HR: 1	SF: 0 SAC: 0 DP: 0 HBP: 0	WP: 0 PB: 0 SB: 1 CS: 0	PA: 32
<b>PITCHER</b>	IP WLS BF H R ER SO BB IBB HBP BLK WP HR S P ERA WHIP																					
Dwight Gooden, R (1, 1) ERA: 5.58	7.0 W 26 5 2 2 8 2 0 0 0 0 0 1 65 104 2.57 1.000																					
Steve Reed, R (8, 1) ERA: 3.14	1.0 3 0 0 0 0 0 0 0 0 0 0 0 7 8 0.00 0.000																					
Michael Jackson, R (9, 1) ERA: 4.6	1.0 3 0 0 0 0 1 0 0 0 0 0 0 10 15 0.00 0.000																					

**Detroit Tigers @ Cleveland Indians**  
**Jacobs Field, Cleveland, OH**  
 Wed Jul 28 1999, 7:05 PM EDT  
 Att. 43,162 - Unknown - 82 F

[livebaseballscorecards.com](http://livebaseballscorecards.com)

<b>AB</b>	30
<b>R</b>	2
<b>H</b>	5
<b>RBI</b>	2
<b>BB</b>	2
<b>SO</b>	9
<b>LOB</b>	5



Batter	1	2	3	4	5	6	7	8	9
Omar Vizquel, S OBP: 0.391, SLG: 0.423 (1, 6)	0-0 SH1-4 E 1B	0-3 K		4-2 SH5-3 2B BB	0-0 FC3-6			1-1 G4-3	
Roberto Alomar, S OBP: 0.429, SLG: 0.536 (1, 4)	2-1 SH1-4 1-2	1-2 2B 1B		0-0 SH5-3 1-2 2-3	0-1 G6-3			1-3 K	
Jacob Cruz, L OBP: 0.379, SLG: 0.533 (1, 8)	1-1 E9 2B 2-H	3-2 2B 1-H		0-1 F8				1-1 G4-3	
Manny Ramirez, R OBP: 0.417, SLG: 0.621 (1, 9)	2-0 1B 2B 3-H		0-2 HR	0-2 FC5 2B 2-H 3-H				1-0 L7	
Jim Thome, L OBP: 0.427, SLG: 0.523 (1, 3)	4-2 1B BB		1-0 HR	4-0 IBB				3-3 K	
Richie Sexson, R OBP: 0.294, SLG: 0.497 (1, 7)	1-0 F9		0-1 G5-3	1-0 FC5 2-3f				1-1 F8	
Russell Branyan, L OBP: 0.429, SLG: 0.556 (1, 10)	2-1 1B 1-3 2-H		0-3 K		4-2 FC3-6 E BB			3-2 G4-3 2B	
Enrique Wilson, S OBP: 0.322, SLG: 0.377 (1, 5)	0-1 F8		2-1 G4-3		0-1 E6 FC3-6			0-1 G4-3 2-3	
Einar Diaz, R OBP: 0.309, SLG: 0.353 (1, 2)		3-1 G4-3		1-1 SH5-3 2B 1B	1-3 K			0-0 G6-3	

Inning Stats	R: 3	H: 4	E: 1	K: 0	S: 13	LOB: 2	BB: 1	P: 25	R: 0	H: 2	E: 0	K: 1	S: 12	LOB: 2	BB: 0	P: 19	R: 2	H: 2	E: 0	K: 1	S: 11	LOB: 0	BB: 0	P: 14	R: 2	H: 2	E: 0	K: 0	S: 11	LOB: 2	BB: 2	P: 21	R: 0	H: 0	E: 1	K: 2	S: 10	LOB: 2	BB: 1	P: 15	R: 0	H: 0	E: 0	K: 2	S: 7	LOB: 0	BB: 0	P: 14	R: 0	H: 1	E: 0	K: 0	S: 9	LOB: 1	BB: 0	P: 13	R: 0	H: 0	E: 0	K: 1	S: 8	LOB: 0	BB: 0	P: 11
--------------	------	------	------	------	-------	--------	-------	-------	------	------	------	------	-------	--------	-------	-------	------	------	------	------	-------	--------	-------	-------	------	------	------	------	-------	--------	-------	-------	------	------	------	------	-------	--------	-------	-------	------	------	------	------	------	--------	-------	-------	------	------	------	------	------	--------	-------	-------	------	------	------	------	------	--------	-------	-------


PITCHER	IP	WLS	BF	H	R	ER	SO	BB	IBB	HBP	BLK	WP	HR	S	P	ERA	WHIP
Brian Moehler, R ERA: 5.41 (1, 1)	5.0	L	29	10	7	7	3	3	1	0	0	0	2	57	94	12.60	2.600
Masao Kida, R ERA: 5.09 (6, 1)	2.0		7	1	0	0	2	0	0	0	0	0	0	16	27	0.00	0.500
Doug Brocail, R ERA: 2.87 (8, 1)	1.0		3	0	0	0	1	0	0	0	0	0	0	8	11	0.00	0.000

**AB R H RBI BB SO LOB**

**BOTTOM**

**Detroit Tigers @ Cleveland Indians**  
**Jacobs Field, Cleveland, OH**  
 Wed Jul 28 1999, 7:05 PM EDT  
 Att: 43,162 - Unknown - 82 F

**AB 33**  
**R 7**  
**H 11**  
**RBI 7**  
**BB 4**  
**SO 6**  
**LOB 17**



**WP: 0 PA: 39**  
**PB: 0 SB: 1 CS: 0**

PITCHER	IP	WLS	BF	H	R	ER	SO	BB	IBB	HBP	BLK	WP	HR	S	P	ERA	WHIP
---------	----	-----	----	---	---	----	----	----	-----	-----	-----	----	----	---	---	-----	------



Batter	1	2	3	4	5	6	7	8	9	AB R H RBI BB SO LOB	TOP	
<b>Ray Durham, S</b> (1, 4) <small>OBP: 0.367, SLG: 0.476</small> <b>55 Liu Rodriguez, S</b> (7, 4) <small>OBP: 0.283, SLG: 0.261</small>	0-2  G4-3 1B		1-2  G4-3			0-1  B1-3		3-2  K		3 1 1 0 0 0 0 1 0 0 0 0 1 1		
<b>Chris Singleton, L</b> (1, 8) <small>OBP: 0.346, SLG: 0.535</small>	0-1  G4-3 1-2			2-1  F8 G5-3 1B		1-0  P6		2-3  K		4 0 1 0 0 1 2		
<b>Frank Thomas, R</b> (1, 10) <small>OBP: 0.419, SLG: 0.501</small>	0-1  G6-4-3 1B 2-H			0-2  G5-3 1-2			2-2  L8		1-0  14 WP HBP	3 0 1 1 0 0 1		
<b>Magglio Ordonez, R</b> (1, 9) <small>OBP: 0.366, SLG: 0.565</small> <b>Brian Simmons, S</b> (8, 9) <small>OBP: 0.381, SLG: 0.579</small>	2-1  G6-4-3 1-2f			0-2  F8 2-3			0-0  G6-3 WP 14 2B 1B		1-1  L8	3 1 1 0 0 0 2 1 0 0 0 0 0 1		
<b>Carlos Lee, R</b> (1, 7) <small>OBP: 0.321, SLG: 0.427</small>		3-2  G6-3		1-3  K			2-2  G6-3 1-3		3-2  L9	4 0 0 0 0 1 3		
<b>14 Paul Konerko, R</b> (1, 3) <small>OBP: 0.348, SLG: 0.522</small>		0-2  G4-3			2-2  F9		2-0  2B 3-H		2-2  L5 1-2	4 0 1 1 0 0 1		
<b>Greg Norton, S</b> (1, 5) <small>OBP: 0.343, SLG: 0.385</small>		3-3  K			3-1  G3		2-1  F8			3 0 0 0 0 1 1		
<b>Mark Johnson, L</b> (1, 2) <small>OBP: 0.313, SLG: 0.325</small>			2-1  F7		2-2  G3-1			1-1  G4-3 2B		3 0 1 0 0 0 0		
<b>Mike Caruso, S</b> (1, 6) <small>OBP: 0.271, SLG: 0.310</small>			0-0  G4-3			1-2  G5-3		1-0  G4-3 2-3		3 0 0 0 0 0 1		
<b>Inning Stats</b>	R: 1 H: 2 E: 0 LOB: 0 K: 0 BB: 0 S: 9 P: 11	R: 0 H: 0 E: 0 LOB: 0 K: 1 BB: 0 S: 10 P: 16	R: 0 H: 0 E: 0 LOB: 0 K: 0 BB: 0 S: 6 P: 9	R: 0 H: 1 E: 0 LOB: 1 K: 1 BB: 0 S: 11 P: 14	R: 0 H: 0 E: 0 LOB: 0 K: 0 BB: 0 S: 8 P: 15	R: 0 H: 0 E: 0 LOB: 0 K: 0 BB: 0 S: 6 P: 8	R: 1 H: 2 E: 0 LOB: 1 K: 0 BB: 0 S: 12 P: 20	R: 0 H: 1 E: 0 LOB: 1 K: 2 BB: 0 S: 12 P: 19	R: 0 H: 0 E: 0 LOB: 1 K: 0 BB: 0 S: 9 P: 16	1B: 4 SF: 0 2B: 2 SAC: 0 3B: 0 DP: 1 HR: 0 HBP: 1	WP: 2 PA: 33 PB: 0 SB: 0 CS: 0	
<b>PITCHER</b> <b>Bartolo Colon, R</b> (1, 1) <small>ERA: 4.36</small> <b>Paul Shuey, R</b> (9, 1) <small>ERA: 3.44</small>	IP WLS BF H R ER SO BB IBB HBP BLK WP HR S P ERA WHIP 8.0 W 29 6 2 2 4 0 0 0 0 1 0 74 112 2.25 0.750											<b>PITCHER</b> IP WLS BF H R ER SO BB IBB HBP BLK WP HR S P ERA WHIP

**Chicago White Sox @ Cleveland Indians**  
 Jacobs Field, Cleveland, OH  
 Fri Jul 30 1999, 7:05 PM EDT  
 Att. 43,181 - Unknown - 84 F

AB	32
R	2
H	6
RBI	2
BB	0
SO	4
LOB	13



Batter	1	2	3	4	5	6	7	8	9	AB	R	H	RBI	BB	SO	LOB
Omar Vizquel, S OBP: 0.393, SLG: 0.430 (1, 6)	2-2 P2		1-0 SH1-3 1B	0-0 G6-3 3B 2B	1-2 F8		1-2 WP 1B 2B	2-1 G6-3		6	3	3	2	0	0	3
Enrique Wilson, S OBP: 0.321, SLG: 0.380 (1, 5)	0-0 2B		1-1 SH1-3 1-2	0-0 G6-3 2-3	3-2 P4		3-2 G4-3 2-3			4	0	1	0	0	0	4
Roberto Alomar, S OBP: 0.431, SLG: 0.541 (1, 4)	1-3 K		3-2 HR 1B	3-2 1B 3B		3-2 F7	4-2 1B BB			4	2	2	2	1	1	1
Manny Ramirez, R OBP: 0.422, SLG: 0.621 (1, 9)	4-2 FC6-4 BB		0-0 F7	0-2 1B 1B		3-1 FC6-4 HBP	0-0 1-2 1B			3	0	2	2	1	0	1
Richie Sexson, R OBP: 0.299, SLG: 0.505 (1, 7)	2-2 FC6-4 1-2f		0-0 HR	1-1 1-2 1B		1-2 FC6-4 2B	3-2 P6			5	2	2	2	0	0	5
Jim Thome, L OBP: 0.426, SLG: 0.523 (1, 3)		4-0 BB	2-3 K	3-3 K		3-1 1-H 2B 2B	3-2 F8			4	1	1	1	1	2	4
Alex Ramirez, R OBP: 0.359, SLG: 0.486 (1, 10)		0-3 K		0-2 SH3-4 1B 2B	1-0 BB 1B	0-0 1B 2B	3-2 F8			5	1	3	1	0	1	1
Jacob Cruz, L OBP: 0.394, SLG: 0.554 (1, 8)		3-3 K		0-0 SH3-4 1B 2B	0-0 L8	1-2 2-3 1B	2-2 2B			5	1	3	0	0	1	2
Einar Diaz, R OBP: 0.308, SLG: 0.349 (1, 2)		0-0 G5-3		0-0 SH3-4 1-2 2-3	4-1 BB	2-0 P3	0-2 F8			3	0	0	0	1	0	4

Inning Stats	R: 0	H: 1	E: 0	K: 1	S: 12	L: 2	LOB: 2	BB: 1	P: 21	R: 0	H: 0	E: 0	K: 2	S: 8	L: 0	LOB: 1	BB: 1	P: 15	R: 3	H: 3	E: 0	K: 1	S: 12	L: 0	LOB: 0	BB: 0	P: 19	R: 4	H: 6	E: 0	K: 1	S: 19	L: 0	LOB: 2	BB: 0	P: 26	R: 0	H: 1	E: 0	K: 0	S: 12	L: 0	LOB: 2	BB: 1	P: 21	R: 2	H: 3	E: 0	K: 0	S: 14	L: 0	LOB: 2	BB: 0	P: 27	R: 1	H: 2	E: 0	K: 0	S: 19	L: 0	LOB: 2	BB: 1	P: 33	R: 0	H: 1	E: 0	K: 0	S: 11	L: 0	LOB: 1	BB: 0	P: 18
1B: 9	SF: 0	2B: 6	SAC: 2	3B: 1	DP: 0	HR: 1	HBP: 1	WP: 1	PA: 46	PB: 0	SB: 1	CS: 0																																																												

PITCHER	IP	WLS	BF	H	R	ER	SO	BB	IBB	HBP	BLK	WP	HR	S	P	ERA	WHIP
Mike Sirotko, L ERA: 3.84 (1, 1)	3.2	L	23	10	7	7	4	2	0	0	0	0	0	15	27	17.18	3.273
Sean Lowe, R ERA: 2.76 (4, 1)	1.1		6	1	0	0	1	1	0	0	0	0	0	14	27	18.00	3.000
41 Bill Simas, R ERA: 4.5 (6, 1)	1.0		7	3	2	2	0	0	0	1	0	0	0	19	33	9.00	3.000
Scott Eyre, L ERA: 10.5 (7, 1)	1.0		6	2	1	1	0	1	0	0	0	1	0	11	18	0.00	1.000
Bob Howry, R ERA: 3.4 (8, 1)	1.0		4	1	0	0	0	0	0	0	0	0	0	11	18	0.00	1.000

BOTTOM

Chicago White Sox @ Cleveland Indians  
Jacobs Field, Cleveland, OH

Fri Jul 30 1999, 7:05 PM EDT  
Att: 43,181 - Unknown - 84 F

livebaseballscores.com

AB	39
R	10
H	17
RBI	10
BB	4
SO	5
LOB	25





Batter	1	2	3	4	5	6	7	8	9	AB R H RBI BB SO LOB	TOP																
Ray Durham, S OBP: 0.369, SLG: 0.476 (1, 4)	1-2 F8	4-0 G4-3 BB		0-2 F8		2-3 K	4-1 S BB		3-2 G3 1-H 2-H 2B	4 0 1 2 2 1 2																	
Brian Simmons, S OBP: 0.370, SLG: 0.520 (1, 8)	3-2 S 2B 1B	2-2 G4-3		3-3 K		0-0 1B	1-2 G4-3		1-2 G3	6 1 2 0 0 1 5																	
Frank Thomas, R OBP: 0.418, SLG: 0.501 (1, 10)	3-1 1-H 2B 2B	1-1 F7			3-2 F7	2-1 G1-6-3 1B		3-1 F9	3-0 G6-3	6 1 2 2 0 0 2																	
Magglio Ordonez, R OBP: 0.362, SLG: 0.558 (1, 9)	2-3 K		1-0 F9		1-0 F8	0-2 G1-6-3 1B		2-3 K		5 0 0 0 0 2 3																	
Carlos Lee, R OBP: 0.325, SLG: 0.434 (1, 7)	0-0 14 WP 2B 2B		1-2 14 CS 1B		2-3 K 14 3B		2-1 G6-3	1-2 1B		5 2 3 1 0 1 0																	
14 Paul Konerko, R OBP: 0.352, SLG: 0.532 (1, 3)	4-2 2B BB		0-2 1-2 2B		0-0 1-H WP 3B		2-1 G5-3	1-3 K		4 1 2 1 1 1 1																	
Greg Norton, S OBP: 0.350, SLG: 0.393 (1, 5)	3-2 1-3 3-H 2B		2-0 G4-3		4-1 BB		1-0 1B 1B		1-0 1B 2B 1B	4 2 3 1 1 0 1																	
Craig Wilson, R OBP: 0.322, SLG: 0.328 (1, 6)	1-3 K		2-1 L5		2-1 F7		0-1 1B E 1B		2-1 F7	5 1 1 0 0 1 4																	
Brook Fordyce, R OBP: 0.350, SLG: 0.444 (1, 2)		2-1 G6-3		0-0 1B		0-0 1B 1B		0-0 1-H 2-H E2 1B	1-1 2B 1B	5 2 4 1 0 0 0																	
<b>Inning Stats</b>	R: 3 E: 0 K: 2 S: 24	H: 4 LOB: 2 BB: 1 P: 41	R: 0 E: 0 K: 0 S: 7	H: 0 LOB: 1 BB: 1 P: 16	R: 0 E: 0 K: 0 S: 9	H: 2 LOB: 1 BB: 0 P: 13	R: 0 E: 0 K: 1 S: 9	H: 1 LOB: 1 BB: 0 P: 14	R: 2 E: 1 K: 1 S: 12	H: 1 LOB: 1 BB: 1 P: 23	R: 1 E: 0 K: 1 S: 10	H: 3 LOB: 1 BB: 0 P: 14	R: 2 E: 1 K: 0 S: 12	H: 3 LOB: 2 BB: 1 P: 22	R: 0 E: 0 K: 2 S: 13	H: 1 LOB: 1 BB: 0 P: 20	R: 2 E: 0 K: 0 S: 13	H: 3 LOB: 1 BB: 0 P: 24	1B: 12 2B: 5 3B: 1 HR: 0	SF: 0 SAC: 0 DP: 1 HBP: 0	WP: 2 PB: 0 SB: 2 CS: 1	PA: 48					
<b>PITCHER</b>	IP WLS BF H R ER SO BB IBB HBP BLK WP HR S P ERA WHIP																										
Dave Burba, R ERA: 4.9 (1, 1)	5.0		26	8	5	3	4	3	0	0	0	2	0	61	107	5.40	2.200										
Steve Karsay, R ERA: 2.83 (6, 1)	1.2	B	11	6	3	2	1	1	0	0	0	0	0	19	32	10.80	4.200										
Paul Shuey, R ERA: 3.35 (7, 1)	1.1	W	5	1	0	0	2	0	0	0	0	0	0	16	24	0.00	0.750										
Steve Reed, R ERA: 3.53 (9, 1)	0.1		4	3	2	2	0	0	0	0	0	0	0	8	15	54.00	9.000										
Michael Jackson, R ERA: 4.53 (9, 1)	0.2	S	2	0	0	0	0	0	0	0	0	0	0	5	9	0.00	0.000										

Chicago White Sox @ Cleveland Indians  
Jacobs Field, Cleveland, OH

Sat Jul 31 1999, 1:05 PM EDT  
Att. 43,209 - Unknown - 91 F

AB	44
R	10
H	18
RBI	8
BB	4
SO	7
LOB	18



BOTTOM

Chicago White Sox @ Cleveland Indians  
Jacobs Field, Cleveland, OH  
Sat Jul 31 1999, 1:05 PM EDT  
Att: 43,209 - Unknown - 91 F

livebaseballscorecards.com

AB 36  
R 13  
H 13  
RBI 12  
BB 7  
SO 4  
LOB 19



WP: 1 PA: 44  
PB: 0  
SB: 1  
CS: 1

AB	R	H	RBI	BB	SO	LOB
4	1	1	1	1	0	2
4	1	2	1	1	0	2
4	2	2	5	1	0	2
5	0	0	0	0	1	2
3	2	1	0	2	2	0
5	2	3	0	0	0	1
3	2	2	3	2	0	2
5	1	1	2	0	1	5
2	2	1	0	0	0	2
1	0	0	0	0	0	1
1B: 7	SF: 0					
2B: 3	SAC: 0					
3B: 0	DP: 1					
HR: 3	HBP: 1					

Batter	1	2	3	4	5	6	7	8	9								
<b>Omar Vizquel, S</b> OBP: 0.393, SLG: 0.428 (1, 6)	1-1 F7		2-2 P2	1-0 G6-3		4-0 FC3-6 BB	0-2 S 2B 1B										
<b>Enrique Wilson, S</b> OBP: 0.326, SLG: 0.386 (1, 5)	0-2 G6-3 1B		3-2 G4-3	4-1 HR BB		1-2 FC3-6 CS 1-2f	2-1 1-H 2B										
<b>Roberto Alomar, S</b> OBP: 0.433, SLG: 0.556 (1, 4)	1-1 G6-3 1-2f		2-1 HR	1-1 HR		3-2 G4-3 1-2	4-1 BB										
<b>Manny Ramirez, R</b> OBP: 0.417, SLG: 0.612 (1, 9)		0-3 K	2-2 F9	2-2 P6			F8 F9										
<b>Jim Thome, L</b> OBP: 0.429, SLG: 0.521 (1, 3)		2-3 K		4-1 E HR BB	4-1 1B BB		3-2 BB 1B WP 1B	0-3 K									
<b>Jacob Cruz, L</b> OBP: 0.408, SLG: 0.557 (1, 8)		0-0 BB 1B		0-0 E4 HR	1-1 1B		0-1 WP 2B 1B	2-1 G4-3									
<b>Richie Sexson, R</b> OBP: 0.304, SLG: 0.517 (1, 7)		4-2 BB		1-1 HR	0-0 F8		4-0 WP 2B BB	2-2 FC6-4 1B									
<b>Russell Bryan, L</b> OBP: 0.385, SLG: 0.522 (1, 10)		0-0 G5-3		2-3 K	1-2 F7		1-1 1B 2B	0-1 FC6-4 1-2f									
<b>Einar Diaz, R</b> OBP: 0.312, SLG: 0.354 (1, 2)			2-1 HR HBP	1-2 G6-3 HR 2B	2-1 P9		2-2 F8										
<b>Jesse Levis, L</b> (7, 2)																	
<b>Inning Stats</b>	R: 0 E: 0 K: 0 S: 7	H: 1 LOB: 0 BB: 0 P: 9	R: 0 E: 0 K: 2 S: 10	H: 1 LOB: 2 BB: 1 P: 16	R: 2 E: 0 K: 0 S: 19	H: 1 LOB: 0 BB: 0 P: 30	R: 6 E: 1 K: 1 S: 18	H: 3 LOB: 0 BB: 2 P: 34	R: 0 E: 0 K: 0 S: 9	H: 1 LOB: 2 BB: 1 P: 17	R: 0 E: 0 K: 0 S: 6	H: 0 LOB: 0 BB: 1 P: 14	R: 5 E: 0 K: 0 S: 29	H: 5 LOB: 2 BB: 2 P: 51	R: 0 E: 0 K: 1 S: 10	H: 1 LOB: 1 BB: 0 P: 14	
<b>PITCHER</b>	IP WLS BF H R ER SO	WLS BF H R ER SO	WLS BF H R ER SO	WLS BF H R ER SO	WLS BF H R ER SO	WLS BF H R ER SO	WLS BF H R ER SO	WLS BF H R ER SO	WLS BF H R ER SO	WLS BF H R ER SO	WLS BF H R ER SO	WLS BF H R ER SO	WLS BF H R ER SO	WLS BF H R ER SO	WLS BF H R ER SO	WLS BF H R ER SO	
<b>Jaime Navarro, R</b> ERA: 5.37 (1, 1)	3.2																
<b>Carlos Castillo, R</b> ERA: 4.7 (4, 1)	2.2	L	13	3	3	3	0	3	0	0	0	0	0	25	53	10.12	2.250
<b>41 Bill Simas, R</b> ERA: 4.84 (7, 1)	0.2		6	3	2	2	0	1	0	0	0	1	0	22	34	27.00	6.000
<b>Scott Eyre, L</b> ERA: 9.69 (8, 1)	1.0		4	1	0	0	1	0	0	0	0	0	0	10	14	0.00	1.000



Batter	1	2	3	4	5	6	7	8	9	AB R H RBI BB SO LOB	TOP											
Ray Durham, S (1, 4) OBP: 0.372, SLG: 0.476	0-0 FC6-4 1B	2-3 K		2-0 G4-3 S 1B		2-0 G3-1			4-1 SH2-4 2B BB	4 1 2 0 1 1 2												
Chris Singleton, L (1, 8) OBP: 0.348, SLG: 0.537	0-1 FC6-4 1B	0-0 1B		2-2 G4-3		0-1 G3-1			0-0 SH2-4	4 1 2 2 0 0 1												
Frank Thomas, R (1, 10) OBP: 0.415, SLG: 0.496	2-1 P3	2-0 1B HBP		3-3 K		3-3 K			2-2 F7	4 0 0 0 0 2 4												
Magglio Ordonez, R (1, 9) OBP: 0.364, SLG: 0.568	1-1 FC6-4	1-2 1B			0-1 F8				3-2 2B	5 1 3 3 0 0 2												
14 Paul Konerko, R (1, 3) OBP: 0.350, SLG: 0.527	2-2 F9	0-1 G1-3			1-2 FC6 1B				0-1 F7	5 0 1 0 0 0 5												
Brian Simmons, S (1, 7) OBP: 0.355, SLG: 0.566		2-0 HR		2-2 G3-1		1-3 K			1-1 G3-1	4 1 1 1 0 1 1												
Greg Norton, S (1, 5) OBP: 0.349, SLG: 0.391		0-1 2B 1B		2-3 K		0-1 FC6			0-1 G3-1	4 1 1 0 0 1 1												
Mark Johnson, L (1, 2) OBP: 0.312, SLG: 0.318		0-3 K		1-0 F7					4-1 FC6-4 BB	3 0 0 0 1 1 1												
Mike Caruso, S (1, 6) OBP: 0.271, SLG: 0.310		2-1 2B 1B		1-1 G3					1-0 FC6-4	4 1 1 0 0 0 1												
<b>Inning Stats</b>	R: 0 E: 0 K: 0 S: 10	H: 2 LOB: 2 BB: 0 P: 15	R: 4 E: 0 K: 2 S: 18	H: 5 LOB: 2 BB: 0 P: 27	R: 0 E: 0 K: 1 S: 8	H: 0 LOB: 0 BB: 0 P: 13	R: 0 E: 0 K: 1 S: 9	H: 1 LOB: 1 BB: 0 P: 17	R: 0 E: 0 K: 1 S: 11	H: 1 LOB: 1 BB: 0 P: 13	R: 0 E: 0 K: 0 S: 4	H: 0 LOB: 0 BB: 0 P: 7	R: 1 E: 0 K: 1 S: 9	H: 1 LOB: 0 BB: 0 P: 14	R: 0 E: 0 K: 0 S: 6	H: 0 LOB: 1 BB: 1 P: 12	R: 1 E: 0 K: 0 S: 11	H: 1 LOB: 1 BB: 1 P: 20	1B: 7 2B: 2 3B: 0 HR: 2	SF: 0 SAC: 1 DP: 0 HBP: 1	WP: 0 PB: 0 SB: 1 CS: 0	PA: 41
<b>PITCHER</b>	IP WLS BF H R ER SO BB IBB HBP BLK WP HR S P ERA WHIP																					
Charles Nagy, R (1, 1) ERA: 4.79	8.0 L 36 10 5 5 6 1 0 1 0 0 2 75 118 5.62 1.375																					
Ricardo Rincon, L (9, 1) ERA: 5.32	0.1 2 0 1 1 0 1 0 0 0 0 0 2 6 27.00 3.000																					
Steve Reed, R (9, 1) ERA: 3.48	0.2 3 1 0 0 0 0 0 0 0 0 0 9 14 0.00 1.500																					

Chicago White Sox @ Cleveland Indians  
 Jacobs Field, Cleveland, OH  
 Sun Aug 01 1999, 1:05 PM EDT  
 Att. 43,067 - Unknown - 78 F

livebaseballscorecards.com

AB	37
R	6
H	11
RBI	6
BB	2
SO	6
LOB	18



Batter	1	2	3	4	5	6	7	8	9	AB	R	H	RBI	BB	SO	LOB
Omar Vizquel, S OBP: 0.394, SLG: 0.427 (1, 6)	G6-3 ①			G3-6-3 1B ①		HR BB ①	FC3-6 1-2f 2-3 ②			3	1	1	0	1	0	2
Roberto Alomar, S OBP: 0.431, SLG: 0.561 (1, 4)	K ②			F8 ①		HR ①-H	F7 ③			4	1	1	2	0	1	3
Jacob Cruz, L OBP: 0.400, SLG: 0.534 (1, 8)	K ③			G3-6-3 1-2f ② ③		FC5 1B BB ①		G4-3 ①		3	0	0	0	1	1	1
Manny Ramirez, R OBP: 0.418, SLG: 0.610 (1, 9)			G6-4-3 BB ①		F8 ①	1-0 1-2 1B ①		K ②		3	0	1	0	1	1	0
Jim Thome, L OBP: 0.424, SLG: 0.514 (1, 10)			K ①		P5 ②	FC5 2-3f ③		G3 ③		4	0	0	0	0	1	3
Richie Sexson, R OBP: 0.306, SLG: 0.515 (1, 3)			G6-4-3 1-2f ② ③		1-0 HBP ③		1B 1B ①		G6-3 ①	3	1	1	0	0	0	1
Russell Branyan, L OBP: 0.367, SLG: 0.481 (1, 5)			K ①		K ③		FC3-6 1B 1B ①		K ②	4	0	1	0	0	3	1
Alex Ramirez, R OBP: 0.349, SLG: 0.463 (1, 7)			G5-3 ②		G5-3 ①	G5-3 ①	FC3-6 1B ①		K ③	4	0	1	1	0	1	0
Jesse Levis, L (1, 2)			G6-3 ③		G4-3 ②	G4-3 ②	B5 ①			3	0	0	0	0	0	2

Inning Stats	R: 0	H: 0	E: 0	K: 2	S: 11	LOB: 0	BB: 0	P: 18	R: 0	H: 0	E: 0	K: 1	S: 7	LOB: 0	BB: 1	P: 14	R: 0	H: 1	E: 0	K: 0	S: 11	LOB: 0	BB: 0	P: 14	R: 0	H: 0	E: 0	K: 1	S: 6	LOB: 1	BB: 0	P: 12	R: 2	H: 2	E: 0	K: 0	S: 19	LOB: 2	BB: 2	P: 35	R: 1	H: 3	E: 0	K: 0	S: 16	LOB: 2	BB: 0	P: 19	R: 0	H: 0	E: 0	K: 1	S: 7	LOB: 0	BB: 0	P: 11	R: 0	H: 0	E: 0	K: 2	S: 9	LOB: 0	BB: 0	P: 13	1B: 5	SF: 0	2B: 0	SAC: 0	3B: 0	DP: 2	HR: 1	HBP: 1	WP: 0	PA: 35
--------------	------	------	------	------	-------	--------	-------	-------	------	------	------	------	------	--------	-------	-------	------	------	------	------	-------	--------	-------	-------	------	------	------	------	------	--------	-------	-------	------	------	------	------	-------	--------	-------	-------	------	------	------	------	-------	--------	-------	-------	------	------	------	------	------	--------	-------	-------	------	------	------	------	------	--------	-------	-------	-------	-------	-------	--------	-------	-------	-------	--------	-------	--------


PITCHER	IP	WLS	BF	H	R	ER	SO	BB	IBB	HBP	BLK	WP	HR	S	P	ERA	WHIP
James Baldwin, R ERA: 6.23 (1, 1)	5.2	W	21	2	2	2	5	3	0	1	0	0	1	57	100	3.18	0.882
Sean Lowe, R ERA: 2.88 (6, 1)	0.1	H	3	2	1	1	0	0	0	0	0	0	0	6	9	27.00	6.000
Keith Foulke, R ERA: 2.5 (7, 1)	2.0	H	8	2	0	0	1	0	0	0	0	0	0	21	27	0.00	1.000
Bob Howry, R ERA: 3.32 (9, 1)	1.0	S	3	0	0	0	2	0	0	0	0	0	0	9	13	0.00	0.000

**BOTTOM**

**Chicago White Sox @ Cleveland Indians**  
 Jacobs Field, Cleveland, OH

Sun Aug 01 1999, 1:05 PM EDT  
 Att: 43,067 - Unknown - 78 F

AB	31
R	3
H	6
RBI	3
BB	3
SO	8
LOB	13



PITCHER	IP	WLS	BF	H	R	ER	SO	BB	IBB	HBP	BLK	WP	HR	S	P	ERA	WHIP
---------	----	-----	----	---	---	----	----	----	-----	-----	-----	----	----	---	---	-----	------



Batter	1	2	3	4	5	6	7	8	9	AB R H RBI BB SO LOB	TOP																
<b>Omar Vizquel, S</b> OBP: 0.394, SLG: 0.425 (1, 6)	4-2 3B BB	0-2 L3			1-1 S WP 1B		2-2 F8		2-2 F9	4 1 1 0 1 0 2																	
<b>Jacob Cruz, L</b> OBP: 0.393, SLG: 0.545 (1, 8)	3-1 G6-3 1-H 3B	0-0 G4-6-3 1-2f			2-3 K 1-2			2-2 G3		4 1 1 1 0 1 2																	
<b>Roberto Alomar, S</b> OBP: 0.428, SLG: 0.555 (1, 4)	3-1 G6-3 3-H 3B		3-3 K		0-1 L7			1-3 K		4 0 0 1 0 2 1																	
<b>Manny Ramirez, R</b> OBP: 0.416, SLG: 0.606 (1, 9)	3-2 HR 1B		1-3 K		2-1 L3 2-3			3-2 G6-3		4 1 1 0 0 1 1																	
<b>Jim Thome, L</b> OBP: 0.425, SLG: 0.522 (1, 3)	2-2 HR 1-H		2-0 F8			1-3 K		4-1 HR BB		3 2 1 2 1 1 0																	
<b>Richie Sexson, R</b> OBP: 0.308, SLG: 0.523 (1, 7)	0-1 HR			2-2 1B HBP		1-1 F7		0-0 F7		3 1 1 1 0 0 1																	
<b>David Justice, L</b> OBP: 0.400, SLG: 0.531 (1, 10)	3-2 G1-3			3-2 G6-4-3 1B		3-3 K		2-1 HR 1-H		4 1 2 2 0 1 0																	
<b>Russell Branyan, L</b> OBP: 0.353, SLG: 0.433 (1, 5)	1-1 P4			1-2 P5		0-3 K		3-0 S HBP		3 0 0 0 0 0 1 2 0 0 0 0 0 0 0 0																	
<b>Enrique Wilson, S</b> OBP: 0.326, SLG: 0.386 (9, PR) (9, 5)																											
<b>Einar Diaz, R</b> OBP: 0.311, SLG: 0.352 (1, 2)		0-2 G4-6-3 1B		0-1 G6-4-3 1-2f			1-2 G5-3		3-3 K	4 0 1 0 0 1 3																	
<b>Inning Stats</b>	R: 5 E: 0 K: 0 S: 20	H: 4 LOB: 0 BB: 1 P: 39	R: 0 E: 0 K: 0 S: 7	H: 1 LOB: 0 BB: 0 P: 7	R: 0 E: 0 K: 2 S: 7	H: 0 LOB: 0 BB: 0 P: 13	R: 0 E: 0 K: 0 S: 13	H: 1 LOB: 1 BB: 0 P: 19	R: 0 E: 0 K: 1 S: 13	H: 1 LOB: 1 BB: 0 P: 18	R: 0 E: 0 K: 1 S: 8	H: 0 LOB: 0 BB: 0 P: 13	R: 0 E: 0 K: 1 S: 12	H: 0 LOB: 0 BB: 0 P: 15	R: 0 E: 0 K: 1 S: 12	H: 0 LOB: 0 BB: 0 P: 18	R: 2 E: 0 K: 1 S: 12	H: 1 LOB: 2 BB: 1 P: 26	1B: 4 2B: 0 3B: 1 HR: 3	SF: 0 SAC: 0 DP: 2 HBP: 2	WP: 1 PB: 0 SB: 2 CS: 0	PA: 37					
<b>PITCHER</b>	IP WLS BF H R ER SO BB IBB HBP BLK WP HR S P ERA WHIP																										
<b>Pat Rapp, R</b> ERA: 4.61 (1, 1)	5.0		22	7	5	5	3	1	0	1	0	1	2	60	96	9.00	1.600										
<b>Rheal Cormier, L</b> ERA: 3.77 (6, 1)	2.0		6	0	0	0	3	0	0	0	0	0	0	20	28	0.00	0.000										
<b>Rich Garces, R</b> ERA: 0.63 (8, 1)	1.1	L	5	0	1	1	1	1	0	0	0	0	0	14	24	6.75	0.750										
<b>Mark Guthrie, L</b> ERA: 6.57 (9, 1)	0.2		4	1	1	1	1	0	0	1	0	0	1	10	20	13.50	1.500										

**Cleveland Indians @ Boston Red Sox**  
 Fenway Park, Boston, MA  
 Mon Aug 02 1999, 7:05 PM EDT  
 Att. 33,218 - Unknown - 78 F

[livebaseballscorecards.com](http://livebaseballscorecards.com)

<b>AB</b>	<b>33</b>
<b>R</b>	<b>7</b>
<b>H</b>	<b>8</b>
<b>RBI</b>	<b>7</b>
<b>BB</b>	<b>2</b>
<b>SO</b>	<b>8</b>
<b>LOB</b>	<b>12</b>



Batter	1	2	3	4	5	6	7	8	9	AB R H RBI BB SO LOB
Jose Offerman, S OBP: 0.366, SLG: 0.413 (1, 4)	1-0 F7	1-2 P6		1-0 1B		4-2 BB			0-0 L6	4 0 1 0 1 0 0
John Valentin, R OBP: 0.316, SLG: 0.430 (1, 5)	0-2 1B	0-0 F8		0-1 1B		1-1 F9			1-2 F9	5 1 2 1 0 0 1
Brian Daubach, L OBP: 0.358, SLG: 0.586 Mike Stanley, R OBP: 0.380, SLG: 0.456 (4, PH) (5, 3)	1-0 1B		3-2 G3-1	1-1 G6-4-3			2-2 G4-6-3		0-0 P4	2 1 1 0 0 0 0 3 0 1 0 0 0 2
Nomar Garciaparra, R OBP: 0.408, SLG: 0.618 (1, 6)	0-0 3B		1-0 HR		2-2 FC6-4		4-2 G4-6-3			3 2 3 2 1 0 0
Troy O'Leary, L OBP: 0.342, SLG: 0.522 (1, 7)	2-1 3B		0-1 FC6-4		1-3 K		2-1 G4-6-3			4 0 2 2 0 1 3
Butch Huskey, R OBP: 0.351, SLG: 0.507 18 Reggie Jefferson, S OBP: 0.366, SLG: 0.453 (1, 10) (7, PH)	0-2 P4		2-3 K		2-2 FC6-4		0-3 K			3 0 0 0 0 1 3 1 0 0 0 0 1 1
Jason Varitek, S OBP: 0.322, SLG: 0.472 (1, 2)	4-2 BB		0-0 FC6-4		1-0 SAFE L7			2-3 K		3 0 0 0 1 1 2
Darren Lewis, R OBP: 0.329, SLG: 0.332 (1, 8)	2-1 F9			1-0 P5				0-0 G4-3		4 0 0 0 0 0 2
Trot Nixon, L OBP: 0.355, SLG: 0.450 (1, 9)		1-0 F8		1-0 1B				1-3 K		3 1 0 0 0 1 0

Inning Stats	R: 3	H: 4	E: 0	K: 0	S: 15	LOB: 2	BB: 1	P: 25	R: 0	H: 0	E: 0	K: 0	S: 5	LOB: 0	BB: 0	P: 7	R: 1	H: 2	E: 0	K: 1	S: 10	LOB: 1	BB: 0	P: 16	R: 1	H: 2	E: 0	K: 0	S: 6	LOB: 1	BB: 0	P: 10	R: 0	H: 1	E: 0	K: 1	S: 10	LOB: 1	BB: 0	P: 16	R: 0	H: 0	E: 0	K: 0	S: 11	LOB: 1	BB: 1	P: 20	R: 0	H: 1	E: 0	K: 1	S: 10	LOB: 1	BB: 1	P: 18	R: 0	H: 0	E: 0	K: 2	S: 7	LOB: 0	BB: 0	P: 10	R: 0	H: 0	E: 0	K: 0	S: 5	LOB: 0	BB: 0	P: 6	1B: 7	2B: 1	3B: 1	SF: 0	SAC: 0	DP: 2	HBP: 1	WP: 0	PB: 0	SB: 0	CS: 0	PA: 39
--------------	------	------	------	------	-------	--------	-------	-------	------	------	------	------	------	--------	-------	------	------	------	------	------	-------	--------	-------	-------	------	------	------	------	------	--------	-------	-------	------	------	------	------	-------	--------	-------	-------	------	------	------	------	-------	--------	-------	-------	------	------	------	------	-------	--------	-------	-------	------	------	------	------	------	--------	-------	-------	------	------	------	------	------	--------	-------	------	-------	-------	-------	-------	--------	-------	--------	-------	-------	-------	-------	--------

PITCHER	IP	WLS	BF	H	R	ER	SO	BB	IBB	HBP	BLK	WP	HR	S	P	ERA	WHIP
Dwight Gooden, R ERA: 5.81 (1, 1)	2.2		15	6	4	4	1	1	0	0	0	0	1	29	47	13.50	2.625
Chris Haney, L ERA: 1.23 (3, 1)	3.1		14	3	1	1	1	1	0	1	0	0	0	28	47	2.70	1.200
Steve Karsay, R ERA: 2.73 (7, 1)	2.0	W	7	1	0	0	3	1	0	0	0	0	0	17	28	0.00	1.000
Michael Jackson, R ERA: 4.44 (9, 1)	1.0	S	3	0	0	0	0	0	0	0	0	0	0	5	6	0.00	0.000

**BOTTOM**

**Cleveland Indians @ Boston Red Sox**  
**Fenway Park, Boston, MA**  
 Mon Aug 02 1999, 7:05 PM EDT  
 Att: 33,218 - Unknown - 78 F

livebaseballscorecards.com

<b>AB</b>	<b>35</b>
<b>R</b>	<b>5</b>
<b>H</b>	<b>10</b>
<b>RBI</b>	<b>5</b>
<b>BB</b>	<b>3</b>
<b>SO</b>	<b>5</b>
<b>LOB</b>	<b>14</b>





Batter	1	2	3	4	5	6	7	8	9	AB R H RBI BB SO LOB	TOP																	
Omar Vizquel, S OBP: 0.396, SLG: 0.426 (1, 6)	0-3 K		3-2 CS 1B 1B			4-0 1B G4-3 S BB	0-2 F7		1-2 G5-4-3 1B 1-2 2-H	4 1 2 1 1 1 3																		
Enrique Wilson, S OBP: 0.328, SLG: 0.387 (1, 4) (9, 5)	2-2 F8		0-0 1B			2-2 G4-3 1B 1-3		2-1 F8	0-1 G5-4-3 1-2f	5 0 2 0 0 0 2																		
Jacob Cruz, L OBP: 0.375, SLG: 0.519 (1, 8)	3-2 G5-3		0-1 CS		0-2 G4-3	1-0 G4-3 1-2f 3-H		2-2 G4-3		4 0 0 0 0 0 1																		
Manny Ramirez, R OBP: 0.415, SLG: 0.601 (1, 9)		0-3 K		2-3 K		3-3 K		4-0 HR		3 1 0 0 1 3 0																		
Jim Thome, L OBP: 0.426, SLG: 0.540 (1, 3)		3-0 HR		2-3 K			3-1 G1-3	0-1 HR		4 2 2 3 0 1 0																		
Richie Sexson, R OBP: 0.308, SLG: 0.518 (1, 7)		1-1 L8			1-3 K		4-1 BB BB BB	1-2 F7		3 0 0 0 1 1 0																		
David Justice, L OBP: 0.404, SLG: 0.530 (1, 10)		1-2 K			4-1 BB BB		4-1 BB 1-2 BB	4-2 BB 1B BB		1 1 0 0 3 1 0																		
Russell Branyan, L OBP: 0.316, SLG: 0.382 Roberto Alomar, S OBP: 0.428, SLG: 0.555 (1, 5) (9, 4)			1-1 F9		1-3 K		0-3 K	1-3 K		4 0 0 0 0 3 4 0 0 0 0 0 0 0																		
Einar Diaz, R OBP: 0.313, SLG: 0.350 (1, 2)			2-2 G4-3		1-2 F7		4-0 BB 1-2 2-3 BB	4-2 1B BB		2 0 0 0 2 0 1																		
<b>Inning Stats</b>	R: 0 E: 0 K: 1 S: 11	H: 0 LOB: 0 BB: 0 P: 16	R: 1 E: 0 K: 2 S: 9	H: 1 LOB: 0 BB: 0 P: 14	R: 0 E: 0 K: 0 S: 11	H: 2 LOB: 1 BB: 0 P: 17	R: 0 E: 0 K: 2 S: 9	H: 0 LOB: 0 BB: 0 P: 13	R: 0 E: 0 K: 2 S: 10	H: 0 LOB: 1 BB: 1 P: 17	R: 1 E: 0 K: 1 S: 7	H: 1 LOB: 0 BB: 1 P: 17	R: 0 E: 0 K: 1 S: 10	H: 0 LOB: 3 BB: 3 P: 25	R: 2 E: 0 K: 0 S: 10	H: 1 LOB: 0 BB: 1 P: 19	R: 1 E: 0 K: 1 S: 13	H: 1 LOB: 1 BB: 2 P: 23	1B: 4 2B: 0 3B: 0 HR: 2	SF: 0 SAC: 0 DP: 2 HBP: 0	WP: 0 PB: 0 SB: 1 CS: 1	PA: 39						
<b>PITCHER</b>	IP WLS BF H R ER SO BB IBB HBP BLK WP HR S P ERA WHIP																											
Pedro Martinez, R ERA: 2.48 (1, 1)	5.0		18	3	1	1	7	1	0	0	0	0	0	1	50	77	1.80	0.800										
Rich Garces, R ERA: 1.28 (6, 1)	0.0		2	1	1	1	0	1	0	0	0	0	0	0	3	9	∞	∞										
Bryce Florie, R ERA: 4.42 (6, 1)	1.2	H	7	0	0	0	2	3	0	0	0	0	0	0	11	30	0.00	1.800										
Rheal Cormier, L ERA: 3.74 (7, 1)	0.1	H	1	0	0	0	0	0	0	0	0	0	0	0	3	3	0.00	0.000										
49 Tim Wakefield, R ERA: 5.11 (8, 1)	2.0	L	10	2	3	3	1	3	0	0	0	0	0	1	23	42	13.50	2.500										

**Cleveland Indians @ Boston Red Sox**  
**Fenway Park, Boston, MA**  
 Tue Aug 03 1999, 7:05 PM EDT  
 Att. 33,650 - Unknown - 78 F

livebaseballscorecards.com

AB	30
R	5
H	6
RBI	4
BB	8
SO	10
LOB	11



Batter	1	2	3	4	5	6	7	8	9	AB	R	H	RBI	BB	SO	LOB
Jose Offerman, S (1, 4) OBP: 0.364, SLG: 0.408	4-1 CS BB		2-0 F8	0-0 CS	1-0 G4-3		3-1 L8	3-2 G5-3		4	0	0	0	1	0	2
John Valentin, R (1, 5) OBP: 0.319, SLG: 0.431	4-1 BB BB		1-2 BB 1B		3-3 K		1-2 1B BB 1B	2-2 G5-3		4	2	2	0	1	1	2
Brian Daubach, L (1, 10) OBP: 0.366, SLG: 0.586 Butch Huskey, R (7, PH) OBP: 0.354, SLG: 0.509 18 Reggie Jefferson, S (9, PH) OBP: 0.364, SLG: 0.450	4-0 BB BB		4-2 1B 2B BB		4-0 BB		0-0 BB 1B 1B		1-0 P6	0	1	0	0	3	0	0
Nomar Garciaparra, R (1, 6) OBP: 0.411, SLG: 0.618	0-0 L8		2-2 2B 1B		0-2 L5		1-1 BB 1B		1-0 1B	5	1	3	1	0	0	3
Troy O'Leary, L (1, 7) OBP: 0.340, SLG: 0.520	2-3 K		1-1 2B				2-0 G4-3		1-0 F9	5	0	1	2	0	2	6
Mike Stanley, R (1, 3) OBP: 0.380, SLG: 0.452		2-1 P4	2-2 F8				4-2 FC5-4 BB		2-2 F9	3	0	0	1	2	0	2
Damon Buford, R (1, 8) OBP: 0.306, SLG: 0.377		3-3 K			3-2 P3		1-2 FC5-4 BB		1-3 K	4	0	0	0	0	2	4
Jason Varitek, S (1, 2) OBP: 0.327, SLG: 0.470 Donnie Sadler, R (8, PR) OBP: 0.262, SLG: 0.325 Lenny Webster, R (9, 2) OBP: 0.326, SLG: 0.189		1-1 G3			4-2 FC5-4 BB		4-1 BB		4-1 SH3-4 BB	1	0	0	0	3	0	0
Darren Lewis, R (1, 9) OBP: 0.327, SLG: 0.329			1-2 L7		3-2 FC5-4 CS		1-2 FC5		1-0 SH3-4	3	0	0	0	0	0	3


Inning Stats	R: 0	H: 0	E: 0	LOB: 2	K: 1	P: 20	R: 0	H: 0	E: 0	LOB: 0	K: 1	P: 14	R: 3	H: 3	E: 0	LOB: 1	K: 0	P: 31	R: 0	H: 0	E: 0	LOB: 0	K: 0	P: 20	R: 0	H: 0	E: 0	LOB: 1	K: 1	P: 17	R: 0	H: 0	E: 0	LOB: 2	K: 0	P: 23	R: 1	H: 3	E: 0	LOB: 3	K: 2	P: 28	R: 0	H: 0	E: 0	LOB: 2	K: 0	P: 18	R: 0	H: 1	E: 0	LOB: 1	K: 0	P: 11	1B: 6	SF: 0	2B: 1	SAC: 1	3B: 0	DP: 0	HR: 0	HBP: 0
--------------	------	------	------	--------	------	-------	------	------	------	--------	------	-------	------	------	------	--------	------	-------	------	------	------	--------	------	-------	------	------	------	--------	------	-------	------	------	------	--------	------	-------	------	------	------	--------	------	-------	------	------	------	--------	------	-------	------	------	------	--------	------	-------	-------	-------	-------	--------	-------	-------	-------	--------

PITCHER	IP	WLS	BF	H	R	ER	SO	BB	IBB	HBP	BLK	WP	HR	S	P	ERA	WHIP
Jaret Wright, R (1, 1) ERA: 5.88	4.2		21	3	3	3	3	6	0	0	0	0	0	48	99	5.79	1.929
Steve Reed, R (5, 1) ERA: 3.38	1.1		6	0	0	0	2	0	0	0	0	0	0	14	26	0.00	1.500
Ricardo Rincon, L (7, 1) ERA: 5.63	0.1		3	2	1	1	0	0	0	0	0	0	0	7	11	27.00	6.000
Paul Shuey, R (7, 1) ERA: 3.25	1.2	W	8	1	0	0	2	2	0	0	0	0	0	18	35	0.00	1.800
Michael Jackson, R (9, 1) ERA: 4.34	1.0	S	4	1	0	0	0	0	0	0	0	0	0	6	11	0.00	1.000

**BOTTOM**

**Cleveland Indians @ Boston Red Sox**  
 Fenway Park, Boston, MA  
 Tue Aug 03 1999, 7:05 PM EDT  
 Att: 33,650 - Unknown - 78 F

AB	31
R	4
H	7
RBI	4
BB	10
SO	5
LOB	22



PITCHER	IP	WLS	BF	H	R	ER	SO	BB	IBB	HBP	BLK	WP	HR	S	P	ERA	WHIP
---------	----	-----	----	---	---	----	----	----	-----	-----	-----	----	----	---	---	-----	------



Batter	1	2	3	4	5	6	7	8	9	AB R H RBI BB SO LOB	TOP									
<b>Omar Vizquel, S</b> (1, 6) OBP: 0.392, SLG: 0.420	1-2 G4-3		2-1 F8		0-0 B5-3		0-0 F7		1-1 F8	5 0 0 0 0 0 3										
<b>Enrique Wilson, S</b> (1, 5) OBP: 0.327, SLG: 0.384	0-3 K		2-1 F7		0-0 1B			2-1 F7		4 0 1 0 0 1 1										
<b>Roberto Alomar, S</b> (1, 4) OBP: 0.428, SLG: 0.557	2-1 1B		0-1 2B		2-2 L8			3-2 G6-3		4 0 2 1 0 0 1										
<b>Jim Thome, L</b> (1, 3) OBP: 0.422, SLG: 0.534	3-2 G4-3		1-0 G2-3			1-3 K		1-1 G4-3		4 0 0 0 0 1 2										
<b>David Justice, L</b> (1, 10) OBP: 0.405, SLG: 0.536		3-2 G6-3		3-1 P5		0-2 2B			0-0 2B	4 1 2 0 0 0 0										
<b>Richie Sexson, R</b> (1, 7) OBP: 0.310, SLG: 0.521		3-2 1B		0-0 G3-1 2B		1-3 K			1-0 P5	4 0 2 0 0 1 2										
<b>Jacob Cruz, L</b> (1, 8) OBP: 0.370, SLG: 0.518		1-1 L8		0-2 G3-1 2-3		0-3 K			0-1 1B 2B	4 0 1 1 0 1 3										
<b>Alex Ramirez, R</b> (1, 9) OBP: 0.319, SLG: 0.422		0-0 F8		0-0 F9			2-3 K		0-0 F8	4 0 0 0 0 1 3										
<b>Einar Diaz, R</b> (1, 2) OBP: 0.316, SLG: 0.352			0-0 E5 2B		0-1 G5-3		2-1 1B		0-1 1B	4 1 2 0 0 0 0										
<b>Inning Stats</b>	R: 0 E: 0 K: 1 S: 12	H: 1 LOB: 1 BB: 0 P: 18	R: 0 E: 0 K: 0 S: 11	H: 1 LOB: 1 BB: 0 P: 18	R: 1 E: 1 K: 0 S: 8	H: 1 LOB: 1 BB: 0 P: 13	R: 0 E: 0 K: 0 S: 7	H: 1 LOB: 1 BB: 0 P: 10	R: 0 E: 0 K: 3 S: 12	H: 1 LOB: 1 BB: 0 P: 14	R: 0 E: 0 K: 1 S: 8	H: 1 LOB: 0 BB: 0 P: 12	R: 0 E: 0 K: 0 S: 7	H: 0 LOB: 0 BB: 0 P: 13	R: 1 E: 0 K: 0 S: 9	H: 3 LOB: 2 BB: 0 P: 11	1B: 5 2B: 5 3B: 0 HR: 0	SF: 0 SAC: 0 DP: 0 HBP: 0	WP: 0 PB: 0 SB: 0 CS: 0	PA: 37
<b>PITCHER</b>	IP WLS BF H R ER SO BB IBB HBP BLK WP HR S P ERA WHIP																			
<b>Mark Portugal, R</b> (1, 1) ERA: 5.25	8.2 W 36 10 2 1 5 0 0 0 0 0 0 0 81 117 1.04 1.154																			
<b>Derek Lowe, R</b> (9, 1) ERA: 3.36	0.1 1 0 0 0 0 0 0 0 0 0 0 0 2 3 0.00 0.000																			

**Cleveland Indians @ Boston Red Sox**  
**Fenway Park, Boston, MA**  
 Wed Aug 04 1999, 1:05 PM EDT  
 Att. 33,282 - Sunny - 85 F

[livebaseballscorecards.com](http://livebaseballscorecards.com)

**AB 37**  
**R 2**  
**H 10**  
**RBI 2**  
**BB 0**  
**SO 5**  
**LOB 15**







Batter	1	2	3	4	5	6	7	8	9	AB R H RBI BB SO LOB	TOP															
<b>Omar Vizquel, S</b> (1, 6) OBP: 0.394, SLG: 0.425	3-2 G4-3 1B		1-0 SH5-4 1B		2-2 2B	3-1 F9			0-1 F7	5 0 3 0 0 0 3																
<b>Jacob Cruz, L</b> (1, 8) OBP: 0.368, SLG: 0.511	2-2 G4-3		0-0 SH5-4		0-0 P4			1-1 1B	1-2 P6	3 0 1 0 0 0 3																
<b>Alex Ramirez, R</b> (7, 8) OBP: 0.313, SLG: 0.413	1-2		1-2 2-3		1-2 G4-3			0-3 1B		1 0 0 0 0 0 1																
<b>Roberto Alomar, S</b> (1, 4) OBP: 0.425, SLG: 0.551	2-3 1B		1-1 P6		1-2 G4-3			0-3 1B		4 0 0 0 0 2 5																
<b>Manny Ramirez, R</b> (1, 9) OBP: 0.411, SLG: 0.595	2-1 F7		3-2 F7		0-0 F8			2-2 P4		4 0 0 0 0 0 3																
<b>Jim Thome, L</b> (1, 3) OBP: 0.420, SLG: 0.529			3-2 P6		3-3 K			2-1 G1-3		3 1 0 0 0 1 0																
<b>David Justice, L</b> (1, 10) OBP: 0.403, SLG: 0.531			3-2 G6-3		2-1 F7			0-0 F9		3 1 0 0 1 0 0																
<b>Richie Sexson, R</b> (1, 7) OBP: 0.312, SLG: 0.519			2-1 FC6 1B		2-2 G5-3			1-3 1B		3 0 1 0 1 1 0																
<b>Enrique Wilson, S</b> (1, 5) OBP: 0.321, SLG: 0.379			1-2 FC6		2-2 F7			1-1 SF7		3 0 0 1 0 0 1																
<b>Einar Diaz, R</b> (1, 2) OBP: 0.322, SLG: 0.355			1-1 SH5-4 1B		3-1 E5 2B			1-1 1B		3 0 2 1 0 0 0																
<b>Inning Stats</b>	R: 0 E: 0 K: 1 S: 11	H: 1 LOB: 1 BB: 0 P: 20	R: 0 E: 0 K: 0 S: 12	H: 1 LOB: 1 BB: 0 P: 21	R: 0 E: 0 K: 0 S: 10	H: 2 LOB: 2 BB: 0 P: 16	R: 0 E: 0 K: 1 S: 9	H: 0 LOB: 0 BB: 0 P: 16	R: 0 E: 1 K: 0 S: 13	H: 1 LOB: 2 BB: 0 P: 21	R: 2 E: 0 K: 0 S: 10	H: 1 LOB: 2 BB: 2 P: 26	R: 0 E: 0 K: 1 S: 9	H: 1 LOB: 0 BB: 0 P: 12	R: 0 E: 0 K: 1 S: 6	H: 0 LOB: 0 BB: 0 P: 9	R: 0 E: 0 K: 0 S: 10	H: 0 LOB: 1 BB: 0 P: 14	1B: 6 2B: 1 3B: 0 HR: 0	SF: 1 SAC: 1 DP: 0 HBP: 2	WP: 0 PB: 0 SB: 0 CS: 0	PA: 38				
<b>PITCHER</b>	IP WLS BF H R ER SO BB IBB HBP BLK WP HR S P ERA WHIP																									
<b>Rolando Arrojo, R</b> (1, 1) ERA: 5.88	5.2		27	6	2	2	2	2	2	0	0	0	63	115	3.18	1.412										
<b>Esteban Yan, R</b> (6, 1) ERA: 5.55	1.1	W	4	1	0	0	1	0	0	0	0	0	11	17	0.00	0.750										
<b>Norm Charlton, L</b> (8, 1) ERA: 3.66	1.0	H	3	0	0	0	1	0	0	0	0	0	6	9	0.00	0.000										
<b>Roberto Hernandez, R</b> (9, 1) ERA: 3.31	1.0	S	4	0	0	0	0	0	0	1	0	0	10	14	0.00	0.000										

Cleveland Indians @ Tampa Bay Devil Rays  
Tropicana Field, St. Petersburg, FL

Fri Aug 06 1999, 7:05 PM EDT  
Att: 32,607 - Dome - 72 F

AB	32
R	2
H	7
RBI	2
BB	2
SO	4
LOB	16



Batter	1	2	3	4	5	6	7	8	9	AB R H RBI BB SO LOB
<b>Terrell Lowery, R</b> OBP: 0.370, SLG: 0.486 (1, 8) C C B S 1-3 K ①			<b>P3</b> 1-2 P3 ②		<b>K</b> 2-3 K ② 1-2		<b>G6-3</b> 1-2 G6-3 ①			4 0 0 0 0 2 1
<b>Wade Boggs, L</b> OBP: 0.368, SLG: 0.351 (1, 5) B C B B F X 3-2 F7 ②			<b>G1-3</b> 3-1 G1-3 ③			<b>G3-1</b> 2-2 G3-1 ①	<b>1B BB</b> 4-1 1B BB			3 0 0 0 1 0 0
<b>Tony Graffanino, R</b> OBP: 0.345, SLG: 0.586 (1, 4) C X 0-1 F8 ③				<b>E6</b> 2-0 E6 S 2B		<b>F7</b> 0-1 F7 ②	<b>G4-6-3</b> 0-2 G4-6-3 1B 1-2 1B			4 1 1 0 0 0 0
<b>Fred McGriff, L</b> OBP: 0.429, SLG: 0.616 (1, 10) X 0-0 BB 1B				<b>F8</b> 3-1 F8 ①		<b>1B BB</b> 1-0 1B BB	<b>G4-6-3</b> 0-0 G4-6-3 ② 1-2f			4 1 2 0 0 0 3
<b>Bubba Trammell, R</b> OBP: 0.391, SLG: 0.507 (1, 7) C B B B B 4-1 BB 1B				<b>2B</b> 3-1 2B 1-H		<b>1B BB</b> 4-2 1B BB		<b>P4</b> 3-2 P4 ①		2 1 1 1 2 0 0
<b>Paul Sorrento, L</b> OBP: 0.336, SLG: 0.391 (1, 3) C B B C S 2-3 K ①				<b>K</b> 0-3 K ②		<b>1B BB</b> 4-1 1B BB		<b>F8</b> 1-0 F8 ②		3 1 0 0 1 2 3
<b>Aaron Ledesma, R</b> OBP: 0.292, SLG: 0.295 (1, 6) C X 0-1 F8 ②				<b>P4</b> 0-0 P4 ③		<b>1B</b> 1-2 1B		<b>1B</b> 0-1 1B		4 0 2 2 0 0 3
<b>Dave Martinez, L</b> OBP: 0.362, SLG: 0.409 (1, 9) B X 1-0 F8 ③					<b>CS BB</b> 4-1 CS BB	<b>1B</b> 3-2 1B		<b>F7</b> 1-2 F7 ③		3 0 1 1 1 0 3
<b>Mike DiFelice, R</b> OBP: 0.324, SLG: 0.485 (1, 2) B C B X 2-1 L9 ①					<b>K</b> 1-3 K ①	<b>G4-3</b> 1-0 G4-3 ③				3 0 0 0 0 1 3

Inning Stats	R: 0 E: 0 K: 1 S: 8	H: 0 LOB: 0 BB: 0 P: 12	R: 0 E: 0 K: 1 S: 8	H: 1 LOB: 2 BB: 1 P: 15	R: 0 E: 0 K: 0 S: 7	H: 0 LOB: 0 BB: 0 P: 13	R: 1 E: 1 K: 1 S: 9	H: 1 LOB: 1 BB: 0 P: 17	R: 0 E: 0 K: 2 S: 7	H: 0 LOB: 1 BB: 1 P: 14	R: 3 E: 0 K: 0 S: 17	H: 3 LOB: 2 BB: 2 P: 33	R: 0 E: 0 K: 0 S: 8	H: 1 LOB: 1 BB: 1 P: 13	R: 0 E: 0 K: 0 S: 9	H: 1 LOB: 1 BB: 0 P: 14	1B: 6 2B: 2 3B: 0 HR: 0	SF: 0 SAC: 0 DP: 2 HBP: 0
--------------	------------------------------	----------------------------------	------------------------------	----------------------------------	------------------------------	----------------------------------	------------------------------	----------------------------------	------------------------------	----------------------------------	-------------------------------	----------------------------------	------------------------------	----------------------------------	------------------------------	----------------------------------	----------------------------------	------------------------------------


**BOTTOM**

**Cleveland Indians @ Tampa Bay Devil Rays**  
Tropicana Field, St. Petersburg, FL

Fri Aug 06 1999, 7:05 PM EDT  
Att: 32,607 - Dome - 72 F

<b>AB</b>	<b>30</b>
<b>R</b>	<b>4</b>
<b>H</b>	<b>7</b>
<b>RBI</b>	<b>4</b>
<b>BB</b>	<b>5</b>
<b>SO</b>	<b>5</b>
<b>LOB</b>	<b>16</b>

WP: 0 PA: 35  
PB: 0  
SB: 1  
CS: 1



PITCHER	IP	WLS	BF	H	R	ER	SO	BB	IBB	HBP	BLK	WP	HR	S	P	ERA	WHIP
<b>Dave Burba, R</b> ERA: 4.9 (1, 1)	5.2	L	26	5	4	3	5	4	0	0	0	0	0	55	102	4.76	1.588
<b>Steve Karsay, R</b> ERA: 2.67 (6, 1)	1.1		5	1	0	0	0	1	0	0	0	0	0	9	15	0.00	1.500
<b>Steve Reed, R</b> ERA: 3.33 (8, 1)	0.2		3	1	0	0	0	0	0	0	0	0	0	6	10	0.00	1.500
<b>Paul Assenmacher, L</b> ERA: 7.54 (8, 1)	0.1		1	0	0	0	0	0	0	0	0	0	0	3	4	0.00	0.000



Batter	1	2	3	4	5	6	7	8	9	AB R H RBI BB SO LOB	TOP											
<b>Dave Roberts, L</b> (1, 8) OBP: 0.667, SLG: 0.800	0-1 G1-3	3-1 2B		0-0 E 1B	4-1 2B BB		1-1 E 2B 1B	1-0 G3		5 3 3 0 1 0 1												
<b>Omar Vizquel, S</b> (1, 6) OBP: 0.395, SLG: 0.427	4-2 BB HR BB	1-2 F8		1-0 E1 BB 2B 1B	0-1 F7		1-0 SH1-3 1B 2B	0-0 F7		5 3 2 1 1 0 2												
<b>Roberto Alomar, S</b> (1, 4) OBP: 0.426, SLG: 0.556	4-1 HR BB		2-2 1B 2B	1-3 K	1-2 F7		1-1 SH1-3	0-0 1B 2B		4 3 2 0 1 1 2												
<b>Manny Ramirez, R</b> (1, 9) OBP: 0.419, SLG: 0.609 <b>Alex Ramirez, R</b> (9, 9) OBP: 0.313, SLG: 0.413	0-1 HR		0-0 HR 1B	4-2 2B 1B BB	0-1 2B		1-0 1B HBP	4-0 1B 1B		3 4 3 5 2 0 0 0 0 0 0 0 0 0												
<b>Jim Thome, L</b> (1, 3) OBP: 0.426, SLG: 0.545	3-0 G4-3		0-2 HR	2-1 1B 2B	4-2 BB		2-2 G1-6-3 1B	1-0 1B 1B		5 2 4 4 1 0 0												
<b>David Justice, L</b> (1, 10) OBP: 0.405, SLG: 0.528	3-2 1B		3-1 G4-3	4-0 F8 1B IBB	1-3 K		2-1 G1-6-3	0-0 1B		5 0 2 2 1 1 4												
<b>Richie Sexson, R</b> (1, 7) OBP: 0.313, SLG: 0.516	1-2 L6		3-2 1B	2-2 F8 1B		2-2 L7		0-0 G1-3		6 0 2 2 0 1 2												
<b>Russell Branyan, L</b> (1, 5) OBP: 0.286, SLG: 0.342 <b>Enrique Wilson, S</b> (7, 5) OBP: 0.320, SLG: 0.378			1-3 K	0-3 K	0-2 F8		1-3 K	2-2 G4-3		4 0 0 0 0 3 3 1 0 0 0 0 0 0												
<b>Einar Diaz, R</b> (1, 2) OBP: 0.320, SLG: 0.353			0-0 G5-3	0-1 F9	2-2 G6-3		2-0 P6	1-1 1B		5 0 1 0 0 0 3												
<b>Inning Stats</b>	R: 3 E: 0 K: 0 S: 17	H: 2 LOB: 1 BB: 2 P: 32	R: 0 E: 0 K: 1 S: 9	H: 1 LOB: 1 BB: 0 P: 14	R: 3 E: 0 K: 1 S: 19	H: 4 LOB: 1 BB: 2 P: 27	R: 4 E: 1 K: 1 S: 19	H: 4 LOB: 2 BB: 2 P: 35	R: 1 E: 0 K: 1 S: 14	H: 1 LOB: 2 BB: 2 P: 24	R: 0 E: 0 K: 1 S: 9	H: 0 LOB: 0 BB: 0 P: 14	R: 2 E: 1 K: 0 S: 10	H: 3 LOB: 1 BB: 0 P: 18	R: 0 E: 0 K: 0 S: 7	H: 1 LOB: 1 BB: 0 P: 11	R: 2 E: 0 K: 1 S: 7	H: 3 LOB: 1 BB: 1 P: 12	1B: 11 2B: 6 3B: 0 HR: 2	SF: 0 SAC: 1 DP: 1 HBP: 1	WP: 0 PB: 0 SB: 1 CS: 0	PA: 52
<b>PITCHER</b>	IP WLS BF H R ER SO BB IBB HBP BLK WP HR S P ERA WHIP																					
<b>Bobby Witt, R</b> (1, 1) ERA: 5.74	2.0 L 14 6 6 6 1 2 0 0 0 0 0 2 35 57 27.00 4.000																					
<b>Bryan Rekar, R</b> (3, 1) ERA: 5.8	1.1 11 5 4 4 2 1 1 0 0 0 0 0 23 43 27.00 4.500																					
<b>Rick White, R</b> (4, 1) ERA: 4.07	2.2 13 3 3 3 2 2 0 0 0 0 0 0 32 51 10.12 1.875																					
<b>Esteban Yan, R</b> (7, 1) ERA: 5.51	0.1 2 0 0 0 0 0 0 1 0 0 0 0 2 4 0.00 0.000																					
<b>Mike Duvall, L</b> (7, 1) ERA: 5.85	2.1 11 5 2 2 0 0 1 0 0 0 0 0 16 29 7.71 2.143																					
<b>PITCHER</b>	IP WLS BF H R ER SO BB IBB HBP BLK WP HR S P ERA WHIP																					
<b>Albie Lopez, R</b> (9, 1) ERA: 6.56	0.1 1 0 0 0 0 0 0 0 0 0 0 0 0 3 3 0.00 0.000																					

**Cleveland Indians @ Tampa Bay Devil Rays**  
Tropicana Field, St. Petersburg, FL  
Sat Aug 07 1999, 6:35 PM EDT  
Att: 38,215 - Dome - 72 F

AB	43
R	15
H	19
RBI	14
BB	7
SO	6
LOB	17



Batter	1	2	3	4	5	6	7	8	9	AB	R	H	RBI	BB	SO	LOB
<b>Terrell Lowery, R</b> OBP: 0.372, SLG: 0.481 (1, 8) C B S F F X	2-2 G6-3 ①		4-1 1B 2B BB 1-2 2-3	2-2 SF9 ②		1-1 HR 1B C B X		1-3 K ① S B C C		3	2	1	1	1	1	0
<b>Wade Boggs, L</b> OBP: 0.375, SLG: 0.369 (1, 5) C X	0-1 G4-3 ②		1-0 2B 1B 1-2 2-3 3-H	1-1 1B 3-H		2-2 HR 1B 1-H B C C B X		4-1 1B BB B B B C B B		4	2	3	4	1	0	0
<b>Tony Graffanino, R</b> OBP: 0.324, SLG: 0.529 (1, 4) B X	1-0 F8 ③		0-3 K ① S C C B X	1-2 F8 ③		3-2 F9 ② B C C C B B X		0-2 FC6-4 1B 1-2 C S X		5	0	1	0	0	1	4
<b>Fred McGriff, L</b> OBP: 0.426, SLG: 0.613 (1, 10) B C X		1-1 F9 ① B B F X	2-1 2B 1-H 2-H 3-H B B F X		3-1 G4-3 ① S X	0-1 G6-3 ③		0-1 F7 ② F X		5	0	1	3	0	0	2
<b>Bubba Trammell, R</b> OBP: 0.397, SLG: 0.520 (1, 7) B B B B B		4-1 FC6-4 BB B B B B X	2-2 G6-3 ② C C C B B X		0-0 1B 2B X		1-1 G4-3 1B 2B F B X	2-2 FC6-4 1-2f C B C F B X		4	2	2	0	1	0	3
<b>Paul Sorrento, L</b> OBP: 0.338, SLG: 0.388 (1, 3) F B B B B		4-1 FC6-4 BB 1-2 F B B B B	2-3 K ③ F B S B S		2-2 FC5-4 1B 2-H C B C B X		0-0 G4-3 ① 2-3 X		1-0 G4-3 ① B X	4	0	1	1	1	1	2
<b>John Flaherty, R</b> OBP: 0.319, SLG: 0.404 (1, 2) B C X	2-2 FC6-4 1-2f 2-3 C X		0-1 2B SF9 1B B F X	1-1 FC5-4 ② 1-2f B F X		1-0 1B 3-H B X		0-1 F9 ② S X		5	1	2	1	0	0	3
<b>Dave Martinez, L</b> OBP: 0.360, SLG: 0.407 (1, 9) X		0-0 WP 1B 1B X	0-3 K ① C C C S	0-2 G4-3 ③ C B F X		0-2 K ② B B B B B X		2-2 P4 ③ C B B B X		5	1	1	0	0	2	3
<b>Aaron Ledesma, R</b> OBP: 0.297, SLG: 0.306 (1, 6) S F F F X		0-2 1B WP 2B 1B 1-2 S F F F X	3-2 SF9 1B 2B C B B B X		0-1 G5-3 ① C X	0-1 G5-3 ③ S X				4	2	2	0	0	0	1

Inning Stats	R: 0	H: 0	E: 0	K: 0	S: 8	H: 0	LOB: 0	BB: 0	P: 11	R: 0	H: 0	E: 0	K: 0	S: 7	H: 0	LOB: 2	BB: 2	P: 18	R: 4	H: 4	E: 0	K: 2	S: 20	H: 4	LOB: 1	BB: 1	P: 31	R: 2	H: 3	E: 0	K: 1	S: 17	H: 2	LOB: 1	BB: 0	P: 18	R: 1	H: 2	E: 0	K: 0	S: 12	H: 2	LOB: 0	BB: 0	P: 18	R: 1	H: 2	E: 0	K: 1	S: 10	H: 1	LOB: 2	BB: 1	P: 20	R: 0	H: 1	E: 0	K: 1	S: 13	H: 0	LOB: 0	BB: 0	P: 9	R: 0	H: 0	E: 0	K: 0	S: 6	H: 0	LOB: 0	BB: 0	P: 9	1B: 9	SF: 1	2B: 4	SAC: 0	3B: 0	DP: 0	HR: 1	HBP: 0	WP: 1	PA: 44
--------------	------	------	------	------	------	------	--------	-------	-------	------	------	------	------	------	------	--------	-------	-------	------	------	------	------	-------	------	--------	-------	-------	------	------	------	------	-------	------	--------	-------	-------	------	------	------	------	-------	------	--------	-------	-------	------	------	------	------	-------	------	--------	-------	-------	------	------	------	------	-------	------	--------	-------	------	------	------	------	------	------	------	--------	-------	------	-------	-------	-------	--------	-------	-------	-------	--------	-------	--------

PITCHER	IP	WLS	BF	H	R	ER	SO	BB	IBB	HBP	BLK	WP	HR	S	P	ERA	WHIP
<b>Charles Nagy, R</b> ERA: 5.08 (1, 1)	5.0	W	26	9	7	7	3	3	0	0	0	1	0	64	102	12.60	2.400
<b>Chris Haney, L</b> ERA: 3.24 (6, 1)	1.0		5	2	2	2	0	0	0	0	0	0	1	12	18	18.00	2.000
<b>Paul Shuey, R</b> ERA: 3.34 (7, 1)	1.1		8	3	1	1	2	1	0	0	0	0	0	17	26	6.75	3.000
<b>Ricardo Rincon, L</b> ERA: 5.33 (8, 1)	0.1	H	1	0	0	0	0	0	0	0	0	0	0	2	2	0.00	0.000
<b>Steve Karsay, R</b> ERA: 2.66 (8, 1)	0.1	H	1	0	0	0	0	0	0	0	0	0	0	4	6	0.00	0.000


**BOTTOM**

**Cleveland Indians @ Tampa Bay Devil Rays**  
Tropicana Field, St. Petersburg, FL

Sat Aug 07 1999, 6:35 PM EDT  
Att: 38,215 - Dome - 72 F

livebaseballscorecards.com

**AB 39**  
**R 10**  
**H 14**  
**RBI 10**  
**BB 4**  
**SO 5**  
**LOB 18**





Batter	1	2	3	4	5	6	7	8	9	AB R H RBI BB SO LOB	TOP											
<b>Omar Vizquel, S</b> (1, 6) OBP: 0.396, SLG: 0.431	0-2 G3		0-0 2B		1-0 1B		0-0 P4			4 0 2 0 0 0 0												
<b>Enrique Wilson, S</b> (1, 5) OBP: 0.315, SLG: 0.371	0-2 G5-3		0-3 K		0-0 F8			1-1 G5-3		4 0 0 0 0 1 3												
<b>Russell Branyan, L</b> (8, 5) OBP: 0.286, SLG: 0.342										0 0 0 0 0 0 0												
<b>Roberto Alomar, S</b> (1, 4) OBP: 0.429, SLG: 0.563	2-2 HR			4-2 1B G5-3 BB	1-0 FC6-4 HBP			0-2 P6		2 2 1 1 1 0 0												
<b>Manny Ramirez, R</b> (1, 9) OBP: 0.417, SLG: 0.605	1-1 G6-3			3-1 G5-3 1B	2-1 FC6-4			1-0 G4-3		4 0 1 0 0 0 3												
<b>Jim Thome, L</b> (1, 10) OBP: 0.424, SLG: 0.541			1-3 K	3-2 F9		3-1 F8		1-2 F9 HBP G4-3 1B		4 1 1 0 0 1 2												
<b>Richie Sexson, R</b> (1, 3) OBP: 0.312, SLG: 0.511			1-3 K	1-1 G5-3		3-2 G1-3		2-2 G4-3 HBP		3 0 0 1 0 1 1												
<b>Alex Ramirez, R</b> (1, 7) OBP: 0.294, SLG: 0.388			2-2 F9	0-0 G5-3		1-3 K		0-0 F9		3 0 0 0 0 1 1												
<b>David Justice, L</b> (9, PH) OBP: 0.404, SLG: 0.527								2-3 F9		1 0 0 0 0 0 2												
<b>Einar Diaz, R</b> (1, 2) OBP: 0.317, SLG: 0.349			1-3 K		0-3 K		0-0 F7		3-1 G4-3	3 0 0 0 0 2 0												
<b>Dave Roberts, L</b> (9, PH) OBP: 0.571, SLG: 0.667								1-2 G4-3		1 0 0 1 0 0 1												
<b>Jolbert Cabrera, R</b> (1, 8) OBP: 0.240, SLG: 0.174			1-3 K		0-0 HBP 1B 1B		3-1 P4		1-3 K	3 0 1 0 0 1 0												
<b>Jesse Levis, L</b> (9, PH)										1 0 0 0 0 1 1												
<b>Inning Stats</b>	R: 1 E: 0 K: 0 S: 15	H: 1 LOB: 0 BB: 0 P: 18	R: 0 E: 0 K: 2 S: 10	H: 0 LOB: 0 BB: 0 P: 14	R: 0 E: 0 K: 3 S: 18	H: 1 LOB: 1 BB: 0 P: 20	R: 1 E: 0 K: 0 S: 12	H: 1 LOB: 1 BB: 1 P: 23	R: 0 E: 0 K: 1 S: 8	H: 2 LOB: 3 BB: 0 P: 12	R: 0 E: 0 K: 1 S: 8	H: 0 LOB: 0 BB: 0 P: 15	R: 0 E: 0 K: 0 S: 4	H: 0 LOB: 0 BB: 0 P: 7	R: 0 E: 0 K: 0 S: 6	H: 0 LOB: 0 BB: 0 P: 8	R: 1 E: 0 K: 1 S: 12	H: 1 LOB: 1 BB: 0 P: 19	1B: 4 2B: 1 3B: 0 HR: 1	SF: 0 SAC: 0 DP: 0 HBP: 2	WP: 0 PB: 0 SB: 0 CS: 0	PA: 36
<b>PITCHER</b>	IP WLS BF H R ER SO BB IBB HBP BLK WP HR S P ERA WHIP																					
<b>Wilson Alvarez, L</b> (1, 1) ERA: 4.57	5.0 W 22 5 2 2 6 1 0 1 0 0 1 63 87 3.60 1.200																					
<b>Norm Charlton, L</b> (6, 1) ERA: 3.44	2.0 H 6 0 0 0 1 0 0 0 0 0 0 12 22 0.00 0.000																					
<b>Albie Lopez, R</b> (8, 1) ERA: 6.38	1.0 H 3 0 0 0 0 0 0 0 0 0 0 6 8 0.00 0.000																					
<b>Roberto Hernandez, R</b> (9, 1) ERA: 3.42	1.0 S 5 1 1 1 1 0 0 1 0 0 0 12 19 9.00 1.000																					

**Cleveland Indians @ Tampa Bay Devil Rays**  
Tropicana Field, St. Petersburg, FL  
Sun Aug 08 1999, 1:35 PM EDT  
Att. 30,628 - Dome - 72 F

<b>AB</b>	<b>33</b>
<b>R</b>	<b>3</b>
<b>H</b>	<b>6</b>
<b>RBI</b>	<b>3</b>
<b>BB</b>	<b>1</b>
<b>SO</b>	<b>8</b>
<b>LOB</b>	<b>14</b>



Batter	1	2	3	4	5	6	7	8	9	AB	R	H	RBI	BB	SO	LOB
<b>Terrell Lowery, R</b> OBP: 0.400, SLG: 0.538 (1, 8)	4-2 G4-6-3 BB		2-2 1B 2B	3-1 2B		2-2 1-3 2-H 2B				3	1	3	1	1	0	0
<b>Aaron Ledesma, R</b> OBP: 0.290, SLG: 0.299 (1, 6)	1-1 L6		2-2 F8	1-1 F9		1-0 F8				4	0	0	0	0	0	5
<b>Tony Graffanino, R</b> OBP: 0.316, SLG: 0.486 (1, 4)	1-2 G4-6-3 1-2f		4-1 F9 1B 1B BB		1-0 F8		1-3 K			3	1	0	0	1	1	1
<b>Fred McGriff, L</b> OBP: 0.427, SLG: 0.612 (1, 10)		1-0 2B 1B	0-0 1B 1-2 2-H 1B		1-1 L9		2-2 G3-1			4	0	2	1	0	0	0
<b>Bubba Trammell, R</b> OBP: 0.388, SLG: 0.507 (1, 7)		1-1 P6	1-0 F9		1-0 P3		1-0 L7			4	0	0	0	0	0	3
<b>Wade Boggs, L</b> OBP: 0.377, SLG: 0.375 (1, 3)		1-1 2B	2-0 1B		4-2 G4-3 BB		1-1 HR			1	0	1	0	0	0	0
<b>Paul Sorrento, L</b> OBP: 0.346, SLG: 0.409 (2, PR) (3, 3)		1-3 2B	1-2 3-H 1B		1-1 G4-3		0-0 G5-3			2	1	2	2	1	0	0
<b>Jose Guillen, R</b> OBP: 0.311, SLG: 0.331 (1, 9)		1-1 G5-3	0-2 F9		1-1 G4-3		1-1 G5-3			4	0	0	0	0	0	5
<b>Bobby Smith, R</b> OBP: 0.238, SLG: 0.216 (1, 5)		1-0 P3		1-3 K		2-1 1B 2B 1B		2-1 F8		4	1	1	0	0	1	2
<b>Mike DiFelice, R</b> OBP: 0.330, SLG: 0.514 (1, 2)			0-2 HR		2-2 G5-3		1-2 2B 1B		1-0 F9		4	1	2	1	0	0

Inning Stats	R: 0	H: 0	E: 0	K: 0	S: 9	H: 0	LOB: 0	BB: 1	P: 15	R: 0	H: 2	E: 0	K: 0	S: 8	R: 3	H: 4	E: 0	K: 0	S: 17	R: 0	H: 1	E: 0	K: 1	S: 13	R: 0	H: 0	E: 0	K: 0	S: 4	R: 1	H: 3	E: 0	K: 0	S: 16	R: 0	H: 0	E: 0	K: 1	S: 8	R: 1	H: 1	E: 0	K: 0	S: 6	1B: 5	SF: 0	2B: 4	SAC: 0	3B: 0	DP: 2	HR: 2	HBP: 0	WP: 0	PA: 36
--------------	------	------	------	------	------	------	--------	-------	-------	------	------	------	------	------	------	------	------	------	-------	------	------	------	------	-------	------	------	------	------	------	------	------	------	------	-------	------	------	------	------	------	------	------	------	------	------	-------	-------	-------	--------	-------	-------	-------	--------	-------	--------

PITCHER	IP	WLS	BF	H	R	ER	SO	BB	IBB	HBP	BLK	WP	HR	S	P	ERA	WHIP
<b>Jaret Wright, R</b> ERA: 5.94 (1, 1)	2.0	L	10	4	2	2	0	1	0	0	0	0	0	23	36	9.00	2.500
<b>Chris Haney, L</b> ERA: 3.18 (3, 1)	3.0		13	3	1	1	1	1	0	0	0	0	0	28	47	3.00	1.333
<b>Steve Reed, R</b> ERA: 3.42 (6, 1)	1.1		7	3	1	1	1	1	0	0	0	0	0	19	31	6.75	3.000
<b>Paul Assenmacher, L</b> ERA: 7.33 (7, 1)	0.2		2	0	0	0	0	0	0	0	0	0	0	5	8	0.00	0.000
<b>Ricardo Rincon, L</b> ERA: 5.47 (8, 1)	1.0		4	1	1	1	0	0	0	0	0	0	1	6	10	9.00	1.000


**BOTTOM**

**Cleveland Indians @ Tampa Bay Devil Rays**  
Tropicana Field, St. Petersburg, FL

Sun Aug 08 1999, 1:35 PM EDT  
Att: 30,628 - Dome - 72 F

livebaseballscorecards.com

<b>AB</b>	<b>33</b>
<b>R</b>	<b>5</b>
<b>H</b>	<b>11</b>
<b>RBI</b>	<b>5</b>
<b>BB</b>	<b>3</b>
<b>SO</b>	<b>2</b>
<b>LOB</b>	<b>16</b>





Batter	1	2	3	4	5	6	7	8	9	AB R H RBI BB SO LOB	TOP											
<b>Dave Roberts, L</b> (1, 8) OBP: 0.417, SLG: 0.455	3-2 G4-3 SF8 S 1B		1-1 L9		2-2 G3		3-2 G4-3		2-1 G4-3 1-2	5 1 1 0 0 0 2												
<b>Omar Vizquel, S</b> (1, 6) OBP: 0.396, SLG: 0.433	2-2 G4-3 1-3		3-2 1-H 2B		2-2 2B 1B		3-2 F9		1-2 F7	5 1 2 0 0 0 2												
<b>Roberto Alomar, S</b> (1, 4) OBP: 0.428, SLG: 0.560	1-0 SF8 3-H		3-2 G6-3		0-1 F7		4-2 CS BB			2 0 0 1 1 0 2												
<b>Manny Ramirez, R</b> (1, 9) OBP: 0.418, SLG: 0.612	2-3 K			1-2 G5-3	2-1 2B 1B		1-0 CS 1-2	1-1 HR		4 1 2 1 0 1 0												
<b>Jim Thome, L</b> (1, 10) OBP: 0.425, SLG: 0.544		1-2 G4-3		2-0 E BB SF8 1B	2-2 1-H 2-H 2B			2-3 K		4 1 2 1 0 1 0												
<b>David Justice, L</b> (1, 7) OBP: 0.407, SLG: 0.530		2-2 2B		4-2 E BB		4-1 FC4-6 BB		0-3 K		2 0 1 0 2 1 0												
<b>Richie Sexson, R</b> (1, 3) OBP: 0.308, SLG: 0.505		3-3 K		1-2 E6 1-2 2-3		2-2 FC4-6 1-2		3-3 K		4 0 0 0 0 2 4												
<b>Enrique Wilson, S</b> (1, 5) OBP: 0.310, SLG: 0.367		0-1 L6		1-0 SF8 3-H		1-3 K		2-2 G5-3		3 0 0 1 0 1 2												
<b>Jesse Levis, L</b> (1, 2) OBP: 0.222, SLG: 0.125			2-2 2B 1B		3-2 G4-3		0-3 K		2-2 G4-3 HBP	3 0 1 0 0 1 3												
<b>Inning Stats</b>	R: 1 E: 0 K: 1 S: 10	H: 1 LOB: 0 BB: 0 P: 18	R: 0 E: 0 K: 1 S: 12	H: 1 LOB: 1 BB: 0 P: 18	R: 0 E: 0 K: 0 S: 11	H: 2 LOB: 1 BB: 0 P: 20	R: 1 E: 1 K: 0 S: 16	H: 1 LOB: 2 BB: 1 P: 28	R: 1 E: 0 K: 2 S: 13	H: 3 LOB: 2 BB: 0 P: 21	R: 0 E: 0 K: 2 S: 10	H: 0 LOB: 1 BB: 1 P: 17	R: 0 E: 0 K: 0 S: 11	H: 0 LOB: 0 BB: 1 P: 22	R: 1 E: 0 K: 3 S: 12	H: 1 LOB: 0 BB: 0 P: 18	R: 0 E: 0 K: 0 S: 15	H: 0 LOB: 1 BB: 0 P: 22	1B: 5 2B: 3 3B: 0 HR: 1	SF: 2 SAC: 0 DP: 0 HBP: 1	WP: 0 PB: 0 SB: 1 CS: 1	PA: 39
<b>PITCHER</b>	IP WLS BF H R ER SO BB IBB HBP BLK WP HR S P ERA WHIP																					
<b>Ken Hill, R</b> (1, 1) ERA: 4.86	6.0 L 27 8 3 2 4 2 0 0 0 0 0 0 72 122 3.00 1.667																					
<b>Al Levine, R</b> (7, 1) ERA: 3.45	1.0 4 1 1 1 0 1 0 0 0 0 0 1 13 25 9.00 2.000																					
<b>Mike Holtz, L</b> (8, 1) ERA: 9.0	2.0 7 0 0 0 3 0 0 1 0 0 0 0 25 37 0.00 0.000																					

Cleveland Indians @ Anaheim Angels  
Edison International Field, Anaheim, CA

Mon Aug 09 1999, 10:05 PM EDT  
Att. 22,013 - Cloudy - 70 F

livebaseballscorecards.com

AB	32
R	4
H	9
RBI	4
BB	3
SO	7
LOB	15









BOTTOM

Cleveland Indians @ Anaheim Angels  
Edison International Field, Anaheim, CA

Tue Aug 10 1999, 10:05 PM EDT  
Att. 25,777 - Unknown - 69 F

livebaseballscorecards.com

AB 33  
R 1  
H 4  
RBI 1  
BB 4  
SO 6  
LOB 8



WP: 0 PA: 37  
PB: 0  
SB: 0  
CS: 1

AB R H RBI BB SO LOB

5 0 1 0 0 2 4

4 0 0 0 0 1 1

3 0 0 0 1 1 0

4 0 0 0 0 1 1

4 0 0 0 0 0 0

3 0 0 0 1 1 0

4 1 1 1 0 0 1

3 0 1 0 0 0 1

0 0 0 0 1 0 0

2 0 0 0 1 0 0

1 0 1 0 0 0 0

1B: 2 SF: 0  
2B: 1 SAC: 0  
3B: 0 DP: 0  
HR: 1 HBP: 0

Batter	1	2	3	4	5	6	7	8	9	10
Trent Durrington, R OBP: 0.276, SLG: 0.278 (1, 4)	1-1 P3	2-3 K2-3			0-0 CS 1B			2-2 G4-3		0-3 K
Jim Edmonds, L OBP: 0.297, SLG: 0.333 (1, 8)	1-1 G3-1		0-1 G4-1		2-3 K 1-2			3-2 G5-3		
Tim Salmon, R OBP: 0.364, SLG: 0.464 (1, 9)	4-2 BB		2-3 K			1-0 F8			2-2 G6-3	
Mo Vaughn, L OBP: 0.348, SLG: 0.456 (1, 10)	0-0 G4-3		0-0 F8			2-3 K			3-2 G6-3	
16 Garret Anderson, L OBP: 0.325, SLG: 0.472 (1, 7)		2-2 F9		0-0 G6-3		0-1 F8			1-2 F8	
Troy Glaus, R OBP: 0.322, SLG: 0.443 (1, 5)		2-2 G5-3		4-1 BB		1-3 K			0-0 G5-3	
Darin Erstad, L OBP: 0.307, SLG: 0.366 (1, 3)		0-0 HR		0-1 P5		2-1 L8			0-0 L8	
Bengie Molina, R OBP: 0.316, SLG: 0.421 Orlando Palmeiro, L OBP: 0.354, SLG: 0.318 (10, PH)		0-1 2B		1-2 F9		2-2 P6			4-0 1B BB	
Gary Disarcina, R OBP: 0.258, SLG: 0.224 Jeff Huson, L OBP: 0.306, SLG: 0.317 (10, PH)		4-2 BB		2-2 L4				1-1 F7		0-0 1B

Inning Stats	R: 0	H: 0	E: 0	K: 0	S: 8	H: 0	LOB: 1	BB: 1	P: 14	R: 1	H: 2	E: 0	K: 1	S: 20	H: 0	LOB: 2	BB: 1	P: 30	R: 0	H: 0	E: 0	K: 1	S: 8	H: 0	LOB: 0	BB: 0	P: 10	R: 0	H: 0	E: 0	K: 0	S: 8	H: 0	LOB: 1	BB: 1	P: 13	R: 0	H: 1	E: 0	K: 1	S: 9	H: 0	LOB: 0	BB: 0	P: 13	R: 0	H: 0	E: 0	K: 1	S: 6	H: 0	LOB: 0	BB: 0	P: 9	R: 0	H: 0	E: 0	K: 1	S: 8	H: 0	LOB: 0	BB: 0	P: 13	R: 0	H: 0	E: 0	K: 0	S: 9	H: 0	LOB: 0	BB: 0	P: 15	R: 0	H: 0	E: 0	K: 0	S: 10	H: 0	LOB: 0	BB: 0	P: 16	R: 0	H: 1	E: 0	K: 1	S: 6	H: 1	LOB: 2	BB: 1	P: 10	1B: 2	SF: 0	2B: 1	SAC: 0	3B: 0	DP: 0	HR: 1	HBP: 0	WP: 0	PA: 37
--------------	------	------	------	------	------	------	--------	-------	-------	------	------	------	------	-------	------	--------	-------	-------	------	------	------	------	------	------	--------	-------	-------	------	------	------	------	------	------	--------	-------	-------	------	------	------	------	------	------	--------	-------	-------	------	------	------	------	------	------	--------	-------	------	------	------	------	------	------	------	--------	-------	-------	------	------	------	------	------	------	--------	-------	-------	------	------	------	------	-------	------	--------	-------	-------	------	------	------	------	------	------	--------	-------	-------	-------	-------	-------	--------	-------	-------	-------	--------	-------	--------

PITCHER	IP	WLS	BF	H	R	ER	SO	BB	IBB	HBP	BLK	WP	HR	S	P	ERA	WHIP
Mark Langston, L ERA: 4.61 (1, 1)	6.0		23	3	1	1	4	3	0	0	0	0	1	59	89	1.50	1.000
Steve Reed, R ERA: 3.31 (7, 1)	1.2		5	0	0	0	1	0	0	0	0	0	0	13	21	0.00	0.000
Ricardo Rincon, L ERA: 5.2 (8, 1)	1.1	W	4	0	0	0	0	0	0	0	0	0	0	14	23	0.00	0.000
Michael Jackson, R ERA: 4.17 (10, 1)	1.0	S	5	1	0	0	1	1	0	0	0	0	0	6	10	0.00	2.000



Batter	1	2	3	4	5	6	7	8	9	AB R H RBI BB SO LOB	TOP											
<b>Dave Roberts, L</b> (1, 8) OBP: 0.364, SLG: 0.381	1-1 G1-3			0-1 G1-3	2-0 F9		1-1 E S 1B		1-2 CS 1B	5 0 2 0 0 0 2												
<b>Omar Vizquel, S</b> (1, 6) OBP: 0.399, SLG: 0.433	3-1 P3			0-1 WP 1B		2-0 HR 1B	4-1 L5-3 BB		2-3 K 1-2	4 1 2 0 1 1 1												
<b>Roberto Alomar, S</b> (1, 4) OBP: 0.425, SLG: 0.562	3-3 K			1-2 F8		2-1 HR	0-1 L5-3			4 1 1 2 0 1 3												
<b>Manny Ramirez, R</b> (1, 9) OBP: 0.421, SLG: 0.620		0-2 G5-3		3-2 G5-3		1-1 2B		0-0 HR		4 1 2 1 0 0 1												
<b>David Justice, L</b> (1, 7) OBP: 0.404, SLG: 0.525		2-1 G3			0-1 G4-3	2-1 2B		4-2 FC5-4 BB		3 0 1 0 1 0 0												
<b>Richie Sexson, R</b> (1, 3) OBP: 0.310, SLG: 0.503		3-2 P6			2-1 2B	3-0 G6-3		3-3 K		4 1 1 0 0 1 3												
<b>Alex Ramirez, R</b> (1, 10) OBP: 0.291, SLG: 0.396			3-2 P5		1-2 2B	0-3 K		1-1 FC5-4 1-2f		4 0 1 1 0 1 3												
<b>Enrique Wilson, S</b> (1, 5) OBP: 0.301, SLG: 0.355			2-1 G6-3		0-0 G5-3	0-2 G4-3		1-0 FC5-4 1-2f		4 0 0 0 0 0 4												
<b>Einar Diaz, R</b> (1, 2) OBP: 0.312, SLG: 0.340			1-1 P7		4-0 BB		2-2 F8		3-2 P5	3 0 0 0 1 0 0												
<b>Inning Stats</b>	R: 0 E: 0 K: 1 S: 7	H: 0 LOB: 0 BB: 0 P: 14	R: 0 E: 0 K: 0 S: 9	H: 0 LOB: 0 BB: 0 P: 14	R: 0 E: 0 K: 0 S: 9	H: 0 LOB: 0 BB: 0 P: 15	R: 0 E: 0 K: 0 S: 12	H: 1 LOB: 1 BB: 0 P: 16	R: 1 E: 0 K: 1 S: 11	H: 2 LOB: 2 BB: 1 P: 20	R: 2 E: 0 K: 1 S: 14	H: 4 LOB: 2 BB: 0 P: 24	R: 0 E: 0 K: 0 S: 8	H: 1 LOB: 1 BB: 1 P: 15	R: 1 E: 0 K: 1 S: 10	H: 1 LOB: 1 BB: 1 P: 19	R: 0 E: 0 K: 1 S: 9	H: 1 LOB: 0 BB: 0 P: 15	1B: 4 2B: 5 3B: 0 HR: 2	SF: 0 SAC: 0 DP: 1 HBP: 0	WP: 1 PB: 0 SB: 1 CS: 1	PA: 38
<b>PITCHER</b>	IP WLS BF H R ER SO BB IBB HBP BLK WP HR S P ERA WHIP												<b>PITCHER</b>	IP WLS BF H R ER SO BB IBB HBP BLK WP HR S P ERA WHIP								
<b>Steve Sparks, R</b> (1, 1) ERA: 4.9	5.0 L 23 7 3 3 1 1 0 0 0 1 1 55 93 5.40 1.600																					
<b>Lou Pote, R</b> (6, 1) ERA: 3.0	3.0 12 2 1 1 2 2 0 0 0 0 1 25 44 3.00 1.333																					
<b>Shigetoshi Hasegawa, R</b> (9, 1) ERA: 4.61	1.0 3 1 0 0 1 0 0 0 0 0 0 9 15 0.00 1.000																					

Cleveland Indians @ Anaheim Angels  
Edison International Field, Anaheim, CA

Wed Aug 11 1999, 10:35 PM EDT  
Att. 26,399 - Unknown - 69 F

livebaseballscorecards.com

AB 35  
R 4  
H 10  
RBI 4  
BB 3  
SO 4  
LOB 17



Batter	1	2	3	4	5	6	7	8	9	AB R H RBI BB SO LOB
Orlando Palmeiro, L (1, 7) OBP: 0.357, SLG: 0.320	1-1 2B 1B		4-1 SH3-4 BB		0-1 L3	0-1 G3-1			0-1 DI HR 1B	4 1 2 0 1 0 1
Gary Disarcina, R (1, 6) OBP: 0.253, SLG: 0.219 Todd Greene, R (9, PH) OBP: 0.279, SLG: 0.452	1-3 K		0-0 SH3-4 1-2		0-0 F9		1-1 G5-3	2-1 HR 1-H	3 0 0 0 0 1 1 1 1 1 2 0 0 0	
Mo Vaughn, L (1, 10) OBP: 0.349, SLG: 0.454 Trent Durrington, R (9, PR) OBP: 0.278, SLG: 0.278	1-2 F8		0-0 F7		2-1 1B HBP		2-2 G3	2-0 1B	4 0 1 0 0 0 2 0 0 0 0 0 0 0	
Tim Salmon, R (1, 9) OBP: 0.365, SLG: 0.468	1-0 2B 1-3		1-0 P6		1-0 1B 1-3		1-3 K	1-3 K	5 0 2 0 0 2 2	
Jim Edmonds, L (1, 3) OBP: 0.317, SLG: 0.314	4-1 BB			4-2 16 G1-6-3 BB	3-3 K		2-1 G4-3		2 0 0 0 2 1 2	
16 Garret Anderson, L (1, 8) OBP: 0.325, SLG: 0.472	0-1 G1-3			2-0 G1-6-3 1-2f		0-0 F8 1B 2B	2-3 K		4 1 1 0 0 1 4	
Troy Glas, R (1, 5) OBP: 0.321, SLG: 0.441		0-2 P3		3-2 1B 1B		2-2 F8	2-3 K		4 0 1 0 0 1 1	
Jeff Huson, L (1, 4) OBP: 0.311, SLG: 0.322		2-2 G3-1		2-0 FC4-6 1B 1-2		0-1 G5-3 1B 3-H		2-1 F8	4 0 2 1 0 0 0	
Bengie Molina, R (1, 2) OBP: 0.273, SLG: 0.364 Matt Walbeck, S (9, PH) OBP: 0.308, SLG: 0.320		0-1 F8		1-0 FC4-6 1-2f		1-0 G5-3		2-3 K	3 0 0 0 0 0 3 1 0 0 0 0 1 0	

Inning Stats	R: 0 E: 0 K: 1 S: 13	H: 2 LOB: 3 BB: 1 P: 21	R: 0 E: 0 K: 0 S: 8	H: 0 LOB: 0 BB: 0 P: 10	R: 0 E: 0 K: 0 S: 4	H: 0 LOB: 1 BB: 1 P: 9	R: 0 E: 0 K: 0 S: 9	H: 2 LOB: 2 BB: 1 P: 21	R: 0 E: 0 K: 1 S: 10	H: 1 LOB: 2 BB: 0 P: 16	R: 1 E: 0 K: 0 S: 9	H: 2 LOB: 1 BB: 0 P: 12	R: 0 E: 0 K: 1 S: 9	H: 0 LOB: 0 BB: 0 P: 13	R: 0 E: 0 K: 2 S: 8	H: 0 LOB: 0 BB: 0 P: 14	R: 2 E: 0 K: 2 S: 13	H: 3 LOB: 1 BB: 0 P: 22	1B: 7 2B: 2 3B: 0 HR: 1	SF: 0 SAC: 1 DP: 1 HBP: 1
--------------	-------------------------------	----------------------------------	------------------------------	----------------------------------	------------------------------	---------------------------------	------------------------------	----------------------------------	-------------------------------	----------------------------------	------------------------------	----------------------------------	------------------------------	----------------------------------	------------------------------	----------------------------------	-------------------------------	----------------------------------	----------------------------------	------------------------------------

**BOTTOM**

**Cleveland Indians @ Anaheim Angels**  
**Edison International Field, Anaheim, CA**  
 Wed Aug 11 1999, 10:35 PM EDT  
 Att: 26,399 - Unknown - 69 F

livebaseballscorecards.com

<b>AB</b>	<b>35</b>
<b>R</b>	<b>3</b>
<b>H</b>	<b>10</b>
<b>RBI</b>	<b>3</b>
<b>BB</b>	<b>3</b>
<b>SO</b>	<b>7</b>
<b>LOB</b>	<b>16</b>



PITCHER	IP	WLS	BF	H	R	ER	SO	BB	IBB	HBP	BLK	WP	HR	S	P	ERA	WHIP
Dave Burba, R (1, 1) ERA: 4.76	6.0	W	28	7	1	1	2	3	0	1	0	0	0	53	89	1.50	1.667
Paul Shuey, R (7, 1) ERA: 3.22	2.0	H	6	0	0	0	3	0	0	0	0	0	0	17	27	0.00	0.000
Michael Jackson, R (9, 1) ERA: 4.44	1.0	S	6	3	2	2	2	0	0	0	0	0	1	13	22	18.00	3.000



Batter	1	2	3	4	5	6	7	8	9	AB R H RBI BB SO LOB	TOP																
Brady Anderson, L (1, 8) OBP: 0.423, SLG: 0.478	0-0 G6-4-3 1B		1-2 CS 1B		4-0 S BB			3-2 1B 2B 1B	1-1 G4-3	4 1 3 0 1 0 1																	
Mike Bordick, R (1, 6) OBP: 0.334, SLG: 0.392	0-1 G6-4-3 1-2f		2-2 CS	2-2 G4-3	1-0 F7			2-2 F8		4 0 0 0 0 0 4																	
B.J. Surhoff, L (1, 7) OBP: 0.358, SLG: 0.525	2-1 F8			4-2 1B BB		0-1 1B 2B		0-0 2B 1B		3 2 2 0 1 0 0																	
Albert Belle, R (1, 9) OBP: 0.390, SLG: 0.511		0-0 P6		0-0 F7		1-2 1B		0-0 2B		4 0 2 3 0 0 1																	
Harold Baines, L (1, 10) OBP: 0.409, SLG: 0.611 Jeff Conine, R (8, PH) OBP: 0.335, SLG: 0.460		2-3 K		2-1 FC4-6 1B		0-0 G6-4-3 1-2f		3-0 HBP		3 0 1 0 0 1 1 0 0 0 0 0 0 0																	
Will Clark, L (1, 3) OBP: 0.395, SLG: 0.482		4-2 FC5-4 BB		0-1 FC4-6 1-2f		2-3 K		0-1 G1-6-3 1-2f		3 0 0 0 1 1 4																	
Charles Johnson, R (1, 2) OBP: 0.342, SLG: 0.440		1-0 FC5-4		1-2 K		1-2 F7			1-3 K	4 0 0 0 0 2 1	AB 32 R 3 H 9 RBI 3 BB 4 SO 6 LOB 13																
Delino DeShields, L (1, 4) OBP: 0.344, SLG: 0.379			1-3 K		3-1 S BB 1B		2-2 L7		3-2 G4-3	4 0 1 0 0 1 0																	
Ryan Minor, R (1, 5) OBP: 0.262, SLG: 0.300 Rich Amaral, R (9, PH) OBP: 0.365, SLG: 0.387			2-1 P8		0-2 F8		1-3 K		4-2 DI BB	3 0 0 0 0 1 1 0 0 0 0 1 0 0																	
Inning Stats	R: 0 E: 0 K: 0 S: 5	H: 1 LOB: 0 BB: 0 P: 7	R: 0 E: 0 K: 1 S: 7	H: 0 LOB: 1 BB: 1 P: 14	R: 0 E: 0 K: 1 S: 11	H: 1 LOB: 0 BB: 0 P: 16	R: 0 E: 0 K: 0 S: 13	H: 1 LOB: 2 BB: 1 P: 21	R: 0 E: 0 K: 1 S: 10	H: 1 LOB: 2 BB: 1 P: 20	R: 1 E: 0 K: 1 S: 9	H: 2 LOB: 0 BB: 0 P: 12	R: 0 E: 0 K: 1 S: 10	H: 0 LOB: 0 BB: 0 P: 14	R: 2 E: 0 K: 0 S: 11	H: 3 LOB: 1 BB: 0 P: 19	R: 0 E: 0 K: 1 S: 15	H: 0 LOB: 1 BB: 1 P: 24	1B: 7 2B: 2 3B: 0 HR: 0	SF: 0 SAC: 0 DP: 3 HBP: 1	WP: 0 PB: 0 SB: 2 CS: 1	PA: 38					
PITCHER	IP	WLS	BF	H	R	ER	SO	BB	IBB	HBP	BLK	WP	HR	S	P	ERA	WHIP										
Charles Nagy, R (1, 1) ERA: 4.89	7.0		27	6	1	1	5	3	0	0	0	0	0	65	104	1.29	1.286										
Paul Shuey, R (8, 1) ERA: 3.51	0.1	B	4	3	2	2	0	0	0	0	0	0	0	9	14	54.00	9.000										
Ricardo Rincon, L (8, 1) ERA: 5.08	0.2	W	2	0	0	0	0	0	0	1	0	0	0	2	5	0.00	0.000										
Michael Jackson, R (9, 1) ERA: 4.35	1.0	S	4	0	0	0	1	1	0	0	0	0	0	15	24	0.00	1.000										

Baltimore Orioles @ Cleveland Indians  
 Jacobs Field, Cleveland, OH  
 Fri Aug 13 1999, 7:05 PM EDT  
 Att. 43,073 - Cloudy - 83 F

livebaseballscorecards.com



Batter	1	2	3	4	5	6	7	8	9	AB	R	H	RBI	BB	SO	LOB
<b>Dave Roberts, L</b> OBP: 0.346, SLG: 0.360 (1, 8) X	0-0 B1-3 ①		0-0 FC6-4 ②		2-0 1B ③			3-2 E5 SH2-4 1B		4	1	1	1	0	0	1
<b>Omar Vizquel, S</b> OBP: 0.398, SLG: 0.432 (1, 6) C B F X	1-2 G4-3 ②		1-3 K ③			2-2 FC3-6 1B		0-0 SH2-4 ①		3	0	1	0	0	1	1
<b>Roberto Alomar, S</b> OBP: 0.425, SLG: 0.560 (1, 4) C X	0-1 G4-3 ③			4-0 S WP BB		0-0 FC3-6 ①		2-2 HR 1B		3	2	1	1	1	0	1
<b>Manny Ramirez, R</b> OBP: 0.424, SLG: 0.636 (1, 9) B B B B		4-0 BB BB		2-1 G6-3 ①		2-2 HR 1B		0-2 HR		3	2	2	4	1	0	1
<b>Jim Thome, L</b> OBP: 0.423, SLG: 0.536 (1, 3) B B B B X		3-0 F8 ①		3-3 K ②		4-1 G4-6-3 BB		2-3 K		3	0	0	0	1	2	2
<b>David Justice, L</b> OBP: 0.405, SLG: 0.523 (1, 10) B B B B B		4-1 G4-6-3 BB ①		2-3 K ③		1-1 G4-6-3 ② ③		1-0 FC6-4 1B		3	0	1	0	1	1	2
<b>Richie Sexson, R</b> OBP: 0.309, SLG: 0.500 (1, 7) B C X		2-1 G4-6-3 ② ③			1-0 G4-3 G4-3 1B			1-0 FC6-4 ③		4	1	1	0	0	0	3
<b>Enrique Wilson, S</b> OBP: 0.298, SLG: 0.351 (1, 5) C B B B X			3-1 G6-3 ①		1-2 G4-3 ①			1-0 G4-3 ②		3	0	0	0	0	0	1
<b>Einar Diaz, R</b> OBP: 0.312, SLG: 0.340 (1, 2) X			0-0 FC6-4 1B		3-2 G4-3 ②			1-2 P9 ③		3	0	1	0	0	0	1

Inning Stats	R: 0	H: 0	E: 0	K: 0	S: 6	LOB: 0	BB: 0	P: 7	R: 0	H: 0	E: 0	K: 0	S: 4	LOB: 1	BB: 2	P: 17	R: 0	H: 1	E: 0	K: 1	S: 8	LOB: 1	BB: 0	P: 12	R: 0	H: 0	E: 0	K: 2	S: 9	LOB: 1	BB: 1	P: 20	R: 1	H: 2	E: 0	K: 0	S: 8	LOB: 1	BB: 0	P: 15	R: 2	H: 2	E: 0	K: 0	S: 10	LOB: 0	BB: 1	P: 19	R: 0	H: 0	E: 0	K: 0	S: 5	LOB: 0	BB: 0	P: 7	R: 3	H: 3	E: 1	K: 1	S: 18	LOB: 1	BB: 0	P: 27
--------------	------	------	------	------	------	--------	-------	------	------	------	------	------	------	--------	-------	-------	------	------	------	------	------	--------	-------	-------	------	------	------	------	------	--------	-------	-------	------	------	------	------	------	--------	-------	-------	------	------	------	------	-------	--------	-------	-------	------	------	------	------	------	--------	-------	------	------	------	------	------	-------	--------	-------	-------


PITCHER	IP	WLS	BF	H	R	ER	SO	BB	IBB	HBP	BLK	WP	HR	S	P	ERA	WHIP
<b>Scott Erickson, R</b> ERA: 5.76 (1, 1)	7.1	L	31	7	6	5	3	4	0	0	0	1	2	63	115	6.14	1.500
<b>Jesse Orosco, L</b> ERA: 6.29 (8, 1)	0.1		2	1	0	0	1	0	0	0	0	0	0	4	7	0.00	3.000
<b>Scott Kamieniecki, R</b> ERA: 7.09 (8, 1)	0.1		1	0	0	0	0	0	0	0	0	0	0	1	2	0.00	0.000

**BOTTOM**

**Baltimore Orioles @ Cleveland Indians**  
Jacobs Field, Cleveland, OH

Fri Aug 13 1999, 7:05 PM EDT  
Att: 43,073 - Cloudy - 83 F

AB	29
R	6
H	8
RBI	6
BB	4
SO	4
LOB	13



1B: 6	SF: 0	WP: 1	PA: 34
2B: 0	SAC: 1	PB: 0	
3B: 0	DP: 2	SB: 1	
HR: 2	HBP: 0	CS: 0	

PITCHER	IP	WLS	BF	H	R	ER	SO	BB	IBB	HBP	BLK	WP	HR	S	P	ERA	WHIP
---------	----	-----	----	---	---	----	----	----	-----	-----	-----	----	----	---	---	-----	------



Batter	1	2	3	4	5	6	7	8	9	AB R H RBI BB SO LOB	TOP		
Brady Anderson, L (1, 8) OBP: 0.422, SLG: 0.475	1-1 G6-4-3 1B		2-3 K			3-3 K		2-3 K		4 0 1 0 0 3 0			
Mike Bordick, R (1, 6) OBP: 0.331, SLG: 0.389	0-1 G6-4-3 1-2f			2-1 L6		1-0 L7			1-2 P4	4 0 0 0 0 0 1			
B.J. Surhoff, L (1, 7) OBP: 0.355, SLG: 0.521	2-3 K			0-3 K		0-1 L7			0-1 F7	4 0 0 0 0 2 0			
Albert Belle, R (1, 9) OBP: 0.389, SLG: 0.509		0-2 G6-3		0-1 1B			2-2 F7		3-3 K	4 0 1 0 0 1 0			
Harold Baines, L (1, 10) OBP: 0.405, SLG: 0.605		1-0 P5		0-0 G6-3			0-0 P6			3 0 0 0 0 0 1			
Jeff Conine, R (1, 3) OBP: 0.339, SLG: 0.472		0-0 HR			0-0 G4-3		0-0 1B			3 1 2 1 0 0 0			
Charles Johnson, R (1, 2) OBP: 0.339, SLG: 0.436		2-2 G5-3			1-0 F8		2-3 K			3 0 0 0 0 1 1			
Mike Figga, R (7, 2) OBP: 0.209, SLG: 0.262										0 0 0 0 0 0 0			
Delino DeShields, L (1, 4) OBP: 0.344, SLG: 0.376			1-1 F8		4-2 BB			1-3 K		2 0 0 0 1 1 0			
Ryan Minor, R (1, 5) OBP: 0.244, SLG: 0.279			0-0 G4-3		0-3 K			3-1 P8		3 0 0 0 0 1 1			
<b>Inning Stats</b>	R: 0 H: 1 E: 0 LOB: 0 K: 1 BB: 0 S: 8 P: 11	R: 1 H: 1 E: 0 LOB: 0 K: 0 BB: 0 S: 9 P: 12	R: 0 H: 0 E: 0 LOB: 0 K: 1 BB: 0 S: 6 P: 9	R: 0 H: 1 E: 0 LOB: 1 K: 1 BB: 0 S: 8 P: 10	R: 0 H: 0 E: 0 LOB: 1 K: 1 BB: 1 S: 10 P: 15	R: 0 H: 0 E: 0 LOB: 0 K: 1 BB: 0 S: 8 P: 12	R: 0 H: 1 E: 0 LOB: 1 K: 1 BB: 0 S: 9 P: 13	R: 0 H: 0 E: 0 LOB: 0 K: 2 BB: 0 S: 9 P: 15	R: 0 H: 0 E: 0 LOB: 0 K: 1 BB: 0 S: 8 P: 12	1B: 3 SF: 0 2B: 0 SAC: 0 3B: 0 DP: 1 HR: 1 HBP: 0	WP: 0 PA: 31 PB: 0 SB: 0 CS: 0		
<b>PITCHER</b>	IP WLS BF H R ER SO BB IBB HBP BLK WP HR S P ERA WHIP											<b>PITCHER</b>	IP WLS BF H R ER SO BB IBB HBP BLK WP HR S P ERA WHIP
Steve Karsay, R (1, 1) ERA: 2.59	5.0 W 18 3 1 1 4 1 0 0 0 0 0 1 41 57 1.80 0.800												
Tom Martin, L (6, 1) ERA:	3.0 10 1 0 0 4 0 0 0 0 0 0 0 26 40 0.00 0.333												
David Riske, R (9, 1) ERA:	1.0 3 0 0 0 1 0 0 0 0 0 0 0 8 12 0.00 0.000												

**Baltimore Orioles @ Cleveland Indians**  
**Jacobs Field, Cleveland, OH**  
 Sat Aug 14 1999, 1:05 PM EDT  
 Att. 43,103 - Cloudy - 65 F

[livebaseballscorecards.com](http://livebaseballscorecards.com)

<b>AB</b>	<b>30</b>
<b>R</b>	<b>1</b>
<b>H</b>	<b>4</b>
<b>RBI</b>	<b>1</b>
<b>BB</b>	<b>1</b>
<b>SO</b>	<b>9</b>
<b>LOB</b>	<b>4</b>



BOTTOM

Baltimore Orioles @ Cleveland Indians  
Jacobs Field, Cleveland, OH  
Sat Aug 14 1999, 1:05 PM EDT  
Att: 43,103 - Cloudy - 65 F

livebaseballscorecards.com

AB 29  
R 7  
H 6  
RBI 7  
BB 7  
SO 9  
LOB 12



WP: 0 PA: 36  
PB: 0  
SB: 0  
CS: 0

AB R H RBI BB SO LOB  
2 2 1 0 1 0 0  
1 0 0 0 0 0 0

4 2 3 1 0 1 0

3 1 1 2 1 2 1  
0 0 0 0 0 0 0

3 0 0 0 1 2 4

2 1 0 0 2 1 1

4 1 1 4 0 1 2

3 0 0 0 1 2 1

3 0 0 0 1 0 2

4 0 0 0 0 0 1

1B: 2 SF: 0  
2B: 3 SAC: 0  
3B: 0 DP: 1  
HR: 1 HBP: 0

Batter	1	2	3	4	5	6	7	8	9
Kenny Lofton, L OBP: 0.410, SLG: 0.433 Dave Roberts, L OBP: 0.333, SLG: 0.346 (1, 8) (6, PH) (7, 8)	3-1 F8	1-0 2B 1B		4-2 2B BB		0-0 F9			
Omar Vizquel, S OBP: 0.401, SLG: 0.440 (1, 6)	1-1 BB BB HR 1B	2-0 1-H 2B		0-2 1-3 2B 2B		1-3 K			
Roberto Alomar, S OBP: 0.426, SLG: 0.561 Jolbert Cabrera, R OBP: 0.240, SLG: 0.174 (1, 4) (9, 4)	4-2 1 SAFE 1 SAFE BB HR BB 1-2	1-3 K		3-2 2-H 3-H 2B		1-3 K			
Manny Ramirez, R OBP: 0.422, SLG: 0.631 (1, 9)	2-3 K	1-3 K		1-2 F8		4-1 BB			
David Justice, L OBP: 0.406, SLG: 0.520 (1, 7)	4-1 1-2 2-3 HR BB		2-3 K		4-2 FC6-4 BB	3-2 F7			
Jim Thome, L OBP: 0.422, SLG: 0.541 (1, 10)	0-0 1-H 2-H 3-H HR		3-2 G3		2-2 FC6-4 FC6-4 1-2f	0-3 K			
Richie Sexson, R OBP: 0.309, SLG: 0.496 (1, 3)	4-2 BB BB BB BB BB		1-1 G5-3		3-3 K	2-3 K			
Enrique Wilson, S OBP: 0.297, SLG: 0.346 (1, 5)	0-2 P7			1-0 G5-3		0-0 FC6-4 1-2f	4-1 G6-3 BB		
Jesse Levis, L OBP: 0.154, SLG: 0.083 (1, 2)		3-2 F9		1-0 G5-3		0-1 F8	0-0 G6-3 1-2f		

Inning Stats	R: 4	H: 2	E: 0	LOB: 1	K: 1	S: 19	R: 1	H: 2	E: 0	LOB: 1	K: 2	S: 17	R: 0	H: 0	E: 0	LOB: 0	K: 1	S: 10	R: 2	H: 2	E: 0	LOB: 1	K: 0	S: 14	R: 0	H: 0	E: 0	LOB: 1	K: 1	S: 12	R: 0	H: 0	E: 0	LOB: 0	K: 1	S: 6	R: 0	H: 0	E: 0	LOB: 1	K: 2	S: 11	R: 0	H: 0	E: 0	LOB: 0	K: 1	S: 6
--------------	------	------	------	--------	------	-------	------	------	------	--------	------	-------	------	------	------	--------	------	-------	------	------	------	--------	------	-------	------	------	------	--------	------	-------	------	------	------	--------	------	------	------	------	------	--------	------	-------	------	------	------	--------	------	------

PITCHER	IP	WLS	BF	H	R	ER	SO	BB	IBB	HBP	BLK	WP	HR	S	P	ERA	WHIP
Jason Johnson, R ERA: 6.69 (1, 1)	2.0	L	13	4	5	5	3	3	0	0	0	0	1	36	62	22.50	3.500
Doug Johns, L ERA: 5.06 (3, 1)	3.0		13	2	2	2	2	2	0	0	0	0	0	36	61	6.00	1.333
Jim Corsi, R ERA: 4.55 (6, 1)	1.0		3	0	0	0	1	0	0	0	0	0	0	6	7	0.00	0.000
Arthur Rhodes, L ERA: 5.77 (7, 1)	1.0		4	0	0	0	2	1	0	0	0	0	0	11	19	0.00	1.000
Ricky Bones, R ERA: 6.12 (8, 1)	1.0		3	0	0	0	1	1	0	0	0	0	0	6	12	0.00	1.000



Batter	1	2	3	4	5	6	7	8	9	AB R H RBI BB SO LOB	TOP									
<b>Brady Anderson, L</b> (1, 8) OBP: 0.422, SLG: 0.479	4-2 G1-3 BB		2-2 L9		0-2 1B 3B		3-1 G3			3 1 1 0 1 0 1										
<b>Mike Bordick, R</b> (1, 6) OBP: 0.333, SLG: 0.389	2-1 P5		0-2 1-2 1B		1-0 1B		1-2 L1			4 0 2 1 0 0 1										
<b>B.J. Surhoff, L</b> (1, 7) OBP: 0.352, SLG: 0.516	0-1 G1-3		2-2 F8		3-2 P2			2-1 G4-3		4 0 0 0 0 0 4										
<b>Albert Belle, R</b> (1, 9) OBP: 0.388, SLG: 0.506	1-0 G1-3			4-2 1B BB	1-3 K			0-0 G5-3		3 0 0 0 1 1 2										
<b>Harold Baines, L</b> (1, 10) OBP: 0.406, SLG: 0.606		3-2 G3		2-2 F8		0-0 G4-3 2B		4-0 BB		3 0 1 0 1 0 1										
<b>Jeff Conine, R</b> (1, 3) OBP: 0.334, SLG: 0.466		2-0 G4-3		1-2 P3		0-0 F8		1-0 P7		4 0 0 0 0 0 3										
<b>Delino DeShields, L</b> (1, 4) OBP: 0.343, SLG: 0.375		1-0 F8		1-2 1B		1-0 G4-3			2-3 K	4 0 1 0 0 1 1										
<b>Charles Johnson, R</b> (1, 2) OBP: 0.335, SLG: 0.431			3-1 G4-3	0-0 F7		2-3 K			1-3 K	4 0 0 0 0 2 3										
<b>Jeff Reboulet, R</b> (1, 5) OBP: 0.312, SLG: 0.192			4-1 1B BB		2-0 F7		1-2 G4-3		3-1 G5-3	2 0 0 0 1 0 0										
<b>Rich Amaral, R</b> (9, PH) OBP: 0.362, SLG: 0.384										1 0 0 0 0 0 0										
<b>Inning Stats</b>	R: 0 E: 0 K: 0 S: 7	H: 0 LOB: 1 BB: 1 P: 14	R: 0 E: 0 K: 0 S: 6	H: 0 LOB: 0 BB: 0 P: 12	R: 0 E: 0 K: 0 S: 12	H: 1 LOB: 2 BB: 1 P: 23	R: 0 E: 0 K: 0 S: 16	H: 1 LOB: 2 BB: 1 P: 24	R: 1 E: 0 K: 1 S: 12	H: 2 LOB: 1 BB: 0 P: 19	R: 0 E: 0 K: 0 S: 8	H: 0 LOB: 0 BB: 0 P: 13	R: 0 E: 0 K: 0 S: 4	H: 0 LOB: 1 BB: 1 P: 11	R: 0 E: 0 K: 2 S: 9	H: 0 LOB: 0 BB: 0 P: 15	1B: 3 2B: 1 3B: 1 HR: 0	SF: 0 SAC: 0 DP: 0 HBP: 0	WP: 0 PB: 0 SB: 1 CS: 0	PA: 36
<b>PITCHER</b>	IP WLS BF H R ER SO BB IBB HBP BLK WP HR S P ERA WHIP																			
<b>Bartolo Colon, R</b> (1, 1) ERA: 4.14	7.0 W 29 5 1 1 2 3 0 0 0 0 0 0 67 114 1.29 1.143																			
<b>Ricardo Rincon, L</b> (8, 1) ERA: 4.91	1.0 4 0 0 0 0 1 0 0 0 0 0 0 4 11 0.00 1.000																			
<b>Paul Shuey, R</b> (9, 1) ERA: 3.45	1.0 3 0 0 0 0 2 0 0 0 0 0 0 9 15 0.00 0.000																			

**Baltimore Orioles @ Cleveland Indians**  
**Jacobs Field, Cleveland, OH**  
 Sun Aug 15 1999, 8:05 PM EDT  
 Att. 43,020 - Unknown - 69 F

livebaseballscorecards.com

<b>AB</b>	<b>32</b>
<b>R</b>	<b>1</b>
<b>H</b>	<b>5</b>
<b>RBI</b>	<b>1</b>
<b>BB</b>	<b>4</b>
<b>SO</b>	<b>4</b>
<b>LOB</b>	<b>16</b>













Batter	1	2	3	4	5	6	7	8	9	AB R H RBI BB SO LOB	TOP											
Luis Alicea, S OBP: 0.301, SLG: 0.283 (1, 4)	G6-3		1-1 HR	G5-3		FC3-6		L8		6 1 1 3 0 0 3												
Ivan Rodriguez, R OBP: 0.355, SLG: 0.570 (1, 2)	BB 29 1B 2B 1B	2-2 HR 2B	0-1 G6-3		2-2 L9 F7-2 2B	1-3 K			0-3 K	5 2 3 0 0 1 1 1 0 0 0 0 1 0												
29 Rusty Greer, L OBP: 0.404, SLG: 0.461 (1, 7)	SAFE BB 2B 1B	0-0 HR 1B	2-0 G6-3		4-1 BB		1-3 K		0-3 K	5 2 2 0 1 2 0												
Juan Gonzalez, R OBP: 0.359, SLG: 0.569 (1, 10)	4-0 2B 1B BB	0-0 HR	4-0 2B BB		3-1 L9		0-0 G5-3		0-1 G3	4 3 1 3 2 0 2												
Rafael Palmeiro, L OBP: 0.428, SLG: 0.624 (1, 3)	K	0-0 L9	1-0 2B		0-2 F7-2		3-2 HR			5 1 2 2 0 1 5 0 0 0 0 0 0 0												
Jon Shave, R OBP: 0.315, SLG: 0.288 (8, 3)																						
Todd Zeile, R OBP: 0.370, SLG: 0.500 (1, 5)	0-1 1B WP 2B	2-2 F8	0-1 G3			4-2 FC6-4 BB	3-2 1B			4 1 2 2 1 0 1												
Roberto Kelly, R OBP: 0.380, SLG: 0.457 (1, 9)	2-0 WP 2B 1B	0-0 1B		2-3 K		0-2 FC6-4 1B	0-0 F8			5 2 2 1 0 1 2												
Royce Clayton, R OBP: 0.316, SLG: 0.383 (1, 6)	SAFE E 2B	3-3 K		2-3 K		3-1 1B FC3-6 1B		0-3 K		5 2 2 1 0 3 1												
Tom Goodwin, L OBP: 0.319, SLG: 0.319 (1, 8)	0-2 E1 1B		0-0 HR 1B		0-0 3B	0-0 FC3-6 1B		0-2 G3		5 1 4 1 0 0 0												
<b>Inning Stats</b>	R: 6 E: 1 K: 1 S: 24	H: 6 LOB: 1 BB: 1 P: 39	R: 3 E: 0 K: 1 S: 14	H: 4 LOB: 1 BB: 0 P: 21	R: 3 E: 0 K: 0 S: 9	H: 3 LOB: 1 BB: 1 P: 17	R: 0 E: 0 K: 2 S: 8	H: 1 LOB: 1 BB: 0 P: 12	R: 0 E: 0 K: 0 S: 10	H: 1 LOB: 1 BB: 1 P: 19	R: 2 E: 0 K: 1 S: 15	H: 2 LOB: 1 BB: 1 P: 23	R: 1 E: 0 K: 1 S: 12	H: 2 LOB: 1 BB: 0 P: 19	R: 0 E: 0 K: 1 S: 10	H: 0 LOB: 0 BB: 0 P: 11	R: 0 E: 0 K: 2 S: 9	H: 0 LOB: 0 BB: 0 P: 9	1B: 10 2B: 6 3B: 1 HR: 3	SF: 0 SAC: 0 DP: 1 HBP: 0	WP: 1 PB: 0 SB: 0 CS: 0	PA: 49
<b>PITCHER</b>	IP WLS BF H R ER SO BB IBB HBP BLK WP HR S P ERA WHIP																					
Mark Langston, L ERA: 5.34 (1, 1)	1.0 L 10 6 6 5 1 1 0 0 0 0 1 0 24 39 45.00 7.000																					
Tom Martin, L ERA: 9.0 (2, 1)	3.0 18 8 6 6 3 1 0 0 0 0 0 2 31 50 18.00 3.000																					
David Riske, R ERA: 9.0 (5, 1)	2.0 10 3 2 2 1 2 0 0 0 0 0 0 25 42 9.00 2.500																					
Paul Assenmacher, L ERA: 7.86 (7, 1)	2.0 8 2 1 1 2 0 0 0 0 0 0 1 22 30 4.50 1.000																					
Paul Shuey, R ERA: 3.39 (9, 1)	1.0 3 0 0 0 2 0 0 0 0 0 0 0 9 9 0.00 0.000																					

Texas Rangers @ Cleveland Indians  
 Jacobs Field, Cleveland, OH  
 Tue Aug 17 1999, 7:05 PM EDT  
 Att. 42,987 - Unknown - 80 F

livebaseballscorecards.com

AB	45
R	15
H	19
RBI	13
BB	4
SO	9
LOB	15




Batter	1	2	3	4	5	6	7	8	9	AB	R	H	RBI	BB	SO	LOB
<b>Dave Roberts, L</b> OBP: 0.381, SLG: 0.359 (1, 8)	3-2 BB 1B	4-0 BB			0-0 G4-3 2-3		0-1 P4		1-0 G4-3	4	0	1	0	1	0	1
<b>Omar Vizquel, S</b> OBP: 0.402, SLG: 0.437 (1, 6)	4-2 BB 1-2	1-1 G4-3			1-0 3-H 1B		1-2 G6-3		1-1 G6-3	4	0	1	1	1	0	2
<b>Roberto Alomar, S</b> OBP: 0.426, SLG: 0.557 (1, 4)	1-3 K		3-2 F8		1-0 F8		2-1 2B			3	0	0	0	0	1	3
<b>Enrique Wilson, S</b> OBP: 0.305, SLG: 0.355 (7, 4)										1	0	1	0	0	0	0
<b>Manny Ramirez, R</b> OBP: 0.420, SLG: 0.622 (1, 9)	3-3 K		1-0 F7		3-3 K		2-2 G6-3			3	0	0	0	0	2	3
<b>Alex Ramirez, R</b> OBP: 0.286, SLG: 0.389 (6, 9)										1	0	0	0	0	0	1
<b>David Justice, L</b> OBP: 0.405, SLG: 0.513 (1, 7)	2-0 G3		1-0 L8			0-1 HR 1B		3-1 G6-4-3 1B		4	1	2	0	0	0	2
<b>Jim Thome, L</b> OBP: 0.424, SLG: 0.543 (1, 10)		4-2 FC5-4 BB		2-1 G4-3		1-3 K		1-0 G6-4-3 1B		3	0	1	0	1	1	1
<b>Richie Sexson, R</b> OBP: 0.309, SLG: 0.491 (1, 3)		3-2 FC5-4 G3 2B		1-3 K		1-3 K		0-0 G6-4-3 1-2f 2-3		4	1	0	0	0	2	4
<b>Carlos Baerga, S</b> OBP: 0.323, SLG: 0.375 (1, 5)		1-2 G3		1-2 G1-3		1-0 HR		1-1 G5-3		4	1	1	2	0	0	2
<b>Einar Diaz, R</b> OBP: 0.310, SLG: 0.343 (1, 2)		1-0 2-H 2B			0-2 G4-3 1B 2B		2-0 F8		3-2 G6-3	4	1	2	1	0	0	0

Inning Stats	R: 0	H: 1	E: 0	K: 2	S: 14	R: 1	H: 1	E: 0	K: 0	S: 14	R: 0	H: 0	E: 0	K: 0	S: 5	R: 0	H: 0	E: 0	K: 1	S: 10	R: 1	H: 2	E: 0	K: 1	S: 9	R: 2	H: 2	E: 0	K: 2	S: 10	R: 0	H: 1	E: 0	K: 0	S: 10	R: 0	H: 2	E: 0	K: 0	S: 6	R: 0	H: 0	E: 0	K: 0	S: 8	1B: 5	2B: 3	3B: 0	HR: 1	SF: 0	SAC: 0	DP: 1	HBP: 0	WP: 0	PB: 0	SB: 0	CS: 0	PA: 38
--------------	------	------	------	------	-------	------	------	------	------	-------	------	------	------	------	------	------	------	------	------	-------	------	------	------	------	------	------	------	------	------	-------	------	------	------	------	-------	------	------	------	------	------	------	------	------	------	------	-------	-------	-------	-------	-------	--------	-------	--------	-------	-------	-------	-------	--------

PITCHER	IP	WLS	BF	H	R	ER	SO	BB	IBB	HBP	BLK	WP	HR	S	P	ERA	WHIP
<b>Aaron Sele, R</b> ERA: 5.21 (1, 1)	7.0		31	7	4	4	6	3	0	0	0	0	1	72	123	5.14	1.429
<b>Mike Venafro, L</b> ERA: 2.62 (8, 1)	1.0		4	2	0	0	0	0	0	0	0	0	0	6	11	0.00	2.000
<b>Danny Patterson, R</b> ERA: 4.62 (9, 1)	1.0		3	0	0	0	0	0	0	0	0	0	0	8	13	0.00	0.000

**TEXAS RANGERS @ CLEVELAND INDIANS**  
**JACOBS FIELD, CLEVELAND, OH**  
 Tue Aug 17 1999, 7:05 PM EDT  
 Att: 42,987 - Unknown - 80 F

AB 35  
 R 4  
 H 9  
 RBI 4  
 BB 3  
 SO 6  
 LOB 19





Batter	1	2	3	4	5	6	7	8	9	AB R H RBI BB SO LOB	TOP									
Mark McLemore, S (1, 4) OBP: 0.367, SLG: 0.377	2-2 FC5-4 1B		1-1 G4-3			3-2 P6	3-1 F9-4-3			4 1 1 0 0 0 1										
Ivan Rodriguez, R (1, 2) OBP: 0.352, SLG: 0.565	1-0 F8		1-0 G4-3			0-0 G5-3		0-1 G1-3		4 0 0 0 0 0 1										
29 Rusty Greer, L (1, 7) OBP: 0.407, SLG: 0.463	1-1 FC5-4 1B			1-1 G4-3			2-2 2B HR 1B	4-0 BB		3 1 2 0 1 0 0										
Juan Gonzalez, R (1, 9) OBP: 0.358, SLG: 0.568	3-2 FC5-4			3-3 K			0-0 HR 2B	0-0 P6		4 1 1 1 0 1 2										
Rafael Palmeiro, L (1, 10) OBP: 0.427, SLG: 0.628	1-1 F8			2-3 K			0-1 HR	0-0 G4-3		4 1 1 3 0 1 2										
Todd Zeile, R (1, 5) OBP: 0.369, SLG: 0.498		2-3 K			0-0 G3-1		1-0 FC4-6 1B		1-1 G6-3	4 0 1 0 0 1 0										
Lee Stevens, L (1, 3) OBP: 0.350, SLG: 0.492		1-0 G6-4-3 1B			2-2 CS 1B		1-0 FC4-6 HR		2-3 K	4 1 2 0 0 1 1										
Royce Clayton, R (1, 6) OBP: 0.315, SLG: 0.391		1-1 SAFE G6-4-3			3-1 F9		2-0 HR		3-2 G3-1	4 1 1 2 0 0 2										
Tom Goodwin, L (1, 8) OBP: 0.320, SLG: 0.317			2-2 G1-3			2-3 K	4-2 F9-4-3 BB			2 0 0 0 1 1 0										
<b>Inning Stats</b>	R: 1 E: 0 K: 0 S: 11	H: 2 LOB: 1 BB: 0 P: 19	R: 0 E: 0 K: 1 S: 6	H: 1 LOB: 0 BB: 0 P: 10	R: 0 E: 0 K: 0 S: 6	H: 0 LOB: 0 BB: 0 P: 10	R: 0 E: 0 K: 2 S: 9	H: 0 LOB: 0 BB: 0 P: 15	R: 0 E: 0 K: 1 S: 7	H: 0 LOB: 0 BB: 0 P: 12	R: 5 E: 0 K: 0 S: 13	H: 5 LOB: 0 BB: 1 P: 26	R: 0 E: 0 K: 0 S: 4	H: 0 LOB: 1 BB: 1 P: 8	R: 0 E: 0 K: 1 S: 8	H: 0 LOB: 0 BB: 0 P: 14	1B: 6 2B: 2 3B: 0 HR: 2	SF: 0 SAC: 0 DP: 2 HBP: 0	WP: 0 PB: 0 SB: 0 CS: 1	PA: 35
<b>PITCHER</b>	IP WLS BF H R ER SO BB IBB HBP BLK WP HR S P ERA WHIP																			
Charles Nagy, R (1, 1) ERA: 5.0	6.0 L 24 8 5 5 4 0 0 0 0 0 1 52 87 7.50 1.333																			
Ricardo Rincon, L (7, 1) ERA: 5.58	1.0 4 1 1 1 0 1 0 0 0 0 1 6 16 9.00 2.000																			
Steve Reed, R (8, 1) ERA: 3.4	0.2 3 0 0 0 0 1 0 0 0 0 0 3 7 0.00 1.500																			
Chris Haney, L (8, 1) ERA: 2.84	1.1 4 0 0 0 0 1 0 0 0 0 0 9 15 0.00 0.000																			

Texas Rangers @ Cleveland Indians  
 Jacobs Field, Cleveland, OH  
 Wed Aug 18 1999, 7:35 PM EDT  
 Att. 42,997 - Cloudy - 70 F

livebaseballscorecards.com

AB	33
R	6
H	9
RBI	6
BB	2
SO	5
LOB	9



Batter	1	2	3	4	5	6	7	8	9	AB	R	H	RBI	BB	SO	LOB
<b>Dave Roberts, L</b> OBP: 0.348, SLG: 0.326 (1, 8)	0-0 B1-3	0-2 P3			1-1 F8		1-1 P2			4	0	0	0	0	0	3
<b>Omar Vizquel, S</b> OBP: 0.403, SLG: 0.438 (1, 6)	2-1 1B		2-1 G4-3			1-1 G4-3 1B		0-2 G6-3		4	1	2	0	0	0	0
<b>Roberto Alomar, S</b> OBP: 0.422, SLG: 0.552 (1, 4)	2-3 K		3-2 F7			3-0 G4-3		2-2 G4-3		4	0	0	0	0	1	2
<b>Manny Ramirez, R</b> OBP: 0.419, SLG: 0.618 (1, 9)	1-2 F9		2-3 K			0-0 1B		2-3 K		4	0	1	1	0	2	1
<b>David Justice, L</b> OBP: 0.406, SLG: 0.513 (1, 7)		2-1 F7		0-0 F9		0-0 1B		1-1 1B		4	0	2	0	0	0	0
<b>Jim Thome, L</b> OBP: 0.422, SLG: 0.540 (1, 3)		3-0 G3-1		1-3 K		3-3 K		1-1 G6-3 1B		4	0	1	0	0	2	2
<b>Richie Sexson, R</b> OBP: 0.309, SLG: 0.489 (1, 10)		1-0 1B		1-1 P8		2-3 K		1-3 K		4	0	1	0	0	2	4
<b>Carlos Baerga, S</b> OBP: 0.320, SLG: 0.363 (1, 5)		4-0 1B		1-3 K		1-3 K		0-1 G6-3		3	0	0	0	1	2	2
<b>Einar Diaz, R</b> OBP: 0.310, SLG: 0.341 (1, 2)		4-0 1B		2-1 P2		0-1 G1-3				2	0	0	0	1	0	0

Inning Stats	R: 0	H: 1	E: 0	LOB: 1	K: 1	S: 11	R: 0	H: 1	E: 0	LOB: 3	K: 0	S: 7	R: 0	H: 0	E: 0	LOB: 0	K: 1	S: 10	R: 0	H: 0	E: 0	LOB: 0	K: 1	S: 6	R: 0	H: 0	E: 0	LOB: 0	K: 1	S: 7	R: 1	H: 3	E: 0	LOB: 2	K: 2	S: 11	R: 0	H: 0	E: 0	LOB: 0	K: 1	S: 7	R: 0	H: 0	E: 0	LOB: 0	K: 1	S: 12	R: 0	H: 2	E: 0	LOB: 1	K: 1	S: 9	1B: 7	SF: 0	2B: 0	SAC: 0	3B: 0	DP: 1	HR: 0	HBP: 0	WP: 0	PA: 35
--------------	------	------	------	--------	------	-------	------	------	------	--------	------	------	------	------	------	--------	------	-------	------	------	------	--------	------	------	------	------	------	--------	------	------	------	------	------	--------	------	-------	------	------	------	--------	------	------	------	------	------	--------	------	-------	------	------	------	--------	------	------	-------	-------	-------	--------	-------	-------	-------	--------	-------	--------

PITCHER	IP	WLS	BF	H	R	ER	SO	BB	IBB	HBP	BLK	WP	HR	S	P	ERA	WHIP
<b>John Burkett, R</b> ERA: 5.9 (1, 1)	8.0	W	31	5	1	1	8	2	0	0	0	0	0	71	118	1.12	0.875
<b>John Wetteland, R</b> ERA: 4.37 (9, 1)	1.0		4	2	0	0	1	0	0	0	0	0	0	9	12	0.00	2.000

**BOTTOM**

**Texas Rangers @ Cleveland Indians**  
**Jacobs Field, Cleveland, OH**  
 Wed Aug 18 1999, 7:35 PM EDT  
 Att: 42,997 - Cloudy - 70 F

[livebaseballscorecards.com](http://livebaseballscorecards.com)

<b>AB</b>	<b>33</b>
<b>R</b>	<b>1</b>
<b>H</b>	<b>7</b>
<b>RBI</b>	<b>1</b>
<b>BB</b>	<b>2</b>
<b>SO</b>	<b>9</b>
<b>LOB</b>	<b>14</b>





Batter	1	2	3	4	5	6	7	8	9	AB R H RBI BB SO LOB	TOP	
<b>Mark McLemore, S</b> (1, 4) <small>OBP: 0.364, SLG: 0.374</small> (8, 9)	0-3 		1-2 		1-0 		2-1 			4 0 0 0 0 1 1		
<b>Ivan Rodriguez, R</b> (1, 2) <small>OBP: 0.353, SLG: 0.566</small> <b>Luis Alicaia, S</b> (8, 7) <small>OBP: 0.301, SLG: 0.283</small>	4-1 		3-2 		2-3 			0-1 		3 0 1 0 1 1 1 0 0 0 0 0 0 0		
<b>29 Rusty Greer, L</b> (1, 7) <small>OBP: 0.406, SLG: 0.461</small> <b>Gregg Zaun, S</b> (8, 2) <small>OBP: 0.291, SLG: 0.276</small>	1-2 		0-0 		3-2 			3-2 		4 0 1 0 0 0 2 0 0 0 0 0 0 0		
<b>Juan Gonzalez, R</b> (1, 9) <small>OBP: 0.364, SLG: 0.574</small> <b>Jon Shave, R</b> (8, 4) <small>OBP: 0.315, SLG: 0.288</small>	1-1 			1-0 		1-0 		4-2 		3 0 3 0 1 0 0 0 0 0 0 0 0 0		
<b>Rafael Palmeiro, L</b> (1, 10) <small>OBP: 0.425, SLG: 0.623</small>	4-1 			1-3 		1-0 		1-2 		3 0 0 0 1 1 4		
<b>Todd Zeile, R</b> (1, 5) <small>OBP: 0.366, SLG: 0.493</small>	1-2 			1-0 		0-3 		1-1 		4 0 0 0 0 1 5		
<b>Lee Stevens, L</b> (1, 3) <small>OBP: 0.350, SLG: 0.488</small>		2-0 		4-1 		2-2 		0-3 		3 0 0 0 1 2 1		
<b>Royce Clayton, R</b> (1, 6) <small>OBP: 0.315, SLG: 0.389</small>		2-3 		0-1 			0-0 	1-1 		4 0 1 0 0 1 2		
<b>Tom Goodwin, L</b> (1, 8) <small>OBP: 0.319, SLG: 0.319</small>		2-1 		3-2 		2-2 		0-0 		4 0 1 0 0 0 1		
<b>Inning Stats</b>	R: 0 H: 2 E: 0 LOB: 3 K: 1 BB: 2 S: 14 P: 25	R: 0 H: 0 E: 0 LOB: 0 K: 1 BB: 0 S: 8 P: 14	R: 0 H: 0 E: 0 LOB: 0 K: 0 BB: 0 S: 10 P: 14	R: 0 H: 1 E: 0 LOB: 2 K: 1 BB: 1 S: 9 P: 16	R: 0 H: 1 E: 0 LOB: 1 K: 1 BB: 0 S: 16 P: 25	R: 0 H: 1 E: 0 LOB: 1 K: 2 BB: 0 S: 8 P: 12	R: 0 H: 0 E: 0 LOB: 0 K: 0 BB: 0 S: 6 P: 10	R: 0 H: 1 E: 0 LOB: 1 K: 0 BB: 1 S: 16 P: 24	R: 0 H: 1 E: 0 LOB: 1 K: 1 BB: 0 S: 9 P: 11	1B: 4 SF: 0 2B: 3 SAC: 0 3B: 0 DP: 1 HR: 0 HBP: 0	WP: 0 PA: 36 PB: 0 SB: 0 CS: 1	
<b>PITCHER</b> <b>Steve Karsay, R</b> (1, 1) <small>ERA: 2.41</small> <b>Steve Reed, R</b> (6, 1) <small>ERA: 3.27</small> <b>Paul Shuey, R</b> (8, 1) <small>ERA: 3.34</small> <b>Michael Jackson, R</b> (9, 1) <small>ERA: 4.27</small>	IP WLS BF H R ER SO BB IBB HBP BLK WP HR S P ERA WHIP 5.0 W 21 4 0 0 4 3 0 0 0 0 0 0 57 94 0.00 1.400 2.0 7 1 0 0 2 0 0 0 0 0 0 0 14 22 0.00 0.500 1.0 4 1 0 0 0 1 0 0 0 0 0 0 16 24 0.00 2.000 1.0 4 1 0 0 1 0 0 0 0 0 0 0 9 11 0.00 1.000											<b>PITCHER</b> IP WLS BF H R ER SO BB IBB HBP BLK WP HR S P ERA WHIP

**Texas Rangers @ Cleveland Indians**  
 Jacobs Field, Cleveland, OH  
 Thu Aug 19 1999, 7:05 PM EDT  
 Att. 43,263 - Cloudy - 65 F

[livebaseballscorecards.com](http://livebaseballscorecards.com)

<b>AB</b>	<b>32</b>
<b>R</b>	<b>0</b>
<b>H</b>	<b>7</b>
<b>RBI</b>	<b>0</b>
<b>BB</b>	<b>4</b>
<b>SO</b>	<b>7</b>
<b>LOB</b>	<b>17</b>







Batter	1	2	3	4	5	6	7	8	9	AB R H RBI BB SO LOB	TOP		
<b>Dave Roberts, L</b> (1, 8) OBP: 0.339, SLG: 0.321	1-2 G4-1	2-2 1B			1-1 2B 1B		2-3 K		1-1 G6-3	5 1 2 0 0 1 0	<b>Cleveland Indians @ Seattle Mariners</b> Safeco Field, Seattle, WA Fri Aug 20 1999, 7:05 PM PDT Att. 44,915 - Unknown - 78 F  livebaseballscorecards.com		
<b>Omar Vizquel, S</b> (1, 6) OBP: 0.401, SLG: 0.434	2-2 G6-3	1-0 G5-3			2-1 SH2-3 1-H SF8 2B		1-2 L4		4-0 2B BB	4 2 1 1 1 0 3			
<b>Roberto Alomar, S</b> (1, 4) OBP: 0.425, SLG: 0.559	3-2 F7				0-0 SH2-3 2-3		1-1 G6-3		0-0 2B	4 1 2 2 0 0 0			
<b>Manny Ramirez, R</b> (1, 9) OBP: 0.421, SLG: 0.612		2-2 HR HBP			4-0 IBB			4-2 FC5-4 G6-3 BB	2-0 G6-3	2 2 0 0 2 1 1			
<b>Richie Sexson, R</b> (1, 7) OBP: 0.313, SLG: 0.501 (9, 3)		0-0 HR			0-0 SF8 3-H			1-0 FC5-4 1-2 1B		3 1 2 3 0 0 0			
<b>Jim Thome, L</b> (1, 3) OBP: 0.423, SLG: 0.536		4-2 1B BB BB			1-3 K			0-1 FC5-4 G6-3 1-2f 2-3		3 0 0 0 1 1 3 0 0 0 0 0 0 0			
<b>David Justice, L</b> (9, 7) OBP: 0.407, SLG: 0.513													
<b>Alex Ramirez, R</b> (1, 10) OBP: 0.279, SLG: 0.373		3-3 SAFE K			0-0 G6-4-3 1B		2-3 K		0-2 G6-3 1-2 3-H	4 0 1 1 0 2 2			
<b>Enrique Wilson, S</b> (1, 5) OBP: 0.307, SLG: 0.355		1-3 K			2-1 G6-4-3 1-2f		2-2 G5-3		2-0 F9	4 0 0 0 0 1 3			
<b>Einar Diaz, R</b> (1, 2) OBP: 0.309, SLG: 0.338		4-0 1B BB			1-0 G6-3		1-2 G6-3		3-2 P3	3 0 0 0 1 0 0			
<b>Inning Stats</b>	R: 0 E: 0 K: 0 S: 9 H: 0 LOB: 0 BB: 0 P: 15	R: 2 E: 0 K: 2 S: 18 H: 2 LOB: 3 BB: 2 P: 35	R: 1 E: 0 K: 1 S: 9 H: 1 LOB: 0 BB: 0 P: 12	R: 0 E: 0 K: 0 S: 4 H: 1 LOB: 0 BB: 0 P: 7	R: 2 E: 0 K: 1 S: 9 H: 2 LOB: 1 BB: 1 P: 17	R: 0 E: 0 K: 1 S: 10 H: 0 LOB: 0 BB: 0 P: 15	R: 0 E: 0 K: 1 S: 8 H: 0 LOB: 0 BB: 0 P: 12	R: 1 E: 0 K: 0 S: 10 H: 1 LOB: 1 BB: 1 P: 17	R: 1 E: 0 K: 0 S: 7 H: 1 LOB: 1 BB: 1 P: 17	1B: 4 2B: 2 3B: 0 HR: 2 SF: 1 SAC: 1 DP: 1 HBP: 1	WP: 0 PB: 0 SB: 1 CS: 0 PA: 40		
<b>PITCHER</b>	IP WLS BF H R ER SO BB IBB HBP BLK WP HR S P ERA WHIP											<b>PITCHER</b>	IP WLS BF H R ER SO BB IBB HBP BLK WP HR S P ERA WHIP
<b>John Halama, L</b> (1, 1) ERA: 4.16	7.0 L 30 6 5 5 6 2 1 1 0 0 0 2 67 113 6.43 1.143												
<b>Tom Davey, R</b> (8, 1) ERA: 5.3	0.0 2 1 1 1 0 1 0 0 0 0 0 0 4 9 ∞ ∞												
<b>Steve Sinclair, L</b> (8, 1) ERA: 7.43	1.2 7 1 1 1 0 1 0 0 0 0 0 0 12 22 5.40 1.200												
<b>Todd Williams, R</b> (9, 1) ERA: 13.5	0.1 1 0 0 0 0 0 0 0 0 0 0 0 1 3 0.00 0.000												



Batter	1	2	3	4	5	6	7	8	9	AB	R	H	RBI	BB	SO	LOB
Brian Hunter, R (1, 7) OBP: 0.293, SLG: 0.321 Raul Ibanez, L (9, PH) OBP: 0.309, SLG: 0.377	1-3 K		1-1 P6			2-1 G6-3	0-1 SH3-4		4-0 1B BB	3	0	0	0	0	1	0
David Bell, R (1, 4) OBP: 0.337, SLG: 0.435 Tom Lampkin, L (9, PH) OBP: 0.384, SLG: 0.534	2-1 G4-3		3-2 L3			4-2 1B 2B BB	3-3 K		2-2 1B	3	1	0	0	1	1	1
Ken Griffey Jr., L (1, 8) OBP: 0.400, SLG: 0.596	1-3 K			4-2 S BB		1-1 1B 2B 1B	2-2 G3		1-3 K	4	1	1	0	1	2	3
Alex Rodriguez, R (1, 6) OBP: 0.383, SLG: 0.655		1-0 G5-3		3-3 1 SAFE S 1-2 K		0-1 2B 1B 1B		0-2 G5-3	2-3 K	5	1	1	0	0	2	3
Edgar Martinez, R (1, 10) OBP: 0.445, SLG: 0.541		1-0 1B 1B		2-2 G6-3		1-1 1B G5-3 2B		1-1 FC5-4 1B		4	1	3	2	0	0	1
Jay Buhner, R (1, 9) OBP: 0.399, SLG: 0.489		0-3 K		1-0 F9		0-1 G5-3 1B		3-2 FC5-4 BB		4	0	1	1	0	1	3
Ryan Jackson, L (1, 3) OBP: 0.524, SLG: 0.471		3-2 1B 1B			0-0 G6-3	0-2 G5-3		4-0 1B BB		3	0	1	1	1	0	1
Dan Wilson, R (1, 2) OBP: 0.318, SLG: 0.368		1-1 F7			2-2 K	1-3 K		1-3 K		4	0	0	0	0	3	5
Russ Davis, R (1, 5) OBP: 0.291, SLG: 0.429			2-3 K			1-1 G2-3		3-2 SH3-4 1B		4	0	1	0	0	1	0

Inning Stats	R: 0	H: 0	E: 0	K: 2	S: 8	H: 0	LOB: 0	BB: 0	P: 12	R: 0	H: 2	E: 0	K: 1	S: 12	R: 0	H: 0	E: 0	K: 1	S: 12	R: 0	H: 0	E: 0	K: 1	S: 6	R: 4	H: 4	E: 0	K: 1	S: 20	R: 0	H: 1	E: 0	K: 1	S: 11	R: 0	H: 1	E: 0	K: 2	S: 11	1B: 8	2B: 1	3B: 0	HR: 0	SF: 0	SAC: 1	DP: 0	HBP: 0	WP: 0	PB: 0	SB: 1	CS: 0	PA: 40
--------------	------	------	------	------	------	------	--------	-------	-------	------	------	------	------	-------	------	------	------	------	-------	------	------	------	------	------	------	------	------	------	-------	------	------	------	------	-------	------	------	------	------	-------	-------	-------	-------	-------	-------	--------	-------	--------	-------	-------	-------	-------	--------

PITCHER	IP	WLS	BF	H	R	ER	SO	BB	IBB	HBP	BLK	WP	HR	S	P	ERA	WHIP
Bartolo Colon, R (1, 1) ERA: 4.05	5.1	W	20	2	1	1	6	2	0	0	0	0	0	55	90	1.69	0.750
David Riske, R (6, 1) ERA: 13.5	0.2		6	4	3	3	1	0	0	0	0	0	0	15	18	40.50	6.000
Paul Shuey, R (7, 1) ERA: 3.23	2.0	H	9	2	0	0	2	1	0	0	0	0	0	24	41	0.00	1.500
Michael Jackson, R (9, 1) ERA: 4.19	1.0	S	5	1	0	0	2	1	0	0	0	0	0	11	21	0.00	2.000

BOTTOM

Cleveland Indians @ Seattle Mariners  
Safeco Field, Seattle, WA  
Fri Aug 20 1999, 7:05 PM PDT  
Att: 44,915 - Unknown - 78 F

livebaseballscores.com

AB	35
R	4
H	9
RBI	4
BB	4
SO	11
LOB	17





Batter	1	2	3	4	5	6	7	8	9	AB R H RBI BB SO LOB	TOP											
<b>Dave Roberts, L</b> (1, 8) OBP: 0.311, SLG: 0.293	2-2 G4-3 ①		3-3 K ③		0-2 G4-3 ②		1-3 K ③	2-3 K ③		5 0 0 0 0 3 2												
<b>Enrique Wilson, S</b> (1, 6) OBP: 0.312, SLG: 0.361	2-1 G4-6-3 1B			3-2 SH3-1 E 2B	1-2 P2 ③			2-1 F8 ①	4-2 FC6-4 BB	4 1 2 0 1 0 0												
<b>Roberto Alomar, S</b> (1, 4) OBP: 0.425, SLG: 0.556	2-2 G4-6-3 1-2f			0-0 SH3-1 ①		4-0 CS BB		4-2 S 2B BB	0-1 F7 ①	2 1 0 0 2 0 2												
<b>Manny Ramirez, R</b> (1, 9) OBP: 0.422, SLG: 0.613 <b>Alex Ramirez, R</b> (8, 9) OBP: 0.274, SLG: 0.367			3-3 K ①	4-1 E 1B BB		3-3 K 1-2		2-1 WP 1-H G4-3 2B	1-3 K ②	3 2 1 1 1 2 1 1 0 0 0 0 1 1												
<b>David Justice, L</b> (1, 10) OBP: 0.410, SLG: 0.511			2-2 FC4-6 1B	2-3 K		4-0 1B BB		4-2 G4-3 2B BB	0-1 FC6-4 1-2f	3 1 1 0 2 1 3												
<b>Jim Thome, L</b> (1, 3) OBP: 0.422, SLG: 0.533			1-1 FC4-6 1-2f	2-1 E3 1B	1-2 1B	3-2 1B		2-0 G4-3 ②		4 0 1 1 0 0 3												
<b>Richie Sexson, R</b> (1, 7) OBP: 0.314, SLG: 0.504			2-2 P3 ③	1-0 1B	1-3 1B 2-H	0-3 K ③		1-1 1B 2B		4 1 2 2 0 1 3												
<b>Carlos Baerga, S</b> (1, 5) OBP: 0.317, SLG: 0.358			1-0 L9	1-3 K ③			1-0 F7 ①	0-1 1B 1B		4 0 1 1 0 1 2												
<b>Jesse Levis, L</b> (1, 2) OBP: 0.238, SLG: 0.200			1-3 K ②		3-1 P5 ①		0-2 G5-3 ②	2-0 1B		4 0 1 0 0 1 0												
<b>Inning Stats</b>	R: 0 E: 0 K: 0 S: 8	H: 1 LOB: 0 BB: 0 P: 14	R: 0 E: 0 K: 1 S: 11	H: 1 LOB: 1 BB: 0 P: 19	R: 0 E: 0 K: 2 S: 7	H: 0 LOB: 0 BB: 0 P: 12	R: 2 E: 1 K: 2 S: 15	H: 2 LOB: 2 BB: 1 P: 28	R: 0 E: 0 K: 0 S: 9	H: 0 LOB: 0 BB: 0 P: 13	R: 0 E: 0 K: 2 S: 12	H: 1 LOB: 2 BB: 2 P: 26	R: 0 E: 0 K: 1 S: 7	H: 0 LOB: 0 BB: 0 P: 9	R: 4 E: 0 K: 1 S: 19	H: 4 LOB: 2 BB: 2 P: 38	R: 0 E: 0 K: 1 S: 9	H: 0 LOB: 1 BB: 1 P: 14	1B: 6 2B: 4 3B: 0 HR: 0	SF: 0 SAC: 1 DP: 2 HBP: 0	WP: 1 PB: 0 SB: 1 CS: 1	PA: 41
<b>PITCHER</b>	IP WLS BF H R ER SO BB IBB HBP BLK WP HR S P ERA WHIP																					
<b>Gil Meche, R</b> (1, 1) ERA: 5.12	6.0 L 25 5 2 0 7 3 0 0 0 0 0 0 62 112 0.00 1.333																					
<b>Jeff Fassero, L</b> (7, 1) ERA: 7.38	2.0 12 4 4 4 2 2 0 0 0 1 0 26 47 18.00 3.000																					
<b>Todd Williams, R</b> (9, 1) ERA: 9.82	1.0 4 0 0 0 0 1 1 0 0 0 0 0 9 14 0.00 1.000																					

**Cleveland Indians @ Seattle Mariners**  
**Safeco Field, Seattle, WA**  
 Sat Aug 21 1999, 1:05 PM PDT  
 Att. 44,891 - Overcast - 66 F

[livebaseballscorecards.com](http://livebaseballscorecards.com)

<b>AB</b>	<b>34</b>
<b>R</b>	<b>6</b>
<b>H</b>	<b>9</b>
<b>RBI</b>	<b>5</b>
<b>BB</b>	<b>6</b>
<b>SO</b>	<b>10</b>
<b>LOB</b>	<b>17</b>



Batter	1	2	3	4	5	6	7	8	9	AB	R	H	RBI	BB	SO	LOB	
Brian Hunter, R OBP: 0.291, SLG: 0.318 (1, 7)	0-0 B1-3		1-2 F8			2-1 G6-3		0-1 FC3-6 WP		4	0	0	0	0	0	1	
David Bell, R OBP: 0.340, SLG: 0.436 (1, 4)	2-1 F8			1-1 S 1B		1-0 1B		4-2 1-2 BB		3	0	2	0	1	0	0	
Ken Griffey Jr., L OBP: 0.397, SLG: 0.591 (1, 8)	0-1 P4			3-3 K 1-2		0-0 F7		1-3 K		4	0	0	0	0	2	4	
Alex Rodriguez, R OBP: 0.381, SLG: 0.649 (1, 6)			2-3 K		4-2 FC6-4 BB		1-0 F7		1-3 K		3	0	0	0	1	2	3
Edgar Martinez, R OBP: 0.446, SLG: 0.541 (1, 10)		2-1 1B		1-2 P6			2-1 F8		3-2 G5-4-3 1B		4	0	2	0	0	0	2
Jay Buhner, R OBP: 0.392, SLG: 0.478 (1, 9)		1-3 K		2-2 FC6-4 1-2f			2-3 K		0-1 G5-4-3 1-2f		4	0	0	0	0	2	4
Tom Lampkin, L OBP: 0.383, SLG: 0.529 (1, 2)		1-3 K			3-3 K		0-1 1B		1-2 P5		3	0	1	0	0	2	1
Ozzie Timmons, R OBP: 0.200, SLG: 0.278 (9, PH)										1	0	0	0	0	0	0	
Ryan Jackson, L OBP: 0.500, SLG: 0.421 (1, 3)			4-1 G4-6-3 BB		1-3 K		2-2 G3-1			2	0	0	0	1	1	1	
Rafael Bournigal, R OBP: 0.338, SLG: 0.448 (1, 5)			0-0 G4-6-3 1-2f		2-1 G6-3			3-2 FC3-8 1B		3	0	1	0	0	0	1	

Inning Stats	R: 0	H: 0	E: 0	K: 0	S: 5	R: 0	H: 1	E: 0	K: 3	S: 12	R: 0	H: 0	E: 0	K: 0	S: 5	R: 0	H: 1	E: 0	K: 1	S: 16	R: 0	H: 0	E: 0	K: 2	S: 10	R: 0	H: 1	E: 0	K: 0	S: 9	R: 0	H: 1	E: 0	K: 1	S: 11	R: 0	H: 1	E: 0	K: 2	S: 16	R: 0	H: 1	E: 0	K: 0	S: 11	1B: 6	2B: 0	3B: 0	HR: 0	SF: 0	SAC: 0	DP: 2	HBP: 0	WP: 1	PB: 0	SB: 1	CS: 0	PA: 34
PITCHER	IP	WLS	BF	H	R	ER	SO	BB	IBB	HBP	BLK	WP	HR	S	P	ERA	WHIP																																									
Dave Burba, R ERA: 4.6 (1, 1)	7.1	W	29	5	0	0	7	3	0	0	0	1	0	72	119	0.00	1.091																																									
Ricardo Rincon, L ERA: 5.29 (8, 1)	1.2		5	1	0	0	2	0	0	0	0	0	0	19	25	0.00	0.600																																									

BOTTOM

Cleveland Indians @ Seattle Mariners  
Safeco Field, Seattle, WA  
Sat Aug 21 1999, 1:05 PM PDT  
Att. 44,891 - Overcast - 66 F

livebaseballscores.com

AB	31
R	0
H	6
RBI	0
BB	3
SO	9
LOB	17





Batter	1	2	3	4	5	6	7	8	9	10	AB	R	H	RBI	BB	SO	LOB	TOP				
Dave Roberts, L (1, 8) OBP: 0.299, SLG: 0.281	0-0 F2		1-1 2B 1-2 1B		0-0 B3		0-1 G1-3		3-2 P6	0-0 FC4-2	6	0	1	0	0	0	4					
Enrique Wilson, S (1, 4) OBP: 0.309, SLG: 0.360	2-2 F9		2-2 1-3 2-H 2B		0-1 F7				0-1 F9	1-3 K	6	0	1	1	0	2	4					
Omar Vizquel, S (1, 6) OBP: 0.401, SLG: 0.434	0-1 CS 1B		1-2 F7		3-2 P4				0-0 S 1B	0-0 P4	5	0	2	0	0	0	2					
Manny Ramirez, R (1, 9) OBP: 0.423, SLG: 0.621	1-0 CS	1-2 F9		2-1 G1 2B		1-1 HR			3-3 K	4-0 HR BB	4	2	2	1	1	1	1					
Richie Sexson, R (1, 7) OBP: 0.315, SLG: 0.509		2-0 F8		0-1 F8		3-3 K			4-0 BB	0-0 HR	4	1	1	2	1	1	1					
Jim Thome, L (1, 3) OBP: 0.420, SLG: 0.528		1-3 K		1-2 G1		1-1 P6			0-3 K	4-0 2B BB	4	1	0	0	1	2	3					
Alex Ramirez, R (1, 10) OBP: 0.292, SLG: 0.371			1-1 1B 2B 1B		4-2 BB		1-1 F9		4-1 1B SF8 BB	0-0 BB FC4-2 2B	2	1	1	0	1	0	0					
Roberto Alomar, S (9, PH) OBP: 0.427, SLG: 0.560										1-3 FC4-2 2B	1	1	1	0	1	0	0					
Carlos Baerga, S (1, 5) OBP: 0.321, SLG: 0.354		1-1 SAFE F7		0-1 G1		1-1 F8			3-1 S 1B	4-0 FC4-2 BB IBB	4	0	1	0	1	0	3					
Einar Díaz, R (1, 2) OBP: 0.309, SLG: 0.347			0-1 P4		2-2 HR		0-0 F8		1-1 SF8	4-0 FC4-2 BB	3	1	1	1	0	0	1					
David Justice, L (9, PH) OBP: 0.409, SLG: 0.511										1-2 2-3 3-H BB	0	0	0	1	0	0	0					
Jesse Levis, L (9, 2) OBP: 0.273, SLG: 0.200											0	0	0	1	1	0	0					
<b>Inning Stats</b>	R: 0 E: 0 K: 0 S: 6	H: 1 LOB: 0 BB: 0 P: 9	R: 0 E: 0 K: 1 S: 7	H: 0 LOB: 0 BB: 0 P: 11	R: 1 E: 0 K: 0 S: 16	H: 3 LOB: 2 BB: 0 P: 22	R: 0 E: 0 K: 0 S: 11	H: 1 LOB: 2 BB: 1 P: 18	R: 1 E: 0 K: 1 S: 9	H: 1 LOB: 0 BB: 0 P: 15	R: 0 E: 0 K: 0 S: 5	H: 0 LOB: 0 BB: 0 P: 6	R: 0 E: 0 K: 2 S: 9	H: 1 LOB: 2 BB: 1 P: 16	R: 1 E: 0 K: 1 S: 11	H: 1 LOB: 1 BB: 1 P: 23	R: 3 E: 0 K: 1 S: 7	H: 2 LOB: 3 BB: 4 P: 23	1B: 5 2B: 3 3B: 0 HR: 3	SF: 1 SAC: 0 DP: 0 HBP: 0	WP: 0 PB: 0 SB: 2 CS: 1	PA: 48
<b>PITCHER</b>	IP WLS BF H R ER SO	IP WLS BF H R ER SO	IP WLS BF H R ER SO	IP WLS BF H R ER SO	IP WLS BF H R ER SO	IP WLS BF H R ER SO	IP WLS BF H R ER SO	IP WLS BF H R ER SO	IP WLS BF H R ER SO	IP WLS BF H R ER SO	IP WLS BF H R ER SO	IP WLS BF H R ER SO	IP WLS BF H R ER SO	IP WLS BF H R ER SO	IP WLS BF H R ER SO	IP WLS BF H R ER SO	IP WLS BF H R ER SO	ERA WHIP	ERA WHIP			
Jamie Moyer, L (1, 1) ERA: 4.38	7.1																					
Jose Paniagua, R (8, 1) ERA: 3.66	0.2																					
Jose Mesa, R (9, 1) ERA: 5.98	1.1	L																				
Steve Sinclair, L (10, 1) ERA: 7.07	0.2																					

Cleveland Indians @ Seattle Mariners  
Safeco Field, Seattle, WA  
Sun Aug 22 1999, 5:05 PM PDT  
Att. 44,941 - Unknown - 75 F

livebaseballscorecards.com

AB 39  
R 7  
H 11  
RBI 7  
BB 7  
SO 6  
LOB 19



BOTTOM

Cleveland Indians @ Seattle Mariners  
Safeco Field, Seattle, WA  
Sun Aug 22 1999, 5:05 PM PDT  
Att. 44,941 - Unknown - 75 F

livebaseballscorecards.com

AB 37  
R 4  
H 7  
RBI 4  
BB 3  
SO 11  
LOB 15



WP: 1 PA: 40  
PB: 0  
SB: 1  
CS: 0

AB R H RBI BB SO LOB

5 0 0 0 0 1 2

3 1 1 0 0 0 0  
2 1 0 0 0 1 0

5 1 2 4 0 1 0

4 0 1 0 1 1 1

4 0 2 0 0 1 2  
0 0 0 0 0 0 0

4 0 0 0 0 3 4

2 0 0 0 2 0 1

4 1 1 0 0 1 3

3 0 0 0 0 1 1  
1 0 0 0 0 1 1

1B: 2 SF: 0  
2B: 3 SAC: 0  
3B: 1 DP: 1  
HR: 1 HBP: 0

Batter	1	2	3	4	5	6	7	8	9	10
David Bell, R (1, 4) OBP: 0.337, SLG: 0.432			L5		F8			G1-3	F8	
Ozzie Timmons, R (1, 10) OBP: 0.217, SLG: 0.333 Tom Lampkin, L (8, PH) OBP: 0.377, SLG: 0.522	F8		3B 2B		P4			K HR		F7
Ken Griffey Jr., L (1, 8) OBP: 0.397, SLG: 0.600	K		3B		P3			K HR		L9
Alex Rodriguez, R (1, 6) OBP: 0.382, SLG: 0.648		E S BB	K		G6-3			G6-3 2B		P6
Edgar Martinez, R (1, 3) OBP: 0.446, SLG: 0.543 Ryan Jackson, L (9, 3) OBP: 0.500, SLG: 0.421		K			2B			G6-3		
Jay Buhner, R (1, 9) OBP: 0.385, SLG: 0.467		K			F7			K		
Russ Davis, R (1, 5) OBP: 0.293, SLG: 0.427		G4-3			G6-3 BB			P4		BB
Dan Wilson, R (1, 2) OBP: 0.317, SLG: 0.366			2B 3B 1B		G6-3			F8		K
Brian Hunter, R (1, 7) OBP: 0.289, SLG: 0.316 Raul Ibanez, L (9, PH) OBP: 0.306, SLG: 0.374 (10, 7)			P4		F8			K		K

Inning Stats	R: 0	H: 0	E: 0	K: 2	S: 10	R: 0	H: 0	E: 0	K: 2	S: 8	R: 2	H: 3	E: 0	K: 1	S: 16	R: 0	H: 1	E: 0	K: 0	S: 6	R: 0	H: 1	E: 0	K: 1	S: 11	R: 0	H: 0	E: 0	K: 0	S: 11	R: 0	H: 1	E: 0	K: 1	S: 11	R: 0	H: 0	E: 0	K: 1	S: 8	R: 2	H: 2	E: 0	K: 2	S: 15	R: 0	H: 0	E: 0	K: 2	S: 11	R: 0	H: 0	E: 0	K: 0	S: 3	R: 0	H: 0	E: 0	K: 0	S: 3	1B: 2	2B: 3	3B: 1	HR: 1	SF: 0	SAC: 0	DP: 1	HBP: 0	WP: 1	PA: 40
PITCHER	IP	WLS	BF	H	R	ER	SO	BB	IBB	HBP	BLK	WP	HR	S	P	ERA	WHIP																																																					
Chris Haney, L (1, 1) ERA: 2.89	6.0		24	5	2	2	6	2	0	0	0	0	0	62	107	3.00	1.167																																																					
Paul Shuey, R (7, 1) ERA: 3.31	1.1	H	5	0	1	1	2	0	0	0	0	0	1	0	15	24	6.75	0.000																																																				
Paul Assenmacher, L (8, 1) ERA: 8.2	0.0	B	2	2	1	1	0	0	0	0	0	0	1	4	5	∞	∞																																																					
David Riske, R (8, 1) ERA: 9.95	1.2	W	6	0	0	0	3	1	0	0	0	0	0	15	21	0.00	0.600																																																					
Michael Jackson, R (10, 1) ERA: 4.12	1.0	S	3	0	0	0	0	0	0	0	0	0	0	3	3	0.00	0.000																																																					



Batter	1	2	3	4	5	6	7	8	9	AB R H RBI BB SO LOB	TOP
<b>Dave Roberts, L</b> (1, 8) OBP: 0.282, SLG: 0.265 <b>Richie Sexson, R</b> (9, PH) OBP: 0.315, SLG: 0.508	2-3 		3-2 G5-3 1-2 		3-1 G4-3 			1-3 	2-3 	4 0 0 0 0 2 2 1 0 0 0 0 1 3	<b>Cleveland Indians @ Seattle Mariners</b> Safeco Field, Seattle, WA Mon Aug 23 1999, 7:05 PM PDT Att. 44,689 - Cloudy - 81 F
<b>Omar Vizquel, S</b> (1, 6) OBP: 0.400, SLG: 0.431	4-0 		2-0 G4-3 			2-3 		1-3 		3 0 0 0 1 2 2	
<b>Roberto Alomar, S</b> (1, 4) OBP: 0.426, SLG: 0.557	1-3 			1-2 G1-3 1B 		0-1 G6-3 		0-3 		4 0 1 0 0 2 2	
<b>Manny Ramirez, R</b> (1, 9) OBP: 0.424, SLG: 0.619	1-3 			3-2 F9 		4-2 		0-1 	0-1 1B BB BB 1B 	3 1 1 0 1 1 2	
<b>David Justice, L</b> (1, 7) OBP: 0.407, SLG: 0.507		4-1 G4-3 BB 		3-2 G1-3 1-2 		0-3 		2-3 	2-3 	3 0 0 0 1 2 3	
<b>Jim Thome, L</b> (1, 3) OBP: 0.420, SLG: 0.525		2-3 		4-2 			1-3 		4-1 BB 1B 1-2 BB 	2 0 0 0 2 2 1	
<b>Carlos Baerga, S</b> (1, 5) OBP: 0.319, SLG: 0.350		0-1 G4-3 1-2f 		1-0 G4-3 			0-2 G6-3 		0-1 	4 0 1 0 0 0 3	
<b>Alex Ramirez, R</b> (1, 10) OBP: 0.275, SLG: 0.348			1-1 F7 		2-2 F8 		1-3 		1-3 	4 0 0 0 0 2 3	
<b>Einar Diaz, R</b> (1, 2) OBP: 0.315, SLG: 0.354			2-1 G5-3 1B 		0-3 			0-1 	4-1 	3 0 2 1 1 1 0	
<b>Inning Stats</b>	R: 0 H: 0 E: 0 LOB: 1 K: 3 BB: 1 S: 9 P: 17	R: 0 H: 0 E: 0 LOB: 0 K: 1 BB: 1 S: 6 P: 12	R: 0 H: 1 E: 0 LOB: 1 K: 0 BB: 0 S: 9 P: 17	R: 0 H: 1 E: 0 LOB: 2 K: 0 BB: 1 S: 14 P: 26	R: 0 H: 0 E: 0 LOB: 0 K: 1 BB: 0 S: 8 P: 13	R: 0 H: 0 E: 0 LOB: 1 K: 2 BB: 1 S: 13 P: 19	R: 0 H: 0 E: 0 LOB: 0 K: 2 BB: 0 S: 9 P: 11	R: 0 H: 1 E: 0 LOB: 1 K: 3 BB: 0 S: 11 P: 13	R: 1 H: 2 E: 0 LOB: 3 K: 3 BB: 2 S: 15 P: 28	1B: 4 SF: 0 2B: 1 SAC: 0 3B: 0 DP: 1 HR: 0 HBP: 0	
<b>PITCHER</b> <b>Paul Abbott, R</b> (1, 1) ERA: 3.26 <b>Jose Paniagua, R</b> (9, 1) ERA: 3.76 <b>Jose Mesa, R</b> (9, 1) ERA: 5.94	IP WLS BF H R ER SO BB IBB HBP BLK WP HR S P ERA WHIP 8.0 W 30 3 0 0 12 4 0 0 0 0 0 0 79 128 0.00 0.875 0.2 6 2 1 1 2 2 0 0 0 0 0 0 12 23 13.50 6.000 0.1 S 1 0 0 0 0 1 0 0 0 0 0 0 0 3 5 0.00 0.000	<b>PITCHER</b> IP WLS BF H R ER SO BB IBB HBP BLK WP HR S P ERA WHIP									

livebaseballscorecards.com

<b>AB</b>	<b>31</b>
<b>R</b>	<b>1</b>
<b>H</b>	<b>5</b>
<b>RBI</b>	<b>1</b>
<b>BB</b>	<b>6</b>
<b>SO</b>	<b>15</b>
<b>LOB</b>	<b>21</b>



Batter	1	2	3	4	5	6	7	8	9	AB R H RBI BB SO LOB
<b>Raul Ibanez, L</b> OBP: 0.305, SLG: 0.370 (1, 7)	1-3 K		1-1 F9	2-2 2-H 1B			0-1 F9			4 0 1 1 0 1 0
<b>David Bell, R</b> OBP: 0.336, SLG: 0.430 (1, 4)	1-1 HR 1B		2-2 F8	1-3 K			1-2 F8			4 1 1 0 0 1 1
<b>Ken Griffey Jr., L</b> OBP: 0.397, SLG: 0.604 (1, 8)	1-2 1-H HR		2-2 1B HBP			1-1 G4-3		1-2 F8		3 1 1 2 0 0 0
<b>Alex Rodriguez, R</b> OBP: 0.383, SLG: 0.654 (1, 6)	2-2 HR		2-0 1 SAFE 1 SAFE S 1B			0-2 G5-3		0-0 G6-3		4 1 2 1 0 0 0
<b>Edgar Martinez, R</b> OBP: 0.444, SLG: 0.538 (1, 10)	1-0 G4-3		4-1 1B IBB			3-2 G6-3		1-1 F8		3 0 0 0 1 0 0
<b>Jay Buhner, R</b> OBP: 0.380, SLG: 0.459 (1, 9)	1-2 P3		0-0 P6				1-2 F7			3 0 0 0 0 0 3
<b>Ryan Jackson, L</b> OBP: 0.444, SLG: 0.364 (1, 3)			2-3 K			0-0 G3-1		1-0 G6-3		3 0 0 0 0 1 0
<b>Russ Davis, R</b> OBP: 0.294, SLG: 0.429 (1, 5)			1-2 F8			1-2 1B 2B		1-2 L9		3 1 1 0 0 0 0
<b>Dan Wilson, R</b> OBP: 0.314, SLG: 0.363 (1, 2)			2-3 K			0-3 K		0-1 G5-3		3 0 0 0 0 2 1

Inning Stats	R: 3 E: 0 K: 1 S: 15	H: 3 LOB: 0 BB: 0 P: 22	R: 0 E: 0 K: 2 S: 9	H: 0 LOB: 0 BB: 0 P: 14	R: 0 E: 0 K: 0 S: 11	H: 1 LOB: 3 BB: 1 P: 22	R: 1 E: 0 K: 2 S: 14	H: 2 LOB: 1 BB: 0 P: 18	R: 0 E: 0 K: 0 S: 8	H: 0 LOB: 0 BB: 0 P: 12	R: 0 E: 0 K: 0 S: 7	H: 0 LOB: 0 BB: 0 P: 10	R: 0 E: 0 K: 0 S: 7	H: 0 LOB: 0 BB: 0 P: 8	R: 0 E: 0 K: 0 S: 6	H: 0 LOB: 0 BB: 0 P: 8
1B: 3 2B: 1 3B: 0 HR: 2	SF: 0 SAC: 0 DP: 0 HBP: 1	WP: 0 PB: 0 SB: 1 CS: 0	PA: 32													

PITCHER	IP	WLS	BF	H	R	ER	SO	BB	IBB	HBP	BLK	WP	HR	S	P	ERA	WHIP
<b>Charles Nagy, R</b> ERA: 4.97 (1, 1)	8.0	L	32	6	4	4	5	0	1	1	0	0	2	77	114	4.50	0.750


**BOTTOM**

**Cleveland Indians @ Seattle Mariners**  
Safeco Field, Seattle, WA

Mon Aug 23 1999, 7:05 PM PDT  
Att. 44,689 - Cloudy - 81 F

livebaseballscorecards.com

<b>AB</b>	<b>30</b>
<b>R</b>	<b>4</b>
<b>H</b>	<b>6</b>
<b>RBI</b>	<b>4</b>
<b>BB</b>	<b>1</b>
<b>SO</b>	<b>5</b>
<b>LOB</b>	<b>5</b>





Batter	1	2	3	4	5	6	7	8	9	AB R H RBI BB SO LOB	TOP																									
<b>Dave Roberts, L</b> OBP: 0.276, SLG: 0.250 (1, 8) X	0-0 B1-3	2-2 P4			0-0 B5-3		1-3 K2-3	4-2 1B BB		4 1 0 0 1 1 0																										
<b>Omar Vizquel, S</b> OBP: 0.404, SLG: 0.434 (1, 6) B C F B B	4-2 HBP 1B BB	1-1 G6-3			2-2 G4-3 2B		4-1 1B 2B BB	4-0 1B BB		2 2 1 0 3 0 0																										
<b>Roberto Alomar, S</b> OBP: 0.428, SLG: 0.557 (1, 4) X	0-0 BB HBP HR 1B			1-2 G4-3	2-1 G4-3		1-1 2B 1B	0-0 1B		5 2 3 1 0 0 1																										
<b>Manny Ramirez, R</b> OBP: 0.424, SLG: 0.618 (1, 9) C H	1-1 BB HR HBP			0-0 G5-3	1-3 K		0-0 2B	1-3 K		4 2 1 1 0 2 3																										
<b>David Justice, L</b> OBP: 0.412, SLG: 0.510 (1, 7) B B S B B	4-1 HR BB			4-1 FC6-4 BB		0-0 E 2B	4-0 2B IBB	1-2 G3		2 2 1 1 3 0 2																										
<b>Richie Sexson, R</b> OBP: 0.313, SLG: 0.507 (1, 3) S F S	0-3 K			1-1 FC6-4		1-3 K	1-1 2B		0-3 K	5 0 1 2 0 3 5																										
<b>Jim Thome, L</b> OBP: 0.422, SLG: 0.531 (1, 10) C B B R X	2-1 HR			2-2 G4-3		4-0 FC3-6 IBB	4-0 G4-6-3 IBB		2-1 G1-3	3 1 1 4 2 0 0																										
<b>Carlos Baerga, S</b> OBP: 0.305, SLG: 0.333 (1, 5) C S F	0-3 K			1-1 L8		0-0 FC3-6	1-0 G4-6-3		3-2 G3	5 0 0 0 0 1 4																										
<b>Jesse Levis, L</b> OBP: 0.231, SLG: 0.167 (1, 2) X		0-0 P6		1-0 P5		3-3 K		1-1 F7		4 0 0 0 0 1 1																										
<b>Inning Stats</b>	R: 5 E: 0 K: 2 S: 15	H: 2 LOB: 0 BB: 2 P: 26	R: 0 E: 0 K: 0 S: 6	H: 0 LOB: 0 BB: 0 P: 9	R: 0 E: 0 K: 0 S: 8	H: 0 LOB: 1 BB: 1 P: 14	R: 0 E: 0 K: 0 S: 6	H: 0 LOB: 0 BB: 0 P: 10	R: 0 E: 0 K: 1 S: 10	H: 1 LOB: 1 BB: 0 P: 15	R: 1 E: 1 K: 2 S: 8	H: 1 LOB: 1 BB: 1 P: 16	R: 3 E: 0 K: 1 S: 10	H: 3 LOB: 2 BB: 3 P: 26	R: 1 E: 0 K: 1 S: 12	H: 1 LOB: 2 BB: 2 P: 23	R: 0 E: 0 K: 1 S: 11	H: 0 LOB: 0 BB: 0 P: 16	1B: 3 2B: 4 3B: 0 HR: 1	SF: 0 SAC: 0 DP: 1 HBP: 1	WP: 0 PB: 0 SB: 2 CS: 0	PA: 44														
<b>PITCHER</b>	IP WLS BF H R ER SO BB IBB HBP BLK WP HR S P ERA WHIP																																			
<b>Tim Hudson, R</b> ERA: 3.27 (1, 1)	6.1		32	6	9	8	6	4	2	1	0	0	1	60	107	11.37	1.579																			
<b>Greg McMichael, R</b> ERA: 3.91 (7, 1)	1.0		6	1	1	1	0	2	1	0	0	0	0	7	22	9.00	3.000																			
<b>T.J. Mathews, R</b> ERA: 3.47 (8, 1)	1.2	W	6	1	0	0	2	0	0	0	0	0	0	19	26	0.00	0.600																			

Cleveland Indians @ Oakland Athletics  
Network Associates Coliseum, Oakland, CA

Tue Aug 24 1999, 10:05 PM EDT  
Att. 17,417 - Unknown - 68 F

livebaseballscorecards.com

AB	34
R	10
H	8
RBI	9
BB	9
SO	8
LOB	16



Batter	1	2	3	4	5	6	7	8	9
<b>Rich Becker, L</b> OBP: 0.400, SLG: 0.406 (1, 8) (8, 7)	2-2 G4-3		4-0 1B HR BB	0-0 P8		0-1 G1-3		2-3 K	
<b>Randy Velarde, R</b> OBP: 0.385, SLG: 0.447 (1, 4)	1-1 G5-3		0-0 HR 1B	1-0 L6			1-2 HR	2-1 HR	
<b>Jason Giambi, L</b> OBP: 0.419, SLG: 0.551 (1, 3)	3-2 G3		4-2 HR HBP		2-2 L4		1-2 BB 1B	2-2 G4-3	
<b>John Jaha, R</b> OBP: 0.422, SLG: 0.597 (1, 10)		1-0 F8	2-1 HR 1-H 2-H 3-H		1-1 1B		4-1 G4-3 1B SF8 BB	2-0 HR	
<b>Matt Stairs, L</b> OBP: 0.361, SLG: 0.520 <b>Ryan Christenson, R</b> OBP: 0.305, SLG: 0.317 (1, 9) (9, 8)		3-2 F9	0-2 G4-3		0-0 L9		3-2 G4-3 1B	3-0 F8	
<b>Ben Grieve, L</b> OBP: 0.375, SLG: 0.495 <b>Jason McDonald, S</b> OBP: 0.302, SLG: 0.277 (1, 7) (7, PH) (8, 8) (9, 9)		1-1 2B	0-0 F9		1-1 L3		2-0 G4-3		
<b>Miguel Tejada, R</b> OBP: 0.325, SLG: 0.425 (1, 6)		2-0 G6-3		3-2 F9		0-2 G6-3 2B	0-1 SF8		
<b>Scott Spiezio, S</b> OBP: 0.316, SLG: 0.422 (1, 5)			1-2 G4-3	0-0 HR		0-0 F9	SAFE 4-0 IBB		
<b>A.J. Hinch, R</b> OBP: 0.265, SLG: 0.353 (1, 2)			1-2 HR	4-1 BB		2-0 G6-3	0-3 K		

Inning Stats	R: 0	H: 0	E: 0	K: 0	S: 8	LOB: 0	BB: 0	P: 14	R: 0	H: 1	E: 0	K: 0	S: 8	LOB: 1	BB: 0	P: 15	R: 5	H: 3	E: 0	K: 0	S: 15	LOB: 0	BB: 1	P: 27	R: 1	H: 1	E: 0	K: 0	S: 7	LOB: 1	BB: 1	P: 15	R: 0	H: 1	E: 0	K: 0	S: 10	LOB: 1	BB: 0	P: 14	R: 0	H: 1	E: 0	K: 0	S: 7	LOB: 1	BB: 0	P: 9	R: 3	H: 3	E: 0	K: 1	S: 18	LOB: 2	BB: 2	P: 33	R: 2	H: 2	E: 0	K: 1	S: 10	LOB: 0	BB: 0	P: 21
1B: 4	SF: 1	2B: 2	SAC: 0	3B: 0	DP: 0	HR: 6	HBP: 1																																																									


**BOTTOM**

**Cleveland Indians @ Oakland Athletics**  
Network Associates Coliseum, Oakland, CA

Tue Aug 24 1999, 10:05 PM EDT  
Att: 17,417 - Unknown - 68 F

livebaseballscorecards.com

<b>AB</b>	<b>35</b>
<b>R</b>	<b>11</b>
<b>H</b>	<b>12</b>
<b>RBI</b>	<b>11</b>
<b>BB</b>	<b>4</b>
<b>SO</b>	<b>2</b>
<b>LOB</b>	<b>12</b>



PITCHER	IP	WLS	BF	H	R	ER	SO	BB	IBB	HBP	BLK	WP	HR	S	P	ERA	WHIP
<b>Steve Karsay, R</b> ERA: 2.92 (1, 1)	3.0		15	4	5	5	0	1	0	0	0	0	2	31	56	15.00	1.667
<b>Jason Rakers, R</b> ERA: 4.5 (4, 1)	2.0		9	2	1	1	0	1	0	0	0	0	1	17	29	4.50	1.500
<b>David Riske, R</b> ERA: 12.27 (6, 1)	1.0		7	3	3	3	0	1	0	0	0	0	1	15	23	27.00	4.000
<b>Ricardo Rincon, L</b> ERA: 5.23 (7, 1)	0.1	H	2	1	0	0	0	0	0	0	0	0	0	5	10	0.00	3.000
<b>Paul Shuey, R</b> ERA: 3.49 (7, 1)	1.2	L	8	2	2	2	2	0	1	0	0	0	2	15	30	10.80	1.200



Batter	1	2	3	4	5	6	7	8	9	AB	R	H	RBI	BB	SO	LOB	TOP										
<b>Dave Roberts, L</b> (1, 8) OBP: 0.284, SLG: 0.260	3-2 L3	3-2 G4-3		2-2 HR 1B		2-1 P3		0-0 HR 1B		5	2	2	1	0	0	1											
<b>Omar Vizquel, S</b> (1, 6) OBP: 0.404, SLG: 0.442	2-2 P8		0-0 B5-3	0-0 HR		0-0 2B		1-0 P6		5	1	2	4	0	0	1											
<b>Roberto Alomar, S</b> (1, 4) OBP: 0.426, SLG: 0.555	2-2 2B 1B		2-2 G4-3	1-3 K		1-2 G4-3		1-3 K		4	1	1	0	0	1	1											
<b>Jolbert Cabrera, R</b> (8, PH) OBP: 0.231, SLG: 0.167										1	0	0	0	0	1	1											
<b>Manny Ramirez, R</b> (1, 9) OBP: 0.427, SLG: 0.643	1-1 1B 2B		3-2 HR			0-3 K		1-1 HR		5	4	4	4	0	1	0											
<b>Alex Ramirez, R</b> (8, 9) OBP: 0.275, SLG: 0.348								1-1 HR		0	0	0	0	0	0	0											
<b>David Justice, L</b> (1, 10) OBP: 0.409, SLG: 0.504	4-0 1B IBB		1-1 G4-3			2-1 P6		2-3 K		4	0	0	0	1	1	0											
<b>Richie Sexson, R</b> (1, 7) OBP: 0.312, SLG: 0.503	1-0 1B			0-2 L7		1-1 G4-3		1-3 K		5	0	1	2	0	2	0											
<b>Jim Thome, L</b> (1, 3) OBP: 0.424, SLG: 0.538	3-3 K			4-2 1B BB		1-0 HR		1-1 1B		4	2	2	1	1	1	2											
<b>Enrique Wilson, S</b> (1, 5) OBP: 0.314, SLG: 0.362		0-1 F9		1-0 F8		0-0 2B 1B		0-0 1B		4	1	2	0	1	0	1											
<b>Carlos Baerga, S</b> (9, 5) OBP: 0.305, SLG: 0.333								1-2 1B		0	0	0	0	0	0	0											
<b>Einar Diaz, R</b> (1, 2) OBP: 0.313, SLG: 0.351		0-0 L6		0-1 1B HR 1B		0-0 P3		0-3 K		5	1	1	0	0	1	4											
<b>Inning Stats</b>	R: 2 E: 0 K: 1 S: 17	H: 3 LOB: 2 BB: 1 P: 33	R: 0 E: 0 K: 0 S: 8	H: 0 LOB: 0 BB: 0 P: 11	R: 1 E: 0 K: 0 S: 10	H: 1 LOB: 0 BB: 0 P: 16	R: 4 E: 0 K: 1 S: 17	H: 3 LOB: 0 BB: 1 P: 25	R: 0 E: 0 K: 1 S: 7	H: 0 LOB: 0 BB: 0 P: 10	R: 2 E: 0 K: 0 S: 10	H: 3 LOB: 1 BB: 0 P: 14	R: 1 E: 0 K: 3 S: 14	H: 3 LOB: 2 BB: 0 P: 19	R: 2 E: 0 K: 1 S: 10	H: 2 LOB: 0 BB: 0 P: 18	R: 0 E: 0 K: 1 S: 10	H: 0 LOB: 1 BB: 1 P: 20	1B: 8 2B: 2 3B: 0 HR: 5	SF: 0 SAC: 0 DP: 0 HBP: 0	WP: 1 PB: 0 SB: 0 CS: 0	PA: 45					
<b>PITCHER</b>	IP	WLS	BF	H	R	ER	SO	BB	IBB	HBP	BLK	WP	HR	S	P	ERA	WHIP										
<b>Mike Oquist, R</b> (1, 1) ERA: 5.88	4.0	L	21	7	7	7	2	1	1	0	0	0	2	52	85	15.75	2.000										
<b>Doug Jones, R</b> (5, 1) ERA: 4.01	1.2		8	3	2	2	1	0	0	0	0	0	1	13	19	10.80	1.800										
<b>Jason Isringhausen, R</b> (6, 1) ERA: 5.08	1.1		7	3	1	1	3	0	0	0	0	0	1	18	24	6.75	2.250										
<b>Jimmy Haynes, R</b> (8, 1) ERA: 6.16	2.0		9	2	2	2	2	1	0	0	0	1	1	20	38	9.00	1.500										

Cleveland Indians @ Oakland Athletics  
Network Associates Coliseum, Oakland, CA

Wed Aug 25 1999, 4:05 PM EDT  
Att. 21,328 - Unknown - 70 F

livebaseballscorecards.com

AB 42  
R 12  
H 15  
RBI 12  
BB 3  
SO 8  
LOB 11



Batter	1	2	3	4	5	6	7	8	9	AB	R	H	RBI	BB	SO	LOB
<b>Rich Becker, L</b> OBP: 0.402, SLG: 0.401 (1, 8) (9, 9)	4-2 BB 2B BB		0-0 G5-3		4-1 CS BB		1-0 F8			2	1	0	0	2	0	1
<b>Randy Velarde, R</b> OBP: 0.386, SLG: 0.453 <b>Jason McDonald, S</b> OBP: 0.300, SLG: 0.275 (1, 4) (8, PH) (9, 4)	4-1 BB 2B BB		1-1 HR		2-3 K		0-0 G6-3			2	2	1	1	1	1	1
<b>Jason Giambi, L</b> OBP: 0.421, SLG: 0.553 <b>Olmedo Saenz, R</b> OBP: 0.358, SLG: 0.452 (1, 3) (8, PH) (9, 3)	1-0 2B		1-3 K		1-2 CS	4-2 G3-6-1 1B BB		0-0 BLK 1B		2	0	1	2	1	1	0
<b>John Jaha, R</b> OBP: 0.422, SLG: 0.594 (1, 10)	3-3 K		4-2 BB		2-2 G3-6-1 1B		2-3 K			3	0	1	0	1	2	2
<b>Matt Stairs, L</b> OBP: 0.359, SLG: 0.517 <b>Ryan Christenson, R</b> OBP: 0.308, SLG: 0.320 (1, 9) (8, PH) (9, 8)	3-2 P3		2-1 F7		1-1 G3-6-1		1-1 1B			3	0	0	0	0	0	4
<b>Ben Grieve, L</b> OBP: 0.371, SLG: 0.489 (1, 7)	2-3 K		1-1 F7		1-2 P6		1-2 F7			4	0	0	0	0	1	3
<b>Miguel Tejada, R</b> OBP: 0.323, SLG: 0.421 (1, 6)		0-1 F7		0-0 F9		1-2 F8		1-1 G6-3		4	0	0	0	0	0	0
<b>Scott Spiezio, S</b> OBP: 0.315, SLG: 0.423 (1, 5)		1-0 P6		1-3 K		0-0 2B		1-3 K		4	0	1	0	0	2	0
<b>Mike Macfarlane, R</b> OBP: 0.266, SLG: 0.326 (1, 2)		1-2 G6-3		3-3 K		2-1 G6-3		1-0 F8		4	0	0	0	0	1	1

Inning Stats	R: 2	H: 1	E: 0	LOB: 1	K: 2	S: 13	R: 0	H: 0	E: 0	LOB: 0	K: 0	S: 6	R: 1	H: 1	E: 0	LOB: 1	K: 1	S: 11	R: 0	H: 0	E: 0	LOB: 0	K: 2	S: 10	R: 0	H: 1	E: 0	LOB: 1	K: 0	S: 7	R: 1	H: 2	E: 0	LOB: 1	K: 1	S: 10	R: 0	H: 0	E: 0	LOB: 0	K: 1	S: 6	1B: 3	SF: 0	2B: 2	SAC: 0	3B: 0	DP: 1	HR: 1	HBP: 0	WP: 0	PA: 37
--------------	------	------	------	--------	------	-------	------	------	------	--------	------	------	------	------	------	--------	------	-------	------	------	------	--------	------	-------	------	------	------	--------	------	------	------	------	------	--------	------	-------	------	------	------	--------	------	------	-------	-------	-------	--------	-------	-------	-------	--------	-------	--------

PITCHER	IP	WLS	BF	H	R	ER	SO	BB	IBB	HBP	BLK	WP	HR	S	P	ERA	WHIP
<b>Bartolo Colon, R</b> ERA: 4.04 (1, 1)	7.0	W	28	4	3	3	6	5	0	0	0	0	1	64	115	3.86	1.286
<b>Paul Assenmacher, L</b> ERA: 8.23 (8, 1)	1.0		5	2	1	1	1	0	0	0	1	0	0	10	14	9.00	2.000
<b>Steve Reed, R</b> ERA: 3.21 (9, 1)	1.0		3	0	0	0	1	0	0	0	0	0	0	6	9	0.00	0.000


**BOTTOM**

**Cleveland Indians @ Oakland Athletics**  
Network Associates Coliseum, Oakland, CA

Wed Aug 25 1999, 4:05 PM EDT  
Att: 21,328 - Unknown - 70 F

livebaseballscorecards.com

AB	31
R	4
H	6
RBI	4
BB	5
SO	8
LOB	12





Batter	1	2	3	4	5	6	7	8	9	AB R H RBI BB SO LOB	TOP											
Miguel Cairo, R (1, 4) OBP: 0.347, SLG: 0.386	1-1 G4-3 2B		1-1 1B 1B		4-2 1B BB		3-2 G4-3			3 0 2 0 1 0 0	<b>Tampa Bay Devil Rays @ Cleveland Indians</b> Jacobs Field, Cleveland, OH Fri Aug 27 1999, 7:05 PM EDT Att. 43,303 - Unknown - 73 F											
Dave Martinez, L (1, 8) OBP: 0.353, SLG: 0.384	1-1 G4-3		0-0 G1-4-3 1B		0-1 1B			0-0 G6-3		4 0 2 0 0 0 1												
Bubba Trammell, R (1, 7) OBP: 0.378, SLG: 0.505	0-0 P6		3-2 G1-4-3 1-2f		1-3 K			1-1 L5		4 0 0 0 0 1 5												
Fred McGriff, L (1, 3) OBP: 0.412, SLG: 0.573	4-0 IBB				4-2 G6-4-3 1B BB		0-0 G4-3		3-2 G1-3	2 0 0 0 2 0 2												
John Flaherty, R (1, 2) OBP: 0.329, SLG: 0.427	2-1 G5-3				0-0 G6-4-3 1B		4-2 FC4-6 BB		0-3 K	3 0 1 0 1 1 2												
Wade Boggs, L (1, 5) OBP: 0.377, SLG: 0.377		3-2 F8			3-1 G6-4-3 1-2f 2-3		1-0 FC4-6 G3-6-3 1-2f		4-0 G1-4-3 E BB	3 0 0 0 1 0 3 0 0 0 0 0 0 0												
Tony Graffanino, R (9, PR) OBP: 0.319, SLG: 0.485																						
Jose Guillen, R (1, 9) OBP: 0.319, SLG: 0.344					1-2 F7		1-0 G3-6-3 1-2f		0-1 E1 G1-4-3	4 0 0 0 0 1 3												
Paul Sorrento, L (1, 10) OBP: 0.360, SLG: 0.437									1-1 G1-4-3 1-2 2-3	4 1 1 1 0 2 2												
Aaron Ledesma, R (1, 6) OBP: 0.297, SLG: 0.311			1-1 F7						2-2 G6-3	3 0 0 0 0 1 0 1 0 0 0 0 0 3												
Terrell Lowery, R (9, PH) OBP: 0.380, SLG: 0.475					2-3 K																	
<b>Inning Stats</b>	R: 0 E: 0 K: 0 S: 7	H: 1 LOB: 2 BB: 1 P: 15	R: 0 E: 0 K: 2 S: 9	H: 0 LOB: 0 BB: 0 P: 13	R: 0 E: 0 K: 0 S: 10	H: 2 LOB: 1 BB: 0 P: 15	R: 0 E: 0 K: 0 S: 8	H: 1 LOB: 1 BB: 1 P: 16	R: 1 E: 0 K: 2 S: 14	H: 2 LOB: 2 BB: 1 P: 24	R: 0 E: 0 K: 0 S: 4	H: 0 LOB: 0 BB: 1 P: 10	R: 0 E: 0 K: 1 S: 9	H: 0 LOB: 0 BB: 0 P: 16	R: 0 E: 0 K: 0 S: 6	H: 0 LOB: 0 BB: 0 P: 10	R: 0 E: 1 K: 1 S: 12	H: 0 LOB: 3 BB: 1 P: 19	1B: 4 2B: 1 3B: 0 HR: 1	SF: 0 SAC: 0 DP: 3 HBP: 0	WP: 0 PB: 0 SB: 0 CS: 0	PA: 36
<b>PITCHER</b>	IP WLS BF H R ER SO BB IBB HBP BLK WP HR S P ERA WHIP												<b>PITCHER</b>	IP WLS BF H R ER SO BB IBB HBP BLK WP HR S P ERA WHIP								
Dave Burba, R (1, 1) ERA: 4.44	8.0 W 31 6 1 1 5 3 1 0 0 0 0 1 67 119 1.12 1.125																					
Michael Jackson, R (9, 1) ERA: 4.04	1.0 S 5 0 0 0 1 1 0 0 0 0 0 0 12 19 0.00 1.000																					

livebaseballscores.com

AB	31
R	1
H	6
RBI	1
BB	5
SO	6
LOB	21



Batter	1	2	3	4	5	6	7	8	9	AB	R	H	RBI	BB	SO	LOB
<b>Dave Roberts, L</b> OBP: 0.271, SLG: 0.247 (1, 8) C B B X	2-1 B3 1-2	0-0 G3 1-2			1-2 F7		1-0 P7-2 3-Hf			4	0	0	0	0	0	3
<b>Omar Vizquel, S</b> OBP: 0.402, SLG: 0.440 <b>Carlos Baerga, S</b> OBP: 0.308, SLG: 0.336 (1, 6) B L X (4, 5)	1-1 G1-3	3-1 L4-6 2-3			3-1 G6-3			3-2 G4-6-3 1B		2	0	0	0	0	0	1
<b>Roberto Alomar, S</b> OBP: 0.427, SLG: 0.554 (1, 4) B B B X	3-1 2B 1B		0-3 K2-3			0-0 S 1B		1-1 G4-6-3 1-2f		4	1	2	0	0	1	1
<b>Manny Ramirez, R</b> OBP: 0.430, SLG: 0.649 (1, 9) 1 SAFE 1 SAFE B X	1-0 1B 1-3 2B		1-1 CS 1B			0-3 K		2-2 2B		4	1	3	0	0	1	1
<b>Harold Baines, L</b> OBP: 0.396, SLG: 0.580 (1, 10) F C B X	1-2 BB 1B 2-H 3-H		3-1 F9			1-1 F8		4-2 BB		3	0	1	2	1	0	2
<b>Jim Thome, L</b> OBP: 0.423, SLG: 0.534 (1, 3) B B B	4-0 BB 1-2 BB		3-2 CS 1-2	3-3 K		2-2 G4-3		3-3 K		3	0	0	0	1	2	3
<b>David Justice, L</b> OBP: 0.411, SLG: 0.503 (1, 7) C B B B	4-2 BB 1-2 2-3 BB			0-3 K			4-0 SH3-4 P7-2 1B BB			1	0	0	0	2	1	0
<b>Enrique Wilson, S</b> OBP: 0.314, SLG: 0.362 (1, 5) C X (4, 6)	0-1 G3			1-3 K			1-0 SH3-4 1-2 1B			3	0	1	0	0	1	3
<b>Einar Diaz, R</b> OBP: 0.314, SLG: 0.352 (1, 2) S B X		1-1 L4-6 G3 1B			0-1 G4-3		0-0 SH3-4 1-2 2-3			2	0	1	0	0	0	0
<b>Inning Stats</b>	R: 2 E: 0 K: 0 S: 15	H: 3 LOB: 3 BB: 2 P: 31	R: 0 E: 0 K: 0 S: 5	H: 1 LOB: 0 BB: 0 P: 9	R: 0 E: 0 K: 1 S: 11	H: 1 LOB: 0 BB: 0 P: 18	R: 0 E: 0 K: 3 S: 10	H: 0 LOB: 0 BB: 0 P: 14	R: 0 E: 0 K: 1 S: 7	H: 1 LOB: 1 BB: 0 P: 12	R: 0 E: 0 K: 0 S: 3	H: 1 LOB: 1 BB: 1 P: 9	R: 0 E: 0 K: 1 S: 22	H: 2 LOB: 2 BB: 1 P: 35	1B: 7 2B: 4 3B: 0 HR: 0	SF: 0 SAC: 1 DP: 3 HBP: 0

**BOTTOM**

**Tampa Bay Devil Rays @ Cleveland Indians**  
Jacobs Field, Cleveland, OH  
Fri Aug 27 1999, 7:05 PM EDT  
Att: 43,303 - Unknown - 73 F

<b>AB</b>	<b>28</b>
<b>R</b>	<b>2</b>
<b>H</b>	<b>9</b>
<b>RBI</b>	<b>2</b>
<b>BB</b>	<b>4</b>
<b>SO</b>	<b>6</b>
<b>LOB</b>	<b>14</b>



WP: 0	PA: 34
PB: 0	
SB: 1	
CS: 1	

PITCHER	IP	WLS	BF	H	R	ER	SO	BB	IBB	HBP	BLK	WP	HR	S	P	ERA	WHIP
<b>Rolando Arrojo, R</b> ERA: 4.79 (1, 1)	8.0	L	33	9	2	2	6	4	0	0	0	0	0	82	139	2.25	1.625



Batter	1	2	3	4	5	6	7	8	9	AB R H RBI BB SO LOB	TOP											
Miguel Cairo, R OBP: 0.346, SLG: 0.384 (1, 4)	F7		1-2 1-3 1B		L8		P4			4 0 1 0 0 0 1	<b>Tampa Bay Devil Rays @ Cleveland Indians</b> Jacobs Field, Cleveland, OH Sat Aug 28 1999, 1:05 PM EDT Att. 43,190 - Sunny - 82 F											
Dave Martinez, L OBP: 0.354, SLG: 0.386 (1, 8)	G4-3		4-1 1-2 BB			2-1 2B		G3		3 0 1 0 1 0 0												
Terrell Lowery, R OBP: 0.369, SLG: 0.460 (1, 7)	F8		1-3 K			2-3 K		F7		4 0 0 0 0 2 4												
Fred McGriff, L OBP: 0.413, SLG: 0.570 (1, 10)		2-2 G6-3		4-2 FC4-6 BB		4-0 IBB		1-3 K		2 0 0 0 2 1 0												
John Flaherty, R OBP: 0.326, SLG: 0.423 (1, 2)		1-3 K		0-2 P2		0-1 F7		0-1 G6-3		4 0 0 0 0 1 3												
Paul Sorrento, L OBP: 0.355, SLG: 0.430 (1, 3)		3-2 G3		0-1 P5		1-0 P6		1-1 G1-6-3		4 0 0 0 0 0 3												
Jose Guillen, R OBP: 0.318, SLG: 0.342 (1, 9)			0-2 FC6-4 1B		0-1 FC4-6		0-2 L7		1-3 K	4 0 1 0 0 1 1												
Bobby Smith, R OBP: 0.227, SLG: 0.217 (1, 5)			0-3 K		1-3 K		2-1 G5-3			3 0 0 0 0 2 1												
Aaron Ledesma, R OBP: 0.297, SLG: 0.311 (1, 6)			0-0 FC6-4 1B		0-1 F9		1-0 1B			3 0 1 0 0 0 1												
<b>Inning Stats</b>	R: 0 E: 0 K: 0 S: 4	H: 0 LOB: 0 BB: 0 P: 6	R: 0 E: 0 K: 1 S: 9	H: 0 LOB: 0 BB: 0 P: 15	R: 0 E: 0 K: 2 S: 14	H: 2 LOB: 3 BB: 1 P: 20	R: 0 E: 0 K: 1 S: 9	H: 0 LOB: 1 BB: 1 P: 13	R: 0 E: 0 K: 1 S: 8	H: 0 LOB: 0 BB: 0 P: 11	R: 0 E: 0 K: 1 S: 8	H: 1 LOB: 2 BB: 1 P: 17	R: 0 E: 0 K: 0 S: 8	H: 1 LOB: 1 BB: 0 P: 11	R: 0 E: 0 K: 1 S: 6	H: 0 LOB: 0 BB: 0 P: 10	R: 0 E: 0 K: 1 S: 7	H: 0 LOB: 0 BB: 0 P: 9	1B: 3 2B: 1 3B: 0 HR: 0	SF: 0 SAC: 0 DP: 0 HBP: 0	WP: 0 PB: 0 SB: 1 CS: 0	PA: 34
<b>PITCHER</b> Charles Nagy, R ERA: 4.73 Michael Jackson, R ERA: 3.97	IP 8.0 WLS W BF 31 H 4 R 0 ER 0 SO 6 BB 2 IBB 1 HBP 0 BLK 0 WP 0 HR 0 S 66 P 103 ERA 0.00 WHIP 0.750	IP 1.0 WLS S BF 3 H 0 R 0 ER 0 SO 1 BB 0 IBB 0 HBP 0 BLK 0 WP 0 HR 0 S 7 P 9 ERA 0.00 WHIP 0.000																				

<b>AB</b>	31
<b>R</b>	0
<b>H</b>	4
<b>RBI</b>	0
<b>BB</b>	3
<b>SO</b>	7
<b>LOB</b>	14



Batter	1	2	3	4	5	6	7	8	9
<b>Dave Roberts, L</b> OBP: 0.270, SLG: 0.247 (1, 8) C F B X	1-2 CS 1B		1-2 G4-3 ①		3-1 F7 ②		1-0 G3 ③		
<b>Omar Vizquel, S</b> OBP: 0.401, SLG: 0.439 (1, 6) 1 SAFE C F B F F X	2-2 P5 1-2		2-2 L4 ②		0-0 F7 ③			1-2 SH5-3 S 1B	
<b>Roberto Alomar, S</b> OBP: 0.428, SLG: 0.554 (1, 4) C B B F B X	3-2 E 1B		2-1 F7 ③			4-1 F8 WP 1B BB		1-0 SH5-3 ①	
<b>Manny Ramirez, R</b> OBP: 0.429, SLG: 0.645 (1, 9) 1 SAFE X	0-0 P2 ③			3-3 K ①		3-1 F8 ①		1-0 G5-4-3 1B	
<b>Harold Baines, L</b> OBP: 0.395, SLG: 0.578 (1, 10) <b>Richie Sexson, R</b> OBP: 0.311, SLG: 0.501 (8, PH)		0-0 G5-3 ①		1-0 G4-3 ②		1-1 L4-6 BB 1B		0-0 G5-4-3 ② ③	
<b>Jim Thome, L</b> OBP: 0.426, SLG: 0.534 (1, 3) B B B B		4-0 BB 1B BB		4-0 FC6-4 BB		4-1 1-2 BB			
<b>David Justice, L</b> OBP: 0.410, SLG: 0.500 (1, 7) B B C B B X		4-2 1B 1-2 BB		2-1 FC6-4 ③		0-0 L4-6 ② ③			
<b>Carlos Baerga, S</b> OBP: 0.317, SLG: 0.345 (1, 5) B B B B X C T C B X		3-2 CS 1-3 2-H 1B			2-1 SH1-4 1B		0-1 G5-3 ①		
<b>Jesse Levis, L</b> OBP: 0.214, SLG: 0.154 (1, 2) C B B B B F 1 SAFE		3-3 K ② ③			2-1 SH1-4 ①		1-2 F8 ②		

Inning Stats	R: 0	H: 2	E: 1	K: 0	S: 12	LOB: 1	BB: 0	P: 18	R: 1	H: 1	E: 0	K: 1	S: 13	LOB: 2	BB: 2	P: 27	R: 0	H: 0	E: 0	K: 0	S: 8	LOB: 0	BB: 0	P: 13	R: 0	H: 0	E: 0	K: 1	S: 6	LOB: 1	BB: 1	P: 16	R: 0	H: 1	E: 0	K: 0	S: 7	LOB: 1	BB: 0	P: 14	R: 1	H: 1	E: 0	K: 0	S: 7	LOB: 1	BB: 2	P: 19	R: 0	H: 0	E: 0	K: 0	S: 6	LOB: 0	BB: 0	P: 8	R: 1	H: 2	E: 0	K: 0	S: 7	LOB: 0	BB: 0	P: 10
--------------	------	------	------	------	-------	--------	-------	-------	------	------	------	------	-------	--------	-------	-------	------	------	------	------	------	--------	-------	-------	------	------	------	------	------	--------	-------	-------	------	------	------	------	------	--------	-------	-------	------	------	------	------	------	--------	-------	-------	------	------	------	------	------	--------	-------	------	------	------	------	------	------	--------	-------	-------

PITCHER	IP	WLS	BF	H	R	ER	SO	BB	IBB	HBP	BLK	WP	HR	S	P	ERA	WHIP
<b>Bobby Witt, R</b> ERA: 5.78 (1, 1)	7.1	L	31	7	3	3	2	5	0	0	0	1	0	65	124	3.68	1.636
<b>Mike Duvall, L</b> ERA: 4.82 (8, 1)	0.2		1	0	0	0	0	0	0	0	0	0	0	1	1	0.00	0.000

AB R H RBI BB SO LOB

**BOTTOM**

4	0	1	0	0	0	1
4	1	1	0	0	0	2
2	1	1	0	1	0	0
4	0	1	1	0	1	2
3	0	1	1	0	0	0
1	0	0	0	0	0	1
0	1	0	0	3	0	0
2	0	0	0	1	0	3
3	0	2	1	0	0	0
2	0	0	0	0	1	2

AB	25
R	3
H	7
RBI	3
BB	5
SO	2
LOB	11



1B: 7	SF: 0	WP: 1	PA: 32
2B: 2	SAC: 2	PB: 0	
3B: 0	DP: 3	SB: 1	
HR: 0	HBP: 0	CS: 2	

**Tampa Bay Devil Rays @ Cleveland Indians**  
 Jacobs Field, Cleveland, OH  
 Sat Aug 28 1999, 1:05 PM EDT  
 Att. 43,190 - Sunny - 82 F

livebaseballscorecards.com



Batter	1	2	3	4	5	6	7	8	9	AB R H RBI BB SO LOB	TOP									
Miguel Cairo, R OBP: 0.344, SLG: 0.382 (1, 4)	1-0 E S HR 1B		2-1 L8		1-1 P3	1-3 K 2-3		1-0 P5		5 1 1 0 0 1 4										
Terrell Lowery, R OBP: 0.363, SLG: 0.458 (1, 8) (7, 7)	2-2 P9 1-3		1-1 P4		1-2 1B 2B		2-2 G1-3	1-3 K		5 1 1 0 0 1 3										
Jose Canseco, R OBP: 0.372, SLG: 0.604 (1, 10)	2-3 K		4-2 BB		0-0 1B		4-2 E BB		3-3 K	3 1 1 2 2 2 1										
Fred McGriff, L OBP: 0.413, SLG: 0.575 (1, 3)	0-1 HR		0-1 G3		2-1 1B G6-4-3		1-1 P5		3-3 K	5 1 2 2 0 1 2										
Bubba Trammell, R OBP: 0.380, SLG: 0.503 Dave Martinez, L OBP: 0.355, SLG: 0.386 (1, 7) (7, 8)	4-1 BB			3-1 G3	1-1 G6-4-3 1-2f		3-2 E9 1B		4-1 WP BB	3 0 1 0 1 0 2 0 0 0 0 1 0 0										
Jose Guillen, R OBP: 0.319, SLG: 0.348 (1, 9)	1-3 K			1-0 2B		2-1 G3 1B	0-3 K		1-0 G5-3	5 1 2 0 0 2 3										
Tony Graffanino, R OBP: 0.301, SLG: 0.457 (1, 6)		1-3 K		3-2 L8		2-1 G3		0-0 B1-3		4 0 0 0 0 1 2	AB 37 R 6 H 11 RBI 5 BB 5 SO 10 LOB 19									
Aaron Ledesma, R OBP: 0.300, SLG: 0.311 (1, 5)		2-3 K2-3		0-0 G5-3		1-0 WP G5-3 1B		4-0 1B BB		3 0 1 1 1 1 1										
Mike DiFelice, R OBP: 0.341, SLG: 0.512 (1, 2)		0-2 K			2-2 2B 1B	3-1 G5-3		0-0 1B		4 1 2 0 0 1 1										
Inning Stats	R: 2 E: 0 K: 2 S: 15	H: 2 LOB: 1 BB: 1 P: 25	R: 0 E: 0 K: 3 S: 10	H: 0 LOB: 0 BB: 0 P: 13	R: 0 E: 0 K: 0 S: 9	H: 1 LOB: 1 BB: 0 P: 15	R: 2 E: 0 K: 0 S: 13	H: 4 LOB: 1 BB: 0 P: 20	R: 1 E: 0 K: 1 S: 10	H: 2 LOB: 1 BB: 0 P: 19	R: 1 E: 1 K: 1 S: 13	H: 1 LOB: 1 BB: 1 P: 23	R: 0 E: 0 K: 1 S: 6	H: 1 LOB: 2 BB: 1 P: 12	R: 0 E: 0 K: 2 S: 8	H: 0 LOB: 1 BB: 1 P: 19	1B: 8 2B: 2 3B: 0 HR: 1	SF: 0 SAC: 0 DP: 1 HBP: 0	WP: 2 PB: 0 SB: 1 CS: 0	PA: 42
PITCHER	IP WLS BF H R ER SO BB IBB HBP BLK WP HR S P ERA WHIP																			
Chris Haney, L ERA: 4.13 (1, 1)	5.1 L 25 8 5 5 5 2 0 0 0 0 1 59 97 8.44 1.875																			
Steve Reed, R ERA: 3.11 (6, 1)	1.2 8 2 1 0 2 1 0 0 0 0 1 0 19 34 0.00 1.800																			
Ricardo Rincon, L ERA: 5.08 (8, 1)	1.0 5 1 0 0 1 1 0 0 0 0 0 0 6 12 0.00 2.000																			
Paul Shuey, R ERA: 3.44 (9, 1)	1.0 4 0 0 0 2 1 0 0 0 0 1 0 8 19 0.00 1.000																			

Tampa Bay Devil Rays @ Cleveland Indians  
 Jacobs Field, Cleveland, OH  
 Sun Aug 29 1999, 1:05 PM EDT  
 Att. 43,151 - Sunny - 69 F

AB	37
R	6
H	11
RBI	5
BB	5
SO	10
LOB	19



WP	2	PA	42
PB	0		
SB	1		
CS	0		

1B	8	SF	0
2B	2	SAC	0
3B	0	DP	1
HR	1	HBP	0

WP	2	PA	42
PB	0		
SB	1		
CS	0		

Batter	1	2	3	4	5	6	7	8	9	AB R H RBI BB SO LOB
<b>Dave Roberts, L</b> OBP: 0.280, SLG: 0.281 (1, 8) C C B B R X	3-2 FC6-4 SF9 2B		0-0 SH3-4 1-2	0-0 P5		1-2 2B			0-1 G3	4 1 2 0 0 0 3
<b>Omar Vizquel, S</b> OBP: 0.401, SLG: 0.438 (1, 6) B B F F F F X	3-2 FC6-4 1B		2-0 F7	0-1 P6		2-3 K			1-0 1B BB 1B	5 0 2 0 0 1 5
<b>Roberto Alomar, S</b> OBP: 0.428, SLG: 0.551 (1, 4) B B X	2-0 FC6-4 FC5-4 1-2f 2-3		2-0 E9 2-H		0-0 2B 1B			2-1 G1-3	4-1 1B 1-2 BB	4 1 1 0 1 0 2
<b>Manny Ramirez, R</b> OBP: 0.428, SLG: 0.646 (1, 9) C B F X SAFE	1-2 SF9		2-3 K		0-2 2B			2-3 K	3-2 1-2 2-3 1B	4 0 2 2 0 2 1
<b>Richie Sexson, R</b> OBP: 0.311, SLG: 0.504 <b>Harold Baines, L</b> OBP: 0.394, SLG: 0.577 (1, 7) (9, PH) 1 SAFE X	0-0 FC5-4 1-2f			0-2 2B 3B	1-1 P3			2-3 K	3-1 L6	4 1 1 0 0 1 2 1 0 0 0 0 0 3
<b>Jim Thome, L</b> OBP: 0.424, SLG: 0.533 (1, 3) X		0-0 F7		1-0 1B 2B 3-H	2-1 F9			3-2 G4-3	2-3 K	5 0 1 1 0 1 4
<b>Alex Ramirez, R</b> OBP: 0.260, SLG: 0.329 (1, 10) B F C B B X		2-2 G5-3		3-1 F8	1-2 G4-3			1-0 E1 FC6		4 0 0 0 0 0 2
<b>Enrique Wilson, S</b> OBP: 0.313, SLG: 0.358 (1, 5) C B B B B X			3-3 K		4-1 1B BB			1-3 K		3 0 0 0 1 2 1
<b>Einar Diaz, R</b> OBP: 0.316, SLG: 0.352 (1, 2) B B F F F B X			4-2 SH3-4 E BB	2-1 1-2 2-3 1B		2-2 P3		1-1 FC6 1-2f		3 1 1 0 1 0 1

Inning Stats	R: 1	H: 2	E: 0	K: 0	S: 13	LOB: 1	BB: 0	P: 22	R: 0	H: 0	E: 0	K: 1	S: 8	LOB: 0	BB: 0	P: 13	R: 1	H: 0	E: 1	K: 1	S: 11	LOB: 1	BB: 1	P: 21	R: 1	H: 3	E: 0	K: 0	S: 12	LOB: 3	BB: 1	P: 22	R: 1	H: 2	E: 0	K: 0	S: 12	LOB: 1	BB: 0	P: 16	R: 0	H: 1	E: 0	K: 1	S: 14	LOB: 1	BB: 0	P: 21	R: 0	H: 0	E: 0	K: 2	S: 8	LOB: 0	BB: 0	P: 14	R: 0	H: 0	E: 1	K: 1	S: 9	LOB: 1	BB: 0	P: 15	R: 0	H: 2	E: 0	K: 1	S: 13	LOB: 3	BB: 1	P: 26	1B: 5	SF: 1	2B: 4	SAC: 1	3B: 1	DP: 0	HR: 0	HBP: 0	WP: 0	PA: 42
--------------	------	------	------	------	-------	--------	-------	-------	------	------	------	------	------	--------	-------	-------	------	------	------	------	-------	--------	-------	-------	------	------	------	------	-------	--------	-------	-------	------	------	------	------	-------	--------	-------	-------	------	------	------	------	-------	--------	-------	-------	------	------	------	------	------	--------	-------	-------	------	------	------	------	------	--------	-------	-------	------	------	------	------	-------	--------	-------	-------	-------	-------	-------	--------	-------	-------	-------	--------	-------	--------


PITCHER	IP	WLS	BF	H	R	ER	SO	BB	IBB	HBP	BLK	WP	HR	S	P	ERA	WHIP
<b>Wilson Alvarez, L</b> ERA: 3.97 (1, 1)	8.0	W	36	8	4	3	6	2	0	0	0	0	0	87	144	3.38	1.250
<b>Roberto Hernandez, R</b> ERA: 3.18 (9, 1)	1.0	S	6	2	0	0	1	1	0	0	0	0	0	13	26	0.00	3.000

**BOTTOM**

**Tampa Bay Devil Rays @ Cleveland Indians**  
Jacobs Field, Cleveland, OH

Sun Aug 29 1999, 1:05 PM EDT  
Att. 43,151 - Sunny - 69 F

<b>AB</b>	<b>37</b>
<b>R</b>	<b>4</b>
<b>H</b>	<b>10</b>
<b>RBI</b>	<b>3</b>
<b>BB</b>	<b>3</b>
<b>SO</b>	<b>7</b>
<b>LOB</b>	<b>24</b>



livebaseballscorecards.com



Batter	1	2	3	4	5	6	7	8	9	AB R H RBI BB SO LOB	TOP											
Orlando Palmeiro, L (1, 9) OBP: 0.368, SLG: 0.334	1-3 K		1-2 16 HR BB 1B		3-2 16 BB 1B		3-1 F7		0-1 FC5 2-3f	5 1 2 0 0 1 3												
Trent Durrington, R (1, 4) OBP: 0.237, SLG: 0.230	3-1 G3		4-0 16 HR BB		0-2 L9		1-2 G1-3			3 1 0 0 1 0 2												
16 Garret Anderson, L (1, 7) OBP: 0.325, SLG: 0.466	2-2 P6		1-0 HR 1-H 2-H		4-2 BB 1-2			2-3 K		3 1 1 3 1 1 0												
Mo Vaughn, L (1, 10) OBP: 0.343, SLG: 0.456		3-1 HR	0-3 K		2-3 K			3-3 K		4 1 1 1 0 3 2												
Jim Edmonds, L (1, 8) OBP: 0.345, SLG: 0.459		0-3 K		2-0 HR		1-0 G3-1		2-3 K		4 1 1 1 0 2 0												
Darin Erstad, L (1, 3) OBP: 0.303, SLG: 0.360		3-2 G3-1		0-3 K		1-2 G5-3		1-2 FC5 G4-3 1B		4 0 1 0 0 1 0												
Jeff Huson, L (1, 5) OBP: 0.318, SLG: 0.325		3-3 K		2-2 G6-3		1-0 G4-3		1-0 G4-3		4 0 0 0 0 1 1												
Bengie Molina, R (1, 2) OBP: 0.238, SLG: 0.349			0-1 F9		3-2 F9		0-1 1B	4-2 BB		3 0 1 0 0 0 0 0 0 0 0 1 0 0												
Tim Salmon, R (9, PH) OBP: 0.367, SLG: 0.467																						
Gary Disarcina, R (1, 6) OBP: 0.254, SLG: 0.228			0-0 F9		0-1 P3		0-0 P2	1-3 K		3 0 0 0 0 0 1 1 0 0 0 0 1 2												
Todd Greene, R (9, PH) OBP: 0.270, SLG: 0.434																						
<b>Inning Stats</b>	R: 0 E: 0 K: 1 S: 11	H: 0 LOB: 0 BB: 0 P: 17	R: 1 E: 0 K: 2 S: 13	H: 1 LOB: 0 BB: 0 P: 22	R: 3 E: 0 K: 1 S: 10	H: 2 LOB: 0 BB: 1 P: 16	R: 1 E: 0 K: 1 S: 11	H: 1 LOB: 0 BB: 0 P: 18	R: 0 E: 0 K: 1 S: 16	H: 1 LOB: 2 BB: 1 P: 25	R: 0 E: 0 K: 0 S: 5	H: 0 LOB: 0 BB: 0 P: 8	R: 0 E: 0 K: 3 S: 10	H: 1 LOB: 1 BB: 0 P: 14	R: 0 E: 0 K: 3 S: 10	H: 0 LOB: 0 BB: 0 P: 17	R: 0 E: 0 K: 1 S: 11	H: 1 LOB: 2 BB: 1 P: 18	1B: 4 2B: 0 3B: 0 HR: 3	SF: 0 SAC: 0 DP: 0 HBP: 0	WP: 0 PB: 0 SB: 0 CS: 0	PA: 37
<b>PITCHER</b>	IP WLS BF H R ER SO BB IBB HBP BLK WP HR S P ERA WHIP																					
Bartolo Colon, R (1, 1) ERA: 4.14	7.0 W 29 6 5 5 6 2 0 0 0 0 0 3 76 120 6.43 1.143																					
Paul Shuey, R (8, 1) ERA: 3.39	1.0 H 3 0 0 0 3 0 0 0 0 0 0 0 10 17 0.00 0.000																					
Michael Jackson, R (9, 1) ERA: 3.9	1.0 S 5 1 0 0 1 1 0 0 0 0 0 0 11 18 0.00 2.000																					

Anaheim Angels @ Cleveland Indians  
 Jacobs Field, Cleveland, OH  
 Mon Aug 30 1999, 7:05 PM EDT  
 Att. 43,295 - Unknown - 66 F

livebaseballscorecards.com

AB	34
R	5
H	7
RBI	5
BB	3
SO	10
LOB	11













Batter	1	2	3	4	5	6	7	8	9	AB R H RBI BB SO LOB	TOP		
<b>Orlando Palmeiro, L</b> OBP: 0.369, SLG: 0.338 (1, 7) C B B X	2-1 G6-3		1-1 F7		4-0 BB BB		0-0 G6-4-3 1-2f			3 0 0 0 1 0 2			
<b>Trent Durrington, R</b> OBP: 0.274, SLG: 0.241 (1, 4) C B B B	4-1 CS 16 1B BB		3-2 1-2 1B		4-1 1-2 BB		1-3 K			2 0 1 0 2 1 0			
<b>16 Garret Anderson, L</b> OBP: 0.327, SLG: 0.465 (1, 8) X	0-0 1-2 1B		1-3 SAFE K		1-1 L4			2-3 K		4 0 1 0 0 2 3			
<b>Tim Salmon, R</b> OBP: 0.376, SLG: 0.488 (1, 9) C B B X	2-1 G1-3 2-3			1-0 2B		1-1 2B G4-3 2B		2-3 K		4 1 2 0 0 1 2			
<b>Jim Edmonds, L</b> OBP: 0.345, SLG: 0.455 (1, 10) <b>Todd Greene, R</b> OBP: 0.271, SLG: 0.437 (6, PH)			0-1 G4-3	2-2 L3		0-0 G4-3 2-3 2B		2-3 K		2 0 0 0 0 0 1 2 0 1 0 0 1 0			
<b>Troy Glas, R</b> OBP: 0.325, SLG: 0.455 (1, 5) C B B B B		4-2 1B BB		0-3 K		0-0 F7		0-0 E5 G4-3		3 0 0 0 1 1 3			
<b>Darin Erstad, L</b> OBP: 0.303, SLG: 0.358 (1, 3) L C B F C F		1-2 G6-4-3 1B		0-1 G3		0-0 G4-3 2-3 3-H 2-2		1-2 G4-3 1-2f		4 0 1 1 0 0 3			
<b>Matt Walbeck, S</b> OBP: 0.302, SLG: 0.311 (1, 2) C X	0-1 G6-4-3 1-2f			1-3 K2-3		1-3 F7		1-2 E6		4 0 0 0 0 1 3			
<b>Gary Disarcina, R</b> OBP: 0.252, SLG: 0.228 (1, 6) <b>Andy Sheets, R</b> OBP: 0.243, SLG: 0.289 (6, 6) C B X			1-1 CS 1B		0-0 F9		2-1 G6-4-3 1B		0-1 P3	2 0 1 0 0 0 0 2 0 1 0 0 0 1			
<b>Inning Stats</b>	R: 0 E: 0 K: 0 S: 6 H: 1 LOB: 1 BB: 1 P: 14	R: 0 E: 0 K: 0 S: 11 H: 1 LOB: 1 BB: 1 P: 16	R: 0 E: 0 K: 1 S: 10 H: 2 LOB: 1 BB: 0 P: 16	R: 0 E: 0 K: 1 S: 9 H: 1 LOB: 1 BB: 0 P: 12	R: 0 E: 0 K: 1 S: 7 H: 0 LOB: 2 BB: 2 P: 17	R: 1 E: 0 K: 0 S: 8 H: 2 LOB: 1 BB: 0 P: 11	R: 0 E: 0 K: 1 S: 6 H: 1 LOB: 0 BB: 0 P: 9	R: 0 E: 0 K: 3 S: 9 H: 0 LOB: 0 BB: 0 P: 15	R: 0 E: 2 K: 0 S: 10 H: 0 LOB: 1 BB: 0 P: 12	1B: 5 2B: 3 3B: 0 HR: 0 SF: 0 SAC: 0 DP: 3 HBP: 0	WP: 0 PB: 0 SB: 0 CS: 2 PA: 36		
<b>PITCHER</b>	IP WLS BF H R ER SO BB IBB HBP BLK WP HR S P ERA WHIP											<b>PITCHER</b>	IP WLS BF H R ER SO BB IBB HBP BLK WP HR S P ERA WHIP
<b>Dave Burba, R</b> ERA: 4.29 (1, 1)	8.0 W 32 8 1 1 7 4 0 0 0 0 0 66 110 1.12 1.500												
<b>Ricardo Rincon, L</b> ERA: 4.93 (9, 1)	1.0 4 0 0 0 0 0 0 0 0 0 0 0 10 12 0.00 0.000												

**Anaheim Angels @ Cleveland Indians**  
**Jacobs Field, Cleveland, OH**  
 Wed Sep 01 1999, 7:05 PM EDT  
 Att. 43,399 - Cloudy - 76 F

livebaseballscorecards.com

<b>AB</b>	<b>32</b>
<b>R</b>	<b>1</b>
<b>H</b>	<b>8</b>
<b>RBI</b>	<b>1</b>
<b>BB</b>	<b>4</b>
<b>SO</b>	<b>7</b>
<b>LOB</b>	<b>18</b>



Batter	1	2	3	4	5	6	7	8	9
<b>Kenny Lofton, L</b> OBP: 0.413, SLG: 0.437 (1, 8) <b>Dave Roberts, L</b> OBP: 0.298, SLG: 0.333 (7, 8)	1-1 P6		2-1 1B 1B 2B 1-H	0-0 1B	4-2 1-2 BB		0-2 G3		
<b>Omar Vizquel, S</b> OBP: 0.399, SLG: 0.434 (1, 6)	0-3 K		1-2 S E 1B 1B 2-3	0-0 F8	2-2 P3			4-1 FC3 BB	
<b>Roberto Alomar, S</b> OBP: 0.431, SLG: 0.553 (1, 4)	4-0 BB BB		0-1 S 3B 1B 1-2 3-H	1-2 F8		3-2 G4-3		2-0 FC3 1-2f	
<b>Manny Ramirez, R</b> OBP: 0.426, SLG: 0.641 <b>Alex Ramirez, R</b> OBP: 0.270, SLG: 0.338 (1, 9) (9, 9)	4-0 1-2 BB		1-2 1-H 2-H 2B 3B	3-2 G5-3		1-3 K		1-1 F8	
<b>Jim Thome, L</b> OBP: 0.428, SLG: 0.550 (1, 3)	1-3 K		1-0 1B FC3-6 2B 3-H		3-1 HR	3-2 F8		3-3 K	
<b>Richie Sexson, R</b> OBP: 0.317, SLG: 0.522 (1, 7)		1-1 G5-3	1-2 FC3-6 1B 2-3		2-1 HR		2-0 F9		
<b>Harold Baines, L</b> OBP: 0.392, SLG: 0.569 (1, 10)		0-0 G6-3	2-0 FC3-6 1-2f 3-H 1B		0-0 BB 1B		3-2 F9		
<b>Enrique Wilson, S</b> OBP: 0.314, SLG: 0.357 (1, 5)		1-2 G6-3	1-3 K		1-3 K		0-0 BB 1B		
<b>Einar Diaz, R</b> OBP: 0.314, SLG: 0.349 (1, 2)			0-0 2B 1B G4-3		2-0 F8		4-0 1-2 BB		

Inning Stats	R: 0	H: 0	E: 0	K: 2	S: 8	R: 0	H: 0	E: 0	K: 0	S: 6	R: 6	H: 7	E: 0	K: 1	S: 20	R: 0	H: 1	E: 0	K: 0	S: 11	R: 2	H: 3	E: 0	K: 1	S: 14	R: 0	H: 0	E: 0	K: 1	S: 9	R: 0	H: 1	E: 0	K: 0	S: 9	R: 0	H: 0	E: 0	K: 1	S: 9
	LOB: 2	BB: 2	P: 18			LOB: 0	BB: 0	P: 8			LOB: 1	BB: 0	P: 29			LOB: 0	BB: 0	P: 15			LOB: 2	BB: 1	P: 28			LOB: 0	BB: 0	P: 16			LOB: 1	BB: 1	P: 18			LOB: 0	BB: 1	P: 19		

PITCHER	IP	WLS	BF	H	R	ER	SO	BB	IBB	HBP	BLK	WP	HR	S	P	ERA	WHIP
<b>Jarrod Washburn, L</b> ERA: 9.15 (1, 1)	2.0	L	14	6	6	6	2	2	0	0	0	0	0	26	43	27.00	4.000
<b>Mike Fyhrie, R</b> ERA: 4.93 (3, 1)	3.0		15	5	2	2	2	1	0	0	0	0	2	33	55	6.00	2.000
<b>Al Levine, R</b> ERA: 3.49 (6, 1)	2.2		11	1	0	0	1	2	0	0	0	0	0	22	45	0.00	1.125
<b>Juan Alvarez, L</b> ERA: (8, 1)	0.1		1	0	0	0	1	0	0	0	0	0	0	5	8	0.00	0.000

AB R H RBI BB SO LOB

3	1	2	1	1	0	0
1	0	0	0	0	0	2
4	1	1	0	1	1	3
4	1	1	1	1	0	2
4	1	1	1	1	1	2
0	0	0	0	0	0	0
5	2	2	2	0	2	3
4	1	2	1	0	0	0
4	0	1	1	0	0	1
4	0	1	0	0	2	2
3	1	1	0	1	0	2

AB	R	H	RBI	BB	SO	LOB
36	8	12	7	5	6	17



**Anaheim Angels @ Cleveland Indians**  
**Jacobs Field, Cleveland, OH**  
 Wed Sep 01 1999, 7:05 PM EDT  
 Att: 43,399 - Cloudy - 76 F

livebaseballscorecards.com

AB	R	H	RBI	BB	SO	LOB
36	8	12	7	5	6	17

WP	PA
0	41



Batter	1	2	3	4	5	6	7	8	9	AB R H RBI BB SO LOB	TOP
<b>16 Garret Anderson, L</b> (1, 8) OBP: 0.329, SLG: 0.472	1-3 	0-1 SAFE 			0-0 G4-3 3B 1B 		0-0 FC3-6 1B 		1-1 1-H HR 	5 2 3 2 0 1 2	<b>Anaheim Angels @ Cleveland Indians</b> <b>Jacobs Field, Cleveland, OH</b> Thu Sep 02 1999, 7:05 PM EDT Att. 43,369 - Unknown - 73 F
<b>Jeff Huson, L</b> (1, 4) OBP: 0.314, SLG: 0.320	0-1 1B 	0-2 G4-3 			1-1 SAFE G3 1-2 		0-1 FC3-6 G6-3 1-2f 		0-2 G6-3 	5 0 1 0 0 0 4	
<b>Mo Vaughn, L</b> (1, 3) OBP: 0.344, SLG: 0.456	3-1 BB 1B 				1-2 G4-3 		1-1 G6-3 1-2f 		4-2 HR BB 	4 1 1 0 1 0 2	
<b>Tim Salmon, R</b> (1, 9) OBP: 0.380, SLG: 0.510	3-1 L6 				2-1 3B 3-H 				0-1 G6-3 1-H HR 	5 1 3 3 0 0 2	
<b>Troy Glaus, R</b> (1, 5) OBP: 0.324, SLG: 0.451	4-2 BB 1-2 				1-0 P5 P3 				0-1 F7 	4 0 0 0 1 1 2	
<b>Darin Erstad, L</b> (1, 7) OBP: 0.302, SLG: 0.356	0-1 F8 				2-2 L9 1-2 				4-2 BB 	3 0 0 0 1 0 4	
<b>Todd Greene, R</b> (1, 10) OBP: 0.271, SLG: 0.434					0-1 G5-3 1B 1B 				0-3 SAFE K 	4 0 1 0 0 1 1	
<b>Bengie Molina, R</b> (1, 2) OBP: 0.271, SLG: 0.353 <b>Matt Walbeck, S</b> (9, PH) OBP: 0.304, SLG: 0.313					3-1 G5-3 16 E 1B 1-3 				0-1 16 HR 1B 	3 0 1 0 0 0 1 1 1 1 0 0 0 0	
<b>Andy Sheets, R</b> (1, 6) OBP: 0.240, SLG: 0.285 <b>Orlando Palmeiro, L</b> (9, PH) OBP: 0.368, SLG: 0.337					2-2 F9 				1-2 F7 	3 0 0 0 0 2 3 1 0 0 0 0 0 1	
<b>Inning Stats</b>	R: 0 E: 0 K: 1 S: 13 H: 2 LOB: 3 BB: 1 P: 24	R: 0 E: 1 K: 1 S: 12 H: 2 LOB: 2 BB: 0 P: 13	R: 0 E: 0 K: 0 S: 8 H: 1 LOB: 1 BB: 0 P: 15	R: 0 E: 0 K: 0 S: 8 H: 0 LOB: 0 BB: 0 P: 13	R: 1 E: 0 K: 0 S: 9 H: 2 LOB: 1 BB: 0 P: 14	R: 0 E: 1 K: 1 S: 9 H: 0 LOB: 1 BB: 0 P: 12	R: 0 E: 0 K: 0 S: 5 H: 1 LOB: 0 BB: 0 P: 6	R: 0 E: 0 K: 2 S: 10 H: 0 LOB: 1 BB: 1 P: 16	R: 4 E: 0 K: 0 S: 17 H: 3 LOB: 0 BB: 1 P: 26	1B: 8 2B: 0 3B: 1 HR: 2 SF: 0 SAC: 0 DP: 1 HBP: 0	
<b>PITCHER</b> <b>Charles Nagy, R</b> (1, 1) ERA: 4.59 <b>Steve Reed, R</b> (8, 1) ERA: 3.59 <b>Jim Poole, L</b> (9, 1) ERA: 4.75 <b>Michael Jackson, R</b> (9, 1) ERA: 4.03	IP WLS BF H R ER SO BB IBB HBP BLK WP HR S P ERA WHIP	7.0 W 30 8 1 1 3 1 0 0 0 0 0 0 64 97 1.29 1.286	1.2 8 2 2 2 2 1 0 0 0 0 0 1 21 29 10.80 1.800	0.0 1 0 0 0 0 1 0 0 0 0 0 0 2 6 ∞ ∞	0.1 S 2 1 2 2 0 0 0 0 0 0 1 4 7 54.00 3.000	<b>PITCHER</b> IP WLS BF H R ER SO BB IBB HBP BLK WP HR S P ERA WHIP					

AB	38
R	5
H	11
RBI	5
BB	3
SO	5
LOB	22



livebaseballscorecards.com

Batter	1	2	3	4	5	6	7	8	9	AB R H RBI BB SO LOB
<b>Dave Roberts, L</b> OBP: 0.296, SLG: 0.330 (1, 8)	3-3 <b>K</b>		3-2 <b>P2</b>		1-0 <b>2B</b> <b>1B</b>	0-1 <b>G3</b>				4 1 1 0 0 1 1
<b>Omar Vizquel, S</b> OBP: 0.396, SLG: 0.431 (1, 6)	1-1 <b>F7</b>		1-2 <b>F7</b>		1-2 <b>SF8</b>	1-3 <b>K2-3</b>				3 0 0 1 0 1 1
<b>Roberto Alomar, S</b> OBP: 0.430, SLG: 0.557 (1, 4)	2-1 <b>G4-3</b>			2-0 <b>HR</b>	2-1 <b>P4</b>	1-2 <b>F7</b>				4 1 1 1 0 0 2
<b>Manny Ramirez, R</b> OBP: 0.425, SLG: 0.640 (1, 9)		0-0 <b>P2</b>		3-1 <b>F9</b>	1-2 <b>HR</b> <b>2B</b>		3-3 <b>K</b>			4 1 1 1 0 1 0
<b>Jim Thome, L</b> OBP: 0.428, SLG: 0.549 (1, 10)		0-1 <b>1B</b> <b>1B</b>		3-2 <b>P2</b>	4-0 <b>HR</b> <b>BB</b>		0-1 <b>G3</b>			3 1 1 0 1 0 0
<b>Richie Sexson, R</b> OBP: 0.319, SLG: 0.529 (1, 3)		0-0 <b>L7</b>		1-2 <b>WP</b> <b>1B</b> <b>1B</b>	0-0 <b>HR</b>		1-3 <b>K</b>			4 1 2 3 0 1 1
<b>David Justice, L</b> OBP: 0.416, SLG: 0.497 (1, 7)		1-0 <b>1B</b>		0-0 <b>WP</b>	4-1 <b>BB</b>		4-2 <b>G1-6-3</b> <b>BB</b>			2 0 2 0 2 0 0
<b>Carlos Baerga, S</b> OBP: 0.313, SLG: 0.328 <b>Travis Fryman, R</b> OBP: 0.321, SLG: 0.432 (1, 5) (9, 5)		2-1 <b>G1-3</b>		1-0 <b>G4-3</b>	2-1 <b>L4</b>		0-0 <b>F7</b>			4 0 0 0 0 0 6 0 0 0 0 0 0 0
<b>Einar Diaz, R</b> OBP: 0.316, SLG: 0.354 (1, 2)			2-2 <b>P4</b>		0-1 <b>1B</b> <b>SF8</b> <b>1B</b>	1-2 <b>G3</b> <b>2B</b>		2-1 <b>G1-6-3</b>		4 1 2 0 0 0 1

Inning Stats	R: 0	H: 0	E: 0	K: 1	S: 8	L: 0	LOB: 0	BB: 0	P: 14	R: 0	H: 2	E: 0	K: 0	S: 7	L: 0	LOB: 2	BB: 0	P: 10	R: 0	H: 0	E: 0	K: 0	S: 11	L: 0	LOB: 0	BB: 0	P: 17	R: 1	H: 3	E: 0	K: 0	S: 17	L: 0	LOB: 2	BB: 0	P: 27	R: 5	H: 4	E: 0	K: 0	S: 16	L: 1	LOB: 1	BB: 2	P: 31	R: 0	H: 1	E: 0	K: 1	S: 11	L: 1	LOB: 1	BB: 0	P: 14	R: 0	H: 0	E: 0	K: 2	S: 8	L: 0	LOB: 0	BB: 0	P: 12	R: 0	H: 0	E: 0	K: 0	S: 8	L: 0	LOB: 0	BB: 1	P: 14	R: 0	H: 0	E: 0	K: 0	S: 8	L: 0	LOB: 0	BB: 0	P: 14
1B: 6	SF: 1	2B: 2	SAC: 0	3B: 0	DP: 1	HR: 2	HBP: 0	WP: 1	PA: 36																																																																								

PITCHER	IP	WLS	BF	H	R	ER	SO	BB	IBB	HBP	BLK	WP	HR	S	P	ERA	WHIP
<b>Steve Sparks, R</b> ERA: 5.3 (1, 1)	4.2	L	25	9	6	6	1	2	0	0	0	1	2	57	95	11.57	2.357
<b>Lou Pote, R</b> ERA: 2.93 (5, 1)	2.1		8	1	0	0	3	0	0	0	0	0	0	21	30	0.00	0.429
<b>Ken Hill, R</b> ERA: 4.76 (8, 1)	1.0		3	0	0	0	0	1	0	0	0	0	0	8	14	0.00	1.000

**BOTTOM**

**Anaheim Angels @ Cleveland Indians**  
Jacobs Field, Cleveland, OH  
Thu Sep 02 1999, 7:05 PM EDT  
Att: 43,369 - Unknown - 73 F

[livebaseballscorecards.com](http://livebaseballscorecards.com)

<b>AB</b>	<b>32</b>
<b>R</b>	<b>6</b>
<b>H</b>	<b>10</b>
<b>RBI</b>	<b>6</b>
<b>BB</b>	<b>3</b>
<b>SO</b>	<b>4</b>
<b>LOB</b>	<b>12</b>





Batter	1	2	3	4	5	6	7	8	9	AB R H RBI BB SO LOB	TOP																
<b>Dave Roberts, L</b> OBP: 0.301, SLG: 0.327 (1, 8)	4-2 S SF8 BB	0-2 G1-3			1-0 F7		2-1 E3 1B HR	3-2 F9		4 2 1 0 1 0 4																	
<b>Omar Vizquel, S</b> OBP: 0.396, SLG: 0.431 (1, 6)	3-2 P2		1-2 P7		1-0 1B		2-1 1B HR		2-2 F8	5 2 2 0 0 0 1																	
<b>Roberto Alomar, S</b> OBP: 0.429, SLG: 0.563 (1, 4)	2-1 SF8		2-3 K		3-0 1B HR		0-2 1B HR		2-3 K	4 2 2 5 0 2 0																	
<b>Manny Ramirez, R</b> OBP: 0.428, SLG: 0.648 (1, 9)	2-2 2B		4-1 BB		2-2 HR		1-3 K		4-2 HBP BB	3 1 2 2 2 1 0																	
<b>Jim Thome, L</b> OBP: 0.426, SLG: 0.543 (1, 3)	1-3 K		1-0 F8		2-3 K		3-2 G1-3		2-0 HBP	4 0 0 0 0 2 2																	
<b>Richie Sexson, R</b> OBP: 0.318, SLG: 0.527 (1, 7)		1-0 F9		2-2 G6-3		2-3 K		0-1 SH1-4 2B	1-3 K	5 0 1 0 0 2 2																	
<b>Harold Baines, L</b> OBP: 0.390, SLG: 0.565 (1, 10)		2-3 K		2-2 G3		0-1 G4-3		4-2 SH1-4 BB		3 0 0 0 1 1 0																	
<b>Carlos Baerga, S</b> OBP: 0.313, SLG: 0.328 (1, 5)		2-2 BB 1B		1-0 P6		1-0 G4-3		0-0 SH1-4		3 0 1 0 0 0 0																	
<b>Tyler Houston, L</b> OBP: 0.309, SLG: 0.381 (1, 2)		4-1 BB		2-2 G4-3		0-1 G1-3		1-2 P6		3 0 0 0 1 0 2																	
<b>Einar Diaz, R</b> OBP: 0.316, SLG: 0.354 (8, 2)		1-2 BB								0 0 0 0 0 0 0																	
<b>Inning Stats</b>	R: 1 E: 0 K: 1 S: 17	H: 1 LOB: 1 BB: 1 P: 29	R: 0 E: 0 K: 1 S: 11	H: 1 LOB: 2 BB: 1 P: 20	R: 0 E: 0 K: 1 S: 9	H: 0 LOB: 1 BB: 1 P: 17	R: 0 E: 0 K: 0 S: 7	H: 0 LOB: 0 BB: 0 P: 12	R: 3 E: 0 K: 1 S: 15	H: 3 LOB: 0 BB: 0 P: 26	R: 0 E: 0 K: 1 S: 7	H: 0 LOB: 0 BB: 0 P: 10	R: 3 E: 1 K: 1 S: 15	H: 3 LOB: 0 BB: 0 P: 23	R: 0 E: 0 K: 0 S: 11	H: 1 LOB: 2 BB: 1 P: 19	R: 0 E: 0 K: 2 S: 14	H: 0 LOB: 2 BB: 1 P: 25	1B: 5 2B: 2 3B: 0 HR: 2	SF: 1 SAC: 1 DP: 0 HBP: 1	WP: 0 PB: 0 SB: 3 CS: 0	PA: 42					
<b>PITCHER</b>	IP WLS BF H R ER SO BB IBB HBP BLK WP HR S P ERA WHIP																										
<b>Jason Johnson, R</b> ERA: 6.2 (1, 1)	6.0		26	5	4	4	5	3	0	0	0	0	1	66	114	6.00	1.333										
<b>Al Reyes, R</b> ERA: 3.95 (7, 1)	1.0	L	6	3	3	3	1	0	0	0	0	0	1	15	23	27.00	3.000										
<b>Scott Kamieniecki, R</b> ERA: 6.05 (8, 1)	1.2		8	1	0	0	1	2	0	0	0	0	0	21	37	0.00	1.800										
<b>Jesse Orosco, L</b> ERA: 6.0 (9, 1)	0.1		2	0	0	0	1	0	0	1	0	0	0	4	7	0.00	0.000										

**Cleveland Indians @ Baltimore Orioles**  
**Oriole Park at Camden Yards, Baltimore, MD**

Fri Sep 03 1999, 7:05 PM EDT  
Att. 41,521 - Cloudy - 86 F

livebaseballscorecards.com

<b>AB</b>	<b>34</b>
<b>R</b>	<b>7</b>
<b>H</b>	<b>9</b>
<b>RBI</b>	<b>7</b>
<b>BB</b>	<b>5</b>
<b>SO</b>	<b>8</b>
<b>LOB</b>	<b>11</b>



Batter	1	2	3	4	5	6	7	8	9	AB	R	H	RBI	BB	SO	LOB
<b>Brady Anderson, L</b> (1, 8) OBP: 0.419, SLG: 0.488	0-0 F9	1-3 K			1-1 HR 1B	3-2 1B HBP		4-2 BB		3	1	1	1	1	1	2
<b>Mike Bordick, R</b> (1, 6) OBP: 0.329, SLG: 0.387	4-2 1B BB	1-0 G5-3			0-1 HR	1-1 1B		3-2 F8		4	2	2	4	1	0	4
<b>B.J. Surhoff, L</b> (1, 10) OBP: 0.354, SLG: 0.512	1-1 1B 1-2 1B				1-1 G1-4-3 1B				1-2 F7	5	0	2	0	0	1	2
<b>Albert Belle, R</b> (1, 9) OBP: 0.395, SLG: 0.515	1-0 S 1B				1-1 G1-4-3				2-2 FC1-6 1B	5	0	2	1	0	0	1
<b>Jeff Conine, R</b> (1, 3) OBP: 0.351, SLG: 0.501	2-0 P3				0-0 L6				0-0 FC1-6	5	0	0	0	0	0	3
<b>Rich Amaral, R</b> (1, 7) OBP: 0.349, SLG: 0.352	2-3 K				0-0 G1-3				0-1 G1-3	4	0	0	0	0	1	2
<b>Derrick May, L</b> (9, PH) OBP: 0.375, SLG: 0.571	1-2 K									1	0	0	0	0	0	1
<b>Cal Ripken Jr., R</b> (1, 5) OBP: 0.355, SLG: 0.593		1-1 1B 2B			2-1 G5-3				3-3 K	4	1	2	0	0	1	0
<b>Ryan Minor, R</b> (9, 5) OBP: 0.241, SLG: 0.300										0	0	0	0	0	0	0
<b>Jeff Reboulet, R</b> (1, 4) OBP: 0.324, SLG: 0.201		1-1			1-2 G1-3				3-3 K	2	1	1	0	1	0	0
<b>Delino DeShields, L</b> (8, PH) OBP: 0.338, SLG: 0.363										1	0	0	0	0	1	0
<b>Mike Figga, R</b> (1, 2) OBP: 0.241, SLG: 0.351		0-3 K			1-0 G6-3				4-2 WP BB	2	0	0	0	0	1	2
<b>Charles Johnson, R</b> (6, PH) OBP: 0.333, SLG: 0.405										0	1	0	0	2	0	0

Inning Stats	R: 1	H: 2	E: 0	K: 1	S: 11	LOB: 2	BB: 1	P: 21	R: 0	H: 2	E: 0	K: 2	S: 11	LOB: 2	BB: 0	P: 15	R: 0	H: 0	E: 0	K: 0	S: 5	LOB: 0	BB: 0	P: 6	R: 0	H: 0	E: 0	K: 0	S: 7	LOB: 0	BB: 0	P: 10	R: 2	H: 3	E: 0	K: 0	S: 8	LOB: 0	BB: 0	P: 12	R: 3	H: 2	E: 0	K: 1	S: 13	LOB: 2	BB: 2	P: 29	R: 0	H: 0	E: 0	K: 0	S: 5	LOB: 0	BB: 0	P: 9	R: 0	H: 0	E: 0	K: 2	S: 18	LOB: 2	BB: 2	P: 35	R: 0	H: 1	E: 0	K: 0	S: 11	LOB: 1	BB: 0	P: 14	1B: 8	SF: 0	2B: 1	SAC: 0	3B: 0	DP: 1	HR: 1	HBP: 1	WP: 1	PA: 42
--------------	------	------	------	------	-------	--------	-------	-------	------	------	------	------	-------	--------	-------	-------	------	------	------	------	------	--------	-------	------	------	------	------	------	------	--------	-------	-------	------	------	------	------	------	--------	-------	-------	------	------	------	------	-------	--------	-------	-------	------	------	------	------	------	--------	-------	------	------	------	------	------	-------	--------	-------	-------	------	------	------	------	-------	--------	-------	-------	-------	-------	-------	--------	-------	-------	-------	--------	-------	--------

PITCHER	IP	WLS	BF	H	R	ER	SO	BB	IBB	HBP	BLK	WP	HR	S	P	ERA	WHIP
<b>Chris Haney, L</b> (1, 1) ERA: 5.16	5.2		29	9	6	6	3	3	0	0	0	0	1	51	87	9.53	2.118
<b>Paul Assenmacher, L</b> (6, 1) ERA: 8.48	0.1	W	1	0	0	0	1	0	0	0	0	0	0	4	6	0.00	0.000
<b>Paul Shuey, R</b> (7, 1) ERA: 3.25	2.0	H	8	0	0	0	2	2	0	0	0	1	0	23	44	0.00	1.000
<b>Michael Jackson, R</b> (9, 1) ERA: 3.97	1.0	S	4	1	0	0	0	0	0	0	0	0	0	11	14	0.00	1.000

**BOTTOM**

**Cleveland Indians @ Baltimore Orioles**  
**Oriole Park at Camden Yards, Baltimore, MD**

<b>AB</b>	<b>36</b>
<b>R</b>	<b>6</b>
<b>H</b>	<b>10</b>
<b>RBI</b>	<b>6</b>
<b>BB</b>	<b>5</b>
<b>SO</b>	<b>6</b>
<b>LOB</b>	<b>17</b>



WP	PA
1	42

Fri Sep 03 1999, 7:05 PM EDT  
 Att: 41,521 - Cloudy - 86 F

livebaseballscores.com



Batter	1	2	3	4	5	6	7	8	9	AB R H RBI BB SO LOB	TOP		
<b>Dave Roberts, L</b> (1, 8) OBP: 0.302, SLG: 0.327	2-1 G4-3		0-0 SH3			1-0 G4-3		1-2 G6-4-3 1B		3 0 1 0 0 0 0	<b>Cleveland Indians @ Baltimore Orioles</b> <b>Oriole Park at Camden Yards, Baltimore, MD</b> Sat Sep 04 1999, 7:05 PM EDT Att. 47,095 - Cloudy - 84 F		
<b>Enrique Wilson, S</b> (1, 6) OBP: 0.310, SLG: 0.352	1-2 G3		1-2 G3-1			1-0 P2		1-2 F9		4 0 0 0 0 0 3			
<b>Roberto Alomar, S</b> (1, 4) OBP: 0.428, SLG: 0.562	1-1 P5		2-3 K			1-2 2B		0-1 G6-4-3 1-2f		4 0 1 0 0 1 3			
<b>Manny Ramirez, R</b> (1, 9) OBP: 0.429, SLG: 0.646		4-2 1B G6-4-3 BB		3-1 F8		4-1 BB		1-3 K		2 1 0 0 2 1 0			
<b>Jim Thome, L</b> (1, 3) OBP: 0.427, SLG: 0.543		2-2 G6-4-3 1B		1-2 F7		3-2 L5		0-2 G6-3 1B		4 0 2 0 0 0 2			
<b>Richie Sexson, R</b> (1, 7) OBP: 0.315, SLG: 0.522		1-1 G6-4-3 1-2f 3-H		0-0 G5-3		1-1 F8		2-0 G6-3		4 0 0 0 0 0 2			
<b>Harold Baines, L</b> (1, 10) OBP: 0.389, SLG: 0.561		2-2 1B		0-0 F8		2-0 F8		0-1 F8		4 0 1 0 0 0 1			
<b>Travis Fryman, R</b> (1, 5) OBP: 0.317, SLG: 0.427		2-2 G5-3		0-0 F7		2-3 K				3 0 0 0 0 1 1			
<b>Einar Diaz, R</b> (1, 2) OBP: 0.319, SLG: 0.355			1-1 G3-1 SH3 1B		2-1 G5-3			4-0 F9 1B BB		2 0 1 0 1 0 0			
<b>Inning Stats</b>	R: 0 E: 0 K: 0 S: 7 H: 0 LOB: 0 BB: 0 P: 11	R: 1 E: 0 K: 0 S: 14 H: 2 LOB: 1 BB: 1 P: 25	R: 0 E: 0 K: 1 S: 11 H: 1 LOB: 1 BB: 0 P: 15	R: 0 E: 0 K: 0 S: 6 H: 0 LOB: 0 BB: 0 P: 10	R: 0 E: 0 K: 0 S: 4 H: 0 LOB: 0 BB: 0 P: 6	R: 0 E: 0 K: 0 S: 9 H: 1 LOB: 2 BB: 1 P: 19	R: 0 E: 0 K: 1 S: 6 H: 0 LOB: 0 BB: 0 P: 11	R: 0 E: 0 K: 0 S: 8 H: 1 LOB: 1 BB: 1 P: 14	R: 0 E: 0 K: 1 S: 9 H: 1 LOB: 1 BB: 0 P: 12	1B: 5 2B: 1 3B: 0 HR: 0 SF: 0 SAC: 1 DP: 2 HBP: 0		WP: 0 PB: 0 SB: 0 CS: 0 PA: 34	
<b>PITCHER</b>	IP WLS BF H R ER SO BB IBB HBP BLK WP HR S P ERA WHIP											<b>PITCHER</b>	IP WLS BF H R ER SO BB IBB HBP BLK WP HR S P ERA WHIP
<b>Doug Linton, R</b> (1, 1) ERA: 5.71	7.0 W 26 4 1 1 2 2 0 0 0 0 0 0 57 97 1.29 0.857												
<b>Al Reyes, R</b> (8, 1) ERA: 3.93	0.1 H 3 1 0 0 0 1 0 0 0 0 0 0 6 12 0.00 6.000												
<b>Jesse Orosco, L</b> (8, 1) ERA: 5.86	0.2 H 1 0 0 0 0 0 0 0 0 0 0 0 2 2 0.00 0.000												
<b>Mike Timlin, R</b> (9, 1) ERA: 3.86	1.0 S 4 1 0 0 1 0 0 0 0 0 0 0 9 12 0.00 1.000												

livebaseballscorecards.com

<b>AB</b>	<b>30</b>
<b>R</b>	<b>1</b>
<b>H</b>	<b>6</b>
<b>RBI</b>	<b>0</b>
<b>BB</b>	<b>3</b>
<b>SO</b>	<b>3</b>
<b>LOB</b>	<b>12</b>







Batter	1	2	3	4	5	6	7	8	9	AB R H RBI BB SO LOB	TOP											
<b>Dave Roberts, L</b> (1, 8) OBP: 0.320, SLG: 0.342	1-1 1B	0-2 1B		3-3 K	0-0 SF7			4-0 G3 1B 2B BB	3-1 FC6-4 1B	4 1 3 1 1 1 0												
<b>Omar Vizquel, S</b> (1, 6) OBP: 0.397, SLG: 0.432	1-0 F7		2-1 G1-3		BB 1B BB			2-1 G3 1B 2B	0-1 FC6-4	5 2 2 2 1 0 2												
<b>Roberto Alomar, S</b> (1, 4) OBP: 0.426, SLG: 0.557	3-1 P6		1-2 E6 HR		BB 1B BB			1-2 G3	2-1 P6	4 2 0 0 1 0 4												
<b>Tyler Houston, L</b> (8, 5) OBP: 0.307, SLG: 0.379					G6-3			1-2 2-3		1 0 0 0 0 0 1												
<b>Manny Ramirez, R</b> (1, 9) OBP: 0.429, SLG: 0.650	3-2 G5-3		0-1		1B 1B BB		0-3 K	0-3 K		3 2 1 2 1 1 1												
<b>Alex Ramirez, R</b> (8, PH) OBP: 0.267, SLG: 0.333			1-H		1-2 2-3		0-3 K	4-0 2B IBB		1 0 0 0 0 1 2												
<b>Jim Thome, L</b> (1, 3) OBP: 0.430, SLG: 0.551		4-2 2B G6-4-3 BB	3-2		1-2 1B BB		0-3 K			3 4 2 3 2 1 0												
<b>Richie Sexson, R</b> (1, 7) OBP: 0.318, SLG: 0.527		2-2 G6-4-3 1B 2B	1-1		1-3 2-H 3-H		0-3 K	1-2 2B		4 2 2 3 1 1 0												
<b>Harold Baines, L</b> (1, 10) OBP: 0.391, SLG: 0.559		4-2 G6-4-3 BB	0-0		1-2 SF7 BB			1-H 2-H 3-H		3 1 1 2 2 0 0												
<b>Travis Fryman, R</b> (1, 5) OBP: 0.316, SLG: 0.422		0-1 G6-4-3			1-3 2-H 3-H		0-0 G3-1	4-0 BB		3 1 0 0 1 0 2												
<b>Enrique Wilson, S</b> (7, 5) OBP: 0.309, SLG: 0.351		1-2 2-3 3-H		2-2 G6-3	1-2 2B BB		0-0 G6-3	1-2 G6-3		1 0 0 0 0 0 2												
<b>Einar Diaz, R</b> (1, 2) OBP: 0.317, SLG: 0.353		2-1 S 1B		0-1 P4	1-3 K		0-0 F7		2-1 P4	5 0 1 1 0 1 3												
<b>Inning Stats</b>	R: 0 E: 0 K: 0 S: 8	H: 1 LOB: 1 BB: 0 P: 16	R: 2 E: 0 K: 0 S: 18	H: 3 LOB: 2 BB: 2 P: 30	R: 3 E: 1 K: 0 S: 14	H: 2 LOB: 0 BB: 0 P: 21	R: 0 E: 0 K: 1 S: 10	H: 0 LOB: 0 BB: 0 P: 15	R: 7 E: 0 K: 1 S: 19	H: 3 LOB: 1 BB: 5 P: 41	R: 0 E: 0 K: 3 S: 9	H: 0 LOB: 0 BB: 0 P: 9	R: 0 E: 0 K: 0 S: 3	H: 0 LOB: 0 BB: 0 P: 3	R: 3 E: 0 K: 1 S: 15	H: 2 LOB: 2 BB: 3 P: 32	R: 0 E: 0 K: 0 S: 8	H: 1 LOB: 1 BB: 0 P: 15	1B: 7 2B: 3 3B: 0 HR: 2	SF: 1 SAC: 0 DP: 1 HBP: 0	WP: 0 PB: 0 SB: 1 CS: 0	PA: 48
<b>PITCHER</b>	IP WLS BF H R ER SO BB IBB HBP BLK WP HR S P ERA WHIP																					
<b>Sidney Ponson, R</b> (1, 1) ERA: 4.42	4.0 L 22 6 8 7 1 5 0 0 0 0 0 2 55 99 15.75 2.750																					
<b>B.J. Ryan, L</b> (5, 1) ERA: 6.75	2.0 11 3 4 4 4 2 0 0 0 0 0 0 23 33 18.00 2.500																					
<b>Mike Fetters, R</b> (7, 1) ERA: 6.66	1.2 10 2 3 3 1 2 1 0 0 0 0 0 15 31 16.20 2.400																					
<b>Scott Kamieniecki, R</b> (8, 1) ERA: 5.86	1.1 5 1 0 0 0 0 0 0 0 0 0 0 0 11 19 0.00 0.750																					

**Cleveland Indians @ Baltimore Orioles**  
**Oriole Park at Camden Yards, Baltimore, MD**

AB	37
R	15
H	12
RBI	14
BB	10
SO	6
LOB	17



Sun Sep 05 1999, 1:35 PM EDT  
Att. 44,214 - Cloudy - 81 F

livebaseballscorecards.com

Batter	1	2	3	4	5	6	7	8	9	AB	R	H	RBI	BB	SO	LOB
Brady Anderson, L (1, 7) OBP: 0.418, SLG: 0.483 Jeff Reboulet, R (9, 6) OBP: 0.324, SLG: 0.201	3-2 S S 1B	0-0 P6		4-1 SF9 WP 2B BB		0-3 K		4-1 BB		3	2	1	0	2	1	1
Mike Bordick, R (1, 6) OBP: 0.331, SLG: 0.390 Mike Figga, R (9, 2) OBP: 0.241, SLG: 0.351	3-1 S 1B		1-1 1B	2-3 K		0-0 G6-3		2-3 K		5	2	2	0	0	2	3
B.J. Surhoff, L (1, 10) OBP: 0.356, SLG: 0.511	2-3 K		2-2 2B 1B	0-2 SF9		0-0 1B		1-2 G6-4-3 1B		4	1	3	1	0	1	2
Albert Belle, R (1, 9) OBP: 0.397, SLG: 0.517	1-3 K		0-0 G4-3 2B	4-0 2B IBB		0-0 F9		0-3 K		4	0	1	1	1	2	4
Jeff Conine, R (1, 3) OBP: 0.353, SLG: 0.505	1-2 1B		1-0 G4-3	1-1 2B		0-0 F9		0-0 G6-4-3		5	0	2	4	0	0	2
Cal Ripken Jr., R (1, 5) OBP: 0.350, SLG: 0.585 Ryan Minor, R (8, 5) OBP: 0.244, SLG: 0.301	2-0 F9		3-1 G5-3	0-0 G1-3		0-3 K		0-0 K		4	0	0	0	0	1	4
Jerry Hairston, R (1, 4) OBP: 0.302, SLG: 0.418			2-1 F8			0-0 G2-3		0-0 G6-3		4	0	0	0	0	0	1
Charles Johnson, R (1, 2) OBP: 0.333, SLG: 0.404 Rich Amaral, R (9, 7) OBP: 0.349, SLG: 0.352			3-2 G3 2B	4-2 BB 1B WP BB		1-3 K		1-1 F8		3	1	1	0	1	1	0
Gene Kingsale, S (1, 8) OBP: 0.318, SLG: 0.222			1-0 G3	1-2 WP BB SF9 1B		0-0 F8		2-1 G3-1		4	1	1	0	0	0	1

Inning Stats	R: 2	H: 3	E: 0	K: 2	S: 15	H: 1	LOB: 1	BB: 0	P: 27	R: 0	H: 1	E: 0	K: 0	S: 10	R: 2	H: 3	E: 0	K: 0	S: 12	R: 3	H: 2	E: 0	K: 1	S: 19	R: 0	H: 0	E: 0	K: 1	S: 5	R: 0	H: 1	E: 0	K: 1	S: 6	R: 0	H: 0	E: 0	K: 1	S: 5	R: 0	H: 0	E: 0	K: 1	S: 8	R: 0	H: 0	E: 0	K: 1	S: 8	R: 0	H: 1	E: 0	K: 1	S: 8	1B: 8	2B: 3	3B: 0	HR: 0	SF: 1	SAC: 0	DP: 1	HBP: 0	WP: 1	PB: 0	SB: 3	CS: 0	PA: 41
--------------	------	------	------	------	-------	------	--------	-------	-------	------	------	------	------	-------	------	------	------	------	-------	------	------	------	------	-------	------	------	------	------	------	------	------	------	------	------	------	------	------	------	------	------	------	------	------	------	------	------	------	------	------	------	------	------	------	------	-------	-------	-------	-------	-------	--------	-------	--------	-------	-------	-------	-------	--------

PITCHER	IP	WLS	BF	H	R	ER	SO	BB	IBB	HBP	BLK	WP	HR	S	P	ERA	WHIP
Dwight Gooden, R (1, 1) ERA: 6.23	3.1		20	8	7	7	3	2	0	0	0	1	0	50	86	18.90	3.000
Jim Poole, L (4, 1) ERA: 4.71	0.1		2	0	0	0	0	0	1	0	0	0	0	3	7	0.00	0.000
Jim Brower, R (4, 1) ERA:	4.1	W	16	2	0	0	4	1	0	0	0	0	0	27	38	0.00	0.692
Ricardo Rincon, L (9, 1) ERA: 4.79	1.0		3	1	0	0	1	0	0	0	0	0	0	8	9	0.00	1.000


**BOTTOM**

**Cleveland Indians @ Baltimore Orioles**  
**Oriole Park at Camden Yards, Baltimore, MD**

Sun Sep 05 1999, 1:35 PM EDT  
 Att: 44,214 - Cloudy - 81 F

AB	36
R	7
H	11
RBI	6
BB	4
SO	8
LOB	18

livebaseballscorecards.com





Batter	1	2	3	4	5	6	7	8	9	AB R H RBI BB SO LOB	TOP									
<b>Dave Roberts, L</b> (1, 8) OBP: 0.315, SLG: 0.331	1-0 G4-3		0-0 G3			0-0 B3		4-1 SH2-4 1B BB	1-2 F7	4 1 0 0 1 0 0	<b>Cleveland Indians @ Baltimore Orioles</b> <b>Oriole Park at Camden Yards, Baltimore, MD</b> Mon Sep 06 1999, 1:35 PM EDT Att. 40,540 - Cloudy - 88 F									
<b>Omar Vizquel, S</b> (1, 6) OBP: 0.394, SLG: 0.429	3-3 K		2-2 G3			2-1 F8		1-0 SH2-4	0-0 G5-3	4 0 0 0 0 1 0										
<b>Roberto Alomar, S</b> (1, 4) OBP: 0.427, SLG: 0.557	2-1 S 1B			0-1 P4		1-3 K		2-2 2B 3B 1B		4 1 2 1 0 1 0										
<b>Manny Ramirez, R</b> (1, 10) OBP: 0.433, SLG: 0.657	4-2 1-2 BB			0-2 PB 1B			1-1 G3-1 1B 2B	1-0 3B 2B		3 2 3 0 1 0 0										
<b>Jim Thome, L</b> (1, 3) OBP: 0.429, SLG: 0.547	0-3 K			2-2 F7			0-1 G3-1	4-0 3B IBB		3 1 0 0 1 1 4										
<b>Richie Sexson, R</b> (1, 7) OBP: 0.317, SLG: 0.524		1-0 G6-3		1-3 K			2-0 HR 1B	2-2 F9		4 1 1 1 0 1 4										
<b>Alex Ramirez, R</b> (1, 9) OBP: 0.278, SLG: 0.408		3-1 P3			0-2 G4-3		0-0 HR	1-2 3B		4 1 2 5 0 0 0										
<b>Travis Fryman, R</b> (1, 5) OBP: 0.312, SLG: 0.415		1-0 G6-3			1-0 G5-3		3-3 K	1-3 K2-3		4 0 0 0 0 2 1										
<b>Enrique Wilson, S</b> (8, 5) OBP: 0.309, SLG: 0.351										0 0 0 0 0 0 0										
<b>Einar Diaz, R</b> (1, 2) OBP: 0.314, SLG: 0.349			0-0 G5-3		2-2 P6		3-0 F9		1-0 F8	4 0 0 0 0 0 0										
<b>Inning Stats</b>	R: 0 E: 0 K: 2 S: 12	H: 1 LOB: 2 BB: 1 P: 22	R: 0 E: 0 K: 0 S: 4	H: 0 LOB: 0 BB: 0 P: 9	R: 0 E: 0 K: 0 S: 6	H: 0 LOB: 0 BB: 0 P: 8	R: 0 E: 0 K: 1 S: 13	H: 1 LOB: 1 BB: 0 P: 16	R: 0 E: 0 K: 1 S: 7	H: 0 LOB: 0 BB: 0 P: 10	R: 3 E: 0 K: 1 S: 10	H: 3 LOB: 0 BB: 0 P: 19	R: 4 E: 0 K: 1 S: 15	H: 3 LOB: 1 BB: 2 P: 31	R: 0 E: 0 K: 0 S: 5	H: 0 LOB: 0 BB: 0 P: 7	1B: 4 2B: 2 3B: 1 HR: 1	SF: 0 SAC: 1 DP: 0 HBP: 0	WP: 0 PB: 1 SB: 2 CS: 0	PA: 38
<b>PITCHER</b>	IP WLS BF H R ER SO BB IBB HBP BLK WP HR S P ERA WHIP																			
<b>Doug Johns, L</b> (1, 1) ERA: 4.67	7.1 L 29 5 4 4 5 2 0 0 0 0 0 1 61 101 4.91 0.955																			
<b>Jesse Orosco, L</b> (8, 1) ERA: 6.18	0.0 1 1 0 0 0 0 0 0 0 0 0 0 3 5 ∞ ∞																			
<b>Al Reyes, R</b> (8, 1) ERA: 4.2	0.2 5 2 3 3 1 0 1 0 0 0 0 0 10 19 40.50 3.000																			
<b>Gabe Molina, R</b> (9, 1) ERA: 5.54	1.0 3 0 0 0 0 0 0 0 0 0 0 0 5 7 0.00 0.000																			

livebaseballscorecards.com

<b>AB</b>	<b>34</b>
<b>R</b>	<b>7</b>
<b>H</b>	<b>8</b>
<b>RBI</b>	<b>7</b>
<b>BB</b>	<b>3</b>
<b>SO</b>	<b>6</b>
<b>LOB</b>	<b>9</b>



Batter	1	2	3	4	5	6	7	8	9	AB R H RBI BB SO LOB
Brady Anderson, L (1, 8) OBP: 0.414, SLG: 0.478	2-1 F8		3-3 K		2-0 G4-3		2-0 G4-3		2-2 E3	5 0 0 1 0 1 2
Mike Bordick, R (1, 6) OBP: 0.331, SLG: 0.391	2-2 2B		4-2 BB HR BB		1-1 G6-3			2-3 K	0-0 FC1-5	4 1 1 0 1 1 2
B.J. Surhoff, L (1, 7) OBP: 0.354, SLG: 0.508	2-3 K		4-2 HR BB		1-0 P6			0-0 B1-3	3-2 G4-6-3	4 1 0 0 1 1 3
Albert Belle, R (1, 9) OBP: 0.399, SLG: 0.529	4-0 BB		0-0 HR		1-0 G5-3			1-1 HR		3 2 2 4 1 0 0
Jeff Conine, R (1, 3) OBP: 0.357, SLG: 0.505	2-1 P3		1-1 1B		4-1 1B BB			4-0 BB		2 0 1 0 2 0 2
Cal Ripken Jr., R (1, 5) OBP: 0.349, SLG: 0.580			1-0 G1-3		1-1 1B			2-2 L8		4 0 1 0 0 1 2
Derrick May, L (1, 10) OBP: 0.350, SLG: 0.500 Gene Kingsale, S (9, PR) OBP: 0.318, SLG: 0.222			3-2 G1-3		0-0 F8			1-0 1B DI 1B		4 0 1 0 0 0 2 0 1 0 0 0 0 0
Jerry Hairston, R (1, 4) OBP: 0.300, SLG: 0.411			1-1 P6		2-0 L1			2-2 1B E 1B		4 1 1 0 0 0 0
Mike Figga, R (1, 2) OBP: 0.246, SLG: 0.350 Delino DeShields, L (9, PH) OBP: 0.340, SLG: 0.365			2-0 CS 1B		1-1 G4-3			0-1 FC1-5 E 1B		3 0 1 0 0 0 0 1 0 1 1 0 0 0

Inning Stats	R: 0	H: 1	E: 0	K: 1	S: 12	LOB: 2	BB: 1	P: 24	R: 0	H: 0	E: 0	K: 1	S: 9	LOB: 0	BB: 0	P: 16	R: 3	H: 3	E: 0	K: 1	S: 16	LOB: 1	BB: 2	P: 31	R: 0	H: 0	E: 0	K: 0	S: 4	LOB: 0	BB: 0	P: 7	R: 0	H: 1	E: 0	K: 0	S: 6	LOB: 1	BB: 1	P: 14	R: 0	H: 0	E: 0	K: 0	S: 7	LOB: 0	BB: 0	P: 15	R: 1	H: 1	E: 0	K: 1	S: 10	LOB: 1	BB: 1	P: 19	R: 2	H: 3	E: 1	K: 0	S: 15	LOB: 2	BB: 0	P: 23	1B: 6	SF: 0	2B: 2	SAC: 0	3B: 0	DP: 3	HR: 2	HBP: 0	WP: 0	PA: 39
--------------	------	------	------	------	-------	--------	-------	-------	------	------	------	------	------	--------	-------	-------	------	------	------	------	-------	--------	-------	-------	------	------	------	------	------	--------	-------	------	------	------	------	------	------	--------	-------	-------	------	------	------	------	------	--------	-------	-------	------	------	------	------	-------	--------	-------	-------	------	------	------	------	-------	--------	-------	-------	-------	-------	-------	--------	-------	-------	-------	--------	-------	--------

PITCHER	IP	WLS	BF	H	R	ER	SO	BB	IBB	HBP	BLK	WP	HR	S	P	ERA	WHIP
Dave Burba, R (1, 1) ERA: 4.28	7.0	W	28	5	3	3	3	4	0	0	0	0	1	58	115	3.86	1.286
Paul Shuey, R (8, 1) ERA: 3.33	1.0		5	1	1	1	1	1	0	0	0	0	1	10	19	9.00	2.000
Michael Jackson, R (9, 1) ERA: 4.2	1.0	S	6	3	2	2	0	0	0	0	0	0	0	15	23	18.00	3.000


**BOTTOM**

**Cleveland Indians @ Baltimore Orioles**  
**Oriole Park at Camden Yards, Baltimore, MD**

Mon Sep 06 1999, 1:35 PM EDT  
 Att: 40,540 - Cloudy - 88 F

livebaseballscorecards.com

<b>AB</b>	<b>34</b>
<b>R</b>	<b>6</b>
<b>H</b>	<b>9</b>
<b>RBI</b>	<b>6</b>
<b>BB</b>	<b>5</b>
<b>SO</b>	<b>4</b>
<b>LOB</b>	<b>13</b>





Batter	1	2	3	4	5	6	7	8	9	AB R H RBI BB SO LOB	TOP											
<b>Dave Roberts, L</b> (1, 8) OBP: 0.305, SLG: 0.320	2-2 F9		0-1 G6-3		0-0 G4-3		2-3 K			4 0 0 0 0 1 0	<b>Cleveland Indians @ Texas Rangers</b> <b>The Ballpark at Arlington, Arlington, TX</b> Tue Sep 07 1999, 8:05 PM EDT Att. 26,011 - Cloudy - 98 F											
<b>Omar Vizquel, S</b> (1, 6) OBP: 0.395, SLG: 0.429	0-2 S 1B		0-1 BB 1B		2-1 P5		1-1 G4-3			4 2 2 0 0 0 0												
<b>Roberto Alomar, S</b> (1, 4) OBP: 0.425, SLG: 0.554	2-3 K		4-2 1B BB		2-0 G4-3		1-2 G5-3			3 0 0 0 1 1 1												
<b>Manny Ramirez, R</b> (1, 9) OBP: 0.436, SLG: 0.660	2-0 2-H 1B		1-0 1-2 2-H 1B		1-1 G4-3 FC4-6 2B		1-3 K			4 1 3 2 0 1 0												
<b>Harold Baines, L</b> (1, 10) OBP: 0.388, SLG: 0.553	1-0 G4-3		3-3 K		0-0 G4-3		0-0 G6-3			4 0 0 0 0 1 4												
<b>Jim Thome, L</b> (1, 3) OBP: 0.428, SLG: 0.543		2-3 K		0-3 K		4-2 FC4-6 BB		1-3 K		3 0 0 0 1 3 0												
<b>David Justice, L</b> (1, 7) OBP: 0.413, SLG: 0.492		1-3 K		2-3 K		1-1 FC4-6		3-3 K		4 0 0 1 0 3 1												
<b>Enrique Wilson, S</b> (1, 5) OBP: 0.308, SLG: 0.350		3-2 G5-3		1-2 1B		1-1 P4		1-1 F9		4 0 1 0 0 0 1												
<b>Sandy Alomar Jr., R</b> (1, 2) OBP: 0.307, SLG: 0.506			2-3 K	2-2 G4-3		3-1 G5-3				3 0 0 0 0 1 1												
<b>Inning Stats</b>	R: 1 E: 0 K: 1 S: 11	H: 2 LOB: 1 BB: 0 P: 18	R: 0 E: 0 K: 2 S: 9	H: 0 LOB: 0 BB: 0 P: 15	R: 1 E: 0 K: 2 S: 15	H: 2 LOB: 2 BB: 1 P: 25	R: 0 E: 0 K: 2 S: 13	H: 1 LOB: 1 BB: 0 P: 18	R: 0 E: 0 K: 0 S: 4	H: 0 LOB: 0 BB: 0 P: 8	R: 1 E: 0 K: 0 S: 11	H: 1 LOB: 1 BB: 1 P: 19	R: 0 E: 0 K: 1 S: 7	H: 0 LOB: 0 BB: 0 P: 13	R: 0 E: 0 K: 1 S: 10	H: 0 LOB: 0 BB: 0 P: 12	R: 0 E: 0 K: 2 S: 9	H: 0 LOB: 0 BB: 0 P: 14	1B: 5 2B: 1 3B: 0 HR: 0	SF: 0 SAC: 0 DP: 0 HBP: 0	WP: 0 PB: 0 SB: 1 CS: 0	PA: 35
<b>PITCHER</b>	IP WLS BF H R ER SO BB IBB HBP BLK WP HR S P ERA WHIP																					
<b>Aaron Sele, R</b> (1, 1) ERA: 4.93	7.0 W 29 6 3 3 8 2 0 0 0 0 0 0 70 116 3.86 1.143																					
<b>59 Jeff Zimmerman, R</b> (8, 1) ERA: 2.02	1.0 H 3 0 0 0 1 0 0 0 0 0 0 0 10 12 0.00 0.000																					
<b>John Wetteland, R</b> (9, 1) ERA: 3.88	1.0 S 3 0 0 0 2 0 0 0 0 0 0 0 9 14 0.00 0.000																					

livebaseballscorecards.com

<b>AB</b>	<b>33</b>
<b>R</b>	<b>3</b>
<b>H</b>	<b>6</b>
<b>RBI</b>	<b>3</b>
<b>BB</b>	<b>2</b>
<b>SO</b>	<b>11</b>
<b>LOB</b>	<b>8</b>







Batter	1	2	3	4	5	6	7	8	9	AB R H RBI BB SO LOB	TOP									
<b>Dave Roberts, L</b> (1, 8) OBP: 0.294, SLG: 0.307	1-2 F7		0-2 G6-3		3-3 K		0-0 F8		1-2 P3	5 0 0 0 0 1 2										
<b>Omar Vizquel, S</b> (1, 6) OBP: 0.393, SLG: 0.429	1-1 F9		1-3 K		1-2 F7		2-0 2B		1-0 F8	5 0 1 0 0 1 1										
<b>Roberto Alomar, S</b> (1, 4) OBP: 0.429, SLG: 0.556	3-2 1B		2-2 1B		2-1 1B		4-2 BB			3 0 3 0 1 0 0										
<b>Jim Thome, L</b> (1, 3) OBP: 0.427, SLG: 0.541	4-2 BB		0-0 G3-1		2-0 G4-3		1-3 K			2 0 0 0 1 0 2										
<b>Manny Ramirez, R</b> (7, PH) OBP: 0.435, SLG: 0.658	1-2 BB									1 0 0 0 0 1 3										
<b>Harold Baines, L</b> (1, 10) OBP: 0.384, SLG: 0.548	1-1 L6				0-1 F7		1-3 K		1-0 F7	4 0 0 0 0 1 2										
<b>Richie Sexson, R</b> (1, 9) OBP: 0.315, SLG: 0.519			2-3 K		2-3 K		0-3 K		0-2 G6-3	4 0 0 0 0 3 0										
<b>David Justice, L</b> (1, 7) OBP: 0.411, SLG: 0.490			1-1 G6-3		0-0 1B		0-0 G1-3		2-2 G6-3	4 0 1 0 0 0 0										
<b>Travis Fryman, R</b> (1, 5) OBP: 0.316, SLG: 0.416			3-1 1B		4-1 BB		1-2 F9		0-2 1B	2 0 1 0 1 0 0										
<b>Enrique Wilson, S</b> (9, PH) OBP: 0.310, SLG: 0.352			1-2 BB		1-2 BB					1 0 1 0 0 0 0										
<b>Einar Diaz, R</b> (1, 2) OBP: 0.314, SLG: 0.348			1-3 K		1-1 F8		0-1 2B		1-3 K	3 0 1 0 0 1 3										
<b>Tyler Houston, L</b> (9, PH) OBP: 0.306, SLG: 0.378							1B			1 0 0 0 0 1 1										
<b>Inning Stats</b>	R: 0 E: 0 K: 0 S: 12	H: 1 LOB: 2 BB: 1 P: 22	R: 0 E: 0 K: 2 S: 12	H: 1 LOB: 1 BB: 0 P: 19	R: 0 E: 0 K: 1 S: 10	H: 1 LOB: 2 BB: 1 P: 16	R: 0 E: 0 K: 1 S: 9	H: 1 LOB: 1 BB: 0 P: 17	R: 0 E: 0 K: 2 S: 7	H: 0 LOB: 0 BB: 0 P: 8	R: 0 E: 0 K: 1 S: 15	H: 2 LOB: 3 BB: 1 P: 23	R: 0 E: 0 K: 0 S: 7	H: 0 LOB: 0 BB: 0 P: 10	R: 0 E: 0 K: 1 S: 11	H: 1 LOB: 1 BB: 0 P: 14	1B: 7 2B: 1 3B: 0 HR: 0	SF: 0 SAC: 0 DP: 0 HBP: 0	WP: 0 PB: 0 SB: 0 CS: 0	PA: 38
<b>PITCHER</b>	IP WLS BF H R ER SO BB IBB HBP BLK WP HR S P ERA WHIP																			
<b>John Burkett, R</b> (1, 1) ERA: 5.8	6.2 W 29 7 0 0 7 2 0 0 0 0 0 0 66 105 0.00 1.350																			
<b>Mike Venafro, L</b> (7, 1) ERA: 3.41	0.0 1 0 0 0 0 1 0 0 0 0 0 0 3 7 ∞ ∞																			
<b>Tim Crabtree, R</b> (7, 1) ERA: 3.2	1.1 H 4 0 0 0 1 0 0 0 0 0 0 0 12 16 0.00 0.000																			
<b>John Wetteland, R</b> (9, 1) ERA: 3.81	1.0 S 4 1 0 0 1 0 0 0 0 0 0 0 11 14 0.00 1.000																			

Cleveland Indians @ Texas Rangers  
The Ballpark at Arlington, Arlington, TX

Wed Sep 08 1999, 8:05 PM EDT  
Att. 29,889 - Cloudy - 84 F

livebaseballscorecards.com

AB	35
R	0
H	8
RBI	0
BB	3
SO	9
LOB	14



Batter	1	2	3	4	5	6	7	8	9
Luis Alicea, S OBP: 0.319, SLG: 0.323 (1, 4)	0-1 G6-3			1-1 E1 29 E 1B	0-0 L4-3 1B			0-3 K	
Ivan Rodriguez, R OBP: 0.353, SLG: 0.562 (1, 2)	1-2 G3-1			4-2 29 E BB	L4-3 1B			1-0 29 CS 2B	
29 Rusty Greer, L OBP: 0.408, SLG: 0.493 (1, 7)	2-0 F8			2-0 F7 1-3 2-H		3-1 G6-3		3-2 G4-3 2-3	
Juan Gonzalez, R OBP: 0.365, SLG: 0.573 (1, 10)		2-2 P4		1-0 G5-3		1-0 G6-3 S 1B			
Todd Zeile, R OBP: 0.361, SLG: 0.501 (1, 5)		2-3 K		0-1 G6-3		2-1 G6-3			
Roberto Kelly, R OBP: 0.378, SLG: 0.452 (1, 9)		0-0 G2-3			2-1 1B 1B	2-2 F9			
Lee Stevens, L OBP: 0.355, SLG: 0.502 (1, 3)			1-2 F9		0-0 1B 1B		1-1 P3		
Royce Clayton, R OBP: 0.331, SLG: 0.403 (1, 6)			0-2 L4		1-2 1B		3-3 K		
Tom Goodwin, L OBP: 0.309, SLG: 0.325 (1, 8)			1-0 G3-1		4-2 1B BB		0-3 K		

Inning Stats	R: 0 E: 0 K: 0 S: 6	H: 0 LOB: 0 BB: 0 P: 9	R: 0 E: 0 K: 1 S: 7	H: 0 LOB: 0 BB: 0 P: 11	R: 0 E: 0 K: 0 S: 8	H: 0 LOB: 0 BB: 0 P: 10	R: 1 E: 2 K: 0 S: 10	H: 1 LOB: 1 BB: 1 P: 18	R: 2 E: 0 K: 0 S: 12	H: 4 LOB: 1 BB: 1 P: 22	R: 0 E: 0 K: 0 S: 8	H: 1 LOB: 1 BB: 0 P: 16	R: 0 E: 0 K: 2 S: 10	H: 0 LOB: 0 BB: 0 P: 14	R: 0 E: 0 K: 1 S: 11	H: 1 LOB: 0 BB: 0 P: 15
1B: 6 2B: 2 3B: 0 HR: 0	SF: 0 SAC: 0 DP: 1 HBP: 0	WP: 0 PA: 30														

PITCHER	IP	WLS	BF	H	R	ER	SO	BB	IBB	HBP	BLK	WP	HR	S	P	ERA	WHIP
Chris Haney, L ERA: 5.03 (1, 1)	4.1	L	19	5	3	2	1	2	0	0	0	0	0	40	64	4.15	1.615
Jim Brower, R ERA: (5, 1)	3.0		10	2	0	0	3	0	0	0	0	0	0	25	41	0.00	0.667
Paul Assenmacher, L ERA: 8.28 (8, 1)	0.2		1	0	0	0	0	0	0	0	0	0	0	7	10	0.00	0.000

BOTTOM

Cleveland Indians @ Texas Rangers  
The Ballpark at Arlington, Arlington, TX  
Wed Sep 08 1999, 8:05 PM EDT  
Att. 29,889 - Cloudy - 84 F

livebaseballscorecards.com

AB	28
R	3
H	7
RBI	2
BB	2
SO	4
LOB	8





Batter	1	2	3	4	5	6	7	8	9	AB R H RBI BB SO LOB	TOP											
<b>Dave Roberts, L</b> (1, 8) OBP: 0.289, SLG: 0.301	2-2 G1-3		2-2 F9	2-2 2B 1B	1-1 G5-3		3-3 K		2-2 G3-1	6 1 1 0 0 1 1												
<b>Omar Vizquel, S</b> (1, 6) <b>John McDonald, R</b> (8, 4) OBP: 0.357, SLG: 0.357	3-3 K		1-1 G6-3	3-1 BB 2B	0-1 G3-1		2-2 F8		1-1 1B	5 1 1 3 0 1 1 1 0 1 0 0 0 0												
<b>Roberto Alomar, S</b> (1, 4) <b>Enrique Wilson, S</b> (8, 6) OBP: 0.309, SLG: 0.351	1-3 K						1-1 F8		2-3 K	4 2 1 0 1 1 1 1 0 0 0 0 1 1												
<b>Manny Ramirez, R</b> (1, 9) <b>Alex Ramirez, R</b> (8, PH) OBP: 0.439, SLG: 0.665 OBP: 0.288, SLG: 0.408		1-1 1B SF7 HBP					0-1 HR		4-1 1B HBP	1 4 1 1 2 0 0 0 0 0 0 0 0 0												
<b>Harold Baines, L</b> (1, 10) OBP: 0.389, SLG: 0.552		2-2 SAFE 1B 1B					0-0 FC4-6 1B		1-1 F7	4 2 3 3 1 0 1												
<b>Jim Thome, L</b> (1, 3) OBP: 0.425, SLG: 0.536		3-3 K					0-0 FC4-6 BB 1-2f		2-3 K	4 1 0 1 1 3 5												
<b>David Justice, L</b> (1, 7) OBP: 0.415, SLG: 0.500		0-1 SF7					4-0 1-2 BB		1-1 1B 1B	2 2 2 5 2 0 0												
<b>Travis Fryman, R</b> (1, 5) OBP: 0.317, SLG: 0.415		1-2 3-H 1B					2-2 P5		1-0 1B	5 0 2 0 0 0 4												
<b>Sandy Alomar Jr., R</b> (1, 2) OBP: 0.312, SLG: 0.511			0-3 K	1-1 1B 2B 1B	1-3 K2-3		1-1 2B		3-1 G6-3	5 1 2 1 0 2 0												
<b>Inning Stats</b>	R: 0 E: 0 K: 2 S: 10	H: 0 LOB: 0 BB: 0 P: 16	R: 1 E: 0 K: 1 S: 12	H: 2 LOB: 2 BB: 0 P: 19	R: 0 E: 0 K: 1 S: 9	H: 0 LOB: 0 BB: 0 P: 12	R: 12 E: 1 K: 1 S: 27	H: 6 LOB: 0 BB: 6 P: 62	R: 0 E: 0 K: 1 S: 7	H: 0 LOB: 0 BB: 0 P: 9	R: 1 E: 0 K: 0 S: 9	H: 2 LOB: 2 BB: 1 P: 16	R: 0 E: 0 K: 1 S: 13	H: 1 LOB: 1 BB: 0 P: 20	R: 0 E: 0 K: 1 S: 9	H: 2 LOB: 2 BB: 0 P: 18	R: 0 E: 0 K: 1 S: 15	H: 1 LOB: 1 BB: 0 P: 23	1B: 9 2B: 3 3B: 0 HR: 2	SF: 1 SAC: 0 DP: 0 HBP: 2	WP: 0 PB: 0 SB: 2 CS: 0	PA: 48
<b>PITCHER</b>	IP WLS BF H R ER SO BB IBB HBP BLK WP HR S P ERA WHIP																					
<b>Kip Wells, R</b> (1, 1) ERA: 6.43	3.2 L 20 7 8 8 5 2 0 1 0 0 0 0 47 79 19.64 2.455																					
<b>Sean Lowe, R</b> (4, 1) ERA: 3.78	0.0 4 0 1 1 0 4 0 0 0 0 0 0 7 23 ∞ ∞																					
<b>Carlos Castillo, R</b> (4, 1) ERA: 6.42	2.1 11 3 5 5 1 1 0 0 0 0 0 2 20 32 19.29 1.714																					
<b>Jaime Navarro, R</b> (7, 1) ERA: 6.19	2.0 9 3 0 0 2 0 0 1 0 0 0 0 22 38 0.00 1.500																					
<b>Bob Howry, R</b> (9, 1) ERA: 3.99	1.0 4 1 0 0 1 0 0 0 0 0 0 0 15 23 0.00 1.000																					

Cleveland Indians @ Chicago White Sox

Comiskey Park, Chicago, IL

Fri Sep 10 1999, 8:05 PM EDT  
Att. 19,132 - Unknown - 75 F

livebaseballscorecards.com

AB	38
R	14
H	14
RBI	14
BB	7
SO	9
LOB	14







Batter	1	2	3	4	5	6	7	8	9	AB R H RBI BB SO LOB	TOP									
<b>Omar Vizquel, S</b> OBP: 0.390, SLG: 0.427 (1, 6)	1-1 G4-3	1-1 1B		3-2 G5-3		3-3 K			2-2 F8	5 0 1 0 0 1 3										
<b>Jolbert Cabrera, R</b> OBP: 0.226, SLG: 0.207 (1, 8)	1-1 G6-3	1-1 CS	0-1 1B E	0-0 F7		0-0 F7			1-3 K	5 1 1 0 0 1 3										
<b>Roberto Alomar, S</b> OBP: 0.430, SLG: 0.554 <b>Enrique Wilson, S</b> OBP: 0.307, SLG: 0.349 (1, 4) (6, 4) (9, 5)	4-2 HBP HR BB		0-1 E 1B		0-3 K				2-3 K	2 1 1 0 1 1 0 2 0 0 0 0 1 0										
<b>Manny Ramirez, R</b> OBP: 0.440, SLG: 0.665 <b>David Justice, L</b> OBP: 0.415, SLG: 0.497 (1, 9) (1, PR) (1, 9)	3-2 HR HBP		1-0 E6	1-2 3-H	4-1 FC5-4 BB			2-2 G6-3		0 0 0 0 0 0 0 2 1 0 1 1 0 1										
<b>Richie Sexson, R</b> OBP: 0.314, SLG: 0.524 (1, 3)	1-0 HR		2-1 F7	1-2 3-H	3-2 FC5-4 FC6-4			2-1 P3		4 1 1 3 0 0 3										
<b>Wil Cordero, R</b> OBP: 0.381, SLG: 0.487 (1, 7)	2-2 P3		2-1 F8	1-2 1-2f	1-1 FC6-4			3-2 1B		4 0 1 0 0 0 4										
<b>Travis Fryman, R</b> OBP: 0.316, SLG: 0.413 <b>John McDonald, R</b> OBP: 0.357, SLG: 0.357 (1, 5) (9, 4)			0-3 K	3-2 G6-3		3-1 2B 1B 1B		0-3 K		4 0 1 0 0 2 3 0 0 0 0 0 0 0										
<b>Alex Ramirez, R</b> OBP: 0.298, SLG: 0.425 (1, 10)		2-0 1B CS 1B		2-1 F7	1 SAFE SAFE 1 SAFE SAFE	3-2 2B		0-3 K		4 0 2 0 0 1 1										
<b>Einar Diaz, R</b> OBP: 0.316, SLG: 0.350 (1, 2)		1-2 F8		1-0 G5-3 1B		1-1 1B		1-3 K		4 0 2 0 0 1 2										
<b>Inning Stats</b>	R: 3 E: 0 K: 0 S: 14	H: 1 LOB: 1 BB: 1 P: 26	R: 0 E: 0 K: 1 S: 11	H: 2 LOB: 1 BB: 0 P: 16	R: 1 E: 1 K: 0 S: 12	H: 2 LOB: 2 BB: 0 P: 20	R: 0 E: 0 K: 0 S: 7	H: 1 LOB: 1 BB: 0 P: 13	R: 0 E: 0 K: 1 S: 13	H: 0 LOB: 1 BB: 1 P: 20	R: 0 E: 0 K: 0 S: 13	H: 0 LOB: 0 BB: 0 P: 19	R: 0 E: 0 K: 3 S: 13	H: 1 LOB: 1 BB: 0 P: 17	R: 0 E: 0 K: 2 S: 11	H: 0 LOB: 0 BB: 0 P: 16	1B: 7 2B: 2 3B: 0 HR: 1	SF: 0 SAC: 0 DP: 0 HBP: 1	WP: 0 PB: 0 SB: 1 CS: 1	PA: 40
<b>PITCHER</b>	IP WLS BF H R ER SO BB IBB HBP BLK WP HR S P ERA WHIP																			
<b>Jim Parque, L</b> ERA: 4.99 (1, 1)	5.0 L 26 8 4 4 2 2 0 1 0 0 0 1 62 106 7.20 2.000																			
<b>41 Bill Simas, R</b> ERA: 3.95 (6, 1)	2.0 6 1 0 0 1 0 0 0 0 0 0 0 20 30 0.00 0.500																			
<b>Keith Foulke, R</b> ERA: 2.29 (8, 1)	2.0 7 1 0 0 5 0 0 0 0 0 0 0 24 33 0.00 0.500																			

**Cleveland Indians @ Chicago White Sox**  
Comiskey Park, Chicago, IL  
Sat Sep 11 1999, 7:05 PM EDT  
Att. 34,400 - Unknown - 76 F

AB	36
R	4
H	10
RBI	4
BB	2
SO	8
LOB	20



WP: 0	PA: 40
-------	--------

ERA	WHIP
-----	------

livebaseballscorecards.com

Batter	1	2	3	4	5	6	7	8	9	AB	R	H	RBI	BB	SO	LOB
Ray Durham, S OBP: 0.380, SLG: 0.453	1-1 SH5-3 HBP		0-2 FC6-4 1B	2-0 P6			0-2 G6-3		0-1 G4-3	4	0	1	0	0	0	1
55 Liu Rodriguez, S OBP: 0.330, SLG: 0.313	0-0 SH5-3		0-0 L8			2-2 G6-3	0-2 K		1-2 G6-3	4	0	0	0	0	1	1
Carlos Lee, R OBP: 0.334, SLG: 0.474	1-0 F9		0-0 FC6-4 1-2f			4-2 BB	3-1 S 1B			3	0	1	0	1	0	2
Magglio Ordonez, R OBP: 0.342, SLG: 0.507	4-1 BB			4-2 1B HR BB		3-2 F8	1-3 SAFE K			2	1	0	0	2	1	2
14 Paul Konerko, R OBP: 0.342, SLG: 0.511	0-1 F9			1-3 K BB		2-3 K		1-3 K		4	0	0	0	0	3	4
Chris Singleton, L OBP: 0.325, SLG: 0.492		2-3 K		1-0 F8		0-2 1B 1B		0-2 G4-3		4	0	1	0	0	1	1
Greg Norton, S OBP: 0.359, SLG: 0.423		3-2 F7		3-2 HR 1B		2-1 34 L4-3 1B		4-2 FC6-4 BB		3	1	2	0	1	0	0
Brook Fordyce, R OBP: 0.347, SLG: 0.452		1-2 P3		0-1 HR		2-3 K		0-2 FC6-4 1-2f		4	1	1	3	0	1	3
34 Jason Dellaero, S OBP: 0.091, SLG: 0.100			0-0 B1-3	0-0 1B		1-0 L4-3			1-3 K	4	0	1	0	0	1	2

Inning Stats	R: 0	H: 0	E: 0	K: 6	S: 6	LOB: 2	BB: 1	P: 12	R: 0	H: 0	E: 0	K: 10	S: 10	LOB: 0	BB: 0	P: 16	R: 0	H: 1	E: 0	K: 3	S: 15	LOB: 1	BB: 0	P: 6	R: 3	H: 3	E: 0	K: 1	S: 15	LOB: 1	BB: 1	P: 26	R: 0	H: 0	E: 0	K: 12	S: 12	LOB: 1	BB: 1	P: 23	R: 0	H: 2	E: 0	K: 11	S: 11	LOB: 1	BB: 0	P: 16	R: 0	H: 1	E: 0	K: 2	S: 11	LOB: 1	BB: 0	P: 15	R: 0	H: 0	E: 0	K: 11	S: 11	LOB: 1	BB: 1	P: 16	R: 0	H: 0	E: 0	K: 8	S: 8	LOB: 0	BB: 0	P: 10	1B: 6	SF: 0	2B: 1	SAC: 1	3B: 0	DP: 1	HR: 1	HBP: 1	WP: 0	PA: 38
--------------	------	------	------	------	------	--------	-------	-------	------	------	------	-------	-------	--------	-------	-------	------	------	------	------	-------	--------	-------	------	------	------	------	------	-------	--------	-------	-------	------	------	------	-------	-------	--------	-------	-------	------	------	------	-------	-------	--------	-------	-------	------	------	------	------	-------	--------	-------	-------	------	------	------	-------	-------	--------	-------	-------	------	------	------	------	------	--------	-------	-------	-------	-------	-------	--------	-------	-------	-------	--------	-------	--------

PITCHER	IP	WLS	BF	H	R	ER	SO	BB	IBB	HBP	BLK	WP	HR	S	P	ERA	WHIP
Dave Burba, R ERA: 4.28	(1, 1)	6.0	W	27	6	3	3	4	3	0	0	0	0	11	15	0.00	1.000
Sean DePaula, R ERA: 15.43	(7, 1)	1.0	H	4	1	0	0	2	0	0	0	0	0	11	16	0.00	1.000
Paul Shuey, R ERA: 3.28	(8, 1)	1.0	H	4	0	0	0	1	1	0	0	0	0	11	10	0.00	0.000
Michael Jackson, R ERA: 4.06	(9, 1)	1.0	S	3	0	0	0	1	0	0	0	0	0	8	10	0.00	0.000

**BOTTOM**

**Cleveland Indians @ Chicago White Sox**  
Comiskey Park, Chicago, IL

Sat Sep 11 1999, 7:05 PM EDT  
Att: 34,400 - Unknown - 76 F

livebaseballscorecards.com

<b>AB</b>	<b>32</b>
<b>R</b>	<b>3</b>
<b>H</b>	<b>7</b>
<b>RBI</b>	<b>3</b>
<b>BB</b>	<b>4</b>
<b>SO</b>	<b>8</b>
<b>LOB</b>	<b>16</b>





Batter	1	2	3	4	5	6	7	8	9	AB R H RBI BB SO LOB	TOP											
Jolbert Cabrera, R (1, 8) OBP: 0.229, SLG: 0.212 Roberto Alomar, S (9, PH) OBP: 0.430, SLG: 0.552	2-2 F7		0-0 1B		2-3 K		0-0 F7		2-3 K	4 1 1 0 0 1 1 1 0 0 0 0 1 1	<b>Cleveland Indians @ Chicago White Sox</b> Comiskey Park, Chicago, IL Sun Sep 12 1999, 2:05 PM EDT Att. 20,481 - Cloudy - 80 F											
Enrique Wilson, S (1, 6) Harold Baines, L (9, PH) OBP: 0.388, SLG: 0.551	1-0 1B		4-0 1B		2-2 G5-3		1-1 L4		2-1 P7	3 1 1 0 1 0 1 1 0 0 0 0 0 1												
Alex Ramirez, R (1, 9) David Justice, L (9, PH) OBP: 0.416, SLG: 0.497 Dave Roberts, L (9, PR) OBP: 0.289, SLG: 0.301	1-0 1B		2-1 1B		2-2 L6		2-2 1B		4-2 BB	4 0 3 2 0 0 0 0 0 0 0 1 0 0 0 0 0 0 0 0 0												
Richie Sexson, R (1, 3) OBP: 0.315, SLG: 0.529	0-1 G6-4-3		1-3 K		1-0 HR		0-0 1B		2-3 K	5 1 2 1 0 2 5												
Wil Cordero, R (1, 7) OBP: 0.372, SLG: 0.475		2-2 G6-3	2-2 F7		1-1 G6-3		0-0 F8			4 0 0 0 0 0 3												
Jim Thome, L (1, 10) OBP: 0.427, SLG: 0.535		0-0 1B		2-2 G4-3		4-1 BB		4-2 BB		2 0 1 0 2 0 0												
Sandy Alomar Jr., R (1, 2) OBP: 0.309, SLG: 0.500		3-1 1B		2-2 G4-3		1-0 P8		0-3 K		4 0 1 0 0 1 4												
Travis Fryman, R (1, 5) OBP: 0.312, SLG: 0.407		1-0 G5-3		0-0 G6-3		1-0 G5-3		0-1 FC5		4 0 0 0 0 0 5												
Carlos Baerga, S (1, 4) OBP: 0.314, SLG: 0.328 Omar Vizquel, S (9, PH) OBP: 0.391, SLG: 0.430			2-0 G5-3		1-1 G6-3		2-2 1B		2-1 2B	3 0 1 0 0 0 0 1 0 1 0 0 0 0												
<b>Inning Stats</b>	R: 0 E: 0 K: 0 S: 9	H: 2 LOB: 1 BB: 0 P: 13	R: 0 E: 0 K: 0 S: 8	H: 2 LOB: 1 BB: 0 P: 14	R: 2 E: 0 K: 1 S: 12	H: 2 LOB: 1 BB: 1 P: 23	R: 0 E: 0 K: 0 S: 8	H: 0 LOB: 0 BB: 0 P: 12	R: 0 E: 0 K: 1 S: 8	H: 0 LOB: 0 BB: 0 P: 13	R: 1 E: 0 K: 0 S: 8	H: 1 LOB: 1 BB: 1 P: 17	R: 0 E: 0 K: 0 S: 7	H: 1 LOB: 1 BB: 0 P: 11	R: 0 E: 0 K: 1 S: 16	H: 2 LOB: 3 BB: 1 P: 22	R: 0 E: 0 K: 2 S: 13	H: 1 LOB: 2 BB: 1 P: 25	1B: 9 2B: 1 3B: 0 HR: 1	SF: 0 SAC: 0 DP: 2 HBP: 0	WP: 0 PB: 0 SB: 3 CS: 0	PA: 40
<b>PITCHER</b>	IP WLS BF H R ER SO BB IBB HBP BLK WP HR S P ERA WHIP																					
Mike Sirotko, L (1, 1) ERA: 4.19	7.0 W 29 8 3 3 2 2 0 0 0 0 0 1 60 103 3.86 1.429																					
Keith Foulke, R (8, 1) ERA: 2.27	1.0 H 6 2 0 0 1 1 0 0 0 0 0 0 16 22 0.00 3.000																					
Bob Howry, R (9, 1) ERA: 3.92	1.0 S 5 1 0 0 2 1 0 0 0 0 0 0 13 25 0.00 2.000																					

livebaseballscorecards.com

<b>AB</b>	36
<b>R</b>	3
<b>H</b>	11
<b>RBI</b>	3
<b>BB</b>	4
<b>SO</b>	5
<b>LOB</b>	21



Batter	1	2	3	4	5	6	7	8	9	AB	R	H	RBI	BB	SO	LOB
Mike Caruso, S (1, 6) OBP: 0.289, SLG: 0.303	1-3 K		0-0 SH1-3		1-0 SH2-3	2-0 F7				2	0	0	0	0	1	1
55 Liu Rodriguez, S (1, 4) OBP: 0.327, SLG: 0.310	0-0 G3		0-1 G1-3		2-0 FC3-6 1B		2-2 F8			4	0	1	1	0	0	2
Ray Durham, S (1, 10) OBP: 0.379, SLG: 0.452	3-2 G6-3		1-1 L6		2-0 FC3-6 1B		1-0 G5-3 1B			4	0	1	0	0	0	3
Magglio Ordonez, R (1, 9) OBP: 0.344, SLG: 0.514		0-0 L4-3 1B		2-1 HR	2-2 1B		1-1 G5-3			4	1	3	1	0	0	1
Carlos Lee, R (1, 7) OBP: 0.333, SLG: 0.472		0-1 L4-3		1-3 K		0-0 14 1B		1-3 K		4	1	1	0	0	2	2
Brian Simmons, S (8, 7) OBP: 0.270, SLG: 0.357		1-2								0	0	0	0	0	0	0
Chris Singleton, L (1, 8) OBP: 0.329, SLG: 0.492		4-2 BB		0-2 P3		1-1 SH1-4 14 SF8 1B		4-1 14 S BB		2	1	1	0	2	0	0
14 Paul Konerko, R (1, 3) OBP: 0.344, SLG: 0.511		1 SAFE 1-0 F8		0-2 1B		0-1 SH1-4 1B		3-2 G6-3		4	0	2	1	0	0	2
Craig Wilson, R (1, 5) OBP: 0.296, SLG: 0.328			3-2 SH1-3 1B	1-3 K		2 SAFE 1-0 SH1-4		2-2 G5-3		3	0	1	0	0	1	2
Mark Johnson, L (1, 2) OBP: 0.338, SLG: 0.337			0-1 SH1-3 1B		3-2 55 SH2-3 1B		0-0 SF8		3-3 K		3	1	2	1	0	1

Inning Stats	R: 0	H: 0	E: 0	K: 1	S: 7	LOB: 0	BB: 0	P: 11	R: 0	H: 1	E: 0	K: 0	S: 6	LOB: 1	BB: 1	P: 11	R: 0	H: 2	E: 0	K: 0	S: 10	LOB: 2	BB: 0	P: 14	R: 1	H: 2	E: 0	K: 2	S: 14	LOB: 1	BB: 0	P: 18	R: 1	H: 3	E: 0	K: 0	S: 9	LOB: 2	BB: 0	P: 19	R: 2	H: 3	E: 0	K: 0	S: 8	LOB: 1	BB: 0	P: 12	R: 0	H: 1	E: 0	K: 1	S: 9	LOB: 1	BB: 0	P: 14	R: 0	H: 0	E: 0	K: 1	S: 10	LOB: 1	BB: 1	P: 22	1B: 11	SF: 1	2B: 1	SAC: 3	3B: 0	DP: 1	HR: 1	HBP: 0
--------------	------	------	------	------	------	--------	-------	-------	------	------	------	------	------	--------	-------	-------	------	------	------	------	-------	--------	-------	-------	------	------	------	------	-------	--------	-------	-------	------	------	------	------	------	--------	-------	-------	------	------	------	------	------	--------	-------	-------	------	------	------	------	------	--------	-------	-------	------	------	------	------	-------	--------	-------	-------	--------	-------	-------	--------	-------	-------	-------	--------

PITCHER	IP	WLS	BF	H	R	ER	SO	BB	IBB	HBP	BLK	WP	HR	S	P	ERA	WHIP
Jaret Wright, R (1, 1) ERA: 5.99	5.0	L	24	10	4	4	3	1	0	0	0	0	1	49	77	7.20	2.200
David Riske, R (6, 1) ERA: 8.71	2.0	B	8	2	0	0	1	0	0	0	0	0	0	14	22	0.00	1.000
Paul Assenmacher, L (8, 1) ERA: 8.28	0.0		1	0	0	0	0	1	0	0	0	0	0	1	5	∞	∞
Jim Brower, R (8, 1) ERA:	0.2		2	0	0	0	0	0	0	0	0	0	0	6	11	0.00	0.000
Ricardo Rincon, L (8, 1) ERA: 4.71	0.1		1	0	0	0	1	0	0	0	0	0	0	3	6	0.00	0.000

**BOTTOM**

**Cleveland Indians @ Chicago White Sox**  
Comiskey Park, Chicago, IL

Sun Sep 12 1999, 2:05 PM EDT  
Att. 20,481 - Cloudy - 80 F

livebaseballscorecards.com

<b>AB</b>	<b>30</b>
<b>R</b>	<b>4</b>
<b>H</b>	<b>12</b>
<b>RBI</b>	<b>4</b>
<b>BB</b>	<b>2</b>
<b>SO</b>	<b>5</b>
<b>LOB</b>	<b>14</b>



WP	HR	S	P	ERA	WHIP
0	0	0	0	0.00	0.000
0	0	0	0	0.00	0.000
0	0	0	0	0.00	0.000
0	0	0	0	0.00	0.000



Batter	1	2	3	4	5	6	7	8	9	AB R H RBI BB SO LOB	TOP											
Jose Offerman, S (1, 4) OBP: 0.384, SLG: 0.425	2-3 		1-1 G6-3 1-2 			3-1 1B 2B 2B 	1-2 G4-3 		4-2 	4 1 1 0 1 1 1												
Darren Lewis, R (1, 8) OBP: 0.322, SLG: 0.321 Brian Daubach, L (9, PH) OBP: 0.361, SLG: 0.570	1-3 		0-3 K 			2-2 F8 		3-3 K 	2-1 L4 	4 0 0 0 0 3 2 1 0 0 0 0 0 2												
18 Reggie Jefferson, S (1, 10) OBP: 0.345, SLG: 0.441	2-1 G4-3 			1-3 K2-3 		0-3 K 		3-3 K 		4 0 0 0 0 3 1												
Nomar Garciaparra, R (1, 6) OBP: 0.406, SLG: 0.584		1-0 F8 		2-0 F7 		3-2 2B 1B 1B 		2-1 G6-3 		4 1 1 0 0 0 0												
Troy O'Leary, L (1, 7) OBP: 0.345, SLG: 0.508		0-0 G4-3 		2-2 G4-3 		0-0 1B 2B 1-3 3-H 			2-1 G1-3 	4 1 1 1 0 0 0												
Mike Stanley, R (1, 3) OBP: 0.393, SLG: 0.467		3-2 G5-3 			1-0 G4-3-6 1B 	2-2 2B 1B 2-H 3-H 			4-0 2B BB 	3 1 2 2 1 0 0												
Jason Varitek, S (1, 2) OBP: 0.331, SLG: 0.469			0-0 38 G3 1B 2B 		0-1 G4-3-6 1-2f 	3-1 G4-3 			0-2 1B G4-3 1-H 2B 	4 2 2 1 0 0 2												
38 Wilton Veras, R (1, 5) OBP: 0.298, SLG: 0.405 Jon Nunnally, L (7, PH) OBP: 0.143, SLG: 0.143 Lou Merloni, R (7, 5) OBP: 0.298, SLG: 0.295			2-1 G3 		1-2 G6-3 		0-3 K 		0-2 G4-3 1B 2-3 	2 0 0 0 0 0 1 1 0 0 0 0 1 0 1 0 1 0 0 0 0												
Trot Nixon, L (1, 9) OBP: 0.355, SLG: 0.477			1-1 G6-3 1B 3-H 			1-1 HR 		1-3 K 	1-2 G4-3 1-2 3-H 	4 1 2 3 0 1 1												
<b>Inning Stats</b>	R: 0 E: 0 K: 2 S: 10	H: 0 LOB: 0 BB: 0 P: 15	R: 0 E: 0 K: 0 S: 5	H: 0 LOB: 0 BB: 0 P: 9	R: 1 E: 0 K: 1 S: 10	H: 2 LOB: 1 BB: 0 P: 14	R: 0 E: 0 K: 1 S: 7	H: 0 LOB: 0 BB: 0 P: 12	R: 0 E: 0 K: 0 S: 6	H: 1 LOB: 0 BB: 0 P: 8	R: 4 E: 0 K: 1 S: 21	H: 5 LOB: 1 BB: 0 P: 35	R: 0 E: 0 K: 2 S: 11	H: 0 LOB: 0 BB: 0 P: 13	R: 0 E: 0 K: 2 S: 8	H: 0 LOB: 0 BB: 0 P: 16	R: 2 E: 0 K: 0 S: 16	H: 2 LOB: 2 BB: 2 P: 29	1B: 5 2B: 4 3B: 0 HR: 1	SF: 0 SAC: 0 DP: 1 HBP: 0	WP: 0 PB: 0 SB: 0 CS: 0	PA: 38
<b>PITCHER</b>	IP WLS BF H R ER SO BB IBB HBP BLK WP HR S P ERA WHIP																					
Charles Nagy, R (1, 1) ERA: 4.64	5.2 W 24 8 5 5 5 0 0 0 0 0 1 57 88 7.94 1.412																					
Sean DePaula, R (6, 1) ERA: 9.82	1.1 H 4 0 0 0 2 0 0 0 0 0 0 0 13 18 0.00 0.000																					
Paul Shuey, R (8, 1) ERA: 3.43	2.0 S 10 2 2 2 2 2 0 0 0 0 0 0 24 45 9.00 2.000																					

**Boston Red Sox @ Cleveland Indians**  
**Jacobs Field, Cleveland, OH**  
 Mon Sep 13 1999, 7:05 PM EDT  
 Att. 43,264 - Cloudy - 70 F

AB	36
R	7
H	10
RBI	7
BB	2
SO	9
LOB	10

WP: 0	PA: 38
PB: 0	
SB: 0	
CS: 0	

Batter	1	2	3	4	5	6	7	8	9	AB	R	H	RBI	BB	SO	LOB
<b>Kenny Lofton, L</b> OBP: 0.417, SLG: 0.450 (1, 8)	0-2 HR	1-2 2B		1 SAFE 2-2 1B 1B	4-2 BB		0-0 L1			4	2	3	3	1	0	2
<b>Omar Vizquel, S</b> OBP: 0.391, SLG: 0.429 (1, 6)	0-2 BB S G6-4-3 1B	0-3 K		2-3 K	1-3 K			0-0 FC6-4 G3 HR 1B		5	2	2	0	0	3	6
<b>Roberto Alomar, S</b> OBP: 0.431, SLG: 0.551 (1, 4)	4-1 G6-4-3 BB 1-2 BB	4-1		1 SAFE 2-2 1B HR 1B	1-0 F7			2-0 G3		3	1	1	0	2	0	4
<b>David Justice, L</b> OBP: 0.418, SLG: 0.496 (1, 9)	4-0 G6-4-3 1-2 2-3 BB	2-2 G1-3		0-1 1-3 2-H HR 1B		2-2 G3		4-0 FC6-4 IBB		3	1	1	1	2	0	3
<b>Richie Sexson, R</b> OBP: 0.314, SLG: 0.532 (1, 7)	2-2 G6-4-3 1-2f 2-3 3-H		X	0-0 F7	1-0 1-H 3-H HR		1-2 G6-3	2-1 FC6-4 HR		5	2	1	3	0	0	4
<b>Harold Baines, L</b> OBP: 0.386, SLG: 0.554 (1, 10)	0-1 F8			0-3 K	0-0 G1-3		1-0 G4-3	0-0 1-H 3-H HR		5	1	1	3	0	1	1
<b>Jim Thome, L</b> OBP: 0.427, SLG: 0.532 (1, 3)		4-1 1B 2B BB		0-2 F8		4-2 BB 1B BB		0-3 K	2-2 L6	3	1	0	0	2	1	0
<b>Travis Fryman, R</b> OBP: 0.311, SLG: 0.402 (1, 5)		1-2 F9		2-1 P4	0-0 P3		4-2 E S BB			3	0	0	0	1	0	2
<b>Enrique Wilson, S</b> OBP: 0.310, SLG: 0.348 (7, PR) (8, 5)		1-1 2B 1B		0-0 S 1B 1B	2-1 BB 1B		2-3 K			0	0	0	0	0	0	0
<b>Einar Diaz, R</b> OBP: 0.320, SLG: 0.355 (1, 2)										4	1	3	0	0	1	1

Inning Stats	R: 2	H: 2	E: 0	K: 0	S: 14	LOB: 1	BB: 2	P: 24	R: 1	H: 2	E: 0	K: 1	S: 18	LOB: 3	BB: 2	P: 31	R: 0	H: 0	E: 0	K: 1	S: 7	LOB: 0	BB: 0	P: 7	R: 5	H: 5	E: 0	K: 1	S: 17	LOB: 0	BB: 0	P: 25	R: 0	H: 1	E: 0	K: 1	S: 13	LOB: 3	BB: 2	P: 25	R: 0	H: 0	E: 0	K: 0	S: 7	LOB: 0	BB: 0	P: 11	R: 0	H: 0	E: 1	K: 2	S: 14	LOB: 2	BB: 1	P: 19	R: 3	H: 2	E: 0	K: 0	S: 8	LOB: 0	BB: 1	P: 18
--------------	------	------	------	------	-------	--------	-------	-------	------	------	------	------	-------	--------	-------	-------	------	------	------	------	------	--------	-------	------	------	------	------	------	-------	--------	-------	-------	------	------	------	------	-------	--------	-------	-------	------	------	------	------	------	--------	-------	-------	------	------	------	------	-------	--------	-------	-------	------	------	------	------	------	--------	-------	-------

PITCHER	IP	WLS	BF	H	R	ER	SO	BB	IBB	HBP	BLK	WP	HR	S	P	ERA	WHIP
<b>49 Tim Wakefield, R</b> ERA: 5.37 (1, 1)	4.0	L	24	9	8	8	3	4	0	0	0	0	0	56	87	18.00	3.250
<b>Tomo Ohka, R</b> ERA: 10.57 (5, 1)	1.0		6	1	0	0	1	2	0	0	0	0	0	13	25	0.00	3.000
<b>Rich Garces, R</b> ERA: 1.72 (6, 1)	2.0		7	0	0	0	2	1	0	0	0	0	0	21	30	0.00	0.500
<b>Bryce Florie, R</b> ERA: 5.09 (8, 1)	1.0		6	2	3	3	0	0	1	0	0	0	1	8	18	27.00	2.000

**BOTTOM**

**Boston Red Sox @ Cleveland Indians**  
Jacobs Field, Cleveland, OH

Mon Sep 13 1999, 7:05 PM EDT  
Att: 43,264 - Cloudy - 70 F


AB	35
R	11
H	12
RBI	10
BB	8
SO	6
LOB	23

livebaseballscorecards.com



WP	PA	ERA	WHIP
0	43		



Batter	1	2	3	4	5	6	7	8	9	AB R H RBI BB SO LOB	TOP											
Jose Offerman, S (1, 4) OBP: 0.389, SLG: 0.432	4-2 BB		0-0 SF9 1B		1-1 1B 2B		2-2 SH3-4 1B	2-2 1B		4 2 4 1 1 0 0												
Darren Lewis, R (1, 8) OBP: 0.319, SLG: 0.319	3-2 F8		3-2 SF9 1-H		2-3 K		2-0 SH3-4 1-2	0-2 SF9		2 0 0 2 0 1 2												
18 Reggie Jefferson, S (1, 10) OBP: 0.344, SLG: 0.440 Butch Huskey, R (7, PH) OBP: 0.342, SLG: 0.490	2-1 F7		1-3 K		2-2 HR 1B		1-3 K	1-2 G6-3		3 1 1 0 0 1 1 2 0 0 0 0 1 2												
Nomar Garciaparra, R (1, 6) OBP: 0.408, SLG: 0.585	0-0 F9		3-2 G6-3		4-0 HR IBB		3-1 1B 2B		0-0 1B 1B	4 3 2 1 1 0 1												
Troy O'Leary, L (1, 7) OBP: 0.347, SLG: 0.515		2-2 F9		0-1 G1-3	1-0 HR		1-2 1B		2-1 1B 1B	5 1 3 4 0 0 0												
Brian Daubach, L (1, 3) OBP: 0.361, SLG: 0.567 Mike Stanley, R (7, PH) OBP: 0.391, SLG: 0.465 (7, 3)		3-1 G4-3		1-0 38 2B HBP	1-3 K2-3		1-2 P4		3-3 K	2 1 0 0 0 1 0 2 0 0 0 0 1 3												
Jason Varitek, S (1, 2) OBP: 0.330, SLG: 0.467 Scott Hatteberg, L (9, PH) OBP: 0.397, SLG: 0.233 (9, 2)		3-3 K		1-3 K		1-1 F9		1-1 F9 38 1B 1B	1-0 38 G5-4-3 1B	4 1 1 0 0 2 1 1 0 1 1 0 0 0	AB 38 R 12 H 16 RBI 12 BB 2 SO 8 LOB 15											
38 Wilton Veras, R (1, 5) OBP: 0.315, SLG: 0.429			1-1 HR 1B	1-0 1-H 2B		1-0 F7		0-1 1B SF9 1B	0-0 G5-4-3	5 2 3 1 0 0 2												
Trot Nixon, L (1, 9) OBP: 0.354, SLG: 0.483		2-2 SAFE 1-H HR	2-2 SAFE 1-H HR	0-2 G1-3		1-3 K		2-2 F9		4 1 1 2 0 1 3												
<b>Inning Stats</b>	R: 0 E: 0 K: 0 S: 10	H: 0 LOB: 1 BB: 1 P: 19	R: 0 E: 0 K: 1 S: 8	H: 0 LOB: 0 BB: 0 P: 16	R: 3 E: 0 K: 1 S: 15	H: 3 LOB: 0 BB: 0 P: 25	R: 1 E: 0 K: 1 S: 9	H: 1 LOB: 1 BB: 0 P: 12	R: 3 E: 0 K: 2 S: 12	H: 3 LOB: 0 BB: 1 P: 23	R: 0 E: 0 K: 1 S: 7	H: 0 LOB: 0 BB: 0 P: 10	R: 2 E: 0 K: 1 S: 15	H: 3 LOB: 1 BB: 0 P: 25	R: 2 E: 0 K: 0 S: 16	H: 3 LOB: 1 BB: 0 P: 22	R: 1 E: 0 K: 1 S: 8	H: 3 LOB: 1 BB: 0 P: 14	1B: 11 2B: 3 3B: 0 HR: 2	SF: 2 SAC: 1 DP: 1 HBP: 1	WP: 1 PB: 0 SB: 1 CS: 0	PA: 44
<b>PITCHER</b>	IP WLS BF H R ER SO BB IBB HBP BLK WP HR S P ERA WHIP	IP WLS BF H R ER SO BB IBB HBP BLK WP HR S P ERA WHIP																				
Dwight Gooden, R (1, 1) ERA: 6.38	4.2 L 22 6 6 5 4 1 1 1 0 0 1 50 89 9.64 1.500	1.2 7 2 2 2 2 0 0 0 0 0 0 1 15 24 10.80 1.200																				
Mark Langston, L (5, 1) ERA: 5.49	0.1 3 2 1 1 1 0 0 0 0 0 0 8 13 27.00 6.000	0.2 5 3 2 2 0 0 0 0 0 0 0 13 19 27.00 4.500																				
Paul Assenmacher, L (7, 1) ERA: 9.28	0.2 2 0 0 0 0 0 0 0 0 0 0 6 7 0.00 0.000																					
Jim Brower, R (8, 1) ERA:																						
<b>PITCHER</b>	IP WLS BF H R ER SO BB IBB HBP BLK WP HR S P ERA WHIP	IP WLS BF H R ER SO BB IBB HBP BLK WP HR S P ERA WHIP																				
Ricardo Rincon, L (9, 1) ERA: 4.82	1.0 5 3 1 1 1 1 0 0 0 0 1 8 14 9.00 3.000																					

**Boston Red Sox @ Cleveland Indians**  
**Jacobs Field, Cleveland, OH**  
 Tue Sep 14 1999, 7:05 PM EDT  
 Att. 43,203 - Cloudy - 67 F

livebaseballscorecards.com

Batter	1	2	3	4	5	6	7	8	9	AB	R	H	RBI	BB	SO	LOB
<b>Kenny Lofton, L</b> (1, 8) OBP: 0.414, SLG: 0.446 <b>Dave Roberts, L</b> (9, 8) OBP: 0.289, SLG: 0.301	0-1 G4-3		1-0 F7		1-1 G3		2-3 K			4	0	0	0	0	1	1
<b>Omar Vizquel, S</b> (1, 6) OBP: 0.388, SLG: 0.427 <b>Enrique Wilson, S</b> (9, 6) OBP: 0.310, SLG: 0.348	1-3 K		3-2 F7		0-1 SF9		2-1 F7			3	0	0	1	0	1	0
<b>Roberto Alomar, S</b> (1, 4) OBP: 0.432, SLG: 0.553 <b>John McDonald, R</b> (8, PH) OBP: 0.333, SLG: 0.333	2-2 2B		3-3 K		4-2 BB			1-0 G5-3		2	0	1	0	1	1	0
<b>David Justice, L</b> (1, 9) OBP: 0.419, SLG: 0.494 <b>Alex Ramirez, R</b> (9, 9) OBP: 0.318, SLG: 0.440	2-3 K			4-2 G1-3 HR BB	4-2 BB			2-1 G3-1		2	1	0	0	2	1	1
<b>Richie Sexson, R</b> (1, 7) OBP: 0.311, SLG: 0.527		0-1 G6-3		3-3 K	1-1 L5			3-2 F8		4	0	0	0	0	1	3
<b>Harold Baines, L</b> (1, 10) OBP: 0.385, SLG: 0.550		4-2 BB		0-0 G1-3	1-2		2-2 G3-1		2-2 G4-3	3	0	0	0	1	0	1
<b>Jim Thome, L</b> (1, 3) OBP: 0.426, SLG: 0.536		3-0 E6 FC4-6		1-0 HR	2-3 K		2-3 K		2-3 K	4	1	1	2	0	2	1
<b>Travis Fryman, R</b> (1, 5) OBP: 0.308, SLG: 0.398 <b>Tyler Houston, L</b> (9, 5) OBP: 0.309, SLG: 0.380		3-3 K		1-0 G4-3	3-2 G4-3		3-2 G4-3		2-2 FC6-4 1B	3	0	0	0	0	1	2
<b>Sandy Alomar Jr., R</b> (1, 2) OBP: 0.307, SLG: 0.500		3-1 FC4-6			1-0 G3 SF9 2B		1-0 G5-3		1-2 FC6-4	4	1	1	0	0	0	3

Inning Stats	R: 0	H: 1	E: 0	K: 2	S: 11	H: 1	LOB: 1	BB: 1	P: 16	R: 0	H: 0	E: 1	K: 1	S: 11	H: 0	LOB: 2	BB: 1	P: 24	R: 0	H: 0	E: 0	K: 1	S: 8	R: 2	H: 1	E: 0	K: 1	S: 9	H: 1	LOB: 0	BB: 1	P: 18	R: 1	H: 1	E: 0	K: 0	S: 13	H: 0	LOB: 2	BB: 2	P: 24	R: 0	H: 0	E: 0	K: 1	S: 9	H: 0	LOB: 0	BB: 0	P: 16	R: 0	H: 0	E: 0	K: 0	S: 6	H: 0	LOB: 0	BB: 0	P: 11	R: 0	H: 0	E: 0	K: 1	S: 20	H: 1	LOB: 1	BB: 0	P: 27	1B: 1	2B: 2	3B: 0	HR: 1	SF: 1	SAC: 0	DP: 0	HBP: 0	WP: 0	PB: 0	SB: 1	CS: 0	PA: 36
--------------	------	------	------	------	-------	------	--------	-------	-------	------	------	------	------	-------	------	--------	-------	-------	------	------	------	------	------	------	------	------	------	------	------	--------	-------	-------	------	------	------	------	-------	------	--------	-------	-------	------	------	------	------	------	------	--------	-------	-------	------	------	------	------	------	------	--------	-------	-------	------	------	------	------	-------	------	--------	-------	-------	-------	-------	-------	-------	-------	--------	-------	--------	-------	-------	-------	-------	--------

PITCHER	IP	WLS	BF	H	R	ER	SO	BB	IBB	HBP	BLK	WP	HR	S	P	ERA	WHIP
<b>Ramon Martinez, R</b> (1, 1) ERA: 7.04	4.2		22	3	3	3	5	4	0	0	0	0	0	50	94	5.79	1.500
<b>Derek Lowe, R</b> (5, 1) ERA: 2.79	3.1	W	10	0	0	0	2	0	0	0	0	0	0	23	42	0.00	0.000
<b>Mark Portugal, R</b> (9, 1) ERA: 5.52	1.0		4	1	0	0	1	0	0	0	0	0	0	20	27	0.00	1.000


**BOTTOM**

**Boston Red Sox @ Cleveland Indians**  
Jacobs Field, Cleveland, OH

Tue Sep 14 1999, 7:05 PM EDT  
Att: 43,203 - Cloudy - 67 F

livebaseballscorecards.com

<b>AB</b>	<b>31</b>
<b>R</b>	<b>3</b>
<b>H</b>	<b>4</b>
<b>RBI</b>	<b>3</b>
<b>BB</b>	<b>4</b>
<b>SO</b>	<b>8</b>
<b>LOB</b>	<b>12</b>





Batter	1	2	3	4	5	6	7	8	9	10	11	12	13	AB R H RBI BB SO LOB	TOP																	
Jose Offerman, S (1, 4) OBP: 0.390, SLG: 0.435 (10, 3)	F8		1-H HR		1-2 G6-3		4-2 BB		4-1 BB		0-0 F7		0-0 G4-3	5 1 1 3 2 0 2																		
Damon Buford, R (1, 8) OBP: 0.291, SLG: 0.360	G5-3				1-2 G5-3		0-0 G5-3		2-3 K			0-0 SH1-4 1B	0-0 F9	7 0 1 0 0 2 4																		
Brian Daubach, L (1, 3) OBP: 0.357, SLG: 0.560 Mike Stanley, R (8, 3) OBP: 0.392, SLG: 0.465 Jeff Frye, R (10, PR) OBP: 0.355, SLG: 0.314 (10, 4)	K		K						0-3 K2-3		4-0 FC6-4 BB	0-0 SH1-4 1-2		4 0 0 0 0 4 0 0 0 0 0 1 0 0 0 0 0 0 0 0 0																		
Nomar Garciaparra, R (1, 6) OBP: 0.409, SLG: 0.585		3-1 2B		1-2 P3		1-2 1B 1B		2-2 F8		0-0 FC6-4 S		4-0 IBB		5 0 2 0 1 0 1																		
Troy O'Leary, L (1, 7) OBP: 0.343, SLG: 0.509		3-1 P4		1-0 G3		1-1 F7		1-3 K		0-0 F7		0-0 P6		6 0 0 0 0 1 5																		
Scott Hatteberg, L (1, 10) OBP: 0.403, SLG: 0.255 Donnie Sadler, R (9, PR) OBP: 0.309, SLG: 0.356 Butch Huskey, R (10, PH) OBP: 0.340, SLG: 0.488		2-3 K		1-3 K		1-2 1B 1B			1-0 1B SF8 1B		0-3 K	0-0 G6-3		4 0 2 0 0 2 1 0 1 0 0 0 0 0 2 0 0 0 0 1 3																		
Jason Varitek, S (1, 2) OBP: 0.330, SLG: 0.472		2-2 G3			0-0 G5-3		2-2 K		0-1 BB 1B		0-0 L8		0-0 HR	6 1 2 1 0 1 3																		
38 Wilton Veras, R (1, 5) OBP: 0.326, SLG: 0.430 18 Reggie Jefferson, S (9, PH) OBP: 0.343, SLG: 0.438 Lou Merloni, R (9, 5) OBP: 0.293, SLG: 0.290			0-0 HR 1B		4-0 WP BB G6-3 BB			2-2 G6-3		0-3 K		0-0 F8	0-0 P4	2 2 1 0 1 0 0 1 0 0 0 0 1 2 2 0 0 0 0 0 0																		
Trot Nixon, L (1, 9) OBP: 0.357, SLG: 0.490			1-1 P3		4-1 G6-3 WP BB		2-3 K		0-0 SF8		4-0 BB		0-0 HR	3 1 1 2 2 1 1																		
<b>Inning Stats</b>	R: 0 E: 0 K: 1 S: 8	H: 0 LOB: 0 BB: 0 P: 15	R: 0 E: 0 K: 1 S: 10	H: 1 LOB: 1 BB: 0 P: 20	R: 2 E: 0 K: 2 S: 10	H: 2 LOB: 0 BB: 0 P: 15	R: 0 E: 0 K: 1 S: 9	H: 0 LOB: 0 BB: 0 P: 12	R: 1 E: 0 K: 0 S: 12	H: 0 LOB: 1 BB: 2 P: 22	R: 0 E: 0 K: 2 S: 17	H: 2 LOB: 2 BB: 0 P: 24	R: 0 E: 0 K: 1 S: 11	H: 0 LOB: 0 BB: 0 P: 14	R: 1 E: 0 K: 2 S: 11	H: 2 LOB: 2 BB: 1 P: 18	R: 0 E: 0 K: 1 S: 5	H: 0 LOB: 2 BB: 1 P: 9	R: 0 E: 0 K: 0 S: 3	H: 0 LOB: 1 BB: 1 P: 7	R: 0 E: 0 K: 0 S: 4	H: 1 LOB: 2 BB: 1 P: 8	R: 2 E: 0 K: 0 S: 5	H: 2 LOB: 0 BB: 0 P: 5	1B: 6 2B: 1 3B: 0 HR: 3	SF: 1 SAC: 1 DP: 0 HBP: 0	WP: 1 PB: 0 SB: 1 CS: 0	PA: 56				
<b>PITCHER</b>	<b>Bartolo Colon, R</b> (1, 1) ERA: 4.08 IP: 6.2 WLS: 28 BF: 5 H: 3 R: 3 ER: 3 SO: 8 BB: 3 IBB: 0 HBP: 0 BLK: 0 WP: 1 HR: 1 S: 78 P: 128 ERA: 4.05 WHIP: 1.200										<b>Jim Brower, R</b> (12, 1) ERA: 1.69 IP: 2.0 WLS: L BF: 10 H: 3 R: 2 ER: 2 SO: 0 BB: 0 IBB: 1 HBP: 0 BLK: 0 WP: 0 HR: 2 S: 9 P: 13 ERA: 9.00 WHIP: 1.500																					
<b>Sean DePaula, R</b> (7, 1) ERA: 7.2	1.1	4	0	0	0	2	0	0	0	0	0	0	0	12	15	0.00	0.000															
<b>Michael Jackson, R</b> (9, 1) ERA: 4.14	1.0	B	6	2	1	1	2	1	0	0	0	0	0	11	18	9.00	3.000															
<b>Paul Shuey, R</b> (10, 1) ERA: 3.39	1.0		4	0	0	0	1	1	0	0	0	0	0	5	9	0.00	1.000															
<b>Tom Martin, L</b> (11, 1) ERA: 9.0	1.0		4	0	0	0	0	1	0	0	0	0	0	3	7	0.00	1.000															

**Boston Red Sox @ Cleveland Indians**  
 Jacobs Field, Cleveland, OH  
 Wed Sep 15 1999, 7:05 PM EDT  
 Att: 43,224 - Unknown - 70 F

livebaseballscorecards.com

AB	47
R	6
H	10
RBI	6
BB	7
SO	13
LOB	22





Batter	1	2	3	4	5	6	7	8	9	10	11	12	13	AB R H RBI BB SO LOB
<b>Kenny Lofton, L</b> OBP: 0.413, SLG: 0.444 (1, 8)	1-3 K		3-0 G5-3		2-1 G4-3		1-0 WP 1B		2-3 K		0-0 1-2 1B			6 0 2 0 0 2 1
<b>Omar Vizquel, S</b> OBP: 0.389, SLG: 0.430 (1, 6)	3-2 G6-3			3-2 1B 2B	0-1 1B		0-1 WP 1B		1-0 F9		0-0 G4-3			6 1 3 0 0 0 2
<b>Roberto Alomar, S</b> OBP: 0.431, SLG: 0.550 (1, 4)	3-3 K			0-0 BB SF8 1B	0-0 1-2 1B		3-3 K		2-2 G5-3		0-0 P7			6 1 2 0 0 2 2
<b>David Justice, L</b> OBP: 0.414, SLG: 0.486 (1, 9)		1-2 G6-3		1-3 K	3-3 K			0-3 K		0-0 P7		0-0 L7		6 0 0 0 0 3 4
<b>Harold Baines, L</b> OBP: 0.384, SLG: 0.548 <b>Wil Cordero, R</b> OBP: 0.372, SLG: 0.469 (8, PH)		2-2 P5		2-1 BB 1B		0-3 K		0-0 G4-3		0-0 F9		4-0 BB		3 0 1 1 0 1 0 2 0 0 0 1 0 0
<b>Jim Thome, L</b> OBP: 0.426, SLG: 0.535 <b>Dave Roberts, L</b> OBP: 0.285, SLG: 0.296 (8, PR) (9, 7)		2-3 K		4-2 3-H BB		3-3 K		2-1 S 2B 1B		0-0 F8		0-3 K		3 0 1 0 1 2 0 2 1 0 0 0 1 1
<b>Richie Sexson, R</b> OBP: 0.309, SLG: 0.523 (9, 3)			1-3 K	0-2 SF8		0-3 K		4-2 2B BB			0-3 K			4 1 0 1 1 4 0
<b>Tyler Houston, L</b> OBP: 0.308, SLG: 0.382 <b>Enrique Wilson, S</b> OBP: 0.308, SLG: 0.346 (9, 5)			1-3 K	1-3 K			1-3 K	1-1 1-H 2-H 2B			0-0 L8			4 0 1 2 0 3 2 2 0 0 0 0 1 0
<b>Einar Diaz, R</b> OBP: 0.321, SLG: 0.357 (1, 2)			0-0 2B		2-3 K		2-0 P7	1-2 P5			0-0 1B			6 0 2 0 0 1 2

Inning Stats	R: 0	H: 0	E: 0	LOB: 0	K: 2	S: 15	R: 0	H: 0	E: 0	LOB: 0	K: 1	S: 10	R: 0	H: 0	E: 0	LOB: 1	K: 2	S: 7	R: 0	H: 0	E: 0	LOB: 0	K: 3	S: 9	R: 0	H: 2	E: 0	LOB: 2	K: 2	S: 12	R: 2	H: 2	E: 0	LOB: 2	K: 1	S: 16	R: 0	H: 0	E: 0	LOB: 0	K: 1	S: 7	R: 0	H: 0	E: 0	LOB: 0	K: 0	S: 3	R: 0	H: 2	E: 0	LOB: 2	K: 1	S: 7	R: 0	H: 0	E: 0	LOB: 1	K: 1	S: 5	R: 0	H: 0	E: 0	LOB: 0	K: 2	S: 7	R: 0	H: 0	E: 0	LOB: 0	K: 2	S: 7	1B: 9	SF: 1	2B: 3	SAC: 0	3B: 0	DP: 0	HR: 0	WP: 1	PA: 54
--------------	------	------	------	--------	------	-------	------	------	------	--------	------	-------	------	------	------	--------	------	------	------	------	------	--------	------	------	------	------	------	--------	------	-------	------	------	------	--------	------	-------	------	------	------	--------	------	------	------	------	------	--------	------	------	------	------	------	--------	------	------	------	------	------	--------	------	------	------	------	------	--------	------	------	------	------	------	--------	------	------	-------	-------	-------	--------	-------	-------	-------	-------	--------

PITCHER	IP	WLS	BF	H	R	ER	SO	BB	IBB	HBP	BLK	WP	HR	S	P	ERA	WHIP
<b>Pedro Martinez, R</b> ERA: 2.21 (1, 1)	7.0		30	8	2	2	14	1	0	0	0	1	0	85	130	2.57	1.286
<b>Rheal Cormier, L</b> ERA: 3.75 (8, 1)	0.2	H	3	1	1	1	1	0	0	0	0	0	0	8	10	13.50	1.500
<b>Rich Garces, R</b> ERA: 1.99 (8, 1)	0.1	B	3	1	1	1	0	1	0	0	0	0	0	8	14	27.00	6.000
<b>Rod Beck, R</b> ERA: 6.0 (9, 1)	3.0		11	2	0	0	2	0	0	0	0	0	0	17	22	0.00	0.667
<b>John Wasdin, R</b> ERA: 4.04 (12, 1)	2.0	W	7	0	0	0	3	1	0	0	0	0	0	12	16	0.00	0.500

**BOTTOM**

**Boston Red Sox @ Cleveland Indians**  
Jacobs Field, Cleveland, OH

Wed Sep 15 1999, 7:05 PM EDT  
Att: 43,224 - Unknown - 70 F

livebaseballscorecards.com

AB	50
R	4
H	12
RBI	4
BB	3
SO	20
LOB	14





Batter	1	2	3	4	5	6	7	8	9	AB R H RBI BB SO LOB	TOP		
<b>Chuck Knoblauch, R</b> (1, 4) <small>OBP: 0.386, SLG: 0.445</small>	 P3 		 P3 		 2B 	 K 		 2B 1B 	 2B BB 	5 1 2 0 1 1 1			
<b>2 Derek Jeter, R</b> (1, 6) <small>OBP: 0.429, SLG: 0.547</small>	 E5 		 F9 		 BB 		 3B BB 	 G4-3 FC4-6 1B 	 1B BB 	3 3 1 1 3 0 0			
<b>Paul O'Neill, L</b> (1, 9) <small>OBP: 0.352, SLG: 0.455</small>	 HR 		 K 		 K 		 L8 	 G4-3 	 G4-3 	6 1 1 2 0 2 7			
<b>Bernie Williams, S</b> (1, 8) <small>OBP: 0.425, SLG: 0.537</small>	 G1-3 			 K 		 L8 20 1B S 	 FC6-2 3B 	 FC4-6 IBB 		4 1 2 1 1 1 0			
<b>Tino Martinez, L</b> (1, 3) <small>OBP: 0.342, SLG: 0.455</small>	 K 		 L8 		 20 1B 2B 1B 	 FC6-2 BB HBP 	 FC4-6 		 FC4-6 	4 1 1 1 0 1 1			
<b>Darryl Strawberry, L</b> (1, 10) <small>OBP: 0.657, SLG: 0.739</small>			 20 FC3-6 BB 	 1B 		 L8 	 20 FC6-2 BB 	 P5 		2 0 1 0 2 0 2			
<b>Jim Leyritz, R</b> (8, PH) <small>OBP: 0.327, SLG: 0.423</small>				 L8 		 L8 	 20 FC6-2 BB 	 P5 		1 0 0 0 0 0 1			
<b>20 Jorge Posada, S</b> (1, 2) <small>OBP: 0.346, SLG: 0.413</small>			 FC3-6 WP 1-2f 	 K 		 2B 1B 3-H 	 FC6-2 		 K 	5 1 1 1 0 2 5			
<b>Ricky Ledee, L</b> (1, 7) <small>OBP: 0.350, SLG: 0.471</small>			 K 		 F8 	 K 	 K 		 F9 	4 0 0 0 0 3 6			
<b>Chad Curtis, R</b> (9, PH) <small>OBP: 0.385, SLG: 0.368</small>			 K 			 K 			 F9 	1 0 0 0 0 0 0			
<b>Luis Sojo, R</b> (1, 5) <small>OBP: 0.288, SLG: 0.364</small>			 K 		 K 	 2B 		 1B 2 1B 2B 	 2 BLK BB 1B 	2 0 0 0 0 2 1			
<b>Chili Davis, S</b> (6, PH) <small>OBP: 0.366, SLG: 0.448</small>			 K 			 2B 		 1B 2 1B 2B 	 2 BLK BB 1B 	1 0 1 2 0 0 0			
<b>Clay Bellinger, R</b> (6, PR) <small>OBP: 0.189, SLG: 0.324</small>			 K 		 K 	 2B 		 1B 2 1B 2B 	 2 BLK BB 1B 	2 1 2 0 0 0 0			
<b>Inning Stats</b>	R: 2 H: 1 E: 1 LOB: 0 K: 1 BB: 0 S: 15 P: 20	R: 0 H: 0 E: 1 LOB: 1 K: 2 BB: 1 S: 11 P: 21	R: 0 H: 0 E: 0 LOB: 0 K: 1 BB: 0 S: 10 P: 17	R: 0 H: 1 E: 0 LOB: 1 K: 2 BB: 0 S: 9 P: 12	R: 0 H: 1 E: 0 LOB: 2 K: 2 BB: 1 S: 13 P: 22	R: 3 H: 4 E: 0 LOB: 1 K: 2 BB: 0 S: 20 P: 36	R: 1 H: 1 E: 0 LOB: 3 K: 1 BB: 2 S: 15 P: 31	R: 3 H: 3 E: 1 LOB: 1 K: 0 BB: 1 S: 13 P: 25	R: 0 H: 1 E: 0 LOB: 3 K: 1 BB: 2 S: 14 P: 30	1B: 7 SF: 0 2B: 3 SAC: 0 3B: 1 DP: 0 HR: 1 HBP: 1	WP: 1 PA: 48 PB: 0 SB: 1 CS: 0		
<b>PITCHER</b>	IP WLS BF H R ER SO BB IBB HBP BLK WP HR S P ERA WHIP											<b>PITCHER</b>	IP WLS BF H R ER SO BB IBB HBP BLK WP HR S P ERA WHIP
<b>Dave Burba, R</b> (1, 1) <small>ERA: 4.34</small>	6.0 L 28 7 5 4 10 2 0 0 0 1 1 78 128 6.00 1.500												
<b>Chris Haney, L</b> (7, 1) <small>ERA: 5.14</small>	1.0 7 1 1 1 1 2 0 1 0 0 0 15 31 9.00 3.000												
<b>David Riske, R</b> (8, 1) <small>ERA: 10.97</small>	0.0 3 3 3 2 0 0 0 0 0 0 0 7 10 ∞ ∞												
<b>Tom Martin, L</b> (8, 1) <small>ERA: 8.0</small>	1.0 4 0 0 0 0 0 1 0 0 0 0 6 15 0.00 0.000												
<b>Ricardo Rincon, L</b> (9, 1) <small>ERA: 4.7</small>	1.0 6 1 0 0 1 2 0 0 1 0 0 14 30 0.00 3.000												

**New York Yankees @ Cleveland Indians**  
 Jacobs Field, Cleveland, OH  
 Thu Sep 16 1999, 7:05 PM EDT  
 Att. 43,054 - Cloudy - 66 F

AB	40
R	9
H	12
RBI	8
BB	7
SO	12
LOB	24



BOTTOM

New York Yankees @ Cleveland Indians

Jacobs Field, Cleveland, OH

Thu Sep 16 1999, 7:05 PM EDT

Att: 43,054 - Cloudy - 66 F

livebaseballscorecards.com

AB	36
R	5
H	10
RBI	5
BB	2
SO	11
LOB	15



WP:	1	PA:	38
PB:	0		
SB:	1		
CS:	0		

AB R H RBI BB SO LOB

5 0 1 0 0 1 2

4 0 2 0 1 0 2

0 0 0 0 0 0 0

4 0 1 0 0 0 3

3 1 0 0 1 2 2

4 2 2 2 0 2 2

3 0 0 0 0 1 0

1 0 0 0 0 1 1

3 0 1 0 0 1 0

1 1 1 1 0 0 0

4 0 0 0 0 2 2

4 1 2 2 0 1 1

1B:	5	SF:	0
2B:	3	SAC:	0
3B:	0	DP:	1
HR:	2	HBP:	0

Batter	1	2	3	4	5	6	7	8	9
<b>Kenny Lofton, L</b> OBP: 0.411, SLG: 0.441 (1, 8)	1-3 K		1-0 F7		2-2 G6-3		2-1 P5		2-1 1B
<b>Omar Vizquel, S</b> OBP: 0.391, SLG: 0.430 (1, 6)	2-1 1B S 1B		4-2 BB		0-0 G6-3		1-1 G3-6-3 1B		0-1 F7
<b>Roberto Alomar, S</b> OBP: 0.431, SLG: 0.550 (1, 4)	0-2 1B		0-0 F8		0-2 F7		0-2 G3-6-3 1-2f		
<b>Enrique Wilson, S</b> OBP: 0.307, SLG: 0.345 (1, PH) (2, 4)	1-3 1B								
<b>Manny Ramirez, R</b> OBP: 0.438, SLG: 0.661 (1, 9)	1-3 K			4-1 WP HR BB		2-0 F9		0-3 K	
<b>Jim Thome, L</b> OBP: 0.427, SLG: 0.543 (1, 3)	3-3 K			2-1 1-H HR		1-3 K		1-0 2B 2B	
<b>Harold Baines, L</b> OBP: 0.382, SLG: 0.544 (1, 10)		1-3 K		0-0 G3		3-2 G3		0-3 K	
<b>Alex Ramirez, R</b> OBP: 0.315, SLG: 0.435 (9, PH)									
<b>David Justice, L</b> OBP: 0.413, SLG: 0.485 (1, 7)		1-3 K		3-2 G3			1-1 1B		3-2 2-H HR 2B
<b>Wil Cordero, R</b> OBP: 0.375, SLG: 0.479 (9, PH)									
<b>Travis Fryman, R</b> OBP: 0.304, SLG: 0.392 (1, 5)		1-2 G4-3		2-3 K			3-1 P7		1-3 K
<b>Sandy Alomar Jr., R</b> OBP: 0.314, SLG: 0.539 (1, 2)			2-3 K		0-0 G6-3 2B		0-2 L5		2-2 2-H HR

Inning Stats	R: 0	H: 2	E: 0	LOB: 2	K: 3	S: 15	P: 22	R: 0	H: 0	E: 0	LOB: 0	K: 2	S: 11	P: 14	R: 0	H: 0	E: 0	LOB: 1	K: 1	S: 7	P: 14	R: 2	H: 1	E: 0	LOB: 0	K: 1	S: 12	P: 23	R: 0	H: 1	E: 0	LOB: 1	K: 0	S: 10	P: 12	R: 0	H: 0	E: 0	LOB: 0	K: 1	S: 9	P: 15	R: 0	H: 1	E: 0	LOB: 1	K: 0	S: 9	P: 15	R: 0	H: 1	E: 0	LOB: 0	K: 1	S: 9	P: 10	R: 3	H: 4	E: 0	LOB: 1	K: 2	S: 18	P: 27	1B: 5	2B: 3	3B: 0	HR: 2	SF: 0	SAC: 0	DP: 1	HBP: 0	WP: 1	PA: 38
--------------	------	------	------	--------	------	-------	-------	------	------	------	--------	------	-------	-------	------	------	------	--------	------	------	-------	------	------	------	--------	------	-------	-------	------	------	------	--------	------	-------	-------	------	------	------	--------	------	------	-------	------	------	------	--------	------	------	-------	------	------	------	--------	------	------	-------	------	------	------	--------	------	-------	-------	-------	-------	-------	-------	-------	--------	-------	--------	-------	--------

PITCHER	IP	WLS	BF	H	R	ER	SO	BB	IBB	HBP	BLK	WP	HR	S	P	ERA	WHIP
<b>Hideki Irabu, R</b> ERA: 4.67 (1, 1)	7.0	W	28	5	2	2	8	2	0	0	0	1	1	73	115	2.57	1.000
<b>Jeff Nelson, R</b> ERA: 4.32 (8, 1)	1.0		3	1	0	0	1	0	0	0	0	0	0	9	10	0.00	1.000
<b>Mike Stanton, L</b> ERA: 4.63 (9, 1)	0.2		5	3	3	3	2	0	0	0	0	0	1	14	21	40.50	4.500
<b>Allen Watson, L</b> ERA: 3.63 (9, 1)	0.1		2	1	0	0	0	0	0	0	0	0	0	4	6	0.00	3.000



Batter	1	2	3	4	5	6	7	8	9	AB R H RBI BB SO LOB	TOP		
<b>Chuck Knoblauch, R</b> (1, 4) OBP: 0.388, SLG: 0.448	4-0 	0-1 		1-2 	3-2 			3-1 		4 2 2 1 1 0 0			
<b>2 Derek Jeter, R</b> (1, 6) OBP: 0.432, SLG: 0.548	4-1 	4-2 		4-2 	1-3 			1-1 		2 3 1 0 3 1 1			
<b>Paul O'Neill, L</b> (1, 9) OBP: 0.354, SLG: 0.465	1-1 	1-0 		2-1 		1-1 		0-0 		5 2 3 6 0 0 1			
<b>Bernie Williams, S</b> (1, 8) OBP: 0.425, SLG: 0.537	4-2 	3-1 		0-0 		1-0 		3-3 		4 1 1 0 1 1 1			
<b>Tino Martinez, L</b> (1, 3) OBP: 0.341, SLG: 0.452	1-3 	0-1 		0-1 		3-2 			0-2 	5 0 1 2 0 1 2			
<b>Darryl Strawberry, L</b> (1, 10) OBP: 0.605, SLG: 0.654 <b>Jim Leyritz, R</b> (7, PH) OBP: 0.329, SLG: 0.421	3-1 		0-0 	3-1 		4-2 		1-0 		3 0 0 0 0 0 3 1 0 0 0 1 0 0			
<b>Ricky Ledee, L</b> (1, 7) OBP: 0.357, SLG: 0.472 <b>Chad Curtis, R</b> (9, PH) OBP: 0.383, SLG: 0.366	4-1 		4-1 		0-1 	0-2 		3-3 		2 1 1 0 2 0 1 1 0 0 0 0 1 0			
<b>D'Angelo Jimenez, S</b> (1, 5) OBP: 0.167, SLG: 0.167 <b>Clay Bellinger, R</b> (7, PH) OBP: 0.184, SLG: 0.316	3-3 		0-0 		2-3 	2-1 				3 0 0 0 0 2 5 1 0 0 0 0 0 0			
<b>Joe Girardi, R</b> (1, 2) OBP: 0.260, SLG: 0.324		2-3 	0-0 		3-1 			1-3 		4 0 0 0 0 2 2			
<b>Inning Stats</b>	R: 2 H: 1 E: 0 LOB: 3 K: 2 BB: 4 S: 21 P: 45	R: 3 H: 2 E: 0 LOB: 0 K: 1 BB: 1 S: 12 P: 22	R: 0 H: 0 E: 0 LOB: 1 K: 0 BB: 1 S: 4 P: 8	R: 2 H: 2 E: 0 LOB: 1 K: 0 BB: 1 S: 12 P: 22	R: 1 H: 2 E: 0 LOB: 1 K: 2 BB: 0 S: 16 P: 25	R: 0 H: 0 E: 0 LOB: 0 K: 0 BB: 0 S: 6 P: 11	R: 0 H: 0 E: 0 LOB: 0 K: 0 BB: 1 S: 7 P: 13	R: 1 H: 2 E: 0 LOB: 1 K: 2 BB: 0 S: 12 P: 20	R: 0 H: 0 E: 0 LOB: 0 K: 1 BB: 0 S: 7 P: 11	1B: 3 SF: 0 2B: 5 SAC: 0 3B: 0 DP: 1 HR: 1 HBP: 0	WP: 0 PA: 43 PB: 0 SB: 1 CS: 0		
<b>PITCHER</b>	IP WLS BF H R ER SO BB IBB HBP BLK WP HR S P ERA WHIP											<b>PITCHER</b>	IP WLS BF H R ER SO BB IBB HBP BLK WP HR S P ERA WHIP
<b>Jaret Wright, R</b> (1, 1) ERA: 6.34 <b>Mark Langston, L</b> (4, 1) ERA: 5.34 <b>Sean DePaula, R</b> (8, 1) ERA: 7.5 <b>Paul Assenmacher, L</b> (9, 1) ERA: 8.42	3.2 L 23 5 7 7 3 7 0 0 0 0 1 47 92 17.18 3.273												

**New York Yankees @ Cleveland Indians**  
 Jacobs Field, Cleveland, OH  
 Fri Sep 17 1999, 7:05 PM EDT  
 Att. 43,029 - Unknown - 65 F

<b>AB</b>	<b>35</b>
<b>R</b>	<b>9</b>
<b>H</b>	<b>9</b>
<b>RBI</b>	<b>9</b>
<b>BB</b>	<b>8</b>
<b>SO</b>	<b>8</b>
<b>LOB</b>	<b>16</b>



livebaseballscorecards.com





Batter	1	2	3	4	5	6	7	8	9	AB R H RBI BB SO LOB	TOP
<b>Chuck Knoblauch, R</b> (1, 4) OBP: 0.386, SLG: 0.447	2-3 	2-1 G1-3 1-2 2-3		2-0 G4-3			2-2 G1-3		1-0 	5 0 1 1 0 1 2	
<b>2 Derek Jeter, R</b> (1, 6) OBP: 0.435, SLG: 0.555	3-1 	2-0 G6-3			2-0 		1-0 		2-1 	4 1 3 1 0 0 2	
<b>Paul O'Neill, L</b> (1, 9) OBP: 0.356, SLG: 0.472	1-1 			1-0 	3-0 		1-1 G1-3		1-3 	5 1 3 1 0 1 3	
<b>Bernie Williams, S</b> (1, 8) OBP: 0.424, SLG: 0.535	1-1 F9			0-2 	0-1 G4-6-3			2-1 G5-3		4 0 1 0 0 0 1	
<b>Tino Martinez, L</b> (1, 3) OBP: 0.339, SLG: 0.449	1-3 			2-1 G6-3		1-2 G4-3		0-1 G4-3		4 0 0 0 0 1 2	
<b>Chili Davis, S</b> (1, 10) OBP: 0.367, SLG: 0.450		2-3 		4-2 		2-1 		2-3 		3 0 1 0 1 2 0	
<b>Ricky Ledee, L</b> (1, 7) OBP: 0.359, SLG: 0.486		0-1 		1-3 		3-3 		1-0 		4 2 2 1 0 2 3	
<b>20 Jorge Posada, S</b> (1, 2) OBP: 0.345, SLG: 0.409		4-1 		3-3 		3-1 F9		1-0 		3 0 0 0 1 1 2	
<b>Clay Bellinger, R</b> (1, 5) <b>Darryl Strawberry, L</b> (9, PH) OBP: 0.590, SLG: 0.630		0-1 		0-2 		1-3 		2-3 		3 0 1 0 0 1 0 1 0 0 0 0 1 1	
<b>Inning Stats</b>	R: 2 H: 2 E: 0 LOB: 0 K: 2 BB: 0 S: 12 P: 20	R: 1 H: 2 E: 0 LOB: 2 K: 1 BB: 1 S: 11 P: 21	R: 0 H: 2 E: 0 LOB: 2 K: 1 BB: 1 S: 13 P: 21	R: 0 H: 0 E: 0 LOB: 0 K: 1 BB: 0 S: 9 P: 14	R: 0 H: 1 E: 0 LOB: 0 K: 0 BB: 0 S: 3 P: 8	R: 0 H: 1 E: 0 LOB: 1 K: 1 BB: 0 S: 11 P: 20	R: 0 H: 1 E: 0 LOB: 1 K: 1 BB: 0 S: 9 P: 14	R: 0 H: 0 E: 0 LOB: 0 K: 1 BB: 0 S: 7 P: 11	R: 1 H: 3 E: 0 LOB: 2 K: 2 BB: 0 S: 11 P: 19	1B: 7 SF: 0 2B: 2 SAC: 0 3B: 0 DP: 2 HR: 3 HBP: 1	WP: 0 PA: 39 PB: 0 SB: 0 CS: 1
<b>PITCHER</b> <b>Charles Nagy, R</b> (1, 1) ERA: 4.62 <b>Ricardo Rincon, L</b> (7, 1) ERA: 4.54 <b>Michael Jackson, R</b> (9, 1) ERA: 4.22	IP WLS BF H R ER SO BB IBB HBP BLK WP HR S P ERA WHIP 6.2 W 29 9 3 3 7 2 0 1 0 0 3 66 115 4.05 1.650 1.1 H 4 0 0 0 1 0 0 0 0 0 0 0 9 14 0.00 0.000 1.0 S 6 3 1 1 2 0 0 0 0 0 0 0 11 19 9.00 3.000	<b>PITCHER</b> IP WLS BF H R ER SO BB IBB HBP BLK WP HR S P ERA WHIP									

**New York Yankees @ Cleveland Indians**  
 Jacobs Field, Cleveland, OH  
 Sat Sep 18 1999, 1:05 PM EDT  
 Att. 43,002 - Sunny - 69 F

[livebaseballscorecards.com](http://livebaseballscorecards.com)

<b>AB</b>	36
<b>R</b>	4
<b>H</b>	12
<b>RBI</b>	4
<b>BB</b>	2
<b>SO</b>	10
<b>LOB</b>	16



Batter	1	2	3	4	5	6	7	8	9	AB	R	H	RBI	BB	SO	LOB
<b>Kenny Lofton, L</b> OBP: 0.408, SLG: 0.436 (1, 8)	1-3 K	2-3 K		1-1 P5		2-1 SH1-3		1-2 E4		4	0	1	0	0	2	1
<b>Omar Vizquel, S</b> OBP: 0.395, SLG: 0.434 (1, 6)	1-1 2B	1-1 SF9		1-1 E HBP		2-2 SF8		2-0 G1-6-3		2	1	2	0	0	0	0
<b>Enrique Wilson, S</b> OBP: 0.305, SLG: 0.343 (5, 6)		1-3 2B		1-2 P7		3-H G5-3				1	0	0	1	0	0	2
<b>Roberto Alomar, S</b> OBP: 0.428, SLG: 0.548 (1, 4)	1-0 2B	0-0 SF9		1-2 P7		1-1 G5-3				3	1	1	2	0	0	1
<b>Manny Ramirez, R</b> OBP: 0.438, SLG: 0.656 (1, 9)	4-1 2B SF9	4-2 BB		0-1 G5-3				3-1 F8		2	1	0	0	2	0	1
<b>Jim Thome, L</b> OBP: 0.426, SLG: 0.548 (1, 10)	1-0 2B	3-1 G4-3		4-1 G1-5-3 BB				0-3 K		3	0	1	1	1	1	2
<b>Richie Sexson, R</b> OBP: 0.307, SLG: 0.519 (1, 3)	1-0 SF9		0-2 G4-3		2-3 K			3-1 P2		3	0	0	1	0	1	1
<b>David Justice, L</b> OBP: 0.414, SLG: 0.484 (1, 7)	4-1 BB		2-2 1B		2-1 G1-5-3			1-3 K		3	0	1	0	1	1	1
<b>Tyler Houston, L</b> OBP: 0.310, SLG: 0.377 (1, 5)	2-0 P5		2-0 P5		3-2 G1-3			0-0 E 1B		4	0	1	0	0	0	4
<b>Einar Diaz, R</b> OBP: 0.322, SLG: 0.357 (1, 2)		0-1 2B SF9		1-3 K		4-1 SH1-3 SF8 BB		3-3 K		3	2	1	0	1	2	2
<b>Inning Stats</b>	R: 3 E: 0 K: 1 S: 11	H: 3 LOB: 2 BB: 2 P: 25	R: 1 E: 0 K: 1 S: 14	H: 2 LOB: 2 BB: 1 P: 24	R: 0 E: 0 K: 1 S: 11	H: 1 LOB: 1 BB: 0 P: 16	R: 0 E: 1 K: 0 S: 8	H: 0 LOB: 1 BB: 0 P: 11	R: 0 E: 0 K: 1 S: 9	H: 0 LOB: 1 BB: 1 P: 20	R: 0 E: 0 K: 1 S: 7	H: 0 LOB: 0 BB: 0 P: 13	R: 0 E: 1 K: 2 S: 13	H: 2 LOB: 2 BB: 0 P: 20	1B: 5 2B: 3 3B: 0 HR: 0	SF: 3 SAC: 1 DP: 0 HBP: 1

**BOTTOM**

**New York Yankees @ Cleveland Indians**  
**Jacobs Field, Cleveland, OH**  
 Sat Sep 18 1999, 1:05 PM EDT  
 Att: 43,002 - Sunny - 69 F

[livebaseballscorecards.com](http://livebaseballscorecards.com)

<b>AB</b>	<b>28</b>
<b>R</b>	<b>5</b>
<b>H</b>	<b>8</b>
<b>RBI</b>	<b>5</b>
<b>BB</b>	<b>5</b>
<b>SO</b>	<b>7</b>
<b>LOB</b>	<b>15</b>



PITCHER															PITCHER																		
IP	WLS	BF	H	R	ER	SO	BB	IBB	HBP	BLK	WP	HR	S	P	ERA	WHIP	IP	WLS	BF	H	R	ER	SO	BB	IBB	HBP	BLK	WP	HR	S	P	ERA	WHIP
Orlando Hernandez, R (1, 1)	7.0	L	33	6	5	5	5	5	0	1	0	0	0	68	126	6.43	1.571	Allen Watson, L (8, 1)	1.0		5	2	0	0	2	0	0	0	0	0	0.00	2.000	



Batter	1	2	3	4	5	6	7	8	9	AB R H RBI BB SO LOB	TOP																
<b>Chuck Knoblauch, R</b> (1, 4) <small>OBP: 0.386, SLG: 0.448</small>	0-0 	0-0 FC5 		1-2 F9 		3-2 		1-0 F9 	0-2 FC4-6 	6 1 2 0 0 0 4																	
<b>2 Derek Jeter, R</b> (1, 6) <small>OBP: 0.435, SLG: 0.559</small>	2-3 		0-1 	1-0 		0-0 FC6-4 		0-2 	2-3 	6 2 3 2 0 2 3																	
<b>Paul O'Neill, L</b> (1, 9) <small>OBP: 0.355, SLG: 0.469</small>	3-1 F7 		0-1 	3-3 		1-1 F7 		1-1 G4-6-3 		5 1 1 0 0 1 4																	
<b>Bernie Williams, S</b> (1, 8) <small>OBP: 0.427, SLG: 0.541</small>	3-0 		1-2 	3-2 		1-0 FC6-4 			2-2 	5 2 4 2 0 0 1																	
<b>Chili Davis, S</b> (1, 10) <b>Alfonso Soriano, R</b> (7, PR)	2-2 F8 		1-1 	1-2 		4-1 			3-2 	3 0 1 1 1 0 2 1 1 0 0 0 0 1																	
<b>Ricky Ledee, L</b> (1, 7) <b>Jim Leyritz, R</b> (9, PH) <b>Tino Martinez, L</b> (9, PH)		1-1 	2-1 	2-3 		2-2 		4-0 	4 0 0 1 0 1 2 0 0 0 0 0 0 0 0 1 0 0 1 0 0																		
<b>20 Jorge Posada, S</b> (1, 3) <b>Chad Curtis, R</b> (9, PR)		0-0 	2-3 	1-1 		1-1 		3-2 	5 0 1 1 0 1 3 0 1 0 0 0 0 0																		
<b>D'Angelo Jimenez, S</b> (1, 5) <b>Clayton Kershaw, R</b> (9, 5)		2-2 	1-1 	1-2 		2-2 		2-2 	5 1 4 2 0 0 1 0 0 0 0 0 0 0																		
<b>Joe Girardi, R</b> (1, 2) <small>OBP: 0.269, SLG: 0.333</small>		4-2 		3-2 	1-0 		1-3 	0-0 	4 1 2 2 1 1 3																		
<b>Inning Stats</b>	R: 1 H: 2 E: 0 LOB: 1 K: 1 BB: 0 S: 10 P: 20	R: 0 H: 1 E: 0 LOB: 2 K: 0 BB: 1 S: 10 P: 17	R: 3 H: 4 E: 0 LOB: 1 K: 1 BB: 0 S: 18 P: 23	R: 2 H: 3 E: 0 LOB: 1 K: 1 BB: 0 S: 17 P: 29	R: 0 H: 1 E: 0 LOB: 1 K: 1 BB: 0 S: 9 P: 14	R: 0 H: 1 E: 0 LOB: 1 K: 0 BB: 0 S: 7 P: 12	R: 1 H: 1 E: 0 LOB: 2 K: 1 BB: 1 S: 13 P: 23	R: 0 H: 1 E: 0 LOB: 0 K: 0 BB: 0 S: 6 P: 8	R: 4 H: 4 E: 0 LOB: 1 K: 1 BB: 1 S: 20 P: 36	1B: 11 SF: 0 2B: 6 SAC: 0 3B: 0 DP: 1 HR: 1 HBP: 0	WP: 0 PA: 47 PB: 0 SB: 3 CS: 0																
<b>PITCHER</b>	IP WLS BF H R ER SO BB IBB HBP BLK WP HR S P ERA WHIP											<b>PITCHER</b>	IP WLS BF H R ER SO BB IBB HBP BLK WP HR S P ERA WHIP														
<b>Jim Brower, R</b> (1, 1) <small>ERA: 5.14</small>	3.1		20	9	6	6	2	1	0	0	0	0	1	45	72	16.20	3.000										
<b>Chris Haney, L</b> (4, 1) <small>ERA: 4.93</small>	3.1		15	4	1	1	2	1	0	0	0	0	0	35	61	2.70	1.500										
<b>Sean DePaula, R</b> (7, 1) <small>ERA: 6.14</small>	1.1		4	1	0	0	1	0	0	0	0	0	0	10	13	0.00	0.750										
<b>Tom Martin, L</b> (9, 1) <small>ERA: 8.68</small>	0.1	L	2	1	1	1	0	0	0	0	0	0	0	7	12	27.00	3.000										
<b>Paul Shuey, R</b> (9, 1) <small>ERA: 3.71</small>	0.2		6	3	3	3	1	0	1	0	0	0	0	13	24	40.50	4.500										

**New York Yankees @ Cleveland Indians**  
 Jacobs Field, Cleveland, OH  
 Sun Sep 19 1999, 1:05 PM EDT  
 Att. 42,969 - Sunny - 74 F

livebaseballscorecards.com

<b>AB</b>	44
<b>R</b>	11
<b>H</b>	18
<b>RBI</b>	11
<b>BB</b>	3
<b>SO</b>	6
<b>LOB</b>	24



Batter	1	2	3	4	5	6	7	8	9	AB R H RBI BB SO LOB
<b>Kenny Lofton, L</b> OBP: 0.406, SLG: 0.432 (1, 8)	2-3 K			2-3 K	4-0 SH5-4 HR BB		2-3 K		2-3 K	4 1 0 0 1 4 0
<b>Omar Vizquel, S</b> OBP: 0.396, SLG: 0.434 (1, 6)	2-2 F8			4-1 FC5-4 BB	0-0 SH5-4		4-1 CS BB			1 0 0 0 2 0 0
<b>Roberto Alomar, S</b> OBP: 0.425, SLG: 0.545 (1, 4)	0-1 B1			1-2 FC5-4 1B HR	2-1 SF7		0-1 CS	3-2 G6-3		3 1 0 1 0 0 1
<b>Manny Ramirez, R</b> OBP: 0.440, SLG: 0.662 (1, 9)				1-1 HR 1B	1-1 HR			1-3 K		3 2 2 2 1 1 0
<b>Jim Thome, L</b> OBP: 0.427, SLG: 0.554 (1, 3)				0-1 HR	3-H 2-2 G4-3			2-1 1B		4 1 2 3 0 0 1
<b>Jolbert Cabrera, R</b> OBP: 0.229, SLG: 0.212 (8, PR) (9, 7)				1-H 2-H HR				1B		0 0 0 0 0 0 0
<b>Richie Sexson, R</b> OBP: 0.310, SLG: 0.528 (1, 7) (9, 3)				2-1 HR				0-1 1B		4 1 3 1 0 0 1
<b>Harold Baines, L</b> OBP: 0.380, SLG: 0.540 (1, 10)				1-2 K	2-0 1B			2-2 F8		3 0 1 0 0 2 1
<b>Wil Cordero, R</b> OBP: 0.365, SLG: 0.464 (8, PH)				1-3 K	1-3 K			2-2 F8		1 0 0 0 0 0 2
<b>Tyler Houston, L</b> OBP: 0.306, SLG: 0.372 (1, 5)				1-3 K	1-3 K					4 0 0 0 0 3 2
<b>Sandy Alomar Jr., R</b> OBP: 0.310, SLG: 0.545 (1, 2)				1-3 K	1-2 SH5-4 SF7 BB 1B		0-0 G4-3		2-2 G1-3	4 1 1 0 0 1 0

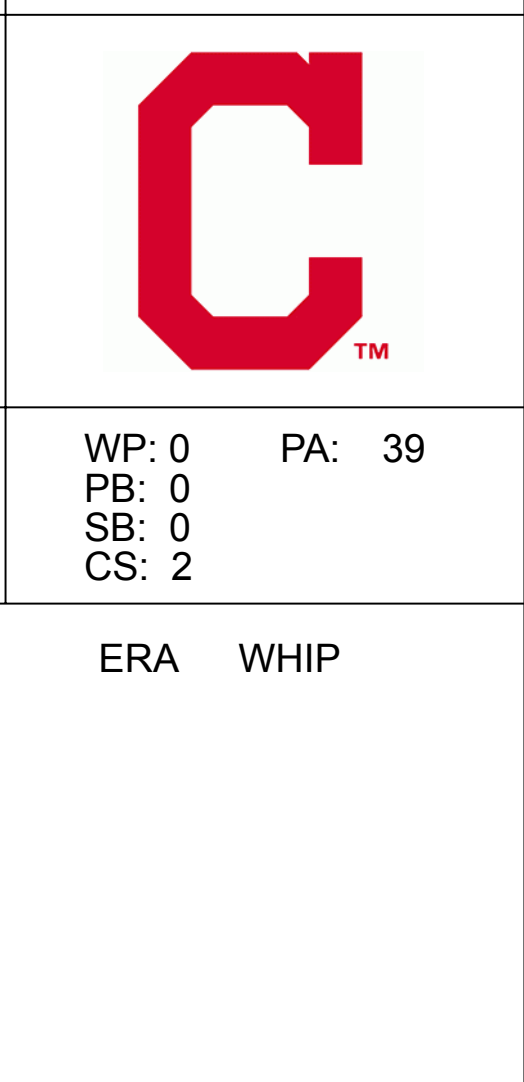
Inning Stats	R: 0	H: 0	E: 0	K: 1	S: 8	LOB: 0	BB: 0	P: 12	R: 0	H: 0	E: 0	K: 0	S: 7	LOB: 0	BB: 1	P: 14	R: 0	H: 0	E: 0	K: 3	S: 10	LOB: 0	BB: 0	P: 13	R: 4	H: 4	E: 0	K: 2	S: 17	LOB: 1	BB: 1	P: 30	R: 3	H: 2	E: 0	K: 0	S: 13	LOB: 0	BB: 1	P: 23	R: 0	H: 1	E: 0	K: 2	S: 11	LOB: 0	BB: 0	P: 17	R: 0	H: 0	E: 0	K: 1	S: 10	LOB: 0	BB: 1	P: 16	R: 0	H: 2	E: 0	K: 1	S: 15	LOB: 2	BB: 0	P: 23	R: 0	H: 0	E: 0	K: 1	S: 9	LOB: 0	BB: 0	P: 14	1B: 6	SF: 1	2B: 0	SAC: 1	3B: 0	DP: 1	HR: 3	HBP: 0	WP: 0	PA: 39
--------------	------	------	------	------	------	--------	-------	-------	------	------	------	------	------	--------	-------	-------	------	------	------	------	-------	--------	-------	-------	------	------	------	------	-------	--------	-------	-------	------	------	------	------	-------	--------	-------	-------	------	------	------	------	-------	--------	-------	-------	------	------	------	------	-------	--------	-------	-------	------	------	------	------	-------	--------	-------	-------	------	------	------	------	------	--------	-------	-------	-------	-------	-------	--------	-------	-------	-------	--------	-------	--------

PITCHER	IP	WLS	BF	H	R	ER	SO	BB	IBB	HBP	BLK	WP	HR	S	P	ERA	WHIP
<b>David Cone, R</b> ERA: 3.46 (1, 1)	4.2		22	6	7	7	6	3	0	0	0	0	3	51	86	13.50	1.929
<b>Ed Yarnall, L</b> ERA: 1.42 (5, 1)	2.2		8	1	0	0	3	1	0	0	0	0	0	30	47	0.00	0.750
<b>Ramiro Mendoza, R</b> ERA: 4.47 (8, 1)	0.1		3	2	0	0	1	0	0	0	0	0	0	7	10	0.00	6.000
<b>Allen Watson, L</b> ERA: 3.56 (8, 1)	0.1	W	1	0	0	0	0	0	0	0	0	0	0	3	5	0.00	0.000
<b>42 Mariano Rivera, R</b> ERA: 2.04 (9, 1)	1.0		3	0	0	0	1	0	0	0	0	0	0	9	14	0.00	0.000

**BOTTOM**

**New York Yankees @ Cleveland Indians**  
**Jacobs Field, Cleveland, OH**  
 Sun Sep 19 1999, 1:05 PM EDT  
 Att: 42,969 - Sunny - 74 F

<b>AB</b>	<b>31</b>
<b>R</b>	<b>7</b>
<b>H</b>	<b>9</b>
<b>RBI</b>	<b>7</b>
<b>BB</b>	<b>4</b>
<b>SO</b>	<b>11</b>
<b>LOB</b>	<b>8</b>





Batter	1	2	3	4	5	6	7	8	9	10	AB R H RBI BB SO LOB	TOP																								
Omar Vizquel, S OBP: 0.396, SLG: 0.432 (1, 6)	P3 2-2		P3 0-1		G5-3 1-0		G3 SH1-4 4-2		2B 0-2		4 1 1 0 1 0 2	<b>Cleveland Indians @ Detroit Tigers</b> Tiger Stadium, Detroit, MI Mon Sep 20 1999, 7:05 PM EDT Att: 26,106 - Cloudy - 66 F																								
Dave Roberts, L OBP: 0.279, SLG: 0.290 Kenny Lofton, L OBP: 0.407, SLG: 0.436 (1, 8) (9, PH)	G5-3 1-2			P4 3-2	G3 2-1		SH1-4 1-1		2B 2-2		3 0 0 0 0 0 1 1 0 1 1 0 0 0																									
Roberto Alomar, S OBP: 0.423, SLG: 0.541 (1, 4)	F8 1-1			K 1-3		BB 4-0	G3 2-2		F8 3-0		4 1 0 0 1 1 2																									
Manny Ramirez, R OBP: 0.444, SLG: 0.661 (1, 9)		CS 4-2		WP 2-1		BB 4-1			F8 1-0		2 1 1 0 3 0 0																									
Richie Sexson, R OBP: 0.309, SLG: 0.523 (1, 3)		K 3-3		BB 4-0		F9 3-1	K 1-3			F9 0-0	4 0 0 0 1 2 5																									
Jim Thome, L OBP: 0.429, SLG: 0.554 Jolbert Cabrera, R OBP: 0.229, SLG: 0.212 Harold Baines, L OBP: 0.382, SLG: 0.541 (1, 10) (8, PR) (10, PH)		K 1-3		BB 4-1		1B 0-1		G6-4-3 4-1		F9 0-0	2 0 1 1 2 1 0 0 0 0 0 0 0 0 1 0 1 0 0 0 0																									
Wil Cordero, R OBP: 0.356, SLG: 0.451 (1, 7)		G6-3 2-2		G4-3 0-0		K 1-3	G6-4-3 0-1		FC5-4 0-0		5 0 0 0 0 1 7																									
Travis Fryman, R OBP: 0.309, SLG: 0.396 (1, 5)		G1-3 2-0		K2-3 1-3		FC5-4 2-1		FC6-4 0-1		L5 0-0	5 0 3 1 0 1 1																									
Einar Díaz, R OBP: 0.322, SLG: 0.358 (1, 2)		G1-3 0-0		G5-3 1-0		FC5-4 3-1		FC6-4 1-0			4 0 1 0 0 0 4																									
<b>Inning Stats</b>	R: 0 E: 0 K: 0 S: 8	H: 0 LOB: 0 BB: 0 P: 12	R: 0 E: 0 K: 2 S: 9	H: 0 LOB: 0 BB: 1 P: 17	R: 0 E: 0 K: 0 S: 7	H: 1 LOB: 1 BB: 0 P: 11	R: 0 E: 0 K: 1 S: 10	H: 1 LOB: 3 BB: 2 P: 24	R: 0 E: 0 K: 1 S: 7	H: 1 LOB: 1 BB: 0 P: 12	R: 2 E: 0 K: 1 S: 12		H: 2 LOB: 2 BB: 2 P: 29	R: 0 E: 0 K: 1 S: 12	H: 0 LOB: 2 BB: 2 P: 24	R: 0 E: 0 K: 0 S: 6	H: 1 LOB: 1 BB: 1 P: 11	R: 1 E: 0 K: 0 S: 9	H: 2 LOB: 0 BB: 0 P: 15	R: 0 E: 0 K: 0 S: 4	H: 1 LOB: 1 BB: 0 P: 4	1B: 7 2B: 3 3B: 0 HR: 0	SF: 0 SAC: 1 DP: 2 HBP: 0	WP: 1 PB: 0 SB: 0 CS: 1	PA: 44											
<b>PITCHER</b>	IP WLS BF H R ER SO BB IBB HBP BLK WP HR S P ERA WHIP																				IP WLS BF H R ER SO BB IBB HBP BLK WP HR S P ERA WHIP															
C.J. Nitkowski, L ERA: 4.65 (1, 1)	5.2	25	4	2	2	5	5	0	0	0	0	1	0	49	96	3.18	1.588																			
Erik Hijijus, R ERA: 3.0 (6, 1)	0.1	2	1	0	0	0	0	0	0	0	0	0	0	4	9	0.00	3.000																			
Francisco Cordero, R ERA: 3.52 (7, 1)	0.2	4	0	0	0	0	2	0	0	0	0	0	0	9	20	0.00	3.000																			
Doug Brocail, R ERA: 2.72 (7, 1)	1.1	5	1	0	0	1	1	0	0	0	0	0	0	9	15	0.00	1.500																			
Todd Jones, R ERA: 3.88 (9, 1)	2.0	8	3	1	1	0	0	0	0	0	0	0	0	13	19	4.50	1.500																			

livebaseballscores.com

AB	35
R	3
H	9
RBI	3
BB	8
SO	6
LOB	22









Batter	1	2	3	4	5	6	7	8	9	AB R H RBI BB SO LOB
Luis Polonia, L OBP: 0.344, SLG: 0.493 (1, 10)	0-1 B2-3		0-1 L8		2-1 SAFE 1-3 2-H 1B			0-0 G4-3		4 0 1 1 0 0 0
Brad Ausmus, R OBP: 0.367, SLG: 0.411 (1, 2)	4-2 1B BB		2-0 G6-3		3-2 P4 1-2			0-1 F9		3 0 0 0 1 0 2
Tony Clark, S OBP: 0.363, SLG: 0.506 (1, 3)	1-0 1-3 1B			0-3 K2-3		1-3 K		0-1 1B 1B		4 0 2 0 0 2 0
Dean Palmer, R OBP: 0.334, SLG: 0.508 (1, 5)	2-3 K			1-0 P3		0-1 F9		0-3 K		4 0 0 0 0 2 3
Juan Encarnacion, R OBP: 0.288, SLG: 0.450 (1, 7)	1-0 P4			2-2 L9		1-1 L8		2-3 K		4 0 0 0 0 1 3
Damion Easley, R OBP: 0.352, SLG: 0.442 (1, 4)		2-2 F8			2-1 F9		0-0 F8		1-2 1-2 1B	4 0 1 0 0 0 0
Karim Garcia, L OBP: 0.283, SLG: 0.433 (1, 9)		4-2 L6-3 BB			4-1 E BB 1B BB		0-0 F7		2-2 F7	2 1 0 0 2 0 2
Deivi Cruz, R OBP: 0.299, SLG: 0.421 (1, 6)		1-1 L6-3 1-2			0-2 F2		2-1 G4-3			3 0 0 0 0 0 2
Kimera Bartee, R OBP: 0.308, SLG: 0.286 Robert Fick, L OBP: 0.083, SLG: 0.333 Gabe Kapler, R OBP: 0.308, SLG: 0.441 (1, 8) (8, PH) (9, 8)			1-1 F8		4-2 1B E BB		1-3 K			1 0 0 0 1 0 0 1 0 0 0 0 1 0 0 0 0 0 0 0 0

Inning Stats	R: 0	H: 1	E: 0	K: 1	S: 11	LOB: 2	BB: 1	P: 19	R: 0	H: 0	E: 0	K: 0	S: 7	LOB: 0	BB: 1	P: 14	R: 0	H: 0	E: 0	K: 0	S: 5	LOB: 0	BB: 0	P: 8	R: 0	H: 0	E: 0	K: 1	S: 7	LOB: 0	BB: 0	P: 10	R: 1	H: 1	E: 1	K: 0	S: 13	LOB: 2	BB: 2	P: 28	R: 0	H: 0	E: 0	K: 1	S: 7	LOB: 0	BB: 0	P: 9	R: 0	H: 0	E: 0	K: 0	S: 4	LOB: 0	BB: 0	P: 6	R: 0	H: 0	E: 0	K: 1	S: 7	LOB: 0	BB: 0	P: 8	R: 0	H: 2	E: 0	K: 2	S: 14	LOB: 2	BB: 0	P: 19	1B: 4	SF: 0	2B: 1	SAC: 0	3B: 0	DP: 1	HR: 0	HBP: 0	WP: 0	PA: 34
PITCHER	IP	WLS	BF	H	R	ER	SO	BB	IBB	HBP	BLK	WP	HR	S	P	ERA	WHIP																																																																	
Dave Burba, R ERA: 4.17 (1, 1)	8.0		29	2	1	0	4	4	0	0	0	0	0	61	102	0.00	0.750																																																																	
Michael Jackson, R ERA: 4.15 (9, 1)	1.0		5	2	0	0	2	0	0	0	0	0	0	14	19	0.00	2.000																																																																	

BOTTOM

Cleveland Indians @ Detroit Tigers

Tiger Stadium, Detroit, MI

Tue Sep 21 1999, 7:05 PM EDT  
Att. 24,155 - Cloudy - 57 F

livebaseballscorecards.com

AB	30
R	1
H	4
RBI	1
BB	4
SO	6
LOB	12





Batter	1	2	3	4	5	6	7	8	9	AB R H RBI BB SO LOB	TOP											
<b>Kenny Lofton, L</b> (1, 8) OBP: 0.404, SLG: 0.430	2-2 HBP 1B	0-2 G4-3 1B		0-1 G4-3		0-1 G3	2-3 K		0-0 G6-3	6 2 2 0 0 1 2												
<b>Enrique Wilson, S</b> (1, 6) OBP: 0.311, SLG: 0.345	2-2 1B 2B HBP	0-0 G4-3		0-0 G4-3 1B		0-1 FC4-6 1B HBP		4-2 FC5-4 BB	0-0 G5-3	4 2 2 0 1 0 2												
<b>Roberto Alomar, S</b> (1, 4) OBP: 0.425, SLG: 0.539	1-2 2B 1B	2-2 SAFE 1B 1B		2-2 G4-3 1-2f		1-2 FC4-6 HBP		2-3 K		3 1 2 2 0 0 1 1 0 0 0 0 1 1												
<b>Carlos Baerga, S</b> (7, 4) OBP: 0.309, SLG: 0.323	1-2 2B 1B	2-2 SAFE 1B 1B		2-2 G4-3 1-2f		1-2 FC4-6 HBP		2-3 K		3 1 2 2 0 0 1 1 0 0 0 0 1 1												
<b>Manny Ramirez, R</b> (1, 9) OBP: 0.445, SLG: 0.660	2-3 H	1-2 1B				3-2 FC4-6 1B		0-0 FC5-4		4 0 2 0 0 1 4 1 0 0 0 0 0 1												
<b>Alex Ramirez, R</b> (8, PH) OBP: 0.319, SLG: 0.437	2-3 H	1-2 1B				3-2 FC4-6 1B		0-0 FC5-4		4 0 2 0 0 1 4 1 0 0 0 0 0 1												
<b>Jim Thome, L</b> (1, 3) OBP: 0.432, SLG: 0.554	1-1 1B 2B	1-3 H				1-0 FC4-6 2B FC6-4		4-2 1B BB		4 2 1 2 1 2 4												
<b>Harold Baines, L</b> (1, 10) OBP: 0.384, SLG: 0.542	1-2 1B 1B	0-0 G3-1				1-1 FC6-4 2B		2-0 1B		5 0 3 2 0 0 2												
<b>David Justice, L</b> (1, 7) OBP: 0.414, SLG: 0.479	2-2 FC6-4 1B			3-1 G3-1		4-0 FC6-4 IBB		0-0 P6		3 1 1 0 2 0 0												
<b>Travis Fryman, R</b> (1, 5) OBP: 0.303, SLG: 0.387	0-3 H			1-1 F8		2-1 FC6-4 FC5-4		3-2 G5-3		5 1 1 1 0 1 4												
<b>Sandy Alomar Jr., R</b> (1, 2) OBP: 0.314, SLG: 0.548	2-2 FC6-4			1-0 G3		0-0 FC5-4		1-0 1B		5 0 2 2 0 0 4												
<b>Inning Stats</b>	R: 4 E: 0 K: 2 S: 28	H: 5 LOB: 2 BB: 0 P: 41	R: 1 E: 0 K: 1 S: 14	H: 3 LOB: 2 BB: 0 P: 18	R: 0 E: 0 K: 0 S: 5	H: 0 LOB: 0 BB: 0 P: 10	R: 0 E: 0 K: 0 S: 6	H: 1 LOB: 0 BB: 0 P: 8	R: 1 E: 0 K: 0 S: 10	H: 2 LOB: 2 BB: 1 P: 21	R: 1 E: 0 K: 0 S: 13	H: 2 LOB: 2 BB: 1 P: 23	R: 0 E: 0 K: 1 S: 8	H: 1 LOB: 1 BB: 0 P: 14	R: 0 E: 0 K: 2 S: 10	H: 0 LOB: 1 BB: 1 P: 17	R: 2 E: 0 K: 0 S: 12	H: 2 LOB: 1 BB: 1 P: 17	1B: 13 2B: 3 3B: 0 HR: 0	SF: 0 SAC: 0 DP: 1 HBP: 2	WP: 0 PB: 0 SB: 0 CS: 0	PA: 47
<b>PITCHER</b>	IP WLS BF H R ER SO BB IBB HBP BLK WP HR S P ERA WHIP																					
<b>Brian Moehler, R</b> (1, 1) ERA: 5.11	6.0 L 33 13 7 7 3 1 1 2 0 0 0 0 76 121 10.50 2.333																					
<b>Masao Kida, R</b> (7, 1) ERA: 6.36	3.0 14 3 2 2 3 2 0 0 0 0 0 0 30 48 6.00 1.667																					

**Cleveland Indians @ Detroit Tigers**  
 Tiger Stadium, Detroit, MI  
 Wed Sep 22 1999, 7:05 PM EDT  
 Att. 27,355 - Unknown - 66 F

AB	41
R	9
H	16
RBI	9
BB	4
SO	6
LOB	25



Batter	1	2	3	4	5	6	7	8	9	AB	R	H	RBI	BB	SO	LOB
Luis Polonia, L OBP: 0.340, SLG: 0.487 (1, 10)	1-3 K		1-1 G6-3			2-0 G4-3		1-0 G3		4	0	0	0	0	1	0
Brad Ausmus, R OBP: 0.364, SLG: 0.407 (1, 2)	3-3 K			2-3 K		2-1 G6-3			0-1 F8	4	0	0	0	0	2	0
Tony Clark, S OBP: 0.361, SLG: 0.502 (1, 3)	2-0 L8			2-2 L3		2-3 K			0-0 G4-3	4	0	0	0	0	1	0
Dean Palmer, R OBP: 0.335, SLG: 0.507 (1, 5)				3-2 L7			4-0 BB		3-3 K	3	0	1	0	1	1	0
Juan Encarnacion, R OBP: 0.287, SLG: 0.448 (1, 7)					0-0 E9 G4-3			0-3 K		3	1	0	0	0	2	2
Damion Easley, R OBP: 0.350, SLG: 0.440 (1, 4)					0-0 G4-3			1-3 K		3	0	0	1	0	1	2
Gabe Kapler, R OBP: 0.306, SLG: 0.438 (1, 8)					1-1 G5-3			2-2 F8		3	0	0	0	0	0	2
Karim Garcia, L OBP: 0.284, SLG: 0.432 (1, 9)					0-1 G5-3			0-0 P5		3	0	1	0	0	0	0
Deivi Cruz, R OBP: 0.297, SLG: 0.419 (1, 6)					2-2 P9			1-0 G5-3		3	0	0	0	0	1	1

Inning Stats	R: 0	H: 0	E: 0	K: 2	S: 9	H: 0	LOB: 0	BB: 0	P: 15	R: 0	H: 1	E: 0	K: 1	S: 15	H: 0	LOB: 1	BB: 0	P: 18	R: 0	H: 0	E: 0	K: 1	S: 6	H: 0	LOB: 0	BB: 0	P: 10	R: 0	H: 0	E: 0	K: 1	S: 10	H: 0	LOB: 0	BB: 0	P: 17	R: 1	H: 1	E: 1	K: 0	S: 10	H: 0	LOB: 0	BB: 0	P: 13	R: 0	H: 0	E: 0	K: 1	S: 7	H: 0	LOB: 1	BB: 1	P: 16	R: 0	H: 0	E: 0	K: 0	S: 3	H: 0	LOB: 0	BB: 0	P: 5	R: 0	H: 0	E: 0	K: 1	S: 6	H: 0	LOB: 0	BB: 0	P: 9	1B: 2	SF: 0	2B: 0	SAC: 0	3B: 0	DP: 0	HR: 0	HBP: 0	WP: 0	PA: 31
--------------	------	------	------	------	------	------	--------	-------	-------	------	------	------	------	-------	------	--------	-------	-------	------	------	------	------	------	------	--------	-------	-------	------	------	------	------	-------	------	--------	-------	-------	------	------	------	------	-------	------	--------	-------	-------	------	------	------	------	------	------	--------	-------	-------	------	------	------	------	------	------	--------	-------	------	------	------	------	------	------	------	--------	-------	------	-------	-------	-------	--------	-------	-------	-------	--------	-------	--------


PITCHER	IP	WLS	BF	H	R	ER	SO	BB	IBB	HBP	BLK	WP	HR	S	P	ERA	WHIP
Jaret Wright, R ERA: 5.98 (1, 1)	7.0	W	25	2	1	0	8	1	0	0	0	0	0	66	102	0.00	0.429
Steve Karsay, R ERA: 2.88 (8, 1)	1.0		3	0	0	0	0	0	0	0	0	0	0	3	5	0.00	0.000
Ricardo Rincon, L ERA: 4.39 (9, 1)	1.0		3	0	0	0	1	0	0	0	0	0	0	6	9	0.00	0.000

**BOTTOM**

**Cleveland Indians @ Detroit Tigers**  
Tiger Stadium, Detroit, MI  
Wed Sep 22 1999, 7:05 PM EDT  
Att: 27,355 - Unknown - 66 F

livebaseballscorecards.com

AB	30
R	1
H	2
RBI	1
BB	1
SO	9
LOB	7





Batter	1	2	3	4	5	6	7	8	9	AB R H RBI BB SO LOB	TOP									
<b>Kenny Lofton, L</b> OBP: 0.402, SLG: 0.430 (1, 8) C B B B X	3-1 G4-3 HR 2B		1-0 G4-3		0-1 F7		3-2 G6-4-3 1-2f		2-2 G4-3	5 1 1 0 0 0 3										
<b>Omar Vizquel, S</b> OBP: 0.393, SLG: 0.427 (1, 6) L C F X	0-2 G4-3		4-1 F8 BB BB		4-1 FC6 BB			2-2 P6		2 0 0 0 2 0 1										
<b>Roberto Alomar, S</b> OBP: 0.426, SLG: 0.544 (1, 4) B B C C C X	2-2 HR		4-2 F8 BB		1-1 FC6 1-2f		1-3 K			3 1 1 2 1 1 1										
<b>Manny Ramirez, R</b> OBP: 0.444, SLG: 0.657 (1, 9) X	0-0 F9		0-0 F8		2-0 G6-3		1-0 F8			2 0 0 0 0 0 2										
<b>Alex Ramirez, R</b> OBP: 0.315, SLG: 0.432 (5, 9)										1 0 0 0 0 0 0										
<b>David Justice, L</b> OBP: 0.414, SLG: 0.478 (8, PH) (8, 9)										1 0 0 0 0 0 0										
<b>Jim Thome, L</b> OBP: 0.430, SLG: 0.558 (1, 3) C C S	0-3 K		1-3 K		3-3 K		2-2 HR			4 1 1 1 0 3 2										
<b>Harold Baines, L</b> OBP: 0.383, SLG: 0.539 (1, 10)		2-2 G3		0-3 K		0-0 G3		0-2 BB 1B		4 0 1 0 0 1 0										
<b>Jolbert Cabrera, R</b> OBP: 0.229, SLG: 0.212 (9, PR)										0 0 0 0 0 0 0										
<b>Wil Cordero, R</b> OBP: 0.354, SLG: 0.463 (1, 7)		1-3 K		1-0 L6		3-2 HR		2-3 K		4 1 1 1 0 2 1										
<b>Travis Fryman, R</b> OBP: 0.303, SLG: 0.397 (1, 5)		0-1 HR		2-2 F9		0-0 F8		0-3 K		3 1 1 1 0 0 0										
<b>Tyler Houston, L</b> OBP: 0.305, SLG: 0.370 (9, PH)										1 0 0 0 0 1 1										
<b>Sandy Alomar Jr., R</b> OBP: 0.320, SLG: 0.538 (1, 2)		2-3 K		0-1 P3		4-1 G6-4-3 BB		4-1 BB		2 0 0 0 2 1 0										
<b>John McDonald, R</b> OBP: 0.333, SLG: 0.333 (9, PR)										0 0 0 0 0 0 0										
<b>Inning Stats</b>	R: 2 E: 0 K: 1 S: 13	H: 2 LOB: 0 BB: 0 P: 18	R: 1 E: 0 K: 2 S: 11	H: 1 LOB: 0 BB: 0 P: 16	R: 0 E: 0 K: 1 S: 8	H: 0 LOB: 2 BB: 0 P: 18	R: 0 E: 0 K: 1 S: 7	H: 0 LOB: 0 BB: 0 P: 10	R: 0 E: 0 K: 1 S: 5	H: 0 LOB: 1 BB: 1 P: 10	R: 1 E: 0 K: 0 S: 9	H: 1 LOB: 0 BB: 1 P: 19	R: 0 E: 0 K: 1 S: 8	H: 0 LOB: 0 BB: 0 P: 12	R: 1 E: 0 K: 2 S: 25	H: 2 LOB: 2 BB: 1 P: 35	1B: 1 2B: 1 3B: 0 HR: 4	SF: 0 SAC: 0 DP: 1 HBP: 0	WP: 0 PA: 37	
<b>PITCHER</b>	IP WLS BF H R ER SO BB IBB HBP BLK WP HR S P ERA WHIP																			
<b>Willie Blair, R</b> ERA: 6.89 (1, 1)	6.1 W 27 4 4 4 6 4 0 0 0 0 0 3 57 97 5.68 1.263																			
<b>Francisco Cordero, R</b> ERA: 3.38 (7, 1)	0.2 H 1 0 0 0 0 0 0 0 0 0 0 0 3 6 0.00 0.000																			
<b>Doug Brocail, R</b> ERA: 2.69 (8, 1)	1.0 H 3 0 0 0 1 0 0 0 0 0 0 0 8 12 0.00 0.000																			
<b>Todd Jones, R</b> ERA: 3.96 (9, 1)	1.0 S 6 2 1 1 2 1 0 0 0 0 0 1 25 35 9.00 3.000																			

**Cleveland Indians @ Detroit Tigers**  
 Tiger Stadium, Detroit, MI  
 Thu Sep 23 1999, 7:05 PM EDT  
 Att. 34,970 - Unknown - 77 F

[livebaseballscorecards.com](http://livebaseballscorecards.com)

<b>AB</b>	<b>32</b>
<b>R</b>	<b>5</b>
<b>H</b>	<b>6</b>
<b>RBI</b>	<b>5</b>
<b>BB</b>	<b>5</b>
<b>SO</b>	<b>9</b>
<b>LOB</b>	<b>11</b>







Batter	1	2	3	4	5	6	7	8	9	AB	R	H	RBI	BB	SO	LOB	TOP										
<b>Kenny Lofton, L</b> (1, 8) OBP: 0.407, SLG: 0.437 <b>Dave Roberts, L</b> (6, 8) OBP: 0.282, SLG: 0.314										2	4	2	2	2	0	0											
<b>Omar Vizquel, S</b> (1, 6) OBP: 0.396, SLG: 0.428 <b>John McDonald, R</b> (6, 6) OBP: 0.353, SLG: 0.353										3	3	2	1	1	0	1											
<b>Roberto Alomar, S</b> (1, 4) OBP: 0.426, SLG: 0.542 <b>Carlos Baerga, S</b> (6, 4) OBP: 0.305, SLG: 0.320										3	1	1	1	1	1	3											
<b>Manny Ramirez, R</b> (1, 9) OBP: 0.446, SLG: 0.670 <b>Alex Ramirez, R</b> (6, 9) OBP: 0.319, SLG: 0.433										4	3	3	8	0	0	1											
<b>Jim Thome, L</b> (1, 10) OBP: 0.430, SLG: 0.553										4	0	0	0	2	0	2											
<b>Richie Sexson, R</b> (1, 3) OBP: 0.310, SLG: 0.521										6	1	2	1	0	2	2											
<b>David Justice, L</b> (1, 7) OBP: 0.413, SLG: 0.475										3	2	0	0	2	1	2											
<b>Travis Fryman, R</b> (1, 5) OBP: 0.303, SLG: 0.398 <b>Tyler Houston, L</b> (6, 5) OBP: 0.304, SLG: 0.369										4	1	1	0	0	1	0											
<b>Einar Diaz, R</b> (1, 2) OBP: 0.324, SLG: 0.359										4	1	1	0	1	0	2											
<b>Inning Stats</b>	R: 1 E: 0 K: 1 S: 12	H: 1 LOB: 1 BB: 1 P: 25	R: 0 E: 0 K: 0 S: 7	H: 0 LOB: 0 BB: 0 P: 11	R: 3 E: 0 K: 1 S: 11	H: 2 LOB: 1 BB: 2 P: 26	R: 5 E: 0 K: 1 S: 24	H: 5 LOB: 2 BB: 2 P: 43	R: 4 E: 0 K: 1 S: 24	H: 2 LOB: 0 BB: 2 P: 41	R: 0 E: 0 K: 0 S: 3	H: 0 LOB: 0 BB: 0 P: 6	R: 1 E: 1 K: 1 S: 11	H: 1 LOB: 1 BB: 1 P: 20	R: 4 E: 0 K: 0 S: 18	H: 3 LOB: 0 BB: 1 P: 33	R: 0 E: 0 K: 1 S: 7	H: 1 LOB: 1 BB: 0 P: 11	1B: 9 2B: 3 3B: 0 HR: 3	SF: 1 SAC: 0 DP: 0 HBP: 0	WP: 0 PB: 0 SB: 1 CS: 0	PA: 51					
<b>PITCHER</b>	IP WLS BF H R ER SO BB IBB HBP BLK WP HR S P ERA WHIP	IP WLS BF H R ER SO BB IBB HBP BLK WP HR S P ERA WHIP	IP WLS BF H R ER SO BB IBB HBP BLK WP HR S P ERA WHIP	IP WLS BF H R ER SO BB IBB HBP BLK WP HR S P ERA WHIP	IP WLS BF H R ER SO BB IBB HBP BLK WP HR S P ERA WHIP	IP WLS BF H R ER SO BB IBB HBP BLK WP HR S P ERA WHIP	IP WLS BF H R ER SO BB IBB HBP BLK WP HR S P ERA WHIP	IP WLS BF H R ER SO BB IBB HBP BLK WP HR S P ERA WHIP	IP WLS BF H R ER SO BB IBB HBP BLK WP HR S P ERA WHIP	IP WLS BF H R ER SO BB IBB HBP BLK WP HR S P ERA WHIP	IP WLS BF H R ER SO BB IBB HBP BLK WP HR S P ERA WHIP	IP WLS BF H R ER SO BB IBB HBP BLK WP HR S P ERA WHIP	IP WLS BF H R ER SO BB IBB HBP BLK WP HR S P ERA WHIP	IP WLS BF H R ER SO BB IBB HBP BLK WP HR S P ERA WHIP	IP WLS BF H R ER SO BB IBB HBP BLK WP HR S P ERA WHIP	IP WLS BF H R ER SO BB IBB HBP BLK WP HR S P ERA WHIP	IP WLS BF H R ER SO BB IBB HBP BLK WP HR S P ERA WHIP	IP WLS BF H R ER SO BB IBB HBP BLK WP HR S P ERA WHIP	IP WLS BF H R ER SO BB IBB HBP BLK WP HR S P ERA WHIP	IP WLS BF H R ER SO BB IBB HBP BLK WP HR S P ERA WHIP	IP WLS BF H R ER SO BB IBB HBP BLK WP HR S P ERA WHIP	IP WLS BF H R ER SO BB IBB HBP BLK WP HR S P ERA WHIP	IP WLS BF H R ER SO BB IBB HBP BLK WP HR S P ERA WHIP	IP WLS BF H R ER SO BB IBB HBP BLK WP HR S P ERA WHIP			
<b>Pete Munro, R</b> (1, 1) ERA: 5.51 <b>Mike Romano, R</b> (4, 1) ERA: 11.81 <b>John Hudek, R</b> (7, 1) ERA: 8.71	<b>Pete Munro, R</b> (1, 1) ERA: 5.51 <b>Mike Romano, R</b> (4, 1) ERA: 11.81 <b>John Hudek, R</b> (7, 1) ERA: 8.71	<b>Pete Munro, R</b> (1, 1) ERA: 5.51 <b>Mike Romano, R</b> (4, 1) ERA: 11.81 <b>John Hudek, R</b> (7, 1) ERA: 8.71	<b>Pete Munro, R</b> (1, 1) ERA: 5.51 <b>Mike Romano, R</b> (4, 1) ERA: 11.81 <b>John Hudek, R</b> (7, 1) ERA: 8.71	<b>Pete Munro, R</b> (1, 1) ERA: 5.51 <b>Mike Romano, R</b> (4, 1) ERA: 11.81 <b>John Hudek, R</b> (7, 1) ERA: 8.71	<b>Pete Munro, R</b> (1, 1) ERA: 5.51 <b>Mike Romano, R</b> (4, 1) ERA: 11.81 <b>John Hudek, R</b> (7, 1) ERA: 8.71	<b>Pete Munro, R</b> (1, 1) ERA: 5.51 <b>Mike Romano, R</b> (4, 1) ERA: 11.81 <b>John Hudek, R</b> (7, 1) ERA: 8.71	<b>Pete Munro, R</b> (1, 1) ERA: 5.51 <b>Mike Romano, R</b> (4, 1) ERA: 11.81 <b>John Hudek, R</b> (7, 1) ERA: 8.71	<b>Pete Munro, R</b> (1, 1) ERA: 5.51 <b>Mike Romano, R</b> (4, 1) ERA: 11.81 <b>John Hudek, R</b> (7, 1) ERA: 8.71	<b>Pete Munro, R</b> (1, 1) ERA: 5.51 <b>Mike Romano, R</b> (4, 1) ERA: 11.81 <b>John Hudek, R</b> (7, 1) ERA: 8.71	<b>Pete Munro, R</b> (1, 1) ERA: 5.51 <b>Mike Romano, R</b> (4, 1) ERA: 11.81 <b>John Hudek, R</b> (7, 1) ERA: 8.71	<b>Pete Munro, R</b> (1, 1) ERA: 5.51 <b>Mike Romano, R</b> (4, 1) ERA: 11.81 <b>John Hudek, R</b> (7, 1) ERA: 8.71	<b>Pete Munro, R</b> (1, 1) ERA: 5.51 <b>Mike Romano, R</b> (4, 1) ERA: 11.81 <b>John Hudek, R</b> (7, 1) ERA: 8.71	<b>Pete Munro, R</b> (1, 1) ERA: 5.51 <b>Mike Romano, R</b> (4, 1) ERA: 11.81 <b>John Hudek, R</b> (7, 1) ERA: 8.71	<b>Pete Munro, R</b> (1, 1) ERA: 5.51 <b>Mike Romano, R</b> (4, 1) ERA: 11.81 <b>John Hudek, R</b> (7, 1) ERA: 8.71	<b>Pete Munro, R</b> (1, 1) ERA: 5.51 <b>Mike Romano, R</b> (4, 1) ERA: 11.81 <b>John Hudek, R</b> (7, 1) ERA: 8.71	<b>Pete Munro, R</b> (1, 1) ERA: 5.51 <b>Mike Romano, R</b> (4, 1) ERA: 11.81 <b>John Hudek, R</b> (7, 1) ERA: 8.71	<b>Pete Munro, R</b> (1, 1) ERA: 5.51 <b>Mike Romano, R</b> (4, 1) ERA: 11.81 <b>John Hudek, R</b> (7, 1) ERA: 8.71	<b>Pete Munro, R</b> (1, 1) ERA: 5.51 <b>Mike Romano, R</b> (4, 1) ERA: 11.81 <b>John Hudek, R</b> (7, 1) ERA: 8.71	<b>Pete Munro, R</b> (1, 1) ERA: 5.51 <b>Mike Romano, R</b> (4, 1) ERA: 11.81 <b>John Hudek, R</b> (7, 1) ERA: 8.71	<b>Pete Munro, R</b> (1, 1) ERA: 5.51 <b>Mike Romano, R</b> (4, 1) ERA: 11.81 <b>John Hudek, R</b> (7, 1) ERA: 8.71	<b>Pete Munro, R</b> (1, 1) ERA: 5.51 <b>Mike Romano, R</b> (4, 1) ERA: 11.81 <b>John Hudek, R</b> (7, 1) ERA: 8.71	<b>Pete Munro, R</b> (1, 1) ERA: 5.51 <b>Mike Romano, R</b> (4, 1) ERA: 11.81 <b>John Hudek, R</b> (7, 1) ERA: 8.71	<b>Pete Munro, R</b> (1, 1) ERA: 5.51 <b>Mike Romano, R</b> (4, 1) ERA: 11.81 <b>John Hudek, R</b> (7, 1) ERA: 8.71	<b>Pete Munro, R</b> (1, 1) ERA: 5.51 <b>Mike Romano, R</b> (4, 1) ERA: 11.81 <b>John Hudek, R</b> (7, 1) ERA: 8.71	<b>Pete Munro, R</b> (1, 1) ERA: 5.51 <b>Mike Romano, R</b> (4, 1) ERA: 11.81 <b>John Hudek, R</b> (7, 1) ERA: 8.71	<b>Pete Munro, R</b> (1, 1) ERA: 5.51 <b>Mike Romano, R</b> (4, 1) ERA: 11.81 <b>John Hudek, R</b> (7, 1) ERA: 8.71	<b>Pete Munro, R</b> (1, 1) ERA: 5.51 <b>Mike Romano, R</b> (4, 1) ERA: 11.81 <b>John Hudek, R</b> (7, 1) ERA: 8.71

Cleveland Indians @ Toronto Blue Jays  
 SkyDome, Toronto, ON  
 Fri Sep 24 1999, 7:05 PM EDT  
 Att. 26,620 - Cloudy - 64 F

AB	41
R	18
H	15
RBI	18
BB	9
SO	6
LOB	17



WP	0	PA	51
PB	0		
SB	1		
CS	0		

1B	9	SF	1
2B	3	SAC	0
3B	0	DP	0
HR	3	HBP	0

Batter	1	2	3	4	5	6	7	8	9	AB	R	H	RBI	BB	SO	LOB
Homer Bush, R OBP: 0.344, SLG: 0.413 (1, 4)	3-2 F9	2-3 K		3-3 K		0-0 G6-3		0-2 G4-3		5	0	0	0	0	2	3
José Cruz Jr., S OBP: 0.348, SLG: 0.418 (1, 7)	1-0 HR	1-3 K2-3			1-0 L8		2-1 G4-3 1B		0-1 G1-3 WP 1B	5	1	3	1	0	1	1
Shawn Green, L OBP: 0.387, SLG: 0.590 (1, 9)	0-0 G6-3		2-3 K		4-2 G6-3 BB		1-2 G4-3		2-2 G1-3	2	0	0	0	1	1	0
Willie Greene, L OBP: 0.266, SLG: 0.394 (6, 9)									1-3 G1-3	2	0	0	0	0	0	2
David Segui, S OBP: 0.352, SLG: 0.465 (1, 10)	1-0 HR		1-1 G6-3		2-2 G6-3		2-0 G5-3		3-3 K	3	1	1	1	0	0	1
Brian McRae, S OBP: 0.323, SLG: 0.350 (7, PH)					1-2 G6-3					2	0	0	0	0	1	2
Tony Fernandez, S OBP: 0.430, SLG: 0.454 (1, 5)	4-0 BB		1-1 BB		3-2 G4-3		1-0 G1-3		0-1 G6-3	1	0	0	0	1	0	1
Casey Blake, R OBP: 0.188, SLG: 0.133 (6, 5)	BB		HBP							2	0	0	0	0	0	2
Darrin Fletcher, L OBP: 0.344, SLG: 0.504 (1, 2)	4-1 BB		4-2 BB			0-1 F9			3-3 K	1	0	0	0	2	0	0
Pat Borders, R OBP: 0.265, SLG: 0.412 (7, 2)	1-2 BB		1-2 BB							1	0	0	0	0	1	0
Tony Batista, R OBP: 0.334, SLG: 0.524 (1, 6)	0-0 F7		3-2 G6-3			2-2 HR			2-1 E3 10 1B G5-3	3	1	1	1	0	0	4
Chris Woodward, R OBP: 0.286, SLG: 0.280 (7, 6)						HR				1	0	0	0	0	0	0
Willis Otanez, R OBP: 0.288, SLG: 0.375 (1, 3)		0-1 G5-3		1-0 G6-4-3 10 1B		3-2 HR			0-1 G5-3	4	1	2	1	0	0	1
10 Vernon Wells, R OBP: 0.284, SLG: 0.338 (1, 8)		1-1 S 1B		2-1 G6-4-3 1-2f		1-3 K			0-2 1B	4	0	2	0	0	1	1

Inning Stats	R: 2	H: 2	E: 0	K: 0	S: 8	H: 2	LOB: 2	BB: 2	P: 21	R: 0	H: 1	E: 0	K: 2	S: 11	H: 0	LOB: 1	BB: 0	P: 15	R: 0	H: 0	E: 0	K: 1	S: 12	H: 0	LOB: 2	BB: 1	P: 23	R: 0	H: 1	E: 0	K: 1	S: 8	H: 1	LOB: 0	BB: 0	P: 14	R: 0	H: 0	E: 0	K: 0	S: 11	H: 0	LOB: 1	BB: 1	P: 21	R: 2	H: 2	E: 0	K: 1	S: 12	H: 2	LOB: 0	BB: 0	P: 18	R: 0	H: 1	E: 0	K: 0	S: 9	H: 1	LOB: 1	BB: 0	P: 15	R: 0	H: 1	E: 1	K: 1	S: 14	H: 1	LOB: 2	BB: 0	P: 19	R: 0	H: 1	E: 0	K: 1	S: 11	H: 1	LOB: 1	BB: 0	P: 16	1B: 5	2B: 0	3B: 0	HR: 4	SF: 0	SAC: 0	DP: 1	HBP: 1	WP: 1	PA: 41
--------------	------	------	------	------	------	------	--------	-------	-------	------	------	------	------	-------	------	--------	-------	-------	------	------	------	------	-------	------	--------	-------	-------	------	------	------	------	------	------	--------	-------	-------	------	------	------	------	-------	------	--------	-------	-------	------	------	------	------	-------	------	--------	-------	-------	------	------	------	------	------	------	--------	-------	-------	------	------	------	------	-------	------	--------	-------	-------	------	------	------	------	-------	------	--------	-------	-------	-------	-------	-------	-------	-------	--------	-------	--------	-------	--------


PITCHER	IP	WLS	BF	H	R	ER	SO	BB	IBB	HBP	BLK	WP	HR	S	P	ERA	WHIP
Jim Brower, R ERA: 5.4 (1, 1)	6.0		28	6	4	4	5	4	0	1	0	0	4	62	112	6.00	1.667
Mark Langston, L ERA: 5.25 (7, 1)	1.0		4	1	0	0	0	0	0	0	0	0	0	9	15	0.00	1.000
Chris Haney, L ERA: 4.81 (8, 1)	1.0		5	1	0	0	1	0	0	0	0	0	0	14	19	0.00	1.000
Steve Karsay, R ERA: 2.84 (9, 1)	1.0		4	1	0	0	1	0	0	0	0	1	0	11	16	0.00	1.000

**BOTTOM**

**Cleveland Indians @ Toronto Blue Jays**  
 SkyDome, Toronto, ON  
 Fri Sep 24 1999, 7:05 PM EDT  
 Att: 26,620 - Cloudy - 64 F

livebaseballscorecards.com

AB	36
R	4
H	9
RBI	4
BB	4
SO	7
LOB	18





Batter	1	2	3	4	5	6	7	8	9	AB	R	H	RBI	BB	SO	LOB	TOP										
<b>Kenny Lofton, L</b> (1, 8) OBP: 0.410, SLG: 0.442 <b>Jolbert Cabrera, R</b> (6, 8) OBP: 0.222, SLG: 0.206	1-1 1B BB 2B 1B	1-1 B2	1-1 1-2 3-H 1B			1-0 G4-3 2B 2B	0-1 FC4-6 1-2f			4	2	3	1	0	0	1											
<b>Omar Vizquel, S</b> (1, 6) OBP: 0.396, SLG: 0.428 <b>John McDonald, R</b> (6, 6) OBP: 0.333, SLG: 0.333	4-2 SAFE 1-2 2B BB	2-0 S S 1B	1-1 P4			1-0 G4-3 2-3		1-2 G6-3		3	1	1	0	1	0	3											
<b>Wil Cordero, R</b> (1, 7) OBP: 0.355, SLG: 0.467	0-1 2B 1-2 2-3 1B	2-2 SAFE F8			1-0 F8	0-0 2B 3-H		2-1 F9		5	1	2	1	0	0	1											
<b>Manny Ramirez, R</b> (1, 9) OBP: 0.444, SLG: 0.669 <b>Alex Ramirez, R</b> (6, 9) OBP: 0.326, SLG: 0.440	3-2 1-3 2-H 3-H 2B 2B	2-3 K			0-0 F9	3-3 K		2-2 1B		4	1	1	2	0	2	2											
<b>Richie Sexson, R</b> (1, 3) OBP: 0.308, SLG: 0.516	2-3 K				0-0 P3 F8	4-2 BB		1-0 L4		4	0	0	0	1	1	3											
<b>David Justice, L</b> (1, 10) OBP: 0.413, SLG: 0.480	2-2 P6				4-2 1B E BB HR					4	2	1	1	1	0	4											
<b>Travis Fryman, R</b> (1, 5) OBP: 0.304, SLG: 0.401	2-2 PB 2B 2-H 3-H				2-0 E 1B 1B					5	1	2	2	0	2	0											
<b>Carlos Baerga, S</b> (1, 4) OBP: 0.285, SLG: 0.308	1-3 K 2-3				1-1 E6 1B 1-3 2-H					5	0	0	0	0	2	2											
<b>Einar Diaz, R</b> (1, 2) OBP: 0.326, SLG: 0.363					1-1 1B WP 2B					4	1	2	0	0	0	2											
<b>Inning Stats</b>	R: 4 E: 0 K: 2 S: 27	H: 4 LOB: 1 BB: 1 P: 42	R: 1 E: 0 K: 1 S: 11	H: 2 LOB: 1 BB: 0 P: 21	R: 2 E: 1 K: 0 S: 13	H: 2 LOB: 2 BB: 1 P: 23	R: 0 E: 0 K: 0 S: 4	H: 0 LOB: 0 BB: 0 P: 5	R: 1 E: 0 K: 0 S: 9	H: 1 LOB: 0 BB: 0 P: 15	R: 1 E: 0 K: 1 S: 15	H: 2 LOB: 2 BB: 1 P: 25	R: 0 E: 0 K: 2 S: 10	H: 1 LOB: 1 BB: 0 P: 11	R: 0 E: 0 K: 0 S: 9	H: 1 LOB: 1 BB: 0 P: 15	R: 0 E: 0 K: 1 S: 7	H: 0 LOB: 0 BB: 0 P: 9	1B: 7 2B: 5 3B: 0 HR: 1	SF: 0 SAC: 0 DP: 0 HBP: 0	WP: 1 PB: 1 SB: 2 CS: 0	PA: 44					
<b>PITCHER</b>	IP	WLS	BF	H	R	ER	SO	BB	IBB	HBP	BLK	WP	HR	S	P	ERA	WHIP										
<b>Paul Spoljaric, L</b> (1, 1) ERA: 5.87	5.2	L	31	11	9	7	4	2	0	0	0	1	1	72	119	11.12	2.294										
<b>Paul Quantrill, R</b> (6, 1) ERA: 3.6	2.1		10	2	0	0	2	1	0	0	0	0	0	26	38	0.00	1.286										
<b>Graeme Lloyd, L</b> (9, 1) ERA: 3.33	1.0		3	0	0	0	1	0	0	0	0	0	0	7	9	0.00	0.000										

**Cleveland Indians @ Toronto Blue Jays**  
**SkyDome, Toronto, ON**  
 Sat Sep 25 1999, 4:05 PM EDT  
 Att. 32,029 - Unknown - 67 F

AB	41
R	9
H	13
RBI	7
BB	3
SO	7
LOB	19



WP: 1	PA: 44
-------	--------

Batter	1	2	3	4	5	6	7	8	9	AB R H RBI BB SO LOB
Homer Bush, R OBP: 0.347, SLG: 0.416 (1, 4)	3-2 G5-3		2-2 2B		1-2 G4-3		0-1 2B 1B		4-1 G3 BB	4 1 2 0 1 0 0
José Cruz Jr., S OBP: 0.352, SLG: 0.420 (1, 7)	4-2 CS BB		0-3 K			4-2 2B BB	1-1 S 2B		1-2 G3	3 1 1 1 2 1 3
Shawn Green, L OBP: 0.385, SLG: 0.590 (1, 9)	2-2 F7		0-2 SF9			0-0 1B 2B	0-0 P4		0-1 P6	4 1 1 2 0 0 4
David Segui, S OBP: 0.352, SLG: 0.464 Brian McRae, S OBP: 0.325, SLG: 0.352 (1, 10) (7, PH)	2-2 CS	3-2 E 1B	2-2 L3			2-1 F7	0-0 1B			3 1 1 0 0 0 2 1 0 1 1 0 0 0
Tony Fernandez, S OBP: 0.429, SLG: 0.453 Casey Blake, R OBP: 0.158, SLG: 0.111 (1, 5) (3, 5)		0-1 E6		1-0 G5-3		1-1 F8	0-0 K			1 0 0 0 0 0 1 3 0 0 0 0 1 3
Darrin Fletcher, L OBP: 0.345, SLG: 0.504 (1, 2)		2-2 F8		0-2 G5-4-3 1B		2-2 1B		2-2 G4-3		4 0 2 1 0 0 2
Tony Batista, R OBP: 0.331, SLG: 0.519 (1, 6)		1-1 P2		2-2 G5-4-3		1-1 F8		2-3 K		4 0 0 0 0 1 4
Willis Otanez, R OBP: 0.287, SLG: 0.372 (1, 3)		0-1 1B		3-3 K			1-3 K	0-0 G6-3		4 0 1 1 0 2 0
Jacob Brumfield, R OBP: 0.296, SLG: 0.346 (1, 8)			4-0 2B SF9 BB		0-0 G5-3		4-2 1B 2B BB		0-1 G6-3	2 2 0 0 2 0 0

Inning Stats	R: 0	H: 0	E: 0	K: 0	S: 12	R: 1	H: 2	E: 1	K: 0	S: 16	R: 1	H: 1	E: 0	K: 1	S: 17	R: 0	H: 1	E: 0	K: 0	S: 8	R: 0	H: 0	E: 0	K: 1	S: 9	R: 2	H: 2	E: 0	K: 0	S: 14	R: 2	H: 3	E: 0	K: 2	S: 14	R: 0	H: 0	E: 0	K: 1	S: 8	R: 0	H: 0	E: 0	K: 0	S: 8	R: 0	H: 0	E: 0	K: 0	S: 8	1B: 6	SF: 1	2B: 3	SAC: 0	3B: 0	DP: 1	HR: 0	HBP: 0	WP: 0	PA: 40
--------------	------	------	------	------	-------	------	------	------	------	-------	------	------	------	------	-------	------	------	------	------	------	------	------	------	------	------	------	------	------	------	-------	------	------	------	------	-------	------	------	------	------	------	------	------	------	------	------	------	------	------	------	------	-------	-------	-------	--------	-------	-------	-------	--------	-------	--------

PITCHER	IP	WLS	BF	H	R	ER	SO	BB	IBB	HBP	BLK	WP	HR	S	P	ERA	WHIP
Bartolo Colon, R ERA: 4.09 (1, 1)	6.0	W	25	6	4	3	2	3	0	0	0	0	0	76	118	4.50	1.500
Steve Reed, R ERA: 4.01 (7, 1)	0.1		4	2	2	2	1	1	0	0	0	0	0	9	15	54.00	9.000
Paul Assenmacher, L ERA: 8.44 (7, 1)	0.1	H	2	1	0	0	0	0	0	0	0	0	0	2	2	0.00	3.000
Sean DePaula, R ERA: 5.19 (7, 1)	1.1	H	4	0	0	0	2	0	0	0	0	0	0	11	18	0.00	0.000
Michael Jackson, R ERA: 4.09 (9, 1)	1.0	S	4	0	0	0	0	1	0	0	0	0	0	8	13	0.00	1.000

BOTTOM

Cleveland Indians @ Toronto Blue Jays  
SkyDome, Toronto, ON  
Sat Sep 25 1999, 4:05 PM EDT  
Att: 32,029 - Unknown - 67 F

livebaseballscorecards.com

AB	33
R	6
H	9
RBI	6
BB	5
SO	5
LOB	19





Batter	1	2	3	4	5	6	7	8	9	AB R H RBI BB SO LOB	TOP																
<b>Kenny Lofton, L</b> OBP: 0.411, SLG: 0.440 (1, 8)	0-3 K 1B 1B SF9	4-2 BB		1-3 K		2-1 F7		0-0 1B	4-2 2B BB	4 2 1 0 2 2 1																	
<b>Omar Vizquel, S</b> OBP: 0.396, SLG: 0.428 (1, 6)	1-0 SF9 1B 1B	0-1 F8		0-0 G6-3		0-2 G4-3		2-1 FC5 2B	0-3 K	6 1 2 0 0 1 5																	
<b>Roberto Alomar, S</b> OBP: 0.428, SLG: 0.544 (1, 4)	0-0 BB 1B SF8 1B	1-1 F7			4-2 G5-4-3 1B BB		1-1 F7	4-1 BB	3-2 2B	4 2 2 3 2 0 1																	
<b>Manny Ramirez, R</b> OBP: 0.445, SLG: 0.667 (1, 9)	3-1 SF9		4-2 G4-6-3 BB BB		1-2 G5-4-3 1B		4-2 BB BB	0-3 K	0-2 P3	3 0 1 1 2 1 3																	
<b>Jim Thome, L</b> OBP: 0.431, SLG: 0.554 (1, 3)	0-1 BB 1B		4-1 G4-6-3 BB		3-2 G5-4-3 1-2f 2-3		1-3 K	0-1 FC5		1 0 1 1 1 0 0																	
<b>Richie Sexson, R</b> OBP: 0.307, SLG: 0.513 (3, 3)	1-2 3-H		1-2 BB		0-2 G4-6-3 1B		4-2 BB	2-3f		3 0 0 0 0 1 5																	
<b>Harold Baines, L</b> OBP: 0.385, SLG: 0.539 (1, 10)	4-0 FC5-4 BB		0-1 G4-6-3		0-2 1B		4-2 BB		0-0 HR	2 0 1 1 1 0 2																	
<b>Wil Cordero, R</b> OBP: 0.361, SLG: 0.486 (7, PH)	1-2 2-3		1-2f 2-3		3-H		1-2 BB			1 1 1 1 1 0 0																	
<b>David Justice, L</b> OBP: 0.411, SLG: 0.476 (1, 7)	1-0 SF8		2-0 F8		2-3 K		2-2 G4-3		4-2 BB 1B BB	3 1 0 1 1 1 5																	
<b>Tyler Houston, L</b> OBP: 0.304, SLG: 0.380 (1, 5)	1-1 FC5-4		1-1 HR		3-2 HR		1-1 G5-3		2-2 HR 1B	3 1 1 1 0 0 2																	
<b>Jolbert Cabrera, R</b> OBP: 0.243, SLG: 0.229 (8, PH)									0-0 BB 1B	1 1 1 0 0 0 0																	
<b>Carlos Baerga, S</b> OBP: 0.299, SLG: 0.313 (8, 5)	1-2f								1-2 2B 1B	1 1 1 0 0 0 0																	
<b>Sandy Alomar Jr., R</b> OBP: 0.323, SLG: 0.557 (1, 2)		0-1 L8		2-2 G4-3		2-0 1B		0-0 HR	1-2 F7	5 1 2 2 0 0 2																	
<b>Inning Stats</b>	R: 3 E: 0 K: 1 S: 12	H: 3 LOB: 2 BB: 1 P: 22	R: 0 E: 0 K: 0 S: 8	H: 0 LOB: 1 BB: 1 P: 13	R: 0 E: 0 K: 0 S: 6	H: 0 LOB: 2 BB: 2 P: 16	R: 1 E: 0 K: 1 S: 11	H: 1 LOB: 0 BB: 0 P: 17	R: 1 E: 0 K: 1 S: 15	H: 2 LOB: 1 BB: 1 P: 25	R: 0 E: 0 K: 0 S: 8	H: 1 LOB: 1 BB: 0 P: 13	R: 0 E: 0 K: 1 S: 15	H: 0 LOB: 2 BB: 2 P: 27	R: 2 E: 0 K: 1 S: 13	H: 4 LOB: 2 BB: 1 P: 21	R: 4 E: 0 K: 1 S: 21	H: 3 LOB: 1 BB: 2 P: 33	1B: 9 2B: 2 3B: 0 HR: 3	SF: 2 SAC: 0 DP: 2 HBP: 0	WP: 1 PB: 0 SB: 0 CS: 0	PA: 49					
<b>PITCHER</b>	IP WLS BF H R ER SO BB IBB HBP BLK WP HR S P ERA WHIP																										
<b>Pat Hentgen, R</b> ERA: 4.9 (1, 1)	6.2		32	7	5	5	4	6	0	0	0	1	1	68	120	6.75	1.950										
<b>Graeme Lloyd, L</b> ERA: 3.55 (7, 1)	0.2	B	5	3	2	2	0	1	0	0	0	0	1	12	20	27.00	6.000										
<b>Billy Koch, R</b> ERA: 3.6 (8, 1)	1.0	L	9	3	4	4	1	3	0	0	0	0	1	19	34	36.00	6.000										
<b>John Frascatore, R</b> ERA: 3.8 (9, 1)	0.2		3	1	0	0	1	0	0	0	0	0	0	10	13	0.00	1.500										

**Cleveland Indians @ Toronto Blue Jays**  
**SkyDome, Toronto, ON**  
 Sun Sep 26 1999, 1:05 PM EDT  
 Att. 34,253 - Sunny - 67 F

AB	37
R	11
H	14
RBI	11
BB	10
SO	6
LOB	26



WP: 1	PA: 49
PB: 0	
SB: 0	
CS: 0	

Batter	1	2	3	4	5	6	7	8	9	AB R H RBI BB SO LOB
Homer Bush, R OBP: 0.347, SLG: 0.414 (1, 4)	1-1 G5-3	4-2 BB			0-2 1B S 1B	1-3 K			1-2 F9	4 1 1 0 1 1 1
José Cruz Jr., S OBP: 0.352, SLG: 0.429 (1, 7)	2-0 S 1B	3-2 F8			3-2 G6-3	0-0 HR			2-3 K	5 1 2 3 0 1 3
Shawn Green, L OBP: 0.384, SLG: 0.586 (1, 9)	3-3 K		0-0 P5		4-2 1B BB	2-2 P6			3-3 K	4 1 0 0 1 2 1
David Segui, S OBP: 0.352, SLG: 0.464 (1, 10)	1-2 F9		1-2 G1-3		0-0 1B 1B					3 0 1 0 0 0 1
Brian McRae, S OBP: 0.324, SLG: 0.351 (7, PH)					1-2 2-3					1 0 0 0 0 1 0
Darrin Fletcher, L OBP: 0.342, SLG: 0.499 (1, 2)		1-0 F8	0-0 P8		0-2 P4			0-0 F7		4 0 0 0 0 0 3
Tony Batista, R OBP: 0.331, SLG: 0.517 (1, 6)		1-0 P3		2-3 K	0-1 1B			3-2 F8		4 0 1 2 0 1 0
Willis Otanez, R OBP: 0.286, SLG: 0.366 (1, 3)		4-1 2B 10 2B BB		1-3 K	0-1 P2			2-0 P5		3 1 0 0 1 1 2
Casey Blake, R OBP: 0.217, SLG: 0.227 (1, 5)		1-1 10 2B 2B		1-1 F9		3-2 HR 1B		2-3 K		4 2 2 0 0 1 0
10 Vernon Wells, R OBP: 0.296, SLG: 0.377 (1, 8)		0-0 2B			2-2 1B G6-3 2B	1-3 K		0-3 K		4 1 2 2 0 2 1

Inning Stats	R: 0	H: 1	E: 0	K: 11	S: 18	R: 2	H: 2	E: 0	K: 13	S: 27	R: 0	H: 0	E: 0	K: 5	S: 6	R: 0	H: 0	E: 0	K: 8	S: 12	R: 3	H: 4	E: 0	K: 21	S: 30	R: 2	H: 2	E: 0	K: 14	S: 21	R: 0	H: 0	E: 0	K: 8	S: 13	R: 0	H: 0	E: 0	K: 9	S: 15	1B: 5	2B: 3	3B: 0	HR: 1	SF: 0	SAC: 0	DP: 0	HBP: 0	WP: 0	PB: 0	SB: 2	CS: 0	PA: 39
--------------	------	------	------	-------	-------	------	------	------	-------	-------	------	------	------	------	------	------	------	------	------	-------	------	------	------	-------	-------	------	------	------	-------	-------	------	------	------	------	-------	------	------	------	------	-------	-------	-------	-------	-------	-------	--------	-------	--------	-------	-------	-------	-------	--------

PITCHER	IP	WLS	BF	H	R	ER	SO	BB	IBB	HBP	BLK	WP	HR	S	P	ERA	WHIP
Dave Burba, R ERA: 4.35 (1, 1)	5.2		29	9	7	7	5	3	0	0	0	0	1	68	108	11.12	2.118
Ricardo Rincon, L ERA: 4.25 (6, 1)	1.1		4	0	0	0	1	0	0	0	0	0	0	12	19	0.00	0.000
Paul Shuey, R ERA: 3.63 (8, 1)	1.0	W	3	0	0	0	2	0	0	0	0	0	0	8	12	0.00	0.000
Michael Jackson, R ERA: 4.07 (9, 1)	0.1		1	0	0	0	0	0	0	0	0	0	0	3	4	0.00	0.000
Sean DePaula, R ERA: 4.82 (9, 1)	0.2		2	0	0	0	2	0	0	0	0	0	0	6	11	0.00	0.000

BOTTOM

Cleveland Indians @ Toronto Blue Jays  
 SkyDome, Toronto, ON  
 Sun Sep 26 1999, 1:05 PM EDT  
 Att. 34,253 - Sunny - 67 F

livebaseballscorecards.com

AB	36
R	7
H	9
RBI	7
BB	3
SO	10
LOB	12





Batter	1	2	3	4	5	6	7	8	9	AB R H RBI BB SO LOB	TOP																
<b>Kenny Lofton, L</b> OBP: 0.409, SLG: 0.437 (1, 8) B C C B B X	2-2 P6		4-2 G6-4-3 BB		2-3 K		2-2 L7		0-2 G6-3	4 0 0 0 1 1 3																	
<b>Omar Vizquel, S</b> OBP: 0.397, SLG: 0.431 (1, 6) X	0-0 BB 1B 1B		1-2 F7		1-1 L8			2-2 E9 1B 2B		4 1 2 0 0 0 2																	
<b>Roberto Alomar, S</b> OBP: 0.427, SLG: 0.542 (1, 4) C B L 1 SAFE SAFE F B X	2-2 F8		0-0 G6-4-3 1-2f		1-2 G6-3			1-2 FC6-4 BB FC6-4 1B		4 1 1 1 0 0 2																	
<b>Manny Ramirez, R</b> OBP: 0.447, SLG: 0.667 (1, 9) 1 SAFE SAFE B 1 SAFE F B X	2-1 BB 1-2 1B			3-3 K		1-0 G4-6-3 1B		4-2 FC6-4 1-2 BB		3 0 2 0 1 1 0																	
<b>Jim Thome, L</b> OBP: 0.432, SLG: 0.553 (1, 3) C B B F B B	4-2 BB 1-2 2-3 BB			0-1 BB 1B		0-0 G4-6-3 1-2f		0-0 FC6-4 1-2f 2-3 FC6-4		3 0 1 0 1 0 3																	
<b>Harold Baines, L</b> OBP: 0.387, SLG: 0.539 (1, 10) B B F B B X	3-2 F8			4-0 BB 1-2 BB G4-6-3			0-1 BB 1B	0-0 FC6-4 1-2f 3-H		2 0 1 0 1 0 3 1 0 0 1 0 0 1																	
<b>Richie Sexson, R</b> OBP: 0.306, SLG: 0.512 (8, PH) B B F B B X																											
<b>David Justice, L</b> OBP: 0.410, SLG: 0.473 (1, 7) F B B X					4-0 BB 1-2 BB G4-6-3			0-0 G4-3		3 0 0 0 1 0 3																	
<b>Travis Fryman, R</b> OBP: 0.304, SLG: 0.399 (1, 5) B B X					0-0 G4-6-3 1-2f			4-1 1-2 BB																			
<b>Sandy Alomar Jr., R</b> OBP: 0.313, SLG: 0.540 (1, 2) C C C					2-2 BB 1B			0-3 K		4 0 1 0 0 1 2																	
					2-3 K			0-1 L5																			
									0-1 F8	4 0 0 0 0 2 3																	
<b>Inning Stats</b>	R: 0 E: 0 K: 0 S: 15	H: 2 LOB: 3 BB: 1 P: 28	R: 0 E: 0 K: 1 S: 7	H: 0 LOB: 0 BB: 0 P: 9	R: 0 E: 0 K: 0 S: 9	H: 0 LOB: 0 BB: 1 P: 14	R: 0 E: 0 K: 1 S: 6	H: 1 LOB: 1 BB: 1 P: 13	R: 0 E: 0 K: 2 S: 12	H: 1 LOB: 1 BB: 0 P: 19	R: 0 E: 0 K: 0 S: 5	H: 1 LOB: 0 BB: 0 P: 7	R: 0 E: 0 K: 1 S: 11	H: 1 LOB: 2 BB: 1 P: 17	R: 2 E: 1 K: 0 S: 16	H: 2 LOB: 1 BB: 1 P: 23	R: 0 E: 0 K: 0 S: 8	H: 0 LOB: 0 BB: 0 P: 10	1B: 7 2B: 1 3B: 0 HR: 0	SF: 0 SAC: 0 DP: 3 HBP: 0	WP: 0 PB: 0 SB: 0 CS: 0	PA: 37					
<b>PITCHER</b>	IP	WLS	BF	H	R	ER	SO	BB	IBB	HBP	BLK	WP	HR	S	P	ERA	WHIP										
<b>Jay Witasick, R</b> ERA: 5.57 (1, 1)	7.0	L	31	8	2	2	5	5	0	0	0	0	0	76	125	2.57	1.857										
<b>Alvin Morman, L</b> ERA: 4.08 (8, 1)	0.1		1	0	0	0	0	0	0	0	0	0	0	1	1	0.00	0.000										
<b>Jose Santiago, R</b> ERA: 3.5 (8, 1)	1.2		5	0	0	0	0	0	0	0	0	0	0	12	14	0.00	0.000										

**Cleveland Indians @ Kansas City Royals**  
Kauffman Stadium, Kansas City, MO

Tue Sep 28 1999, 7:05 PM CDT  
Att: 11,009 - Overcast - 50 F

AB	32
R	2
H	8
RBI	2
BB	5
SO	5
LOB	22



Batter	1	2	3	4	5	6	7	8	9	AB R H RBI BB SO LOB
Scott Pose, L (1, 10) OBP: 0.372, SLG: 0.315	1-3 K		1-0 L7			3-2 1B			1-0 F7 SH3-4 1B	4 0 2 0 0 1 1
Rey Sanchez, R (1, 6) OBP: 0.330, SLG: 0.369 Larry Sutton, L (9, PH) OBP: 0.302, SLG: 0.337	1-1 G6-3			1-1 G6-3		0-1 G4-3			0-1 SH3-4 1-2	3 0 0 0 0 0 0 0 0 0 0 0 0 0
Carlos Beltrán, S (1, 8) OBP: 0.337, SLG: 0.456	1-3 K			2-0 SF9 1B			1-1 F8		0-0 F7 2-3	4 1 1 0 0 1 1
Jermaine Dye, R (1, 9) OBP: 0.352, SLG: 0.522				3-2 SF9 1-H			2-3 K		3-3 K	2 0 0 1 1 2 1
29 Mike Sweeney, R (1, 3) OBP: 0.386, SLG: 0.520				1-1 G1-3			3-2 G3			3 0 0 0 0 0 1
Joe Randa, R (1, 5) OBP: 0.366, SLG: 0.478					0-0 P2			1-1 G4-3		3 0 0 0 0 0 1
Mark Quinn, R (1, 7) OBP: 0.370, SLG: 0.780				1-1 G6-3		1-1 G6-3		2-3 K		3 0 0 0 0 1 0
Sal Fasano, R (1, 2) OBP: 0.385, SLG: 0.549 Felix Martinez, S (8, PR) OBP: 0.143, SLG: 0.143 Tim Spehr, R (9, 2) OBP: 0.324, SLG: 0.426				2-3 K		3-0 F7		4-1 BB		2 0 0 0 1 1 0 0 0 0 0 0 0 0 0 0 0 0 0 0 0
Carlos Febles, R (1, 4) OBP: 0.342, SLG: 0.419				2-1 HBP		3-3 K		1-3 SAFE K		2 0 0 0 0 2 1

Inning Stats	R: 0 E: 0 K: 2 S: 8	H: 0 LOB: 0 BB: 0 P: 11	R: 0 E: 0 K: 0 S: 6	H: 0 LOB: 0 BB: 1 P: 14	R: 0 E: 0 K: 1 S: 6	H: 0 LOB: 1 BB: 0 P: 12	R: 1 E: 0 K: 0 S: 10	H: 1 LOB: 0 BB: 0 P: 17	R: 0 E: 0 K: 0 S: 4	H: 0 LOB: 0 BB: 0 P: 8	R: 0 E: 0 K: 1 S: 10	H: 1 LOB: 0 BB: 0 P: 16	R: 0 E: 0 K: 1 S: 8	H: 0 LOB: 0 BB: 0 P: 14	R: 0 E: 0 K: 2 S: 9	H: 0 LOB: 1 BB: 1 P: 17	R: 0 E: 0 K: 1 S: 7	H: 1 LOB: 1 BB: 0 P: 11	1B: 3 2B: 0 3B: 0 HR: 0	SF: 1 SAC: 1 DP: 1 HBP: 1
--------------	------------------------------	----------------------------------	------------------------------	----------------------------------	------------------------------	----------------------------------	-------------------------------	----------------------------------	------------------------------	---------------------------------	-------------------------------	----------------------------------	------------------------------	----------------------------------	------------------------------	----------------------------------	------------------------------	----------------------------------	----------------------------------	------------------------------------

PITCHER	IP	WLS	BF	H	R	ER	SO	BB	IBB	HBP	BLK	WP	HR	S	P	ERA	WHIP
Jaret Wright, R (1, 1) ERA: 5.76	5.0		17	1	1	0	3	1	0	0	0	0	0	34	62	0.00	0.400
Jim Brower, R (6, 1) ERA: 4.91	2.0	W	6	1	0	0	2	0	0	0	0	0	0	18	30	0.00	0.500
Steve Karsay, R (8, 1) ERA: 2.81	1.0	H	4	0	0	0	2	1	0	0	0	0	0	9	17	0.00	1.000
Michael Jackson, R (9, 1) ERA: 4.01	1.0	S	4	1	0	0	1	0	0	0	0	0	0	7	11	0.00	1.000

**BOTTOM**

**Cleveland Indians @ Kansas City Royals**  
Kauffman Stadium, Kansas City, MO

Tue Sep 28 1999, 7:05 PM CDT  
Att: 11,009 - Overcast - 50 F

livebaseballscorecards.com

<b>AB</b>	<b>26</b>
<b>R</b>	<b>1</b>
<b>H</b>	<b>3</b>
<b>RBI</b>	<b>1</b>
<b>BB</b>	<b>2</b>
<b>SO</b>	<b>8</b>
<b>LOB</b>	<b>6</b>



WP: 0	PA: 31
PB: 0	
SB: 2	
CS: 0	



Batter	1	2	3	4	5	6	7	8	9	AB R H RBI BB SO LOB	TOP
<b>Kenny Lofton, L</b> (1, 8) OBP: 0.406, SLG: 0.434 <b>Dave Roberts, L</b> (6, 8) OBP: 0.282, SLG: 0.314 <b>Jolbert Cabrera, R</b> (8, PH) OBP: 0.237, SLG: 0.222 (8, 8)	3-2 F8 ①		3-2 F8 ②			1-3 K ①		0-0 G6-4-3 1-2f ② ③		3 0 0 0 0 1 0 0 0 0 0 0 0 0 1 0 0 0 0 0 1	<b>Cleveland Indians @ Kansas City Royals</b> Kauffman Stadium, Kansas City, MO Wed Sep 29 1999, 7:05 PM CDT Att. 11,814 - Unknown - 62 F <a href="http://livebaseballscorecards.com">livebaseballscorecards.com</a>
<b>Enrique Wilson, S</b> (1, 6) OBP: 0.313, SLG: 0.356	1-2 G5-3 1B E		1-1 G4-3 ③			0-0 HR		1-2 F8 ①		4 2 2 1 0 0 0	
<b>Roberto Alomar, S</b> (1, 4) OBP: 0.428, SLG: 0.541	0-1 E1 G5-3 1-3 1B			4-1 BB		0-2 F7 ②		3-1 G4-3 ②		3 0 1 0 1 0 0	
<b>Manny Ramirez, R</b> (1, 9) OBP: 0.444, SLG: 0.661	1-2 G5-3 2-3 3-H			0-0 F8 ①		0-0 F8 ③		1-2 G6-3 ③		4 0 0 1 0 0 2	
<b>Richie Sexson, R</b> (1, 3) OBP: 0.304, SLG: 0.509	0-2 G6-3 ③			2-3 K ②			1-0 G5-3 ①			3 0 0 0 0 1 2	
<b>Wil Cordero, R</b> (1, 7) OBP: 0.356, SLG: 0.478		1-1 L8 ①		3-3 K ③			2-0 P3 ②			3 0 0 0 0 1 1	
<b>Alex Ramirez, R</b> (1, 10) OBP: 0.316, SLG: 0.426		1-1 P4 ②			1-3 K ①		2-2 G6-3 ③			3 0 0 0 0 1 0	
<b>Travis Fryman, R</b> (1, 5) OBP: 0.304, SLG: 0.399		1-0 P3 ③			1-2 G6-3 ②			2-2 G6-4-3 1B		3 0 1 0 0 0 0	
<b>Sandy Alomar Jr., R</b> (1, 2) OBP: 0.306, SLG: 0.527			0-1 P4 ①		2-3 K ③			1-2 L4 ①		3 0 0 0 0 1 1	
<b>Inning Stats</b>	R: 1 H: 2 E: 1 LOB: 1 K: 0 BB: 0 S: 16 P: 21	R: 0 H: 0 E: 0 LOB: 0 K: 0 BB: 0 S: 5 P: 8	R: 0 H: 0 E: 0 LOB: 0 K: 0 BB: 0 S: 7 P: 11	R: 0 H: 0 E: 0 LOB: 1 K: 2 BB: 1 S: 8 P: 17	R: 0 H: 0 E: 0 LOB: 0 K: 2 BB: 0 S: 11 P: 15	R: 1 H: 1 E: 0 LOB: 0 K: 1 BB: 0 S: 9 P: 10	R: 0 H: 0 E: 0 LOB: 0 K: 0 BB: 0 S: 5 P: 10	R: 0 H: 1 E: 0 LOB: 0 K: 0 BB: 0 S: 8 P: 11	R: 0 H: 0 E: 0 LOB: 0 K: 0 BB: 0 S: 8 P: 13	1B: 3 SF: 0 2B: 0 SAC: 0 3B: 0 DP: 1 HR: 1 HBP: 0	WP: 0 PA: 31 PB: 0 SB: 0 CS: 0
<b>PITCHER</b> <b>50 José Rosado, L</b> (1, 1) ERA: 3.85	IP WLS BF H R ER SO BB IBB HBP BLK WP HR S P ERA WHIP 9.0 W 31 4 2 1 5 1 0 0 0 0 1 77 116 1.00 0.556										







Batter	1	2	3	4	5	6	7	8	9	AB R H RBI BB SO LOB	TOP		
Homer Bush, R (1, 4) OBP: 0.349, SLG: 0.414	1-2 G4-6-3 BB 1B		2-2 L4		0-0 1-2 1B			0-1 E6 1B BB 1B	1-3 K	5 1 3 0 0 1 0			
José Cruz Jr., S (1, 7) OBP: 0.354, SLG: 0.429	4-2 G4-6-3 1-2 BB		2-2 G6-3		0-0 G4-3			0-1 BB BB 1B 1B	2-0 F7	4 1 1 0 1 0 2			
Shawn Green, L (1, 9) OBP: 0.388, SLG: 0.594	3-2 G4-6-3 1-2f 2-3		3-2 G3				0-1 P4	2-3 K		4 0 0 0 0 1 4			
David Segui, S (1, 10) OBP: 0.349, SLG: 0.459 Tony Fernandez, S (8, PH) OBP: 0.430, SLG: 0.453 Jacob Brumfield, R (8, PR) OBP: 0.306, SLG: 0.358	1-1 F8			1-0 F8		2-1 L6		0-1 BB BB 1B		3 0 0 0 0 0 1 1 0 1 0 0 0 0 0 0 0 0 0 0 0			
Darrin Fletcher, L (1, 2) OBP: 0.342, SLG: 0.493 Pat Borders, R (7, 2) OBP: 0.286, SLG: 0.412		2-2 F8		1-2 G3-1		0-3 K		4-2 FC5 BB BB		3 0 0 0 0 1 0 0 0 0 1 1 0 0			
Tony Batista, R (1, 6) OBP: 0.331, SLG: 0.513 Chris Woodward, R (7, 6) OBP: 0.276, SLG: 0.269		1-1 1B 1B		3-2 L5			3-2 F8	1-3 K		3 0 1 0 0 0 0 1 0 0 0 0 1 3			
Willis Otanez, R (1, 3) OBP: 0.280, SLG: 0.351		2-2 F9			1-2 1B 1B		1-3 K	4-2 1-2 2-3 3-H BB		3 0 1 1 1 1 1			
Casey Blake, R (1, 5) OBP: 0.259, SLG: 0.308		0-1 1-2 1B			0-0 F7		1-2 2B	2-2 FC5		4 0 2 0 0 0 4			
10 Vernon Wells, R (1, 8) OBP: 0.278, SLG: 0.364		2-2 G4-3			0-0 P4		0-0 P2		2-0 F9	4 0 0 0 0 0 4			
<b>Inning Stats</b>	R: 0 H: 1 E: 0 LOB: 1 K: 0 BB: 1 S: 13 P: 22	R: 0 H: 2 E: 0 LOB: 2 K: 0 BB: 0 S: 13 P: 20	R: 0 H: 0 E: 0 LOB: 0 K: 0 BB: 0 S: 11 P: 18	R: 0 H: 0 E: 0 LOB: 0 K: 0 BB: 0 S: 10 P: 15	R: 0 H: 2 E: 0 LOB: 2 K: 0 BB: 0 S: 7 P: 8	R: 0 H: 0 E: 0 LOB: 0 K: 1 BB: 0 S: 8 P: 10	R: 0 H: 1 E: 0 LOB: 1 K: 1 BB: 0 S: 15 P: 20	R: 2 H: 3 E: 1 LOB: 3 K: 2 BB: 2 S: 22 P: 35	R: 0 H: 0 E: 0 LOB: 0 K: 1 BB: 0 S: 6 P: 11	1B: 8 SF: 0 2B: 1 SAC: 0 3B: 0 DP: 1 HR: 0 HBP: 0	WP: 0 PA: 38 PB: 0 SB: 0 CS: 0		
<b>PITCHER</b>	IP WLS BF H R ER SO BB IBB HBP BLK WP HR S P ERA WHIP											<b>PITCHER</b>	IP WLS BF H R ER SO BB IBB HBP BLK WP HR S P ERA WHIP
Bartolo Colon, R (1, 1) ERA: 3.95	7.0 W 27 6 0 0 2 1 0 0 0 0 0 0 77 113 0.00 1.000												
Ricardo Rincon, L (8, 1) ERA: 4.6	0.2 7 3 2 2 2 2 0 0 0 0 0 0 17 28 27.00 7.500												
Sean DePaula, R (8, 1) ERA: 4.22	1.1 4 0 0 0 1 0 0 0 0 0 0 0 11 18 0.00 0.000												

Toronto Blue Jays @ Cleveland Indians  
 Jacobs Field, Cleveland, OH  
 Thu Sep 30 1999, 7:05 PM EDT  
 Att. 43,201 - Unknown - 61 F

AB	35
R	2
H	9
RBI	2
BB	3
SO	5
LOB	19



Batter	1	2	3	4	5	6	7	8	9
<b>Kenny Lofton, L</b> (1, 8) OBP: 0.407, SLG: 0.432 <b>Dave Roberts, L</b> (8, 8) OBP: 0.287, SLG: 0.314	3-2 K		4-2 G6-3 SH1-3 BB		4-2 SH1-3 BB 3B BB	3-3 K		4-1 F7-3 BB	
<b>Omar Vizquel, S</b> (1, 6) OBP: 0.398, SLG: 0.433 <b>John McDonald, R</b> (8, 6) OBP: 0.316, SLG: 0.316	2-2 F9		0-0 SH1-3		4-2 SH1-3 1-2 3B BB	1-0 HR 2B		2-2 P6	
<b>Roberto Alomar, S</b> (1, 4) OBP: 0.426, SLG: 0.538 <b>Enrique Wilson, S</b> (7, 4) OBP: 0.312, SLG: 0.355	2-1 G6-3		1-1 G6-3		1-0 SH1-3 1-2 3B	1-3 K		3-2 F7-3	
<b>Manny Ramirez, R</b> (1, 9) OBP: 0.444, SLG: 0.665 <b>Alex Ramirez, R</b> (8, 9) OBP: 0.316, SLG: 0.426		0-1 P6	1-0 G5-3		4-0 3B IBB	2-2 HR			
<b>Richie Sexson, R</b> (1, 3)		1-1 3B		1-2 G6-3	0-1 2B 3B	2-2 G6-3			
<b>Wil Cordero, R</b> (1, 7) OBP: 0.358, SLG: 0.500		0-0 P7		1-1 HR	3-1 2B		0-3 K		
<b>Jim Thome, L</b> (1, 10) OBP: 0.432, SLG: 0.551		4-2 BB		1-2 P5	1-1 P5		4-2 FC5-4 BB		
<b>Travis Fryman, R</b> (1, 5) OBP: 0.304, SLG: 0.398 <b>Tyler Houston, L</b> (7, PH) OBP: 0.303, SLG: 0.378 (8, 5)		2-3 K		0-0 1B	3-2 F8		3-2 K		
<b>Sandy Alomar Jr., R</b> (1, 2) OBP: 0.314, SLG: 0.534 <b>Einar Diaz, R</b> (7, PH) OBP: 0.325, SLG: 0.362 (8, 2)			1-0 SH1-3 G6-3 2B	1-0 F9		4-2 2B HR BB	0-2 FC5-4		

AB	R	H	RBI	BB	SO	LOB
2	1	0	0	2	2	1
0	0	0	0	1	0	0
2	2	1	0	1	0	0
1	0	0	0	0	0	1
3	0	0	1	0	1	3
1	0	0	0	0	0	1
3	2	1	3	1	0	1
0	0	0	0	0	0	0
4	1	2	3	0	0	0
4	1	2	2	0	1	1
2	0	0	0	2	0	1
3	0	1	0	0	1	3
1	0	0	0	0	1	1
2	2	1	0	1	0	1
1	0	0	0	0	0	1

**BOTTOM**

**Toronto Blue Jays @ Cleveland Indians**  
**Jacobs Field, Cleveland, OH**  
 Thu Sep 30 1999, 7:05 PM EDT  
 Att: 43,201 - Unknown - 61 F

[livebaseballscorecards.com](http://livebaseballscorecards.com)

<b>AB</b>	<b>29</b>
<b>R</b>	<b>9</b>
<b>H</b>	<b>8</b>
<b>RBI</b>	<b>9</b>
<b>BB</b>	<b>8</b>
<b>SO</b>	<b>6</b>
<b>LOB</b>	<b>15</b>



1B: 1	SF: 0
2B: 4	SAC: 2
3B: 2	DP: 1
HR: 2	HBP: 0

WP: 0	PA: 39
PB: 0	
SB: 0	
CS: 0	

Inning	R	H	E	K	S	R	H	E	K	S	R	H	E	K	S	R	H	E	K	S
1	0	0	0	8	15	0	1	0	11	18	1	2	0	10	14	4	2	0	18	38
2	0	0	0	15	15	0	1	0	11	18	0	0	0	10	14	0	0	0	10	14
3	1	1	0	7	14	1	1	0	7	14	0	0	0	10	14	4	2	0	18	38
4	0	0	0	10	14	0	0	0	10	14	0	0	0	10	14	0	0	0	10	14
5	4	2	0	18	38	0	0	0	18	38	0	0	0	18	38	0	0	0	18	38
6	3	2	0	15	28	0	0	0	15	28	0	0	0	15	28	0	0	0	15	28
7	0	0	0	11	18	0	0	0	11	18	0	0	0	11	18	0	0	0	11	18
8	0	0	0	8	17	0	0	0	8	17	0	0	0	8	17	0	0	0	8	17
9	2	1	0	10	17	1	0	0	10	17	1	0	0	10	17	1	0	0	10	17

PITCHER	IP	WLS	BF	H	R	ER	SO	BB	IBB	HBP	BLK	WP	HR	S	P	ERA	WHIP
<b>Paul Spoljaric, L</b> (1, 1) ERA: 6.26	4.1	L	23	5	6	6	2	4	1	0	0	0	1	45	83	12.46	2.077
<b>John Hudek, R</b> (5, 1) ERA: 8.44	0.2		3	1	0	0	0	0	0	0	0	0	0	9	16	0.00	1.500
<b>John Bale, L</b> (6, 1) ERA: 13.5	2.0		10	2	3	3	4	2	0	0	0	0	1	26	46	13.50	2.000
<b>Gary Glover, R</b> (8, 1) ERA:	1.0		3	0	0	0	0	1	0	0	0	0	0	8	17	0.00	1.000





BOTTOM

Toronto Blue Jays @ Cleveland Indians  
Jacobs Field, Cleveland, OH

Fri Oct 01 1999, 7:05 PM EDT  
Att. 43,040 - Overcast - 61 F

livebaseballscorecards.com

AB	36
R	6
H	11
RBI	6
BB	4
SO	7
LOB	19



WP:	0	PA:	43
PB:	0	SB:	0
CS:	1		

AB R H RBI BB SO LOB

5 2 3 2 0 0 2

4 0 0 0 1 1 2

4 0 1 1 0 1 3

3 1 1 1 1 1 0

5 0 0 0 0 3 4

3 1 0 1 2 0 0

4 0 1 0 0 0 4

4 1 3 1 0 0 1

4 1 2 0 0 1 3

1B:	7	SF:	1
2B:	1	SAC:	0
3B:	1	DP:	0
HR:	2	HBP:	1

Batter	1	2	3	4	5	6	7	8	9
<b>Kenny Lofton, L</b> OBP: 0.409, SLG: 0.438 (1, 8)	3-2 1B BB 1B	2-0 1-H SF7 3B	1-0 F7		0-1 1-3 2-H 1B		1 SAFE 1 SAFE CS 1-2	2-2 F7	
<b>Omar Vizquel, S</b> OBP: 0.396, SLG: 0.430 (1, 6)	1-1 F7	0-3 3B		0-0 B2-3	4-2 BB			2-2 L5	
<b>Roberto Alomar, S</b> OBP: 0.424, SLG: 0.536 (1, 4)	0-0 BB 1-3 1B	3-2 SF7		2-2 G4-3	0-3 K			3-2 L7	
<b>Manny Ramirez, R</b> OBP: 0.446, SLG: 0.669 (1, 9)	3-1 BB 1-2 HBP	4-2 BB		2-0 HR		0-2 F8			1-3 K
<b>Jim Thome, L</b> OBP: 0.429, SLG: 0.545 (1, 3)	2-3 K	0-1 L7		0-0 G4-3		3-3 K			1-3 K
<b>Harold Baines, L</b> OBP: 0.387, SLG: 0.535 (1, 10)	4-0 1-2 2-3 3-H BB		0-0 F7		4-2 1B 1B BB	0-0 F8			1-2 G4-3
<b>David Justice, L</b> OBP: 0.409, SLG: 0.473 (1, 7)	3-2 L7		1-1 2B		0-0 F7		1-0 F7		
<b>Travis Fryman, R</b> OBP: 0.309, SLG: 0.412 (1, 5)		1-0 HR	3-2 1B		3-1 F8		1-0 FC4 1B		
<b>Einar Diaz, R</b> OBP: 0.327, SLG: 0.363 (1, 2)		0-1 3B 1B	0-3 K		0-0 1B 1-2 1B		2-2 FC4 CS 1-2f		

Inning Stats	R: 1	H: 2	E: 0	K: 1	S: 15	R: 3	H: 3	E: 0	K: 1	S: 14	R: 0	H: 2	E: 0	K: 1	S: 10	R: 1	H: 1	E: 0	K: 0	S: 6	R: 1	H: 2	E: 0	K: 1	S: 14	R: 0	H: 0	E: 0	K: 1	S: 7	R: 0	H: 1	E: 0	K: 0	S: 7	R: 0	H: 0	E: 0	K: 2	S: 12	R: 0	H: 0	E: 0	K: 2	S: 11	1B: 7	2B: 1	3B: 1	HR: 2	SF: 1	SAC: 0	DP: 0	HBP: 1	WP: 0	PB: 0	SB: 0	CS: 1	PA: 43
--------------	------	------	------	------	-------	------	------	------	------	-------	------	------	------	------	-------	------	------	------	------	------	------	------	------	------	-------	------	------	------	------	------	------	------	------	------	------	------	------	------	------	-------	------	------	------	------	-------	-------	-------	-------	-------	-------	--------	-------	--------	-------	-------	-------	-------	--------

PITCHER	IP	WLS	BF	H	R	ER	SO	BB	IBB	HBP	BLK	WP	HR	S	P	ERA	WHIP
<b>Pete Munro, R</b> ERA: 6.02 (1, 1)	4.2		27	9	6	6	3	3	0	1	0	0	2	51	93	11.57	2.571
<b>John Frascatore, R</b> ERA: 3.73 (5, 1)	1.1		6	1	0	0	2	1	0	0	0	0	0	15	22	0.00	1.500
<b>Paul Quantrill, R</b> ERA: 3.33 (7, 1)	2.0	W	6	1	0	0	0	0	0	0	0	0	0	19	31	0.00	0.500
<b>Billy Koch, R</b> ERA: 3.43 (9, 1)	1.0	S	3	0	0	0	2	0	0	0	0	0	0	11	14	0.00	0.000



Batter	1	2	3	4	5	6	7	8	9	AB R H RBI BB SO LOB	TOP	
Homer Bush, R (1, 4) OBP: 0.351, SLG: 0.417	1-2 G1-3		1-2 HR 1B		2-0 F9		0-0 F9		1-3 K	6 1 2 0 0 1 1		
José Cruz Jr., S (1, 7) OBP: 0.355, SLG: 0.423	4-1 1B BB		2-2 F8		4-2 BB		0-0 G6-4-3 1B			2 0 1 0 3 0 1		
Shawn Green, L (1, 9) OBP: 0.386, SLG: 0.593	1-2 P5		1-2 HR		1-2 G2-3		3-1 G6-4-3			5 1 1 2 0 1 7		
David Segui, S (1, 10) OBP: 0.355, SLG: 0.468 Tony Fernandez, S (8, PH)	1-1 1-3 1B		4-1 1B HR BB		1-1 F7		2-1 1B 1B		2-2 G4-3 G3 1B	3 1 2 0 1 0 0 1 0 1 0 0 0 0		
Darrin Fletcher, L (1, 2) OBP: 0.340, SLG: 0.489	1-1 F7		1-0 1-2 HR 1B		1-0 F8		0-0 F7		1-2 G3	5 1 1 0 0 0 4		
Tony Batista, R (1, 6) OBP: 0.330, SLG: 0.515			0-0 K		3-2 E5		1-0 1-2 1B		3-2 G4-3	5 1 2 3 0 1 1		
Willis Otanez, R (1, 3) OBP: 0.294, SLG: 0.394			1-0 2B		2-2 HR		1-0 F7		0-1 F9	5 1 2 1 0 0 4		
Casey Blake, R (1, 5) OBP: 0.297, SLG: 0.400			2-1 G5-3		0-0 P3		0-0 HR		0-2 G5-3	5 1 1 1 0 1 3		
10 Vernon Wells, R (1, 8) OBP: 0.295, SLG: 0.357			1-0 F9		4-0 BB 1B BB		1-0 F7		0-1 L9	4 0 1 0 1 0 1		
<b>Inning Stats</b>	R: 0 H: 1 E: 0 LOB: 2 K: 0 BB: 1 S: 11 P: 19	R: 0 H: 1 E: 0 LOB: 1 K: 1 BB: 0 S: 7 P: 14	R: 6 H: 6 E: 0 LOB: 3 K: 1 BB: 3 S: 29 P: 52	R: 0 H: 0 E: 1 LOB: 1 K: 0 BB: 0 S: 11 P: 19	R: 1 H: 1 E: 0 LOB: 1 K: 0 BB: 1 S: 10 P: 18	R: 0 H: 2 E: 0 LOB: 2 K: 1 BB: 0 S: 8 P: 14	R: 0 H: 2 E: 0 LOB: 1 K: 0 BB: 0 S: 7 P: 13	R: 0 H: 1 E: 0 LOB: 1 K: 0 BB: 0 S: 17 P: 23	R: 0 H: 0 E: 0 LOB: 0 K: 1 BB: 0 S: 8 P: 9	1B: 9 SF: 0 2B: 1 SAC: 0 3B: 0 DP: 1 HR: 4 HBP: 0	WP: 0 PA: 46 PB: 0 SB: 0 CS: 0	
<b>PITCHER</b>	IP WLS BF H R ER SO BB IBB HBP BLK WP HR S P ERA WHIP											
Jaret Wright, R (1, 1) ERA: 6.06	2.1 L 16 7 6 6 1 2 0 0 0 0 0 3 34 59 23.14 3.857											
Jim Brower, R (3, 1) ERA: 4.56	3.2 19 4 1 1 2 3 0 0 0 0 0 1 42 77 2.46 1.909											
Steve Karsay, R (7, 1) ERA: 2.97	1.0 4 2 0 0 0 0 0 0 0 0 0 0 7 13 0.00 2.000											
Chris Haney, L (8, 1) ERA: 4.69	1.0 4 1 0 0 0 0 0 0 0 0 0 0 17 23 0.00 1.000											
Michael Jackson, R (9, 1) ERA: 3.95	1.0 3 0 0 0 0 1 0 0 0 0 0 0 8 9 0.00 0.000											

Toronto Blue Jays @ Cleveland Indians  
 Jacobs Field, Cleveland, OH  
 Sat Oct 02 1999, 1:05 PM EDT  
 Att. 43,049 - Cloudy - 72 F

livebaseballscorecards.com

AB	41
R	7
H	14
RBI	7
BB	5
SO	4
LOB	22









Batter	1	2	3	4	5	6	7	8	9	AB	R	H	RBI	BB	SO	LOB
Kenny Lofton, L OBP: 0.405, SLG: 0.432 Dave Roberts, L OBP: 0.281, SLG: 0.308	1-2 G4-3		4-1 FC5-2 BB		1-2 F9			0-0 F7	2-3 K	1	0	0	0	1	0	0
Enrique Wilson, S OBP: 0.310, SLG: 0.352	1-2 F9		0-2 FC5-2			2-2 F7		1-1 2B 1B		4	1	1	0	0	0	3
Omar Vizquel, S OBP: 0.397, SLG: 0.436 Jolbert Cabrera, R OBP: 0.231, SLG: 0.216	1-0 1B		3-3 K			2-2 HR		0-2 F9		3	1	2	1	0	1	3
Manny Ramirez, R OBP: 0.442, SLG: 0.663 Alex Ramirez, R OBP: 0.327, SLG: 0.474	0-1 F7		0-3 K			0-0 G6-3		0-1 2B		2	0	0	0	0	1	4
Richie Sexson, R OBP: 0.305, SLG: 0.514		0-1 G5-3		0-0 G4-3		0-2 P4		0-0 G5-3		4	0	0	0	0	0	1
Wil Cordero, R OBP: 0.364, SLG: 0.500		1-0 G1-6-3 1B		0-3 K			1-0 1B		2-1 F9	4	0	2	0	0	1	0
Harold Baines, L OBP: 0.387, SLG: 0.533 Carlos Baerga, S OBP: 0.300, SLG: 0.314		0-2 G1-6-3		0-0 F7			1-3 K		0-3 K	2	0	0	0	0	0	1
Sandy Alomar Jr., R OBP: 0.322, SLG: 0.533 Einar Diaz, R OBP: 0.328, SLG: 0.362			0-0 1B FC5-2 1B		0-0 G6-4-3 1B		1-0 F8		1-2 1B HBP	2	0	2	0	0	0	0
Travis Fryman, R OBP: 0.309, SLG: 0.410 John McDonald, R OBP: 0.333, SLG: 0.333			2-1 FC5-2 BB 1B		0-0 G6-4-3		2-2 P7		1-1 1B	2	0	1	0	0	0	1


Inning Stats	R: 0	H: 1	R: 0	H: 1	R: 0	H: 2	R: 0	H: 1	R: 1	H: 1	R: 0	H: 1	R: 1	H: 2	R: 0	H: 1
	E: 0	LOB: 1	E: 0	LOB: 0	E: 0	LOB: 3	E: 0	LOB: 0	E: 0	LOB: 0	E: 0	LOB: 1	E: 0	LOB: 1	E: 0	LOB: 2
	K: 0	BB: 0	K: 0	BB: 0	K: 2	BB: 1	K: 1	BB: 0	K: 0	BB: 0	K: 1	BB: 0	K: 0	BB: 0	K: 2	BB: 0
	S: 11	P: 14	S: 7	P: 8	S: 13	P: 22	S: 6	P: 6	S: 10	P: 14	S: 9	P: 14	S: 10	P: 11	S: 15	P: 21

PITCHER	IP	WLS	BF	H	R	ER	SO	BB	IBB	HBP	BLK	WP	HR	S	P	ERA	WHIP
David Wells, L ERA: 4.82	9.0	W	37	10	2	2	6	1	0	1	0	0	1	86	116	2.00	1.222

**BOTTOM**

**Toronto Blue Jays @ Cleveland Indians**  
 Jacobs Field, Cleveland, OH  
 Sun Oct 03 1999, 1:05 PM EDT  
 Att: 43,012 - Cloudy - 62 F

AB	35
R	2
H	10
RBI	2
BB	1
SO	6
LOB	19



WP: 0	PA: 37
PB: 0	
SB: 0	
CS: 0	



Batter	1	2	3	4	5	6	7	8	9	AB R H RBI BB SO LOB	TOP																								
Jose Offerman, S (1, 4) X	0-0 G5-3		4-0 FC6-4 BB		4-0 G5-4-3 BB			0-0 P6		2 0 0 0 2 0 0	<b>Boston Red Sox @ Cleveland Indians</b> Jacobs Field, Cleveland, OH Wed Oct 06 1999, 8:00 PM EDT Att. 45,182 - Cloudy - 49 F																								
John Valentin, R (1, 5) X	0-0 G6-3		0-0 FC6-4 1-2f		0-0 G5-4-3 1-2f			0-3 K		4 0 0 0 0 1 2																									
Jason Varitek, S (1, 2) S S S	0-3 K		0-0 F7					0-3 K		4 0 0 0 0 3 1																									
Nomar Garciaparra, R (1, 6) OBP: 0.750, SLG: 2.000		0-0 HR		0-0 1B 2B				0-3 K		3 2 2 1 1 1 0																									
Troy O'Leary, L (1, 7)		0-0 G3		0-3 K				0-0 F8		4 0 0 0 0 1 2																									
Mike Stanley, R (1, 3) OBP: 0.750, SLG: 0.750		0-0 1B		0-0 2-H 1B				0-0 F7		4 0 3 1 0 0 0																									
Brian Daubach, L (1, 10) S S S S		0-3 K		0-3 K				0-3 K		3 0 0 0 0 3 3																									
Darren Lewis, R (1, 8) X		0-0 L4		0-0 G4-3				0-3 K		3 0 0 0 0 1 3																									
Trot Nixon, L (1, 9) S S S S			0-3 K		0-3 K			0-0 G4-3		3 0 0 0 0 2 1																									
<b>Inning Stats</b>	R: 0 E: 0 K: 1 S: 5	H: 0 LOB: 0 BB: 0 P: 5	R: 1 E: 0 K: 1 S: 7	H: 2 LOB: 1 BB: 0 P: 7	R: 0 E: 1 K: 1 S: 5	H: 0 LOB: 1 BB: 1 P: 9	R: 1 E: 0 K: 2 S: 9	H: 2 LOB: 1 BB: 0 P: 9	R: 0 E: 0 K: 1 S: 4	H: 0 LOB: 0 BB: 1 P: 8	R: 0 E: 0 K: 2 S: 8	H: 1 LOB: 1 BB: 0 P: 8	R: 0 E: 0 K: 2 S: 7	H: 0 LOB: 0 BB: 0 P: 7	R: 0 E: 0 K: 1 S: 5	H: 0 LOB: 0 BB: 0 P: 5	1B: 3 2B: 2 3B: 0 HR: 1	SF: 0 SAC: 0 DP: 2 HBP: 0	WP: 0 PB: 0 SB: 0 CS: 0	PA: 33															
<b>PITCHER</b>	IP WLS BF H R ER SO BB IBB HBP BLK WP HR S P ERA WHIP																																		
Bartolo Colon, R (1, 1) ERA: 2.25	8.0	30	5	2	2	11	3	0	0	0	0	1	49	61	2.25	1.000																			
Paul Shuey, R (9, 1) ERA:	1.0	W	3	0	0	0	1	0	0	0	0	0	5	5	0.00	0.000																			

AB	30
R	2
H	5
RBI	2
BB	3
SO	12
LOB	12



Batter	1	2	3	4	5	6	7	8	9	AB	R	H	RBI	BB	SO	LOB
Kenny Lofton, L (1, 8)	0-0 F8		4-0 1B BB		0-3 K			0-0 G4-3		3	0	0	0	1	1	0
Omar Vizquel, S (1, 6)	0-0 G4-3		0-0 F8				0-0 G6-3	0-0 G5-3		4	0	0	0	0	0	1
Roberto Alomar, S (1, 4) OBP: 0.500, SLG: 0.500	0-0 S 1B		0-0 FC5-4 1B				0-0 G1-3	0-0 F5		4	0	2	0	0	0	0
Manny Ramirez, R (1, 9)	0-3 K 1-2		0-0 FC5-4 1-2f				0-0 E5 HR		H 1-0 BB 1B 1B HBP	3	2	0	0	0	1	3
Jim Thome, L (1, 3) OBP: 0.250, SLG: 1.000		0-0 G4-3		0-3 K			0-0 HR 1-H		0-0 F7	4	1	1	2	0	1	1
Harold Baines, L (1, 10) OBP: 0.333, SLG: 0.333 Wil Cordero, R (9, PH) OBP: 1.000, SLG: 1.000		0-0 FC5-4 1B		0-0 P4			0-0 G4-3		0-0 1B BB 1B 1-2	3	0	1	0	0	0	0
David Justice, L (1, 7) Richie Sexson, R (9, PH)		0-0 FC5-4 1-2f		0-0 G3-1					0-0 1B BB 1-2 2-3	3	0	0	0	0	1	1
Travis Fryman, R (1, 5) OBP: 0.250, SLG: 0.250		0-0 F8							0-0 1B 1-2 2-3 3-H	0	0	0	0	1	0	0
Sandy Alomar Jr., R (1, 2)			0-3 K							4	0	1	1	0	1	1
										3	0	0	0	0	2	0

Inning Stats	R: 0	H: 1	E: 0	LOB: 1	K: 1	BB: 0	S: 6	P: 6	R: 0	H: 1	E: 0	LOB: 1	K: 0	BB: 0	S: 4	P: 4	R: 0	H: 1	E: 0	LOB: 2	K: 1	BB: 1	S: 6	P: 10	R: 0	H: 0	E: 0	LOB: 0	K: 1	BB: 0	S: 5	P: 5	R: 2	H: 1	E: 1	LOB: 0	K: 0	BB: 0	S: 5	P: 5	R: 0	H: 0	E: 0	LOB: 0	K: 3	BB: 0	S: 9	P: 9	R: 0	H: 0	E: 0	LOB: 0	K: 0	BB: 0	S: 3	P: 3	R: 1	H: 2	E: 0	LOB: 3	K: 0	BB: 1	S: 3	P: 8	1B: 5	SF: 0	2B: 0	SAC: 0	3B: 0	DP: 0	HR: 1	HBP: 1	WP: 0	PA: 35
--------------	------	------	------	--------	------	-------	------	------	------	------	------	--------	------	-------	------	------	------	------	------	--------	------	-------	------	-------	------	------	------	--------	------	-------	------	------	------	------	------	--------	------	-------	------	------	------	------	------	--------	------	-------	------	------	------	------	------	--------	------	-------	------	------	------	------	------	--------	------	-------	------	------	-------	-------	-------	--------	-------	-------	-------	--------	-------	--------

PITCHER	IP	WLS	BF	H	R	ER	SO	BB	IBB	HBP	BLK	WP	HR	S	P	ERA	WHIP
Pedro Martinez, R (1, 1) ERA: 2.25	4.0		16	3	0	0	3	1	0	0	0	0	0	21	25	0.00	1.000
Derek Lowe, R (5, 1) ERA: 2.25	4.0	L	15	1	3	1	4	0	0	1	0	0	1	22	23	2.25	0.250
Rheal Cormier, L (9, 1) ERA:	0.1		2	1	0	0	0	0	0	0	0	0	0	2	2	0.00	3.000
Rich Garces, R (9, 1) ERA:	0.0		2	1	0	0	0	1	0	0	0	0	0	1	5	∞	∞

**BOTTOM**

**Boston Red Sox @ Cleveland Indians**  
 Jacobs Field, Cleveland, OH  
 Wed Oct 06 1999, 8:00 PM EDT  
 Att: 45,182 - Cloudy - 49 F

livebaseballscorecards.com

AB	32
R	3
H	6
RBI	3
BB	2
SO	7
LOB	7





Batter	1	2	3	4	5	6	7	8	9	AB R H RBI BB SO LOB	TOP											
Jose Offerman, S (1, 4) OBP: 0.500, SLG: 0.333	0-0 CS 1B		0-0 2-H 1B			0-0 G3-1		0-0 F8		4 0 2 1 0 0 2												
John Valentin, R (1, 5) SS	0-3 K 1-2			0-0 F8		0-3 K		0-0 F7		4 0 0 0 0 2 1												
Jason Varitek, S (1, 2) X	0-0 F7			0-0 F9			0-0 G3-1		0-0 P4	4 0 0 0 0 0 0												
Nomar Garciaparra, R (1, 6) OBP: 0.429, SLG: 1.000		0-0 G6-3		0-3 K			0-0 G5-3		0-0 P4	3 0 0 0 0 1 0												
Lou Merloni, R (8, 6)										1 0 0 0 0 0 0												
Troy O'Leary, L (1, 7) OBP: 0.143, SLG: 0.143		0-0 G5-4-3 1B			0-0 G3-1		0-0 F8			3 0 1 0 0 0 0												
Mike Stanley, R (1, 3) OBP: 0.714, SLG: 0.857		0-0 G5-4-3 1-2f			0-0 2B			0-0 BB 1B		3 0 2 0 0 0 1												
Butch Huskey, R (1, 10)			0-0 L4		0-0 G6-3			0-3 K		3 0 0 0 0 1 2												
Trot Nixon, L (1, 9) OBP: 0.333, SLG: 0.400			0-0 1B 2B		0-0 L3			4-0 BB 1-2 BB		2 1 1 0 1 0 1												
Damon Buford, R (1, 8) SS			0-3 K			0-0 F8		0-0 F7		3 0 0 0 0 1 3												
<b>Inning Stats</b>	R: 0 E: 0 K: 1 S: 5	H: 1 LOB: 0 BB: 0 P: 5	R: 0 E: 0 K: 0 S: 3	H: 1 LOB: 0 BB: 0 P: 3	R: 1 E: 0 K: 1 S: 6	H: 2 LOB: 1 BB: 0 P: 6	R: 0 E: 0 K: 1 S: 5	H: 0 LOB: 0 BB: 0 P: 5	R: 0 E: 0 K: 0 S: 4	H: 1 LOB: 1 BB: 0 P: 4	R: 0 E: 0 K: 1 S: 5	H: 0 LOB: 0 BB: 0 P: 5	R: 0 E: 0 K: 0 S: 3	H: 0 LOB: 0 BB: 0 P: 3	R: 0 E: 0 K: 1 S: 6	H: 1 LOB: 2 BB: 1 P: 10	R: 0 E: 0 K: 0 S: 3	H: 0 LOB: 0 BB: 0 P: 3	1B: 4 2B: 2 3B: 0 HR: 0	SF: 0 SAC: 0 DP: 1 HBP: 0	WP: 0 PB: 0 SB: 0 CS: 1	PA: 31
<b>PITCHER</b>	IP WLS BF H R ER SO BB IBB HBP BLK WP HR S P ERA WHIP																					
Charles Nagy, R (1, 1) ERA: 1.29	7.0 W 23 5 1 1 4 0 0 0 0 0 0 0 31 31 1.29 0.714																					
Steve Karsay, R (8, 1) ERA:	1.0 5 1 0 0 1 1 0 0 0 0 0 0 6 10 0.00 2.000																					
Michael Jackson, R (9, 1) ERA:	1.0 3 0 0 0 0 0 0 0 0 0 0 0 3 3 0.00 0.000																					

**Boston Red Sox @ Cleveland Indians**  
**Jacobs Field, Cleveland, OH**  
 Thu Oct 07 1999, 4:00 PM EDT  
 Att. 45,184 - Sunny - 58 F

AB	30
R	1
H	6
RBI	1
BB	1
SO	5
LOB	10



[livebaseballscorecards.com](http://livebaseballscorecards.com)

Batter	1	2	3	4	5	6	7	8	9	AB	R	H	RBI	BB	SO	LOB
Kenny Lofton, L (1, 8) SS	0-3 K		4-0 3B BB	4-0 1B HR BB	0-3 K		0-3 K			3	2	0	0	2	3	2
Omar Vizquel, S (1, 6) OBP: 0.333, SLG: 0.500 X	0-0 G6-3		0-0 2B 3B	0-0 HR 1B	0-3 K		4-0 BB			4	2	2	2	1	1	2
Roberto Alomar, S (1, 4) OBP: 0.556, SLG: 0.875 Enrique Wilson, S (9, 4) X	0-0 2B		0-0 F8 HR 2B	0-0 SF7		0-0 BB 1B	0-0 F7			4	1	3	2	0	0	2
Manny Ramirez, R (1, 9) SS	0-3 K		0-0 F8	4-0 HR BB		0-3 K		0-3 K		4	1	0	0	1	3	3
Jim Thome, L (1, 3) OBP: 0.375, SLG: 1.143 Richie Sexson, R (8, 3) X		0-0 P6	4-0 HR BB	0-0 HR		0-0 F8		0-0 F8		3	2	1	4	1	0	1
Harold Baines, L (1, 10) OBP: 0.500, SLG: 0.857 X		0-0 G4-6-3 1B	0-0 HR	0-0 F7		4-0 BB		0-0 G3-1		4	1	2	3	1	0	0
David Justice, L (1, 7) X	0-0 G4-6-3		0-0 F9		0-3 K		0-0 P5			4	0	0	0	0	1	3
Travis Fryman, R (1, 5) OBP: 0.625, SLG: 0.250 X			4-0 FC6-4 BB	4-0 1B SF7 BB		4-0 PB BB	1-0 BB HBP			0	1	0	0	3	0	0
Sandy Alomar Jr., R (1, 2) Einar Díaz, R (9, 2) X			0-0 FC6-4 BB 3B	0-3 K		0-0 P4				4	1	0	0	0	2	4

Inning Stats	R: 0	H: 1	E: 0	K: 2	S: 8	LOB: 1	BB: 0	P: 8	R: 0	H: 1	E: 0	K: 0	S: 3	LOB: 0	BB: 0	P: 3	R: 6	H: 3	E: 0	K: 0	S: 6	LOB: 0	BB: 3	P: 18	R: 5	H: 2	E: 0	K: 1	S: 7	LOB: 0	BB: 3	P: 19	R: 0	H: 0	E: 0	K: 3	S: 10	LOB: 2	BB: 1	P: 14	R: 0	H: 1	E: 0	K: 1	S: 6	LOB: 2	BB: 1	P: 10	R: 0	H: 0	E: 0	K: 2	S: 7	LOB: 2	BB: 1	P: 12	R: 0	H: 0	E: 0	K: 1	S: 5	LOB: 0	BB: 0	P: 5
--------------	------	------	------	------	------	--------	-------	------	------	------	------	------	------	--------	-------	------	------	------	------	------	------	--------	-------	-------	------	------	------	------	------	--------	-------	-------	------	------	------	------	-------	--------	-------	-------	------	------	------	------	------	--------	-------	-------	------	------	------	------	------	--------	-------	-------	------	------	------	------	------	--------	-------	------

PITCHER	IP	WLS	BF	H	R	ER	SO	BB	IBB	HBP	BLK	WP	HR	S	P	ERA	WHIP
Bret Saberhagen, R (1, 1) ERA: 20.25	2.2	L	15	5	6	6	2	3	0	0	0	0	1	16	28	20.25	3.000
John Wasdin, R (3, 1) ERA: 33.75	1.1		9	2	5	5	1	3	0	0	0	0	1	8	20	33.75	3.750
49 Tim Wakefield, R (5, 1) ERA:	2.0		10	1	0	0	4	2	0	0	0	0	0	16	24	0.00	1.500
Tom Gordon, R (7, 1) ERA:	1.0		5	0	0	0	2	1	0	1	0	0	0	7	12	0.00	1.000
Rod Beck, R (8, 1) ERA:	1.0		3	0	0	0	1	0	0	0	0	0	0	5	5	0.00	0.000

**BOTTOM**


**Boston Red Sox @ Cleveland Indians**  
 Jacobs Field, Cleveland, OH  
 Thu Oct 07 1999, 4:00 PM EDT  
 Att. 45,184 - Sunny - 58 F

AB	31
R	11
H	8
RBI	11
BB	9
SO	10
LOB	17

WP: 0	PA: 42
PB: 1	
SB: 1	
CS: 0	

PITCHER	IP	WLS	BF	H	R	ER	SO	BB	IBB	HBP	BLK	WP	HR	S	P	ERA	WHIP
Bret Saberhagen, R (1, 1) ERA: 20.25	2.2	L	15	5	6	6	2	3	0	0	0	0	1	16	28	20.25	3.000
John Wasdin, R (3, 1) ERA: 33.75	1.1		9	2	5	5	1	3	0	0	0	0	1	8	20	33.75	3.750
49 Tim Wakefield, R (5, 1) ERA:	2.0		10	1	0	0	4	2	0	0	0	0	0	16	24	0.00	1.500
Tom Gordon, R (7, 1) ERA:	1.0		5	0	0	0	2	1	0	1	0	0	0	7	12	0.00	1.000
Rod Beck, R (8, 1) ERA:	1.0		3	0	0	0	1	0	0	0	0	0	0	5	5	0.00	0.000



Batter	1	2	3	4	5	6	7	8	9	AB R H RBI BB SO LOB	TOP																
Kenny Lofton, L (1, 8) OBP: 0.286, SLG: 0.091	0-0 P4		0-3 K		0-3 K		0-0 S E G1-3 1B		0-0 G3	5 1 1 0 0 2 1	<b>Cleveland Indians @ Boston Red Sox</b> Fenway Park, Boston, MA Sat Oct 09 1999, 4:00 PM EDT Att. 33,539 - Unknown - 72 F  <b>AB 35</b> <b>R 3</b> <b>H 9</b> <b>RBI 2</b> <b>BB 4</b> <b>SO 8</b> <b>LOB 20</b>  																
Omar Vizquel, S (1, 6) OBP: 0.357, SLG: 0.462	0-0 FC1-6 1B		0-0 F7		0-0 G6-3		0-0 G1-3		0-0 DI 1B	5 0 2 0 0 0 1																	
Roberto Alomar, S (1, 4) OBP: 0.500, SLG: 0.750	0-0 FC1-6 1-2f		0-0 G5-3				0-0 G3 FC3-6 2B		0-3 K 1-2	4 1 1 0 1 1 3																	
Manny Ramirez, R (1, 9) S S S	0-3 K				0-0 G5-3		0-0 G3		0-0 E5	5 0 0 0 0 1 5																	
Jim Thome, L (1, 3) OBP: 0.417, SLG: 0.900		0-3 K		0-0 1B SF8 1B		0-0 FC3-6 BB		0-3 K		3 1 1 0 1 2 2																	
Harold Baines, L (1, 10) OBP: 0.500, SLG: 0.727		0-0 P9		0-0 1B		0-0 FC3-6 FC5 1-2f 3-H		0-0 FC3-6 1B		4 0 2 1 0 0 1																	
David Justice, L (1, 7) B B B B		4-0 1B BB		0-0 SF8 3-H		4-0 FC5 IBB		0-0 FC3-6 G5-4-3 1-2f		1 0 0 1 2 0 1																	
Travis Fryman, R (1, 5) OBP: 0.500, SLG: 0.250		0-0 1B		0-3 K		0-0 FC5 1-2 2-3f		0-0 G5-4-3 1-2f		4 0 1 0 0 1 4																	
Sandy Alomar Jr., R (1, 2) OBP: 0.091, SLG: 0.091		0-3 K			0-0 G5-3		0-0 L3		0-0 1B G3 1B	4 0 1 0 0 1 2																	
<b>Inning Stats</b>	R: 0 H: 1 E: 0 LOB: 1 K: 1 BB: 0 S: 6 P: 6	R: 0 H: 1 E: 0 LOB: 2 K: 2 BB: 1 S: 8 P: 12	R: 0 H: 0 E: 0 LOB: 0 K: 1 BB: 0 S: 5 P: 5	R: 1 H: 2 E: 0 LOB: 1 K: 1 BB: 0 S: 7 P: 7	R: 0 H: 0 E: 0 LOB: 0 K: 1 BB: 0 S: 5 P: 5	R: 1 H: 1 E: 1 LOB: 2 K: 0 BB: 2 S: 4 P: 12	R: 1 H: 1 E: 1 LOB: 2 K: 1 BB: 1 S: 7 P: 11	R: 0 H: 1 E: 0 LOB: 0 K: 0 BB: 0 S: 3 P: 3	R: 0 H: 2 E: 0 LOB: 2 K: 1 BB: 0 S: 7 P: 7	1B: 8 SF: 1 2B: 1 SAC: 0 3B: 0 DP: 1 HR: 0 HBP: 0	WP: 0 PA: 40 PB: 0 SB: 1 CS: 0																
<b>PITCHER</b>	IP WLS BF H R ER SO BB IBB HBP BLK WP HR S P ERA WHIP											<b>PITCHER</b>	IP WLS BF H R ER SO BB IBB HBP BLK WP HR S P ERA WHIP														
Ramon Martinez, R (1, 1) ERA: 3.18	5.2	25	5	2	2	6	2	1	0	0	0	0	0	34	46	3.18	1.235										
Derek Lowe, R (6, 1) ERA: 1.42	2.1	W	10	2	1	0	1	1	0	0	0	0	0	11	15	0.00	1.286										
Rod Beck, R (9, 1) ERA:	1.0		5	2	0	0	1	0	0	0	0	0	0	7	7	0.00	2.000										

**Cleveland Indians @ Boston Red Sox**  
 Fenway Park, Boston, MA  
 Sat Oct 09 1999, 4:00 PM EDT  
 Att. 33,539 - Unknown - 72 F

<b>AB</b>	<b>35</b>
<b>R</b>	<b>3</b>
<b>H</b>	<b>9</b>
<b>RBI</b>	<b>2</b>
<b>BB</b>	<b>4</b>
<b>SO</b>	<b>8</b>
<b>LOB</b>	<b>20</b>



Batter	1	2	3	4	5	6	7	8	9
Jose Offerman, S (1, 4) OBP: 0.538, SLG: 0.444	0-0 G4-3			4-0 1B BB	0-0 G3		4-0 2B HR BB	0-0 1-H 2B	
John Valentin, R (1, 5) OBP: 0.154, SLG: 0.462	0-0 F9			0-0 F8		0-0 HR	0-0 HR 2B	0-0 L7	
Butch Huskey, R (1, 10) OBP: 0.200, SLG: 0.200 Brian Daubach, L (6, PH) OBP: 0.200, SLG: 0.800	0-0 P4			0-0 G1-4-3 1B		0-3 K	0-0 HR		
Mike Stanley, R (1, 3) OBP: 0.545, SLG: 0.600		0-0 G6-3		0-0 G1-4-3 1-2f		0-0 G6-3	0-0 1B E BB		
Troy O'Leary, L (1, 7) OBP: 0.182, SLG: 0.182		0-0 G4-3			0-0 G1-5-3	0-0 F9	0-0 E 1B		
Lou Merloni, R (1, 6) OBP: 0.600, SLG: 0.500		0-0 F8			0-0 2B 1B 1B		FC5-6 HBP BB E8 1B		
Jason Varitek, S (1, 2) OBP: 0.167, SLG: 0.182			0-0 F9		0-0 1B SF9 2B		BB 2B HBP P4		
Darren Lewis, R (1, 8) OBP: 0.286, SLG: 0.286			0-0 F9		0-0 1B		FC5-6 BB 2B 1B		
Trot Nixon, L (1, 9) OBP: 0.200, SLG: 0.250			0-0 F8		0-0 SF9		0-3 K	0-0 F8	

Inning Stats	R: 0 E: 0 K: 0 S: 3	H: 0 LOB: 0 BB: 0 P: 3	R: 0 E: 0 K: 0 S: 3	H: 0 LOB: 0 BB: 0 P: 3	R: 0 E: 0 K: 0 S: 3	H: 1 LOB: 1 BB: 1 P: 7	R: 2 E: 0 K: 0 S: 6	H: 3 LOB: 1 BB: 0 P: 6	R: 1 E: 0 K: 1 S: 6	H: 1 LOB: 0 BB: 0 P: 6	R: 6 E: 1 K: 1 S: 9	H: 4 LOB: 2 BB: 3 P: 22	R: 0 E: 0 K: 0 S: 4	H: 2 LOB: 1 BB: 0 P: 4
1B: 6 2B: 3 3B: 0 HR: 2	SF: 1 SAC: 0 DP: 1 HBP: 1	WP: 0 PA: 38												

PITCHER	IP	WLS	BF	H	R	ER	SO	BB	IBB	HBP	BLK	WP	HR	S	P	ERA	WHIP
Dave Burba, R (1, 1) ERA:	4.0		13	1	0	0	0	1	0	0	0	0	0	12	16	0.00	0.500
Jaret Wright, R (5, 1) ERA: 22.5	2.0	L	12	4	5	5	1	1	0	1	0	0	1	12	17	22.50	2.500
Ricardo Rincon, L (7, 1) ERA: 40.5	0.2		5	2	3	3	1	1	0	0	0	0	1	6	10	40.50	4.500
Sean DePaula, R (7, 1) ERA: 27.0	0.1		4	2	1	1	0	1	0	0	0	0	0	3	7	27.00	9.000
Steve Reed, R (8, 1) ERA:	1.0		4	2	0	0	0	0	0	0	0	0	0	4	4	0.00	2.000


**BOTTOM**

**Cleveland Indians @ Boston Red Sox**  
 Fenway Park, Boston, MA  
 Sat Oct 09 1999, 4:00 PM EDT  
 Att: 33,539 - Unknown - 72 F

AB	R	H	RBI	BB	SO	LOB
3	1	1	0	2	0	1
5	2	2	3	0	0	2
2	0	1	0	0	0	0
2	1	1	3	0	1	0
3	1	0	0	1	0	2
4	0	1	0	0	0	0
3	1	2	1	1	0	0
3	2	1	0	0	0	2
4	1	2	1	0	0	2
3	0	0	1	0	1	3

livebaseballscorecards.com

AB	32
R	9
H	11
RBI	9
BB	4
SO	2
LOB	12







Batter	1	2	3	4	5	6	7	8	9
Jose Offerman, S (1, 4) OBP: 0.600, SLG: 0.714	4-0 HR BB	0-0 2-H HR	0-0 L9	0-0 2B 1B	0-0 L8		0-0 2B 1B	4-0 BB BB BB BB	
John Valentin, R (1, 5) OBP: 0.333, SLG: 0.944 Donnie Sadler, R (7, PH) OBP: 0.500, SLG: 1.000	0-0 1-H HR	0-0 WP 1B	2-0 1-H HR	0-0 1-H 2-H 3-H 2B		0-3 K	0-0 1-3 2B	0-3 K	
Brian Daubach, L (1, 10) OBP: 0.091, SLG: 0.364	0-3 K	0-3 K	0-0 F8	0-0 G4-3		0-3 K	0-0 G6-3		
Nomar Garciaparra, R (1, 6) OBP: 0.455, SLG: 0.778 Lou Merloni, R (6, PH) OBP: 0.429, SLG: 0.333	0-0 P4	0-0 L8		1-0 2B 1B HBP	0-0 FC3-6 1B	0-0 P8		0-3 K	
Troy O'Leary, L (1, 7) OBP: 0.176, SLG: 0.125	0-0 G3-1	0-3 K FC6-4		0-0 P6	0-0 FC3-6 3B		0-0 G3-1	4-0 2B 1B BB	
Mike Stanley, R (1, 3) OBP: 0.647, SLG: 0.875 Tom Gordon, R (9, 1)		1B 1B FC6-4		0-0 2B 1B 1B	0-0 1-H HR 3B		0-0 FC5-4 1B	0-0 1B 2B	
Jason Varitek, S (1, 2) OBP: 0.353, SLG: 0.688 Scott Hatteberg, L (8, 2) OBP: 1.000, SLG: 1.000		0-0 1B 2B 1B	0-0 1B SF7 2B	0-0 1B 2B 2B	0-0 HR		0-0 FC5-4 1B 2B	0-0 BB BB 1B	
Darren Lewis, R (1, 8) OBP: 0.462, SLG: 0.417		0-0 2B 1B	0-0 WP HR 1B	0-3 K	1-0 HBP		0-0 2B 1B	0-0 FC5-2-5-2 BB BB	
Trot Nixon, L (1, 9) OBP: 0.375, SLG: 0.545		0-0 1-H 2-H HR 2B	0-0 SF7	4-0 1B 2B BB	0-3 K		0-0 1-H 2-H 1B 2B	4-0 1-2 2-3 BB BB	

Inning Stats	R: 2 E: 0 K: 1 S: 6	H: 1 LOB: 0 BB: 1 P: 10	R: 5 E: 0 K: 2 S: 14	H: 6 LOB: 2 BB: 0 P: 14	R: 3 E: 0 K: 0 S: 6	H: 3 LOB: 0 BB: 0 P: 8	R: 5 E: 0 K: 1 S: 9	H: 4 LOB: 1 BB: 1 P: 14	R: 3 E: 0 K: 1 S: 8	H: 3 LOB: 1 BB: 0 P: 9	R: 0 E: 0 K: 2 S: 7	H: 0 LOB: 0 BB: 0 P: 7	R: 3 E: 0 K: 0 S: 8	H: 5 LOB: 2 BB: 0 P: 8	R: 2 E: 0 K: 2 S: 9	H: 2 LOB: 3 BB: 3 P: 21
1B: 12 2B: 7 3B: 1 HR: 4	SF: 1 SAC: 0 DP: 0 HBP: 2	WP: 2 PB: 0 SB: 1 CS: 0	PA: 56													

PITCHER	IP	WLS	BF	H	R	ER	SO	BB	IBB	HBP	BLK	WP	HR	S	P	ERA	WHIP
Bartolo Colon, R (1, 1) ERA: 9.0	1.0	L	10	6	7	7	1	1	0	0	0	0	2	11	15	63.00	7.000
Steve Karsay, R (2, 1) ERA: 9.0	2.0		11	4	3	3	2	0	0	0	0	2	1	15	17	13.50	2.000
Steve Reed, R (4, 1) ERA: 30.86	1.1		14	7	8	8	1	1	0	2	0	0	1	13	19	54.00	6.000
Sean DePaula, R (5, 1) ERA: 4.5	1.2		5	0	0	0	3	0	0	0	0	0	0	11	11	0.00	0.000
Paul Assenmacher, L (7, 1) ERA: 27.0	1.0		8	5	3	3	0	0	0	0	0	0	0	8	8	27.00	5.000

**BOTTOM**

**Cleveland Indians @ Boston Red Sox**

Fenway Park, Boston, MA

Sun Oct 10 1999, 7:30 PM EDT

Att: 33,898 - Cloudy - 66 F

AB	48
R	23
H	24
RBI	23
BB	5
SO	9
LOB	21





Batter	1	2	3	4	5	6	7	8	9	AB R H RBI BB SO LOB	TOP																
Jose Offerman, S OBP: 0.560, SLG: 0.611 (1, 4) X	0-0 G6-3		0-0 FC5-4 1B	4-0 E2 BB		0-0 P6		0-0 F8		4 0 1 0 1 0 0																	
John Valentin, R OBP: 0.304, SLG: 0.818 (1, 5) X	0-0 G1-3		0-0 FC5-4 2B HR	0-0 SF7			0-0 G4-3 1B HR	0-0 F8		4 2 1 2 0 0 1																	
Brian Daubach, L OBP: 0.250, SLG: 0.563 (1, 10) X Donnie Sadler, R OBP: 0.500, SLG: 1.000 (9, PR)	0-0 HR 1B		0-0 HR 2B	0-0 F7			0-0 G4-3	0-0 2B		5 2 3 0 0 0 2 0 1 0 0 0 0 0																	
Nomar Garciaparra, R OBP: 0.563, SLG: 1.083 (1, 6) X	0-0 HR		4-0 HR IBB		0-3 K		4-0 HR IBB	0-0 2B		3 3 2 3 2 1 0																	
Troy O'Leary, L OBP: 0.273, SLG: 0.500 (1, 7) S S S	0-3 K		0-0 HR		0-0 G4-3		0-0 HR	4-0 FC4-6 IBB		4 2 2 7 1 1 0																	
Mike Stanley, R OBP: 0.545, SLG: 0.700 (1, 3) S S S		0-3 K	0-0 G5-3		4-0 BB		0-3 K	0-3 K		4 0 0 0 1 3 2																	
Jason Varitek, S OBP: 0.273, SLG: 0.524 (1, 2) X		0-0 G4-3	0-0 F7		0-3 K		0-0 L3	0-0 FC4-6		5 0 0 0 0 1 3																	
Darren Lewis, R OBP: 0.412, SLG: 0.438 (1, 8) X		0-0 G4-3		0-0 E SF7 2B		0-0 F4		0-0 F9		4 1 1 0 0 0 0																	
Trot Nixon, L OBP: 0.350, SLG: 0.429 (1, 9) B B B			4-0 1B FC5-4 BB	0-0 F8		0-0 F8		0-3 K		3 1 0 0 1 1 1																	
<b>Inning Stats</b>	R: 2 E: 0 K: 1 S: 7	H: 2 LOB: 0 BB: 0 P: 7	R: 0 E: 0 K: 1 S: 5	H: 0 LOB: 0 BB: 0 P: 5	R: 5 E: 0 K: 0 S: 6	H: 3 LOB: 0 BB: 2 P: 14	R: 1 E: 1 K: 0 S: 4	H: 1 LOB: 1 BB: 1 P: 8	R: 0 E: 0 K: 2 S: 7	H: 0 LOB: 1 BB: 1 P: 11	R: 0 E: 0 K: 0 S: 3	H: 0 LOB: 0 BB: 0 P: 3	R: 3 E: 0 K: 1 S: 7	H: 2 LOB: 0 BB: 1 P: 11	R: 0 E: 0 K: 1 S: 5	H: 0 LOB: 0 BB: 0 P: 5	R: 1 E: 0 K: 1 S: 7	H: 2 LOB: 2 BB: 1 P: 11	1B: 3 2B: 4 3B: 0 HR: 3	SF: 1 SAC: 0 DP: 0 HBP: 0	WP: 0 PA: 43 PB: 0 SB: 0 CS: 0						
<b>PITCHER</b>	IP WLS BF H R ER SO BB IBB HBP BLK WP HR S P ERA WHIP																										
Charles Nagy, R ERA: 7.2 (1, 1)	3.0		17	6	8	7	2	1	1	0	0	0	2	19	27	21.00	2.333										
Sean DePaula, R ERA: 1.8 (4, 1)	3.0		11	0	0	0	2	2	0	0	0	0	0	13	21	0.00	0.667										
Paul Shuey, R ERA: 11.25 (7, 1)	2.0	L	9	2	3	3	2	0	1	0	0	0	1	12	16	13.50	1.000										
Michael Jackson, R ERA: 4.5 (9, 1)	1.0		6	2	1	1	1	0	1	0	0	0	0	7	11	9.00	2.000										

**Boston Red Sox @ Cleveland Indians**  
**Jacobs Field, Cleveland, OH**  
 Mon Oct 11 1999, 8:00 PM EDT  
 Att. 45,114 - Unknown - 58 F

livebaseballscorecards.com

<b>AB</b>	36
<b>R</b>	12
<b>H</b>	10
<b>RBI</b>	12
<b>BB</b>	6
<b>SO</b>	7
<b>LOB</b>	9



Batter	1	2	3	4	5	6	7	8	9	AB R H RBI BB SO LOB
Kenny Lofton, L OBP: 0.333, SLG: 0.188 Dave Roberts, L (5, 8)	4-0 S 2B BB	0-0 P4		0-0 G3-1		0-3 K			0-0 L6	2 1 0 0 1 0 0 2 0 0 0 0 1 1
Omar Vizquel, S OBP: 0.304, SLG: 0.381 (1, 6)	0-0 1-H HR 2B	0-0 G3		0-0 L3			0-0 B5-3		0-3 K	5 1 1 1 0 1 0
Roberto Alomar, S OBP: 0.409, SLG: 0.579 (1, 4)	0-0 L3		0-0 2B		0-0 G6-3		0-3 K			4 1 1 0 0 1 1
Manny Ramirez, R OBP: 0.261, SLG: 0.111 (1, 9)	0-0 P9		0-0 HR 2B		4-0 BB		0-3 K			3 1 1 1 1 1 1
Jim Thome, L OBP: 0.476, SLG: 1.059 (1, 3)	0-0 2-H HR		0-0 HR		0-3 K		0-3 K			4 2 2 4 0 2 1
Harold Baines, L OBP: 0.438, SLG: 0.571 (1, 10)	0-0 G3		0-0 G4-3		0-3 K		4-0 FC5-4 BB			3 0 0 0 1 1 1
Wil Cordero, R OBP: 0.600, SLG: 0.889 (1, 7)		0-0 HR 1B		0-3 K		0-3 K		0-0 FC5-4 1-2f		4 1 1 0 0 2 1
Travis Fryman, R OBP: 0.400, SLG: 0.467 (1, 5)		0-0 1-H HR		0-0 G6-3		0-0 F8		0-0 F6		4 1 1 2 0 0 1
Sandy Alomar Jr., R OBP: 0.235, SLG: 0.143 Enrique Wilson, S (9, PH)		0-3 K		0-0 G6-3		4-0 BB		0-0 G6-3		2 0 0 0 1 1 0 1 0 0 0 0 0 0

Inning Stats	R: 3	H: 2	E: 0	K: 0	S: 5	LOB: 0	BB: 1	P: 9	R: 2	H: 2	E: 0	K: 1	S: 7	LOB: 0	BB: 0	P: 7	R: 3	H: 3	E: 0	K: 1	S: 8	LOB: 0	BB: 0	P: 8	R: 0	H: 0	E: 0	K: 2	S: 7	LOB: 1	BB: 1	P: 11	R: 0	H: 0	E: 0	K: 2	S: 7	LOB: 1	BB: 1	P: 11	R: 0	H: 0	E: 0	K: 2	S: 7	LOB: 0	BB: 0	P: 7	R: 0	H: 0	E: 0	K: 1	S: 5	LOB: 1	BB: 1	P: 9	R: 0	H: 0	E: 0	K: 1	S: 5	LOB: 0	BB: 0	P: 5
1B: 1	SF: 0	2B: 3	SAC: 0	3B: 0	DP: 0	HR: 3	HBP: 0	WP: 0	PA: 38																																																							

PITCHER	IP	WLS	BF	H	R	ER	SO	BB	IBB	HBP	BLK	WP	HR	S	P	ERA	WHIP
Bret Saberhagen, R ERA: 27.0 (1, 1)	1.0		8	4	5	5	0	1	0	0	0	0	2	7	11	45.00	5.000
Derek Lowe, R ERA: 4.32 (2, 1)	2.0		9	3	3	3	2	0	0	0	0	0	1	13	13	13.50	1.500
Pedro Martinez, R ERA: (4, 1)	6.0	W	21	0	0	0	8	3	0	0	0	0	0	34	46	0.00	0.500

BOTTOM

**Boston Red Sox @ Cleveland Indians**  
 Jacobs Field, Cleveland, OH  
 Mon Oct 11 1999, 8:00 PM EDT  
 Att: 45,114 - Unknown - 58 F

AB	34
R	8
H	7
RBI	8
BB	4
SO	10
LOB	7



WP	PA	ERA	WHIP
0	38		

livebaseballscorecards.com